



Student Bursaries

Financial Help for Healthcare Students

Academic Year 2010-2011

1

Booklet 1

'New Scheme' Students

*For students who commenced or are due to
commence training on or after 1 September 2007*

Supporting the NHS, supplying the NHS, protecting the NHS

NHS Student Bursaries is a service provided by the NHS Business Services Authority

Contents

Disclaimer	4
NHS Bursary Scheme Arrangements: Academic Year 2010/11	4
★ Part 1: General Information	
🌀 Introduction	6
🌀 Eligible Courses	6
🌀 Registered Nurses	8
🌀 Personal Eligibility	8
🌀 The Residence Conditions	8
★ Part 2: Bursaries Explained	
🌀 What Is a Bursary?	12
🌀 Application Procedure	13
🌀 Types of NHS Bursary	16
🌀 How will my Bursary be paid?	17
🌀 Changes you must tell us about	17
★ Part 3: Arrangements for Students on Degree and Postgraduate Level Courses	
🌀 How much is the basic NHS Bursary?	20
🌀 Extra Weeks Allowance	21
🌀 Student's Own Income	22
🌀 Parental / spouse / partner / civil partner contributions	22

☼ Independent Students	23
☼ Residual Income	23
☼ Contribution Rates	23
☼ Bursary Examples	25
☼ Additional Allowances	26
☼ Practice Placement Expenses	29
☼ The Disabled Students Allowances	31
☼ Maternity, Paternity and Adoption Leave	33
☼ Other Help that may be Available	34
* Part 4: NHS Bursary Arrangements for Diploma Level Nursing and Operating Department Practitioner Students	
☼ General Arrangements 2010/11	36
☼ How much is the NHS non-income assessed Bursary for 2010/11?	37
☼ Additional Allowances	38
☼ Other Help that may be available	40
* Part 5: NHS Bursary Questions and Answers	42
* Part 6: Useful Contacts	47

Disclaimer

Students and prospective students should not rely on the current NHS bursary rules and allowances when planning for subsequent academic years as these may be subject to review in the future and as a result may be liable to change.

Further information about the NHS bursary will be posted on the Student Grant Unit website (www.nhsbsa.nhs.uk/students) as and when it is made available. Students are advised to check the website on a regular basis.

The Department of Health and NHS Student Bursaries will accept no responsibility for loss of any type however suffered by students who have relied on current rules and allowances in altering their circumstances (including but not limited to financial circumstances), whether for the current academic year, academic year to begin or indeed for subsequent academic years.

NHS Bursary Scheme Arrangements: Academic Year 2010/11

NHS Bursary scheme arrangements were revised by the Department of Health in 2007 and, currently two sets of bursary arrangements are in place. These will apply in the 2010/11 academic year as follows:

'Existing' Scheme NHS Bursary Rules:

These apply to students currently in training who commenced their course on any date **before** 1 September 2007. **Such students should refer to the separate booklet 2 'Financial Help for Existing Scheme Students' (also available from the [NHS Student Bursaries website](#)) for further information.**

In the 2010/11 Academic Year, 'Existing Scheme' NHS Bursary arrangements will generally apply to:

Undergraduate Medical and Dental Students who commenced the first year of a 5/6 year undergraduate course at any time prior to 1 September 2007.

'New' Scheme NHS Bursary Rules:

These apply to all students who commenced or are due to commence a course at any time **on or after** 1 September 2007. Such students should refer to the information contained in this booklet.

In the 2010/11 Academic Year, 'New Scheme' NHS Bursary arrangements will apply to:

- ★ All new and prospective students commencing NHS courses at any time between September 2010 and August 2011;
 - ★ Continuing Diploma and Degree level NHS students who are entering their second or subsequent years of training from September 2010;
 - ★ Students on shortened/accelerated three or four year graduate entry medical and dental programmes who commenced the first year of their course from September 2009 and will enter their 2nd year from September 2010 AND;
 - ★ Students on shortened or accelerated three or four year graduate entry medical and dental programmes who commenced their first year of the course from September 2008 and will enter their 3rd year from September 2010 AND;
 - ★ Students on shortened or accelerated four year graduate entry medical and dental programmes who commenced their first year of the course on or after 1 September 2007 and will enter their 4th year from September 2010.
-

Part 1

General Information

Introduction

The arrangements and rates described in this booklet apply to the 2010/2011 academic year only.

The information in this booklet is correct at the time of publication, however changes may be made to the NHS Bursary Scheme and all potential applicants are advised to examine our website at: <http://www.nhsbsa.nhs.uk/students> for updated details from time to time.

This booklet is for guidance only, it cannot cover all individual circumstances, and you may need to get more details from your university or by contacting the NHS Student Bursaries Helpline on 0845 358 6655.

Eligible Courses

The arrangements described in this booklet apply to the following courses:

Allied Health Professions – Degree and Postgraduate Diploma level courses: <i>(See also Section 3.00)</i>	
<i>Course</i>	<i>Bursary Arrangements</i>
Chiropody (including Podiatry)	Income assessed NHS Bursary available from Year 1 for duration of course
Dietetics	Income assessed NHS Bursary available from Year 1 for duration of course
Occupational Therapy	Income assessed NHS Bursary available from Year 1 for duration of course
Orthoptics	Income assessed NHS Bursary available from Year 1 for duration of course
Physiotherapy	Income assessed NHS Bursary available from Year 1 for duration of course
Prosthetics and Orthotics	Income assessed NHS Bursary available from Year 1 for duration of course
Radiography	Income assessed NHS Bursary available from Year 1 for duration of course
Radiotherapy	Income assessed NHS Bursary available from Year 1 for duration of course

Speech & Language Therapy	Income assessed NHS Bursary available from Year 1 for duration of course
Dental Care Professions: Degree and Postgraduate Diploma level courses:	
<i>Course</i>	<i>Bursary Arrangements</i>
Dental Hygiene	Income assessed NHS Bursary available from Year 1 for duration of course
Dental Therapy	Income assessed NHS Bursary available from Year 1 for duration of course
Nursing and Midwifery	
<i>Course</i>	<i>Bursary Arrangements</i>
Nursing – degree level	Income assessed NHS Bursary available from Year 1 for duration of course (See also Section 3.00)
Midwifery – degree level	Income assessed NHS Bursary available from Year 1 for duration of course (See Section 4.00)
Nursing - Diploma (DipHE) and Postgraduate Diploma Level	Non-income assessed NHS Bursary available from Year 1 for duration of course
Midwifery – Diploma (DipHE) Level	Non-income assessed NHS Bursary available from Year 1 for duration of course
Other Professions	
<i>Course</i>	<i>Bursary Arrangements</i>
Operating Department Practitioner	Non-income assessed NHS Bursary available from Year 1 for duration of course (See also Section 4.00)
Audiologist (courses recognised by the British Academy of Audiology – BAA)	Income assessed NHS Bursary available from Year 1 for duration of course (See also Section 3.00). NB: Not all Audiology course attract NHS Bursary funding (particularly at post-graduate level) You should check with your university that your place is NHS-commissioned before making an application for student support.

Medical and Dental courses	
Course	Bursary Arrangements
Four year (accelerated) Graduate Entry Medicine/Dentistry	Income assessed NHS Bursary available from Years 2 to 4 of the course.
Three year Graduate (accelerated) Entry Medicine/Dentistry	Income assessed NHS Bursary available from Years 2 and 3 of the course
Four year Graduate Entry Dentistry	Income assessed NHS Bursary available from Years 2 to 4 of the course.

If your course leads to a professional registration in one of these professions, you may be eligible for a NHS Bursary even if you have already had public funding for higher education. If you have previously had a NHS Bursary and wish to switch professions, you may also be eligible.

Registered Nurses

The NHS Bursary is *not* intended for first level nurses seeking a second registration in nursing or for registered midwives seeking a second registration in midwifery, or for registered health care professionals wishing to undertake post registration training courses.

*For example: if you are a state registered adult nurse seeking to complete a branch programme in mental health nursing you would **not** be entitled to a Bursary, but you could approach your employer to see if they are prepared to fund the training.*

Personal Eligibility

Your personal eligibility depends on what course you are undertaking and where you live.

You will NOT be eligible for a NHS Bursary if you are an assisted (seconded) student. This means that your total income in any year from scholarships and employment (minus income tax and social security contributions) exceeds the maximum bursary (i.e. total allowances plus tuition fee), that would otherwise be payable.

The Residence Conditions

These notes explain the main eligibility conditions all students need to meet in order to receive a NHS Bursary.

To be eligible for NHS bursary support all students, regardless of nationality, must be able to satisfy ALL of the following three requirements on the *first day* of the *first*

academic year of the course¹:

1. Applicants must have been *ordinarily resident* in the United Kingdom and Islands throughout the three years preceding the above date *and*;
2. Be *ordinarily resident in any UK country*² *and*;
3. Be *settled in the United Kingdom* under the terms of the Immigration Act 1971. (In other words, you must be ordinarily resident here without being subject to any restriction on the period for which you may stay).

Ordinary Residence

'Ordinary Residence' is defined as habitual and normal residence from choice and for a settled purpose throughout the prescribed period, apart from temporary or occasional absences.

Exceptions

If you do not meet the rules for residence in the UK, and your course is a NHS funded course, you may still be eligible for a NHS Bursary. This may apply if you, your spouse, civil partner or your parents are:

✓ Recognised by the British Government as a **refugee** and you (or your spouse, civil partner or parent) have remained ordinarily resident in the UK since this status was granted.

✓ An **EEA National**, (but not a UK or Swiss national), who has 'migrant worker' status and has been ordinarily resident in the EEA or Switzerland for three years before the first day of the first academic year of the course and you were ordinarily resident in the UK on the first day of the first academic year of the course.

✓ **Non UK EU Nationals** and their children who satisfy the three-year ordinary residence criterion in the UK and Islands will be treated as if they were UK students and be eligible for support for both maintenance and fees. They are not required to have settled status.

If your residence in the UK was mainly for the purpose of full-time higher education, they may still be eligible for a NHS Bursary (maintenance grant and tuition fee) if you can show that you were ordinarily resident in an EEA country or Switzerland immediately prior to your period of ordinary residence in the UK.

¹ This is the period of 12 months starting as follows – **1 September** for courses starting between 1 September and 31 December; **1 January** for courses starting between 1 January and 31 March; **1 April** for courses starting between 1 April and 30 June and **1 July** for courses starting between 1 July and 31 August.

² Medical and Dental students must be ordinarily resident in **England** on this date.

✓ **UK Nationals who have returned from work in another member country of the European Economic Area (EEA), or Switzerland, and who are employed in the UK and who have been living in the EEA or Switzerland for the three years before the first day of the first academic year of their course.**

✓ Someone who has been granted **Exceptional Leave, Humanitarian Protection or Discretionary Leave**, to enter or stay in the UK by the Home Office. You must meet the three-year ordinary residence requirement in this country but the settled status requirement will **not** apply to you.

✓ EU students who do not have EEA migrant worker status and who are not ordinarily resident in the UK under the terms described on page x, may be awarded an “EU Fees Only” award, under which they will have the cost of their tuition fees met but they will not be eligible for a student loan, University Access to Learning Funds or the maintenance element of the NHS Bursary.

Asylum Seekers

If your status is currently that of an asylum seeker in the UK, you will **not** be eligible for NHS bursary funding.

Refugees

If the Home Office has granted you refugee status, you will be eligible for NHS bursary support providing you are ordinarily resident in the UK on the first day of the first academic year of your course and have had continuous residence since first being granted this status.

Limited Leave to Enter or Remain as a Student

If you are currently in the UK on a temporary student visa, you will **not** be eligible for a NHS Bursary as you will not have the necessary immigration status.

Students from the Channel Islands and the Isle of Man

You will *not* normally be eligible for a NHS Bursary if you are ordinarily resident in one of the British Islands, e.g. the Channel Islands or the Isle of Man, and you intend to study in the UK. *However you may still be able to take up a NHS commissioned training place, although you would be expected to approach your own educational authority for financial support.*

Temporary employment outside the UK

If you were away from this country because you or your family were temporarily employed abroad, you may be treated as if your residence in the UK had not been interrupted.

Armed forces and family members

Members of the regular armed forces serving abroad and members of their close families are treated as living in the UK. If you were away from this country during all

or part of the three-year period because you or one of your parents, spouse or civil partner were serving abroad as an active member of the regular armed forces (the army, navy or air force), you, or your parent, will be treated as having been temporarily employed overseas during that period. This will not prevent you from being eligible for a NHS Bursary.

Part 2

Bursaries Explained

What is a Bursary?

A bursary is a form of student financial support, which may be awarded after any applicable assessment, to help you with any day-to-day living costs you may incur whilst you are studying. You will receive the total amount awarded, as bursaries are not subject to Income Tax deductions or National Insurance contributions.

Students receive a bursary each year of their training, normally paid in monthly instalments.

In addition to the standard basic bursary, other allowances may be available. These include:

Additional Weeks Allowance

Dependants Allowance

Childcare Allowance

Parents Learning Allowance

Disabled Students Allowance

Practice Placement Costs

In addition, the NHS will meet the standard tuition fee contribution on your behalf. This will be done automatically via the relevant Strategic Health Authority directly to your university if you are personally eligible, have submitted a relevant application form and you take up your place on a NHS-funded course.

In the case of **graduate entry Medical and Dental students**, NHS Student Bursaries will pay the tuition fee contribution directly to your university or Medical / Dental school on your behalf, providing you are personally eligible and you have submitted a relevant NHS Bursary application form for the academic year in question.

The NHS Bursary Application Procedure

DipHE and Degree level Students entering their first year from September 2010

To apply for a NHS Bursary, including the above additional allowances, you must be offered either a conditional or unconditional place on a NHS-funded course at a

University or Higher Education Institution in England. (The types of courses that attract NHS Bursary funding are listed in [Part 1](#) of this booklet). Shortly afterwards, your university will pass your personal details to NHS Student Bursaries and we will send you a letter which will notify you of your unique Student Reference Number and how to obtain the relevant application form from our website.

All new applicants must submit **original documentation** with their application forms. This includes one form of photo I.D, such as a passport or driving licence. Subject to internal verification, your original documentation will then be returned to you as soon as possible

Graduate Entry Medical or Dental students who have not applied for a NHS Bursary prior to 2010/11

Your university will send the details of all Graduate Entry students who will be eligible to apply for NHS funding from September 2010. From this information we will create an individual student record on our computer system and you will then be sent an e-mail which provides information on where to obtain the relevant application form from our website.

NB: You do not need to insert a reference number when completing the bursary application form – this will be allocated to your record once you have submitted your application.

Continuing students

If you have already been in receipt of a NHS Bursary for a previous academic year or years, you will be sent a letter during spring /early summer 2010 reminding you that you now need to re-apply for the 2010/11 academic year.

If you fail to return the NHS Bursary application form, your bursary award cannot be processed. If you do not provide all the necessary information and/or documentation, including your personal student reference number, your bursary form may be returned to you and your award could be delayed.

When NHS Student Bursaries receive your completed application form, your eligibility for a Bursary will be determined and any amount you may be entitled to for the forthcoming academic year will be calculated, based on current NHS Bursary Scheme rules and the information you provide on your form. A Notification of Award letter will then be sent out to you. This outlines the amount of your NHS Bursary award and the scheduled monthly payment dates for the 2010/11 academic year.

Late Bursary Applications

Students are advised to submit their NHS Bursary application forms as soon as

possible well before their course commences or re-commences, in order to receive any bursary payments they may be entitled to.

All students should be aware that they **must** submit a relevant NHS Bursary application form for the academic year in question, *within 9 months* of the first day of the academic year for which they are applying. This is known as ‘the application period’.

Start date of course (2010/11):	1st day of academic year is deemed to be:	Last date for receipt of 2010/11 NHS Bursary application form
<i>Between 1 September and 31 December 2010</i>	1 September 2010	31st May 2011
<i>Between 1 January and 31 March 2010</i>	1 January 2011	30th September 2011
<i>Between 1 April and 30 June 2010</i>	1 April 2011	31st December 2011
<i>Between 1 July and 31 August 2010</i>	1 July 2011	31 March 2011

Application forms for the 2010/11 academic year received after the ‘Last Date of receipt’ will **not** be considered, unless there are or were *exceptional* circumstances, which actively prevented the student from submitting an application form within the required period.

Student Loans

Unless you are on a Nursing, Midwifery or Operating Department Practitioner diploma level (DipHE) course, you may be entitled to a student loan to help with your living costs. Section 3 gives more detailed information.

If you are undertaking any course at postgraduate level, you should consult your Local Authority or Student Finance England for more information regarding the type of additional support that may be available to you.

Financial Hardship

Students who require further financial support during their training may be able to get extra help in the form of university Access to Learning funds or for medical and dental students, Access to Learning Funds and the NHS Hardship Grants.

See [Part 3](#) of this booklet for more information.

Types of NHS Bursary

There are two types of NHS Bursary:

Non-income assessed: available for nursing, operating department practitioner diploma (DipHE) courses and also post-graduate pre-registration nursing diploma programmes.

This provides a flat rate basic maintenance grant. No contribution is required from your income or that of your family for the basic award, although some additional allowances, such as Dependants, Childcare and Parent Learning Allowances are subject to income assessment. (See [Part 4](#) for further information about these).

Income-assessed: for degree and postgraduate level courses, including Postgraduate DipHE AHP courses. (See [Part 3](#) for further information).

This means that, where appropriate, your income and that of your parents, your spouse, partner¹ or civil partner³, may be taken into account, and the amount of maintenance grant will be reduced in proportion to that income, net of allowable deductions. Various sources of income - including, for example, your casual earnings while you are a full-time student - are ignored in whole or in part.

Contributions by parents, spouses, partners or civil partners are calculated on the level of their residual income (normally in the tax year before the start of the academic year) following tax-deductible allowances.

If you and/or your parents, spouse, partner or civil partner do not complete and submit the necessary bursary application forms, you cannot receive the NHS Bursary and, in the case of Medical and Dental students, your course tuition fee contribution will not be paid to your university on your behalf.

If you are independent⁴ of your parents no parental contribution will be assessed, but a spouse, civil partner or partner's contribution may still be applicable unless you are single. Dependants' Allowances are subject to income assessment for *all* students.

¹ **Partner** means a person of the same or opposite gender with whom you live as if you are married.
Civil Partner² means someone with whom you have entered into a formal legally recognised Civil Partnership in the UK or the equivalent if this has taken place overseas.

⁴ **Independent status** is explained on page 23.

How will my Bursary be paid?

Your Bursary award is calculated on an academic year basis and covers a period of 12 months. For each year of your course, payments commencing in the first month of training will normally be made in 12 equal monthly instalments, regardless of your actual days in attendance. On enrolment however, your first Bursary instalment will normally be an advance payment to cover the first two months of training. This will be paid directly to your account by the Bank Automated Credit System (BACS) within two weeks of the commencement of your course, subject to your university officially notifying us that you have formally enrolled.

'Non-standard' starters:

If you commence a course that starts in either the winter, spring or summer terms (i.e. at any time between the months of January to July), you will receive a *pro rata* amount to the end of the standard academic year (that is, to 31 August 2011).

Subsequent payments will be made directly into your bank account via the BACS method, therefore, it is essential that you provide details of a bank account which accepts BACS payments to enable us to credit any monthly bursary instalments to you.

Changes you must tell us about

It is your responsibility to tell your university *and* NHS Student Bursaries of any change in your circumstances as soon as possible, so that if necessary your bursary can be re-assessed. For most cases, students should download and complete Form PSM11, which is available from the Application Forms and Information section of the NHS Student Bursaries website.

Interruption or withdrawal from training

You must inform NHS Student Bursaries immediately if you have to terminate or interrupt your studies before the normal completion date. If you abandon or suspend your studies, your bursary award will be recalculated based on your actual number of days in attendance in the academic year in question and you may be required to repay any monies received that exceed your actual entitlement. However, in the case of an overpayment, recovery would not normally be carried out without NHS Student Bursaries agreeing a mutually acceptable repayment schedule with you.

Transferring courses

You must inform NHS Student Bursaries immediately if you transfer to another course, either at the same university or a different one. This is because your NHS Bursary entitlement will require re-assessment and you should also be aware that

any existing NHS Bursary you are in receipt of will be temporarily suspended to avoid an overpayment. In some cases you may be required to complete and submit a new NHS Bursary application form. However, this is normally only necessary if you are transferring from a DipHE course to a Degree level course.

Transferring from a DipHE to a Degree level course

DipHE students wishing to transfer to a degree course should note that their personal eligibility will be assessed as if they are a degree level student on the first day of the first academic year of their course (that is, at the very beginning of their NHS funded training, **not** the year they began the degree pathway).

Resuming a course after a period of authorised absence or illness

You must inform NHS Student Bursaries immediately you return to training so that, subject to our receipt of written confirmation by your university, your monthly bursary payments can be reinstated, where applicable.

Please be aware that, in certain circumstances you may be required to complete and submit a new NHS Bursary application form.

More advice can be obtained from your university or the NHS Student Bursaries website or student Helpline (0845 358 6655).

PART 3

Arrangements for Students on Degree and Postgraduate Level Courses

This chapter applies to students undertaking the following courses ONLY:

Allied Health Professional courses

(as listed in Section 1)

Dental Care Professional courses

(Dental Hygiene, Dental Therapy)

Audiology - (NHS commissioned courses only)

Nursing

(Degree Level – e.g. BN / BSc)

Midwifery

(Degree level – e.g. BSc) courses

**Postgraduate level courses other than PG DipHE
Nursing courses**

**Graduate Entry Medical and Dental courses
(four year) (students entering Years 2,3 or 4 in
2010/11)**

NOTE:

New (Year 1) students: You must ensure that your university has offered you an NHS funded place on one of the courses listed and that you satisfy the residency criteria. To check your eligibility please read the notes in **Section 1.0**.

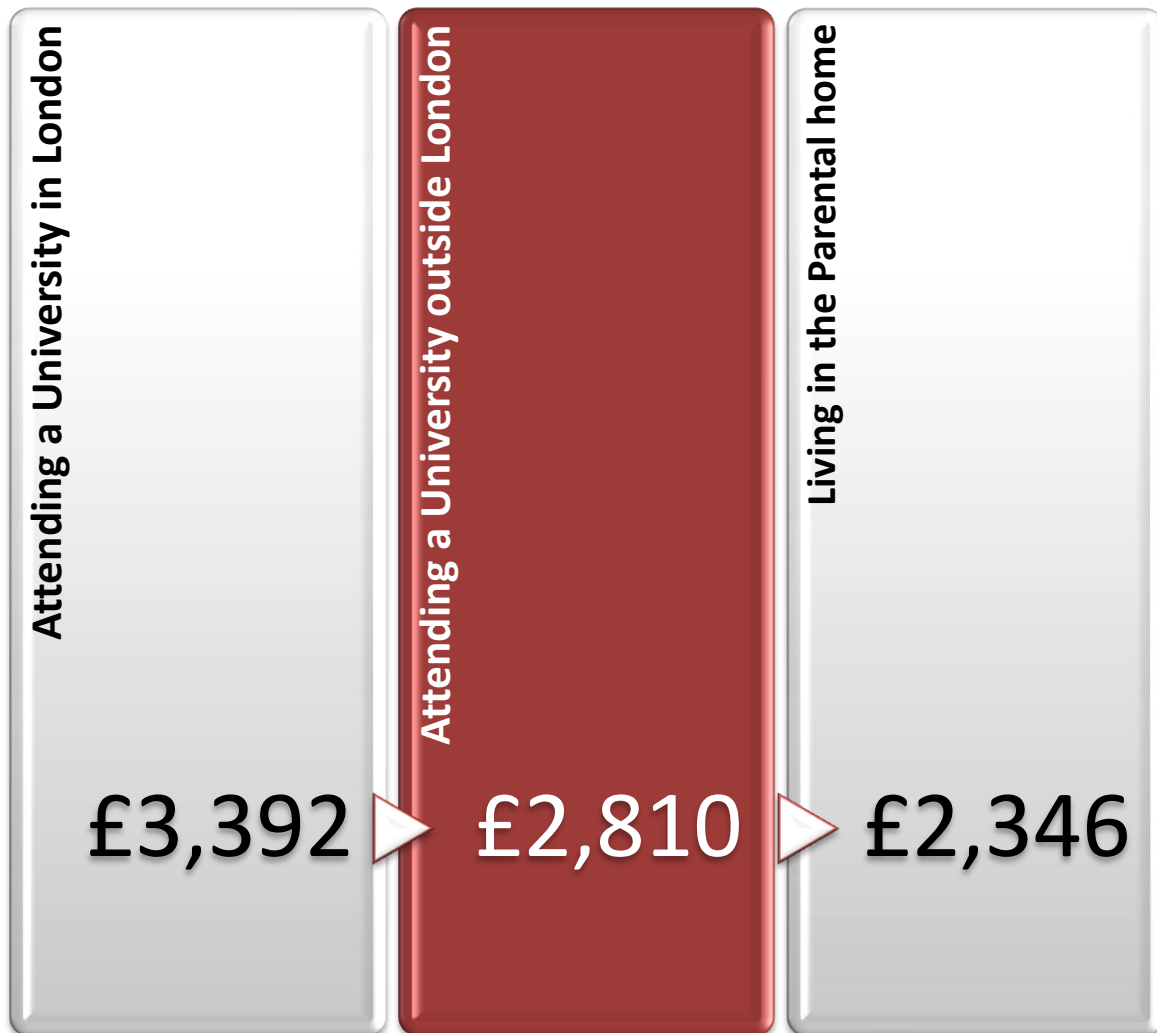
Graduate Entry Medical / Dental Students entering Year 2 of your course in 2010/11: You should check that you satisfy the residency criteria as outlined in Part 1 of this booklet. (The 'first day of the first academic year of your course' means the first day of your first year and **not** the year you became eligible to apply for NHS Bursary funding). If you are personally eligible, the NHS Bursary will apply for years 2 to 4 of your course.

How much is the basic NHS Bursary?

The courses listed above attract an income-assessed bursary. This is made up of a basic allowance to cover day-to-day living costs, and subject to individual circumstances, additional allowances.

2010/11 basic bursary rates for degree level students, based on course duration of 30 weeks and 3 days are illustrated overleaf. Subject to income-assessment, students may receive up to:

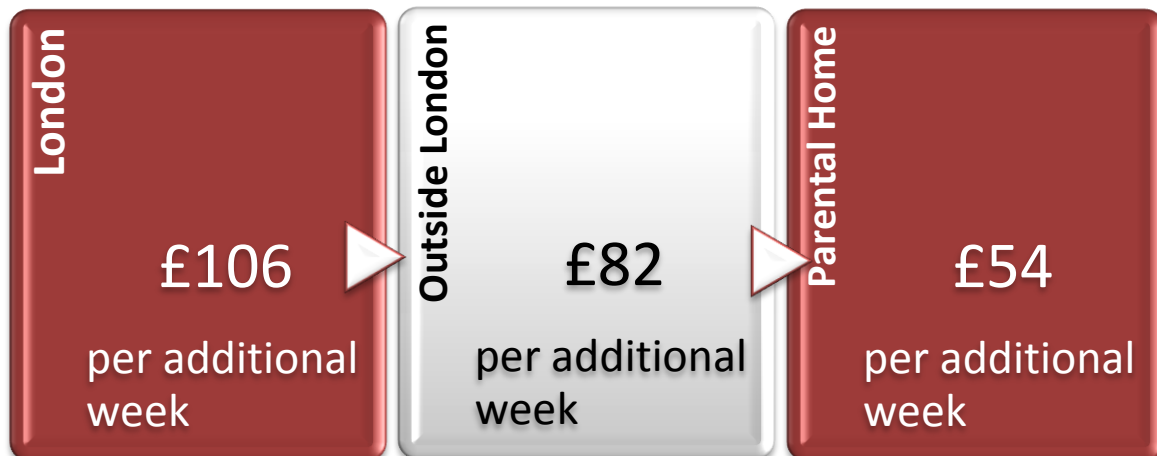
Net Basic Allowance 2010/2011



Extra Weeks' Allowance

Most health professional students have longer academic years than other students. You can get an allowance for each extra week above a set limit that you attend the course in the academic year if your course will last longer than 30 weeks and 3 days (not including university vacation periods). The weekly amounts applicable for the 2010/11 academic year are as follows:

Extra Weeks Allowance 2010/2011



If you have to attend the course for 45 weeks or more in any academic year, you will get an Additional Weeks Allowance to cover all 52 weeks of the year, that is, Extra Weeks Allowance for 22 weeks.

Student's own income

If you have income of your own that you will receive during the academic year, this may be taken into account in the assessment of your NHS Bursary entitlement. However, you should note that income / earnings from work done in the evenings, weekends and during holidays whilst you are in training will NOT be taken into account and you do not have to declare such income on your bursary application form, unless you will be attending a part-time course.

If you receive income from other sources such as pensions, bank or building society interest, income from renting out property or from a lodger, dividends, and taxable benefits (such as Incapacity Benefit), these may be taken into account, however, depending on your circumstances, certain disregards of income may be applied.

If you are a **part time student**, the income you expect to receive from an employer (if you have a main job during term time or have been released by your employer to attend the course as a result of sponsorship) will be taken into account. However, the first £4,921.00 will be disregarded. You can also declare allowable expenses on your application form (such as tax, national insurance, mortgage, rent, etc.), which may also abate some of your declared income.

Parental / Spouse / Partner / Civil Partner Contributions

When you first apply for a bursary, NHS Student Bursaries will determine whether your bursary entitlement for the academic year will be income assessed based on the residual income of your Parent(s) or Spouse / Civil Partner / Partner (if

applicable). To do this, we will need to determine whether you are a 'Dependent' or an 'Independent' student.

NOTE

A parental contribution will *not* apply to those students who are deemed to be **independent** of their parents. (*See below*)

A spouse / partner / civil partner's contribution will only apply to independent students who are married, co-habiting or in a civil partnership.

Independent Students

A student is considered as being independent of their parents if they meet any one of the criteria outlined on the *What Is an Independent Student?* section of the NHS Student Bursaries website (<http://www.nhsbsa.nhs.uk/Students/1219.aspx>).

There are **no** exceptions to these criteria and therefore if none of them apply to you, you will be classed as a DEPENDENT student and your bursary will be assessed against the income of your parent or parents - if they choose to declare their income on your bursary application form.

If your parent(s), spouse or civil partner do not wish to declare their income when you apply for your bursary, they may instead choose to opt for a '**fees only**' assessment on the application form. This means that the NHS will meet the standard tuition fee contribution on your behalf, but you will not receive a maintenance grant and you will not be entitled to claim for any of the additional allowances (with the exception of DSA).

Residual Income

This is the net amount of declared income used to determine the contribution (if any) to your award.

To calculate this, the parent(s)/spouse/ civil partner/partner's gross taxable income for the previous financial year is used. For the 2010/11 Academic year, the applicable financial year will be the period running from 6 April 2009 to 5 April 2010.

Certain allowable expenses are then deducted from this to give the 'residual income'.

Contribution Rates

The table on the next page can be used to give you an idea as to how much your parents or spouse/ partner /civil partner (if applicable) will be expected to contribute to your bursary, based on their residual income.

You should note that a 'contribution' is NOT a direct payment that your parents or

spouse / civil partner/partner will be required to make – instead, this is the amount that will be deducted from your basic NHS Bursary entitlement at source.

Contribution rates for parent(s)/spouse/civil partner / partner			
<i>If the Residual Income is:</i>	The contribution will be:	<i>If the Residual Income is:</i>	The contribution will be:
Under £24,279	£Nil	£67,500	£4,594
£24,279	£45	£70,000	£4,857
£25,000	£120	£72,500	£5,120
£27,500	£384	£75,000	£5,384
£30,000	£647	£77,500	£5,647
£32,500	£910	£80,000	£5,910
£35,000	£1,173	£82,500	£6,173
£37,500	£1,436	£85,000	£6,436
£40,000	£1,699	£87,500	£6,699
£42,500	£1,963	£90,000	£6,963
£45,000	£2,226	£92,500	£7,226
£47,500	£2,489	£95,000	£7,489
£50,000	£2,752	£97,500	£7,752
£52,500	£3,015	£98,000	£7,805
£55,000	£3,278	£98,500	£7,857
£57,500	£3,541	£99,000	£7,910
£60,000	£3,805	£99,833	£7,998 (max)
£62,500	£4,068	<i>NB: The assessed contribution is calculated at £1 in £9.50 on residual income of £24,279 and over, plus £45.00</i>	
£65,000	£4,331		

If the amount shown in the "contribution" column is more than the relevant maximum bursary entitlement would be, your parent(s), spouse, civil partner or partner (whichever is applicable) will be expected to use the spare amount to pay towards your travel and accommodation expenses when you attend practice placements as part of your course.

The actual amount of bursary you receive will be £0.00 – although your tuition fee contribution will still be met on your behalf, as this is not subject to income-

assessment.

Bursary Examples:

Example 1: Calculation of NHS Bursary Award – Dependent Student

Student 'A' will be studying at a university outside London and living in rented accommodation during term time.

His course will last for 38 weeks in the 2010/11 academic year.

He has been classed as a dependent student and his parents have chosen to declare their income in order for him to be assessed for the full NHS Bursary award.

1) The maximum NHS Bursary⁵ available to Student A is:

Basic Award ('Elsewhere' rate) = **£2,810.00**

Extra Weeks Allowance: (£82 x 8 weeks) = **£656.00**

Total award before income assessment = **£3,466.00**

2) Parent's Residual Income is calculated to be **£32,500.00**.

This means that the Parental Contribution on student A's award will be **£910.00** for the 2010/11 academic year.

3) Actual Bursary entitlement: £3,466.00 less Contribution of £910.00 = **£2,556.00**

Example 2:

Calculation of NHS Bursary Award - Independent Student with Civil Partner

Student 'B' has a Civil Partner and will be living with her whilst she studies on a NHS funded course at a London University.

Student 'B's' course will last for 46 weeks in the 2010/11 academic year

Student 'B' and her Civil Partner own their own home in the London area.

Student 'B' is an independent student and her civil partner has chosen to declare her income.

There are no other dependents.

⁵ Any amounts given apply to the Maintenance grant element of the NHS Bursary only. Amounts do not include the tuition fee contribution which is non-income assessed and is paid directly to Higher Education Institutions on the student's behalf

The maximum NHS Bursary available to Student B this academic year is:

Basic Award (London rate) = £3,392.00

Extra Weeks Allowance = (£103.00 x 22 weeks) = £2,332.00 {NB: Student will be awarded the maximum Extra Weeks Allowance as her course is longer than 45 weeks}

Total award before income-assessment = £5,724.00

Civil Partner's Residual Income is calculated to be £25,000.00

This means that the Civil Partner's contribution on Student B's Award will be £120.00

3) Actual Bursary Entitlement is £5,724.00 less Civil Partner contribution of £120.00 = **£5,604.00**

Example 3 : Independent Single Student

Student C is independent and single with no partner, spouse or civil partner.

His only income when he commences training is from the NHS Bursary (apart from earnings from vacation / weekend work, which are not taken into account when calculating bursary entitlement).

He lives with his parents in their home whilst training and this year his course will last for 46 weeks

The maximum bursary available to Student C in 2010/11 is:

Basic Award (parental home rate): £2,346.00

Extra Weeks Attendance: £54.00 x 22 = £1,188.00

(Student's course is over 45 weeks in duration, therefore the student is entitled to the maximum 22 weeks):

Total: £3,534.00

As student C is independent and has no spouse / partner /civil partner, no contribution will apply and he will receive the maximum allowance of £3,534.00

Additional Allowances

These are extra payments which are additional to your basic bursary. Depending on your circumstances, you may be eligible for payment as follows:

Dependants' Allowances

These are payable to you for people who are wholly or mainly financially dependent

on you during your time in training. This is an income-assessed allowance and the income of your spouse, civil partner or partner, (where applicable), your children and other dependent adults can be counted. The income of all your dependants, your spouse, civil partner or your partner, net of allowable deductions, is taken into account in deciding if you are eligible for this extra allowance.

The following table shows the applicable rates for the 2010/11 academic year (per annum):



Example 4: Dependants Allowance entitlement calculation

An NHS funded student has a spouse and three dependent children.

A.

The **gross taxable income** of the student's spouse for the academic year will be £18,000

B.

The spouse's Allowable Expenses are calculated as:

Income tax = £3,740

National Insurance = £551.37

Annual Rent = £5,400

Total Allowable expenses = £9,691.37

C.

Maximum dependants allowance available before income assessment is:

Spouse = £2,640

Child 1 = £539

Child 2 = £539

Child 3 = £539

Total Dependants Allowance = £4,257

D.

A standard disregard of income is applied to each family member (not including the student).

In the 2010/11 academic year this will be £1,154.00 per person

£1,154 x 4 (spouse + 3 children) = **£4,616**

Entitlement :	Calculation:
E. Balance of income:	(A) – (B) – (D) = [£18,000 - £9,691.37 - £4,616] = £3,692.63
F. Dependants allowance payable	(C) – (E) = [£4,257.00 - £3,692.63] = £564.37

Student's total Dependants Allowance payable for the 2010/11 academic year will be £564.37 after income-assessment. This means they will also be able to receive up to 85% of any Childcare costs they claim, as well as the full Parent Learning Allowance.

Childcare Allowance (CCA)

This allowance is available to students with dependent children aged 15 or under, (or aged 17 and under for children with special educational needs), on the first day of the academic year. As this allowance is subject to income-assessment, the level of support you receive will be dependent upon your individual circumstances.

The allowance pays up to 85% of your actual childcare costs to a net maximum payable of £126.65 per week for one child and £187.85 per week for two or more children. However, the amount awarded will depend on your circumstances and the income available to you and your family.

Therefore, not all students who apply for Childcare Allowance will be entitled to receive it.

The childcare you use must be from a registered childcare provider. A booklet explaining CCA in more detail is available on the [Student Bursaries website](#).

Parent Learning Allowance (PLA)

This will pay up to **£1,303** per academic year to students who have a dependent child

or children. However, the amount of PLA a student may receive will be determined by the amount of income available to the student and their household in the academic year.

This is calculated by determining your residual income and applying this firstly to any Dependents Allowance entitlement you may have. Where there is still a residual income amount available this will then be applied on a pound for pound basis to your Parent Learning Allowance entitlement (if applicable) and then the Childcare Allowance, in that order.

Practice Placement Expenses (PPE)

For most healthcare students, part of their course will include practice placements, which will involve training in hospitals or community health services rather than in a classroom.

The cost of journeys between your term-time residence and your practice placement site, which is not part of your university, can be reimbursed where appropriate *providing the cost is in excess of your normal daily travel costs from your term-time residence to your college.*

You can claim costs within the UK for travel to and from your placement site involving public transport (including carriage of luggage and bicycles), essential use of your own motor vehicle (including official passengers who must be named NHS Bursary holders), use of your own bicycle and car parking, tolls and ferries

Please note: normal daily travel between your home and university / normal place of study cannot be reimbursed.

Accommodation costs

If you incur additional residential accommodation costs while attending a practice placement, by way of retaining the accommodation you use at your university and paying for the accommodation you use while on practice placement, you may be able to claim reimbursement of any excess accommodation costs.

NB: Students who have been informed that they have a Travel Disregard (see below) of £0.00 at the beginning of the academic year will be able to claim and be reimbursed for Practice Placement Expenses in full (subject to the normal arrangements).

Claiming Practice Placement Expenses

Practice Placement Expenses claim forms are available via your university and they will normally send your completed claims to NHS Student Bursaries on your behalf. However, you should check with your Placements Officer / University regarding their procedures for the administration of NHS Bursary Placement claims.

The Travel disregard

The travel-disregard is subject to income-assessment. When your NHS Bursary entitlement for 2010/11 is assessed and you receive your Notification of Award letter, this will indicate whether you have a Travel Disregard or not. The example below explains what happens when a student has a travel disregard after income-assessment:

Example 5: Travel Disregard

*After her bursary award is assessed for 2010/11, **Student D** has a bursary Award amount of £0.00 and travel disregard of £350.00. She will not be able to receive any reimbursement of her travel costs from the outset, but she can still submit eligible PPE claims. The amount of these will then be deducted from the total travel disregard, and, if it reaches £0.00 within the current academic year, the student will then be able to receive payment for any subsequent claims submitted.*

1. In October 2010, Student C submits a PPE travel claim for **£90.37**

2. $£350 \text{ less } £90.37 = \text{£}259.63$

3. Her Travel Disregard is now **£259.63**. Student C does not receive any reimbursement on this occasion.

4. In February 2011, Student C submits a further PPE travel and accommodation claim for £320.75
 $£320.75 \text{ less } £259.63 = \text{£}61.12$

5. The travel disregard has now been met in its entirety and the student is entitled to partial reimbursement of **£61.12**

Therefore, any subsequent practice placement expense claims submitted by Student C this academic year (which are in line with current arrangements) will be met in full.

More information about claiming Practice Placement costs, including a claim form, is available via the Forms and Information section of the Student Bursaries website.

The Disabled Students' Allowance (DSA)

If you have a disability, and need extra help or equipment to complete your course, you may be eligible to apply for the Disabled Students Allowance. This Allowance is intended to cover the extra costs you incur whilst training as a result of a disability. It is not intended to pay the disability related costs that you would have incurred in any

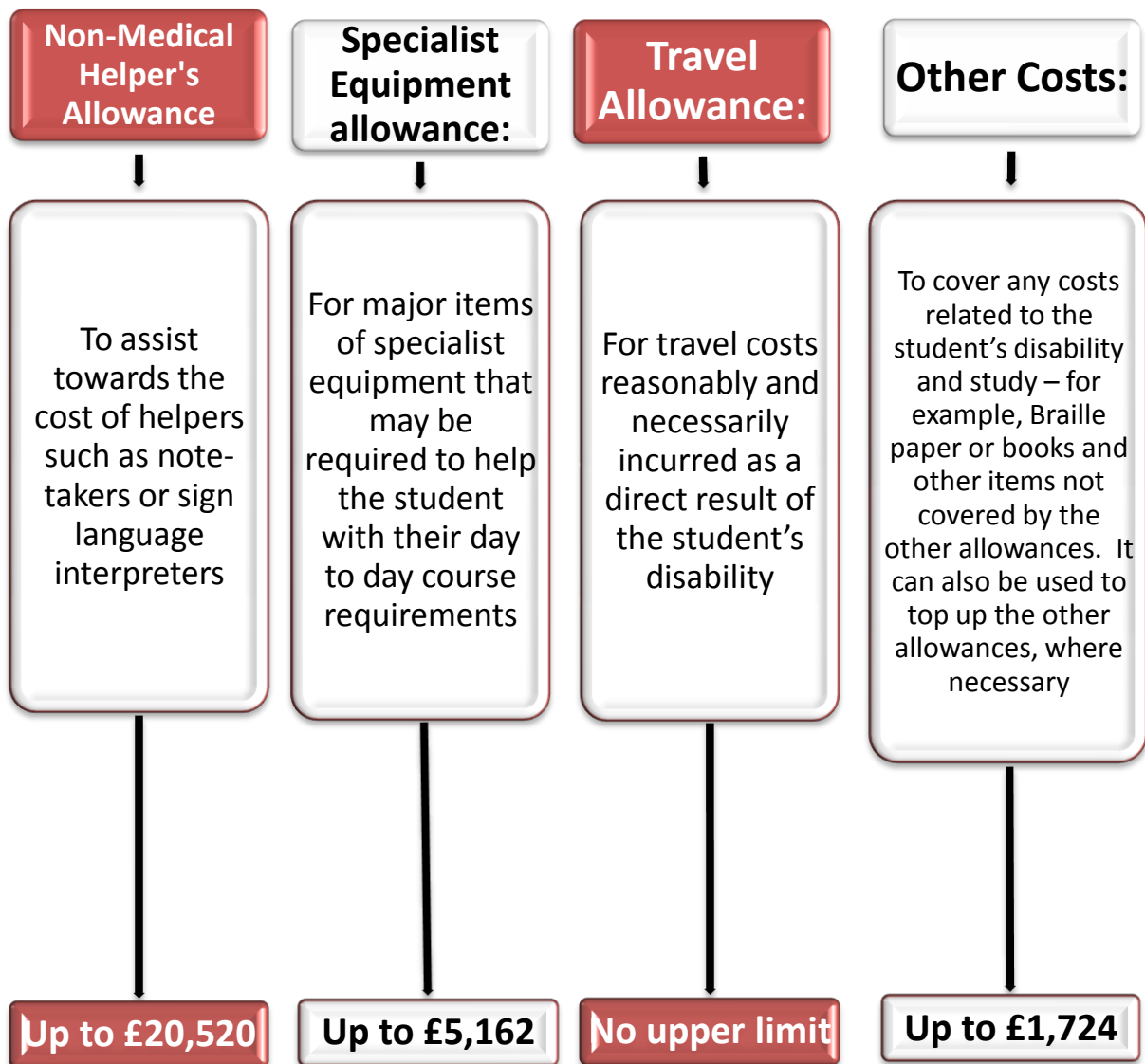
case.

It is important to let your university know immediately if you have a disability, and need extra help or equipment to complete your course. Early notification is recommended, as the assessment and processing of claims can take some time.

To apply for Disabled Students Allowance, students must complete a DSA1 Application Form which can be obtained from the NHS Student Bursaries website at <http://www.nhsbsa.nhs.uk/students>

No contribution will be required from your income or that of your family towards this allowance.

The diagram overleaf shows the 2010/11 rates of DSA:



Maternity, Paternity and Adoption leave arrangements for NHS Students

Students taking authorized absence from training for reasons of pregnancy, and childbirth, or if they are formally adopting a child or children may now continue to receive their existing NHS bursary payments. These payments will normally be made for up to 45 weeks, depending on individual circumstances.

In addition, NHS students who are biological or adoptive fathers, nominated carers and partners will be able to continue to receive their NHS Bursary for up to four weeks whilst taking an authorised period of maternity support (paternity) leave.

(Further details of the NHS Bursary Scheme Maternity arrangements are outlined on the [Student Bursaries website](#)).

Other help that may be available

Student Loans

You may be entitled to a student loan to provide an additional source of income while you study.

You should contact your Local Authority (LA), Student Finance England (or your own relevant funding Authority if you are applying from Scotland, Wales or Northern Ireland) for information on the type of funding that may be available to you before the course starts. Student Finance England (etc) will be able to give you more detailed advice. See also [Part 5](#) of this booklet.

Access to Learning Funds

If, having taken up your full entitlement to a Bursary and a student loan you are in need of further financial support, as an NHS funded student you can apply for financial help from the Access to Learning Fund. Your student support office, student services office or the student union of your university can provide advice about the fund and how to apply.

The NHS Hardship Grant for Medical and Dental Students

If you are a Medical or Dental student who has exhausted all other sources of financial help, and you still require additional support, you may, exceptionally, be eligible for a NHS Hardship Grant. All Medical and Dental students eligible for the NHS Bursary, (except EU nationals and those holding fees only bursary awards), may apply.

Payments will not be made to you if you have chosen not to take up your full student loan and Access to Learning Funds entitlement (where applicable). Applications should be made in writing, attaching details and evidence of your personal financial circumstances to:

The Section Manager
NHS Student Bursaries
Hesketh House
200-220 Broadway
FLEETWOOD
Lancashire
FY7 8SS

You should send evidence that you have already applied for a student loan and university Access to Learning funds. Applications cannot be considered if you have not already tried to access these other forms of financial support first.

All applications will be treated in the strictest confidence.

Council Tax

Full-time students may either be exempt from Council Tax or entitled to discount disregards. You should seek advice about this from your local authority or benefits office.

Child Tax Credit

This is available for all families with children, including students. NHS Students with dependent children are also entitled to receive the full amount of Dependents' Allowance through the NHS Bursary Scheme, in addition to their Child Tax Credit.

Help with Health costs

The NHS Low Income Scheme provides income related help with health costs to students, as for all other adults. The NHS Business Services Authority's Patient Services division administers the NHS Low Income Scheme (LIS) on behalf of the Department of Health for England, the Scottish Executive Health Department and the National Assembly for Wales. The Scheme provides income related help with health costs for people who are not exempt, nor automatically entitled to remission from NHS chargeable services, but who may nevertheless be entitled to help with the following costs on low income grounds:

- ✓ NHS prescriptions
- ✓ NHS dental treatment
- ✓ Sight tests, glasses and contact lenses
- ✓ Travel to hospital for NHS treatment
- ✓ NHS wigs and fabric supports

Further information and claim forms can be found via the following link:

<http://www.nhsbsa.nhs.uk/792.aspx>

PART 4

Arrangements for Students on Diploma Level (DipHE) Courses

This section will only apply to you if you are planning to study on one of the following courses:

DipHE Nursing (all branches)

Operating Department Practitioner
(DipHE)

Postgraduate Diploma (PG-Dip)
Nursing

General Arrangements for 2010/11

You must ensure that your university has offered you a NHS funded place on a DipHE course leading to registration as a nurse (all branches) or operating department practitioner. This includes a course starting at any time which is intended to enable a person to convert from second to first level registration as a nurse, provided that the person is either registered as a second level nurse or has been registered and whose registration has lapsed.

All applicants for the DipHE courses must satisfy the residence conditions outlined in [Part 1](#) of this booklet.

Assisted Students

You will **not** be eligible for a NHS Bursary if you are an *assisted student*. (Also known as a 'seconded' student). This means that your total income in any year from scholarships and employment (minus income tax and social security contributions) exceeds the maximum bursary, (i.e. total allowances plus tuition fee contribution), that would otherwise be payable.

Student loans

Diploma level (DipHE) Nursing and ODP students are **not** eligible for student loans.

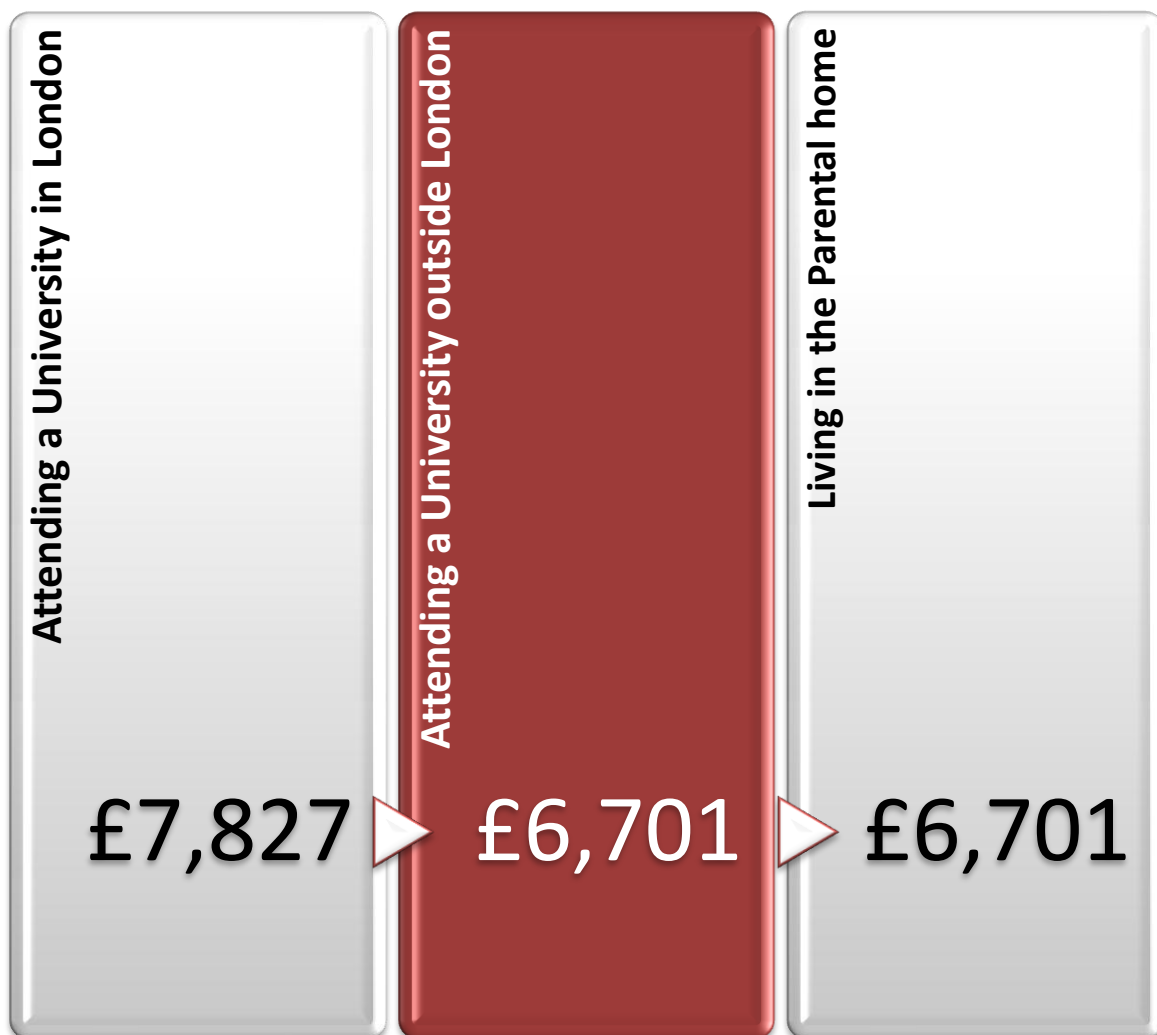
Financial Hardship

University Access to Learning Funds are available to diploma level students.

(Please see Part 3 of this booklet for further details).

How much is the NHS Non-Income assessed Bursary for 2010/11?

The rates for the basic award are shown in the table below:



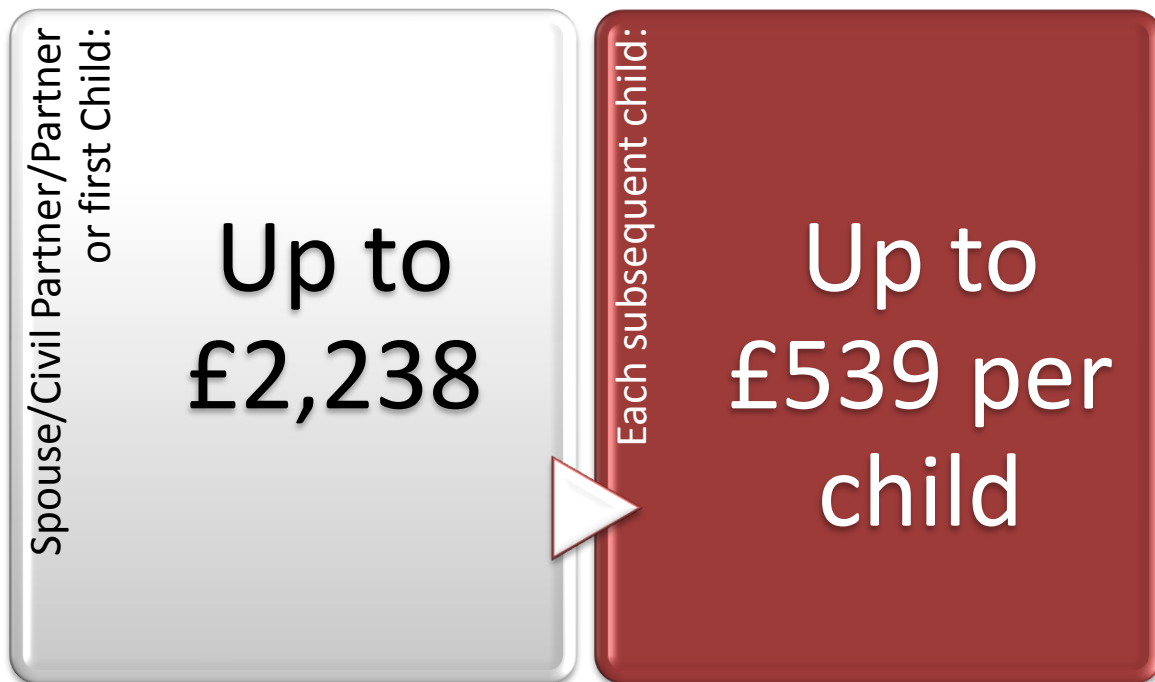
The basic allowance for Diploma students is **not** income assessed. Therefore, as long as you are personally eligible (see Part 1 of this booklet) and you have been offered a **NHS-funded place** by a university in England, you will receive at least the basic allowance as shown above.

Additional Allowances

An allowance is an extra payment on your bursary. You may be eligible for payment as follows:

Dependants' Allowances

These are payable to you for people who are wholly or mainly financially dependent on you during your time in training. Your spouse, civil partner or partner, your children and other adults can be counted. The income of all your dependants, your spouse, civil partner or your partner, net of allowable deductions, is taken into account in deciding if you are eligible for an extra allowance.



Example 6: Calculation of Dependants Allowance

An NHS funded student has a spouse and three dependent children.

A.

The gross taxable income of the student's spouse for the period in question is **£18,000**

B.

Allowable Expenses are calculated as:

Income tax = £3,940.00

National Insurance = £561.37

Annual Rent = £6,400.00

Total Allowable expenses = **£10,901.37**

C.

Maximum Dependants Allowance available before income assessment is:

Spouse = £2,238.00

Child 1 = £539.00

Child 2 = £539.00

Child 3 = £539.00

Total Dependants Allowance = **£3,855.00**

D.

A standard disregard of income is applied to each family member (not including the student) of £933.00 each:

£933 x 4 (spouse + 3 children) = **£3,732.00**

Entitlement :	Calculation:
E. Balance of income:	(A) – (B) – (D) = [£18,000 - £10,901.37 - £3,732] = £3,366.33 (E)
F. Dependants Allowance payable	(C) – (E) = [£3,855.00 - £3,366.63] = £488.37

Student's total Dependants Allowance payable for the 2010/11 academic year is £488.37

Childcare Allowance

Diploma level students can also apply for help with their childcare costs. Please refer to **part 3, page 27** for further information.

Parents Learning Allowance (PLA)

The Parents Learning Allowance is a one-off payment of up to **£1,104.00** per academic year, to students who have a dependent child or children, subject to income assessment. The amount of PLA a student may receive will be determined by the amount of income available to the student and their household

in the academic year.

This is calculated by determining your residual income and applying this firstly to any Dependents Allowance entitlement you may have (as per the example above).

Initial Expenses Allowance - (Year 1 DipHE Students only)

This is a one-off payment of £55.00, payable to all eligible DipHE level students.

It is made at the start of the first year of your course, and is included with your *first* NHS Bursary instalment.

Practice Placement Expenses

The general arrangements for the reimbursement of Practice Placement Travel and Accommodation expenses are the same for DipHE students as for Degree students. Please refer to [Part 3](#) for more information.

(Please note: you should discount the information regarding 'the travel disregard' on page 29 as this does not apply to DipHE students).

Disabled Students' Allowance (DSA)

Diploma level students are also eligible to apply for DSA. Please refer to [Part 3](#), (page 31) which explains this allowance in more detail.

Maternity, Paternity and Adoption leave arrangements for NHS Students

Students taking authorised absence from training for reasons of pregnancy, and childbirth, or if they are formally adopting a child or children may now continue to receive their existing NHS bursary payments. These payments will normally be made for up to 45 weeks, depending on individual circumstances.

In addition, NHS students who are biological and adoptive fathers, nominated carers and partners will be able to continue to receive their NHS Bursary for up to four weeks whilst taking an authorised period of maternity support (paternity) leave.

(Further details of the NHS Bursary Scheme Maternity arrangements are outlined on the [Student Bursaries website](#)).

Other help that may be available

Council Tax and Benefits

Full-time students may either be exempt from Council Tax or be entitled to discount disregards. In exceptional circumstances, you may also be eligible for Council Tax Benefits, Housing Benefit and certain Social Security Benefits. You should seek advice about what you may be entitled to from your local authority or the Department for Work and Pensions.

Help with Health costs

The NHS Low Income Scheme provides income related help with health costs to students, as for all other adults. Please refer to [Part 3](#) (page 35) of this booklet for further information.

PART 5

Frequently Asked Questions

Q1. When will I know how much Bursary I am due to receive?

a. New Students commencing in 2010/11:

If you will be commencing Year 1 of your course in the 2010/11 academic year, when you have completed and returned your bursary application form, the information you have provided will be checked and, if you are personally eligible, used to calculate your bursary entitlement. We will then write to you to tell you how much bursary you will receive. Once you have enrolled on your course, your university will confirm this to us and your first two months bursary payment will be sent to the bank account you tell us about on your NHS Bursary application form.

If you are not eligible for a bursary for any reason, we will inform you in writing as soon as possible after your application has been assessed.

See also [Part 2](#) for more information about written Bursary notification and also [Part 1](#) for details regarding the eligibility criteria.

b. Students in their second or subsequent years of training (including Graduate Entry Medical Students)

If you will be in your second or third year of training in 2010/11, you must download the appropriate re-application form from our website. Once this has been received by us and fully assessed, and providing there are no queries with your application, we will send you a Notification of Award letter for the 2010/11 academic year. Your bursary payments will be paid into your bank account, (where applicable) from the third Friday in September if you have submitted your application form in good time.

This does not apply to **second or third year DipHE students** in receipt of the basic award only, as your bursary will be automatically transferred to the new academic year at the appropriate rate. However, if you wish to apply or re-apply for Dependents Allowance, Childcare Allowance and / or Parent Learning Allowance you must complete and submit the appropriate application form for the 2010/11 academic year.

Q2. I am a dependent degree level student and my parents do not wish to declare their income on my bursary application form. How do I get the maintenance grant part of the NHS Bursary? Do my parents have to provide their details?

If your parents do not wish to declare their income this is of course a private matter and it is their decision. NHS Student Bursaries has no jurisdiction in this area. If your parent or parents do not wish to divulge their financial information they may choose to opt for the 'fees only' award on your application form.

You should be aware that in such a case you will not receive a maintenance grant, or be entitled to receive any of the additional allowances (including reimbursement of Practice Placement Expenses), but your tuition fees will still be met on your behalf.

Because the income assessed NHS Bursary requires details of parental or other income to assess, where a parent, spouse, civil partner or partner does not wish to divulge this information, they need only sign the application form at the appropriate section.

Q3. Can I get any other financial help?

You may also be able to get a reduced rate student loan (degree level students only).

If your course is eligible you should go to:

<http://www.direct.gov.uk/EducationAndLearning/UniversityAndHigherEducation/StudentFinance/fs/en>

Depending upon your circumstances, additional financial help may be available to all students (Degree and Diploma level) in the form of Access to Learning Funds.

See [Part 3](#) for more information.

Q4. What happens if my circumstances change?

You should report any change in your financial circumstances, or your family's (where a parental, spouse, civil partner's or partner's contribution applies), to NHS Student Bursaries as soon as it occurs.

Your Bursary will be immediately reassessed to take account of any impact on your requirements. For example, your spouse, civil partner or partner leaving the family home, the birth of a child, or a change in the financial circumstances of a parent (in the case of dependent degree students).

It is also your responsibility to tell NHS Student Bursaries if you have to leave or interrupt your course before the normal completion date.

Q5. I am a degree level student and this is my first year of applying for the NHS Bursary. My parents declared their income but I have received a nil award (£0.00). I thought my student loan would make up for the shortfall in the Bursary, but I have been told I am only entitled to the reduced non-income assessed element of this. I think I should be entitled to more bursary as a result.

Eligible healthcare professional students studying at degree level are entitled to an income assessed NHS Bursary, payment of their tuition fee contribution in full (regardless of income) and access to the reduced non-income assessed student loan from their Local Authority. Where there is a shortfall in support, students can apply for Access to Learning Funds. ***Students should be aware that NHS Bursaries cannot make good any shortfall you may have between your NHS Bursary and Student Loan.***

Q6. Am I entitled to unsocial hours and extra duty payments?

No. Your status will be that of a student, not an employee. But you may be eligible for help with Practice Placement Expenses.

Q7. How do I apply for the Childcare Allowance?

You can obtain a Childcare Allowance application form at any time from the Forms and Booklets section of our website. *You should note that you must also apply for the NHS Bursary Dependants Allowance in order to be considered for help with your Childcare Costs.* Both sets of application forms can be obtained from the Application Forms and Information section of the Student Bursaries website.

See also the Childcare information booklet '*Help With Childcare Costs for NHS Students*' on the [NHS Student Bursaries website](#) for more detailed information.

Q8. How do I apply to have my tuition fees paid - Is there a separate application procedure?

No. When you apply for a bursary, your tuition fee contribution will be met on your behalf automatically. Currently, for all courses (apart from Medical and Dental ones), your tuition fees will be paid to your university by the relevant Strategic Health Authority as part of the commissioned number of places agreed for that year.

For Medical and Dental Students, providing you have submitted a bursary application form for the relevant academic year, your fees will be paid directly to your university by NHS Student Bursaries, once we have received an invoice from your medical or dental school or university finance department.

Q9. Does the NHS fund post-graduate courses?

Certain post-graduate level courses at some universities attract NHS Bursary funding, however, you should approach the university you want to attend in the first

instance to check if the place you have been offered is 'NHS-commissioned before making an application for a bursary.

Q10. What qualifications will I need to enter nursing, midwifery or AHP courses?

For information and entry requirements, please contact NHS Careers. Alternatively you could contact the relevant professional body, or the Universities and Universities Admission Services (UCAS). See [Part 6](#) for contact details.

Q11. If I am a graduate undertaking a Postgraduate diploma pre-registration nursing course am I eligible for a NHS Bursary?

As a student undertaking a Postgraduate level nursing programme you will be eligible for a non-Income assessed Bursary.

Q12. What arrangements are in place for graduates undertaking four year graduate-entry Medical or Dental courses?

Graduate entry medical or dental students are normally eligible to apply for NHS Bursary support for Years 2 to 4 of the four-year course. In Year 1, they should apply to their Local Authority for financial support.

Q13. How do I apply for a place on a nursing, midwifery or Allied Health Professional course?

For information on Allied Health Professional, Nursing or Midwifery courses, contact UCAS, NHS Careers or the university you wish to study at.

UCAS: www.ucas.ac.uk

NHS Careers: www.nhscareers.nhs.uk

Q14. Will I be eligible for a NHS Bursary if I have already had public funding for higher education?

Yes. If your course leads to a professional qualification and your place is funded by the NHS you will be able to get a NHS Bursary. If you have previously had a NHS Bursary and wish to switch professions, you will be eligible - but bursaries are **not** intended for first level nurses and midwives seeking a second registration in nursing or midwifery, or for registered health professionals who wish to undertake post-registration training courses.

Q15. Will I still be eligible for a Bursary if I am attending a part-time course?

Yes. Reduced rates of Bursary are payable to students accepted for part-time NHS funded courses. For nursing and midwifery diploma students, this will be the appropriate proportion of the full-time rate.

For part-time degree level students who undertake the course over 4 years, the Bursary will be 75% of the full-time rate. Your Bursary may be apportioned differently

if your part-time study differs from this.

Any additions for disability will be paid in full and practice placement costs will be paid as appropriate. Bursaries will be assessed and paid by NHS Bursaries.

Q16. Can I receive a Bursary if I am being seconded?

If you are currently employed by the NHS and your Trust has offered to second you whilst you train, the Trust will continue to pay your salary, and meet the cost of your course fees. As a result, you will **not** be eligible for any aspect of NHS Bursary support.

Q17. What if I live in England and want to attend a Nursing, Midwifery or AHP course in Scotland, Wales or Northern Ireland?

You will need to consult the relevant national authorities - see [Part 6](#) for details.

Q18. What if I live in Scotland, Wales or Northern Ireland and want to attend a Nursing, Midwifery or AHP course in England?

The arrangements described in this booklet will apply to you, regardless of where you live in the UK.

Q19. What if I live in Scotland, Wales or Northern Ireland and want to attend a Graduate-entry Medical course in England?

If you are ordinarily resident in Scotland, Wales or Northern Ireland you should approach the relevant national authority responsible for NHS funding in your home country. NHS Student Bursaries are only responsible for the administration of funding for English-domiciled medical and dental students.

Q20. Am I obliged to work in the NHS when I qualify?

No, but you will be encouraged and supported to develop at least some of your career in the NHS or in the social care services.

Q21. What if the place I am offered is not NHS funded?

For courses other than medical or dental ones, student intakes are planned and agreed between the NHS and universities to reflect future workforce needs. The majority of places offered on pre-registration Nursing, Midwifery, ODP and AHP courses are NHS-commissioned. If you are not offered such a place, you would not be entitled to NHS Bursary support.

PART 6

Useful Contacts

If you plan to study at a university in the UK, further information about the financial support available can be obtained from one of the following four National funding bodies:

<p>England:</p> <p>NHS BSA Student Bursaries Hesketh House 200-220 Broadway Fleetwood FY7 8SS</p> <p>Student Helpline: 0845 358 6655</p> <p>www.nhsbsa.nhs.uk/students</p>	<p>Wales:</p> <p>NHS Wales Student Awards Unit 3rd Floor 14 Cathedral Road Cardiff CF11 9LJ Tel: 029 2019 6167 (Bursary enquiries) Tel: 029 2019 6168 (Childcare enquiries)</p> <p>www.wales.nhs.uk</p>
<p>Scotland:</p> <p>The Student Awards Agency for Scotland Gyleview House 3 Redheughs Rigg South Gyle Edinburgh EH12 9HH</p> <p>www.student-support saas.gov.uk</p>	<p>Northern Ireland:</p> <p>The Department for Employment and Learning: Training and Employment Student Support Branch 4th Floor, Adelaide House 39-49 Adelaide Street Belfast BT2 8FD</p> <p>www.delni.gov.uk</p>

Professional Organisations: Website Addresses

Audiology	British Academy of Audiology www.baaudiology.org
Dietetics / Nutrition	British Dietetic Association www.bda.uk.com
Dentistry	British Dental Association www.bda.org
Dental Hygiene	British Dental Hygienists Association www.bdha.org.uk
Dental Therapy	British Association of Dental Therapists www.badt.org.uk
Nursing	Royal College of Nursing www.rcn.org.uk
Midwifery	Royal College of Midwives www.rcm.org.uk
Medicine	British Medical Association (BMA) www.bma.org.uk
(Nursing and Midwifery)	Nursing and Midwifery Council www.nmc-uk.org
Occupational Therapy	British Association of Occupational Therapists and College of Occupational Therapists www.cot.co.uk
Operating Department Practitioner	College of Operating Department Practitioners www.codp.org.uk
Orthoptics	British and Irish Orthoptic Society www.orthoptics.org.uk
Physiotherapy	Chartered Society of Physiotherapy www.csp.org.uk
Podiatry (Chiropody)	The Society of Chiropodists and Podiatrists www.feetforlife.org
Prosthetics and Orthotics	British Association of Prosthetists and Orthotists www.bapo.com

Radiography	The Society of Radiographers www.sor.org
Speech and Language Therapy	Royal College of Speech and Language Therapists www.rcslt.org

————— **End of Booklet** —————