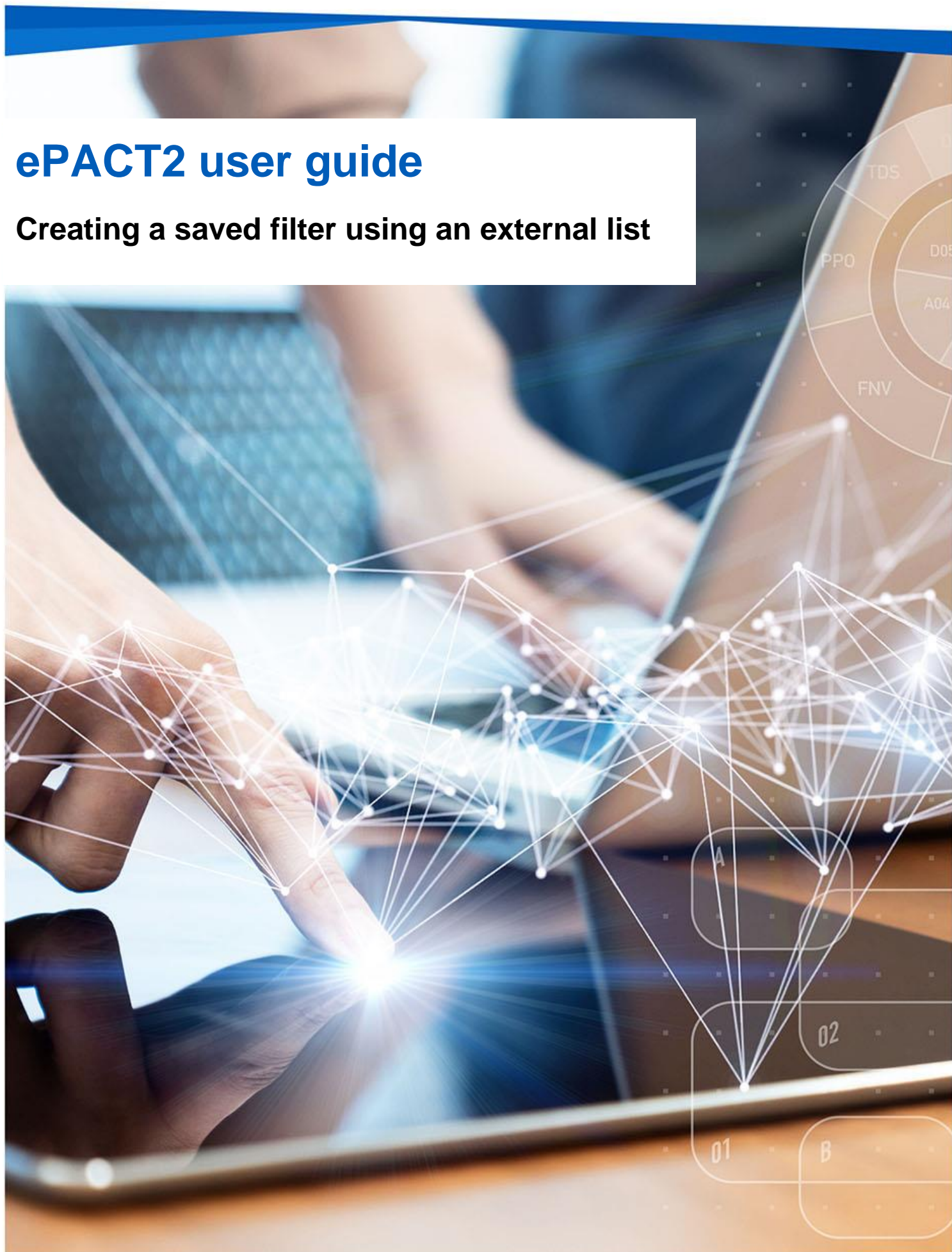


ePACT2 user guide

Creating a saved filter using an external list



Interactive Contents

Use this interactive contents list to jump straight to the content you want to see. Just click the titles below to go directly to that section:

Contents

Creating a Saved Filter using an external list

[Creating a Saved Filter](#)

[Including values from the external list](#)

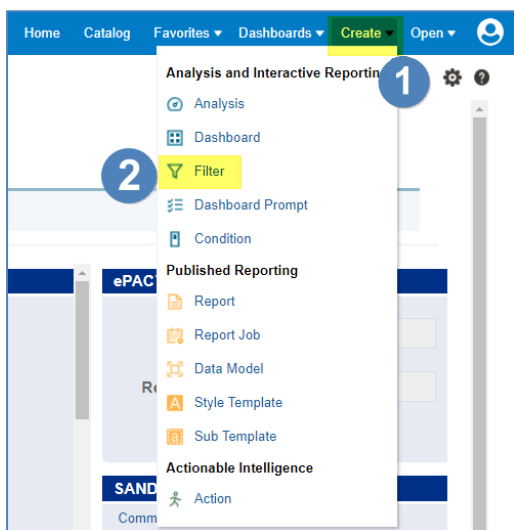
[Saving a Filter](#)

Getting more help

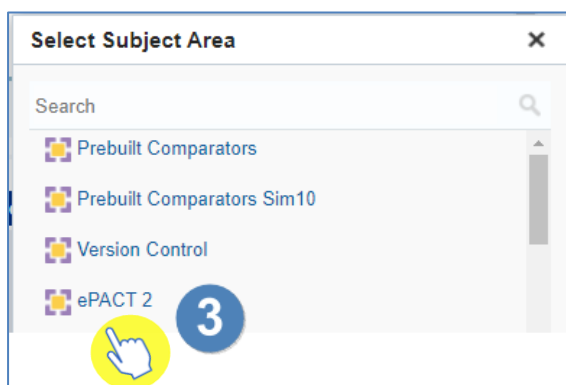
Creating a Saved Filter using an external list

Creating a Saved Filter

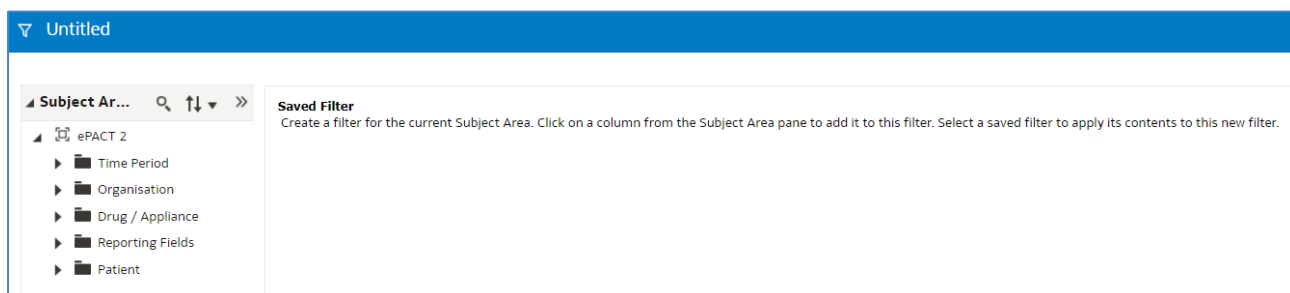
1. From the 'Landing Page' select 'Create'.
2. Select 'Filter' from the drop-down list presented.



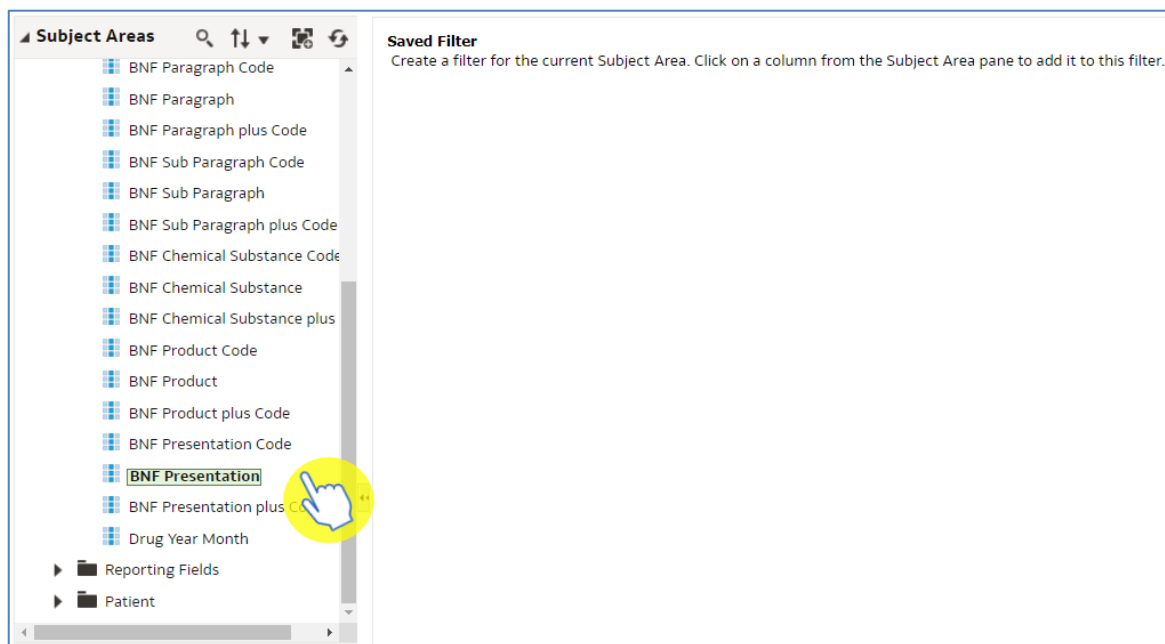
3. Select the 'ePACT2' subject area.



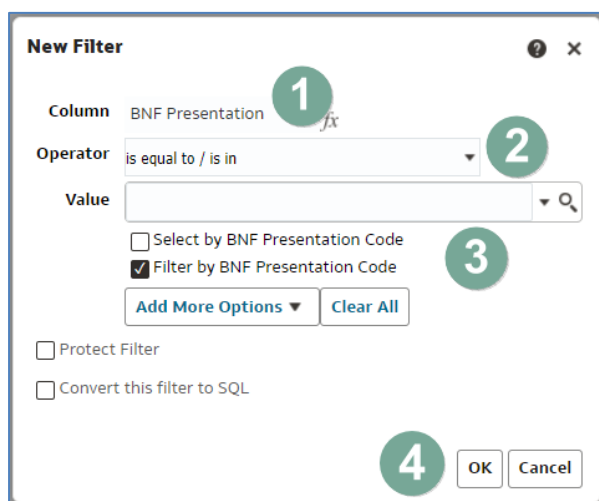
4. The 'Saved Filter' pane will open.



5. Expand the subject area to locate the column you wish to create the filter on and double click the column required.



6. The 'New Filter' pane will be displayed.



1) Column	Indicates the column you are applying a filter to
2) Operator	This is the condition applied to the filter
3) Value	This is where you select the value you want to filter the column on
4) OK	Select OK to apply the filter to your analysis

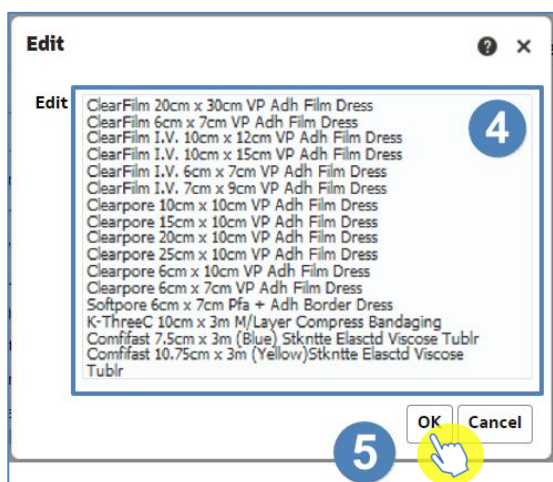
Including values from the external list

1. Click the 'Search' icon.

2. Within the 'Select Values' pane select the pencil icon in the upper right-hand corner.

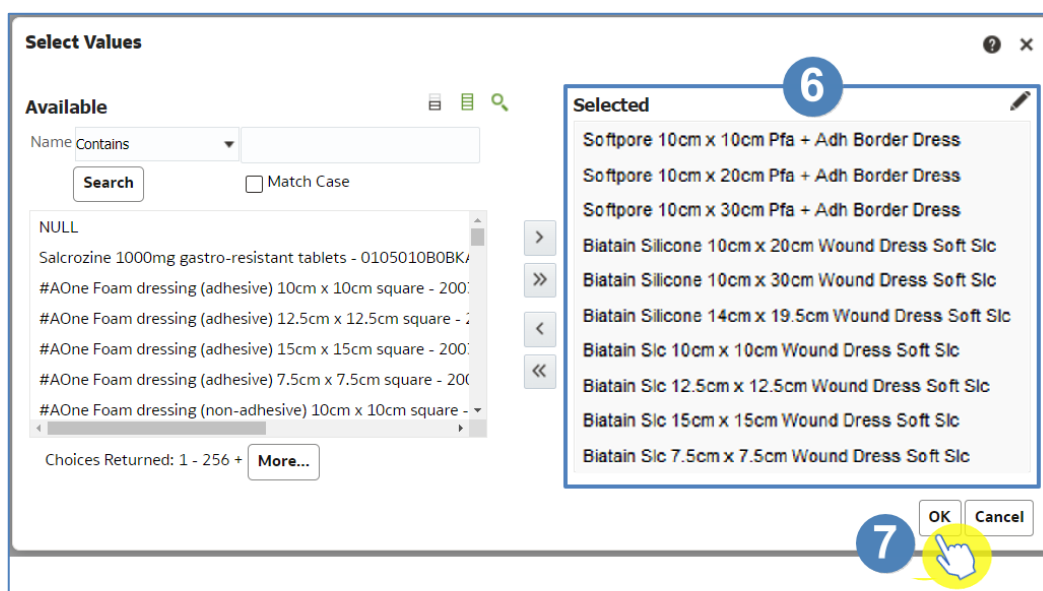
3. The 'Edit' pane will be displayed.

4. Paste the list of values from the external list into the 'Edit' pane.
5. Select 'OK' to confirm.



The number of entries which can be included in a 'values' section is limited to 9,999.

6. The values selected will be displayed within the 'Selected' area of the 'Select Values' pane.
7. Select 'OK'.



8. The selected values will now appear within the 'Value' section.
9. Click 'OK' to create the filter.

New Filter

Column: BNF Presentation *fx*

Operator: is equal to / is in

Value: Softpore 10cm x 10cm Pfa + Adh Border Dress,Softpr

Select by BNF Chapter Code

Filter by BNF Chapter Code

Buttons: Add More Options, Clear All

Protect Filter

Convert this filter to SQL

Buttons: OK, Cancel

10. The filter will be created including the values selected.

Subject Areas | **Saved Filter**

Create a filter for the current Subject Area. Click on a column from the Subject Area pane to add it to this filter.

BNF Presentation is equal to / is in: Softpore 10cm x 10cm Pfa + Adh Border Dress; Softpore 10cm x 20cm Pfa + Adh Border Dress; Softpore 10cm x 30cm Pfa + Adh Border Dress; Blatrain Silicone 10cm x 20cm Wound Dress Soft Sic; Blatrain Silicone 10cm x 30cm Wound Dress Soft Sic; Blatrain Silicone 14cm x 19.5cm Wound Dress Soft Sic; Blatrain Sic 10cm x 10cm Wound Dress Soft Sic; Blatrain Sic 12.5cm x 12.5cm Wound Dress Soft Sic; Blatrain Sic 15cm x 15cm Wound Dress Soft Sic; Blatrain Sic 7.5cm x 7.5cm Wound Dress Soft Sic; FoamLite 10cm x 10cm Wound Dress Soft Sic; FoamLite 10cm x 20cm Wound Dress Soft Sic; FoamLite 15cm x 15cm Wound Dress Soft Sic; FoamLite 5.5cm x 12cm Wound Dress Soft Sic; FoamLite 5cm x 5cm Wound Dress Soft Sic; FoamLite 8cm x 8cm Wound Dress Soft Sic; UroGel Absorb Border 10cm x 10cm Wound Dress Soft Sic; UroGel Absorb Border 10cm x 25cm Wound Dress Soft Sic; UroGel Absorb Border 10cm x 12cm Wound Dress Soft Sic; UroGel Absorb Border 15cm x 20cm Wound Dress Soft Sic; UroGel Absorb Border 8.5cm x 10cm Wound Dress Soft Sic; UroGel Absorb Border 8cm x 15cm Wound Dress Soft Sic; UroGel Absorb Border 8cm x 8cm Wound Dress Soft Sic; UroGel Absorb Border Sacrum 20cmx20cm Wound Dress Soft Sic; ActiVital Alginate 10cm x 10cm Wound Dress Algin Ster; ActiVital Alginate 10cm x 20cm Wound Dress Algin Ster; ActiVital Alginate 5cm x 5cm Wound Dress Algin Ster; Medihoney A-Bact Aginate 1.9cm x 30cm Wound Dress Cavity; Medihoney A-Bact Aginate 10cmx10cm Wound DressProteaseMatrix; Medihoney A-Bact Aginate 5cmx5cm Wound Dress Protease Matrix; Medihoney A-Bact Wound Gel 10q Wound Dress II/Dress Top Applic; Medihoney A-Bact Wound Gel 20q Wound Dress II/Dress Top Applic; Medihoney II/CS + Border 11cmx11cm Wound Dress Protease Matrix; Medihoney HCS + Border 15cmx15cm Wound Dress Protease Matrix; Medihoney HCS 11cm x 11cm Wound Dress Protease Matrix; Medihoney HCS 6cm x 6cm Wound Dress Protease Matrix; Medihoney HCS Surc+Adh Border 7.5cmx7.5cm Wound DressPseMatrix; Medihoney Tuile 10cm x 10cm Medical Honey Gz Dress Imprf; Medihoney Tuile 5cm x 5cm Medical Honey Gz Dress Imprf; inadine 5cm x 5cm Povidone Iodine Fabr; Dress Ster; inadine 9.5cm x 9.5cm Povidone Iodine Fabr; Dress Ster; iodofex Paste 10q Wound Dress H/Gel Ster; iodofex Paste 17q Wound Dress H/Gel Ster; iodofex Paste 5q Wound Dress H/Gel Ster; Ciumed Sorbaet Swab 4cm x 6cm Gz Dress Imprf; Ciumed Sorbaet

Saving a Filter

1. To save your filter you can select the 'Save or 'Save As' icon available in the top right-hand corner of your saved filter pane.

Subject Areas | **Saved Filter**

Create a filter for the current Subject Area. Click on a column from the Subject Area pane to add it to this filter.

BNF Presentation is equal to / is in: Softpore 10cm x 10cm Pfa + Adh Border Dress; Softpore 10cm x 20cm Pfa + Adh Border Dress; Softpore 10cm x 30cm Pfa + Adh Border Dress; Blatrain Silicone 10cm x 20cm Wound Dress Soft Sic; Blatrain Silicone 10cm x 30cm Wound Dress Soft Sic; Blatrain Silicone 14cm x 19.5cm Wound Dress Soft Sic; Blatrain Sic 10cm x 10cm Wound Dress Soft Sic; Blatrain Sic 12.5cm x 12.5cm Wound Dress Soft Sic; Blatrain Sic 15cm x 15cm Wound Dress Soft Sic; Blatrain Sic 7.5cm x 7.5cm Wound Dress Soft Sic; FoamLite 10cm x 10cm Wound Dress Soft Sic; FoamLite 10cm x 20cm Wound Dress Soft Sic; FoamLite 15cm x 15cm Wound Dress Soft Sic; FoamLite 5.5cm x 12cm Wound Dress Soft Sic; FoamLite 5cm x 5cm Wound Dress Soft Sic; FoamLite 8cm x 8cm Wound Dress Soft Sic; UroGel Absorb Border 10cm x 10cm Wound Dress Soft Sic; UroGel Absorb Border 10cm x 25cm Wound Dress Soft Sic; UroGel Absorb Border 10cm x 12cm Wound Dress Soft Sic; UroGel Absorb Border 15cm x 20cm Wound Dress Soft Sic; UroGel Absorb Border 8.5cm x 10cm Wound Dress Soft Sic; UroGel Absorb Border 8cm x 15cm Wound Dress Soft Sic; UroGel Absorb Border 8cm x 8cm Wound Dress Soft Sic; UroGel Absorb Border Sacrum 20cmx20cm Wound Dress Soft Sic; ActiVital Alginate 10cm x 10cm Wound Dress Algin Ster; ActiVital Alginate 10cm x 20cm Wound Dress Algin Ster; ActiVital Alginate 5cm x 5cm Wound Dress Algin Ster; Medihoney A-Bact Aginate 1.9cm x 30cm Wound Dress Cavity; Medihoney A-Bact Aginate 10cmx10cm Wound DressProteaseMatrix; Medihoney A-Bact Aginate 5cmx5cm Wound Dress Protease Matrix; Medihoney A-Bact Wound Gel 10q Wound Dress II/Dress Top Applic; Medihoney A-Bact Wound Gel 20q Wound Dress II/Dress Top Applic; Medihoney II/CS + Border 11cmx11cm Wound Dress Protease Matrix; Medihoney HCS + Border 15cmx15cm Wound Dress Protease Matrix; Medihoney HCS 11cm x 11cm Wound Dress Protease Matrix; Medihoney HCS 6cm x 6cm Wound Dress Protease Matrix; Medihoney HCS Surc+Adh Border 7.5cmx7.5cm Wound DressPseMatrix; Medihoney Tuile 10cm x 10cm Medical Honey Gz Dress Imprf; Medihoney Tuile 5cm x 5cm Medical Honey Gz Dress Imprf; inadine 5cm x 5cm Povidone Iodine Fabr; Dress Ster; inadine 9.5cm x 9.5cm Povidone Iodine Fabr; Dress Ster; iodofex Paste 10q Wound Dress H/Gel Ster; iodofex Paste 17q Wound Dress H/Gel Ster; iodofex Paste 5q Wound Dress H/Gel Ster; Ciumed Sorbaet Swab 4cm x 6cm Gz Dress Imprf; Ciumed Sorbaet

Buttons: Save, Save As, Help

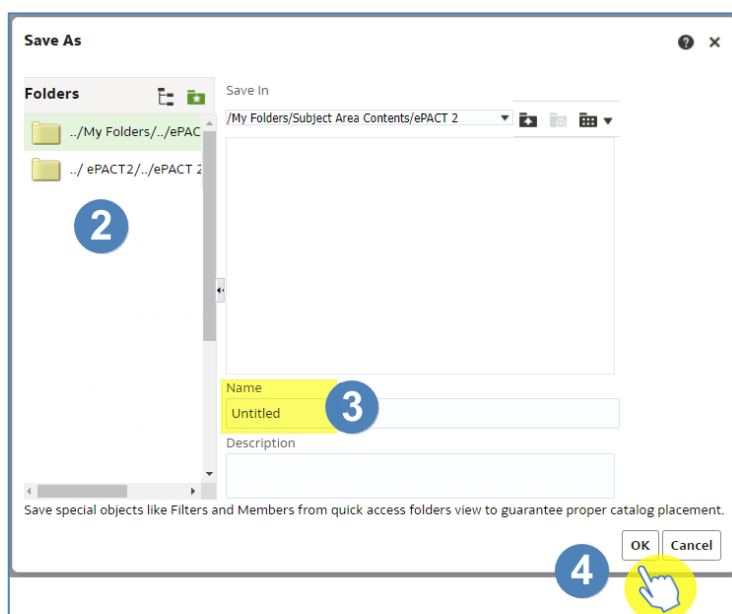


Save – Saves the filter, overwriting any current version.



Save As – Will save the filter as a separate new filter.

2. When you select save, the system will then give you the option to choose the folder you want your filter saved in.
3. Name the filter, the default name will show as 'Untitled'.
4. Click 'OK' to save the filter.



5. A 'Saved' icon will momentarily appear next to the 'Save' and 'Save As' icons



Getting more help



Additional training material and user guides

The ePACT2 training team has developed several how to guides to help you get the best out of ePACT2. These can be found on our [ePACT2 user guides page](#)

Webinar sessions

We offer a free webinar training service to all our users and you can book as many sessions as you need.

Our webinar sessions are booked as 1hour slots and we offer a number of different sessions covering a range of topics.

We also offer bespoke sessions which are delivered just to you or your invited colleagues. You can let us know if you have any specific topics or reports you'd like to cover or if you would prefer an introductory tour of the system.

Our experienced trainers deliver these sessions using MS Teams and you can take part wherever you are as long as you can get online.

You can find our more and book your webinar by going to our [ePACT2 training page](#)