

ePACT2 user guide

National – Reports to Get You Started



Interactive Contents

Use this interactive contents list to jump straight to the content you want to see. Just click the titles below to go directly to that section:

Contents

How ePACT2 can be useful to you	1
What is ePACT2	1
How is it useful to you?	1
Antimicrobial Stewardship Dashboard	3
Valproate Safety Dashboard	4
‘OTC’ (Over the Counter) Dashboard	5
Premium Priced Generics Dashboard	6
Getting more help	7

How ePACT2 can be useful to you

What is ePACT2

ePACT2 is an online business intelligence tool that allows you to access information on items which have been dispensed in the community and then subsequently submitted to the NHSBSA for processing.

It is important to know that when comparing the data in ePACT2 to what is in your prescribing systems it is unlikely to match completely. We only have data for prescriptions which have been submitted for processing, there may be items which have been prescribed that the patient didn't take to get dispensed, or the dispenser hasn't submitted for processing that we don't have data for. The date shown in ePACT2 is the month they were submitted by the dispenser for processing and may not correlate to month the prescription was issued, we do not capture the date the prescription was issued by your organisation.

We do capture a lot of information from the prescription form during processing. As the prescriptions are processed we capture data including details of the item prescribed, who prescribed it and if the NHS Number is available on the form and we have been able to read it, the patient the prescription was issued to. This information can then be accessed through ePACT2 to allow users to identify what is being prescribed by their organisation.

Please note while we do identify the patient the prescription was issued too, using the NHS number on the prescription form, those identifiable details cannot be accessed in ePACT2. This means you cannot run your own reports to see for example patients on a combination of drugs you are interested in, but we at the NHSBSA have built and made available reports that show things like patients on 10 or more unique medicines.

How is it useful to you?

Once the data has been captured and is available in the system it can then be used in a few ways by National users to both monitor prescribing and to improve patient care.

There are a range of different pre-built reports available in the system which will break the data down, focussing on different clinical areas to allow you to identify any areas you may like to investigate further. The visualisations within the dashboards and reports make the information easier to interpret.

For example, the 'Antimicrobial Stewardship' dashboard allows National users to easily view the prescribing and spend of antibacterial drugs at a 'National Breakdown' level, enabling users to monitor this area of prescribing in support of the national Antimicrobial Resistance Strategy.

Users could then move from a 'National' level view of this prescribing area to a more specified view such as looking at the individual SICBLs data to possibly monitor any outliers within those organisations nationally, and then implement any further investigations.

Access to historical data also allows you to compare changes in trends within this area over a longer time period, and to identify the effect of any changes you may have implemented. For example, the trend over time breakdowns in the Antimicrobial Stewardship dashboard's 'National Summary' tab allows users to track this prescribing area over time, monitoring whether improvements are being made or steps maybe need to be taken within the prescribing of antibacterial drugs nationally.

Overall, ePACT2 provides a comprehensive breakdown of the prescribing attributed to an organisation to allow users to monitor and compare ensuring the best outcomes for patients.

This guide does not detail everything you will need for your role, but we hope it offers some guidance to reports that have been produced by the NHSBSA that can help towards your goal of improving patient health.

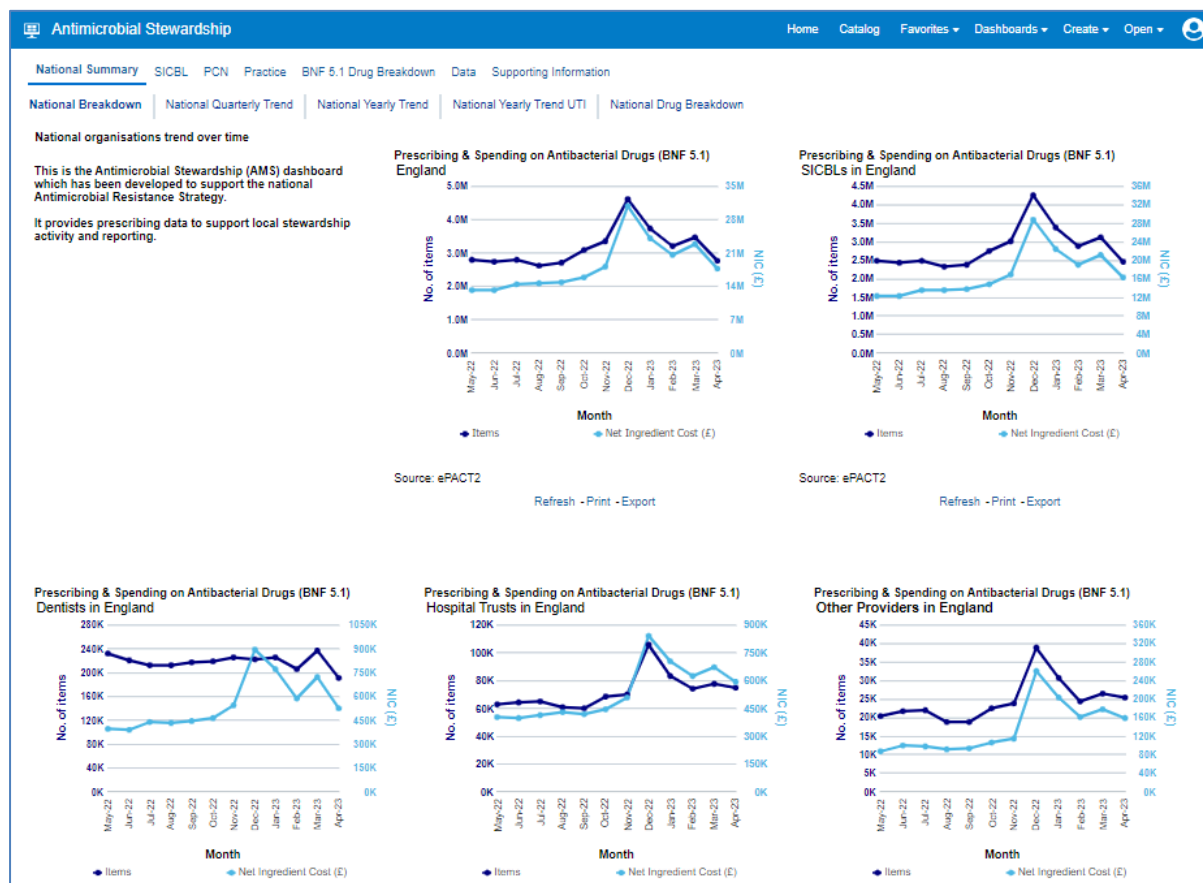
The reports in ePACT2 by no means provide all the information you need but they should give you a starting point of places you might want to focus your resource.

We are always open to feedback, if you have found a report available within ePACT2 that you think would be of benefit to all National users please let us know and we can add it to our guidance document: DataServicesSupport@nhsbsa.nhs.uk

Antimicrobial Stewardship Dashboard

In collaboration with NHS Improvement, the 'Antimicrobial Stewardship' dashboard has been developed to support the national antimicrobial resistance strategy.

Within the 'National Summary' tab of this dashboard users can monitor the prescribing of antimicrobial medicines nationally. You can also view this prescribing area broken down into views of different providers within England such as SICBLs, Dentists and Hospital Trusts.



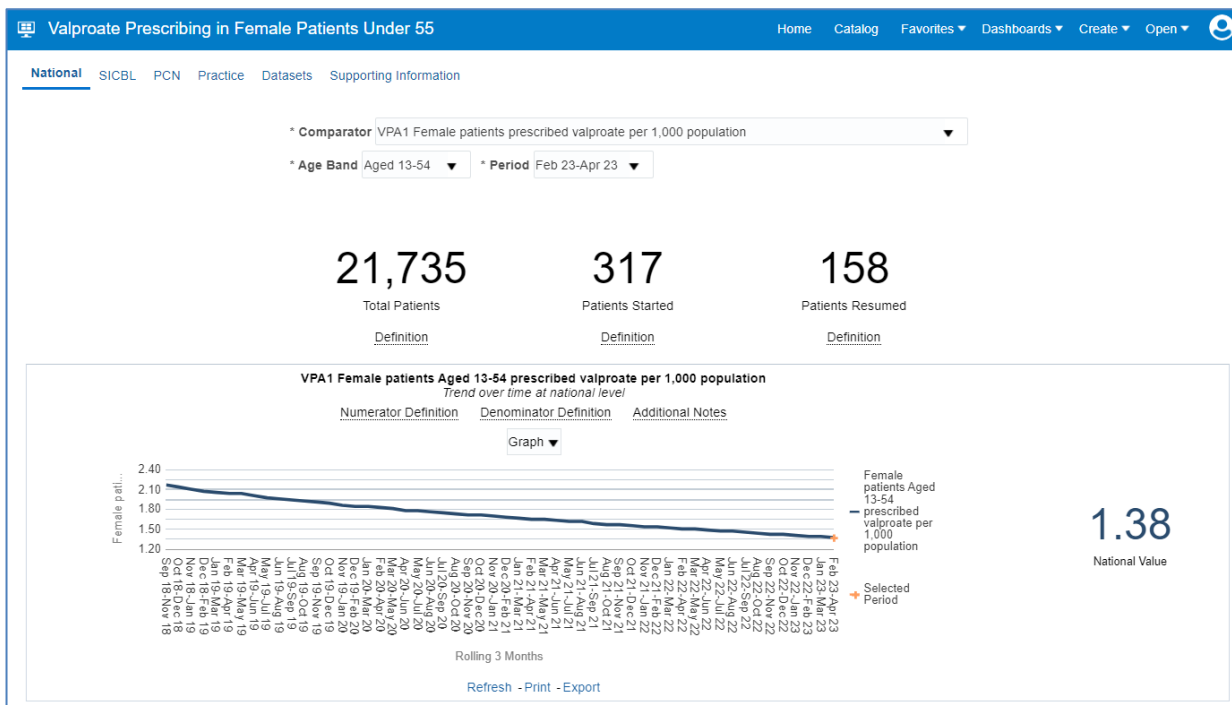
Once the report has been accessed, users could then look more in depth within an organisational area such as SICBL antibacterial prescribing by either selecting the 'SICBL' tab or the 'Data' tab if they wanted to export the data directly.

Valproate Safety Dashboard

Working in collaboration with the NHS England and NHS Improvement Valproate Safety Implementation Group (VSIG), we've developed a set of prescribing indicators to track the use of valproate medicines among women of childbearing potential (WCP).

Valproate prescribing in pregnancy has shown to increase the risk of physical birth defects and neurodevelopmental disorders in unborn babies. Guidance from MHRA suggests that valproate should not be used in WCP unless other treatments are ineffective or not tolerated.

National level users can see an overview of valproate prescribing for organisations in England by accessing this dashboard, when accessed it will default to the 'National' tab where you can see a national overview of this prescribing area.



Users may also then want to see a breakdown of the SICBLs nationally within this area of prescribing, in which case they can compare those SICBLs nationally by selecting the 'SICBL' tab.

'OTC' (Over the Counter) Dashboard

The 'OTC (Over the Counter)' dashboard has been designed to focus on items that have been deemed readily obtainable 'Over the Counter' of a dispensary and, as such, have been recommended not for routine prescribing within primary care. There is a list of conditions in which these items have been considered to be 'Over the Counter' and not for routine prescribing.

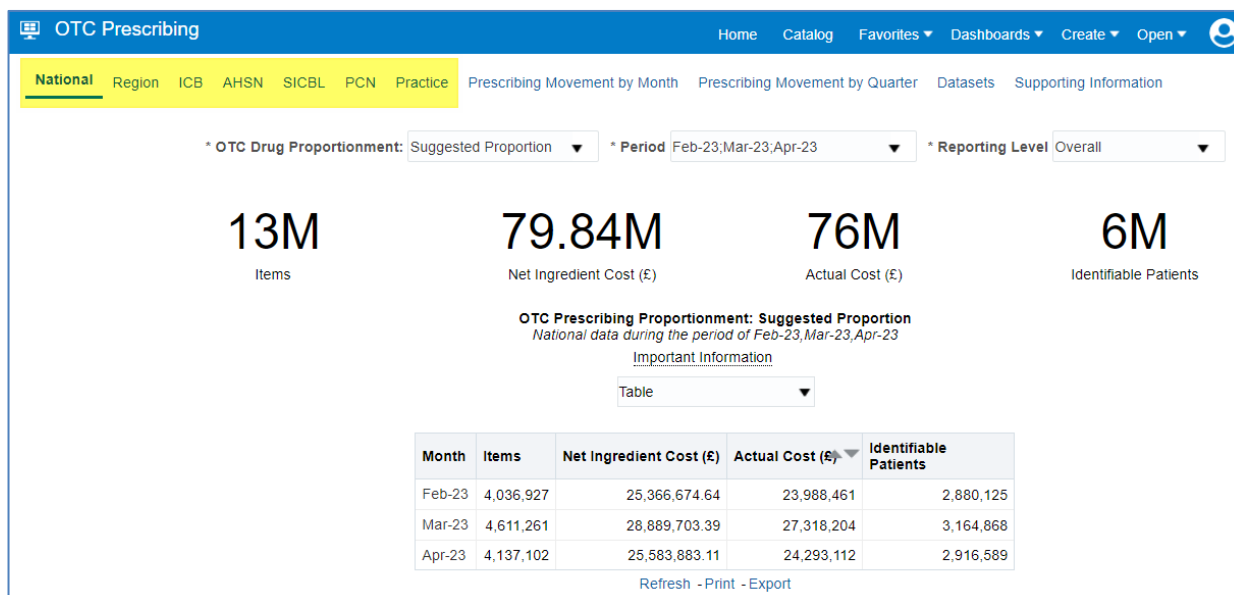
The list of conditions includes those that are either:

- considered to be self-limiting, so they do not need treatment as they'll heal or be cured of their own accord
- able to lend themselves to self-care. This means the person who is suffering does not normally need medical advice, they can manage the condition by buying medicine over the counter

There are categories of items included in the dashboard:

- that can be purchased over the counter, sometimes at a lower cost than what it would be through the NHS
- where there's little evidence of clinical effectiveness

The guidance for these items has been set out by NHS England and can be found in the following link - [NHS England OTC guidance for CCG's](#)



When the dashboard is accessed the user will default to the 'National' page where you can see a national overview of 'OTC' prescribing. Users can view this data broken down into different organisational areas by selecting the appropriate report level (highlighted above).

Premium Priced Generics Dashboard

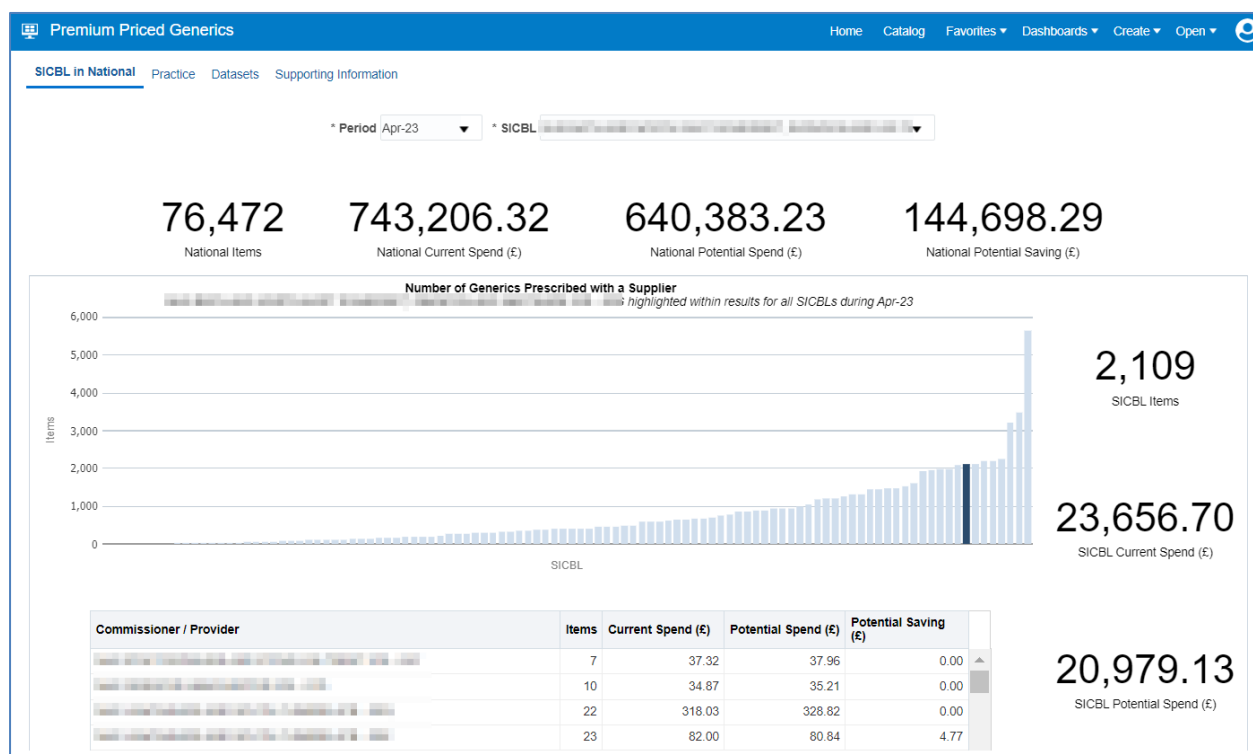
There's an increasing volume of computerised prescriptions each month where the prescriber has prescribed a generic Drug Tariff Part VIIIA product but also with the name of the branded product or the supplier/manufacturer added in brackets.

In these situations, the drug costs charged to the prescriber's budget and reimbursed to the community pharmacy or dispensing practice will be that of the list price of the branded medicine or the specified supplier.

In many cases this cost will be significantly higher than the Drug Tariff Part VIIIA listed price.

To help users monitor this scenario more closely and explore opportunities for review, we've developed this dashboard to highlight the details of practices and drugs where this is most common.

When first accessing this dashboard the user will default to the 'SICBL in National' tab (shown below) showing a national overview of Premium Priced Generic prescribing. You will also be able to see a breakdown of these items by each SICBL in a table of data in this tab.



Getting more help



Additional training material and user guides

The ePACT2 training team has developed several how to guides to help you get the best out of ePACT2. These can be found on our [ePACT2 user guides page](#)

Webinar sessions

We offer a free webinar training service to all our users and you can book as many sessions as you need.

Our webinar sessions are booked as 1hour slots and we offer a number of different sessions covering a range of topics.

We also offer bespoke sessions which are delivered just to you or your invited colleagues. You can let us know if you have any specific topics or reports you'd like to cover or if you would prefer an introductory tour of the system.

Our experienced trainers deliver these sessions using MS Teams and you can take part wherever you are as long as you can get online.

You can find our more and book your webinar by going to our [ePACT2 training page](#)