

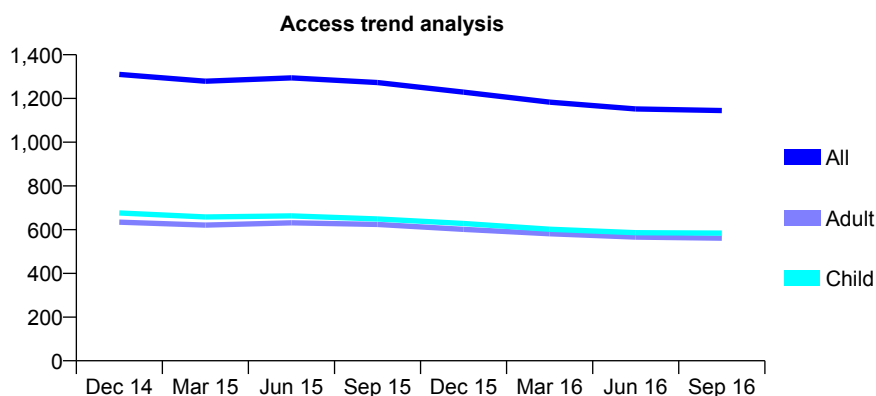
7A1 - Vital Signs At a Glance Contract Report for 101281/0086 - September 2016

Name or company name	OASIS DENTAL CARE LTD
Contract type name	GDS Contract
Purpose of contract	General
Contract start date	01/04/2006
Contract end date	

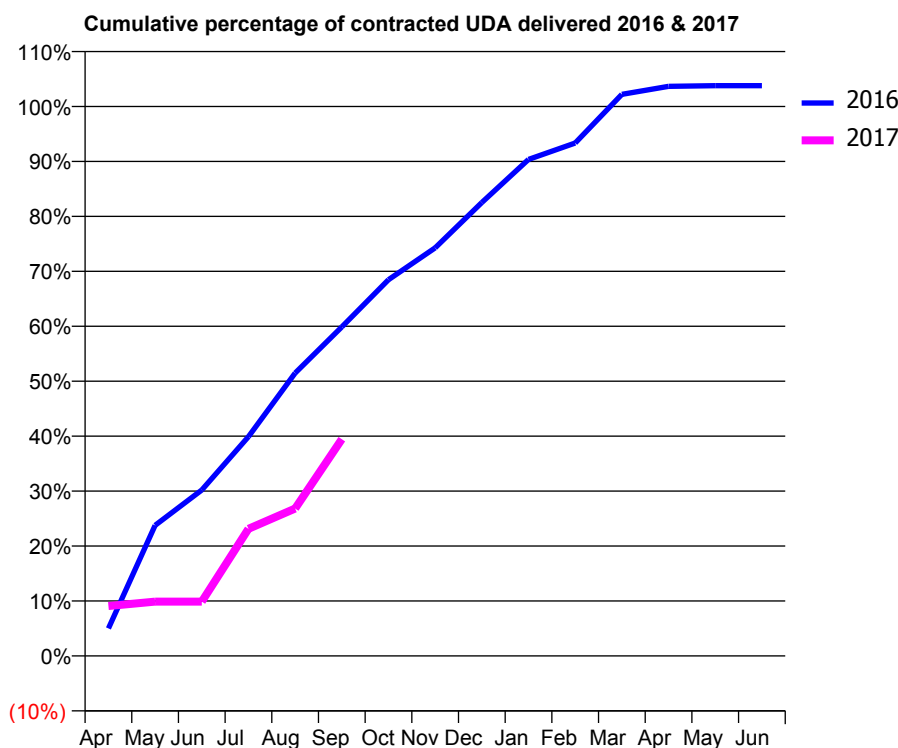
16/17 Contracted general activity (UDA)	3,500
Carry forward general activity (UDA)	-114
16/17 Contracted orthodontic activity (UOA)	0
Carry forward orthodontic activity (UOA)	0
Baseline contract value	£83,322.61

ACCESS*

Patients seen in 24 months	Total	Change since previous quarter
Quarter ending September 2015	1,273	
Quarter ending December 2015	1,229	↓
Quarter ending March 2016	1,183	↓
Quarter ending June 2016	1,152	↓
Quarter ending September 2016	1,145	→
Variance since September 2015	(10.1%)	↓



ACTIVITY



Month	Adjusted Scheduled Activity (UDA)	
	2016	2017
April	150	318
May	713	346
June	906	346
July	1,197	810
August	1,544	939
September	1,796	1,380
October	2,054	
November	2,228	
December	2,475	
January	2,711	
February	2,800	
March	3,066	
April	3,110	
May	3,114	
June	3,114	

QUALITY

	Quantity	Base Number	Contract	LHB	Wales
% of FP17s for the same patient ID Re-attending within 3 months - Children	27	557	4.8%	7.8%	11.3%
% of FP17s for the same patient ID Re-attending within 3 months - Adults	40	380	10.5%	13.6%	16.6%
% of FP17s for the same patient ID Re-attending between 3 & 9 months - Children	422	557	75.8%	59.2%	58.3%
% of FP17s for the same patient ID Re-attending between 3 & 9 months - Adults	257	380	67.6%	53.7%	54.0%
% of FP17s for Band 1 Urgent Courses	27	885	3.1%	7.9%	9.0%
% of FP17s Relating to Free Repair or Replacements	1	885	0.1%	0.8%	0.7%
% of FP17s Relating to Continuations	0	885	0.0%	1.0%	0.9%
% of Patients satisfied with the dentistry they have received	2	2	N/A	92.1%	90.9%
% of Patients satisfied with the time they had to wait for an appointment	2	2	N/A	90.5%	88.7%

* This is based on patients treated on this contract for their most recent course of treatment. Figures in italics indicate the base number of FP17s or Patient Questionnaire responses are less than 100. N/A is shown where the base number of responses is less than 10 during the period. % is calculated as Quantity/Base number*100

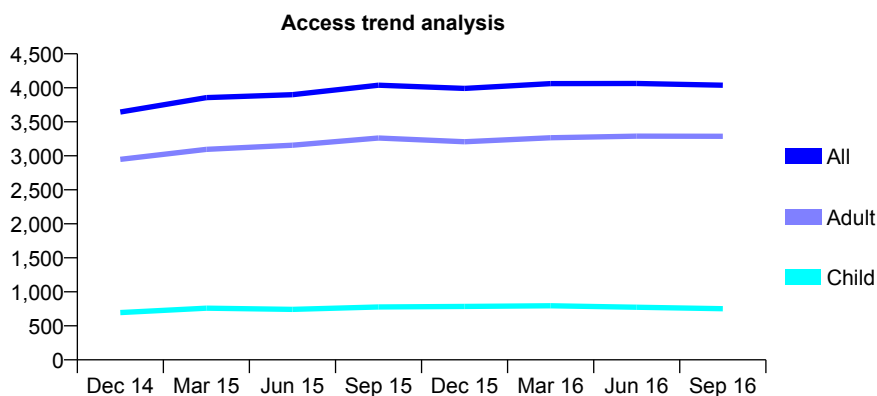
7A1 - Vital Signs At a Glance Contract Report for 101281/0116 - September 2016

Name or company name	OASIS DENTAL CARE LTD
Contract type name	GDS Contract
Purpose of contract	General
Contract start date	01/04/2006
Contract end date	

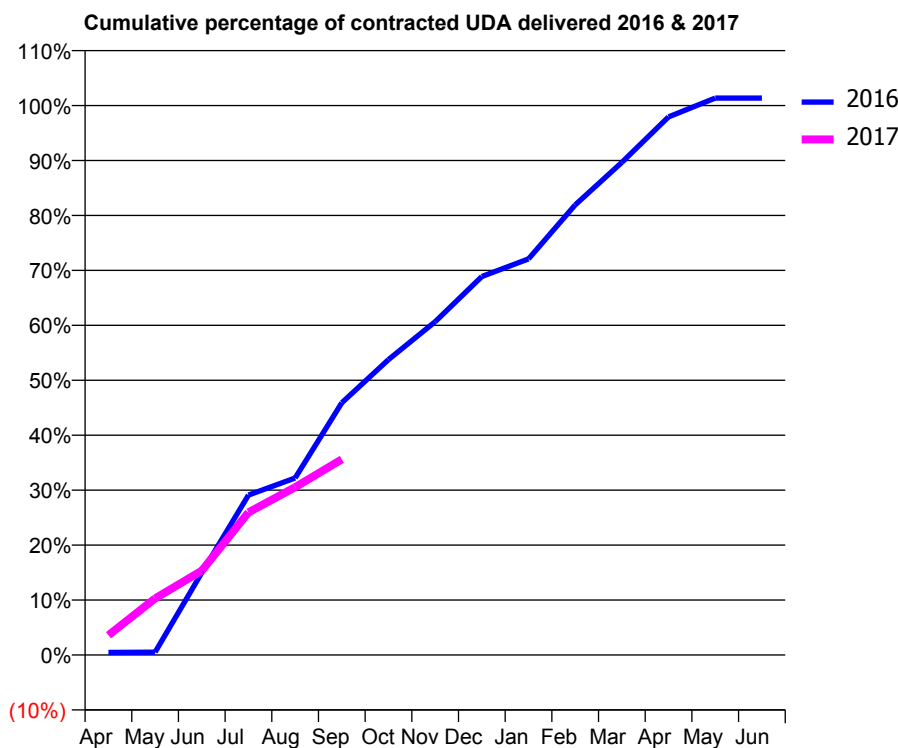
16/17 Contracted general activity (UDA)	15,000
Carry forward general activity (UDA)	-198
16/17 Contracted orthodontic activity (UOA)	0
Carry forward orthodontic activity (UOA)	0
Baseline contract value	£344,309.62

ACCESS*

Patients seen in 24 months	Total	Change since previous quarter
Quarter ending September 2015	4,039	
Quarter ending December 2015	3,991	↓
Quarter ending March 2016	4,062	→
Quarter ending June 2016	4,063	→
Quarter ending September 2016	4,039	→
Variance since September 2015	0.0%	→



ACTIVITY



Month	Adjusted Scheduled Activity (UDA)	
	2016	2017
April	70	540
May	76	1,545
June	2,185	2,301
July	4,248	3,895
August	4,700	4,580
September	6,699	5,343
October	7,844	
November	8,851	
December	10,050	
January	10,516	
February	11,952	
March	13,080	
April	14,286	
May	14,788	
June	14,788	

QUALITY

	Quantity	Base Number	Contract	LHB	Wales
% of FP17s for the same patient ID Re-attending within 3 months - Children	48	452	10.6%	7.8%	11.3%
% of FP17s for the same patient ID Re-attending within 3 months - Adults	490	2,356	20.8%	13.6%	16.6%
% of FP17s for the same patient ID Re-attending between 3 & 9 months - Children	233	452	51.5%	59.2%	58.3%
% of FP17s for the same patient ID Re-attending between 3 & 9 months - Adults	1,111	2,356	47.2%	53.7%	54.0%
% of FP17s for Band 1 Urgent Courses	304	2,193	13.9%	7.9%	9.0%
% of FP17s Relating to Free Repair or Replacements	22	2,193	1.0%	0.8%	0.7%
% of FP17s Relating to Continuations	63	2,193	2.9%	1.0%	0.9%
% of Patients satisfied with the dentistry they have received	8	9	N/A	92.1%	90.9%
% of Patients satisfied with the time they had to wait for an appointment	9	9	N/A	90.5%	88.7%

* This is based on patients treated on this contract for their most recent course of treatment. Figures in italics indicate the base number of FP17s or Patient Questionnaire responses are less than 100. N/A is shown where the base number of responses is less than 10 during the period. % is calculated as Quantity/Base number*100

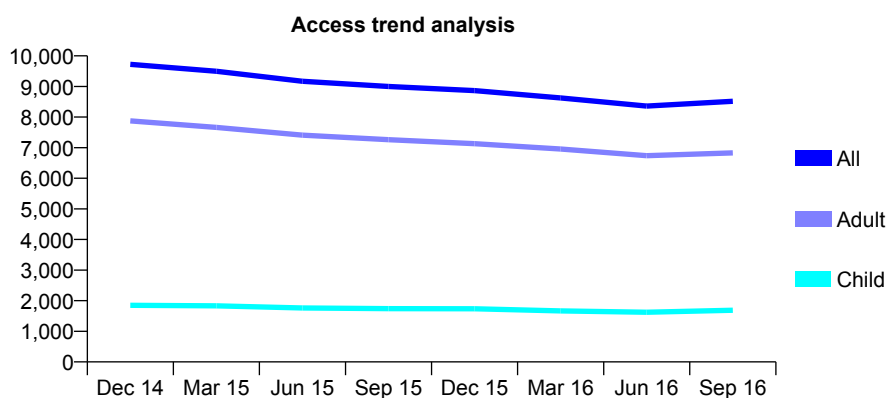
7A1 - Vital Signs At a Glance Contract Report for 101281/0133 - September 2016

Name or company name	OASIS DENTAL CARE LTD
Contract type name	GDS Contract
Purpose of contract	General
Contract start date	01/04/2006
Contract end date	

16/17 Contracted general activity (UDA)	33,740
Carry forward general activity (UDA)	269
16/17 Contracted orthodontic activity (UOA)	0
Carry forward orthodontic activity (UOA)	0
Baseline contract value	£774,467.06

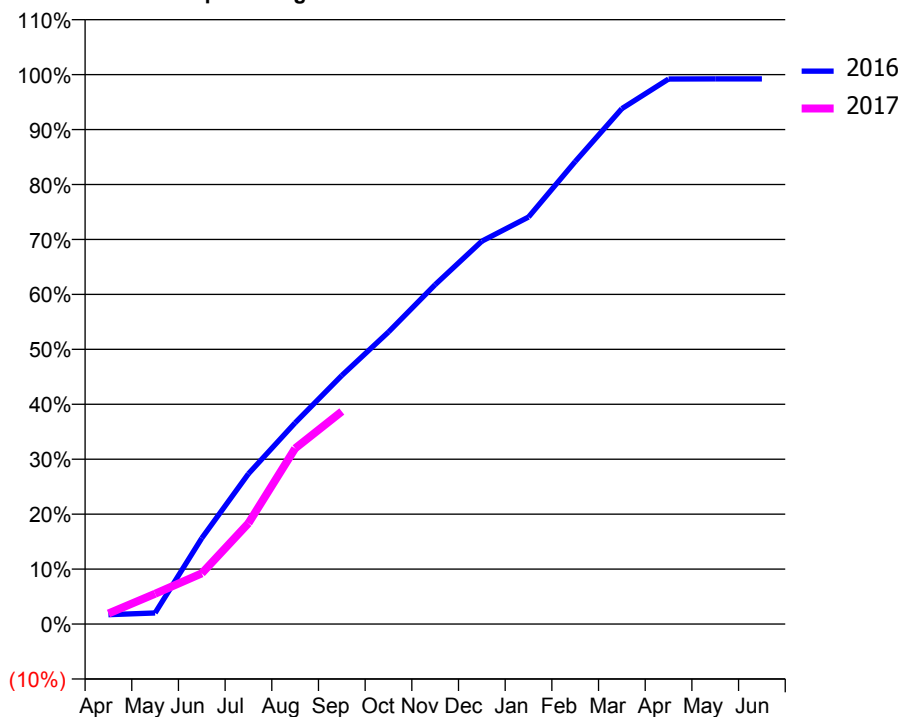
ACCESS*

Patients seen in 24 months	Total	Change since previous quarter
Quarter ending September 2015	8,999	
Quarter ending December 2015	8,867	↓
Quarter ending March 2016	8,624	↓
Quarter ending June 2016	8,361	↓
Quarter ending September 2016	8,518	→
Variance since September 2015	(5.3%)	↓



ACTIVITY

Cumulative percentage of contracted UDA delivered 2016 & 2017



Month	Adjusted Scheduled Activity (UDA)	
	2016	2017
April	581	652
May	686	1,862
June	5,277	3,114
July	9,230	6,197
August	12,357	10,791
September	15,265	13,052
October	17,932	
November	20,838	
December	23,515	
January	24,995	
February	28,403	
March	31,651	
April	33,470	
May	33,473	
June	33,471	

QUALITY

	Quantity	Base Number	Contract	LHB	Wales
% of FP17s for the same patient ID Re-attending within 3 months - Children	61	1,109	5.5%	7.8%	11.3%
% of FP17s for the same patient ID Re-attending within 3 months - Adults	656	4,970	13.2%	13.6%	16.6%
% of FP17s for the same patient ID Re-attending between 3 & 9 months - Children	601	1,109	54.2%	59.2%	58.3%
% of FP17s for the same patient ID Re-attending between 3 & 9 months - Adults	2,793	4,970	56.2%	53.7%	54.0%
% of FP17s for Band 1 Urgent Courses	252	5,586	4.5%	7.9%	9.0%
% of FP17s Relating to Free Repair or Replacements	50	5,586	0.9%	0.8%	0.7%
% of FP17s Relating to Continuations	144	5,586	2.6%	1.0%	0.9%
% of Patients satisfied with the dentistry they have received	39	42	92.9%	92.1%	90.9%
% of Patients satisfied with the time they had to wait for an appointment	32	42	76.2%	90.5%	88.7%

* This is based on patients treated on this contract for their most recent course of treatment. Figures in italics indicate the base number of FP17s or Patient Questionnaire responses are less than 100. N/A is shown where the base number of responses is less than 10 during the period. % is calculated as Quantity/Base number*100

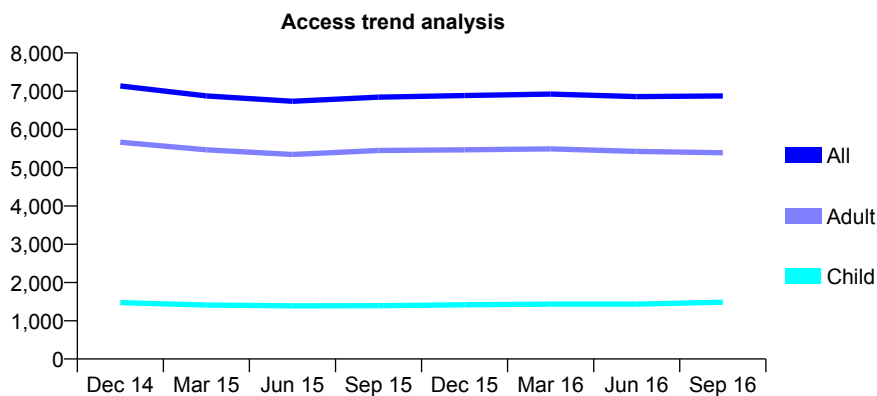
7A1 - Vital Signs At a Glance Contract Report for 101281/0144 - September 2016

Name or company name	OASIS DENTAL CARE LTD
Contract type name	GDS Contract
Purpose of contract	General
Contract start date	01/04/2006
Contract end date	

16/17 Contracted general activity (UDA)	23,118
Carry forward general activity (UDA)	-935
16/17 Contracted orthodontic activity (UOA)	0
Carry forward orthodontic activity (UOA)	0
Baseline contract value	£530,649.95

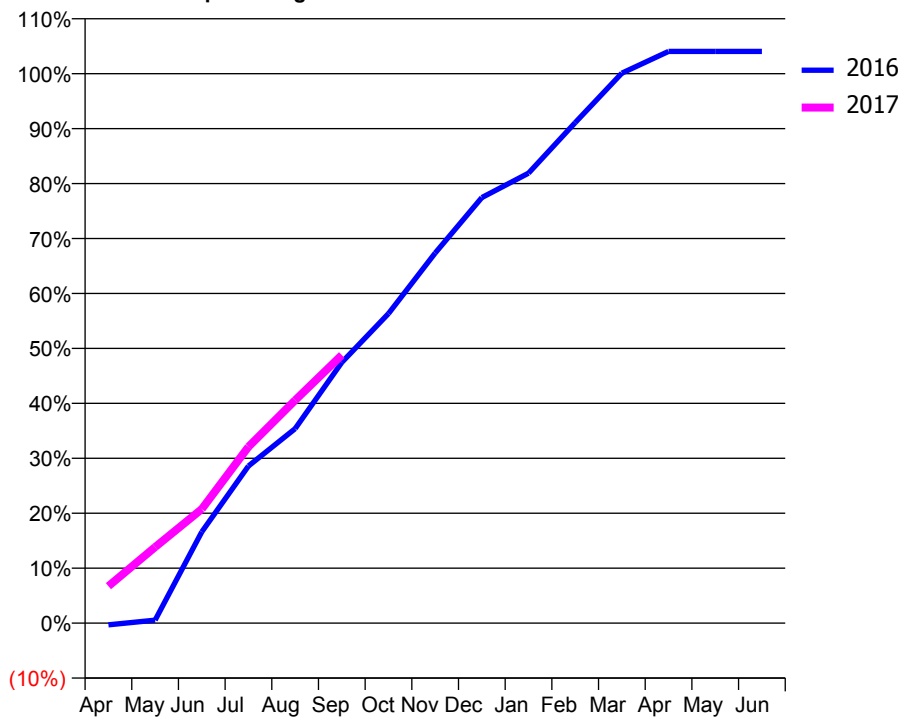
ACCESS*

Patients seen in 24 months	Total	Change since previous quarter
Quarter ending September 2015	6,845	
Quarter ending December 2015	6,887	→
Quarter ending March 2016	6,925	→
Quarter ending June 2016	6,858	→
Quarter ending September 2016	6,875	→
Variance since September 2015	0.4%	→



ACTIVITY

Cumulative percentage of contracted UDA delivered 2016 & 2017



Month	Adjusted Scheduled Activity (UDA)	
	2016	2017
April	-73	1,559
May	129	3,201
June	3,841	4,801
July	6,610	7,421
August	8,180	9,377
September	10,972	11,281
October	13,022	
November	15,573	
December	17,903	
January	18,929	
February	21,056	
March	23,138	
April	24,052	
May	24,053	
June	24,053	

QUALITY

	Quantity	Base Number	Contract	LHB	Wales
% of FP17s for the same patient ID Re-attending within 3 months - Children	60	1,074	5.6%	7.8%	11.3%
% of FP17s for the same patient ID Re-attending within 3 months - Adults	598	4,142	14.4%	13.6%	16.6%
% of FP17s for the same patient ID Re-attending between 3 & 9 months - Children	561	1,074	52.2%	59.2%	58.3%
% of FP17s for the same patient ID Re-attending between 3 & 9 months - Adults	2,488	4,142	60.1%	53.7%	54.0%
% of FP17s for Band 1 Urgent Courses	347	4,892	7.1%	7.9%	9.0%
% of FP17s Relating to Free Repair or Replacements	50	4,892	1.0%	0.8%	0.7%
% of FP17s Relating to Continuations	106	4,892	2.2%	1.0%	0.9%
% of Patients satisfied with the dentistry they have received	9	10	90.0%	92.1%	90.9%
% of Patients satisfied with the time they had to wait for an appointment	9	10	90.0%	90.5%	88.7%

* This is based on patients treated on this contract for their most recent course of treatment. Figures in italics indicate the base number of FP17s or Patient Questionnaire responses are less than 100. N/A is shown where the base number of responses is less than 10 during the period. % is calculated as Quantity/Base number*100

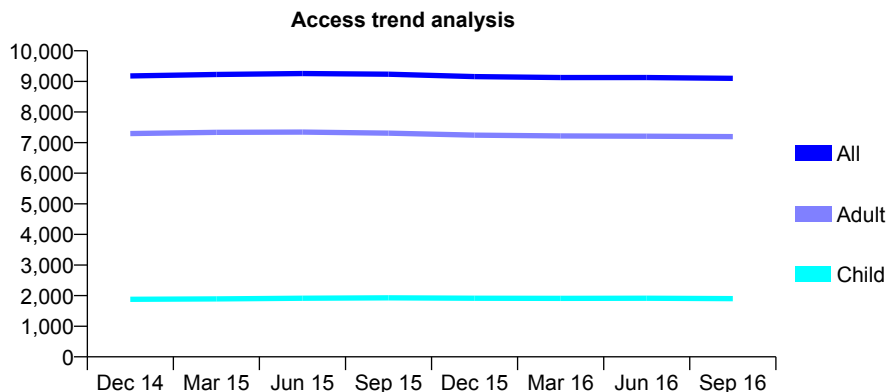
7A1 - Vital Signs At a Glance Contract Report for 101281/0152 - September 2016

Name or company name	OASIS DENTAL CARE LTD
Contract type name	GDS Contract
Purpose of contract	General
Contract start date	01/04/2006
Contract end date	

16/17 Contracted general activity (UDA)	25,000
Carry forward general activity (UDA)	-125
16/17 Contracted orthodontic activity (UOA)	0
Carry forward orthodontic activity (UOA)	0
Baseline contract value	£573,980.24

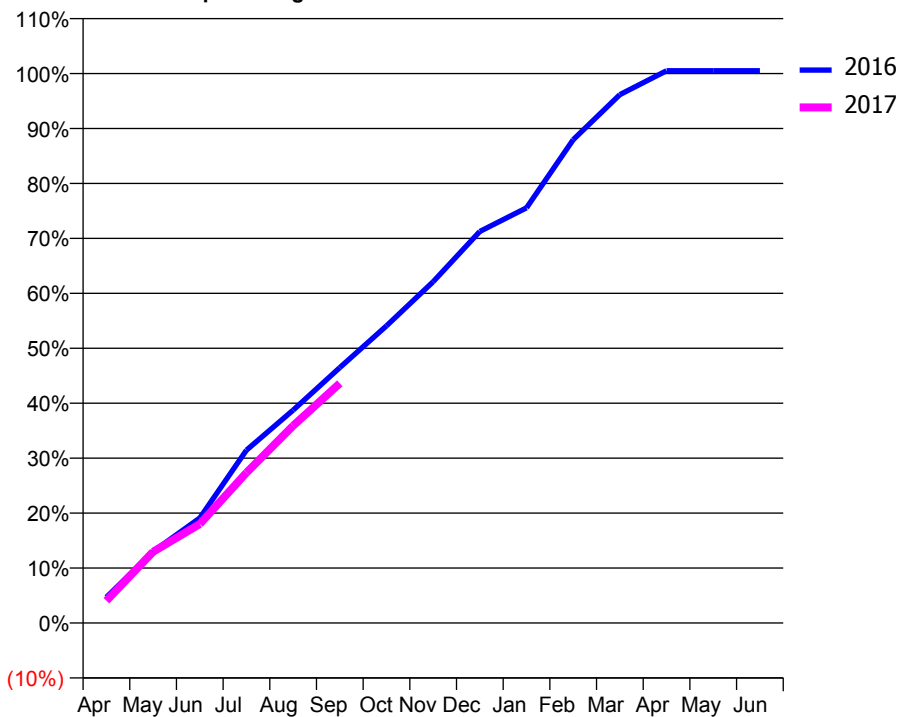
ACCESS*

Patients seen in 24 months	Total	Change since previous quarter
Quarter ending September 2015	9,237	
Quarter ending December 2015	9,156	→
Quarter ending March 2016	9,127	→
Quarter ending June 2016	9,126	→
Quarter ending September 2016	9,101	→
Variance since September 2015	(1.5%)	↓



ACTIVITY

Cumulative percentage of contracted UDA delivered 2016 & 2017



Month	Adjusted Scheduled Activity (UDA)	
	2016	2017
April	1,174	1,017
May	3,254	3,240
June	4,777	4,503
July	7,867	6,843
August	9,687	8,977
September	11,623	10,906
October	13,519	
November	15,527	
December	17,813	
January	18,887	
February	21,988	
March	24,041	
April	25,125	
May	25,125	
June	25,125	

QUALITY

	Quantity	Base Number	Contract	LHB	Wales
% of FP17s for the same patient ID Re-attending within 3 months - Children	85	1,391	6.1%	7.8%	11.3%
% of FP17s for the same patient ID Re-attending within 3 months - Adults	632	4,988	12.7%	13.6%	16.6%
% of FP17s for the same patient ID Re-attending between 3 & 9 months - Children	791	1,391	56.9%	59.2%	58.3%
% of FP17s for the same patient ID Re-attending between 3 & 9 months - Adults	2,435	4,988	48.8%	53.7%	54.0%
% of FP17s for Band 1 Urgent Courses	452	5,893	7.7%	7.9%	9.0%
% of FP17s Relating to Free Repair or Replacements	42	5,893	0.7%	0.8%	0.7%
% of FP17s Relating to Continuations	69	5,893	1.2%	1.0%	0.9%
% of Patients satisfied with the dentistry they have received	20	21	95.2%	92.1%	90.9%
% of Patients satisfied with the time they had to wait for an appointment	21	21	100.0%	90.5%	88.7%

* This is based on patients treated on this contract for their most recent course of treatment. Figures in italics indicate the base number of FP17s or Patient Questionnaire responses are less than 100. N/A is shown where the base number of responses is less than 10 during the period. % is calculated as Quantity/Base number*100

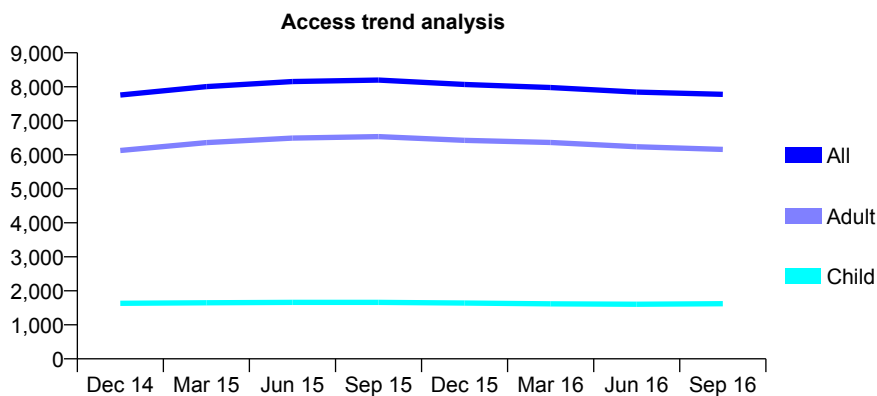
7A1 - Vital Signs At a Glance Contract Report for 101281/0153 - September 2016

Name or company name	OASIS DENTAL CARE LTD
Contract type name	GDS Contract
Purpose of contract	General
Contract start date	01/04/2006
Contract end date	

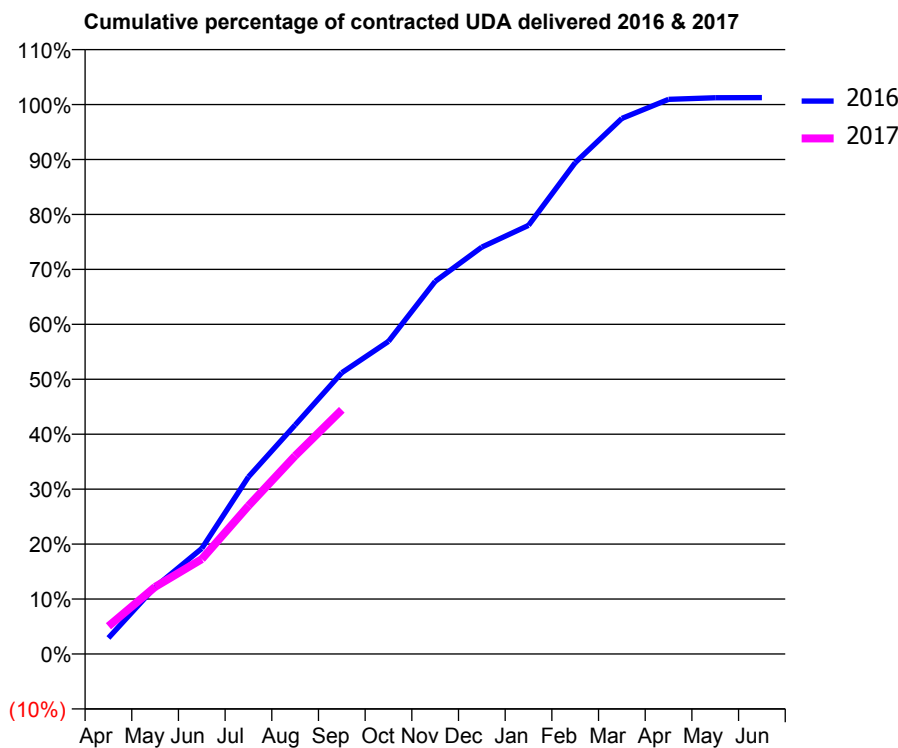
16/17 Contracted general activity (UDA)	26,500
Carry forward general activity (UDA)	-332
16/17 Contracted orthodontic activity (UOA)	0
Carry forward orthodontic activity (UOA)	0
Baseline contract value	£608,419.05

ACCESS*

Patients seen in 24 months	Total	Change since previous quarter
Quarter ending September 2015	8,197	
Quarter ending December 2015	8,067	↓
Quarter ending March 2016	7,979	↓
Quarter ending June 2016	7,846	↓
Quarter ending September 2016	7,780	→
Variance since September 2015	(5.1%)	↓



ACTIVITY



Month	Adjusted Scheduled Activity (UDA)	
	2016	2017
April	776	1,339
May	3,229	3,236
June	5,093	4,573
July	8,541	7,147
August	11,042	9,557
September	13,565	11,780
October	15,076	
November	17,968	
December	19,625	
January	20,673	
February	23,691	
March	25,829	
April	26,750	
May	26,824	
June	26,832	

QUALITY

	Quantity	Base Number	Contract	LHB	Wales
% of FP17s for the same patient ID Re-attending within 3 months - Children	94	1,218	7.7%	7.8%	11.3%
% of FP17s for the same patient ID Re-attending within 3 months - Adults	618	4,556	13.6%	13.6%	16.6%
% of FP17s for the same patient ID Re-attending between 3 & 9 months - Children	710	1,218	58.3%	59.2%	58.3%
% of FP17s for the same patient ID Re-attending between 3 & 9 months - Adults	2,864	4,556	62.9%	53.7%	54.0%
% of FP17s for Band 1 Urgent Courses	346	5,317	6.5%	7.9%	9.0%
% of FP17s Relating to Free Repair or Replacements	56	5,317	1.1%	0.8%	0.7%
% of FP17s Relating to Continuations	86	5,317	1.6%	1.0%	0.9%
% of Patients satisfied with the dentistry they have received	12	15	80.0%	92.1%	90.9%
% of Patients satisfied with the time they had to wait for an appointment	13	15	86.7%	90.5%	88.7%

* This is based on patients treated on this contract for their most recent course of treatment. Figures in italics indicate the base number of FP17s or Patient Questionnaire responses are less than 100. N/A is shown where the base number of responses is less than 10 during the period. % is calculated as Quantity/Base number*100

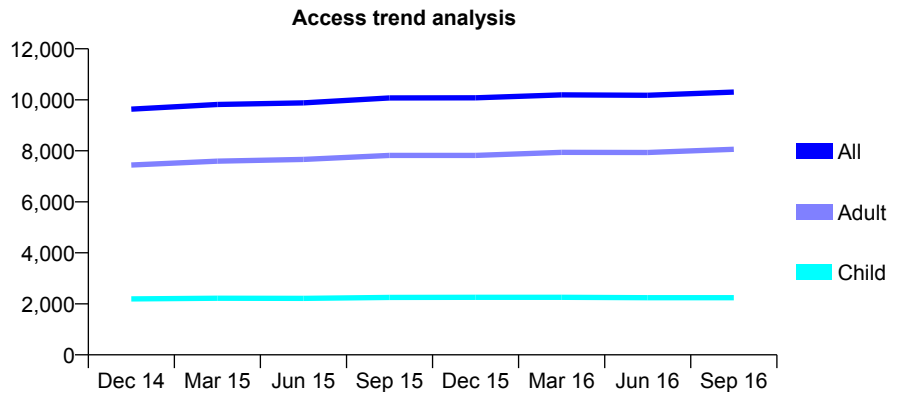
7A1 - Vital Signs At a Glance Contract Report for 101281/0154 - September 2016

Name or company name	OASIS DENTAL CARE LTD
Contract type name	GDS Contract
Purpose of contract	General
Contract start date	01/04/2006
Contract end date	

16/17 Contracted general activity (UDA)	35,277
Carry forward general activity (UDA)	1,005
16/17 Contracted orthodontic activity (UOA)	0
Carry forward orthodontic activity (UOA)	0
Baseline contract value	£809,758.78

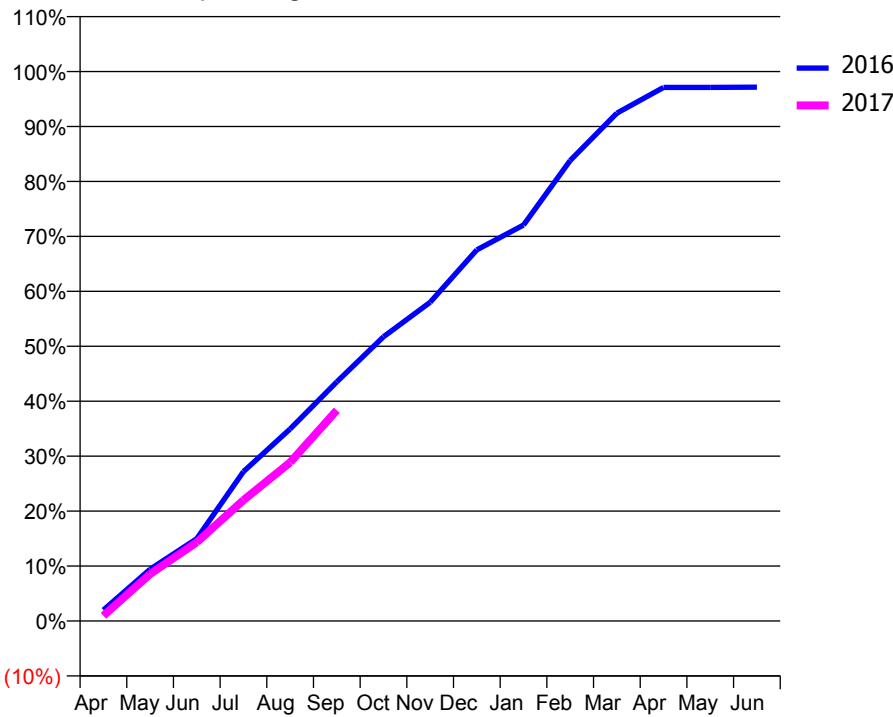
ACCESS*

Patients seen in 24 months	Total	Change since previous quarter
Quarter ending September 2015	10,073	
Quarter ending December 2015	10,077	→
Quarter ending March 2016	10,196	→
Quarter ending June 2016	10,178	→
Quarter ending September 2016	10,301	→
Variance since September 2015	2.3%	↑



ACTIVITY

Cumulative percentage of contracted UDA delivered 2016 & 2017



Month	Adjusted Scheduled Activity (UDA)	
	2016	2017
April	702	342
May	3,325	3,019
June	5,290	5,051
July	9,596	7,759
August	12,336	10,183
September	15,352	13,534
October	18,248	
November	20,468	
December	23,825	
January	25,424	
February	29,562	
March	32,607	
April	34,254	
May	34,259	
June	34,272	

QUALITY

	Quantity	Base Number	Contract	LHB	Wales
% of FP17s for the same patient ID Re-attending within 3 months - Children	131	1,706	7.7%	7.8%	11.3%
% of FP17s for the same patient ID Re-attending within 3 months - Adults	1,009	6,612	15.3%	13.6%	16.6%
% of FP17s for the same patient ID Re-attending between 3 & 9 months - Children	1,113	1,706	65.2%	59.2%	58.3%
% of FP17s for the same patient ID Re-attending between 3 & 9 months - Adults	4,177	6,612	63.2%	53.7%	54.0%
% of FP17s for Band 1 Urgent Courses	731	7,505	9.7%	7.9%	9.0%
% of FP17s Relating to Free Repair or Replacements	66	7,505	0.9%	0.8%	0.7%
% of FP17s Relating to Continuations	127	7,505	1.7%	1.0%	0.9%
% of Patients satisfied with the dentistry they have received	20	20	100.0%	92.1%	90.9%
% of Patients satisfied with the time they had to wait for an appointment	18	20	90.0%	90.5%	88.7%

* This is based on patients treated on this contract for their most recent course of treatment. Figures in italics indicate the base number of FP17s or Patient Questionnaire responses are less than 100. N/A is shown where the base number of responses is less than 10 during the period. % is calculated as Quantity/Base number*100

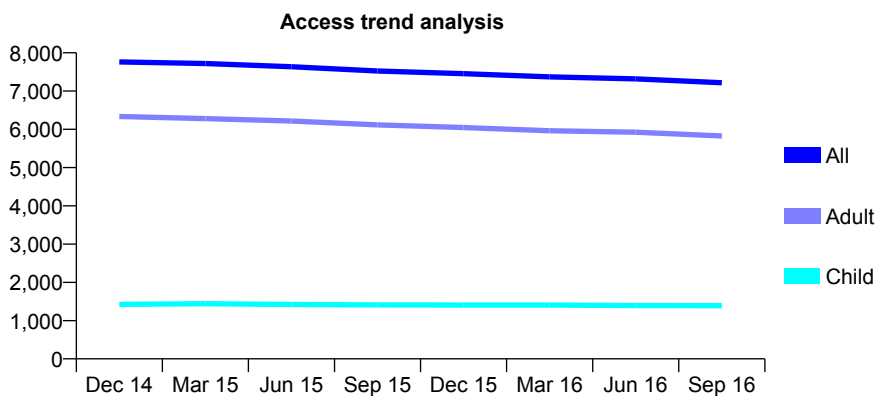
7A1 - Vital Signs At a Glance Contract Report for 101281/0156 - September 2016

Name or company name	OASIS DENTAL CARE LTD
Contract type name	GDS Contract
Purpose of contract	General
Contract start date	01/04/2006
Contract end date	

16/17 Contracted general activity (UDA)	25,000
Carry forward general activity (UDA)	-54
16/17 Contracted orthodontic activity (UOA)	0
Carry forward orthodontic activity (UOA)	0
Baseline contract value	£573,838.53

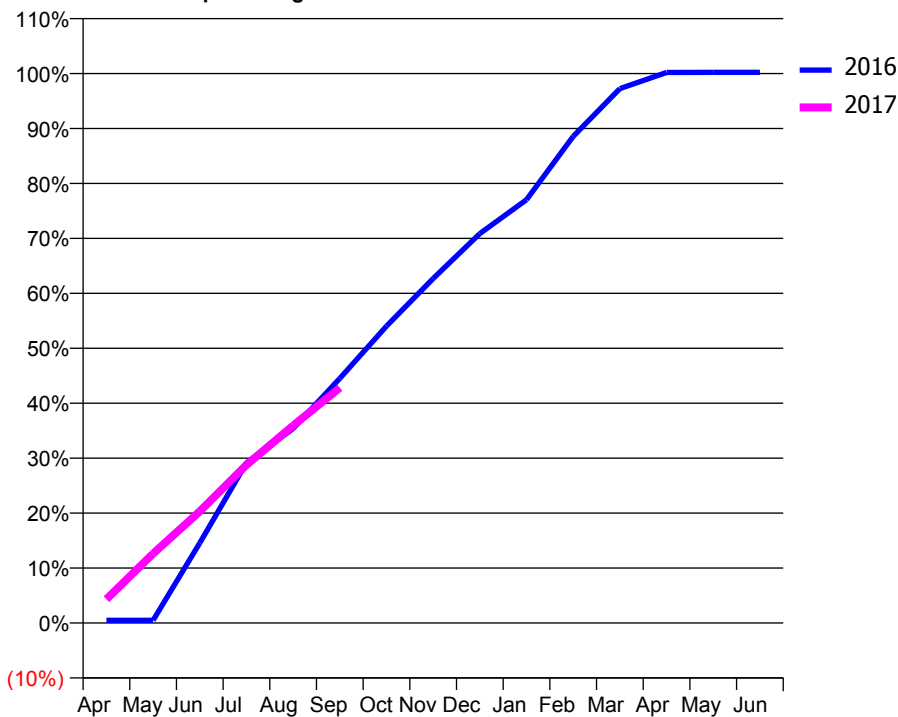
ACCESS*

Patients seen in 24 months	Total	Change since previous quarter
Quarter ending September 2015	7,524	
Quarter ending December 2015	7,453	→
Quarter ending March 2016	7,370	↓
Quarter ending June 2016	7,319	→
Quarter ending September 2016	7,216	↓
Variance since September 2015	(4.1%)	↓



ACTIVITY

Cumulative percentage of contracted UDA delivered 2016 & 2017



Month	Adjusted Scheduled Activity (UDA)	
	2016	2017
April	127	1,083
May	127	3,159
June	3,642	5,082
July	7,288	7,191
August	8,849	8,981
September	11,131	10,703
October	13,510	
November	15,672	
December	17,719	
January	19,261	
February	22,138	
March	24,313	
April	25,049	
May	25,054	
June	25,054	

QUALITY

	Quantity	Base Number	Contract	LHB	Wales
% of FP17s for the same patient ID Re-attending within 3 months - Children	74	1,068	6.9%	7.8%	11.3%
% of FP17s for the same patient ID Re-attending within 3 months - Adults	923	4,990	18.5%	13.6%	16.6%
% of FP17s for the same patient ID Re-attending between 3 & 9 months - Children	707	1,068	66.2%	59.2%	58.3%
% of FP17s for the same patient ID Re-attending between 3 & 9 months - Adults	3,347	4,990	67.1%	53.7%	54.0%
% of FP17s for Band 1 Urgent Courses	623	5,714	10.9%	7.9%	9.0%
% of FP17s Relating to Free Repair or Replacements	100	5,714	1.8%	0.8%	0.7%
% of FP17s Relating to Continuations	64	5,714	1.1%	1.0%	0.9%
% of Patients satisfied with the dentistry they have received	23	24	95.8%	92.1%	90.9%
% of Patients satisfied with the time they had to wait for an appointment	21	24	87.5%	90.5%	88.7%

* This is based on patients treated on this contract for their most recent course of treatment. Figures in italics indicate the base number of FP17s or Patient Questionnaire responses are less than 100. N/A is shown where the base number of responses is less than 10 during the period. % is calculated as Quantity/Base number*100

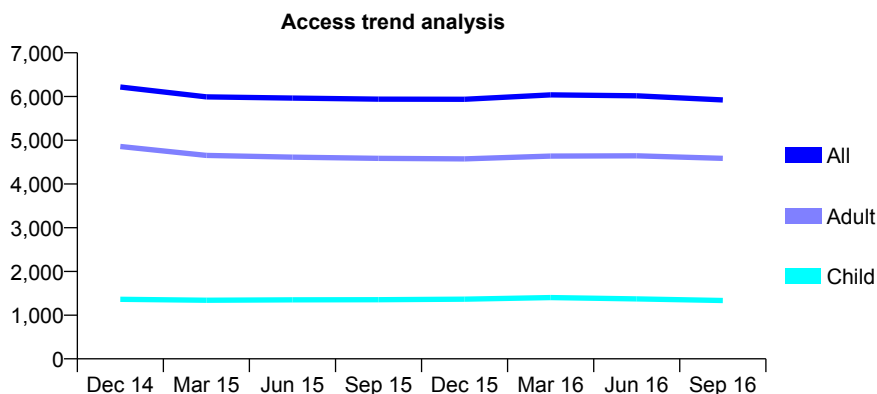
7A1 - Vital Signs At a Glance Contract Report for 101281/0157 - September 2016

Name or company name	OASIS DENTAL CARE LTD
Contract type name	GDS Contract
Purpose of contract	General
Contract start date	01/05/2006
Contract end date	

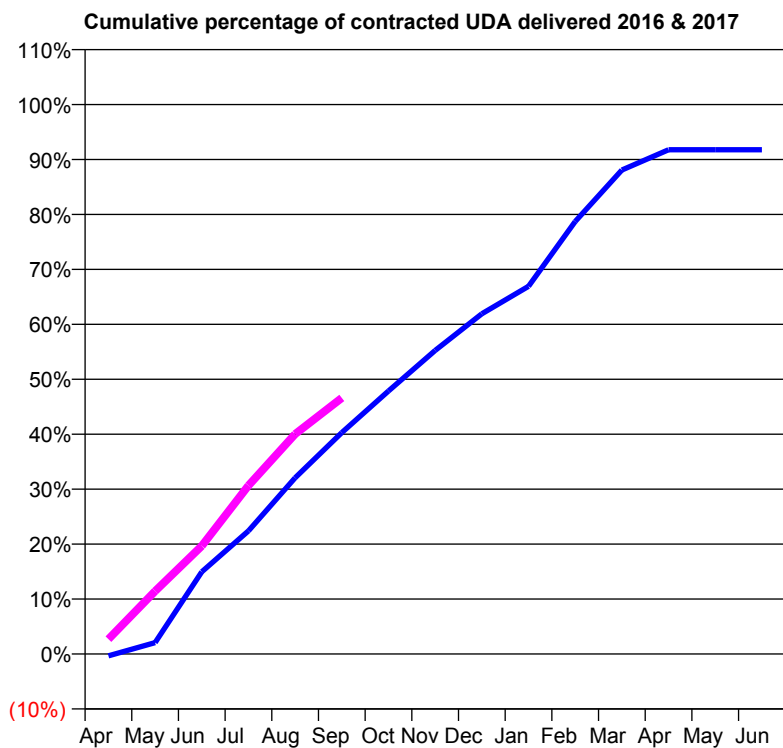
16/17 Contracted general activity (UDA)	20,000
Carry forward general activity (UDA)	0
16/17 Contracted orthodontic activity (UOA)	0
Carry forward orthodontic activity (UOA)	0
Baseline contract value	£459,070.83

ACCESS*

Patients seen in 24 months	Total	Change since previous quarter
Quarter ending September 2015	5,941	
Quarter ending December 2015	5,938	→
Quarter ending March 2016	6,038	→
Quarter ending June 2016	6,015	→
Quarter ending September 2016	5,921	↓
Variance since September 2015	(0.3%)	→



ACTIVITY



Month	Adjusted Scheduled Activity (UDA)	
	2016	2017
April	-69	540
May	413	2,288
June	2,992	3,934
July	4,480	6,131
August	6,412	8,004
September	8,060	9,323
October	9,574	
November	11,049	
December	12,385	
January	13,383	
February	15,744	
March	17,613	
April	18,352	
May	18,352	
June	18,352	

QUALITY

	Quantity	Base Number	Contract	LHB	Wales
% of FP17s for the same patient ID Re-attending within 3 months - Children	53	1,006	5.3%	7.8%	11.3%
% of FP17s for the same patient ID Re-attending within 3 months - Adults	418	2,933	14.3%	13.6%	16.6%
% of FP17s for the same patient ID Re-attending between 3 & 9 months - Children	684	1,006	68.0%	59.2%	58.3%
% of FP17s for the same patient ID Re-attending between 3 & 9 months - Adults	1,168	2,933	39.8%	53.7%	54.0%
% of FP17s for Band 1 Urgent Courses	95	3,654	2.6%	7.9%	9.0%
% of FP17s Relating to Free Repair or Replacements	17	3,654	0.5%	0.8%	0.7%
% of FP17s Relating to Continuations	122	3,654	3.3%	1.0%	0.9%
% of Patients satisfied with the dentistry they have received	19	20	95.0%	92.1%	90.9%
% of Patients satisfied with the time they had to wait for an appointment	20	20	100.0%	90.5%	88.7%

* This is based on patients treated on this contract for their most recent course of treatment. Figures in italics indicate the base number of FP17s or Patient Questionnaire responses are less than 100. N/A is shown where the base number of responses is less than 10 during the period. % is calculated as Quantity/Base number*100

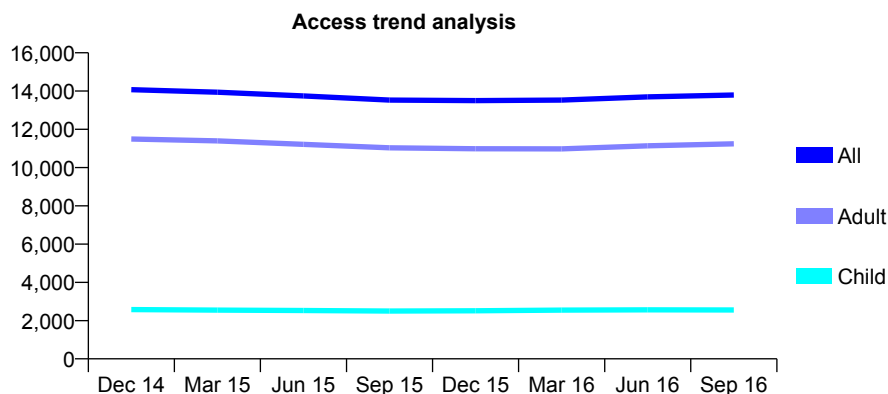
7A1 - Vital Signs At a Glance Contract Report for 101338/0037 - September 2016

Name or company name	Whitecross Dental Care Limited
Contract type name	GDS Contract
Purpose of contract	General
Contract start date	01/04/2006
Contract end date	

16/17 Contracted general activity (UDA)	49,362
Carry forward general activity (UDA)	0
16/17 Contracted orthodontic activity (UOA)	0
Carry forward orthodontic activity (UOA)	0
Baseline contract value	£1,339,295.84

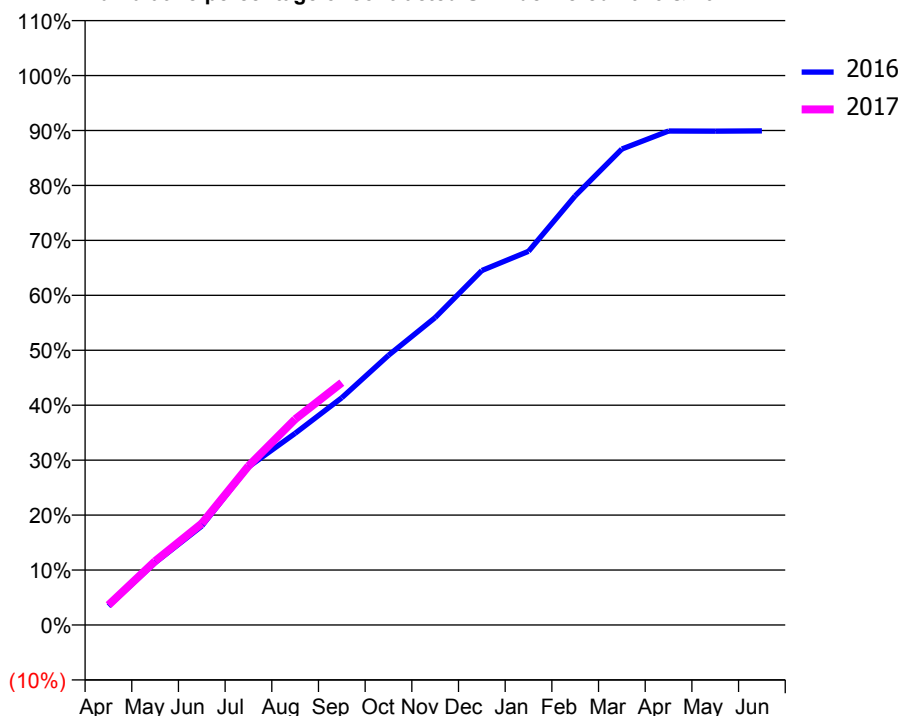
ACCESS*

Patients seen in 24 months	Total	Change since previous quarter
Quarter ending September 2015	13,530	
Quarter ending December 2015	13,498	→
Quarter ending March 2016	13,528	→
Quarter ending June 2016	13,698	→
Quarter ending September 2016	13,792	→
Variance since September 2015	1.9%	→



ACTIVITY

Cumulative percentage of contracted UDA delivered 2016 & 2017



Month	Adjusted Scheduled Activity (UDA)	
	2016	2017
April	1,711	1,786
May	5,596	5,747
June	8,894	9,121
July	14,195	14,280
August	17,222	18,493
September	20,414	21,766
October	24,221	
November	27,619	
December	31,846	
January	33,567	
February	38,559	
March	42,756	
April	44,378	
May	44,369	
June	44,393	

QUALITY

	Quantity	Base Number	Contract	LHB	Wales
% of FP17s for the same patient ID Re-attending within 3 months - Children	48	1,644	2.9%	7.8%	11.3%
% of FP17s for the same patient ID Re-attending within 3 months - Adults	603	7,838	7.7%	13.6%	16.6%
% of FP17s for the same patient ID Re-attending between 3 & 9 months - Children	895	1,644	54.4%	59.2%	58.3%
% of FP17s for the same patient ID Re-attending between 3 & 9 months - Adults	4,674	7,838	59.6%	53.7%	54.0%
% of FP17s for Band 1 Urgent Courses	359	8,882	4.0%	7.9%	9.0%
% of FP17s Relating to Free Repair or Replacements	77	8,882	0.9%	0.8%	0.7%
% of FP17s Relating to Continuations	56	8,882	0.6%	1.0%	0.9%
% of Patients satisfied with the dentistry they have received	41	48	85.4%	92.1%	90.9%
% of Patients satisfied with the time they had to wait for an appointment	42	48	87.5%	90.5%	88.7%

* This is based on patients treated on this contract for their most recent course of treatment. Figures in italics indicate the base number of FP17s or Patient Questionnaire responses are less than 100. N/A is shown where the base number of responses is less than 10 during the period. % is calculated as Quantity/Base number*100

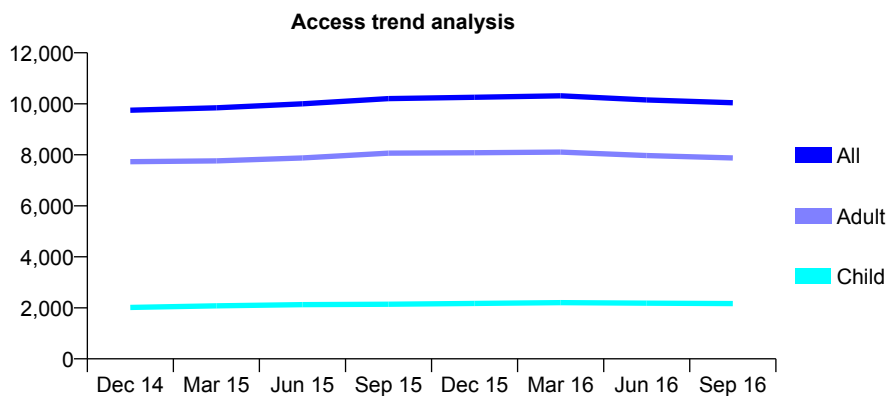
7A1 - Vital Signs At a Glance Contract Report for 101338/0041 - September 2016

Name or company name	Whitecross Dental Care Limited
Contract type name	GDS Contract
Purpose of contract	General
Contract start date	01/04/2006
Contract end date	

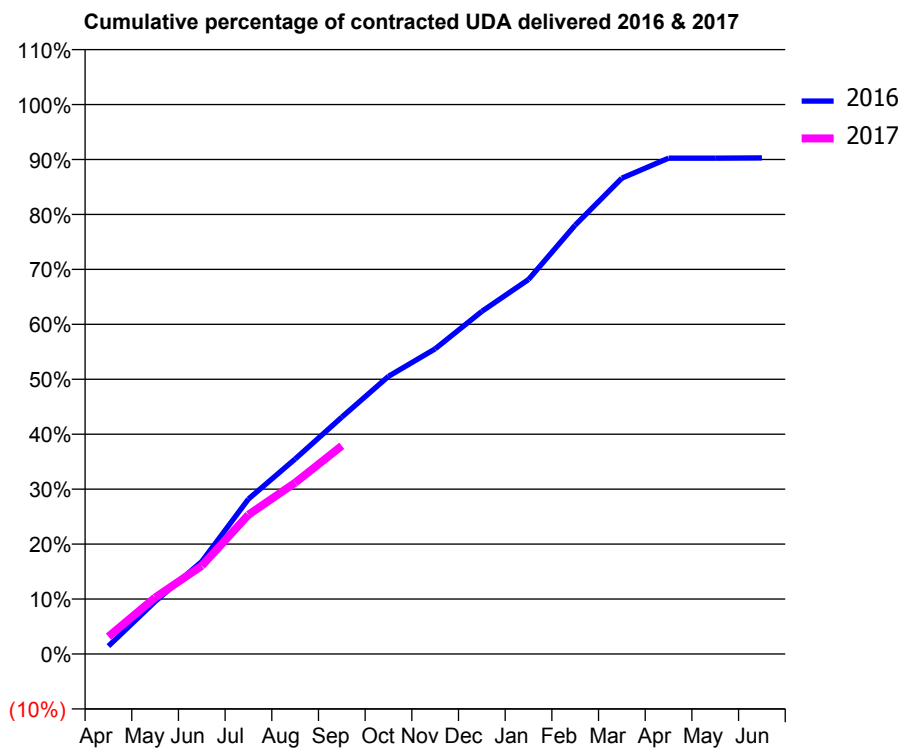
16/17 Contracted general activity (UDA)	31,000
Carry forward general activity (UDA)	0
16/17 Contracted orthodontic activity (UOA)	0
Carry forward orthodontic activity (UOA)	0
Baseline contract value	£731,522.19

ACCESS*

Patients seen in 24 months	Total	Change since previous quarter
Quarter ending September 2015	10,205	
Quarter ending December 2015	10,257	→
Quarter ending March 2016	10,312	→
Quarter ending June 2016	10,152	↓
Quarter ending September 2016	10,043	↓
Variance since September 2015	(1.6%)	↓



ACTIVITY



Month	Adjusted Scheduled Activity (UDA)	
	2016	2017
April	418	983
May	2,749	3,188
June	4,839	4,975
July	8,113	7,858
August	10,208	9,665
September	12,402	11,743
October	14,533	
November	15,969	
December	17,932	
January	19,603	
February	22,447	
March	24,904	
April	25,952	
May	25,952	
June	25,963	

QUALITY

	Quantity	Base Number	Contract	LHB	Wales
% of FP17s for the same patient ID Re-attending within 3 months - Children	69	1,173	5.9%	7.8%	11.3%
% of FP17s for the same patient ID Re-attending within 3 months - Adults	407	3,957	10.3%	13.6%	16.6%
% of FP17s for the same patient ID Re-attending between 3 & 9 months - Children	424	1,173	36.1%	59.2%	58.3%
% of FP17s for the same patient ID Re-attending between 3 & 9 months - Adults	1,413	3,957	35.7%	53.7%	54.0%
% of FP17s for Band 1 Urgent Courses	325	4,779	6.8%	7.9%	9.0%
% of FP17s Relating to Free Repair or Replacements	14	4,779	0.3%	0.8%	0.7%
% of FP17s Relating to Continuations	55	4,779	1.2%	1.0%	0.9%
% of Patients satisfied with the dentistry they have received	15	15	100.0%	92.1%	90.9%
% of Patients satisfied with the time they had to wait for an appointment	14	15	93.3%	90.5%	88.7%

* This is based on patients treated on this contract for their most recent course of treatment. Figures in italics indicate the base number of FP17s or Patient Questionnaire responses are less than 100. N/A is shown where the base number of responses is less than 10 during the period. % is calculated as Quantity/Base number*100

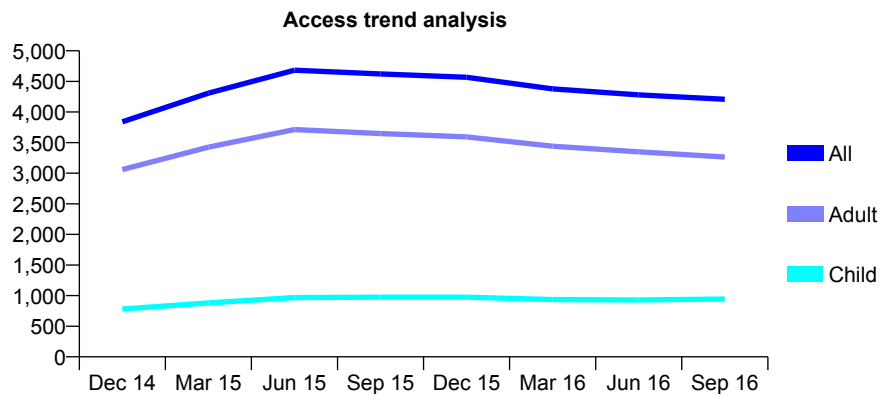
7A1 - Vital Signs At a Glance Contract Report for 101338/0146 - September 2016

Name or company name	Whitecross Dental Care Limited
Contract type name	GDS Contract
Purpose of contract	General
Contract start date	01/02/2013
Contract end date	

16/17 Contracted general activity (UDA)	15,000
Carry forward general activity (UDA)	-289
16/17 Contracted orthodontic activity (UOA)	0
Carry forward orthodontic activity (UOA)	0
Baseline contract value	£371,958.84

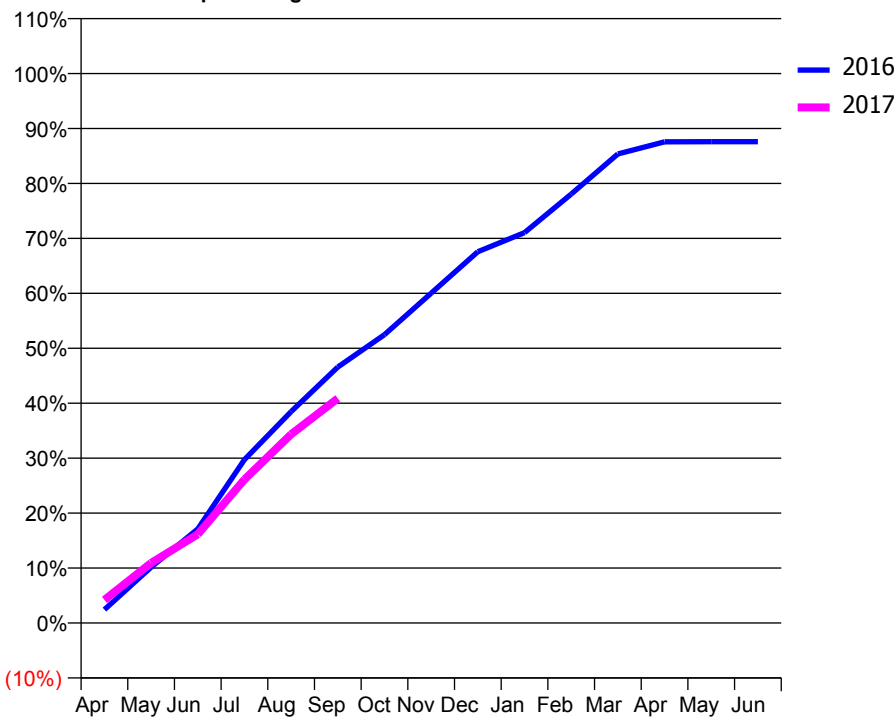
ACCESS*

Patients seen in 24 months	Total	Change since previous quarter
Quarter ending September 2015	4,623	
Quarter ending December 2015	4,568	↓
Quarter ending March 2016	4,377	↓
Quarter ending June 2016	4,279	↓
Quarter ending September 2016	4,209	↓
Variance since September 2015	(9.0%)	↓



ACTIVITY

Cumulative percentage of contracted UDA delivered 2016 & 2017



Month	Adjusted Scheduled Activity (UDA)	
	2016	2017
April	365	632
May	1,523	1,638
June	2,569	2,421
July	4,461	3,920
August	5,773	5,151
September	6,989	6,131
October	7,872	
November	9,005	
December	10,137	
January	10,656	
February	11,708	
March	12,806	
April	13,135	
May	13,139	
June	13,139	

QUALITY

	Quantity	Base Number	Contract	LHB	Wales
% of FP17s for the same patient ID Re-attending within 3 months - Children	55	629	8.7%	7.8%	11.3%
% of FP17s for the same patient ID Re-attending within 3 months - Adults	257	2,041	12.6%	13.6%	16.6%
% of FP17s for the same patient ID Re-attending between 3 & 9 months - Children	267	629	42.4%	59.2%	58.3%
% of FP17s for the same patient ID Re-attending between 3 & 9 months - Adults	950	2,041	46.5%	53.7%	54.0%
% of FP17s for Band 1 Urgent Courses	172	2,503	6.9%	7.9%	9.0%
% of FP17s Relating to Free Repair or Replacements	15	2,503	0.6%	0.8%	0.7%
% of FP17s Relating to Continuations	28	2,503	1.1%	1.0%	0.9%
% of Patients satisfied with the dentistry they have received	6	8	N/A	92.1%	90.9%
% of Patients satisfied with the time they had to wait for an appointment	7	8	N/A	90.5%	88.7%

* This is based on patients treated on this contract for their most recent course of treatment. Figures in italics indicate the base number of FP17s or Patient Questionnaire responses are less than 100. N/A is shown where the base number of responses is less than 10 during the period. % is calculated as Quantity/Base number*100

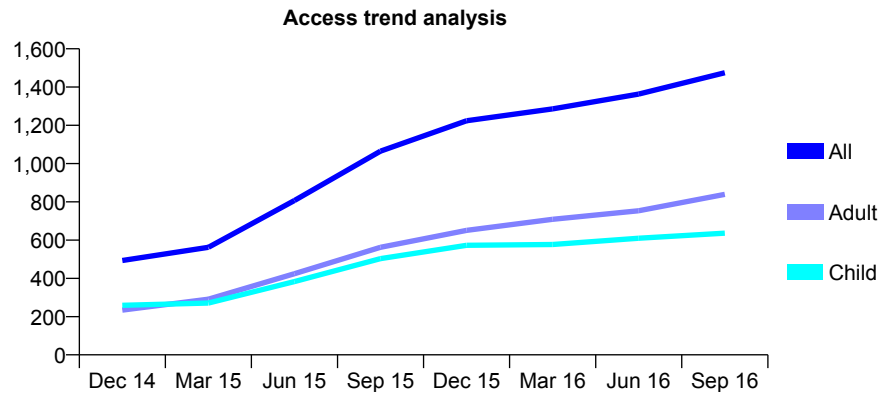
7A1 - Vital Signs At a Glance Contract Report for 102865/0001 - September 2016

Name or company name	C Hancock & DI Jones
Contract type name	GDS Contract
Purpose of contract	General
Contract start date	01/07/2013
Contract end date	

16/17 Contracted general activity (UDA)	3,350
Carry forward general activity (UDA)	28
16/17 Contracted orthodontic activity (UOA)	0
Carry forward orthodontic activity (UOA)	0
Baseline contract value	£78,708.23

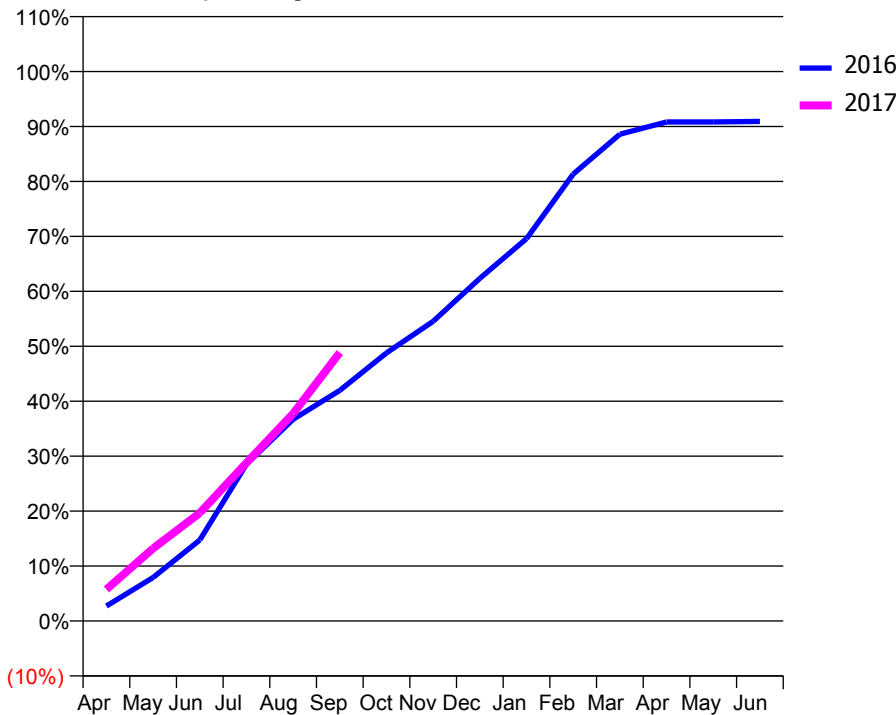
ACCESS*

Patients seen in 24 months	Total	Change since previous quarter
Quarter ending September 2015	1,065	
Quarter ending December 2015	1,224	↑
Quarter ending March 2016	1,286	↑
Quarter ending June 2016	1,363	↑
Quarter ending September 2016	1,475	↑
Variance since September 2015	38.5%	↑



ACTIVITY

Cumulative percentage of contracted UDA delivered 2016 & 2017



Month	Adjusted Scheduled Activity (UDA)	
	2016	2017
April	91	193
May	266	443
June	494	659
July	956	964
August	1,230	1,264
September	1,406	1,637
October	1,635	
November	1,827	
December	2,089	
January	2,331	
February	2,725	
March	2,967	
April	3,043	
May	3,043	
June	3,046	

QUALITY

	Quantity	Base Number	Contract	LHB	Wales
% of FP17s for the same patient ID Re-attending within 3 months - Children	53	585	9.1%	7.8%	11.3%
% of FP17s for the same patient ID Re-attending within 3 months - Adults	67	538	12.5%	13.6%	16.6%
% of FP17s for the same patient ID Re-attending between 3 & 9 months - Children	336	585	57.4%	59.2%	58.3%
% of FP17s for the same patient ID Re-attending between 3 & 9 months - Adults	221	538	41.1%	53.7%	54.0%
% of FP17s for Band 1 Urgent Courses	93	1,059	8.8%	7.9%	9.0%
% of FP17s Relating to Free Repair or Replacements	2	1,059	0.2%	0.8%	0.7%
% of FP17s Relating to Continuations	11	1,059	1.0%	1.0%	0.9%
% of Patients satisfied with the dentistry they have received	1	1	N/A	92.1%	90.9%
% of Patients satisfied with the time they had to wait for an appointment	0	1	N/A	90.5%	88.7%

* This is based on patients treated on this contract for their most recent course of treatment. Figures in italics indicate the base number of FP17s or Patient Questionnaire responses are less than 100. N/A is shown where the base number of responses is less than 10 during the period. % is calculated as Quantity/Base number*100

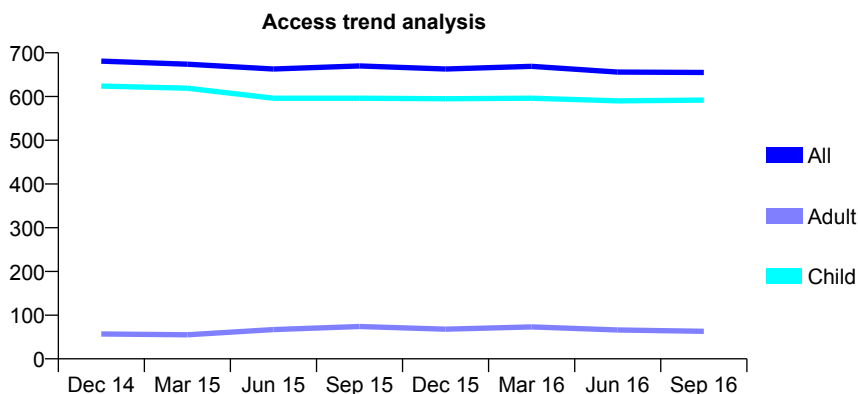
7A1 - Vital Signs At a Glance Contract Report for 107301/0001 - September 2016

Name or company name	Randell & Quail
Contract type name	GDS Contract
Purpose of contract	General
Contract start date	02/04/2006
Contract end date	

16/17 Contracted general activity (UDA)	1,610
Carry forward general activity (UDA)	0
16/17 Contracted orthodontic activity (UOA)	0
Carry forward orthodontic activity (UOA)	0
Baseline contract value	£36,392.06

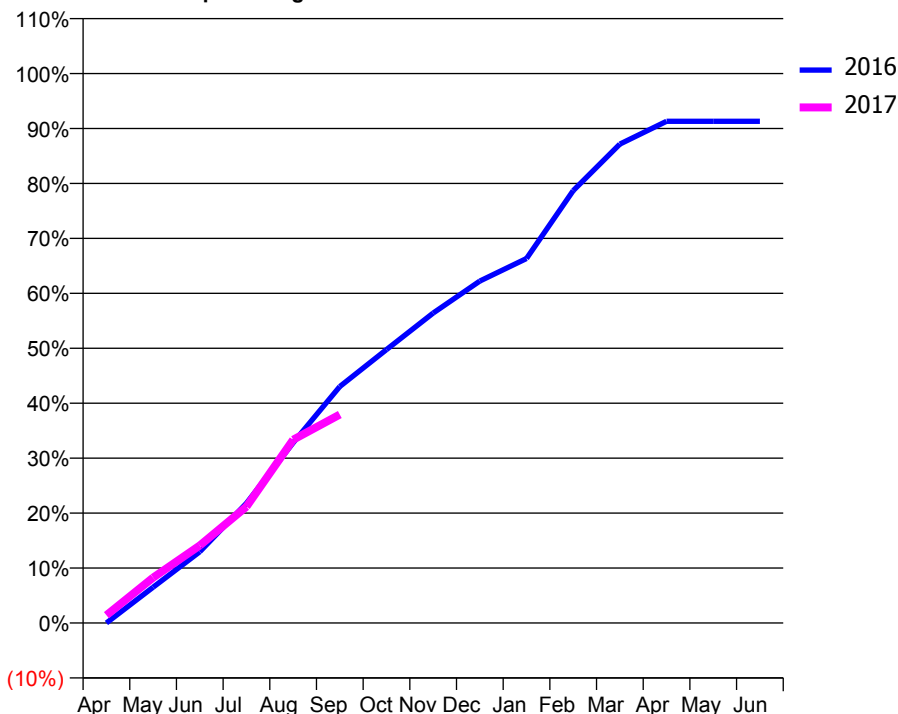
ACCESS*

Patients seen in 24 months	Total	Change since previous quarter
Quarter ending September 2015	670	
Quarter ending December 2015	663	↓
Quarter ending March 2016	669	→
Quarter ending June 2016	656	↓
Quarter ending September 2016	655	→
Variance since September 2015	(2.2%)	↓



ACTIVITY

Cumulative percentage of contracted UDA delivered 2016 & 2017



Adjusted Scheduled Activity (UDA)

Month	2016	2017
April	0	23
May	105	133
June	209	227
July	351	341
August	528	537
September	693	611
October	801	
November	908	
December	1,002	
January	1,068	
February	1,267	
March	1,403	
April	1,470	
May	1,470	
June	1,470	

QUALITY

	Quantity	Base Number	Contract	LHB	Wales
% of FP17s for the same patient ID Re-attending within 3 months - Children	48	482	10.0%	7.8%	11.3%
% of FP17s for the same patient ID Re-attending within 3 months - Adults	1	24	4.2%	13.6%	16.6%
% of FP17s for the same patient ID Re-attending between 3 & 9 months - Children	307	482	63.7%	59.2%	58.3%
% of FP17s for the same patient ID Re-attending between 3 & 9 months - Adults	15	24	62.5%	53.7%	54.0%
% of FP17s for Band 1 Urgent Courses	0	451	0.0%	7.9%	9.0%
% of FP17s Relating to Free Repair or Replacements	0	451	0.0%	0.8%	0.7%
% of FP17s Relating to Continuations	0	451	0.0%	1.0%	0.9%
% of Patients satisfied with the dentistry they have received	2	2	N/A	92.1%	90.9%
% of Patients satisfied with the time they had to wait for an appointment	2	2	N/A	90.5%	88.7%

* This is based on patients treated on this contract for their most recent course of treatment. Figures in italics indicate the base number of FP17s or Patient Questionnaire responses are less than 100. N/A is shown where the base number of responses is less than 10 during the period. % is calculated as Quantity/Base number*100

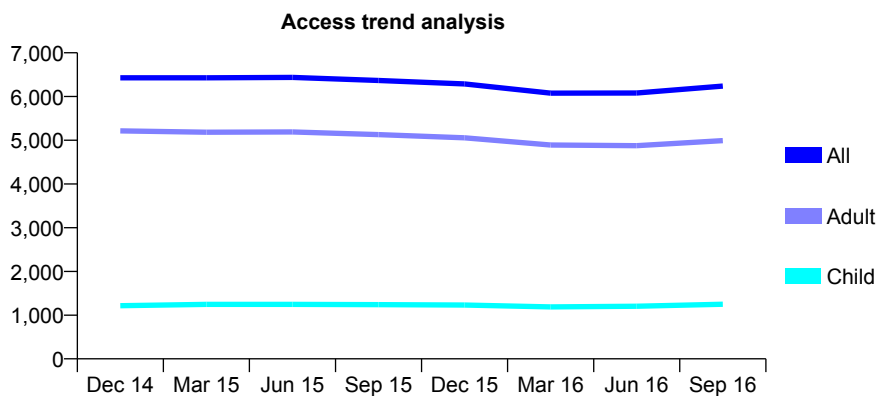
7A1 - Vital Signs At a Glance Contract Report for 112488/0002 - September 2016

Name or company name	Integrated Dental Holdings
Contract type name	GDS Contract
Purpose of contract	General
Contract start date	10/05/2007
Contract end date	

16/17 Contracted general activity (UDA)	20,250
Carry forward general activity (UDA)	0
16/17 Contracted orthodontic activity (UOA)	0
Carry forward orthodontic activity (UOA)	0
Baseline contract value	£464,817.97

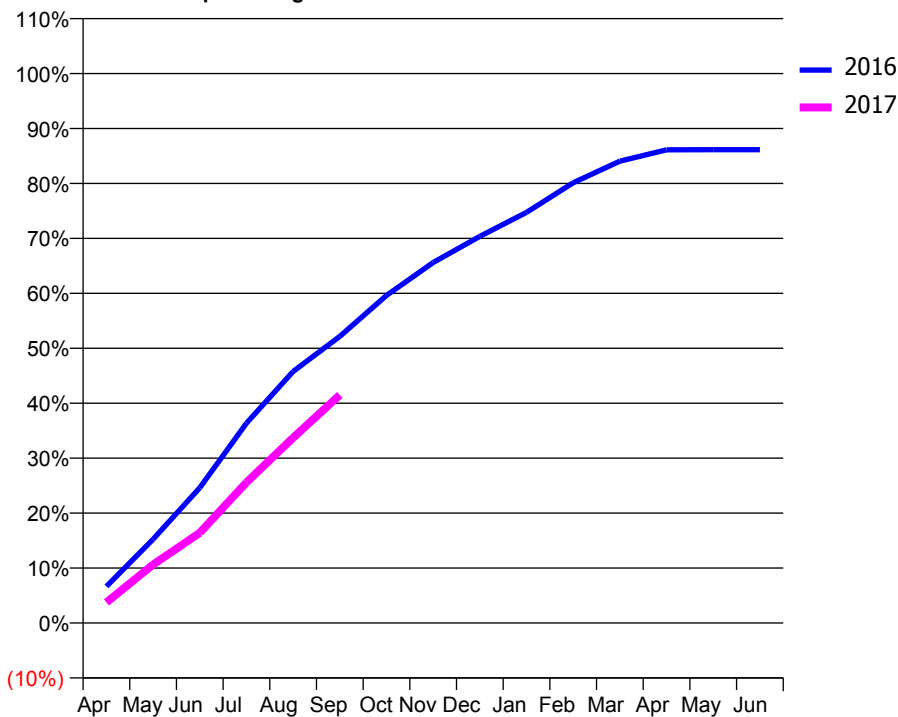
ACCESS*

Patients seen in 24 months	Total	Change since previous quarter
Quarter ending September 2015	6,368	
Quarter ending December 2015	6,289	↓
Quarter ending March 2016	6,078	↓
Quarter ending June 2016	6,080	→
Quarter ending September 2016	6,239	↑
Variance since September 2015	(2.0%)	↓



ACTIVITY

Cumulative percentage of contracted UDA delivered 2016 & 2017



Adjusted Scheduled Activity (UDA)

Month	2016	2017
April	1,185	758
May	2,712	2,154
June	4,383	3,323
July	6,471	5,182
August	8,149	6,827
September	9,283	8,404
October	10,610	
November	11,674	
December	12,524	
January	13,299	
February	14,259	
March	14,958	
April	15,326	
May	15,330	
June	15,330	

QUALITY

	Quantity	Base Number	Contract	LHB	Wales
% of FP17s for the same patient ID Re-attending within 3 months - Children	25	969	2.6%	7.8%	11.3%
% of FP17s for the same patient ID Re-attending within 3 months - Adults	243	3,754	6.5%	13.6%	16.6%
% of FP17s for the same patient ID Re-attending between 3 & 9 months - Children	427	969	44.1%	59.2%	58.3%
% of FP17s for the same patient ID Re-attending between 3 & 9 months - Adults	1,621	3,754	43.2%	53.7%	54.0%
% of FP17s for Band 1 Urgent Courses	163	4,454	3.7%	7.9%	9.0%
% of FP17s Relating to Free Repair or Replacements	17	4,454	0.4%	0.8%	0.7%
% of FP17s Relating to Continuations	28	4,454	0.6%	1.0%	0.9%
% of Patients satisfied with the dentistry they have received	25	29	86.2%	92.1%	90.9%
% of Patients satisfied with the time they had to wait for an appointment	22	29	75.9%	90.5%	88.7%

* This is based on patients treated on this contract for their most recent course of treatment. Figures in italics indicate the base number of FP17s or Patient Questionnaire responses are less than 100. N/A is shown where the base number of responses is less than 10 during the period. % is calculated as Quantity/Base number*100

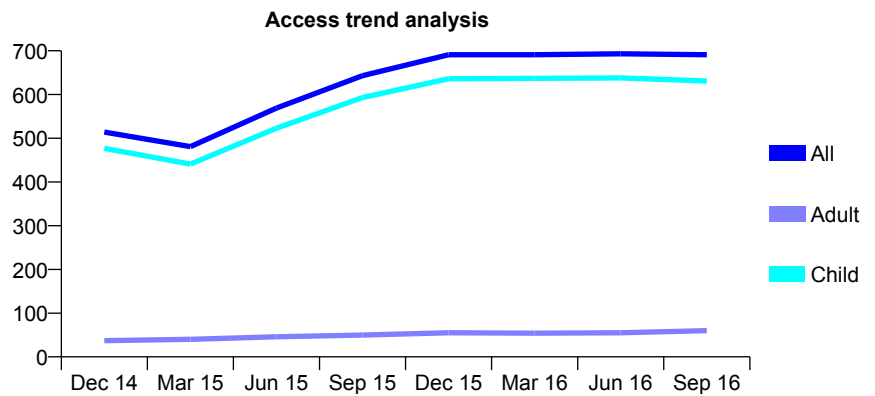
7A1 - Vital Signs At a Glance Contract Report for 114219/0001 - September 2016

Name or company name	Mr J Brandon
Contract type name	GDS Contract
Purpose of contract	General
Contract start date	18/01/2013
Contract end date	

16/17 Contracted general activity (UDA)	1,220
Carry forward general activity (UDA)	-31
16/17 Contracted orthodontic activity (UOA)	0
Carry forward orthodontic activity (UOA)	0
Baseline contract value	£28,321.92

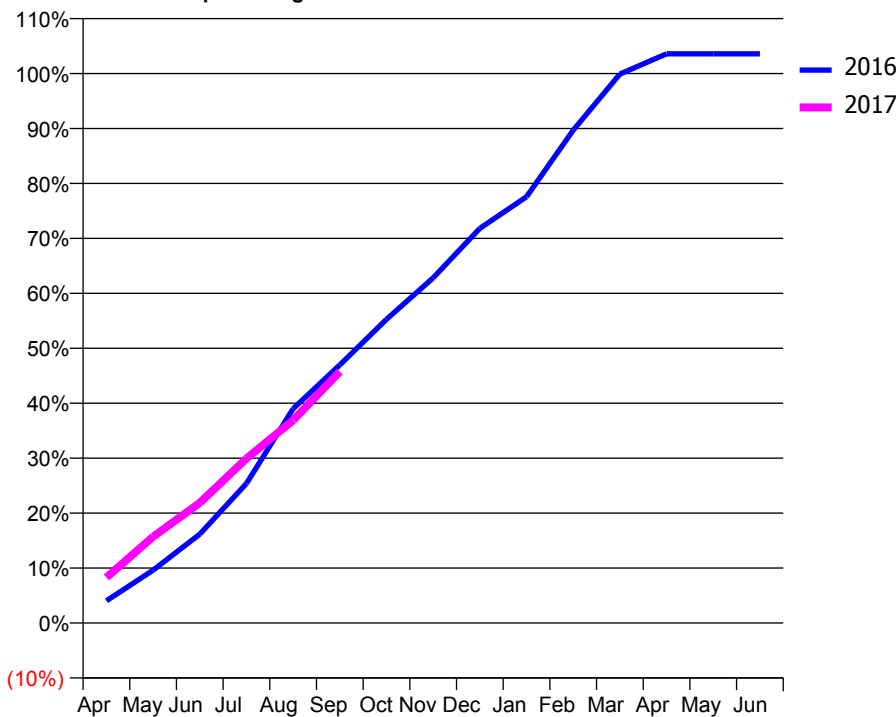
ACCESS*

Patients seen in 24 months	Total	Change since previous quarter
Quarter ending September 2015	643	
Quarter ending December 2015	691	↑
Quarter ending March 2016	691	→
Quarter ending June 2016	693	→
Quarter ending September 2016	691	→
Variance since September 2015	7.5%	↑



ACTIVITY

Cumulative percentage of contracted UDA delivered 2016 & 2017



Month	Adjusted Scheduled Activity (UDA)	
	2016	2017
April	49	101
May	117	192
June	197	267
July	310	365
August	476	450
September	573	558
October	674	
November	766	
December	876	
January	946	
February	1,094	
March	1,219	
April	1,264	
May	1,264	
June	1,264	

QUALITY

	Quantity	Base Number	Contract	LHB	Wales
% of FP17s for the same patient ID Re-attending within 3 months - Children	24	412	5.8%	7.8%	11.3%
% of FP17s for the same patient ID Re-attending within 3 months - Adults	0	3	0.0%	13.6%	16.6%
% of FP17s for the same patient ID Re-attending between 3 & 9 months - Children	219	412	53.2%	59.2%	58.3%
% of FP17s for the same patient ID Re-attending between 3 & 9 months - Adults	0	3	0.0%	53.7%	54.0%
% of FP17s for Band 1 Urgent Courses	6	389	1.5%	7.9%	9.0%
% of FP17s Relating to Free Repair or Replacements	0	389	0.0%	0.8%	0.7%
% of FP17s Relating to Continuations	6	389	1.5%	1.0%	0.9%
% of Patients satisfied with the dentistry they have received	0	0	N/A	92.1%	90.9%
% of Patients satisfied with the time they had to wait for an appointment	0	0	N/A	90.5%	88.7%

* This is based on patients treated on this contract for their most recent course of treatment. Figures in italics indicate the base number of FP17s or Patient Questionnaire responses are less than 100. N/A is shown where the base number of responses is less than 10 during the period. % is calculated as Quantity/Base number*100

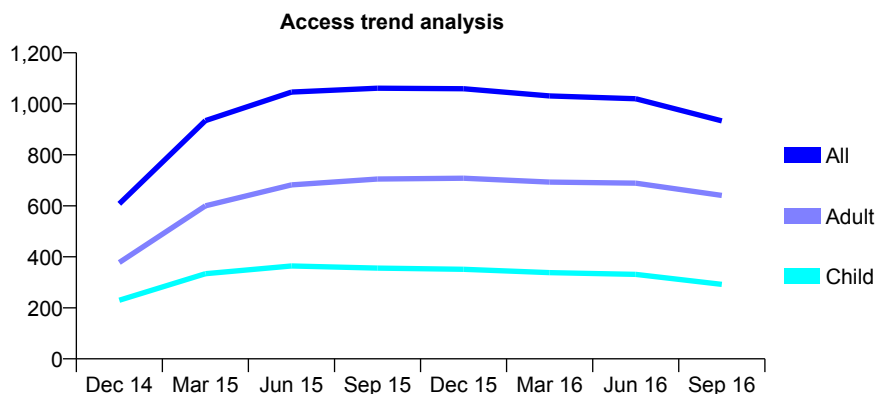
7A1 - Vital Signs At a Glance Contract Report for 114626/0001 - September 2016

Name or company name	The Fern Avenue Limited Partnership
Contract type name	GDS Contract
Purpose of contract	General
Contract start date	01/08/2014
Contract end date	

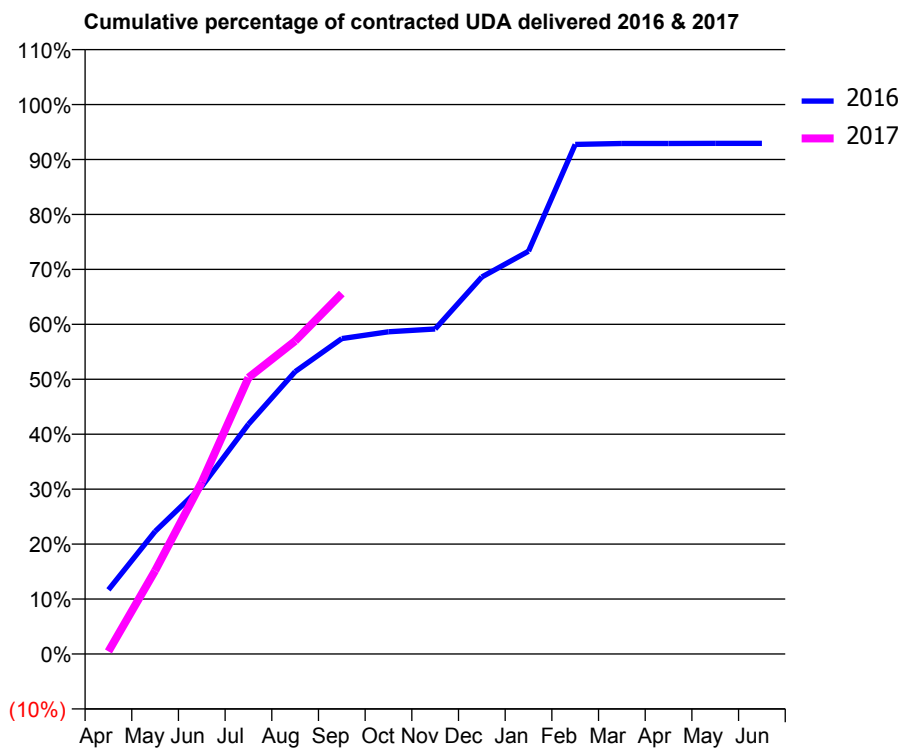
16/17 Contracted general activity (UDA)	1,549
Carry forward general activity (UDA)	23
16/17 Contracted orthodontic activity (UOA)	0
Carry forward orthodontic activity (UOA)	0
Baseline contract value	£37,623.33

ACCESS*

Patients seen in 24 months	Total	Change since previous quarter
Quarter ending September 2015	1,061	
Quarter ending December 2015	1,059	→
Quarter ending March 2016	1,031	↓
Quarter ending June 2016	1,020	↓
Quarter ending September 2016	933	↓
Variance since September 2015	(12.1%)	↓



ACTIVITY



Month	Adjusted Scheduled Activity (UDA)	
	2016	2017
April	309	7
May	589	235
June	805	485
July	1,105	779
August	1,357	882
September	1,516	1,016
October	1,549	
November	1,562	
December	1,812	
January	1,936	
February	2,449	
March	2,454	
April	2,454	
May	2,455	
June	2,455	

QUALITY

	Quantity	Base Number	Contract	LHB	Wales
% of FP17s for the same patient ID Re-attending within 3 months - Children	5	141	3.5%	7.8%	11.3%
% of FP17s for the same patient ID Re-attending within 3 months - Adults	31	303	10.2%	13.6%	16.6%
% of FP17s for the same patient ID Re-attending between 3 & 9 months - Children	82	141	58.2%	59.2%	58.3%
% of FP17s for the same patient ID Re-attending between 3 & 9 months - Adults	163	303	53.8%	53.7%	54.0%
% of FP17s for Band 1 Urgent Courses	7	443	1.6%	7.9%	9.0%
% of FP17s Relating to Free Repair or Replacements	4	443	0.9%	0.8%	0.7%
% of FP17s Relating to Continuations	13	443	2.9%	1.0%	0.9%
% of Patients satisfied with the dentistry they have received	2	3	N/A	92.1%	90.9%
% of Patients satisfied with the time they had to wait for an appointment	2	3	N/A	90.5%	88.7%

* This is based on patients treated on this contract for their most recent course of treatment. Figures in italics indicate the base number of FP17s or Patient Questionnaire responses are less than 100. N/A is shown where the base number of responses is less than 10 during the period. % is calculated as Quantity/Base number*100

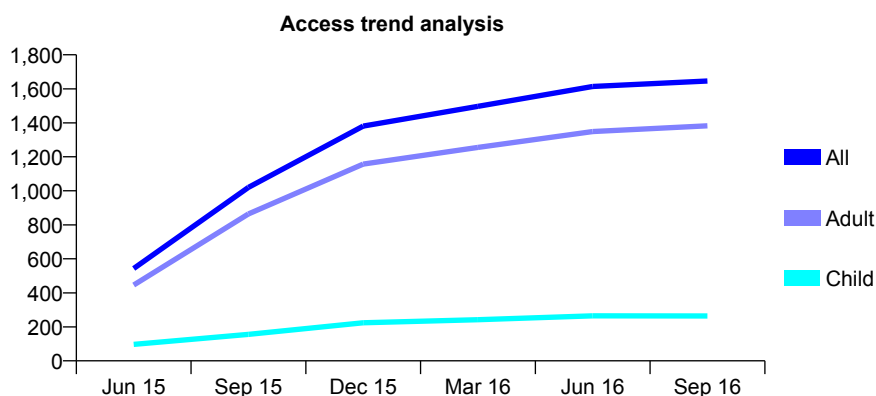
7A1 - Vital Signs At a Glance Contract Report for 114715/0001 - September 2016

Name or company name	Deganwy Avenue Dental Practice Partnersl
Contract type name	GDS Contract
Purpose of contract	General
Contract start date	01/04/2015
Contract end date	30/06/2016

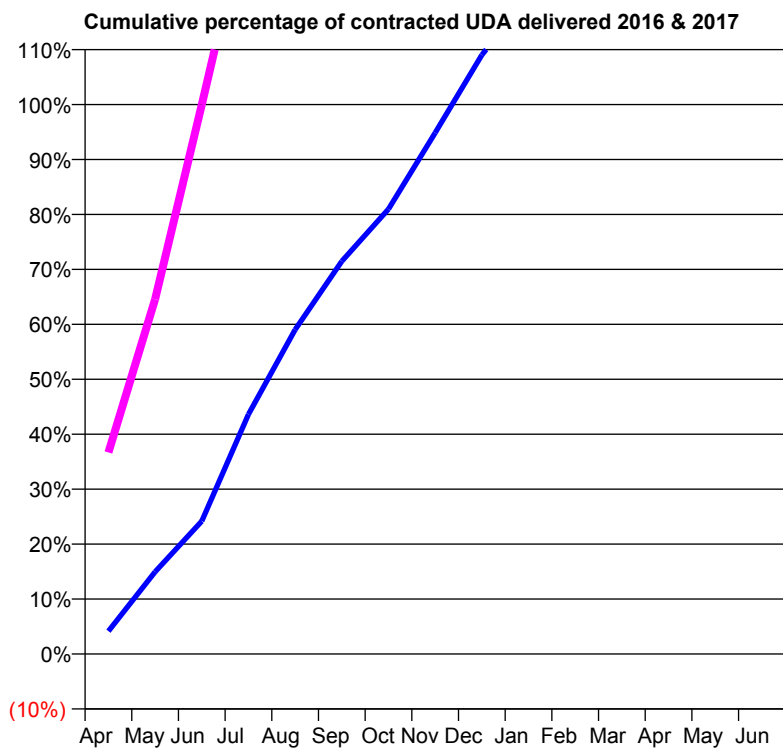
16/17 Contracted general activity (UDA)	931
Carry forward general activity (UDA)	0
16/17 Contracted orthodontic activity (UOA)	0
Carry forward orthodontic activity (UOA)	0
Baseline contract value	£35,835.19

ACCESS*

Patients seen in 24 months	Total	Change since previous quarter
Quarter ending September 2015	1,020	
Quarter ending December 2015	1,381	↑
Quarter ending March 2016	1,497	↑
Quarter ending June 2016	1,614	↑
Quarter ending September 2016	1,646	→
Variance since September 2015	61.4%	↑



ACTIVITY



Month	Adjusted Scheduled Activity (UDA)	
	2016	2017
April	155	341
May	557	601
June	900	931
July	1,624	1,265
August	2,199	1,662
September	2,662	1,687
October	3,015	
November	3,532	
December	4,060	
January	4,442	
February	5,049	
March	5,363	
April	5,509	
May	5,509	
June	5,509	

QUALITY

	Quantity	Base Number	Contract	LHB	Wales
% of FP17s for the same patient ID Re-attending within 3 months - Children	10	186	5.4%	7.8%	11.3%
% of FP17s for the same patient ID Re-attending within 3 months - Adults	151	1,018	14.8%	13.6%	16.6%
% of FP17s for the same patient ID Re-attending between 3 & 9 months - Children	95	186	51.1%	59.2%	58.3%
% of FP17s for the same patient ID Re-attending between 3 & 9 months - Adults	553	1,018	54.3%	53.7%	54.0%
% of FP17s for Band 1 Urgent Courses	180	1,106	16.3%	7.9%	9.0%
% of FP17s Relating to Free Repair or Replacements	1	1,106	0.1%	0.8%	0.7%
% of FP17s Relating to Continuations	11	1,106	1.0%	1.0%	0.9%
% of Patients satisfied with the dentistry they have received	5	5	N/A	92.1%	90.9%
% of Patients satisfied with the time they had to wait for an appointment	4	5	N/A	90.5%	88.7%

* This is based on patients treated on this contract for their most recent course of treatment. Figures in italics indicate the base number of FP17s or Patient Questionnaire responses are less than 100. N/A is shown where the base number of responses is less than 10 during the period. % is calculated as Quantity/Base number*100

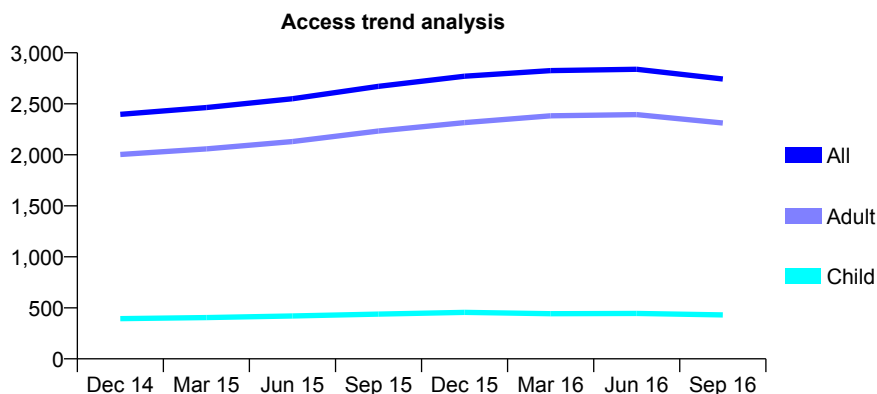
7A1 - Vital Signs At a Glance Contract Report for 123595/0001 - September 2016

Name or company name	Dr M Ramzan
Contract type name	GDS Contract
Purpose of contract	General
Contract start date	01/04/2008
Contract end date	

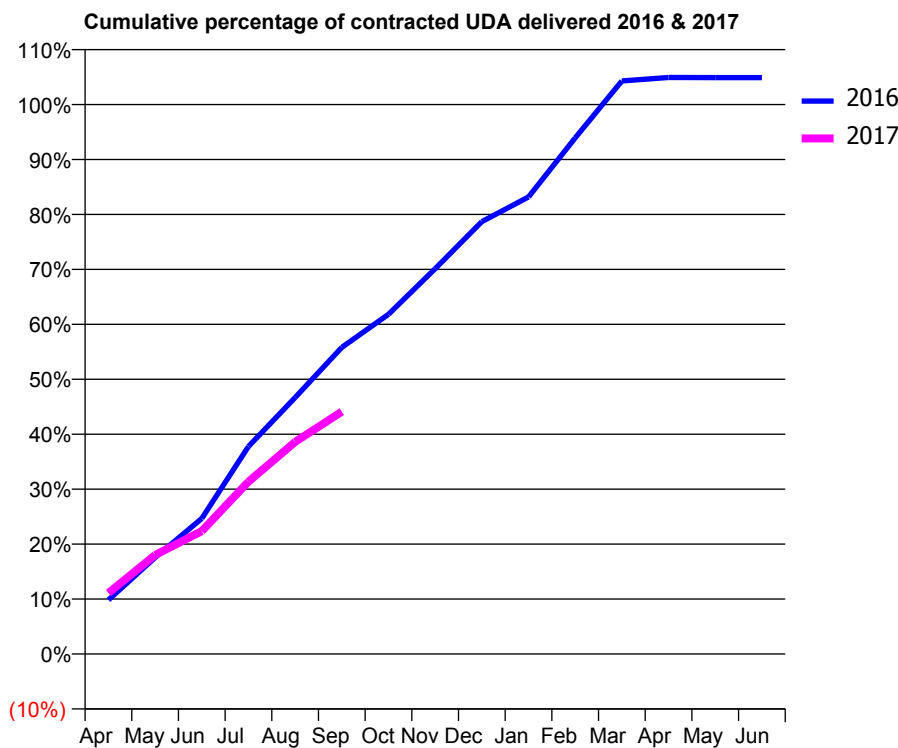
16/17 Contracted general activity (UDA)	9,500
Carry forward general activity (UDA)	-465
16/17 Contracted orthodontic activity (UOA)	0
Carry forward orthodontic activity (UOA)	0
Baseline contract value	£277,546.86

ACCESS*

Patients seen in 24 months	Total	Change since previous quarter
Quarter ending September 2015	2,671	
Quarter ending December 2015	2,771	↑
Quarter ending March 2016	2,826	→
Quarter ending June 2016	2,839	→
Quarter ending September 2016	2,743	↓
Variance since September 2015	2.7%	↑



ACTIVITY



Month	Adjusted Scheduled Activity (UDA)	
	2016	2017
April	935	1,055
May	1,667	1,712
June	2,344	2,125
July	3,588	2,980
August	4,435	3,666
September	5,302	4,190
October	5,872	
November	6,662	
December	7,475	
January	7,902	
February	8,924	
March	9,907	
April	9,966	
May	9,965	
June	9,965	

QUALITY

	Quantity	Base Number	Contract	LHB	Wales
% of FP17s for the same patient ID Re-attending within 3 months - Children	4	241	1.7%	7.8%	11.3%
% of FP17s for the same patient ID Re-attending within 3 months - Adults	56	1,283	4.4%	13.6%	16.6%
% of FP17s for the same patient ID Re-attending between 3 & 9 months - Children	121	241	50.2%	59.2%	58.3%
% of FP17s for the same patient ID Re-attending between 3 & 9 months - Adults	822	1,283	64.1%	53.7%	54.0%
% of FP17s for Band 1 Urgent Courses	14	1,525	0.9%	7.9%	9.0%
% of FP17s Relating to Free Repair or Replacements	42	1,525	2.8%	0.8%	0.7%
% of FP17s Relating to Continuations	0	1,525	0.0%	1.0%	0.9%
% of Patients satisfied with the dentistry they have received	9	9	N/A	92.1%	90.9%
% of Patients satisfied with the time they had to wait for an appointment	9	9	N/A	90.5%	88.7%

* This is based on patients treated on this contract for their most recent course of treatment. Figures in italics indicate the base number of FP17s or Patient Questionnaire responses are less than 100. N/A is shown where the base number of responses is less than 10 during the period. % is calculated as Quantity/Base number*100

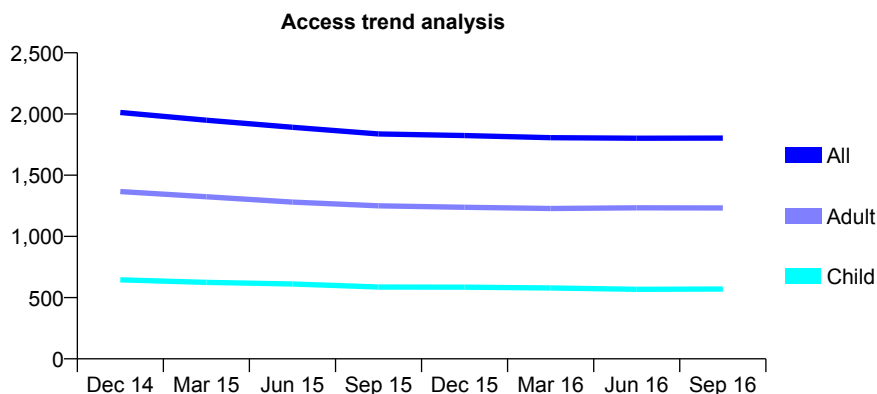
7A1 - Vital Signs At a Glance Contract Report for 127701/0001 - September 2016

Name or company name	Mr Iolo Jones & Associates
Contract type name	GDS Contract
Purpose of contract	General
Contract start date	01/01/2012
Contract end date	

16/17 Contracted general activity (UDA)	5,740
Carry forward general activity (UDA)	174
16/17 Contracted orthodontic activity (UOA)	0
Carry forward orthodontic activity (UOA)	0
Baseline contract value	£136,281.21

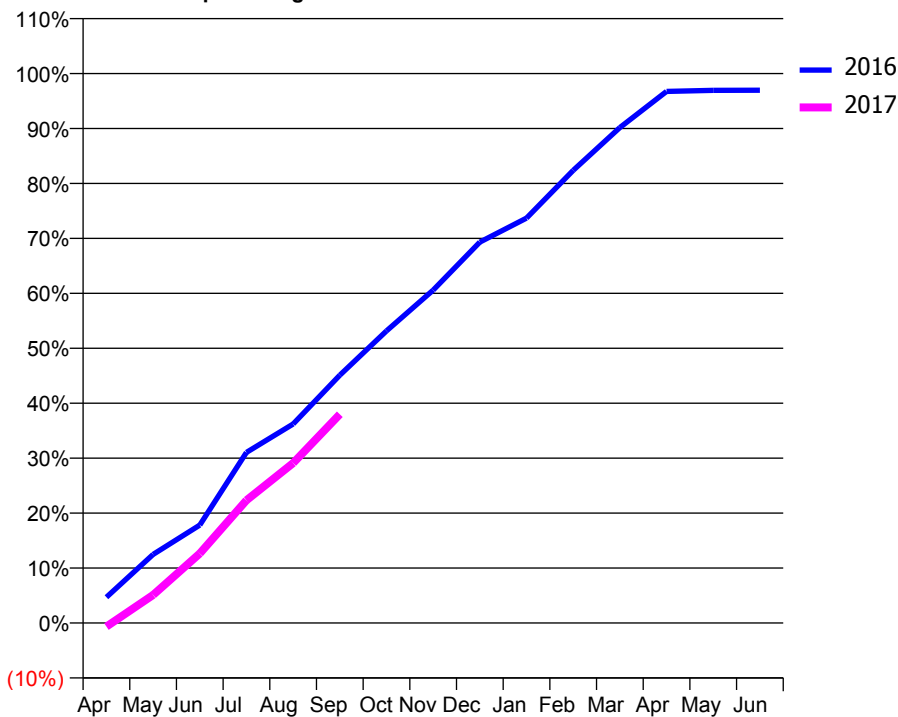
ACCESS*

Patients seen in 24 months	Total	Change since previous quarter
Quarter ending September 2015	1,837	
Quarter ending December 2015	1,824	→
Quarter ending March 2016	1,807	→
Quarter ending June 2016	1,802	→
Quarter ending September 2016	1,803	→
Variance since September 2015	(1.9%)	↓



ACTIVITY

Cumulative percentage of contracted UDA delivered 2016 & 2017



Adjusted Scheduled Activity (UDA)

Month	2016	2017
April	269	-39
May	716	293
June	1,023	727
July	1,782	1,282
August	2,079	1,671
September	2,589	2,180
October	3,051	
November	3,478	
December	3,978	
January	4,229	
February	4,728	
March	5,176	
April	5,553	
May	5,564	
June	5,566	

QUALITY

	Quantity	Base Number	Contract	LHB	Wales
% of FP17s for the same patient ID Re-attending within 3 months - Children	25	536	4.7%	7.8%	11.3%
% of FP17s for the same patient ID Re-attending within 3 months - Adults	112	1,068	10.5%	13.6%	16.6%
% of FP17s for the same patient ID Re-attending between 3 & 9 months - Children	405	536	75.6%	59.2%	58.3%
% of FP17s for the same patient ID Re-attending between 3 & 9 months - Adults	773	1,068	72.4%	53.7%	54.0%
% of FP17s for Band 1 Urgent Courses	47	1,392	3.4%	7.9%	9.0%
% of FP17s Relating to Free Repair or Replacements	7	1,392	0.5%	0.8%	0.7%
% of FP17s Relating to Continuations	8	1,392	0.6%	1.0%	0.9%
% of Patients satisfied with the dentistry they have received	4	4	N/A	92.1%	90.9%
% of Patients satisfied with the time they had to wait for an appointment	4	4	N/A	90.5%	88.7%

* This is based on patients treated on this contract for their most recent course of treatment. Figures in italics indicate the base number of FP17s or Patient Questionnaire responses are less than 100. N/A is shown where the base number of responses is less than 10 during the period. % is calculated as Quantity/Base number*100

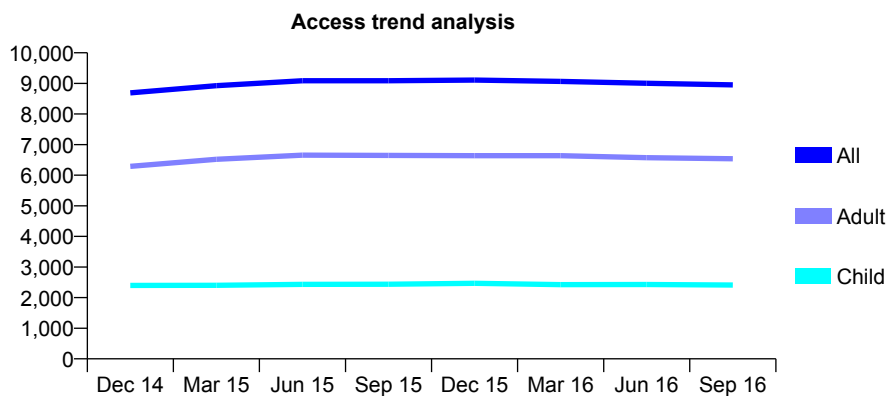
7A1 - Vital Signs At a Glance Contract Report for 130206/0002 - September 2016

Name or company name	Dant Y Coed Dental Practice Ltd
Contract type name	GDS Contract
Purpose of contract	General
Contract start date	01/08/2013
Contract end date	

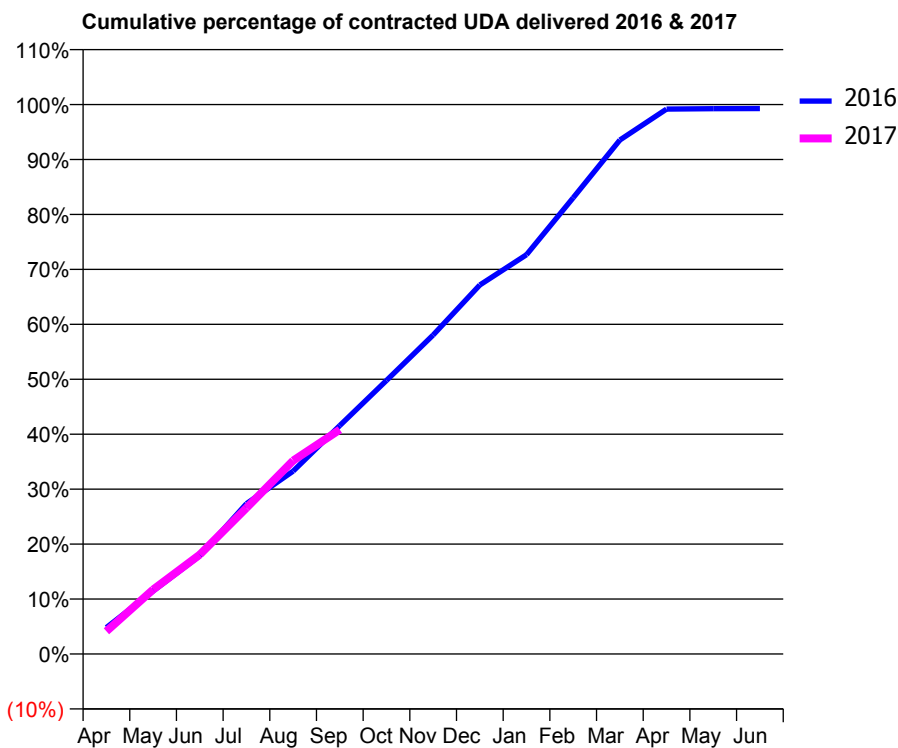
16/17 Contracted general activity (UDA)	27,641
Carry forward general activity (UDA)	-145
16/17 Contracted orthodontic activity (UOA)	0
Carry forward orthodontic activity (UOA)	0
Baseline contract value	£633,700.03

ACCESS*

Patients seen in 24 months	Total	Change since previous quarter
Quarter ending September 2015	9,088	
Quarter ending December 2015	9,108	→
Quarter ending March 2016	9,064	→
Quarter ending June 2016	9,005	→
Quarter ending September 2016	8,951	→
Variance since September 2015	(1.5%)	↓



ACTIVITY



Month	Adjusted Scheduled Activity (UDA)	
	2016	2017
April	1,286	1,144
May	3,053	3,243
June	4,767	5,002
July	7,291	7,348
August	8,865	9,728
September	11,075	11,283
October	13,265	
November	15,469	
December	17,889	
January	19,357	
February	22,118	
March	24,919	
April	26,417	
May	26,437	
June	26,447	

QUALITY

	Quantity	Base Number	Contract	LHB	Wales
% of FP17s for the same patient ID Re-attending within 3 months - Children	170	1,909	8.9%	7.8%	11.3%
% of FP17s for the same patient ID Re-attending within 3 months - Adults	642	4,761	13.5%	13.6%	16.6%
% of FP17s for the same patient ID Re-attending between 3 & 9 months - Children	1,288	1,909	67.5%	59.2%	58.3%
% of FP17s for the same patient ID Re-attending between 3 & 9 months - Adults	3,006	4,761	63.1%	53.7%	54.0%
% of FP17s for Band 1 Urgent Courses	327	5,842	5.6%	7.9%	9.0%
% of FP17s Relating to Free Repair or Replacements	77	5,842	1.3%	0.8%	0.7%
% of FP17s Relating to Continuations	14	5,842	0.2%	1.0%	0.9%
% of Patients satisfied with the dentistry they have received	16	17	94.1%	92.1%	90.9%
% of Patients satisfied with the time they had to wait for an appointment	17	17	100.0%	90.5%	88.7%

* This is based on patients treated on this contract for their most recent course of treatment. Figures in italics indicate the base number of FP17s or Patient Questionnaire responses are less than 100. N/A is shown where the base number of responses is less than 10 during the period. % is calculated as Quantity/Base number*100

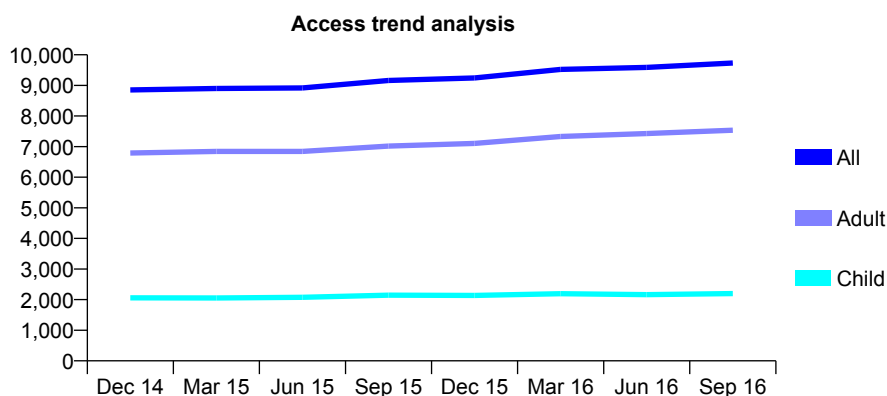
7A1 - Vital Signs At a Glance Contract Report for 133825/0001 - September 2016

Name or company name	Queensferry Dental Surgery Limited
Contract type name	GDS Contract
Purpose of contract	General
Contract start date	01/10/2007
Contract end date	

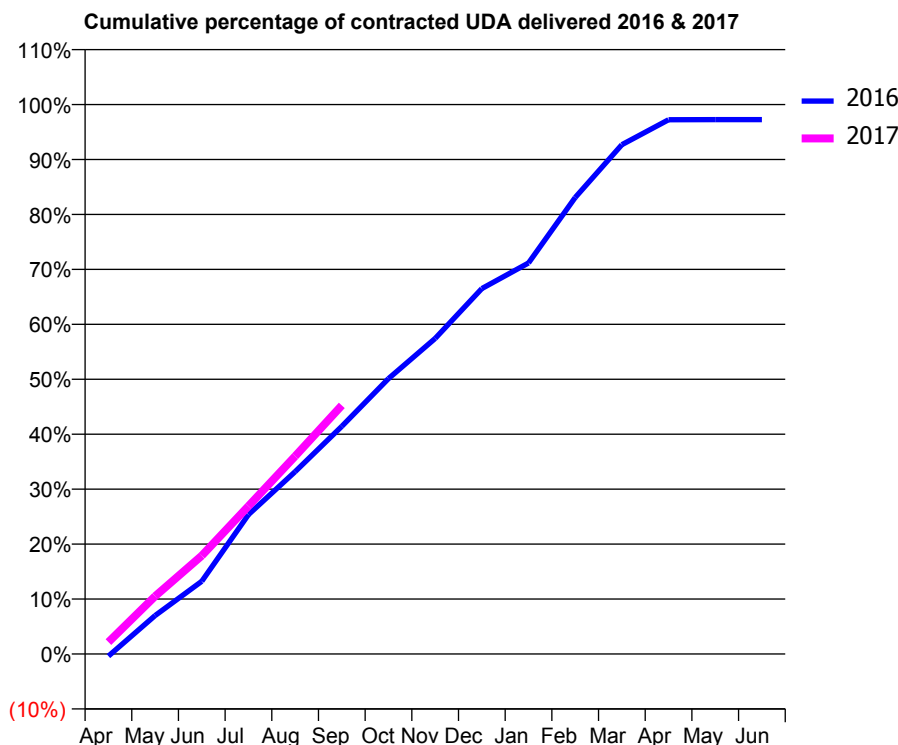
16/17 Contracted general activity (UDA)	27,772
Carry forward general activity (UDA)	455
16/17 Contracted orthodontic activity (UOA)	0
Carry forward orthodontic activity (UOA)	0
Baseline contract value	£924,281.01

ACCESS*

Patients seen in 24 months	Total	Change since previous quarter
Quarter ending September 2015	9,163	
Quarter ending December 2015	9,243	→
Quarter ending March 2016	9,522	↑
Quarter ending June 2016	9,590	→
Quarter ending September 2016	9,733	→
Variance since September 2015	6.2%	↑



ACTIVITY



Month	Adjusted Scheduled Activity (UDA)	
	2016	2017
April	-110	604
May	1,942	2,923
June	3,676	4,972
July	7,047	7,475
August	9,215	10,001
September	11,505	12,563
October	13,923	
November	15,949	
December	18,467	
January	19,763	
February	23,073	
March	25,743	
April	27,000	
May	27,005	
June	27,007	

QUALITY

	Quantity	Base Number	Contract	LHB	Wales
% of FP17s for the same patient ID Re-attending within 3 months - Children	70	1,357	5.2%	7.8%	11.3%
% of FP17s for the same patient ID Re-attending within 3 months - Adults	698	4,897	14.3%	13.6%	16.6%
% of FP17s for the same patient ID Re-attending between 3 & 9 months - Children	666	1,357	49.1%	59.2%	58.3%
% of FP17s for the same patient ID Re-attending between 3 & 9 months - Adults	2,442	4,897	49.9%	53.7%	54.0%
% of FP17s for Band 1 Urgent Courses	443	5,738	7.7%	7.9%	9.0%
% of FP17s Relating to Free Repair or Replacements	20	5,738	0.3%	0.8%	0.7%
% of FP17s Relating to Continuations	118	5,738	2.1%	1.0%	0.9%
% of Patients satisfied with the dentistry they have received	14	16	87.5%	92.1%	90.9%
% of Patients satisfied with the time they had to wait for an appointment	14	16	87.5%	90.5%	88.7%

* This is based on patients treated on this contract for their most recent course of treatment. Figures in italics indicate the base number of FP17s or Patient Questionnaire responses are less than 100. N/A is shown where the base number of responses is less than 10 during the period. % is calculated as Quantity/Base number*100

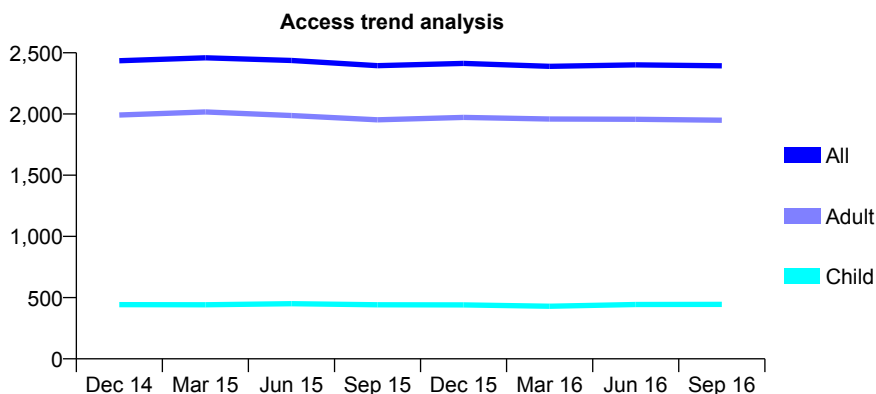
7A1 - Vital Signs At a Glance Contract Report for 134147/0002 - September 2016

Name or company name	L Bester
Contract type name	GDS Contract
Purpose of contract	General
Contract start date	01/12/2009
Contract end date	

16/17 Contracted general activity (UDA)	9,977
Carry forward general activity (UDA)	-61
16/17 Contracted orthodontic activity (UOA)	0
Carry forward orthodontic activity (UOA)	0
Baseline contract value	£231,710.37

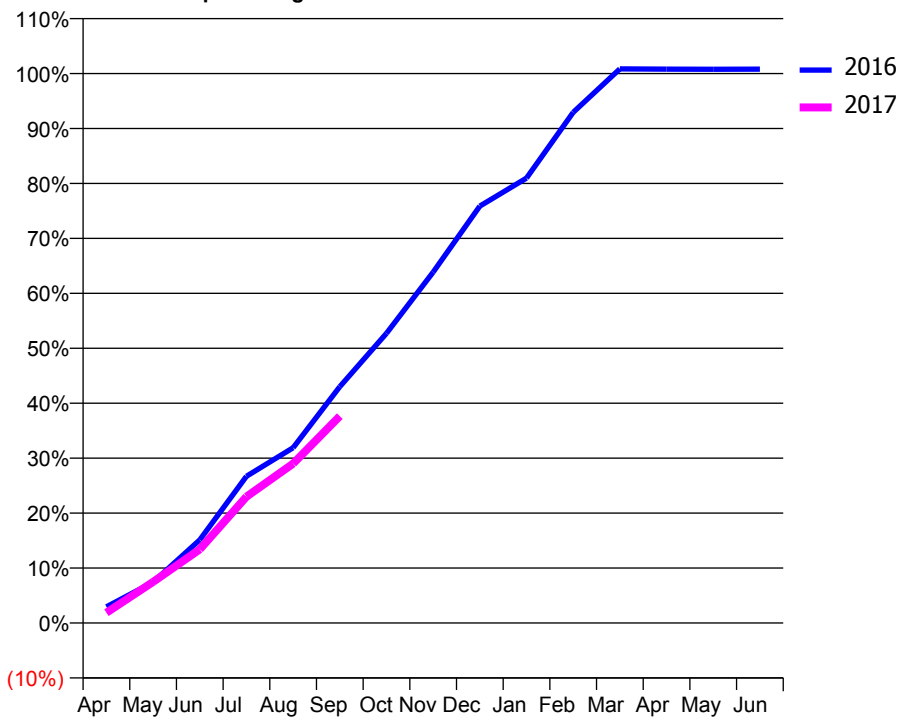
ACCESS*

Patients seen in 24 months	Total	Change since previous quarter
Quarter ending September 2015	2,395	
Quarter ending December 2015	2,413	→
Quarter ending March 2016	2,389	→
Quarter ending June 2016	2,401	→
Quarter ending September 2016	2,394	→
Variance since September 2015	(0.0%)	→



ACTIVITY

Cumulative percentage of contracted UDA delivered 2016 & 2017



Month	Adjusted Scheduled Activity (UDA)	
	2016	2017
April	227	187
May	574	747
June	1,167	1,338
July	2,060	2,293
August	2,460	2,895
September	3,316	3,757
October	4,065	
November	4,924	
December	5,850	
January	6,244	
February	7,166	
March	7,776	
April	7,773	
May	7,771	
June	7,772	

QUALITY

	Quantity	Base Number	Contract	LHB	Wales
% of FP17s for the same patient ID Re-attending within 3 months - Children	9	253	3.6%	7.8%	11.3%
% of FP17s for the same patient ID Re-attending within 3 months - Adults	52	1,160	4.5%	13.6%	16.6%
% of FP17s for the same patient ID Re-attending between 3 & 9 months - Children	85	253	33.6%	59.2%	58.3%
% of FP17s for the same patient ID Re-attending between 3 & 9 months - Adults	585	1,160	50.4%	53.7%	54.0%
% of FP17s for Band 1 Urgent Courses	46	1,415	3.3%	7.9%	9.0%
% of FP17s Relating to Free Repair or Replacements	0	1,415	0.0%	0.8%	0.7%
% of FP17s Relating to Continuations	4	1,415	0.3%	1.0%	0.9%
% of Patients satisfied with the dentistry they have received	9	10	90.0%	92.1%	90.9%
% of Patients satisfied with the time they had to wait for an appointment	8	10	80.0%	90.5%	88.7%

* This is based on patients treated on this contract for their most recent course of treatment. Figures in italics indicate the base number of FP17s or Patient Questionnaire responses are less than 100. N/A is shown where the base number of responses is less than 10 during the period. % is calculated as Quantity/Base number*100

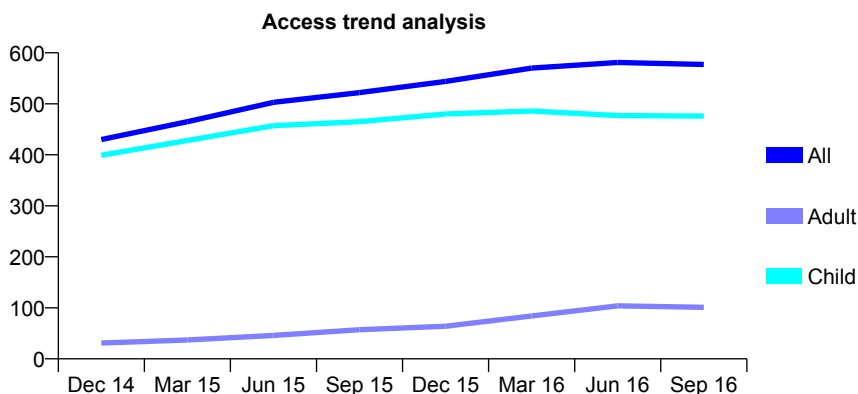
7A1 - Vital Signs At a Glance Contract Report for 137413/0001 - September 2016

Name or company name	Mr B R Dean
Contract type name	GDS Contract
Purpose of contract	General
Contract start date	27/05/2014
Contract end date	

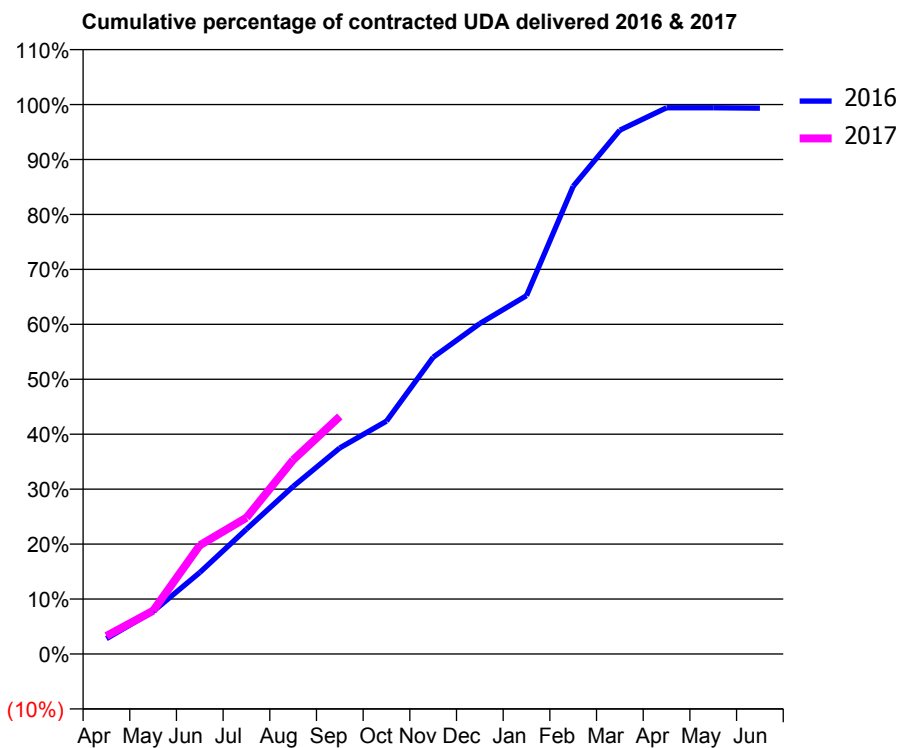
16/17 Contracted general activity (UDA)	1,404
Carry forward general activity (UDA)	-2
16/17 Contracted orthodontic activity (UOA)	0
Carry forward orthodontic activity (UOA)	0
Baseline contract value	£33,351.67

ACCESS*

Patients seen in 24 months	Total	Change since previous quarter
Quarter ending September 2015	522	
Quarter ending December 2015	544	↑
Quarter ending March 2016	570	↑
Quarter ending June 2016	581	→
Quarter ending September 2016	577	→
Variance since September 2015	10.5%	↑



ACTIVITY



Month	Adjusted Scheduled Activity (UDA)	
	2016	2017
April	39	46
May	109	110
June	208	278
July	319	348
August	428	496
September	527	607
October	595	
November	758	
December	845	
January	916	
February	1,195	
March	1,339	
April	1,396	
May	1,396	
June	1,395	

QUALITY

	Quantity	Base Number	Contract	LHB	Wales
% of FP17s for the same patient ID Re-attending within 3 months - Children	26	406	6.4%	7.8%	11.3%
% of FP17s for the same patient ID Re-attending within 3 months - Adults	2	41	4.9%	13.6%	16.6%
% of FP17s for the same patient ID Re-attending between 3 & 9 months - Children	269	406	66.3%	59.2%	58.3%
% of FP17s for the same patient ID Re-attending between 3 & 9 months - Adults	19	41	46.3%	53.7%	54.0%
% of FP17s for Band 1 Urgent Courses	10	409	2.4%	7.9%	9.0%
% of FP17s Relating to Free Repair or Replacements	0	409	0.0%	0.8%	0.7%
% of FP17s Relating to Continuations	1	409	0.2%	1.0%	0.9%
% of Patients satisfied with the dentistry they have received	0	0	N/A	92.1%	90.9%
% of Patients satisfied with the time they had to wait for an appointment	0	0	N/A	90.5%	88.7%

* This is based on patients treated on this contract for their most recent course of treatment. Figures in italics indicate the base number of FP17s or Patient Questionnaire responses are less than 100. N/A is shown where the base number of responses is less than 10 during the period. % is calculated as Quantity/Base number*100

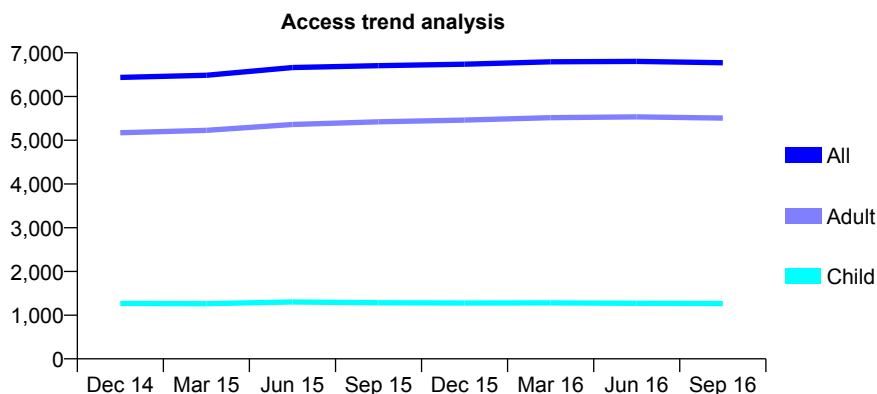
7A1 - Vital Signs At a Glance Contract Report for 140481/0001 - September 2016

Name or company name	The Hollies Dental Practice Partnership
Contract type name	GDS Contract
Purpose of contract	General and Orthodontic
Contract start date	01/04/2011
Contract end date	

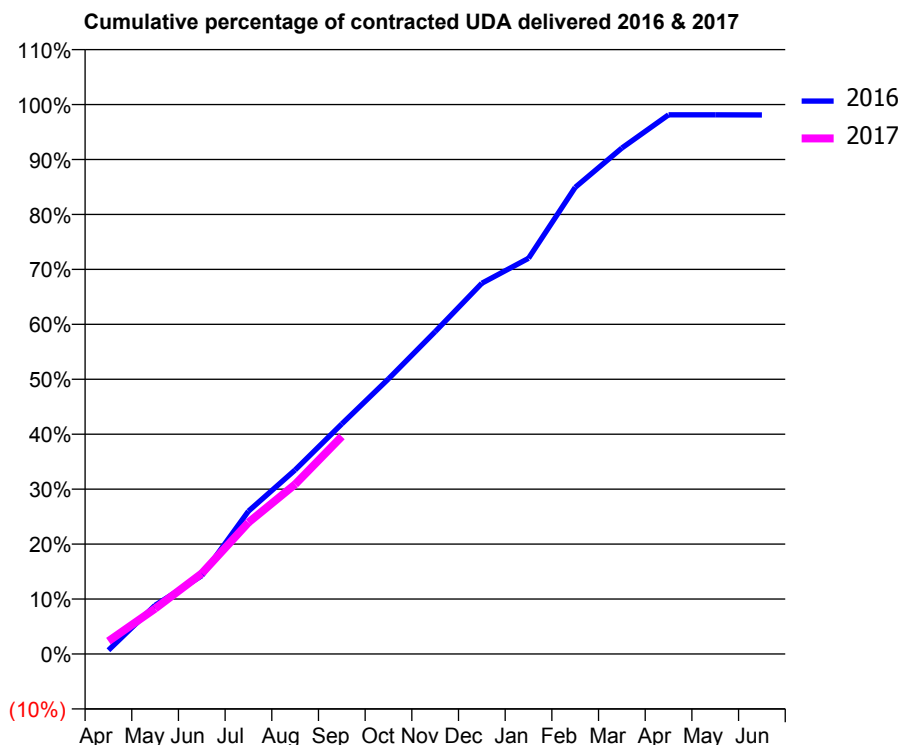
16/17 Contracted general activity (UDA)	23,436
Carry forward general activity (UDA)	415
16/17 Contracted orthodontic activity (UOA)	0
Carry forward orthodontic activity (UOA)	0
Baseline contract value	£628,859.46

ACCESS*

Patients seen in 24 months	Total	Change since previous quarter
Quarter ending September 2015	6,706	
Quarter ending December 2015	6,738	→
Quarter ending March 2016	6,795	→
Quarter ending June 2016	6,803	→
Quarter ending September 2016	6,773	→
Variance since September 2015	1.0%	→



ACTIVITY



Month	Adjusted Scheduled Activity (UDA)	
	2016	2017
April	149	547
May	1,946	1,937
June	3,125	3,435
July	5,705	5,608
August	7,351	7,239
September	9,184	9,276
October	10,984	
November	12,870	
December	14,802	
January	15,799	
February	18,627	
March	20,198	
April	21,523	
May	21,526	
June	21,521	

QUALITY

	Quantity	Base Number	Contract	LHB	Wales
% of FP17s for the same patient ID Re-attending within 3 months - Children	63	1,046	6.0%	7.8%	11.3%
% of FP17s for the same patient ID Re-attending within 3 months - Adults	431	4,314	10.0%	13.6%	16.6%
% of FP17s for the same patient ID Re-attending between 3 & 9 months - Children	700	1,046	66.9%	59.2%	58.3%
% of FP17s for the same patient ID Re-attending between 3 & 9 months - Adults	2,944	4,314	68.2%	53.7%	54.0%
% of FP17s for Band 1 Urgent Courses	146	4,777	3.1%	7.9%	9.0%
% of FP17s Relating to Free Repair or Replacements	29	4,777	0.6%	0.8%	0.7%
% of FP17s Relating to Continuations	7	4,777	0.1%	1.0%	0.9%
% of Patients satisfied with the dentistry they have received	22	23	95.7%	92.1%	90.9%
% of Patients satisfied with the time they had to wait for an appointment	22	23	95.7%	90.5%	88.7%

* This is based on patients treated on this contract for their most recent course of treatment. Figures in italics indicate the base number of FP17s or Patient Questionnaire responses are less than 100. N/A is shown where the base number of responses is less than 10 during the period. % is calculated as Quantity/Base number*100

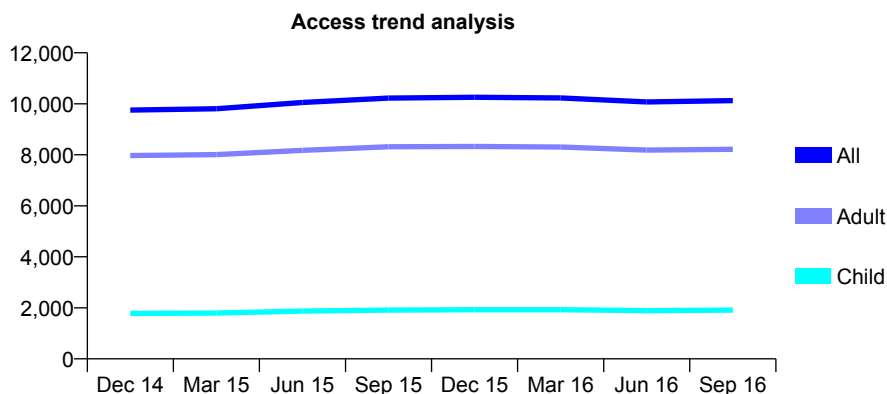
7A1 - Vital Signs At a Glance Contract Report for 141186/0001 - September 2016

Name or company name	Mostyn House Dental Practice Partnership
Contract type name	GDS Contract
Purpose of contract	General
Contract start date	01/08/2009
Contract end date	

16/17 Contracted general activity (UDA)	41,238
Carry forward general activity (UDA)	1,511
16/17 Contracted orthodontic activity (UOA)	0
Carry forward orthodontic activity (UOA)	0
Baseline contract value	£1,018,319.81

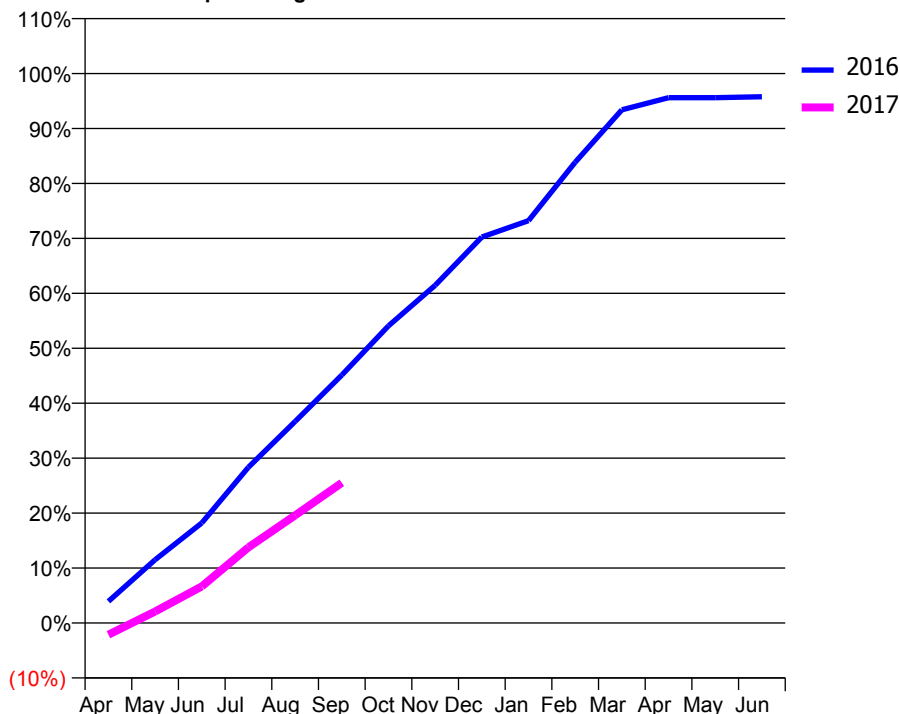
ACCESS*

Patients seen in 24 months	Total	Change since previous quarter
Quarter ending September 2015	10,225	
Quarter ending December 2015	10,254	→
Quarter ending March 2016	10,231	→
Quarter ending June 2016	10,073	↓
Quarter ending September 2016	10,125	→
Variance since September 2015	(1.0%)	→



ACTIVITY

Cumulative percentage of contracted UDA delivered 2016 & 2017



Month	Adjusted Scheduled Activity (UDA)	
	2016	2017
April	1,410	-883
May	4,122	866
June	6,521	2,742
July	10,149	5,674
August	13,128	8,078
September	16,146	10,523
October	19,357	
November	21,994	
December	25,134	
January	26,208	
February	30,007	
March	33,418	
April	34,211	
May	34,211	
June	34,276	

QUALITY

	Quantity	Base Number	Contract	LHB	Wales
% of FP17s for the same patient ID Re-attending within 3 months - Children	59	990	6.0%	7.8%	11.3%
% of FP17s for the same patient ID Re-attending within 3 months - Adults	662	4,746	13.9%	13.6%	16.6%
% of FP17s for the same patient ID Re-attending between 3 & 9 months - Children	308	990	31.1%	59.2%	58.3%
% of FP17s for the same patient ID Re-attending between 3 & 9 months - Adults	1,991	4,746	42.0%	53.7%	54.0%
% of FP17s for Band 1 Urgent Courses	609	5,345	11.4%	7.9%	9.0%
% of FP17s Relating to Free Repair or Replacements	10	5,345	0.2%	0.8%	0.7%
% of FP17s Relating to Continuations	69	5,345	1.3%	1.0%	0.9%
% of Patients satisfied with the dentistry they have received	27	29	93.1%	92.1%	90.9%
% of Patients satisfied with the time they had to wait for an appointment	27	29	93.1%	90.5%	88.7%

* This is based on patients treated on this contract for their most recent course of treatment. Figures in italics indicate the base number of FP17s or Patient Questionnaire responses are less than 100. N/A is shown where the base number of responses is less than 10 during the period. % is calculated as Quantity/Base number*100

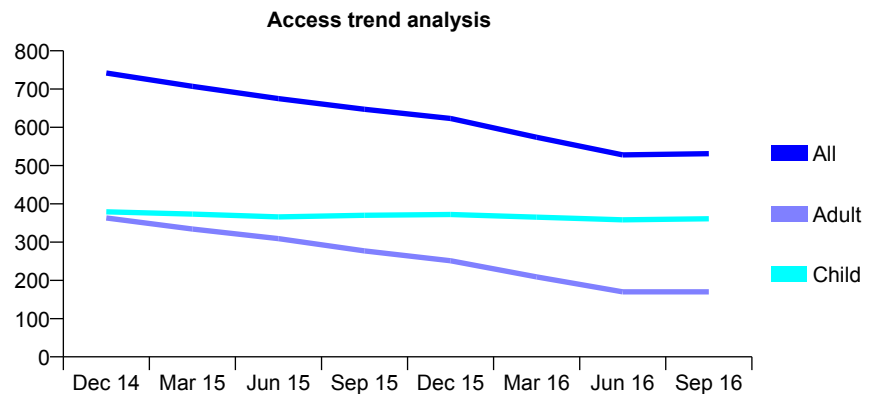
7A1 - Vital Signs At a Glance Contract Report for 145688/0001 - September 2016

Name or company name	Mr R Bennett
Contract type name	GDS Contract
Purpose of contract	General
Contract start date	01/03/2011
Contract end date	

16/17 Contracted general activity (UDA)	1,590
Carry forward general activity (UDA)	0
16/17 Contracted orthodontic activity (UOA)	0
Carry forward orthodontic activity (UOA)	0
Baseline contract value	£38,189.62

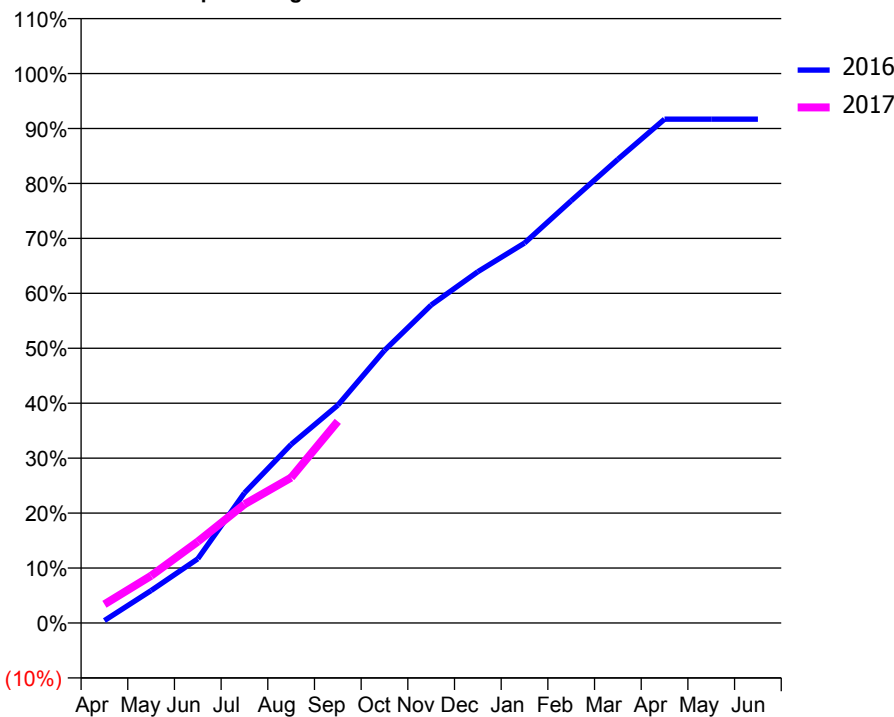
ACCESS*

Patients seen in 24 months	Total	Change since previous quarter
Quarter ending September 2015	647	
Quarter ending December 2015	623	↓
Quarter ending March 2016	574	↓
Quarter ending June 2016	528	↓
Quarter ending September 2016	531	→
Variance since September 2015	(17.9%)	↓



ACTIVITY

Cumulative percentage of contracted UDA delivered 2016 & 2017



Month	Adjusted Scheduled Activity (UDA)	
	2016	2017
April	7	54
May	95	137
June	187	235
July	379	344
August	520	421
September	634	584
October	794	
November	926	
December	1,023	
January	1,106	
February	1,229	
March	1,350	
April	1,467	
May	1,467	
June	1,467	

QUALITY

	Quantity	Base Number	Contract	LHB	Wales
% of FP17s for the same patient ID Re-attending within 3 months - Children	12	294	4.1%	7.8%	11.3%
% of FP17s for the same patient ID Re-attending within 3 months - Adults	25	109	22.9%	13.6%	16.6%
% of FP17s for the same patient ID Re-attending between 3 & 9 months - Children	184	294	62.6%	59.2%	58.3%
% of FP17s for the same patient ID Re-attending between 3 & 9 months - Adults	55	109	50.5%	53.7%	54.0%
% of FP17s for Band 1 Urgent Courses	13	350	3.7%	7.9%	9.0%
% of FP17s Relating to Free Repair or Replacements	0	350	0.0%	0.8%	0.7%
% of FP17s Relating to Continuations	0	350	0.0%	1.0%	0.9%
% of Patients satisfied with the dentistry they have received	0	0	N/A	92.1%	90.9%
% of Patients satisfied with the time they had to wait for an appointment	0	0	N/A	90.5%	88.7%

* This is based on patients treated on this contract for their most recent course of treatment. Figures in italics indicate the base number of FP17s or Patient Questionnaire responses are less than 100. N/A is shown where the base number of responses is less than 10 during the period. % is calculated as Quantity/Base number*100

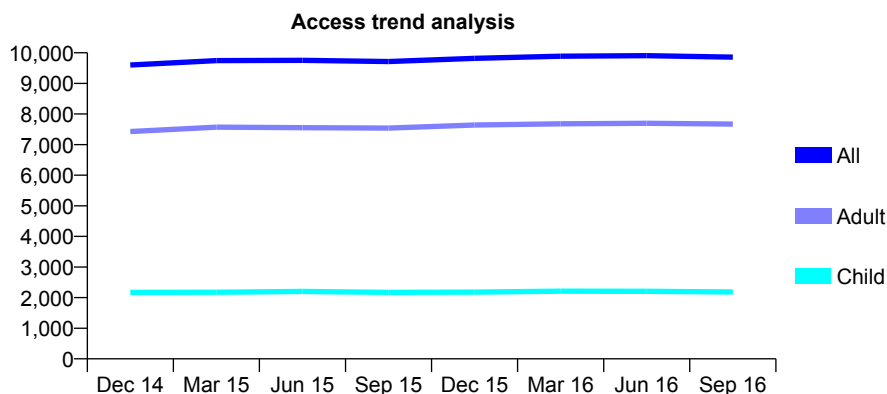
7A1 - Vital Signs At a Glance Contract Report for 151912/0001 - September 2016

Name or company name	IJW & GA DOUGLAS LIMITED
Contract type name	GDS Contract
Purpose of contract	General
Contract start date	01/05/2011
Contract end date	

16/17 Contracted general activity (UDA)	31,372
Carry forward general activity (UDA)	110
16/17 Contracted orthodontic activity (UOA)	0
Carry forward orthodontic activity (UOA)	0
Baseline contract value	£788,247.66

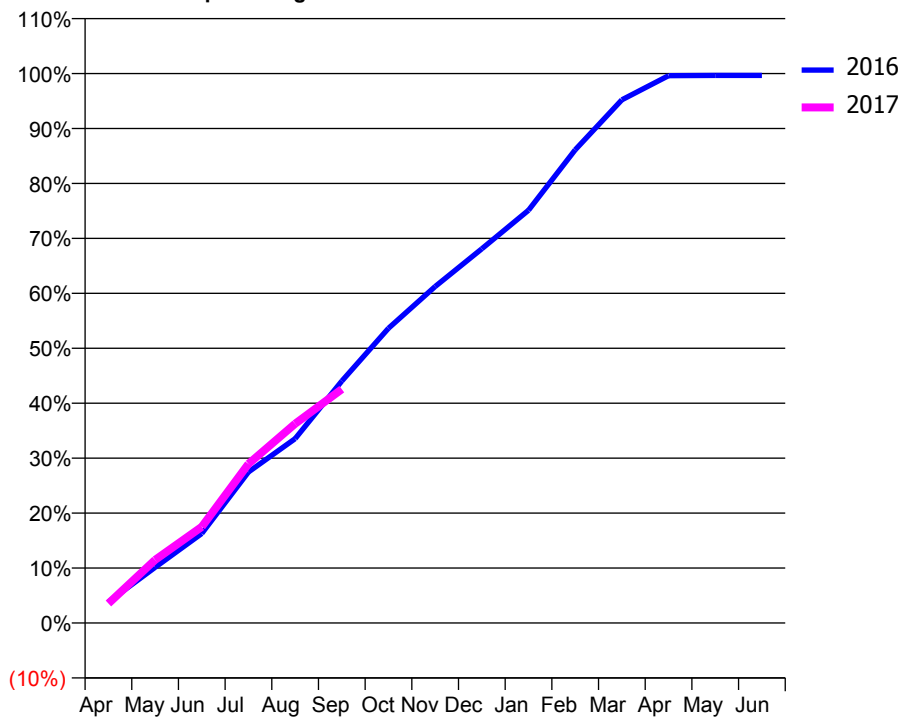
ACCESS*

Patients seen in 24 months	Total	Change since previous quarter
Quarter ending September 2015	9,716	
Quarter ending December 2015	9,821	→
Quarter ending March 2016	9,889	→
Quarter ending June 2016	9,905	→
Quarter ending September 2016	9,857	→
Variance since September 2015	1.5%	→



ACTIVITY

Cumulative percentage of contracted UDA delivered 2016 & 2017



QUALITY

	Quantity	Base Number	Contract	LHB	Wales
% of FP17s for the same patient ID Re-attending within 3 months - Children	121	1,486	8.1%	7.8%	11.3%
% of FP17s for the same patient ID Re-attending within 3 months - Adults	694	5,051	13.7%	13.6%	16.6%
% of FP17s for the same patient ID Re-attending between 3 & 9 months - Children	782	1,486	52.6%	59.2%	58.3%
% of FP17s for the same patient ID Re-attending between 3 & 9 months - Adults	2,468	5,051	48.9%	53.7%	54.0%
% of FP17s for Band 1 Urgent Courses	350	5,893	5.9%	7.9%	9.0%
% of FP17s Relating to Free Repair or Replacements	45	5,893	0.8%	0.8%	0.7%
% of FP17s Relating to Continuations	62	5,893	1.1%	1.0%	0.9%
% of Patients satisfied with the dentistry they have received	29	29	100.0%	92.1%	90.9%
% of Patients satisfied with the time they had to wait for an appointment	25	29	86.2%	90.5%	88.7%

* This is based on patients treated on this contract for their most recent course of treatment. Figures in italics indicate the base number of FP17s or Patient Questionnaire responses are less than 100. N/A is shown where the base number of responses is less than 10 during the period. % is calculated as Quantity/Base number*100

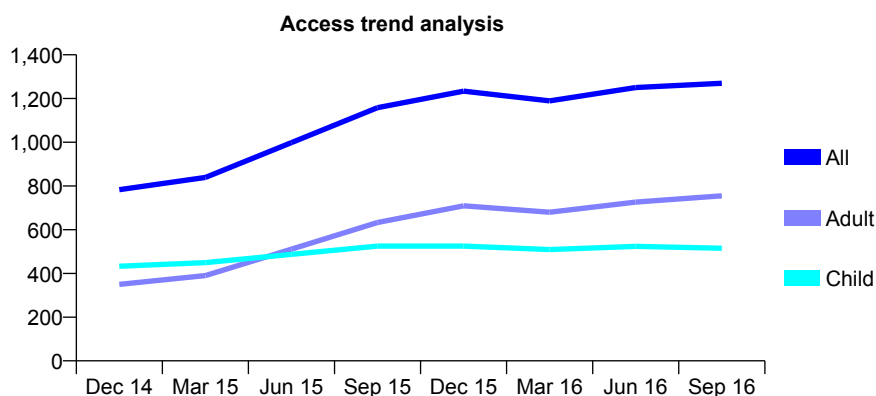
7A1 - Vital Signs At a Glance Contract Report for 154423/0001 - September 2016

Name or company name	Rhos Road Dental Practice Partnership
Contract type name	GDS Contract
Purpose of contract	General
Contract start date	01/12/2012
Contract end date	

16/17 Contracted general activity (UDA)	3,914
Carry forward general activity (UDA)	0
16/17 Contracted orthodontic activity (UOA)	0
Carry forward orthodontic activity (UOA)	0
Baseline contract value	£94,357.38

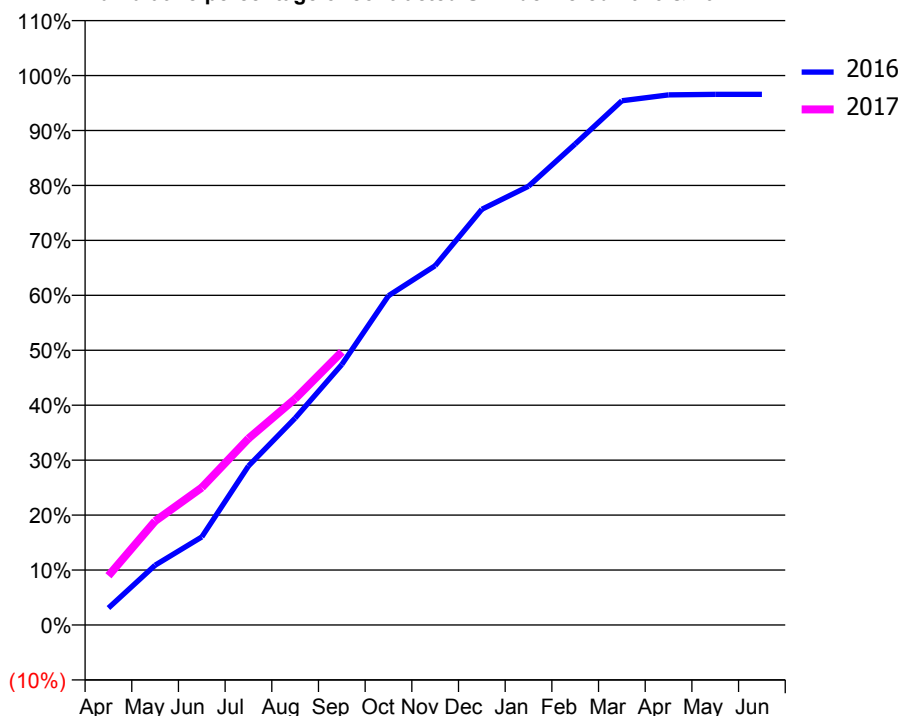
ACCESS*

Patients seen in 24 months	Total	Change since previous quarter
Quarter ending September 2015	1,158	
Quarter ending December 2015	1,234	↑
Quarter ending March 2016	1,189	↓
Quarter ending June 2016	1,250	↑
Quarter ending September 2016	1,270	→
Variance since September 2015	9.7%	↑



ACTIVITY

Cumulative percentage of contracted UDA delivered 2016 & 2017



Month	Adjusted Scheduled Activity (UDA)	
	2016	2017
April	121	351
May	426	740
June	627	979
July	1,132	1,329
August	1,474	1,611
September	1,855	1,946
October	2,345	
November	2,559	
December	2,961	
January	3,125	
February	3,426	
March	3,734	
April	3,776	
May	3,780	
June	3,780	

QUALITY

	Quantity	Base Number	Contract	LHB	Wales
% of FP17s for the same patient ID Re-attending within 3 months - Children	41	405	10.1%	7.8%	11.3%
% of FP17s for the same patient ID Re-attending within 3 months - Adults	98	638	15.4%	13.6%	16.6%
% of FP17s for the same patient ID Re-attending between 3 & 9 months - Children	248	405	61.2%	59.2%	58.3%
% of FP17s for the same patient ID Re-attending between 3 & 9 months - Adults	327	638	51.3%	53.7%	54.0%
% of FP17s for Band 1 Urgent Courses	55	1,025	5.4%	7.9%	9.0%
% of FP17s Relating to Free Repair or Replacements	5	1,025	0.5%	0.8%	0.7%
% of FP17s Relating to Continuations	11	1,025	1.1%	1.0%	0.9%
% of Patients satisfied with the dentistry they have received	1	1	N/A	92.1%	90.9%
% of Patients satisfied with the time they had to wait for an appointment	1	1	N/A	90.5%	88.7%

* This is based on patients treated on this contract for their most recent course of treatment. Figures in italics indicate the base number of FP17s or Patient Questionnaire responses are less than 100. N/A is shown where the base number of responses is less than 10 during the period. % is calculated as Quantity/Base number*100

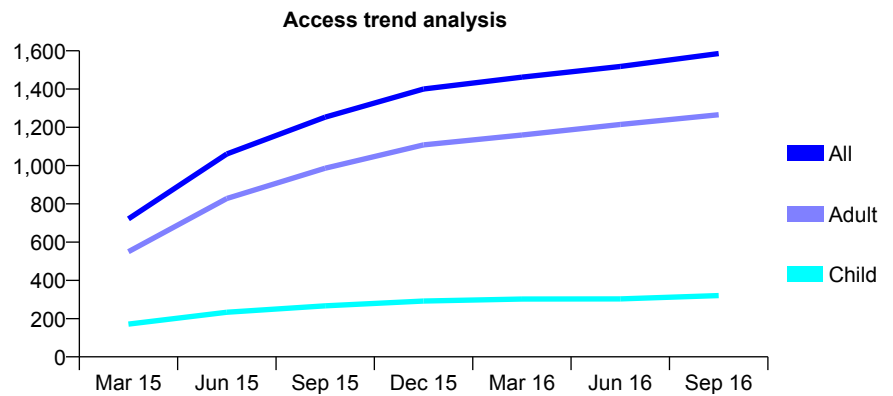
7A1 - Vital Signs At a Glance Contract Report for 154733/0001 - September 2016

Name or company name	ALS (Dental Surgeon) Ltd
Contract type name	GDS Contract
Purpose of contract	General
Contract start date	01/01/2015
Contract end date	

16/17 Contracted general activity (UDA)	5,817
Carry forward general activity (UDA)	0
16/17 Contracted orthodontic activity (UOA)	0
Carry forward orthodontic activity (UOA)	0
Baseline contract value	£142,124.16

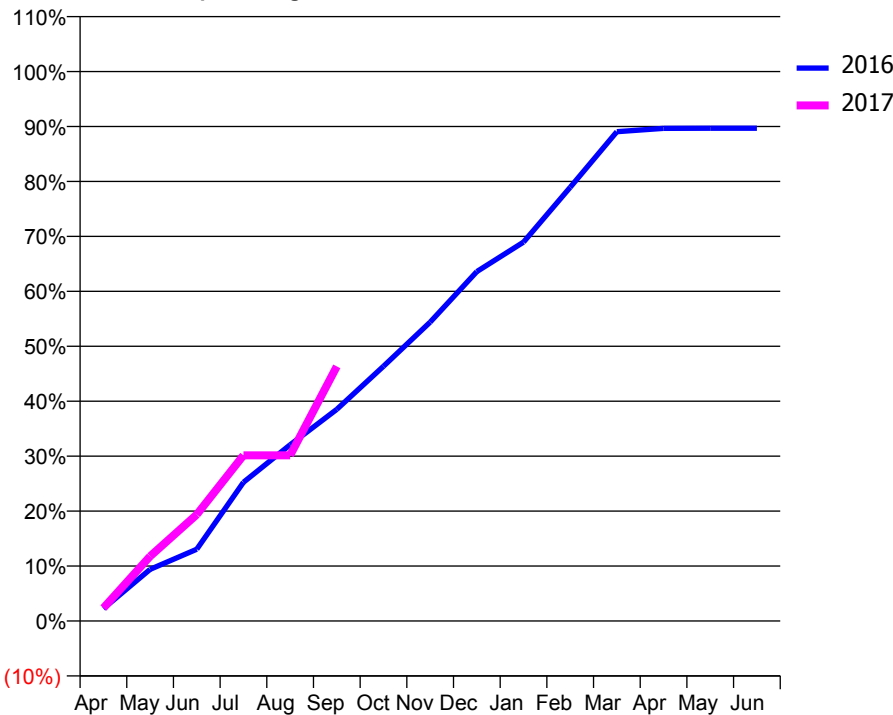
ACCESS*

Patients seen in 24 months	Total	Change since previous quarter
Quarter ending September 2015	1,253	
Quarter ending December 2015	1,400	↑
Quarter ending March 2016	1,462	↑
Quarter ending June 2016	1,518	↑
Quarter ending September 2016	1,586	↑
Variance since September 2015	26.6%	↑



ACTIVITY

Cumulative percentage of contracted UDA delivered 2016 & 2017



Month	Adjusted Scheduled Activity (UDA)	
	2016	2017
April	132	138
May	548	685
June	760	1,127
July	1,469	1,754
August	1,865	1,754
September	2,240	2,696
October	2,697	
November	3,164	
December	3,699	
January	4,011	
February	4,591	
March	5,180	
April	5,215	
May	5,216	
June	5,217	

QUALITY

	Quantity	Base Number	Contract	LHB	Wales
% of FP17s for the same patient ID Re-attending within 3 months - Children	31	270	11.5%	7.8%	11.3%
% of FP17s for the same patient ID Re-attending within 3 months - Adults	219	1,012	21.6%	13.6%	16.6%
% of FP17s for the same patient ID Re-attending between 3 & 9 months - Children	164	270	60.7%	59.2%	58.3%
% of FP17s for the same patient ID Re-attending between 3 & 9 months - Adults	399	1,012	39.4%	53.7%	54.0%
% of FP17s for Band 1 Urgent Courses	107	1,258	8.5%	7.9%	9.0%
% of FP17s Relating to Free Repair or Replacements	53	1,258	4.2%	0.8%	0.7%
% of FP17s Relating to Continuations	0	1,258	0.0%	1.0%	0.9%
% of Patients satisfied with the dentistry they have received	7	7	N/A	92.1%	90.9%
% of Patients satisfied with the time they had to wait for an appointment	7	7	N/A	90.5%	88.7%

* This is based on patients treated on this contract for their most recent course of treatment. Figures in italics indicate the base number of FP17s or Patient Questionnaire responses are less than 100. N/A is shown where the base number of responses is less than 10 during the period. % is calculated as Quantity/Base number*100

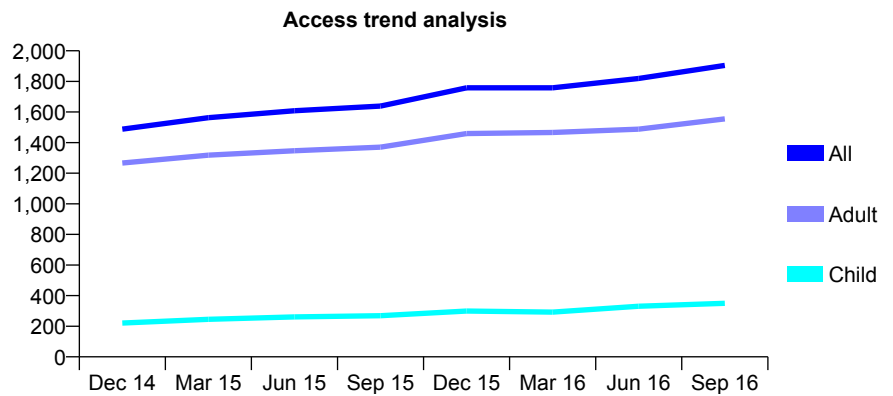
7A1 - Vital Signs At a Glance Contract Report for 155373/0001 - September 2016

Name or company name	SC & C Edwards
Contract type name	GDS Contract
Purpose of contract	General
Contract start date	01/08/2013
Contract end date	

16/17 Contracted general activity (UDA)	7,849
Carry forward general activity (UDA)	0
16/17 Contracted orthodontic activity (UOA)	0
Carry forward orthodontic activity (UOA)	0
Baseline contract value	£125,483.85

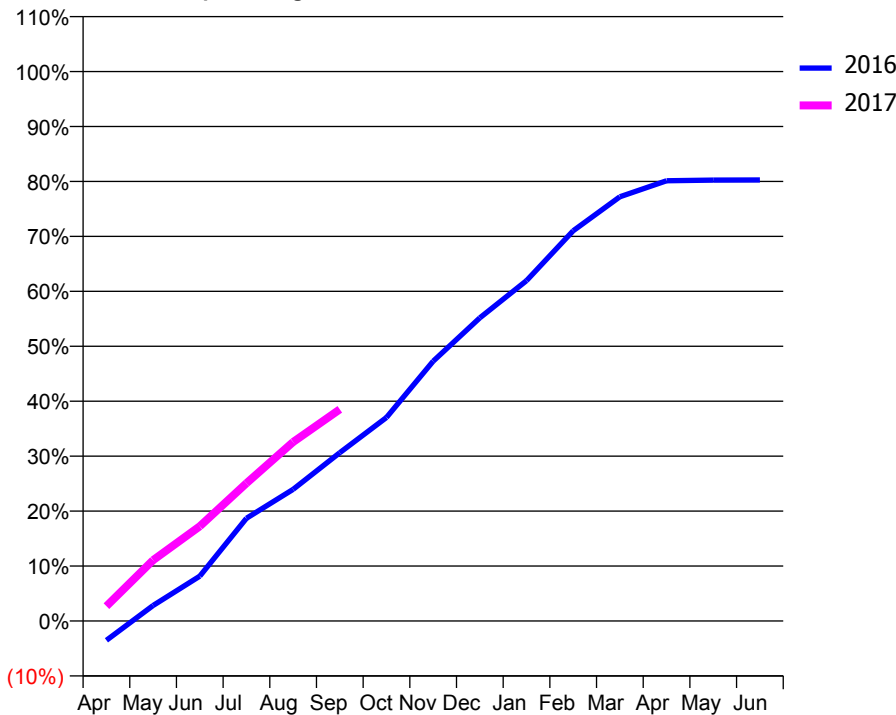
ACCESS*

Patients seen in 24 months	Total	Change since previous quarter
Quarter ending September 2015	1,639	
Quarter ending December 2015	1,758	↑
Quarter ending March 2016	1,758	→
Quarter ending June 2016	1,819	↑
Quarter ending September 2016	1,905	↑
Variance since September 2015	16.2%	↑



ACTIVITY

Cumulative percentage of contracted UDA delivered 2016 & 2017



Month	Adjusted Scheduled Activity (UDA)	
	2016	2017
April	-238	212
May	192	870
June	552	1,354
July	1,263	1,968
August	1,619	2,558
September	2,071	3,023
October	2,504	
November	3,195	
December	3,727	
January	4,185	
February	4,799	
March	5,216	
April	5,413	
May	5,422	
June	5,423	

QUALITY

	Quantity	Base Number	Contract	LHB	Wales
% of FP17s for the same patient ID Re-attending within 3 months - Children	9	299	3.0%	7.8%	11.3%
% of FP17s for the same patient ID Re-attending within 3 months - Adults	170	1,307	13.0%	13.6%	16.6%
% of FP17s for the same patient ID Re-attending between 3 & 9 months - Children	179	299	59.9%	59.2%	58.3%
% of FP17s for the same patient ID Re-attending between 3 & 9 months - Adults	852	1,307	65.2%	53.7%	54.0%
% of FP17s for Band 1 Urgent Courses	36	1,504	2.4%	7.9%	9.0%
% of FP17s Relating to Free Repair or Replacements	11	1,504	0.7%	0.8%	0.7%
% of FP17s Relating to Continuations	21	1,504	1.4%	1.0%	0.9%
% of Patients satisfied with the dentistry they have received	5	6	N/A	92.1%	90.9%
% of Patients satisfied with the time they had to wait for an appointment	5	6	N/A	90.5%	88.7%

* This is based on patients treated on this contract for their most recent course of treatment. Figures in italics indicate the base number of FP17s or Patient Questionnaire responses are less than 100. N/A is shown where the base number of responses is less than 10 during the period. % is calculated as Quantity/Base number*100

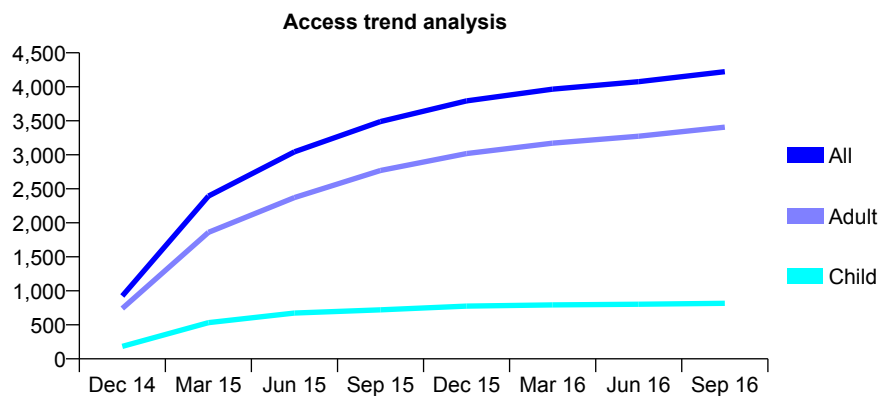
7A1 - Vital Signs At a Glance Contract Report for 155640/0001 - September 2016

Name or company name	PR Griffiths
Contract type name	GDS Contract
Purpose of contract	General
Contract start date	31/10/2014
Contract end date	

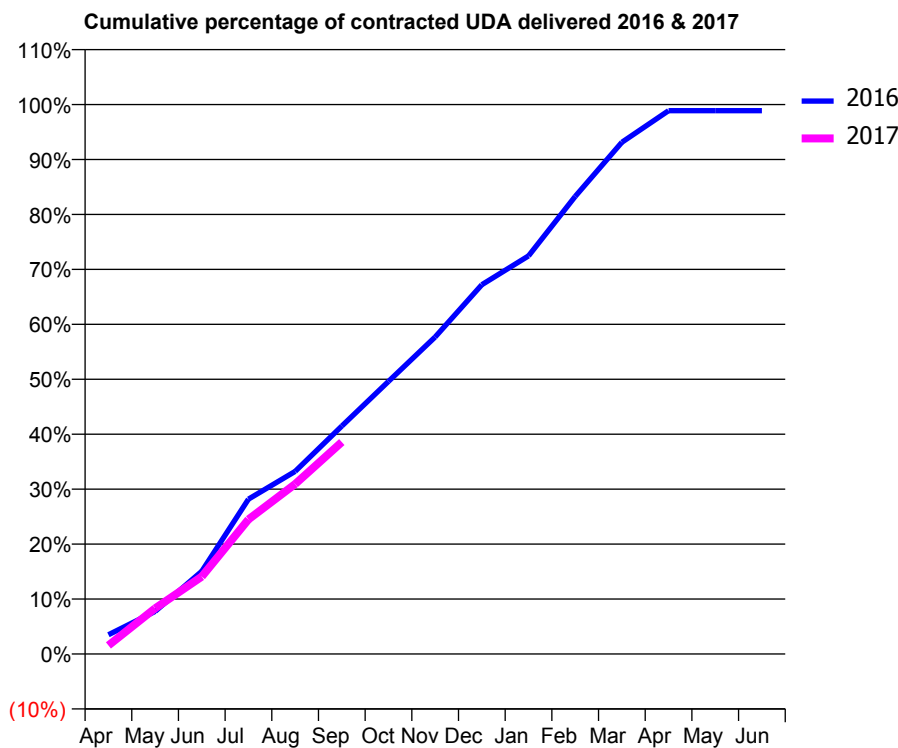
16/17 Contracted general activity (UDA)	14,028
Carry forward general activity (UDA)	156
16/17 Contracted orthodontic activity (UOA)	0
Carry forward orthodontic activity (UOA)	0
Baseline contract value	£412,159.24

ACCESS*

Patients seen in 24 months	Total	Change since previous quarter
Quarter ending September 2015	3,489	
Quarter ending December 2015	3,793	↑
Quarter ending March 2016	3,965	↑
Quarter ending June 2016	4,075	↑
Quarter ending September 2016	4,223	↑
Variance since September 2015	21.0%	↑



ACTIVITY



Month	Adjusted Scheduled Activity (UDA)	
	2016	2017
April	493	218
May	1,088	1,166
June	2,114	1,975
July	3,953	3,437
August	4,661	4,338
September	5,820	5,411
October	6,961	
November	8,092	
December	9,427	
January	10,162	
February	11,682	
March	13,064	
April	13,872	
May	13,872	
June	13,872	

QUALITY

	Quantity	Base Number	Contract	LHB	Wales
% of FP17s for the same patient ID Re-attending within 3 months - Children	36	735	4.9%	7.8%	11.3%
% of FP17s for the same patient ID Re-attending within 3 months - Adults	343	2,643	13.0%	13.6%	16.6%
% of FP17s for the same patient ID Re-attending between 3 & 9 months - Children	526	735	71.6%	59.2%	58.3%
% of FP17s for the same patient ID Re-attending between 3 & 9 months - Adults	1,515	2,643	57.3%	53.7%	54.0%
% of FP17s for Band 1 Urgent Courses	254	3,101	8.2%	7.9%	9.0%
% of FP17s Relating to Free Repair or Replacements	29	3,101	0.9%	0.8%	0.7%
% of FP17s Relating to Continuations	16	3,101	0.5%	1.0%	0.9%
% of Patients satisfied with the dentistry they have received	14	15	93.3%	92.1%	90.9%
% of Patients satisfied with the time they had to wait for an appointment	14	15	93.3%	90.5%	88.7%

* This is based on patients treated on this contract for their most recent course of treatment. Figures in italics indicate the base number of FP17s or Patient Questionnaire responses are less than 100. N/A is shown where the base number of responses is less than 10 during the period. % is calculated as Quantity/Base number*100

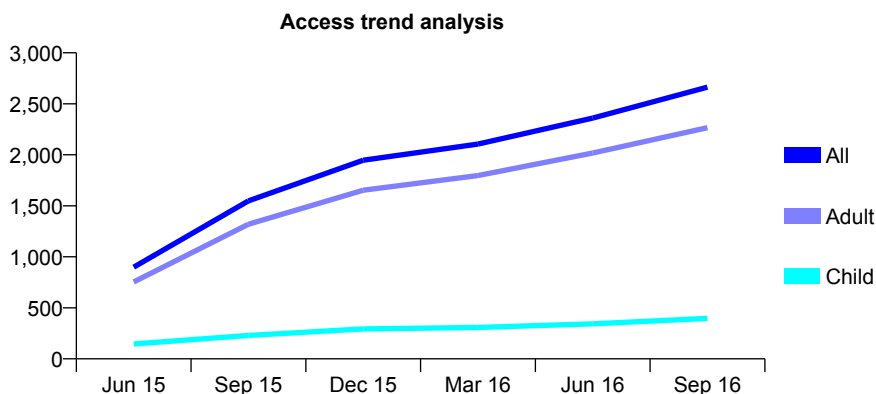
7A1 - Vital Signs At a Glance Contract Report for 158194/0021 - September 2016

Name or company name	Denticare Ltd
Contract type name	GDS Contract
Purpose of contract	General
Contract start date	01/11/2008
Contract end date	

16/17 Contracted general activity (UDA)	15,000
Carry forward general activity (UDA)	0
16/17 Contracted orthodontic activity (UOA)	0
Carry forward orthodontic activity (UOA)	0
Baseline contract value	£342,638.19

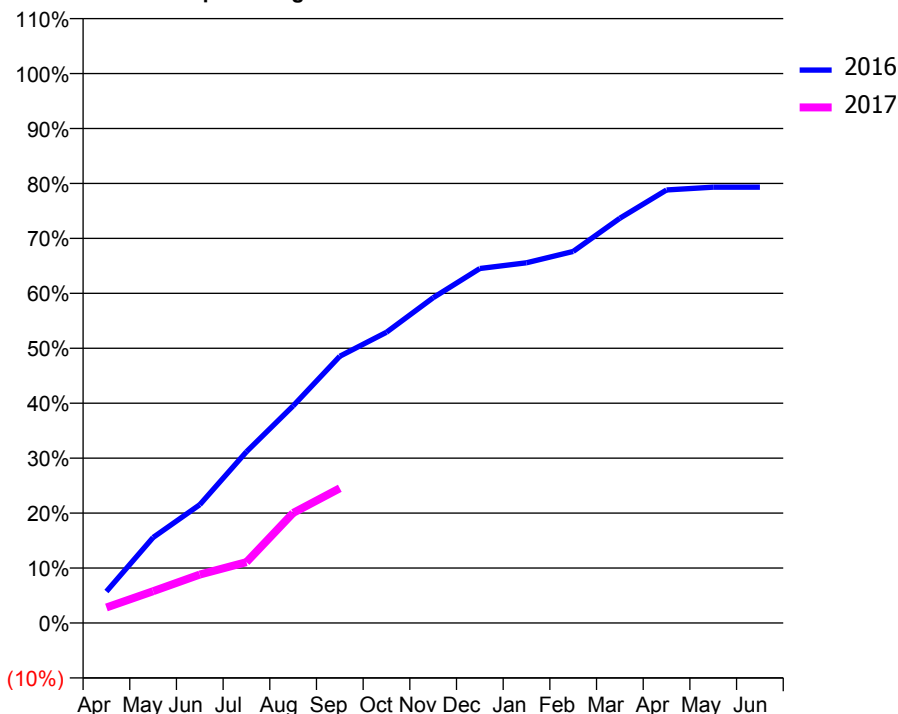
ACCESS*

Patients seen in 24 months	Total	Change since previous quarter
Quarter ending September 2015	1,549	
Quarter ending December 2015	1,947	↑
Quarter ending March 2016	2,105	↑
Quarter ending June 2016	2,360	↑
Quarter ending September 2016	2,663	↑
Variance since September 2015	71.9%	↑



ACTIVITY

Cumulative percentage of contracted UDA delivered 2016 & 2017



Adjusted Scheduled Activity (UDA)

Month	2016	2017
April	488	422
May	1,324	867
June	1,830	1,322
July	2,649	1,661
August	3,360	3,006
September	4,126	3,679
October	4,499	
November	5,033	
December	5,484	
January	5,573	
February	5,747	
March	6,262	
April	6,698	
May	6,741	
June	6,741	

QUALITY

	Quantity	Base Number	Contract	LHB	Wales
% of FP17s for the same patient ID Re-attending within 3 months - Children	10	236	4.2%	7.8%	11.3%
% of FP17s for the same patient ID Re-attending within 3 months - Adults	174	1,443	12.1%	13.6%	16.6%
% of FP17s for the same patient ID Re-attending between 3 & 9 months - Children	24	236	10.2%	59.2%	58.3%
% of FP17s for the same patient ID Re-attending between 3 & 9 months - Adults	292	1,443	20.2%	53.7%	54.0%
% of FP17s for Band 1 Urgent Courses	171	1,497	11.4%	7.9%	9.0%
% of FP17s Relating to Free Repair or Replacements	2	1,497	0.1%	0.8%	0.7%
% of FP17s Relating to Continuations	14	1,497	0.9%	1.0%	0.9%
% of Patients satisfied with the dentistry they have received	4	5	N/A	92.1%	90.9%
% of Patients satisfied with the time they had to wait for an appointment	2	5	N/A	90.5%	88.7%

* This is based on patients treated on this contract for their most recent course of treatment. Figures in italics indicate the base number of FP17s or Patient Questionnaire responses are less than 100. N/A is shown where the base number of responses is less than 10 during the period. % is calculated as Quantity/Base number*100

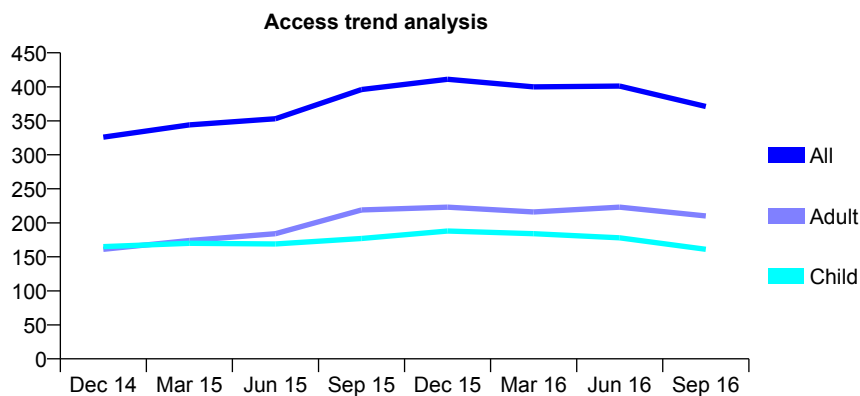
7A1 - Vital Signs At a Glance Contract Report for 158194/0028 - September 2016

Name or company name	Denticare Ltd
Contract type name	GDS Contract
Purpose of contract	General
Contract start date	01/03/2011
Contract end date	

16/17 Contracted general activity (UDA)	872
Carry forward general activity (UDA)	-14
16/17 Contracted orthodontic activity (UOA)	0
Carry forward orthodontic activity (UOA)	0
Baseline contract value	£21,751.18

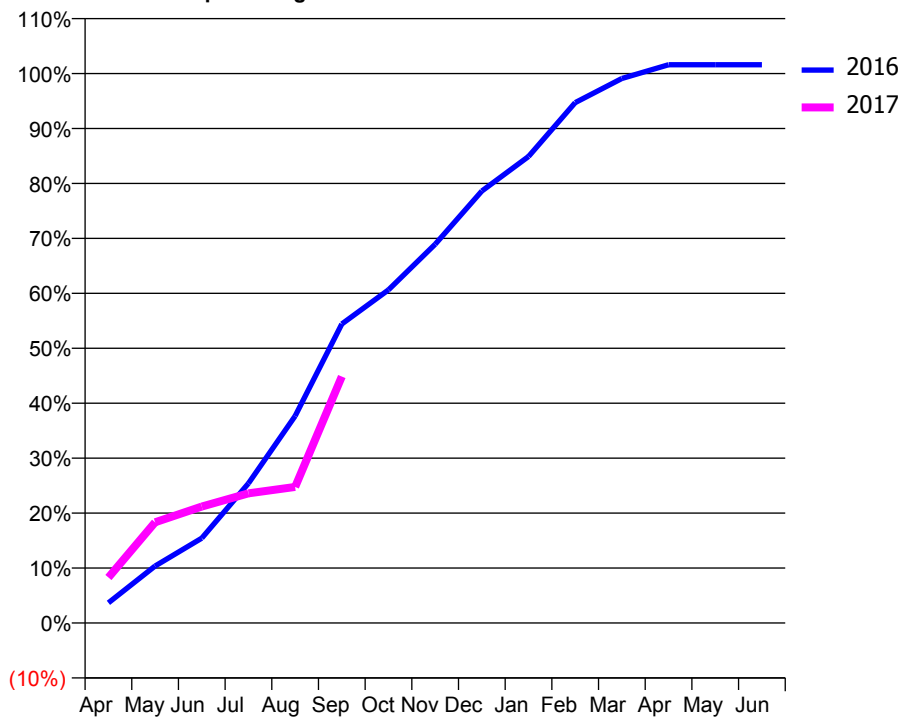
ACCESS*

Patients seen in 24 months	Total	Change since previous quarter
Quarter ending September 2015	396	
Quarter ending December 2015	411	↑
Quarter ending March 2016	400	↓
Quarter ending June 2016	401	→
Quarter ending September 2016	371	↓
Variance since September 2015	(6.3%)	↓



ACTIVITY

Cumulative percentage of contracted UDA delivered 2016 & 2017



Adjusted Scheduled Activity (UDA)

Month	2016	2017
April	32	72
May	90	160
June	135	185
July	222	206
August	329	216
September	475	391
October	529	
November	601	
December	685	
January	740	
February	826	
March	864	
April	886	
May	886	
June	886	

QUALITY

	Quantity	Base Number	Contract	LHB	Wales
% of FP17s for the same patient ID Re-attending within 3 months - Children	4	123	3.3%	7.8%	11.3%
% of FP17s for the same patient ID Re-attending within 3 months - Adults	4	149	2.7%	13.6%	16.6%
% of FP17s for the same patient ID Re-attending between 3 & 9 months - Children	90	123	73.2%	59.2%	58.3%
% of FP17s for the same patient ID Re-attending between 3 & 9 months - Adults	103	149	69.1%	53.7%	54.0%
% of FP17s for Band 1 Urgent Courses	11	256	4.3%	7.9%	9.0%
% of FP17s Relating to Free Repair or Replacements	0	256	0.0%	0.8%	0.7%
% of FP17s Relating to Continuations	0	256	0.0%	1.0%	0.9%
% of Patients satisfied with the dentistry they have received	0	0	N/A	92.1%	90.9%
% of Patients satisfied with the time they had to wait for an appointment	0	0	N/A	90.5%	88.7%

* This is based on patients treated on this contract for their most recent course of treatment. Figures in italics indicate the base number of FP17s or Patient Questionnaire responses are less than 100. N/A is shown where the base number of responses is less than 10 during the period. % is calculated as Quantity/Base number*100

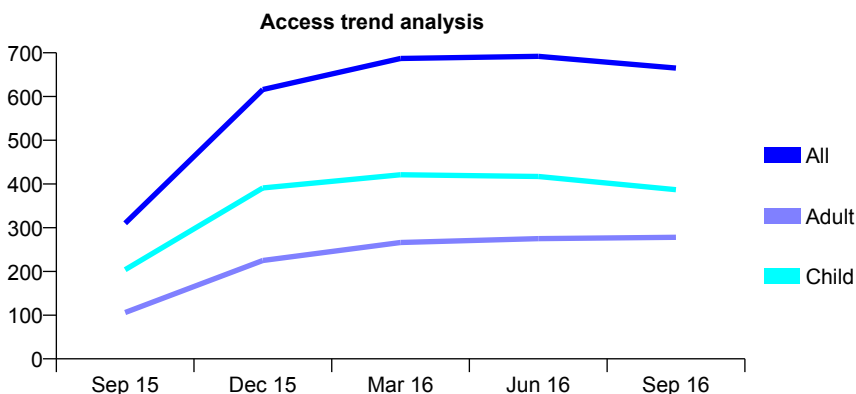
7A1 - Vital Signs At a Glance Contract Report for 160679/0001 - September 2016

Name or company name	Mr T Ferguson
Contract type name	GDS Contract
Purpose of contract	General
Contract start date	01/06/2015
Contract end date	

16/17 Contracted general activity (UDA)	1,790
Carry forward general activity (UDA)	-84
16/17 Contracted orthodontic activity (UOA)	0
Carry forward orthodontic activity (UOA)	0
Baseline contract value	£40,217.01

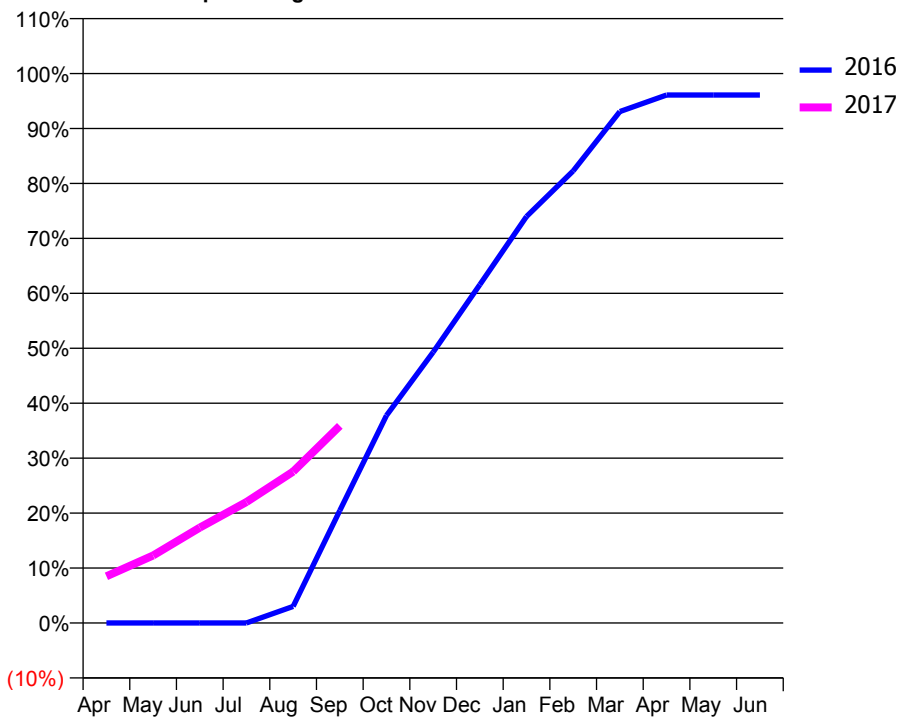
ACCESS*

Patients seen in 24 months	Total	Change since previous quarter
Quarter ending September 2015	310	
Quarter ending December 2015	616	↑
Quarter ending March 2016	687	↑
Quarter ending June 2016	692	→
Quarter ending September 2016	665	↓
Variance since September 2015	114.5%	↑



ACTIVITY

Cumulative percentage of contracted UDA delivered 2016 & 2017



Adjusted Scheduled Activity (UDA)

Month	2016	2017
April	0	152
May	0	220
June	0	311
July	0	394
August	45	493
September	305	642
October	563	
November	735	
December	919	
January	1,104	
February	1,228	
March	1,389	
April	1,434	
May	1,434	
June	1,434	

QUALITY

	Quantity	Base Number	Contract	LHB	Wales
% of FP17s for the same patient ID Re-attending within 3 months - Children	8	312	2.6%	7.8%	11.3%
% of FP17s for the same patient ID Re-attending within 3 months - Adults	11	174	6.3%	13.6%	16.6%
% of FP17s for the same patient ID Re-attending between 3 & 9 months - Children	234	312	75.0%	59.2%	58.3%
% of FP17s for the same patient ID Re-attending between 3 & 9 months - Adults	119	174	68.4%	53.7%	54.0%
% of FP17s for Band 1 Urgent Courses	6	447	1.3%	7.9%	9.0%
% of FP17s Relating to Free Repair or Replacements	0	447	0.0%	0.8%	0.7%
% of FP17s Relating to Continuations	1	447	0.2%	1.0%	0.9%
% of Patients satisfied with the dentistry they have received	1	1	N/A	92.1%	90.9%
% of Patients satisfied with the time they had to wait for an appointment	1	1	N/A	90.5%	88.7%

* This is based on patients treated on this contract for their most recent course of treatment. Figures in italics indicate the base number of FP17s or Patient Questionnaire responses are less than 100. N/A is shown where the base number of responses is less than 10 during the period. % is calculated as Quantity/Base number*100

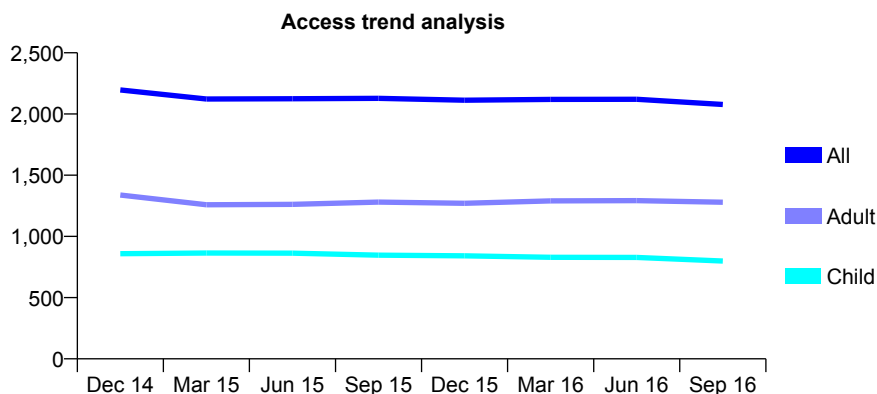
7A1 - Vital Signs At a Glance Contract Report for 162302/0001 - September 2016

Name or company name	Connahs Quay Dental Practice Ltd
Contract type name	GDS Contract
Purpose of contract	General and Orthodontic
Contract start date	01/01/2010
Contract end date	

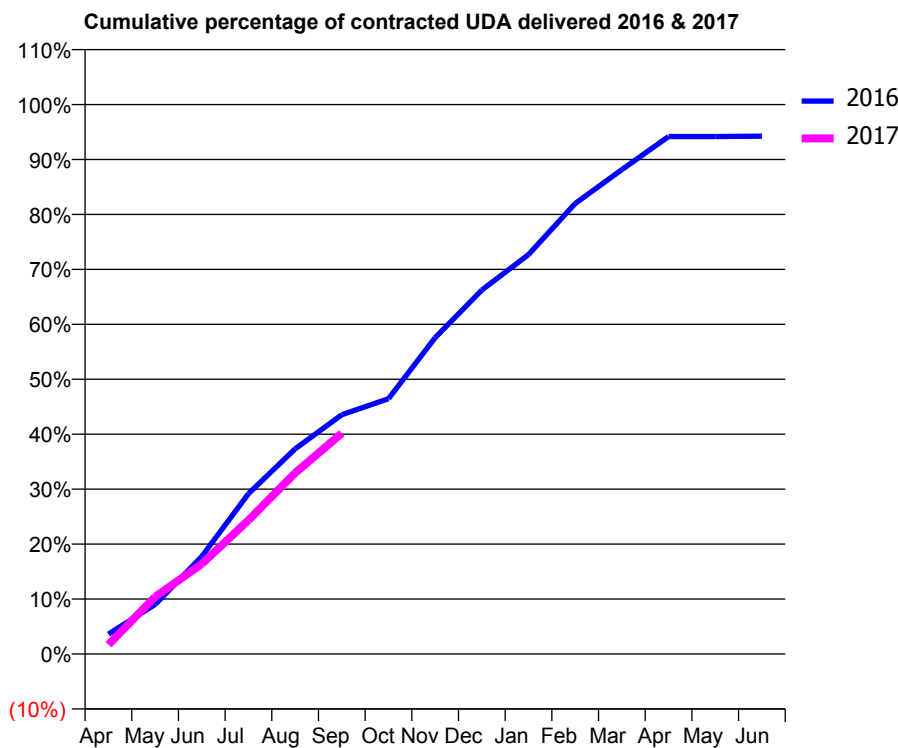
16/17 Contracted general activity (UDA)	6,560
Carry forward general activity (UDA)	0
16/17 Contracted orthodontic activity (UOA)	0
Carry forward orthodontic activity (UOA)	0
Baseline contract value	£120,282.71

ACCESS*

Patients seen in 24 months	Total	Change since previous quarter
Quarter ending September 2015	2,128	
Quarter ending December 2015	2,113	→
Quarter ending March 2016	2,119	→
Quarter ending June 2016	2,120	→
Quarter ending September 2016	2,078	↓
Variance since September 2015	(2.3%)	↓



ACTIVITY



Month	Adjusted Scheduled Activity (UDA)	
	2016	2017
April	237	113
May	591	682
June	1,164	1,076
July	1,915	1,598
August	2,449	2,160
September	2,856	2,636
October	3,048	
November	3,777	
December	4,345	
January	4,768	
February	5,379	
March	5,782	
April	6,178	
May	6,178	
June	6,182	

QUALITY

	Quantity	Base Number	Contract	LHB	Wales
% of FP17s for the same patient ID Re-attending within 3 months - Children	46	651	7.1%	7.8%	11.3%
% of FP17s for the same patient ID Re-attending within 3 months - Adults	221	1,117	19.8%	13.6%	16.6%
% of FP17s for the same patient ID Re-attending between 3 & 9 months - Children	459	651	70.5%	59.2%	58.3%
% of FP17s for the same patient ID Re-attending between 3 & 9 months - Adults	734	1,117	65.7%	53.7%	54.0%
% of FP17s for Band 1 Urgent Courses	105	1,541	6.8%	7.9%	9.0%
% of FP17s Relating to Free Repair or Replacements	49	1,541	3.2%	0.8%	0.7%
% of FP17s Relating to Continuations	14	1,541	0.9%	1.0%	0.9%
% of Patients satisfied with the dentistry they have received	7	7	N/A	92.1%	90.9%
% of Patients satisfied with the time they had to wait for an appointment	7	7	N/A	90.5%	88.7%

* This is based on patients treated on this contract for their most recent course of treatment. Figures in italics indicate the base number of FP17s or Patient Questionnaire responses are less than 100. N/A is shown where the base number of responses is less than 10 during the period. % is calculated as Quantity/Base number*100

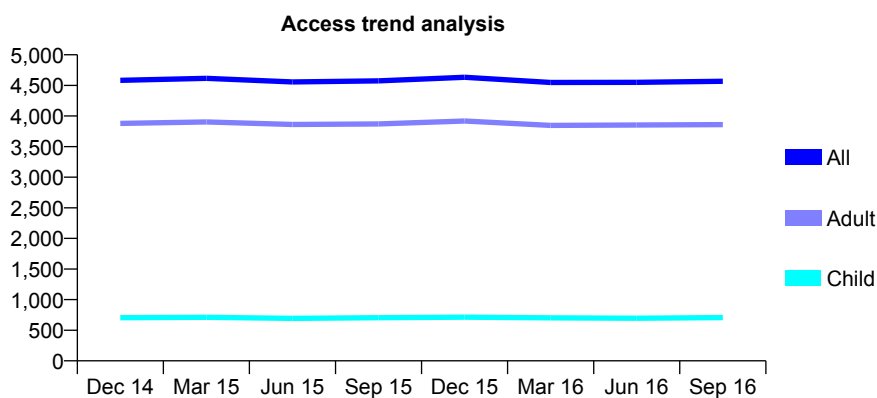
7A1 - Vital Signs At a Glance Contract Report for 164542/0001 - September 2016

Name or company name	Coppersun Dental Care Ltd
Contract type name	GDS Contract
Purpose of contract	General
Contract start date	01/11/2009
Contract end date	

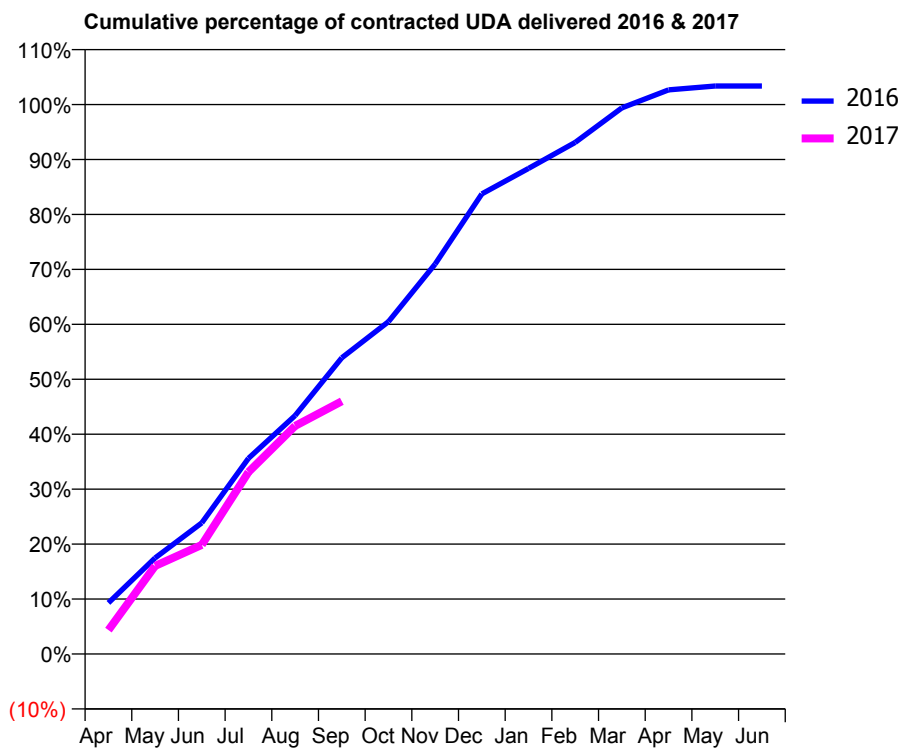
16/17 Contracted general activity (UDA)	13,354
Carry forward general activity (UDA)	-411
16/17 Contracted orthodontic activity (UOA)	0
Carry forward orthodontic activity (UOA)	0
Baseline contract value	£269,139.20

ACCESS*

Patients seen in 24 months	Total	Change since previous quarter
Quarter ending September 2015	4,574	
Quarter ending December 2015	4,632	→
Quarter ending March 2016	4,548	↓
Quarter ending June 2016	4,550	→
Quarter ending September 2016	4,567	→
Variance since September 2015	(0.2%)	→



ACTIVITY



Month	Adjusted Scheduled Activity (UDA)	
	2016	2017
April	1,141	581
May	2,144	2,140
June	2,927	2,651
July	4,368	4,421
August	5,320	5,544
September	6,609	6,144
October	7,417	
November	8,701	
December	10,267	
January	10,836	
February	11,417	
March	12,187	
April	12,587	
May	12,674	
June	12,673	

QUALITY

	Quantity	Base Number	Contract	LHB	Wales
% of FP17s for the same patient ID Re-attending within 3 months - Children	66	577	11.4%	7.8%	11.3%
% of FP17s for the same patient ID Re-attending within 3 months - Adults	461	2,649	17.4%	13.6%	16.6%
% of FP17s for the same patient ID Re-attending between 3 & 9 months - Children	323	577	56.0%	59.2%	58.3%
% of FP17s for the same patient ID Re-attending between 3 & 9 months - Adults	1,164	2,649	43.9%	53.7%	54.0%
% of FP17s for Band 1 Urgent Courses	248	2,843	8.7%	7.9%	9.0%
% of FP17s Relating to Free Repair or Replacements	34	2,843	1.2%	0.8%	0.7%
% of FP17s Relating to Continuations	29	2,843	1.0%	1.0%	0.9%
% of Patients satisfied with the dentistry they have received	19	20	95.0%	92.1%	90.9%
% of Patients satisfied with the time they had to wait for an appointment	20	20	100.0%	90.5%	88.7%

* This is based on patients treated on this contract for their most recent course of treatment. Figures in italics indicate the base number of FP17s or Patient Questionnaire responses are less than 100. N/A is shown where the base number of responses is less than 10 during the period. % is calculated as Quantity/Base number*100

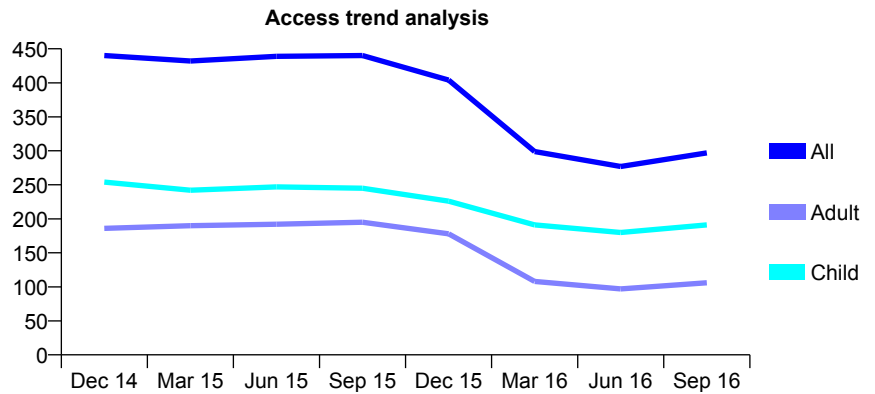
7A1 - Vital Signs At a Glance Contract Report for 164577/0001 - September 2016

Name or company name	Entwistle, Williams & Jenkins GDS Contract
Contract type name	GDS Contract
Purpose of contract	General
Contract start date	31/08/2013
Contract end date	

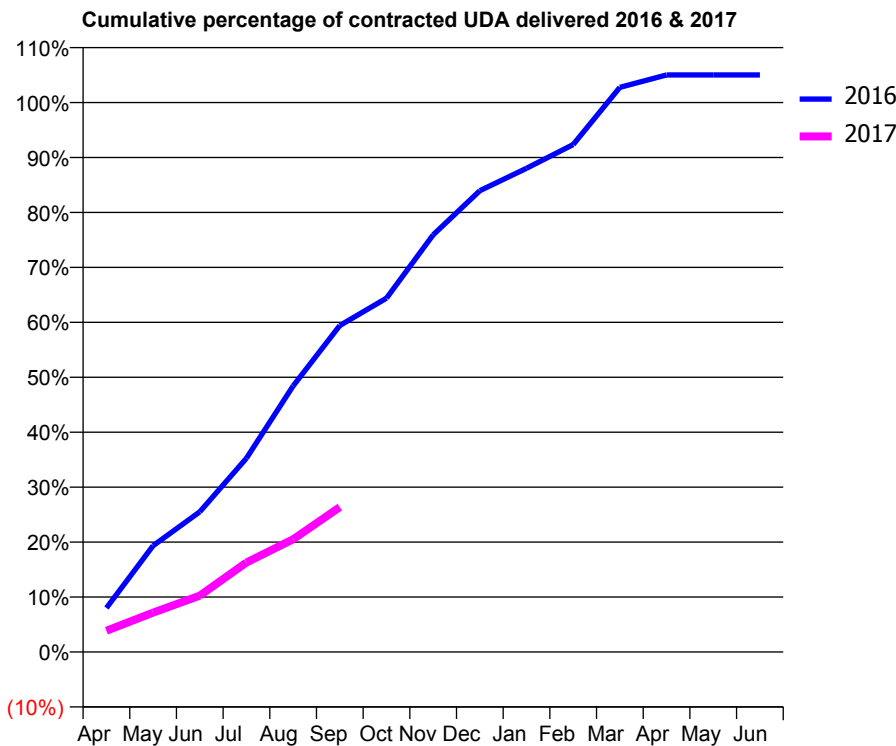
16/17 Contracted general activity (UDA)	1,136
Carry forward general activity (UDA)	-24
16/17 Contracted orthodontic activity (UOA)	0
Carry forward orthodontic activity (UOA)	0
Baseline contract value	£26,618.31

ACCESS*

Patients seen in 24 months	Total	Change since previous quarter
Quarter ending September 2015	440	
Quarter ending December 2015	404	↓
Quarter ending March 2016	299	↓
Quarter ending June 2016	277	↓
Quarter ending September 2016	297	↑
Variance since September 2015	(32.5%)	↓



ACTIVITY



Month	Adjusted Scheduled Activity (UDA)	
	2016	2017
April	39	44
May	94	81
June	124	117
July	171	185
August	235	233
September	289	299
October	313	
November	369	
December	408	
January	428	
February	449	
March	499	
April	510	
May	510	
June	510	

QUALITY

	Quantity	Base Number	Contract	LHB	Wales
% of FP17s for the same patient ID Re-attending within 3 months - Children	7	141	5.0%	7.8%	11.3%
% of FP17s for the same patient ID Re-attending within 3 months - Adults	2	62	3.2%	13.6%	16.6%
% of FP17s for the same patient ID Re-attending between 3 & 9 months - Children	70	141	49.6%	59.2%	58.3%
% of FP17s for the same patient ID Re-attending between 3 & 9 months - Adults	29	62	46.8%	53.7%	54.0%
% of FP17s for Band 1 Urgent Courses	22	191	11.5%	7.9%	9.0%
% of FP17s Relating to Free Repair or Replacements	1	191	0.5%	0.8%	0.7%
% of FP17s Relating to Continuations	0	191	0.0%	1.0%	0.9%
% of Patients satisfied with the dentistry they have received	1	1	N/A	92.1%	90.9%
% of Patients satisfied with the time they had to wait for an appointment	1	1	N/A	90.5%	88.7%

* This is based on patients treated on this contract for their most recent course of treatment. Figures in italics indicate the base number of FP17s or Patient Questionnaire responses are less than 100. N/A is shown where the base number of responses is less than 10 during the period. % is calculated as Quantity/Base number*100

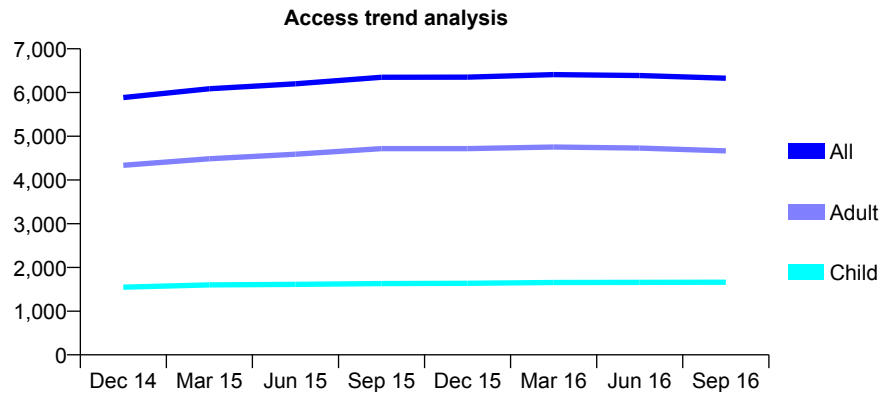
7A1 - Vital Signs At a Glance Contract Report for 167096/0002 - September 2016

Name or company name	Longford Road Dental Practice Ltd
Contract type name	GDS Contract
Purpose of contract	General
Contract start date	01/11/2013
Contract end date	

16/17 Contracted general activity (UDA)	21,718
Carry forward general activity (UDA)	0
16/17 Contracted orthodontic activity (UOA)	0
Carry forward orthodontic activity (UOA)	0
Baseline contract value	£455,681.88

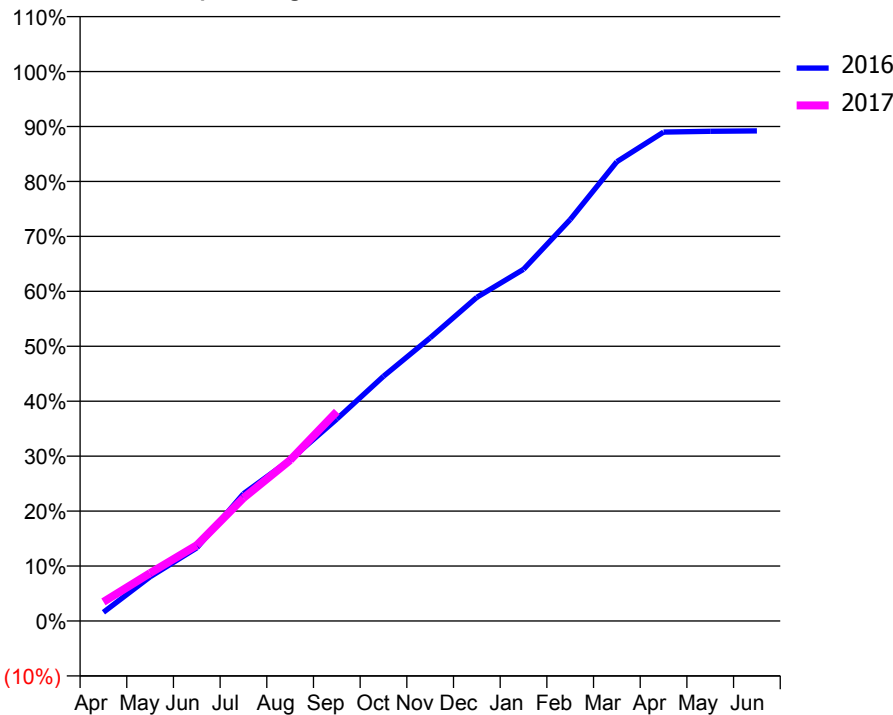
ACCESS*

Patients seen in 24 months	Total	Change since previous quarter
Quarter ending September 2015	6,348	
Quarter ending December 2015	6,353	→
Quarter ending March 2016	6,411	→
Quarter ending June 2016	6,387	→
Quarter ending September 2016	6,326	→
Variance since September 2015	(0.3%)	→



ACTIVITY

Cumulative percentage of contracted UDA delivered 2016 & 2017



Month	Adjusted Scheduled Activity (UDA)	
	2016	2017
April	347	755
May	1,747	1,893
June	2,889	2,994
July	5,029	4,860
August	6,376	6,361
September	7,983	8,279
October	9,671	
November	11,192	
December	12,795	
January	13,903	
February	15,868	
March	18,152	
April	19,325	
May	19,355	
June	19,368	

QUALITY

	Quantity	Base Number	Contract	LHB	Wales
% of FP17s for the same patient ID Re-attending within 3 months - Children	90	1,341	6.7%	7.8%	11.3%
% of FP17s for the same patient ID Re-attending within 3 months - Adults	583	3,533	16.5%	13.6%	16.6%
% of FP17s for the same patient ID Re-attending between 3 & 9 months - Children	889	1,341	66.3%	59.2%	58.3%
% of FP17s for the same patient ID Re-attending between 3 & 9 months - Adults	1,899	3,533	53.8%	53.7%	54.0%
% of FP17s for Band 1 Urgent Courses	451	4,260	10.6%	7.9%	9.0%
% of FP17s Relating to Free Repair or Replacements	45	4,260	1.1%	0.8%	0.7%
% of FP17s Relating to Continuations	12	4,260	0.3%	1.0%	0.9%
% of Patients satisfied with the dentistry they have received	23	27	85.2%	92.1%	90.9%
% of Patients satisfied with the time they had to wait for an appointment	24	27	88.9%	90.5%	88.7%

* This is based on patients treated on this contract for their most recent course of treatment. Figures in italics indicate the base number of FP17s or Patient Questionnaire responses are less than 100. N/A is shown where the base number of responses is less than 10 during the period. % is calculated as Quantity/Base number*100

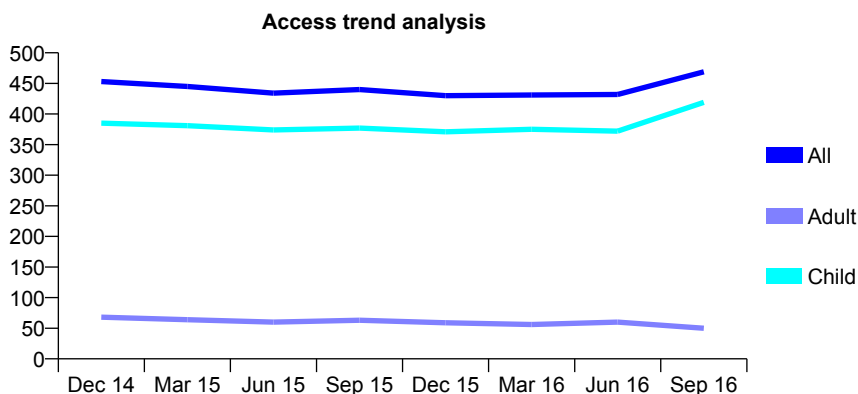
7A1 - Vital Signs At a Glance Contract Report for 170003/0001 - September 2016

Name or company name	Meacher & Associates Limited
Contract type name	GDS Contract
Purpose of contract	General
Contract start date	01/06/2010
Contract end date	

16/17 Contracted general activity (UDA)	975
Carry forward general activity (UDA)	34
16/17 Contracted orthodontic activity (UOA)	0
Carry forward orthodontic activity (UOA)	0
Baseline contract value	£23,005.75

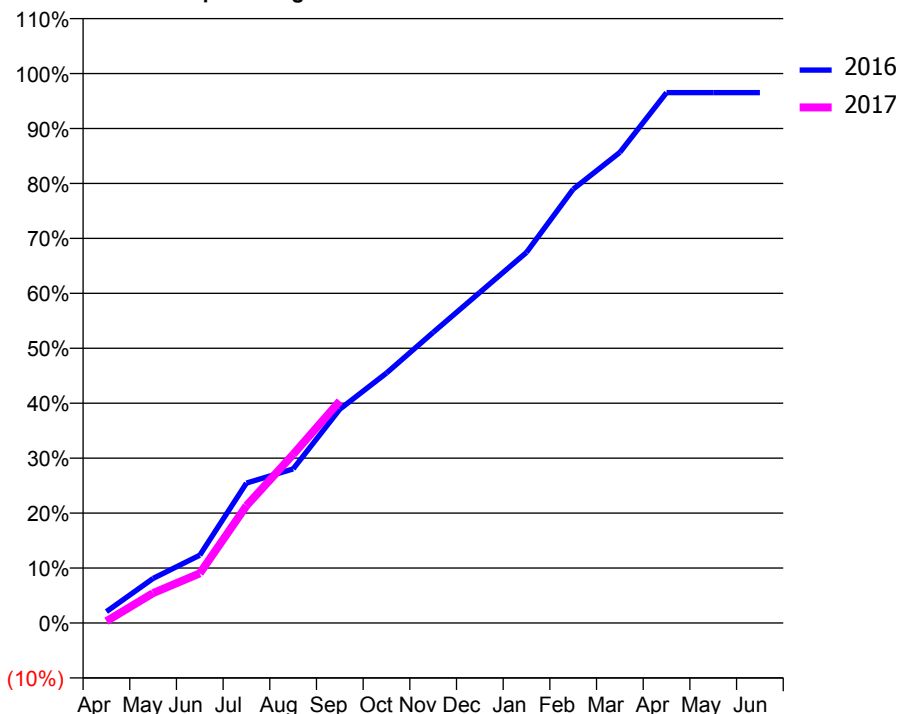
ACCESS*

Patients seen in 24 months	Total	Change since previous quarter
Quarter ending September 2015	440	
Quarter ending December 2015	430	↓
Quarter ending March 2016	431	→
Quarter ending June 2016	432	→
Quarter ending September 2016	469	↑
Variance since September 2015	6.6%	↑



ACTIVITY

Cumulative percentage of contracted UDA delivered 2016 & 2017



Month	2016	2017
April	20	3
May	79	53
June	120	88
July	248	208
August	273	299
September	379	394
October	444	
November	516	
December	587	
January	658	
February	770	
March	835	
April	941	
May	941	
June	941	

QUALITY

	Quantity	Base Number	Contract	LHB	Wales
% of FP17s for the same patient ID Re-attending within 3 months - Children	12	397	3.0%	7.8%	11.3%
% of FP17s for the same patient ID Re-attending within 3 months - Adults	0	0	N/A	13.6%	16.6%
% of FP17s for the same patient ID Re-attending between 3 & 9 months - Children	257	397	64.7%	59.2%	58.3%
% of FP17s for the same patient ID Re-attending between 3 & 9 months - Adults	0	0	N/A	53.7%	54.0%
% of FP17s for Band 1 Urgent Courses	4	321	1.2%	7.9%	9.0%
% of FP17s Relating to Free Repair or Replacements	0	321	0.0%	0.8%	0.7%
% of FP17s Relating to Continuations	1	321	0.3%	1.0%	0.9%
% of Patients satisfied with the dentistry they have received	2	3	N/A	92.1%	90.9%
% of Patients satisfied with the time they had to wait for an appointment	3	3	N/A	90.5%	88.7%

* This is based on patients treated on this contract for their most recent course of treatment. Figures in italics indicate the base number of FP17s or Patient Questionnaire responses are less than 100. N/A is shown where the base number of responses is less than 10 during the period. % is calculated as Quantity/Base number*100

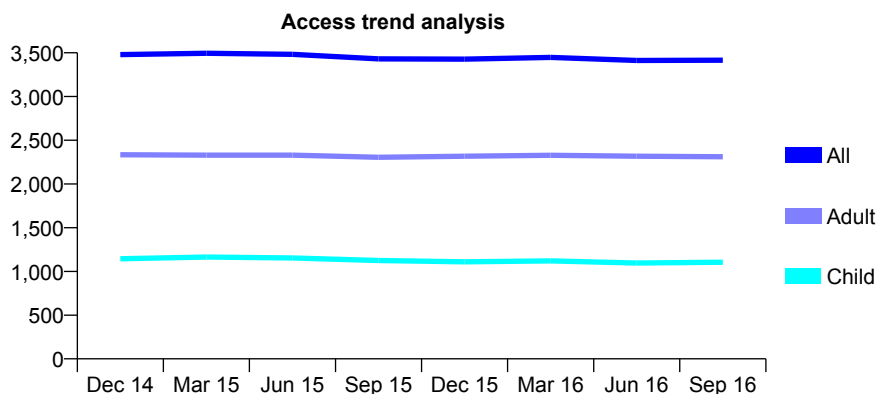
7A1 - Vital Signs At a Glance Contract Report for 173185/0001 - September 2016

Name or company name	Deintyddfa Deudraeth Dental Care Ltd.
Contract type name	GDS Contract
Purpose of contract	General and Orthodontic
Contract start date	01/05/2010
Contract end date	

16/17 Contracted general activity (UDA)	9,059
Carry forward general activity (UDA)	439
16/17 Contracted orthodontic activity (UOA)	1,353
Carry forward orthodontic activity (UOA)	-39
Baseline contract value	£323,230.43

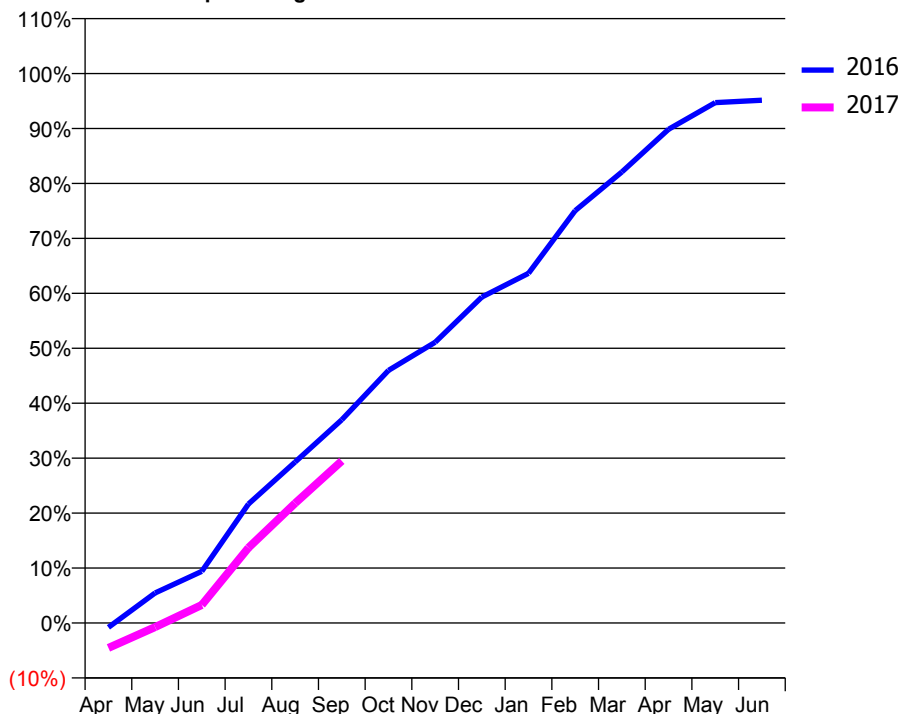
ACCESS*

Patients seen in 24 months	Total	Change since previous quarter
Quarter ending September 2015	3,430	
Quarter ending December 2015	3,427	→
Quarter ending March 2016	3,448	→
Quarter ending June 2016	3,413	↓
Quarter ending September 2016	3,416	→
Variance since September 2015	(0.4%)	→



ACTIVITY

Cumulative percentage of contracted UDA delivered 2016 & 2017



Month	Adjusted Scheduled Activity (UDA)	
	2016	2017
April	-73	-413
May	495	-70
June	851	298
July	1,962	1,240
August	2,653	1,976
September	3,352	2,672
October	4,165	
November	4,629	
December	5,374	
January	5,766	
February	6,799	
March	7,436	
April	8,140	
May	8,580	
June	8,620	

QUALITY

	Quantity	Base Number	Contract	LHB	Wales
% of FP17s for the same patient ID Re-attending within 3 months - Children	70	965	7.3%	7.8%	11.3%
% of FP17s for the same patient ID Re-attending within 3 months - Adults	151	1,673	9.0%	13.6%	16.6%
% of FP17s for the same patient ID Re-attending between 3 & 9 months - Children	627	965	65.0%	59.2%	58.3%
% of FP17s for the same patient ID Re-attending between 3 & 9 months - Adults	1,085	1,673	64.9%	53.7%	54.0%
% of FP17s for Band 1 Urgent Courses	30	1,937	1.5%	7.9%	9.0%
% of FP17s Relating to Free Repair or Replacements	1	1,937	0.1%	0.8%	0.7%
% of FP17s Relating to Continuations	34	1,937	1.8%	1.0%	0.9%
% of Patients satisfied with the dentistry they have received	8	8	N/A	92.1%	90.9%
% of Patients satisfied with the time they had to wait for an appointment	8	8	N/A	90.5%	88.7%

* This is based on patients treated on this contract for their most recent course of treatment. Figures in italics indicate the base number of FP17s or Patient Questionnaire responses are less than 100. N/A is shown where the base number of responses is less than 10 during the period. % is calculated as Quantity/Base number*100

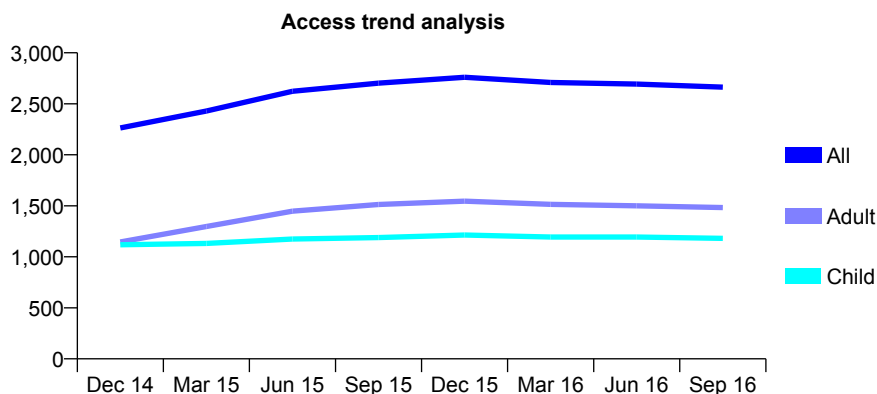
7A1 - Vital Signs At a Glance Contract Report for 173223/0001 - September 2016

Name or company name	The Kandy Lodge Dental Practice Partners
Contract type name	GDS Contract
Purpose of contract	General
Contract start date	01/12/2013
Contract end date	

16/17 Contracted general activity (UDA)	7,820
Carry forward general activity (UDA)	-274
16/17 Contracted orthodontic activity (UOA)	0
Carry forward orthodontic activity (UOA)	0
Baseline contract value	£146,703.41

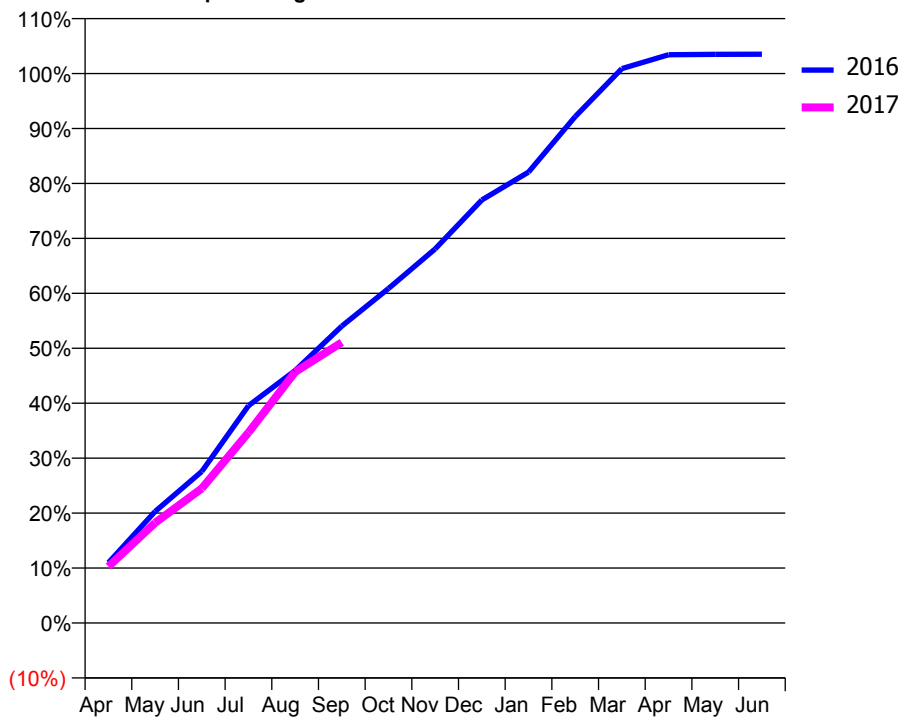
ACCESS*

Patients seen in 24 months	Total	Change since previous quarter
Quarter ending September 2015	2,702	
Quarter ending December 2015	2,760	↑
Quarter ending March 2016	2,709	↓
Quarter ending June 2016	2,694	→
Quarter ending September 2016	2,664	↓
Variance since September 2015	(1.4%)	↓



ACTIVITY

Cumulative percentage of contracted UDA delivered 2016 & 2017



Month	Adjusted Scheduled Activity (UDA)	
	2016	2017
April	858	804
May	1,588	1,426
June	2,157	1,916
July	3,093	2,710
August	3,592	3,573
September	4,225	3,993
October	4,759	
November	5,325	
December	6,021	
January	6,418	
February	7,206	
March	7,890	
April	8,087	
May	8,093	
June	8,094	

QUALITY

	Quantity	Base Number	Contract	LHB	Wales
% of FP17s for the same patient ID Re-attending within 3 months - Children	85	1,123	7.6%	7.8%	11.3%
% of FP17s for the same patient ID Re-attending within 3 months - Adults	154	936	16.5%	13.6%	16.6%
% of FP17s for the same patient ID Re-attending between 3 & 9 months - Children	793	1,123	70.6%	59.2%	58.3%
% of FP17s for the same patient ID Re-attending between 3 & 9 months - Adults	522	936	55.8%	53.7%	54.0%
% of FP17s for Band 1 Urgent Courses	182	1,956	9.3%	7.9%	9.0%
% of FP17s Relating to Free Repair or Replacements	0	1,956	0.0%	0.8%	0.7%
% of FP17s Relating to Continuations	22	1,956	1.1%	1.0%	0.9%
% of Patients satisfied with the dentistry they have received	1	1	N/A	92.1%	90.9%
% of Patients satisfied with the time they had to wait for an appointment	1	1	N/A	90.5%	88.7%

* This is based on patients treated on this contract for their most recent course of treatment. Figures in italics indicate the base number of FP17s or Patient Questionnaire responses are less than 100. N/A is shown where the base number of responses is less than 10 during the period. % is calculated as Quantity/Base number*100

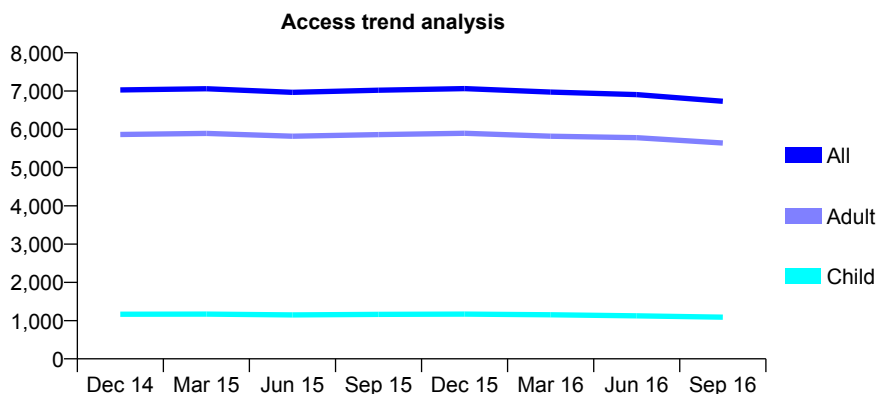
7A1 - Vital Signs At a Glance Contract Report for 175145/0001 - September 2016

Name or company name	Rhyl and Abergele Elwy Dental Partnership
Contract type name	GDS Contract
Purpose of contract	General
Contract start date	01/03/2011
Contract end date	

16/17 Contracted general activity (UDA)	20,786
Carry forward general activity (UDA)	22
16/17 Contracted orthodontic activity (UOA)	0
Carry forward orthodontic activity (UOA)	0
Baseline contract value	£552,801.56

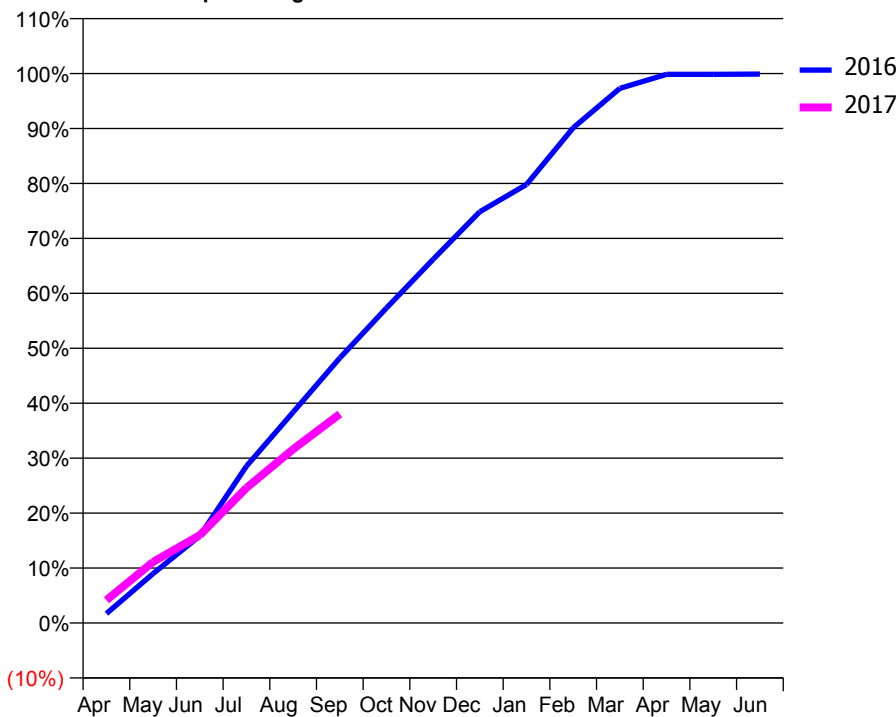
ACCESS*

Patients seen in 24 months	Total	Change since previous quarter
Quarter ending September 2015	7,022	
Quarter ending December 2015	7,063	→
Quarter ending March 2016	6,973	↓
Quarter ending June 2016	6,907	→
Quarter ending September 2016	6,734	↓
Variance since September 2015	(4.1%)	↓



ACTIVITY

Cumulative percentage of contracted UDA delivered 2016 & 2017



Month	Adjusted Scheduled Activity (UDA)	
	2016	2017
April	322	864
May	1,698	2,315
June	2,991	3,320
July	5,385	5,112
August	7,238	6,577
September	9,099	7,907
October	10,817	
November	12,486	
December	14,120	
January	15,056	
February	16,999	
March	18,356	
April	18,837	
May	18,837	
June	18,843	

QUALITY

	Quantity	Base Number	Contract	LHB	Wales
% of FP17s for the same patient ID Re-attending within 3 months - Children	49	755	6.5%	7.8%	11.3%
% of FP17s for the same patient ID Re-attending within 3 months - Adults	510	3,861	13.2%	13.6%	16.6%
% of FP17s for the same patient ID Re-attending between 3 & 9 months - Children	516	755	68.3%	59.2%	58.3%
% of FP17s for the same patient ID Re-attending between 3 & 9 months - Adults	2,327	3,861	60.3%	53.7%	54.0%
% of FP17s for Band 1 Urgent Courses	312	4,368	7.1%	7.9%	9.0%
% of FP17s Relating to Free Repair or Replacements	29	4,368	0.7%	0.8%	0.7%
% of FP17s Relating to Continuations	58	4,368	1.3%	1.0%	0.9%
% of Patients satisfied with the dentistry they have received	23	24	95.8%	92.1%	90.9%
% of Patients satisfied with the time they had to wait for an appointment	19	24	79.2%	90.5%	88.7%

* This is based on patients treated on this contract for their most recent course of treatment. Figures in italics indicate the base number of FP17s or Patient Questionnaire responses are less than 100. N/A is shown where the base number of responses is less than 10 during the period. % is calculated as Quantity/Base number*100

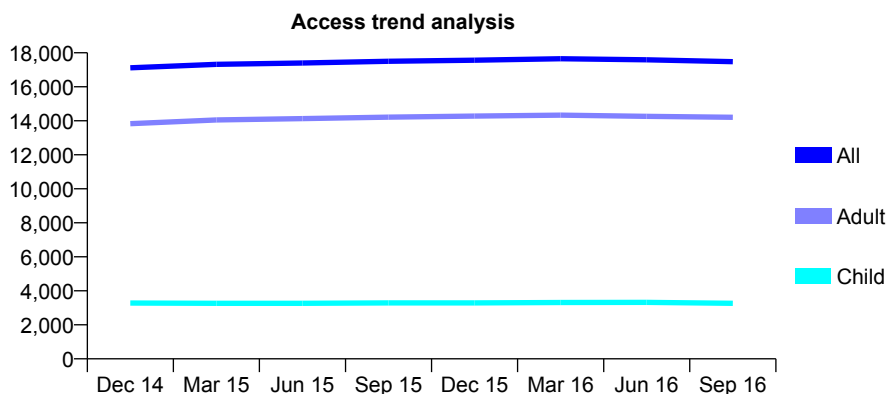
7A1 - Vital Signs At a Glance Contract Report for 175145/0002 - September 2016

Name or company name	Rhyl and Abergele Elwy Dental Partnership
Contract type name	GDS Contract
Purpose of contract	General and Orthodontic
Contract start date	01/03/2011
Contract end date	

16/17 Contracted general activity (UDA)	49,009
Carry forward general activity (UDA)	-6
16/17 Contracted orthodontic activity (UOA)	827
Carry forward orthodontic activity (UOA)	13
Baseline contract value	£1,386,243.21

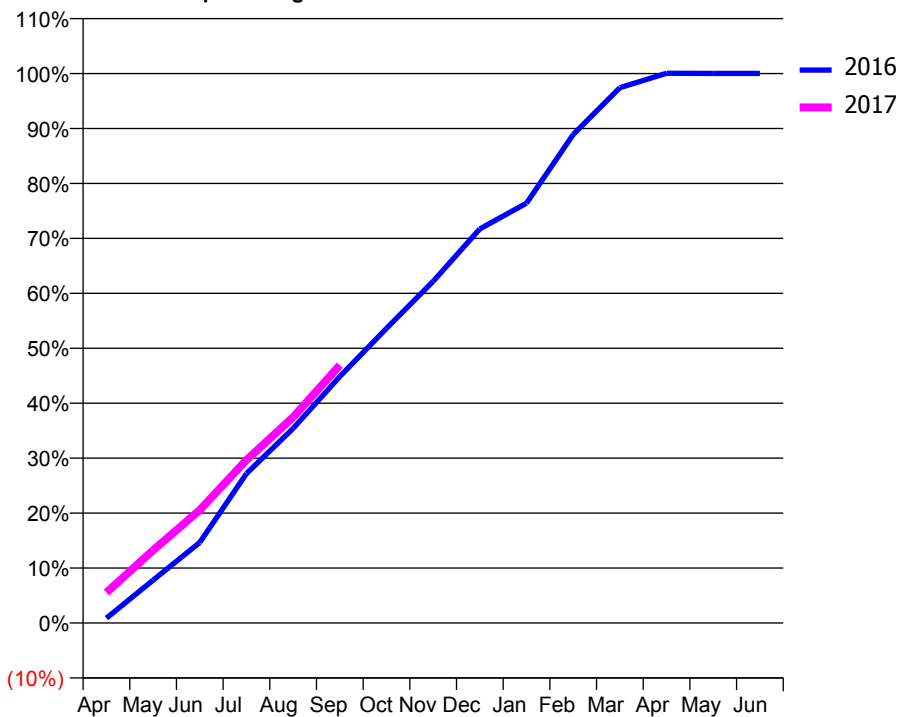
ACCESS*

Patients seen in 24 months	Total	Change since previous quarter
Quarter ending September 2015	17,502	
Quarter ending December 2015	17,566	→
Quarter ending March 2016	17,651	→
Quarter ending June 2016	17,587	→
Quarter ending September 2016	17,476	→
Variance since September 2015	(0.1%)	→



ACTIVITY

Cumulative percentage of contracted UDA delivered 2016 & 2017



Month	Adjusted Scheduled Activity (UDA)	
	2016	2017
April	433	2,719
May	3,819	6,482
June	7,189	10,083
July	13,331	14,535
August	17,352	18,362
September	21,980	22,992
October	26,274	
November	30,474	
December	35,144	
January	37,450	
February	43,568	
March	47,740	
April	49,027	
May	49,015	
June	49,015	

QUALITY

	Quantity	Base Number	Contract	LHB	Wales
% of FP17s for the same patient ID Re-attending within 3 months - Children	154	2,347	6.6%	7.8%	11.3%
% of FP17s for the same patient ID Re-attending within 3 months - Adults	922	9,318	9.9%	13.6%	16.6%
% of FP17s for the same patient ID Re-attending between 3 & 9 months - Children	1,269	2,347	54.1%	59.2%	58.3%
% of FP17s for the same patient ID Re-attending between 3 & 9 months - Adults	3,904	9,318	41.9%	53.7%	54.0%
% of FP17s for Band 1 Urgent Courses	525	11,041	4.8%	7.9%	9.0%
% of FP17s Relating to Free Repair or Replacements	38	11,041	0.3%	0.8%	0.7%
% of FP17s Relating to Continuations	125	11,041	1.1%	1.0%	0.9%
% of Patients satisfied with the dentistry they have received	37	37	100.0%	92.1%	90.9%
% of Patients satisfied with the time they had to wait for an appointment	36	37	97.3%	90.5%	88.7%

* This is based on patients treated on this contract for their most recent course of treatment. Figures in italics indicate the base number of FP17s or Patient Questionnaire responses are less than 100. N/A is shown where the base number of responses is less than 10 during the period. % is calculated as Quantity/Base number*100

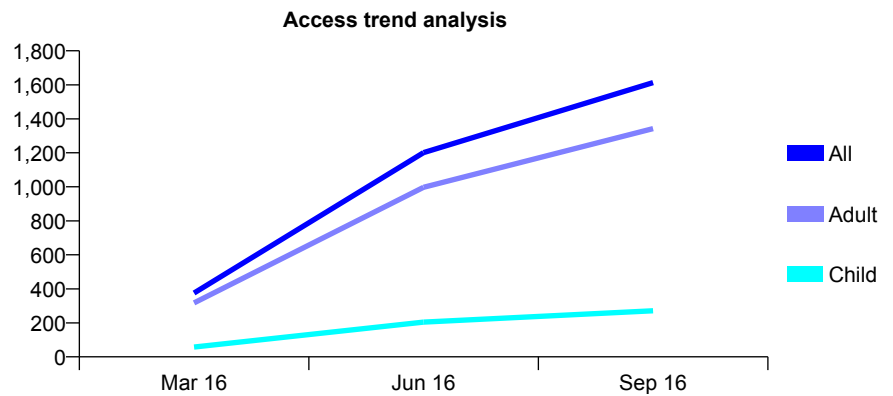
7A1 - Vital Signs At a Glance Contract Report for 175595/0001 - September 2016

Name or company name	MR QM JAFFRI
Contract type name	GDS Contract
Purpose of contract	General
Contract start date	28/12/2015
Contract end date	

16/17 Contracted general activity (UDA)	7,500
Carry forward general activity (UDA)	84
16/17 Contracted orthodontic activity (UOA)	0
Carry forward orthodontic activity (UOA)	0
Baseline contract value	£201,784.61

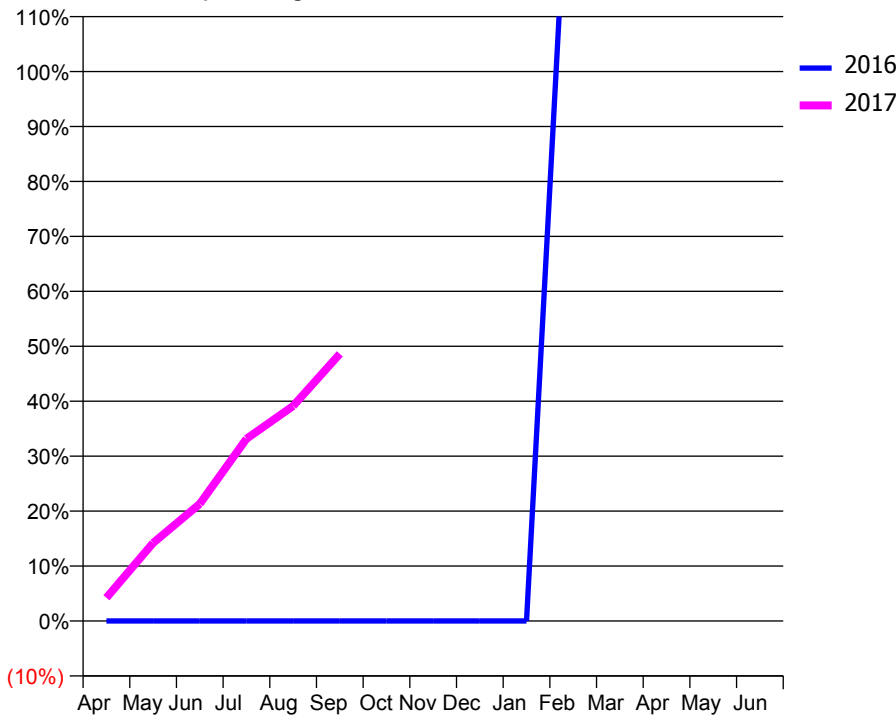
ACCESS*

Patients seen in 24 months	Total	Change since previous quarter
Quarter ending September 2015	0	
Quarter ending December 2015	0	
Quarter ending March 2016	375	
Quarter ending June 2016	1,201	↑
Quarter ending September 2016	1,613	↑
Variance since September 2015	N/A	



ACTIVITY

Cumulative percentage of contracted UDA delivered 2016 & 2017



Month	Adjusted Scheduled Activity (UDA)	
	2016	2017
April	0	318
May	0	1,065
June	0	1,599
July	0	2,487
August	0	2,935
September	0	3,647
October	0	
November	0	
December	0	
January	0	
February	615	
March	903	
April	1,341	
May	1,366	
June	1,371	

QUALITY

	Quantity	Base Number	Contract	LHB	Wales
% of FP17s for the same patient ID Re-attending within 3 months - Children	3	245	1.2%	7.8%	11.3%
% of FP17s for the same patient ID Re-attending within 3 months - Adults	110	1,359	8.1%	13.6%	16.6%
% of FP17s for the same patient ID Re-attending between 3 & 9 months - Children	22	245	9.0%	59.2%	58.3%
% of FP17s for the same patient ID Re-attending between 3 & 9 months - Adults	193	1,359	14.2%	53.7%	54.0%
% of FP17s for Band 1 Urgent Courses	96	1,369	7.0%	7.9%	9.0%
% of FP17s Relating to Free Repair or Replacements	1	1,369	0.1%	0.8%	0.7%
% of FP17s Relating to Continuations	10	1,369	0.7%	1.0%	0.9%
% of Patients satisfied with the dentistry they have received	4	4	N/A	92.1%	90.9%
% of Patients satisfied with the time they had to wait for an appointment	3	4	N/A	90.5%	88.7%

* This is based on patients treated on this contract for their most recent course of treatment. Figures in italics indicate the base number of FP17s or Patient Questionnaire responses are less than 100. N/A is shown where the base number of responses is less than 10 during the period. % is calculated as Quantity/Base number*100

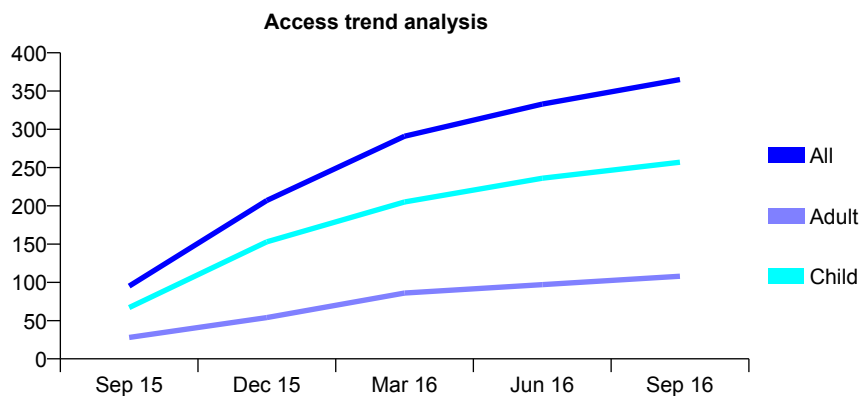
7A1 - Vital Signs At a Glance Contract Report for 175897/0001 - September 2016

Name or company name	C Aston
Contract type name	GDS Contract
Purpose of contract	General
Contract start date	25/07/2015
Contract end date	

16/17 Contracted general activity (UDA)	1,160
Carry forward general activity (UDA)	31
16/17 Contracted orthodontic activity (UOA)	0
Carry forward orthodontic activity (UOA)	0
Baseline contract value	£27,014.04

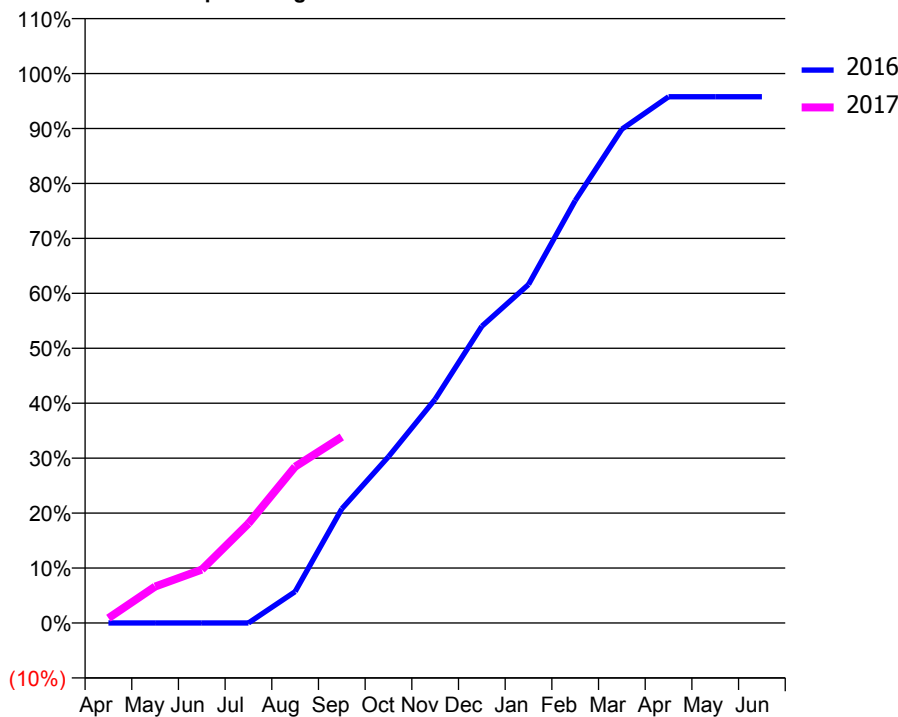
ACCESS*

Patients seen in 24 months	Total	Change since previous quarter
Quarter ending September 2015	95	
Quarter ending December 2015	207	↑
Quarter ending March 2016	291	↑
Quarter ending June 2016	333	↑
Quarter ending September 2016	365	↑
Variance since September 2015	284.2%	↑



ACTIVITY

Cumulative percentage of contracted UDA delivered 2016 & 2017



Month	Adjusted Scheduled Activity (UDA)	
	2016	2017
April	0	10
May	0	77
June	0	113
July	0	210
August	43	330
September	155	393
October	225	
November	303	
December	402	
January	458	
February	572	
March	669	
April	713	
May	713	
June	713	

QUALITY

	Quantity	Base Number	Contract	LHB	Wales
% of FP17s for the same patient ID Re-attending within 3 months - Children	25	227	11.0%	7.8%	11.3%
% of FP17s for the same patient ID Re-attending within 3 months - Adults	13	68	19.1%	13.6%	16.6%
% of FP17s for the same patient ID Re-attending between 3 & 9 months - Children	75	227	33.0%	59.2%	58.3%
% of FP17s for the same patient ID Re-attending between 3 & 9 months - Adults	21	68	30.9%	53.7%	54.0%
% of FP17s for Band 1 Urgent Courses	24	268	9.0%	7.9%	9.0%
% of FP17s Relating to Free Repair or Replacements	0	268	0.0%	0.8%	0.7%
% of FP17s Relating to Continuations	0	268	0.0%	1.0%	0.9%
% of Patients satisfied with the dentistry they have received	1	1	N/A	92.1%	90.9%
% of Patients satisfied with the time they had to wait for an appointment	1	1	N/A	90.5%	88.7%

* This is based on patients treated on this contract for their most recent course of treatment. Figures in italics indicate the base number of FP17s or Patient Questionnaire responses are less than 100. N/A is shown where the base number of responses is less than 10 during the period. % is calculated as Quantity/Base number*100

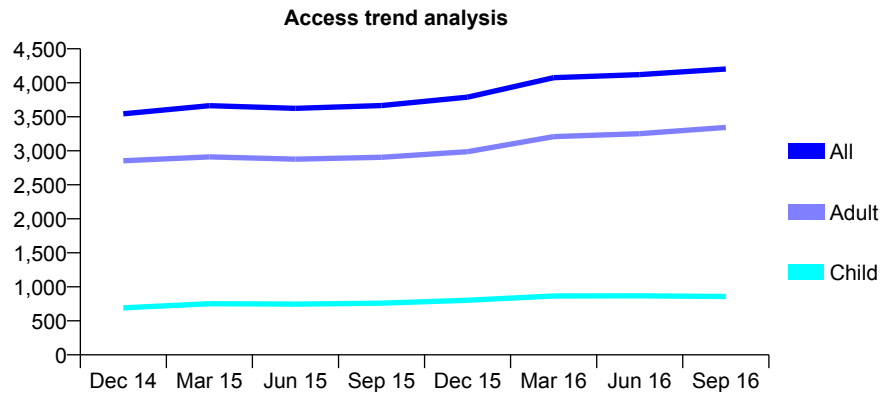
7A1 - Vital Signs At a Glance Contract Report for 182532/0001 - September 2016

Name or company name	R Jotangia
Contract type name	GDS Contract
Purpose of contract	General
Contract start date	18/04/2012
Contract end date	

16/17 Contracted general activity (UDA)	12,924
Carry forward general activity (UDA)	26
16/17 Contracted orthodontic activity (UOA)	0
Carry forward orthodontic activity (UOA)	0
Baseline contract value	£309,879.68

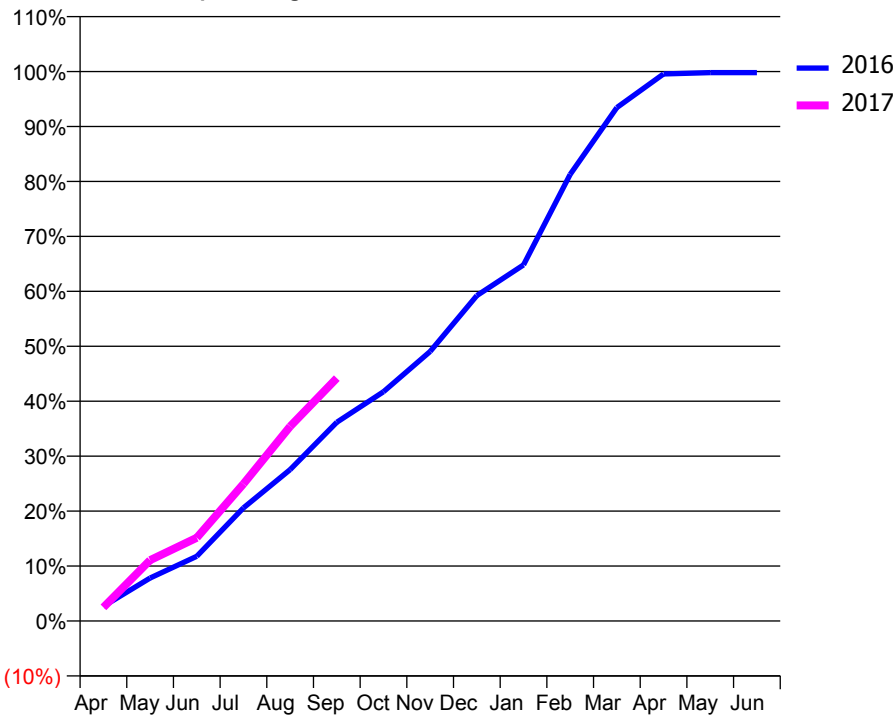
ACCESS*

Patients seen in 24 months	Total	Change since previous quarter
Quarter ending September 2015	3,665	
Quarter ending December 2015	3,789	↑
Quarter ending March 2016	4,075	↑
Quarter ending June 2016	4,120	→
Quarter ending September 2016	4,203	↑
Variance since September 2015	14.7%	↑



ACTIVITY

Cumulative percentage of contracted UDA delivered 2016 & 2017



Month	Adjusted Scheduled Activity (UDA)	
	2016	2017
April	344	320
May	1,005	1,433
June	1,511	1,959
July	2,641	3,227
August	3,536	4,577
September	4,643	5,712
October	5,355	
November	6,295	
December	7,601	
January	8,318	
February	10,432	
March	11,990	
April	12,777	
May	12,807	
June	12,807	

QUALITY

	Quantity	Base Number	Contract	LHB	Wales
% of FP17s for the same patient ID Re-attending within 3 months - Children	34	582	5.8%	7.8%	11.3%
% of FP17s for the same patient ID Re-attending within 3 months - Adults	296	2,134	13.9%	13.6%	16.6%
% of FP17s for the same patient ID Re-attending between 3 & 9 months - Children	352	582	60.5%	59.2%	58.3%
% of FP17s for the same patient ID Re-attending between 3 & 9 months - Adults	1,031	2,134	48.3%	53.7%	54.0%
% of FP17s for Band 1 Urgent Courses	100	2,439	4.1%	7.9%	9.0%
% of FP17s Relating to Free Repair or Replacements	40	2,439	1.6%	0.8%	0.7%
% of FP17s Relating to Continuations	51	2,439	2.1%	1.0%	0.9%
% of Patients satisfied with the dentistry they have received	6	7	N/A	92.1%	90.9%
% of Patients satisfied with the time they had to wait for an appointment	5	7	N/A	90.5%	88.7%

* This is based on patients treated on this contract for their most recent course of treatment. Figures in italics indicate the base number of FP17s or Patient Questionnaire responses are less than 100. N/A is shown where the base number of responses is less than 10 during the period. % is calculated as Quantity/Base number*100

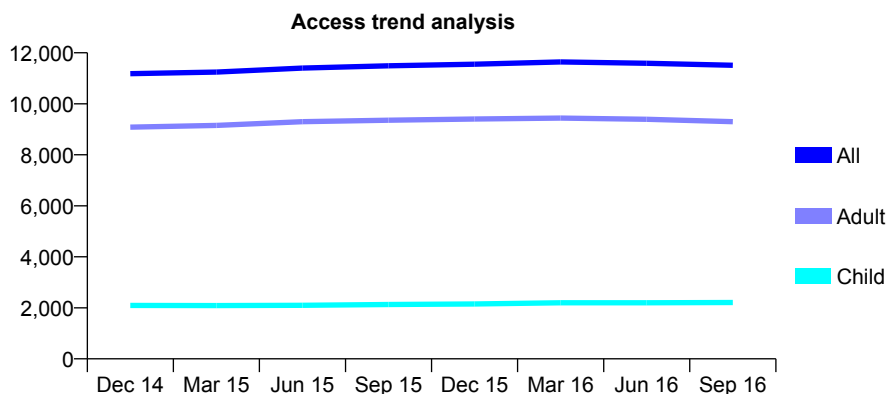
7A1 - Vital Signs At a Glance Contract Report for 186023/0001 - September 2016

Name or company name	RYAN & NAYLOR LIMITED
Contract type name	GDS Contract
Purpose of contract	General
Contract start date	01/05/2012
Contract end date	

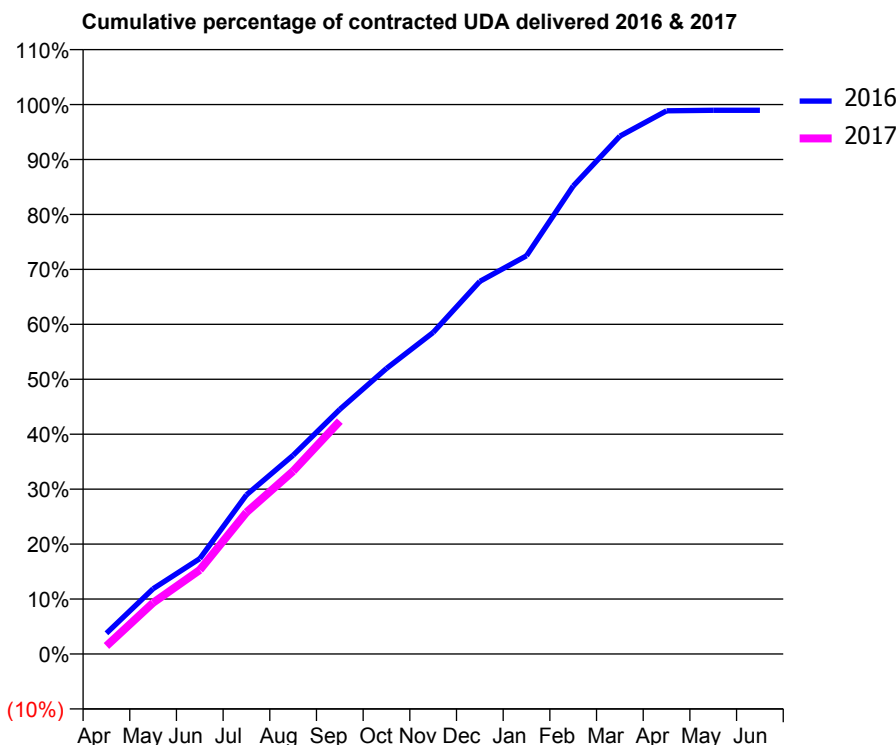
16/17 Contracted general activity (UDA)	37,820
Carry forward general activity (UDA)	994
16/17 Contracted orthodontic activity (UOA)	0
Carry forward orthodontic activity (UOA)	0
Baseline contract value	£849,483.72

ACCESS*

Patients seen in 24 months	Total	Change since previous quarter
Quarter ending September 2015	11,488	
Quarter ending December 2015	11,553	→
Quarter ending March 2016	11,643	→
Quarter ending June 2016	11,592	→
Quarter ending September 2016	11,510	→
Variance since September 2015	0.2%	→



ACTIVITY



Month	Adjusted Scheduled Activity (UDA)	
	2016	2017
April	1,423	556
May	4,490	3,533
June	6,564	5,788
July	10,953	9,750
August	13,677	12,586
September	16,839	16,026
October	19,650	
November	22,129	
December	25,643	
January	27,405	
February	32,211	
March	35,638	
April	37,390	
May	37,426	
June	37,426	

QUALITY

	Quantity	Base Number	Contract	LHB	Wales
% of FP17s for the same patient ID Re-attending within 3 months - Children	111	1,761	6.3%	7.8%	11.3%
% of FP17s for the same patient ID Re-attending within 3 months - Adults	870	7,213	12.1%	13.6%	16.6%
% of FP17s for the same patient ID Re-attending between 3 & 9 months - Children	1,010	1,761	57.4%	59.2%	58.3%
% of FP17s for the same patient ID Re-attending between 3 & 9 months - Adults	4,518	7,213	62.6%	53.7%	54.0%
% of FP17s for Band 1 Urgent Courses	428	8,270	5.2%	7.9%	9.0%
% of FP17s Relating to Free Repair or Replacements	48	8,270	0.6%	0.8%	0.7%
% of FP17s Relating to Continuations	36	8,270	0.4%	1.0%	0.9%
% of Patients satisfied with the dentistry they have received	26	29	89.7%	92.1%	90.9%
% of Patients satisfied with the time they had to wait for an appointment	26	29	89.7%	90.5%	88.7%

* This is based on patients treated on this contract for their most recent course of treatment. Figures in italics indicate the base number of FP17s or Patient Questionnaire responses are less than 100. N/A is shown where the base number of responses is less than 10 during the period. % is calculated as Quantity/Base number*100

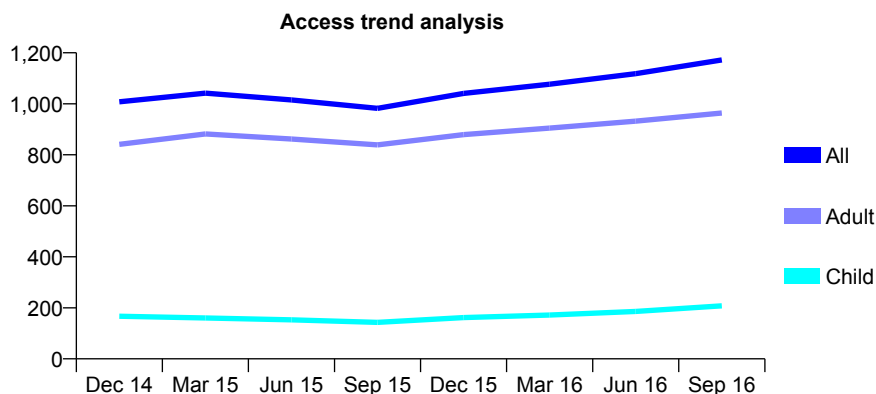
7A1 - Vital Signs At a Glance Contract Report for 187011/0002 - September 2016

Name or company name	Betsi Cadwaladr University Health Board
Contract type name	PDS Contract
Purpose of contract	General
Contract start date	01/04/2006
Contract end date	31/03/2018

16/17 Contracted general activity (UDA)	3,605
Carry forward general activity (UDA)	0
16/17 Contracted orthodontic activity (UOA)	0
Carry forward orthodontic activity (UOA)	0
Baseline contract value	£68,970.58

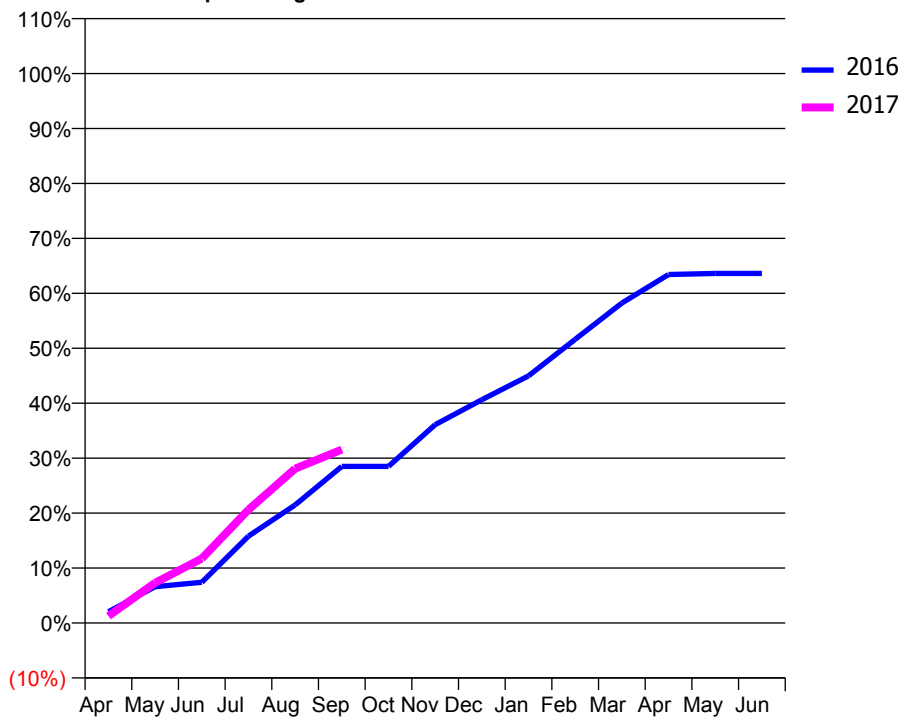
ACCESS*

Patients seen in 24 months	Total	Change since previous quarter
Quarter ending September 2015	982	
Quarter ending December 2015	1,041	↑
Quarter ending March 2016	1,077	↑
Quarter ending June 2016	1,118	↑
Quarter ending September 2016	1,172	↑
Variance since September 2015	19.3%	↑



ACTIVITY

Cumulative percentage of contracted UDA delivered 2016 & 2017



Month	Adjusted Scheduled Activity (UDA)	
	2016	2017
April	74	46
May	238	264
June	267	423
July	570	743
August	774	1,012
September	1,028	1,137
October	1,028	
November	1,301	
December	1,465	
January	1,621	
February	1,861	
March	2,099	
April	2,286	
May	2,293	
June	2,293	

QUALITY

	Quantity	Base Number	Contract	LHB	Wales
% of FP17s for the same patient ID Re-attending within 3 months - Children	3	124	2.4%	7.8%	11.3%
% of FP17s for the same patient ID Re-attending within 3 months - Adults	39	470	8.3%	13.6%	16.6%
% of FP17s for the same patient ID Re-attending between 3 & 9 months - Children	17	124	13.7%	59.2%	58.3%
% of FP17s for the same patient ID Re-attending between 3 & 9 months - Adults	120	470	25.5%	53.7%	54.0%
% of FP17s for Band 1 Urgent Courses	83	489	17.0%	7.9%	9.0%
% of FP17s Relating to Free Repair or Replacements	0	489	0.0%	0.8%	0.7%
% of FP17s Relating to Continuations	0	489	0.0%	1.0%	0.9%
% of Patients satisfied with the dentistry they have received	5	5	N/A	92.1%	90.9%
% of Patients satisfied with the time they had to wait for an appointment	5	5	N/A	90.5%	88.7%

* This is based on patients treated on this contract for their most recent course of treatment. Figures in italics indicate the base number of FP17s or Patient Questionnaire responses are less than 100. N/A is shown where the base number of responses is less than 10 during the period. % is calculated as Quantity/Base number*100

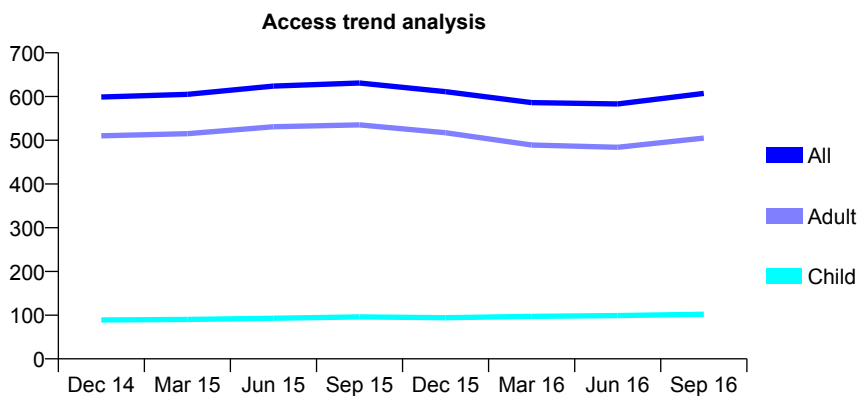
7A1 - Vital Signs At a Glance Contract Report for 187011/0004 - September 2016

Name or company name	Betsi Cadwaladr University Health Board
Contract type name	PDS Contract
Purpose of contract	General
Contract start date	01/04/2006
Contract end date	31/03/2018

16/17 Contracted general activity (UDA)	2,000
Carry forward general activity (UDA)	0
16/17 Contracted orthodontic activity (UOA)	0
Carry forward orthodontic activity (UOA)	0
Baseline contract value	£48,820.84

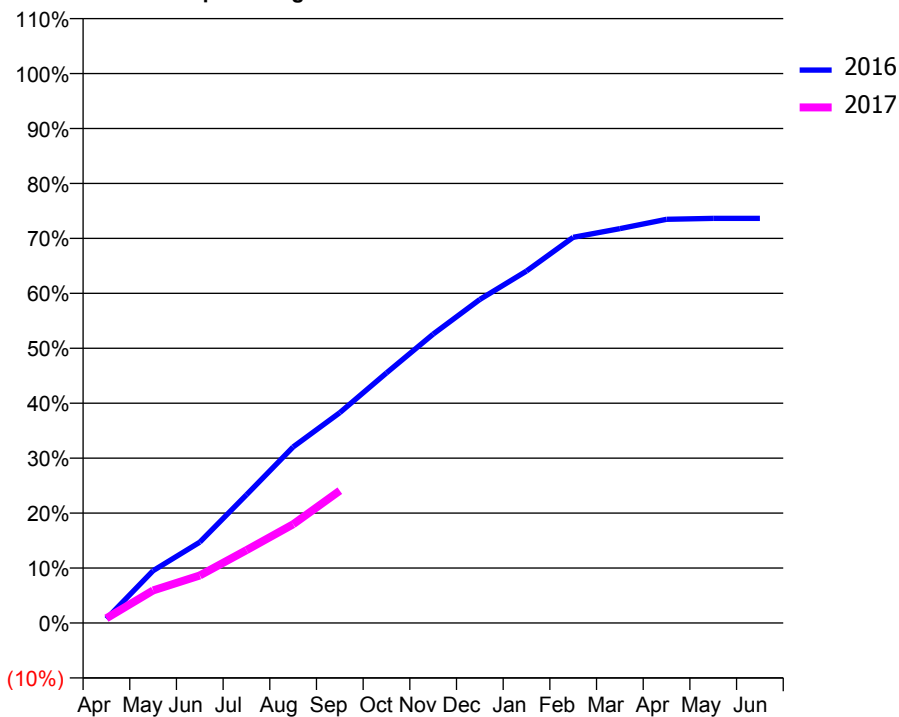
ACCESS*

Patients seen in 24 months	Total	Change since previous quarter
Quarter ending September 2015	631	
Quarter ending December 2015	611	↓
Quarter ending March 2016	586	↓
Quarter ending June 2016	583	→
Quarter ending September 2016	607	↑
Variance since September 2015	(3.8%)	↓



ACTIVITY

Cumulative percentage of contracted UDA delivered 2016 & 2017



Month	Adjusted Scheduled Activity (UDA)	
	2016	2017
April	15	17
May	191	119
June	294	173
July	467	265
August	641	360
September	766	482
October	910	
November	1,052	
December	1,178	
January	1,281	
February	1,404	
March	1,436	
April	1,470	
May	1,473	
June	1,473	

QUALITY

	Quantity	Base Number	Contract	LHB	Wales
% of FP17s for the same patient ID Re-attending within 3 months - Children	0	29	0.0%	7.8%	11.3%
% of FP17s for the same patient ID Re-attending within 3 months - Adults	8	238	3.4%	13.6%	16.6%
% of FP17s for the same patient ID Re-attending between 3 & 9 months - Children	10	29	34.5%	59.2%	58.3%
% of FP17s for the same patient ID Re-attending between 3 & 9 months - Adults	100	238	42.0%	53.7%	54.0%
% of FP17s for Band 1 Urgent Courses	9	183	4.9%	7.9%	9.0%
% of FP17s Relating to Free Repair or Replacements	0	183	0.0%	0.8%	0.7%
% of FP17s Relating to Continuations	0	183	0.0%	1.0%	0.9%
% of Patients satisfied with the dentistry they have received	1	1	N/A	92.1%	90.9%
% of Patients satisfied with the time they had to wait for an appointment	1	1	N/A	90.5%	88.7%

* This is based on patients treated on this contract for their most recent course of treatment. Figures in italics indicate the base number of FP17s or Patient Questionnaire responses are less than 100. N/A is shown where the base number of responses is less than 10 during the period. % is calculated as Quantity/Base number*100

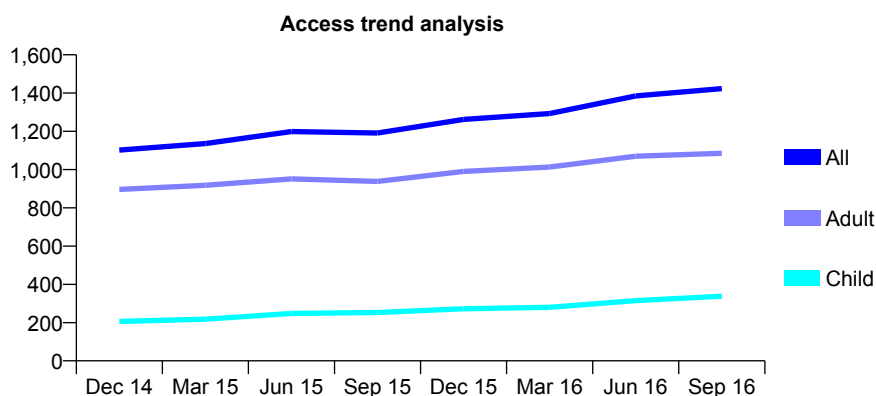
7A1 - Vital Signs At a Glance Contract Report for 187011/0005 - September 2016

Name or company name	Betsi Cadwaladr University Health Board
Contract type name	PDS Contract
Purpose of contract	General
Contract start date	02/04/2006
Contract end date	31/03/2018

16/17 Contracted general activity (UDA)	2,700
Carry forward general activity (UDA)	0
16/17 Contracted orthodontic activity (UOA)	0
Carry forward orthodontic activity (UOA)	0
Baseline contract value	£70,520.65

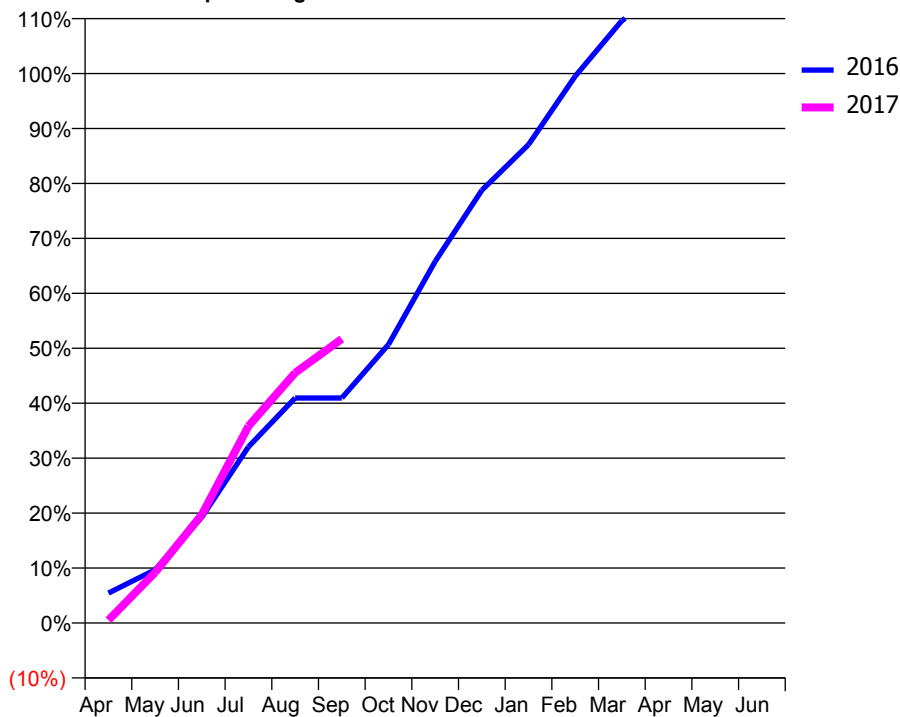
ACCESS*

Patients seen in 24 months	Total	Change since previous quarter
Quarter ending September 2015	1,191	
Quarter ending December 2015	1,262	↑
Quarter ending March 2016	1,293	↑
Quarter ending June 2016	1,385	↑
Quarter ending September 2016	1,423	↑
Variance since September 2015	19.5%	↑



ACTIVITY

Cumulative percentage of contracted UDA delivered 2016 & 2017



Adjusted Scheduled Activity (UDA)

Month	2016	2017
April	147	14
May	262	248
June	520	533
July	866	967
August	1,106	1,229
September	1,106	1,396
October	1,369	
November	1,777	
December	2,127	
January	2,351	
February	2,687	
March	2,960	
April	3,107	
May	3,118	
June	3,119	

QUALITY

	Quantity	Base Number	Contract	LHB	Wales
% of FP17s for the same patient ID Re-attending within 3 months - Children	20	204	9.8%	7.8%	11.3%
% of FP17s for the same patient ID Re-attending within 3 months - Adults	43	524	8.2%	13.6%	16.6%
% of FP17s for the same patient ID Re-attending between 3 & 9 months - Children	54	204	26.5%	59.2%	58.3%
% of FP17s for the same patient ID Re-attending between 3 & 9 months - Adults	172	524	32.8%	53.7%	54.0%
% of FP17s for Band 1 Urgent Courses	35	635	5.5%	7.9%	9.0%
% of FP17s Relating to Free Repair or Replacements	3	635	0.5%	0.8%	0.7%
% of FP17s Relating to Continuations	1	635	0.2%	1.0%	0.9%
% of Patients satisfied with the dentistry they have received	2	3	N/A	92.1%	90.9%
% of Patients satisfied with the time they had to wait for an appointment	3	3	N/A	90.5%	88.7%

* This is based on patients treated on this contract for their most recent course of treatment. Figures in italics indicate the base number of FP17s or Patient Questionnaire responses are less than 100. N/A is shown where the base number of responses is less than 10 during the period. % is calculated as Quantity/Base number*100

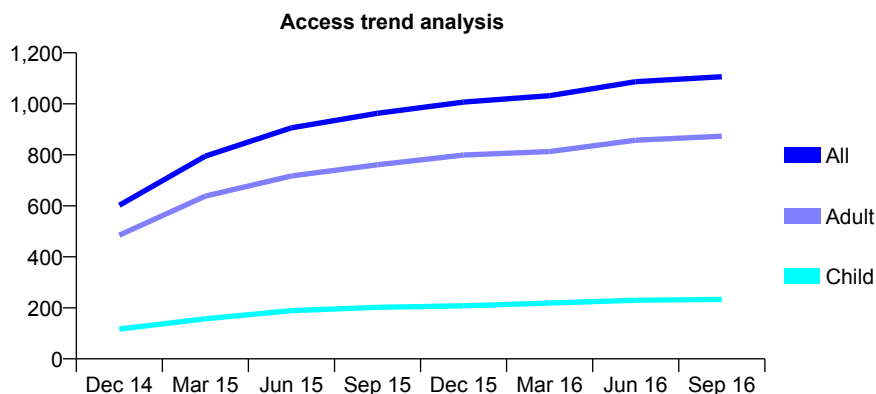
7A1 - Vital Signs At a Glance Contract Report for 188042/0001 - September 2016

Name or company name	T Ferguson
Contract type name	GDS Contract
Purpose of contract	General and Orthodontic
Contract start date	01/08/2014
Contract end date	

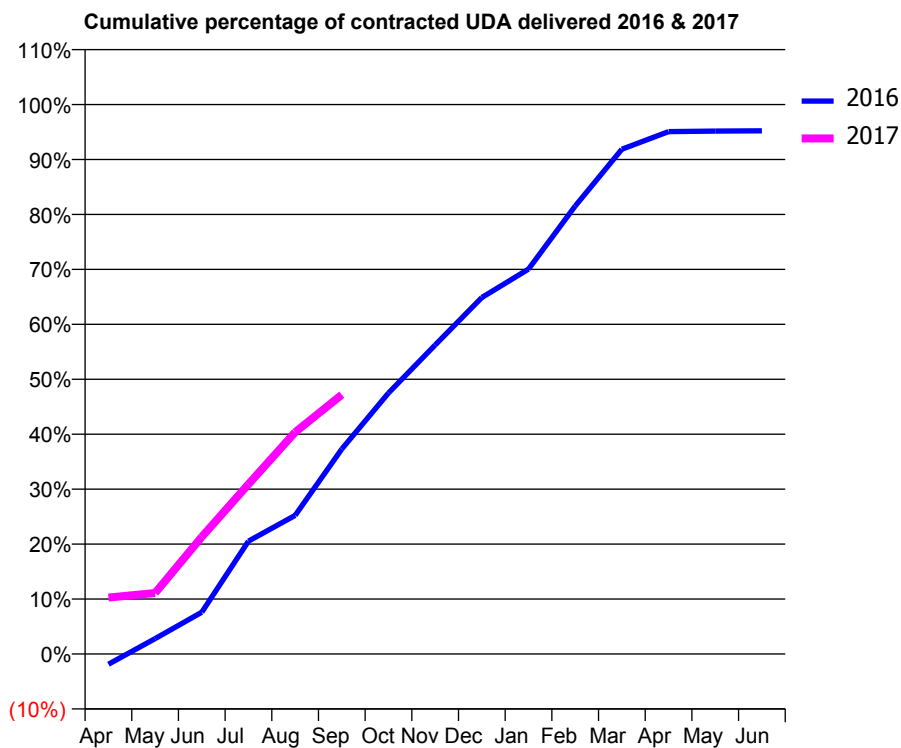
16/17 Contracted general activity (UDA)	4,803
Carry forward general activity (UDA)	-226
16/17 Contracted orthodontic activity (UOA)	0
Carry forward orthodontic activity (UOA)	0
Baseline contract value	£155,632.10

ACCESS*

Patients seen in 24 months	Total	Change since previous quarter
Quarter ending September 2015	963	
Quarter ending December 2015	1,007	↑
Quarter ending March 2016	1,032	↑
Quarter ending June 2016	1,087	↑
Quarter ending September 2016	1,106	→
Variance since September 2015	14.8%	↑



ACTIVITY



Month	Adjusted Scheduled Activity (UDA)	
	2016	2017
April	-91	493
May	135	534
June	366	1,024
July	987	1,485
August	1,211	1,939
September	1,792	2,266
October	2,281	
November	2,701	
December	3,116	
January	3,364	
February	3,916	
March	4,412	
April	4,566	
May	4,571	
June	4,573	

QUALITY

	Quantity	Base Number	Contract	LHB	Wales
% of FP17s for the same patient ID Re-attending within 3 months - Children	16	198	8.1%	7.8%	11.3%
% of FP17s for the same patient ID Re-attending within 3 months - Adults	177	907	19.5%	13.6%	16.6%
% of FP17s for the same patient ID Re-attending between 3 & 9 months - Children	131	198	66.2%	59.2%	58.3%
% of FP17s for the same patient ID Re-attending between 3 & 9 months - Adults	563	907	62.1%	53.7%	54.0%
% of FP17s for Band 1 Urgent Courses	36	1,024	3.5%	7.9%	9.0%
% of FP17s Relating to Free Repair or Replacements	3	1,024	0.3%	0.8%	0.7%
% of FP17s Relating to Continuations	3	1,024	0.3%	1.0%	0.9%
% of Patients satisfied with the dentistry they have received	9	9	N/A	92.1%	90.9%
% of Patients satisfied with the time they had to wait for an appointment	7	9	N/A	90.5%	88.7%

* This is based on patients treated on this contract for their most recent course of treatment. Figures in italics indicate the base number of FP17s or Patient Questionnaire responses are less than 100. N/A is shown where the base number of responses is less than 10 during the period. % is calculated as Quantity/Base number*100

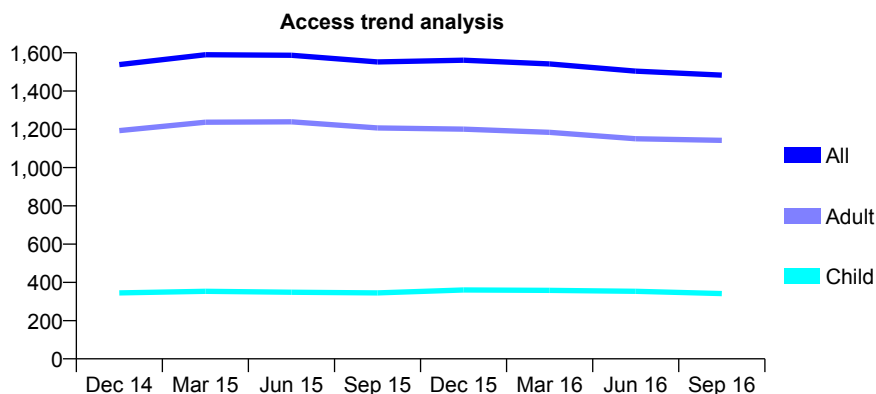
7A1 - Vital Signs At a Glance Contract Report for 192163/0001 - September 2016

Name or company name	Betsi Cadwaladr University Health Board
Contract type name	PDS Contract
Purpose of contract	General
Contract start date	29/03/2010
Contract end date	31/03/2018

16/17 Contracted general activity (UDA)	4,368
Carry forward general activity (UDA)	0
16/17 Contracted orthodontic activity (UOA)	0
Carry forward orthodontic activity (UOA)	0
Baseline contract value	£166,779.23

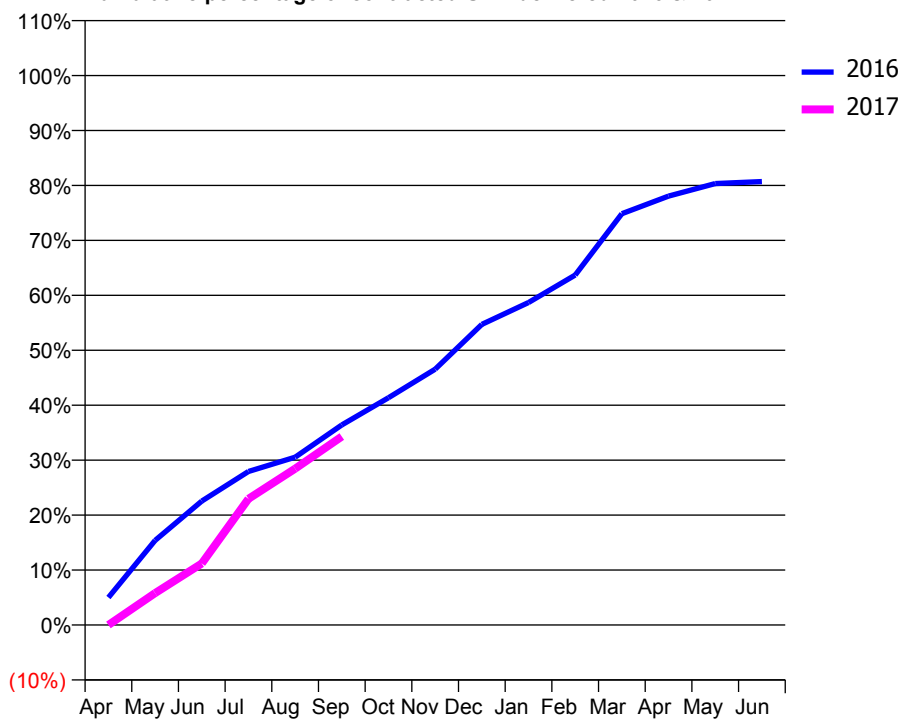
ACCESS*

Patients seen in 24 months	Total	Change since previous quarter
Quarter ending September 2015	1,552	
Quarter ending December 2015	1,561	→
Quarter ending March 2016	1,542	↓
Quarter ending June 2016	1,504	↓
Quarter ending September 2016	1,483	↓
Variance since September 2015	(4.4%)	↓



ACTIVITY

Cumulative percentage of contracted UDA delivered 2016 & 2017



Adjusted Scheduled Activity (UDA)

Month	2016	2017
April	219	0
May	673	254
June	985	489
July	1,221	1,003
August	1,334	1,242
September	1,590	1,498
October	1,806	
November	2,034	
December	2,389	
January	2,564	
February	2,782	
March	3,269	
April	3,409	
May	3,509	
June	3,525	

QUALITY

	Quantity	Base Number	Contract	LHB	Wales
% of FP17s for the same patient ID Re-attending within 3 months - Children	14	165	8.5%	7.8%	11.3%
% of FP17s for the same patient ID Re-attending within 3 months - Adults	74	605	12.2%	13.6%	16.6%
% of FP17s for the same patient ID Re-attending between 3 & 9 months - Children	52	165	31.5%	59.2%	58.3%
% of FP17s for the same patient ID Re-attending between 3 & 9 months - Adults	251	605	41.5%	53.7%	54.0%
% of FP17s for Band 1 Urgent Courses	70	639	11.0%	7.9%	9.0%
% of FP17s Relating to Free Repair or Replacements	2	639	0.3%	0.8%	0.7%
% of FP17s Relating to Continuations	3	639	0.5%	1.0%	0.9%
% of Patients satisfied with the dentistry they have received	5	5	N/A	92.1%	90.9%
% of Patients satisfied with the time they had to wait for an appointment	5	5	N/A	90.5%	88.7%

* This is based on patients treated on this contract for their most recent course of treatment. Figures in italics indicate the base number of FP17s or Patient Questionnaire responses are less than 100. N/A is shown where the base number of responses is less than 10 during the period. % is calculated as Quantity/Base number*100

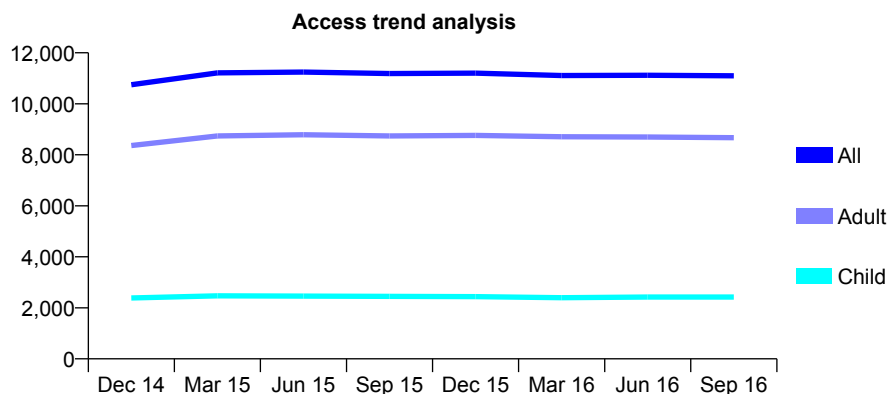
7A1 - Vital Signs At a Glance Contract Report for 193216/0001 - September 2016

Name or company name	Ruthin Dental
Contract type name	GDS Contract
Purpose of contract	General and Orthodontic
Contract start date	01/04/2013
Contract end date	

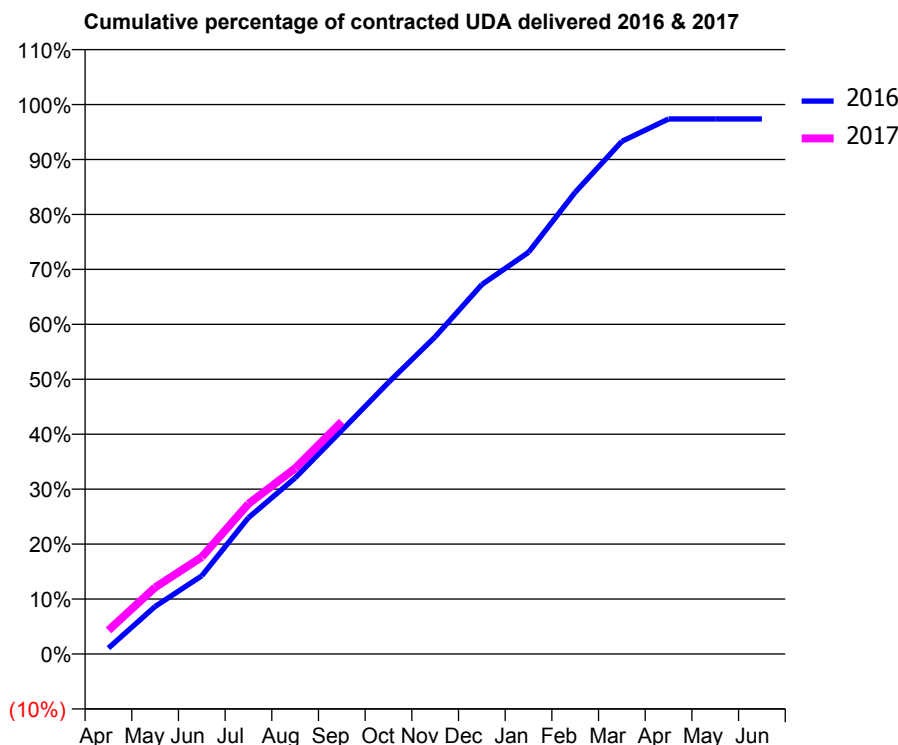
16/17 Contracted general activity (UDA)	32,805
Carry forward general activity (UDA)	0
16/17 Contracted orthodontic activity (UOA)	481
Carry forward orthodontic activity (UOA)	7
Baseline contract value	£853,367.59

ACCESS*

Patients seen in 24 months	Total	Change since previous quarter
Quarter ending September 2015	11,189	
Quarter ending December 2015	11,200	→
Quarter ending March 2016	11,106	→
Quarter ending June 2016	11,118	→
Quarter ending September 2016	11,097	→
Variance since September 2015	(0.8%)	→



ACTIVITY



Month	Adjusted Scheduled Activity (UDA)	
	2016	2017
April	337	1,414
May	2,695	3,976
June	4,433	5,790
July	7,725	8,968
August	9,982	11,085
September	12,676	13,872
October	15,391	
November	17,973	
December	20,934	
January	22,767	
February	26,168	
March	29,048	
April	30,321	
May	30,321	
June	30,324	

QUALITY

	Quantity	Base Number	Contract	LHB	Wales
% of FP17s for the same patient ID Re-attending within 3 months - Children	112	2,075	5.4%	7.8%	11.3%
% of FP17s for the same patient ID Re-attending within 3 months - Adults	862	6,656	13.0%	13.6%	16.6%
% of FP17s for the same patient ID Re-attending between 3 & 9 months - Children	1,343	2,075	64.7%	59.2%	58.3%
% of FP17s for the same patient ID Re-attending between 3 & 9 months - Adults	3,774	6,656	56.7%	53.7%	54.0%
% of FP17s for Band 1 Urgent Courses	517	7,980	6.5%	7.9%	9.0%
% of FP17s Relating to Free Repair or Replacements	32	7,980	0.4%	0.8%	0.7%
% of FP17s Relating to Continuations	59	7,980	0.7%	1.0%	0.9%
% of Patients satisfied with the dentistry they have received	42	45	93.3%	92.1%	90.9%
% of Patients satisfied with the time they had to wait for an appointment	42	45	93.3%	90.5%	88.7%

* This is based on patients treated on this contract for their most recent course of treatment. Figures in italics indicate the base number of FP17s or Patient Questionnaire responses are less than 100. N/A is shown where the base number of responses is less than 10 during the period. % is calculated as Quantity/Base number*100

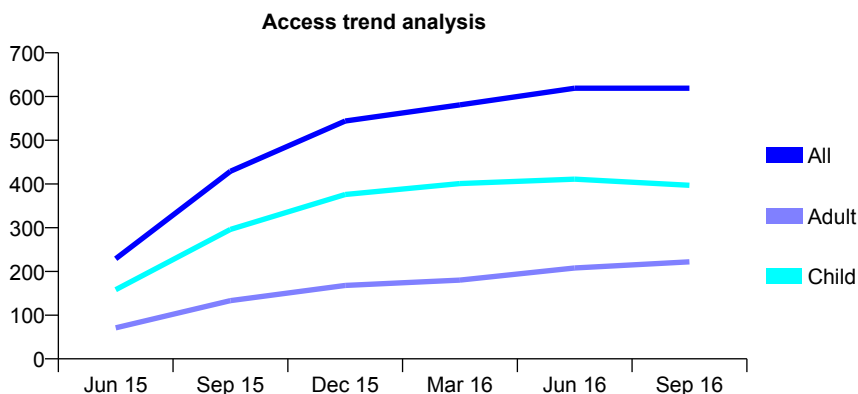
7A1 - Vital Signs At a Glance Contract Report for 196991/0001 - September 2016

Name or company name	Miss C Smith
Contract type name	GDS Contract
Purpose of contract	General
Contract start date	01/04/2015
Contract end date	

16/17 Contracted general activity (UDA)	1,320
Carry forward general activity (UDA)	3
16/17 Contracted orthodontic activity (UOA)	0
Carry forward orthodontic activity (UOA)	0
Baseline contract value	£34,856.95

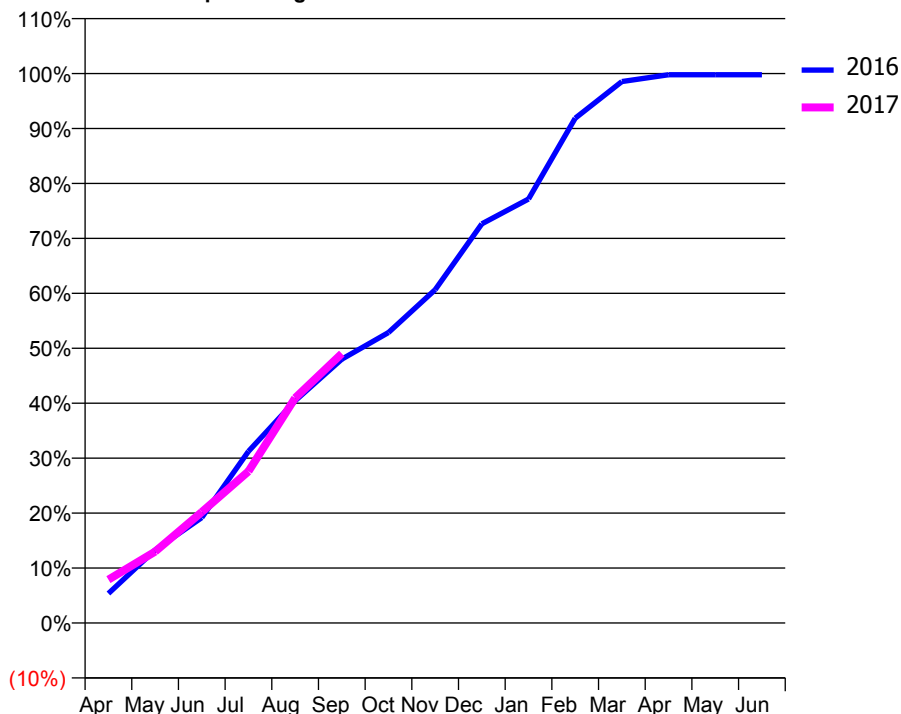
ACCESS*

Patients seen in 24 months	Total	Change since previous quarter
Quarter ending September 2015	429	
Quarter ending December 2015	544	↑
Quarter ending March 2016	581	↑
Quarter ending June 2016	619	↑
Quarter ending September 2016	619	→
Variance since September 2015	44.3%	↑



ACTIVITY

Cumulative percentage of contracted UDA delivered 2016 & 2017



Month	Adjusted Scheduled Activity (UDA)	
	2016	2017
April	78	104
May	192	171
June	277	267
July	451	364
August	584	540
September	693	647
October	763	
November	875	
December	1,048	
January	1,113	
February	1,326	
March	1,422	
April	1,440	
May	1,440	
June	1,440	

QUALITY

	Quantity	Base Number	Contract	LHB	Wales
% of FP17s for the same patient ID Re-attending within 3 months - Children	7	336	2.1%	7.8%	11.3%
% of FP17s for the same patient ID Re-attending within 3 months - Adults	15	155	9.7%	13.6%	16.6%
% of FP17s for the same patient ID Re-attending between 3 & 9 months - Children	231	336	68.8%	59.2%	58.3%
% of FP17s for the same patient ID Re-attending between 3 & 9 months - Adults	93	155	60.0%	53.7%	54.0%
% of FP17s for Band 1 Urgent Courses	26	476	5.5%	7.9%	9.0%
% of FP17s Relating to Free Repair or Replacements	0	476	0.0%	0.8%	0.7%
% of FP17s Relating to Continuations	0	476	0.0%	1.0%	0.9%
% of Patients satisfied with the dentistry they have received	3	3	N/A	92.1%	90.9%
% of Patients satisfied with the time they had to wait for an appointment	3	3	N/A	90.5%	88.7%

* This is based on patients treated on this contract for their most recent course of treatment. Figures in italics indicate the base number of FP17s or Patient Questionnaire responses are less than 100. N/A is shown where the base number of responses is less than 10 during the period. % is calculated as Quantity/Base number*100

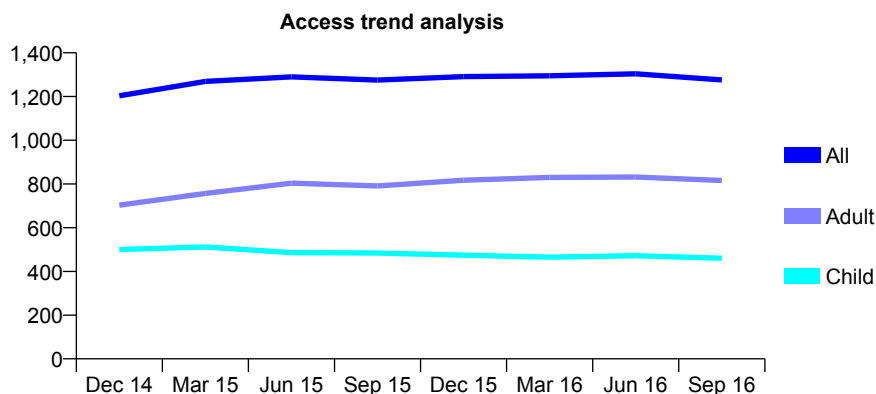
7A1 - Vital Signs At a Glance Contract Report for 197041/0001 - September 2016

Name or company name	Belmont House
Contract type name	GDS Contract
Purpose of contract	General
Contract start date	01/05/2008
Contract end date	

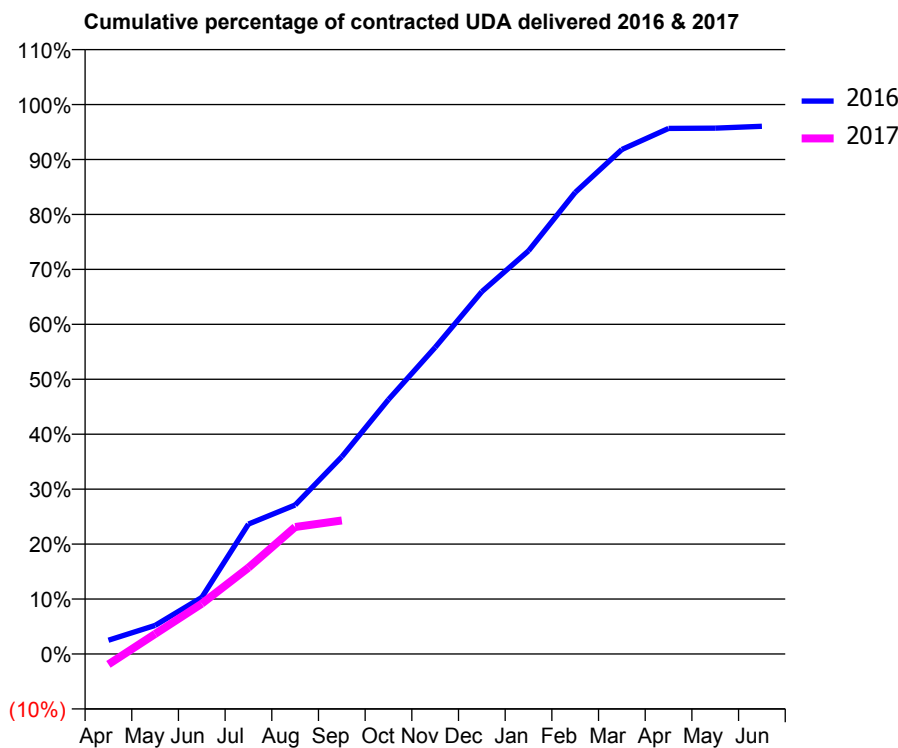
16/17 Contracted general activity (UDA)	3,846
Carry forward general activity (UDA)	152
16/17 Contracted orthodontic activity (UOA)	0
Carry forward orthodontic activity (UOA)	0
Baseline contract value	£114,230.91

ACCESS*

Patients seen in 24 months	Total	Change since previous quarter
Quarter ending September 2015	1,275	
Quarter ending December 2015	1,291	→
Quarter ending March 2016	1,295	→
Quarter ending June 2016	1,304	→
Quarter ending September 2016	1,276	↓
Variance since September 2015	0.1%	→



ACTIVITY



Month	Adjusted Scheduled Activity (UDA)	
	2016	2017
April	97	-73
May	200	140
June	396	352
July	910	605
August	1,043	889
September	1,381	935
October	1,781	
November	2,146	
December	2,536	
January	2,822	
February	3,231	
March	3,532	
April	3,679	
May	3,681	
June	3,694	

QUALITY

	Quantity	Base Number	Contract	LHB	Wales
% of FP17s for the same patient ID Re-attending within 3 months - Children	9	292	3.1%	7.8%	11.3%
% of FP17s for the same patient ID Re-attending within 3 months - Adults	44	454	9.7%	13.6%	16.6%
% of FP17s for the same patient ID Re-attending between 3 & 9 months - Children	211	292	72.3%	59.2%	58.3%
% of FP17s for the same patient ID Re-attending between 3 & 9 months - Adults	325	454	71.6%	53.7%	54.0%
% of FP17s for Band 1 Urgent Courses	9	637	1.4%	7.9%	9.0%
% of FP17s Relating to Free Repair or Replacements	3	637	0.5%	0.8%	0.7%
% of FP17s Relating to Continuations	5	637	0.8%	1.0%	0.9%
% of Patients satisfied with the dentistry they have received	4	5	N/A	92.1%	90.9%
% of Patients satisfied with the time they had to wait for an appointment	5	5	N/A	90.5%	88.7%

* This is based on patients treated on this contract for their most recent course of treatment. Figures in italics indicate the base number of FP17s or Patient Questionnaire responses are less than 100. N/A is shown where the base number of responses is less than 10 during the period. % is calculated as Quantity/Base number*100

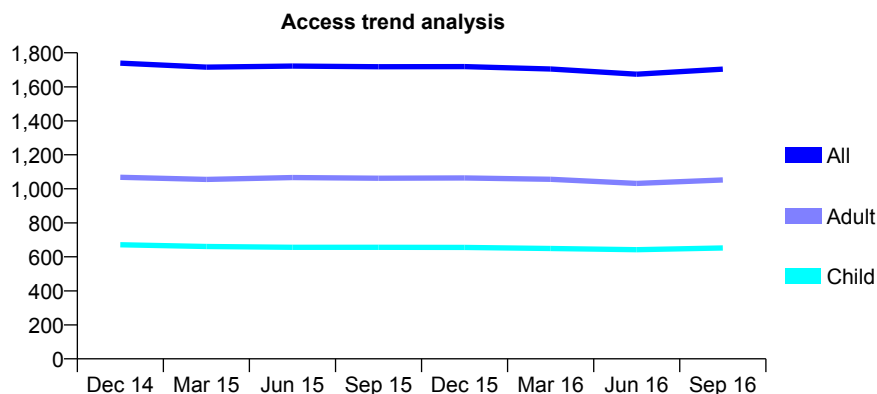
7A1 - Vital Signs At a Glance Contract Report for 199818/0001 - September 2016

Name or company name	Mr G Turner & Mr R Davies
Contract type name	GDS Contract
Purpose of contract	General
Contract start date	01/04/2009
Contract end date	

16/17 Contracted general activity (UDA)	4,600
Carry forward general activity (UDA)	29
16/17 Contracted orthodontic activity (UOA)	0
Carry forward orthodontic activity (UOA)	0
Baseline contract value	£109,319.40

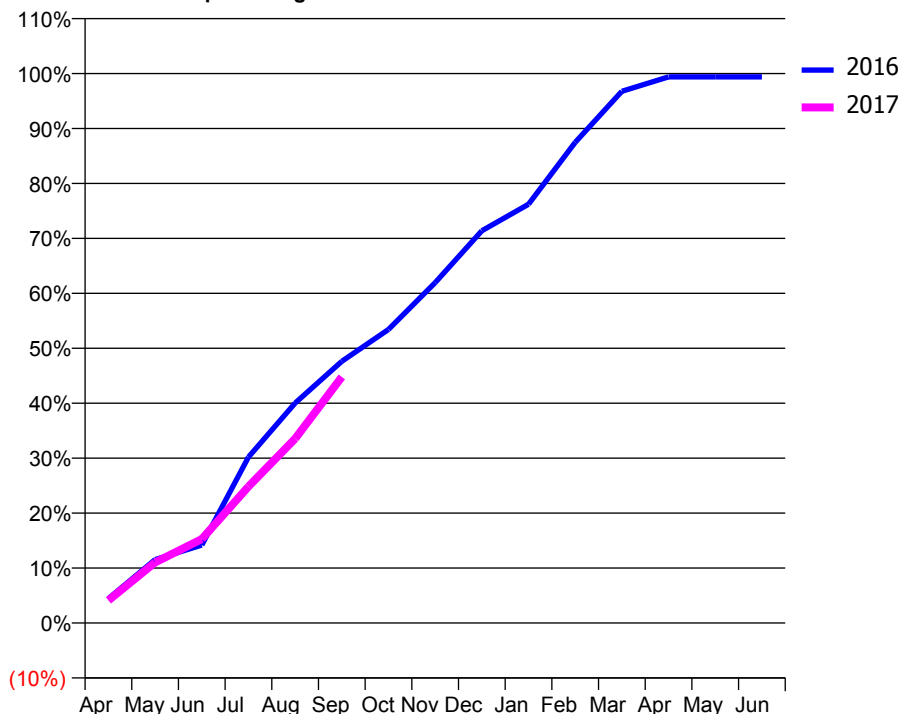
ACCESS*

Patients seen in 24 months	Total	Change since previous quarter
Quarter ending September 2015	1,718	
Quarter ending December 2015	1,719	→
Quarter ending March 2016	1,705	→
Quarter ending June 2016	1,674	↓
Quarter ending September 2016	1,704	→
Variance since September 2015	(0.8%)	→



ACTIVITY

Cumulative percentage of contracted UDA delivered 2016 & 2017



Adjusted Scheduled Activity (UDA)

Month	2016	2017
April	205	189
May	531	507
June	653	703
July	1,389	1,143
August	1,842	1,543
September	2,190	2,061
October	2,457	
November	2,849	
December	3,283	
January	3,505	
February	4,024	
March	4,451	
April	4,571	
May	4,571	
June	4,571	

QUALITY

	Quantity	Base Number	Contract	LHB	Wales
% of FP17s for the same patient ID Re-attending within 3 months - Children	23	572	4.0%	7.8%	11.3%
% of FP17s for the same patient ID Re-attending within 3 months - Adults	82	858	9.6%	13.6%	16.6%
% of FP17s for the same patient ID Re-attending between 3 & 9 months - Children	403	572	70.5%	59.2%	58.3%
% of FP17s for the same patient ID Re-attending between 3 & 9 months - Adults	564	858	65.7%	53.7%	54.0%
% of FP17s for Band 1 Urgent Courses	58	1,354	4.3%	7.9%	9.0%
% of FP17s Relating to Free Repair or Replacements	4	1,354	0.3%	0.8%	0.7%
% of FP17s Relating to Continuations	3	1,354	0.2%	1.0%	0.9%
% of Patients satisfied with the dentistry they have received	5	5	N/A	92.1%	90.9%
% of Patients satisfied with the time they had to wait for an appointment	5	5	N/A	90.5%	88.7%

* This is based on patients treated on this contract for their most recent course of treatment. Figures in italics indicate the base number of FP17s or Patient Questionnaire responses are less than 100. N/A is shown where the base number of responses is less than 10 during the period. % is calculated as Quantity/Base number*100

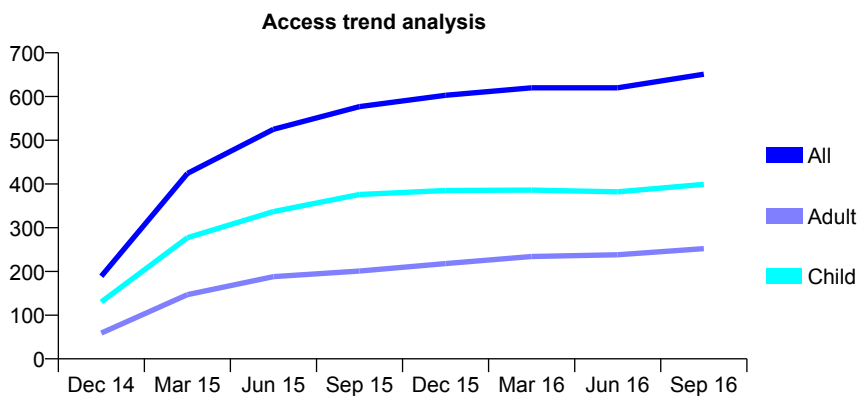
7A1 - Vital Signs At a Glance Contract Report for 206229/0003 - September 2016

Name or company name	MR N FRANCIS
Contract type name	GDS Contract
Purpose of contract	General
Contract start date	21/10/2014
Contract end date	

16/17 Contracted general activity (UDA)	1,714
Carry forward general activity (UDA)	-42
16/17 Contracted orthodontic activity (UOA)	0
Carry forward orthodontic activity (UOA)	0
Baseline contract value	£41,267.75

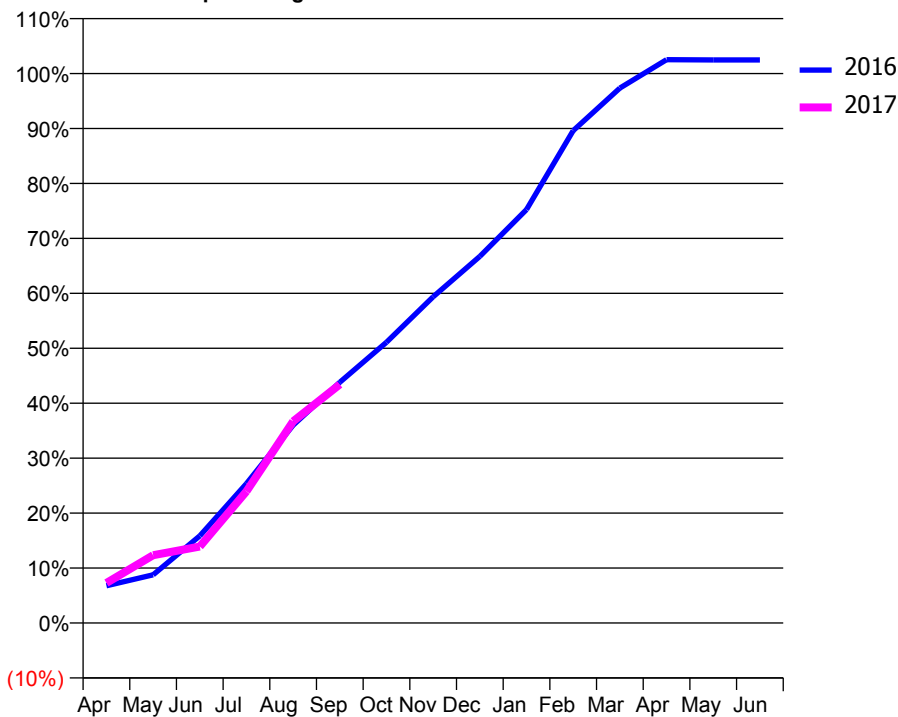
ACCESS*

Patients seen in 24 months	Total	Change since previous quarter
Quarter ending September 2015	577	
Quarter ending December 2015	603	↑
Quarter ending March 2016	620	↑
Quarter ending June 2016	620	→
Quarter ending September 2016	651	↑
Variance since September 2015	12.8%	↑



ACTIVITY

Cumulative percentage of contracted UDA delivered 2016 & 2017



Month	Adjusted Scheduled Activity (UDA)	
	2016	2017
April	116	125
May	150	212
June	272	239
July	435	411
August	617	629
September	751	744
October	876	
November	1,017	
December	1,144	
January	1,290	
February	1,536	
March	1,669	
April	1,757	
May	1,756	
June	1,756	

QUALITY

	Quantity	Base Number	Contract	LHB	Wales
% of FP17s for the same patient ID Re-attending within 3 months - Children	29	357	8.1%	7.8%	11.3%
% of FP17s for the same patient ID Re-attending within 3 months - Adults	16	163	9.8%	13.6%	16.6%
% of FP17s for the same patient ID Re-attending between 3 & 9 months - Children	263	357	73.7%	59.2%	58.3%
% of FP17s for the same patient ID Re-attending between 3 & 9 months - Adults	119	163	73.0%	53.7%	54.0%
% of FP17s for Band 1 Urgent Courses	12	456	2.6%	7.9%	9.0%
% of FP17s Relating to Free Repair or Replacements	0	456	0.0%	0.8%	0.7%
% of FP17s Relating to Continuations	0	456	0.0%	1.0%	0.9%
% of Patients satisfied with the dentistry they have received	1	1	N/A	92.1%	90.9%
% of Patients satisfied with the time they had to wait for an appointment	1	1	N/A	90.5%	88.7%

* This is based on patients treated on this contract for their most recent course of treatment. Figures in italics indicate the base number of FP17s or Patient Questionnaire responses are less than 100. N/A is shown where the base number of responses is less than 10 during the period. % is calculated as Quantity/Base number*100

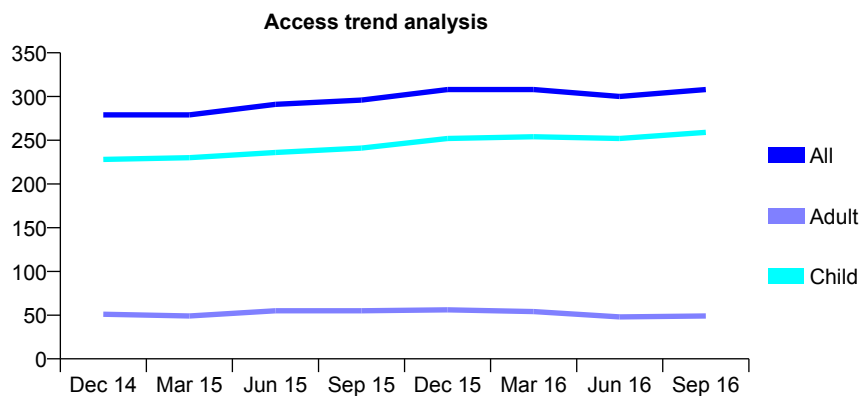
7A1 - Vital Signs At a Glance Contract Report for 219002/0001 - September 2016

Name or company name	MRS KJ PEARCE
Contract type name	GDS Contract
Purpose of contract	General and Orthodontic
Contract start date	01/04/2006
Contract end date	

16/17 Contracted general activity (UDA)	750
Carry forward general activity (UDA)	19
16/17 Contracted orthodontic activity (UOA)	0
Carry forward orthodontic activity (UOA)	0
Baseline contract value	£18,073.02

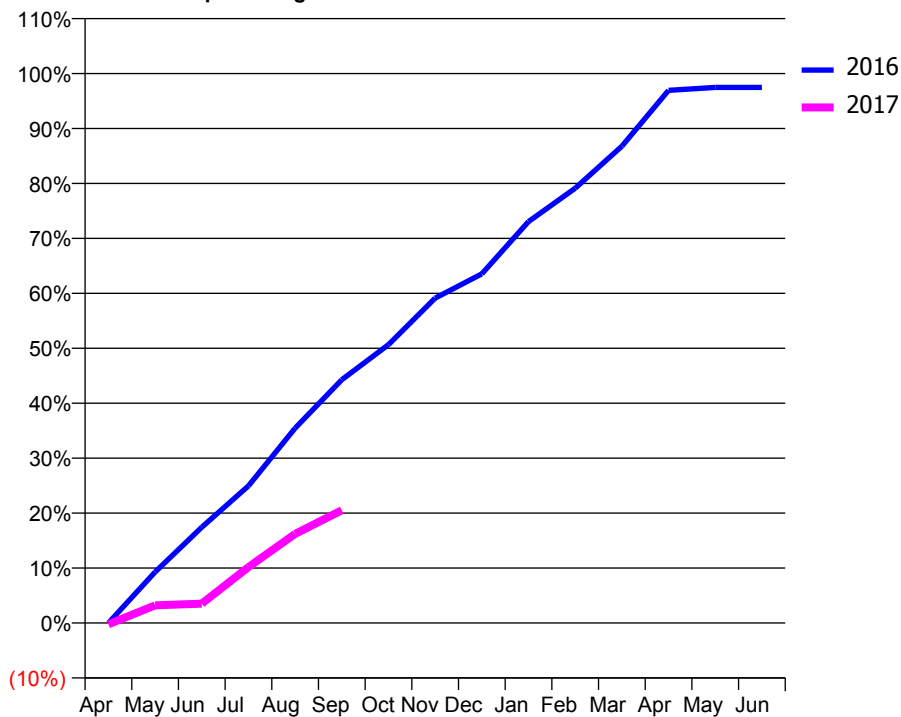
ACCESS*

Patients seen in 24 months	Total	Change since previous quarter
Quarter ending September 2015	296	
Quarter ending December 2015	308	↑
Quarter ending March 2016	308	→
Quarter ending June 2016	300	↓
Quarter ending September 2016	308	↑
Variance since September 2015	4.1%	↑



ACTIVITY

Cumulative percentage of contracted UDA delivered 2016 & 2017



Month	Adjusted Scheduled Activity (UDA)	
	2016	2017
April	0	-2
May	70	24
June	131	26
July	187	76
August	266	122
September	332	154
October	380	
November	443	
December	477	
January	548	
February	593	
March	651	
April	727	
May	731	
June	731	

QUALITY

	Quantity	Base Number	Contract	LHB	Wales
% of FP17s for the same patient ID Re-attending within 3 months - Children	12	172	7.0%	7.8%	11.3%
% of FP17s for the same patient ID Re-attending within 3 months - Adults	1	14	7.1%	13.6%	16.6%
% of FP17s for the same patient ID Re-attending between 3 & 9 months - Children	101	172	58.7%	59.2%	58.3%
% of FP17s for the same patient ID Re-attending between 3 & 9 months - Adults	8	14	57.1%	53.7%	54.0%
% of FP17s for Band 1 Urgent Courses	4	127	3.1%	7.9%	9.0%
% of FP17s Relating to Free Repair or Replacements	0	127	0.0%	0.8%	0.7%
% of FP17s Relating to Continuations	0	127	0.0%	1.0%	0.9%
% of Patients satisfied with the dentistry they have received	0	0	N/A	92.1%	90.9%
% of Patients satisfied with the time they had to wait for an appointment	0	0	N/A	90.5%	88.7%

* This is based on patients treated on this contract for their most recent course of treatment. Figures in italics indicate the base number of FP17s or Patient Questionnaire responses are less than 100. N/A is shown where the base number of responses is less than 10 during the period. % is calculated as Quantity/Base number*100

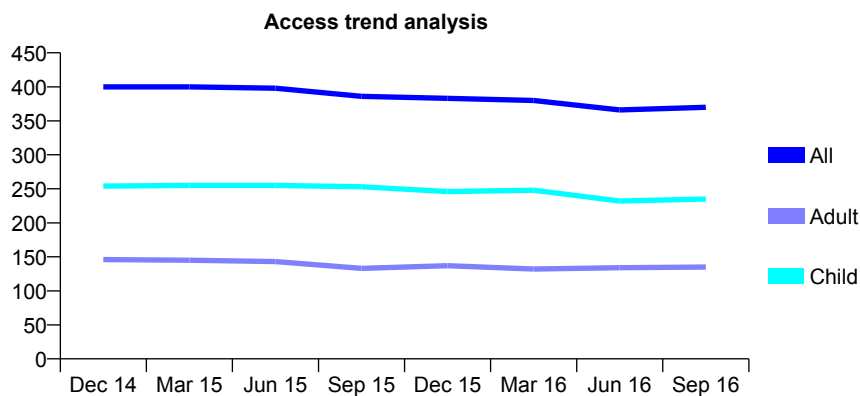
7A1 - Vital Signs At a Glance Contract Report for 221090/0001 - September 2016

Name or company name	MR CR ANDRADE
Contract type name	GDS Contract
Purpose of contract	General
Contract start date	01/04/2006
Contract end date	

16/17 Contracted general activity (UDA)	833
Carry forward general activity (UDA)	0
16/17 Contracted orthodontic activity (UOA)	0
Carry forward orthodontic activity (UOA)	0
Baseline contract value	£18,593.45

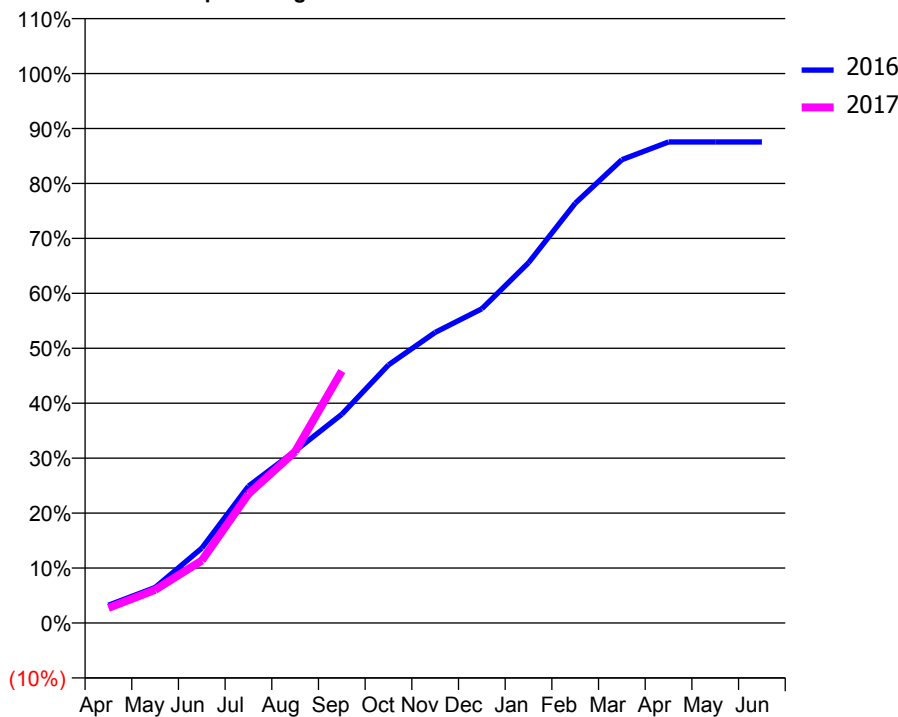
ACCESS*

Patients seen in 24 months	Total	Change since previous quarter
Quarter ending September 2015	386	
Quarter ending December 2015	383	→
Quarter ending March 2016	380	→
Quarter ending June 2016	366	↓
Quarter ending September 2016	370	→
Variance since September 2015	(4.1%)	↓



ACTIVITY

Cumulative percentage of contracted UDA delivered 2016 & 2017



Month	Adjusted Scheduled Activity (UDA)	
	2016	2017
April	33	23
May	66	50
June	139	95
July	254	196
August	319	260
September	388	382
October	479	
November	539	
December	583	
January	669	
February	779	
March	860	
April	893	
May	893	
June	893	

QUALITY

	Quantity	Base Number	Contract	LHB	Wales
% of FP17s for the same patient ID Re-attending within 3 months - Children	6	167	3.6%	7.8%	11.3%
% of FP17s for the same patient ID Re-attending within 3 months - Adults	5	70	7.1%	13.6%	16.6%
% of FP17s for the same patient ID Re-attending between 3 & 9 months - Children	110	167	65.9%	59.2%	58.3%
% of FP17s for the same patient ID Re-attending between 3 & 9 months - Adults	32	70	45.7%	53.7%	54.0%
% of FP17s for Band 1 Urgent Courses	5	220	2.3%	7.9%	9.0%
% of FP17s Relating to Free Repair or Replacements	0	220	0.0%	0.8%	0.7%
% of FP17s Relating to Continuations	3	220	1.4%	1.0%	0.9%
% of Patients satisfied with the dentistry they have received	0	1	N/A	92.1%	90.9%
% of Patients satisfied with the time they had to wait for an appointment	1	1	N/A	90.5%	88.7%

* This is based on patients treated on this contract for their most recent course of treatment. Figures in italics indicate the base number of FP17s or Patient Questionnaire responses are less than 100. N/A is shown where the base number of responses is less than 10 during the period. % is calculated as Quantity/Base number*100

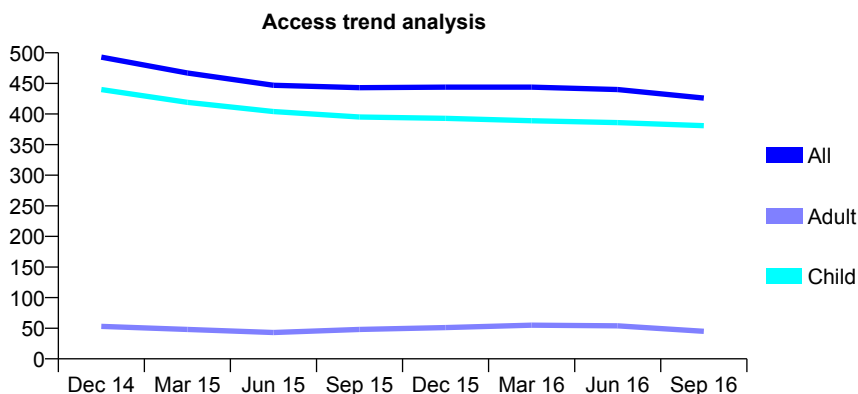
7A1 - Vital Signs At a Glance Contract Report for 231495/0001 - September 2016

Name or company name	MISS EV GRIFFITH
Contract type name	GDS Contract
Purpose of contract	General
Contract start date	01/04/2006
Contract end date	

16/17 Contracted general activity (UDA)	1,120
Carry forward general activity (UDA)	0
16/17 Contracted orthodontic activity (UOA)	0
Carry forward orthodontic activity (UOA)	0
Baseline contract value	£26,755.02

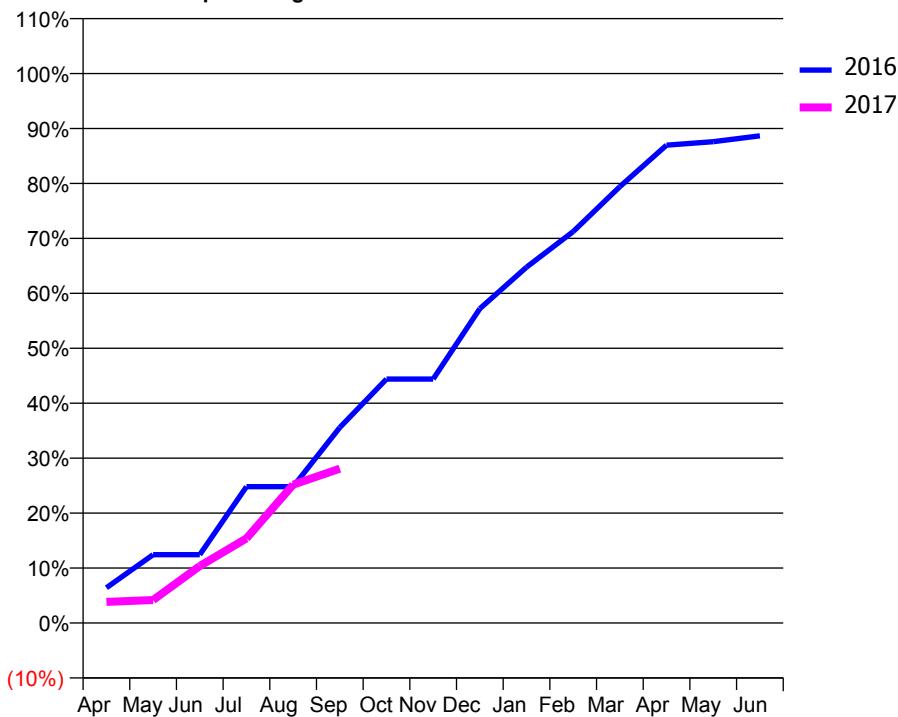
ACCESS*

Patients seen in 24 months	Total	Change since previous quarter
Quarter ending September 2015	443	
Quarter ending December 2015	444	→
Quarter ending March 2016	444	→
Quarter ending June 2016	440	→
Quarter ending September 2016	426	↓
Variance since September 2015	(3.8%)	↓



ACTIVITY

Cumulative percentage of contracted UDA delivered 2016 & 2017



Month	Adjusted Scheduled Activity (UDA)	
	2016	2017
April	72	43
May	139	47
June	139	116
July	278	172
August	278	282
September	399	315
October	497	
November	497	
December	641	
January	725	
February	798	
March	889	
April	974	
May	981	
June	993	

QUALITY

	Quantity	Base Number	Contract	LHB	Wales
% of FP17s for the same patient ID Re-attending within 3 months - Children	25	333	7.5%	7.8%	11.3%
% of FP17s for the same patient ID Re-attending within 3 months - Adults	0	0	N/A	13.6%	16.6%
% of FP17s for the same patient ID Re-attending between 3 & 9 months - Children	220	333	66.1%	59.2%	58.3%
% of FP17s for the same patient ID Re-attending between 3 & 9 months - Adults	0	0	N/A	53.7%	54.0%
% of FP17s for Band 1 Urgent Courses	8	249	3.2%	7.9%	9.0%
% of FP17s Relating to Free Repair or Replacements	0	249	0.0%	0.8%	0.7%
% of FP17s Relating to Continuations	0	249	0.0%	1.0%	0.9%
% of Patients satisfied with the dentistry they have received	0	0	N/A	92.1%	90.9%
% of Patients satisfied with the time they had to wait for an appointment	0	0	N/A	90.5%	88.7%

* This is based on patients treated on this contract for their most recent course of treatment. Figures in italics indicate the base number of FP17s or Patient Questionnaire responses are less than 100. N/A is shown where the base number of responses is less than 10 during the period. % is calculated as Quantity/Base number*100

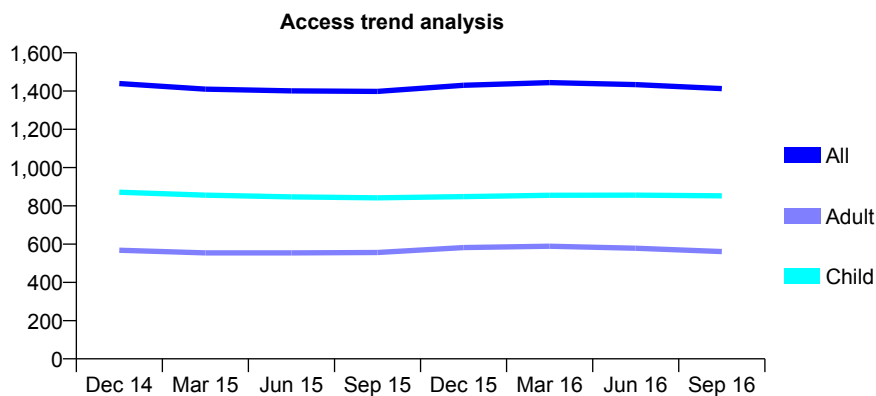
7A1 - Vital Signs At a Glance Contract Report for 231517/0001 - September 2016

Name or company name	MRS DV MARSHALL
Contract type name	GDS Contract
Purpose of contract	General
Contract start date	01/04/2006
Contract end date	

16/17 Contracted general activity (UDA)	3,920
Carry forward general activity (UDA)	0
16/17 Contracted orthodontic activity (UOA)	0
Carry forward orthodontic activity (UOA)	0
Baseline contract value	£99,154.19

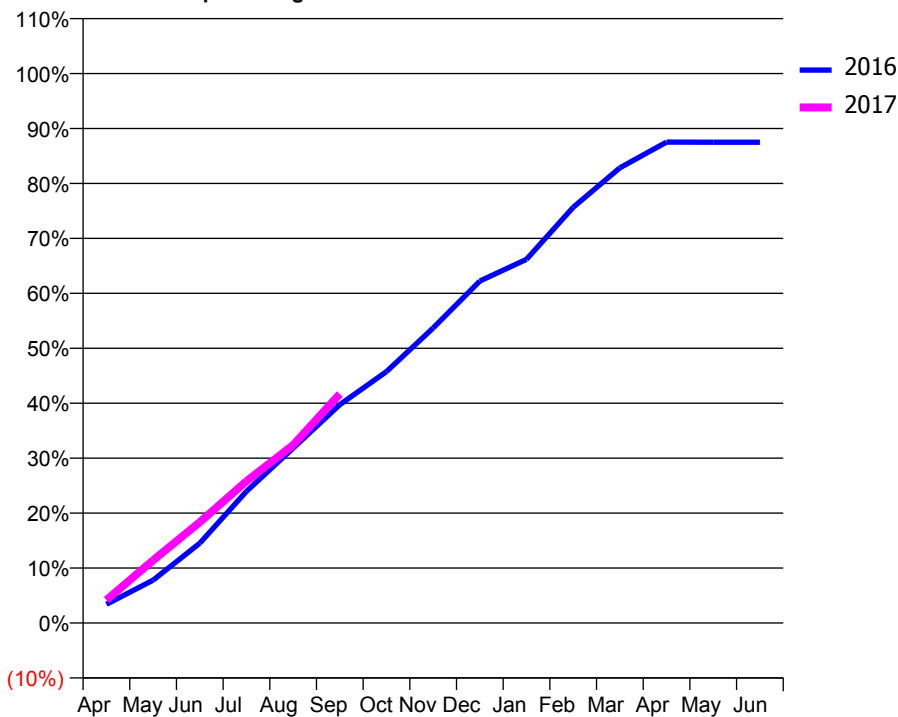
ACCESS*

Patients seen in 24 months	Total	Change since previous quarter
Quarter ending September 2015	1,398	
Quarter ending December 2015	1,430	↑
Quarter ending March 2016	1,444	→
Quarter ending June 2016	1,434	→
Quarter ending September 2016	1,413	↓
Variance since September 2015	1.1%	→



ACTIVITY

Cumulative percentage of contracted UDA delivered 2016 & 2017



Month	Adjusted Scheduled Activity (UDA)	
	2016	2017
April	164	164
May	375	448
June	697	720
July	1,150	1,012
August	1,527	1,270
September	1,907	1,634
October	2,196	
November	2,577	
December	2,987	
January	3,177	
February	3,632	
March	3,977	
April	4,201	
May	4,200	
June	4,200	

QUALITY

	Quantity	Base Number	Contract	LHB	Wales
% of FP17s for the same patient ID Re-attending within 3 months - Children	63	609	10.3%	7.8%	11.3%
% of FP17s for the same patient ID Re-attending within 3 months - Adults	95	430	22.1%	13.6%	16.6%
% of FP17s for the same patient ID Re-attending between 3 & 9 months - Children	350	609	57.5%	59.2%	58.3%
% of FP17s for the same patient ID Re-attending between 3 & 9 months - Adults	241	430	56.0%	53.7%	54.0%
% of FP17s for Band 1 Urgent Courses	58	923	6.3%	7.9%	9.0%
% of FP17s Relating to Free Repair or Replacements	11	923	1.2%	0.8%	0.7%
% of FP17s Relating to Continuations	7	923	0.8%	1.0%	0.9%
% of Patients satisfied with the dentistry they have received	1	1	N/A	92.1%	90.9%
% of Patients satisfied with the time they had to wait for an appointment	1	1	N/A	90.5%	88.7%

* This is based on patients treated on this contract for their most recent course of treatment. Figures in italics indicate the base number of FP17s or Patient Questionnaire responses are less than 100. N/A is shown where the base number of responses is less than 10 during the period. % is calculated as Quantity/Base number*100

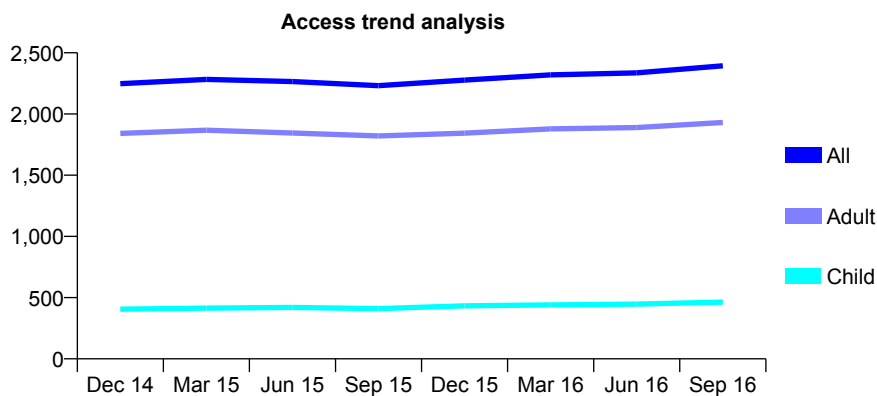
7A1 - Vital Signs At a Glance Contract Report for 234087/0001 - September 2016

Name or company name	MR TJ BEGGS
Contract type name	GDS Contract
Purpose of contract	General
Contract start date	01/04/2006
Contract end date	

16/17 Contracted general activity (UDA)	6,567
Carry forward general activity (UDA)	-204
16/17 Contracted orthodontic activity (UOA)	0
Carry forward orthodontic activity (UOA)	0
Baseline contract value	£202,148.87

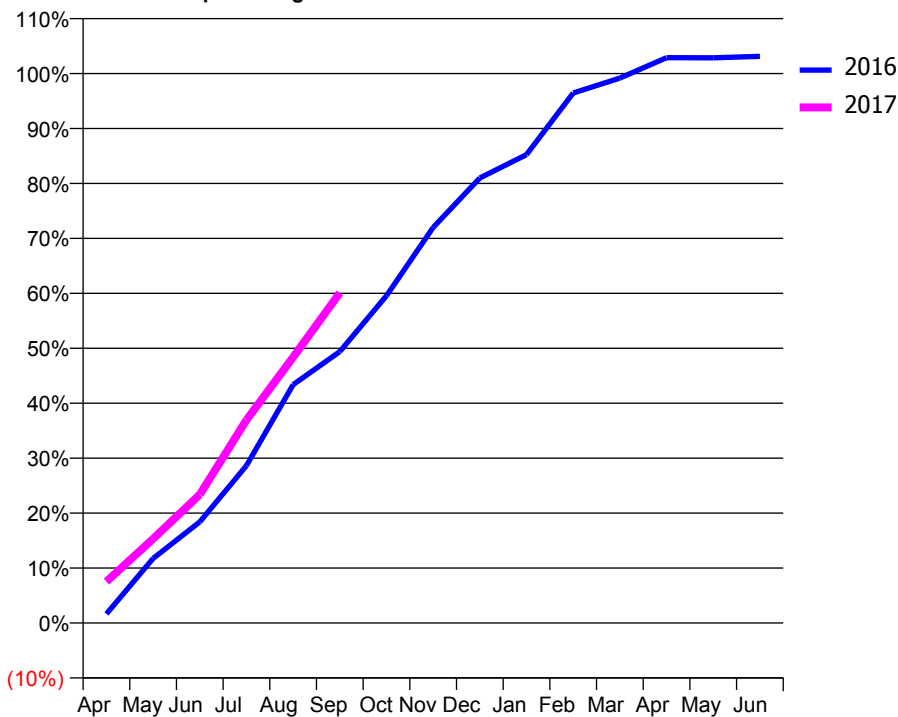
ACCESS*

Patients seen in 24 months	Total	Change since previous quarter
Quarter ending September 2015	2,231	
Quarter ending December 2015	2,277	↑
Quarter ending March 2016	2,320	→
Quarter ending June 2016	2,336	→
Quarter ending September 2016	2,394	↑
Variance since September 2015	7.3%	↑



ACTIVITY

Cumulative percentage of contracted UDA delivered 2016 & 2017



Month	Adjusted Scheduled Activity (UDA)	
	2016	2017
April	110	495
May	771	1,006
June	1,209	1,535
July	1,882	2,426
August	2,849	3,177
September	3,244	3,944
October	3,912	
November	4,728	
December	5,318	
January	5,598	
February	6,334	
March	6,512	
April	6,755	
May	6,754	
June	6,771	

QUALITY

	Quantity	Base Number	Contract	LHB	Wales
% of FP17s for the same patient ID Re-attending within 3 months - Children	16	303	5.3%	7.8%	11.3%
% of FP17s for the same patient ID Re-attending within 3 months - Adults	177	1,309	13.5%	13.6%	16.6%
% of FP17s for the same patient ID Re-attending between 3 & 9 months - Children	119	303	39.3%	59.2%	58.3%
% of FP17s for the same patient ID Re-attending between 3 & 9 months - Adults	474	1,309	36.2%	53.7%	54.0%
% of FP17s for Band 1 Urgent Courses	127	1,491	8.5%	7.9%	9.0%
% of FP17s Relating to Free Repair or Replacements	25	1,491	1.7%	0.8%	0.7%
% of FP17s Relating to Continuations	22	1,491	1.5%	1.0%	0.9%
% of Patients satisfied with the dentistry they have received	6	6	N/A	92.1%	90.9%
% of Patients satisfied with the time they had to wait for an appointment	5	6	N/A	90.5%	88.7%

* This is based on patients treated on this contract for their most recent course of treatment. Figures in italics indicate the base number of FP17s or Patient Questionnaire responses are less than 100. N/A is shown where the base number of responses is less than 10 during the period. % is calculated as Quantity/Base number*100

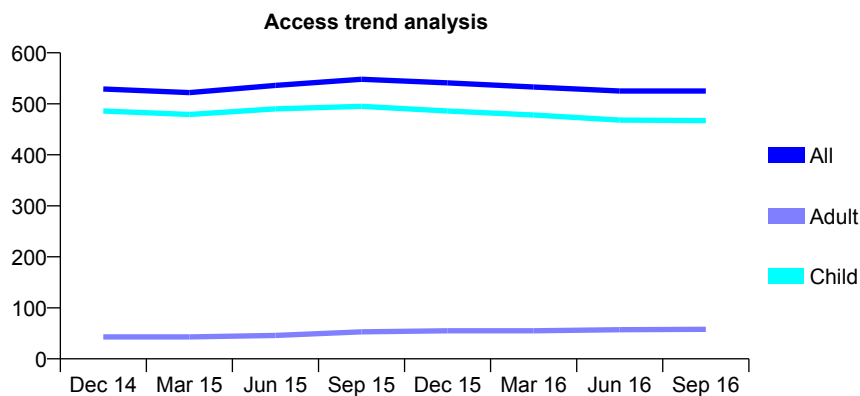
7A1 - Vital Signs At a Glance Contract Report for 238538/0001 - September 2016

Name or company name	MISS JM HARRINGTON
Contract type name	GDS Contract
Purpose of contract	General
Contract start date	01/04/2006
Contract end date	

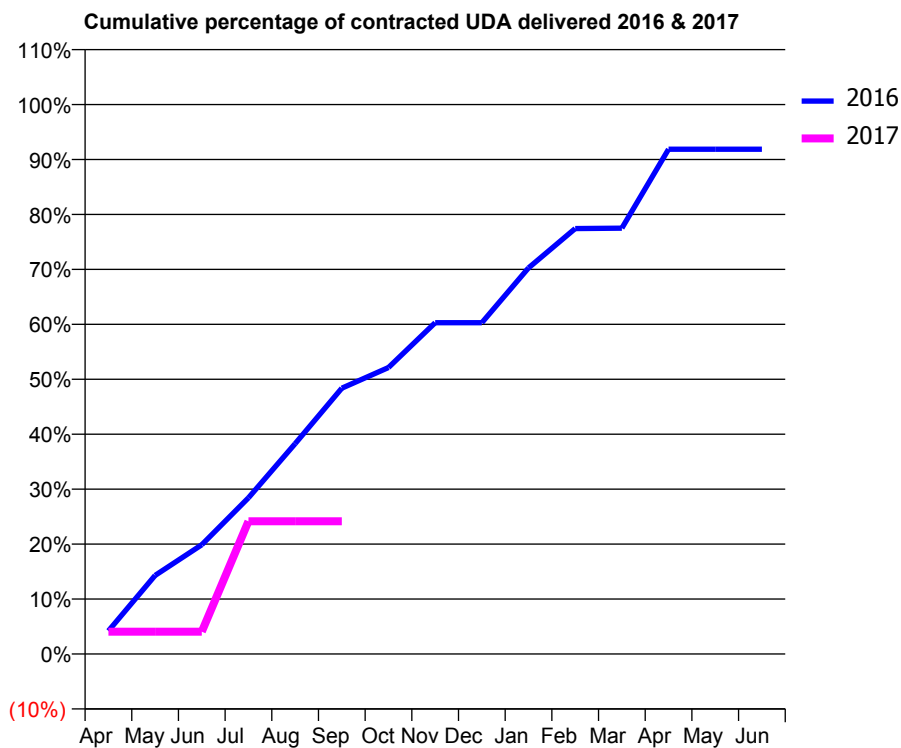
16/17 Contracted general activity (UDA)	1,283
Carry forward general activity (UDA)	0
16/17 Contracted orthodontic activity (UOA)	0
Carry forward orthodontic activity (UOA)	0
Baseline contract value	£33,265.37

ACCESS*

Patients seen in 24 months	Total	Change since previous quarter
Quarter ending September 2015	548	
Quarter ending December 2015	541	↓
Quarter ending March 2016	533	↓
Quarter ending June 2016	525	↓
Quarter ending September 2016	525	→
Variance since September 2015	(4.2%)	↓



ACTIVITY



Month	Adjusted Scheduled Activity (UDA)	
	2016	2017
April	54	52
May	183	52
June	255	52
July	365	310
August	491	310
September	621	310
October	669	
November	774	
December	774	
January	902	
February	993	
March	994	
April	1,179	
May	1,179	
June	1,179	

QUALITY

	Quantity	Base Number	Contract	LHB	Wales
% of FP17s for the same patient ID Re-attending within 3 months - Children	14	318	4.4%	7.8%	11.3%
% of FP17s for the same patient ID Re-attending within 3 months - Adults	0	0	N/A	13.6%	16.6%
% of FP17s for the same patient ID Re-attending between 3 & 9 months - Children	186	318	58.5%	59.2%	58.3%
% of FP17s for the same patient ID Re-attending between 3 & 9 months - Adults	0	0	N/A	53.7%	54.0%
% of FP17s for Band 1 Urgent Courses	5	186	2.7%	7.9%	9.0%
% of FP17s Relating to Free Repair or Replacements	0	186	0.0%	0.8%	0.7%
% of FP17s Relating to Continuations	0	186	0.0%	1.0%	0.9%
% of Patients satisfied with the dentistry they have received	0	0	N/A	92.1%	90.9%
% of Patients satisfied with the time they had to wait for an appointment	0	0	N/A	90.5%	88.7%

* This is based on patients treated on this contract for their most recent course of treatment. Figures in italics indicate the base number of FP17s or Patient Questionnaire responses are less than 100. N/A is shown where the base number of responses is less than 10 during the period. % is calculated as Quantity/Base number*100

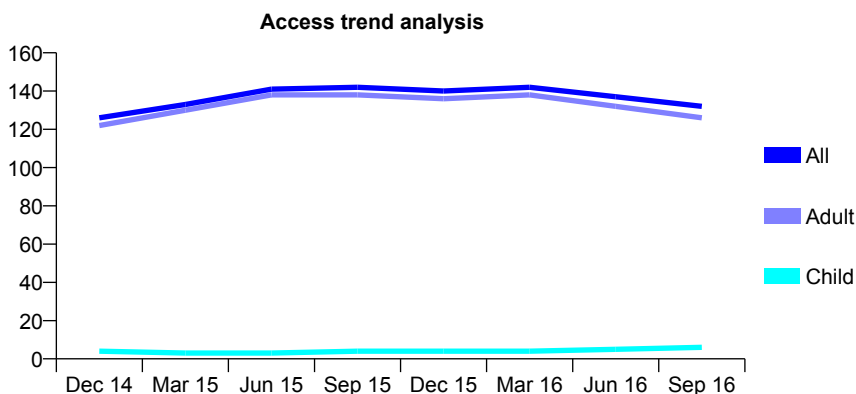
7A1 - Vital Signs At a Glance Contract Report for 238538/0002 - September 2016

Name or company name	MISS JM HARRINGTON
Contract type name	PDS Contract
Purpose of contract	General
Contract start date	01/04/2006
Contract end date	31/03/2017

16/17 Contracted general activity (UDA)	240
Carry forward general activity (UDA)	0
16/17 Contracted orthodontic activity (UOA)	0
Carry forward orthodontic activity (UOA)	0
Baseline contract value	£9,028.31

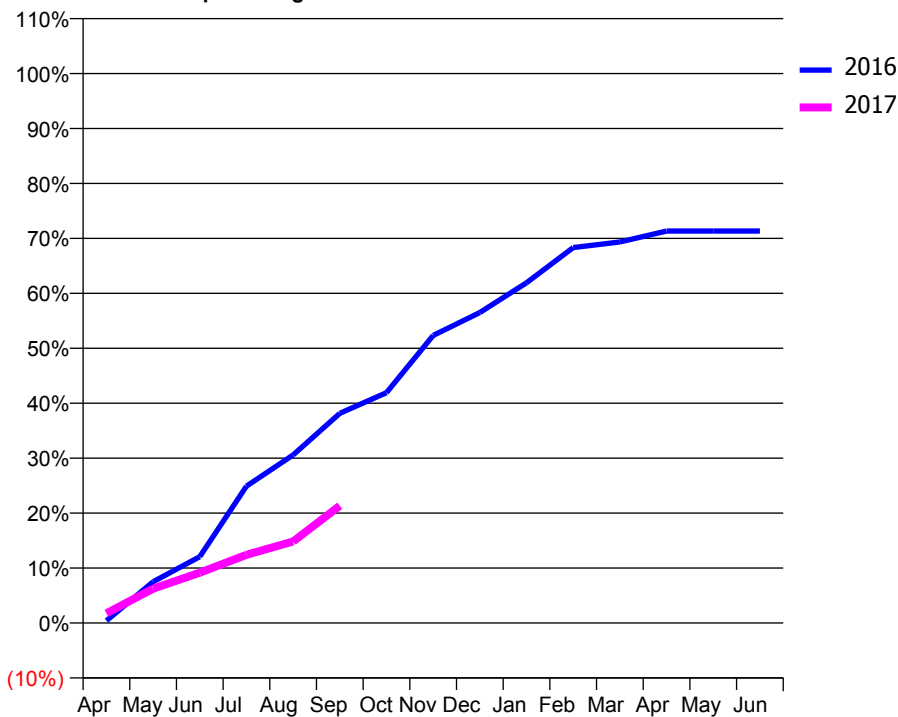
ACCESS*

Patients seen in 24 months	Total	Change since previous quarter
Quarter ending September 2015	142	
Quarter ending December 2015	140	↓
Quarter ending March 2016	142	→
Quarter ending June 2016	137	↓
Quarter ending September 2016	132	↓
Variance since September 2015	(7.0%)	↓



ACTIVITY

Cumulative percentage of contracted UDA delivered 2016 & 2017



Adjusted Scheduled Activity (UDA)

Month	2016	2017
April	1	4
May	18	15
June	29	22
July	60	30
August	73	36
September	92	51
October	101	
November	126	
December	136	
January	149	
February	164	
March	166	
April	171	
May	171	
June	171	

QUALITY

	Quantity	Base Number	Contract	LHB	Wales
% of FP17s for the same patient ID Re-attending within 3 months - Children	0	4	0.0%	7.8%	11.3%
% of FP17s for the same patient ID Re-attending within 3 months - Adults	1	45	2.2%	13.6%	16.6%
% of FP17s for the same patient ID Re-attending between 3 & 9 months - Children	0	4	0.0%	59.2%	58.3%
% of FP17s for the same patient ID Re-attending between 3 & 9 months - Adults	1	45	2.2%	53.7%	54.0%
% of FP17s for Band 1 Urgent Courses	31	45	68.9%	7.9%	9.0%
% of FP17s Relating to Free Repair or Replacements	0	45	0.0%	0.8%	0.7%
% of FP17s Relating to Continuations	0	45	0.0%	1.0%	0.9%
% of Patients satisfied with the dentistry they have received	0	0	N/A	92.1%	90.9%
% of Patients satisfied with the time they had to wait for an appointment	0	0	N/A	90.5%	88.7%

* This is based on patients treated on this contract for their most recent course of treatment. Figures in italics indicate the base number of FP17s or Patient Questionnaire responses are less than 100. N/A is shown where the base number of responses is less than 10 during the period. % is calculated as Quantity/Base number*100

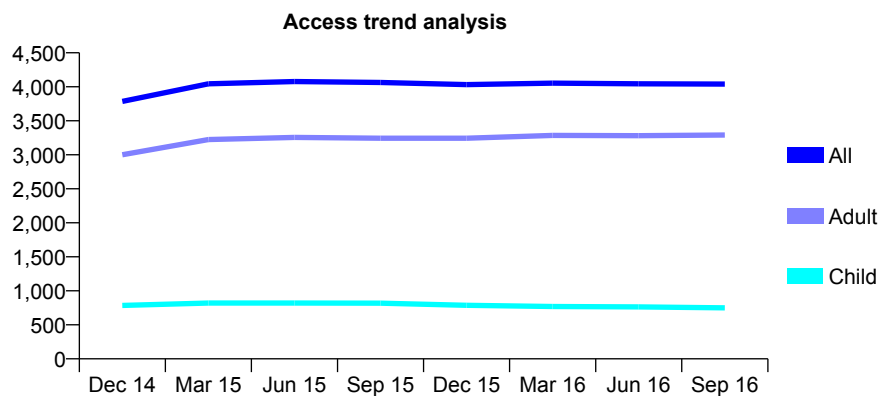
7A1 - Vital Signs At a Glance Contract Report for 250899/0001 - September 2016

Name or company name	MR H MAERIVOET
Contract type name	GDS Contract
Purpose of contract	General
Contract start date	01/04/2006
Contract end date	

16/17 Contracted general activity (UDA)	10,997
Carry forward general activity (UDA)	-549
16/17 Contracted orthodontic activity (UOA)	0
Carry forward orthodontic activity (UOA)	0
Baseline contract value	£245,576.79

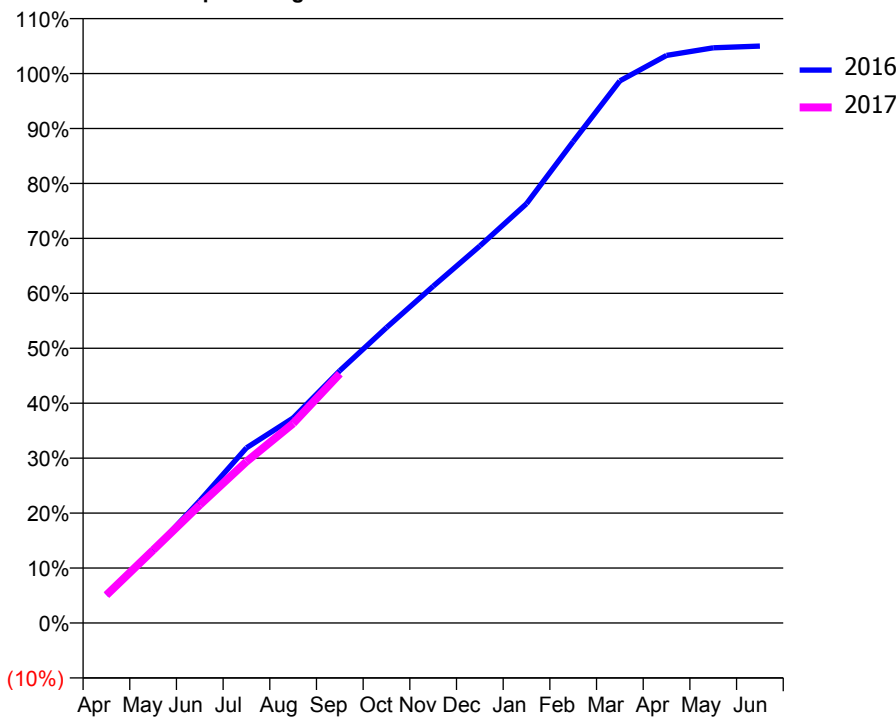
ACCESS*

Patients seen in 24 months	Total	Change since previous quarter
Quarter ending September 2015	4,063	
Quarter ending December 2015	4,032	→
Quarter ending March 2016	4,054	→
Quarter ending June 2016	4,045	→
Quarter ending September 2016	4,041	→
Variance since September 2015	(0.5%)	→



ACTIVITY

Cumulative percentage of contracted UDA delivered 2016 & 2017



Month	Adjusted Scheduled Activity (UDA)	
	2016	2017
April	559	558
May	1,449	1,457
June	2,447	2,364
July	3,506	3,230
August	4,103	3,994
September	5,049	4,990
October	5,913	
November	6,740	
December	7,546	
January	8,391	
February	9,634	
March	10,849	
April	11,358	
May	11,511	
June	11,546	

QUALITY

	Quantity	Base Number	Contract	LHB	Wales
% of FP17s for the same patient ID Re-attending within 3 months - Children	26	603	4.3%	7.8%	11.3%
% of FP17s for the same patient ID Re-attending within 3 months - Adults	255	2,309	11.0%	13.6%	16.6%
% of FP17s for the same patient ID Re-attending between 3 & 9 months - Children	409	603	67.8%	59.2%	58.3%
% of FP17s for the same patient ID Re-attending between 3 & 9 months - Adults	1,321	2,309	57.2%	53.7%	54.0%
% of FP17s for Band 1 Urgent Courses	174	2,563	6.8%	7.9%	9.0%
% of FP17s Relating to Free Repair or Replacements	8	2,563	0.3%	0.8%	0.7%
% of FP17s Relating to Continuations	12	2,563	0.5%	1.0%	0.9%
% of Patients satisfied with the dentistry they have received	13	14	92.9%	92.1%	90.9%
% of Patients satisfied with the time they had to wait for an appointment	14	14	100.0%	90.5%	88.7%

* This is based on patients treated on this contract for their most recent course of treatment. Figures in italics indicate the base number of FP17s or Patient Questionnaire responses are less than 100. N/A is shown where the base number of responses is less than 10 during the period. % is calculated as Quantity/Base number*100

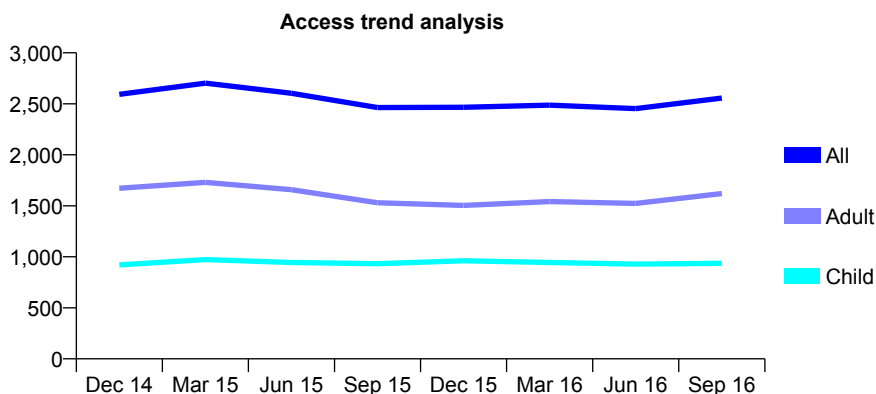
7A1 - Vital Signs At a Glance Contract Report for 278831/0001 - September 2016

Name or company name	MR R DAVIES
Contract type name	GDS Contract
Purpose of contract	General
Contract start date	01/09/2012
Contract end date	

16/17 Contracted general activity (UDA)	8,467
Carry forward general activity (UDA)	29
16/17 Contracted orthodontic activity (UOA)	0
Carry forward orthodontic activity (UOA)	0
Baseline contract value	£205,118.30

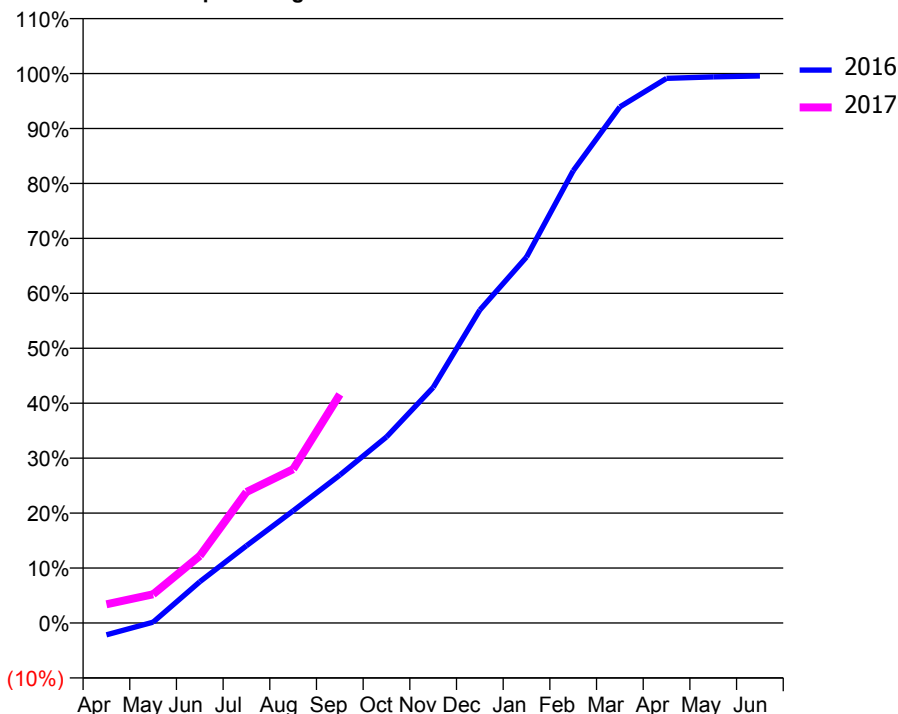
ACCESS*

Patients seen in 24 months	Total	Change since previous quarter
Quarter ending September 2015	2,463	
Quarter ending December 2015	2,466	→
Quarter ending March 2016	2,487	→
Quarter ending June 2016	2,453	↓
Quarter ending September 2016	2,556	↑
Variance since September 2015	3.8%	↑



ACTIVITY

Cumulative percentage of contracted UDA delivered 2016 & 2017



Month	Adjusted Scheduled Activity (UDA)	
	2016	2017
April	-141	289
May	10	444
June	486	1,035
July	910	2,019
August	1,320	2,371
September	1,741	3,524
October	2,190	
November	2,773	
December	3,684	
January	4,307	
February	5,323	
March	6,074	
April	6,410	
May	6,428	
June	6,438	

QUALITY

	Quantity	Base Number	Contract	LHB	Wales
% of FP17s for the same patient ID Re-attending within 3 months - Children	40	720	5.6%	7.8%	11.3%
% of FP17s for the same patient ID Re-attending within 3 months - Adults	157	1,251	12.5%	13.6%	16.6%
% of FP17s for the same patient ID Re-attending between 3 & 9 months - Children	472	720	65.6%	59.2%	58.3%
% of FP17s for the same patient ID Re-attending between 3 & 9 months - Adults	723	1,251	57.8%	53.7%	54.0%
% of FP17s for Band 1 Urgent Courses	103	1,819	5.7%	7.9%	9.0%
% of FP17s Relating to Free Repair or Replacements	0	1,819	0.0%	0.8%	0.7%
% of FP17s Relating to Continuations	35	1,819	1.9%	1.0%	0.9%
% of Patients satisfied with the dentistry they have received	7	7	N/A	92.1%	90.9%
% of Patients satisfied with the time they had to wait for an appointment	5	7	N/A	90.5%	88.7%

* This is based on patients treated on this contract for their most recent course of treatment. Figures in italics indicate the base number of FP17s or Patient Questionnaire responses are less than 100. N/A is shown where the base number of responses is less than 10 during the period. % is calculated as Quantity/Base number*100

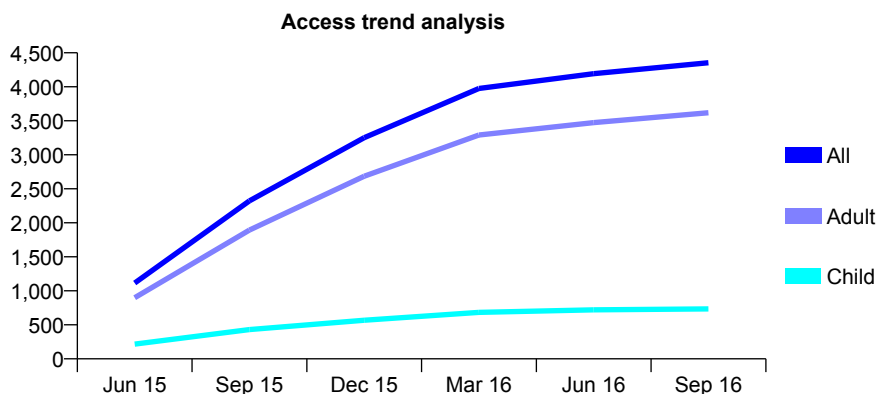
7A1 - Vital Signs At a Glance Contract Report for 299901/0002 - September 2016

Name or company name	MR J SREERAM
Contract type name	GDS Contract
Purpose of contract	General
Contract start date	01/04/2015
Contract end date	

16/17 Contracted general activity (UDA)	13,968
Carry forward general activity (UDA)	0
16/17 Contracted orthodontic activity (UOA)	0
Carry forward orthodontic activity (UOA)	0
Baseline contract value	£328,963.85

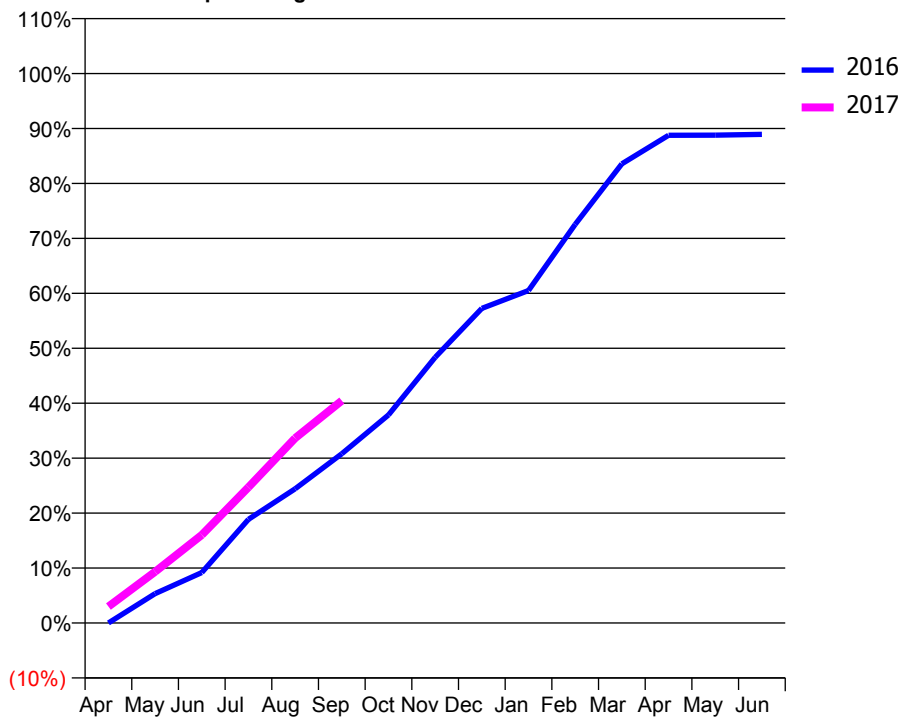
ACCESS*

Patients seen in 24 months	Total	Change since previous quarter
Quarter ending September 2015	2,323	
Quarter ending December 2015	3,252	↑
Quarter ending March 2016	3,975	↑
Quarter ending June 2016	4,193	↑
Quarter ending September 2016	4,354	↑
Variance since September 2015	87.4%	↑



ACTIVITY

Cumulative percentage of contracted UDA delivered 2016 & 2017



Month	Adjusted Scheduled Activity (UDA)	
	2016	2017
April	1	418
May	799	1,302
June	1,368	2,238
July	2,811	3,451
August	3,640	4,699
September	4,589	5,654
October	5,643	
November	7,206	
December	8,533	
January	9,017	
February	10,809	
March	12,451	
April	13,225	
May	13,228	
June	13,252	

QUALITY

	Quantity	Base Number	Contract	LHB	Wales
% of FP17s for the same patient ID Re-attending within 3 months - Children	14	522	2.7%	7.8%	11.3%
% of FP17s for the same patient ID Re-attending within 3 months - Adults	162	2,545	6.4%	13.6%	16.6%
% of FP17s for the same patient ID Re-attending between 3 & 9 months - Children	319	522	61.1%	59.2%	58.3%
% of FP17s for the same patient ID Re-attending between 3 & 9 months - Adults	1,280	2,545	50.3%	53.7%	54.0%
% of FP17s for Band 1 Urgent Courses	139	2,794	5.0%	7.9%	9.0%
% of FP17s Relating to Free Repair or Replacements	11	2,794	0.4%	0.8%	0.7%
% of FP17s Relating to Continuations	14	2,794	0.5%	1.0%	0.9%
% of Patients satisfied with the dentistry they have received	15	15	100.0%	92.1%	90.9%
% of Patients satisfied with the time they had to wait for an appointment	15	15	100.0%	90.5%	88.7%

* This is based on patients treated on this contract for their most recent course of treatment. Figures in italics indicate the base number of FP17s or Patient Questionnaire responses are less than 100. N/A is shown where the base number of responses is less than 10 during the period. % is calculated as Quantity/Base number*100

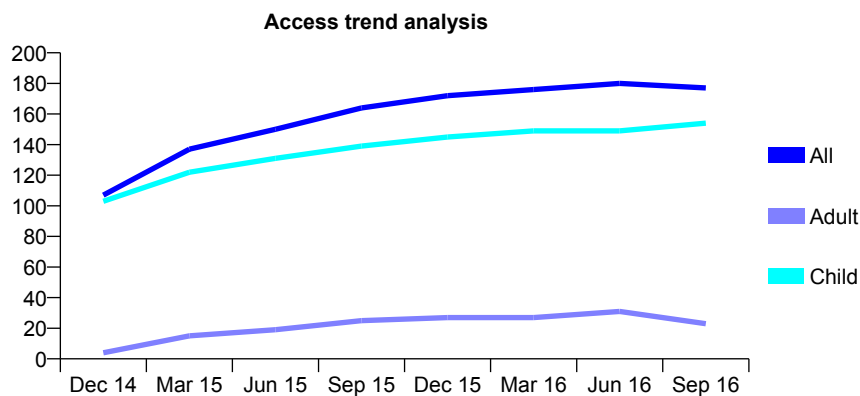
7A1 - Vital Signs At a Glance Contract Report for 304395/0002 - September 2016

Name or company name	MR D BELLINGHAM
Contract type name	GDS Contract
Purpose of contract	General
Contract start date	03/07/2014
Contract end date	

16/17 Contracted general activity (UDA)	400
Carry forward general activity (UDA)	0
16/17 Contracted orthodontic activity (UOA)	0
Carry forward orthodontic activity (UOA)	0
Baseline contract value	£9,173.84

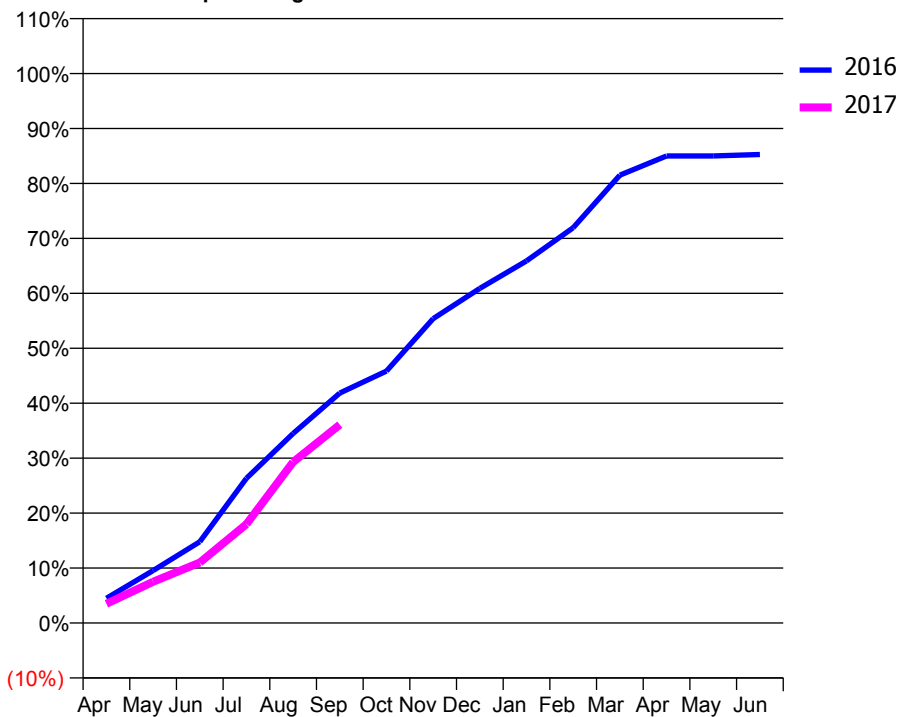
ACCESS*

Patients seen in 24 months	Total	Change since previous quarter
Quarter ending September 2015	164	
Quarter ending December 2015	172	↑
Quarter ending March 2016	176	↑
Quarter ending June 2016	180	↑
Quarter ending September 2016	177	↓
Variance since September 2015	7.9%	↑



ACTIVITY

Cumulative percentage of contracted UDA delivered 2016 & 2017



Month	Adjusted Scheduled Activity (UDA)	
	2016	2017
April	18	14
May	38	30
June	59	44
July	105	72
August	138	117
September	167	144
October	183	
November	222	
December	244	
January	264	
February	288	
March	326	
April	340	
May	340	
June	341	

QUALITY

	Quantity	Base Number	Contract	LHB	Wales
% of FP17s for the same patient ID Re-attending within 3 months - Children	6	104	5.8%	7.8%	11.3%
% of FP17s for the same patient ID Re-attending within 3 months - Adults	0	4	0.0%	13.6%	16.6%
% of FP17s for the same patient ID Re-attending between 3 & 9 months - Children	68	104	65.4%	59.2%	58.3%
% of FP17s for the same patient ID Re-attending between 3 & 9 months - Adults	4	4	100.0%	53.7%	54.0%
% of FP17s for Band 1 Urgent Courses	2	95	2.1%	7.9%	9.0%
% of FP17s Relating to Free Repair or Replacements	0	95	0.0%	0.8%	0.7%
% of FP17s Relating to Continuations	1	95	1.1%	1.0%	0.9%
% of Patients satisfied with the dentistry they have received	1	1	N/A	92.1%	90.9%
% of Patients satisfied with the time they had to wait for an appointment	1	1	N/A	90.5%	88.7%

* This is based on patients treated on this contract for their most recent course of treatment. Figures in italics indicate the base number of FP17s or Patient Questionnaire responses are less than 100. N/A is shown where the base number of responses is less than 10 during the period. % is calculated as Quantity/Base number*100

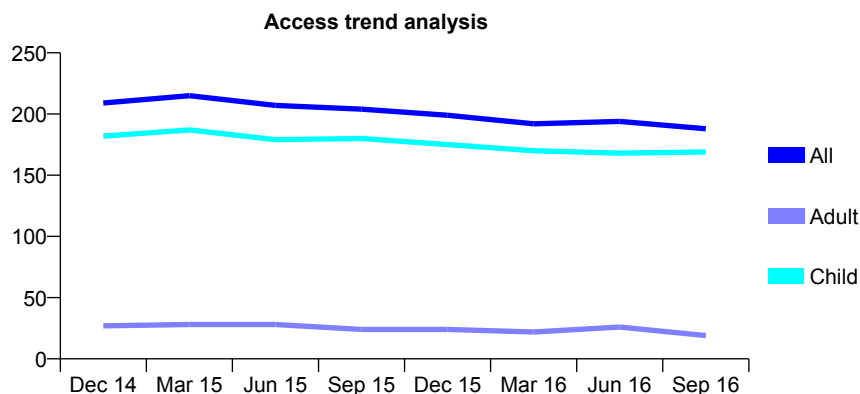
7A1 - Vital Signs At a Glance Contract Report for 308447/0001 - September 2016

Name or company name	MR IG BAIN
Contract type name	GDS Contract
Purpose of contract	General
Contract start date	01/04/2006
Contract end date	

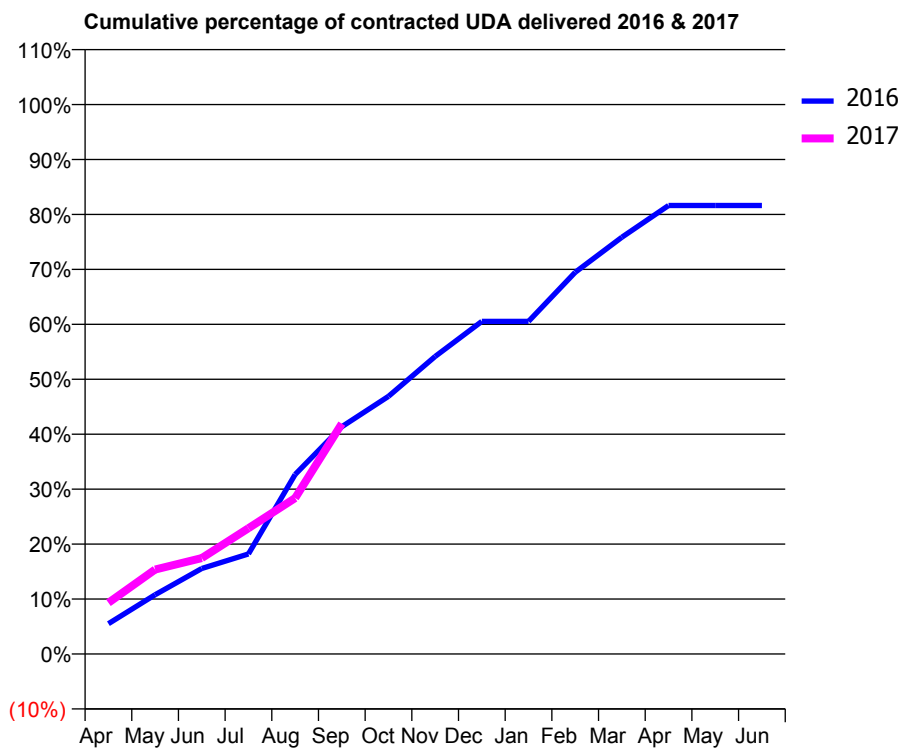
16/17 Contracted general activity (UDA)	332
Carry forward general activity (UDA)	0
16/17 Contracted orthodontic activity (UOA)	0
Carry forward orthodontic activity (UOA)	0
Baseline contract value	£6,597.76

ACCESS*

Patients seen in 24 months	Total	Change since previous quarter
Quarter ending September 2015	204	
Quarter ending December 2015	199	↓
Quarter ending March 2016	192	↓
Quarter ending June 2016	194	→
Quarter ending September 2016	188	↓
Variance since September 2015	(7.8%)	↓



ACTIVITY



Month	Adjusted Scheduled Activity (UDA)	
	2016	2017
April	21	31
May	41	51
June	59	58
July	69	76
August	124	94
September	157	139
October	178	
November	206	
December	230	
January	230	
February	264	
March	288	
April	310	
May	310	
June	310	

QUALITY

	Quantity	Base Number	Contract	LHB	Wales
% of FP17s for the same patient ID Re-attending within 3 months - Children	2	132	1.5%	7.8%	11.3%
% of FP17s for the same patient ID Re-attending within 3 months - Adults	0	0	N/A	13.6%	16.6%
% of FP17s for the same patient ID Re-attending between 3 & 9 months - Children	96	132	72.7%	59.2%	58.3%
% of FP17s for the same patient ID Re-attending between 3 & 9 months - Adults	0	0	N/A	53.7%	54.0%
% of FP17s for Band 1 Urgent Courses	1	114	0.9%	7.9%	9.0%
% of FP17s Relating to Free Repair or Replacements	0	114	0.0%	0.8%	0.7%
% of FP17s Relating to Continuations	0	114	0.0%	1.0%	0.9%
% of Patients satisfied with the dentistry they have received	0	0	N/A	92.1%	90.9%
% of Patients satisfied with the time they had to wait for an appointment	0	0	N/A	90.5%	88.7%

* This is based on patients treated on this contract for their most recent course of treatment. Figures in italics indicate the base number of FP17s or Patient Questionnaire responses are less than 100. N/A is shown where the base number of responses is less than 10 during the period. % is calculated as Quantity/Base number*100

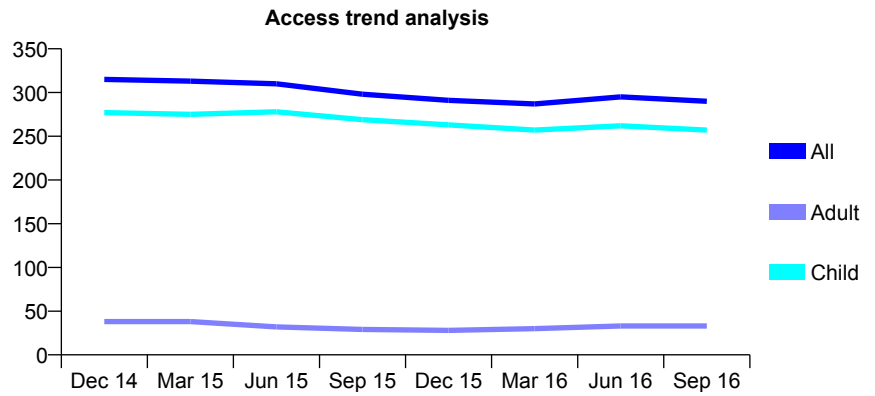
7A1 - Vital Signs At a Glance Contract Report for 329797/0002 - September 2016

Name or company name	MR IG HUGHES
Contract type name	GDS Contract
Purpose of contract	General
Contract start date	01/04/2006
Contract end date	

16/17 Contracted general activity (UDA)	600
Carry forward general activity (UDA)	0
16/17 Contracted orthodontic activity (UOA)	0
Carry forward orthodontic activity (UOA)	0
Baseline contract value	£15,180.72

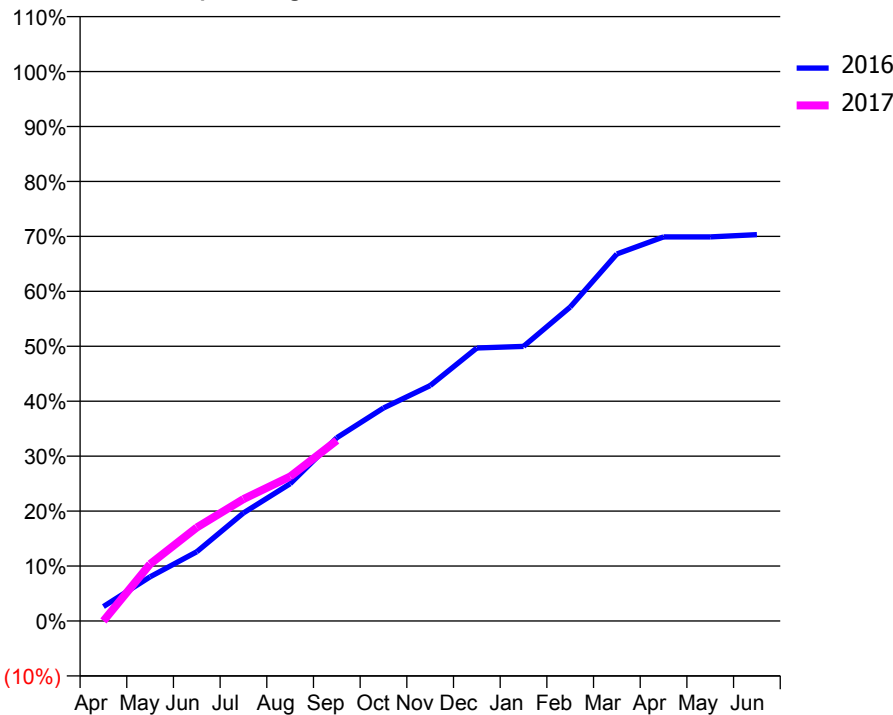
ACCESS*

Patients seen in 24 months	Total	Change since previous quarter
Quarter ending September 2015	298	
Quarter ending December 2015	291	↓
Quarter ending March 2016	287	↓
Quarter ending June 2016	295	↑
Quarter ending September 2016	290	↓
Variance since September 2015	(2.7%)	↓



ACTIVITY

Cumulative percentage of contracted UDA delivered 2016 & 2017



Month	Adjusted Scheduled Activity (UDA)	
	2016	2017
April	19	0
May	58	62
June	91	102
July	142	133
August	180	158
September	240	197
October	279	
November	308	
December	358	
January	360	
February	411	
March	481	
April	503	
May	503	
June	506	

QUALITY

	Quantity	Base Number	Contract	LHB	Wales
% of FP17s for the same patient ID Re-attending within 3 months - Children	11	143	7.7%	7.8%	11.3%
% of FP17s for the same patient ID Re-attending within 3 months - Adults	0	8	0.0%	13.6%	16.6%
% of FP17s for the same patient ID Re-attending between 3 & 9 months - Children	65	143	45.5%	59.2%	58.3%
% of FP17s for the same patient ID Re-attending between 3 & 9 months - Adults	5	8	62.5%	53.7%	54.0%
% of FP17s for Band 1 Urgent Courses	6	132	4.5%	7.9%	9.0%
% of FP17s Relating to Free Repair or Replacements	0	132	0.0%	0.8%	0.7%
% of FP17s Relating to Continuations	0	132	0.0%	1.0%	0.9%
% of Patients satisfied with the dentistry they have received	0	0	N/A	92.1%	90.9%
% of Patients satisfied with the time they had to wait for an appointment	0	0	N/A	90.5%	88.7%

* This is based on patients treated on this contract for their most recent course of treatment. Figures in italics indicate the base number of FP17s or Patient Questionnaire responses are less than 100. N/A is shown where the base number of responses is less than 10 during the period. % is calculated as Quantity/Base number*100

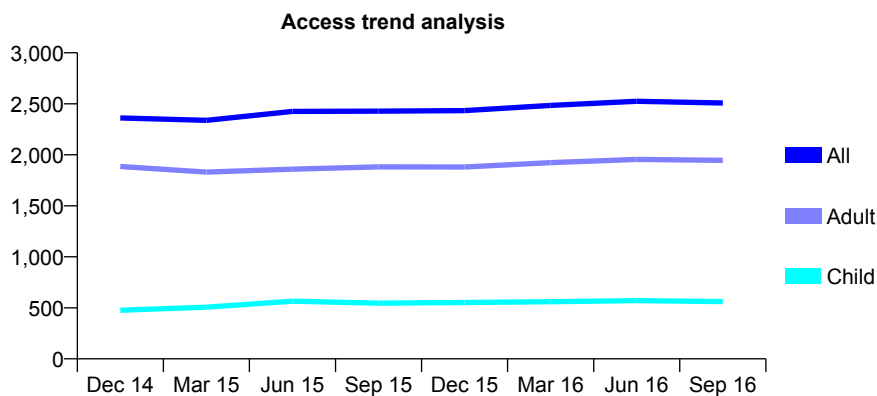
7A1 - Vital Signs At a Glance Contract Report for 331325/0001 - September 2016

Name or company name	MR LC WILLIAMS
Contract type name	GDS Contract
Purpose of contract	General
Contract start date	01/04/2006
Contract end date	

16/17 Contracted general activity (UDA)	8,686
Carry forward general activity (UDA)	0
16/17 Contracted orthodontic activity (UOA)	0
Carry forward orthodontic activity (UOA)	0
Baseline contract value	£220,269.00

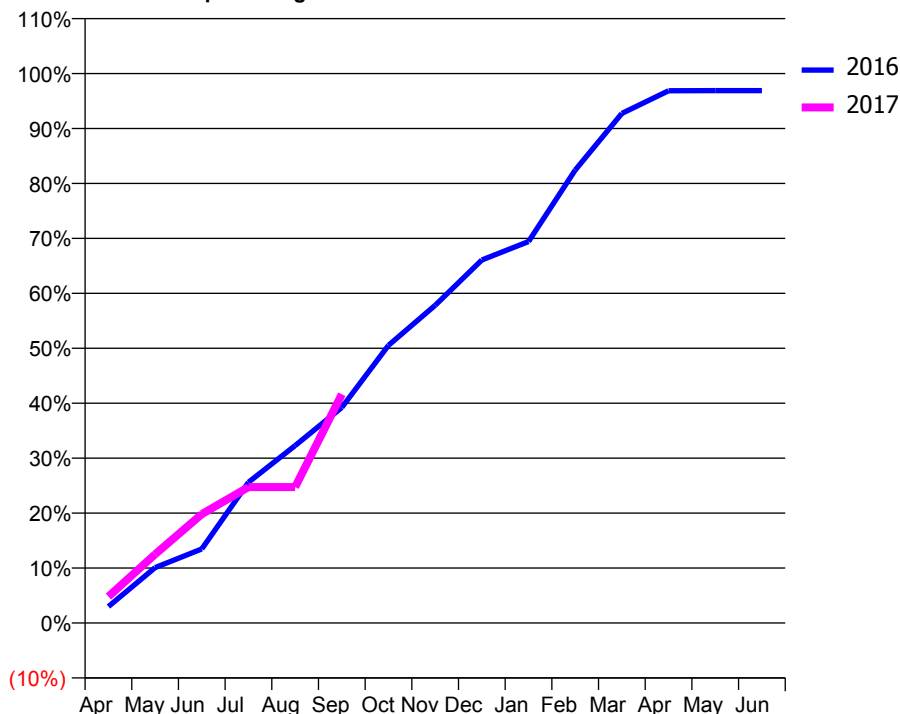
ACCESS*

Patients seen in 24 months	Total	Change since previous quarter
Quarter ending September 2015	2,428	
Quarter ending December 2015	2,433	→
Quarter ending March 2016	2,484	↑
Quarter ending June 2016	2,525	→
Quarter ending September 2016	2,508	→
Variance since September 2015	3.3%	↑



ACTIVITY

Cumulative percentage of contracted UDA delivered 2016 & 2017



Month	Adjusted Scheduled Activity (UDA)	
	2016	2017
April	261	417
May	877	1,086
June	1,170	1,721
July	2,224	2,150
August	2,805	2,150
September	3,407	3,616
October	4,389	
November	5,021	
December	5,738	
January	6,029	
February	7,159	
March	8,056	
April	8,414	
May	8,416	
June	8,415	

QUALITY

	Quantity	Base Number	Contract	LHB	Wales
% of FP17s for the same patient ID Re-attending within 3 months - Children	49	495	9.9%	7.8%	11.3%
% of FP17s for the same patient ID Re-attending within 3 months - Adults	179	1,512	11.8%	13.6%	16.6%
% of FP17s for the same patient ID Re-attending between 3 & 9 months - Children	310	495	62.6%	59.2%	58.3%
% of FP17s for the same patient ID Re-attending between 3 & 9 months - Adults	851	1,512	56.3%	53.7%	54.0%
% of FP17s for Band 1 Urgent Courses	78	1,813	4.3%	7.9%	9.0%
% of FP17s Relating to Free Repair or Replacements	5	1,813	0.3%	0.8%	0.7%
% of FP17s Relating to Continuations	5	1,813	0.3%	1.0%	0.9%
% of Patients satisfied with the dentistry they have received	5	5	N/A	92.1%	90.9%
% of Patients satisfied with the time they had to wait for an appointment	4	5	N/A	90.5%	88.7%

* This is based on patients treated on this contract for their most recent course of treatment. Figures in italics indicate the base number of FP17s or Patient Questionnaire responses are less than 100. N/A is shown where the base number of responses is less than 10 during the period. % is calculated as Quantity/Base number*100

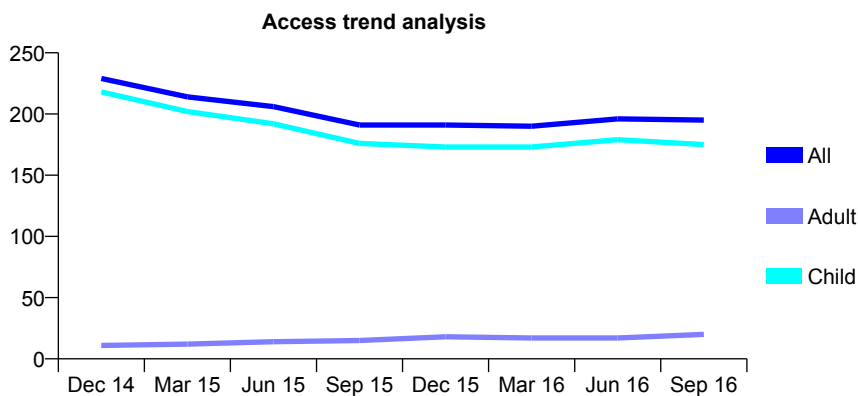
7A1 - Vital Signs At a Glance Contract Report for 332658/0001 - September 2016

Name or company name	MR JO JOHNSON
Contract type name	GDS Contract
Purpose of contract	General
Contract start date	01/04/2006
Contract end date	

16/17 Contracted general activity (UDA)	500
Carry forward general activity (UDA)	0
16/17 Contracted orthodontic activity (UOA)	0
Carry forward orthodontic activity (UOA)	0
Baseline contract value	£11,599.97

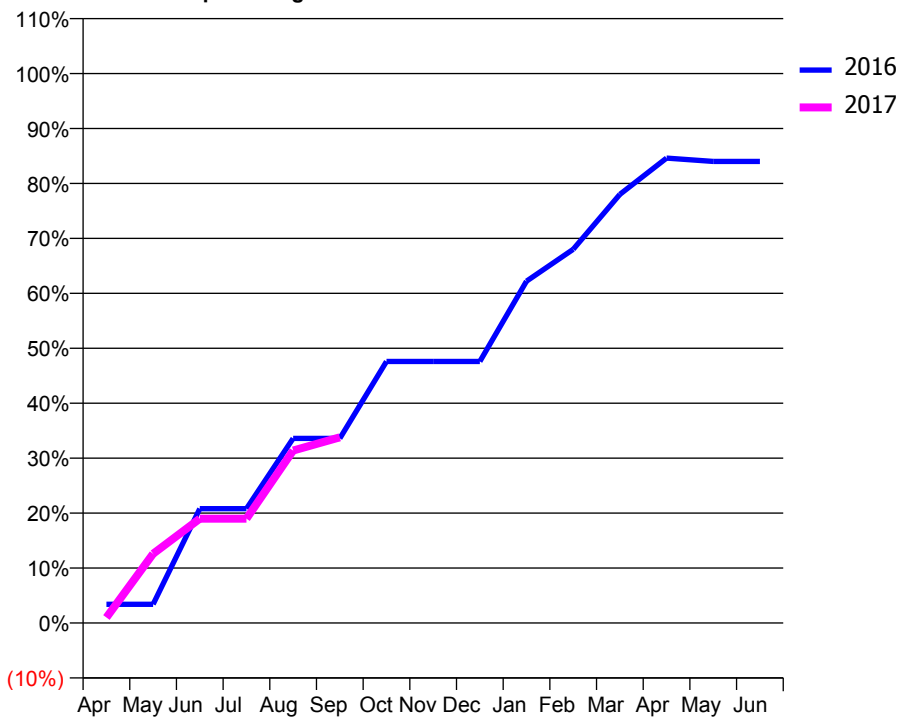
ACCESS*

Patients seen in 24 months	Total	Change since previous quarter
Quarter ending September 2015	191	
Quarter ending December 2015	191	→
Quarter ending March 2016	190	→
Quarter ending June 2016	196	↑
Quarter ending September 2016	195	→
Variance since September 2015	2.1%	↑



ACTIVITY

Cumulative percentage of contracted UDA delivered 2016 & 2017



Month	Adjusted Scheduled Activity (UDA)	
	2016	2017
April	17	5
May	17	63
June	104	95
July	104	95
August	168	157
September	168	169
October	238	
November	238	
December	238	
January	311	
February	340	
March	390	
April	423	
May	420	
June	420	

QUALITY

	Quantity	Base Number	Contract	LHB	Wales
% of FP17s for the same patient ID Re-attending within 3 months - Children	9	147	6.1%	7.8%	11.3%
% of FP17s for the same patient ID Re-attending within 3 months - Adults	0	0	N/A	13.6%	16.6%
% of FP17s for the same patient ID Re-attending between 3 & 9 months - Children	97	147	66.0%	59.2%	58.3%
% of FP17s for the same patient ID Re-attending between 3 & 9 months - Adults	0	0	N/A	53.7%	54.0%
% of FP17s for Band 1 Urgent Courses	0	127	0.0%	7.9%	9.0%
% of FP17s Relating to Free Repair or Replacements	0	127	0.0%	0.8%	0.7%
% of FP17s Relating to Continuations	0	127	0.0%	1.0%	0.9%
% of Patients satisfied with the dentistry they have received	1	1	N/A	92.1%	90.9%
% of Patients satisfied with the time they had to wait for an appointment	1	1	N/A	90.5%	88.7%

* This is based on patients treated on this contract for their most recent course of treatment. Figures in italics indicate the base number of FP17s or Patient Questionnaire responses are less than 100. N/A is shown where the base number of responses is less than 10 during the period. % is calculated as Quantity/Base number*100

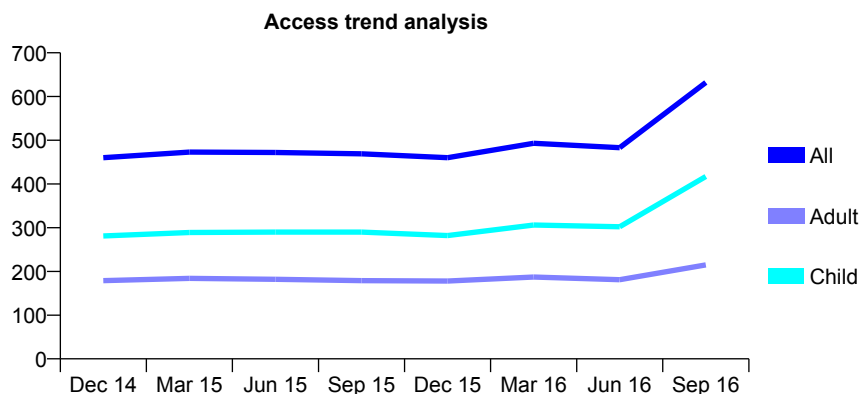
7A1 - Vital Signs At a Glance Contract Report for 565369/0001 - September 2016

Name or company name	BH Humphreys & N Hughes- Jones
Contract type name	GDS Contract
Purpose of contract	General
Contract start date	01/04/2006
Contract end date	

16/17 Contracted general activity (UDA)	1,213
Carry forward general activity (UDA)	-6
16/17 Contracted orthodontic activity (UOA)	0
Carry forward orthodontic activity (UOA)	0
Baseline contract value	£29,555.61

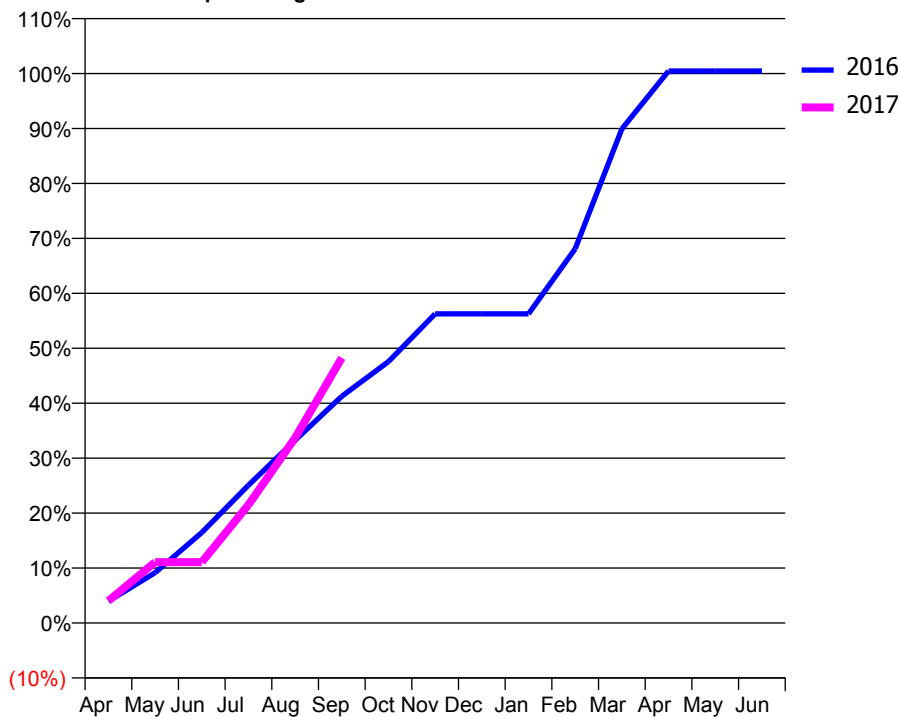
ACCESS*

Patients seen in 24 months	Total	Change since previous quarter
Quarter ending September 2015	469	
Quarter ending December 2015	460	↓
Quarter ending March 2016	493	↑
Quarter ending June 2016	483	↓
Quarter ending September 2016	632	↑
Variance since September 2015	34.8%	↑



ACTIVITY

Cumulative percentage of contracted UDA delivered 2016 & 2017



Adjusted Scheduled Activity (UDA)

Month	2016	2017
April	48	49
May	111	134
June	200	134
July	304	261
August	403	409
September	501	585
October	577	
November	683	
December	683	
January	683	
February	826	
March	1,091	
April	1,219	
May	1,219	
June	1,219	

QUALITY

	Quantity	Base Number	Contract	LHB	Wales
% of FP17s for the same patient ID Re-attending within 3 months - Children	20	383	5.2%	7.8%	11.3%
% of FP17s for the same patient ID Re-attending within 3 months - Adults	4	85	4.7%	13.6%	16.6%
% of FP17s for the same patient ID Re-attending between 3 & 9 months - Children	178	383	46.5%	59.2%	58.3%
% of FP17s for the same patient ID Re-attending between 3 & 9 months - Adults	45	85	52.9%	53.7%	54.0%
% of FP17s for Band 1 Urgent Courses	12	407	2.9%	7.9%	9.0%
% of FP17s Relating to Free Repair or Replacements	0	407	0.0%	0.8%	0.7%
% of FP17s Relating to Continuations	4	407	1.0%	1.0%	0.9%
% of Patients satisfied with the dentistry they have received	0	0	N/A	92.1%	90.9%
% of Patients satisfied with the time they had to wait for an appointment	0	0	N/A	90.5%	88.7%

* This is based on patients treated on this contract for their most recent course of treatment. Figures in italics indicate the base number of FP17s or Patient Questionnaire responses are less than 100. N/A is shown where the base number of responses is less than 10 during the period. % is calculated as Quantity/Base number*100

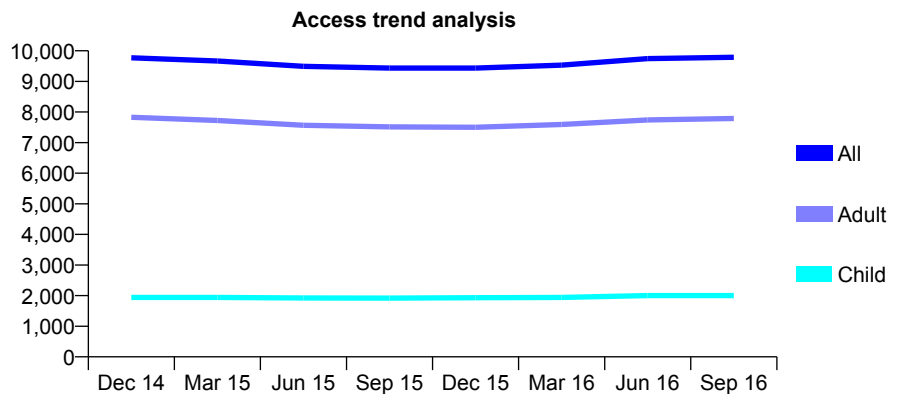
7A1 - Vital Signs At a Glance Contract Report for 569259/0001 - September 2016

Name or company name	MR RT HANDLEY
Contract type name	GDS Contract
Purpose of contract	General
Contract start date	01/04/2006
Contract end date	

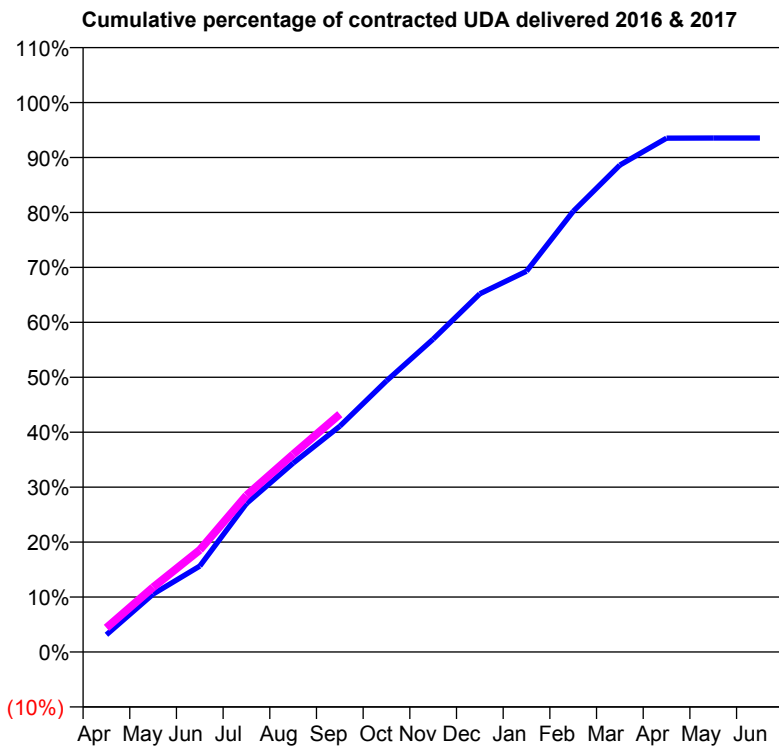
16/17 Contracted general activity (UDA)	32,024
Carry forward general activity (UDA)	0
16/17 Contracted orthodontic activity (UOA)	0
Carry forward orthodontic activity (UOA)	0
Baseline contract value	£802,495.38

ACCESS*

Patients seen in 24 months	Total	Change since previous quarter
Quarter ending September 2015	9,434	
Quarter ending December 2015	9,435	→
Quarter ending March 2016	9,532	→
Quarter ending June 2016	9,746	↑
Quarter ending September 2016	9,788	→
Variance since September 2015	3.8%	↑



ACTIVITY



Month	Adjusted Scheduled Activity (UDA)	
	2016	2017
April	1,010	1,409
May	3,379	3,774
June	5,012	5,946
July	8,656	9,131
August	11,007	11,523
September	13,157	13,860
October	15,806	
November	18,233	
December	20,878	
January	22,192	
February	25,678	
March	28,374	
April	29,950	
May	29,952	
June	29,955	

QUALITY

	Quantity	Base Number	Contract	LHB	Wales
% of FP17s for the same patient ID Re-attending within 3 months - Children	102	1,389	7.3%	7.8%	11.3%
% of FP17s for the same patient ID Re-attending within 3 months - Adults	730	5,231	14.0%	13.6%	16.6%
% of FP17s for the same patient ID Re-attending between 3 & 9 months - Children	636	1,389	45.8%	59.2%	58.3%
% of FP17s for the same patient ID Re-attending between 3 & 9 months - Adults	2,369	5,231	45.3%	53.7%	54.0%
% of FP17s for Band 1 Urgent Courses	445	5,990	7.4%	7.9%	9.0%
% of FP17s Relating to Free Repair or Replacements	84	5,990	1.4%	0.8%	0.7%
% of FP17s Relating to Continuations	69	5,990	1.2%	1.0%	0.9%
% of Patients satisfied with the dentistry they have received	21	22	95.5%	92.1%	90.9%
% of Patients satisfied with the time they had to wait for an appointment	21	22	95.5%	90.5%	88.7%

* This is based on patients treated on this contract for their most recent course of treatment. Figures in italics indicate the base number of FP17s or Patient Questionnaire responses are less than 100. N/A is shown where the base number of responses is less than 10 during the period. % is calculated as Quantity/Base number*100

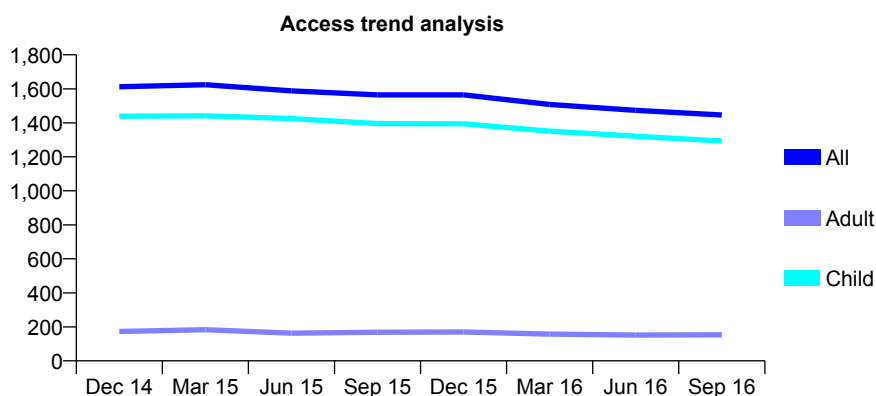
7A1 - Vital Signs At a Glance Contract Report for 571466/0001 - September 2016

Name or company name	MR SC EDWARDS
Contract type name	PDS Contract
Purpose of contract	General
Contract start date	01/04/2006
Contract end date	31/03/2018

16/17 Contracted general activity (UDA)	3,240
Carry forward general activity (UDA)	0
16/17 Contracted orthodontic activity (UOA)	0
Carry forward orthodontic activity (UOA)	0
Baseline contract value	£81,756.79

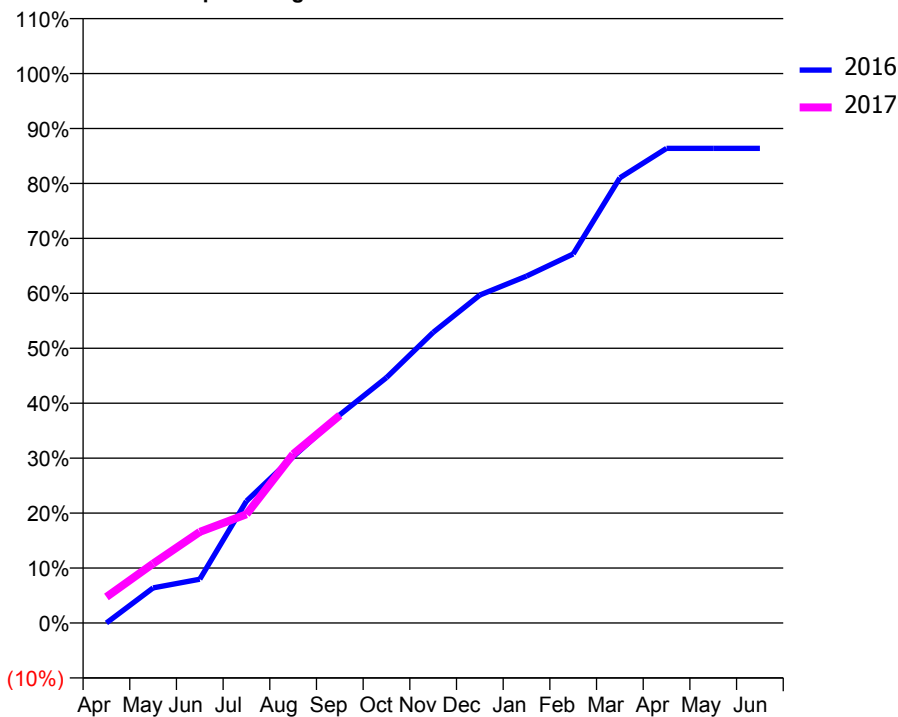
ACCESS*

Patients seen in 24 months	Total	Change since previous quarter
Quarter ending September 2015	1,564	
Quarter ending December 2015	1,564	→
Quarter ending March 2016	1,508	↓
Quarter ending June 2016	1,473	↓
Quarter ending September 2016	1,446	↓
Variance since September 2015	(7.5%)	↓



ACTIVITY

Cumulative percentage of contracted UDA delivered 2016 & 2017



Month	Adjusted Scheduled Activity (UDA)	
	2016	2017
April	0	154
May	207	350
June	258	537
July	719	641
August	980	996
September	1,228	1,225
October	1,447	
November	1,714	
December	1,934	
January	2,046	
February	2,176	
March	2,625	
April	2,799	
May	2,799	
June	2,799	

QUALITY

	Quantity	Base Number	Contract	LHB	Wales
% of FP17s for the same patient ID Re-attending within 3 months - Children	54	954	5.7%	7.8%	11.3%
% of FP17s for the same patient ID Re-attending within 3 months - Adults	4	29	13.8%	13.6%	16.6%
% of FP17s for the same patient ID Re-attending between 3 & 9 months - Children	562	954	58.9%	59.2%	58.3%
% of FP17s for the same patient ID Re-attending between 3 & 9 months - Adults	12	29	41.4%	53.7%	54.0%
% of FP17s for Band 1 Urgent Courses	3	854	0.4%	7.9%	9.0%
% of FP17s Relating to Free Repair or Replacements	0	854	0.0%	0.8%	0.7%
% of FP17s Relating to Continuations	11	854	1.3%	1.0%	0.9%
% of Patients satisfied with the dentistry they have received	0	0	N/A	92.1%	90.9%
% of Patients satisfied with the time they had to wait for an appointment	0	0	N/A	90.5%	88.7%

* This is based on patients treated on this contract for their most recent course of treatment. Figures in italics indicate the base number of FP17s or Patient Questionnaire responses are less than 100. N/A is shown where the base number of responses is less than 10 during the period. % is calculated as Quantity/Base number*100

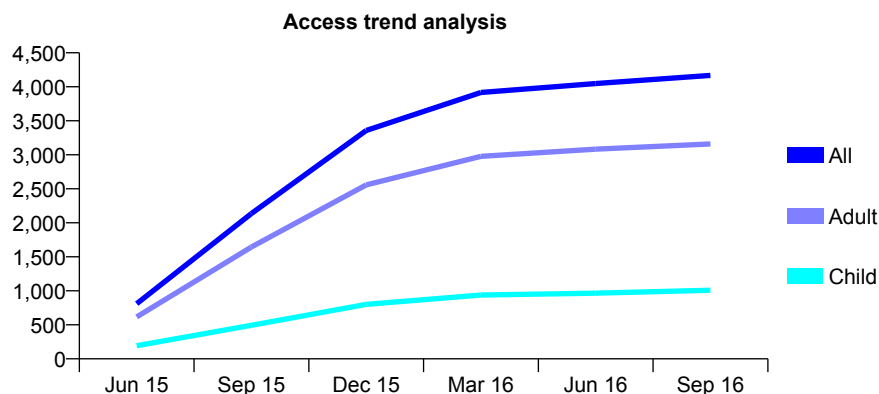
7A1 - Vital Signs At a Glance Contract Report for 602531/0001 - September 2016

Name or company name	MR DP JONES
Contract type name	GDS Contract
Purpose of contract	General
Contract start date	06/05/2015
Contract end date	

16/17 Contracted general activity (UDA)	18,666
Carry forward general activity (UDA)	459
16/17 Contracted orthodontic activity (UOA)	0
Carry forward orthodontic activity (UOA)	0
Baseline contract value	£426,995.96

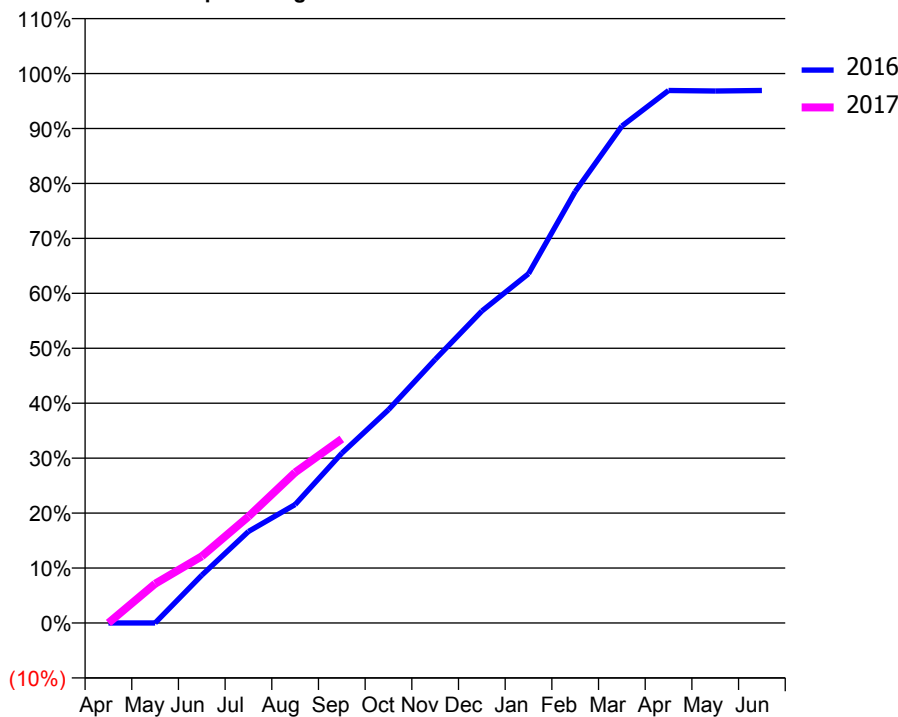
ACCESS*

Patients seen in 24 months	Total	Change since previous quarter
Quarter ending September 2015	2,137	
Quarter ending December 2015	3,357	↑
Quarter ending March 2016	3,916	↑
Quarter ending June 2016	4,048	↑
Quarter ending September 2016	4,167	↑
Variance since September 2015	95.0%	↑



ACTIVITY

Cumulative percentage of contracted UDA delivered 2016 & 2017



Adjusted Scheduled Activity (UDA)

Month	2016	2017
April	0	-2
May	0	1,334
June	1,287	2,266
July	2,468	3,617
August	3,193	5,117
September	4,576	6,252
October	5,746	
November	7,103	
December	8,409	
January	9,415	
February	11,628	
March	13,394	
April	14,352	
May	14,336	
June	14,350	

QUALITY

	Quantity	Base Number	Contract	LHB	Wales
% of FP17s for the same patient ID Re-attending within 3 months - Children	50	887	5.6%	7.8%	11.3%
% of FP17s for the same patient ID Re-attending within 3 months - Adults	356	2,675	13.3%	13.6%	16.6%
% of FP17s for the same patient ID Re-attending between 3 & 9 months - Children	621	887	70.0%	59.2%	58.3%
% of FP17s for the same patient ID Re-attending between 3 & 9 months - Adults	1,859	2,675	69.5%	53.7%	54.0%
% of FP17s for Band 1 Urgent Courses	205	3,172	6.5%	7.9%	9.0%
% of FP17s Relating to Free Repair or Replacements	44	3,172	1.4%	0.8%	0.7%
% of FP17s Relating to Continuations	1	3,172	0.0%	1.0%	0.9%
% of Patients satisfied with the dentistry they have received	18	23	78.3%	92.1%	90.9%
% of Patients satisfied with the time they had to wait for an appointment	21	23	91.3%	90.5%	88.7%

* This is based on patients treated on this contract for their most recent course of treatment. Figures in italics indicate the base number of FP17s or Patient Questionnaire responses are less than 100. N/A is shown where the base number of responses is less than 10 during the period. % is calculated as Quantity/Base number*100

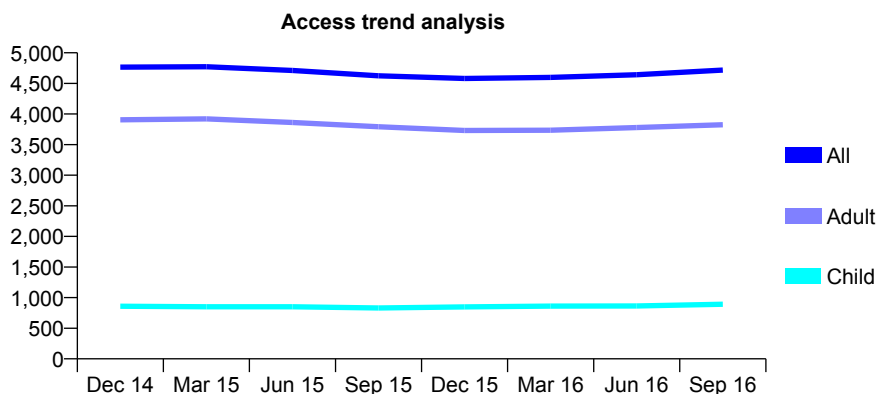
7A1 - Vital Signs At a Glance Contract Report for 624810/0001 - September 2016

Name or company name	MRS HJ WILBY
Contract type name	GDS Contract
Purpose of contract	General
Contract start date	01/04/2006
Contract end date	

16/17 Contracted general activity (UDA)	12,500
Carry forward general activity (UDA)	0
16/17 Contracted orthodontic activity (UOA)	0
Carry forward orthodontic activity (UOA)	0
Baseline contract value	£319,855.13

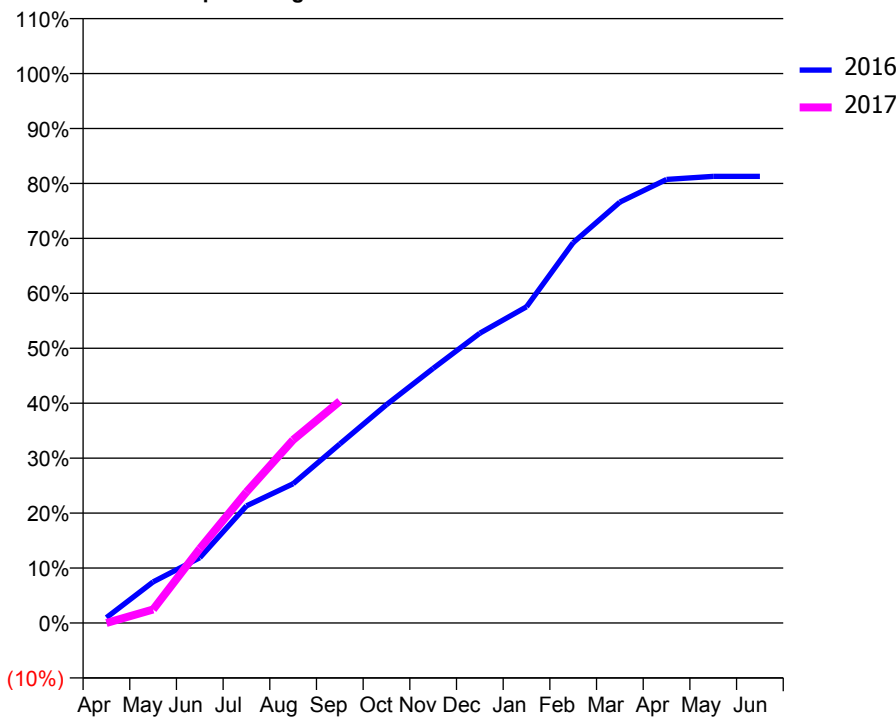
ACCESS*

Patients seen in 24 months	Total	Change since previous quarter
Quarter ending September 2015	4,625	
Quarter ending December 2015	4,580	→
Quarter ending March 2016	4,597	→
Quarter ending June 2016	4,641	→
Quarter ending September 2016	4,717	→
Variance since September 2015	2.0%	→



ACTIVITY

Cumulative percentage of contracted UDA delivered 2016 & 2017



Month	Adjusted Scheduled Activity (UDA)	
	2016	2017
April	151	0
May	1,149	307
June	1,821	1,691
July	3,269	2,980
August	3,884	4,166
September	4,993	5,046
October	6,090	
November	7,104	
December	8,085	
January	8,821	
February	10,612	
March	11,744	
April	12,373	
May	12,460	
June	12,460	

QUALITY

	Quantity	Base Number	Contract	LHB	Wales
% of FP17s for the same patient ID Re-attending within 3 months - Children	27	519	5.2%	7.8%	11.3%
% of FP17s for the same patient ID Re-attending within 3 months - Adults	217	2,000	10.9%	13.6%	16.6%
% of FP17s for the same patient ID Re-attending between 3 & 9 months - Children	256	519	49.3%	59.2%	58.3%
% of FP17s for the same patient ID Re-attending between 3 & 9 months - Adults	749	2,000	37.5%	53.7%	54.0%
% of FP17s for Band 1 Urgent Courses	179	2,220	8.1%	7.9%	9.0%
% of FP17s Relating to Free Repair or Replacements	22	2,220	1.0%	0.8%	0.7%
% of FP17s Relating to Continuations	15	2,220	0.7%	1.0%	0.9%
% of Patients satisfied with the dentistry they have received	6	7	N/A	92.1%	90.9%
% of Patients satisfied with the time they had to wait for an appointment	7	7	N/A	90.5%	88.7%

* This is based on patients treated on this contract for their most recent course of treatment. Figures in italics indicate the base number of FP17s or Patient Questionnaire responses are less than 100. N/A is shown where the base number of responses is less than 10 during the period. % is calculated as Quantity/Base number*100

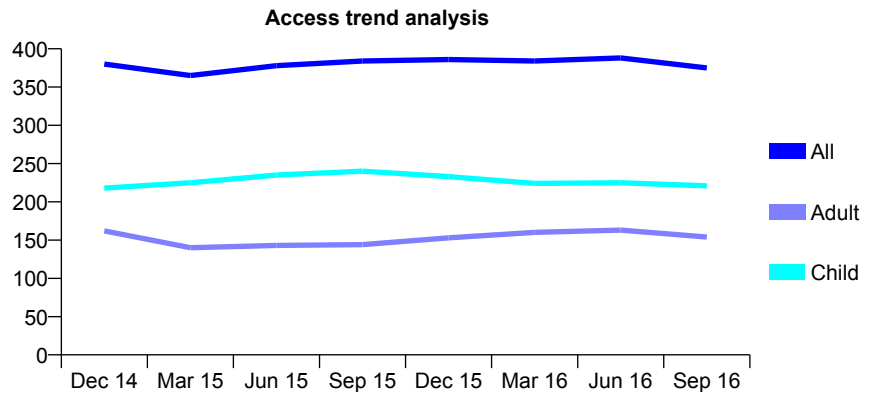
7A1 - Vital Signs At a Glance Contract Report for 635030/0001 - September 2016

Name or company name	MR BV OWEN
Contract type name	GDS Contract
Purpose of contract	General
Contract start date	01/04/2006
Contract end date	

16/17 Contracted general activity (UDA)	1,130
Carry forward general activity (UDA)	0
16/17 Contracted orthodontic activity (UOA)	0
Carry forward orthodontic activity (UOA)	0
Baseline contract value	£28,376.17

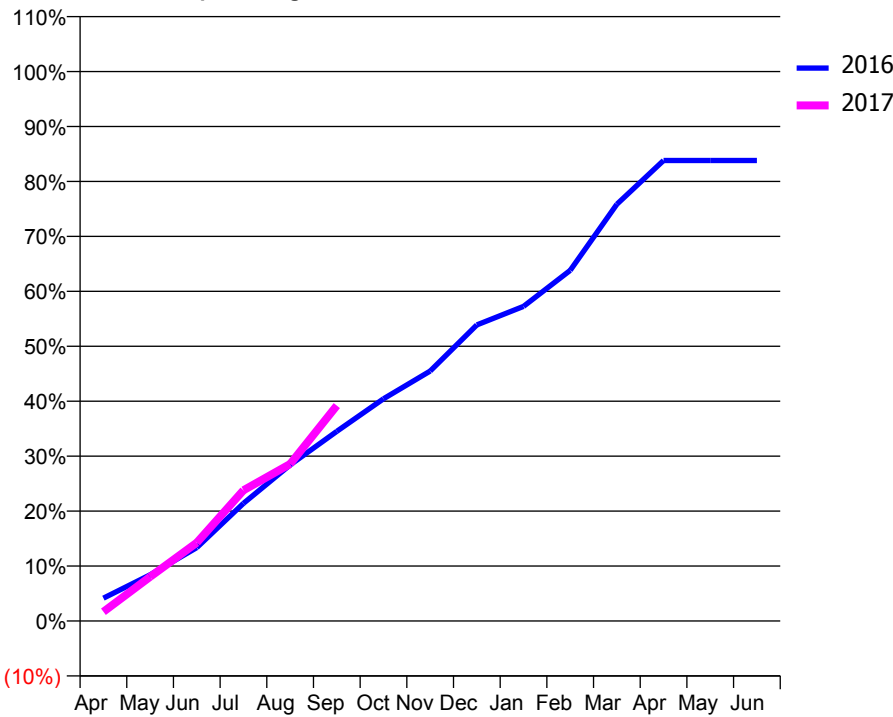
ACCESS*

Patients seen in 24 months	Total	Change since previous quarter
Quarter ending September 2015	384	
Quarter ending December 2015	386	→
Quarter ending March 2016	384	→
Quarter ending June 2016	388	→
Quarter ending September 2016	375	↓
Variance since September 2015	(2.3%)	↓



ACTIVITY

Cumulative percentage of contracted UDA delivered 2016 & 2017



Month	Adjusted Scheduled Activity (UDA)	
	2016	2017
April	47	19
May	95	91
June	151	161
July	242	269
August	321	323
September	390	443
October	457	
November	514	
December	609	
January	647	
February	721	
March	857	
April	947	
May	947	
June	947	

QUALITY

	Quantity	Base Number	Contract	LHB	Wales
% of FP17s for the same patient ID Re-attending within 3 months - Children	17	213	8.0%	7.8%	11.3%
% of FP17s for the same patient ID Re-attending within 3 months - Adults	10	91	11.0%	13.6%	16.6%
% of FP17s for the same patient ID Re-attending between 3 & 9 months - Children	146	213	68.5%	59.2%	58.3%
% of FP17s for the same patient ID Re-attending between 3 & 9 months - Adults	57	91	62.6%	53.7%	54.0%
% of FP17s for Band 1 Urgent Courses	0	246	0.0%	7.9%	9.0%
% of FP17s Relating to Free Repair or Replacements	0	246	0.0%	0.8%	0.7%
% of FP17s Relating to Continuations	5	246	2.0%	1.0%	0.9%
% of Patients satisfied with the dentistry they have received	0	0	N/A	92.1%	90.9%
% of Patients satisfied with the time they had to wait for an appointment	0	0	N/A	90.5%	88.7%

* This is based on patients treated on this contract for their most recent course of treatment. Figures in italics indicate the base number of FP17s or Patient Questionnaire responses are less than 100. N/A is shown where the base number of responses is less than 10 during the period. % is calculated as Quantity/Base number*100

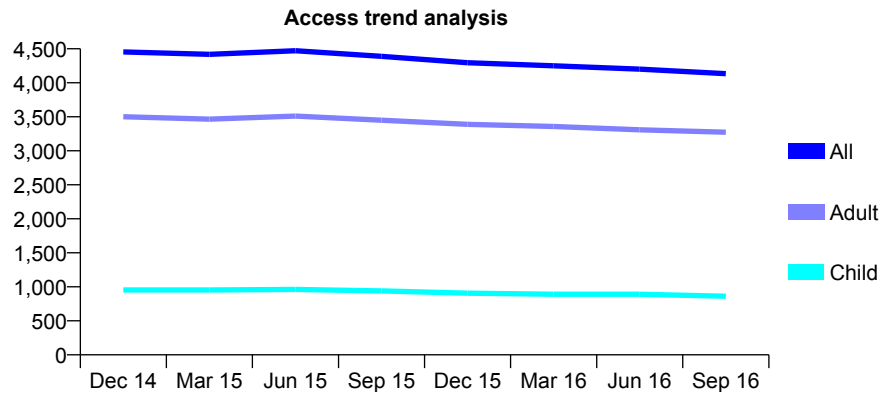
7A1 - Vital Signs At a Glance Contract Report for 639095/0001 - September 2016

Name or company name	MR MA HORTON
Contract type name	GDS Contract
Purpose of contract	General
Contract start date	01/04/2006
Contract end date	

16/17 Contracted general activity (UDA)	14,832
Carry forward general activity (UDA)	0
16/17 Contracted orthodontic activity (UOA)	0
Carry forward orthodontic activity (UOA)	0
Baseline contract value	£417,908.35

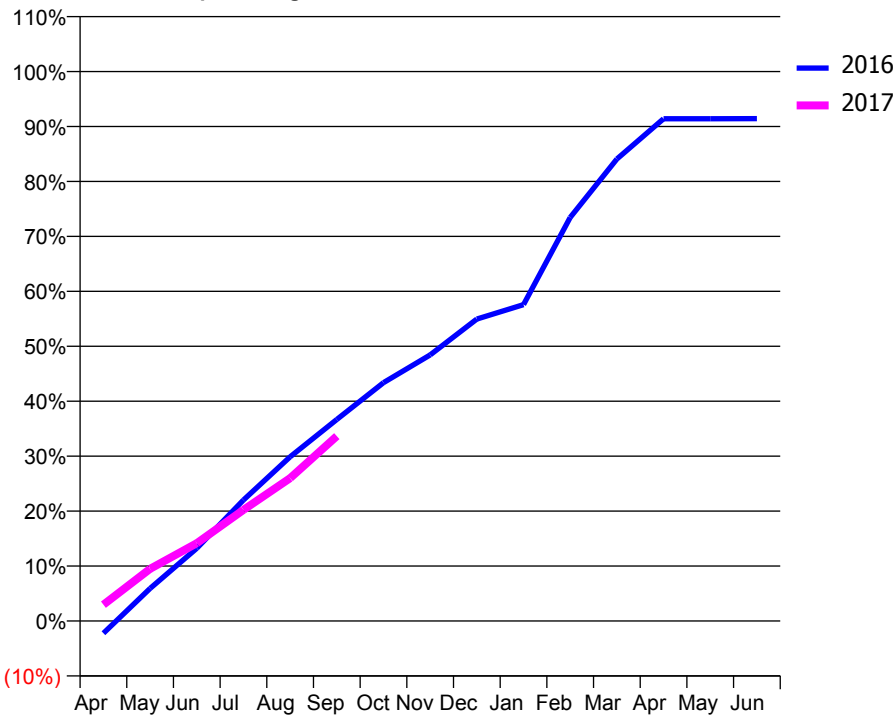
ACCESS*

Patients seen in 24 months	Total	Change since previous quarter
Quarter ending September 2015	4,390	
Quarter ending December 2015	4,295	↓
Quarter ending March 2016	4,250	↓
Quarter ending June 2016	4,200	↓
Quarter ending September 2016	4,134	↓
Variance since September 2015	(5.8%)	↓



ACTIVITY

Cumulative percentage of contracted UDA delivered 2016 & 2017



Month	Adjusted Scheduled Activity (UDA)	
	2016	2017
April	-332	441
May	881	1,410
June	1,962	2,101
July	3,266	2,999
August	4,432	3,857
September	5,440	4,991
October	6,432	
November	7,182	
December	8,149	
January	8,541	
February	10,892	
March	12,469	
April	13,558	
May	13,558	
June	13,561	

QUALITY

	Quantity	Base Number	Contract	LHB	Wales
% of FP17s for the same patient ID Re-attending within 3 months - Children	50	633	7.9%	7.8%	11.3%
% of FP17s for the same patient ID Re-attending within 3 months - Adults	386	2,374	16.3%	13.6%	16.6%
% of FP17s for the same patient ID Re-attending between 3 & 9 months - Children	407	633	64.3%	59.2%	58.3%
% of FP17s for the same patient ID Re-attending between 3 & 9 months - Adults	1,437	2,374	60.5%	53.7%	54.0%
% of FP17s for Band 1 Urgent Courses	179	2,609	6.9%	7.9%	9.0%
% of FP17s Relating to Free Repair or Replacements	54	2,609	2.1%	0.8%	0.7%
% of FP17s Relating to Continuations	29	2,609	1.1%	1.0%	0.9%
% of Patients satisfied with the dentistry they have received	12	13	92.3%	92.1%	90.9%
% of Patients satisfied with the time they had to wait for an appointment	11	13	84.6%	90.5%	88.7%

* This is based on patients treated on this contract for their most recent course of treatment. Figures in italics indicate the base number of FP17s or Patient Questionnaire responses are less than 100. N/A is shown where the base number of responses is less than 10 during the period. % is calculated as Quantity/Base number*100

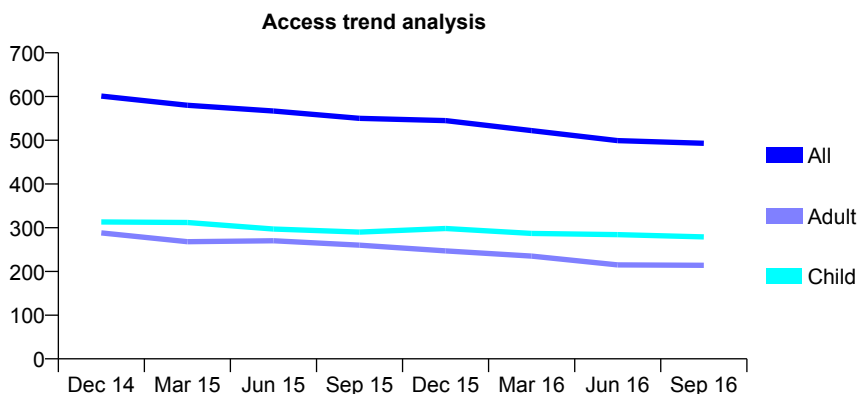
7A1 - Vital Signs At a Glance Contract Report for 641820/0001 - September 2016

Name or company name	Mr AP Woolley & Mr S W Herd - Partnershi
Contract type name	GDS Contract
Purpose of contract	General
Contract start date	01/04/2006
Contract end date	

16/17 Contracted general activity (UDA)	1,400
Carry forward general activity (UDA)	21
16/17 Contracted orthodontic activity (UOA)	0
Carry forward orthodontic activity (UOA)	0
Baseline contract value	£33,909.36

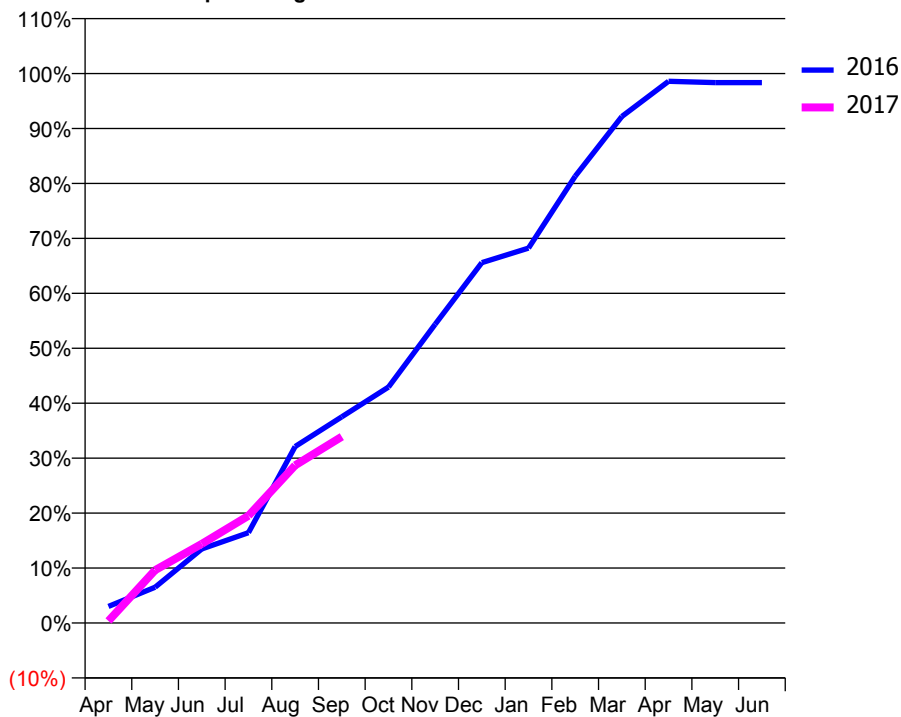
ACCESS*

Patients seen in 24 months	Total	Change since previous quarter
Quarter ending September 2015	550	
Quarter ending December 2015	545	→
Quarter ending March 2016	522	↓
Quarter ending June 2016	499	↓
Quarter ending September 2016	493	↓
Variance since September 2015	(10.4%)	↓



ACTIVITY

Cumulative percentage of contracted UDA delivered 2016 & 2017



Adjusted Scheduled Activity (UDA)

Month	2016	2017
April	39	5
May	85	135
June	175	202
July	214	273
August	417	402
September	488	475
October	558	
November	707	
December	853	
January	887	
February	1,057	
March	1,198	
April	1,282	
May	1,279	
June	1,279	

QUALITY

	Quantity	Base Number	Contract	LHB	Wales
% of FP17s for the same patient ID Re-attending within 3 months - Children	18	193	9.3%	7.8%	11.3%
% of FP17s for the same patient ID Re-attending within 3 months - Adults	9	114	7.9%	13.6%	16.6%
% of FP17s for the same patient ID Re-attending between 3 & 9 months - Children	101	193	52.3%	59.2%	58.3%
% of FP17s for the same patient ID Re-attending between 3 & 9 months - Adults	75	114	65.8%	53.7%	54.0%
% of FP17s for Band 1 Urgent Courses	14	270	5.2%	7.9%	9.0%
% of FP17s Relating to Free Repair or Replacements	0	270	0.0%	0.8%	0.7%
% of FP17s Relating to Continuations	0	270	0.0%	1.0%	0.9%
% of Patients satisfied with the dentistry they have received	1	1	N/A	92.1%	90.9%
% of Patients satisfied with the time they had to wait for an appointment	1	1	N/A	90.5%	88.7%

* This is based on patients treated on this contract for their most recent course of treatment. Figures in italics indicate the base number of FP17s or Patient Questionnaire responses are less than 100. N/A is shown where the base number of responses is less than 10 during the period. % is calculated as Quantity/Base number*100

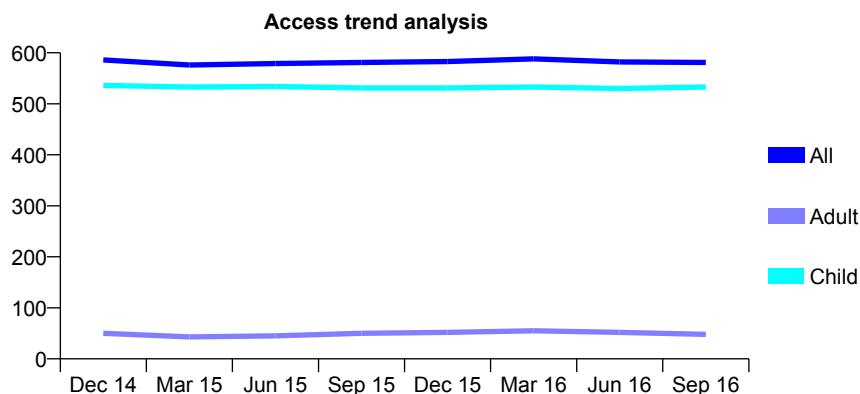
7A1 - Vital Signs At a Glance Contract Report for 678589/0001 - September 2016

Name or company name	MR FQ HEWITT
Contract type name	GDS Contract
Purpose of contract	General
Contract start date	01/04/2009
Contract end date	

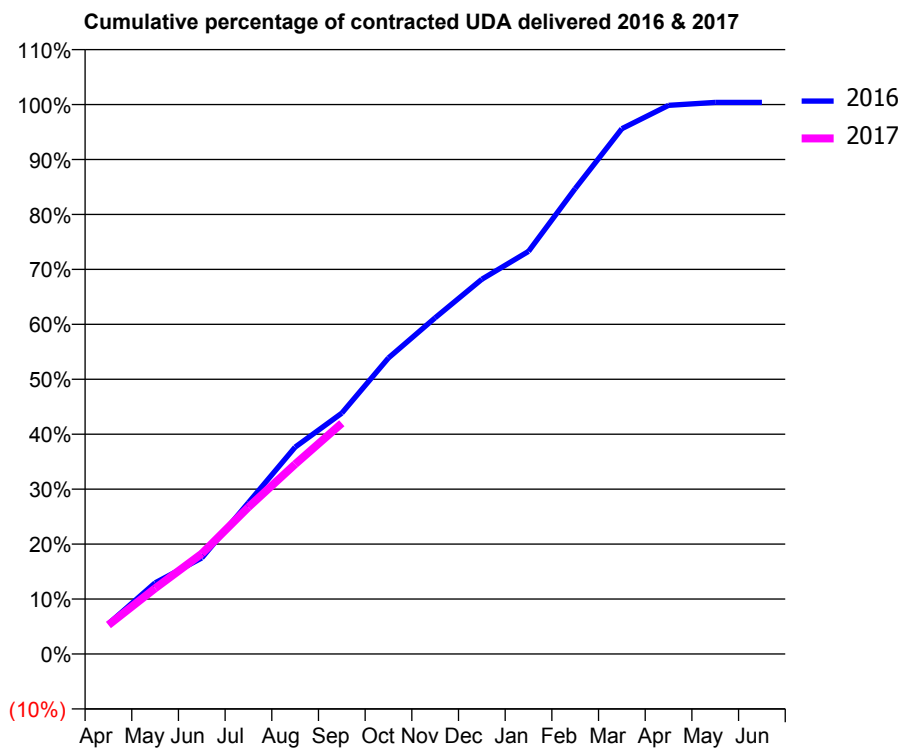
16/17 Contracted general activity (UDA)	1,129
Carry forward general activity (UDA)	-4
16/17 Contracted orthodontic activity (UOA)	0
Carry forward orthodontic activity (UOA)	0
Baseline contract value	£26,934.86

ACCESS*

Patients seen in 24 months	Total	Change since previous quarter
Quarter ending September 2015	581	
Quarter ending December 2015	583	→
Quarter ending March 2016	588	→
Quarter ending June 2016	582	↓
Quarter ending September 2016	581	→
Variance since September 2015	0.0%	→



ACTIVITY



Month	Adjusted Scheduled Activity (UDA)	
	2016	2017
April	62	60
May	146	135
June	197	206
July	311	302
August	425	390
September	495	474
October	608	
November	691	
December	770	
January	827	
February	956	
March	1,079	
April	1,127	
May	1,133	
June	1,133	

QUALITY

	Quantity	Base Number	Contract	LHB	Wales
% of FP17s for the same patient ID Re-attending within 3 months - Children	33	392	8.4%	7.8%	11.3%
% of FP17s for the same patient ID Re-attending within 3 months - Adults	2	14	14.3%	13.6%	16.6%
% of FP17s for the same patient ID Re-attending between 3 & 9 months - Children	226	392	57.7%	59.2%	58.3%
% of FP17s for the same patient ID Re-attending between 3 & 9 months - Adults	6	14	42.9%	53.7%	54.0%
% of FP17s for Band 1 Urgent Courses	21	372	5.6%	7.9%	9.0%
% of FP17s Relating to Free Repair or Replacements	0	372	0.0%	0.8%	0.7%
% of FP17s Relating to Continuations	4	372	1.1%	1.0%	0.9%
% of Patients satisfied with the dentistry they have received	1	1	N/A	92.1%	90.9%
% of Patients satisfied with the time they had to wait for an appointment	1	1	N/A	90.5%	88.7%

* This is based on patients treated on this contract for their most recent course of treatment. Figures in italics indicate the base number of FP17s or Patient Questionnaire responses are less than 100. N/A is shown where the base number of responses is less than 10 during the period. % is calculated as Quantity/Base number*100

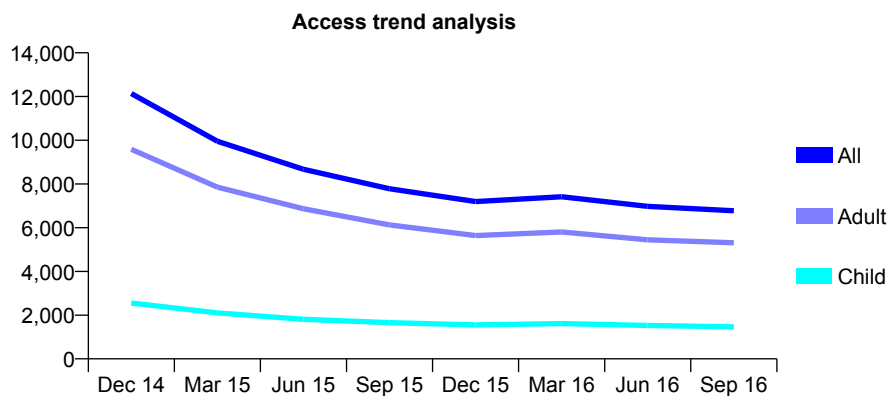
7A1 - Vital Signs At a Glance Contract Report for 682365/0001 - September 2016

Name or company name	MR QM JAFFRI
Contract type name	GDS Contract
Purpose of contract	General
Contract start date	01/04/2006
Contract end date	

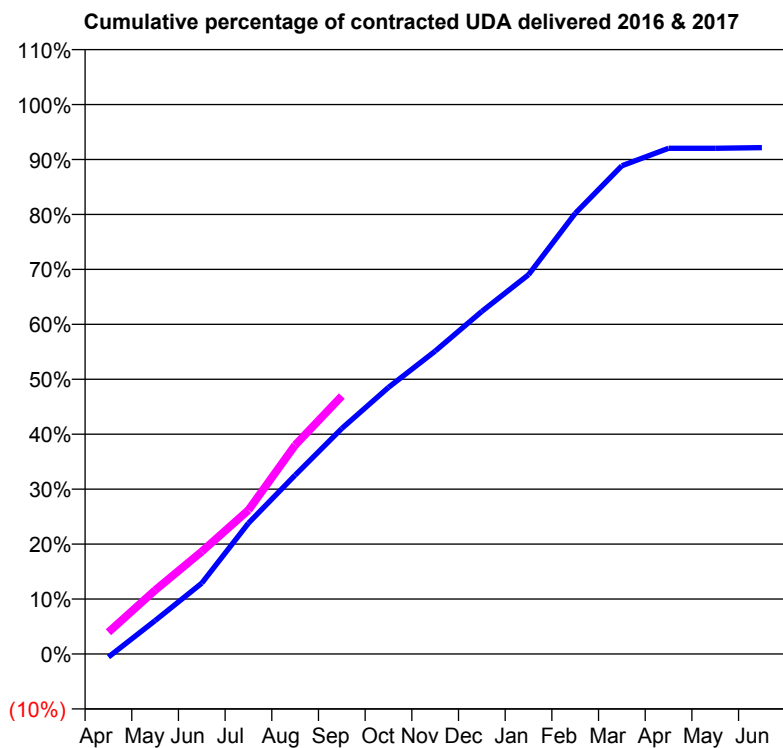
16/17 Contracted general activity (UDA)	18,931
Carry forward general activity (UDA)	0
16/17 Contracted orthodontic activity (UOA)	0
Carry forward orthodontic activity (UOA)	0
Baseline contract value	£446,201.70

ACCESS*

Patients seen in 24 months	Total	Change since previous quarter
Quarter ending September 2015	7,782	
Quarter ending December 2015	7,194	↓
Quarter ending March 2016	7,415	↑
Quarter ending June 2016	6,973	↓
Quarter ending September 2016	6,775	↓
Variance since September 2015	(12.9%)	↓



ACTIVITY



Month	Adjusted Scheduled Activity (UDA)	
	2016	2017
April	-106	752
May	1,149	2,200
June	2,442	3,532
July	4,508	4,960
August	6,162	7,198
September	7,771	8,887
October	9,184	
November	10,436	
December	11,805	
January	13,068	
February	15,179	
March	16,822	
April	17,424	
May	17,422	
June	17,444	

QUALITY

	Quantity	Base Number	Contract	LHB	Wales
% of FP17s for the same patient ID Re-attending within 3 months - Children	65	1,035	6.3%	7.8%	11.3%
% of FP17s for the same patient ID Re-attending within 3 months - Adults	533	3,747	14.2%	13.6%	16.6%
% of FP17s for the same patient ID Re-attending between 3 & 9 months - Children	664	1,035	64.2%	59.2%	58.3%
% of FP17s for the same patient ID Re-attending between 3 & 9 months - Adults	2,316	3,747	61.8%	53.7%	54.0%
% of FP17s for Band 1 Urgent Courses	380	4,451	8.5%	7.9%	9.0%
% of FP17s Relating to Free Repair or Replacements	66	4,451	1.5%	0.8%	0.7%
% of FP17s Relating to Continuations	41	4,451	0.9%	1.0%	0.9%
% of Patients satisfied with the dentistry they have received	3	5	N/A	92.1%	90.9%
% of Patients satisfied with the time they had to wait for an appointment	4	5	N/A	90.5%	88.7%

* This is based on patients treated on this contract for their most recent course of treatment. Figures in italics indicate the base number of FP17s or Patient Questionnaire responses are less than 100. N/A is shown where the base number of responses is less than 10 during the period. % is calculated as Quantity/Base number*100

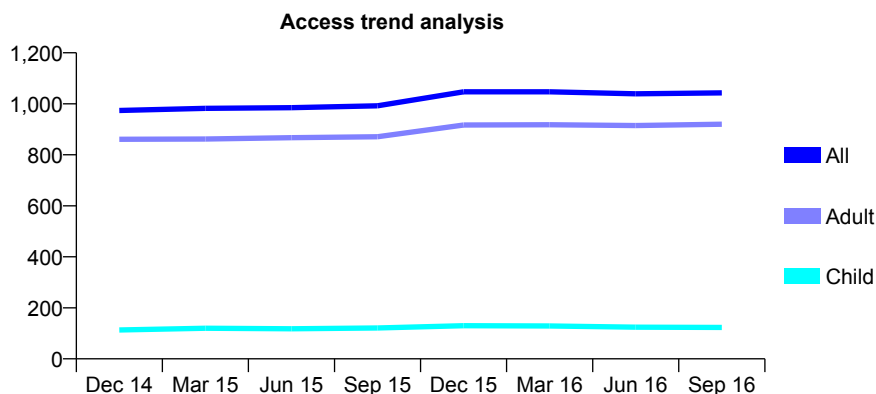
7A1 - Vital Signs At a Glance Contract Report for 682365/0006 - September 2016

Name or company name	MR QM JAFFRI
Contract type name	GDS Contract
Purpose of contract	General
Contract start date	01/01/2010
Contract end date	

16/17 Contracted general activity (UDA)	3,818
Carry forward general activity (UDA)	-191
16/17 Contracted orthodontic activity (UOA)	0
Carry forward orthodontic activity (UOA)	0
Baseline contract value	£103,246.07

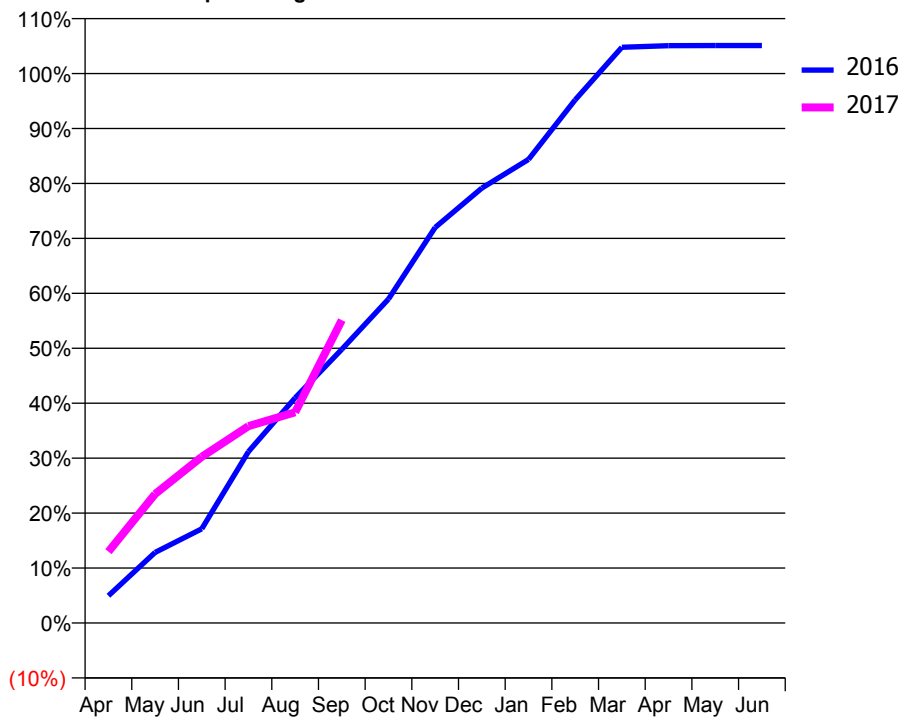
ACCESS*

Patients seen in 24 months	Total	Change since previous quarter
Quarter ending September 2015	992	
Quarter ending December 2015	1,047	↑
Quarter ending March 2016	1,047	→
Quarter ending June 2016	1,039	→
Quarter ending September 2016	1,043	→
Variance since September 2015	5.1%	↑



ACTIVITY

Cumulative percentage of contracted UDA delivered 2016 & 2017



Month	Adjusted Scheduled Activity (UDA)	
	2016	2017
April	189	496
May	491	896
June	655	1,155
July	1,191	1,368
August	1,565	1,465
September	1,902	2,104
October	2,251	
November	2,748	
December	3,022	
January	3,221	
February	3,636	
March	4,000	
April	4,011	
May	4,012	
June	4,012	

QUALITY

	Quantity	Base Number	Contract	LHB	Wales
% of FP17s for the same patient ID Re-attending within 3 months - Children	7	99	7.1%	7.8%	11.3%
% of FP17s for the same patient ID Re-attending within 3 months - Adults	132	806	16.4%	13.6%	16.6%
% of FP17s for the same patient ID Re-attending between 3 & 9 months - Children	67	99	67.7%	59.2%	58.3%
% of FP17s for the same patient ID Re-attending between 3 & 9 months - Adults	486	806	60.3%	53.7%	54.0%
% of FP17s for Band 1 Urgent Courses	62	893	6.9%	7.9%	9.0%
% of FP17s Relating to Free Repair or Replacements	10	893	1.1%	0.8%	0.7%
% of FP17s Relating to Continuations	15	893	1.7%	1.0%	0.9%
% of Patients satisfied with the dentistry they have received	3	3	N/A	92.1%	90.9%
% of Patients satisfied with the time they had to wait for an appointment	2	3	N/A	90.5%	88.7%

* This is based on patients treated on this contract for their most recent course of treatment. Figures in italics indicate the base number of FP17s or Patient Questionnaire responses are less than 100. N/A is shown where the base number of responses is less than 10 during the period. % is calculated as Quantity/Base number*100

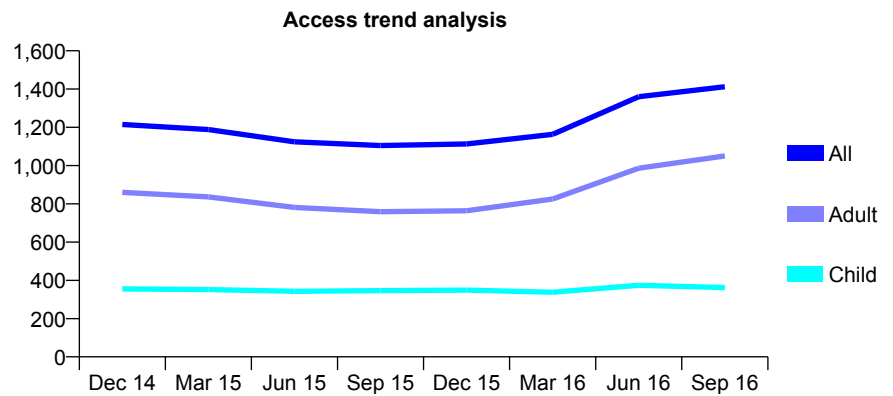
7A1 - Vital Signs At a Glance Contract Report for 682365/0008 - September 2016

Name or company name	MR QM JAFFRI
Contract type name	GDS Contract
Purpose of contract	General
Contract start date	01/07/2010
Contract end date	

16/17 Contracted general activity (UDA)	4,021
Carry forward general activity (UDA)	0
16/17 Contracted orthodontic activity (UOA)	0
Carry forward orthodontic activity (UOA)	0
Baseline contract value	£101,655.82

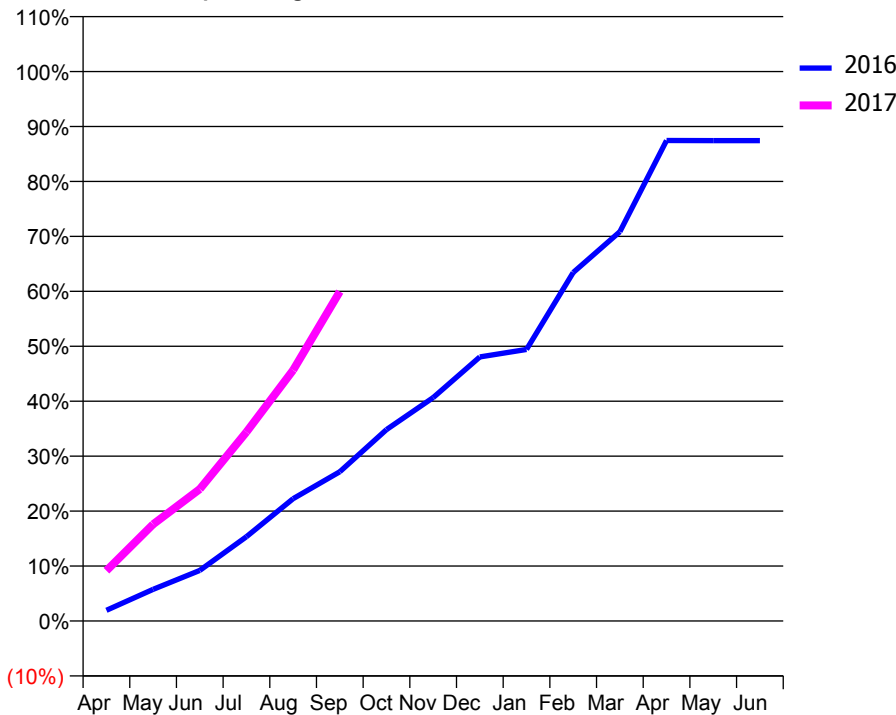
ACCESS*

Patients seen in 24 months	Total	Change since previous quarter
Quarter ending September 2015	1,105	
Quarter ending December 2015	1,113	→
Quarter ending March 2016	1,163	↑
Quarter ending June 2016	1,360	↑
Quarter ending September 2016	1,412	↑
Variance since September 2015	27.8%	↑



ACTIVITY

Cumulative percentage of contracted UDA delivered 2016 & 2017



Month	Adjusted Scheduled Activity (UDA)	
	2016	2017
April	79	368
May	231	708
June	370	966
July	618	1,383
August	895	1,836
September	1,092	2,411
October	1,401	
November	1,635	
December	1,932	
January	1,987	
February	2,550	
March	2,848	
April	3,516	
May	3,515	
June	3,515	

QUALITY

	Quantity	Base Number	Contract	LHB	Wales
% of FP17s for the same patient ID Re-attending within 3 months - Children	20	248	8.1%	7.8%	11.3%
% of FP17s for the same patient ID Re-attending within 3 months - Adults	128	809	15.8%	13.6%	16.6%
% of FP17s for the same patient ID Re-attending between 3 & 9 months - Children	110	248	44.4%	59.2%	58.3%
% of FP17s for the same patient ID Re-attending between 3 & 9 months - Adults	227	809	28.1%	53.7%	54.0%
% of FP17s for Band 1 Urgent Courses	73	833	8.8%	7.9%	9.0%
% of FP17s Relating to Free Repair or Replacements	2	833	0.2%	0.8%	0.7%
% of FP17s Relating to Continuations	23	833	2.8%	1.0%	0.9%
% of Patients satisfied with the dentistry they have received	3	4	N/A	92.1%	90.9%
% of Patients satisfied with the time they had to wait for an appointment	4	4	N/A	90.5%	88.7%

* This is based on patients treated on this contract for their most recent course of treatment. Figures in italics indicate the base number of FP17s or Patient Questionnaire responses are less than 100. N/A is shown where the base number of responses is less than 10 during the period. % is calculated as Quantity/Base number*100

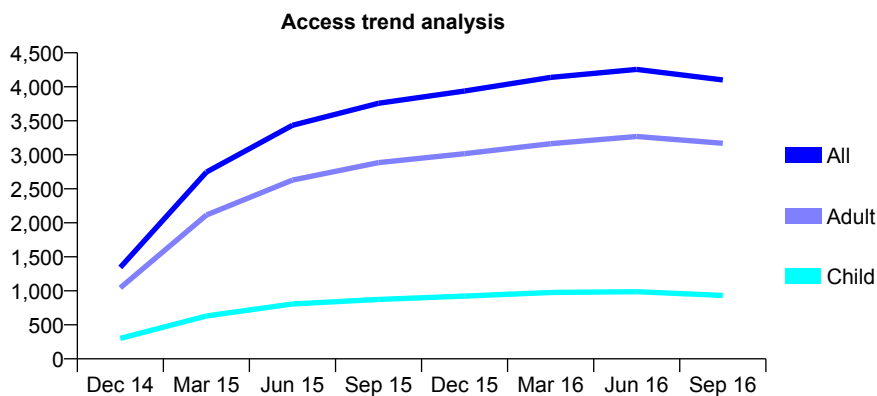
7A1 - Vital Signs At a Glance Contract Report for 682365/0011 - September 2016

Name or company name	MR QM JAFFRI
Contract type name	GDS Contract
Purpose of contract	General
Contract start date	01/10/2014
Contract end date	

16/17 Contracted general activity (UDA)	10,518
Carry forward general activity (UDA)	0
16/17 Contracted orthodontic activity (UOA)	0
Carry forward orthodontic activity (UOA)	0
Baseline contract value	£247,907.68

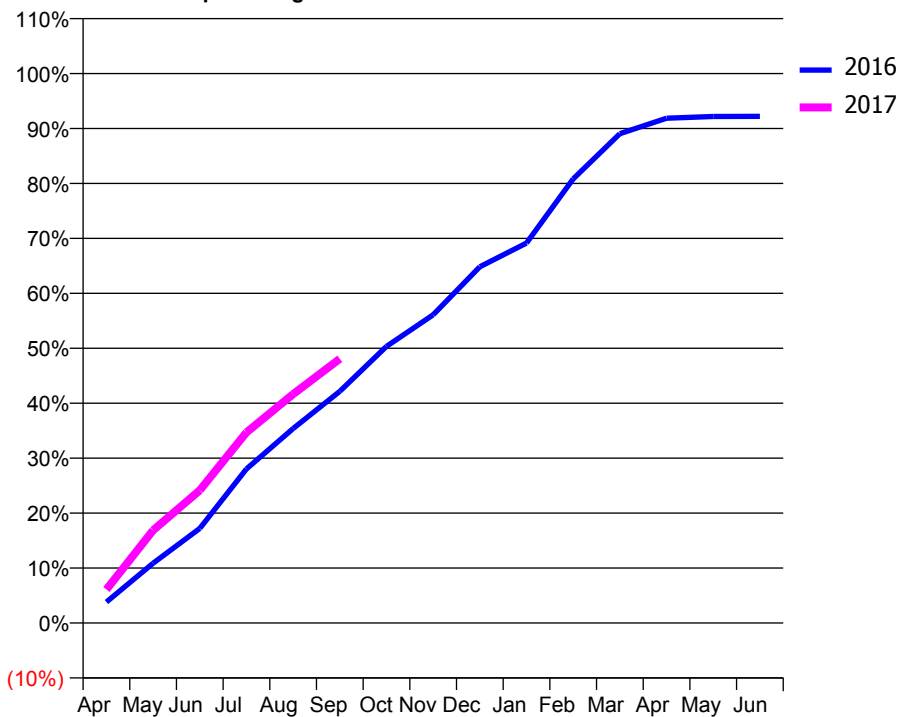
ACCESS*

Patients seen in 24 months	Total	Change since previous quarter
Quarter ending September 2015	3,758	
Quarter ending December 2015	3,938	↑
Quarter ending March 2016	4,138	↑
Quarter ending June 2016	4,256	↑
Quarter ending September 2016	4,101	↓
Variance since September 2015	9.1%	↑



ACTIVITY

Cumulative percentage of contracted UDA delivered 2016 & 2017



Month	Adjusted Scheduled Activity (UDA)	
	2016	2017
April	516	642
May	1,472	1,776
June	2,329	2,541
July	3,789	3,649
August	4,785	4,381
September	5,701	5,057
October	6,805	
November	7,582	
December	8,764	
January	9,346	
February	10,924	
March	12,036	
April	12,418	
May	12,460	
June	12,464	

QUALITY

	Quantity	Base Number	Contract	LHB	Wales
% of FP17s for the same patient ID Re-attending within 3 months - Children	66	691	9.6%	7.8%	11.3%
% of FP17s for the same patient ID Re-attending within 3 months - Adults	478	2,577	18.5%	13.6%	16.6%
% of FP17s for the same patient ID Re-attending between 3 & 9 months - Children	431	691	62.4%	59.2%	58.3%
% of FP17s for the same patient ID Re-attending between 3 & 9 months - Adults	1,565	2,577	60.7%	53.7%	54.0%
% of FP17s for Band 1 Urgent Courses	263	2,983	8.8%	7.9%	9.0%
% of FP17s Relating to Free Repair or Replacements	31	2,983	1.0%	0.8%	0.7%
% of FP17s Relating to Continuations	24	2,983	0.8%	1.0%	0.9%
% of Patients satisfied with the dentistry they have received	10	12	83.3%	92.1%	90.9%
% of Patients satisfied with the time they had to wait for an appointment	11	12	91.7%	90.5%	88.7%

* This is based on patients treated on this contract for their most recent course of treatment. Figures in italics indicate the base number of FP17s or Patient Questionnaire responses are less than 100. N/A is shown where the base number of responses is less than 10 during the period. % is calculated as Quantity/Base number*100

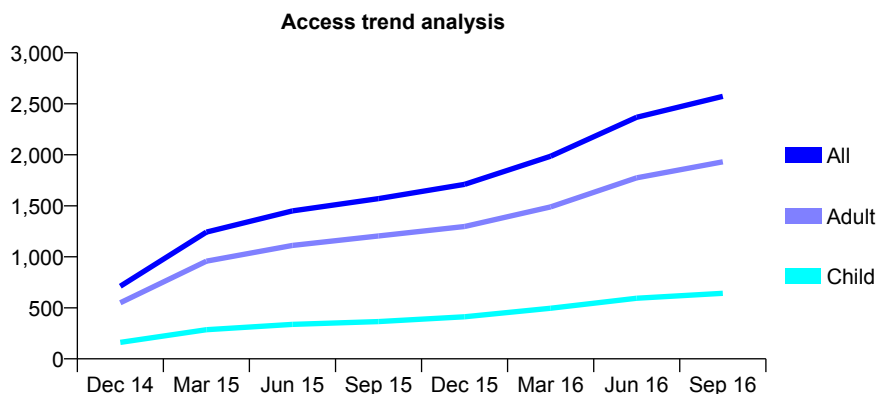
7A1 - Vital Signs At a Glance Contract Report for 682365/0012 - September 2016

Name or company name	MR QM JAFFRI
Contract type name	GDS Contract
Purpose of contract	General
Contract start date	01/10/2014
Contract end date	

16/17 Contracted general activity (UDA)	7,362
Carry forward general activity (UDA)	0
16/17 Contracted orthodontic activity (UOA)	0
Carry forward orthodontic activity (UOA)	0
Baseline contract value	£173,521.61

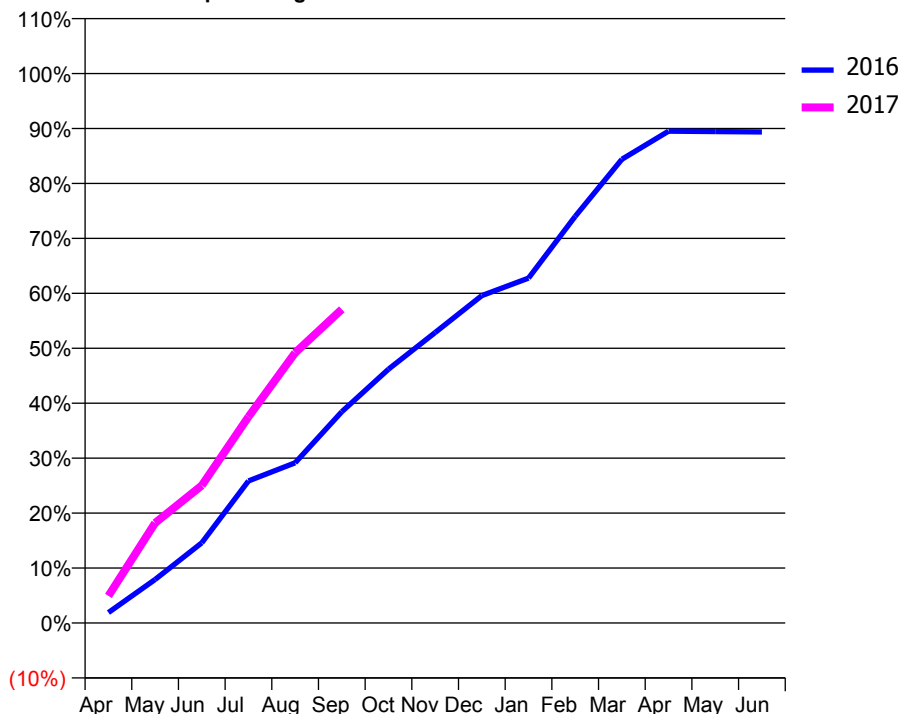
ACCESS*

Patients seen in 24 months	Total	Change since previous quarter
Quarter ending September 2015	1,570	
Quarter ending December 2015	1,710	↑
Quarter ending March 2016	1,986	↑
Quarter ending June 2016	2,368	↑
Quarter ending September 2016	2,573	↑
Variance since September 2015	63.9%	↑



ACTIVITY

Cumulative percentage of contracted UDA delivered 2016 & 2017



Adjusted Scheduled Activity (UDA)

Month	2016	2017
April	140	364
May	584	1,342
June	1,075	1,843
July	1,904	2,763
August	2,146	3,620
September	2,830	4,203
October	3,401	
November	3,892	
December	4,387	
January	4,621	
February	5,448	
March	6,212	
April	6,590	
May	6,584	
June	6,580	

QUALITY

	Quantity	Base Number	Contract	LHB	Wales
% of FP17s for the same patient ID Re-attending within 3 months - Children	7	454	1.5%	7.8%	11.3%
% of FP17s for the same patient ID Re-attending within 3 months - Adults	66	1,422	4.6%	13.6%	16.6%
% of FP17s for the same patient ID Re-attending between 3 & 9 months - Children	207	454	45.6%	59.2%	58.3%
% of FP17s for the same patient ID Re-attending between 3 & 9 months - Adults	704	1,422	49.5%	53.7%	54.0%
% of FP17s for Band 1 Urgent Courses	65	1,725	3.8%	7.9%	9.0%
% of FP17s Relating to Free Repair or Replacements	8	1,725	0.5%	0.8%	0.7%
% of FP17s Relating to Continuations	4	1,725	0.2%	1.0%	0.9%
% of Patients satisfied with the dentistry they have received	0	1	N/A	92.1%	90.9%
% of Patients satisfied with the time they had to wait for an appointment	1	1	N/A	90.5%	88.7%

* This is based on patients treated on this contract for their most recent course of treatment. Figures in italics indicate the base number of FP17s or Patient Questionnaire responses are less than 100. N/A is shown where the base number of responses is less than 10 during the period. % is calculated as Quantity/Base number*100

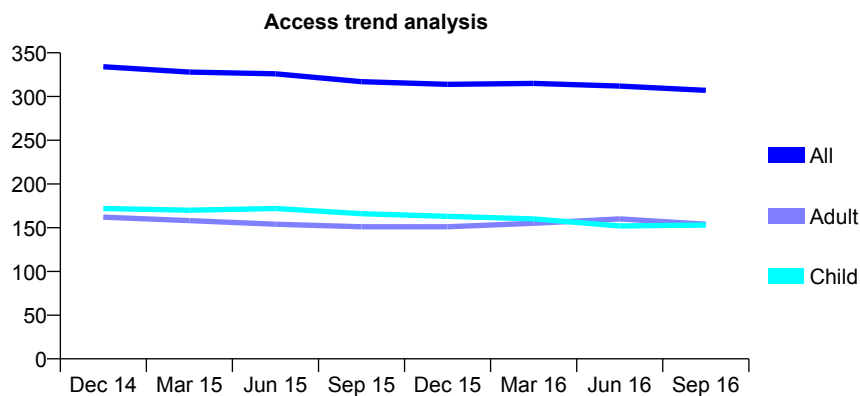
7A1 - Vital Signs At a Glance Contract Report for 725714/0001 - September 2016

Name or company name	MRS EM COWARD
Contract type name	GDS Contract
Purpose of contract	General
Contract start date	01/04/2006
Contract end date	

16/17 Contracted general activity (UDA)	750
Carry forward general activity (UDA)	9
16/17 Contracted orthodontic activity (UOA)	0
Carry forward orthodontic activity (UOA)	0
Baseline contract value	£15,959.89

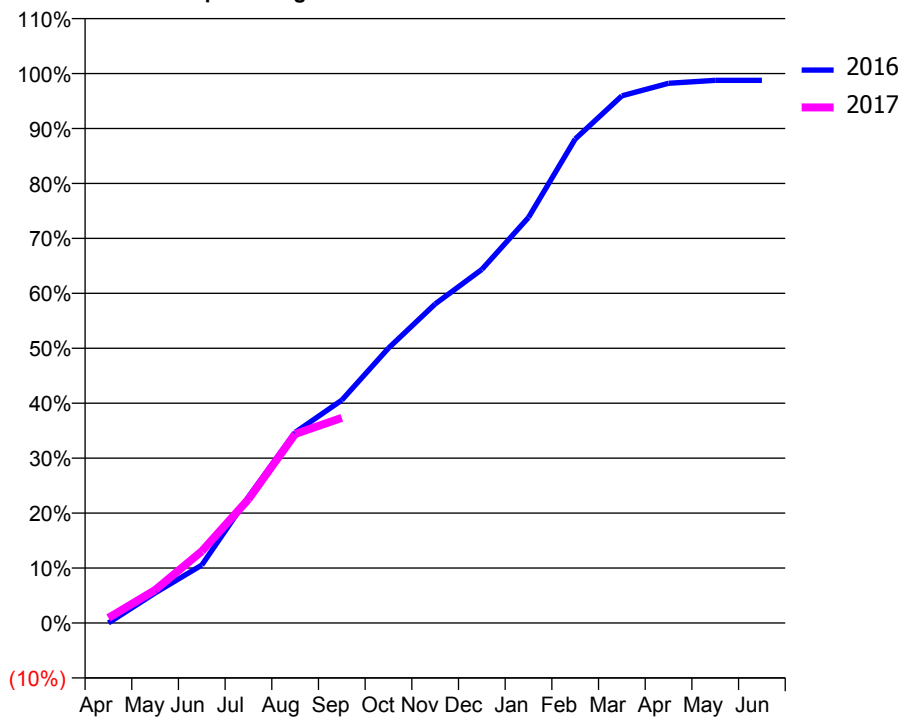
ACCESS*

Patients seen in 24 months	Total	Change since previous quarter
Quarter ending September 2015	317	
Quarter ending December 2015	314	→
Quarter ending March 2016	315	→
Quarter ending June 2016	312	→
Quarter ending September 2016	307	↓
Variance since September 2015	(3.2%)	↓



ACTIVITY

Cumulative percentage of contracted UDA delivered 2016 & 2017



Month	Adjusted Scheduled Activity (UDA)	
	2016	2017
April	0	7
May	41	45
June	79	98
July	172	169
August	260	258
September	304	280
October	375	
November	435	
December	483	
January	554	
February	661	
March	720	
April	737	
May	741	
June	741	

QUALITY

	Quantity	Base Number	Contract	LHB	Wales
% of FP17s for the same patient ID Re-attending within 3 months - Children	3	109	2.8%	7.8%	11.3%
% of FP17s for the same patient ID Re-attending within 3 months - Adults	5	74	6.8%	13.6%	16.6%
% of FP17s for the same patient ID Re-attending between 3 & 9 months - Children	71	109	65.1%	59.2%	58.3%
% of FP17s for the same patient ID Re-attending between 3 & 9 months - Adults	37	74	50.0%	53.7%	54.0%
% of FP17s for Band 1 Urgent Courses	0	164	0.0%	7.9%	9.0%
% of FP17s Relating to Free Repair or Replacements	0	164	0.0%	0.8%	0.7%
% of FP17s Relating to Continuations	2	164	1.2%	1.0%	0.9%
% of Patients satisfied with the dentistry they have received	0	0	N/A	92.1%	90.9%
% of Patients satisfied with the time they had to wait for an appointment	0	0	N/A	90.5%	88.7%

* This is based on patients treated on this contract for their most recent course of treatment. Figures in italics indicate the base number of FP17s or Patient Questionnaire responses are less than 100. N/A is shown where the base number of responses is less than 10 during the period. % is calculated as Quantity/Base number*100

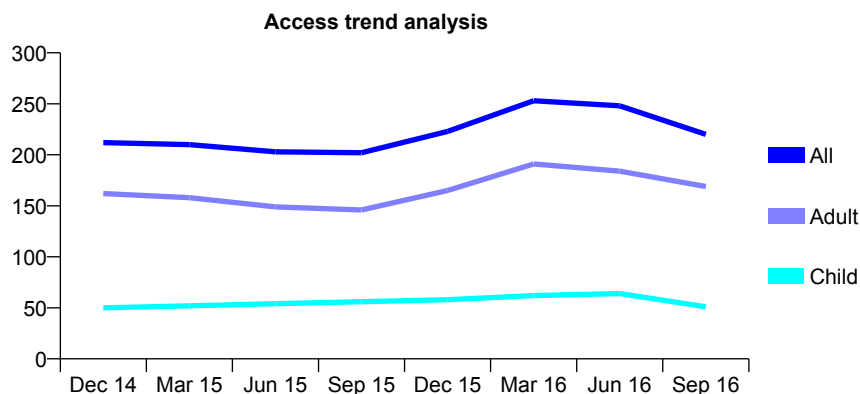
7A1 - Vital Signs At a Glance Contract Report for 732419/0001 - September 2016

Name or company name	MISS AH LANE
Contract type name	GDS Contract
Purpose of contract	General
Contract start date	01/04/2006
Contract end date	

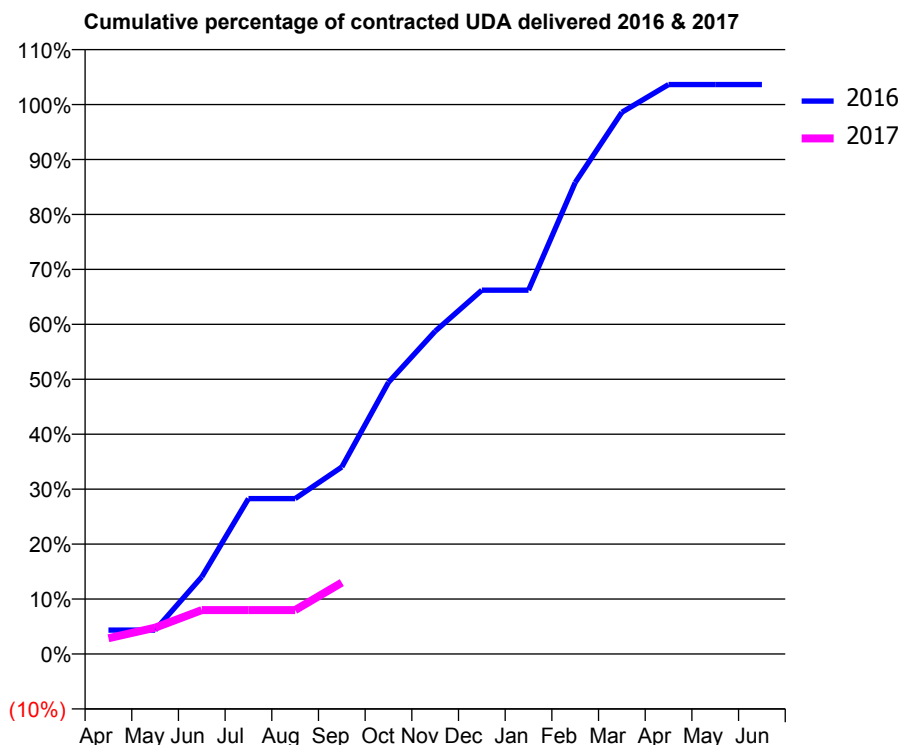
16/17 Contracted general activity (UDA)	2,232
Carry forward general activity (UDA)	-37
16/17 Contracted orthodontic activity (UOA)	0
Carry forward orthodontic activity (UOA)	0
Baseline contract value	£62,747.19

ACCESS*

Patients seen in 24 months	Total	Change since previous quarter
Quarter ending September 2015	202	
Quarter ending December 2015	223	↑
Quarter ending March 2016	253	↑
Quarter ending June 2016	248	↓
Quarter ending September 2016	220	↓
Variance since September 2015	8.9%	↑



ACTIVITY



Month	Adjusted Scheduled Activity (UDA)	
	2016	2017
April	45	64
May	45	107
June	145	178
July	292	178
August	292	178
September	351	290
October	510	
November	606	
December	683	
January	683	
February	885	
March	1,017	
April	1,069	
May	1,069	
June	1,069	

QUALITY

	Quantity	Base Number	Contract	LHB	Wales
% of FP17s for the same patient ID Re-attending within 3 months - Children	0	22	0.0%	7.8%	11.3%
% of FP17s for the same patient ID Re-attending within 3 months - Adults	1	69	1.4%	13.6%	16.6%
% of FP17s for the same patient ID Re-attending between 3 & 9 months - Children	4	22	18.2%	59.2%	58.3%
% of FP17s for the same patient ID Re-attending between 3 & 9 months - Adults	41	69	59.4%	53.7%	54.0%
% of FP17s for Band 1 Urgent Courses	1	78	1.3%	7.9%	9.0%
% of FP17s Relating to Free Repair or Replacements	0	78	0.0%	0.8%	0.7%
% of FP17s Relating to Continuations	0	78	0.0%	1.0%	0.9%
% of Patients satisfied with the dentistry they have received	2	3	N/A	92.1%	90.9%
% of Patients satisfied with the time they had to wait for an appointment	3	3	N/A	90.5%	88.7%

* This is based on patients treated on this contract for their most recent course of treatment. Figures in italics indicate the base number of FP17s or Patient Questionnaire responses are less than 100. N/A is shown where the base number of responses is less than 10 during the period. % is calculated as Quantity/Base number*100

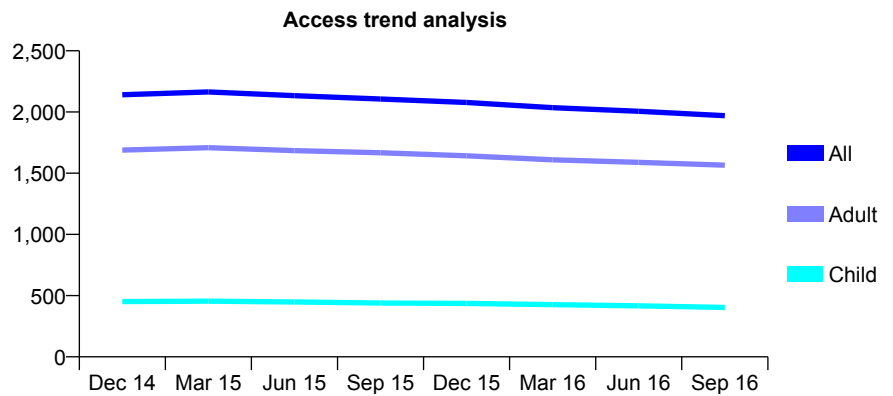
7A1 - Vital Signs At a Glance Contract Report for 782092/0001 - September 2016

Name or company name	MR F FARSAIKIYA
Contract type name	GDS Contract
Purpose of contract	General
Contract start date	01/04/2006
Contract end date	

16/17 Contracted general activity (UDA)	6,202
Carry forward general activity (UDA)	0
16/17 Contracted orthodontic activity (UOA)	0
Carry forward orthodontic activity (UOA)	0
Baseline contract value	£144,901.72

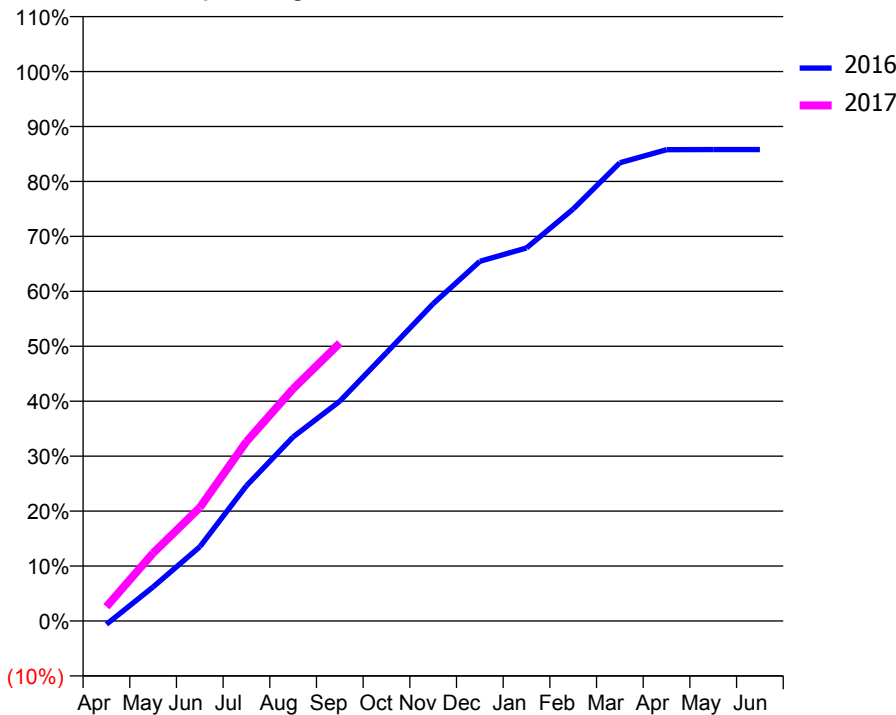
ACCESS*

Patients seen in 24 months	Total	Change since previous quarter
Quarter ending September 2015	2,106	
Quarter ending December 2015	2,078	↓
Quarter ending March 2016	2,035	↓
Quarter ending June 2016	2,006	↓
Quarter ending September 2016	1,970	↓
Variance since September 2015	(6.5%)	↓



ACTIVITY

Cumulative percentage of contracted UDA delivered 2016 & 2017



Month	Adjusted Scheduled Activity (UDA)	
	2016	2017
April	-40	162
May	409	767
June	891	1,280
July	1,625	2,025
August	2,211	2,622
September	2,641	3,137
October	3,223	
November	3,811	
December	4,321	
January	4,481	
February	4,948	
March	5,504	
April	5,662	
May	5,663	
June	5,663	

QUALITY

	Quantity	Base Number	Contract	LHB	Wales
% of FP17s for the same patient ID Re-attending within 3 months - Children	9	351	2.6%	7.8%	11.3%
% of FP17s for the same patient ID Re-attending within 3 months - Adults	77	1,247	6.2%	13.6%	16.6%
% of FP17s for the same patient ID Re-attending between 3 & 9 months - Children	228	351	65.0%	59.2%	58.3%
% of FP17s for the same patient ID Re-attending between 3 & 9 months - Adults	779	1,247	62.5%	53.7%	54.0%
% of FP17s for Band 1 Urgent Courses	45	1,520	3.0%	7.9%	9.0%
% of FP17s Relating to Free Repair or Replacements	0	1,520	0.0%	0.8%	0.7%
% of FP17s Relating to Continuations	3	1,520	0.2%	1.0%	0.9%
% of Patients satisfied with the dentistry they have received	7	7	N/A	92.1%	90.9%
% of Patients satisfied with the time they had to wait for an appointment	7	7	N/A	90.5%	88.7%

* This is based on patients treated on this contract for their most recent course of treatment. Figures in italics indicate the base number of FP17s or Patient Questionnaire responses are less than 100. N/A is shown where the base number of responses is less than 10 during the period. % is calculated as Quantity/Base number*100

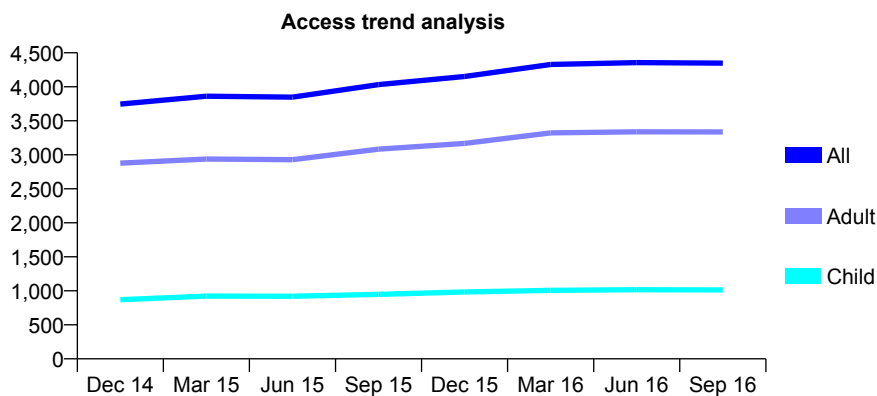
7A1 - Vital Signs At a Glance Contract Report for 788457/0001 - September 2016

Name or company name	MR G BUSE
Contract type name	GDS Contract
Purpose of contract	General
Contract start date	02/08/2006
Contract end date	

16/17 Contracted general activity (UDA)	13,000
Carry forward general activity (UDA)	639
16/17 Contracted orthodontic activity (UOA)	0
Carry forward orthodontic activity (UOA)	0
Baseline contract value	£338,542.68

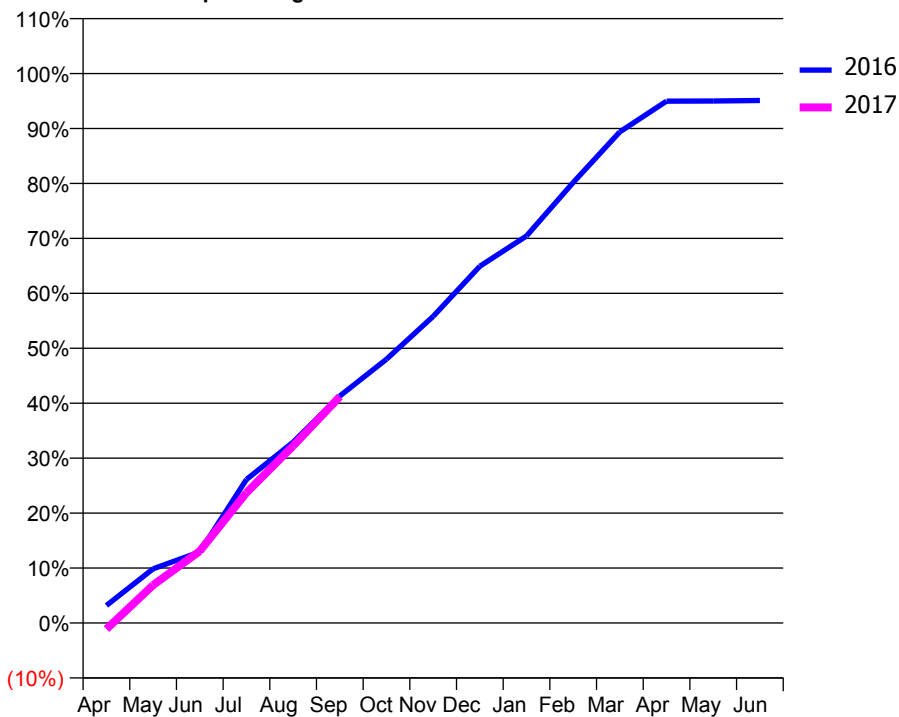
ACCESS*

Patients seen in 24 months	Total	Change since previous quarter
Quarter ending September 2015	4,033	
Quarter ending December 2015	4,151	↑
Quarter ending March 2016	4,329	↑
Quarter ending June 2016	4,355	→
Quarter ending September 2016	4,348	→
Variance since September 2015	7.8%	↑



ACTIVITY

Cumulative percentage of contracted UDA delivered 2016 & 2017



Month	Adjusted Scheduled Activity (UDA)	
	2016	2017
April	414	-148
May	1,281	899
June	1,682	1,700
July	3,397	3,085
August	4,278	4,192
September	5,371	5,355
October	6,243	
November	7,254	
December	8,441	
January	9,156	
February	10,421	
March	11,619	
April	12,347	
May	12,349	
June	12,361	

QUALITY

	Quantity	Base Number	Contract	LHB	Wales
% of FP17s for the same patient ID Re-attending within 3 months - Children	49	905	5.4%	7.8%	11.3%
% of FP17s for the same patient ID Re-attending within 3 months - Adults	352	2,790	12.6%	13.6%	16.6%
% of FP17s for the same patient ID Re-attending between 3 & 9 months - Children	663	905	73.3%	59.2%	58.3%
% of FP17s for the same patient ID Re-attending between 3 & 9 months - Adults	1,823	2,790	65.3%	53.7%	54.0%
% of FP17s for Band 1 Urgent Courses	223	3,371	6.6%	7.9%	9.0%
% of FP17s Relating to Free Repair or Replacements	46	3,371	1.4%	0.8%	0.7%
% of FP17s Relating to Continuations	1	3,371	0.0%	1.0%	0.9%
% of Patients satisfied with the dentistry they have received	10	11	90.9%	92.1%	90.9%
% of Patients satisfied with the time they had to wait for an appointment	11	11	100.0%	90.5%	88.7%

* This is based on patients treated on this contract for their most recent course of treatment. Figures in italics indicate the base number of FP17s or Patient Questionnaire responses are less than 100. N/A is shown where the base number of responses is less than 10 during the period. % is calculated as Quantity/Base number*100

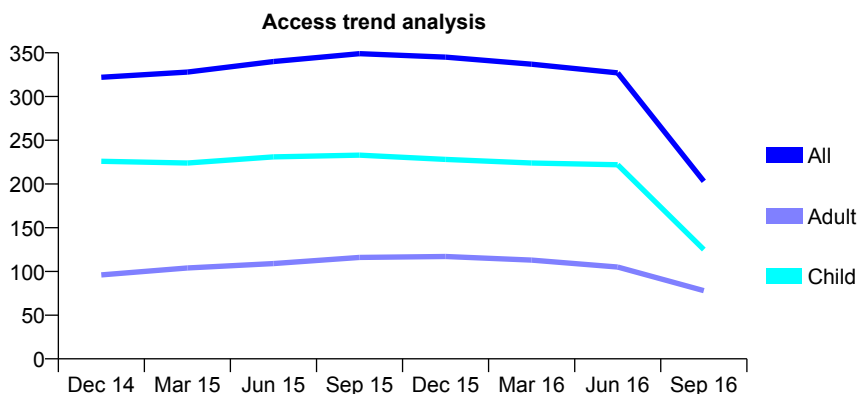
7A1 - Vital Signs At a Glance Contract Report for 808946/0001 - September 2016

Name or company name	KA Humphreys & N Hughes-Jones
Contract type name	GDS Contract
Purpose of contract	General
Contract start date	01/04/2006
Contract end date	

16/17 Contracted general activity (UDA)	810
Carry forward general activity (UDA)	-24
16/17 Contracted orthodontic activity (UOA)	0
Carry forward orthodontic activity (UOA)	0
Baseline contract value	£19,994.54

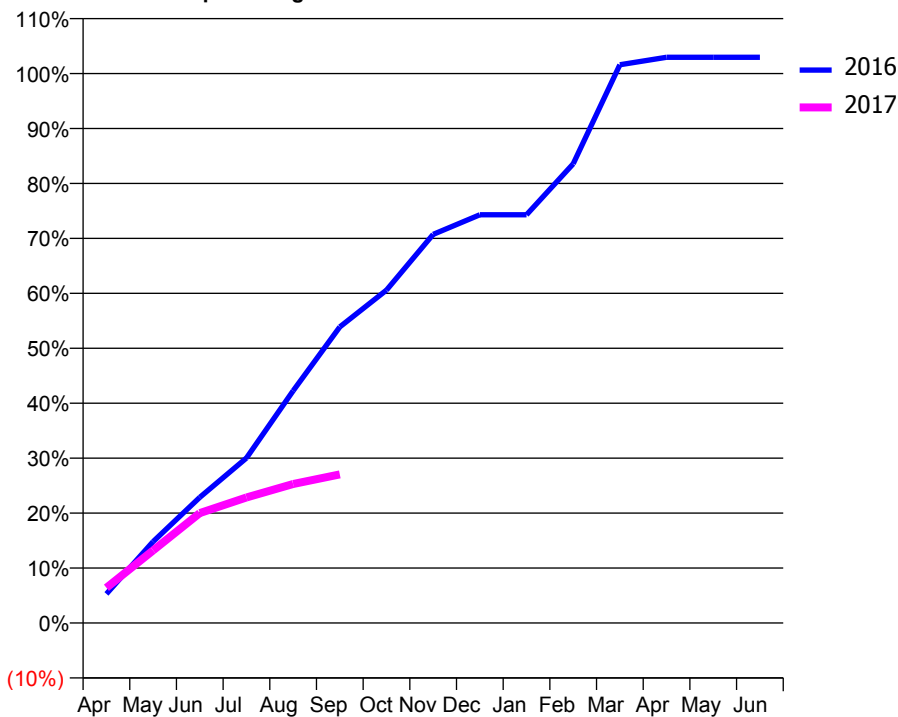
ACCESS*

Patients seen in 24 months	Total	Change since previous quarter
Quarter ending September 2015	349	
Quarter ending December 2015	345	↓
Quarter ending March 2016	337	↓
Quarter ending June 2016	327	↓
Quarter ending September 2016	203	↓
Variance since September 2015	(41.8%)	↓



ACTIVITY

Cumulative percentage of contracted UDA delivered 2016 & 2017



Adjusted Scheduled Activity (UDA)

Month	2016	2017
April	43	52
May	120	107
June	185	162
July	243	185
August	342	205
September	436	219
October	491	
November	573	
December	602	
January	602	
February	677	
March	823	
April	834	
May	834	
June	834	

QUALITY

	Quantity	Base Number	Contract	LHB	Wales
% of FP17s for the same patient ID Re-attending within 3 months - Children	4	106	3.8%	7.8%	11.3%
% of FP17s for the same patient ID Re-attending within 3 months - Adults	1	28	3.6%	13.6%	16.6%
% of FP17s for the same patient ID Re-attending between 3 & 9 months - Children	75	106	70.8%	59.2%	58.3%
% of FP17s for the same patient ID Re-attending between 3 & 9 months - Adults	23	28	82.1%	53.7%	54.0%
% of FP17s for Band 1 Urgent Courses	0	127	0.0%	7.9%	9.0%
% of FP17s Relating to Free Repair or Replacements	0	127	0.0%	0.8%	0.7%
% of FP17s Relating to Continuations	1	127	0.8%	1.0%	0.9%
% of Patients satisfied with the dentistry they have received	1	1	N/A	92.1%	90.9%
% of Patients satisfied with the time they had to wait for an appointment	1	1	N/A	90.5%	88.7%

* This is based on patients treated on this contract for their most recent course of treatment. Figures in italics indicate the base number of FP17s or Patient Questionnaire responses are less than 100. N/A is shown where the base number of responses is less than 10 during the period. % is calculated as Quantity/Base number*100

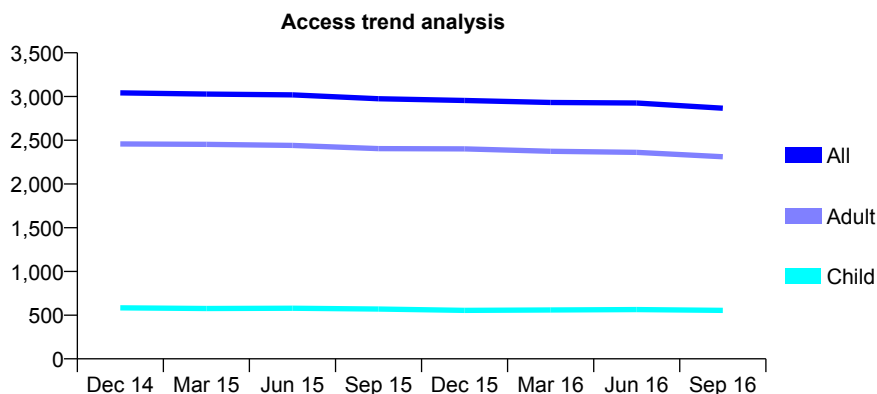
7A1 - Vital Signs At a Glance Contract Report for 813184/0001 - September 2016

Name or company name	MR CL GASH
Contract type name	GDS Contract
Purpose of contract	General
Contract start date	03/04/2006
Contract end date	

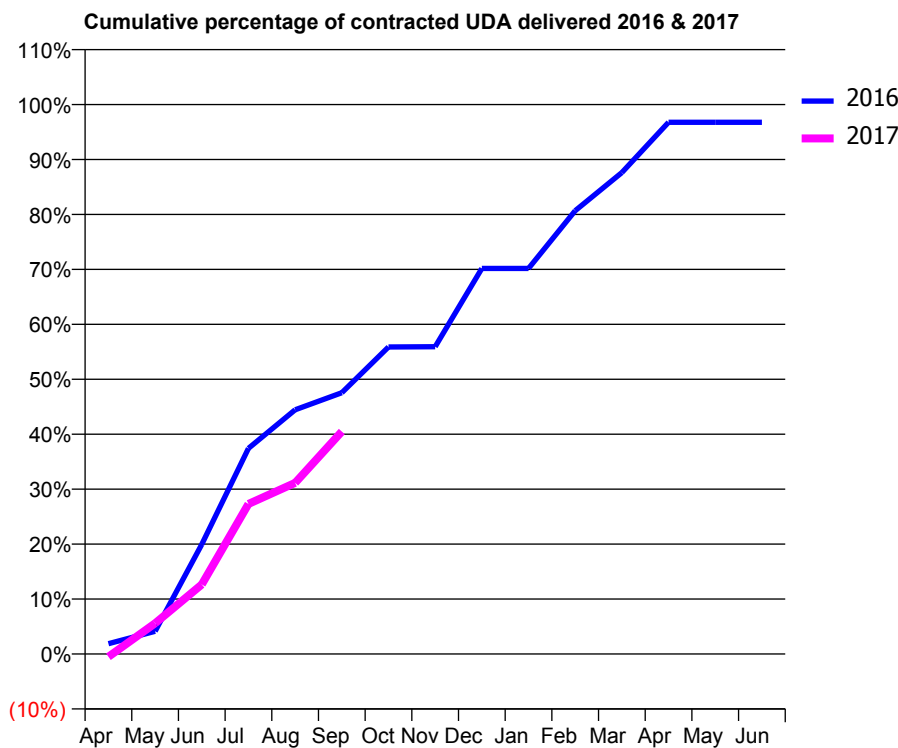
16/17 Contracted general activity (UDA)	7,607
Carry forward general activity (UDA)	273
16/17 Contracted orthodontic activity (UOA)	0
Carry forward orthodontic activity (UOA)	0
Baseline contract value	£194,680.19

ACCESS*

Patients seen in 24 months	Total	Change since previous quarter
Quarter ending September 2015	2,974	
Quarter ending December 2015	2,955	→
Quarter ending March 2016	2,932	→
Quarter ending June 2016	2,926	→
Quarter ending September 2016	2,866	↓
Variance since September 2015	(3.6%)	↓



ACTIVITY



Month	Adjusted Scheduled Activity (UDA)	
	2016	2017
April	159	-41
May	350	425
June	1,689	963
July	3,171	2,077
August	3,764	2,368
September	4,028	3,080
October	4,733	
November	4,736	
December	5,942	
January	5,942	
February	6,832	
March	7,419	
April	8,196	
May	8,196	
June	8,196	

QUALITY

	Quantity	Base Number	Contract	LHB	Wales
% of FP17s for the same patient ID Re-attending within 3 months - Children	12	406	3.0%	7.8%	11.3%
% of FP17s for the same patient ID Re-attending within 3 months - Adults	176	1,608	10.9%	13.6%	16.6%
% of FP17s for the same patient ID Re-attending between 3 & 9 months - Children	198	406	48.8%	59.2%	58.3%
% of FP17s for the same patient ID Re-attending between 3 & 9 months - Adults	673	1,608	41.9%	53.7%	54.0%
% of FP17s for Band 1 Urgent Courses	15	1,640	0.9%	7.9%	9.0%
% of FP17s Relating to Free Repair or Replacements	22	1,640	1.3%	0.8%	0.7%
% of FP17s Relating to Continuations	19	1,640	1.2%	1.0%	0.9%
% of Patients satisfied with the dentistry they have received	10	10	100.0%	92.1%	90.9%
% of Patients satisfied with the time they had to wait for an appointment	9	10	90.0%	90.5%	88.7%

* This is based on patients treated on this contract for their most recent course of treatment. Figures in italics indicate the base number of FP17s or Patient Questionnaire responses are less than 100. N/A is shown where the base number of responses is less than 10 during the period. % is calculated as Quantity/Base number*100

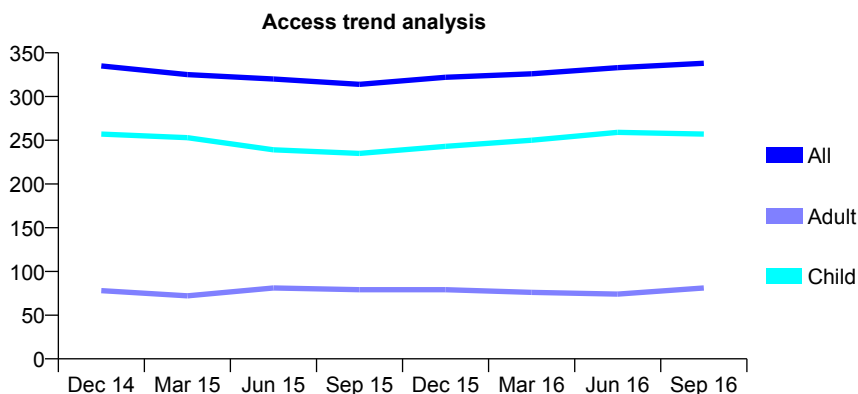
7A1 - Vital Signs At a Glance Contract Report for 826677/0001 - September 2016

Name or company name	MR SJ LANGSTON
Contract type name	GDS Contract
Purpose of contract	General and Orthodontic
Contract start date	01/04/2006
Contract end date	

16/17 Contracted general activity (UDA)	560
Carry forward general activity (UDA)	0
16/17 Contracted orthodontic activity (UOA)	350
Carry forward orthodontic activity (UOA)	0
Baseline contract value	£22,852.81

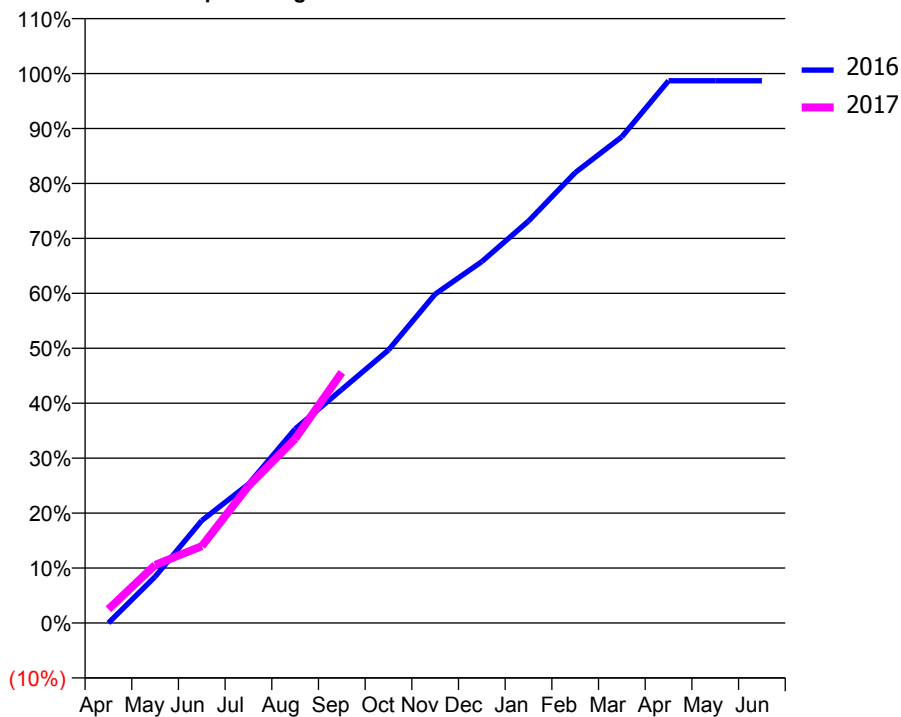
ACCESS*

Patients seen in 24 months	Total	Change since previous quarter
Quarter ending September 2015	314	
Quarter ending December 2015	322	↑
Quarter ending March 2016	326	→
Quarter ending June 2016	333	↑
Quarter ending September 2016	338	→
Variance since September 2015	7.6%	↑



ACTIVITY

Cumulative percentage of contracted UDA delivered 2016 & 2017



Month	Adjusted Scheduled Activity (UDA)	
	2016	2017
April	0	14
May	47	59
June	104	78
July	142	140
August	198	188
September	238	255
October	278	
November	335	
December	368	
January	410	
February	459	
March	496	
April	553	
May	553	
June	553	

QUALITY

	Quantity	Base Number	Contract	LHB	Wales
% of FP17s for the same patient ID Re-attending within 3 months - Children	14	227	6.2%	7.8%	11.3%
% of FP17s for the same patient ID Re-attending within 3 months - Adults	2	41	4.9%	13.6%	16.6%
% of FP17s for the same patient ID Re-attending between 3 & 9 months - Children	116	227	51.1%	59.2%	58.3%
% of FP17s for the same patient ID Re-attending between 3 & 9 months - Adults	11	41	26.8%	53.7%	54.0%
% of FP17s for Band 1 Urgent Courses	7	207	3.4%	7.9%	9.0%
% of FP17s Relating to Free Repair or Replacements	0	207	0.0%	0.8%	0.7%
% of FP17s Relating to Continuations	0	207	0.0%	1.0%	0.9%
% of Patients satisfied with the dentistry they have received	0	0	N/A	92.1%	90.9%
% of Patients satisfied with the time they had to wait for an appointment	0	0	N/A	90.5%	88.7%

* This is based on patients treated on this contract for their most recent course of treatment. Figures in italics indicate the base number of FP17s or Patient Questionnaire responses are less than 100. N/A is shown where the base number of responses is less than 10 during the period. % is calculated as Quantity/Base number*100

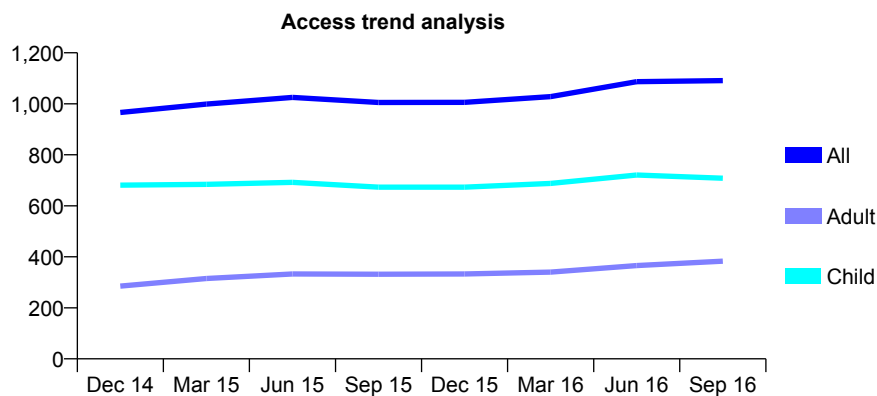
7A1 - Vital Signs At a Glance Contract Report for 833312/0001 - September 2016

Name or company name	MR SJ KEEN
Contract type name	GDS Contract
Purpose of contract	General and Orthodontic
Contract start date	01/04/2006
Contract end date	

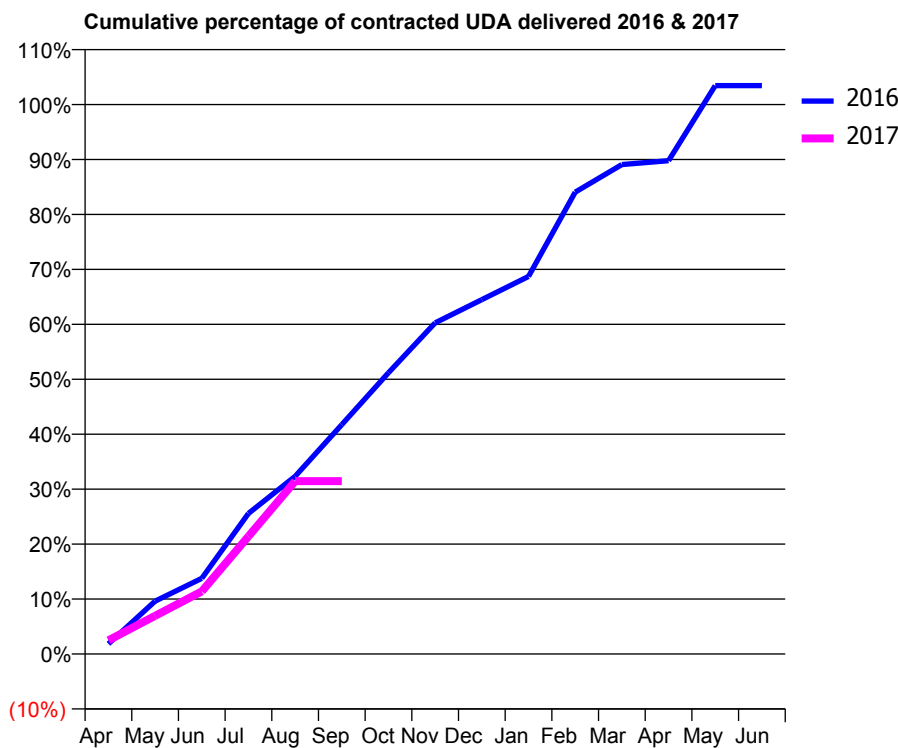
16/17 Contracted general activity (UDA)	2,772
Carry forward general activity (UDA)	-69
16/17 Contracted orthodontic activity (UOA)	0
Carry forward orthodontic activity (UOA)	0
Baseline contract value	£76,330.19

ACCESS*

Patients seen in 24 months	Total	Change since previous quarter
Quarter ending September 2015	1,005	
Quarter ending December 2015	1,006	→
Quarter ending March 2016	1,028	↑
Quarter ending June 2016	1,087	↑
Quarter ending September 2016	1,091	→
Variance since September 2015	8.6%	↑



ACTIVITY



Month	Adjusted Scheduled Activity (UDA)	
	2016	2017
April	37	69
May	192	193
June	276	316
July	512	594
August	647	872
September	835	872
October	1,024	
November	1,205	
December	1,290	
January	1,374	
February	1,681	
March	1,781	
April	1,796	
May	2,069	
June	2,069	

QUALITY

	Quantity	Base Number	Contract	LHB	Wales
% of FP17s for the same patient ID Re-attending within 3 months - Children	25	571	4.4%	7.8%	11.3%
% of FP17s for the same patient ID Re-attending within 3 months - Adults	6	228	2.6%	13.6%	16.6%
% of FP17s for the same patient ID Re-attending between 3 & 9 months - Children	312	571	54.6%	59.2%	58.3%
% of FP17s for the same patient ID Re-attending between 3 & 9 months - Adults	104	228	45.6%	53.7%	54.0%
% of FP17s for Band 1 Urgent Courses	24	585	4.1%	7.9%	9.0%
% of FP17s Relating to Free Repair or Replacements	0	585	0.0%	0.8%	0.7%
% of FP17s Relating to Continuations	2	585	0.3%	1.0%	0.9%
% of Patients satisfied with the dentistry they have received	2	2	N/A	92.1%	90.9%
% of Patients satisfied with the time they had to wait for an appointment	2	2	N/A	90.5%	88.7%

* This is based on patients treated on this contract for their most recent course of treatment. Figures in italics indicate the base number of FP17s or Patient Questionnaire responses are less than 100. N/A is shown where the base number of responses is less than 10 during the period. % is calculated as Quantity/Base number*100

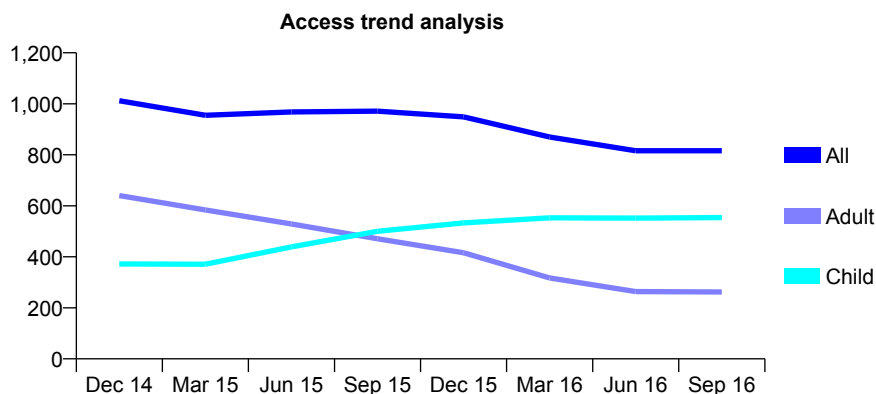
7A1 - Vital Signs At a Glance Contract Report for 905143/0001 - September 2016

Name or company name	MR SW HERD
Contract type name	GDS Contract
Purpose of contract	General
Contract start date	01/04/2006
Contract end date	

16/17 Contracted general activity (UDA)	2,000
Carry forward general activity (UDA)	-20
16/17 Contracted orthodontic activity (UOA)	0
Carry forward orthodontic activity (UOA)	0
Baseline contract value	£59,768.20

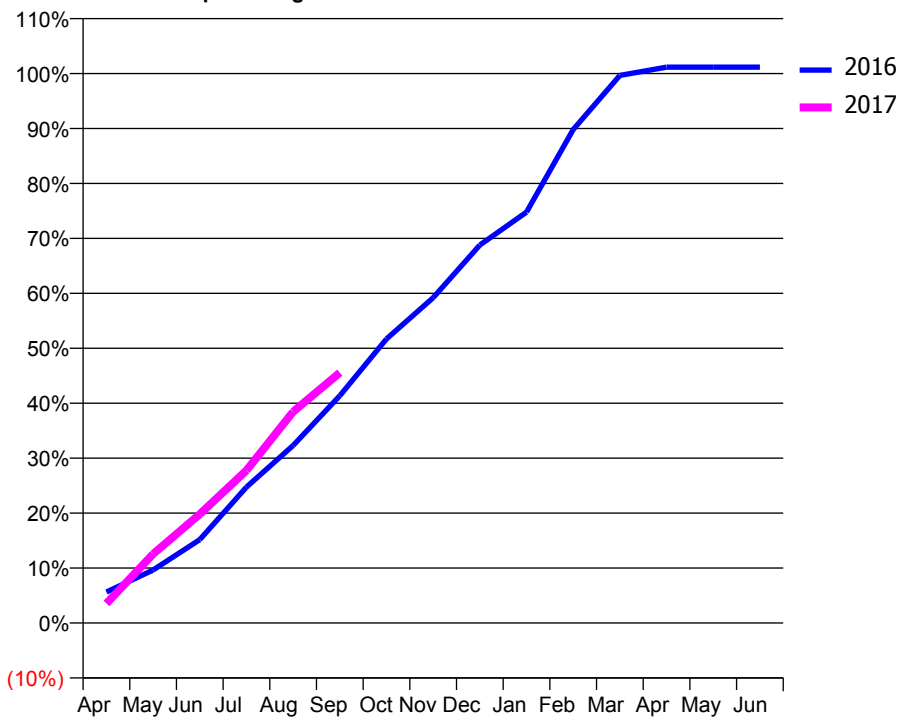
ACCESS*

Patients seen in 24 months	Total	Change since previous quarter
Quarter ending September 2015	971	
Quarter ending December 2015	949	↓
Quarter ending March 2016	870	↓
Quarter ending June 2016	816	↓
Quarter ending September 2016	816	→
Variance since September 2015	(16.0%)	↓



ACTIVITY

Cumulative percentage of contracted UDA delivered 2016 & 2017



Adjusted Scheduled Activity (UDA)

Month	2016	2017
April	113	71
May	193	251
June	304	396
July	495	555
August	646	769
September	827	911
October	1,034	
November	1,184	
December	1,376	
January	1,496	
February	1,796	
March	1,993	
April	2,023	
May	2,023	
June	2,023	

QUALITY

	Quantity	Base Number	Contract	LHB	Wales
% of FP17s for the same patient ID Re-attending within 3 months - Children	13	412	3.2%	7.8%	11.3%
% of FP17s for the same patient ID Re-attending within 3 months - Adults	12	114	10.5%	13.6%	16.6%
% of FP17s for the same patient ID Re-attending between 3 & 9 months - Children	244	412	59.2%	59.2%	58.3%
% of FP17s for the same patient ID Re-attending between 3 & 9 months - Adults	53	114	46.5%	53.7%	54.0%
% of FP17s for Band 1 Urgent Courses	31	509	6.1%	7.9%	9.0%
% of FP17s Relating to Free Repair or Replacements	0	509	0.0%	0.8%	0.7%
% of FP17s Relating to Continuations	0	509	0.0%	1.0%	0.9%
% of Patients satisfied with the dentistry they have received	3	3	N/A	92.1%	90.9%
% of Patients satisfied with the time they had to wait for an appointment	3	3	N/A	90.5%	88.7%

* This is based on patients treated on this contract for their most recent course of treatment. Figures in italics indicate the base number of FP17s or Patient Questionnaire responses are less than 100. N/A is shown where the base number of responses is less than 10 during the period. % is calculated as Quantity/Base number*100

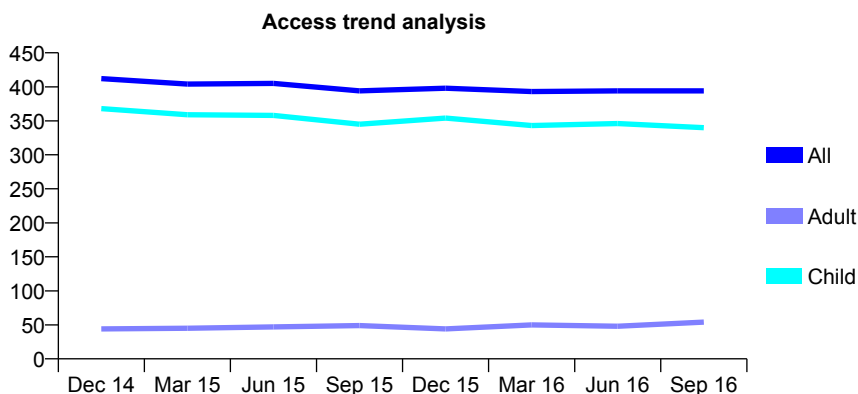
7A1 - Vital Signs At a Glance Contract Report for 923281/0001 - September 2016

Name or company name	MR CJ LOTTER
Contract type name	GDS Contract
Purpose of contract	General
Contract start date	01/04/2006
Contract end date	

16/17 Contracted general activity (UDA)	702
Carry forward general activity (UDA)	0
16/17 Contracted orthodontic activity (UOA)	0
Carry forward orthodontic activity (UOA)	0
Baseline contract value	£18,443.39

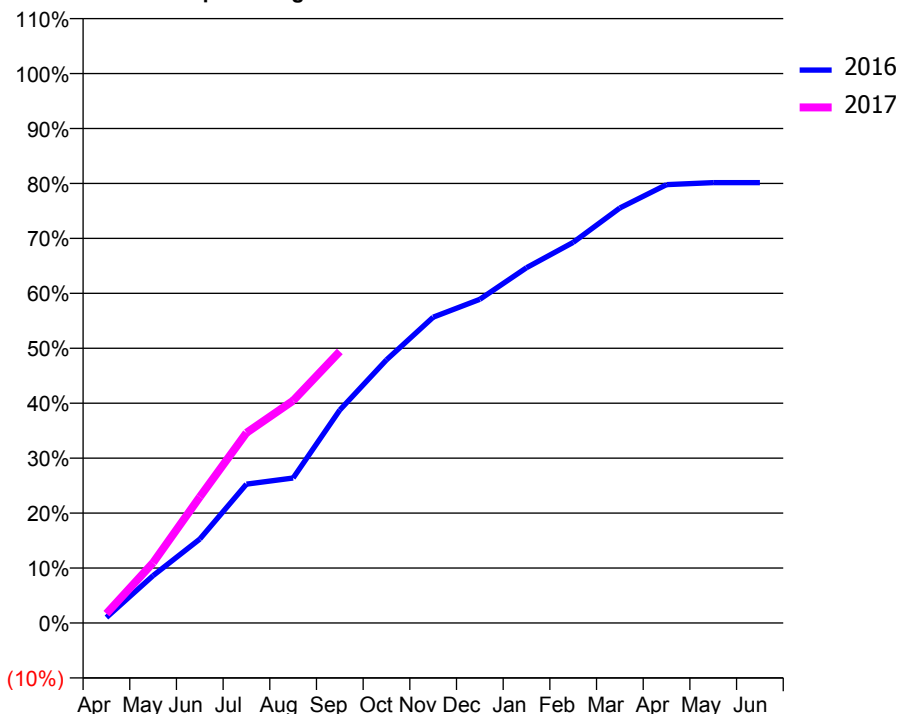
ACCESS*

Patients seen in 24 months	Total	Change since previous quarter
Quarter ending September 2015	394	
Quarter ending December 2015	398	→
Quarter ending March 2016	393	↓
Quarter ending June 2016	394	→
Quarter ending September 2016	394	→
Variance since September 2015	0.0%	→



ACTIVITY

Cumulative percentage of contracted UDA delivered 2016 & 2017



Adjusted Scheduled Activity (UDA)

Month	2016	2017
April	8	12
May	69	77
June	122	161
July	202	243
August	211	284
September	310	347
October	383	
November	445	
December	471	
January	517	
February	554	
March	604	
April	638	
May	641	
June	641	

QUALITY

	Quantity	Base Number	Contract	LHB	Wales
% of FP17s for the same patient ID Re-attending within 3 months - Children	9	245	3.7%	7.8%	11.3%
% of FP17s for the same patient ID Re-attending within 3 months - Adults	0	7	0.0%	13.6%	16.6%
% of FP17s for the same patient ID Re-attending between 3 & 9 months - Children	117	245	47.8%	59.2%	58.3%
% of FP17s for the same patient ID Re-attending between 3 & 9 months - Adults	5	7	71.4%	53.7%	54.0%
% of FP17s for Band 1 Urgent Courses	0	220	0.0%	7.9%	9.0%
% of FP17s Relating to Free Repair or Replacements	1	220	0.5%	0.8%	0.7%
% of FP17s Relating to Continuations	0	220	0.0%	1.0%	0.9%
% of Patients satisfied with the dentistry they have received	0	0	N/A	92.1%	90.9%
% of Patients satisfied with the time they had to wait for an appointment	0	0	N/A	90.5%	88.7%

* This is based on patients treated on this contract for their most recent course of treatment. Figures in italics indicate the base number of FP17s or Patient Questionnaire responses are less than 100. N/A is shown where the base number of responses is less than 10 during the period. % is calculated as Quantity/Base number*100

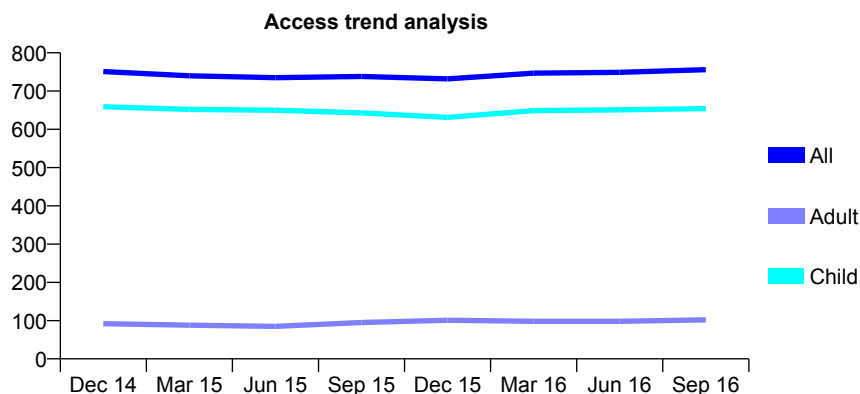
7A1 - Vital Signs At a Glance Contract Report for 933481/0001 - September 2016

Name or company name	MR SE LOF
Contract type name	GDS Contract
Purpose of contract	General
Contract start date	01/04/2006
Contract end date	

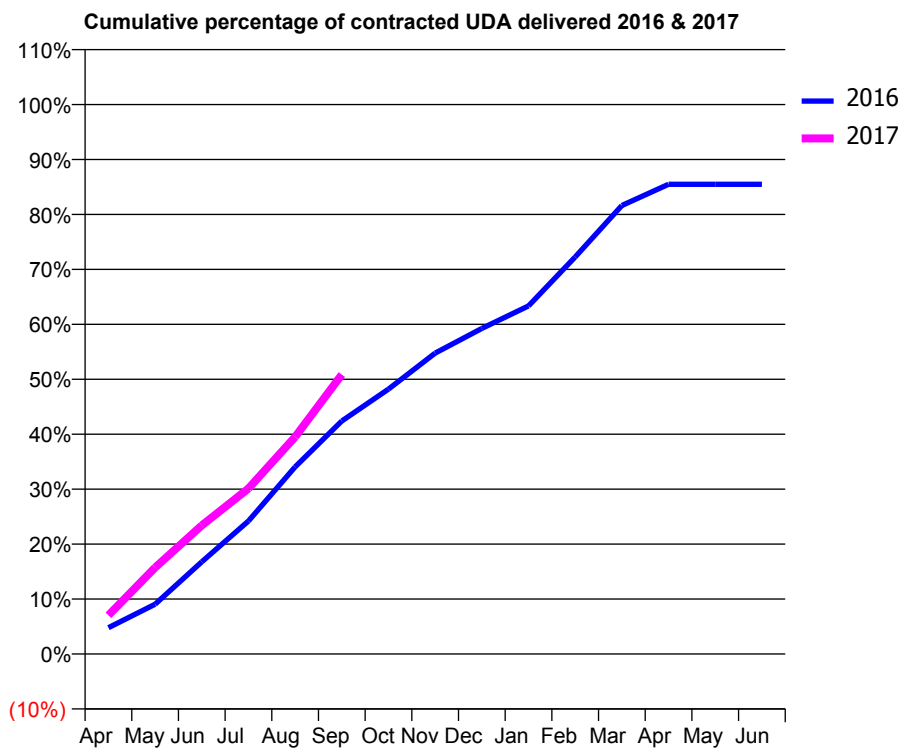
16/17 Contracted general activity (UDA)	1,500
Carry forward general activity (UDA)	0
16/17 Contracted orthodontic activity (UOA)	0
Carry forward orthodontic activity (UOA)	0
Baseline contract value	£38,025.45

ACCESS*

Patients seen in 24 months	Total	Change since previous quarter
Quarter ending September 2015	738	
Quarter ending December 2015	732	→
Quarter ending March 2016	747	↑
Quarter ending June 2016	749	→
Quarter ending September 2016	756	→
Variance since September 2015	2.4%	↑



ACTIVITY



Month	Adjusted Scheduled Activity (UDA)	
	2016	2017
April	78	106
May	147	236
June	272	351
July	392	452
August	552	593
September	687	763
October	781	
November	887	
December	960	
January	1,026	
February	1,170	
March	1,322	
April	1,385	
May	1,385	
June	1,385	

QUALITY

	Quantity	Base Number	Contract	LHB	Wales
% of FP17s for the same patient ID Re-attending within 3 months - Children	42	581	7.2%	7.8%	11.3%
% of FP17s for the same patient ID Re-attending within 3 months - Adults	5	34	14.7%	13.6%	16.6%
% of FP17s for the same patient ID Re-attending between 3 & 9 months - Children	336	581	57.8%	59.2%	58.3%
% of FP17s for the same patient ID Re-attending between 3 & 9 months - Adults	20	34	58.8%	53.7%	54.0%
% of FP17s for Band 1 Urgent Courses	34	560	6.1%	7.9%	9.0%
% of FP17s Relating to Free Repair or Replacements	0	560	0.0%	0.8%	0.7%
% of FP17s Relating to Continuations	0	560	0.0%	1.0%	0.9%
% of Patients satisfied with the dentistry they have received	1	1	N/A	92.1%	90.9%
% of Patients satisfied with the time they had to wait for an appointment	1	1	N/A	90.5%	88.7%

* This is based on patients treated on this contract for their most recent course of treatment. Figures in italics indicate the base number of FP17s or Patient Questionnaire responses are less than 100. N/A is shown where the base number of responses is less than 10 during the period. % is calculated as Quantity/Base number*100

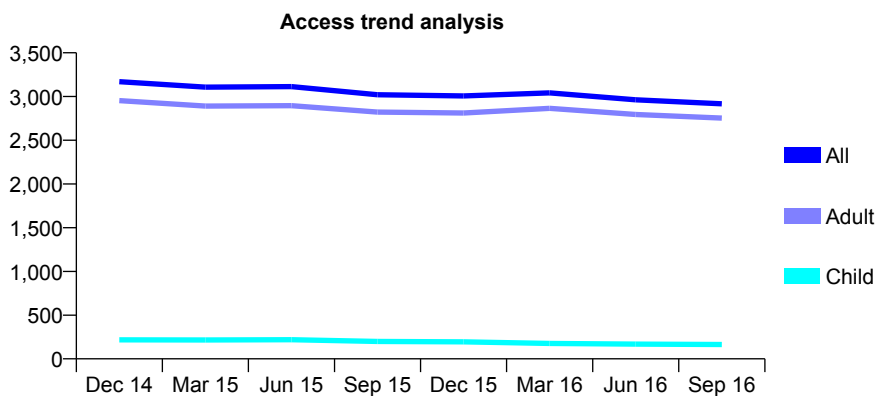
7A1 - Vital Signs At a Glance Contract Report for 978957/0001 - September 2016

Name or company name	MRS YL HOPKINS
Contract type name	GDS Contract
Purpose of contract	General
Contract start date	01/02/2009
Contract end date	

16/17 Contracted general activity (UDA)	6,758
Carry forward general activity (UDA)	-259
16/17 Contracted orthodontic activity (UOA)	0
Carry forward orthodontic activity (UOA)	0
Baseline contract value	£221,559.19

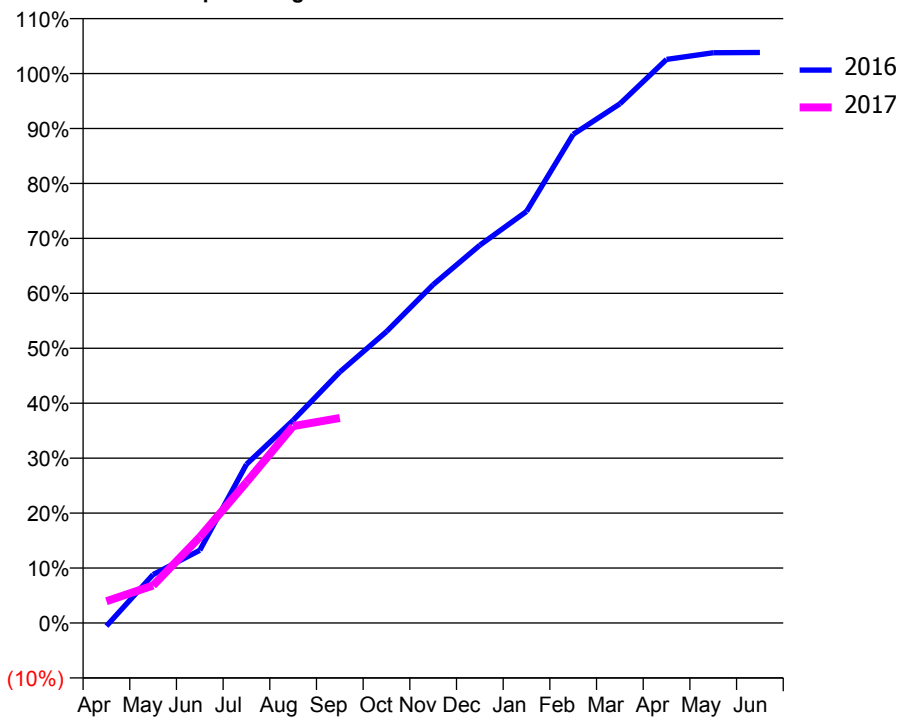
ACCESS*

Patients seen in 24 months	Total	Change since previous quarter
Quarter ending September 2015	3,021	
Quarter ending December 2015	3,007	→
Quarter ending March 2016	3,041	→
Quarter ending June 2016	2,962	↓
Quarter ending September 2016	2,917	↓
Variance since September 2015	(3.4%)	↓



ACTIVITY

Cumulative percentage of contracted UDA delivered 2016 & 2017



Month	Adjusted Scheduled Activity (UDA)	
	2016	2017
April	-38	268
May	596	461
June	895	1,056
July	1,952	1,731
August	2,493	2,422
September	3,088	2,521
October	3,584	
November	4,161	
December	4,646	
January	5,062	
February	6,010	
March	6,386	
April	6,931	
May	7,014	
June	7,017	

QUALITY

	Quantity	Base Number	Contract	LHB	Wales
% of FP17s for the same patient ID Re-attending within 3 months - Children	1	74	1.4%	7.8%	11.3%
% of FP17s for the same patient ID Re-attending within 3 months - Adults	139	1,351	10.3%	13.6%	16.6%
% of FP17s for the same patient ID Re-attending between 3 & 9 months - Children	37	74	50.0%	59.2%	58.3%
% of FP17s for the same patient ID Re-attending between 3 & 9 months - Adults	463	1,351	34.3%	53.7%	54.0%
% of FP17s for Band 1 Urgent Courses	131	1,129	11.6%	7.9%	9.0%
% of FP17s Relating to Free Repair or Replacements	5	1,129	0.4%	0.8%	0.7%
% of FP17s Relating to Continuations	8	1,129	0.7%	1.0%	0.9%
% of Patients satisfied with the dentistry they have received	13	14	92.9%	92.1%	90.9%
% of Patients satisfied with the time they had to wait for an appointment	14	14	100.0%	90.5%	88.7%

* This is based on patients treated on this contract for their most recent course of treatment. Figures in italics indicate the base number of FP17s or Patient Questionnaire responses are less than 100. N/A is shown where the base number of responses is less than 10 during the period. % is calculated as Quantity/Base number*100

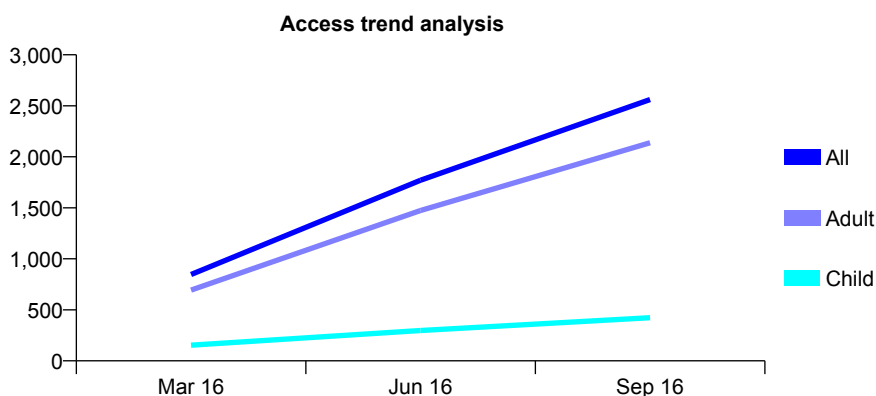
7A1 - Vital Signs At a Glance Contract Report for 995711/0001 - September 2016

Name or company name	MR JM FERNANDO
Contract type name	GDS Contract
Purpose of contract	General
Contract start date	01/02/2016
Contract end date	

16/17 Contracted general activity (UDA)	13,684
Carry forward general activity (UDA)	-11
16/17 Contracted orthodontic activity (UOA)	0
Carry forward orthodontic activity (UOA)	0
Baseline contract value	£273,634.53

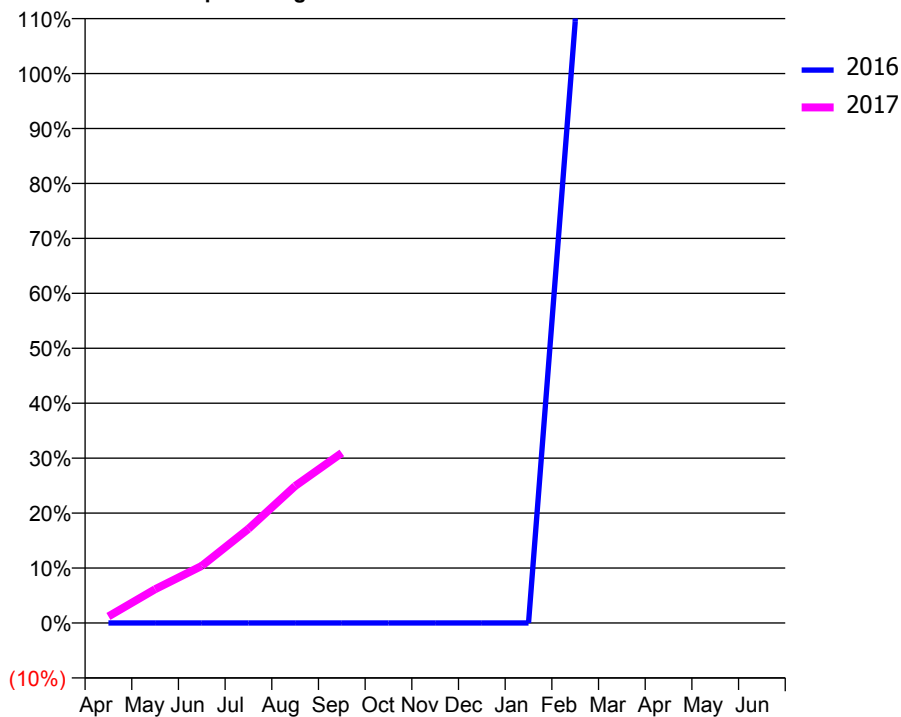
ACCESS*

Patients seen in 24 months	Total	Change since previous quarter
Quarter ending September 2015	0	
Quarter ending December 2015	0	
Quarter ending March 2016	847	
Quarter ending June 2016	1,771	↑
Quarter ending September 2016	2,561	↑
Variance since September 2015	N/A	



ACTIVITY

Cumulative percentage of contracted UDA delivered 2016 & 2017



Month	Adjusted Scheduled Activity (UDA)	
	2016	2017
April	0	163
May	0	843
June	0	1,423
July	0	2,346
August	0	3,413
September	0	4,234
October	0	
November	0	
December	0	
January	0	
February	347	
March	1,324	
April	1,887	
May	1,914	
June	1,914	

QUALITY

	Quantity	Base Number	Contract	LHB	Wales
% of FP17s for the same patient ID Re-attending within 3 months - Children	11	385	2.9%	7.8%	11.3%
% of FP17s for the same patient ID Re-attending within 3 months - Adults	185	2,061	9.0%	13.6%	16.6%
% of FP17s for the same patient ID Re-attending between 3 & 9 months - Children	40	385	10.4%	59.2%	58.3%
% of FP17s for the same patient ID Re-attending between 3 & 9 months - Adults	272	2,061	13.2%	53.7%	54.0%
% of FP17s for Band 1 Urgent Courses	152	2,193	6.9%	7.9%	9.0%
% of FP17s Relating to Free Repair or Replacements	9	2,193	0.4%	0.8%	0.7%
% of FP17s Relating to Continuations	30	2,193	1.4%	1.0%	0.9%
% of Patients satisfied with the dentistry they have received	10	10	100.0%	92.1%	90.9%
% of Patients satisfied with the time they had to wait for an appointment	9	10	90.0%	90.5%	88.7%

* This is based on patients treated on this contract for their most recent course of treatment. Figures in italics indicate the base number of FP17s or Patient Questionnaire responses are less than 100. N/A is shown where the base number of responses is less than 10 during the period. % is calculated as Quantity/Base number*100

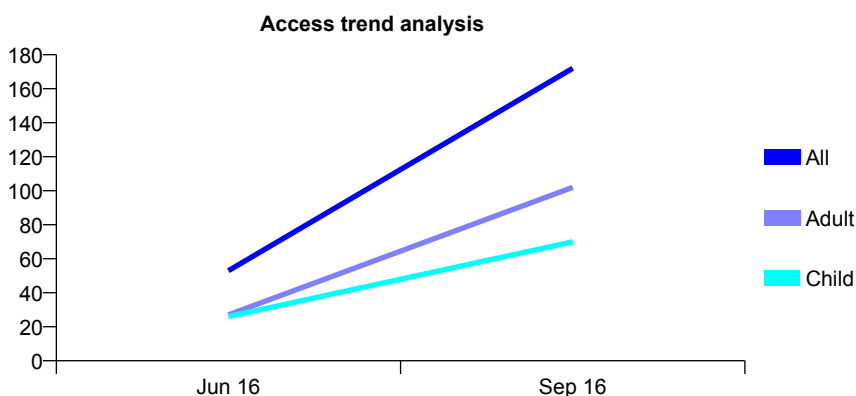
7A2 - Vital Signs At a Glance Contract Report for 100037/0000 - September 2016

Name or company name	MISS RE MOSEY
Contract type name	GDS Contract
Purpose of contract	General
Contract start date	19/04/2016
Contract end date	

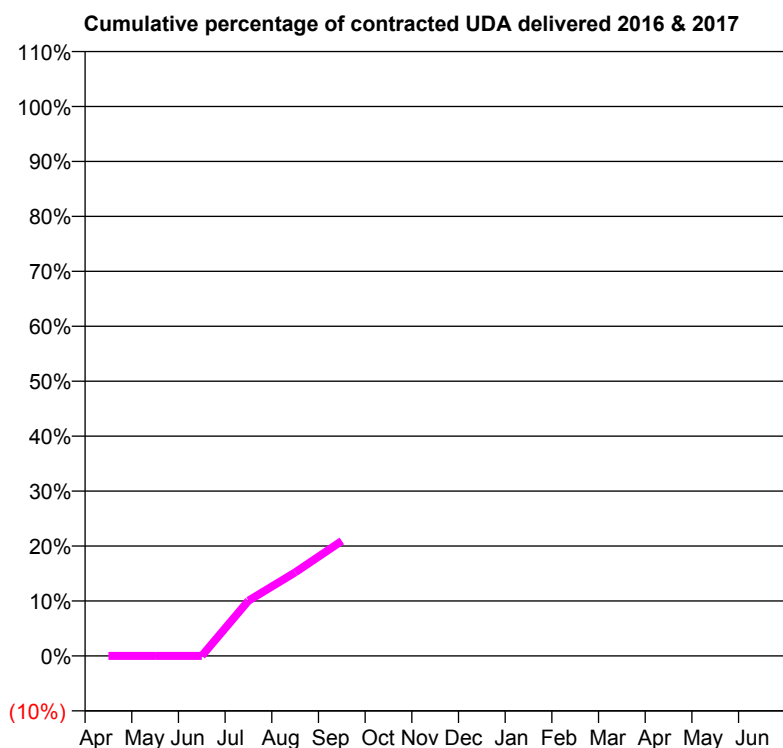
16/17 Contracted general activity (UDA)	1,176
Carry forward general activity (UDA)	0
16/17 Contracted orthodontic activity (UOA)	0
Carry forward orthodontic activity (UOA)	0
Baseline contract value	£34,204.48

ACCESS*

Patients seen in 24 months	Total	Change since previous quarter
Quarter ending September 2015	0	
Quarter ending December 2015	0	
Quarter ending March 2016	0	
Quarter ending June 2016	53	↑
Quarter ending September 2016	172	↑
Variance since September 2015	N/A	



ACTIVITY



Month	Adjusted Scheduled Activity (UDA)	
	2016	2017
April	0	0
May	0	0
June	0	0
July	0	118
August	0	179
September	0	246
October	0	
November	0	
December	0	
January	0	
February	0	
March	0	
April	0	
May	0	
June	0	

QUALITY

	Quantity	Base Number	Contract	LHB	Wales
% of FP17s for the same patient ID Re-attending within 3 months - Children	0	67	0.0%	9.2%	11.3%
% of FP17s for the same patient ID Re-attending within 3 months - Adults	4	99	4.0%	13.6%	16.6%
% of FP17s for the same patient ID Re-attending between 3 & 9 months - Children	0	67	0.0%	55.1%	58.3%
% of FP17s for the same patient ID Re-attending between 3 & 9 months - Adults	3	99	3.0%	51.1%	54.0%
% of FP17s for Band 1 Urgent Courses	10	166	6.0%	8.6%	9.0%
% of FP17s Relating to Free Repair or Replacements	0	166	0.0%	0.6%	0.7%
% of FP17s Relating to Continuations	0	166	0.0%	1.1%	0.9%
% of Patients satisfied with the dentistry they have received	0	0	N/A	89.6%	90.9%
% of Patients satisfied with the time they had to wait for an appointment	0	0	N/A	88.2%	88.7%

* This is based on patients treated on this contract for their most recent course of treatment. Figures in italics indicate the base number of FP17s or Patient Questionnaire responses are less than 100. N/A is shown where the base number of responses is less than 10 during the period. % is calculated as Quantity/Base number*100

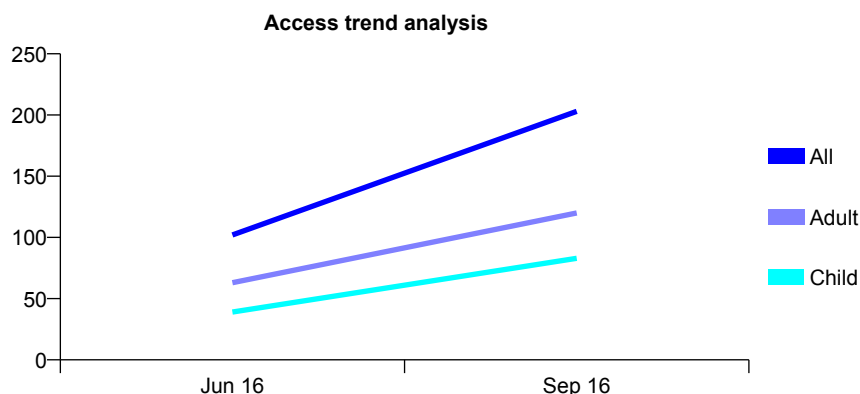
7A2 - Vital Signs At a Glance Contract Report for 100123/0000 - September 2016

Name or company name	A Llewellyn
Contract type name	GDS Contract
Purpose of contract	General
Contract start date	01/04/2016
Contract end date	

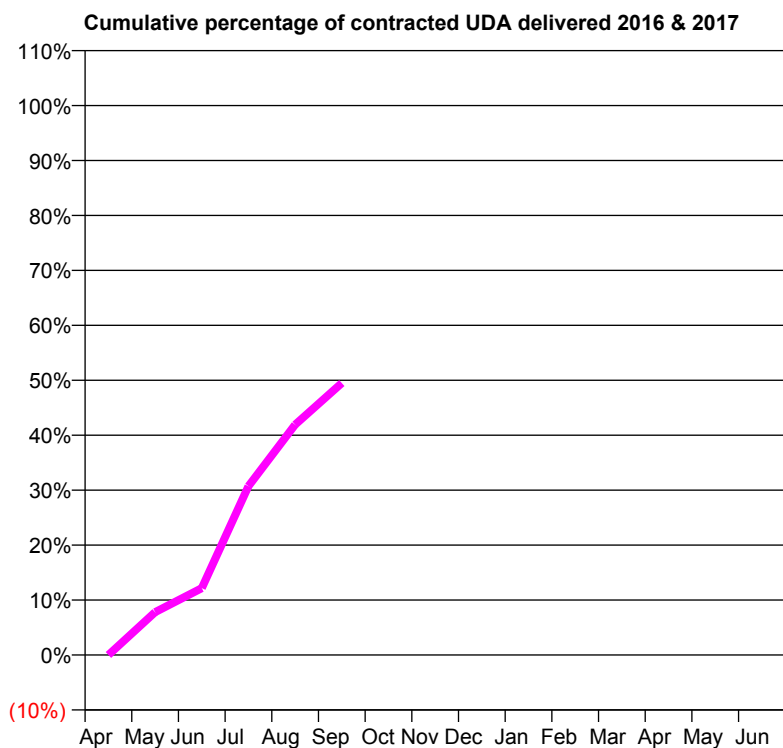
16/17 Contracted general activity (UDA)	950
Carry forward general activity (UDA)	0
16/17 Contracted orthodontic activity (UOA)	0
Carry forward orthodontic activity (UOA)	0
Baseline contract value	£22,275.48

ACCESS*

Patients seen in 24 months	Total	Change since previous quarter
Quarter ending September 2015	0	
Quarter ending December 2015	0	
Quarter ending March 2016	0	
Quarter ending June 2016	102	↑
Quarter ending September 2016	203	↑
Variance since September 2015	N/A	



ACTIVITY



Month	Adjusted Scheduled Activity (UDA)	
	2016	2017
April	0	0
May	0	74
June	0	116
July	0	292
August	0	398
September	0	470
October	0	
November	0	
December	0	
January	0	
February	0	
March	0	
April	0	
May	0	
June	0	

QUALITY

	Quantity	Base Number	Contract	LHB	Wales
% of FP17s for the same patient ID Re-attending within 3 months - Children	3	92	3.3%	9.2%	11.3%
% of FP17s for the same patient ID Re-attending within 3 months - Adults	7	133	5.3%	13.6%	16.6%
% of FP17s for the same patient ID Re-attending between 3 & 9 months - Children	1	92	1.1%	55.1%	58.3%
% of FP17s for the same patient ID Re-attending between 3 & 9 months - Adults	1	133	0.8%	51.1%	54.0%
% of FP17s for Band 1 Urgent Courses	6	225	2.7%	8.6%	9.0%
% of FP17s Relating to Free Repair or Replacements	0	225	0.0%	0.6%	0.7%
% of FP17s Relating to Continuations	0	225	0.0%	1.1%	0.9%
% of Patients satisfied with the dentistry they have received	0	0	N/A	89.6%	90.9%
% of Patients satisfied with the time they had to wait for an appointment	0	0	N/A	88.2%	88.7%

* This is based on patients treated on this contract for their most recent course of treatment. Figures in italics indicate the base number of FP17s or Patient Questionnaire responses are less than 100. N/A is shown where the base number of responses is less than 10 during the period. % is calculated as Quantity/Base number*100

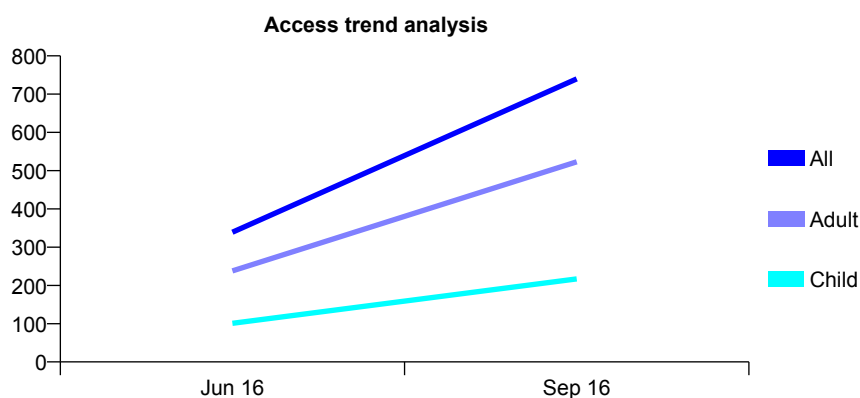
7A2 - Vital Signs At a Glance Contract Report for 100124/0000 - September 2016

Name or company name	A Llewellyn
Contract type name	GDS Contract
Purpose of contract	General
Contract start date	01/04/2016
Contract end date	

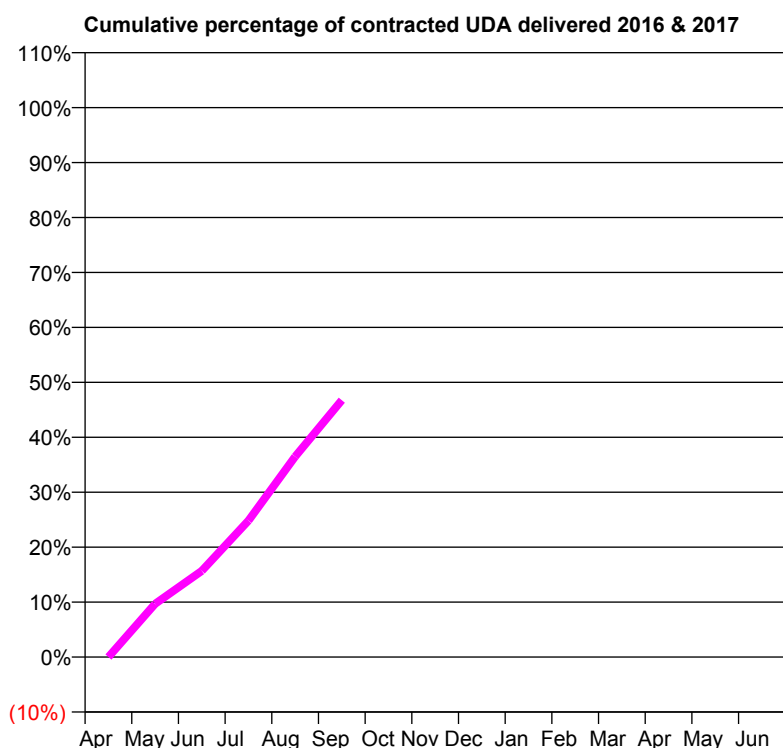
16/17 Contracted general activity (UDA)	3,083
Carry forward general activity (UDA)	0
16/17 Contracted orthodontic activity (UOA)	0
Carry forward orthodontic activity (UOA)	0
Baseline contract value	£72,289.81

ACCESS*

Patients seen in 24 months	Total	Change since previous quarter
Quarter ending September 2015	0	
Quarter ending December 2015	0	
Quarter ending March 2016	0	
Quarter ending June 2016	339	↑
Quarter ending September 2016	740	↑
Variance since September 2015	N/A	



ACTIVITY



Month	Adjusted Scheduled Activity (UDA)	
	2016	2017
April	0	0
May	0	299
June	0	484
July	0	766
August	0	1,125
September	0	1,441
October	0	
November	0	
December	0	
January	0	
February	0	
March	0	
April	0	
May	0	
June	0	

QUALITY

	Quantity	Base Number	Contract	LHB	Wales
% of FP17s for the same patient ID Re-attending within 3 months - Children	5	210	2.4%	9.2%	11.3%
% of FP17s for the same patient ID Re-attending within 3 months - Adults	36	572	6.3%	13.6%	16.6%
% of FP17s for the same patient ID Re-attending between 3 & 9 months - Children	3	210	1.4%	55.1%	58.3%
% of FP17s for the same patient ID Re-attending between 3 & 9 months - Adults	13	572	2.3%	51.1%	54.0%
% of FP17s for Band 1 Urgent Courses	77	782	9.8%	8.6%	9.0%
% of FP17s Relating to Free Repair or Replacements	3	782	0.4%	0.6%	0.7%
% of FP17s Relating to Continuations	1	782	0.1%	1.1%	0.9%
% of Patients satisfied with the dentistry they have received	0	0	N/A	89.6%	90.9%
% of Patients satisfied with the time they had to wait for an appointment	0	0	N/A	88.2%	88.7%

* This is based on patients treated on this contract for their most recent course of treatment. Figures in italics indicate the base number of FP17s or Patient Questionnaire responses are less than 100. N/A is shown where the base number of responses is less than 10 during the period. % is calculated as Quantity/Base number*100

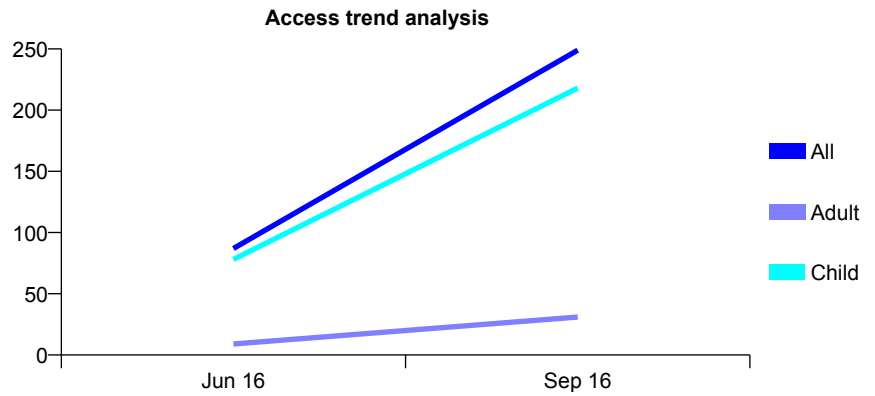
7A2 - Vital Signs At a Glance Contract Report for 100145/0000 - September 2016

Name or company name	Capel Dental
Contract type name	GDS Contract
Purpose of contract	General
Contract start date	01/05/2016
Contract end date	

16/17 Contracted general activity (UDA)	1,146
Carry forward general activity (UDA)	0
16/17 Contracted orthodontic activity (UOA)	0
Carry forward orthodontic activity (UOA)	0
Baseline contract value	£26,408.43

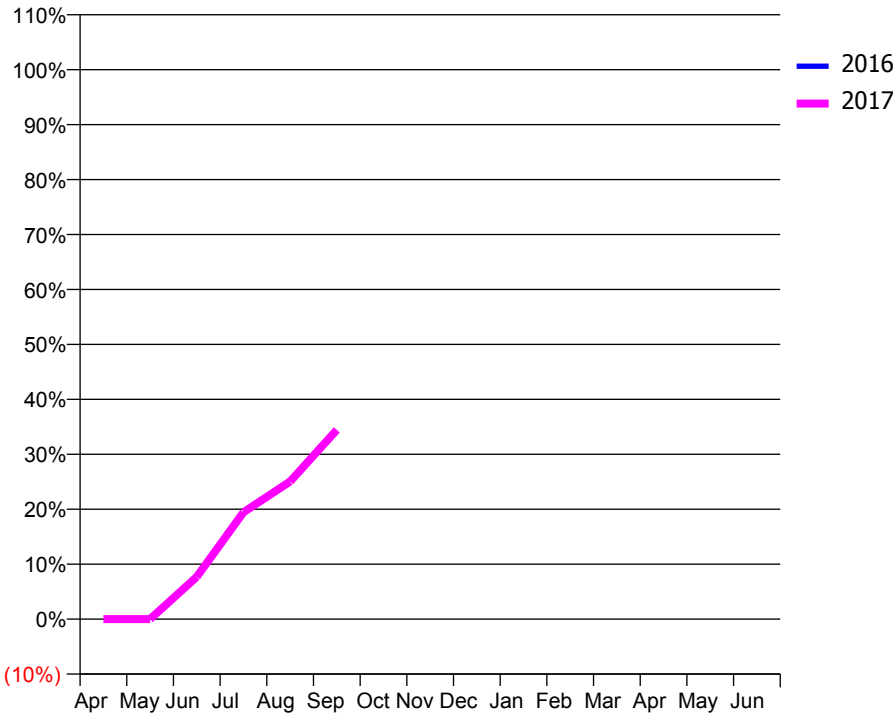
ACCESS*

Patients seen in 24 months	Total	Change since previous quarter
Quarter ending September 2015	0	
Quarter ending December 2015	0	
Quarter ending March 2016	0	
Quarter ending June 2016	87	↑
Quarter ending September 2016	249	↑
Variance since September 2015	N/A	



ACTIVITY

Cumulative percentage of contracted UDA delivered 2016 & 2017



Month	Adjusted Scheduled Activity (UDA)	
	2016	2017
April	0	0
May	0	0
June	0	88
July	0	223
August	0	287
September	0	395
October	0	
November	0	
December	0	
January	0	
February	0	
March	0	
April	0	
May	0	
June	0	

QUALITY

	Quantity	Base Number	Contract	LHB	Wales
% of FP17s for the same patient ID Re-attending within 3 months - Children	8	229	3.5%	9.2%	11.3%
% of FP17s for the same patient ID Re-attending within 3 months - Adults	1	30	3.3%	13.6%	16.6%
% of FP17s for the same patient ID Re-attending between 3 & 9 months - Children	1	229	0.4%	55.1%	58.3%
% of FP17s for the same patient ID Re-attending between 3 & 9 months - Adults	0	30	0.0%	51.1%	54.0%
% of FP17s for Band 1 Urgent Courses	9	259	3.5%	8.6%	9.0%
% of FP17s Relating to Free Repair or Replacements	0	259	0.0%	0.6%	0.7%
% of FP17s Relating to Continuations	0	259	0.0%	1.1%	0.9%
% of Patients satisfied with the dentistry they have received	0	0	N/A	89.6%	90.9%
% of Patients satisfied with the time they had to wait for an appointment	0	0	N/A	88.2%	88.7%

* This is based on patients treated on this contract for their most recent course of treatment. Figures in italics indicate the base number of FP17s or Patient Questionnaire responses are less than 100. N/A is shown where the base number of responses is less than 10 during the period. % is calculated as Quantity/Base number*100

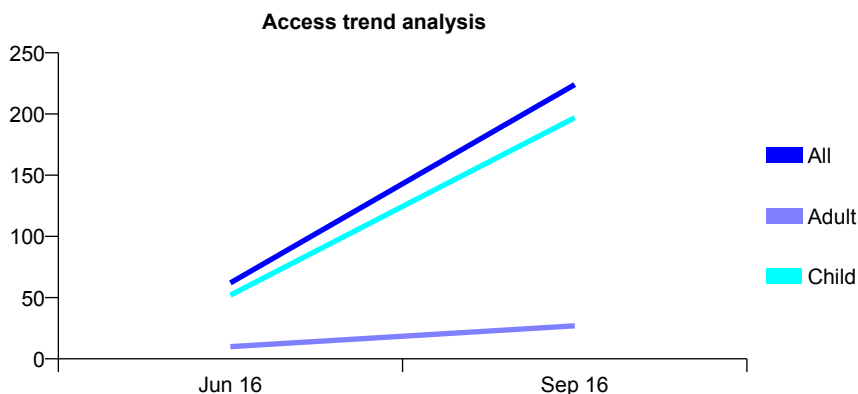
7A2 - Vital Signs At a Glance Contract Report for 100146/0000 - September 2016

Name or company name	Capel Dental
Contract type name	GDS Contract
Purpose of contract	General
Contract start date	01/05/2016
Contract end date	

16/17 Contracted general activity (UDA)	1,054
Carry forward general activity (UDA)	0
16/17 Contracted orthodontic activity (UOA)	0
Carry forward orthodontic activity (UOA)	0
Baseline contract value	£24,422.97

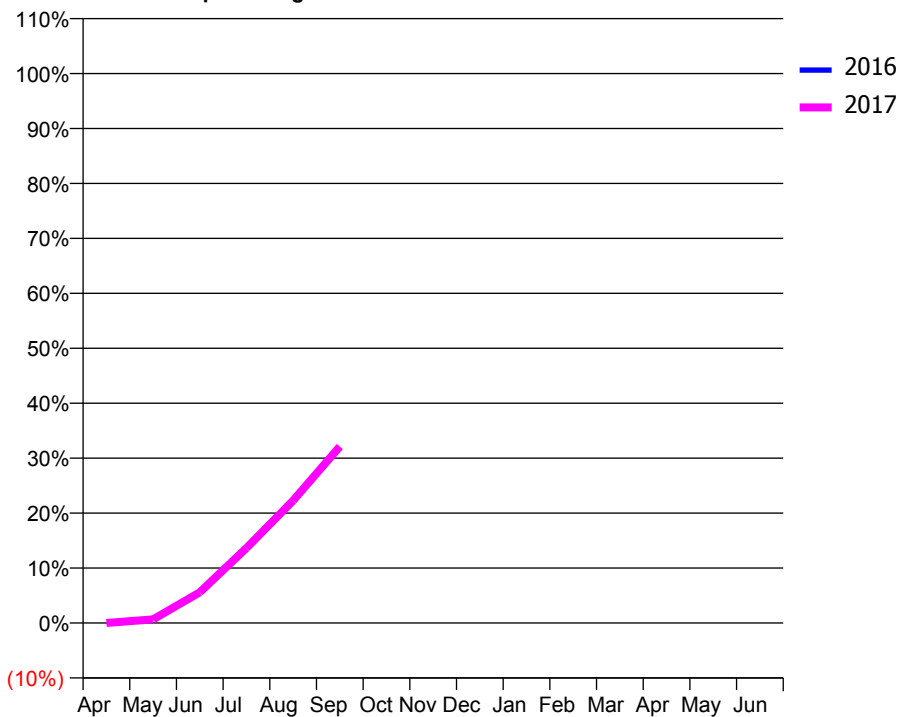
ACCESS*

Patients seen in 24 months	Total	Change since previous quarter
Quarter ending September 2015	0	
Quarter ending December 2015	0	
Quarter ending March 2016	0	
Quarter ending June 2016	62	↑
Quarter ending September 2016	224	↑
Variance since September 2015	N/A	



ACTIVITY

Cumulative percentage of contracted UDA delivered 2016 & 2017



Month	Adjusted Scheduled Activity (UDA)	
	2016	2017
April	0	0
May	0	7
June	0	59
July	0	144
August	0	235
September	0	338
October	0	
November	0	
December	0	
January	0	
February	0	
March	0	
April	0	
May	0	
June	0	

QUALITY

	Quantity	Base Number	Contract	LHB	Wales
% of FP17s for the same patient ID Re-attending within 3 months - Children	3	208	1.4%	9.2%	11.3%
% of FP17s for the same patient ID Re-attending within 3 months - Adults	2	24	8.3%	13.6%	16.6%
% of FP17s for the same patient ID Re-attending between 3 & 9 months - Children	0	208	0.0%	55.1%	58.3%
% of FP17s for the same patient ID Re-attending between 3 & 9 months - Adults	0	24	0.0%	51.1%	54.0%
% of FP17s for Band 1 Urgent Courses	2	232	0.9%	8.6%	9.0%
% of FP17s Relating to Free Repair or Replacements	0	232	0.0%	0.6%	0.7%
% of FP17s Relating to Continuations	1	232	0.4%	1.1%	0.9%
% of Patients satisfied with the dentistry they have received	0	0	N/A	89.6%	90.9%
% of Patients satisfied with the time they had to wait for an appointment	0	0	N/A	88.2%	88.7%

* This is based on patients treated on this contract for their most recent course of treatment. Figures in italics indicate the base number of FP17s or Patient Questionnaire responses are less than 100. N/A is shown where the base number of responses is less than 10 during the period. % is calculated as Quantity/Base number*100

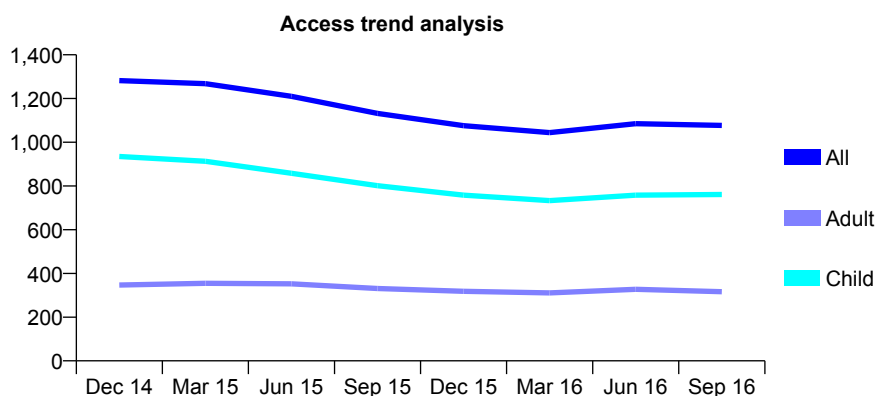
7A2 - Vital Signs At a Glance Contract Report for 105554/0001 - September 2016

Name or company name	H Evans & K Dwyer
Contract type name	GDS Contract
Purpose of contract	General
Contract start date	01/11/2012
Contract end date	

16/17 Contracted general activity (UDA)	2,400
Carry forward general activity (UDA)	110
16/17 Contracted orthodontic activity (UOA)	0
Carry forward orthodontic activity (UOA)	0
Baseline contract value	£52,458.94

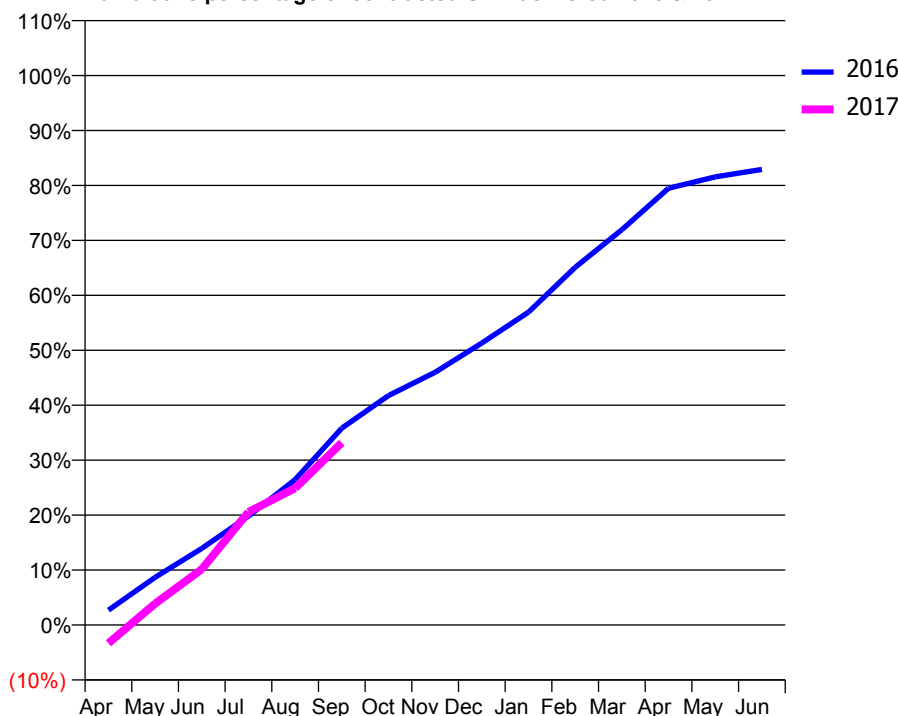
ACCESS*

Patients seen in 24 months	Total	Change since previous quarter
Quarter ending September 2015	1,132	
Quarter ending December 2015	1,076	↓
Quarter ending March 2016	1,044	↓
Quarter ending June 2016	1,085	↑
Quarter ending September 2016	1,077	→
Variance since September 2015	(4.9%)	↓



ACTIVITY

Cumulative percentage of contracted UDA delivered 2016 & 2017



Month	Adjusted Scheduled Activity (UDA)	
	2016	2017
April	65	-80
May	208	94
June	334	244
July	476	494
August	635	598
September	860	796
October	1,002	
November	1,104	
December	1,232	
January	1,366	
February	1,562	
March	1,727	
April	1,908	
May	1,957	
June	1,990	

QUALITY

	Quantity	Base Number	Contract	LHB	Wales
% of FP17s for the same patient ID Re-attending within 3 months - Children	56	580	9.7%	9.2%	11.3%
% of FP17s for the same patient ID Re-attending within 3 months - Adults	8	137	5.8%	13.6%	16.6%
% of FP17s for the same patient ID Re-attending between 3 & 9 months - Children	248	580	42.8%	55.1%	58.3%
% of FP17s for the same patient ID Re-attending between 3 & 9 months - Adults	56	137	40.9%	51.1%	54.0%
% of FP17s for Band 1 Urgent Courses	22	571	3.9%	8.6%	9.0%
% of FP17s Relating to Free Repair or Replacements	0	571	0.0%	0.6%	0.7%
% of FP17s Relating to Continuations	1	571	0.2%	1.1%	0.9%
% of Patients satisfied with the dentistry they have received	4	4	N/A	89.6%	90.9%
% of Patients satisfied with the time they had to wait for an appointment	3	4	N/A	88.2%	88.7%

* This is based on patients treated on this contract for their most recent course of treatment. Figures in italics indicate the base number of FP17s or Patient Questionnaire responses are less than 100. N/A is shown where the base number of responses is less than 10 during the period. % is calculated as Quantity/Base number*100

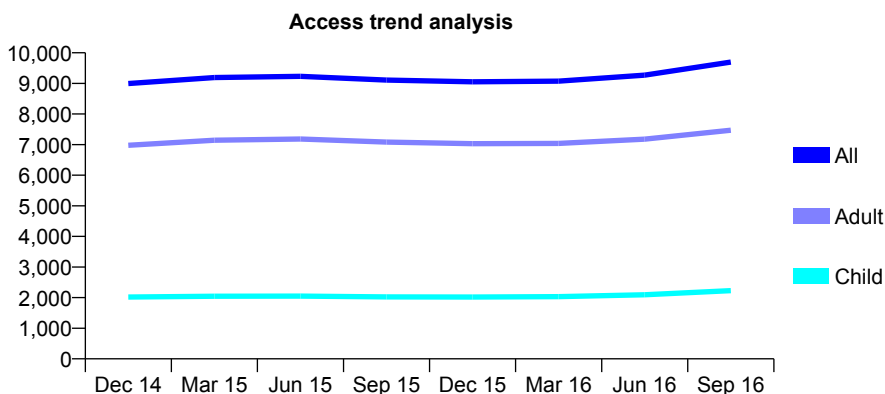
7A2 - Vital Signs At a Glance Contract Report for 106631/0001 - September 2016

Name or company name	Dr N Patel, Dr J Rai and Dr N Kernahan
Contract type name	GDS Contract
Purpose of contract	General
Contract start date	01/04/2006
Contract end date	

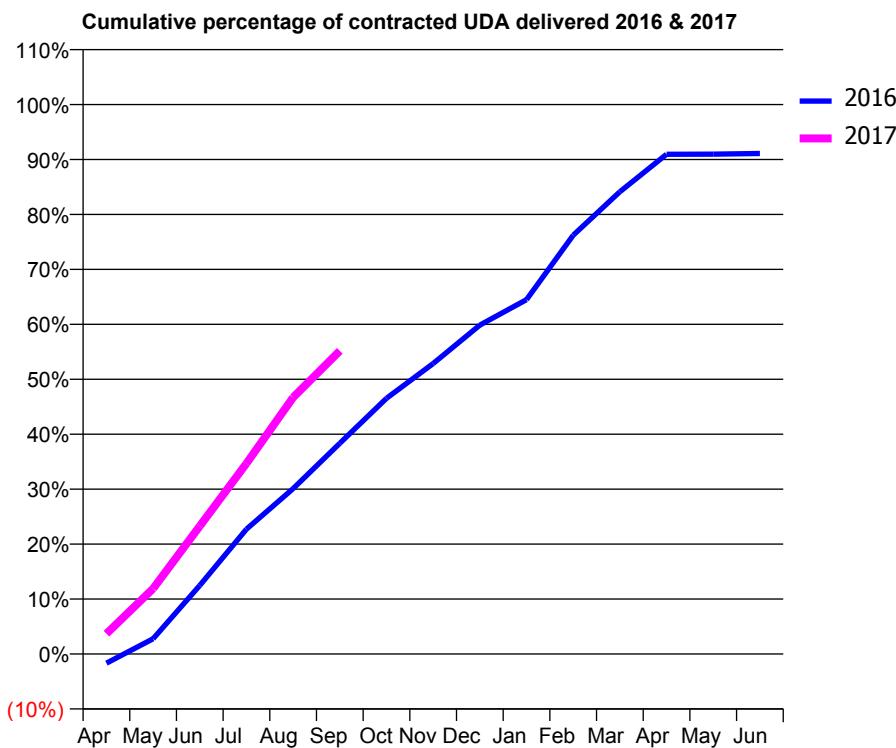
16/17 Contracted general activity (UDA)	26,240
Carry forward general activity (UDA)	0
16/17 Contracted orthodontic activity (UOA)	0
Carry forward orthodontic activity (UOA)	0
Baseline contract value	£681,604.93

ACCESS*

Patients seen in 24 months	Total	Change since previous quarter
Quarter ending September 2015	9,108	
Quarter ending December 2015	9,051	→
Quarter ending March 2016	9,072	→
Quarter ending June 2016	9,271	↑
Quarter ending September 2016	9,697	↑
Variance since September 2015	6.5%	↑



ACTIVITY



Month	Adjusted Scheduled Activity (UDA)	
	2016	2017
April	-476	972
May	781	3,126
June	3,504	6,113
July	6,374	9,104
August	8,445	12,255
September	10,764	14,478
October	13,057	
November	14,837	
December	16,792	
January	18,098	
February	21,384	
March	23,606	
April	25,521	
May	25,527	
June	25,558	

QUALITY

	Quantity	Base Number	Contract	LHB	Wales
% of FP17s for the same patient ID Re-attending within 3 months - Children	124	1,874	6.6%	9.2%	11.3%
% of FP17s for the same patient ID Re-attending within 3 months - Adults	837	6,343	13.2%	13.6%	16.6%
% of FP17s for the same patient ID Re-attending between 3 & 9 months - Children	1,044	1,874	55.7%	55.1%	58.3%
% of FP17s for the same patient ID Re-attending between 3 & 9 months - Adults	3,710	6,343	58.5%	51.1%	54.0%
% of FP17s for Band 1 Urgent Courses	364	7,118	5.1%	8.6%	9.0%
% of FP17s Relating to Free Repair or Replacements	47	7,118	0.7%	0.6%	0.7%
% of FP17s Relating to Continuations	145	7,118	2.0%	1.1%	0.9%
% of Patients satisfied with the dentistry they have received	34	38	89.5%	89.6%	90.9%
% of Patients satisfied with the time they had to wait for an appointment	33	38	86.8%	88.2%	88.7%

* This is based on patients treated on this contract for their most recent course of treatment. Figures in italics indicate the base number of FP17s or Patient Questionnaire responses are less than 100. N/A is shown where the base number of responses is less than 10 during the period. % is calculated as Quantity/Base number*100

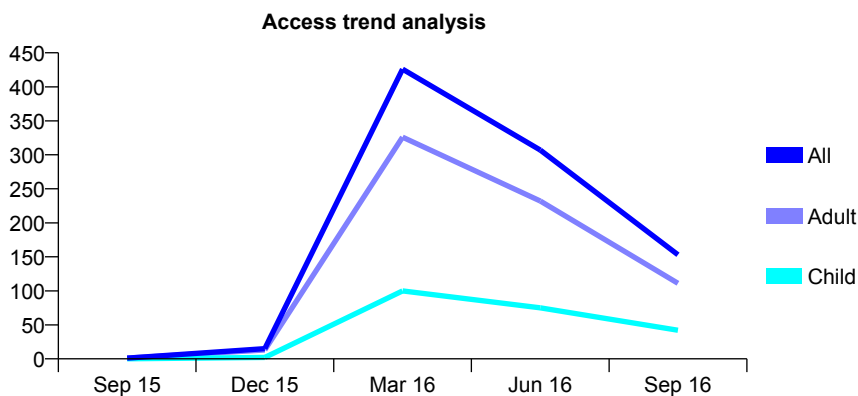
7A2 - Vital Signs At a Glance Contract Report for 106631/0004 - September 2016

Name or company name	Dr N Patel, Dr J Rai and Dr N Kernahan
Contract type name	PDS Contract
Purpose of contract	General
Contract start date	01/04/2015
Contract end date	

16/17 Contracted general activity (UDA)	1,250
Carry forward general activity (UDA)	0
16/17 Contracted orthodontic activity (UOA)	0
Carry forward orthodontic activity (UOA)	0
Baseline contract value	£0.00

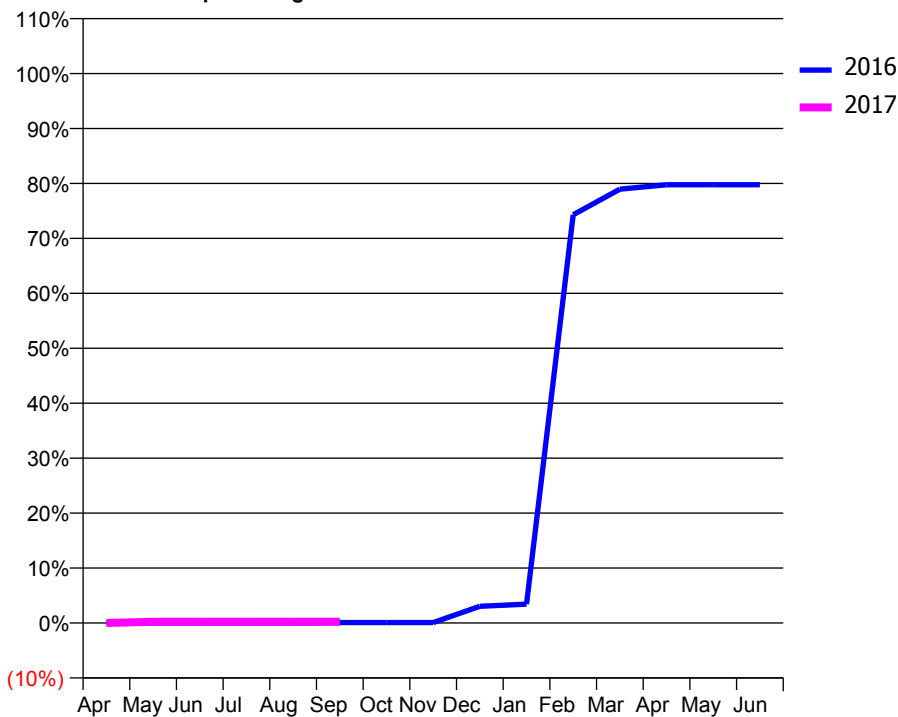
ACCESS*

Patients seen in 24 months	Total	Change since previous quarter
Quarter ending September 2015	1	
Quarter ending December 2015	15	↑
Quarter ending March 2016	426	↑
Quarter ending June 2016	307	↓
Quarter ending September 2016	153	↓
Variance since September 2015	15200.0%	↑



ACTIVITY

Cumulative percentage of contracted UDA delivered 2016 & 2017



Month	Adjusted Scheduled Activity (UDA)	
	2016	2017
April	0	0
May	0	3
June	0	3
July	0	3
August	0	3
September	1	3
October	1	
November	1	
December	38	
January	43	
February	929	
March	987	
April	997	
May	997	
June	997	

QUALITY

	Quantity	Base Number	Contract	LHB	Wales
% of FP17s for the same patient ID Re-attending within 3 months - Children	0	0	N/A	9.2%	11.3%
% of FP17s for the same patient ID Re-attending within 3 months - Adults	0	5	0.0%	13.6%	16.6%
% of FP17s for the same patient ID Re-attending between 3 & 9 months - Children	0	0	N/A	55.1%	58.3%
% of FP17s for the same patient ID Re-attending between 3 & 9 months - Adults	0	5	0.0%	51.1%	54.0%
% of FP17s for Band 1 Urgent Courses	0	1	0.0%	8.6%	9.0%
% of FP17s Relating to Free Repair or Replacements	0	1	0.0%	0.6%	0.7%
% of FP17s Relating to Continuations	0	1	0.0%	1.1%	0.9%
% of Patients satisfied with the dentistry they have received	1	1	N/A	89.6%	90.9%
% of Patients satisfied with the time they had to wait for an appointment	1	1	N/A	88.2%	88.7%

* This is based on patients treated on this contract for their most recent course of treatment. Figures in italics indicate the base number of FP17s or Patient Questionnaire responses are less than 100. N/A is shown where the base number of responses is less than 10 during the period. % is calculated as Quantity/Base number*100

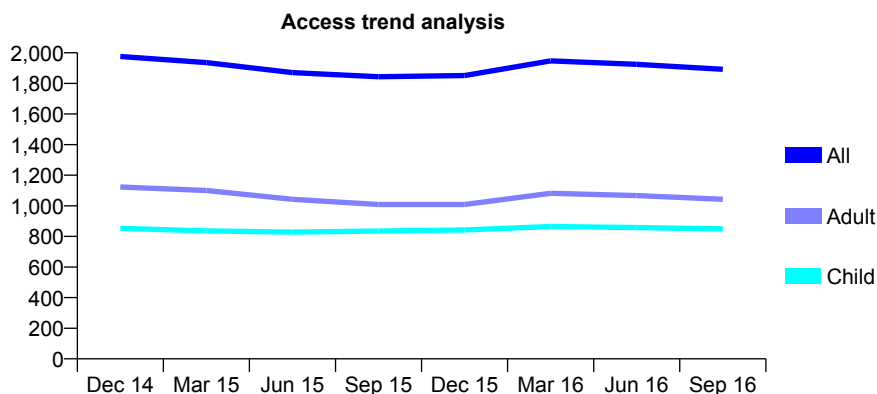
7A2 - Vital Signs At a Glance Contract Report for 106682/0001 - September 2016

Name or company name	Warren Davies Ltd.
Contract type name	GDS Contract
Purpose of contract	General
Contract start date	01/01/2007
Contract end date	

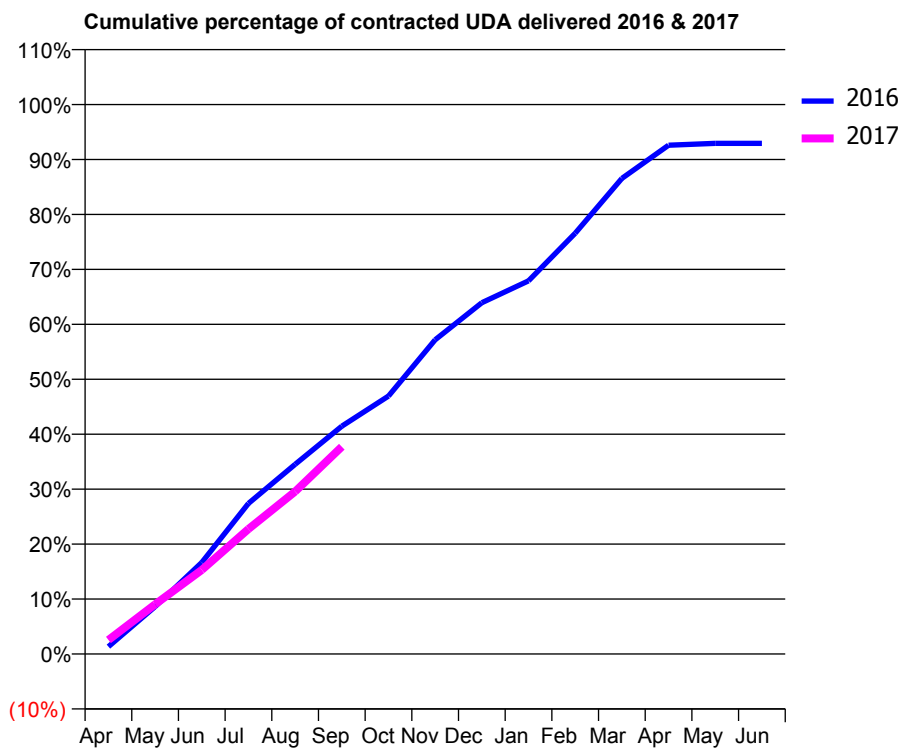
16/17 Contracted general activity (UDA)	9,112
Carry forward general activity (UDA)	0
16/17 Contracted orthodontic activity (UOA)	0
Carry forward orthodontic activity (UOA)	0
Baseline contract value	£236,406.34

ACCESS*

Patients seen in 24 months	Total	Change since previous quarter
Quarter ending September 2015	1,844	
Quarter ending December 2015	1,851	→
Quarter ending March 2016	1,947	↑
Quarter ending June 2016	1,925	↓
Quarter ending September 2016	1,892	↓
Variance since September 2015	2.6%	↑



ACTIVITY



Month	Adjusted Scheduled Activity (UDA)	
	2016	2017
April	122	234
May	785	823
June	1,518	1,394
July	2,499	2,074
August	3,146	2,695
September	3,777	3,438
October	4,278	
November	5,211	
December	5,825	
January	6,189	
February	6,978	
March	7,886	
April	8,437	
May	8,468	
June	8,468	

QUALITY

	Quantity	Base Number	Contract	LHB	Wales
% of FP17s for the same patient ID Re-attending within 3 months - Children	68	758	9.0%	9.2%	11.3%
% of FP17s for the same patient ID Re-attending within 3 months - Adults	260	976	26.6%	13.6%	16.6%
% of FP17s for the same patient ID Re-attending between 3 & 9 months - Children	475	758	62.7%	55.1%	58.3%
% of FP17s for the same patient ID Re-attending between 3 & 9 months - Adults	516	976	52.9%	51.1%	54.0%
% of FP17s for Band 1 Urgent Courses	206	1,482	13.9%	8.6%	9.0%
% of FP17s Relating to Free Repair or Replacements	1	1,482	0.1%	0.6%	0.7%
% of FP17s Relating to Continuations	18	1,482	1.2%	1.1%	0.9%
% of Patients satisfied with the dentistry they have received	11	11	100.0%	89.6%	90.9%
% of Patients satisfied with the time they had to wait for an appointment	11	11	100.0%	88.2%	88.7%

* This is based on patients treated on this contract for their most recent course of treatment. Figures in italics indicate the base number of FP17s or Patient Questionnaire responses are less than 100. N/A is shown where the base number of responses is less than 10 during the period. % is calculated as Quantity/Base number*100

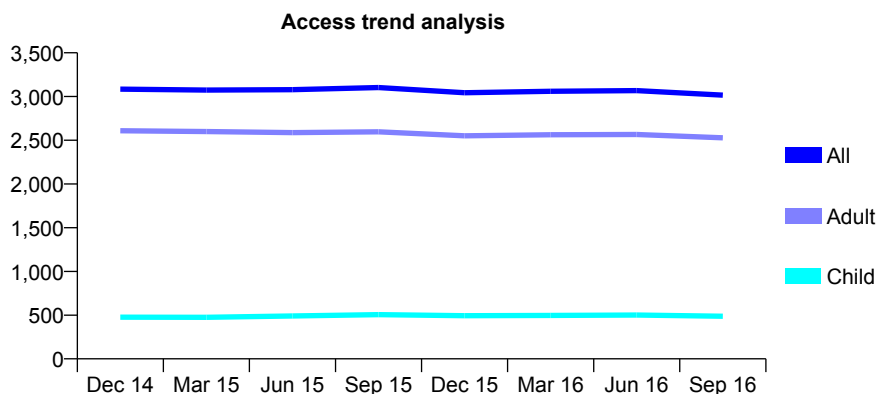
7A2 - Vital Signs At a Glance Contract Report for 106968/0001 - September 2016

Name or company name	Eastgate Dental Surgery Limited
Contract type name	GDS Contract
Purpose of contract	General
Contract start date	01/04/2011
Contract end date	

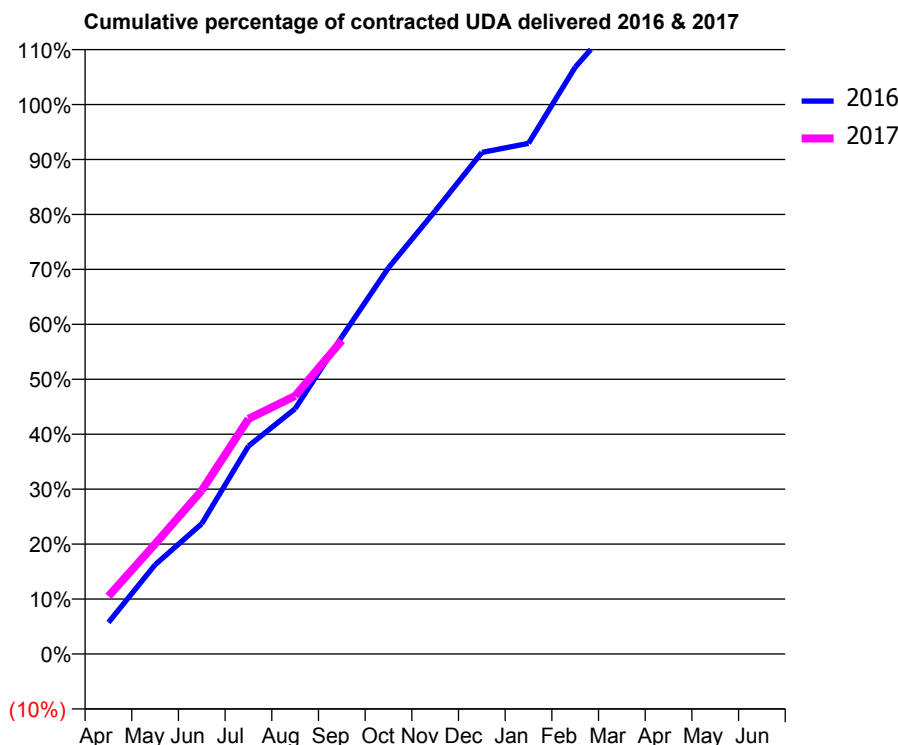
16/17 Contracted general activity (UDA)	7,616
Carry forward general activity (UDA)	-381
16/17 Contracted orthodontic activity (UOA)	0
Carry forward orthodontic activity (UOA)	0
Baseline contract value	£210,431.68

ACCESS*

Patients seen in 24 months	Total	Change since previous quarter
Quarter ending September 2015	3,102	
Quarter ending December 2015	3,044	↓
Quarter ending March 2016	3,060	→
Quarter ending June 2016	3,067	→
Quarter ending September 2016	3,016	↓
Variance since September 2015	(2.8%)	↓



ACTIVITY



Month	Adjusted Scheduled Activity (UDA)	
	2016	2017
April	471	801
May	1,333	1,525
June	1,948	2,267
July	3,109	3,259
August	3,666	3,577
September	4,740	4,346
October	5,772	
November	6,621	
December	7,496	
January	7,632	
February	8,770	
March	9,559	
April	10,011	
May	10,047	
June	10,054	

QUALITY

	Quantity	Base Number	Contract	LHB	Wales
% of FP17s for the same patient ID Re-attending within 3 months - Children	27	332	8.1%	9.2%	11.3%
% of FP17s for the same patient ID Re-attending within 3 months - Adults	220	1,589	13.8%	13.6%	16.6%
% of FP17s for the same patient ID Re-attending between 3 & 9 months - Children	170	332	51.2%	55.1%	58.3%
% of FP17s for the same patient ID Re-attending between 3 & 9 months - Adults	931	1,589	58.6%	51.1%	54.0%
% of FP17s for Band 1 Urgent Courses	121	1,628	7.4%	8.6%	9.0%
% of FP17s Relating to Free Repair or Replacements	1	1,628	0.1%	0.6%	0.7%
% of FP17s Relating to Continuations	3	1,628	0.2%	1.1%	0.9%
% of Patients satisfied with the dentistry they have received	19	22	86.4%	89.6%	90.9%
% of Patients satisfied with the time they had to wait for an appointment	20	22	90.9%	88.2%	88.7%

* This is based on patients treated on this contract for their most recent course of treatment. Figures in italics indicate the base number of FP17s or Patient Questionnaire responses are less than 100. N/A is shown where the base number of responses is less than 10 during the period. % is calculated as Quantity/Base number*100

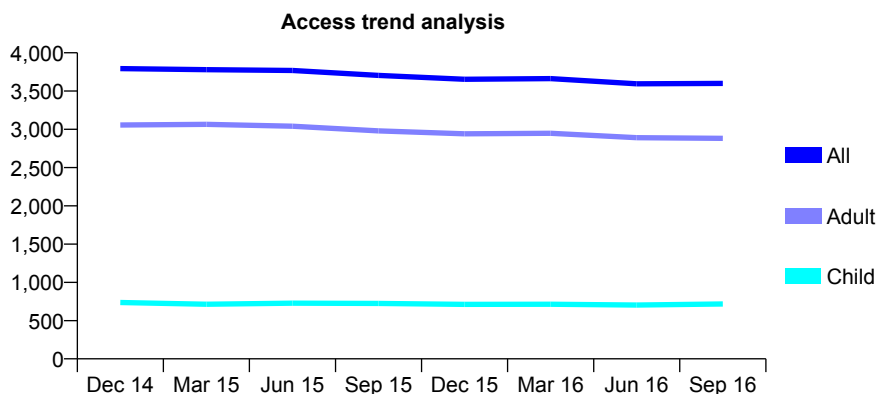
7A2 - Vital Signs At a Glance Contract Report for 112461/0001 - September 2016

Name or company name	Deintyddfa Emlyn
Contract type name	GDS Contract
Purpose of contract	General
Contract start date	21/02/2011
Contract end date	

16/17 Contracted general activity (UDA)	12,000
Carry forward general activity (UDA)	0
16/17 Contracted orthodontic activity (UOA)	0
Carry forward orthodontic activity (UOA)	0
Baseline contract value	£304,696.49

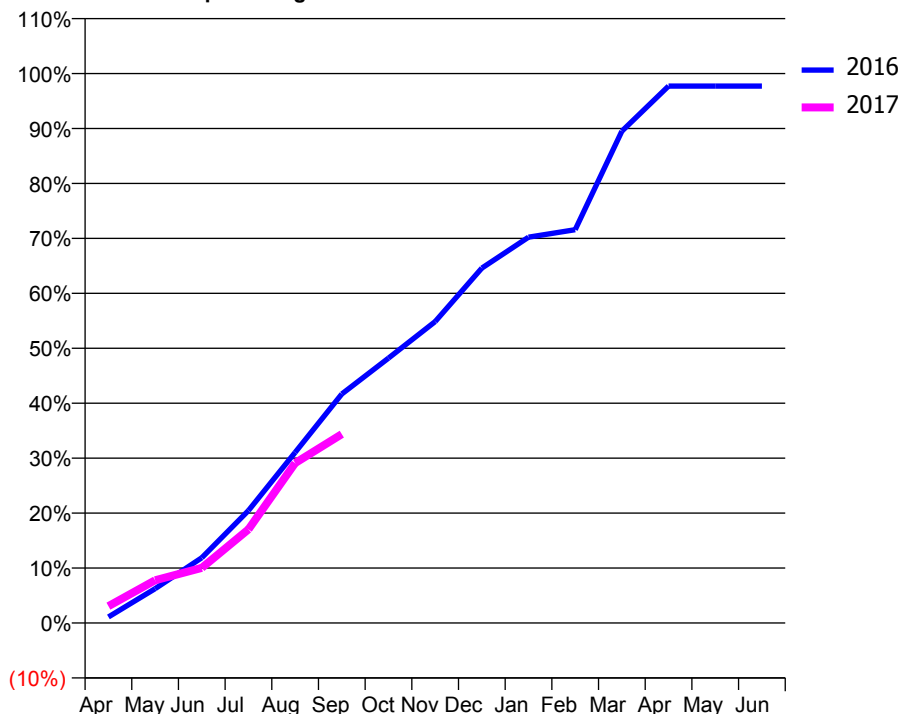
ACCESS*

Patients seen in 24 months	Total	Change since previous quarter
Quarter ending September 2015	3,704	
Quarter ending December 2015	3,654	↓
Quarter ending March 2016	3,662	→
Quarter ending June 2016	3,594	↓
Quarter ending September 2016	3,600	→
Variance since September 2015	(2.8%)	↓



ACTIVITY

Cumulative percentage of contracted UDA delivered 2016 & 2017



Month	Adjusted Scheduled Activity (UDA)	
	2016	2017
April	133	368
May	750	934
June	1,424	1,204
July	2,455	2,046
August	3,725	3,492
September	5,000	4,124
October	5,786	
November	6,582	
December	7,750	
January	8,427	
February	8,589	
March	10,742	
April	11,725	
May	11,727	
June	11,727	

QUALITY

	Quantity	Base Number	Contract	LHB	Wales
% of FP17s for the same patient ID Re-attending within 3 months - Children	27	598	4.5%	9.2%	11.3%
% of FP17s for the same patient ID Re-attending within 3 months - Adults	210	2,269	9.3%	13.6%	16.6%
% of FP17s for the same patient ID Re-attending between 3 & 9 months - Children	383	598	64.0%	55.1%	58.3%
% of FP17s for the same patient ID Re-attending between 3 & 9 months - Adults	1,672	2,269	73.7%	51.1%	54.0%
% of FP17s for Band 1 Urgent Courses	169	2,481	6.8%	8.6%	9.0%
% of FP17s Relating to Free Repair or Replacements	12	2,481	0.5%	0.6%	0.7%
% of FP17s Relating to Continuations	1	2,481	0.0%	1.1%	0.9%
% of Patients satisfied with the dentistry they have received	33	34	97.1%	89.6%	90.9%
% of Patients satisfied with the time they had to wait for an appointment	29	34	85.3%	88.2%	88.7%

* This is based on patients treated on this contract for their most recent course of treatment. Figures in italics indicate the base number of FP17s or Patient Questionnaire responses are less than 100. N/A is shown where the base number of responses is less than 10 during the period. % is calculated as Quantity/Base number*100

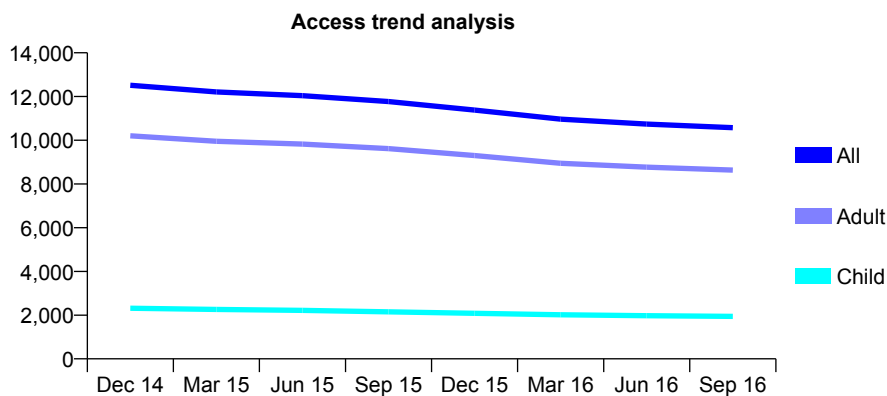
7A2 - Vital Signs At a Glance Contract Report for 112488/0001 - September 2016

Name or company name	Integrated Dental Holdings
Contract type name	GDS Contract
Purpose of contract	General
Contract start date	01/04/2006
Contract end date	

16/17 Contracted general activity (UDA)	37,500
Carry forward general activity (UDA)	1,294
16/17 Contracted orthodontic activity (UOA)	0
Carry forward orthodontic activity (UOA)	0
Baseline contract value	£857,043.97

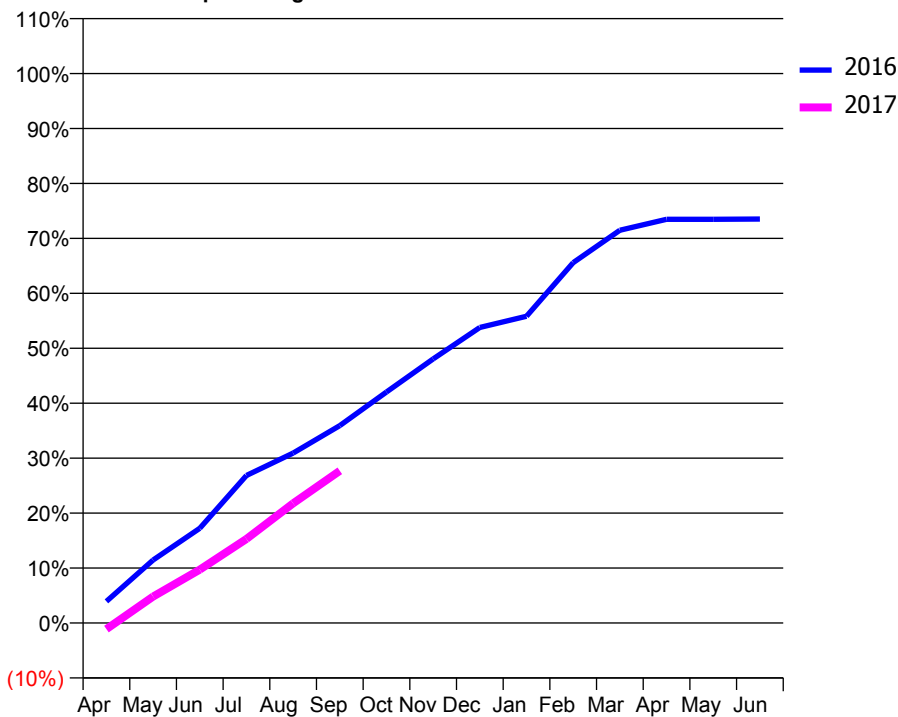
ACCESS*

Patients seen in 24 months	Total	Change since previous quarter
Quarter ending September 2015	11,772	
Quarter ending December 2015	11,383	↓
Quarter ending March 2016	10,963	↓
Quarter ending June 2016	10,740	↓
Quarter ending September 2016	10,575	↓
Variance since September 2015	(10.2%)	↓



ACTIVITY

Cumulative percentage of contracted UDA delivered 2016 & 2017



Month	Adjusted Scheduled Activity (UDA)	
	2016	2017
April	1,480	-424
May	4,299	1,802
June	6,468	3,644
July	10,071	5,739
August	11,598	8,166
September	13,474	10,386
October	15,762	
November	18,019	
December	20,173	
January	20,936	
February	24,595	
March	26,803	
April	27,555	
May	27,553	
June	27,569	

QUALITY

	Quantity	Base Number	Contract	LHB	Wales
% of FP17s for the same patient ID Re-attending within 3 months - Children	21	1,155	1.8%	9.2%	11.3%
% of FP17s for the same patient ID Re-attending within 3 months - Adults	265	4,925	5.4%	13.6%	16.6%
% of FP17s for the same patient ID Re-attending between 3 & 9 months - Children	420	1,155	36.4%	55.1%	58.3%
% of FP17s for the same patient ID Re-attending between 3 & 9 months - Adults	2,258	4,925	45.8%	51.1%	54.0%
% of FP17s for Band 1 Urgent Courses	125	5,704	2.2%	8.6%	9.0%
% of FP17s Relating to Free Repair or Replacements	11	5,704	0.2%	0.6%	0.7%
% of FP17s Relating to Continuations	39	5,704	0.7%	1.1%	0.9%
% of Patients satisfied with the dentistry they have received	39	43	90.7%	89.6%	90.9%
% of Patients satisfied with the time they had to wait for an appointment	33	43	76.7%	88.2%	88.7%

* This is based on patients treated on this contract for their most recent course of treatment. Figures in italics indicate the base number of FP17s or Patient Questionnaire responses are less than 100. N/A is shown where the base number of responses is less than 10 during the period. % is calculated as Quantity/Base number*100

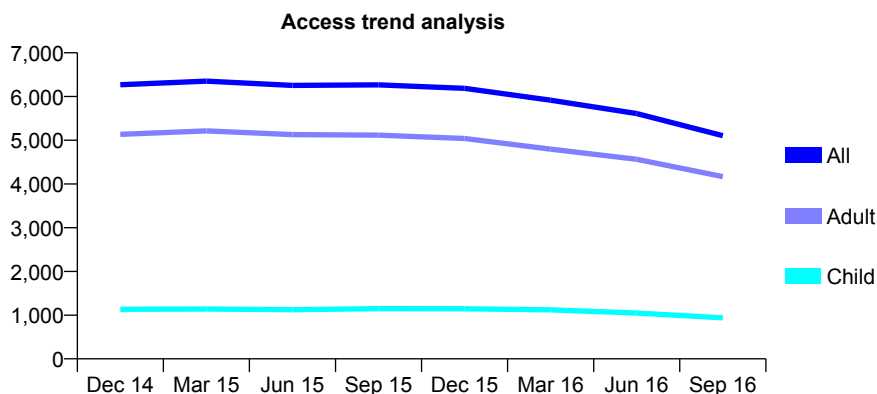
7A2 - Vital Signs At a Glance Contract Report for 116300/0001 - September 2016

Name or company name	Whitecross Dental Care Ltd
Contract type name	GDS Contract
Purpose of contract	General
Contract start date	01/11/2006
Contract end date	

16/17 Contracted general activity (UDA)	15,000
Carry forward general activity (UDA)	0
16/17 Contracted orthodontic activity (UOA)	0
Carry forward orthodontic activity (UOA)	0
Baseline contract value	£350,048.09

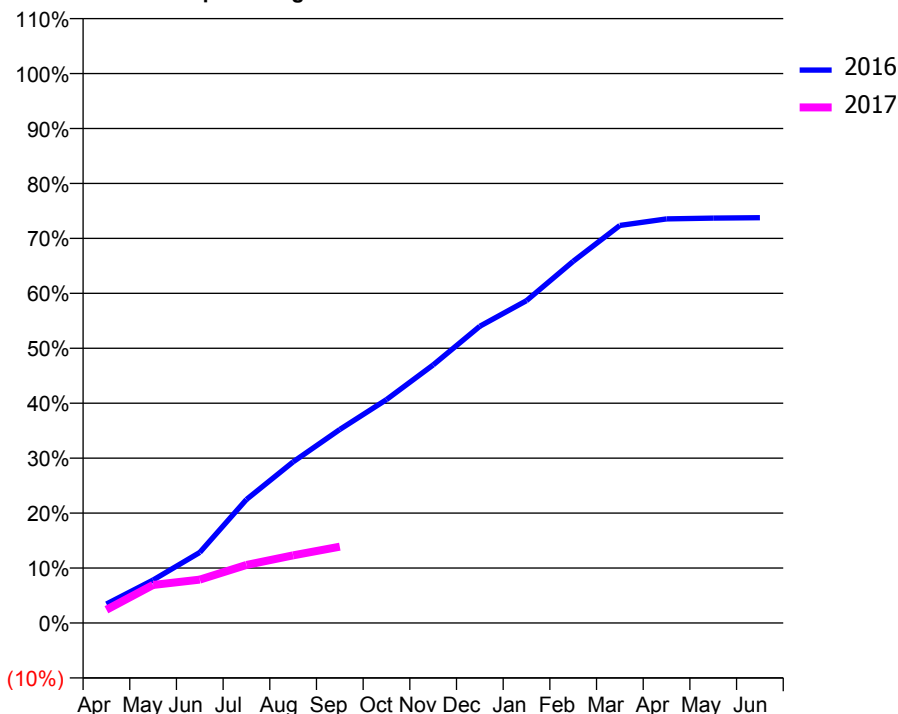
ACCESS*

Patients seen in 24 months	Total	Change since previous quarter
Quarter ending September 2015	6,265	
Quarter ending December 2015	6,186	↓
Quarter ending March 2016	5,916	↓
Quarter ending June 2016	5,610	↓
Quarter ending September 2016	5,104	↓
Variance since September 2015	(18.5%)	↓



ACTIVITY

Cumulative percentage of contracted UDA delivered 2016 & 2017



Month	Adjusted Scheduled Activity (UDA)	
	2016	2017
April	520	363
May	1,172	1,039
June	1,928	1,184
July	3,372	1,584
August	4,401	1,846
September	5,282	2,084
October	6,099	
November	7,044	
December	8,100	
January	8,801	
February	9,873	
March	10,851	
April	11,031	
May	11,055	
June	11,064	

QUALITY

	Quantity	Base Number	Contract	LHB	Wales
% of FP17s for the same patient ID Re-attending within 3 months - Children	19	175	10.9%	9.2%	11.3%
% of FP17s for the same patient ID Re-attending within 3 months - Adults	138	851	16.2%	13.6%	16.6%
% of FP17s for the same patient ID Re-attending between 3 & 9 months - Children	38	175	21.7%	55.1%	58.3%
% of FP17s for the same patient ID Re-attending between 3 & 9 months - Adults	239	851	28.1%	51.1%	54.0%
% of FP17s for Band 1 Urgent Courses	53	934	5.7%	8.6%	9.0%
% of FP17s Relating to Free Repair or Replacements	13	934	1.4%	0.6%	0.7%
% of FP17s Relating to Continuations	19	934	2.0%	1.1%	0.9%
% of Patients satisfied with the dentistry they have received	5	6	N/A	89.6%	90.9%
% of Patients satisfied with the time they had to wait for an appointment	5	6	N/A	88.2%	88.7%

* This is based on patients treated on this contract for their most recent course of treatment. Figures in italics indicate the base number of FP17s or Patient Questionnaire responses are less than 100. N/A is shown where the base number of responses is less than 10 during the period. % is calculated as Quantity/Base number*100

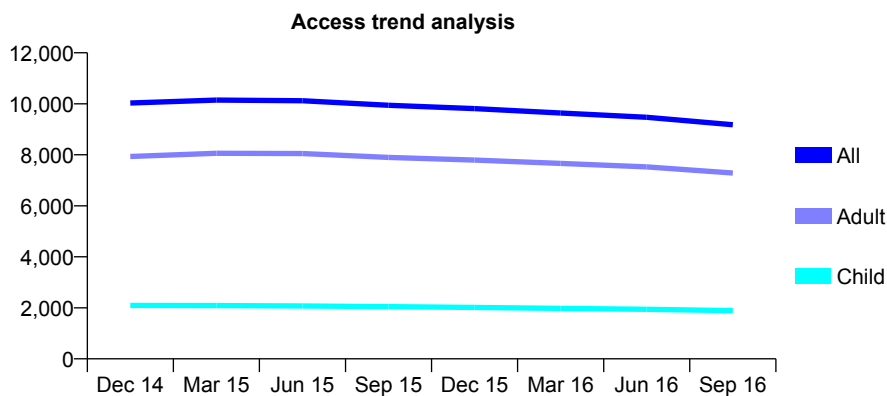
7A2 - Vital Signs At a Glance Contract Report for 116300/0002 - September 2016

Name or company name	Whitecross Dental Care Ltd
Contract type name	GDS Contract
Purpose of contract	General
Contract start date	21/11/2007
Contract end date	

16/17 Contracted general activity (UDA)	30,004
Carry forward general activity (UDA)	0
16/17 Contracted orthodontic activity (UOA)	0
Carry forward orthodontic activity (UOA)	0
Baseline contract value	£646,276.46

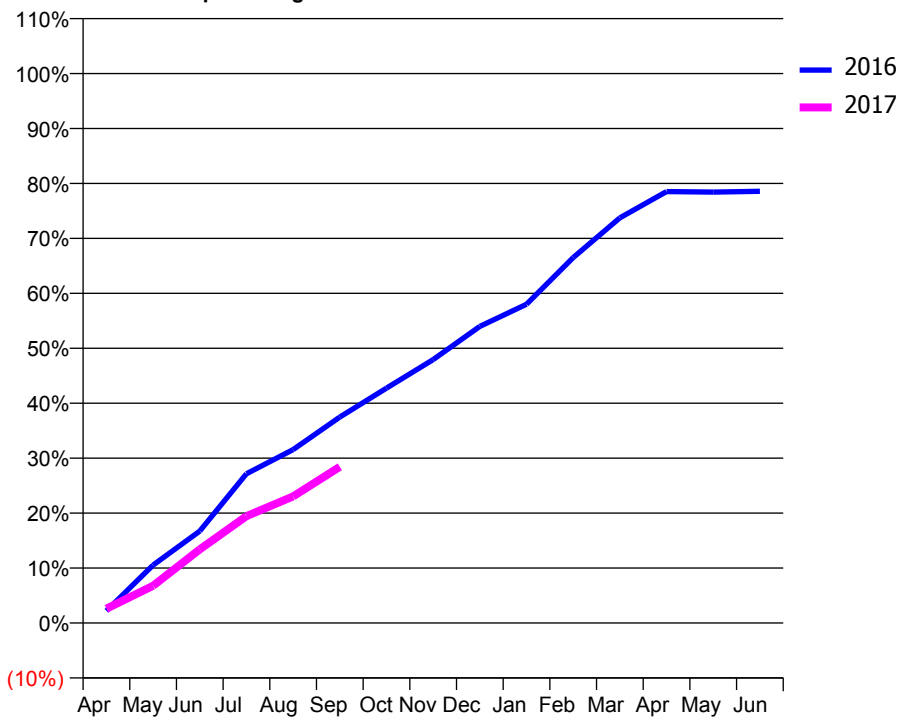
ACCESS*

Patients seen in 24 months	Total	Change since previous quarter
Quarter ending September 2015	9,944	
Quarter ending December 2015	9,810	↓
Quarter ending March 2016	9,640	↓
Quarter ending June 2016	9,473	↓
Quarter ending September 2016	9,178	↓
Variance since September 2015	(7.7%)	↓



ACTIVITY

Cumulative percentage of contracted UDA delivered 2016 & 2017



Month	Adjusted Scheduled Activity (UDA)	
	2016	2017
April	669	780
May	3,165	2,035
June	5,022	4,023
July	8,152	5,837
August	9,466	6,912
September	11,244	8,531
October	12,829	
November	14,381	
December	16,194	
January	17,404	
February	19,956	
March	22,123	
April	23,556	
May	23,528	
June	23,571	

QUALITY

	Quantity	Base Number	Contract	LHB	Wales
% of FP17s for the same patient ID Re-attending within 3 months - Children	31	916	3.4%	9.2%	11.3%
% of FP17s for the same patient ID Re-attending within 3 months - Adults	304	3,457	8.8%	13.6%	16.6%
% of FP17s for the same patient ID Re-attending between 3 & 9 months - Children	267	916	29.1%	55.1%	58.3%
% of FP17s for the same patient ID Re-attending between 3 & 9 months - Adults	1,248	3,457	36.1%	51.1%	54.0%
% of FP17s for Band 1 Urgent Courses	78	3,634	2.1%	8.6%	9.0%
% of FP17s Relating to Free Repair or Replacements	53	3,634	1.5%	0.6%	0.7%
% of FP17s Relating to Continuations	64	3,634	1.8%	1.1%	0.9%
% of Patients satisfied with the dentistry they have received	42	46	91.3%	89.6%	90.9%
% of Patients satisfied with the time they had to wait for an appointment	40	46	87.0%	88.2%	88.7%

* This is based on patients treated on this contract for their most recent course of treatment. Figures in italics indicate the base number of FP17s or Patient Questionnaire responses are less than 100. N/A is shown where the base number of responses is less than 10 during the period. % is calculated as Quantity/Base number*100

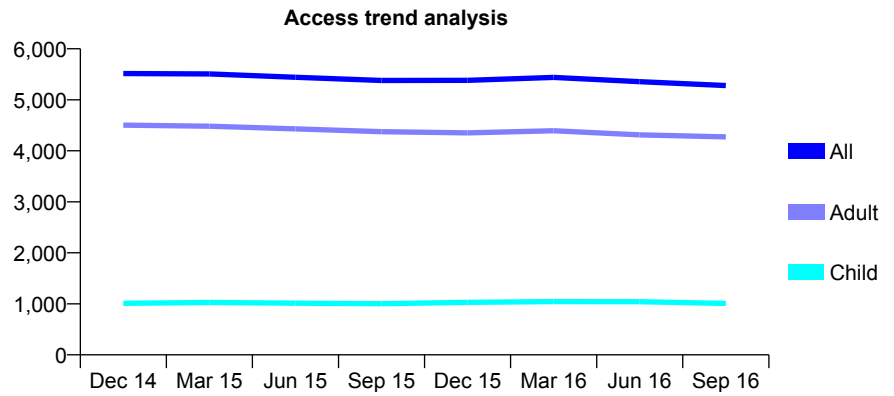
7A2 - Vital Signs At a Glance Contract Report for 116300/0003 - September 2016

Name or company name	Whitecross Dental Care Ltd
Contract type name	GDS Contract
Purpose of contract	General
Contract start date	01/03/2008
Contract end date	

16/17 Contracted general activity (UDA)	15,957
Carry forward general activity (UDA)	130
16/17 Contracted orthodontic activity (UOA)	0
Carry forward orthodontic activity (UOA)	0
Baseline contract value	£484,261.14

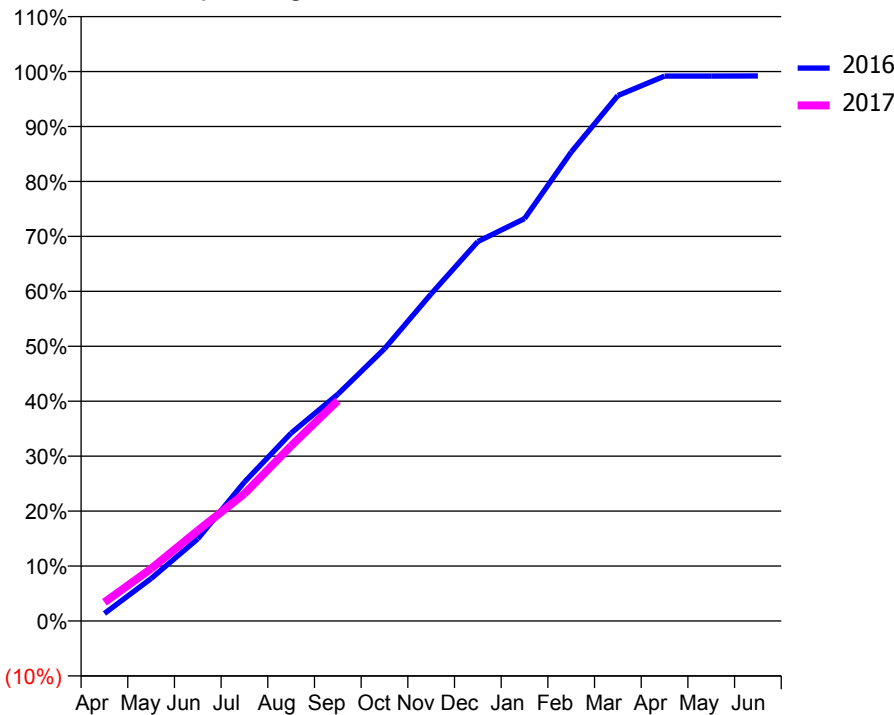
ACCESS*

Patients seen in 24 months	Total	Change since previous quarter
Quarter ending September 2015	5,378	
Quarter ending December 2015	5,381	→
Quarter ending March 2016	5,438	→
Quarter ending June 2016	5,356	↓
Quarter ending September 2016	5,280	↓
Variance since September 2015	(1.8%)	↓



ACTIVITY

Cumulative percentage of contracted UDA delivered 2016 & 2017



Month	Adjusted Scheduled Activity (UDA)	
	2016	2017
April	220	545
May	1,235	1,522
June	2,388	2,629
July	4,037	3,697
August	5,457	5,087
September	6,584	6,400
October	7,905	
November	9,501	
December	11,020	
January	11,686	
February	13,617	
March	15,259	
April	15,824	
May	15,824	
June	15,827	

QUALITY

	Quantity	Base Number	Contract	LHB	Wales
% of FP17s for the same patient ID Re-attending within 3 months - Children	13	481	2.7%	9.2%	11.3%
% of FP17s for the same patient ID Re-attending within 3 months - Adults	187	2,029	9.2%	13.6%	16.6%
% of FP17s for the same patient ID Re-attending between 3 & 9 months - Children	197	481	41.0%	55.1%	58.3%
% of FP17s for the same patient ID Re-attending between 3 & 9 months - Adults	730	2,029	36.0%	51.1%	54.0%
% of FP17s for Band 1 Urgent Courses	27	2,328	1.2%	8.6%	9.0%
% of FP17s Relating to Free Repair or Replacements	10	2,328	0.4%	0.6%	0.7%
% of FP17s Relating to Continuations	47	2,328	2.0%	1.1%	0.9%
% of Patients satisfied with the dentistry they have received	23	26	88.5%	89.6%	90.9%
% of Patients satisfied with the time they had to wait for an appointment	21	26	80.8%	88.2%	88.7%

* This is based on patients treated on this contract for their most recent course of treatment. Figures in italics indicate the base number of FP17s or Patient Questionnaire responses are less than 100. N/A is shown where the base number of responses is less than 10 during the period. % is calculated as Quantity/Base number*100

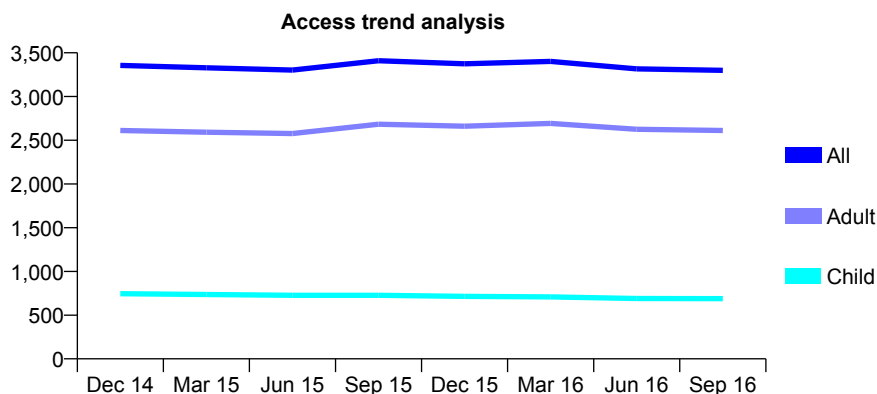
7A2 - Vital Signs At a Glance Contract Report for 117226/0001 - September 2016

Name or company name	Coastrock Ltd & Blackrock Ltd
Contract type name	GDS Contract
Purpose of contract	General
Contract start date	01/10/2012
Contract end date	

16/17 Contracted general activity (UDA)	8,223
Carry forward general activity (UDA)	-374
16/17 Contracted orthodontic activity (UOA)	0
Carry forward orthodontic activity (UOA)	0
Baseline contract value	£237,627.55

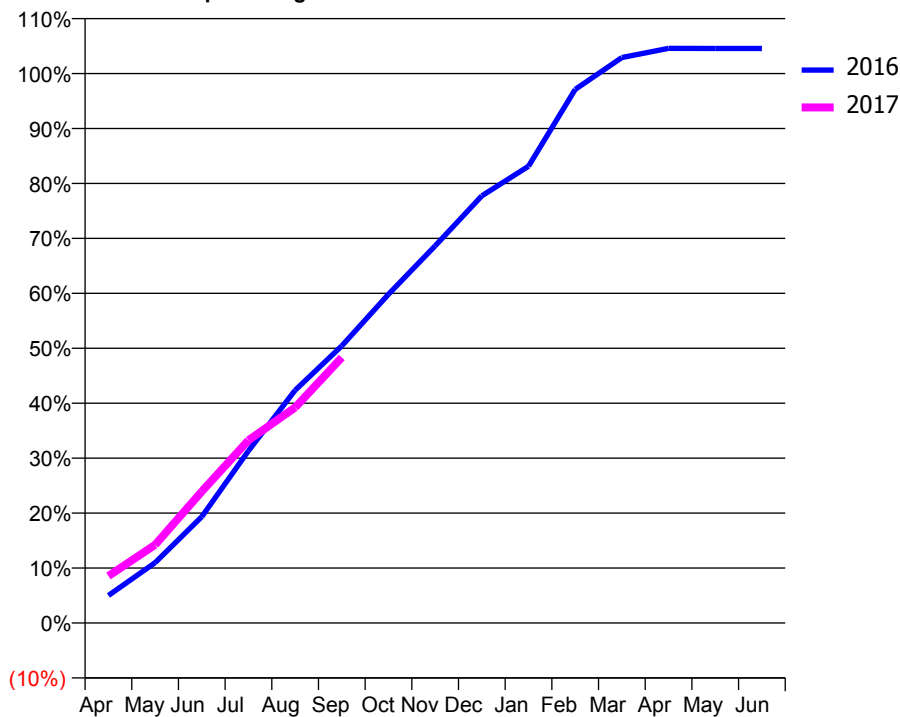
ACCESS*

Patients seen in 24 months	Total	Change since previous quarter
Quarter ending September 2015	3,410	
Quarter ending December 2015	3,374	↓
Quarter ending March 2016	3,401	→
Quarter ending June 2016	3,316	↓
Quarter ending September 2016	3,300	→
Variance since September 2015	(3.2%)	↓



ACTIVITY

Cumulative percentage of contracted UDA delivered 2016 & 2017



Month	Adjusted Scheduled Activity (UDA)	
	2016	2017
April	411	703
May	903	1,171
June	1,592	1,968
July	2,577	2,734
August	3,482	3,226
September	4,147	3,973
October	4,920	
November	5,644	
December	6,392	
January	6,836	
February	7,986	
March	8,461	
April	8,600	
May	8,597	
June	8,597	

QUALITY

	Quantity	Base Number	Contract	LHB	Wales
% of FP17s for the same patient ID Re-attending within 3 months - Children	13	354	3.7%	9.2%	11.3%
% of FP17s for the same patient ID Re-attending within 3 months - Adults	140	1,533	9.1%	13.6%	16.6%
% of FP17s for the same patient ID Re-attending between 3 & 9 months - Children	193	354	54.5%	55.1%	58.3%
% of FP17s for the same patient ID Re-attending between 3 & 9 months - Adults	874	1,533	57.0%	51.1%	54.0%
% of FP17s for Band 1 Urgent Courses	331	1,831	18.1%	8.6%	9.0%
% of FP17s Relating to Free Repair or Replacements	0	1,831	0.0%	0.6%	0.7%
% of FP17s Relating to Continuations	2	1,831	0.1%	1.1%	0.9%
% of Patients satisfied with the dentistry they have received	15	18	83.3%	89.6%	90.9%
% of Patients satisfied with the time they had to wait for an appointment	15	18	83.3%	88.2%	88.7%

* This is based on patients treated on this contract for their most recent course of treatment. Figures in italics indicate the base number of FP17s or Patient Questionnaire responses are less than 100. N/A is shown where the base number of responses is less than 10 during the period. % is calculated as Quantity/Base number*100

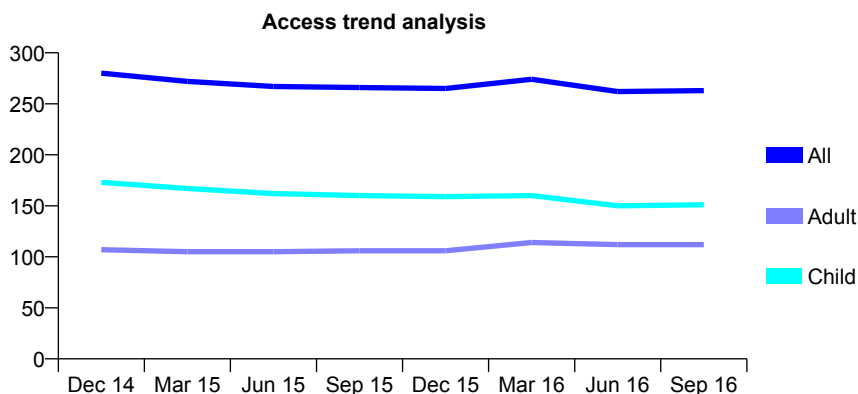
7A2 - Vital Signs At a Glance Contract Report for 119172/0001 - September 2016

Name or company name	D M SNAPE BDS
Contract type name	GDS Contract
Purpose of contract	General
Contract start date	01/03/2007
Contract end date	

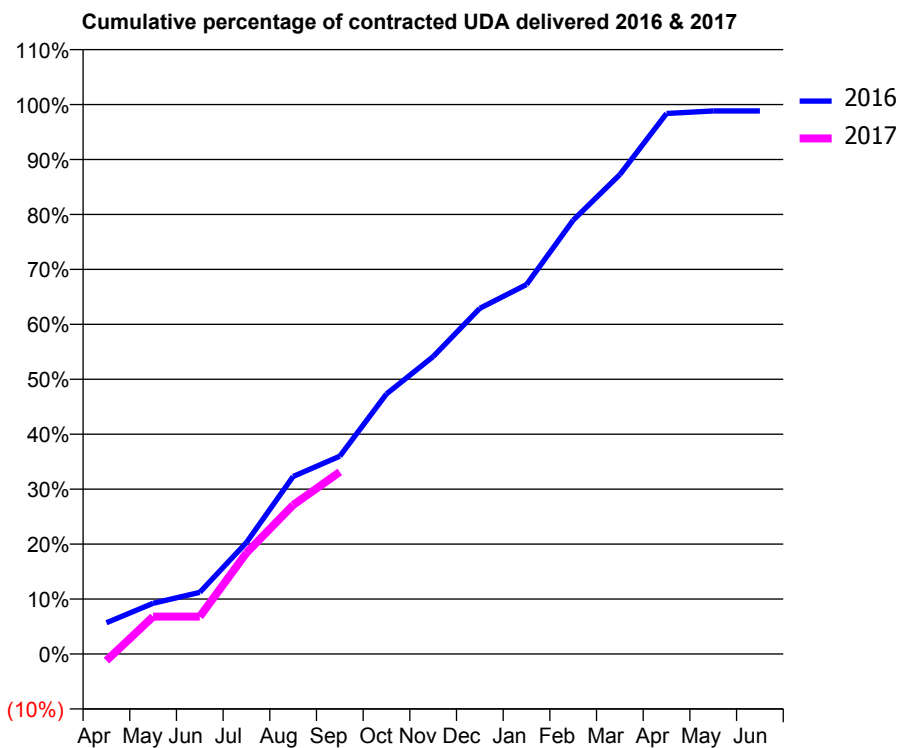
16/17 Contracted general activity (UDA)	650
Carry forward general activity (UDA)	8
16/17 Contracted orthodontic activity (UOA)	0
Carry forward orthodontic activity (UOA)	0
Baseline contract value	£17,901.67

ACCESS*

Patients seen in 24 months	Total	Change since previous quarter
Quarter ending September 2015	266	
Quarter ending December 2015	265	→
Quarter ending March 2016	274	↑
Quarter ending June 2016	262	↓
Quarter ending September 2016	263	→
Variance since September 2015	(1.1%)	↓



ACTIVITY



Month	Adjusted Scheduled Activity (UDA)	
	2016	2017
April	37	-8
May	60	44
June	73	44
July	132	120
August	210	176
September	234	215
October	308	
November	352	
December	409	
January	437	
February	513	
March	567	
April	639	
May	642	
June	642	

QUALITY

	Quantity	Base Number	Contract	LHB	Wales
% of FP17s for the same patient ID Re-attending within 3 months - Children	13	124	10.5%	9.2%	11.3%
% of FP17s for the same patient ID Re-attending within 3 months - Adults	4	62	6.5%	13.6%	16.6%
% of FP17s for the same patient ID Re-attending between 3 & 9 months - Children	72	124	58.1%	55.1%	58.3%
% of FP17s for the same patient ID Re-attending between 3 & 9 months - Adults	33	62	53.2%	51.1%	54.0%
% of FP17s for Band 1 Urgent Courses	7	158	4.4%	8.6%	9.0%
% of FP17s Relating to Free Repair or Replacements	0	158	0.0%	0.6%	0.7%
% of FP17s Relating to Continuations	0	158	0.0%	1.1%	0.9%
% of Patients satisfied with the dentistry they have received	2	2	N/A	89.6%	90.9%
% of Patients satisfied with the time they had to wait for an appointment	2	2	N/A	88.2%	88.7%

* This is based on patients treated on this contract for their most recent course of treatment. Figures in italics indicate the base number of FP17s or Patient Questionnaire responses are less than 100. N/A is shown where the base number of responses is less than 10 during the period. % is calculated as Quantity/Base number*100

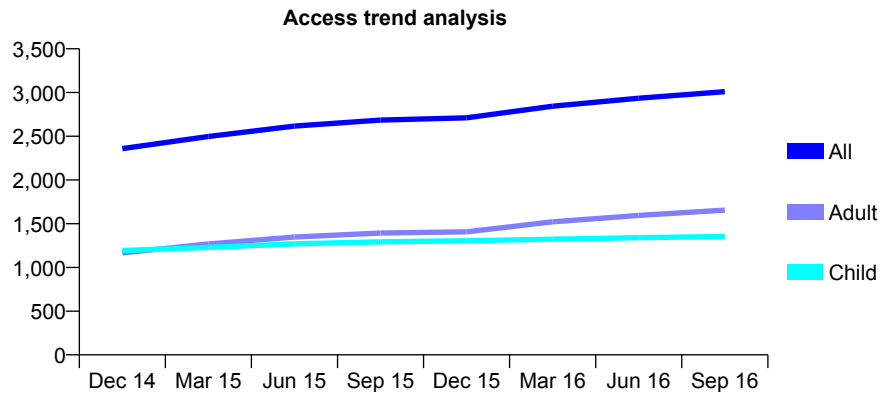
7A2 - Vital Signs At a Glance Contract Report for 123919/0001 - September 2016

Name or company name	Avenue Villa Dental Surgery
Contract type name	GDS Contract
Purpose of contract	General
Contract start date	01/12/2013
Contract end date	

16/17 Contracted general activity (UDA)	9,000
Carry forward general activity (UDA)	-41
16/17 Contracted orthodontic activity (UOA)	0
Carry forward orthodontic activity (UOA)	0
Baseline contract value	£262,266.14

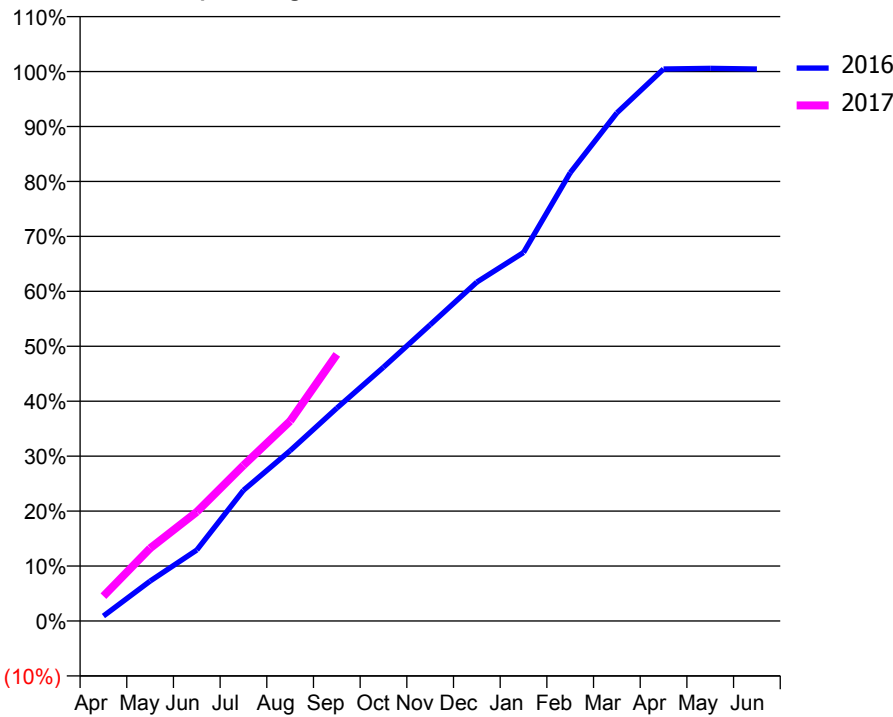
ACCESS*

Patients seen in 24 months	Total	Change since previous quarter
Quarter ending September 2015	2,685	
Quarter ending December 2015	2,711	→
Quarter ending March 2016	2,844	↑
Quarter ending June 2016	2,935	↑
Quarter ending September 2016	3,010	↑
Variance since September 2015	12.1%	↑



ACTIVITY

Cumulative percentage of contracted UDA delivered 2016 & 2017



Month	Adjusted Scheduled Activity (UDA)	
	2016	2017
April	83	407
May	655	1,191
June	1,164	1,788
July	2,142	2,550
August	2,789	3,274
September	3,486	4,367
October	4,158	
November	4,851	
December	5,551	
January	6,035	
February	7,341	
March	8,323	
April	9,040	
May	9,051	
June	9,041	

QUALITY

	Quantity	Base Number	Contract	LHB	Wales
% of FP17s for the same patient ID Re-attending within 3 months - Children	47	989	4.8%	9.2%	11.3%
% of FP17s for the same patient ID Re-attending within 3 months - Adults	151	1,153	13.1%	13.6%	16.6%
% of FP17s for the same patient ID Re-attending between 3 & 9 months - Children	626	989	63.3%	55.1%	58.3%
% of FP17s for the same patient ID Re-attending between 3 & 9 months - Adults	497	1,153	43.1%	51.1%	54.0%
% of FP17s for Band 1 Urgent Courses	132	1,903	6.9%	8.6%	9.0%
% of FP17s Relating to Free Repair or Replacements	5	1,903	0.3%	0.6%	0.7%
% of FP17s Relating to Continuations	1	1,903	0.1%	1.1%	0.9%
% of Patients satisfied with the dentistry they have received	15	18	83.3%	89.6%	90.9%
% of Patients satisfied with the time they had to wait for an appointment	14	18	77.8%	88.2%	88.7%

* This is based on patients treated on this contract for their most recent course of treatment. Figures in italics indicate the base number of FP17s or Patient Questionnaire responses are less than 100. N/A is shown where the base number of responses is less than 10 during the period. % is calculated as Quantity/Base number*100

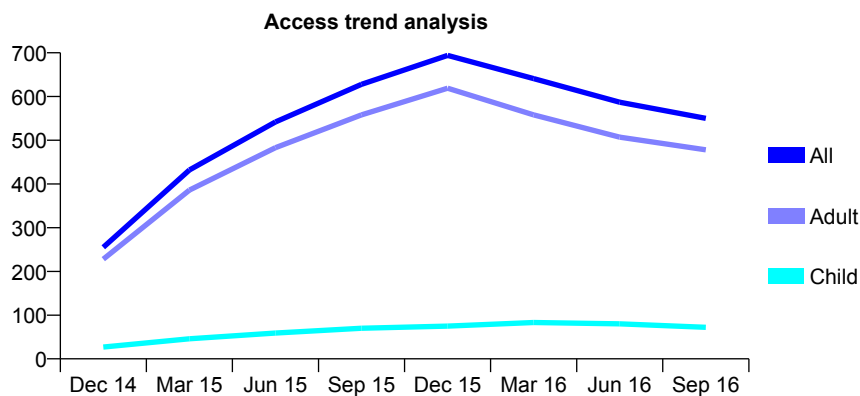
7A2 - Vital Signs At a Glance Contract Report for 123919/0002 - September 2016

Name or company name	Avenue Villa Dental Surgery
Contract type name	GDS Contract
Purpose of contract	General
Contract start date	01/12/2013
Contract end date	

16/17 Contracted general activity (UDA)	2,463
Carry forward general activity (UDA)	0
16/17 Contracted orthodontic activity (UOA)	0
Carry forward orthodontic activity (UOA)	0
Baseline contract value	£71,773.49

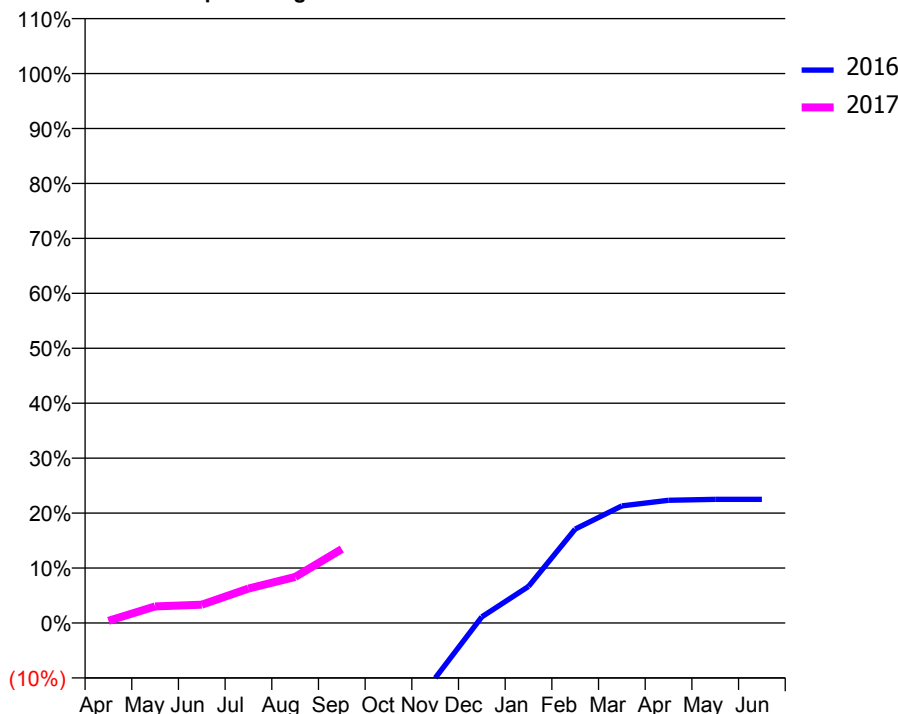
ACCESS*

Patients seen in 24 months	Total	Change since previous quarter
Quarter ending September 2015	628	
Quarter ending December 2015	694	↑
Quarter ending March 2016	641	↓
Quarter ending June 2016	587	↓
Quarter ending September 2016	550	↓
Variance since September 2015	(12.4%)	↓



ACTIVITY

Cumulative percentage of contracted UDA delivered 2016 & 2017



Month	Adjusted Scheduled Activity (UDA)	
	2016	2017
April	-1,314	10
May	-1,196	74
June	-1,050	82
July	-757	154
August	-667	206
September	-578	332
October	-405	
November	-248	
December	28	
January	164	
February	421	
March	525	
April	550	
May	554	
June	554	

QUALITY

	Quantity	Base Number	Contract	LHB	Wales
% of FP17s for the same patient ID Re-attending within 3 months - Children	1	14	7.1%	9.2%	11.3%
% of FP17s for the same patient ID Re-attending within 3 months - Adults	0	85	0.0%	13.6%	16.6%
% of FP17s for the same patient ID Re-attending between 3 & 9 months - Children	0	14	0.0%	55.1%	58.3%
% of FP17s for the same patient ID Re-attending between 3 & 9 months - Adults	5	85	5.9%	51.1%	54.0%
% of FP17s for Band 1 Urgent Courses	3	89	3.4%	8.6%	9.0%
% of FP17s Relating to Free Repair or Replacements	0	89	0.0%	0.6%	0.7%
% of FP17s Relating to Continuations	0	89	0.0%	1.1%	0.9%
% of Patients satisfied with the dentistry they have received	4	4	N/A	89.6%	90.9%
% of Patients satisfied with the time they had to wait for an appointment	2	4	N/A	88.2%	88.7%

* This is based on patients treated on this contract for their most recent course of treatment. Figures in italics indicate the base number of FP17s or Patient Questionnaire responses are less than 100. N/A is shown where the base number of responses is less than 10 during the period. % is calculated as Quantity/Base number*100

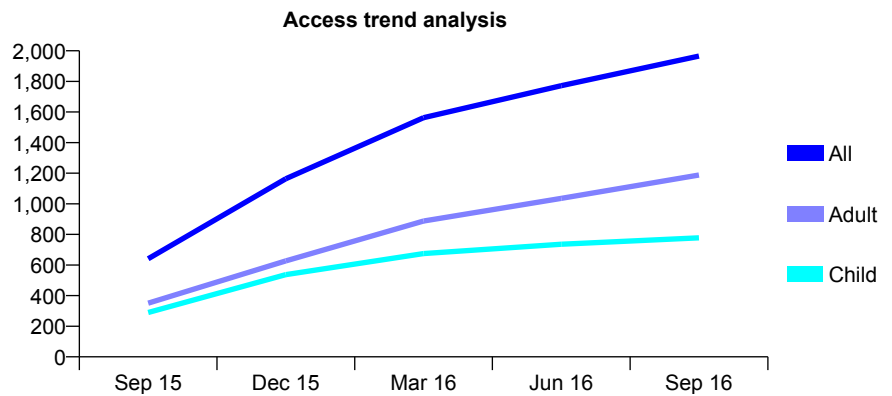
7A2 - Vital Signs At a Glance Contract Report for 134007/0001 - September 2016

Name or company name	Cross Hands Dental Care Ltd
Contract type name	GDS Contract
Purpose of contract	General
Contract start date	01/07/2015
Contract end date	

16/17 Contracted general activity (UDA)	5,000
Carry forward general activity (UDA)	0
16/17 Contracted orthodontic activity (UOA)	0
Carry forward orthodontic activity (UOA)	0
Baseline contract value	£125,101.38

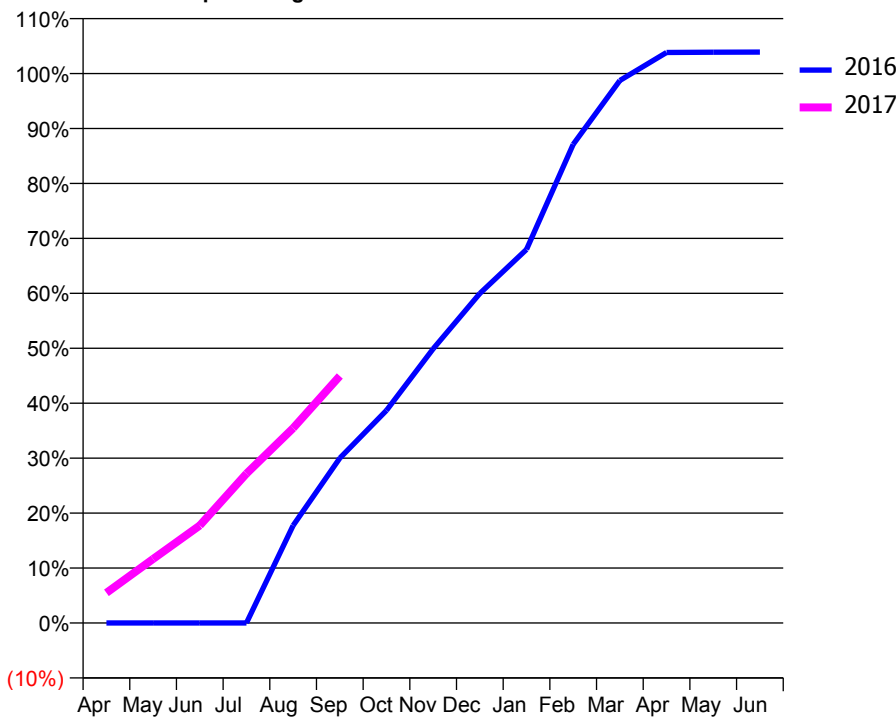
ACCESS*

Patients seen in 24 months	Total	Change since previous quarter
Quarter ending September 2015	641	
Quarter ending December 2015	1,164	↑
Quarter ending March 2016	1,563	↑
Quarter ending June 2016	1,772	↑
Quarter ending September 2016	1,966	↑
Variance since September 2015	206.7%	↑



ACTIVITY

Cumulative percentage of contracted UDA delivered 2016 & 2017



Month	Adjusted Scheduled Activity (UDA)	
	2016	2017
April	0	275
May	0	583
June	0	888
July	0	1,359
August	666	1,773
September	1,125	2,248
October	1,451	
November	1,871	
December	2,249	
January	2,550	
February	3,267	
March	3,703	
April	3,893	
May	3,895	
June	3,896	

QUALITY

	Quantity	Base Number	Contract	LHB	Wales
% of FP17s for the same patient ID Re-attending within 3 months - Children	40	593	6.7%	9.2%	11.3%
% of FP17s for the same patient ID Re-attending within 3 months - Adults	127	848	15.0%	13.6%	16.6%
% of FP17s for the same patient ID Re-attending between 3 & 9 months - Children	300	593	50.6%	55.1%	58.3%
% of FP17s for the same patient ID Re-attending between 3 & 9 months - Adults	312	848	36.8%	51.1%	54.0%
% of FP17s for Band 1 Urgent Courses	301	1,325	22.7%	8.6%	9.0%
% of FP17s Relating to Free Repair or Replacements	14	1,325	1.1%	0.6%	0.7%
% of FP17s Relating to Continuations	6	1,325	0.5%	1.1%	0.9%
% of Patients satisfied with the dentistry they have received	11	12	91.7%	89.6%	90.9%
% of Patients satisfied with the time they had to wait for an appointment	11	12	91.7%	88.2%	88.7%

* This is based on patients treated on this contract for their most recent course of treatment. Figures in italics indicate the base number of FP17s or Patient Questionnaire responses are less than 100. N/A is shown where the base number of responses is less than 10 during the period. % is calculated as Quantity/Base number*100

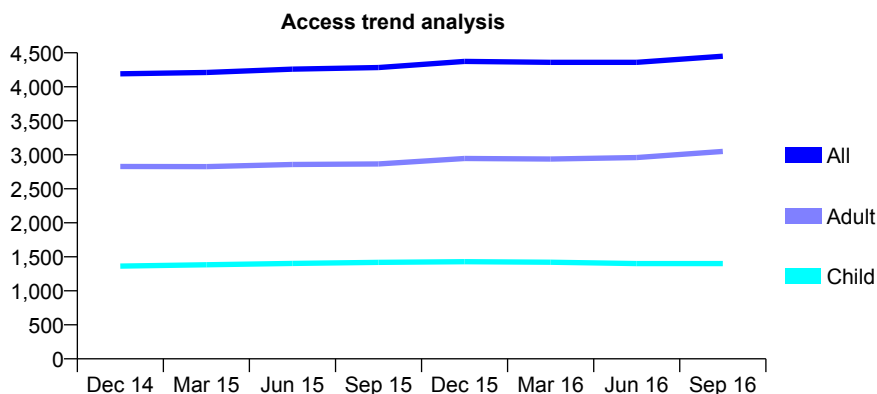
7A2 - Vital Signs At a Glance Contract Report for 134104/0001 - September 2016

Name or company name	Murray Street Dental Practice Ltd
Contract type name	GDS Contract
Purpose of contract	General
Contract start date	01/10/2009
Contract end date	

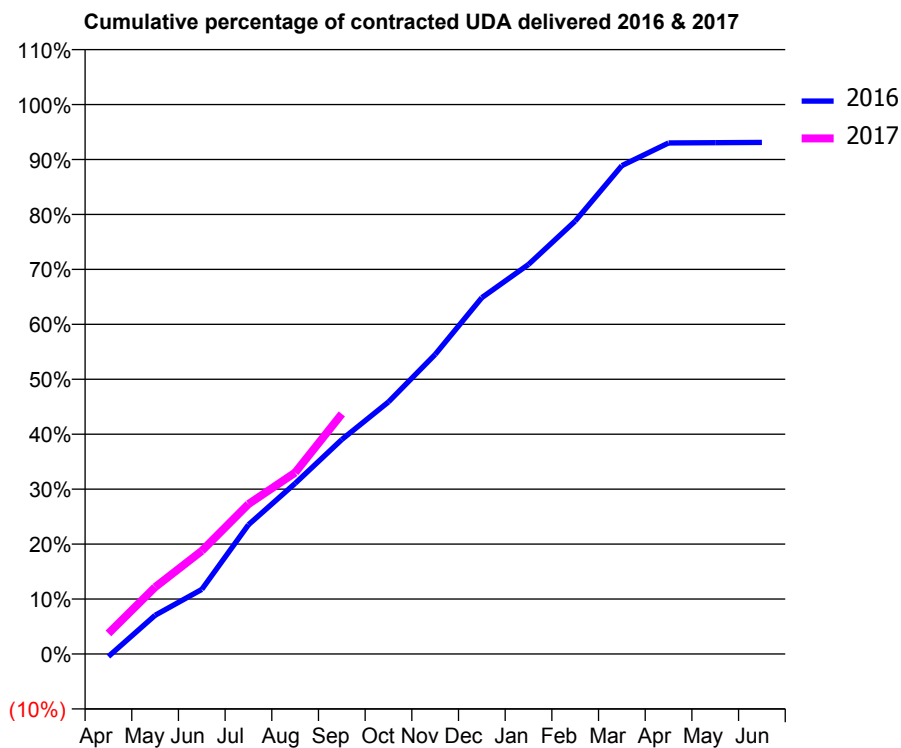
16/17 Contracted general activity (UDA)	10,890
Carry forward general activity (UDA)	0
16/17 Contracted orthodontic activity (UOA)	0
Carry forward orthodontic activity (UOA)	0
Baseline contract value	£303,159.51

ACCESS*

Patients seen in 24 months	Total	Change since previous quarter
Quarter ending September 2015	4,283	
Quarter ending December 2015	4,374	↑
Quarter ending March 2016	4,360	→
Quarter ending June 2016	4,360	→
Quarter ending September 2016	4,450	↑
Variance since September 2015	3.9%	↑



ACTIVITY



Month	Adjusted Scheduled Activity (UDA)	
	2016	2017
April	-52	409
May	769	1,326
June	1,280	2,044
July	2,562	2,970
August	3,381	3,595
September	4,251	4,759
October	4,996	
November	5,938	
December	7,062	
January	7,720	
February	8,581	
March	9,678	
April	10,129	
May	10,133	
June	10,138	

QUALITY

	Quantity	Base Number	Contract	LHB	Wales
% of FP17s for the same patient ID Re-attending within 3 months - Children	74	970	7.6%	9.2%	11.3%
% of FP17s for the same patient ID Re-attending within 3 months - Adults	289	1,726	16.7%	13.6%	16.6%
% of FP17s for the same patient ID Re-attending between 3 & 9 months - Children	536	970	55.3%	55.1%	58.3%
% of FP17s for the same patient ID Re-attending between 3 & 9 months - Adults	619	1,726	35.9%	51.1%	54.0%
% of FP17s for Band 1 Urgent Courses	549	2,437	22.5%	8.6%	9.0%
% of FP17s Relating to Free Repair or Replacements	6	2,437	0.2%	0.6%	0.7%
% of FP17s Relating to Continuations	2	2,437	0.1%	1.1%	0.9%
% of Patients satisfied with the dentistry they have received	25	27	92.6%	89.6%	90.9%
% of Patients satisfied with the time they had to wait for an appointment	25	27	92.6%	88.2%	88.7%

* This is based on patients treated on this contract for their most recent course of treatment. Figures in italics indicate the base number of FP17s or Patient Questionnaire responses are less than 100. N/A is shown where the base number of responses is less than 10 during the period. % is calculated as Quantity/Base number*100

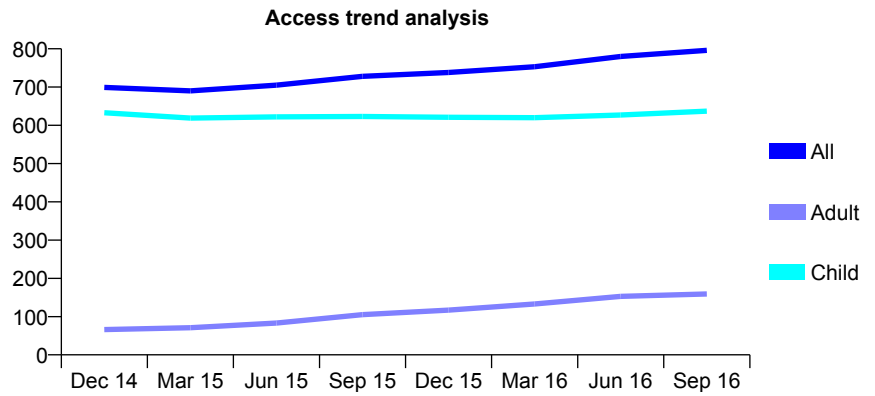
7A2 - Vital Signs At a Glance Contract Report for 137480/0001 - September 2016

Name or company name	Vergam Dental Practice Limited
Contract type name	GDS Contract
Purpose of contract	General
Contract start date	01/04/2008
Contract end date	

16/17 Contracted general activity (UDA)	1,512
Carry forward general activity (UDA)	-76
16/17 Contracted orthodontic activity (UOA)	0
Carry forward orthodontic activity (UOA)	0
Baseline contract value	£48,587.88

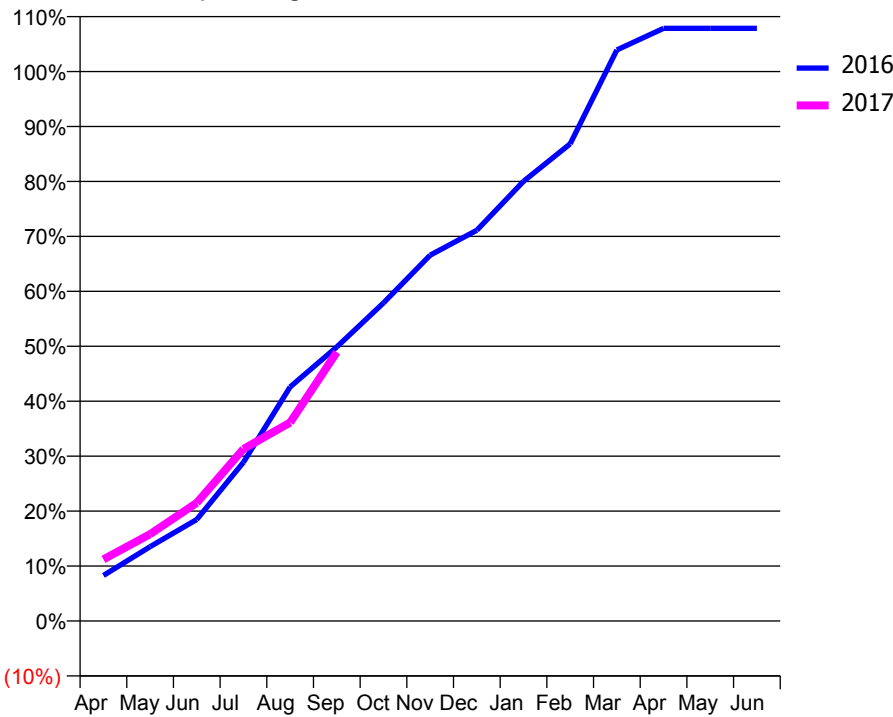
ACCESS*

Patients seen in 24 months	Total	Change since previous quarter
Quarter ending September 2015	728	
Quarter ending December 2015	738	→
Quarter ending March 2016	753	↑
Quarter ending June 2016	780	↑
Quarter ending September 2016	796	↑
Variance since September 2015	9.3%	↑



ACTIVITY

Cumulative percentage of contracted UDA delivered 2016 & 2017



Month	Adjusted Scheduled Activity (UDA)	
	2016	2017
April	125	170
May	205	239
June	279	325
July	437	473
August	644	546
September	754	740
October	875	
November	1,007	
December	1,075	
January	1,210	
February	1,313	
March	1,571	
April	1,631	
May	1,631	
June	1,631	

QUALITY

	Quantity	Base Number	Contract	LHB	Wales
% of FP17s for the same patient ID Re-attending within 3 months - Children	67	568	11.8%	9.2%	11.3%
% of FP17s for the same patient ID Re-attending within 3 months - Adults	3	56	5.4%	13.6%	16.6%
% of FP17s for the same patient ID Re-attending between 3 & 9 months - Children	348	568	61.3%	55.1%	58.3%
% of FP17s for the same patient ID Re-attending between 3 & 9 months - Adults	14	56	25.0%	51.1%	54.0%
% of FP17s for Band 1 Urgent Courses	74	576	12.8%	8.6%	9.0%
% of FP17s Relating to Free Repair or Replacements	0	576	0.0%	0.6%	0.7%
% of FP17s Relating to Continuations	0	576	0.0%	1.1%	0.9%
% of Patients satisfied with the dentistry they have received	2	2	N/A	89.6%	90.9%
% of Patients satisfied with the time they had to wait for an appointment	2	2	N/A	88.2%	88.7%

* This is based on patients treated on this contract for their most recent course of treatment. Figures in italics indicate the base number of FP17s or Patient Questionnaire responses are less than 100. N/A is shown where the base number of responses is less than 10 during the period. % is calculated as Quantity/Base number*100

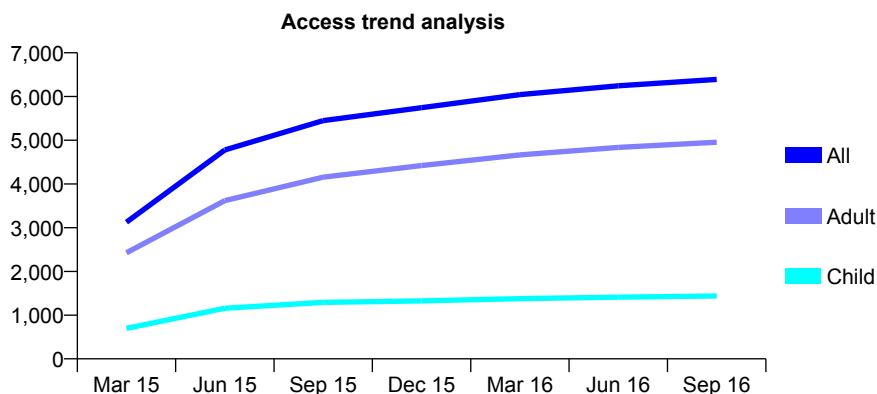
7A2 - Vital Signs At a Glance Contract Report for 153613/0001 - September 2016

Name or company name	Llannon Dental Care Ltd
Contract type name	GDS Contract
Purpose of contract	General
Contract start date	01/11/2014
Contract end date	

16/17 Contracted general activity (UDA)	15,296
Carry forward general activity (UDA)	-21
16/17 Contracted orthodontic activity (UOA)	0
Carry forward orthodontic activity (UOA)	0
Baseline contract value	£398,242.57

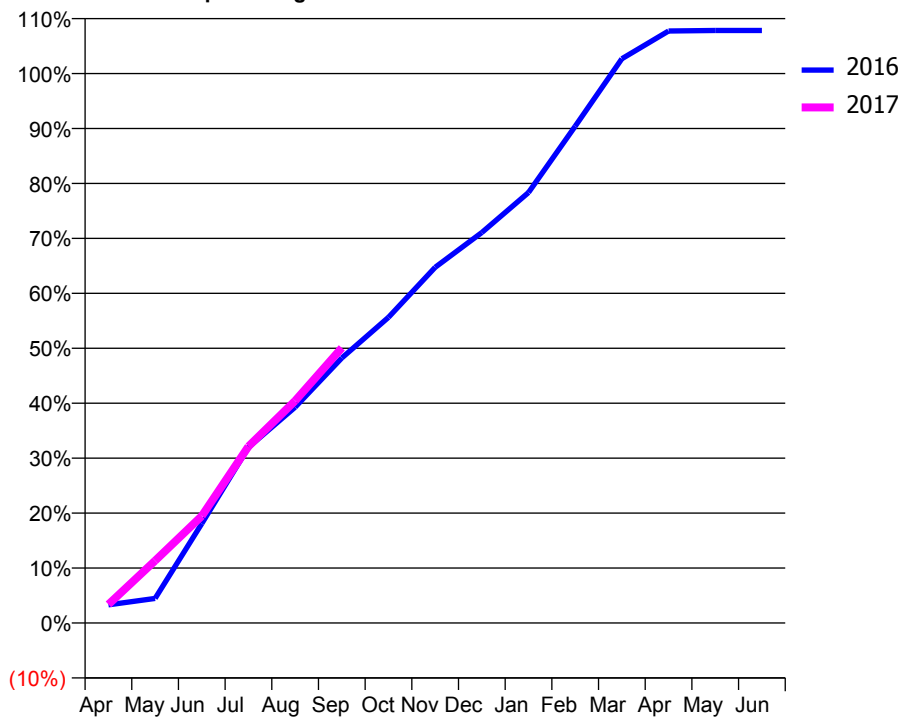
ACCESS*

Patients seen in 24 months	Total	Change since previous quarter
Quarter ending September 2015	5,449	
Quarter ending December 2015	5,745	↑
Quarter ending March 2016	6,043	↑
Quarter ending June 2016	6,246	↑
Quarter ending September 2016	6,393	↑
Variance since September 2015	17.3%	↑



ACTIVITY

Cumulative percentage of contracted UDA delivered 2016 & 2017



Month	Adjusted Scheduled Activity (UDA)	
	2016	2017
April	525	518
May	712	1,735
June	2,875	2,979
July	5,082	4,915
August	6,241	6,184
September	7,663	7,661
October	8,840	
November	10,288	
December	11,293	
January	12,451	
February	14,369	
March	16,319	
April	17,122	
May	17,136	
June	17,137	

QUALITY

	Quantity	Base Number	Contract	LHB	Wales
% of FP17s for the same patient ID Re-attending within 3 months - Children	95	1,076	8.8%	9.2%	11.3%
% of FP17s for the same patient ID Re-attending within 3 months - Adults	478	3,524	13.6%	13.6%	16.6%
% of FP17s for the same patient ID Re-attending between 3 & 9 months - Children	553	1,076	51.4%	55.1%	58.3%
% of FP17s for the same patient ID Re-attending between 3 & 9 months - Adults	1,812	3,524	51.4%	51.1%	54.0%
% of FP17s for Band 1 Urgent Courses	416	4,194	9.9%	8.6%	9.0%
% of FP17s Relating to Free Repair or Replacements	56	4,194	1.3%	0.6%	0.7%
% of FP17s Relating to Continuations	39	4,194	0.9%	1.1%	0.9%
% of Patients satisfied with the dentistry they have received	37	40	92.5%	89.6%	90.9%
% of Patients satisfied with the time they had to wait for an appointment	36	40	90.0%	88.2%	88.7%

* This is based on patients treated on this contract for their most recent course of treatment. Figures in italics indicate the base number of FP17s or Patient Questionnaire responses are less than 100. N/A is shown where the base number of responses is less than 10 during the period. % is calculated as Quantity/Base number*100

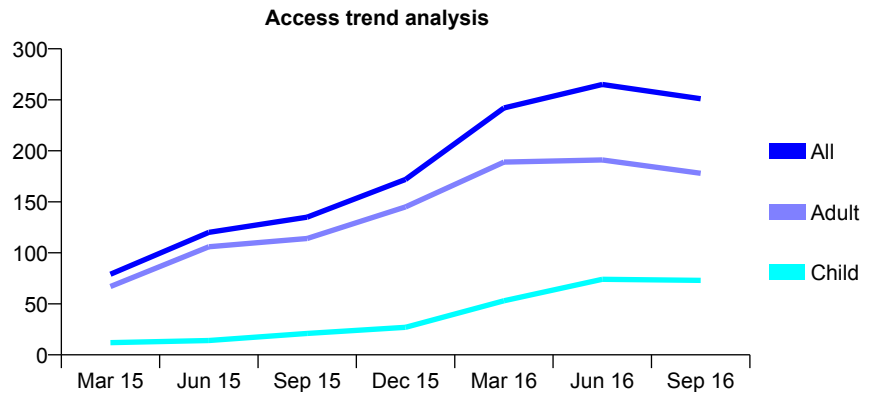
7A2 - Vital Signs At a Glance Contract Report for 153613/0002 - September 2016

Name or company name	Llannon Dental Care Ltd
Contract type name	GDS Contract
Purpose of contract	General
Contract start date	01/11/2014
Contract end date	

16/17 Contracted general activity (UDA)	2,500
Carry forward general activity (UDA)	0
16/17 Contracted orthodontic activity (UOA)	0
Carry forward orthodontic activity (UOA)	0
Baseline contract value	£81,963.79

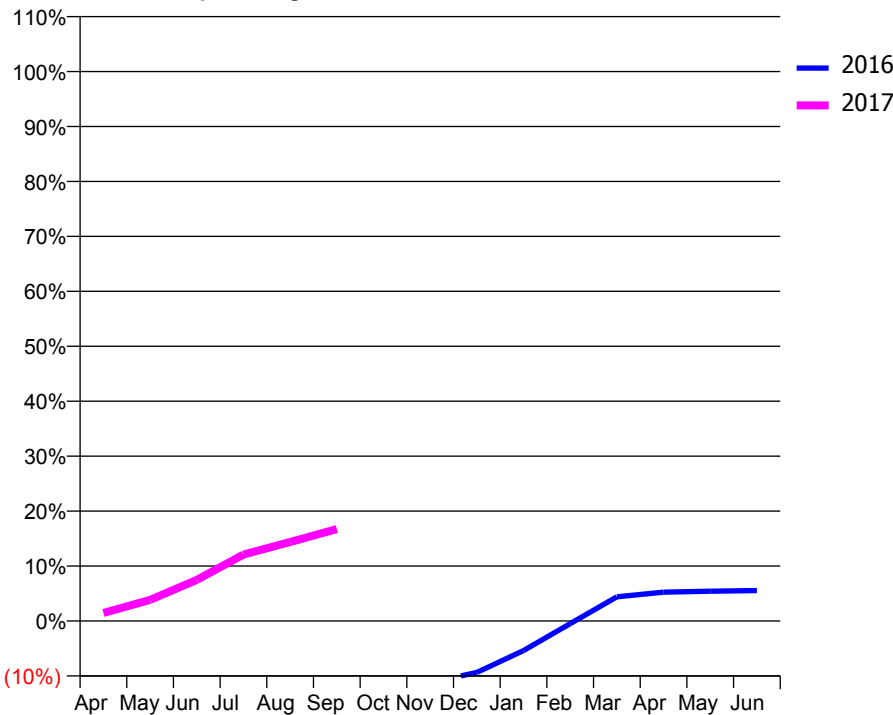
ACCESS*

Patients seen in 24 months	Total	Change since previous quarter
Quarter ending September 2015	135	
Quarter ending December 2015	172	↑
Quarter ending March 2016	242	↑
Quarter ending June 2016	265	↑
Quarter ending September 2016	251	↓
Variance since September 2015	85.9%	↑



ACTIVITY

Cumulative percentage of contracted UDA delivered 2016 & 2017



Month	Adjusted Scheduled Activity (UDA)	
	2016	2017
April	-767	37
May	-740	96
June	-632	187
July	-565	302
August	-556	359
September	-490	419
October	-401	
November	-281	
December	-234	
January	-135	
February	-13	
March	110	
April	131	
May	135	
June	138	

QUALITY

	Quantity	Base Number	Contract	LHB	Wales
% of FP17s for the same patient ID Re-attending within 3 months - Children	0	51	0.0%	9.2%	11.3%
% of FP17s for the same patient ID Re-attending within 3 months - Adults	2	96	2.1%	13.6%	16.6%
% of FP17s for the same patient ID Re-attending between 3 & 9 months - Children	0	51	0.0%	55.1%	58.3%
% of FP17s for the same patient ID Re-attending between 3 & 9 months - Adults	1	96	1.0%	51.1%	54.0%
% of FP17s for Band 1 Urgent Courses	3	135	2.2%	8.6%	9.0%
% of FP17s Relating to Free Repair or Replacements	1	135	0.7%	0.6%	0.7%
% of FP17s Relating to Continuations	1	135	0.7%	1.1%	0.9%
% of Patients satisfied with the dentistry they have received	0	0	N/A	89.6%	90.9%
% of Patients satisfied with the time they had to wait for an appointment	0	0	N/A	88.2%	88.7%

* This is based on patients treated on this contract for their most recent course of treatment. Figures in italics indicate the base number of FP17s or Patient Questionnaire responses are less than 100. N/A is shown where the base number of responses is less than 10 during the period. % is calculated as Quantity/Base number*100

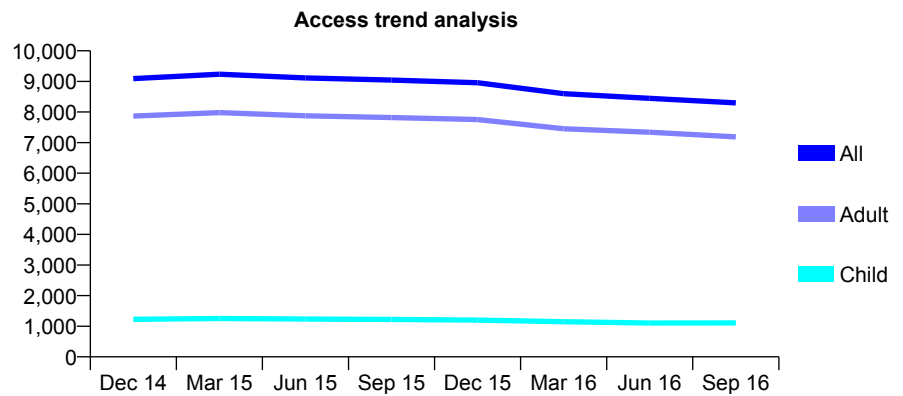
7A2 - Vital Signs At a Glance Contract Report for 157066/0001 - September 2016

Name or company name	Intergrated Dental Holdings
Contract type name	GDS Contract
Purpose of contract	General
Contract start date	01/04/2006
Contract end date	

16/17 Contracted general activity (UDA)	37,500
Carry forward general activity (UDA)	887
16/17 Contracted orthodontic activity (UOA)	0
Carry forward orthodontic activity (UOA)	0
Baseline contract value	£857,043.97

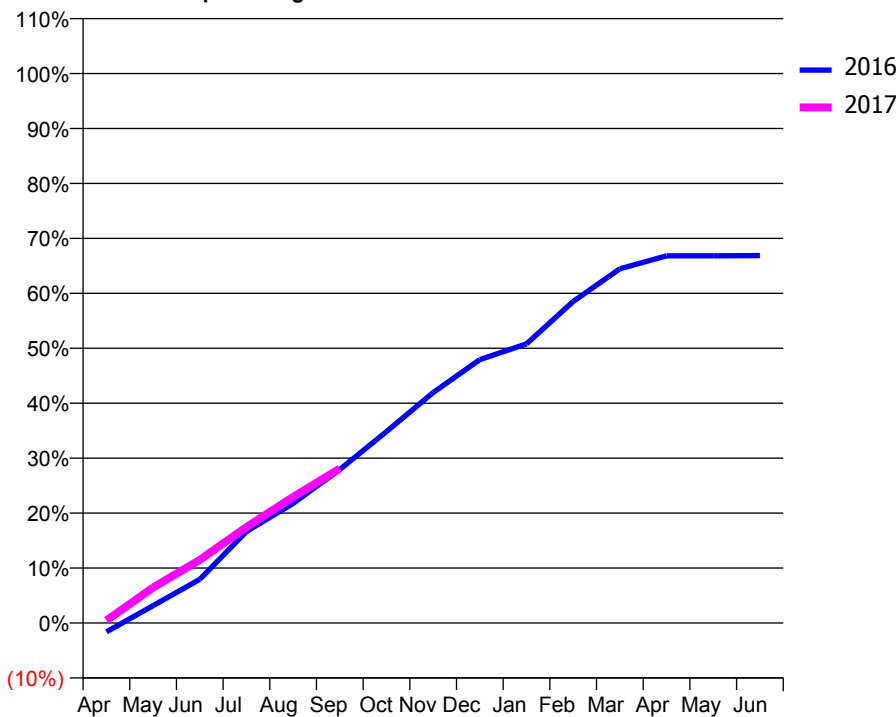
ACCESS*

Patients seen in 24 months	Total	Change since previous quarter
Quarter ending September 2015	9,043	
Quarter ending December 2015	8,955	→
Quarter ending March 2016	8,597	↓
Quarter ending June 2016	8,446	↓
Quarter ending September 2016	8,298	↓
Variance since September 2015	(8.2%)	↓



ACTIVITY

Cumulative percentage of contracted UDA delivered 2016 & 2017



Month	Adjusted Scheduled Activity (UDA)	
	2016	2017
April	-617	180
May	1,185	2,424
June	2,978	4,305
July	6,246	6,544
August	8,169	8,608
September	10,482	10,543
October	13,063	
November	15,731	
December	17,979	
January	19,047	
February	21,947	
March	24,174	
April	25,057	
May	25,055	
June	25,080	

QUALITY

	Quantity	Base Number	Contract	LHB	Wales
% of FP17s for the same patient ID Re-attending within 3 months - Children	38	725	5.2%	9.2%	11.3%
% of FP17s for the same patient ID Re-attending within 3 months - Adults	521	4,955	10.5%	13.6%	16.6%
% of FP17s for the same patient ID Re-attending between 3 & 9 months - Children	393	725	54.2%	55.1%	58.3%
% of FP17s for the same patient ID Re-attending between 3 & 9 months - Adults	2,657	4,955	53.6%	51.1%	54.0%
% of FP17s for Band 1 Urgent Courses	490	5,273	9.3%	8.6%	9.0%
% of FP17s Relating to Free Repair or Replacements	38	5,273	0.7%	0.6%	0.7%
% of FP17s Relating to Continuations	31	5,273	0.6%	1.1%	0.9%
% of Patients satisfied with the dentistry they have received	61	72	84.7%	89.6%	90.9%
% of Patients satisfied with the time they had to wait for an appointment	63	72	87.5%	88.2%	88.7%

* This is based on patients treated on this contract for their most recent course of treatment. Figures in italics indicate the base number of FP17s or Patient Questionnaire responses are less than 100. N/A is shown where the base number of responses is less than 10 during the period. % is calculated as Quantity/Base number*100

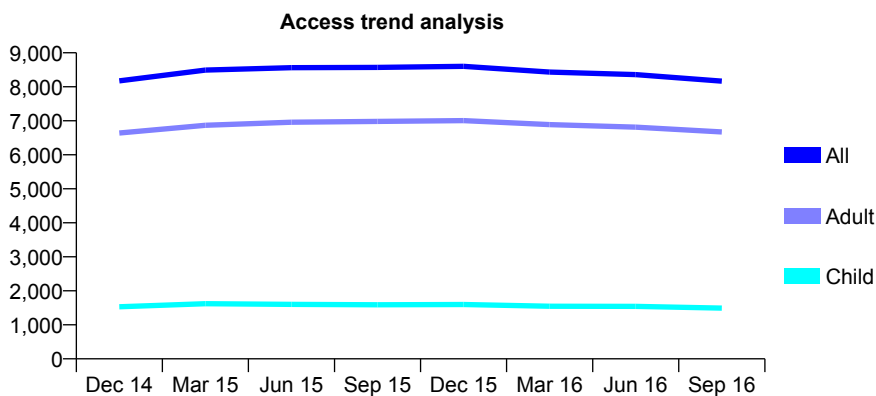
7A2 - Vital Signs At a Glance Contract Report for 158194/0006 - September 2016

Name or company name	Denticare Ltd
Contract type name	GDS Contract
Purpose of contract	General
Contract start date	01/04/2006
Contract end date	

16/17 Contracted general activity (UDA)	26,362
Carry forward general activity (UDA)	0
16/17 Contracted orthodontic activity (UOA)	0
Carry forward orthodontic activity (UOA)	0
Baseline contract value	£727,970.26

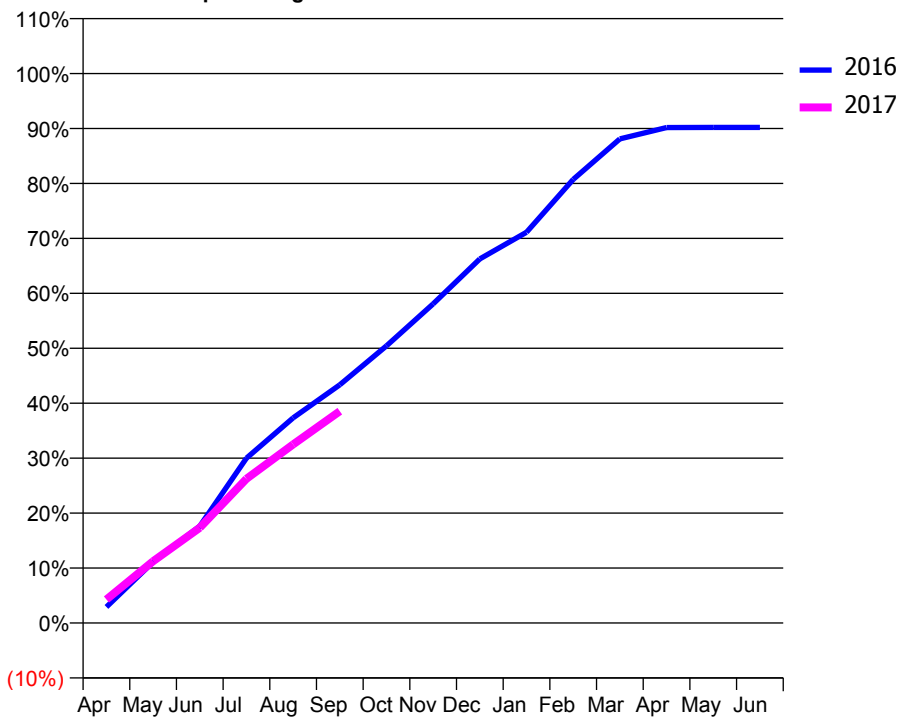
ACCESS*

Patients seen in 24 months	Total	Change since previous quarter
Quarter ending September 2015	8,572	
Quarter ending December 2015	8,602	→
Quarter ending March 2016	8,434	↓
Quarter ending June 2016	8,360	→
Quarter ending September 2016	8,165	↓
Variance since September 2015	(4.7%)	↓



ACTIVITY

Cumulative percentage of contracted UDA delivered 2016 & 2017



Month	Adjusted Scheduled Activity (UDA)	
	2016	2017
April	771	1,128
May	2,928	2,962
June	4,646	4,572
July	7,909	6,916
August	9,844	8,571
September	11,432	10,165
October	13,296	
November	15,315	
December	17,470	
January	18,748	
February	21,281	
March	23,225	
April	23,771	
May	23,774	
June	23,774	

QUALITY

	Quantity	Base Number	Contract	LHB	Wales
% of FP17s for the same patient ID Re-attending within 3 months - Children	64	1,056	6.1%	9.2%	11.3%
% of FP17s for the same patient ID Re-attending within 3 months - Adults	625	4,693	13.3%	13.6%	16.6%
% of FP17s for the same patient ID Re-attending between 3 & 9 months - Children	671	1,056	63.5%	55.1%	58.3%
% of FP17s for the same patient ID Re-attending between 3 & 9 months - Adults	2,900	4,693	61.8%	51.1%	54.0%
% of FP17s for Band 1 Urgent Courses	369	5,453	6.8%	8.6%	9.0%
% of FP17s Relating to Free Repair or Replacements	28	5,453	0.5%	0.6%	0.7%
% of FP17s Relating to Continuations	80	5,453	1.5%	1.1%	0.9%
% of Patients satisfied with the dentistry they have received	53	57	93.0%	89.6%	90.9%
% of Patients satisfied with the time they had to wait for an appointment	49	57	86.0%	88.2%	88.7%

* This is based on patients treated on this contract for their most recent course of treatment. Figures in italics indicate the base number of FP17s or Patient Questionnaire responses are less than 100. N/A is shown where the base number of responses is less than 10 during the period. % is calculated as Quantity/Base number*100

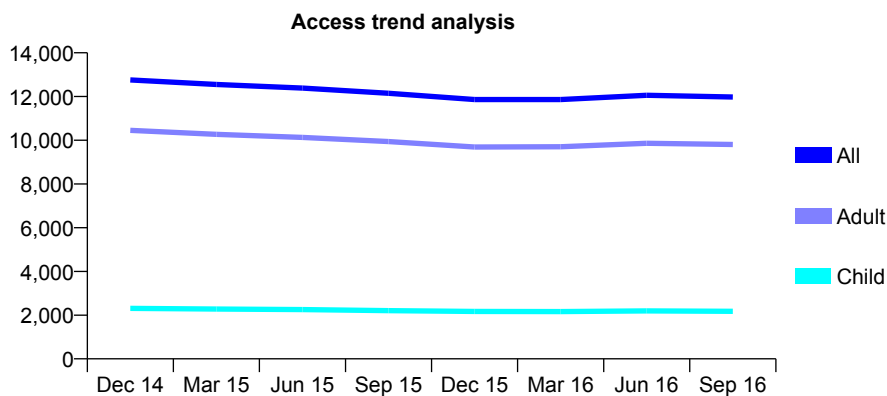
7A2 - Vital Signs At a Glance Contract Report for 158194/0012 - September 2016

Name or company name	Denticare Ltd
Contract type name	GDS Contract
Purpose of contract	General
Contract start date	02/08/2006
Contract end date	

16/17 Contracted general activity (UDA)	45,000
Carry forward general activity (UDA)	0
16/17 Contracted orthodontic activity (UOA)	0
Carry forward orthodontic activity (UOA)	0
Baseline contract value	£1,242,647.00

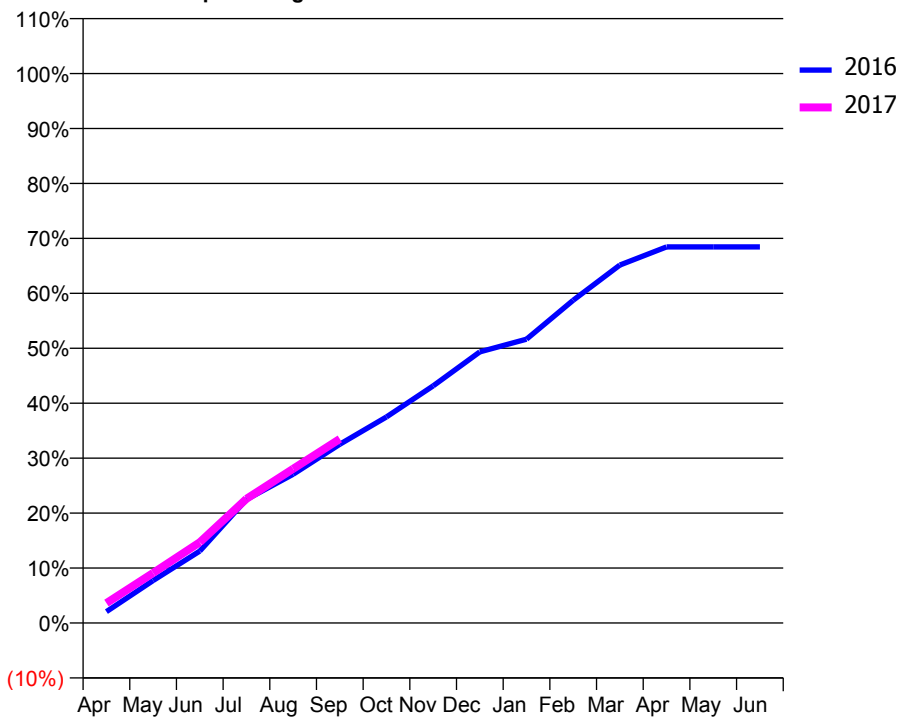
ACCESS*

Patients seen in 24 months	Total	Change since previous quarter
Quarter ending September 2015	12,148	
Quarter ending December 2015	11,859	↓
Quarter ending March 2016	11,861	→
Quarter ending June 2016	12,060	→
Quarter ending September 2016	11,976	→
Variance since September 2015	(1.4%)	↓



ACTIVITY

Cumulative percentage of contracted UDA delivered 2016 & 2017



Month	Adjusted Scheduled Activity (UDA)	
	2016	2017
April	935	1,636
May	3,482	4,105
June	5,889	6,610
July	10,114	10,174
August	12,187	12,627
September	14,638	15,071
October	16,876	
November	19,424	
December	22,209	
January	23,244	
February	26,437	
March	29,318	
April	30,803	
May	30,796	
June	30,798	

QUALITY

	Quantity	Base Number	Contract	LHB	Wales
% of FP17s for the same patient ID Re-attending within 3 months - Children	74	1,418	5.2%	9.2%	11.3%
% of FP17s for the same patient ID Re-attending within 3 months - Adults	726	6,241	11.6%	13.6%	16.6%
% of FP17s for the same patient ID Re-attending between 3 & 9 months - Children	671	1,418	47.3%	55.1%	58.3%
% of FP17s for the same patient ID Re-attending between 3 & 9 months - Adults	3,051	6,241	48.9%	51.1%	54.0%
% of FP17s for Band 1 Urgent Courses	423	6,925	6.1%	8.6%	9.0%
% of FP17s Relating to Free Repair or Replacements	12	6,925	0.2%	0.6%	0.7%
% of FP17s Relating to Continuations	64	6,925	0.9%	1.1%	0.9%
% of Patients satisfied with the dentistry they have received	55	60	91.7%	89.6%	90.9%
% of Patients satisfied with the time they had to wait for an appointment	54	60	90.0%	88.2%	88.7%

* This is based on patients treated on this contract for their most recent course of treatment. Figures in italics indicate the base number of FP17s or Patient Questionnaire responses are less than 100. N/A is shown where the base number of responses is less than 10 during the period. % is calculated as Quantity/Base number*100

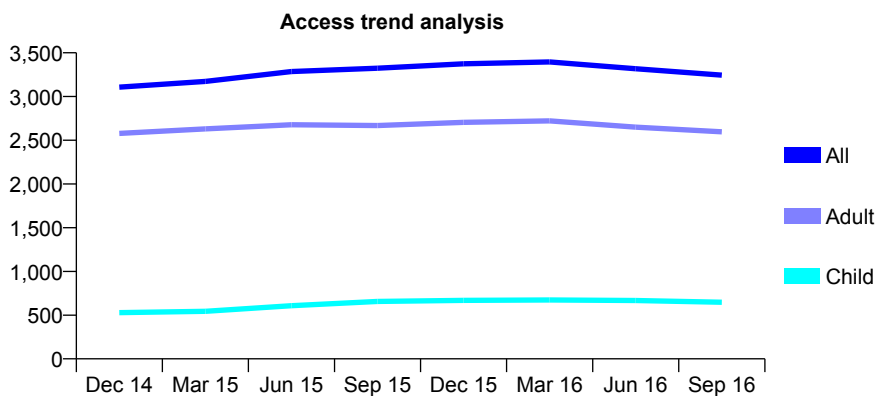
7A2 - Vital Signs At a Glance Contract Report for 158194/0019 - September 2016

Name or company name	Denticare Ltd
Contract type name	GDS Contract
Purpose of contract	General
Contract start date	08/12/2007
Contract end date	

16/17 Contracted general activity (UDA)	8,487
Carry forward general activity (UDA)	0
16/17 Contracted orthodontic activity (UOA)	0
Carry forward orthodontic activity (UOA)	0
Baseline contract value	£212,635.75

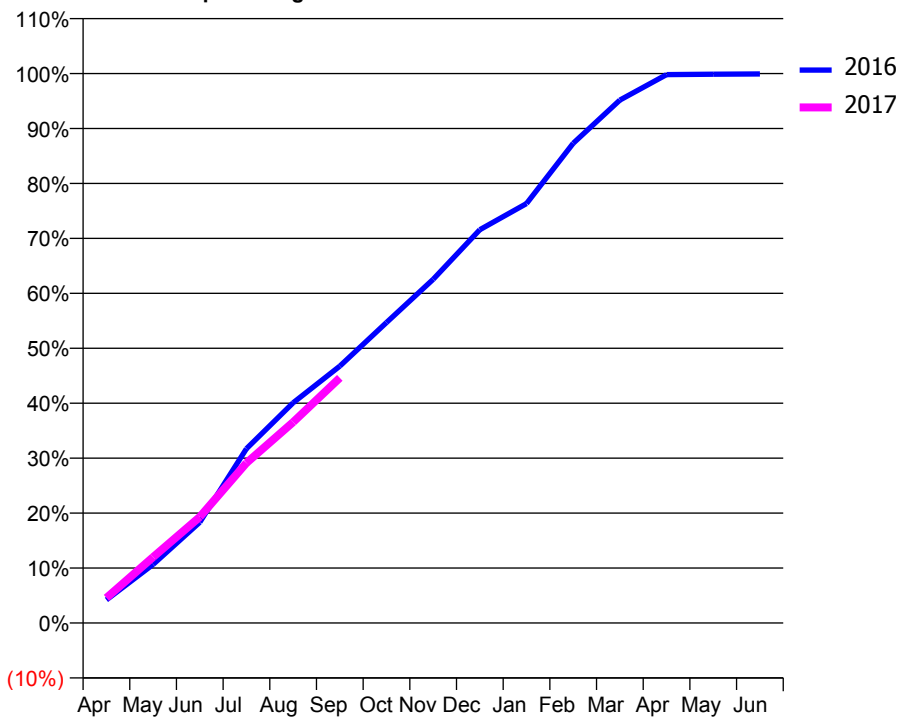
ACCESS*

Patients seen in 24 months	Total	Change since previous quarter
Quarter ending September 2015	3,324	
Quarter ending December 2015	3,374	→
Quarter ending March 2016	3,395	→
Quarter ending June 2016	3,317	↓
Quarter ending September 2016	3,245	↓
Variance since September 2015	(2.4%)	↓



ACTIVITY

Cumulative percentage of contracted UDA delivered 2016 & 2017



Month	Adjusted Scheduled Activity (UDA)	
	2016	2017
April	357	389
May	906	1,019
June	1,556	1,638
July	2,693	2,472
August	3,401	3,102
September	3,967	3,786
October	4,640	
November	5,308	
December	6,074	
January	6,478	
February	7,410	
March	8,077	
April	8,470	
May	8,477	
June	8,481	

QUALITY

	Quantity	Base Number	Contract	LHB	Wales
% of FP17s for the same patient ID Re-attending within 3 months - Children	20	441	4.5%	9.2%	11.3%
% of FP17s for the same patient ID Re-attending within 3 months - Adults	126	1,500	8.4%	13.6%	16.6%
% of FP17s for the same patient ID Re-attending between 3 & 9 months - Children	275	441	62.4%	55.1%	58.3%
% of FP17s for the same patient ID Re-attending between 3 & 9 months - Adults	822	1,500	54.8%	51.1%	54.0%
% of FP17s for Band 1 Urgent Courses	68	1,754	3.9%	8.6%	9.0%
% of FP17s Relating to Free Repair or Replacements	0	1,754	0.0%	0.6%	0.7%
% of FP17s Relating to Continuations	24	1,754	1.4%	1.1%	0.9%
% of Patients satisfied with the dentistry they have received	21	23	91.3%	89.6%	90.9%
% of Patients satisfied with the time they had to wait for an appointment	18	23	78.3%	88.2%	88.7%

* This is based on patients treated on this contract for their most recent course of treatment. Figures in italics indicate the base number of FP17s or Patient Questionnaire responses are less than 100. N/A is shown where the base number of responses is less than 10 during the period. % is calculated as Quantity/Base number*100

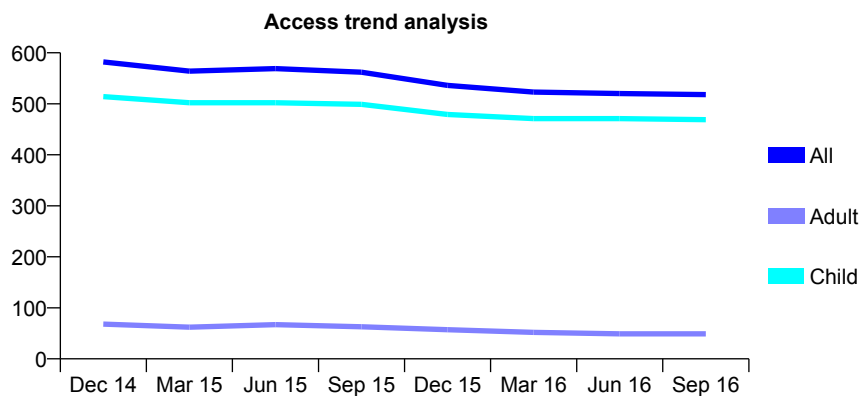
7A2 - Vital Signs At a Glance Contract Report for 158666/0001 - September 2016

Name or company name	Dew Street Dental Practice Limited
Contract type name	GDS Contract
Purpose of contract	General
Contract start date	01/04/2012
Contract end date	

16/17 Contracted general activity (UDA)	1,393
Carry forward general activity (UDA)	69
16/17 Contracted orthodontic activity (UOA)	0
Carry forward orthodontic activity (UOA)	0
Baseline contract value	£38,486.53

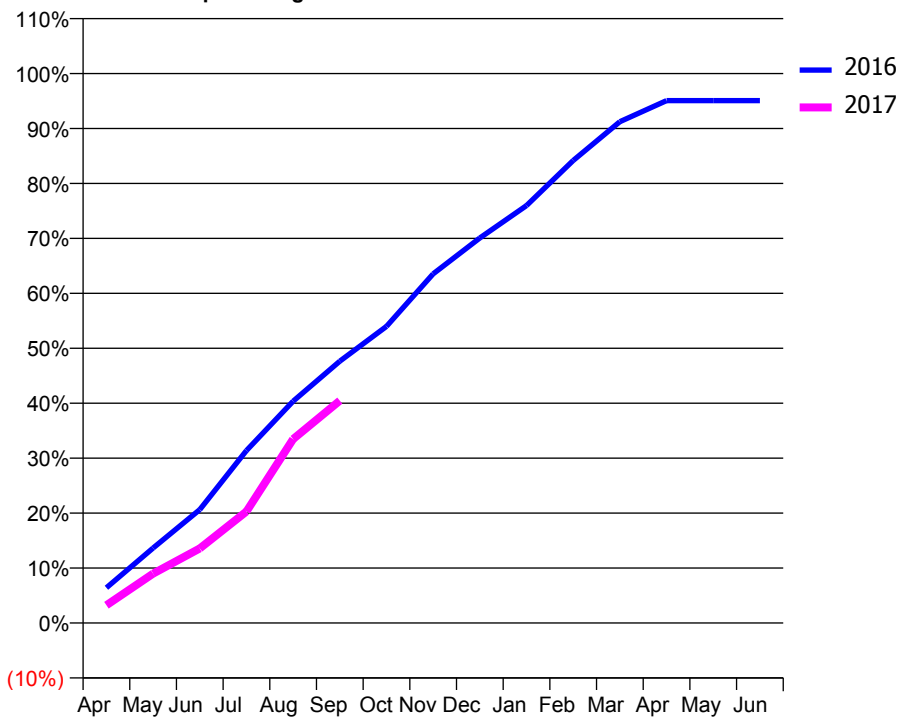
ACCESS*

Patients seen in 24 months	Total	Change since previous quarter
Quarter ending September 2015	562	
Quarter ending December 2015	536	↓
Quarter ending March 2016	523	↓
Quarter ending June 2016	520	→
Quarter ending September 2016	518	→
Variance since September 2015	(7.8%)	↓



ACTIVITY

Cumulative percentage of contracted UDA delivered 2016 & 2017



Month	Adjusted Scheduled Activity (UDA)	
	2016	2017
April	89	45
May	190	125
June	287	189
July	437	283
August	562	466
September	664	564
October	752	
November	885	
December	976	
January	1,058	
February	1,173	
March	1,271	
April	1,324	
May	1,324	
June	1,324	

QUALITY

	Quantity	Base Number	Contract	LHB	Wales
% of FP17s for the same patient ID Re-attending within 3 months - Children	93	556	16.7%	9.2%	11.3%
% of FP17s for the same patient ID Re-attending within 3 months - Adults	0	0	N/A	13.6%	16.6%
% of FP17s for the same patient ID Re-attending between 3 & 9 months - Children	355	556	63.8%	55.1%	58.3%
% of FP17s for the same patient ID Re-attending between 3 & 9 months - Adults	0	0	N/A	51.1%	54.0%
% of FP17s for Band 1 Urgent Courses	19	519	3.7%	8.6%	9.0%
% of FP17s Relating to Free Repair or Replacements	0	519	0.0%	0.6%	0.7%
% of FP17s Relating to Continuations	0	519	0.0%	1.1%	0.9%
% of Patients satisfied with the dentistry they have received	1	1	N/A	89.6%	90.9%
% of Patients satisfied with the time they had to wait for an appointment	1	1	N/A	88.2%	88.7%

* This is based on patients treated on this contract for their most recent course of treatment. Figures in italics indicate the base number of FP17s or Patient Questionnaire responses are less than 100. N/A is shown where the base number of responses is less than 10 during the period. % is calculated as Quantity/Base number*100

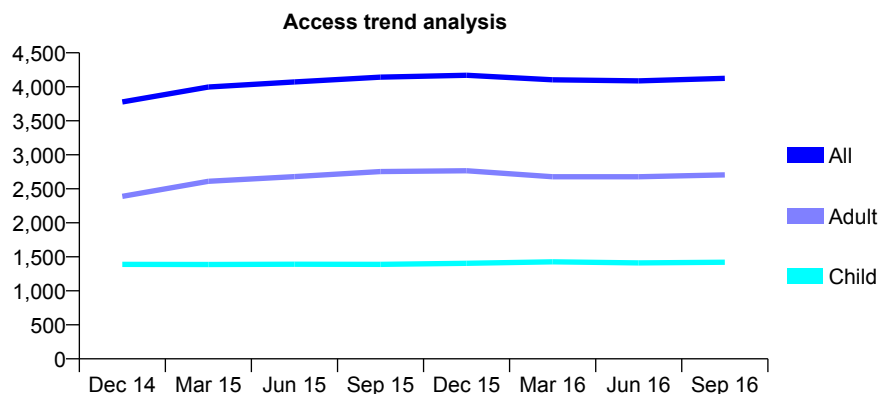
7A2 - Vital Signs At a Glance Contract Report for 163449/0001 - September 2016

Name or company name	Portland Street Dental Practice
Contract type name	GDS Contract
Purpose of contract	General
Contract start date	01/04/2010
Contract end date	

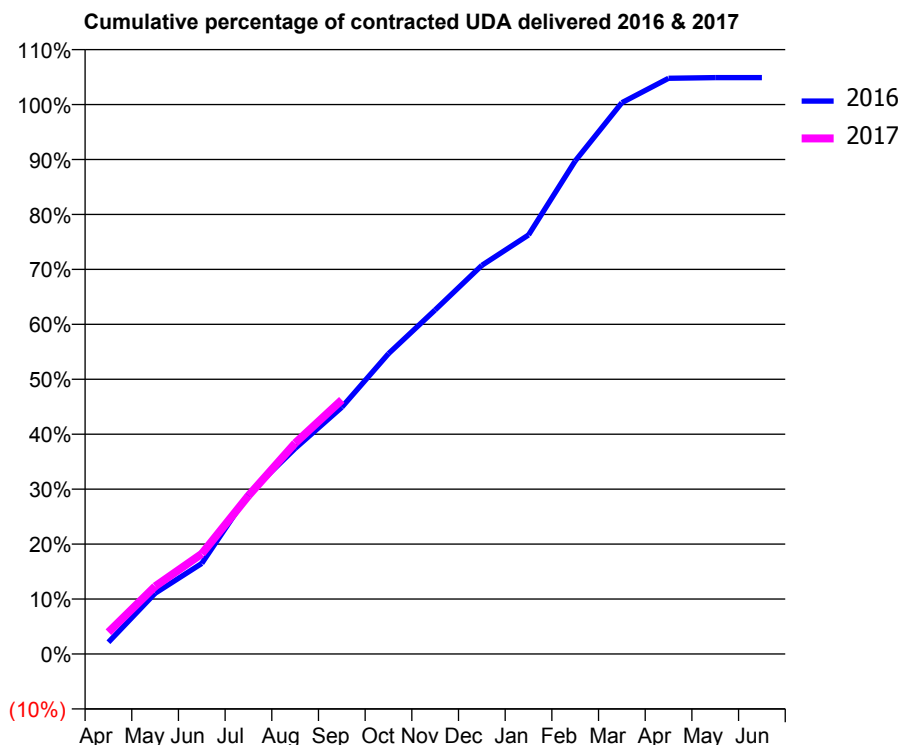
16/17 Contracted general activity (UDA)	9,812
Carry forward general activity (UDA)	73
16/17 Contracted orthodontic activity (UOA)	0
Carry forward orthodontic activity (UOA)	0
Baseline contract value	£355,526.85

ACCESS*

Patients seen in 24 months	Total	Change since previous quarter
Quarter ending September 2015	4,143	
Quarter ending December 2015	4,170	→
Quarter ending March 2016	4,103	↓
Quarter ending June 2016	4,088	→
Quarter ending September 2016	4,125	→
Variance since September 2015	(0.4%)	→



ACTIVITY



Month	Adjusted Scheduled Activity (UDA)	
	2016	2017
April	230	388
May	1,185	1,207
June	1,768	1,790
July	3,120	2,829
August	4,010	3,765
September	4,814	4,538
October	5,860	
November	6,714	
December	7,582	
January	8,177	
February	9,620	
March	10,758	
April	11,234	
May	11,246	
June	11,247	

QUALITY

	Quantity	Base Number	Contract	LHB	Wales
% of FP17s for the same patient ID Re-attending within 3 months - Children	83	1,193	7.0%	9.2%	11.3%
% of FP17s for the same patient ID Re-attending within 3 months - Adults	127	1,613	7.9%	13.6%	16.6%
% of FP17s for the same patient ID Re-attending between 3 & 9 months - Children	796	1,193	66.7%	55.1%	58.3%
% of FP17s for the same patient ID Re-attending between 3 & 9 months - Adults	997	1,613	61.8%	51.1%	54.0%
% of FP17s for Band 1 Urgent Courses	160	2,537	6.3%	8.6%	9.0%
% of FP17s Relating to Free Repair or Replacements	14	2,537	0.6%	0.6%	0.7%
% of FP17s Relating to Continuations	2	2,537	0.1%	1.1%	0.9%
% of Patients satisfied with the dentistry they have received	24	27	88.9%	89.6%	90.9%
% of Patients satisfied with the time they had to wait for an appointment	26	27	96.3%	88.2%	88.7%

* This is based on patients treated on this contract for their most recent course of treatment. Figures in italics indicate the base number of FP17s or Patient Questionnaire responses are less than 100. N/A is shown where the base number of responses is less than 10 during the period. % is calculated as Quantity/Base number*100

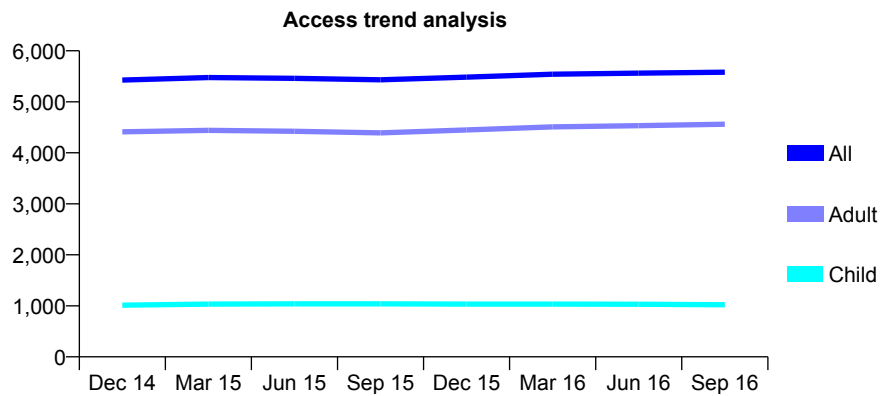
7A2 - Vital Signs At a Glance Contract Report for 164496/0001 - September 2016

Name or company name	My Dentist
Contract type name	GDS Contract
Purpose of contract	General
Contract start date	29/03/2010
Contract end date	

16/17 Contracted general activity (UDA)	15,051
Carry forward general activity (UDA)	-59
16/17 Contracted orthodontic activity (UOA)	0
Carry forward orthodontic activity (UOA)	0
Baseline contract value	£531,989.91

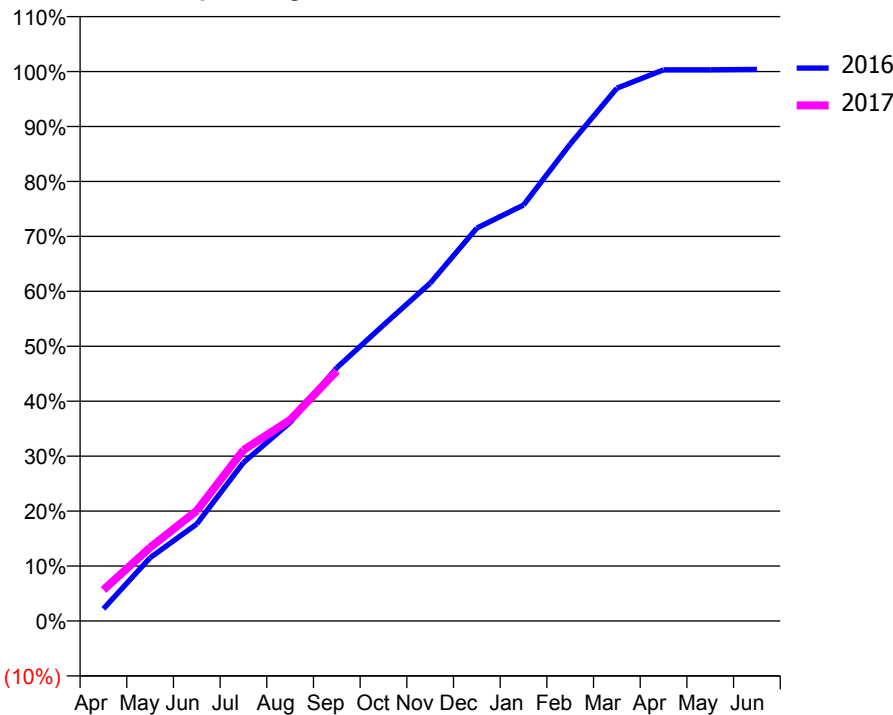
ACCESS*

Patients seen in 24 months	Total	Change since previous quarter
Quarter ending September 2015	5,431	
Quarter ending December 2015	5,484	→
Quarter ending March 2016	5,542	→
Quarter ending June 2016	5,563	→
Quarter ending September 2016	5,581	→
Variance since September 2015	2.8%	↑



ACTIVITY

Cumulative percentage of contracted UDA delivered 2016 & 2017



Month	Adjusted Scheduled Activity (UDA)	
	2016	2017
April	333	854
May	1,733	2,015
June	2,657	3,021
July	4,341	4,684
August	5,439	5,509
September	6,936	6,849
October	8,105	
November	9,253	
December	10,764	
January	11,393	
February	13,063	
March	14,592	
April	15,098	
May	15,098	
June	15,110	

QUALITY

	Quantity	Base Number	Contract	LHB	Wales
% of FP17s for the same patient ID Re-attending within 3 months - Children	44	652	6.7%	9.2%	11.3%
% of FP17s for the same patient ID Re-attending within 3 months - Adults	417	2,733	15.3%	13.6%	16.6%
% of FP17s for the same patient ID Re-attending between 3 & 9 months - Children	328	652	50.3%	55.1%	58.3%
% of FP17s for the same patient ID Re-attending between 3 & 9 months - Adults	1,071	2,733	39.2%	51.1%	54.0%
% of FP17s for Band 1 Urgent Courses	470	3,174	14.8%	8.6%	9.0%
% of FP17s Relating to Free Repair or Replacements	54	3,174	1.7%	0.6%	0.7%
% of FP17s Relating to Continuations	68	3,174	2.1%	1.1%	0.9%
% of Patients satisfied with the dentistry they have received	31	37	83.8%	89.6%	90.9%
% of Patients satisfied with the time they had to wait for an appointment	32	37	86.5%	88.2%	88.7%

* This is based on patients treated on this contract for their most recent course of treatment. Figures in italics indicate the base number of FP17s or Patient Questionnaire responses are less than 100. N/A is shown where the base number of responses is less than 10 during the period. % is calculated as Quantity/Base number*100

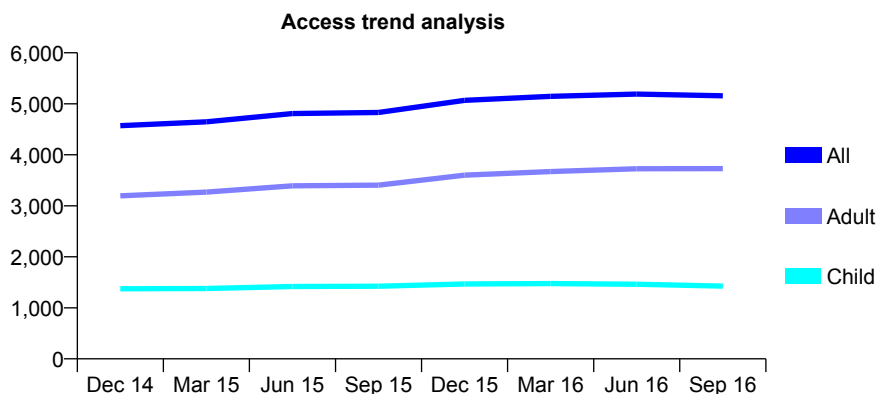
7A2 - Vital Signs At a Glance Contract Report for 166820/0001 - September 2016

Name or company name	Dr N Patel, Dr J Rai and Dr N Kernahan
Contract type name	GDS Contract
Purpose of contract	General
Contract start date	01/04/2006
Contract end date	

16/17 Contracted general activity (UDA)	11,550
Carry forward general activity (UDA)	554
16/17 Contracted orthodontic activity (UOA)	0
Carry forward orthodontic activity (UOA)	0
Baseline contract value	£324,659.93

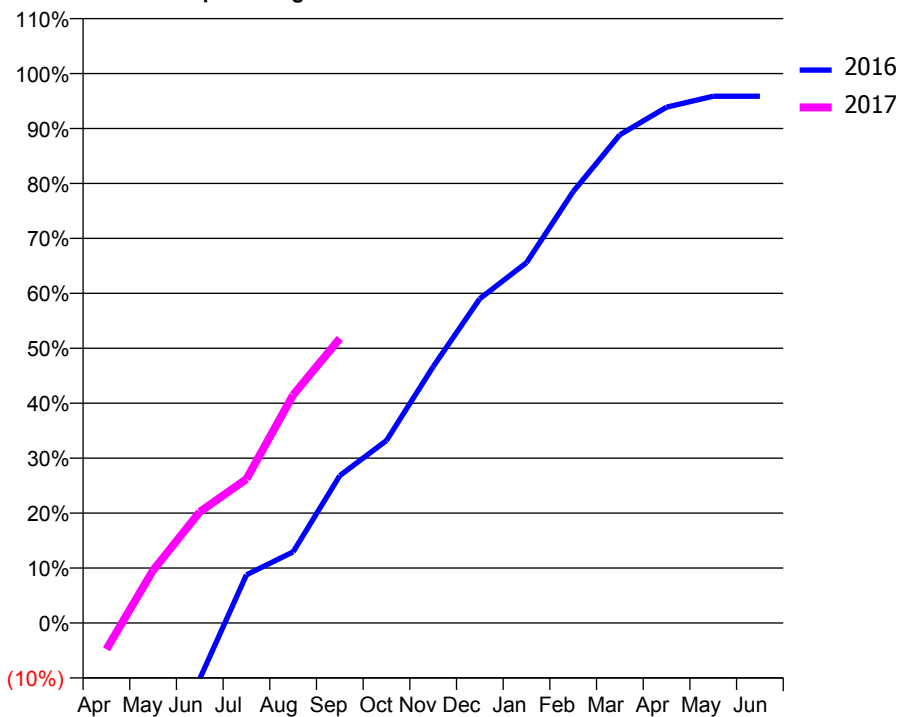
ACCESS*

Patients seen in 24 months	Total	Change since previous quarter
Quarter ending September 2015	4,830	
Quarter ending December 2015	5,069	↑
Quarter ending March 2016	5,146	→
Quarter ending June 2016	5,191	→
Quarter ending September 2016	5,156	→
Variance since September 2015	6.7%	↑



ACTIVITY

Cumulative percentage of contracted UDA delivered 2016 & 2017



Month	Adjusted Scheduled Activity (UDA)	
	2016	2017
April	-1,918	-554
May	-1,366	1,109
June	-1,366	2,336
July	1,174	3,025
August	1,730	4,796
September	3,587	5,980
October	4,440	
November	6,238	
December	7,892	
January	8,769	
February	10,497	
March	11,880	
April	12,552	
May	12,817	
June	12,817	

QUALITY

	Quantity	Base Number	Contract	LHB	Wales
% of FP17s for the same patient ID Re-attending within 3 months - Children	97	1,049	9.2%	9.2%	11.3%
% of FP17s for the same patient ID Re-attending within 3 months - Adults	512	2,620	19.5%	13.6%	16.6%
% of FP17s for the same patient ID Re-attending between 3 & 9 months - Children	588	1,049	56.1%	55.1%	58.3%
% of FP17s for the same patient ID Re-attending between 3 & 9 months - Adults	1,336	2,620	51.0%	51.1%	54.0%
% of FP17s for Band 1 Urgent Courses	425	3,256	13.1%	8.6%	9.0%
% of FP17s Relating to Free Repair or Replacements	33	3,256	1.0%	0.6%	0.7%
% of FP17s Relating to Continuations	52	3,256	1.6%	1.1%	0.9%
% of Patients satisfied with the dentistry they have received	13	17	76.5%	89.6%	90.9%
% of Patients satisfied with the time they had to wait for an appointment	15	17	88.2%	88.2%	88.7%

* This is based on patients treated on this contract for their most recent course of treatment. Figures in italics indicate the base number of FP17s or Patient Questionnaire responses are less than 100. N/A is shown where the base number of responses is less than 10 during the period. % is calculated as Quantity/Base number*100

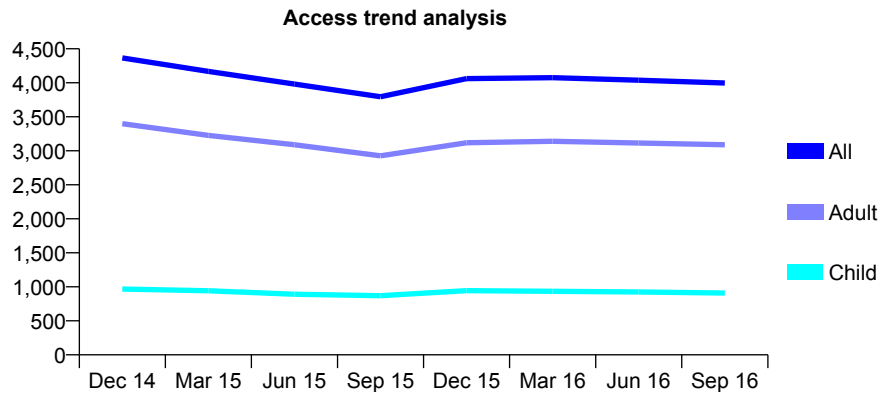
7A2 - Vital Signs At a Glance Contract Report for 169226/0001 - September 2016

Name or company name	Dr. N Patel, J Rai & Dr. N Kernahan
Contract type name	GDS Contract
Purpose of contract	General
Contract start date	01/08/2007
Contract end date	

16/17 Contracted general activity (UDA)	14,065
Carry forward general activity (UDA)	209
16/17 Contracted orthodontic activity (UOA)	0
Carry forward orthodontic activity (UOA)	0
Baseline contract value	£382,140.15

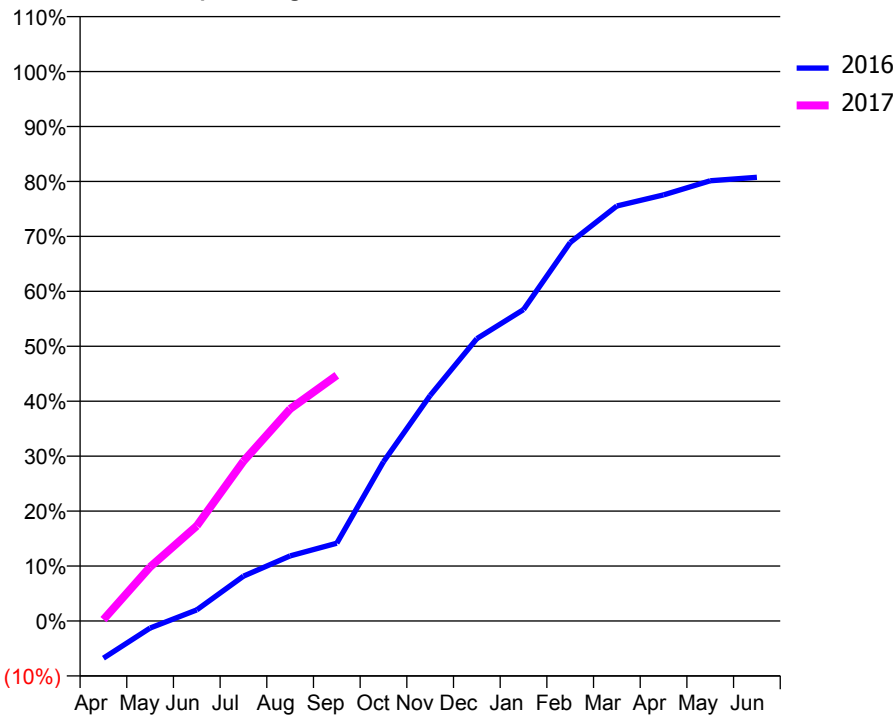
ACCESS*

Patients seen in 24 months	Total	Change since previous quarter
Quarter ending September 2015	3,795	
Quarter ending December 2015	4,062	↑
Quarter ending March 2016	4,075	→
Quarter ending June 2016	4,038	→
Quarter ending September 2016	3,998	→
Variance since September 2015	5.3%	↑



ACTIVITY

Cumulative percentage of contracted UDA delivered 2016 & 2017



Month	Adjusted Scheduled Activity (UDA)	
	2016	2017
April	-955	37
May	-183	1,382
June	285	2,434
July	1,150	4,091
August	1,668	5,430
September	1,991	6,287
October	4,076	
November	5,772	
December	7,228	
January	7,970	
February	9,689	
March	10,622	
April	10,908	
May	11,270	
June	11,356	

QUALITY

	Quantity	Base Number	Contract	LHB	Wales
% of FP17s for the same patient ID Re-attending within 3 months - Children	61	761	8.0%	9.2%	11.3%
% of FP17s for the same patient ID Re-attending within 3 months - Adults	380	2,665	14.3%	13.6%	16.6%
% of FP17s for the same patient ID Re-attending between 3 & 9 months - Children	498	761	65.4%	55.1%	58.3%
% of FP17s for the same patient ID Re-attending between 3 & 9 months - Adults	1,769	2,665	66.4%	51.1%	54.0%
% of FP17s for Band 1 Urgent Courses	125	3,035	4.1%	8.6%	9.0%
% of FP17s Relating to Free Repair or Replacements	26	3,035	0.9%	0.6%	0.7%
% of FP17s Relating to Continuations	73	3,035	2.4%	1.1%	0.9%
% of Patients satisfied with the dentistry they have received	12	13	92.3%	89.6%	90.9%
% of Patients satisfied with the time they had to wait for an appointment	11	13	84.6%	88.2%	88.7%

* This is based on patients treated on this contract for their most recent course of treatment. Figures in italics indicate the base number of FP17s or Patient Questionnaire responses are less than 100. N/A is shown where the base number of responses is less than 10 during the period. % is calculated as Quantity/Base number*100

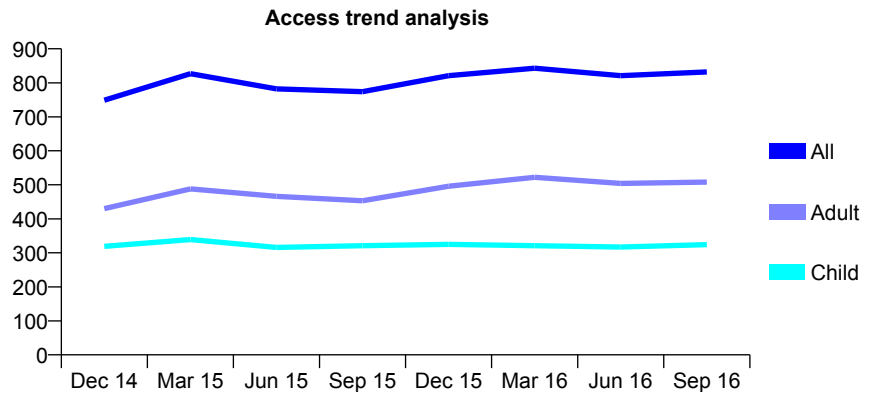
7A2 - Vital Signs At a Glance Contract Report for 172243/0001 - September 2016

Name or company name	West Street Dental Practice Limited
Contract type name	GDS Contract
Purpose of contract	General
Contract start date	01/04/2011
Contract end date	

16/17 Contracted general activity (UDA)	2,192
Carry forward general activity (UDA)	115
16/17 Contracted orthodontic activity (UOA)	0
Carry forward orthodontic activity (UOA)	0
Baseline contract value	£59,487.72

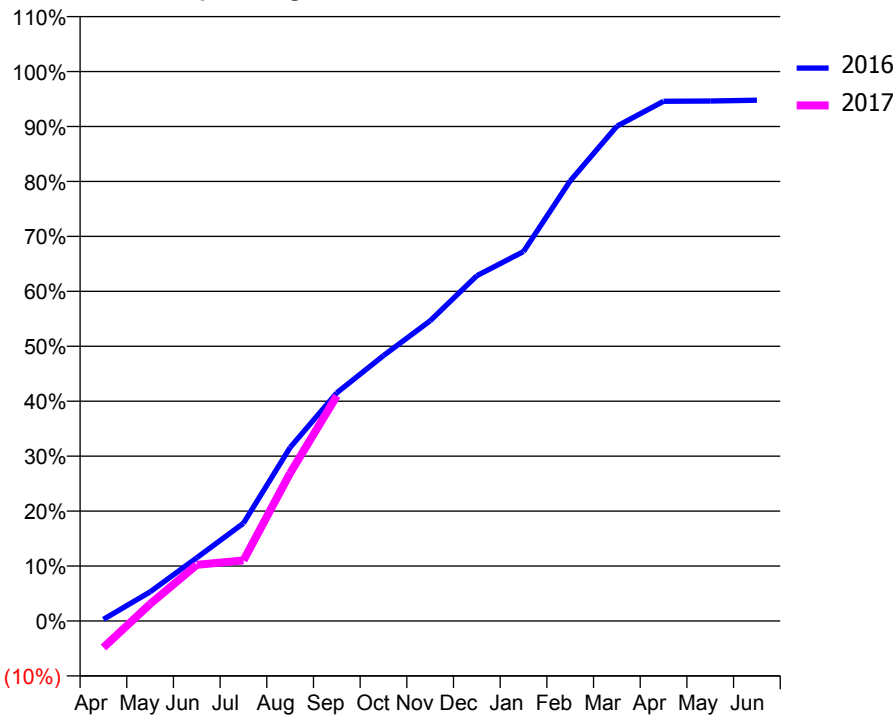
ACCESS*

Patients seen in 24 months	Total	Change since previous quarter
Quarter ending September 2015	774	
Quarter ending December 2015	821	↑
Quarter ending March 2016	843	↑
Quarter ending June 2016	821	↓
Quarter ending September 2016	832	→
Variance since September 2015	7.5%	↑



ACTIVITY

Cumulative percentage of contracted UDA delivered 2016 & 2017



Month	Adjusted Scheduled Activity (UDA)	
	2016	2017
April	6	-106
May	116	68
June	252	224
July	390	242
August	692	590
September	910	898
October	1,059	
November	1,197	
December	1,377	
January	1,474	
February	1,756	
March	1,974	
April	2,073	
May	2,074	
June	2,077	

QUALITY

	Quantity	Base Number	Contract	LHB	Wales
% of FP17s for the same patient ID Re-attending within 3 months - Children	28	258	10.9%	9.2%	11.3%
% of FP17s for the same patient ID Re-attending within 3 months - Adults	67	327	20.5%	13.6%	16.6%
% of FP17s for the same patient ID Re-attending between 3 & 9 months - Children	161	258	62.4%	55.1%	58.3%
% of FP17s for the same patient ID Re-attending between 3 & 9 months - Adults	181	327	55.4%	51.1%	54.0%
% of FP17s for Band 1 Urgent Courses	70	533	13.1%	8.6%	9.0%
% of FP17s Relating to Free Repair or Replacements	0	533	0.0%	0.6%	0.7%
% of FP17s Relating to Continuations	0	533	0.0%	1.1%	0.9%
% of Patients satisfied with the dentistry they have received	5	6	N/A	89.6%	90.9%
% of Patients satisfied with the time they had to wait for an appointment	5	6	N/A	88.2%	88.7%

* This is based on patients treated on this contract for their most recent course of treatment. Figures in italics indicate the base number of FP17s or Patient Questionnaire responses are less than 100. N/A is shown where the base number of responses is less than 10 during the period. % is calculated as Quantity/Base number*100

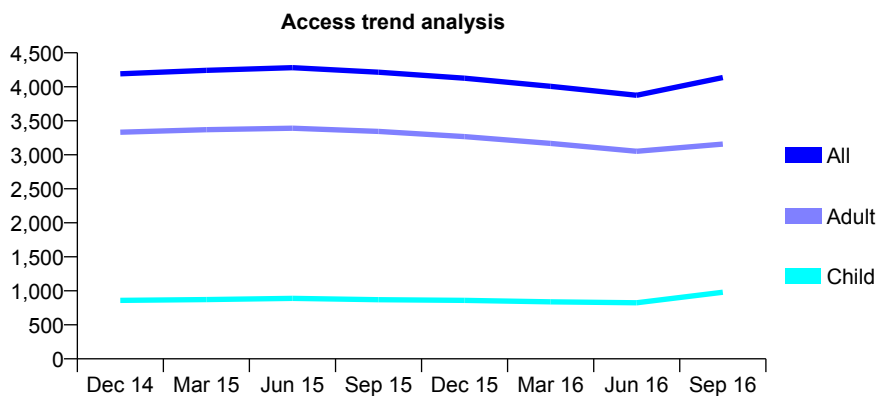
7A2 - Vital Signs At a Glance Contract Report for 175714/0001 - September 2016

Name or company name	MSC Universal Limited
Contract type name	GDS Contract
Purpose of contract	General
Contract start date	01/12/2010
Contract end date	

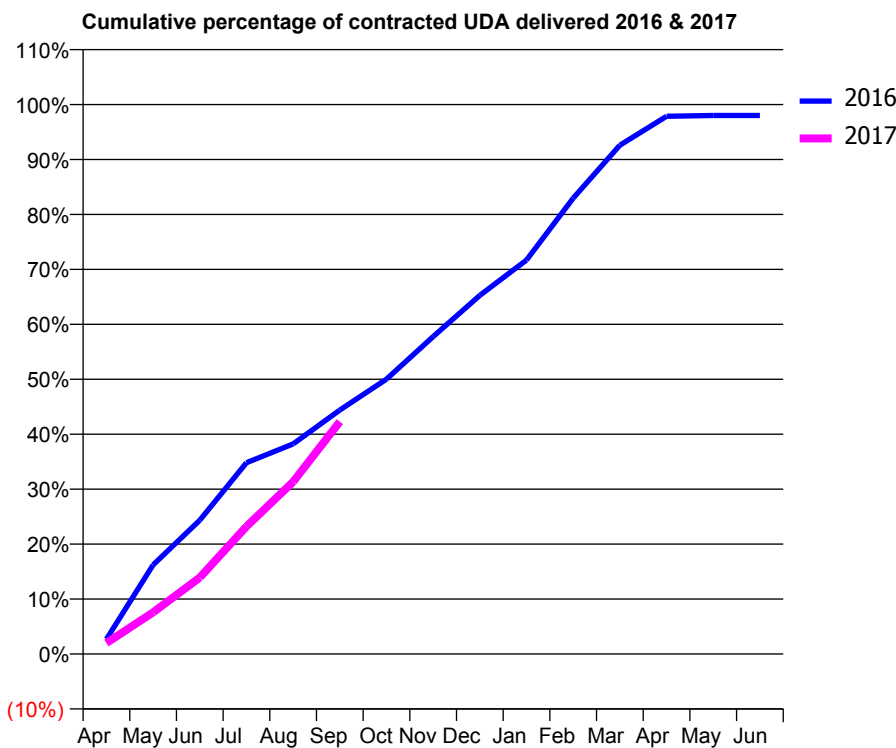
16/17 Contracted general activity (UDA)	15,000
Carry forward general activity (UDA)	300
16/17 Contracted orthodontic activity (UOA)	0
Carry forward orthodontic activity (UOA)	0
Baseline contract value	£442,922.40

ACCESS*

Patients seen in 24 months	Total	Change since previous quarter
Quarter ending September 2015	4,214	
Quarter ending December 2015	4,127	↓
Quarter ending March 2016	4,007	↓
Quarter ending June 2016	3,875	↓
Quarter ending September 2016	4,137	↑
Variance since September 2015	(1.8%)	↓



ACTIVITY



Month	Adjusted Scheduled Activity (UDA)	
	2016	2017
April	407	301
May	2,434	1,137
June	3,653	2,089
July	5,220	3,480
August	5,737	4,701
September	6,659	6,342
October	7,504	
November	8,667	
December	9,792	
January	10,756	
February	12,445	
March	13,887	
April	14,679	
May	14,700	
June	14,700	

QUALITY

	Quantity	Base Number	Contract	LHB	Wales
% of FP17s for the same patient ID Re-attending within 3 months - Children	46	808	5.7%	9.2%	11.3%
% of FP17s for the same patient ID Re-attending within 3 months - Adults	382	2,729	14.0%	13.6%	16.6%
% of FP17s for the same patient ID Re-attending between 3 & 9 months - Children	483	808	59.8%	55.1%	58.3%
% of FP17s for the same patient ID Re-attending between 3 & 9 months - Adults	1,815	2,729	66.5%	51.1%	54.0%
% of FP17s for Band 1 Urgent Courses	161	3,207	5.0%	8.6%	9.0%
% of FP17s Relating to Free Repair or Replacements	21	3,207	0.7%	0.6%	0.7%
% of FP17s Relating to Continuations	64	3,207	2.0%	1.1%	0.9%
% of Patients satisfied with the dentistry they have received	29	34	85.3%	89.6%	90.9%
% of Patients satisfied with the time they had to wait for an appointment	32	34	94.1%	88.2%	88.7%

* This is based on patients treated on this contract for their most recent course of treatment. Figures in italics indicate the base number of FP17s or Patient Questionnaire responses are less than 100. N/A is shown where the base number of responses is less than 10 during the period. % is calculated as Quantity/Base number*100

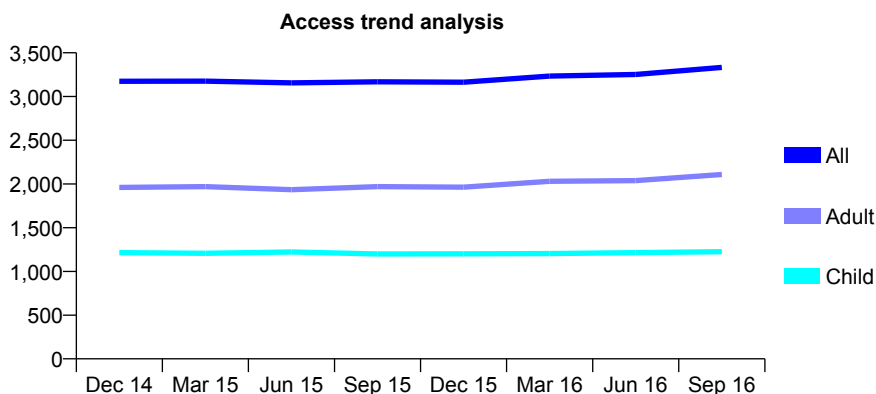
7A2 - Vital Signs At a Glance Contract Report for 177342/0001 - September 2016

Name or company name	K J Hughes & R W Hutchings
Contract type name	GDS Contract
Purpose of contract	General
Contract start date	01/01/2009
Contract end date	

16/17 Contracted general activity (UDA)	11,593
Carry forward general activity (UDA)	0
16/17 Contracted orthodontic activity (UOA)	0
Carry forward orthodontic activity (UOA)	0
Baseline contract value	£391,279.04

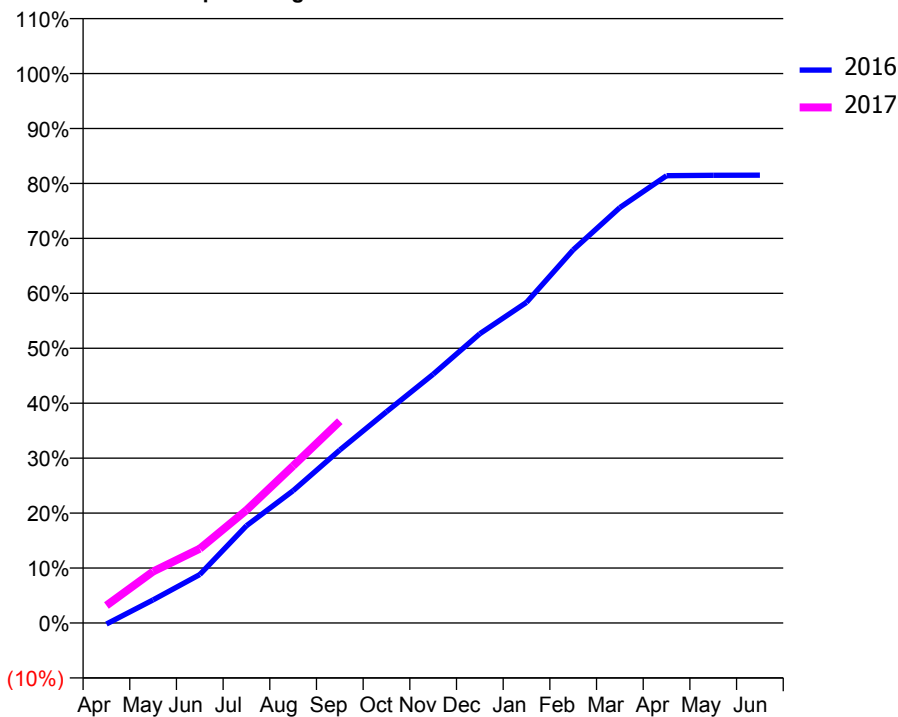
ACCESS*

Patients seen in 24 months	Total	Change since previous quarter
Quarter ending September 2015	3,169	
Quarter ending December 2015	3,164	→
Quarter ending March 2016	3,234	↑
Quarter ending June 2016	3,252	→
Quarter ending September 2016	3,333	↑
Variance since September 2015	5.2%	↑



ACTIVITY

Cumulative percentage of contracted UDA delivered 2016 & 2017



Month	Adjusted Scheduled Activity (UDA)	
	2016	2017
April	-23	369
May	489	1,086
June	1,022	1,568
July	2,052	2,381
August	2,792	3,315
September	3,650	4,257
October	4,457	
November	5,248	
December	6,104	
January	6,763	
February	7,873	
March	8,766	
April	9,437	
May	9,445	
June	9,448	

QUALITY

	Quantity	Base Number	Contract	LHB	Wales
% of FP17s for the same patient ID Re-attending within 3 months - Children	50	892	5.6%	9.2%	11.3%
% of FP17s for the same patient ID Re-attending within 3 months - Adults	205	1,346	15.2%	13.6%	16.6%
% of FP17s for the same patient ID Re-attending between 3 & 9 months - Children	469	892	52.6%	55.1%	58.3%
% of FP17s for the same patient ID Re-attending between 3 & 9 months - Adults	634	1,346	47.1%	51.1%	54.0%
% of FP17s for Band 1 Urgent Courses	180	1,995	9.0%	8.6%	9.0%
% of FP17s Relating to Free Repair or Replacements	10	1,995	0.5%	0.6%	0.7%
% of FP17s Relating to Continuations	19	1,995	1.0%	1.1%	0.9%
% of Patients satisfied with the dentistry they have received	16	18	88.9%	89.6%	90.9%
% of Patients satisfied with the time they had to wait for an appointment	16	18	88.9%	88.2%	88.7%

* This is based on patients treated on this contract for their most recent course of treatment. Figures in italics indicate the base number of FP17s or Patient Questionnaire responses are less than 100. N/A is shown where the base number of responses is less than 10 during the period. % is calculated as Quantity/Base number*100

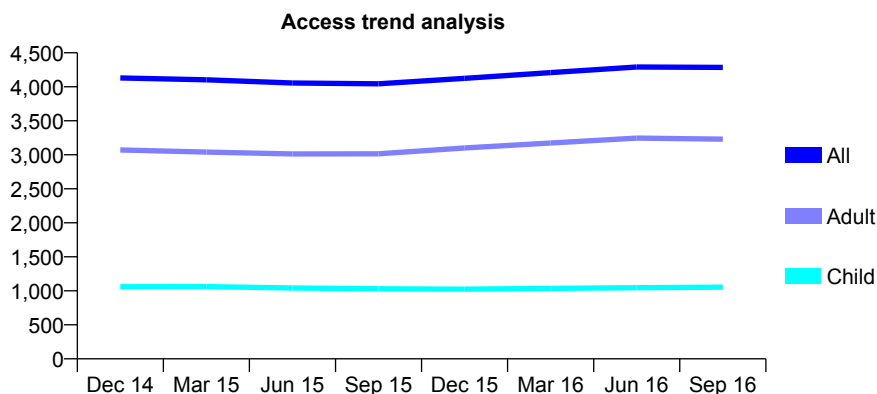
7A2 - Vital Signs At a Glance Contract Report for 187429/0001 - September 2016

Name or company name	Fifield & Borsden
Contract type name	GDS Contract
Purpose of contract	General
Contract start date	01/04/2006
Contract end date	

16/17 Contracted general activity (UDA)	15,000
Carry forward general activity (UDA)	118
16/17 Contracted orthodontic activity (UOA)	0
Carry forward orthodontic activity (UOA)	0
Baseline contract value	£344,920.60

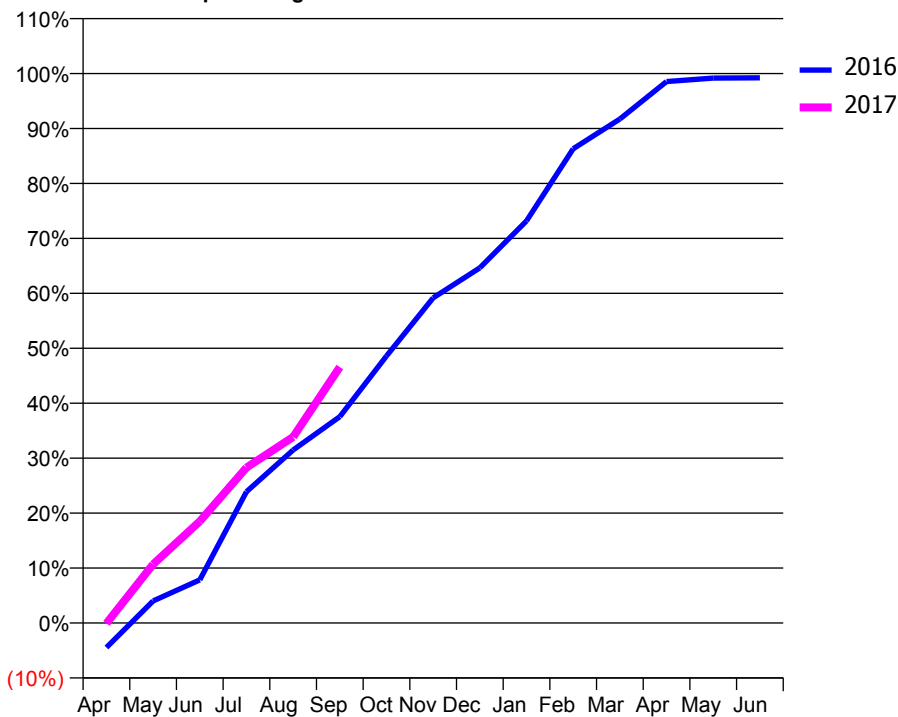
ACCESS*

Patients seen in 24 months	Total	Change since previous quarter
Quarter ending September 2015	4,045	
Quarter ending December 2015	4,125	→
Quarter ending March 2016	4,209	↑
Quarter ending June 2016	4,292	→
Quarter ending September 2016	4,285	→
Variance since September 2015	5.9%	↑



ACTIVITY

Cumulative percentage of contracted UDA delivered 2016 & 2017



Month	Adjusted Scheduled Activity (UDA)	
	2016	2017
April	-670	-13
May	602	1,603
June	1,176	2,775
July	3,582	4,243
August	4,724	5,079
September	5,633	6,987
October	7,290	
November	8,875	
December	9,694	
January	10,977	
February	12,945	
March	13,759	
April	14,780	
May	14,874	
June	14,881	

QUALITY

	Quantity	Base Number	Contract	LHB	Wales
% of FP17s for the same patient ID Re-attending within 3 months - Children	75	1,027	7.3%	9.2%	11.3%
% of FP17s for the same patient ID Re-attending within 3 months - Adults	504	3,070	16.4%	13.6%	16.6%
% of FP17s for the same patient ID Re-attending between 3 & 9 months - Children	675	1,027	65.7%	55.1%	58.3%
% of FP17s for the same patient ID Re-attending between 3 & 9 months - Adults	2,002	3,070	65.2%	51.1%	54.0%
% of FP17s for Band 1 Urgent Courses	183	3,589	5.1%	8.6%	9.0%
% of FP17s Relating to Free Repair or Replacements	31	3,589	0.9%	0.6%	0.7%
% of FP17s Relating to Continuations	33	3,589	0.9%	1.1%	0.9%
% of Patients satisfied with the dentistry they have received	12	15	80.0%	89.6%	90.9%
% of Patients satisfied with the time they had to wait for an appointment	14	15	93.3%	88.2%	88.7%

* This is based on patients treated on this contract for their most recent course of treatment. Figures in italics indicate the base number of FP17s or Patient Questionnaire responses are less than 100. N/A is shown where the base number of responses is less than 10 during the period. % is calculated as Quantity/Base number*100

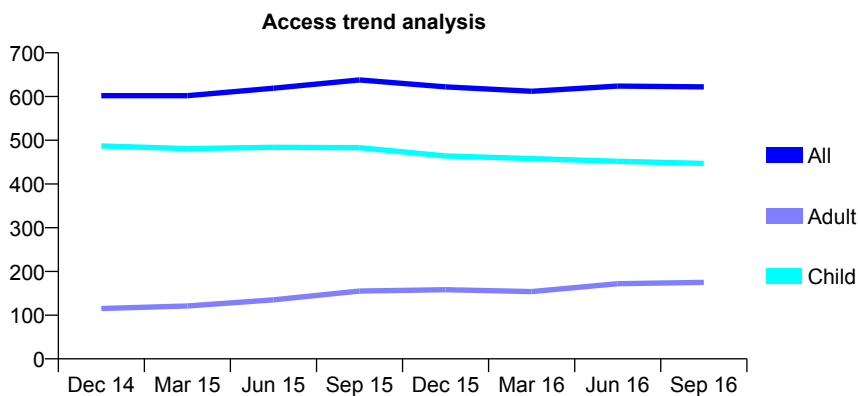
7A2 - Vital Signs At a Glance Contract Report for 212970/0001 - September 2016

Name or company name	MRS SJ JOHNSON
Contract type name	GDS Contract
Purpose of contract	General
Contract start date	01/06/2006
Contract end date	

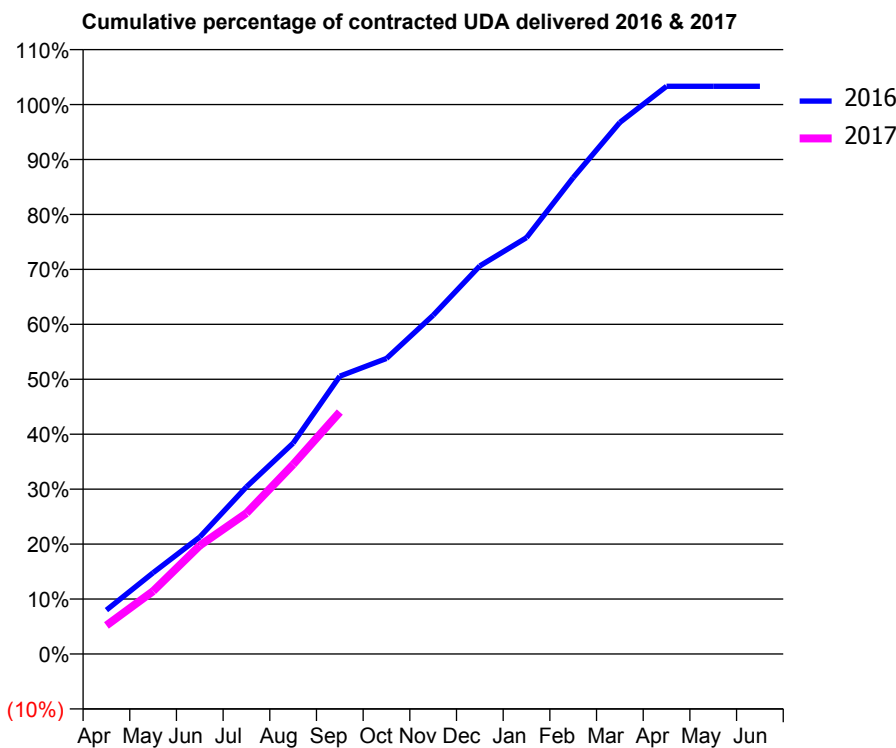
16/17 Contracted general activity (UDA)	1,342
Carry forward general activity (UDA)	-45
16/17 Contracted orthodontic activity (UOA)	0
Carry forward orthodontic activity (UOA)	0
Baseline contract value	£35,938.72

ACCESS*

Patients seen in 24 months	Total	Change since previous quarter
Quarter ending September 2015	638	
Quarter ending December 2015	622	↓
Quarter ending March 2016	612	↓
Quarter ending June 2016	624	→
Quarter ending September 2016	622	→
Variance since September 2015	(2.5%)	↓



ACTIVITY



Month	Adjusted Scheduled Activity (UDA)	
	2016	2017
April	107	70
May	198	154
June	286	265
July	408	344
August	515	463
September	679	591
October	722	
November	827	
December	948	
January	1,017	
February	1,163	
March	1,298	
April	1,387	
May	1,387	
June	1,387	

QUALITY

	Quantity	Base Number	Contract	LHB	Wales
% of FP17s for the same patient ID Re-attending within 3 months - Children	28	339	8.3%	9.2%	11.3%
% of FP17s for the same patient ID Re-attending within 3 months - Adults	9	77	11.7%	13.6%	16.6%
% of FP17s for the same patient ID Re-attending between 3 & 9 months - Children	170	339	50.1%	55.1%	58.3%
% of FP17s for the same patient ID Re-attending between 3 & 9 months - Adults	15	77	19.5%	51.1%	54.0%
% of FP17s for Band 1 Urgent Courses	55	372	14.8%	8.6%	9.0%
% of FP17s Relating to Free Repair or Replacements	1	372	0.3%	0.6%	0.7%
% of FP17s Relating to Continuations	0	372	0.0%	1.1%	0.9%
% of Patients satisfied with the dentistry they have received	3	3	N/A	89.6%	90.9%
% of Patients satisfied with the time they had to wait for an appointment	3	3	N/A	88.2%	88.7%

* This is based on patients treated on this contract for their most recent course of treatment. Figures in italics indicate the base number of FP17s or Patient Questionnaire responses are less than 100. N/A is shown where the base number of responses is less than 10 during the period. % is calculated as Quantity/Base number*100

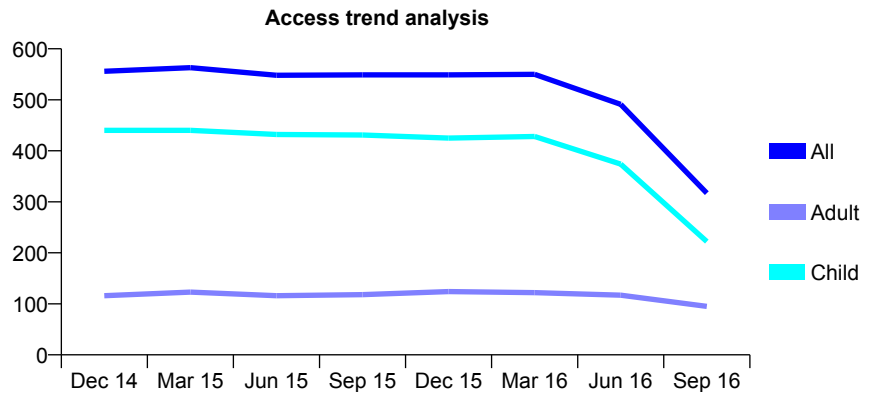
7A2 - Vital Signs At a Glance Contract Report for 22275/0001 - September 2016

Name or company name	MR TF JONES
Contract type name	GDS Contract
Purpose of contract	General
Contract start date	01/04/2006
Contract end date	30/04/2016

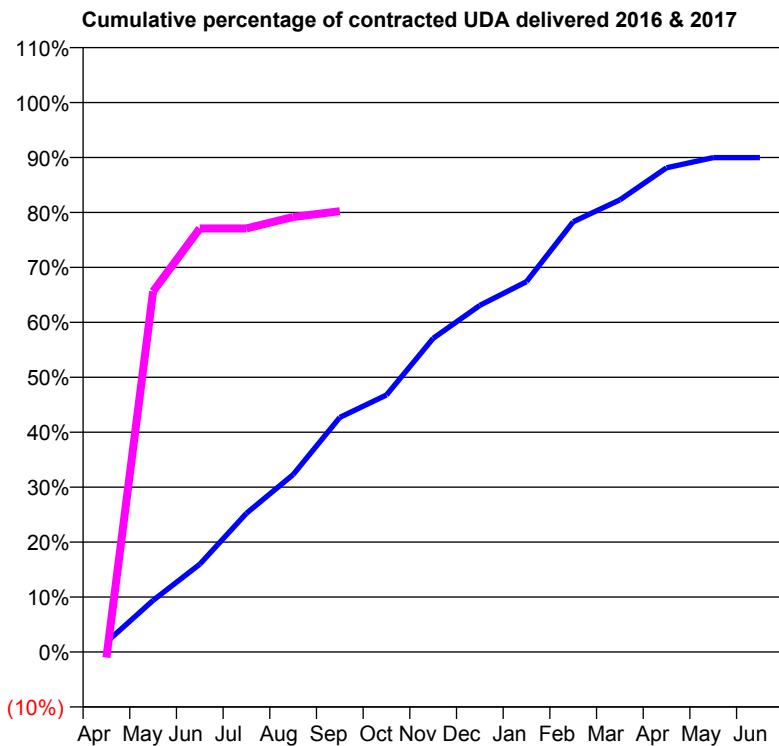
16/17 Contracted general activity (UDA)	96
Carry forward general activity (UDA)	25
16/17 Contracted orthodontic activity (UOA)	0
Carry forward orthodontic activity (UOA)	0
Baseline contract value	£2,220.27

ACCESS*

Patients seen in 24 months	Total	Change since previous quarter
Quarter ending September 2015	549	
Quarter ending December 2015	549	→
Quarter ending March 2016	550	→
Quarter ending June 2016	491	↓
Quarter ending September 2016	317	↓
Variance since September 2015	(42.3%)	↓



ACTIVITY



Month	Adjusted Scheduled Activity (UDA)	
	2016	2017
April	22	-1
May	118	63
June	200	74
July	316	74
August	404	76
September	534	77
October	585	
November	714	
December	789	
January	843	
February	979	
March	1,029	
April	1,102	
May	1,125	
June	1,125	

QUALITY

	Quantity	Base Number	Contract	LHB	Wales
% of FP17s for the same patient ID Re-attending within 3 months - Children	9	109	8.3%	9.2%	11.3%
% of FP17s for the same patient ID Re-attending within 3 months - Adults	0	9	0.0%	13.6%	16.6%
% of FP17s for the same patient ID Re-attending between 3 & 9 months - Children	60	109	55.0%	55.1%	58.3%
% of FP17s for the same patient ID Re-attending between 3 & 9 months - Adults	4	9	44.4%	51.1%	54.0%
% of FP17s for Band 1 Urgent Courses	0	64	0.0%	8.6%	9.0%
% of FP17s Relating to Free Repair or Replacements	0	64	0.0%	0.6%	0.7%
% of FP17s Relating to Continuations	0	64	0.0%	1.1%	0.9%
% of Patients satisfied with the dentistry they have received	2	3	N/A	89.6%	90.9%
% of Patients satisfied with the time they had to wait for an appointment	3	3	N/A	88.2%	88.7%

* This is based on patients treated on this contract for their most recent course of treatment. Figures in italics indicate the base number of FP17s or Patient Questionnaire responses are less than 100. N/A is shown where the base number of responses is less than 10 during the period. % is calculated as Quantity/Base number*100

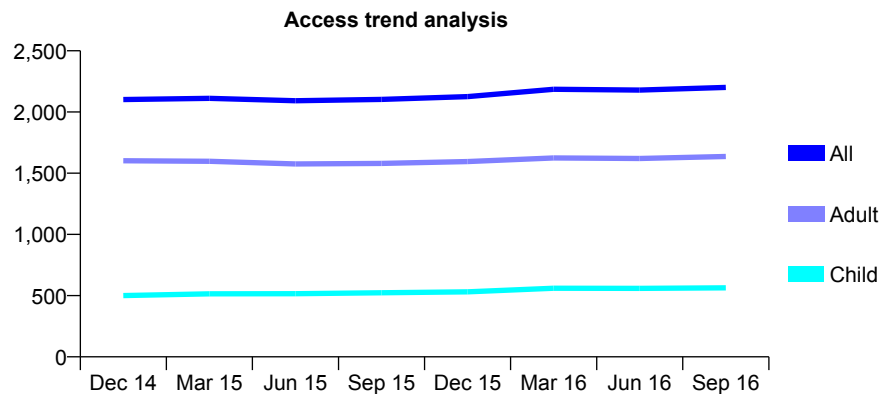
7A2 - Vital Signs At a Glance Contract Report for 222763/0001 - September 2016

Name or company name	MR EW DANIELS
Contract type name	GDS Contract
Purpose of contract	General
Contract start date	01/11/2007
Contract end date	

16/17 Contracted general activity (UDA)	5,625
Carry forward general activity (UDA)	-70
16/17 Contracted orthodontic activity (UOA)	0
Carry forward orthodontic activity (UOA)	0
Baseline contract value	£132,989.31

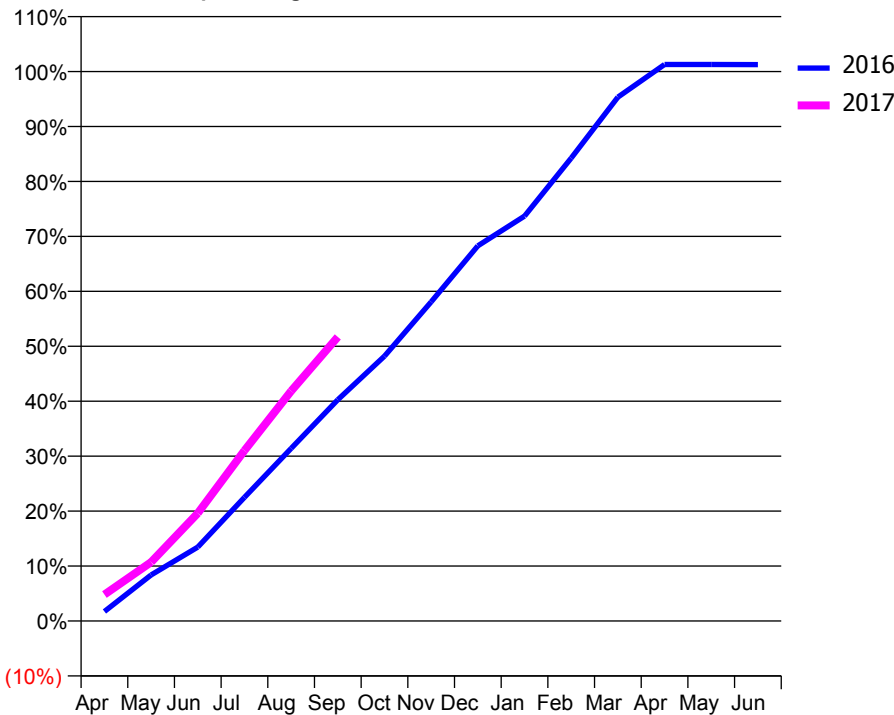
ACCESS*

Patients seen in 24 months	Total	Change since previous quarter
Quarter ending September 2015	2,103	
Quarter ending December 2015	2,126	→
Quarter ending March 2016	2,186	↑
Quarter ending June 2016	2,179	→
Quarter ending September 2016	2,201	→
Variance since September 2015	4.7%	↑



ACTIVITY

Cumulative percentage of contracted UDA delivered 2016 & 2017



Month	Adjusted Scheduled Activity (UDA)	
	2016	2017
April	98	271
May	471	603
June	757	1,104
July	1,266	1,745
August	1,767	2,354
September	2,265	2,908
October	2,712	
November	3,267	
December	3,840	
January	4,144	
February	4,739	
March	5,363	
April	5,697	
May	5,696	
June	5,695	

QUALITY

	Quantity	Base Number	Contract	LHB	Wales
% of FP17s for the same patient ID Re-attending within 3 months - Children	23	460	5.0%	9.2%	11.3%
% of FP17s for the same patient ID Re-attending within 3 months - Adults	131	1,220	10.7%	13.6%	16.6%
% of FP17s for the same patient ID Re-attending between 3 & 9 months - Children	241	460	52.4%	55.1%	58.3%
% of FP17s for the same patient ID Re-attending between 3 & 9 months - Adults	608	1,220	49.8%	51.1%	54.0%
% of FP17s for Band 1 Urgent Courses	90	1,512	6.0%	8.6%	9.0%
% of FP17s Relating to Free Repair or Replacements	10	1,512	0.7%	0.6%	0.7%
% of FP17s Relating to Continuations	4	1,512	0.3%	1.1%	0.9%
% of Patients satisfied with the dentistry they have received	12	14	85.7%	89.6%	90.9%
% of Patients satisfied with the time they had to wait for an appointment	14	14	100.0%	88.2%	88.7%

* This is based on patients treated on this contract for their most recent course of treatment. Figures in italics indicate the base number of FP17s or Patient Questionnaire responses are less than 100. N/A is shown where the base number of responses is less than 10 during the period. % is calculated as Quantity/Base number*100

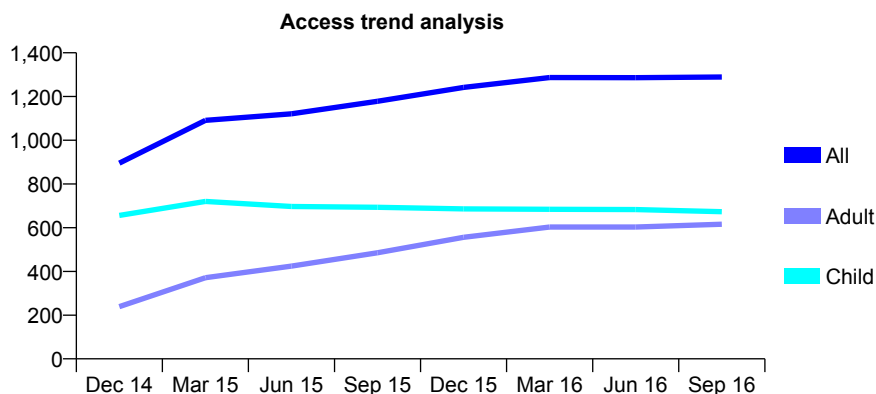
7A2 - Vital Signs At a Glance Contract Report for 273260/0001 - September 2016

Name or company name	MR F ABBAS
Contract type name	GDS Contract
Purpose of contract	General
Contract start date	01/02/2014
Contract end date	

16/17 Contracted general activity (UDA)	2,776
Carry forward general activity (UDA)	0
16/17 Contracted orthodontic activity (UOA)	0
Carry forward orthodontic activity (UOA)	0
Baseline contract value	£75,858.75

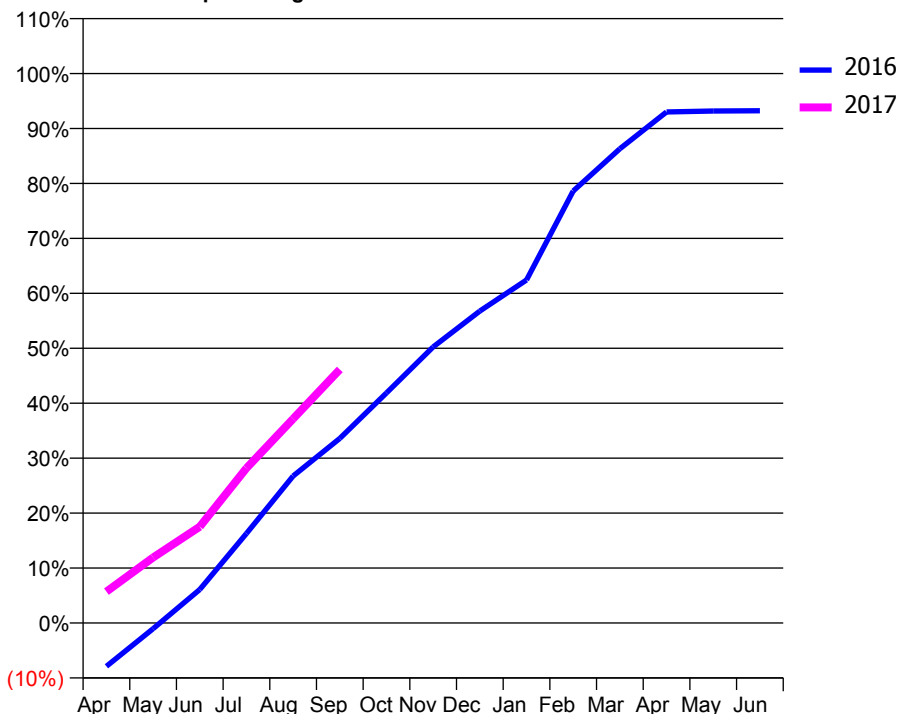
ACCESS*

Patients seen in 24 months	Total	Change since previous quarter
Quarter ending September 2015	1,178	
Quarter ending December 2015	1,242	↑
Quarter ending March 2016	1,287	↑
Quarter ending June 2016	1,286	→
Quarter ending September 2016	1,289	→
Variance since September 2015	9.4%	↑



ACTIVITY

Cumulative percentage of contracted UDA delivered 2016 & 2017



Adjusted Scheduled Activity (UDA)

Month	2016	2017
April	-220	159
May	-29	331
June	169	487
July	452	783
August	742	1,032
September	933	1,281
October	1,162	
November	1,395	
December	1,576	
January	1,733	
February	2,182	
March	2,396	
April	2,582	
May	2,587	
June	2,588	

QUALITY

	Quantity	Base Number	Contract	LHB	Wales
% of FP17s for the same patient ID Re-attending within 3 months - Children	73	489	14.9%	9.2%	11.3%
% of FP17s for the same patient ID Re-attending within 3 months - Adults	81	355	22.8%	13.6%	16.6%
% of FP17s for the same patient ID Re-attending between 3 & 9 months - Children	284	489	58.1%	55.1%	58.3%
% of FP17s for the same patient ID Re-attending between 3 & 9 months - Adults	134	355	37.7%	51.1%	54.0%
% of FP17s for Band 1 Urgent Courses	140	729	19.2%	8.6%	9.0%
% of FP17s Relating to Free Repair or Replacements	1	729	0.1%	0.6%	0.7%
% of FP17s Relating to Continuations	2	729	0.3%	1.1%	0.9%
% of Patients satisfied with the dentistry they have received	4	4	N/A	89.6%	90.9%
% of Patients satisfied with the time they had to wait for an appointment	3	4	N/A	88.2%	88.7%

* This is based on patients treated on this contract for their most recent course of treatment. Figures in italics indicate the base number of FP17s or Patient Questionnaire responses are less than 100. N/A is shown where the base number of responses is less than 10 during the period. % is calculated as Quantity/Base number*100

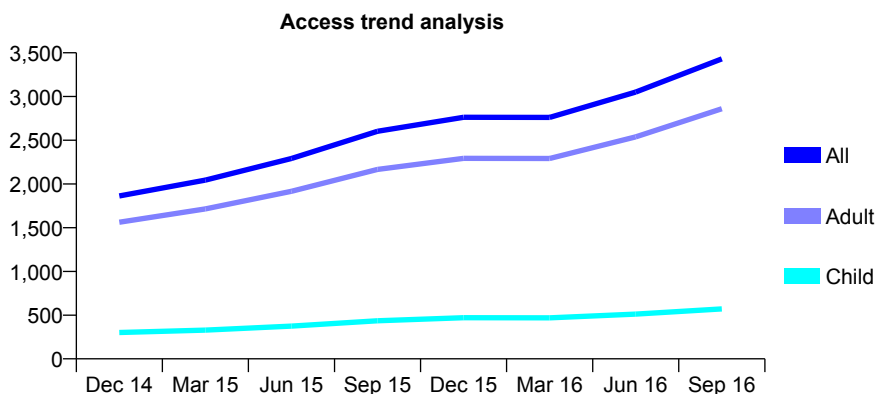
7A2 - Vital Signs At a Glance Contract Report for 282928/0001 - September 2016

Name or company name	MR JR HAYDEN
Contract type name	GDS Contract
Purpose of contract	General
Contract start date	14/02/2014
Contract end date	

16/17 Contracted general activity (UDA)	14,676
Carry forward general activity (UDA)	102
16/17 Contracted orthodontic activity (UOA)	0
Carry forward orthodontic activity (UOA)	0
Baseline contract value	£362,941.83

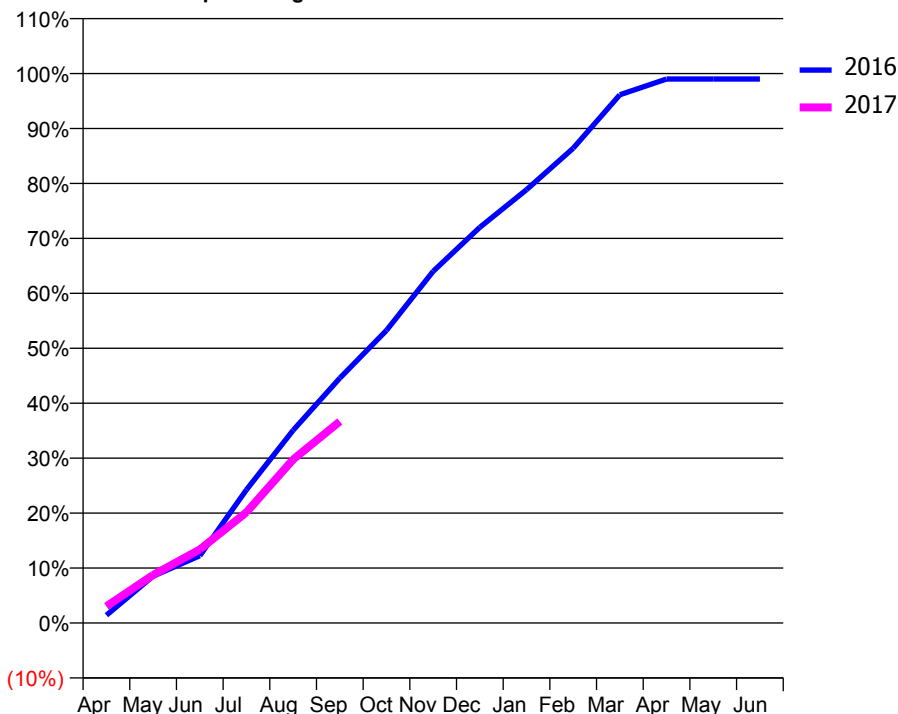
ACCESS*

Patients seen in 24 months	Total	Change since previous quarter
Quarter ending September 2015	2,602	
Quarter ending December 2015	2,763	↑
Quarter ending March 2016	2,761	→
Quarter ending June 2016	3,051	↑
Quarter ending September 2016	3,431	↑
Variance since September 2015	31.9%	↑



ACTIVITY

Cumulative percentage of contracted UDA delivered 2016 & 2017



Adjusted Scheduled Activity (UDA)

Month	2016	2017
April	146	448
May	869	1,283
June	1,250	1,963
July	2,473	2,957
August	3,579	4,368
September	4,546	5,384
October	5,431	
November	6,529	
December	7,346	
January	8,044	
February	8,813	
March	9,805	
April	10,097	
May	10,098	
June	10,098	

QUALITY

	Quantity	Base Number	Contract	LHB	Wales
% of FP17s for the same patient ID Re-attending within 3 months - Children	39	540	7.2%	9.2%	11.3%
% of FP17s for the same patient ID Re-attending within 3 months - Adults	343	2,639	13.0%	13.6%	16.6%
% of FP17s for the same patient ID Re-attending between 3 & 9 months - Children	220	540	40.7%	55.1%	58.3%
% of FP17s for the same patient ID Re-attending between 3 & 9 months - Adults	1,059	2,639	40.1%	51.1%	54.0%
% of FP17s for Band 1 Urgent Courses	768	3,051	25.2%	8.6%	9.0%
% of FP17s Relating to Free Repair or Replacements	28	3,051	0.9%	0.6%	0.7%
% of FP17s Relating to Continuations	16	3,051	0.5%	1.1%	0.9%
% of Patients satisfied with the dentistry they have received	26	30	86.7%	89.6%	90.9%
% of Patients satisfied with the time they had to wait for an appointment	27	30	90.0%	88.2%	88.7%

* This is based on patients treated on this contract for their most recent course of treatment. Figures in italics indicate the base number of FP17s or Patient Questionnaire responses are less than 100. N/A is shown where the base number of responses is less than 10 during the period. % is calculated as Quantity/Base number*100

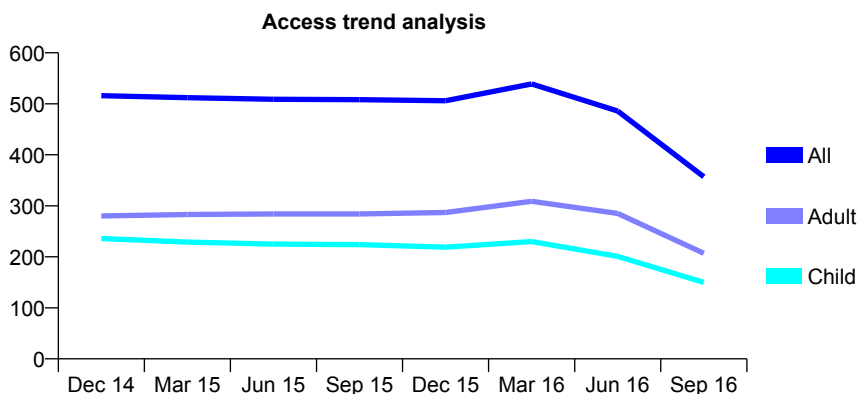
7A2 - Vital Signs At a Glance Contract Report for 570079/0001 - September 2016

Name or company name	MISS RE MOSEY
Contract type name	GDS Contract
Purpose of contract	General
Contract start date	01/04/2006
Contract end date	14/04/2016

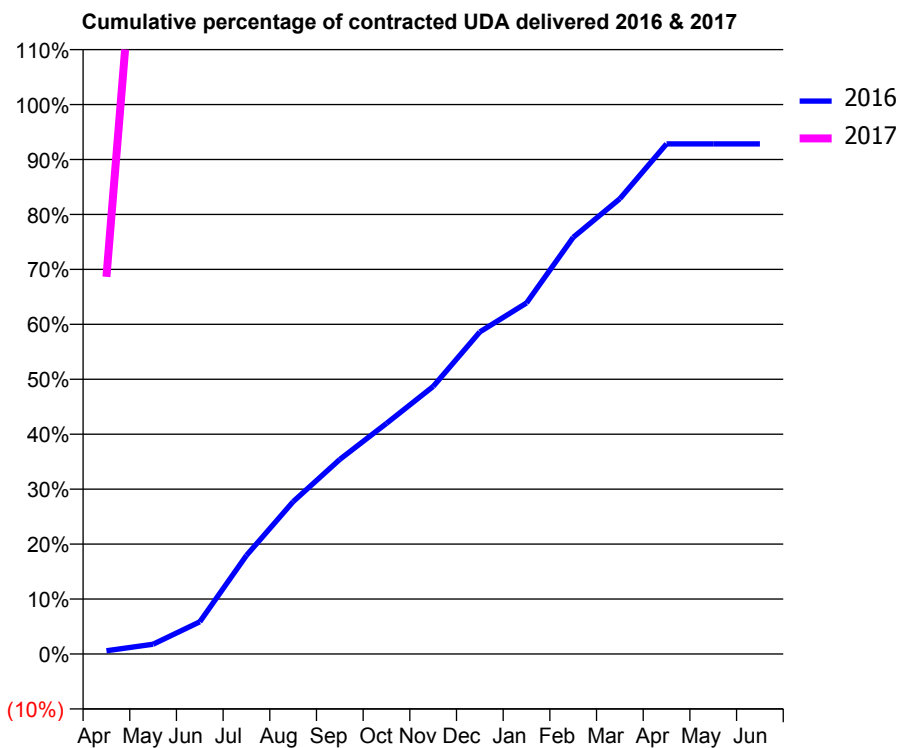
16/17 Contracted general activity (UDA)	51
Carry forward general activity (UDA)	0
16/17 Contracted orthodontic activity (UOA)	0
Carry forward orthodontic activity (UOA)	0
Baseline contract value	£1,400.28

ACCESS*

Patients seen in 24 months	Total	Change since previous quarter
Quarter ending September 2015	508	
Quarter ending December 2015	506	→
Quarter ending March 2016	539	↑
Quarter ending June 2016	486	↓
Quarter ending September 2016	357	↓
Variance since September 2015	(29.7%)	↓



ACTIVITY



Month	Adjusted Scheduled Activity (UDA)	
	2016	2017
April	8	35
May	23	88
June	76	122
July	234	138
August	362	141
September	462	142
October	547	
November	635	
December	764	
January	833	
February	989	
March	1,080	
April	1,211	
May	1,211	
June	1,211	

QUALITY

	Quantity	Base Number	Contract	LHB	Wales
% of FP17s for the same patient ID Re-attending within 3 months - Children	2	67	3.0%	9.2%	11.3%
% of FP17s for the same patient ID Re-attending within 3 months - Adults	3	83	3.6%	13.6%	16.6%
% of FP17s for the same patient ID Re-attending between 3 & 9 months - Children	29	67	43.3%	55.1%	58.3%
% of FP17s for the same patient ID Re-attending between 3 & 9 months - Adults	28	83	33.7%	51.1%	54.0%
% of FP17s for Band 1 Urgent Courses	3	59	5.1%	8.6%	9.0%
% of FP17s Relating to Free Repair or Replacements	0	59	0.0%	0.6%	0.7%
% of FP17s Relating to Continuations	0	59	0.0%	1.1%	0.9%
% of Patients satisfied with the dentistry they have received	1	1	N/A	89.6%	90.9%
% of Patients satisfied with the time they had to wait for an appointment	1	1	N/A	88.2%	88.7%

* This is based on patients treated on this contract for their most recent course of treatment. Figures in italics indicate the base number of FP17s or Patient Questionnaire responses are less than 100. N/A is shown where the base number of responses is less than 10 during the period. % is calculated as Quantity/Base number*100

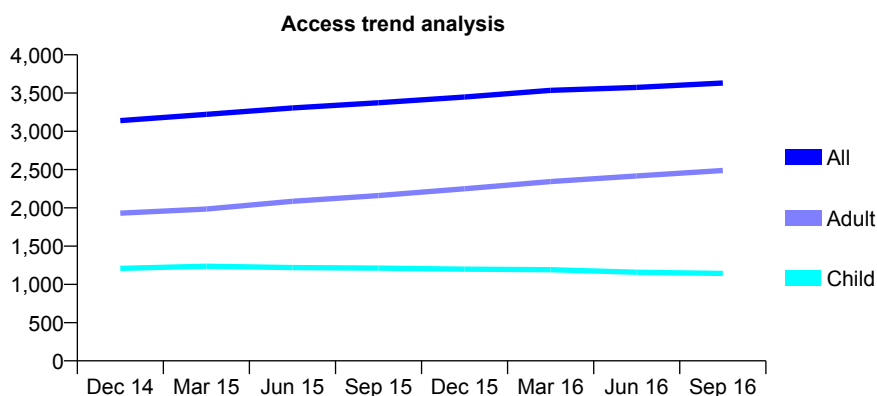
7A2 - Vital Signs At a Glance Contract Report for 573361/0001 - September 2016

Name or company name	MR D CLARKE
Contract type name	GDS Contract
Purpose of contract	General
Contract start date	01/04/2006
Contract end date	

16/17 Contracted general activity (UDA)	9,242
Carry forward general activity (UDA)	-25
16/17 Contracted orthodontic activity (UOA)	0
Carry forward orthodontic activity (UOA)	0
Baseline contract value	£302,711.34

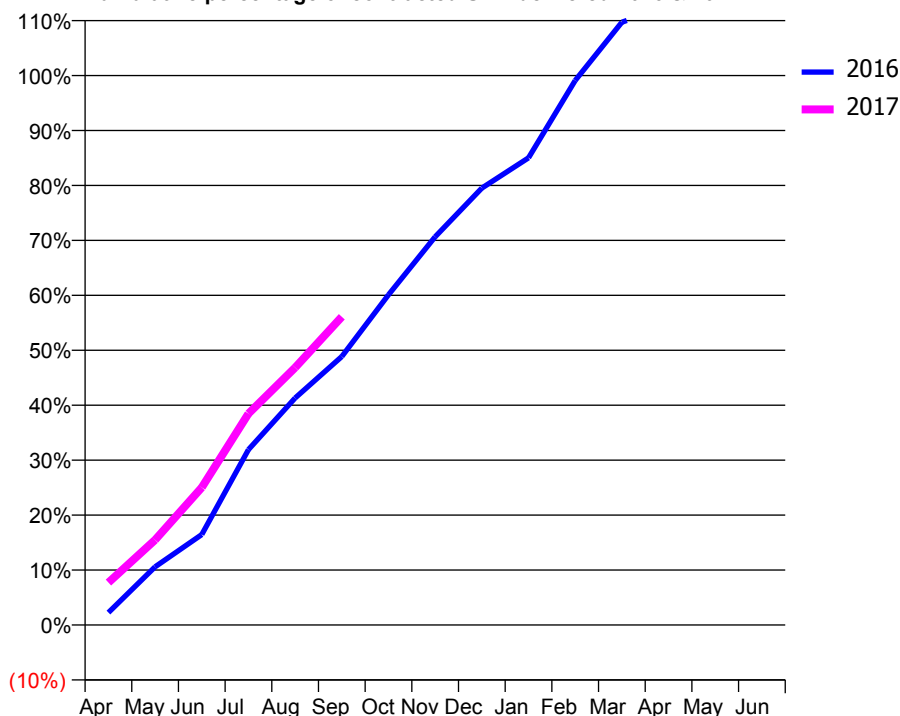
ACCESS*

Patients seen in 24 months	Total	Change since previous quarter
Quarter ending September 2015	3,373	
Quarter ending December 2015	3,448	↑
Quarter ending March 2016	3,535	↑
Quarter ending June 2016	3,574	→
Quarter ending September 2016	3,631	→
Variance since September 2015	7.6%	↑



ACTIVITY

Cumulative percentage of contracted UDA delivered 2016 & 2017



Month	Adjusted Scheduled Activity (UDA)	
	2016	2017
April	223	714
May	1,042	1,433
June	1,620	2,313
July	3,141	3,557
August	4,065	4,329
September	4,807	5,185
October	5,913	
November	6,952	
December	7,822	
January	8,365	
February	9,750	
March	10,793	
April	11,081	
May	11,083	
June	11,087	

QUALITY

	Quantity	Base Number	Contract	LHB	Wales
% of FP17s for the same patient ID Re-attending within 3 months - Children	33	782	4.2%	9.2%	11.3%
% of FP17s for the same patient ID Re-attending within 3 months - Adults	136	1,395	9.7%	13.6%	16.6%
% of FP17s for the same patient ID Re-attending between 3 & 9 months - Children	440	782	56.3%	55.1%	58.3%
% of FP17s for the same patient ID Re-attending between 3 & 9 months - Adults	612	1,395	43.9%	51.1%	54.0%
% of FP17s for Band 1 Urgent Courses	241	2,041	11.8%	8.6%	9.0%
% of FP17s Relating to Free Repair or Replacements	0	2,041	0.0%	0.6%	0.7%
% of FP17s Relating to Continuations	2	2,041	0.1%	1.1%	0.9%
% of Patients satisfied with the dentistry they have received	13	13	100.0%	89.6%	90.9%
% of Patients satisfied with the time they had to wait for an appointment	12	13	92.3%	88.2%	88.7%

* This is based on patients treated on this contract for their most recent course of treatment. Figures in italics indicate the base number of FP17s or Patient Questionnaire responses are less than 100. N/A is shown where the base number of responses is less than 10 during the period. % is calculated as Quantity/Base number*100

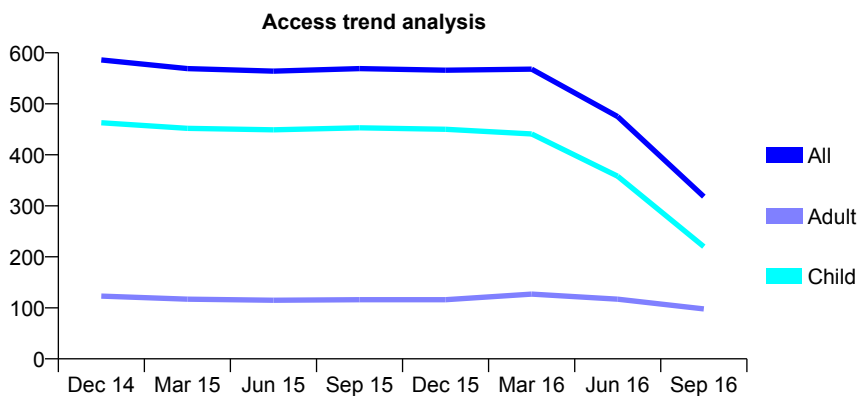
7A2 - Vital Signs At a Glance Contract Report for 632007/0001 - September 2016

Name or company name	MR HL GRIFFITHS
Contract type name	GDS Contract
Purpose of contract	General
Contract start date	01/04/2006
Contract end date	30/04/2016

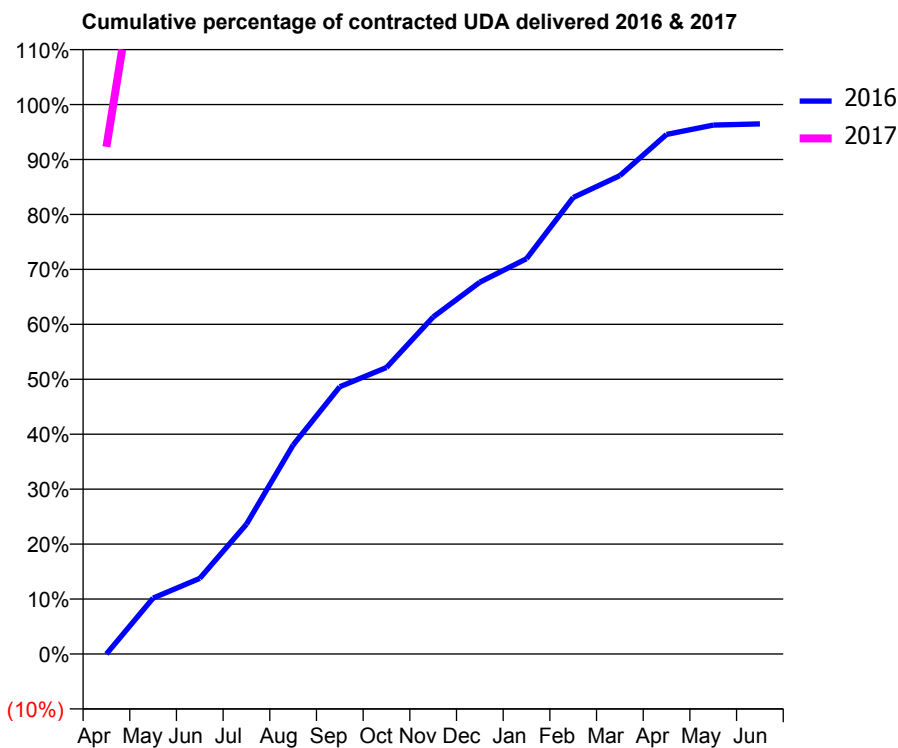
16/17 Contracted general activity (UDA)	104
Carry forward general activity (UDA)	-61
16/17 Contracted orthodontic activity (UOA)	0
Carry forward orthodontic activity (UOA)	0
Baseline contract value	£2,400.77

ACCESS*

Patients seen in 24 months	Total	Change since previous quarter
Quarter ending September 2015	569	
Quarter ending December 2015	566	→
Quarter ending March 2016	568	→
Quarter ending June 2016	475	↓
Quarter ending September 2016	318	↓
Variance since September 2015	(44.1%)	↓



ACTIVITY



Month	Adjusted Scheduled Activity (UDA)	
	2016	2017
April	0	96
May	138	150
June	187	166
July	321	180
August	517	183
September	661	184
October	708	
November	833	
December	920	
January	978	
February	1,129	
March	1,183	
April	1,285	
May	1,308	
June	1,311	

QUALITY

	Quantity	Base Number	Contract	LHB	Wales
% of FP17s for the same patient ID Re-attending within 3 months - Children	7	123	5.7%	9.2%	11.3%
% of FP17s for the same patient ID Re-attending within 3 months - Adults	0	19	0.0%	13.6%	16.6%
% of FP17s for the same patient ID Re-attending between 3 & 9 months - Children	83	123	67.5%	55.1%	58.3%
% of FP17s for the same patient ID Re-attending between 3 & 9 months - Adults	14	19	73.7%	51.1%	54.0%
% of FP17s for Band 1 Urgent Courses	1	81	1.2%	8.6%	9.0%
% of FP17s Relating to Free Repair or Replacements	0	81	0.0%	0.6%	0.7%
% of FP17s Relating to Continuations	0	81	0.0%	1.1%	0.9%
% of Patients satisfied with the dentistry they have received	16	20	80.0%	89.6%	90.9%
% of Patients satisfied with the time they had to wait for an appointment	16	20	80.0%	88.2%	88.7%

* This is based on patients treated on this contract for their most recent course of treatment. Figures in italics indicate the base number of FP17s or Patient Questionnaire responses are less than 100. N/A is shown where the base number of responses is less than 10 during the period. % is calculated as Quantity/Base number*100

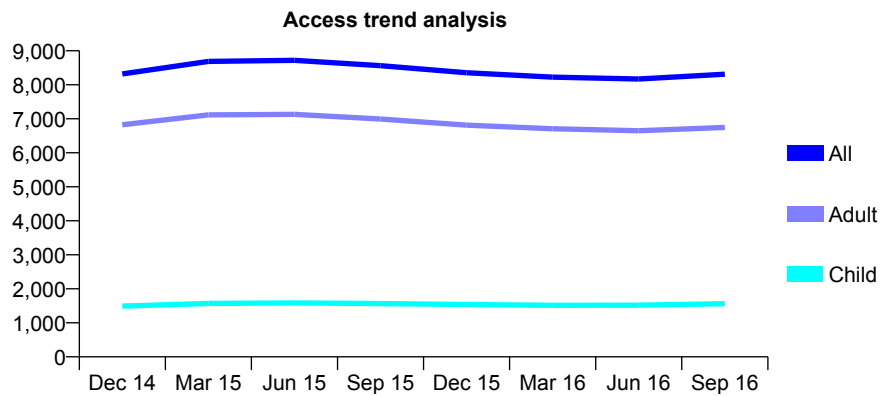
7A2 - Vital Signs At a Glance Contract Report for 648671/0001 - September 2016

Name or company name	MR AJ BEAZLEY
Contract type name	GDS Contract
Purpose of contract	General
Contract start date	01/04/2006
Contract end date	

16/17 Contracted general activity (UDA)	24,813
Carry forward general activity (UDA)	1,276
16/17 Contracted orthodontic activity (UOA)	0
Carry forward orthodontic activity (UOA)	0
Baseline contract value	£792,485.54

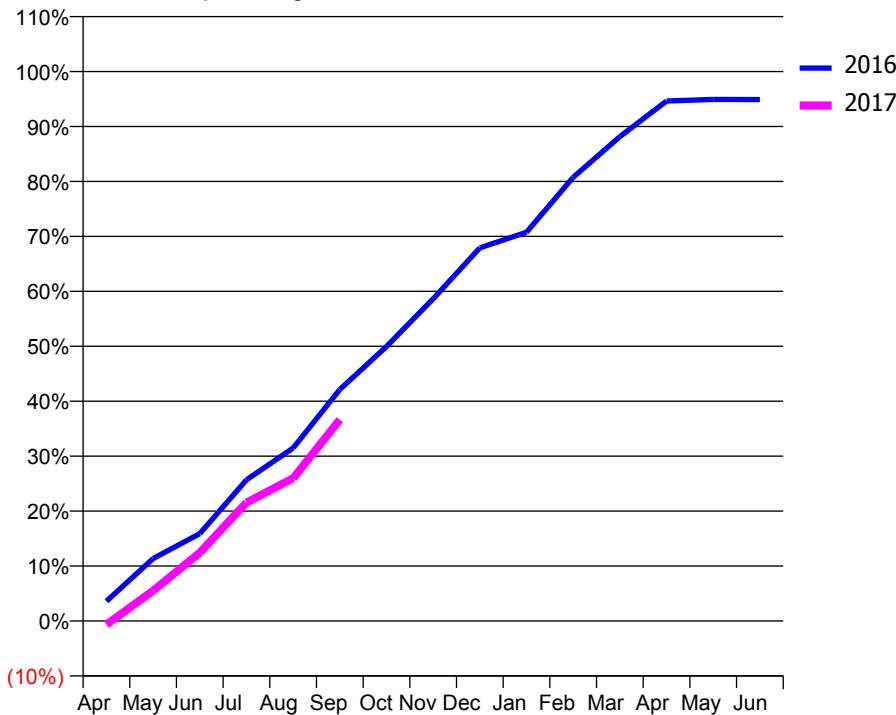
ACCESS*

Patients seen in 24 months	Total	Change since previous quarter
Quarter ending September 2015	8,562	
Quarter ending December 2015	8,353	↓
Quarter ending March 2016	8,225	↓
Quarter ending June 2016	8,170	→
Quarter ending September 2016	8,310	→
Variance since September 2015	(2.9%)	↓



ACTIVITY

Cumulative percentage of contracted UDA delivered 2016 & 2017



Month	Adjusted Scheduled Activity (UDA)	
	2016	2017
April	899	-165
May	2,838	1,367
June	3,972	3,087
July	6,412	5,353
August	7,856	6,445
September	10,515	9,093
October	12,471	
November	14,638	
December	16,948	
January	17,661	
February	20,154	
March	22,004	
April	23,619	
May	23,690	
June	23,684	

QUALITY

	Quantity	Base Number	Contract	LHB	Wales
% of FP17s for the same patient ID Re-attending within 3 months - Children	79	1,069	7.4%	9.2%	11.3%
% of FP17s for the same patient ID Re-attending within 3 months - Adults	637	4,383	14.5%	13.6%	16.6%
% of FP17s for the same patient ID Re-attending between 3 & 9 months - Children	516	1,069	48.3%	55.1%	58.3%
% of FP17s for the same patient ID Re-attending between 3 & 9 months - Adults	1,942	4,383	44.3%	51.1%	54.0%
% of FP17s for Band 1 Urgent Courses	386	4,673	8.3%	8.6%	9.0%
% of FP17s Relating to Free Repair or Replacements	62	4,673	1.3%	0.6%	0.7%
% of FP17s Relating to Continuations	46	4,673	1.0%	1.1%	0.9%
% of Patients satisfied with the dentistry they have received	45	50	90.0%	89.6%	90.9%
% of Patients satisfied with the time they had to wait for an appointment	47	50	94.0%	88.2%	88.7%

* This is based on patients treated on this contract for their most recent course of treatment. Figures in italics indicate the base number of FP17s or Patient Questionnaire responses are less than 100. N/A is shown where the base number of responses is less than 10 during the period. % is calculated as Quantity/Base number*100

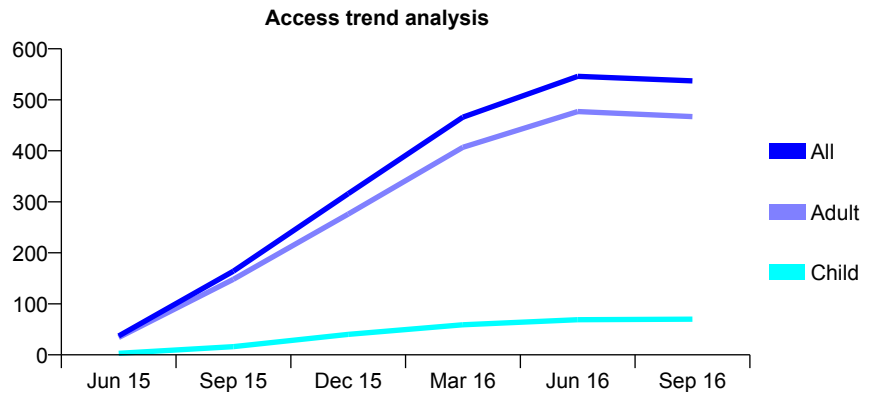
7A2 - Vital Signs At a Glance Contract Report for 648671/0005 - September 2016

Name or company name	MR AJ BEAZLEY
Contract type name	GDS Contract
Purpose of contract	General
Contract start date	01/05/2015
Contract end date	

16/17 Contracted general activity (UDA)	1,764
Carry forward general activity (UDA)	-74
16/17 Contracted orthodontic activity (UOA)	0
Carry forward orthodontic activity (UOA)	0
Baseline contract value	£57,833.65

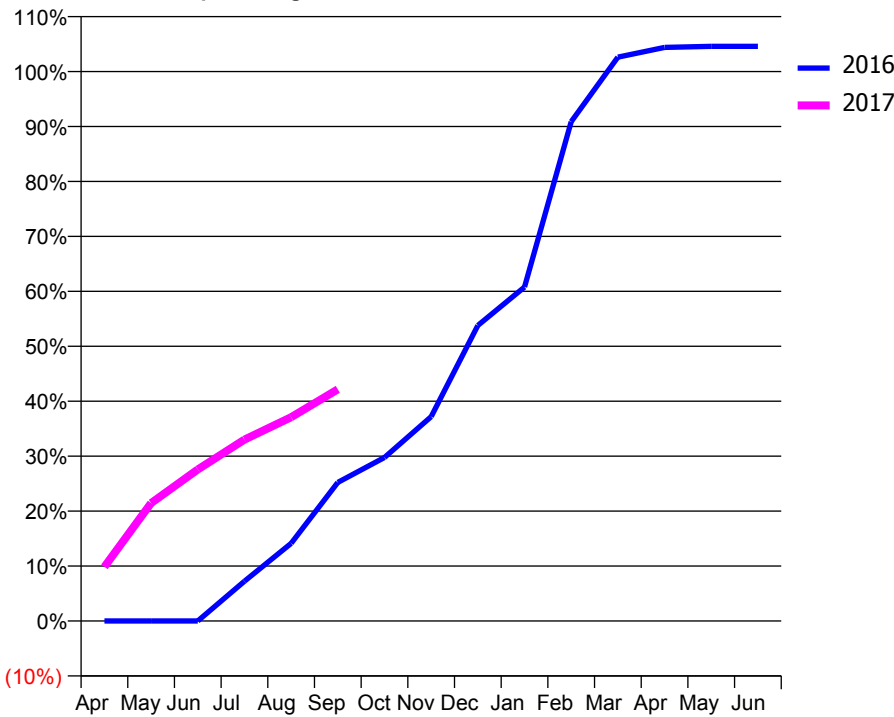
ACCESS*

Patients seen in 24 months	Total	Change since previous quarter
Quarter ending September 2015	164	
Quarter ending December 2015	316	↑
Quarter ending March 2016	466	↑
Quarter ending June 2016	546	↑
Quarter ending September 2016	537	↓
Variance since September 2015	227.4%	↑



ACTIVITY

Cumulative percentage of contracted UDA delivered 2016 & 2017



Month	Adjusted Scheduled Activity (UDA)	
	2016	2017
April	0	174
May	0	379
June	0	487
July	117	582
August	228	654
September	408	744
October	481	
November	601	
December	870	
January	983	
February	1,469	
March	1,659	
April	1,688	
May	1,691	
June	1,691	

QUALITY

	Quantity	Base Number	Contract	LHB	Wales
% of FP17s for the same patient ID Re-attending within 3 months - Children	0	44	0.0%	9.2%	11.3%
% of FP17s for the same patient ID Re-attending within 3 months - Adults	25	283	8.8%	13.6%	16.6%
% of FP17s for the same patient ID Re-attending between 3 & 9 months - Children	2	44	4.5%	55.1%	58.3%
% of FP17s for the same patient ID Re-attending between 3 & 9 months - Adults	5	283	1.8%	51.1%	54.0%
% of FP17s for Band 1 Urgent Courses	189	309	61.2%	8.6%	9.0%
% of FP17s Relating to Free Repair or Replacements	0	309	0.0%	0.6%	0.7%
% of FP17s Relating to Continuations	0	309	0.0%	1.1%	0.9%
% of Patients satisfied with the dentistry they have received	1	1	N/A	89.6%	90.9%
% of Patients satisfied with the time they had to wait for an appointment	1	1	N/A	88.2%	88.7%

* This is based on patients treated on this contract for their most recent course of treatment. Figures in italics indicate the base number of FP17s or Patient Questionnaire responses are less than 100. N/A is shown where the base number of responses is less than 10 during the period. % is calculated as Quantity/Base number*100

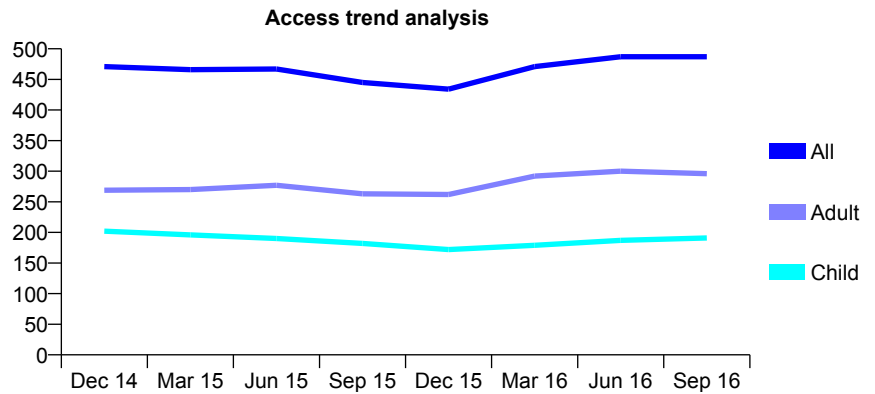
7A2 - Vital Signs At a Glance Contract Report for 722529/0001 - September 2016

Name or company name	MR G REES
Contract type name	GDS Contract
Purpose of contract	General
Contract start date	01/04/2006
Contract end date	

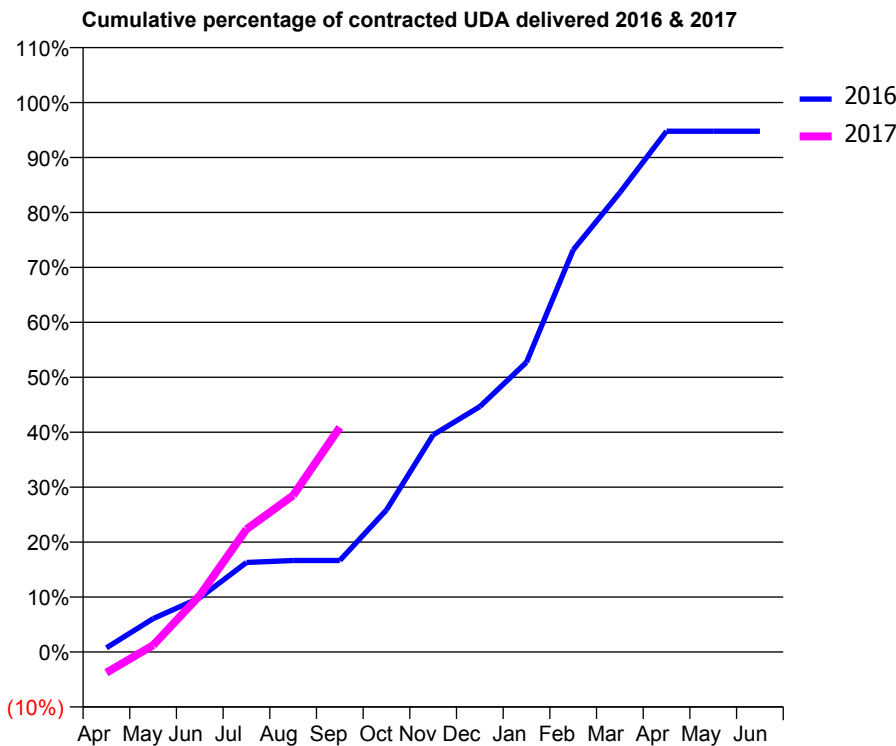
16/17 Contracted general activity (UDA)	1,057
Carry forward general activity (UDA)	55
16/17 Contracted orthodontic activity (UOA)	0
Carry forward orthodontic activity (UOA)	0
Baseline contract value	£24,801.06

ACCESS*

Patients seen in 24 months	Total	Change since previous quarter
Quarter ending September 2015	445	
Quarter ending December 2015	434	↓
Quarter ending March 2016	471	↑
Quarter ending June 2016	487	↑
Quarter ending September 2016	487	→
Variance since September 2015	9.4%	↑



ACTIVITY



Month	Adjusted Scheduled Activity (UDA)	
	2016	2017
April	8	-40
May	64	13
June	104	109
July	172	236
August	176	301
September	176	432
October	273	
November	418	
December	472	
January	557	
February	774	
March	884	
April	1,002	
May	1,002	
June	1,002	

QUALITY

	Quantity	Base Number	Contract	LHB	Wales
% of FP17s for the same patient ID Re-attending within 3 months - Children	5	153	3.3%	9.2%	11.3%
% of FP17s for the same patient ID Re-attending within 3 months - Adults	9	176	5.1%	13.6%	16.6%
% of FP17s for the same patient ID Re-attending between 3 & 9 months - Children	64	153	41.8%	55.1%	58.3%
% of FP17s for the same patient ID Re-attending between 3 & 9 months - Adults	61	176	34.7%	51.1%	54.0%
% of FP17s for Band 1 Urgent Courses	1	281	0.4%	8.6%	9.0%
% of FP17s Relating to Free Repair or Replacements	0	281	0.0%	0.6%	0.7%
% of FP17s Relating to Continuations	1	281	0.4%	1.1%	0.9%
% of Patients satisfied with the dentistry they have received	2	2	N/A	89.6%	90.9%
% of Patients satisfied with the time they had to wait for an appointment	2	2	N/A	88.2%	88.7%

* This is based on patients treated on this contract for their most recent course of treatment. Figures in italics indicate the base number of FP17s or Patient Questionnaire responses are less than 100. N/A is shown where the base number of responses is less than 10 during the period. % is calculated as Quantity/Base number*100

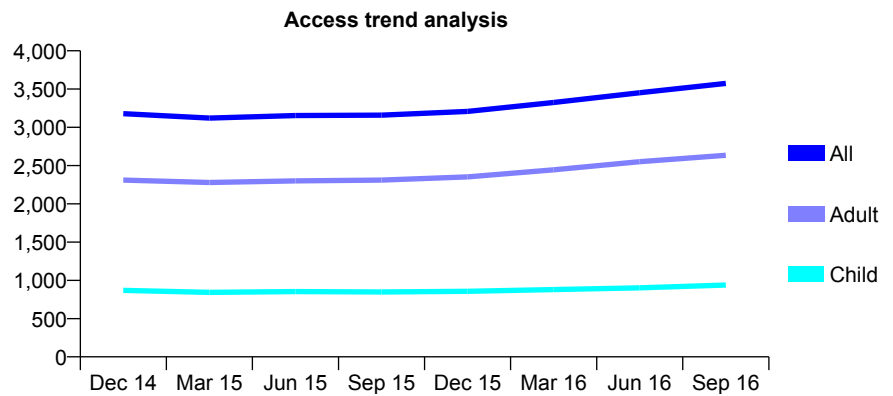
7A2 - Vital Signs At a Glance Contract Report for 819476/0001 - September 2016

Name or company name	MISS FL BEVAN
Contract type name	GDS Contract
Purpose of contract	General
Contract start date	01/04/2006
Contract end date	

16/17 Contracted general activity (UDA)	8,043
Carry forward general activity (UDA)	-334
16/17 Contracted orthodontic activity (UOA)	0
Carry forward orthodontic activity (UOA)	0
Baseline contract value	£222,169.46

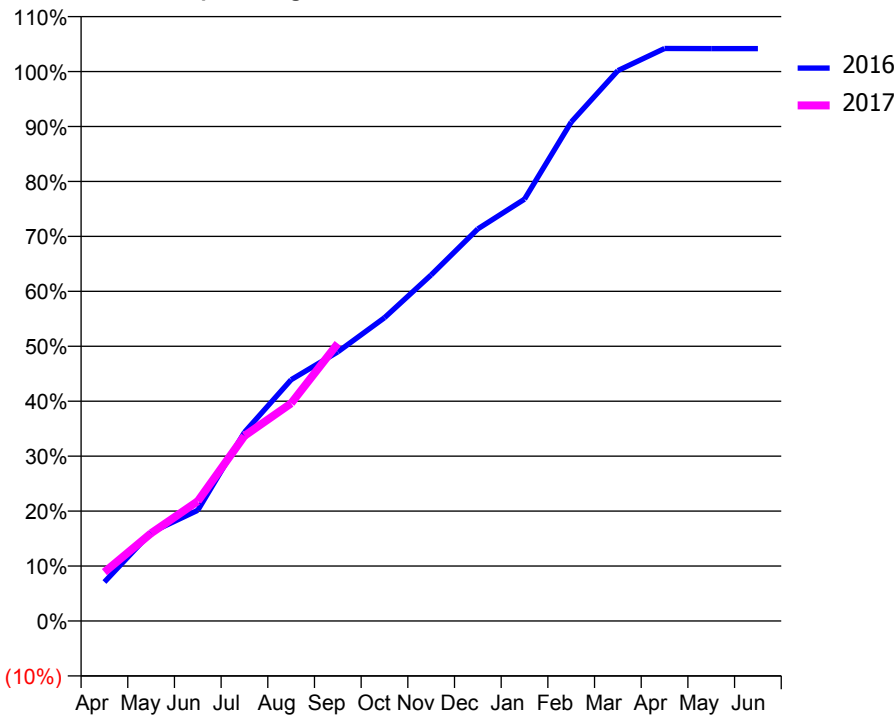
ACCESS*

Patients seen in 24 months	Total	Change since previous quarter
Quarter ending September 2015	3,159	
Quarter ending December 2015	3,208	→
Quarter ending March 2016	3,325	↑
Quarter ending June 2016	3,452	↑
Quarter ending September 2016	3,573	↑
Variance since September 2015	13.1%	↑



ACTIVITY

Cumulative percentage of contracted UDA delivered 2016 & 2017



Month	Adjusted Scheduled Activity (UDA)	
	2016	2017
April	570	716
May	1,298	1,286
June	1,620	1,755
July	2,763	2,710
August	3,531	3,185
September	3,939	4,064
October	4,440	
November	5,065	
December	5,740	
January	6,174	
February	7,302	
March	8,057	
April	8,381	
May	8,377	
June	8,377	

QUALITY

	Quantity	Base Number	Contract	LHB	Wales
% of FP17s for the same patient ID Re-attending within 3 months - Children	16	651	2.5%	9.2%	11.3%
% of FP17s for the same patient ID Re-attending within 3 months - Adults	169	1,823	9.3%	13.6%	16.6%
% of FP17s for the same patient ID Re-attending between 3 & 9 months - Children	330	651	50.7%	55.1%	58.3%
% of FP17s for the same patient ID Re-attending between 3 & 9 months - Adults	1,017	1,823	55.8%	51.1%	54.0%
% of FP17s for Band 1 Urgent Courses	233	2,236	10.4%	8.6%	9.0%
% of FP17s Relating to Free Repair or Replacements	4	2,236	0.2%	0.6%	0.7%
% of FP17s Relating to Continuations	0	2,236	0.0%	1.1%	0.9%
% of Patients satisfied with the dentistry they have received	16	18	88.9%	89.6%	90.9%
% of Patients satisfied with the time they had to wait for an appointment	18	18	100.0%	88.2%	88.7%

* This is based on patients treated on this contract for their most recent course of treatment. Figures in italics indicate the base number of FP17s or Patient Questionnaire responses are less than 100. N/A is shown where the base number of responses is less than 10 during the period. % is calculated as Quantity/Base number*100

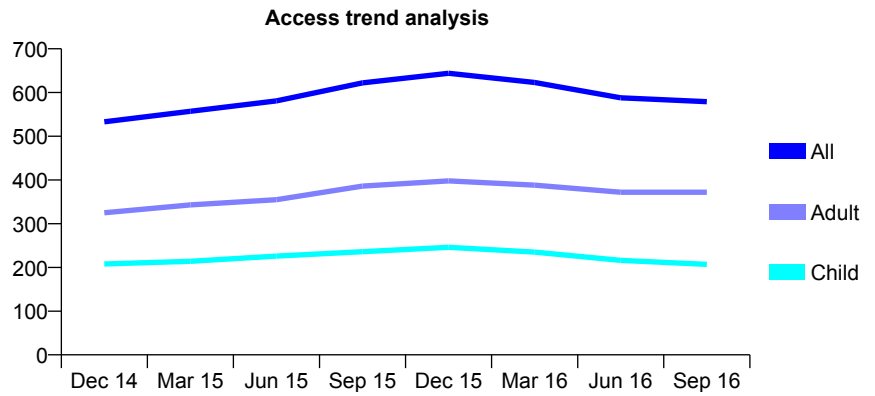
7A2 - Vital Signs At a Glance Contract Report for 819484/0001 - September 2016

Name or company name	MRS SP PHILLIPS
Contract type name	GDS Contract
Purpose of contract	General
Contract start date	01/04/2006
Contract end date	

16/17 Contracted general activity (UDA)	1,414
Carry forward general activity (UDA)	3
16/17 Contracted orthodontic activity (UOA)	0
Carry forward orthodontic activity (UOA)	0
Baseline contract value	£32,509.76

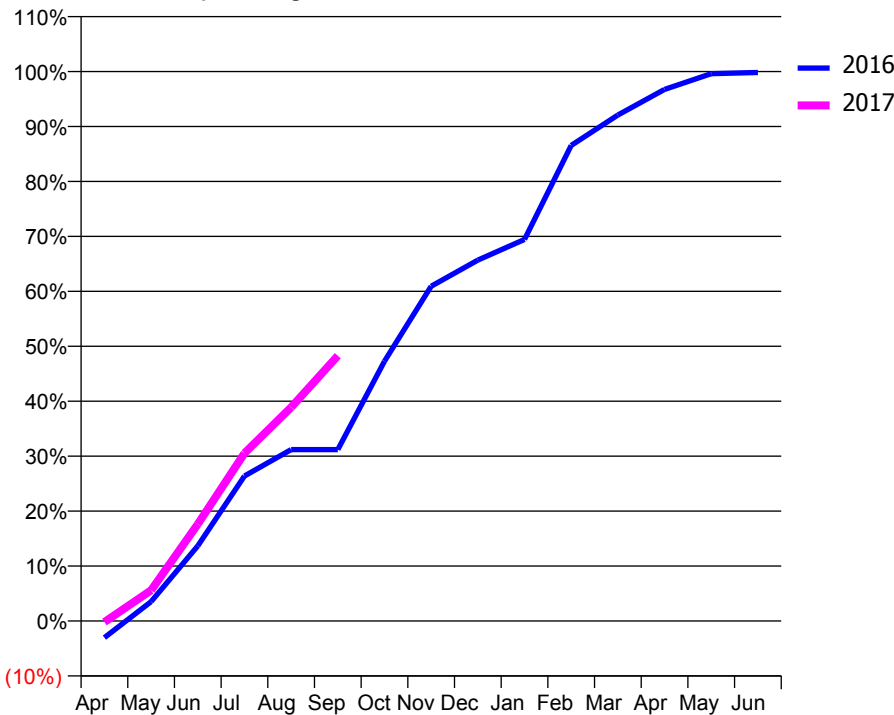
ACCESS*

Patients seen in 24 months	Total	Change since previous quarter
Quarter ending September 2015	622	
Quarter ending December 2015	644	↑
Quarter ending March 2016	623	↓
Quarter ending June 2016	588	↓
Quarter ending September 2016	579	↓
Variance since September 2015	(6.9%)	↓



ACTIVITY

Cumulative percentage of contracted UDA delivered 2016 & 2017



Month	Adjusted Scheduled Activity (UDA)	
	2016	2017
April	-43	-3
May	50	79
June	193	249
July	373	432
August	441	550
September	441	683
October	669	
November	861	
December	929	
January	982	
February	1,224	
March	1,302	
April	1,368	
May	1,408	
June	1,411	

QUALITY

	Quantity	Base Number	Contract	LHB	Wales
% of FP17s for the same patient ID Re-attending within 3 months - Children	10	172	5.8%	9.2%	11.3%
% of FP17s for the same patient ID Re-attending within 3 months - Adults	48	297	16.2%	13.6%	16.6%
% of FP17s for the same patient ID Re-attending between 3 & 9 months - Children	129	172	75.0%	55.1%	58.3%
% of FP17s for the same patient ID Re-attending between 3 & 9 months - Adults	144	297	48.5%	51.1%	54.0%
% of FP17s for Band 1 Urgent Courses	34	422	8.1%	8.6%	9.0%
% of FP17s Relating to Free Repair or Replacements	0	422	0.0%	0.6%	0.7%
% of FP17s Relating to Continuations	1	422	0.2%	1.1%	0.9%
% of Patients satisfied with the dentistry they have received	2	2	N/A	89.6%	90.9%
% of Patients satisfied with the time they had to wait for an appointment	2	2	N/A	88.2%	88.7%

* This is based on patients treated on this contract for their most recent course of treatment. Figures in italics indicate the base number of FP17s or Patient Questionnaire responses are less than 100. N/A is shown where the base number of responses is less than 10 during the period. % is calculated as Quantity/Base number*100

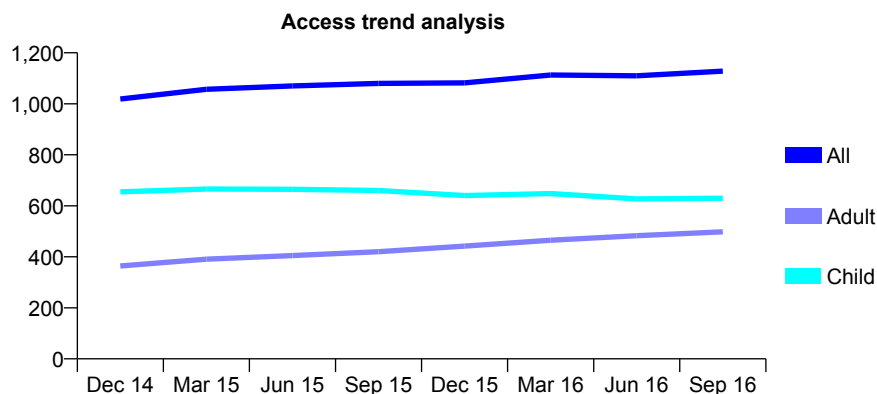
7A2 - Vital Signs At a Glance Contract Report for 825190/0001 - September 2016

Name or company name	MR NS WATTS
Contract type name	GDS Contract
Purpose of contract	General
Contract start date	01/04/2006
Contract end date	

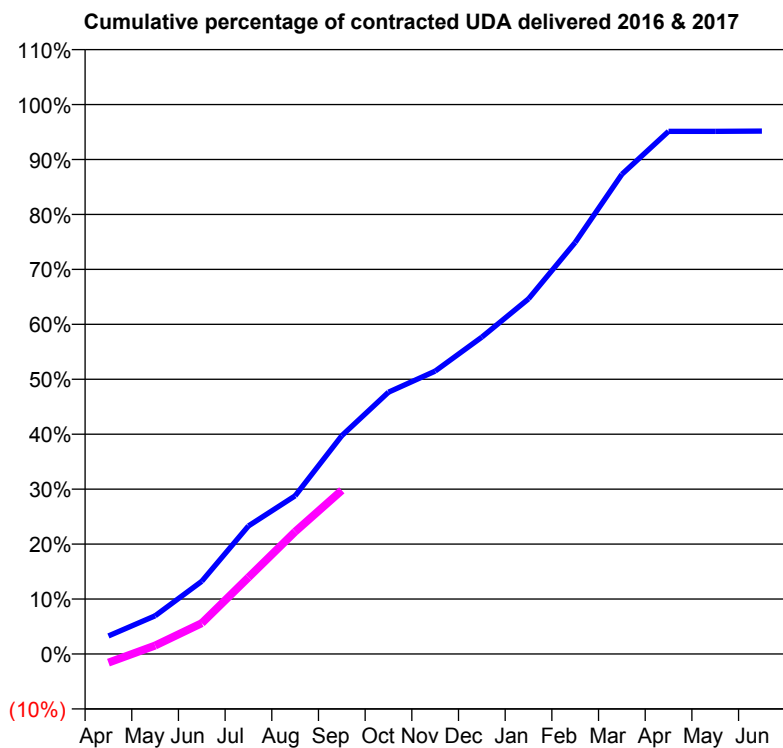
16/17 Contracted general activity (UDA)	2,473
Carry forward general activity (UDA)	120
16/17 Contracted orthodontic activity (UOA)	0
Carry forward orthodontic activity (UOA)	0
Baseline contract value	£69,539.82

ACCESS*

Patients seen in 24 months	Total	Change since previous quarter
Quarter ending September 2015	1,080	
Quarter ending December 2015	1,082	→
Quarter ending March 2016	1,113	↑
Quarter ending June 2016	1,110	→
Quarter ending September 2016	1,128	→
Variance since September 2015	4.4%	↑



ACTIVITY



Month	Adjusted Scheduled Activity (UDA)	
	2016	2017
April	82	-39
May	172	38
June	327	139
July	576	345
August	712	550
September	983	736
October	1,178	
November	1,273	
December	1,426	
January	1,599	
February	1,852	
March	2,159	
April	2,352	
May	2,352	
June	2,353	

QUALITY

	Quantity	Base Number	Contract	LHB	Wales
% of FP17s for the same patient ID Re-attending within 3 months - Children	39	457	8.5%	9.2%	11.3%
% of FP17s for the same patient ID Re-attending within 3 months - Adults	13	247	5.3%	13.6%	16.6%
% of FP17s for the same patient ID Re-attending between 3 & 9 months - Children	243	457	53.2%	55.1%	58.3%
% of FP17s for the same patient ID Re-attending between 3 & 9 months - Adults	87	247	35.2%	51.1%	54.0%
% of FP17s for Band 1 Urgent Courses	67	589	11.4%	8.6%	9.0%
% of FP17s Relating to Free Repair or Replacements	0	589	0.0%	0.6%	0.7%
% of FP17s Relating to Continuations	1	589	0.2%	1.1%	0.9%
% of Patients satisfied with the dentistry they have received	1	1	N/A	89.6%	90.9%
% of Patients satisfied with the time they had to wait for an appointment	1	1	N/A	88.2%	88.7%

* This is based on patients treated on this contract for their most recent course of treatment. Figures in italics indicate the base number of FP17s or Patient Questionnaire responses are less than 100. N/A is shown where the base number of responses is less than 10 during the period. % is calculated as Quantity/Base number*100

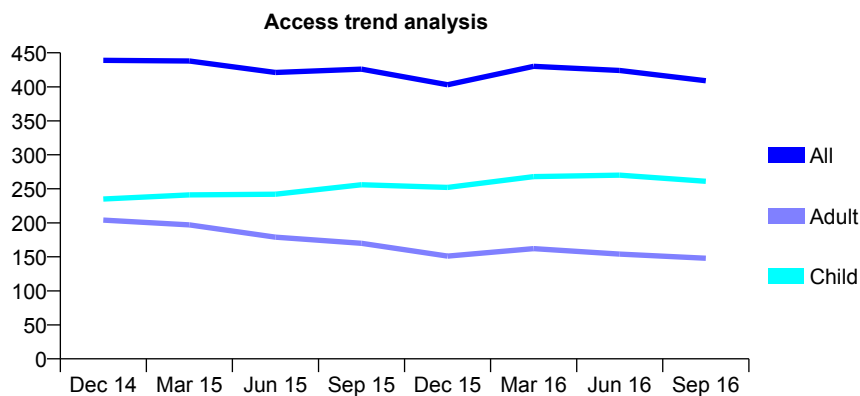
7A2 - Vital Signs At a Glance Contract Report for 846864/0001 - September 2016

Name or company name	MR AJ BHATTACHERJEE
Contract type name	GDS Contract
Purpose of contract	General
Contract start date	01/04/2006
Contract end date	

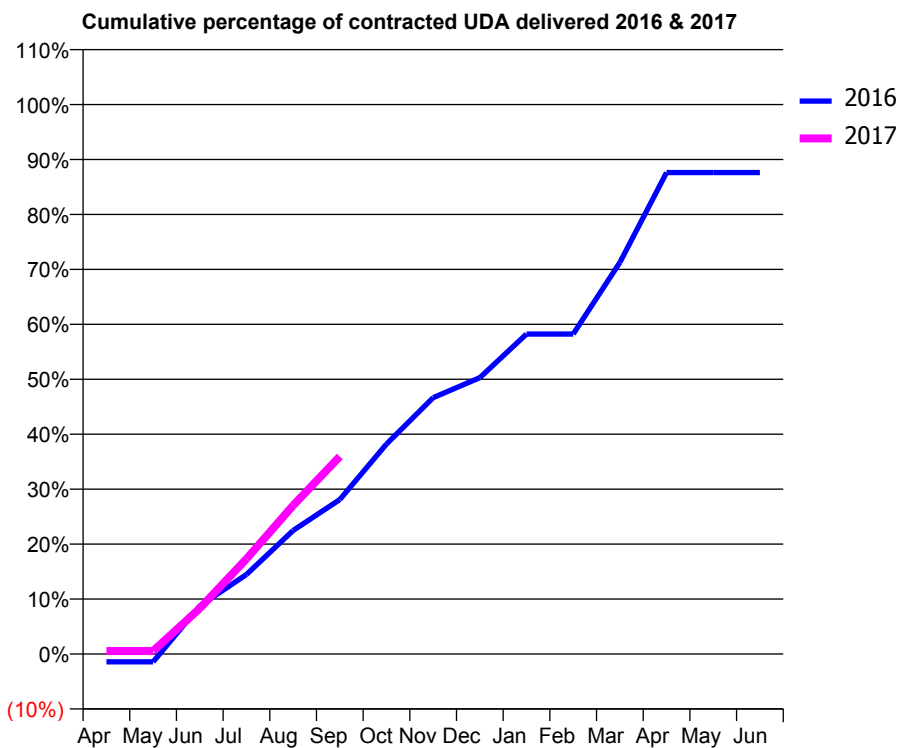
16/17 Contracted general activity (UDA)	1,100
Carry forward general activity (UDA)	0
16/17 Contracted orthodontic activity (UOA)	0
Carry forward orthodontic activity (UOA)	0
Baseline contract value	£26,475.08

ACCESS*

Patients seen in 24 months	Total	Change since previous quarter
Quarter ending September 2015	426	
Quarter ending December 2015	403	↓
Quarter ending March 2016	430	↑
Quarter ending June 2016	424	↓
Quarter ending September 2016	409	↓
Variance since September 2015	(4.0%)	↓



ACTIVITY



Month	Adjusted Scheduled Activity (UDA)	
	2016	2017
April	-16	6
May	-16	6
June	96	91
July	159	190
August	247	297
September	309	395
October	420	
November	513	
December	553	
January	640	
February	640	
March	784	
April	964	
May	964	
June	964	

QUALITY

	Quantity	Base Number	Contract	LHB	Wales
% of FP17s for the same patient ID Re-attending within 3 months - Children	5	235	2.1%	9.2%	11.3%
% of FP17s for the same patient ID Re-attending within 3 months - Adults	14	121	11.6%	13.6%	16.6%
% of FP17s for the same patient ID Re-attending between 3 & 9 months - Children	140	235	59.6%	55.1%	58.3%
% of FP17s for the same patient ID Re-attending between 3 & 9 months - Adults	62	121	51.2%	51.1%	54.0%
% of FP17s for Band 1 Urgent Courses	2	226	0.9%	8.6%	9.0%
% of FP17s Relating to Free Repair or Replacements	0	226	0.0%	0.6%	0.7%
% of FP17s Relating to Continuations	4	226	1.8%	1.1%	0.9%
% of Patients satisfied with the dentistry they have received	0	1	N/A	89.6%	90.9%
% of Patients satisfied with the time they had to wait for an appointment	1	1	N/A	88.2%	88.7%

* This is based on patients treated on this contract for their most recent course of treatment. Figures in italics indicate the base number of FP17s or Patient Questionnaire responses are less than 100. N/A is shown where the base number of responses is less than 10 during the period. % is calculated as Quantity/Base number*100

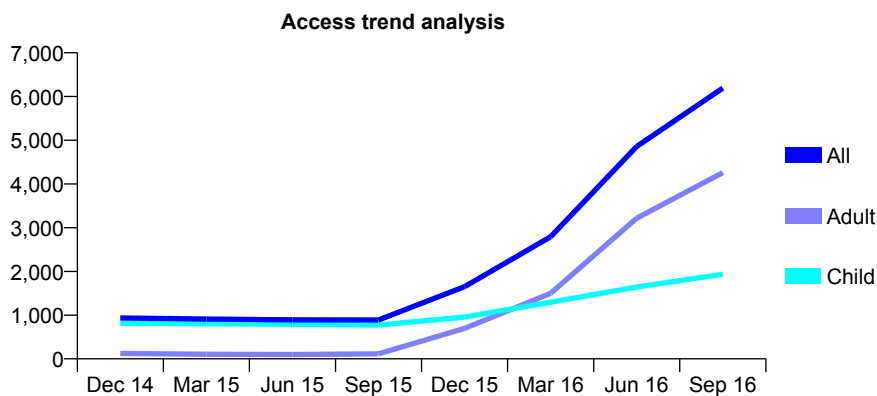
7A2 - Vital Signs At a Glance Contract Report for 852546/0001 - September 2016

Name or company name	MR P LEGHAEI
Contract type name	GDS Contract
Purpose of contract	General
Contract start date	01/04/2006
Contract end date	

16/17 Contracted general activity (UDA)	15,116
Carry forward general activity (UDA)	-251
16/17 Contracted orthodontic activity (UOA)	0
Carry forward orthodontic activity (UOA)	0
Baseline contract value	£372,319.91

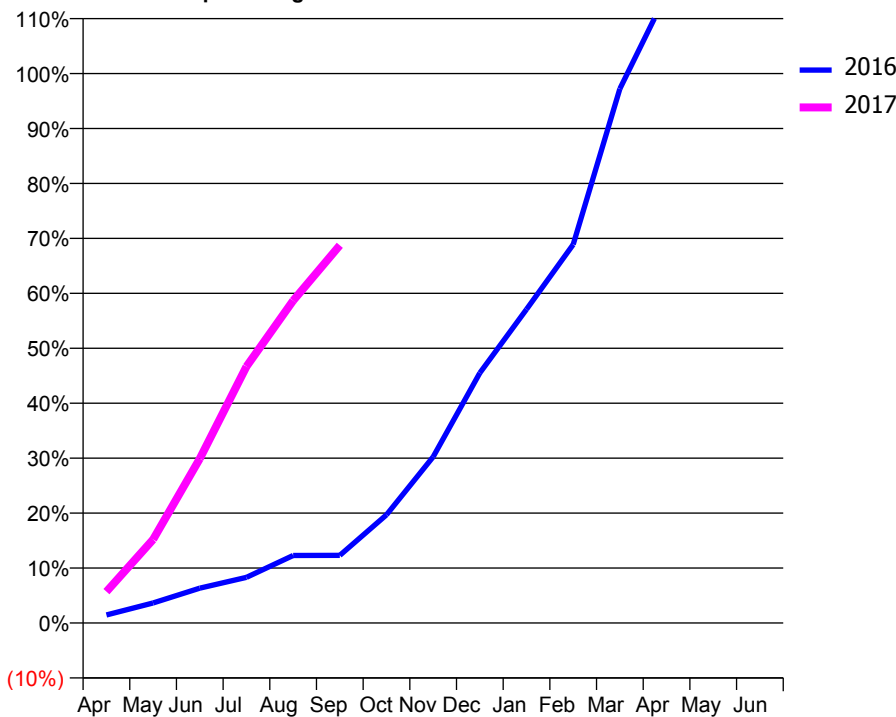
ACCESS*

Patients seen in 24 months	Total	Change since previous quarter
Quarter ending September 2015	889	
Quarter ending December 2015	1,651	↑
Quarter ending March 2016	2,793	↑
Quarter ending June 2016	4,858	↑
Quarter ending September 2016	6,194	↑
Variance since September 2015	596.7%	↑



ACTIVITY

Cumulative percentage of contracted UDA delivered 2016 & 2017



Month	Adjusted Scheduled Activity (UDA)	
	2016	2017
April	84	864
May	211	2,299
June	365	4,522
July	478	7,056
August	707	8,869
September	708	10,391
October	1,132	
November	1,739	
December	2,616	
January	3,281	
February	3,959	
March	5,588	
April	6,582	
May	6,693	
June	6,989	

QUALITY

	Quantity	Base Number	Contract	LHB	Wales
% of FP17s for the same patient ID Re-attending within 3 months - Children	54	1,437	3.8%	9.2%	11.3%
% of FP17s for the same patient ID Re-attending within 3 months - Adults	384	3,892	9.9%	13.6%	16.6%
% of FP17s for the same patient ID Re-attending between 3 & 9 months - Children	420	1,437	29.2%	55.1%	58.3%
% of FP17s for the same patient ID Re-attending between 3 & 9 months - Adults	412	3,892	10.6%	51.1%	54.0%
% of FP17s for Band 1 Urgent Courses	333	4,646	7.2%	8.6%	9.0%
% of FP17s Relating to Free Repair or Replacements	12	4,646	0.3%	0.6%	0.7%
% of FP17s Relating to Continuations	175	4,646	3.8%	1.1%	0.9%
% of Patients satisfied with the dentistry they have received	42	43	97.7%	89.6%	90.9%
% of Patients satisfied with the time they had to wait for an appointment	38	43	88.4%	88.2%	88.7%

* This is based on patients treated on this contract for their most recent course of treatment. Figures in italics indicate the base number of FP17s or Patient Questionnaire responses are less than 100. N/A is shown where the base number of responses is less than 10 during the period. % is calculated as Quantity/Base number*100

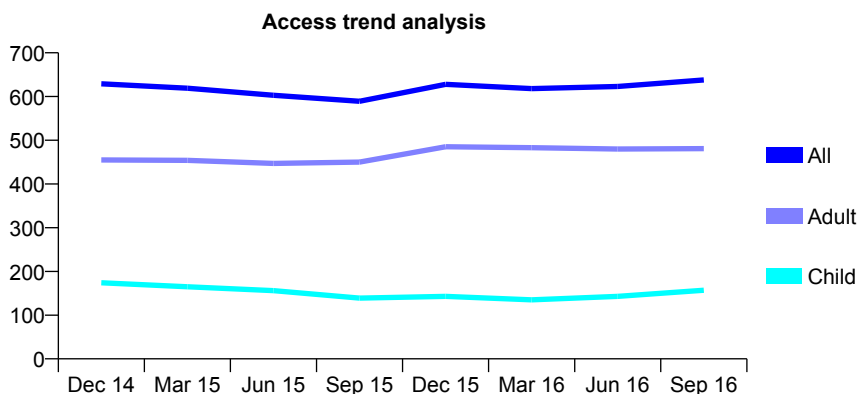
7A2 - Vital Signs At a Glance Contract Report for 857882/0001 - September 2016

Name or company name	MISS DB MOTHIBI
Contract type name	GDS Contract
Purpose of contract	General
Contract start date	28/01/2009
Contract end date	

16/17 Contracted general activity (UDA)	1,526
Carry forward general activity (UDA)	61
16/17 Contracted orthodontic activity (UOA)	0
Carry forward orthodontic activity (UOA)	0
Baseline contract value	£42,147.23

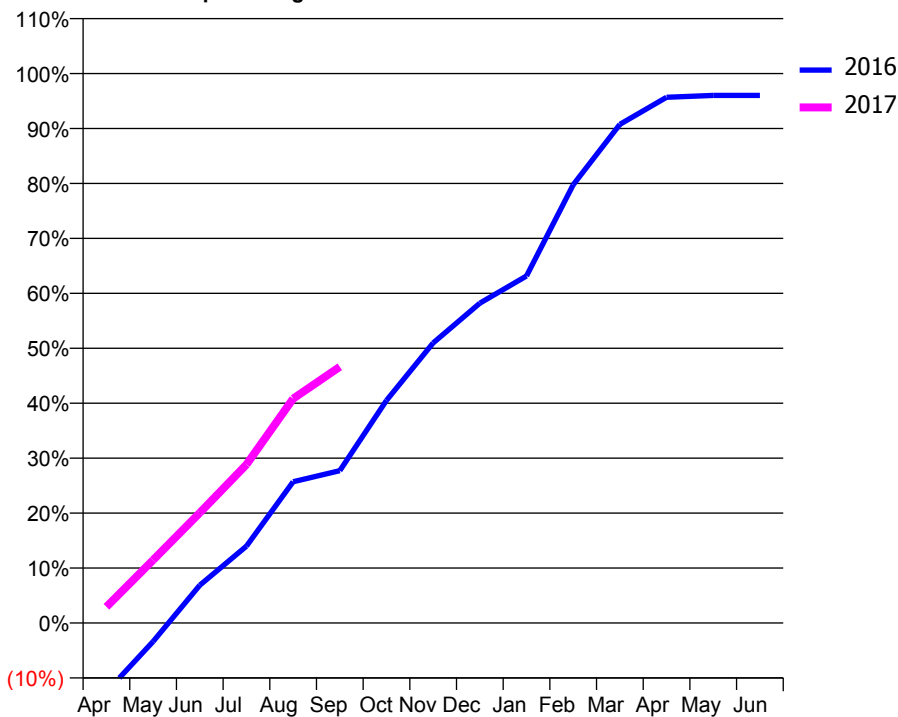
ACCESS*

Patients seen in 24 months	Total	Change since previous quarter
Quarter ending September 2015	589	
Quarter ending December 2015	628	↑
Quarter ending March 2016	618	↓
Quarter ending June 2016	623	→
Quarter ending September 2016	638	↑
Variance since September 2015	8.3%	↑



ACTIVITY

Cumulative percentage of contracted UDA delivered 2016 & 2017



Month	Adjusted Scheduled Activity (UDA)	
	2016	2017
April	-192	45
May	-52	175
June	105	306
July	213	440
August	392	623
September	423	711
October	618	
November	778	
December	888	
January	964	
February	1,217	
March	1,385	
April	1,460	
May	1,465	
June	1,465	

QUALITY

	Quantity	Base Number	Contract	LHB	Wales
% of FP17s for the same patient ID Re-attending within 3 months - Children	7	112	6.3%	9.2%	11.3%
% of FP17s for the same patient ID Re-attending within 3 months - Adults	44	315	14.0%	13.6%	16.6%
% of FP17s for the same patient ID Re-attending between 3 & 9 months - Children	30	112	26.8%	55.1%	58.3%
% of FP17s for the same patient ID Re-attending between 3 & 9 months - Adults	129	315	41.0%	51.1%	54.0%
% of FP17s for Band 1 Urgent Courses	84	392	21.4%	8.6%	9.0%
% of FP17s Relating to Free Repair or Replacements	3	392	0.8%	0.6%	0.7%
% of FP17s Relating to Continuations	4	392	1.0%	1.1%	0.9%
% of Patients satisfied with the dentistry they have received	1	1	N/A	89.6%	90.9%
% of Patients satisfied with the time they had to wait for an appointment	1	1	N/A	88.2%	88.7%

* This is based on patients treated on this contract for their most recent course of treatment. Figures in italics indicate the base number of FP17s or Patient Questionnaire responses are less than 100. N/A is shown where the base number of responses is less than 10 during the period. % is calculated as Quantity/Base number*100

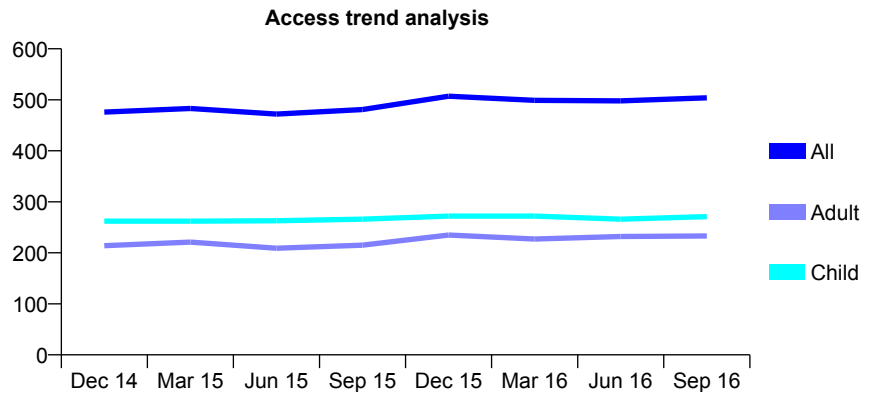
7A2 - Vital Signs At a Glance Contract Report for 905488/0001 - September 2016

Name or company name	MR DM REES
Contract type name	GDS Contract
Purpose of contract	General
Contract start date	01/04/2006
Contract end date	

16/17 Contracted general activity (UDA)	1,032
Carry forward general activity (UDA)	12
16/17 Contracted orthodontic activity (UOA)	0
Carry forward orthodontic activity (UOA)	0
Baseline contract value	£28,503.52

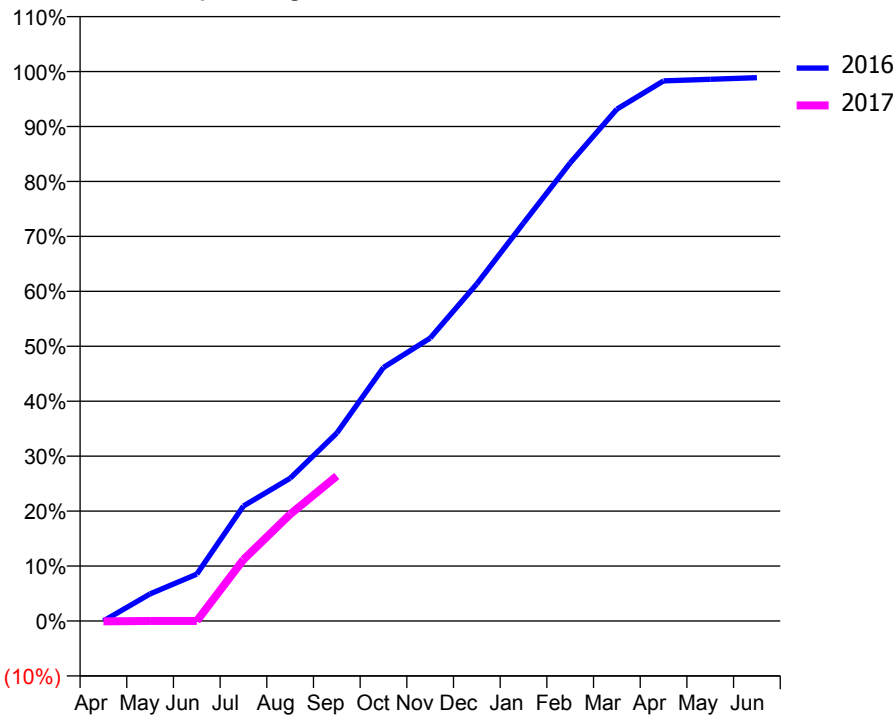
ACCESS*

Patients seen in 24 months	Total	Change since previous quarter
Quarter ending September 2015	481	
Quarter ending December 2015	507	↑
Quarter ending March 2016	499	↓
Quarter ending June 2016	498	→
Quarter ending September 2016	504	→
Variance since September 2015	4.8%	↑



ACTIVITY

Cumulative percentage of contracted UDA delivered 2016 & 2017



Month	Adjusted Scheduled Activity (UDA)	
	2016	2017
April	0	-1
May	51	0
June	88	0
July	216	115
August	268	200
September	353	272
October	476	
November	531	
December	633	
January	747	
February	860	
March	961	
April	1,014	
May	1,017	
June	1,020	

QUALITY

	Quantity	Base Number	Contract	LHB	Wales
% of FP17s for the same patient ID Re-attending within 3 months - Children	8	152	5.3%	9.2%	11.3%
% of FP17s for the same patient ID Re-attending within 3 months - Adults	3	77	3.9%	13.6%	16.6%
% of FP17s for the same patient ID Re-attending between 3 & 9 months - Children	95	152	62.5%	55.1%	58.3%
% of FP17s for the same patient ID Re-attending between 3 & 9 months - Adults	32	77	41.6%	51.1%	54.0%
% of FP17s for Band 1 Urgent Courses	2	196	1.0%	8.6%	9.0%
% of FP17s Relating to Free Repair or Replacements	1	196	0.5%	0.6%	0.7%
% of FP17s Relating to Continuations	0	196	0.0%	1.1%	0.9%
% of Patients satisfied with the dentistry they have received	2	2	N/A	89.6%	90.9%
% of Patients satisfied with the time they had to wait for an appointment	2	2	N/A	88.2%	88.7%

* This is based on patients treated on this contract for their most recent course of treatment. Figures in italics indicate the base number of FP17s or Patient Questionnaire responses are less than 100. N/A is shown where the base number of responses is less than 10 during the period. % is calculated as Quantity/Base number*100

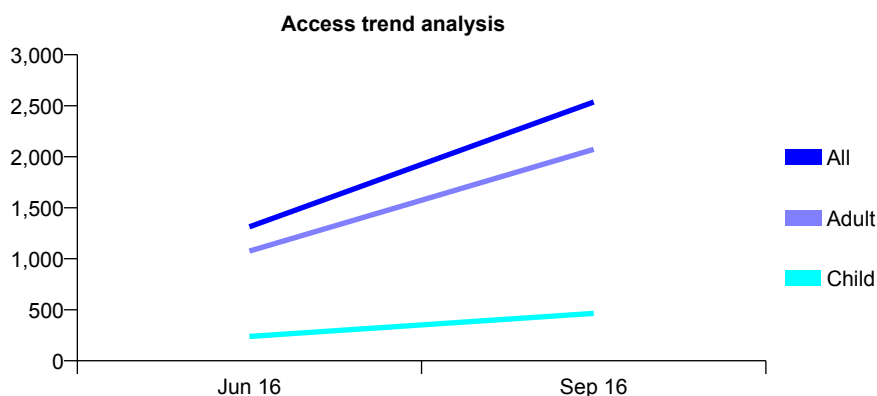
7A3 - Vital Signs At a Glance Contract Report for 100119/0000 - September 2016

Name or company name	Andrew Williams
Contract type name	GDS Contract
Purpose of contract	General
Contract start date	07/04/2016
Contract end date	

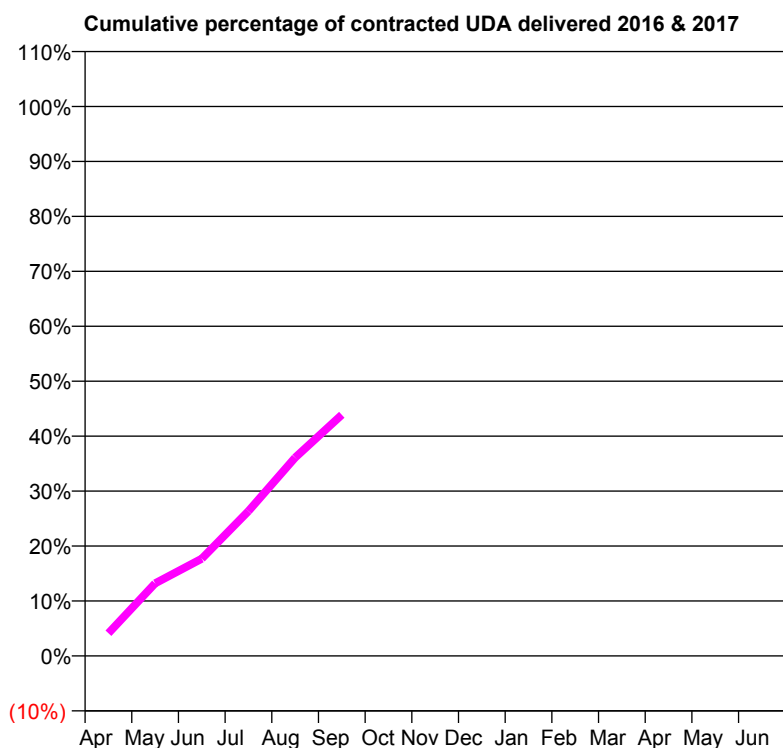
16/17 Contracted general activity (UDA)	11,933
Carry forward general activity (UDA)	0
16/17 Contracted orthodontic activity (UOA)	0
Carry forward orthodontic activity (UOA)	0
Baseline contract value	£262,674.89

ACCESS*

Patients seen in 24 months	Total	Change since previous quarter
Quarter ending September 2015	0	
Quarter ending December 2015	0	
Quarter ending March 2016	0	
Quarter ending June 2016	1,313	↑
Quarter ending September 2016	2,537	↑
Variance since September 2015	N/A	



ACTIVITY



Month	Adjusted Scheduled Activity (UDA)	
	2016	2017
April	0	494
May	0	1,577
June	0	2,114
July	0	3,147
August	0	4,306
September	0	5,236
October	0	
November	0	
December	0	
January	0	
February	0	
March	0	
April	0	
May	0	
June	0	

QUALITY

	Quantity	Base Number	Contract	LHB	Wales
% of FP17s for the same patient ID Re-attending within 3 months - Children	17	492	3.5%	9.7%	11.3%
% of FP17s for the same patient ID Re-attending within 3 months - Adults	223	2,325	9.6%	14.7%	16.6%
% of FP17s for the same patient ID Re-attending between 3 & 9 months - Children	6	492	1.2%	52.7%	58.3%
% of FP17s for the same patient ID Re-attending between 3 & 9 months - Adults	59	2,325	2.5%	50.3%	54.0%
% of FP17s for Band 1 Urgent Courses	78	2,817	2.8%	9.3%	9.0%
% of FP17s Relating to Free Repair or Replacements	8	2,817	0.3%	0.8%	0.7%
% of FP17s Relating to Continuations	46	2,817	1.6%	0.7%	0.9%
% of Patients satisfied with the dentistry they have received	0	0	N/A	90.7%	90.9%
% of Patients satisfied with the time they had to wait for an appointment	0	0	N/A	89.6%	88.7%

* This is based on patients treated on this contract for their most recent course of treatment. Figures in italics indicate the base number of FP17s or Patient Questionnaire responses are less than 100. N/A is shown where the base number of responses is less than 10 during the period. % is calculated as Quantity/Base number*100

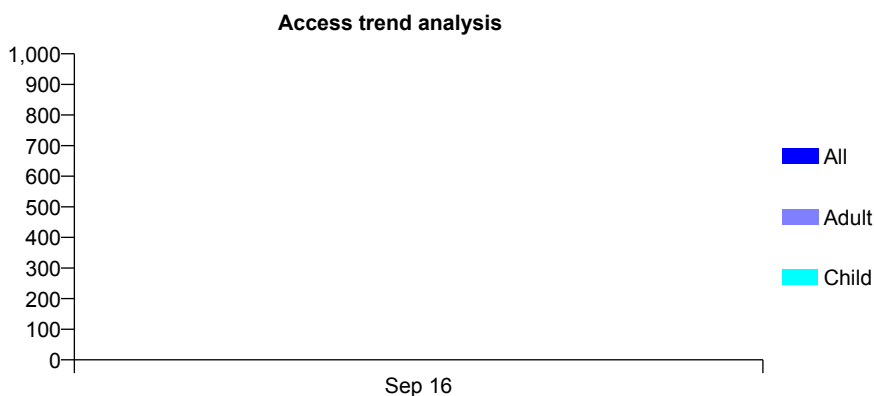
7A3 - Vital Signs At a Glance Contract Report for 100189/0000 - September 2016

Name or company name	Townhill Dental Surgery
Contract type name	GDS Contract
Purpose of contract	General
Contract start date	24/05/2016
Contract end date	

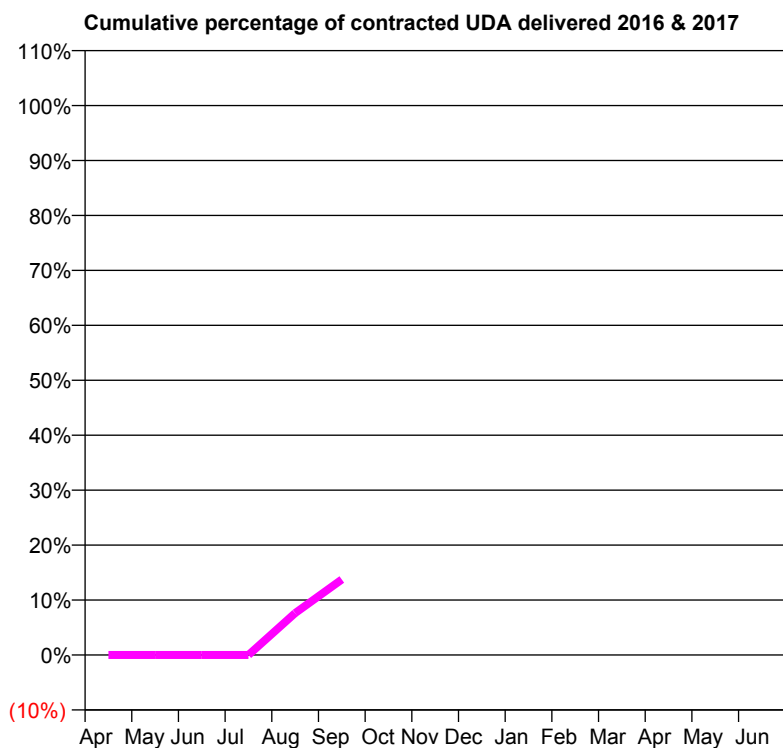
16/17 Contracted general activity (UDA)	12,053
Carry forward general activity (UDA)	0
16/17 Contracted orthodontic activity (UOA)	0
Carry forward orthodontic activity (UOA)	0
Baseline contract value	£295,473.36

ACCESS*

Patients seen in 24 months	Total	Change since previous quarter
Quarter ending September 2015	0	
Quarter ending December 2015	0	
Quarter ending March 2016	0	
Quarter ending June 2016	0	
Quarter ending September 2016	963	↑
Variance since September 2015	N/A	



ACTIVITY



Month	Adjusted Scheduled Activity (UDA)	
	2016	2017
April	0	0
May	0	0
June	0	0
July	0	0
August	0	919
September	0	1,657
October	0	
November	0	
December	0	
January	0	
February	0	
March	0	
April	0	
May	0	
June	0	

QUALITY

	Quantity	Base Number	Contract	LHB	Wales
% of FP17s for the same patient ID Re-attending within 3 months - Children	7	203	3.4%	9.7%	11.3%
% of FP17s for the same patient ID Re-attending within 3 months - Adults	59	669	8.8%	14.7%	16.6%
% of FP17s for the same patient ID Re-attending between 3 & 9 months - Children	0	203	0.0%	52.7%	58.3%
% of FP17s for the same patient ID Re-attending between 3 & 9 months - Adults	0	669	0.0%	50.3%	54.0%
% of FP17s for Band 1 Urgent Courses	167	872	19.2%	9.3%	9.0%
% of FP17s Relating to Free Repair or Replacements	14	872	1.6%	0.8%	0.7%
% of FP17s Relating to Continuations	18	872	2.1%	0.7%	0.9%
% of Patients satisfied with the dentistry they have received	0	0	N/A	90.7%	90.9%
% of Patients satisfied with the time they had to wait for an appointment	0	0	N/A	89.6%	88.7%

* This is based on patients treated on this contract for their most recent course of treatment. Figures in italics indicate the base number of FP17s or Patient Questionnaire responses are less than 100. N/A is shown where the base number of responses is less than 10 during the period. % is calculated as Quantity/Base number*100

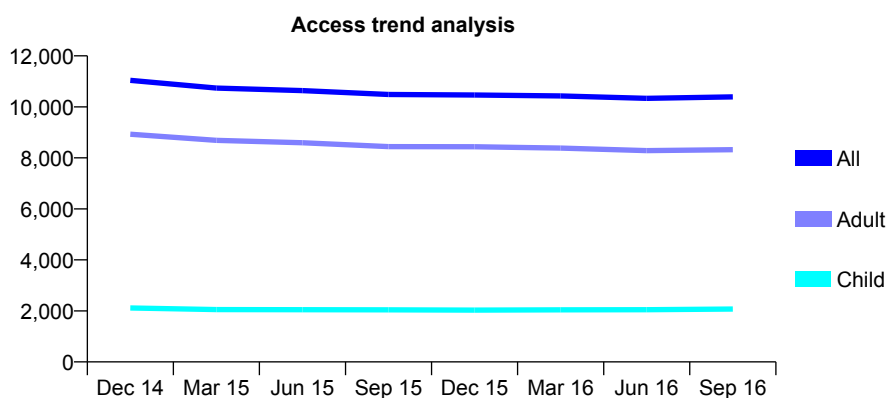
7A3 - Vital Signs At a Glance Contract Report for 101370/0066 - September 2016

Name or company name	Petrie Tucker & Partners Ltd
Contract type name	GDS Contract
Purpose of contract	General
Contract start date	01/04/2006
Contract end date	

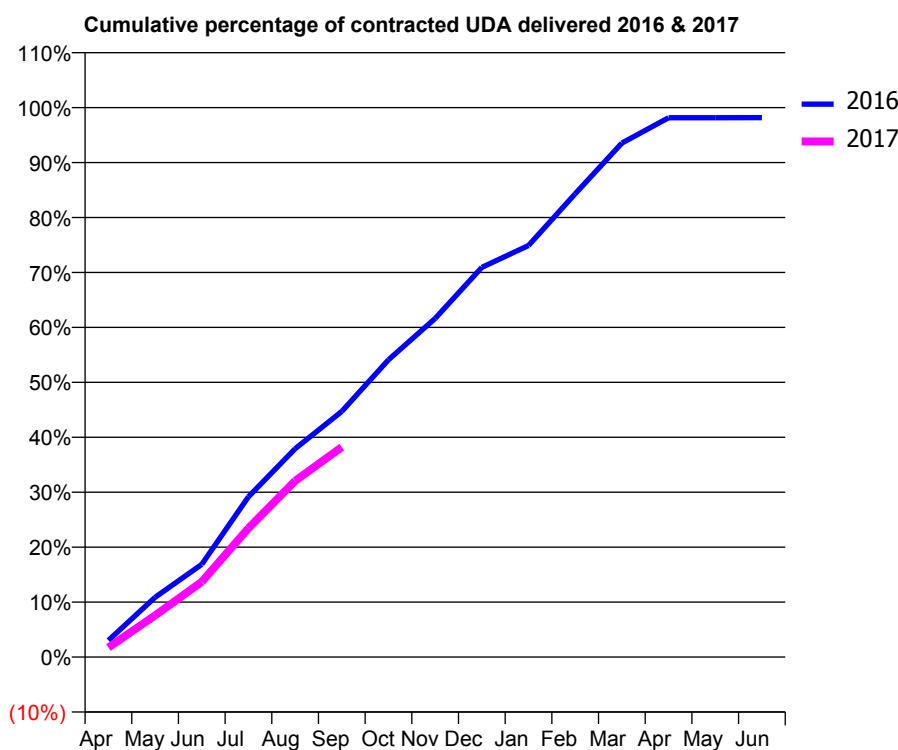
16/17 Contracted general activity (UDA)	29,190
Carry forward general activity (UDA)	535
16/17 Contracted orthodontic activity (UOA)	0
Carry forward orthodontic activity (UOA)	0
Baseline contract value	£670,696.60

ACCESS*

Patients seen in 24 months	Total	Change since previous quarter
Quarter ending September 2015	10,485	
Quarter ending December 2015	10,466	→
Quarter ending March 2016	10,427	→
Quarter ending June 2016	10,333	→
Quarter ending September 2016	10,393	→
Variance since September 2015	(0.9%)	→



ACTIVITY



Month	Adjusted Scheduled Activity (UDA)	
	2016	2017
April	889	507
May	3,179	2,215
June	4,928	3,995
July	8,518	6,848
August	11,070	9,359
September	13,051	11,150
October	15,793	
November	17,989	
December	20,702	
January	21,862	
February	24,610	
March	27,304	
April	28,652	
May	28,652	
June	28,655	

QUALITY

	Quantity	Base Number	Contract	LHB	Wales
% of FP17s for the same patient ID Re-attending within 3 months - Children	53	1,413	3.8%	9.7%	11.3%
% of FP17s for the same patient ID Re-attending within 3 months - Adults	505	5,497	9.2%	14.7%	16.6%
% of FP17s for the same patient ID Re-attending between 3 & 9 months - Children	706	1,413	50.0%	52.7%	58.3%
% of FP17s for the same patient ID Re-attending between 3 & 9 months - Adults	2,951	5,497	53.7%	50.3%	54.0%
% of FP17s for Band 1 Urgent Courses	378	6,276	6.0%	9.3%	9.0%
% of FP17s Relating to Free Repair or Replacements	36	6,276	0.6%	0.8%	0.7%
% of FP17s Relating to Continuations	54	6,276	0.9%	0.7%	0.9%
% of Patients satisfied with the dentistry they have received	19	21	90.5%	90.7%	90.9%
% of Patients satisfied with the time they had to wait for an appointment	19	21	90.5%	89.6%	88.7%

* This is based on patients treated on this contract for their most recent course of treatment. Figures in italics indicate the base number of FP17s or Patient Questionnaire responses are less than 100. N/A is shown where the base number of responses is less than 10 during the period. % is calculated as Quantity/Base number*100

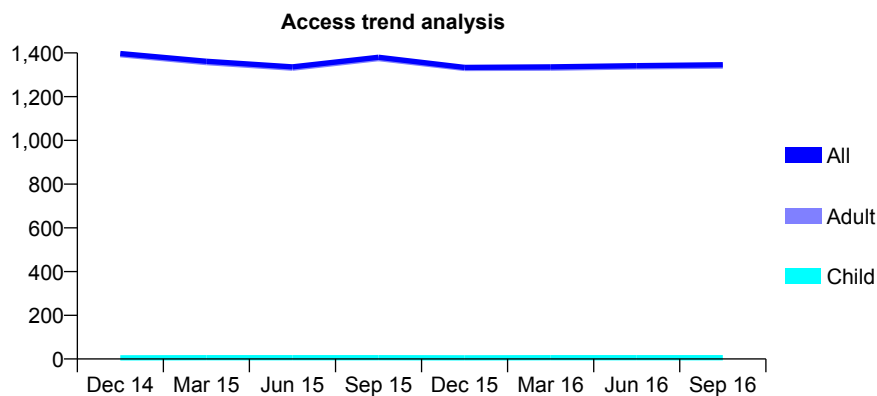
7A3 - Vital Signs At a Glance Contract Report for 103659/0002 - September 2016

Name or company name	Belgrave Dental Centre Ltd
Contract type name	GDS Contract
Purpose of contract	General
Contract start date	01/04/2009
Contract end date	

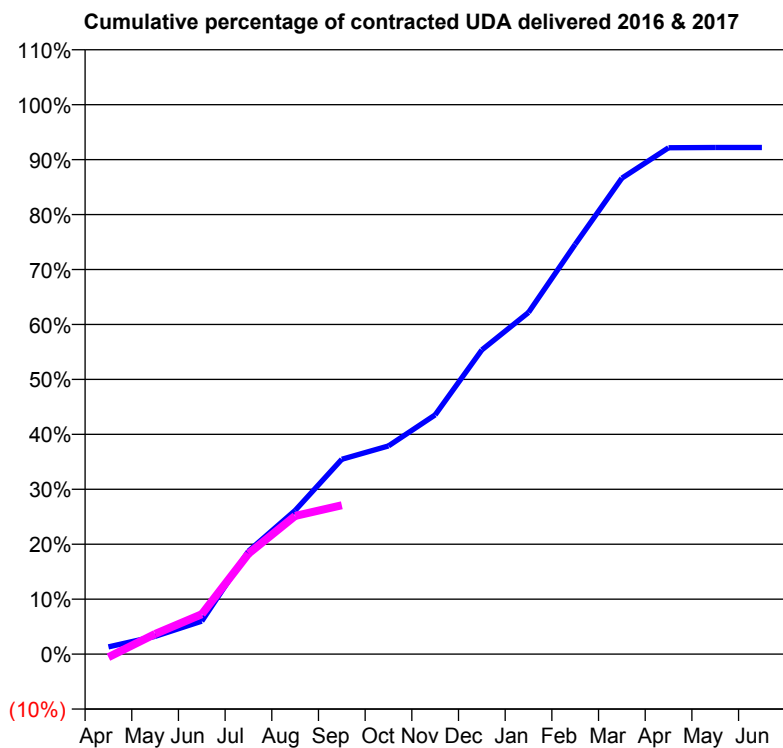
16/17 Contracted general activity (UDA)	2,050
Carry forward general activity (UDA)	70
16/17 Contracted orthodontic activity (UOA)	0
Carry forward orthodontic activity (UOA)	0
Baseline contract value	£102,747.28

ACCESS*

Patients seen in 24 months	Total	Change since previous quarter
Quarter ending September 2015	1,380	
Quarter ending December 2015	1,334	↓
Quarter ending March 2016	1,336	→
Quarter ending June 2016	1,342	→
Quarter ending September 2016	1,346	→
Variance since September 2015	(2.5%)	↓



ACTIVITY



Month	Adjusted Scheduled Activity (UDA)	
	2016	2017
April	27	-12
May	66	75
June	123	149
July	384	375
August	536	516
September	727	556
October	777	
November	893	
December	1,135	
January	1,275	
February	1,529	
March	1,776	
April	1,889	
May	1,890	
June	1,890	

QUALITY

	Quantity	Base Number	Contract	LHB	Wales
% of FP17s for the same patient ID Re-attending within 3 months - Children	0	1	0.0%	9.7%	11.3%
% of FP17s for the same patient ID Re-attending within 3 months - Adults	11	451	2.4%	14.7%	16.6%
% of FP17s for the same patient ID Re-attending between 3 & 9 months - Children	0	1	0.0%	52.7%	58.3%
% of FP17s for the same patient ID Re-attending between 3 & 9 months - Adults	66	451	14.6%	50.3%	54.0%
% of FP17s for Band 1 Urgent Courses	13	371	3.5%	9.3%	9.0%
% of FP17s Relating to Free Repair or Replacements	0	371	0.0%	0.8%	0.7%
% of FP17s Relating to Continuations	1	371	0.3%	0.7%	0.9%
% of Patients satisfied with the dentistry they have received	0	0	N/A	90.7%	90.9%
% of Patients satisfied with the time they had to wait for an appointment	0	0	N/A	89.6%	88.7%

* This is based on patients treated on this contract for their most recent course of treatment. Figures in italics indicate the base number of FP17s or Patient Questionnaire responses are less than 100. N/A is shown where the base number of responses is less than 10 during the period. % is calculated as Quantity/Base number*100

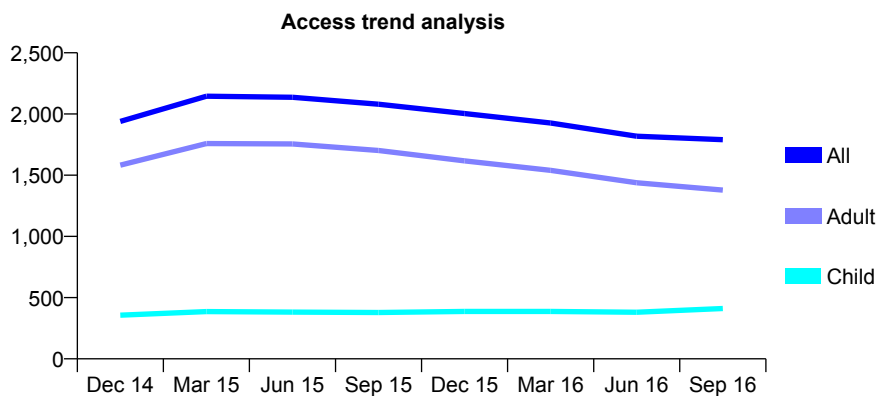
7A3 - Vital Signs At a Glance Contract Report for 103659/0004 - September 2016

Name or company name	Belgrave Dental Centre Ltd
Contract type name	GDS Contract
Purpose of contract	General
Contract start date	01/04/2013
Contract end date	

16/17 Contracted general activity (UDA)	7,627
Carry forward general activity (UDA)	0
16/17 Contracted orthodontic activity (UOA)	0
Carry forward orthodontic activity (UOA)	0
Baseline contract value	£178,424.93

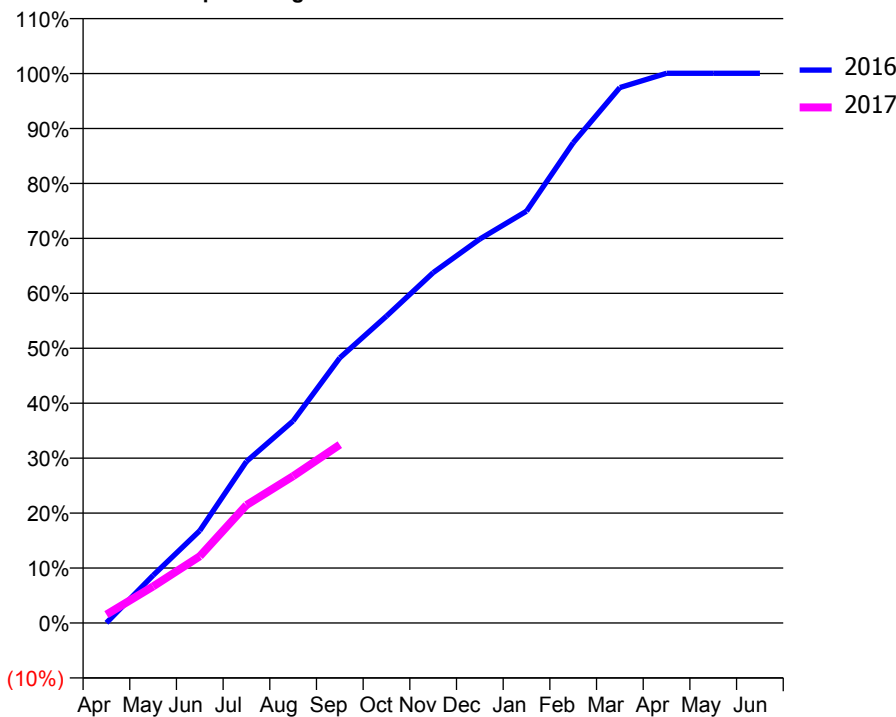
ACCESS*

Patients seen in 24 months	Total	Change since previous quarter
Quarter ending September 2015	2,080	
Quarter ending December 2015	2,004	↓
Quarter ending March 2016	1,927	↓
Quarter ending June 2016	1,819	↓
Quarter ending September 2016	1,790	↓
Variance since September 2015	(13.9%)	↓



ACTIVITY

Cumulative percentage of contracted UDA delivered 2016 & 2017



Month	Adjusted Scheduled Activity (UDA)	
	2016	2017
April	3	118
May	661	509
June	1,281	926
July	2,242	1,638
August	2,804	2,039
September	3,680	2,475
October	4,259	
November	4,863	
December	5,329	
January	5,715	
February	6,665	
March	7,431	
April	7,631	
May	7,630	
June	7,630	

QUALITY

	Quantity	Base Number	Contract	LHB	Wales
% of FP17s for the same patient ID Re-attending within 3 months - Children	8	286	2.8%	9.7%	11.3%
% of FP17s for the same patient ID Re-attending within 3 months - Adults	163	907	18.0%	14.7%	16.6%
% of FP17s for the same patient ID Re-attending between 3 & 9 months - Children	151	286	52.8%	52.7%	58.3%
% of FP17s for the same patient ID Re-attending between 3 & 9 months - Adults	508	907	56.0%	50.3%	54.0%
% of FP17s for Band 1 Urgent Courses	103	1,141	9.0%	9.3%	9.0%
% of FP17s Relating to Free Repair or Replacements	4	1,141	0.4%	0.8%	0.7%
% of FP17s Relating to Continuations	23	1,141	2.0%	0.7%	0.9%
% of Patients satisfied with the dentistry they have received	4	4	N/A	90.7%	90.9%
% of Patients satisfied with the time they had to wait for an appointment	4	4	N/A	89.6%	88.7%

* This is based on patients treated on this contract for their most recent course of treatment. Figures in italics indicate the base number of FP17s or Patient Questionnaire responses are less than 100. N/A is shown where the base number of responses is less than 10 during the period. % is calculated as Quantity/Base number*100

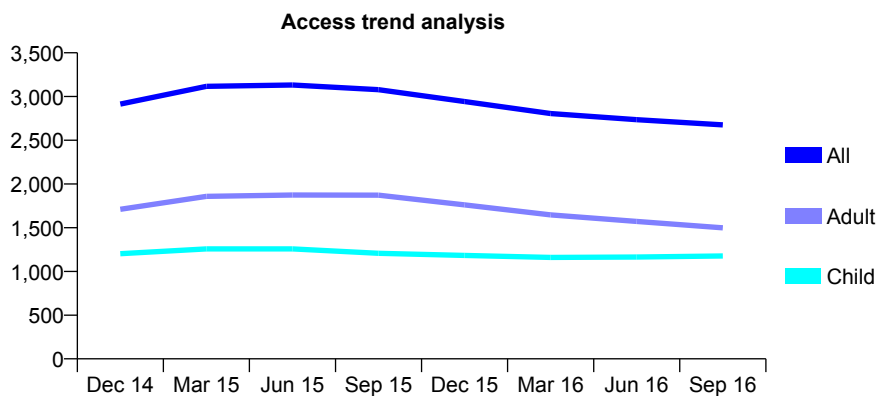
7A3 - Vital Signs At a Glance Contract Report for 103659/0005 - September 2016

Name or company name	Belgrave Dental Centre Ltd
Contract type name	PDS Plus Contract
Purpose of contract	General
Contract start date	01/04/2013
Contract end date	31/08/2017

16/17 Contracted general activity (UDA)	9,397
Carry forward general activity (UDA)	0
16/17 Contracted orthodontic activity (UOA)	0
Carry forward orthodontic activity (UOA)	0
Baseline contract value	£238,376.94

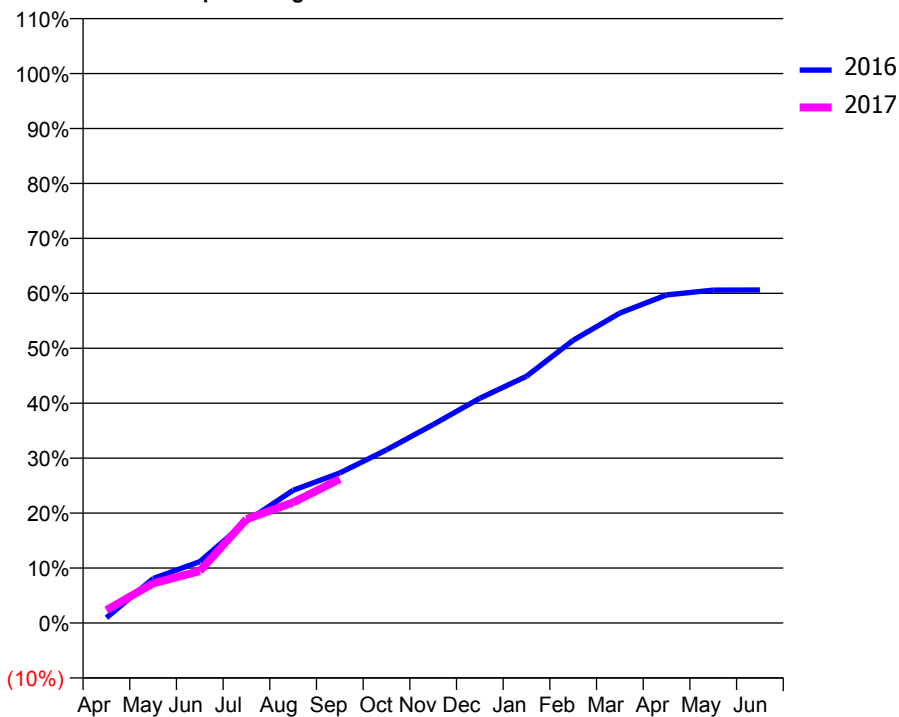
ACCESS*

Patients seen in 24 months	Total	Change since previous quarter
Quarter ending September 2015	3,079	
Quarter ending December 2015	2,943	↓
Quarter ending March 2016	2,806	↓
Quarter ending June 2016	2,735	↓
Quarter ending September 2016	2,675	↓
Variance since September 2015	(13.1%)	↓



ACTIVITY

Cumulative percentage of contracted UDA delivered 2016 & 2017



Month	Adjusted Scheduled Activity (UDA)	
	2016	2017
April	91	221
May	760	678
June	1,050	889
July	1,738	1,775
August	2,269	2,063
September	2,567	2,461
October	2,960	
November	3,393	
December	3,843	
January	4,221	
February	4,836	
March	5,300	
April	5,612	
May	5,692	
June	5,695	

QUALITY

	Quantity	Base Number	Contract	LHB	Wales
% of FP17s for the same patient ID Re-attending within 3 months - Children	50	773	6.5%	9.7%	11.3%
% of FP17s for the same patient ID Re-attending within 3 months - Adults	146	730	20.0%	14.7%	16.6%
% of FP17s for the same patient ID Re-attending between 3 & 9 months - Children	341	773	44.1%	52.7%	58.3%
% of FP17s for the same patient ID Re-attending between 3 & 9 months - Adults	244	730	33.4%	50.3%	54.0%
% of FP17s for Band 1 Urgent Courses	275	1,288	21.4%	9.3%	9.0%
% of FP17s Relating to Free Repair or Replacements	1	1,288	0.1%	0.8%	0.7%
% of FP17s Relating to Continuations	27	1,288	2.1%	0.7%	0.9%
% of Patients satisfied with the dentistry they have received	17	20	85.0%	90.7%	90.9%
% of Patients satisfied with the time they had to wait for an appointment	18	20	90.0%	89.6%	88.7%

* This is based on patients treated on this contract for their most recent course of treatment. Figures in italics indicate the base number of FP17s or Patient Questionnaire responses are less than 100. N/A is shown where the base number of responses is less than 10 during the period. % is calculated as Quantity/Base number*100

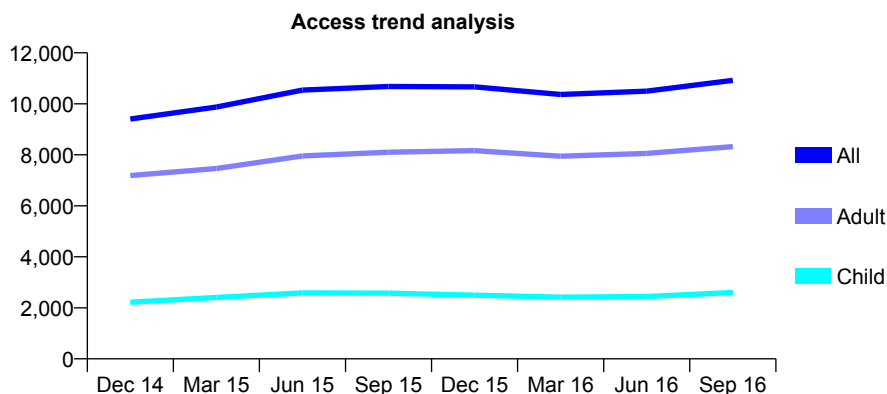
7A3 - Vital Signs At a Glance Contract Report for 103780/0002 - September 2016

Name or company name	Waterfront Dental Centre
Contract type name	PDS Plus Contract
Purpose of contract	General
Contract start date	01/04/2011
Contract end date	31/08/2017

16/17 Contracted general activity (UDA)	31,916
Carry forward general activity (UDA)	0
16/17 Contracted orthodontic activity (UOA)	0
Carry forward orthodontic activity (UOA)	0
Baseline contract value	£728,663.06

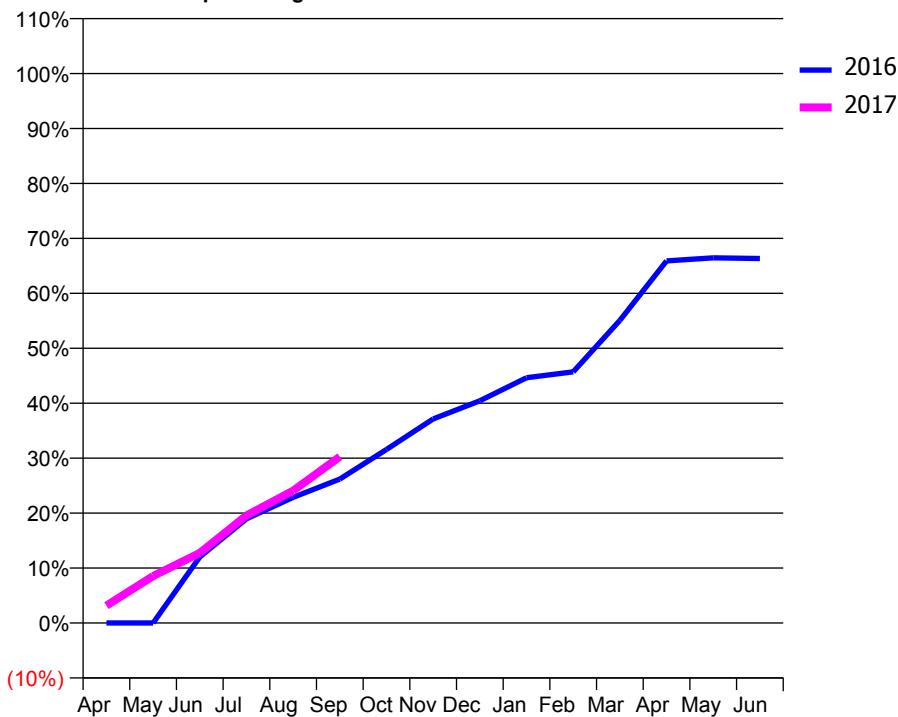
ACCESS*

Patients seen in 24 months	Total	Change since previous quarter
Quarter ending September 2015	10,679	
Quarter ending December 2015	10,663	→
Quarter ending March 2016	10,366	↓
Quarter ending June 2016	10,496	→
Quarter ending September 2016	10,921	↑
Variance since September 2015	2.3%	↑



ACTIVITY

Cumulative percentage of contracted UDA delivered 2016 & 2017



Adjusted Scheduled Activity (UDA)

Month	2016	2017
April	0	1,013
May	0	2,730
June	3,837	4,071
July	6,050	6,245
August	7,300	7,689
September	8,361	9,659
October	10,081	
November	11,855	
December	12,904	
January	14,250	
February	14,585	
March	17,578	
April	21,030	
May	21,210	
June	21,173	

QUALITY

	Quantity	Base Number	Contract	LHB	Wales
% of FP17s for the same patient ID Re-attending within 3 months - Children	102	1,518	6.7%	9.7%	11.3%
% of FP17s for the same patient ID Re-attending within 3 months - Adults	749	5,584	13.4%	14.7%	16.6%
% of FP17s for the same patient ID Re-attending between 3 & 9 months - Children	379	1,518	25.0%	52.7%	58.3%
% of FP17s for the same patient ID Re-attending between 3 & 9 months - Adults	1,648	5,584	29.5%	50.3%	54.0%
% of FP17s for Band 1 Urgent Courses	1,255	5,092	24.6%	9.3%	9.0%
% of FP17s Relating to Free Repair or Replacements	44	5,092	0.9%	0.8%	0.7%
% of FP17s Relating to Continuations	7	5,092	0.1%	0.7%	0.9%
% of Patients satisfied with the dentistry they have received	18	20	90.0%	90.7%	90.9%
% of Patients satisfied with the time they had to wait for an appointment	19	20	95.0%	89.6%	88.7%

* This is based on patients treated on this contract for their most recent course of treatment. Figures in italics indicate the base number of FP17s or Patient Questionnaire responses are less than 100. N/A is shown where the base number of responses is less than 10 during the period. % is calculated as Quantity/Base number*100

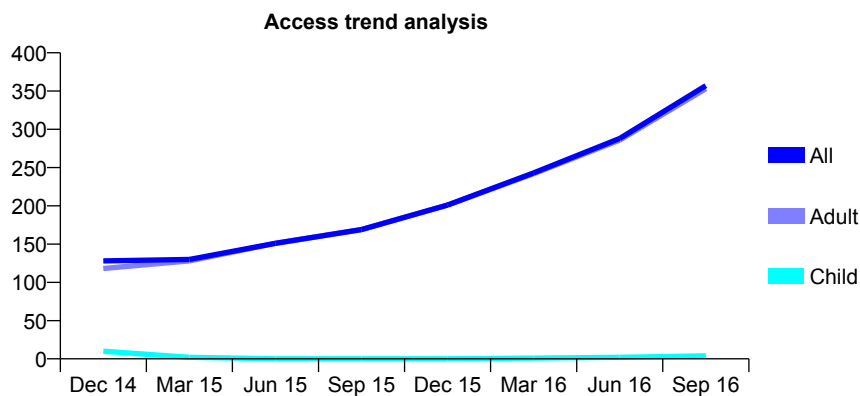
7A3 - Vital Signs At a Glance Contract Report for 114413/0001 - September 2016

Name or company name	Parkway Clinic
Contract type name	GDS Contract
Purpose of contract	General
Contract start date	01/04/2009
Contract end date	

16/17 Contracted general activity (UDA)	1,535
Carry forward general activity (UDA)	36
16/17 Contracted orthodontic activity (UOA)	0
Carry forward orthodontic activity (UOA)	0
Baseline contract value	£79,140.18

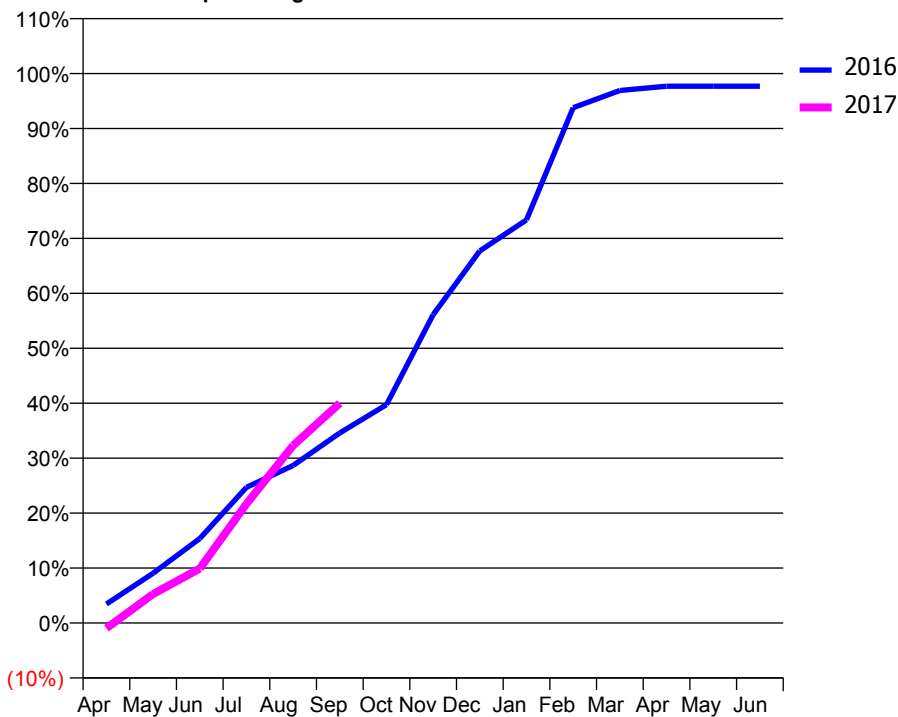
ACCESS*

Patients seen in 24 months	Total	Change since previous quarter
Quarter ending September 2015	169	
Quarter ending December 2015	201	↑
Quarter ending March 2016	243	↑
Quarter ending June 2016	288	↑
Quarter ending September 2016	357	↑
Variance since September 2015	111.2%	↑



ACTIVITY

Cumulative percentage of contracted UDA delivered 2016 & 2017



Month	Adjusted Scheduled Activity (UDA)	
	2016	2017
April	53	-15
May	139	81
June	236	152
July	379	333
August	440	496
September	531	614
October	610	
November	861	
December	1,039	
January	1,126	
February	1,439	
March	1,487	
April	1,499	
May	1,499	
June	1,499	

QUALITY

	Quantity	Base Number	Contract	LHB	Wales
% of FP17s for the same patient ID Re-attending within 3 months - Children	0	4	0.0%	9.7%	11.3%
% of FP17s for the same patient ID Re-attending within 3 months - Adults	10	240	4.2%	14.7%	16.6%
% of FP17s for the same patient ID Re-attending between 3 & 9 months - Children	0	4	0.0%	52.7%	58.3%
% of FP17s for the same patient ID Re-attending between 3 & 9 months - Adults	0	240	0.0%	50.3%	54.0%
% of FP17s for Band 1 Urgent Courses	0	240	0.0%	9.3%	9.0%
% of FP17s Relating to Free Repair or Replacements	0	240	0.0%	0.8%	0.7%
% of FP17s Relating to Continuations	0	240	0.0%	0.7%	0.9%
% of Patients satisfied with the dentistry they have received	1	1	N/A	90.7%	90.9%
% of Patients satisfied with the time they had to wait for an appointment	0	1	N/A	89.6%	88.7%

* This is based on patients treated on this contract for their most recent course of treatment. Figures in italics indicate the base number of FP17s or Patient Questionnaire responses are less than 100. N/A is shown where the base number of responses is less than 10 during the period. % is calculated as Quantity/Base number*100

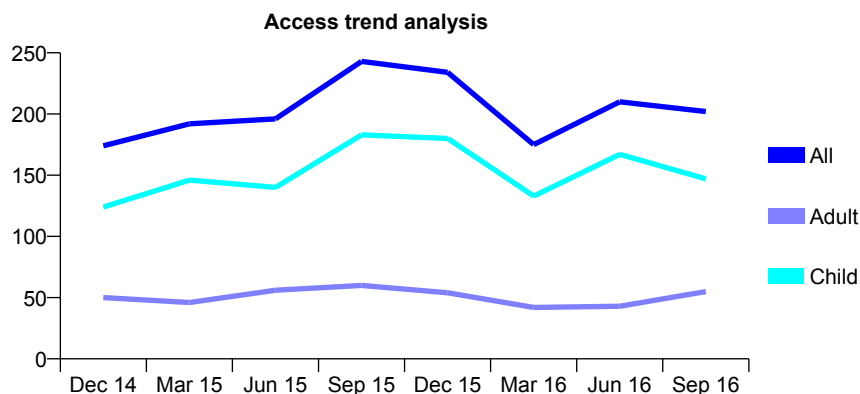
7A3 - Vital Signs At a Glance Contract Report for 114413/0002 - September 2016

Name or company name	Parkway Clinic
Contract type name	PDS Contract
Purpose of contract	General
Contract start date	01/04/2013
Contract end date	31/03/2017

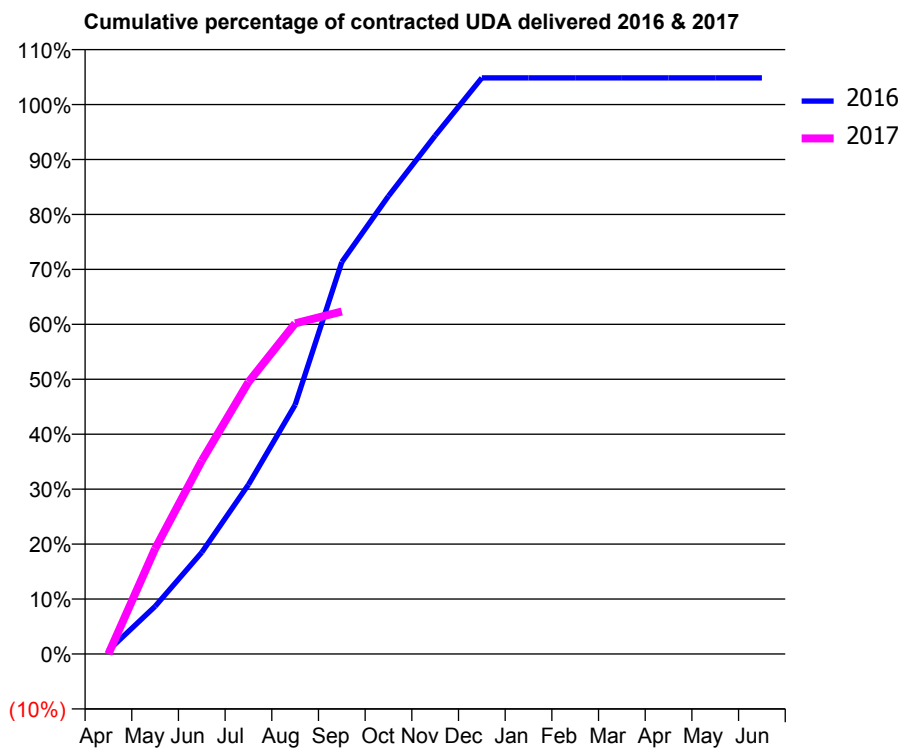
16/17 Contracted general activity (UDA)	600
Carry forward general activity (UDA)	0
16/17 Contracted orthodontic activity (UOA)	0
Carry forward orthodontic activity (UOA)	0
Baseline contract value	£33,248.16

ACCESS*

Patients seen in 24 months	Total	Change since previous quarter
Quarter ending September 2015	243	
Quarter ending December 2015	234	↓
Quarter ending March 2016	175	↓
Quarter ending June 2016	210	↑
Quarter ending September 2016	202	↓
Variance since September 2015	(16.9%)	↓



ACTIVITY



Month	Adjusted Scheduled Activity (UDA)	
	2016	2017
April	4	0
May	52	115
June	111	211
July	185	297
August	272	361
September	428	374
October	500	
November	566	
December	629	
January	629	
February	629	
March	629	
April	629	
May	629	
June	629	

QUALITY

	Quantity	Base Number	Contract	LHB	Wales
% of FP17s for the same patient ID Re-attending within 3 months - Children	0	89	0.0%	9.7%	11.3%
% of FP17s for the same patient ID Re-attending within 3 months - Adults	0	41	0.0%	14.7%	16.6%
% of FP17s for the same patient ID Re-attending between 3 & 9 months - Children	0	89	0.0%	52.7%	58.3%
% of FP17s for the same patient ID Re-attending between 3 & 9 months - Adults	0	41	0.0%	50.3%	54.0%
% of FP17s for Band 1 Urgent Courses	0	130	0.0%	9.3%	9.0%
% of FP17s Relating to Free Repair or Replacements	0	130	0.0%	0.8%	0.7%
% of FP17s Relating to Continuations	0	130	0.0%	0.7%	0.9%
% of Patients satisfied with the dentistry they have received	0	0	N/A	90.7%	90.9%
% of Patients satisfied with the time they had to wait for an appointment	0	0	N/A	89.6%	88.7%

* This is based on patients treated on this contract for their most recent course of treatment. Figures in italics indicate the base number of FP17s or Patient Questionnaire responses are less than 100. N/A is shown where the base number of responses is less than 10 during the period. % is calculated as Quantity/Base number*100

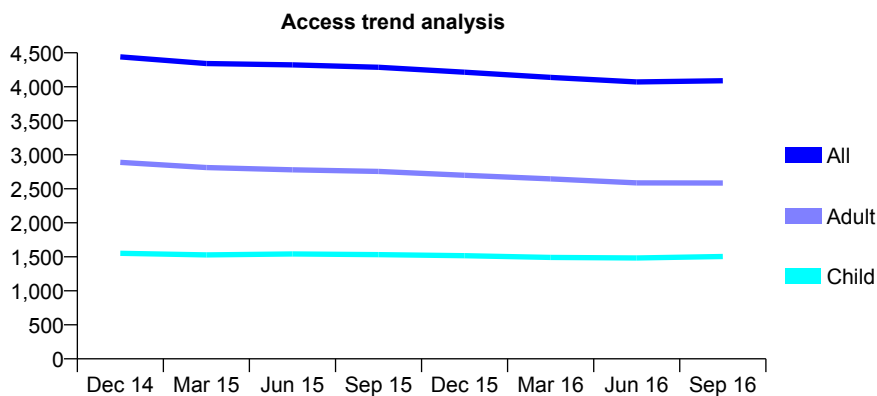
7A3 - Vital Signs At a Glance Contract Report for 117234/0001 - September 2016

Name or company name	Cwmtawe Dental Practice Ltd
Contract type name	GDS Contract
Purpose of contract	General and Orthodontic
Contract start date	01/04/2008
Contract end date	

16/17 Contracted general activity (UDA)	11,510
Carry forward general activity (UDA)	0
16/17 Contracted orthodontic activity (UOA)	2,064
Carry forward orthodontic activity (UOA)	0
Baseline contract value	£416,449.07

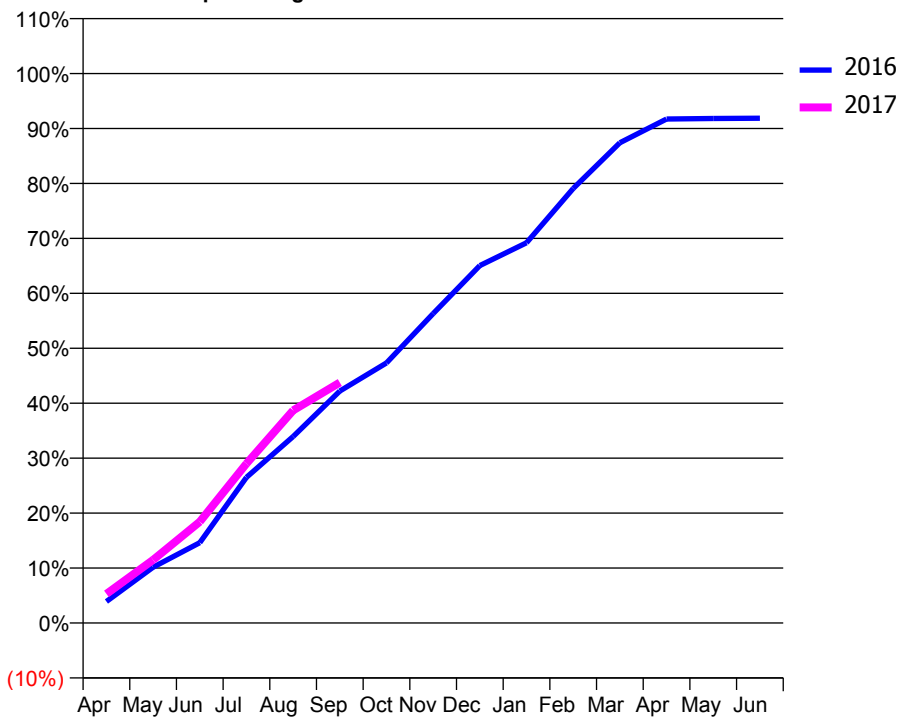
ACCESS*

Patients seen in 24 months	Total	Change since previous quarter
Quarter ending September 2015	4,287	
Quarter ending December 2015	4,215	↓
Quarter ending March 2016	4,138	↓
Quarter ending June 2016	4,071	↓
Quarter ending September 2016	4,090	→
Variance since September 2015	(4.6%)	↓



ACTIVITY

Cumulative percentage of contracted UDA delivered 2016 & 2017



Month	Adjusted Scheduled Activity (UDA)	
	2016	2017
April	452	610
May	1,170	1,322
June	1,682	2,120
July	3,051	3,338
August	3,907	4,455
September	4,857	5,039
October	5,448	
November	6,482	
December	7,487	
January	7,964	
February	9,101	
March	10,060	
April	10,556	
May	10,568	
June	10,575	

QUALITY

	Quantity	Base Number	Contract	LHB	Wales
% of FP17s for the same patient ID Re-attending within 3 months - Children	120	1,283	9.4%	9.7%	11.3%
% of FP17s for the same patient ID Re-attending within 3 months - Adults	251	1,739	14.4%	14.7%	16.6%
% of FP17s for the same patient ID Re-attending between 3 & 9 months - Children	456	1,283	35.5%	52.7%	58.3%
% of FP17s for the same patient ID Re-attending between 3 & 9 months - Adults	847	1,739	48.7%	50.3%	54.0%
% of FP17s for Band 1 Urgent Courses	113	2,363	4.8%	9.3%	9.0%
% of FP17s Relating to Free Repair or Replacements	7	2,363	0.3%	0.8%	0.7%
% of FP17s Relating to Continuations	14	2,363	0.6%	0.7%	0.9%
% of Patients satisfied with the dentistry they have received	13	14	92.9%	90.7%	90.9%
% of Patients satisfied with the time they had to wait for an appointment	14	14	100.0%	89.6%	88.7%

* This is based on patients treated on this contract for their most recent course of treatment. Figures in italics indicate the base number of FP17s or Patient Questionnaire responses are less than 100. N/A is shown where the base number of responses is less than 10 during the period. % is calculated as Quantity/Base number*100

7A3 - Vital Signs At a Glance Contract Report for 117234/0002 - September 2016

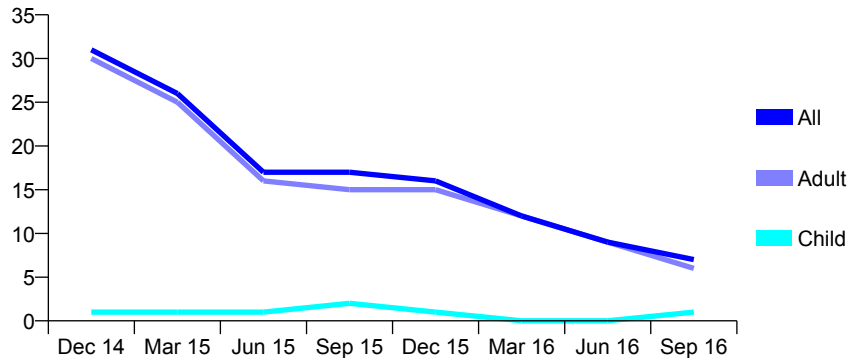
Name or company name	Cwmtawe Dental Practice Ltd
Contract type name	GDS Contract
Purpose of contract	General
Contract start date	01/04/2009
Contract end date	

16/17 Contracted general activity (UDA)	190
Carry forward general activity (UDA)	0
16/17 Contracted orthodontic activity (UOA)	0
Carry forward orthodontic activity (UOA)	0
Baseline contract value	£9,523.20

ACCESS*

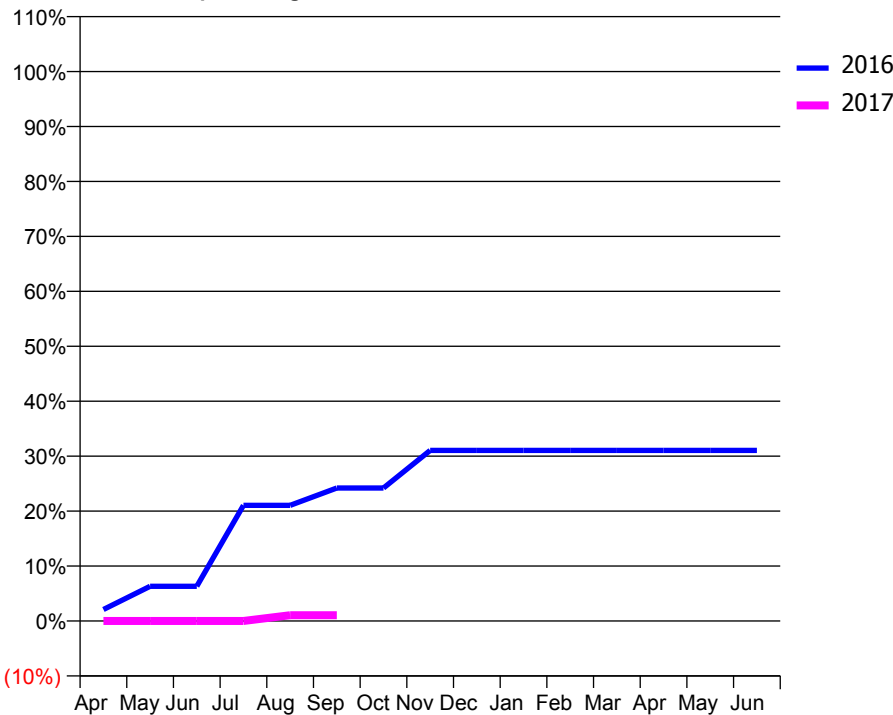
Patients seen in 24 months	Total	Change since previous quarter
Quarter ending September 2015	17	
Quarter ending December 2015	16	↓
Quarter ending March 2016	12	↓
Quarter ending June 2016	9	↓
Quarter ending September 2016	7	↓
Variance since September 2015	(58.8%)	↓

Access trend analysis



ACTIVITY

Cumulative percentage of contracted UDA delivered 2016 & 2017



Month	Adjusted Scheduled Activity (UDA)	
	2016	2017
April	4	0
May	12	0
June	12	0
July	40	0
August	40	2
September	46	2
October	46	
November	59	
December	59	
January	59	
February	59	
March	59	
April	59	
May	59	
June	59	

QUALITY

	Quantity	Base Number	Contract	LHB	Wales
% of FP17s for the same patient ID Re-attending within 3 months - Children	0	1	0.0%	9.7%	11.3%
% of FP17s for the same patient ID Re-attending within 3 months - Adults	0	1	0.0%	14.7%	16.6%
% of FP17s for the same patient ID Re-attending between 3 & 9 months - Children	0	1	0.0%	52.7%	58.3%
% of FP17s for the same patient ID Re-attending between 3 & 9 months - Adults	0	1	0.0%	50.3%	54.0%
% of FP17s for Band 1 Urgent Courses	0	2	0.0%	9.3%	9.0%
% of FP17s Relating to Free Repair or Replacements	0	2	0.0%	0.8%	0.7%
% of FP17s Relating to Continuations	0	2	0.0%	0.7%	0.9%
% of Patients satisfied with the dentistry they have received	0	0	N/A	90.7%	90.9%
% of Patients satisfied with the time they had to wait for an appointment	0	0	N/A	89.6%	88.7%

* This is based on patients treated on this contract for their most recent course of treatment. Figures in italics indicate the base number of FP17s or Patient Questionnaire responses are less than 100. N/A is shown where the base number of responses is less than 10 during the period. % is calculated as Quantity/Base number*100

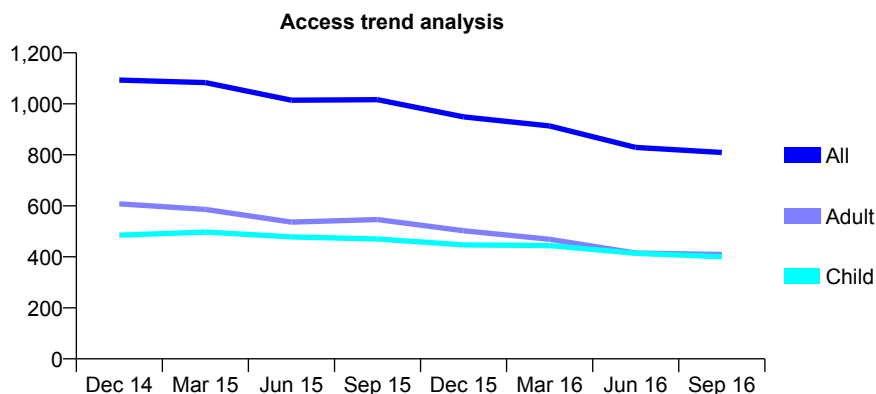
7A3 - Vital Signs At a Glance Contract Report for 121185/0001 - September 2016

Name or company name	Brynhafod Dental Practice Limited
Contract type name	GDS Contract
Purpose of contract	General
Contract start date	01/09/2011
Contract end date	

16/17 Contracted general activity (UDA)	1,743
Carry forward general activity (UDA)	0
16/17 Contracted orthodontic activity (UOA)	0
Carry forward orthodontic activity (UOA)	0
Baseline contract value	£48,371.43

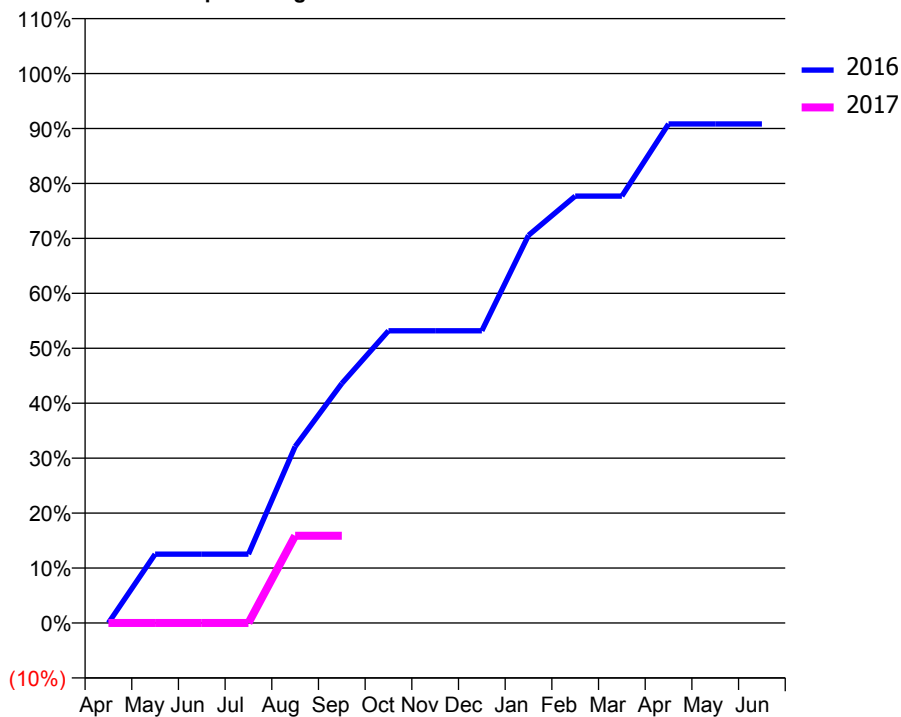
ACCESS*

Patients seen in 24 months	Total	Change since previous quarter
Quarter ending September 2015	1,016	
Quarter ending December 2015	949	↓
Quarter ending March 2016	913	↓
Quarter ending June 2016	829	↓
Quarter ending September 2016	809	↓
Variance since September 2015	(20.4%)	↓



ACTIVITY

Cumulative percentage of contracted UDA delivered 2016 & 2017



Month	Adjusted Scheduled Activity (UDA)	
	2016	2017
April	0	0
May	218	0
June	218	0
July	218	0
August	560	277
September	760	277
October	927	
November	927	
December	927	
January	1,230	
February	1,354	
March	1,354	
April	1,583	
May	1,583	
June	1,583	

QUALITY

	Quantity	Base Number	Contract	LHB	Wales
% of FP17s for the same patient ID Re-attending within 3 months - Children	10	298	3.4%	9.7%	11.3%
% of FP17s for the same patient ID Re-attending within 3 months - Adults	17	206	8.3%	14.7%	16.6%
% of FP17s for the same patient ID Re-attending between 3 & 9 months - Children	199	298	66.8%	52.7%	58.3%
% of FP17s for the same patient ID Re-attending between 3 & 9 months - Adults	98	206	47.6%	50.3%	54.0%
% of FP17s for Band 1 Urgent Courses	0	335	0.0%	9.3%	9.0%
% of FP17s Relating to Free Repair or Replacements	0	335	0.0%	0.8%	0.7%
% of FP17s Relating to Continuations	6	335	1.8%	0.7%	0.9%
% of Patients satisfied with the dentistry they have received	0	0	N/A	90.7%	90.9%
% of Patients satisfied with the time they had to wait for an appointment	0	0	N/A	89.6%	88.7%

* This is based on patients treated on this contract for their most recent course of treatment. Figures in italics indicate the base number of FP17s or Patient Questionnaire responses are less than 100. N/A is shown where the base number of responses is less than 10 during the period. % is calculated as Quantity/Base number*100

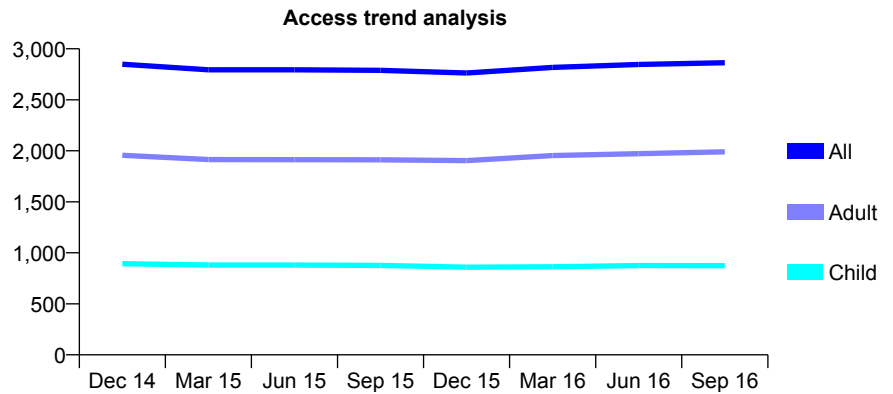
7A3 - Vital Signs At a Glance Contract Report for 123641/0001 - September 2016

Name or company name	Griffiths & Middleton
Contract type name	GDS Contract
Purpose of contract	General
Contract start date	01/11/2012
Contract end date	

16/17 Contracted general activity (UDA)	8,335
Carry forward general activity (UDA)	0
16/17 Contracted orthodontic activity (UOA)	0
Carry forward orthodontic activity (UOA)	0
Baseline contract value	£212,874.41

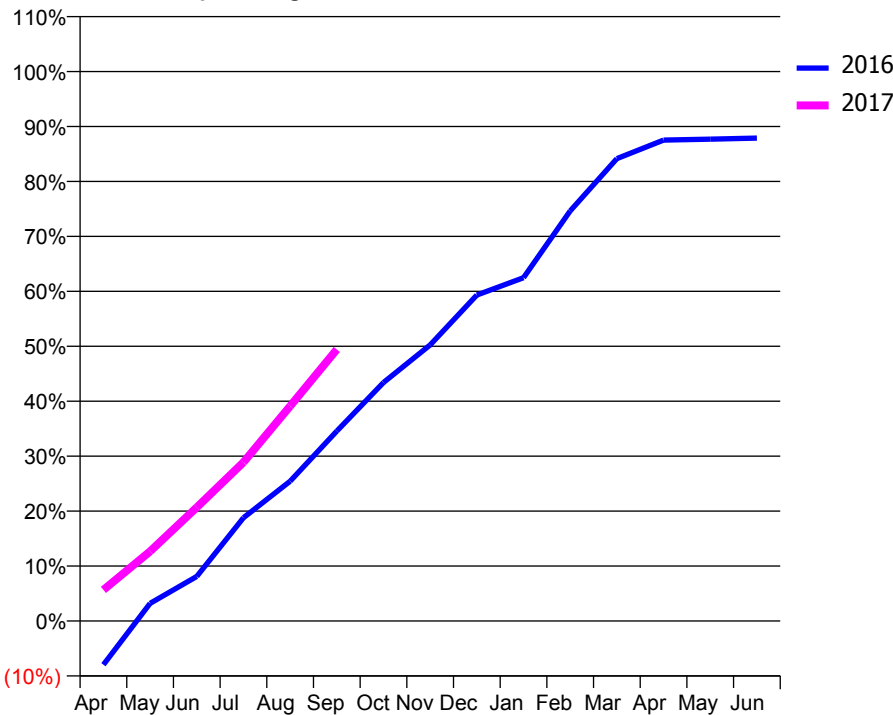
ACCESS*

Patients seen in 24 months	Total	Change since previous quarter
Quarter ending September 2015	2,789	
Quarter ending December 2015	2,763	→
Quarter ending March 2016	2,817	→
Quarter ending June 2016	2,847	→
Quarter ending September 2016	2,864	→
Variance since September 2015	2.7%	↑



ACTIVITY

Cumulative percentage of contracted UDA delivered 2016 & 2017



Month	Adjusted Scheduled Activity (UDA)	
	2016	2017
April	-665	472
May	267	1,056
June	677	1,725
July	1,566	2,409
August	2,120	3,259
September	2,881	4,119
October	3,618	
November	4,188	
December	4,945	
January	5,207	
February	6,221	
March	7,013	
April	7,296	
May	7,310	
June	7,326	

QUALITY

	Quantity	Base Number	Contract	LHB	Wales
% of FP17s for the same patient ID Re-attending within 3 months - Children	56	691	8.1%	9.7%	11.3%
% of FP17s for the same patient ID Re-attending within 3 months - Adults	291	1,506	19.3%	14.7%	16.6%
% of FP17s for the same patient ID Re-attending between 3 & 9 months - Children	378	691	54.7%	52.7%	58.3%
% of FP17s for the same patient ID Re-attending between 3 & 9 months - Adults	745	1,506	49.5%	50.3%	54.0%
% of FP17s for Band 1 Urgent Courses	247	2,030	12.2%	9.3%	9.0%
% of FP17s Relating to Free Repair or Replacements	29	2,030	1.4%	0.8%	0.7%
% of FP17s Relating to Continuations	24	2,030	1.2%	0.7%	0.9%
% of Patients satisfied with the dentistry they have received	8	9	N/A	90.7%	90.9%
% of Patients satisfied with the time they had to wait for an appointment	8	9	N/A	89.6%	88.7%

* This is based on patients treated on this contract for their most recent course of treatment. Figures in italics indicate the base number of FP17s or Patient Questionnaire responses are less than 100. N/A is shown where the base number of responses is less than 10 during the period. % is calculated as Quantity/Base number*100

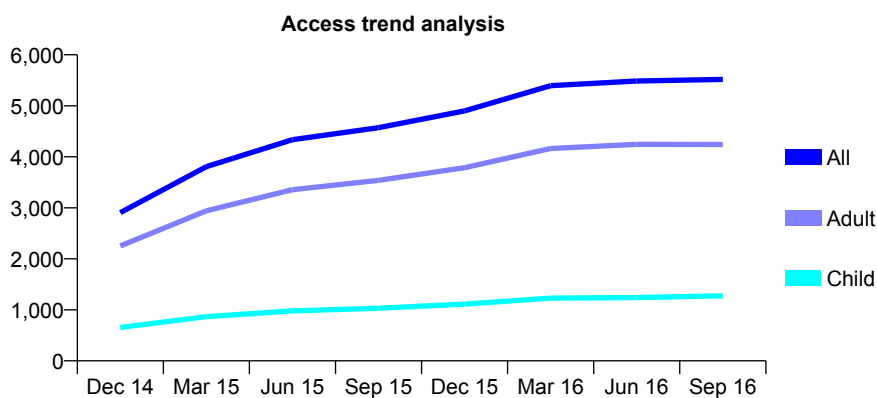
7A3 - Vital Signs At a Glance Contract Report for 125474/0001 - September 2016

Name or company name	Talbot Street Dental Surgery
Contract type name	GDS Contract
Purpose of contract	General
Contract start date	01/04/2014
Contract end date	

16/17 Contracted general activity (UDA)	15,259
Carry forward general activity (UDA)	0
16/17 Contracted orthodontic activity (UOA)	0
Carry forward orthodontic activity (UOA)	0
Baseline contract value	£335,729.16

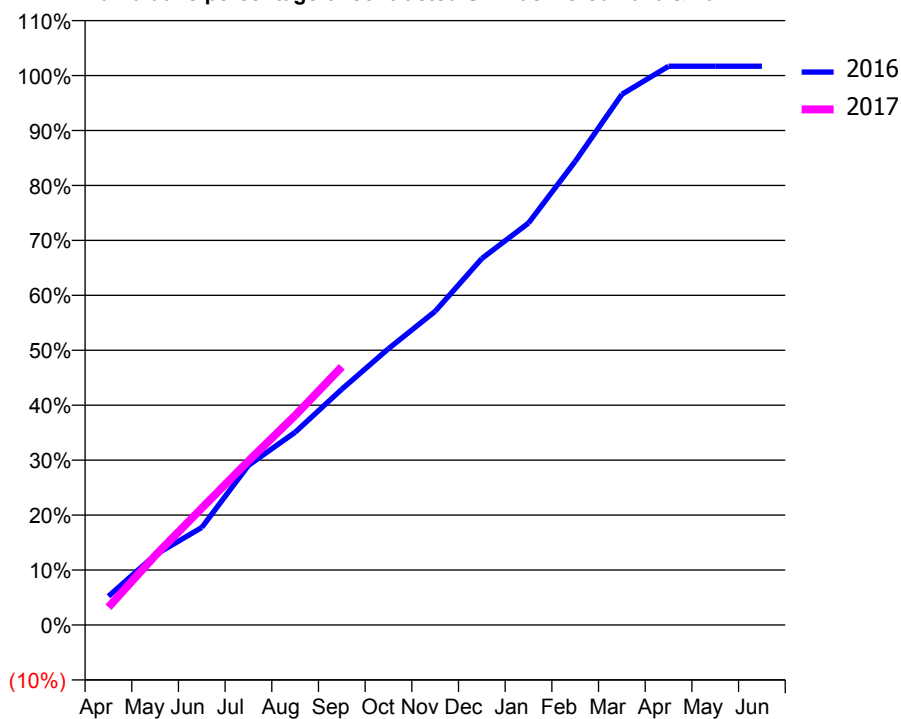
ACCESS*

Patients seen in 24 months	Total	Change since previous quarter
Quarter ending September 2015	4,570	
Quarter ending December 2015	4,900	↑
Quarter ending March 2016	5,394	↑
Quarter ending June 2016	5,486	→
Quarter ending September 2016	5,518	→
Variance since September 2015	20.7%	↑



ACTIVITY

Cumulative percentage of contracted UDA delivered 2016 & 2017



Month	Adjusted Scheduled Activity (UDA)	
	2016	2017
April	798	496
May	1,946	1,929
June	2,710	3,244
July	4,433	4,558
August	5,354	5,819
September	6,550	7,172
October	7,673	
November	8,713	
December	10,177	
January	11,163	
February	12,872	
March	14,736	
April	15,518	
May	15,515	
June	15,515	

QUALITY

	Quantity	Base Number	Contract	LHB	Wales
% of FP17s for the same patient ID Re-attending within 3 months - Children	56	846	6.6%	9.7%	11.3%
% of FP17s for the same patient ID Re-attending within 3 months - Adults	394	2,830	13.9%	14.7%	16.6%
% of FP17s for the same patient ID Re-attending between 3 & 9 months - Children	386	846	45.6%	52.7%	58.3%
% of FP17s for the same patient ID Re-attending between 3 & 9 months - Adults	1,499	2,830	53.0%	50.3%	54.0%
% of FP17s for Band 1 Urgent Courses	269	3,341	8.1%	9.3%	9.0%
% of FP17s Relating to Free Repair or Replacements	15	3,341	0.4%	0.8%	0.7%
% of FP17s Relating to Continuations	72	3,341	2.2%	0.7%	0.9%
% of Patients satisfied with the dentistry they have received	17	20	85.0%	90.7%	90.9%
% of Patients satisfied with the time they had to wait for an appointment	18	20	90.0%	89.6%	88.7%

* This is based on patients treated on this contract for their most recent course of treatment. Figures in italics indicate the base number of FP17s or Patient Questionnaire responses are less than 100. N/A is shown where the base number of responses is less than 10 during the period. % is calculated as Quantity/Base number*100

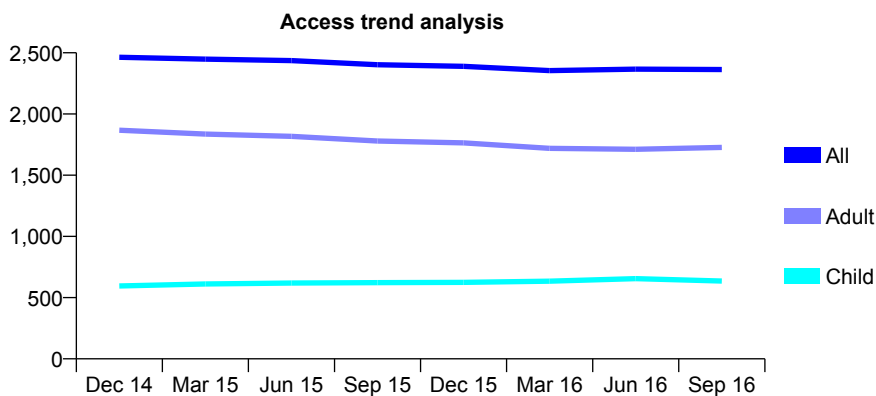
7A3 - Vital Signs At a Glance Contract Report for 127590/0001 - September 2016

Name or company name	Penclawdd Dental Practice
Contract type name	GDS Contract
Purpose of contract	General
Contract start date	01/01/2011
Contract end date	

16/17 Contracted general activity (UDA)	5,810
Carry forward general activity (UDA)	300
16/17 Contracted orthodontic activity (UOA)	0
Carry forward orthodontic activity (UOA)	0
Baseline contract value	£140,370.79

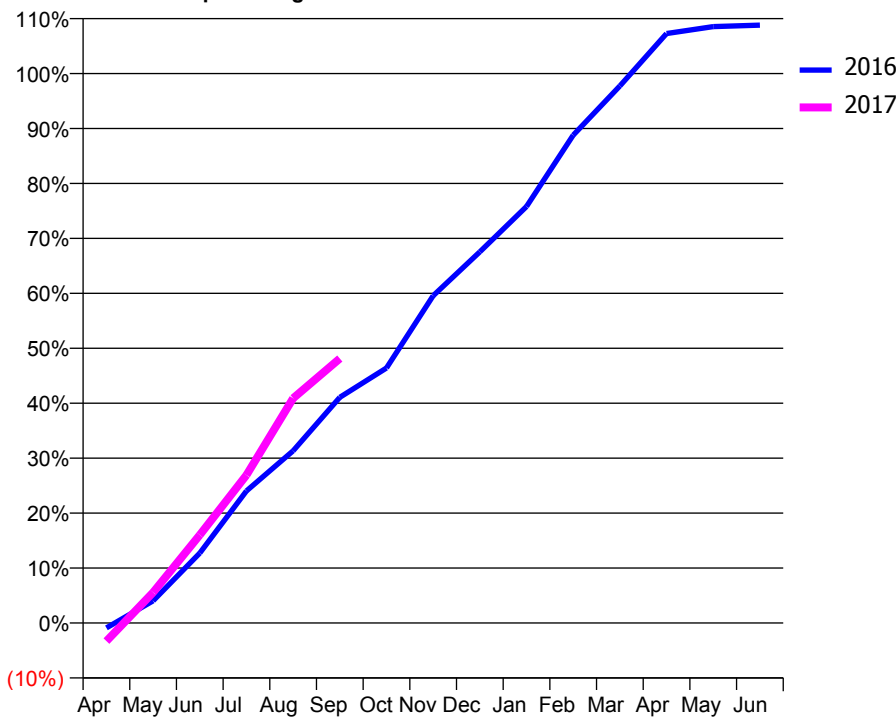
ACCESS*

Patients seen in 24 months	Total	Change since previous quarter
Quarter ending September 2015	2,402	
Quarter ending December 2015	2,389	→
Quarter ending March 2016	2,355	↓
Quarter ending June 2016	2,367	→
Quarter ending September 2016	2,363	→
Variance since September 2015	(1.6%)	↓



ACTIVITY

Cumulative percentage of contracted UDA delivered 2016 & 2017



Month	Adjusted Scheduled Activity (UDA)	
	2016	2017
April	-53	-193
May	235	323
June	740	932
July	1,397	1,564
August	1,821	2,377
September	2,387	2,796
October	2,696	
November	3,460	
December	3,924	
January	4,404	
February	5,159	
March	5,678	
April	6,233	
May	6,305	
June	6,321	

QUALITY

	Quantity	Base Number	Contract	LHB	Wales
% of FP17s for the same patient ID Re-attending within 3 months - Children	28	441	6.3%	9.7%	11.3%
% of FP17s for the same patient ID Re-attending within 3 months - Adults	132	1,160	11.4%	14.7%	16.6%
% of FP17s for the same patient ID Re-attending between 3 & 9 months - Children	213	441	48.3%	52.7%	58.3%
% of FP17s for the same patient ID Re-attending between 3 & 9 months - Adults	523	1,160	45.1%	50.3%	54.0%
% of FP17s for Band 1 Urgent Courses	182	1,347	13.5%	9.3%	9.0%
% of FP17s Relating to Free Repair or Replacements	13	1,347	1.0%	0.8%	0.7%
% of FP17s Relating to Continuations	2	1,347	0.1%	0.7%	0.9%
% of Patients satisfied with the dentistry they have received	8	8	N/A	90.7%	90.9%
% of Patients satisfied with the time they had to wait for an appointment	7	8	N/A	89.6%	88.7%

* This is based on patients treated on this contract for their most recent course of treatment. Figures in italics indicate the base number of FP17s or Patient Questionnaire responses are less than 100. N/A is shown where the base number of responses is less than 10 during the period. % is calculated as Quantity/Base number*100

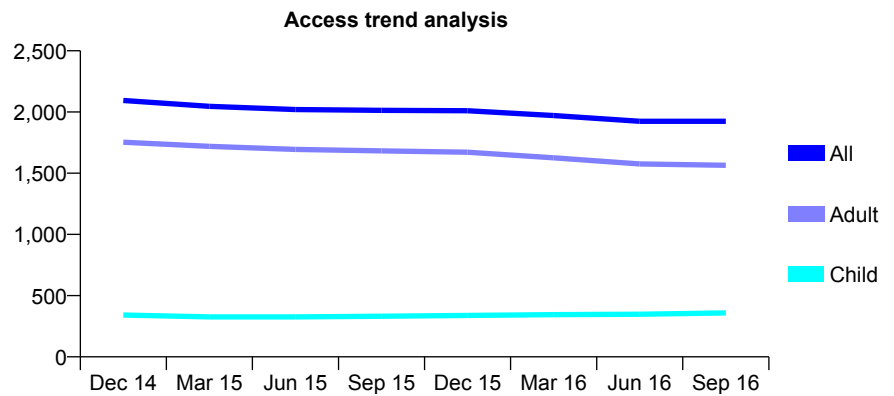
7A3 - Vital Signs At a Glance Contract Report for 128406/0001 - September 2016

Name or company name	Dr Philip Welch
Contract type name	GDS Contract
Purpose of contract	General
Contract start date	01/05/2012
Contract end date	

16/17 Contracted general activity (UDA)	6,869
Carry forward general activity (UDA)	0
16/17 Contracted orthodontic activity (UOA)	0
Carry forward orthodontic activity (UOA)	0
Baseline contract value	£176,560.26

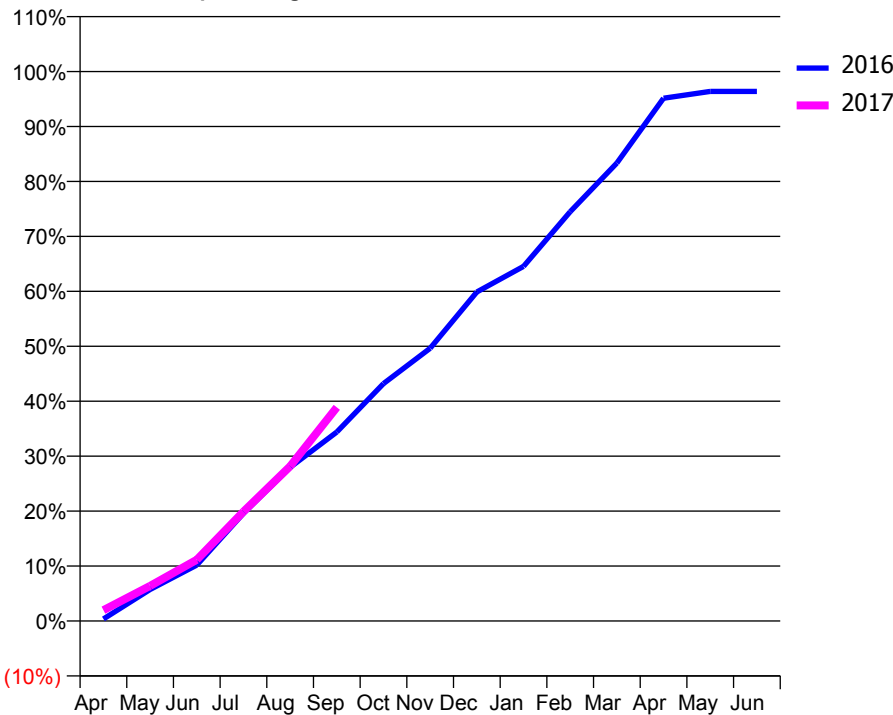
ACCESS*

Patients seen in 24 months	Total	Change since previous quarter
Quarter ending September 2015	2,014	
Quarter ending December 2015	2,010	→
Quarter ending March 2016	1,971	↓
Quarter ending June 2016	1,924	↓
Quarter ending September 2016	1,924	→
Variance since September 2015	(4.5%)	↓



ACTIVITY

Cumulative percentage of contracted UDA delivered 2016 & 2017



Month	Adjusted Scheduled Activity (UDA)	
	2016	2017
April	26	135
May	395	440
June	700	765
July	1,346	1,368
August	1,922	1,934
September	2,363	2,671
October	2,968	
November	3,409	
December	4,114	
January	4,433	
February	5,117	
March	5,724	
April	6,535	
May	6,621	
June	6,621	

QUALITY

	Quantity	Base Number	Contract	LHB	Wales
% of FP17s for the same patient ID Re-attending within 3 months - Children	31	260	11.9%	9.7%	11.3%
% of FP17s for the same patient ID Re-attending within 3 months - Adults	246	1,304	18.9%	14.7%	16.6%
% of FP17s for the same patient ID Re-attending between 3 & 9 months - Children	109	260	41.9%	52.7%	58.3%
% of FP17s for the same patient ID Re-attending between 3 & 9 months - Adults	644	1,304	49.4%	50.3%	54.0%
% of FP17s for Band 1 Urgent Courses	172	1,238	13.9%	9.3%	9.0%
% of FP17s Relating to Free Repair or Replacements	7	1,238	0.6%	0.8%	0.7%
% of FP17s Relating to Continuations	15	1,238	1.2%	0.7%	0.9%
% of Patients satisfied with the dentistry they have received	8	10	80.0%	90.7%	90.9%
% of Patients satisfied with the time they had to wait for an appointment	9	10	90.0%	89.6%	88.7%

* This is based on patients treated on this contract for their most recent course of treatment. Figures in italics indicate the base number of FP17s or Patient Questionnaire responses are less than 100. N/A is shown where the base number of responses is less than 10 during the period. % is calculated as Quantity/Base number*100

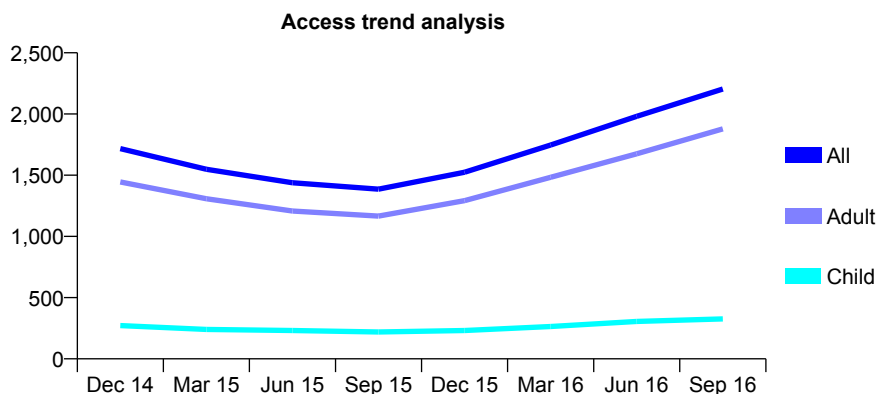
7A3 - Vital Signs At a Glance Contract Report for 129011/0001 - September 2016

Name or company name	Dental Teaching Unit
Contract type name	PDS Contract
Purpose of contract	General
Contract start date	04/08/2010
Contract end date	03/08/2020

16/17 Contracted general activity (UDA)	4,693
Carry forward general activity (UDA)	0
16/17 Contracted orthodontic activity (UOA)	0
Carry forward orthodontic activity (UOA)	0
Baseline contract value	£0.00

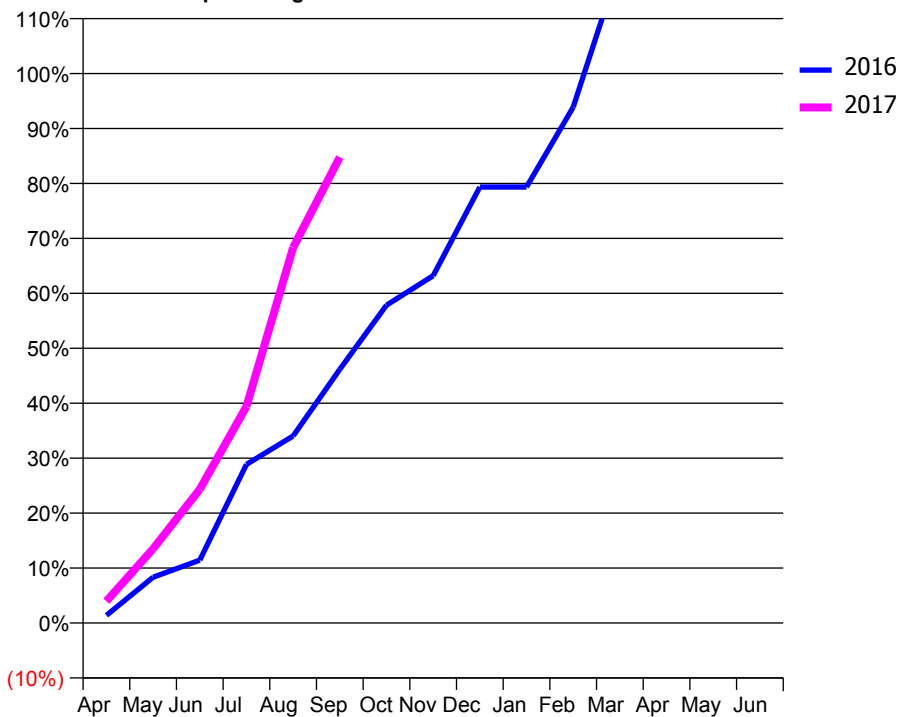
ACCESS*

Patients seen in 24 months	Total	Change since previous quarter
Quarter ending September 2015	1,386	
Quarter ending December 2015	1,525	↑
Quarter ending March 2016	1,747	↑
Quarter ending June 2016	1,981	↑
Quarter ending September 2016	2,204	↑
Variance since September 2015	59.0%	↑



ACTIVITY

Cumulative percentage of contracted UDA delivered 2016 & 2017



Month	Adjusted Scheduled Activity (UDA)	
	2016	2017
April	65	186
May	391	634
June	536	1,141
July	1,355	1,849
August	1,597	3,206
September	2,167	3,978
October	2,715	
November	2,967	
December	3,724	
January	3,724	
February	4,406	
March	5,625	
April	5,973	
May	6,142	
June	6,202	

QUALITY

	Quantity	Base Number	Contract	LHB	Wales
% of FP17s for the same patient ID Re-attending within 3 months - Children	25	226	11.1%	9.7%	11.3%
% of FP17s for the same patient ID Re-attending within 3 months - Adults	173	1,235	14.0%	14.7%	16.6%
% of FP17s for the same patient ID Re-attending between 3 & 9 months - Children	55	226	24.3%	52.7%	58.3%
% of FP17s for the same patient ID Re-attending between 3 & 9 months - Adults	213	1,235	17.2%	50.3%	54.0%
% of FP17s for Band 1 Urgent Courses	463	1,286	36.0%	9.3%	9.0%
% of FP17s Relating to Free Repair or Replacements	2	1,286	0.2%	0.8%	0.7%
% of FP17s Relating to Continuations	6	1,286	0.5%	0.7%	0.9%
% of Patients satisfied with the dentistry they have received	5	5	N/A	90.7%	90.9%
% of Patients satisfied with the time they had to wait for an appointment	5	5	N/A	89.6%	88.7%

* This is based on patients treated on this contract for their most recent course of treatment. Figures in italics indicate the base number of FP17s or Patient Questionnaire responses are less than 100. N/A is shown where the base number of responses is less than 10 during the period. % is calculated as Quantity/Base number*100

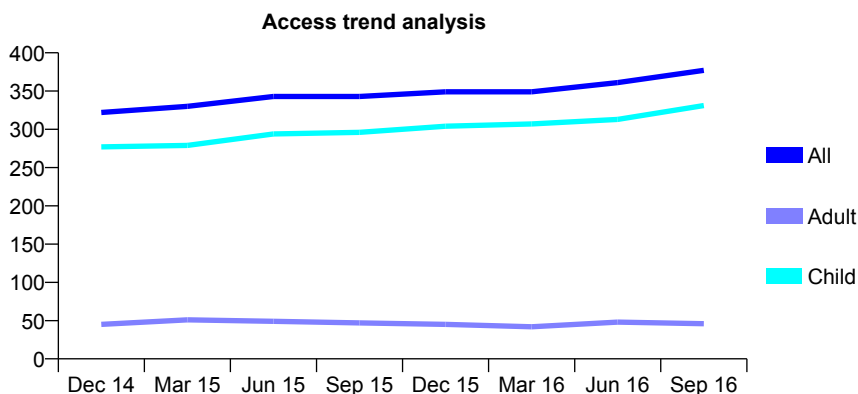
7A3 - Vital Signs At a Glance Contract Report for 136743/0001 - September 2016

Name or company name	Dr Webster & Dr Close
Contract type name	GDS Contract
Purpose of contract	General
Contract start date	07/06/2013
Contract end date	

16/17 Contracted general activity (UDA)	1,000
Carry forward general activity (UDA)	0
16/17 Contracted orthodontic activity (UOA)	0
Carry forward orthodontic activity (UOA)	0
Baseline contract value	£21,938.70

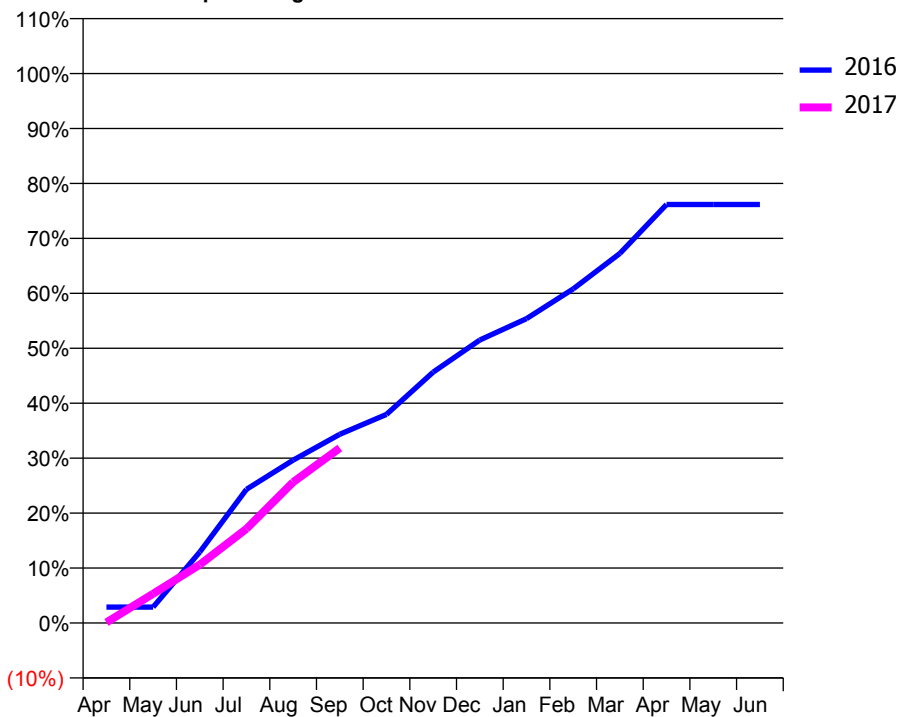
ACCESS*

Patients seen in 24 months	Total	Change since previous quarter
Quarter ending September 2015	343	
Quarter ending December 2015	349	→
Quarter ending March 2016	349	→
Quarter ending June 2016	361	↑
Quarter ending September 2016	377	↑
Variance since September 2015	9.9%	↑



ACTIVITY

Cumulative percentage of contracted UDA delivered 2016 & 2017



Adjusted Scheduled Activity (UDA)

Month	2016	2017
April	29	1
May	29	53
June	129	106
July	243	171
August	296	256
September	344	318
October	380	
November	457	
December	515	
January	554	
February	608	
March	673	
April	762	
May	762	
June	762	

QUALITY

	Quantity	Base Number	Contract	LHB	Wales
% of FP17s for the same patient ID Re-attending within 3 months - Children	9	246	3.7%	9.7%	11.3%
% of FP17s for the same patient ID Re-attending within 3 months - Adults	0	11	0.0%	14.7%	16.6%
% of FP17s for the same patient ID Re-attending between 3 & 9 months - Children	138	246	56.1%	52.7%	58.3%
% of FP17s for the same patient ID Re-attending between 3 & 9 months - Adults	6	11	54.5%	50.3%	54.0%
% of FP17s for Band 1 Urgent Courses	2	192	1.0%	9.3%	9.0%
% of FP17s Relating to Free Repair or Replacements	0	192	0.0%	0.8%	0.7%
% of FP17s Relating to Continuations	0	192	0.0%	0.7%	0.9%
% of Patients satisfied with the dentistry they have received	1	1	N/A	90.7%	90.9%
% of Patients satisfied with the time they had to wait for an appointment	1	1	N/A	89.6%	88.7%

* This is based on patients treated on this contract for their most recent course of treatment. Figures in italics indicate the base number of FP17s or Patient Questionnaire responses are less than 100. N/A is shown where the base number of responses is less than 10 during the period. % is calculated as Quantity/Base number*100

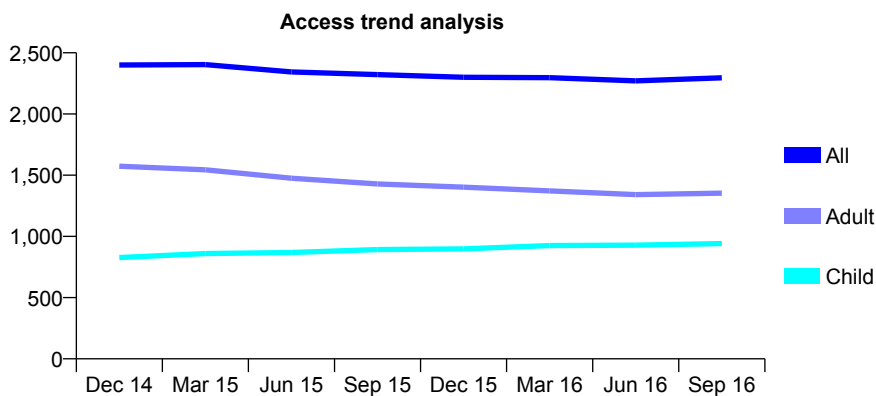
7A3 - Vital Signs At a Glance Contract Report for 142301/0001 - September 2016

Name or company name	Gower Healthcare Ltd
Contract type name	GDS Contract
Purpose of contract	General
Contract start date	01/04/2009
Contract end date	

16/17 Contracted general activity (UDA)	8,000
Carry forward general activity (UDA)	0
16/17 Contracted orthodontic activity (UOA)	0
Carry forward orthodontic activity (UOA)	0
Baseline contract value	£179,050.53

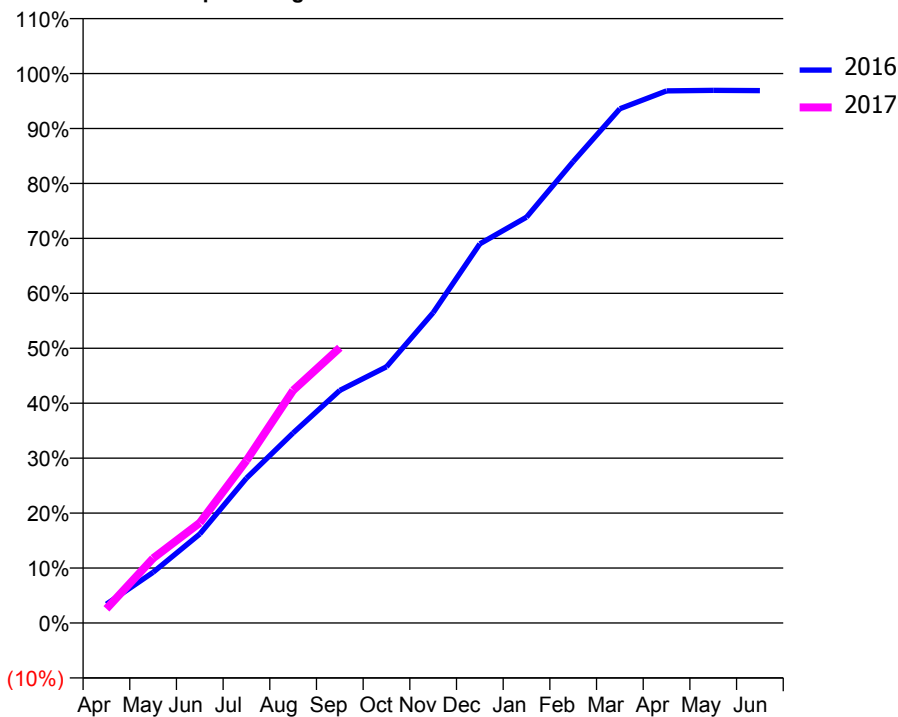
ACCESS*

Patients seen in 24 months	Total	Change since previous quarter
Quarter ending September 2015	2,322	
Quarter ending December 2015	2,300	→
Quarter ending March 2016	2,297	→
Quarter ending June 2016	2,271	↓
Quarter ending September 2016	2,296	→
Variance since September 2015	(1.1%)	↓



ACTIVITY

Cumulative percentage of contracted UDA delivered 2016 & 2017



Month	Adjusted Scheduled Activity (UDA)	
	2016	2017
April	274	206
May	738	943
June	1,296	1,459
July	2,110	2,365
August	2,767	3,387
September	3,386	4,008
October	3,731	
November	4,519	
December	5,520	
January	5,909	
February	6,719	
March	7,487	
April	7,747	
May	7,754	
June	7,751	

QUALITY

	Quantity	Base Number	Contract	LHB	Wales
% of FP17s for the same patient ID Re-attending within 3 months - Children	32	730	4.4%	9.7%	11.3%
% of FP17s for the same patient ID Re-attending within 3 months - Adults	162	928	17.5%	14.7%	16.6%
% of FP17s for the same patient ID Re-attending between 3 & 9 months - Children	499	730	68.4%	52.7%	58.3%
% of FP17s for the same patient ID Re-attending between 3 & 9 months - Adults	522	928	56.3%	50.3%	54.0%
% of FP17s for Band 1 Urgent Courses	81	1,555	5.2%	9.3%	9.0%
% of FP17s Relating to Free Repair or Replacements	2	1,555	0.1%	0.8%	0.7%
% of FP17s Relating to Continuations	0	1,555	0.0%	0.7%	0.9%
% of Patients satisfied with the dentistry they have received	3	3	N/A	90.7%	90.9%
% of Patients satisfied with the time they had to wait for an appointment	3	3	N/A	89.6%	88.7%

* This is based on patients treated on this contract for their most recent course of treatment. Figures in italics indicate the base number of FP17s or Patient Questionnaire responses are less than 100. N/A is shown where the base number of responses is less than 10 during the period. % is calculated as Quantity/Base number*100

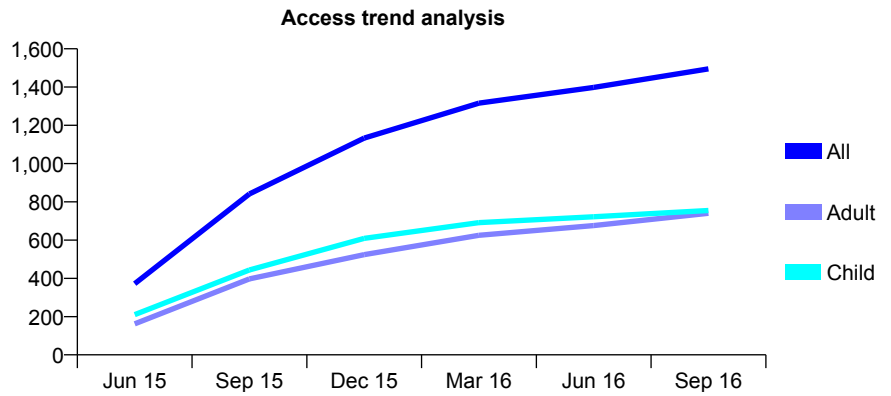
7A3 - Vital Signs At a Glance Contract Report for 143200/0001 - September 2016

Name or company name	Rhys Griffiths Ltd
Contract type name	GDS Contract
Purpose of contract	General
Contract start date	01/04/2015
Contract end date	

16/17 Contracted general activity (UDA)	5,144
Carry forward general activity (UDA)	0
16/17 Contracted orthodontic activity (UOA)	0
Carry forward orthodontic activity (UOA)	0
Baseline contract value	£124,717.90

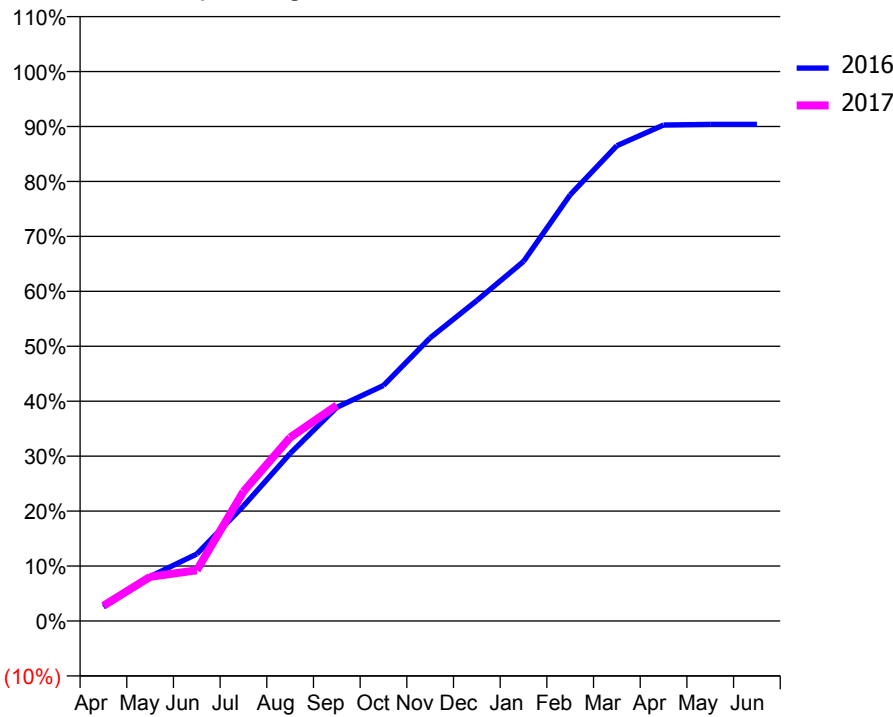
ACCESS*

Patients seen in 24 months	Total	Change since previous quarter
Quarter ending September 2015	841	
Quarter ending December 2015	1,133	↑
Quarter ending March 2016	1,316	↑
Quarter ending June 2016	1,398	↑
Quarter ending September 2016	1,495	↑
Variance since September 2015	77.8%	↑



ACTIVITY

Cumulative percentage of contracted UDA delivered 2016 & 2017



Month	Adjusted Scheduled Activity (UDA)	
	2016	2017
April	131	143
May	417	413
June	627	474
July	1,077	1,213
August	1,568	1,718
September	2,000	2,019
October	2,205	
November	2,650	
December	3,000	
January	3,365	
February	3,990	
March	4,449	
April	4,644	
May	4,650	
June	4,650	

QUALITY

	Quantity	Base Number	Contract	LHB	Wales
% of FP17s for the same patient ID Re-attending within 3 months - Children	43	491	8.8%	9.7%	11.3%
% of FP17s for the same patient ID Re-attending within 3 months - Adults	98	472	20.8%	14.7%	16.6%
% of FP17s for the same patient ID Re-attending between 3 & 9 months - Children	238	491	48.5%	52.7%	58.3%
% of FP17s for the same patient ID Re-attending between 3 & 9 months - Adults	209	472	44.3%	50.3%	54.0%
% of FP17s for Band 1 Urgent Courses	110	882	12.5%	9.3%	9.0%
% of FP17s Relating to Free Repair or Replacements	0	882	0.0%	0.8%	0.7%
% of FP17s Relating to Continuations	0	882	0.0%	0.7%	0.9%
% of Patients satisfied with the dentistry they have received	5	5	N/A	90.7%	90.9%
% of Patients satisfied with the time they had to wait for an appointment	5	5	N/A	89.6%	88.7%

* This is based on patients treated on this contract for their most recent course of treatment. Figures in italics indicate the base number of FP17s or Patient Questionnaire responses are less than 100. N/A is shown where the base number of responses is less than 10 during the period. % is calculated as Quantity/Base number*100

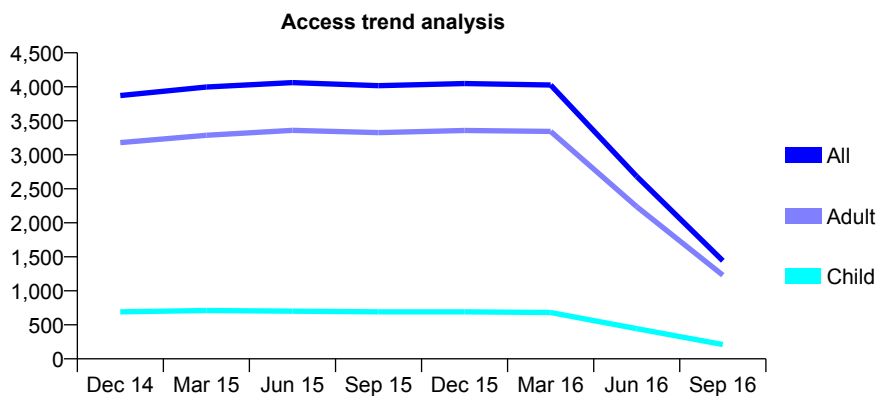
7A3 - Vital Signs At a Glance Contract Report for 144762/0001 - September 2016

Name or company name	Stemray
Contract type name	GDS Contract
Purpose of contract	General
Contract start date	01/07/2013
Contract end date	06/04/2016

16/17 Contracted general activity (UDA)	202
Carry forward general activity (UDA)	0
16/17 Contracted orthodontic activity (UOA)	0
Carry forward orthodontic activity (UOA)	0
Baseline contract value	£4,526.53

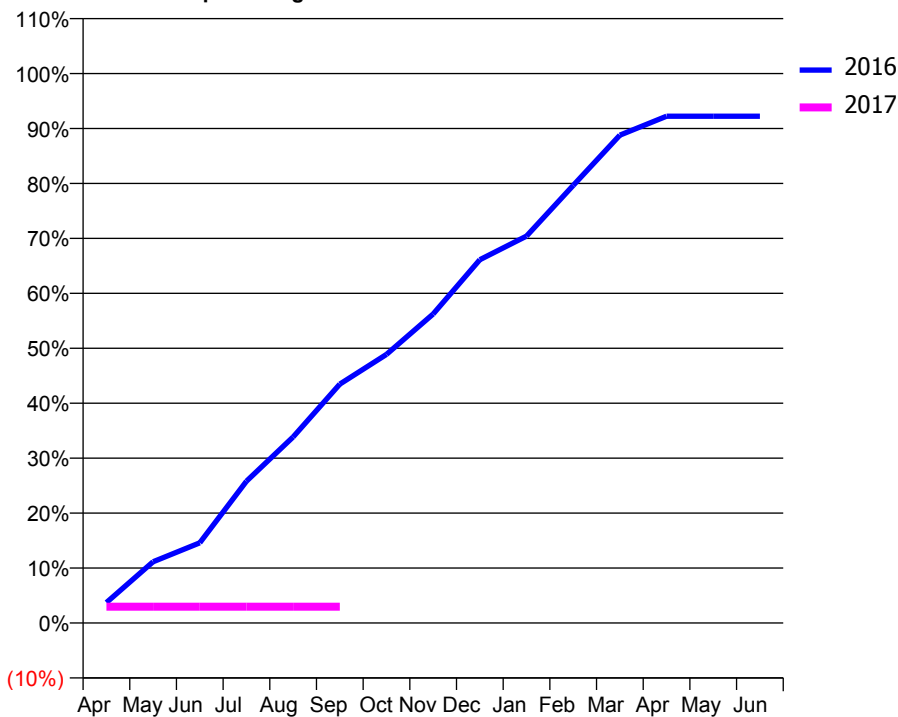
ACCESS*

Patients seen in 24 months	Total	Change since previous quarter
Quarter ending September 2015	4,017	
Quarter ending December 2015	4,048	→
Quarter ending March 2016	4,027	→
Quarter ending June 2016	2,683	↓
Quarter ending September 2016	1,442	↓
Variance since September 2015	(64.1%)	↓



ACTIVITY

Cumulative percentage of contracted UDA delivered 2016 & 2017



Month	Adjusted Scheduled Activity (UDA)	
	2016	2017
April	451	6
May	1,352	6
June	1,773	6
July	3,133	6
August	4,109	6
September	5,277	6
October	5,934	
November	6,824	
December	8,023	
January	8,543	
February	9,665	
March	10,774	
April	11,192	
May	11,192	
June	11,192	

QUALITY

	Quantity	Base Number	Contract	LHB	Wales
% of FP17s for the same patient ID Re-attending within 3 months - Children	2	39	5.1%	9.7%	11.3%
% of FP17s for the same patient ID Re-attending within 3 months - Adults	33	191	17.3%	14.7%	16.6%
% of FP17s for the same patient ID Re-attending between 3 & 9 months - Children	21	39	53.8%	52.7%	58.3%
% of FP17s for the same patient ID Re-attending between 3 & 9 months - Adults	114	191	59.7%	50.3%	54.0%
% of FP17s for Band 1 Urgent Courses	0	4	0.0%	9.3%	9.0%
% of FP17s Relating to Free Repair or Replacements	1	4	25.0%	0.8%	0.7%
% of FP17s Relating to Continuations	0	4	0.0%	0.7%	0.9%
% of Patients satisfied with the dentistry they have received	3	3	N/A	90.7%	90.9%
% of Patients satisfied with the time they had to wait for an appointment	3	3	N/A	89.6%	88.7%

* This is based on patients treated on this contract for their most recent course of treatment. Figures in italics indicate the base number of FP17s or Patient Questionnaire responses are less than 100. N/A is shown where the base number of responses is less than 10 during the period. % is calculated as Quantity/Base number*100

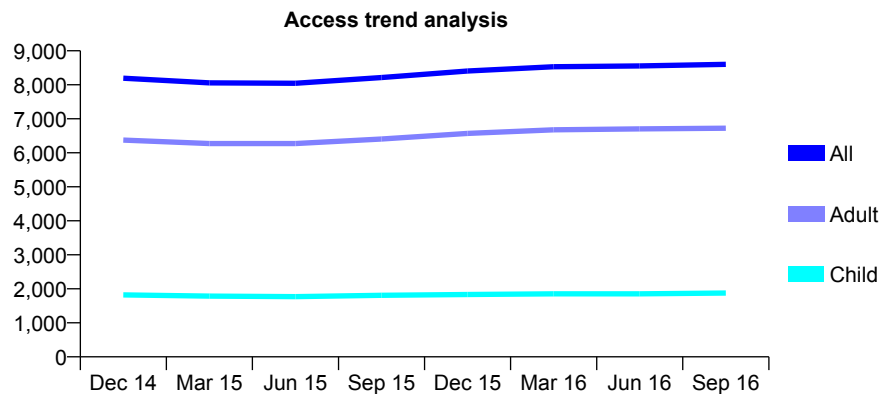
7A3 - Vital Signs At a Glance Contract Report for 145610/0001 - September 2016

Name or company name	Beynons Dental Surgery
Contract type name	GDS Contract
Purpose of contract	General
Contract start date	01/04/2009
Contract end date	

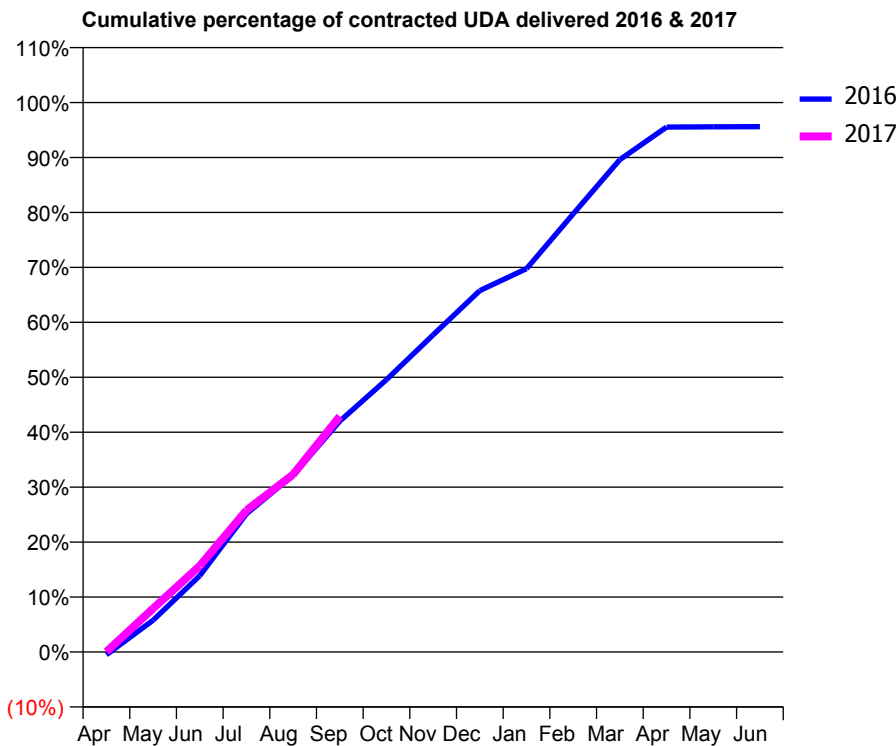
16/17 Contracted general activity (UDA)	24,396
Carry forward general activity (UDA)	1,076
16/17 Contracted orthodontic activity (UOA)	0
Carry forward orthodontic activity (UOA)	0
Baseline contract value	£546,013.85

ACCESS*

Patients seen in 24 months	Total	Change since previous quarter
Quarter ending September 2015	8,215	
Quarter ending December 2015	8,406	↑
Quarter ending March 2016	8,531	→
Quarter ending June 2016	8,556	→
Quarter ending September 2016	8,600	→
Variance since September 2015	4.7%	↑



ACTIVITY



Month	Adjusted Scheduled Activity (UDA)	
	2016	2017
April	-128	15
May	1,413	1,934
June	3,391	3,826
July	6,138	6,292
August	7,854	7,886
September	10,251	10,462
October	12,094	
November	14,084	
December	16,046	
January	17,018	
February	19,451	
March	21,863	
April	23,303	
May	23,319	
June	23,320	

QUALITY

	Quantity	Base Number	Contract	LHB	Wales
% of FP17s for the same patient ID Re-attending within 3 months - Children	69	1,388	5.0%	9.7%	11.3%
% of FP17s for the same patient ID Re-attending within 3 months - Adults	728	4,798	15.2%	14.7%	16.6%
% of FP17s for the same patient ID Re-attending between 3 & 9 months - Children	731	1,388	52.7%	52.7%	58.3%
% of FP17s for the same patient ID Re-attending between 3 & 9 months - Adults	2,379	4,798	49.6%	50.3%	54.0%
% of FP17s for Band 1 Urgent Courses	595	5,638	10.6%	9.3%	9.0%
% of FP17s Relating to Free Repair or Replacements	104	5,638	1.8%	0.8%	0.7%
% of FP17s Relating to Continuations	28	5,638	0.5%	0.7%	0.9%
% of Patients satisfied with the dentistry they have received	17	20	85.0%	90.7%	90.9%
% of Patients satisfied with the time they had to wait for an appointment	20	20	100.0%	89.6%	88.7%

* This is based on patients treated on this contract for their most recent course of treatment. Figures in italics indicate the base number of FP17s or Patient Questionnaire responses are less than 100. N/A is shown where the base number of responses is less than 10 during the period. % is calculated as Quantity/Base number*100

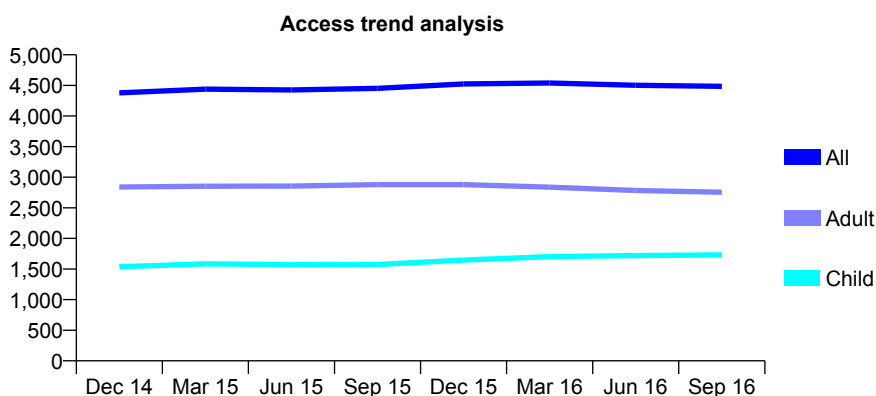
7A3 - Vital Signs At a Glance Contract Report for 147427/0001 - September 2016

Name or company name	Manor Road Dental Practice Limited
Contract type name	GDS Contract
Purpose of contract	General
Contract start date	01/08/2009
Contract end date	

16/17 Contracted general activity (UDA)	11,252
Carry forward general activity (UDA)	234
16/17 Contracted orthodontic activity (UOA)	0
Carry forward orthodontic activity (UOA)	0
Baseline contract value	£269,244.21

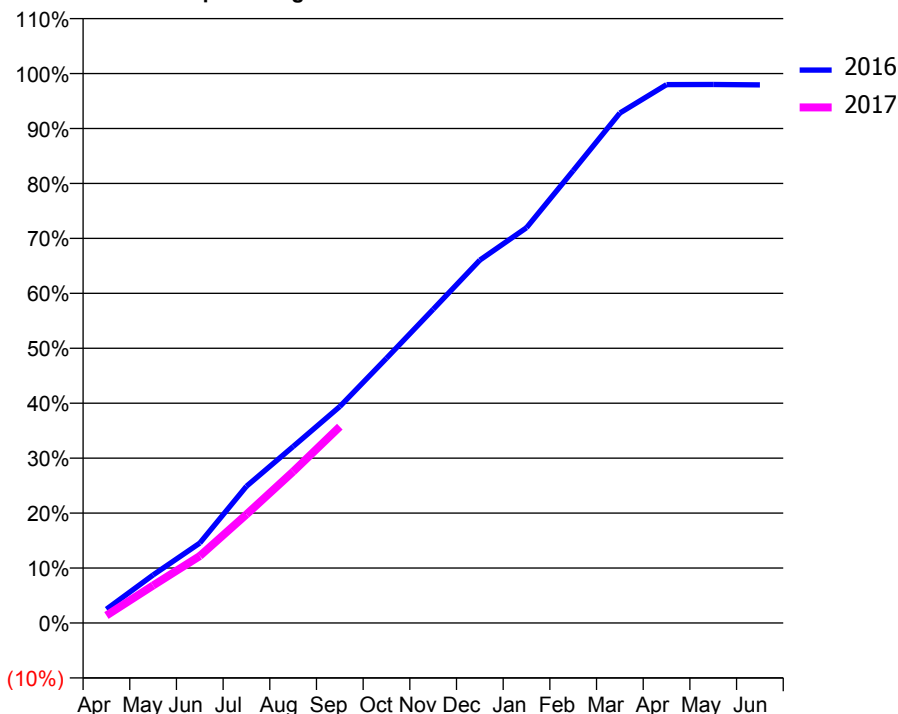
ACCESS*

Patients seen in 24 months	Total	Change since previous quarter
Quarter ending September 2015	4,453	
Quarter ending December 2015	4,524	→
Quarter ending March 2016	4,539	→
Quarter ending June 2016	4,503	→
Quarter ending September 2016	4,485	→
Variance since September 2015	0.7%	→



ACTIVITY

Cumulative percentage of contracted UDA delivered 2016 & 2017



Adjusted Scheduled Activity (UDA)

Month	2016	2017
April	283	155
May	986	767
June	1,637	1,371
July	2,800	2,225
August	3,613	3,101
September	4,433	4,020
October	5,421	
November	6,424	
December	7,431	
January	8,095	
February	9,264	
March	10,442	
April	11,024	
May	11,027	
June	11,018	

QUALITY

	Quantity	Base Number	Contract	LHB	Wales
% of FP17s for the same patient ID Re-attending within 3 months - Children	67	968	6.9%	9.7%	11.3%
% of FP17s for the same patient ID Re-attending within 3 months - Adults	218	1,312	16.6%	14.7%	16.6%
% of FP17s for the same patient ID Re-attending between 3 & 9 months - Children	382	968	39.5%	52.7%	58.3%
% of FP17s for the same patient ID Re-attending between 3 & 9 months - Adults	361	1,312	27.5%	50.3%	54.0%
% of FP17s for Band 1 Urgent Courses	443	2,068	21.4%	9.3%	9.0%
% of FP17s Relating to Free Repair or Replacements	1	2,068	0.0%	0.8%	0.7%
% of FP17s Relating to Continuations	9	2,068	0.4%	0.7%	0.9%
% of Patients satisfied with the dentistry they have received	2	3	N/A	90.7%	90.9%
% of Patients satisfied with the time they had to wait for an appointment	3	3	N/A	89.6%	88.7%

* This is based on patients treated on this contract for their most recent course of treatment. Figures in italics indicate the base number of FP17s or Patient Questionnaire responses are less than 100. N/A is shown where the base number of responses is less than 10 during the period. % is calculated as Quantity/Base number*100

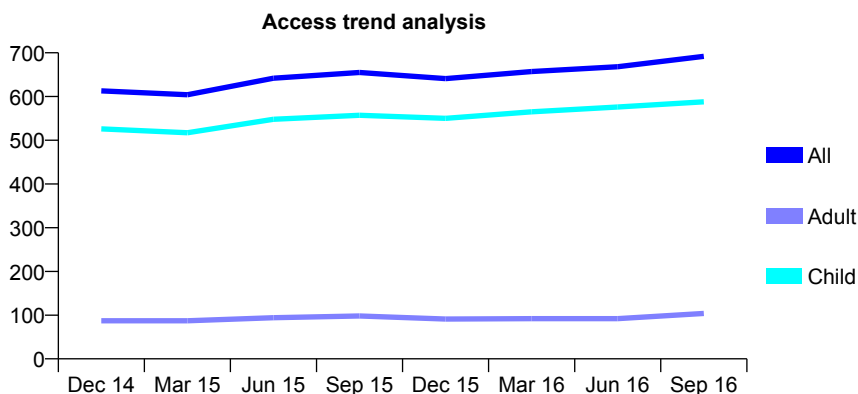
7A3 - Vital Signs At a Glance Contract Report for 147540/0001 - September 2016

Name or company name	Mr S Marsh & Mrs B Lees
Contract type name	GDS Contract
Purpose of contract	General
Contract start date	01/04/2006
Contract end date	

16/17 Contracted general activity (UDA)	1,650
Carry forward general activity (UDA)	0
16/17 Contracted orthodontic activity (UOA)	0
Carry forward orthodontic activity (UOA)	0
Baseline contract value	£36,745.57

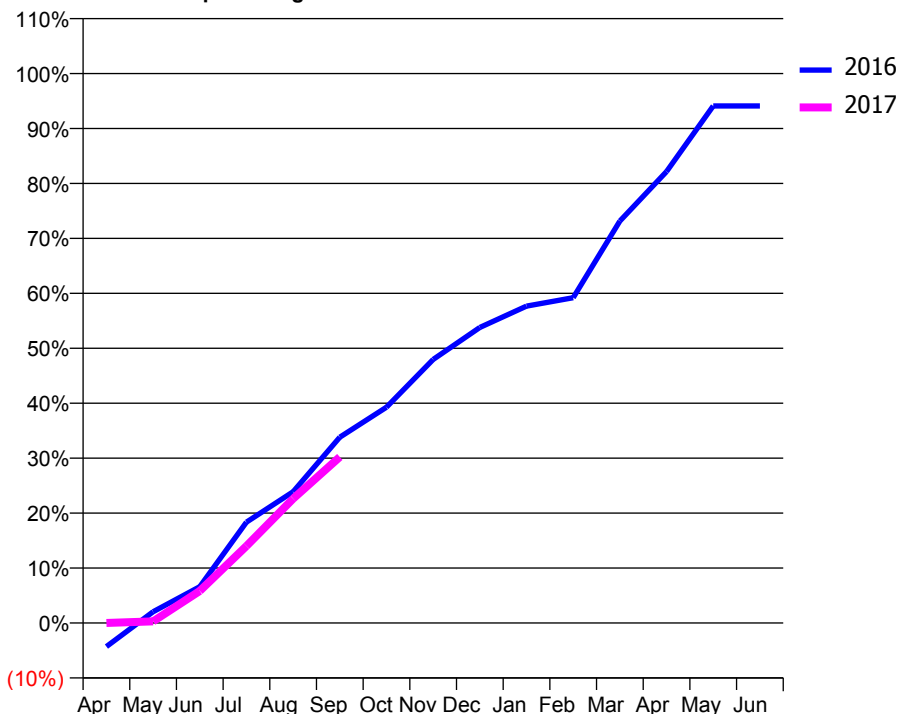
ACCESS*

Patients seen in 24 months	Total	Change since previous quarter
Quarter ending September 2015	655	
Quarter ending December 2015	641	↓
Quarter ending March 2016	657	↑
Quarter ending June 2016	668	→
Quarter ending September 2016	692	↑
Variance since September 2015	5.6%	↑



ACTIVITY

Cumulative percentage of contracted UDA delivered 2016 & 2017



Month	Adjusted Scheduled Activity (UDA)	
	2016	2017
April	-71	0
May	34	5
June	109	96
July	303	231
August	394	373
September	558	499
October	648	
November	791	
December	887	
January	952	
February	977	
March	1,207	
April	1,355	
May	1,552	
June	1,552	

QUALITY

	Quantity	Base Number	Contract	LHB	Wales
% of FP17s for the same patient ID Re-attending within 3 months - Children	40	464	8.6%	9.7%	11.3%
% of FP17s for the same patient ID Re-attending within 3 months - Adults	2	22	9.1%	14.7%	16.6%
% of FP17s for the same patient ID Re-attending between 3 & 9 months - Children	273	464	58.8%	52.7%	58.3%
% of FP17s for the same patient ID Re-attending between 3 & 9 months - Adults	16	22	72.7%	50.3%	54.0%
% of FP17s for Band 1 Urgent Courses	3	326	0.9%	9.3%	9.0%
% of FP17s Relating to Free Repair or Replacements	0	326	0.0%	0.8%	0.7%
% of FP17s Relating to Continuations	0	326	0.0%	0.7%	0.9%
% of Patients satisfied with the dentistry they have received	0	0	N/A	90.7%	90.9%
% of Patients satisfied with the time they had to wait for an appointment	0	0	N/A	89.6%	88.7%

* This is based on patients treated on this contract for their most recent course of treatment. Figures in italics indicate the base number of FP17s or Patient Questionnaire responses are less than 100. N/A is shown where the base number of responses is less than 10 during the period. % is calculated as Quantity/Base number*100

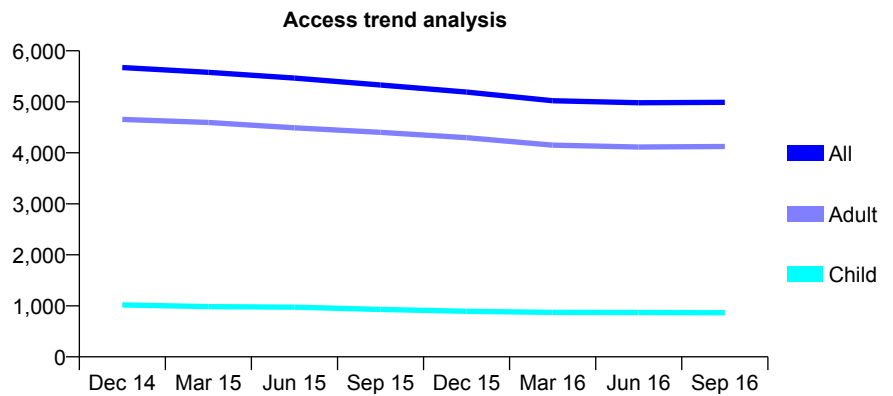
7A3 - Vital Signs At a Glance Contract Report for 148830/0001 - September 2016

Name or company name	Morgan & White
Contract type name	GDS Contract
Purpose of contract	General
Contract start date	01/04/2006
Contract end date	

16/17 Contracted general activity (UDA)	16,210
Carry forward general activity (UDA)	0
16/17 Contracted orthodontic activity (UOA)	0
Carry forward orthodontic activity (UOA)	0
Baseline contract value	£377,674.13

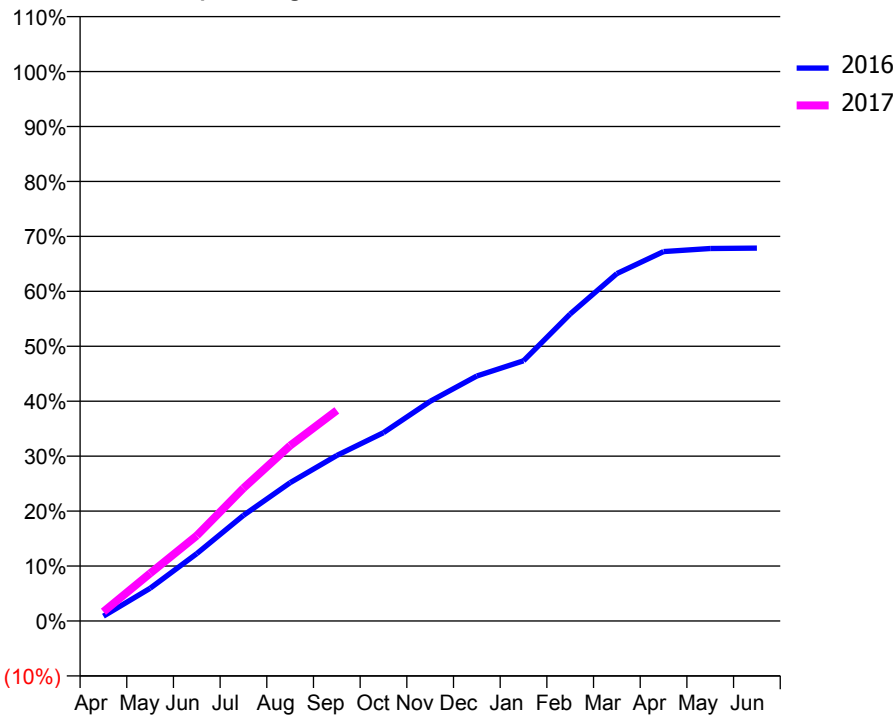
ACCESS*

Patients seen in 24 months	Total	Change since previous quarter
Quarter ending September 2015	5,329	
Quarter ending December 2015	5,190	↓
Quarter ending March 2016	5,021	↓
Quarter ending June 2016	4,982	→
Quarter ending September 2016	4,990	→
Variance since September 2015	(6.4%)	↓



ACTIVITY

Cumulative percentage of contracted UDA delivered 2016 & 2017



Month	Adjusted Scheduled Activity (UDA)	
	2016	2017
April	145	272
May	965	1,406
June	1,988	2,519
July	3,116	3,919
August	4,083	5,175
September	4,882	6,213
October	5,554	
November	6,480	
December	7,228	
January	7,678	
February	9,057	
March	10,251	
April	10,900	
May	10,989	
June	11,002	

QUALITY

	Quantity	Base Number	Contract	LHB	Wales
% of FP17s for the same patient ID Re-attending within 3 months - Children	20	472	4.2%	9.7%	11.3%
% of FP17s for the same patient ID Re-attending within 3 months - Adults	233	2,330	10.0%	14.7%	16.6%
% of FP17s for the same patient ID Re-attending between 3 & 9 months - Children	111	472	23.5%	52.7%	58.3%
% of FP17s for the same patient ID Re-attending between 3 & 9 months - Adults	579	2,330	24.8%	50.3%	54.0%
% of FP17s for Band 1 Urgent Courses	151	2,480	6.1%	9.3%	9.0%
% of FP17s Relating to Free Repair or Replacements	24	2,480	1.0%	0.8%	0.7%
% of FP17s Relating to Continuations	21	2,480	0.8%	0.7%	0.9%
% of Patients satisfied with the dentistry they have received	19	24	79.2%	90.7%	90.9%
% of Patients satisfied with the time they had to wait for an appointment	19	24	79.2%	89.6%	88.7%

* This is based on patients treated on this contract for their most recent course of treatment. Figures in italics indicate the base number of FP17s or Patient Questionnaire responses are less than 100. N/A is shown where the base number of responses is less than 10 during the period. % is calculated as Quantity/Base number*100

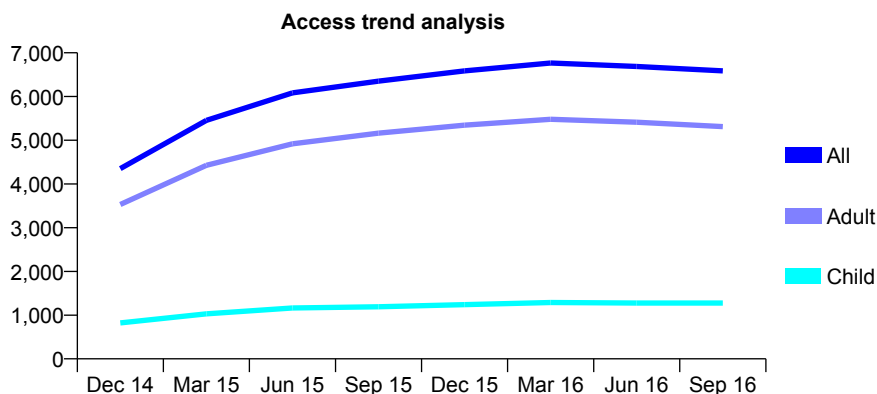
7A3 - Vital Signs At a Glance Contract Report for 150215/0001 - September 2016

Name or company name	T Metcalfe
Contract type name	GDS Contract
Purpose of contract	General
Contract start date	01/04/2014
Contract end date	

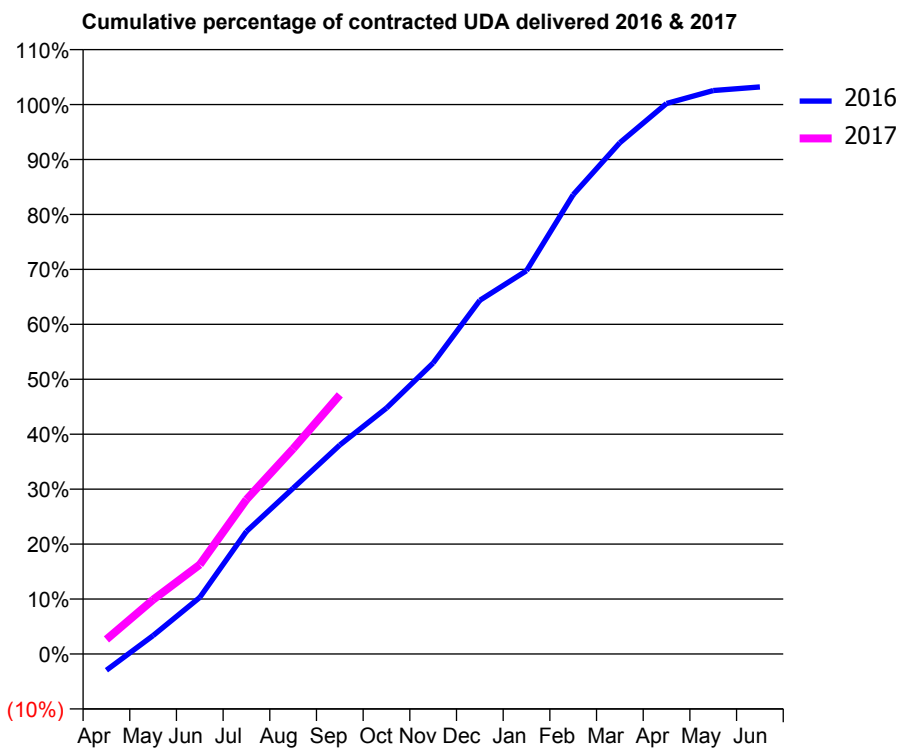
16/17 Contracted general activity (UDA)	16,447
Carry forward general activity (UDA)	203
16/17 Contracted orthodontic activity (UOA)	0
Carry forward orthodontic activity (UOA)	0
Baseline contract value	£377,891.37

ACCESS*

Patients seen in 24 months	Total	Change since previous quarter
Quarter ending September 2015	6,352	
Quarter ending December 2015	6,586	↑
Quarter ending March 2016	6,767	↑
Quarter ending June 2016	6,688	↓
Quarter ending September 2016	6,587	↓
Variance since September 2015	3.7%	↑



ACTIVITY



Month	Adjusted Scheduled Activity (UDA)	
	2016	2017
April	-488	437
May	554	1,627
June	1,695	2,676
July	3,672	4,623
August	4,963	6,146
September	6,257	7,759
October	7,363	
November	8,711	
December	10,587	
January	11,474	
February	13,748	
March	15,306	
April	16,478	
May	16,866	
June	16,972	

QUALITY

	Quantity	Base Number	Contract	LHB	Wales
% of FP17s for the same patient ID Re-attending within 3 months - Children	60	826	7.3%	9.7%	11.3%
% of FP17s for the same patient ID Re-attending within 3 months - Adults	543	3,603	15.1%	14.7%	16.6%
% of FP17s for the same patient ID Re-attending between 3 & 9 months - Children	363	826	43.9%	52.7%	58.3%
% of FP17s for the same patient ID Re-attending between 3 & 9 months - Adults	1,610	3,603	44.7%	50.3%	54.0%
% of FP17s for Band 1 Urgent Courses	184	3,703	5.0%	9.3%	9.0%
% of FP17s Relating to Free Repair or Replacements	20	3,703	0.5%	0.8%	0.7%
% of FP17s Relating to Continuations	21	3,703	0.6%	0.7%	0.9%
% of Patients satisfied with the dentistry they have received	38	38	100.0%	90.7%	90.9%
% of Patients satisfied with the time they had to wait for an appointment	35	38	92.1%	89.6%	88.7%

* This is based on patients treated on this contract for their most recent course of treatment. Figures in italics indicate the base number of FP17s or Patient Questionnaire responses are less than 100. N/A is shown where the base number of responses is less than 10 during the period. % is calculated as Quantity/Base number*100

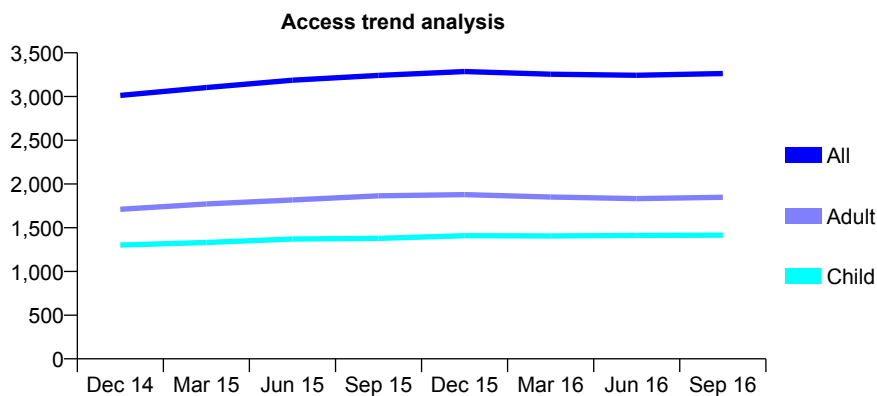
7A3 - Vital Signs At a Glance Contract Report for 152501/0001 - September 2016

Name or company name	Gower Healthcare Limited
Contract type name	GDS Contract
Purpose of contract	General and Orthodontic
Contract start date	01/04/2010
Contract end date	

16/17 Contracted general activity (UDA)	11,374
Carry forward general activity (UDA)	0
16/17 Contracted orthodontic activity (UOA)	8
Carry forward orthodontic activity (UOA)	0
Baseline contract value	£260,554.32

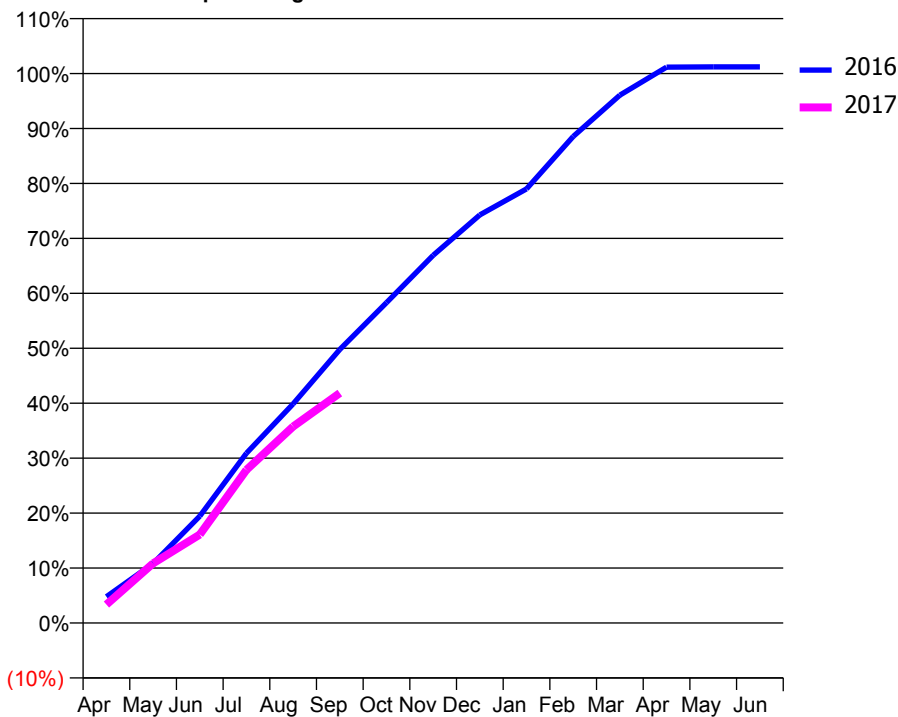
ACCESS*

Patients seen in 24 months	Total	Change since previous quarter
Quarter ending September 2015	3,242	
Quarter ending December 2015	3,286	→
Quarter ending March 2016	3,255	→
Quarter ending June 2016	3,243	→
Quarter ending September 2016	3,263	→
Variance since September 2015	0.6%	→



ACTIVITY

Cumulative percentage of contracted UDA delivered 2016 & 2017



Month	Adjusted Scheduled Activity (UDA)	
	2016	2017
April	545	381
May	1,232	1,235
June	2,213	1,830
July	3,514	3,170
August	4,538	4,067
September	5,662	4,761
October	6,632	
November	7,612	
December	8,446	
January	8,985	
February	10,072	
March	10,927	
April	11,506	
May	11,511	
June	11,510	

QUALITY

	Quantity	Base Number	Contract	LHB	Wales
% of FP17s for the same patient ID Re-attending within 3 months - Children	111	1,284	8.6%	9.7%	11.3%
% of FP17s for the same patient ID Re-attending within 3 months - Adults	220	1,308	16.8%	14.7%	16.6%
% of FP17s for the same patient ID Re-attending between 3 & 9 months - Children	882	1,284	68.7%	52.7%	58.3%
% of FP17s for the same patient ID Re-attending between 3 & 9 months - Adults	808	1,308	61.8%	50.3%	54.0%
% of FP17s for Band 1 Urgent Courses	134	2,298	5.8%	9.3%	9.0%
% of FP17s Relating to Free Repair or Replacements	40	2,298	1.7%	0.8%	0.7%
% of FP17s Relating to Continuations	1	2,298	0.0%	0.7%	0.9%
% of Patients satisfied with the dentistry they have received	8	10	80.0%	90.7%	90.9%
% of Patients satisfied with the time they had to wait for an appointment	10	10	100.0%	89.6%	88.7%

* This is based on patients treated on this contract for their most recent course of treatment. Figures in italics indicate the base number of FP17s or Patient Questionnaire responses are less than 100. N/A is shown where the base number of responses is less than 10 during the period. % is calculated as Quantity/Base number*100

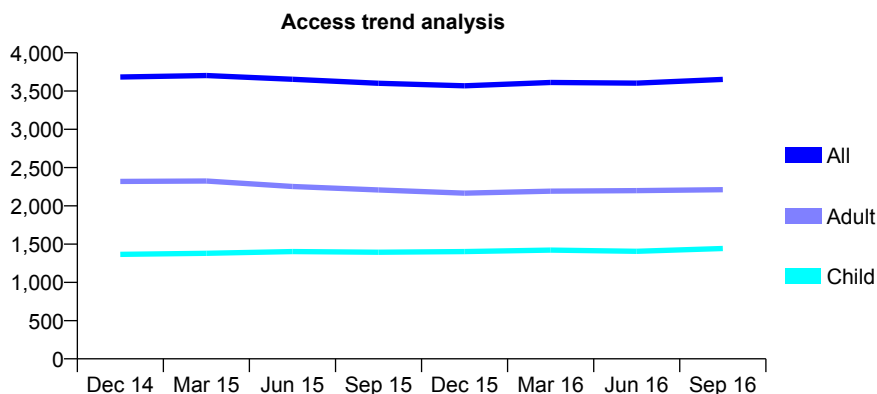
7A3 - Vital Signs At a Glance Contract Report for 153729/0001 - September 2016

Name or company name	Dr EV Johnstone, Dr D Ainsworth and Dr J
Contract type name	GDS Contract
Purpose of contract	General and Orthodontic
Contract start date	01/04/2006
Contract end date	

16/17 Contracted general activity (UDA)	9,742
Carry forward general activity (UDA)	51
16/17 Contracted orthodontic activity (UOA)	694
Carry forward orthodontic activity (UOA)	0
Baseline contract value	£426,685.19

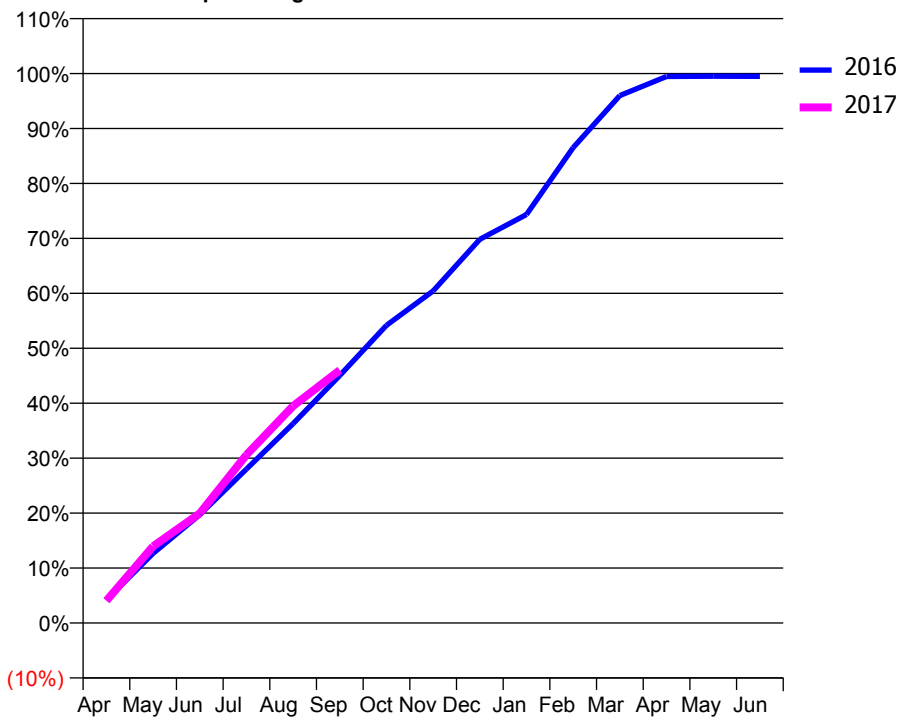
ACCESS*

Patients seen in 24 months	Total	Change since previous quarter
Quarter ending September 2015	3,601	
Quarter ending December 2015	3,568	→
Quarter ending March 2016	3,613	→
Quarter ending June 2016	3,604	→
Quarter ending September 2016	3,653	→
Variance since September 2015	1.4%	→



ACTIVITY

Cumulative percentage of contracted UDA delivered 2016 & 2017



Adjusted Scheduled Activity (UDA)

Month	2016	2017
April	409	397
May	1,235	1,361
June	1,922	1,945
July	2,729	2,983
August	3,536	3,847
September	4,389	4,484
October	5,279	
November	5,889	
December	6,804	
January	7,243	
February	8,429	
March	9,351	
April	9,690	
May	9,694	
June	9,691	

QUALITY

	Quantity	Base Number	Contract	LHB	Wales
% of FP17s for the same patient ID Re-attending within 3 months - Children	132	1,220	10.8%	9.7%	11.3%
% of FP17s for the same patient ID Re-attending within 3 months - Adults	237	1,620	14.6%	14.7%	16.6%
% of FP17s for the same patient ID Re-attending between 3 & 9 months - Children	665	1,220	54.5%	52.7%	58.3%
% of FP17s for the same patient ID Re-attending between 3 & 9 months - Adults	882	1,620	54.4%	50.3%	54.0%
% of FP17s for Band 1 Urgent Courses	248	2,580	9.6%	9.3%	9.0%
% of FP17s Relating to Free Repair or Replacements	5	2,580	0.2%	0.8%	0.7%
% of FP17s Relating to Continuations	1	2,580	0.0%	0.7%	0.9%
% of Patients satisfied with the dentistry they have received	7	7	N/A	90.7%	90.9%
% of Patients satisfied with the time they had to wait for an appointment	6	7	N/A	89.6%	88.7%

* This is based on patients treated on this contract for their most recent course of treatment. Figures in italics indicate the base number of FP17s or Patient Questionnaire responses are less than 100. N/A is shown where the base number of responses is less than 10 during the period. % is calculated as Quantity/Base number*100

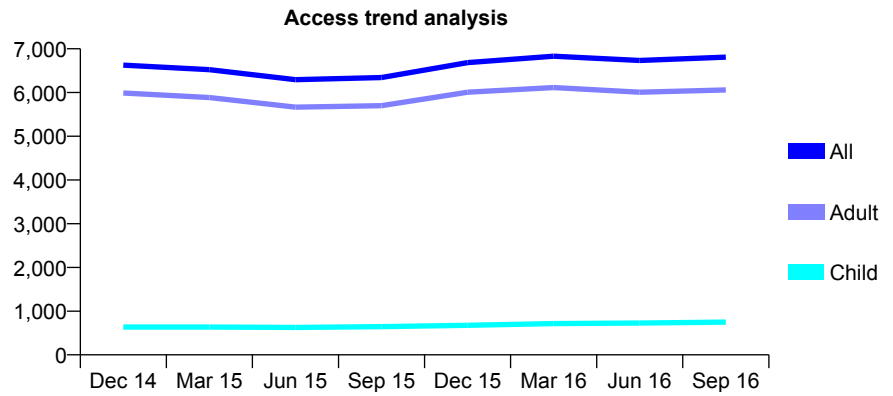
7A3 - Vital Signs At a Glance Contract Report for 155721/0001 - September 2016

Name or company name	University Dental Care
Contract type name	GDS Contract
Purpose of contract	General
Contract start date	01/04/2012
Contract end date	

16/17 Contracted general activity (UDA)	15,442
Carry forward general activity (UDA)	651
16/17 Contracted orthodontic activity (UOA)	0
Carry forward orthodontic activity (UOA)	0
Baseline contract value	£430,841.66

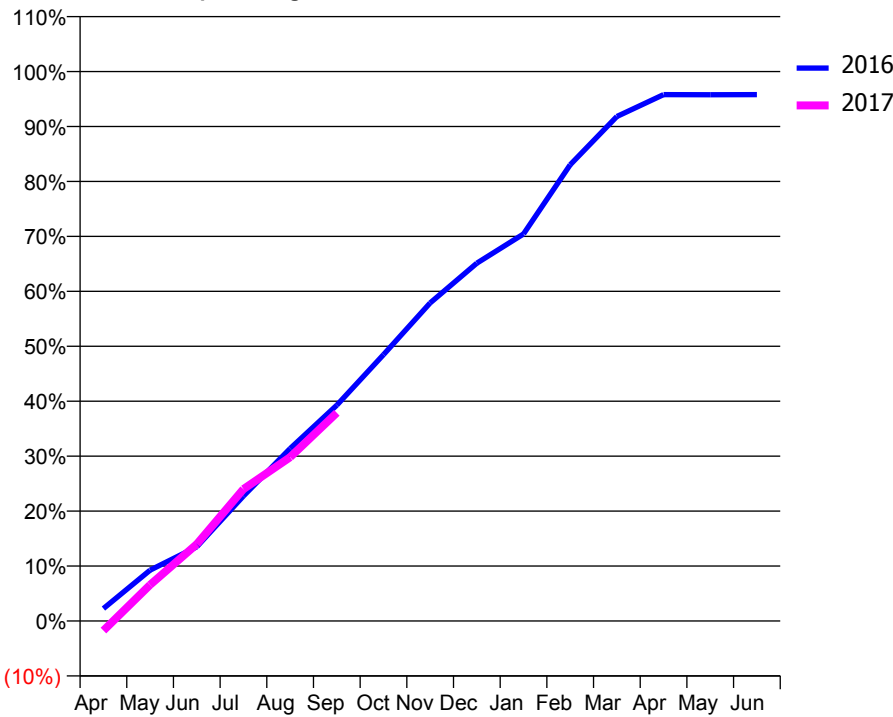
ACCESS*

Patients seen in 24 months	Total	Change since previous quarter
Quarter ending September 2015	6,344	
Quarter ending December 2015	6,684	↑
Quarter ending March 2016	6,830	↑
Quarter ending June 2016	6,733	↓
Quarter ending September 2016	6,808	→
Variance since September 2015	7.3%	↑



ACTIVITY

Cumulative percentage of contracted UDA delivered 2016 & 2017



Month	Adjusted Scheduled Activity (UDA)	
	2016	2017
April	350	-271
May	1,428	1,016
June	2,085	2,159
July	3,514	3,708
August	4,845	4,603
September	6,066	5,853
October	7,485	
November	8,938	
December	10,057	
January	10,877	
February	12,823	
March	14,178	
April	14,791	
May	14,790	
June	14,791	

QUALITY

	Quantity	Base Number	Contract	LHB	Wales
% of FP17s for the same patient ID Re-attending within 3 months - Children	37	561	6.6%	9.7%	11.3%
% of FP17s for the same patient ID Re-attending within 3 months - Adults	581	3,370	17.2%	14.7%	16.6%
% of FP17s for the same patient ID Re-attending between 3 & 9 months - Children	341	561	60.8%	52.7%	58.3%
% of FP17s for the same patient ID Re-attending between 3 & 9 months - Adults	1,752	3,370	52.0%	50.3%	54.0%
% of FP17s for Band 1 Urgent Courses	401	3,627	11.1%	9.3%	9.0%
% of FP17s Relating to Free Repair or Replacements	29	3,627	0.8%	0.8%	0.7%
% of FP17s Relating to Continuations	15	3,627	0.4%	0.7%	0.9%
% of Patients satisfied with the dentistry they have received	9	13	69.2%	90.7%	90.9%
% of Patients satisfied with the time they had to wait for an appointment	11	13	84.6%	89.6%	88.7%

* This is based on patients treated on this contract for their most recent course of treatment. Figures in italics indicate the base number of FP17s or Patient Questionnaire responses are less than 100. N/A is shown where the base number of responses is less than 10 during the period. % is calculated as Quantity/Base number*100

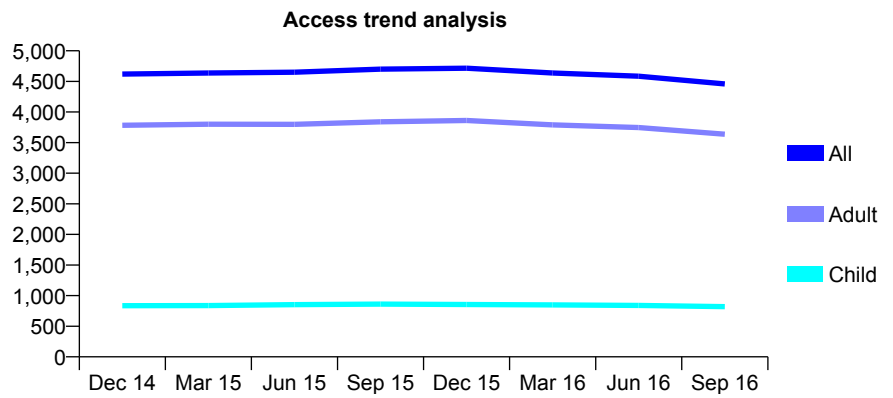
7A3 - Vital Signs At a Glance Contract Report for 158194/0005 - September 2016

Name or company name	Denticare Ltd
Contract type name	GDS Contract
Purpose of contract	General
Contract start date	01/04/2006
Contract end date	

16/17 Contracted general activity (UDA)	14,818
Carry forward general activity (UDA)	527
16/17 Contracted orthodontic activity (UOA)	0
Carry forward orthodontic activity (UOA)	0
Baseline contract value	£340,473.44

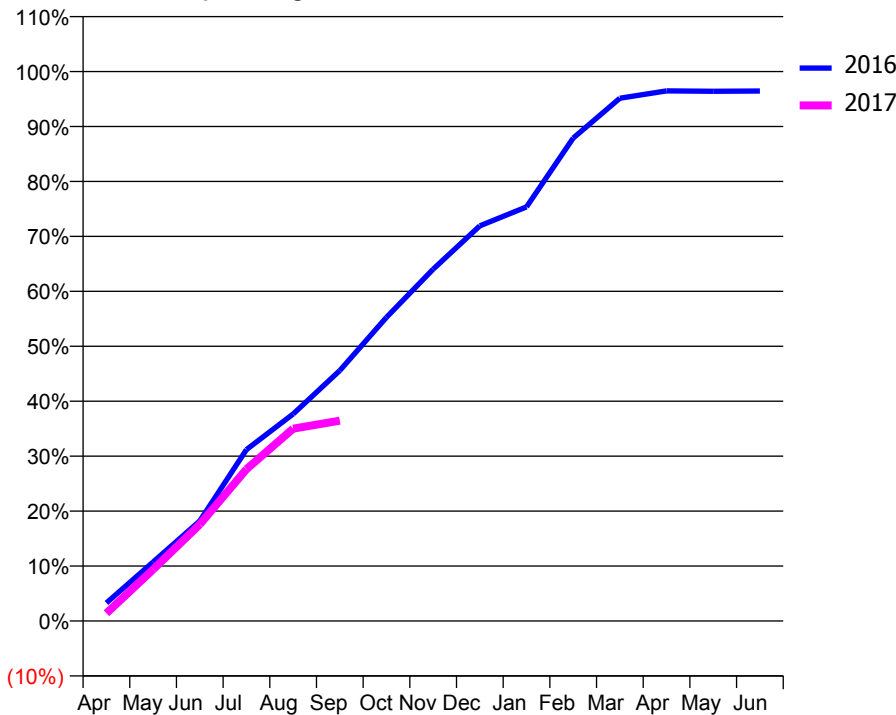
ACCESS*

Patients seen in 24 months	Total	Change since previous quarter
Quarter ending September 2015	4,700	
Quarter ending December 2015	4,716	→
Quarter ending March 2016	4,638	↓
Quarter ending June 2016	4,586	↓
Quarter ending September 2016	4,458	↓
Variance since September 2015	(5.1%)	↓



ACTIVITY

Cumulative percentage of contracted UDA delivered 2016 & 2017



Month	Adjusted Scheduled Activity (UDA)	
	2016	2017
April	488	211
May	1,591	1,391
June	2,699	2,606
July	4,624	4,093
August	5,583	5,188
September	6,755	5,401
October	8,189	
November	9,488	
December	10,656	
January	11,167	
February	13,021	
March	14,098	
April	14,296	
May	14,284	
June	14,291	

QUALITY

	Quantity	Base Number	Contract	LHB	Wales
% of FP17s for the same patient ID Re-attending within 3 months - Children	28	532	5.3%	9.7%	11.3%
% of FP17s for the same patient ID Re-attending within 3 months - Adults	196	2,119	9.2%	14.7%	16.6%
% of FP17s for the same patient ID Re-attending between 3 & 9 months - Children	280	532	52.6%	52.7%	58.3%
% of FP17s for the same patient ID Re-attending between 3 & 9 months - Adults	1,227	2,119	57.9%	50.3%	54.0%
% of FP17s for Band 1 Urgent Courses	127	2,562	5.0%	9.3%	9.0%
% of FP17s Relating to Free Repair or Replacements	14	2,562	0.5%	0.8%	0.7%
% of FP17s Relating to Continuations	24	2,562	0.9%	0.7%	0.9%
% of Patients satisfied with the dentistry they have received	12	14	85.7%	90.7%	90.9%
% of Patients satisfied with the time they had to wait for an appointment	11	14	78.6%	89.6%	88.7%

* This is based on patients treated on this contract for their most recent course of treatment. Figures in italics indicate the base number of FP17s or Patient Questionnaire responses are less than 100. N/A is shown where the base number of responses is less than 10 during the period. % is calculated as Quantity/Base number*100

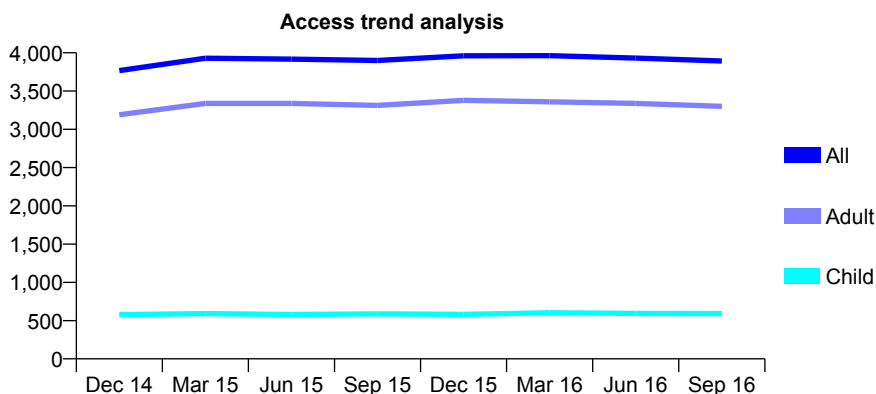
7A3 - Vital Signs At a Glance Contract Report for 158194/0011 - September 2016

Name or company name	Denticare Ltd
Contract type name	GDS Contract
Purpose of contract	General
Contract start date	01/04/2006
Contract end date	

16/17 Contracted general activity (UDA)	12,834
Carry forward general activity (UDA)	283
16/17 Contracted orthodontic activity (UOA)	0
Carry forward orthodontic activity (UOA)	0
Baseline contract value	£378,832.62

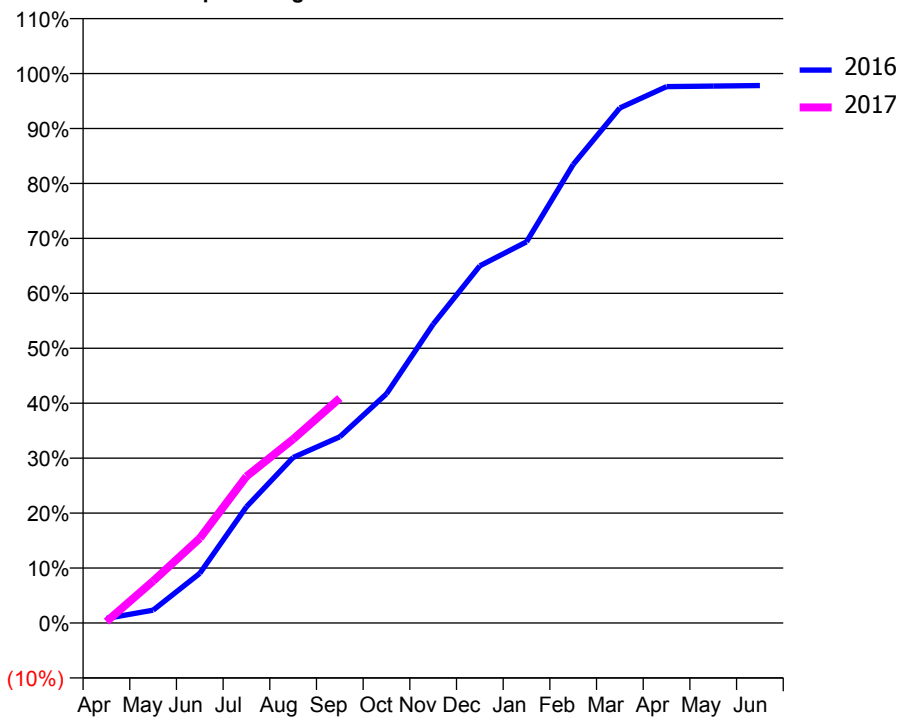
ACCESS*

Patients seen in 24 months	Total	Change since previous quarter
Quarter ending September 2015	3,900	
Quarter ending December 2015	3,960	→
Quarter ending March 2016	3,963	→
Quarter ending June 2016	3,932	→
Quarter ending September 2016	3,892	↓
Variance since September 2015	(0.2%)	→



ACTIVITY

Cumulative percentage of contracted UDA delivered 2016 & 2017



Adjusted Scheduled Activity (UDA)

Month	2016	2017
April	104	33
May	289	981
June	1,119	1,980
July	2,621	3,425
August	3,732	4,294
September	4,198	5,252
October	5,164	
November	6,735	
December	8,050	
January	8,590	
February	10,334	
March	11,608	
April	12,088	
May	12,101	
June	12,113	

QUALITY

	Quantity	Base Number	Contract	LHB	Wales
% of FP17s for the same patient ID Re-attending within 3 months - Children	35	454	7.7%	9.7%	11.3%
% of FP17s for the same patient ID Re-attending within 3 months - Adults	325	2,554	12.7%	14.7%	16.6%
% of FP17s for the same patient ID Re-attending between 3 & 9 months - Children	272	454	59.9%	52.7%	58.3%
% of FP17s for the same patient ID Re-attending between 3 & 9 months - Adults	1,560	2,554	61.1%	50.3%	54.0%
% of FP17s for Band 1 Urgent Courses	221	2,789	7.9%	9.3%	9.0%
% of FP17s Relating to Free Repair or Replacements	30	2,789	1.1%	0.8%	0.7%
% of FP17s Relating to Continuations	29	2,789	1.0%	0.7%	0.9%
% of Patients satisfied with the dentistry they have received	19	24	79.2%	90.7%	90.9%
% of Patients satisfied with the time they had to wait for an appointment	23	24	95.8%	89.6%	88.7%

* This is based on patients treated on this contract for their most recent course of treatment. Figures in italics indicate the base number of FP17s or Patient Questionnaire responses are less than 100. N/A is shown where the base number of responses is less than 10 during the period. % is calculated as Quantity/Base number*100

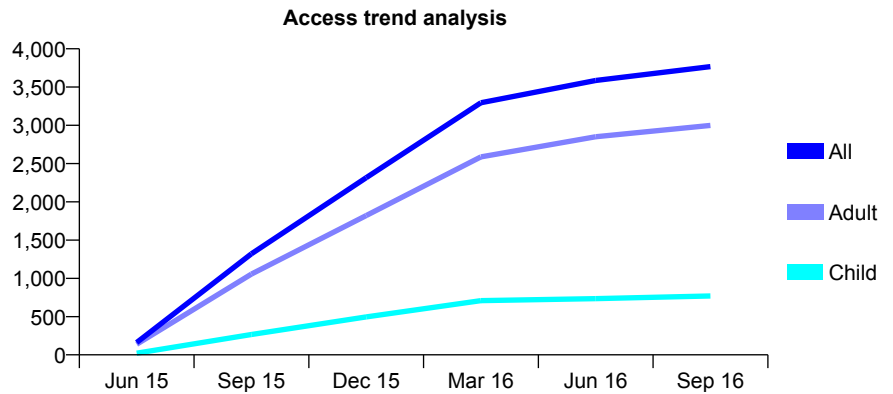
7A3 - Vital Signs At a Glance Contract Report for 163120/0001 - September 2016

Name or company name	OASIS DENTAL CARE LTD
Contract type name	GDS Contract
Purpose of contract	General
Contract start date	01/06/2015
Contract end date	

16/17 Contracted general activity (UDA)	13,369
Carry forward general activity (UDA)	0
16/17 Contracted orthodontic activity (UOA)	0
Carry forward orthodontic activity (UOA)	0
Baseline contract value	£380,429.39

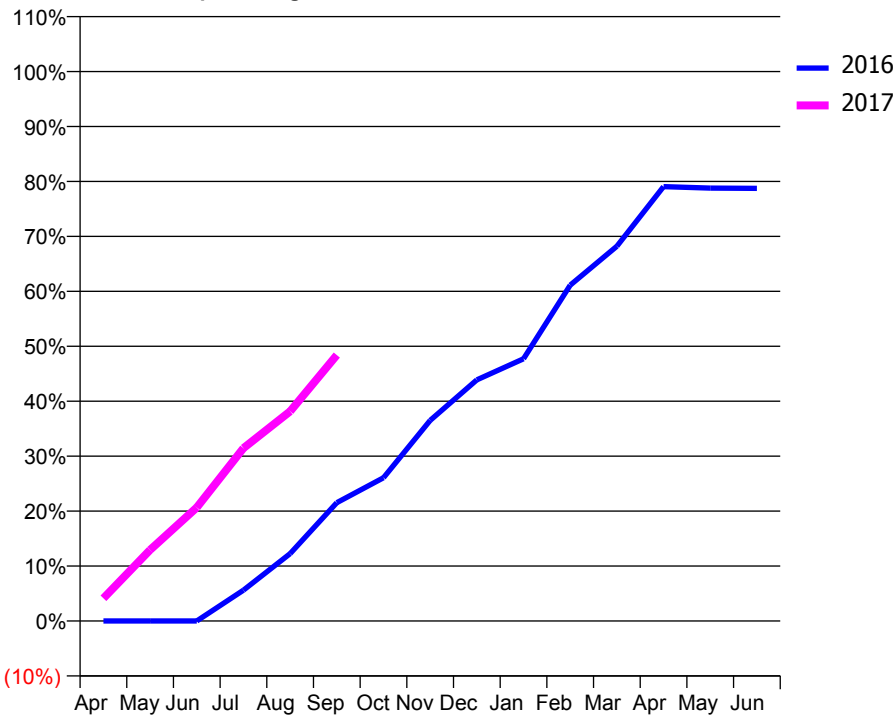
ACCESS*

Patients seen in 24 months	Total	Change since previous quarter
Quarter ending September 2015	1,320	
Quarter ending December 2015	2,316	↑
Quarter ending March 2016	3,295	↑
Quarter ending June 2016	3,586	↑
Quarter ending September 2016	3,767	↑
Variance since September 2015	185.4%	↑



ACTIVITY

Cumulative percentage of contracted UDA delivered 2016 & 2017



Month	Adjusted Scheduled Activity (UDA)	
	2016	2017
April	0	552
May	0	1,731
June	0	2,764
July	750	4,206
August	1,639	5,101
September	2,880	6,471
October	3,487	
November	4,881	
December	5,868	
January	6,378	
February	8,169	
March	9,116	
April	10,568	
May	10,532	
June	10,527	

QUALITY

	Quantity	Base Number	Contract	LHB	Wales
% of FP17s for the same patient ID Re-attending within 3 months - Children	44	693	6.3%	9.7%	11.3%
% of FP17s for the same patient ID Re-attending within 3 months - Adults	346	2,802	12.3%	14.7%	16.6%
% of FP17s for the same patient ID Re-attending between 3 & 9 months - Children	430	693	62.0%	52.7%	58.3%
% of FP17s for the same patient ID Re-attending between 3 & 9 months - Adults	1,597	2,802	57.0%	50.3%	54.0%
% of FP17s for Band 1 Urgent Courses	221	2,874	7.7%	9.3%	9.0%
% of FP17s Relating to Free Repair or Replacements	8	2,874	0.3%	0.8%	0.7%
% of FP17s Relating to Continuations	1	2,874	0.0%	0.7%	0.9%
% of Patients satisfied with the dentistry they have received	12	13	92.3%	90.7%	90.9%
% of Patients satisfied with the time they had to wait for an appointment	13	13	100.0%	89.6%	88.7%

* This is based on patients treated on this contract for their most recent course of treatment. Figures in italics indicate the base number of FP17s or Patient Questionnaire responses are less than 100. N/A is shown where the base number of responses is less than 10 during the period. % is calculated as Quantity/Base number*100

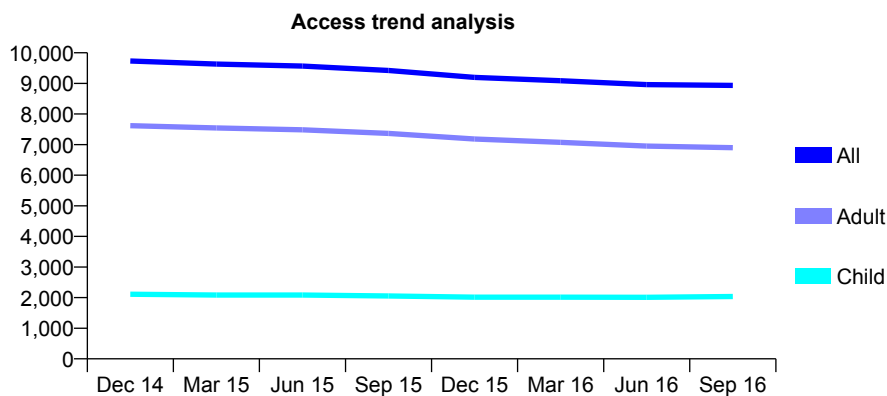
7A3 - Vital Signs At a Glance Contract Report for 165840/0001 - September 2016

Name or company name	Nicola Hall Limited
Contract type name	GDS Contract
Purpose of contract	General
Contract start date	01/09/2010
Contract end date	

16/17 Contracted general activity (UDA)	28,287
Carry forward general activity (UDA)	625
16/17 Contracted orthodontic activity (UOA)	0
Carry forward orthodontic activity (UOA)	0
Baseline contract value	£726,788.04

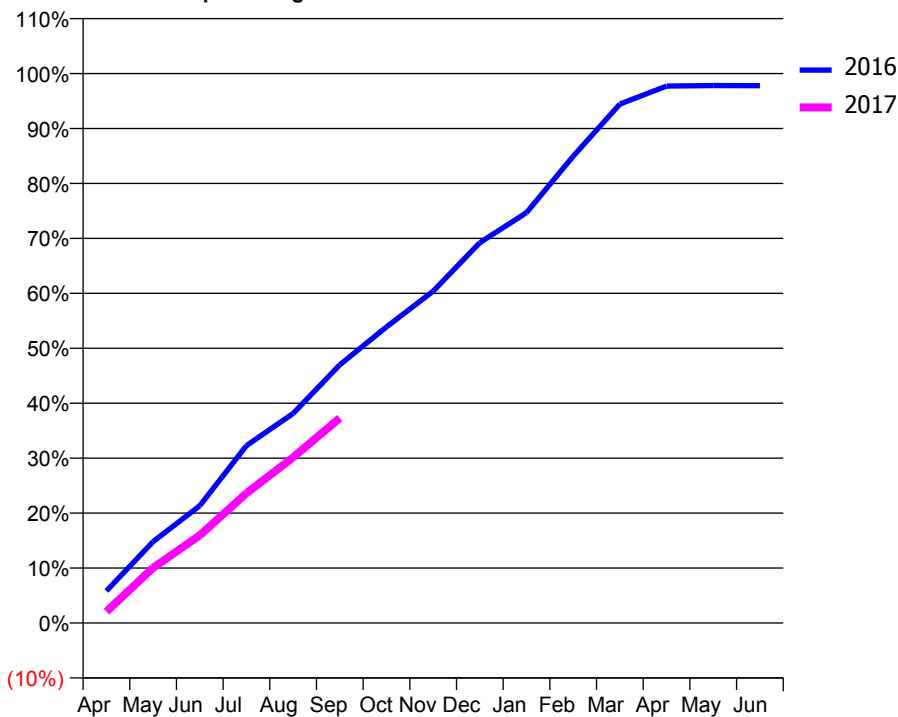
ACCESS*

Patients seen in 24 months	Total	Change since previous quarter
Quarter ending September 2015	9,423	
Quarter ending December 2015	9,196	↓
Quarter ending March 2016	9,088	↓
Quarter ending June 2016	8,962	↓
Quarter ending September 2016	8,935	→
Variance since September 2015	(5.2%)	↓



ACTIVITY

Cumulative percentage of contracted UDA delivered 2016 & 2017



Month	Adjusted Scheduled Activity (UDA)	
	2016	2017
April	1,652	587
May	4,191	2,848
June	6,037	4,515
July	9,133	6,681
August	10,788	8,529
September	13,290	10,552
October	15,241	
November	17,084	
December	19,581	
January	21,126	
February	24,026	
March	26,710	
April	27,638	
May	27,665	
June	27,662	

QUALITY

	Quantity	Base Number	Contract	LHB	Wales
% of FP17s for the same patient ID Re-attending within 3 months - Children	113	1,407	8.0%	9.7%	11.3%
% of FP17s for the same patient ID Re-attending within 3 months - Adults	644	4,427	14.5%	14.7%	16.6%
% of FP17s for the same patient ID Re-attending between 3 & 9 months - Children	741	1,407	52.7%	52.7%	58.3%
% of FP17s for the same patient ID Re-attending between 3 & 9 months - Adults	2,148	4,427	48.5%	50.3%	54.0%
% of FP17s for Band 1 Urgent Courses	433	5,424	8.0%	9.3%	9.0%
% of FP17s Relating to Free Repair or Replacements	50	5,424	0.9%	0.8%	0.7%
% of FP17s Relating to Continuations	16	5,424	0.3%	0.7%	0.9%
% of Patients satisfied with the dentistry they have received	32	34	94.1%	90.7%	90.9%
% of Patients satisfied with the time they had to wait for an appointment	27	34	79.4%	89.6%	88.7%

* This is based on patients treated on this contract for their most recent course of treatment. Figures in italics indicate the base number of FP17s or Patient Questionnaire responses are less than 100. N/A is shown where the base number of responses is less than 10 during the period. % is calculated as Quantity/Base number*100

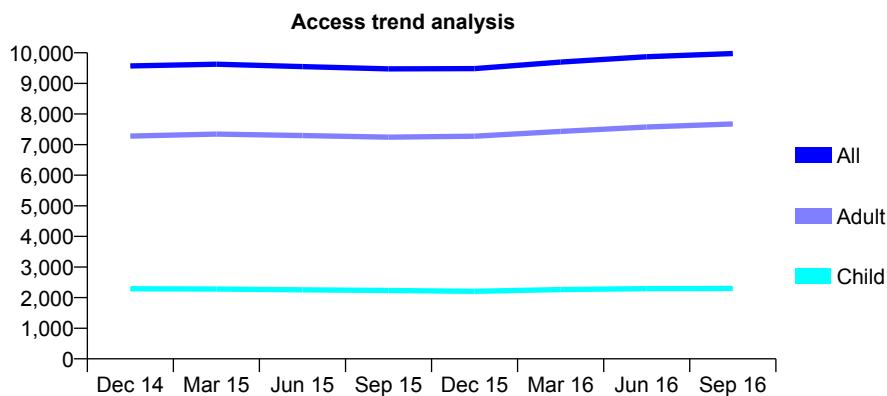
7A3 - Vital Signs At a Glance Contract Report for 169714/0001 - September 2016

Name or company name	Pantyyfynon Limited
Contract type name	GDS Contract
Purpose of contract	General
Contract start date	01/04/2011
Contract end date	

16/17 Contracted general activity (UDA)	22,834
Carry forward general activity (UDA)	0
16/17 Contracted orthodontic activity (UOA)	0
Carry forward orthodontic activity (UOA)	0
Baseline contract value	£524,648.03

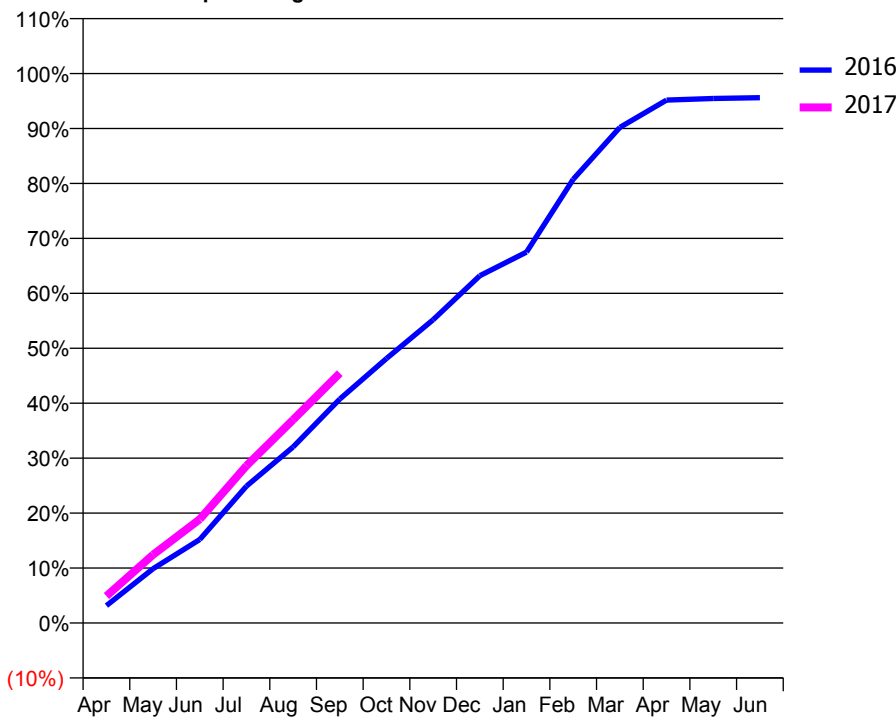
ACCESS*

Patients seen in 24 months	Total	Change since previous quarter
Quarter ending September 2015	9,475	
Quarter ending December 2015	9,485	→
Quarter ending March 2016	9,695	↑
Quarter ending June 2016	9,871	→
Quarter ending September 2016	9,975	→
Variance since September 2015	5.3%	↑



ACTIVITY

Cumulative percentage of contracted UDA delivered 2016 & 2017



Month	Adjusted Scheduled Activity (UDA)	
	2016	2017
April	722	1,125
May	2,258	2,841
June	3,474	4,316
July	5,689	6,534
August	7,319	8,448
September	9,305	10,384
October	10,992	
November	12,601	
December	14,433	
January	15,410	
February	18,438	
March	20,596	
April	21,728	
May	21,797	
June	21,829	

QUALITY

	Quantity	Base Number	Contract	LHB	Wales
% of FP17s for the same patient ID Re-attending within 3 months - Children	61	1,760	3.5%	9.7%	11.3%
% of FP17s for the same patient ID Re-attending within 3 months - Adults	318	4,056	7.8%	14.7%	16.6%
% of FP17s for the same patient ID Re-attending between 3 & 9 months - Children	1,042	1,760	59.2%	52.7%	58.3%
% of FP17s for the same patient ID Re-attending between 3 & 9 months - Adults	858	4,056	21.2%	50.3%	54.0%
% of FP17s for Band 1 Urgent Courses	108	5,252	2.1%	9.3%	9.0%
% of FP17s Relating to Free Repair or Replacements	47	5,252	0.9%	0.8%	0.7%
% of FP17s Relating to Continuations	42	5,252	0.8%	0.7%	0.9%
% of Patients satisfied with the dentistry they have received	16	18	88.9%	90.7%	90.9%
% of Patients satisfied with the time they had to wait for an appointment	16	18	88.9%	89.6%	88.7%

* This is based on patients treated on this contract for their most recent course of treatment. Figures in italics indicate the base number of FP17s or Patient Questionnaire responses are less than 100. N/A is shown where the base number of responses is less than 10 during the period. % is calculated as Quantity/Base number*100

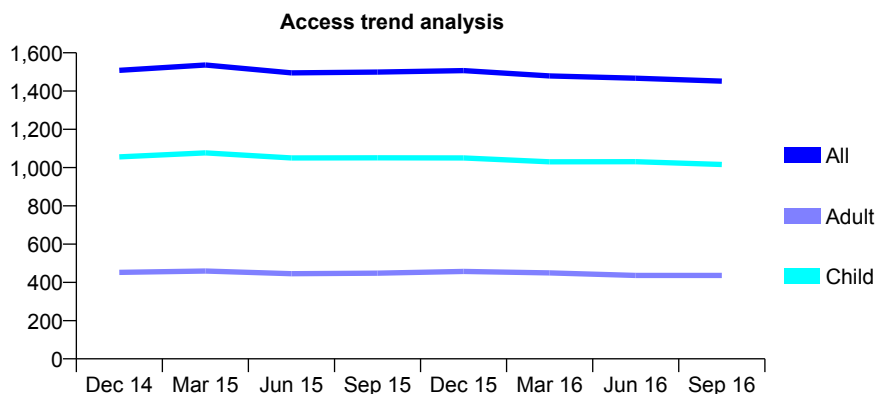
7A3 - Vital Signs At a Glance Contract Report for 171131/0001 - September 2016

Name or company name	J & LV Ltd
Contract type name	GDS Contract
Purpose of contract	General
Contract start date	01/04/2006
Contract end date	

16/17 Contracted general activity (UDA)	4,000
Carry forward general activity (UDA)	0
16/17 Contracted orthodontic activity (UOA)	0
Carry forward orthodontic activity (UOA)	0
Baseline contract value	£120,522.25

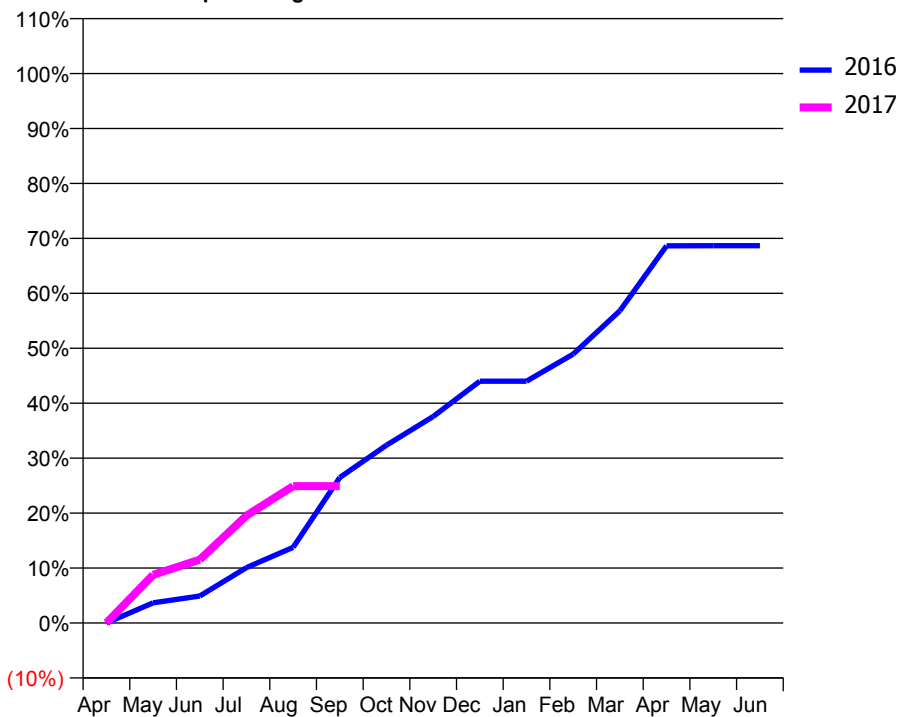
ACCESS*

Patients seen in 24 months	Total	Change since previous quarter
Quarter ending September 2015	1,499	
Quarter ending December 2015	1,507	→
Quarter ending March 2016	1,479	↓
Quarter ending June 2016	1,467	→
Quarter ending September 2016	1,452	↓
Variance since September 2015	(3.1%)	↓



ACTIVITY

Cumulative percentage of contracted UDA delivered 2016 & 2017



Adjusted Scheduled Activity (UDA)

Month	2016	2017
April	0	0
May	147	351
June	196	462
July	404	781
August	551	996
September	1,059	996
October	1,294	
November	1,503	
December	1,761	
January	1,761	
February	1,957	
March	2,273	
April	2,746	
May	2,747	
June	2,747	

QUALITY

	Quantity	Base Number	Contract	LHB	Wales
% of FP17s for the same patient ID Re-attending within 3 months - Children	59	769	7.7%	9.7%	11.3%
% of FP17s for the same patient ID Re-attending within 3 months - Adults	16	236	6.8%	14.7%	16.6%
% of FP17s for the same patient ID Re-attending between 3 & 9 months - Children	405	769	52.7%	52.7%	58.3%
% of FP17s for the same patient ID Re-attending between 3 & 9 months - Adults	163	236	69.1%	50.3%	54.0%
% of FP17s for Band 1 Urgent Courses	55	689	8.0%	9.3%	9.0%
% of FP17s Relating to Free Repair or Replacements	0	689	0.0%	0.8%	0.7%
% of FP17s Relating to Continuations	1	689	0.1%	0.7%	0.9%
% of Patients satisfied with the dentistry they have received	0	1	N/A	90.7%	90.9%
% of Patients satisfied with the time they had to wait for an appointment	1	1	N/A	89.6%	88.7%

* This is based on patients treated on this contract for their most recent course of treatment. Figures in italics indicate the base number of FP17s or Patient Questionnaire responses are less than 100. N/A is shown where the base number of responses is less than 10 during the period. % is calculated as Quantity/Base number*100

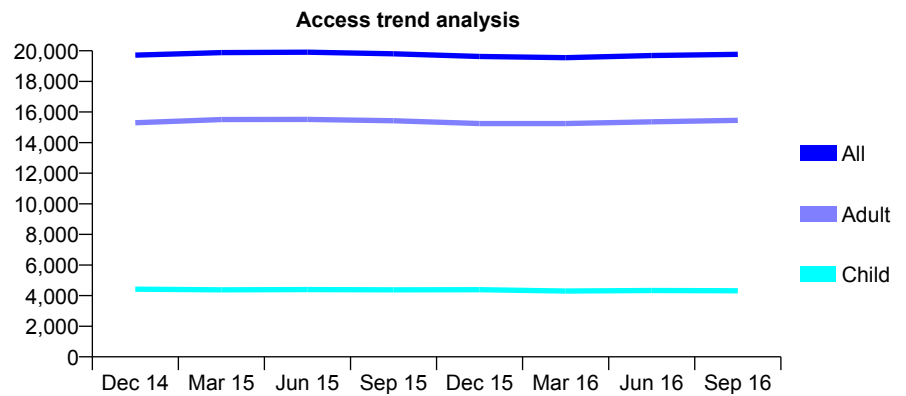
7A3 - Vital Signs At a Glance Contract Report for 175641/0001 - September 2016

Name or company name	United Dental Ltd
Contract type name	GDS Contract
Purpose of contract	General
Contract start date	01/04/2009
Contract end date	

16/17 Contracted general activity (UDA)	54,400
Carry forward general activity (UDA)	0
16/17 Contracted orthodontic activity (UOA)	0
Carry forward orthodontic activity (UOA)	0
Baseline contract value	£1,349,221.49

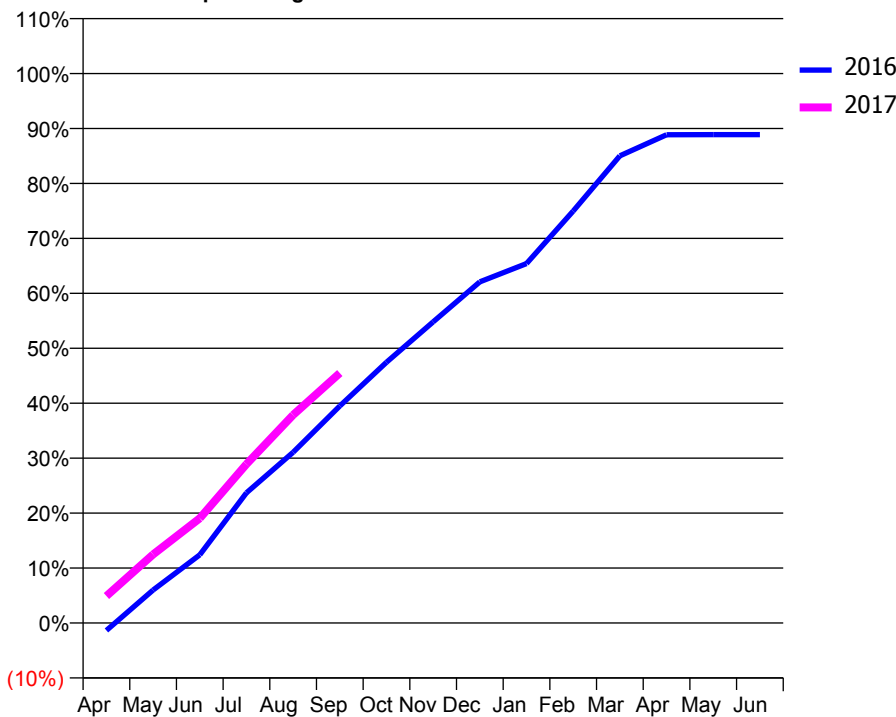
ACCESS*

Patients seen in 24 months	Total	Change since previous quarter
Quarter ending September 2015	19,806	
Quarter ending December 2015	19,631	→
Quarter ending March 2016	19,552	→
Quarter ending June 2016	19,689	→
Quarter ending September 2016	19,771	→
Variance since September 2015	(0.2%)	→



ACTIVITY

Cumulative percentage of contracted UDA delivered 2016 & 2017



Month	Adjusted Scheduled Activity (UDA)	
	2016	2017
April	-744	2,668
May	3,264	6,794
June	6,753	10,365
July	12,891	15,732
August	16,906	20,594
September	21,483	24,744
October	25,815	
November	29,814	
December	33,776	
January	35,582	
February	40,782	
March	46,251	
April	48,342	
May	48,345	
June	48,348	

QUALITY

	Quantity	Base Number	Contract	LHB	Wales
% of FP17s for the same patient ID Re-attending within 3 months - Children	122	3,023	4.0%	9.7%	11.3%
% of FP17s for the same patient ID Re-attending within 3 months - Adults	857	10,047	8.5%	14.7%	16.6%
% of FP17s for the same patient ID Re-attending between 3 & 9 months - Children	1,553	3,023	51.4%	52.7%	58.3%
% of FP17s for the same patient ID Re-attending between 3 & 9 months - Adults	4,614	10,047	45.9%	50.3%	54.0%
% of FP17s for Band 1 Urgent Courses	480	12,058	4.0%	9.3%	9.0%
% of FP17s Relating to Free Repair or Replacements	91	12,058	0.8%	0.8%	0.7%
% of FP17s Relating to Continuations	86	12,058	0.7%	0.7%	0.9%
% of Patients satisfied with the dentistry they have received	49	59	83.1%	90.7%	90.9%
% of Patients satisfied with the time they had to wait for an appointment	48	59	81.4%	89.6%	88.7%

* This is based on patients treated on this contract for their most recent course of treatment. Figures in italics indicate the base number of FP17s or Patient Questionnaire responses are less than 100. N/A is shown where the base number of responses is less than 10 during the period. % is calculated as Quantity/Base number*100

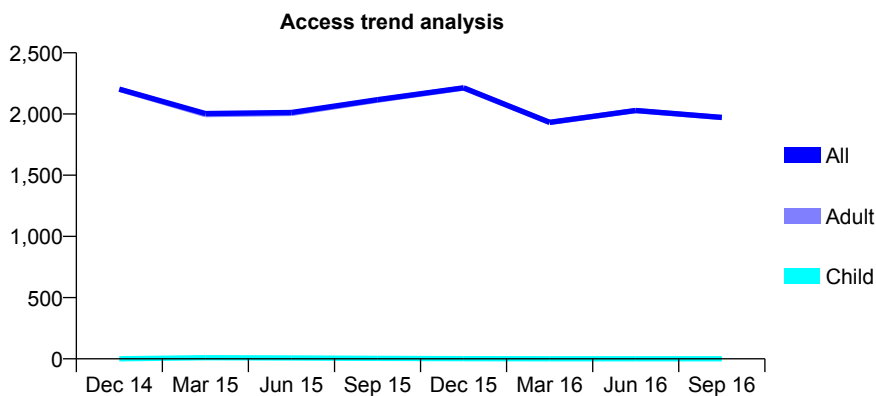
7A3 - Vital Signs At a Glance Contract Report for 175641/0002 - September 2016

Name or company name	United Dental Ltd
Contract type name	GDS Contract
Purpose of contract	General
Contract start date	01/04/2009
Contract end date	

16/17 Contracted general activity (UDA)	4,926
Carry forward general activity (UDA)	84
16/17 Contracted orthodontic activity (UOA)	0
Carry forward orthodontic activity (UOA)	0
Baseline contract value	£239,710.80

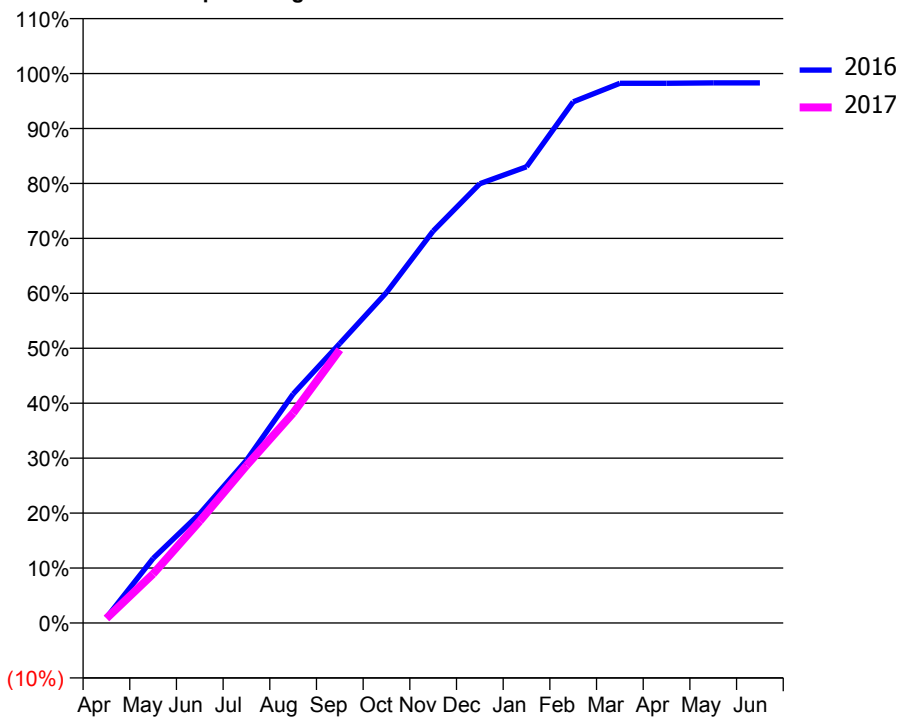
ACCESS*

Patients seen in 24 months	Total	Change since previous quarter
Quarter ending September 2015	2,117	
Quarter ending December 2015	2,214	↑
Quarter ending March 2016	1,932	↓
Quarter ending June 2016	2,029	↑
Quarter ending September 2016	1,972	↓
Variance since September 2015	(6.8%)	↓



ACTIVITY

Cumulative percentage of contracted UDA delivered 2016 & 2017



Month	Adjusted Scheduled Activity (UDA)	
	2016	2017
April	48	41
May	579	441
June	981	914
July	1,458	1,411
August	2,054	1,882
September	2,506	2,450
October	2,963	
November	3,514	
December	3,938	
January	4,090	
February	4,672	
March	4,839	
April	4,839	
May	4,842	
June	4,842	

QUALITY

	Quantity	Base Number	Contract	LHB	Wales
% of FP17s for the same patient ID Re-attending within 3 months - Children	0	0	N/A	9.7%	11.3%
% of FP17s for the same patient ID Re-attending within 3 months - Adults	29	989	2.9%	14.7%	16.6%
% of FP17s for the same patient ID Re-attending between 3 & 9 months - Children	0	0	N/A	52.7%	58.3%
% of FP17s for the same patient ID Re-attending between 3 & 9 months - Adults	307	989	31.0%	50.3%	54.0%
% of FP17s for Band 1 Urgent Courses	15	988	1.5%	9.3%	9.0%
% of FP17s Relating to Free Repair or Replacements	0	988	0.0%	0.8%	0.7%
% of FP17s Relating to Continuations	1	988	0.1%	0.7%	0.9%
% of Patients satisfied with the dentistry they have received	4	4	N/A	90.7%	90.9%
% of Patients satisfied with the time they had to wait for an appointment	3	4	N/A	89.6%	88.7%

* This is based on patients treated on this contract for their most recent course of treatment. Figures in italics indicate the base number of FP17s or Patient Questionnaire responses are less than 100. N/A is shown where the base number of responses is less than 10 during the period. % is calculated as Quantity/Base number*100

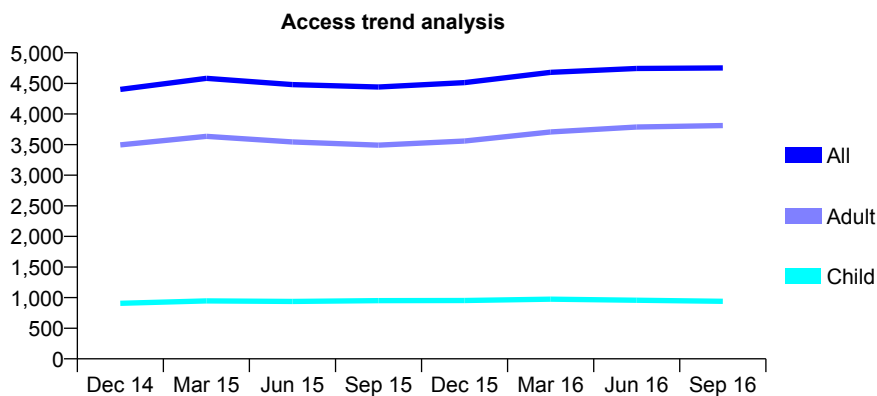
7A3 - Vital Signs At a Glance Contract Report for 175641/0003 - September 2016

Name or company name	United Dental Ltd
Contract type name	GDS Contract
Purpose of contract	General
Contract start date	01/04/2009
Contract end date	

16/17 Contracted general activity (UDA)	14,400
Carry forward general activity (UDA)	0
16/17 Contracted orthodontic activity (UOA)	0
Carry forward orthodontic activity (UOA)	0
Baseline contract value	£316,039.89

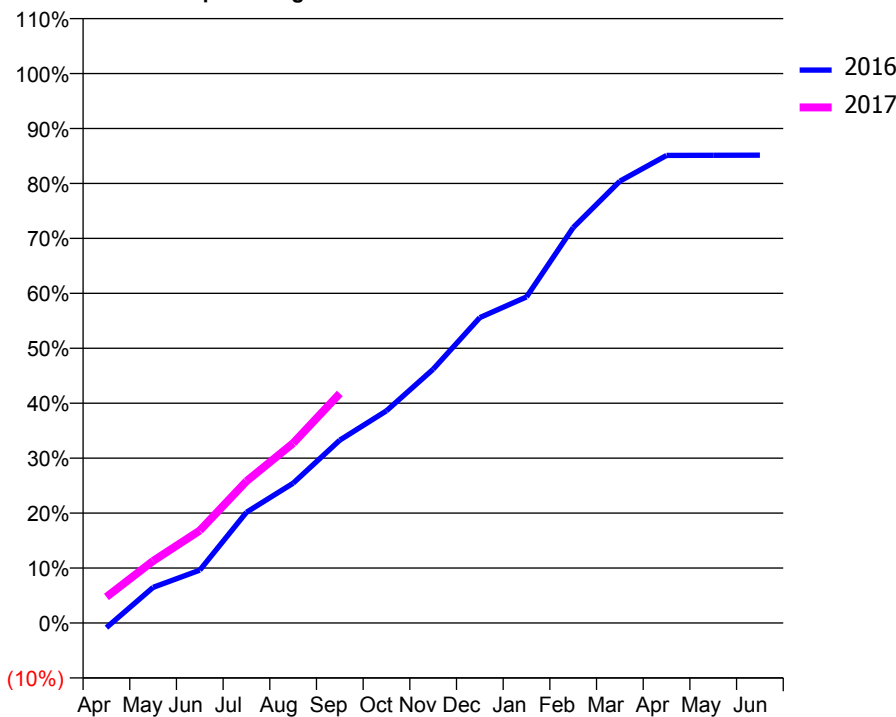
ACCESS*

Patients seen in 24 months	Total	Change since previous quarter
Quarter ending September 2015	4,442	
Quarter ending December 2015	4,512	→
Quarter ending March 2016	4,680	↑
Quarter ending June 2016	4,744	→
Quarter ending September 2016	4,753	→
Variance since September 2015	7.0%	↑



ACTIVITY

Cumulative percentage of contracted UDA delivered 2016 & 2017



Month	Adjusted Scheduled Activity (UDA)	
	2016	2017
April	-125	683
May	934	1,625
June	1,384	2,423
July	2,904	3,717
August	3,665	4,714
September	4,791	6,015
October	5,560	
November	6,652	
December	8,003	
January	8,544	
February	10,363	
March	11,580	
April	12,254	
May	12,257	
June	12,261	

QUALITY

	Quantity	Base Number	Contract	LHB	Wales
% of FP17s for the same patient ID Re-attending within 3 months - Children	36	577	6.2%	9.7%	11.3%
% of FP17s for the same patient ID Re-attending within 3 months - Adults	382	2,646	14.4%	14.7%	16.6%
% of FP17s for the same patient ID Re-attending between 3 & 9 months - Children	306	577	53.0%	52.7%	58.3%
% of FP17s for the same patient ID Re-attending between 3 & 9 months - Adults	1,435	2,646	54.2%	50.3%	54.0%
% of FP17s for Band 1 Urgent Courses	270	2,929	9.2%	9.3%	9.0%
% of FP17s Relating to Free Repair or Replacements	54	2,929	1.8%	0.8%	0.7%
% of FP17s Relating to Continuations	18	2,929	0.6%	0.7%	0.9%
% of Patients satisfied with the dentistry they have received	27	29	93.1%	90.7%	90.9%
% of Patients satisfied with the time they had to wait for an appointment	28	29	96.6%	89.6%	88.7%

* This is based on patients treated on this contract for their most recent course of treatment. Figures in italics indicate the base number of FP17s or Patient Questionnaire responses are less than 100. N/A is shown where the base number of responses is less than 10 during the period. % is calculated as Quantity/Base number*100

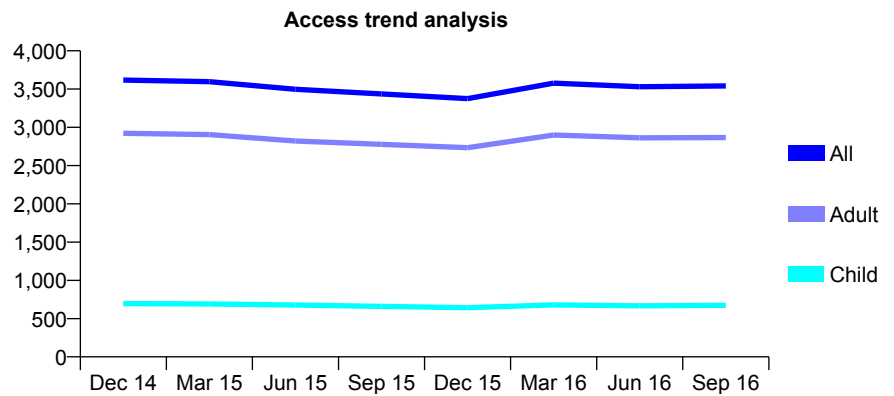
7A3 - Vital Signs At a Glance Contract Report for 177415/0001 - September 2016

Name or company name	Ty Gwyn Dental Practice Limited
Contract type name	GDS Contract
Purpose of contract	General
Contract start date	01/10/2008
Contract end date	

16/17 Contracted general activity (UDA)	8,250
Carry forward general activity (UDA)	0
16/17 Contracted orthodontic activity (UOA)	0
Carry forward orthodontic activity (UOA)	0
Baseline contract value	£185,421.40

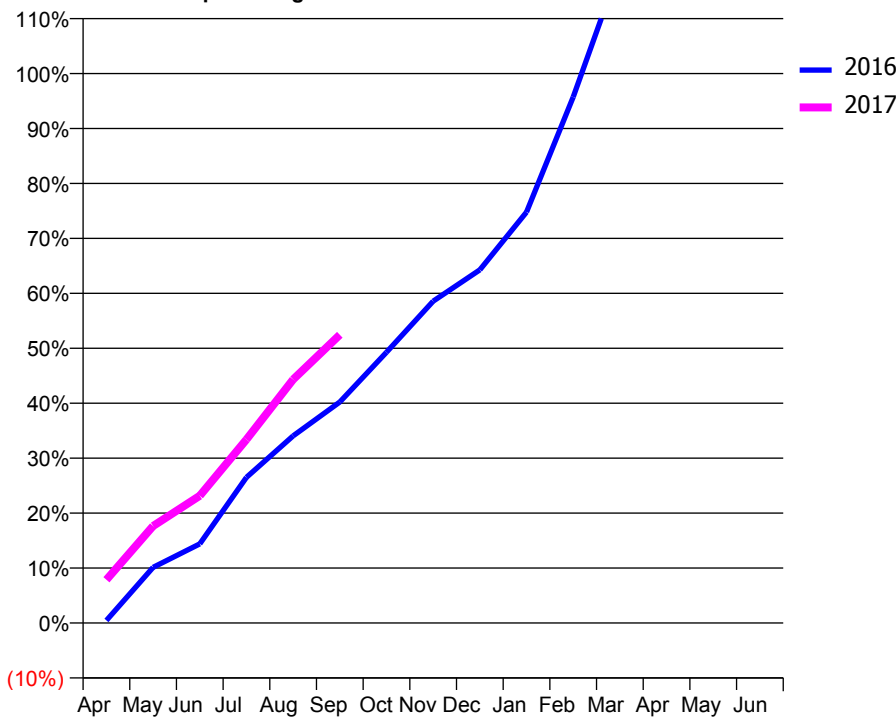
ACCESS*

Patients seen in 24 months	Total	Change since previous quarter
Quarter ending September 2015	3,436	
Quarter ending December 2015	3,376	↓
Quarter ending March 2016	3,577	↑
Quarter ending June 2016	3,530	↓
Quarter ending September 2016	3,541	→
Variance since September 2015	3.1%	↑



ACTIVITY

Cumulative percentage of contracted UDA delivered 2016 & 2017



Month	Adjusted Scheduled Activity (UDA)	
	2016	2017
April	39	650
May	836	1,457
June	1,188	1,912
July	2,188	2,756
August	2,811	3,657
September	3,318	4,327
October	4,066	
November	4,832	
December	5,301	
January	6,168	
February	7,897	
March	9,847	
April	9,981	
May	9,991	
June	9,988	

QUALITY

	Quantity	Base Number	Contract	LHB	Wales
% of FP17s for the same patient ID Re-attending within 3 months - Children	25	351	7.1%	9.7%	11.3%
% of FP17s for the same patient ID Re-attending within 3 months - Adults	210	1,662	12.6%	14.7%	16.6%
% of FP17s for the same patient ID Re-attending between 3 & 9 months - Children	140	351	39.9%	52.7%	58.3%
% of FP17s for the same patient ID Re-attending between 3 & 9 months - Adults	804	1,662	48.4%	50.3%	54.0%
% of FP17s for Band 1 Urgent Courses	216	1,972	11.0%	9.3%	9.0%
% of FP17s Relating to Free Repair or Replacements	12	1,972	0.6%	0.8%	0.7%
% of FP17s Relating to Continuations	1	1,972	0.1%	0.7%	0.9%
% of Patients satisfied with the dentistry they have received	11	11	100.0%	90.7%	90.9%
% of Patients satisfied with the time they had to wait for an appointment	11	11	100.0%	89.6%	88.7%

* This is based on patients treated on this contract for their most recent course of treatment. Figures in italics indicate the base number of FP17s or Patient Questionnaire responses are less than 100. N/A is shown where the base number of responses is less than 10 during the period. % is calculated as Quantity/Base number*100

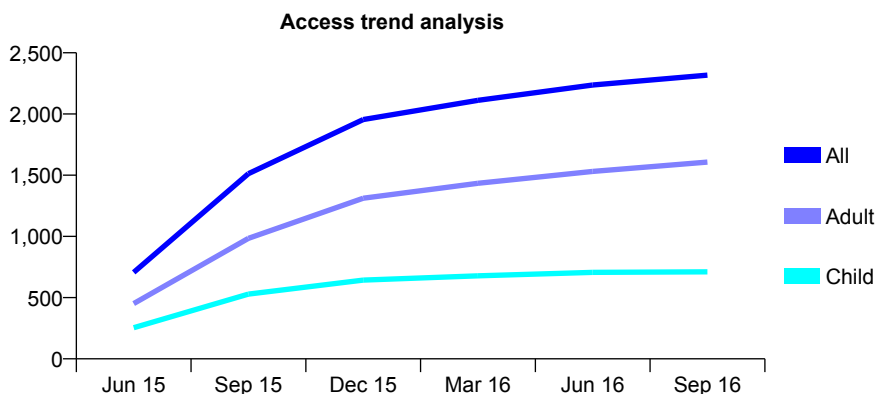
7A3 - Vital Signs At a Glance Contract Report for 177997/0001 - September 2016

Name or company name	B Jones
Contract type name	GDS Contract
Purpose of contract	General
Contract start date	01/04/2015
Contract end date	

16/17 Contracted general activity (UDA)	6,644
Carry forward general activity (UDA)	135
16/17 Contracted orthodontic activity (UOA)	0
Carry forward orthodontic activity (UOA)	0
Baseline contract value	£172,271.16

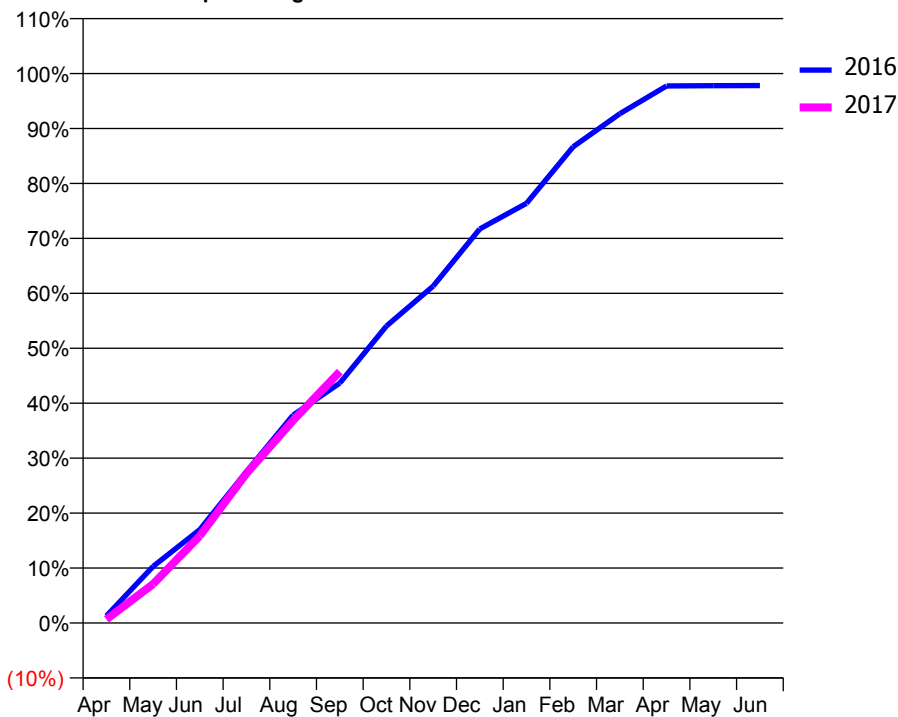
ACCESS*

Patients seen in 24 months	Total	Change since previous quarter
Quarter ending September 2015	1,513	
Quarter ending December 2015	1,955	↑
Quarter ending March 2016	2,112	↑
Quarter ending June 2016	2,237	↑
Quarter ending September 2016	2,318	↑
Variance since September 2015	53.2%	↑



ACTIVITY

Cumulative percentage of contracted UDA delivered 2016 & 2017



Adjusted Scheduled Activity (UDA)

Month	2016	2017
April	86	45
May	684	472
June	1,130	1,053
July	1,831	1,808
August	2,515	2,450
September	2,902	3,040
October	3,592	
November	4,073	
December	4,765	
January	5,075	
February	5,758	
March	6,158	
April	6,493	
May	6,497	
June	6,498	

QUALITY

	Quantity	Base Number	Contract	LHB	Wales
% of FP17s for the same patient ID Re-attending within 3 months - Children	25	614	4.1%	9.7%	11.3%
% of FP17s for the same patient ID Re-attending within 3 months - Adults	85	1,321	6.4%	14.7%	16.6%
% of FP17s for the same patient ID Re-attending between 3 & 9 months - Children	267	614	43.5%	52.7%	58.3%
% of FP17s for the same patient ID Re-attending between 3 & 9 months - Adults	519	1,321	39.3%	50.3%	54.0%
% of FP17s for Band 1 Urgent Courses	113	1,762	6.4%	9.3%	9.0%
% of FP17s Relating to Free Repair or Replacements	10	1,762	0.6%	0.8%	0.7%
% of FP17s Relating to Continuations	11	1,762	0.6%	0.7%	0.9%
% of Patients satisfied with the dentistry they have received	4	5	N/A	90.7%	90.9%
% of Patients satisfied with the time they had to wait for an appointment	4	5	N/A	89.6%	88.7%

* This is based on patients treated on this contract for their most recent course of treatment. Figures in italics indicate the base number of FP17s or Patient Questionnaire responses are less than 100. N/A is shown where the base number of responses is less than 10 during the period. % is calculated as Quantity/Base number*100

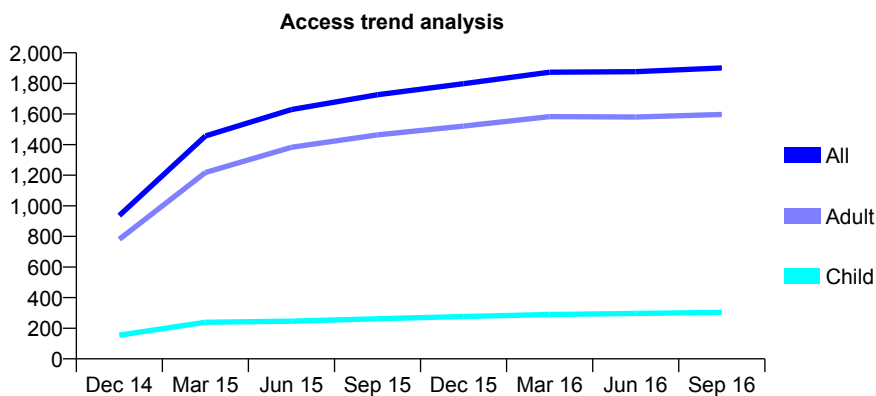
7A3 - Vital Signs At a Glance Contract Report for 178624/0001 - September 2016

Name or company name	C Hancock
Contract type name	GDS Contract
Purpose of contract	General
Contract start date	01/04/2014
Contract end date	

16/17 Contracted general activity (UDA)	5,500
Carry forward general activity (UDA)	0
16/17 Contracted orthodontic activity (UOA)	0
Carry forward orthodontic activity (UOA)	0
Baseline contract value	£128,878.05

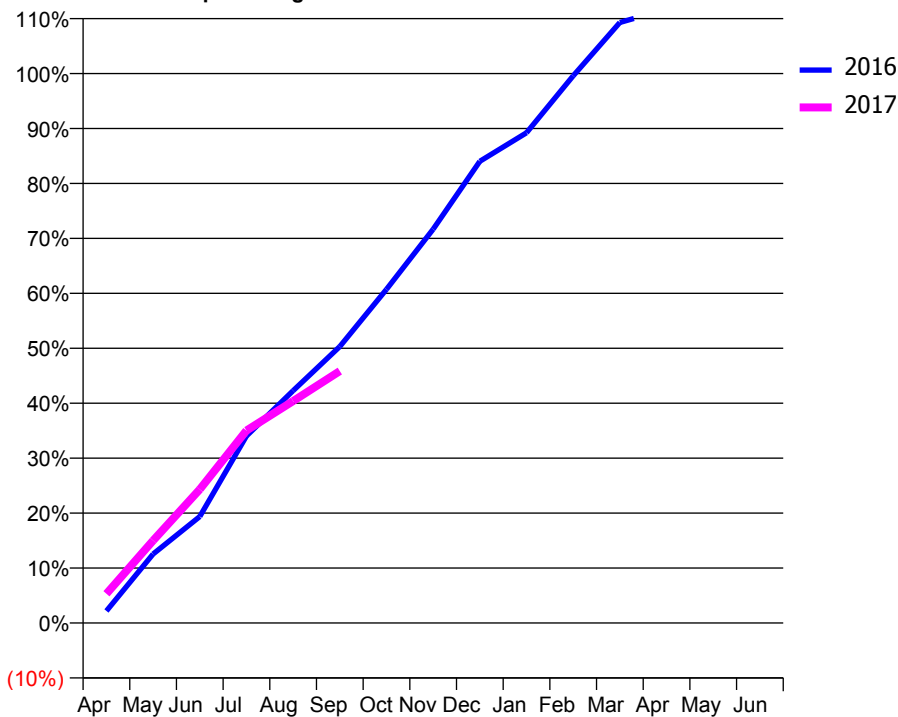
ACCESS*

Patients seen in 24 months	Total	Change since previous quarter
Quarter ending September 2015	1,726	
Quarter ending December 2015	1,798	↑
Quarter ending March 2016	1,873	↑
Quarter ending June 2016	1,877	→
Quarter ending September 2016	1,901	→
Variance since September 2015	10.1%	↑



ACTIVITY

Cumulative percentage of contracted UDA delivered 2016 & 2017



Month	Adjusted Scheduled Activity (UDA)	
	2016	2017
April	121	293
May	691	825
June	1,066	1,338
July	1,872	1,927
August	2,326	2,222
September	2,767	2,522
October	3,340	
November	3,942	
December	4,621	
January	4,907	
February	5,476	
March	6,010	
April	6,144	
May	6,158	
June	6,158	

QUALITY

	Quantity	Base Number	Contract	LHB	Wales
% of FP17s for the same patient ID Re-attending within 3 months - Children	6	193	3.1%	9.7%	11.3%
% of FP17s for the same patient ID Re-attending within 3 months - Adults	129	1,018	12.7%	14.7%	16.6%
% of FP17s for the same patient ID Re-attending between 3 & 9 months - Children	92	193	47.7%	52.7%	58.3%
% of FP17s for the same patient ID Re-attending between 3 & 9 months - Adults	548	1,018	53.8%	50.3%	54.0%
% of FP17s for Band 1 Urgent Courses	54	1,146	4.7%	9.3%	9.0%
% of FP17s Relating to Free Repair or Replacements	3	1,146	0.3%	0.8%	0.7%
% of FP17s Relating to Continuations	0	1,146	0.0%	0.7%	0.9%
% of Patients satisfied with the dentistry they have received	6	6	N/A	90.7%	90.9%
% of Patients satisfied with the time they had to wait for an appointment	4	6	N/A	89.6%	88.7%

* This is based on patients treated on this contract for their most recent course of treatment. Figures in italics indicate the base number of FP17s or Patient Questionnaire responses are less than 100. N/A is shown where the base number of responses is less than 10 during the period. % is calculated as Quantity/Base number*100

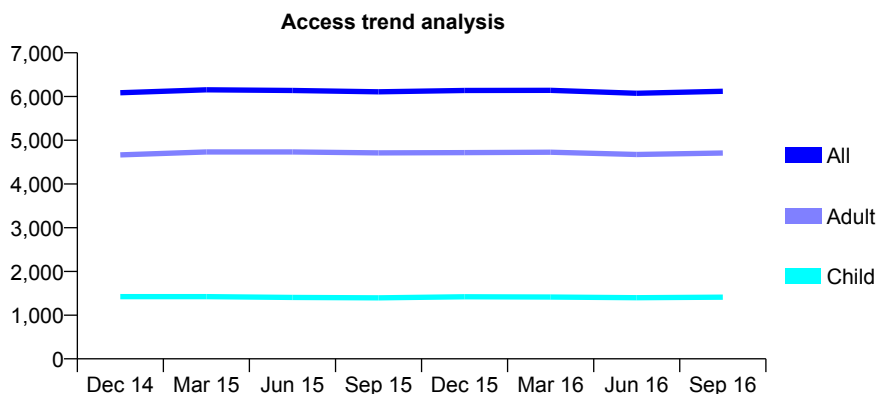
7A3 - Vital Signs At a Glance Contract Report for 179310/0001 - September 2016

Name or company name	West Coast Dental Care Ltd
Contract type name	GDS Contract
Purpose of contract	General
Contract start date	01/04/2010
Contract end date	

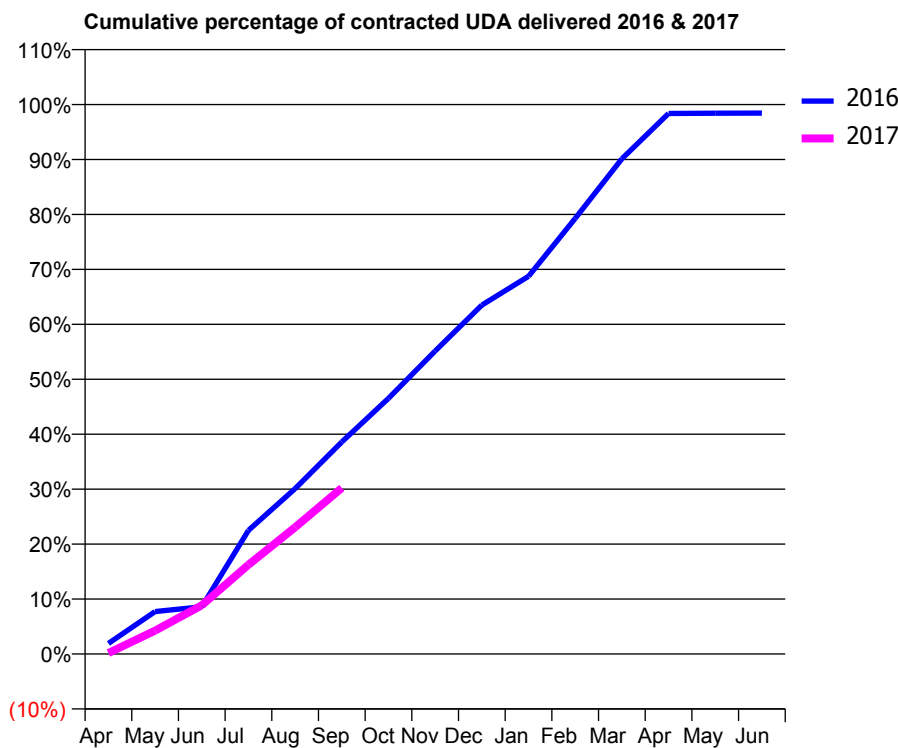
16/17 Contracted general activity (UDA)	22,023
Carry forward general activity (UDA)	346
16/17 Contracted orthodontic activity (UOA)	0
Carry forward orthodontic activity (UOA)	0
Baseline contract value	£513,943.46

ACCESS*

Patients seen in 24 months	Total	Change since previous quarter
Quarter ending September 2015	6,107	
Quarter ending December 2015	6,139	→
Quarter ending March 2016	6,140	→
Quarter ending June 2016	6,073	↓
Quarter ending September 2016	6,119	→
Variance since September 2015	0.2%	→



ACTIVITY



Month	Adjusted Scheduled Activity (UDA)	
	2016	2017
April	426	38
May	1,704	939
June	1,892	1,955
July	4,956	3,578
August	6,630	5,082
September	8,499	6,659
October	10,246	
November	12,142	
December	13,984	
January	15,136	
February	17,455	
March	19,848	
April	21,665	
May	21,676	
June	21,677	

QUALITY

	Quantity	Base Number	Contract	LHB	Wales
% of FP17s for the same patient ID Re-attending within 3 months - Children	54	971	5.6%	9.7%	11.3%
% of FP17s for the same patient ID Re-attending within 3 months - Adults	351	3,315	10.6%	14.7%	16.6%
% of FP17s for the same patient ID Re-attending between 3 & 9 months - Children	607	971	62.5%	52.7%	58.3%
% of FP17s for the same patient ID Re-attending between 3 & 9 months - Adults	1,887	3,315	56.9%	50.3%	54.0%
% of FP17s for Band 1 Urgent Courses	249	3,507	7.1%	9.3%	9.0%
% of FP17s Relating to Free Repair or Replacements	8	3,507	0.2%	0.8%	0.7%
% of FP17s Relating to Continuations	9	3,507	0.3%	0.7%	0.9%
% of Patients satisfied with the dentistry they have received	41	43	95.3%	90.7%	90.9%
% of Patients satisfied with the time they had to wait for an appointment	35	43	81.4%	89.6%	88.7%

* This is based on patients treated on this contract for their most recent course of treatment. Figures in italics indicate the base number of FP17s or Patient Questionnaire responses are less than 100. N/A is shown where the base number of responses is less than 10 during the period. % is calculated as Quantity/Base number*100

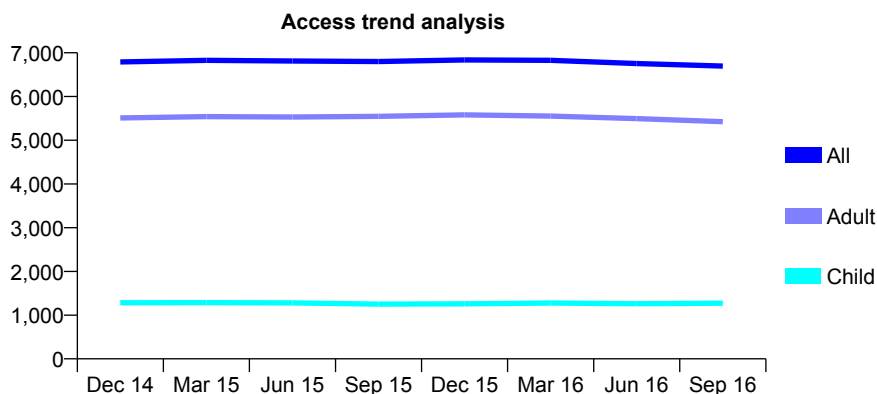
7A3 - Vital Signs At a Glance Contract Report for 180734/0001 - September 2016

Name or company name	Andrew J R Turpy & E. Sarah Turpy
Contract type name	GDS Contract
Purpose of contract	General
Contract start date	19/06/2009
Contract end date	

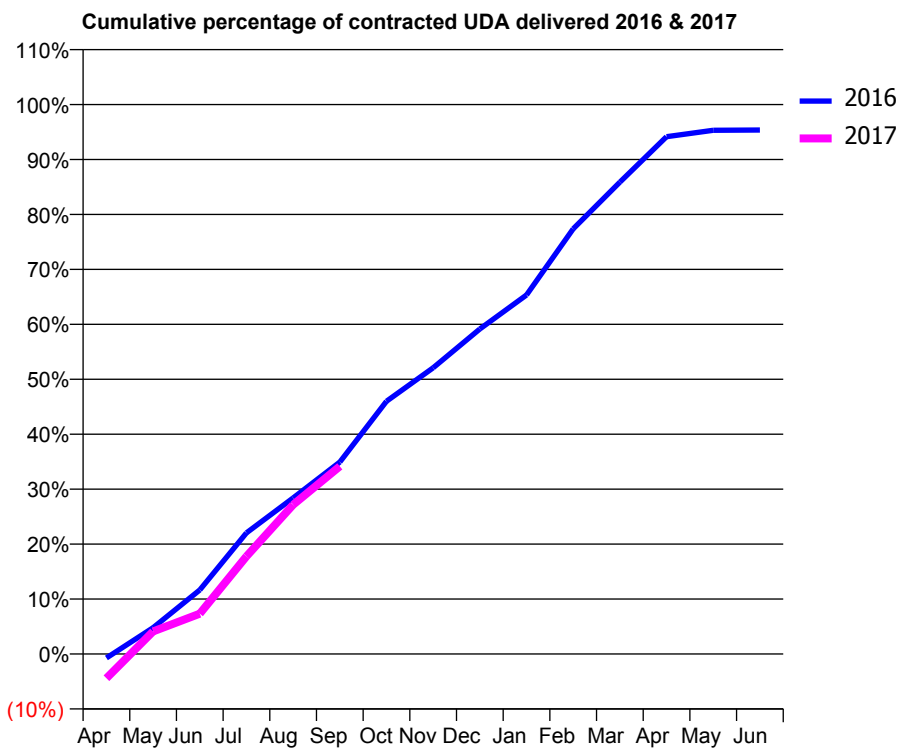
16/17 Contracted general activity (UDA)	21,735
Carry forward general activity (UDA)	1,009
16/17 Contracted orthodontic activity (UOA)	0
Carry forward orthodontic activity (UOA)	0
Baseline contract value	£502,837.76

ACCESS*

Patients seen in 24 months	Total	Change since previous quarter
Quarter ending September 2015	6,800	
Quarter ending December 2015	6,837	→
Quarter ending March 2016	6,828	→
Quarter ending June 2016	6,754	↓
Quarter ending September 2016	6,698	→
Variance since September 2015	(1.5%)	↓



ACTIVITY



Month	Adjusted Scheduled Activity (UDA)	
	2016	2017
April	-160	-964
May	1,042	895
June	2,536	1,594
July	4,791	3,861
August	6,176	5,902
September	7,593	7,422
October	9,997	
November	11,324	
December	12,857	
January	14,203	
February	16,819	
March	18,666	
April	20,464	
May	20,713	
June	20,726	

QUALITY

	Quantity	Base Number	Contract	LHB	Wales
% of FP17s for the same patient ID Re-attending within 3 months - Children	87	847	10.3%	9.7%	11.3%
% of FP17s for the same patient ID Re-attending within 3 months - Adults	675	3,864	17.5%	14.7%	16.6%
% of FP17s for the same patient ID Re-attending between 3 & 9 months - Children	359	847	42.4%	52.7%	58.3%
% of FP17s for the same patient ID Re-attending between 3 & 9 months - Adults	1,924	3,864	49.8%	50.3%	54.0%
% of FP17s for Band 1 Urgent Courses	372	3,963	9.4%	9.3%	9.0%
% of FP17s Relating to Free Repair or Replacements	24	3,963	0.6%	0.8%	0.7%
% of FP17s Relating to Continuations	18	3,963	0.5%	0.7%	0.9%
% of Patients satisfied with the dentistry they have received	11	13	84.6%	90.7%	90.9%
% of Patients satisfied with the time they had to wait for an appointment	11	13	84.6%	89.6%	88.7%

* This is based on patients treated on this contract for their most recent course of treatment. Figures in italics indicate the base number of FP17s or Patient Questionnaire responses are less than 100. N/A is shown where the base number of responses is less than 10 during the period. % is calculated as Quantity/Base number*100

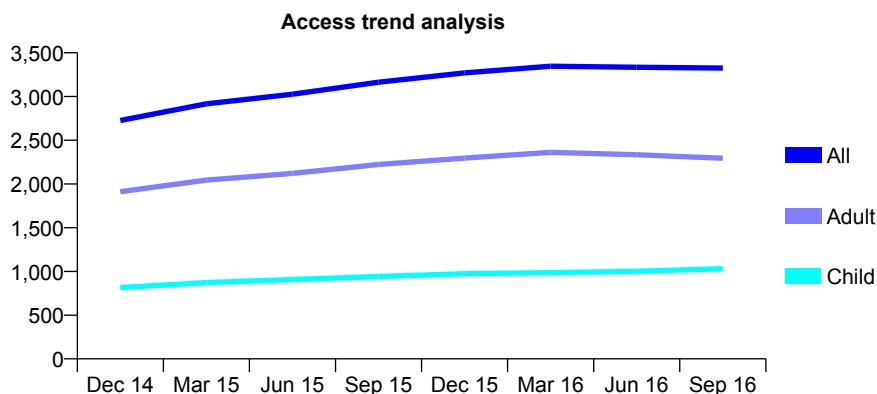
7A3 - Vital Signs At a Glance Contract Report for 181382/0001 - September 2016

Name or company name	Cwmdulais Dental Practice
Contract type name	GDS Contract
Purpose of contract	General and Orthodontic
Contract start date	01/01/2014
Contract end date	

16/17 Contracted general activity (UDA)	8,575
Carry forward general activity (UDA)	164
16/17 Contracted orthodontic activity (UOA)	1,351
Carry forward orthodontic activity (UOA)	0
Baseline contract value	£410,899.54

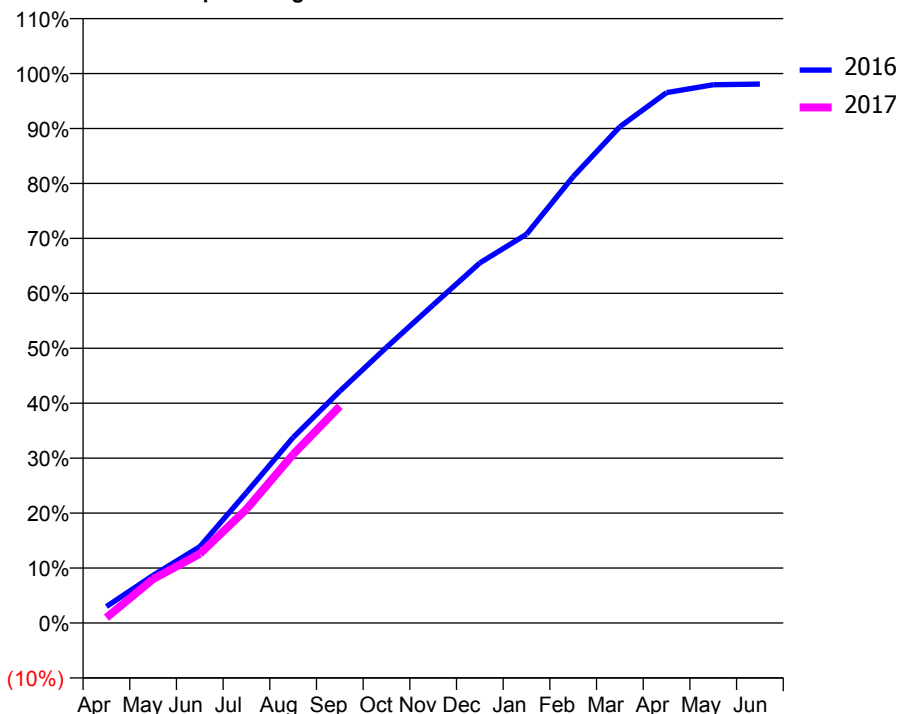
ACCESS*

Patients seen in 24 months	Total	Change since previous quarter
Quarter ending September 2015	3,164	
Quarter ending December 2015	3,270	↑
Quarter ending March 2016	3,347	↑
Quarter ending June 2016	3,335	→
Quarter ending September 2016	3,325	→
Variance since September 2015	5.1%	↑



ACTIVITY

Cumulative percentage of contracted UDA delivered 2016 & 2017



Month	Adjusted Scheduled Activity (UDA)	
	2016	2017
April	258	84
May	744	686
June	1,191	1,079
July	2,036	1,776
August	2,896	2,631
September	3,617	3,382
October	4,302	
November	4,964	
December	5,620	
January	6,066	
February	6,966	
March	7,744	
April	8,276	
May	8,399	
June	8,411	

QUALITY

	Quantity	Base Number	Contract	LHB	Wales
% of FP17s for the same patient ID Re-attending within 3 months - Children	113	1,046	10.8%	9.7%	11.3%
% of FP17s for the same patient ID Re-attending within 3 months - Adults	249	1,734	14.4%	14.7%	16.6%
% of FP17s for the same patient ID Re-attending between 3 & 9 months - Children	569	1,046	54.4%	52.7%	58.3%
% of FP17s for the same patient ID Re-attending between 3 & 9 months - Adults	774	1,734	44.6%	50.3%	54.0%
% of FP17s for Band 1 Urgent Courses	324	2,246	14.4%	9.3%	9.0%
% of FP17s Relating to Free Repair or Replacements	15	2,246	0.7%	0.8%	0.7%
% of FP17s Relating to Continuations	2	2,246	0.1%	0.7%	0.9%
% of Patients satisfied with the dentistry they have received	5	6	N/A	90.7%	90.9%
% of Patients satisfied with the time they had to wait for an appointment	5	6	N/A	89.6%	88.7%

* This is based on patients treated on this contract for their most recent course of treatment. Figures in italics indicate the base number of FP17s or Patient Questionnaire responses are less than 100. N/A is shown where the base number of responses is less than 10 during the period. % is calculated as Quantity/Base number*100

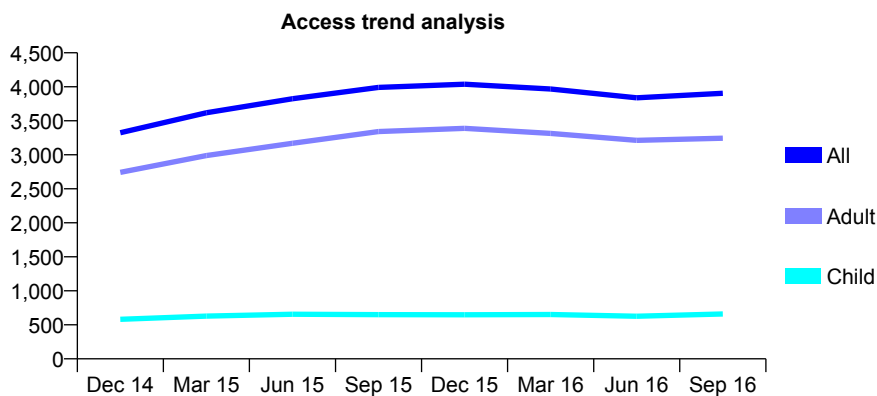
7A3 - Vital Signs At a Glance Contract Report for 184136/0001 - September 2016

Name or company name	Glynneath Dental Practice
Contract type name	GDS Contract
Purpose of contract	General
Contract start date	01/09/2012
Contract end date	

16/17 Contracted general activity (UDA)	10,623
Carry forward general activity (UDA)	0
16/17 Contracted orthodontic activity (UOA)	0
Carry forward orthodontic activity (UOA)	0
Baseline contract value	£375,637.91

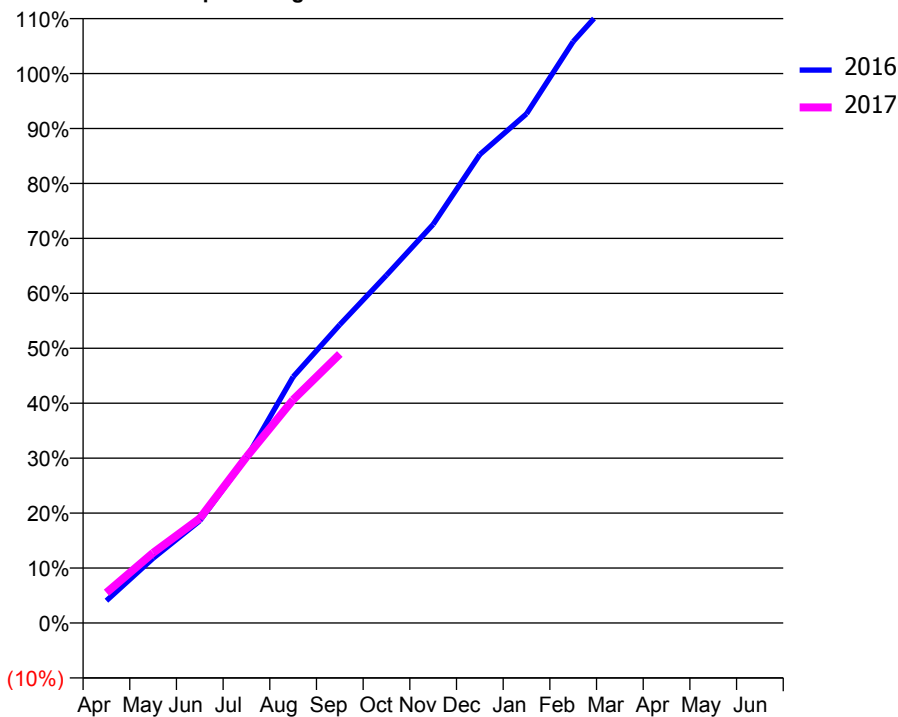
ACCESS*

Patients seen in 24 months	Total	Change since previous quarter
Quarter ending September 2015	3,992	
Quarter ending December 2015	4,039	→
Quarter ending March 2016	3,967	↓
Quarter ending June 2016	3,839	↓
Quarter ending September 2016	3,904	→
Variance since September 2015	(2.2%)	↓



ACTIVITY

Cumulative percentage of contracted UDA delivered 2016 & 2017



Month	Adjusted Scheduled Activity (UDA)	
	2016	2017
April	431	586
May	1,251	1,357
June	1,977	2,022
July	3,194	3,210
August	4,760	4,316
September	5,767	5,201
October	6,725	
November	7,706	
December	9,056	
January	9,844	
February	11,240	
March	12,239	
April	12,412	
May	12,455	
June	12,455	

QUALITY

	Quantity	Base Number	Contract	LHB	Wales
% of FP17s for the same patient ID Re-attending within 3 months - Children	17	335	5.1%	9.7%	11.3%
% of FP17s for the same patient ID Re-attending within 3 months - Adults	163	1,424	11.4%	14.7%	16.6%
% of FP17s for the same patient ID Re-attending between 3 & 9 months - Children	59	335	17.6%	52.7%	58.3%
% of FP17s for the same patient ID Re-attending between 3 & 9 months - Adults	406	1,424	28.5%	50.3%	54.0%
% of FP17s for Band 1 Urgent Courses	131	1,730	7.6%	9.3%	9.0%
% of FP17s Relating to Free Repair or Replacements	12	1,730	0.7%	0.8%	0.7%
% of FP17s Relating to Continuations	19	1,730	1.1%	0.7%	0.9%
% of Patients satisfied with the dentistry they have received	8	8	N/A	90.7%	90.9%
% of Patients satisfied with the time they had to wait for an appointment	8	8	N/A	89.6%	88.7%

* This is based on patients treated on this contract for their most recent course of treatment. Figures in italics indicate the base number of FP17s or Patient Questionnaire responses are less than 100. N/A is shown where the base number of responses is less than 10 during the period. % is calculated as Quantity/Base number*100

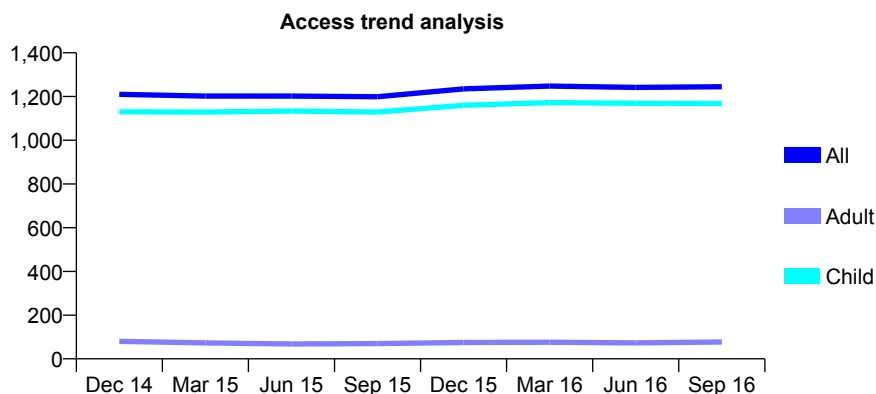
7A3 - Vital Signs At a Glance Contract Report for 185000/0001 - September 2016

Name or company name	Howells, Harrison & Gregson
Contract type name	GDS Contract
Purpose of contract	General
Contract start date	01/04/2006
Contract end date	

16/17 Contracted general activity (UDA)	2,576
Carry forward general activity (UDA)	0
16/17 Contracted orthodontic activity (UOA)	0
Carry forward orthodontic activity (UOA)	0
Baseline contract value	£54,062.46

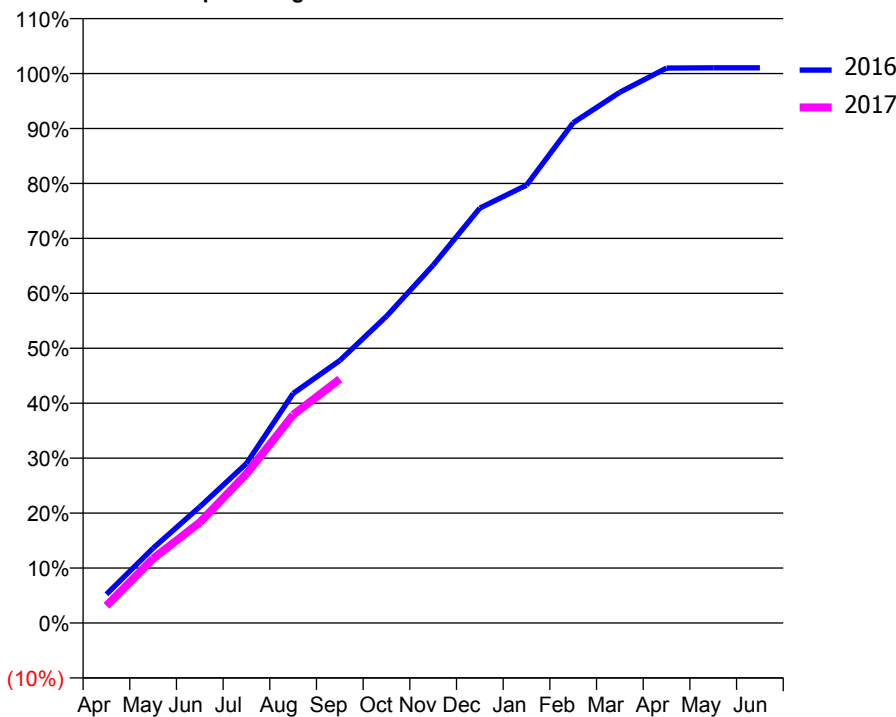
ACCESS*

Patients seen in 24 months	Total	Change since previous quarter
Quarter ending September 2015	1,199	
Quarter ending December 2015	1,235	↑
Quarter ending March 2016	1,248	→
Quarter ending June 2016	1,242	→
Quarter ending September 2016	1,245	→
Variance since September 2015	3.8%	↑



ACTIVITY

Cumulative percentage of contracted UDA delivered 2016 & 2017



Month	Adjusted Scheduled Activity (UDA)	
	2016	2017
April	135	81
May	351	302
June	545	472
July	748	699
August	1,076	976
September	1,231	1,144
October	1,438	
November	1,678	
December	1,945	
January	2,053	
February	2,345	
March	2,488	
April	2,601	
May	2,602	
June	2,602	

QUALITY

	Quantity	Base Number	Contract	LHB	Wales
% of FP17s for the same patient ID Re-attending within 3 months - Children	115	940	12.2%	9.7%	11.3%
% of FP17s for the same patient ID Re-attending within 3 months - Adults	0	0	N/A	14.7%	16.6%
% of FP17s for the same patient ID Re-attending between 3 & 9 months - Children	507	940	53.9%	52.7%	58.3%
% of FP17s for the same patient ID Re-attending between 3 & 9 months - Adults	0	0	N/A	50.3%	54.0%
% of FP17s for Band 1 Urgent Courses	74	852	8.7%	9.3%	9.0%
% of FP17s Relating to Free Repair or Replacements	2	852	0.2%	0.8%	0.7%
% of FP17s Relating to Continuations	14	852	1.6%	0.7%	0.9%
% of Patients satisfied with the dentistry they have received	1	1	N/A	90.7%	90.9%
% of Patients satisfied with the time they had to wait for an appointment	1	1	N/A	89.6%	88.7%

* This is based on patients treated on this contract for their most recent course of treatment. Figures in italics indicate the base number of FP17s or Patient Questionnaire responses are less than 100. N/A is shown where the base number of responses is less than 10 during the period. % is calculated as Quantity/Base number*100

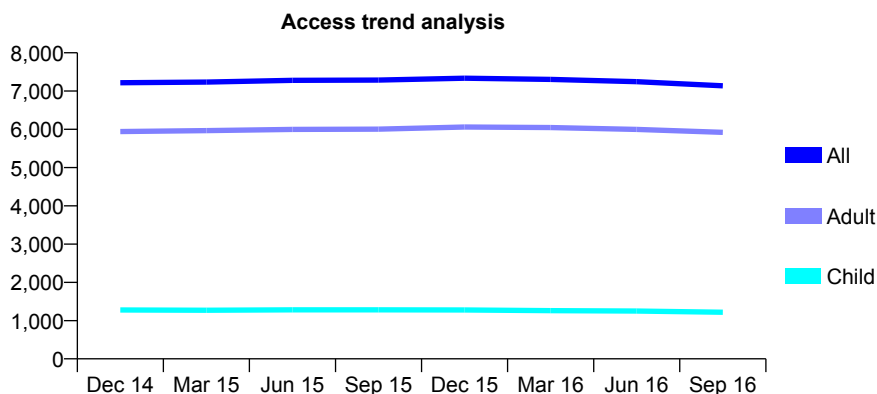
7A3 - Vital Signs At a Glance Contract Report for 187917/0001 - September 2016

Name or company name	The Victoria Road Dental Surgery
Contract type name	GDS Contract
Purpose of contract	General
Contract start date	01/05/2012
Contract end date	

16/17 Contracted general activity (UDA)	20,753
Carry forward general activity (UDA)	0
16/17 Contracted orthodontic activity (UOA)	0
Carry forward orthodontic activity (UOA)	0
Baseline contract value	£464,063.55

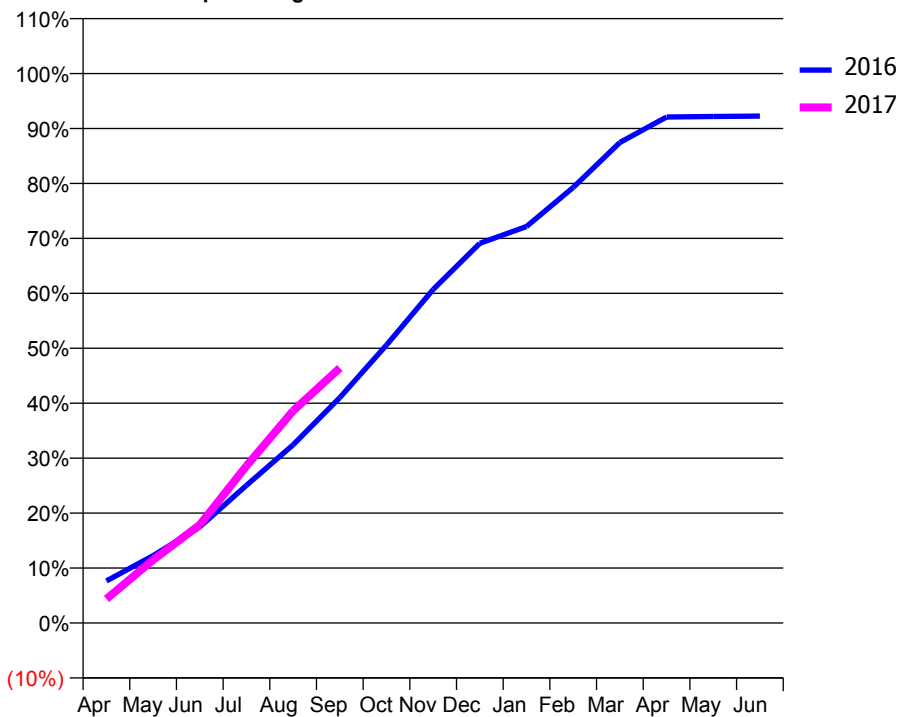
ACCESS*

Patients seen in 24 months	Total	Change since previous quarter
Quarter ending September 2015	7,286	
Quarter ending December 2015	7,336	→
Quarter ending March 2016	7,304	→
Quarter ending June 2016	7,246	→
Quarter ending September 2016	7,138	↓
Variance since September 2015	(2.0%)	↓



ACTIVITY

Cumulative percentage of contracted UDA delivered 2016 & 2017



Month	Adjusted Scheduled Activity (UDA)	
	2016	2017
April	1,590	909
May	2,547	2,384
June	3,631	3,711
July	5,201	5,934
August	6,730	8,014
September	8,514	9,634
October	10,496	
November	12,599	
December	14,343	
January	14,976	
February	16,450	
March	18,146	
April	19,108	
May	19,130	
June	19,143	

QUALITY

	Quantity	Base Number	Contract	LHB	Wales
% of FP17s for the same patient ID Re-attending within 3 months - Children	40	843	4.7%	9.7%	11.3%
% of FP17s for the same patient ID Re-attending within 3 months - Adults	503	4,407	11.4%	14.7%	16.6%
% of FP17s for the same patient ID Re-attending between 3 & 9 months - Children	378	843	44.8%	52.7%	58.3%
% of FP17s for the same patient ID Re-attending between 3 & 9 months - Adults	2,429	4,407	55.1%	50.3%	54.0%
% of FP17s for Band 1 Urgent Courses	229	4,687	4.9%	9.3%	9.0%
% of FP17s Relating to Free Repair or Replacements	8	4,687	0.2%	0.8%	0.7%
% of FP17s Relating to Continuations	78	4,687	1.7%	0.7%	0.9%
% of Patients satisfied with the dentistry they have received	10	11	90.9%	90.7%	90.9%
% of Patients satisfied with the time they had to wait for an appointment	7	11	63.6%	89.6%	88.7%

* This is based on patients treated on this contract for their most recent course of treatment. Figures in italics indicate the base number of FP17s or Patient Questionnaire responses are less than 100. N/A is shown where the base number of responses is less than 10 during the period. % is calculated as Quantity/Base number*100

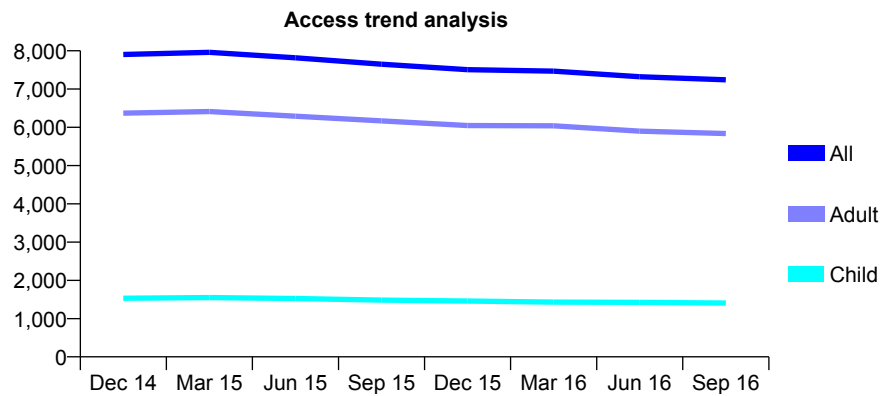
7A3 - Vital Signs At a Glance Contract Report for 189693/0001 - September 2016

Name or company name	Hall, Hopkins & Thorne of Llynfi Dental Pra
Contract type name	GDS Contract
Purpose of contract	General
Contract start date	10/08/2011
Contract end date	

16/17 Contracted general activity (UDA)	23,993
Carry forward general activity (UDA)	642
16/17 Contracted orthodontic activity (UOA)	0
Carry forward orthodontic activity (UOA)	0
Baseline contract value	£569,643.09

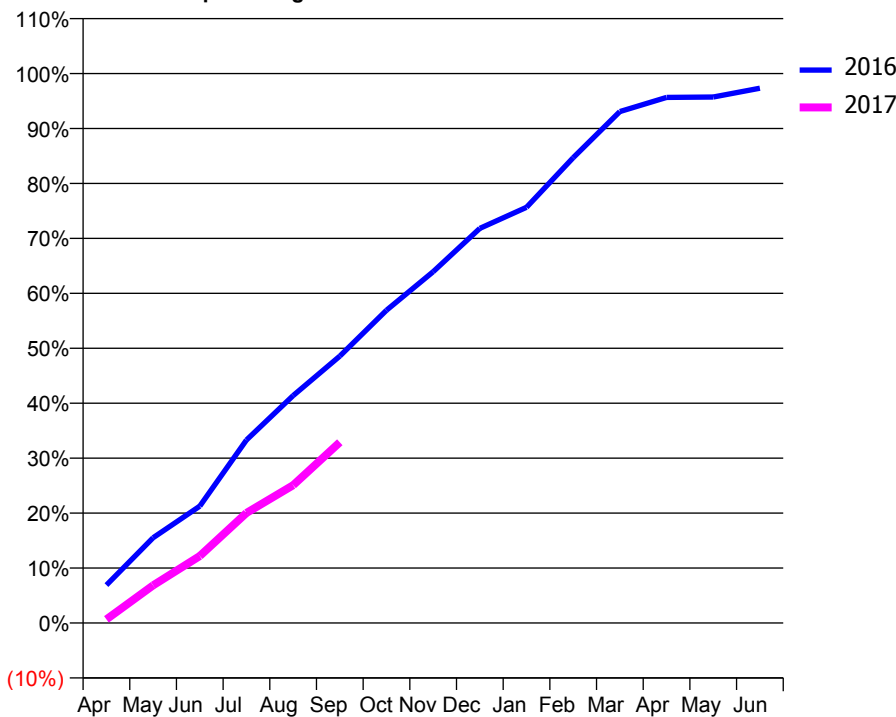
ACCESS*

Patients seen in 24 months	Total	Change since previous quarter
Quarter ending September 2015	7,650	
Quarter ending December 2015	7,506	↓
Quarter ending March 2016	7,469	→
Quarter ending June 2016	7,323	↓
Quarter ending September 2016	7,242	↓
Variance since September 2015	(5.3%)	↓



ACTIVITY

Cumulative percentage of contracted UDA delivered 2016 & 2017



Month	Adjusted Scheduled Activity (UDA)	
	2016	2017
April	1,656	159
May	3,722	1,646
June	5,103	2,927
July	7,991	4,806
August	9,932	6,018
September	11,655	7,889
October	13,659	
November	15,342	
December	17,234	
January	18,150	
February	20,318	
March	22,329	
April	22,949	
May	22,967	
June	23,351	

QUALITY

	Quantity	Base Number	Contract	LHB	Wales
% of FP17s for the same patient ID Re-attending within 3 months - Children	60	1,023	5.9%	9.7%	11.3%
% of FP17s for the same patient ID Re-attending within 3 months - Adults	479	3,955	12.1%	14.7%	16.6%
% of FP17s for the same patient ID Re-attending between 3 & 9 months - Children	592	1,023	57.9%	52.7%	58.3%
% of FP17s for the same patient ID Re-attending between 3 & 9 months - Adults	1,850	3,955	46.8%	50.3%	54.0%
% of FP17s for Band 1 Urgent Courses	637	4,460	14.3%	9.3%	9.0%
% of FP17s Relating to Free Repair or Replacements	57	4,460	1.3%	0.8%	0.7%
% of FP17s Relating to Continuations	16	4,460	0.4%	0.7%	0.9%
% of Patients satisfied with the dentistry they have received	13	15	86.7%	90.7%	90.9%
% of Patients satisfied with the time they had to wait for an appointment	15	15	100.0%	89.6%	88.7%

* This is based on patients treated on this contract for their most recent course of treatment. Figures in italics indicate the base number of FP17s or Patient Questionnaire responses are less than 100. N/A is shown where the base number of responses is less than 10 during the period. % is calculated as Quantity/Base number*100

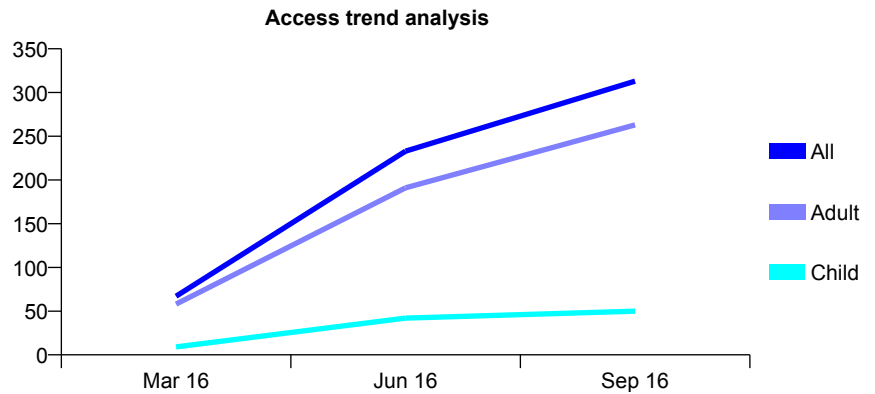
7A3 - Vital Signs At a Glance Contract Report for 189693/0002 - September 2016

Name or company name	Hall, Hopkins & Thorne of Llynfi Dental Pra
Contract type name	GDS Contract
Purpose of contract	General
Contract start date	01/01/2016
Contract end date	30/09/2016

16/17 Contracted general activity (UDA)	168
Carry forward general activity (UDA)	0
16/17 Contracted orthodontic activity (UOA)	0
Carry forward orthodontic activity (UOA)	0
Baseline contract value	£16,883.80

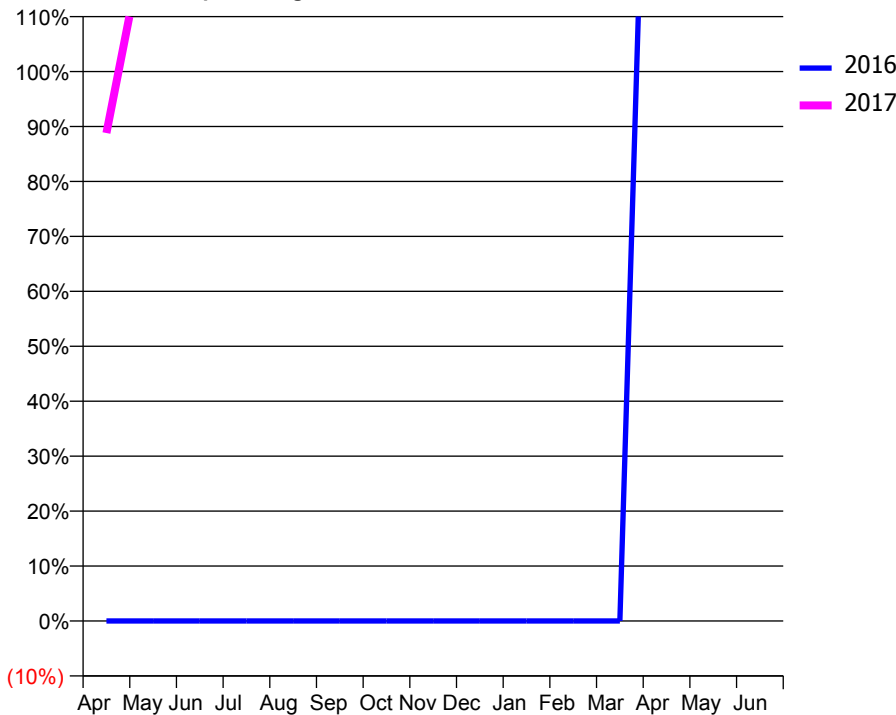
ACCESS*

Patients seen in 24 months	Total	Change since previous quarter
Quarter ending September 2015	0	
Quarter ending December 2015	0	
Quarter ending March 2016	67	
Quarter ending June 2016	233	↑
Quarter ending September 2016	313	↑
Variance since September 2015	N/A	



ACTIVITY

Cumulative percentage of contracted UDA delivered 2016 & 2017



Month	Adjusted Scheduled Activity (UDA)	
	2016	2017
April	0	149
May	0	221
June	0	328
July	0	419
August	0	427
September	0	742
October	0	
November	0	
December	0	
January	0	
February	0	
March	0	
April	233	
May	233	
June	241	

QUALITY

	Quantity	Base Number	Contract	LHB	Wales
% of FP17s for the same patient ID Re-attending within 3 months - Children	0	61	0.0%	9.7%	11.3%
% of FP17s for the same patient ID Re-attending within 3 months - Adults	9	380	2.4%	14.7%	16.6%
% of FP17s for the same patient ID Re-attending between 3 & 9 months - Children	1	61	1.6%	52.7%	58.3%
% of FP17s for the same patient ID Re-attending between 3 & 9 months - Adults	8	380	2.1%	50.3%	54.0%
% of FP17s for Band 1 Urgent Courses	46	319	14.4%	9.3%	9.0%
% of FP17s Relating to Free Repair or Replacements	2	319	0.6%	0.8%	0.7%
% of FP17s Relating to Continuations	0	319	0.0%	0.7%	0.9%
% of Patients satisfied with the dentistry they have received	0	0	N/A	90.7%	90.9%
% of Patients satisfied with the time they had to wait for an appointment	0	0	N/A	89.6%	88.7%

* This is based on patients treated on this contract for their most recent course of treatment. Figures in italics indicate the base number of FP17s or Patient Questionnaire responses are less than 100. N/A is shown where the base number of responses is less than 10 during the period. % is calculated as Quantity/Base number*100

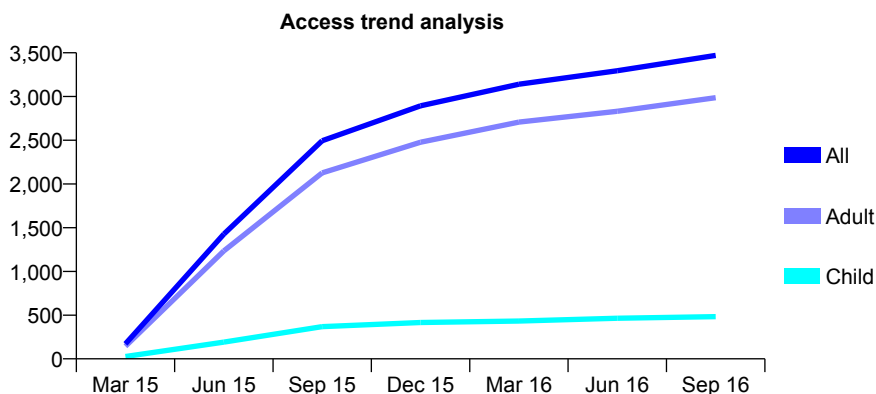
7A3 - Vital Signs At a Glance Contract Report for 189839/0001 - September 2016

Name or company name	Sketty Road Dental
Contract type name	GDS Contract
Purpose of contract	General
Contract start date	01/03/2015
Contract end date	

16/17 Contracted general activity (UDA)	12,500
Carry forward general activity (UDA)	0
16/17 Contracted orthodontic activity (UOA)	0
Carry forward orthodontic activity (UOA)	0
Baseline contract value	£287,199.03

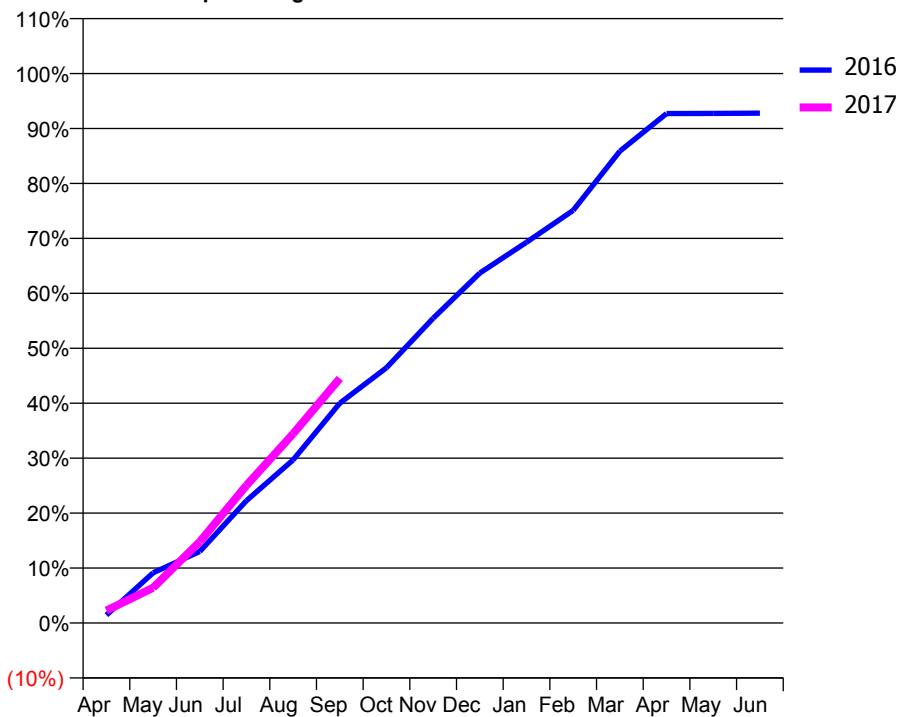
ACCESS*

Patients seen in 24 months	Total	Change since previous quarter
Quarter ending September 2015	2,494	
Quarter ending December 2015	2,894	↑
Quarter ending March 2016	3,141	↑
Quarter ending June 2016	3,295	↑
Quarter ending September 2016	3,470	↑
Variance since September 2015	39.1%	↑



ACTIVITY

Cumulative percentage of contracted UDA delivered 2016 & 2017



Adjusted Scheduled Activity (UDA)

Month	2016	2017
April	180	283
May	1,142	804
June	1,627	1,849
July	2,782	3,131
August	3,713	4,307
September	5,002	5,565
October	5,807	
November	6,932	
December	7,961	
January	8,661	
February	9,386	
March	10,735	
April	11,588	
May	11,593	
June	11,598	

QUALITY

	Quantity	Base Number	Contract	LHB	Wales
% of FP17s for the same patient ID Re-attending within 3 months - Children	18	416	4.3%	9.7%	11.3%
% of FP17s for the same patient ID Re-attending within 3 months - Adults	516	2,779	18.6%	14.7%	16.6%
% of FP17s for the same patient ID Re-attending between 3 & 9 months - Children	289	416	69.5%	52.7%	58.3%
% of FP17s for the same patient ID Re-attending between 3 & 9 months - Adults	1,533	2,779	55.2%	50.3%	54.0%
% of FP17s for Band 1 Urgent Courses	155	2,860	5.4%	9.3%	9.0%
% of FP17s Relating to Free Repair or Replacements	27	2,860	0.9%	0.8%	0.7%
% of FP17s Relating to Continuations	112	2,860	3.9%	0.7%	0.9%
% of Patients satisfied with the dentistry they have received	12	14	85.7%	90.7%	90.9%
% of Patients satisfied with the time they had to wait for an appointment	14	14	100.0%	89.6%	88.7%

* This is based on patients treated on this contract for their most recent course of treatment. Figures in italics indicate the base number of FP17s or Patient Questionnaire responses are less than 100. N/A is shown where the base number of responses is less than 10 during the period. % is calculated as Quantity/Base number*100

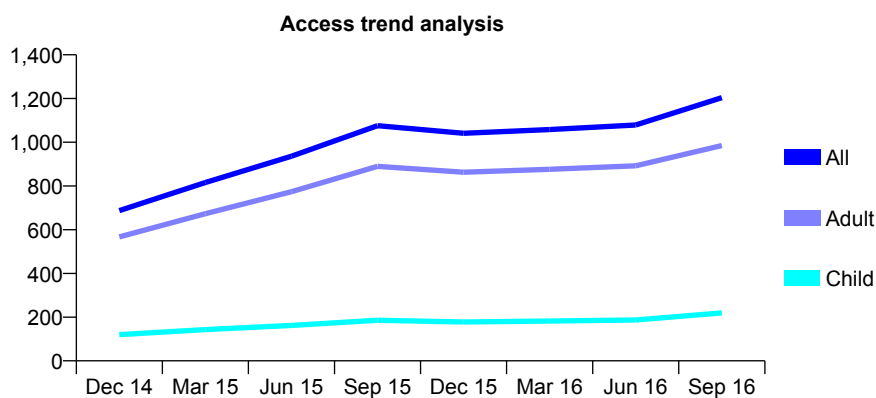
7A3 - Vital Signs At a Glance Contract Report for 193399/0001 - September 2016

Name or company name	Dr Roach Price Dental Practice
Contract type name	GDS Contract
Purpose of contract	General
Contract start date	31/03/2014
Contract end date	

16/17 Contracted general activity (UDA)	4,592
Carry forward general activity (UDA)	0
16/17 Contracted orthodontic activity (UOA)	0
Carry forward orthodontic activity (UOA)	0
Baseline contract value	£102,264.06

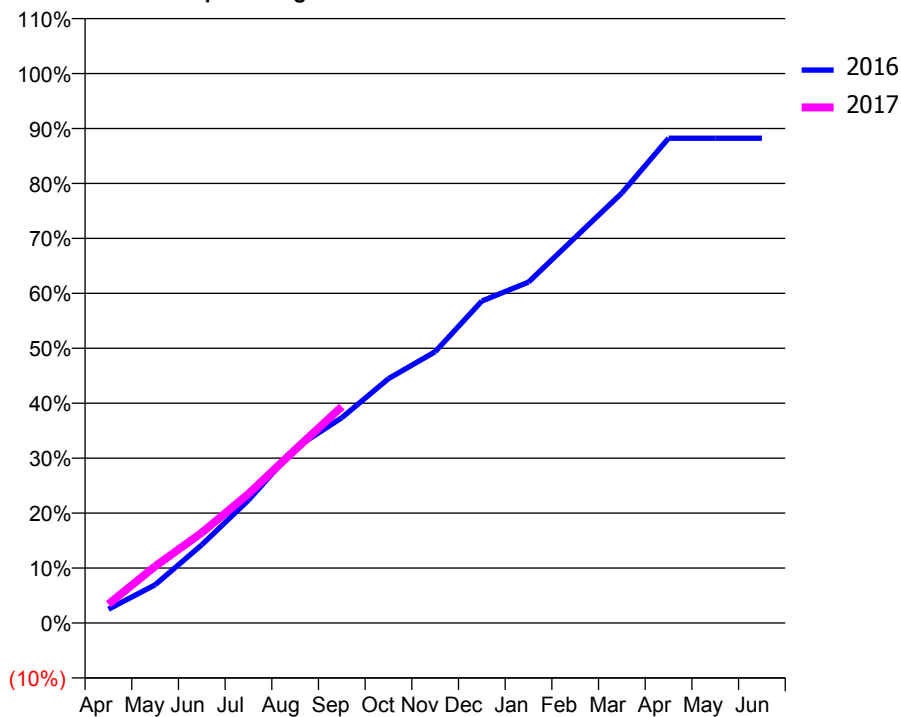
ACCESS*

Patients seen in 24 months	Total	Change since previous quarter
Quarter ending September 2015	1,076	
Quarter ending December 2015	1,041	↓
Quarter ending March 2016	1,058	→
Quarter ending June 2016	1,079	→
Quarter ending September 2016	1,204	↑
Variance since September 2015	11.9%	↑



ACTIVITY

Cumulative percentage of contracted UDA delivered 2016 & 2017



Month	Adjusted Scheduled Activity (UDA)	
	2016	2017
April	115	158
May	319	474
June	653	755
July	1,027	1,079
August	1,462	1,448
September	1,716	1,808
October	2,042	
November	2,267	
December	2,690	
January	2,848	
February	3,223	
March	3,593	
April	4,051	
May	4,051	
June	4,051	

QUALITY

	Quantity	Base Number	Contract	LHB	Wales
% of FP17s for the same patient ID Re-attending within 3 months - Children	11	180	6.1%	9.7%	11.3%
% of FP17s for the same patient ID Re-attending within 3 months - Adults	137	912	15.0%	14.7%	16.6%
% of FP17s for the same patient ID Re-attending between 3 & 9 months - Children	90	180	50.0%	52.7%	58.3%
% of FP17s for the same patient ID Re-attending between 3 & 9 months - Adults	401	912	44.0%	50.3%	54.0%
% of FP17s for Band 1 Urgent Courses	88	957	9.2%	9.3%	9.0%
% of FP17s Relating to Free Repair or Replacements	5	957	0.5%	0.8%	0.7%
% of FP17s Relating to Continuations	5	957	0.5%	0.7%	0.9%
% of Patients satisfied with the dentistry they have received	0	0	N/A	90.7%	90.9%
% of Patients satisfied with the time they had to wait for an appointment	0	0	N/A	89.6%	88.7%

* This is based on patients treated on this contract for their most recent course of treatment. Figures in italics indicate the base number of FP17s or Patient Questionnaire responses are less than 100. N/A is shown where the base number of responses is less than 10 during the period. % is calculated as Quantity/Base number*100

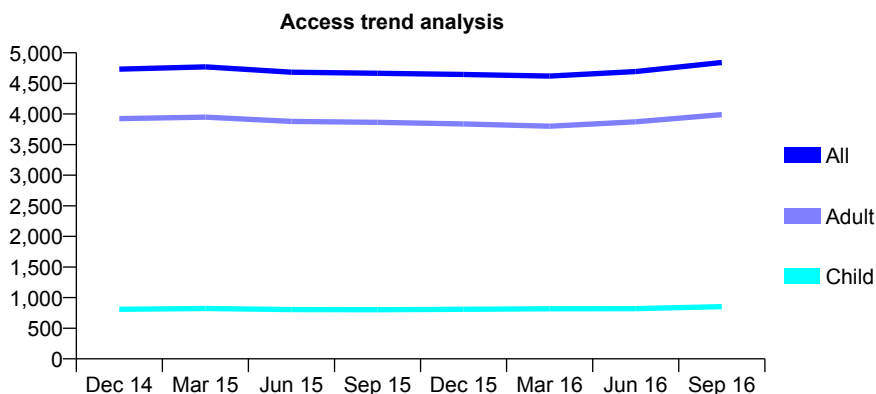
7A3 - Vital Signs At a Glance Contract Report for 195006/0001 - September 2016

Name or company name	R Elliott and Associates
Contract type name	GDS Contract
Purpose of contract	General
Contract start date	01/02/2007
Contract end date	

16/17 Contracted general activity (UDA)	14,790
Carry forward general activity (UDA)	747
16/17 Contracted orthodontic activity (UOA)	0
Carry forward orthodontic activity (UOA)	0
Baseline contract value	£334,961.57

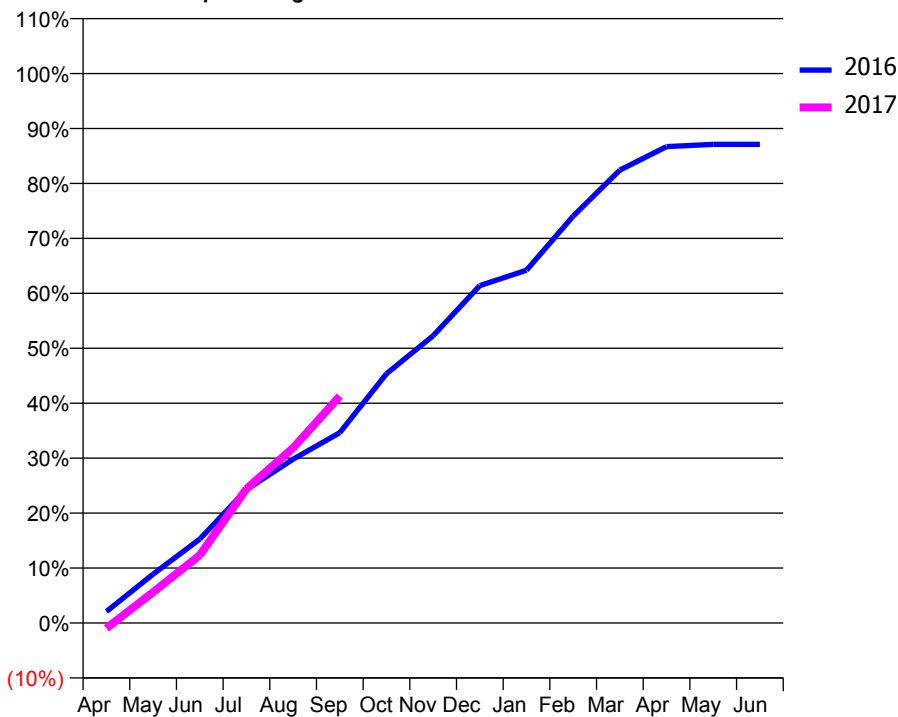
ACCESS*

Patients seen in 24 months	Total	Change since previous quarter
Quarter ending September 2015	4,665	
Quarter ending December 2015	4,647	→
Quarter ending March 2016	4,619	→
Quarter ending June 2016	4,694	→
Quarter ending September 2016	4,842	↑
Variance since September 2015	3.8%	↑



ACTIVITY

Cumulative percentage of contracted UDA delivered 2016 & 2017



Month	Adjusted Scheduled Activity (UDA)	
	2016	2017
April	312	-145
May	1,314	831
June	2,260	1,825
July	3,591	3,613
August	4,408	4,713
September	5,124	6,107
October	6,709	
November	7,734	
December	9,081	
January	9,494	
February	10,951	
March	12,192	
April	12,820	
May	12,881	
June	12,881	

QUALITY

	Quantity	Base Number	Contract	LHB	Wales
% of FP17s for the same patient ID Re-attending within 3 months - Children	25	545	4.6%	9.7%	11.3%
% of FP17s for the same patient ID Re-attending within 3 months - Adults	409	3,176	12.9%	14.7%	16.6%
% of FP17s for the same patient ID Re-attending between 3 & 9 months - Children	273	545	50.1%	52.7%	58.3%
% of FP17s for the same patient ID Re-attending between 3 & 9 months - Adults	1,807	3,176	56.9%	50.3%	54.0%
% of FP17s for Band 1 Urgent Courses	290	3,423	8.5%	9.3%	9.0%
% of FP17s Relating to Free Repair or Replacements	32	3,423	0.9%	0.8%	0.7%
% of FP17s Relating to Continuations	28	3,423	0.8%	0.7%	0.9%
% of Patients satisfied with the dentistry they have received	13	13	100.0%	90.7%	90.9%
% of Patients satisfied with the time they had to wait for an appointment	11	13	84.6%	89.6%	88.7%

* This is based on patients treated on this contract for their most recent course of treatment. Figures in italics indicate the base number of FP17s or Patient Questionnaire responses are less than 100. N/A is shown where the base number of responses is less than 10 during the period. % is calculated as Quantity/Base number*100

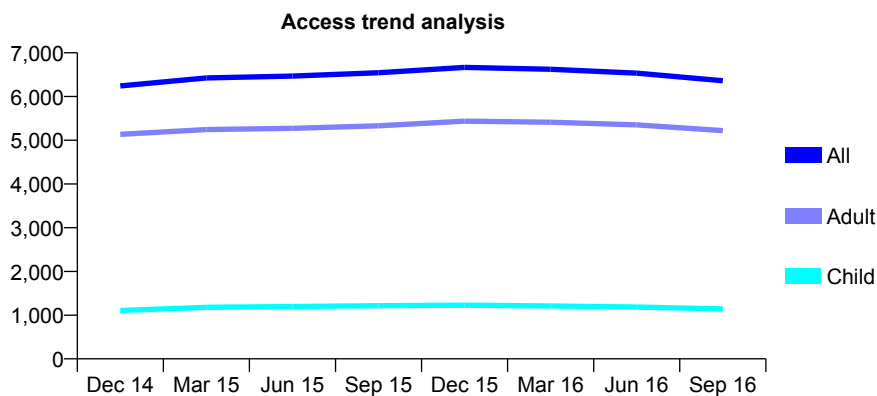
7A3 - Vital Signs At a Glance Contract Report for 195006/0002 - September 2016

Name or company name	R Elliott and Associates
Contract type name	GDS Contract
Purpose of contract	General
Contract start date	01/02/2007
Contract end date	

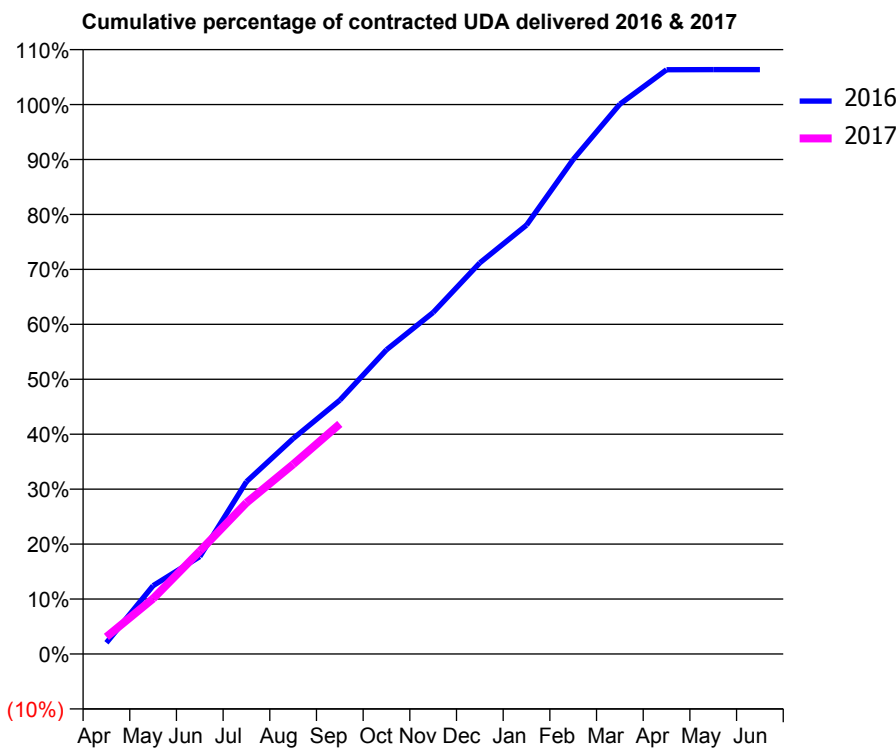
16/17 Contracted general activity (UDA)	18,317
Carry forward general activity (UDA)	0
16/17 Contracted orthodontic activity (UOA)	0
Carry forward orthodontic activity (UOA)	0
Baseline contract value	£414,840.52

ACCESS*

Patients seen in 24 months	Total	Change since previous quarter
Quarter ending September 2015	6,543	
Quarter ending December 2015	6,666	→
Quarter ending March 2016	6,622	→
Quarter ending June 2016	6,534	↓
Quarter ending September 2016	6,362	↓
Variance since September 2015	(2.8%)	↓



ACTIVITY



Month	Adjusted Scheduled Activity (UDA)	
	2016	2017
April	374	570
May	2,279	1,846
June	3,245	3,429
July	5,743	5,043
August	7,182	6,321
September	8,459	7,670
October	10,143	
November	11,384	
December	13,039	
January	14,298	
February	16,486	
March	18,328	
April	19,478	
May	19,479	
June	19,479	

QUALITY

	Quantity	Base Number	Contract	LHB	Wales
% of FP17s for the same patient ID Re-attending within 3 months - Children	60	843	7.1%	9.7%	11.3%
% of FP17s for the same patient ID Re-attending within 3 months - Adults	705	4,045	17.4%	14.7%	16.6%
% of FP17s for the same patient ID Re-attending between 3 & 9 months - Children	539	843	63.9%	52.7%	58.3%
% of FP17s for the same patient ID Re-attending between 3 & 9 months - Adults	2,319	4,045	57.3%	50.3%	54.0%
% of FP17s for Band 1 Urgent Courses	352	4,304	8.2%	9.3%	9.0%
% of FP17s Relating to Free Repair or Replacements	53	4,304	1.2%	0.8%	0.7%
% of FP17s Relating to Continuations	41	4,304	1.0%	0.7%	0.9%
% of Patients satisfied with the dentistry they have received	15	15	100.0%	90.7%	90.9%
% of Patients satisfied with the time they had to wait for an appointment	13	15	86.7%	89.6%	88.7%

* This is based on patients treated on this contract for their most recent course of treatment. Figures in italics indicate the base number of FP17s or Patient Questionnaire responses are less than 100. N/A is shown where the base number of responses is less than 10 during the period. % is calculated as Quantity/Base number*100

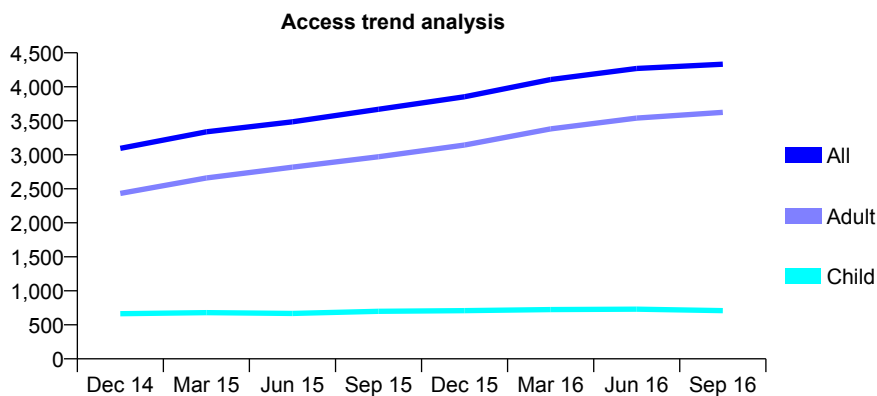
7A3 - Vital Signs At a Glance Contract Report for 195375/0001 - September 2016

Name or company name	Woods Dental
Contract type name	GDS Contract
Purpose of contract	General
Contract start date	01/01/2012
Contract end date	

16/17 Contracted general activity (UDA)	9,368
Carry forward general activity (UDA)	0
16/17 Contracted orthodontic activity (UOA)	0
Carry forward orthodontic activity (UOA)	0
Baseline contract value	£218,686.32

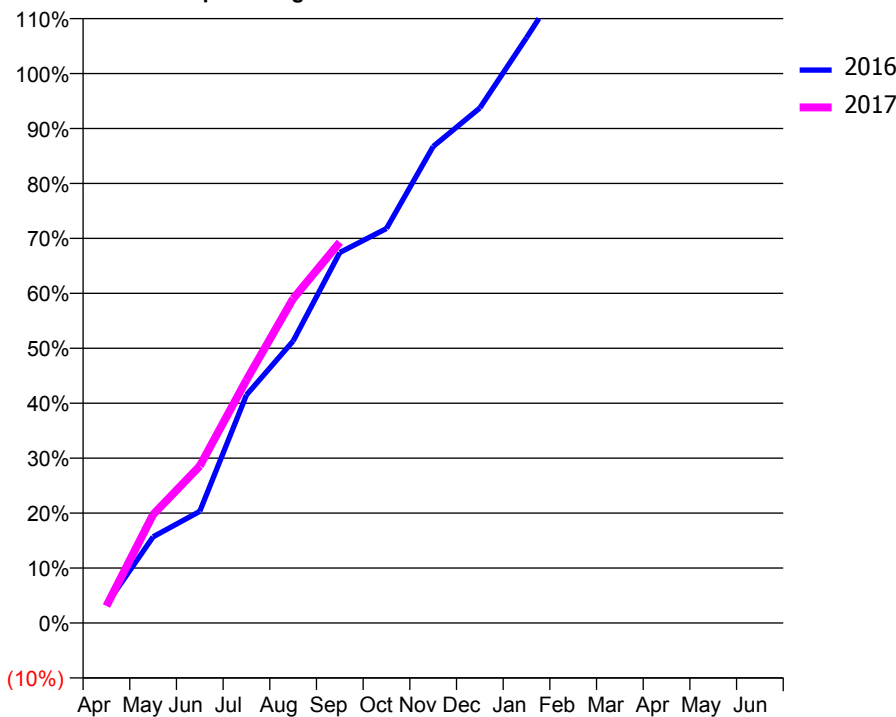
ACCESS*

Patients seen in 24 months	Total	Change since previous quarter
Quarter ending September 2015	3,670	
Quarter ending December 2015	3,853	↑
Quarter ending March 2016	4,107	↑
Quarter ending June 2016	4,270	↑
Quarter ending September 2016	4,333	→
Variance since September 2015	18.1%	↑



ACTIVITY

Cumulative percentage of contracted UDA delivered 2016 & 2017



Month	Adjusted Scheduled Activity (UDA)	
	2016	2017
April	318	289
May	1,469	1,848
June	1,904	2,677
July	3,889	4,143
August	4,807	5,531
September	6,317	6,492
October	6,725	
November	8,124	
December	8,781	
January	9,978	
February	11,202	
March	12,922	
April	13,660	
May	13,700	
June	13,701	

QUALITY

	Quantity	Base Number	Contract	LHB	Wales
% of FP17s for the same patient ID Re-attending within 3 months - Children	34	556	6.1%	9.7%	11.3%
% of FP17s for the same patient ID Re-attending within 3 months - Adults	402	2,892	13.9%	14.7%	16.6%
% of FP17s for the same patient ID Re-attending between 3 & 9 months - Children	333	556	59.9%	52.7%	58.3%
% of FP17s for the same patient ID Re-attending between 3 & 9 months - Adults	1,400	2,892	48.4%	50.3%	54.0%
% of FP17s for Band 1 Urgent Courses	827	3,066	27.0%	9.3%	9.0%
% of FP17s Relating to Free Repair or Replacements	17	3,066	0.6%	0.8%	0.7%
% of FP17s Relating to Continuations	10	3,066	0.3%	0.7%	0.9%
% of Patients satisfied with the dentistry they have received	6	7	N/A	90.7%	90.9%
% of Patients satisfied with the time they had to wait for an appointment	6	7	N/A	89.6%	88.7%

* This is based on patients treated on this contract for their most recent course of treatment. Figures in italics indicate the base number of FP17s or Patient Questionnaire responses are less than 100. N/A is shown where the base number of responses is less than 10 during the period. % is calculated as Quantity/Base number*100

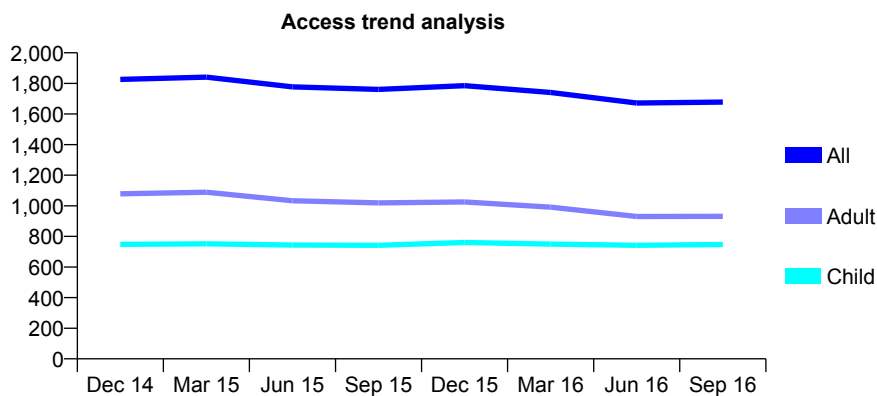
7A3 - Vital Signs At a Glance Contract Report for 195510/0001 - September 2016

Name or company name	Vale View Dental Care
Contract type name	GDS Contract
Purpose of contract	General
Contract start date	01/08/2009
Contract end date	

16/17 Contracted general activity (UDA)	6,032
Carry forward general activity (UDA)	0
16/17 Contracted orthodontic activity (UOA)	0
Carry forward orthodontic activity (UOA)	0
Baseline contract value	£143,212.06

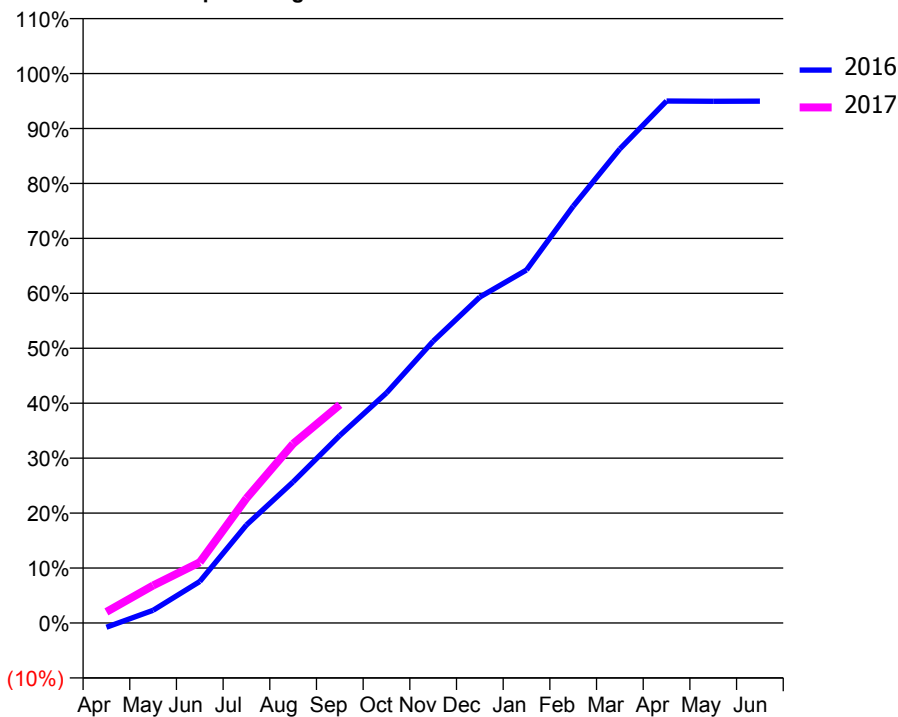
ACCESS*

Patients seen in 24 months	Total	Change since previous quarter
Quarter ending September 2015	1,761	
Quarter ending December 2015	1,785	→
Quarter ending March 2016	1,741	↓
Quarter ending June 2016	1,672	↓
Quarter ending September 2016	1,678	→
Variance since September 2015	(4.7%)	↓



ACTIVITY

Cumulative percentage of contracted UDA delivered 2016 & 2017



Month	Adjusted Scheduled Activity (UDA)	
	2016	2017
April	-48	122
May	139	411
June	456	667
July	1,077	1,369
August	1,550	1,968
September	2,059	2,396
October	2,526	
November	3,094	
December	3,579	
January	3,875	
February	4,575	
March	5,205	
April	5,731	
May	5,727	
June	5,728	

QUALITY

	Quantity	Base Number	Contract	LHB	Wales
% of FP17s for the same patient ID Re-attending within 3 months - Children	34	562	6.0%	9.7%	11.3%
% of FP17s for the same patient ID Re-attending within 3 months - Adults	53	578	9.2%	14.7%	16.6%
% of FP17s for the same patient ID Re-attending between 3 & 9 months - Children	359	562	63.9%	52.7%	58.3%
% of FP17s for the same patient ID Re-attending between 3 & 9 months - Adults	356	578	61.6%	50.3%	54.0%
% of FP17s for Band 1 Urgent Courses	9	970	0.9%	9.3%	9.0%
% of FP17s Relating to Free Repair or Replacements	4	970	0.4%	0.8%	0.7%
% of FP17s Relating to Continuations	6	970	0.6%	0.7%	0.9%
% of Patients satisfied with the dentistry they have received	2	2	N/A	90.7%	90.9%
% of Patients satisfied with the time they had to wait for an appointment	2	2	N/A	89.6%	88.7%

* This is based on patients treated on this contract for their most recent course of treatment. Figures in italics indicate the base number of FP17s or Patient Questionnaire responses are less than 100. N/A is shown where the base number of responses is less than 10 during the period. % is calculated as Quantity/Base number*100

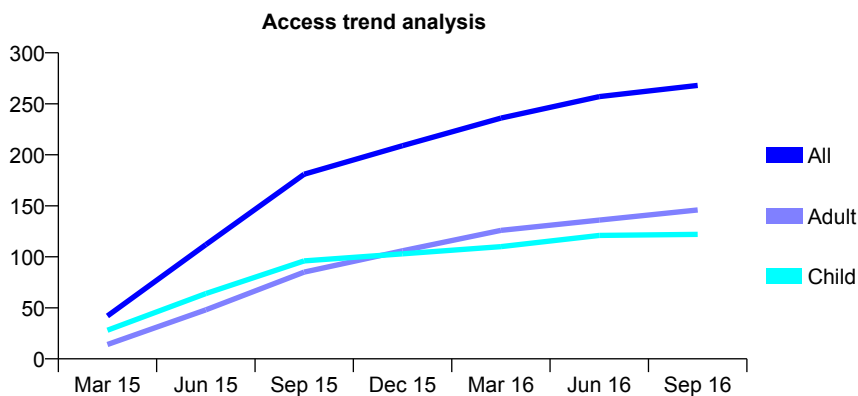
7A3 - Vital Signs At a Glance Contract Report for 197270/0001 - September 2016

Name or company name	HJ Price
Contract type name	GDS Contract
Purpose of contract	General
Contract start date	08/12/2014
Contract end date	

16/17 Contracted general activity (UDA)	900
Carry forward general activity (UDA)	0
16/17 Contracted orthodontic activity (UOA)	0
Carry forward orthodontic activity (UOA)	0
Baseline contract value	£20,046.29

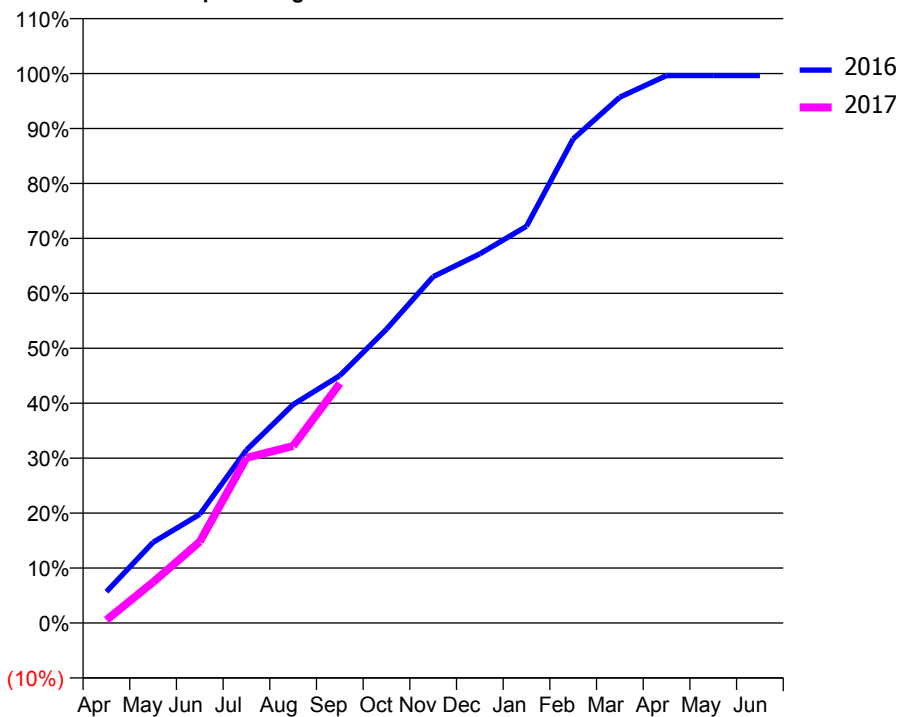
ACCESS*

Patients seen in 24 months	Total	Change since previous quarter
Quarter ending September 2015	181	
Quarter ending December 2015	209	↑
Quarter ending March 2016	236	↑
Quarter ending June 2016	257	↑
Quarter ending September 2016	268	↑
Variance since September 2015	48.1%	↑



ACTIVITY

Cumulative percentage of contracted UDA delivered 2016 & 2017



Adjusted Scheduled Activity (UDA)

Month	2016	2017
April	51	5
May	132	67
June	178	133
July	283	271
August	358	290
September	405	392
October	481	
November	567	
December	605	
January	650	
February	793	
March	861	
April	897	
May	897	
June	897	

QUALITY

	Quantity	Base Number	Contract	LHB	Wales
% of FP17s for the same patient ID Re-attending within 3 months - Children	7	108	6.5%	9.7%	11.3%
% of FP17s for the same patient ID Re-attending within 3 months - Adults	8	106	7.5%	14.7%	16.6%
% of FP17s for the same patient ID Re-attending between 3 & 9 months - Children	58	108	53.7%	52.7%	58.3%
% of FP17s for the same patient ID Re-attending between 3 & 9 months - Adults	56	106	52.8%	50.3%	54.0%
% of FP17s for Band 1 Urgent Courses	7	191	3.7%	9.3%	9.0%
% of FP17s Relating to Free Repair or Replacements	0	191	0.0%	0.8%	0.7%
% of FP17s Relating to Continuations	0	191	0.0%	0.7%	0.9%
% of Patients satisfied with the dentistry they have received	0	0	N/A	90.7%	90.9%
% of Patients satisfied with the time they had to wait for an appointment	0	0	N/A	89.6%	88.7%

* This is based on patients treated on this contract for their most recent course of treatment. Figures in italics indicate the base number of FP17s or Patient Questionnaire responses are less than 100. N/A is shown where the base number of responses is less than 10 during the period. % is calculated as Quantity/Base number*100

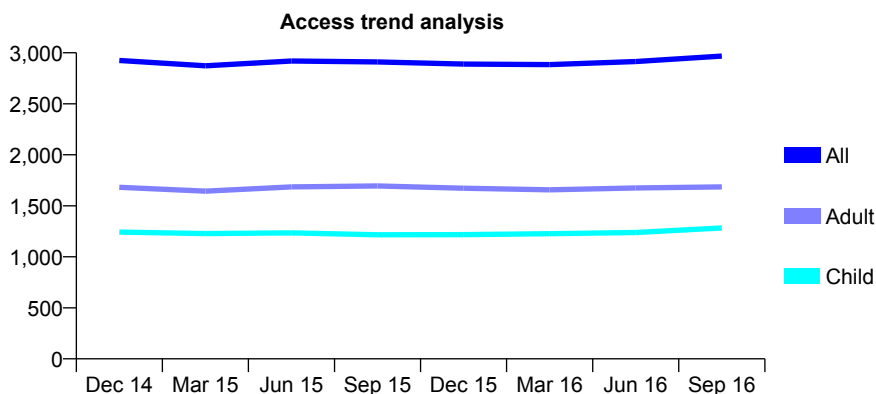
7A3 - Vital Signs At a Glance Contract Report for 199613/0001 - September 2016

Name or company name	J Bater and L Khosa
Contract type name	GDS Contract
Purpose of contract	General
Contract start date	01/04/2010
Contract end date	

16/17 Contracted general activity (UDA)	12,000
Carry forward general activity (UDA)	0
16/17 Contracted orthodontic activity (UOA)	0
Carry forward orthodontic activity (UOA)	0
Baseline contract value	£313,570.11

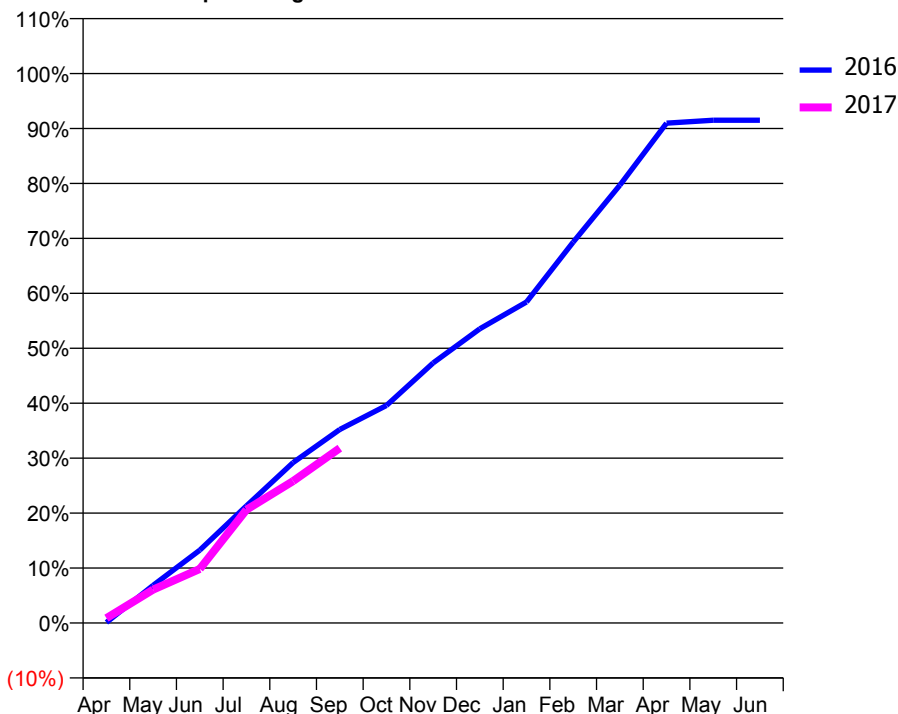
ACCESS*

Patients seen in 24 months	Total	Change since previous quarter
Quarter ending September 2015	2,911	
Quarter ending December 2015	2,890	→
Quarter ending March 2016	2,884	→
Quarter ending June 2016	2,914	→
Quarter ending September 2016	2,968	→
Variance since September 2015	2.0%	→



ACTIVITY

Cumulative percentage of contracted UDA delivered 2016 & 2017



Month	Adjusted Scheduled Activity (UDA)	
	2016	2017
April	12	105
May	822	729
June	1,592	1,182
July	2,557	2,473
August	3,504	3,101
September	4,226	3,819
October	4,752	
November	5,681	
December	6,426	
January	7,011	
February	8,319	
March	9,562	
April	10,916	
May	10,979	
June	10,979	

QUALITY

	Quantity	Base Number	Contract	LHB	Wales
% of FP17s for the same patient ID Re-attending within 3 months - Children	97	871	11.1%	9.7%	11.3%
% of FP17s for the same patient ID Re-attending within 3 months - Adults	350	1,199	29.2%	14.7%	16.6%
% of FP17s for the same patient ID Re-attending between 3 & 9 months - Children	425	871	48.8%	52.7%	58.3%
% of FP17s for the same patient ID Re-attending between 3 & 9 months - Adults	483	1,199	40.3%	50.3%	54.0%
% of FP17s for Band 1 Urgent Courses	378	1,648	22.9%	9.3%	9.0%
% of FP17s Relating to Free Repair or Replacements	3	1,648	0.2%	0.8%	0.7%
% of FP17s Relating to Continuations	0	1,648	0.0%	0.7%	0.9%
% of Patients satisfied with the dentistry they have received	11	11	100.0%	90.7%	90.9%
% of Patients satisfied with the time they had to wait for an appointment	11	11	100.0%	89.6%	88.7%

* This is based on patients treated on this contract for their most recent course of treatment. Figures in italics indicate the base number of FP17s or Patient Questionnaire responses are less than 100. N/A is shown where the base number of responses is less than 10 during the period. % is calculated as Quantity/Base number*100

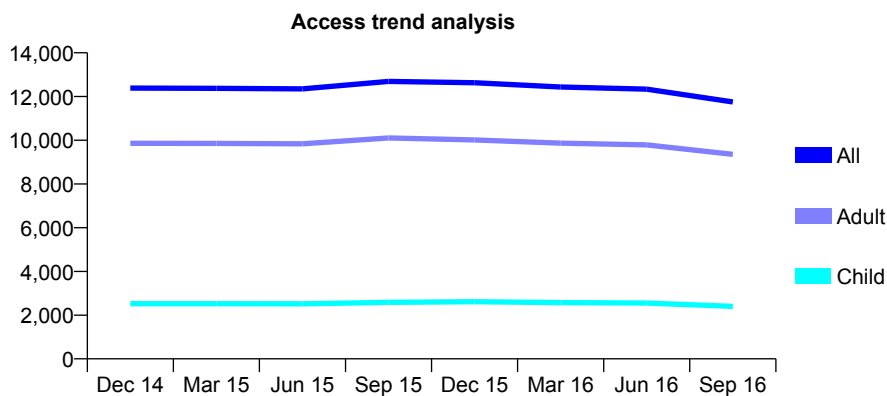
7A3 - Vital Signs At a Glance Contract Report for 199915/0003 - September 2016

Name or company name	IDH 441 to 444 Ltd
Contract type name	GDS Contract
Purpose of contract	General
Contract start date	01/04/2010
Contract end date	

16/17 Contracted general activity (UDA)	36,144
Carry forward general activity (UDA)	0
16/17 Contracted orthodontic activity (UOA)	0
Carry forward orthodontic activity (UOA)	0
Baseline contract value	£895,650.58

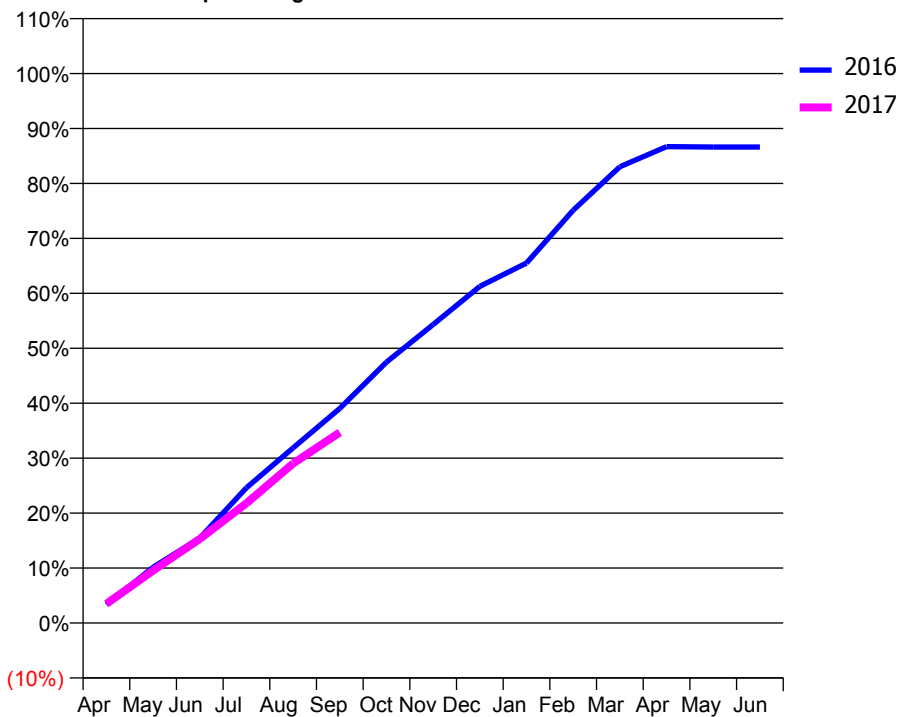
ACCESS*

Patients seen in 24 months	Total	Change since previous quarter
Quarter ending September 2015	12,691	
Quarter ending December 2015	12,628	→
Quarter ending March 2016	12,438	↓
Quarter ending June 2016	12,337	→
Quarter ending September 2016	11,754	↓
Variance since September 2015	(7.4%)	↓



ACTIVITY

Cumulative percentage of contracted UDA delivered 2016 & 2017



Month	Adjusted Scheduled Activity (UDA)	
	2016	2017
April	1,203	1,272
May	3,673	3,455
June	5,596	5,531
July	8,899	7,878
August	11,524	10,496
September	14,121	12,537
October	17,161	
November	19,635	
December	22,144	
January	23,680	
February	27,155	
March	30,013	
April	31,331	
May	31,312	
June	31,308	

QUALITY

	Quantity	Base Number	Contract	LHB	Wales
% of FP17s for the same patient ID Re-attending within 3 months - Children	45	1,362	3.3%	9.7%	11.3%
% of FP17s for the same patient ID Re-attending within 3 months - Adults	374	4,997	7.5%	14.7%	16.6%
% of FP17s for the same patient ID Re-attending between 3 & 9 months - Children	648	1,362	47.6%	52.7%	58.3%
% of FP17s for the same patient ID Re-attending between 3 & 9 months - Adults	2,655	4,997	53.1%	50.3%	54.0%
% of FP17s for Band 1 Urgent Courses	270	5,843	4.6%	9.3%	9.0%
% of FP17s Relating to Free Repair or Replacements	22	5,843	0.4%	0.8%	0.7%
% of FP17s Relating to Continuations	73	5,843	1.2%	0.7%	0.9%
% of Patients satisfied with the dentistry they have received	29	31	93.5%	90.7%	90.9%
% of Patients satisfied with the time they had to wait for an appointment	28	31	90.3%	89.6%	88.7%

* This is based on patients treated on this contract for their most recent course of treatment. Figures in italics indicate the base number of FP17s or Patient Questionnaire responses are less than 100. N/A is shown where the base number of responses is less than 10 during the period. % is calculated as Quantity/Base number*100

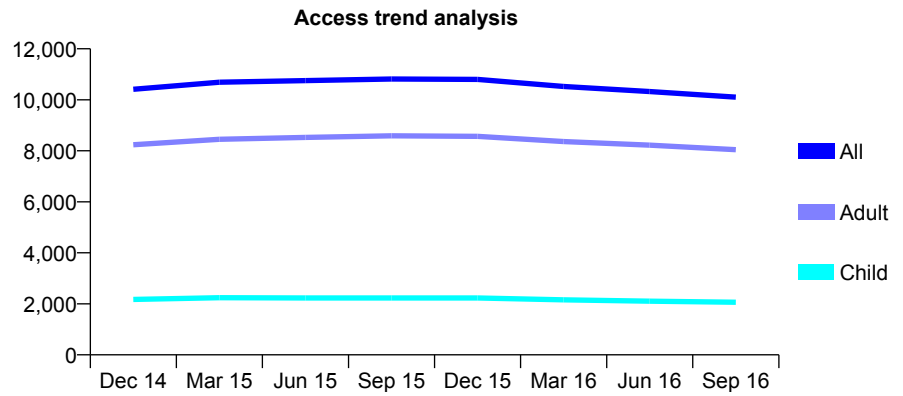
7A3 - Vital Signs At a Glance Contract Report for 202797/0001 - September 2016

Name or company name	MR B DAVID
Contract type name	GDS Contract
Purpose of contract	General
Contract start date	01/04/2006
Contract end date	

16/17 Contracted general activity (UDA)	33,962
Carry forward general activity (UDA)	0
16/17 Contracted orthodontic activity (UOA)	0
Carry forward orthodontic activity (UOA)	0
Baseline contract value	£874,290.91

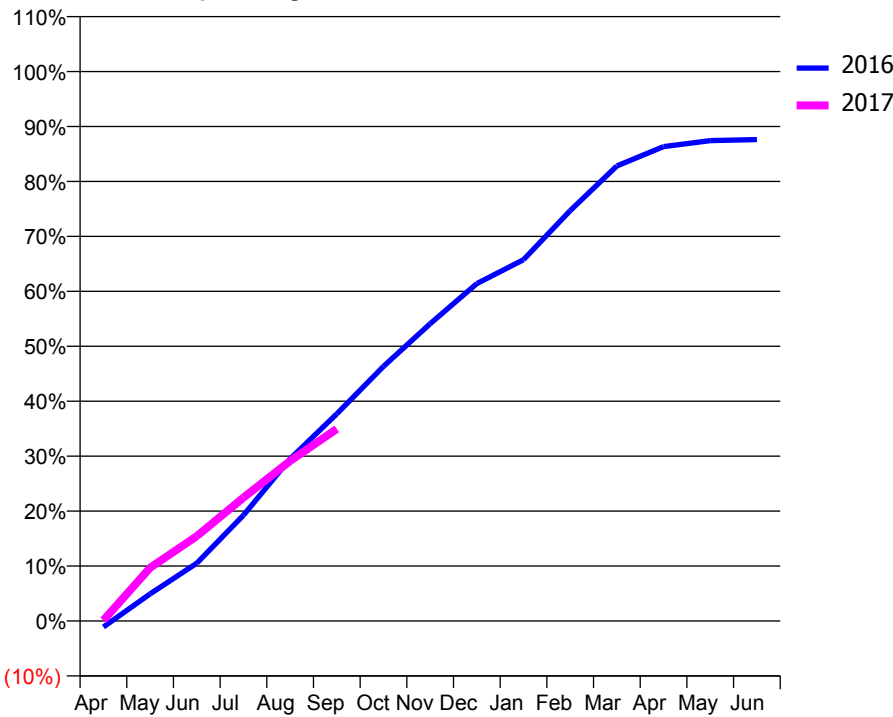
ACCESS*

Patients seen in 24 months	Total	Change since previous quarter
Quarter ending September 2015	10,817	
Quarter ending December 2015	10,800	→
Quarter ending March 2016	10,522	↓
Quarter ending June 2016	10,325	↓
Quarter ending September 2016	10,107	↓
Variance since September 2015	(6.6%)	↓



ACTIVITY

Cumulative percentage of contracted UDA delivered 2016 & 2017



Month	Adjusted Scheduled Activity (UDA)	
	2016	2017
April	-371	48
May	1,680	3,290
June	3,570	5,247
July	6,539	7,628
August	10,024	9,897
September	12,804	11,871
October	15,741	
November	18,375	
December	20,857	
January	22,327	
February	25,365	
March	28,126	
April	29,323	
May	29,693	
June	29,754	

QUALITY

	Quantity	Base Number	Contract	LHB	Wales
% of FP17s for the same patient ID Re-attending within 3 months - Children	111	1,339	8.3%	9.7%	11.3%
% of FP17s for the same patient ID Re-attending within 3 months - Adults	1,014	5,676	17.9%	14.7%	16.6%
% of FP17s for the same patient ID Re-attending between 3 & 9 months - Children	742	1,339	55.4%	52.7%	58.3%
% of FP17s for the same patient ID Re-attending between 3 & 9 months - Adults	3,203	5,676	56.4%	50.3%	54.0%
% of FP17s for Band 1 Urgent Courses	858	6,257	13.7%	9.3%	9.0%
% of FP17s Relating to Free Repair or Replacements	56	6,257	0.9%	0.8%	0.7%
% of FP17s Relating to Continuations	72	6,257	1.2%	0.7%	0.9%
% of Patients satisfied with the dentistry they have received	24	25	96.0%	90.7%	90.9%
% of Patients satisfied with the time they had to wait for an appointment	23	25	92.0%	89.6%	88.7%

* This is based on patients treated on this contract for their most recent course of treatment. Figures in italics indicate the base number of FP17s or Patient Questionnaire responses are less than 100. N/A is shown where the base number of responses is less than 10 during the period. % is calculated as Quantity/Base number*100

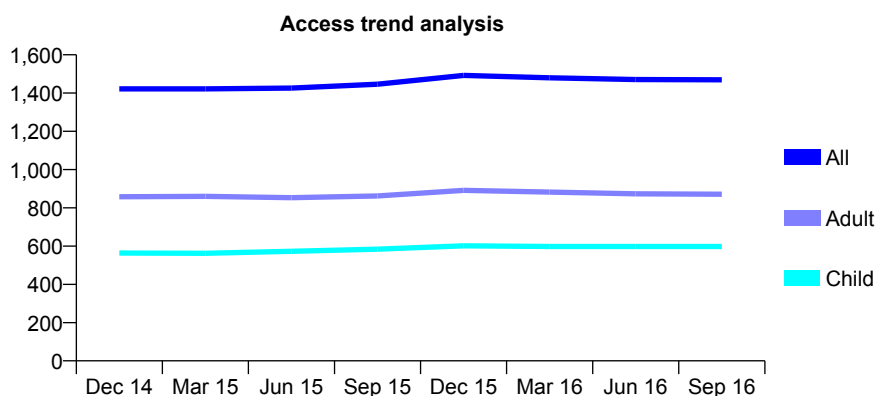
7A3 - Vital Signs At a Glance Contract Report for 222739/0001 - September 2016

Name or company name	MR G PEARSON
Contract type name	GDS Contract
Purpose of contract	General
Contract start date	01/04/2006
Contract end date	

16/17 Contracted general activity (UDA)	3,984
Carry forward general activity (UDA)	79
16/17 Contracted orthodontic activity (UOA)	0
Carry forward orthodontic activity (UOA)	0
Baseline contract value	£96,545.70

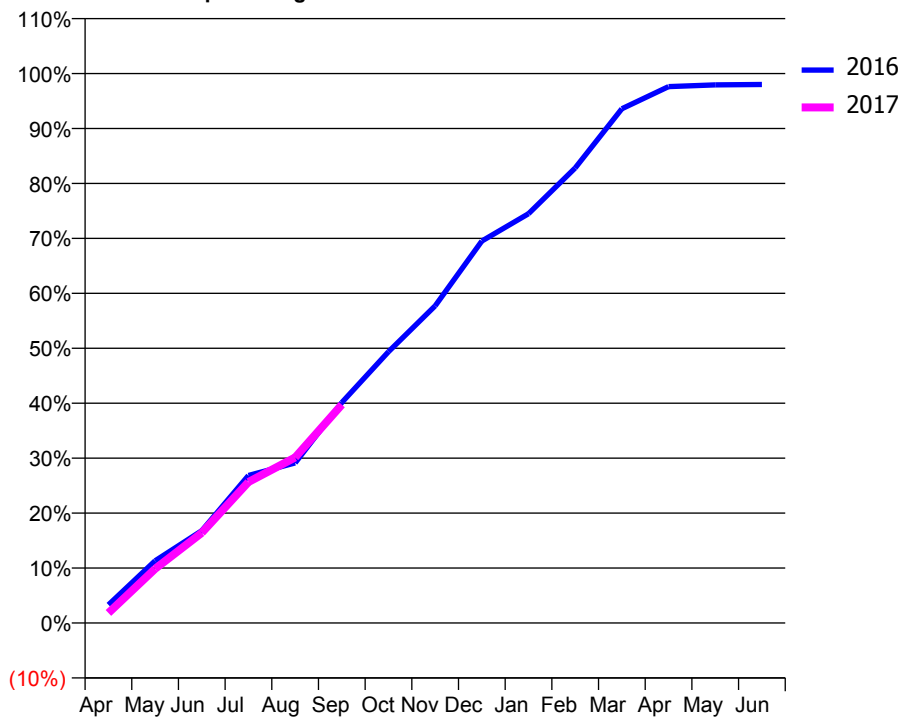
ACCESS*

Patients seen in 24 months	Total	Change since previous quarter
Quarter ending September 2015	1,446	
Quarter ending December 2015	1,492	↑
Quarter ending March 2016	1,480	→
Quarter ending June 2016	1,471	→
Quarter ending September 2016	1,469	→
Variance since September 2015	1.6%	→



ACTIVITY

Cumulative percentage of contracted UDA delivered 2016 & 2017



Month	Adjusted Scheduled Activity (UDA)	
	2016	2017
April	132	73
May	451	393
June	670	654
July	1,070	1,022
August	1,161	1,201
September	1,598	1,583
October	1,967	
November	2,300	
December	2,769	
January	2,968	
February	3,299	
March	3,728	
April	3,889	
May	3,902	
June	3,905	

QUALITY

	Quantity	Base Number	Contract	LHB	Wales
% of FP17s for the same patient ID Re-attending within 3 months - Children	20	460	4.3%	9.7%	11.3%
% of FP17s for the same patient ID Re-attending within 3 months - Adults	58	519	11.2%	14.7%	16.6%
% of FP17s for the same patient ID Re-attending between 3 & 9 months - Children	249	460	54.1%	52.7%	58.3%
% of FP17s for the same patient ID Re-attending between 3 & 9 months - Adults	265	519	51.1%	50.3%	54.0%
% of FP17s for Band 1 Urgent Courses	29	868	3.3%	9.3%	9.0%
% of FP17s Relating to Free Repair or Replacements	0	868	0.0%	0.8%	0.7%
% of FP17s Relating to Continuations	0	868	0.0%	0.7%	0.9%
% of Patients satisfied with the dentistry they have received	4	4	N/A	90.7%	90.9%
% of Patients satisfied with the time they had to wait for an appointment	4	4	N/A	89.6%	88.7%

* This is based on patients treated on this contract for their most recent course of treatment. Figures in italics indicate the base number of FP17s or Patient Questionnaire responses are less than 100. N/A is shown where the base number of responses is less than 10 during the period. % is calculated as Quantity/Base number*100

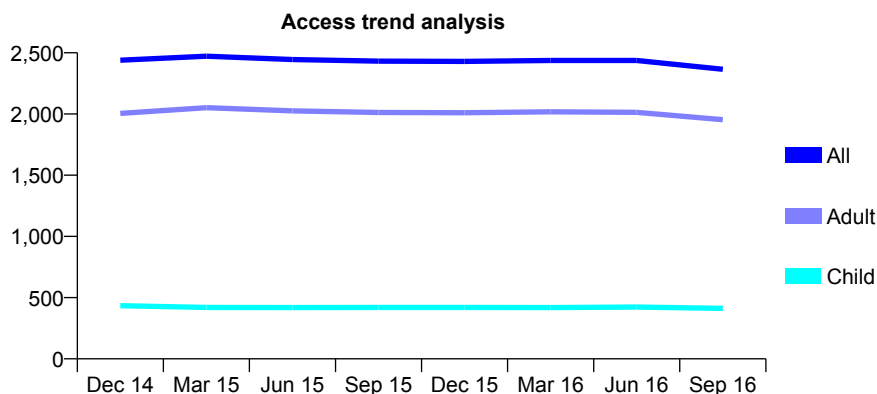
7A3 - Vital Signs At a Glance Contract Report for 224375/0001 - September 2016

Name or company name	MR PC BARRISCALE
Contract type name	GDS Contract
Purpose of contract	General
Contract start date	01/04/2006
Contract end date	

16/17 Contracted general activity (UDA)	8,674
Carry forward general activity (UDA)	34
16/17 Contracted orthodontic activity (UOA)	0
Carry forward orthodontic activity (UOA)	0
Baseline contract value	£199,295.10

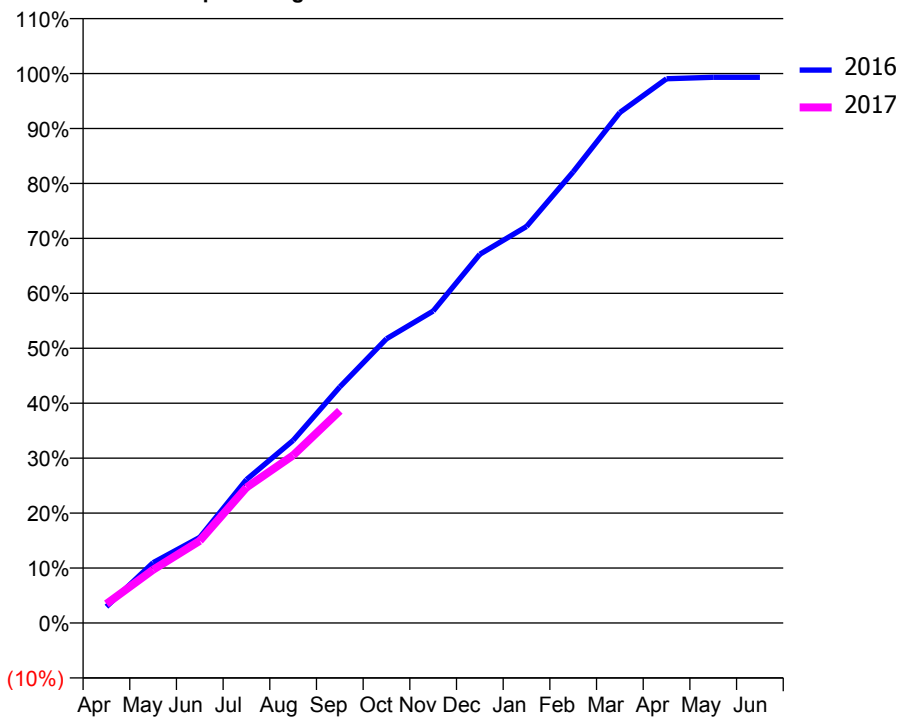
ACCESS*

Patients seen in 24 months	Total	Change since previous quarter
Quarter ending September 2015	2,432	
Quarter ending December 2015	2,430	→
Quarter ending March 2016	2,437	→
Quarter ending June 2016	2,437	→
Quarter ending September 2016	2,366	↓
Variance since September 2015	(2.7%)	↓



ACTIVITY

Cumulative percentage of contracted UDA delivered 2016 & 2017



Month	Adjusted Scheduled Activity (UDA)	
	2016	2017
April	258	302
May	953	841
June	1,352	1,298
July	2,264	2,139
August	2,882	2,647
September	3,726	3,351
October	4,487	
November	4,924	
December	5,820	
January	6,259	
February	7,122	
March	8,058	
April	8,592	
May	8,615	
June	8,615	

QUALITY

	Quantity	Base Number	Contract	LHB	Wales
% of FP17s for the same patient ID Re-attending within 3 months - Children	29	312	9.3%	9.7%	11.3%
% of FP17s for the same patient ID Re-attending within 3 months - Adults	280	1,368	20.5%	14.7%	16.6%
% of FP17s for the same patient ID Re-attending between 3 & 9 months - Children	174	312	55.8%	52.7%	58.3%
% of FP17s for the same patient ID Re-attending between 3 & 9 months - Adults	494	1,368	36.1%	50.3%	54.0%
% of FP17s for Band 1 Urgent Courses	295	1,505	19.6%	9.3%	9.0%
% of FP17s Relating to Free Repair or Replacements	10	1,505	0.7%	0.8%	0.7%
% of FP17s Relating to Continuations	21	1,505	1.4%	0.7%	0.9%
% of Patients satisfied with the dentistry they have received	5	5	N/A	90.7%	90.9%
% of Patients satisfied with the time they had to wait for an appointment	5	5	N/A	89.6%	88.7%

* This is based on patients treated on this contract for their most recent course of treatment. Figures in italics indicate the base number of FP17s or Patient Questionnaire responses are less than 100. N/A is shown where the base number of responses is less than 10 during the period. % is calculated as Quantity/Base number*100

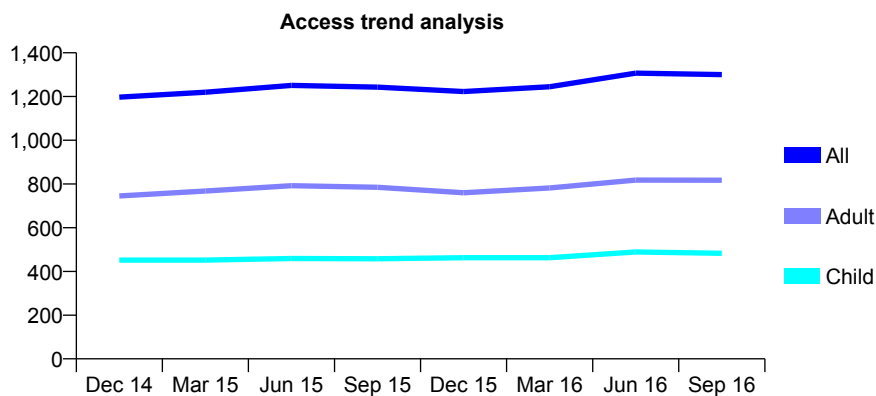
7A3 - Vital Signs At a Glance Contract Report for 233811/0001 - September 2016

Name or company name	MISS AE WALKER
Contract type name	GDS Contract
Purpose of contract	General
Contract start date	01/10/2006
Contract end date	

16/17 Contracted general activity (UDA)	2,138
Carry forward general activity (UDA)	0
16/17 Contracted orthodontic activity (UOA)	0
Carry forward orthodontic activity (UOA)	0
Baseline contract value	£53,209.51

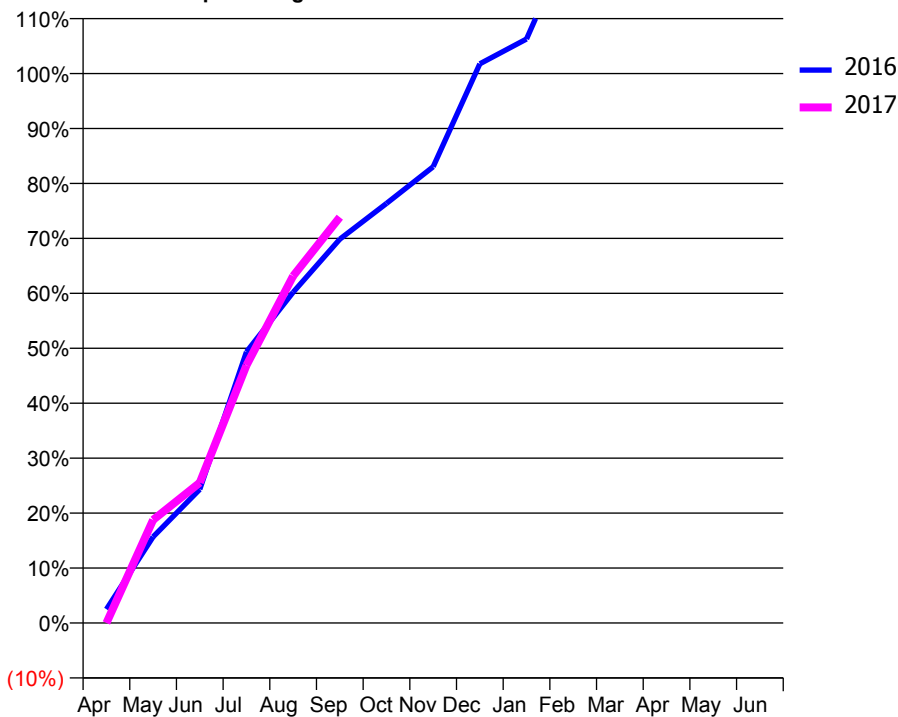
ACCESS*

Patients seen in 24 months	Total	Change since previous quarter
Quarter ending September 2015	1,243	
Quarter ending December 2015	1,223	↓
Quarter ending March 2016	1,245	→
Quarter ending June 2016	1,307	↑
Quarter ending September 2016	1,300	→
Variance since September 2015	4.6%	↑



ACTIVITY

Cumulative percentage of contracted UDA delivered 2016 & 2017



Adjusted Scheduled Activity (UDA)

Month	2016	2017
April	54	0
May	335	401
June	520	546
July	1,055	1,002
August	1,287	1,350
September	1,494	1,579
October	1,633	
November	1,775	
December	2,176	
January	2,272	
February	2,682	
March	2,998	
April	3,353	
May	3,381	
June	3,381	

QUALITY

	Quantity	Base Number	Contract	LHB	Wales
% of FP17s for the same patient ID Re-attending within 3 months - Children	19	311	6.1%	9.7%	11.3%
% of FP17s for the same patient ID Re-attending within 3 months - Adults	100	544	18.4%	14.7%	16.6%
% of FP17s for the same patient ID Re-attending between 3 & 9 months - Children	140	311	45.0%	52.7%	58.3%
% of FP17s for the same patient ID Re-attending between 3 & 9 months - Adults	213	544	39.2%	50.3%	54.0%
% of FP17s for Band 1 Urgent Courses	69	701	9.8%	9.3%	9.0%
% of FP17s Relating to Free Repair or Replacements	0	701	0.0%	0.8%	0.7%
% of FP17s Relating to Continuations	0	701	0.0%	0.7%	0.9%
% of Patients satisfied with the dentistry they have received	1	1	N/A	90.7%	90.9%
% of Patients satisfied with the time they had to wait for an appointment	1	1	N/A	89.6%	88.7%

* This is based on patients treated on this contract for their most recent course of treatment. Figures in italics indicate the base number of FP17s or Patient Questionnaire responses are less than 100. N/A is shown where the base number of responses is less than 10 during the period. % is calculated as Quantity/Base number*100

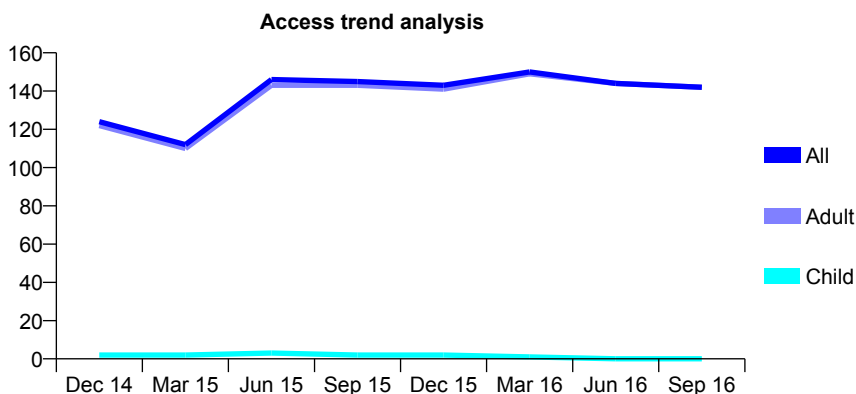
7A3 - Vital Signs At a Glance Contract Report for 233811/0003 - September 2016

Name or company name	MISS AE WALKER
Contract type name	GDS Contract
Purpose of contract	General
Contract start date	01/04/2009
Contract end date	

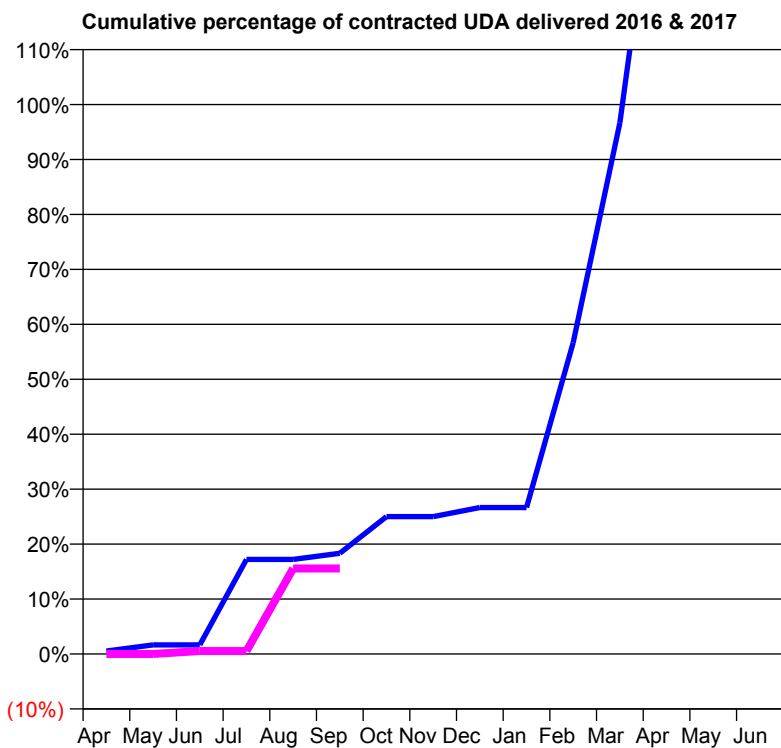
16/17 Contracted general activity (UDA)	180
Carry forward general activity (UDA)	0
16/17 Contracted orthodontic activity (UOA)	0
Carry forward orthodontic activity (UOA)	0
Baseline contract value	£9,002.82

ACCESS*

Patients seen in 24 months	Total	Change since previous quarter
Quarter ending September 2015	145	
Quarter ending December 2015	143	↓
Quarter ending March 2016	150	↑
Quarter ending June 2016	144	↓
Quarter ending September 2016	142	↓
Variance since September 2015	(2.1%)	↓



ACTIVITY



Month	Adjusted Scheduled Activity (UDA)	
	2016	2017
April	1	0
May	3	0
June	3	1
July	31	1
August	31	28
September	33	28
October	45	
November	45	
December	48	
January	48	
February	102	
March	174	
April	285	
May	298	
June	298	

QUALITY

	Quantity	Base Number	Contract	LHB	Wales
% of FP17s for the same patient ID Re-attending within 3 months - Children	0	0	N/A	9.7%	11.3%
% of FP17s for the same patient ID Re-attending within 3 months - Adults	2	73	2.7%	14.7%	16.6%
% of FP17s for the same patient ID Re-attending between 3 & 9 months - Children	0	0	N/A	52.7%	58.3%
% of FP17s for the same patient ID Re-attending between 3 & 9 months - Adults	1	73	1.4%	50.3%	54.0%
% of FP17s for Band 1 Urgent Courses	0	4	0.0%	9.3%	9.0%
% of FP17s Relating to Free Repair or Replacements	0	4	0.0%	0.8%	0.7%
% of FP17s Relating to Continuations	0	4	0.0%	0.7%	0.9%
% of Patients satisfied with the dentistry they have received	0	0	N/A	90.7%	90.9%
% of Patients satisfied with the time they had to wait for an appointment	0	0	N/A	89.6%	88.7%

* This is based on patients treated on this contract for their most recent course of treatment. Figures in italics indicate the base number of FP17s or Patient Questionnaire responses are less than 100. N/A is shown where the base number of responses is less than 10 during the period. % is calculated as Quantity/Base number*100

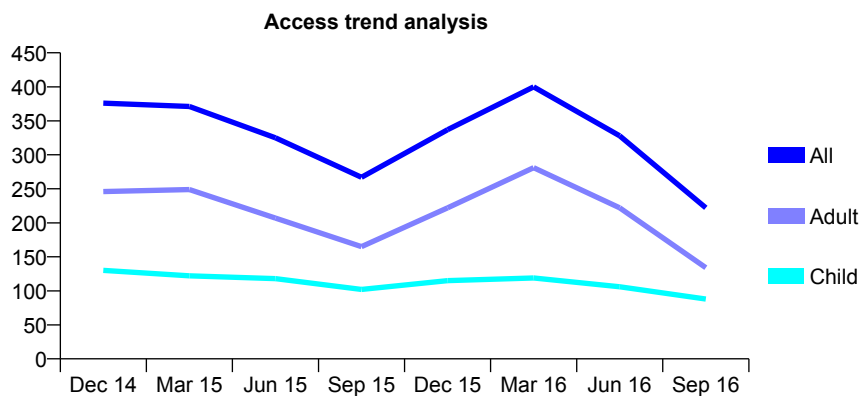
7A3 - Vital Signs At a Glance Contract Report for 238260/0006 - September 2016

Name or company name	MRS CA ROACH-PRICE
Contract type name	GDS Contract
Purpose of contract	General
Contract start date	01/11/2009
Contract end date	

16/17 Contracted general activity (UDA)	1,020
Carry forward general activity (UDA)	16
16/17 Contracted orthodontic activity (UOA)	0
Carry forward orthodontic activity (UOA)	0
Baseline contract value	£26,085.85

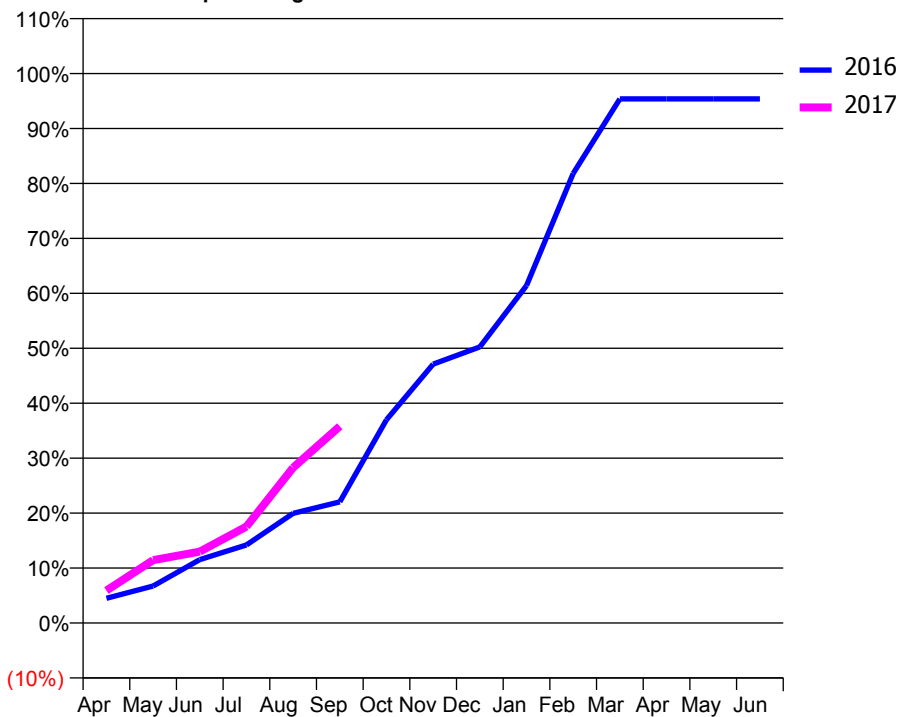
ACCESS*

Patients seen in 24 months	Total	Change since previous quarter
Quarter ending September 2015	267	
Quarter ending December 2015	337	↑
Quarter ending March 2016	400	↑
Quarter ending June 2016	328	↓
Quarter ending September 2016	222	↓
Variance since September 2015	(16.9%)	↓



ACTIVITY

Cumulative percentage of contracted UDA delivered 2016 & 2017



Month	Adjusted Scheduled Activity (UDA)	
	2016	2017
April	46	60
May	69	117
June	118	133
July	145	179
August	204	289
September	225	365
October	377	
November	481	
December	513	
January	626	
February	835	
March	973	
April	973	
May	973	
June	973	

QUALITY

	Quantity	Base Number	Contract	LHB	Wales
% of FP17s for the same patient ID Re-attending within 3 months - Children	4	60	6.7%	9.7%	11.3%
% of FP17s for the same patient ID Re-attending within 3 months - Adults	6	91	6.6%	14.7%	16.6%
% of FP17s for the same patient ID Re-attending between 3 & 9 months - Children	31	60	51.7%	52.7%	58.3%
% of FP17s for the same patient ID Re-attending between 3 & 9 months - Adults	34	91	37.4%	50.3%	54.0%
% of FP17s for Band 1 Urgent Courses	16	151	10.6%	9.3%	9.0%
% of FP17s Relating to Free Repair or Replacements	0	151	0.0%	0.8%	0.7%
% of FP17s Relating to Continuations	0	151	0.0%	0.7%	0.9%
% of Patients satisfied with the dentistry they have received	1	1	N/A	90.7%	90.9%
% of Patients satisfied with the time they had to wait for an appointment	1	1	N/A	89.6%	88.7%

* This is based on patients treated on this contract for their most recent course of treatment. Figures in italics indicate the base number of FP17s or Patient Questionnaire responses are less than 100. N/A is shown where the base number of responses is less than 10 during the period. % is calculated as Quantity/Base number*100

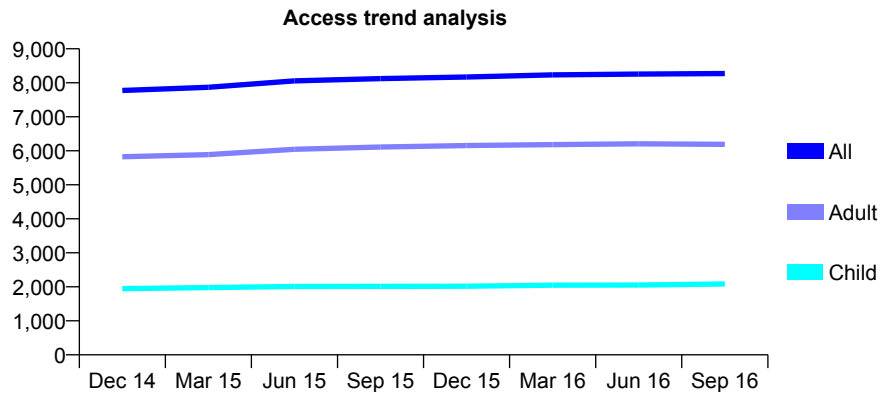
7A3 - Vital Signs At a Glance Contract Report for 244236/0001 - September 2016

Name or company name	MRS AJ HUMPHREYS
Contract type name	GDS Contract
Purpose of contract	General
Contract start date	01/04/2006
Contract end date	

16/17 Contracted general activity (UDA)	24,173
Carry forward general activity (UDA)	866
16/17 Contracted orthodontic activity (UOA)	0
Carry forward orthodontic activity (UOA)	0
Baseline contract value	£647,235.71

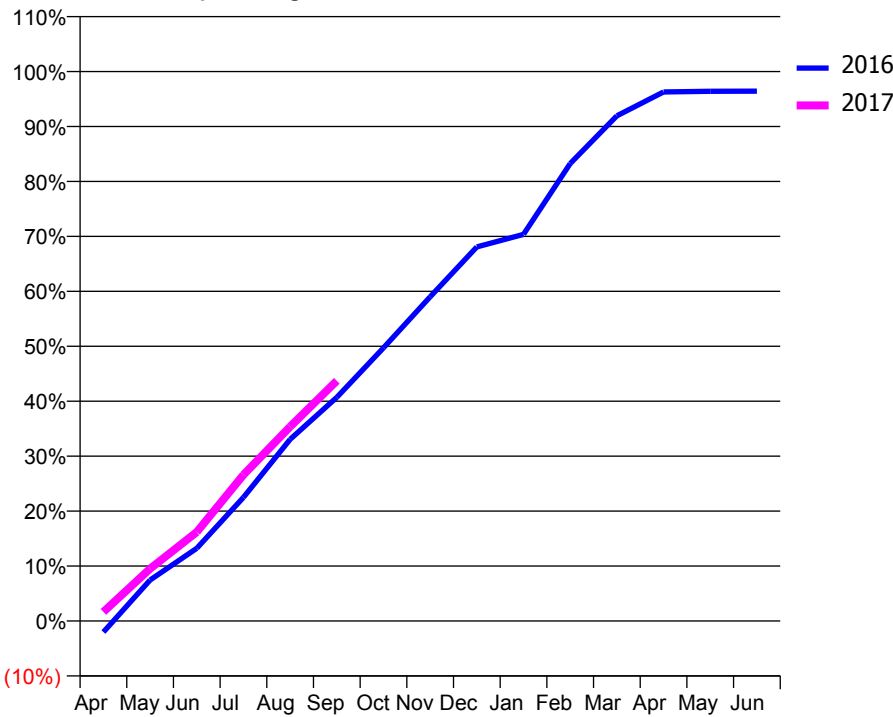
ACCESS*

Patients seen in 24 months	Total	Change since previous quarter
Quarter ending September 2015	8,124	
Quarter ending December 2015	8,171	→
Quarter ending March 2016	8,232	→
Quarter ending June 2016	8,258	→
Quarter ending September 2016	8,273	→
Variance since September 2015	1.8%	→



ACTIVITY

Cumulative percentage of contracted UDA delivered 2016 & 2017



Month	Adjusted Scheduled Activity (UDA)	
	2016	2017
April	-491	400
May	1,806	2,301
June	3,200	3,914
July	5,439	6,430
August	7,992	8,548
September	9,842	10,568
October	12,019	
November	14,264	
December	16,456	
January	17,008	
February	20,121	
March	22,221	
April	23,273	
May	23,305	
June	23,307	

QUALITY

	Quantity	Base Number	Contract	LHB	Wales
% of FP17s for the same patient ID Re-attending within 3 months - Children	126	1,598	7.9%	9.7%	11.3%
% of FP17s for the same patient ID Re-attending within 3 months - Adults	982	5,040	19.5%	14.7%	16.6%
% of FP17s for the same patient ID Re-attending between 3 & 9 months - Children	861	1,598	53.9%	52.7%	58.3%
% of FP17s for the same patient ID Re-attending between 3 & 9 months - Adults	2,901	5,040	57.6%	50.3%	54.0%
% of FP17s for Band 1 Urgent Courses	593	6,056	9.8%	9.3%	9.0%
% of FP17s Relating to Free Repair or Replacements	99	6,056	1.6%	0.8%	0.7%
% of FP17s Relating to Continuations	26	6,056	0.4%	0.7%	0.9%
% of Patients satisfied with the dentistry they have received	20	20	100.0%	90.7%	90.9%
% of Patients satisfied with the time they had to wait for an appointment	19	20	95.0%	89.6%	88.7%

* This is based on patients treated on this contract for their most recent course of treatment. Figures in italics indicate the base number of FP17s or Patient Questionnaire responses are less than 100. N/A is shown where the base number of responses is less than 10 during the period. % is calculated as Quantity/Base number*100

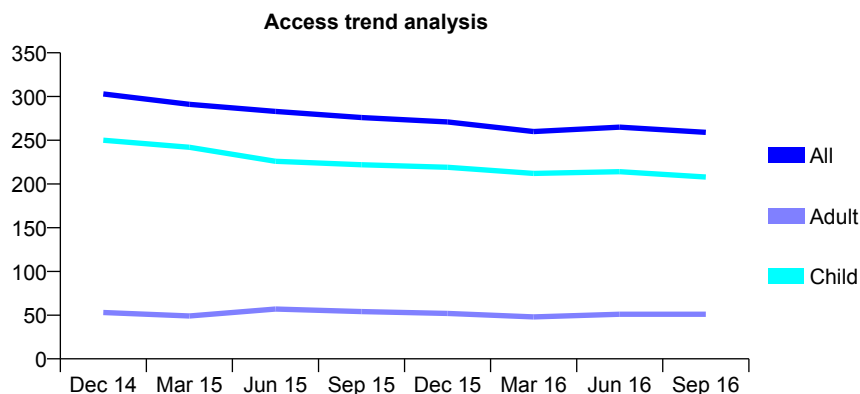
7A3 - Vital Signs At a Glance Contract Report for 250589/0001 - September 2016

Name or company name	MR C DAVIES
Contract type name	GDS Contract
Purpose of contract	General
Contract start date	01/04/2006
Contract end date	

16/17 Contracted general activity (UDA)	800
Carry forward general activity (UDA)	0
16/17 Contracted orthodontic activity (UOA)	0
Carry forward orthodontic activity (UOA)	0
Baseline contract value	£17,559.05

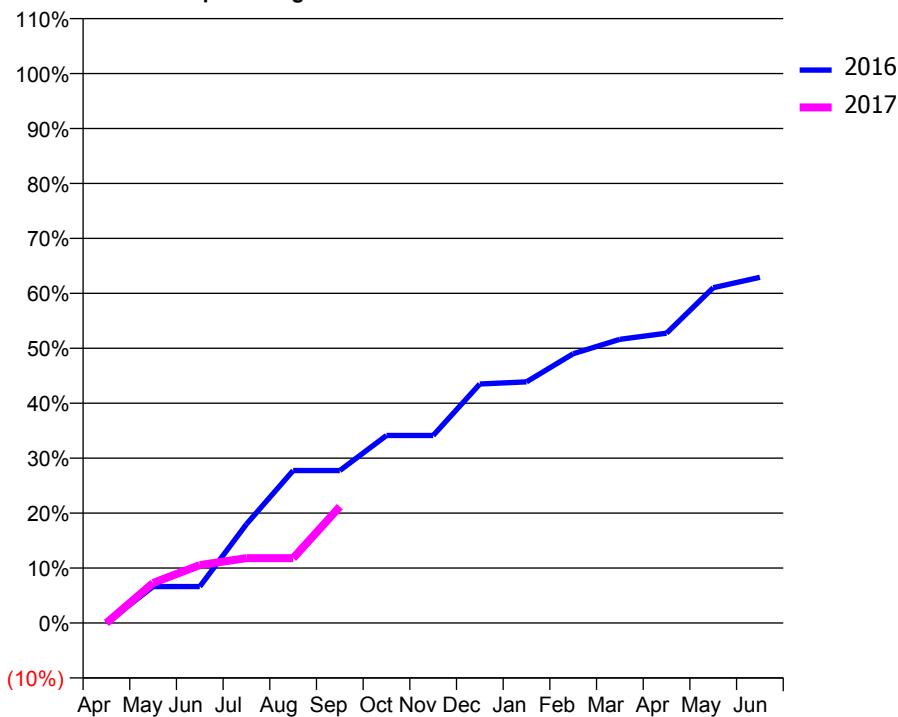
ACCESS*

Patients seen in 24 months	Total	Change since previous quarter
Quarter ending September 2015	276	
Quarter ending December 2015	271	↓
Quarter ending March 2016	260	↓
Quarter ending June 2016	265	→
Quarter ending September 2016	259	↓
Variance since September 2015	(6.2%)	↓



ACTIVITY

Cumulative percentage of contracted UDA delivered 2016 & 2017



Adjusted Scheduled Activity (UDA)

Month	2016	2017
April	0	0
May	53	58
June	53	84
July	144	94
August	222	94
September	222	169
October	273	
November	273	
December	348	
January	351	
February	392	
March	413	
April	422	
May	488	
June	503	

QUALITY

	Quantity	Base Number	Contract	LHB	Wales
% of FP17s for the same patient ID Re-attending within 3 months - Children	4	152	2.6%	9.7%	11.3%
% of FP17s for the same patient ID Re-attending within 3 months - Adults	0	16	0.0%	14.7%	16.6%
% of FP17s for the same patient ID Re-attending between 3 & 9 months - Children	89	152	58.6%	52.7%	58.3%
% of FP17s for the same patient ID Re-attending between 3 & 9 months - Adults	12	16	75.0%	50.3%	54.0%
% of FP17s for Band 1 Urgent Courses	2	98	2.0%	9.3%	9.0%
% of FP17s Relating to Free Repair or Replacements	0	98	0.0%	0.8%	0.7%
% of FP17s Relating to Continuations	0	98	0.0%	0.7%	0.9%
% of Patients satisfied with the dentistry they have received	1	1	N/A	90.7%	90.9%
% of Patients satisfied with the time they had to wait for an appointment	1	1	N/A	89.6%	88.7%

* This is based on patients treated on this contract for their most recent course of treatment. Figures in italics indicate the base number of FP17s or Patient Questionnaire responses are less than 100. N/A is shown where the base number of responses is less than 10 during the period. % is calculated as Quantity/Base number*100

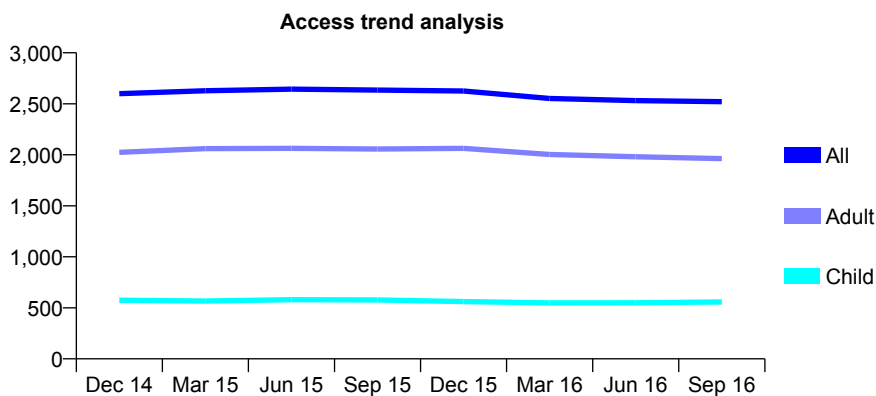
7A3 - Vital Signs At a Glance Contract Report for 306614/0001 - September 2016

Name or company name	MR MS HARTY
Contract type name	GDS Contract
Purpose of contract	General
Contract start date	01/04/2006
Contract end date	

16/17 Contracted general activity (UDA)	8,000
Carry forward general activity (UDA)	0
16/17 Contracted orthodontic activity (UOA)	0
Carry forward orthodontic activity (UOA)	0
Baseline contract value	£183,631.57

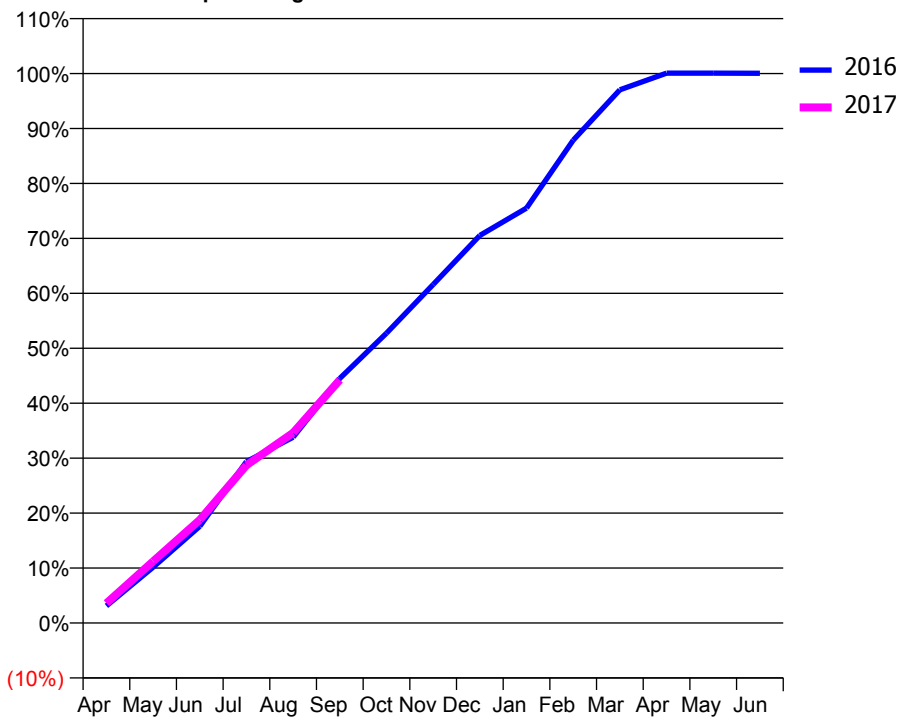
ACCESS*

Patients seen in 24 months	Total	Change since previous quarter
Quarter ending September 2015	2,634	
Quarter ending December 2015	2,625	→
Quarter ending March 2016	2,552	↓
Quarter ending June 2016	2,531	→
Quarter ending September 2016	2,521	→
Variance since September 2015	(4.3%)	↓



ACTIVITY

Cumulative percentage of contracted UDA delivered 2016 & 2017



Month	Adjusted Scheduled Activity (UDA)	
	2016	2017
April	249	289
May	813	898
June	1,408	1,501
July	2,350	2,297
August	2,705	2,769
September	3,562	3,540
October	4,220	
November	4,929	
December	5,642	
January	6,040	
February	7,028	
March	7,763	
April	8,006	
May	8,006	
June	8,003	

QUALITY

	Quantity	Base Number	Contract	LHB	Wales
% of FP17s for the same patient ID Re-attending within 3 months - Children	16	420	3.8%	9.7%	11.3%
% of FP17s for the same patient ID Re-attending within 3 months - Adults	265	1,524	17.4%	14.7%	16.6%
% of FP17s for the same patient ID Re-attending between 3 & 9 months - Children	270	420	64.3%	52.7%	58.3%
% of FP17s for the same patient ID Re-attending between 3 & 9 months - Adults	916	1,524	60.1%	50.3%	54.0%
% of FP17s for Band 1 Urgent Courses	73	1,811	4.0%	9.3%	9.0%
% of FP17s Relating to Free Repair or Replacements	15	1,811	0.8%	0.8%	0.7%
% of FP17s Relating to Continuations	3	1,811	0.2%	0.7%	0.9%
% of Patients satisfied with the dentistry they have received	8	8	N/A	90.7%	90.9%
% of Patients satisfied with the time they had to wait for an appointment	7	8	N/A	89.6%	88.7%

* This is based on patients treated on this contract for their most recent course of treatment. Figures in italics indicate the base number of FP17s or Patient Questionnaire responses are less than 100. N/A is shown where the base number of responses is less than 10 during the period. % is calculated as Quantity/Base number*100

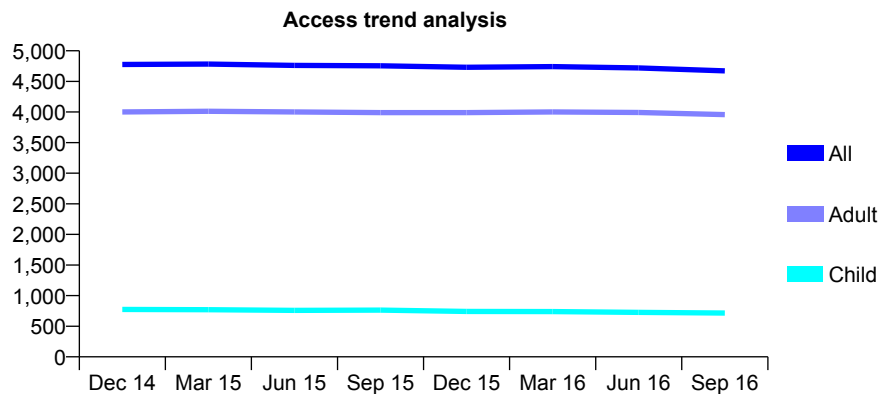
7A3 - Vital Signs At a Glance Contract Report for 320226/0001 - September 2016

Name or company name	MR OA JENKINS
Contract type name	GDS Contract
Purpose of contract	General
Contract start date	01/04/2006
Contract end date	

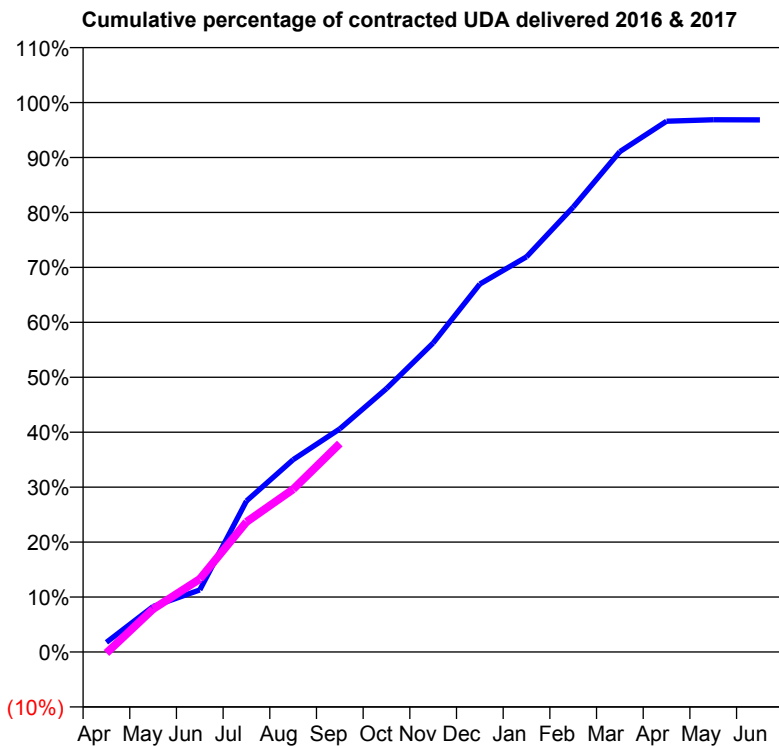
16/17 Contracted general activity (UDA)	12,523
Carry forward general activity (UDA)	396
16/17 Contracted orthodontic activity (UOA)	0
Carry forward orthodontic activity (UOA)	0
Baseline contract value	£278,887.80

ACCESS*

Patients seen in 24 months	Total	Change since previous quarter
Quarter ending September 2015	4,754	
Quarter ending December 2015	4,731	→
Quarter ending March 2016	4,741	→
Quarter ending June 2016	4,719	→
Quarter ending September 2016	4,672	→
Variance since September 2015	(1.7%)	↓



ACTIVITY



Month	Adjusted Scheduled Activity (UDA)	
	2016	2017
April	221	-26
May	1,036	979
June	1,414	1,665
July	3,440	2,964
August	4,384	3,710
September	5,084	4,751
October	6,003	
November	7,041	
December	8,386	
January	9,007	
February	10,141	
March	11,402	
April	12,097	
May	12,130	
June	12,127	

QUALITY

	Quantity	Base Number	Contract	LHB	Wales
% of FP17s for the same patient ID Re-attending within 3 months - Children	52	589	8.8%	9.7%	11.3%
% of FP17s for the same patient ID Re-attending within 3 months - Adults	409	3,288	12.4%	14.7%	16.6%
% of FP17s for the same patient ID Re-attending between 3 & 9 months - Children	354	589	60.1%	52.7%	58.3%
% of FP17s for the same patient ID Re-attending between 3 & 9 months - Adults	2,247	3,288	68.3%	50.3%	54.0%
% of FP17s for Band 1 Urgent Courses	306	3,421	8.9%	9.3%	9.0%
% of FP17s Relating to Free Repair or Replacements	29	3,421	0.8%	0.8%	0.7%
% of FP17s Relating to Continuations	16	3,421	0.5%	0.7%	0.9%
% of Patients satisfied with the dentistry they have received	17	17	100.0%	90.7%	90.9%
% of Patients satisfied with the time they had to wait for an appointment	15	17	88.2%	89.6%	88.7%

* This is based on patients treated on this contract for their most recent course of treatment. Figures in italics indicate the base number of FP17s or Patient Questionnaire responses are less than 100. N/A is shown where the base number of responses is less than 10 during the period. % is calculated as Quantity/Base number*100

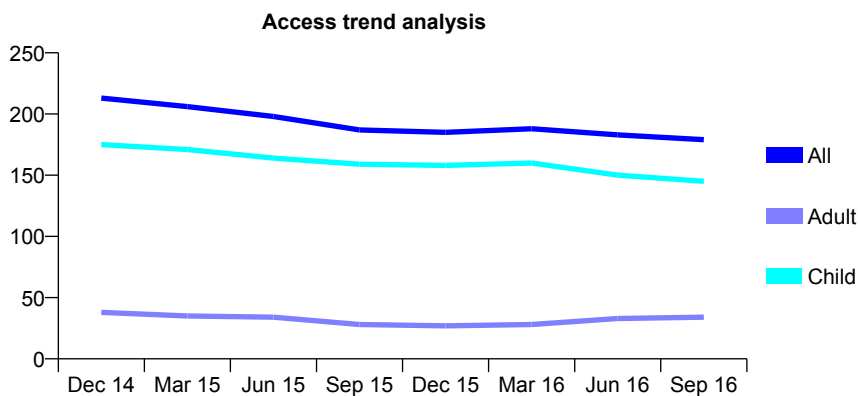
7A3 - Vital Signs At a Glance Contract Report for 329657/0001 - September 2016

Name or company name	MR GR DAVIES
Contract type name	GDS Contract
Purpose of contract	General
Contract start date	01/04/2006
Contract end date	

16/17 Contracted general activity (UDA)	462
Carry forward general activity (UDA)	0
16/17 Contracted orthodontic activity (UOA)	0
Carry forward orthodontic activity (UOA)	0
Baseline contract value	£12,675.10

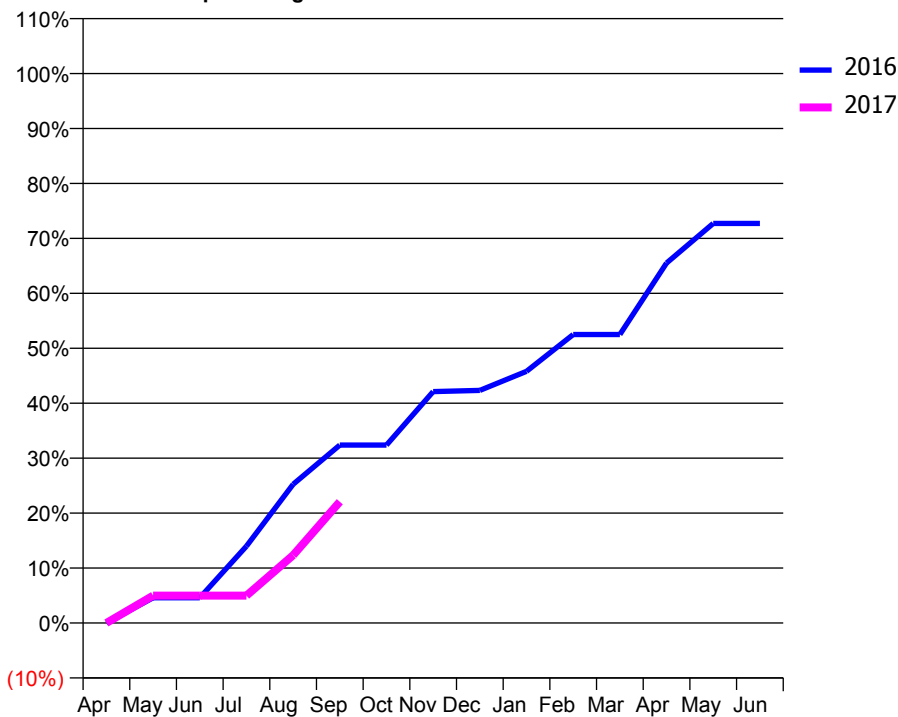
ACCESS*

Patients seen in 24 months	Total	Change since previous quarter
Quarter ending September 2015	187	
Quarter ending December 2015	185	↓
Quarter ending March 2016	188	→
Quarter ending June 2016	183	↓
Quarter ending September 2016	179	↓
Variance since September 2015	(4.3%)	↓



ACTIVITY

Cumulative percentage of contracted UDA delivered 2016 & 2017



Adjusted Scheduled Activity (UDA)

Month	2016	2017
April	0	0
May	21	23
June	21	23
July	65	23
August	117	57
September	150	102
October	150	
November	195	
December	196	
January	212	
February	243	
March	243	
April	303	
May	336	
June	336	

QUALITY

	Quantity	Base Number	Contract	LHB	Wales
% of FP17s for the same patient ID Re-attending within 3 months - Children	6	144	4.2%	9.7%	11.3%
% of FP17s for the same patient ID Re-attending within 3 months - Adults	0	11	0.0%	14.7%	16.6%
% of FP17s for the same patient ID Re-attending between 3 & 9 months - Children	97	144	67.4%	52.7%	58.3%
% of FP17s for the same patient ID Re-attending between 3 & 9 months - Adults	5	11	45.5%	50.3%	54.0%
% of FP17s for Band 1 Urgent Courses	0	84	0.0%	9.3%	9.0%
% of FP17s Relating to Free Repair or Replacements	0	84	0.0%	0.8%	0.7%
% of FP17s Relating to Continuations	0	84	0.0%	0.7%	0.9%
% of Patients satisfied with the dentistry they have received	0	0	N/A	90.7%	90.9%
% of Patients satisfied with the time they had to wait for an appointment	0	0	N/A	89.6%	88.7%

* This is based on patients treated on this contract for their most recent course of treatment. Figures in italics indicate the base number of FP17s or Patient Questionnaire responses are less than 100. N/A is shown where the base number of responses is less than 10 during the period. % is calculated as Quantity/Base number*100

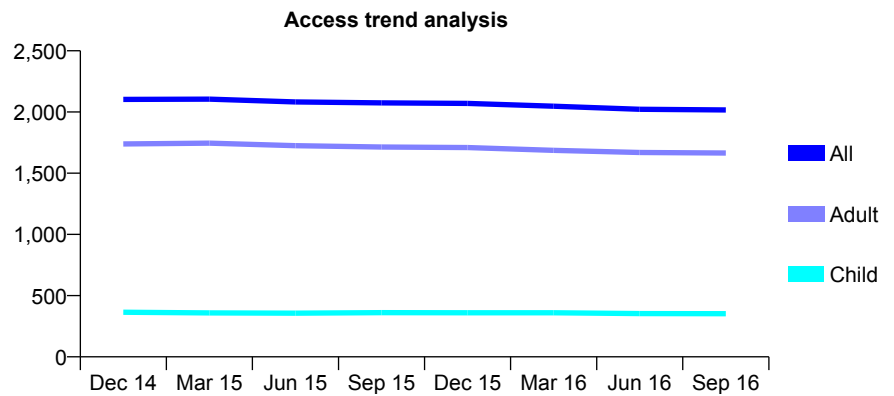
7A3 - Vital Signs At a Glance Contract Report for 331341/0001 - September 2016

Name or company name	MR AB LLEWELLYN
Contract type name	GDS Contract
Purpose of contract	General
Contract start date	01/04/2006
Contract end date	

16/17 Contracted general activity (UDA)	7,188
Carry forward general activity (UDA)	0
16/17 Contracted orthodontic activity (UOA)	0
Carry forward orthodontic activity (UOA)	0
Baseline contract value	£160,878.38

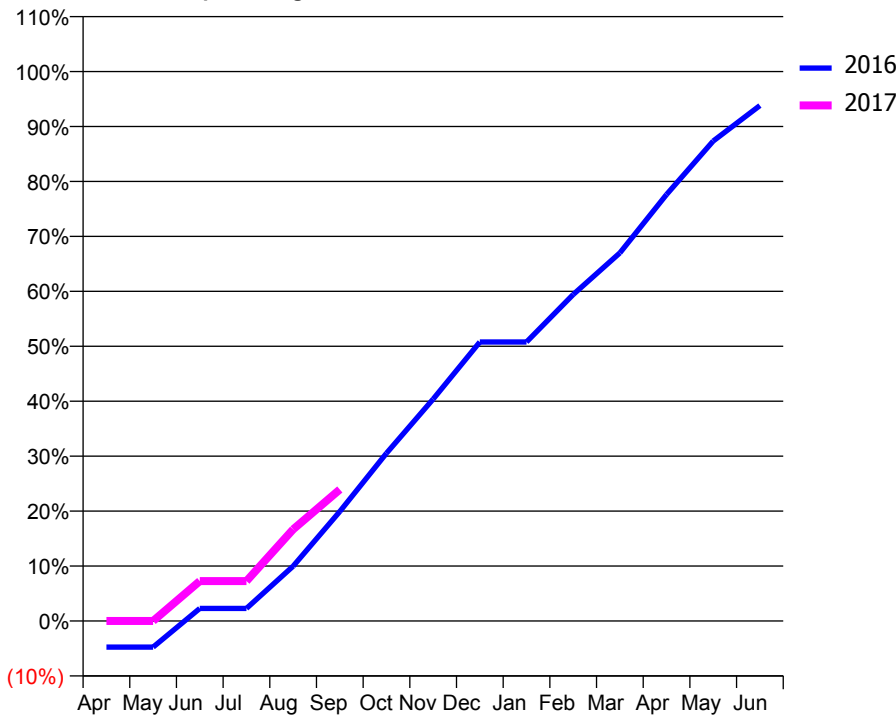
ACCESS*

Patients seen in 24 months	Total	Change since previous quarter
Quarter ending September 2015	2,075	
Quarter ending December 2015	2,070	→
Quarter ending March 2016	2,047	↓
Quarter ending June 2016	2,022	↓
Quarter ending September 2016	2,017	→
Variance since September 2015	(2.8%)	↓



ACTIVITY

Cumulative percentage of contracted UDA delivered 2016 & 2017



Month	Adjusted Scheduled Activity (UDA)	
	2016	2017
April	-342	0
May	-342	0
June	166	523
July	166	523
August	718	1,199
September	1,433	1,721
October	2,195	
November	2,903	
December	3,651	
January	3,651	
February	4,272	
March	4,815	
April	5,580	
May	6,279	
June	6,743	

QUALITY

	Quantity	Base Number	Contract	LHB	Wales
% of FP17s for the same patient ID Re-attending within 3 months - Children	12	335	3.6%	9.7%	11.3%
% of FP17s for the same patient ID Re-attending within 3 months - Adults	173	1,532	11.3%	14.7%	16.6%
% of FP17s for the same patient ID Re-attending between 3 & 9 months - Children	256	335	76.4%	52.7%	58.3%
% of FP17s for the same patient ID Re-attending between 3 & 9 months - Adults	1,018	1,532	66.4%	50.3%	54.0%
% of FP17s for Band 1 Urgent Courses	43	1,078	4.0%	9.3%	9.0%
% of FP17s Relating to Free Repair or Replacements	13	1,078	1.2%	0.8%	0.7%
% of FP17s Relating to Continuations	7	1,078	0.6%	0.7%	0.9%
% of Patients satisfied with the dentistry they have received	11	11	100.0%	90.7%	90.9%
% of Patients satisfied with the time they had to wait for an appointment	11	11	100.0%	89.6%	88.7%

* This is based on patients treated on this contract for their most recent course of treatment. Figures in italics indicate the base number of FP17s or Patient Questionnaire responses are less than 100. N/A is shown where the base number of responses is less than 10 during the period. % is calculated as Quantity/Base number*100

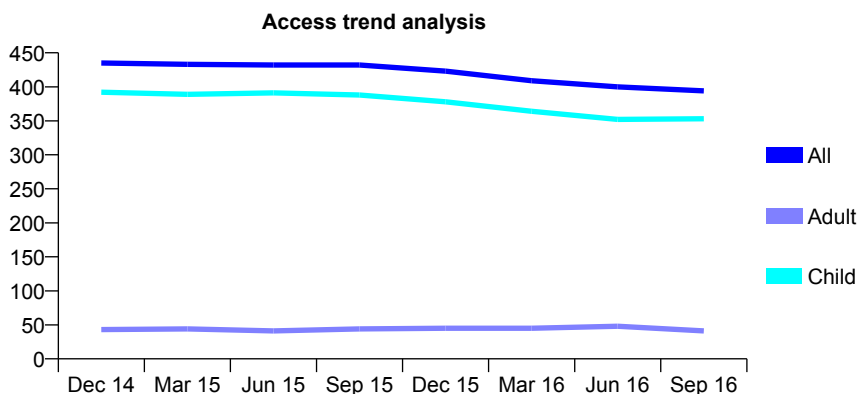
7A3 - Vital Signs At a Glance Contract Report for 567981/0001 - September 2016

Name or company name	MR PA RABAIOTTI
Contract type name	GDS Contract
Purpose of contract	General
Contract start date	01/04/2006
Contract end date	

16/17 Contracted general activity (UDA)	950
Carry forward general activity (UDA)	0
16/17 Contracted orthodontic activity (UOA)	0
Carry forward orthodontic activity (UOA)	0
Baseline contract value	£28,071.20

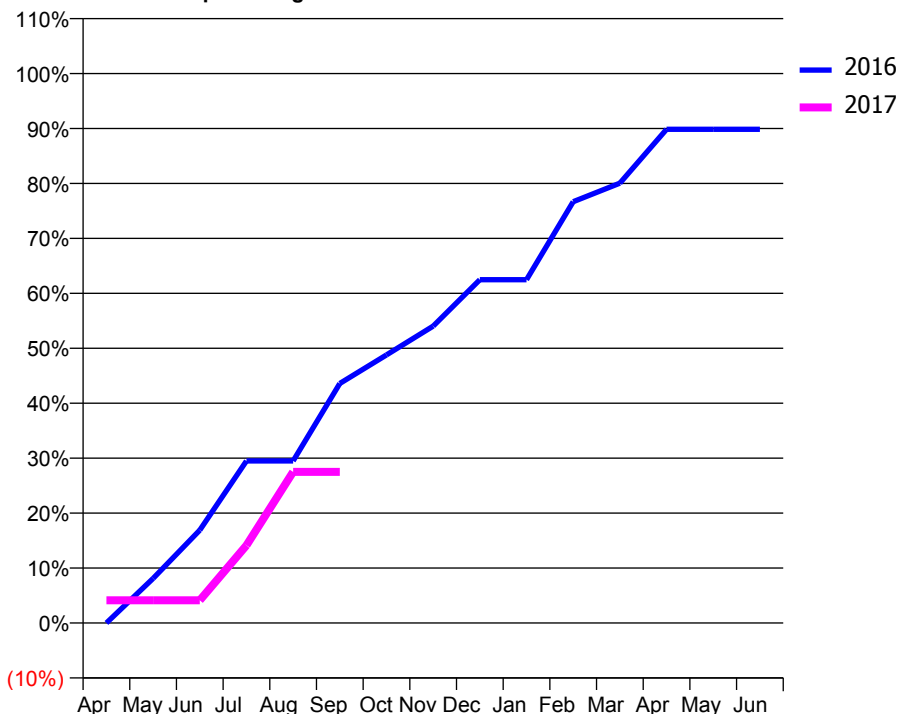
ACCESS*

Patients seen in 24 months	Total	Change since previous quarter
Quarter ending September 2015	432	
Quarter ending December 2015	423	↓
Quarter ending March 2016	409	↓
Quarter ending June 2016	400	↓
Quarter ending September 2016	394	↓
Variance since September 2015	(8.8%)	↓



ACTIVITY

Cumulative percentage of contracted UDA delivered 2016 & 2017



Adjusted Scheduled Activity (UDA)

Month	2016	2017
April	0	39
May	77	39
June	161	39
July	280	134
August	280	261
September	414	261
October	463	
November	513	
December	593	
January	593	
February	728	
March	760	
April	854	
May	854	
June	854	

QUALITY

	Quantity	Base Number	Contract	LHB	Wales
% of FP17s for the same patient ID Re-attending within 3 months - Children	17	226	7.5%	9.7%	11.3%
% of FP17s for the same patient ID Re-attending within 3 months - Adults	1	12	8.3%	14.7%	16.6%
% of FP17s for the same patient ID Re-attending between 3 & 9 months - Children	135	226	59.7%	52.7%	58.3%
% of FP17s for the same patient ID Re-attending between 3 & 9 months - Adults	7	12	58.3%	50.3%	54.0%
% of FP17s for Band 1 Urgent Courses	1	179	0.6%	9.3%	9.0%
% of FP17s Relating to Free Repair or Replacements	0	179	0.0%	0.8%	0.7%
% of FP17s Relating to Continuations	3	179	1.7%	0.7%	0.9%
% of Patients satisfied with the dentistry they have received	0	0	N/A	90.7%	90.9%
% of Patients satisfied with the time they had to wait for an appointment	0	0	N/A	89.6%	88.7%

* This is based on patients treated on this contract for their most recent course of treatment. Figures in italics indicate the base number of FP17s or Patient Questionnaire responses are less than 100. N/A is shown where the base number of responses is less than 10 during the period. % is calculated as Quantity/Base number*100

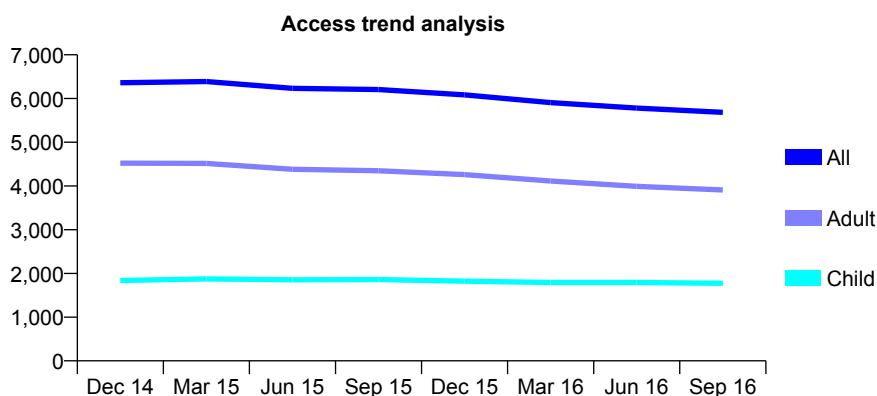
7A3 - Vital Signs At a Glance Contract Report for 570249/0001 - September 2016

Name or company name	MR JD ISAAC
Contract type name	GDS Contract
Purpose of contract	General
Contract start date	01/04/2006
Contract end date	

16/17 Contracted general activity (UDA)	18,024
Carry forward general activity (UDA)	0
16/17 Contracted orthodontic activity (UOA)	0
Carry forward orthodontic activity (UOA)	0
Baseline contract value	£449,597.98

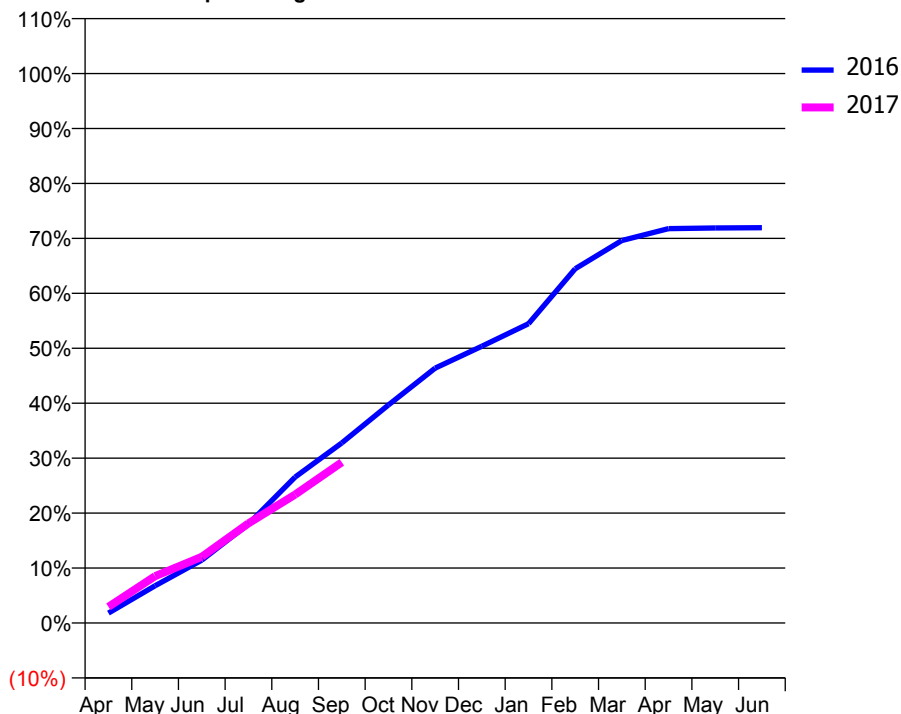
ACCESS*

Patients seen in 24 months	Total	Change since previous quarter
Quarter ending September 2015	6,205	
Quarter ending December 2015	6,082	↓
Quarter ending March 2016	5,906	↓
Quarter ending June 2016	5,782	↓
Quarter ending September 2016	5,685	↓
Variance since September 2015	(8.4%)	↓



ACTIVITY

Cumulative percentage of contracted UDA delivered 2016 & 2017



Month	Adjusted Scheduled Activity (UDA)	
	2016	2017
April	325	533
May	1,224	1,538
June	2,063	2,171
July	3,248	3,270
August	4,787	4,216
September	5,906	5,273
October	7,151	
November	8,362	
December	9,078	
January	9,818	
February	11,617	
March	12,545	
April	12,938	
May	12,957	
June	12,968	

QUALITY

	Quantity	Base Number	Contract	LHB	Wales
% of FP17s for the same patient ID Re-attending within 3 months - Children	30	895	3.4%	9.7%	11.3%
% of FP17s for the same patient ID Re-attending within 3 months - Adults	148	1,677	8.8%	14.7%	16.6%
% of FP17s for the same patient ID Re-attending between 3 & 9 months - Children	280	895	31.3%	52.7%	58.3%
% of FP17s for the same patient ID Re-attending between 3 & 9 months - Adults	449	1,677	26.8%	50.3%	54.0%
% of FP17s for Band 1 Urgent Courses	174	2,366	7.4%	9.3%	9.0%
% of FP17s Relating to Free Repair or Replacements	7	2,366	0.3%	0.8%	0.7%
% of FP17s Relating to Continuations	9	2,366	0.4%	0.7%	0.9%
% of Patients satisfied with the dentistry they have received	10	13	76.9%	90.7%	90.9%
% of Patients satisfied with the time they had to wait for an appointment	10	13	76.9%	89.6%	88.7%

* This is based on patients treated on this contract for their most recent course of treatment. Figures in italics indicate the base number of FP17s or Patient Questionnaire responses are less than 100. N/A is shown where the base number of responses is less than 10 during the period. % is calculated as Quantity/Base number*100

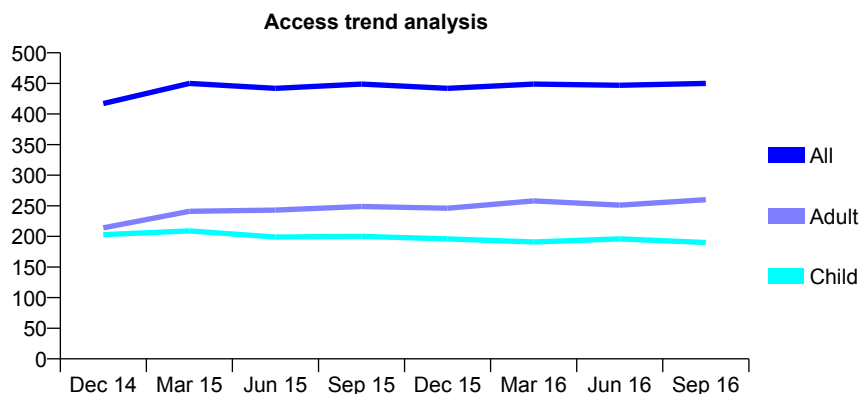
7A3 - Vital Signs At a Glance Contract Report for 570354/0001 - September 2016

Name or company name	MRS HJ JOHN
Contract type name	GDS Contract
Purpose of contract	General
Contract start date	01/04/2006
Contract end date	

16/17 Contracted general activity (UDA)	1,000
Carry forward general activity (UDA)	28
16/17 Contracted orthodontic activity (UOA)	0
Carry forward orthodontic activity (UOA)	0
Baseline contract value	£26,363.01

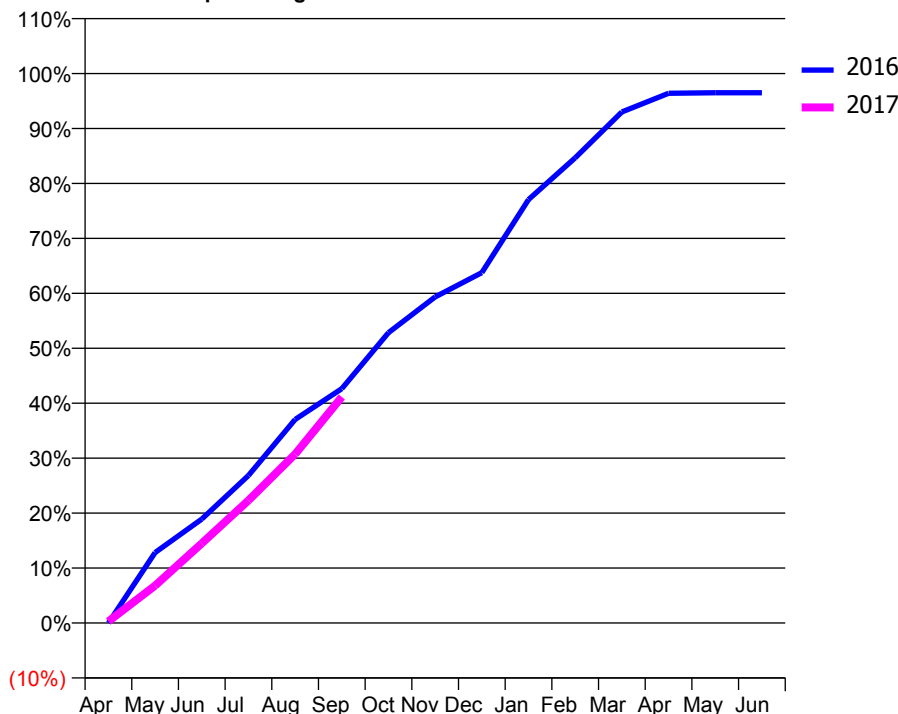
ACCESS*

Patients seen in 24 months	Total	Change since previous quarter
Quarter ending September 2015	449	
Quarter ending December 2015	442	↓
Quarter ending March 2016	449	→
Quarter ending June 2016	447	→
Quarter ending September 2016	450	→
Variance since September 2015	0.2%	→



ACTIVITY

Cumulative percentage of contracted UDA delivered 2016 & 2017



Month	Adjusted Scheduled Activity (UDA)	
	2016	2017
April	0	3
May	128	68
June	189	145
July	268	223
August	370	307
September	426	411
October	528	
November	593	
December	638	
January	771	
February	847	
March	930	
April	964	
May	965	
June	965	

QUALITY

	Quantity	Base Number	Contract	LHB	Wales
% of FP17s for the same patient ID Re-attending within 3 months - Children	6	195	3.1%	9.7%	11.3%
% of FP17s for the same patient ID Re-attending within 3 months - Adults	7	140	5.0%	14.7%	16.6%
% of FP17s for the same patient ID Re-attending between 3 & 9 months - Children	151	195	77.4%	52.7%	58.3%
% of FP17s for the same patient ID Re-attending between 3 & 9 months - Adults	82	140	58.6%	50.3%	54.0%
% of FP17s for Band 1 Urgent Courses	2	318	0.6%	9.3%	9.0%
% of FP17s Relating to Free Repair or Replacements	0	318	0.0%	0.8%	0.7%
% of FP17s Relating to Continuations	0	318	0.0%	0.7%	0.9%
% of Patients satisfied with the dentistry they have received	0	0	N/A	90.7%	90.9%
% of Patients satisfied with the time they had to wait for an appointment	0	0	N/A	89.6%	88.7%

* This is based on patients treated on this contract for their most recent course of treatment. Figures in italics indicate the base number of FP17s or Patient Questionnaire responses are less than 100. N/A is shown where the base number of responses is less than 10 during the period. % is calculated as Quantity/Base number*100

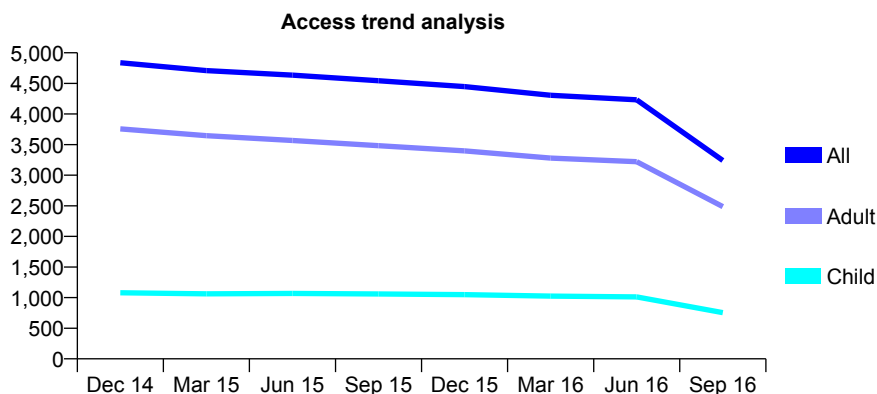
7A3 - Vital Signs At a Glance Contract Report for 634557/0004 - September 2016

Name or company name	Townhill Dental Surgery
Contract type name	GDS Contract
Purpose of contract	General
Contract start date	01/07/2008
Contract end date	23/05/2016

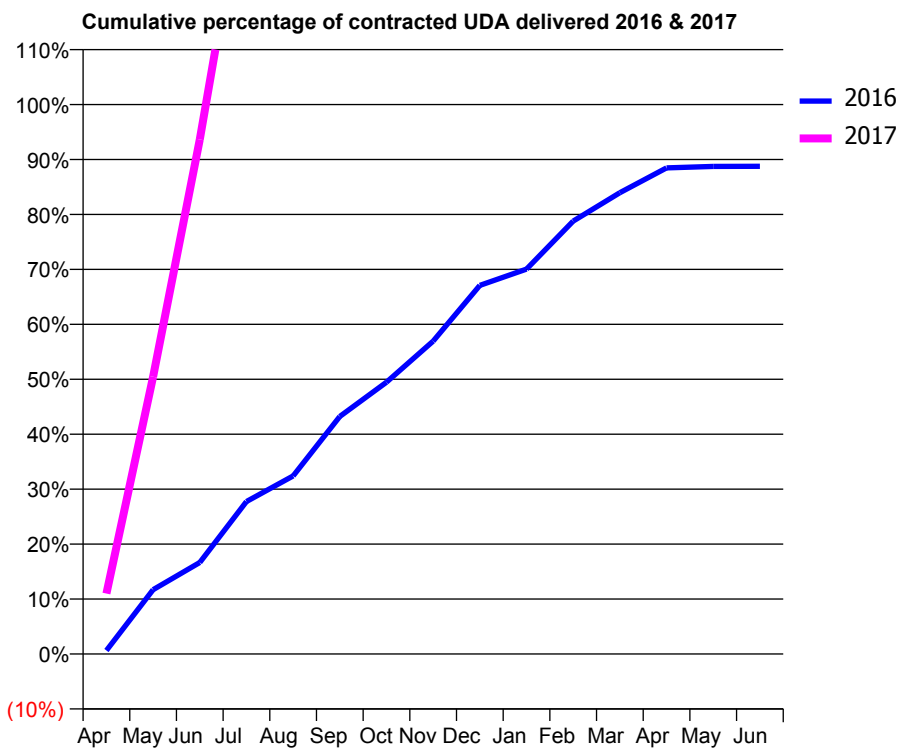
16/17 Contracted general activity (UDA)	2,047
Carry forward general activity (UDA)	0
16/17 Contracted orthodontic activity (UOA)	0
Carry forward orthodontic activity (UOA)	0
Baseline contract value	£50,173.53

ACCESS*

Patients seen in 24 months	Total	Change since previous quarter
Quarter ending September 2015	4,544	
Quarter ending December 2015	4,447	↓
Quarter ending March 2016	4,307	↓
Quarter ending June 2016	4,233	↓
Quarter ending September 2016	3,240	↓
Variance since September 2015	(28.7%)	↓



ACTIVITY



Month	Adjusted Scheduled Activity (UDA)	
	2016	2017
April	89	225
May	1,650	1,033
June	2,349	1,917
July	3,914	2,919
August	4,571	3,032
September	6,096	3,088
October	6,976	
November	8,030	
December	9,459	
January	9,878	
February	11,107	
March	11,839	
April	12,474	
May	12,510	
June	12,515	

QUALITY

	Quantity	Base Number	Contract	LHB	Wales
% of FP17s for the same patient ID Re-attending within 3 months - Children	51	415	12.3%	9.7%	11.3%
% of FP17s for the same patient ID Re-attending within 3 months - Adults	337	1,468	23.0%	14.7%	16.6%
% of FP17s for the same patient ID Re-attending between 3 & 9 months - Children	116	415	28.0%	52.7%	58.3%
% of FP17s for the same patient ID Re-attending between 3 & 9 months - Adults	522	1,468	35.6%	50.3%	54.0%
% of FP17s for Band 1 Urgent Courses	216	1,512	14.3%	9.3%	9.0%
% of FP17s Relating to Free Repair or Replacements	23	1,512	1.5%	0.8%	0.7%
% of FP17s Relating to Continuations	33	1,512	2.2%	0.7%	0.9%
% of Patients satisfied with the dentistry they have received	5	6	N/A	90.7%	90.9%
% of Patients satisfied with the time they had to wait for an appointment	5	6	N/A	89.6%	88.7%

* This is based on patients treated on this contract for their most recent course of treatment. Figures in italics indicate the base number of FP17s or Patient Questionnaire responses are less than 100. N/A is shown where the base number of responses is less than 10 during the period. % is calculated as Quantity/Base number*100

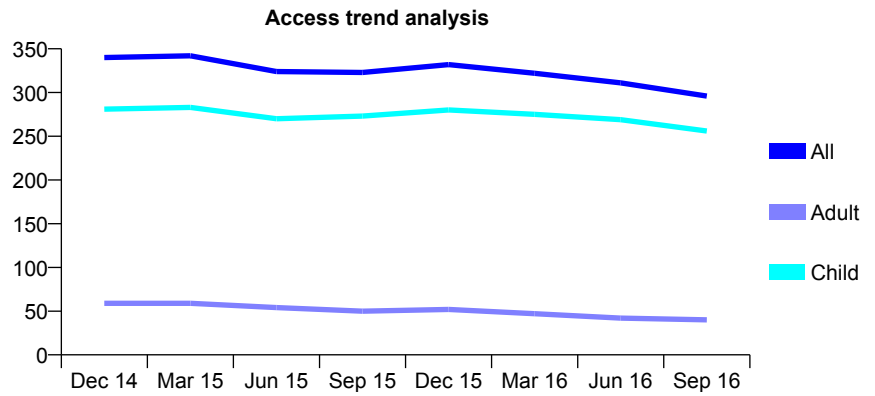
7A3 - Vital Signs At a Glance Contract Report for 635898/0001 - September 2016

Name or company name	MR DJ DAVIES
Contract type name	GDS Contract
Purpose of contract	General
Contract start date	01/04/2006
Contract end date	

16/17 Contracted general activity (UDA)	1,000
Carry forward general activity (UDA)	8
16/17 Contracted orthodontic activity (UOA)	0
Carry forward orthodontic activity (UOA)	0
Baseline contract value	£22,378.21

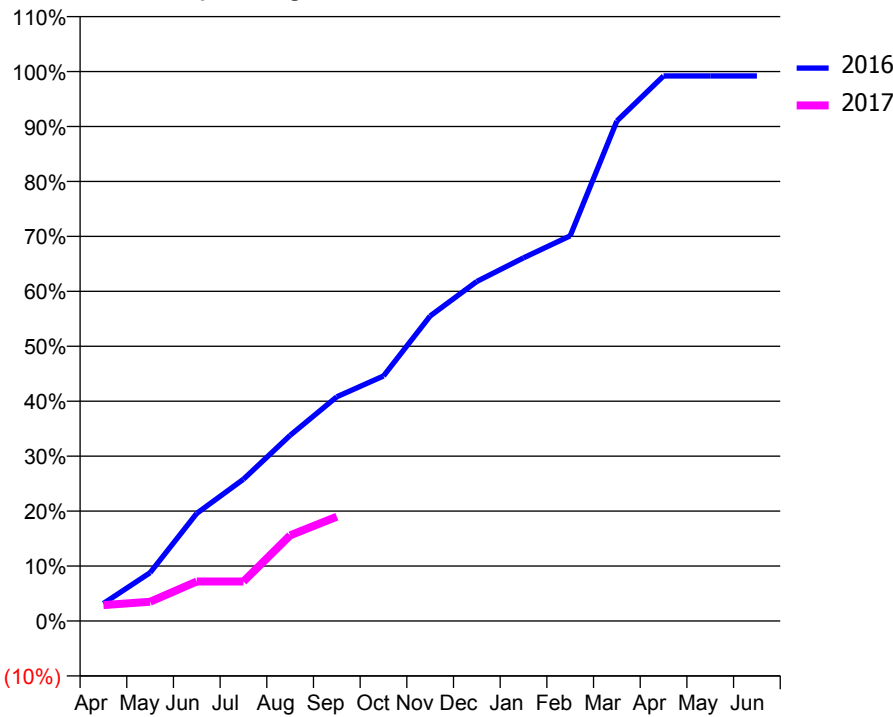
ACCESS*

Patients seen in 24 months	Total	Change since previous quarter
Quarter ending September 2015	323	
Quarter ending December 2015	332	↑
Quarter ending March 2016	322	↓
Quarter ending June 2016	311	↓
Quarter ending September 2016	296	↓
Variance since September 2015	(8.4%)	↓



ACTIVITY

Cumulative percentage of contracted UDA delivered 2016 & 2017



Month	Adjusted Scheduled Activity (UDA)	
	2016	2017
April	32	29
May	88	35
June	196	72
July	258	72
August	338	156
September	408	190
October	446	
November	555	
December	618	
January	661	
February	701	
March	910	
April	992	
May	992	
June	992	

QUALITY

	Quantity	Base Number	Contract	LHB	Wales
% of FP17s for the same patient ID Re-attending within 3 months - Children	21	180	11.7%	9.7%	11.3%
% of FP17s for the same patient ID Re-attending within 3 months - Adults	2	12	16.7%	14.7%	16.6%
% of FP17s for the same patient ID Re-attending between 3 & 9 months - Children	113	180	62.8%	52.7%	58.3%
% of FP17s for the same patient ID Re-attending between 3 & 9 months - Adults	8	12	66.7%	50.3%	54.0%
% of FP17s for Band 1 Urgent Courses	0	157	0.0%	9.3%	9.0%
% of FP17s Relating to Free Repair or Replacements	0	157	0.0%	0.8%	0.7%
% of FP17s Relating to Continuations	0	157	0.0%	0.7%	0.9%
% of Patients satisfied with the dentistry they have received	0	1	N/A	90.7%	90.9%
% of Patients satisfied with the time they had to wait for an appointment	1	1	N/A	89.6%	88.7%

* This is based on patients treated on this contract for their most recent course of treatment. Figures in italics indicate the base number of FP17s or Patient Questionnaire responses are less than 100. N/A is shown where the base number of responses is less than 10 during the period. % is calculated as Quantity/Base number*100

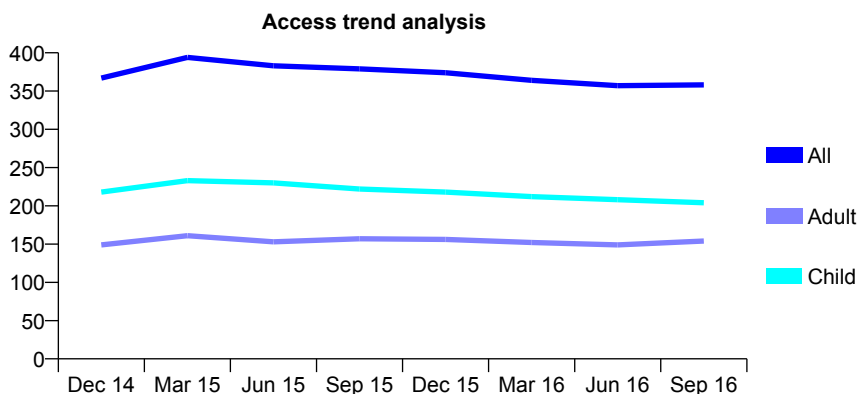
7A3 - Vital Signs At a Glance Contract Report for 652105/0001 - September 2016

Name or company name	MR HJ PRICE
Contract type name	GDS Contract
Purpose of contract	General
Contract start date	01/04/2006
Contract end date	

16/17 Contracted general activity (UDA)	850
Carry forward general activity (UDA)	0
16/17 Contracted orthodontic activity (UOA)	0
Carry forward orthodontic activity (UOA)	0
Baseline contract value	£18,929.54

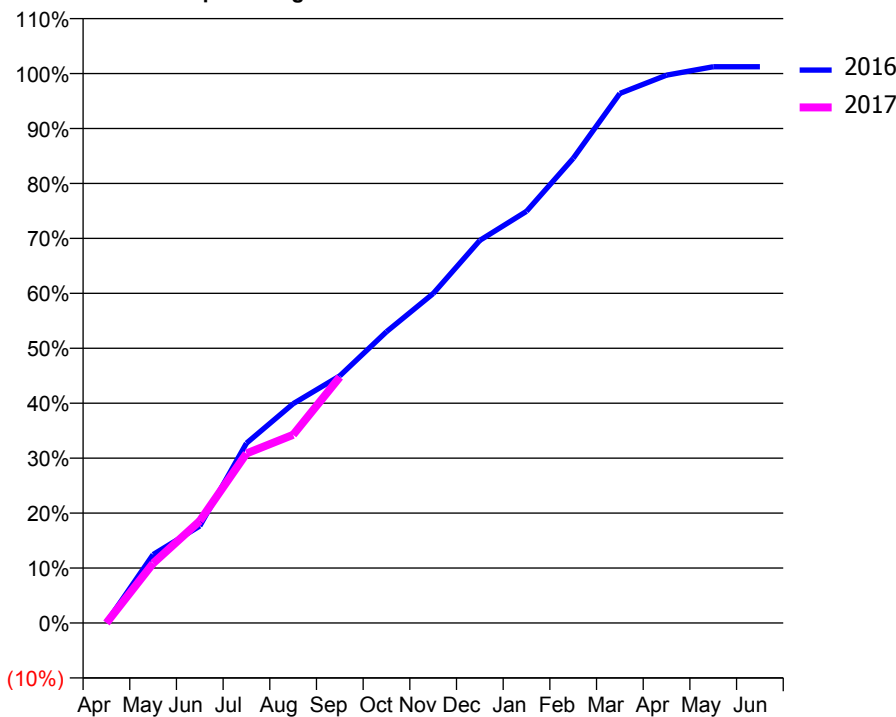
ACCESS*

Patients seen in 24 months	Total	Change since previous quarter
Quarter ending September 2015	379	
Quarter ending December 2015	374	↓
Quarter ending March 2016	364	↓
Quarter ending June 2016	357	↓
Quarter ending September 2016	358	→
Variance since September 2015	(5.5%)	↓



ACTIVITY

Cumulative percentage of contracted UDA delivered 2016 & 2017



Month	Adjusted Scheduled Activity (UDA)	
	2016	2017
April	1	0
May	106	92
June	150	158
July	278	262
August	339	291
September	382	380
October	451	
November	510	
December	592	
January	637	
February	719	
March	819	
April	847	
May	860	
June	860	

QUALITY

	Quantity	Base Number	Contract	LHB	Wales
% of FP17s for the same patient ID Re-attending within 3 months - Children	9	171	5.3%	9.7%	11.3%
% of FP17s for the same patient ID Re-attending within 3 months - Adults	18	105	17.1%	14.7%	16.6%
% of FP17s for the same patient ID Re-attending between 3 & 9 months - Children	102	171	59.6%	52.7%	58.3%
% of FP17s for the same patient ID Re-attending between 3 & 9 months - Adults	51	105	48.6%	50.3%	54.0%
% of FP17s for Band 1 Urgent Courses	7	255	2.7%	9.3%	9.0%
% of FP17s Relating to Free Repair or Replacements	0	255	0.0%	0.8%	0.7%
% of FP17s Relating to Continuations	0	255	0.0%	0.7%	0.9%
% of Patients satisfied with the dentistry they have received	1	1	N/A	90.7%	90.9%
% of Patients satisfied with the time they had to wait for an appointment	1	1	N/A	89.6%	88.7%

* This is based on patients treated on this contract for their most recent course of treatment. Figures in italics indicate the base number of FP17s or Patient Questionnaire responses are less than 100. N/A is shown where the base number of responses is less than 10 during the period. % is calculated as Quantity/Base number*100

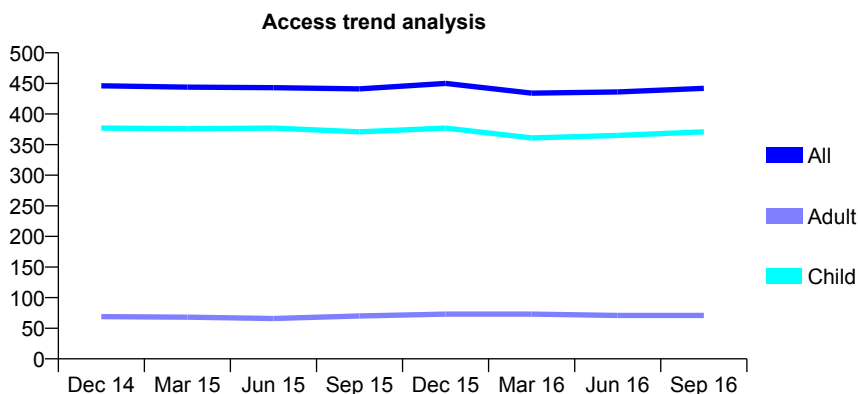
7A3 - Vital Signs At a Glance Contract Report for 653721/0001 - September 2016

Name or company name	MR CJ DAVISON
Contract type name	GDS Contract
Purpose of contract	General
Contract start date	01/04/2006
Contract end date	

16/17 Contracted general activity (UDA)	1,070
Carry forward general activity (UDA)	0
16/17 Contracted orthodontic activity (UOA)	0
Carry forward orthodontic activity (UOA)	0
Baseline contract value	£25,069.70

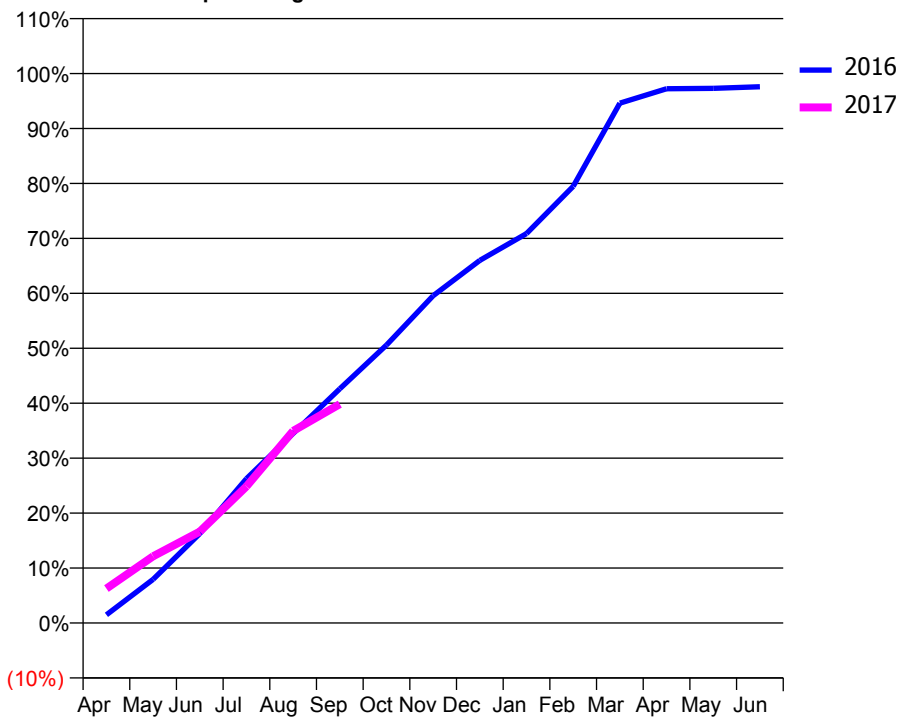
ACCESS*

Patients seen in 24 months	Total	Change since previous quarter
Quarter ending September 2015	441	
Quarter ending December 2015	450	↑
Quarter ending March 2016	434	↓
Quarter ending June 2016	436	→
Quarter ending September 2016	442	→
Variance since September 2015	0.2%	→



ACTIVITY

Cumulative percentage of contracted UDA delivered 2016 & 2017



Adjusted Scheduled Activity (UDA)

Month	2016	2017
April	16	67
May	85	130
June	174	178
July	281	266
August	369	374
September	456	426
October	541	
November	637	
December	706	
January	758	
February	850	
March	1,012	
April	1,040	
May	1,041	
June	1,044	

QUALITY

	Quantity	Base Number	Contract	LHB	Wales
% of FP17s for the same patient ID Re-attending within 3 months - Children	26	329	7.9%	9.7%	11.3%
% of FP17s for the same patient ID Re-attending within 3 months - Adults	1	22	4.5%	14.7%	16.6%
% of FP17s for the same patient ID Re-attending between 3 & 9 months - Children	231	329	70.2%	52.7%	58.3%
% of FP17s for the same patient ID Re-attending between 3 & 9 months - Adults	21	22	95.5%	50.3%	54.0%
% of FP17s for Band 1 Urgent Courses	1	314	0.3%	9.3%	9.0%
% of FP17s Relating to Free Repair or Replacements	0	314	0.0%	0.8%	0.7%
% of FP17s Relating to Continuations	0	314	0.0%	0.7%	0.9%
% of Patients satisfied with the dentistry they have received	1	1	N/A	90.7%	90.9%
% of Patients satisfied with the time they had to wait for an appointment	1	1	N/A	89.6%	88.7%

* This is based on patients treated on this contract for their most recent course of treatment. Figures in italics indicate the base number of FP17s or Patient Questionnaire responses are less than 100. N/A is shown where the base number of responses is less than 10 during the period. % is calculated as Quantity/Base number*100

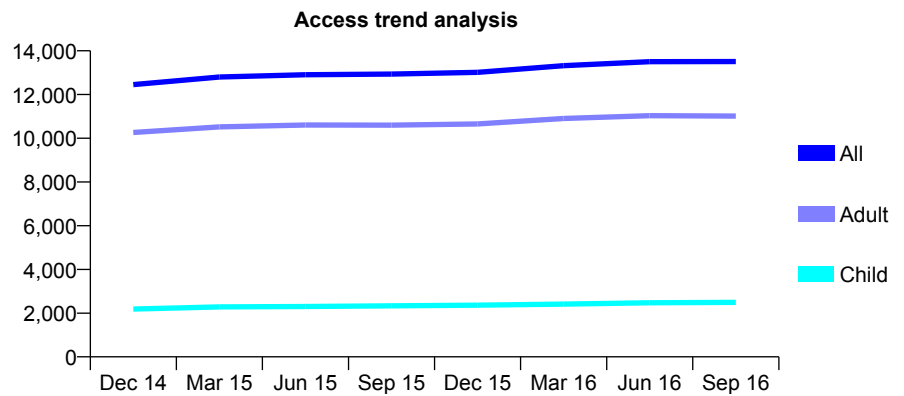
7A3 - Vital Signs At a Glance Contract Report for 682632/0002 - September 2016

Name or company name	Crescent Dental Ltd
Contract type name	GDS Contract
Purpose of contract	General
Contract start date	01/08/2008
Contract end date	

16/17 Contracted general activity (UDA)	40,703
Carry forward general activity (UDA)	1,991
16/17 Contracted orthodontic activity (UOA)	0
Carry forward orthodontic activity (UOA)	0
Baseline contract value	£935,165.36

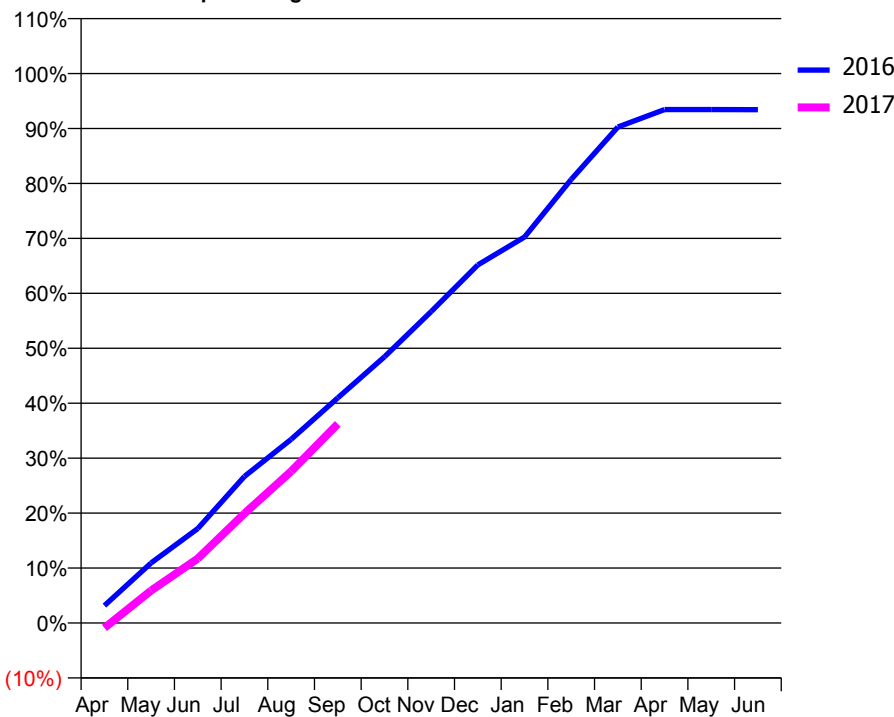
ACCESS*

Patients seen in 24 months	Total	Change since previous quarter
Quarter ending September 2015	12,933	
Quarter ending December 2015	13,016	→
Quarter ending March 2016	13,318	↑
Quarter ending June 2016	13,503	→
Quarter ending September 2016	13,508	→
Variance since September 2015	4.4%	↑



ACTIVITY

Cumulative percentage of contracted UDA delivered 2016 & 2017



Month	Adjusted Scheduled Activity (UDA)	
	2016	2017
April	1,286	-373
May	4,451	2,402
June	7,001	4,772
July	10,864	8,110
August	13,610	11,234
September	16,682	14,749
October	19,722	
November	23,067	
December	26,530	
January	28,595	
February	32,857	
March	36,744	
April	38,030	
May	38,032	
June	38,023	

QUALITY

	Quantity	Base Number	Contract	LHB	Wales
% of FP17s for the same patient ID Re-attending within 3 months - Children	84	1,673	5.0%	9.7%	11.3%
% of FP17s for the same patient ID Re-attending within 3 months - Adults	818	7,351	11.1%	14.7%	16.6%
% of FP17s for the same patient ID Re-attending between 3 & 9 months - Children	969	1,673	57.9%	52.7%	58.3%
% of FP17s for the same patient ID Re-attending between 3 & 9 months - Adults	4,434	7,351	60.3%	50.3%	54.0%
% of FP17s for Band 1 Urgent Courses	628	8,328	7.5%	9.3%	9.0%
% of FP17s Relating to Free Repair or Replacements	73	8,328	0.9%	0.8%	0.7%
% of FP17s Relating to Continuations	48	8,328	0.6%	0.7%	0.9%
% of Patients satisfied with the dentistry they have received	32	35	91.4%	90.7%	90.9%
% of Patients satisfied with the time they had to wait for an appointment	31	35	88.6%	89.6%	88.7%

* This is based on patients treated on this contract for their most recent course of treatment. Figures in italics indicate the base number of FP17s or Patient Questionnaire responses are less than 100. N/A is shown where the base number of responses is less than 10 during the period. % is calculated as Quantity/Base number*100

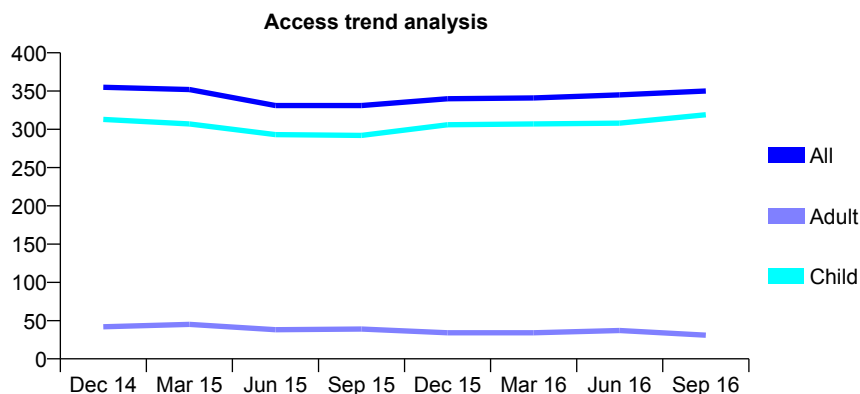
7A3 - Vital Signs At a Glance Contract Report for 724998/0001 - September 2016

Name or company name	MR AH BEAK
Contract type name	GDS Contract
Purpose of contract	General
Contract start date	01/04/2006
Contract end date	

16/17 Contracted general activity (UDA)	780
Carry forward general activity (UDA)	0
16/17 Contracted orthodontic activity (UOA)	0
Carry forward orthodontic activity (UOA)	0
Baseline contract value	£19,336.43

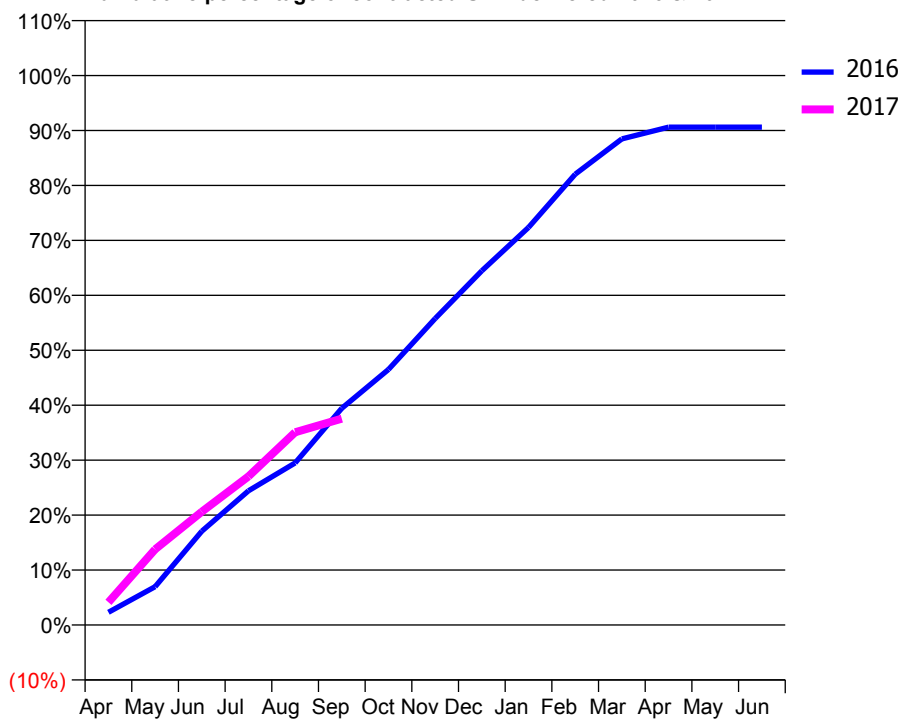
ACCESS*

Patients seen in 24 months	Total	Change since previous quarter
Quarter ending September 2015	331	
Quarter ending December 2015	340	↑
Quarter ending March 2016	341	→
Quarter ending June 2016	345	→
Quarter ending September 2016	350	→
Variance since September 2015	5.7%	↑



ACTIVITY

Cumulative percentage of contracted UDA delivered 2016 & 2017



Month	Adjusted Scheduled Activity (UDA)	
	2016	2017
April	18	32
May	54	107
June	133	161
July	191	211
August	230	274
September	308	293
October	363	
November	435	
December	503	
January	564	
February	640	
March	690	
April	707	
May	707	
June	707	

QUALITY

	Quantity	Base Number	Contract	LHB	Wales
% of FP17s for the same patient ID Re-attending within 3 months - Children	13	212	6.1%	9.7%	11.3%
% of FP17s for the same patient ID Re-attending within 3 months - Adults	0	0	N/A	14.7%	16.6%
% of FP17s for the same patient ID Re-attending between 3 & 9 months - Children	124	212	58.5%	52.7%	58.3%
% of FP17s for the same patient ID Re-attending between 3 & 9 months - Adults	0	0	N/A	50.3%	54.0%
% of FP17s for Band 1 Urgent Courses	10	202	5.0%	9.3%	9.0%
% of FP17s Relating to Free Repair or Replacements	0	202	0.0%	0.8%	0.7%
% of FP17s Relating to Continuations	1	202	0.5%	0.7%	0.9%
% of Patients satisfied with the dentistry they have received	0	0	N/A	90.7%	90.9%
% of Patients satisfied with the time they had to wait for an appointment	0	0	N/A	89.6%	88.7%

* This is based on patients treated on this contract for their most recent course of treatment. Figures in italics indicate the base number of FP17s or Patient Questionnaire responses are less than 100. N/A is shown where the base number of responses is less than 10 during the period. % is calculated as Quantity/Base number*100

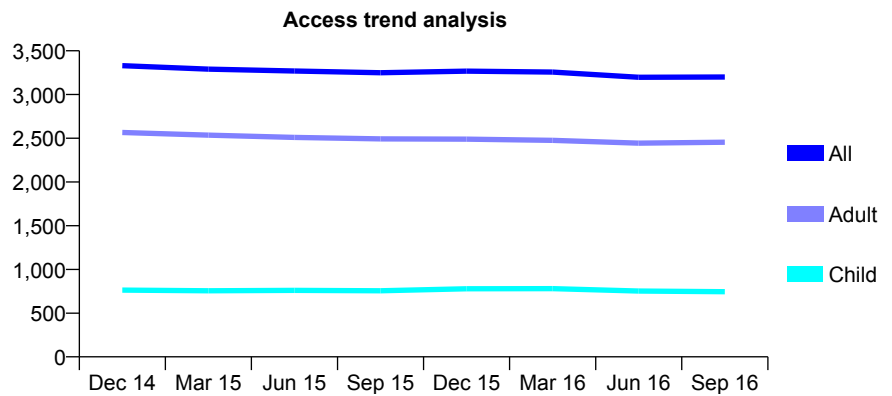
7A3 - Vital Signs At a Glance Contract Report for 725390/0001 - September 2016

Name or company name	MR S EVANS
Contract type name	GDS Contract
Purpose of contract	General
Contract start date	01/04/2006
Contract end date	

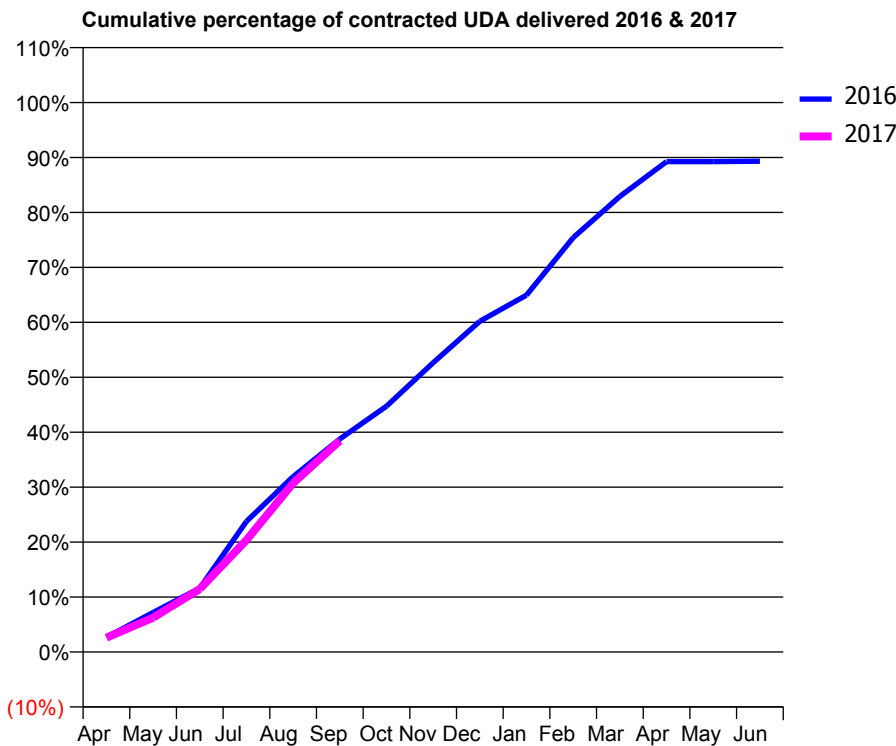
16/17 Contracted general activity (UDA)	9,600
Carry forward general activity (UDA)	0
16/17 Contracted orthodontic activity (UOA)	0
Carry forward orthodontic activity (UOA)	0
Baseline contract value	£214,881.98

ACCESS*

Patients seen in 24 months	Total	Change since previous quarter
Quarter ending September 2015	3,249	
Quarter ending December 2015	3,268	→
Quarter ending March 2016	3,256	→
Quarter ending June 2016	3,197	↓
Quarter ending September 2016	3,200	→
Variance since September 2015	(1.5%)	↓



ACTIVITY



Month	Adjusted Scheduled Activity (UDA)	
	2016	2017
April	261	251
May	691	600
June	1,117	1,100
July	2,282	1,955
August	3,065	2,951
September	3,722	3,692
October	4,294	
November	5,055	
December	5,778	
January	6,235	
February	7,239	
March	7,960	
April	8,567	
May	8,568	
June	8,575	

QUALITY

	Quantity	Base Number	Contract	LHB	Wales
% of FP17s for the same patient ID Re-attending within 3 months - Children	22	400	5.5%	9.7%	11.3%
% of FP17s for the same patient ID Re-attending within 3 months - Adults	222	1,442	15.4%	14.7%	16.6%
% of FP17s for the same patient ID Re-attending between 3 & 9 months - Children	159	400	39.8%	52.7%	58.3%
% of FP17s for the same patient ID Re-attending between 3 & 9 months - Adults	597	1,442	41.4%	50.3%	54.0%
% of FP17s for Band 1 Urgent Courses	148	1,650	9.0%	9.3%	9.0%
% of FP17s Relating to Free Repair or Replacements	5	1,650	0.3%	0.8%	0.7%
% of FP17s Relating to Continuations	24	1,650	1.5%	0.7%	0.9%
% of Patients satisfied with the dentistry they have received	5	6	N/A	90.7%	90.9%
% of Patients satisfied with the time they had to wait for an appointment	5	6	N/A	89.6%	88.7%

* This is based on patients treated on this contract for their most recent course of treatment. Figures in italics indicate the base number of FP17s or Patient Questionnaire responses are less than 100. N/A is shown where the base number of responses is less than 10 during the period. % is calculated as Quantity/Base number*100

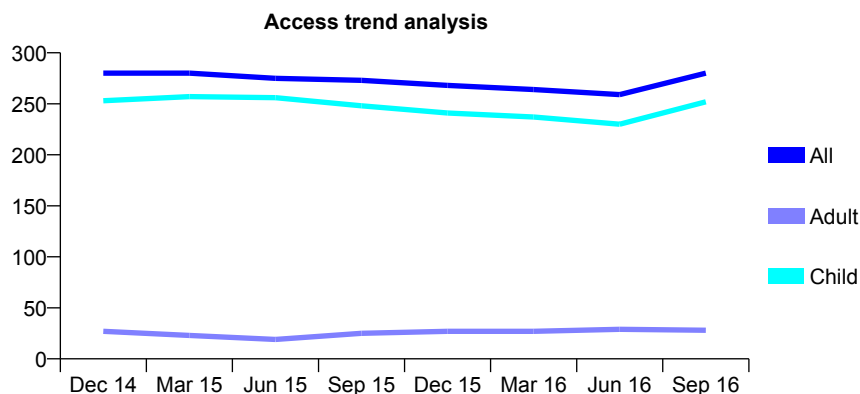
7A3 - Vital Signs At a Glance Contract Report for 737100/0001 - September 2016

Name or company name	MISS NL YOUNG
Contract type name	GDS Contract
Purpose of contract	General
Contract start date	01/04/2006
Contract end date	

16/17 Contracted general activity (UDA)	862
Carry forward general activity (UDA)	1
16/17 Contracted orthodontic activity (UOA)	0
Carry forward orthodontic activity (UOA)	0
Baseline contract value	£19,580.81

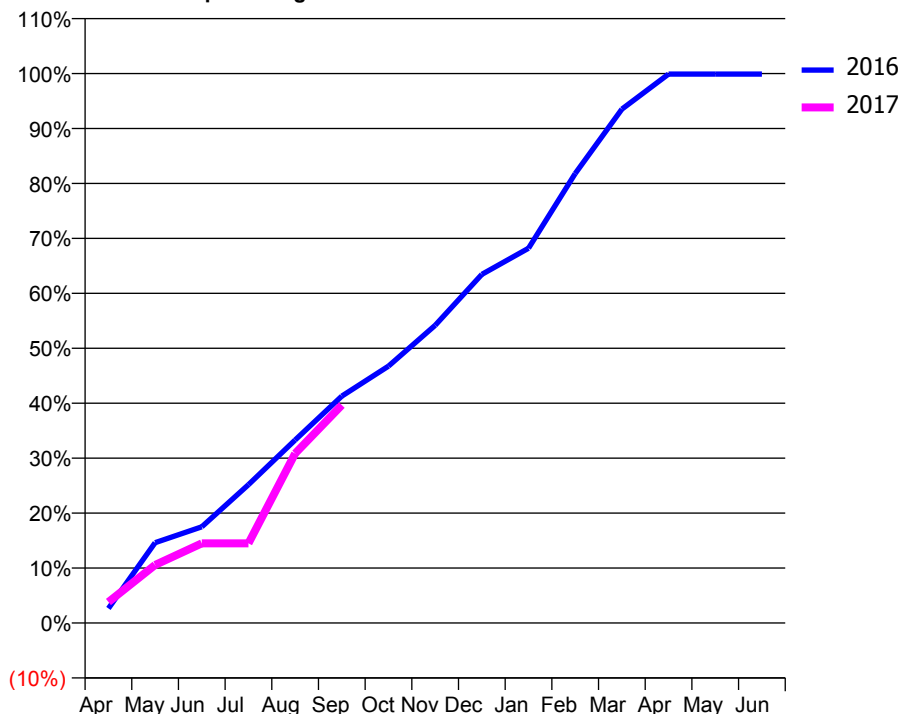
ACCESS*

Patients seen in 24 months	Total	Change since previous quarter
Quarter ending September 2015	273	
Quarter ending December 2015	268	↓
Quarter ending March 2016	264	↓
Quarter ending June 2016	259	↓
Quarter ending September 2016	280	↑
Variance since September 2015	2.6%	↑



ACTIVITY

Cumulative percentage of contracted UDA delivered 2016 & 2017



Month	Adjusted Scheduled Activity (UDA)	
	2016	2017
April	23	33
May	126	91
June	151	125
July	217	125
August	287	266
September	356	342
October	403	
November	467	
December	547	
January	588	
February	705	
March	806	
April	861	
May	861	
June	861	

QUALITY

	Quantity	Base Number	Contract	LHB	Wales
% of FP17s for the same patient ID Re-attending within 3 months - Children	60	276	21.7%	9.7%	11.3%
% of FP17s for the same patient ID Re-attending within 3 months - Adults	1	6	16.7%	14.7%	16.6%
% of FP17s for the same patient ID Re-attending between 3 & 9 months - Children	144	276	52.2%	52.7%	58.3%
% of FP17s for the same patient ID Re-attending between 3 & 9 months - Adults	4	6	66.7%	50.3%	54.0%
% of FP17s for Band 1 Urgent Courses	0	247	0.0%	9.3%	9.0%
% of FP17s Relating to Free Repair or Replacements	0	247	0.0%	0.8%	0.7%
% of FP17s Relating to Continuations	0	247	0.0%	0.7%	0.9%
% of Patients satisfied with the dentistry they have received	2	3	N/A	90.7%	90.9%
% of Patients satisfied with the time they had to wait for an appointment	3	3	N/A	89.6%	88.7%

* This is based on patients treated on this contract for their most recent course of treatment. Figures in italics indicate the base number of FP17s or Patient Questionnaire responses are less than 100. N/A is shown where the base number of responses is less than 10 during the period. % is calculated as Quantity/Base number*100

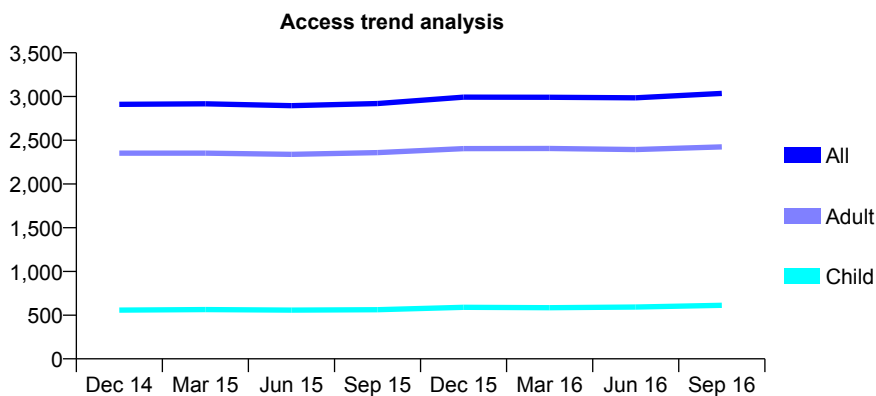
7A3 - Vital Signs At a Glance Contract Report for 746339/0001 - September 2016

Name or company name	MISS CE MEEK
Contract type name	GDS Contract
Purpose of contract	General
Contract start date	01/04/2006
Contract end date	

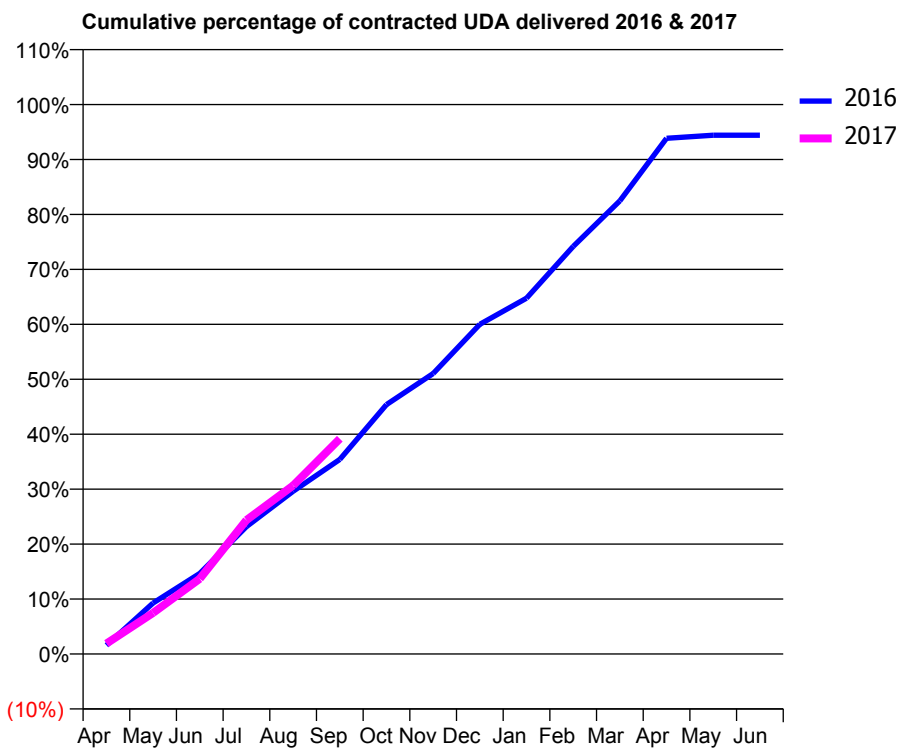
16/17 Contracted general activity (UDA)	7,583
Carry forward general activity (UDA)	0
16/17 Contracted orthodontic activity (UOA)	0
Carry forward orthodontic activity (UOA)	0
Baseline contract value	£190,812.26

ACCESS*

Patients seen in 24 months	Total	Change since previous quarter
Quarter ending September 2015	2,920	
Quarter ending December 2015	2,993	↑
Quarter ending March 2016	2,991	→
Quarter ending June 2016	2,986	→
Quarter ending September 2016	3,036	→
Variance since September 2015	4.0%	↑



ACTIVITY



Month	Adjusted Scheduled Activity (UDA)	
	2016	2017
April	120	144
May	703	568
June	1,113	1,038
July	1,758	1,848
August	2,246	2,326
September	2,685	2,971
October	3,443	
November	3,870	
December	4,549	
January	4,911	
February	5,625	
March	6,253	
April	7,117	
May	7,159	
June	7,160	

QUALITY

	Quantity	Base Number	Contract	LHB	Wales
% of FP17s for the same patient ID Re-attending within 3 months - Children	15	339	4.4%	9.7%	11.3%
% of FP17s for the same patient ID Re-attending within 3 months - Adults	175	1,465	11.9%	14.7%	16.6%
% of FP17s for the same patient ID Re-attending between 3 & 9 months - Children	119	339	35.1%	52.7%	58.3%
% of FP17s for the same patient ID Re-attending between 3 & 9 months - Adults	625	1,465	42.7%	50.3%	54.0%
% of FP17s for Band 1 Urgent Courses	62	1,456	4.3%	9.3%	9.0%
% of FP17s Relating to Free Repair or Replacements	1	1,456	0.1%	0.8%	0.7%
% of FP17s Relating to Continuations	18	1,456	1.2%	0.7%	0.9%
% of Patients satisfied with the dentistry they have received	8	8	N/A	90.7%	90.9%
% of Patients satisfied with the time they had to wait for an appointment	7	8	N/A	89.6%	88.7%

* This is based on patients treated on this contract for their most recent course of treatment. Figures in italics indicate the base number of FP17s or Patient Questionnaire responses are less than 100. N/A is shown where the base number of responses is less than 10 during the period. % is calculated as Quantity/Base number*100

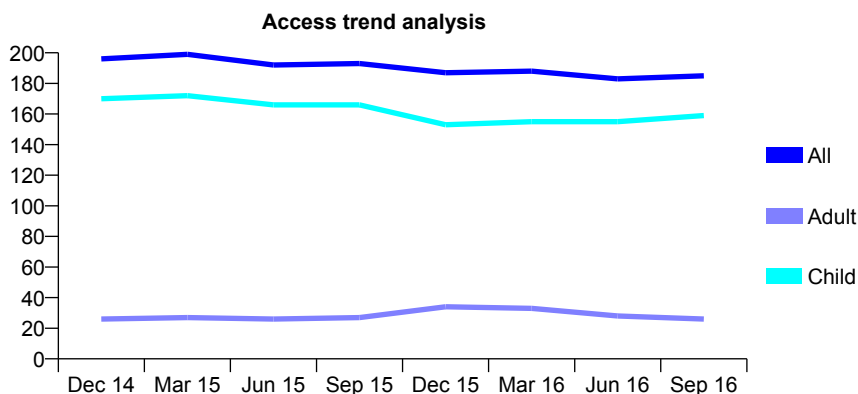
7A3 - Vital Signs At a Glance Contract Report for 760935/0001 - September 2016

Name or company name	MISS RL GRONOW
Contract type name	GDS Contract
Purpose of contract	General
Contract start date	01/04/2006
Contract end date	

16/17 Contracted general activity (UDA)	368
Carry forward general activity (UDA)	0
16/17 Contracted orthodontic activity (UOA)	0
Carry forward orthodontic activity (UOA)	0
Baseline contract value	£9,530.76

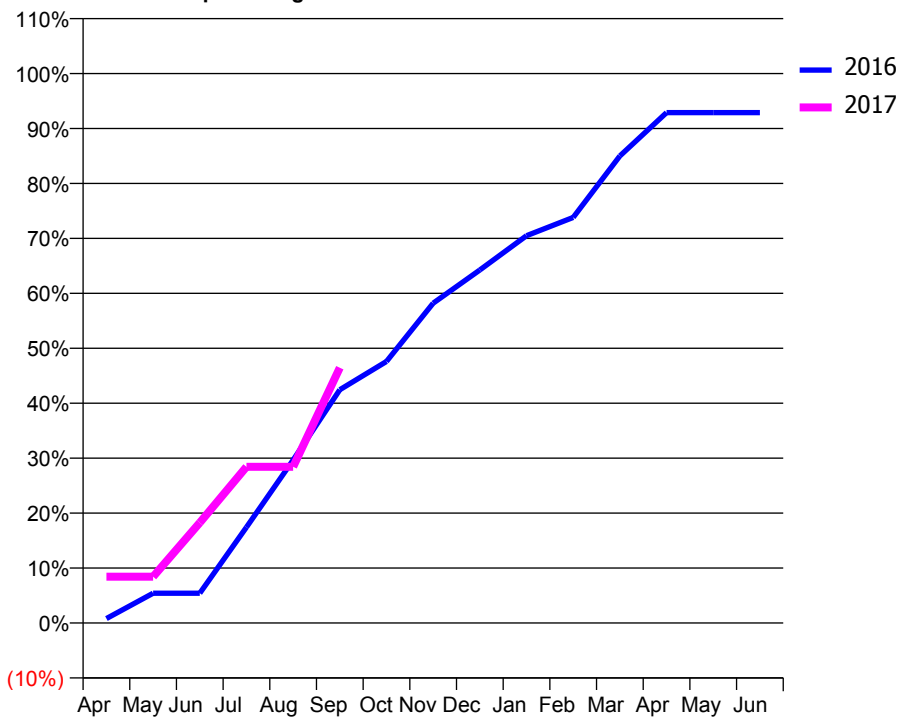
ACCESS*

Patients seen in 24 months	Total	Change since previous quarter
Quarter ending September 2015	193	
Quarter ending December 2015	187	↓
Quarter ending March 2016	188	→
Quarter ending June 2016	183	↓
Quarter ending September 2016	185	→
Variance since September 2015	(4.1%)	↓



ACTIVITY

Cumulative percentage of contracted UDA delivered 2016 & 2017



Adjusted Scheduled Activity (UDA)

Month	2016	2017
April	3	31
May	20	31
June	20	67
July	64	105
August	109	105
September	156	171
October	175	
November	214	
December	236	
January	259	
February	272	
March	313	
April	342	
May	342	
June	342	

QUALITY

	Quantity	Base Number	Contract	LHB	Wales
% of FP17s for the same patient ID Re-attending within 3 months - Children	12	138	8.7%	9.7%	11.3%
% of FP17s for the same patient ID Re-attending within 3 months - Adults	0	11	0.0%	14.7%	16.6%
% of FP17s for the same patient ID Re-attending between 3 & 9 months - Children	77	138	55.8%	52.7%	58.3%
% of FP17s for the same patient ID Re-attending between 3 & 9 months - Adults	6	11	54.5%	50.3%	54.0%
% of FP17s for Band 1 Urgent Courses	5	130	3.8%	9.3%	9.0%
% of FP17s Relating to Free Repair or Replacements	0	130	0.0%	0.8%	0.7%
% of FP17s Relating to Continuations	1	130	0.8%	0.7%	0.9%
% of Patients satisfied with the dentistry they have received	0	0	N/A	90.7%	90.9%
% of Patients satisfied with the time they had to wait for an appointment	0	0	N/A	89.6%	88.7%

* This is based on patients treated on this contract for their most recent course of treatment. Figures in italics indicate the base number of FP17s or Patient Questionnaire responses are less than 100. N/A is shown where the base number of responses is less than 10 during the period. % is calculated as Quantity/Base number*100

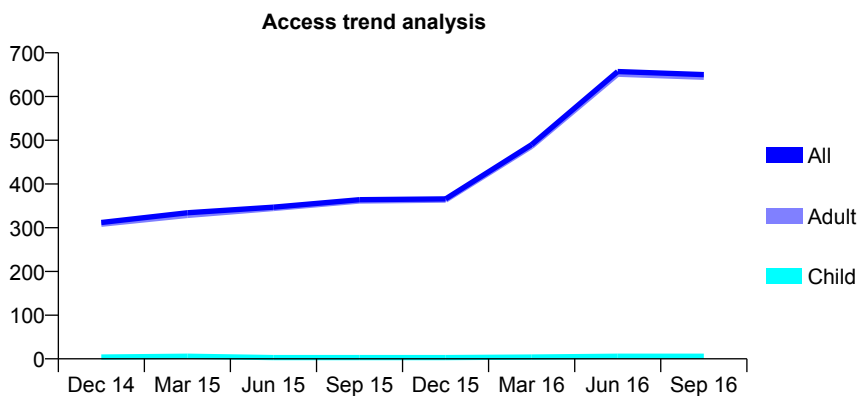
7A3 - Vital Signs At a Glance Contract Report for 766348/0002 - September 2016

Name or company name	MISS R JONES
Contract type name	PDS Contract
Purpose of contract	General
Contract start date	01/04/2008
Contract end date	31/03/2017

16/17 Contracted general activity (UDA)	2,854
Carry forward general activity (UDA)	0
16/17 Contracted orthodontic activity (UOA)	0
Carry forward orthodontic activity (UOA)	0
Baseline contract value	£162,245.28

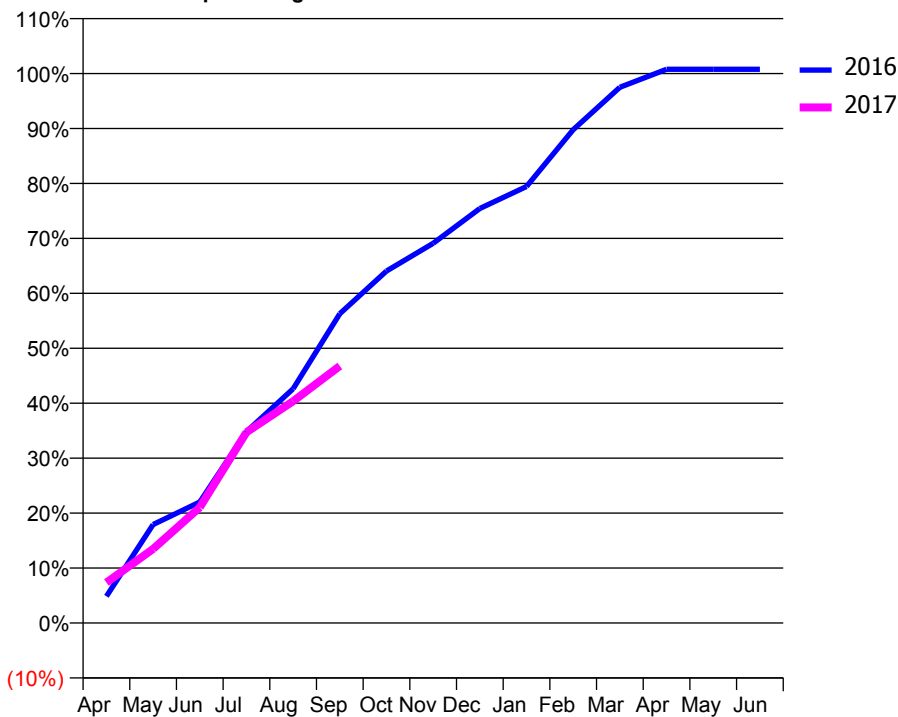
ACCESS*

Patients seen in 24 months	Total	Change since previous quarter
Quarter ending September 2015	364	
Quarter ending December 2015	366	→
Quarter ending March 2016	490	↑
Quarter ending June 2016	657	↑
Quarter ending September 2016	650	↓
Variance since September 2015	78.6%	↑



ACTIVITY

Cumulative percentage of contracted UDA delivered 2016 & 2017



Adjusted Scheduled Activity (UDA)

Month	2016	2017
April	139	210
May	511	385
June	628	601
July	994	991
August	1,216	1,152
September	1,606	1,335
October	1,828	
November	1,972	
December	2,153	
January	2,267	
February	2,562	
March	2,782	
April	2,876	
May	2,876	
June	2,876	

QUALITY

	Quantity	Base Number	Contract	LHB	Wales
% of FP17s for the same patient ID Re-attending within 3 months - Children	0	8	0.0%	9.7%	11.3%
% of FP17s for the same patient ID Re-attending within 3 months - Adults	21	505	4.2%	14.7%	16.6%
% of FP17s for the same patient ID Re-attending between 3 & 9 months - Children	0	8	0.0%	52.7%	58.3%
% of FP17s for the same patient ID Re-attending between 3 & 9 months - Adults	0	505	0.0%	50.3%	54.0%
% of FP17s for Band 1 Urgent Courses	0	481	0.0%	9.3%	9.0%
% of FP17s Relating to Free Repair or Replacements	0	481	0.0%	0.8%	0.7%
% of FP17s Relating to Continuations	0	481	0.0%	0.7%	0.9%
% of Patients satisfied with the dentistry they have received	0	0	N/A	90.7%	90.9%
% of Patients satisfied with the time they had to wait for an appointment	0	0	N/A	89.6%	88.7%

* This is based on patients treated on this contract for their most recent course of treatment. Figures in italics indicate the base number of FP17s or Patient Questionnaire responses are less than 100. N/A is shown where the base number of responses is less than 10 during the period. % is calculated as Quantity/Base number*100

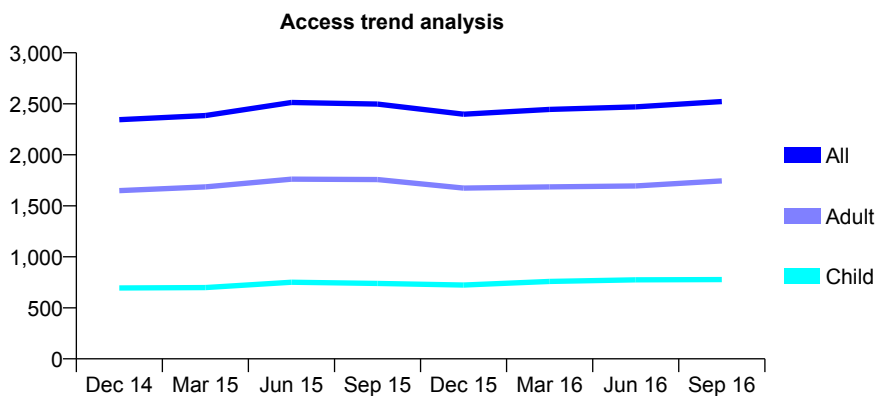
7A3 - Vital Signs At a Glance Contract Report for 780553/0001 - September 2016

Name or company name	MR B JONES
Contract type name	GDS Contract
Purpose of contract	General
Contract start date	01/07/2012
Contract end date	

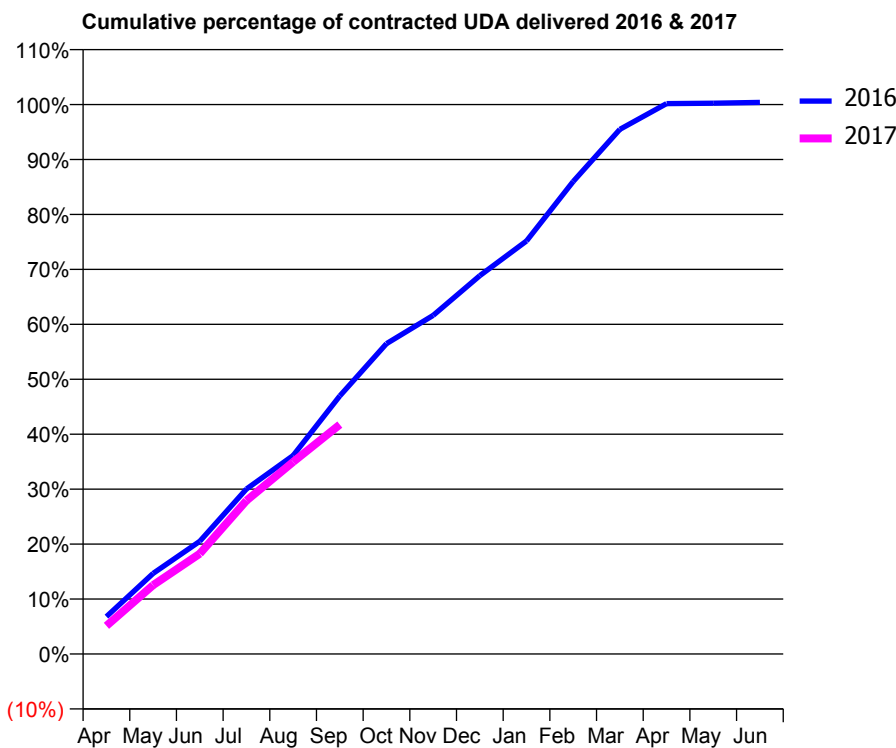
16/17 Contracted general activity (UDA)	7,220
Carry forward general activity (UDA)	0
16/17 Contracted orthodontic activity (UOA)	0
Carry forward orthodontic activity (UOA)	0
Baseline contract value	£172,271.16

ACCESS*

Patients seen in 24 months	Total	Change since previous quarter
Quarter ending September 2015	2,497	
Quarter ending December 2015	2,398	↓
Quarter ending March 2016	2,445	→
Quarter ending June 2016	2,470	→
Quarter ending September 2016	2,522	↑
Variance since September 2015	1.0%	→



ACTIVITY



Month	Adjusted Scheduled Activity (UDA)	
	2016	2017
April	492	371
May	1,060	905
June	1,481	1,319
July	2,169	2,015
August	2,607	2,523
September	3,392	3,015
October	4,079	
November	4,449	
December	4,971	
January	5,427	
February	6,208	
March	6,893	
April	7,231	
May	7,236	
June	7,248	

QUALITY

	Quantity	Base Number	Contract	LHB	Wales
% of FP17s for the same patient ID Re-attending within 3 months - Children	21	601	3.5%	9.7%	11.3%
% of FP17s for the same patient ID Re-attending within 3 months - Adults	104	1,298	8.0%	14.7%	16.6%
% of FP17s for the same patient ID Re-attending between 3 & 9 months - Children	245	601	40.8%	52.7%	58.3%
% of FP17s for the same patient ID Re-attending between 3 & 9 months - Adults	532	1,298	41.0%	50.3%	54.0%
% of FP17s for Band 1 Urgent Courses	75	1,713	4.4%	9.3%	9.0%
% of FP17s Relating to Free Repair or Replacements	15	1,713	0.9%	0.8%	0.7%
% of FP17s Relating to Continuations	7	1,713	0.4%	0.7%	0.9%
% of Patients satisfied with the dentistry they have received	6	7	N/A	90.7%	90.9%
% of Patients satisfied with the time they had to wait for an appointment	5	7	N/A	89.6%	88.7%

* This is based on patients treated on this contract for their most recent course of treatment. Figures in italics indicate the base number of FP17s or Patient Questionnaire responses are less than 100. N/A is shown where the base number of responses is less than 10 during the period. % is calculated as Quantity/Base number*100

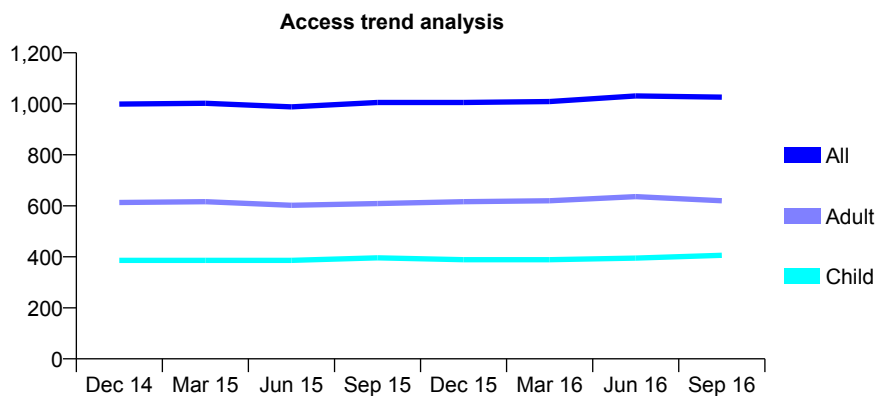
7A3 - Vital Signs At a Glance Contract Report for 792365/0001 - September 2016

Name or company name	MR JA RICE
Contract type name	GDS Contract
Purpose of contract	General
Contract start date	01/10/2011
Contract end date	

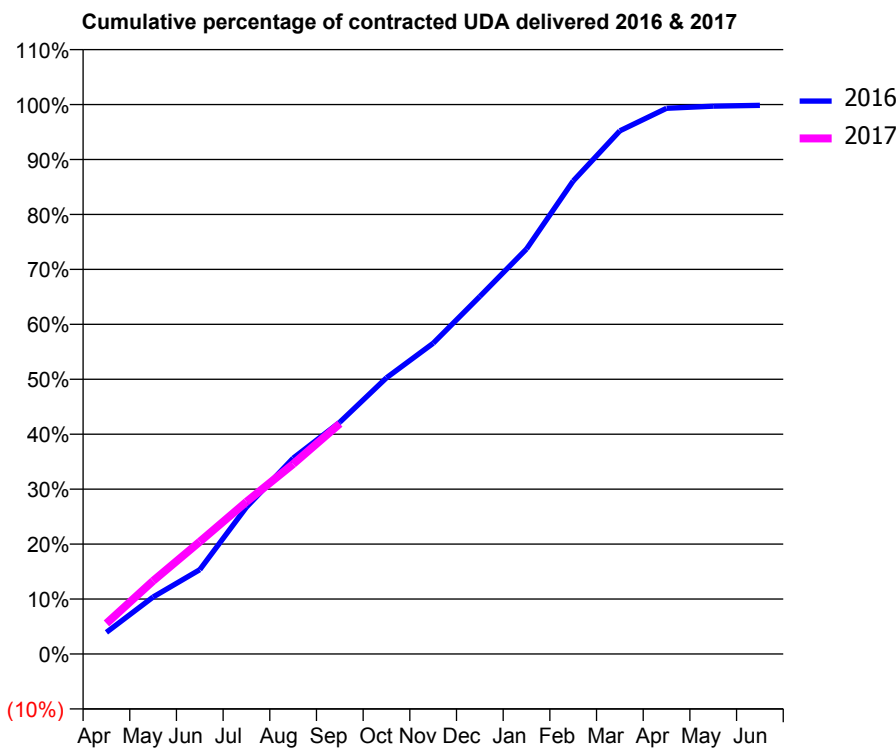
16/17 Contracted general activity (UDA)	2,724
Carry forward general activity (UDA)	4
16/17 Contracted orthodontic activity (UOA)	0
Carry forward orthodontic activity (UOA)	0
Baseline contract value	£60,972.88

ACCESS*

Patients seen in 24 months	Total	Change since previous quarter
Quarter ending September 2015	1,005	
Quarter ending December 2015	1,005	→
Quarter ending March 2016	1,009	→
Quarter ending June 2016	1,031	↑
Quarter ending September 2016	1,026	→
Variance since September 2015	2.1%	↑



ACTIVITY



Adjusted Scheduled Activity (UDA)		
Month	2016	2017
April	108	152
May	283	363
June	418	557
July	728	755
August	971	942
September	1,149	1,142
October	1,370	
November	1,540	
December	1,773	
January	2,008	
February	2,345	
March	2,593	
April	2,705	
May	2,716	
June	2,720	

QUALITY

	Quantity	Base Number	Contract	LHB	Wales
% of FP17s for the same patient ID Re-attending within 3 months - Children	15	296	5.1%	9.7%	11.3%
% of FP17s for the same patient ID Re-attending within 3 months - Adults	59	402	14.7%	14.7%	16.6%
% of FP17s for the same patient ID Re-attending between 3 & 9 months - Children	161	296	54.4%	52.7%	58.3%
% of FP17s for the same patient ID Re-attending between 3 & 9 months - Adults	170	402	42.3%	50.3%	54.0%
% of FP17s for Band 1 Urgent Courses	71	637	11.1%	9.3%	9.0%
% of FP17s Relating to Free Repair or Replacements	0	637	0.0%	0.8%	0.7%
% of FP17s Relating to Continuations	2	637	0.3%	0.7%	0.9%
% of Patients satisfied with the dentistry they have received	4	4	N/A	90.7%	90.9%
% of Patients satisfied with the time they had to wait for an appointment	4	4	N/A	89.6%	88.7%

* This is based on patients treated on this contract for their most recent course of treatment. Figures in italics indicate the base number of FP17s or Patient Questionnaire responses are less than 100. N/A is shown where the base number of responses is less than 10 during the period. % is calculated as Quantity/Base number*100

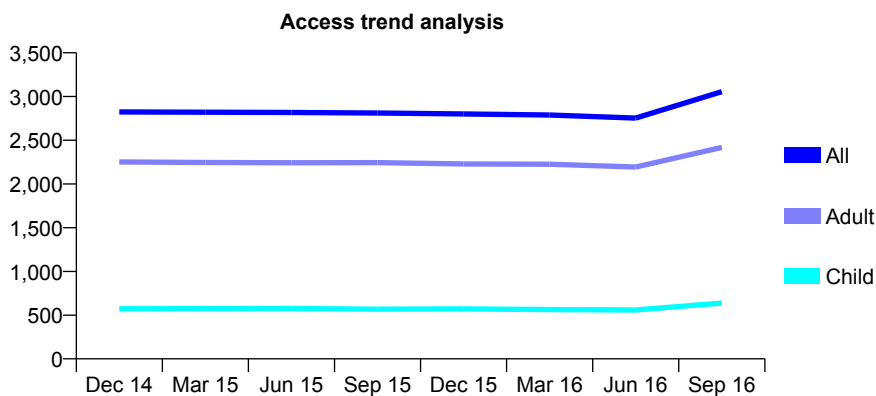
7A3 - Vital Signs At a Glance Contract Report for 810002/0001 - September 2016

Name or company name	MR DJ FLEMING
Contract type name	GDS Contract
Purpose of contract	General
Contract start date	01/04/2006
Contract end date	

16/17 Contracted general activity (UDA)	11,743
Carry forward general activity (UDA)	0
16/17 Contracted orthodontic activity (UOA)	0
Carry forward orthodontic activity (UOA)	0
Baseline contract value	£266,872.47

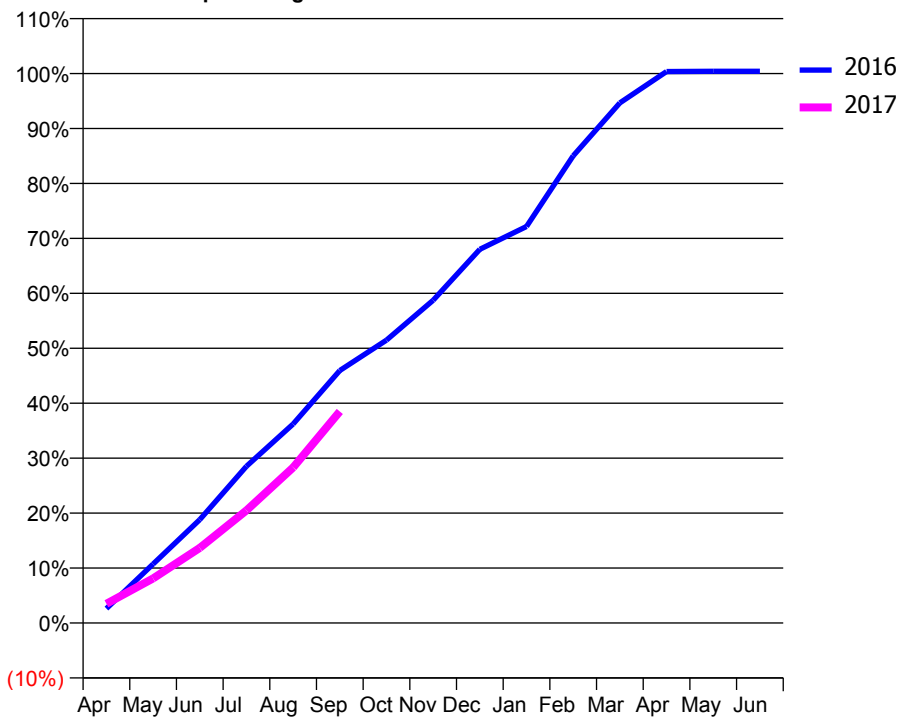
ACCESS*

Patients seen in 24 months	Total	Change since previous quarter
Quarter ending September 2015	2,812	
Quarter ending December 2015	2,800	→
Quarter ending March 2016	2,789	→
Quarter ending June 2016	2,753	↓
Quarter ending September 2016	3,056	↑
Variance since September 2015	8.7%	↑



ACTIVITY

Cumulative percentage of contracted UDA delivered 2016 & 2017



Adjusted Scheduled Activity (UDA)

Month	2016	2017
April	242	413
May	991	952
June	1,737	1,607
July	2,633	2,406
August	3,342	3,325
September	4,240	4,520
October	4,750	
November	5,420	
December	6,276	
January	6,659	
February	7,846	
March	8,735	
April	9,262	
May	9,266	
June	9,266	

QUALITY

	Quantity	Base Number	Contract	LHB	Wales
% of FP17s for the same patient ID Re-attending within 3 months - Children	26	479	5.4%	9.7%	11.3%
% of FP17s for the same patient ID Re-attending within 3 months - Adults	305	1,811	16.8%	14.7%	16.6%
% of FP17s for the same patient ID Re-attending between 3 & 9 months - Children	204	479	42.6%	52.7%	58.3%
% of FP17s for the same patient ID Re-attending between 3 & 9 months - Adults	676	1,811	37.3%	50.3%	54.0%
% of FP17s for Band 1 Urgent Courses	376	2,130	17.7%	9.3%	9.0%
% of FP17s Relating to Free Repair or Replacements	8	2,130	0.4%	0.8%	0.7%
% of FP17s Relating to Continuations	16	2,130	0.8%	0.7%	0.9%
% of Patients satisfied with the dentistry they have received	7	8	N/A	90.7%	90.9%
% of Patients satisfied with the time they had to wait for an appointment	8	8	N/A	89.6%	88.7%

* This is based on patients treated on this contract for their most recent course of treatment. Figures in italics indicate the base number of FP17s or Patient Questionnaire responses are less than 100. N/A is shown where the base number of responses is less than 10 during the period. % is calculated as Quantity/Base number*100

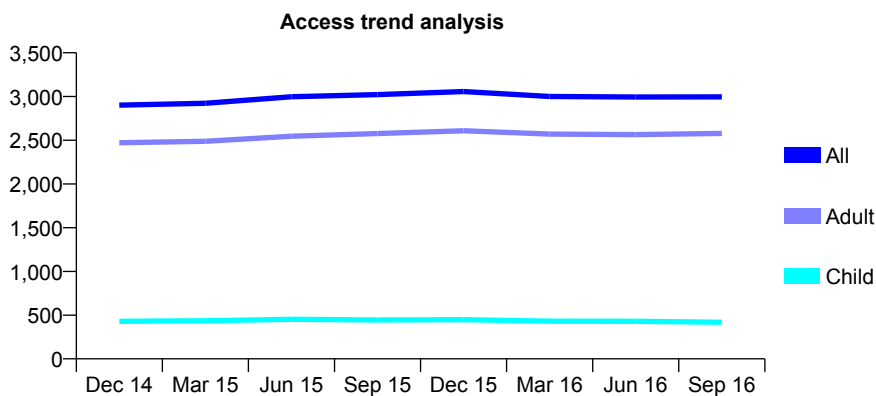
7A3 - Vital Signs At a Glance Contract Report for 810029/0001 - September 2016

Name or company name	MR MR HARRIS
Contract type name	GDS Contract
Purpose of contract	General
Contract start date	01/04/2006
Contract end date	

16/17 Contracted general activity (UDA)	7,470
Carry forward general activity (UDA)	0
16/17 Contracted orthodontic activity (UOA)	0
Carry forward orthodontic activity (UOA)	0
Baseline contract value	£166,357.25

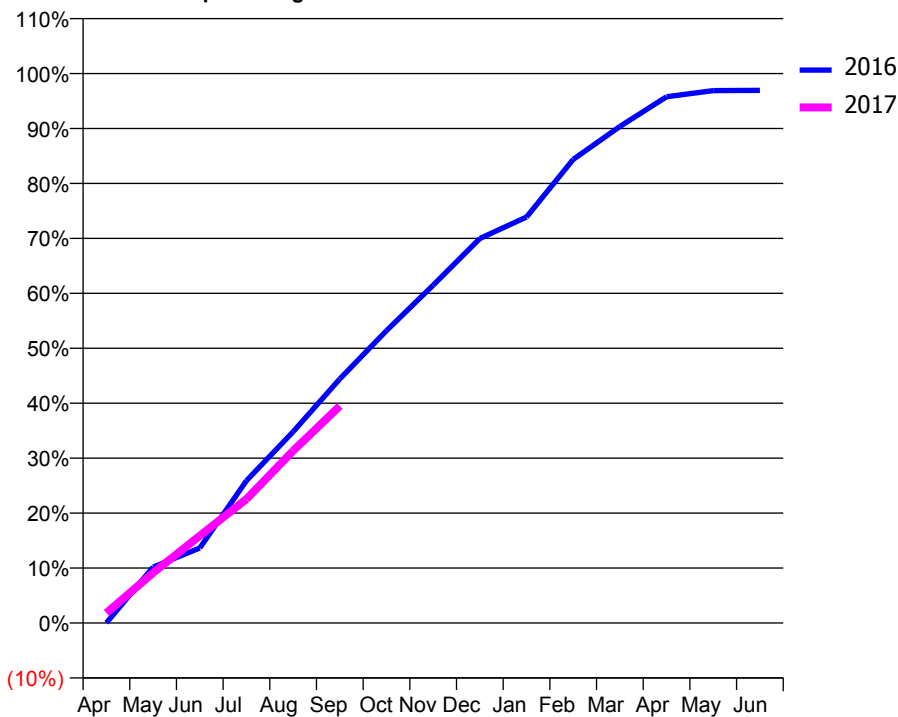
ACCESS*

Patients seen in 24 months	Total	Change since previous quarter
Quarter ending September 2015	3,022	
Quarter ending December 2015	3,057	→
Quarter ending March 2016	3,001	↓
Quarter ending June 2016	2,994	→
Quarter ending September 2016	2,996	→
Variance since September 2015	(0.9%)	→



ACTIVITY

Cumulative percentage of contracted UDA delivered 2016 & 2017



Month	Adjusted Scheduled Activity (UDA)	
	2016	2017
April	3	136
May	761	682
June	1,019	1,186
July	1,935	1,685
August	2,600	2,342
September	3,319	2,950
October	3,975	
November	4,593	
December	5,227	
January	5,519	
February	6,302	
March	6,749	
April	7,154	
May	7,238	
June	7,240	

QUALITY

	Quantity	Base Number	Contract	LHB	Wales
% of FP17s for the same patient ID Re-attending within 3 months - Children	5	267	1.9%	9.7%	11.3%
% of FP17s for the same patient ID Re-attending within 3 months - Adults	130	1,568	8.3%	14.7%	16.6%
% of FP17s for the same patient ID Re-attending between 3 & 9 months - Children	117	267	43.8%	52.7%	58.3%
% of FP17s for the same patient ID Re-attending between 3 & 9 months - Adults	850	1,568	54.2%	50.3%	54.0%
% of FP17s for Band 1 Urgent Courses	51	1,519	3.4%	9.3%	9.0%
% of FP17s Relating to Free Repair or Replacements	11	1,519	0.7%	0.8%	0.7%
% of FP17s Relating to Continuations	11	1,519	0.7%	0.7%	0.9%
% of Patients satisfied with the dentistry they have received	14	15	93.3%	90.7%	90.9%
% of Patients satisfied with the time they had to wait for an appointment	15	15	100.0%	89.6%	88.7%

* This is based on patients treated on this contract for their most recent course of treatment. Figures in italics indicate the base number of FP17s or Patient Questionnaire responses are less than 100. N/A is shown where the base number of responses is less than 10 during the period. % is calculated as Quantity/Base number*100

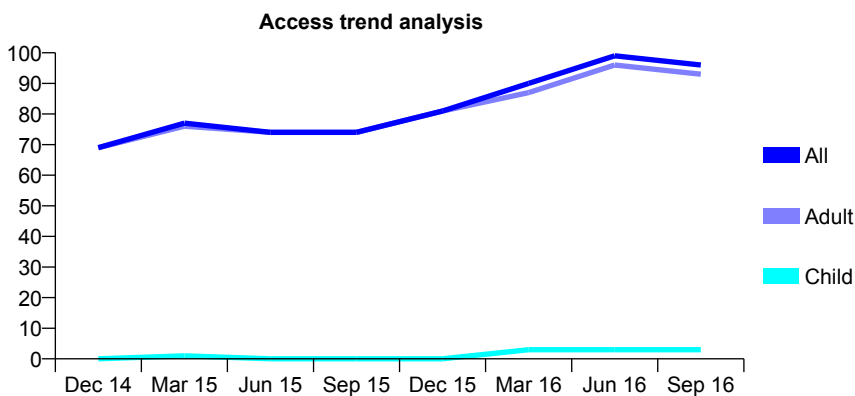
7A3 - Vital Signs At a Glance Contract Report for 810029/0002 - September 2016

Name or company name	MR MR HARRIS
Contract type name	GDS Contract
Purpose of contract	General
Contract start date	01/04/2009
Contract end date	

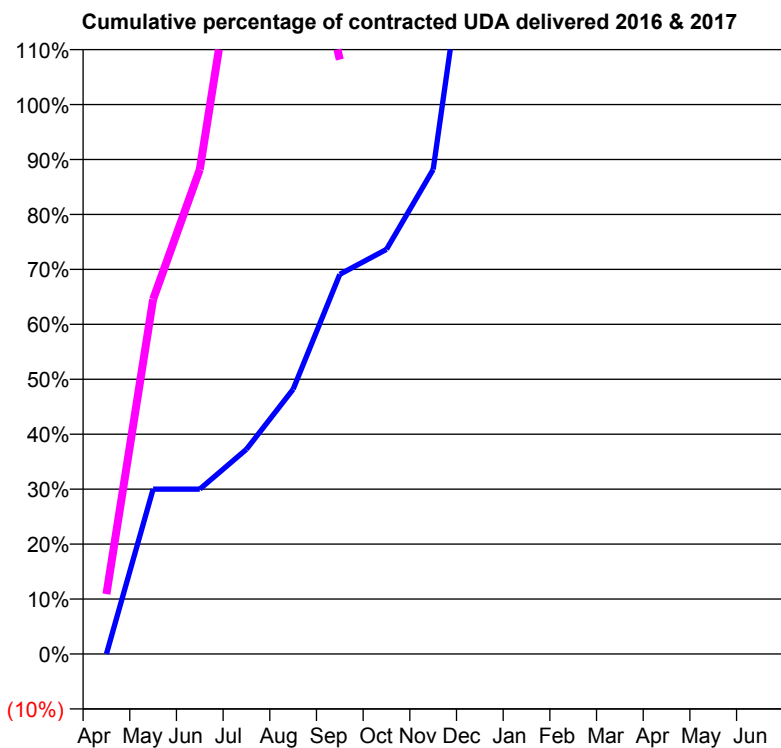
16/17 Contracted general activity (UDA)	110
Carry forward general activity (UDA)	0
16/17 Contracted orthodontic activity (UOA)	0
Carry forward orthodontic activity (UOA)	0
Baseline contract value	£5,513.55

ACCESS*

Patients seen in 24 months	Total	Change since previous quarter
Quarter ending September 2015	74	
Quarter ending December 2015	81	↑
Quarter ending March 2016	90	↑
Quarter ending June 2016	99	↑
Quarter ending September 2016	96	↓
Variance since September 2015	29.7%	↑



ACTIVITY



Month	Adjusted Scheduled Activity (UDA)	
	2016	2017
April	0	12
May	33	71
June	33	97
July	41	155
August	53	159
September	76	119
October	81	
November	97	
December	162	
January	192	
February	207	
March	226	
April	296	
May	269	
June	269	

QUALITY

	Quantity	Base Number	Contract	LHB	Wales
% of FP17s for the same patient ID Re-attending within 3 months - Children	0	1	0.0%	9.7%	11.3%
% of FP17s for the same patient ID Re-attending within 3 months - Adults	0	28	0.0%	14.7%	16.6%
% of FP17s for the same patient ID Re-attending between 3 & 9 months - Children	0	1	0.0%	52.7%	58.3%
% of FP17s for the same patient ID Re-attending between 3 & 9 months - Adults	2	28	7.1%	50.3%	54.0%
% of FP17s for Band 1 Urgent Courses	0	21	0.0%	9.3%	9.0%
% of FP17s Relating to Free Repair or Replacements	0	21	0.0%	0.8%	0.7%
% of FP17s Relating to Continuations	0	21	0.0%	0.7%	0.9%
% of Patients satisfied with the dentistry they have received	0	0	N/A	90.7%	90.9%
% of Patients satisfied with the time they had to wait for an appointment	0	0	N/A	89.6%	88.7%

* This is based on patients treated on this contract for their most recent course of treatment. Figures in italics indicate the base number of FP17s or Patient Questionnaire responses are less than 100. N/A is shown where the base number of responses is less than 10 during the period. % is calculated as Quantity/Base number*100

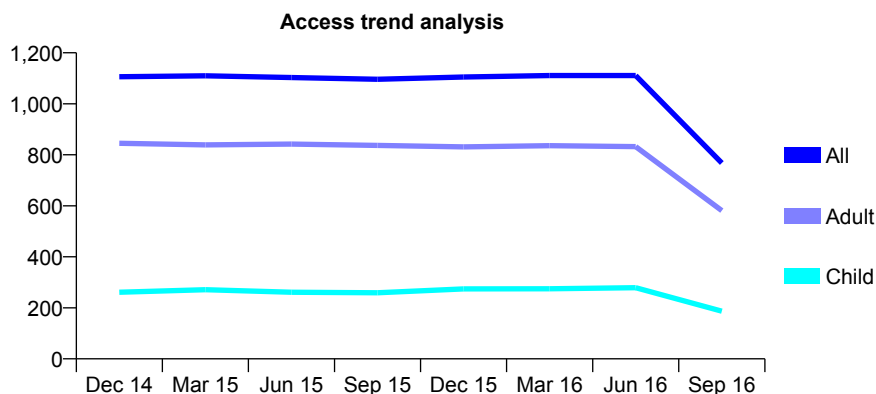
7A3 - Vital Signs At a Glance Contract Report for 811823/0001 - September 2016

Name or company name	MRS SJ RESTEGHINI
Contract type name	GDS Contract
Purpose of contract	General
Contract start date	01/04/2006
Contract end date	30/06/2016

16/17 Contracted general activity (UDA)	838
Carry forward general activity (UDA)	0
16/17 Contracted orthodontic activity (UOA)	0
Carry forward orthodontic activity (UOA)	0
Baseline contract value	£19,260.44

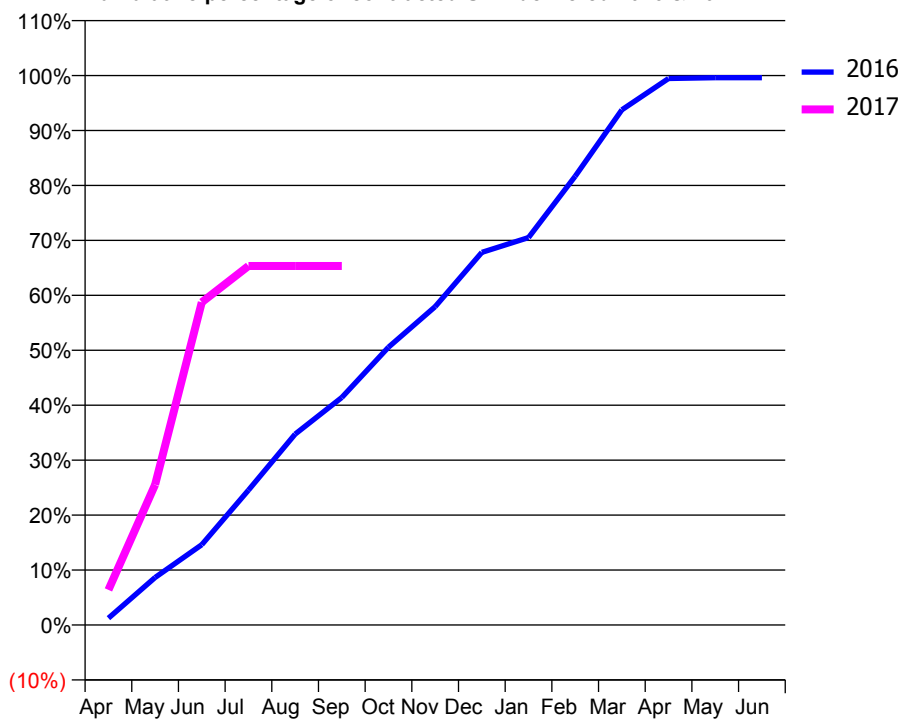
ACCESS*

Patients seen in 24 months	Total	Change since previous quarter
Quarter ending September 2015	1,096	
Quarter ending December 2015	1,105	→
Quarter ending March 2016	1,111	→
Quarter ending June 2016	1,111	→
Quarter ending September 2016	768	↓
Variance since September 2015	(29.9%)	↓



ACTIVITY

Cumulative percentage of contracted UDA delivered 2016 & 2017



Adjusted Scheduled Activity (UDA)

Month	2016	2017
April	42	54
May	290	214
June	491	492
July	823	548
August	1,165	548
September	1,388	548
October	1,695	
November	1,943	
December	2,274	
January	2,364	
February	2,738	
March	3,143	
April	3,335	
May	3,340	
June	3,340	

QUALITY

	Quantity	Base Number	Contract	LHB	Wales
% of FP17s for the same patient ID Re-attending within 3 months - Children	3	89	3.4%	9.7%	11.3%
% of FP17s for the same patient ID Re-attending within 3 months - Adults	53	300	17.7%	14.7%	16.6%
% of FP17s for the same patient ID Re-attending between 3 & 9 months - Children	51	89	57.3%	52.7%	58.3%
% of FP17s for the same patient ID Re-attending between 3 & 9 months - Adults	140	300	46.7%	50.3%	54.0%
% of FP17s for Band 1 Urgent Courses	48	317	15.1%	9.3%	9.0%
% of FP17s Relating to Free Repair or Replacements	1	317	0.3%	0.8%	0.7%
% of FP17s Relating to Continuations	1	317	0.3%	0.7%	0.9%
% of Patients satisfied with the dentistry they have received	0	1	N/A	90.7%	90.9%
% of Patients satisfied with the time they had to wait for an appointment	1	1	N/A	89.6%	88.7%

* This is based on patients treated on this contract for their most recent course of treatment. Figures in italics indicate the base number of FP17s or Patient Questionnaire responses are less than 100. N/A is shown where the base number of responses is less than 10 during the period. % is calculated as Quantity/Base number*100

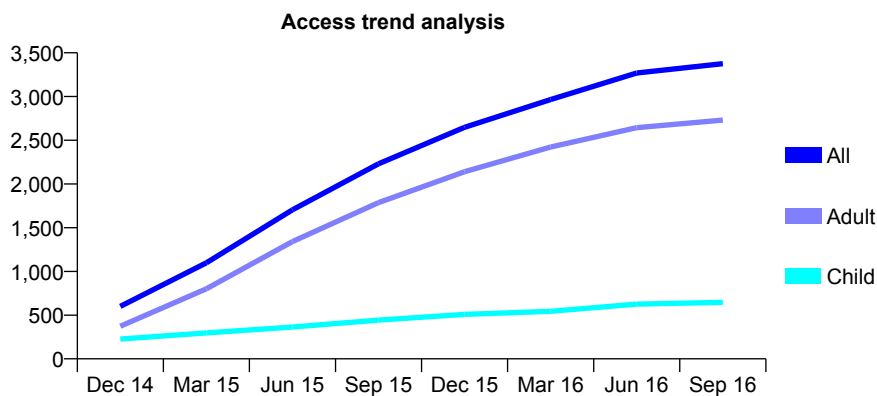
7A3 - Vital Signs At a Glance Contract Report for 812129/0001 - September 2016

Name or company name	MR SD JENKINS
Contract type name	GDS Contract
Purpose of contract	General
Contract start date	01/04/2006
Contract end date	

16/17 Contracted general activity (UDA)	14,511
Carry forward general activity (UDA)	115
16/17 Contracted orthodontic activity (UOA)	0
Carry forward orthodontic activity (UOA)	0
Baseline contract value	£339,539.46

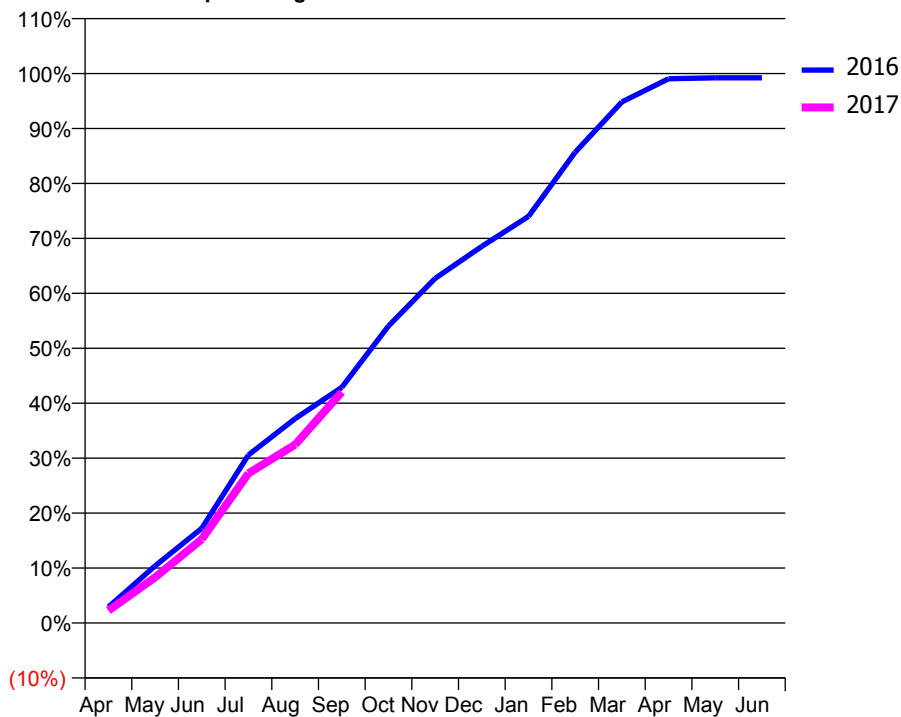
ACCESS*

Patients seen in 24 months	Total	Change since previous quarter
Quarter ending September 2015	2,230	
Quarter ending December 2015	2,649	↑
Quarter ending March 2016	2,966	↑
Quarter ending June 2016	3,269	↑
Quarter ending September 2016	3,376	↑
Variance since September 2015	51.4%	↑



ACTIVITY

Cumulative percentage of contracted UDA delivered 2016 & 2017



Adjusted Scheduled Activity (UDA)

Month	2016	2017
April	423	329
May	1,510	1,206
June	2,501	2,213
July	4,440	3,953
August	5,395	4,710
September	6,224	6,100
October	7,843	
November	9,102	
December	9,946	
January	10,738	
February	12,434	
March	13,759	
April	14,372	
May	14,397	
June	14,396	

QUALITY

	Quantity	Base Number	Contract	LHB	Wales
% of FP17s for the same patient ID Re-attending within 3 months - Children	39	474	8.2%	9.7%	11.3%
% of FP17s for the same patient ID Re-attending within 3 months - Adults	322	1,899	17.0%	14.7%	16.6%
% of FP17s for the same patient ID Re-attending between 3 & 9 months - Children	218	474	46.0%	52.7%	58.3%
% of FP17s for the same patient ID Re-attending between 3 & 9 months - Adults	831	1,899	43.8%	50.3%	54.0%
% of FP17s for Band 1 Urgent Courses	144	2,123	6.8%	9.3%	9.0%
% of FP17s Relating to Free Repair or Replacements	40	2,123	1.9%	0.8%	0.7%
% of FP17s Relating to Continuations	22	2,123	1.0%	0.7%	0.9%
% of Patients satisfied with the dentistry they have received	9	10	90.0%	90.7%	90.9%
% of Patients satisfied with the time they had to wait for an appointment	10	10	100.0%	89.6%	88.7%

* This is based on patients treated on this contract for their most recent course of treatment. Figures in italics indicate the base number of FP17s or Patient Questionnaire responses are less than 100. N/A is shown where the base number of responses is less than 10 during the period. % is calculated as Quantity/Base number*100

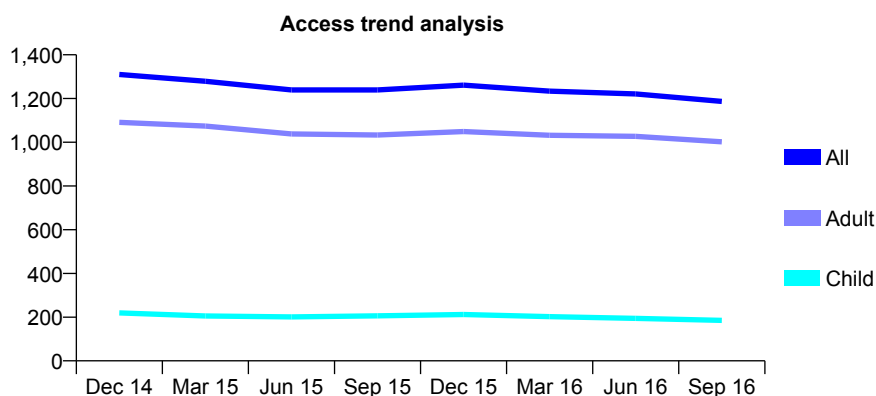
7A3 - Vital Signs At a Glance Contract Report for 910732/0001 - September 2016

Name or company name	MRS SP HARRIS
Contract type name	GDS Contract
Purpose of contract	General
Contract start date	01/04/2006
Contract end date	

16/17 Contracted general activity (UDA)	2,912
Carry forward general activity (UDA)	0
16/17 Contracted orthodontic activity (UOA)	0
Carry forward orthodontic activity (UOA)	0
Baseline contract value	£64,850.37

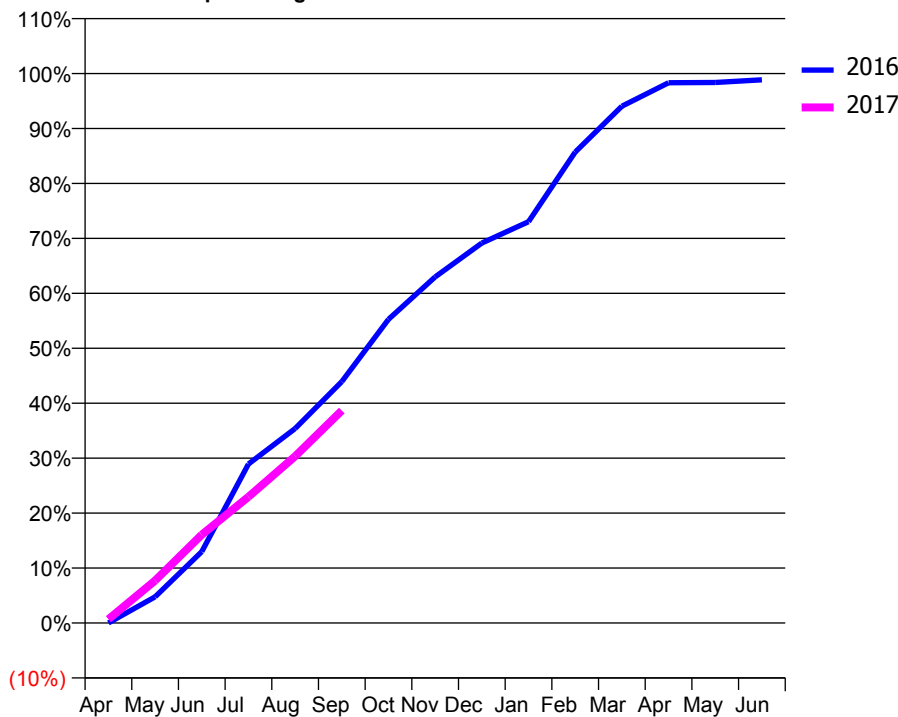
ACCESS*

Patients seen in 24 months	Total	Change since previous quarter
Quarter ending September 2015	1,239	
Quarter ending December 2015	1,261	→
Quarter ending March 2016	1,234	↓
Quarter ending June 2016	1,221	↓
Quarter ending September 2016	1,187	↓
Variance since September 2015	(4.2%)	↓



ACTIVITY

Cumulative percentage of contracted UDA delivered 2016 & 2017



Adjusted Scheduled Activity (UDA)

Month	2016	2017
April	0	20
May	139	225
June	378	468
July	843	669
August	1,031	884
September	1,279	1,126
October	1,610	
November	1,834	
December	2,013	
January	2,127	
February	2,496	
March	2,739	
April	2,863	
May	2,864	
June	2,878	

QUALITY

	Quantity	Base Number	Contract	LHB	Wales
% of FP17s for the same patient ID Re-attending within 3 months - Children	2	103	1.9%	9.7%	11.3%
% of FP17s for the same patient ID Re-attending within 3 months - Adults	47	534	8.8%	14.7%	16.6%
% of FP17s for the same patient ID Re-attending between 3 & 9 months - Children	42	103	40.8%	52.7%	58.3%
% of FP17s for the same patient ID Re-attending between 3 & 9 months - Adults	257	534	48.1%	50.3%	54.0%
% of FP17s for Band 1 Urgent Courses	27	540	5.0%	9.3%	9.0%
% of FP17s Relating to Free Repair or Replacements	3	540	0.6%	0.8%	0.7%
% of FP17s Relating to Continuations	2	540	0.4%	0.7%	0.9%
% of Patients satisfied with the dentistry they have received	3	3	N/A	90.7%	90.9%
% of Patients satisfied with the time they had to wait for an appointment	3	3	N/A	89.6%	88.7%

* This is based on patients treated on this contract for their most recent course of treatment. Figures in italics indicate the base number of FP17s or Patient Questionnaire responses are less than 100. N/A is shown where the base number of responses is less than 10 during the period. % is calculated as Quantity/Base number*100

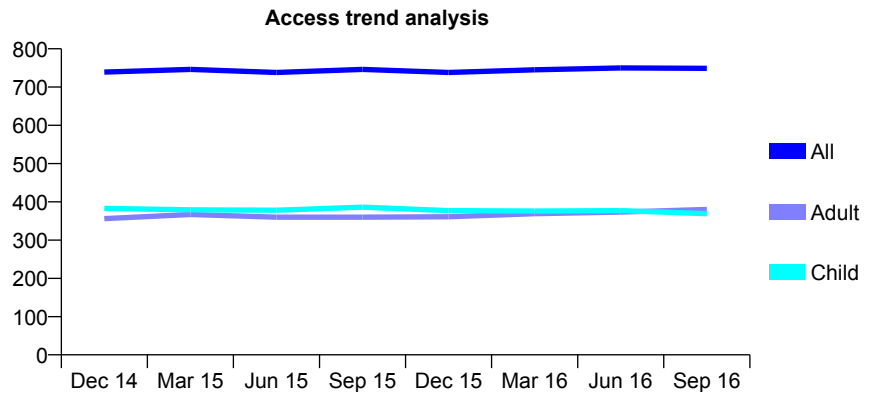
7A3 - Vital Signs At a Glance Contract Report for 913642/0001 - September 2016

Name or company name	MR DB RODERICK
Contract type name	GDS Contract
Purpose of contract	General
Contract start date	01/04/2006
Contract end date	

16/17 Contracted general activity (UDA)	2,204
Carry forward general activity (UDA)	0
16/17 Contracted orthodontic activity (UOA)	0
Carry forward orthodontic activity (UOA)	0
Baseline contract value	£68,661.62

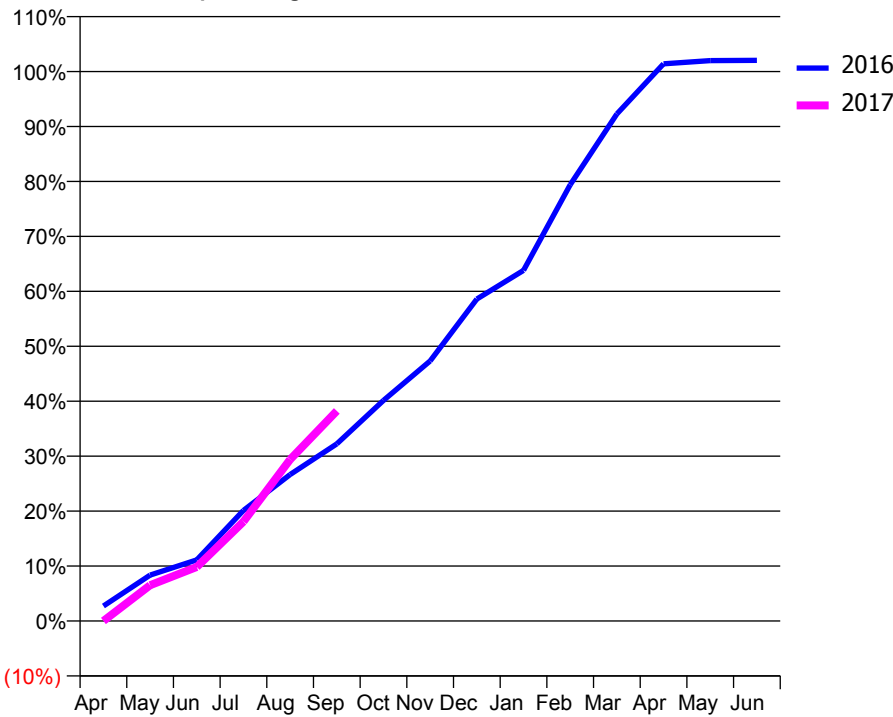
ACCESS*

Patients seen in 24 months	Total	Change since previous quarter
Quarter ending September 2015	746	
Quarter ending December 2015	738	↓
Quarter ending March 2016	745	→
Quarter ending June 2016	750	→
Quarter ending September 2016	749	→
Variance since September 2015	0.4%	→



ACTIVITY

Cumulative percentage of contracted UDA delivered 2016 & 2017



Month	Adjusted Scheduled Activity (UDA)	
	2016	2017
April	60	0
May	184	144
June	245	217
July	444	399
August	588	648
September	711	842
October	885	
November	1,043	
December	1,291	
January	1,406	
February	1,750	
March	2,034	
April	2,235	
May	2,248	
June	2,249	

QUALITY

	Quantity	Base Number	Contract	LHB	Wales
% of FP17s for the same patient ID Re-attending within 3 months - Children	37	312	11.9%	9.7%	11.3%
% of FP17s for the same patient ID Re-attending within 3 months - Adults	11	209	5.3%	14.7%	16.6%
% of FP17s for the same patient ID Re-attending between 3 & 9 months - Children	167	312	53.5%	52.7%	58.3%
% of FP17s for the same patient ID Re-attending between 3 & 9 months - Adults	101	209	48.3%	50.3%	54.0%
% of FP17s for Band 1 Urgent Courses	7	440	1.6%	9.3%	9.0%
% of FP17s Relating to Free Repair or Replacements	0	440	0.0%	0.8%	0.7%
% of FP17s Relating to Continuations	0	440	0.0%	0.7%	0.9%
% of Patients satisfied with the dentistry they have received	3	3	N/A	90.7%	90.9%
% of Patients satisfied with the time they had to wait for an appointment	3	3	N/A	89.6%	88.7%

* This is based on patients treated on this contract for their most recent course of treatment. Figures in italics indicate the base number of FP17s or Patient Questionnaire responses are less than 100. N/A is shown where the base number of responses is less than 10 during the period. % is calculated as Quantity/Base number*100

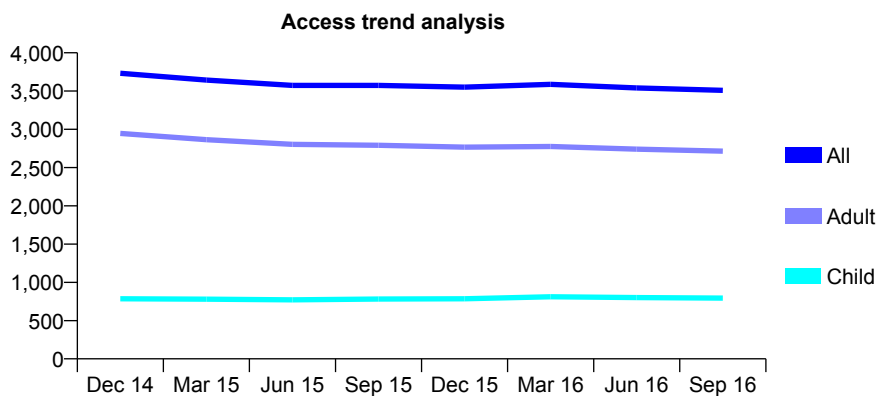
7A3 - Vital Signs At a Glance Contract Report for 949825/0001 - September 2016

Name or company name	MR DJ WILLIAMS
Contract type name	GDS Contract
Purpose of contract	General
Contract start date	01/09/2008
Contract end date	

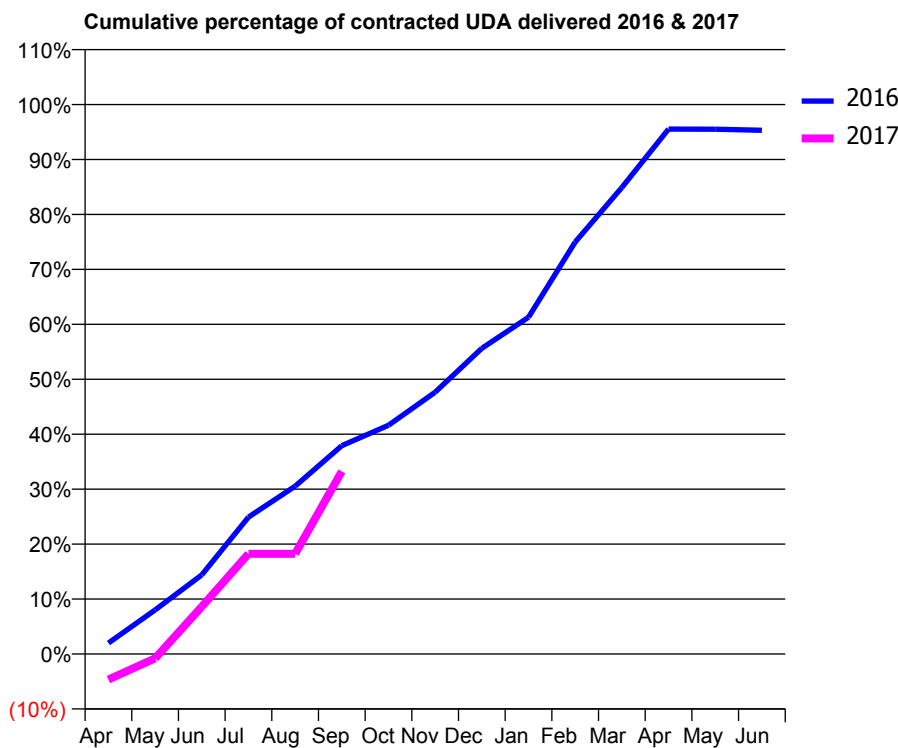
16/17 Contracted general activity (UDA)	11,940
Carry forward general activity (UDA)	559
16/17 Contracted orthodontic activity (UOA)	0
Carry forward orthodontic activity (UOA)	0
Baseline contract value	£274,346.96

ACCESS*

Patients seen in 24 months	Total	Change since previous quarter
Quarter ending September 2015	3,574	
Quarter ending December 2015	3,552	→
Quarter ending March 2016	3,587	→
Quarter ending June 2016	3,540	↓
Quarter ending September 2016	3,509	→
Variance since September 2015	(1.8%)	↓



ACTIVITY



Month	Adjusted Scheduled Activity (UDA)	
	2016	2017
April	240	-559
May	959	-97
June	1,720	1,030
July	2,975	2,178
August	3,645	2,178
September	4,526	3,969
October	4,970	
November	5,690	
December	6,642	
January	7,317	
February	8,953	
March	10,137	
April	11,405	
May	11,404	
June	11,381	

QUALITY

	Quantity	Base Number	Contract	LHB	Wales
% of FP17s for the same patient ID Re-attending within 3 months - Children	33	612	5.4%	9.7%	11.3%
% of FP17s for the same patient ID Re-attending within 3 months - Adults	339	2,122	16.0%	14.7%	16.6%
% of FP17s for the same patient ID Re-attending between 3 & 9 months - Children	361	612	59.0%	52.7%	58.3%
% of FP17s for the same patient ID Re-attending between 3 & 9 months - Adults	1,224	2,122	57.7%	50.3%	54.0%
% of FP17s for Band 1 Urgent Courses	189	2,348	8.0%	9.3%	9.0%
% of FP17s Relating to Free Repair or Replacements	34	2,348	1.4%	0.8%	0.7%
% of FP17s Relating to Continuations	26	2,348	1.1%	0.7%	0.9%
% of Patients satisfied with the dentistry they have received	9	9	N/A	90.7%	90.9%
% of Patients satisfied with the time they had to wait for an appointment	9	9	N/A	89.6%	88.7%

* This is based on patients treated on this contract for their most recent course of treatment. Figures in italics indicate the base number of FP17s or Patient Questionnaire responses are less than 100. N/A is shown where the base number of responses is less than 10 during the period. % is calculated as Quantity/Base number*100

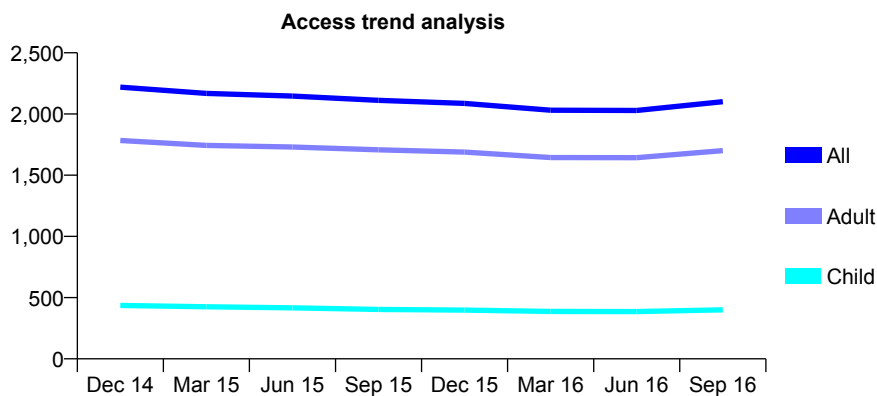
7A3 - Vital Signs At a Glance Contract Report for 999172/0001 - September 2016

Name or company name	MR B AARON
Contract type name	GDS Contract
Purpose of contract	General
Contract start date	01/04/2006
Contract end date	

16/17 Contracted general activity (UDA)	6,000
Carry forward general activity (UDA)	0
16/17 Contracted orthodontic activity (UOA)	0
Carry forward orthodontic activity (UOA)	0
Baseline contract value	£145,506.22

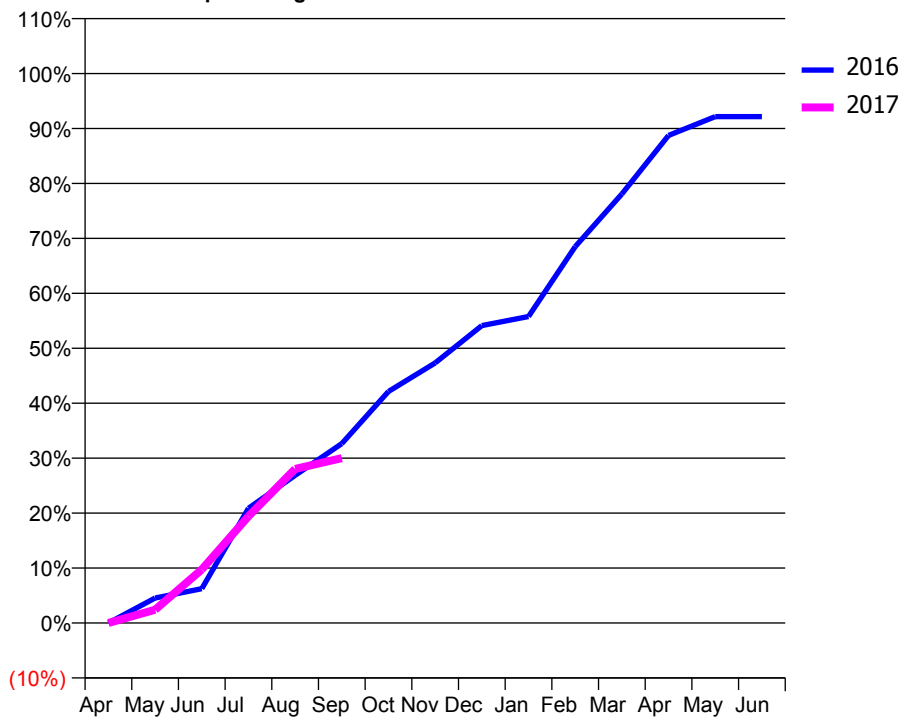
ACCESS*

Patients seen in 24 months	Total	Change since previous quarter
Quarter ending September 2015	2,112	
Quarter ending December 2015	2,087	↓
Quarter ending March 2016	2,031	↓
Quarter ending June 2016	2,029	→
Quarter ending September 2016	2,101	↑
Variance since September 2015	(0.5%)	→



ACTIVITY

Cumulative percentage of contracted UDA delivered 2016 & 2017



Adjusted Scheduled Activity (UDA)

Month	2016	2017
April	1	0
May	273	146
June	375	585
July	1,253	1,166
August	1,613	1,682
September	1,959	1,800
October	2,528	
November	2,839	
December	3,247	
January	3,347	
February	4,110	
March	4,685	
April	5,324	
May	5,529	
June	5,529	

QUALITY

	Quantity	Base Number	Contract	LHB	Wales
% of FP17s for the same patient ID Re-attending within 3 months - Children	6	249	2.4%	9.7%	11.3%
% of FP17s for the same patient ID Re-attending within 3 months - Adults	28	1,003	2.8%	14.7%	16.6%
% of FP17s for the same patient ID Re-attending between 3 & 9 months - Children	124	249	49.8%	52.7%	58.3%
% of FP17s for the same patient ID Re-attending between 3 & 9 months - Adults	511	1,003	50.9%	50.3%	54.0%
% of FP17s for Band 1 Urgent Courses	13	899	1.4%	9.3%	9.0%
% of FP17s Relating to Free Repair or Replacements	3	899	0.3%	0.8%	0.7%
% of FP17s Relating to Continuations	0	899	0.0%	0.7%	0.9%
% of Patients satisfied with the dentistry they have received	13	13	100.0%	90.7%	90.9%
% of Patients satisfied with the time they had to wait for an appointment	12	13	92.3%	89.6%	88.7%

* This is based on patients treated on this contract for their most recent course of treatment. Figures in italics indicate the base number of FP17s or Patient Questionnaire responses are less than 100. N/A is shown where the base number of responses is less than 10 during the period. % is calculated as Quantity/Base number*100

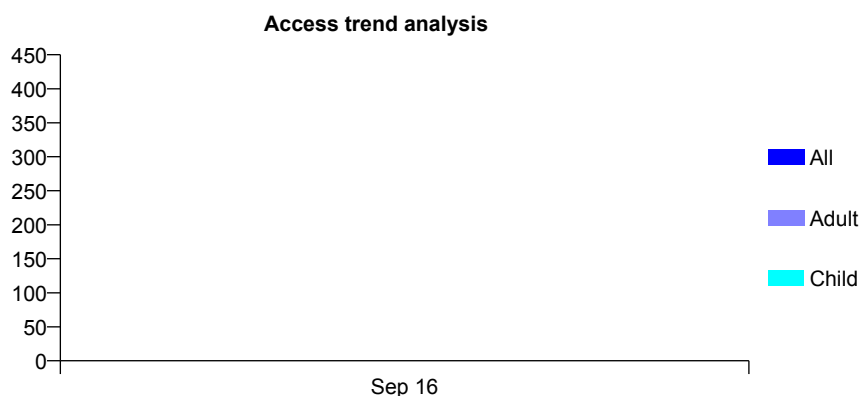
7A4 - Vital Signs At a Glance Contract Report for 100209/0000 - September 2016

Name or company name	E M Roberts & K E Palmer
Contract type name	GDS Contract
Purpose of contract	General
Contract start date	01/09/2016
Contract end date	

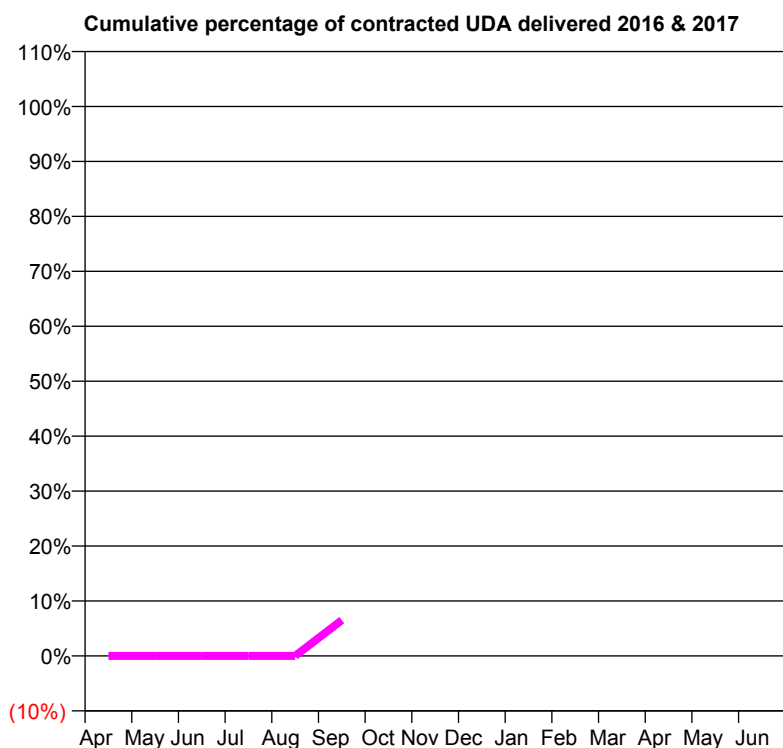
16/17 Contracted general activity (UDA)	7,608
Carry forward general activity (UDA)	0
16/17 Contracted orthodontic activity (UOA)	0
Carry forward orthodontic activity (UOA)	0
Baseline contract value	£194,134.70

ACCESS*

Patients seen in 24 months	Total	Change since previous quarter
Quarter ending September 2015	0	
Quarter ending December 2015	0	
Quarter ending March 2016	0	
Quarter ending June 2016	0	
Quarter ending September 2016	410	↑
Variance since September 2015	N/A	



ACTIVITY



Month	Adjusted Scheduled Activity (UDA)	
	2016	2017
April	0	0
May	0	0
June	0	0
July	0	0
August	0	0
September	0	495
October	0	
November	0	
December	0	
January	0	
February	0	
March	0	
April	0	
May	0	
June	0	

QUALITY

	Quantity	Base Number	Contract	LHB	Wales
% of FP17s for the same patient ID Re-attending within 3 months - Children	0	77	0.0%	9.3%	11.3%
% of FP17s for the same patient ID Re-attending within 3 months - Adults	2	228	0.9%	16.4%	16.6%
% of FP17s for the same patient ID Re-attending between 3 & 9 months - Children	0	77	0.0%	55.3%	58.3%
% of FP17s for the same patient ID Re-attending between 3 & 9 months - Adults	0	228	0.0%	52.8%	54.0%
% of FP17s for Band 1 Urgent Courses	26	305	8.5%	9.3%	9.0%
% of FP17s Relating to Free Repair or Replacements	0	305	0.0%	0.8%	0.7%
% of FP17s Relating to Continuations	0	305	0.0%	1.1%	0.9%
% of Patients satisfied with the dentistry they have received	0	0	N/A	91.1%	90.9%
% of Patients satisfied with the time they had to wait for an appointment	0	0	N/A	89.5%	88.7%

* This is based on patients treated on this contract for their most recent course of treatment. Figures in italics indicate the base number of FP17s or Patient Questionnaire responses are less than 100. N/A is shown where the base number of responses is less than 10 during the period. % is calculated as Quantity/Base number*100

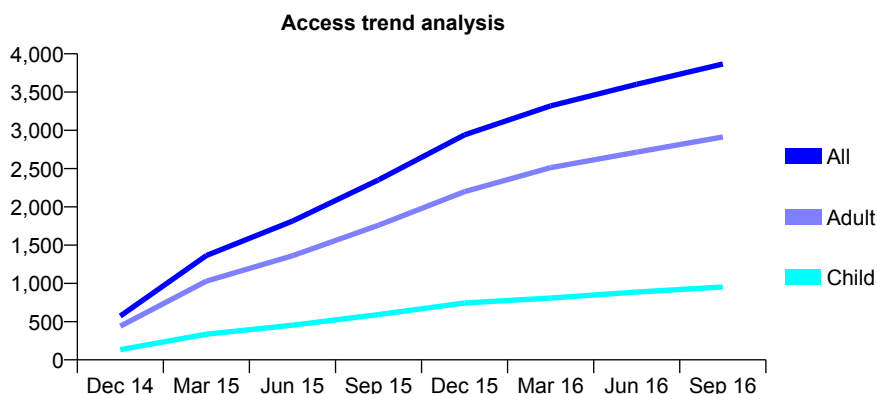
7A4 - Vital Signs At a Glance Contract Report for 101338/0151 - September 2016

Name or company name	Whitecross Dental Care Limited
Contract type name	GDS Contract
Purpose of contract	General
Contract start date	01/11/2014
Contract end date	

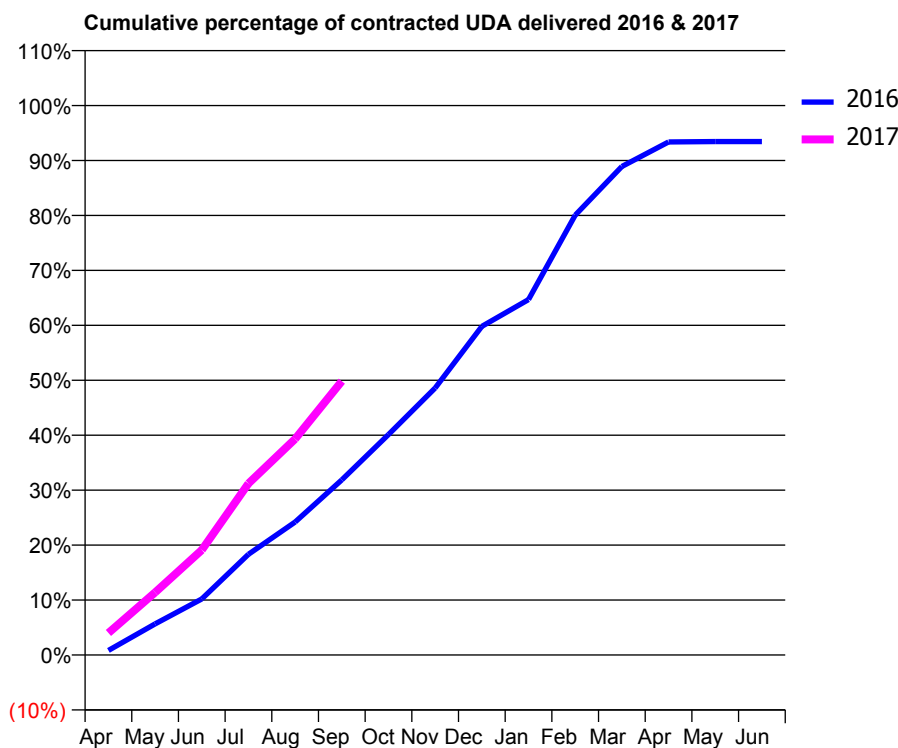
16/17 Contracted general activity (UDA)	11,700
Carry forward general activity (UDA)	0
16/17 Contracted orthodontic activity (UOA)	0
Carry forward orthodontic activity (UOA)	0
Baseline contract value	£281,133.11

ACCESS*

Patients seen in 24 months	Total	Change since previous quarter
Quarter ending September 2015	2,352	
Quarter ending December 2015	2,942	↑
Quarter ending March 2016	3,320	↑
Quarter ending June 2016	3,601	↑
Quarter ending September 2016	3,867	↑
Variance since September 2015	64.4%	↑



ACTIVITY



Month	Adjusted Scheduled Activity (UDA)	
	2016	2017
April	97	470
May	662	1,334
June	1,194	2,235
July	2,146	3,652
August	2,831	4,600
September	3,729	5,829
October	4,694	
November	5,686	
December	6,997	
January	7,569	
February	9,365	
March	10,401	
April	10,924	
May	10,933	
June	10,933	

QUALITY

	Quantity	Base Number	Contract	LHB	Wales
% of FP17s for the same patient ID Re-attending within 3 months - Children	20	544	3.7%	9.3%	11.3%
% of FP17s for the same patient ID Re-attending within 3 months - Adults	149	1,717	8.7%	16.4%	16.6%
% of FP17s for the same patient ID Re-attending between 3 & 9 months - Children	219	544	40.3%	55.3%	58.3%
% of FP17s for the same patient ID Re-attending between 3 & 9 months - Adults	869	1,717	50.6%	52.8%	54.0%
% of FP17s for Band 1 Urgent Courses	60	2,107	2.8%	9.3%	9.0%
% of FP17s Relating to Free Repair or Replacements	12	2,107	0.6%	0.8%	0.7%
% of FP17s Relating to Continuations	10	2,107	0.5%	1.1%	0.9%
% of Patients satisfied with the dentistry they have received	15	16	93.8%	91.1%	90.9%
% of Patients satisfied with the time they had to wait for an appointment	11	16	68.8%	89.5%	88.7%

* This is based on patients treated on this contract for their most recent course of treatment. Figures in italics indicate the base number of FP17s or Patient Questionnaire responses are less than 100. N/A is shown where the base number of responses is less than 10 during the period. % is calculated as Quantity/Base number*100

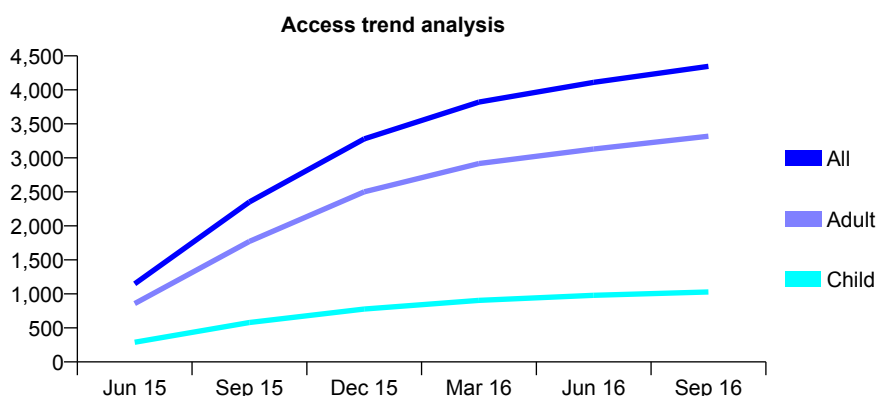
7A4 - Vital Signs At a Glance Contract Report for 101338/0152 - September 2016

Name or company name	Whitecross Dental Care Limited
Contract type name	GDS Contract
Purpose of contract	General
Contract start date	01/04/2015
Contract end date	

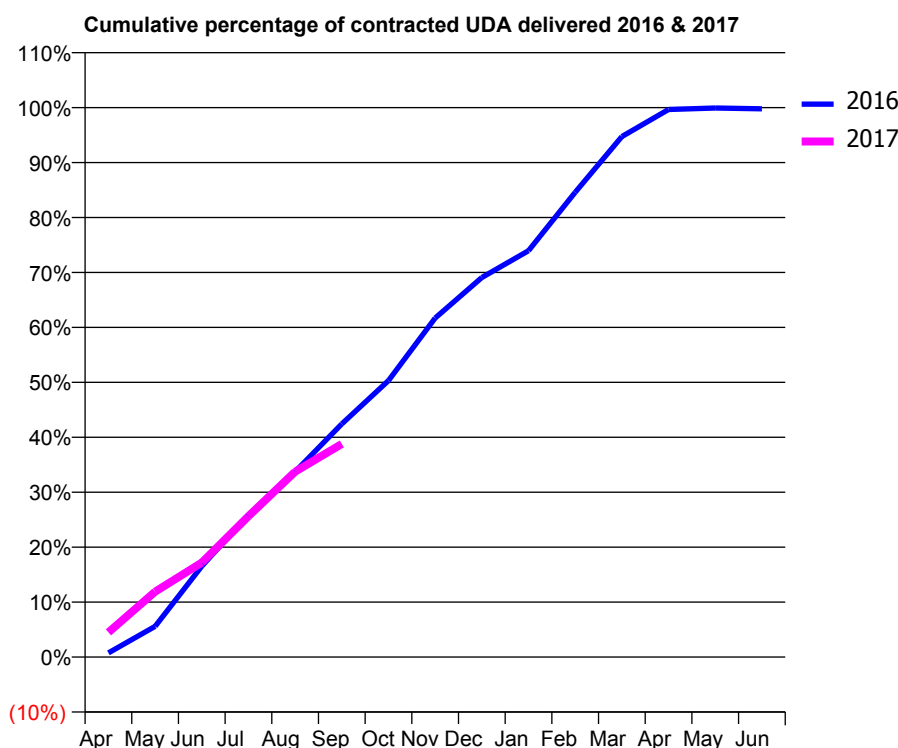
16/17 Contracted general activity (UDA)	13,434
Carry forward general activity (UDA)	0
16/17 Contracted orthodontic activity (UOA)	0
Carry forward orthodontic activity (UOA)	0
Baseline contract value	£346,677.25

ACCESS*

Patients seen in 24 months	Total	Change since previous quarter
Quarter ending September 2015	2,351	
Quarter ending December 2015	3,279	↑
Quarter ending March 2016	3,820	↑
Quarter ending June 2016	4,110	↑
Quarter ending September 2016	4,347	↑
Variance since September 2015	84.9%	↑



ACTIVITY



Month	Adjusted Scheduled Activity (UDA)	
	2016	2017
April	101	605
May	751	1,599
June	2,222	2,311
July	3,474	3,443
August	4,532	4,534
September	5,701	5,210
October	6,761	
November	8,287	
December	9,280	
January	9,935	
February	11,362	
March	12,724	
April	13,389	
May	13,422	
June	13,404	

QUALITY

	Quantity	Base Number	Contract	LHB	Wales
% of FP17s for the same patient ID Re-attending within 3 months - Children	28	559	5.0%	9.3%	11.3%
% of FP17s for the same patient ID Re-attending within 3 months - Adults	161	1,730	9.3%	16.4%	16.6%
% of FP17s for the same patient ID Re-attending between 3 & 9 months - Children	220	559	39.4%	55.3%	58.3%
% of FP17s for the same patient ID Re-attending between 3 & 9 months - Adults	778	1,730	45.0%	52.8%	54.0%
% of FP17s for Band 1 Urgent Courses	98	2,057	4.8%	9.3%	9.0%
% of FP17s Relating to Free Repair or Replacements	9	2,057	0.4%	0.8%	0.7%
% of FP17s Relating to Continuations	20	2,057	1.0%	1.1%	0.9%
% of Patients satisfied with the dentistry they have received	11	12	91.7%	91.1%	90.9%
% of Patients satisfied with the time they had to wait for an appointment	12	12	100.0%	89.5%	88.7%

* This is based on patients treated on this contract for their most recent course of treatment. Figures in italics indicate the base number of FP17s or Patient Questionnaire responses are less than 100. N/A is shown where the base number of responses is less than 10 during the period. % is calculated as Quantity/Base number*100

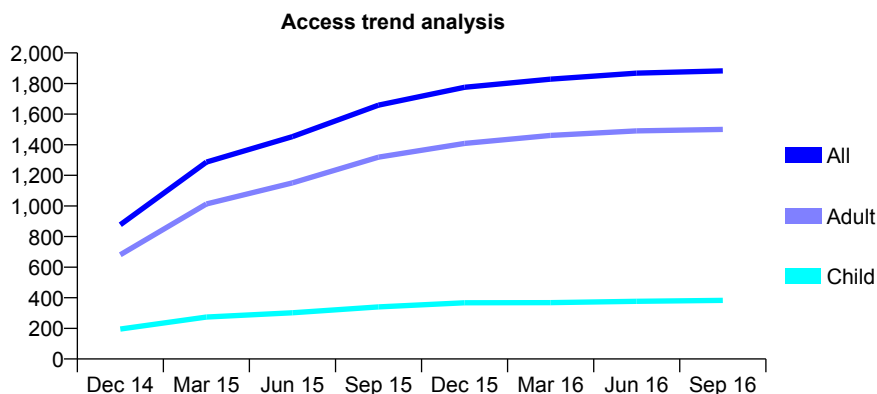
7A4 - Vital Signs At a Glance Contract Report for 104272/0001 - September 2016

Name or company name	Dragon Tears Limited
Contract type name	GDS Contract
Purpose of contract	General
Contract start date	01/07/2014
Contract end date	

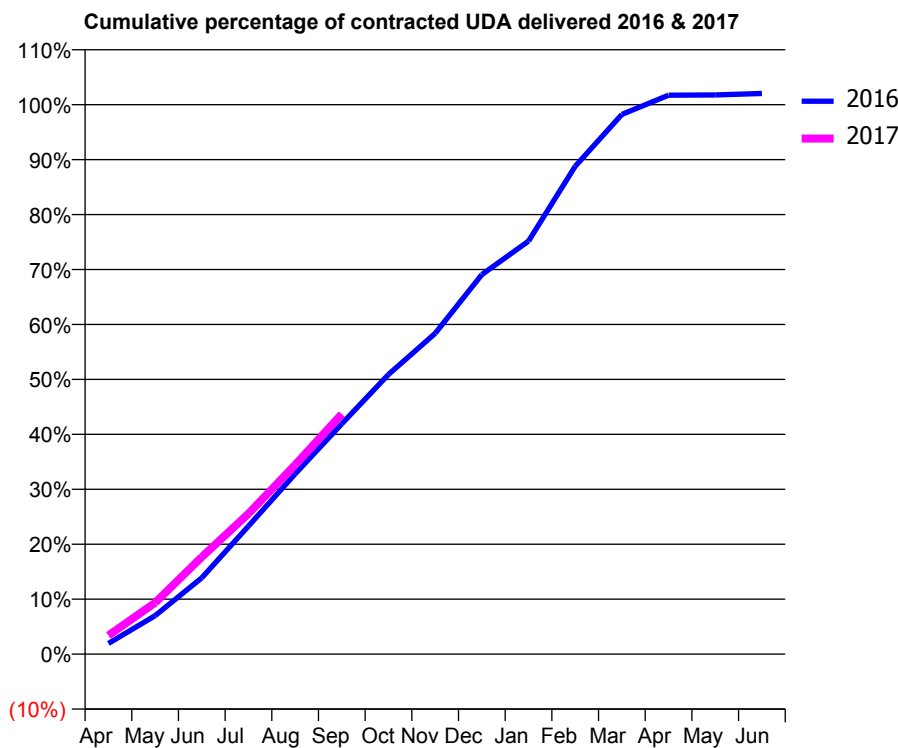
16/17 Contracted general activity (UDA)	6,026
Carry forward general activity (UDA)	0
16/17 Contracted orthodontic activity (UOA)	0
Carry forward orthodontic activity (UOA)	0
Baseline contract value	£153,079.86

ACCESS*

Patients seen in 24 months	Total	Change since previous quarter
Quarter ending September 2015	1,659	
Quarter ending December 2015	1,776	↑
Quarter ending March 2016	1,829	↑
Quarter ending June 2016	1,868	↑
Quarter ending September 2016	1,883	→
Variance since September 2015	13.5%	↑



ACTIVITY



Month	Adjusted Scheduled Activity (UDA)	
	2016	2017
April	118	206
May	421	564
June	837	1,065
July	1,405	1,541
August	1,977	2,075
September	2,527	2,633
October	3,067	
November	3,518	
December	4,162	
January	4,529	
February	5,350	
March	5,919	
April	6,129	
May	6,132	
June	6,148	

QUALITY

	Quantity	Base Number	Contract	LHB	Wales
% of FP17s for the same patient ID Re-attending within 3 months - Children	13	253	5.1%	9.3%	11.3%
% of FP17s for the same patient ID Re-attending within 3 months - Adults	177	1,039	17.0%	16.4%	16.6%
% of FP17s for the same patient ID Re-attending between 3 & 9 months - Children	146	253	57.7%	55.3%	58.3%
% of FP17s for the same patient ID Re-attending between 3 & 9 months - Adults	595	1,039	57.3%	52.8%	54.0%
% of FP17s for Band 1 Urgent Courses	115	1,199	9.6%	9.3%	9.0%
% of FP17s Relating to Free Repair or Replacements	4	1,199	0.3%	0.8%	0.7%
% of FP17s Relating to Continuations	10	1,199	0.8%	1.1%	0.9%
% of Patients satisfied with the dentistry they have received	9	12	75.0%	91.1%	90.9%
% of Patients satisfied with the time they had to wait for an appointment	10	12	83.3%	89.5%	88.7%

* This is based on patients treated on this contract for their most recent course of treatment. Figures in italics indicate the base number of FP17s or Patient Questionnaire responses are less than 100. N/A is shown where the base number of responses is less than 10 during the period. % is calculated as Quantity/Base number*100

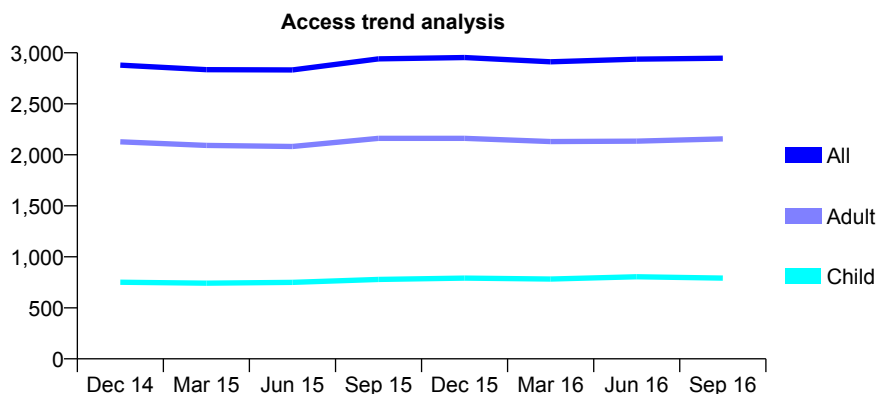
7A4 - Vital Signs At a Glance Contract Report for 105015/0001 - September 2016

Name or company name	Colchester Dental Surgery Limited
Contract type name	GDS Contract
Purpose of contract	General
Contract start date	01/06/2011
Contract end date	

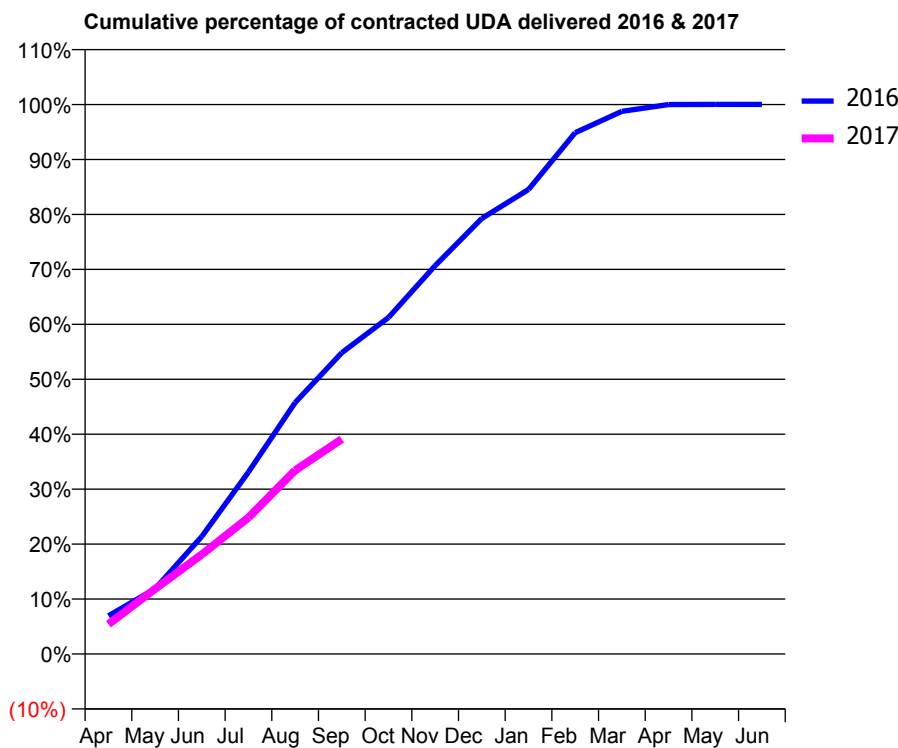
16/17 Contracted general activity (UDA)	8,429
Carry forward general activity (UDA)	0
16/17 Contracted orthodontic activity (UOA)	0
Carry forward orthodontic activity (UOA)	0
Baseline contract value	£182,611.20

ACCESS*

Patients seen in 24 months	Total	Change since previous quarter
Quarter ending September 2015	2,940	
Quarter ending December 2015	2,953	→
Quarter ending March 2016	2,912	↓
Quarter ending June 2016	2,938	→
Quarter ending September 2016	2,947	→
Variance since September 2015	0.2%	→



ACTIVITY



Month	Adjusted Scheduled Activity (UDA)	
	2016	2017
April	449	457
May	768	999
June	1,383	1,526
July	2,141	2,093
August	2,958	2,818
September	3,545	3,295
October	3,960	
November	4,570	
December	5,125	
January	5,464	
February	6,133	
March	6,384	
April	6,464	
May	6,466	
June	6,466	

QUALITY

	Quantity	Base Number	Contract	LHB	Wales
% of FP17s for the same patient ID Re-attending within 3 months - Children	39	633	6.2%	9.3%	11.3%
% of FP17s for the same patient ID Re-attending within 3 months - Adults	213	1,583	13.5%	16.4%	16.6%
% of FP17s for the same patient ID Re-attending between 3 & 9 months - Children	384	633	60.7%	55.3%	58.3%
% of FP17s for the same patient ID Re-attending between 3 & 9 months - Adults	866	1,583	54.7%	52.8%	54.0%
% of FP17s for Band 1 Urgent Courses	152	2,151	7.1%	9.3%	9.0%
% of FP17s Relating to Free Repair or Replacements	17	2,151	0.8%	0.8%	0.7%
% of FP17s Relating to Continuations	5	2,151	0.2%	1.1%	0.9%
% of Patients satisfied with the dentistry they have received	3	3	N/A	91.1%	90.9%
% of Patients satisfied with the time they had to wait for an appointment	2	3	N/A	89.5%	88.7%

* This is based on patients treated on this contract for their most recent course of treatment. Figures in italics indicate the base number of FP17s or Patient Questionnaire responses are less than 100. N/A is shown where the base number of responses is less than 10 during the period. % is calculated as Quantity/Base number*100

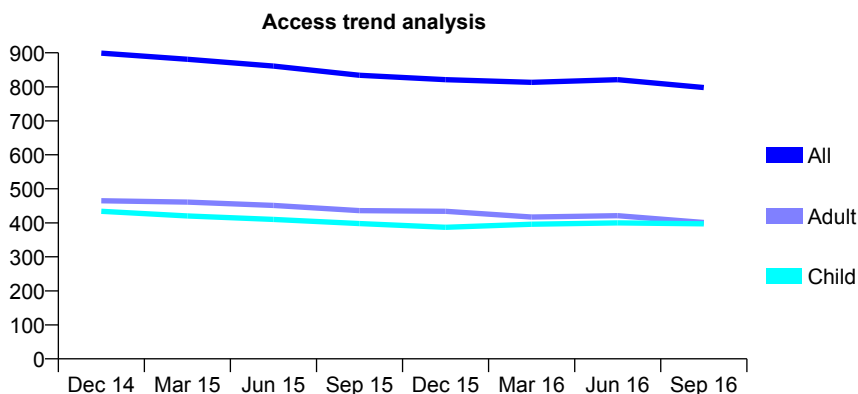
7A4 - Vital Signs At a Glance Contract Report for 107107/0001 - September 2016

Name or company name	Jenkins Locum & Administration Services L
Contract type name	GDS Contract
Purpose of contract	General
Contract start date	01/07/2007
Contract end date	

16/17 Contracted general activity (UDA)	2,794
Carry forward general activity (UDA)	0
16/17 Contracted orthodontic activity (UOA)	0
Carry forward orthodontic activity (UOA)	0
Baseline contract value	£68,836.66

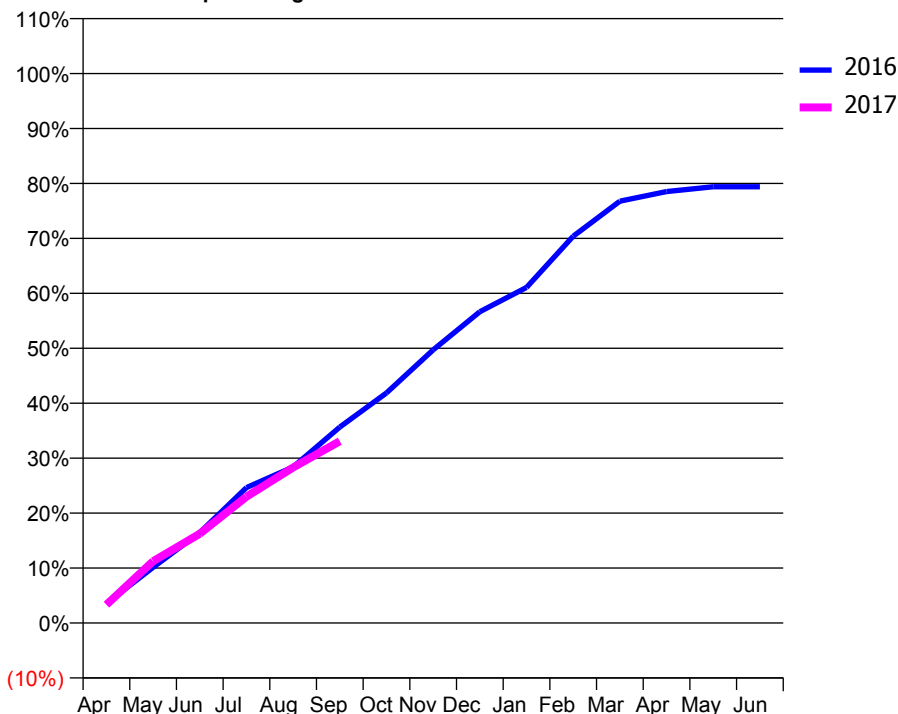
ACCESS*

Patients seen in 24 months	Total	Change since previous quarter
Quarter ending September 2015	834	
Quarter ending December 2015	821	↓
Quarter ending March 2016	813	→
Quarter ending June 2016	821	→
Quarter ending September 2016	798	↓
Variance since September 2015	(4.3%)	↓



ACTIVITY

Cumulative percentage of contracted UDA delivered 2016 & 2017



Adjusted Scheduled Activity (UDA)

Month	2016	2017
April	99	93
May	283	314
June	460	454
July	688	642
August	794	791
September	996	924
October	1,170	
November	1,389	
December	1,583	
January	1,706	
February	1,967	
March	2,145	
April	2,194	
May	2,218	
June	2,218	

QUALITY

	Quantity	Base Number	Contract	LHB	Wales
% of FP17s for the same patient ID Re-attending within 3 months - Children	15	309	4.9%	9.3%	11.3%
% of FP17s for the same patient ID Re-attending within 3 months - Adults	33	233	14.2%	16.4%	16.6%
% of FP17s for the same patient ID Re-attending between 3 & 9 months - Children	208	309	67.3%	55.3%	58.3%
% of FP17s for the same patient ID Re-attending between 3 & 9 months - Adults	120	233	51.5%	52.8%	54.0%
% of FP17s for Band 1 Urgent Courses	37	506	7.3%	9.3%	9.0%
% of FP17s Relating to Free Repair or Replacements	0	506	0.0%	0.8%	0.7%
% of FP17s Relating to Continuations	0	506	0.0%	1.1%	0.9%
% of Patients satisfied with the dentistry they have received	1	1	N/A	91.1%	90.9%
% of Patients satisfied with the time they had to wait for an appointment	1	1	N/A	89.5%	88.7%

* This is based on patients treated on this contract for their most recent course of treatment. Figures in italics indicate the base number of FP17s or Patient Questionnaire responses are less than 100. N/A is shown where the base number of responses is less than 10 during the period. % is calculated as Quantity/Base number*100

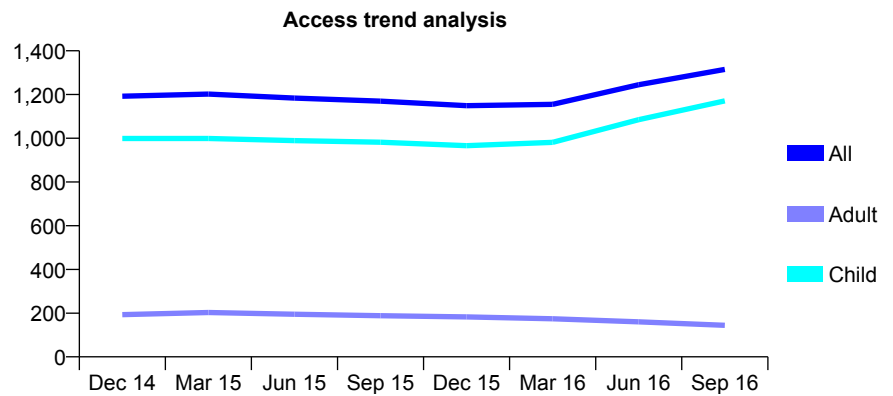
7A4 - Vital Signs At a Glance Contract Report for 108014/0001 - September 2016

Name or company name	Smiles Studio Penarth Ltd
Contract type name	GDS Contract
Purpose of contract	General
Contract start date	01/01/2012
Contract end date	

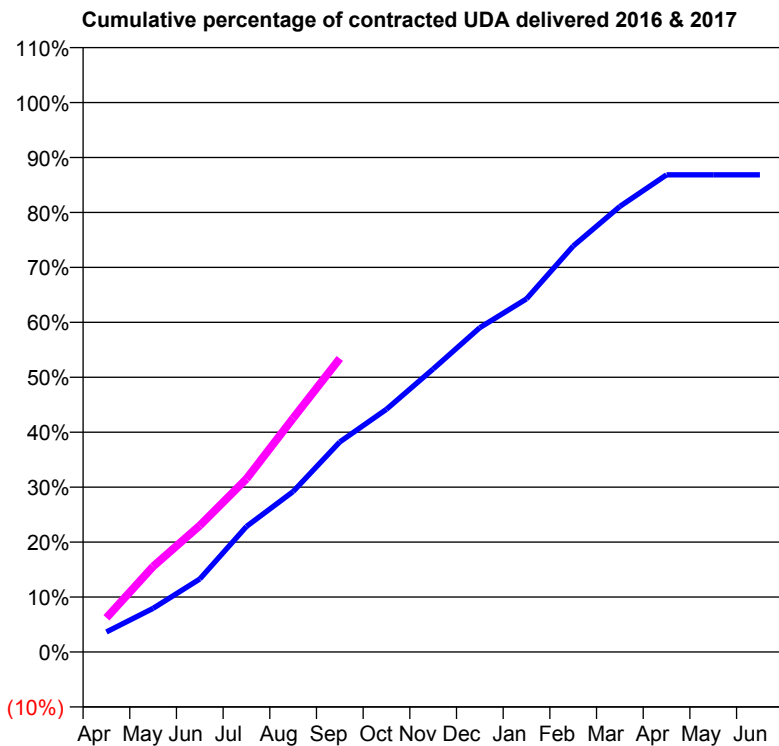
16/17 Contracted general activity (UDA)	2,750
Carry forward general activity (UDA)	0
16/17 Contracted orthodontic activity (UOA)	0
Carry forward orthodontic activity (UOA)	0
Baseline contract value	£68,668.81

ACCESS*

Patients seen in 24 months	Total	Change since previous quarter
Quarter ending September 2015	1,170	
Quarter ending December 2015	1,149	↓
Quarter ending March 2016	1,155	→
Quarter ending June 2016	1,245	↑
Quarter ending September 2016	1,315	↑
Variance since September 2015	12.4%	↑



ACTIVITY



Month	Adjusted Scheduled Activity (UDA)	
	2016	2017
April	100	171
May	219	428
June	365	633
July	629	866
August	803	1,170
September	1,052	1,469
October	1,215	
November	1,416	
December	1,623	
January	1,767	
February	2,031	
March	2,230	
April	2,388	
May	2,388	
June	2,388	

QUALITY

	Quantity	Base Number	Contract	LHB	Wales
% of FP17s for the same patient ID Re-attending within 3 months - Children	63	1,066	5.9%	9.3%	11.3%
% of FP17s for the same patient ID Re-attending within 3 months - Adults	10	53	18.9%	16.4%	16.6%
% of FP17s for the same patient ID Re-attending between 3 & 9 months - Children	587	1,066	55.1%	55.3%	58.3%
% of FP17s for the same patient ID Re-attending between 3 & 9 months - Adults	31	53	58.5%	52.8%	54.0%
% of FP17s for Band 1 Urgent Courses	25	1,011	2.5%	9.3%	9.0%
% of FP17s Relating to Free Repair or Replacements	0	1,011	0.0%	0.8%	0.7%
% of FP17s Relating to Continuations	1	1,011	0.1%	1.1%	0.9%
% of Patients satisfied with the dentistry they have received	2	2	N/A	91.1%	90.9%
% of Patients satisfied with the time they had to wait for an appointment	2	2	N/A	89.5%	88.7%

* This is based on patients treated on this contract for their most recent course of treatment. Figures in italics indicate the base number of FP17s or Patient Questionnaire responses are less than 100. N/A is shown where the base number of responses is less than 10 during the period. % is calculated as Quantity/Base number*100

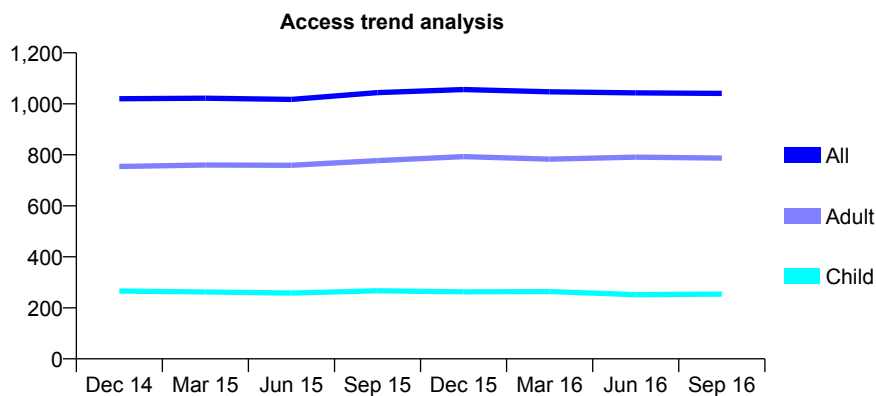
7A4 - Vital Signs At a Glance Contract Report for 108200/0002 - September 2016

Name or company name	Cardiff & Vale University Health Board
Contract type name	PDS Contract
Purpose of contract	General
Contract start date	01/04/2006
Contract end date	

16/17 Contracted general activity (UDA)	2,192
Carry forward general activity (UDA)	0
16/17 Contracted orthodontic activity (UOA)	0
Carry forward orthodontic activity (UOA)	0
Baseline contract value	£52,633.24

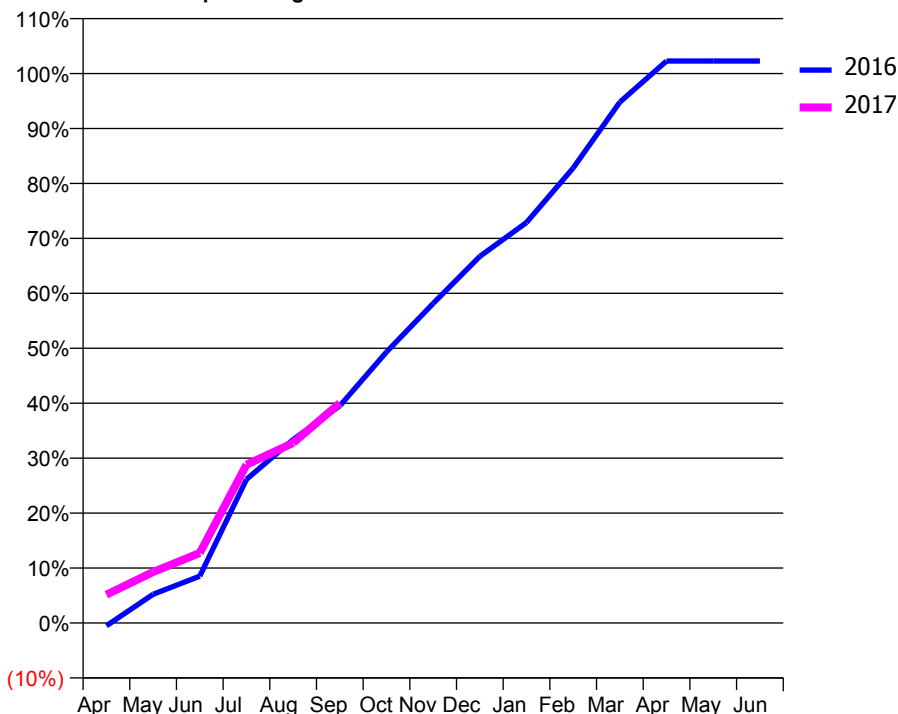
ACCESS*

Patients seen in 24 months	Total	Change since previous quarter
Quarter ending September 2015	1,044	
Quarter ending December 2015	1,056	→
Quarter ending March 2016	1,047	→
Quarter ending June 2016	1,043	→
Quarter ending September 2016	1,041	→
Variance since September 2015	(0.3%)	→



ACTIVITY

Cumulative percentage of contracted UDA delivered 2016 & 2017



Month	Adjusted Scheduled Activity (UDA)	
	2016	2017
April	-11	113
May	115	203
June	187	280
July	573	632
August	732	718
September	866	877
October	1,081	
November	1,275	
December	1,463	
January	1,597	
February	1,815	
March	2,078	
April	2,242	
May	2,242	
June	2,242	

QUALITY

	Quantity	Base Number	Contract	LHB	Wales
% of FP17s for the same patient ID Re-attending within 3 months - Children	10	170	5.9%	9.3%	11.3%
% of FP17s for the same patient ID Re-attending within 3 months - Adults	47	452	10.4%	16.4%	16.6%
% of FP17s for the same patient ID Re-attending between 3 & 9 months - Children	85	170	50.0%	55.3%	58.3%
% of FP17s for the same patient ID Re-attending between 3 & 9 months - Adults	165	452	36.5%	52.8%	54.0%
% of FP17s for Band 1 Urgent Courses	46	542	8.5%	9.3%	9.0%
% of FP17s Relating to Free Repair or Replacements	0	542	0.0%	0.8%	0.7%
% of FP17s Relating to Continuations	3	542	0.6%	1.1%	0.9%
% of Patients satisfied with the dentistry they have received	4	4	N/A	91.1%	90.9%
% of Patients satisfied with the time they had to wait for an appointment	2	4	N/A	89.5%	88.7%

* This is based on patients treated on this contract for their most recent course of treatment. Figures in italics indicate the base number of FP17s or Patient Questionnaire responses are less than 100. N/A is shown where the base number of responses is less than 10 during the period. % is calculated as Quantity/Base number*100

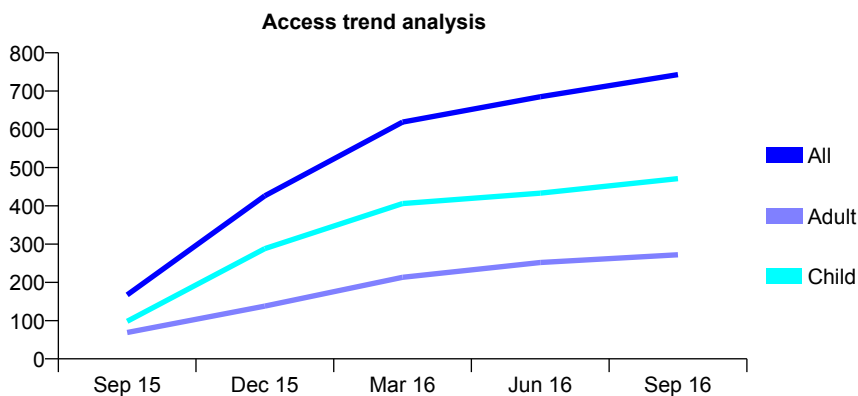
7A4 - Vital Signs At a Glance Contract Report for 112615/0001 - September 2016

Name or company name	Moorcastle Ltd
Contract type name	GDS Contract
Purpose of contract	General
Contract start date	01/08/2015
Contract end date	

16/17 Contracted general activity (UDA)	2,144
Carry forward general activity (UDA)	0
16/17 Contracted orthodontic activity (UOA)	0
Carry forward orthodontic activity (UOA)	0
Baseline contract value	£52,452.25

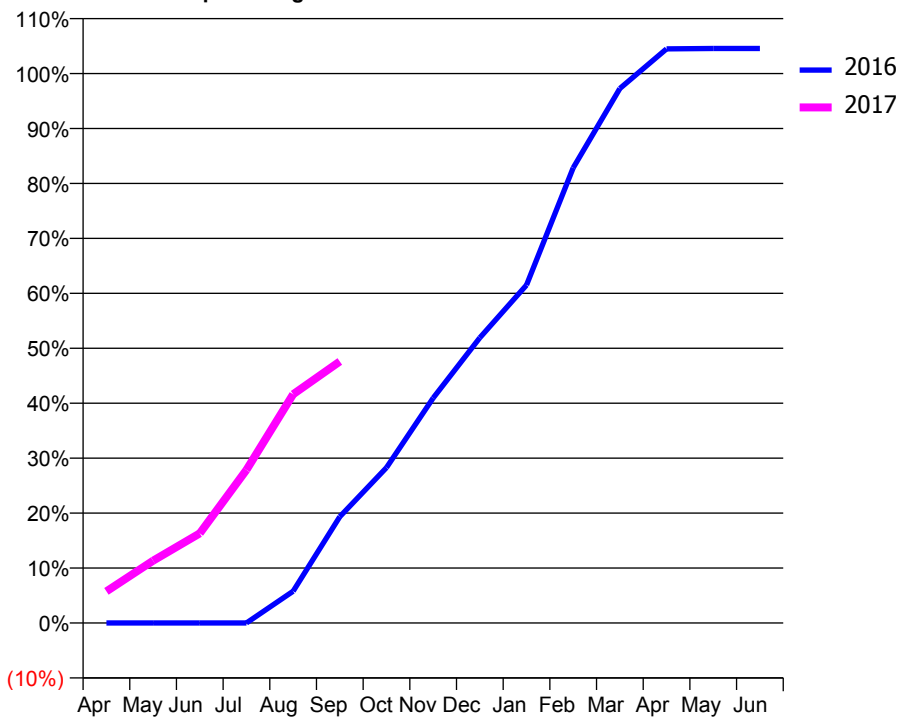
ACCESS*

Patients seen in 24 months	Total	Change since previous quarter
Quarter ending September 2015	167	
Quarter ending December 2015	426	↑
Quarter ending March 2016	619	↑
Quarter ending June 2016	685	↑
Quarter ending September 2016	743	↑
Variance since September 2015	344.9%	↑



ACTIVITY

Cumulative percentage of contracted UDA delivered 2016 & 2017



Month	Adjusted Scheduled Activity (UDA)	
	2016	2017
April	0	124
May	0	243
June	0	350
July	0	598
August	83	893
September	277	1,021
October	404	
November	585	
December	742	
January	879	
February	1,184	
March	1,390	
April	1,493	
May	1,494	
June	1,494	

QUALITY

	Quantity	Base Number	Contract	LHB	Wales
% of FP17s for the same patient ID Re-attending within 3 months - Children	25	408	6.1%	9.3%	11.3%
% of FP17s for the same patient ID Re-attending within 3 months - Adults	30	243	12.3%	16.4%	16.6%
% of FP17s for the same patient ID Re-attending between 3 & 9 months - Children	263	408	64.5%	55.3%	58.3%
% of FP17s for the same patient ID Re-attending between 3 & 9 months - Adults	138	243	56.8%	52.8%	54.0%
% of FP17s for Band 1 Urgent Courses	33	593	5.6%	9.3%	9.0%
% of FP17s Relating to Free Repair or Replacements	1	593	0.2%	0.8%	0.7%
% of FP17s Relating to Continuations	1	593	0.2%	1.1%	0.9%
% of Patients satisfied with the dentistry they have received	3	4	N/A	91.1%	90.9%
% of Patients satisfied with the time they had to wait for an appointment	4	4	N/A	89.5%	88.7%

* This is based on patients treated on this contract for their most recent course of treatment. Figures in italics indicate the base number of FP17s or Patient Questionnaire responses are less than 100. N/A is shown where the base number of responses is less than 10 during the period. % is calculated as Quantity/Base number*100

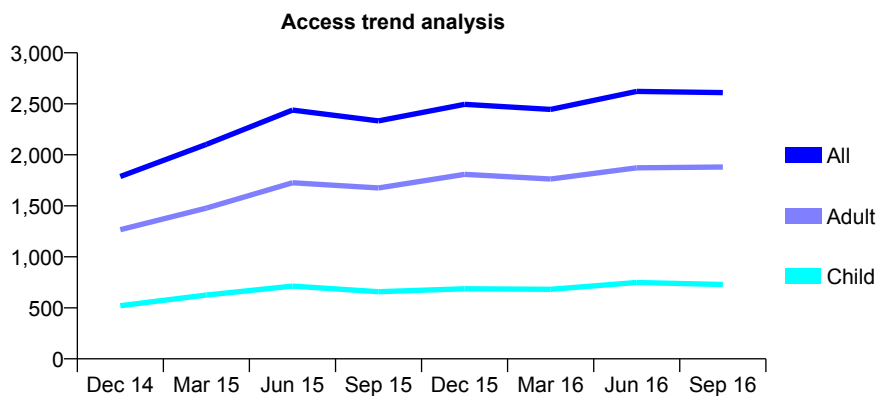
7A4 - Vital Signs At a Glance Contract Report for 114332/0001 - September 2016

Name or company name	EM Roberts Ltd
Contract type name	GDS Contract
Purpose of contract	General
Contract start date	01/04/2014
Contract end date	31/08/2016

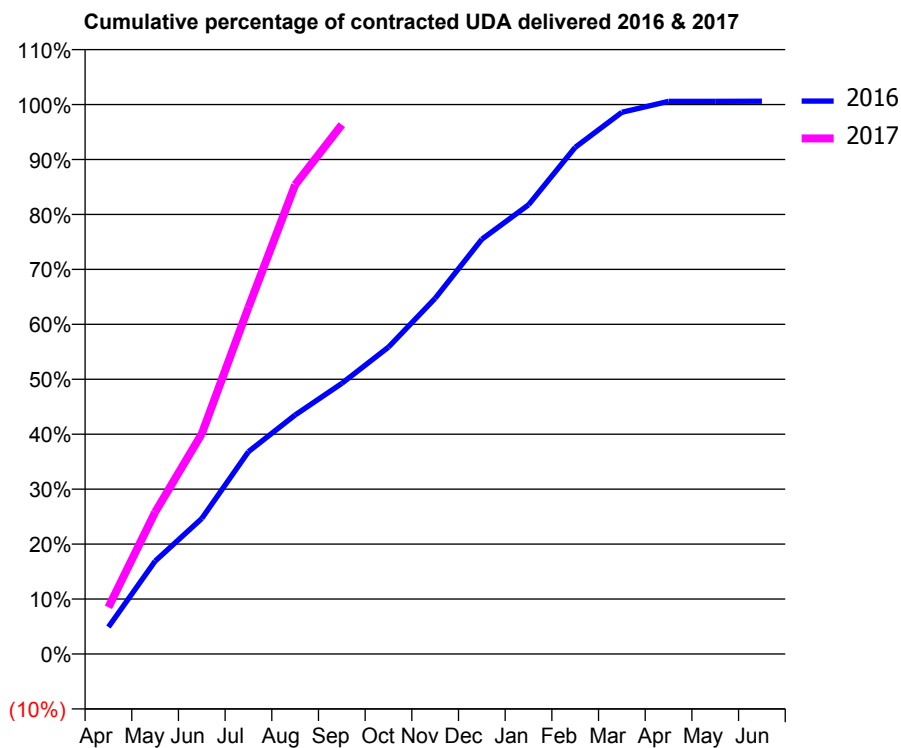
16/17 Contracted general activity (UDA)	4,072
Carry forward general activity (UDA)	0
16/17 Contracted orthodontic activity (UOA)	0
Carry forward orthodontic activity (UOA)	0
Baseline contract value	£83,712.01

ACCESS*

Patients seen in 24 months	Total	Change since previous quarter
Quarter ending September 2015	2,333	
Quarter ending December 2015	2,495	↑
Quarter ending March 2016	2,445	↓
Quarter ending June 2016	2,621	↑
Quarter ending September 2016	2,610	→
Variance since September 2015	11.9%	↑



ACTIVITY



Month	Adjusted Scheduled Activity (UDA)	
	2016	2017
April	342	346
May	1,180	1,051
June	1,722	1,632
July	2,570	2,569
August	3,037	3,477
September	3,438	3,922
October	3,898	
November	4,518	
December	5,268	
January	5,705	
February	6,436	
March	6,881	
April	7,021	
May	7,021	
June	7,022	

QUALITY

	Quantity	Base Number	Contract	LHB	Wales
% of FP17s for the same patient ID Re-attending within 3 months - Children	19	584	3.3%	9.3%	11.3%
% of FP17s for the same patient ID Re-attending within 3 months - Adults	167	1,543	10.8%	16.4%	16.6%
% of FP17s for the same patient ID Re-attending between 3 & 9 months - Children	326	584	55.8%	55.3%	58.3%
% of FP17s for the same patient ID Re-attending between 3 & 9 months - Adults	821	1,543	53.2%	52.8%	54.0%
% of FP17s for Band 1 Urgent Courses	132	2,035	6.5%	9.3%	9.0%
% of FP17s Relating to Free Repair or Replacements	11	2,035	0.5%	0.8%	0.7%
% of FP17s Relating to Continuations	7	2,035	0.3%	1.1%	0.9%
% of Patients satisfied with the dentistry they have received	7	7	N/A	91.1%	90.9%
% of Patients satisfied with the time they had to wait for an appointment	7	7	N/A	89.5%	88.7%

* This is based on patients treated on this contract for their most recent course of treatment. Figures in italics indicate the base number of FP17s or Patient Questionnaire responses are less than 100. N/A is shown where the base number of responses is less than 10 during the period. % is calculated as Quantity/Base number*100

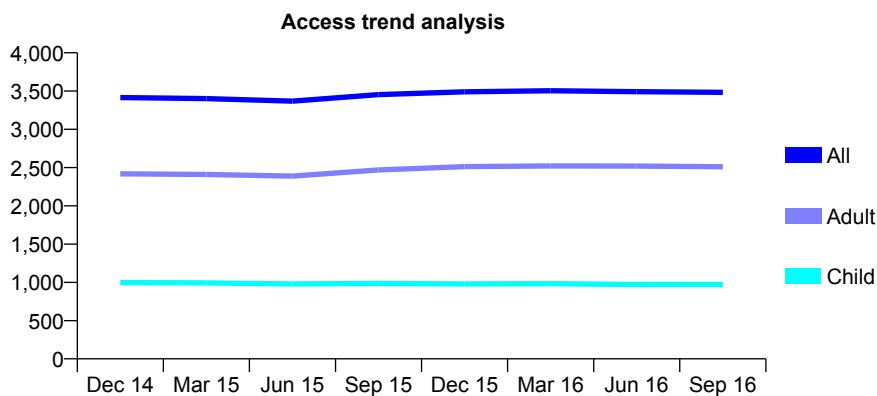
7A4 - Vital Signs At a Glance Contract Report for 114685/0001 - September 2016

Name or company name	Wilton House Services Ltd
Contract type name	GDS Contract
Purpose of contract	General
Contract start date	01/10/2009
Contract end date	

16/17 Contracted general activity (UDA)	13,500
Carry forward general activity (UDA)	0
16/17 Contracted orthodontic activity (UOA)	0
Carry forward orthodontic activity (UOA)	0
Baseline contract value	£327,579.35

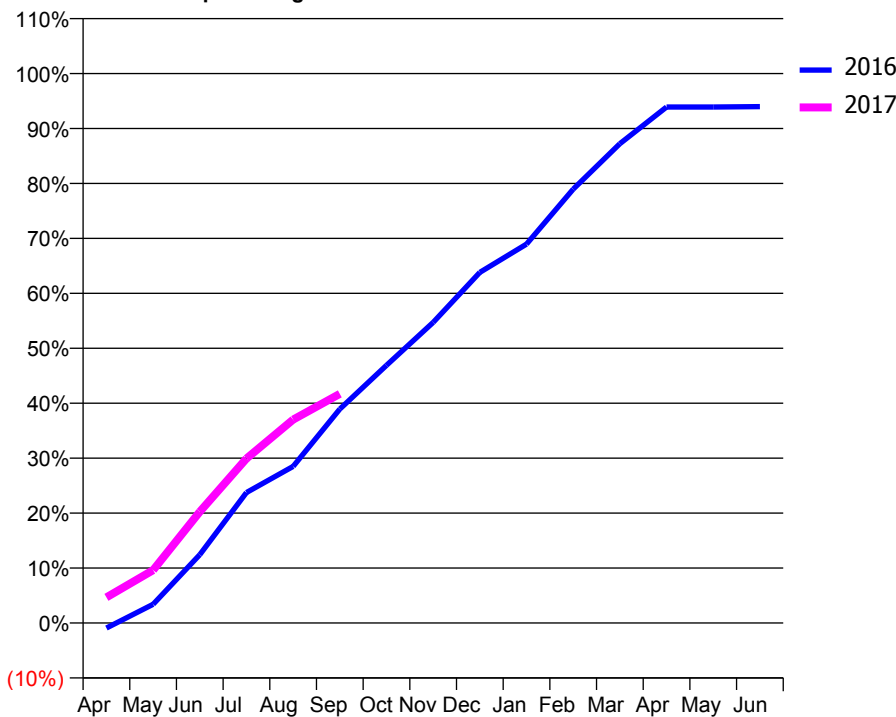
ACCESS*

Patients seen in 24 months	Total	Change since previous quarter
Quarter ending September 2015	3,453	
Quarter ending December 2015	3,490	→
Quarter ending March 2016	3,505	→
Quarter ending June 2016	3,492	→
Quarter ending September 2016	3,484	→
Variance since September 2015	0.9%	→



ACTIVITY

Cumulative percentage of contracted UDA delivered 2016 & 2017



Month	Adjusted Scheduled Activity (UDA)	
	2016	2017
April	-127	631
May	459	1,300
June	1,678	2,733
July	3,204	4,041
August	3,849	4,998
September	5,256	5,630
October	6,329	
November	7,387	
December	8,615	
January	9,309	
February	10,660	
March	11,777	
April	12,678	
May	12,678	
June	12,686	

QUALITY

	Quantity	Base Number	Contract	LHB	Wales
% of FP17s for the same patient ID Re-attending within 3 months - Children	50	869	5.8%	9.3%	11.3%
% of FP17s for the same patient ID Re-attending within 3 months - Adults	436	2,199	19.8%	16.4%	16.6%
% of FP17s for the same patient ID Re-attending between 3 & 9 months - Children	647	869	74.5%	55.3%	58.3%
% of FP17s for the same patient ID Re-attending between 3 & 9 months - Adults	1,432	2,199	65.1%	52.8%	54.0%
% of FP17s for Band 1 Urgent Courses	215	2,737	7.9%	9.3%	9.0%
% of FP17s Relating to Free Repair or Replacements	62	2,737	2.3%	0.8%	0.7%
% of FP17s Relating to Continuations	49	2,737	1.8%	1.1%	0.9%
% of Patients satisfied with the dentistry they have received	20	21	95.2%	91.1%	90.9%
% of Patients satisfied with the time they had to wait for an appointment	21	21	100.0%	89.5%	88.7%

* This is based on patients treated on this contract for their most recent course of treatment. Figures in italics indicate the base number of FP17s or Patient Questionnaire responses are less than 100. N/A is shown where the base number of responses is less than 10 during the period. % is calculated as Quantity/Base number*100

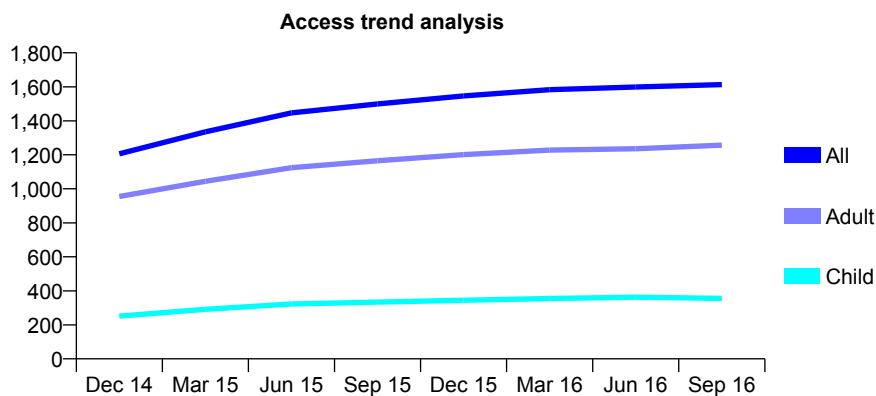
7A4 - Vital Signs At a Glance Contract Report for 121304/0001 - September 2016

Name or company name	Penarth Dental Healthcare Ltd
Contract type name	GDS Contract
Purpose of contract	General
Contract start date	01/04/2014
Contract end date	

16/17 Contracted general activity (UDA)	5,867
Carry forward general activity (UDA)	0
16/17 Contracted orthodontic activity (UOA)	0
Carry forward orthodontic activity (UOA)	0
Baseline contract value	£162,601.33

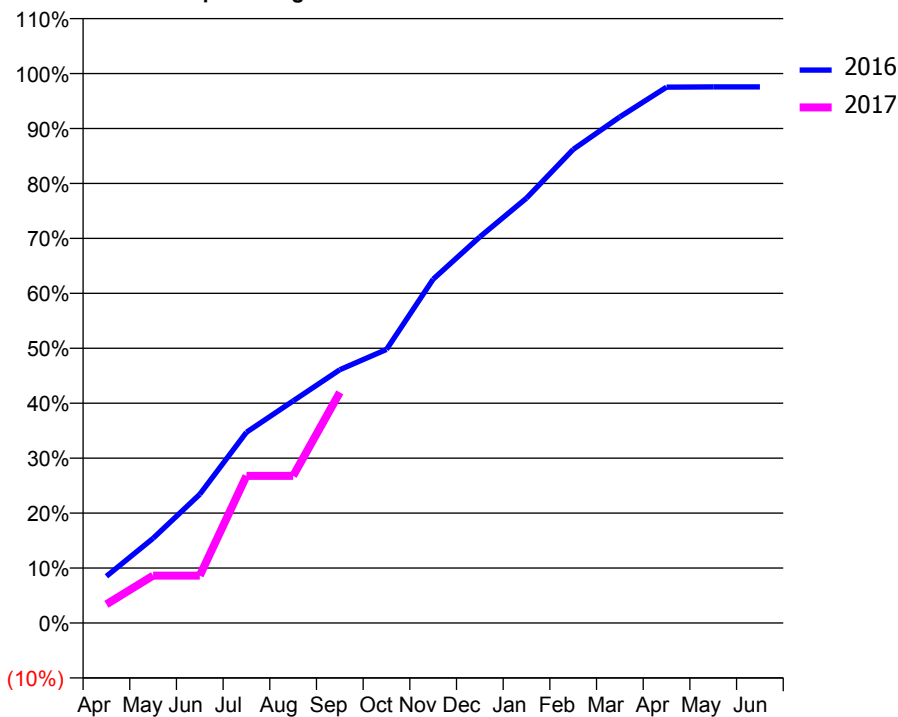
ACCESS*

Patients seen in 24 months	Total	Change since previous quarter
Quarter ending September 2015	1,499	
Quarter ending December 2015	1,546	↑
Quarter ending March 2016	1,583	↑
Quarter ending June 2016	1,599	→
Quarter ending September 2016	1,613	→
Variance since September 2015	7.6%	↑



ACTIVITY

Cumulative percentage of contracted UDA delivered 2016 & 2017



Month	Adjusted Scheduled Activity (UDA)	
	2016	2017
April	500	200
May	904	506
June	1,374	506
July	2,036	1,570
August	2,371	1,570
September	2,705	2,462
October	2,920	
November	3,671	
December	4,122	
January	4,537	
February	5,056	
March	5,404	
April	5,721	
May	5,724	
June	5,724	

QUALITY

	Quantity	Base Number	Contract	LHB	Wales
% of FP17s for the same patient ID Re-attending within 3 months - Children	9	222	4.1%	9.3%	11.3%
% of FP17s for the same patient ID Re-attending within 3 months - Adults	191	1,197	16.0%	16.4%	16.6%
% of FP17s for the same patient ID Re-attending between 3 & 9 months - Children	75	222	33.8%	55.3%	58.3%
% of FP17s for the same patient ID Re-attending between 3 & 9 months - Adults	747	1,197	62.4%	52.8%	54.0%
% of FP17s for Band 1 Urgent Courses	15	1,232	1.2%	9.3%	9.0%
% of FP17s Relating to Free Repair or Replacements	6	1,232	0.5%	0.8%	0.7%
% of FP17s Relating to Continuations	6	1,232	0.5%	1.1%	0.9%
% of Patients satisfied with the dentistry they have received	6	7	N/A	91.1%	90.9%
% of Patients satisfied with the time they had to wait for an appointment	7	7	N/A	89.5%	88.7%

* This is based on patients treated on this contract for their most recent course of treatment. Figures in italics indicate the base number of FP17s or Patient Questionnaire responses are less than 100. N/A is shown where the base number of responses is less than 10 during the period. % is calculated as Quantity/Base number*100

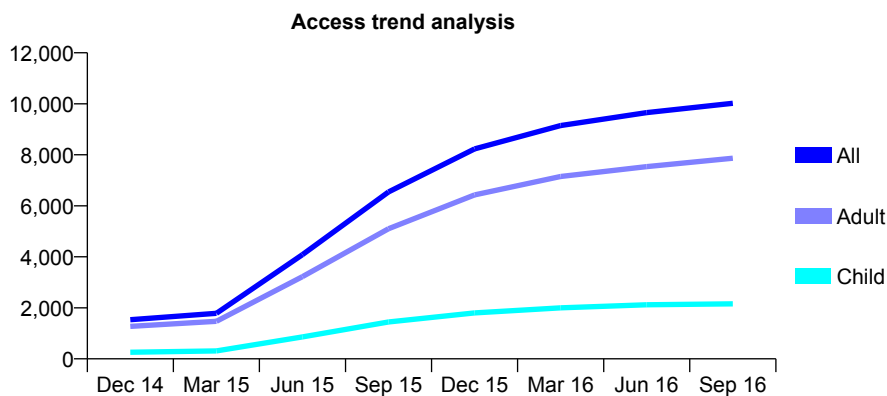
7A4 - Vital Signs At a Glance Contract Report for 122912/0003 - September 2016

Name or company name	CLIFTON DENTAL CARE LTD
Contract type name	GDS Contract
Purpose of contract	General
Contract start date	01/01/2014
Contract end date	

16/17 Contracted general activity (UDA)	40,358
Carry forward general activity (UDA)	0
16/17 Contracted orthodontic activity (UOA)	0
Carry forward orthodontic activity (UOA)	0
Baseline contract value	£977,272.13

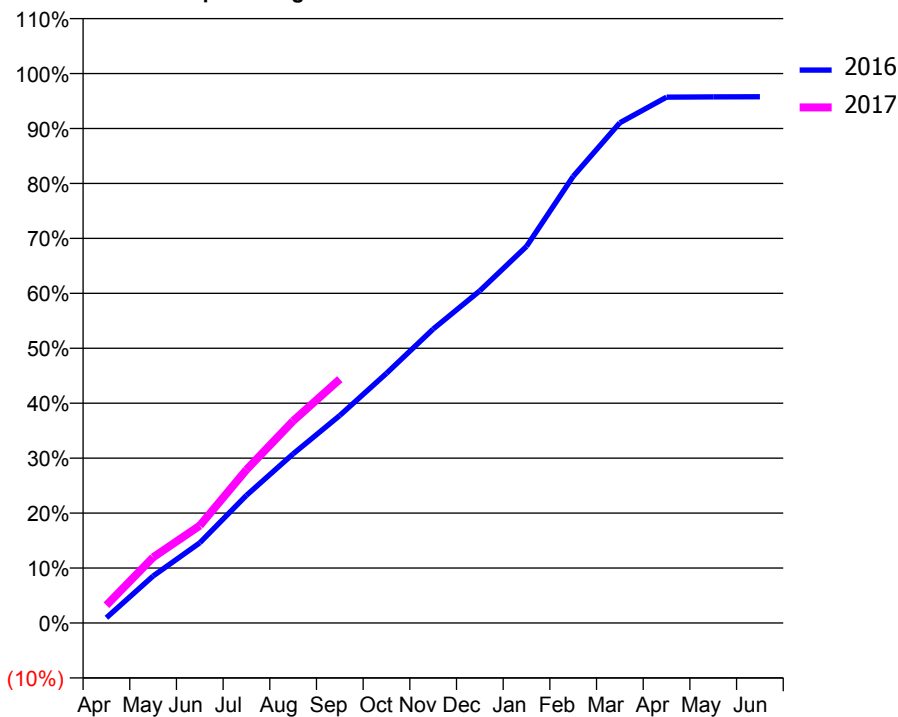
ACCESS*

Patients seen in 24 months	Total	Change since previous quarter
Quarter ending September 2015	6,546	
Quarter ending December 2015	8,231	↑
Quarter ending March 2016	9,147	↑
Quarter ending June 2016	9,655	↑
Quarter ending September 2016	10,022	↑
Variance since September 2015	53.1%	↑



ACTIVITY

Cumulative percentage of contracted UDA delivered 2016 & 2017



Month	Adjusted Scheduled Activity (UDA)	
	2016	2017
April	389	1,310
May	3,456	4,819
June	5,888	7,150
July	9,376	11,257
August	12,423	14,842
September	15,246	17,910
October	18,335	
November	21,586	
December	24,397	
January	27,661	
February	32,801	
March	36,741	
April	38,624	
May	38,645	
June	38,648	

QUALITY

	Quantity	Base Number	Contract	LHB	Wales
% of FP17s for the same patient ID Re-attending within 3 months - Children	133	1,752	7.6%	9.3%	11.3%
% of FP17s for the same patient ID Re-attending within 3 months - Adults	976	6,400	15.3%	16.4%	16.6%
% of FP17s for the same patient ID Re-attending between 3 & 9 months - Children	1,073	1,752	61.2%	55.3%	58.3%
% of FP17s for the same patient ID Re-attending between 3 & 9 months - Adults	3,709	6,400	58.0%	52.8%	54.0%
% of FP17s for Band 1 Urgent Courses	583	7,386	7.9%	9.3%	9.0%
% of FP17s Relating to Free Repair or Replacements	26	7,386	0.4%	0.8%	0.7%
% of FP17s Relating to Continuations	149	7,386	2.0%	1.1%	0.9%
% of Patients satisfied with the dentistry they have received	24	28	85.7%	91.1%	90.9%
% of Patients satisfied with the time they had to wait for an appointment	28	28	100.0%	89.5%	88.7%

* This is based on patients treated on this contract for their most recent course of treatment. Figures in italics indicate the base number of FP17s or Patient Questionnaire responses are less than 100. N/A is shown where the base number of responses is less than 10 during the period. % is calculated as Quantity/Base number*100

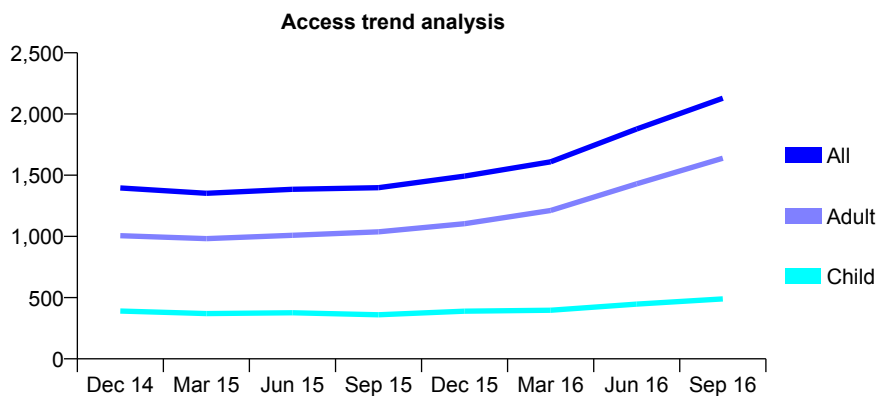
7A4 - Vital Signs At a Glance Contract Report for 127981/0001 - September 2016

Name or company name	Blakeridge Limited
Contract type name	GDS Contract
Purpose of contract	General and Orthodontic
Contract start date	01/09/2012
Contract end date	

16/17 Contracted general activity (UDA)	7,839
Carry forward general activity (UDA)	0
16/17 Contracted orthodontic activity (UOA)	106
Carry forward orthodontic activity (UOA)	0
Baseline contract value	£157,823.37

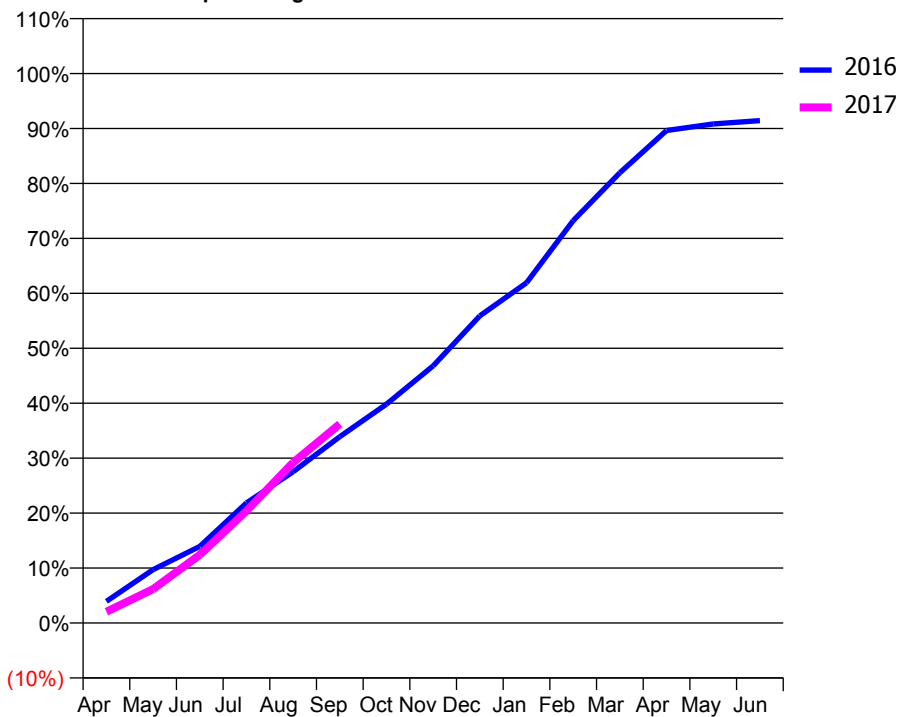
ACCESS*

Patients seen in 24 months	Total	Change since previous quarter
Quarter ending September 2015	1,398	
Quarter ending December 2015	1,493	↑
Quarter ending March 2016	1,609	↑
Quarter ending June 2016	1,877	↑
Quarter ending September 2016	2,129	↑
Variance since September 2015	52.3%	↑



ACTIVITY

Cumulative percentage of contracted UDA delivered 2016 & 2017



Month	Adjusted Scheduled Activity (UDA)	
	2016	2017
April	219	160
May	541	485
June	777	974
July	1,217	1,598
August	1,533	2,290
September	1,889	2,839
October	2,219	
November	2,606	
December	3,113	
January	3,449	
February	4,079	
March	4,564	
April	4,993	
May	5,059	
June	5,092	

QUALITY

	Quantity	Base Number	Contract	LHB	Wales
% of FP17s for the same patient ID Re-attending within 3 months - Children	32	373	8.6%	9.3%	11.3%
% of FP17s for the same patient ID Re-attending within 3 months - Adults	151	1,287	11.7%	16.4%	16.6%
% of FP17s for the same patient ID Re-attending between 3 & 9 months - Children	150	373	40.2%	55.3%	58.3%
% of FP17s for the same patient ID Re-attending between 3 & 9 months - Adults	466	1,287	36.2%	52.8%	54.0%
% of FP17s for Band 1 Urgent Courses	125	1,504	8.3%	9.3%	9.0%
% of FP17s Relating to Free Repair or Replacements	8	1,504	0.5%	0.8%	0.7%
% of FP17s Relating to Continuations	16	1,504	1.1%	1.1%	0.9%
% of Patients satisfied with the dentistry they have received	6	7	N/A	91.1%	90.9%
% of Patients satisfied with the time they had to wait for an appointment	6	7	N/A	89.5%	88.7%

* This is based on patients treated on this contract for their most recent course of treatment. Figures in italics indicate the base number of FP17s or Patient Questionnaire responses are less than 100. N/A is shown where the base number of responses is less than 10 during the period. % is calculated as Quantity/Base number*100

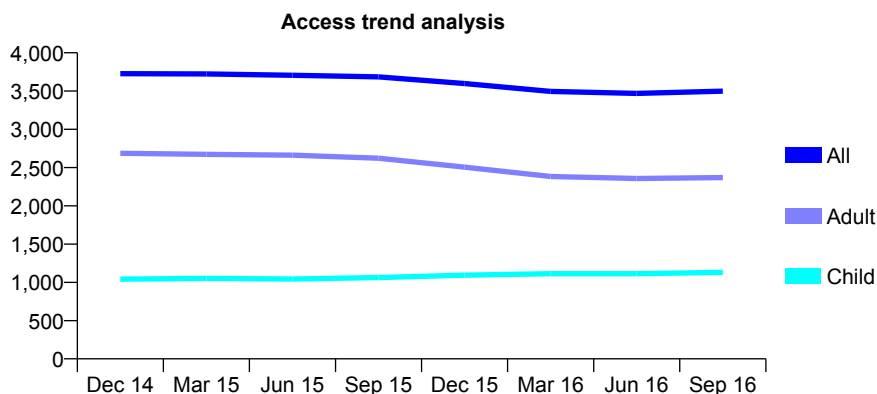
7A4 - Vital Signs At a Glance Contract Report for 129860/0001 - September 2016

Name or company name	Oral Health Solutions Ltd
Contract type name	GDS Contract
Purpose of contract	General
Contract start date	01/09/2010
Contract end date	

16/17 Contracted general activity (UDA)	11,982
Carry forward general activity (UDA)	0
16/17 Contracted orthodontic activity (UOA)	0
Carry forward orthodontic activity (UOA)	0
Baseline contract value	£291,025.56

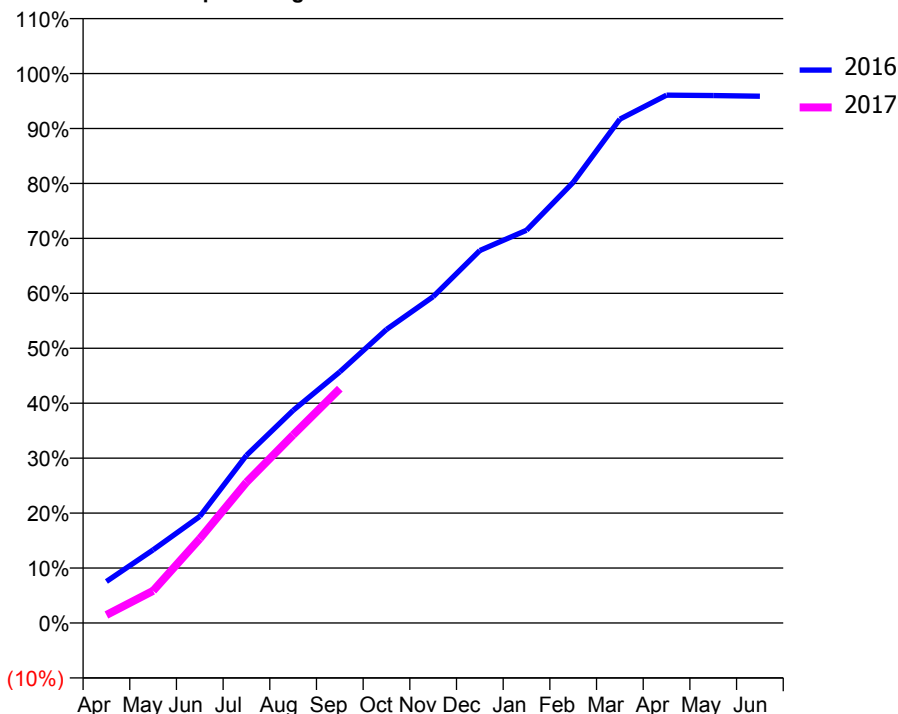
ACCESS*

Patients seen in 24 months	Total	Change since previous quarter
Quarter ending September 2015	3,685	
Quarter ending December 2015	3,599	↓
Quarter ending March 2016	3,495	↓
Quarter ending June 2016	3,470	→
Quarter ending September 2016	3,499	→
Variance since September 2015	(5.0%)	↓



ACTIVITY

Cumulative percentage of contracted UDA delivered 2016 & 2017



Month	Adjusted Scheduled Activity (UDA)	
	2016	2017
April	964	175
May	1,696	703
June	2,471	1,839
July	3,888	3,069
August	4,930	4,101
September	5,823	5,109
October	6,806	
November	7,568	
December	8,635	
January	9,106	
February	10,217	
March	11,683	
April	12,237	
May	12,229	
June	12,214	

QUALITY

	Quantity	Base Number	Contract	LHB	Wales
% of FP17s for the same patient ID Re-attending within 3 months - Children	80	820	9.8%	9.3%	11.3%
% of FP17s for the same patient ID Re-attending within 3 months - Adults	342	1,682	20.3%	16.4%	16.6%
% of FP17s for the same patient ID Re-attending between 3 & 9 months - Children	475	820	57.9%	55.3%	58.3%
% of FP17s for the same patient ID Re-attending between 3 & 9 months - Adults	850	1,682	50.5%	52.8%	54.0%
% of FP17s for Band 1 Urgent Courses	290	2,304	12.6%	9.3%	9.0%
% of FP17s Relating to Free Repair or Replacements	31	2,304	1.3%	0.8%	0.7%
% of FP17s Relating to Continuations	12	2,304	0.5%	1.1%	0.9%
% of Patients satisfied with the dentistry they have received	4	5	N/A	91.1%	90.9%
% of Patients satisfied with the time they had to wait for an appointment	4	5	N/A	89.5%	88.7%

* This is based on patients treated on this contract for their most recent course of treatment. Figures in italics indicate the base number of FP17s or Patient Questionnaire responses are less than 100. N/A is shown where the base number of responses is less than 10 during the period. % is calculated as Quantity/Base number*100

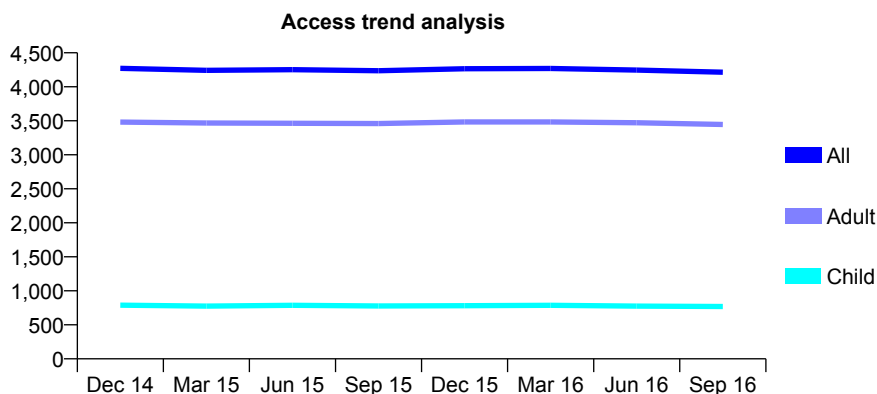
7A4 - Vital Signs At a Glance Contract Report for 130494/0001 - September 2016

Name or company name	G P O'Keeffe & J W Jones
Contract type name	GDS Contract
Purpose of contract	General
Contract start date	01/04/2011
Contract end date	

16/17 Contracted general activity (UDA)	12,839
Carry forward general activity (UDA)	0
16/17 Contracted orthodontic activity (UOA)	0
Carry forward orthodontic activity (UOA)	0
Baseline contract value	£323,366.82

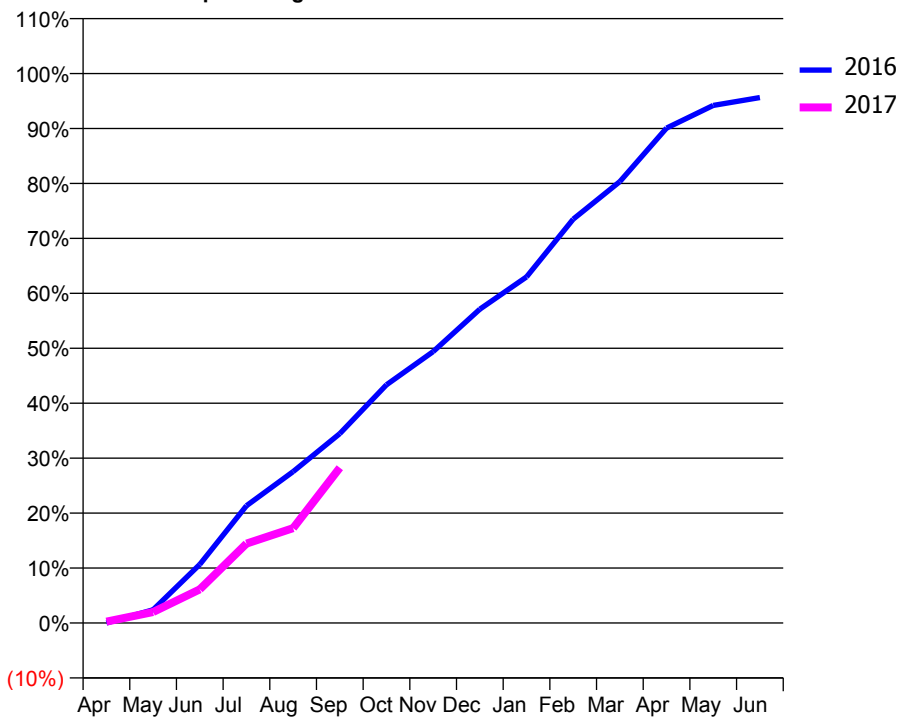
ACCESS*

Patients seen in 24 months	Total	Change since previous quarter
Quarter ending September 2015	4,237	
Quarter ending December 2015	4,265	→
Quarter ending March 2016	4,270	→
Quarter ending June 2016	4,247	→
Quarter ending September 2016	4,215	→
Variance since September 2015	(0.5%)	→



ACTIVITY

Cumulative percentage of contracted UDA delivered 2016 & 2017



Month	Adjusted Scheduled Activity (UDA)	
	2016	2017
April	0	32
May	310	257
June	1,368	787
July	2,741	1,856
August	3,537	2,216
September	4,425	3,628
October	5,566	
November	6,342	
December	7,333	
January	8,086	
February	9,436	
March	10,315	
April	11,562	
May	12,093	
June	12,277	

QUALITY

	Quantity	Base Number	Contract	LHB	Wales
% of FP17s for the same patient ID Re-attending within 3 months - Children	33	517	6.4%	9.3%	11.3%
% of FP17s for the same patient ID Re-attending within 3 months - Adults	409	2,536	16.1%	16.4%	16.6%
% of FP17s for the same patient ID Re-attending between 3 & 9 months - Children	344	517	66.5%	55.3%	58.3%
% of FP17s for the same patient ID Re-attending between 3 & 9 months - Adults	1,497	2,536	59.0%	52.8%	54.0%
% of FP17s for Band 1 Urgent Courses	236	2,201	10.7%	9.3%	9.0%
% of FP17s Relating to Free Repair or Replacements	13	2,201	0.6%	0.8%	0.7%
% of FP17s Relating to Continuations	2	2,201	0.1%	1.1%	0.9%
% of Patients satisfied with the dentistry they have received	31	33	93.9%	91.1%	90.9%
% of Patients satisfied with the time they had to wait for an appointment	28	33	84.8%	89.5%	88.7%

* This is based on patients treated on this contract for their most recent course of treatment. Figures in italics indicate the base number of FP17s or Patient Questionnaire responses are less than 100. N/A is shown where the base number of responses is less than 10 during the period. % is calculated as Quantity/Base number*100

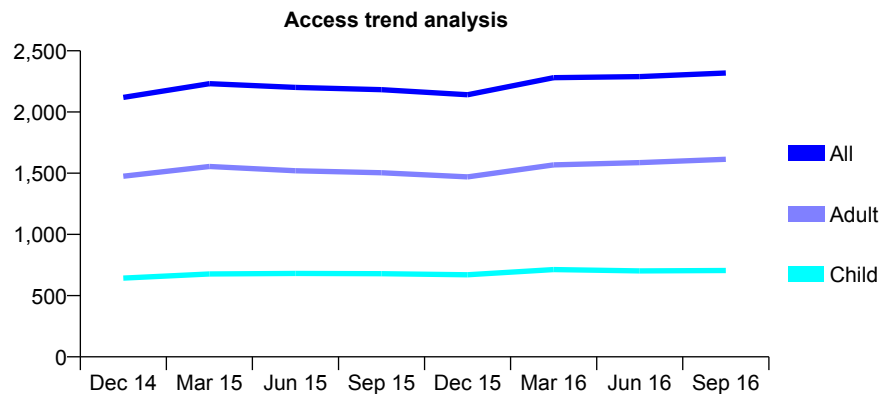
7A4 - Vital Signs At a Glance Contract Report for 136484/0001 - September 2016

Name or company name	Cardiff Smile Centre Ltd
Contract type name	GDS Contract
Purpose of contract	General
Contract start date	01/04/2013
Contract end date	

16/17 Contracted general activity (UDA)	8,090
Carry forward general activity (UDA)	0
16/17 Contracted orthodontic activity (UOA)	0
Carry forward orthodontic activity (UOA)	0
Baseline contract value	£255,416.65

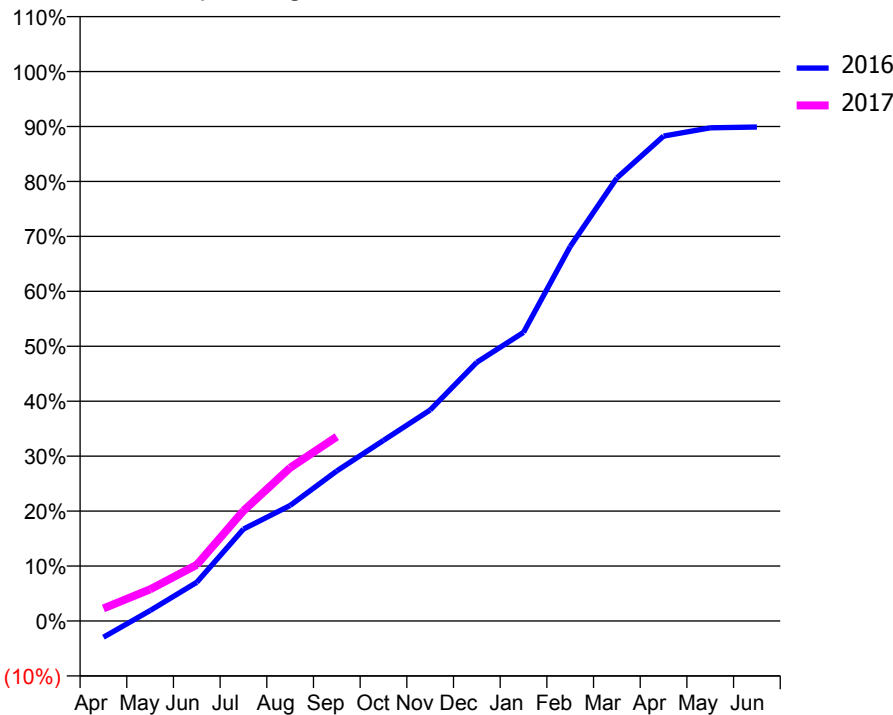
ACCESS*

Patients seen in 24 months	Total	Change since previous quarter
Quarter ending September 2015	2,183	
Quarter ending December 2015	2,141	↓
Quarter ending March 2016	2,281	↑
Quarter ending June 2016	2,289	→
Quarter ending September 2016	2,319	→
Variance since September 2015	6.2%	↑



ACTIVITY

Cumulative percentage of contracted UDA delivered 2016 & 2017



Month	Adjusted Scheduled Activity (UDA)	
	2016	2017
April	-241	186
May	155	467
June	571	827
July	1,353	1,623
August	1,701	2,257
September	2,210	2,713
October	2,659	
November	3,107	
December	3,809	
January	4,249	
February	5,515	
March	6,524	
April	7,139	
May	7,261	
June	7,273	

QUALITY

	Quantity	Base Number	Contract	LHB	Wales
% of FP17s for the same patient ID Re-attending within 3 months - Children	24	382	6.3%	9.3%	11.3%
% of FP17s for the same patient ID Re-attending within 3 months - Adults	219	962	22.8%	16.4%	16.6%
% of FP17s for the same patient ID Re-attending between 3 & 9 months - Children	170	382	44.5%	55.3%	58.3%
% of FP17s for the same patient ID Re-attending between 3 & 9 months - Adults	337	962	35.0%	52.8%	54.0%
% of FP17s for Band 1 Urgent Courses	136	1,133	12.0%	9.3%	9.0%
% of FP17s Relating to Free Repair or Replacements	8	1,133	0.7%	0.8%	0.7%
% of FP17s Relating to Continuations	2	1,133	0.2%	1.1%	0.9%
% of Patients satisfied with the dentistry they have received	3	3	N/A	91.1%	90.9%
% of Patients satisfied with the time they had to wait for an appointment	3	3	N/A	89.5%	88.7%

* This is based on patients treated on this contract for their most recent course of treatment. Figures in italics indicate the base number of FP17s or Patient Questionnaire responses are less than 100. N/A is shown where the base number of responses is less than 10 during the period. % is calculated as Quantity/Base number*100

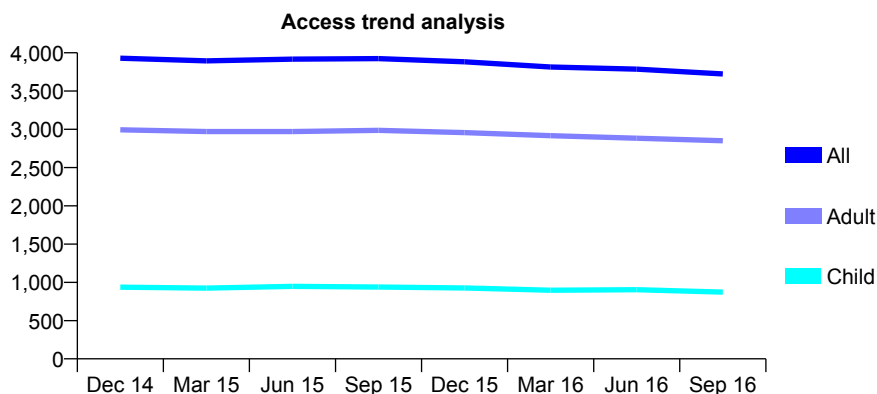
7A4 - Vital Signs At a Glance Contract Report for 140120/0001 - September 2016

Name or company name	JRS Roll Practice Services Limited
Contract type name	GDS Contract
Purpose of contract	General
Contract start date	01/09/2011
Contract end date	

16/17 Contracted general activity (UDA)	11,075
Carry forward general activity (UDA)	0
16/17 Contracted orthodontic activity (UOA)	0
Carry forward orthodontic activity (UOA)	0
Baseline contract value	£268,722.43

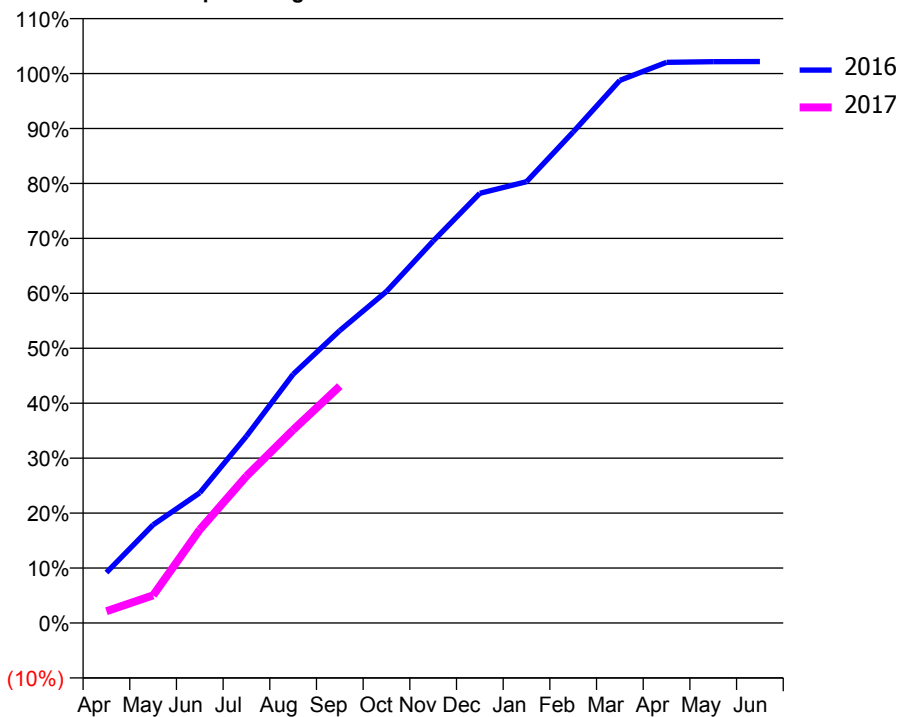
ACCESS*

Patients seen in 24 months	Total	Change since previous quarter
Quarter ending September 2015	3,925	
Quarter ending December 2015	3,882	↓
Quarter ending March 2016	3,814	↓
Quarter ending June 2016	3,787	→
Quarter ending September 2016	3,724	↓
Variance since September 2015	(5.1%)	↓



ACTIVITY

Cumulative percentage of contracted UDA delivered 2016 & 2017



Month	Adjusted Scheduled Activity (UDA)	
	2016	2017
April	1,018	238
May	1,979	558
June	2,625	1,882
July	3,766	2,962
August	5,015	3,893
September	5,896	4,776
October	6,683	
November	7,700	
December	8,661	
January	8,895	
February	9,897	
March	10,937	
April	11,300	
May	11,314	
June	11,315	

QUALITY

	Quantity	Base Number	Contract	LHB	Wales
% of FP17s for the same patient ID Re-attending within 3 months - Children	80	770	10.4%	9.3%	11.3%
% of FP17s for the same patient ID Re-attending within 3 months - Adults	434	2,339	18.6%	16.4%	16.6%
% of FP17s for the same patient ID Re-attending between 3 & 9 months - Children	394	770	51.2%	55.3%	58.3%
% of FP17s for the same patient ID Re-attending between 3 & 9 months - Adults	1,238	2,339	52.9%	52.8%	54.0%
% of FP17s for Band 1 Urgent Courses	203	2,864	7.1%	9.3%	9.0%
% of FP17s Relating to Free Repair or Replacements	5	2,864	0.2%	0.8%	0.7%
% of FP17s Relating to Continuations	17	2,864	0.6%	1.1%	0.9%
% of Patients satisfied with the dentistry they have received	9	9	N/A	91.1%	90.9%
% of Patients satisfied with the time they had to wait for an appointment	9	9	N/A	89.5%	88.7%

* This is based on patients treated on this contract for their most recent course of treatment. Figures in italics indicate the base number of FP17s or Patient Questionnaire responses are less than 100. N/A is shown where the base number of responses is less than 10 during the period. % is calculated as Quantity/Base number*100

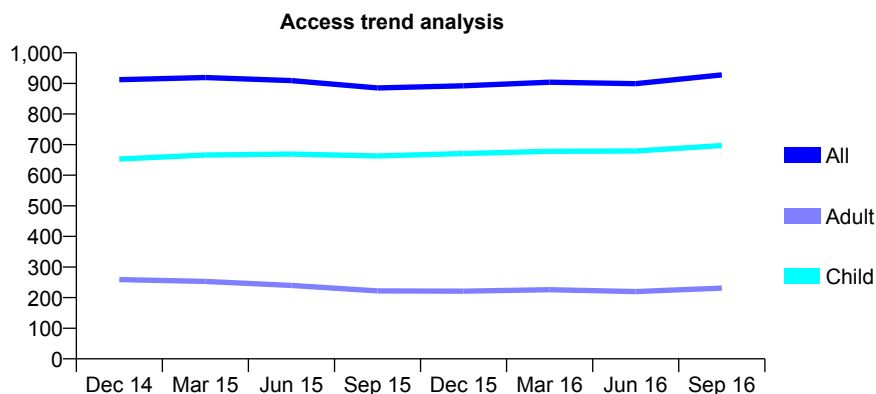
7A4 - Vital Signs At a Glance Contract Report for 140589/0001 - September 2016

Name or company name	Cowbridge Dental Care Limited
Contract type name	GDS Contract
Purpose of contract	General
Contract start date	01/09/2011
Contract end date	

16/17 Contracted general activity (UDA)	1,999
Carry forward general activity (UDA)	0
16/17 Contracted orthodontic activity (UOA)	0
Carry forward orthodontic activity (UOA)	0
Baseline contract value	£52,696.73

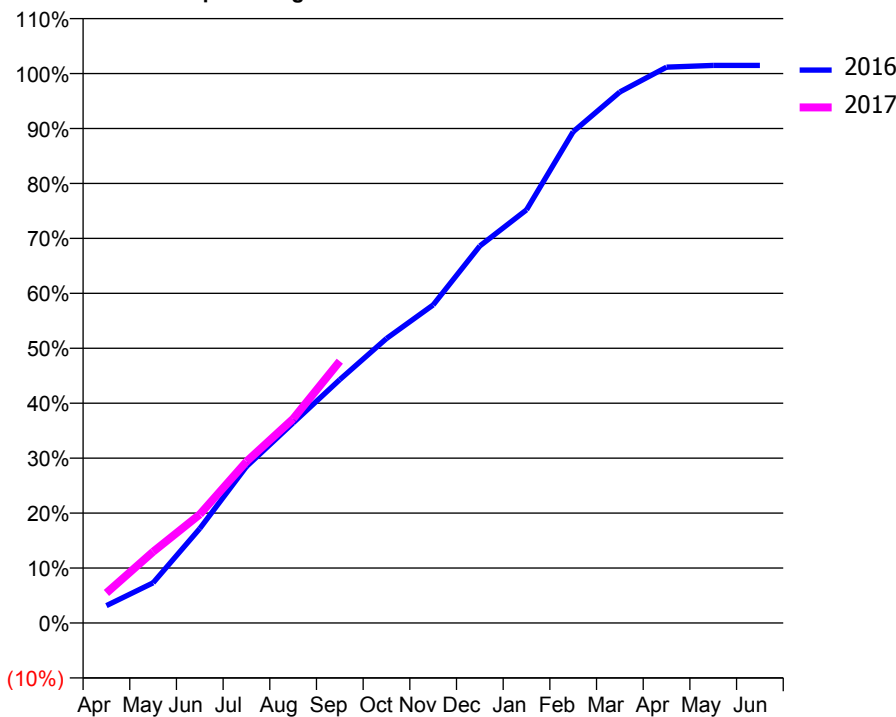
ACCESS*

Patients seen in 24 months	Total	Change since previous quarter
Quarter ending September 2015	885	
Quarter ending December 2015	892	→
Quarter ending March 2016	904	→
Quarter ending June 2016	899	→
Quarter ending September 2016	928	↑
Variance since September 2015	4.9%	↑



ACTIVITY

Cumulative percentage of contracted UDA delivered 2016 & 2017



Adjusted Scheduled Activity (UDA)

Month	2016	2017
April	60	109
May	139	259
June	327	395
July	541	587
August	691	743
September	841	952
October	983	
November	1,099	
December	1,303	
January	1,428	
February	1,698	
March	1,835	
April	1,921	
May	1,927	
June	1,927	

QUALITY

	Quantity	Base Number	Contract	LHB	Wales
% of FP17s for the same patient ID Re-attending within 3 months - Children	54	593	9.1%	9.3%	11.3%
% of FP17s for the same patient ID Re-attending within 3 months - Adults	13	144	9.0%	16.4%	16.6%
% of FP17s for the same patient ID Re-attending between 3 & 9 months - Children	341	593	57.5%	55.3%	58.3%
% of FP17s for the same patient ID Re-attending between 3 & 9 months - Adults	57	144	39.6%	52.8%	54.0%
% of FP17s for Band 1 Urgent Courses	42	676	6.2%	9.3%	9.0%
% of FP17s Relating to Free Repair or Replacements	2	676	0.3%	0.8%	0.7%
% of FP17s Relating to Continuations	0	676	0.0%	1.1%	0.9%
% of Patients satisfied with the dentistry they have received	1	1	N/A	91.1%	90.9%
% of Patients satisfied with the time they had to wait for an appointment	1	1	N/A	89.5%	88.7%

* This is based on patients treated on this contract for their most recent course of treatment. Figures in italics indicate the base number of FP17s or Patient Questionnaire responses are less than 100. N/A is shown where the base number of responses is less than 10 during the period. % is calculated as Quantity/Base number*100

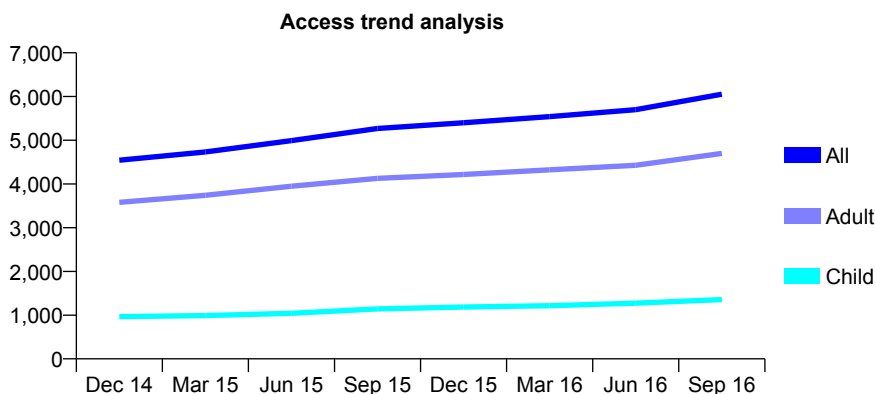
7A4 - Vital Signs At a Glance Contract Report for 140988/0001 - September 2016

Name or company name	Robert Phillips & Timothy Phillips
Contract type name	GDS Contract
Purpose of contract	General
Contract start date	01/10/2010
Contract end date	

16/17 Contracted general activity (UDA)	19,832
Carry forward general activity (UDA)	0
16/17 Contracted orthodontic activity (UOA)	0
Carry forward orthodontic activity (UOA)	0
Baseline contract value	£420,161.19

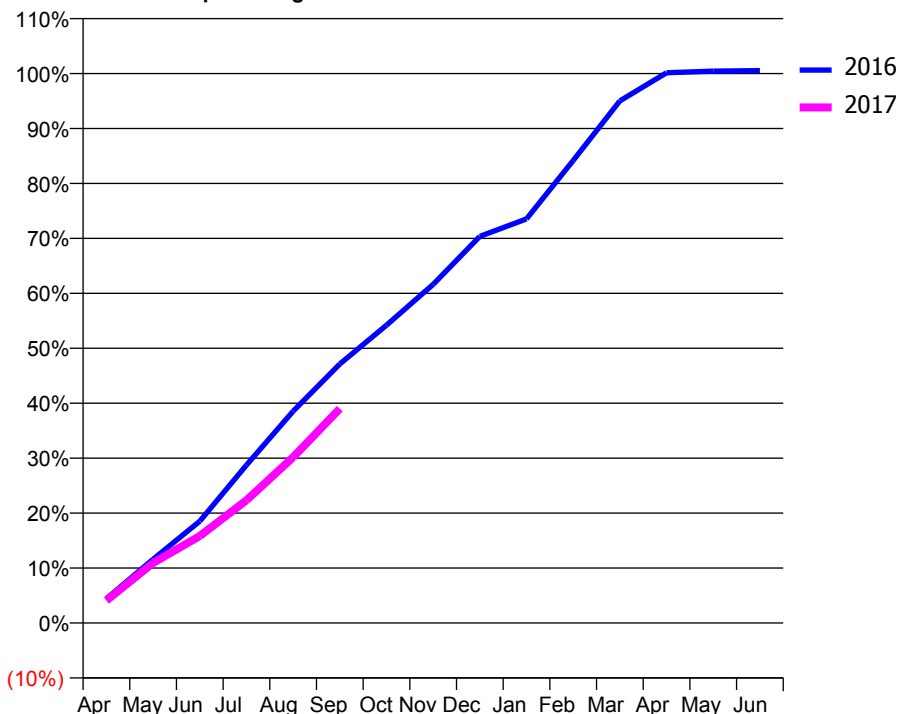
ACCESS*

Patients seen in 24 months	Total	Change since previous quarter
Quarter ending September 2015	5,268	
Quarter ending December 2015	5,401	↑
Quarter ending March 2016	5,539	↑
Quarter ending June 2016	5,699	↑
Quarter ending September 2016	6,054	↑
Variance since September 2015	14.9%	↑



ACTIVITY

Cumulative percentage of contracted UDA delivered 2016 & 2017



Month	Adjusted Scheduled Activity (UDA)	
	2016	2017
April	756	810
May	1,977	2,167
June	3,158	3,143
July	4,897	4,431
August	6,568	5,984
September	8,034	7,738
October	9,238	
November	10,502	
December	11,990	
January	12,531	
February	14,345	
March	16,190	
April	17,064	
May	17,113	
June	17,132	

QUALITY

	Quantity	Base Number	Contract	LHB	Wales
% of FP17s for the same patient ID Re-attending within 3 months - Children	42	780	5.4%	9.3%	11.3%
% of FP17s for the same patient ID Re-attending within 3 months - Adults	354	2,758	12.8%	16.4%	16.6%
% of FP17s for the same patient ID Re-attending between 3 & 9 months - Children	293	780	37.6%	55.3%	58.3%
% of FP17s for the same patient ID Re-attending between 3 & 9 months - Adults	1,093	2,758	39.6%	52.8%	54.0%
% of FP17s for Band 1 Urgent Courses	247	3,199	7.7%	9.3%	9.0%
% of FP17s Relating to Free Repair or Replacements	10	3,199	0.3%	0.8%	0.7%
% of FP17s Relating to Continuations	50	3,199	1.6%	1.1%	0.9%
% of Patients satisfied with the dentistry they have received	22	22	100.0%	91.1%	90.9%
% of Patients satisfied with the time they had to wait for an appointment	22	22	100.0%	89.5%	88.7%

* This is based on patients treated on this contract for their most recent course of treatment. Figures in italics indicate the base number of FP17s or Patient Questionnaire responses are less than 100. N/A is shown where the base number of responses is less than 10 during the period. % is calculated as Quantity/Base number*100

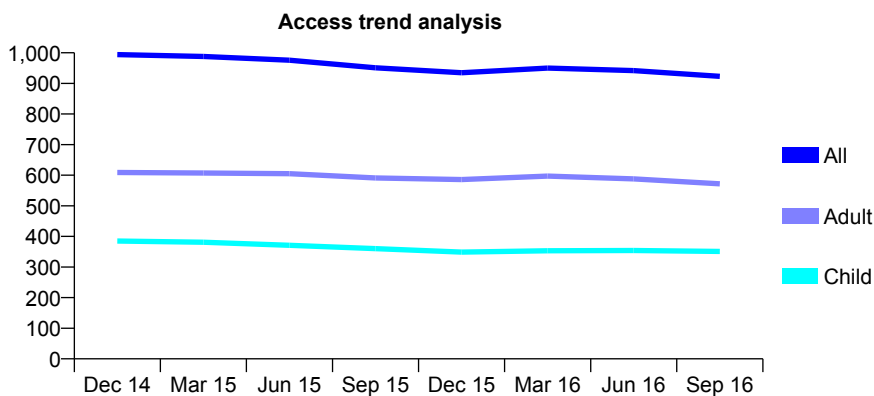
7A4 - Vital Signs At a Glance Contract Report for 142514/0001 - September 2016

Name or company name	RDSK Ltd
Contract type name	GDS Contract
Purpose of contract	General
Contract start date	01/07/2007
Contract end date	

16/17 Contracted general activity (UDA)	2,725
Carry forward general activity (UDA)	0
16/17 Contracted orthodontic activity (UOA)	0
Carry forward orthodontic activity (UOA)	0
Baseline contract value	£59,139.78

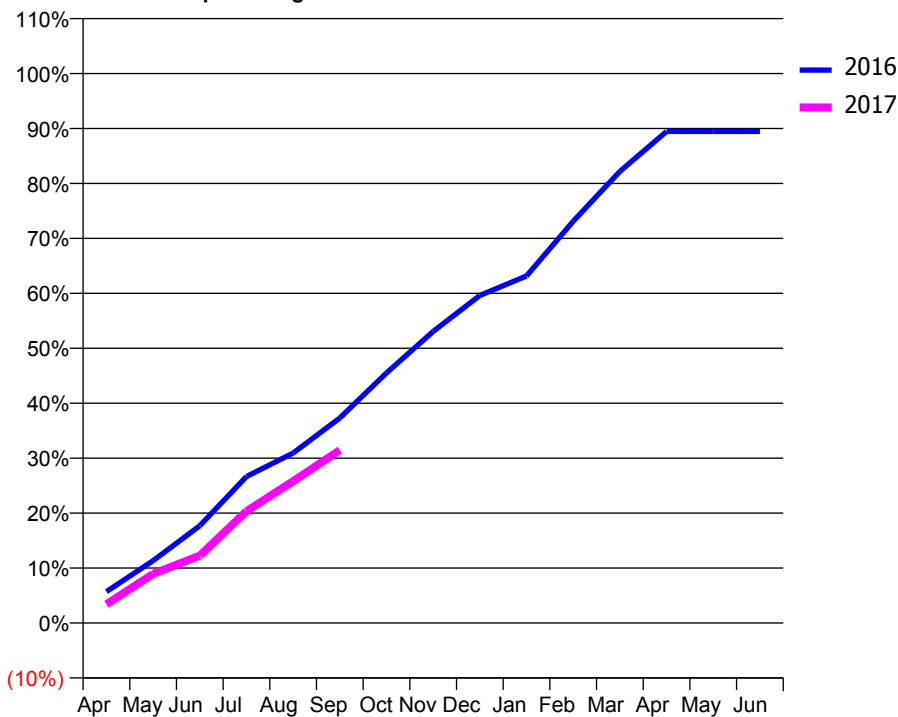
ACCESS*

Patients seen in 24 months	Total	Change since previous quarter
Quarter ending September 2015	951	
Quarter ending December 2015	935	↓
Quarter ending March 2016	950	→
Quarter ending June 2016	942	→
Quarter ending September 2016	923	↓
Variance since September 2015	(2.9%)	↓



ACTIVITY

Cumulative percentage of contracted UDA delivered 2016 & 2017



Adjusted Scheduled Activity (UDA)

Month	2016	2017
April	155	93
May	309	244
June	482	334
July	727	555
August	843	703
September	1,017	858
October	1,240	
November	1,446	
December	1,624	
January	1,721	
February	1,992	
March	2,239	
April	2,438	
May	2,438	
June	2,438	

QUALITY

	Quantity	Base Number	Contract	LHB	Wales
% of FP17s for the same patient ID Re-attending within 3 months - Children	8	279	2.9%	9.3%	11.3%
% of FP17s for the same patient ID Re-attending within 3 months - Adults	17	308	5.5%	16.4%	16.6%
% of FP17s for the same patient ID Re-attending between 3 & 9 months - Children	181	279	64.9%	55.3%	58.3%
% of FP17s for the same patient ID Re-attending between 3 & 9 months - Adults	166	308	53.9%	52.8%	54.0%
% of FP17s for Band 1 Urgent Courses	13	510	2.5%	9.3%	9.0%
% of FP17s Relating to Free Repair or Replacements	0	510	0.0%	0.8%	0.7%
% of FP17s Relating to Continuations	0	510	0.0%	1.1%	0.9%
% of Patients satisfied with the dentistry they have received	0	0	N/A	91.1%	90.9%
% of Patients satisfied with the time they had to wait for an appointment	0	0	N/A	89.5%	88.7%

* This is based on patients treated on this contract for their most recent course of treatment. Figures in italics indicate the base number of FP17s or Patient Questionnaire responses are less than 100. N/A is shown where the base number of responses is less than 10 during the period. % is calculated as Quantity/Base number*100

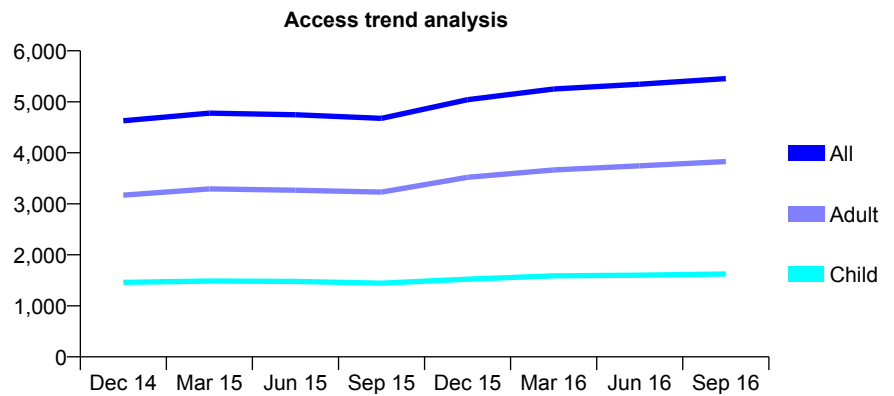
7A4 - Vital Signs At a Glance Contract Report for 151165/0002 - September 2016

Name or company name	Simon Hill Ltd
Contract type name	GDS Contract
Purpose of contract	General
Contract start date	01/09/2010
Contract end date	

16/17 Contracted general activity (UDA)	15,820
Carry forward general activity (UDA)	0
16/17 Contracted orthodontic activity (UOA)	0
Carry forward orthodontic activity (UOA)	0
Baseline contract value	£334,712.81

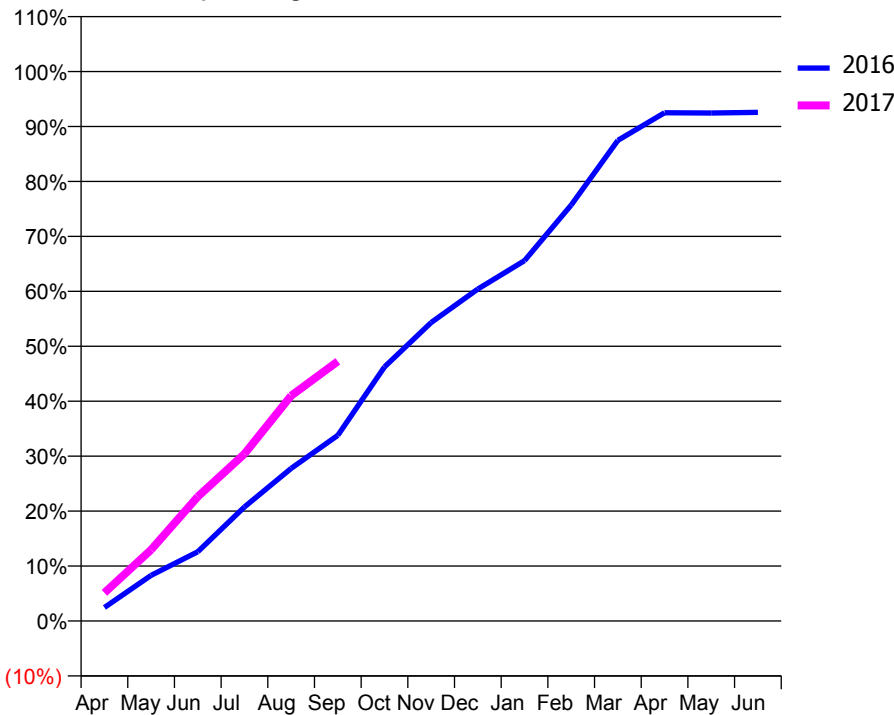
ACCESS*

Patients seen in 24 months	Total	Change since previous quarter
Quarter ending September 2015	4,675	
Quarter ending December 2015	5,043	↑
Quarter ending March 2016	5,252	↑
Quarter ending June 2016	5,345	→
Quarter ending September 2016	5,454	↑
Variance since September 2015	16.7%	↑



ACTIVITY

Cumulative percentage of contracted UDA delivered 2016 & 2017



Month	Adjusted Scheduled Activity (UDA)	
	2016	2017
April	388	813
May	1,314	2,051
June	1,995	3,581
July	3,286	4,813
August	4,392	6,487
September	5,346	7,478
October	7,316	
November	8,592	
December	9,556	
January	10,376	
February	11,976	
March	13,837	
April	14,631	
May	14,626	
June	14,645	

QUALITY

	Quantity	Base Number	Contract	LHB	Wales
% of FP17s for the same patient ID Re-attending within 3 months - Children	104	1,240	8.4%	9.3%	11.3%
% of FP17s for the same patient ID Re-attending within 3 months - Adults	258	2,646	9.8%	16.4%	16.6%
% of FP17s for the same patient ID Re-attending between 3 & 9 months - Children	687	1,240	55.4%	55.3%	58.3%
% of FP17s for the same patient ID Re-attending between 3 & 9 months - Adults	1,494	2,646	56.5%	52.8%	54.0%
% of FP17s for Band 1 Urgent Courses	202	3,470	5.8%	9.3%	9.0%
% of FP17s Relating to Free Repair or Replacements	33	3,470	1.0%	0.8%	0.7%
% of FP17s Relating to Continuations	2	3,470	0.1%	1.1%	0.9%
% of Patients satisfied with the dentistry they have received	18	18	100.0%	91.1%	90.9%
% of Patients satisfied with the time they had to wait for an appointment	18	18	100.0%	89.5%	88.7%

* This is based on patients treated on this contract for their most recent course of treatment. Figures in italics indicate the base number of FP17s or Patient Questionnaire responses are less than 100. N/A is shown where the base number of responses is less than 10 during the period. % is calculated as Quantity/Base number*100

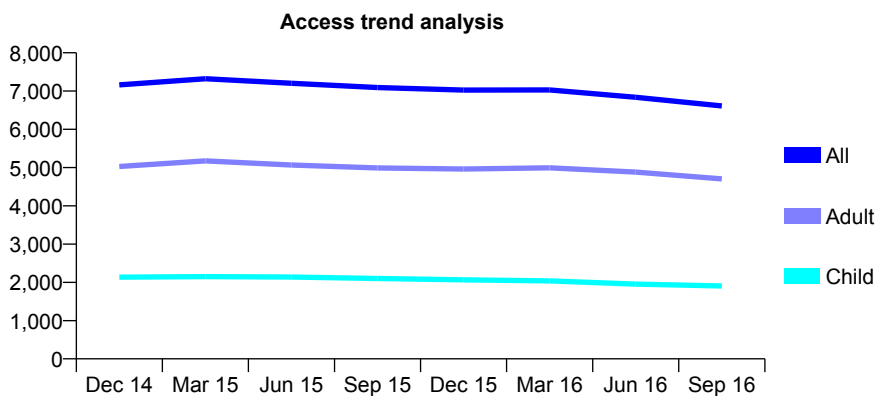
7A4 - Vital Signs At a Glance Contract Report for 154245/0001 - September 2016

Name or company name	Restore Dental Group
Contract type name	GDS Contract
Purpose of contract	General
Contract start date	01/04/2013
Contract end date	

16/17 Contracted general activity (UDA)	25,220
Carry forward general activity (UDA)	0
16/17 Contracted orthodontic activity (UOA)	0
Carry forward orthodontic activity (UOA)	0
Baseline contract value	£566,100.58

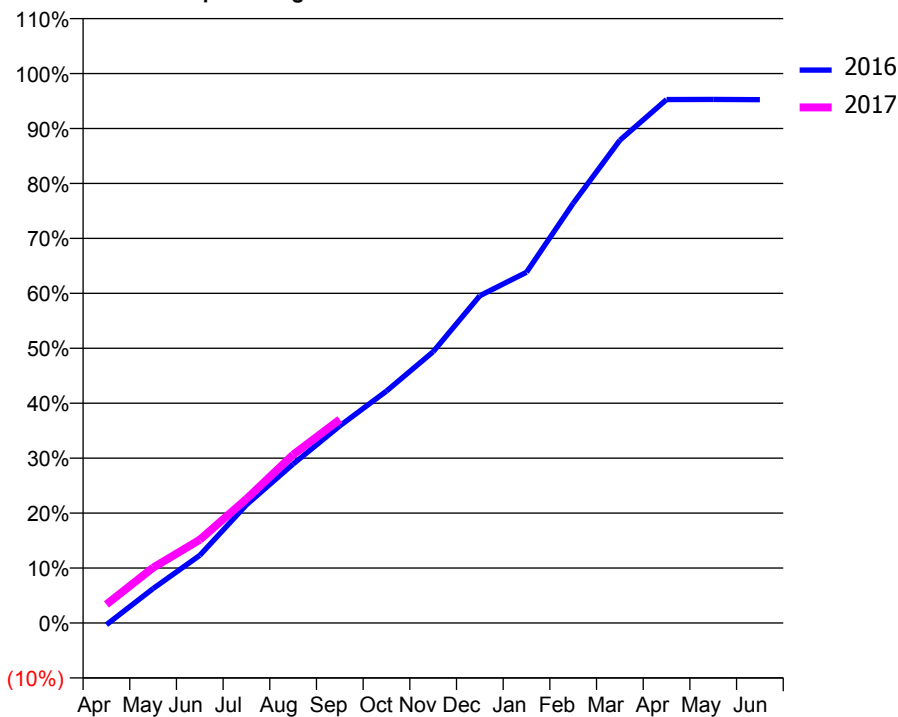
ACCESS*

Patients seen in 24 months	Total	Change since previous quarter
Quarter ending September 2015	7,091	
Quarter ending December 2015	7,027	→
Quarter ending March 2016	7,028	→
Quarter ending June 2016	6,836	↓
Quarter ending September 2016	6,610	↓
Variance since September 2015	(6.8%)	↓



ACTIVITY

Cumulative percentage of contracted UDA delivered 2016 & 2017



Month	Adjusted Scheduled Activity (UDA)	
	2016	2017
April	-84	851
May	1,583	2,542
June	3,104	3,823
July	5,427	5,696
August	7,301	7,727
September	9,048	9,341
October	10,646	
November	12,449	
December	15,021	
January	16,097	
February	19,266	
March	22,161	
April	24,027	
May	24,030	
June	24,017	

QUALITY

	Quantity	Base Number	Contract	LHB	Wales
% of FP17s for the same patient ID Re-attending within 3 months - Children	104	1,346	7.7%	9.3%	11.3%
% of FP17s for the same patient ID Re-attending within 3 months - Adults	683	3,681	18.6%	16.4%	16.6%
% of FP17s for the same patient ID Re-attending between 3 & 9 months - Children	760	1,346	56.5%	55.3%	58.3%
% of FP17s for the same patient ID Re-attending between 3 & 9 months - Adults	2,058	3,681	55.9%	52.8%	54.0%
% of FP17s for Band 1 Urgent Courses	376	4,466	8.4%	9.3%	9.0%
% of FP17s Relating to Free Repair or Replacements	55	4,466	1.2%	0.8%	0.7%
% of FP17s Relating to Continuations	98	4,466	2.2%	1.1%	0.9%
% of Patients satisfied with the dentistry they have received	11	12	91.7%	91.1%	90.9%
% of Patients satisfied with the time they had to wait for an appointment	9	12	75.0%	89.5%	88.7%

* This is based on patients treated on this contract for their most recent course of treatment. Figures in italics indicate the base number of FP17s or Patient Questionnaire responses are less than 100. N/A is shown where the base number of responses is less than 10 during the period. % is calculated as Quantity/Base number*100

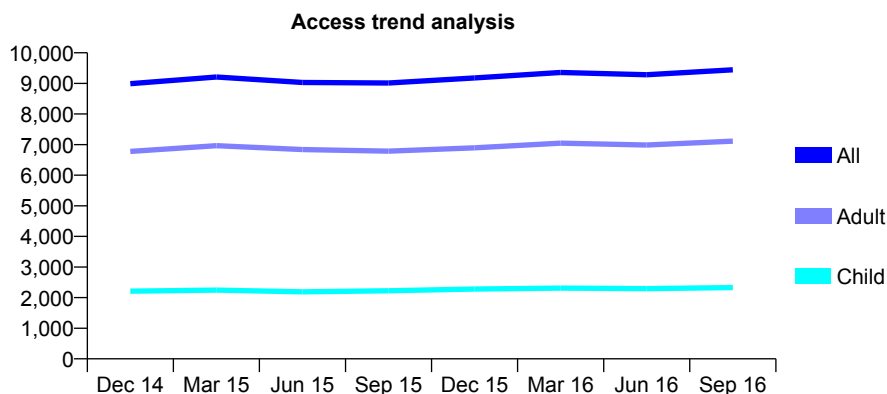
7A4 - Vital Signs At a Glance Contract Report for 154245/0002 - September 2016

Name or company name	Restore Dental Group
Contract type name	GDS Contract
Purpose of contract	General
Contract start date	01/04/2013
Contract end date	

16/17 Contracted general activity (UDA)	31,265
Carry forward general activity (UDA)	0
16/17 Contracted orthodontic activity (UOA)	0
Carry forward orthodontic activity (UOA)	0
Baseline contract value	£758,081.99

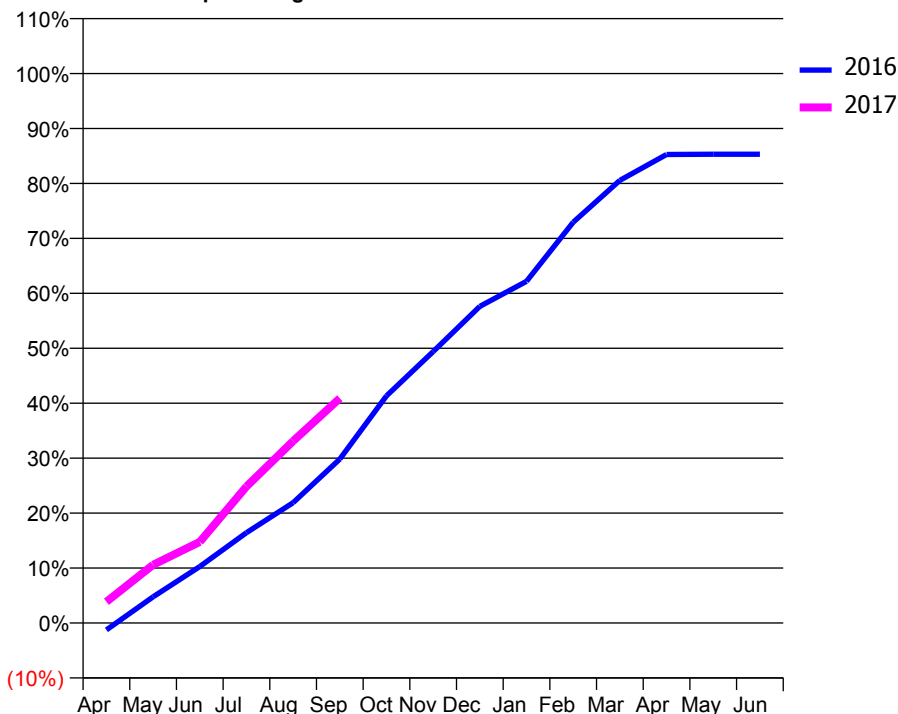
ACCESS*

Patients seen in 24 months	Total	Change since previous quarter
Quarter ending September 2015	9,011	
Quarter ending December 2015	9,180	→
Quarter ending March 2016	9,359	→
Quarter ending June 2016	9,283	→
Quarter ending September 2016	9,444	→
Variance since September 2015	4.8%	↑



ACTIVITY

Cumulative percentage of contracted UDA delivered 2016 & 2017



Month	Adjusted Scheduled Activity (UDA)	
	2016	2017
April	-397	1,214
May	1,488	3,309
June	3,210	4,615
July	5,139	7,767
August	6,844	10,351
September	9,331	12,788
October	12,927	
November	15,442	
December	18,014	
January	19,444	
February	22,800	
March	25,183	
April	26,657	
May	26,673	
June	26,673	

QUALITY

	Quantity	Base Number	Contract	LHB	Wales
% of FP17s for the same patient ID Re-attending within 3 months - Children	119	1,404	8.5%	9.3%	11.3%
% of FP17s for the same patient ID Re-attending within 3 months - Adults	843	4,790	17.6%	16.4%	16.6%
% of FP17s for the same patient ID Re-attending between 3 & 9 months - Children	665	1,404	47.4%	55.3%	58.3%
% of FP17s for the same patient ID Re-attending between 3 & 9 months - Adults	2,249	4,790	47.0%	52.8%	54.0%
% of FP17s for Band 1 Urgent Courses	459	5,627	8.2%	9.3%	9.0%
% of FP17s Relating to Free Repair or Replacements	107	5,627	1.9%	0.8%	0.7%
% of FP17s Relating to Continuations	164	5,627	2.9%	1.1%	0.9%
% of Patients satisfied with the dentistry they have received	21	26	80.8%	91.1%	90.9%
% of Patients satisfied with the time they had to wait for an appointment	23	26	88.5%	89.5%	88.7%

* This is based on patients treated on this contract for their most recent course of treatment. Figures in italics indicate the base number of FP17s or Patient Questionnaire responses are less than 100. N/A is shown where the base number of responses is less than 10 during the period. % is calculated as Quantity/Base number*100

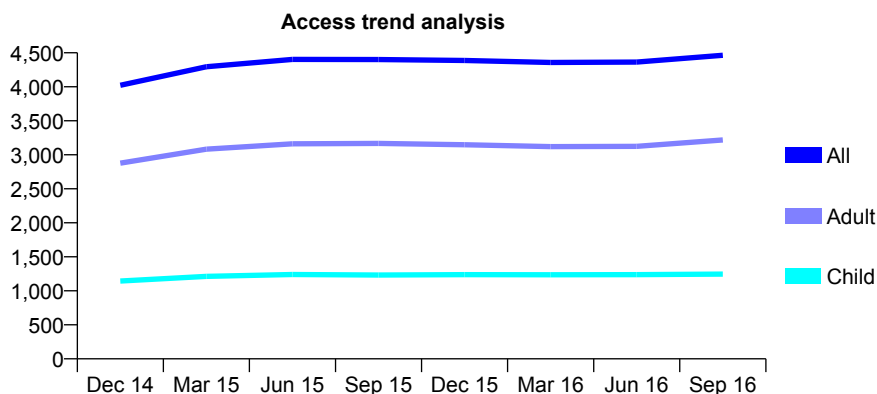
7A4 - Vital Signs At a Glance Contract Report for 154504/0001 - September 2016

Name or company name	Alison Jones Ltd
Contract type name	GDS Contract
Purpose of contract	General
Contract start date	01/08/2013
Contract end date	

16/17 Contracted general activity (UDA)	15,000
Carry forward general activity (UDA)	0
16/17 Contracted orthodontic activity (UOA)	0
Carry forward orthodontic activity (UOA)	0
Baseline contract value	£342,983.21

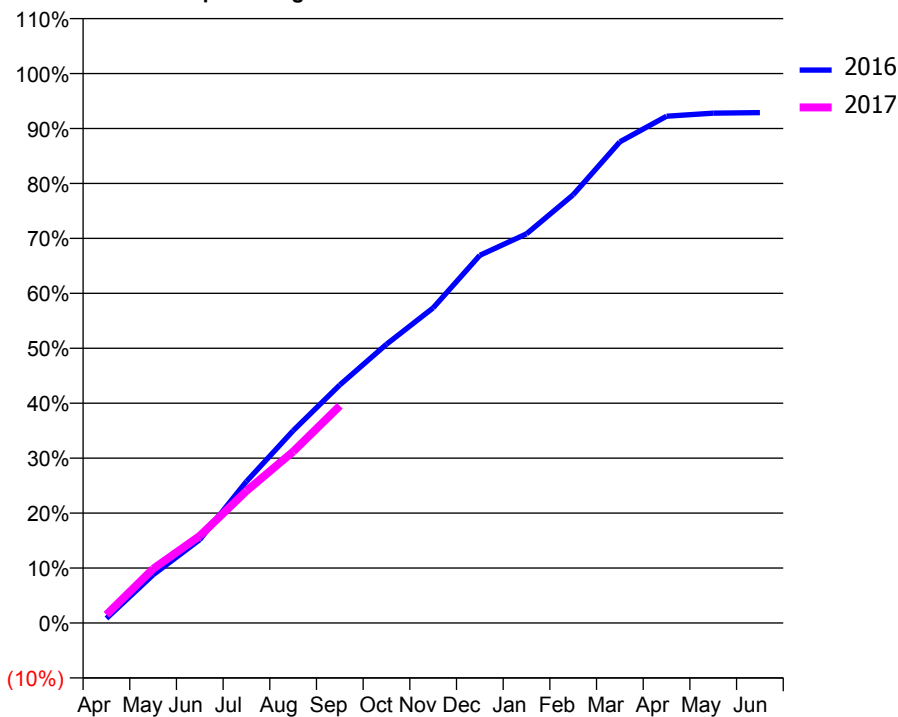
ACCESS*

Patients seen in 24 months	Total	Change since previous quarter
Quarter ending September 2015	4,400	
Quarter ending December 2015	4,387	→
Quarter ending March 2016	4,358	→
Quarter ending June 2016	4,363	→
Quarter ending September 2016	4,464	↑
Variance since September 2015	1.5%	→



ACTIVITY

Cumulative percentage of contracted UDA delivered 2016 & 2017



Month	Adjusted Scheduled Activity (UDA)	
	2016	2017
April	125	228
May	1,315	1,480
June	2,276	2,379
July	3,864	3,605
August	5,250	4,678
September	6,500	5,928
October	7,609	
November	8,603	
December	10,037	
January	10,624	
February	11,688	
March	13,134	
April	13,833	
May	13,918	
June	13,934	

QUALITY

	Quantity	Base Number	Contract	LHB	Wales
% of FP17s for the same patient ID Re-attending within 3 months - Children	58	837	6.9%	9.3%	11.3%
% of FP17s for the same patient ID Re-attending within 3 months - Adults	409	2,417	16.9%	16.4%	16.6%
% of FP17s for the same patient ID Re-attending between 3 & 9 months - Children	452	837	54.0%	55.3%	58.3%
% of FP17s for the same patient ID Re-attending between 3 & 9 months - Adults	1,270	2,417	52.5%	52.8%	54.0%
% of FP17s for Band 1 Urgent Courses	310	2,925	10.6%	9.3%	9.0%
% of FP17s Relating to Free Repair or Replacements	24	2,925	0.8%	0.8%	0.7%
% of FP17s Relating to Continuations	36	2,925	1.2%	1.1%	0.9%
% of Patients satisfied with the dentistry they have received	11	12	91.7%	91.1%	90.9%
% of Patients satisfied with the time they had to wait for an appointment	11	12	91.7%	89.5%	88.7%

* This is based on patients treated on this contract for their most recent course of treatment. Figures in italics indicate the base number of FP17s or Patient Questionnaire responses are less than 100. N/A is shown where the base number of responses is less than 10 during the period. % is calculated as Quantity/Base number*100

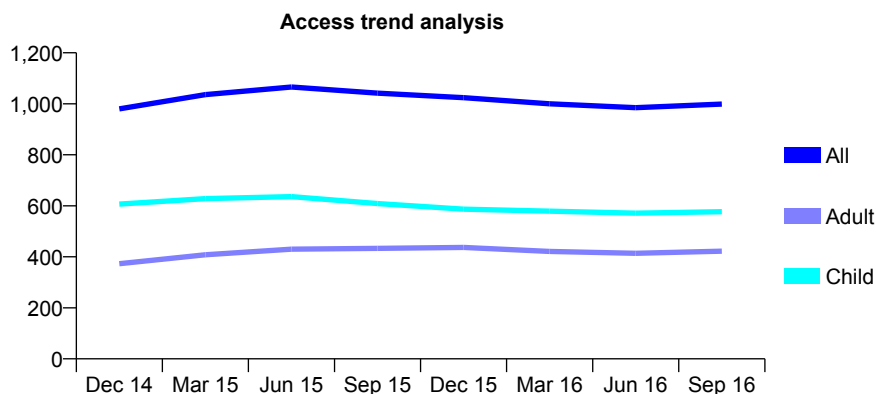
7A4 - Vital Signs At a Glance Contract Report for 154504/0002 - September 2016

Name or company name	Alison Jones Ltd
Contract type name	GDS Contract
Purpose of contract	General
Contract start date	01/08/2013
Contract end date	

16/17 Contracted general activity (UDA)	2,670
Carry forward general activity (UDA)	0
16/17 Contracted orthodontic activity (UOA)	0
Carry forward orthodontic activity (UOA)	0
Baseline contract value	£67,823.26

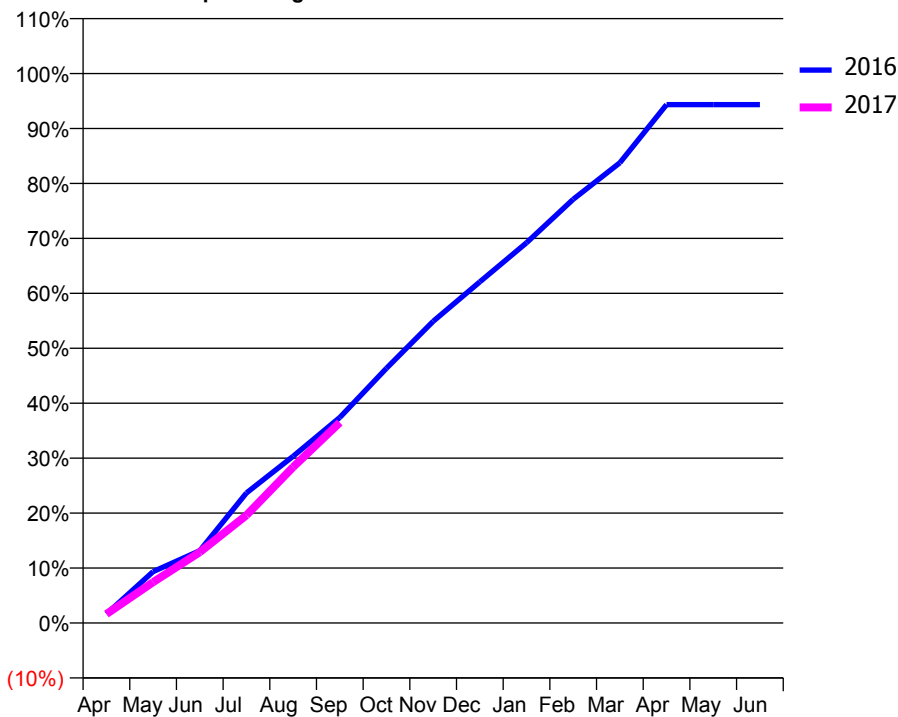
ACCESS*

Patients seen in 24 months	Total	Change since previous quarter
Quarter ending September 2015	1,042	
Quarter ending December 2015	1,024	↓
Quarter ending March 2016	1,000	↓
Quarter ending June 2016	985	↓
Quarter ending September 2016	999	→
Variance since September 2015	(4.1%)	↓



ACTIVITY

Cumulative percentage of contracted UDA delivered 2016 & 2017



Adjusted Scheduled Activity (UDA)

Month	2016	2017
April	44	44
May	250	198
June	352	344
July	632	524
August	810	758
September	999	974
October	1,238	
November	1,466	
December	1,657	
January	1,848	
February	2,059	
March	2,236	
April	2,519	
May	2,519	
June	2,519	

QUALITY

	Quantity	Base Number	Contract	LHB	Wales
% of FP17s for the same patient ID Re-attending within 3 months - Children	28	419	6.7%	9.3%	11.3%
% of FP17s for the same patient ID Re-attending within 3 months - Adults	55	259	21.2%	16.4%	16.6%
% of FP17s for the same patient ID Re-attending between 3 & 9 months - Children	260	419	62.1%	55.3%	58.3%
% of FP17s for the same patient ID Re-attending between 3 & 9 months - Adults	130	259	50.2%	52.8%	54.0%
% of FP17s for Band 1 Urgent Courses	41	569	7.2%	9.3%	9.0%
% of FP17s Relating to Free Repair or Replacements	0	569	0.0%	0.8%	0.7%
% of FP17s Relating to Continuations	6	569	1.1%	1.1%	0.9%
% of Patients satisfied with the dentistry they have received	3	3	N/A	91.1%	90.9%
% of Patients satisfied with the time they had to wait for an appointment	3	3	N/A	89.5%	88.7%

* This is based on patients treated on this contract for their most recent course of treatment. Figures in italics indicate the base number of FP17s or Patient Questionnaire responses are less than 100. N/A is shown where the base number of responses is less than 10 during the period. % is calculated as Quantity/Base number*100

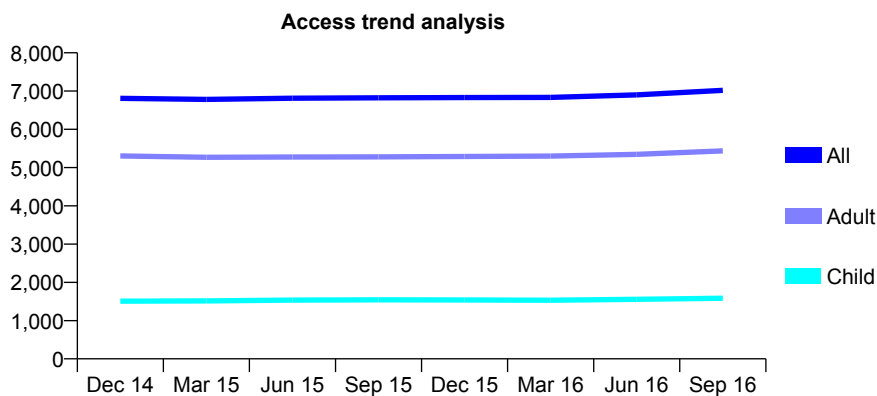
7A4 - Vital Signs At a Glance Contract Report for 157481/0001 - September 2016

Name or company name	Birchwood Health Ltd
Contract type name	GDS Contract
Purpose of contract	General
Contract start date	01/09/2009
Contract end date	

16/17 Contracted general activity (UDA)	26,295
Carry forward general activity (UDA)	0
16/17 Contracted orthodontic activity (UOA)	0
Carry forward orthodontic activity (UOA)	0
Baseline contract value	£590,632.14

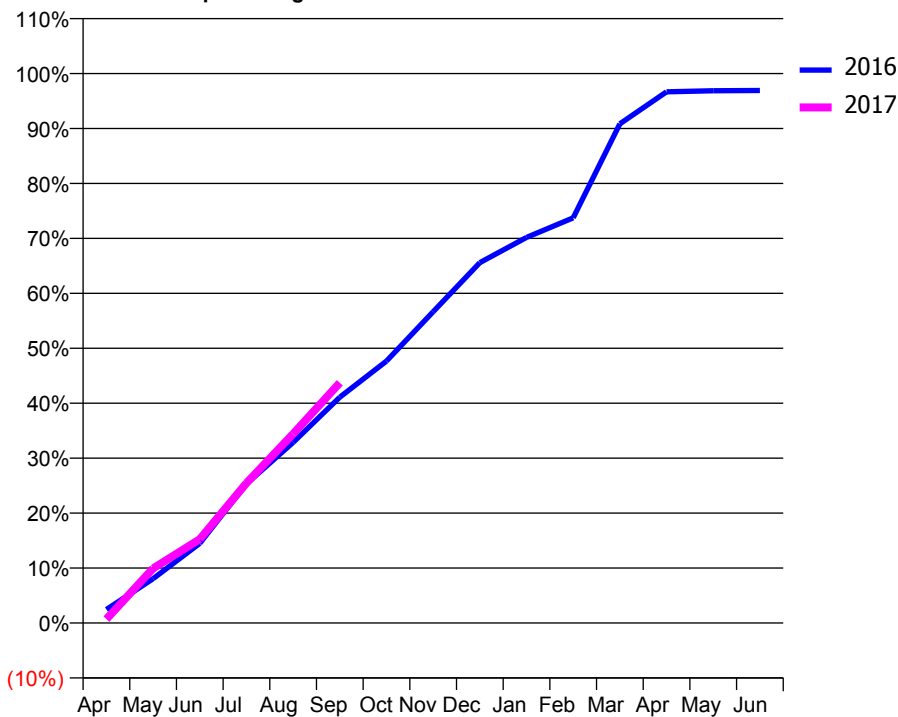
ACCESS*

Patients seen in 24 months	Total	Change since previous quarter
Quarter ending September 2015	6,822	
Quarter ending December 2015	6,829	→
Quarter ending March 2016	6,833	→
Quarter ending June 2016	6,901	→
Quarter ending September 2016	7,019	→
Variance since September 2015	2.9%	↑



ACTIVITY

Cumulative percentage of contracted UDA delivered 2016 & 2017



Month	Adjusted Scheduled Activity (UDA)	
	2016	2017
April	648	186
May	2,124	2,616
June	3,812	4,009
July	6,658	6,699
August	8,641	9,050
September	10,806	11,498
October	12,535	
November	14,899	
December	17,243	
January	18,449	
February	19,388	
March	23,885	
April	25,420	
May	25,472	
June	25,480	

QUALITY

	Quantity	Base Number	Contract	LHB	Wales
% of FP17s for the same patient ID Re-attending within 3 months - Children	112	1,158	9.7%	9.3%	11.3%
% of FP17s for the same patient ID Re-attending within 3 months - Adults	922	4,362	21.1%	16.4%	16.6%
% of FP17s for the same patient ID Re-attending between 3 & 9 months - Children	587	1,158	50.7%	55.3%	58.3%
% of FP17s for the same patient ID Re-attending between 3 & 9 months - Adults	2,166	4,362	49.7%	52.8%	54.0%
% of FP17s for Band 1 Urgent Courses	582	4,908	11.9%	9.3%	9.0%
% of FP17s Relating to Free Repair or Replacements	70	4,908	1.4%	0.8%	0.7%
% of FP17s Relating to Continuations	66	4,908	1.3%	1.1%	0.9%
% of Patients satisfied with the dentistry they have received	21	24	87.5%	91.1%	90.9%
% of Patients satisfied with the time they had to wait for an appointment	21	24	87.5%	89.5%	88.7%

* This is based on patients treated on this contract for their most recent course of treatment. Figures in italics indicate the base number of FP17s or Patient Questionnaire responses are less than 100. N/A is shown where the base number of responses is less than 10 during the period. % is calculated as Quantity/Base number*100

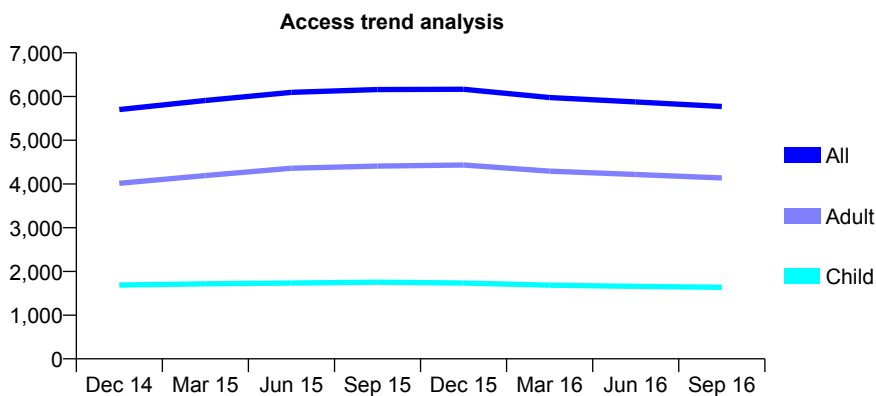
7A4 - Vital Signs At a Glance Contract Report for 158194/0014 - September 2016

Name or company name	Denticare Ltd
Contract type name	GDS Contract
Purpose of contract	General
Contract start date	06/01/2007
Contract end date	

16/17 Contracted general activity (UDA)	17,966
Carry forward general activity (UDA)	0
16/17 Contracted orthodontic activity (UOA)	0
Carry forward orthodontic activity (UOA)	0
Baseline contract value	£434,340.42

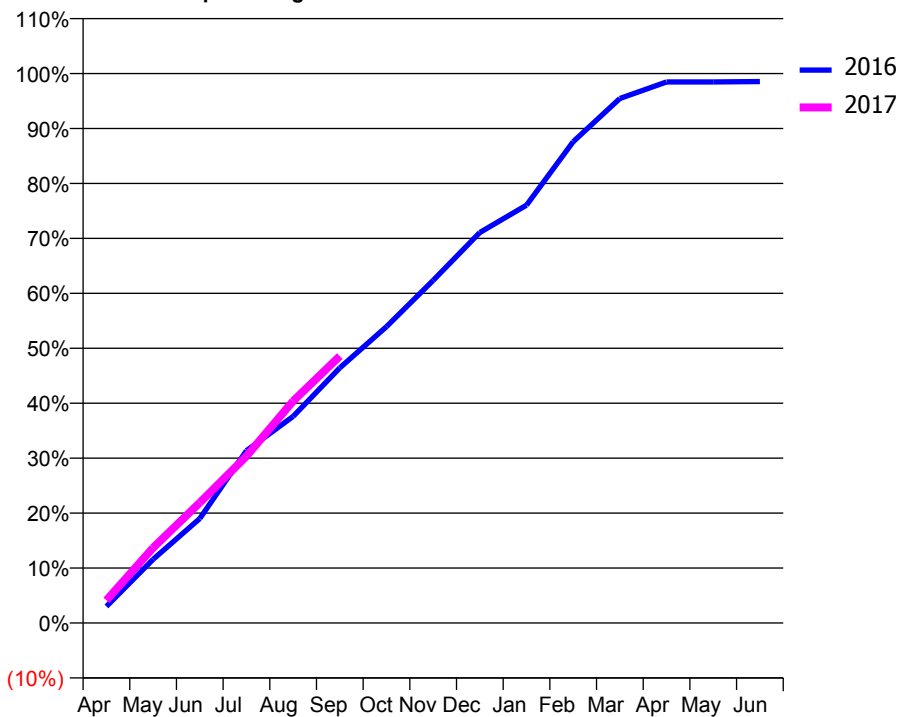
ACCESS*

Patients seen in 24 months	Total	Change since previous quarter
Quarter ending September 2015	6,160	
Quarter ending December 2015	6,167	→
Quarter ending March 2016	5,978	↓
Quarter ending June 2016	5,875	↓
Quarter ending September 2016	5,773	↓
Variance since September 2015	(6.3%)	↓



ACTIVITY

Cumulative percentage of contracted UDA delivered 2016 & 2017



Month	Adjusted Scheduled Activity (UDA)	
	2016	2017
April	543	745
May	2,083	2,461
June	3,416	3,934
July	5,637	5,457
August	6,753	7,258
September	8,341	8,728
October	9,688	
November	11,203	
December	12,768	
January	13,664	
February	15,738	
March	17,148	
April	17,691	
May	17,691	
June	17,704	

QUALITY

	Quantity	Base Number	Contract	LHB	Wales
% of FP17s for the same patient ID Re-attending within 3 months - Children	67	1,031	6.5%	9.3%	11.3%
% of FP17s for the same patient ID Re-attending within 3 months - Adults	311	2,593	12.0%	16.4%	16.6%
% of FP17s for the same patient ID Re-attending between 3 & 9 months - Children	482	1,031	46.8%	55.3%	58.3%
% of FP17s for the same patient ID Re-attending between 3 & 9 months - Adults	1,372	2,593	52.9%	52.8%	54.0%
% of FP17s for Band 1 Urgent Courses	278	3,403	8.2%	9.3%	9.0%
% of FP17s Relating to Free Repair or Replacements	12	3,403	0.4%	0.8%	0.7%
% of FP17s Relating to Continuations	17	3,403	0.5%	1.1%	0.9%
% of Patients satisfied with the dentistry they have received	14	16	87.5%	91.1%	90.9%
% of Patients satisfied with the time they had to wait for an appointment	13	16	81.3%	89.5%	88.7%

* This is based on patients treated on this contract for their most recent course of treatment. Figures in italics indicate the base number of FP17s or Patient Questionnaire responses are less than 100. N/A is shown where the base number of responses is less than 10 during the period. % is calculated as Quantity/Base number*100

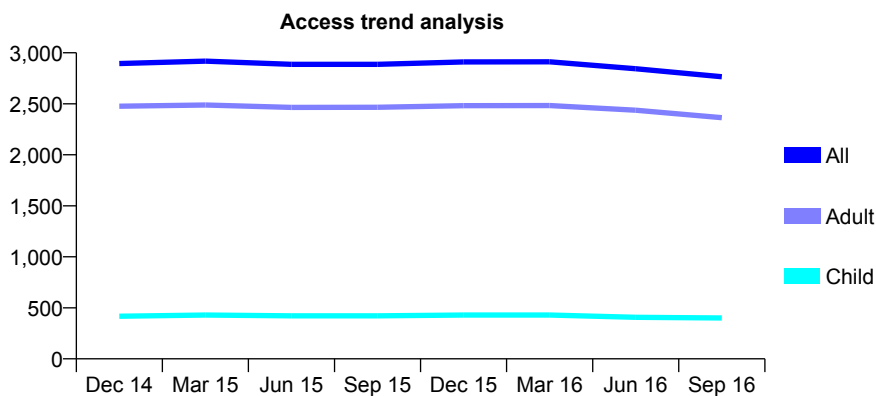
7A4 - Vital Signs At a Glance Contract Report for 158194/0020 - September 2016

Name or company name	Denticare Ltd
Contract type name	GDS Contract
Purpose of contract	General
Contract start date	01/05/2008
Contract end date	

16/17 Contracted general activity (UDA)	12,620
Carry forward general activity (UDA)	0
16/17 Contracted orthodontic activity (UOA)	0
Carry forward orthodontic activity (UOA)	0
Baseline contract value	£303,043.66

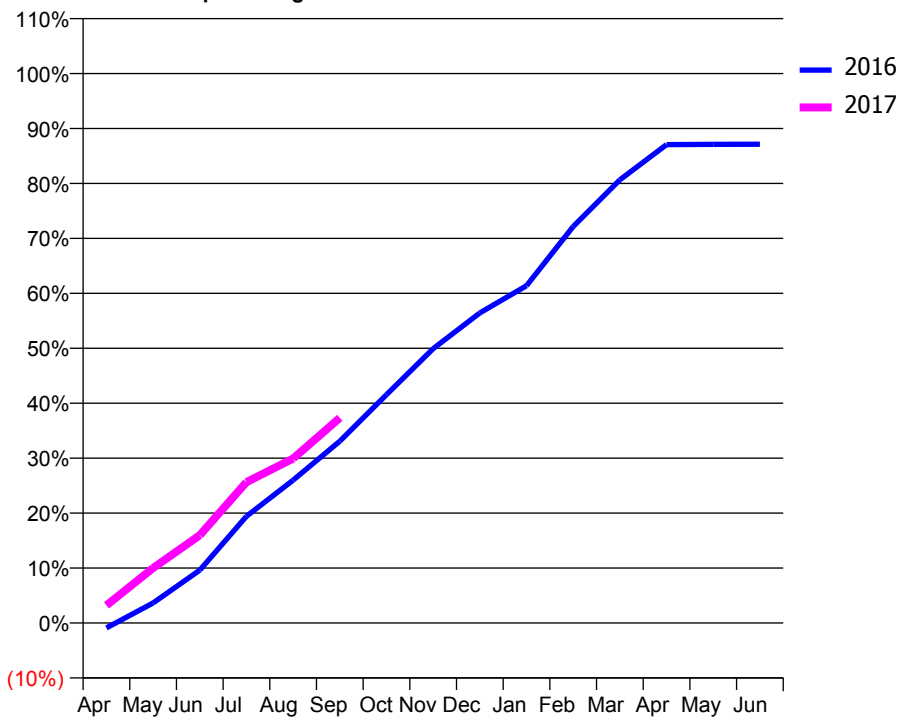
ACCESS*

Patients seen in 24 months	Total	Change since previous quarter
Quarter ending September 2015	2,887	
Quarter ending December 2015	2,911	→
Quarter ending March 2016	2,912	→
Quarter ending June 2016	2,844	↓
Quarter ending September 2016	2,765	↓
Variance since September 2015	(4.2%)	↓



ACTIVITY

Cumulative percentage of contracted UDA delivered 2016 & 2017



Adjusted Scheduled Activity (UDA)

Month	2016	2017
April	-116	405
May	462	1,262
June	1,213	2,018
July	2,450	3,235
August	3,282	3,779
September	4,175	4,712
October	5,243	
November	6,300	
December	7,122	
January	7,747	
February	9,107	
March	10,179	
April	10,986	
May	10,994	
June	10,995	

QUALITY

	Quantity	Base Number	Contract	LHB	Wales
% of FP17s for the same patient ID Re-attending within 3 months - Children	21	258	8.1%	9.3%	11.3%
% of FP17s for the same patient ID Re-attending within 3 months - Adults	198	1,555	12.7%	16.4%	16.6%
% of FP17s for the same patient ID Re-attending between 3 & 9 months - Children	150	258	58.1%	55.3%	58.3%
% of FP17s for the same patient ID Re-attending between 3 & 9 months - Adults	960	1,555	61.7%	52.8%	54.0%
% of FP17s for Band 1 Urgent Courses	93	1,545	6.0%	9.3%	9.0%
% of FP17s Relating to Free Repair or Replacements	2	1,545	0.1%	0.8%	0.7%
% of FP17s Relating to Continuations	25	1,545	1.6%	1.1%	0.9%
% of Patients satisfied with the dentistry they have received	2	5	N/A	91.1%	90.9%
% of Patients satisfied with the time they had to wait for an appointment	5	5	N/A	89.5%	88.7%

* This is based on patients treated on this contract for their most recent course of treatment. Figures in italics indicate the base number of FP17s or Patient Questionnaire responses are less than 100. N/A is shown where the base number of responses is less than 10 during the period. % is calculated as Quantity/Base number*100

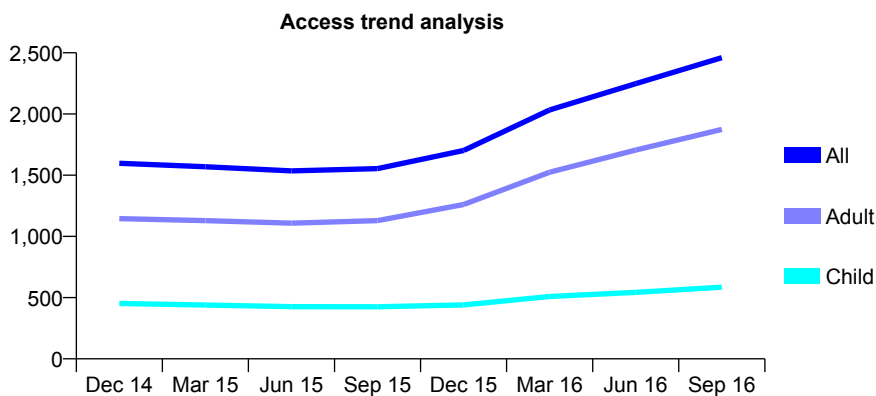
7A4 - Vital Signs At a Glance Contract Report for 158194/0027 - September 2016

Name or company name	Denticare Ltd
Contract type name	GDS Contract
Purpose of contract	General
Contract start date	01/04/2011
Contract end date	

16/17 Contracted general activity (UDA)	7,010
Carry forward general activity (UDA)	0
16/17 Contracted orthodontic activity (UOA)	0
Carry forward orthodontic activity (UOA)	0
Baseline contract value	£168,878.06

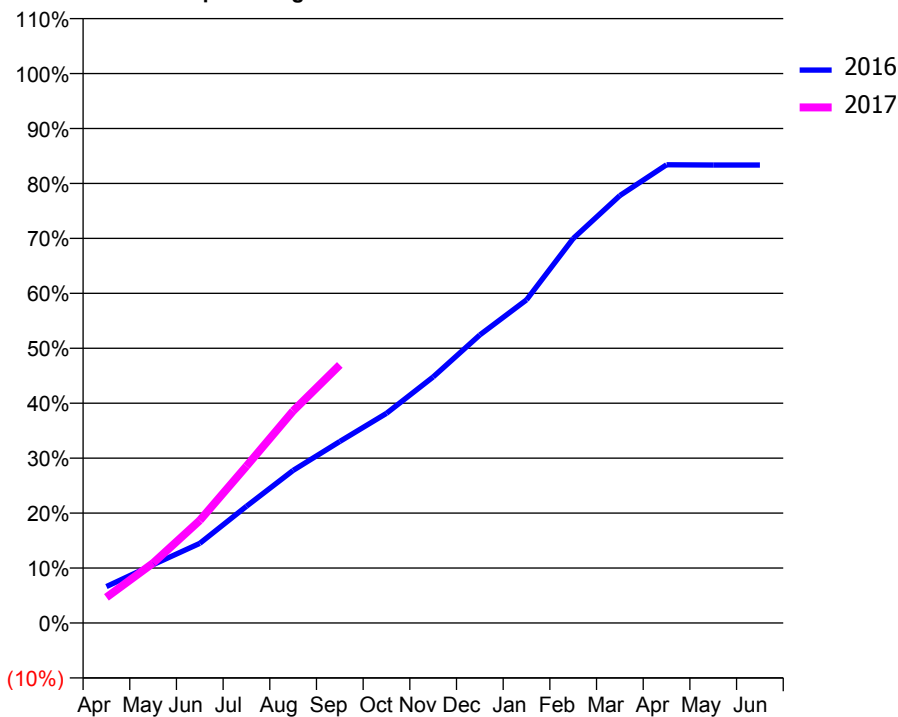
ACCESS*

Patients seen in 24 months	Total	Change since previous quarter
Quarter ending September 2015	1,554	
Quarter ending December 2015	1,702	↑
Quarter ending March 2016	2,033	↑
Quarter ending June 2016	2,248	↑
Quarter ending September 2016	2,460	↑
Variance since September 2015	58.3%	↑



ACTIVITY

Cumulative percentage of contracted UDA delivered 2016 & 2017



Adjusted Scheduled Activity (UDA)

Month	2016	2017
April	466	328
May	744	764
June	1,016	1,309
July	1,489	2,001
August	1,947	2,706
September	2,317	3,292
October	2,675	
November	3,139	
December	3,676	
January	4,123	
February	4,905	
March	5,453	
April	5,846	
May	5,842	
June	5,842	

QUALITY

	Quantity	Base Number	Contract	LHB	Wales
% of FP17s for the same patient ID Re-attending within 3 months - Children	31	460	6.7%	9.3%	11.3%
% of FP17s for the same patient ID Re-attending within 3 months - Adults	175	1,489	11.8%	16.4%	16.6%
% of FP17s for the same patient ID Re-attending between 3 & 9 months - Children	249	460	54.1%	55.3%	58.3%
% of FP17s for the same patient ID Re-attending between 3 & 9 months - Adults	727	1,489	48.8%	52.8%	54.0%
% of FP17s for Band 1 Urgent Courses	117	1,778	6.6%	9.3%	9.0%
% of FP17s Relating to Free Repair or Replacements	1	1,778	0.1%	0.8%	0.7%
% of FP17s Relating to Continuations	19	1,778	1.1%	1.1%	0.9%
% of Patients satisfied with the dentistry they have received	4	5	N/A	91.1%	90.9%
% of Patients satisfied with the time they had to wait for an appointment	5	5	N/A	89.5%	88.7%

* This is based on patients treated on this contract for their most recent course of treatment. Figures in italics indicate the base number of FP17s or Patient Questionnaire responses are less than 100. N/A is shown where the base number of responses is less than 10 during the period. % is calculated as Quantity/Base number*100

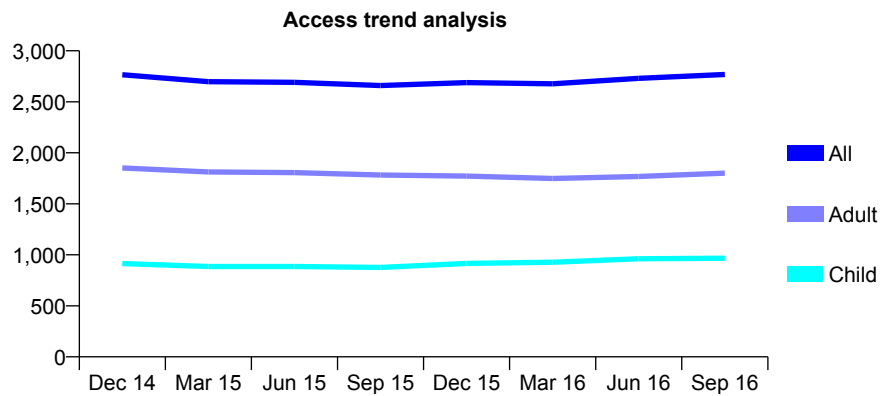
7A4 - Vital Signs At a Glance Contract Report for 158429/0001 - September 2016

Name or company name	PD Care Limited
Contract type name	GDS Contract
Purpose of contract	General
Contract start date	01/10/2011
Contract end date	

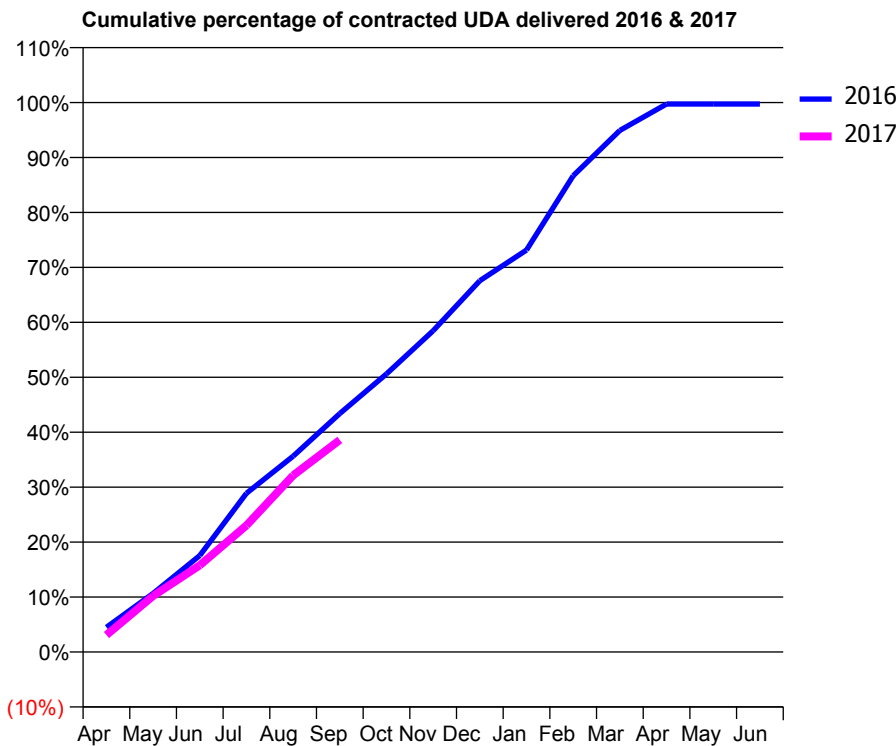
16/17 Contracted general activity (UDA)	10,160
Carry forward general activity (UDA)	0
16/17 Contracted orthodontic activity (UOA)	0
Carry forward orthodontic activity (UOA)	0
Baseline contract value	£244,801.62

ACCESS*

Patients seen in 24 months	Total	Change since previous quarter
Quarter ending September 2015	2,659	
Quarter ending December 2015	2,688	→
Quarter ending March 2016	2,677	→
Quarter ending June 2016	2,730	→
Quarter ending September 2016	2,768	→
Variance since September 2015	4.1%	↑



ACTIVITY



Month	Adjusted Scheduled Activity (UDA)	
	2016	2017
April	368	314
May	875	1,037
June	1,440	1,603
July	2,367	2,340
August	2,921	3,265
September	3,557	3,921
October	4,147	
November	4,793	
December	5,537	
January	5,996	
February	7,103	
March	7,779	
April	8,173	
May	8,173	
June	8,173	

QUALITY

	Quantity	Base Number	Contract	LHB	Wales
% of FP17s for the same patient ID Re-attending within 3 months - Children	53	788	6.7%	9.3%	11.3%
% of FP17s for the same patient ID Re-attending within 3 months - Adults	233	1,457	16.0%	16.4%	16.6%
% of FP17s for the same patient ID Re-attending between 3 & 9 months - Children	512	788	65.0%	55.3%	58.3%
% of FP17s for the same patient ID Re-attending between 3 & 9 months - Adults	869	1,457	59.6%	52.8%	54.0%
% of FP17s for Band 1 Urgent Courses	108	2,114	5.1%	9.3%	9.0%
% of FP17s Relating to Free Repair or Replacements	9	2,114	0.4%	0.8%	0.7%
% of FP17s Relating to Continuations	30	2,114	1.4%	1.1%	0.9%
% of Patients satisfied with the dentistry they have received	44	47	93.6%	91.1%	90.9%
% of Patients satisfied with the time they had to wait for an appointment	41	47	87.2%	89.5%	88.7%

* This is based on patients treated on this contract for their most recent course of treatment. Figures in italics indicate the base number of FP17s or Patient Questionnaire responses are less than 100. N/A is shown where the base number of responses is less than 10 during the period. % is calculated as Quantity/Base number*100

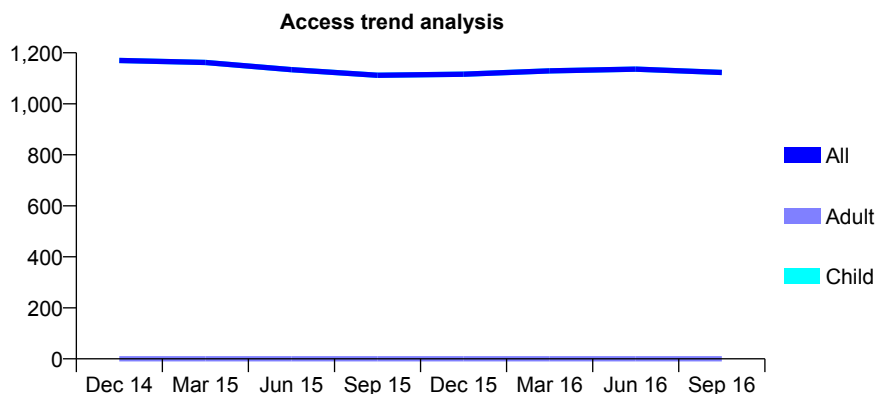
7A4 - Vital Signs At a Glance Contract Report for 159573/0001 - September 2016

Name or company name	S M Clark Limited
Contract type name	GDS Contract
Purpose of contract	General
Contract start date	01/11/2012
Contract end date	

16/17 Contracted general activity (UDA)	2,315
Carry forward general activity (UDA)	0
16/17 Contracted orthodontic activity (UOA)	0
Carry forward orthodontic activity (UOA)	0
Baseline contract value	£54,110.95

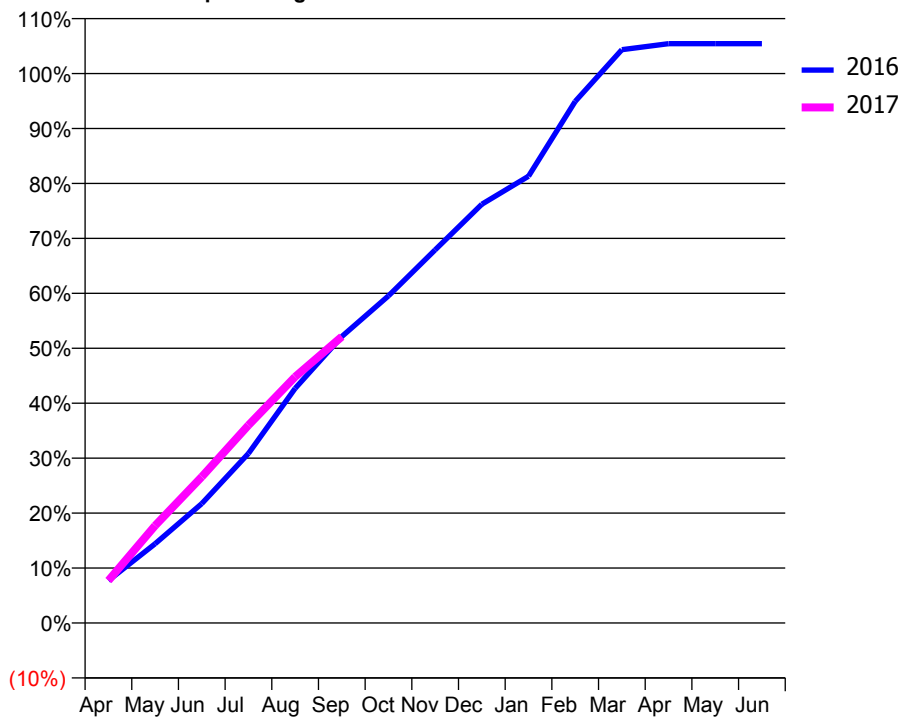
ACCESS*

Patients seen in 24 months	Total	Change since previous quarter
Quarter ending September 2015	1,112	
Quarter ending December 2015	1,116	→
Quarter ending March 2016	1,129	→
Quarter ending June 2016	1,136	→
Quarter ending September 2016	1,123	↓
Variance since September 2015	1.0%	→



ACTIVITY

Cumulative percentage of contracted UDA delivered 2016 & 2017



Month	Adjusted Scheduled Activity (UDA)	
	2016	2017
April	179	179
May	334	410
June	503	616
July	714	833
August	988	1,037
September	1,207	1,206
October	1,378	
November	1,572	
December	1,764	
January	1,882	
February	2,198	
March	2,416	
April	2,441	
May	2,441	
June	2,441	

QUALITY

	Quantity	Base Number	Contract	LHB	Wales
% of FP17s for the same patient ID Re-attending within 3 months - Children	26	930	2.8%	9.3%	11.3%
% of FP17s for the same patient ID Re-attending within 3 months - Adults	0	0	N/A	16.4%	16.6%
% of FP17s for the same patient ID Re-attending between 3 & 9 months - Children	704	930	75.7%	55.3%	58.3%
% of FP17s for the same patient ID Re-attending between 3 & 9 months - Adults	0	0	N/A	52.8%	54.0%
% of FP17s for Band 1 Urgent Courses	1	914	0.1%	9.3%	9.0%
% of FP17s Relating to Free Repair or Replacements	0	914	0.0%	0.8%	0.7%
% of FP17s Relating to Continuations	0	914	0.0%	1.1%	0.9%
% of Patients satisfied with the dentistry they have received	2	2	N/A	91.1%	90.9%
% of Patients satisfied with the time they had to wait for an appointment	2	2	N/A	89.5%	88.7%

* This is based on patients treated on this contract for their most recent course of treatment. Figures in italics indicate the base number of FP17s or Patient Questionnaire responses are less than 100. N/A is shown where the base number of responses is less than 10 during the period. % is calculated as Quantity/Base number*100

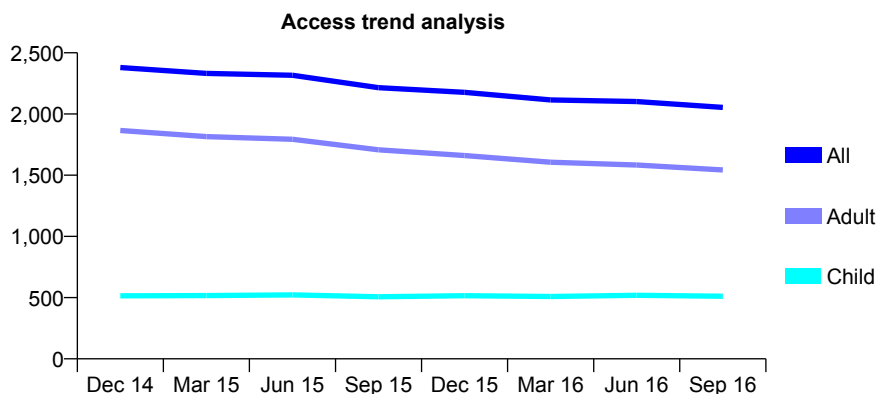
7A4 - Vital Signs At a Glance Contract Report for 161594/0001 - September 2016

Name or company name	Advance Dental Care Ltd
Contract type name	GDS Contract
Purpose of contract	General
Contract start date	16/06/2008
Contract end date	

16/17 Contracted general activity (UDA)	10,500
Carry forward general activity (UDA)	0
16/17 Contracted orthodontic activity (UOA)	0
Carry forward orthodontic activity (UOA)	0
Baseline contract value	£253,655.76

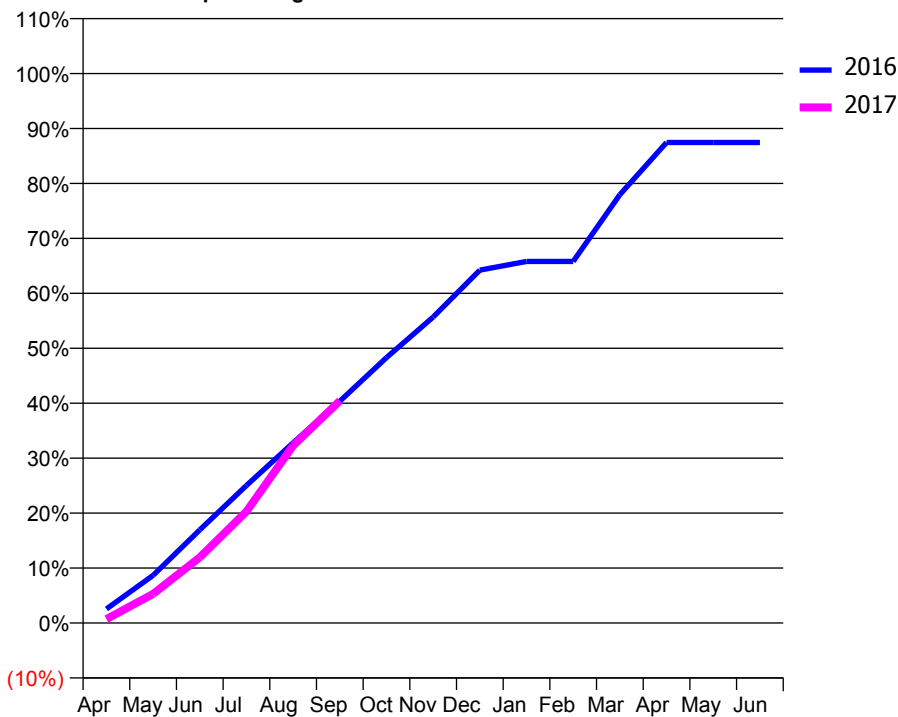
ACCESS*

Patients seen in 24 months	Total	Change since previous quarter
Quarter ending September 2015	2,215	
Quarter ending December 2015	2,177	↓
Quarter ending March 2016	2,115	↓
Quarter ending June 2016	2,102	→
Quarter ending September 2016	2,054	↓
Variance since September 2015	(7.3%)	↓



ACTIVITY

Cumulative percentage of contracted UDA delivered 2016 & 2017



QUALITY

	Quantity	Base Number	Contract	LHB	Wales
% of FP17s for the same patient ID Re-attending within 3 months - Children	42	401	10.5%	9.3%	11.3%
% of FP17s for the same patient ID Re-attending within 3 months - Adults	490	1,579	31.0%	16.4%	16.6%
% of FP17s for the same patient ID Re-attending between 3 & 9 months - Children	158	401	39.4%	55.3%	58.3%
% of FP17s for the same patient ID Re-attending between 3 & 9 months - Adults	685	1,579	43.4%	52.8%	54.0%
% of FP17s for Band 1 Urgent Courses	262	1,480	17.7%	9.3%	9.0%
% of FP17s Relating to Free Repair or Replacements	21	1,480	1.4%	0.8%	0.7%
% of FP17s Relating to Continuations	51	1,480	3.4%	1.1%	0.9%
% of Patients satisfied with the dentistry they have received	12	12	100.0%	91.1%	90.9%
% of Patients satisfied with the time they had to wait for an appointment	11	12	91.7%	89.5%	88.7%

* This is based on patients treated on this contract for their most recent course of treatment. Figures in italics indicate the base number of FP17s or Patient Questionnaire responses are less than 100. N/A is shown where the base number of responses is less than 10 during the period. % is calculated as Quantity/Base number*100

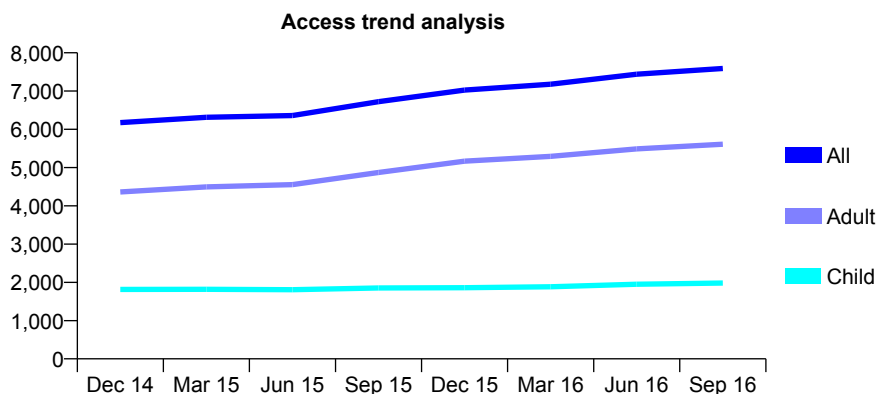
7A4 - Vital Signs At a Glance Contract Report for 165743/0001 - September 2016

Name or company name	MP Roach & CM Lloyd
Contract type name	GDS Contract
Purpose of contract	General
Contract start date	01/04/2011
Contract end date	

16/17 Contracted general activity (UDA)	22,554
Carry forward general activity (UDA)	0
16/17 Contracted orthodontic activity (UOA)	0
Carry forward orthodontic activity (UOA)	0
Baseline contract value	£569,366.58

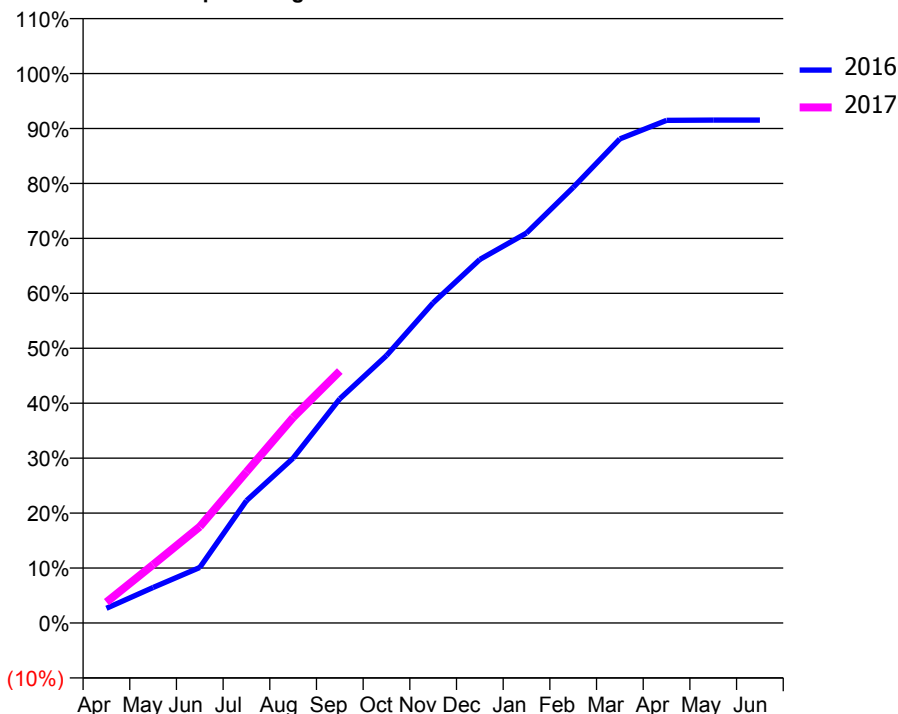
ACCESS*

Patients seen in 24 months	Total	Change since previous quarter
Quarter ending September 2015	6,723	
Quarter ending December 2015	7,027	↑
Quarter ending March 2016	7,178	↑
Quarter ending June 2016	7,441	↑
Quarter ending September 2016	7,592	↑
Variance since September 2015	12.9%	↑



ACTIVITY

Cumulative percentage of contracted UDA delivered 2016 & 2017



Adjusted Scheduled Activity (UDA)

Month	2016	2017
April	604	857
May	1,458	2,396
June	2,277	3,954
July	5,019	6,201
August	6,766	8,438
September	9,204	10,342
October	10,978	
November	13,143	
December	14,924	
January	16,007	
February	17,877	
March	19,870	
April	20,628	
May	20,639	
June	20,644	

QUALITY

	Quantity	Base Number	Contract	LHB	Wales
% of FP17s for the same patient ID Re-attending within 3 months - Children	105	1,655	6.3%	9.3%	11.3%
% of FP17s for the same patient ID Re-attending within 3 months - Adults	603	4,319	14.0%	16.4%	16.6%
% of FP17s for the same patient ID Re-attending between 3 & 9 months - Children	998	1,655	60.3%	55.3%	58.3%
% of FP17s for the same patient ID Re-attending between 3 & 9 months - Adults	2,442	4,319	56.5%	52.8%	54.0%
% of FP17s for Band 1 Urgent Courses	506	5,480	9.2%	9.3%	9.0%
% of FP17s Relating to Free Repair or Replacements	37	5,480	0.7%	0.8%	0.7%
% of FP17s Relating to Continuations	21	5,480	0.4%	1.1%	0.9%
% of Patients satisfied with the dentistry they have received	22	22	100.0%	91.1%	90.9%
% of Patients satisfied with the time they had to wait for an appointment	20	22	90.9%	89.5%	88.7%

* This is based on patients treated on this contract for their most recent course of treatment. Figures in italics indicate the base number of FP17s or Patient Questionnaire responses are less than 100. N/A is shown where the base number of responses is less than 10 during the period. % is calculated as Quantity/Base number*100

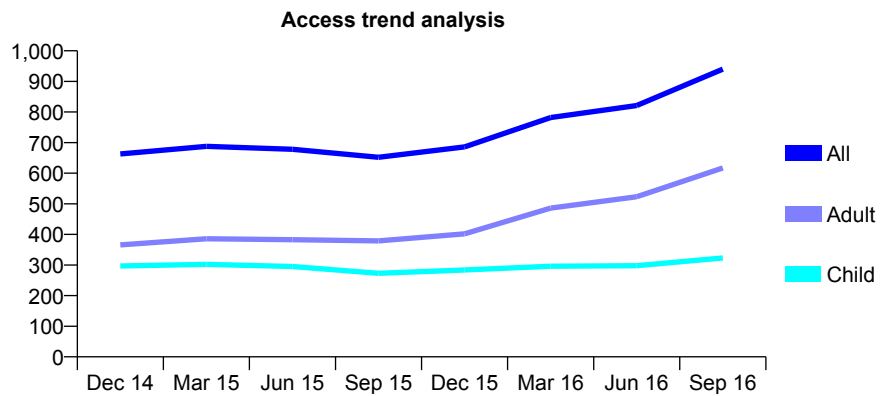
7A4 - Vital Signs At a Glance Contract Report for 172367/0001 - September 2016

Name or company name	Greenfield Dental Care Ltd
Contract type name	GDS Contract
Purpose of contract	General
Contract start date	01/04/2012
Contract end date	

16/17 Contracted general activity (UDA)	3,535
Carry forward general activity (UDA)	0
16/17 Contracted orthodontic activity (UOA)	0
Carry forward orthodontic activity (UOA)	0
Baseline contract value	£87,984.76

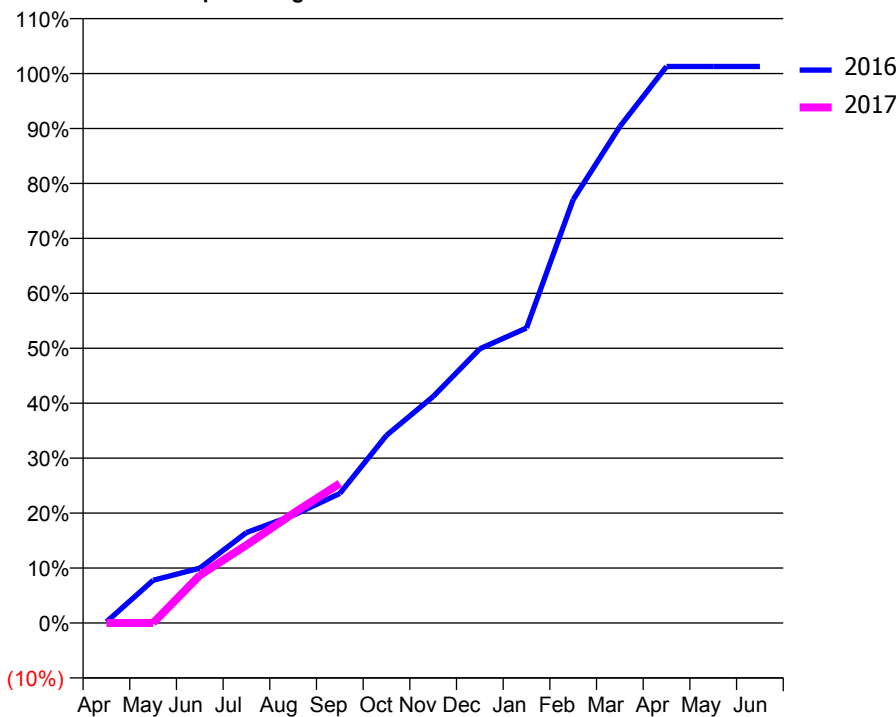
ACCESS*

Patients seen in 24 months	Total	Change since previous quarter
Quarter ending September 2015	652	
Quarter ending December 2015	686	↑
Quarter ending March 2016	782	↑
Quarter ending June 2016	821	↑
Quarter ending September 2016	940	↑
Variance since September 2015	44.2%	↑



ACTIVITY

Cumulative percentage of contracted UDA delivered 2016 & 2017



Month	Adjusted Scheduled Activity (UDA)	
	2016	2017
April	4	0
May	154	0
June	197	307
July	325	501
August	387	705
September	466	898
October	675	
November	814	
December	986	
January	1,060	
February	1,522	
March	1,785	
April	2,000	
May	2,000	
June	2,000	

QUALITY

	Quantity	Base Number	Contract	LHB	Wales
% of FP17s for the same patient ID Re-attending within 3 months - Children	12	204	5.9%	9.3%	11.3%
% of FP17s for the same patient ID Re-attending within 3 months - Adults	43	352	12.2%	16.4%	16.6%
% of FP17s for the same patient ID Re-attending between 3 & 9 months - Children	95	204	46.6%	55.3%	58.3%
% of FP17s for the same patient ID Re-attending between 3 & 9 months - Adults	136	352	38.6%	52.8%	54.0%
% of FP17s for Band 1 Urgent Courses	30	481	6.2%	9.3%	9.0%
% of FP17s Relating to Free Repair or Replacements	5	481	1.0%	0.8%	0.7%
% of FP17s Relating to Continuations	1	481	0.2%	1.1%	0.9%
% of Patients satisfied with the dentistry they have received	2	2	N/A	91.1%	90.9%
% of Patients satisfied with the time they had to wait for an appointment	2	2	N/A	89.5%	88.7%

* This is based on patients treated on this contract for their most recent course of treatment. Figures in italics indicate the base number of FP17s or Patient Questionnaire responses are less than 100. N/A is shown where the base number of responses is less than 10 during the period. % is calculated as Quantity/Base number*100

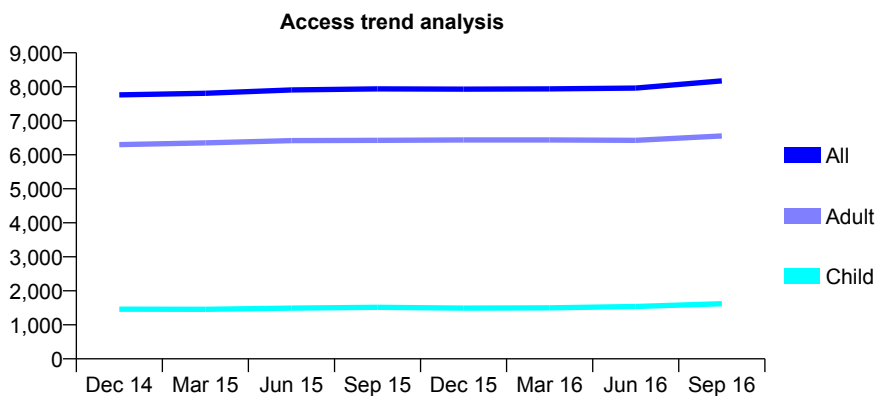
7A4 - Vital Signs At a Glance Contract Report for 172731/0001 - September 2016

Name or company name	Six Gables Dental Practice Ltd
Contract type name	GDS Contract
Purpose of contract	General
Contract start date	01/09/2010
Contract end date	

16/17 Contracted general activity (UDA)	23,775
Carry forward general activity (UDA)	0
16/17 Contracted orthodontic activity (UOA)	0
Carry forward orthodontic activity (UOA)	0
Baseline contract value	£558,926.11

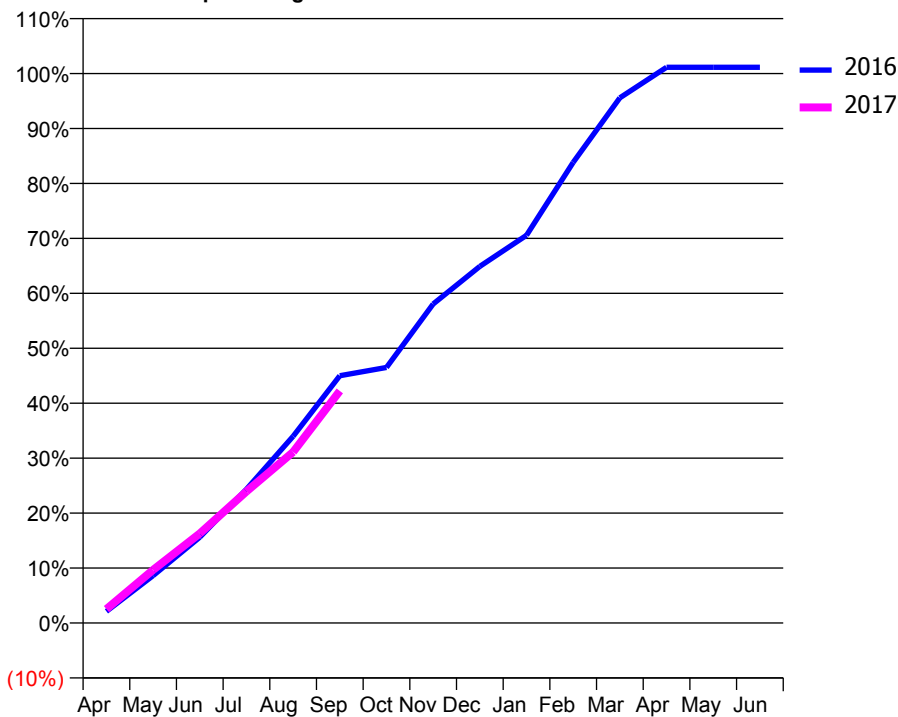
ACCESS*

Patients seen in 24 months	Total	Change since previous quarter
Quarter ending September 2015	7,940	
Quarter ending December 2015	7,931	→
Quarter ending March 2016	7,938	→
Quarter ending June 2016	7,964	→
Quarter ending September 2016	8,175	↑
Variance since September 2015	3.0%	↑



ACTIVITY

Cumulative percentage of contracted UDA delivered 2016 & 2017



Month	Adjusted Scheduled Activity (UDA)	
	2016	2017
April	481	604
May	1,962	2,299
June	3,546	3,872
July	5,530	5,694
August	7,720	7,397
September	10,225	10,039
October	10,564	
November	13,189	
December	14,741	
January	16,024	
February	19,040	
March	21,710	
April	22,973	
May	22,974	
June	22,974	

QUALITY

	Quantity	Base Number	Contract	LHB	Wales
% of FP17s for the same patient ID Re-attending within 3 months - Children	51	1,139	4.5%	9.3%	11.3%
% of FP17s for the same patient ID Re-attending within 3 months - Adults	478	4,417	10.8%	16.4%	16.6%
% of FP17s for the same patient ID Re-attending between 3 & 9 months - Children	545	1,139	47.8%	55.3%	58.3%
% of FP17s for the same patient ID Re-attending between 3 & 9 months - Adults	2,349	4,417	53.2%	52.8%	54.0%
% of FP17s for Band 1 Urgent Courses	122	4,966	2.5%	9.3%	9.0%
% of FP17s Relating to Free Repair or Replacements	19	4,966	0.4%	0.8%	0.7%
% of FP17s Relating to Continuations	30	4,966	0.6%	1.1%	0.9%
% of Patients satisfied with the dentistry they have received	29	31	93.5%	91.1%	90.9%
% of Patients satisfied with the time they had to wait for an appointment	25	31	80.6%	89.5%	88.7%

* This is based on patients treated on this contract for their most recent course of treatment. Figures in italics indicate the base number of FP17s or Patient Questionnaire responses are less than 100. N/A is shown where the base number of responses is less than 10 during the period. % is calculated as Quantity/Base number*100

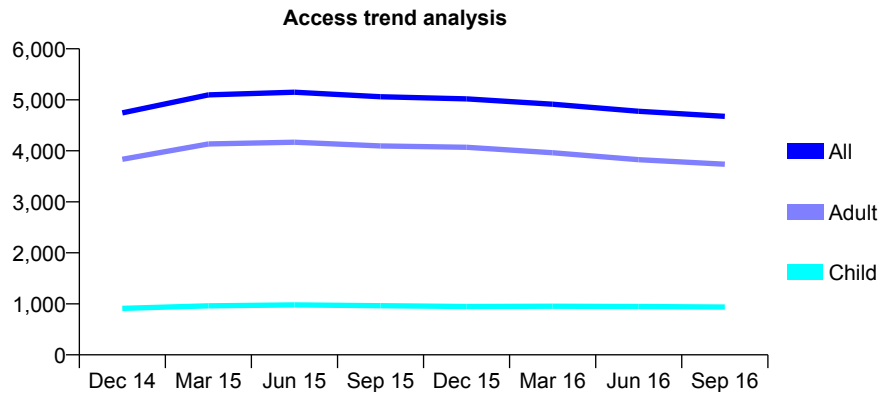
7A4 - Vital Signs At a Glance Contract Report for 174688/0001 - September 2016

Name or company name	Kevin Gracias & Amir Koochek
Contract type name	GDS Contract
Purpose of contract	General
Contract start date	01/04/2013
Contract end date	

16/17 Contracted general activity (UDA)	16,589
Carry forward general activity (UDA)	0
16/17 Contracted orthodontic activity (UOA)	0
Carry forward orthodontic activity (UOA)	0
Baseline contract value	£401,076.26

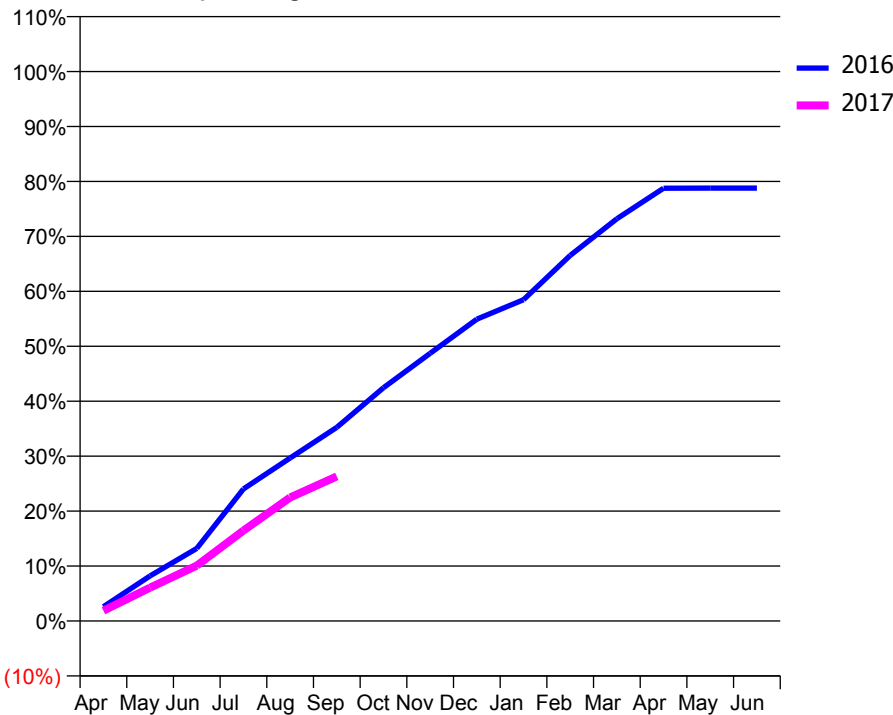
ACCESS*

Patients seen in 24 months	Total	Change since previous quarter
Quarter ending September 2015	5,059	
Quarter ending December 2015	5,018	→
Quarter ending March 2016	4,915	↓
Quarter ending June 2016	4,774	↓
Quarter ending September 2016	4,675	↓
Variance since September 2015	(7.6%)	↓



ACTIVITY

Cumulative percentage of contracted UDA delivered 2016 & 2017



Month	Adjusted Scheduled Activity (UDA)	
	2016	2017
April	463	311
May	1,462	1,008
June	2,353	1,674
July	4,278	2,730
August	5,278	3,731
September	6,271	4,367
October	7,556	
November	8,667	
December	9,774	
January	10,403	
February	11,840	
March	13,026	
April	14,015	
May	14,017	
June	14,017	

QUALITY

	Quantity	Base Number	Contract	LHB	Wales
% of FP17s for the same patient ID Re-attending within 3 months - Children	19	527	3.6%	9.3%	11.3%
% of FP17s for the same patient ID Re-attending within 3 months - Adults	235	1,997	11.8%	16.4%	16.6%
% of FP17s for the same patient ID Re-attending between 3 & 9 months - Children	279	527	52.9%	55.3%	58.3%
% of FP17s for the same patient ID Re-attending between 3 & 9 months - Adults	1,180	1,997	59.1%	52.8%	54.0%
% of FP17s for Band 1 Urgent Courses	118	2,192	5.4%	9.3%	9.0%
% of FP17s Relating to Free Repair or Replacements	19	2,192	0.9%	0.8%	0.7%
% of FP17s Relating to Continuations	11	2,192	0.5%	1.1%	0.9%
% of Patients satisfied with the dentistry they have received	2	4	N/A	91.1%	90.9%
% of Patients satisfied with the time they had to wait for an appointment	2	4	N/A	89.5%	88.7%

* This is based on patients treated on this contract for their most recent course of treatment. Figures in italics indicate the base number of FP17s or Patient Questionnaire responses are less than 100. N/A is shown where the base number of responses is less than 10 during the period. % is calculated as Quantity/Base number*100

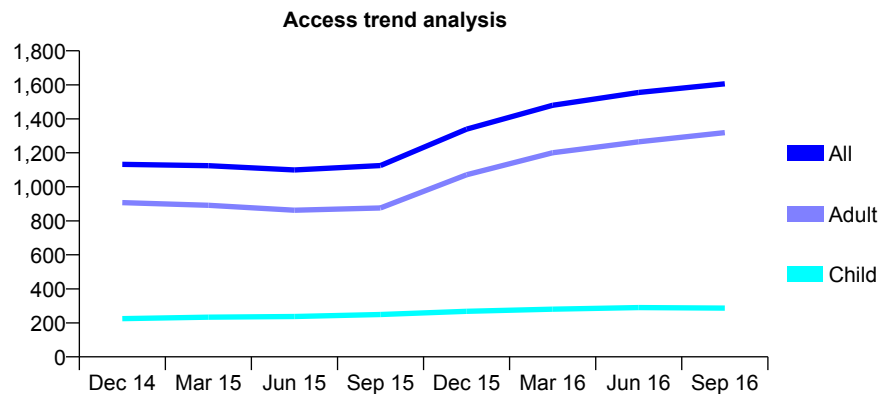
7A4 - Vital Signs At a Glance Contract Report for 182850/0001 - September 2016

Name or company name	M A Hill & S T Hill Ltd
Contract type name	GDS Contract
Purpose of contract	General
Contract start date	01/05/2011
Contract end date	

16/17 Contracted general activity (UDA)	6,721
Carry forward general activity (UDA)	0
16/17 Contracted orthodontic activity (UOA)	0
Carry forward orthodontic activity (UOA)	0
Baseline contract value	£117,686.15

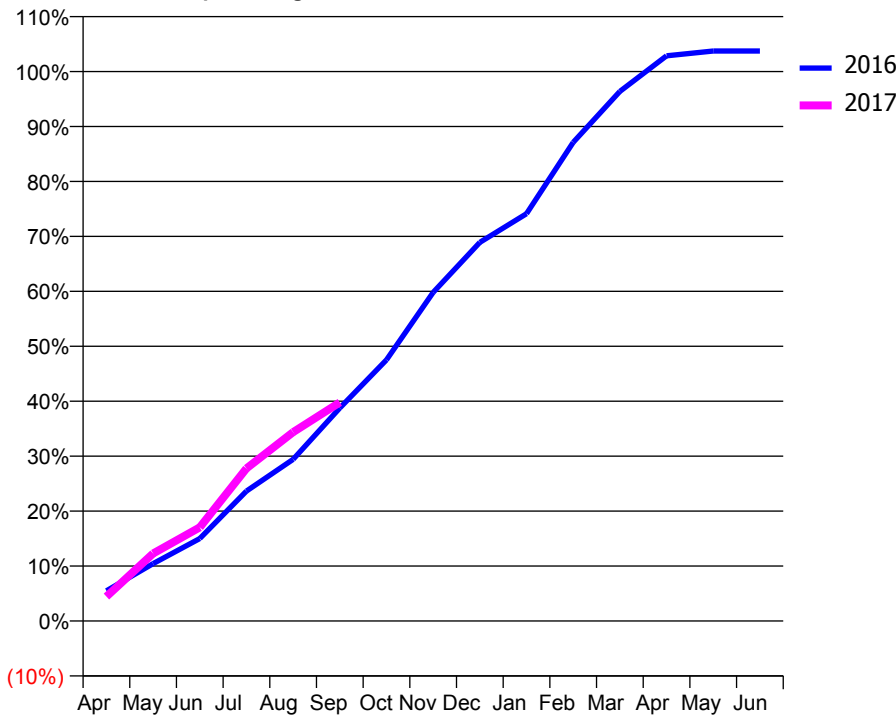
ACCESS*

Patients seen in 24 months	Total	Change since previous quarter
Quarter ending September 2015	1,125	
Quarter ending December 2015	1,339	↑
Quarter ending March 2016	1,480	↑
Quarter ending June 2016	1,555	↑
Quarter ending September 2016	1,606	↑
Variance since September 2015	42.8%	↑



ACTIVITY

Cumulative percentage of contracted UDA delivered 2016 & 2017



Month	Adjusted Scheduled Activity (UDA)	
	2016	2017
April	316	299
May	601	827
June	864	1,145
July	1,361	1,866
August	1,693	2,311
September	2,231	2,675
October	2,734	
November	3,442	
December	3,964	
January	4,264	
February	5,012	
March	5,545	
April	5,919	
May	5,968	
June	5,969	

QUALITY

	Quantity	Base Number	Contract	LHB	Wales
% of FP17s for the same patient ID Re-attending within 3 months - Children	23	248	9.3%	9.3%	11.3%
% of FP17s for the same patient ID Re-attending within 3 months - Adults	207	1,037	20.0%	16.4%	16.6%
% of FP17s for the same patient ID Re-attending between 3 & 9 months - Children	154	248	62.1%	55.3%	58.3%
% of FP17s for the same patient ID Re-attending between 3 & 9 months - Adults	537	1,037	51.8%	52.8%	54.0%
% of FP17s for Band 1 Urgent Courses	128	1,126	11.4%	9.3%	9.0%
% of FP17s Relating to Free Repair or Replacements	19	1,126	1.7%	0.8%	0.7%
% of FP17s Relating to Continuations	12	1,126	1.1%	1.1%	0.9%
% of Patients satisfied with the dentistry they have received	7	9	N/A	91.1%	90.9%
% of Patients satisfied with the time they had to wait for an appointment	7	9	N/A	89.5%	88.7%

* This is based on patients treated on this contract for their most recent course of treatment. Figures in italics indicate the base number of FP17s or Patient Questionnaire responses are less than 100. N/A is shown where the base number of responses is less than 10 during the period. % is calculated as Quantity/Base number*100

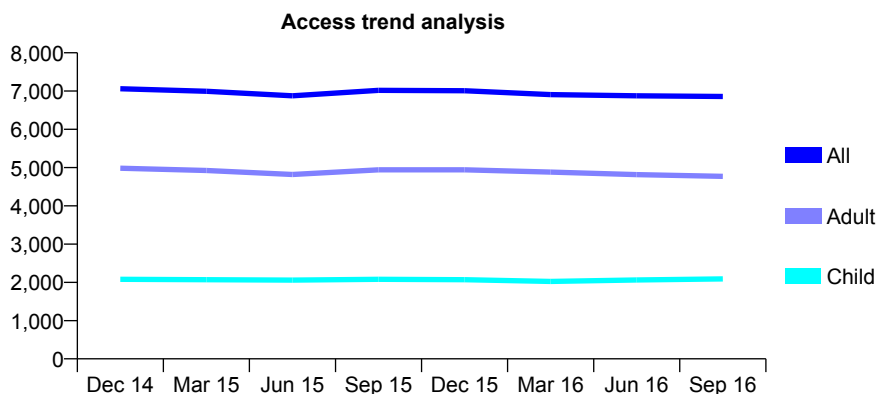
7A4 - Vital Signs At a Glance Contract Report for 190195/0016 - September 2016

Name or company name	Xeon Smiles UK Ltd
Contract type name	GDS Contract
Purpose of contract	General
Contract start date	01/04/2012
Contract end date	

16/17 Contracted general activity (UDA)	21,605
Carry forward general activity (UDA)	0
16/17 Contracted orthodontic activity (UOA)	0
Carry forward orthodontic activity (UOA)	0
Baseline contract value	£524,657.50

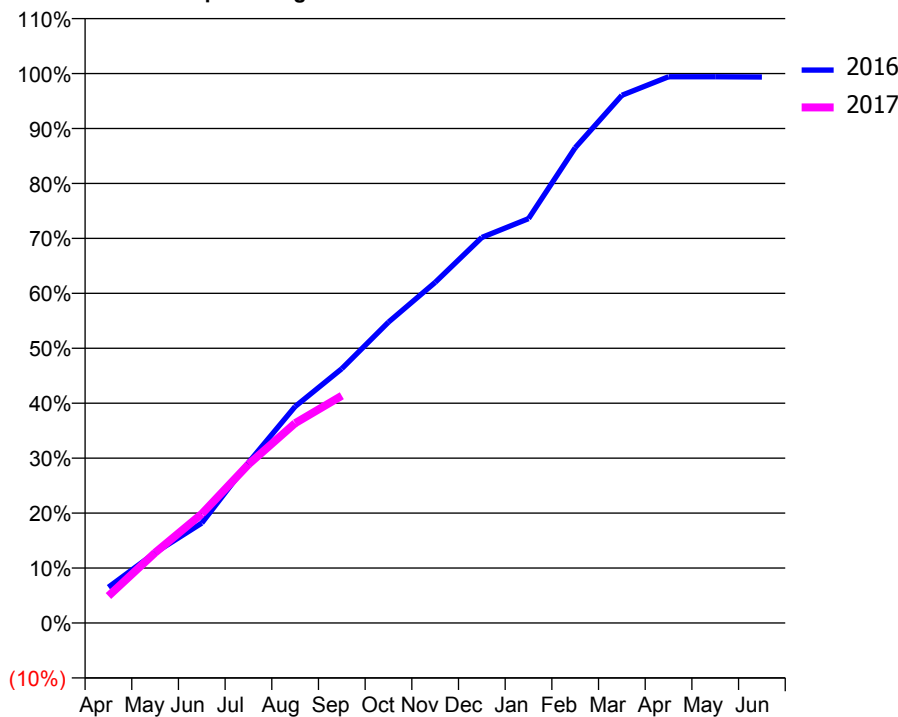
ACCESS*

Patients seen in 24 months	Total	Change since previous quarter
Quarter ending September 2015	7,020	
Quarter ending December 2015	7,009	→
Quarter ending March 2016	6,907	↓
Quarter ending June 2016	6,877	→
Quarter ending September 2016	6,858	→
Variance since September 2015	(2.3%)	↓



ACTIVITY

Cumulative percentage of contracted UDA delivered 2016 & 2017



Month	Adjusted Scheduled Activity (UDA)	
	2016	2017
April	1,409	1,059
May	2,765	2,766
June	3,927	4,293
July	6,307	6,238
August	8,509	7,854
September	9,999	8,937
October	11,831	
November	13,394	
December	15,159	
January	15,900	
February	18,686	
March	20,747	
April	21,477	
May	21,478	
June	21,465	

QUALITY

	Quantity	Base Number	Contract	LHB	Wales
% of FP17s for the same patient ID Re-attending within 3 months - Children	80	1,396	5.7%	9.3%	11.3%
% of FP17s for the same patient ID Re-attending within 3 months - Adults	266	2,833	9.4%	16.4%	16.6%
% of FP17s for the same patient ID Re-attending between 3 & 9 months - Children	752	1,396	53.9%	55.3%	58.3%
% of FP17s for the same patient ID Re-attending between 3 & 9 months - Adults	1,411	2,833	49.8%	52.8%	54.0%
% of FP17s for Band 1 Urgent Courses	125	3,899	3.2%	9.3%	9.0%
% of FP17s Relating to Free Repair or Replacements	13	3,899	0.3%	0.8%	0.7%
% of FP17s Relating to Continuations	0	3,899	0.0%	1.1%	0.9%
% of Patients satisfied with the dentistry they have received	15	19	78.9%	91.1%	90.9%
% of Patients satisfied with the time they had to wait for an appointment	15	19	78.9%	89.5%	88.7%

* This is based on patients treated on this contract for their most recent course of treatment. Figures in italics indicate the base number of FP17s or Patient Questionnaire responses are less than 100. N/A is shown where the base number of responses is less than 10 during the period. % is calculated as Quantity/Base number*100

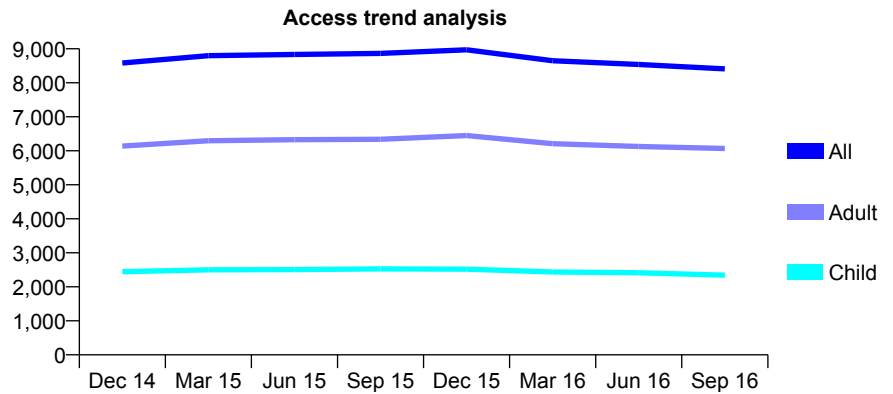
7A4 - Vital Signs At a Glance Contract Report for 190195/0017 - September 2016

Name or company name	Xeon Smiles UK Ltd
Contract type name	GDS Contract
Purpose of contract	General and Orthodontic
Contract start date	01/04/2012
Contract end date	

16/17 Contracted general activity (UDA)	31,000
Carry forward general activity (UDA)	0
16/17 Contracted orthodontic activity (UOA)	851
Carry forward orthodontic activity (UOA)	0
Baseline contract value	£796,488.53

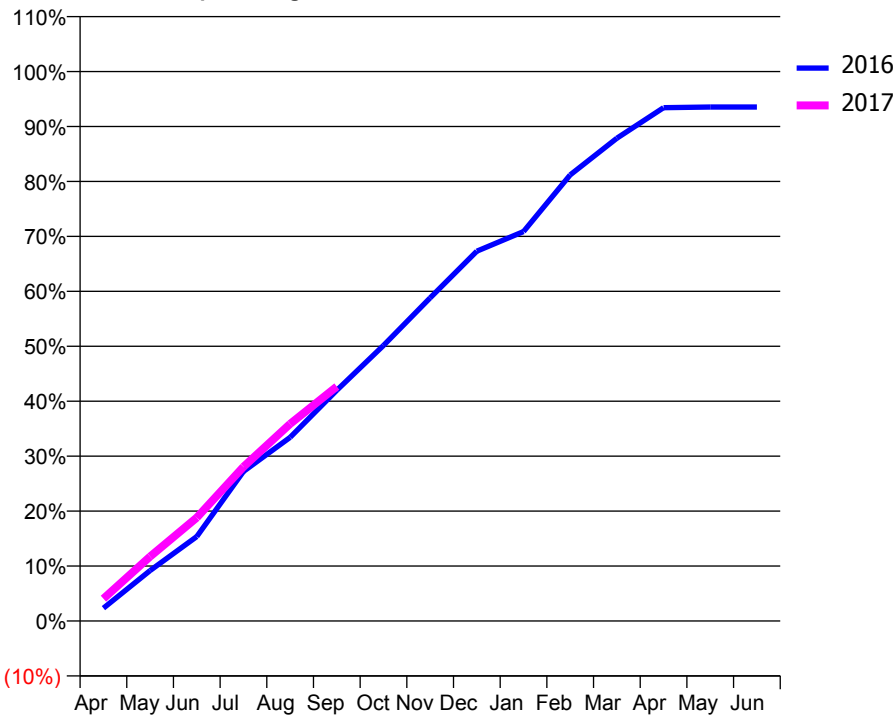
ACCESS*

Patients seen in 24 months	Total	Change since previous quarter
Quarter ending September 2015	8,864	
Quarter ending December 2015	8,969	→
Quarter ending March 2016	8,650	↓
Quarter ending June 2016	8,541	↓
Quarter ending September 2016	8,411	↓
Variance since September 2015	(5.1%)	↓



ACTIVITY

Cumulative percentage of contracted UDA delivered 2016 & 2017



Month	Adjusted Scheduled Activity (UDA)	
	2016	2017
April	728	1,260
May	2,847	3,641
June	4,765	5,838
July	8,435	8,704
August	10,361	11,123
September	13,018	13,230
October	15,542	
November	18,231	
December	20,862	
January	21,969	
February	25,167	
March	27,236	
April	28,960	
May	28,994	
June	28,998	

QUALITY

	Quantity	Base Number	Contract	LHB	Wales
% of FP17s for the same patient ID Re-attending within 3 months - Children	118	1,655	7.1%	9.3%	11.3%
% of FP17s for the same patient ID Re-attending within 3 months - Adults	559	4,031	13.9%	16.4%	16.6%
% of FP17s for the same patient ID Re-attending between 3 & 9 months - Children	982	1,655	59.3%	55.3%	58.3%
% of FP17s for the same patient ID Re-attending between 3 & 9 months - Adults	2,358	4,031	58.5%	52.8%	54.0%
% of FP17s for Band 1 Urgent Courses	145	5,017	2.9%	9.3%	9.0%
% of FP17s Relating to Free Repair or Replacements	16	5,017	0.3%	0.8%	0.7%
% of FP17s Relating to Continuations	20	5,017	0.4%	1.1%	0.9%
% of Patients satisfied with the dentistry they have received	27	28	96.4%	91.1%	90.9%
% of Patients satisfied with the time they had to wait for an appointment	22	28	78.6%	89.5%	88.7%

* This is based on patients treated on this contract for their most recent course of treatment. Figures in italics indicate the base number of FP17s or Patient Questionnaire responses are less than 100. N/A is shown where the base number of responses is less than 10 during the period. % is calculated as Quantity/Base number*100

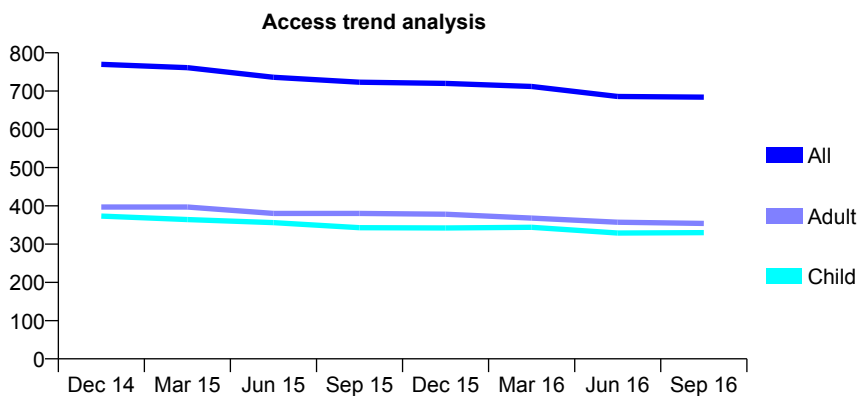
7A4 - Vital Signs At a Glance Contract Report for 190225/0001 - September 2016

Name or company name	Bay House Dental Practice Ltd
Contract type name	GDS Contract
Purpose of contract	General and Orthodontic
Contract start date	01/04/2011
Contract end date	

16/17 Contracted general activity (UDA)	2,544
Carry forward general activity (UDA)	0
16/17 Contracted orthodontic activity (UOA)	450
Carry forward orthodontic activity (UOA)	0
Baseline contract value	£102,347.60

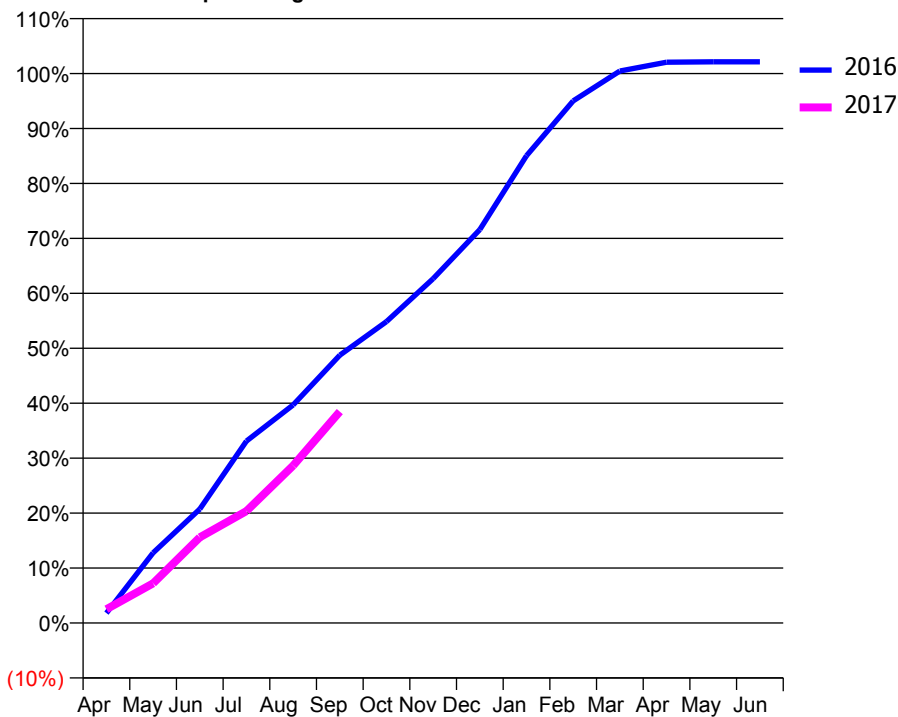
ACCESS*

Patients seen in 24 months	Total	Change since previous quarter
Quarter ending September 2015	723	
Quarter ending December 2015	720	→
Quarter ending March 2016	712	↓
Quarter ending June 2016	686	↓
Quarter ending September 2016	684	→
Variance since September 2015	(5.4%)	↓



ACTIVITY

Cumulative percentage of contracted UDA delivered 2016 & 2017



Month	Adjusted Scheduled Activity (UDA)	
	2016	2017
April	46	64
May	325	184
June	528	396
July	843	518
August	1,009	729
September	1,240	979
October	1,396	
November	1,594	
December	1,821	
January	2,164	
February	2,417	
March	2,556	
April	2,596	
May	2,598	
June	2,598	

QUALITY

	Quantity	Base Number	Contract	LHB	Wales
% of FP17s for the same patient ID Re-attending within 3 months - Children	29	236	12.3%	9.3%	11.3%
% of FP17s for the same patient ID Re-attending within 3 months - Adults	48	268	17.9%	16.4%	16.6%
% of FP17s for the same patient ID Re-attending between 3 & 9 months - Children	147	236	62.3%	55.3%	58.3%
% of FP17s for the same patient ID Re-attending between 3 & 9 months - Adults	168	268	62.7%	52.8%	54.0%
% of FP17s for Band 1 Urgent Courses	48	460	10.4%	9.3%	9.0%
% of FP17s Relating to Free Repair or Replacements	1	460	0.2%	0.8%	0.7%
% of FP17s Relating to Continuations	6	460	1.3%	1.1%	0.9%
% of Patients satisfied with the dentistry they have received	0	0	N/A	91.1%	90.9%
% of Patients satisfied with the time they had to wait for an appointment	0	0	N/A	89.5%	88.7%

* This is based on patients treated on this contract for their most recent course of treatment. Figures in italics indicate the base number of FP17s or Patient Questionnaire responses are less than 100. N/A is shown where the base number of responses is less than 10 during the period. % is calculated as Quantity/Base number*100

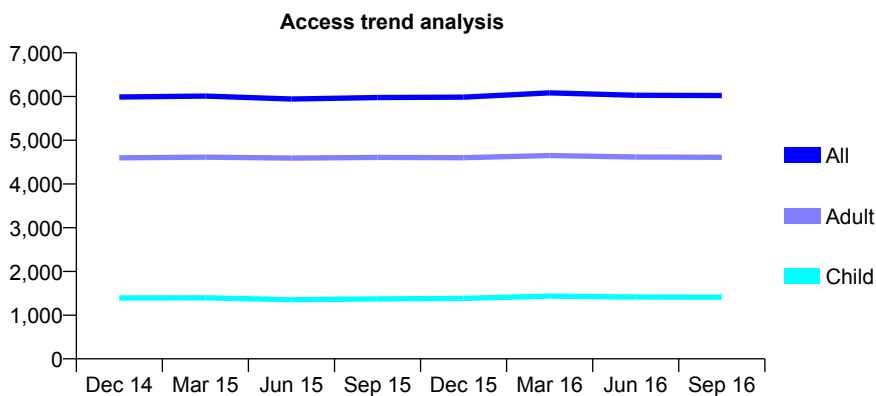
7A4 - Vital Signs At a Glance Contract Report for 191841/0001 - September 2016

Name or company name	RWH Limited
Contract type name	GDS Contract
Purpose of contract	General
Contract start date	01/04/2011
Contract end date	

16/17 Contracted general activity (UDA)	20,936
Carry forward general activity (UDA)	0
16/17 Contracted orthodontic activity (UOA)	0
Carry forward orthodontic activity (UOA)	0
Baseline contract value	£507,138.33

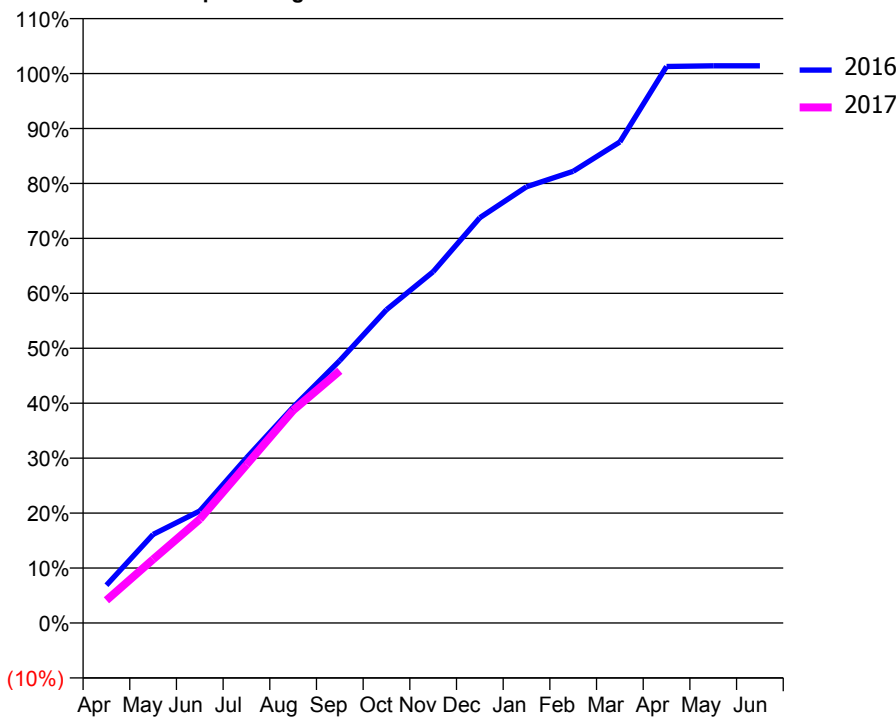
ACCESS*

Patients seen in 24 months	Total	Change since previous quarter
Quarter ending September 2015	5,978	
Quarter ending December 2015	5,986	→
Quarter ending March 2016	6,083	→
Quarter ending June 2016	6,030	→
Quarter ending September 2016	6,021	→
Variance since September 2015	0.7%	→



ACTIVITY

Cumulative percentage of contracted UDA delivered 2016 & 2017



Month	Adjusted Scheduled Activity (UDA)	
	2016	2017
April	1,439	865
May	3,377	2,426
June	4,270	3,954
July	6,293	6,027
August	8,224	8,102
September	10,002	9,610
October	11,939	
November	13,386	
December	15,444	
January	16,621	
February	17,208	
March	18,328	
April	21,204	
May	21,230	
June	21,228	

QUALITY

	Quantity	Base Number	Contract	LHB	Wales
% of FP17s for the same patient ID Re-attending within 3 months - Children	121	1,388	8.7%	9.3%	11.3%
% of FP17s for the same patient ID Re-attending within 3 months - Adults	1,054	5,103	20.7%	16.4%	16.6%
% of FP17s for the same patient ID Re-attending between 3 & 9 months - Children	856	1,388	61.7%	55.3%	58.3%
% of FP17s for the same patient ID Re-attending between 3 & 9 months - Adults	2,960	5,103	58.0%	52.8%	54.0%
% of FP17s for Band 1 Urgent Courses	406	5,071	8.0%	9.3%	9.0%
% of FP17s Relating to Free Repair or Replacements	56	5,071	1.1%	0.8%	0.7%
% of FP17s Relating to Continuations	144	5,071	2.8%	1.1%	0.9%
% of Patients satisfied with the dentistry they have received	19	19	100.0%	91.1%	90.9%
% of Patients satisfied with the time they had to wait for an appointment	19	19	100.0%	89.5%	88.7%

* This is based on patients treated on this contract for their most recent course of treatment. Figures in italics indicate the base number of FP17s or Patient Questionnaire responses are less than 100. N/A is shown where the base number of responses is less than 10 during the period. % is calculated as Quantity/Base number*100

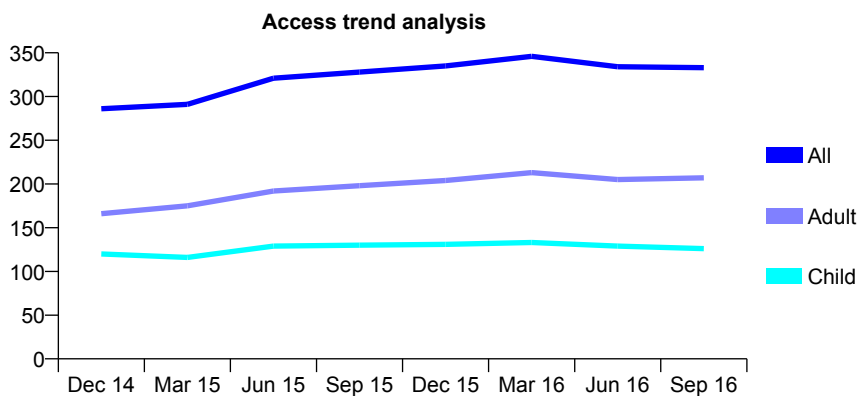
7A4 - Vital Signs At a Glance Contract Report for 195359/0001 - September 2016

Name or company name	Rebecca Close & David Edward Webster
Contract type name	GDS Contract
Purpose of contract	General
Contract start date	01/08/2013
Contract end date	

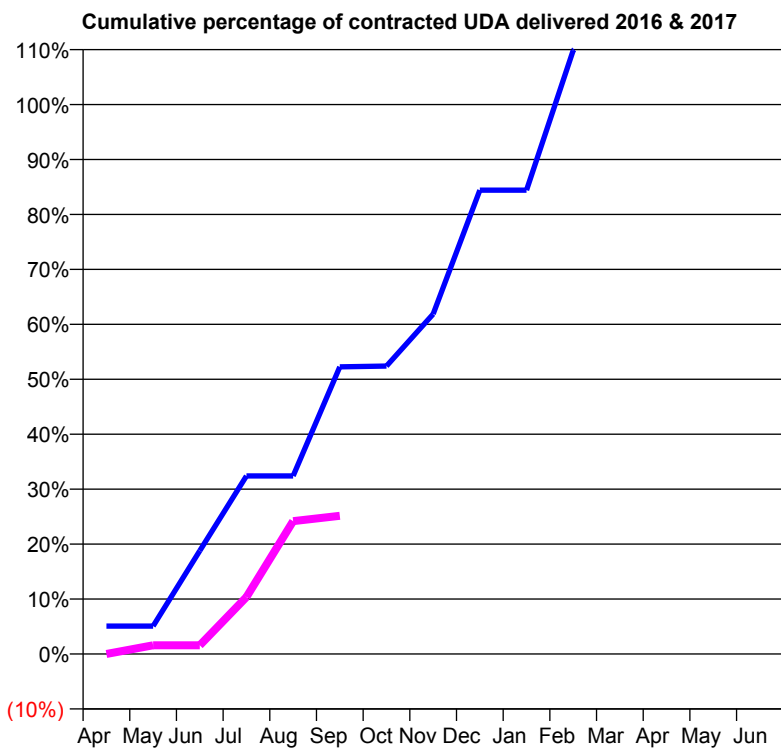
16/17 Contracted general activity (UDA)	630
Carry forward general activity (UDA)	0
16/17 Contracted orthodontic activity (UOA)	0
Carry forward orthodontic activity (UOA)	0
Baseline contract value	£16,108.87

ACCESS*

Patients seen in 24 months	Total	Change since previous quarter
Quarter ending September 2015	328	
Quarter ending December 2015	335	↑
Quarter ending March 2016	346	↑
Quarter ending June 2016	334	↓
Quarter ending September 2016	333	→
Variance since September 2015	1.5%	→



ACTIVITY



Adjusted Scheduled Activity (UDA)		
Month	2016	2017
April	32	0
May	32	10
June	118	10
July	204	65
August	204	152
September	329	158
October	330	
November	390	
December	532	
January	532	
February	692	
March	743	
April	799	
May	824	
June	824	

QUALITY

	Quantity	Base Number	Contract	LHB	Wales
% of FP17s for the same patient ID Re-attending within 3 months - Children	5	73	6.8%	9.3%	11.3%
% of FP17s for the same patient ID Re-attending within 3 months - Adults	7	85	8.2%	16.4%	16.6%
% of FP17s for the same patient ID Re-attending between 3 & 9 months - Children	40	73	54.8%	55.3%	58.3%
% of FP17s for the same patient ID Re-attending between 3 & 9 months - Adults	50	85	58.8%	52.8%	54.0%
% of FP17s for Band 1 Urgent Courses	9	111	8.1%	9.3%	9.0%
% of FP17s Relating to Free Repair or Replacements	0	111	0.0%	0.8%	0.7%
% of FP17s Relating to Continuations	0	111	0.0%	1.1%	0.9%
% of Patients satisfied with the dentistry they have received	1	1	N/A	91.1%	90.9%
% of Patients satisfied with the time they had to wait for an appointment	1	1	N/A	89.5%	88.7%

* This is based on patients treated on this contract for their most recent course of treatment. Figures in italics indicate the base number of FP17s or Patient Questionnaire responses are less than 100. N/A is shown where the base number of responses is less than 10 during the period. % is calculated as Quantity/Base number*100

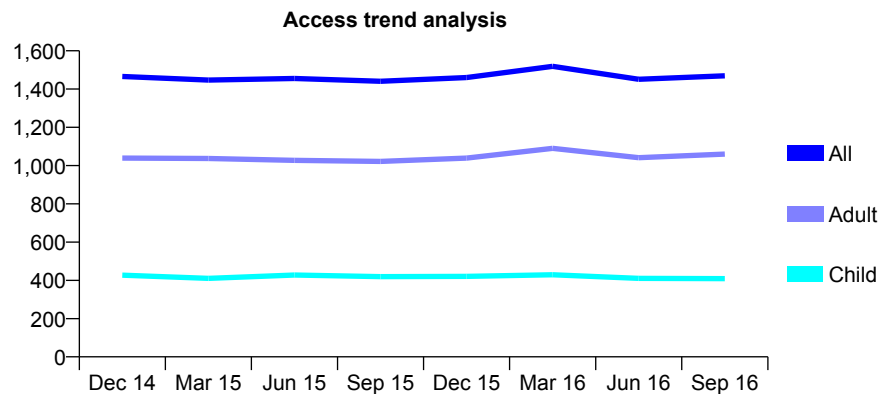
7A4 - Vital Signs At a Glance Contract Report for 222798/0001 - September 2016

Name or company name	MR RJ CAPRON
Contract type name	GDS Contract
Purpose of contract	General
Contract start date	01/04/2006
Contract end date	

16/17 Contracted general activity (UDA)	4,839
Carry forward general activity (UDA)	0
16/17 Contracted orthodontic activity (UOA)	0
Carry forward orthodontic activity (UOA)	0
Baseline contract value	£135,803.05

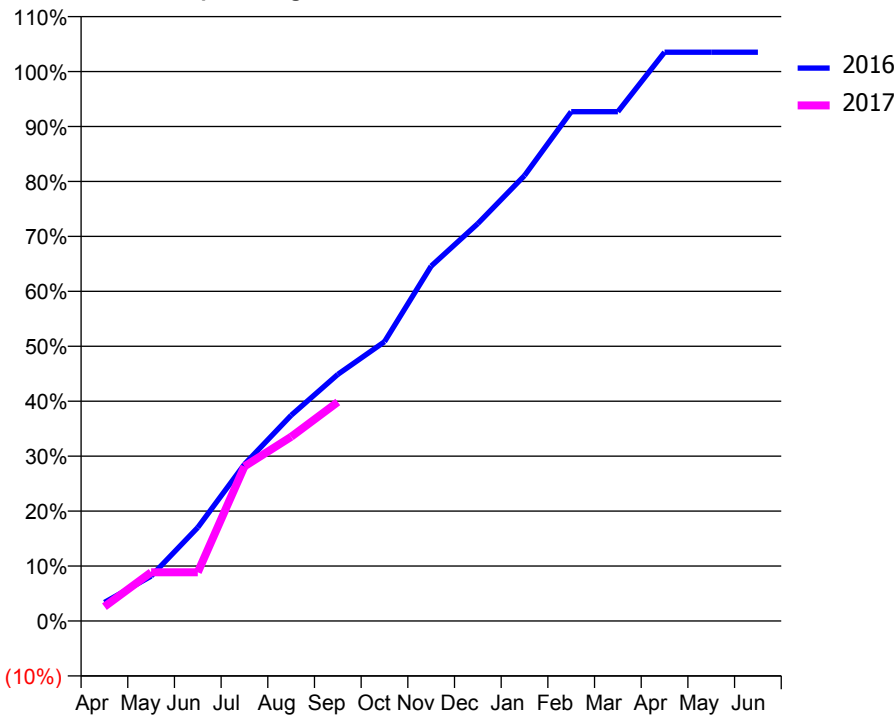
ACCESS*

Patients seen in 24 months	Total	Change since previous quarter
Quarter ending September 2015	1,441	
Quarter ending December 2015	1,460	→
Quarter ending March 2016	1,519	↑
Quarter ending June 2016	1,451	↓
Quarter ending September 2016	1,469	→
Variance since September 2015	1.9%	→



ACTIVITY

Cumulative percentage of contracted UDA delivered 2016 & 2017



Month	Adjusted Scheduled Activity (UDA)	
	2016	2017
April	164	126
May	395	429
June	824	429
July	1,380	1,362
August	1,811	1,622
September	2,172	1,929
October	2,460	
November	3,126	
December	3,500	
January	3,923	
February	4,485	
March	4,485	
April	5,009	
May	5,009	
June	5,009	

QUALITY

	Quantity	Base Number	Contract	LHB	Wales
% of FP17s for the same patient ID Re-attending within 3 months - Children	22	244	9.0%	9.3%	11.3%
% of FP17s for the same patient ID Re-attending within 3 months - Adults	157	706	22.2%	16.4%	16.6%
% of FP17s for the same patient ID Re-attending between 3 & 9 months - Children	72	244	29.5%	55.3%	58.3%
% of FP17s for the same patient ID Re-attending between 3 & 9 months - Adults	283	706	40.1%	52.8%	54.0%
% of FP17s for Band 1 Urgent Courses	153	741	20.6%	9.3%	9.0%
% of FP17s Relating to Free Repair or Replacements	0	741	0.0%	0.8%	0.7%
% of FP17s Relating to Continuations	5	741	0.7%	1.1%	0.9%
% of Patients satisfied with the dentistry they have received	1	2	N/A	91.1%	90.9%
% of Patients satisfied with the time they had to wait for an appointment	2	2	N/A	89.5%	88.7%

* This is based on patients treated on this contract for their most recent course of treatment. Figures in italics indicate the base number of FP17s or Patient Questionnaire responses are less than 100. N/A is shown where the base number of responses is less than 10 during the period. % is calculated as Quantity/Base number*100

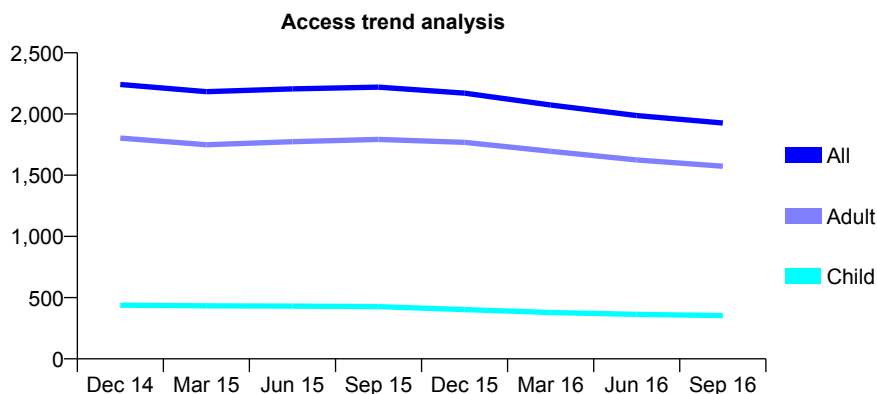
7A4 - Vital Signs At a Glance Contract Report for 239887/0001 - September 2016

Name or company name	MISS S YEGANEH
Contract type name	GDS Contract
Purpose of contract	General
Contract start date	01/04/2006
Contract end date	

16/17 Contracted general activity (UDA)	7,705
Carry forward general activity (UDA)	0
16/17 Contracted orthodontic activity (UOA)	0
Carry forward orthodontic activity (UOA)	0
Baseline contract value	£153,669.76

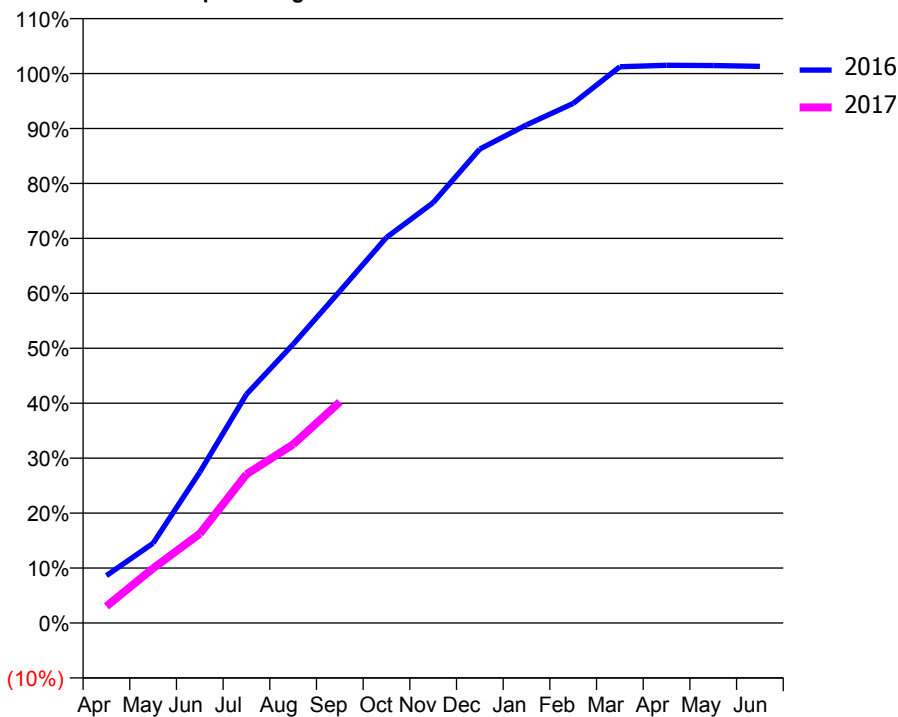
ACCESS*

Patients seen in 24 months	Total	Change since previous quarter
Quarter ending September 2015	2,219	
Quarter ending December 2015	2,171	↓
Quarter ending March 2016	2,074	↓
Quarter ending June 2016	1,988	↓
Quarter ending September 2016	1,926	↓
Variance since September 2015	(13.2%)	↓



ACTIVITY

Cumulative percentage of contracted UDA delivered 2016 & 2017



QUALITY

	Quantity	Base Number	Contract	LHB	Wales
% of FP17s for the same patient ID Re-attending within 3 months - Children	10	260	3.8%	9.3%	11.3%
% of FP17s for the same patient ID Re-attending within 3 months - Adults	88	1,099	8.0%	16.4%	16.6%
% of FP17s for the same patient ID Re-attending between 3 & 9 months - Children	141	260	54.2%	55.3%	58.3%
% of FP17s for the same patient ID Re-attending between 3 & 9 months - Adults	618	1,099	56.2%	52.8%	54.0%
% of FP17s for Band 1 Urgent Courses	48	1,349	3.6%	9.3%	9.0%
% of FP17s Relating to Free Repair or Replacements	5	1,349	0.4%	0.8%	0.7%
% of FP17s Relating to Continuations	1	1,349	0.1%	1.1%	0.9%
% of Patients satisfied with the dentistry they have received	4	7	N/A	91.1%	90.9%
% of Patients satisfied with the time they had to wait for an appointment	6	7	N/A	89.5%	88.7%

* This is based on patients treated on this contract for their most recent course of treatment. Figures in italics indicate the base number of FP17s or Patient Questionnaire responses are less than 100. N/A is shown where the base number of responses is less than 10 during the period. % is calculated as Quantity/Base number*100

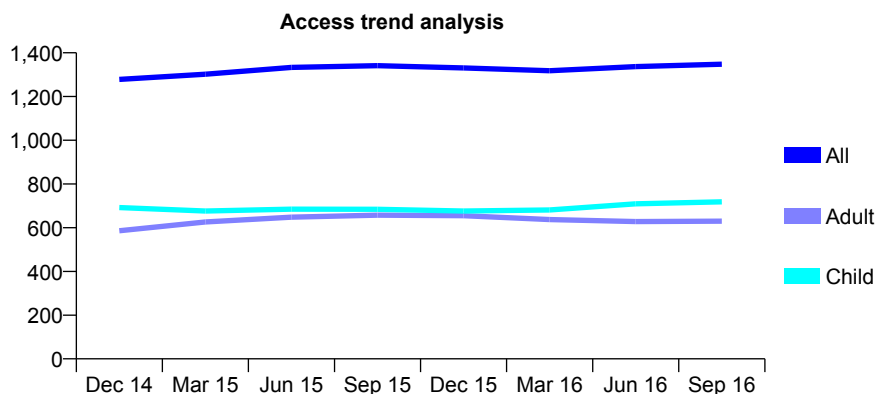
7A4 - Vital Signs At a Glance Contract Report for 250090/0001 - September 2016

Name or company name	MR M THOMAS
Contract type name	GDS Contract
Purpose of contract	General
Contract start date	01/04/2006
Contract end date	

16/17 Contracted general activity (UDA)	4,509
Carry forward general activity (UDA)	0
16/17 Contracted orthodontic activity (UOA)	0
Carry forward orthodontic activity (UOA)	0
Baseline contract value	£110,363.69

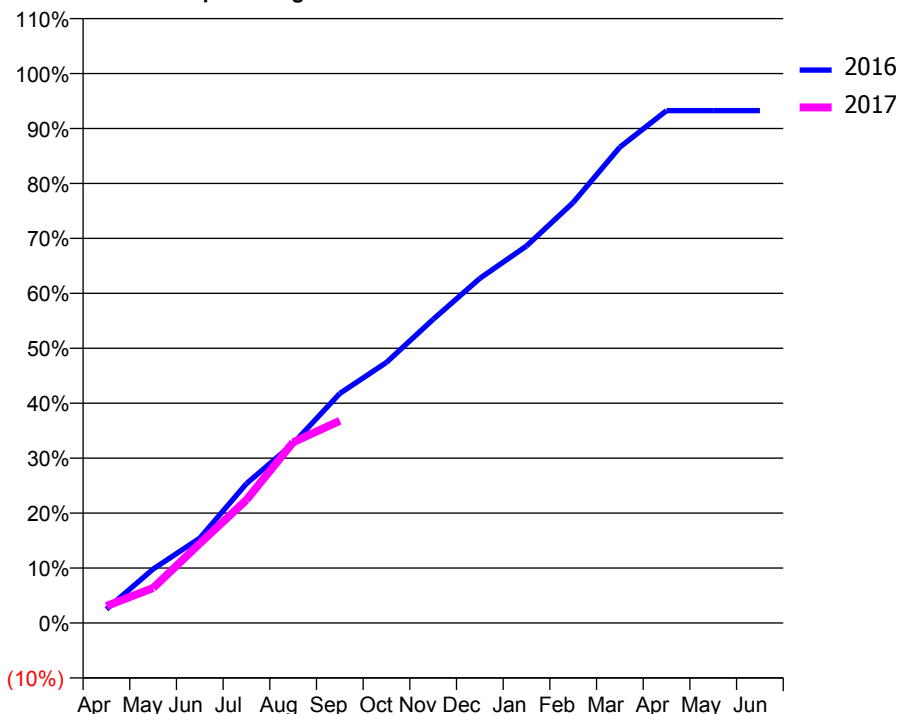
ACCESS*

Patients seen in 24 months	Total	Change since previous quarter
Quarter ending September 2015	1,341	
Quarter ending December 2015	1,331	→
Quarter ending March 2016	1,318	→
Quarter ending June 2016	1,337	→
Quarter ending September 2016	1,348	→
Variance since September 2015	0.5%	→



ACTIVITY

Cumulative percentage of contracted UDA delivered 2016 & 2017



Month	Adjusted Scheduled Activity (UDA)	
	2016	2017
April	122	140
May	473	288
June	744	653
July	1,223	1,011
August	1,574	1,483
September	2,013	1,660
October	2,287	
November	2,664	
December	3,023	
January	3,307	
February	3,689	
March	4,174	
April	4,495	
May	4,495	
June	4,495	

QUALITY

	Quantity	Base Number	Contract	LHB	Wales
% of FP17s for the same patient ID Re-attending within 3 months - Children	84	686	12.2%	9.3%	11.3%
% of FP17s for the same patient ID Re-attending within 3 months - Adults	98	421	23.3%	16.4%	16.6%
% of FP17s for the same patient ID Re-attending between 3 & 9 months - Children	473	686	69.0%	55.3%	58.3%
% of FP17s for the same patient ID Re-attending between 3 & 9 months - Adults	222	421	52.7%	52.8%	54.0%
% of FP17s for Band 1 Urgent Courses	129	971	13.3%	9.3%	9.0%
% of FP17s Relating to Free Repair or Replacements	3	971	0.3%	0.8%	0.7%
% of FP17s Relating to Continuations	1	971	0.1%	1.1%	0.9%
% of Patients satisfied with the dentistry they have received	5	5	N/A	91.1%	90.9%
% of Patients satisfied with the time they had to wait for an appointment	5	5	N/A	89.5%	88.7%

* This is based on patients treated on this contract for their most recent course of treatment. Figures in italics indicate the base number of FP17s or Patient Questionnaire responses are less than 100. N/A is shown where the base number of responses is less than 10 during the period. % is calculated as Quantity/Base number*100

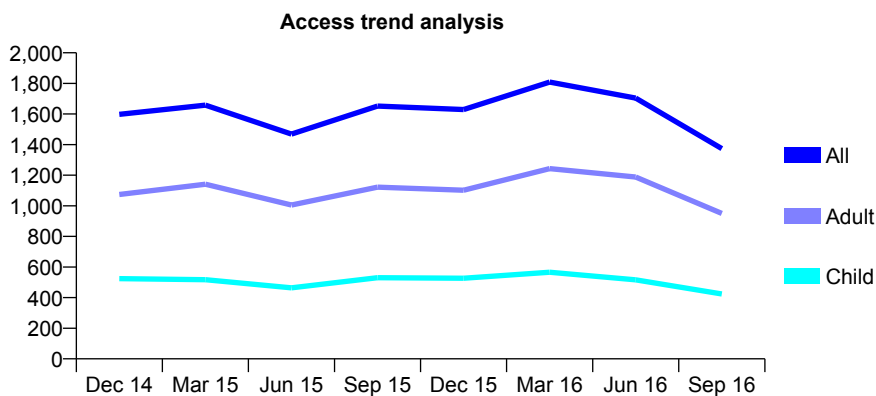
7A4 - Vital Signs At a Glance Contract Report for 261475/0001 - September 2016

Name or company name	MISS KE PALMER
Contract type name	GDS Contract
Purpose of contract	General
Contract start date	01/04/2006
Contract end date	31/08/2016

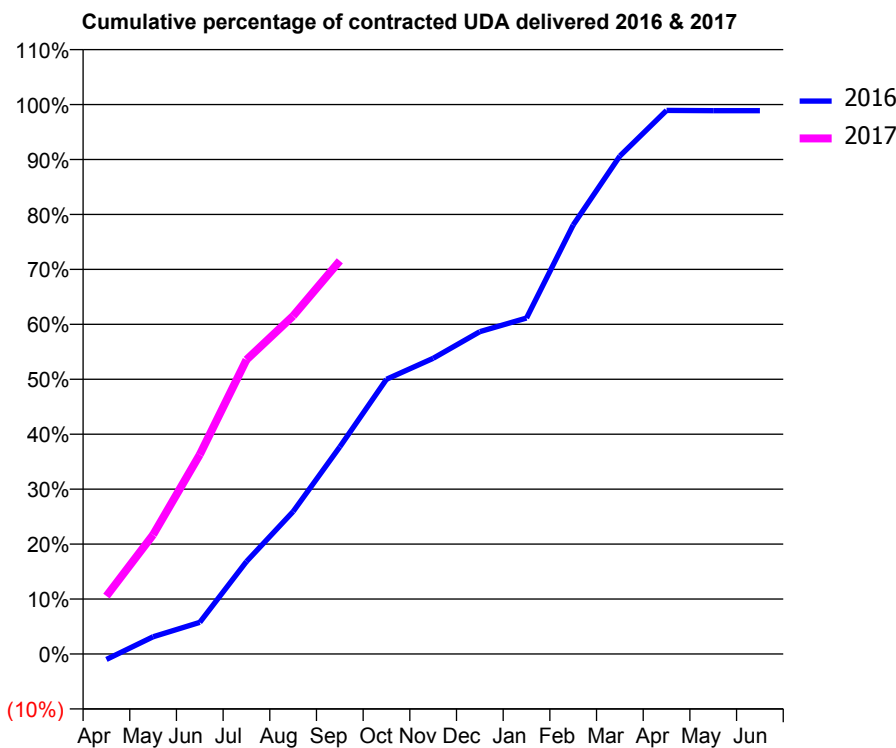
16/17 Contracted general activity (UDA)	2,121
Carry forward general activity (UDA)	0
16/17 Contracted orthodontic activity (UOA)	0
Carry forward orthodontic activity (UOA)	0
Baseline contract value	£54,955.63

ACCESS*

Patients seen in 24 months	Total	Change since previous quarter
Quarter ending September 2015	1,652	
Quarter ending December 2015	1,629	↓
Quarter ending March 2016	1,809	↑
Quarter ending June 2016	1,704	↓
Quarter ending September 2016	1,374	↓
Variance since September 2015	(16.8%)	↓



ACTIVITY



Month	Adjusted Scheduled Activity (UDA)	
	2016	2017
April	-51	223
May	160	460
June	294	770
July	857	1,136
August	1,320	1,305
September	1,919	1,518
October	2,546	
November	2,740	
December	2,987	
January	3,113	
February	3,974	
March	4,614	
April	5,036	
May	5,034	
June	5,034	

QUALITY

	Quantity	Base Number	Contract	LHB	Wales
% of FP17s for the same patient ID Re-attending within 3 months - Children	8	314	2.5%	9.3%	11.3%
% of FP17s for the same patient ID Re-attending within 3 months - Adults	71	698	10.2%	16.4%	16.6%
% of FP17s for the same patient ID Re-attending between 3 & 9 months - Children	199	314	63.4%	55.3%	58.3%
% of FP17s for the same patient ID Re-attending between 3 & 9 months - Adults	383	698	54.9%	52.8%	54.0%
% of FP17s for Band 1 Urgent Courses	74	825	9.0%	9.3%	9.0%
% of FP17s Relating to Free Repair or Replacements	15	825	1.8%	0.8%	0.7%
% of FP17s Relating to Continuations	0	825	0.0%	1.1%	0.9%
% of Patients satisfied with the dentistry they have received	5	6	N/A	91.1%	90.9%
% of Patients satisfied with the time they had to wait for an appointment	5	6	N/A	89.5%	88.7%

* This is based on patients treated on this contract for their most recent course of treatment. Figures in italics indicate the base number of FP17s or Patient Questionnaire responses are less than 100. N/A is shown where the base number of responses is less than 10 during the period. % is calculated as Quantity/Base number*100

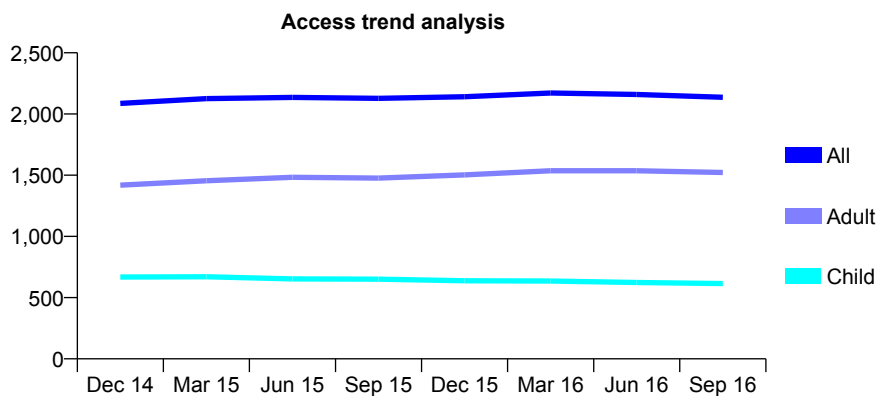
7A4 - Vital Signs At a Glance Contract Report for 264547/0001 - September 2016

Name or company name	MISS A WICKRAMASINGHE
Contract type name	GDS Contract
Purpose of contract	General
Contract start date	01/09/2010
Contract end date	

16/17 Contracted general activity (UDA)	8,116
Carry forward general activity (UDA)	0
16/17 Contracted orthodontic activity (UOA)	0
Carry forward orthodontic activity (UOA)	0
Baseline contract value	£186,459.69

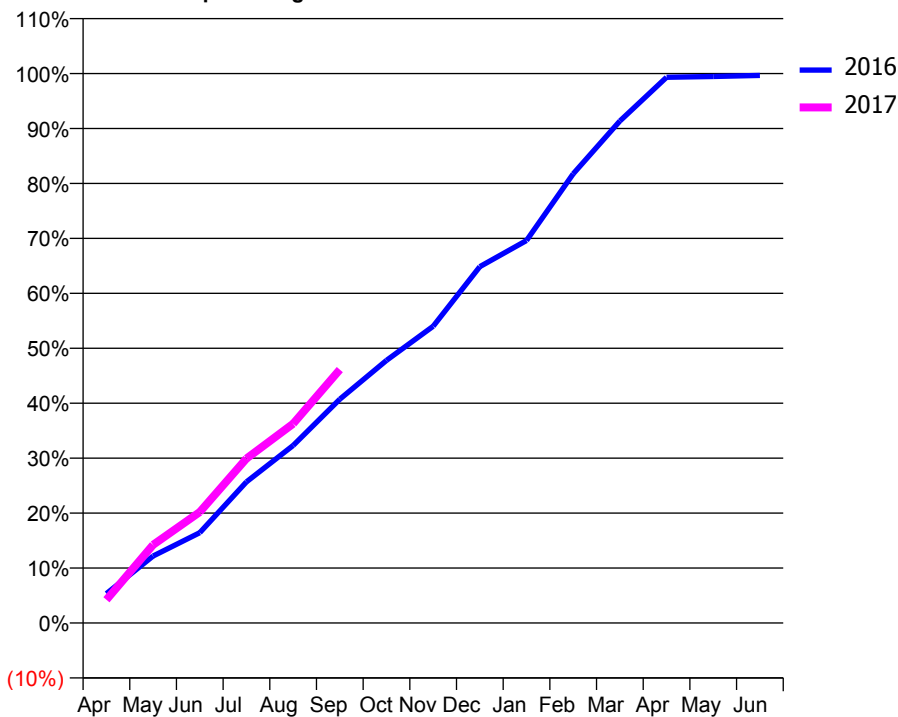
ACCESS*

Patients seen in 24 months	Total	Change since previous quarter
Quarter ending September 2015	2,128	
Quarter ending December 2015	2,141	→
Quarter ending March 2016	2,172	→
Quarter ending June 2016	2,160	→
Quarter ending September 2016	2,137	↓
Variance since September 2015	0.4%	→



ACTIVITY

Cumulative percentage of contracted UDA delivered 2016 & 2017



Month	Adjusted Scheduled Activity (UDA)	
	2016	2017
April	434	343
May	990	1,155
June	1,335	1,639
July	2,085	2,429
August	2,622	2,944
September	3,305	3,744
October	3,879	
November	4,384	
December	5,263	
January	5,650	
February	6,634	
March	7,414	
April	8,061	
May	8,073	
June	8,088	

QUALITY

	Quantity	Base Number	Contract	LHB	Wales
% of FP17s for the same patient ID Re-attending within 3 months - Children	27	494	5.5%	9.3%	11.3%
% of FP17s for the same patient ID Re-attending within 3 months - Adults	236	1,313	18.0%	16.4%	16.6%
% of FP17s for the same patient ID Re-attending between 3 & 9 months - Children	335	494	67.8%	55.3%	58.3%
% of FP17s for the same patient ID Re-attending between 3 & 9 months - Adults	838	1,313	63.8%	52.8%	54.0%
% of FP17s for Band 1 Urgent Courses	133	1,625	8.2%	9.3%	9.0%
% of FP17s Relating to Free Repair or Replacements	11	1,625	0.7%	0.8%	0.7%
% of FP17s Relating to Continuations	36	1,625	2.2%	1.1%	0.9%
% of Patients satisfied with the dentistry they have received	6	7	N/A	91.1%	90.9%
% of Patients satisfied with the time they had to wait for an appointment	7	7	N/A	89.5%	88.7%

* This is based on patients treated on this contract for their most recent course of treatment. Figures in italics indicate the base number of FP17s or Patient Questionnaire responses are less than 100. N/A is shown where the base number of responses is less than 10 during the period. % is calculated as Quantity/Base number*100

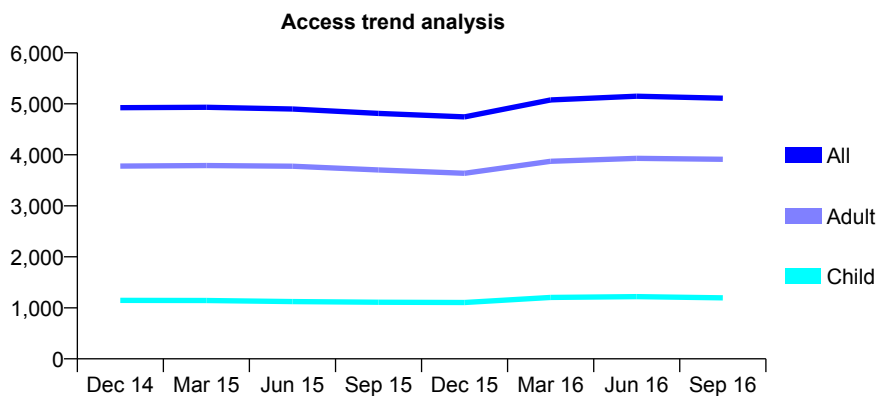
7A4 - Vital Signs At a Glance Contract Report for 359203/0001 - September 2016

Name or company name	MR DJ ROGERS
Contract type name	GDS Contract
Purpose of contract	General
Contract start date	01/11/2012
Contract end date	

16/17 Contracted general activity (UDA)	15,009
Carry forward general activity (UDA)	0
16/17 Contracted orthodontic activity (UOA)	0
Carry forward orthodontic activity (UOA)	0
Baseline contract value	£360,896.78

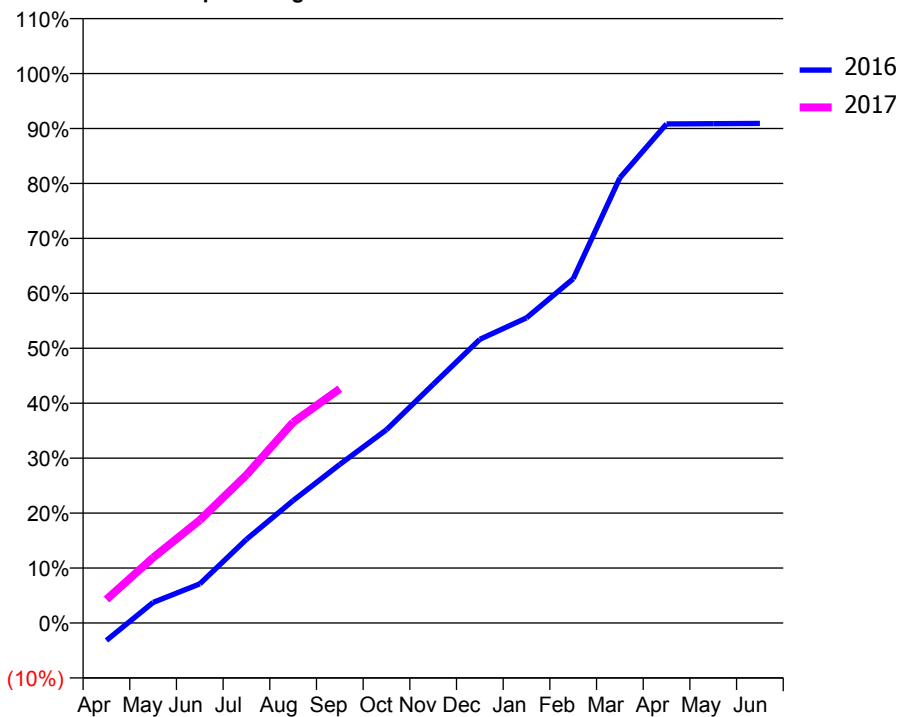
ACCESS*

Patients seen in 24 months	Total	Change since previous quarter
Quarter ending September 2015	4,812	
Quarter ending December 2015	4,743	↓
Quarter ending March 2016	5,077	↑
Quarter ending June 2016	5,150	→
Quarter ending September 2016	5,110	→
Variance since September 2015	6.2%	↑



ACTIVITY

Cumulative percentage of contracted UDA delivered 2016 & 2017



Adjusted Scheduled Activity (UDA)

Month	2016	2017
April	-480	643
May	564	1,788
June	1,067	2,810
July	2,284	4,045
August	3,344	5,483
September	4,332	6,397
October	5,279	
November	6,517	
December	7,751	
January	8,334	
February	9,402	
March	12,159	
April	13,631	
May	13,637	
June	13,645	

QUALITY

	Quantity	Base Number	Contract	LHB	Wales
% of FP17s for the same patient ID Re-attending within 3 months - Children	62	865	7.2%	9.3%	11.3%
% of FP17s for the same patient ID Re-attending within 3 months - Adults	454	2,792	16.3%	16.4%	16.6%
% of FP17s for the same patient ID Re-attending between 3 & 9 months - Children	522	865	60.3%	55.3%	58.3%
% of FP17s for the same patient ID Re-attending between 3 & 9 months - Adults	1,483	2,792	53.1%	52.8%	54.0%
% of FP17s for Band 1 Urgent Courses	196	3,066	6.4%	9.3%	9.0%
% of FP17s Relating to Free Repair or Replacements	46	3,066	1.5%	0.8%	0.7%
% of FP17s Relating to Continuations	69	3,066	2.3%	1.1%	0.9%
% of Patients satisfied with the dentistry they have received	26	28	92.9%	91.1%	90.9%
% of Patients satisfied with the time they had to wait for an appointment	26	28	92.9%	89.5%	88.7%

* This is based on patients treated on this contract for their most recent course of treatment. Figures in italics indicate the base number of FP17s or Patient Questionnaire responses are less than 100. N/A is shown where the base number of responses is less than 10 during the period. % is calculated as Quantity/Base number*100

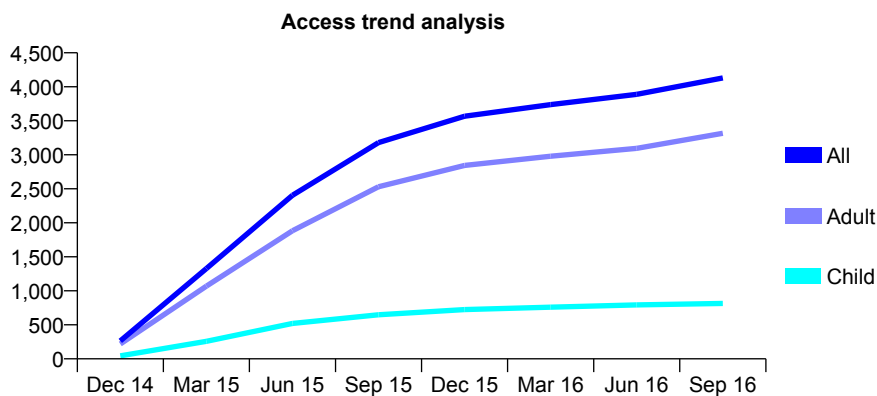
7A4 - Vital Signs At a Glance Contract Report for 567507/0004 - September 2016

Name or company name	MRS P SATCHELL
Contract type name	GDS Contract
Purpose of contract	General
Contract start date	01/12/2014
Contract end date	

16/17 Contracted general activity (UDA)	10,052
Carry forward general activity (UDA)	0
16/17 Contracted orthodontic activity (UOA)	0
Carry forward orthodontic activity (UOA)	0
Baseline contract value	£200,618.04

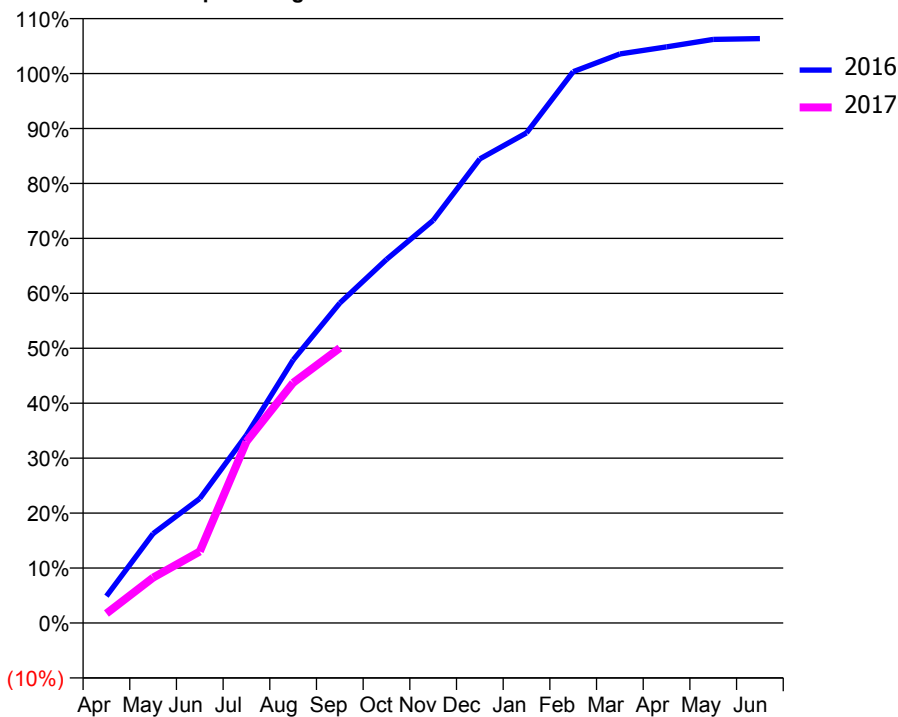
ACCESS*

Patients seen in 24 months	Total	Change since previous quarter
Quarter ending September 2015	3,179	
Quarter ending December 2015	3,568	↑
Quarter ending March 2016	3,739	↑
Quarter ending June 2016	3,889	↑
Quarter ending September 2016	4,131	↑
Variance since September 2015	29.9%	↑



ACTIVITY

Cumulative percentage of contracted UDA delivered 2016 & 2017



Month	Adjusted Scheduled Activity (UDA)	
	2016	2017
April	492	176
May	1,636	832
June	2,278	1,309
July	3,439	3,318
August	4,812	4,394
September	5,852	5,031
October	6,650	
November	7,365	
December	8,489	
January	8,965	
February	10,084	
March	10,410	
April	10,539	
May	10,675	
June	10,691	

QUALITY

	Quantity	Base Number	Contract	LHB	Wales
% of FP17s for the same patient ID Re-attending within 3 months - Children	11	564	2.0%	9.3%	11.3%
% of FP17s for the same patient ID Re-attending within 3 months - Adults	71	1,964	3.6%	16.4%	16.6%
% of FP17s for the same patient ID Re-attending between 3 & 9 months - Children	358	564	63.5%	55.3%	58.3%
% of FP17s for the same patient ID Re-attending between 3 & 9 months - Adults	1,139	1,964	58.0%	52.8%	54.0%
% of FP17s for Band 1 Urgent Courses	91	2,361	3.9%	9.3%	9.0%
% of FP17s Relating to Free Repair or Replacements	0	2,361	0.0%	0.8%	0.7%
% of FP17s Relating to Continuations	0	2,361	0.0%	1.1%	0.9%
% of Patients satisfied with the dentistry they have received	10	12	83.3%	91.1%	90.9%
% of Patients satisfied with the time they had to wait for an appointment	10	12	83.3%	89.5%	88.7%

* This is based on patients treated on this contract for their most recent course of treatment. Figures in italics indicate the base number of FP17s or Patient Questionnaire responses are less than 100. N/A is shown where the base number of responses is less than 10 during the period. % is calculated as Quantity/Base number*100

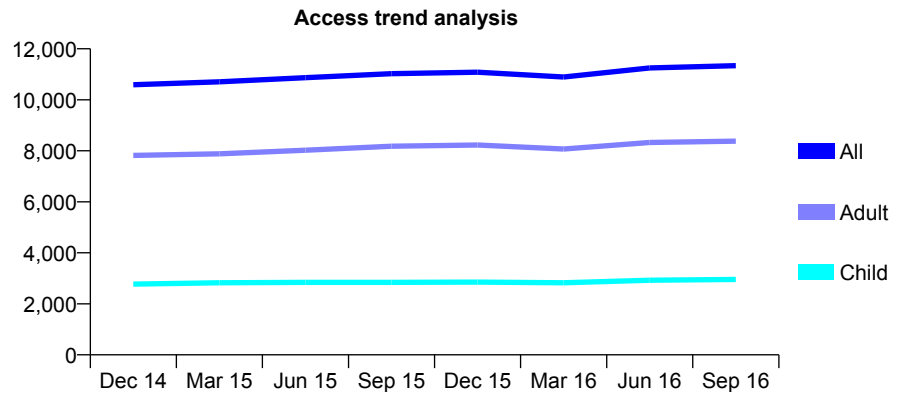
7A4 - Vital Signs At a Glance Contract Report for 578851/0001 - September 2016

Name or company name	MR DR COX
Contract type name	GDS Contract
Purpose of contract	General
Contract start date	01/04/2006
Contract end date	

16/17 Contracted general activity (UDA)	29,144
Carry forward general activity (UDA)	0
16/17 Contracted orthodontic activity (UOA)	0
Carry forward orthodontic activity (UOA)	0
Baseline contract value	£759,951.17

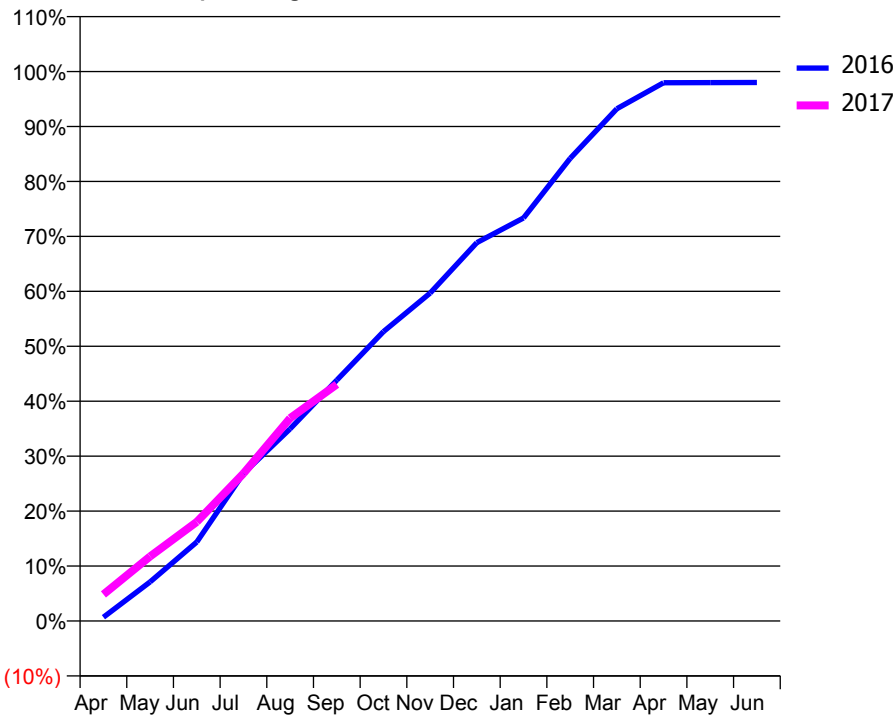
ACCESS*

Patients seen in 24 months	Total	Change since previous quarter
Quarter ending September 2015	11,024	
Quarter ending December 2015	11,081	→
Quarter ending March 2016	10,896	↓
Quarter ending June 2016	11,252	↑
Quarter ending September 2016	11,338	→
Variance since September 2015	2.8%	↑



ACTIVITY

Cumulative percentage of contracted UDA delivered 2016 & 2017



Month	Adjusted Scheduled Activity (UDA)	
	2016	2017
April	188	1,410
May	1,925	3,429
June	3,883	5,260
July	7,256	7,823
August	9,456	10,762
September	11,846	12,550
October	14,236	
November	16,132	
December	18,607	
January	19,823	
February	22,752	
March	25,195	
April	26,474	
May	26,479	
June	26,482	

QUALITY

	Quantity	Base Number	Contract	LHB	Wales
% of FP17s for the same patient ID Re-attending within 3 months - Children	132	2,124	6.2%	9.3%	11.3%
% of FP17s for the same patient ID Re-attending within 3 months - Adults	909	5,855	15.5%	16.4%	16.6%
% of FP17s for the same patient ID Re-attending between 3 & 9 months - Children	1,107	2,124	52.1%	55.3%	58.3%
% of FP17s for the same patient ID Re-attending between 3 & 9 months - Adults	2,995	5,855	51.2%	52.8%	54.0%
% of FP17s for Band 1 Urgent Courses	727	7,305	10.0%	9.3%	9.0%
% of FP17s Relating to Free Repair or Replacements	80	7,305	1.1%	0.8%	0.7%
% of FP17s Relating to Continuations	39	7,305	0.5%	1.1%	0.9%
% of Patients satisfied with the dentistry they have received	21	24	87.5%	91.1%	90.9%
% of Patients satisfied with the time they had to wait for an appointment	24	24	100.0%	89.5%	88.7%

* This is based on patients treated on this contract for their most recent course of treatment. Figures in italics indicate the base number of FP17s or Patient Questionnaire responses are less than 100. N/A is shown where the base number of responses is less than 10 during the period. % is calculated as Quantity/Base number*100

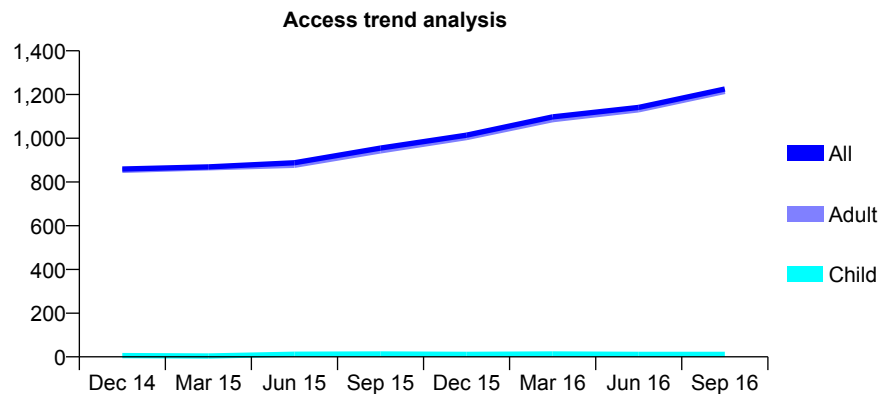
7A4 - Vital Signs At a Glance Contract Report for 578851/0004 - September 2016

Name or company name	MR DR COX
Contract type name	PDS Contract
Purpose of contract	General
Contract start date	01/01/2011
Contract end date	31/03/2017

16/17 Contracted general activity (UDA)	1,875
Carry forward general activity (UDA)	0
16/17 Contracted orthodontic activity (UOA)	0
Carry forward orthodontic activity (UOA)	0
Baseline contract value	£45,533.73

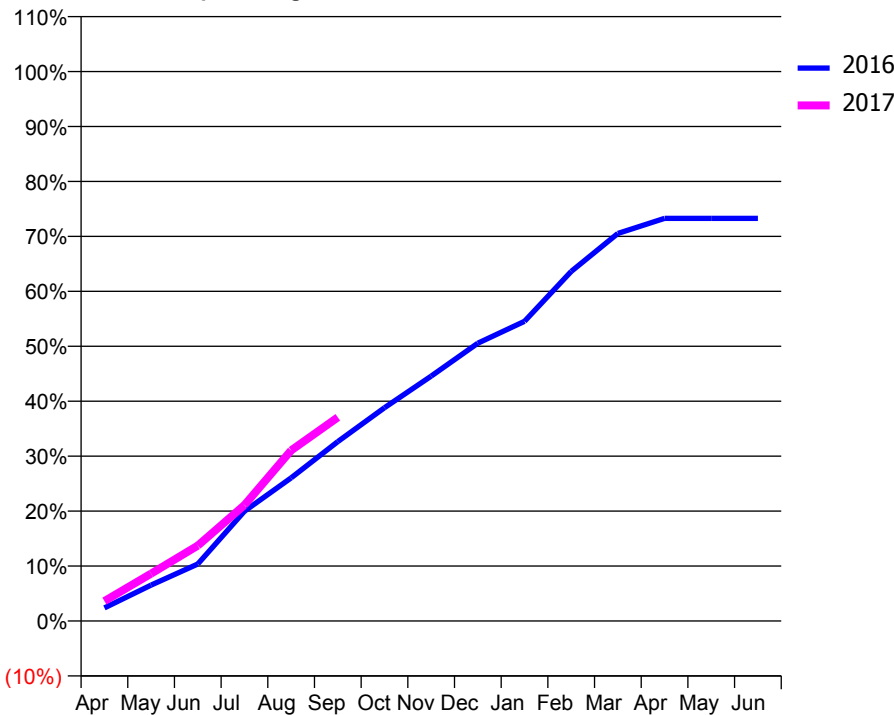
ACCESS*

Patients seen in 24 months	Total	Change since previous quarter
Quarter ending September 2015	955	
Quarter ending December 2015	1,014	↑
Quarter ending March 2016	1,098	↑
Quarter ending June 2016	1,141	↑
Quarter ending September 2016	1,225	↑
Variance since September 2015	28.3%	↑



ACTIVITY

Cumulative percentage of contracted UDA delivered 2016 & 2017



Month	Adjusted Scheduled Activity (UDA)	
	2016	2017
April	45	68
May	122	162
June	194	257
July	375	396
August	488	582
September	612	695
October	728	
November	836	
December	948	
January	1,023	
February	1,193	
March	1,323	
April	1,374	
May	1,374	
June	1,374	

QUALITY

	Quantity	Base Number	Contract	LHB	Wales
% of FP17s for the same patient ID Re-attending within 3 months - Children	0	6	0.0%	9.3%	11.3%
% of FP17s for the same patient ID Re-attending within 3 months - Adults	26	610	4.3%	16.4%	16.6%
% of FP17s for the same patient ID Re-attending between 3 & 9 months - Children	0	6	0.0%	55.3%	58.3%
% of FP17s for the same patient ID Re-attending between 3 & 9 months - Adults	12	610	2.0%	52.8%	54.0%
% of FP17s for Band 1 Urgent Courses	565	573	98.6%	9.3%	9.0%
% of FP17s Relating to Free Repair or Replacements	0	573	0.0%	0.8%	0.7%
% of FP17s Relating to Continuations	0	573	0.0%	1.1%	0.9%
% of Patients satisfied with the dentistry they have received	3	3	N/A	91.1%	90.9%
% of Patients satisfied with the time they had to wait for an appointment	3	3	N/A	89.5%	88.7%

* This is based on patients treated on this contract for their most recent course of treatment. Figures in italics indicate the base number of FP17s or Patient Questionnaire responses are less than 100. N/A is shown where the base number of responses is less than 10 during the period. % is calculated as Quantity/Base number*100

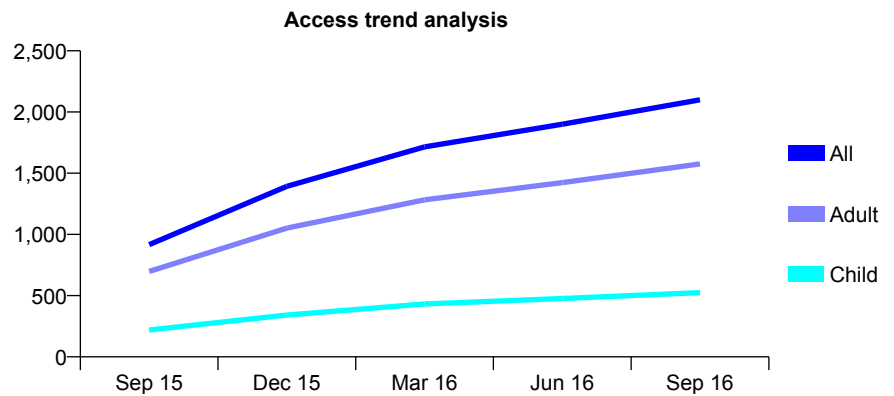
7A4 - Vital Signs At a Glance Contract Report for 620564/0002 - September 2016

Name or company name	MR IC HOOPER
Contract type name	GDS Contract
Purpose of contract	General
Contract start date	20/04/2015
Contract end date	

16/17 Contracted general activity (UDA)	6,638
Carry forward general activity (UDA)	0
16/17 Contracted orthodontic activity (UOA)	0
Carry forward orthodontic activity (UOA)	0
Baseline contract value	£162,488.66

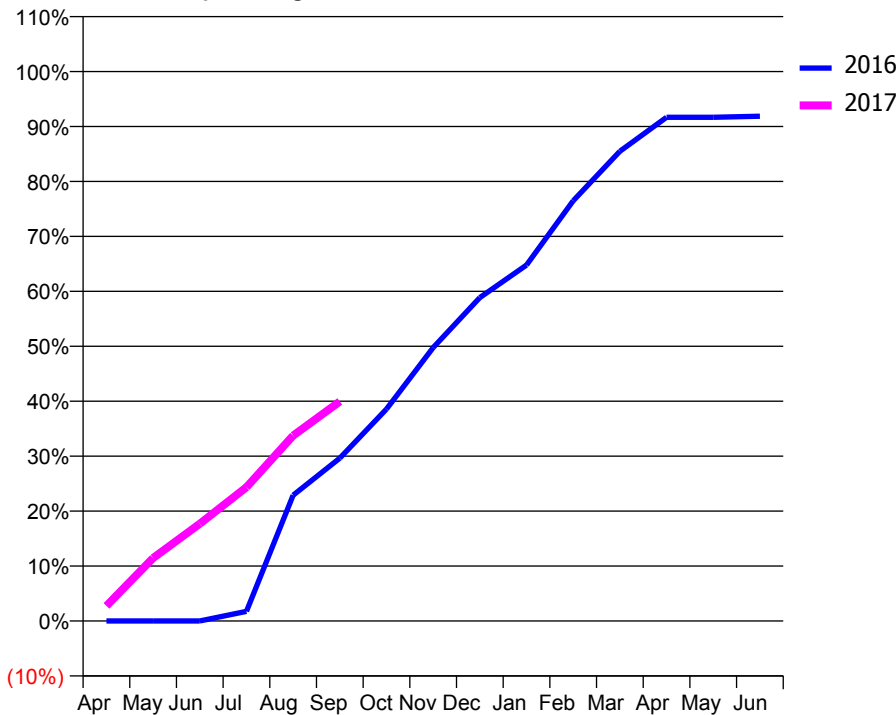
ACCESS*

Patients seen in 24 months	Total	Change since previous quarter
Quarter ending September 2015	917	
Quarter ending December 2015	1,393	↑
Quarter ending March 2016	1,715	↑
Quarter ending June 2016	1,900	↑
Quarter ending September 2016	2,100	↑
Variance since September 2015	129.0%	↑



ACTIVITY

Cumulative percentage of contracted UDA delivered 2016 & 2017



Month	Adjusted Scheduled Activity (UDA)	
	2016	2017
April	0	183
May	0	760
June	0	1,175
July	110	1,617
August	1,440	2,240
September	1,864	2,652
October	2,426	
November	3,128	
December	3,701	
January	4,073	
February	4,808	
March	5,375	
April	5,764	
May	5,764	
June	5,776	

QUALITY

	Quantity	Base Number	Contract	LHB	Wales
% of FP17s for the same patient ID Re-attending within 3 months - Children	25	381	6.6%	9.3%	11.3%
% of FP17s for the same patient ID Re-attending within 3 months - Adults	208	1,180	17.6%	16.4%	16.6%
% of FP17s for the same patient ID Re-attending between 3 & 9 months - Children	179	381	47.0%	55.3%	58.3%
% of FP17s for the same patient ID Re-attending between 3 & 9 months - Adults	538	1,180	45.6%	52.8%	54.0%
% of FP17s for Band 1 Urgent Courses	183	1,384	13.2%	9.3%	9.0%
% of FP17s Relating to Free Repair or Replacements	7	1,384	0.5%	0.8%	0.7%
% of FP17s Relating to Continuations	15	1,384	1.1%	1.1%	0.9%
% of Patients satisfied with the dentistry they have received	4	4	N/A	91.1%	90.9%
% of Patients satisfied with the time they had to wait for an appointment	4	4	N/A	89.5%	88.7%

* This is based on patients treated on this contract for their most recent course of treatment. Figures in italics indicate the base number of FP17s or Patient Questionnaire responses are less than 100. N/A is shown where the base number of responses is less than 10 during the period. % is calculated as Quantity/Base number*100

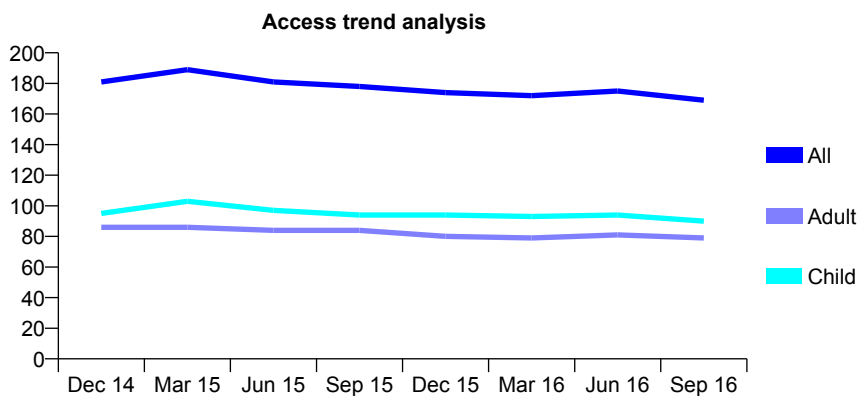
7A4 - Vital Signs At a Glance Contract Report for 631590/0001 - September 2016

Name or company name	MISS JM HENDLY
Contract type name	GDS Contract
Purpose of contract	General
Contract start date	01/04/2006
Contract end date	

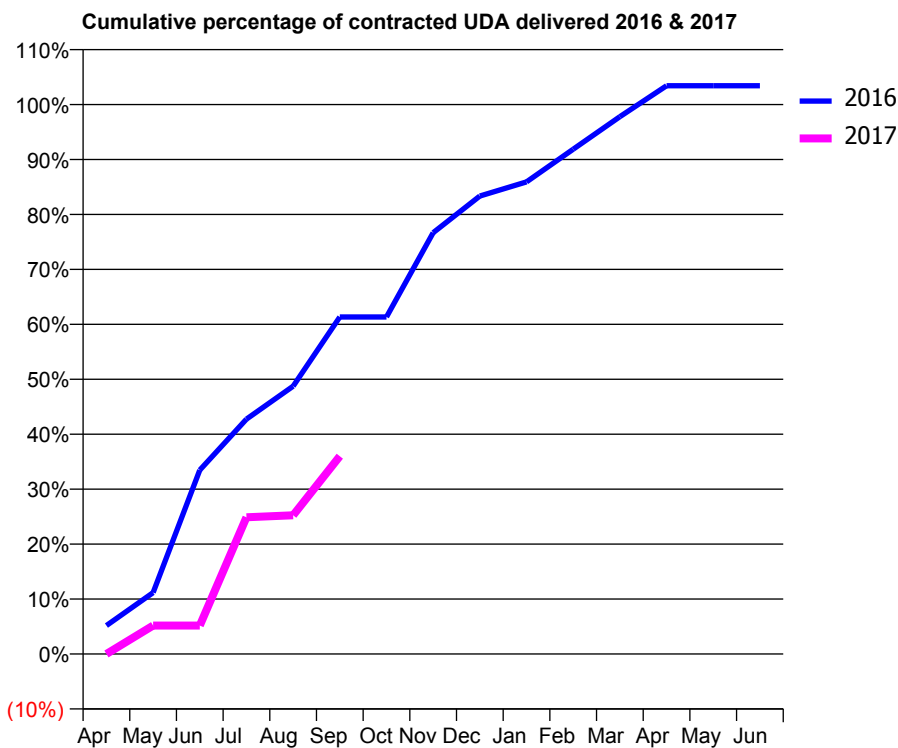
16/17 Contracted general activity (UDA)	270
Carry forward general activity (UDA)	0
16/17 Contracted orthodontic activity (UOA)	0
Carry forward orthodontic activity (UOA)	0
Baseline contract value	£8,124.78

ACCESS*

Patients seen in 24 months	Total	Change since previous quarter
Quarter ending September 2015	178	
Quarter ending December 2015	174	↓
Quarter ending March 2016	172	↓
Quarter ending June 2016	175	→
Quarter ending September 2016	169	↓
Variance since September 2015	(5.1%)	↓



ACTIVITY



Month	Adjusted Scheduled Activity (UDA)	
	2016	2017
April	14	0
May	30	14
June	90	14
July	115	67
August	132	68
September	166	97
October	166	
November	207	
December	225	
January	232	
February	248	
March	264	
April	279	
May	279	
June	279	

QUALITY

	Quantity	Base Number	Contract	LHB	Wales
% of FP17s for the same patient ID Re-attending within 3 months - Children	0	39	0.0%	9.3%	11.3%
% of FP17s for the same patient ID Re-attending within 3 months - Adults	0	30	0.0%	16.4%	16.6%
% of FP17s for the same patient ID Re-attending between 3 & 9 months - Children	8	39	20.5%	55.3%	58.3%
% of FP17s for the same patient ID Re-attending between 3 & 9 months - Adults	10	30	33.3%	52.8%	54.0%
% of FP17s for Band 1 Urgent Courses	1	60	1.7%	9.3%	9.0%
% of FP17s Relating to Free Repair or Replacements	0	60	0.0%	0.8%	0.7%
% of FP17s Relating to Continuations	0	60	0.0%	1.1%	0.9%
% of Patients satisfied with the dentistry they have received	1	1	N/A	91.1%	90.9%
% of Patients satisfied with the time they had to wait for an appointment	1	1	N/A	89.5%	88.7%

* This is based on patients treated on this contract for their most recent course of treatment. Figures in italics indicate the base number of FP17s or Patient Questionnaire responses are less than 100. N/A is shown where the base number of responses is less than 10 during the period. % is calculated as Quantity/Base number*100

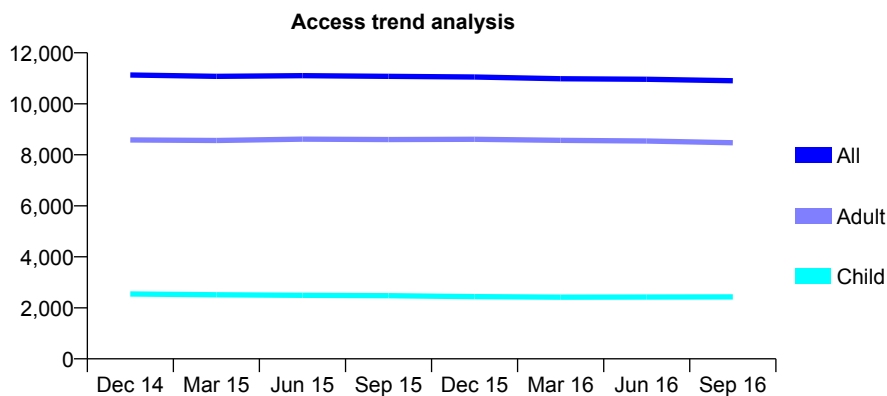
7A4 - Vital Signs At a Glance Contract Report for 642258/0001 - September 2016

Name or company name	MR PT DALY
Contract type name	GDS Contract
Purpose of contract	General
Contract start date	01/04/2006
Contract end date	

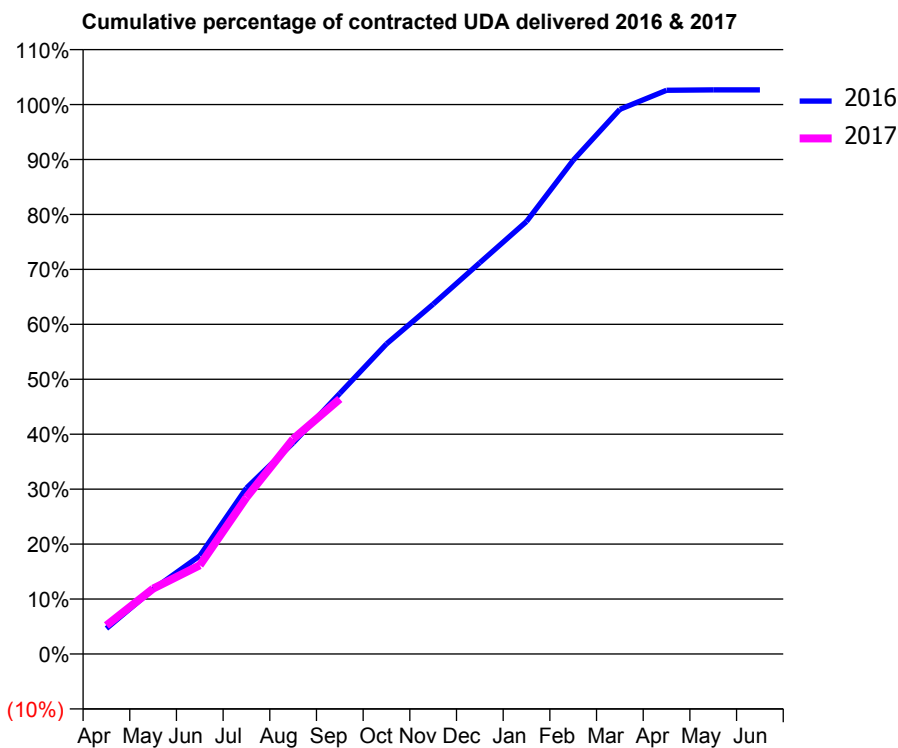
16/17 Contracted general activity (UDA)	34,629
Carry forward general activity (UDA)	0
16/17 Contracted orthodontic activity (UOA)	0
Carry forward orthodontic activity (UOA)	0
Baseline contract value	£887,950.80

ACCESS*

Patients seen in 24 months	Total	Change since previous quarter
Quarter ending September 2015	11,076	
Quarter ending December 2015	11,049	→
Quarter ending March 2016	10,985	→
Quarter ending June 2016	10,960	→
Quarter ending September 2016	10,903	→
Variance since September 2015	(1.6%)	↓



ACTIVITY



Month	Adjusted Scheduled Activity (UDA)	
	2016	2017
April	1,606	1,802
May	4,078	4,126
June	6,193	5,591
July	10,459	9,869
August	13,306	13,546
September	16,422	16,068
October	19,539	
November	22,047	
December	24,656	
January	27,258	
February	31,115	
March	34,327	
April	35,527	
May	35,555	
June	35,555	

QUALITY

	Quantity	Base Number	Contract	LHB	Wales
% of FP17s for the same patient ID Re-attending within 3 months - Children	164	1,923	8.5%	9.3%	11.3%
% of FP17s for the same patient ID Re-attending within 3 months - Adults	1,207	6,639	18.2%	16.4%	16.6%
% of FP17s for the same patient ID Re-attending between 3 & 9 months - Children	1,135	1,923	59.0%	55.3%	58.3%
% of FP17s for the same patient ID Re-attending between 3 & 9 months - Adults	3,594	6,639	54.1%	52.8%	54.0%
% of FP17s for Band 1 Urgent Courses	637	7,922	8.0%	9.3%	9.0%
% of FP17s Relating to Free Repair or Replacements	107	7,922	1.4%	0.8%	0.7%
% of FP17s Relating to Continuations	87	7,922	1.1%	1.1%	0.9%
% of Patients satisfied with the dentistry they have received	42	45	93.3%	91.1%	90.9%
% of Patients satisfied with the time they had to wait for an appointment	44	45	97.8%	89.5%	88.7%

* This is based on patients treated on this contract for their most recent course of treatment. Figures in italics indicate the base number of FP17s or Patient Questionnaire responses are less than 100. N/A is shown where the base number of responses is less than 10 during the period. % is calculated as Quantity/Base number*100

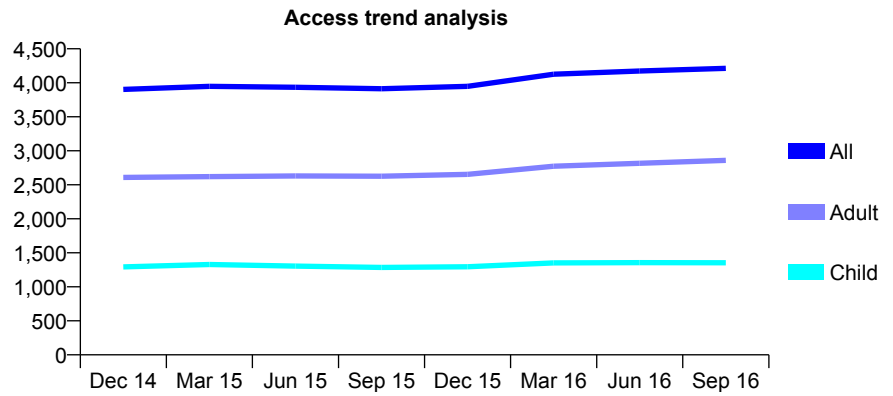
7A4 - Vital Signs At a Glance Contract Report for 673366/0001 - September 2016

Name or company name	MR MA CLARK
Contract type name	GDS Contract
Purpose of contract	General
Contract start date	01/04/2006
Contract end date	

16/17 Contracted general activity (UDA)	11,877
Carry forward general activity (UDA)	0
16/17 Contracted orthodontic activity (UOA)	0
Carry forward orthodontic activity (UOA)	0
Baseline contract value	£319,533.30

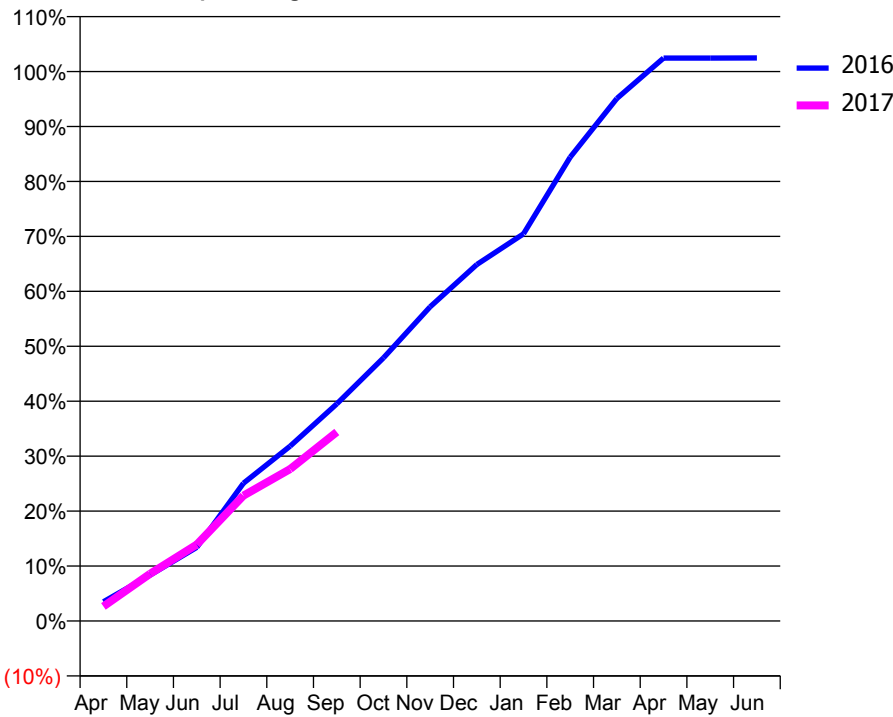
ACCESS*

Patients seen in 24 months	Total	Change since previous quarter
Quarter ending September 2015	3,912	
Quarter ending December 2015	3,949	→
Quarter ending March 2016	4,126	↑
Quarter ending June 2016	4,173	→
Quarter ending September 2016	4,212	→
Variance since September 2015	7.7%	↑



ACTIVITY

Cumulative percentage of contracted UDA delivered 2016 & 2017



Month	Adjusted Scheduled Activity (UDA)	
	2016	2017
April	380	317
May	903	1,023
June	1,450	1,652
July	2,712	2,711
August	3,441	3,283
September	4,275	4,087
October	5,181	
November	6,185	
December	7,017	
January	7,622	
February	9,132	
March	10,285	
April	11,082	
May	11,082	
June	11,084	

QUALITY

	Quantity	Base Number	Contract	LHB	Wales
% of FP17s for the same patient ID Re-attending within 3 months - Children	77	986	7.8%	9.3%	11.3%
% of FP17s for the same patient ID Re-attending within 3 months - Adults	213	1,865	11.4%	16.4%	16.6%
% of FP17s for the same patient ID Re-attending between 3 & 9 months - Children	618	986	62.7%	55.3%	58.3%
% of FP17s for the same patient ID Re-attending between 3 & 9 months - Adults	1,163	1,865	62.4%	52.8%	54.0%
% of FP17s for Band 1 Urgent Courses	124	2,434	5.1%	9.3%	9.0%
% of FP17s Relating to Free Repair or Replacements	9	2,434	0.4%	0.8%	0.7%
% of FP17s Relating to Continuations	6	2,434	0.2%	1.1%	0.9%
% of Patients satisfied with the dentistry they have received	11	12	91.7%	91.1%	90.9%
% of Patients satisfied with the time they had to wait for an appointment	11	12	91.7%	89.5%	88.7%

* This is based on patients treated on this contract for their most recent course of treatment. Figures in italics indicate the base number of FP17s or Patient Questionnaire responses are less than 100. N/A is shown where the base number of responses is less than 10 during the period. % is calculated as Quantity/Base number*100

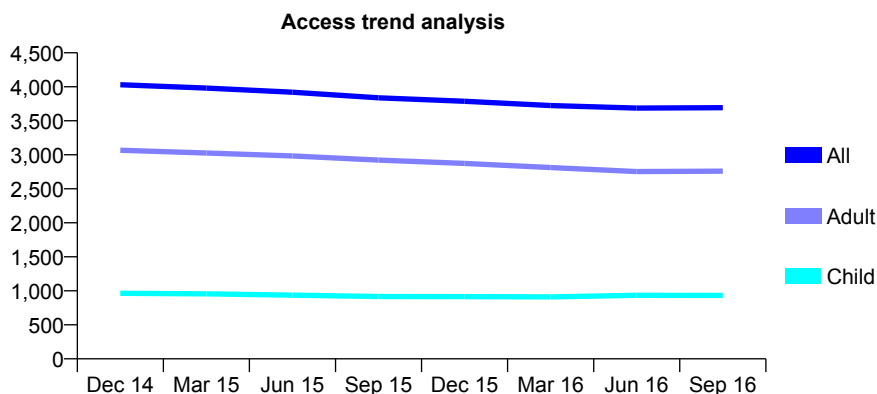
7A4 - Vital Signs At a Glance Contract Report for 675296/0001 - September 2016

Name or company name	MR A AKBAS
Contract type name	GDS Contract
Purpose of contract	General
Contract start date	01/04/2006
Contract end date	

16/17 Contracted general activity (UDA)	15,000
Carry forward general activity (UDA)	0
16/17 Contracted orthodontic activity (UOA)	0
Carry forward orthodontic activity (UOA)	0
Baseline contract value	£376,830.16

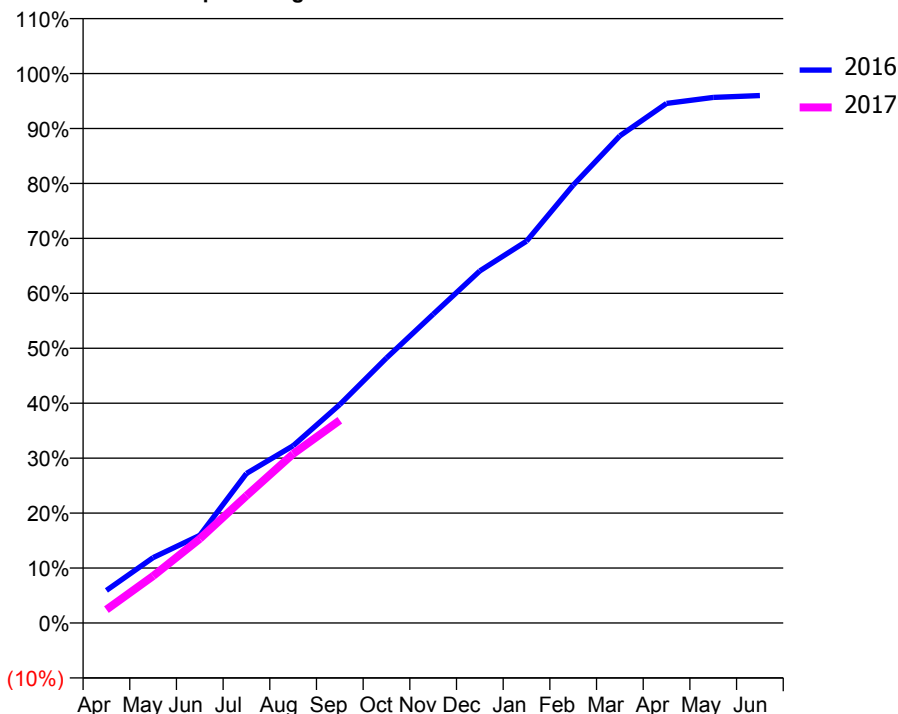
ACCESS*

Patients seen in 24 months	Total	Change since previous quarter
Quarter ending September 2015	3,838	
Quarter ending December 2015	3,787	↓
Quarter ending March 2016	3,724	↓
Quarter ending June 2016	3,688	→
Quarter ending September 2016	3,693	→
Variance since September 2015	(3.8%)	↓



ACTIVITY

Cumulative percentage of contracted UDA delivered 2016 & 2017



Month	Adjusted Scheduled Activity (UDA)	
	2016	2017
April	888	365
May	1,785	1,282
June	2,393	2,297
July	4,082	3,474
August	4,839	4,616
September	5,963	5,536
October	7,236	
November	8,429	
December	9,611	
January	10,423	
February	11,954	
March	13,297	
April	14,183	
May	14,347	
June	14,398	

QUALITY

	Quantity	Base Number	Contract	LHB	Wales
% of FP17s for the same patient ID Re-attending within 3 months - Children	52	583	8.9%	9.3%	11.3%
% of FP17s for the same patient ID Re-attending within 3 months - Adults	321	1,757	18.3%	16.4%	16.6%
% of FP17s for the same patient ID Re-attending between 3 & 9 months - Children	268	583	46.0%	55.3%	58.3%
% of FP17s for the same patient ID Re-attending between 3 & 9 months - Adults	851	1,757	48.4%	52.8%	54.0%
% of FP17s for Band 1 Urgent Courses	175	2,070	8.5%	9.3%	9.0%
% of FP17s Relating to Free Repair or Replacements	32	2,070	1.5%	0.8%	0.7%
% of FP17s Relating to Continuations	27	2,070	1.3%	1.1%	0.9%
% of Patients satisfied with the dentistry they have received	11	11	100.0%	91.1%	90.9%
% of Patients satisfied with the time they had to wait for an appointment	7	11	63.6%	89.5%	88.7%

* This is based on patients treated on this contract for their most recent course of treatment. Figures in italics indicate the base number of FP17s or Patient Questionnaire responses are less than 100. N/A is shown where the base number of responses is less than 10 during the period. % is calculated as Quantity/Base number*100

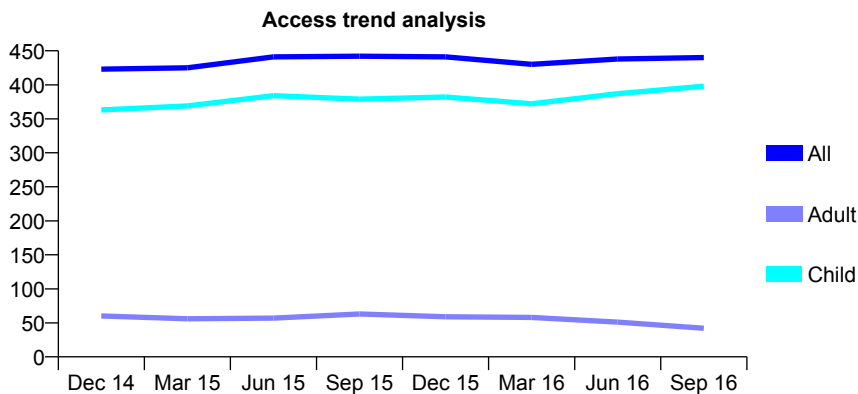
7A4 - Vital Signs At a Glance Contract Report for 687286/0001 - September 2016

Name or company name	MR TC MILLS
Contract type name	GDS Contract
Purpose of contract	General
Contract start date	01/04/2006
Contract end date	

16/17 Contracted general activity (UDA)	885
Carry forward general activity (UDA)	0
16/17 Contracted orthodontic activity (UOA)	0
Carry forward orthodontic activity (UOA)	0
Baseline contract value	£28,977.54

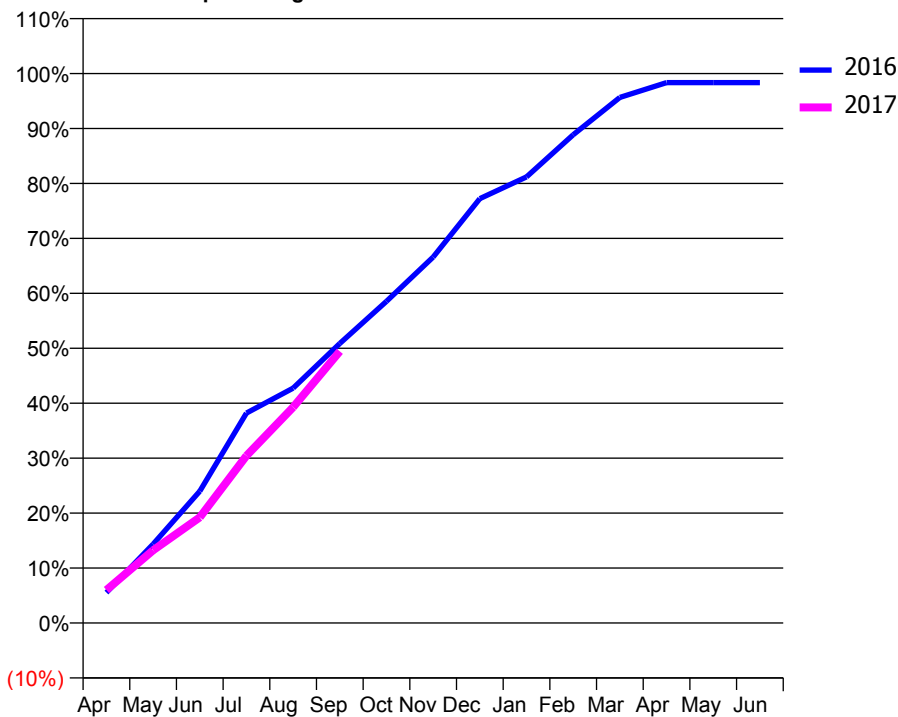
ACCESS*

Patients seen in 24 months	Total	Change since previous quarter
Quarter ending September 2015	442	
Quarter ending December 2015	441	→
Quarter ending March 2016	430	↓
Quarter ending June 2016	438	→
Quarter ending September 2016	440	→
Variance since September 2015	(0.5%)	→



ACTIVITY

Cumulative percentage of contracted UDA delivered 2016 & 2017



Month	Adjusted Scheduled Activity (UDA)	
	2016	2017
April	49	53
May	127	117
June	212	170
July	338	269
August	378	348
September	450	438
October	518	
November	589	
December	683	
January	718	
February	786	
March	846	
April	870	
May	870	
June	870	

QUALITY

	Quantity	Base Number	Contract	LHB	Wales
% of FP17s for the same patient ID Re-attending within 3 months - Children	19	336	5.7%	9.3%	11.3%
% of FP17s for the same patient ID Re-attending within 3 months - Adults	1	17	5.9%	16.4%	16.6%
% of FP17s for the same patient ID Re-attending between 3 & 9 months - Children	232	336	69.0%	55.3%	58.3%
% of FP17s for the same patient ID Re-attending between 3 & 9 months - Adults	15	17	88.2%	52.8%	54.0%
% of FP17s for Band 1 Urgent Courses	3	333	0.9%	9.3%	9.0%
% of FP17s Relating to Free Repair or Replacements	0	333	0.0%	0.8%	0.7%
% of FP17s Relating to Continuations	0	333	0.0%	1.1%	0.9%
% of Patients satisfied with the dentistry they have received	3	3	N/A	91.1%	90.9%
% of Patients satisfied with the time they had to wait for an appointment	2	3	N/A	89.5%	88.7%

* This is based on patients treated on this contract for their most recent course of treatment. Figures in italics indicate the base number of FP17s or Patient Questionnaire responses are less than 100. N/A is shown where the base number of responses is less than 10 during the period. % is calculated as Quantity/Base number*100

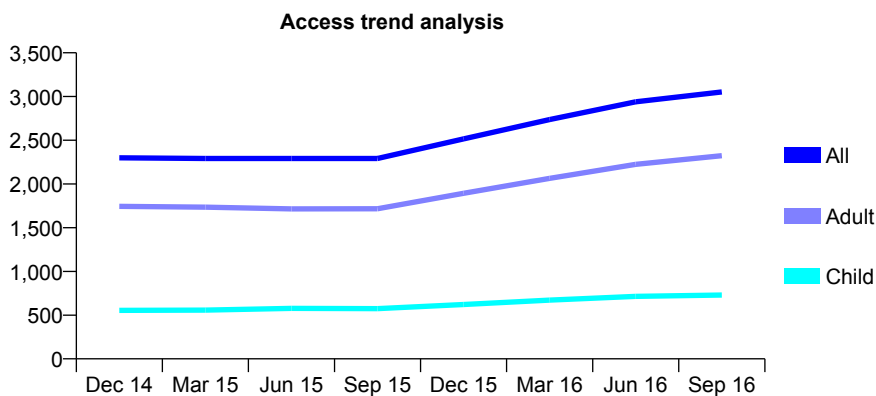
7A4 - Vital Signs At a Glance Contract Report for 709093/0001 - September 2016

Name or company name	MR M KERAI
Contract type name	GDS Contract
Purpose of contract	General
Contract start date	01/04/2010
Contract end date	

16/17 Contracted general activity (UDA)	7,716
Carry forward general activity (UDA)	0
16/17 Contracted orthodontic activity (UOA)	0
Carry forward orthodontic activity (UOA)	0
Baseline contract value	£167,803.30

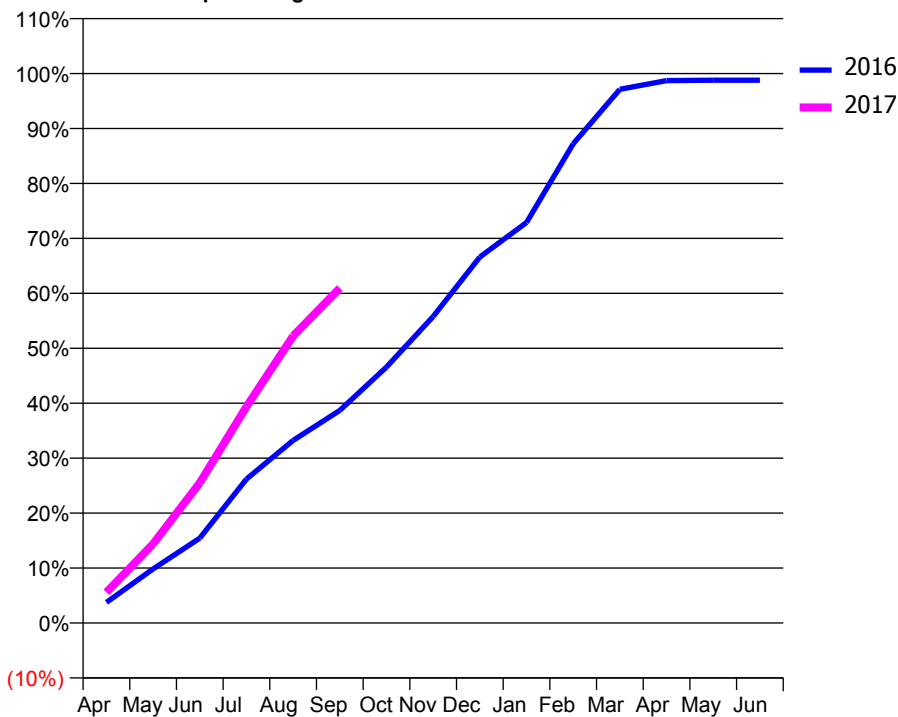
ACCESS*

Patients seen in 24 months	Total	Change since previous quarter
Quarter ending September 2015	2,291	
Quarter ending December 2015	2,515	↑
Quarter ending March 2016	2,736	↑
Quarter ending June 2016	2,940	↑
Quarter ending September 2016	3,053	↑
Variance since September 2015	33.3%	↑



ACTIVITY

Cumulative percentage of contracted UDA delivered 2016 & 2017



Adjusted Scheduled Activity (UDA)

Month	2016	2017
April	289	432
May	758	1,112
June	1,192	1,969
July	2,022	3,038
August	2,563	4,030
September	2,986	4,702
October	3,594	
November	4,304	
December	5,140	
January	5,623	
February	6,728	
March	7,495	
April	7,617	
May	7,622	
June	7,622	

QUALITY

	Quantity	Base Number	Contract	LHB	Wales
% of FP17s for the same patient ID Re-attending within 3 months - Children	25	474	5.3%	9.3%	11.3%
% of FP17s for the same patient ID Re-attending within 3 months - Adults	225	1,664	13.5%	16.4%	16.6%
% of FP17s for the same patient ID Re-attending between 3 & 9 months - Children	205	474	43.2%	55.3%	58.3%
% of FP17s for the same patient ID Re-attending between 3 & 9 months - Adults	759	1,664	45.6%	52.8%	54.0%
% of FP17s for Band 1 Urgent Courses	162	2,078	7.8%	9.3%	9.0%
% of FP17s Relating to Free Repair or Replacements	13	2,078	0.6%	0.8%	0.7%
% of FP17s Relating to Continuations	8	2,078	0.4%	1.1%	0.9%
% of Patients satisfied with the dentistry they have received	3	3	N/A	91.1%	90.9%
% of Patients satisfied with the time they had to wait for an appointment	3	3	N/A	89.5%	88.7%

* This is based on patients treated on this contract for their most recent course of treatment. Figures in italics indicate the base number of FP17s or Patient Questionnaire responses are less than 100. N/A is shown where the base number of responses is less than 10 during the period. % is calculated as Quantity/Base number*100

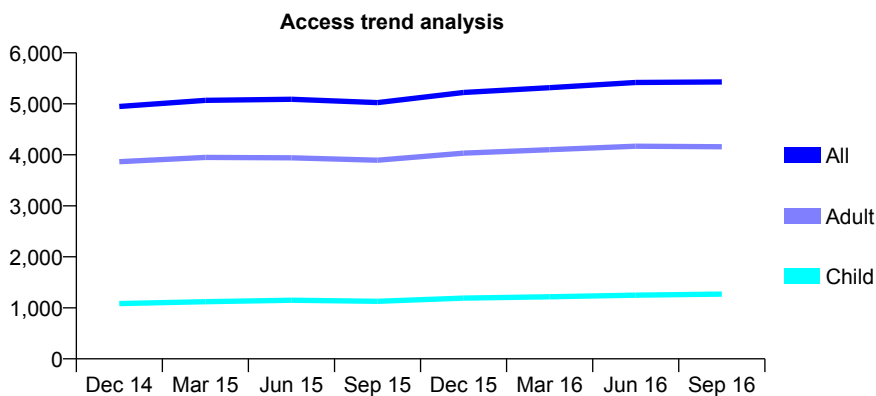
7A4 - Vital Signs At a Glance Contract Report for 773816/0002 - September 2016

Name or company name	MISS AM ROCKEY
Contract type name	GDS Contract
Purpose of contract	General
Contract start date	28/11/2011
Contract end date	

16/17 Contracted general activity (UDA)	15,074
Carry forward general activity (UDA)	0
16/17 Contracted orthodontic activity (UOA)	0
Carry forward orthodontic activity (UOA)	0
Baseline contract value	£364,318.18

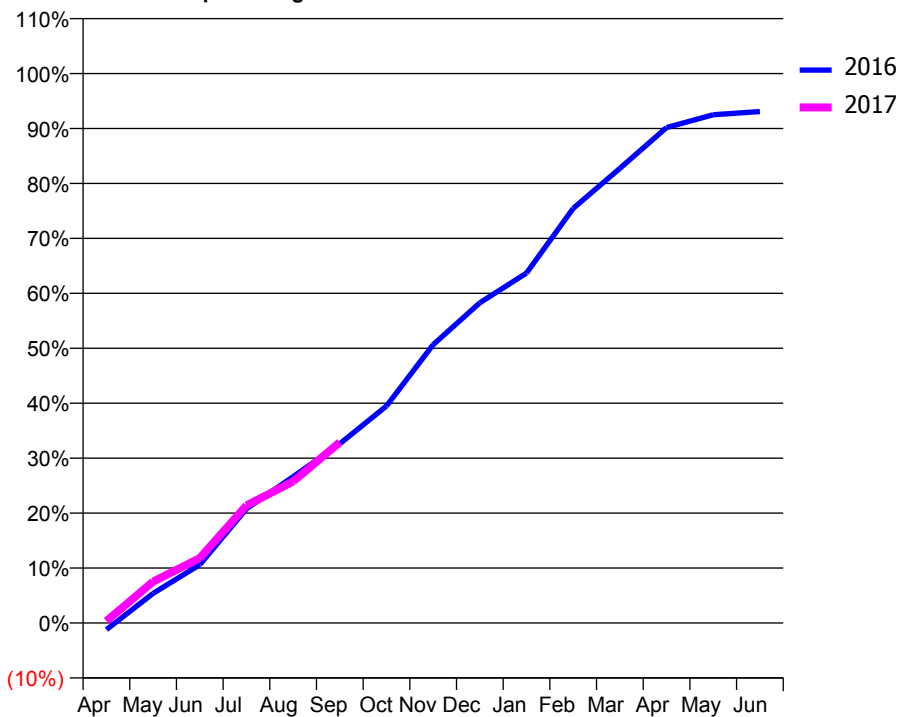
ACCESS*

Patients seen in 24 months	Total	Change since previous quarter
Quarter ending September 2015	5,023	
Quarter ending December 2015	5,222	↑
Quarter ending March 2016	5,316	→
Quarter ending June 2016	5,417	→
Quarter ending September 2016	5,428	→
Variance since September 2015	8.1%	↑



ACTIVITY

Cumulative percentage of contracted UDA delivered 2016 & 2017



Month	Adjusted Scheduled Activity (UDA)	
	2016	2017
April	-186	52
May	815	1,137
June	1,600	1,779
July	3,134	3,225
August	4,016	3,884
September	4,919	4,957
October	5,953	
November	7,636	
December	8,786	
January	9,600	
February	11,374	
March	12,472	
April	13,591	
May	13,944	
June	14,032	

QUALITY

	Quantity	Base Number	Contract	LHB	Wales
% of FP17s for the same patient ID Re-attending within 3 months - Children	29	621	4.7%	9.3%	11.3%
% of FP17s for the same patient ID Re-attending within 3 months - Adults	385	2,151	17.9%	16.4%	16.6%
% of FP17s for the same patient ID Re-attending between 3 & 9 months - Children	210	621	33.8%	55.3%	58.3%
% of FP17s for the same patient ID Re-attending between 3 & 9 months - Adults	702	2,151	32.6%	52.8%	54.0%
% of FP17s for Band 1 Urgent Courses	305	2,110	14.5%	9.3%	9.0%
% of FP17s Relating to Free Repair or Replacements	24	2,110	1.1%	0.8%	0.7%
% of FP17s Relating to Continuations	35	2,110	1.7%	1.1%	0.9%
% of Patients satisfied with the dentistry they have received	16	17	94.1%	91.1%	90.9%
% of Patients satisfied with the time they had to wait for an appointment	16	17	94.1%	89.5%	88.7%

* This is based on patients treated on this contract for their most recent course of treatment. Figures in italics indicate the base number of FP17s or Patient Questionnaire responses are less than 100. N/A is shown where the base number of responses is less than 10 during the period. % is calculated as Quantity/Base number*100

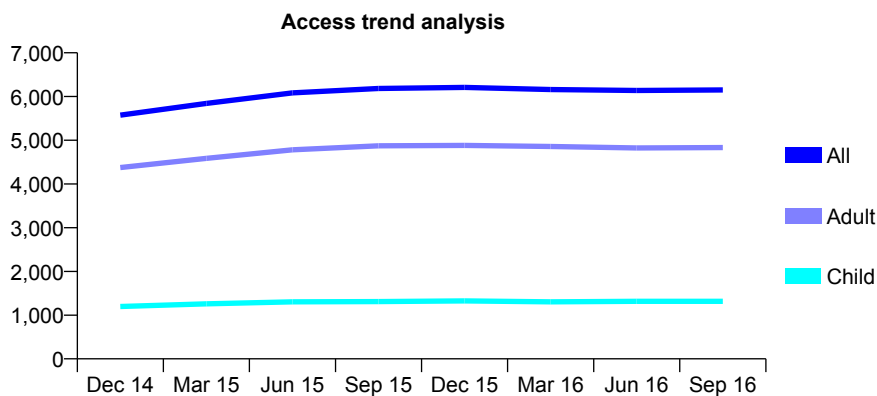
7A4 - Vital Signs At a Glance Contract Report for 781266/0001 - September 2016

Name or company name	MR AR JAMES
Contract type name	GDS Contract
Purpose of contract	General
Contract start date	01/09/2013
Contract end date	

16/17 Contracted general activity (UDA)	21,563
Carry forward general activity (UDA)	0
16/17 Contracted orthodontic activity (UOA)	0
Carry forward orthodontic activity (UOA)	0
Baseline contract value	£591,924.57

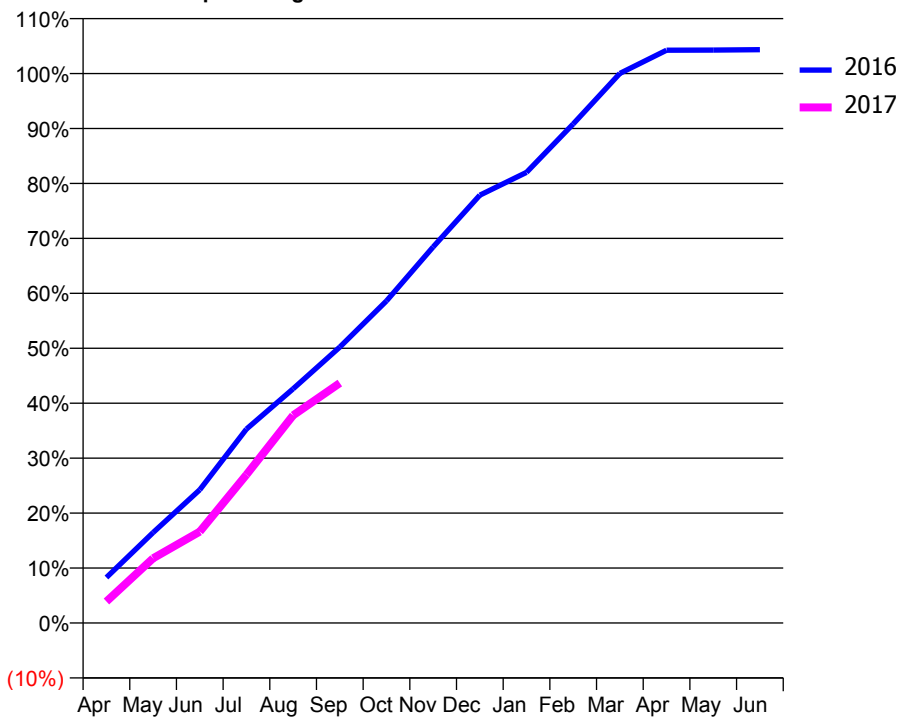
ACCESS*

Patients seen in 24 months	Total	Change since previous quarter
Quarter ending September 2015	6,184	
Quarter ending December 2015	6,207	→
Quarter ending March 2016	6,160	→
Quarter ending June 2016	6,138	→
Quarter ending September 2016	6,150	→
Variance since September 2015	(0.5%)	→



ACTIVITY

Cumulative percentage of contracted UDA delivered 2016 & 2017



Month	Adjusted Scheduled Activity (UDA)	
	2016	2017
April	1,660	845
May	3,296	2,540
June	4,853	3,587
July	7,061	5,823
August	8,526	8,151
September	10,046	9,417
October	11,725	
November	13,690	
December	15,577	
January	16,404	
February	18,164	
March	20,006	
April	20,849	
May	20,857	
June	20,872	

QUALITY

	Quantity	Base Number	Contract	LHB	Wales
% of FP17s for the same patient ID Re-attending within 3 months - Children	49	939	5.2%	9.3%	11.3%
% of FP17s for the same patient ID Re-attending within 3 months - Adults	451	3,597	12.5%	16.4%	16.6%
% of FP17s for the same patient ID Re-attending between 3 & 9 months - Children	435	939	46.3%	55.3%	58.3%
% of FP17s for the same patient ID Re-attending between 3 & 9 months - Adults	1,904	3,597	52.9%	52.8%	54.0%
% of FP17s for Band 1 Urgent Courses	258	4,135	6.2%	9.3%	9.0%
% of FP17s Relating to Free Repair or Replacements	24	4,135	0.6%	0.8%	0.7%
% of FP17s Relating to Continuations	70	4,135	1.7%	1.1%	0.9%
% of Patients satisfied with the dentistry they have received	20	20	100.0%	91.1%	90.9%
% of Patients satisfied with the time they had to wait for an appointment	19	20	95.0%	89.5%	88.7%

* This is based on patients treated on this contract for their most recent course of treatment. Figures in italics indicate the base number of FP17s or Patient Questionnaire responses are less than 100. N/A is shown where the base number of responses is less than 10 during the period. % is calculated as Quantity/Base number*100

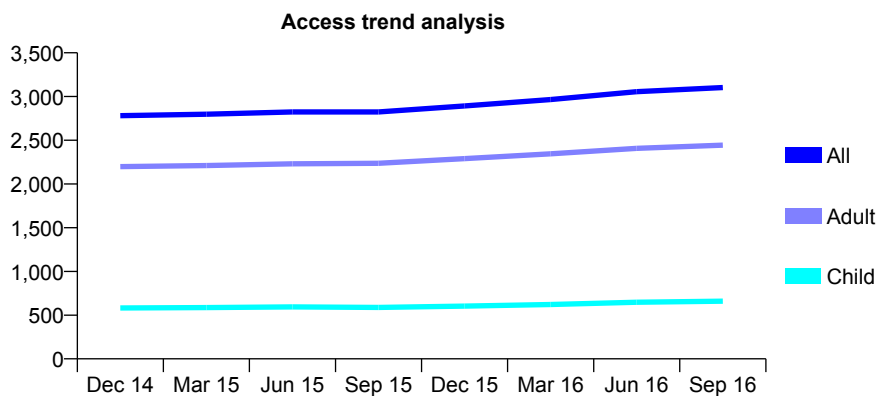
7A4 - Vital Signs At a Glance Contract Report for 808423/0001 - September 2016

Name or company name	MR HW EVANS
Contract type name	GDS Contract
Purpose of contract	General
Contract start date	01/04/2006
Contract end date	

16/17 Contracted general activity (UDA)	10,044
Carry forward general activity (UDA)	0
16/17 Contracted orthodontic activity (UOA)	0
Carry forward orthodontic activity (UOA)	0
Baseline contract value	£281,828.26

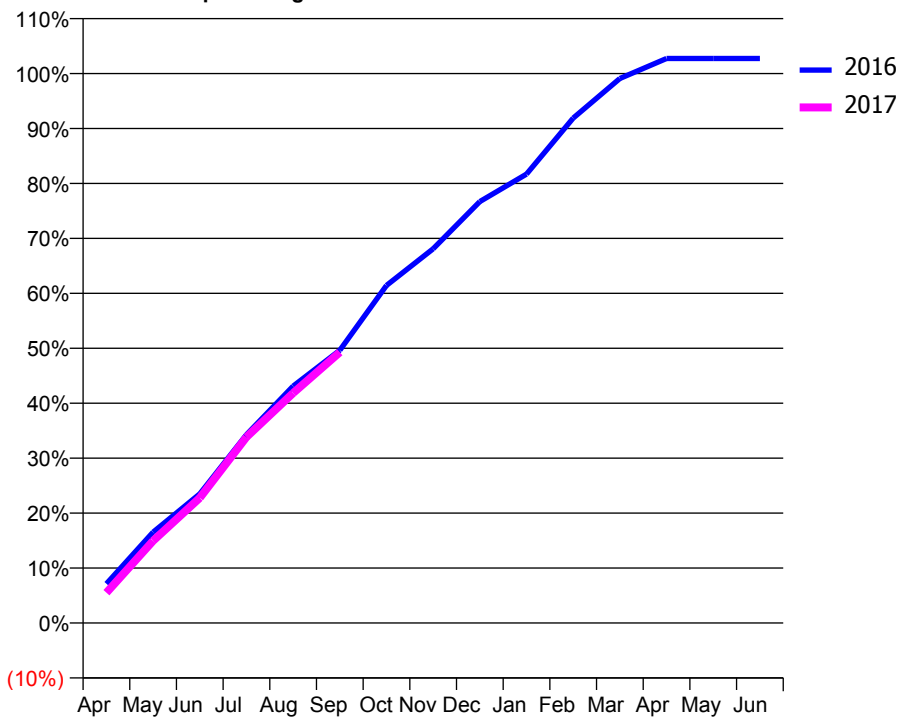
ACCESS*

Patients seen in 24 months	Total	Change since previous quarter
Quarter ending September 2015	2,824	
Quarter ending December 2015	2,893	↑
Quarter ending March 2016	2,966	↑
Quarter ending June 2016	3,055	↑
Quarter ending September 2016	3,103	→
Variance since September 2015	9.9%	↑



ACTIVITY

Cumulative percentage of contracted UDA delivered 2016 & 2017



Month	Adjusted Scheduled Activity (UDA)	
	2016	2017
April	717	555
May	1,661	1,502
June	2,362	2,289
July	3,443	3,399
August	4,330	4,203
September	4,985	4,950
October	6,171	
November	6,842	
December	7,704	
January	8,206	
February	9,230	
March	9,954	
April	10,318	
May	10,318	
June	10,318	

QUALITY

	Quantity	Base Number	Contract	LHB	Wales
% of FP17s for the same patient ID Re-attending within 3 months - Children	34	495	6.9%	9.3%	11.3%
% of FP17s for the same patient ID Re-attending within 3 months - Adults	354	2,196	16.1%	16.4%	16.6%
% of FP17s for the same patient ID Re-attending between 3 & 9 months - Children	214	495	43.2%	55.3%	58.3%
% of FP17s for the same patient ID Re-attending between 3 & 9 months - Adults	1,277	2,196	58.2%	52.8%	54.0%
% of FP17s for Band 1 Urgent Courses	231	2,531	9.1%	9.3%	9.0%
% of FP17s Relating to Free Repair or Replacements	23	2,531	0.9%	0.8%	0.7%
% of FP17s Relating to Continuations	21	2,531	0.8%	1.1%	0.9%
% of Patients satisfied with the dentistry they have received	8	8	N/A	91.1%	90.9%
% of Patients satisfied with the time they had to wait for an appointment	8	8	N/A	89.5%	88.7%

* This is based on patients treated on this contract for their most recent course of treatment. Figures in italics indicate the base number of FP17s or Patient Questionnaire responses are less than 100. N/A is shown where the base number of responses is less than 10 during the period. % is calculated as Quantity/Base number*100

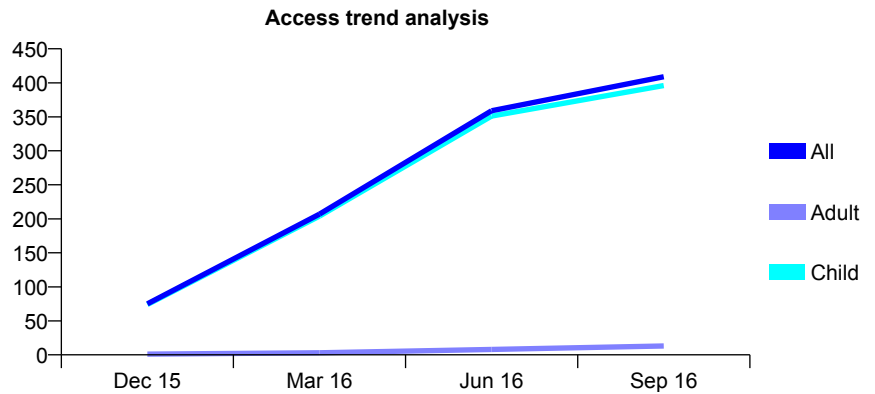
7A4 - Vital Signs At a Glance Contract Report for 820741/0002 - September 2016

Name or company name	MRS N TAAFFE
Contract type name	GDS Contract
Purpose of contract	General
Contract start date	22/11/2015
Contract end date	

16/17 Contracted general activity (UDA)	1,040
Carry forward general activity (UDA)	0
16/17 Contracted orthodontic activity (UOA)	0
Carry forward orthodontic activity (UOA)	0
Baseline contract value	£26,249.18

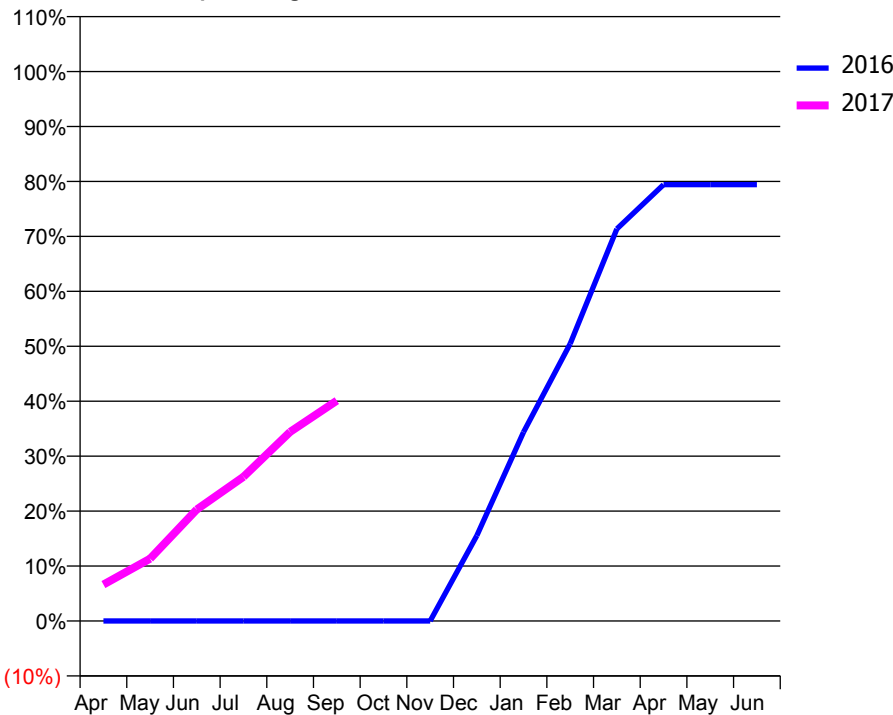
ACCESS*

Patients seen in 24 months	Total	Change since previous quarter
Quarter ending September 2015	0	
Quarter ending December 2015	75	↑
Quarter ending March 2016	207	↑
Quarter ending June 2016	359	↑
Quarter ending September 2016	409	↑
Variance since September 2015	N/A	



ACTIVITY

Cumulative percentage of contracted UDA delivered 2016 & 2017



Month	Adjusted Scheduled Activity (UDA)	
	2016	2017
April	0	69
May	0	118
June	0	211
July	0	273
August	0	358
September	0	417
October	0	
November	0	
December	58	
January	128	
February	188	
March	266	
April	296	
May	296	
June	296	

QUALITY

	Quantity	Base Number	Contract	LHB	Wales
% of FP17s for the same patient ID Re-attending within 3 months - Children	11	361	3.0%	9.3%	11.3%
% of FP17s for the same patient ID Re-attending within 3 months - Adults	0	5	0.0%	16.4%	16.6%
% of FP17s for the same patient ID Re-attending between 3 & 9 months - Children	124	361	34.3%	55.3%	58.3%
% of FP17s for the same patient ID Re-attending between 3 & 9 months - Adults	1	5	20.0%	52.8%	54.0%
% of FP17s for Band 1 Urgent Courses	0	342	0.0%	9.3%	9.0%
% of FP17s Relating to Free Repair or Replacements	0	342	0.0%	0.8%	0.7%
% of FP17s Relating to Continuations	0	342	0.0%	1.1%	0.9%
% of Patients satisfied with the dentistry they have received	0	0	N/A	91.1%	90.9%
% of Patients satisfied with the time they had to wait for an appointment	0	0	N/A	89.5%	88.7%

* This is based on patients treated on this contract for their most recent course of treatment. Figures in italics indicate the base number of FP17s or Patient Questionnaire responses are less than 100. N/A is shown where the base number of responses is less than 10 during the period. % is calculated as Quantity/Base number*100

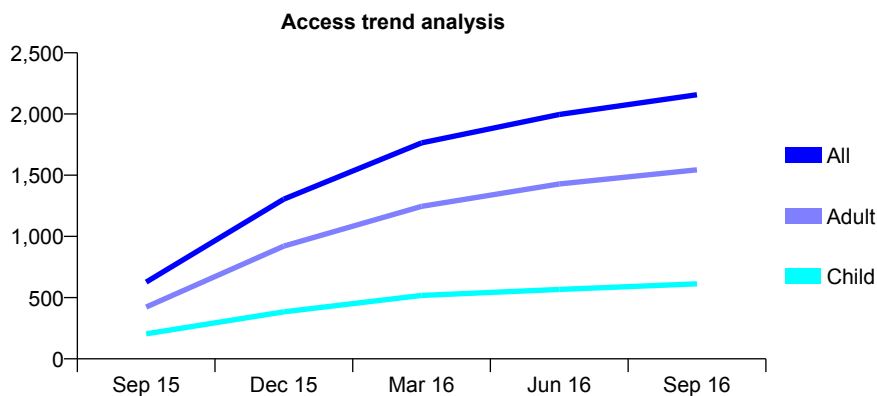
7A4 - Vital Signs At a Glance Contract Report for 838977/0004 - September 2016

Name or company name	MR HJ SAMUEL
Contract type name	GDS Contract
Purpose of contract	General
Contract start date	08/06/2015
Contract end date	

16/17 Contracted general activity (UDA)	8,000
Carry forward general activity (UDA)	0
16/17 Contracted orthodontic activity (UOA)	0
Carry forward orthodontic activity (UOA)	0
Baseline contract value	£252,393.86

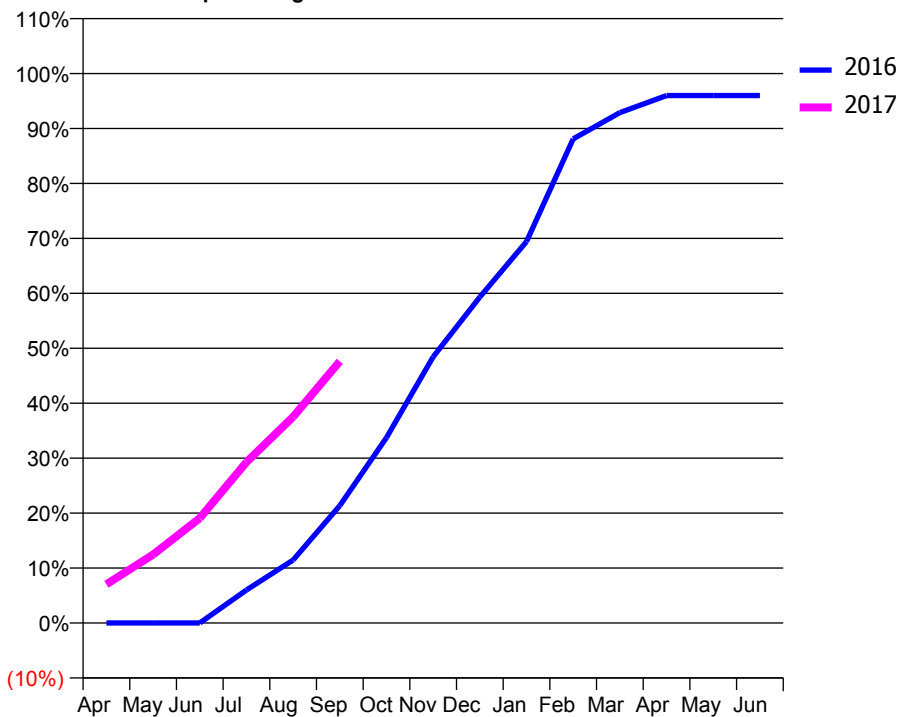
ACCESS*

Patients seen in 24 months	Total	Change since previous quarter
Quarter ending September 2015	627	
Quarter ending December 2015	1,305	↑
Quarter ending March 2016	1,764	↑
Quarter ending June 2016	1,996	↑
Quarter ending September 2016	2,157	↑
Variance since September 2015	244.0%	↑



ACTIVITY

Cumulative percentage of contracted UDA delivered 2016 & 2017



Month	Adjusted Scheduled Activity (UDA)	
	2016	2017
April	0	564
May	0	998
June	0	1,527
July	391	2,343
August	747	3,002
September	1,392	3,810
October	2,197	
November	3,154	
December	3,863	
January	4,519	
February	5,736	
March	6,048	
April	6,250	
May	6,250	
June	6,250	

QUALITY

	Quantity	Base Number	Contract	LHB	Wales
% of FP17s for the same patient ID Re-attending within 3 months - Children	48	419	11.5%	9.3%	11.3%
% of FP17s for the same patient ID Re-attending within 3 months - Adults	229	1,194	19.2%	16.4%	16.6%
% of FP17s for the same patient ID Re-attending between 3 & 9 months - Children	204	419	48.7%	55.3%	58.3%
% of FP17s for the same patient ID Re-attending between 3 & 9 months - Adults	561	1,194	47.0%	52.8%	54.0%
% of FP17s for Band 1 Urgent Courses	189	1,519	12.4%	9.3%	9.0%
% of FP17s Relating to Free Repair or Replacements	6	1,519	0.4%	0.8%	0.7%
% of FP17s Relating to Continuations	19	1,519	1.3%	1.1%	0.9%
% of Patients satisfied with the dentistry they have received	3	5	N/A	91.1%	90.9%
% of Patients satisfied with the time they had to wait for an appointment	2	5	N/A	89.5%	88.7%

* This is based on patients treated on this contract for their most recent course of treatment. Figures in italics indicate the base number of FP17s or Patient Questionnaire responses are less than 100. N/A is shown where the base number of responses is less than 10 during the period. % is calculated as Quantity/Base number*100

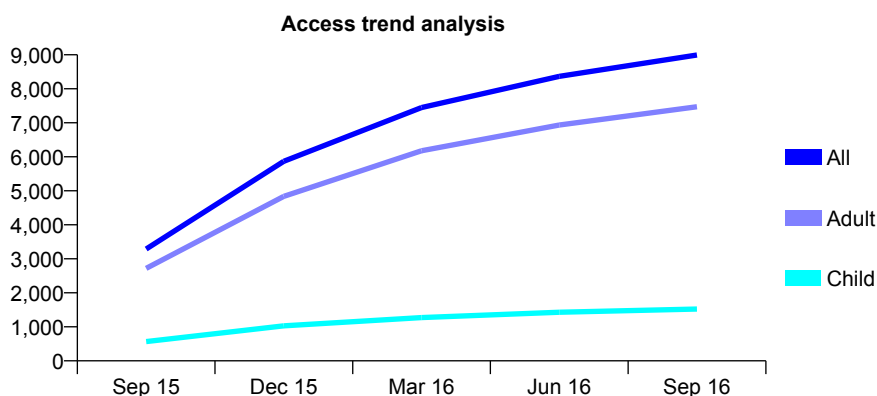
7A4 - Vital Signs At a Glance Contract Report for 838977/0005 - September 2016

Name or company name	MR HJ SAMUEL
Contract type name	GDS Contract
Purpose of contract	General
Contract start date	08/06/2015
Contract end date	

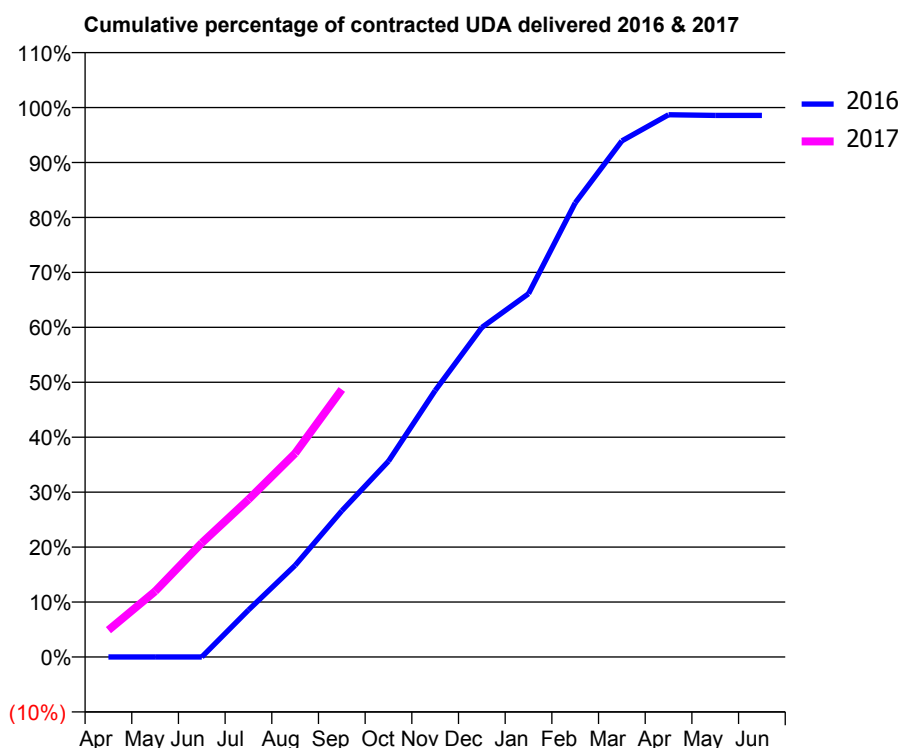
16/17 Contracted general activity (UDA)	28,960
Carry forward general activity (UDA)	0
16/17 Contracted orthodontic activity (UOA)	0
Carry forward orthodontic activity (UOA)	0
Baseline contract value	£700,327.00

ACCESS*

Patients seen in 24 months	Total	Change since previous quarter
Quarter ending September 2015	3,287	
Quarter ending December 2015	5,868	↑
Quarter ending March 2016	7,450	↑
Quarter ending June 2016	8,365	↑
Quarter ending September 2016	8,996	↑
Variance since September 2015	173.7%	↑



ACTIVITY



Month	Adjusted Scheduled Activity (UDA)	
	2016	2017
April	0	1,415
May	0	3,464
June	0	6,015
July	2,076	8,306
August	4,044	10,733
September	6,449	14,103
October	8,636	
November	11,757	
December	14,540	
January	16,027	
February	20,031	
March	22,768	
April	23,919	
May	23,892	
June	23,893	

QUALITY

	Quantity	Base Number	Contract	LHB	Wales
% of FP17s for the same patient ID Re-attending within 3 months - Children	50	1,087	4.6%	9.3%	11.3%
% of FP17s for the same patient ID Re-attending within 3 months - Adults	877	5,824	15.1%	16.4%	16.6%
% of FP17s for the same patient ID Re-attending between 3 & 9 months - Children	535	1,087	49.2%	55.3%	58.3%
% of FP17s for the same patient ID Re-attending between 3 & 9 months - Adults	2,954	5,824	50.7%	52.8%	54.0%
% of FP17s for Band 1 Urgent Courses	696	6,433	10.8%	9.3%	9.0%
% of FP17s Relating to Free Repair or Replacements	29	6,433	0.5%	0.8%	0.7%
% of FP17s Relating to Continuations	90	6,433	1.4%	1.1%	0.9%
% of Patients satisfied with the dentistry they have received	27	29	93.1%	91.1%	90.9%
% of Patients satisfied with the time they had to wait for an appointment	26	29	89.7%	89.5%	88.7%

* This is based on patients treated on this contract for their most recent course of treatment. Figures in italics indicate the base number of FP17s or Patient Questionnaire responses are less than 100. N/A is shown where the base number of responses is less than 10 during the period. % is calculated as Quantity/Base number*100

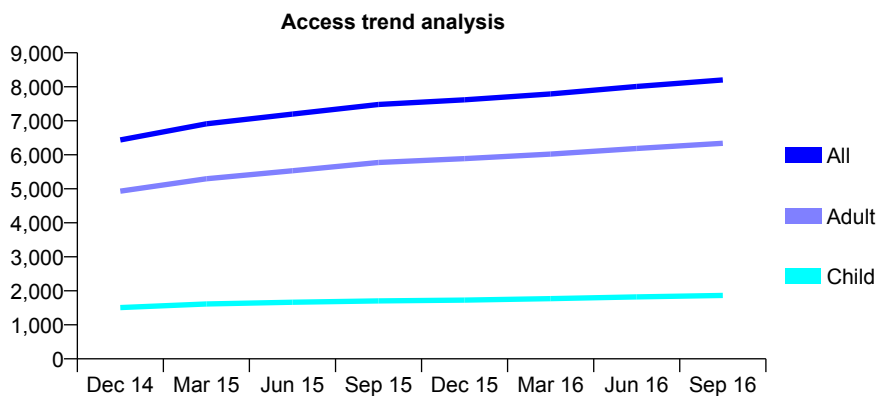
7A4 - Vital Signs At a Glance Contract Report for 840580/0001 - September 2016

Name or company name	MR OB JOYNSON
Contract type name	GDS Contract
Purpose of contract	General and Orthodontic
Contract start date	01/04/2006
Contract end date	

16/17 Contracted general activity (UDA)	28,724
Carry forward general activity (UDA)	0
16/17 Contracted orthodontic activity (UOA)	315
Carry forward orthodontic activity (UOA)	0
Baseline contract value	£648,265.03

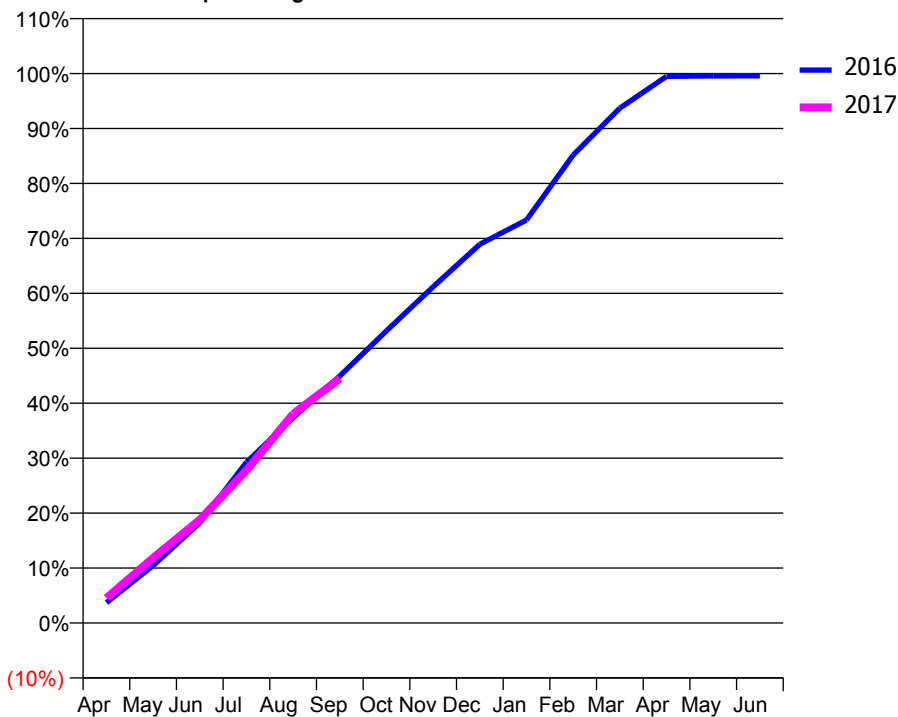
ACCESS*

Patients seen in 24 months	Total	Change since previous quarter
Quarter ending September 2015	7,480	
Quarter ending December 2015	7,619	→
Quarter ending March 2016	7,790	↑
Quarter ending June 2016	8,008	↑
Quarter ending September 2016	8,202	↑
Variance since September 2015	9.7%	↑



ACTIVITY

Cumulative percentage of contracted UDA delivered 2016 & 2017



Month	Adjusted Scheduled Activity (UDA)	
	2016	2017
April	968	1,310
May	2,742	3,402
June	4,782	5,398
July	7,666	7,987
August	9,796	10,936
September	11,781	12,784
October	13,936	
November	16,034	
December	18,062	
January	19,219	
February	22,315	
March	24,554	
April	26,067	
May	26,088	
June	26,092	

QUALITY

	Quantity	Base Number	Contract	LHB	Wales
% of FP17s for the same patient ID Re-attending within 3 months - Children	179	1,435	12.5%	9.3%	11.3%
% of FP17s for the same patient ID Re-attending within 3 months - Adults	792	4,466	17.7%	16.4%	16.6%
% of FP17s for the same patient ID Re-attending between 3 & 9 months - Children	708	1,435	49.3%	55.3%	58.3%
% of FP17s for the same patient ID Re-attending between 3 & 9 months - Adults	2,096	4,466	46.9%	52.8%	54.0%
% of FP17s for Band 1 Urgent Courses	645	5,256	12.3%	9.3%	9.0%
% of FP17s Relating to Free Repair or Replacements	47	5,256	0.9%	0.8%	0.7%
% of FP17s Relating to Continuations	52	5,256	1.0%	1.1%	0.9%
% of Patients satisfied with the dentistry they have received	35	36	97.2%	91.1%	90.9%
% of Patients satisfied with the time they had to wait for an appointment	31	36	86.1%	89.5%	88.7%

* This is based on patients treated on this contract for their most recent course of treatment. Figures in italics indicate the base number of FP17s or Patient Questionnaire responses are less than 100. N/A is shown where the base number of responses is less than 10 during the period. % is calculated as Quantity/Base number*100

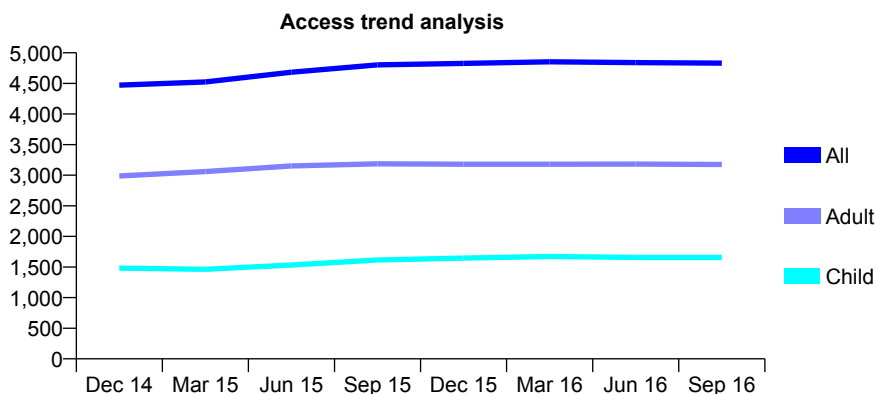
7A4 - Vital Signs At a Glance Contract Report for 844020/0001 - September 2016

Name or company name	MR X IOANNIDES
Contract type name	GDS Contract
Purpose of contract	General
Contract start date	01/10/2010
Contract end date	

16/17 Contracted general activity (UDA)	20,175
Carry forward general activity (UDA)	0
16/17 Contracted orthodontic activity (UOA)	0
Carry forward orthodontic activity (UOA)	0
Baseline contract value	£479,791.38

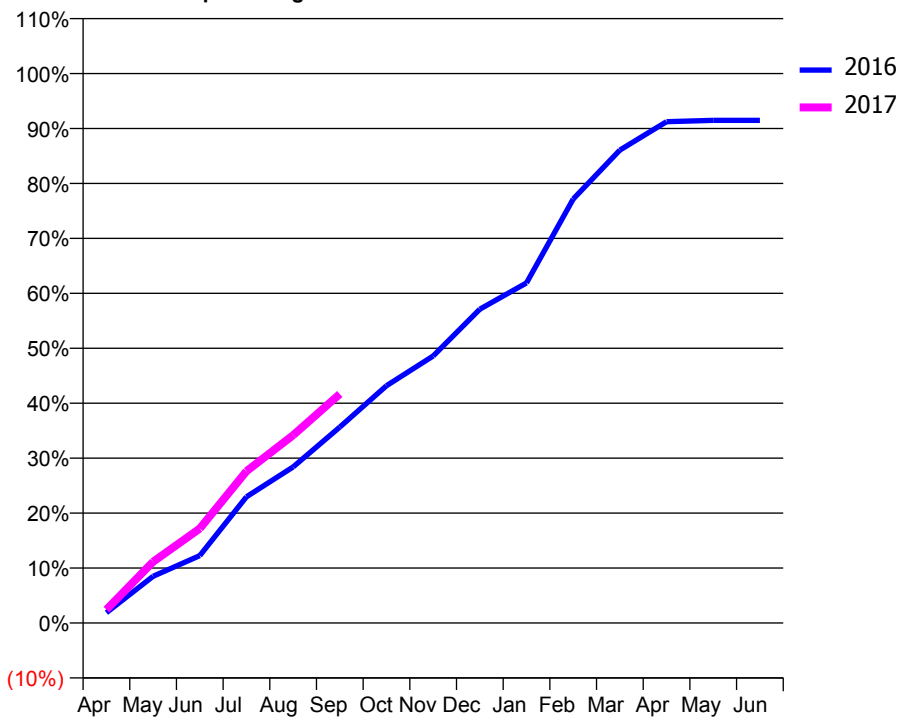
ACCESS*

Patients seen in 24 months	Total	Change since previous quarter
Quarter ending September 2015	4,802	
Quarter ending December 2015	4,826	→
Quarter ending March 2016	4,852	→
Quarter ending June 2016	4,840	→
Quarter ending September 2016	4,831	→
Variance since September 2015	0.6%	→



ACTIVITY

Cumulative percentage of contracted UDA delivered 2016 & 2017



Month	Adjusted Scheduled Activity (UDA)	
	2016	2017
April	379	491
May	1,715	2,252
June	2,474	3,469
July	4,632	5,572
August	5,732	6,897
September	7,196	8,408
October	8,713	
November	9,805	
December	11,520	
January	12,487	
February	15,567	
March	17,365	
April	18,406	
May	18,454	
June	18,455	

QUALITY

	Quantity	Base Number	Contract	LHB	Wales
% of FP17s for the same patient ID Re-attending within 3 months - Children	86	1,100	7.8%	9.3%	11.3%
% of FP17s for the same patient ID Re-attending within 3 months - Adults	374	2,235	16.7%	16.4%	16.6%
% of FP17s for the same patient ID Re-attending between 3 & 9 months - Children	567	1,100	51.5%	55.3%	58.3%
% of FP17s for the same patient ID Re-attending between 3 & 9 months - Adults	1,148	2,235	51.4%	52.8%	54.0%
% of FP17s for Band 1 Urgent Courses	205	3,033	6.8%	9.3%	9.0%
% of FP17s Relating to Free Repair or Replacements	26	3,033	0.9%	0.8%	0.7%
% of FP17s Relating to Continuations	65	3,033	2.1%	1.1%	0.9%
% of Patients satisfied with the dentistry they have received	11	11	100.0%	91.1%	90.9%
% of Patients satisfied with the time they had to wait for an appointment	10	11	90.9%	89.5%	88.7%

* This is based on patients treated on this contract for their most recent course of treatment. Figures in italics indicate the base number of FP17s or Patient Questionnaire responses are less than 100. N/A is shown where the base number of responses is less than 10 during the period. % is calculated as Quantity/Base number*100

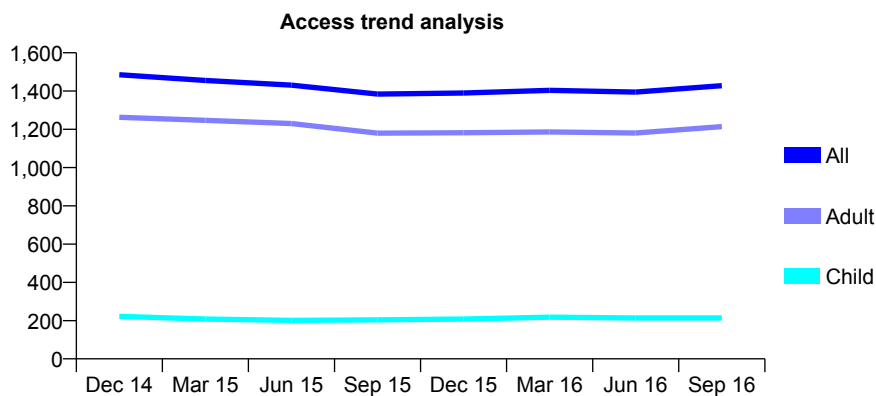
7A4 - Vital Signs At a Glance Contract Report for 918458/0001 - September 2016

Name or company name	MRS EA DAVIES
Contract type name	GDS Contract
Purpose of contract	General
Contract start date	01/04/2006
Contract end date	

16/17 Contracted general activity (UDA)	4,243
Carry forward general activity (UDA)	0
16/17 Contracted orthodontic activity (UOA)	0
Carry forward orthodontic activity (UOA)	0
Baseline contract value	£135,635.18

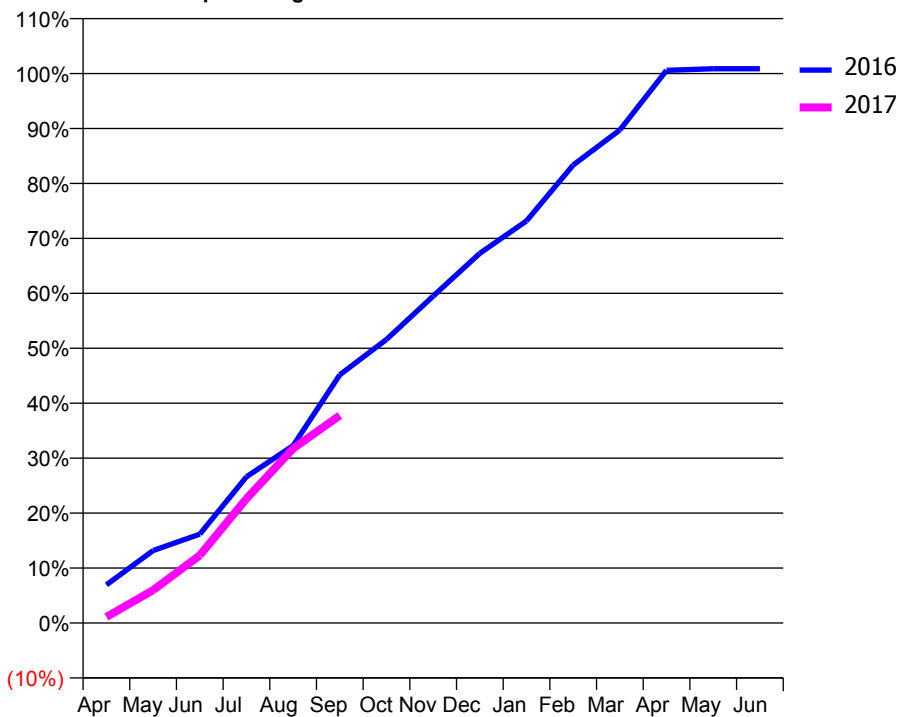
ACCESS*

Patients seen in 24 months	Total	Change since previous quarter
Quarter ending September 2015	1,384	
Quarter ending December 2015	1,390	→
Quarter ending March 2016	1,404	→
Quarter ending June 2016	1,395	→
Quarter ending September 2016	1,428	↑
Variance since September 2015	3.2%	↑



ACTIVITY

Cumulative percentage of contracted UDA delivered 2016 & 2017



Adjusted Scheduled Activity (UDA)

Month	2016	2017
April	295	46
May	559	254
June	686	523
July	1,129	960
August	1,370	1,347
September	1,916	1,603
October	2,190	
November	2,524	
December	2,855	
January	3,104	
February	3,537	
March	3,808	
April	4,267	
May	4,280	
June	4,280	

QUALITY

	Quantity	Base Number	Contract	LHB	Wales
% of FP17s for the same patient ID Re-attending within 3 months - Children	9	124	7.3%	9.3%	11.3%
% of FP17s for the same patient ID Re-attending within 3 months - Adults	119	701	17.0%	16.4%	16.6%
% of FP17s for the same patient ID Re-attending between 3 & 9 months - Children	24	124	19.4%	55.3%	58.3%
% of FP17s for the same patient ID Re-attending between 3 & 9 months - Adults	174	701	24.8%	52.8%	54.0%
% of FP17s for Band 1 Urgent Courses	24	645	3.7%	9.3%	9.0%
% of FP17s Relating to Free Repair or Replacements	14	645	2.2%	0.8%	0.7%
% of FP17s Relating to Continuations	18	645	2.8%	1.1%	0.9%
% of Patients satisfied with the dentistry they have received	10	11	90.9%	91.1%	90.9%
% of Patients satisfied with the time they had to wait for an appointment	10	11	90.9%	89.5%	88.7%

* This is based on patients treated on this contract for their most recent course of treatment. Figures in italics indicate the base number of FP17s or Patient Questionnaire responses are less than 100. N/A is shown where the base number of responses is less than 10 during the period. % is calculated as Quantity/Base number*100

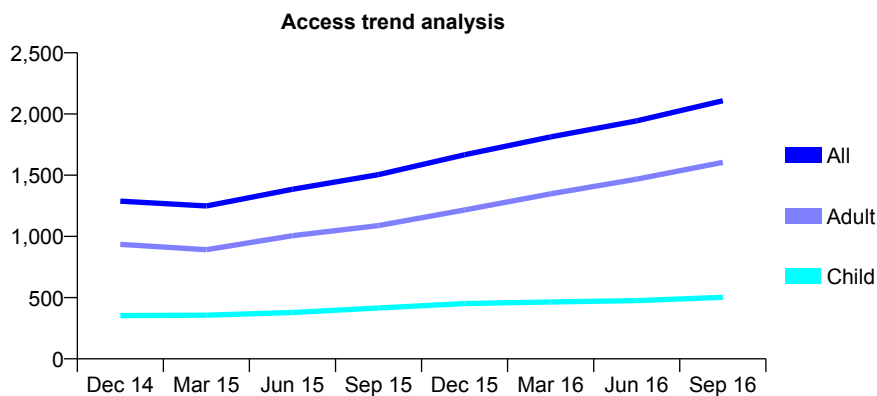
7A4 - Vital Signs At a Glance Contract Report for 919438/0001 - September 2016

Name or company name	MR PC STOCKFORD
Contract type name	GDS Contract
Purpose of contract	General
Contract start date	01/04/2006
Contract end date	

16/17 Contracted general activity (UDA)	8,593
Carry forward general activity (UDA)	0
16/17 Contracted orthodontic activity (UOA)	0
Carry forward orthodontic activity (UOA)	0
Baseline contract value	£217,052.92

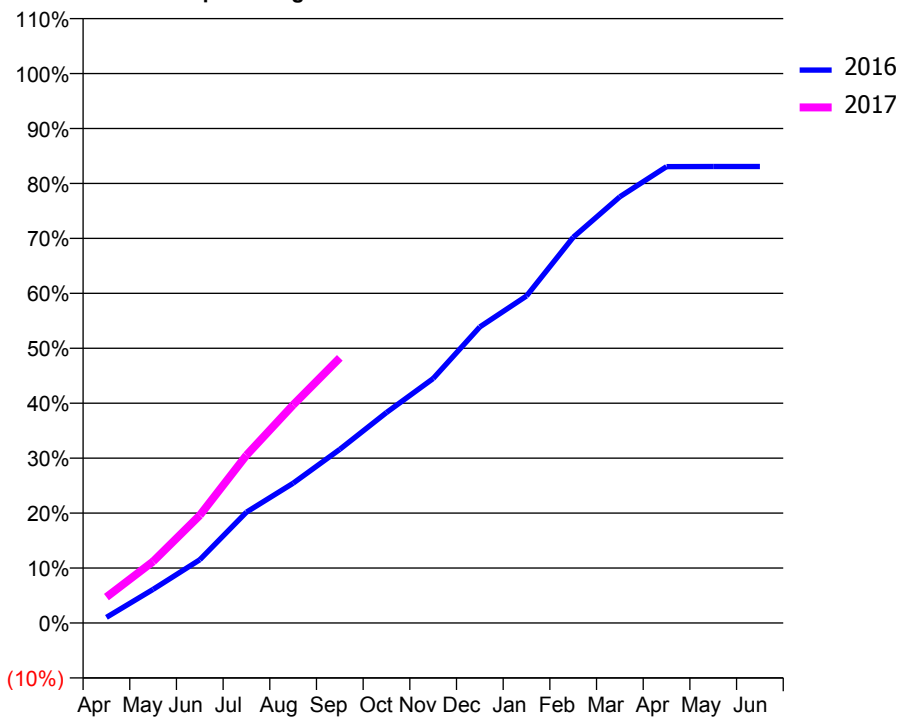
ACCESS*

Patients seen in 24 months	Total	Change since previous quarter
Quarter ending September 2015	1,505	
Quarter ending December 2015	1,667	↑
Quarter ending March 2016	1,813	↑
Quarter ending June 2016	1,944	↑
Quarter ending September 2016	2,108	↑
Variance since September 2015	40.1%	↑



ACTIVITY

Cumulative percentage of contracted UDA delivered 2016 & 2017



Adjusted Scheduled Activity (UDA)

Month	2016	2017
April	89	406
May	527	963
June	989	1,685
July	1,734	2,624
August	2,187	3,411
September	2,716	4,147
October	3,291	
November	3,824	
December	4,631	
January	5,115	
February	6,031	
March	6,666	
April	7,137	
May	7,140	
June	7,140	

QUALITY

	Quantity	Base Number	Contract	LHB	Wales
% of FP17s for the same patient ID Re-attending within 3 months - Children	38	453	8.4%	9.3%	11.3%
% of FP17s for the same patient ID Re-attending within 3 months - Adults	296	1,501	19.7%	16.4%	16.6%
% of FP17s for the same patient ID Re-attending between 3 & 9 months - Children	289	453	63.8%	55.3%	58.3%
% of FP17s for the same patient ID Re-attending between 3 & 9 months - Adults	761	1,501	50.7%	52.8%	54.0%
% of FP17s for Band 1 Urgent Courses	107	1,794	6.0%	9.3%	9.0%
% of FP17s Relating to Free Repair or Replacements	6	1,794	0.3%	0.8%	0.7%
% of FP17s Relating to Continuations	33	1,794	1.8%	1.1%	0.9%
% of Patients satisfied with the dentistry they have received	7	10	70.0%	91.1%	90.9%
% of Patients satisfied with the time they had to wait for an appointment	8	10	80.0%	89.5%	88.7%

* This is based on patients treated on this contract for their most recent course of treatment. Figures in italics indicate the base number of FP17s or Patient Questionnaire responses are less than 100. N/A is shown where the base number of responses is less than 10 during the period. % is calculated as Quantity/Base number*100

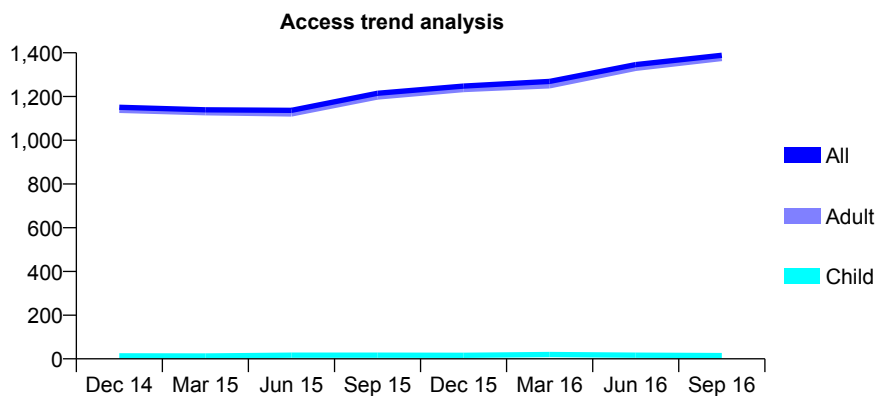
7A4 - Vital Signs At a Glance Contract Report for 919438/0005 - September 2016

Name or company name	MR PC STOCKFORD
Contract type name	PDS Contract
Purpose of contract	General
Contract start date	01/01/2011
Contract end date	31/03/2017

16/17 Contracted general activity (UDA)	2,188
Carry forward general activity (UDA)	0
16/17 Contracted orthodontic activity (UOA)	0
Carry forward orthodontic activity (UOA)	0
Baseline contract value	£58,123.94

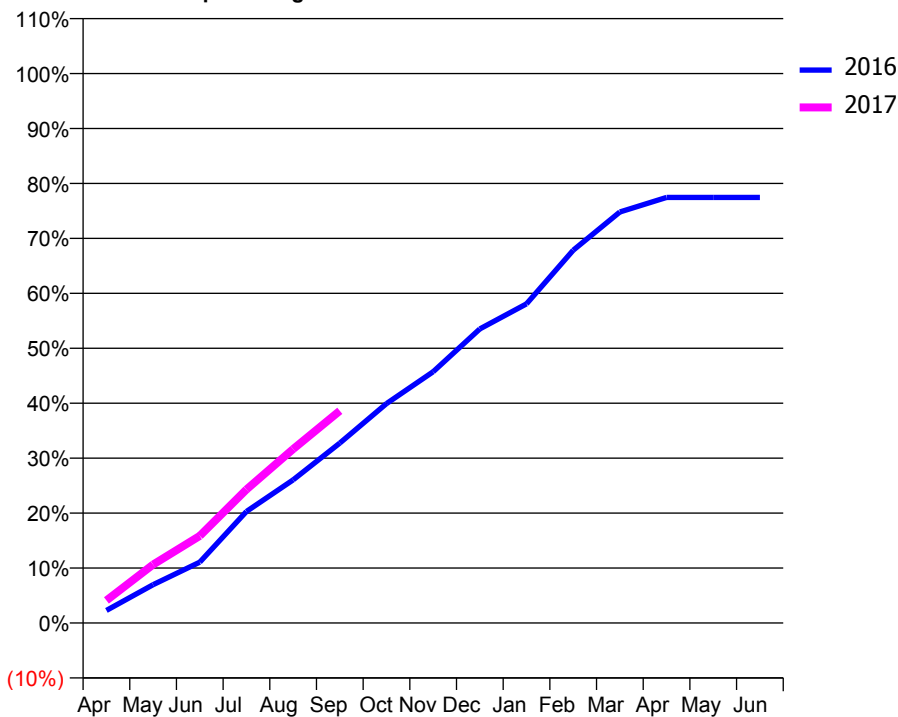
ACCESS*

Patients seen in 24 months	Total	Change since previous quarter
Quarter ending September 2015	1,215	
Quarter ending December 2015	1,248	↑
Quarter ending March 2016	1,269	→
Quarter ending June 2016	1,346	↑
Quarter ending September 2016	1,389	↑
Variance since September 2015	14.3%	↑



ACTIVITY

Cumulative percentage of contracted UDA delivered 2016 & 2017



Adjusted Scheduled Activity (UDA)

Month	2016	2017
April	50	90
May	152	233
June	242	347
July	444	532
August	570	692
September	716	845
October	874	
November	1,001	
December	1,171	
January	1,271	
February	1,484	
March	1,637	
April	1,694	
May	1,694	
June	1,694	

QUALITY

	Quantity	Base Number	Contract	LHB	Wales
% of FP17s for the same patient ID Re-attending within 3 months - Children	0	11	0.0%	9.3%	11.3%
% of FP17s for the same patient ID Re-attending within 3 months - Adults	33	741	4.5%	16.4%	16.6%
% of FP17s for the same patient ID Re-attending between 3 & 9 months - Children	0	11	0.0%	55.3%	58.3%
% of FP17s for the same patient ID Re-attending between 3 & 9 months - Adults	17	741	2.3%	52.8%	54.0%
% of FP17s for Band 1 Urgent Courses	704	704	100.0%	9.3%	9.0%
% of FP17s Relating to Free Repair or Replacements	0	704	0.0%	0.8%	0.7%
% of FP17s Relating to Continuations	0	704	0.0%	1.1%	0.9%
% of Patients satisfied with the dentistry they have received	1	2	N/A	91.1%	90.9%
% of Patients satisfied with the time they had to wait for an appointment	2	2	N/A	89.5%	88.7%

* This is based on patients treated on this contract for their most recent course of treatment. Figures in italics indicate the base number of FP17s or Patient Questionnaire responses are less than 100. N/A is shown where the base number of responses is less than 10 during the period. % is calculated as Quantity/Base number*100

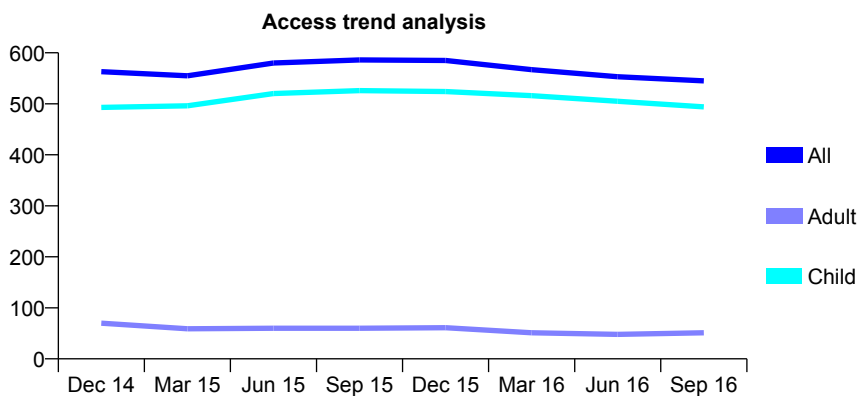
7A4 - Vital Signs At a Glance Contract Report for 927171/0001 - September 2016

Name or company name	MISS MS GIBSON
Contract type name	GDS Contract
Purpose of contract	General
Contract start date	01/04/2006
Contract end date	

16/17 Contracted general activity (UDA)	1,234
Carry forward general activity (UDA)	0
16/17 Contracted orthodontic activity (UOA)	0
Carry forward orthodontic activity (UOA)	0
Baseline contract value	£33,496.83

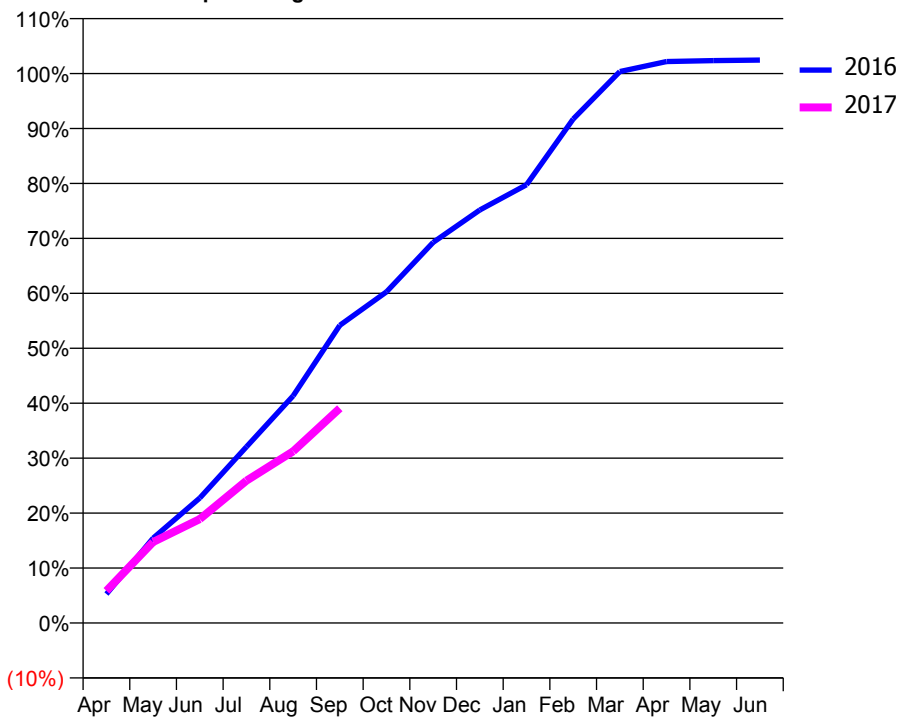
ACCESS*

Patients seen in 24 months	Total	Change since previous quarter
Quarter ending September 2015	586	
Quarter ending December 2015	585	→
Quarter ending March 2016	567	↓
Quarter ending June 2016	553	↓
Quarter ending September 2016	545	↓
Variance since September 2015	(7.0%)	↓



ACTIVITY

Cumulative percentage of contracted UDA delivered 2016 & 2017



Month	Adjusted Scheduled Activity (UDA)	
	2016	2017
April	65	72
May	191	182
June	281	233
July	396	320
August	510	386
September	668	482
October	744	
November	855	
December	928	
January	984	
February	1,132	
March	1,238	
April	1,261	
May	1,263	
June	1,264	

QUALITY

	Quantity	Base Number	Contract	LHB	Wales
% of FP17s for the same patient ID Re-attending within 3 months - Children	25	364	6.9%	9.3%	11.3%
% of FP17s for the same patient ID Re-attending within 3 months - Adults	0	18	0.0%	16.4%	16.6%
% of FP17s for the same patient ID Re-attending between 3 & 9 months - Children	259	364	71.2%	55.3%	58.3%
% of FP17s for the same patient ID Re-attending between 3 & 9 months - Adults	15	18	83.3%	52.8%	54.0%
% of FP17s for Band 1 Urgent Courses	16	365	4.4%	9.3%	9.0%
% of FP17s Relating to Free Repair or Replacements	0	365	0.0%	0.8%	0.7%
% of FP17s Relating to Continuations	0	365	0.0%	1.1%	0.9%
% of Patients satisfied with the dentistry they have received	4	4	N/A	91.1%	90.9%
% of Patients satisfied with the time they had to wait for an appointment	4	4	N/A	89.5%	88.7%

* This is based on patients treated on this contract for their most recent course of treatment. Figures in italics indicate the base number of FP17s or Patient Questionnaire responses are less than 100. N/A is shown where the base number of responses is less than 10 during the period. % is calculated as Quantity/Base number*100

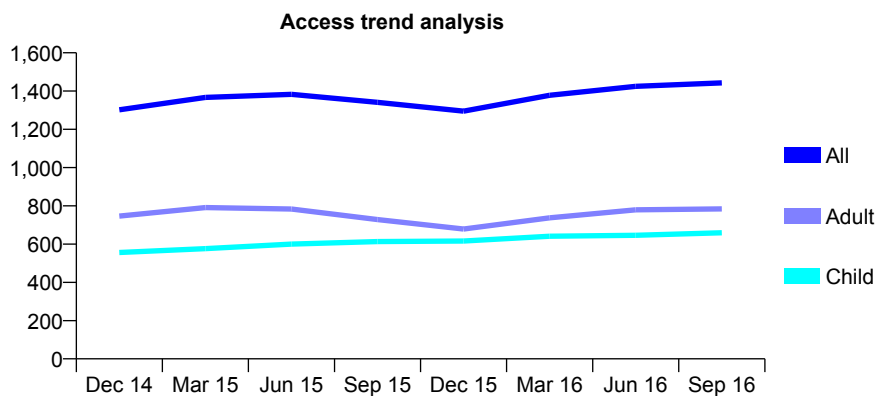
7A4 - Vital Signs At a Glance Contract Report for 965588/0001 - September 2016

Name or company name	MS V KOLAH I
Contract type name	GDS Contract
Purpose of contract	General
Contract start date	26/07/2007
Contract end date	

16/17 Contracted general activity (UDA)	2,091
Carry forward general activity (UDA)	0
16/17 Contracted orthodontic activity (UOA)	0
Carry forward orthodontic activity (UOA)	0
Baseline contract value	£51,254.78

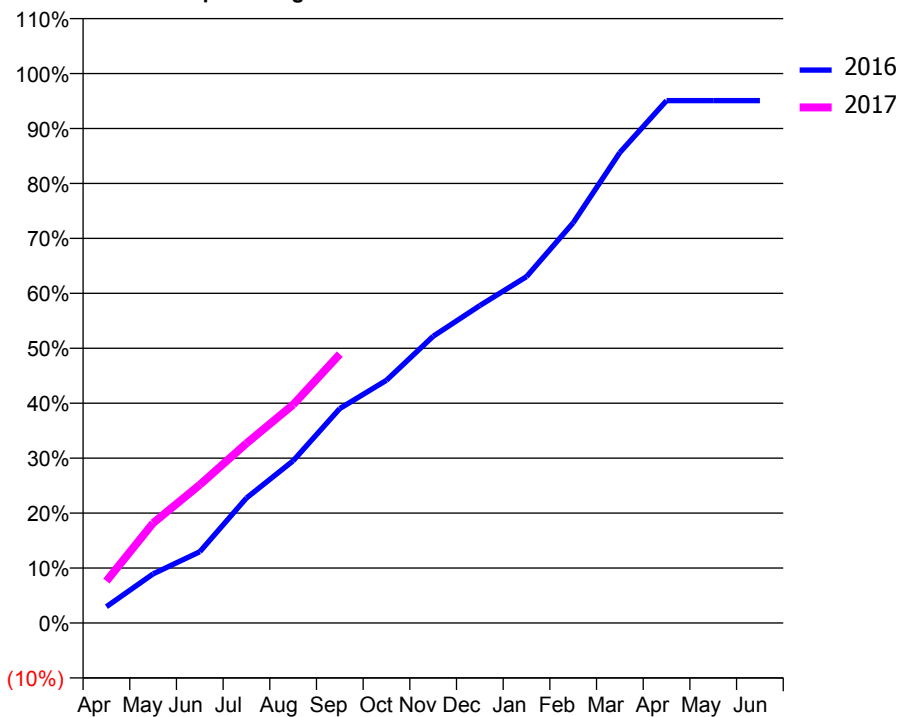
ACCESS*

Patients seen in 24 months	Total	Change since previous quarter
Quarter ending September 2015	1,341	
Quarter ending December 2015	1,295	↓
Quarter ending March 2016	1,378	↑
Quarter ending June 2016	1,425	↑
Quarter ending September 2016	1,443	→
Variance since September 2015	7.6%	↑



ACTIVITY

Cumulative percentage of contracted UDA delivered 2016 & 2017



Adjusted Scheduled Activity (UDA)

Month	2016	2017
April	62	160
May	187	380
June	271	526
July	476	684
August	617	831
September	816	1,023
October	924	
November	1,091	
December	1,208	
January	1,318	
February	1,523	
March	1,790	
April	1,988	
May	1,988	
June	1,988	

QUALITY

	Quantity	Base Number	Contract	LHB	Wales
% of FP17s for the same patient ID Re-attending within 3 months - Children	26	489	5.3%	9.3%	11.3%
% of FP17s for the same patient ID Re-attending within 3 months - Adults	20	357	5.6%	16.4%	16.6%
% of FP17s for the same patient ID Re-attending between 3 & 9 months - Children	280	489	57.3%	55.3%	58.3%
% of FP17s for the same patient ID Re-attending between 3 & 9 months - Adults	94	357	26.3%	52.8%	54.0%
% of FP17s for Band 1 Urgent Courses	27	716	3.8%	9.3%	9.0%
% of FP17s Relating to Free Repair or Replacements	1	716	0.1%	0.8%	0.7%
% of FP17s Relating to Continuations	5	716	0.7%	1.1%	0.9%
% of Patients satisfied with the dentistry they have received	3	3	N/A	91.1%	90.9%
% of Patients satisfied with the time they had to wait for an appointment	3	3	N/A	89.5%	88.7%

* This is based on patients treated on this contract for their most recent course of treatment. Figures in italics indicate the base number of FP17s or Patient Questionnaire responses are less than 100. N/A is shown where the base number of responses is less than 10 during the period. % is calculated as Quantity/Base number*100

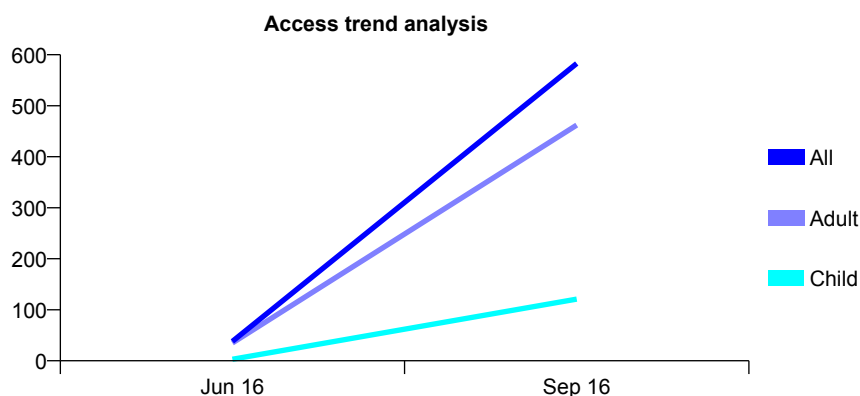
7A5 - Vital Signs At a Glance Contract Report for 100142/0000 - September 2016

Name or company name	MR SJ BOWSHER
Contract type name	GDS Contract
Purpose of contract	General
Contract start date	30/05/2016
Contract end date	

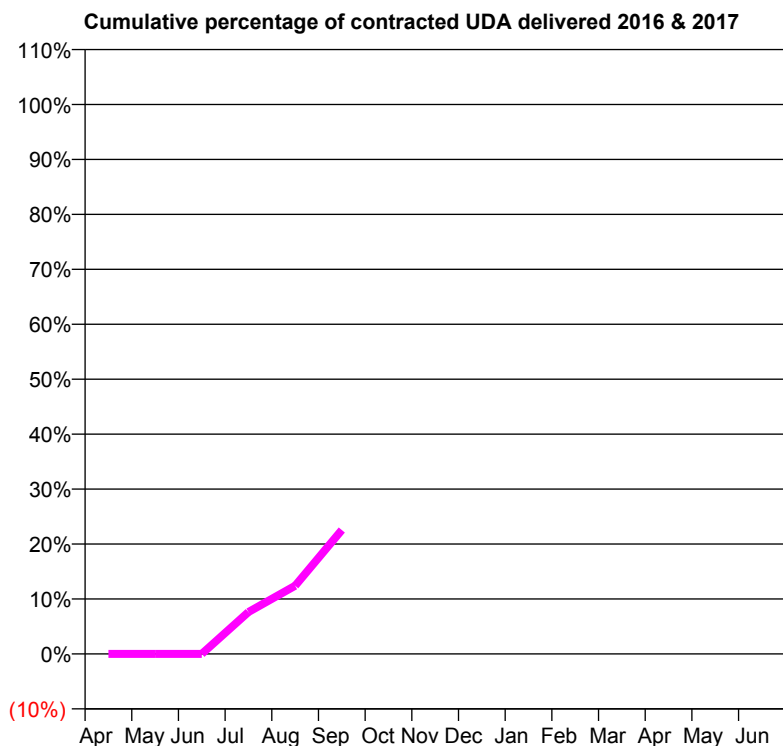
16/17 Contracted general activity (UDA)	6,039
Carry forward general activity (UDA)	0
16/17 Contracted orthodontic activity (UOA)	0
Carry forward orthodontic activity (UOA)	0
Baseline contract value	£143,944.00

ACCESS*

Patients seen in 24 months	Total	Change since previous quarter
Quarter ending September 2015	0	
Quarter ending December 2015	0	
Quarter ending March 2016	0	
Quarter ending June 2016	38	↑
Quarter ending September 2016	583	↑
Variance since September 2015	N/A	



ACTIVITY



Month	Adjusted Scheduled Activity (UDA)	
	2016	2017
April	0	0
May	0	0
June	0	0
July	0	461
August	0	749
September	0	1,362
October	0	
November	0	
December	0	
January	0	
February	0	
March	0	
April	0	
May	0	
June	0	

QUALITY

	Quantity	Base Number	Contract	LHB	Wales
% of FP17s for the same patient ID Re-attending within 3 months - Children	0	109	0.0%	7.2%	11.3%
% of FP17s for the same patient ID Re-attending within 3 months - Adults	7	470	1.5%	14.1%	16.6%
% of FP17s for the same patient ID Re-attending between 3 & 9 months - Children	0	109	0.0%	53.9%	58.3%
% of FP17s for the same patient ID Re-attending between 3 & 9 months - Adults	0	470	0.0%	51.0%	54.0%
% of FP17s for Band 1 Urgent Courses	69	579	11.9%	9.1%	9.0%
% of FP17s Relating to Free Repair or Replacements	0	579	0.0%	0.6%	0.7%
% of FP17s Relating to Continuations	0	579	0.0%	0.7%	0.9%
% of Patients satisfied with the dentistry they have received	0	0	N/A	91.4%	90.9%
% of Patients satisfied with the time they had to wait for an appointment	0	0	N/A	91.4%	88.7%

* This is based on patients treated on this contract for their most recent course of treatment. Figures in italics indicate the base number of FP17s or Patient Questionnaire responses are less than 100. N/A is shown where the base number of responses is less than 10 during the period. % is calculated as Quantity/Base number*100

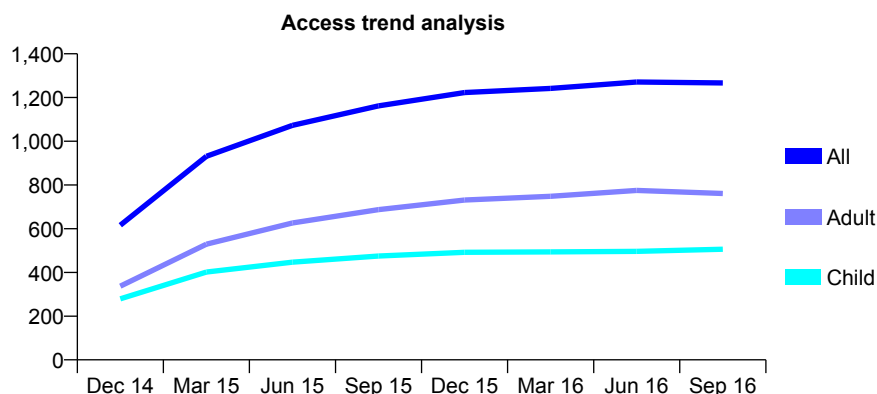
7A5 - Vital Signs At a Glance Contract Report for 102660/0001 - September 2016

Name or company name	Brilliant Dental Care
Contract type name	GDS Contract
Purpose of contract	General and Orthodontic
Contract start date	01/06/2014
Contract end date	

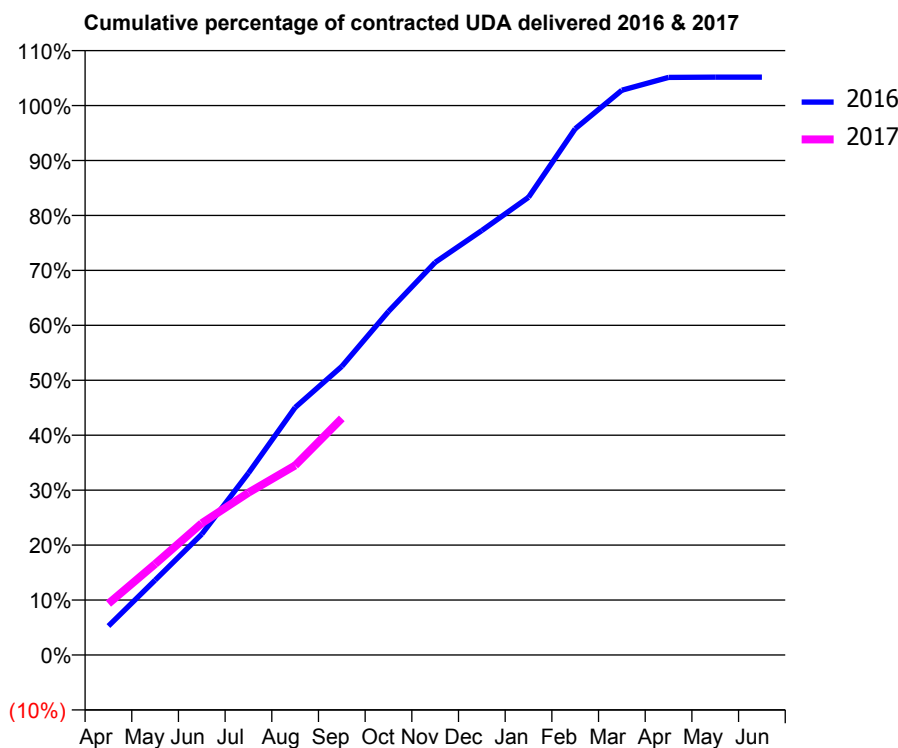
16/17 Contracted general activity (UDA)	3,500
Carry forward general activity (UDA)	-171
16/17 Contracted orthodontic activity (UOA)	57
Carry forward orthodontic activity (UOA)	-3
Baseline contract value	£87,122.17

ACCESS*

Patients seen in 24 months	Total	Change since previous quarter
Quarter ending September 2015	1,162	
Quarter ending December 2015	1,223	↑
Quarter ending March 2016	1,242	→
Quarter ending June 2016	1,271	↑
Quarter ending September 2016	1,267	→
Variance since September 2015	9.0%	↑



ACTIVITY



Month	Adjusted Scheduled Activity (UDA)	
	2016	2017
April	185	328
May	477	580
June	770	840
July	1,159	1,034
August	1,577	1,207
September	1,838	1,507
October	2,189	
November	2,501	
December	2,704	
January	2,916	
February	3,352	
March	3,598	
April	3,679	
May	3,681	
June	3,681	

QUALITY

	Quantity	Base Number	Contract	LHB	Wales
% of FP17s for the same patient ID Re-attending within 3 months - Children	13	340	3.8%	7.2%	11.3%
% of FP17s for the same patient ID Re-attending within 3 months - Adults	49	423	11.6%	14.1%	16.6%
% of FP17s for the same patient ID Re-attending between 3 & 9 months - Children	187	340	55.0%	53.9%	58.3%
% of FP17s for the same patient ID Re-attending between 3 & 9 months - Adults	232	423	54.8%	51.0%	54.0%
% of FP17s for Band 1 Urgent Courses	49	711	6.9%	9.1%	9.0%
% of FP17s Relating to Free Repair or Replacements	5	711	0.7%	0.6%	0.7%
% of FP17s Relating to Continuations	6	711	0.8%	0.7%	0.9%
% of Patients satisfied with the dentistry they have received	3	4	N/A	91.4%	90.9%
% of Patients satisfied with the time they had to wait for an appointment	3	4	N/A	91.4%	88.7%

* This is based on patients treated on this contract for their most recent course of treatment. Figures in italics indicate the base number of FP17s or Patient Questionnaire responses are less than 100. N/A is shown where the base number of responses is less than 10 during the period. % is calculated as Quantity/Base number*100

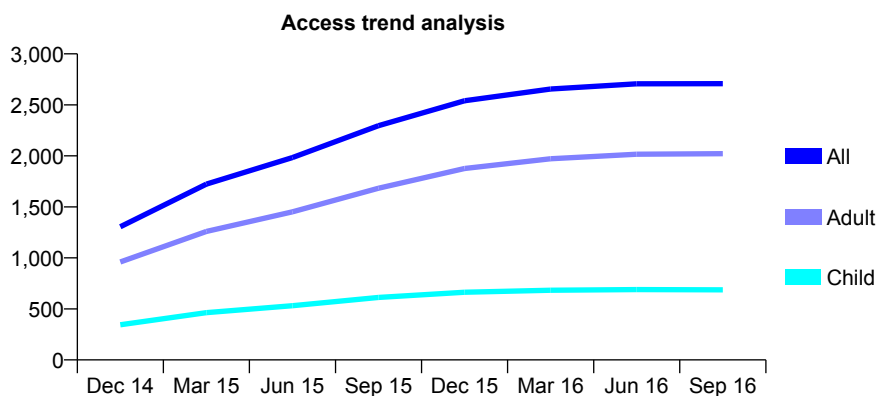
7A5 - Vital Signs At a Glance Contract Report for 105333/0001 - September 2016

Name or company name	Beddau Dental Practice
Contract type name	GDS Contract
Purpose of contract	General
Contract start date	01/06/2014
Contract end date	

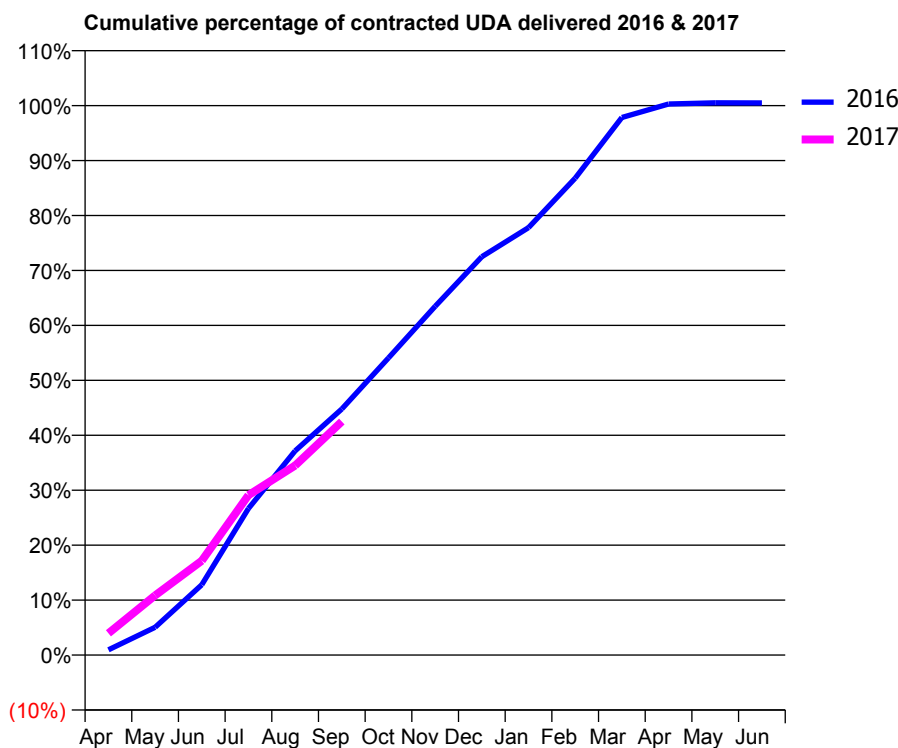
16/17 Contracted general activity (UDA)	8,500
Carry forward general activity (UDA)	191
16/17 Contracted orthodontic activity (UOA)	0
Carry forward orthodontic activity (UOA)	0
Baseline contract value	£202,347.90

ACCESS*

Patients seen in 24 months	Total	Change since previous quarter
Quarter ending September 2015	2,296	
Quarter ending December 2015	2,540	↑
Quarter ending March 2016	2,655	↑
Quarter ending June 2016	2,706	→
Quarter ending September 2016	2,708	→
Variance since September 2015	17.9%	↑



ACTIVITY



Month	Adjusted Scheduled Activity (UDA)	
	2016	2017
April	81	338
May	429	923
June	1,089	1,458
July	2,268	2,473
August	3,160	2,933
September	3,807	3,612
October	4,597	
November	5,396	
December	6,162	
January	6,611	
February	7,378	
March	8,315	
April	8,524	
May	8,542	
June	8,541	

QUALITY

	Quantity	Base Number	Contract	LHB	Wales
% of FP17s for the same patient ID Re-attending within 3 months - Children	13	438	3.0%	7.2%	11.3%
% of FP17s for the same patient ID Re-attending within 3 months - Adults	132	1,285	10.3%	14.1%	16.6%
% of FP17s for the same patient ID Re-attending between 3 & 9 months - Children	220	438	50.2%	53.9%	58.3%
% of FP17s for the same patient ID Re-attending between 3 & 9 months - Adults	698	1,285	54.3%	51.0%	54.0%
% of FP17s for Band 1 Urgent Courses	60	1,606	3.7%	9.1%	9.0%
% of FP17s Relating to Free Repair or Replacements	12	1,606	0.7%	0.6%	0.7%
% of FP17s Relating to Continuations	11	1,606	0.7%	0.7%	0.9%
% of Patients satisfied with the dentistry they have received	11	13	84.6%	91.4%	90.9%
% of Patients satisfied with the time they had to wait for an appointment	13	13	100.0%	91.4%	88.7%

* This is based on patients treated on this contract for their most recent course of treatment. Figures in italics indicate the base number of FP17s or Patient Questionnaire responses are less than 100. N/A is shown where the base number of responses is less than 10 during the period. % is calculated as Quantity/Base number*100

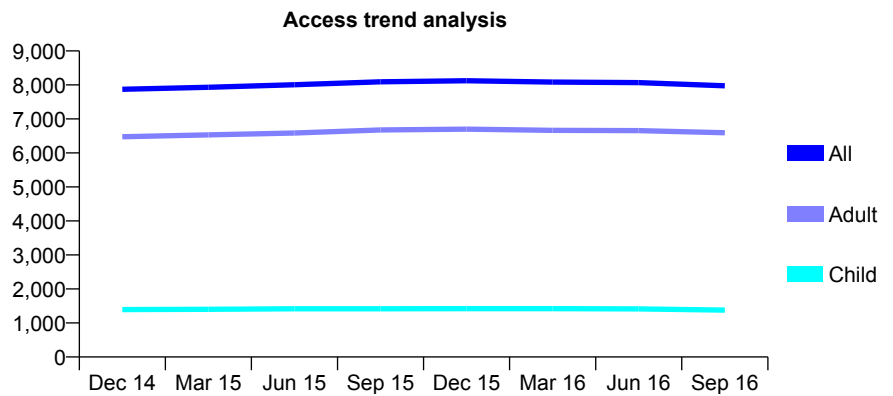
7A5 - Vital Signs At a Glance Contract Report for 106887/0001 - September 2016

Name or company name	Morgan Street Dental Practice
Contract type name	GDS Contract
Purpose of contract	General
Contract start date	01/04/2010
Contract end date	

16/17 Contracted general activity (UDA)	25,816
Carry forward general activity (UDA)	17
16/17 Contracted orthodontic activity (UOA)	0
Carry forward orthodontic activity (UOA)	0
Baseline contract value	£614,561.16

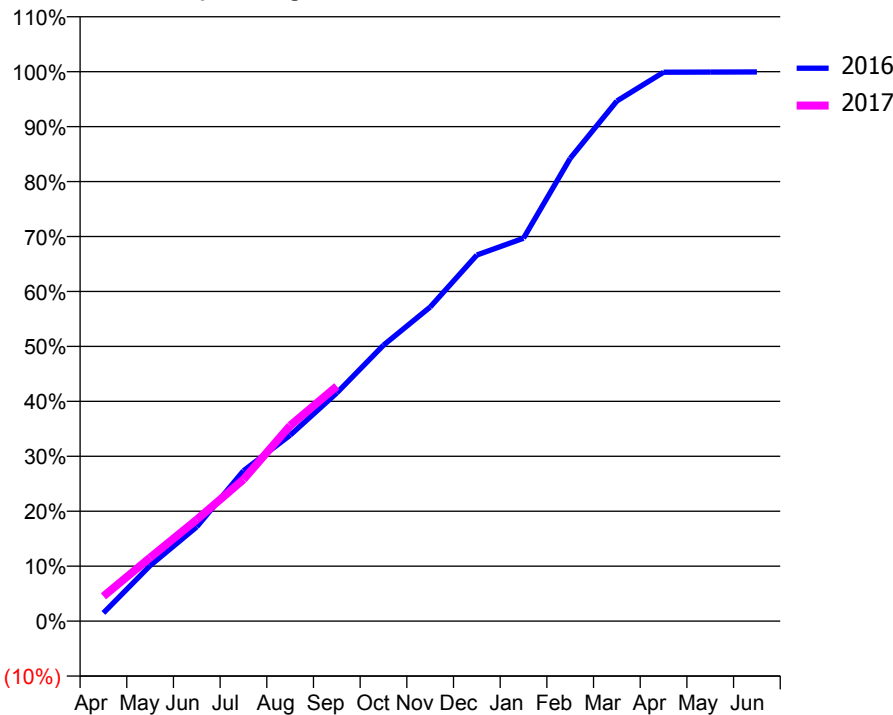
ACCESS*

Patients seen in 24 months	Total	Change since previous quarter
Quarter ending September 2015	8,094	
Quarter ending December 2015	8,122	→
Quarter ending March 2016	8,083	→
Quarter ending June 2016	8,067	→
Quarter ending September 2016	7,973	↓
Variance since September 2015	(1.5%)	↓



ACTIVITY

Cumulative percentage of contracted UDA delivered 2016 & 2017



QUALITY

	Quantity	Base Number	Contract	LHB	Wales
% of FP17s for the same patient ID Re-attending within 3 months - Children	127	1,122	11.3%	7.2%	11.3%
% of FP17s for the same patient ID Re-attending within 3 months - Adults	971	5,421	17.9%	14.1%	16.6%
% of FP17s for the same patient ID Re-attending between 3 & 9 months - Children	707	1,122	63.0%	53.9%	58.3%
% of FP17s for the same patient ID Re-attending between 3 & 9 months - Adults	3,231	5,421	59.6%	51.0%	54.0%
% of FP17s for Band 1 Urgent Courses	536	5,935	9.0%	9.1%	9.0%
% of FP17s Relating to Free Repair or Replacements	23	5,935	0.4%	0.6%	0.7%
% of FP17s Relating to Continuations	21	5,935	0.4%	0.7%	0.9%
% of Patients satisfied with the dentistry they have received	45	50	90.0%	91.4%	90.9%
% of Patients satisfied with the time they had to wait for an appointment	43	50	86.0%	91.4%	88.7%

* This is based on patients treated on this contract for their most recent course of treatment. Figures in italics indicate the base number of FP17s or Patient Questionnaire responses are less than 100. N/A is shown where the base number of responses is less than 10 during the period. % is calculated as Quantity/Base number*100

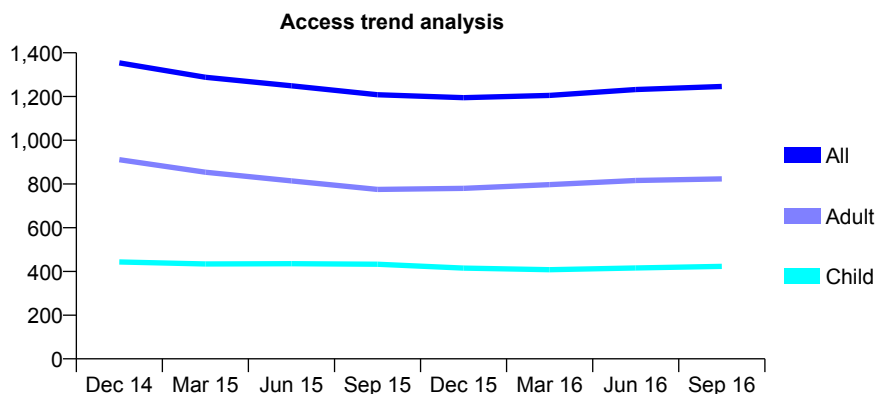
7A5 - Vital Signs At a Glance Contract Report for 108146/0001 - September 2016

Name or company name	Colden Larch Ltd
Contract type name	GDS Contract
Purpose of contract	General
Contract start date	01/10/2009
Contract end date	

16/17 Contracted general activity (UDA)	3,710
Carry forward general activity (UDA)	6
16/17 Contracted orthodontic activity (UOA)	0
Carry forward orthodontic activity (UOA)	0
Baseline contract value	£52,786.82

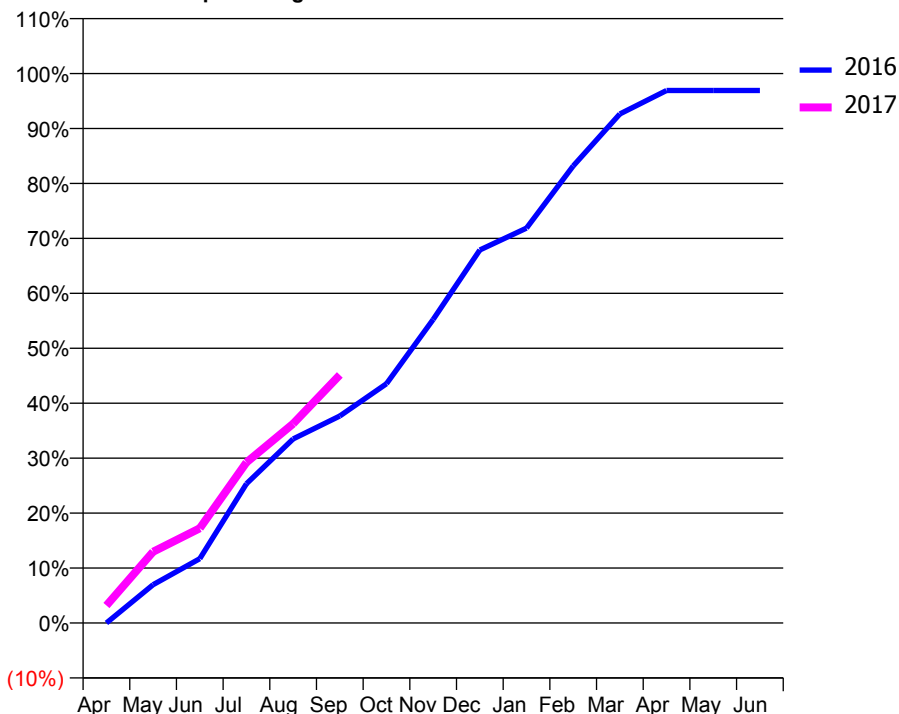
ACCESS*

Patients seen in 24 months	Total	Change since previous quarter
Quarter ending September 2015	1,208	
Quarter ending December 2015	1,195	↓
Quarter ending March 2016	1,205	→
Quarter ending June 2016	1,232	↑
Quarter ending September 2016	1,246	→
Variance since September 2015	3.1%	↑



ACTIVITY

Cumulative percentage of contracted UDA delivered 2016 & 2017



Month	Adjusted Scheduled Activity (UDA)	
	2016	2017
April	0	118
May	259	481
June	434	640
July	940	1,085
August	1,243	1,345
September	1,398	1,675
October	1,615	
November	2,049	
December	2,519	
January	2,666	
February	3,086	
March	3,437	
April	3,596	
May	3,596	
June	3,596	

QUALITY

	Quantity	Base Number	Contract	LHB	Wales
% of FP17s for the same patient ID Re-attending within 3 months - Children	30	288	10.4%	7.2%	11.3%
% of FP17s for the same patient ID Re-attending within 3 months - Adults	60	387	15.5%	14.1%	16.6%
% of FP17s for the same patient ID Re-attending between 3 & 9 months - Children	91	288	31.6%	53.9%	58.3%
% of FP17s for the same patient ID Re-attending between 3 & 9 months - Adults	117	387	30.2%	51.0%	54.0%
% of FP17s for Band 1 Urgent Courses	66	603	10.9%	9.1%	9.0%
% of FP17s Relating to Free Repair or Replacements	2	603	0.3%	0.6%	0.7%
% of FP17s Relating to Continuations	5	603	0.8%	0.7%	0.9%
% of Patients satisfied with the dentistry they have received	2	2	N/A	91.4%	90.9%
% of Patients satisfied with the time they had to wait for an appointment	2	2	N/A	91.4%	88.7%

* This is based on patients treated on this contract for their most recent course of treatment. Figures in italics indicate the base number of FP17s or Patient Questionnaire responses are less than 100. N/A is shown where the base number of responses is less than 10 during the period. % is calculated as Quantity/Base number*100

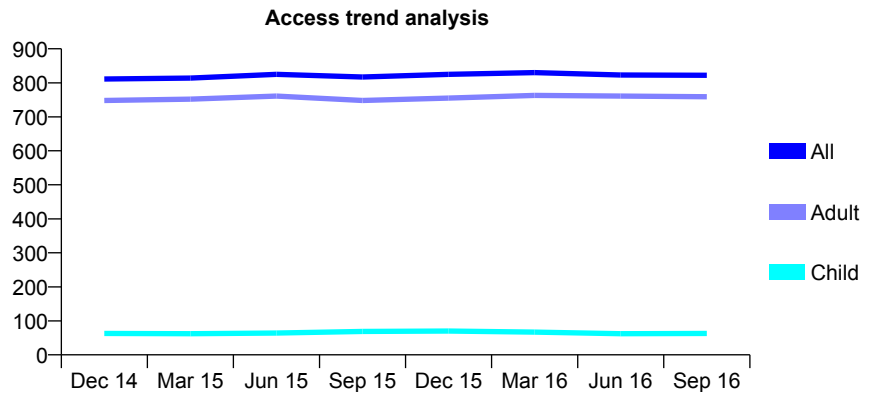
7A5 - Vital Signs At a Glance Contract Report for 108200/0004 - September 2016

Name or company name	Cardiff & Vale University Health Board
Contract type name	PDS Contract
Purpose of contract	General
Contract start date	01/04/2006
Contract end date	31/03/2018

16/17 Contracted general activity (UDA)	2,209
Carry forward general activity (UDA)	135
16/17 Contracted orthodontic activity (UOA)	0
Carry forward orthodontic activity (UOA)	0
Baseline contract value	£60,232.05

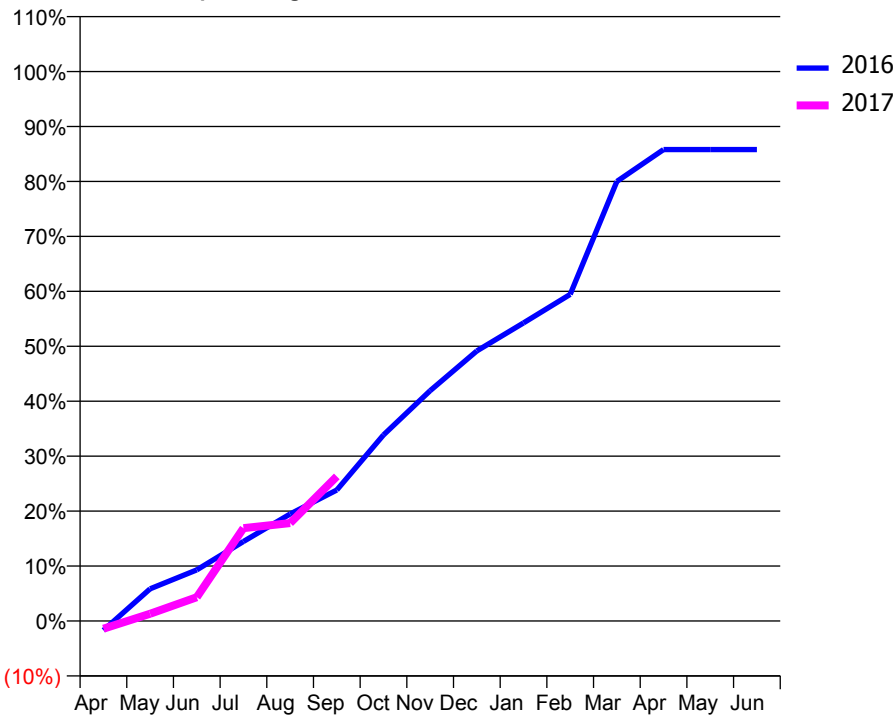
ACCESS*

Patients seen in 24 months	Total	Change since previous quarter
Quarter ending September 2015	817	
Quarter ending December 2015	825	→
Quarter ending March 2016	830	→
Quarter ending June 2016	823	→
Quarter ending September 2016	822	→
Variance since September 2015	0.6%	→



ACTIVITY

Cumulative percentage of contracted UDA delivered 2016 & 2017



Month	Adjusted Scheduled Activity (UDA)	
	2016	2017
April	-38	-32
May	130	29
June	205	96
July	320	373
August	430	394
September	527	582
October	748	
November	926	
December	1,086	
January	1,199	
February	1,313	
March	1,767	
April	1,895	
May	1,895	
June	1,895	

QUALITY

	Quantity	Base Number	Contract	LHB	Wales
% of FP17s for the same patient ID Re-attending within 3 months - Children	1	42	2.4%	7.2%	11.3%
% of FP17s for the same patient ID Re-attending within 3 months - Adults	73	443	16.5%	14.1%	16.6%
% of FP17s for the same patient ID Re-attending between 3 & 9 months - Children	25	42	59.5%	53.9%	58.3%
% of FP17s for the same patient ID Re-attending between 3 & 9 months - Adults	187	443	42.2%	51.0%	54.0%
% of FP17s for Band 1 Urgent Courses	88	406	21.7%	9.1%	9.0%
% of FP17s Relating to Free Repair or Replacements	1	406	0.2%	0.6%	0.7%
% of FP17s Relating to Continuations	4	406	1.0%	0.7%	0.9%
% of Patients satisfied with the dentistry they have received	7	8	N/A	91.4%	90.9%
% of Patients satisfied with the time they had to wait for an appointment	8	8	N/A	91.4%	88.7%

* This is based on patients treated on this contract for their most recent course of treatment. Figures in italics indicate the base number of FP17s or Patient Questionnaire responses are less than 100. N/A is shown where the base number of responses is less than 10 during the period. % is calculated as Quantity/Base number*100

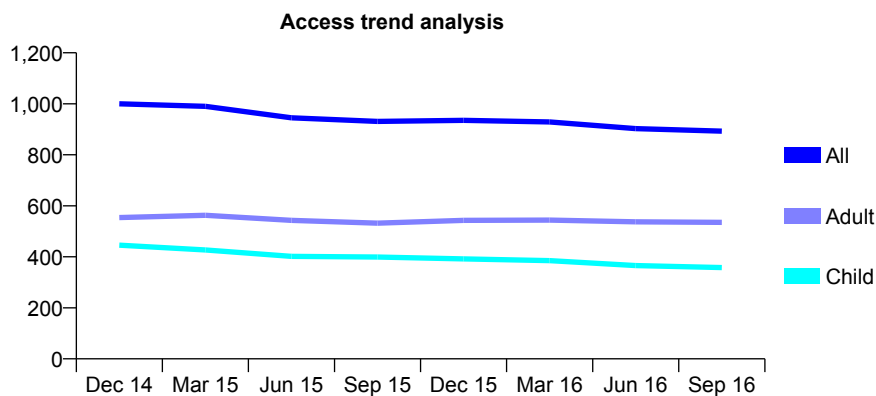
7A5 - Vital Signs At a Glance Contract Report for 108200/0006 - September 2016

Name or company name	Cardiff & Vale University Health Board
Contract type name	PDS Contract
Purpose of contract	General
Contract start date	01/04/2006
Contract end date	31/03/2018

16/17 Contracted general activity (UDA)	2,208
Carry forward general activity (UDA)	0
16/17 Contracted orthodontic activity (UOA)	0
Carry forward orthodontic activity (UOA)	0
Baseline contract value	£60,232.04

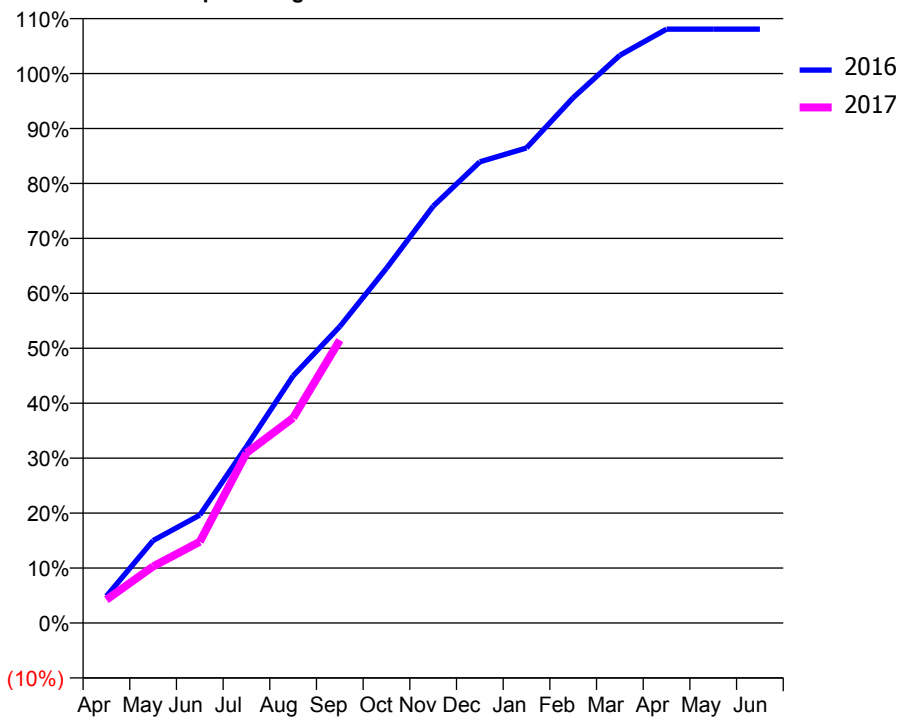
ACCESS*

Patients seen in 24 months	Total	Change since previous quarter
Quarter ending September 2015	931	
Quarter ending December 2015	935	→
Quarter ending March 2016	929	→
Quarter ending June 2016	903	↓
Quarter ending September 2016	893	↓
Variance since September 2015	(4.1%)	↓



ACTIVITY

Cumulative percentage of contracted UDA delivered 2016 & 2017



Adjusted Scheduled Activity (UDA)

Month	2016	2017
April	108	94
May	332	228
June	434	326
July	709	684
August	993	824
September	1,191	1,137
October	1,425	
November	1,675	
December	1,853	
January	1,909	
February	2,111	
March	2,281	
April	2,386	
May	2,386	
June	2,386	

QUALITY

	Quantity	Base Number	Contract	LHB	Wales
% of FP17s for the same patient ID Re-attending within 3 months - Children	9	226	4.0%	7.2%	11.3%
% of FP17s for the same patient ID Re-attending within 3 months - Adults	42	375	11.2%	14.1%	16.6%
% of FP17s for the same patient ID Re-attending between 3 & 9 months - Children	123	226	54.4%	53.9%	58.3%
% of FP17s for the same patient ID Re-attending between 3 & 9 months - Adults	207	375	55.2%	51.0%	54.0%
% of FP17s for Band 1 Urgent Courses	34	539	6.3%	9.1%	9.0%
% of FP17s Relating to Free Repair or Replacements	1	539	0.2%	0.6%	0.7%
% of FP17s Relating to Continuations	3	539	0.6%	0.7%	0.9%
% of Patients satisfied with the dentistry they have received	9	10	90.0%	91.4%	90.9%
% of Patients satisfied with the time they had to wait for an appointment	10	10	100.0%	91.4%	88.7%

* This is based on patients treated on this contract for their most recent course of treatment. Figures in italics indicate the base number of FP17s or Patient Questionnaire responses are less than 100. N/A is shown where the base number of responses is less than 10 during the period. % is calculated as Quantity/Base number*100

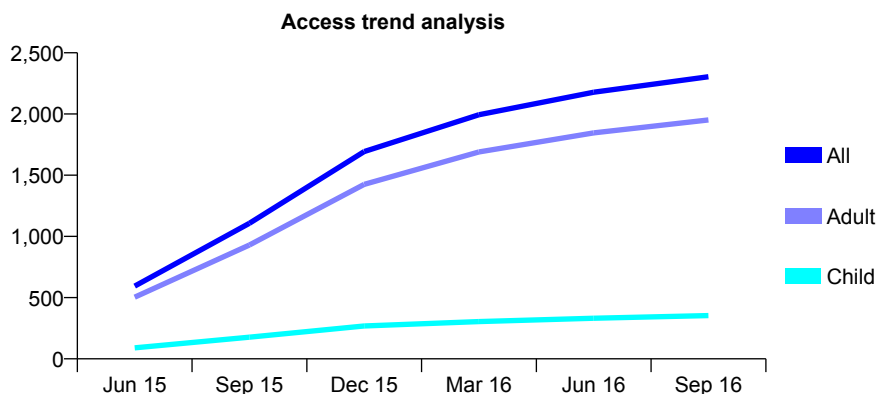
7A5 - Vital Signs At a Glance Contract Report for 116300/0008 - September 2016

Name or company name	Whitecross Dental Care Ltd
Contract type name	GDS Contract
Purpose of contract	General
Contract start date	01/04/2015
Contract end date	

16/17 Contracted general activity (UDA)	12,228
Carry forward general activity (UDA)	0
16/17 Contracted orthodontic activity (UOA)	0
Carry forward orthodontic activity (UOA)	0
Baseline contract value	£330,412.31

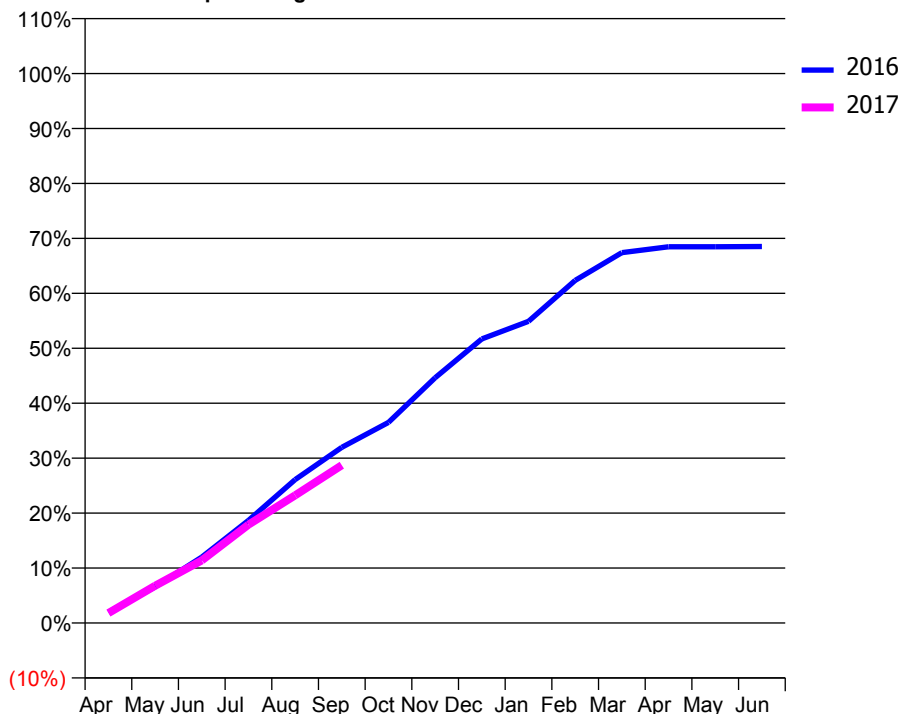
ACCESS*

Patients seen in 24 months	Total	Change since previous quarter
Quarter ending September 2015	1,107	
Quarter ending December 2015	1,693	↑
Quarter ending March 2016	1,994	↑
Quarter ending June 2016	2,178	↑
Quarter ending September 2016	2,305	↑
Variance since September 2015	108.2%	↑



ACTIVITY

Cumulative percentage of contracted UDA delivered 2016 & 2017



Adjusted Scheduled Activity (UDA)

Month	2016	2017
April	243	220
May	805	830
June	1,468	1,392
July	2,282	2,188
August	3,191	2,842
September	3,910	3,511
October	4,464	
November	5,459	
December	6,321	
January	6,714	
February	7,626	
March	8,241	
April	8,372	
May	8,372	
June	8,377	

QUALITY

	Quantity	Base Number	Contract	LHB	Wales
% of FP17s for the same patient ID Re-attending within 3 months - Children	17	278	6.1%	7.2%	11.3%
% of FP17s for the same patient ID Re-attending within 3 months - Adults	206	1,523	13.5%	14.1%	16.6%
% of FP17s for the same patient ID Re-attending between 3 & 9 months - Children	136	278	48.9%	53.9%	58.3%
% of FP17s for the same patient ID Re-attending between 3 & 9 months - Adults	783	1,523	51.4%	51.0%	54.0%
% of FP17s for Band 1 Urgent Courses	156	1,678	9.3%	9.1%	9.0%
% of FP17s Relating to Free Repair or Replacements	0	1,678	0.0%	0.6%	0.7%
% of FP17s Relating to Continuations	9	1,678	0.5%	0.7%	0.9%
% of Patients satisfied with the dentistry they have received	14	19	73.7%	91.4%	90.9%
% of Patients satisfied with the time they had to wait for an appointment	14	19	73.7%	91.4%	88.7%

* This is based on patients treated on this contract for their most recent course of treatment. Figures in italics indicate the base number of FP17s or Patient Questionnaire responses are less than 100. N/A is shown where the base number of responses is less than 10 during the period. % is calculated as Quantity/Base number*100

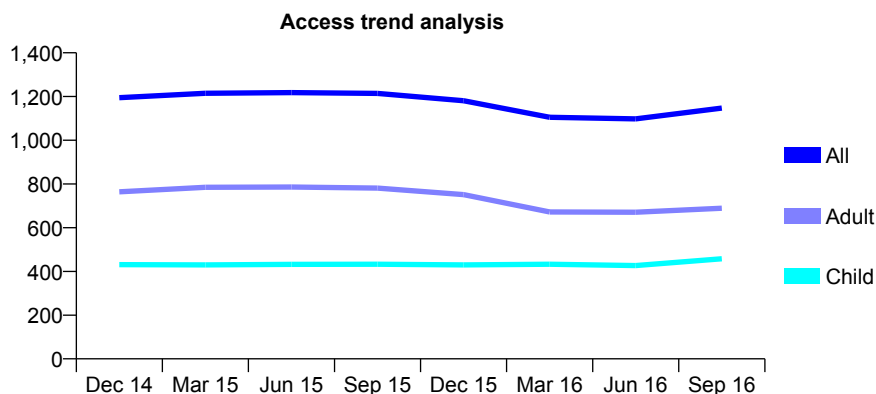
7A5 - Vital Signs At a Glance Contract Report for 119121/0001 - September 2016

Name or company name	Jamie Pugh Dental Healthcare Ltd
Contract type name	GDS Contract
Purpose of contract	General
Contract start date	20/04/2009
Contract end date	

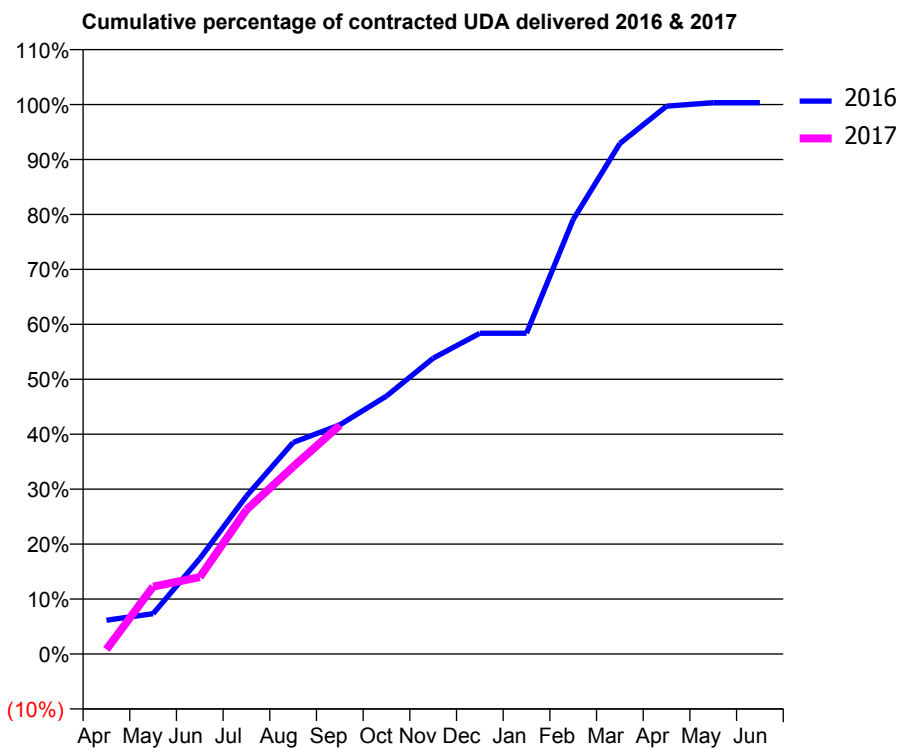
16/17 Contracted general activity (UDA)	3,573
Carry forward general activity (UDA)	-12
16/17 Contracted orthodontic activity (UOA)	0
Carry forward orthodontic activity (UOA)	0
Baseline contract value	£115,231.64

ACCESS*

Patients seen in 24 months	Total	Change since previous quarter
Quarter ending September 2015	1,214	
Quarter ending December 2015	1,181	↓
Quarter ending March 2016	1,105	↓
Quarter ending June 2016	1,098	→
Quarter ending September 2016	1,147	↑
Variance since September 2015	(5.5%)	↓



ACTIVITY



Month	Adjusted Scheduled Activity (UDA)	
	2016	2017
April	220	30
May	263	438
June	620	500
July	1,027	937
August	1,376	1,218
September	1,490	1,487
October	1,677	
November	1,924	
December	2,086	
January	2,086	
February	2,826	
March	3,320	
April	3,563	
May	3,585	
June	3,585	

QUALITY

	Quantity	Base Number	Contract	LHB	Wales
% of FP17s for the same patient ID Re-attending within 3 months - Children	33	330	10.0%	7.2%	11.3%
% of FP17s for the same patient ID Re-attending within 3 months - Adults	74	467	15.8%	14.1%	16.6%
% of FP17s for the same patient ID Re-attending between 3 & 9 months - Children	176	330	53.3%	53.9%	58.3%
% of FP17s for the same patient ID Re-attending between 3 & 9 months - Adults	250	467	53.5%	51.0%	54.0%
% of FP17s for Band 1 Urgent Courses	67	712	9.4%	9.1%	9.0%
% of FP17s Relating to Free Repair or Replacements	3	712	0.4%	0.6%	0.7%
% of FP17s Relating to Continuations	4	712	0.6%	0.7%	0.9%
% of Patients satisfied with the dentistry they have received	6	6	N/A	91.4%	90.9%
% of Patients satisfied with the time they had to wait for an appointment	6	6	N/A	91.4%	88.7%

* This is based on patients treated on this contract for their most recent course of treatment. Figures in italics indicate the base number of FP17s or Patient Questionnaire responses are less than 100. N/A is shown where the base number of responses is less than 10 during the period. % is calculated as Quantity/Base number*100

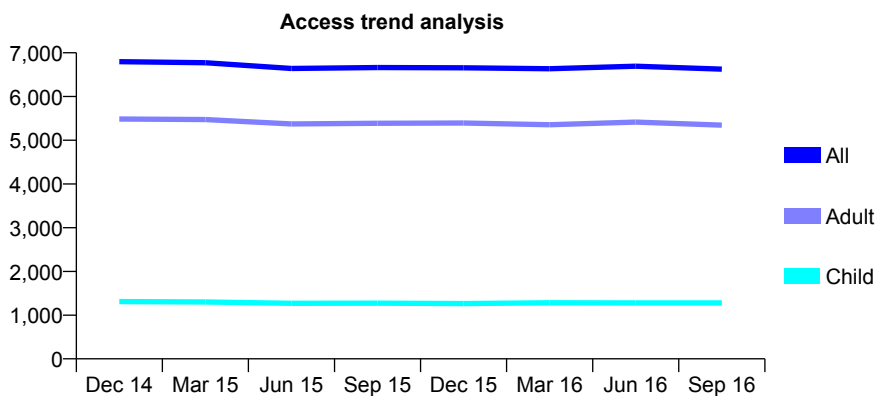
7A5 - Vital Signs At a Glance Contract Report for 121878/0001 - September 2016

Name or company name	Courtland Dental Centre Ltd
Contract type name	GDS Contract
Purpose of contract	General
Contract start date	01/04/2012
Contract end date	

16/17 Contracted general activity (UDA)	22,192
Carry forward general activity (UDA)	0
16/17 Contracted orthodontic activity (UOA)	0
Carry forward orthodontic activity (UOA)	0
Baseline contract value	£647,772.89

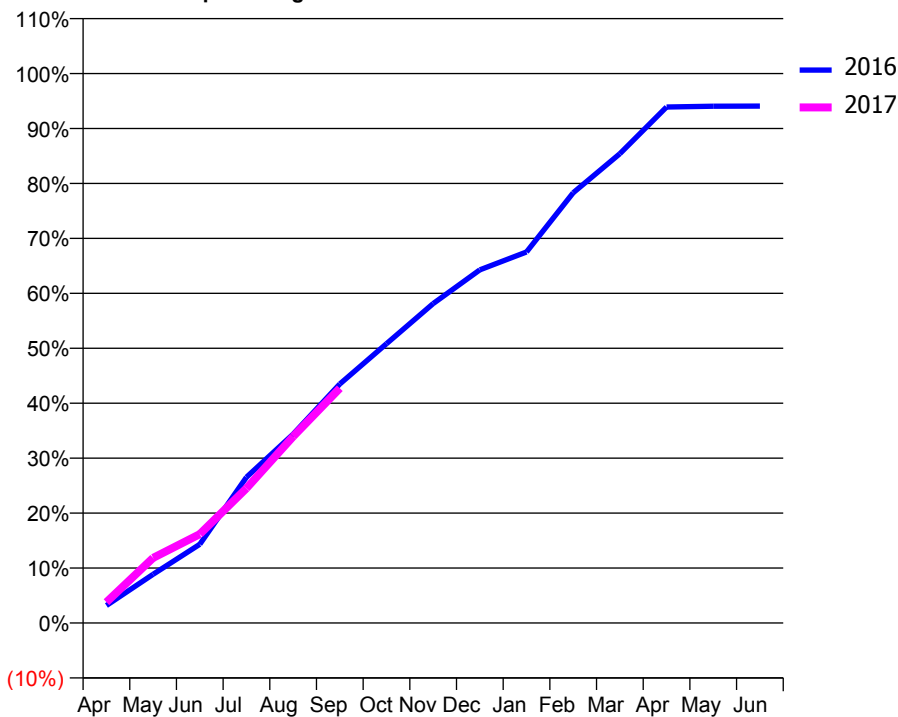
ACCESS*

Patients seen in 24 months	Total	Change since previous quarter
Quarter ending September 2015	6,663	
Quarter ending December 2015	6,657	→
Quarter ending March 2016	6,636	→
Quarter ending June 2016	6,693	→
Quarter ending September 2016	6,626	↓
Variance since September 2015	(0.6%)	→



ACTIVITY

Cumulative percentage of contracted UDA delivered 2016 & 2017



Month	Adjusted Scheduled Activity (UDA)	
	2016	2017
April	740	841
May	2,055	2,633
June	3,324	3,590
July	6,152	5,444
August	7,973	7,533
September	10,089	9,480
October	11,786	
November	13,485	
December	14,903	
January	15,661	
February	18,158	
March	19,805	
April	21,775	
May	21,809	
June	21,819	

QUALITY

	Quantity	Base Number	Contract	LHB	Wales
% of FP17s for the same patient ID Re-attending within 3 months - Children	74	942	7.9%	7.2%	11.3%
% of FP17s for the same patient ID Re-attending within 3 months - Adults	662	4,234	15.6%	14.1%	16.6%
% of FP17s for the same patient ID Re-attending between 3 & 9 months - Children	418	942	44.4%	53.9%	58.3%
% of FP17s for the same patient ID Re-attending between 3 & 9 months - Adults	2,093	4,234	49.4%	51.0%	54.0%
% of FP17s for Band 1 Urgent Courses	418	4,363	9.6%	9.1%	9.0%
% of FP17s Relating to Free Repair or Replacements	17	4,363	0.4%	0.6%	0.7%
% of FP17s Relating to Continuations	46	4,363	1.1%	0.7%	0.9%
% of Patients satisfied with the dentistry they have received	30	33	90.9%	91.4%	90.9%
% of Patients satisfied with the time they had to wait for an appointment	32	33	97.0%	91.4%	88.7%

* This is based on patients treated on this contract for their most recent course of treatment. Figures in italics indicate the base number of FP17s or Patient Questionnaire responses are less than 100. N/A is shown where the base number of responses is less than 10 during the period. % is calculated as Quantity/Base number*100

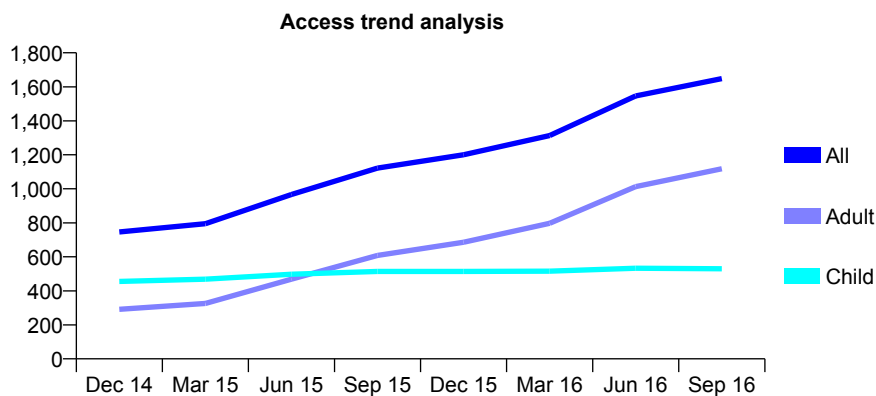
7A5 - Vital Signs At a Glance Contract Report for 132349/0001 - September 2016

Name or company name	Cenniniago Ltd
Contract type name	GDS Contract
Purpose of contract	General
Contract start date	01/08/2013
Contract end date	

16/17 Contracted general activity (UDA)	5,550
Carry forward general activity (UDA)	0
16/17 Contracted orthodontic activity (UOA)	0
Carry forward orthodontic activity (UOA)	0
Baseline contract value	£131,181.97

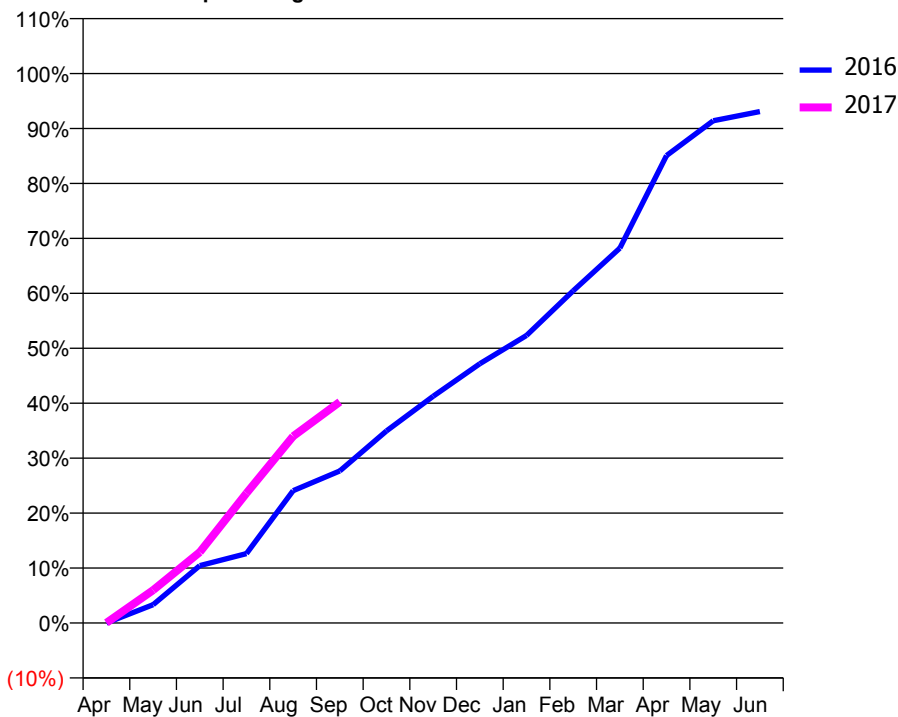
ACCESS*

Patients seen in 24 months	Total	Change since previous quarter
Quarter ending September 2015	1,122	
Quarter ending December 2015	1,200	↑
Quarter ending March 2016	1,313	↑
Quarter ending June 2016	1,546	↑
Quarter ending September 2016	1,648	↑
Variance since September 2015	46.9%	↑



ACTIVITY

Cumulative percentage of contracted UDA delivered 2016 & 2017



Adjusted Scheduled Activity (UDA)

Month	2016	2017
April	0	2
May	135	332
June	423	716
July	511	1,311
August	975	1,886
September	1,121	2,234
October	1,416	
November	1,671	
December	1,911	
January	2,119	
February	2,449	
March	2,763	
April	3,445	
May	3,702	
June	3,770	

QUALITY

	Quantity	Base Number	Contract	LHB	Wales
% of FP17s for the same patient ID Re-attending within 3 months - Children	11	302	3.6%	7.2%	11.3%
% of FP17s for the same patient ID Re-attending within 3 months - Adults	82	741	11.1%	14.1%	16.6%
% of FP17s for the same patient ID Re-attending between 3 & 9 months - Children	64	302	21.2%	53.9%	58.3%
% of FP17s for the same patient ID Re-attending between 3 & 9 months - Adults	101	741	13.6%	51.0%	54.0%
% of FP17s for Band 1 Urgent Courses	23	723	3.2%	9.1%	9.0%
% of FP17s Relating to Free Repair or Replacements	4	723	0.6%	0.6%	0.7%
% of FP17s Relating to Continuations	4	723	0.6%	0.7%	0.9%
% of Patients satisfied with the dentistry they have received	4	5	N/A	91.4%	90.9%
% of Patients satisfied with the time they had to wait for an appointment	4	5	N/A	91.4%	88.7%

* This is based on patients treated on this contract for their most recent course of treatment. Figures in italics indicate the base number of FP17s or Patient Questionnaire responses are less than 100. N/A is shown where the base number of responses is less than 10 during the period. % is calculated as Quantity/Base number*100

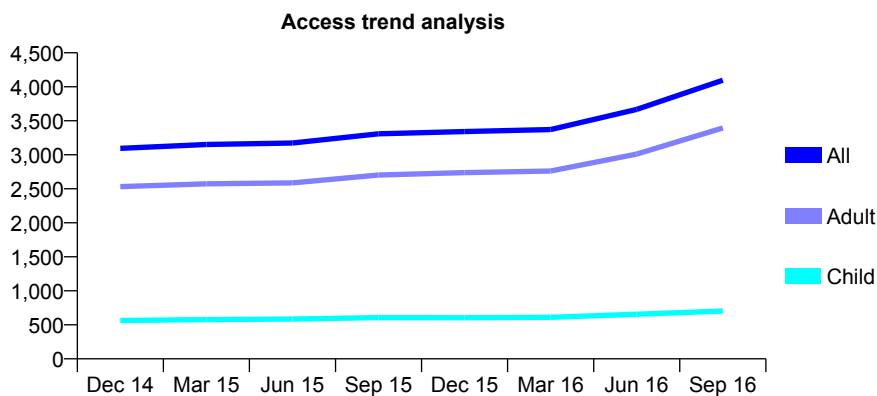
7A5 - Vital Signs At a Glance Contract Report for 134112/0001 - September 2016

Name or company name	R D Davies Ltd
Contract type name	GDS Contract
Purpose of contract	General
Contract start date	01/04/2009
Contract end date	

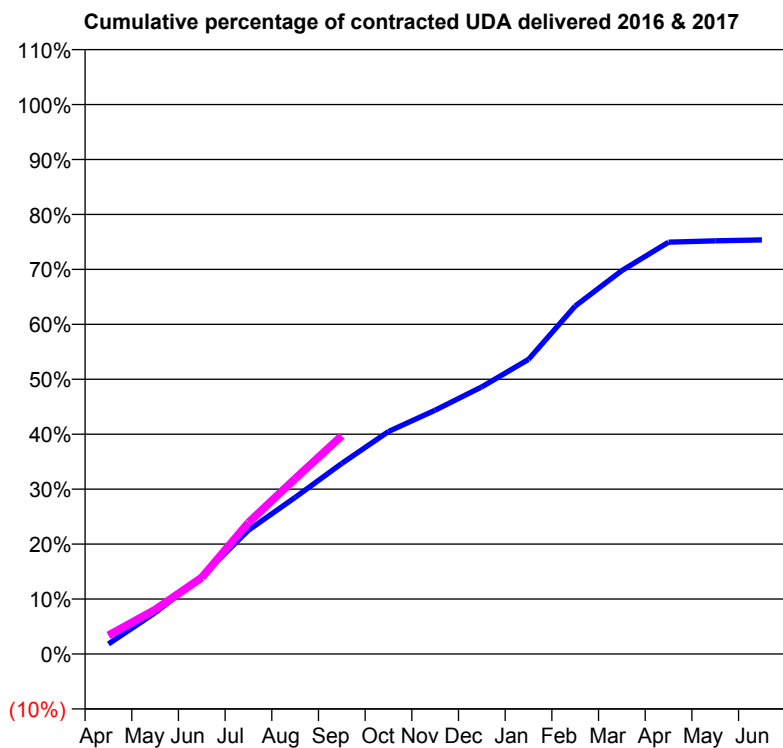
16/17 Contracted general activity (UDA)	20,257
Carry forward general activity (UDA)	0
16/17 Contracted orthodontic activity (UOA)	0
Carry forward orthodontic activity (UOA)	0
Baseline contract value	£506,690.59

ACCESS*

Patients seen in 24 months	Total	Change since previous quarter
Quarter ending September 2015	3,309	
Quarter ending December 2015	3,342	→
Quarter ending March 2016	3,372	→
Quarter ending June 2016	3,667	↑
Quarter ending September 2016	4,097	↑
Variance since September 2015	23.8%	↑



ACTIVITY



Month	Adjusted Scheduled Activity (UDA)	
	2016	2017
April	319	687
May	1,303	1,635
June	2,450	2,820
July	3,907	4,846
August	4,941	6,462
September	6,015	8,045
October	7,021	
November	7,695	
December	8,432	
January	9,299	
February	10,983	
March	12,102	
April	12,997	
May	13,041	
June	13,069	

QUALITY

	Quantity	Base Number	Contract	LHB	Wales
% of FP17s for the same patient ID Re-attending within 3 months - Children	52	551	9.4%	7.2%	11.3%
% of FP17s for the same patient ID Re-attending within 3 months - Adults	465	2,817	16.5%	14.1%	16.6%
% of FP17s for the same patient ID Re-attending between 3 & 9 months - Children	269	551	48.8%	53.9%	58.3%
% of FP17s for the same patient ID Re-attending between 3 & 9 months - Adults	1,072	2,817	38.1%	51.0%	54.0%
% of FP17s for Band 1 Urgent Courses	254	2,995	8.5%	9.1%	9.0%
% of FP17s Relating to Free Repair or Replacements	13	2,995	0.4%	0.6%	0.7%
% of FP17s Relating to Continuations	38	2,995	1.3%	0.7%	0.9%
% of Patients satisfied with the dentistry they have received	12	12	100.0%	91.4%	90.9%
% of Patients satisfied with the time they had to wait for an appointment	12	12	100.0%	91.4%	88.7%

* This is based on patients treated on this contract for their most recent course of treatment. Figures in italics indicate the base number of FP17s or Patient Questionnaire responses are less than 100. N/A is shown where the base number of responses is less than 10 during the period. % is calculated as Quantity/Base number*100

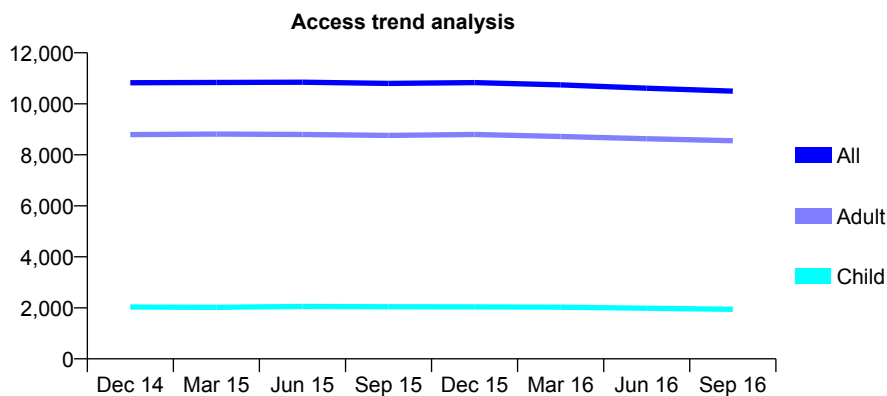
7A5 - Vital Signs At a Glance Contract Report for 142638/0003 - September 2016

Name or company name	The Goodwin Partnership Limited
Contract type name	GDS Contract
Purpose of contract	General
Contract start date	01/04/2009
Contract end date	

16/17 Contracted general activity (UDA)	31,894
Carry forward general activity (UDA)	0
16/17 Contracted orthodontic activity (UOA)	0
Carry forward orthodontic activity (UOA)	0
Baseline contract value	£762,368.39

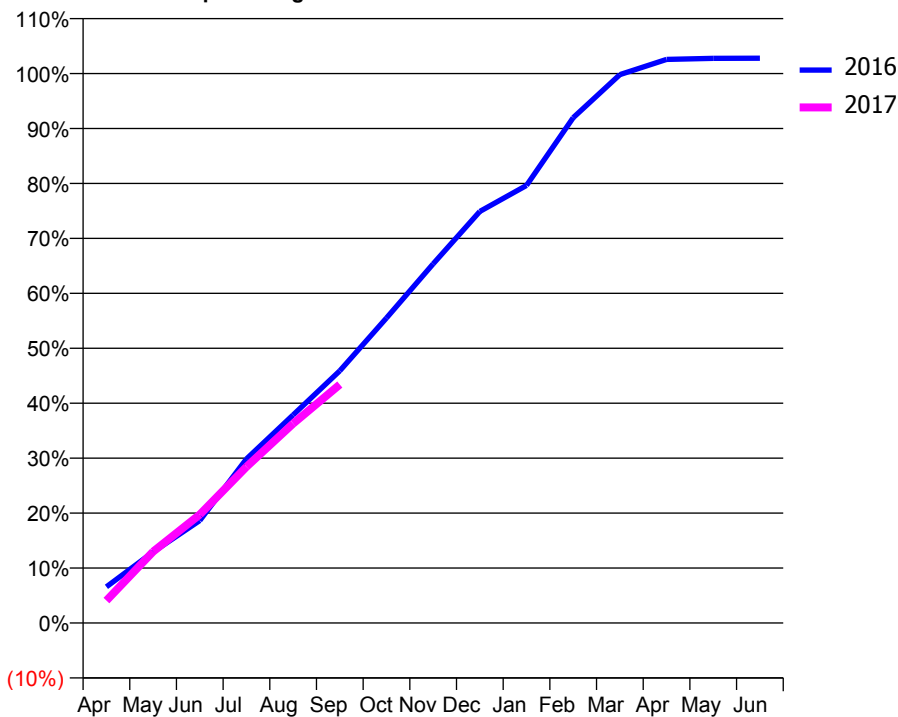
ACCESS*

Patients seen in 24 months	Total	Change since previous quarter
Quarter ending September 2015	10,801	
Quarter ending December 2015	10,833	→
Quarter ending March 2016	10,741	→
Quarter ending June 2016	10,614	↓
Quarter ending September 2016	10,497	↓
Variance since September 2015	(2.8%)	↓



ACTIVITY

Cumulative percentage of contracted UDA delivered 2016 & 2017



QUALITY

	Quantity	Base Number	Contract	LHB	Wales
% of FP17s for the same patient ID Re-attending within 3 months - Children	93	1,281	7.3%	7.2%	11.3%
% of FP17s for the same patient ID Re-attending within 3 months - Adults	1,008	6,231	16.2%	14.1%	16.6%
% of FP17s for the same patient ID Re-attending between 3 & 9 months - Children	683	1,281	53.3%	53.9%	58.3%
% of FP17s for the same patient ID Re-attending between 3 & 9 months - Adults	3,482	6,231	55.9%	51.0%	54.0%
% of FP17s for Band 1 Urgent Courses	622	7,017	8.9%	9.1%	9.0%
% of FP17s Relating to Free Repair or Replacements	56	7,017	0.8%	0.6%	0.7%
% of FP17s Relating to Continuations	54	7,017	0.8%	0.7%	0.9%
% of Patients satisfied with the dentistry they have received	52	56	92.9%	91.4%	90.9%
% of Patients satisfied with the time they had to wait for an appointment	50	56	89.3%	91.4%	88.7%

* This is based on patients treated on this contract for their most recent course of treatment. Figures in italics indicate the base number of FP17s or Patient Questionnaire responses are less than 100. N/A is shown where the base number of responses is less than 10 during the period. % is calculated as Quantity/Base number*100

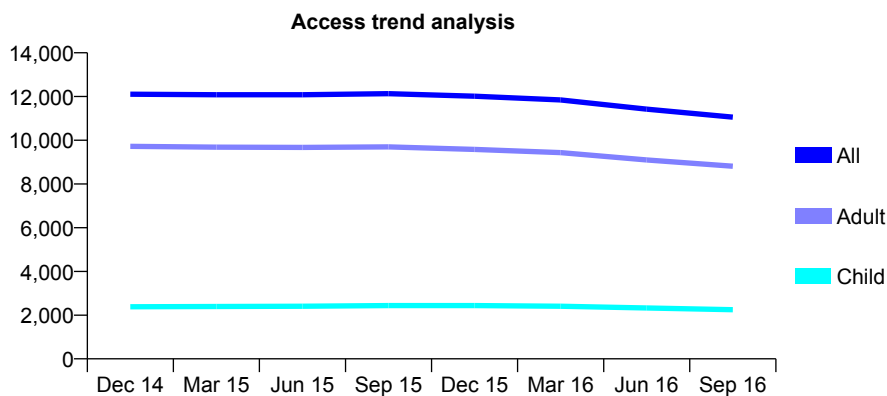
7A5 - Vital Signs At a Glance Contract Report for 158194/0018 - September 2016

Name or company name	Denticare Ltd
Contract type name	GDS Contract
Purpose of contract	General
Contract start date	01/12/2007
Contract end date	

16/17 Contracted general activity (UDA)	41,900
Carry forward general activity (UDA)	0
16/17 Contracted orthodontic activity (UOA)	0
Carry forward orthodontic activity (UOA)	0
Baseline contract value	£1,000,739.36

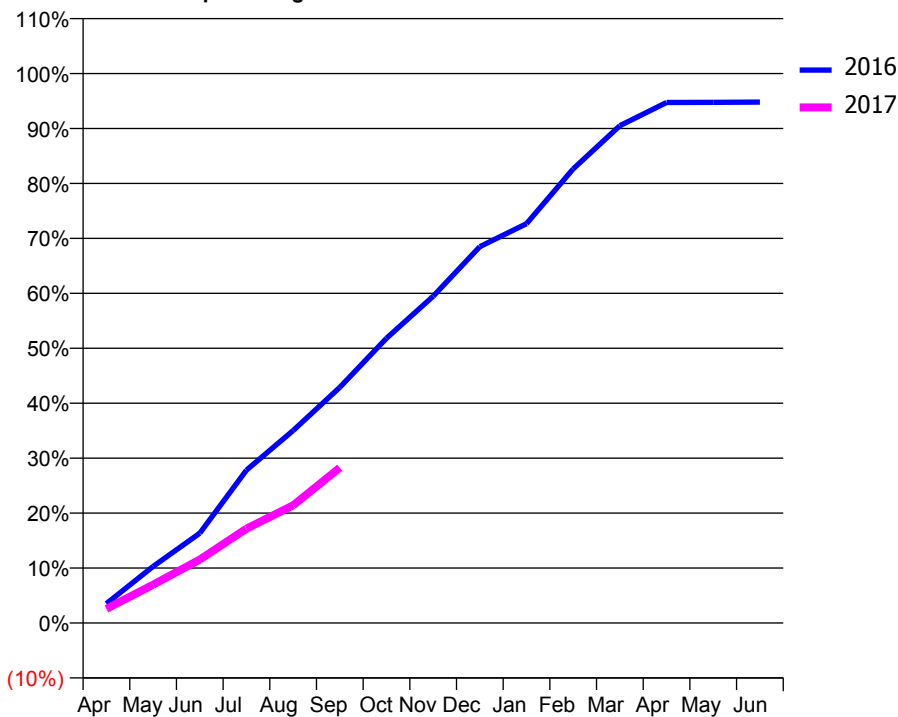
ACCESS*

Patients seen in 24 months	Total	Change since previous quarter
Quarter ending September 2015	12,133	
Quarter ending December 2015	12,017	→
Quarter ending March 2016	11,845	↓
Quarter ending June 2016	11,423	↓
Quarter ending September 2016	11,056	↓
Variance since September 2015	(8.9%)	↓



ACTIVITY

Cumulative percentage of contracted UDA delivered 2016 & 2017



Month	Adjusted Scheduled Activity (UDA)	
	2016	2017
April	1,479	1,082
May	4,312	2,928
June	6,850	4,835
July	11,655	7,193
August	14,678	8,973
September	17,975	11,843
October	21,713	
November	24,919	
December	28,700	
January	30,446	
February	34,625	
March	37,925	
April	39,693	
May	39,698	
June	39,719	

QUALITY

	Quantity	Base Number	Contract	LHB	Wales
% of FP17s for the same patient ID Re-attending within 3 months - Children	83	1,246	6.7%	7.2%	11.3%
% of FP17s for the same patient ID Re-attending within 3 months - Adults	545	5,137	10.6%	14.1%	16.6%
% of FP17s for the same patient ID Re-attending between 3 & 9 months - Children	801	1,246	64.3%	53.9%	58.3%
% of FP17s for the same patient ID Re-attending between 3 & 9 months - Adults	3,321	5,137	64.6%	51.0%	54.0%
% of FP17s for Band 1 Urgent Courses	354	5,769	6.1%	9.1%	9.0%
% of FP17s Relating to Free Repair or Replacements	25	5,769	0.4%	0.6%	0.7%
% of FP17s Relating to Continuations	69	5,769	1.2%	0.7%	0.9%
% of Patients satisfied with the dentistry they have received	44	50	88.0%	91.4%	90.9%
% of Patients satisfied with the time they had to wait for an appointment	47	50	94.0%	91.4%	88.7%

* This is based on patients treated on this contract for their most recent course of treatment. Figures in italics indicate the base number of FP17s or Patient Questionnaire responses are less than 100. N/A is shown where the base number of responses is less than 10 during the period. % is calculated as Quantity/Base number*100

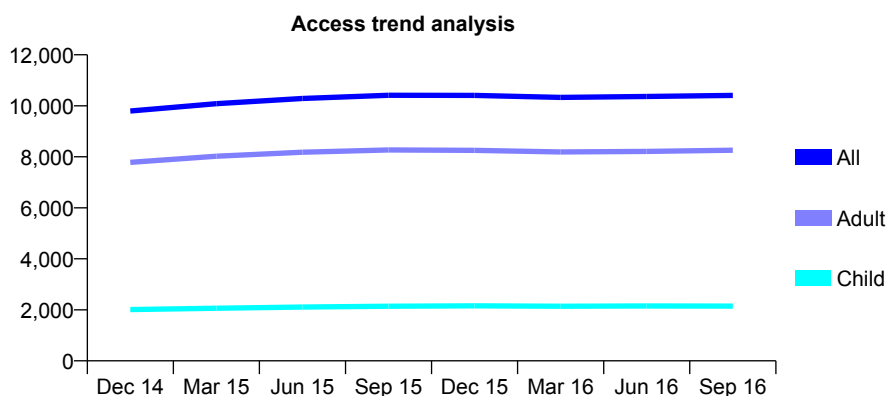
7A5 - Vital Signs At a Glance Contract Report for 178551/0001 - September 2016

Name or company name	Bryant Dental Practice Limited
Contract type name	GDS Contract
Purpose of contract	General
Contract start date	01/04/2008
Contract end date	

16/17 Contracted general activity (UDA)	40,559
Carry forward general activity (UDA)	1,313
16/17 Contracted orthodontic activity (UOA)	0
Carry forward orthodontic activity (UOA)	0
Baseline contract value	£922,775.13

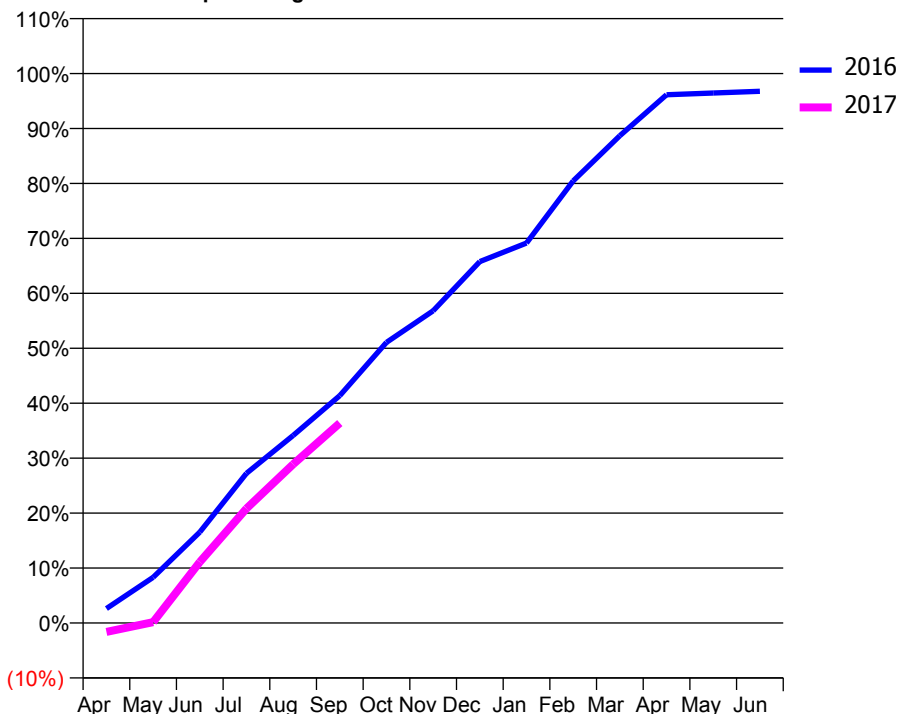
ACCESS*

Patients seen in 24 months	Total	Change since previous quarter
Quarter ending September 2015	10,412	
Quarter ending December 2015	10,410	→
Quarter ending March 2016	10,331	→
Quarter ending June 2016	10,365	→
Quarter ending September 2016	10,407	→
Variance since September 2015	(0.0%)	→



ACTIVITY

Cumulative percentage of contracted UDA delivered 2016 & 2017



Month	Adjusted Scheduled Activity (UDA)	
	2016	2017
April	1,067	-660
May	3,372	61
June	6,709	4,508
July	11,044	8,450
August	13,839	11,718
September	16,787	14,760
October	20,710	
November	23,044	
December	26,680	
January	28,049	
February	32,631	
March	35,970	
April	38,991	
May	39,120	
June	39,246	

QUALITY

	Quantity	Base Number	Contract	LHB	Wales
% of FP17s for the same patient ID Re-attending within 3 months - Children	115	1,404	8.2%	7.2%	11.3%
% of FP17s for the same patient ID Re-attending within 3 months - Adults	907	5,479	16.6%	14.1%	16.6%
% of FP17s for the same patient ID Re-attending between 3 & 9 months - Children	685	1,404	48.8%	53.9%	58.3%
% of FP17s for the same patient ID Re-attending between 3 & 9 months - Adults	2,545	5,479	46.5%	51.0%	54.0%
% of FP17s for Band 1 Urgent Courses	617	5,958	10.4%	9.1%	9.0%
% of FP17s Relating to Free Repair or Replacements	40	5,958	0.7%	0.6%	0.7%
% of FP17s Relating to Continuations	40	5,958	0.7%	0.7%	0.9%
% of Patients satisfied with the dentistry they have received	26	28	92.9%	91.4%	90.9%
% of Patients satisfied with the time they had to wait for an appointment	27	28	96.4%	91.4%	88.7%

* This is based on patients treated on this contract for their most recent course of treatment. Figures in italics indicate the base number of FP17s or Patient Questionnaire responses are less than 100. N/A is shown where the base number of responses is less than 10 during the period. % is calculated as Quantity/Base number*100

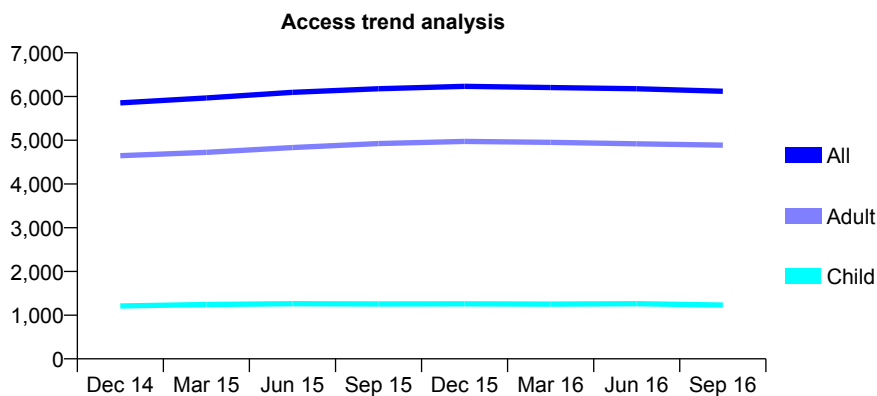
7A5 - Vital Signs At a Glance Contract Report for 178756/0001 - September 2016

Name or company name	N Khan Awal and Associates Ltd
Contract type name	GDS Contract
Purpose of contract	General
Contract start date	01/01/2010
Contract end date	

16/17 Contracted general activity (UDA)	20,969
Carry forward general activity (UDA)	88
16/17 Contracted orthodontic activity (UOA)	0
Carry forward orthodontic activity (UOA)	0
Baseline contract value	£446,102.60

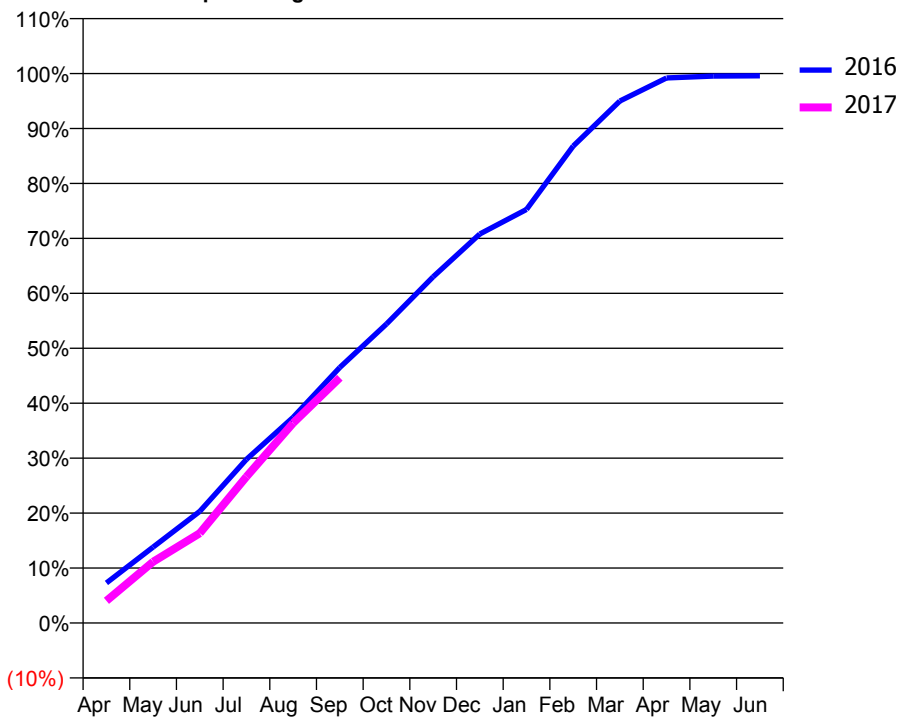
ACCESS*

Patients seen in 24 months	Total	Change since previous quarter
Quarter ending September 2015	6,179	
Quarter ending December 2015	6,232	→
Quarter ending March 2016	6,205	→
Quarter ending June 2016	6,178	→
Quarter ending September 2016	6,120	→
Variance since September 2015	(1.0%)	→



ACTIVITY

Cumulative percentage of contracted UDA delivered 2016 & 2017



Month	Adjusted Scheduled Activity (UDA)	
	2016	2017
April	1,529	848
May	2,896	2,341
June	4,262	3,426
July	6,249	5,586
August	7,849	7,631
September	9,754	9,361
October	11,411	
November	13,214	
December	14,848	
January	15,784	
February	18,201	
March	19,920	
April	20,800	
May	20,870	
June	20,881	

QUALITY

	Quantity	Base Number	Contract	LHB	Wales
% of FP17s for the same patient ID Re-attending within 3 months - Children	38	893	4.3%	7.2%	11.3%
% of FP17s for the same patient ID Re-attending within 3 months - Adults	411	3,661	11.2%	14.1%	16.6%
% of FP17s for the same patient ID Re-attending between 3 & 9 months - Children	511	893	57.2%	53.9%	58.3%
% of FP17s for the same patient ID Re-attending between 3 & 9 months - Adults	2,188	3,661	59.8%	51.0%	54.0%
% of FP17s for Band 1 Urgent Courses	272	4,153	6.5%	9.1%	9.0%
% of FP17s Relating to Free Repair or Replacements	19	4,153	0.5%	0.6%	0.7%
% of FP17s Relating to Continuations	21	4,153	0.5%	0.7%	0.9%
% of Patients satisfied with the dentistry they have received	35	40	87.5%	91.4%	90.9%
% of Patients satisfied with the time they had to wait for an appointment	35	40	87.5%	91.4%	88.7%

* This is based on patients treated on this contract for their most recent course of treatment. Figures in italics indicate the base number of FP17s or Patient Questionnaire responses are less than 100. N/A is shown where the base number of responses is less than 10 during the period. % is calculated as Quantity/Base number*100

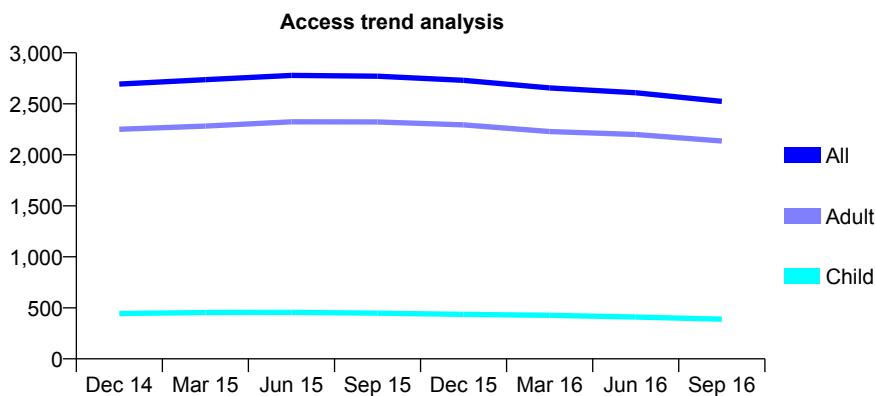
7A5 - Vital Signs At a Glance Contract Report for 180416/0001 - September 2016

Name or company name	Croft Practice Limited
Contract type name	GDS Contract
Purpose of contract	General
Contract start date	01/04/2009
Contract end date	

16/17 Contracted general activity (UDA)	8,558
Carry forward general activity (UDA)	300
16/17 Contracted orthodontic activity (UOA)	0
Carry forward orthodontic activity (UOA)	0
Baseline contract value	£203,495.33

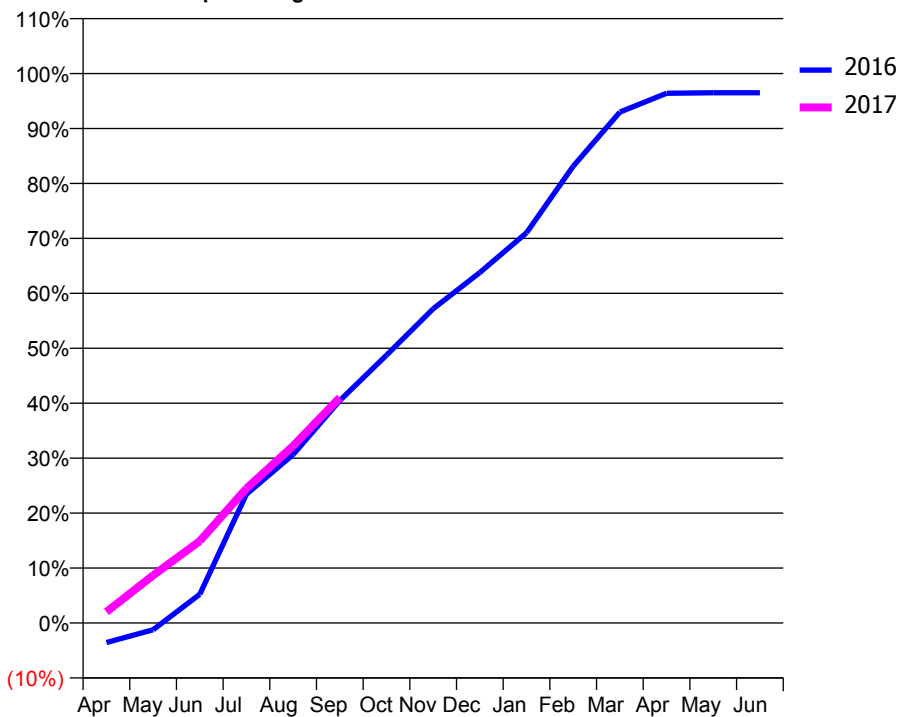
ACCESS*

Patients seen in 24 months	Total	Change since previous quarter
Quarter ending September 2015	2,770	
Quarter ending December 2015	2,730	↓
Quarter ending March 2016	2,655	↓
Quarter ending June 2016	2,609	↓
Quarter ending September 2016	2,524	↓
Variance since September 2015	(8.9%)	↓



ACTIVITY

Cumulative percentage of contracted UDA delivered 2016 & 2017



Month	Adjusted Scheduled Activity (UDA)	
	2016	2017
April	-307	173
May	-107	743
June	448	1,277
July	2,007	2,096
August	2,625	2,759
September	3,465	3,511
October	4,170	
November	4,894	
December	5,459	
January	6,078	
February	7,114	
March	7,956	
April	8,251	
May	8,258	
June	8,258	

QUALITY

	Quantity	Base Number	Contract	LHB	Wales
% of FP17s for the same patient ID Re-attending within 3 months - Children	14	244	5.7%	7.2%	11.3%
% of FP17s for the same patient ID Re-attending within 3 months - Adults	125	1,215	10.3%	14.1%	16.6%
% of FP17s for the same patient ID Re-attending between 3 & 9 months - Children	126	244	51.6%	53.9%	58.3%
% of FP17s for the same patient ID Re-attending between 3 & 9 months - Adults	626	1,215	51.5%	51.0%	54.0%
% of FP17s for Band 1 Urgent Courses	28	1,335	2.1%	9.1%	9.0%
% of FP17s Relating to Free Repair or Replacements	1	1,335	0.1%	0.6%	0.7%
% of FP17s Relating to Continuations	24	1,335	1.8%	0.7%	0.9%
% of Patients satisfied with the dentistry they have received	22	23	95.7%	91.4%	90.9%
% of Patients satisfied with the time they had to wait for an appointment	20	23	87.0%	91.4%	88.7%

* This is based on patients treated on this contract for their most recent course of treatment. Figures in italics indicate the base number of FP17s or Patient Questionnaire responses are less than 100. N/A is shown where the base number of responses is less than 10 during the period. % is calculated as Quantity/Base number*100

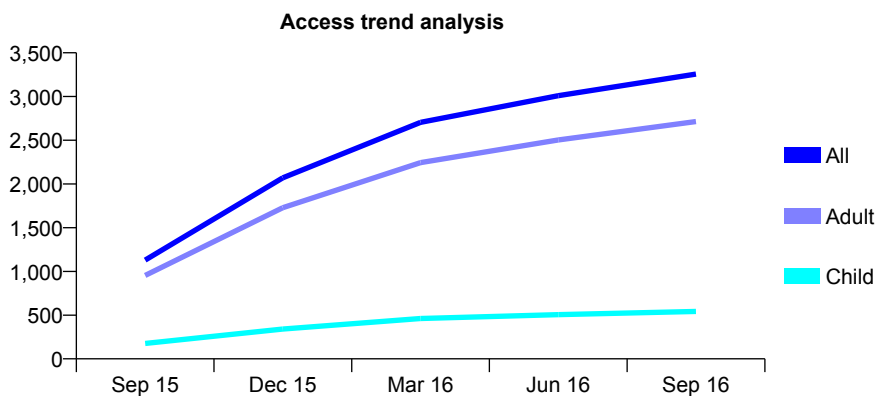
7A5 - Vital Signs At a Glance Contract Report for 181927/0001 - September 2016

Name or company name	Jamshad & Daraie
Contract type name	GDS Contract
Purpose of contract	General
Contract start date	01/07/2015
Contract end date	

16/17 Contracted general activity (UDA)	12,245
Carry forward general activity (UDA)	0
16/17 Contracted orthodontic activity (UOA)	0
Carry forward orthodontic activity (UOA)	0
Baseline contract value	£308,313.59

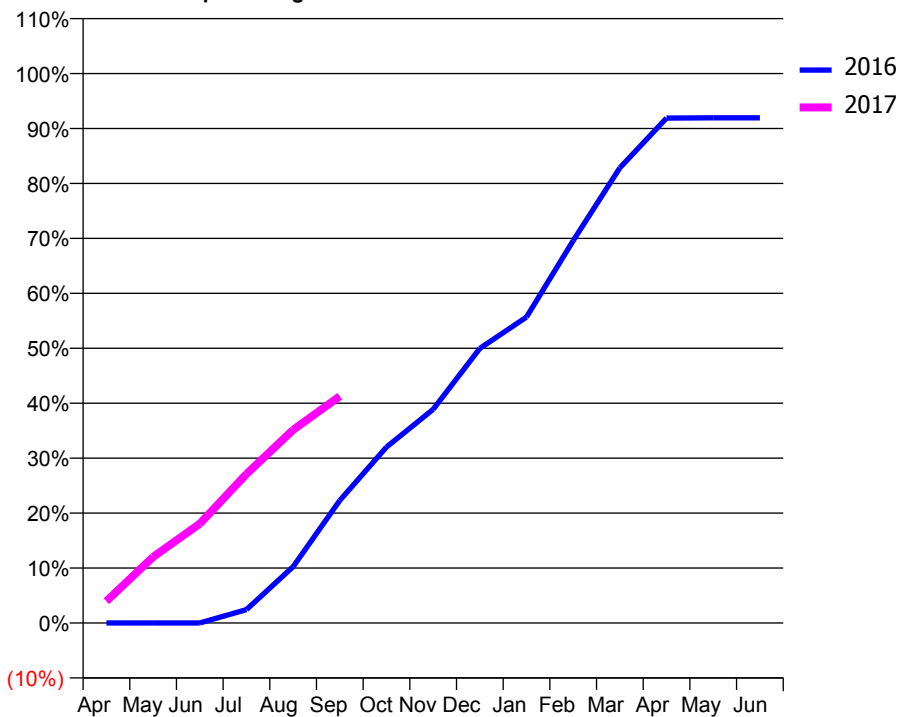
ACCESS*

Patients seen in 24 months	Total	Change since previous quarter
Quarter ending September 2015	1,130	
Quarter ending December 2015	2,070	↑
Quarter ending March 2016	2,705	↑
Quarter ending June 2016	3,009	↑
Quarter ending September 2016	3,256	↑
Variance since September 2015	188.1%	↑



ACTIVITY

Cumulative percentage of contracted UDA delivered 2016 & 2017



Month	Adjusted Scheduled Activity (UDA)	
	2016	2017
April	0	485
May	0	1,471
June	0	2,214
July	224	3,321
August	941	4,303
September	2,050	5,053
October	2,941	
November	3,572	
December	4,589	
January	5,115	
February	6,390	
March	7,607	
April	8,439	
May	8,443	
June	8,443	

QUALITY

	Quantity	Base Number	Contract	LHB	Wales
% of FP17s for the same patient ID Re-attending within 3 months - Children	9	365	2.5%	7.2%	11.3%
% of FP17s for the same patient ID Re-attending within 3 months - Adults	118	1,793	6.6%	14.1%	16.6%
% of FP17s for the same patient ID Re-attending between 3 & 9 months - Children	171	365	46.8%	53.9%	58.3%
% of FP17s for the same patient ID Re-attending between 3 & 9 months - Adults	975	1,793	54.4%	51.0%	54.0%
% of FP17s for Band 1 Urgent Courses	54	1,923	2.8%	9.1%	9.0%
% of FP17s Relating to Free Repair or Replacements	2	1,923	0.1%	0.6%	0.7%
% of FP17s Relating to Continuations	18	1,923	0.9%	0.7%	0.9%
% of Patients satisfied with the dentistry they have received	23	25	92.0%	91.4%	90.9%
% of Patients satisfied with the time they had to wait for an appointment	23	25	92.0%	91.4%	88.7%

* This is based on patients treated on this contract for their most recent course of treatment. Figures in italics indicate the base number of FP17s or Patient Questionnaire responses are less than 100. N/A is shown where the base number of responses is less than 10 during the period. % is calculated as Quantity/Base number*100

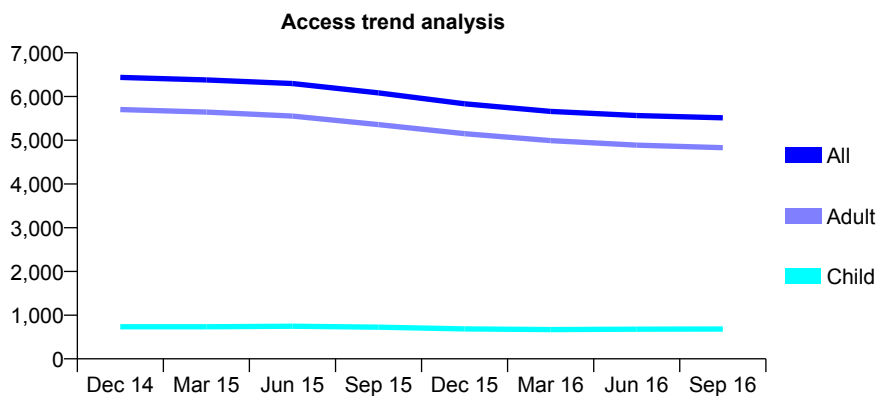
7A5 - Vital Signs At a Glance Contract Report for 197955/0001 - September 2016

Name or company name	United Dental Ltd
Contract type name	GDS Contract
Purpose of contract	General
Contract start date	01/01/2012
Contract end date	

16/17 Contracted general activity (UDA)	21,500
Carry forward general activity (UDA)	0
16/17 Contracted orthodontic activity (UOA)	0
Carry forward orthodontic activity (UOA)	0
Baseline contract value	£508,218.37

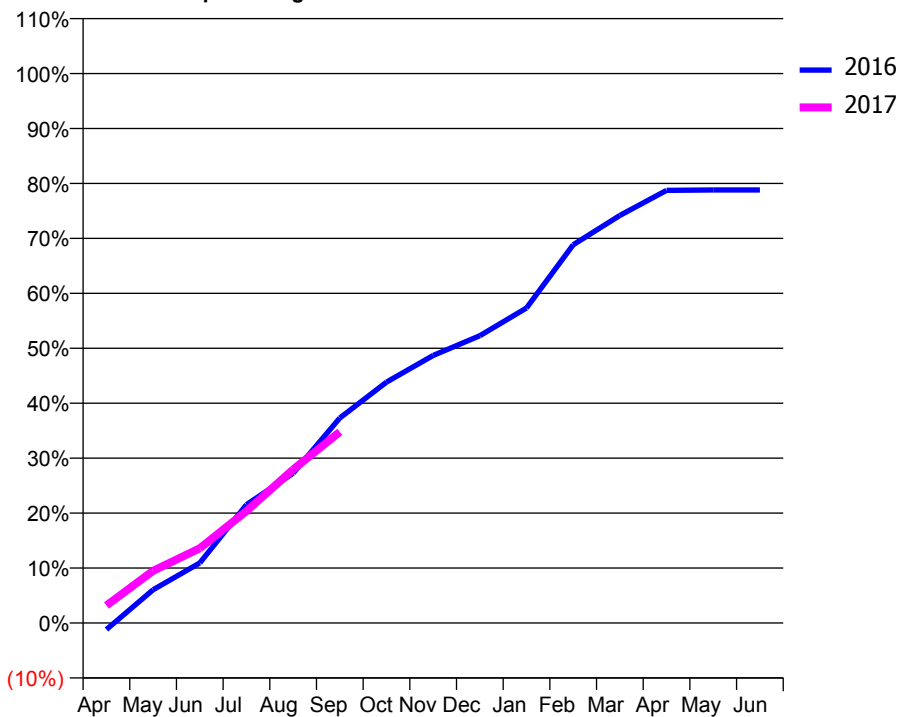
ACCESS*

Patients seen in 24 months	Total	Change since previous quarter
Quarter ending September 2015	6,083	
Quarter ending December 2015	5,834	↓
Quarter ending March 2016	5,659	↓
Quarter ending June 2016	5,565	↓
Quarter ending September 2016	5,513	→
Variance since September 2015	(9.4%)	↓



ACTIVITY

Cumulative percentage of contracted UDA delivered 2016 & 2017



QUALITY

	Quantity	Base Number	Contract	LHB	Wales
% of FP17s for the same patient ID Re-attending within 3 months - Children	56	492	11.4%	7.2%	11.3%
% of FP17s for the same patient ID Re-attending within 3 months - Adults	641	3,622	17.7%	14.1%	16.6%
% of FP17s for the same patient ID Re-attending between 3 & 9 months - Children	186	492	37.8%	53.9%	58.3%
% of FP17s for the same patient ID Re-attending between 3 & 9 months - Adults	1,703	3,622	47.0%	51.0%	54.0%
% of FP17s for Band 1 Urgent Courses	400	3,586	11.2%	9.1%	9.0%
% of FP17s Relating to Free Repair or Replacements	44	3,586	1.2%	0.6%	0.7%
% of FP17s Relating to Continuations	45	3,586	1.3%	0.7%	0.9%
% of Patients satisfied with the dentistry they have received	24	27	88.9%	91.4%	90.9%
% of Patients satisfied with the time they had to wait for an appointment	24	27	88.9%	91.4%	88.7%

* This is based on patients treated on this contract for their most recent course of treatment. Figures in italics indicate the base number of FP17s or Patient Questionnaire responses are less than 100. N/A is shown where the base number of responses is less than 10 during the period. % is calculated as Quantity/Base number*100

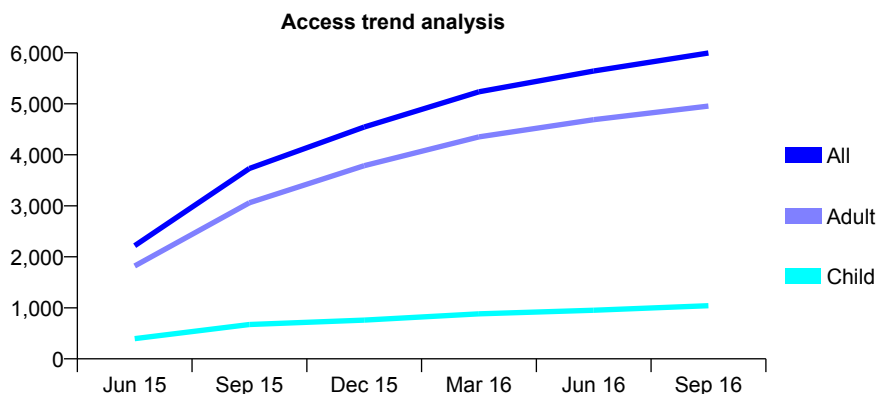
7A5 - Vital Signs At a Glance Contract Report for 197955/0002 - September 2016

Name or company name	United Dental Ltd
Contract type name	GDS Contract
Purpose of contract	General
Contract start date	01/04/2015
Contract end date	

16/17 Contracted general activity (UDA)	21,500
Carry forward general activity (UDA)	0
16/17 Contracted orthodontic activity (UOA)	0
Carry forward orthodontic activity (UOA)	0
Baseline contract value	£508,218.36

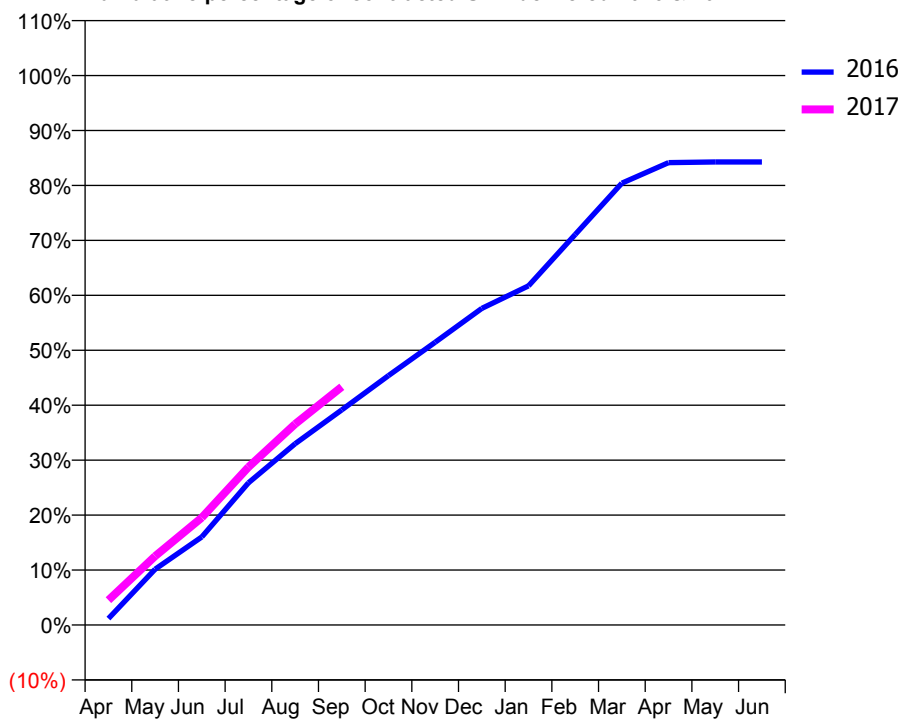
ACCESS*

Patients seen in 24 months	Total	Change since previous quarter
Quarter ending September 2015	3,733	
Quarter ending December 2015	4,545	↑
Quarter ending March 2016	5,234	↑
Quarter ending June 2016	5,643	↑
Quarter ending September 2016	5,996	↑
Variance since September 2015	60.6%	↑



ACTIVITY

Cumulative percentage of contracted UDA delivered 2016 & 2017



Month	Adjusted Scheduled Activity (UDA)	
	2016	2017
April	251	972
May	2,182	2,693
June	3,448	4,202
July	5,564	6,180
August	7,095	7,867
September	8,419	9,321
October	9,761	
November	11,064	
December	12,390	
January	13,269	
February	15,279	
March	17,289	
April	18,089	
May	18,119	
June	18,120	

QUALITY

	Quantity	Base Number	Contract	LHB	Wales
% of FP17s for the same patient ID Re-attending within 3 months - Children	38	843	4.5%	7.2%	11.3%
% of FP17s for the same patient ID Re-attending within 3 months - Adults	471	3,787	12.4%	14.1%	16.6%
% of FP17s for the same patient ID Re-attending between 3 & 9 months - Children	480	843	56.9%	53.9%	58.3%
% of FP17s for the same patient ID Re-attending between 3 & 9 months - Adults	2,032	3,787	53.7%	51.0%	54.0%
% of FP17s for Band 1 Urgent Courses	228	4,267	5.3%	9.1%	9.0%
% of FP17s Relating to Free Repair or Replacements	57	4,267	1.3%	0.6%	0.7%
% of FP17s Relating to Continuations	15	4,267	0.4%	0.7%	0.9%
% of Patients satisfied with the dentistry they have received	36	40	90.0%	91.4%	90.9%
% of Patients satisfied with the time they had to wait for an appointment	39	40	97.5%	91.4%	88.7%

* This is based on patients treated on this contract for their most recent course of treatment. Figures in italics indicate the base number of FP17s or Patient Questionnaire responses are less than 100. N/A is shown where the base number of responses is less than 10 during the period. % is calculated as Quantity/Base number*100

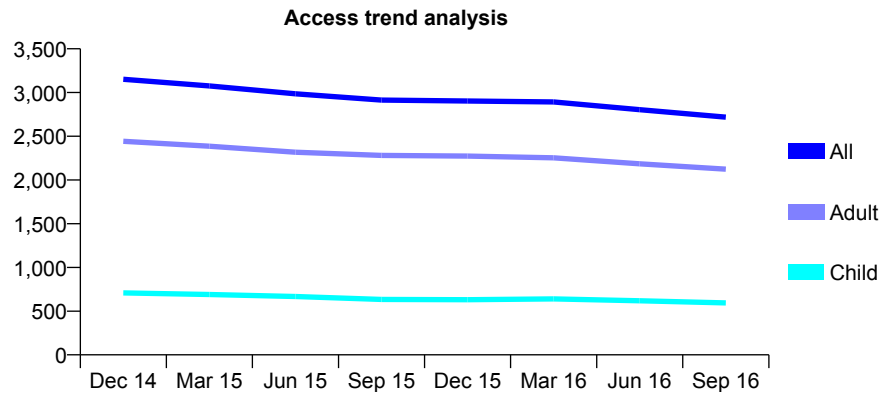
7A5 - Vital Signs At a Glance Contract Report for 199915/0001 - September 2016

Name or company name	IDH 441 to 444 Ltd
Contract type name	GDS Contract
Purpose of contract	General
Contract start date	04/04/2008
Contract end date	

16/17 Contracted general activity (UDA)	8,473
Carry forward general activity (UDA)	0
16/17 Contracted orthodontic activity (UOA)	0
Carry forward orthodontic activity (UOA)	0
Baseline contract value	£221,808.89

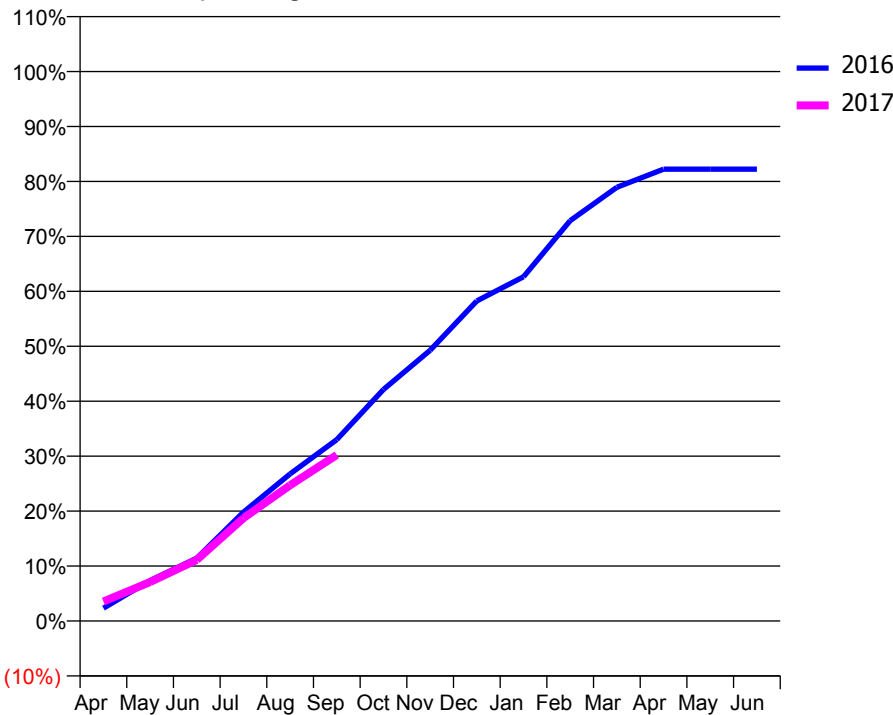
ACCESS*

Patients seen in 24 months	Total	Change since previous quarter
Quarter ending September 2015	2,913	
Quarter ending December 2015	2,903	→
Quarter ending March 2016	2,893	→
Quarter ending June 2016	2,804	↓
Quarter ending September 2016	2,718	↓
Variance since September 2015	(6.7%)	↓



ACTIVITY

Cumulative percentage of contracted UDA delivered 2016 & 2017



Month	Adjusted Scheduled Activity (UDA)	
	2016	2017
April	199	302
May	625	600
June	969	944
July	1,678	1,587
August	2,268	2,094
September	2,797	2,560
October	3,570	
November	4,175	
December	4,935	
January	5,307	
February	6,173	
March	6,688	
April	6,968	
May	6,968	
June	6,968	

QUALITY

	Quantity	Base Number	Contract	LHB	Wales
% of FP17s for the same patient ID Re-attending within 3 months - Children	8	320	2.5%	7.2%	11.3%
% of FP17s for the same patient ID Re-attending within 3 months - Adults	52	999	5.2%	14.1%	16.6%
% of FP17s for the same patient ID Re-attending between 3 & 9 months - Children	153	320	47.8%	53.9%	58.3%
% of FP17s for the same patient ID Re-attending between 3 & 9 months - Adults	572	999	57.3%	51.0%	54.0%
% of FP17s for Band 1 Urgent Courses	32	1,197	2.7%	9.1%	9.0%
% of FP17s Relating to Free Repair or Replacements	3	1,197	0.3%	0.6%	0.7%
% of FP17s Relating to Continuations	5	1,197	0.4%	0.7%	0.9%
% of Patients satisfied with the dentistry they have received	12	13	92.3%	91.4%	90.9%
% of Patients satisfied with the time they had to wait for an appointment	12	13	92.3%	91.4%	88.7%

* This is based on patients treated on this contract for their most recent course of treatment. Figures in italics indicate the base number of FP17s or Patient Questionnaire responses are less than 100. N/A is shown where the base number of responses is less than 10 during the period. % is calculated as Quantity/Base number*100

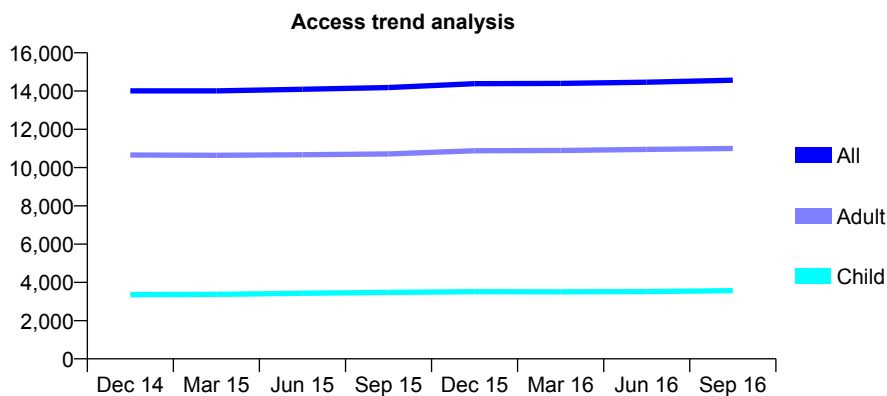
7A5 - Vital Signs At a Glance Contract Report for 199915/0002 - September 2016

Name or company name	IDH 441 to 444 Ltd
Contract type name	GDS Contract
Purpose of contract	General
Contract start date	04/04/2008
Contract end date	

16/17 Contracted general activity (UDA)	34,517
Carry forward general activity (UDA)	0
16/17 Contracted orthodontic activity (UOA)	0
Carry forward orthodontic activity (UOA)	0
Baseline contract value	£800,607.93

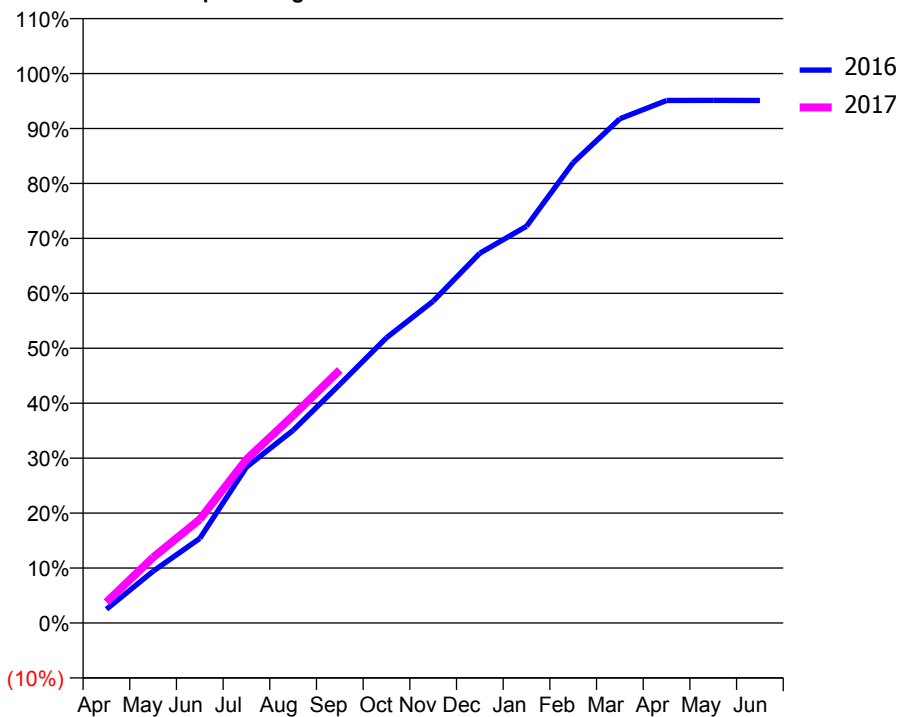
ACCESS*

Patients seen in 24 months	Total	Change since previous quarter
Quarter ending September 2015	14,187	
Quarter ending December 2015	14,384	→
Quarter ending March 2016	14,399	→
Quarter ending June 2016	14,466	→
Quarter ending September 2016	14,564	→
Variance since September 2015	2.7%	↑



ACTIVITY

Cumulative percentage of contracted UDA delivered 2016 & 2017



Month	Adjusted Scheduled Activity (UDA)	
	2016	2017
April	865	1,308
May	3,258	4,129
June	5,318	6,514
July	9,797	10,282
August	12,107	13,031
September	14,990	15,891
October	17,919	
November	20,219	
December	23,230	
January	24,925	
February	28,921	
March	31,672	
April	32,825	
May	32,827	
June	32,823	

QUALITY

	Quantity	Base Number	Contract	LHB	Wales
% of FP17s for the same patient ID Re-attending within 3 months - Children	67	2,145	3.1%	7.2%	11.3%
% of FP17s for the same patient ID Re-attending within 3 months - Adults	449	6,088	7.4%	14.1%	16.6%
% of FP17s for the same patient ID Re-attending between 3 & 9 months - Children	1,031	2,145	48.1%	53.9%	58.3%
% of FP17s for the same patient ID Re-attending between 3 & 9 months - Adults	2,752	6,088	45.2%	51.0%	54.0%
% of FP17s for Band 1 Urgent Courses	312	7,602	4.1%	9.1%	9.0%
% of FP17s Relating to Free Repair or Replacements	37	7,602	0.5%	0.6%	0.7%
% of FP17s Relating to Continuations	36	7,602	0.5%	0.7%	0.9%
% of Patients satisfied with the dentistry they have received	42	44	95.5%	91.4%	90.9%
% of Patients satisfied with the time they had to wait for an appointment	39	44	88.6%	91.4%	88.7%

* This is based on patients treated on this contract for their most recent course of treatment. Figures in italics indicate the base number of FP17s or Patient Questionnaire responses are less than 100. N/A is shown where the base number of responses is less than 10 during the period. % is calculated as Quantity/Base number*100

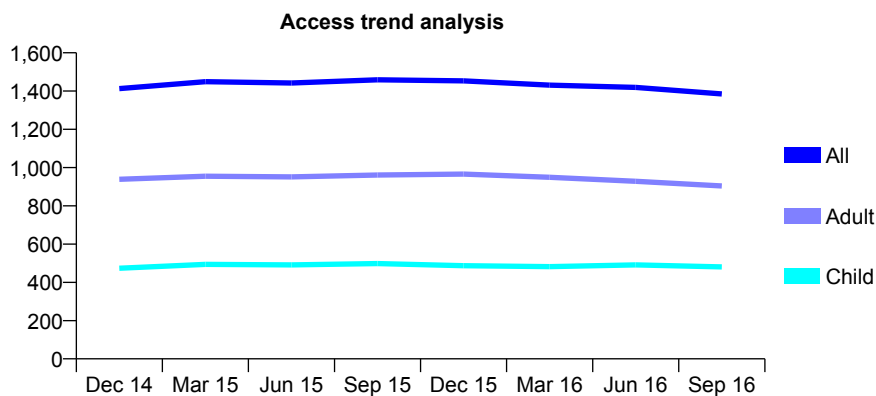
7A5 - Vital Signs At a Glance Contract Report for 228826/0002 - September 2016

Name or company name	MRS JA DAVIES
Contract type name	GDS Contract
Purpose of contract	General
Contract start date	01/04/2012
Contract end date	

16/17 Contracted general activity (UDA)	4,886
Carry forward general activity (UDA)	0
16/17 Contracted orthodontic activity (UOA)	0
Carry forward orthodontic activity (UOA)	0
Baseline contract value	£129,264.67

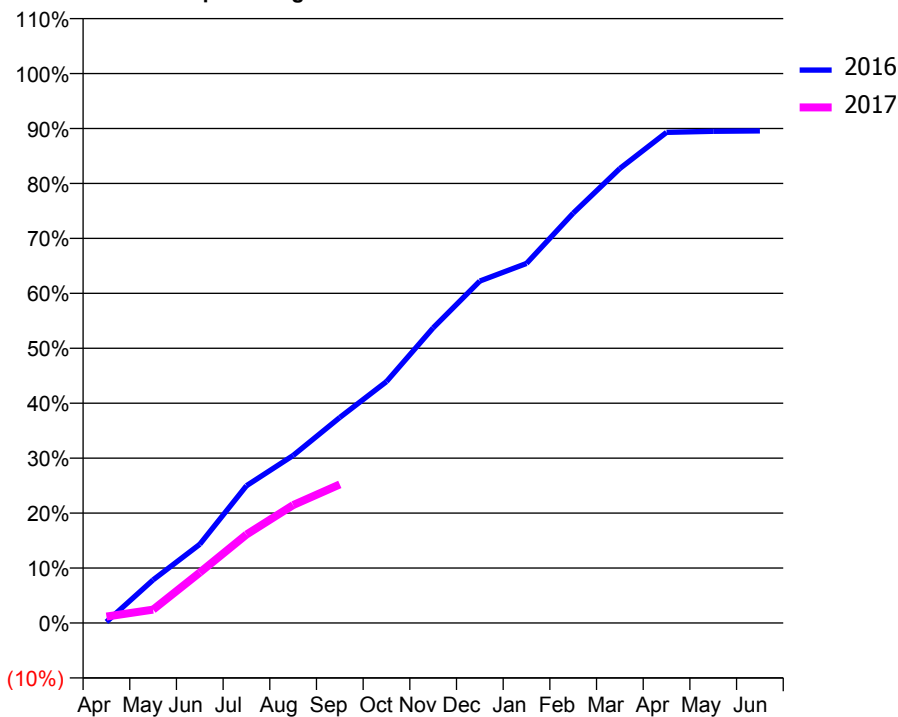
ACCESS*

Patients seen in 24 months	Total	Change since previous quarter
Quarter ending September 2015	1,459	
Quarter ending December 2015	1,453	→
Quarter ending March 2016	1,431	↓
Quarter ending June 2016	1,419	→
Quarter ending September 2016	1,385	↓
Variance since September 2015	(5.1%)	↓



ACTIVITY

Cumulative percentage of contracted UDA delivered 2016 & 2017



Adjusted Scheduled Activity (UDA)

Month	2016	2017
April	10	58
May	383	119
June	700	448
July	1,221	787
August	1,490	1,049
September	1,828	1,232
October	2,146	
November	2,624	
December	3,041	
January	3,197	
February	3,645	
March	4,041	
April	4,362	
May	4,372	
June	4,375	

QUALITY

	Quantity	Base Number	Contract	LHB	Wales
% of FP17s for the same patient ID Re-attending within 3 months - Children	10	218	4.6%	7.2%	11.3%
% of FP17s for the same patient ID Re-attending within 3 months - Adults	29	319	9.1%	14.1%	16.6%
% of FP17s for the same patient ID Re-attending between 3 & 9 months - Children	57	218	26.1%	53.9%	58.3%
% of FP17s for the same patient ID Re-attending between 3 & 9 months - Adults	111	319	34.8%	51.0%	54.0%
% of FP17s for Band 1 Urgent Courses	41	436	9.4%	9.1%	9.0%
% of FP17s Relating to Free Repair or Replacements	0	436	0.0%	0.6%	0.7%
% of FP17s Relating to Continuations	2	436	0.5%	0.7%	0.9%
% of Patients satisfied with the dentistry they have received	5	5	N/A	91.4%	90.9%
% of Patients satisfied with the time they had to wait for an appointment	5	5	N/A	91.4%	88.7%

* This is based on patients treated on this contract for their most recent course of treatment. Figures in italics indicate the base number of FP17s or Patient Questionnaire responses are less than 100. N/A is shown where the base number of responses is less than 10 during the period. % is calculated as Quantity/Base number*100

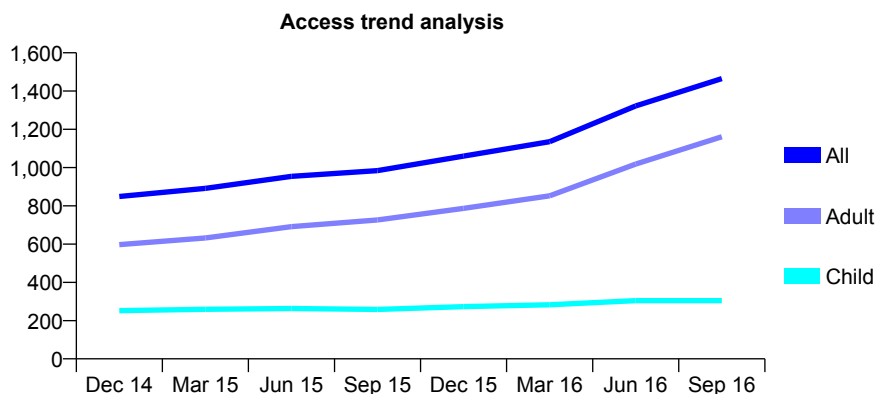
7A5 - Vital Signs At a Glance Contract Report for 239186/0001 - September 2016

Name or company name	MR NA WILSON
Contract type name	GDS Contract
Purpose of contract	General
Contract start date	01/04/2006
Contract end date	

16/17 Contracted general activity (UDA)	6,200
Carry forward general activity (UDA)	0
16/17 Contracted orthodontic activity (UOA)	0
Carry forward orthodontic activity (UOA)	0
Baseline contract value	£109,291.70

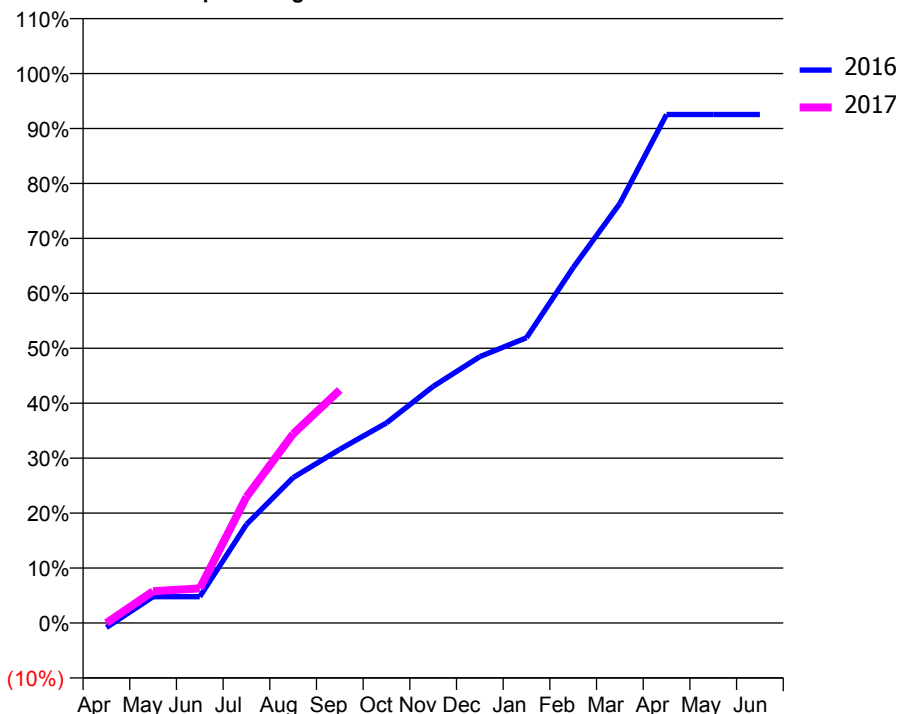
ACCESS*

Patients seen in 24 months	Total	Change since previous quarter
Quarter ending September 2015	984	
Quarter ending December 2015	1,060	↑
Quarter ending March 2016	1,135	↑
Quarter ending June 2016	1,322	↑
Quarter ending September 2016	1,465	↑
Variance since September 2015	48.9%	↑



ACTIVITY

Cumulative percentage of contracted UDA delivered 2016 & 2017



Adjusted Scheduled Activity (UDA)

Month	2016	2017
April	-32	0
May	183	359
June	183	391
July	685	1,422
August	1,011	2,134
September	1,207	2,629
October	1,391	
November	1,645	
December	1,852	
January	1,983	
February	2,471	
March	2,916	
April	3,535	
May	3,535	
June	3,535	

QUALITY

	Quantity	Base Number	Contract	LHB	Wales
% of FP17s for the same patient ID Re-attending within 3 months - Children	22	250	8.8%	7.2%	11.3%
% of FP17s for the same patient ID Re-attending within 3 months - Adults	242	979	24.7%	14.1%	16.6%
% of FP17s for the same patient ID Re-attending between 3 & 9 months - Children	132	250	52.8%	53.9%	58.3%
% of FP17s for the same patient ID Re-attending between 3 & 9 months - Adults	271	979	27.7%	51.0%	54.0%
% of FP17s for Band 1 Urgent Courses	194	1,050	18.5%	9.1%	9.0%
% of FP17s Relating to Free Repair or Replacements	1	1,050	0.1%	0.6%	0.7%
% of FP17s Relating to Continuations	1	1,050	0.1%	0.7%	0.9%
% of Patients satisfied with the dentistry they have received	7	8	N/A	91.4%	90.9%
% of Patients satisfied with the time they had to wait for an appointment	8	8	N/A	91.4%	88.7%

* This is based on patients treated on this contract for their most recent course of treatment. Figures in italics indicate the base number of FP17s or Patient Questionnaire responses are less than 100. N/A is shown where the base number of responses is less than 10 during the period. % is calculated as Quantity/Base number*100

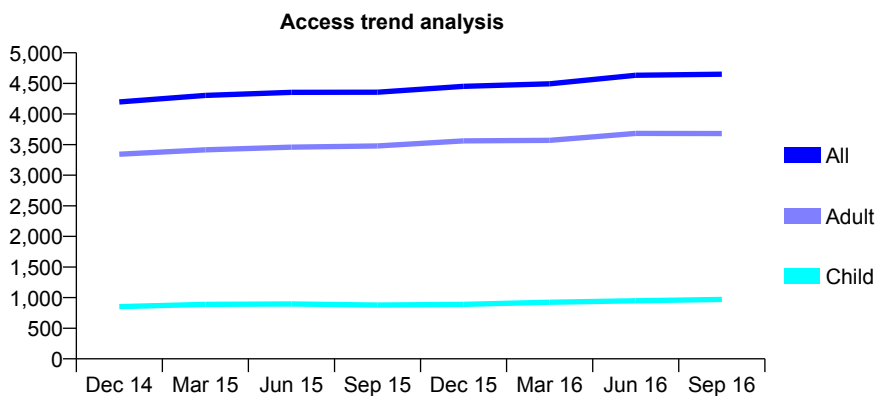
7A5 - Vital Signs At a Glance Contract Report for 245682/0001 - September 2016

Name or company name	MR M NEWLAND
Contract type name	GDS Contract
Purpose of contract	General
Contract start date	01/11/2008
Contract end date	

16/17 Contracted general activity (UDA)	12,425
Carry forward general activity (UDA)	-33
16/17 Contracted orthodontic activity (UOA)	0
Carry forward orthodontic activity (UOA)	0
Baseline contract value	£296,582.55

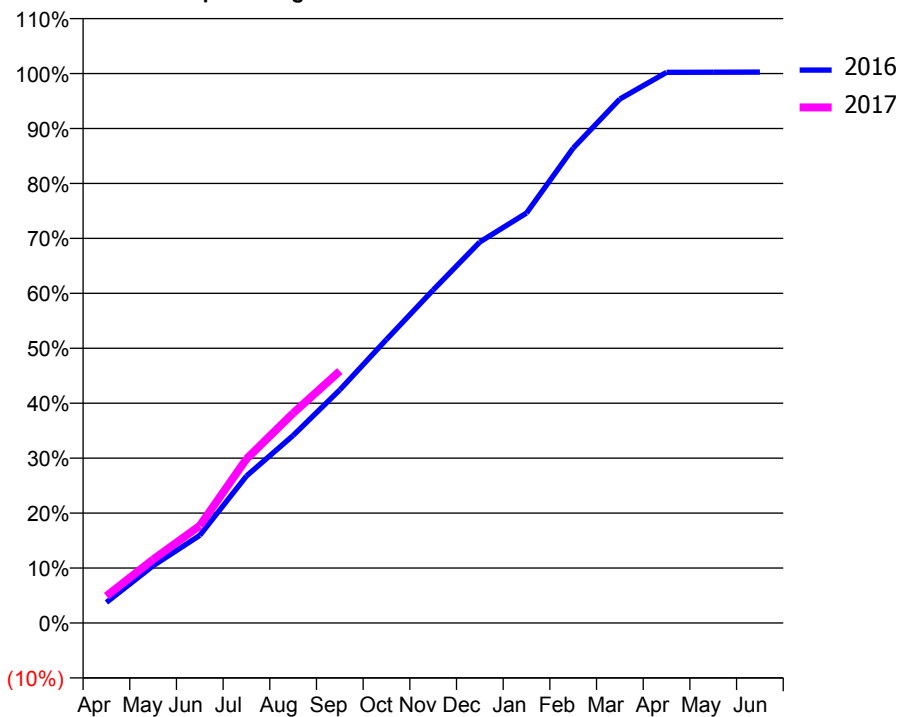
ACCESS*

Patients seen in 24 months	Total	Change since previous quarter
Quarter ending September 2015	4,357	
Quarter ending December 2015	4,451	↑
Quarter ending March 2016	4,493	→
Quarter ending June 2016	4,633	↑
Quarter ending September 2016	4,651	→
Variance since September 2015	6.7%	↑



ACTIVITY

Cumulative percentage of contracted UDA delivered 2016 & 2017



Adjusted Scheduled Activity (UDA)

Month	2016	2017
April	465	609
May	1,295	1,435
June	1,982	2,201
July	3,325	3,710
August	4,240	4,745
September	5,273	5,696
October	6,412	
November	7,530	
December	8,616	
January	9,270	
February	10,738	
March	11,848	
April	12,452	
May	12,453	
June	12,458	

QUALITY

	Quantity	Base Number	Contract	LHB	Wales
% of FP17s for the same patient ID Re-attending within 3 months - Children	36	730	4.9%	7.2%	11.3%
% of FP17s for the same patient ID Re-attending within 3 months - Adults	271	2,628	10.3%	14.1%	16.6%
% of FP17s for the same patient ID Re-attending between 3 & 9 months - Children	360	730	49.3%	53.9%	58.3%
% of FP17s for the same patient ID Re-attending between 3 & 9 months - Adults	1,168	2,628	44.4%	51.0%	54.0%
% of FP17s for Band 1 Urgent Courses	200	3,065	6.5%	9.1%	9.0%
% of FP17s Relating to Free Repair or Replacements	17	3,065	0.6%	0.6%	0.7%
% of FP17s Relating to Continuations	13	3,065	0.4%	0.7%	0.9%
% of Patients satisfied with the dentistry they have received	14	15	93.3%	91.4%	90.9%
% of Patients satisfied with the time they had to wait for an appointment	15	15	100.0%	91.4%	88.7%

* This is based on patients treated on this contract for their most recent course of treatment. Figures in italics indicate the base number of FP17s or Patient Questionnaire responses are less than 100. N/A is shown where the base number of responses is less than 10 during the period. % is calculated as Quantity/Base number*100

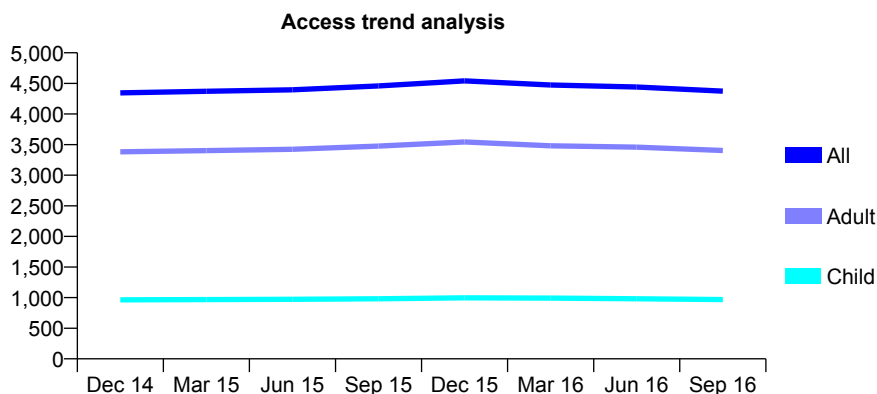
7A5 - Vital Signs At a Glance Contract Report for 324035/0001 - September 2016

Name or company name	MR PS JOHN
Contract type name	GDS Contract
Purpose of contract	General and Orthodontic
Contract start date	01/04/2006
Contract end date	

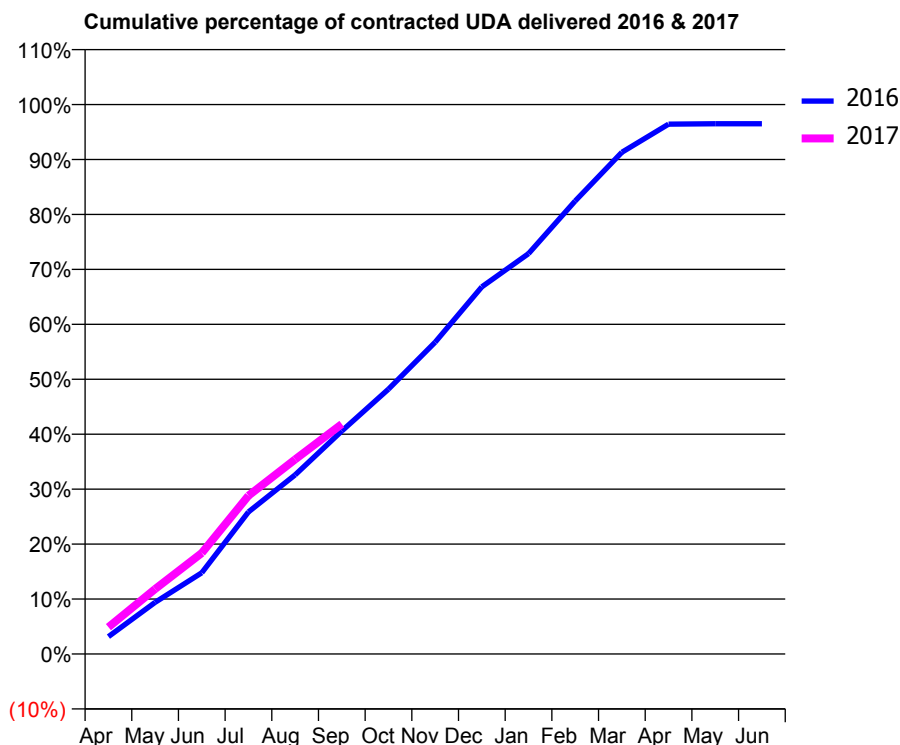
16/17 Contracted general activity (UDA)	15,844
Carry forward general activity (UDA)	-184
16/17 Contracted orthodontic activity (UOA)	447
Carry forward orthodontic activity (UOA)	0
Baseline contract value	£377,321.60

ACCESS*

Patients seen in 24 months	Total	Change since previous quarter
Quarter ending September 2015	4,459	
Quarter ending December 2015	4,541	→
Quarter ending March 2016	4,473	↓
Quarter ending June 2016	4,441	→
Quarter ending September 2016	4,374	↓
Variance since September 2015	(1.9%)	↓



ACTIVITY



Month	Adjusted Scheduled Activity (UDA)	
	2016	2017
April	503	775
May	1,490	1,875
June	2,345	2,911
July	4,097	4,568
August	5,165	5,612
September	6,430	6,632
October	7,640	
November	8,992	
December	10,586	
January	11,544	
February	13,064	
March	14,467	
April	15,278	
May	15,290	
June	15,290	

QUALITY

	Quantity	Base Number	Contract	LHB	Wales
% of FP17s for the same patient ID Re-attending within 3 months - Children	114	852	13.4%	7.2%	11.3%
% of FP17s for the same patient ID Re-attending within 3 months - Adults	434	3,128	13.9%	14.1%	16.6%
% of FP17s for the same patient ID Re-attending between 3 & 9 months - Children	565	852	66.3%	53.9%	58.3%
% of FP17s for the same patient ID Re-attending between 3 & 9 months - Adults	2,309	3,128	73.8%	51.0%	54.0%
% of FP17s for Band 1 Urgent Courses	210	3,594	5.8%	9.1%	9.0%
% of FP17s Relating to Free Repair or Replacements	0	3,594	0.0%	0.6%	0.7%
% of FP17s Relating to Continuations	11	3,594	0.3%	0.7%	0.9%
% of Patients satisfied with the dentistry they have received	27	29	93.1%	91.4%	90.9%
% of Patients satisfied with the time they had to wait for an appointment	27	29	93.1%	91.4%	88.7%

* This is based on patients treated on this contract for their most recent course of treatment. Figures in italics indicate the base number of FP17s or Patient Questionnaire responses are less than 100. N/A is shown where the base number of responses is less than 10 during the period. % is calculated as Quantity/Base number*100

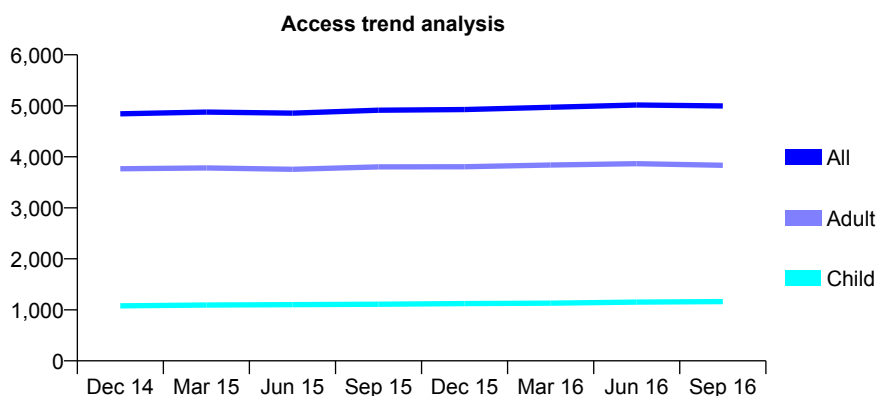
7A5 - Vital Signs At a Glance Contract Report for 324590/0001 - September 2016

Name or company name	MRS JM GRIFFITHS
Contract type name	GDS Contract
Purpose of contract	General
Contract start date	01/04/2006
Contract end date	

16/17 Contracted general activity (UDA)	14,876
Carry forward general activity (UDA)	264
16/17 Contracted orthodontic activity (UOA)	0
Carry forward orthodontic activity (UOA)	0
Baseline contract value	£366,695.42

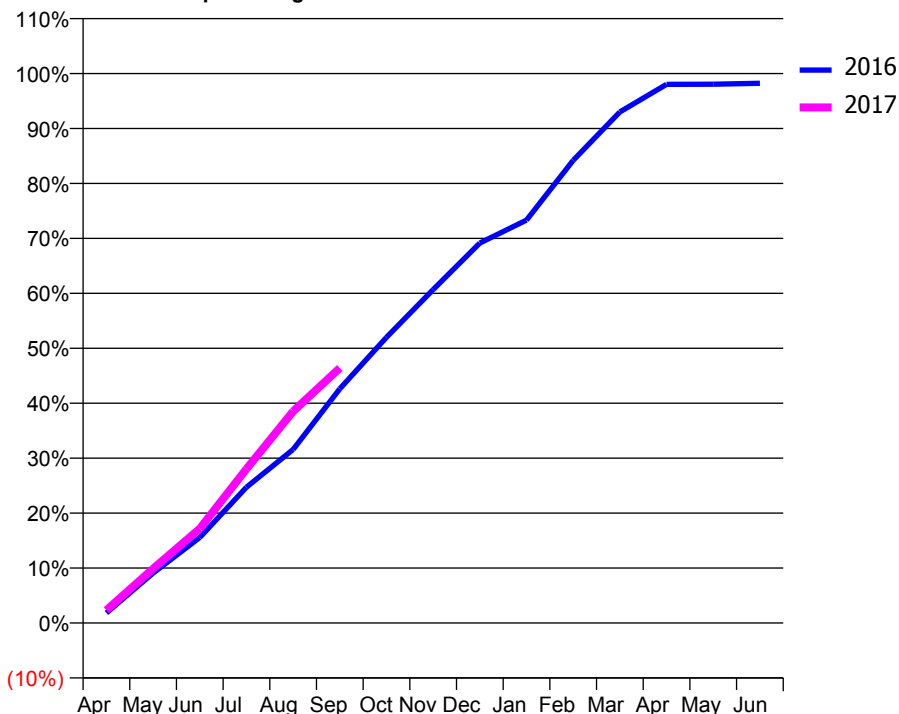
ACCESS*

Patients seen in 24 months	Total	Change since previous quarter
Quarter ending September 2015	4,913	
Quarter ending December 2015	4,928	→
Quarter ending March 2016	4,971	→
Quarter ending June 2016	5,016	→
Quarter ending September 2016	4,997	→
Variance since September 2015	1.7%	→



ACTIVITY

Cumulative percentage of contracted UDA delivered 2016 & 2017



Month	Adjusted Scheduled Activity (UDA)	
	2016	2017
April	274	349
May	1,354	1,473
June	2,314	2,555
July	3,677	4,171
August	4,697	5,731
September	6,341	6,904
October	7,735	
November	9,026	
December	10,285	
January	10,906	
February	12,526	
March	13,834	
April	14,583	
May	14,586	
June	14,612	

QUALITY

	Quantity	Base Number	Contract	LHB	Wales
% of FP17s for the same patient ID Re-attending within 3 months - Children	66	841	7.8%	7.2%	11.3%
% of FP17s for the same patient ID Re-attending within 3 months - Adults	427	2,802	15.2%	14.1%	16.6%
% of FP17s for the same patient ID Re-attending between 3 & 9 months - Children	471	841	56.0%	53.9%	58.3%
% of FP17s for the same patient ID Re-attending between 3 & 9 months - Adults	1,547	2,802	55.2%	51.0%	54.0%
% of FP17s for Band 1 Urgent Courses	359	3,332	10.8%	9.1%	9.0%
% of FP17s Relating to Free Repair or Replacements	12	3,332	0.4%	0.6%	0.7%
% of FP17s Relating to Continuations	40	3,332	1.2%	0.7%	0.9%
% of Patients satisfied with the dentistry they have received	27	29	93.1%	91.4%	90.9%
% of Patients satisfied with the time they had to wait for an appointment	28	29	96.6%	91.4%	88.7%

* This is based on patients treated on this contract for their most recent course of treatment. Figures in italics indicate the base number of FP17s or Patient Questionnaire responses are less than 100. N/A is shown where the base number of responses is less than 10 during the period. % is calculated as Quantity/Base number*100

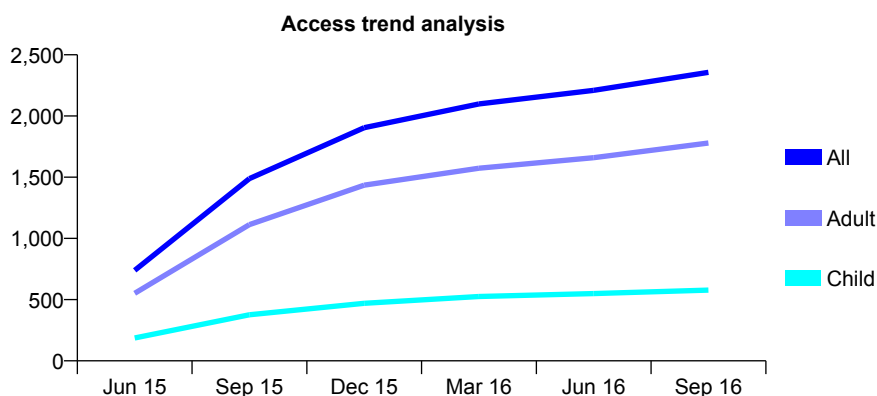
7A5 - Vital Signs At a Glance Contract Report for 377023/0001 - September 2016

Name or company name	MISS CL DAVIES
Contract type name	GDS Contract
Purpose of contract	General
Contract start date	01/04/2015
Contract end date	

16/17 Contracted general activity (UDA)	7,346
Carry forward general activity (UDA)	-203
16/17 Contracted orthodontic activity (UOA)	0
Carry forward orthodontic activity (UOA)	0
Baseline contract value	£177,066.46

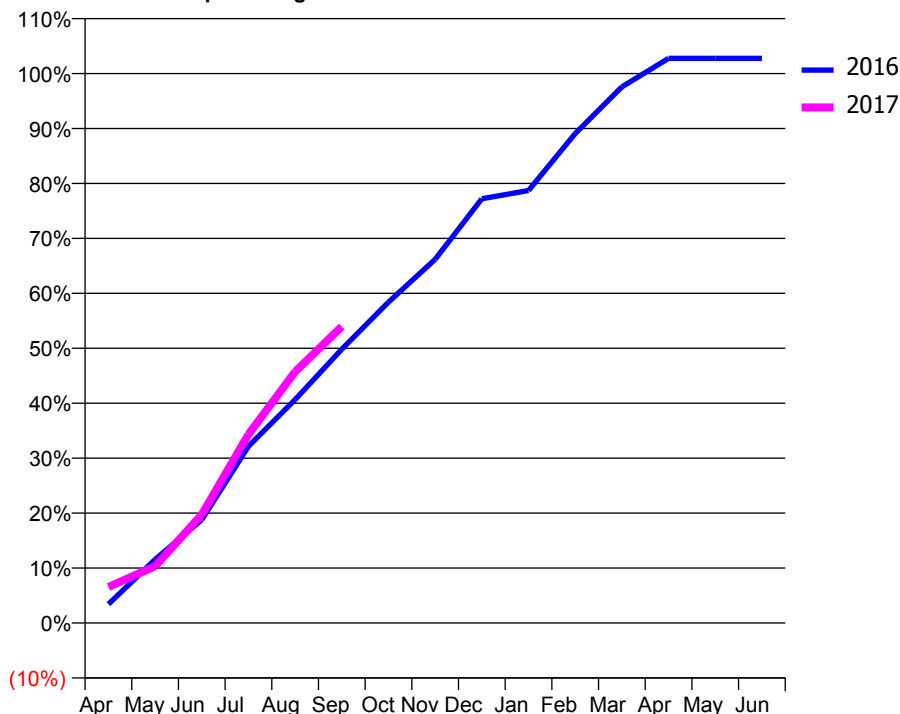
ACCESS*

Patients seen in 24 months	Total	Change since previous quarter
Quarter ending September 2015	1,489	
Quarter ending December 2015	1,905	↑
Quarter ending March 2016	2,099	↑
Quarter ending June 2016	2,210	↑
Quarter ending September 2016	2,357	↑
Variance since September 2015	58.3%	↑



ACTIVITY

Cumulative percentage of contracted UDA delivered 2016 & 2017



Adjusted Scheduled Activity (UDA)

Month	2016	2017
April	252	481
May	849	759
June	1,381	1,450
July	2,363	2,522
August	2,988	3,359
September	3,661	3,964
October	4,289	
November	4,862	
December	5,671	
January	5,781	
February	6,543	
March	7,167	
April	7,549	
May	7,549	
June	7,549	

QUALITY

	Quantity	Base Number	Contract	LHB	Wales
% of FP17s for the same patient ID Re-attending within 3 months - Children	27	471	5.7%	7.2%	11.3%
% of FP17s for the same patient ID Re-attending within 3 months - Adults	188	1,471	12.8%	14.1%	16.6%
% of FP17s for the same patient ID Re-attending between 3 & 9 months - Children	260	471	55.2%	53.9%	58.3%
% of FP17s for the same patient ID Re-attending between 3 & 9 months - Adults	827	1,471	56.2%	51.0%	54.0%
% of FP17s for Band 1 Urgent Courses	116	1,775	6.5%	9.1%	9.0%
% of FP17s Relating to Free Repair or Replacements	3	1,775	0.2%	0.6%	0.7%
% of FP17s Relating to Continuations	15	1,775	0.8%	0.7%	0.9%
% of Patients satisfied with the dentistry they have received	20	22	90.9%	91.4%	90.9%
% of Patients satisfied with the time they had to wait for an appointment	19	22	86.4%	91.4%	88.7%

* This is based on patients treated on this contract for their most recent course of treatment. Figures in italics indicate the base number of FP17s or Patient Questionnaire responses are less than 100. N/A is shown where the base number of responses is less than 10 during the period. % is calculated as Quantity/Base number*100

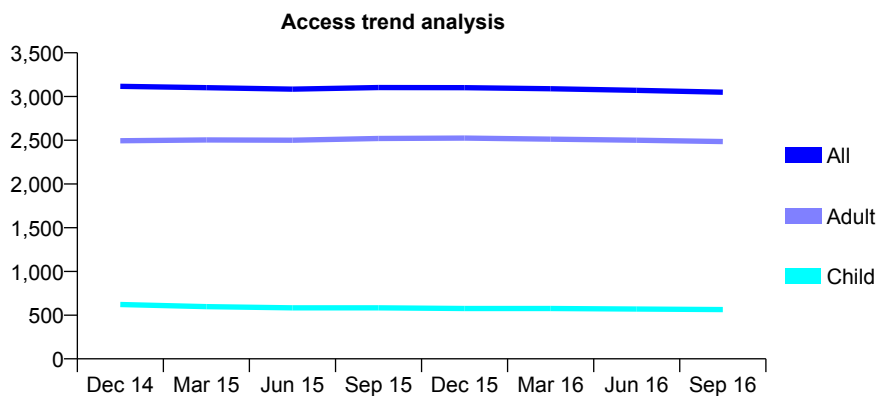
7A5 - Vital Signs At a Glance Contract Report for 573531/0001 - September 2016

Name or company name	MR PB JAMES
Contract type name	GDS Contract
Purpose of contract	General
Contract start date	01/04/2006
Contract end date	

16/17 Contracted general activity (UDA)	8,000
Carry forward general activity (UDA)	-101
16/17 Contracted orthodontic activity (UOA)	0
Carry forward orthodontic activity (UOA)	0
Baseline contract value	£190,565.63

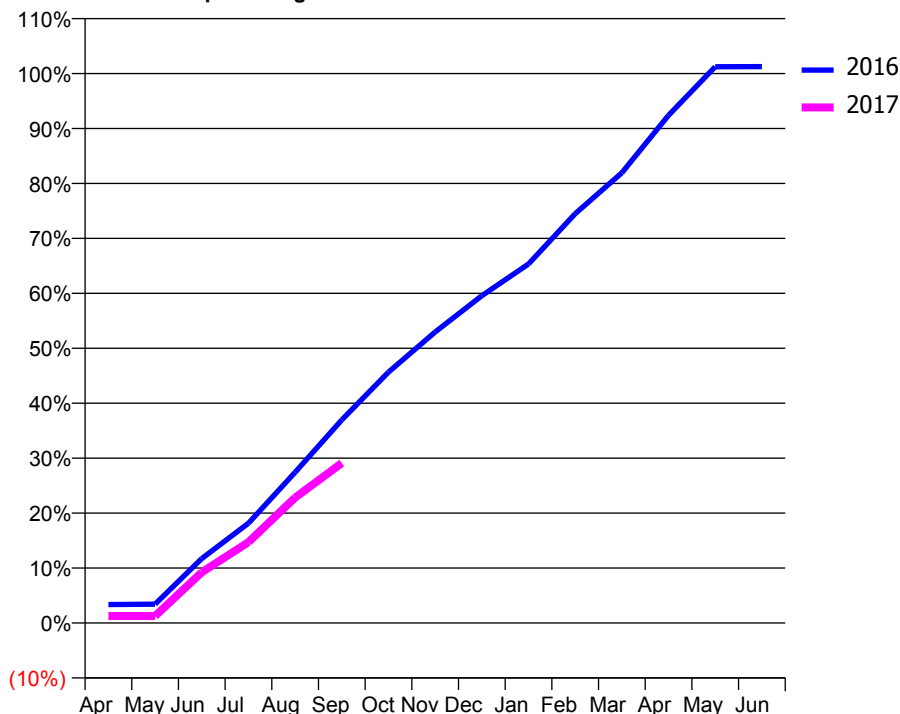
ACCESS*

Patients seen in 24 months	Total	Change since previous quarter
Quarter ending September 2015	3,103	
Quarter ending December 2015	3,101	→
Quarter ending March 2016	3,089	→
Quarter ending June 2016	3,070	→
Quarter ending September 2016	3,049	→
Variance since September 2015	(1.7%)	↓



ACTIVITY

Cumulative percentage of contracted UDA delivered 2016 & 2017



Month	Adjusted Scheduled Activity (UDA)	
	2016	2017
April	268	101
May	274	101
June	939	738
July	1,453	1,177
August	2,196	1,826
September	2,958	2,329
October	3,652	
November	4,237	
December	4,766	
January	5,228	
February	5,959	
March	6,554	
April	7,392	
May	8,099	
June	8,101	

QUALITY

	Quantity	Base Number	Contract	LHB	Wales
% of FP17s for the same patient ID Re-attending within 3 months - Children	21	396	5.3%	7.2%	11.3%
% of FP17s for the same patient ID Re-attending within 3 months - Adults	164	1,349	12.2%	14.1%	16.6%
% of FP17s for the same patient ID Re-attending between 3 & 9 months - Children	265	396	66.9%	53.9%	58.3%
% of FP17s for the same patient ID Re-attending between 3 & 9 months - Adults	333	1,349	24.7%	51.0%	54.0%
% of FP17s for Band 1 Urgent Courses	46	1,006	4.6%	9.1%	9.0%
% of FP17s Relating to Free Repair or Replacements	8	1,006	0.8%	0.6%	0.7%
% of FP17s Relating to Continuations	8	1,006	0.8%	0.7%	0.9%
% of Patients satisfied with the dentistry they have received	27	27	100.0%	91.4%	90.9%
% of Patients satisfied with the time they had to wait for an appointment	26	27	96.3%	91.4%	88.7%

* This is based on patients treated on this contract for their most recent course of treatment. Figures in italics indicate the base number of FP17s or Patient Questionnaire responses are less than 100. N/A is shown where the base number of responses is less than 10 during the period. % is calculated as Quantity/Base number*100

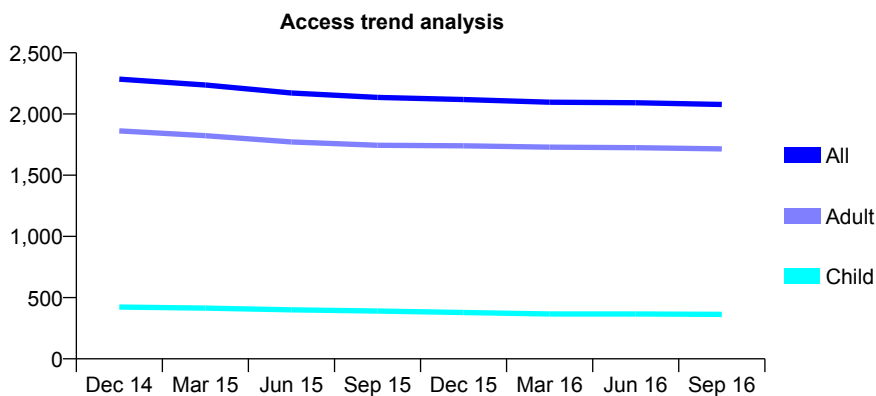
7A5 - Vital Signs At a Glance Contract Report for 625485/0004 - September 2016

Name or company name	MISS D ADAMS
Contract type name	GDS Contract
Purpose of contract	General
Contract start date	14/06/2010
Contract end date	

16/17 Contracted general activity (UDA)	5,350
Carry forward general activity (UDA)	0
16/17 Contracted orthodontic activity (UOA)	0
Carry forward orthodontic activity (UOA)	0
Baseline contract value	£130,845.21

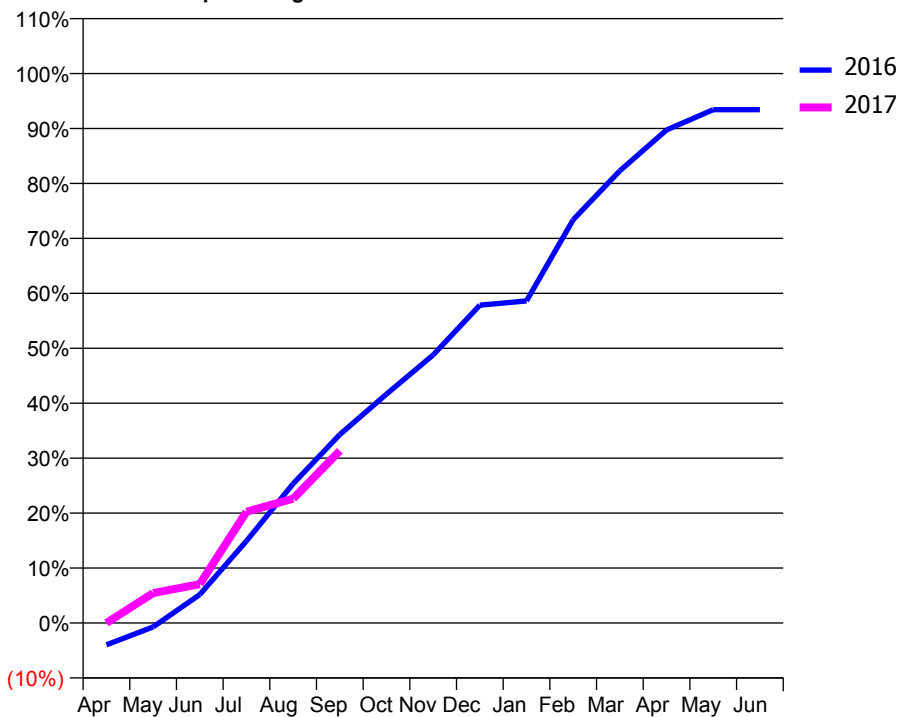
ACCESS*

Patients seen in 24 months	Total	Change since previous quarter
Quarter ending September 2015	2,136	
Quarter ending December 2015	2,118	→
Quarter ending March 2016	2,096	↓
Quarter ending June 2016	2,092	→
Quarter ending September 2016	2,078	→
Variance since September 2015	(2.7%)	↓



ACTIVITY

Cumulative percentage of contracted UDA delivered 2016 & 2017



Adjusted Scheduled Activity (UDA)

Month	2016	2017
April	-213	0
May	-40	292
June	277	378
July	799	1,084
August	1,356	1,210
September	1,835	1,676
October	2,228	
November	2,610	
December	3,095	
January	3,137	
February	3,927	
March	4,403	
April	4,800	
May	4,997	
June	4,998	

QUALITY

	Quantity	Base Number	Contract	LHB	Wales
% of FP17s for the same patient ID Re-attending within 3 months - Children	25	342	7.3%	7.2%	11.3%
% of FP17s for the same patient ID Re-attending within 3 months - Adults	88	925	9.5%	14.1%	16.6%
% of FP17s for the same patient ID Re-attending between 3 & 9 months - Children	246	342	71.9%	53.9%	58.3%
% of FP17s for the same patient ID Re-attending between 3 & 9 months - Adults	356	925	38.5%	51.0%	54.0%
% of FP17s for Band 1 Urgent Courses	41	1,006	4.1%	9.1%	9.0%
% of FP17s Relating to Free Repair or Replacements	3	1,006	0.3%	0.6%	0.7%
% of FP17s Relating to Continuations	2	1,006	0.2%	0.7%	0.9%
% of Patients satisfied with the dentistry they have received	13	15	86.7%	91.4%	90.9%
% of Patients satisfied with the time they had to wait for an appointment	15	15	100.0%	91.4%	88.7%

* This is based on patients treated on this contract for their most recent course of treatment. Figures in italics indicate the base number of FP17s or Patient Questionnaire responses are less than 100. N/A is shown where the base number of responses is less than 10 during the period. % is calculated as Quantity/Base number*100

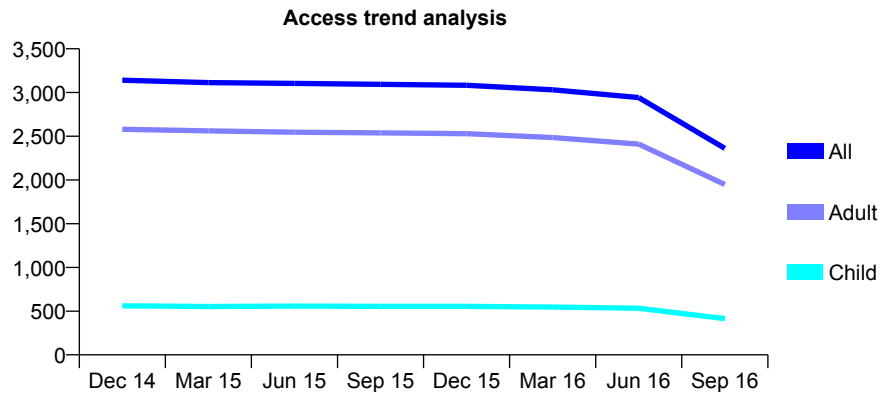
7A5 - Vital Signs At a Glance Contract Report for 659045/0001 - September 2016

Name or company name	MR SJ BOWSHER
Contract type name	GDS Contract
Purpose of contract	General
Contract start date	01/04/2006
Contract end date	26/05/2016

16/17 Contracted general activity (UDA)	1,161
Carry forward general activity (UDA)	0
16/17 Contracted orthodontic activity (UOA)	0
Carry forward orthodontic activity (UOA)	0
Baseline contract value	£26,297.36

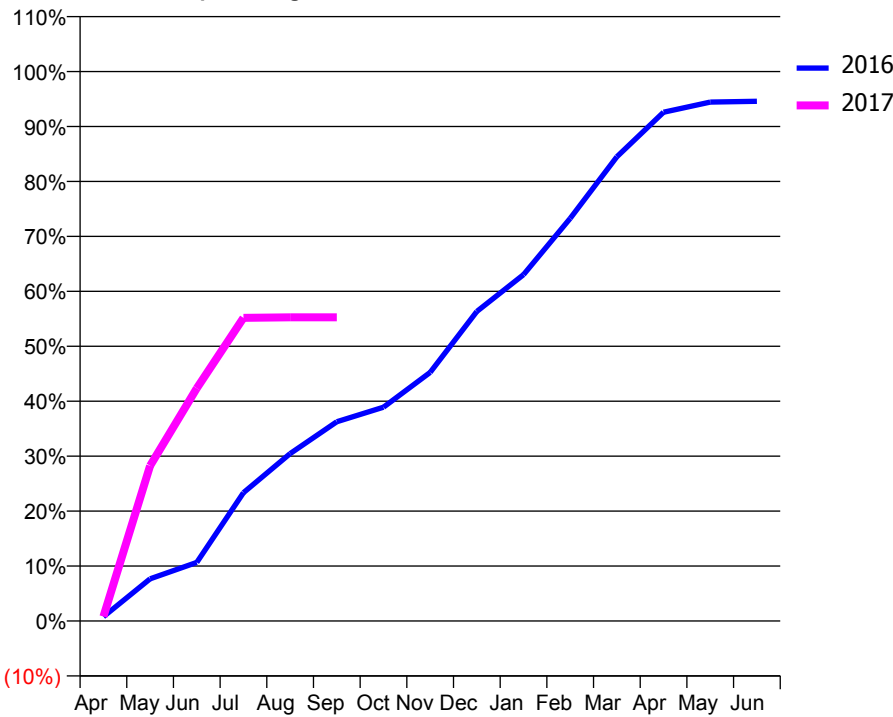
ACCESS*

Patients seen in 24 months	Total	Change since previous quarter
Quarter ending September 2015	3,094	
Quarter ending December 2015	3,083	→
Quarter ending March 2016	3,031	↓
Quarter ending June 2016	2,943	↓
Quarter ending September 2016	2,362	↓
Variance since September 2015	(23.7%)	↓



ACTIVITY

Cumulative percentage of contracted UDA delivered 2016 & 2017



Month	Adjusted Scheduled Activity (UDA)	
	2016	2017
April	56	9
May	553	328
June	769	492
July	1,681	641
August	2,194	642
September	2,610	642
October	2,802	
November	3,258	
December	4,056	
January	4,538	
February	5,275	
March	6,084	
April	6,667	
May	6,799	
June	6,810	

QUALITY

	Quantity	Base Number	Contract	LHB	Wales
% of FP17s for the same patient ID Re-attending within 3 months - Children	6	119	5.0%	7.2%	11.3%
% of FP17s for the same patient ID Re-attending within 3 months - Adults	39	480	8.1%	14.1%	16.6%
% of FP17s for the same patient ID Re-attending between 3 & 9 months - Children	38	119	31.9%	53.9%	58.3%
% of FP17s for the same patient ID Re-attending between 3 & 9 months - Adults	143	480	29.8%	51.0%	54.0%
% of FP17s for Band 1 Urgent Courses	47	337	13.9%	9.1%	9.0%
% of FP17s Relating to Free Repair or Replacements	0	337	0.0%	0.6%	0.7%
% of FP17s Relating to Continuations	0	337	0.0%	0.7%	0.9%
% of Patients satisfied with the dentistry they have received	9	10	90.0%	91.4%	90.9%
% of Patients satisfied with the time they had to wait for an appointment	10	10	100.0%	91.4%	88.7%

* This is based on patients treated on this contract for their most recent course of treatment. Figures in italics indicate the base number of FP17s or Patient Questionnaire responses are less than 100. N/A is shown where the base number of responses is less than 10 during the period. % is calculated as Quantity/Base number*100

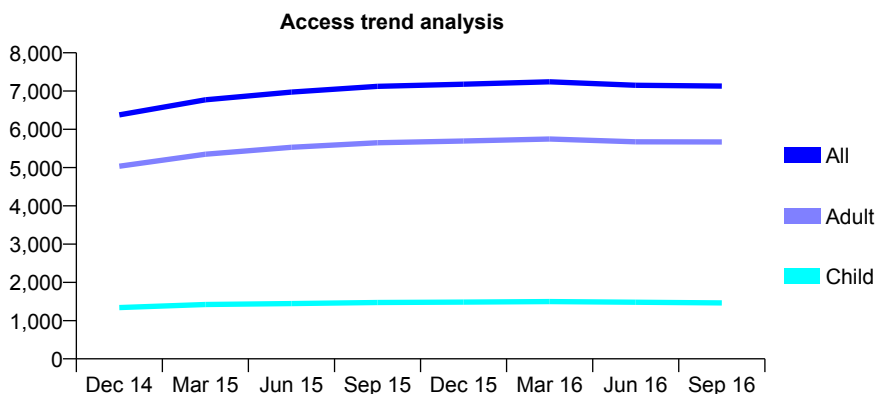
7A5 - Vital Signs At a Glance Contract Report for 688312/0001 - September 2016

Name or company name	MR G BLINMAN
Contract type name	GDS Contract
Purpose of contract	General
Contract start date	01/10/2013
Contract end date	

16/17 Contracted general activity (UDA)	24,138
Carry forward general activity (UDA)	0
16/17 Contracted orthodontic activity (UOA)	0
Carry forward orthodontic activity (UOA)	0
Baseline contract value	£585,479.57

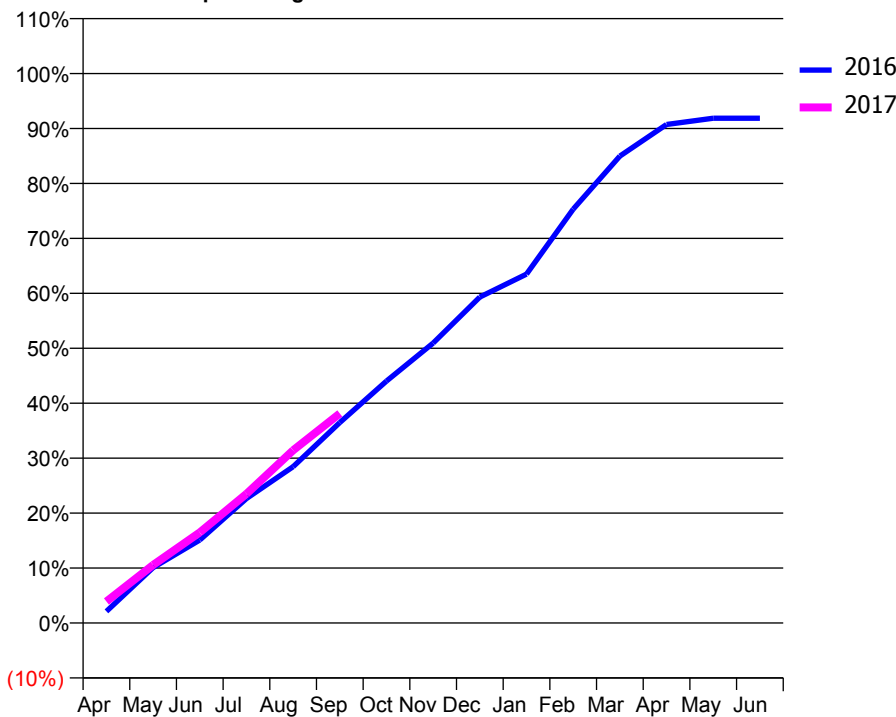
ACCESS*

Patients seen in 24 months	Total	Change since previous quarter
Quarter ending September 2015	7,123	
Quarter ending December 2015	7,178	→
Quarter ending March 2016	7,242	→
Quarter ending June 2016	7,150	↓
Quarter ending September 2016	7,131	→
Variance since September 2015	0.1%	→



ACTIVITY

Cumulative percentage of contracted UDA delivered 2016 & 2017



Month	Adjusted Scheduled Activity (UDA)	
	2016	2017
April	511	946
May	2,433	2,550
June	3,649	3,979
July	5,468	5,673
August	6,866	7,586
September	8,807	9,204
October	10,630	
November	12,301	
December	14,320	
January	15,324	
February	18,179	
March	20,508	
April	21,896	
May	22,172	
June	22,174	

QUALITY

	Quantity	Base Number	Contract	LHB	Wales
% of FP17s for the same patient ID Re-attending within 3 months - Children	80	1,076	7.4%	7.2%	11.3%
% of FP17s for the same patient ID Re-attending within 3 months - Adults	550	4,211	13.1%	14.1%	16.6%
% of FP17s for the same patient ID Re-attending between 3 & 9 months - Children	638	1,076	59.3%	53.9%	58.3%
% of FP17s for the same patient ID Re-attending between 3 & 9 months - Adults	2,471	4,211	58.7%	51.0%	54.0%
% of FP17s for Band 1 Urgent Courses	325	4,518	7.2%	9.1%	9.0%
% of FP17s Relating to Free Repair or Replacements	48	4,518	1.1%	0.6%	0.7%
% of FP17s Relating to Continuations	26	4,518	0.6%	0.7%	0.9%
% of Patients satisfied with the dentistry they have received	23	28	82.1%	91.4%	90.9%
% of Patients satisfied with the time they had to wait for an appointment	24	28	85.7%	91.4%	88.7%

* This is based on patients treated on this contract for their most recent course of treatment. Figures in italics indicate the base number of FP17s or Patient Questionnaire responses are less than 100. N/A is shown where the base number of responses is less than 10 during the period. % is calculated as Quantity/Base number*100

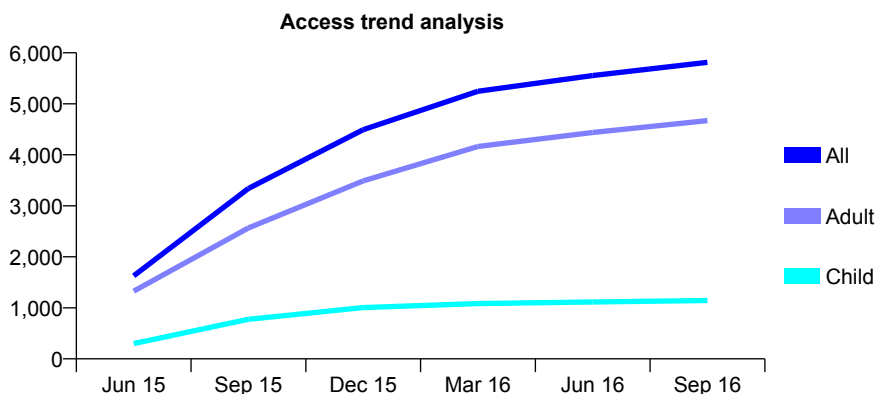
7A5 - Vital Signs At a Glance Contract Report for 741841/0003 - September 2016

Name or company name	MRS S CHAUDHRY
Contract type name	GDS Contract
Purpose of contract	General
Contract start date	01/04/2015
Contract end date	

16/17 Contracted general activity (UDA)	19,918
Carry forward general activity (UDA)	0
16/17 Contracted orthodontic activity (UOA)	0
Carry forward orthodontic activity (UOA)	0
Baseline contract value	£475,121.77

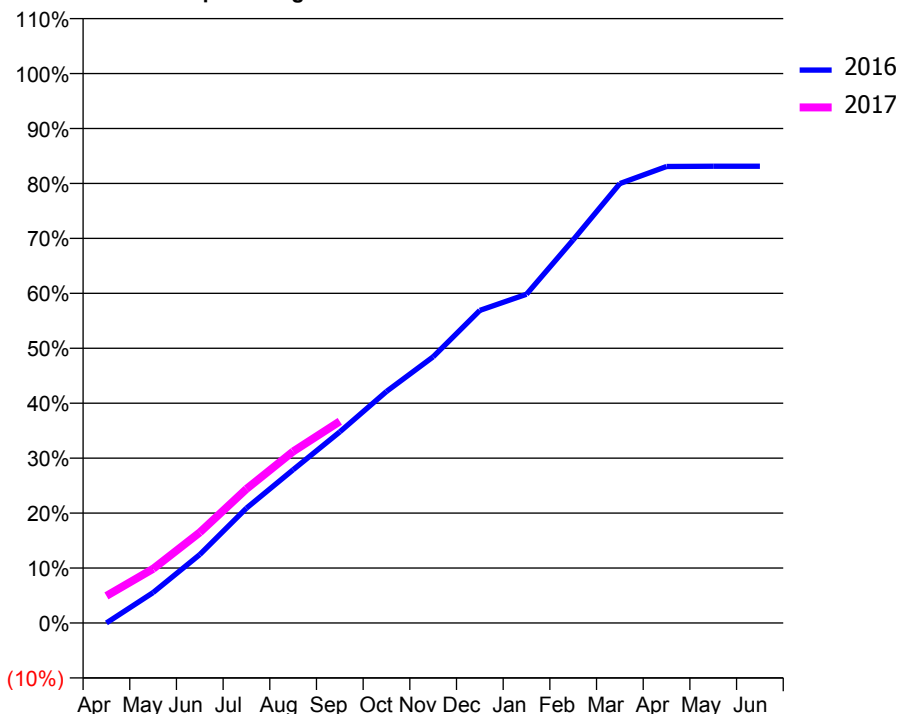
ACCESS*

Patients seen in 24 months	Total	Change since previous quarter
Quarter ending September 2015	3,340	
Quarter ending December 2015	4,493	↑
Quarter ending March 2016	5,247	↑
Quarter ending June 2016	5,553	↑
Quarter ending September 2016	5,813	↑
Variance since September 2015	74.0%	↑



ACTIVITY

Cumulative percentage of contracted UDA delivered 2016 & 2017



Month	Adjusted Scheduled Activity (UDA)	
	2016	2017
April	0	981
May	1,102	1,965
June	2,482	3,284
July	4,162	4,861
August	5,556	6,217
September	6,930	7,311
October	8,394	
November	9,650	
December	11,333	
January	11,915	
February	13,890	
March	15,930	
April	16,547	
May	16,555	
June	16,557	

QUALITY

	Quantity	Base Number	Contract	LHB	Wales
% of FP17s for the same patient ID Re-attending within 3 months - Children	49	868	5.6%	7.2%	11.3%
% of FP17s for the same patient ID Re-attending within 3 months - Adults	323	3,156	10.2%	14.1%	16.6%
% of FP17s for the same patient ID Re-attending between 3 & 9 months - Children	500	868	57.6%	53.9%	58.3%
% of FP17s for the same patient ID Re-attending between 3 & 9 months - Adults	1,406	3,156	44.6%	51.0%	54.0%
% of FP17s for Band 1 Urgent Courses	199	3,700	5.4%	9.1%	9.0%
% of FP17s Relating to Free Repair or Replacements	9	3,700	0.2%	0.6%	0.7%
% of FP17s Relating to Continuations	20	3,700	0.5%	0.7%	0.9%
% of Patients satisfied with the dentistry they have received	18	18	100.0%	91.4%	90.9%
% of Patients satisfied with the time they had to wait for an appointment	18	18	100.0%	91.4%	88.7%

* This is based on patients treated on this contract for their most recent course of treatment. Figures in italics indicate the base number of FP17s or Patient Questionnaire responses are less than 100. N/A is shown where the base number of responses is less than 10 during the period. % is calculated as Quantity/Base number*100

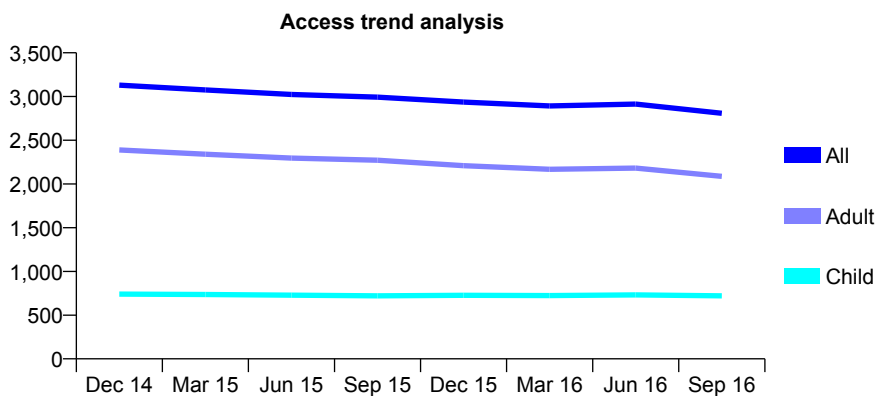
7A5 - Vital Signs At a Glance Contract Report for 767158/0001 - September 2016

Name or company name	MR H WILDING
Contract type name	GDS Contract
Purpose of contract	General
Contract start date	01/04/2006
Contract end date	

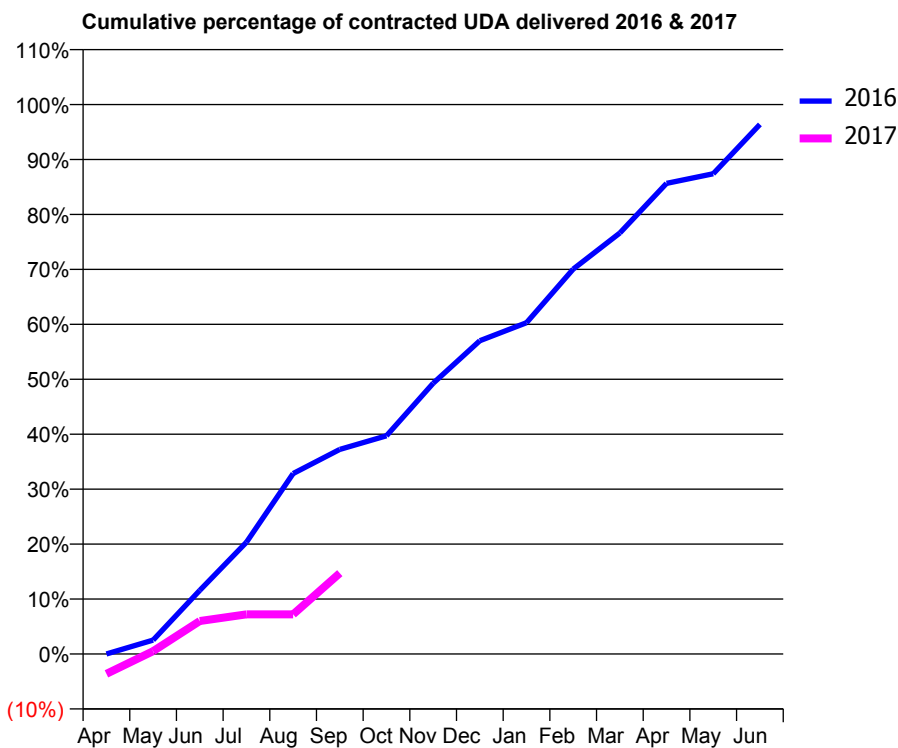
16/17 Contracted general activity (UDA)	5,600
Carry forward general activity (UDA)	203
16/17 Contracted orthodontic activity (UOA)	0
Carry forward orthodontic activity (UOA)	0
Baseline contract value	£133,863.46

ACCESS*

Patients seen in 24 months	Total	Change since previous quarter
Quarter ending September 2015	2,993	
Quarter ending December 2015	2,936	↓
Quarter ending March 2016	2,892	↓
Quarter ending June 2016	2,913	→
Quarter ending September 2016	2,808	↓
Variance since September 2015	(6.2%)	↓



ACTIVITY



Month	Adjusted Scheduled Activity (UDA)	
	2016	2017
April	0	-203
May	142	29
June	648	336
July	1,139	404
August	1,839	404
September	2,085	824
October	2,224	
November	2,760	
December	3,193	
January	3,377	
February	3,922	
March	4,291	
April	4,797	
May	4,894	
June	5,397	

QUALITY

	Quantity	Base Number	Contract	LHB	Wales
% of FP17s for the same patient ID Re-attending within 3 months - Children	29	374	7.8%	7.2%	11.3%
% of FP17s for the same patient ID Re-attending within 3 months - Adults	84	888	9.5%	14.1%	16.6%
% of FP17s for the same patient ID Re-attending between 3 & 9 months - Children	185	374	49.5%	53.9%	58.3%
% of FP17s for the same patient ID Re-attending between 3 & 9 months - Adults	326	888	36.7%	51.0%	54.0%
% of FP17s for Band 1 Urgent Courses	76	683	11.1%	9.1%	9.0%
% of FP17s Relating to Free Repair or Replacements	5	683	0.7%	0.6%	0.7%
% of FP17s Relating to Continuations	4	683	0.6%	0.7%	0.9%
% of Patients satisfied with the dentistry they have received	18	19	94.7%	91.4%	90.9%
% of Patients satisfied with the time they had to wait for an appointment	15	19	78.9%	91.4%	88.7%

* This is based on patients treated on this contract for their most recent course of treatment. Figures in italics indicate the base number of FP17s or Patient Questionnaire responses are less than 100. N/A is shown where the base number of responses is less than 10 during the period. % is calculated as Quantity/Base number*100

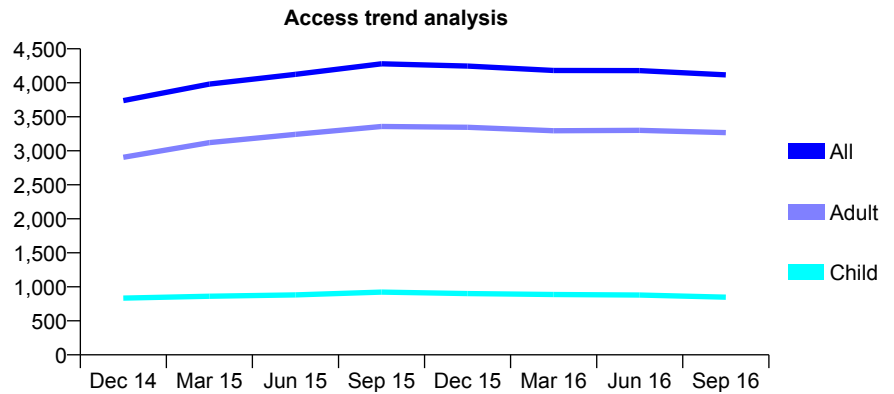
7A5 - Vital Signs At a Glance Contract Report for 830763/0005 - September 2016

Name or company name	MR L ROBERTS
Contract type name	GDS Contract
Purpose of contract	General
Contract start date	01/10/2013
Contract end date	

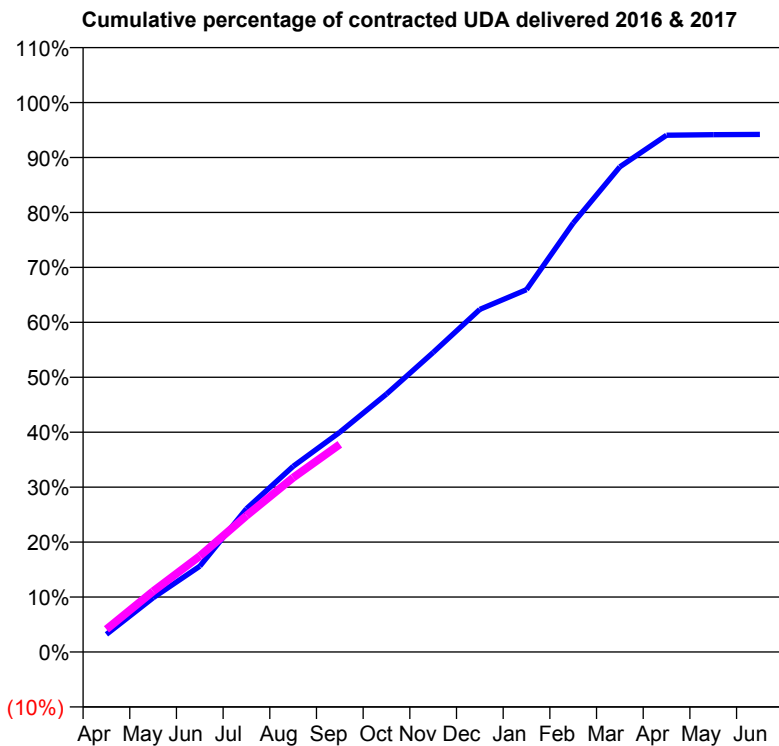
16/17 Contracted general activity (UDA)	13,800
Carry forward general activity (UDA)	0
16/17 Contracted orthodontic activity (UOA)	0
Carry forward orthodontic activity (UOA)	0
Baseline contract value	£329,192.78

ACCESS*

Patients seen in 24 months	Total	Change since previous quarter
Quarter ending September 2015	4,279	
Quarter ending December 2015	4,246	→
Quarter ending March 2016	4,182	↓
Quarter ending June 2016	4,179	→
Quarter ending September 2016	4,117	↓
Variance since September 2015	(3.8%)	↓



ACTIVITY



Month	Adjusted Scheduled Activity (UDA)	
	2016	2017
April	443	572
May	1,362	1,525
June	2,155	2,408
July	3,598	3,425
August	4,663	4,379
September	5,519	5,217
October	6,478	
November	7,523	
December	8,603	
January	9,099	
February	10,772	
March	12,184	
April	12,979	
May	12,991	
June	12,997	

QUALITY

	Quantity	Base Number	Contract	LHB	Wales
% of FP17s for the same patient ID Re-attending within 3 months - Children	46	588	7.8%	7.2%	11.3%
% of FP17s for the same patient ID Re-attending within 3 months - Adults	349	2,383	14.6%	14.1%	16.6%
% of FP17s for the same patient ID Re-attending between 3 & 9 months - Children	322	588	54.8%	53.9%	58.3%
% of FP17s for the same patient ID Re-attending between 3 & 9 months - Adults	1,340	2,383	56.2%	51.0%	54.0%
% of FP17s for Band 1 Urgent Courses	86	2,628	3.3%	9.1%	9.0%
% of FP17s Relating to Free Repair or Replacements	36	2,628	1.4%	0.6%	0.7%
% of FP17s Relating to Continuations	26	2,628	1.0%	0.7%	0.9%
% of Patients satisfied with the dentistry they have received	13	14	92.9%	91.4%	90.9%
% of Patients satisfied with the time they had to wait for an appointment	13	14	92.9%	91.4%	88.7%

* This is based on patients treated on this contract for their most recent course of treatment. Figures in italics indicate the base number of FP17s or Patient Questionnaire responses are less than 100. N/A is shown where the base number of responses is less than 10 during the period. % is calculated as Quantity/Base number*100

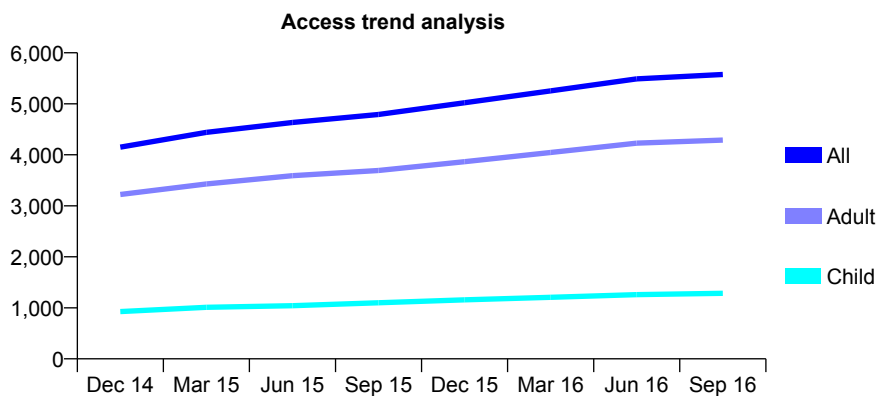
7A5 - Vital Signs At a Glance Contract Report for 885630/0001 - September 2016

Name or company name	MRS P SOOD
Contract type name	GDS Contract
Purpose of contract	General
Contract start date	15/09/2013
Contract end date	

16/17 Contracted general activity (UDA)	19,464
Carry forward general activity (UDA)	-799
16/17 Contracted orthodontic activity (UOA)	0
Carry forward orthodontic activity (UOA)	0
Baseline contract value	£488,614.26

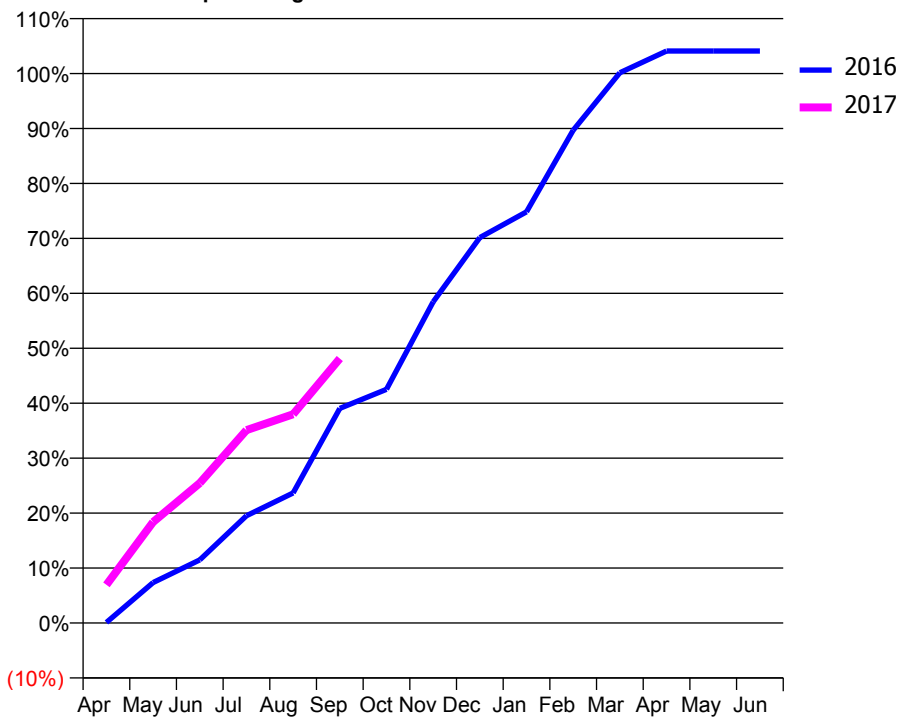
ACCESS*

Patients seen in 24 months	Total	Change since previous quarter
Quarter ending September 2015	4,792	
Quarter ending December 2015	5,022	↑
Quarter ending March 2016	5,253	↑
Quarter ending June 2016	5,490	↑
Quarter ending September 2016	5,575	→
Variance since September 2015	16.3%	↑



ACTIVITY

Cumulative percentage of contracted UDA delivered 2016 & 2017



Adjusted Scheduled Activity (UDA)

Month	2016	2017
April	21	1,355
May	1,435	3,576
June	2,239	4,956
July	3,798	6,831
August	4,608	7,392
September	7,601	9,369
October	8,275	
November	11,378	
December	13,651	
January	14,567	
February	17,456	
March	19,490	
April	20,261	
May	20,263	
June	20,263	

QUALITY

	Quantity	Base Number	Contract	LHB	Wales
% of FP17s for the same patient ID Re-attending within 3 months - Children	52	861	6.0%	7.2%	11.3%
% of FP17s for the same patient ID Re-attending within 3 months - Adults	262	2,591	10.1%	14.1%	16.6%
% of FP17s for the same patient ID Re-attending between 3 & 9 months - Children	513	861	59.6%	53.9%	58.3%
% of FP17s for the same patient ID Re-attending between 3 & 9 months - Adults	1,363	2,591	52.6%	51.0%	54.0%
% of FP17s for Band 1 Urgent Courses	146	3,340	4.4%	9.1%	9.0%
% of FP17s Relating to Free Repair or Replacements	25	3,340	0.7%	0.6%	0.7%
% of FP17s Relating to Continuations	16	3,340	0.5%	0.7%	0.9%
% of Patients satisfied with the dentistry they have received	24	25	96.0%	91.4%	90.9%
% of Patients satisfied with the time they had to wait for an appointment	22	25	88.0%	91.4%	88.7%

* This is based on patients treated on this contract for their most recent course of treatment. Figures in italics indicate the base number of FP17s or Patient Questionnaire responses are less than 100. N/A is shown where the base number of responses is less than 10 during the period. % is calculated as Quantity/Base number*100

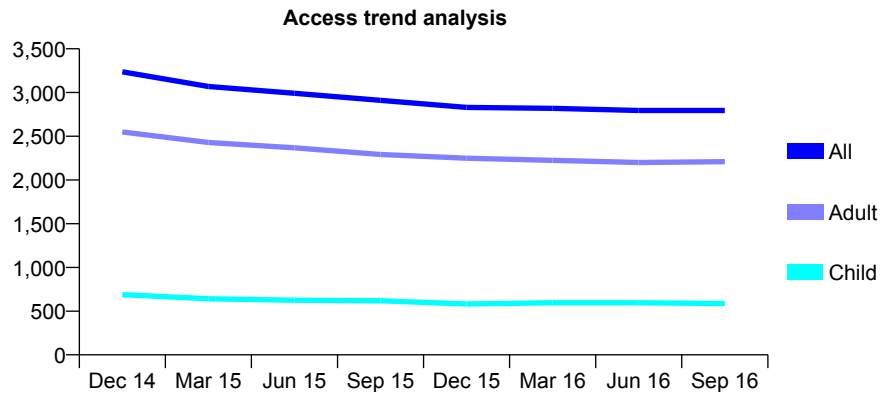
7A5 - Vital Signs At a Glance Contract Report for 925845/0001 - September 2016

Name or company name	MR TM DIN
Contract type name	GDS Contract
Purpose of contract	General
Contract start date	01/04/2006
Contract end date	

16/17 Contracted general activity (UDA)	7,558
Carry forward general activity (UDA)	-265
16/17 Contracted orthodontic activity (UOA)	0
Carry forward orthodontic activity (UOA)	0
Baseline contract value	£180,088.53

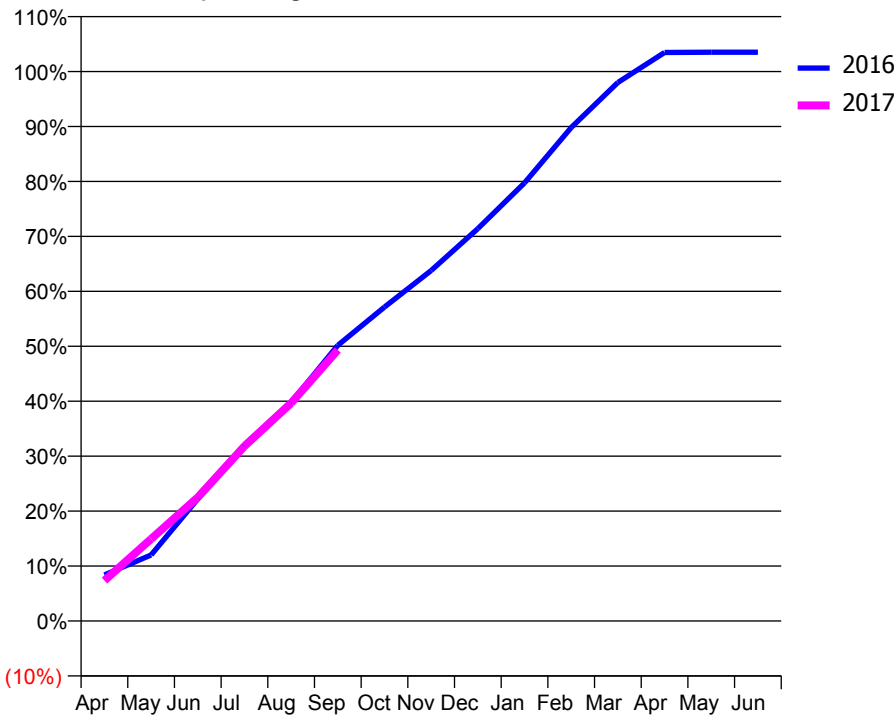
ACCESS*

Patients seen in 24 months	Total	Change since previous quarter
Quarter ending September 2015	2,910	
Quarter ending December 2015	2,830	↓
Quarter ending March 2016	2,819	→
Quarter ending June 2016	2,795	→
Quarter ending September 2016	2,795	→
Variance since September 2015	(4.0%)	↓



ACTIVITY

Cumulative percentage of contracted UDA delivered 2016 & 2017



Month	Adjusted Scheduled Activity (UDA)	
	2016	2017
April	634	556
May	909	1,130
June	1,679	1,701
July	2,419	2,405
August	3,008	2,997
September	3,793	3,727
October	4,319	
November	4,821	
December	5,397	
January	6,025	
February	6,786	
March	7,407	
April	7,820	
May	7,823	
June	7,823	

QUALITY

	Quantity	Base Number	Contract	LHB	Wales
% of FP17s for the same patient ID Re-attending within 3 months - Children	7	431	1.6%	7.2%	11.3%
% of FP17s for the same patient ID Re-attending within 3 months - Adults	128	1,560	8.2%	14.1%	16.6%
% of FP17s for the same patient ID Re-attending between 3 & 9 months - Children	288	431	66.8%	53.9%	58.3%
% of FP17s for the same patient ID Re-attending between 3 & 9 months - Adults	804	1,560	51.5%	51.0%	54.0%
% of FP17s for Band 1 Urgent Courses	77	1,748	4.4%	9.1%	9.0%
% of FP17s Relating to Free Repair or Replacements	12	1,748	0.7%	0.6%	0.7%
% of FP17s Relating to Continuations	9	1,748	0.5%	0.7%	0.9%
% of Patients satisfied with the dentistry they have received	35	37	94.6%	91.4%	90.9%
% of Patients satisfied with the time they had to wait for an appointment	32	37	86.5%	91.4%	88.7%

* This is based on patients treated on this contract for their most recent course of treatment. Figures in italics indicate the base number of FP17s or Patient Questionnaire responses are less than 100. N/A is shown where the base number of responses is less than 10 during the period. % is calculated as Quantity/Base number*100

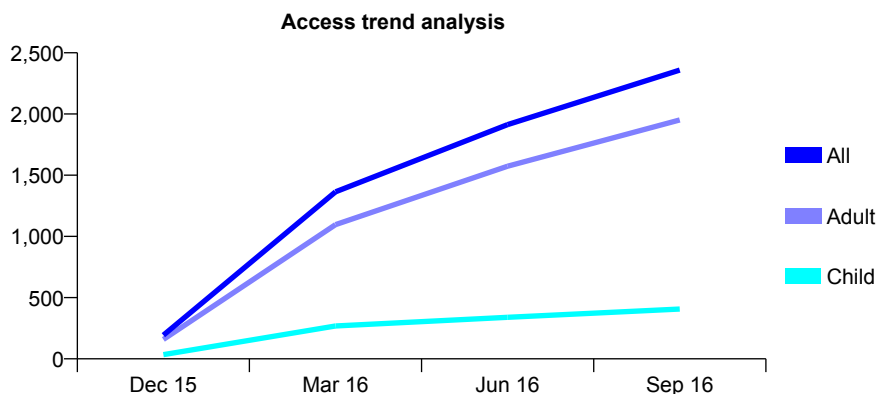
7A5 - Vital Signs At a Glance Contract Report for 976245/0001 - September 2016

Name or company name	MR PJ JONES
Contract type name	GDS Contract
Purpose of contract	General
Contract start date	16/11/2015
Contract end date	

16/17 Contracted general activity (UDA)	9,665
Carry forward general activity (UDA)	-21
16/17 Contracted orthodontic activity (UOA)	0
Carry forward orthodontic activity (UOA)	0
Baseline contract value	£246,469.36

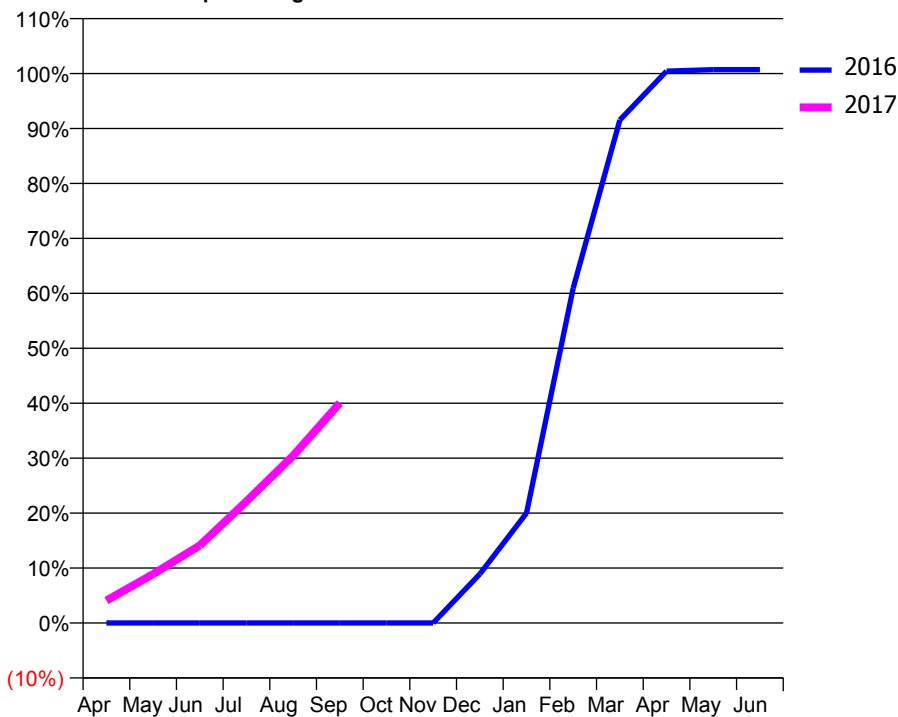
ACCESS*

Patients seen in 24 months	Total	Change since previous quarter
Quarter ending September 2015	0	
Quarter ending December 2015	193	↑
Quarter ending March 2016	1,364	↑
Quarter ending June 2016	1,913	↑
Quarter ending September 2016	2,359	↑
Variance since September 2015	N/A	



ACTIVITY

Cumulative percentage of contracted UDA delivered 2016 & 2017



Adjusted Scheduled Activity (UDA)

Month	2016	2017
April	0	396
May	0	860
June	0	1,365
July	0	2,141
August	0	2,942
September	0	3,868
October	0	
November	0	
December	267	
January	601	
February	1,828	
March	2,747	
April	3,013	
May	3,021	
June	3,021	

QUALITY

	Quantity	Base Number	Contract	LHB	Wales
% of FP17s for the same patient ID Re-attending within 3 months - Children	20	341	5.9%	7.2%	11.3%
% of FP17s for the same patient ID Re-attending within 3 months - Adults	108	1,701	6.3%	14.1%	16.6%
% of FP17s for the same patient ID Re-attending between 3 & 9 months - Children	128	341	37.5%	53.9%	58.3%
% of FP17s for the same patient ID Re-attending between 3 & 9 months - Adults	603	1,701	35.4%	51.0%	54.0%
% of FP17s for Band 1 Urgent Courses	94	1,866	5.0%	9.1%	9.0%
% of FP17s Relating to Free Repair or Replacements	12	1,866	0.6%	0.6%	0.7%
% of FP17s Relating to Continuations	2	1,866	0.1%	0.7%	0.9%
% of Patients satisfied with the dentistry they have received	15	16	93.8%	91.4%	90.9%
% of Patients satisfied with the time they had to wait for an appointment	16	16	100.0%	91.4%	88.7%

* This is based on patients treated on this contract for their most recent course of treatment. Figures in italics indicate the base number of FP17s or Patient Questionnaire responses are less than 100. N/A is shown where the base number of responses is less than 10 during the period. % is calculated as Quantity/Base number*100

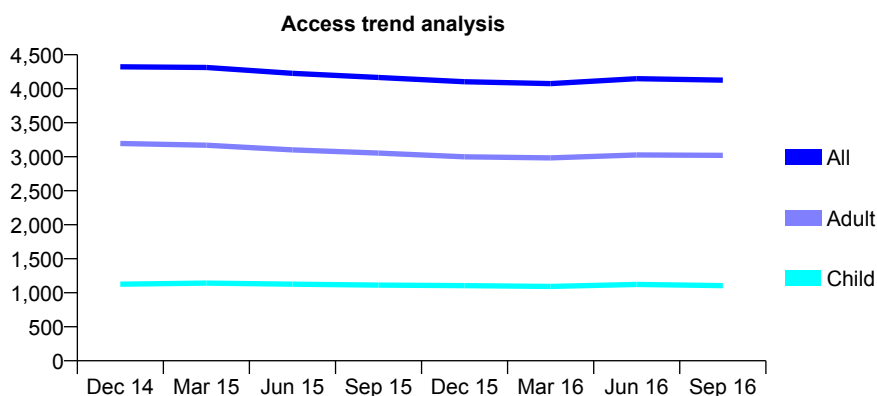
7A6 - Vital Signs At a Glance Contract Report for 101281/0135 - September 2016

Name or company name	OASIS DENTAL CARE LTD
Contract type name	GDS Contract
Purpose of contract	General
Contract start date	01/04/2006
Contract end date	

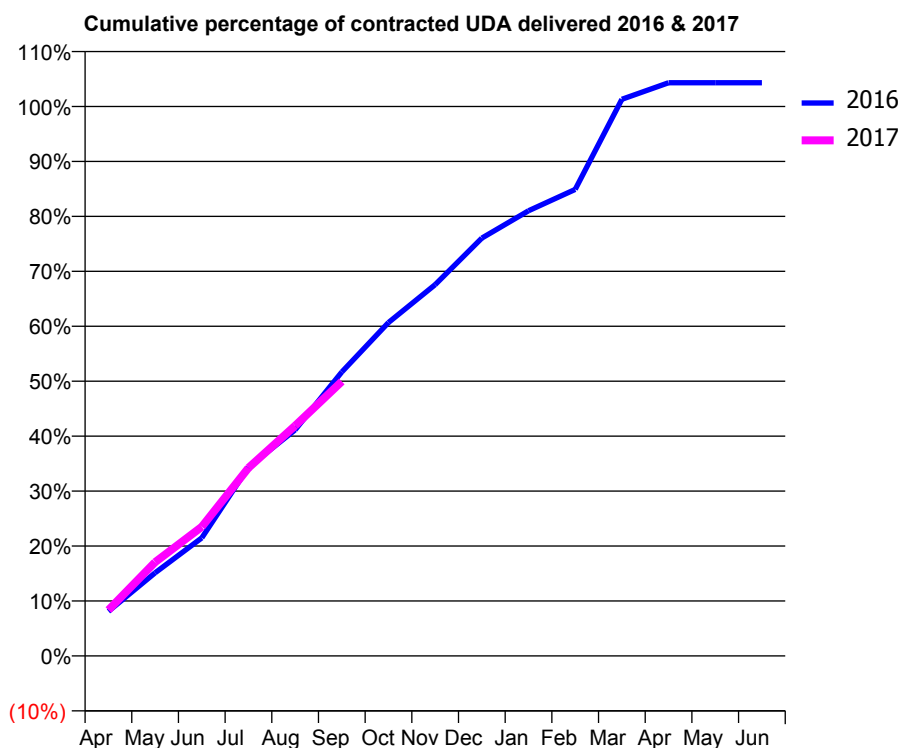
16/17 Contracted general activity (UDA)	16,432
Carry forward general activity (UDA)	-732
16/17 Contracted orthodontic activity (UOA)	0
Carry forward orthodontic activity (UOA)	0
Baseline contract value	£401,845.44

ACCESS*

Patients seen in 24 months	Total	Change since previous quarter
Quarter ending September 2015	4,166	
Quarter ending December 2015	4,103	↓
Quarter ending March 2016	4,076	→
Quarter ending June 2016	4,148	→
Quarter ending September 2016	4,126	→
Variance since September 2015	(1.0%)	→



ACTIVITY



Month	Adjusted Scheduled Activity (UDA)	
	2016	2017
April	1,334	1,374
May	2,486	2,806
June	3,533	3,861
July	5,645	5,624
August	6,761	6,883
September	8,492	8,209
October	9,969	
November	11,104	
December	12,494	
January	13,314	
February	13,951	
March	16,647	
April	17,139	
May	17,139	
June	17,139	

QUALITY

	Quantity	Base Number	Contract	LHB	Wales
% of FP17s for the same patient ID Re-attending within 3 months - Children	104	972	10.7%	9.2%	11.3%
% of FP17s for the same patient ID Re-attending within 3 months - Adults	493	2,620	18.8%	16.0%	16.6%
% of FP17s for the same patient ID Re-attending between 3 & 9 months - Children	623	972	64.1%	57.2%	58.3%
% of FP17s for the same patient ID Re-attending between 3 & 9 months - Adults	1,622	2,620	61.9%	53.6%	54.0%
% of FP17s for Band 1 Urgent Courses	319	3,373	9.5%	9.7%	9.0%
% of FP17s Relating to Free Repair or Replacements	30	3,373	0.9%	0.9%	0.7%
% of FP17s Relating to Continuations	78	3,373	2.3%	0.9%	0.9%
% of Patients satisfied with the dentistry they have received	14	17	82.4%	89.4%	90.9%
% of Patients satisfied with the time they had to wait for an appointment	15	17	88.2%	85.6%	88.7%

* This is based on patients treated on this contract for their most recent course of treatment. Figures in italics indicate the base number of FP17s or Patient Questionnaire responses are less than 100. N/A is shown where the base number of responses is less than 10 during the period. % is calculated as Quantity/Base number*100

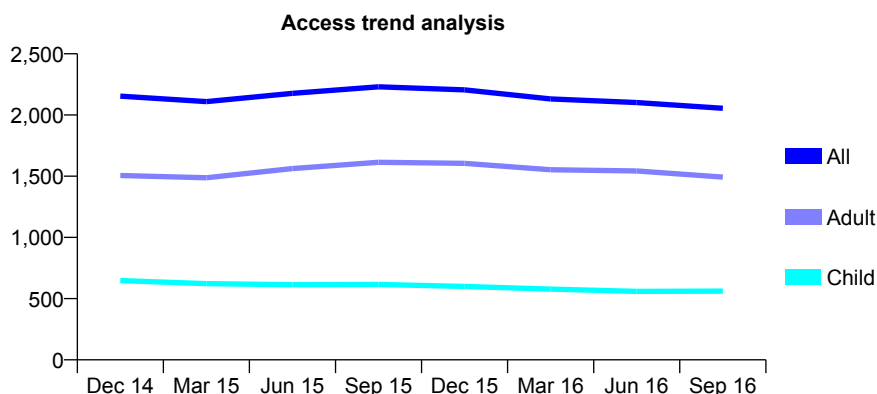
7A6 - Vital Signs At a Glance Contract Report for 101281/0136 - September 2016

Name or company name	OASIS DENTAL CARE LTD
Contract type name	GDS Contract
Purpose of contract	General
Contract start date	01/04/2006
Contract end date	

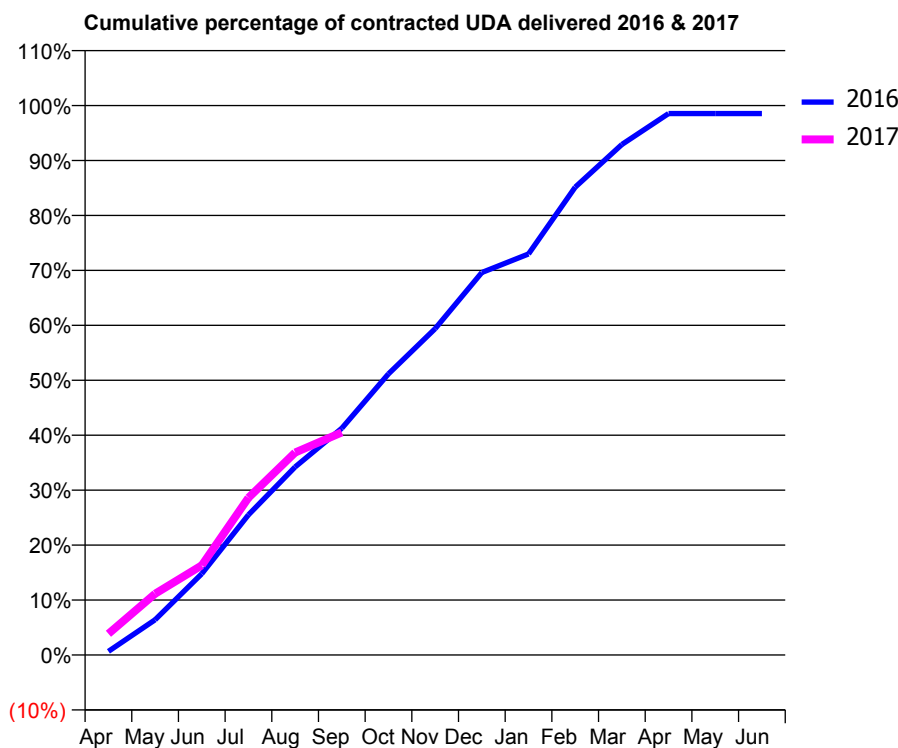
16/17 Contracted general activity (UDA)	6,487
Carry forward general activity (UDA)	31
16/17 Contracted orthodontic activity (UOA)	0
Carry forward orthodontic activity (UOA)	0
Baseline contract value	£161,226.65

ACCESS*

Patients seen in 24 months	Total	Change since previous quarter
Quarter ending September 2015	2,230	
Quarter ending December 2015	2,205	↓
Quarter ending March 2016	2,131	↓
Quarter ending June 2016	2,102	↓
Quarter ending September 2016	2,055	↓
Variance since September 2015	(7.8%)	↓



ACTIVITY



Month	Adjusted Scheduled Activity (UDA)	
	2016	2017
April	43	252
May	416	724
June	959	1,059
July	1,655	1,857
August	2,221	2,390
September	2,676	2,629
October	3,319	
November	3,852	
December	4,516	
January	4,735	
February	5,524	
March	6,027	
April	6,392	
May	6,392	
June	6,392	

QUALITY

	Quantity	Base Number	Contract	LHB	Wales
% of FP17s for the same patient ID Re-attending within 3 months - Children	43	463	9.3%	9.2%	11.3%
% of FP17s for the same patient ID Re-attending within 3 months - Adults	228	1,149	19.8%	16.0%	16.6%
% of FP17s for the same patient ID Re-attending between 3 & 9 months - Children	299	463	64.6%	57.2%	58.3%
% of FP17s for the same patient ID Re-attending between 3 & 9 months - Adults	684	1,149	59.5%	53.6%	54.0%
% of FP17s for Band 1 Urgent Courses	144	1,455	9.9%	9.7%	9.0%
% of FP17s Relating to Free Repair or Replacements	16	1,455	1.1%	0.9%	0.7%
% of FP17s Relating to Continuations	21	1,455	1.4%	0.9%	0.9%
% of Patients satisfied with the dentistry they have received	9	9	N/A	89.4%	90.9%
% of Patients satisfied with the time they had to wait for an appointment	8	9	N/A	85.6%	88.7%

* This is based on patients treated on this contract for their most recent course of treatment. Figures in italics indicate the base number of FP17s or Patient Questionnaire responses are less than 100. N/A is shown where the base number of responses is less than 10 during the period. % is calculated as Quantity/Base number*100

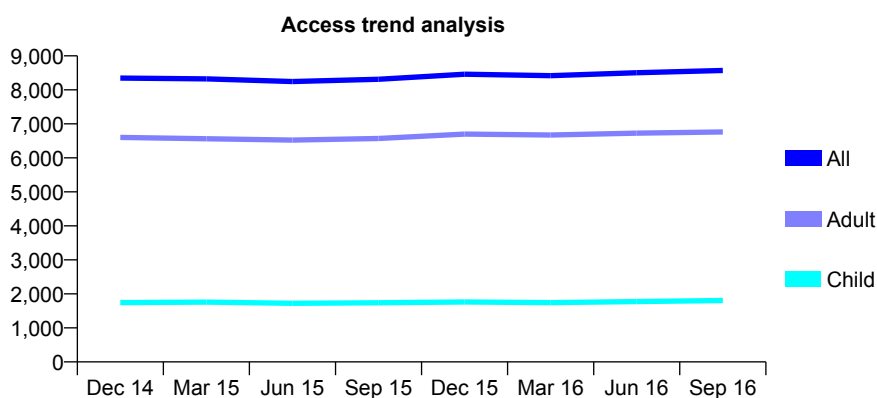
7A6 - Vital Signs At a Glance Contract Report for 101281/0160 - September 2016

Name or company name	OASIS DENTAL CARE LTD
Contract type name	GDS Contract
Purpose of contract	General
Contract start date	01/09/2006
Contract end date	

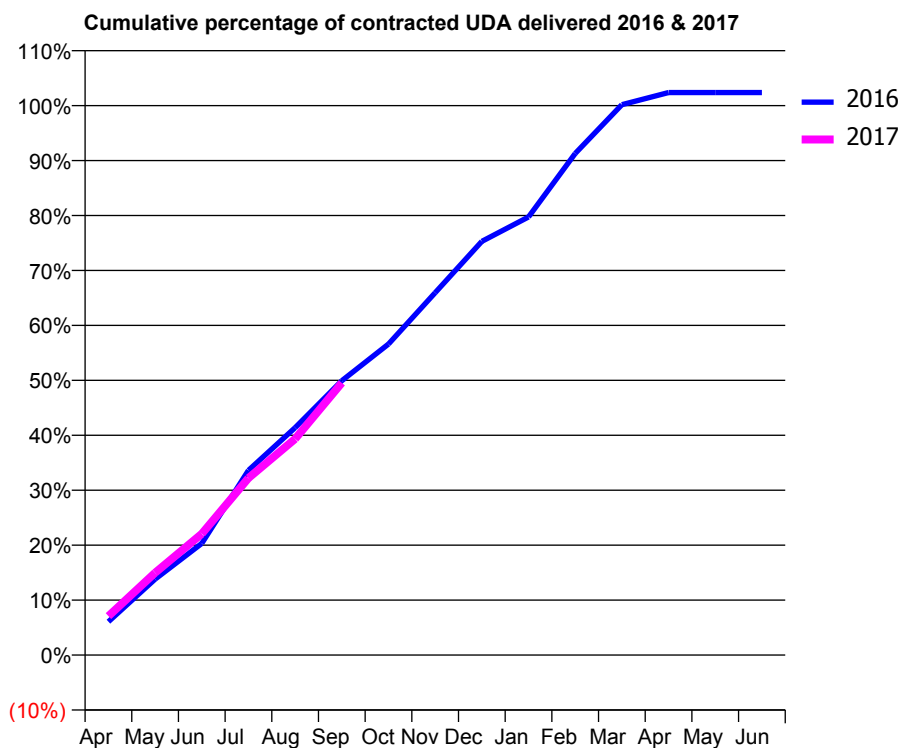
16/17 Contracted general activity (UDA)	25,813
Carry forward general activity (UDA)	-614
16/17 Contracted orthodontic activity (UOA)	0
Carry forward orthodontic activity (UOA)	0
Baseline contract value	£583,671.40

ACCESS*

Patients seen in 24 months	Total	Change since previous quarter
Quarter ending September 2015	8,311	
Quarter ending December 2015	8,460	→
Quarter ending March 2016	8,416	→
Quarter ending June 2016	8,504	→
Quarter ending September 2016	8,571	→
Variance since September 2015	3.1%	↑



ACTIVITY



Month	Adjusted Scheduled Activity (UDA)	
	2016	2017
April	1,571	1,834
May	3,569	3,867
June	5,246	5,696
July	8,679	8,315
August	10,686	10,156
September	12,885	12,789
October	14,612	
November	17,021	
December	19,433	
January	20,583	
February	23,565	
March	25,855	
April	26,426	
May	26,423	
June	26,423	

QUALITY

	Quantity	Base Number	Contract	LHB	Wales
% of FP17s for the same patient ID Re-attending within 3 months - Children	121	1,452	8.3%	9.2%	11.3%
% of FP17s for the same patient ID Re-attending within 3 months - Adults	940	5,297	17.7%	16.0%	16.6%
% of FP17s for the same patient ID Re-attending between 3 & 9 months - Children	894	1,452	61.6%	57.2%	58.3%
% of FP17s for the same patient ID Re-attending between 3 & 9 months - Adults	3,097	5,297	58.5%	53.6%	54.0%
% of FP17s for Band 1 Urgent Courses	460	6,489	7.1%	9.7%	9.0%
% of FP17s Relating to Free Repair or Replacements	80	6,489	1.2%	0.9%	0.7%
% of FP17s Relating to Continuations	172	6,489	2.7%	0.9%	0.9%
% of Patients satisfied with the dentistry they have received	13	15	86.7%	89.4%	90.9%
% of Patients satisfied with the time they had to wait for an appointment	13	15	86.7%	85.6%	88.7%

* This is based on patients treated on this contract for their most recent course of treatment. Figures in italics indicate the base number of FP17s or Patient Questionnaire responses are less than 100. N/A is shown where the base number of responses is less than 10 during the period. % is calculated as Quantity/Base number*100

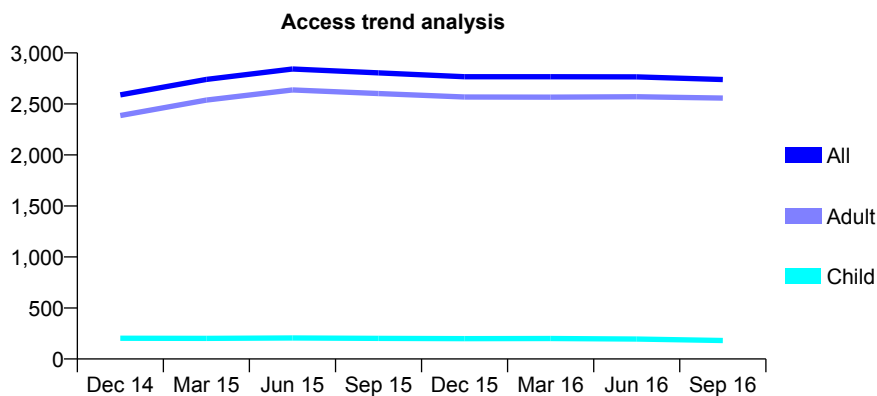
7A6 - Vital Signs At a Glance Contract Report for 107123/0006 - September 2016

Name or company name	Aneurin Bevan Health Board (Out of Hours)
Contract type name	GDS Contract
Purpose of contract	General
Contract start date	01/04/2013
Contract end date	

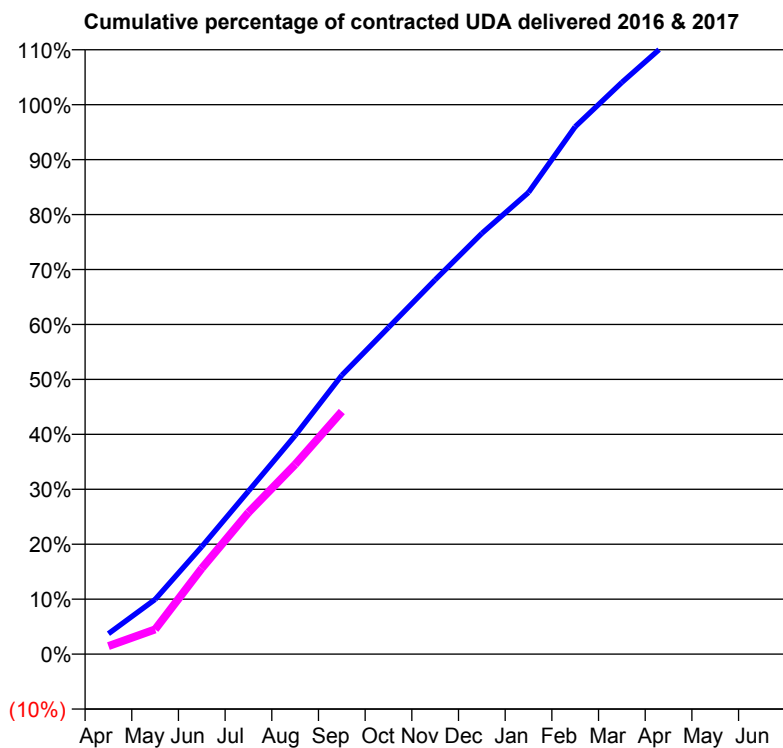
16/17 Contracted general activity (UDA)	3,777
Carry forward general activity (UDA)	0
16/17 Contracted orthodontic activity (UOA)	0
Carry forward orthodontic activity (UOA)	0
Baseline contract value	£367,152.21

ACCESS*

Patients seen in 24 months	Total	Change since previous quarter
Quarter ending September 2015	2,804	
Quarter ending December 2015	2,767	↓
Quarter ending March 2016	2,767	→
Quarter ending June 2016	2,766	→
Quarter ending September 2016	2,739	→
Variance since September 2015	(2.3%)	↓



ACTIVITY



Month	Adjusted Scheduled Activity (UDA)	
	2016	2017
April	141	55
May	376	170
June	740	590
July	1,121	974
August	1,503	1,304
September	1,917	1,667
October	2,245	
November	2,573	
December	2,892	
January	3,173	
February	3,626	
March	3,930	
April	4,212	
May	4,216	
June	4,217	

QUALITY

	Quantity	Base Number	Contract	LHB	Wales
% of FP17s for the same patient ID Re-attending within 3 months - Children	2	178	1.1%	9.2%	11.3%
% of FP17s for the same patient ID Re-attending within 3 months - Adults	45	1,508	3.0%	16.0%	16.6%
% of FP17s for the same patient ID Re-attending between 3 & 9 months - Children	1	178	0.6%	57.2%	58.3%
% of FP17s for the same patient ID Re-attending between 3 & 9 months - Adults	31	1,508	2.1%	53.6%	54.0%
% of FP17s for Band 1 Urgent Courses	1,388	1,391	99.8%	9.7%	9.0%
% of FP17s Relating to Free Repair or Replacements	0	1,391	0.0%	0.9%	0.7%
% of FP17s Relating to Continuations	0	1,391	0.0%	0.9%	0.9%
% of Patients satisfied with the dentistry they have received	4	5	N/A	89.4%	90.9%
% of Patients satisfied with the time they had to wait for an appointment	4	5	N/A	85.6%	88.7%

* This is based on patients treated on this contract for their most recent course of treatment. Figures in italics indicate the base number of FP17s or Patient Questionnaire responses are less than 100. N/A is shown where the base number of responses is less than 10 during the period. % is calculated as Quantity/Base number*100

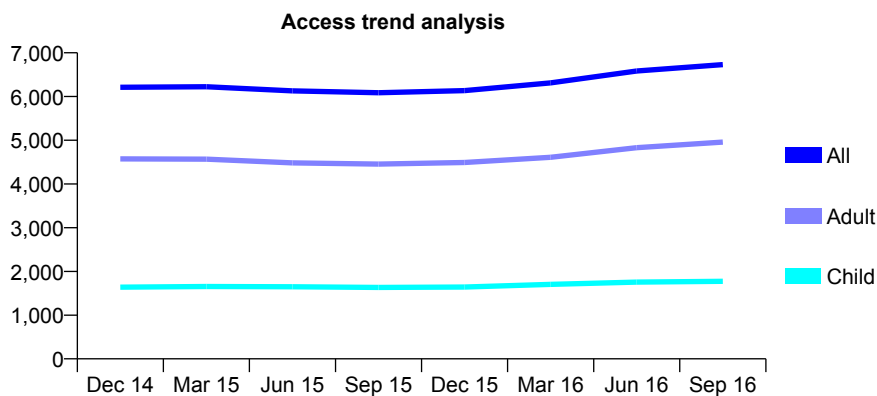
7A6 - Vital Signs At a Glance Contract Report for 110779/0001 - September 2016

Name or company name	Crown Cottage Dental Care
Contract type name	GDS Contract
Purpose of contract	General
Contract start date	01/11/2012
Contract end date	

16/17 Contracted general activity (UDA)	19,208
Carry forward general activity (UDA)	-960
16/17 Contracted orthodontic activity (UOA)	0
Carry forward orthodontic activity (UOA)	0
Baseline contract value	£657,798.50

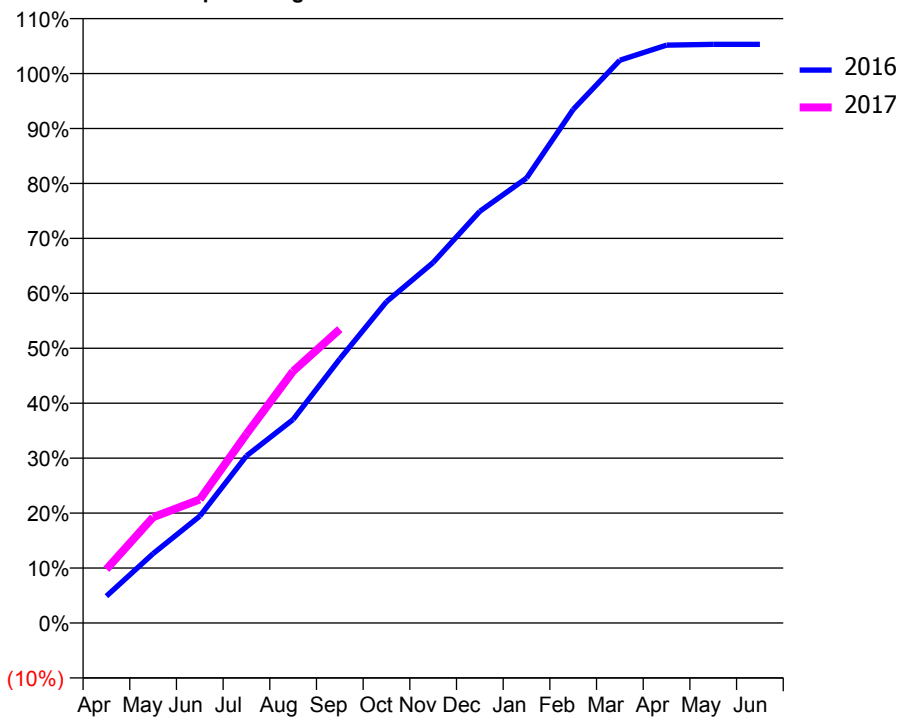
ACCESS*

Patients seen in 24 months	Total	Change since previous quarter
Quarter ending September 2015	6,087	
Quarter ending December 2015	6,134	→
Quarter ending March 2016	6,311	↑
Quarter ending June 2016	6,585	↑
Quarter ending September 2016	6,730	↑
Variance since September 2015	10.6%	↑



ACTIVITY

Cumulative percentage of contracted UDA delivered 2016 & 2017



Adjusted Scheduled Activity (UDA)

Month	2016	2017
April	938	1,879
May	2,425	3,697
June	3,735	4,317
July	5,841	6,609
August	7,114	8,801
September	9,233	10,273
October	11,230	
November	12,603	
December	14,391	
January	15,551	
February	17,953	
March	19,670	
April	20,201	
May	20,228	
June	20,228	

QUALITY

	Quantity	Base Number	Contract	LHB	Wales
% of FP17s for the same patient ID Re-attending within 3 months - Children	86	1,249	6.9%	9.2%	11.3%
% of FP17s for the same patient ID Re-attending within 3 months - Adults	300	3,249	9.2%	16.0%	16.6%
% of FP17s for the same patient ID Re-attending between 3 & 9 months - Children	595	1,249	47.6%	57.2%	58.3%
% of FP17s for the same patient ID Re-attending between 3 & 9 months - Adults	1,657	3,249	51.0%	53.6%	54.0%
% of FP17s for Band 1 Urgent Courses	273	4,181	6.5%	9.7%	9.0%
% of FP17s Relating to Free Repair or Replacements	25	4,181	0.6%	0.9%	0.7%
% of FP17s Relating to Continuations	13	4,181	0.3%	0.9%	0.9%
% of Patients satisfied with the dentistry they have received	7	8	N/A	89.4%	90.9%
% of Patients satisfied with the time they had to wait for an appointment	6	8	N/A	85.6%	88.7%

* This is based on patients treated on this contract for their most recent course of treatment. Figures in italics indicate the base number of FP17s or Patient Questionnaire responses are less than 100. N/A is shown where the base number of responses is less than 10 during the period. % is calculated as Quantity/Base number*100

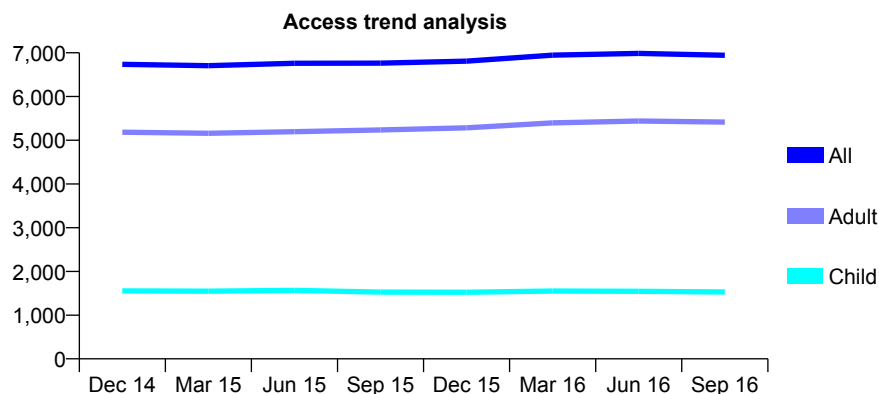
7A6 - Vital Signs At a Glance Contract Report for 115770/0001 - September 2016

Name or company name	Thomas and Stroud Dental Surgery
Contract type name	GDS Contract
Purpose of contract	General
Contract start date	01/12/2009
Contract end date	

16/17 Contracted general activity (UDA)	17,576
Carry forward general activity (UDA)	-132
16/17 Contracted orthodontic activity (UOA)	0
Carry forward orthodontic activity (UOA)	0
Baseline contract value	£573,313.51

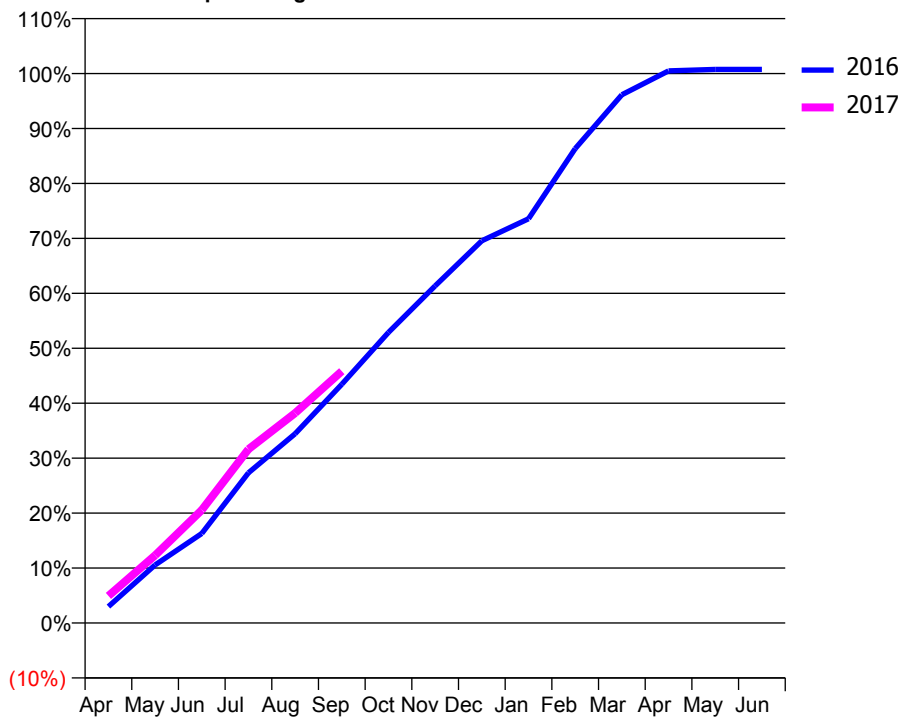
ACCESS*

Patients seen in 24 months	Total	Change since previous quarter
Quarter ending September 2015	6,765	
Quarter ending December 2015	6,808	→
Quarter ending March 2016	6,947	↑
Quarter ending June 2016	6,985	→
Quarter ending September 2016	6,943	→
Variance since September 2015	2.6%	↑



ACTIVITY

Cumulative percentage of contracted UDA delivered 2016 & 2017



Month	Adjusted Scheduled Activity (UDA)	
	2016	2017
April	529	868
May	1,855	2,164
June	2,865	3,617
July	4,805	5,560
August	6,054	6,717
September	7,637	8,053
October	9,295	
November	10,783	
December	12,224	
January	12,929	
February	15,172	
March	16,897	
April	17,660	
May	17,707	
June	17,706	

QUALITY

	Quantity	Base Number	Contract	LHB	Wales
% of FP17s for the same patient ID Re-attending within 3 months - Children	64	1,111	5.8%	9.2%	11.3%
% of FP17s for the same patient ID Re-attending within 3 months - Adults	405	3,631	11.2%	16.0%	16.6%
% of FP17s for the same patient ID Re-attending between 3 & 9 months - Children	661	1,111	59.5%	57.2%	58.3%
% of FP17s for the same patient ID Re-attending between 3 & 9 months - Adults	1,892	3,631	52.1%	53.6%	54.0%
% of FP17s for Band 1 Urgent Courses	225	4,323	5.2%	9.7%	9.0%
% of FP17s Relating to Free Repair or Replacements	23	4,323	0.5%	0.9%	0.7%
% of FP17s Relating to Continuations	34	4,323	0.8%	0.9%	0.9%
% of Patients satisfied with the dentistry they have received	11	11	100.0%	89.4%	90.9%
% of Patients satisfied with the time they had to wait for an appointment	11	11	100.0%	85.6%	88.7%

* This is based on patients treated on this contract for their most recent course of treatment. Figures in italics indicate the base number of FP17s or Patient Questionnaire responses are less than 100. N/A is shown where the base number of responses is less than 10 during the period. % is calculated as Quantity/Base number*100

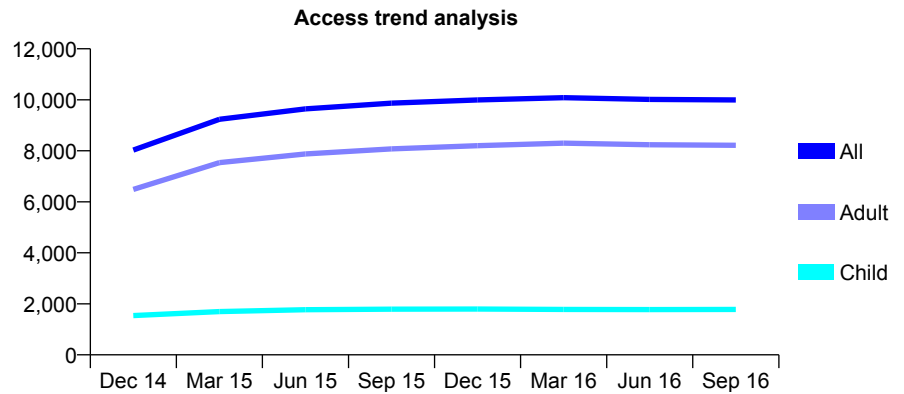
7A6 - Vital Signs At a Glance Contract Report for 120693/0001 - September 2016

Name or company name	Bethcar Dental Practice
Contract type name	GDS Contract
Purpose of contract	General
Contract start date	01/04/2014
Contract end date	

16/17 Contracted general activity (UDA)	35,300
Carry forward general activity (UDA)	-568
16/17 Contracted orthodontic activity (UOA)	0
Carry forward orthodontic activity (UOA)	0
Baseline contract value	£771,330.41

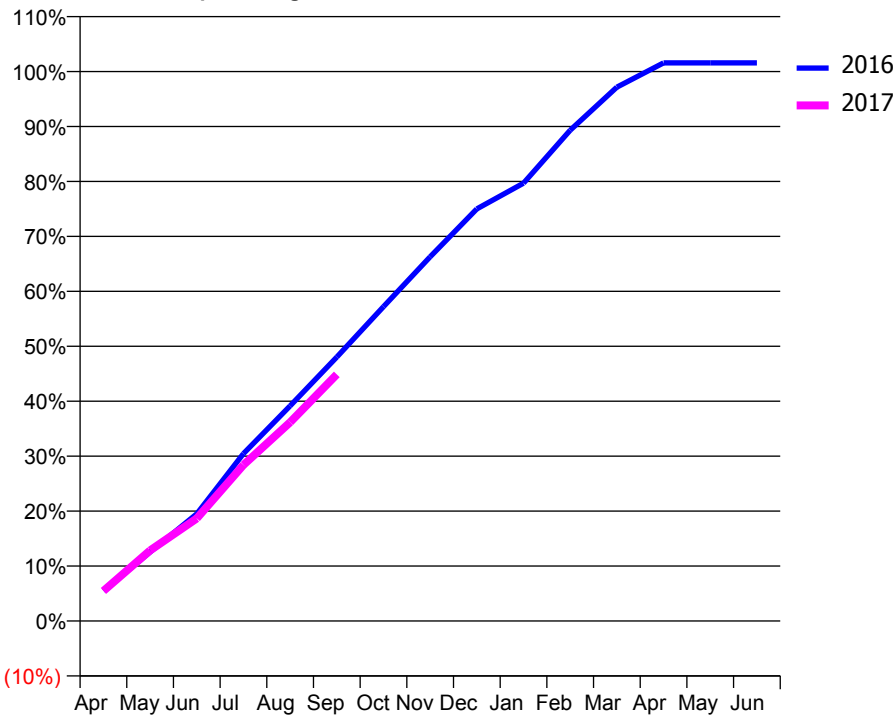
ACCESS*

Patients seen in 24 months	Total	Change since previous quarter
Quarter ending September 2015	9,867	
Quarter ending December 2015	9,996	→
Quarter ending March 2016	10,085	→
Quarter ending June 2016	10,016	→
Quarter ending September 2016	9,995	→
Variance since September 2015	1.3%	→



ACTIVITY

Cumulative percentage of contracted UDA delivered 2016 & 2017



QUALITY

	Quantity	Base Number	Contract	LHB	Wales
% of FP17s for the same patient ID Re-attending within 3 months - Children	114	1,367	8.3%	9.2%	11.3%
% of FP17s for the same patient ID Re-attending within 3 months - Adults	1,126	6,588	17.1%	16.0%	16.6%
% of FP17s for the same patient ID Re-attending between 3 & 9 months - Children	823	1,367	60.2%	57.2%	58.3%
% of FP17s for the same patient ID Re-attending between 3 & 9 months - Adults	3,897	6,588	59.2%	53.6%	54.0%
% of FP17s for Band 1 Urgent Courses	505	7,342	6.9%	9.7%	9.0%
% of FP17s Relating to Free Repair or Replacements	141	7,342	1.9%	0.9%	0.7%
% of FP17s Relating to Continuations	106	7,342	1.4%	0.9%	0.9%
% of Patients satisfied with the dentistry they have received	31	31	100.0%	89.4%	90.9%
% of Patients satisfied with the time they had to wait for an appointment	27	31	87.1%	85.6%	88.7%

* This is based on patients treated on this contract for their most recent course of treatment. Figures in italics indicate the base number of FP17s or Patient Questionnaire responses are less than 100. N/A is shown where the base number of responses is less than 10 during the period. % is calculated as Quantity/Base number*100

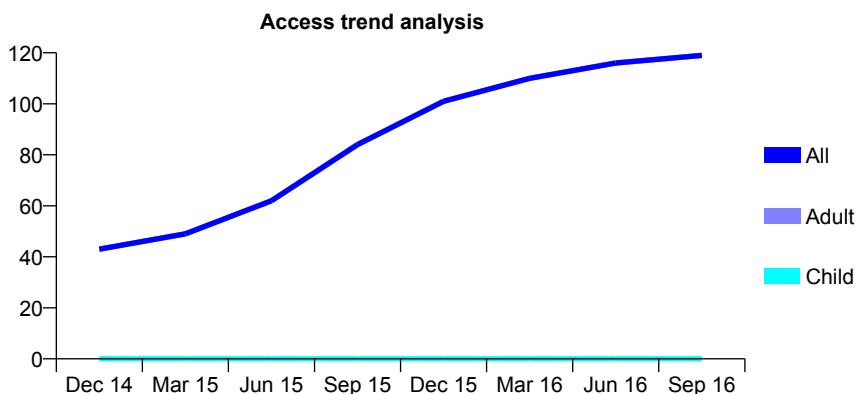
7A6 - Vital Signs At a Glance Contract Report for 120693/0002 - September 2016

Name or company name	Bethcar Dental Practice
Contract type name	PDS Contract
Purpose of contract	General
Contract start date	01/04/2014
Contract end date	31/03/2017

16/17 Contracted general activity (UDA)	400
Carry forward general activity (UDA)	0
16/17 Contracted orthodontic activity (UOA)	0
Carry forward orthodontic activity (UOA)	0
Baseline contract value	£17,880.40

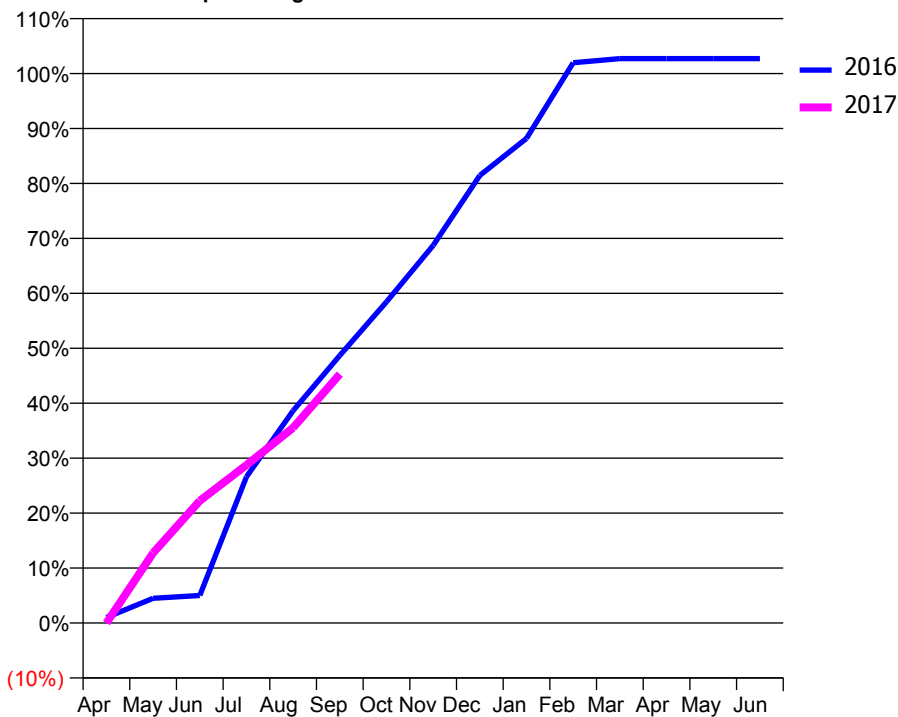
ACCESS*

Patients seen in 24 months	Total	Change since previous quarter
Quarter ending September 2015	84	
Quarter ending December 2015	101	↑
Quarter ending March 2016	110	↑
Quarter ending June 2016	116	↑
Quarter ending September 2016	119	↑
Variance since September 2015	41.7%	↑



ACTIVITY

Cumulative percentage of contracted UDA delivered 2016 & 2017



Month	Adjusted Scheduled Activity (UDA)	
	2016	2017
April	4	0
May	18	51
June	20	89
July	106	115
August	155	142
September	195	181
October	234	
November	275	
December	326	
January	353	
February	408	
March	411	
April	411	
May	411	
June	411	

QUALITY

	Quantity	Base Number	Contract	LHB	Wales
% of FP17s for the same patient ID Re-attending within 3 months - Children	0	0	N/A	9.2%	11.3%
% of FP17s for the same patient ID Re-attending within 3 months - Adults	1	38	2.6%	16.0%	16.6%
% of FP17s for the same patient ID Re-attending between 3 & 9 months - Children	0	0	N/A	57.2%	58.3%
% of FP17s for the same patient ID Re-attending between 3 & 9 months - Adults	2	38	5.3%	53.6%	54.0%
% of FP17s for Band 1 Urgent Courses	1	38	2.6%	9.7%	9.0%
% of FP17s Relating to Free Repair or Replacements	0	38	0.0%	0.9%	0.7%
% of FP17s Relating to Continuations	0	38	0.0%	0.9%	0.9%
% of Patients satisfied with the dentistry they have received	1	1	N/A	89.4%	90.9%
% of Patients satisfied with the time they had to wait for an appointment	1	1	N/A	85.6%	88.7%

* This is based on patients treated on this contract for their most recent course of treatment. Figures in italics indicate the base number of FP17s or Patient Questionnaire responses are less than 100. N/A is shown where the base number of responses is less than 10 during the period. % is calculated as Quantity/Base number*100

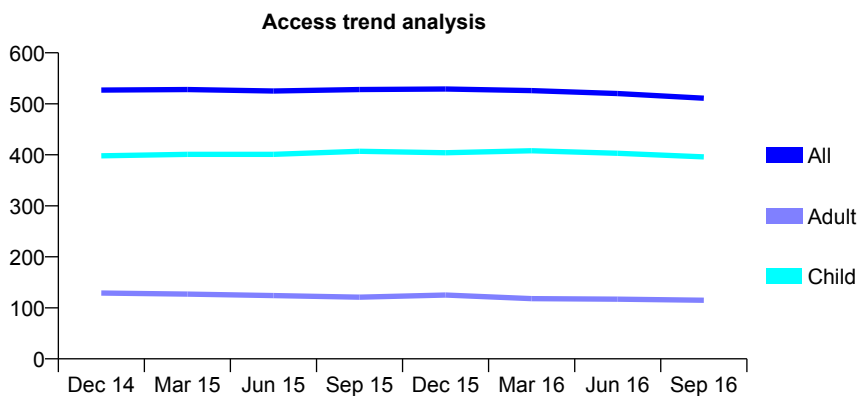
7A6 - Vital Signs At a Glance Contract Report for 126160/0001 - September 2016

Name or company name	Justin M Roberts Ltd
Contract type name	GDS Contract
Purpose of contract	General
Contract start date	01/04/2012
Contract end date	

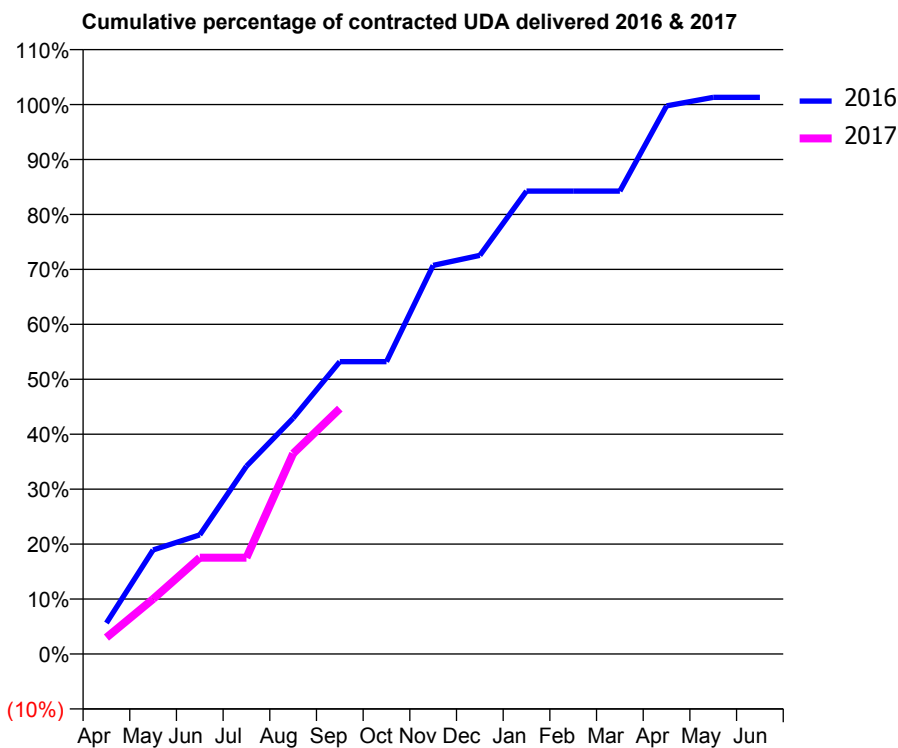
16/17 Contracted general activity (UDA)	770
Carry forward general activity (UDA)	-23
16/17 Contracted orthodontic activity (UOA)	0
Carry forward orthodontic activity (UOA)	0
Baseline contract value	£22,602.61

ACCESS*

Patients seen in 24 months	Total	Change since previous quarter
Quarter ending September 2015	528	
Quarter ending December 2015	529	→
Quarter ending March 2016	526	→
Quarter ending June 2016	520	↓
Quarter ending September 2016	511	↓
Variance since September 2015	(3.2%)	↓



ACTIVITY



Month	Adjusted Scheduled Activity (UDA)	
	2016	2017
April	43	23
May	146	77
June	167	135
July	263	135
August	330	281
September	410	344
October	410	
November	545	
December	559	
January	649	
February	649	
March	649	
April	768	
May	780	
June	780	

QUALITY

	Quantity	Base Number	Contract	LHB	Wales
% of FP17s for the same patient ID Re-attending within 3 months - Children	15	291	5.2%	9.2%	11.3%
% of FP17s for the same patient ID Re-attending within 3 months - Adults	3	40	7.5%	16.0%	16.6%
% of FP17s for the same patient ID Re-attending between 3 & 9 months - Children	116	291	39.9%	57.2%	58.3%
% of FP17s for the same patient ID Re-attending between 3 & 9 months - Adults	12	40	30.0%	53.6%	54.0%
% of FP17s for Band 1 Urgent Courses	0	231	0.0%	9.7%	9.0%
% of FP17s Relating to Free Repair or Replacements	0	231	0.0%	0.9%	0.7%
% of FP17s Relating to Continuations	1	231	0.4%	0.9%	0.9%
% of Patients satisfied with the dentistry they have received	0	0	N/A	89.4%	90.9%
% of Patients satisfied with the time they had to wait for an appointment	0	0	N/A	85.6%	88.7%

* This is based on patients treated on this contract for their most recent course of treatment. Figures in italics indicate the base number of FP17s or Patient Questionnaire responses are less than 100. N/A is shown where the base number of responses is less than 10 during the period. % is calculated as Quantity/Base number*100

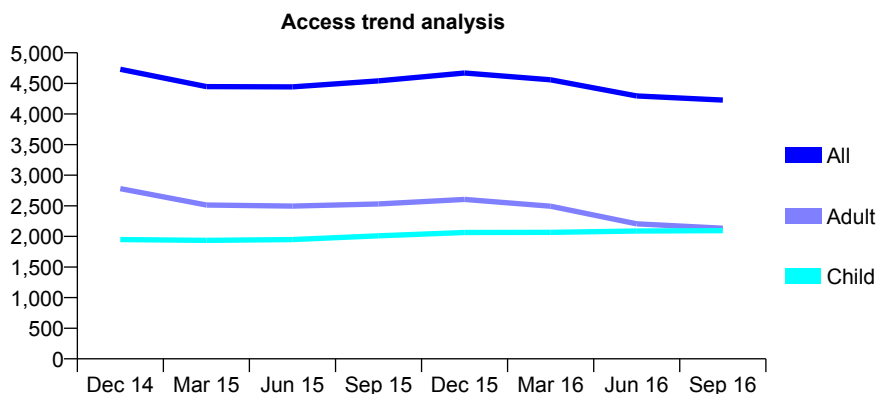
7A6 - Vital Signs At a Glance Contract Report for 126314/0001 - September 2016

Name or company name	Sunnycourt Ltd
Contract type name	GDS Contract
Purpose of contract	General
Contract start date	01/01/2011
Contract end date	

16/17 Contracted general activity (UDA)	13,222
Carry forward general activity (UDA)	-413
16/17 Contracted orthodontic activity (UOA)	0
Carry forward orthodontic activity (UOA)	0
Baseline contract value	£311,189.64

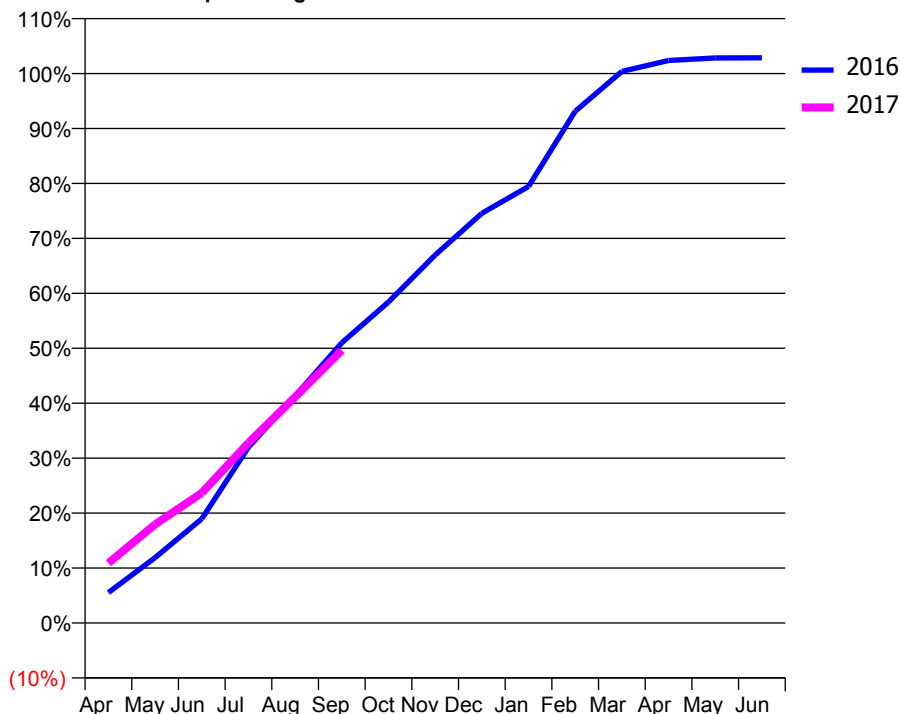
ACCESS*

Patients seen in 24 months	Total	Change since previous quarter
Quarter ending September 2015	4,541	
Quarter ending December 2015	4,669	↑
Quarter ending March 2016	4,559	↓
Quarter ending June 2016	4,295	↓
Quarter ending September 2016	4,227	↓
Variance since September 2015	(6.9%)	↓



ACTIVITY

Cumulative percentage of contracted UDA delivered 2016 & 2017



Month	Adjusted Scheduled Activity (UDA)	
	2016	2017
April	733	1,443
May	1,574	2,372
June	2,506	3,130
July	4,229	4,337
August	5,467	5,436
September	6,743	6,561
October	7,725	
November	8,853	
December	9,859	
January	10,502	
February	12,311	
March	13,271	
April	13,536	
May	13,596	
June	13,599	

QUALITY

	Quantity	Base Number	Contract	LHB	Wales
% of FP17s for the same patient ID Re-attending within 3 months - Children	94	1,429	6.6%	9.2%	11.3%
% of FP17s for the same patient ID Re-attending within 3 months - Adults	139	1,142	12.2%	16.0%	16.6%
% of FP17s for the same patient ID Re-attending between 3 & 9 months - Children	744	1,429	52.1%	57.2%	58.3%
% of FP17s for the same patient ID Re-attending between 3 & 9 months - Adults	566	1,142	49.6%	53.6%	54.0%
% of FP17s for Band 1 Urgent Courses	112	2,448	4.6%	9.7%	9.0%
% of FP17s Relating to Free Repair or Replacements	0	2,448	0.0%	0.9%	0.7%
% of FP17s Relating to Continuations	14	2,448	0.6%	0.9%	0.9%
% of Patients satisfied with the dentistry they have received	10	10	100.0%	89.4%	90.9%
% of Patients satisfied with the time they had to wait for an appointment	9	10	90.0%	85.6%	88.7%

* This is based on patients treated on this contract for their most recent course of treatment. Figures in italics indicate the base number of FP17s or Patient Questionnaire responses are less than 100. N/A is shown where the base number of responses is less than 10 during the period. % is calculated as Quantity/Base number*100

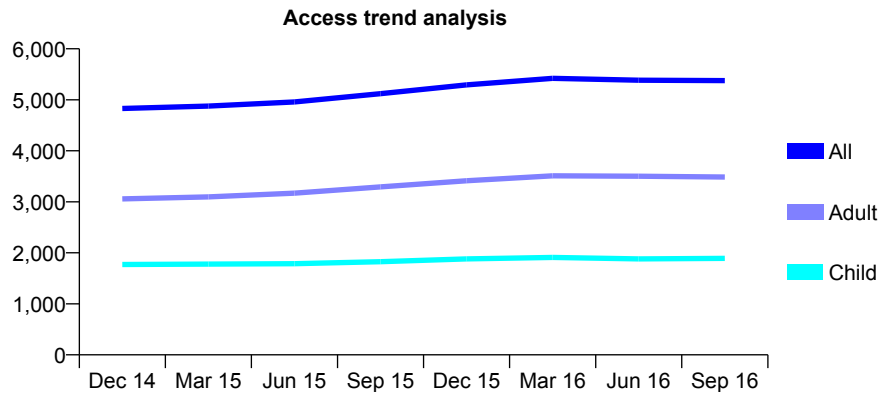
7A6 - Vital Signs At a Glance Contract Report for 128112/0001 - September 2016

Name or company name	Malpas Dental Practice Limited
Contract type name	GDS Contract
Purpose of contract	General
Contract start date	01/08/2010
Contract end date	

16/17 Contracted general activity (UDA)	16,705
Carry forward general activity (UDA)	-69
16/17 Contracted orthodontic activity (UOA)	0
Carry forward orthodontic activity (UOA)	0
Baseline contract value	£524,539.64

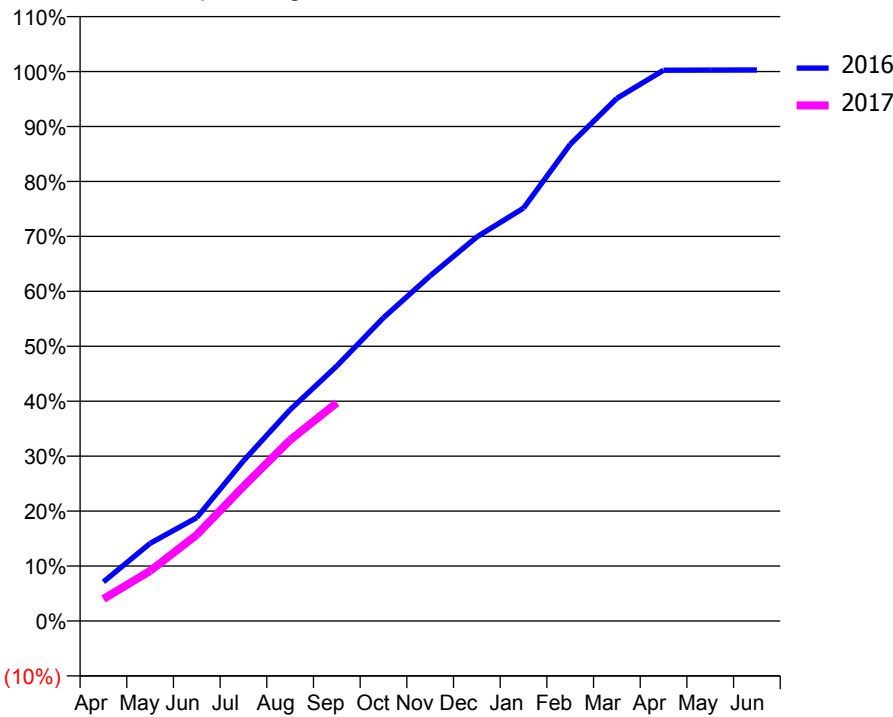
ACCESS*

Patients seen in 24 months	Total	Change since previous quarter
Quarter ending September 2015	5,121	
Quarter ending December 2015	5,294	↑
Quarter ending March 2016	5,421	↑
Quarter ending June 2016	5,385	→
Quarter ending September 2016	5,376	→
Variance since September 2015	5.0%	↑



ACTIVITY

Cumulative percentage of contracted UDA delivered 2016 & 2017



Month	Adjusted Scheduled Activity (UDA)	
	2016	2017
April	1,188	670
May	2,360	1,520
June	3,143	2,622
July	4,871	4,093
August	6,424	5,503
September	7,755	6,636
October	9,220	
November	10,493	
December	11,676	
January	12,551	
February	14,489	
March	15,889	
April	16,744	
May	16,750	
June	16,754	

QUALITY

	Quantity	Base Number	Contract	LHB	Wales
% of FP17s for the same patient ID Re-attending within 3 months - Children	98	1,449	6.8%	9.2%	11.3%
% of FP17s for the same patient ID Re-attending within 3 months - Adults	397	2,708	14.7%	16.0%	16.6%
% of FP17s for the same patient ID Re-attending between 3 & 9 months - Children	1,012	1,449	69.8%	57.2%	58.3%
% of FP17s for the same patient ID Re-attending between 3 & 9 months - Adults	1,937	2,708	71.5%	53.6%	54.0%
% of FP17s for Band 1 Urgent Courses	219	3,683	5.9%	9.7%	9.0%
% of FP17s Relating to Free Repair or Replacements	24	3,683	0.7%	0.9%	0.7%
% of FP17s Relating to Continuations	14	3,683	0.4%	0.9%	0.9%
% of Patients satisfied with the dentistry they have received	9	10	90.0%	89.4%	90.9%
% of Patients satisfied with the time they had to wait for an appointment	10	10	100.0%	85.6%	88.7%

* This is based on patients treated on this contract for their most recent course of treatment. Figures in italics indicate the base number of FP17s or Patient Questionnaire responses are less than 100. N/A is shown where the base number of responses is less than 10 during the period. % is calculated as Quantity/Base number*100

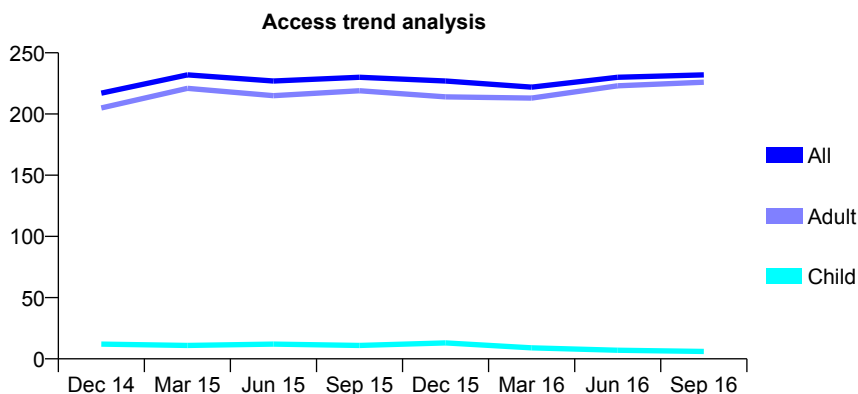
7A6 - Vital Signs At a Glance Contract Report for 128112/0002 - September 2016

Name or company name	Malpas Dental Practice Limited
Contract type name	PDS Contract
Purpose of contract	General
Contract start date	19/11/2012
Contract end date	31/03/2017

16/17 Contracted general activity (UDA)	250
Carry forward general activity (UDA)	0
16/17 Contracted orthodontic activity (UOA)	0
Carry forward orthodontic activity (UOA)	0
Baseline contract value	£12,139.01

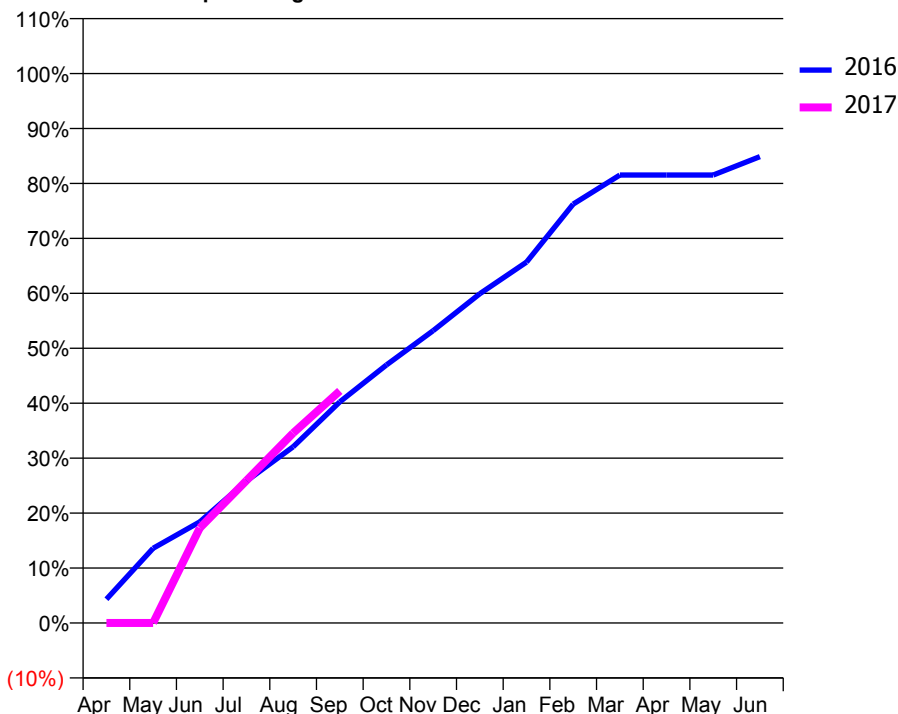
ACCESS*

Patients seen in 24 months	Total	Change since previous quarter
Quarter ending September 2015	230	
Quarter ending December 2015	227	↓
Quarter ending March 2016	222	↓
Quarter ending June 2016	230	↑
Quarter ending September 2016	232	→
Variance since September 2015	0.9%	→



ACTIVITY

Cumulative percentage of contracted UDA delivered 2016 & 2017



Month	Adjusted Scheduled Activity (UDA)	
	2016	2017
April	11	0
May	34	0
June	46	43
July	65	65
August	80	86
September	101	106
October	117	
November	133	
December	150	
January	164	
February	191	
March	204	
April	204	
May	204	
June	212	

QUALITY

	Quantity	Base Number	Contract	LHB	Wales
% of FP17s for the same patient ID Re-attending within 3 months - Children	0	2	0.0%	9.2%	11.3%
% of FP17s for the same patient ID Re-attending within 3 months - Adults	1	93	1.1%	16.0%	16.6%
% of FP17s for the same patient ID Re-attending between 3 & 9 months - Children	0	2	0.0%	57.2%	58.3%
% of FP17s for the same patient ID Re-attending between 3 & 9 months - Adults	0	93	0.0%	53.6%	54.0%
% of FP17s for Band 1 Urgent Courses	88	88	100.0%	9.7%	9.0%
% of FP17s Relating to Free Repair or Replacements	0	88	0.0%	0.9%	0.7%
% of FP17s Relating to Continuations	0	88	0.0%	0.9%	0.9%
% of Patients satisfied with the dentistry they have received	0	0	N/A	89.4%	90.9%
% of Patients satisfied with the time they had to wait for an appointment	0	0	N/A	85.6%	88.7%

* This is based on patients treated on this contract for their most recent course of treatment. Figures in italics indicate the base number of FP17s or Patient Questionnaire responses are less than 100. N/A is shown where the base number of responses is less than 10 during the period. % is calculated as Quantity/Base number*100

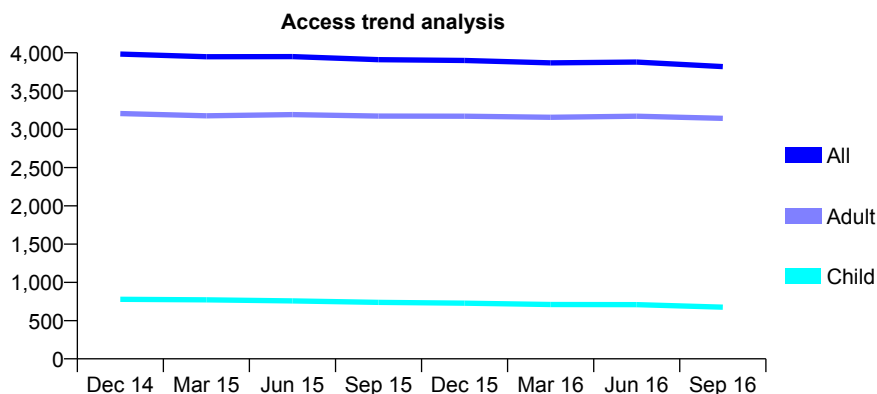
7A6 - Vital Signs At a Glance Contract Report for 128600/0001 - September 2016

Name or company name	Llanyrafon Dental Practice Ltd
Contract type name	GDS Contract
Purpose of contract	General
Contract start date	01/04/2012
Contract end date	

16/17 Contracted general activity (UDA)	10,780
Carry forward general activity (UDA)	-371
16/17 Contracted orthodontic activity (UOA)	0
Carry forward orthodontic activity (UOA)	0
Baseline contract value	£264,930.84

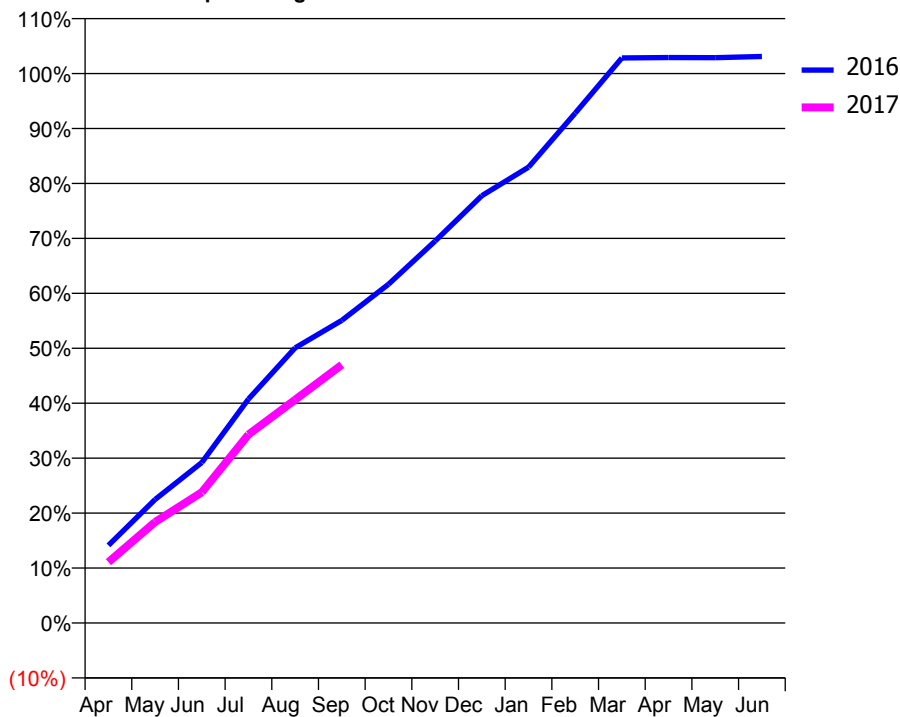
ACCESS*

Patients seen in 24 months	Total	Change since previous quarter
Quarter ending September 2015	3,911	
Quarter ending December 2015	3,900	→
Quarter ending March 2016	3,868	→
Quarter ending June 2016	3,879	→
Quarter ending September 2016	3,820	↓
Variance since September 2015	(2.3%)	↓



ACTIVITY

Cumulative percentage of contracted UDA delivered 2016 & 2017



Month	Adjusted Scheduled Activity (UDA)	
	2016	2017
April	1,524	1,193
May	2,423	1,982
June	3,149	2,565
July	4,393	3,697
August	5,398	4,380
September	5,938	5,066
October	6,645	
November	7,495	
December	8,382	
January	8,943	
February	10,003	
March	11,086	
April	11,093	
May	11,091	
June	11,114	

QUALITY

	Quantity	Base Number	Contract	LHB	Wales
% of FP17s for the same patient ID Re-attending within 3 months - Children	8	464	1.7%	9.2%	11.3%
% of FP17s for the same patient ID Re-attending within 3 months - Adults	92	1,972	4.7%	16.0%	16.6%
% of FP17s for the same patient ID Re-attending between 3 & 9 months - Children	275	464	59.3%	57.2%	58.3%
% of FP17s for the same patient ID Re-attending between 3 & 9 months - Adults	1,242	1,972	63.0%	53.6%	54.0%
% of FP17s for Band 1 Urgent Courses	18	2,400	0.8%	9.7%	9.0%
% of FP17s Relating to Free Repair or Replacements	1	2,400	0.0%	0.9%	0.7%
% of FP17s Relating to Continuations	1	2,400	0.0%	0.9%	0.9%
% of Patients satisfied with the dentistry they have received	14	17	82.4%	89.4%	90.9%
% of Patients satisfied with the time they had to wait for an appointment	15	17	88.2%	85.6%	88.7%

* This is based on patients treated on this contract for their most recent course of treatment. Figures in italics indicate the base number of FP17s or Patient Questionnaire responses are less than 100. N/A is shown where the base number of responses is less than 10 during the period. % is calculated as Quantity/Base number*100

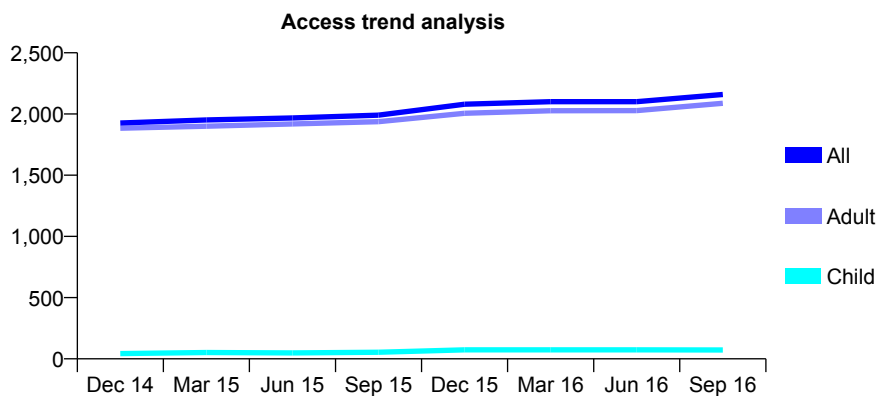
7A6 - Vital Signs At a Glance Contract Report for 128945/0001 - September 2016

Name or company name	Devon Place Limited
Contract type name	PDS Contract
Purpose of contract	General
Contract start date	01/04/2012
Contract end date	31/03/2017

16/17 Contracted general activity (UDA)	3,095
Carry forward general activity (UDA)	0
16/17 Contracted orthodontic activity (UOA)	0
Carry forward orthodontic activity (UOA)	0
Baseline contract value	£79,957.14

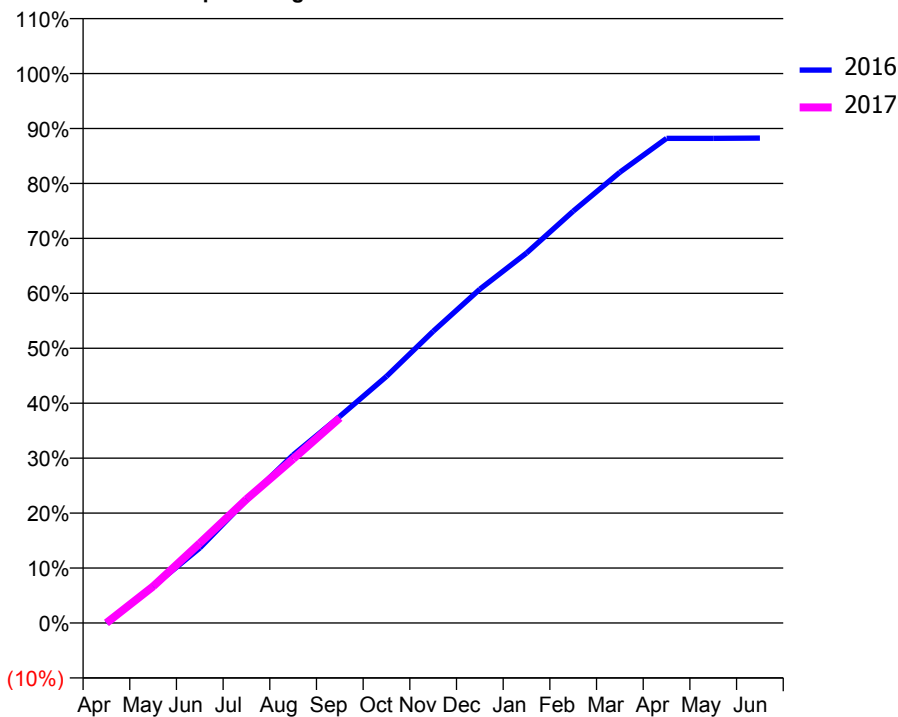
ACCESS*

Patients seen in 24 months	Total	Change since previous quarter
Quarter ending September 2015	1,991	
Quarter ending December 2015	2,080	↑
Quarter ending March 2016	2,101	→
Quarter ending June 2016	2,101	→
Quarter ending September 2016	2,160	↑
Variance since September 2015	8.5%	↑



ACTIVITY

Cumulative percentage of contracted UDA delivered 2016 & 2017



Adjusted Scheduled Activity (UDA)

Month	2016	2017
April	0	0
May	206	206
June	422	450
July	692	697
August	947	924
September	1,164	1,156
October	1,389	
November	1,643	
December	1,880	
January	2,084	
February	2,320	
March	2,539	
April	2,730	
May	2,730	
June	2,731	

QUALITY

	Quantity	Base Number	Contract	LHB	Wales
% of FP17s for the same patient ID Re-attending within 3 months - Children	0	37	0.0%	9.2%	11.3%
% of FP17s for the same patient ID Re-attending within 3 months - Adults	65	1,077	6.0%	16.0%	16.6%
% of FP17s for the same patient ID Re-attending between 3 & 9 months - Children	1	37	2.7%	57.2%	58.3%
% of FP17s for the same patient ID Re-attending between 3 & 9 months - Adults	27	1,077	2.5%	53.6%	54.0%
% of FP17s for Band 1 Urgent Courses	939	954	98.4%	9.7%	9.0%
% of FP17s Relating to Free Repair or Replacements	0	954	0.0%	0.9%	0.7%
% of FP17s Relating to Continuations	0	954	0.0%	0.9%	0.9%
% of Patients satisfied with the dentistry they have received	1	2	N/A	89.4%	90.9%
% of Patients satisfied with the time they had to wait for an appointment	1	2	N/A	85.6%	88.7%

* This is based on patients treated on this contract for their most recent course of treatment. Figures in italics indicate the base number of FP17s or Patient Questionnaire responses are less than 100. N/A is shown where the base number of responses is less than 10 during the period. % is calculated as Quantity/Base number*100

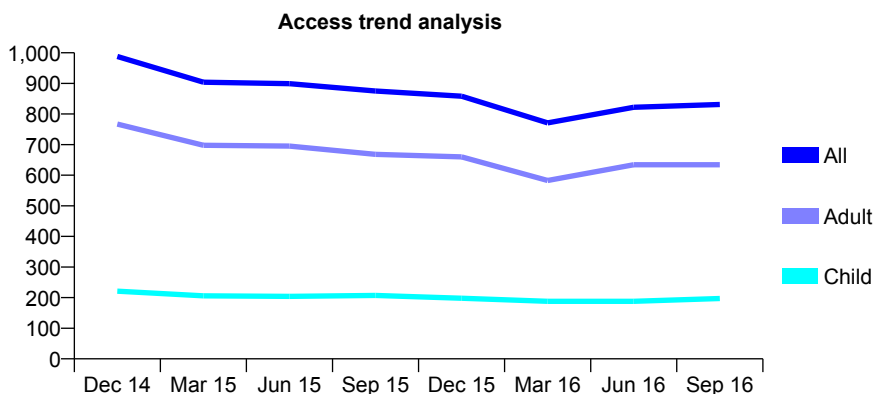
7A6 - Vital Signs At a Glance Contract Report for 128945/0002 - September 2016

Name or company name	Devon Place Limited
Contract type name	GDS Contract
Purpose of contract	General
Contract start date	01/04/2012
Contract end date	

16/17 Contracted general activity (UDA)	3,767
Carry forward general activity (UDA)	188
16/17 Contracted orthodontic activity (UOA)	0
Carry forward orthodontic activity (UOA)	0
Baseline contract value	£92,679.97

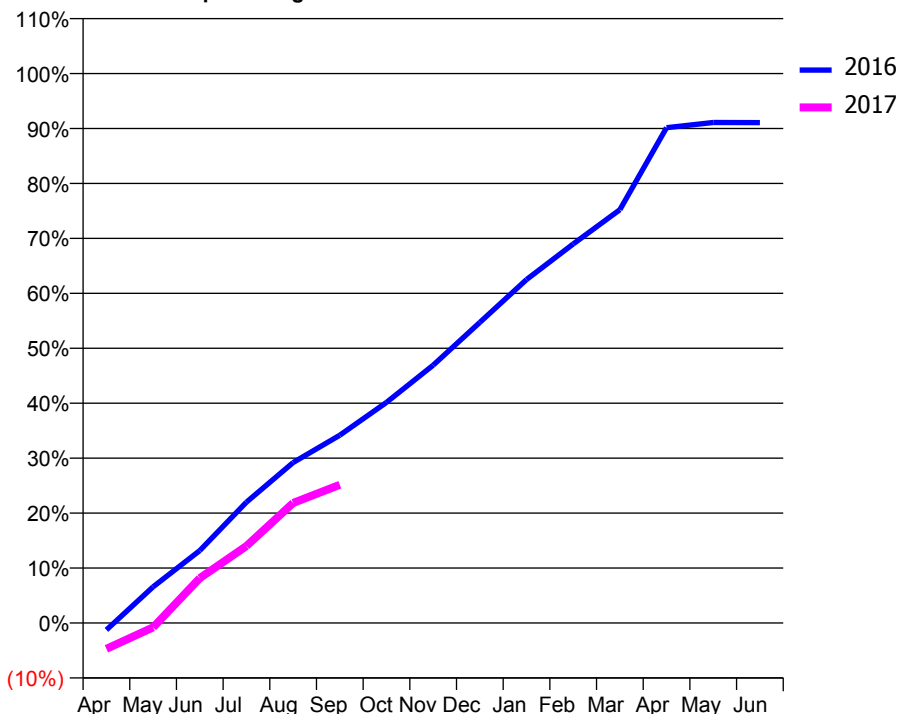
ACCESS*

Patients seen in 24 months	Total	Change since previous quarter
Quarter ending September 2015	875	
Quarter ending December 2015	858	↓
Quarter ending March 2016	771	↓
Quarter ending June 2016	822	↑
Quarter ending September 2016	831	→
Variance since September 2015	(5.0%)	↓



ACTIVITY

Cumulative percentage of contracted UDA delivered 2016 & 2017



Month	Adjusted Scheduled Activity (UDA)	
	2016	2017
April	-48	-178
May	249	-31
June	497	308
July	828	528
August	1,100	823
September	1,288	947
October	1,512	
November	1,768	
December	2,061	
January	2,354	
February	2,598	
March	2,833	
April	3,395	
May	3,431	
June	3,430	

QUALITY

	Quantity	Base Number	Contract	LHB	Wales
% of FP17s for the same patient ID Re-attending within 3 months - Children	11	170	6.5%	9.2%	11.3%
% of FP17s for the same patient ID Re-attending within 3 months - Adults	63	542	11.6%	16.0%	16.6%
% of FP17s for the same patient ID Re-attending between 3 & 9 months - Children	112	170	65.9%	57.2%	58.3%
% of FP17s for the same patient ID Re-attending between 3 & 9 months - Adults	293	542	54.1%	53.6%	54.0%
% of FP17s for Band 1 Urgent Courses	32	519	6.2%	9.7%	9.0%
% of FP17s Relating to Free Repair or Replacements	2	519	0.4%	0.9%	0.7%
% of FP17s Relating to Continuations	0	519	0.0%	0.9%	0.9%
% of Patients satisfied with the dentistry they have received	2	2	N/A	89.4%	90.9%
% of Patients satisfied with the time they had to wait for an appointment	2	2	N/A	85.6%	88.7%

* This is based on patients treated on this contract for their most recent course of treatment. Figures in italics indicate the base number of FP17s or Patient Questionnaire responses are less than 100. N/A is shown where the base number of responses is less than 10 during the period. % is calculated as Quantity/Base number*100

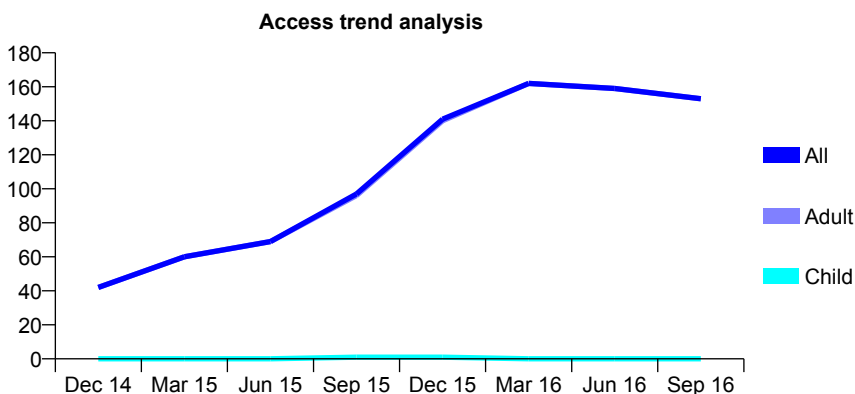
7A6 - Vital Signs At a Glance Contract Report for 128945/0004 - September 2016

Name or company name	Devon Place Limited
Contract type name	PDS Contract
Purpose of contract	General
Contract start date	01/04/2014
Contract end date	31/03/2017

16/17 Contracted general activity (UDA)	550
Carry forward general activity (UDA)	0
16/17 Contracted orthodontic activity (UOA)	0
Carry forward orthodontic activity (UOA)	0
Baseline contract value	£24,585.55

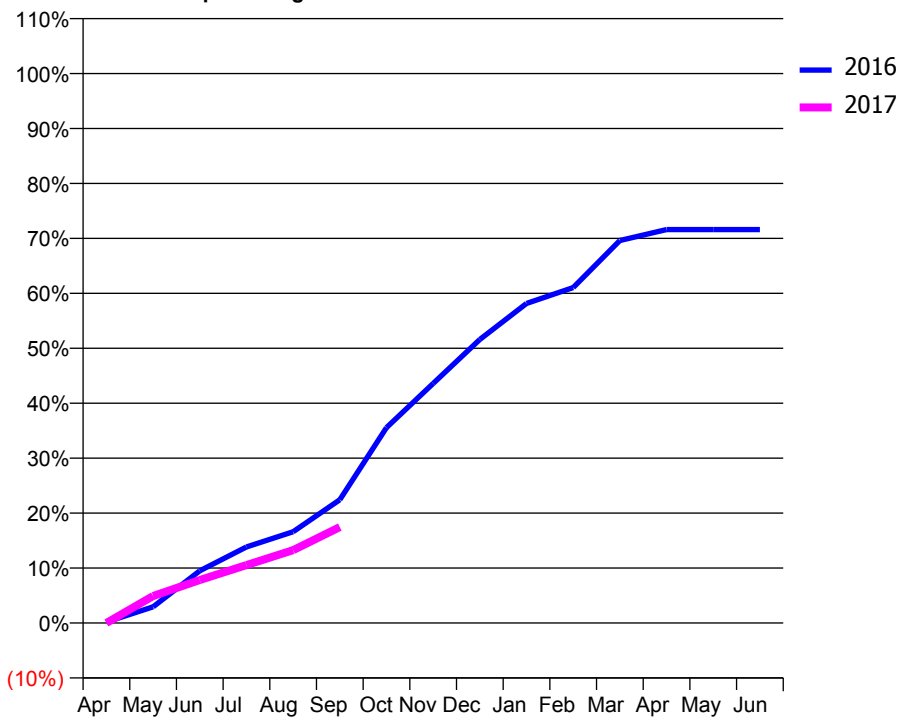
ACCESS*

Patients seen in 24 months	Total	Change since previous quarter
Quarter ending September 2015	97	
Quarter ending December 2015	141	↑
Quarter ending March 2016	162	↑
Quarter ending June 2016	159	↓
Quarter ending September 2016	153	↓
Variance since September 2015	57.7%	↑



ACTIVITY

Cumulative percentage of contracted UDA delivered 2016 & 2017



Month	Adjusted Scheduled Activity (UDA)	
	2016	2017
April	1	0
May	16	27
June	52	43
July	76	58
August	91	73
September	123	96
October	196	
November	240	
December	284	
January	320	
February	336	
March	383	
April	394	
May	394	
June	394	

QUALITY

	Quantity	Base Number	Contract	LHB	Wales
% of FP17s for the same patient ID Re-attending within 3 months - Children	0	0	N/A	9.2%	11.3%
% of FP17s for the same patient ID Re-attending within 3 months - Adults	5	27	18.5%	16.0%	16.6%
% of FP17s for the same patient ID Re-attending between 3 & 9 months - Children	0	0	N/A	57.2%	58.3%
% of FP17s for the same patient ID Re-attending between 3 & 9 months - Adults	1	27	3.7%	53.6%	54.0%
% of FP17s for Band 1 Urgent Courses	0	21	0.0%	9.7%	9.0%
% of FP17s Relating to Free Repair or Replacements	0	21	0.0%	0.9%	0.7%
% of FP17s Relating to Continuations	1	21	4.8%	0.9%	0.9%
% of Patients satisfied with the dentistry they have received	0	0	N/A	89.4%	90.9%
% of Patients satisfied with the time they had to wait for an appointment	0	0	N/A	85.6%	88.7%

* This is based on patients treated on this contract for their most recent course of treatment. Figures in italics indicate the base number of FP17s or Patient Questionnaire responses are less than 100. N/A is shown where the base number of responses is less than 10 during the period. % is calculated as Quantity/Base number*100

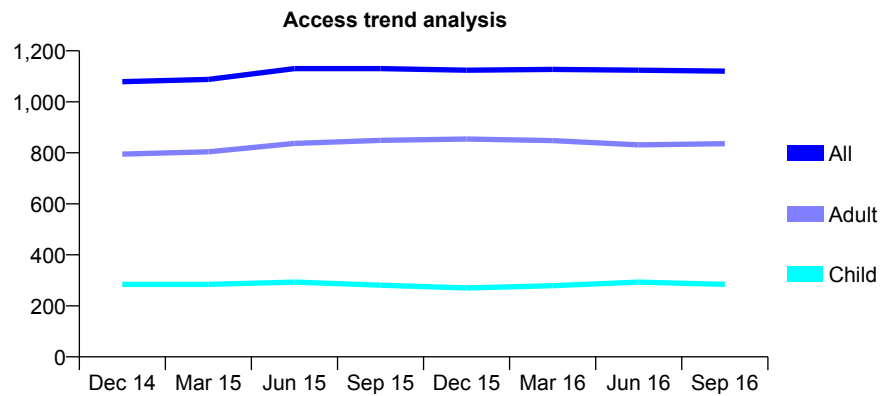
7A6 - Vital Signs At a Glance Contract Report for 130389/0001 - September 2016

Name or company name	Aneurin Bevan Health Board
Contract type name	GDS Contract
Purpose of contract	General
Contract start date	18/07/2006
Contract end date	

16/17 Contracted general activity (UDA)	4,000
Carry forward general activity (UDA)	0
16/17 Contracted orthodontic activity (UOA)	0
Carry forward orthodontic activity (UOA)	0
Baseline contract value	£109,445.60

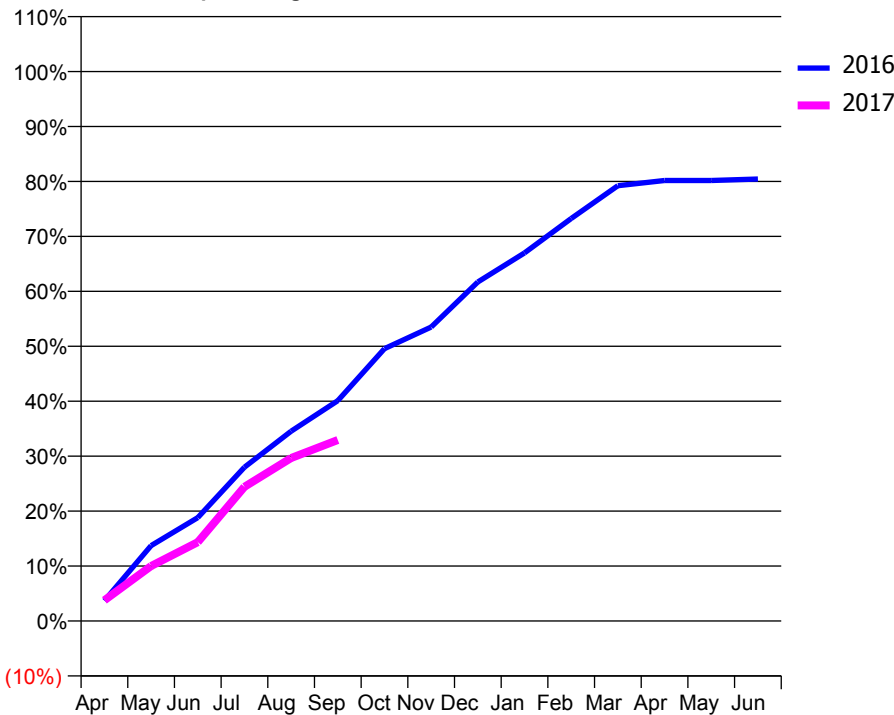
ACCESS*

Patients seen in 24 months	Total	Change since previous quarter
Quarter ending September 2015	1,130	
Quarter ending December 2015	1,124	→
Quarter ending March 2016	1,127	→
Quarter ending June 2016	1,124	→
Quarter ending September 2016	1,120	→
Variance since September 2015	(0.9%)	→



ACTIVITY

Cumulative percentage of contracted UDA delivered 2016 & 2017



Month	Adjusted Scheduled Activity (UDA)	
	2016	2017
April	148	151
May	549	401
June	753	574
July	1,120	977
August	1,382	1,186
September	1,604	1,318
October	1,983	
November	2,140	
December	2,468	
January	2,680	
February	2,930	
March	3,169	
April	3,206	
May	3,206	
June	3,217	

QUALITY

	Quantity	Base Number	Contract	LHB	Wales
% of FP17s for the same patient ID Re-attending within 3 months - Children	16	148	10.8%	9.2%	11.3%
% of FP17s for the same patient ID Re-attending within 3 months - Adults	69	452	15.3%	16.0%	16.6%
% of FP17s for the same patient ID Re-attending between 3 & 9 months - Children	61	148	41.2%	57.2%	58.3%
% of FP17s for the same patient ID Re-attending between 3 & 9 months - Adults	169	452	37.4%	53.6%	54.0%
% of FP17s for Band 1 Urgent Courses	73	575	12.7%	9.7%	9.0%
% of FP17s Relating to Free Repair or Replacements	12	575	2.1%	0.9%	0.7%
% of FP17s Relating to Continuations	0	575	0.0%	0.9%	0.9%
% of Patients satisfied with the dentistry they have received	4	4	N/A	89.4%	90.9%
% of Patients satisfied with the time they had to wait for an appointment	4	4	N/A	85.6%	88.7%

* This is based on patients treated on this contract for their most recent course of treatment. Figures in italics indicate the base number of FP17s or Patient Questionnaire responses are less than 100. N/A is shown where the base number of responses is less than 10 during the period. % is calculated as Quantity/Base number*100

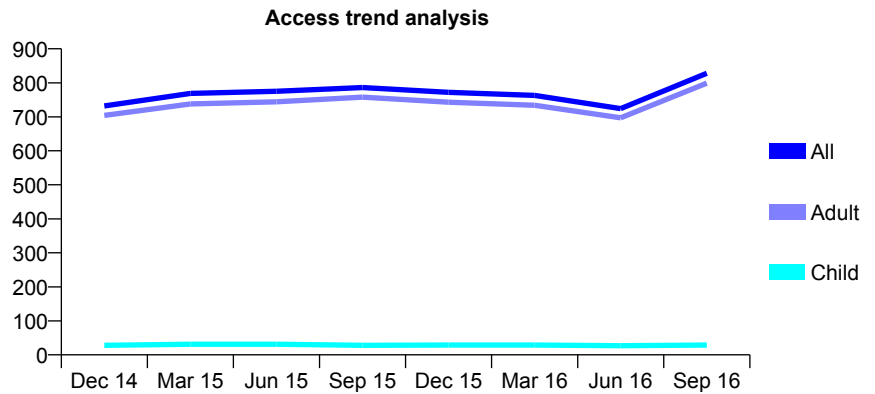
7A6 - Vital Signs At a Glance Contract Report for 130389/0002 - September 2016

Name or company name	Aneurin Bevan Health Board
Contract type name	GDS Contract
Purpose of contract	General
Contract start date	01/06/2007
Contract end date	

16/17 Contracted general activity (UDA)	4,000
Carry forward general activity (UDA)	0
16/17 Contracted orthodontic activity (UOA)	0
Carry forward orthodontic activity (UOA)	0
Baseline contract value	£143,161.69

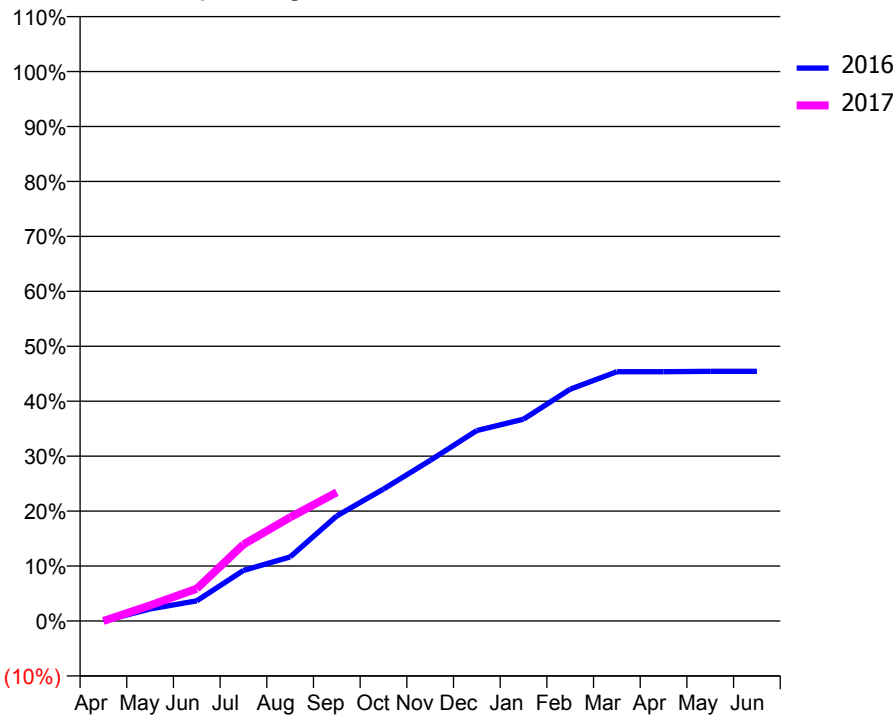
ACCESS*

Patients seen in 24 months	Total	Change since previous quarter
Quarter ending September 2015	786	
Quarter ending December 2015	772	↓
Quarter ending March 2016	763	↓
Quarter ending June 2016	724	↓
Quarter ending September 2016	828	↑
Variance since September 2015	5.3%	↑



ACTIVITY

Cumulative percentage of contracted UDA delivered 2016 & 2017



Month	Adjusted Scheduled Activity (UDA)	
	2016	2017
April	0	0
May	88	114
June	147	235
July	369	557
August	466	755
September	765	938
October	960	
November	1,169	
December	1,386	
January	1,469	
February	1,687	
March	1,815	
April	1,815	
May	1,818	
June	1,818	

QUALITY

	Quantity	Base Number	Contract	LHB	Wales
% of FP17s for the same patient ID Re-attending within 3 months - Children	2	19	10.5%	9.2%	11.3%
% of FP17s for the same patient ID Re-attending within 3 months - Adults	10	340	2.9%	16.0%	16.6%
% of FP17s for the same patient ID Re-attending between 3 & 9 months - Children	0	19	0.0%	57.2%	58.3%
% of FP17s for the same patient ID Re-attending between 3 & 9 months - Adults	60	340	17.6%	53.6%	54.0%
% of FP17s for Band 1 Urgent Courses	28	342	8.2%	9.7%	9.0%
% of FP17s Relating to Free Repair or Replacements	1	342	0.3%	0.9%	0.7%
% of FP17s Relating to Continuations	0	342	0.0%	0.9%	0.9%
% of Patients satisfied with the dentistry they have received	1	1	N/A	89.4%	90.9%
% of Patients satisfied with the time they had to wait for an appointment	1	1	N/A	85.6%	88.7%

* This is based on patients treated on this contract for their most recent course of treatment. Figures in italics indicate the base number of FP17s or Patient Questionnaire responses are less than 100. N/A is shown where the base number of responses is less than 10 during the period. % is calculated as Quantity/Base number*100

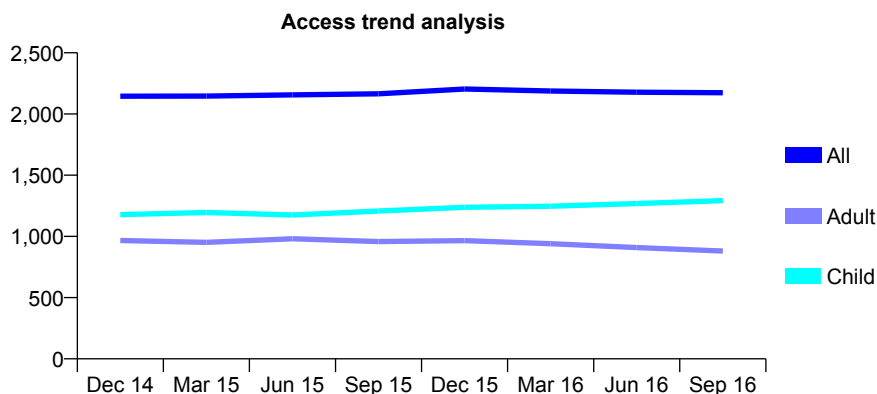
7A6 - Vital Signs At a Glance Contract Report for 133248/0001 - September 2016

Name or company name	Hilltop View Ltd
Contract type name	GDS Contract
Purpose of contract	General
Contract start date	01/04/2011
Contract end date	

16/17 Contracted general activity (UDA)	6,500
Carry forward general activity (UDA)	313
16/17 Contracted orthodontic activity (UOA)	0
Carry forward orthodontic activity (UOA)	0
Baseline contract value	£165,404.65

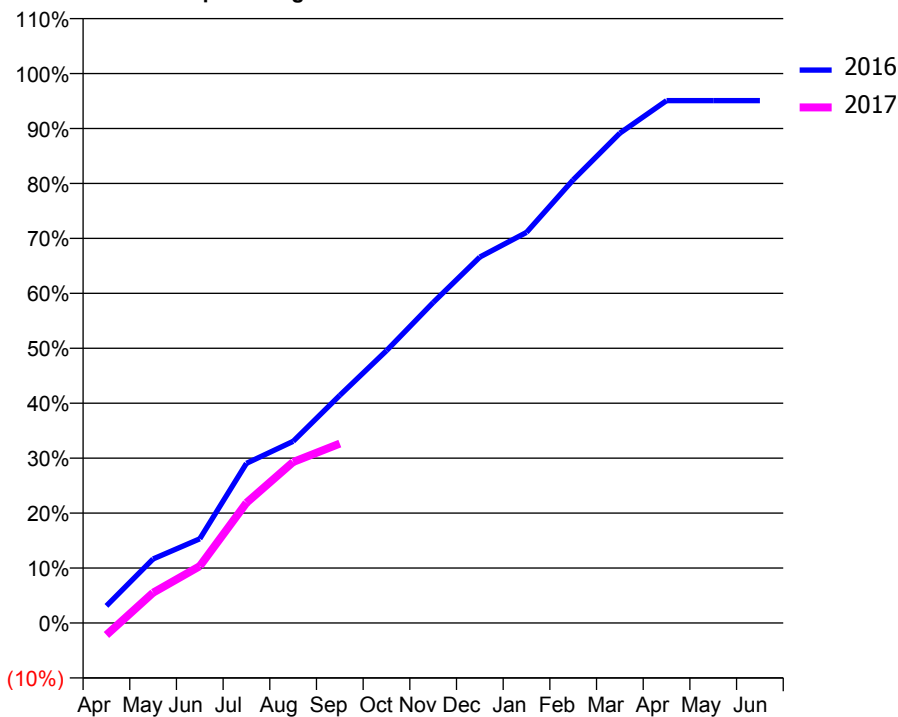
ACCESS*

Patients seen in 24 months	Total	Change since previous quarter
Quarter ending September 2015	2,165	
Quarter ending December 2015	2,204	→
Quarter ending March 2016	2,188	→
Quarter ending June 2016	2,178	→
Quarter ending September 2016	2,174	→
Variance since September 2015	0.4%	→



ACTIVITY

Cumulative percentage of contracted UDA delivered 2016 & 2017



Month	Adjusted Scheduled Activity (UDA)	
	2016	2017
April	203	-142
May	758	358
June	997	673
July	1,890	1,421
August	2,149	1,905
September	2,694	2,123
October	3,221	
November	3,791	
December	4,329	
January	4,621	
February	5,242	
March	5,794	
April	6,179	
May	6,179	
June	6,179	

QUALITY

	Quantity	Base Number	Contract	LHB	Wales
% of FP17s for the same patient ID Re-attending within 3 months - Children	33	726	4.5%	9.2%	11.3%
% of FP17s for the same patient ID Re-attending within 3 months - Adults	84	490	17.1%	16.0%	16.6%
% of FP17s for the same patient ID Re-attending between 3 & 9 months - Children	324	726	44.6%	57.2%	58.3%
% of FP17s for the same patient ID Re-attending between 3 & 9 months - Adults	230	490	46.9%	53.6%	54.0%
% of FP17s for Band 1 Urgent Courses	104	1,063	9.8%	9.7%	9.0%
% of FP17s Relating to Free Repair or Replacements	0	1,063	0.0%	0.9%	0.7%
% of FP17s Relating to Continuations	11	1,063	1.0%	0.9%	0.9%
% of Patients satisfied with the dentistry they have received	2	3	N/A	89.4%	90.9%
% of Patients satisfied with the time they had to wait for an appointment	2	3	N/A	85.6%	88.7%

* This is based on patients treated on this contract for their most recent course of treatment. Figures in italics indicate the base number of FP17s or Patient Questionnaire responses are less than 100. N/A is shown where the base number of responses is less than 10 during the period. % is calculated as Quantity/Base number*100

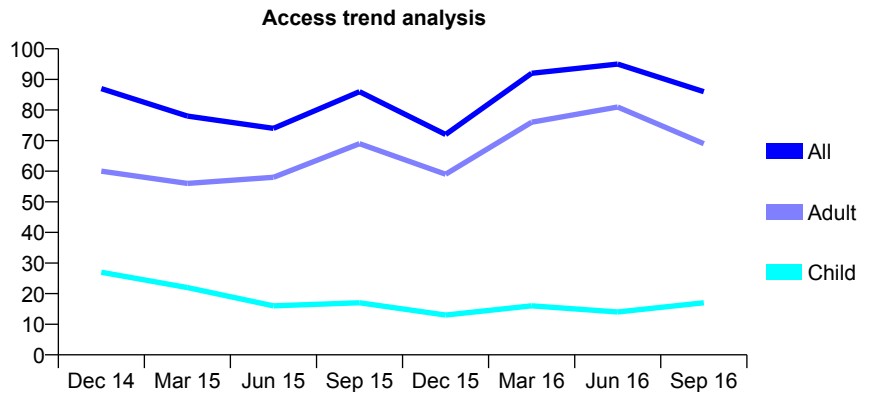
7A6 - Vital Signs At a Glance Contract Report for 133523/0002 - September 2016

Name or company name	Gateway OHS Limited
Contract type name	PDS Contract
Purpose of contract	General
Contract start date	01/07/2010
Contract end date	31/03/2017

16/17 Contracted general activity (UDA)	702
Carry forward general activity (UDA)	0
16/17 Contracted orthodontic activity (UOA)	0
Carry forward orthodontic activity (UOA)	0
Baseline contract value	£83,625.92

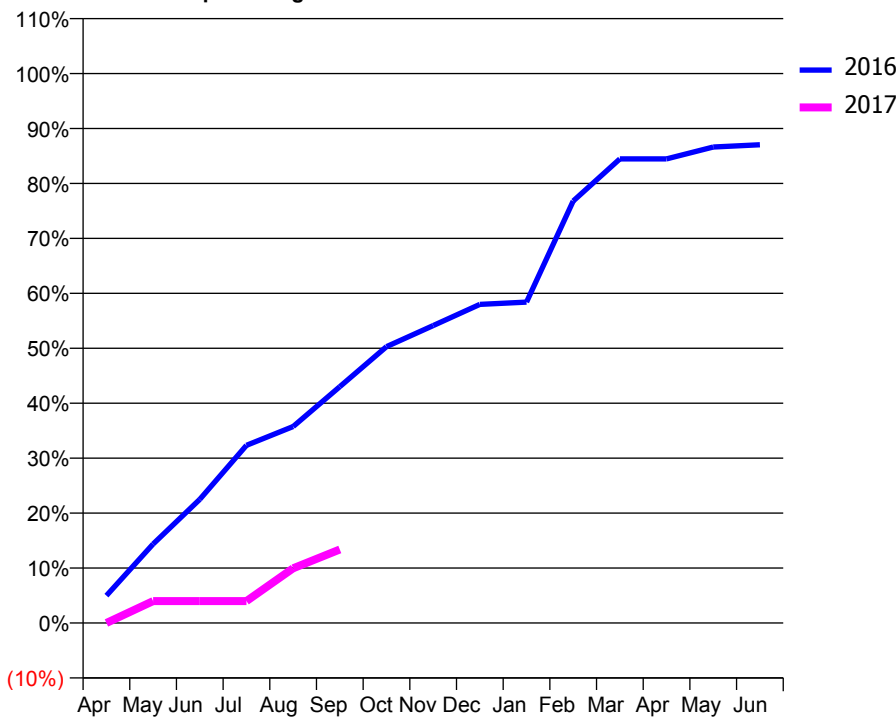
ACCESS*

Patients seen in 24 months	Total	Change since previous quarter
Quarter ending September 2015	86	
Quarter ending December 2015	72	↓
Quarter ending March 2016	92	↑
Quarter ending June 2016	95	↑
Quarter ending September 2016	86	↓
Variance since September 2015	0.0%	→



ACTIVITY

Cumulative percentage of contracted UDA delivered 2016 & 2017



Month	Adjusted Scheduled Activity (UDA)	
	2016	2017
April	35	0
May	101	28
June	158	28
July	227	28
August	251	70
September	302	94
October	353	
November	380	
December	407	
January	410	
February	539	
March	593	
April	593	
May	608	
June	611	

QUALITY

	Quantity	Base Number	Contract	LHB	Wales
% of FP17s for the same patient ID Re-attending within 3 months - Children	0	14	0.0%	9.2%	11.3%
% of FP17s for the same patient ID Re-attending within 3 months - Adults	0	31	0.0%	16.0%	16.6%
% of FP17s for the same patient ID Re-attending between 3 & 9 months - Children	0	14	0.0%	57.2%	58.3%
% of FP17s for the same patient ID Re-attending between 3 & 9 months - Adults	0	31	0.0%	53.6%	54.0%
% of FP17s for Band 1 Urgent Courses	0	36	0.0%	9.7%	9.0%
% of FP17s Relating to Free Repair or Replacements	0	36	0.0%	0.9%	0.7%
% of FP17s Relating to Continuations	0	36	0.0%	0.9%	0.9%
% of Patients satisfied with the dentistry they have received	0	0	N/A	89.4%	90.9%
% of Patients satisfied with the time they had to wait for an appointment	0	0	N/A	85.6%	88.7%

* This is based on patients treated on this contract for their most recent course of treatment. Figures in italics indicate the base number of FP17s or Patient Questionnaire responses are less than 100. N/A is shown where the base number of responses is less than 10 during the period. % is calculated as Quantity/Base number*100

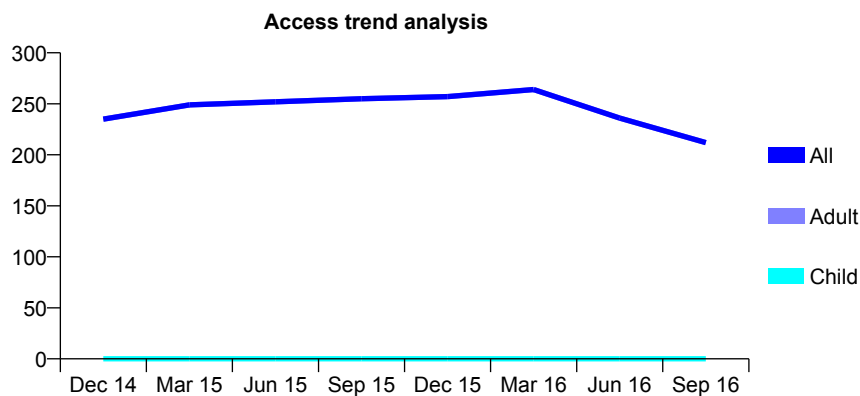
7A6 - Vital Signs At a Glance Contract Report for 133523/0005 - September 2016

Name or company name	Gateway OHS Limited
Contract type name	PDS Contract
Purpose of contract	General
Contract start date	01/07/2010
Contract end date	31/03/2017

16/17 Contracted general activity (UDA)	600
Carry forward general activity (UDA)	0
16/17 Contracted orthodontic activity (UOA)	0
Carry forward orthodontic activity (UOA)	0
Baseline contract value	£21,000.87

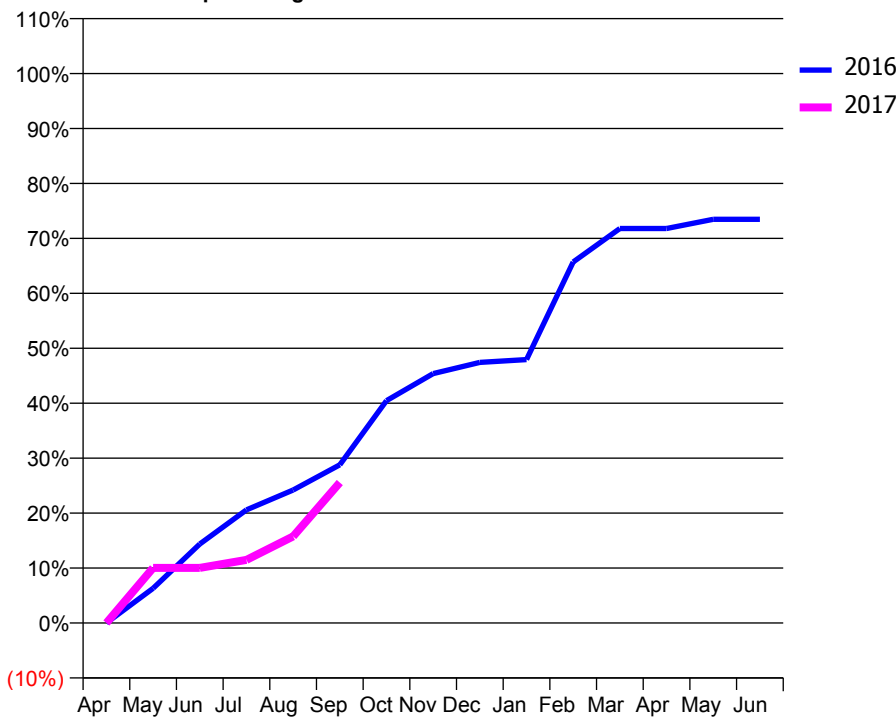
ACCESS*

Patients seen in 24 months	Total	Change since previous quarter
Quarter ending September 2015	255	
Quarter ending December 2015	257	→
Quarter ending March 2016	264	↑
Quarter ending June 2016	236	↓
Quarter ending September 2016	212	↓
Variance since September 2015	(16.9%)	↓



ACTIVITY

Cumulative percentage of contracted UDA delivered 2016 & 2017



Month	Adjusted Scheduled Activity (UDA)	
	2016	2017
April	0	0
May	38	60
June	86	60
July	124	69
August	145	95
September	173	153
October	243	
November	272	
December	285	
January	288	
February	394	
March	431	
April	431	
May	441	
June	441	

QUALITY

	Quantity	Base Number	Contract	LHB	Wales
% of FP17s for the same patient ID Re-attending within 3 months - Children	0	0	N/A	9.2%	11.3%
% of FP17s for the same patient ID Re-attending within 3 months - Adults	2	48	4.2%	16.0%	16.6%
% of FP17s for the same patient ID Re-attending between 3 & 9 months - Children	0	0	N/A	57.2%	58.3%
% of FP17s for the same patient ID Re-attending between 3 & 9 months - Adults	4	48	8.3%	53.6%	54.0%
% of FP17s for Band 1 Urgent Courses	17	42	40.5%	9.7%	9.0%
% of FP17s Relating to Free Repair or Replacements	0	42	0.0%	0.9%	0.7%
% of FP17s Relating to Continuations	0	42	0.0%	0.9%	0.9%
% of Patients satisfied with the dentistry they have received	0	0	N/A	89.4%	90.9%
% of Patients satisfied with the time they had to wait for an appointment	0	0	N/A	85.6%	88.7%

* This is based on patients treated on this contract for their most recent course of treatment. Figures in italics indicate the base number of FP17s or Patient Questionnaire responses are less than 100. N/A is shown where the base number of responses is less than 10 during the period. % is calculated as Quantity/Base number*100

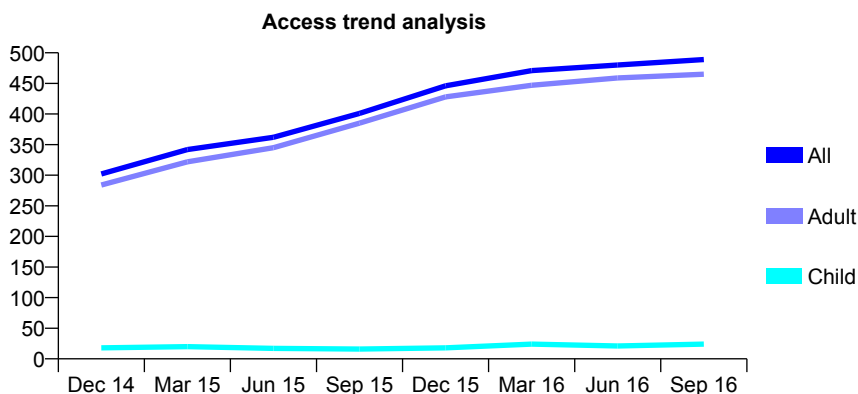
7A6 - Vital Signs At a Glance Contract Report for 133523/0007 - September 2016

Name or company name	Gateway OHS Limited
Contract type name	PDS Contract
Purpose of contract	General
Contract start date	01/04/2011
Contract end date	31/03/2017

16/17 Contracted general activity (UDA)	562
Carry forward general activity (UDA)	0
16/17 Contracted orthodontic activity (UOA)	0
Carry forward orthodontic activity (UOA)	0
Baseline contract value	£20,859.15

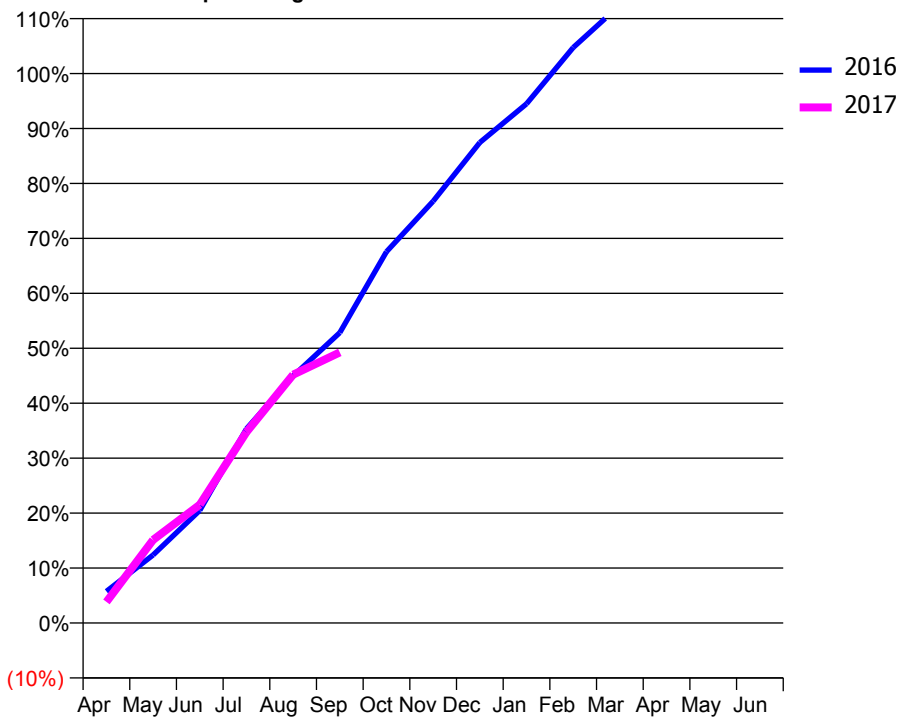
ACCESS*

Patients seen in 24 months	Total	Change since previous quarter
Quarter ending September 2015	401	
Quarter ending December 2015	446	↑
Quarter ending March 2016	471	↑
Quarter ending June 2016	480	→
Quarter ending September 2016	489	→
Variance since September 2015	21.9%	↑



ACTIVITY

Cumulative percentage of contracted UDA delivered 2016 & 2017



Month	Adjusted Scheduled Activity (UDA)	
	2016	2017
April	32	22
May	70	85
June	115	121
July	199	195
August	253	254
September	297	277
October	380	
November	431	
December	491	
January	531	
February	589	
March	632	
April	665	
May	665	
June	665	

QUALITY

	Quantity	Base Number	Contract	LHB	Wales
% of FP17s for the same patient ID Re-attending within 3 months - Children	0	11	0.0%	9.2%	11.3%
% of FP17s for the same patient ID Re-attending within 3 months - Adults	17	248	6.9%	16.0%	16.6%
% of FP17s for the same patient ID Re-attending between 3 & 9 months - Children	0	11	0.0%	57.2%	58.3%
% of FP17s for the same patient ID Re-attending between 3 & 9 months - Adults	2	248	0.8%	53.6%	54.0%
% of FP17s for Band 1 Urgent Courses	229	231	99.1%	9.7%	9.0%
% of FP17s Relating to Free Repair or Replacements	0	231	0.0%	0.9%	0.7%
% of FP17s Relating to Continuations	0	231	0.0%	0.9%	0.9%
% of Patients satisfied with the dentistry they have received	1	1	N/A	89.4%	90.9%
% of Patients satisfied with the time they had to wait for an appointment	1	1	N/A	85.6%	88.7%

* This is based on patients treated on this contract for their most recent course of treatment. Figures in italics indicate the base number of FP17s or Patient Questionnaire responses are less than 100. N/A is shown where the base number of responses is less than 10 during the period. % is calculated as Quantity/Base number*100

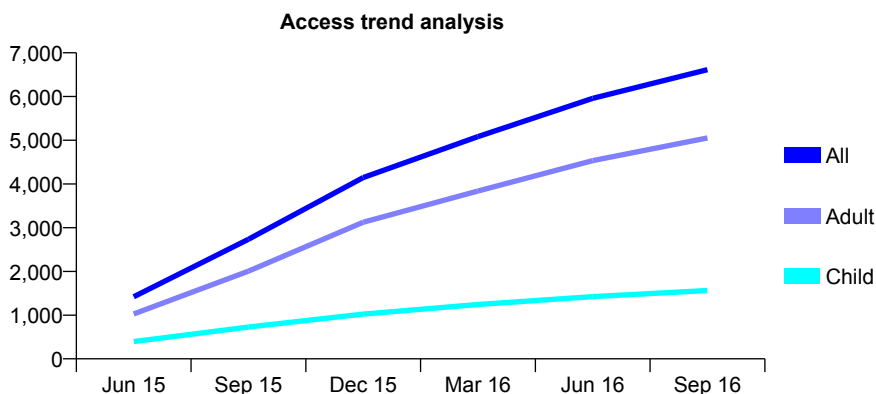
7A6 - Vital Signs At a Glance Contract Report for 133523/0008 - September 2016

Name or company name	Gateway OHS Limited
Contract type name	GDS Contract
Purpose of contract	General
Contract start date	01/04/2015
Contract end date	

16/17 Contracted general activity (UDA)	22,472
Carry forward general activity (UDA)	0
16/17 Contracted orthodontic activity (UOA)	0
Carry forward orthodontic activity (UOA)	0
Baseline contract value	£569,634.36

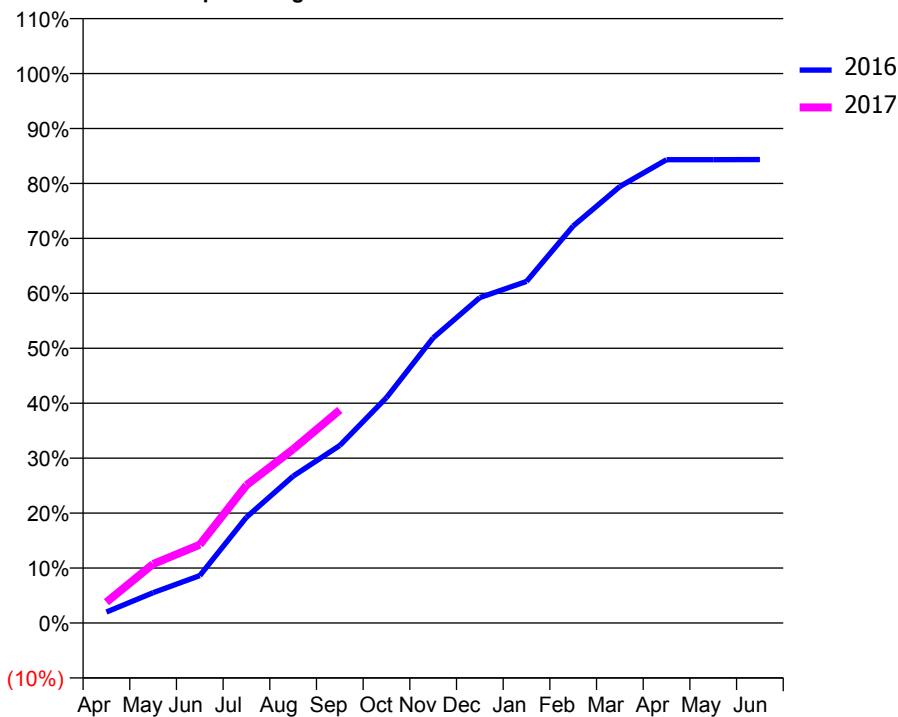
ACCESS*

Patients seen in 24 months	Total	Change since previous quarter
Quarter ending September 2015	2,733	
Quarter ending December 2015	4,148	↑
Quarter ending March 2016	5,082	↑
Quarter ending June 2016	5,959	↑
Quarter ending September 2016	6,615	↑
Variance since September 2015	142.0%	↑



ACTIVITY

Cumulative percentage of contracted UDA delivered 2016 & 2017



Adjusted Scheduled Activity (UDA)

Month	2016	2017
April	362	852
May	993	2,414
June	1,552	3,203
July	3,460	5,638
August	4,804	7,108
September	5,810	8,711
October	7,374	
November	9,331	
December	10,647	
January	11,173	
February	12,988	
March	14,280	
April	15,155	
May	15,156	
June	15,161	

QUALITY

	Quantity	Base Number	Contract	LHB	Wales
% of FP17s for the same patient ID Re-attending within 3 months - Children	73	940	7.8%	9.2%	11.3%
% of FP17s for the same patient ID Re-attending within 3 months - Adults	728	3,543	20.5%	16.0%	16.6%
% of FP17s for the same patient ID Re-attending between 3 & 9 months - Children	245	940	26.1%	57.2%	58.3%
% of FP17s for the same patient ID Re-attending between 3 & 9 months - Adults	1,118	3,543	31.6%	53.6%	54.0%
% of FP17s for Band 1 Urgent Courses	492	4,054	12.1%	9.7%	9.0%
% of FP17s Relating to Free Repair or Replacements	76	4,054	1.9%	0.9%	0.7%
% of FP17s Relating to Continuations	21	4,054	0.5%	0.9%	0.9%
% of Patients satisfied with the dentistry they have received	22	24	91.7%	89.4%	90.9%
% of Patients satisfied with the time they had to wait for an appointment	18	24	75.0%	85.6%	88.7%

* This is based on patients treated on this contract for their most recent course of treatment. Figures in italics indicate the base number of FP17s or Patient Questionnaire responses are less than 100. N/A is shown where the base number of responses is less than 10 during the period. % is calculated as Quantity/Base number*100

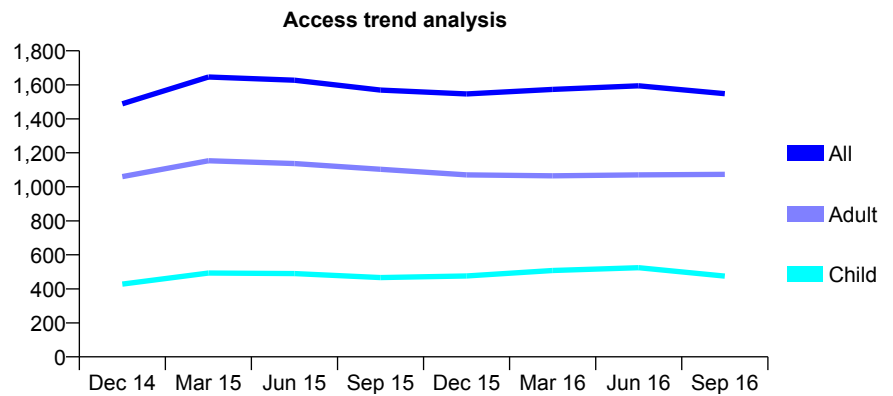
7A6 - Vital Signs At a Glance Contract Report for 140309/0001 - September 2016

Name or company name	A & M Jones Healthcare Ltd
Contract type name	GDS Contract
Purpose of contract	General
Contract start date	01/03/2012
Contract end date	

16/17 Contracted general activity (UDA)	5,754
Carry forward general activity (UDA)	81
16/17 Contracted orthodontic activity (UOA)	0
Carry forward orthodontic activity (UOA)	0
Baseline contract value	£192,744.07

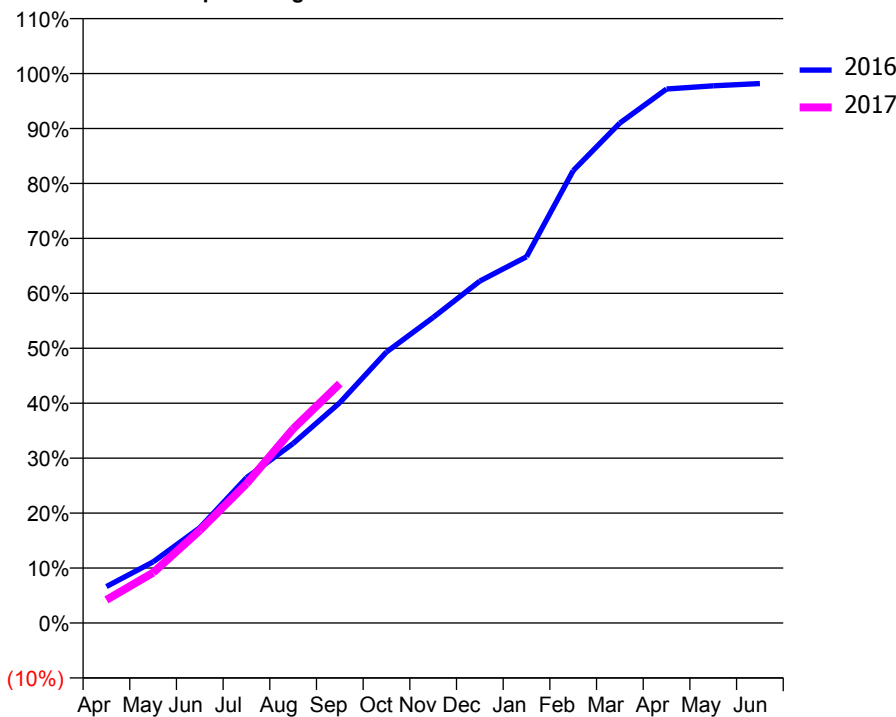
ACCESS*

Patients seen in 24 months	Total	Change since previous quarter
Quarter ending September 2015	1,569	
Quarter ending December 2015	1,546	↓
Quarter ending March 2016	1,573	→
Quarter ending June 2016	1,594	→
Quarter ending September 2016	1,548	↓
Variance since September 2015	(1.3%)	↓



ACTIVITY

Cumulative percentage of contracted UDA delivered 2016 & 2017



Month	Adjusted Scheduled Activity (UDA)	
	2016	2017
April	382	242
May	640	527
June	997	970
July	1,521	1,458
August	1,880	2,034
September	2,307	2,506
October	2,837	
November	3,200	
December	3,581	
January	3,835	
February	4,737	
March	5,235	
April	5,592	
May	5,625	
June	5,648	

QUALITY

	Quantity	Base Number	Contract	LHB	Wales
% of FP17s for the same patient ID Re-attending within 3 months - Children	19	426	4.5%	9.2%	11.3%
% of FP17s for the same patient ID Re-attending within 3 months - Adults	84	817	10.3%	16.0%	16.6%
% of FP17s for the same patient ID Re-attending between 3 & 9 months - Children	199	426	46.7%	57.2%	58.3%
% of FP17s for the same patient ID Re-attending between 3 & 9 months - Adults	299	817	36.6%	53.6%	54.0%
% of FP17s for Band 1 Urgent Courses	132	1,070	12.3%	9.7%	9.0%
% of FP17s Relating to Free Repair or Replacements	4	1,070	0.4%	0.9%	0.7%
% of FP17s Relating to Continuations	3	1,070	0.3%	0.9%	0.9%
% of Patients satisfied with the dentistry they have received	1	1	N/A	89.4%	90.9%
% of Patients satisfied with the time they had to wait for an appointment	1	1	N/A	85.6%	88.7%

* This is based on patients treated on this contract for their most recent course of treatment. Figures in italics indicate the base number of FP17s or Patient Questionnaire responses are less than 100. N/A is shown where the base number of responses is less than 10 during the period. % is calculated as Quantity/Base number*100

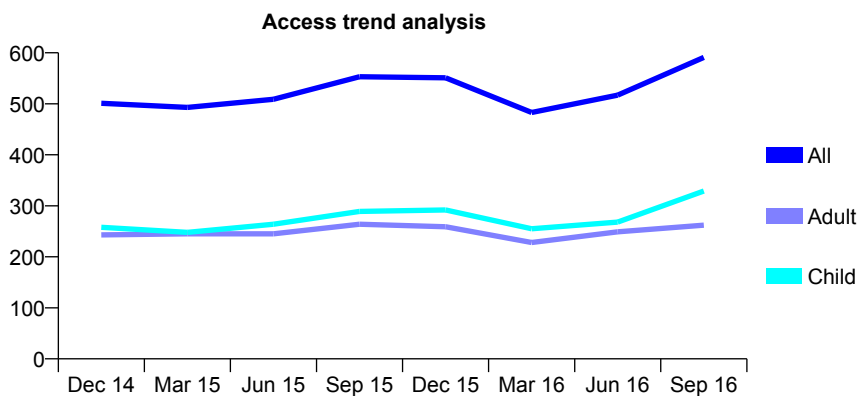
7A6 - Vital Signs At a Glance Contract Report for 140309/0002 - September 2016

Name or company name	A & M Jones Healthcare Ltd
Contract type name	GDS Contract
Purpose of contract	General
Contract start date	01/03/2012
Contract end date	

16/17 Contracted general activity (UDA)	1,314
Carry forward general activity (UDA)	-62
16/17 Contracted orthodontic activity (UOA)	0
Carry forward orthodontic activity (UOA)	0
Baseline contract value	£28,800.48

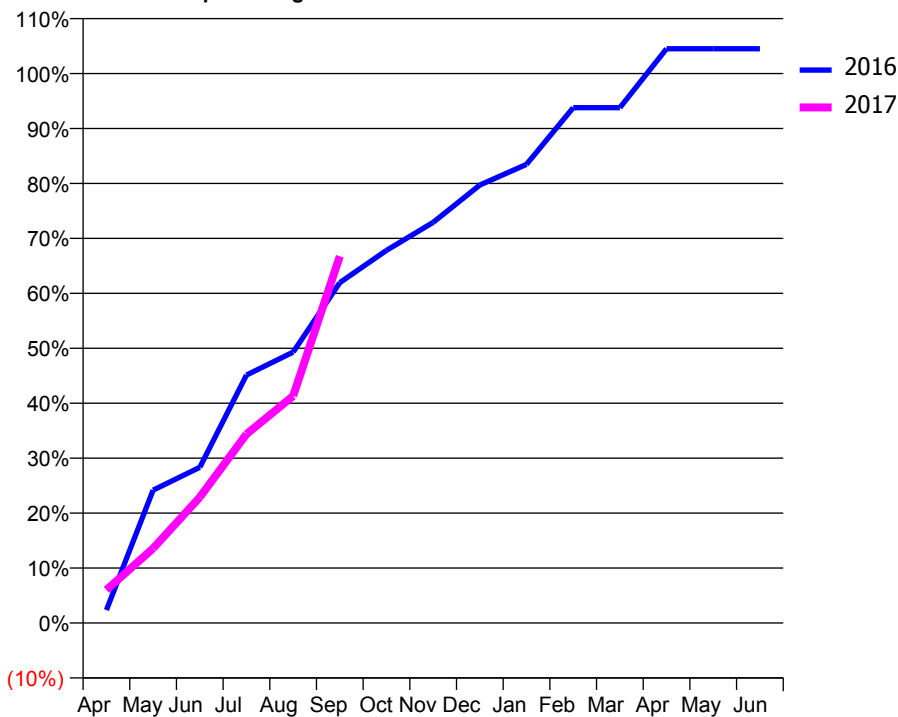
ACCESS*

Patients seen in 24 months	Total	Change since previous quarter
Quarter ending September 2015	553	
Quarter ending December 2015	551	→
Quarter ending March 2016	483	↓
Quarter ending June 2016	517	↑
Quarter ending September 2016	591	↑
Variance since September 2015	6.9%	↑



ACTIVITY

Cumulative percentage of contracted UDA delivered 2016 & 2017



Month	Adjusted Scheduled Activity (UDA)	
	2016	2017
April	31	79
May	318	178
June	372	301
July	593	452
August	648	543
September	814	877
October	891	
November	958	
December	1,047	
January	1,097	
February	1,232	
March	1,232	
April	1,373	
May	1,373	
June	1,373	

QUALITY

	Quantity	Base Number	Contract	LHB	Wales
% of FP17s for the same patient ID Re-attending within 3 months - Children	23	299	7.7%	9.2%	11.3%
% of FP17s for the same patient ID Re-attending within 3 months - Adults	31	235	13.2%	16.0%	16.6%
% of FP17s for the same patient ID Re-attending between 3 & 9 months - Children	146	299	48.8%	57.2%	58.3%
% of FP17s for the same patient ID Re-attending between 3 & 9 months - Adults	94	235	40.0%	53.6%	54.0%
% of FP17s for Band 1 Urgent Courses	46	443	10.4%	9.7%	9.0%
% of FP17s Relating to Free Repair or Replacements	1	443	0.2%	0.9%	0.7%
% of FP17s Relating to Continuations	2	443	0.5%	0.9%	0.9%
% of Patients satisfied with the dentistry they have received	0	0	N/A	89.4%	90.9%
% of Patients satisfied with the time they had to wait for an appointment	0	0	N/A	85.6%	88.7%

* This is based on patients treated on this contract for their most recent course of treatment. Figures in italics indicate the base number of FP17s or Patient Questionnaire responses are less than 100. N/A is shown where the base number of responses is less than 10 during the period. % is calculated as Quantity/Base number*100

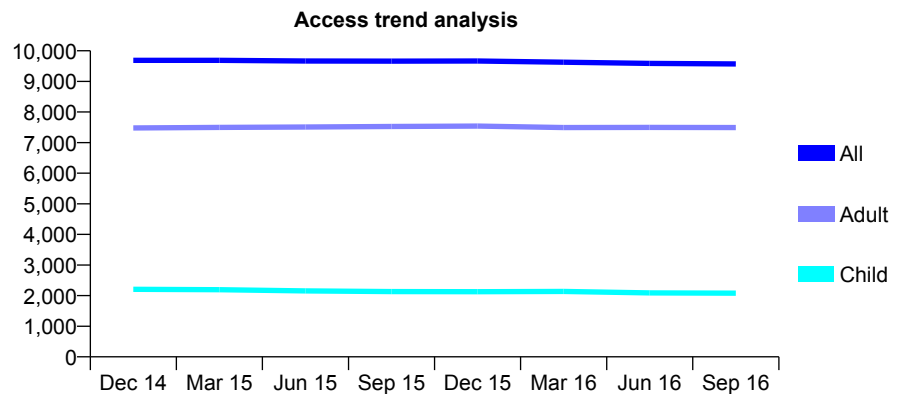
7A6 - Vital Signs At a Glance Contract Report for 142638/0001 - September 2016

Name or company name	The Goodwin Partnership Limited
Contract type name	GDS Contract
Purpose of contract	General
Contract start date	01/04/2009
Contract end date	

16/17 Contracted general activity (UDA)	26,856
Carry forward general activity (UDA)	423
16/17 Contracted orthodontic activity (UOA)	0
Carry forward orthodontic activity (UOA)	0
Baseline contract value	£663,309.28

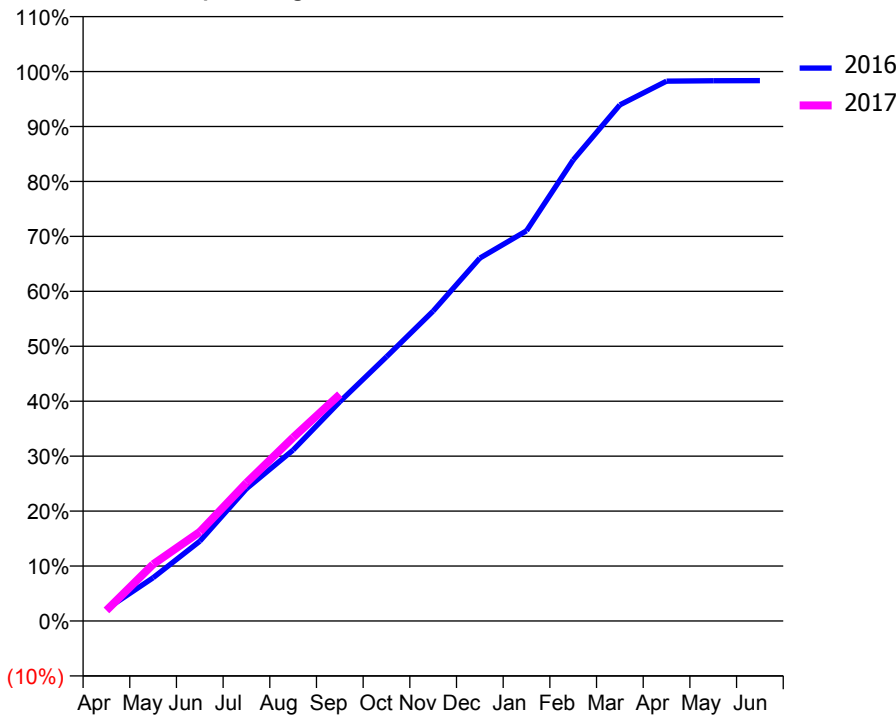
ACCESS*

Patients seen in 24 months	Total	Change since previous quarter
Quarter ending September 2015	9,662	
Quarter ending December 2015	9,667	→
Quarter ending March 2016	9,629	→
Quarter ending June 2016	9,587	→
Quarter ending September 2016	9,572	→
Variance since September 2015	(0.9%)	→



ACTIVITY

Cumulative percentage of contracted UDA delivered 2016 & 2017



Month	Adjusted Scheduled Activity (UDA)	
	2016	2017
April	583	518
May	2,114	2,771
June	3,903	4,354
July	6,468	6,758
August	8,355	8,969
September	10,717	11,074
October	12,913	
November	15,149	
December	17,736	
January	19,071	
February	22,532	
March	25,225	
April	26,387	
May	26,406	
June	26,409	

QUALITY

	Quantity	Base Number	Contract	LHB	Wales
% of FP17s for the same patient ID Re-attending within 3 months - Children	150	1,477	10.2%	9.2%	11.3%
% of FP17s for the same patient ID Re-attending within 3 months - Adults	866	5,610	15.4%	16.0%	16.6%
% of FP17s for the same patient ID Re-attending between 3 & 9 months - Children	793	1,477	53.7%	57.2%	58.3%
% of FP17s for the same patient ID Re-attending between 3 & 9 months - Adults	3,244	5,610	57.8%	53.6%	54.0%
% of FP17s for Band 1 Urgent Courses	491	6,450	7.6%	9.7%	9.0%
% of FP17s Relating to Free Repair or Replacements	70	6,450	1.1%	0.9%	0.7%
% of FP17s Relating to Continuations	45	6,450	0.7%	0.9%	0.9%
% of Patients satisfied with the dentistry they have received	20	23	87.0%	89.4%	90.9%
% of Patients satisfied with the time they had to wait for an appointment	21	23	91.3%	85.6%	88.7%

* This is based on patients treated on this contract for their most recent course of treatment. Figures in italics indicate the base number of FP17s or Patient Questionnaire responses are less than 100. N/A is shown where the base number of responses is less than 10 during the period. % is calculated as Quantity/Base number*100

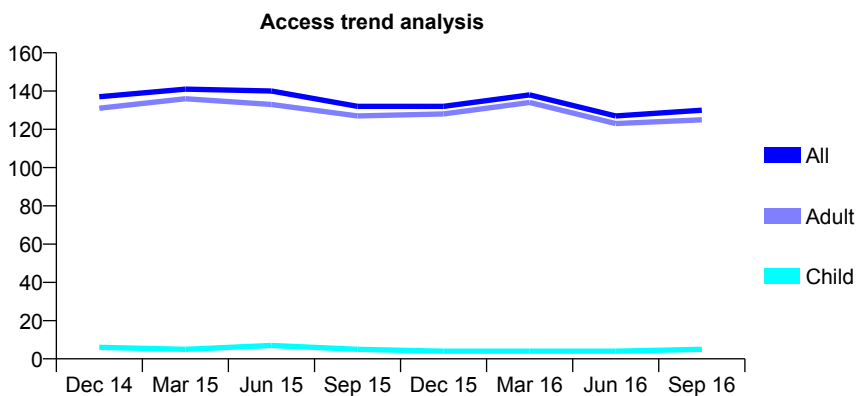
7A6 - Vital Signs At a Glance Contract Report for 142638/0002 - September 2016

Name or company name	The Goodwin Partnership Limited
Contract type name	GDS Contract
Purpose of contract	General
Contract start date	01/04/2009
Contract end date	

16/17 Contracted general activity (UDA)	180
Carry forward general activity (UDA)	0
16/17 Contracted orthodontic activity (UOA)	0
Carry forward orthodontic activity (UOA)	0
Baseline contract value	£10,404.36

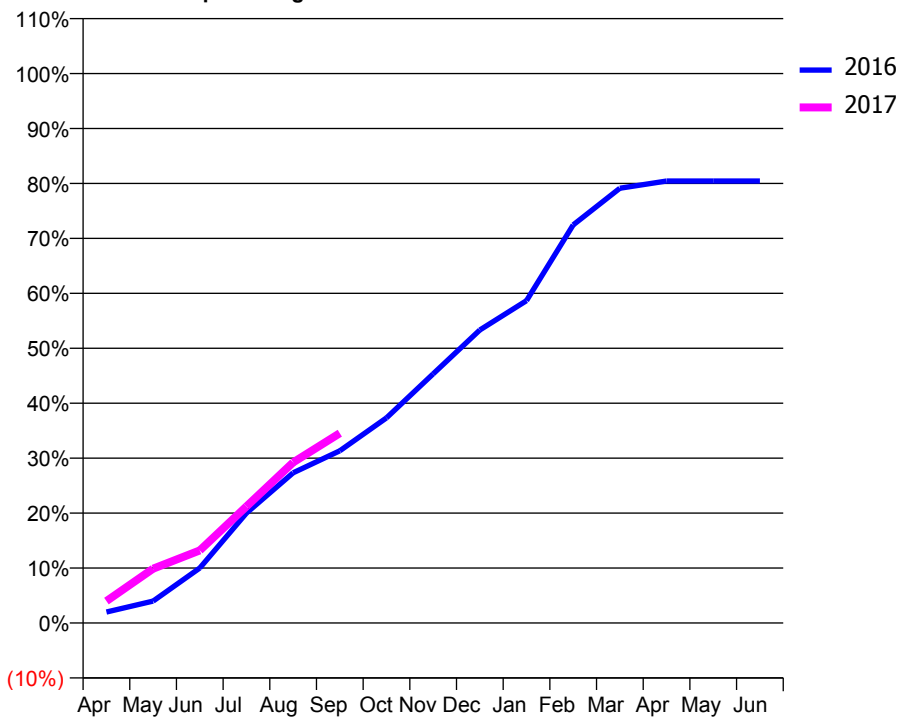
ACCESS*

Patients seen in 24 months	Total	Change since previous quarter
Quarter ending September 2015	132	
Quarter ending December 2015	132	→
Quarter ending March 2016	138	↑
Quarter ending June 2016	127	↓
Quarter ending September 2016	130	↑
Variance since September 2015	(1.5%)	↓



ACTIVITY

Cumulative percentage of contracted UDA delivered 2016 & 2017



Month	Adjusted Scheduled Activity (UDA)	
	2016	2017
April	4	7
May	7	18
June	18	24
July	36	38
August	49	53
September	56	62
October	67	
November	82	
December	96	
January	106	
February	130	
March	142	
April	145	
May	145	
June	145	

QUALITY

	Quantity	Base Number	Contract	LHB	Wales
% of FP17s for the same patient ID Re-attending within 3 months - Children	0	2	0.0%	9.2%	11.3%
% of FP17s for the same patient ID Re-attending within 3 months - Adults	1	53	1.9%	16.0%	16.6%
% of FP17s for the same patient ID Re-attending between 3 & 9 months - Children	0	2	0.0%	57.2%	58.3%
% of FP17s for the same patient ID Re-attending between 3 & 9 months - Adults	0	53	0.0%	53.6%	54.0%
% of FP17s for Band 1 Urgent Courses	51	52	98.1%	9.7%	9.0%
% of FP17s Relating to Free Repair or Replacements	0	52	0.0%	0.9%	0.7%
% of FP17s Relating to Continuations	0	52	0.0%	0.9%	0.9%
% of Patients satisfied with the dentistry they have received	0	0	N/A	89.4%	90.9%
% of Patients satisfied with the time they had to wait for an appointment	0	0	N/A	85.6%	88.7%

* This is based on patients treated on this contract for their most recent course of treatment. Figures in italics indicate the base number of FP17s or Patient Questionnaire responses are less than 100. N/A is shown where the base number of responses is less than 10 during the period. % is calculated as Quantity/Base number*100

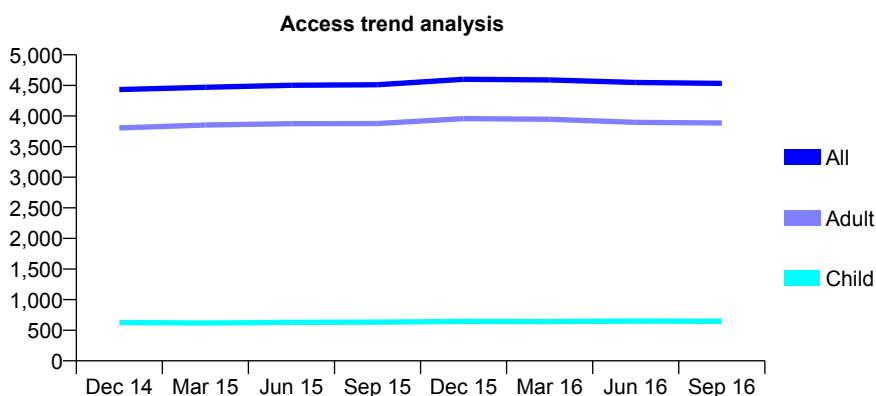
7A6 - Vital Signs At a Glance Contract Report for 144096/0001 - September 2016

Name or company name	Dalegrade Limited
Contract type name	GDS Contract
Purpose of contract	General
Contract start date	01/04/2010
Contract end date	

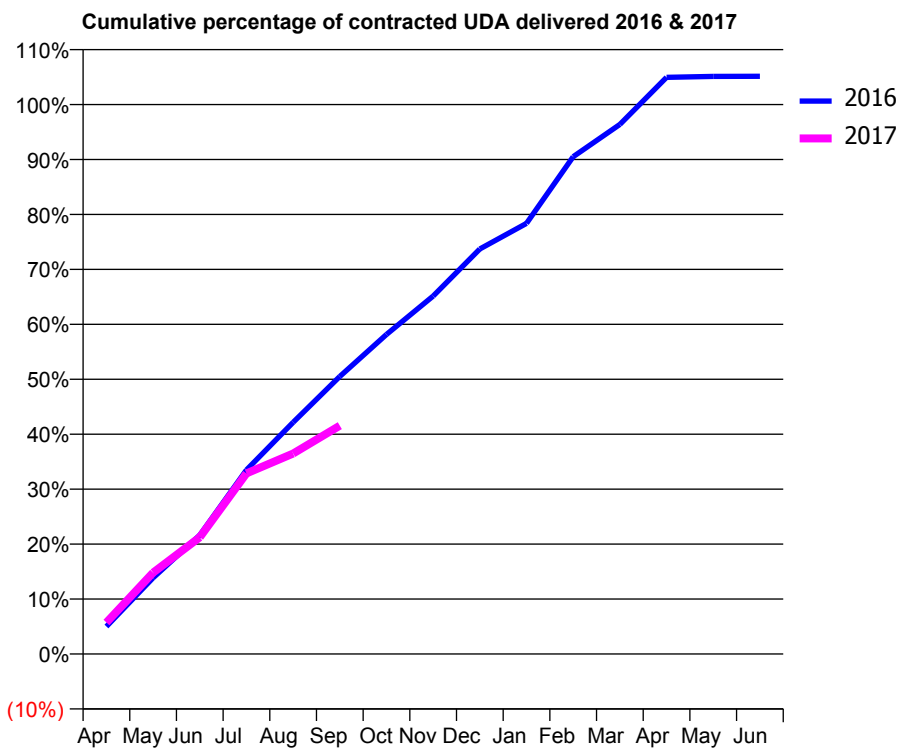
16/17 Contracted general activity (UDA)	13,320
Carry forward general activity (UDA)	-666
16/17 Contracted orthodontic activity (UOA)	0
Carry forward orthodontic activity (UOA)	0
Baseline contract value	£390,666.97

ACCESS*

Patients seen in 24 months	Total	Change since previous quarter
Quarter ending September 2015	4,510	
Quarter ending December 2015	4,601	↑
Quarter ending March 2016	4,589	→
Quarter ending June 2016	4,547	→
Quarter ending September 2016	4,532	→
Variance since September 2015	0.5%	→



ACTIVITY



Month	Adjusted Scheduled Activity (UDA)	
	2016	2017
April	666	766
May	1,848	1,973
June	2,882	2,831
July	4,462	4,379
August	5,616	4,861
September	6,727	5,536
October	7,746	
November	8,679	
December	9,819	
January	10,437	
February	12,057	
March	12,838	
April	13,979	
May	14,002	
June	14,005	

QUALITY

	Quantity	Base Number	Contract	LHB	Wales
% of FP17s for the same patient ID Re-attending within 3 months - Children	43	476	9.0%	9.2%	11.3%
% of FP17s for the same patient ID Re-attending within 3 months - Adults	410	2,687	15.3%	16.0%	16.6%
% of FP17s for the same patient ID Re-attending between 3 & 9 months - Children	262	476	55.0%	57.2%	58.3%
% of FP17s for the same patient ID Re-attending between 3 & 9 months - Adults	1,528	2,687	56.9%	53.6%	54.0%
% of FP17s for Band 1 Urgent Courses	299	2,498	12.0%	9.7%	9.0%
% of FP17s Relating to Free Repair or Replacements	14	2,498	0.6%	0.9%	0.7%
% of FP17s Relating to Continuations	32	2,498	1.3%	0.9%	0.9%
% of Patients satisfied with the dentistry they have received	22	24	91.7%	89.4%	90.9%
% of Patients satisfied with the time they had to wait for an appointment	23	24	95.8%	85.6%	88.7%

* This is based on patients treated on this contract for their most recent course of treatment. Figures in italics indicate the base number of FP17s or Patient Questionnaire responses are less than 100. N/A is shown where the base number of responses is less than 10 during the period. % is calculated as Quantity/Base number*100

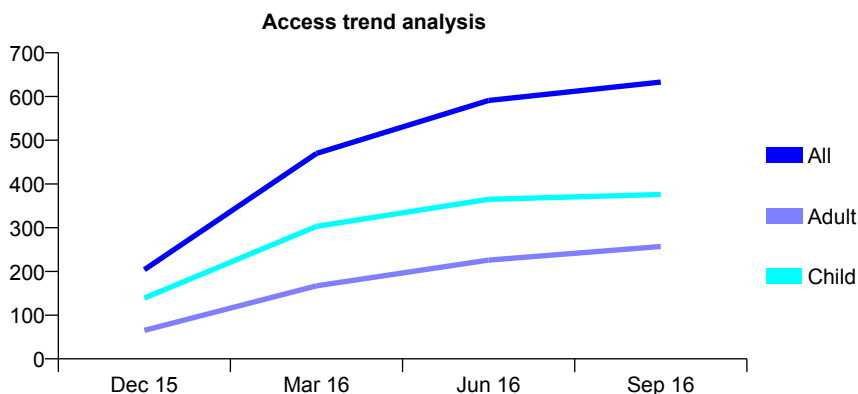
7A6 - Vital Signs At a Glance Contract Report for 144363/0001 - September 2016

Name or company name	Harj Consultancy Ltd
Contract type name	GDS Contract
Purpose of contract	General
Contract start date	01/10/2015
Contract end date	

16/17 Contracted general activity (UDA)	1,617
Carry forward general activity (UDA)	0
16/17 Contracted orthodontic activity (UOA)	0
Carry forward orthodontic activity (UOA)	0
Baseline contract value	£36,239.57

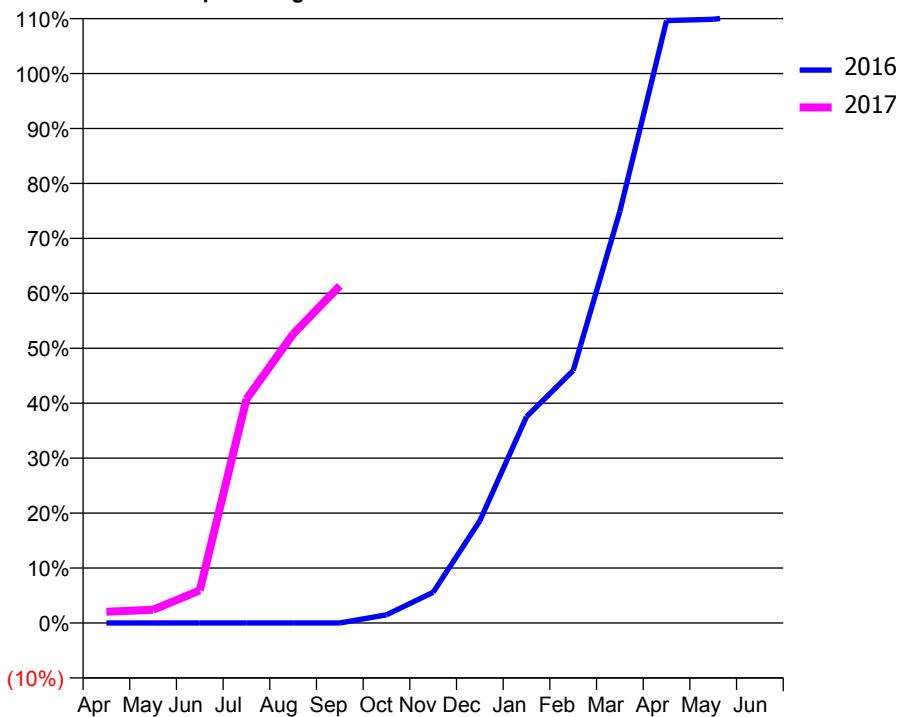
ACCESS*

Patients seen in 24 months	Total	Change since previous quarter
Quarter ending September 2015	0	
Quarter ending December 2015	204	↑
Quarter ending March 2016	470	↑
Quarter ending June 2016	591	↑
Quarter ending September 2016	633	↑
Variance since September 2015	N/A	



ACTIVITY

Cumulative percentage of contracted UDA delivered 2016 & 2017



Adjusted Scheduled Activity (UDA)

Month	2016	2017
April	0	33
May	0	39
June	0	96
July	0	659
August	0	851
September	0	992
October	12	
November	45	
December	150	
January	304	
February	372	
March	606	
April	887	
May	889	
June	897	

QUALITY

	Quantity	Base Number	Contract	LHB	Wales
% of FP17s for the same patient ID Re-attending within 3 months - Children	20	393	5.1%	9.2%	11.3%
% of FP17s for the same patient ID Re-attending within 3 months - Adults	24	260	9.2%	16.0%	16.6%
% of FP17s for the same patient ID Re-attending between 3 & 9 months - Children	183	393	46.6%	57.2%	58.3%
% of FP17s for the same patient ID Re-attending between 3 & 9 months - Adults	89	260	34.2%	53.6%	54.0%
% of FP17s for Band 1 Urgent Courses	16	475	3.4%	9.7%	9.0%
% of FP17s Relating to Free Repair or Replacements	0	475	0.0%	0.9%	0.7%
% of FP17s Relating to Continuations	0	475	0.0%	0.9%	0.9%
% of Patients satisfied with the dentistry they have received	0	0	N/A	89.4%	90.9%
% of Patients satisfied with the time they had to wait for an appointment	0	0	N/A	85.6%	88.7%

* This is based on patients treated on this contract for their most recent course of treatment. Figures in italics indicate the base number of FP17s or Patient Questionnaire responses are less than 100. N/A is shown where the base number of responses is less than 10 during the period. % is calculated as Quantity/Base number*100

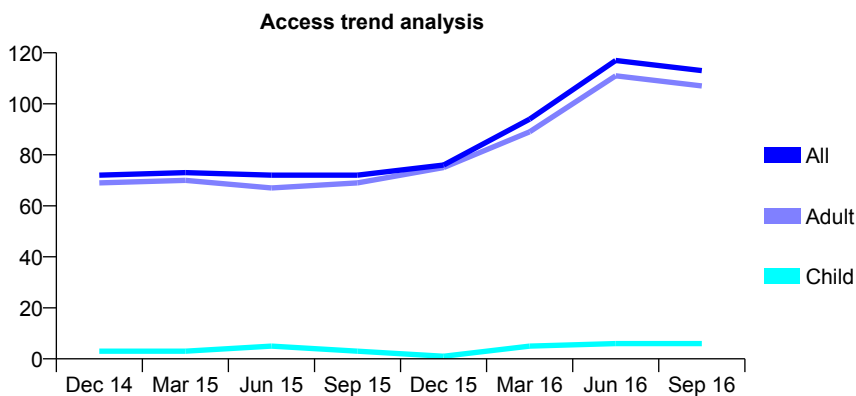
7A6 - Vital Signs At a Glance Contract Report for 146048/0001 - September 2016

Name or company name	Kensington Court Anaesthetic Clinic
Contract type name	PDS Contract
Purpose of contract	General
Contract start date	01/04/2006
Contract end date	31/03/2017

16/17 Contracted general activity (UDA)	530
Carry forward general activity (UDA)	27
16/17 Contracted orthodontic activity (UOA)	0
Carry forward orthodontic activity (UOA)	0
Baseline contract value	£40,724.94

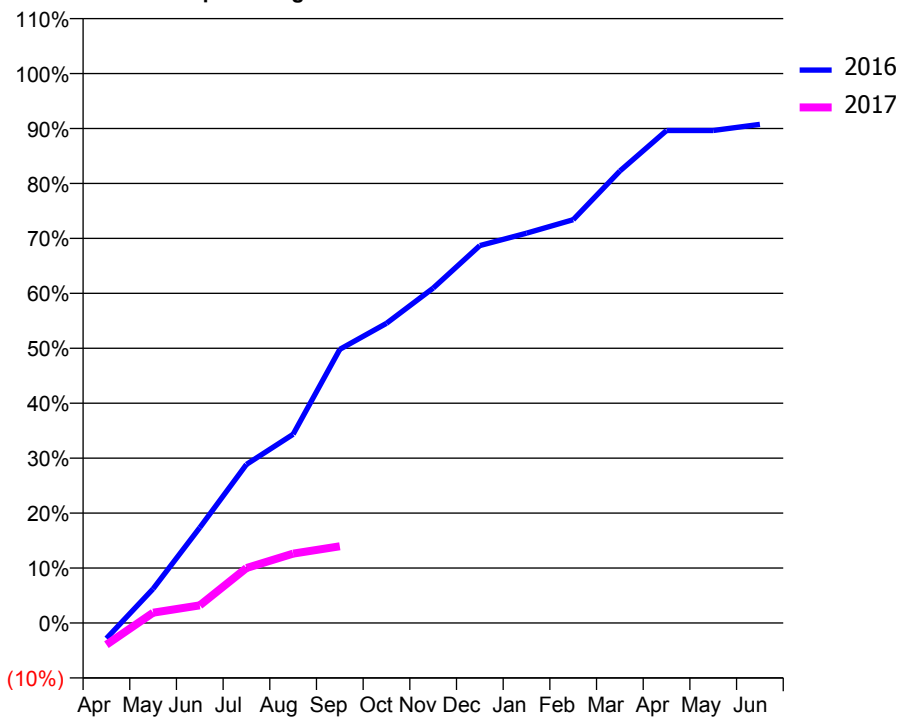
ACCESS*

Patients seen in 24 months	Total	Change since previous quarter
Quarter ending September 2015	72	
Quarter ending December 2015	76	↑
Quarter ending March 2016	94	↑
Quarter ending June 2016	117	↑
Quarter ending September 2016	113	↓
Variance since September 2015	56.9%	↑



ACTIVITY

Cumulative percentage of contracted UDA delivered 2016 & 2017



Month	Adjusted Scheduled Activity (UDA)	
	2016	2017
April	-15	-21
May	33	10
June	92	17
July	153	53
August	182	67
September	264	74
October	289	
November	323	
December	364	
January	376	
February	389	
March	436	
April	475	
May	475	
June	481	

QUALITY

	Quantity	Base Number	Contract	LHB	Wales
% of FP17s for the same patient ID Re-attending within 3 months - Children	0	6	0.0%	9.2%	11.3%
% of FP17s for the same patient ID Re-attending within 3 months - Adults	0	53	0.0%	16.0%	16.6%
% of FP17s for the same patient ID Re-attending between 3 & 9 months - Children	0	6	0.0%	57.2%	58.3%
% of FP17s for the same patient ID Re-attending between 3 & 9 months - Adults	3	53	5.7%	53.6%	54.0%
% of FP17s for Band 1 Urgent Courses	0	39	0.0%	9.7%	9.0%
% of FP17s Relating to Free Repair or Replacements	0	39	0.0%	0.9%	0.7%
% of FP17s Relating to Continuations	0	39	0.0%	0.9%	0.9%
% of Patients satisfied with the dentistry they have received	0	1	N/A	89.4%	90.9%
% of Patients satisfied with the time they had to wait for an appointment	0	1	N/A	85.6%	88.7%

* This is based on patients treated on this contract for their most recent course of treatment. Figures in italics indicate the base number of FP17s or Patient Questionnaire responses are less than 100. N/A is shown where the base number of responses is less than 10 during the period. % is calculated as Quantity/Base number*100

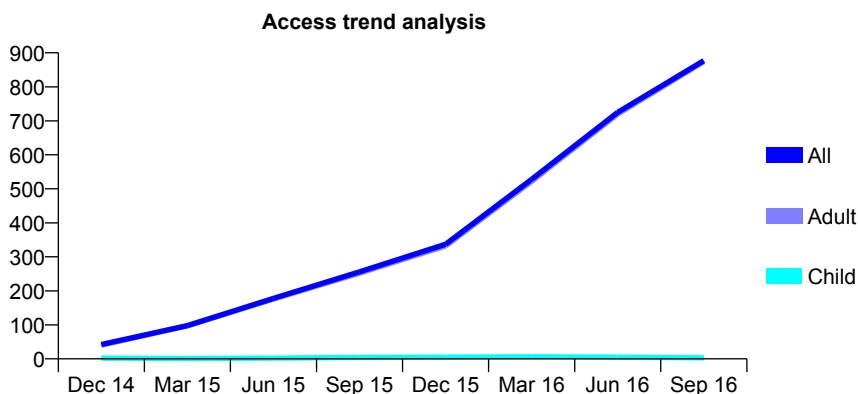
7A6 - Vital Signs At a Glance Contract Report for 146048/0004 - September 2016

Name or company name	Kensington Court Anaesthetic Clinic
Contract type name	PDS Contract
Purpose of contract	General
Contract start date	01/04/2014
Contract end date	31/03/2017

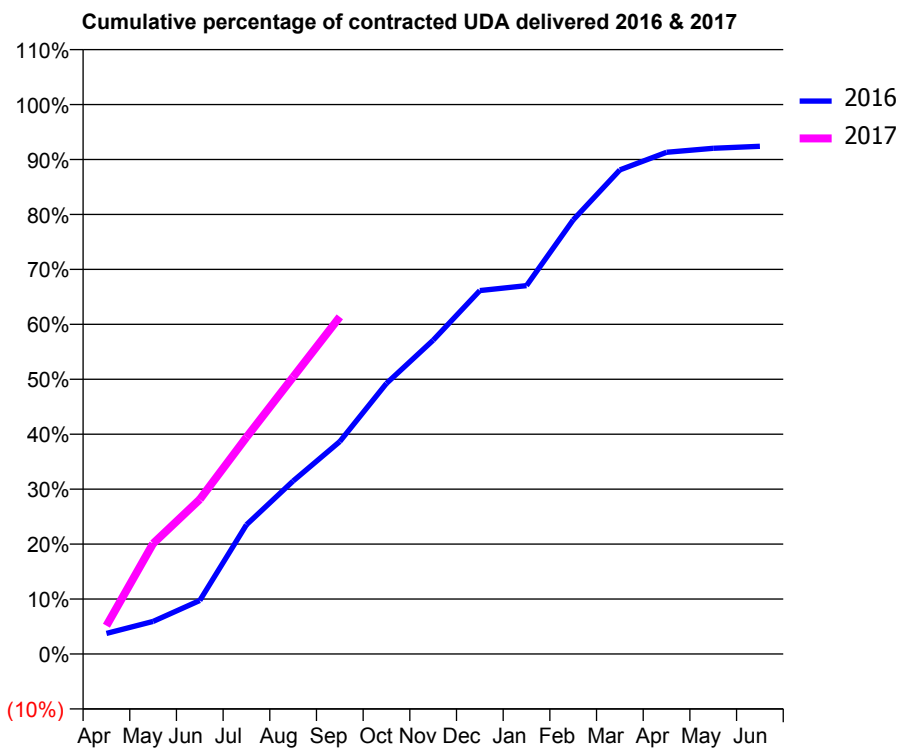
16/17 Contracted general activity (UDA)	1,980
Carry forward general activity (UDA)	0
16/17 Contracted orthodontic activity (UOA)	0
Carry forward orthodontic activity (UOA)	0
Baseline contract value	£145,389.28

ACCESS*

Patients seen in 24 months	Total	Change since previous quarter
Quarter ending September 2015	256	
Quarter ending December 2015	337	↑
Quarter ending March 2016	528	↑
Quarter ending June 2016	725	↑
Quarter ending September 2016	877	↑
Variance since September 2015	242.6%	↑



ACTIVITY



Month	Adjusted Scheduled Activity (UDA)	
	2016	2017
April	101	102
May	160	398
June	263	557
July	635	781
August	850	998
September	1,044	1,215
October	1,330	
November	1,542	
December	1,786	
January	1,810	
February	2,133	
March	2,379	
April	2,465	
May	2,485	
June	2,495	

QUALITY

	Quantity	Base Number	Contract	LHB	Wales
% of FP17s for the same patient ID Re-attending within 3 months - Children	0	0	N/A	9.2%	11.3%
% of FP17s for the same patient ID Re-attending within 3 months - Adults	0	520	0.0%	16.0%	16.6%
% of FP17s for the same patient ID Re-attending between 3 & 9 months - Children	0	0	N/A	57.2%	58.3%
% of FP17s for the same patient ID Re-attending between 3 & 9 months - Adults	2	520	0.4%	53.6%	54.0%
% of FP17s for Band 1 Urgent Courses	0	459	0.0%	9.7%	9.0%
% of FP17s Relating to Free Repair or Replacements	0	459	0.0%	0.9%	0.7%
% of FP17s Relating to Continuations	0	459	0.0%	0.9%	0.9%
% of Patients satisfied with the dentistry they have received	6	6	N/A	89.4%	90.9%
% of Patients satisfied with the time they had to wait for an appointment	3	6	N/A	85.6%	88.7%

* This is based on patients treated on this contract for their most recent course of treatment. Figures in italics indicate the base number of FP17s or Patient Questionnaire responses are less than 100. N/A is shown where the base number of responses is less than 10 during the period. % is calculated as Quantity/Base number*100

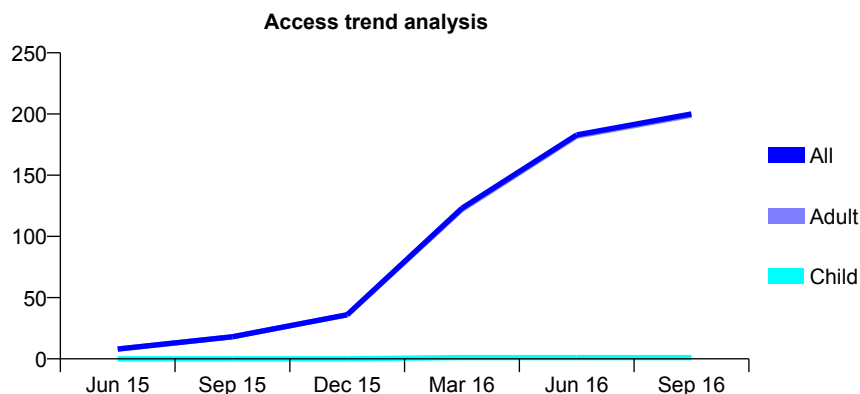
7A6 - Vital Signs At a Glance Contract Report for 146048/0008 - September 2016

Name or company name	Kensington Court Anaesthetic Clinic
Contract type name	PDS Contract
Purpose of contract	General
Contract start date	01/04/2015
Contract end date	31/03/2017

16/17 Contracted general activity (UDA)	600
Carry forward general activity (UDA)	0
16/17 Contracted orthodontic activity (UOA)	0
Carry forward orthodontic activity (UOA)	0
Baseline contract value	£61,472.84

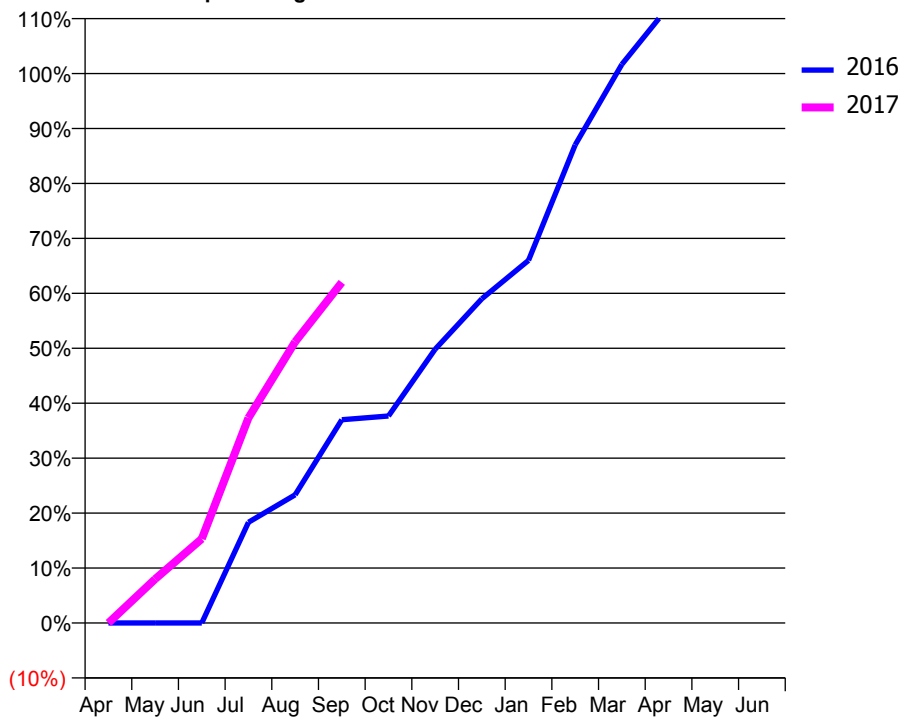
ACCESS*

Patients seen in 24 months	Total	Change since previous quarter
Quarter ending September 2015	18	
Quarter ending December 2015	36	↑
Quarter ending March 2016	123	↑
Quarter ending June 2016	183	↑
Quarter ending September 2016	200	↑
Variance since September 2015	1011.1%	↑



ACTIVITY

Cumulative percentage of contracted UDA delivered 2016 & 2017



Month	Adjusted Scheduled Activity (UDA)	
	2016	2017
April	0	0
May	0	48
June	0	92
July	110	224
August	140	307
September	222	372
October	226	
November	299	
December	354	
January	396	
February	522	
March	610	
April	673	
May	673	
June	696	

QUALITY

	Quantity	Base Number	Contract	LHB	Wales
% of FP17s for the same patient ID Re-attending within 3 months - Children	0	0	N/A	9.2%	11.3%
% of FP17s for the same patient ID Re-attending within 3 months - Adults	12	180	6.7%	16.0%	16.6%
% of FP17s for the same patient ID Re-attending between 3 & 9 months - Children	0	0	N/A	57.2%	58.3%
% of FP17s for the same patient ID Re-attending between 3 & 9 months - Adults	6	180	3.3%	53.6%	54.0%
% of FP17s for Band 1 Urgent Courses	0	140	0.0%	9.7%	9.0%
% of FP17s Relating to Free Repair or Replacements	0	140	0.0%	0.9%	0.7%
% of FP17s Relating to Continuations	0	140	0.0%	0.9%	0.9%
% of Patients satisfied with the dentistry they have received	1	1	N/A	89.4%	90.9%
% of Patients satisfied with the time they had to wait for an appointment	1	1	N/A	85.6%	88.7%

* This is based on patients treated on this contract for their most recent course of treatment. Figures in italics indicate the base number of FP17s or Patient Questionnaire responses are less than 100. N/A is shown where the base number of responses is less than 10 during the period. % is calculated as Quantity/Base number*100

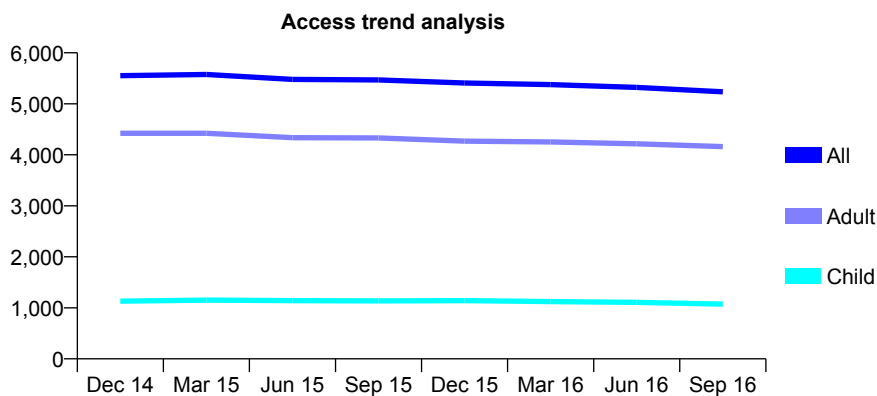
7A6 - Vital Signs At a Glance Contract Report for 148881/0001 - September 2016

Name or company name	N Malik & K Partridge
Contract type name	GDS Contract
Purpose of contract	General
Contract start date	01/11/2011
Contract end date	

16/17 Contracted general activity (UDA)	18,124
Carry forward general activity (UDA)	-43
16/17 Contracted orthodontic activity (UOA)	0
Carry forward orthodontic activity (UOA)	0
Baseline contract value	£440,103.41

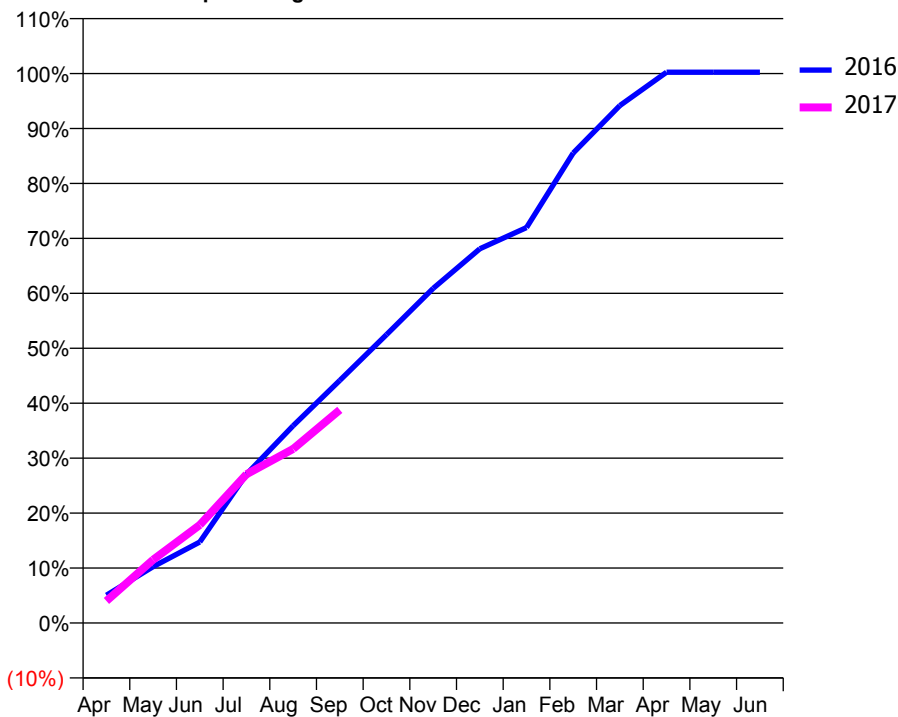
ACCESS*

Patients seen in 24 months	Total	Change since previous quarter
Quarter ending September 2015	5,467	
Quarter ending December 2015	5,409	↓
Quarter ending March 2016	5,376	→
Quarter ending June 2016	5,322	↓
Quarter ending September 2016	5,235	↓
Variance since September 2015	(4.2%)	↓



ACTIVITY

Cumulative percentage of contracted UDA delivered 2016 & 2017



Adjusted Scheduled Activity (UDA)

Month	2016	2017
April	916	729
May	1,857	2,088
June	2,672	3,233
July	4,908	4,908
August	6,508	5,741
September	8,002	7,029
October	9,511	
November	11,038	
December	12,343	
January	13,042	
February	15,500	
March	17,069	
April	18,167	
May	18,167	
June	18,166	

QUALITY

	Quantity	Base Number	Contract	LHB	Wales
% of FP17s for the same patient ID Re-attending within 3 months - Children	78	805	9.7%	9.2%	11.3%
% of FP17s for the same patient ID Re-attending within 3 months - Adults	430	3,058	14.1%	16.0%	16.6%
% of FP17s for the same patient ID Re-attending between 3 & 9 months - Children	474	805	58.9%	57.2%	58.3%
% of FP17s for the same patient ID Re-attending between 3 & 9 months - Adults	1,804	3,058	59.0%	53.6%	54.0%
% of FP17s for Band 1 Urgent Courses	322	3,403	9.5%	9.7%	9.0%
% of FP17s Relating to Free Repair or Replacements	53	3,403	1.6%	0.9%	0.7%
% of FP17s Relating to Continuations	26	3,403	0.8%	0.9%	0.9%
% of Patients satisfied with the dentistry they have received	8	9	N/A	89.4%	90.9%
% of Patients satisfied with the time they had to wait for an appointment	8	9	N/A	85.6%	88.7%

* This is based on patients treated on this contract for their most recent course of treatment. Figures in italics indicate the base number of FP17s or Patient Questionnaire responses are less than 100. N/A is shown where the base number of responses is less than 10 during the period. % is calculated as Quantity/Base number*100

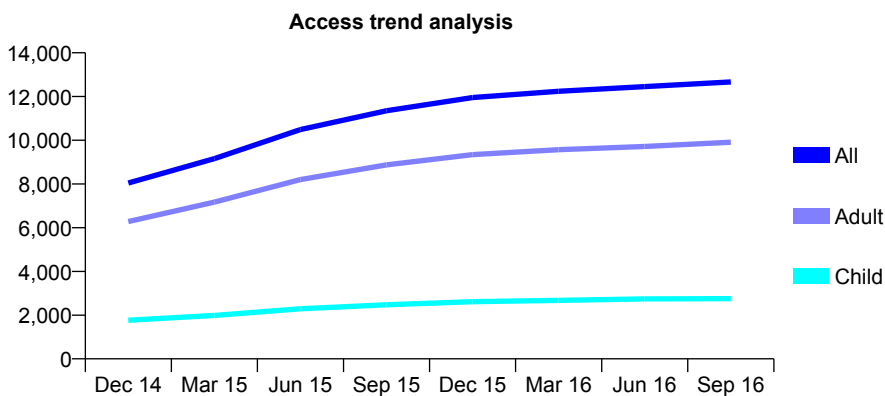
7A6 - Vital Signs At a Glance Contract Report for 154245/0003 - September 2016

Name or company name	Restore Dental Group
Contract type name	GDS Contract
Purpose of contract	General
Contract start date	01/04/2013
Contract end date	

16/17 Contracted general activity (UDA)	41,188
Carry forward general activity (UDA)	2,059
16/17 Contracted orthodontic activity (UOA)	0
Carry forward orthodontic activity (UOA)	0
Baseline contract value	£1,023,170.23

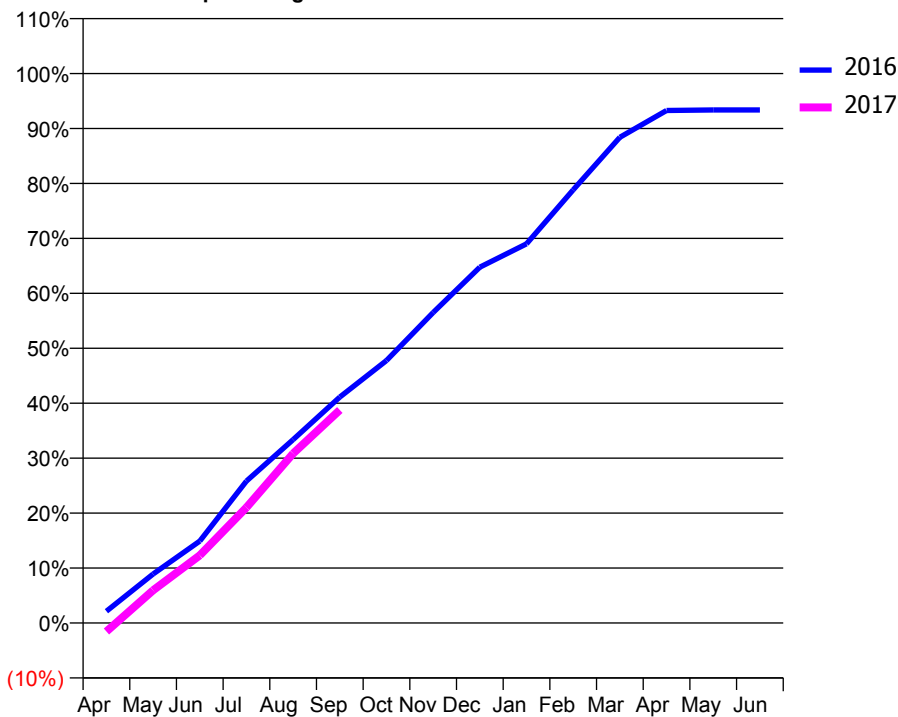
ACCESS*

Patients seen in 24 months	Total	Change since previous quarter
Quarter ending September 2015	11,347	
Quarter ending December 2015	11,956	↑
Quarter ending March 2016	12,243	↑
Quarter ending June 2016	12,456	→
Quarter ending September 2016	12,669	→
Variance since September 2015	11.7%	↑



ACTIVITY

Cumulative percentage of contracted UDA delivered 2016 & 2017



Month	Adjusted Scheduled Activity (UDA)	
	2016	2017
April	887	-641
May	3,673	2,458
June	6,144	5,072
July	10,642	8,661
August	13,748	12,713
September	16,936	15,969
October	19,678	
November	23,269	
December	26,668	
January	28,424	
February	32,469	
March	36,405	
April	38,412	
May	38,454	
June	38,455	

QUALITY

	Quantity	Base Number	Contract	LHB	Wales
% of FP17s for the same patient ID Re-attending within 3 months - Children	183	2,064	8.9%	9.2%	11.3%
% of FP17s for the same patient ID Re-attending within 3 months - Adults	1,177	7,563	15.6%	16.0%	16.6%
% of FP17s for the same patient ID Re-attending between 3 & 9 months - Children	1,077	2,064	52.2%	57.2%	58.3%
% of FP17s for the same patient ID Re-attending between 3 & 9 months - Adults	4,234	7,563	56.0%	53.6%	54.0%
% of FP17s for Band 1 Urgent Courses	736	8,800	8.4%	9.7%	9.0%
% of FP17s Relating to Free Repair or Replacements	120	8,800	1.4%	0.9%	0.7%
% of FP17s Relating to Continuations	182	8,800	2.1%	0.9%	0.9%
% of Patients satisfied with the dentistry they have received	27	31	87.1%	89.4%	90.9%
% of Patients satisfied with the time they had to wait for an appointment	25	31	80.6%	85.6%	88.7%

* This is based on patients treated on this contract for their most recent course of treatment. Figures in italics indicate the base number of FP17s or Patient Questionnaire responses are less than 100. N/A is shown where the base number of responses is less than 10 during the period. % is calculated as Quantity/Base number*100

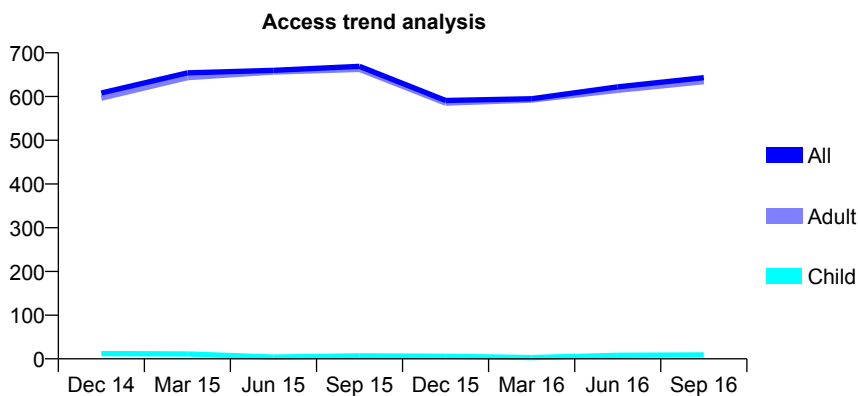
7A6 - Vital Signs At a Glance Contract Report for 154245/0004 - September 2016

Name or company name	Restore Dental Group
Contract type name	GDS Contract
Purpose of contract	General
Contract start date	01/04/2013
Contract end date	

16/17 Contracted general activity (UDA)	912
Carry forward general activity (UDA)	0
16/17 Contracted orthodontic activity (UOA)	0
Carry forward orthodontic activity (UOA)	0
Baseline contract value	£52,647.45

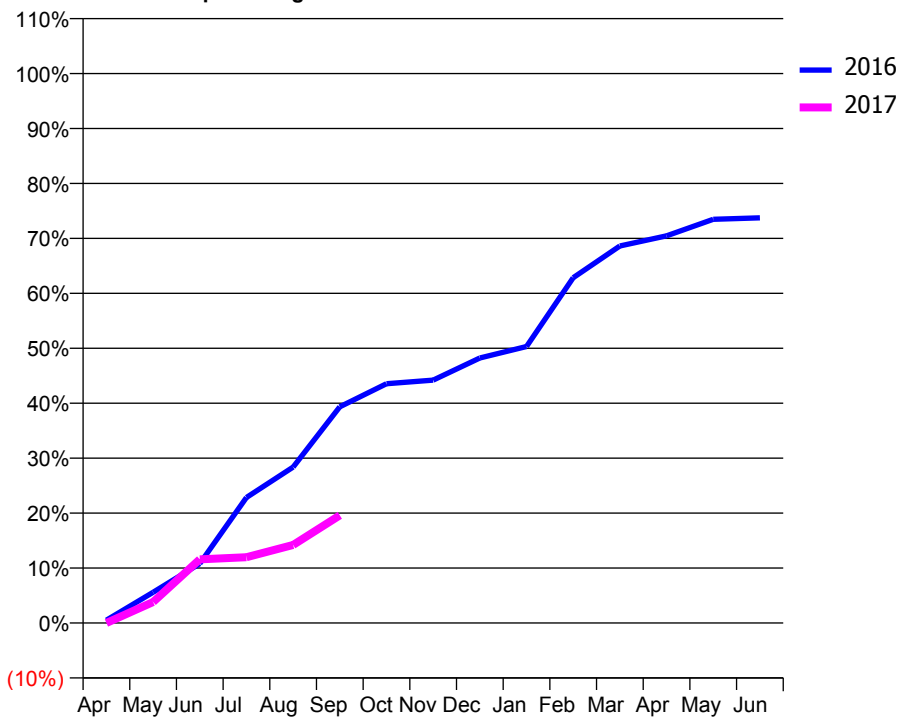
ACCESS*

Patients seen in 24 months	Total	Change since previous quarter
Quarter ending September 2015	669	
Quarter ending December 2015	591	↓
Quarter ending March 2016	595	→
Quarter ending June 2016	622	↑
Quarter ending September 2016	643	↑
Variance since September 2015	(3.9%)	↓



ACTIVITY

Cumulative percentage of contracted UDA delivered 2016 & 2017



QUALITY

	Quantity	Base Number	Contract	LHB	Wales
% of FP17s for the same patient ID Re-attending within 3 months - Children	0	6	0.0%	9.2%	11.3%
% of FP17s for the same patient ID Re-attending within 3 months - Adults	12	192	6.3%	16.0%	16.6%
% of FP17s for the same patient ID Re-attending between 3 & 9 months - Children	0	6	0.0%	57.2%	58.3%
% of FP17s for the same patient ID Re-attending between 3 & 9 months - Adults	3	192	1.6%	53.6%	54.0%
% of FP17s for Band 1 Urgent Courses	149	149	100.0%	9.7%	9.0%
% of FP17s Relating to Free Repair or Replacements	0	149	0.0%	0.9%	0.7%
% of FP17s Relating to Continuations	0	149	0.0%	0.9%	0.9%
% of Patients satisfied with the dentistry they have received	0	0	N/A	89.4%	90.9%
% of Patients satisfied with the time they had to wait for an appointment	0	0	N/A	85.6%	88.7%

* This is based on patients treated on this contract for their most recent course of treatment. Figures in italics indicate the base number of FP17s or Patient Questionnaire responses are less than 100. N/A is shown where the base number of responses is less than 10 during the period. % is calculated as Quantity/Base number*100

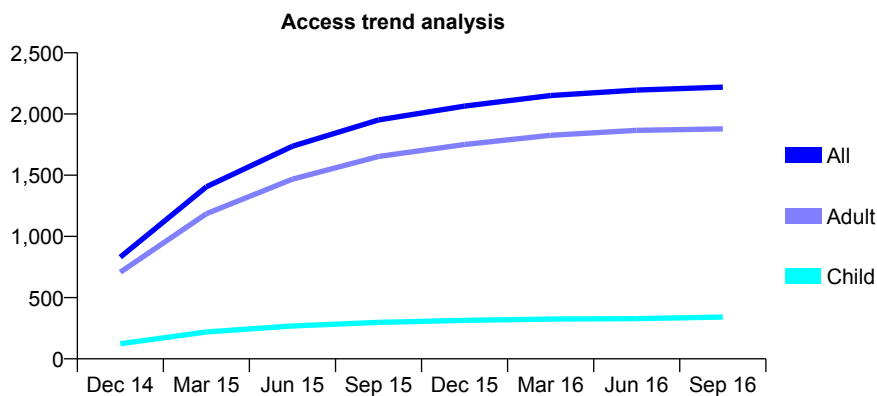
7A6 - Vital Signs At a Glance Contract Report for 156566/0001 - September 2016

Name or company name	Blackwood Dental Centre.
Contract type name	GDS Contract
Purpose of contract	General
Contract start date	04/09/2014
Contract end date	

16/17 Contracted general activity (UDA)	7,346
Carry forward general activity (UDA)	15
16/17 Contracted orthodontic activity (UOA)	0
Carry forward orthodontic activity (UOA)	0
Baseline contract value	£171,850.97

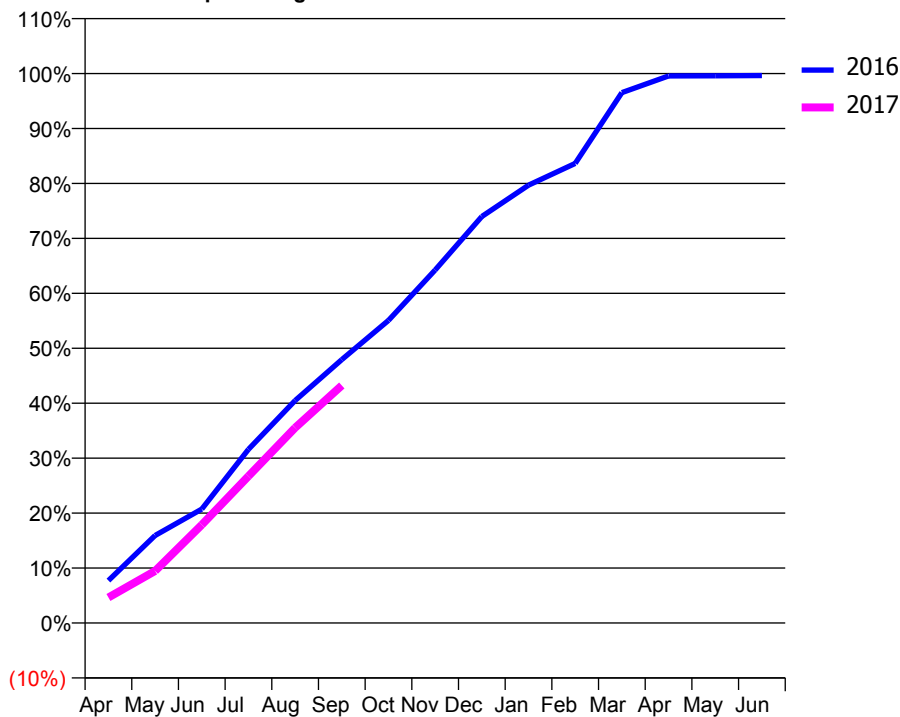
ACCESS*

Patients seen in 24 months	Total	Change since previous quarter
Quarter ending September 2015	1,951	
Quarter ending December 2015	2,065	↑
Quarter ending March 2016	2,151	↑
Quarter ending June 2016	2,195	↑
Quarter ending September 2016	2,220	→
Variance since September 2015	13.8%	↑



ACTIVITY

Cumulative percentage of contracted UDA delivered 2016 & 2017



Month	Adjusted Scheduled Activity (UDA)	
	2016	2017
April	567	341
May	1,171	697
June	1,523	1,313
July	2,322	1,964
August	2,974	2,611
September	3,522	3,176
October	4,045	
November	4,719	
December	5,435	
January	5,853	
February	6,144	
March	7,091	
April	7,314	
May	7,315	
June	7,318	

QUALITY

	Quantity	Base Number	Contract	LHB	Wales
% of FP17s for the same patient ID Re-attending within 3 months - Children	15	266	5.6%	9.2%	11.3%
% of FP17s for the same patient ID Re-attending within 3 months - Adults	162	1,409	11.5%	16.0%	16.6%
% of FP17s for the same patient ID Re-attending between 3 & 9 months - Children	157	266	59.0%	57.2%	58.3%
% of FP17s for the same patient ID Re-attending between 3 & 9 months - Adults	878	1,409	62.3%	53.6%	54.0%
% of FP17s for Band 1 Urgent Courses	78	1,582	4.9%	9.7%	9.0%
% of FP17s Relating to Free Repair or Replacements	6	1,582	0.4%	0.9%	0.7%
% of FP17s Relating to Continuations	3	1,582	0.2%	0.9%	0.9%
% of Patients satisfied with the dentistry they have received	5	6	N/A	89.4%	90.9%
% of Patients satisfied with the time they had to wait for an appointment	6	6	N/A	85.6%	88.7%

* This is based on patients treated on this contract for their most recent course of treatment. Figures in italics indicate the base number of FP17s or Patient Questionnaire responses are less than 100. N/A is shown where the base number of responses is less than 10 during the period. % is calculated as Quantity/Base number*100

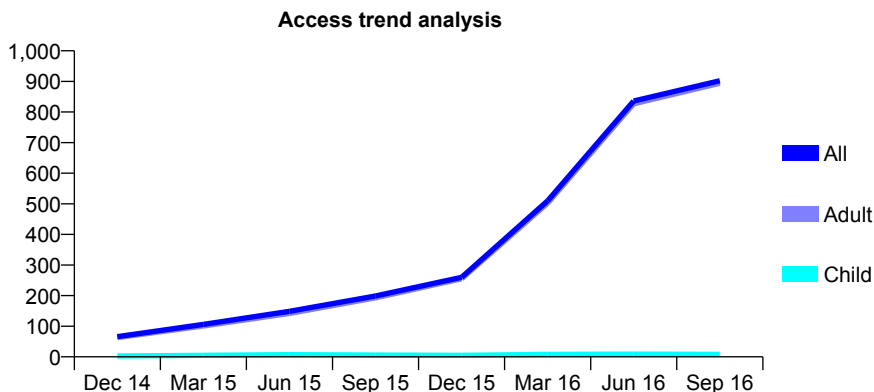
7A6 - Vital Signs At a Glance Contract Report for 156566/0002 - September 2016

Name or company name	Blackwood Dental Centre.
Contract type name	PDS Contract
Purpose of contract	General
Contract start date	04/09/2014
Contract end date	31/03/2017

16/17 Contracted general activity (UDA)	1,980
Carry forward general activity (UDA)	0
16/17 Contracted orthodontic activity (UOA)	0
Carry forward orthodontic activity (UOA)	0
Baseline contract value	£145,389.28

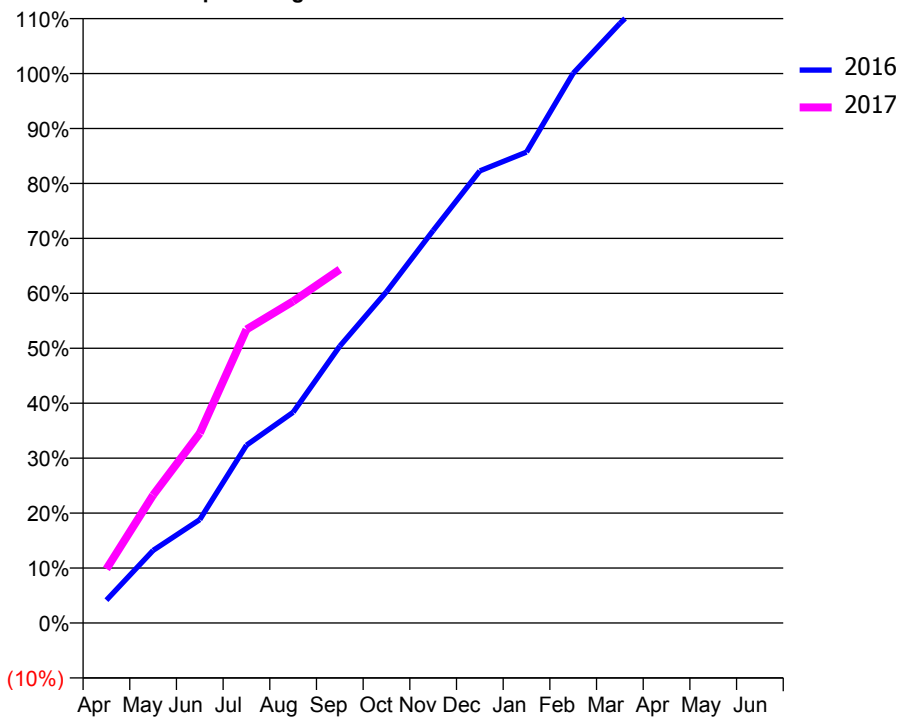
ACCESS*

Patients seen in 24 months	Total	Change since previous quarter
Quarter ending September 2015	199	
Quarter ending December 2015	260	↑
Quarter ending March 2016	510	↑
Quarter ending June 2016	836	↑
Quarter ending September 2016	902	↑
Variance since September 2015	353.3%	↑



ACTIVITY

Cumulative percentage of contracted UDA delivered 2016 & 2017



Month	Adjusted Scheduled Activity (UDA)	
	2016	2017
April	137	195
May	436	461
June	621	684
July	1,068	1,058
August	1,266	1,159
September	1,663	1,274
October	1,990	
November	2,357	
December	2,715	
January	2,828	
February	3,301	
March	3,601	
April	3,867	
May	3,868	
June	3,868	

QUALITY

	Quantity	Base Number	Contract	LHB	Wales
% of FP17s for the same patient ID Re-attending within 3 months - Children	0	4	0.0%	9.2%	11.3%
% of FP17s for the same patient ID Re-attending within 3 months - Adults	11	603	1.8%	16.0%	16.6%
% of FP17s for the same patient ID Re-attending between 3 & 9 months - Children	0	4	0.0%	57.2%	58.3%
% of FP17s for the same patient ID Re-attending between 3 & 9 months - Adults	6	603	1.0%	53.6%	54.0%
% of FP17s for Band 1 Urgent Courses	0	500	0.0%	9.7%	9.0%
% of FP17s Relating to Free Repair or Replacements	0	500	0.0%	0.9%	0.7%
% of FP17s Relating to Continuations	0	500	0.0%	0.9%	0.9%
% of Patients satisfied with the dentistry they have received	6	6	N/A	89.4%	90.9%
% of Patients satisfied with the time they had to wait for an appointment	4	6	N/A	85.6%	88.7%

* This is based on patients treated on this contract for their most recent course of treatment. Figures in italics indicate the base number of FP17s or Patient Questionnaire responses are less than 100. N/A is shown where the base number of responses is less than 10 during the period. % is calculated as Quantity/Base number*100

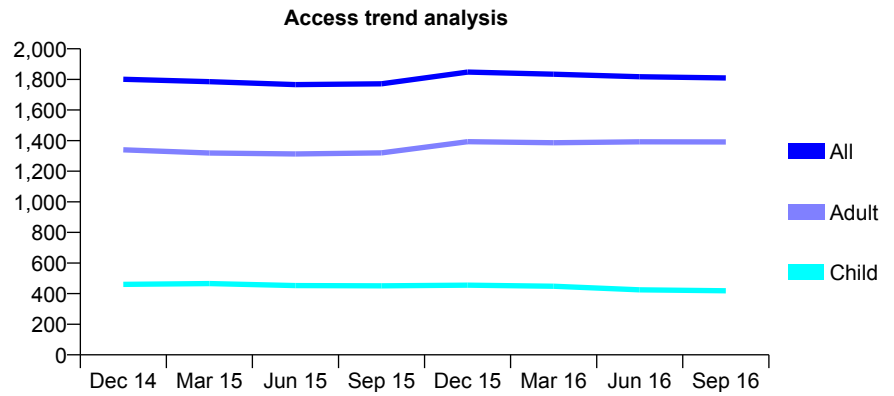
7A6 - Vital Signs At a Glance Contract Report for 157392/0002 - September 2016

Name or company name	Plant & Thomas
Contract type name	GDS Contract
Purpose of contract	General
Contract start date	01/05/2010
Contract end date	

16/17 Contracted general activity (UDA)	5,111
Carry forward general activity (UDA)	-256
16/17 Contracted orthodontic activity (UOA)	0
Carry forward orthodontic activity (UOA)	0
Baseline contract value	£134,897.26

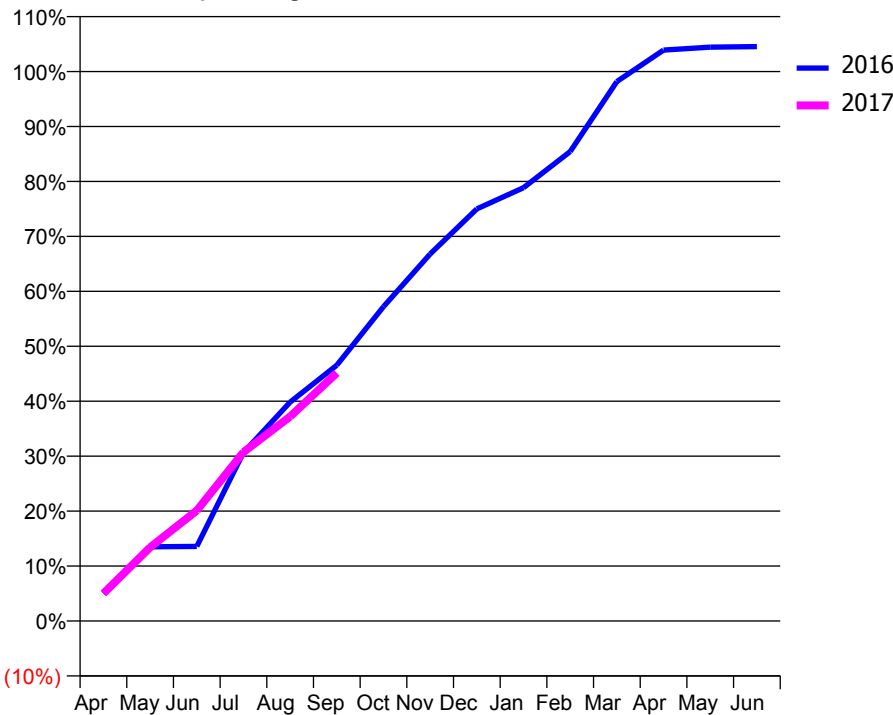
ACCESS*

Patients seen in 24 months	Total	Change since previous quarter
Quarter ending September 2015	1,771	
Quarter ending December 2015	1,848	↑
Quarter ending March 2016	1,834	→
Quarter ending June 2016	1,817	→
Quarter ending September 2016	1,810	→
Variance since September 2015	2.2%	↑



ACTIVITY

Cumulative percentage of contracted UDA delivered 2016 & 2017



Month	Adjusted Scheduled Activity (UDA)	
	2016	2017
April	256	256
May	690	686
June	694	1,027
July	1,567	1,571
August	2,035	1,902
September	2,380	2,307
October	2,924	
November	3,414	
December	3,833	
January	4,030	
February	4,366	
March	5,017	
April	5,310	
May	5,337	
June	5,342	

QUALITY

	Quantity	Base Number	Contract	LHB	Wales
% of FP17s for the same patient ID Re-attending within 3 months - Children	20	309	6.5%	9.2%	11.3%
% of FP17s for the same patient ID Re-attending within 3 months - Adults	138	1,024	13.5%	16.0%	16.6%
% of FP17s for the same patient ID Re-attending between 3 & 9 months - Children	195	309	63.1%	57.2%	58.3%
% of FP17s for the same patient ID Re-attending between 3 & 9 months - Adults	651	1,024	63.6%	53.6%	54.0%
% of FP17s for Band 1 Urgent Courses	126	1,149	11.0%	9.7%	9.0%
% of FP17s Relating to Free Repair or Replacements	11	1,149	1.0%	0.9%	0.7%
% of FP17s Relating to Continuations	7	1,149	0.6%	0.9%	0.9%
% of Patients satisfied with the dentistry they have received	7	8	N/A	89.4%	90.9%
% of Patients satisfied with the time they had to wait for an appointment	7	8	N/A	85.6%	88.7%

* This is based on patients treated on this contract for their most recent course of treatment. Figures in italics indicate the base number of FP17s or Patient Questionnaire responses are less than 100. N/A is shown where the base number of responses is less than 10 during the period. % is calculated as Quantity/Base number*100

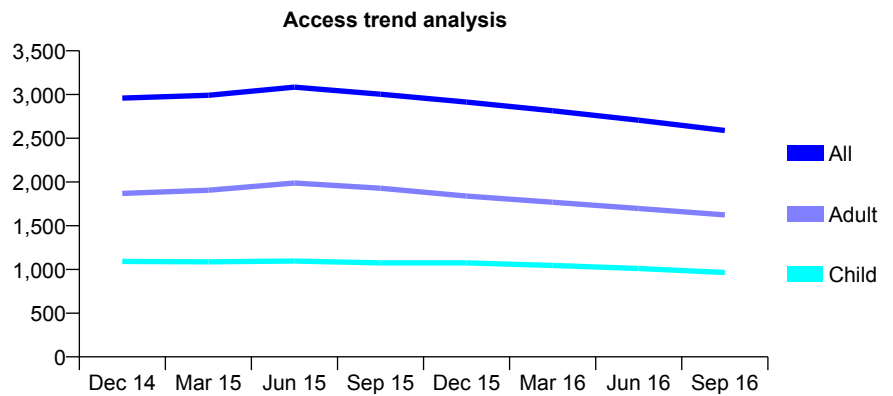
7A6 - Vital Signs At a Glance Contract Report for 157406/0001 - September 2016

Name or company name	TFL Care Limited
Contract type name	GDS Contract
Purpose of contract	General
Contract start date	01/06/2013
Contract end date	

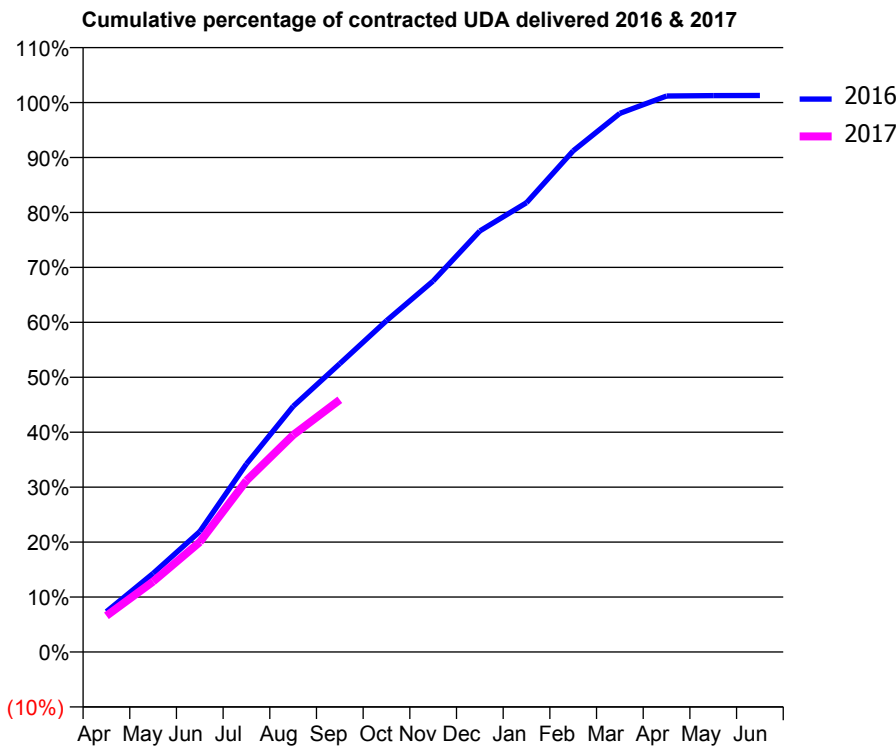
16/17 Contracted general activity (UDA)	6,999
Carry forward general activity (UDA)	-110
16/17 Contracted orthodontic activity (UOA)	0
Carry forward orthodontic activity (UOA)	0
Baseline contract value	£163,206.72

ACCESS*

Patients seen in 24 months	Total	Change since previous quarter
Quarter ending September 2015	3,004	
Quarter ending December 2015	2,913	↓
Quarter ending March 2016	2,814	↓
Quarter ending June 2016	2,706	↓
Quarter ending September 2016	2,589	↓
Variance since September 2015	(13.8%)	↓



ACTIVITY



Month	Adjusted Scheduled Activity (UDA)	
	2016	2017
April	567	461
May	1,106	897
June	1,694	1,400
July	2,644	2,183
August	3,454	2,764
September	4,055	3,213
October	4,659	
November	5,218	
December	5,920	
January	6,319	
February	7,047	
March	7,574	
April	7,819	
May	7,825	
June	7,827	

QUALITY

	Quantity	Base Number	Contract	LHB	Wales
% of FP17s for the same patient ID Re-attending within 3 months - Children	52	813	6.4%	9.2%	11.3%
% of FP17s for the same patient ID Re-attending within 3 months - Adults	195	1,178	16.6%	16.0%	16.6%
% of FP17s for the same patient ID Re-attending between 3 & 9 months - Children	602	813	74.0%	57.2%	58.3%
% of FP17s for the same patient ID Re-attending between 3 & 9 months - Adults	707	1,178	60.0%	53.6%	54.0%
% of FP17s for Band 1 Urgent Courses	173	1,838	9.4%	9.7%	9.0%
% of FP17s Relating to Free Repair or Replacements	20	1,838	1.1%	0.9%	0.7%
% of FP17s Relating to Continuations	0	1,838	0.0%	0.9%	0.9%
% of Patients satisfied with the dentistry they have received	6	6	N/A	89.4%	90.9%
% of Patients satisfied with the time they had to wait for an appointment	5	6	N/A	85.6%	88.7%

* This is based on patients treated on this contract for their most recent course of treatment. Figures in italics indicate the base number of FP17s or Patient Questionnaire responses are less than 100. N/A is shown where the base number of responses is less than 10 during the period. % is calculated as Quantity/Base number*100

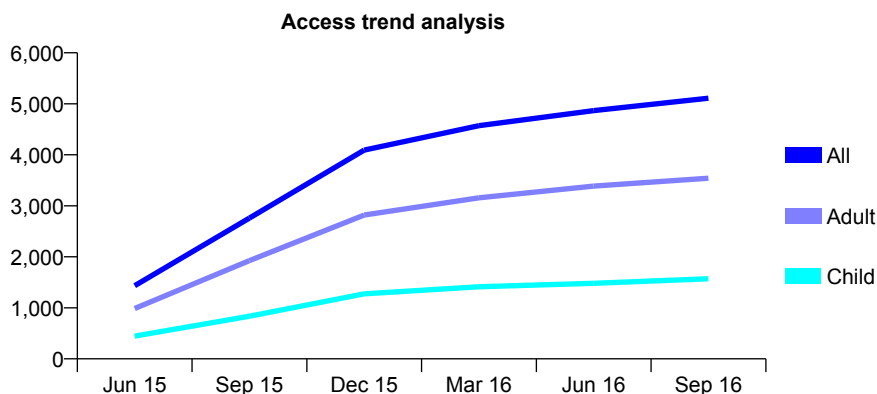
7A6 - Vital Signs At a Glance Contract Report for 159905/0001 - September 2016

Name or company name	Grove Surgery Ltd
Contract type name	GDS Contract
Purpose of contract	General
Contract start date	01/04/2015
Contract end date	

16/17 Contracted general activity (UDA)	15,226
Carry forward general activity (UDA)	0
16/17 Contracted orthodontic activity (UOA)	0
Carry forward orthodontic activity (UOA)	0
Baseline contract value	£384,227.93

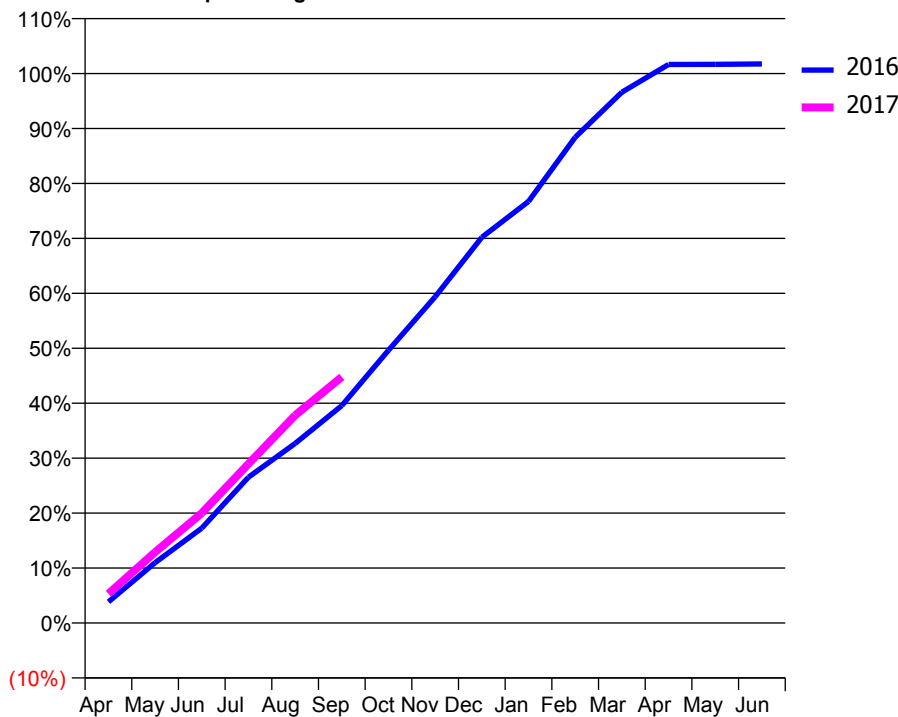
ACCESS*

Patients seen in 24 months	Total	Change since previous quarter
Quarter ending September 2015	2,760	
Quarter ending December 2015	4,094	↑
Quarter ending March 2016	4,572	↑
Quarter ending June 2016	4,867	↑
Quarter ending September 2016	5,109	↑
Variance since September 2015	85.1%	↑



ACTIVITY

Cumulative percentage of contracted UDA delivered 2016 & 2017



Month	Adjusted Scheduled Activity (UDA)	
	2016	2017
April	587	812
May	1,676	1,963
June	2,633	3,046
July	4,044	4,411
August	4,982	5,753
September	6,030	6,821
October	7,567	
November	9,049	
December	10,700	
January	11,697	
February	13,473	
March	14,726	
April	15,495	
May	15,499	
June	15,511	

QUALITY

	Quantity	Base Number	Contract	LHB	Wales
% of FP17s for the same patient ID Re-attending within 3 months - Children	70	1,195	5.9%	9.2%	11.3%
% of FP17s for the same patient ID Re-attending within 3 months - Adults	273	2,638	10.3%	16.0%	16.6%
% of FP17s for the same patient ID Re-attending between 3 & 9 months - Children	750	1,195	62.8%	57.2%	58.3%
% of FP17s for the same patient ID Re-attending between 3 & 9 months - Adults	1,689	2,638	64.0%	53.6%	54.0%
% of FP17s for Band 1 Urgent Courses	258	3,473	7.4%	9.7%	9.0%
% of FP17s Relating to Free Repair or Replacements	18	3,473	0.5%	0.9%	0.7%
% of FP17s Relating to Continuations	17	3,473	0.5%	0.9%	0.9%
% of Patients satisfied with the dentistry they have received	12	14	85.7%	89.4%	90.9%
% of Patients satisfied with the time they had to wait for an appointment	13	14	92.9%	85.6%	88.7%

* This is based on patients treated on this contract for their most recent course of treatment. Figures in italics indicate the base number of FP17s or Patient Questionnaire responses are less than 100. N/A is shown where the base number of responses is less than 10 during the period. % is calculated as Quantity/Base number*100

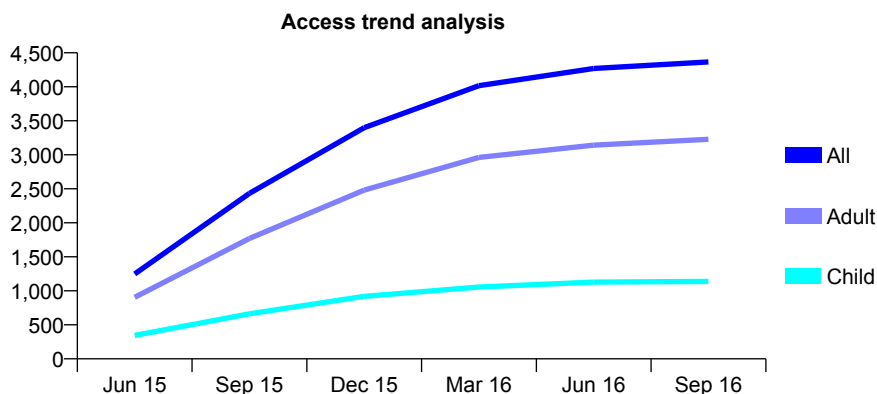
7A6 - Vital Signs At a Glance Contract Report for 159905/0002 - September 2016

Name or company name	Grove Surgery Ltd
Contract type name	GDS Contract
Purpose of contract	General
Contract start date	01/04/2015
Contract end date	

16/17 Contracted general activity (UDA)	14,764
Carry forward general activity (UDA)	114
16/17 Contracted orthodontic activity (UOA)	0
Carry forward orthodontic activity (UOA)	0
Baseline contract value	£397,267.95

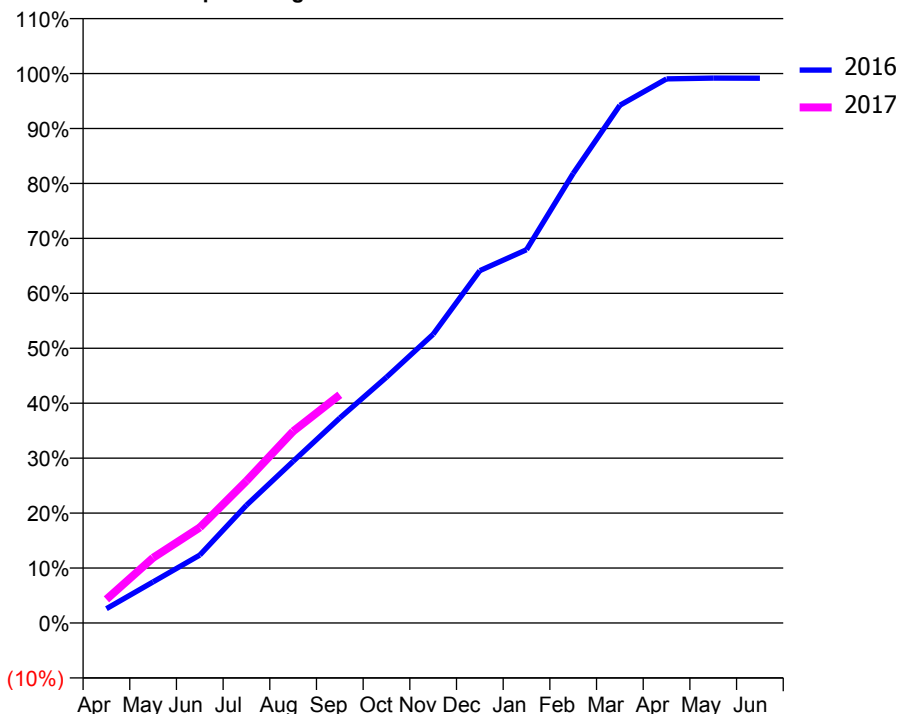
ACCESS*

Patients seen in 24 months	Total	Change since previous quarter
Quarter ending September 2015	2,432	
Quarter ending December 2015	3,399	↑
Quarter ending March 2016	4,017	↑
Quarter ending June 2016	4,270	↑
Quarter ending September 2016	4,366	↑
Variance since September 2015	79.5%	↑



ACTIVITY

Cumulative percentage of contracted UDA delivered 2016 & 2017



Month	Adjusted Scheduled Activity (UDA)	
	2016	2017
April	402	635
May	1,148	1,753
June	1,895	2,567
July	3,291	3,816
August	4,514	5,151
September	5,725	6,132
October	6,865	
November	8,062	
December	9,837	
January	10,423	
February	12,551	
March	14,456	
April	15,194	
May	15,213	
June	15,209	

QUALITY

	Quantity	Base Number	Contract	LHB	Wales
% of FP17s for the same patient ID Re-attending within 3 months - Children	50	815	6.1%	9.2%	11.3%
% of FP17s for the same patient ID Re-attending within 3 months - Adults	406	2,546	15.9%	16.0%	16.6%
% of FP17s for the same patient ID Re-attending between 3 & 9 months - Children	501	815	61.5%	57.2%	58.3%
% of FP17s for the same patient ID Re-attending between 3 & 9 months - Adults	1,466	2,546	57.6%	53.6%	54.0%
% of FP17s for Band 1 Urgent Courses	220	2,987	7.4%	9.7%	9.0%
% of FP17s Relating to Free Repair or Replacements	22	2,987	0.7%	0.9%	0.7%
% of FP17s Relating to Continuations	15	2,987	0.5%	0.9%	0.9%
% of Patients satisfied with the dentistry they have received	10	10	100.0%	89.4%	90.9%
% of Patients satisfied with the time they had to wait for an appointment	10	10	100.0%	85.6%	88.7%

* This is based on patients treated on this contract for their most recent course of treatment. Figures in italics indicate the base number of FP17s or Patient Questionnaire responses are less than 100. N/A is shown where the base number of responses is less than 10 during the period. % is calculated as Quantity/Base number*100

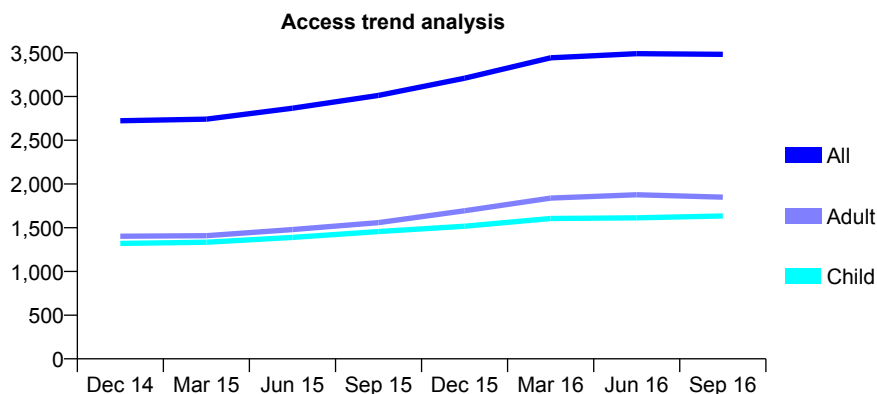
7A6 - Vital Signs At a Glance Contract Report for 160563/0001 - September 2016

Name or company name	L Smart
Contract type name	GDS Contract
Purpose of contract	General
Contract start date	01/01/2011
Contract end date	

16/17 Contracted general activity (UDA)	15,205
Carry forward general activity (UDA)	167
16/17 Contracted orthodontic activity (UOA)	0
Carry forward orthodontic activity (UOA)	0
Baseline contract value	£301,945.52

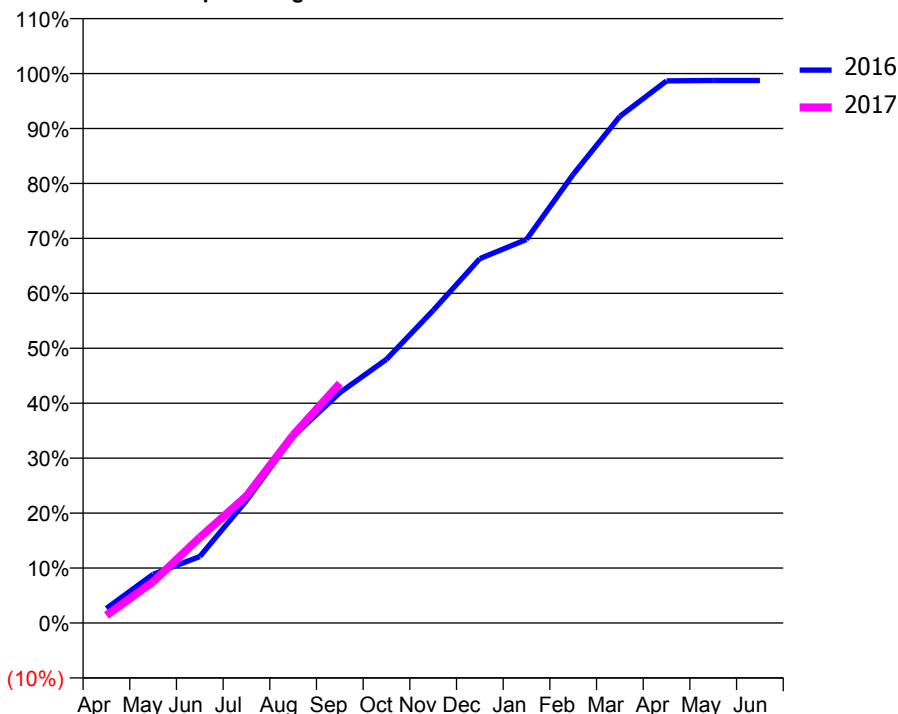
ACCESS*

Patients seen in 24 months	Total	Change since previous quarter
Quarter ending September 2015	3,013	
Quarter ending December 2015	3,210	↑
Quarter ending March 2016	3,443	↑
Quarter ending June 2016	3,490	→
Quarter ending September 2016	3,483	→
Variance since September 2015	15.6%	↑



ACTIVITY

Cumulative percentage of contracted UDA delivered 2016 & 2017



Month	Adjusted Scheduled Activity (UDA)	
	2016	2017
April	376	211
May	1,253	1,142
June	1,707	2,367
July	3,144	3,514
August	4,791	5,201
September	5,915	6,629
October	6,772	
November	8,031	
December	9,357	
January	9,851	
February	11,524	
March	13,013	
April	13,925	
May	13,935	
June	13,935	

QUALITY

	Quantity	Base Number	Contract	LHB	Wales
% of FP17s for the same patient ID Re-attending within 3 months - Children	99	1,192	8.3%	9.2%	11.3%
% of FP17s for the same patient ID Re-attending within 3 months - Adults	211	1,188	17.8%	16.0%	16.6%
% of FP17s for the same patient ID Re-attending between 3 & 9 months - Children	686	1,192	57.6%	57.2%	58.3%
% of FP17s for the same patient ID Re-attending between 3 & 9 months - Adults	637	1,188	53.6%	53.6%	54.0%
% of FP17s for Band 1 Urgent Courses	20	2,148	0.9%	9.7%	9.0%
% of FP17s Relating to Free Repair or Replacements	5	2,148	0.2%	0.9%	0.7%
% of FP17s Relating to Continuations	0	2,148	0.0%	0.9%	0.9%
% of Patients satisfied with the dentistry they have received	6	7	N/A	89.4%	90.9%
% of Patients satisfied with the time they had to wait for an appointment	6	7	N/A	85.6%	88.7%

* This is based on patients treated on this contract for their most recent course of treatment. Figures in italics indicate the base number of FP17s or Patient Questionnaire responses are less than 100. N/A is shown where the base number of responses is less than 10 during the period. % is calculated as Quantity/Base number*100

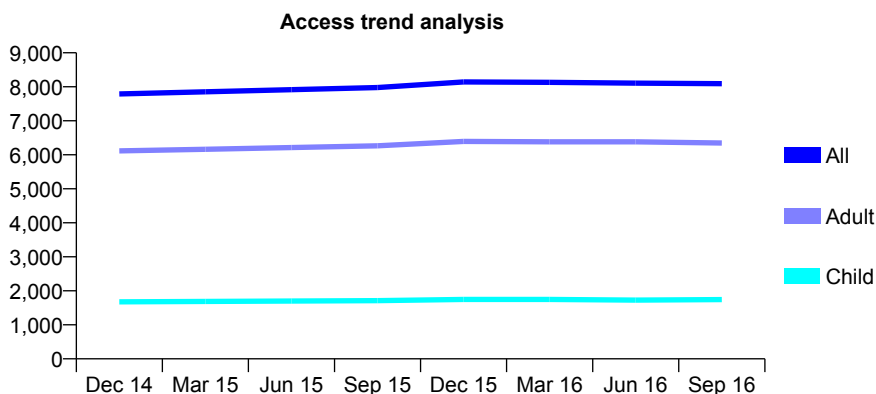
7A6 - Vital Signs At a Glance Contract Report for 161551/0001 - September 2016

Name or company name	Masonoak Ltd & Sunnyleigh Ltd
Contract type name	GDS Contract
Purpose of contract	General
Contract start date	01/12/2012
Contract end date	

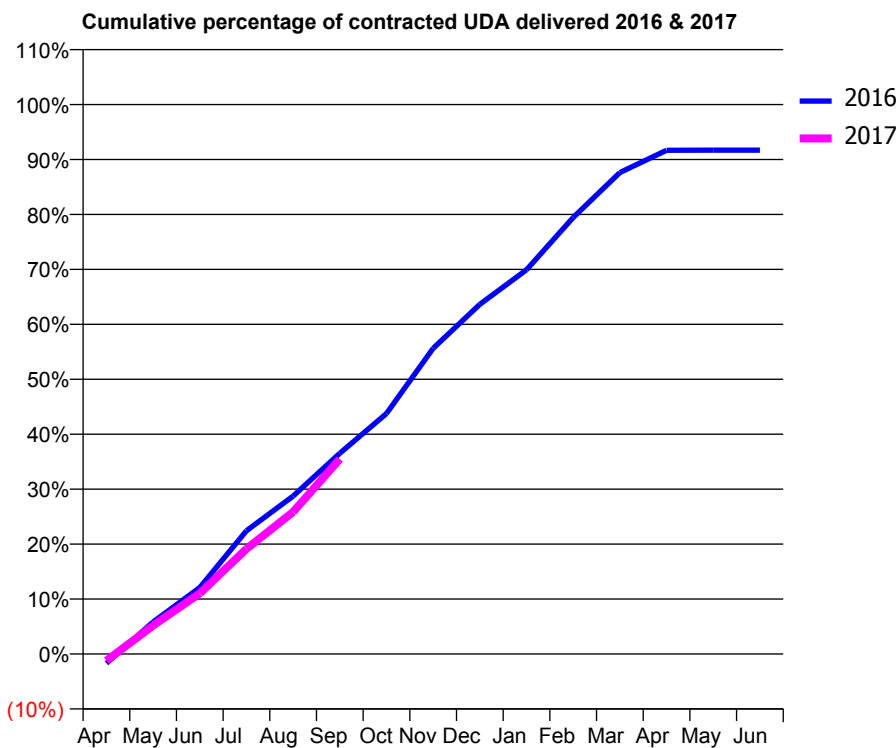
16/17 Contracted general activity (UDA)	22,053
Carry forward general activity (UDA)	1,157
16/17 Contracted orthodontic activity (UOA)	0
Carry forward orthodontic activity (UOA)	0
Baseline contract value	£497,726.87

ACCESS*

Patients seen in 24 months	Total	Change since previous quarter
Quarter ending September 2015	7,977	
Quarter ending December 2015	8,142	↑
Quarter ending March 2016	8,131	→
Quarter ending June 2016	8,108	→
Quarter ending September 2016	8,091	→
Variance since September 2015	1.4%	→



ACTIVITY



Month	Adjusted Scheduled Activity (UDA)	
	2016	2017
April	-397	-270
May	1,348	1,141
June	2,798	2,434
July	5,192	4,222
August	6,651	5,703
September	8,456	7,825
October	10,129	
November	12,879	
December	14,727	
January	16,186	
February	18,388	
March	20,280	
April	21,218	
May	21,220	
June	21,220	

QUALITY

	Quantity	Base Number	Contract	LHB	Wales
% of FP17s for the same patient ID Re-attending within 3 months - Children	66	1,136	5.8%	9.2%	11.3%
% of FP17s for the same patient ID Re-attending within 3 months - Adults	665	4,002	16.6%	16.0%	16.6%
% of FP17s for the same patient ID Re-attending between 3 & 9 months - Children	602	1,136	53.0%	57.2%	58.3%
% of FP17s for the same patient ID Re-attending between 3 & 9 months - Adults	2,032	4,002	50.8%	53.6%	54.0%
% of FP17s for Band 1 Urgent Courses	503	4,625	10.9%	9.7%	9.0%
% of FP17s Relating to Free Repair or Replacements	32	4,625	0.7%	0.9%	0.7%
% of FP17s Relating to Continuations	72	4,625	1.6%	0.9%	0.9%
% of Patients satisfied with the dentistry they have received	19	22	86.4%	89.4%	90.9%
% of Patients satisfied with the time they had to wait for an appointment	21	22	95.5%	85.6%	88.7%

* This is based on patients treated on this contract for their most recent course of treatment. Figures in italics indicate the base number of FP17s or Patient Questionnaire responses are less than 100. N/A is shown where the base number of responses is less than 10 during the period. % is calculated as Quantity/Base number*100

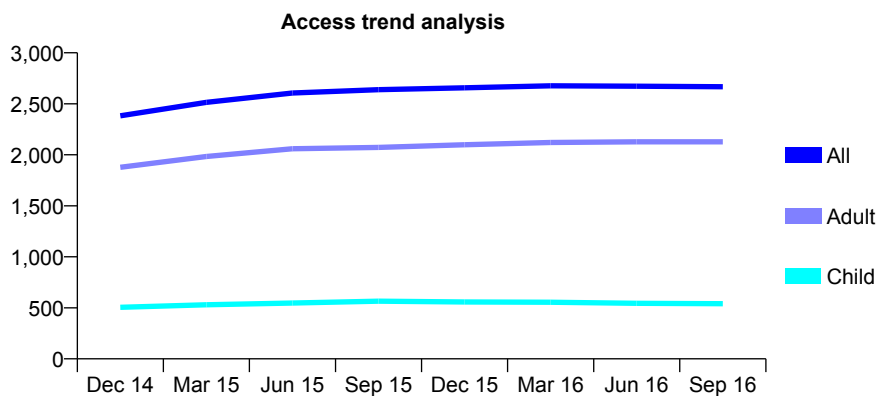
7A6 - Vital Signs At a Glance Contract Report for 162442/0001 - September 2016

Name or company name	M J Dental Services Ltd
Contract type name	GDS Contract
Purpose of contract	General
Contract start date	01/07/2013
Contract end date	

16/17 Contracted general activity (UDA)	10,047
Carry forward general activity (UDA)	0
16/17 Contracted orthodontic activity (UOA)	0
Carry forward orthodontic activity (UOA)	0
Baseline contract value	£249,911.05

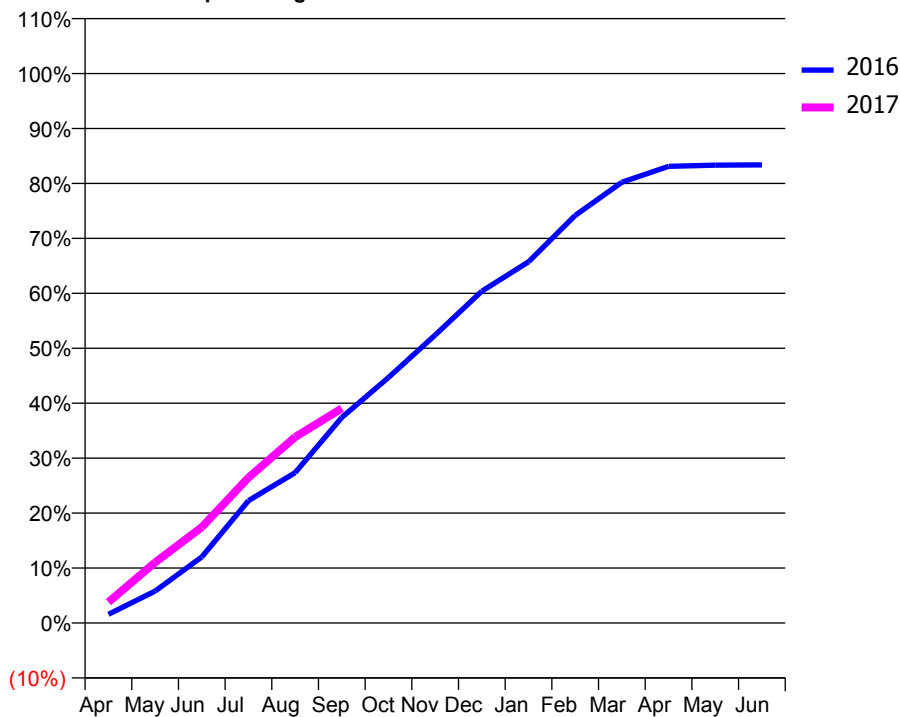
ACCESS*

Patients seen in 24 months	Total	Change since previous quarter
Quarter ending September 2015	2,638	
Quarter ending December 2015	2,657	→
Quarter ending March 2016	2,676	→
Quarter ending June 2016	2,673	→
Quarter ending September 2016	2,667	→
Variance since September 2015	1.1%	→



ACTIVITY

Cumulative percentage of contracted UDA delivered 2016 & 2017



Month	Adjusted Scheduled Activity (UDA)	
	2016	2017
April	169	382
May	614	1,108
June	1,272	1,751
July	2,354	2,659
August	2,894	3,400
September	3,957	3,924
October	4,727	
November	5,543	
December	6,386	
January	6,952	
February	7,843	
March	8,482	
April	8,789	
May	8,812	
June	8,816	

QUALITY

	Quantity	Base Number	Contract	LHB	Wales
% of FP17s for the same patient ID Re-attending within 3 months - Children	46	396	11.6%	9.2%	11.3%
% of FP17s for the same patient ID Re-attending within 3 months - Adults	283	1,571	18.0%	16.0%	16.6%
% of FP17s for the same patient ID Re-attending between 3 & 9 months - Children	196	396	49.5%	57.2%	58.3%
% of FP17s for the same patient ID Re-attending between 3 & 9 months - Adults	781	1,571	49.7%	53.6%	54.0%
% of FP17s for Band 1 Urgent Courses	147	1,829	8.0%	9.7%	9.0%
% of FP17s Relating to Free Repair or Replacements	53	1,829	2.9%	0.9%	0.7%
% of FP17s Relating to Continuations	18	1,829	1.0%	0.9%	0.9%
% of Patients satisfied with the dentistry they have received	9	10	90.0%	89.4%	90.9%
% of Patients satisfied with the time they had to wait for an appointment	8	10	80.0%	85.6%	88.7%

* This is based on patients treated on this contract for their most recent course of treatment. Figures in italics indicate the base number of FP17s or Patient Questionnaire responses are less than 100. N/A is shown where the base number of responses is less than 10 during the period. % is calculated as Quantity/Base number*100

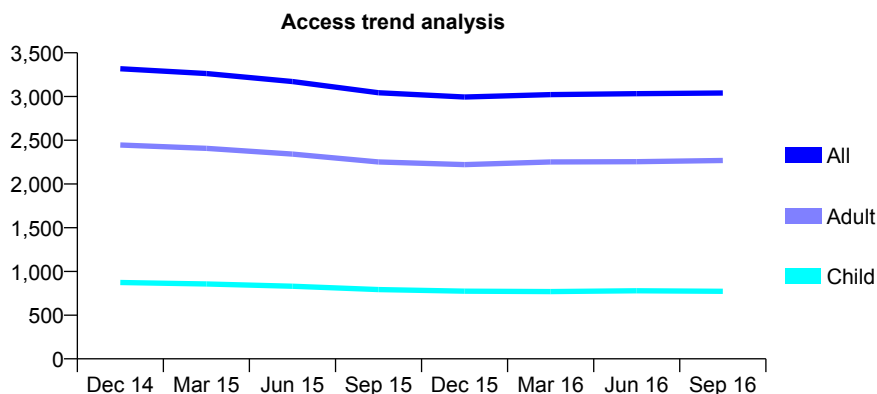
7A6 - Vital Signs At a Glance Contract Report for 170135/0001 - September 2016

Name or company name	Abertridwr Dental Surgery
Contract type name	GDS Contract
Purpose of contract	General
Contract start date	01/12/2011
Contract end date	

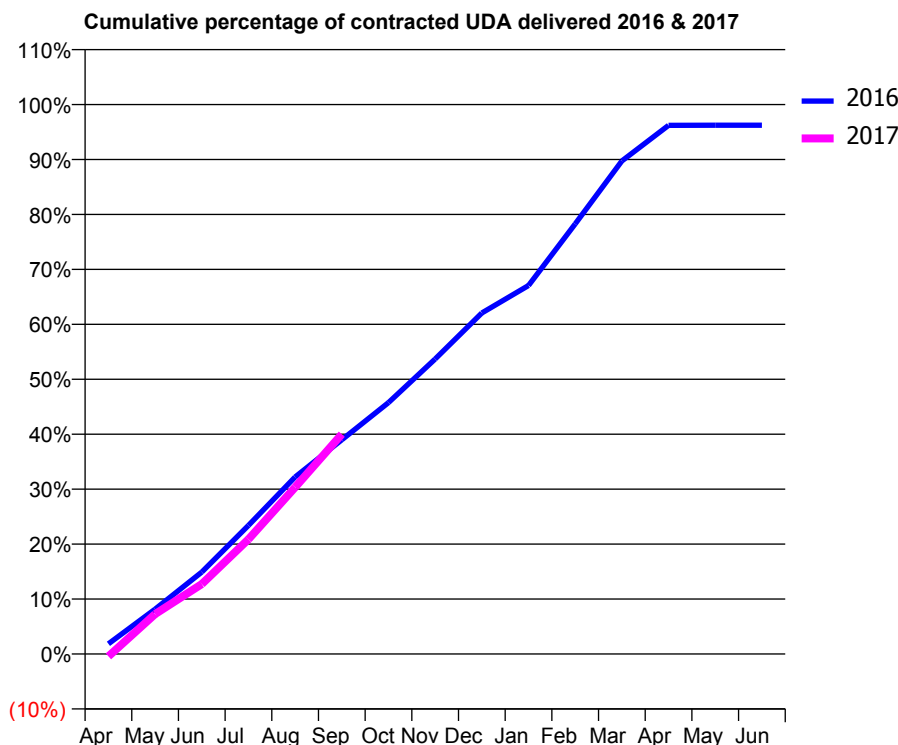
16/17 Contracted general activity (UDA)	11,984
Carry forward general activity (UDA)	441
16/17 Contracted orthodontic activity (UOA)	0
Carry forward orthodontic activity (UOA)	0
Baseline contract value	£302,183.78

ACCESS*

Patients seen in 24 months	Total	Change since previous quarter
Quarter ending September 2015	3,044	
Quarter ending December 2015	2,995	↓
Quarter ending March 2016	3,022	→
Quarter ending June 2016	3,033	→
Quarter ending September 2016	3,040	→
Variance since September 2015	(0.1%)	→



ACTIVITY



Month	Adjusted Scheduled Activity (UDA)	
	2016	2017
April	222	-53
May	979	870
June	1,787	1,525
July	2,804	2,503
August	3,860	3,637
September	4,672	4,795
October	5,483	
November	6,434	
December	7,439	
January	8,037	
February	9,380	
March	10,754	
April	11,530	
May	11,533	
June	11,533	

QUALITY

	Quantity	Base Number	Contract	LHB	Wales
% of FP17s for the same patient ID Re-attending within 3 months - Children	40	557	7.2%	9.2%	11.3%
% of FP17s for the same patient ID Re-attending within 3 months - Adults	218	1,636	13.3%	16.0%	16.6%
% of FP17s for the same patient ID Re-attending between 3 & 9 months - Children	276	557	49.6%	57.2%	58.3%
% of FP17s for the same patient ID Re-attending between 3 & 9 months - Adults	843	1,636	51.5%	53.6%	54.0%
% of FP17s for Band 1 Urgent Courses	173	1,958	8.8%	9.7%	9.0%
% of FP17s Relating to Free Repair or Replacements	9	1,958	0.5%	0.9%	0.7%
% of FP17s Relating to Continuations	17	1,958	0.9%	0.9%	0.9%
% of Patients satisfied with the dentistry they have received	8	10	80.0%	89.4%	90.9%
% of Patients satisfied with the time they had to wait for an appointment	8	10	80.0%	85.6%	88.7%

* This is based on patients treated on this contract for their most recent course of treatment. Figures in italics indicate the base number of FP17s or Patient Questionnaire responses are less than 100. N/A is shown where the base number of responses is less than 10 during the period. % is calculated as Quantity/Base number*100

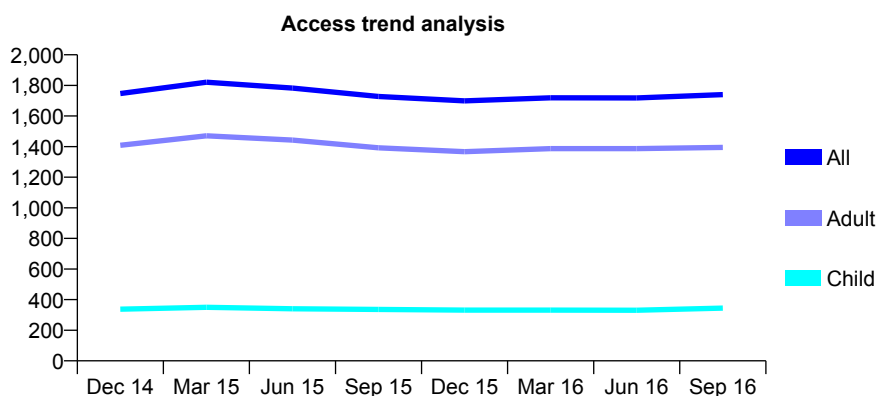
7A6 - Vital Signs At a Glance Contract Report for 175242/0001 - September 2016

Name or company name	Gupta & Gupta Limited
Contract type name	GDS Contract
Purpose of contract	General
Contract start date	01/06/2013
Contract end date	

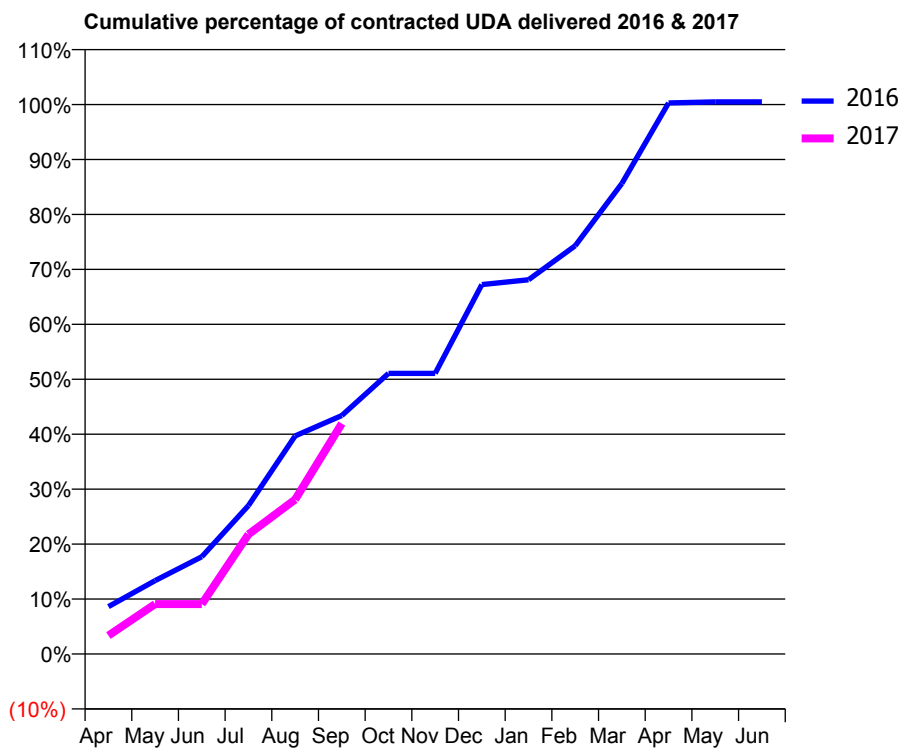
16/17 Contracted general activity (UDA)	5,278
Carry forward general activity (UDA)	-112
16/17 Contracted orthodontic activity (UOA)	0
Carry forward orthodontic activity (UOA)	0
Baseline contract value	£130,677.46

ACCESS*

Patients seen in 24 months	Total	Change since previous quarter
Quarter ending September 2015	1,728	
Quarter ending December 2015	1,699	↓
Quarter ending March 2016	1,719	→
Quarter ending June 2016	1,718	→
Quarter ending September 2016	1,740	→
Variance since September 2015	0.7%	→



ACTIVITY



Month	Adjusted Scheduled Activity (UDA)	
	2016	2017
April	455	178
May	705	480
June	934	480
July	1,427	1,150
August	2,095	1,484
September	2,290	2,213
October	2,695	
November	2,695	
December	3,548	
January	3,594	
February	3,922	
March	4,520	
April	5,293	
May	5,303	
June	5,303	

QUALITY

	Quantity	Base Number	Contract	LHB	Wales
% of FP17s for the same patient ID Re-attending within 3 months - Children	14	282	5.0%	9.2%	11.3%
% of FP17s for the same patient ID Re-attending within 3 months - Adults	122	974	12.5%	16.0%	16.6%
% of FP17s for the same patient ID Re-attending between 3 & 9 months - Children	145	282	51.4%	57.2%	58.3%
% of FP17s for the same patient ID Re-attending between 3 & 9 months - Adults	322	974	33.1%	53.6%	54.0%
% of FP17s for Band 1 Urgent Courses	37	982	3.8%	9.7%	9.0%
% of FP17s Relating to Free Repair or Replacements	10	982	1.0%	0.9%	0.7%
% of FP17s Relating to Continuations	11	982	1.1%	0.9%	0.9%
% of Patients satisfied with the dentistry they have received	2	3	N/A	89.4%	90.9%
% of Patients satisfied with the time they had to wait for an appointment	2	3	N/A	85.6%	88.7%

* This is based on patients treated on this contract for their most recent course of treatment. Figures in italics indicate the base number of FP17s or Patient Questionnaire responses are less than 100. N/A is shown where the base number of responses is less than 10 during the period. % is calculated as Quantity/Base number*100

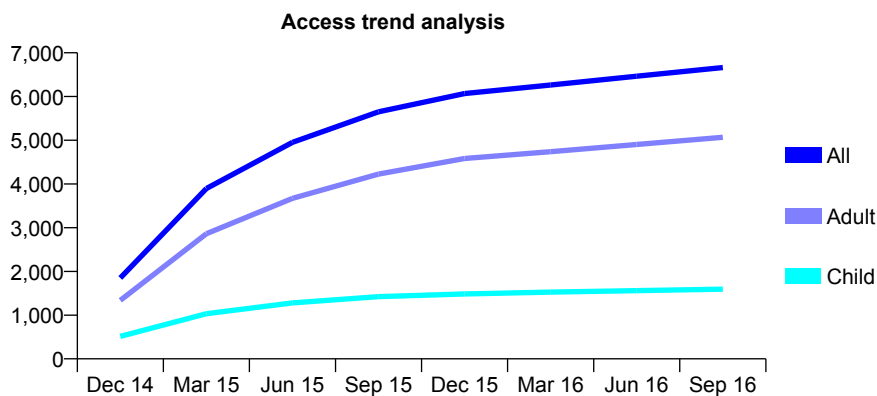
7A6 - Vital Signs At a Glance Contract Report for 176222/0001 - September 2016

Name or company name	Mr C Hall
Contract type name	GDS Contract
Purpose of contract	General
Contract start date	01/10/2014
Contract end date	

16/17 Contracted general activity (UDA)	19,650
Carry forward general activity (UDA)	36
16/17 Contracted orthodontic activity (UOA)	0
Carry forward orthodontic activity (UOA)	0
Baseline contract value	£507,954.53

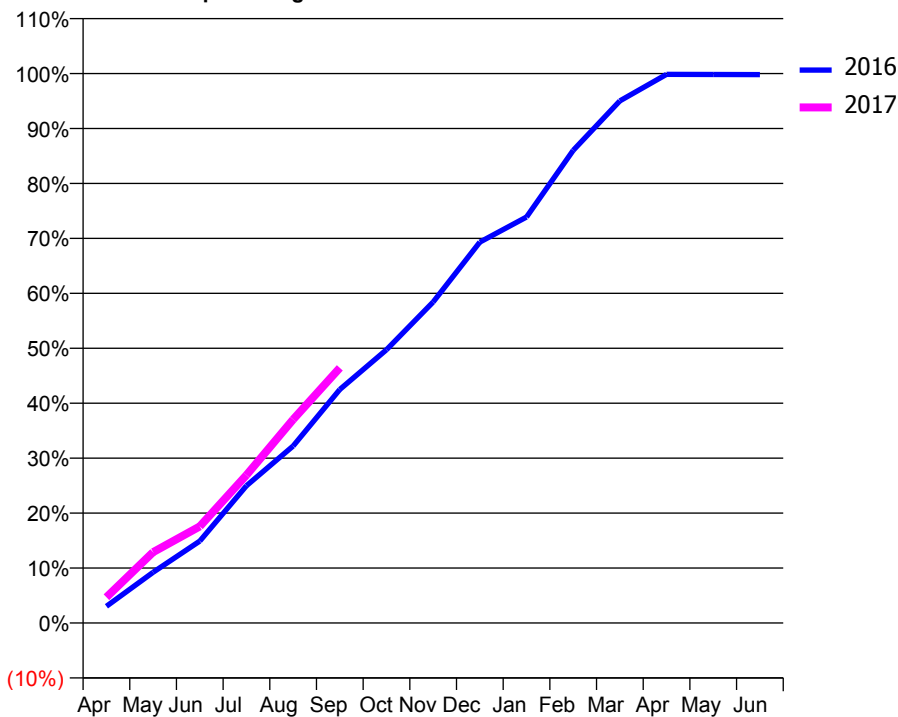
ACCESS*

Patients seen in 24 months	Total	Change since previous quarter
Quarter ending September 2015	5,649	
Quarter ending December 2015	6,068	↑
Quarter ending March 2016	6,263	↑
Quarter ending June 2016	6,465	↑
Quarter ending September 2016	6,664	↑
Variance since September 2015	18.0%	↑



ACTIVITY

Cumulative percentage of contracted UDA delivered 2016 & 2017



Adjusted Scheduled Activity (UDA)

Month	2016	2017
April	598	925
May	1,817	2,535
June	2,932	3,456
July	4,910	5,291
August	6,328	7,280
September	8,354	9,123
October	9,772	
November	11,478	
December	13,622	
January	14,519	
February	16,902	
March	18,671	
April	19,618	
May	19,617	
June	19,611	

QUALITY

	Quantity	Base Number	Contract	LHB	Wales
% of FP17s for the same patient ID Re-attending within 3 months - Children	41	1,231	3.3%	9.2%	11.3%
% of FP17s for the same patient ID Re-attending within 3 months - Adults	286	3,560	8.0%	16.0%	16.6%
% of FP17s for the same patient ID Re-attending between 3 & 9 months - Children	792	1,231	64.3%	57.2%	58.3%
% of FP17s for the same patient ID Re-attending between 3 & 9 months - Adults	2,077	3,560	58.3%	53.6%	54.0%
% of FP17s for Band 1 Urgent Courses	290	4,365	6.6%	9.7%	9.0%
% of FP17s Relating to Free Repair or Replacements	22	4,365	0.5%	0.9%	0.7%
% of FP17s Relating to Continuations	6	4,365	0.1%	0.9%	0.9%
% of Patients satisfied with the dentistry they have received	12	12	100.0%	89.4%	90.9%
% of Patients satisfied with the time they had to wait for an appointment	11	12	91.7%	85.6%	88.7%

* This is based on patients treated on this contract for their most recent course of treatment. Figures in italics indicate the base number of FP17s or Patient Questionnaire responses are less than 100. N/A is shown where the base number of responses is less than 10 during the period. % is calculated as Quantity/Base number*100

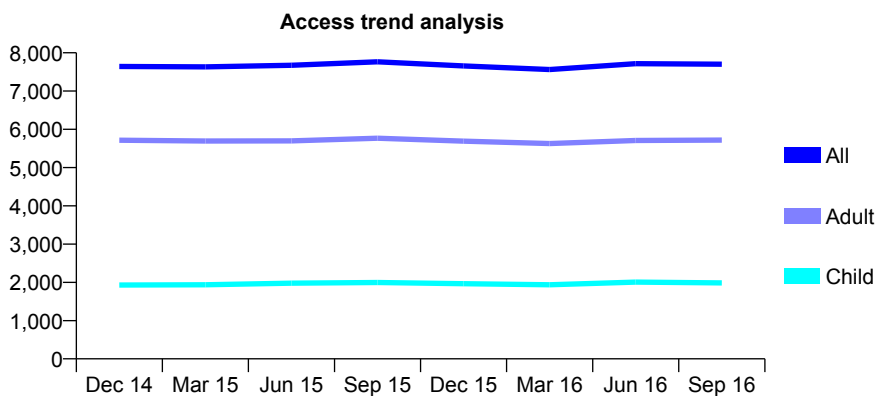
7A6 - Vital Signs At a Glance Contract Report for 177822/0001 - September 2016

Name or company name	Beaufort Park Dental Care Ltd
Contract type name	GDS Contract
Purpose of contract	General
Contract start date	01/12/2010
Contract end date	

16/17 Contracted general activity (UDA)	24,320
Carry forward general activity (UDA)	0
16/17 Contracted orthodontic activity (UOA)	0
Carry forward orthodontic activity (UOA)	0
Baseline contract value	£582,042.79

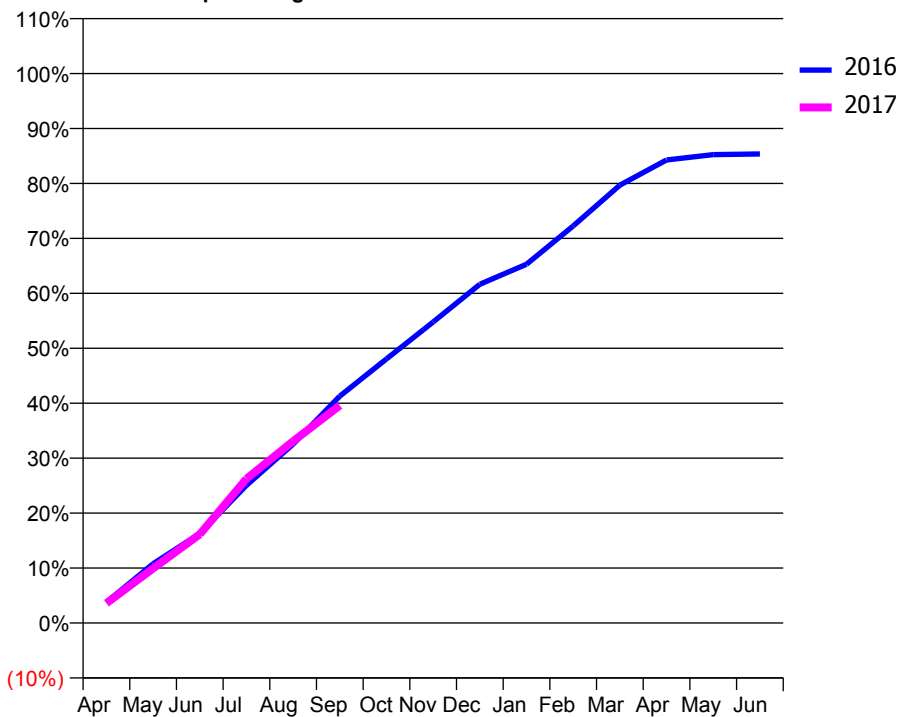
ACCESS*

Patients seen in 24 months	Total	Change since previous quarter
Quarter ending September 2015	7,763	
Quarter ending December 2015	7,656	↓
Quarter ending March 2016	7,562	↓
Quarter ending June 2016	7,715	↑
Quarter ending September 2016	7,703	→
Variance since September 2015	(0.8%)	→



ACTIVITY

Cumulative percentage of contracted UDA delivered 2016 & 2017



Month	Adjusted Scheduled Activity (UDA)	
	2016	2017
April	925	878
May	2,622	2,417
June	3,965	3,927
July	6,092	6,383
August	7,918	8,049
September	10,039	9,629
October	11,690	
November	13,326	
December	14,992	
January	15,881	
February	17,572	
March	19,376	
April	20,492	
May	20,730	
June	20,762	

QUALITY

	Quantity	Base Number	Contract	LHB	Wales
% of FP17s for the same patient ID Re-attending within 3 months - Children	86	1,466	5.9%	9.2%	11.3%
% of FP17s for the same patient ID Re-attending within 3 months - Adults	424	3,828	11.1%	16.0%	16.6%
% of FP17s for the same patient ID Re-attending between 3 & 9 months - Children	778	1,466	53.1%	57.2%	58.3%
% of FP17s for the same patient ID Re-attending between 3 & 9 months - Adults	1,962	3,828	51.3%	53.6%	54.0%
% of FP17s for Band 1 Urgent Courses	204	4,597	4.4%	9.7%	9.0%
% of FP17s Relating to Free Repair or Replacements	22	4,597	0.5%	0.9%	0.7%
% of FP17s Relating to Continuations	54	4,597	1.2%	0.9%	0.9%
% of Patients satisfied with the dentistry they have received	15	16	93.8%	89.4%	90.9%
% of Patients satisfied with the time they had to wait for an appointment	15	16	93.8%	85.6%	88.7%

* This is based on patients treated on this contract for their most recent course of treatment. Figures in italics indicate the base number of FP17s or Patient Questionnaire responses are less than 100. N/A is shown where the base number of responses is less than 10 during the period. % is calculated as Quantity/Base number*100

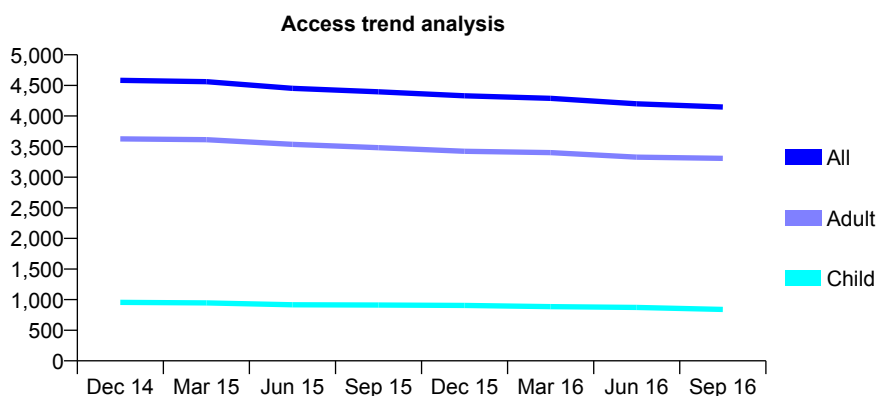
7A6 - Vital Signs At a Glance Contract Report for 180025/0001 - September 2016

Name or company name	Dr James Thomas & Dr Iman Mehdi
Contract type name	GDS Contract
Purpose of contract	General
Contract start date	01/02/2009
Contract end date	

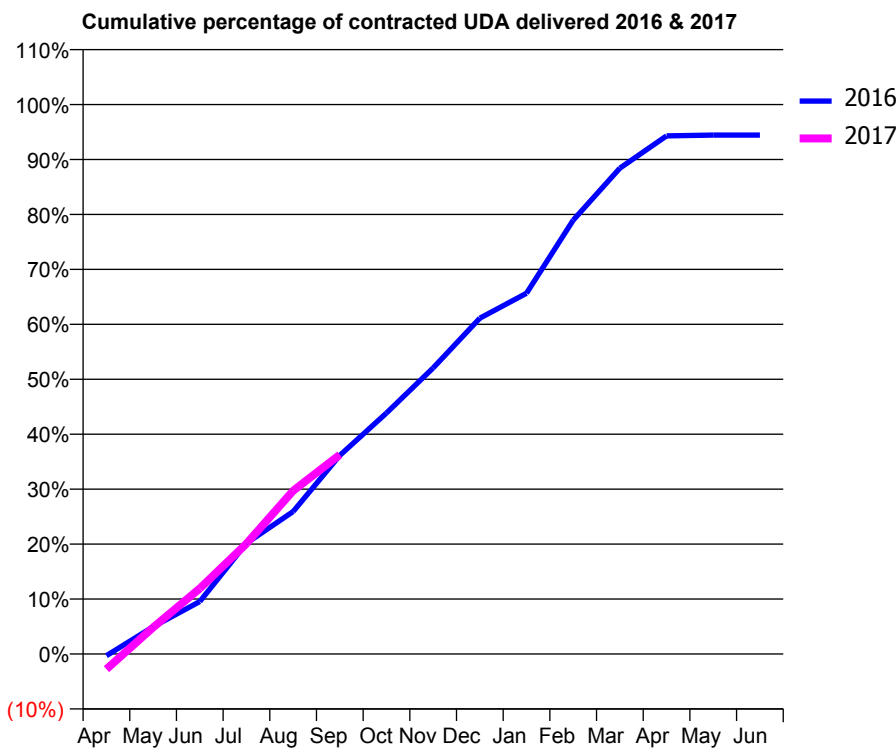
16/17 Contracted general activity (UDA)	14,481
Carry forward general activity (UDA)	785
16/17 Contracted orthodontic activity (UOA)	0
Carry forward orthodontic activity (UOA)	0
Baseline contract value	£350,550.83

ACCESS*

Patients seen in 24 months	Total	Change since previous quarter
Quarter ending September 2015	4,395	
Quarter ending December 2015	4,329	↓
Quarter ending March 2016	4,288	→
Quarter ending June 2016	4,199	↓
Quarter ending September 2016	4,147	↓
Variance since September 2015	(5.6%)	↓



ACTIVITY



Month	Adjusted Scheduled Activity (UDA)	
	2016	2017
April	-46	-403
May	718	702
June	1,381	1,726
July	2,918	2,907
August	3,756	4,302
September	5,234	5,251
October	6,352	
November	7,540	
December	8,852	
January	9,509	
February	11,431	
March	12,803	
April	13,655	
May	13,674	
June	13,675	

QUALITY

	Quantity	Base Number	Contract	LHB	Wales
% of FP17s for the same patient ID Re-attending within 3 months - Children	69	558	12.4%	9.2%	11.3%
% of FP17s for the same patient ID Re-attending within 3 months - Adults	562	2,272	24.7%	16.0%	16.6%
% of FP17s for the same patient ID Re-attending between 3 & 9 months - Children	280	558	50.2%	57.2%	58.3%
% of FP17s for the same patient ID Re-attending between 3 & 9 months - Adults	990	2,272	43.6%	53.6%	54.0%
% of FP17s for Band 1 Urgent Courses	491	2,530	19.4%	9.7%	9.0%
% of FP17s Relating to Free Repair or Replacements	38	2,530	1.5%	0.9%	0.7%
% of FP17s Relating to Continuations	70	2,530	2.8%	0.9%	0.9%
% of Patients satisfied with the dentistry they have received	9	10	90.0%	89.4%	90.9%
% of Patients satisfied with the time they had to wait for an appointment	9	10	90.0%	85.6%	88.7%

* This is based on patients treated on this contract for their most recent course of treatment. Figures in italics indicate the base number of FP17s or Patient Questionnaire responses are less than 100. N/A is shown where the base number of responses is less than 10 during the period. % is calculated as Quantity/Base number*100

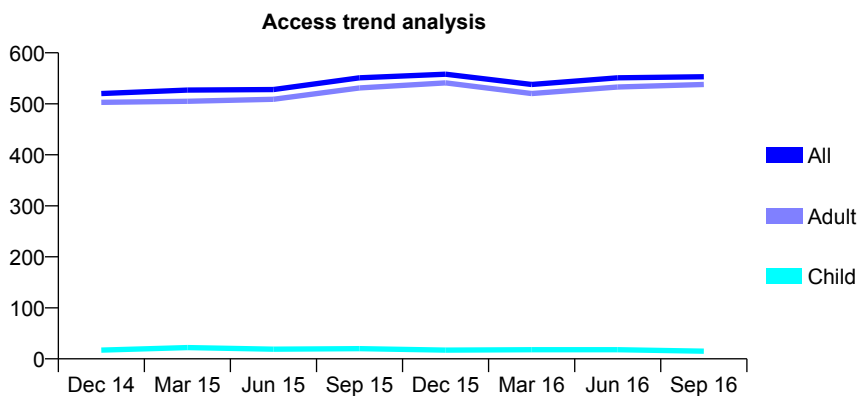
7A6 - Vital Signs At a Glance Contract Report for 180025/0002 - September 2016

Name or company name	Dr James Thomas & Dr Iman Mehdi
Contract type name	GDS Contract
Purpose of contract	General
Contract start date	01/02/2009
Contract end date	

16/17 Contracted general activity (UDA)	907
Carry forward general activity (UDA)	0
16/17 Contracted orthodontic activity (UOA)	0
Carry forward orthodontic activity (UOA)	0
Baseline contract value	£31,814.21

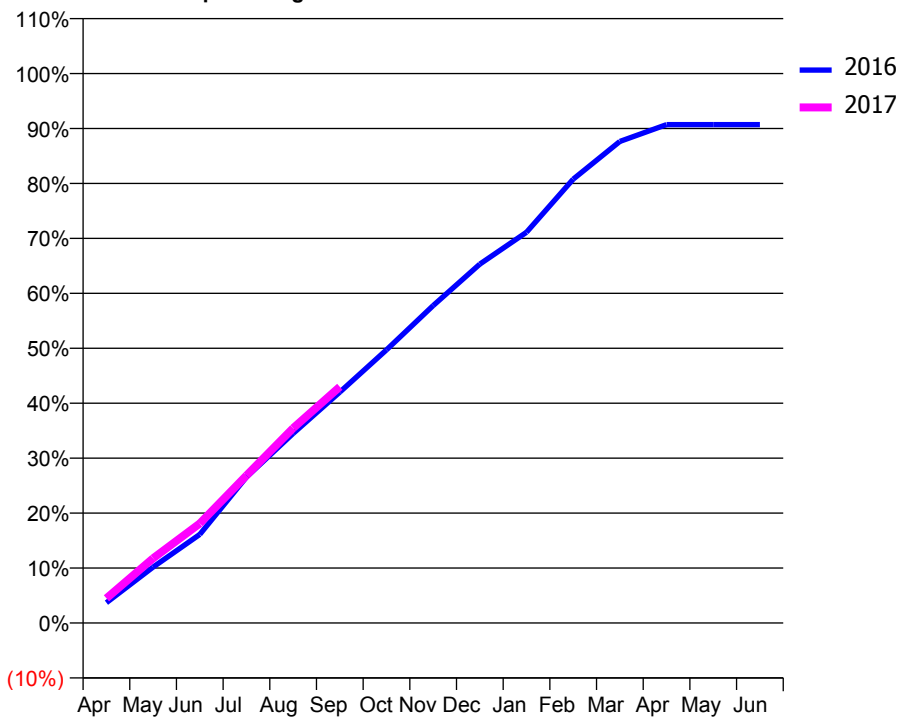
ACCESS*

Patients seen in 24 months	Total	Change since previous quarter
Quarter ending September 2015	551	
Quarter ending December 2015	558	→
Quarter ending March 2016	538	↓
Quarter ending June 2016	551	↑
Quarter ending September 2016	553	→
Variance since September 2015	0.4%	→



ACTIVITY

Cumulative percentage of contracted UDA delivered 2016 & 2017



Month	Adjusted Scheduled Activity (UDA)	
	2016	2017
April	34	41
May	92	107
June	146	164
July	241	244
August	313	322
September	381	390
October	451	
November	524	
December	592	
January	645	
February	733	
March	795	
April	823	
May	823	
June	823	

QUALITY

	Quantity	Base Number	Contract	LHB	Wales
% of FP17s for the same patient ID Re-attending within 3 months - Children	0	7	0.0%	9.2%	11.3%
% of FP17s for the same patient ID Re-attending within 3 months - Adults	17	341	5.0%	16.0%	16.6%
% of FP17s for the same patient ID Re-attending between 3 & 9 months - Children	0	7	0.0%	57.2%	58.3%
% of FP17s for the same patient ID Re-attending between 3 & 9 months - Adults	6	341	1.8%	53.6%	54.0%
% of FP17s for Band 1 Urgent Courses	325	325	100.0%	9.7%	9.0%
% of FP17s Relating to Free Repair or Replacements	0	325	0.0%	0.9%	0.7%
% of FP17s Relating to Continuations	0	325	0.0%	0.9%	0.9%
% of Patients satisfied with the dentistry they have received	1	1	N/A	89.4%	90.9%
% of Patients satisfied with the time they had to wait for an appointment	1	1	N/A	85.6%	88.7%

* This is based on patients treated on this contract for their most recent course of treatment. Figures in italics indicate the base number of FP17s or Patient Questionnaire responses are less than 100. N/A is shown where the base number of responses is less than 10 during the period. % is calculated as Quantity/Base number*100

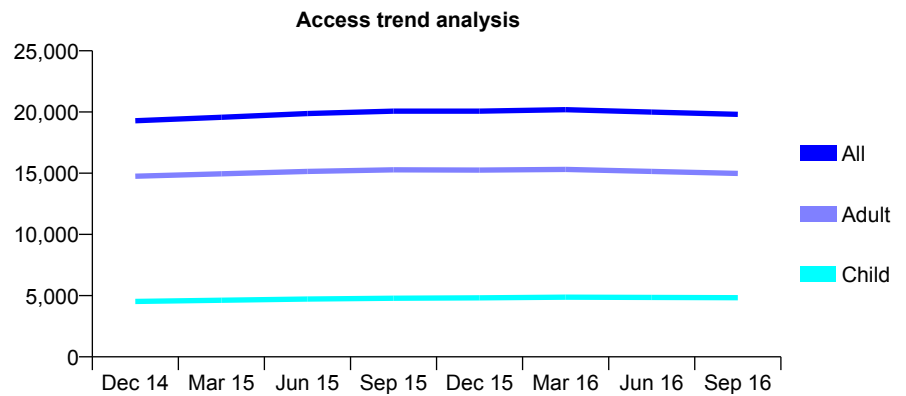
7A6 - Vital Signs At a Glance Contract Report for 181641/0001 - September 2016

Name or company name	Noblecourt Ltd & Northberry Ltd
Contract type name	GDS Contract
Purpose of contract	General
Contract start date	13/09/2011
Contract end date	

16/17 Contracted general activity (UDA)	52,702
Carry forward general activity (UDA)	-149
16/17 Contracted orthodontic activity (UOA)	0
Carry forward orthodontic activity (UOA)	0
Baseline contract value	£1,661,927.74

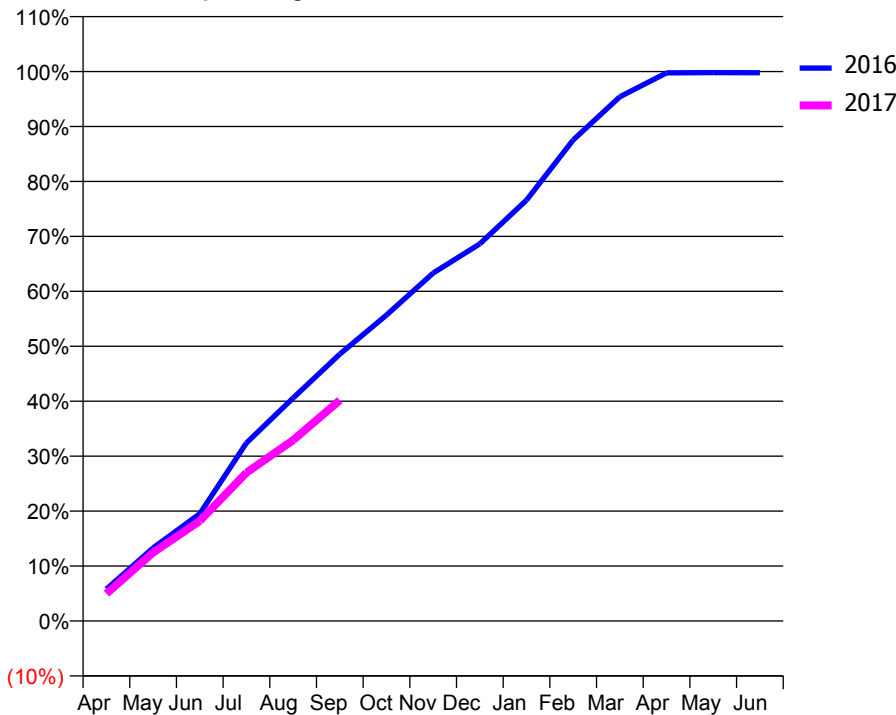
ACCESS*

Patients seen in 24 months	Total	Change since previous quarter
Quarter ending September 2015	20,069	
Quarter ending December 2015	20,072	→
Quarter ending March 2016	20,187	→
Quarter ending June 2016	19,999	→
Quarter ending September 2016	19,814	→
Variance since September 2015	(1.3%)	↓



ACTIVITY

Cumulative percentage of contracted UDA delivered 2016 & 2017



Month	Adjusted Scheduled Activity (UDA)	
	2016	2017
April	3,066	2,624
May	7,020	6,565
June	10,287	9,599
July	17,081	14,228
August	21,385	17,345
September	25,602	21,172
October	29,343	
November	33,370	
December	36,178	
January	40,365	
February	46,133	
March	50,274	
April	52,568	
May	52,594	
June	52,587	

QUALITY

	Quantity	Base Number	Contract	LHB	Wales
% of FP17s for the same patient ID Re-attending within 3 months - Children	227	3,053	7.4%	9.2%	11.3%
% of FP17s for the same patient ID Re-attending within 3 months - Adults	1,557	9,509	16.4%	16.0%	16.6%
% of FP17s for the same patient ID Re-attending between 3 & 9 months - Children	1,621	3,053	53.1%	57.2%	58.3%
% of FP17s for the same patient ID Re-attending between 3 & 9 months - Adults	4,810	9,509	50.6%	53.6%	54.0%
% of FP17s for Band 1 Urgent Courses	1,160	11,318	10.2%	9.7%	9.0%
% of FP17s Relating to Free Repair or Replacements	54	11,318	0.5%	0.9%	0.7%
% of FP17s Relating to Continuations	49	11,318	0.4%	0.9%	0.9%
% of Patients satisfied with the dentistry they have received	33	38	86.8%	89.4%	90.9%
% of Patients satisfied with the time they had to wait for an appointment	27	38	71.1%	85.6%	88.7%

* This is based on patients treated on this contract for their most recent course of treatment. Figures in italics indicate the base number of FP17s or Patient Questionnaire responses are less than 100. N/A is shown where the base number of responses is less than 10 during the period. % is calculated as Quantity/Base number*100

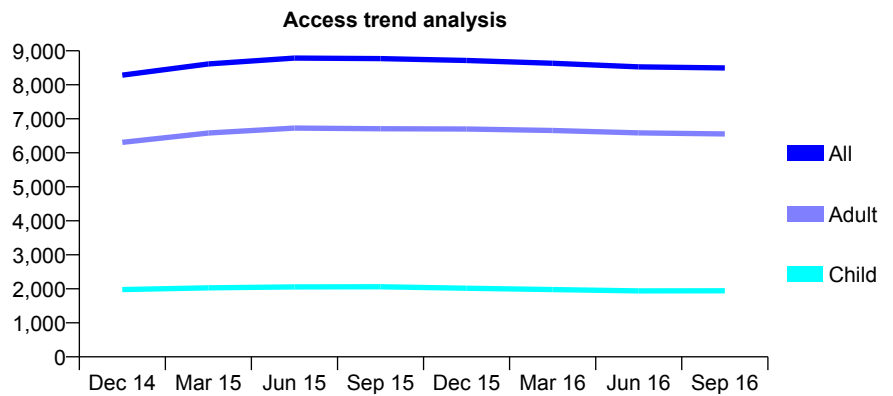
7A6 - Vital Signs At a Glance Contract Report for 183350/0001 - September 2016

Name or company name	Crosskeys Dental Practice Limited
Contract type name	GDS Contract
Purpose of contract	General
Contract start date	01/06/2013
Contract end date	

16/17 Contracted general activity (UDA)	28,668
Carry forward general activity (UDA)	1,078
16/17 Contracted orthodontic activity (UOA)	0
Carry forward orthodontic activity (UOA)	0
Baseline contract value	£704,378.75

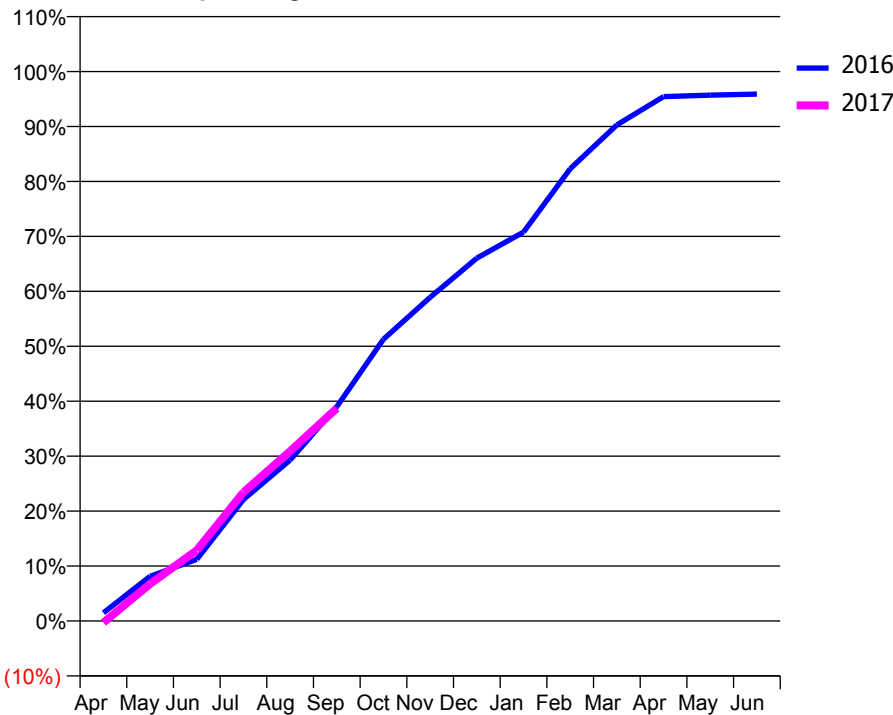
ACCESS*

Patients seen in 24 months	Total	Change since previous quarter
Quarter ending September 2015	8,770	
Quarter ending December 2015	8,716	→
Quarter ending March 2016	8,634	→
Quarter ending June 2016	8,528	↓
Quarter ending September 2016	8,496	→
Variance since September 2015	(3.1%)	↓



ACTIVITY

Cumulative percentage of contracted UDA delivered 2016 & 2017



Month	Adjusted Scheduled Activity (UDA)	
	2016	2017
April	426	-88
May	2,335	1,941
June	3,221	3,694
July	6,339	6,716
August	8,403	8,856
September	11,186	11,098
October	14,706	
November	16,891	
December	18,933	
January	20,290	
February	23,597	
March	25,884	
April	27,357	
May	27,434	
June	27,489	

QUALITY

	Quantity	Base Number	Contract	LHB	Wales
% of FP17s for the same patient ID Re-attending within 3 months - Children	136	1,605	8.5%	9.2%	11.3%
% of FP17s for the same patient ID Re-attending within 3 months - Adults	699	5,137	13.6%	16.0%	16.6%
% of FP17s for the same patient ID Re-attending between 3 & 9 months - Children	1,063	1,605	66.2%	57.2%	58.3%
% of FP17s for the same patient ID Re-attending between 3 & 9 months - Adults	3,283	5,137	63.9%	53.6%	54.0%
% of FP17s for Band 1 Urgent Courses	625	6,001	10.4%	9.7%	9.0%
% of FP17s Relating to Free Repair or Replacements	38	6,001	0.6%	0.9%	0.7%
% of FP17s Relating to Continuations	31	6,001	0.5%	0.9%	0.9%
% of Patients satisfied with the dentistry they have received	10	14	71.4%	89.4%	90.9%
% of Patients satisfied with the time they had to wait for an appointment	13	14	92.9%	85.6%	88.7%

* This is based on patients treated on this contract for their most recent course of treatment. Figures in italics indicate the base number of FP17s or Patient Questionnaire responses are less than 100. N/A is shown where the base number of responses is less than 10 during the period. % is calculated as Quantity/Base number*100

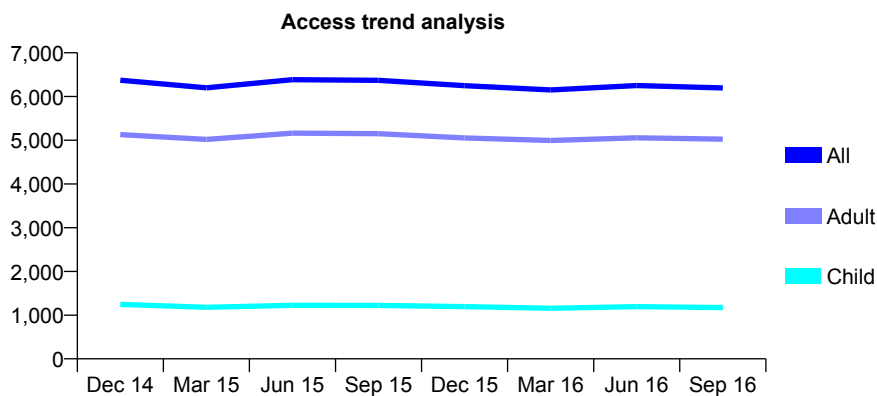
7A6 - Vital Signs At a Glance Contract Report for 187933/0001 - September 2016

Name or company name	NDP Services Ltd
Contract type name	GDS Contract
Purpose of contract	General
Contract start date	01/10/2010
Contract end date	31/03/2018

16/17 Contracted general activity (UDA)	21,304
Carry forward general activity (UDA)	-1,065
16/17 Contracted orthodontic activity (UOA)	0
Carry forward orthodontic activity (UOA)	0
Baseline contract value	£554,685.63

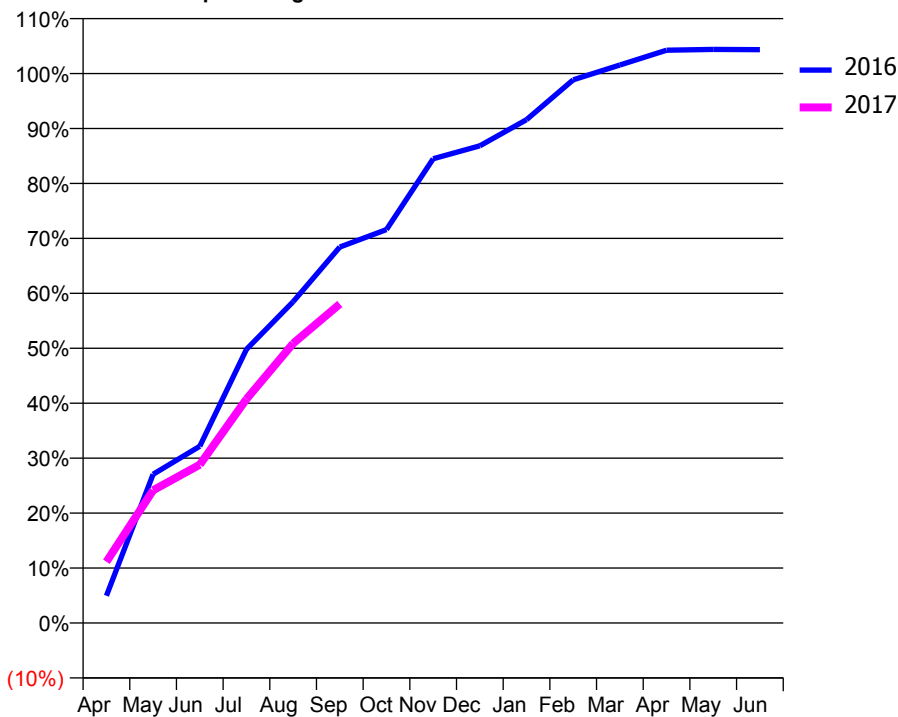
ACCESS*

Patients seen in 24 months	Total	Change since previous quarter
Quarter ending September 2015	6,371	
Quarter ending December 2015	6,248	↓
Quarter ending March 2016	6,152	↓
Quarter ending June 2016	6,252	→
Quarter ending September 2016	6,196	→
Variance since September 2015	(2.7%)	↓



ACTIVITY

Cumulative percentage of contracted UDA delivered 2016 & 2017



Month	Adjusted Scheduled Activity (UDA)	
	2016	2017
April	1,056	2,375
May	5,768	5,145
June	6,851	6,141
July	10,612	8,680
August	12,459	10,837
September	14,574	12,367
October	15,256	
November	18,000	
December	18,502	
January	19,511	
February	21,057	
March	21,631	
April	22,206	
May	22,237	
June	22,228	

QUALITY

	Quantity	Base Number	Contract	LHB	Wales
% of FP17s for the same patient ID Re-attending within 3 months - Children	106	1,067	9.9%	9.2%	11.3%
% of FP17s for the same patient ID Re-attending within 3 months - Adults	1,028	4,591	22.4%	16.0%	16.6%
% of FP17s for the same patient ID Re-attending between 3 & 9 months - Children	545	1,067	51.1%	57.2%	58.3%
% of FP17s for the same patient ID Re-attending between 3 & 9 months - Adults	2,238	4,591	48.7%	53.6%	54.0%
% of FP17s for Band 1 Urgent Courses	550	5,377	10.2%	9.7%	9.0%
% of FP17s Relating to Free Repair or Replacements	82	5,377	1.5%	0.9%	0.7%
% of FP17s Relating to Continuations	44	5,377	0.8%	0.9%	0.9%
% of Patients satisfied with the dentistry they have received	19	23	82.6%	89.4%	90.9%
% of Patients satisfied with the time they had to wait for an appointment	21	23	91.3%	85.6%	88.7%

* This is based on patients treated on this contract for their most recent course of treatment. Figures in italics indicate the base number of FP17s or Patient Questionnaire responses are less than 100. N/A is shown where the base number of responses is less than 10 during the period. % is calculated as Quantity/Base number*100

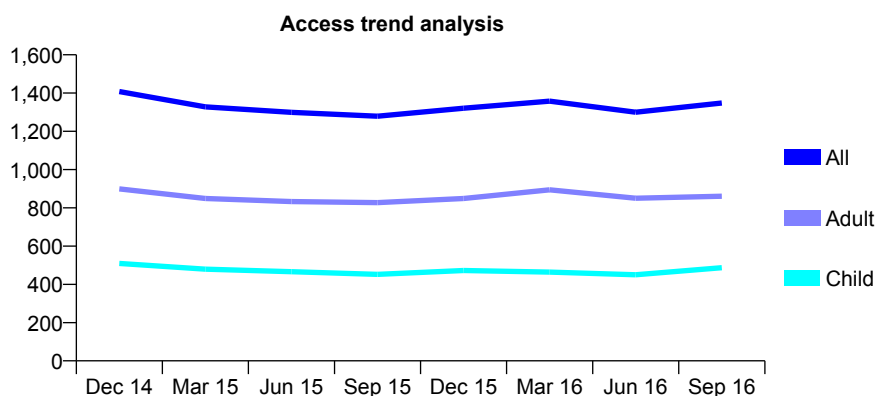
7A6 - Vital Signs At a Glance Contract Report for 188069/0001 - September 2016

Name or company name	Rowancrown Ltd
Contract type name	GDS Contract
Purpose of contract	General
Contract start date	01/03/2012
Contract end date	

16/17 Contracted general activity (UDA)	4,467
Carry forward general activity (UDA)	-96
16/17 Contracted orthodontic activity (UOA)	0
Carry forward orthodontic activity (UOA)	0
Baseline contract value	£120,973.02

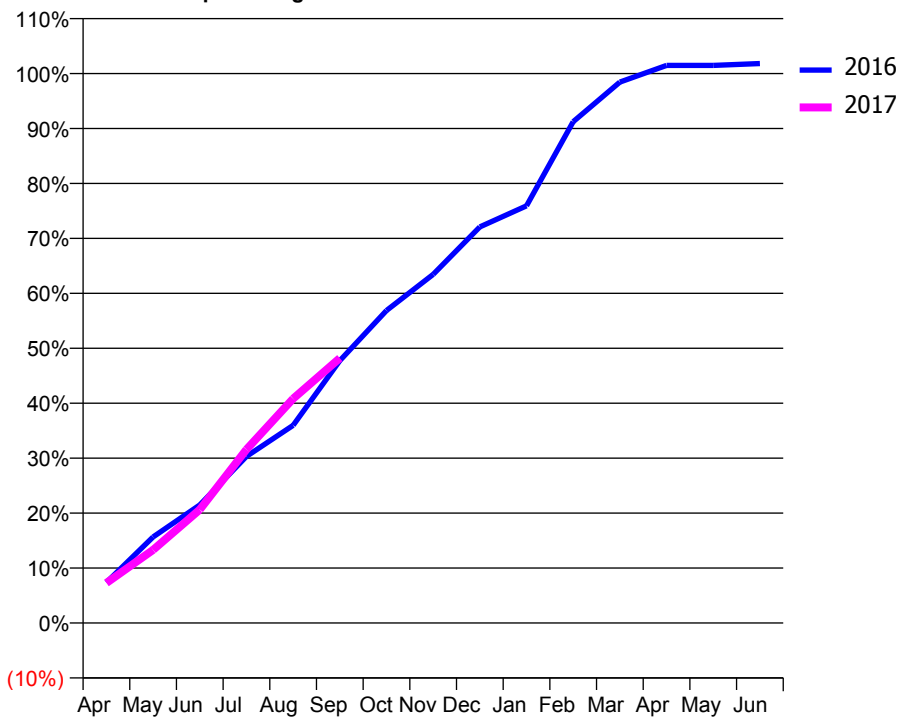
ACCESS*

Patients seen in 24 months	Total	Change since previous quarter
Quarter ending September 2015	1,279	
Quarter ending December 2015	1,321	↑
Quarter ending March 2016	1,358	↑
Quarter ending June 2016	1,300	↓
Quarter ending September 2016	1,348	↑
Variance since September 2015	5.4%	↑



ACTIVITY

Cumulative percentage of contracted UDA delivered 2016 & 2017



Month	Adjusted Scheduled Activity (UDA)	
	2016	2017
April	330	326
May	699	595
June	960	922
July	1,355	1,411
August	1,607	1,824
September	2,133	2,154
October	2,540	
November	2,834	
December	3,220	
January	3,391	
February	4,075	
March	4,397	
April	4,533	
May	4,533	
June	4,548	

QUALITY

	Quantity	Base Number	Contract	LHB	Wales
% of FP17s for the same patient ID Re-attending within 3 months - Children	16	411	3.9%	9.2%	11.3%
% of FP17s for the same patient ID Re-attending within 3 months - Adults	68	673	10.1%	16.0%	16.6%
% of FP17s for the same patient ID Re-attending between 3 & 9 months - Children	181	411	44.0%	57.2%	58.3%
% of FP17s for the same patient ID Re-attending between 3 & 9 months - Adults	240	673	35.7%	53.6%	54.0%
% of FP17s for Band 1 Urgent Courses	153	990	15.5%	9.7%	9.0%
% of FP17s Relating to Free Repair or Replacements	3	990	0.3%	0.9%	0.7%
% of FP17s Relating to Continuations	3	990	0.3%	0.9%	0.9%
% of Patients satisfied with the dentistry they have received	2	2	N/A	89.4%	90.9%
% of Patients satisfied with the time they had to wait for an appointment	2	2	N/A	85.6%	88.7%

* This is based on patients treated on this contract for their most recent course of treatment. Figures in italics indicate the base number of FP17s or Patient Questionnaire responses are less than 100. N/A is shown where the base number of responses is less than 10 during the period. % is calculated as Quantity/Base number*100

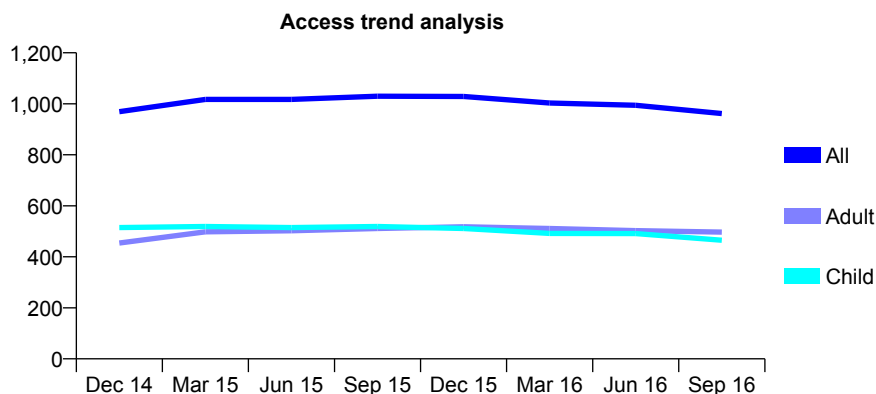
7A6 - Vital Signs At a Glance Contract Report for 190195/0009 - September 2016

Name or company name	Xeon Smiles UK Ltd
Contract type name	GDS Contract
Purpose of contract	General
Contract start date	01/04/2012
Contract end date	

16/17 Contracted general activity (UDA)	2,325
Carry forward general activity (UDA)	-24
16/17 Contracted orthodontic activity (UOA)	0
Carry forward orthodontic activity (UOA)	0
Baseline contract value	£56,413.99

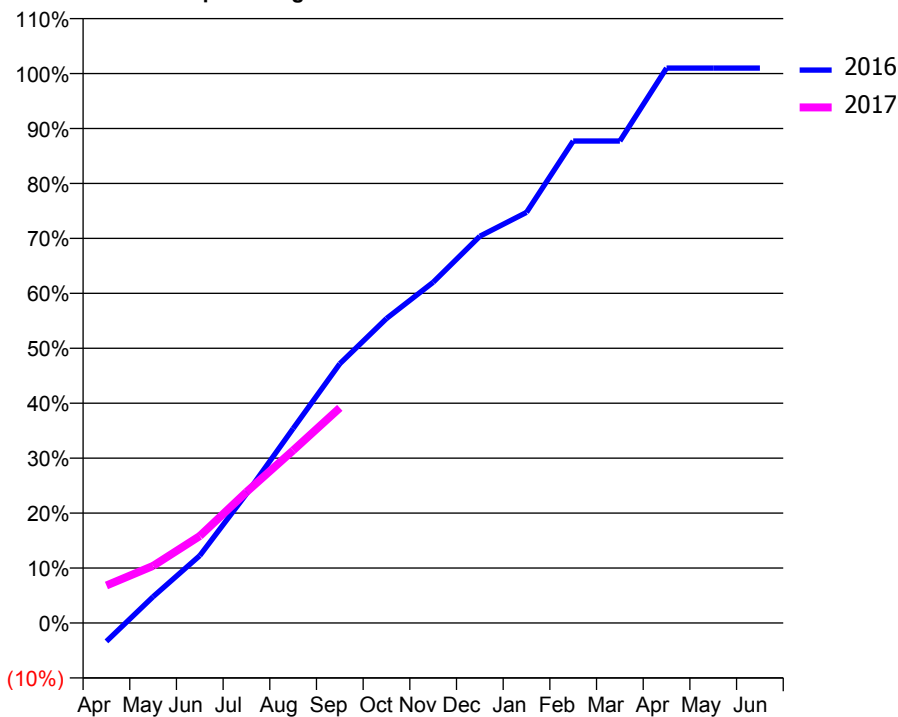
ACCESS*

Patients seen in 24 months	Total	Change since previous quarter
Quarter ending September 2015	1,030	
Quarter ending December 2015	1,029	→
Quarter ending March 2016	1,003	↓
Quarter ending June 2016	994	→
Quarter ending September 2016	962	↓
Variance since September 2015	(6.6%)	↓



ACTIVITY

Cumulative percentage of contracted UDA delivered 2016 & 2017



Month	Adjusted Scheduled Activity (UDA)	
	2016	2017
April	-78	159
May	112	242
June	285	368
July	547	554
August	823	730
September	1,097	910
October	1,288	
November	1,442	
December	1,636	
January	1,737	
February	2,040	
March	2,040	
April	2,348	
May	2,348	
June	2,348	

QUALITY

	Quantity	Base Number	Contract	LHB	Wales
% of FP17s for the same patient ID Re-attending within 3 months - Children	46	425	10.8%	9.2%	11.3%
% of FP17s for the same patient ID Re-attending within 3 months - Adults	42	394	10.7%	16.0%	16.6%
% of FP17s for the same patient ID Re-attending between 3 & 9 months - Children	269	425	63.3%	57.2%	58.3%
% of FP17s for the same patient ID Re-attending between 3 & 9 months - Adults	265	394	67.3%	53.6%	54.0%
% of FP17s for Band 1 Urgent Courses	42	631	6.7%	9.7%	9.0%
% of FP17s Relating to Free Repair or Replacements	2	631	0.3%	0.9%	0.7%
% of FP17s Relating to Continuations	0	631	0.0%	0.9%	0.9%
% of Patients satisfied with the dentistry they have received	3	3	N/A	89.4%	90.9%
% of Patients satisfied with the time they had to wait for an appointment	3	3	N/A	85.6%	88.7%

* This is based on patients treated on this contract for their most recent course of treatment. Figures in italics indicate the base number of FP17s or Patient Questionnaire responses are less than 100. N/A is shown where the base number of responses is less than 10 during the period. % is calculated as Quantity/Base number*100

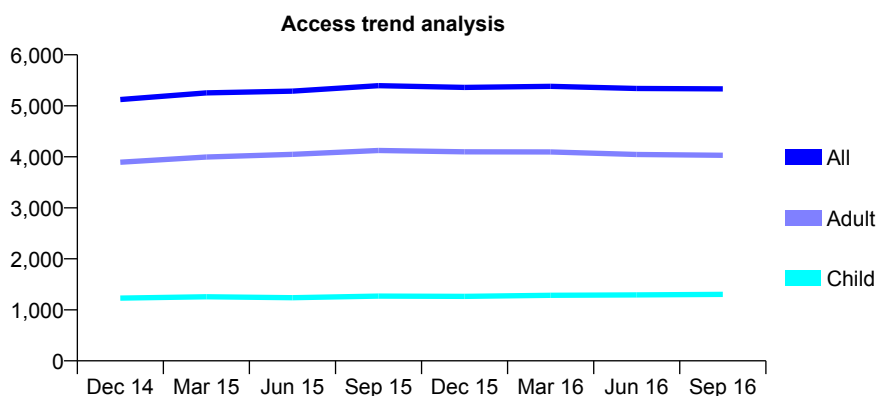
7A6 - Vital Signs At a Glance Contract Report for 190195/0012 - September 2016

Name or company name	Xeon Smiles UK Ltd
Contract type name	GDS Contract
Purpose of contract	General
Contract start date	01/04/2012
Contract end date	

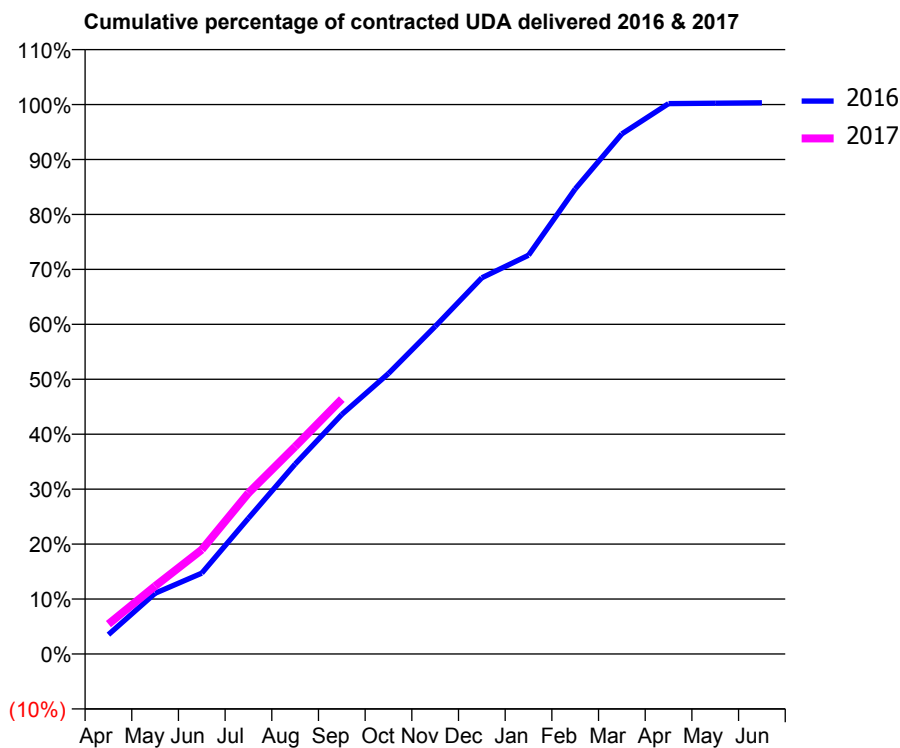
16/17 Contracted general activity (UDA)	18,856
Carry forward general activity (UDA)	-179
16/17 Contracted orthodontic activity (UOA)	0
Carry forward orthodontic activity (UOA)	0
Baseline contract value	£450,778.16

ACCESS*

Patients seen in 24 months	Total	Change since previous quarter
Quarter ending September 2015	5,395	
Quarter ending December 2015	5,362	→
Quarter ending March 2016	5,382	→
Quarter ending June 2016	5,339	→
Quarter ending September 2016	5,333	→
Variance since September 2015	(1.1%)	↓



ACTIVITY



Month	Adjusted Scheduled Activity (UDA)	
	2016	2017
April	666	1,029
May	2,084	2,333
June	2,773	3,583
July	4,659	5,527
August	6,518	7,118
September	8,220	8,745
October	9,625	
November	11,240	
December	12,912	
January	13,683	
February	15,958	
March	17,849	
April	18,887	
May	18,902	
June	18,912	

QUALITY

	Quantity	Base Number	Contract	LHB	Wales
% of FP17s for the same patient ID Re-attending within 3 months - Children	109	1,039	10.5%	9.2%	11.3%
% of FP17s for the same patient ID Re-attending within 3 months - Adults	423	3,012	14.0%	16.0%	16.6%
% of FP17s for the same patient ID Re-attending between 3 & 9 months - Children	649	1,039	62.5%	57.2%	58.3%
% of FP17s for the same patient ID Re-attending between 3 & 9 months - Adults	1,914	3,012	63.5%	53.6%	54.0%
% of FP17s for Band 1 Urgent Courses	251	3,633	6.9%	9.7%	9.0%
% of FP17s Relating to Free Repair or Replacements	55	3,633	1.5%	0.9%	0.7%
% of FP17s Relating to Continuations	17	3,633	0.5%	0.9%	0.9%
% of Patients satisfied with the dentistry they have received	11	14	78.6%	89.4%	90.9%
% of Patients satisfied with the time they had to wait for an appointment	12	14	85.7%	85.6%	88.7%

* This is based on patients treated on this contract for their most recent course of treatment. Figures in italics indicate the base number of FP17s or Patient Questionnaire responses are less than 100. N/A is shown where the base number of responses is less than 10 during the period. % is calculated as Quantity/Base number*100

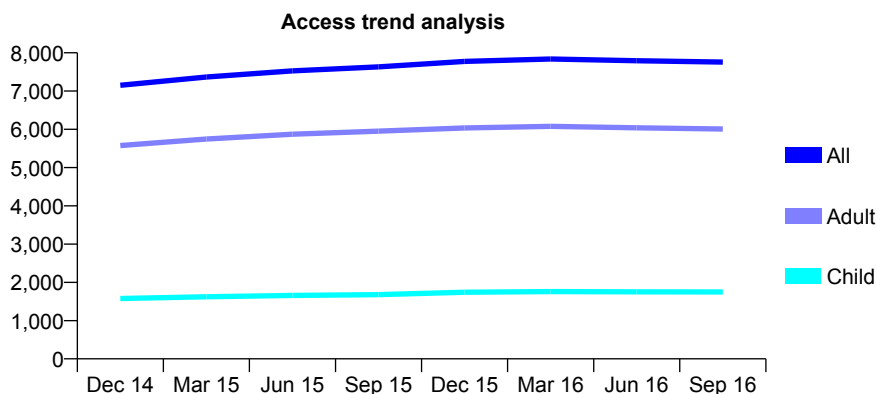
7A6 - Vital Signs At a Glance Contract Report for 190195/0014 - September 2016

Name or company name	Xeon Smiles UK Ltd
Contract type name	GDS Contract
Purpose of contract	General
Contract start date	01/04/2012
Contract end date	

16/17 Contracted general activity (UDA)	24,172
Carry forward general activity (UDA)	-984
16/17 Contracted orthodontic activity (UOA)	0
Carry forward orthodontic activity (UOA)	0
Baseline contract value	£637,336.57

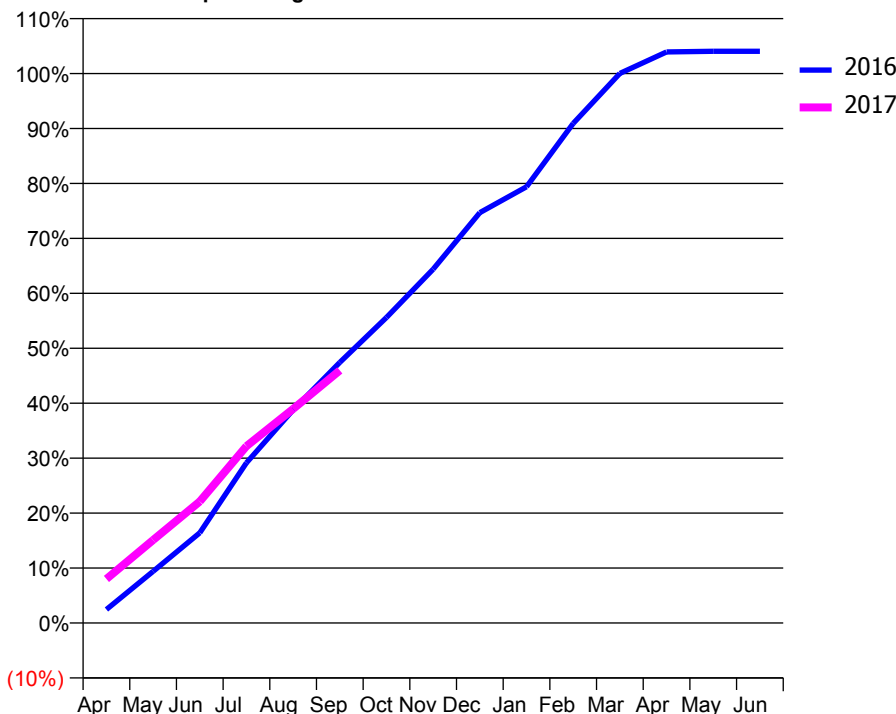
ACCESS*

Patients seen in 24 months	Total	Change since previous quarter
Quarter ending September 2015	7,633	
Quarter ending December 2015	7,776	→
Quarter ending March 2016	7,839	→
Quarter ending June 2016	7,792	→
Quarter ending September 2016	7,756	→
Variance since September 2015	1.6%	→



ACTIVITY

Cumulative percentage of contracted UDA delivered 2016 & 2017



Month	Adjusted Scheduled Activity (UDA)	
	2016	2017
April	596	1,937
May	2,274	3,650
June	3,970	5,348
July	7,047	7,783
August	9,377	9,417
September	11,466	11,113
October	13,440	
November	15,565	
December	18,053	
January	19,190	
February	21,975	
March	24,175	
April	25,120	
May	25,147	
June	25,147	

QUALITY

	Quantity	Base Number	Contract	LHB	Wales
% of FP17s for the same patient ID Re-attending within 3 months - Children	65	1,206	5.4%	9.2%	11.3%
% of FP17s for the same patient ID Re-attending within 3 months - Adults	501	3,922	12.8%	16.0%	16.6%
% of FP17s for the same patient ID Re-attending between 3 & 9 months - Children	766	1,206	63.5%	57.2%	58.3%
% of FP17s for the same patient ID Re-attending between 3 & 9 months - Adults	2,404	3,922	61.3%	53.6%	54.0%
% of FP17s for Band 1 Urgent Courses	276	4,777	5.8%	9.7%	9.0%
% of FP17s Relating to Free Repair or Replacements	51	4,777	1.1%	0.9%	0.7%
% of FP17s Relating to Continuations	12	4,777	0.3%	0.9%	0.9%
% of Patients satisfied with the dentistry they have received	14	16	87.5%	89.4%	90.9%
% of Patients satisfied with the time they had to wait for an appointment	12	16	75.0%	85.6%	88.7%

* This is based on patients treated on this contract for their most recent course of treatment. Figures in italics indicate the base number of FP17s or Patient Questionnaire responses are less than 100. N/A is shown where the base number of responses is less than 10 during the period. % is calculated as Quantity/Base number*100

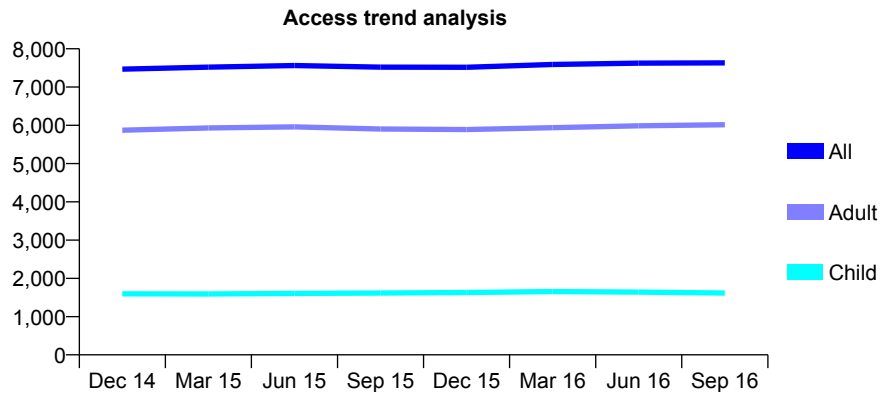
7A6 - Vital Signs At a Glance Contract Report for 190195/0015 - September 2016

Name or company name	Xeon Smiles UK Ltd
Contract type name	GDS Contract
Purpose of contract	General
Contract start date	01/04/2012
Contract end date	

16/17 Contracted general activity (UDA)	24,572
Carry forward general activity (UDA)	-48
16/17 Contracted orthodontic activity (UOA)	0
Carry forward orthodontic activity (UOA)	0
Baseline contract value	£659,297.32

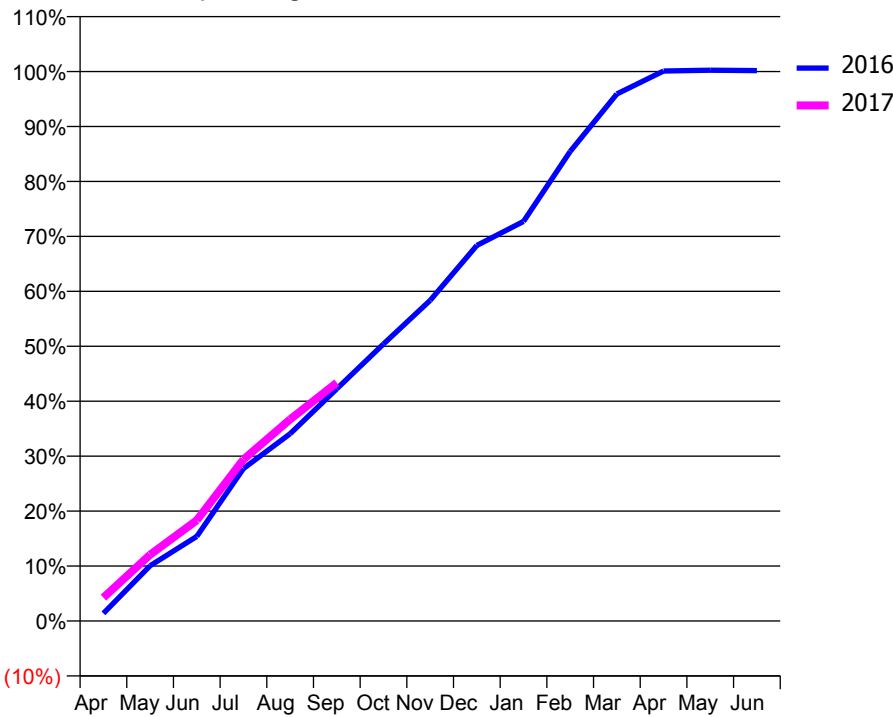
ACCESS*

Patients seen in 24 months	Total	Change since previous quarter
Quarter ending September 2015	7,521	
Quarter ending December 2015	7,518	→
Quarter ending March 2016	7,592	→
Quarter ending June 2016	7,626	→
Quarter ending September 2016	7,633	→
Variance since September 2015	1.5%	→



ACTIVITY

Cumulative percentage of contracted UDA delivered 2016 & 2017



Month	Adjusted Scheduled Activity (UDA)	
	2016	2017
April	344	1,049
May	2,472	2,969
June	3,782	4,507
July	6,816	7,222
August	8,373	9,020
September	10,382	10,657
October	12,388	
November	14,339	
December	16,792	
January	17,870	
February	20,998	
March	23,567	
April	24,592	
May	24,627	
June	24,614	

QUALITY

	Quantity	Base Number	Contract	LHB	Wales
% of FP17s for the same patient ID Re-attending within 3 months - Children	94	1,167	8.1%	9.2%	11.3%
% of FP17s for the same patient ID Re-attending within 3 months - Adults	623	4,001	15.6%	16.0%	16.6%
% of FP17s for the same patient ID Re-attending between 3 & 9 months - Children	701	1,167	60.1%	57.2%	58.3%
% of FP17s for the same patient ID Re-attending between 3 & 9 months - Adults	2,128	4,001	53.2%	53.6%	54.0%
% of FP17s for Band 1 Urgent Courses	468	4,755	9.8%	9.7%	9.0%
% of FP17s Relating to Free Repair or Replacements	82	4,755	1.7%	0.9%	0.7%
% of FP17s Relating to Continuations	25	4,755	0.5%	0.9%	0.9%
% of Patients satisfied with the dentistry they have received	10	13	76.9%	89.4%	90.9%
% of Patients satisfied with the time they had to wait for an appointment	11	13	84.6%	85.6%	88.7%

* This is based on patients treated on this contract for their most recent course of treatment. Figures in italics indicate the base number of FP17s or Patient Questionnaire responses are less than 100. N/A is shown where the base number of responses is less than 10 during the period. % is calculated as Quantity/Base number*100

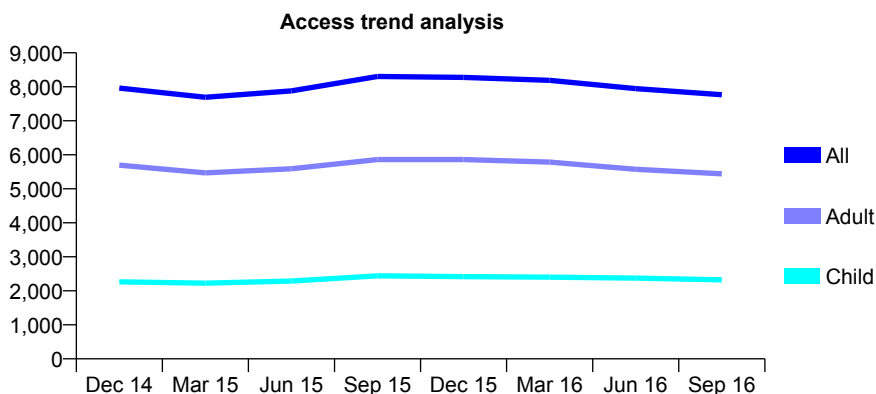
7A6 - Vital Signs At a Glance Contract Report for 190195/0020 - September 2016

Name or company name	Xeon Smiles UK Ltd
Contract type name	GDS Contract
Purpose of contract	General
Contract start date	18/07/2012
Contract end date	31/03/2018

16/17 Contracted general activity (UDA)	20,705
Carry forward general activity (UDA)	-892
16/17 Contracted orthodontic activity (UOA)	0
Carry forward orthodontic activity (UOA)	0
Baseline contract value	£533,291.57

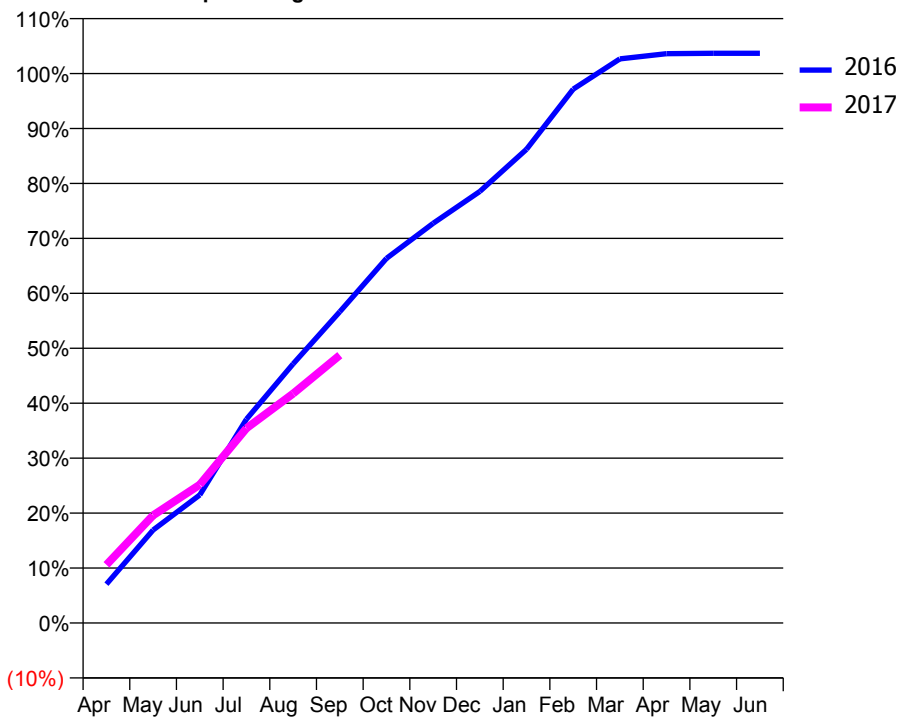
ACCESS*

Patients seen in 24 months	Total	Change since previous quarter
Quarter ending September 2015	8,302	
Quarter ending December 2015	8,278	→
Quarter ending March 2016	8,190	↓
Quarter ending June 2016	7,949	↓
Quarter ending September 2016	7,765	↓
Variance since September 2015	(6.5%)	↓



ACTIVITY

Cumulative percentage of contracted UDA delivered 2016 & 2017



Month	Adjusted Scheduled Activity (UDA)	
	2016	2017
April	1,467	2,194
May	3,505	4,056
June	4,826	5,213
July	7,679	7,338
August	9,765	8,647
September	11,727	10,092
October	13,737	
November	15,059	
December	16,262	
January	17,848	
February	20,116	
March	21,257	
April	21,451	
May	21,466	
June	21,467	

QUALITY

	Quantity	Base Number	Contract	LHB	Wales
% of FP17s for the same patient ID Re-attending within 3 months - Children	78	1,583	4.9%	9.2%	11.3%
% of FP17s for the same patient ID Re-attending within 3 months - Adults	353	3,378	10.4%	16.0%	16.6%
% of FP17s for the same patient ID Re-attending between 3 & 9 months - Children	887	1,583	56.0%	57.2%	58.3%
% of FP17s for the same patient ID Re-attending between 3 & 9 months - Adults	1,861	3,378	55.1%	53.6%	54.0%
% of FP17s for Band 1 Urgent Courses	279	4,864	5.7%	9.7%	9.0%
% of FP17s Relating to Free Repair or Replacements	16	4,864	0.3%	0.9%	0.7%
% of FP17s Relating to Continuations	3	4,864	0.1%	0.9%	0.9%
% of Patients satisfied with the dentistry they have received	27	29	93.1%	89.4%	90.9%
% of Patients satisfied with the time they had to wait for an appointment	25	29	86.2%	85.6%	88.7%

* This is based on patients treated on this contract for their most recent course of treatment. Figures in italics indicate the base number of FP17s or Patient Questionnaire responses are less than 100. N/A is shown where the base number of responses is less than 10 during the period. % is calculated as Quantity/Base number*100

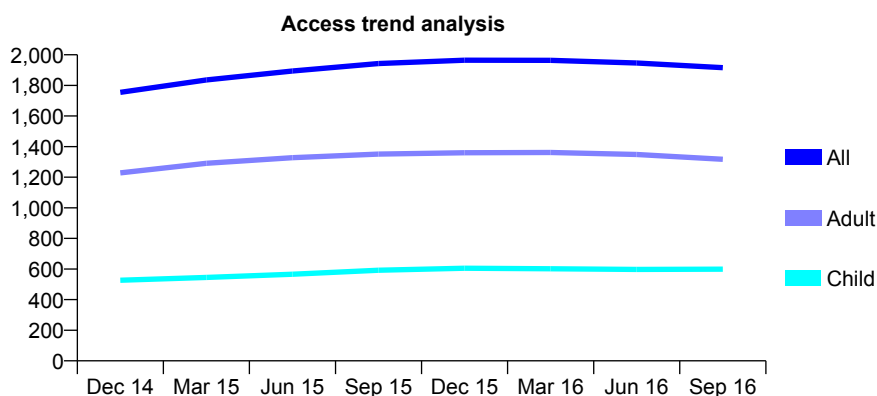
7A6 - Vital Signs At a Glance Contract Report for 190535/0001 - September 2016

Name or company name	Cwmbran Dental Spa
Contract type name	GDS Contract
Purpose of contract	General
Contract start date	01/04/2012
Contract end date	

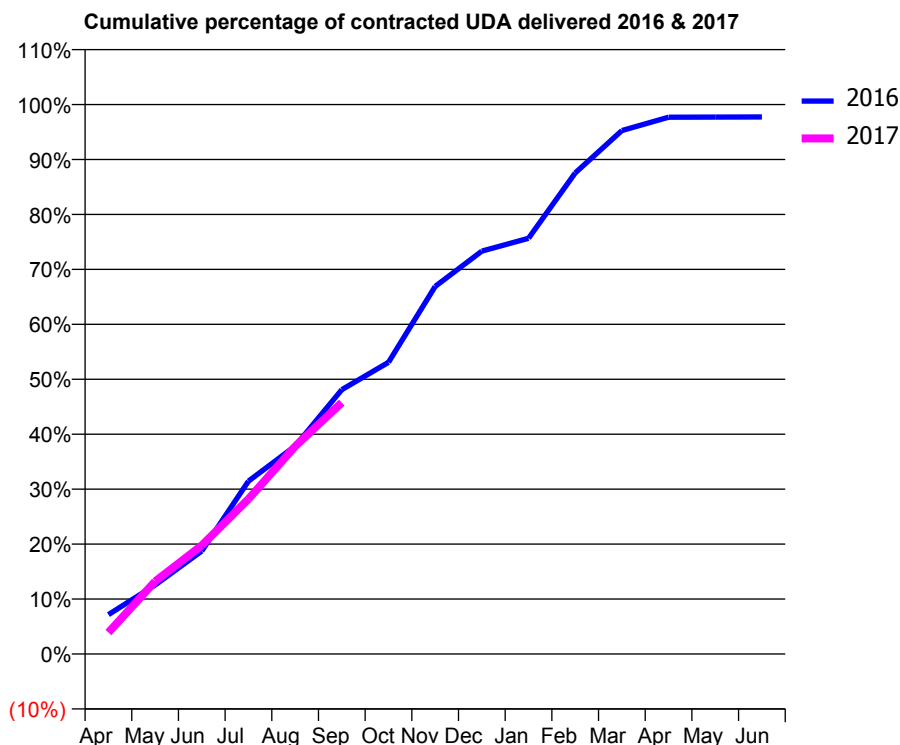
16/17 Contracted general activity (UDA)	5,832
Carry forward general activity (UDA)	131
16/17 Contracted orthodontic activity (UOA)	0
Carry forward orthodontic activity (UOA)	0
Baseline contract value	£143,118.59

ACCESS*

Patients seen in 24 months	Total	Change since previous quarter
Quarter ending September 2015	1,943	
Quarter ending December 2015	1,965	→
Quarter ending March 2016	1,964	→
Quarter ending June 2016	1,946	→
Quarter ending September 2016	1,916	↓
Variance since September 2015	(1.4%)	↓



ACTIVITY



Month	Adjusted Scheduled Activity (UDA)	
	2016	2017
April	418	229
May	732	770
June	1,093	1,152
July	1,834	1,645
August	2,207	2,205
September	2,805	2,668
October	3,096	
November	3,902	
December	4,277	
January	4,412	
February	5,105	
March	5,556	
April	5,697	
May	5,699	
June	5,700	

QUALITY

	Quantity	Base Number	Contract	LHB	Wales
% of FP17s for the same patient ID Re-attending within 3 months - Children	37	463	8.0%	9.2%	11.3%
% of FP17s for the same patient ID Re-attending within 3 months - Adults	164	1,042	15.7%	16.0%	16.6%
% of FP17s for the same patient ID Re-attending between 3 & 9 months - Children	273	463	59.0%	57.2%	58.3%
% of FP17s for the same patient ID Re-attending between 3 & 9 months - Adults	589	1,042	56.5%	53.6%	54.0%
% of FP17s for Band 1 Urgent Courses	115	1,408	8.2%	9.7%	9.0%
% of FP17s Relating to Free Repair or Replacements	21	1,408	1.5%	0.9%	0.7%
% of FP17s Relating to Continuations	9	1,408	0.6%	0.9%	0.9%
% of Patients satisfied with the dentistry they have received	3	5	N/A	89.4%	90.9%
% of Patients satisfied with the time they had to wait for an appointment	5	5	N/A	85.6%	88.7%

* This is based on patients treated on this contract for their most recent course of treatment. Figures in italics indicate the base number of FP17s or Patient Questionnaire responses are less than 100. N/A is shown where the base number of responses is less than 10 during the period. % is calculated as Quantity/Base number*100

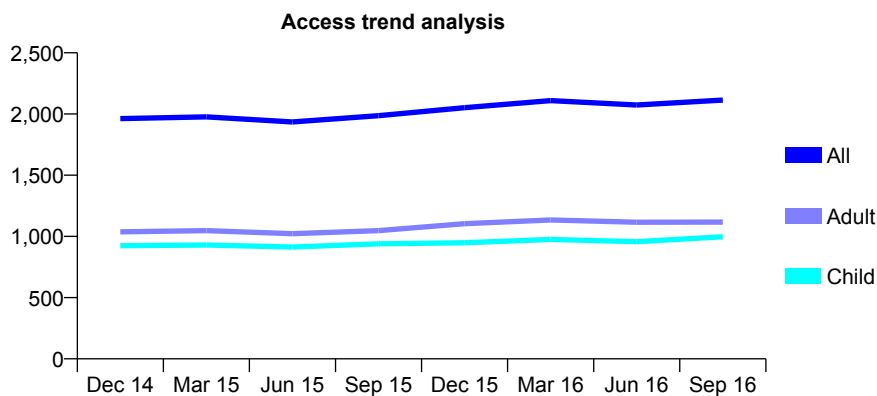
7A6 - Vital Signs At a Glance Contract Report for 194034/0001 - September 2016

Name or company name	Melin Ltd
Contract type name	GDS Contract
Purpose of contract	General and Orthodontic
Contract start date	01/03/2011
Contract end date	

16/17 Contracted general activity (UDA)	8,071
Carry forward general activity (UDA)	143
16/17 Contracted orthodontic activity (UOA)	1,581
Carry forward orthodontic activity (UOA)	-79
Baseline contract value	£262,127.31

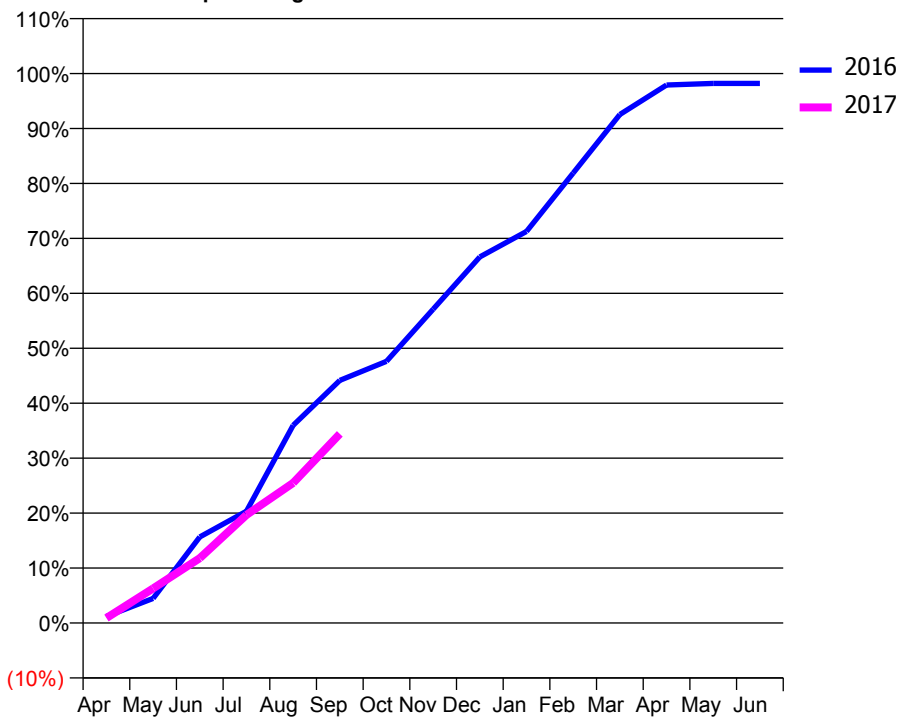
ACCESS*

Patients seen in 24 months	Total	Change since previous quarter
Quarter ending September 2015	1,986	
Quarter ending December 2015	2,052	↑
Quarter ending March 2016	2,110	↑
Quarter ending June 2016	2,073	↓
Quarter ending September 2016	2,114	→
Variance since September 2015	6.4%	↑



ACTIVITY

Cumulative percentage of contracted UDA delivered 2016 & 2017



Month	Adjusted Scheduled Activity (UDA)	
	2016	2017
April	96	74
May	361	508
June	1,264	954
July	1,643	1,588
August	2,903	2,058
September	3,564	2,778
October	3,843	
November	4,609	
December	5,377	
January	5,751	
February	6,610	
March	7,469	
April	7,902	
May	7,925	
June	7,925	

QUALITY

	Quantity	Base Number	Contract	LHB	Wales
% of FP17s for the same patient ID Re-attending within 3 months - Children	143	946	15.1%	9.2%	11.3%
% of FP17s for the same patient ID Re-attending within 3 months - Adults	173	912	19.0%	16.0%	16.6%
% of FP17s for the same patient ID Re-attending between 3 & 9 months - Children	534	946	56.4%	57.2%	58.3%
% of FP17s for the same patient ID Re-attending between 3 & 9 months - Adults	580	912	63.6%	53.6%	54.0%
% of FP17s for Band 1 Urgent Courses	89	1,447	6.2%	9.7%	9.0%
% of FP17s Relating to Free Repair or Replacements	3	1,447	0.2%	0.9%	0.7%
% of FP17s Relating to Continuations	4	1,447	0.3%	0.9%	0.9%
% of Patients satisfied with the dentistry they have received	4	4	N/A	89.4%	90.9%
% of Patients satisfied with the time they had to wait for an appointment	4	4	N/A	85.6%	88.7%

* This is based on patients treated on this contract for their most recent course of treatment. Figures in italics indicate the base number of FP17s or Patient Questionnaire responses are less than 100. N/A is shown where the base number of responses is less than 10 during the period. % is calculated as Quantity/Base number*100

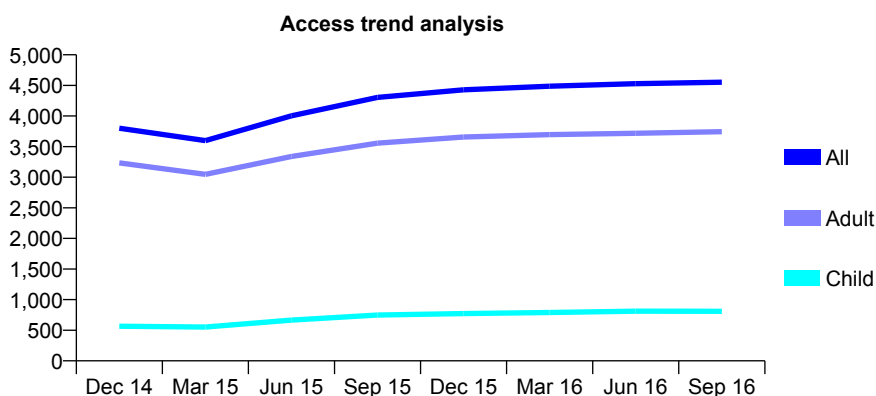
7A6 - Vital Signs At a Glance Contract Report for 197599/0001 - September 2016

Name or company name	Ali Jahanfar & Regina Appah
Contract type name	GDS Contract
Purpose of contract	General
Contract start date	01/12/2009
Contract end date	

16/17 Contracted general activity (UDA)	13,299
Carry forward general activity (UDA)	-161
16/17 Contracted orthodontic activity (UOA)	0
Carry forward orthodontic activity (UOA)	0
Baseline contract value	£302,279.16

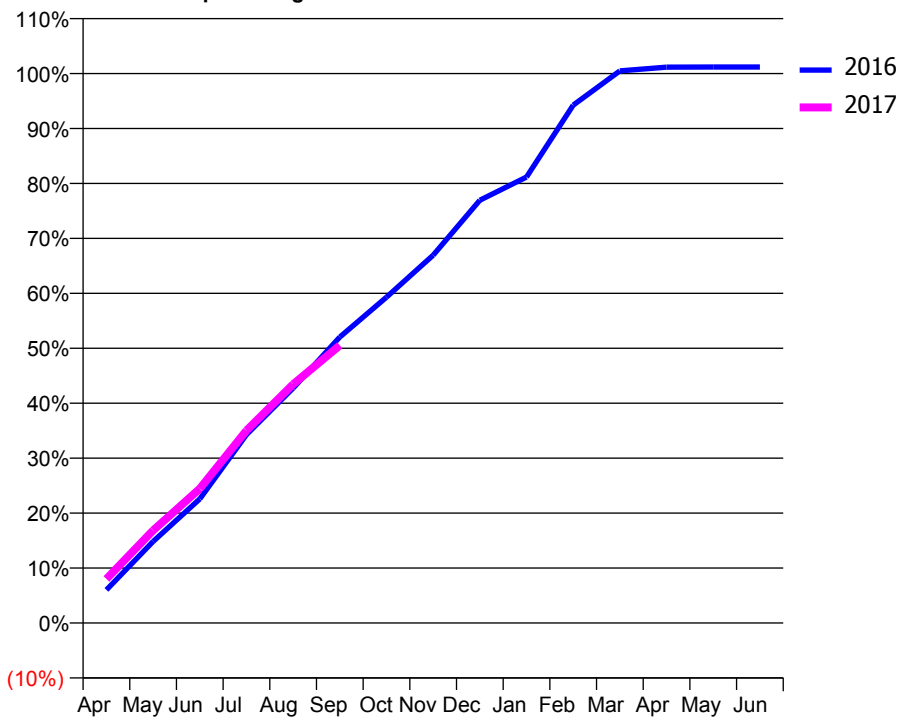
ACCESS*

Patients seen in 24 months	Total	Change since previous quarter
Quarter ending September 2015	4,305	
Quarter ending December 2015	4,429	↑
Quarter ending March 2016	4,486	→
Quarter ending June 2016	4,529	→
Quarter ending September 2016	4,553	→
Variance since September 2015	5.8%	↑



ACTIVITY

Cumulative percentage of contracted UDA delivered 2016 & 2017



Month	Adjusted Scheduled Activity (UDA)	
	2016	2017
April	803	1,067
May	1,973	2,242
June	3,003	3,253
July	4,558	4,657
August	5,684	5,778
September	6,921	6,722
October	7,884	
November	8,901	
December	10,232	
January	10,795	
February	12,533	
March	13,362	
April	13,454	
May	13,457	
June	13,457	

QUALITY

	Quantity	Base Number	Contract	LHB	Wales
% of FP17s for the same patient ID Re-attending within 3 months - Children	43	549	7.8%	9.2%	11.3%
% of FP17s for the same patient ID Re-attending within 3 months - Adults	297	2,636	11.3%	16.0%	16.6%
% of FP17s for the same patient ID Re-attending between 3 & 9 months - Children	269	549	49.0%	57.2%	58.3%
% of FP17s for the same patient ID Re-attending between 3 & 9 months - Adults	1,401	2,636	53.1%	53.6%	54.0%
% of FP17s for Band 1 Urgent Courses	221	3,133	7.1%	9.7%	9.0%
% of FP17s Relating to Free Repair or Replacements	50	3,133	1.6%	0.9%	0.7%
% of FP17s Relating to Continuations	28	3,133	0.9%	0.9%	0.9%
% of Patients satisfied with the dentistry they have received	9	10	90.0%	89.4%	90.9%
% of Patients satisfied with the time they had to wait for an appointment	9	10	90.0%	85.6%	88.7%

* This is based on patients treated on this contract for their most recent course of treatment. Figures in italics indicate the base number of FP17s or Patient Questionnaire responses are less than 100. N/A is shown where the base number of responses is less than 10 during the period. % is calculated as Quantity/Base number*100

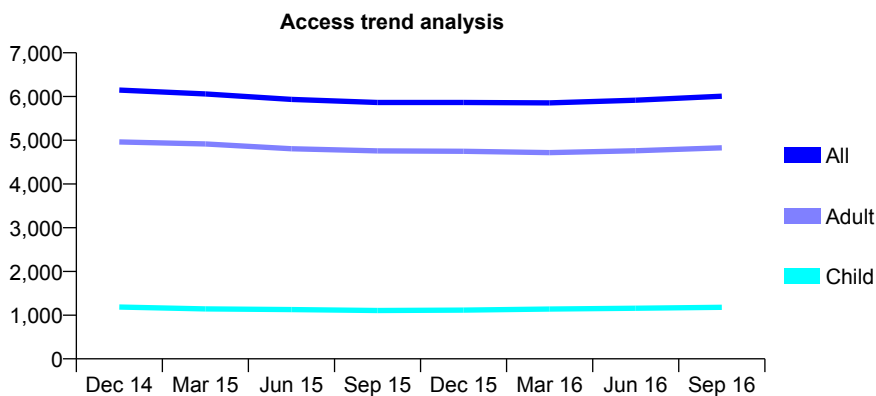
7A6 - Vital Signs At a Glance Contract Report for 199273/0001 - September 2016

Name or company name	Risca Dental Practice Limited
Contract type name	GDS Contract
Purpose of contract	General
Contract start date	01/09/2012
Contract end date	

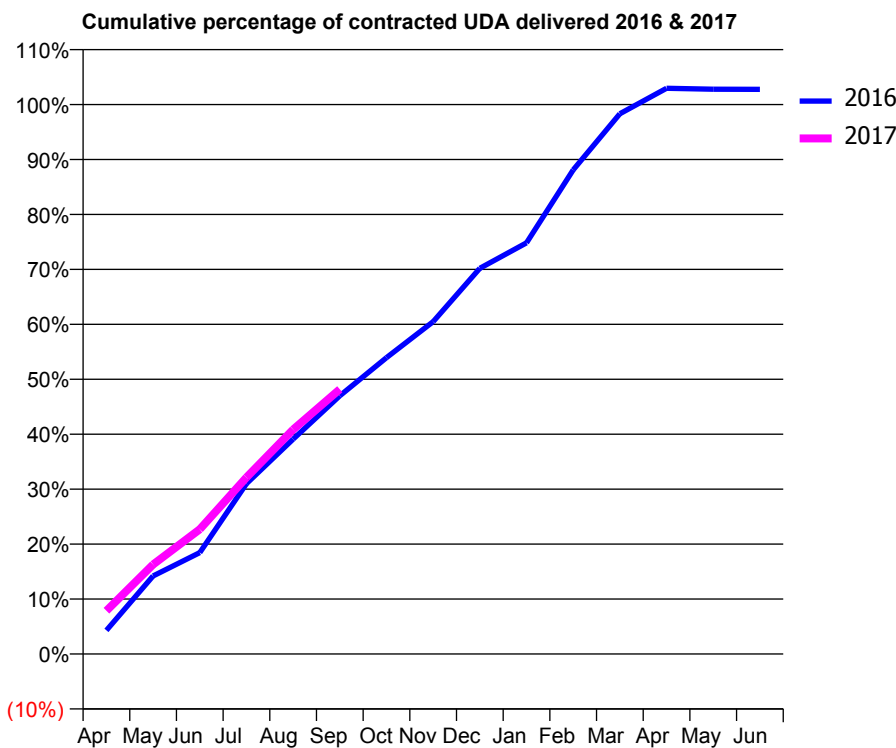
16/17 Contracted general activity (UDA)	18,412
Carry forward general activity (UDA)	-561
16/17 Contracted orthodontic activity (UOA)	0
Carry forward orthodontic activity (UOA)	0
Baseline contract value	£462,947.26

ACCESS*

Patients seen in 24 months	Total	Change since previous quarter
Quarter ending September 2015	5,865	
Quarter ending December 2015	5,865	→
Quarter ending March 2016	5,856	→
Quarter ending June 2016	5,916	→
Quarter ending September 2016	6,007	→
Variance since September 2015	2.4%	↑



ACTIVITY



Month	Adjusted Scheduled Activity (UDA)	
	2016	2017
April	792	1,449
May	2,616	3,002
June	3,397	4,178
July	5,707	5,918
August	7,201	7,522
September	8,652	8,870
October	9,932	
November	11,135	
December	12,925	
January	13,777	
February	16,220	
March	18,101	
April	18,953	
May	18,923	
June	18,920	

QUALITY

	Quantity	Base Number	Contract	LHB	Wales
% of FP17s for the same patient ID Re-attending within 3 months - Children	52	894	5.8%	9.2%	11.3%
% of FP17s for the same patient ID Re-attending within 3 months - Adults	608	3,325	18.3%	16.0%	16.6%
% of FP17s for the same patient ID Re-attending between 3 & 9 months - Children	518	894	57.9%	57.2%	58.3%
% of FP17s for the same patient ID Re-attending between 3 & 9 months - Adults	1,629	3,325	49.0%	53.6%	54.0%
% of FP17s for Band 1 Urgent Courses	531	3,823	13.9%	9.7%	9.0%
% of FP17s Relating to Free Repair or Replacements	24	3,823	0.6%	0.9%	0.7%
% of FP17s Relating to Continuations	43	3,823	1.1%	0.9%	0.9%
% of Patients satisfied with the dentistry they have received	13	16	81.3%	89.4%	90.9%
% of Patients satisfied with the time they had to wait for an appointment	13	16	81.3%	85.6%	88.7%

* This is based on patients treated on this contract for their most recent course of treatment. Figures in italics indicate the base number of FP17s or Patient Questionnaire responses are less than 100. N/A is shown where the base number of responses is less than 10 during the period. % is calculated as Quantity/Base number*100

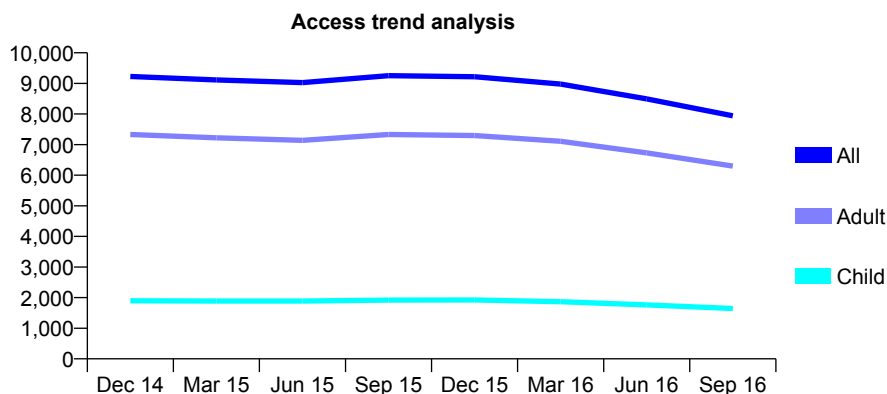
7A6 - Vital Signs At a Glance Contract Report for 199915/0004 - September 2016

Name or company name	IDH 441 to 444 Ltd
Contract type name	GDS Contract
Purpose of contract	General
Contract start date	01/04/2010
Contract end date	

16/17 Contracted general activity (UDA)	26,938
Carry forward general activity (UDA)	0
16/17 Contracted orthodontic activity (UOA)	0
Carry forward orthodontic activity (UOA)	0
Baseline contract value	£643,771.07

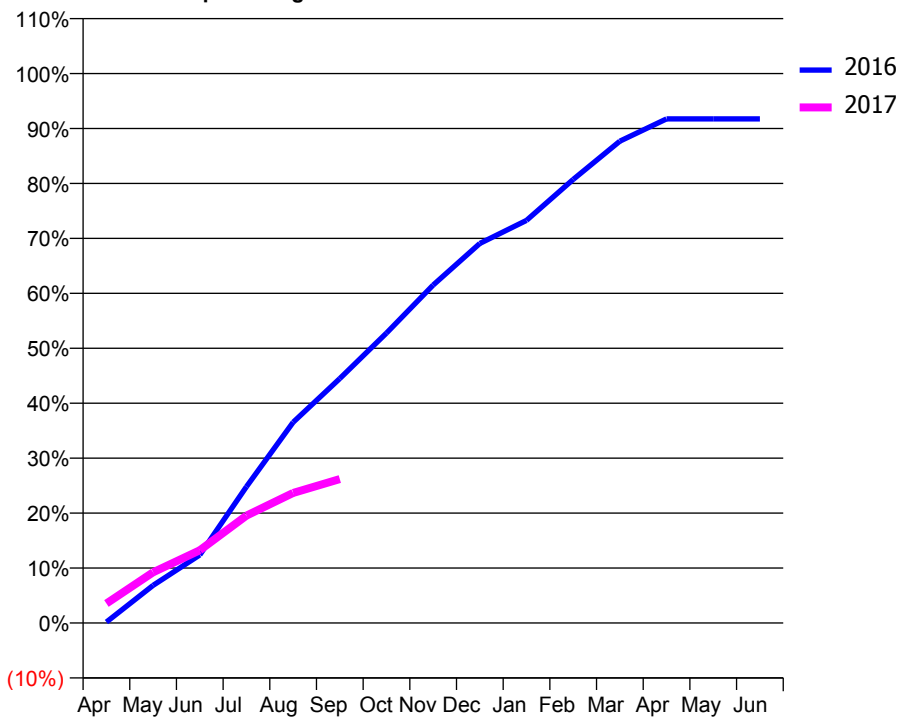
ACCESS*

Patients seen in 24 months	Total	Change since previous quarter
Quarter ending September 2015	9,253	
Quarter ending December 2015	9,218	→
Quarter ending March 2016	8,980	↓
Quarter ending June 2016	8,495	↓
Quarter ending September 2016	7,942	↓
Variance since September 2015	(14.2%)	↓



ACTIVITY

Cumulative percentage of contracted UDA delivered 2016 & 2017



Month	Adjusted Scheduled Activity (UDA)	
	2016	2017
April	51	956
May	1,846	2,489
June	3,337	3,566
July	6,686	5,264
August	9,839	6,377
September	11,983	7,058
October	14,218	
November	16,567	
December	18,607	
January	19,739	
February	21,744	
March	23,623	
April	24,714	
May	24,714	
June	24,710	

QUALITY

	Quantity	Base Number	Contract	LHB	Wales
% of FP17s for the same patient ID Re-attending within 3 months - Children	16	670	2.4%	9.2%	11.3%
% of FP17s for the same patient ID Re-attending within 3 months - Adults	204	2,496	8.2%	16.0%	16.6%
% of FP17s for the same patient ID Re-attending between 3 & 9 months - Children	274	670	40.9%	57.2%	58.3%
% of FP17s for the same patient ID Re-attending between 3 & 9 months - Adults	1,119	2,496	44.8%	53.6%	54.0%
% of FP17s for Band 1 Urgent Courses	76	2,765	2.7%	9.7%	9.0%
% of FP17s Relating to Free Repair or Replacements	5	2,765	0.2%	0.9%	0.7%
% of FP17s Relating to Continuations	23	2,765	0.8%	0.9%	0.9%
% of Patients satisfied with the dentistry they have received	28	31	90.3%	89.4%	90.9%
% of Patients satisfied with the time they had to wait for an appointment	17	31	54.8%	85.6%	88.7%

* This is based on patients treated on this contract for their most recent course of treatment. Figures in italics indicate the base number of FP17s or Patient Questionnaire responses are less than 100. N/A is shown where the base number of responses is less than 10 during the period. % is calculated as Quantity/Base number*100

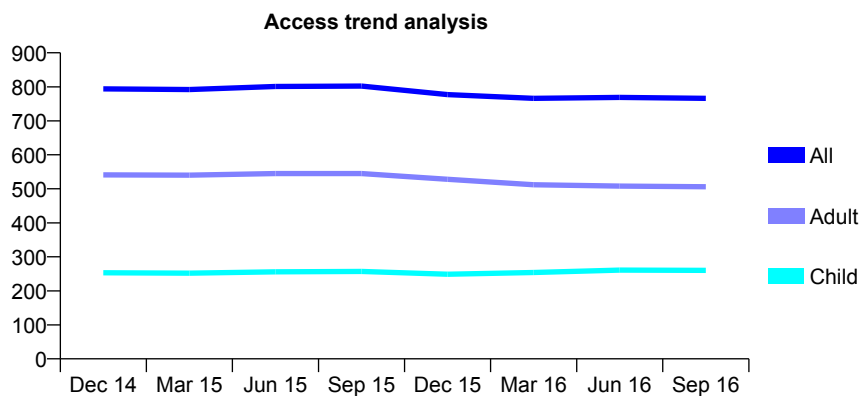
7A6 - Vital Signs At a Glance Contract Report for 215473/0001 - September 2016

Name or company name	MR JW REES
Contract type name	GDS Contract
Purpose of contract	General
Contract start date	01/04/2006
Contract end date	

16/17 Contracted general activity (UDA)	1,769
Carry forward general activity (UDA)	36
16/17 Contracted orthodontic activity (UOA)	0
Carry forward orthodontic activity (UOA)	0
Baseline contract value	£43,446.82

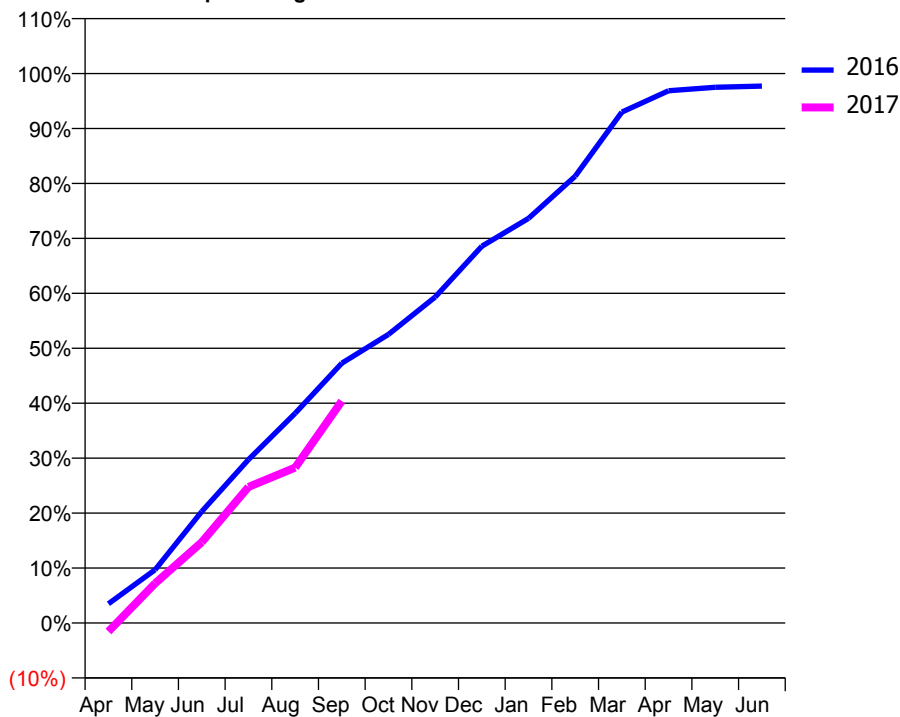
ACCESS*

Patients seen in 24 months	Total	Change since previous quarter
Quarter ending September 2015	802	
Quarter ending December 2015	777	↓
Quarter ending March 2016	766	↓
Quarter ending June 2016	769	→
Quarter ending September 2016	766	→
Variance since September 2015	(4.5%)	↓



ACTIVITY

Cumulative percentage of contracted UDA delivered 2016 & 2017



Month	Adjusted Scheduled Activity (UDA)	
	2016	2017
April	62	-28
May	171	128
June	359	260
July	526	438
August	675	500
September	837	714
October	929	
November	1,049	
December	1,213	
January	1,303	
February	1,438	
March	1,645	
April	1,713	
May	1,725	
June	1,729	

QUALITY

	Quantity	Base Number	Contract	LHB	Wales
% of FP17s for the same patient ID Re-attending within 3 months - Children	4	177	2.3%	9.2%	11.3%
% of FP17s for the same patient ID Re-attending within 3 months - Adults	25	252	9.9%	16.0%	16.6%
% of FP17s for the same patient ID Re-attending between 3 & 9 months - Children	100	177	56.5%	57.2%	58.3%
% of FP17s for the same patient ID Re-attending between 3 & 9 months - Adults	116	252	46.0%	53.6%	54.0%
% of FP17s for Band 1 Urgent Courses	12	389	3.1%	9.7%	9.0%
% of FP17s Relating to Free Repair or Replacements	0	389	0.0%	0.9%	0.7%
% of FP17s Relating to Continuations	0	389	0.0%	0.9%	0.9%
% of Patients satisfied with the dentistry they have received	0	1	N/A	89.4%	90.9%
% of Patients satisfied with the time they had to wait for an appointment	1	1	N/A	85.6%	88.7%

* This is based on patients treated on this contract for their most recent course of treatment. Figures in italics indicate the base number of FP17s or Patient Questionnaire responses are less than 100. N/A is shown where the base number of responses is less than 10 during the period. % is calculated as Quantity/Base number*100

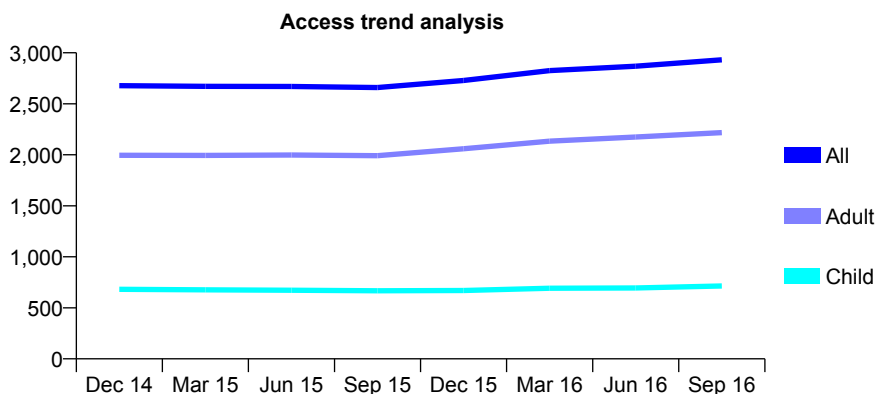
7A6 - Vital Signs At a Glance Contract Report for 220566/0001 - September 2016

Name or company name	MR EH CRONIN
Contract type name	GDS Contract
Purpose of contract	General
Contract start date	01/10/2007
Contract end date	

16/17 Contracted general activity (UDA)	8,799
Carry forward general activity (UDA)	0
16/17 Contracted orthodontic activity (UOA)	0
Carry forward orthodontic activity (UOA)	0
Baseline contract value	£205,872.20

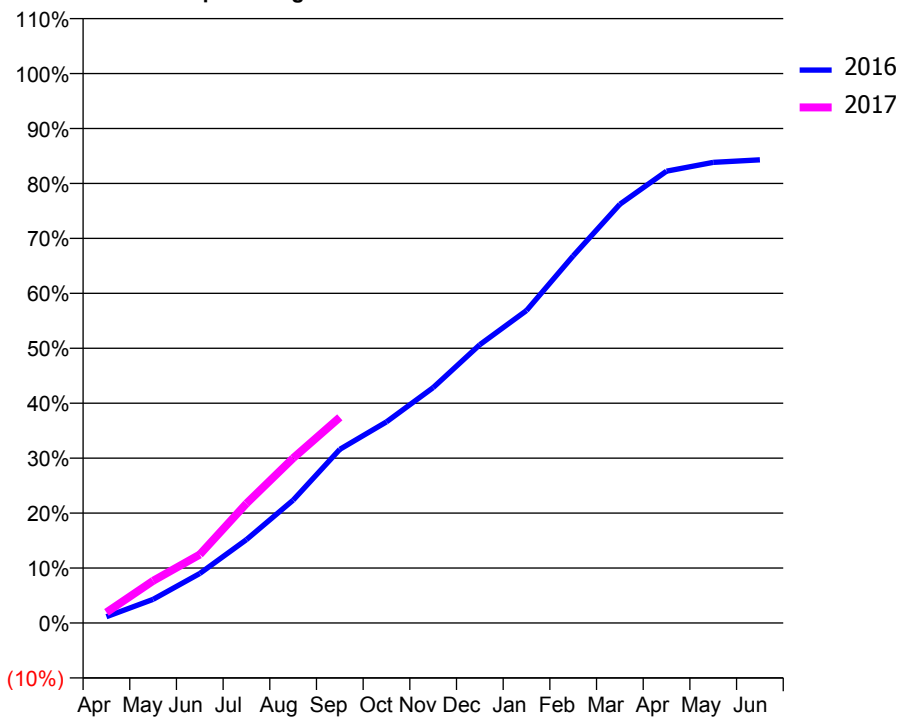
ACCESS*

Patients seen in 24 months	Total	Change since previous quarter
Quarter ending September 2015	2,659	
Quarter ending December 2015	2,729	↑
Quarter ending March 2016	2,826	↑
Quarter ending June 2016	2,869	→
Quarter ending September 2016	2,931	↑
Variance since September 2015	10.2%	↑



ACTIVITY

Cumulative percentage of contracted UDA delivered 2016 & 2017



Month	Adjusted Scheduled Activity (UDA)	
	2016	2017
April	106	170
May	395	676
June	826	1,095
July	1,391	1,914
August	2,049	2,639
September	2,898	3,294
October	3,355	
November	3,926	
December	4,642	
January	5,213	
February	6,124	
March	6,985	
April	7,537	
May	7,685	
June	7,726	

QUALITY

	Quantity	Base Number	Contract	LHB	Wales
% of FP17s for the same patient ID Re-attending within 3 months - Children	36	501	7.2%	9.2%	11.3%
% of FP17s for the same patient ID Re-attending within 3 months - Adults	273	1,429	19.1%	16.0%	16.6%
% of FP17s for the same patient ID Re-attending between 3 & 9 months - Children	239	501	47.7%	57.2%	58.3%
% of FP17s for the same patient ID Re-attending between 3 & 9 months - Adults	504	1,429	35.3%	53.6%	54.0%
% of FP17s for Band 1 Urgent Courses	242	1,669	14.5%	9.7%	9.0%
% of FP17s Relating to Free Repair or Replacements	2	1,669	0.1%	0.9%	0.7%
% of FP17s Relating to Continuations	17	1,669	1.0%	0.9%	0.9%
% of Patients satisfied with the dentistry they have received	11	11	100.0%	89.4%	90.9%
% of Patients satisfied with the time they had to wait for an appointment	9	11	81.8%	85.6%	88.7%

* This is based on patients treated on this contract for their most recent course of treatment. Figures in italics indicate the base number of FP17s or Patient Questionnaire responses are less than 100. N/A is shown where the base number of responses is less than 10 during the period. % is calculated as Quantity/Base number*100

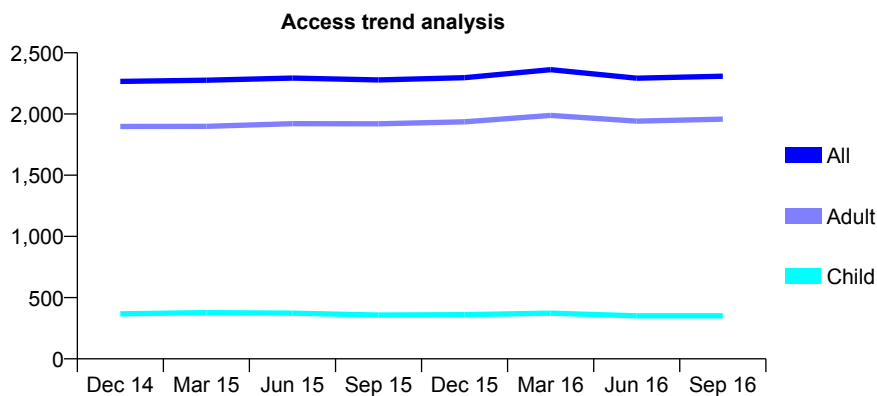
7A6 - Vital Signs At a Glance Contract Report for 234567/0001 - September 2016

Name or company name	MR PA HAWKINS
Contract type name	GDS Contract
Purpose of contract	General
Contract start date	01/04/2006
Contract end date	

16/17 Contracted general activity (UDA)	5,678
Carry forward general activity (UDA)	-237
16/17 Contracted orthodontic activity (UOA)	0
Carry forward orthodontic activity (UOA)	0
Baseline contract value	£139,849.23

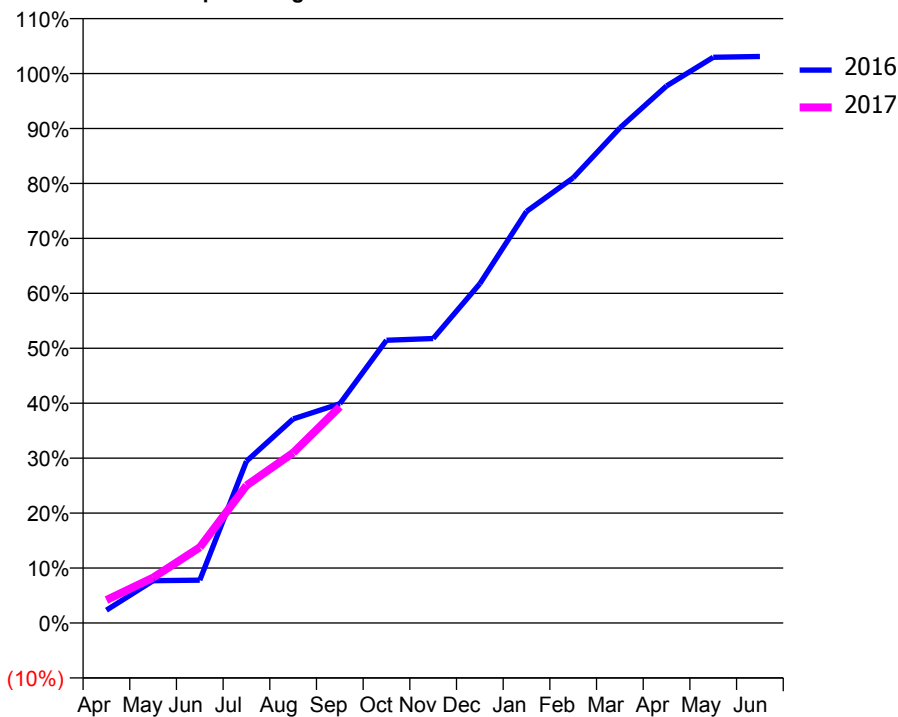
ACCESS*

Patients seen in 24 months	Total	Change since previous quarter
Quarter ending September 2015	2,278	
Quarter ending December 2015	2,297	→
Quarter ending March 2016	2,362	↑
Quarter ending June 2016	2,293	↓
Quarter ending September 2016	2,309	→
Variance since September 2015	1.4%	→



ACTIVITY

Cumulative percentage of contracted UDA delivered 2016 & 2017



Month	Adjusted Scheduled Activity (UDA)	
	2016	2017
April	133	237
May	438	470
June	443	782
July	1,672	1,422
August	2,109	1,759
September	2,266	2,234
October	2,922	
November	2,940	
December	3,507	
January	4,253	
February	4,601	
March	5,116	
April	5,549	
May	5,845	
June	5,854	

QUALITY

	Quantity	Base Number	Contract	LHB	Wales
% of FP17s for the same patient ID Re-attending within 3 months - Children	19	217	8.8%	9.2%	11.3%
% of FP17s for the same patient ID Re-attending within 3 months - Adults	195	1,210	16.1%	16.0%	16.6%
% of FP17s for the same patient ID Re-attending between 3 & 9 months - Children	110	217	50.7%	57.2%	58.3%
% of FP17s for the same patient ID Re-attending between 3 & 9 months - Adults	496	1,210	41.0%	53.6%	54.0%
% of FP17s for Band 1 Urgent Courses	168	1,077	15.6%	9.7%	9.0%
% of FP17s Relating to Free Repair or Replacements	9	1,077	0.8%	0.9%	0.7%
% of FP17s Relating to Continuations	8	1,077	0.7%	0.9%	0.9%
% of Patients satisfied with the dentistry they have received	3	3	N/A	89.4%	90.9%
% of Patients satisfied with the time they had to wait for an appointment	3	3	N/A	85.6%	88.7%

* This is based on patients treated on this contract for their most recent course of treatment. Figures in italics indicate the base number of FP17s or Patient Questionnaire responses are less than 100. N/A is shown where the base number of responses is less than 10 during the period. % is calculated as Quantity/Base number*100

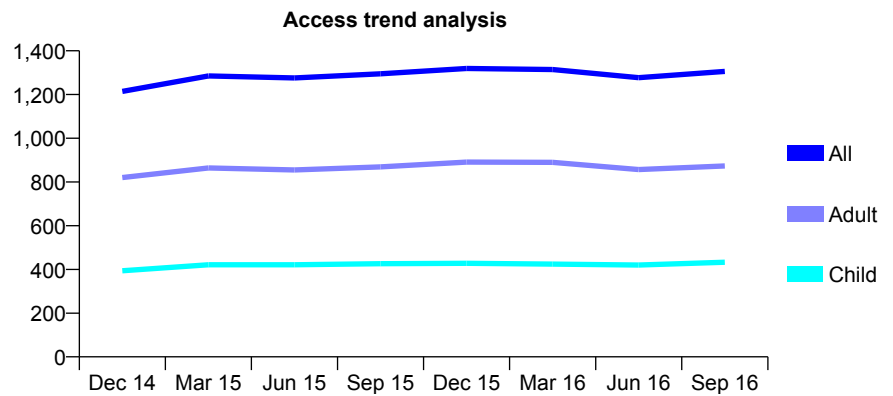
7A6 - Vital Signs At a Glance Contract Report for 245941/0001 - September 2016

Name or company name	MR KR HASTINGS
Contract type name	GDS Contract
Purpose of contract	General
Contract start date	01/04/2006
Contract end date	

16/17 Contracted general activity (UDA)	3,433
Carry forward general activity (UDA)	35
16/17 Contracted orthodontic activity (UOA)	0
Carry forward orthodontic activity (UOA)	0
Baseline contract value	£93,695.81

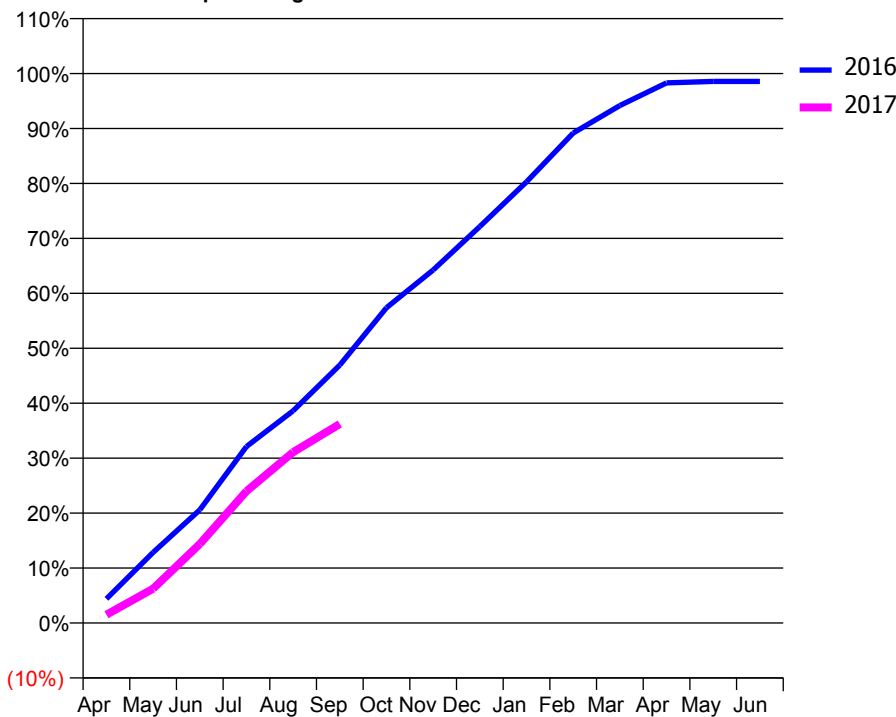
ACCESS*

Patients seen in 24 months	Total	Change since previous quarter
Quarter ending September 2015	1,295	
Quarter ending December 2015	1,319	→
Quarter ending March 2016	1,314	→
Quarter ending June 2016	1,277	↓
Quarter ending September 2016	1,306	↑
Variance since September 2015	0.8%	→



ACTIVITY

Cumulative percentage of contracted UDA delivered 2016 & 2017



Month	Adjusted Scheduled Activity (UDA)	
	2016	2017
April	151	52
May	441	215
June	707	494
July	1,102	824
August	1,326	1,068
September	1,611	1,243
October	1,970	
November	2,206	
December	2,477	
January	2,756	
February	3,061	
March	3,233	
April	3,374	
May	3,383	
June	3,383	

QUALITY

	Quantity	Base Number	Contract	LHB	Wales
% of FP17s for the same patient ID Re-attending within 3 months - Children	20	226	8.8%	9.2%	11.3%
% of FP17s for the same patient ID Re-attending within 3 months - Adults	87	368	23.6%	16.0%	16.6%
% of FP17s for the same patient ID Re-attending between 3 & 9 months - Children	46	226	20.4%	57.2%	58.3%
% of FP17s for the same patient ID Re-attending between 3 & 9 months - Adults	75	368	20.4%	53.6%	54.0%
% of FP17s for Band 1 Urgent Courses	103	531	19.4%	9.7%	9.0%
% of FP17s Relating to Free Repair or Replacements	0	531	0.0%	0.9%	0.7%
% of FP17s Relating to Continuations	1	531	0.2%	0.9%	0.9%
% of Patients satisfied with the dentistry they have received	2	3	N/A	89.4%	90.9%
% of Patients satisfied with the time they had to wait for an appointment	2	3	N/A	85.6%	88.7%

* This is based on patients treated on this contract for their most recent course of treatment. Figures in italics indicate the base number of FP17s or Patient Questionnaire responses are less than 100. N/A is shown where the base number of responses is less than 10 during the period. % is calculated as Quantity/Base number*100

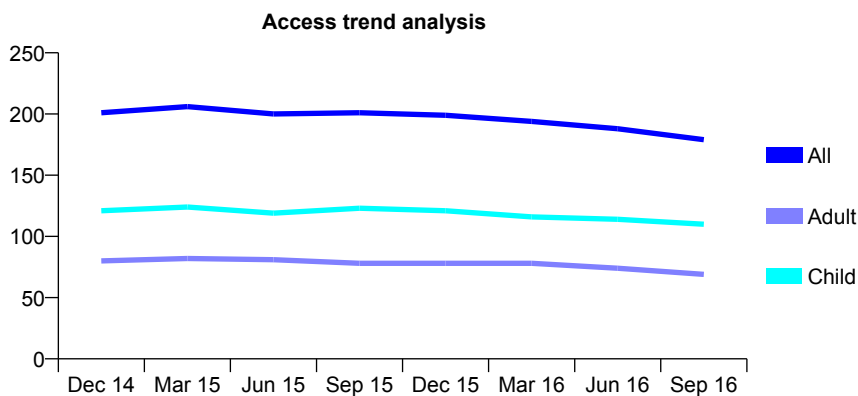
7A6 - Vital Signs At a Glance Contract Report for 254088/0001 - September 2016

Name or company name	MR SG LODGE
Contract type name	GDS Contract
Purpose of contract	General
Contract start date	01/04/2006
Contract end date	

16/17 Contracted general activity (UDA)	216
Carry forward general activity (UDA)	11
16/17 Contracted orthodontic activity (UOA)	0
Carry forward orthodontic activity (UOA)	0
Baseline contract value	£4,909.09

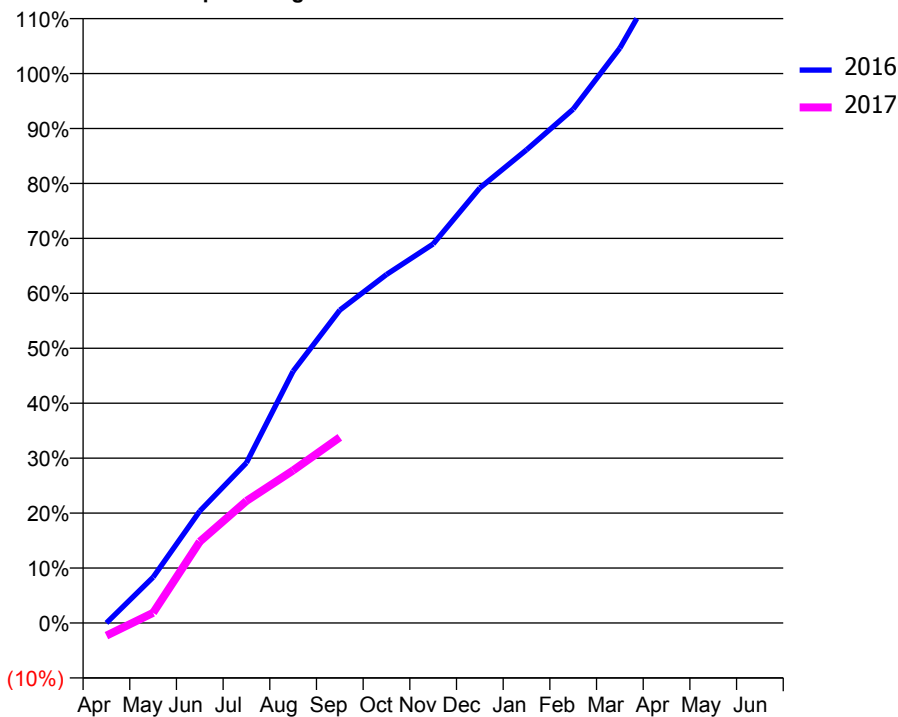
ACCESS*

Patients seen in 24 months	Total	Change since previous quarter
Quarter ending September 2015	201	
Quarter ending December 2015	199	→
Quarter ending March 2016	194	↓
Quarter ending June 2016	188	↓
Quarter ending September 2016	179	↓
Variance since September 2015	(10.9%)	↓



ACTIVITY

Cumulative percentage of contracted UDA delivered 2016 & 2017



Month	Adjusted Scheduled Activity (UDA)	
	2016	2017
April	0	-5
May	18	4
June	44	32
July	63	48
August	99	60
September	123	73
October	137	
November	149	
December	171	
January	186	
February	202	
March	226	
April	258	
May	258	
June	258	

QUALITY

	Quantity	Base Number	Contract	LHB	Wales
% of FP17s for the same patient ID Re-attending within 3 months - Children	1	74	1.4%	9.2%	11.3%
% of FP17s for the same patient ID Re-attending within 3 months - Adults	0	33	0.0%	16.0%	16.6%
% of FP17s for the same patient ID Re-attending between 3 & 9 months - Children	38	74	51.4%	57.2%	58.3%
% of FP17s for the same patient ID Re-attending between 3 & 9 months - Adults	16	33	48.5%	53.6%	54.0%
% of FP17s for Band 1 Urgent Courses	0	74	0.0%	9.7%	9.0%
% of FP17s Relating to Free Repair or Replacements	0	74	0.0%	0.9%	0.7%
% of FP17s Relating to Continuations	0	74	0.0%	0.9%	0.9%
% of Patients satisfied with the dentistry they have received	1	1	N/A	89.4%	90.9%
% of Patients satisfied with the time they had to wait for an appointment	1	1	N/A	85.6%	88.7%

* This is based on patients treated on this contract for their most recent course of treatment. Figures in italics indicate the base number of FP17s or Patient Questionnaire responses are less than 100. N/A is shown where the base number of responses is less than 10 during the period. % is calculated as Quantity/Base number*100

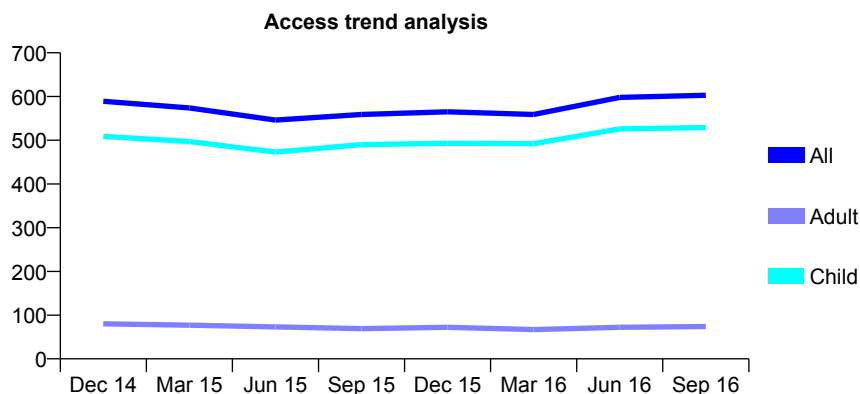
7A6 - Vital Signs At a Glance Contract Report for 264555/0001 - September 2016

Name or company name	MR BA BRUNSWICK
Contract type name	GDS Contract
Purpose of contract	General
Contract start date	01/09/2008
Contract end date	

16/17 Contracted general activity (UDA)	1,041
Carry forward general activity (UDA)	-12
16/17 Contracted orthodontic activity (UOA)	0
Carry forward orthodontic activity (UOA)	0
Baseline contract value	£26,435.74

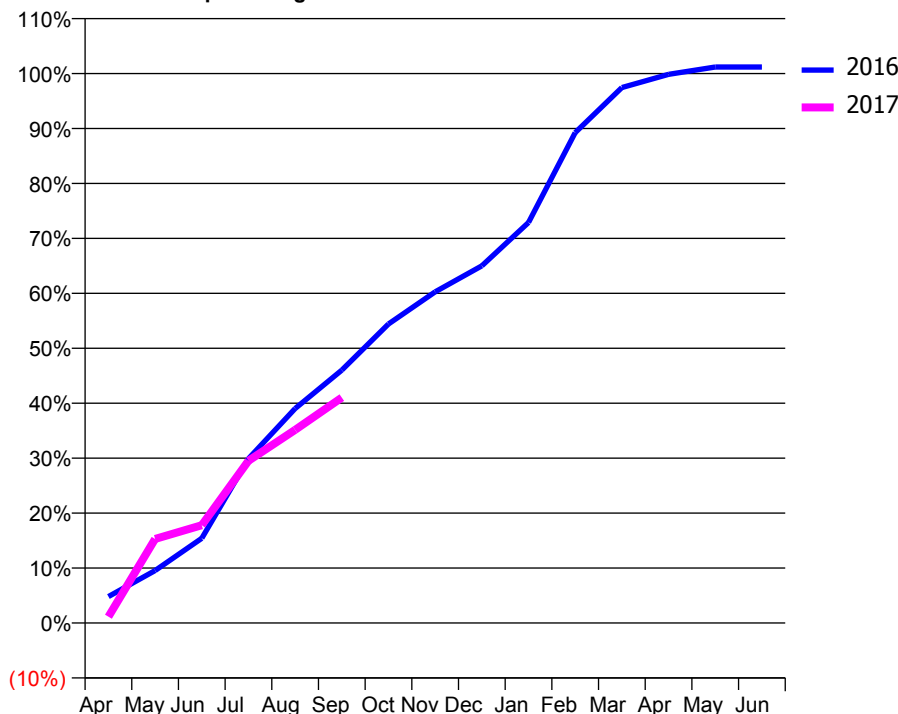
ACCESS*

Patients seen in 24 months	Total	Change since previous quarter
Quarter ending September 2015	559	
Quarter ending December 2015	565	→
Quarter ending March 2016	559	↓
Quarter ending June 2016	598	↑
Quarter ending September 2016	603	→
Variance since September 2015	7.9%	↑



ACTIVITY

Cumulative percentage of contracted UDA delivered 2016 & 2017



Month	Adjusted Scheduled Activity (UDA)	
	2016	2017
April	50	12
May	99	159
June	161	185
July	311	307
August	406	366
September	479	427
October	566	
November	627	
December	677	
January	759	
February	929	
March	1,014	
April	1,039	
May	1,053	
June	1,053	

QUALITY

	Quantity	Base Number	Contract	LHB	Wales
% of FP17s for the same patient ID Re-attending within 3 months - Children	11	347	3.2%	9.2%	11.3%
% of FP17s for the same patient ID Re-attending within 3 months - Adults	0	18	0.0%	16.0%	16.6%
% of FP17s for the same patient ID Re-attending between 3 & 9 months - Children	207	347	59.7%	57.2%	58.3%
% of FP17s for the same patient ID Re-attending between 3 & 9 months - Adults	12	18	66.7%	53.6%	54.0%
% of FP17s for Band 1 Urgent Courses	10	335	3.0%	9.7%	9.0%
% of FP17s Relating to Free Repair or Replacements	0	335	0.0%	0.9%	0.7%
% of FP17s Relating to Continuations	1	335	0.3%	0.9%	0.9%
% of Patients satisfied with the dentistry they have received	1	1	N/A	89.4%	90.9%
% of Patients satisfied with the time they had to wait for an appointment	1	1	N/A	85.6%	88.7%

* This is based on patients treated on this contract for their most recent course of treatment. Figures in italics indicate the base number of FP17s or Patient Questionnaire responses are less than 100. N/A is shown where the base number of responses is less than 10 during the period. % is calculated as Quantity/Base number*100

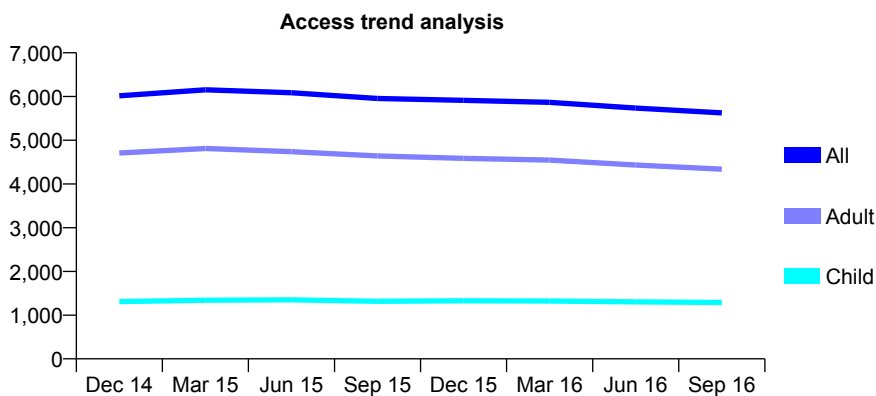
7A6 - Vital Signs At a Glance Contract Report for 269727/0002 - September 2016

Name or company name	Newport Dental Care Partnership
Contract type name	GDS Contract
Purpose of contract	General
Contract start date	01/08/2011
Contract end date	

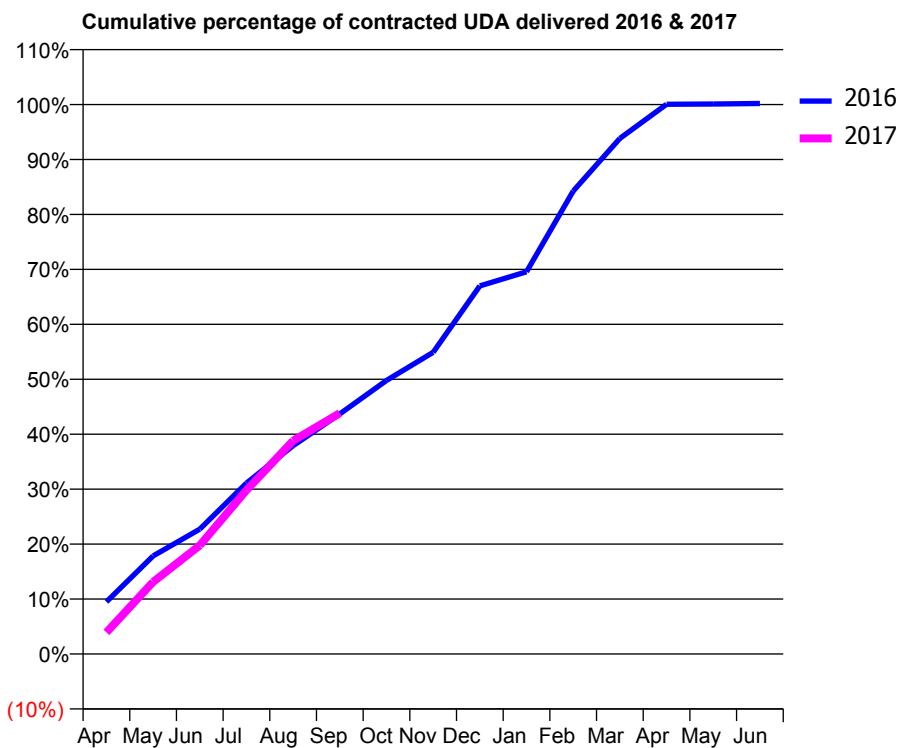
16/17 Contracted general activity (UDA)	15,746
Carry forward general activity (UDA)	-44
16/17 Contracted orthodontic activity (UOA)	0
Carry forward orthodontic activity (UOA)	0
Baseline contract value	£385,990.66

ACCESS*

Patients seen in 24 months	Total	Change since previous quarter
Quarter ending September 2015	5,956	
Quarter ending December 2015	5,913	→
Quarter ending March 2016	5,866	→
Quarter ending June 2016	5,736	↓
Quarter ending September 2016	5,626	↓
Variance since September 2015	(5.5%)	↓



ACTIVITY



Month	Adjusted Scheduled Activity (UDA)	
	2016	2017
April	1,494	620
May	2,811	2,065
June	3,580	3,112
July	4,896	4,695
August	5,970	6,111
September	6,881	6,901
October	7,840	
November	8,646	
December	10,546	
January	10,954	
February	13,263	
March	14,775	
April	15,751	
May	15,761	
June	15,777	

QUALITY

	Quantity	Base Number	Contract	LHB	Wales
% of FP17s for the same patient ID Re-attending within 3 months - Children	55	786	7.0%	9.2%	11.3%
% of FP17s for the same patient ID Re-attending within 3 months - Adults	348	2,546	13.7%	16.0%	16.6%
% of FP17s for the same patient ID Re-attending between 3 & 9 months - Children	310	786	39.4%	57.2%	58.3%
% of FP17s for the same patient ID Re-attending between 3 & 9 months - Adults	1,045	2,546	41.0%	53.6%	54.0%
% of FP17s for Band 1 Urgent Courses	301	2,951	10.2%	9.7%	9.0%
% of FP17s Relating to Free Repair or Replacements	26	2,951	0.9%	0.9%	0.7%
% of FP17s Relating to Continuations	44	2,951	1.5%	0.9%	0.9%
% of Patients satisfied with the dentistry they have received	14	15	93.3%	89.4%	90.9%
% of Patients satisfied with the time they had to wait for an appointment	13	15	86.7%	85.6%	88.7%

* This is based on patients treated on this contract for their most recent course of treatment. Figures in italics indicate the base number of FP17s or Patient Questionnaire responses are less than 100. N/A is shown where the base number of responses is less than 10 during the period. % is calculated as Quantity/Base number*100

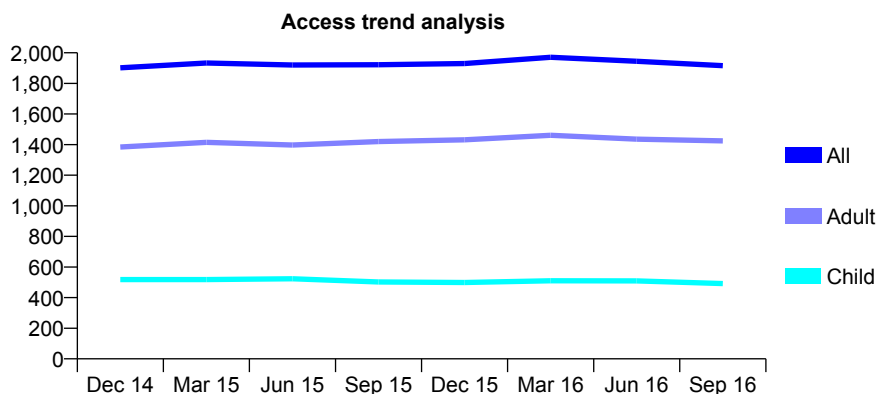
7A6 - Vital Signs At a Glance Contract Report for 297437/0001 - September 2016

Name or company name	MR TD WYSOME
Contract type name	GDS Contract
Purpose of contract	General
Contract start date	01/04/2012
Contract end date	

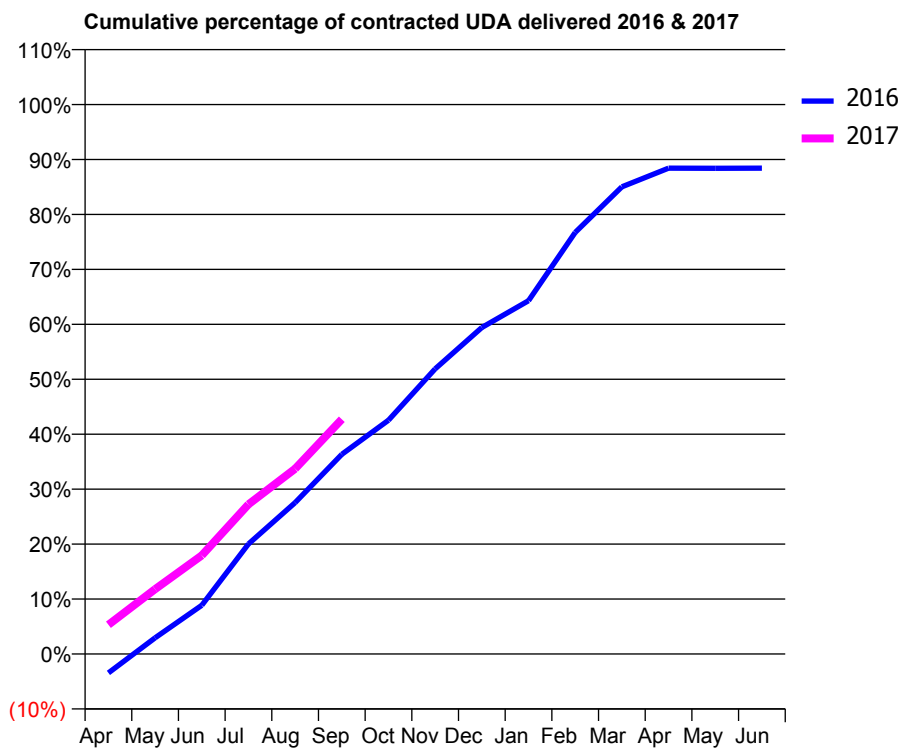
16/17 Contracted general activity (UDA)	7,081
Carry forward general activity (UDA)	0
16/17 Contracted orthodontic activity (UOA)	0
Carry forward orthodontic activity (UOA)	0
Baseline contract value	£251,322.77

ACCESS*

Patients seen in 24 months	Total	Change since previous quarter
Quarter ending September 2015	1,922	
Quarter ending December 2015	1,930	→
Quarter ending March 2016	1,971	↑
Quarter ending June 2016	1,945	↓
Quarter ending September 2016	1,916	↓
Variance since September 2015	(0.3%)	→



ACTIVITY



Month	Adjusted Scheduled Activity (UDA)	
	2016	2017
April	-245	376
May	210	836
June	628	1,270
July	1,418	1,929
August	1,952	2,387
September	2,573	3,025
October	3,013	
November	3,674	
December	4,207	
January	4,553	
February	5,432	
March	6,020	
April	6,260	
May	6,259	
June	6,261	

QUALITY

	Quantity	Base Number	Contract	LHB	Wales
% of FP17s for the same patient ID Re-attending within 3 months - Children	16	301	5.3%	9.2%	11.3%
% of FP17s for the same patient ID Re-attending within 3 months - Adults	118	807	14.6%	16.0%	16.6%
% of FP17s for the same patient ID Re-attending between 3 & 9 months - Children	135	301	44.9%	57.2%	58.3%
% of FP17s for the same patient ID Re-attending between 3 & 9 months - Adults	367	807	45.5%	53.6%	54.0%
% of FP17s for Band 1 Urgent Courses	75	1,024	7.3%	9.7%	9.0%
% of FP17s Relating to Free Repair or Replacements	3	1,024	0.3%	0.9%	0.7%
% of FP17s Relating to Continuations	8	1,024	0.8%	0.9%	0.9%
% of Patients satisfied with the dentistry they have received	4	5	N/A	89.4%	90.9%
% of Patients satisfied with the time they had to wait for an appointment	5	5	N/A	85.6%	88.7%

* This is based on patients treated on this contract for their most recent course of treatment. Figures in italics indicate the base number of FP17s or Patient Questionnaire responses are less than 100. N/A is shown where the base number of responses is less than 10 during the period. % is calculated as Quantity/Base number*100

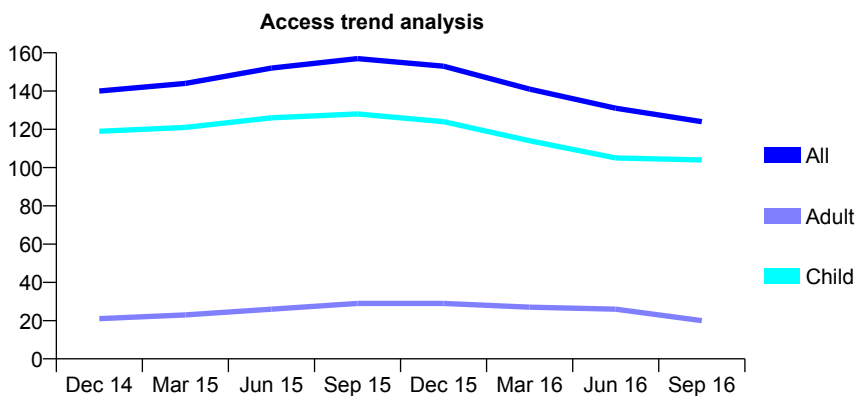
7A6 - Vital Signs At a Glance Contract Report for 302627/0002 - September 2016

Name or company name	MR RD ISAAC
Contract type name	GDS Contract
Purpose of contract	General
Contract start date	08/09/2013
Contract end date	

16/17 Contracted general activity (UDA)	350
Carry forward general activity (UDA)	0
16/17 Contracted orthodontic activity (UOA)	0
Carry forward orthodontic activity (UOA)	0
Baseline contract value	£7,499.63

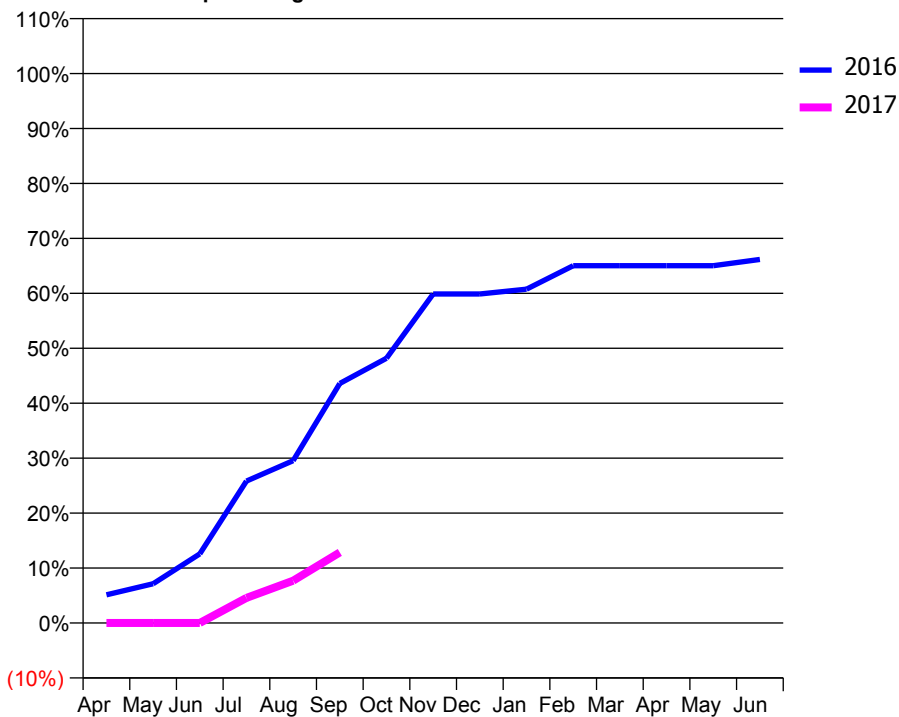
ACCESS*

Patients seen in 24 months	Total	Change since previous quarter
Quarter ending September 2015	157	
Quarter ending December 2015	153	↓
Quarter ending March 2016	141	↓
Quarter ending June 2016	131	↓
Quarter ending September 2016	124	↓
Variance since September 2015	(21.0%)	↓



ACTIVITY

Cumulative percentage of contracted UDA delivered 2016 & 2017



Month	Adjusted Scheduled Activity (UDA)	
	2016	2017
April	18	0
May	25	0
June	44	0
July	90	16
August	103	27
September	153	45
October	169	
November	210	
December	210	
January	213	
February	228	
March	228	
April	228	
May	228	
June	232	

QUALITY

	Quantity	Base Number	Contract	LHB	Wales
% of FP17s for the same patient ID Re-attending within 3 months - Children	0	52	0.0%	9.2%	11.3%
% of FP17s for the same patient ID Re-attending within 3 months - Adults	0	4	0.0%	16.0%	16.6%
% of FP17s for the same patient ID Re-attending between 3 & 9 months - Children	34	52	65.4%	57.2%	58.3%
% of FP17s for the same patient ID Re-attending between 3 & 9 months - Adults	4	4	100.0%	53.6%	54.0%
% of FP17s for Band 1 Urgent Courses	0	37	0.0%	9.7%	9.0%
% of FP17s Relating to Free Repair or Replacements	0	37	0.0%	0.9%	0.7%
% of FP17s Relating to Continuations	0	37	0.0%	0.9%	0.9%
% of Patients satisfied with the dentistry they have received	0	0	N/A	89.4%	90.9%
% of Patients satisfied with the time they had to wait for an appointment	0	0	N/A	85.6%	88.7%

* This is based on patients treated on this contract for their most recent course of treatment. Figures in italics indicate the base number of FP17s or Patient Questionnaire responses are less than 100. N/A is shown where the base number of responses is less than 10 during the period. % is calculated as Quantity/Base number*100

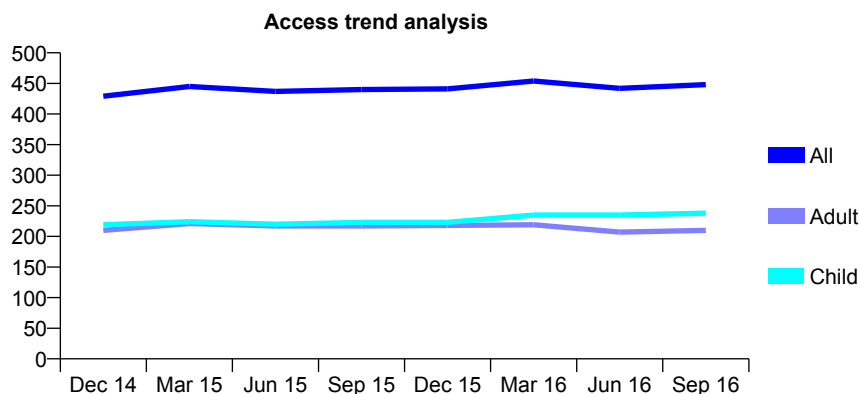
7A6 - Vital Signs At a Glance Contract Report for 307173/0001 - September 2016

Name or company name	MR S BAKER
Contract type name	GDS Contract
Purpose of contract	General
Contract start date	01/04/2006
Contract end date	

16/17 Contracted general activity (UDA)	1,715
Carry forward general activity (UDA)	11
16/17 Contracted orthodontic activity (UOA)	0
Carry forward orthodontic activity (UOA)	0
Baseline contract value	£72,720.19

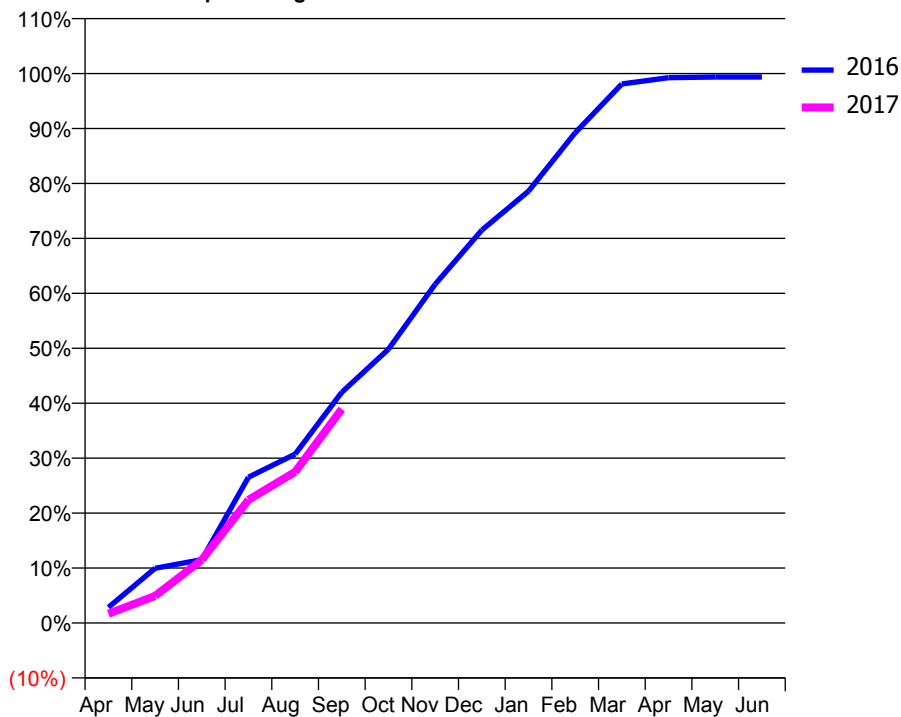
ACCESS*

Patients seen in 24 months	Total	Change since previous quarter
Quarter ending September 2015	440	
Quarter ending December 2015	441	→
Quarter ending March 2016	454	↑
Quarter ending June 2016	442	↓
Quarter ending September 2016	448	→
Variance since September 2015	1.8%	→



ACTIVITY

Cumulative percentage of contracted UDA delivered 2016 & 2017



Adjusted Scheduled Activity (UDA)

Month	2016	2017
April	49	29
May	171	85
June	198	197
July	455	384
August	527	472
September	720	668
October	855	
November	1,057	
December	1,226	
January	1,348	
February	1,530	
March	1,683	
April	1,702	
May	1,704	
June	1,704	

QUALITY

	Quantity	Base Number	Contract	LHB	Wales
% of FP17s for the same patient ID Re-attending within 3 months - Children	9	174	5.2%	9.2%	11.3%
% of FP17s for the same patient ID Re-attending within 3 months - Adults	15	133	11.3%	16.0%	16.6%
% of FP17s for the same patient ID Re-attending between 3 & 9 months - Children	124	174	71.3%	57.2%	58.3%
% of FP17s for the same patient ID Re-attending between 3 & 9 months - Adults	91	133	68.4%	53.6%	54.0%
% of FP17s for Band 1 Urgent Courses	18	288	6.3%	9.7%	9.0%
% of FP17s Relating to Free Repair or Replacements	0	288	0.0%	0.9%	0.7%
% of FP17s Relating to Continuations	0	288	0.0%	0.9%	0.9%
% of Patients satisfied with the dentistry they have received	3	4	N/A	89.4%	90.9%
% of Patients satisfied with the time they had to wait for an appointment	3	4	N/A	85.6%	88.7%

* This is based on patients treated on this contract for their most recent course of treatment. Figures in italics indicate the base number of FP17s or Patient Questionnaire responses are less than 100. N/A is shown where the base number of responses is less than 10 during the period. % is calculated as Quantity/Base number*100

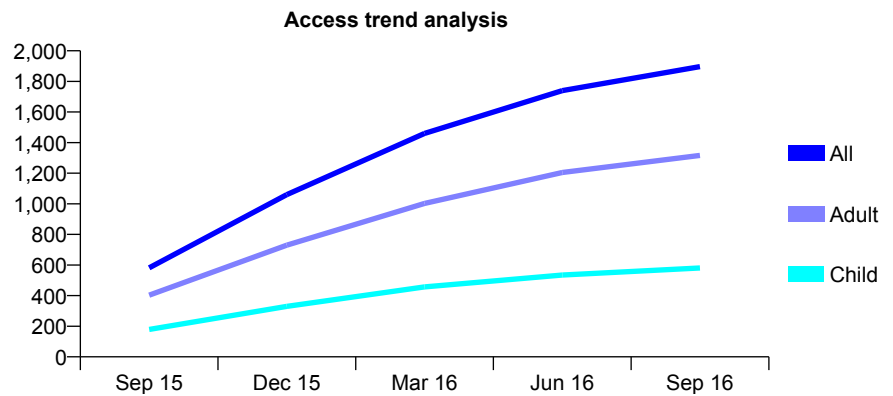
7A6 - Vital Signs At a Glance Contract Report for 309966/0002 - September 2016

Name or company name	MR SJ PARRY
Contract type name	GDS Contract
Purpose of contract	General
Contract start date	06/07/2015
Contract end date	

16/17 Contracted general activity (UDA)	8,381
Carry forward general activity (UDA)	0
16/17 Contracted orthodontic activity (UOA)	0
Carry forward orthodontic activity (UOA)	0
Baseline contract value	£307,668.17

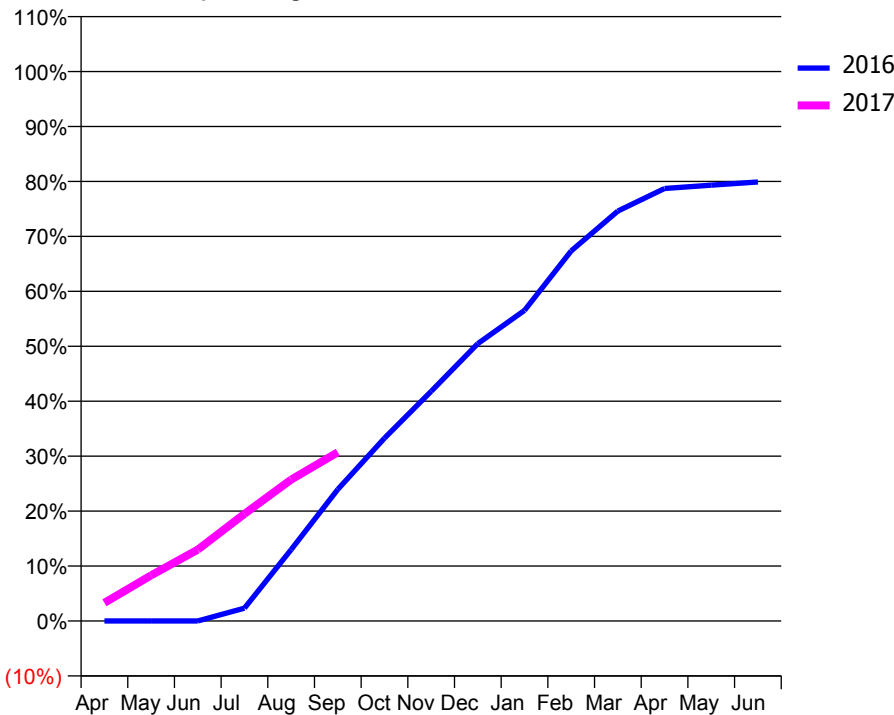
ACCESS*

Patients seen in 24 months	Total	Change since previous quarter
Quarter ending September 2015	582	
Quarter ending December 2015	1,060	↑
Quarter ending March 2016	1,460	↑
Quarter ending June 2016	1,740	↑
Quarter ending September 2016	1,897	↑
Variance since September 2015	225.9%	↑



ACTIVITY

Cumulative percentage of contracted UDA delivered 2016 & 2017



Month	Adjusted Scheduled Activity (UDA)	
	2016	2017
April	0	278
May	0	696
June	0	1,090
July	153	1,633
August	844	2,156
September	1,557	2,574
October	2,163	
November	2,716	
December	3,280	
January	3,673	
February	4,377	
March	4,848	
April	5,115	
May	5,154	
June	5,192	

QUALITY

	Quantity	Base Number	Contract	LHB	Wales
% of FP17s for the same patient ID Re-attending within 3 months - Children	18	331	5.4%	9.2%	11.3%
% of FP17s for the same patient ID Re-attending within 3 months - Adults	72	680	10.6%	16.0%	16.6%
% of FP17s for the same patient ID Re-attending between 3 & 9 months - Children	88	331	26.6%	57.2%	58.3%
% of FP17s for the same patient ID Re-attending between 3 & 9 months - Adults	182	680	26.8%	53.6%	54.0%
% of FP17s for Band 1 Urgent Courses	48	889	5.4%	9.7%	9.0%
% of FP17s Relating to Free Repair or Replacements	7	889	0.8%	0.9%	0.7%
% of FP17s Relating to Continuations	3	889	0.3%	0.9%	0.9%
% of Patients satisfied with the dentistry they have received	5	5	N/A	89.4%	90.9%
% of Patients satisfied with the time they had to wait for an appointment	4	5	N/A	85.6%	88.7%

* This is based on patients treated on this contract for their most recent course of treatment. Figures in italics indicate the base number of FP17s or Patient Questionnaire responses are less than 100. N/A is shown where the base number of responses is less than 10 during the period. % is calculated as Quantity/Base number*100

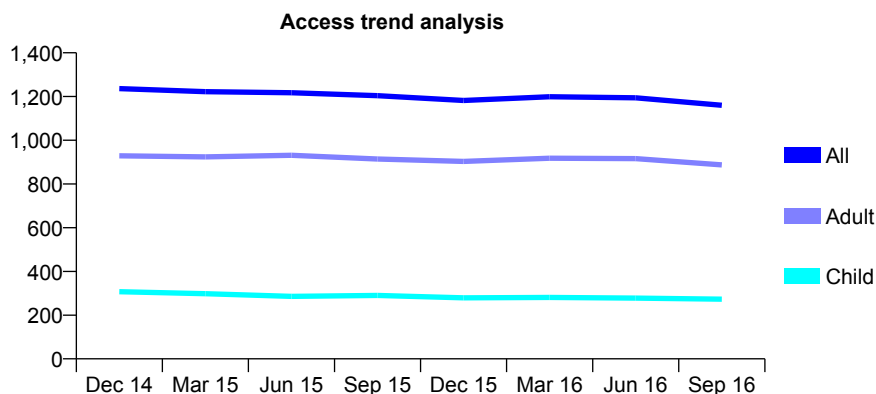
7A6 - Vital Signs At a Glance Contract Report for 326429/0003 - September 2016

Name or company name	MR AJ MATTHEWS
Contract type name	GDS Contract
Purpose of contract	General
Contract start date	01/04/2006
Contract end date	

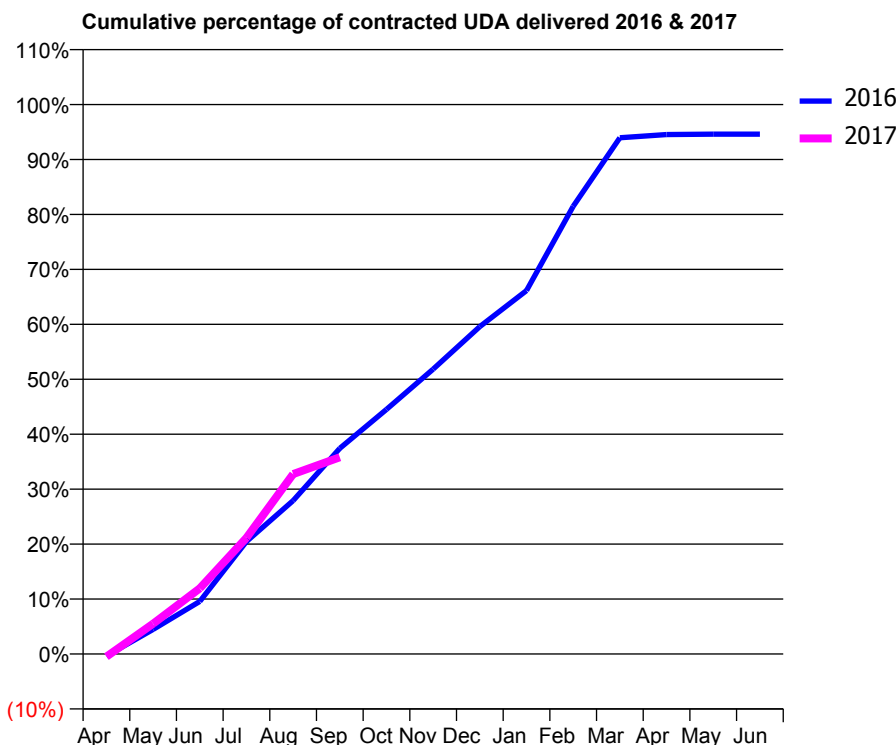
16/17 Contracted general activity (UDA)	4,372
Carry forward general activity (UDA)	175
16/17 Contracted orthodontic activity (UOA)	0
Carry forward orthodontic activity (UOA)	0
Baseline contract value	£106,718.90

ACCESS*

Patients seen in 24 months	Total	Change since previous quarter
Quarter ending September 2015	1,204	
Quarter ending December 2015	1,182	↓
Quarter ending March 2016	1,199	→
Quarter ending June 2016	1,194	→
Quarter ending September 2016	1,160	↓
Variance since September 2015	(3.7%)	↓



ACTIVITY



Month	Adjusted Scheduled Activity (UDA)	
	2016	2017
April	-16	-22
May	196	241
June	418	523
July	895	925
August	1,221	1,431
September	1,636	1,565
October	1,946	
November	2,266	
December	2,605	
January	2,892	
February	3,562	
March	4,108	
April	4,133	
May	4,136	
June	4,136	

QUALITY

	Quantity	Base Number	Contract	LHB	Wales
% of FP17s for the same patient ID Re-attending within 3 months - Children	5	153	3.3%	9.2%	11.3%
% of FP17s for the same patient ID Re-attending within 3 months - Adults	115	650	17.7%	16.0%	16.6%
% of FP17s for the same patient ID Re-attending between 3 & 9 months - Children	105	153	68.6%	57.2%	58.3%
% of FP17s for the same patient ID Re-attending between 3 & 9 months - Adults	359	650	55.2%	53.6%	54.0%
% of FP17s for Band 1 Urgent Courses	136	799	17.0%	9.7%	9.0%
% of FP17s Relating to Free Repair or Replacements	6	799	0.8%	0.9%	0.7%
% of FP17s Relating to Continuations	16	799	2.0%	0.9%	0.9%
% of Patients satisfied with the dentistry they have received	5	5	N/A	89.4%	90.9%
% of Patients satisfied with the time they had to wait for an appointment	5	5	N/A	85.6%	88.7%

* This is based on patients treated on this contract for their most recent course of treatment. Figures in italics indicate the base number of FP17s or Patient Questionnaire responses are less than 100. N/A is shown where the base number of responses is less than 10 during the period. % is calculated as Quantity/Base number*100

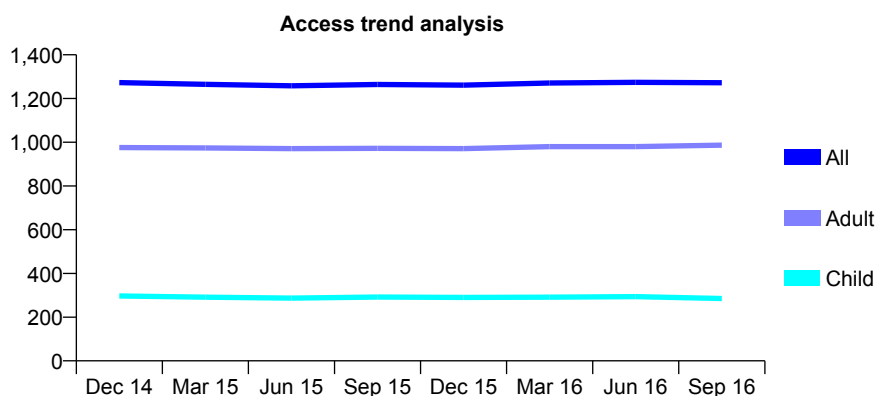
7A6 - Vital Signs At a Glance Contract Report for 327190/0001 - September 2016

Name or company name	MR AV JONES
Contract type name	GDS Contract
Purpose of contract	General
Contract start date	01/04/2006
Contract end date	

16/17 Contracted general activity (UDA)	5,103
Carry forward general activity (UDA)	176
16/17 Contracted orthodontic activity (UOA)	0
Carry forward orthodontic activity (UOA)	0
Baseline contract value	£124,804.05

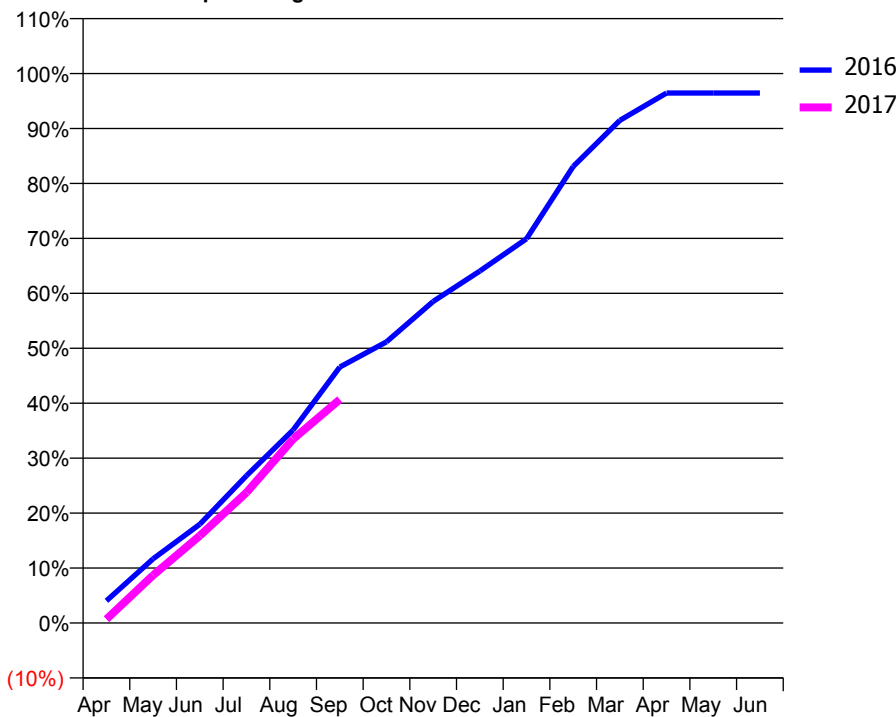
ACCESS*

Patients seen in 24 months	Total	Change since previous quarter
Quarter ending September 2015	1,264	
Quarter ending December 2015	1,261	→
Quarter ending March 2016	1,271	→
Quarter ending June 2016	1,274	→
Quarter ending September 2016	1,272	→
Variance since September 2015	0.6%	→



ACTIVITY

Cumulative percentage of contracted UDA delivered 2016 & 2017



Adjusted Scheduled Activity (UDA)

Month	2016	2017
April	207	35
May	597	443
June	917	810
July	1,367	1,212
August	1,792	1,709
September	2,376	2,076
October	2,611	
November	2,987	
December	3,269	
January	3,569	
February	4,239	
March	4,667	
April	4,922	
May	4,922	
June	4,922	

QUALITY

	Quantity	Base Number	Contract	LHB	Wales
% of FP17s for the same patient ID Re-attending within 3 months - Children	32	235	13.6%	9.2%	11.3%
% of FP17s for the same patient ID Re-attending within 3 months - Adults	124	815	15.2%	16.0%	16.6%
% of FP17s for the same patient ID Re-attending between 3 & 9 months - Children	148	235	63.0%	57.2%	58.3%
% of FP17s for the same patient ID Re-attending between 3 & 9 months - Adults	483	815	59.3%	53.6%	54.0%
% of FP17s for Band 1 Urgent Courses	104	937	11.1%	9.7%	9.0%
% of FP17s Relating to Free Repair or Replacements	0	937	0.0%	0.9%	0.7%
% of FP17s Relating to Continuations	15	937	1.6%	0.9%	0.9%
% of Patients satisfied with the dentistry they have received	7	9	N/A	89.4%	90.9%
% of Patients satisfied with the time they had to wait for an appointment	9	9	N/A	85.6%	88.7%

* This is based on patients treated on this contract for their most recent course of treatment. Figures in italics indicate the base number of FP17s or Patient Questionnaire responses are less than 100. N/A is shown where the base number of responses is less than 10 during the period. % is calculated as Quantity/Base number*100

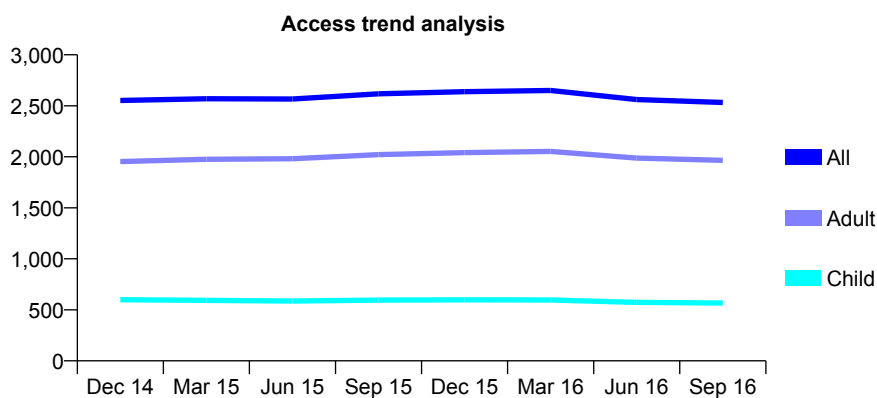
7A6 - Vital Signs At a Glance Contract Report for 332151/0001 - September 2016

Name or company name	MISS LA GRIFFITHS
Contract type name	GDS Contract
Purpose of contract	General
Contract start date	01/04/2006
Contract end date	

16/17 Contracted general activity (UDA)	5,896
Carry forward general activity (UDA)	-129
16/17 Contracted orthodontic activity (UOA)	0
Carry forward orthodontic activity (UOA)	0
Baseline contract value	£143,745.70

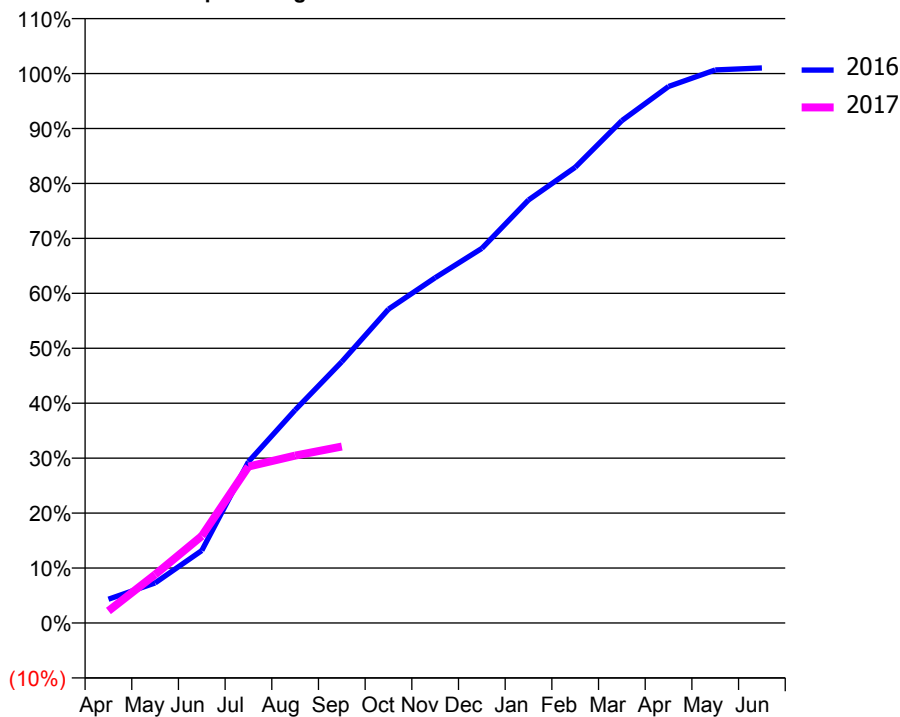
ACCESS*

Patients seen in 24 months	Total	Change since previous quarter
Quarter ending September 2015	2,618	
Quarter ending December 2015	2,639	→
Quarter ending March 2016	2,650	→
Quarter ending June 2016	2,561	↓
Quarter ending September 2016	2,533	↓
Variance since September 2015	(3.2%)	↓



ACTIVITY

Cumulative percentage of contracted UDA delivered 2016 & 2017



Month	Adjusted Scheduled Activity (UDA)	
	2016	2017
April	255	129
May	430	521
June	777	933
July	1,731	1,679
August	2,285	1,797
September	2,804	1,893
October	3,368	
November	3,705	
December	4,020	
January	4,540	
February	4,889	
March	5,390	
April	5,757	
May	5,935	
June	5,956	

QUALITY

	Quantity	Base Number	Contract	LHB	Wales
% of FP17s for the same patient ID Re-attending within 3 months - Children	24	312	7.7%	9.2%	11.3%
% of FP17s for the same patient ID Re-attending within 3 months - Adults	109	994	11.0%	16.0%	16.6%
% of FP17s for the same patient ID Re-attending between 3 & 9 months - Children	174	312	55.8%	57.2%	58.3%
% of FP17s for the same patient ID Re-attending between 3 & 9 months - Adults	444	994	44.7%	53.6%	54.0%
% of FP17s for Band 1 Urgent Courses	70	1,001	7.0%	9.7%	9.0%
% of FP17s Relating to Free Repair or Replacements	9	1,001	0.9%	0.9%	0.7%
% of FP17s Relating to Continuations	6	1,001	0.6%	0.9%	0.9%
% of Patients satisfied with the dentistry they have received	7	7	N/A	89.4%	90.9%
% of Patients satisfied with the time they had to wait for an appointment	7	7	N/A	85.6%	88.7%

* This is based on patients treated on this contract for their most recent course of treatment. Figures in italics indicate the base number of FP17s or Patient Questionnaire responses are less than 100. N/A is shown where the base number of responses is less than 10 during the period. % is calculated as Quantity/Base number*100

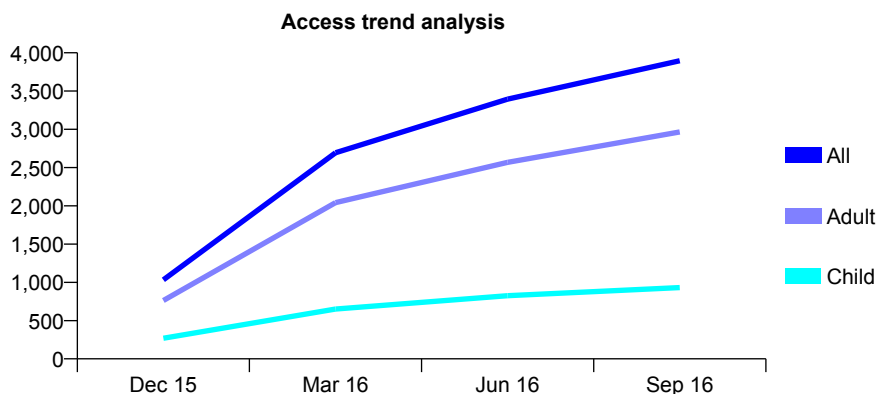
7A6 - Vital Signs At a Glance Contract Report for 349593/0001 - September 2016

Name or company name	MR DJ SRIVASTAVA
Contract type name	GDS Contract
Purpose of contract	General
Contract start date	01/10/2015
Contract end date	

16/17 Contracted general activity (UDA)	14,233
Carry forward general activity (UDA)	259
16/17 Contracted orthodontic activity (UOA)	0
Carry forward orthodontic activity (UOA)	0
Baseline contract value	£355,139.00

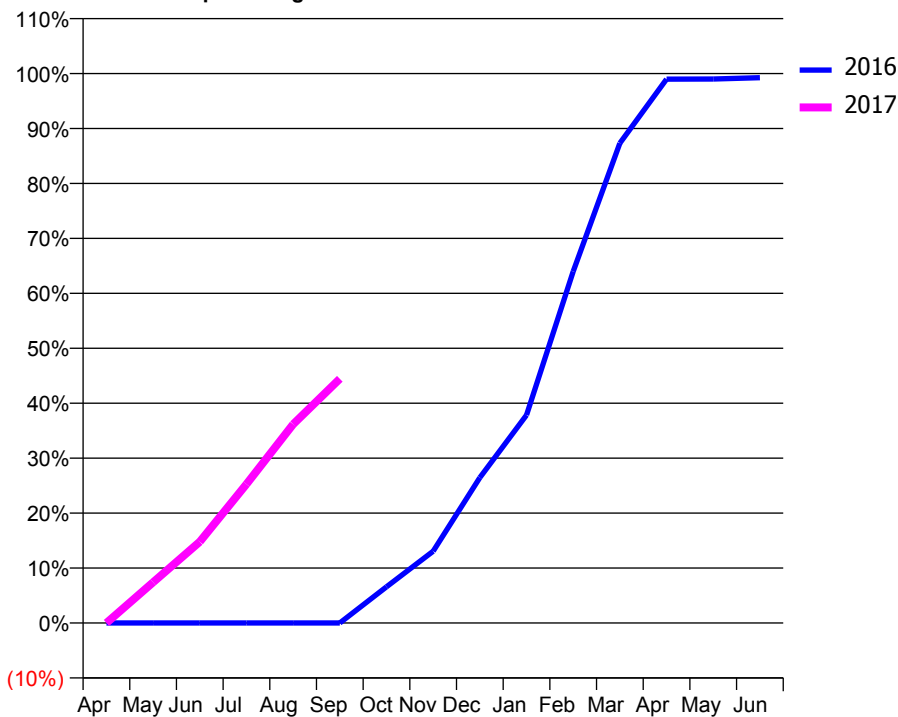
ACCESS*

Patients seen in 24 months	Total	Change since previous quarter
Quarter ending September 2015	0	
Quarter ending December 2015	1,032	↑
Quarter ending March 2016	2,693	↑
Quarter ending June 2016	3,395	↑
Quarter ending September 2016	3,896	↑
Variance since September 2015	N/A	



ACTIVITY

Cumulative percentage of contracted UDA delivered 2016 & 2017



Month	Adjusted Scheduled Activity (UDA)	
	2016	2017
April	0	0
May	0	1,055
June	0	2,105
July	0	3,597
August	0	5,149
September	0	6,325
October	448	
November	888	
December	1,800	
January	2,574	
February	4,349	
March	5,938	
April	6,729	
May	6,730	
June	6,747	

QUALITY

	Quantity	Base Number	Contract	LHB	Wales
% of FP17s for the same patient ID Re-attending within 3 months - Children	57	764	7.5%	9.2%	11.3%
% of FP17s for the same patient ID Re-attending within 3 months - Adults	320	2,346	13.6%	16.0%	16.6%
% of FP17s for the same patient ID Re-attending between 3 & 9 months - Children	260	764	34.0%	57.2%	58.3%
% of FP17s for the same patient ID Re-attending between 3 & 9 months - Adults	786	2,346	33.5%	53.6%	54.0%
% of FP17s for Band 1 Urgent Courses	184	2,747	6.7%	9.7%	9.0%
% of FP17s Relating to Free Repair or Replacements	19	2,747	0.7%	0.9%	0.7%
% of FP17s Relating to Continuations	24	2,747	0.9%	0.9%	0.9%
% of Patients satisfied with the dentistry they have received	2	4	N/A	89.4%	90.9%
% of Patients satisfied with the time they had to wait for an appointment	3	4	N/A	85.6%	88.7%

* This is based on patients treated on this contract for their most recent course of treatment. Figures in italics indicate the base number of FP17s or Patient Questionnaire responses are less than 100. N/A is shown where the base number of responses is less than 10 during the period. % is calculated as Quantity/Base number*100

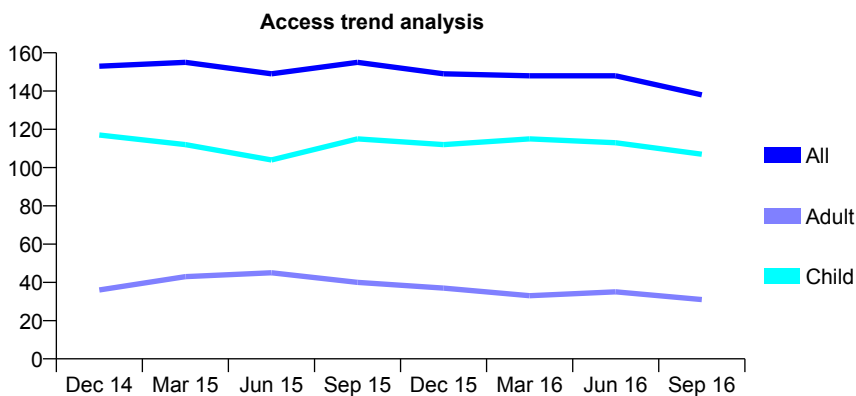
7A6 - Vital Signs At a Glance Contract Report for 566705/0001 - September 2016

Name or company name	MR MR BREEZE
Contract type name	GDS Contract
Purpose of contract	General
Contract start date	01/04/2006
Contract end date	

16/17 Contracted general activity (UDA)	270
Carry forward general activity (UDA)	0
16/17 Contracted orthodontic activity (UOA)	0
Carry forward orthodontic activity (UOA)	0
Baseline contract value	£5,623.84

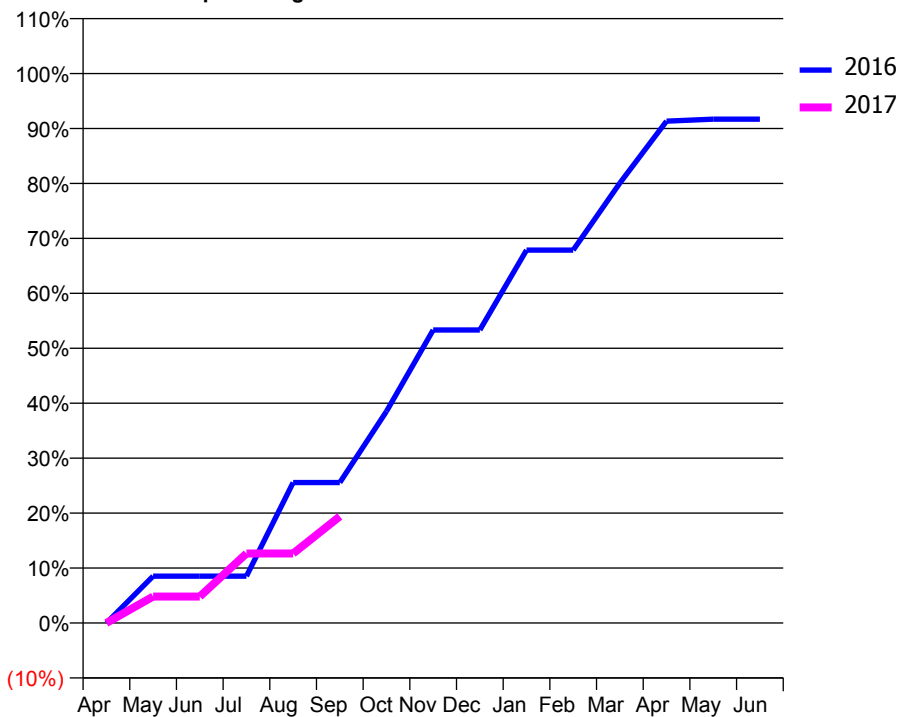
ACCESS*

Patients seen in 24 months	Total	Change since previous quarter
Quarter ending September 2015	155	
Quarter ending December 2015	149	↓
Quarter ending March 2016	148	→
Quarter ending June 2016	148	→
Quarter ending September 2016	138	↓
Variance since September 2015	(11.0%)	↓



ACTIVITY

Cumulative percentage of contracted UDA delivered 2016 & 2017



Month	Adjusted Scheduled Activity (UDA)	
	2016	2017
April	0	0
May	23	13
June	23	13
July	23	34
August	69	34
September	69	52
October	104	
November	144	
December	144	
January	183	
February	183	
March	216	
April	247	
May	248	
June	248	

QUALITY

	Quantity	Base Number	Contract	LHB	Wales
% of FP17s for the same patient ID Re-attending within 3 months - Children	1	66	1.5%	9.2%	11.3%
% of FP17s for the same patient ID Re-attending within 3 months - Adults	0	6	0.0%	16.0%	16.6%
% of FP17s for the same patient ID Re-attending between 3 & 9 months - Children	43	66	65.2%	57.2%	58.3%
% of FP17s for the same patient ID Re-attending between 3 & 9 months - Adults	1	6	16.7%	53.6%	54.0%
% of FP17s for Band 1 Urgent Courses	2	46	4.3%	9.7%	9.0%
% of FP17s Relating to Free Repair or Replacements	0	46	0.0%	0.9%	0.7%
% of FP17s Relating to Continuations	0	46	0.0%	0.9%	0.9%
% of Patients satisfied with the dentistry they have received	0	0	N/A	89.4%	90.9%
% of Patients satisfied with the time they had to wait for an appointment	0	0	N/A	85.6%	88.7%

* This is based on patients treated on this contract for their most recent course of treatment. Figures in italics indicate the base number of FP17s or Patient Questionnaire responses are less than 100. N/A is shown where the base number of responses is less than 10 during the period. % is calculated as Quantity/Base number*100

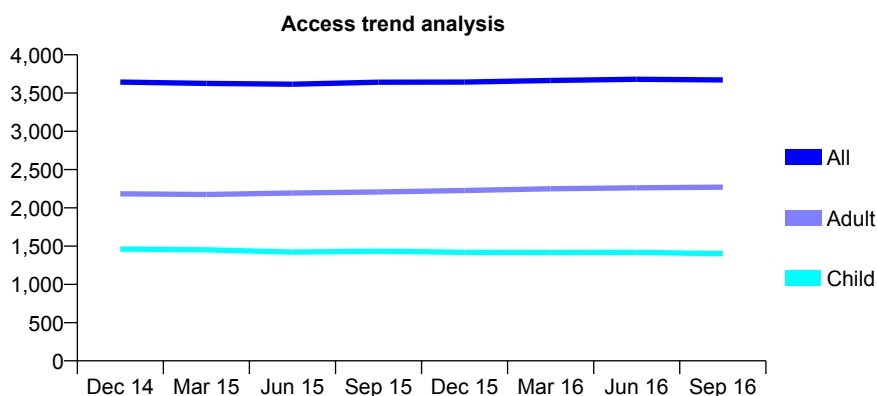
7A6 - Vital Signs At a Glance Contract Report for 577650/0001 - September 2016

Name or company name	MISS SD WILKINS
Contract type name	GDS Contract
Purpose of contract	General
Contract start date	01/04/2006
Contract end date	

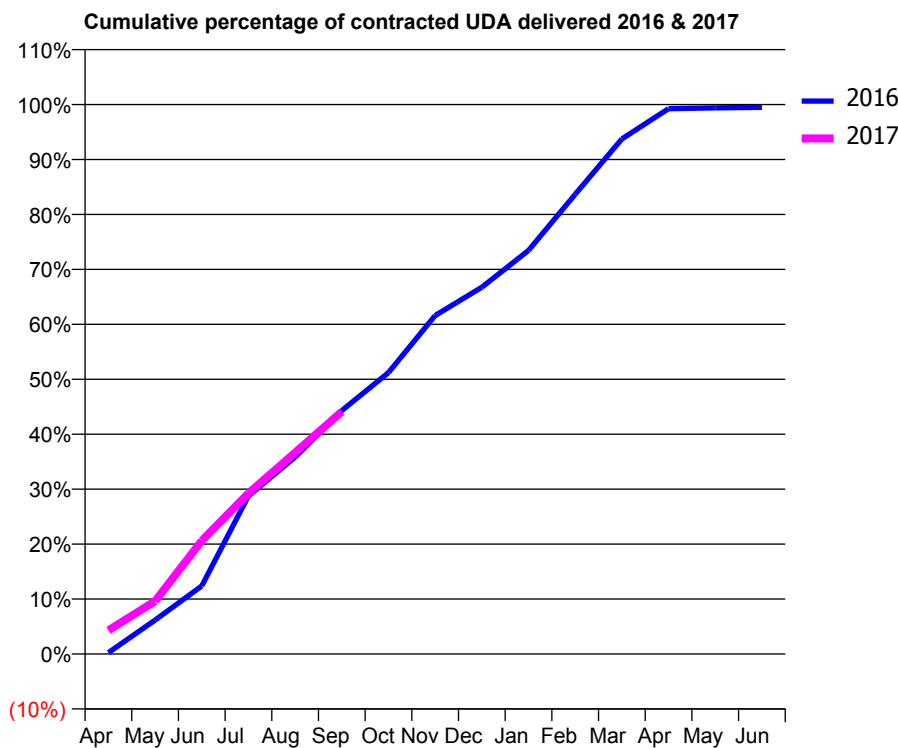
16/17 Contracted general activity (UDA)	13,571
Carry forward general activity (UDA)	54
16/17 Contracted orthodontic activity (UOA)	0
Carry forward orthodontic activity (UOA)	0
Baseline contract value	£317,827.49

ACCESS*

Patients seen in 24 months	Total	Change since previous quarter
Quarter ending September 2015	3,642	
Quarter ending December 2015	3,643	→
Quarter ending March 2016	3,665	→
Quarter ending June 2016	3,680	→
Quarter ending September 2016	3,671	→
Variance since September 2015	0.8%	→



ACTIVITY



Month	Adjusted Scheduled Activity (UDA)	
	2016	2017
April	34	584
May	838	1,305
June	1,683	2,798
July	3,906	3,972
August	4,862	4,973
September	6,012	5,986
October	6,951	
November	8,361	
December	9,059	
January	9,966	
February	11,353	
March	12,720	
April	13,469	
May	13,487	
June	13,499	

QUALITY

	Quantity	Base Number	Contract	LHB	Wales
% of FP17s for the same patient ID Re-attending within 3 months - Children	86	1,298	6.6%	9.2%	11.3%
% of FP17s for the same patient ID Re-attending within 3 months - Adults	306	1,978	15.5%	16.0%	16.6%
% of FP17s for the same patient ID Re-attending between 3 & 9 months - Children	863	1,298	66.5%	57.2%	58.3%
% of FP17s for the same patient ID Re-attending between 3 & 9 months - Adults	1,233	1,978	62.3%	53.6%	54.0%
% of FP17s for Band 1 Urgent Courses	153	2,949	5.2%	9.7%	9.0%
% of FP17s Relating to Free Repair or Replacements	30	2,949	1.0%	0.9%	0.7%
% of FP17s Relating to Continuations	34	2,949	1.2%	0.9%	0.9%
% of Patients satisfied with the dentistry they have received	7	7	N/A	89.4%	90.9%
% of Patients satisfied with the time they had to wait for an appointment	7	7	N/A	85.6%	88.7%

* This is based on patients treated on this contract for their most recent course of treatment. Figures in italics indicate the base number of FP17s or Patient Questionnaire responses are less than 100. N/A is shown where the base number of responses is less than 10 during the period. % is calculated as Quantity/Base number*100

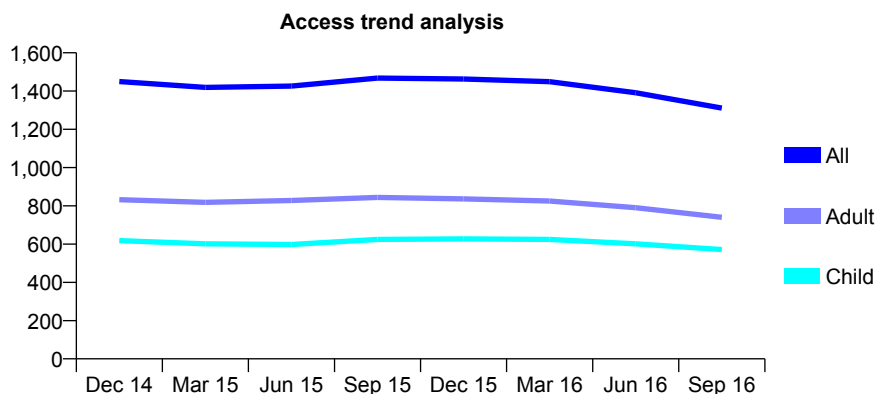
7A6 - Vital Signs At a Glance Contract Report for 629251/0002 - September 2016

Name or company name	MR PL DAVIES
Contract type name	GDS Contract
Purpose of contract	General
Contract start date	01/04/2006
Contract end date	

16/17 Contracted general activity (UDA)	4,094
Carry forward general activity (UDA)	0
16/17 Contracted orthodontic activity (UOA)	0
Carry forward orthodontic activity (UOA)	0
Baseline contract value	£108,129.18

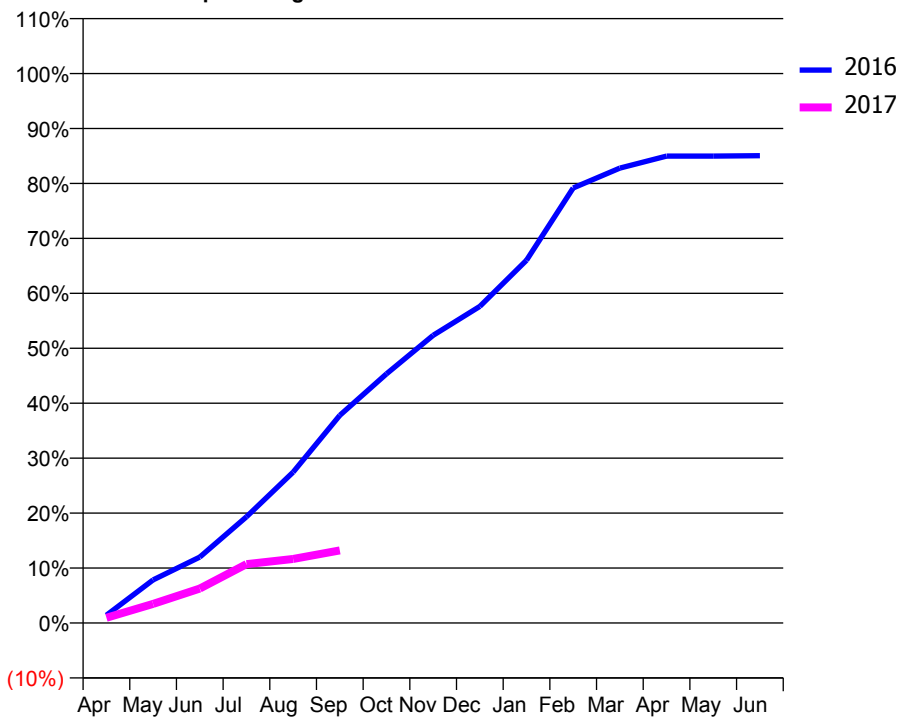
ACCESS*

Patients seen in 24 months	Total	Change since previous quarter
Quarter ending September 2015	1,468	
Quarter ending December 2015	1,463	→
Quarter ending March 2016	1,449	→
Quarter ending June 2016	1,391	↓
Quarter ending September 2016	1,311	↓
Variance since September 2015	(10.7%)	↓



ACTIVITY

Cumulative percentage of contracted UDA delivered 2016 & 2017



Adjusted Scheduled Activity (UDA)

Month	2016	2017
April	58	39
May	321	142
June	491	257
July	791	438
August	1,124	478
September	1,547	541
October	1,856	
November	2,143	
December	2,359	
January	2,703	
February	3,241	
March	3,389	
April	3,479	
May	3,479	
June	3,482	

QUALITY

	Quantity	Base Number	Contract	LHB	Wales
% of FP17s for the same patient ID Re-attending within 3 months - Children	6	85	7.1%	9.2%	11.3%
% of FP17s for the same patient ID Re-attending within 3 months - Adults	11	152	7.2%	16.0%	16.6%
% of FP17s for the same patient ID Re-attending between 3 & 9 months - Children	13	85	15.3%	57.2%	58.3%
% of FP17s for the same patient ID Re-attending between 3 & 9 months - Adults	42	152	27.6%	53.6%	54.0%
% of FP17s for Band 1 Urgent Courses	33	205	16.1%	9.7%	9.0%
% of FP17s Relating to Free Repair or Replacements	0	205	0.0%	0.9%	0.7%
% of FP17s Relating to Continuations	0	205	0.0%	0.9%	0.9%
% of Patients satisfied with the dentistry they have received	1	1	N/A	89.4%	90.9%
% of Patients satisfied with the time they had to wait for an appointment	1	1	N/A	85.6%	88.7%

* This is based on patients treated on this contract for their most recent course of treatment. Figures in italics indicate the base number of FP17s or Patient Questionnaire responses are less than 100. N/A is shown where the base number of responses is less than 10 during the period. % is calculated as Quantity/Base number*100

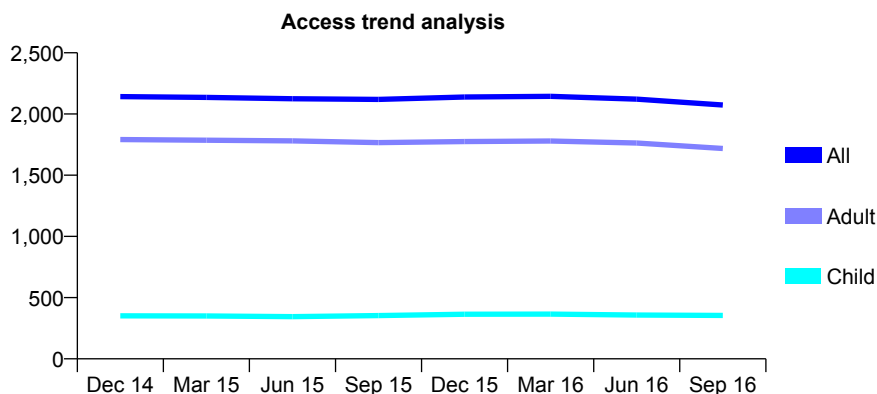
7A6 - Vital Signs At a Glance Contract Report for 641642/0001 - September 2016

Name or company name	MR DS YOUNG
Contract type name	GDS Contract
Purpose of contract	General
Contract start date	01/04/2006
Contract end date	

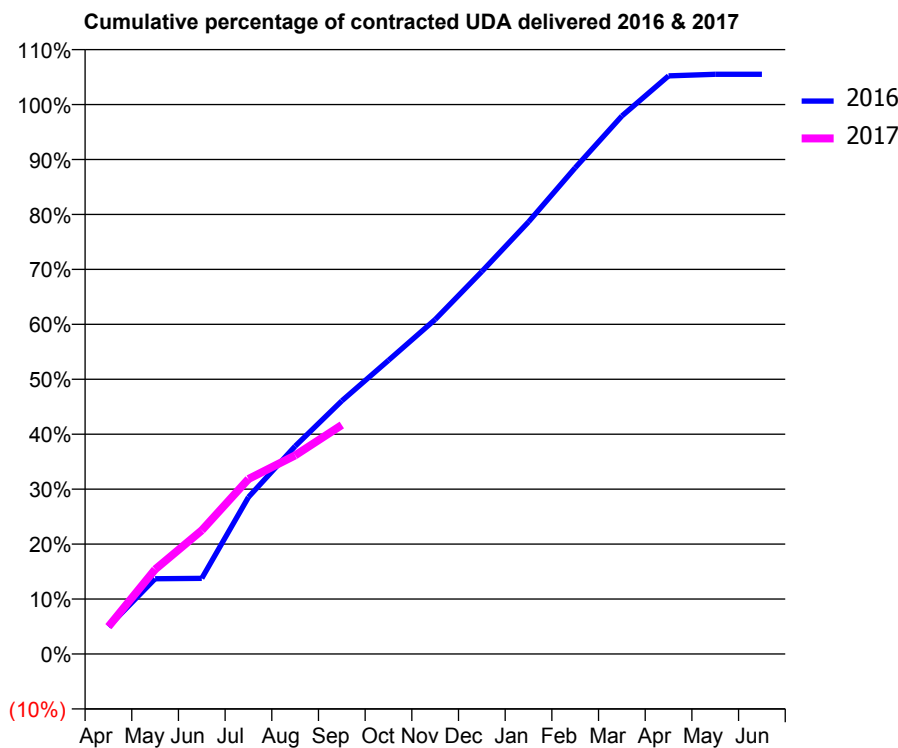
16/17 Contracted general activity (UDA)	5,885
Carry forward general activity (UDA)	-294
16/17 Contracted orthodontic activity (UOA)	0
Carry forward orthodontic activity (UOA)	0
Baseline contract value	£174,480.25

ACCESS*

Patients seen in 24 months	Total	Change since previous quarter
Quarter ending September 2015	2,119	
Quarter ending December 2015	2,139	→
Quarter ending March 2016	2,144	→
Quarter ending June 2016	2,121	↓
Quarter ending September 2016	2,073	↓
Variance since September 2015	(2.2%)	↓



ACTIVITY



Month	Adjusted Scheduled Activity (UDA)	
	2016	2017
April	294	294
May	807	906
June	811	1,325
July	1,680	1,875
August	2,225	2,127
September	2,711	2,453
October	3,145	
November	3,582	
December	4,096	
January	4,628	
February	5,208	
March	5,762	
April	6,192	
May	6,208	
June	6,208	

QUALITY

	Quantity	Base Number	Contract	LHB	Wales
% of FP17s for the same patient ID Re-attending within 3 months - Children	6	181	3.3%	9.2%	11.3%
% of FP17s for the same patient ID Re-attending within 3 months - Adults	56	908	6.2%	16.0%	16.6%
% of FP17s for the same patient ID Re-attending between 3 & 9 months - Children	63	181	34.8%	57.2%	58.3%
% of FP17s for the same patient ID Re-attending between 3 & 9 months - Adults	343	908	37.8%	53.6%	54.0%
% of FP17s for Band 1 Urgent Courses	60	892	6.7%	9.7%	9.0%
% of FP17s Relating to Free Repair or Replacements	3	892	0.3%	0.9%	0.7%
% of FP17s Relating to Continuations	6	892	0.7%	0.9%	0.9%
% of Patients satisfied with the dentistry they have received	2	4	N/A	89.4%	90.9%
% of Patients satisfied with the time they had to wait for an appointment	3	4	N/A	85.6%	88.7%

* This is based on patients treated on this contract for their most recent course of treatment. Figures in italics indicate the base number of FP17s or Patient Questionnaire responses are less than 100. N/A is shown where the base number of responses is less than 10 during the period. % is calculated as Quantity/Base number*100

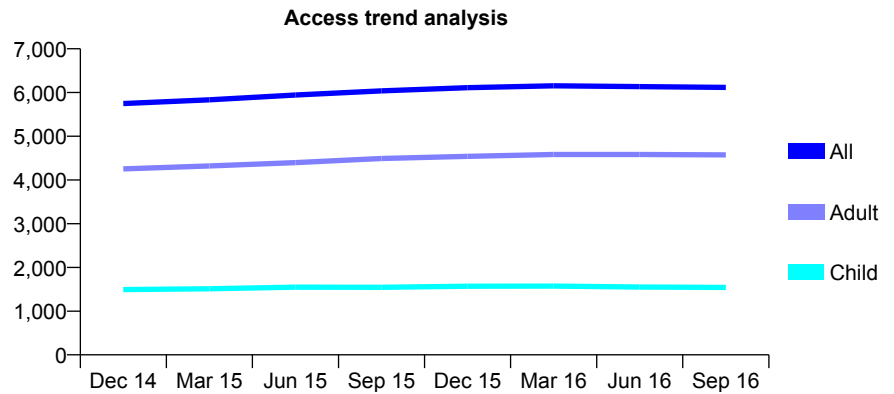
7A6 - Vital Signs At a Glance Contract Report for 643246/0001 - September 2016

Name or company name	MR RD WILLNER
Contract type name	GDS Contract
Purpose of contract	General
Contract start date	01/04/2006
Contract end date	

16/17 Contracted general activity (UDA)	20,810
Carry forward general activity (UDA)	-141
16/17 Contracted orthodontic activity (UOA)	0
Carry forward orthodontic activity (UOA)	0
Baseline contract value	£533,394.76

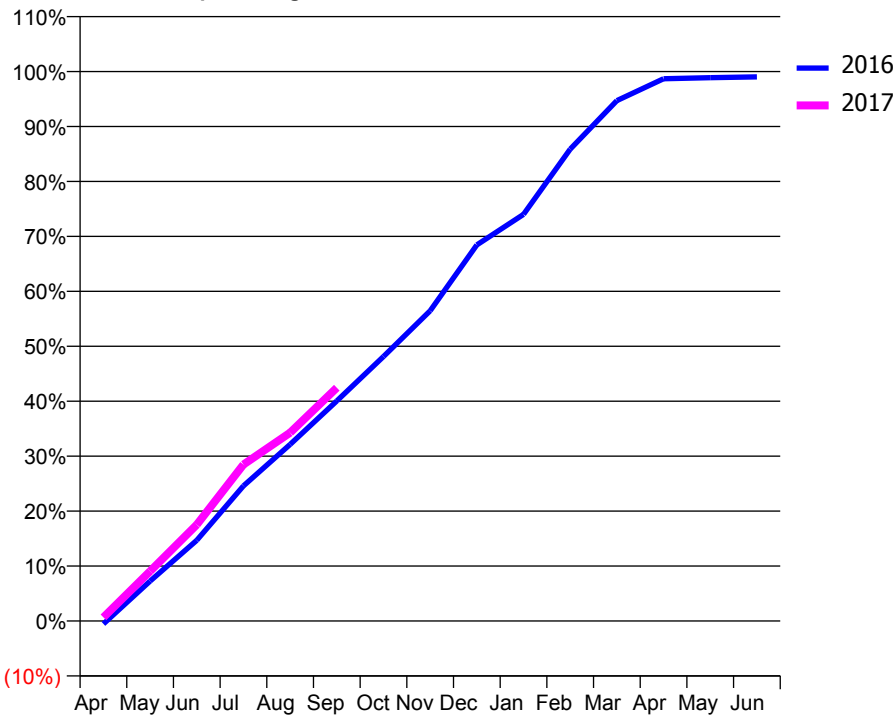
ACCESS*

Patients seen in 24 months	Total	Change since previous quarter
Quarter ending September 2015	6,037	
Quarter ending December 2015	6,110	→
Quarter ending March 2016	6,155	→
Quarter ending June 2016	6,134	→
Quarter ending September 2016	6,116	→
Variance since September 2015	1.3%	→



ACTIVITY

Cumulative percentage of contracted UDA delivered 2016 & 2017



Month	Adjusted Scheduled Activity (UDA)	
	2016	2017
April	-112	141
May	1,511	1,888
June	3,056	3,647
July	5,119	5,928
August	6,690	7,133
September	8,335	8,836
October	10,019	
November	11,750	
December	14,246	
January	15,398	
February	17,871	
March	19,707	
April	20,538	
May	20,577	
June	20,607	

QUALITY

	Quantity	Base Number	Contract	LHB	Wales
% of FP17s for the same patient ID Re-attending within 3 months - Children	77	1,143	6.7%	9.2%	11.3%
% of FP17s for the same patient ID Re-attending within 3 months - Adults	419	3,333	12.6%	16.0%	16.6%
% of FP17s for the same patient ID Re-attending between 3 & 9 months - Children	786	1,143	68.8%	57.2%	58.3%
% of FP17s for the same patient ID Re-attending between 3 & 9 months - Adults	2,171	3,333	65.1%	53.6%	54.0%
% of FP17s for Band 1 Urgent Courses	310	4,111	7.5%	9.7%	9.0%
% of FP17s Relating to Free Repair or Replacements	19	4,111	0.5%	0.9%	0.7%
% of FP17s Relating to Continuations	78	4,111	1.9%	0.9%	0.9%
% of Patients satisfied with the dentistry they have received	23	24	95.8%	89.4%	90.9%
% of Patients satisfied with the time they had to wait for an appointment	22	24	91.7%	85.6%	88.7%

* This is based on patients treated on this contract for their most recent course of treatment. Figures in italics indicate the base number of FP17s or Patient Questionnaire responses are less than 100. N/A is shown where the base number of responses is less than 10 during the period. % is calculated as Quantity/Base number*100

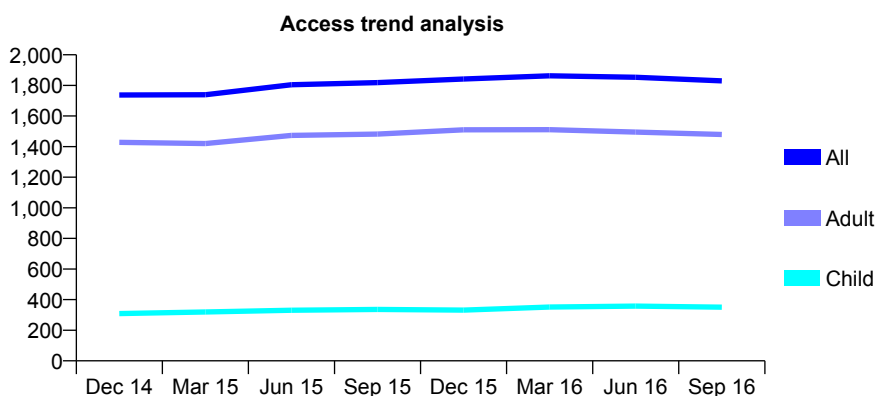
7A6 - Vital Signs At a Glance Contract Report for 674605/0001 - September 2016

Name or company name	MRS LM PLANT
Contract type name	GDS Contract
Purpose of contract	General
Contract start date	01/04/2006
Contract end date	

16/17 Contracted general activity (UDA)	4,829
Carry forward general activity (UDA)	-172
16/17 Contracted orthodontic activity (UOA)	0
Carry forward orthodontic activity (UOA)	0
Baseline contract value	£109,441.83

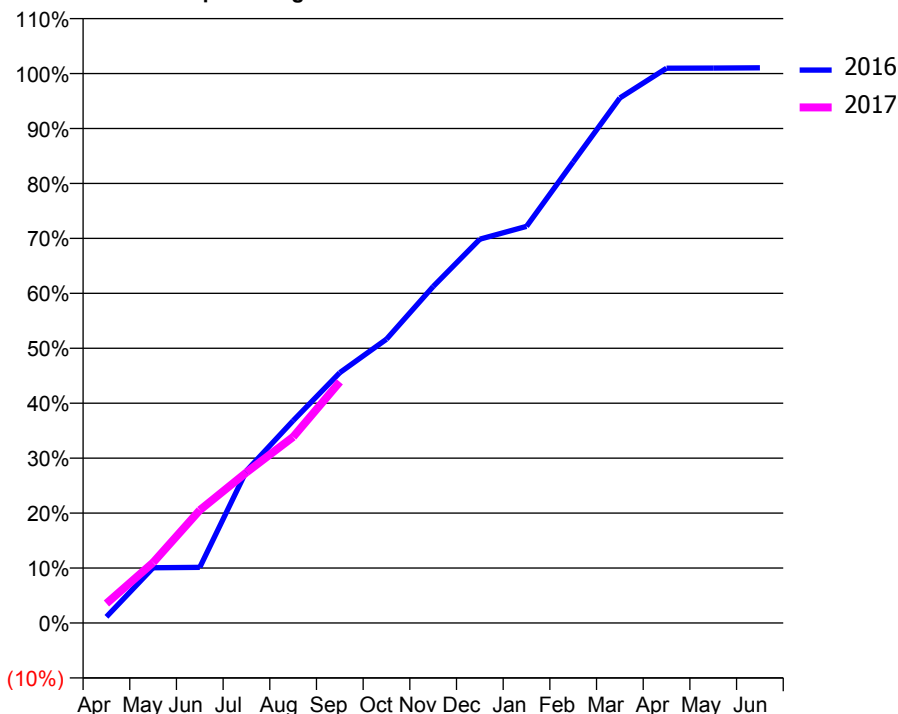
ACCESS*

Patients seen in 24 months	Total	Change since previous quarter
Quarter ending September 2015	1,818	
Quarter ending December 2015	1,842	→
Quarter ending March 2016	1,863	→
Quarter ending June 2016	1,853	→
Quarter ending September 2016	1,830	↓
Variance since September 2015	0.7%	→



ACTIVITY

Cumulative percentage of contracted UDA delivered 2016 & 2017



Month	Adjusted Scheduled Activity (UDA)	
	2016	2017
April	55	172
May	486	531
June	490	992
July	1,338	1,323
August	1,779	1,635
September	2,200	2,119
October	2,494	
November	2,957	
December	3,373	
January	3,486	
February	4,052	
March	4,614	
April	4,875	
May	4,877	
June	4,879	

QUALITY

	Quantity	Base Number	Contract	LHB	Wales
% of FP17s for the same patient ID Re-attending within 3 months - Children	14	234	6.0%	9.2%	11.3%
% of FP17s for the same patient ID Re-attending within 3 months - Adults	107	997	10.7%	16.0%	16.6%
% of FP17s for the same patient ID Re-attending between 3 & 9 months - Children	146	234	62.4%	57.2%	58.3%
% of FP17s for the same patient ID Re-attending between 3 & 9 months - Adults	536	997	53.8%	53.6%	54.0%
% of FP17s for Band 1 Urgent Courses	87	1,075	8.1%	9.7%	9.0%
% of FP17s Relating to Free Repair or Replacements	11	1,075	1.0%	0.9%	0.7%
% of FP17s Relating to Continuations	1	1,075	0.1%	0.9%	0.9%
% of Patients satisfied with the dentistry they have received	5	5	N/A	89.4%	90.9%
% of Patients satisfied with the time they had to wait for an appointment	3	5	N/A	85.6%	88.7%

* This is based on patients treated on this contract for their most recent course of treatment. Figures in italics indicate the base number of FP17s or Patient Questionnaire responses are less than 100. N/A is shown where the base number of responses is less than 10 during the period. % is calculated as Quantity/Base number*100

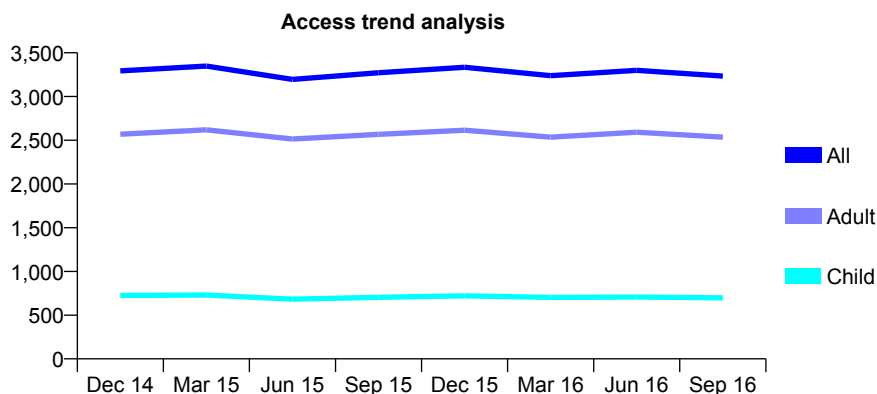
7A6 - Vital Signs At a Glance Contract Report for 680400/0001 - September 2016

Name or company name	MR MA GLADSON
Contract type name	GDS Contract
Purpose of contract	General
Contract start date	01/04/2006
Contract end date	

16/17 Contracted general activity (UDA)	7,920
Carry forward general activity (UDA)	237
16/17 Contracted orthodontic activity (UOA)	0
Carry forward orthodontic activity (UOA)	0
Baseline contract value	£240,059.74

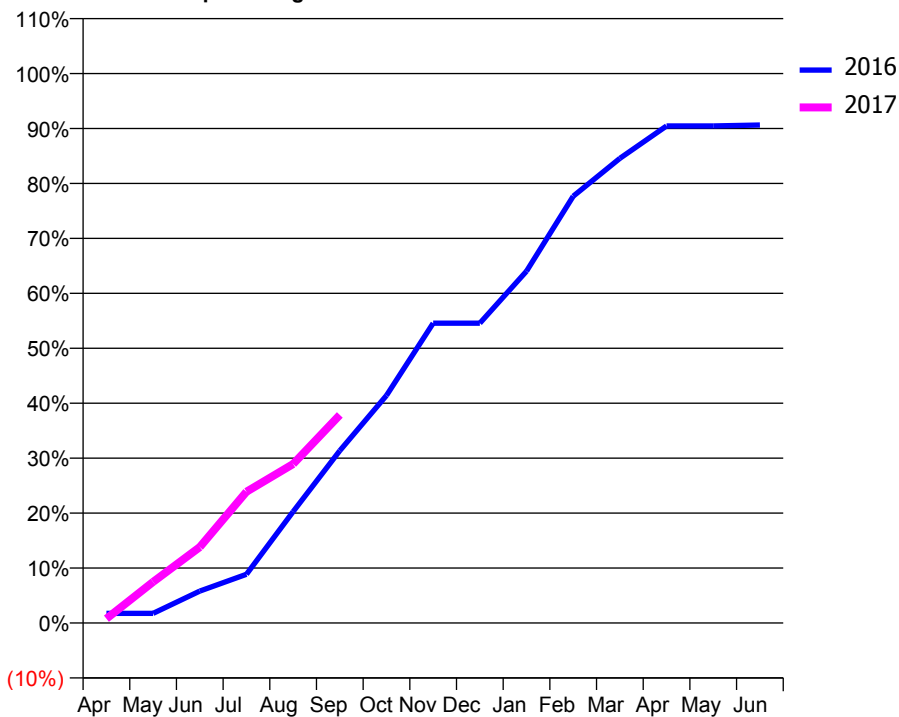
ACCESS*

Patients seen in 24 months	Total	Change since previous quarter
Quarter ending September 2015	3,272	
Quarter ending December 2015	3,335	→
Quarter ending March 2016	3,239	↓
Quarter ending June 2016	3,299	→
Quarter ending September 2016	3,234	↓
Variance since September 2015	(1.2%)	↓



ACTIVITY

Cumulative percentage of contracted UDA delivered 2016 & 2017



Adjusted Scheduled Activity (UDA)

Month	2016	2017
April	140	63
May	140	594
June	460	1,095
July	703	1,892
August	1,606	2,291
September	2,483	2,999
October	3,280	
November	4,321	
December	4,321	
January	5,071	
February	6,151	
March	6,697	
April	7,163	
May	7,164	
June	7,177	

QUALITY

	Quantity	Base Number	Contract	LHB	Wales
% of FP17s for the same patient ID Re-attending within 3 months - Children	27	372	7.3%	9.2%	11.3%
% of FP17s for the same patient ID Re-attending within 3 months - Adults	246	1,354	18.2%	16.0%	16.6%
% of FP17s for the same patient ID Re-attending between 3 & 9 months - Children	92	372	24.7%	57.2%	58.3%
% of FP17s for the same patient ID Re-attending between 3 & 9 months - Adults	327	1,354	24.2%	53.6%	54.0%
% of FP17s for Band 1 Urgent Courses	316	1,536	20.6%	9.7%	9.0%
% of FP17s Relating to Free Repair or Replacements	12	1,536	0.8%	0.9%	0.7%
% of FP17s Relating to Continuations	31	1,536	2.0%	0.9%	0.9%
% of Patients satisfied with the dentistry they have received	7	8	N/A	89.4%	90.9%
% of Patients satisfied with the time they had to wait for an appointment	7	8	N/A	85.6%	88.7%

* This is based on patients treated on this contract for their most recent course of treatment. Figures in italics indicate the base number of FP17s or Patient Questionnaire responses are less than 100. N/A is shown where the base number of responses is less than 10 during the period. % is calculated as Quantity/Base number*100

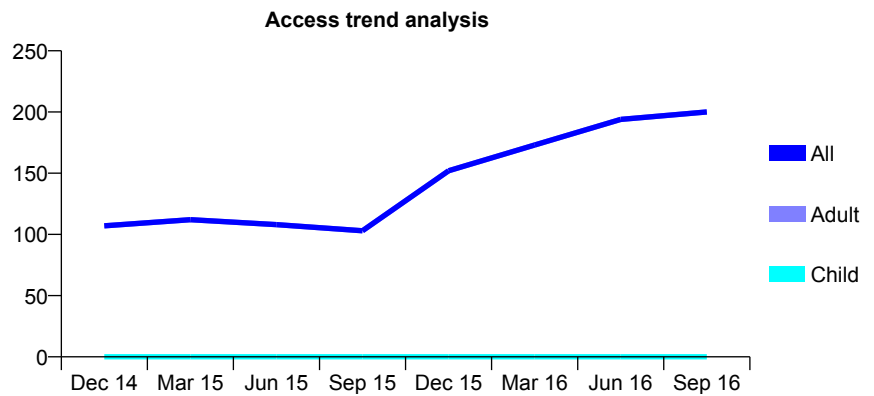
7A6 - Vital Signs At a Glance Contract Report for 680400/0002 - September 2016

Name or company name	MR MA GLADSON
Contract type name	PDS Contract
Purpose of contract	General
Contract start date	01/06/2007
Contract end date	31/03/2020

16/17 Contracted general activity (UDA)	480
Carry forward general activity (UDA)	0
16/17 Contracted orthodontic activity (UOA)	0
Carry forward orthodontic activity (UOA)	0
Baseline contract value	£14,018.46

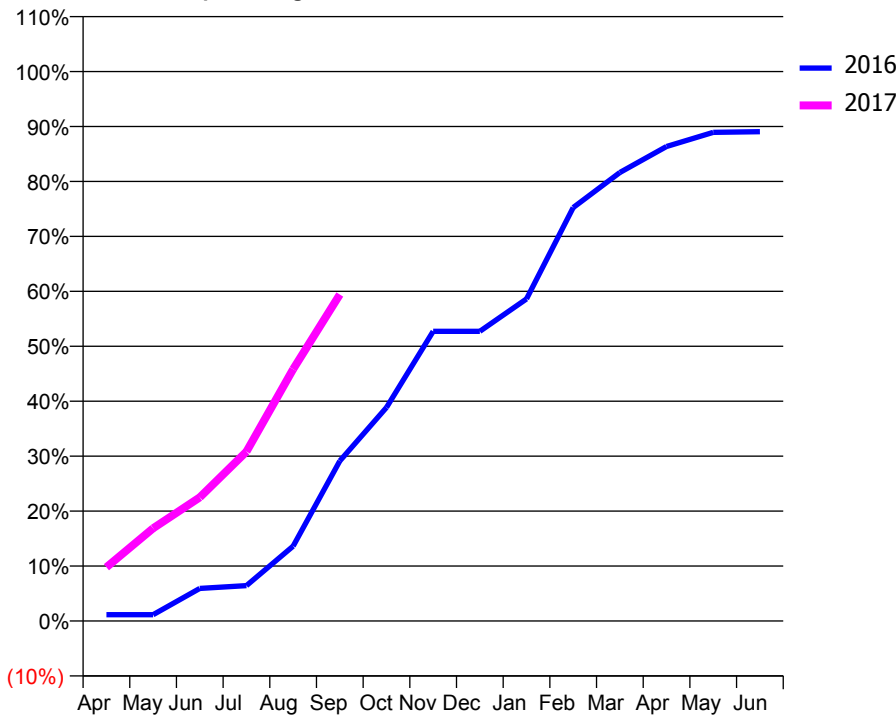
ACCESS*

Patients seen in 24 months	Total	Change since previous quarter
Quarter ending September 2015	103	
Quarter ending December 2015	152	↑
Quarter ending March 2016	173	↑
Quarter ending June 2016	194	↑
Quarter ending September 2016	200	↑
Variance since September 2015	94.2%	↑



ACTIVITY

Cumulative percentage of contracted UDA delivered 2016 & 2017



Month	Adjusted Scheduled Activity (UDA)	
	2016	2017
April	9	47
May	9	81
June	46	108
July	50	148
August	106	220
September	227	285
October	303	
November	411	
December	411	
January	457	
February	587	
March	637	
April	674	
May	694	
June	695	

QUALITY

	Quantity	Base Number	Contract	LHB	Wales
% of FP17s for the same patient ID Re-attending within 3 months - Children	0	0	N/A	9.2%	11.3%
% of FP17s for the same patient ID Re-attending within 3 months - Adults	10	84	11.9%	16.0%	16.6%
% of FP17s for the same patient ID Re-attending between 3 & 9 months - Children	0	0	N/A	57.2%	58.3%
% of FP17s for the same patient ID Re-attending between 3 & 9 months - Adults	11	84	13.1%	53.6%	54.0%
% of FP17s for Band 1 Urgent Courses	1	55	1.8%	9.7%	9.0%
% of FP17s Relating to Free Repair or Replacements	0	55	0.0%	0.9%	0.7%
% of FP17s Relating to Continuations	1	55	1.8%	0.9%	0.9%
% of Patients satisfied with the dentistry they have received	1	1	N/A	89.4%	90.9%
% of Patients satisfied with the time they had to wait for an appointment	1	1	N/A	85.6%	88.7%

* This is based on patients treated on this contract for their most recent course of treatment. Figures in italics indicate the base number of FP17s or Patient Questionnaire responses are less than 100. N/A is shown where the base number of responses is less than 10 during the period. % is calculated as Quantity/Base number*100

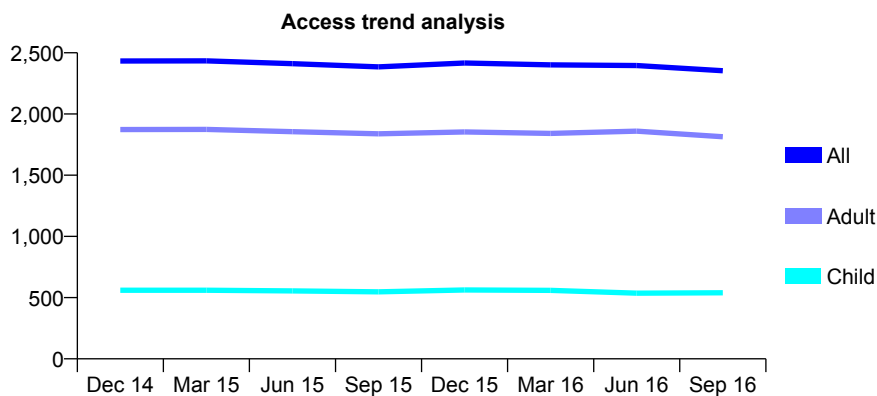
7A6 - Vital Signs At a Glance Contract Report for 729604/0001 - September 2016

Name or company name	MR RE COLLINS
Contract type name	GDS Contract
Purpose of contract	General
Contract start date	01/04/2006
Contract end date	

16/17 Contracted general activity (UDA)	6,819
Carry forward general activity (UDA)	286
16/17 Contracted orthodontic activity (UOA)	0
Carry forward orthodontic activity (UOA)	0
Baseline contract value	£167,690.42

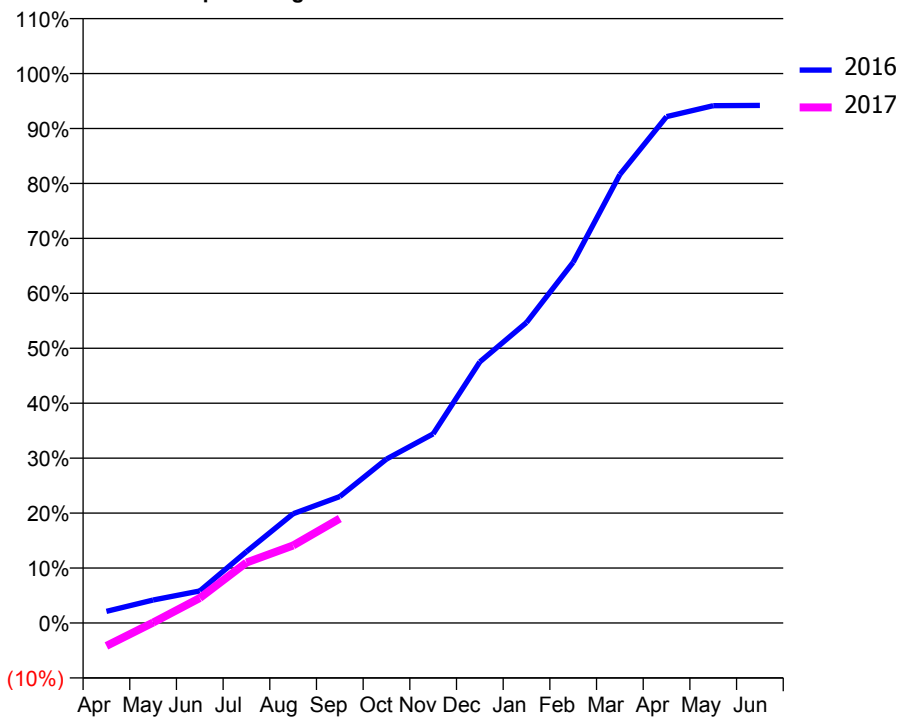
ACCESS*

Patients seen in 24 months	Total	Change since previous quarter
Quarter ending September 2015	2,385	
Quarter ending December 2015	2,417	→
Quarter ending March 2016	2,401	→
Quarter ending June 2016	2,396	→
Quarter ending September 2016	2,354	↓
Variance since September 2015	(1.3%)	↓



ACTIVITY

Cumulative percentage of contracted UDA delivered 2016 & 2017



Month	Adjusted Scheduled Activity (UDA)	
	2016	2017
April	144	-286
May	286	5
June	397	310
July	885	750
August	1,355	963
September	1,569	1,296
October	2,035	
November	2,348	
December	3,241	
January	3,729	
February	4,478	
March	5,567	
April	6,284	
May	6,420	
June	6,423	

QUALITY

	Quantity	Base Number	Contract	LHB	Wales
% of FP17s for the same patient ID Re-attending within 3 months - Children	5	201	2.5%	9.2%	11.3%
% of FP17s for the same patient ID Re-attending within 3 months - Adults	34	678	5.0%	16.0%	16.6%
% of FP17s for the same patient ID Re-attending between 3 & 9 months - Children	56	201	27.9%	57.2%	58.3%
% of FP17s for the same patient ID Re-attending between 3 & 9 months - Adults	235	678	34.7%	53.6%	54.0%
% of FP17s for Band 1 Urgent Courses	0	602	0.0%	9.7%	9.0%
% of FP17s Relating to Free Repair or Replacements	0	602	0.0%	0.9%	0.7%
% of FP17s Relating to Continuations	1	602	0.2%	0.9%	0.9%
% of Patients satisfied with the dentistry they have received	2	2	N/A	89.4%	90.9%
% of Patients satisfied with the time they had to wait for an appointment	2	2	N/A	85.6%	88.7%

* This is based on patients treated on this contract for their most recent course of treatment. Figures in italics indicate the base number of FP17s or Patient Questionnaire responses are less than 100. N/A is shown where the base number of responses is less than 10 during the period. % is calculated as Quantity/Base number*100

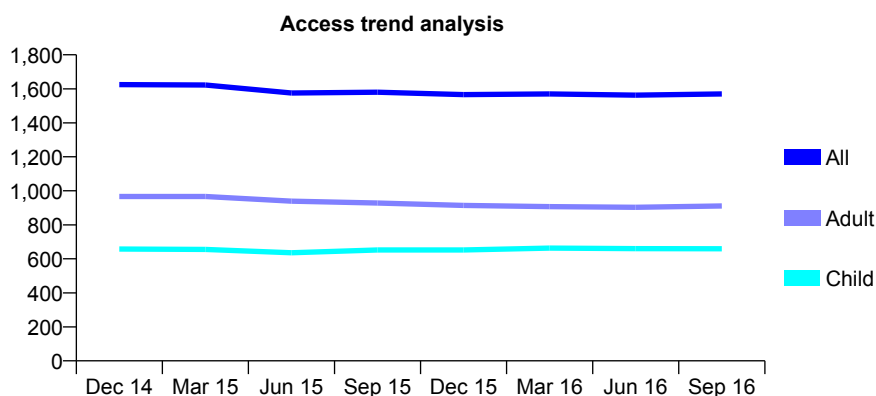
7A6 - Vital Signs At a Glance Contract Report for 738239/0001 - September 2016

Name or company name	MR DC PHILLIPS
Contract type name	GDS Contract
Purpose of contract	General
Contract start date	01/04/2006
Contract end date	

16/17 Contracted general activity (UDA)	6,374
Carry forward general activity (UDA)	0
16/17 Contracted orthodontic activity (UOA)	0
Carry forward orthodontic activity (UOA)	0
Baseline contract value	£185,020.54

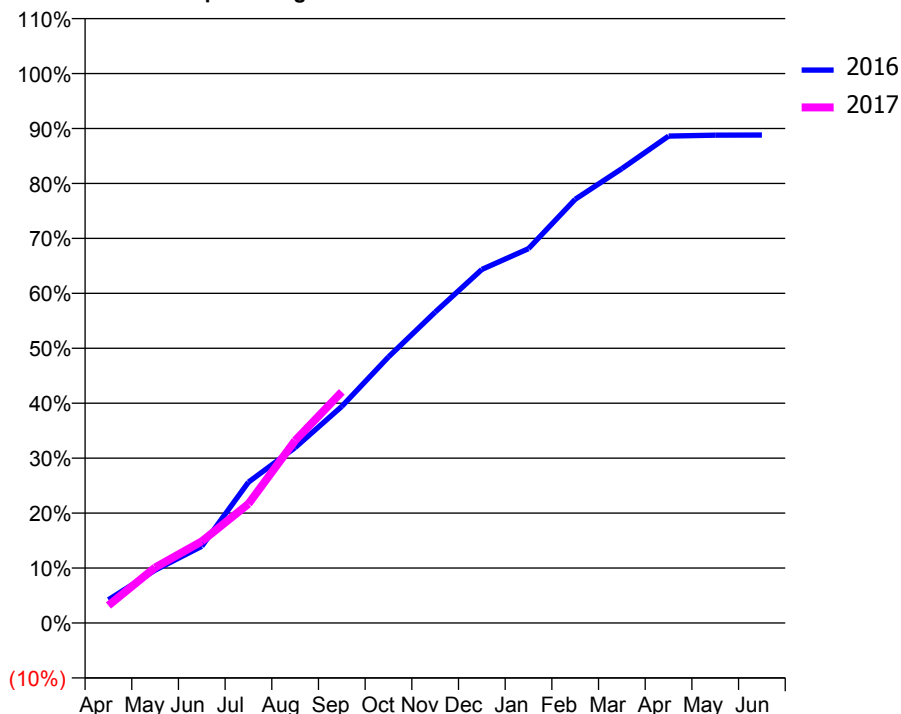
ACCESS*

Patients seen in 24 months	Total	Change since previous quarter
Quarter ending September 2015	1,580	
Quarter ending December 2015	1,566	→
Quarter ending March 2016	1,570	→
Quarter ending June 2016	1,563	→
Quarter ending September 2016	1,570	→
Variance since September 2015	(0.6%)	→



ACTIVITY

Cumulative percentage of contracted UDA delivered 2016 & 2017



Month	Adjusted Scheduled Activity (UDA)	
	2016	2017
April	270	203
May	613	645
June	891	947
July	1,634	1,382
August	2,035	2,116
September	2,513	2,681
October	3,087	
November	3,606	
December	4,102	
January	4,343	
February	4,915	
March	5,270	
April	5,648	
May	5,659	
June	5,660	

QUALITY

	Quantity	Base Number	Contract	LHB	Wales
% of FP17s for the same patient ID Re-attending within 3 months - Children	39	453	8.6%	9.2%	11.3%
% of FP17s for the same patient ID Re-attending within 3 months - Adults	101	582	17.4%	16.0%	16.6%
% of FP17s for the same patient ID Re-attending between 3 & 9 months - Children	212	453	46.8%	57.2%	58.3%
% of FP17s for the same patient ID Re-attending between 3 & 9 months - Adults	250	582	43.0%	53.6%	54.0%
% of FP17s for Band 1 Urgent Courses	4	887	0.5%	9.7%	9.0%
% of FP17s Relating to Free Repair or Replacements	0	887	0.0%	0.9%	0.7%
% of FP17s Relating to Continuations	0	887	0.0%	0.9%	0.9%
% of Patients satisfied with the dentistry they have received	3	3	N/A	89.4%	90.9%
% of Patients satisfied with the time they had to wait for an appointment	3	3	N/A	85.6%	88.7%

* This is based on patients treated on this contract for their most recent course of treatment. Figures in italics indicate the base number of FP17s or Patient Questionnaire responses are less than 100. N/A is shown where the base number of responses is less than 10 during the period. % is calculated as Quantity/Base number*100

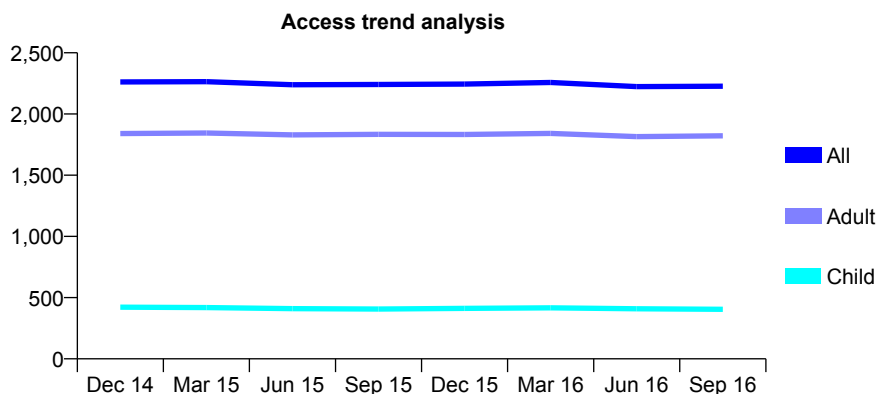
7A6 - Vital Signs At a Glance Contract Report for 742481/0001 - September 2016

Name or company name	MISS J WOODWARD
Contract type name	GDS Contract
Purpose of contract	General
Contract start date	01/04/2006
Contract end date	

16/17 Contracted general activity (UDA)	6,911
Carry forward general activity (UDA)	327
16/17 Contracted orthodontic activity (UOA)	0
Carry forward orthodontic activity (UOA)	0
Baseline contract value	£143,837.62

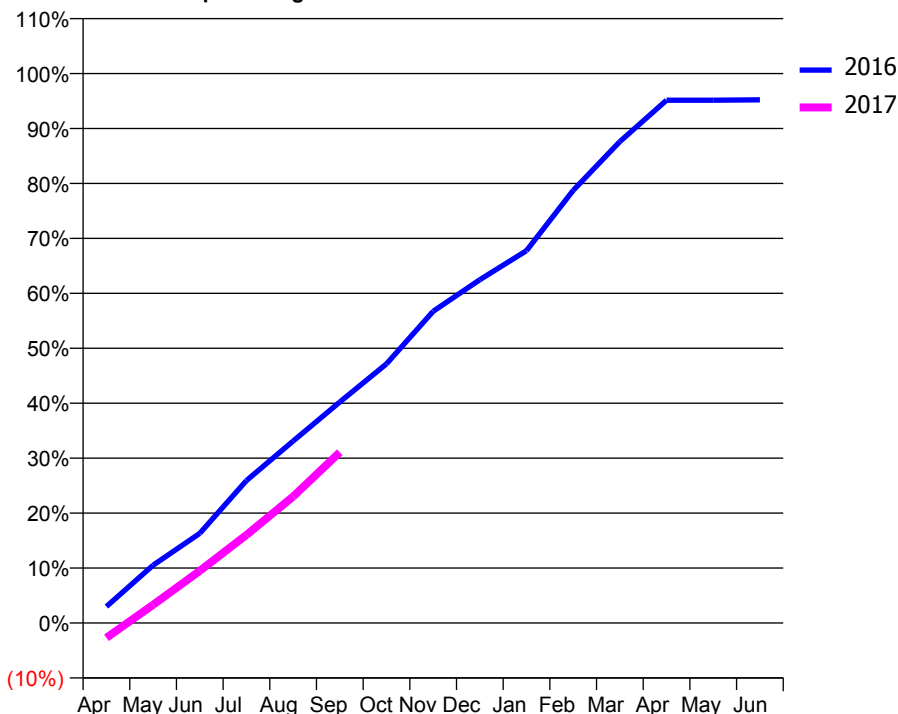
ACCESS*

Patients seen in 24 months	Total	Change since previous quarter
Quarter ending September 2015	2,241	
Quarter ending December 2015	2,245	→
Quarter ending March 2016	2,258	→
Quarter ending June 2016	2,224	↓
Quarter ending September 2016	2,227	→
Variance since September 2015	(0.6%)	→



ACTIVITY

Cumulative percentage of contracted UDA delivered 2016 & 2017



Adjusted Scheduled Activity (UDA)

Month	2016	2017
April	207	-186
May	726	229
June	1,128	657
July	1,792	1,108
August	2,288	1,591
September	2,781	2,148
October	3,259	
November	3,920	
December	4,318	
January	4,683	
February	5,441	
March	6,056	
April	6,576	
May	6,576	
June	6,581	

QUALITY

	Quantity	Base Number	Contract	LHB	Wales
% of FP17s for the same patient ID Re-attending within 3 months - Children	18	292	6.2%	9.2%	11.3%
% of FP17s for the same patient ID Re-attending within 3 months - Adults	152	1,081	14.1%	16.0%	16.6%
% of FP17s for the same patient ID Re-attending between 3 & 9 months - Children	176	292	60.3%	57.2%	58.3%
% of FP17s for the same patient ID Re-attending between 3 & 9 months - Adults	365	1,081	33.8%	53.6%	54.0%
% of FP17s for Band 1 Urgent Courses	100	1,181	8.5%	9.7%	9.0%
% of FP17s Relating to Free Repair or Replacements	10	1,181	0.8%	0.9%	0.7%
% of FP17s Relating to Continuations	20	1,181	1.7%	0.9%	0.9%
% of Patients satisfied with the dentistry they have received	3	3	N/A	89.4%	90.9%
% of Patients satisfied with the time they had to wait for an appointment	3	3	N/A	85.6%	88.7%

* This is based on patients treated on this contract for their most recent course of treatment. Figures in italics indicate the base number of FP17s or Patient Questionnaire responses are less than 100. N/A is shown where the base number of responses is less than 10 during the period. % is calculated as Quantity/Base number*100

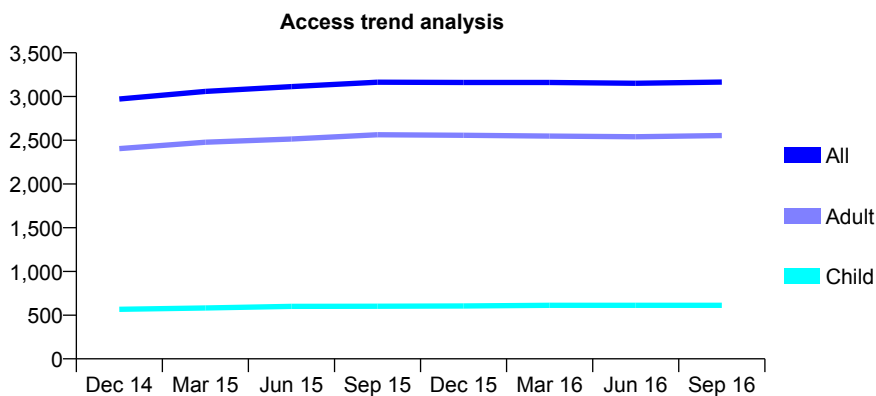
7A6 - Vital Signs At a Glance Contract Report for 767077/0001 - September 2016

Name or company name	MISS N MAHMOOD
Contract type name	GDS Contract
Purpose of contract	General
Contract start date	01/04/2006
Contract end date	

16/17 Contracted general activity (UDA)	10,435
Carry forward general activity (UDA)	-180
16/17 Contracted orthodontic activity (UOA)	0
Carry forward orthodontic activity (UOA)	0
Baseline contract value	£244,073.80

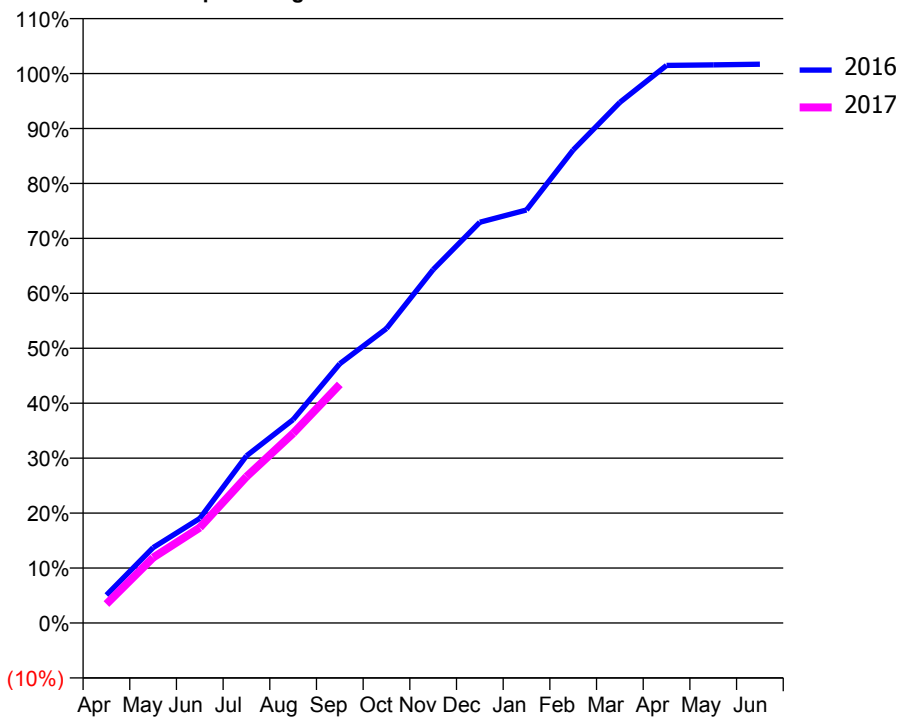
ACCESS*

Patients seen in 24 months	Total	Change since previous quarter
Quarter ending September 2015	3,164	
Quarter ending December 2015	3,161	→
Quarter ending March 2016	3,161	→
Quarter ending June 2016	3,152	→
Quarter ending September 2016	3,165	→
Variance since September 2015	0.0%	→



ACTIVITY

Cumulative percentage of contracted UDA delivered 2016 & 2017



Month	Adjusted Scheduled Activity (UDA)	
	2016	2017
April	531	360
May	1,433	1,242
June	1,987	1,811
July	3,174	2,780
August	3,862	3,603
September	4,923	4,531
October	5,593	
November	6,713	
December	7,610	
January	7,843	
February	8,982	
March	9,887	
April	10,588	
May	10,598	
June	10,611	

QUALITY

	Quantity	Base Number	Contract	LHB	Wales
% of FP17s for the same patient ID Re-attending within 3 months - Children	18	501	3.6%	9.2%	11.3%
% of FP17s for the same patient ID Re-attending within 3 months - Adults	168	2,098	8.0%	16.0%	16.6%
% of FP17s for the same patient ID Re-attending between 3 & 9 months - Children	351	501	70.1%	57.2%	58.3%
% of FP17s for the same patient ID Re-attending between 3 & 9 months - Adults	1,439	2,098	68.6%	53.6%	54.0%
% of FP17s for Band 1 Urgent Courses	131	2,285	5.7%	9.7%	9.0%
% of FP17s Relating to Free Repair or Replacements	13	2,285	0.6%	0.9%	0.7%
% of FP17s Relating to Continuations	13	2,285	0.6%	0.9%	0.9%
% of Patients satisfied with the dentistry they have received	10	10	100.0%	89.4%	90.9%
% of Patients satisfied with the time they had to wait for an appointment	7	10	70.0%	85.6%	88.7%

* This is based on patients treated on this contract for their most recent course of treatment. Figures in italics indicate the base number of FP17s or Patient Questionnaire responses are less than 100. N/A is shown where the base number of responses is less than 10 during the period. % is calculated as Quantity/Base number*100

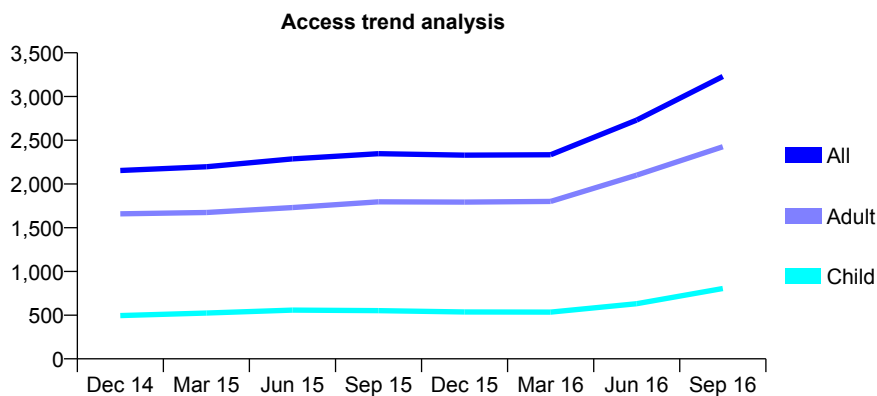
7A6 - Vital Signs At a Glance Contract Report for 782572/0001 - September 2016

Name or company name	MR JD COOK
Contract type name	GDS Contract
Purpose of contract	General
Contract start date	01/08/2010
Contract end date	

16/17 Contracted general activity (UDA)	13,868
Carry forward general activity (UDA)	-527
16/17 Contracted orthodontic activity (UOA)	0
Carry forward orthodontic activity (UOA)	0
Baseline contract value	£294,817.37

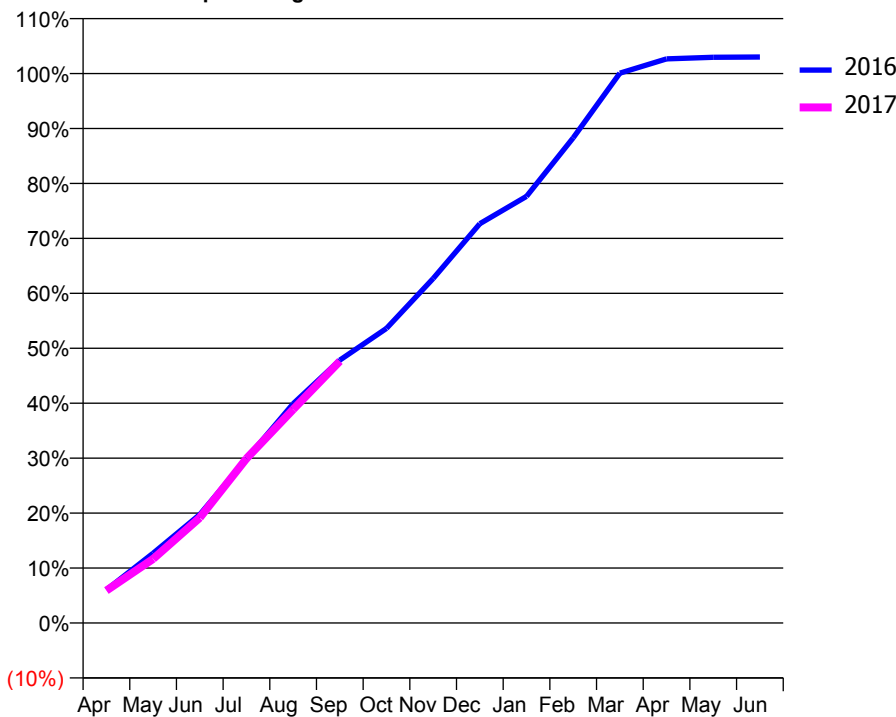
ACCESS*

Patients seen in 24 months	Total	Change since previous quarter
Quarter ending September 2015	2,347	
Quarter ending December 2015	2,329	→
Quarter ending March 2016	2,334	→
Quarter ending June 2016	2,731	↑
Quarter ending September 2016	3,230	↑
Variance since September 2015	37.6%	↑



ACTIVITY

Cumulative percentage of contracted UDA delivered 2016 & 2017



Month	Adjusted Scheduled Activity (UDA)	
	2016	2017
April	538	820
May	1,126	1,616
June	1,751	2,656
July	2,651	4,152
August	3,538	5,389
September	4,243	6,607
October	4,754	
November	5,559	
December	6,445	
January	6,886	
February	7,831	
March	8,874	
April	9,103	
May	9,130	
June	9,133	

QUALITY

	Quantity	Base Number	Contract	LHB	Wales
% of FP17s for the same patient ID Re-attending within 3 months - Children	60	783	7.7%	9.2%	11.3%
% of FP17s for the same patient ID Re-attending within 3 months - Adults	292	2,116	13.8%	16.0%	16.6%
% of FP17s for the same patient ID Re-attending between 3 & 9 months - Children	329	783	42.0%	57.2%	58.3%
% of FP17s for the same patient ID Re-attending between 3 & 9 months - Adults	875	2,116	41.4%	53.6%	54.0%
% of FP17s for Band 1 Urgent Courses	338	2,781	12.2%	9.7%	9.0%
% of FP17s Relating to Free Repair or Replacements	21	2,781	0.8%	0.9%	0.7%
% of FP17s Relating to Continuations	27	2,781	1.0%	0.9%	0.9%
% of Patients satisfied with the dentistry they have received	10	10	100.0%	89.4%	90.9%
% of Patients satisfied with the time they had to wait for an appointment	10	10	100.0%	85.6%	88.7%

* This is based on patients treated on this contract for their most recent course of treatment. Figures in italics indicate the base number of FP17s or Patient Questionnaire responses are less than 100. N/A is shown where the base number of responses is less than 10 during the period. % is calculated as Quantity/Base number*100

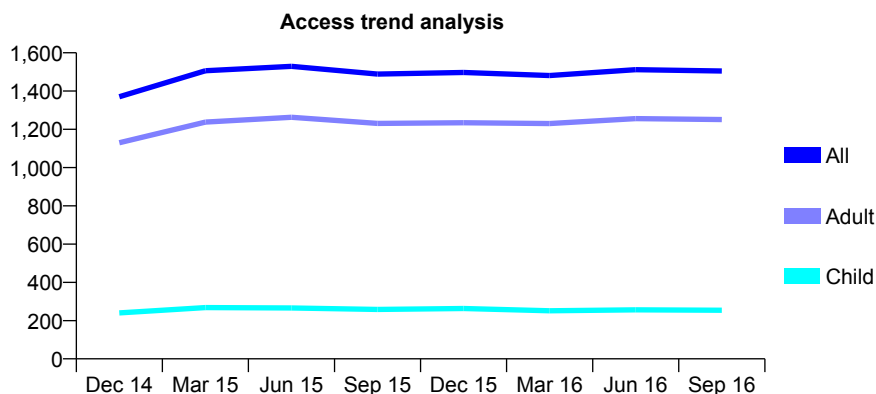
7A6 - Vital Signs At a Glance Contract Report for 801933/0002 - September 2016

Name or company name	MR LH RICH
Contract type name	GDS Contract
Purpose of contract	General
Contract start date	06/05/2013
Contract end date	

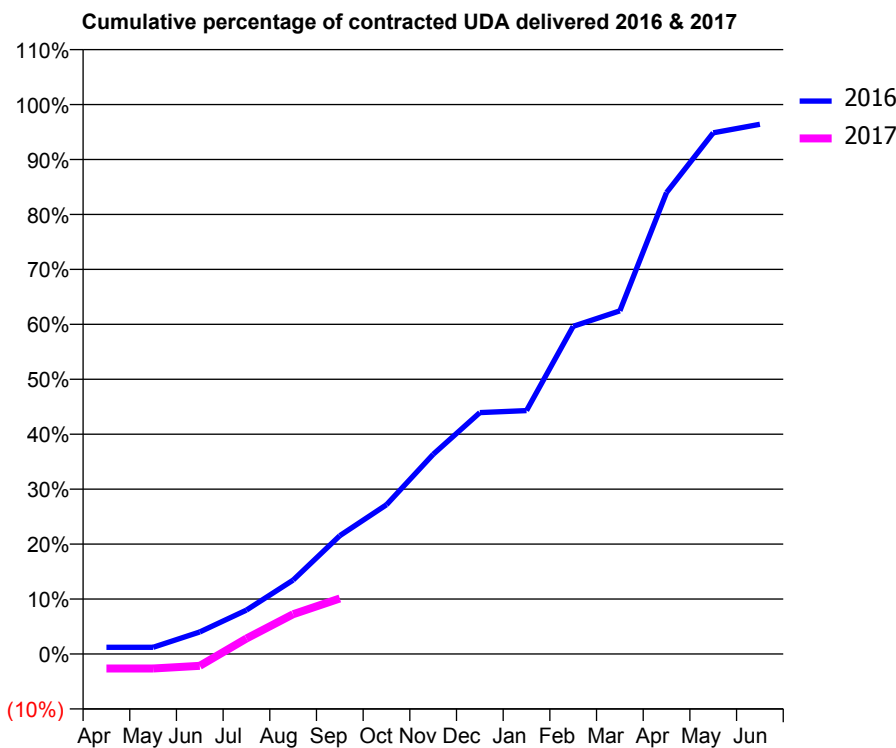
16/17 Contracted general activity (UDA)	4,550
Carry forward general activity (UDA)	121
16/17 Contracted orthodontic activity (UOA)	0
Carry forward orthodontic activity (UOA)	0
Baseline contract value	£98,541.18

ACCESS*

Patients seen in 24 months	Total	Change since previous quarter
Quarter ending September 2015	1,489	
Quarter ending December 2015	1,497	→
Quarter ending March 2016	1,481	↓
Quarter ending June 2016	1,512	↑
Quarter ending September 2016	1,505	→
Variance since September 2015	1.1%	→



ACTIVITY



Month	Adjusted Scheduled Activity (UDA)	
	2016	2017
April	56	-121
May	56	-121
June	182	-99
July	364	128
August	612	329
September	979	460
October	1,236	
November	1,653	
December	2,000	
January	2,016	
February	2,713	
March	2,842	
April	3,821	
May	4,316	
June	4,386	

QUALITY

	Quantity	Base Number	Contract	LHB	Wales
% of FP17s for the same patient ID Re-attending within 3 months - Children	7	134	5.2%	9.2%	11.3%
% of FP17s for the same patient ID Re-attending within 3 months - Adults	81	732	11.1%	16.0%	16.6%
% of FP17s for the same patient ID Re-attending between 3 & 9 months - Children	32	134	23.9%	57.2%	58.3%
% of FP17s for the same patient ID Re-attending between 3 & 9 months - Adults	289	732	39.5%	53.6%	54.0%
% of FP17s for Band 1 Urgent Courses	0	325	0.0%	9.7%	9.0%
% of FP17s Relating to Free Repair or Replacements	10	325	3.1%	0.9%	0.7%
% of FP17s Relating to Continuations	0	325	0.0%	0.9%	0.9%
% of Patients satisfied with the dentistry they have received	3	4	N/A	89.4%	90.9%
% of Patients satisfied with the time they had to wait for an appointment	1	4	N/A	85.6%	88.7%

* This is based on patients treated on this contract for their most recent course of treatment. Figures in italics indicate the base number of FP17s or Patient Questionnaire responses are less than 100. N/A is shown where the base number of responses is less than 10 during the period. % is calculated as Quantity/Base number*100

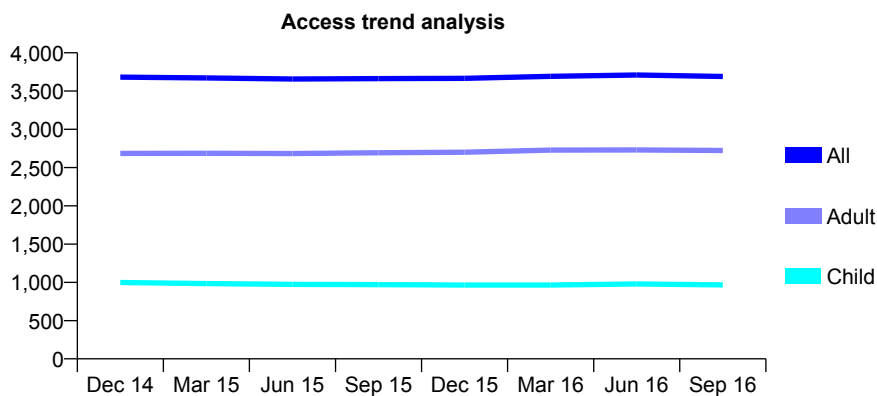
7A6 - Vital Signs At a Glance Contract Report for 919896/0001 - September 2016

Name or company name	MR DW EDWARDS
Contract type name	GDS Contract
Purpose of contract	General
Contract start date	01/04/2006
Contract end date	

16/17 Contracted general activity (UDA)	11,339
Carry forward general activity (UDA)	0
16/17 Contracted orthodontic activity (UOA)	0
Carry forward orthodontic activity (UOA)	0
Baseline contract value	£257,540.44

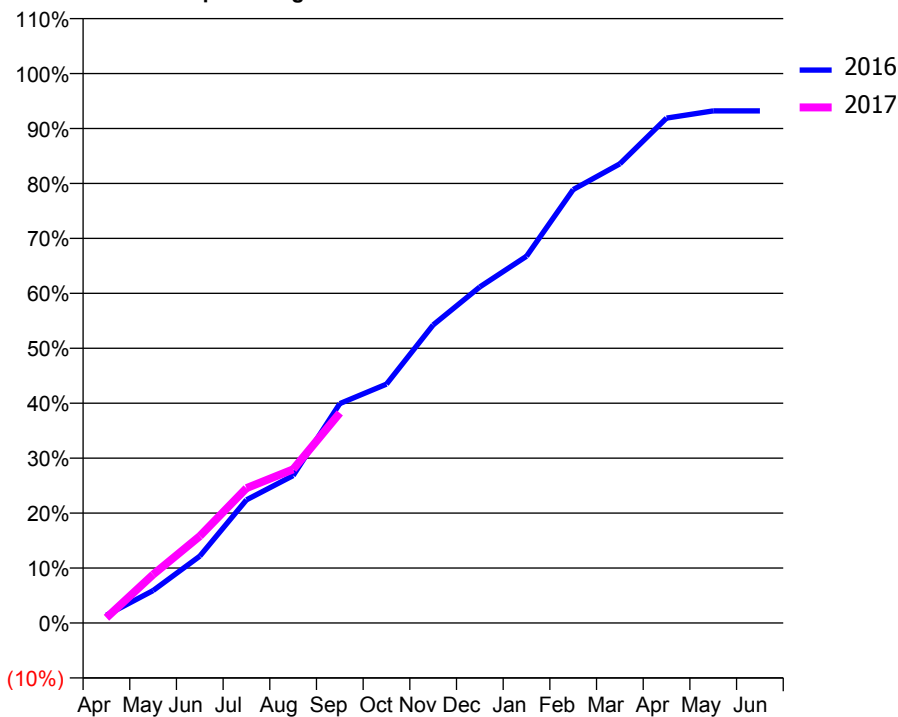
ACCESS*

Patients seen in 24 months	Total	Change since previous quarter
Quarter ending September 2015	3,663	
Quarter ending December 2015	3,666	→
Quarter ending March 2016	3,693	→
Quarter ending June 2016	3,709	→
Quarter ending September 2016	3,691	→
Variance since September 2015	0.8%	→



ACTIVITY

Cumulative percentage of contracted UDA delivered 2016 & 2017



Adjusted Scheduled Activity (UDA)

Month	2016	2017
April	167	110
May	690	1,001
June	1,422	1,794
July	2,621	2,782
August	3,135	3,172
September	4,668	4,336
October	5,082	
November	6,340	
December	7,149	
January	7,802	
February	9,220	
March	9,770	
April	10,741	
May	10,893	
June	10,893	

QUALITY

	Quantity	Base Number	Contract	LHB	Wales
% of FP17s for the same patient ID Re-attending within 3 months - Children	47	836	5.6%	9.2%	11.3%
% of FP17s for the same patient ID Re-attending within 3 months - Adults	309	2,158	14.3%	16.0%	16.6%
% of FP17s for the same patient ID Re-attending between 3 & 9 months - Children	533	836	63.8%	57.2%	58.3%
% of FP17s for the same patient ID Re-attending between 3 & 9 months - Adults	1,133	2,158	52.5%	53.6%	54.0%
% of FP17s for Band 1 Urgent Courses	170	2,466	6.9%	9.7%	9.0%
% of FP17s Relating to Free Repair or Replacements	22	2,466	0.9%	0.9%	0.7%
% of FP17s Relating to Continuations	16	2,466	0.6%	0.9%	0.9%
% of Patients satisfied with the dentistry they have received	10	11	90.9%	89.4%	90.9%
% of Patients satisfied with the time they had to wait for an appointment	9	11	81.8%	85.6%	88.7%

* This is based on patients treated on this contract for their most recent course of treatment. Figures in italics indicate the base number of FP17s or Patient Questionnaire responses are less than 100. N/A is shown where the base number of responses is less than 10 during the period. % is calculated as Quantity/Base number*100

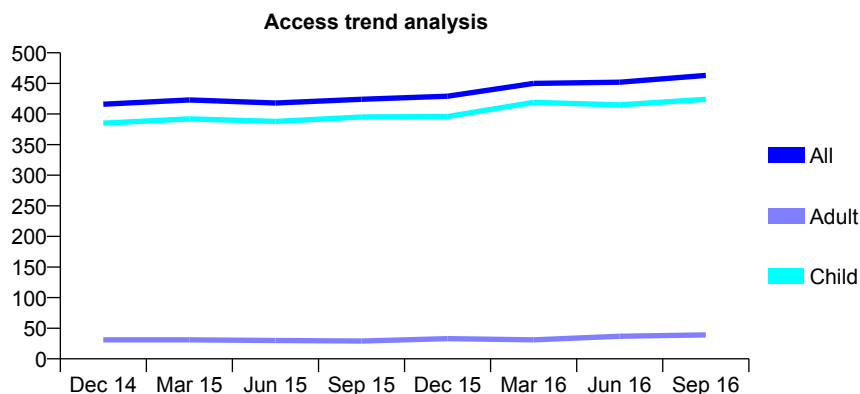
7A6 - Vital Signs At a Glance Contract Report for 929018/0001 - September 2016

Name or company name	MR ME RICE-JONES
Contract type name	GDS Contract
Purpose of contract	General
Contract start date	01/04/2006
Contract end date	

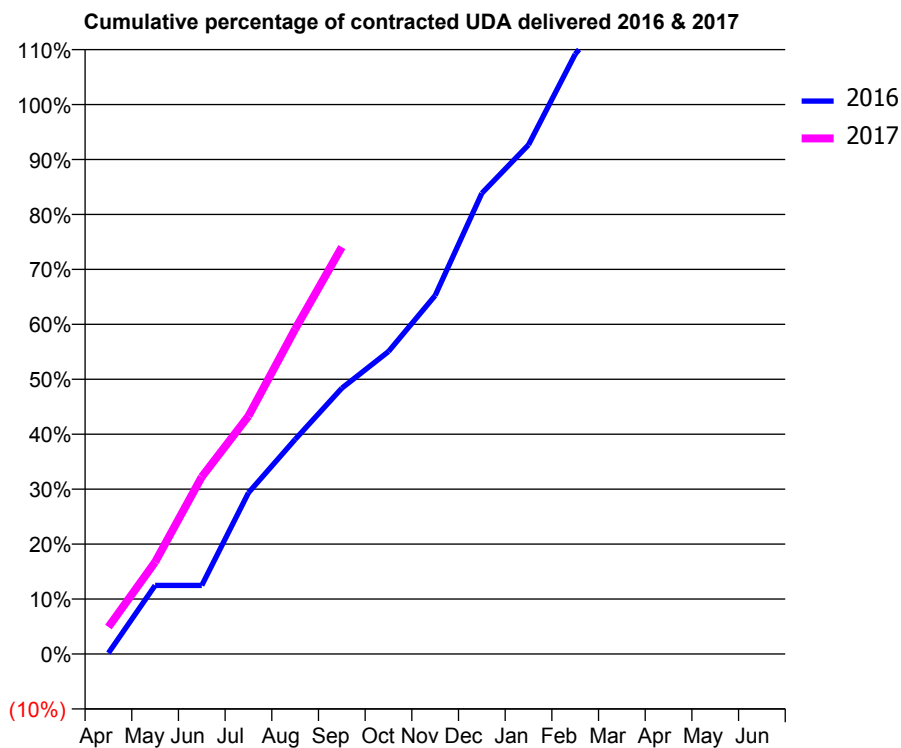
16/17 Contracted general activity (UDA)	569
Carry forward general activity (UDA)	-28
16/17 Contracted orthodontic activity (UOA)	0
Carry forward orthodontic activity (UOA)	0
Baseline contract value	£18,663.14

ACCESS*

Patients seen in 24 months	Total	Change since previous quarter
Quarter ending September 2015	424	
Quarter ending December 2015	429	→
Quarter ending March 2016	450	↑
Quarter ending June 2016	452	→
Quarter ending September 2016	463	↑
Variance since September 2015	9.2%	↑



ACTIVITY



Month	Adjusted Scheduled Activity (UDA)	
	2016	2017
April	1	28
May	71	95
June	71	183
July	167	246
August	222	336
September	275	421
October	313	
November	371	
December	477	
January	527	
February	621	
March	679	
April	723	
May	726	
June	727	

QUALITY

	Quantity	Base Number	Contract	LHB	Wales
% of FP17s for the same patient ID Re-attending within 3 months - Children	12	354	3.4%	9.2%	11.3%
% of FP17s for the same patient ID Re-attending within 3 months - Adults	0	5	0.0%	16.0%	16.6%
% of FP17s for the same patient ID Re-attending between 3 & 9 months - Children	225	354	63.6%	57.2%	58.3%
% of FP17s for the same patient ID Re-attending between 3 & 9 months - Adults	2	5	40.0%	53.6%	54.0%
% of FP17s for Band 1 Urgent Courses	2	317	0.6%	9.7%	9.0%
% of FP17s Relating to Free Repair or Replacements	0	317	0.0%	0.9%	0.7%
% of FP17s Relating to Continuations	0	317	0.0%	0.9%	0.9%
% of Patients satisfied with the dentistry they have received	0	0	N/A	89.4%	90.9%
% of Patients satisfied with the time they had to wait for an appointment	0	0	N/A	85.6%	88.7%

* This is based on patients treated on this contract for their most recent course of treatment. Figures in italics indicate the base number of FP17s or Patient Questionnaire responses are less than 100. N/A is shown where the base number of responses is less than 10 during the period. % is calculated as Quantity/Base number*100

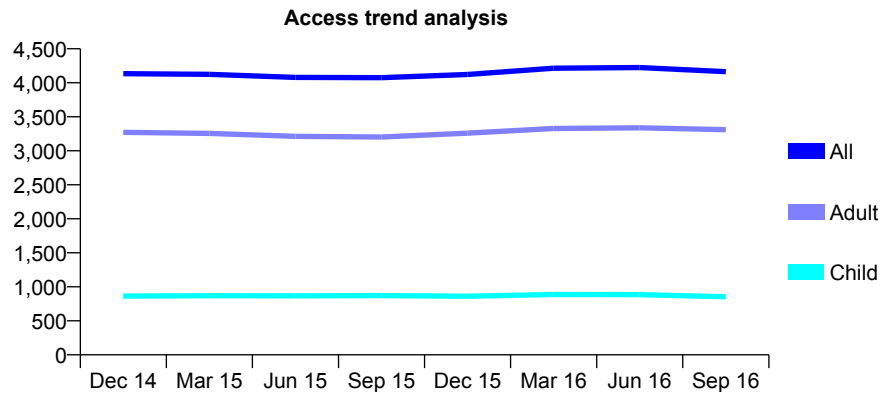
7A6 - Vital Signs At a Glance Contract Report for 952346/0001 - September 2016

Name or company name	MISS MH STANTON
Contract type name	GDS Contract
Purpose of contract	General
Contract start date	01/04/2006
Contract end date	

16/17 Contracted general activity (UDA)	14,876
Carry forward general activity (UDA)	-296
16/17 Contracted orthodontic activity (UOA)	0
Carry forward orthodontic activity (UOA)	0
Baseline contract value	£437,136.37

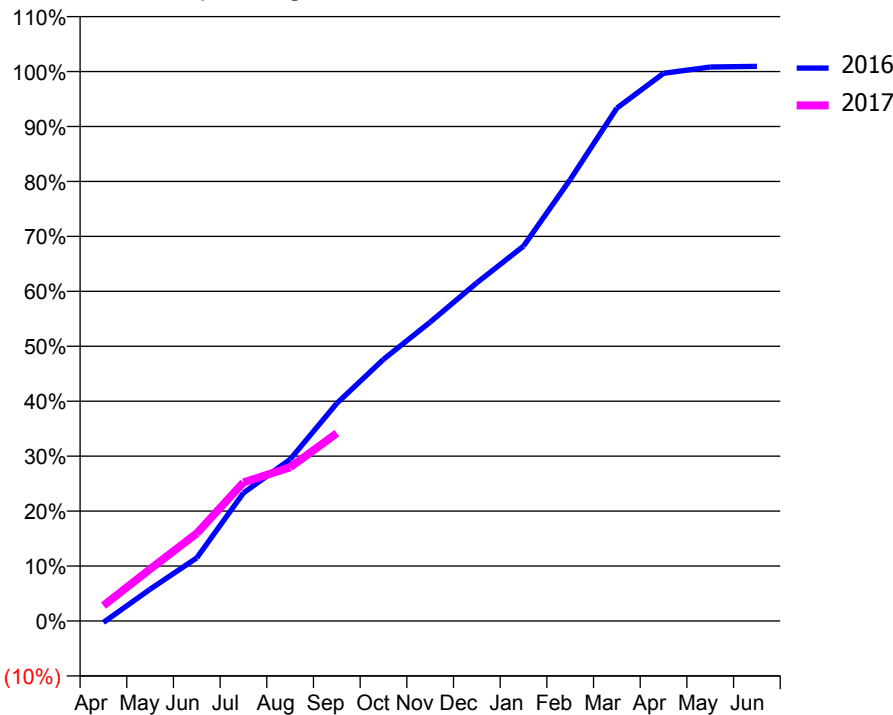
ACCESS*

Patients seen in 24 months	Total	Change since previous quarter
Quarter ending September 2015	4,075	
Quarter ending December 2015	4,122	→
Quarter ending March 2016	4,215	↑
Quarter ending June 2016	4,224	→
Quarter ending September 2016	4,164	↓
Variance since September 2015	2.2%	↑



ACTIVITY

Cumulative percentage of contracted UDA delivered 2016 & 2017



Month	Adjusted Scheduled Activity (UDA)	
	2016	2017
April	-42	418
May	860	1,404
June	1,709	2,374
July	3,468	3,753
August	4,378	4,160
September	5,893	5,086
October	7,086	
November	8,091	
December	9,156	
January	10,150	
February	11,952	
March	13,885	
April	14,827	
May	14,998	
June	15,014	

QUALITY

	Quantity	Base Number	Contract	LHB	Wales
% of FP17s for the same patient ID Re-attending within 3 months - Children	52	491	10.6%	9.2%	11.3%
% of FP17s for the same patient ID Re-attending within 3 months - Adults	368	2,045	18.0%	16.0%	16.6%
% of FP17s for the same patient ID Re-attending between 3 & 9 months - Children	317	491	64.6%	57.2%	58.3%
% of FP17s for the same patient ID Re-attending between 3 & 9 months - Adults	1,173	2,045	57.4%	53.6%	54.0%
% of FP17s for Band 1 Urgent Courses	172	2,157	8.0%	9.7%	9.0%
% of FP17s Relating to Free Repair or Replacements	34	2,157	1.6%	0.9%	0.7%
% of FP17s Relating to Continuations	21	2,157	1.0%	0.9%	0.9%
% of Patients satisfied with the dentistry they have received	36	39	92.3%	89.4%	90.9%
% of Patients satisfied with the time they had to wait for an appointment	37	39	94.9%	85.6%	88.7%

* This is based on patients treated on this contract for their most recent course of treatment. Figures in italics indicate the base number of FP17s or Patient Questionnaire responses are less than 100. N/A is shown where the base number of responses is less than 10 during the period. % is calculated as Quantity/Base number*100

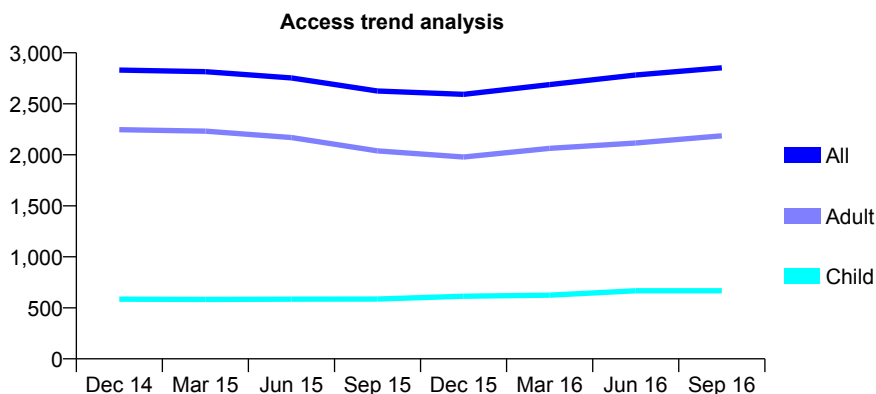
7A6 - Vital Signs At a Glance Contract Report for 965332/0001 - September 2016

Name or company name	MISS L CASTALDI
Contract type name	GDS Contract
Purpose of contract	General
Contract start date	01/04/2011
Contract end date	

16/17 Contracted general activity (UDA)	10,011
Carry forward general activity (UDA)	575
16/17 Contracted orthodontic activity (UOA)	0
Carry forward orthodontic activity (UOA)	0
Baseline contract value	£240,134.76

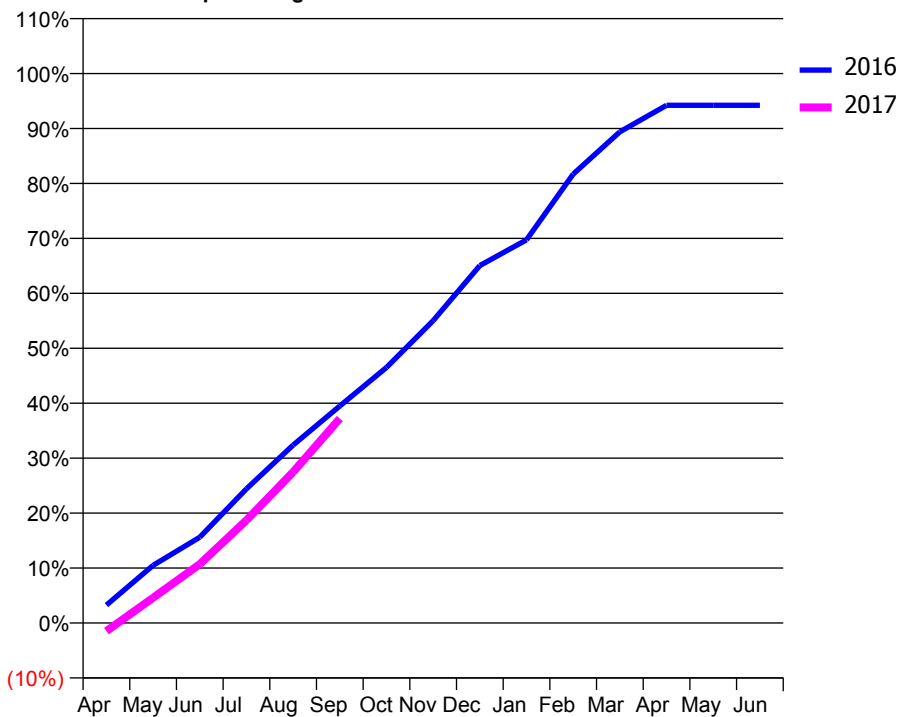
ACCESS*

Patients seen in 24 months	Total	Change since previous quarter
Quarter ending September 2015	2,625	
Quarter ending December 2015	2,593	↓
Quarter ending March 2016	2,688	↑
Quarter ending June 2016	2,783	↑
Quarter ending September 2016	2,853	↑
Variance since September 2015	8.7%	↑



ACTIVITY

Cumulative percentage of contracted UDA delivered 2016 & 2017



Month	Adjusted Scheduled Activity (UDA)	
	2016	2017
April	326	-148
May	1,051	460
June	1,562	1,073
July	2,444	1,873
August	3,241	2,752
September	3,955	3,726
October	4,655	
November	5,509	
December	6,512	
January	6,982	
February	8,178	
March	8,949	
April	9,432	
May	9,431	
June	9,431	

QUALITY

	Quantity	Base Number	Contract	LHB	Wales
% of FP17s for the same patient ID Re-attending within 3 months - Children	74	648	11.4%	9.2%	11.3%
% of FP17s for the same patient ID Re-attending within 3 months - Adults	293	1,956	15.0%	16.0%	16.6%
% of FP17s for the same patient ID Re-attending between 3 & 9 months - Children	439	648	67.7%	57.2%	58.3%
% of FP17s for the same patient ID Re-attending between 3 & 9 months - Adults	1,221	1,956	62.4%	53.6%	54.0%
% of FP17s for Band 1 Urgent Courses	347	2,346	14.8%	9.7%	9.0%
% of FP17s Relating to Free Repair or Replacements	20	2,346	0.9%	0.9%	0.7%
% of FP17s Relating to Continuations	16	2,346	0.7%	0.9%	0.9%
% of Patients satisfied with the dentistry they have received	6	6	N/A	89.4%	90.9%
% of Patients satisfied with the time they had to wait for an appointment	6	6	N/A	85.6%	88.7%

* This is based on patients treated on this contract for their most recent course of treatment. Figures in italics indicate the base number of FP17s or Patient Questionnaire responses are less than 100. N/A is shown where the base number of responses is less than 10 during the period. % is calculated as Quantity/Base number*100

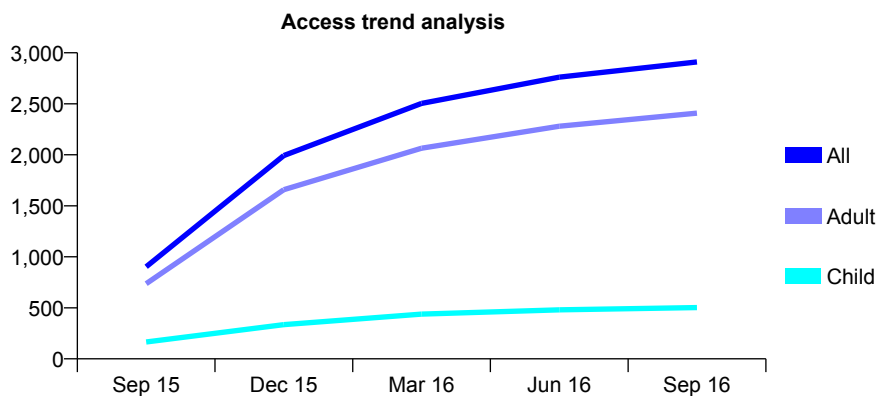
7A6 - Vital Signs At a Glance Contract Report for 972665/0001 - September 2016

Name or company name	MR AW BALE
Contract type name	GDS Contract
Purpose of contract	General
Contract start date	01/07/2015
Contract end date	

16/17 Contracted general activity (UDA)	10,765
Carry forward general activity (UDA)	0
16/17 Contracted orthodontic activity (UOA)	0
Carry forward orthodontic activity (UOA)	0
Baseline contract value	£248,892.41

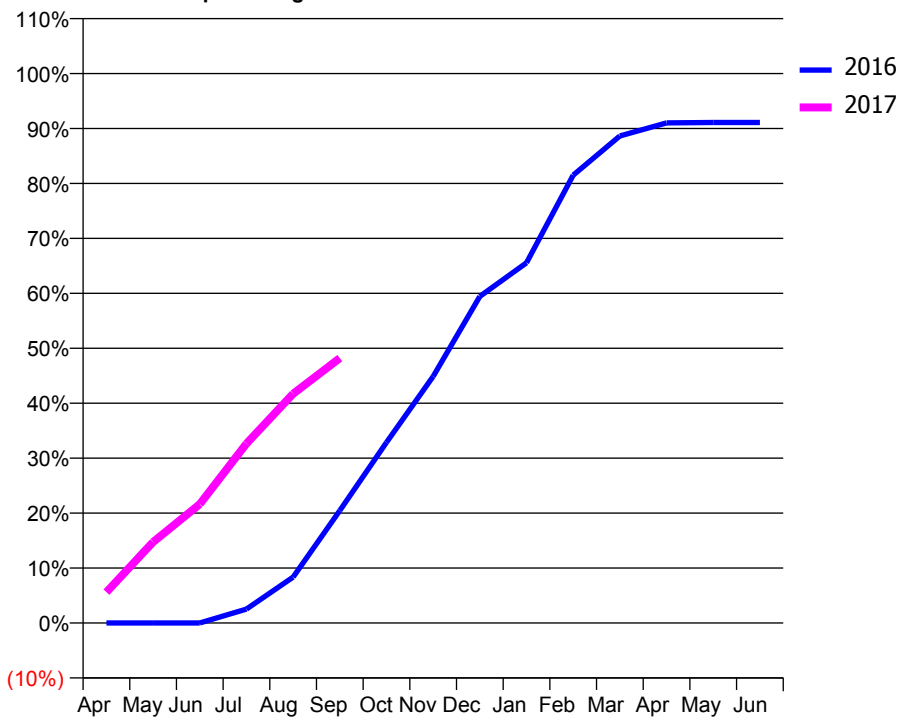
ACCESS*

Patients seen in 24 months	Total	Change since previous quarter
Quarter ending September 2015	903	
Quarter ending December 2015	1,993	↑
Quarter ending March 2016	2,504	↑
Quarter ending June 2016	2,761	↑
Quarter ending September 2016	2,911	↑
Variance since September 2015	222.4%	↑



ACTIVITY

Cumulative percentage of contracted UDA delivered 2016 & 2017



Month	Adjusted Scheduled Activity (UDA)	
	2016	2017
April	0	605
May	0	1,588
June	0	2,329
July	197	3,516
August	650	4,491
September	1,590	5,189
October	2,553	
November	3,486	
December	4,616	
January	5,091	
February	6,330	
March	6,884	
April	7,069	
May	7,073	
June	7,073	

QUALITY

	Quantity	Base Number	Contract	LHB	Wales
% of FP17s for the same patient ID Re-attending within 3 months - Children	31	408	7.6%	9.2%	11.3%
% of FP17s for the same patient ID Re-attending within 3 months - Adults	188	2,184	8.6%	16.0%	16.6%
% of FP17s for the same patient ID Re-attending between 3 & 9 months - Children	276	408	67.6%	57.2%	58.3%
% of FP17s for the same patient ID Re-attending between 3 & 9 months - Adults	1,480	2,184	67.8%	53.6%	54.0%
% of FP17s for Band 1 Urgent Courses	139	2,484	5.6%	9.7%	9.0%
% of FP17s Relating to Free Repair or Replacements	21	2,484	0.8%	0.9%	0.7%
% of FP17s Relating to Continuations	19	2,484	0.8%	0.9%	0.9%
% of Patients satisfied with the dentistry they have received	7	8	N/A	89.4%	90.9%
% of Patients satisfied with the time they had to wait for an appointment	8	8	N/A	85.6%	88.7%

* This is based on patients treated on this contract for their most recent course of treatment. Figures in italics indicate the base number of FP17s or Patient Questionnaire responses are less than 100. N/A is shown where the base number of responses is less than 10 during the period. % is calculated as Quantity/Base number*100

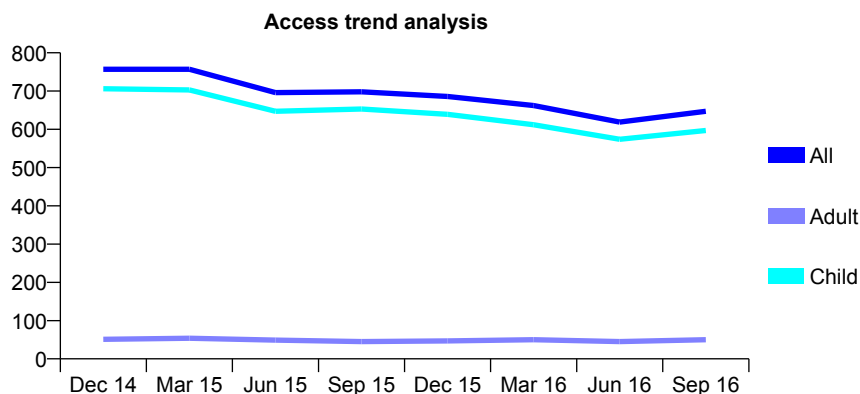
7A6 - Vital Signs At a Glance Contract Report for 980625/0001 - September 2016

Name or company name	MR PJ EVANS
Contract type name	GDS Contract
Purpose of contract	General
Contract start date	01/04/2006
Contract end date	

16/17 Contracted general activity (UDA)	1,756
Carry forward general activity (UDA)	-49
16/17 Contracted orthodontic activity (UOA)	0
Carry forward orthodontic activity (UOA)	0
Baseline contract value	£47,050.73

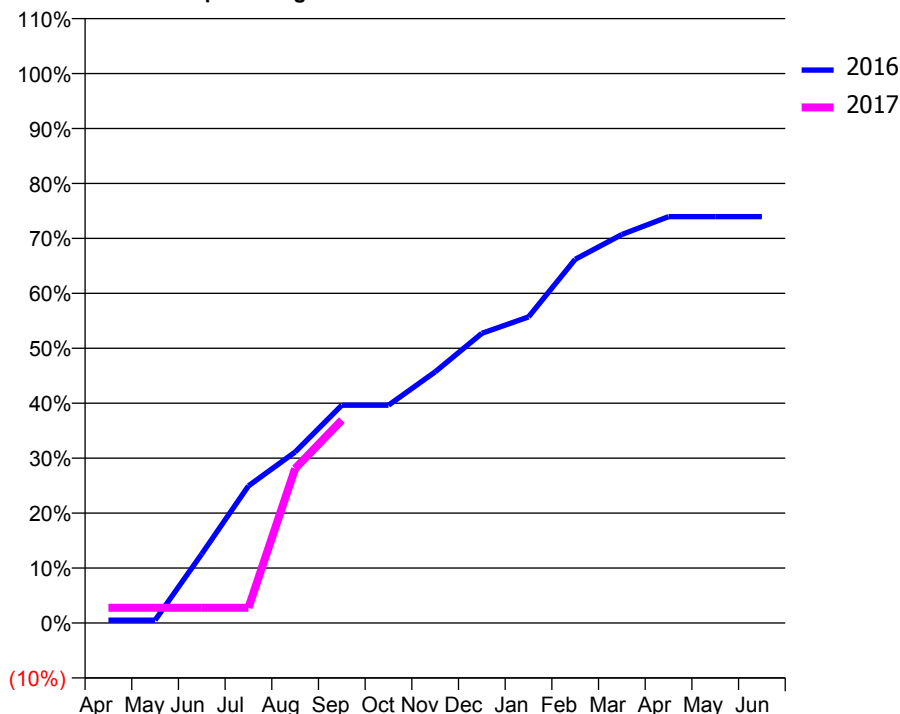
ACCESS*

Patients seen in 24 months	Total	Change since previous quarter
Quarter ending September 2015	698	
Quarter ending December 2015	686	↓
Quarter ending March 2016	662	↓
Quarter ending June 2016	619	↓
Quarter ending September 2016	647	↑
Variance since September 2015	(7.3%)	↓



ACTIVITY

Cumulative percentage of contracted UDA delivered 2016 & 2017



Adjusted Scheduled Activity (UDA)

Month	2016	2017
April	9	49
May	9	49
June	221	49
July	438	49
August	546	494
September	696	648
October	696	
November	802	
December	926	
January	978	
February	1,162	
March	1,242	
April	1,299	
May	1,299	
June	1,299	

QUALITY

	Quantity	Base Number	Contract	LHB	Wales
% of FP17s for the same patient ID Re-attending within 3 months - Children	21	472	4.4%	9.2%	11.3%
% of FP17s for the same patient ID Re-attending within 3 months - Adults	0	1	0.0%	16.0%	16.6%
% of FP17s for the same patient ID Re-attending between 3 & 9 months - Children	307	472	65.0%	57.2%	58.3%
% of FP17s for the same patient ID Re-attending between 3 & 9 months - Adults	0	1	0.0%	53.6%	54.0%
% of FP17s for Band 1 Urgent Courses	7	432	1.6%	9.7%	9.0%
% of FP17s Relating to Free Repair or Replacements	0	432	0.0%	0.9%	0.7%
% of FP17s Relating to Continuations	4	432	0.9%	0.9%	0.9%
% of Patients satisfied with the dentistry they have received	0	0	N/A	89.4%	90.9%
% of Patients satisfied with the time they had to wait for an appointment	0	0	N/A	85.6%	88.7%

* This is based on patients treated on this contract for their most recent course of treatment. Figures in italics indicate the base number of FP17s or Patient Questionnaire responses are less than 100. N/A is shown where the base number of responses is less than 10 during the period. % is calculated as Quantity/Base number*100

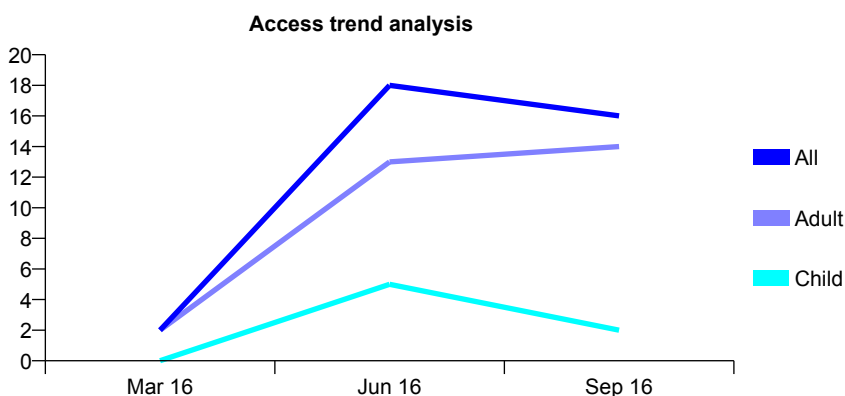
7A7 - Vital Signs At a Glance Contract Report for 100015/0000 - September 2016

Name or company name	AGS & P Powell-Main
Contract type name	PDS Contract
Purpose of contract	General
Contract start date	12/01/2016
Contract end date	30/05/2016

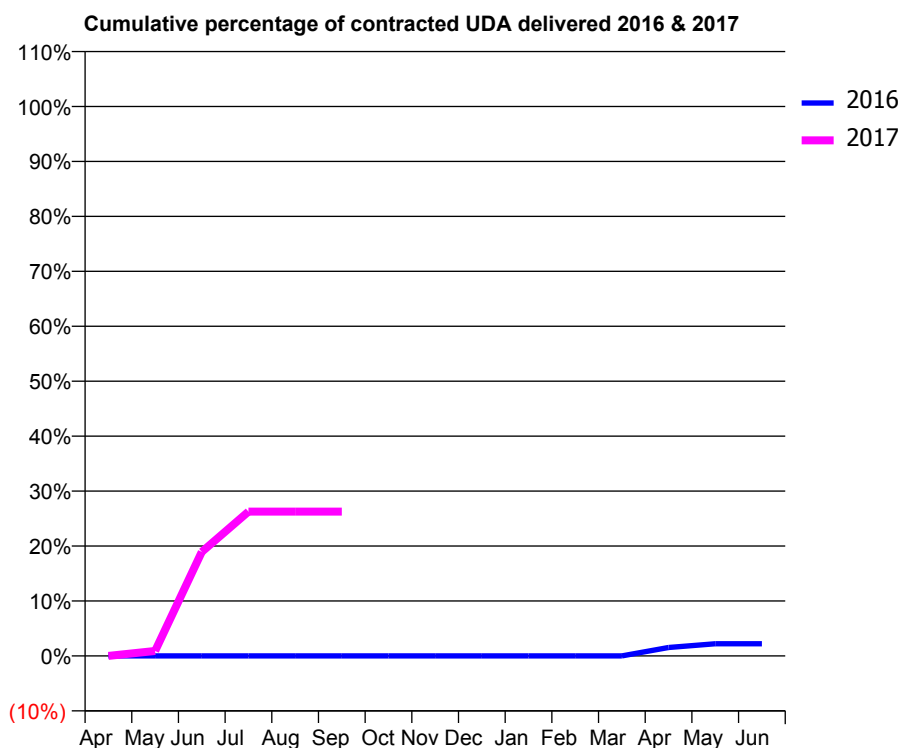
16/17 Contracted general activity (UDA)	262
Carry forward general activity (UDA)	0
16/17 Contracted orthodontic activity (UOA)	0
Carry forward orthodontic activity (UOA)	0
Baseline contract value	£6,678.73

ACCESS*

Patients seen in 24 months	Total	Change since previous quarter
Quarter ending September 2015	0	
Quarter ending December 2015	0	
Quarter ending March 2016	2	
Quarter ending June 2016	18	↑
Quarter ending September 2016	16	↓
Variance since September 2015	N/A	



ACTIVITY



Month	Adjusted Scheduled Activity (UDA)	
	2016	2017
April	0	0
May	0	2
June	0	50
July	0	69
August	0	69
September	0	69
October	0	
November	0	
December	0	
January	0	
February	0	
March	0	
April	5	
May	8	
June	8	

QUALITY

	Quantity	Base Number	Contract	LHB	Wales
% of FP17s for the same patient ID Re-attending within 3 months - Children	0	5	0.0%	8.2%	11.3%
% of FP17s for the same patient ID Re-attending within 3 months - Adults	1	29	3.4%	14.2%	16.6%
% of FP17s for the same patient ID Re-attending between 3 & 9 months - Children	0	5	0.0%	55.2%	58.3%
% of FP17s for the same patient ID Re-attending between 3 & 9 months - Adults	0	29	0.0%	52.3%	54.0%
% of FP17s for Band 1 Urgent Courses	19	29	65.5%	9.3%	9.0%
% of FP17s Relating to Free Repair or Replacements	0	29	0.0%	0.6%	0.7%
% of FP17s Relating to Continuations	0	29	0.0%	1.3%	0.9%
% of Patients satisfied with the dentistry they have received	0	0	N/A	91.6%	90.9%
% of Patients satisfied with the time they had to wait for an appointment	0	0	N/A	86.8%	88.7%

* This is based on patients treated on this contract for their most recent course of treatment. Figures in italics indicate the base number of FP17s or Patient Questionnaire responses are less than 100. N/A is shown where the base number of responses is less than 10 during the period. % is calculated as Quantity/Base number*100

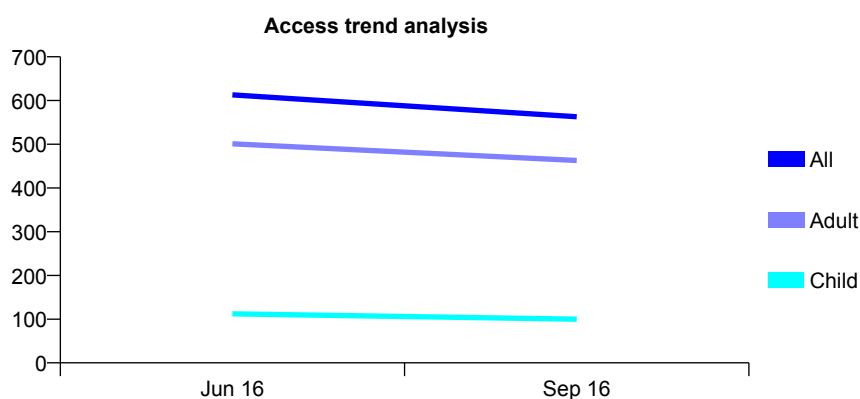
7A7 - Vital Signs At a Glance Contract Report for 100038/0000 - September 2016

Name or company name	River Wye Dental Practice Partnership
Contract type name	PDS Contract
Purpose of contract	General
Contract start date	12/02/2016
Contract end date	30/05/2016

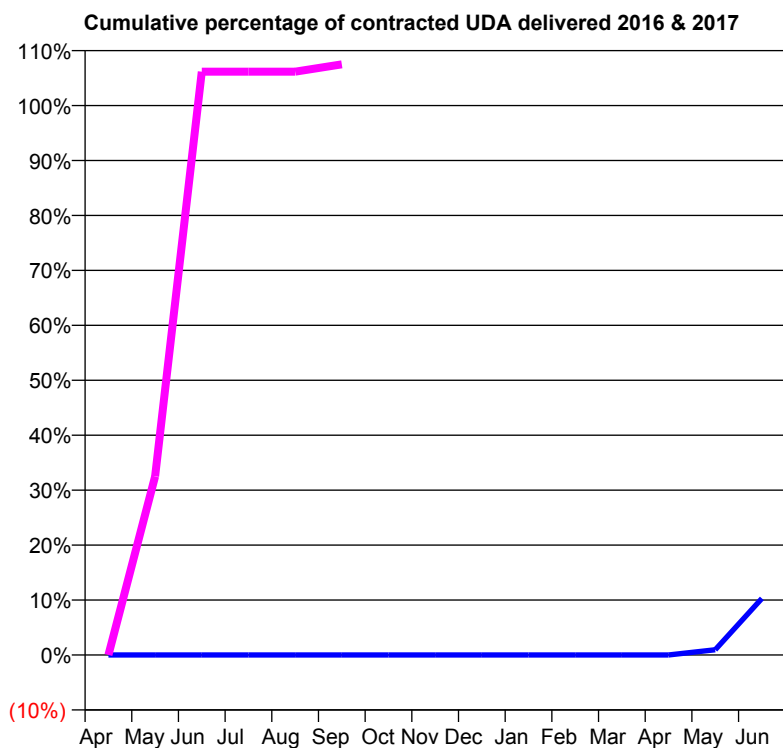
16/17 Contracted general activity (UDA)	984
Carry forward general activity (UDA)	0
16/17 Contracted orthodontic activity (UOA)	0
Carry forward orthodontic activity (UOA)	0
Baseline contract value	£24,518.76

ACCESS*

Patients seen in 24 months	Total	Change since previous quarter
Quarter ending September 2015	0	
Quarter ending December 2015	0	
Quarter ending March 2016	0	
Quarter ending June 2016	613	↑
Quarter ending September 2016	563	↓
Variance since September 2015	N/A	



ACTIVITY



Month	Adjusted Scheduled Activity (UDA)	
	2016	2017
April	0	0
May	0	320
June	0	1,045
July	0	1,045
August	0	1,045
September	0	1,058
October	0	
November	0	
December	0	
January	0	
February	0	
March	0	
April	0	
May	8	
June	83	

QUALITY

	Quantity	Base Number	Contract	LHB	Wales
% of FP17s for the same patient ID Re-attending within 3 months - Children	4	126	3.2%	8.2%	11.3%
% of FP17s for the same patient ID Re-attending within 3 months - Adults	9	590	1.5%	14.2%	16.6%
% of FP17s for the same patient ID Re-attending between 3 & 9 months - Children	0	126	0.0%	55.2%	58.3%
% of FP17s for the same patient ID Re-attending between 3 & 9 months - Adults	0	590	0.0%	52.3%	54.0%
% of FP17s for Band 1 Urgent Courses	58	677	8.6%	9.3%	9.0%
% of FP17s Relating to Free Repair or Replacements	1	677	0.1%	0.6%	0.7%
% of FP17s Relating to Continuations	5	677	0.7%	1.3%	0.9%
% of Patients satisfied with the dentistry they have received	0	0	N/A	91.6%	90.9%
% of Patients satisfied with the time they had to wait for an appointment	0	0	N/A	86.8%	88.7%

* This is based on patients treated on this contract for their most recent course of treatment. Figures in italics indicate the base number of FP17s or Patient Questionnaire responses are less than 100. N/A is shown where the base number of responses is less than 10 during the period. % is calculated as Quantity/Base number*100

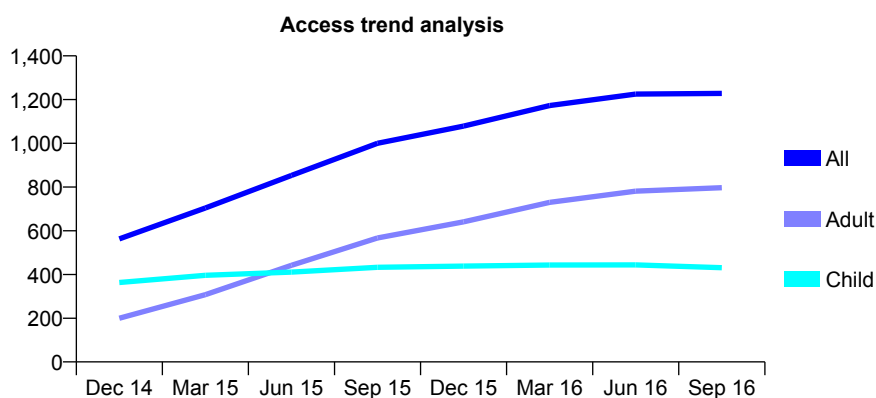
7A7 - Vital Signs At a Glance Contract Report for 108820/0001 - September 2016

Name or company name	The Severnside Limited Partnership
Contract type name	GDS Contract
Purpose of contract	General
Contract start date	27/10/2013
Contract end date	

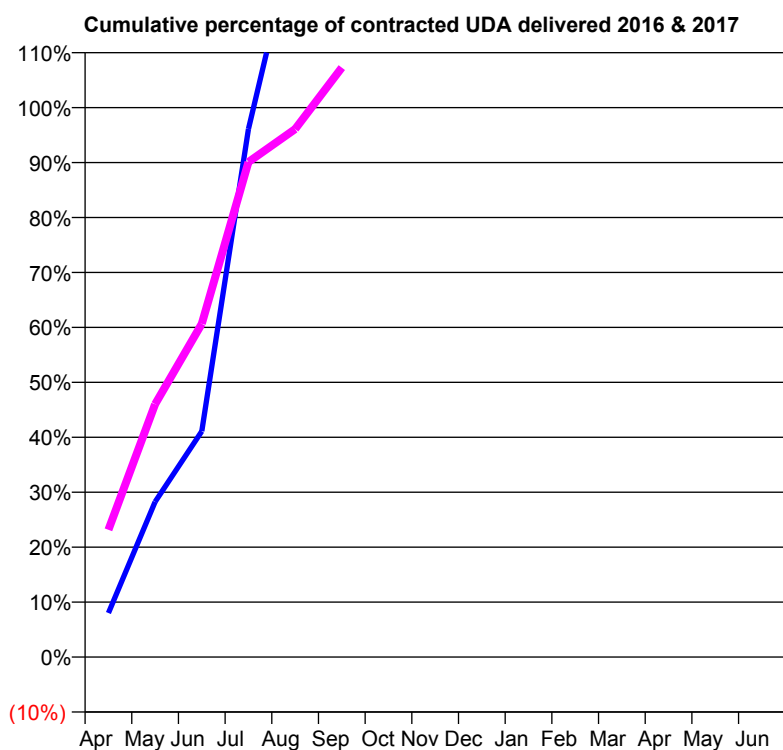
16/17 Contracted general activity (UDA)	1,268
Carry forward general activity (UDA)	-63
16/17 Contracted orthodontic activity (UOA)	0
Carry forward orthodontic activity (UOA)	0
Baseline contract value	£35,833.57

ACCESS*

Patients seen in 24 months	Total	Change since previous quarter
Quarter ending September 2015	1,000	
Quarter ending December 2015	1,079	↑
Quarter ending March 2016	1,173	↑
Quarter ending June 2016	1,225	↑
Quarter ending September 2016	1,228	→
Variance since September 2015	22.8%	↑



ACTIVITY



Month	Adjusted Scheduled Activity (UDA)	
	2016	2017
April	102	294
May	358	584
June	521	769
July	1,219	1,142
August	1,670	1,218
September	1,843	1,360
October	2,036	
November	2,311	
December	2,616	
January	2,848	
February	3,318	
March	3,714	
April	3,881	
May	3,894	
June	3,894	

QUALITY

	Quantity	Base Number	Contract	LHB	Wales
% of FP17s for the same patient ID Re-attending within 3 months - Children	7	268	2.6%	8.2%	11.3%
% of FP17s for the same patient ID Re-attending within 3 months - Adults	37	373	9.9%	14.2%	16.6%
% of FP17s for the same patient ID Re-attending between 3 & 9 months - Children	156	268	58.2%	55.2%	58.3%
% of FP17s for the same patient ID Re-attending between 3 & 9 months - Adults	187	373	50.1%	52.3%	54.0%
% of FP17s for Band 1 Urgent Courses	71	547	13.0%	9.3%	9.0%
% of FP17s Relating to Free Repair or Replacements	0	547	0.0%	0.6%	0.7%
% of FP17s Relating to Continuations	5	547	0.9%	1.3%	0.9%
% of Patients satisfied with the dentistry they have received	5	5	N/A	91.6%	90.9%
% of Patients satisfied with the time they had to wait for an appointment	5	5	N/A	86.8%	88.7%

* This is based on patients treated on this contract for their most recent course of treatment. Figures in italics indicate the base number of FP17s or Patient Questionnaire responses are less than 100. N/A is shown where the base number of responses is less than 10 during the period. % is calculated as Quantity/Base number*100

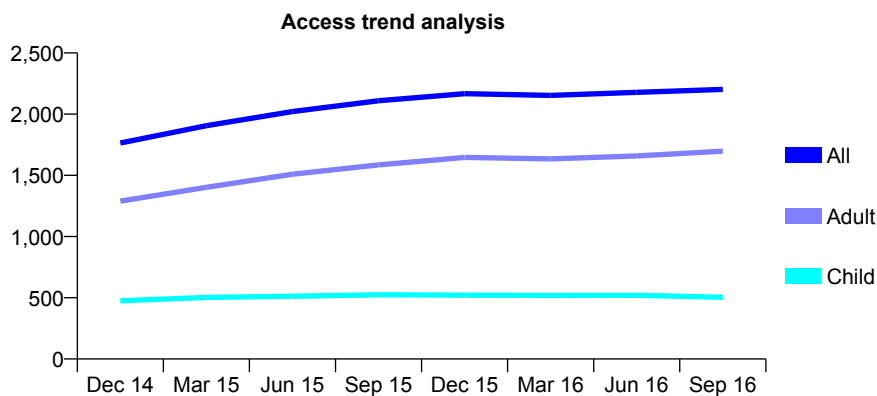
7A7 - Vital Signs At a Glance Contract Report for 11155/0001 - September 2016

Name or company name	Professor St John Crean and ME Northmor
Contract type name	GDS Contract
Purpose of contract	General
Contract start date	20/09/2013
Contract end date	

16/17 Contracted general activity (UDA)	6,730
Carry forward general activity (UDA)	26
16/17 Contracted orthodontic activity (UOA)	0
Carry forward orthodontic activity (UOA)	0
Baseline contract value	£149,235.08

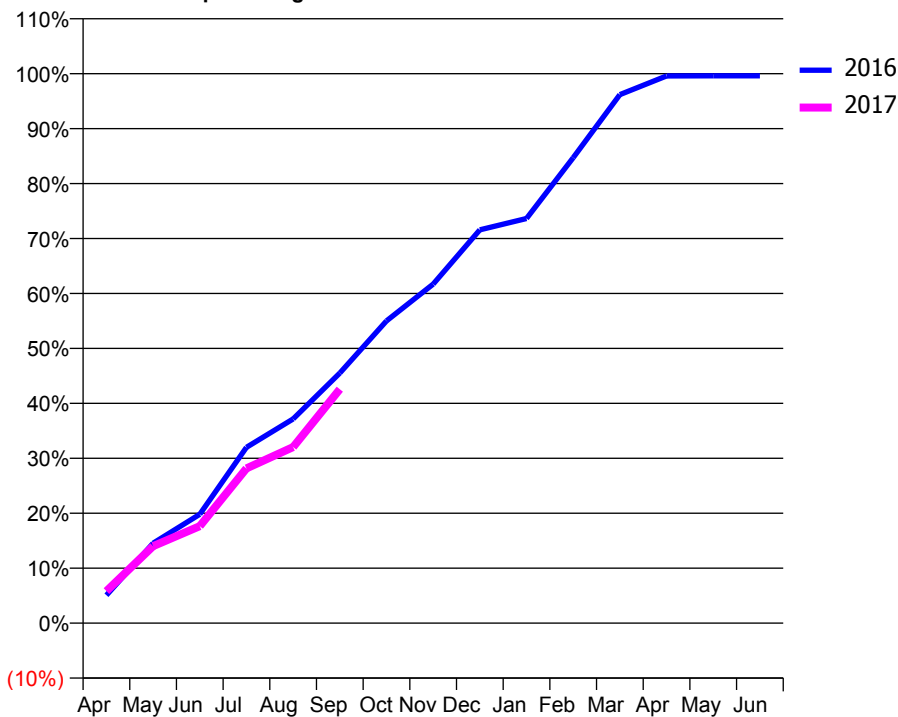
ACCESS*

Patients seen in 24 months	Total	Change since previous quarter
Quarter ending September 2015	2,109	
Quarter ending December 2015	2,167	↑
Quarter ending March 2016	2,153	→
Quarter ending June 2016	2,178	→
Quarter ending September 2016	2,202	→
Variance since September 2015	4.4%	↑



ACTIVITY

Cumulative percentage of contracted UDA delivered 2016 & 2017



Month	Adjusted Scheduled Activity (UDA)	
	2016	2017
April	342	392
May	979	942
June	1,333	1,188
July	2,154	1,895
August	2,502	2,157
September	3,063	2,866
October	3,701	
November	4,152	
December	4,817	
January	4,955	
February	5,701	
March	6,473	
April	6,701	
May	6,703	
June	6,703	

QUALITY

	Quantity	Base Number	Contract	LHB	Wales
% of FP17s for the same patient ID Re-attending within 3 months - Children	17	361	4.7%	8.2%	11.3%
% of FP17s for the same patient ID Re-attending within 3 months - Adults	248	1,253	19.8%	14.2%	16.6%
% of FP17s for the same patient ID Re-attending between 3 & 9 months - Children	230	361	63.7%	55.2%	58.3%
% of FP17s for the same patient ID Re-attending between 3 & 9 months - Adults	607	1,253	48.4%	52.3%	54.0%
% of FP17s for Band 1 Urgent Courses	180	1,489	12.1%	9.3%	9.0%
% of FP17s Relating to Free Repair or Replacements	0	1,489	0.0%	0.6%	0.7%
% of FP17s Relating to Continuations	20	1,489	1.3%	1.3%	0.9%
% of Patients satisfied with the dentistry they have received	39	43	90.7%	91.6%	90.9%
% of Patients satisfied with the time they had to wait for an appointment	40	43	93.0%	86.8%	88.7%

* This is based on patients treated on this contract for their most recent course of treatment. Figures in italics indicate the base number of FP17s or Patient Questionnaire responses are less than 100. N/A is shown where the base number of responses is less than 10 during the period. % is calculated as Quantity/Base number*100

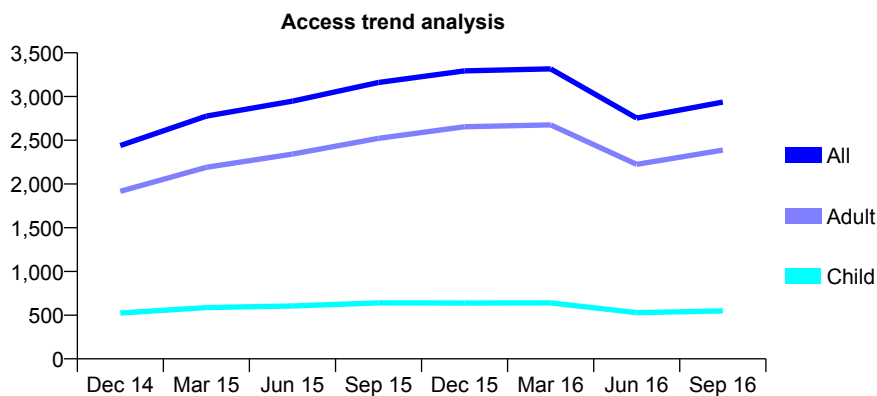
7A7 - Vital Signs At a Glance Contract Report for 116068/0001 - September 2016

Name or company name	River Wye Dental Practice Partnership
Contract type name	GDS Contract
Purpose of contract	General
Contract start date	01/02/2014
Contract end date	

16/17 Contracted general activity (UDA)	8,785
Carry forward general activity (UDA)	-439
16/17 Contracted orthodontic activity (UOA)	0
Carry forward orthodontic activity (UOA)	0
Baseline contract value	£218,933.11

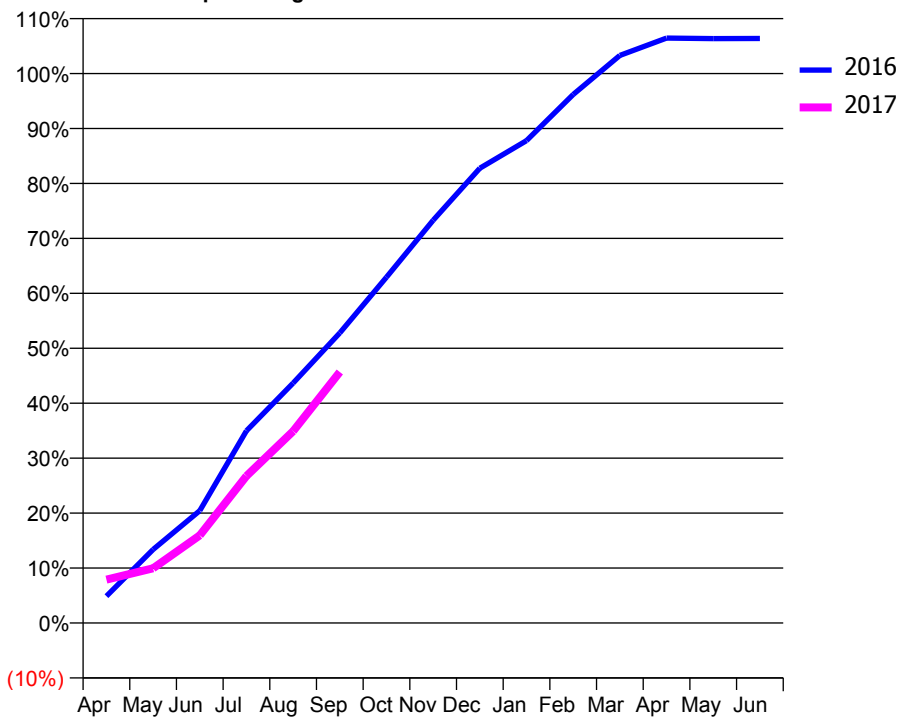
ACCESS*

Patients seen in 24 months	Total	Change since previous quarter
Quarter ending September 2015	3,161	
Quarter ending December 2015	3,293	↑
Quarter ending March 2016	3,316	→
Quarter ending June 2016	2,753	↓
Quarter ending September 2016	2,936	↑
Variance since September 2015	(7.1%)	↓



ACTIVITY

Cumulative percentage of contracted UDA delivered 2016 & 2017



Month	Adjusted Scheduled Activity (UDA)	
	2016	2017
April	431	694
May	1,175	875
June	1,796	1,402
July	3,073	2,351
August	3,836	3,066
September	4,638	4,014
October	5,529	
November	6,439	
December	7,270	
January	7,712	
February	8,449	
March	9,073	
April	9,351	
May	9,344	
June	9,345	

QUALITY

	Quantity	Base Number	Contract	LHB	Wales
% of FP17s for the same patient ID Re-attending within 3 months - Children	22	417	5.3%	8.2%	11.3%
% of FP17s for the same patient ID Re-attending within 3 months - Adults	187	1,721	10.9%	14.2%	16.6%
% of FP17s for the same patient ID Re-attending between 3 & 9 months - Children	240	417	57.6%	55.2%	58.3%
% of FP17s for the same patient ID Re-attending between 3 & 9 months - Adults	944	1,721	54.9%	52.3%	54.0%
% of FP17s for Band 1 Urgent Courses	193	1,994	9.7%	9.3%	9.0%
% of FP17s Relating to Free Repair or Replacements	5	1,994	0.3%	0.6%	0.7%
% of FP17s Relating to Continuations	23	1,994	1.2%	1.3%	0.9%
% of Patients satisfied with the dentistry they have received	31	37	83.8%	91.6%	90.9%
% of Patients satisfied with the time they had to wait for an appointment	30	37	81.1%	86.8%	88.7%

* This is based on patients treated on this contract for their most recent course of treatment. Figures in italics indicate the base number of FP17s or Patient Questionnaire responses are less than 100. N/A is shown where the base number of responses is less than 10 during the period. % is calculated as Quantity/Base number*100

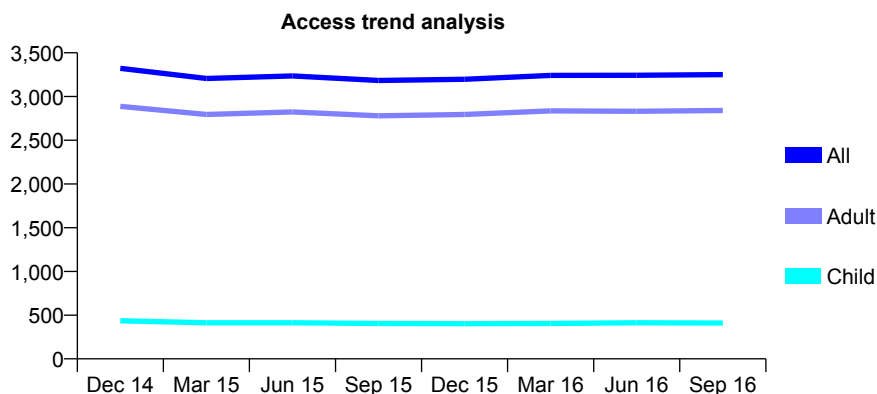
7A7 - Vital Signs At a Glance Contract Report for 126896/0001 - September 2016

Name or company name	H Sobhani & P Dusza/Llanidloes Dental Pr
Contract type name	GDS Contract
Purpose of contract	General
Contract start date	01/01/2009
Contract end date	

16/17 Contracted general activity (UDA)	15,000
Carry forward general activity (UDA)	528
16/17 Contracted orthodontic activity (UOA)	0
Carry forward orthodontic activity (UOA)	0
Baseline contract value	£426,685.33

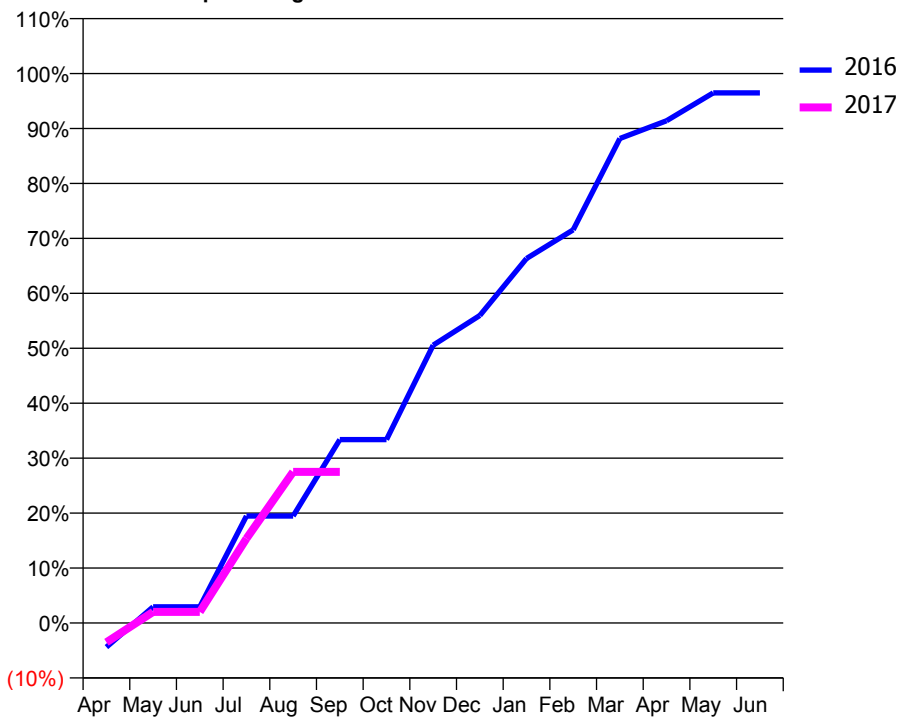
ACCESS*

Patients seen in 24 months	Total	Change since previous quarter
Quarter ending September 2015	3,184	
Quarter ending December 2015	3,197	→
Quarter ending March 2016	3,241	→
Quarter ending June 2016	3,243	→
Quarter ending September 2016	3,251	→
Variance since September 2015	2.1%	↑



ACTIVITY

Cumulative percentage of contracted UDA delivered 2016 & 2017



Adjusted Scheduled Activity (UDA)

Month	2016	2017
April	-660	-528
May	441	304
June	441	304
July	2,920	2,305
August	2,920	4,126
September	5,006	4,126
October	5,006	
November	7,584	
December	8,397	
January	9,950	
February	10,733	
March	13,227	
April	13,708	
May	14,472	
June	14,472	

QUALITY

	Quantity	Base Number	Contract	LHB	Wales
% of FP17s for the same patient ID Re-attending within 3 months - Children	9	206	4.4%	8.2%	11.3%
% of FP17s for the same patient ID Re-attending within 3 months - Adults	209	1,673	12.5%	14.2%	16.6%
% of FP17s for the same patient ID Re-attending between 3 & 9 months - Children	138	206	67.0%	55.2%	58.3%
% of FP17s for the same patient ID Re-attending between 3 & 9 months - Adults	1,052	1,673	62.9%	52.3%	54.0%
% of FP17s for Band 1 Urgent Courses	109	1,550	7.0%	9.3%	9.0%
% of FP17s Relating to Free Repair or Replacements	8	1,550	0.5%	0.6%	0.7%
% of FP17s Relating to Continuations	7	1,550	0.5%	1.3%	0.9%
% of Patients satisfied with the dentistry they have received	18	22	81.8%	91.6%	90.9%
% of Patients satisfied with the time they had to wait for an appointment	19	22	86.4%	86.8%	88.7%

* This is based on patients treated on this contract for their most recent course of treatment. Figures in italics indicate the base number of FP17s or Patient Questionnaire responses are less than 100. N/A is shown where the base number of responses is less than 10 during the period. % is calculated as Quantity/Base number*100

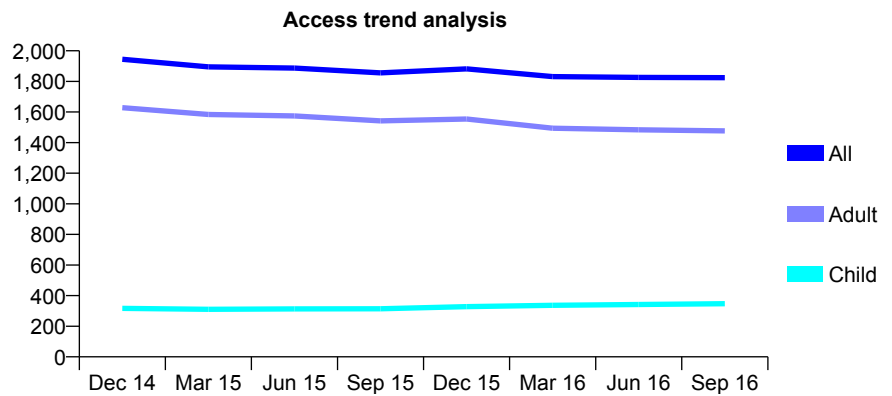
7A7 - Vital Signs At a Glance Contract Report for 128287/0001 - September 2016

Name or company name	AGS & P Powell-Main
Contract type name	GDS Contract
Purpose of contract	General
Contract start date	01/11/2006
Contract end date	

16/17 Contracted general activity (UDA)	6,672
Carry forward general activity (UDA)	108
16/17 Contracted orthodontic activity (UOA)	0
Carry forward orthodontic activity (UOA)	0
Baseline contract value	£169,844.76

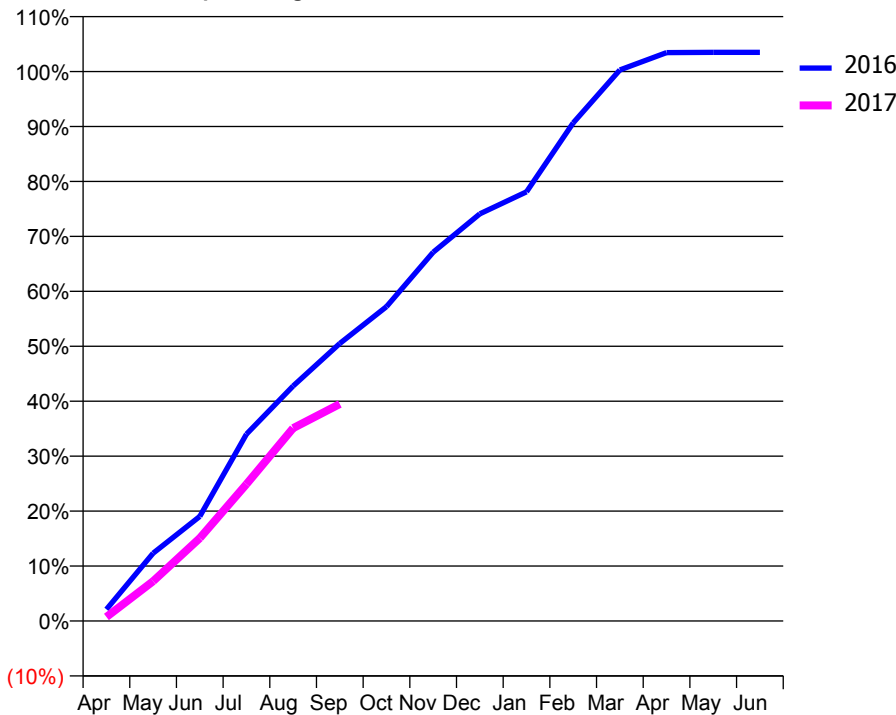
ACCESS*

Patients seen in 24 months	Total	Change since previous quarter
Quarter ending September 2015	1,856	
Quarter ending December 2015	1,882	→
Quarter ending March 2016	1,831	↓
Quarter ending June 2016	1,826	→
Quarter ending September 2016	1,824	→
Variance since September 2015	(1.7%)	↓



ACTIVITY

Cumulative percentage of contracted UDA delivered 2016 & 2017



Month	Adjusted Scheduled Activity (UDA)	
	2016	2017
April	142	49
May	823	484
June	1,271	1,006
July	2,269	1,662
August	2,853	2,342
September	3,370	2,636
October	3,817	
November	4,478	
December	4,943	
January	5,211	
February	6,048	
March	6,692	
April	6,901	
May	6,905	
June	6,905	

QUALITY

	Quantity	Base Number	Contract	LHB	Wales
% of FP17s for the same patient ID Re-attending within 3 months - Children	24	280	8.6%	8.2%	11.3%
% of FP17s for the same patient ID Re-attending within 3 months - Adults	136	1,104	12.3%	14.2%	16.6%
% of FP17s for the same patient ID Re-attending between 3 & 9 months - Children	160	280	57.1%	55.2%	58.3%
% of FP17s for the same patient ID Re-attending between 3 & 9 months - Adults	680	1,104	61.6%	52.3%	54.0%
% of FP17s for Band 1 Urgent Courses	114	1,273	9.0%	9.3%	9.0%
% of FP17s Relating to Free Repair or Replacements	4	1,273	0.3%	0.6%	0.7%
% of FP17s Relating to Continuations	13	1,273	1.0%	1.3%	0.9%
% of Patients satisfied with the dentistry they have received	39	44	88.6%	91.6%	90.9%
% of Patients satisfied with the time they had to wait for an appointment	40	44	90.9%	86.8%	88.7%

* This is based on patients treated on this contract for their most recent course of treatment. Figures in italics indicate the base number of FP17s or Patient Questionnaire responses are less than 100. N/A is shown where the base number of responses is less than 10 during the period. % is calculated as Quantity/Base number*100

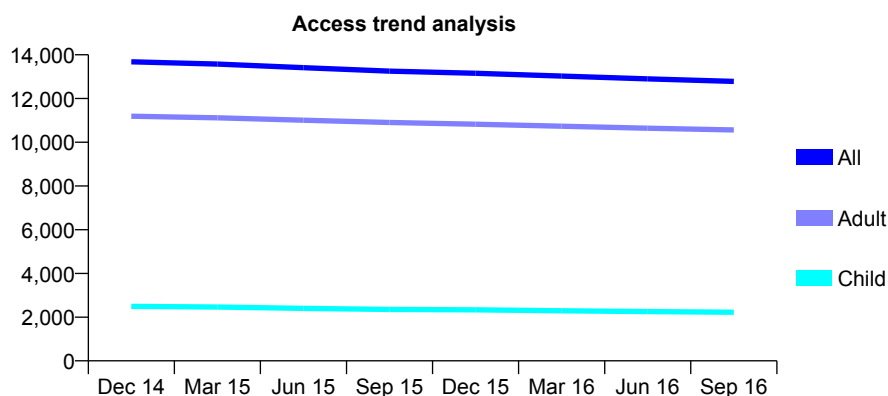
7A7 - Vital Signs At a Glance Contract Report for 131431/0001 - September 2016

Name or company name	Severn Street Dental Practice
Contract type name	GDS Contract
Purpose of contract	General
Contract start date	01/04/2006
Contract end date	

16/17 Contracted general activity (UDA)	40,407
Carry forward general activity (UDA)	0
16/17 Contracted orthodontic activity (UOA)	0
Carry forward orthodontic activity (UOA)	0
Baseline contract value	£1,025,014.00

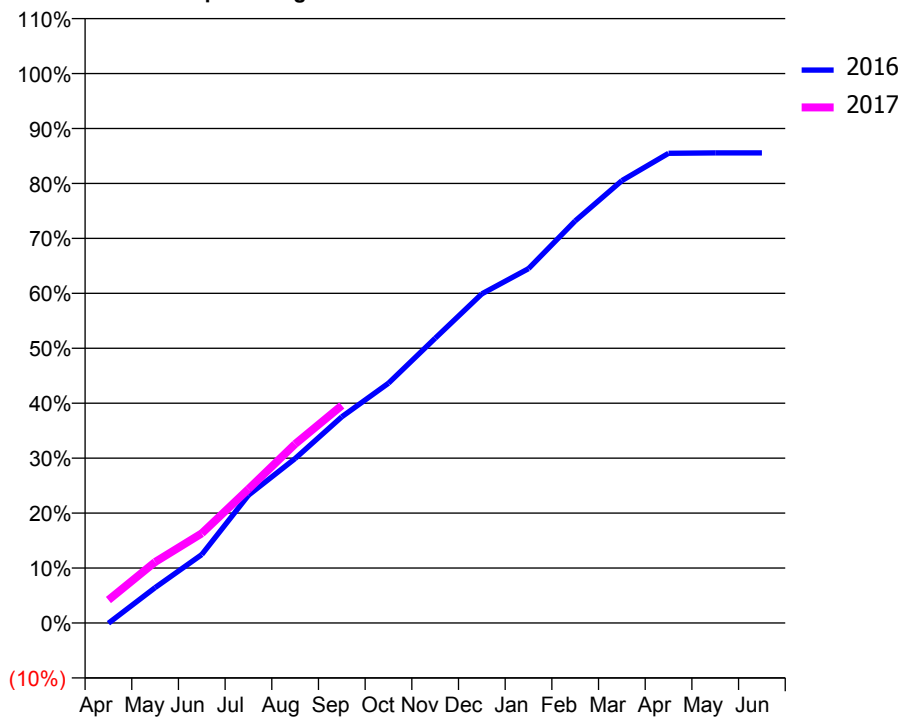
ACCESS*

Patients seen in 24 months	Total	Change since previous quarter
Quarter ending September 2015	13,253	
Quarter ending December 2015	13,158	→
Quarter ending March 2016	13,026	↓
Quarter ending June 2016	12,901	→
Quarter ending September 2016	12,781	→
Variance since September 2015	(3.6%)	↓



ACTIVITY

Cumulative percentage of contracted UDA delivered 2016 & 2017



Month	Adjusted Scheduled Activity (UDA)	
	2016	2017
April	-23	1,688
May	2,603	4,485
June	5,032	6,589
July	9,397	9,848
August	12,098	13,164
September	15,164	15,998
October	17,640	
November	20,936	
December	24,207	
January	26,057	
February	29,564	
March	32,525	
April	34,539	
May	34,570	
June	34,570	

QUALITY

	Quantity	Base Number	Contract	LHB	Wales
% of FP17s for the same patient ID Re-attending within 3 months - Children	157	1,861	8.4%	8.2%	11.3%
% of FP17s for the same patient ID Re-attending within 3 months - Adults	1,403	8,054	17.4%	14.2%	16.6%
% of FP17s for the same patient ID Re-attending between 3 & 9 months - Children	1,010	1,861	54.3%	55.2%	58.3%
% of FP17s for the same patient ID Re-attending between 3 & 9 months - Adults	3,800	8,054	47.2%	52.3%	54.0%
% of FP17s for Band 1 Urgent Courses	1,211	8,837	13.7%	9.3%	9.0%
% of FP17s Relating to Free Repair or Replacements	84	8,837	1.0%	0.6%	0.7%
% of FP17s Relating to Continuations	109	8,837	1.2%	1.3%	0.9%
% of Patients satisfied with the dentistry they have received	226	244	92.6%	91.6%	90.9%
% of Patients satisfied with the time they had to wait for an appointment	208	244	85.2%	86.8%	88.7%

* This is based on patients treated on this contract for their most recent course of treatment. Figures in italics indicate the base number of FP17s or Patient Questionnaire responses are less than 100. N/A is shown where the base number of responses is less than 10 during the period. % is calculated as Quantity/Base number*100

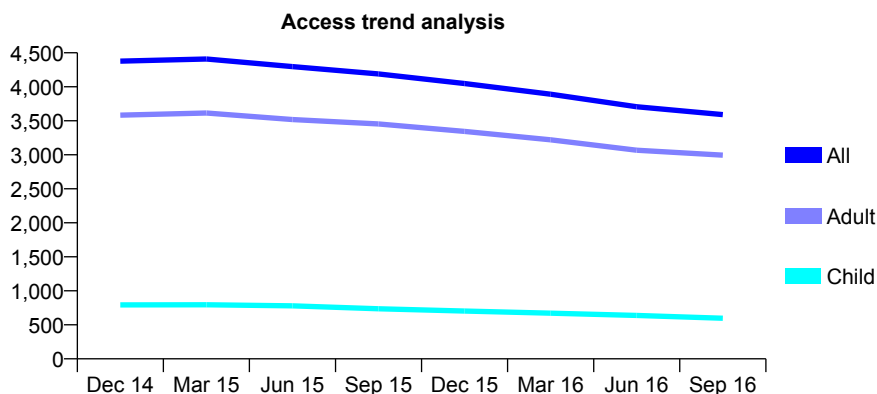
7A7 - Vital Signs At a Glance Contract Report for 140961/0001 - September 2016

Name or company name	Integrated Dental Holdings
Contract type name	GDS Contract
Purpose of contract	General
Contract start date	01/09/2008
Contract end date	

16/17 Contracted general activity (UDA)	13,850
Carry forward general activity (UDA)	0
16/17 Contracted orthodontic activity (UOA)	0
Carry forward orthodontic activity (UOA)	0
Baseline contract value	£346,927.16

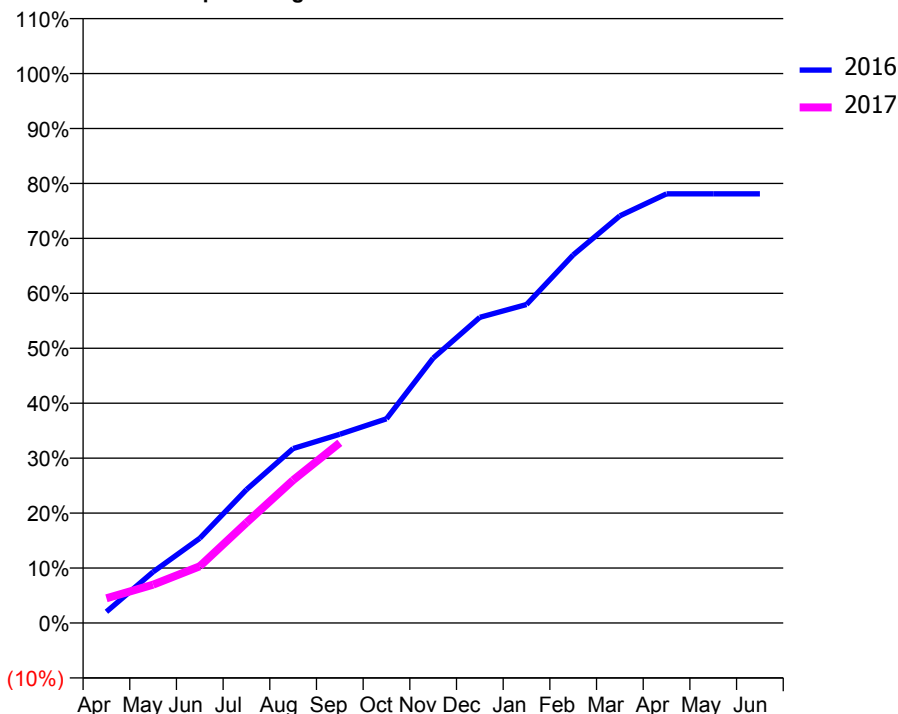
ACCESS*

Patients seen in 24 months	Total	Change since previous quarter
Quarter ending September 2015	4,189	
Quarter ending December 2015	4,048	↓
Quarter ending March 2016	3,892	↓
Quarter ending June 2016	3,706	↓
Quarter ending September 2016	3,592	↓
Variance since September 2015	(14.3%)	↓



ACTIVITY

Cumulative percentage of contracted UDA delivered 2016 & 2017



Month	Adjusted Scheduled Activity (UDA)	
	2016	2017
April	284	622
May	1,288	965
June	2,135	1,429
July	3,363	2,528
August	4,398	3,601
September	4,758	4,544
October	5,147	
November	6,677	
December	7,703	
January	8,027	
February	9,278	
March	10,264	
April	10,819	
May	10,819	
June	10,818	

QUALITY

	Quantity	Base Number	Contract	LHB	Wales
% of FP17s for the same patient ID Re-attending within 3 months - Children	18	301	6.0%	8.2%	11.3%
% of FP17s for the same patient ID Re-attending within 3 months - Adults	306	1,769	17.3%	14.2%	16.6%
% of FP17s for the same patient ID Re-attending between 3 & 9 months - Children	120	301	39.9%	55.2%	58.3%
% of FP17s for the same patient ID Re-attending between 3 & 9 months - Adults	881	1,769	49.8%	52.3%	54.0%
% of FP17s for Band 1 Urgent Courses	89	1,859	4.8%	9.3%	9.0%
% of FP17s Relating to Free Repair or Replacements	27	1,859	1.5%	0.6%	0.7%
% of FP17s Relating to Continuations	65	1,859	3.5%	1.3%	0.9%
% of Patients satisfied with the dentistry they have received	30	35	85.7%	91.6%	90.9%
% of Patients satisfied with the time they had to wait for an appointment	20	35	57.1%	86.8%	88.7%

* This is based on patients treated on this contract for their most recent course of treatment. Figures in italics indicate the base number of FP17s or Patient Questionnaire responses are less than 100. N/A is shown where the base number of responses is less than 10 during the period. % is calculated as Quantity/Base number*100

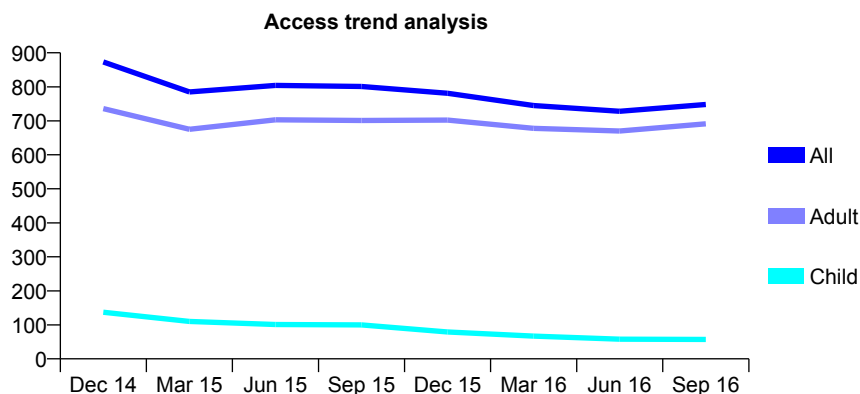
7A7 - Vital Signs At a Glance Contract Report for 154431/0001 - September 2016

Name or company name	Powys Local Health Board
Contract type name	PDS Contract
Purpose of contract	General
Contract start date	01/09/2010
Contract end date	31/08/2020

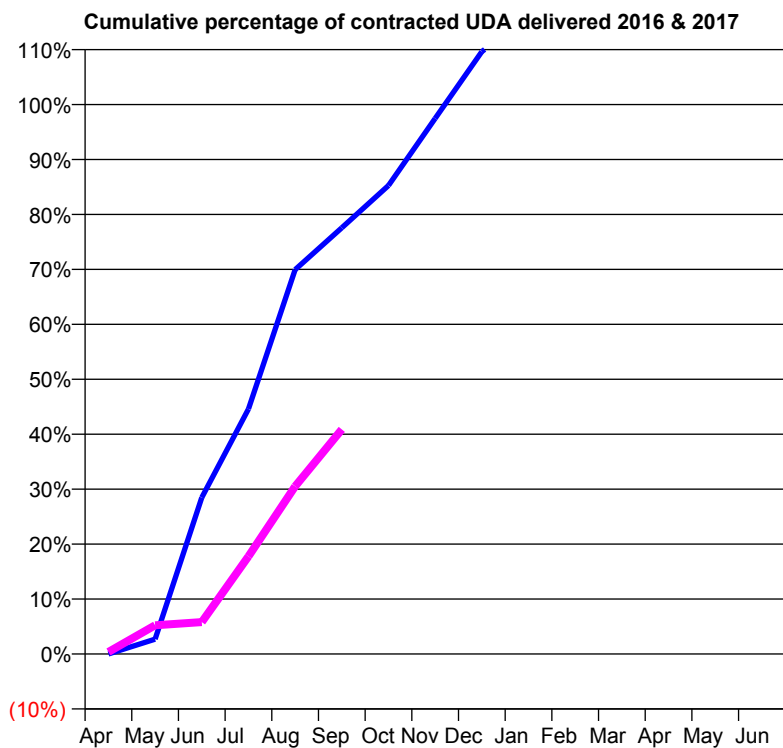
16/17 Contracted general activity (UDA)	1,600
Carry forward general activity (UDA)	0
16/17 Contracted orthodontic activity (UOA)	0
Carry forward orthodontic activity (UOA)	0
Baseline contract value	£0.00

ACCESS*

Patients seen in 24 months	Total	Change since previous quarter
Quarter ending September 2015	801	
Quarter ending December 2015	781	↓
Quarter ending March 2016	745	↓
Quarter ending June 2016	728	↓
Quarter ending September 2016	748	↑
Variance since September 2015	(6.6%)	↓



ACTIVITY



Month	Adjusted Scheduled Activity (UDA)	
	2016	2017
April	0	6
May	27	84
June	285	93
July	446	285
August	700	488
September	776	654
October	853	
November	975	
December	1,096	
January	1,158	
February	1,408	
March	1,503	
April	1,563	
May	1,590	
June	1,591	

QUALITY

	Quantity	Base Number	Contract	LHB	Wales
% of FP17s for the same patient ID Re-attending within 3 months - Children	1	9	11.1%	8.2%	11.3%
% of FP17s for the same patient ID Re-attending within 3 months - Adults	11	284	3.9%	14.2%	16.6%
% of FP17s for the same patient ID Re-attending between 3 & 9 months - Children	1	9	11.1%	55.2%	58.3%
% of FP17s for the same patient ID Re-attending between 3 & 9 months - Adults	53	284	18.7%	52.3%	54.0%
% of FP17s for Band 1 Urgent Courses	111	240	46.3%	9.3%	9.0%
% of FP17s Relating to Free Repair or Replacements	0	240	0.0%	0.6%	0.7%
% of FP17s Relating to Continuations	0	240	0.0%	1.3%	0.9%
% of Patients satisfied with the dentistry they have received	6	6	N/A	91.6%	90.9%
% of Patients satisfied with the time they had to wait for an appointment	5	6	N/A	86.8%	88.7%

* This is based on patients treated on this contract for their most recent course of treatment. Figures in italics indicate the base number of FP17s or Patient Questionnaire responses are less than 100. N/A is shown where the base number of responses is less than 10 during the period. % is calculated as Quantity/Base number*100

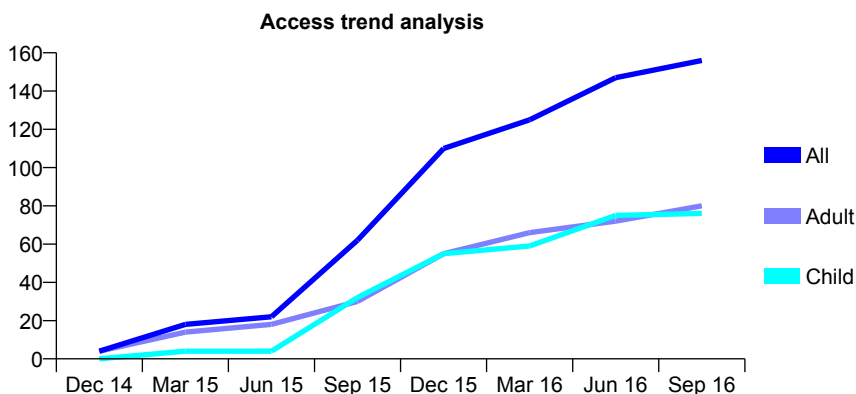
7A7 - Vital Signs At a Glance Contract Report for 154431/0002 - September 2016

Name or company name	Powys Local Health Board
Contract type name	PDS Contract
Purpose of contract	General
Contract start date	01/08/2011
Contract end date	31/07/2021

16/17 Contracted general activity (UDA)	350
Carry forward general activity (UDA)	0
16/17 Contracted orthodontic activity (UOA)	0
Carry forward orthodontic activity (UOA)	0
Baseline contract value	£0.00

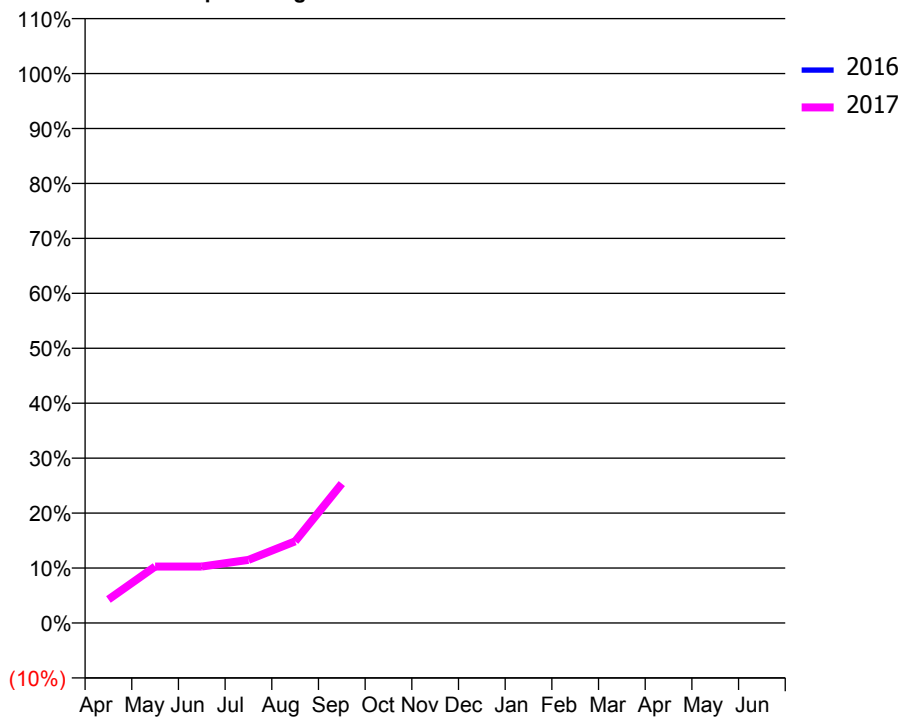
ACCESS*

Patients seen in 24 months	Total	Change since previous quarter
Quarter ending September 2015	62	
Quarter ending December 2015	110	↑
Quarter ending March 2016	125	↑
Quarter ending June 2016	147	↑
Quarter ending September 2016	156	↑
Variance since September 2015	151.6%	↑



ACTIVITY

Cumulative percentage of contracted UDA delivered 2016 & 2017



Month	Adjusted Scheduled Activity (UDA)	
	2016	2017
April	0	15
May	0	36
June	0	36
July	40	40
August	62	52
September	101	89
October	148	
November	203	
December	242	
January	281	
February	293	
March	309	
April	330	
May	331	
June	331	

QUALITY

	Quantity	Base Number	Contract	LHB	Wales
% of FP17s for the same patient ID Re-attending within 3 months - Children	0	20	0.0%	8.2%	11.3%
% of FP17s for the same patient ID Re-attending within 3 months - Adults	0	39	0.0%	14.2%	16.6%
% of FP17s for the same patient ID Re-attending between 3 & 9 months - Children	0	20	0.0%	55.2%	58.3%
% of FP17s for the same patient ID Re-attending between 3 & 9 months - Adults	0	39	0.0%	52.3%	54.0%
% of FP17s for Band 1 Urgent Courses	24	43	55.8%	9.3%	9.0%
% of FP17s Relating to Free Repair or Replacements	0	43	0.0%	0.6%	0.7%
% of FP17s Relating to Continuations	0	43	0.0%	1.3%	0.9%
% of Patients satisfied with the dentistry they have received	1	3	N/A	91.6%	90.9%
% of Patients satisfied with the time they had to wait for an appointment	2	3	N/A	86.8%	88.7%

* This is based on patients treated on this contract for their most recent course of treatment. Figures in italics indicate the base number of FP17s or Patient Questionnaire responses are less than 100. N/A is shown where the base number of responses is less than 10 during the period. % is calculated as Quantity/Base number*100

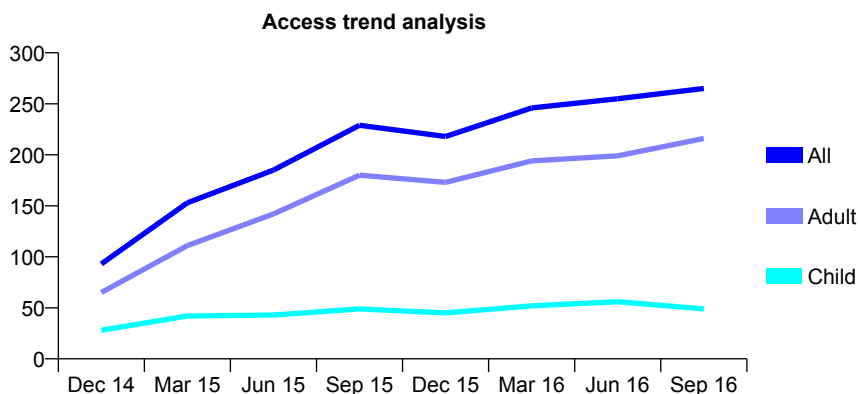
7A7 - Vital Signs At a Glance Contract Report for 154431/0003 - September 2016

Name or company name	Powys Local Health Board
Contract type name	PDS Contract
Purpose of contract	General
Contract start date	01/08/2011
Contract end date	31/07/2021

16/17 Contracted general activity (UDA)	700
Carry forward general activity (UDA)	0
16/17 Contracted orthodontic activity (UOA)	0
Carry forward orthodontic activity (UOA)	0
Baseline contract value	£0.00

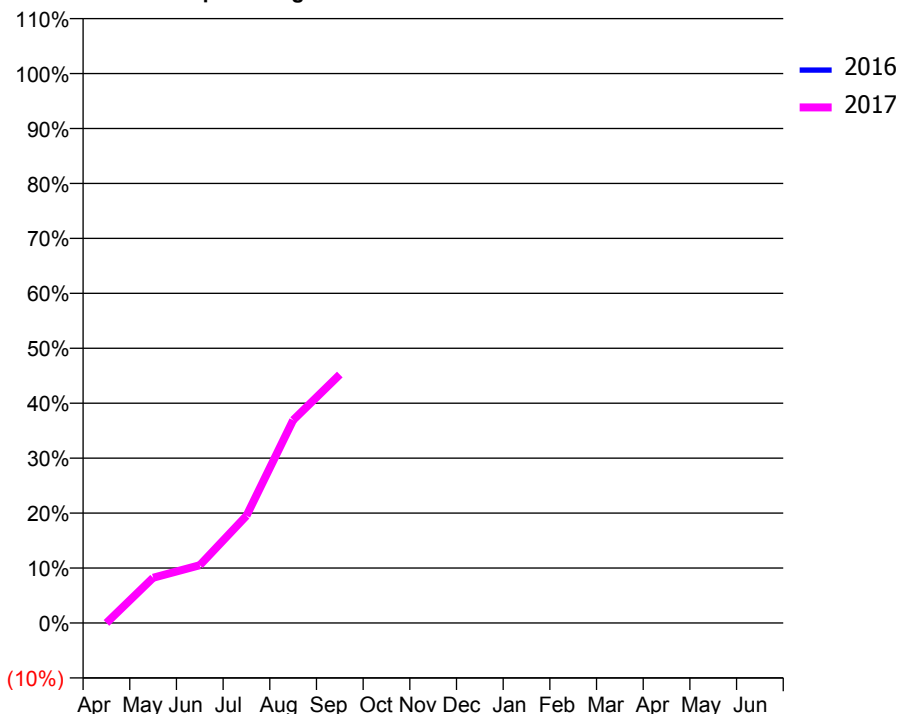
ACCESS*

Patients seen in 24 months	Total	Change since previous quarter
Quarter ending September 2015	229	
Quarter ending December 2015	218	↓
Quarter ending March 2016	246	↑
Quarter ending June 2016	255	↑
Quarter ending September 2016	265	↑
Variance since September 2015	15.7%	↑



ACTIVITY

Cumulative percentage of contracted UDA delivered 2016 & 2017



Month	Adjusted Scheduled Activity (UDA)	
	2016	2017
April	0	0
May	91	58
June	138	74
July	190	137
August	339	258
September	365	317
October	365	
November	365	
December	368	
January	420	
February	441	
March	469	
April	485	
May	504	
June	504	

QUALITY

	Quantity	Base Number	Contract	LHB	Wales
% of FP17s for the same patient ID Re-attending within 3 months - Children	1	14	7.1%	8.2%	11.3%
% of FP17s for the same patient ID Re-attending within 3 months - Adults	9	94	9.6%	14.2%	16.6%
% of FP17s for the same patient ID Re-attending between 3 & 9 months - Children	1	14	7.1%	55.2%	58.3%
% of FP17s for the same patient ID Re-attending between 3 & 9 months - Adults	9	94	9.6%	52.3%	54.0%
% of FP17s for Band 1 Urgent Courses	28	90	31.1%	9.3%	9.0%
% of FP17s Relating to Free Repair or Replacements	0	90	0.0%	0.6%	0.7%
% of FP17s Relating to Continuations	0	90	0.0%	1.3%	0.9%
% of Patients satisfied with the dentistry they have received	1	1	N/A	91.6%	90.9%
% of Patients satisfied with the time they had to wait for an appointment	1	1	N/A	86.8%	88.7%

* This is based on patients treated on this contract for their most recent course of treatment. Figures in italics indicate the base number of FP17s or Patient Questionnaire responses are less than 100. N/A is shown where the base number of responses is less than 10 during the period. % is calculated as Quantity/Base number*100

7A7 - Vital Signs At a Glance Contract Report for 154431/0004 - September 2016

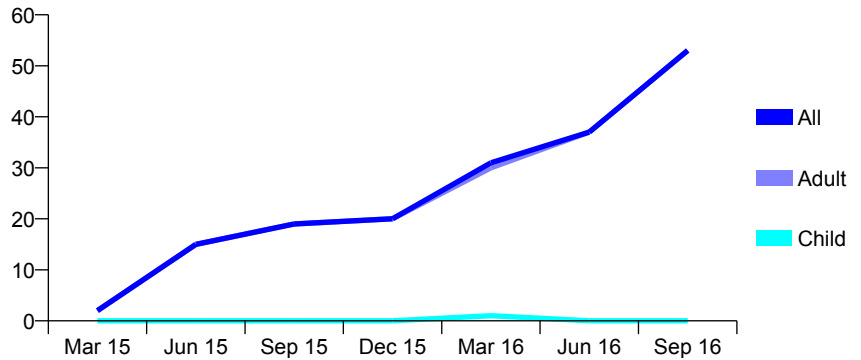
Name or company name	Powys Local Health Board
Contract type name	GDS Contract
Purpose of contract	General
Contract start date	24/10/2011
Contract end date	

16/17 Contracted general activity (UDA)	100
Carry forward general activity (UDA)	0
16/17 Contracted orthodontic activity (UOA)	0
Carry forward orthodontic activity (UOA)	0
Baseline contract value	£0.00

ACCESS*

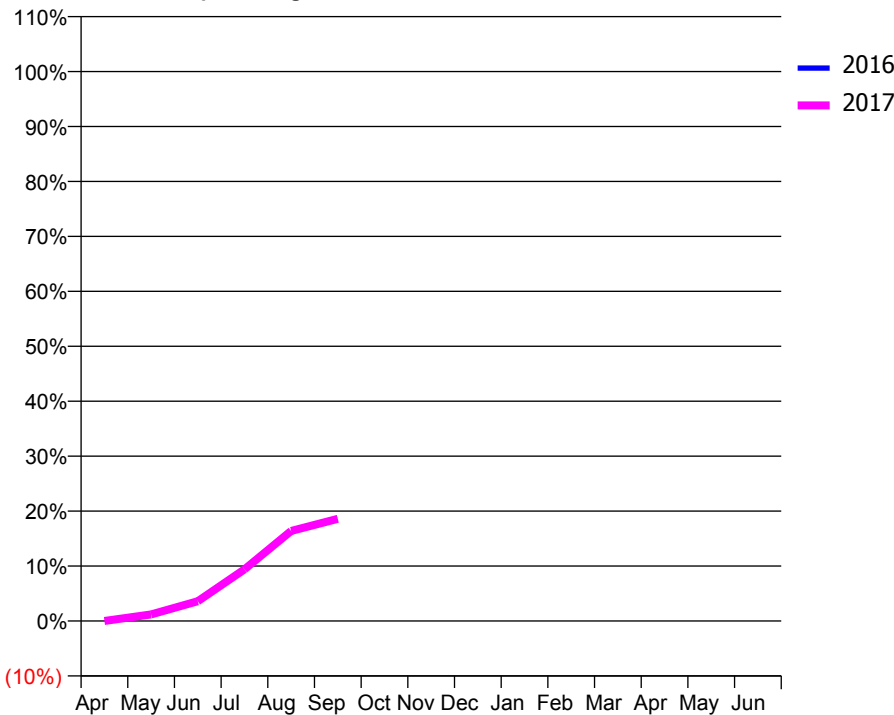
Patients seen in 24 months	Total	Change since previous quarter
Quarter ending September 2015	19	
Quarter ending December 2015	20	↑
Quarter ending March 2016	31	↑
Quarter ending June 2016	37	↑
Quarter ending September 2016	53	↑
Variance since September 2015	178.9%	↑

Access trend analysis



ACTIVITY

Cumulative percentage of contracted UDA delivered 2016 & 2017



Month	Adjusted Scheduled Activity (UDA)	
	2016	2017
April	0	0
May	10	1
June	14	4
July	27	9
August	29	16
September	30	19
October	30	
November	30	
December	38	
January	51	
February	68	
March	70	
April	73	
May	74	
June	76	

QUALITY

	Quantity	Base Number	Contract	LHB	Wales
% of FP17s for the same patient ID Re-attending within 3 months - Children	0	0	N/A	8.2%	11.3%
% of FP17s for the same patient ID Re-attending within 3 months - Adults	0	39	0.0%	14.2%	16.6%
% of FP17s for the same patient ID Re-attending between 3 & 9 months - Children	0	0	N/A	55.2%	58.3%
% of FP17s for the same patient ID Re-attending between 3 & 9 months - Adults	1	39	2.6%	52.3%	54.0%
% of FP17s for Band 1 Urgent Courses	13	25	52.0%	9.3%	9.0%
% of FP17s Relating to Free Repair or Replacements	0	25	0.0%	0.6%	0.7%
% of FP17s Relating to Continuations	0	25	0.0%	1.3%	0.9%
% of Patients satisfied with the dentistry they have received	1	1	N/A	91.6%	90.9%
% of Patients satisfied with the time they had to wait for an appointment	1	1	N/A	86.8%	88.7%

* This is based on patients treated on this contract for their most recent course of treatment. Figures in italics indicate the base number of FP17s or Patient Questionnaire responses are less than 100. N/A is shown where the base number of responses is less than 10 during the period. % is calculated as Quantity/Base number*100

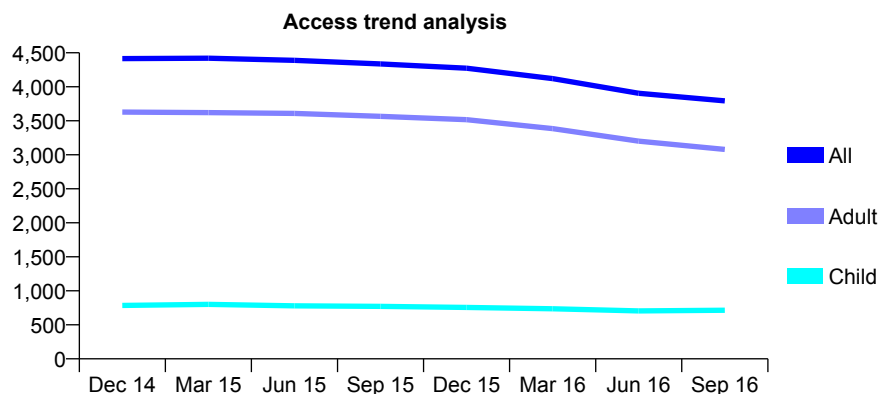
7A7 - Vital Signs At a Glance Contract Report for 158194/0003 - September 2016

Name or company name	Denticare Ltd
Contract type name	GDS Contract
Purpose of contract	General
Contract start date	01/04/2006
Contract end date	

16/17 Contracted general activity (UDA)	13,705
Carry forward general activity (UDA)	0
16/17 Contracted orthodontic activity (UOA)	0
Carry forward orthodontic activity (UOA)	0
Baseline contract value	£343,253.35

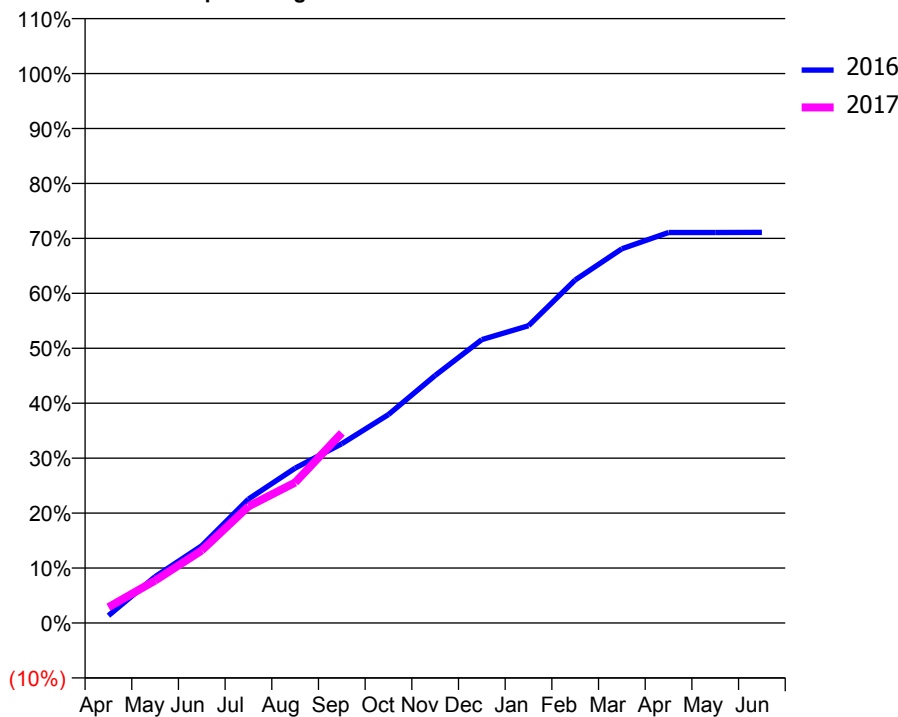
ACCESS*

Patients seen in 24 months	Total	Change since previous quarter
Quarter ending September 2015	4,337	
Quarter ending December 2015	4,273	↓
Quarter ending March 2016	4,121	↓
Quarter ending June 2016	3,905	↓
Quarter ending September 2016	3,794	↓
Variance since September 2015	(12.5%)	↓



ACTIVITY

Cumulative percentage of contracted UDA delivered 2016 & 2017



Month	Adjusted Scheduled Activity (UDA)	
	2016	2017
April	185	395
May	1,154	1,060
June	1,928	1,811
July	3,090	2,907
August	3,861	3,503
September	4,471	4,741
October	5,201	
November	6,173	
December	7,069	
January	7,414	
February	8,555	
March	9,332	
April	9,740	
May	9,740	
June	9,743	

QUALITY

	Quantity	Base Number	Contract	LHB	Wales
% of FP17s for the same patient ID Re-attending within 3 months - Children	40	518	7.7%	8.2%	11.3%
% of FP17s for the same patient ID Re-attending within 3 months - Adults	195	2,015	9.7%	14.2%	16.6%
% of FP17s for the same patient ID Re-attending between 3 & 9 months - Children	273	518	52.7%	55.2%	58.3%
% of FP17s for the same patient ID Re-attending between 3 & 9 months - Adults	754	2,015	37.4%	52.3%	54.0%
% of FP17s for Band 1 Urgent Courses	122	2,366	5.2%	9.3%	9.0%
% of FP17s Relating to Free Repair or Replacements	20	2,366	0.8%	0.6%	0.7%
% of FP17s Relating to Continuations	38	2,366	1.6%	1.3%	0.9%
% of Patients satisfied with the dentistry they have received	35	38	92.1%	91.6%	90.9%
% of Patients satisfied with the time they had to wait for an appointment	31	38	81.6%	86.8%	88.7%

* This is based on patients treated on this contract for their most recent course of treatment. Figures in italics indicate the base number of FP17s or Patient Questionnaire responses are less than 100. N/A is shown where the base number of responses is less than 10 during the period. % is calculated as Quantity/Base number*100

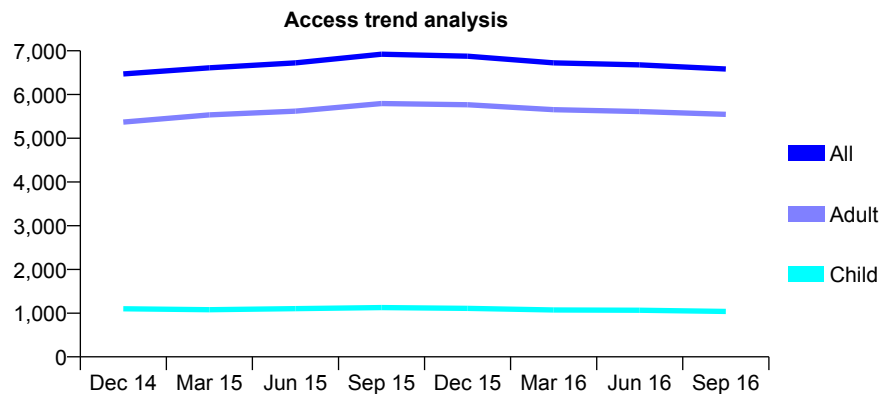
7A7 - Vital Signs At a Glance Contract Report for 158194/0004 - September 2016

Name or company name	Denticare Ltd
Contract type name	GDS Contract
Purpose of contract	General
Contract start date	01/04/2006
Contract end date	

16/17 Contracted general activity (UDA)	21,684
Carry forward general activity (UDA)	0
16/17 Contracted orthodontic activity (UOA)	0
Carry forward orthodontic activity (UOA)	0
Baseline contract value	£543,100.07

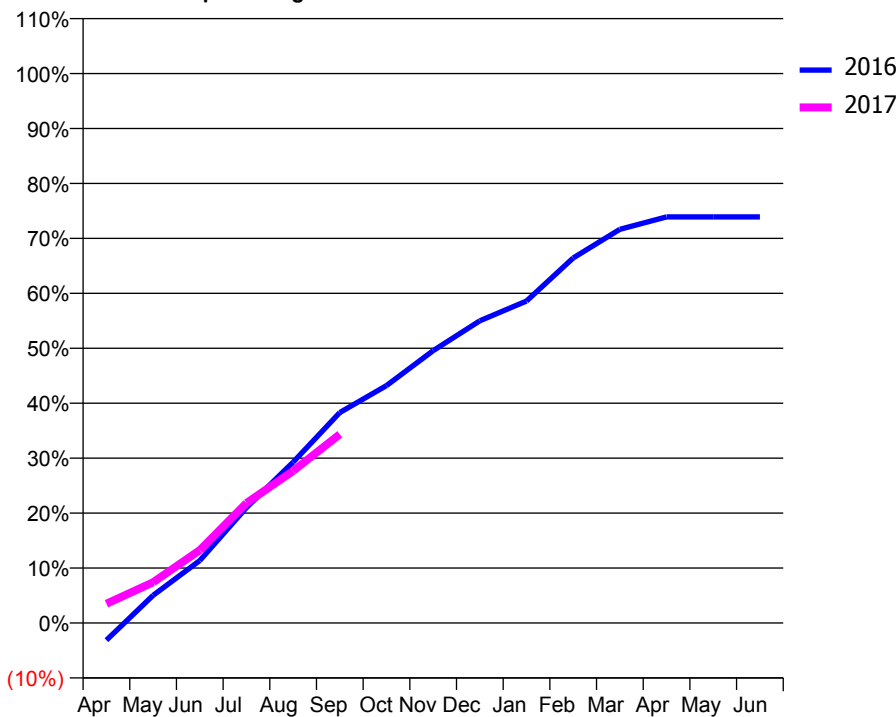
ACCESS*

Patients seen in 24 months	Total	Change since previous quarter
Quarter ending September 2015	6,921	
Quarter ending December 2015	6,877	→
Quarter ending March 2016	6,723	↓
Quarter ending June 2016	6,677	→
Quarter ending September 2016	6,585	↓
Variance since September 2015	(4.9%)	↓



ACTIVITY

Cumulative percentage of contracted UDA delivered 2016 & 2017



Month	Adjusted Scheduled Activity (UDA)	
	2016	2017
April	-681	761
May	1,090	1,605
June	2,464	2,874
July	4,554	4,732
August	6,349	6,003
September	8,307	7,450
October	9,372	
November	10,749	
December	11,925	
January	12,707	
February	14,406	
March	15,535	
April	16,023	
May	16,023	
June	16,027	

QUALITY

	Quantity	Base Number	Contract	LHB	Wales
% of FP17s for the same patient ID Re-attending within 3 months - Children	25	556	4.5%	8.2%	11.3%
% of FP17s for the same patient ID Re-attending within 3 months - Adults	308	3,153	9.8%	14.2%	16.6%
% of FP17s for the same patient ID Re-attending between 3 & 9 months - Children	155	556	27.9%	55.2%	58.3%
% of FP17s for the same patient ID Re-attending between 3 & 9 months - Adults	1,239	3,153	39.3%	52.3%	54.0%
% of FP17s for Band 1 Urgent Courses	101	3,475	2.9%	9.3%	9.0%
% of FP17s Relating to Free Repair or Replacements	7	3,475	0.2%	0.6%	0.7%
% of FP17s Relating to Continuations	62	3,475	1.8%	1.3%	0.9%
% of Patients satisfied with the dentistry they have received	72	77	93.5%	91.6%	90.9%
% of Patients satisfied with the time they had to wait for an appointment	57	77	74.0%	86.8%	88.7%

* This is based on patients treated on this contract for their most recent course of treatment. Figures in italics indicate the base number of FP17s or Patient Questionnaire responses are less than 100. N/A is shown where the base number of responses is less than 10 during the period. % is calculated as Quantity/Base number*100

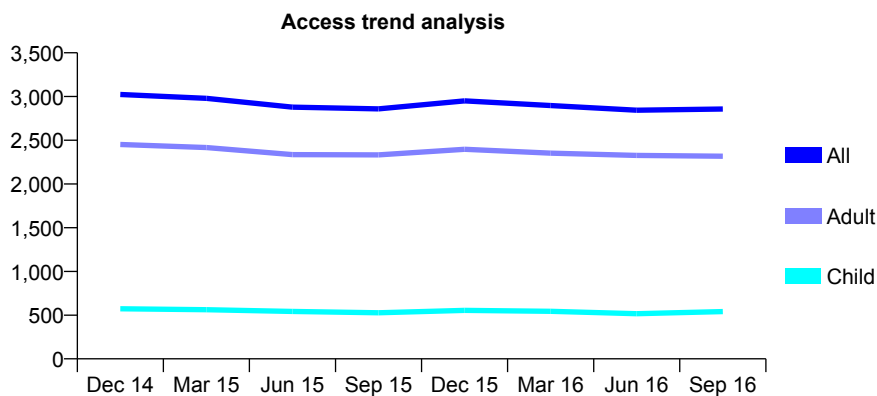
7A7 - Vital Signs At a Glance Contract Report for 158194/0010 - September 2016

Name or company name	Denticare Ltd
Contract type name	GDS Contract
Purpose of contract	General
Contract start date	01/04/2006
Contract end date	

16/17 Contracted general activity (UDA)	9,500
Carry forward general activity (UDA)	0
16/17 Contracted orthodontic activity (UOA)	0
Carry forward orthodontic activity (UOA)	0
Baseline contract value	£237,935.56

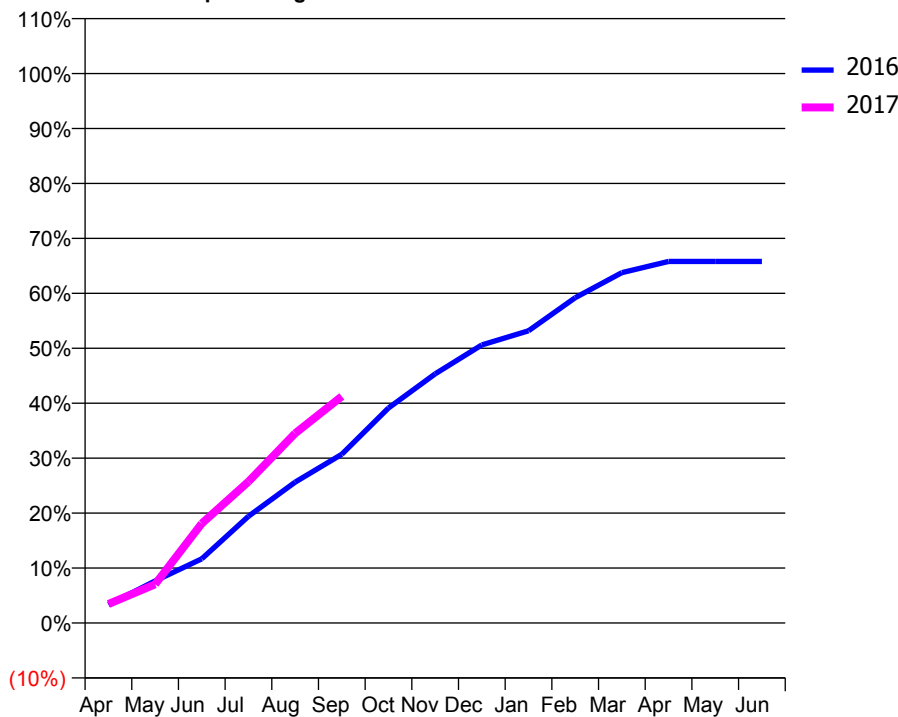
ACCESS*

Patients seen in 24 months	Total	Change since previous quarter
Quarter ending September 2015	2,859	
Quarter ending December 2015	2,950	↑
Quarter ending March 2016	2,897	↓
Quarter ending June 2016	2,843	↓
Quarter ending September 2016	2,857	→
Variance since September 2015	(0.1%)	→



ACTIVITY

Cumulative percentage of contracted UDA delivered 2016 & 2017



Adjusted Scheduled Activity (UDA)

Month	2016	2017
April	317	329
May	728	671
June	1,111	1,722
July	1,846	2,445
August	2,436	3,279
September	2,917	3,918
October	3,718	
November	4,307	
December	4,807	
January	5,052	
February	5,624	
March	6,057	
April	6,251	
May	6,251	
June	6,251	

QUALITY

	Quantity	Base Number	Contract	LHB	Wales
% of FP17s for the same patient ID Re-attending within 3 months - Children	16	353	4.5%	8.2%	11.3%
% of FP17s for the same patient ID Re-attending within 3 months - Adults	199	1,554	12.8%	14.2%	16.6%
% of FP17s for the same patient ID Re-attending between 3 & 9 months - Children	160	353	45.3%	55.2%	58.3%
% of FP17s for the same patient ID Re-attending between 3 & 9 months - Adults	524	1,554	33.7%	52.3%	54.0%
% of FP17s for Band 1 Urgent Courses	200	1,824	11.0%	9.3%	9.0%
% of FP17s Relating to Free Repair or Replacements	19	1,824	1.0%	0.6%	0.7%
% of FP17s Relating to Continuations	28	1,824	1.5%	1.3%	0.9%
% of Patients satisfied with the dentistry they have received	23	25	92.0%	91.6%	90.9%
% of Patients satisfied with the time they had to wait for an appointment	22	25	88.0%	86.8%	88.7%

* This is based on patients treated on this contract for their most recent course of treatment. Figures in italics indicate the base number of FP17s or Patient Questionnaire responses are less than 100. N/A is shown where the base number of responses is less than 10 during the period. % is calculated as Quantity/Base number*100

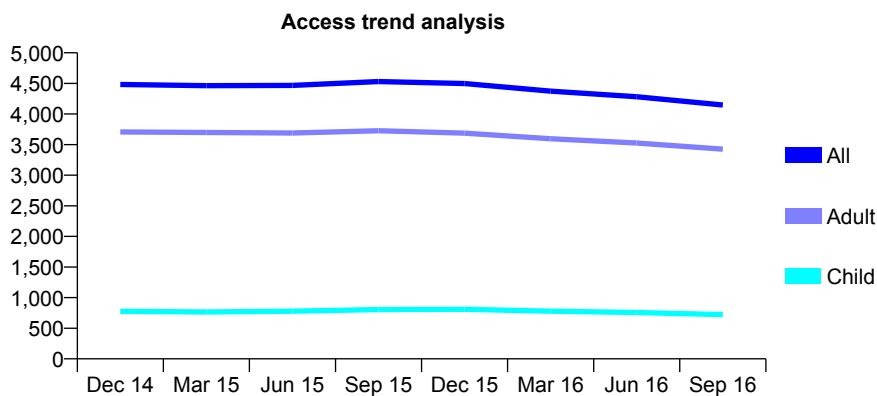
7A7 - Vital Signs At a Glance Contract Report for 158194/0022 - September 2016

Name or company name	Denticare Ltd
Contract type name	GDS Contract
Purpose of contract	General
Contract start date	15/12/2008
Contract end date	

16/17 Contracted general activity (UDA)	12,000
Carry forward general activity (UDA)	0
16/17 Contracted orthodontic activity (UOA)	0
Carry forward orthodontic activity (UOA)	0
Baseline contract value	£300,550.18

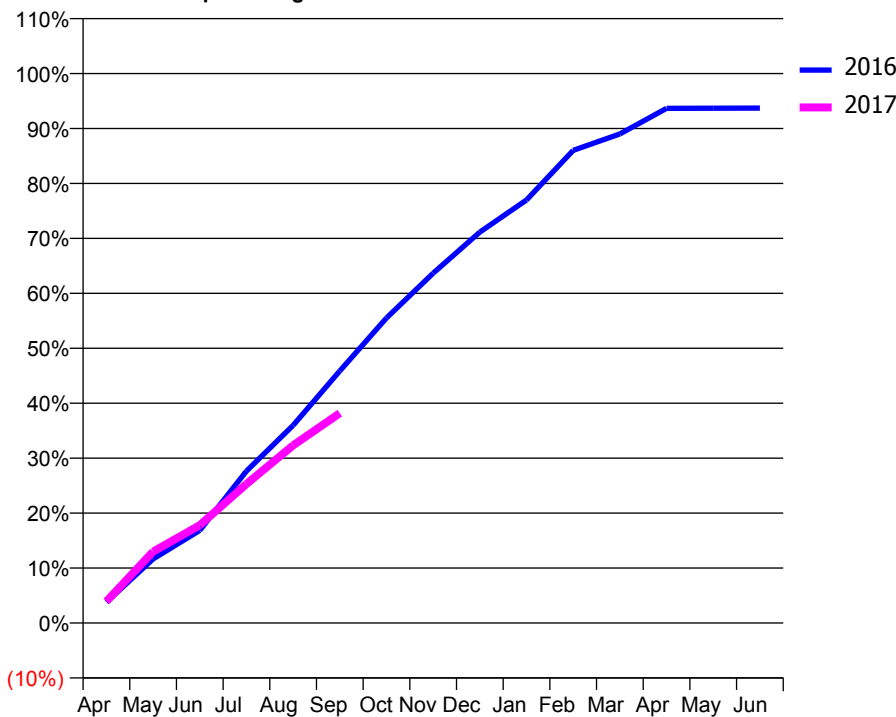
ACCESS*

Patients seen in 24 months	Total	Change since previous quarter
Quarter ending September 2015	4,531	
Quarter ending December 2015	4,498	→
Quarter ending March 2016	4,374	↓
Quarter ending June 2016	4,283	↓
Quarter ending September 2016	4,148	↓
Variance since September 2015	(8.5%)	↓



ACTIVITY

Cumulative percentage of contracted UDA delivered 2016 & 2017



Month	Adjusted Scheduled Activity (UDA)	
	2016	2017
April	455	472
May	1,400	1,560
June	2,022	2,136
July	3,320	3,037
August	4,316	3,882
September	5,505	4,582
October	6,661	
November	7,639	
December	8,536	
January	9,237	
February	10,322	
March	10,681	
April	11,240	
May	11,243	
June	11,245	

QUALITY

	Quantity	Base Number	Contract	LHB	Wales
% of FP17s for the same patient ID Re-attending within 3 months - Children	24	429	5.6%	8.2%	11.3%
% of FP17s for the same patient ID Re-attending within 3 months - Adults	266	1,880	14.1%	14.2%	16.6%
% of FP17s for the same patient ID Re-attending between 3 & 9 months - Children	252	429	58.7%	55.2%	58.3%
% of FP17s for the same patient ID Re-attending between 3 & 9 months - Adults	925	1,880	49.2%	52.3%	54.0%
% of FP17s for Band 1 Urgent Courses	171	2,046	8.4%	9.3%	9.0%
% of FP17s Relating to Free Repair or Replacements	9	2,046	0.4%	0.6%	0.7%
% of FP17s Relating to Continuations	45	2,046	2.2%	1.3%	0.9%
% of Patients satisfied with the dentistry they have received	36	39	92.3%	91.6%	90.9%
% of Patients satisfied with the time they had to wait for an appointment	34	39	87.2%	86.8%	88.7%

* This is based on patients treated on this contract for their most recent course of treatment. Figures in italics indicate the base number of FP17s or Patient Questionnaire responses are less than 100. N/A is shown where the base number of responses is less than 10 during the period. % is calculated as Quantity/Base number*100

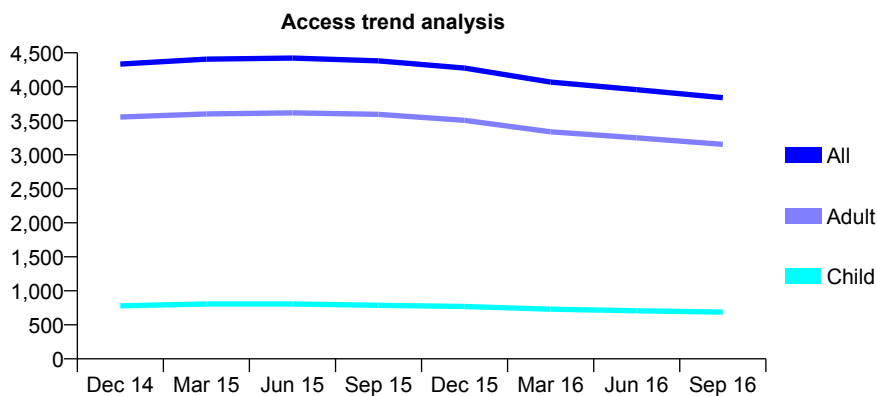
7A7 - Vital Signs At a Glance Contract Report for 158194/0024 - September 2016

Name or company name	Denticare Ltd
Contract type name	GDS Contract
Purpose of contract	General
Contract start date	01/07/2009
Contract end date	

16/17 Contracted general activity (UDA)	14,000
Carry forward general activity (UDA)	0
16/17 Contracted orthodontic activity (UOA)	0
Carry forward orthodontic activity (UOA)	0
Baseline contract value	£350,632.76

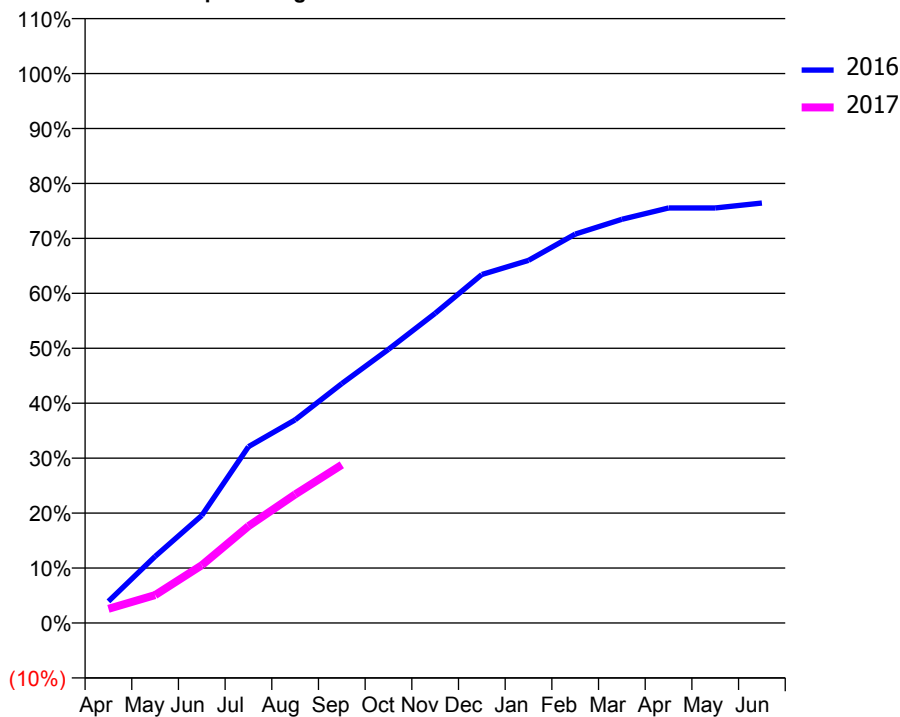
ACCESS*

Patients seen in 24 months	Total	Change since previous quarter
Quarter ending September 2015	4,382	
Quarter ending December 2015	4,276	↓
Quarter ending March 2016	4,070	↓
Quarter ending June 2016	3,957	↓
Quarter ending September 2016	3,840	↓
Variance since September 2015	(12.4%)	↓



ACTIVITY

Cumulative percentage of contracted UDA delivered 2016 & 2017



Month	Adjusted Scheduled Activity (UDA)	
	2016	2017
April	551	361
May	1,698	711
June	2,738	1,471
July	4,494	2,467
August	5,177	3,277
September	6,101	4,029
October	6,972	
November	7,890	
December	8,878	
January	9,239	
February	9,910	
March	10,286	
April	10,573	
May	10,574	
June	10,700	

QUALITY

	Quantity	Base Number	Contract	LHB	Wales
% of FP17s for the same patient ID Re-attending within 3 months - Children	27	478	5.6%	8.2%	11.3%
% of FP17s for the same patient ID Re-attending within 3 months - Adults	262	2,074	12.6%	14.2%	16.6%
% of FP17s for the same patient ID Re-attending between 3 & 9 months - Children	215	478	45.0%	55.2%	58.3%
% of FP17s for the same patient ID Re-attending between 3 & 9 months - Adults	1,095	2,074	52.8%	52.3%	54.0%
% of FP17s for Band 1 Urgent Courses	222	2,318	9.6%	9.3%	9.0%
% of FP17s Relating to Free Repair or Replacements	12	2,318	0.5%	0.6%	0.7%
% of FP17s Relating to Continuations	28	2,318	1.2%	1.3%	0.9%
% of Patients satisfied with the dentistry they have received	35	39	89.7%	91.6%	90.9%
% of Patients satisfied with the time they had to wait for an appointment	30	39	76.9%	86.8%	88.7%

* This is based on patients treated on this contract for their most recent course of treatment. Figures in italics indicate the base number of FP17s or Patient Questionnaire responses are less than 100. N/A is shown where the base number of responses is less than 10 during the period. % is calculated as Quantity/Base number*100

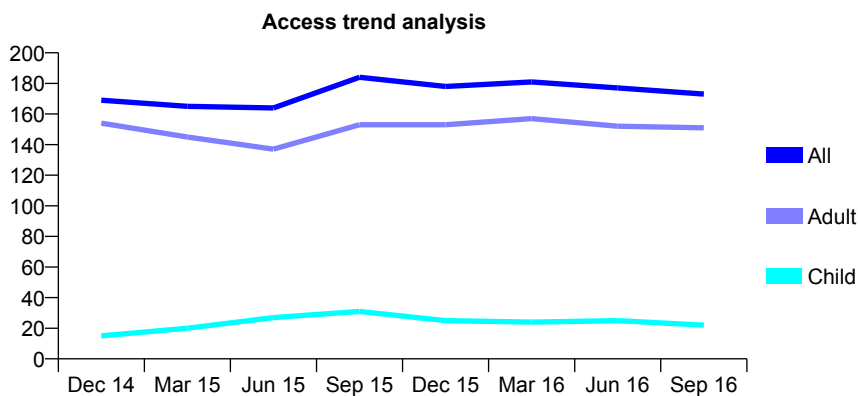
7A7 - Vital Signs At a Glance Contract Report for 158194/0026 - September 2016

Name or company name	Denticare Ltd
Contract type name	PDS Contract
Purpose of contract	General
Contract start date	01/11/2010
Contract end date	31/10/2020

16/17 Contracted general activity (UDA)	638
Carry forward general activity (UDA)	0
16/17 Contracted orthodontic activity (UOA)	0
Carry forward orthodontic activity (UOA)	0
Baseline contract value	£68,044.05

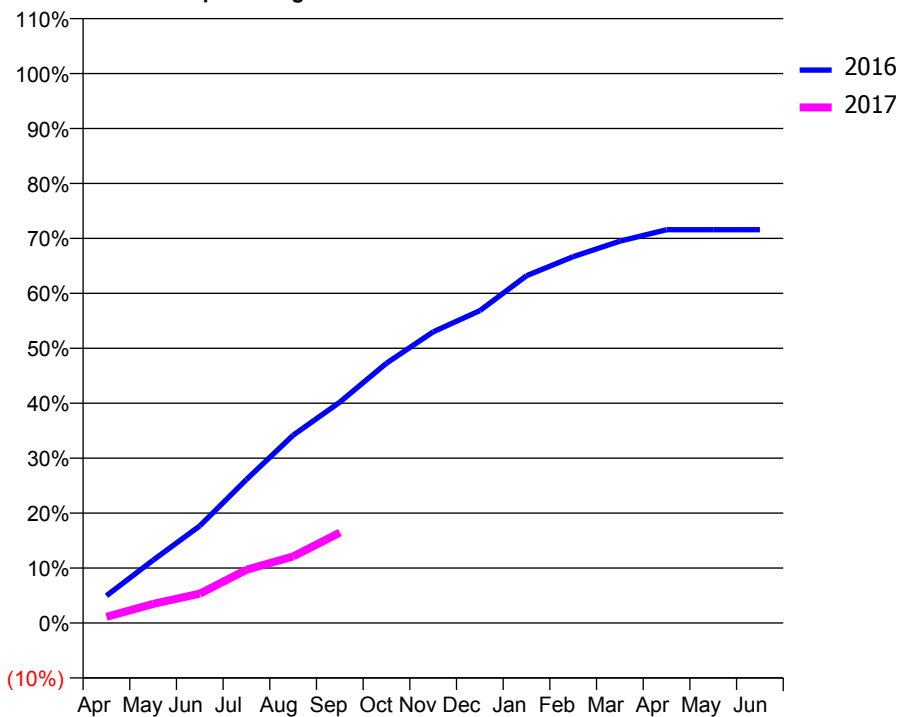
ACCESS*

Patients seen in 24 months	Total	Change since previous quarter
Quarter ending September 2015	184	
Quarter ending December 2015	178	↓
Quarter ending March 2016	181	→
Quarter ending June 2016	177	↓
Quarter ending September 2016	173	↓
Variance since September 2015	(6.0%)	↓



ACTIVITY

Cumulative percentage of contracted UDA delivered 2016 & 2017



Adjusted Scheduled Activity (UDA)

Month	2016	2017
April	32	7
May	73	22
June	113	34
July	167	62
August	218	77
September	256	105
October	302	
November	338	
December	363	
January	403	
February	425	
March	443	
April	457	
May	457	
June	457	

QUALITY

	Quantity	Base Number	Contract	LHB	Wales
% of FP17s for the same patient ID Re-attending within 3 months - Children	0	11	0.0%	8.2%	11.3%
% of FP17s for the same patient ID Re-attending within 3 months - Adults	0	107	0.0%	14.2%	16.6%
% of FP17s for the same patient ID Re-attending between 3 & 9 months - Children	0	11	0.0%	55.2%	58.3%
% of FP17s for the same patient ID Re-attending between 3 & 9 months - Adults	0	107	0.0%	52.3%	54.0%
% of FP17s for Band 1 Urgent Courses	85	86	98.8%	9.3%	9.0%
% of FP17s Relating to Free Repair or Replacements	0	86	0.0%	0.6%	0.7%
% of FP17s Relating to Continuations	0	86	0.0%	1.3%	0.9%
% of Patients satisfied with the dentistry they have received	4	5	N/A	91.6%	90.9%
% of Patients satisfied with the time they had to wait for an appointment	4	5	N/A	86.8%	88.7%

* This is based on patients treated on this contract for their most recent course of treatment. Figures in italics indicate the base number of FP17s or Patient Questionnaire responses are less than 100. N/A is shown where the base number of responses is less than 10 during the period. % is calculated as Quantity/Base number*100

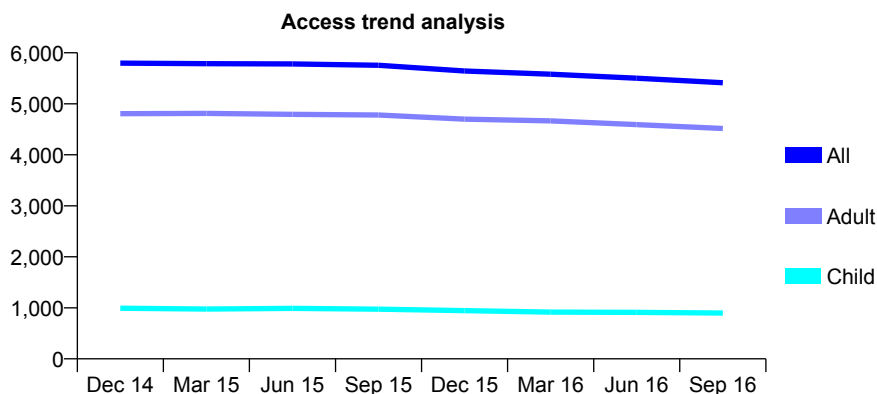
7A7 - Vital Signs At a Glance Contract Report for 193267/0001 - September 2016

Name or company name	Dr DG Evans and Dr JC Evans
Contract type name	GDS Contract
Purpose of contract	General
Contract start date	01/04/2006
Contract end date	

16/17 Contracted general activity (UDA)	14,417
Carry forward general activity (UDA)	-496
16/17 Contracted orthodontic activity (UOA)	0
Carry forward orthodontic activity (UOA)	0
Baseline contract value	£361,155.25

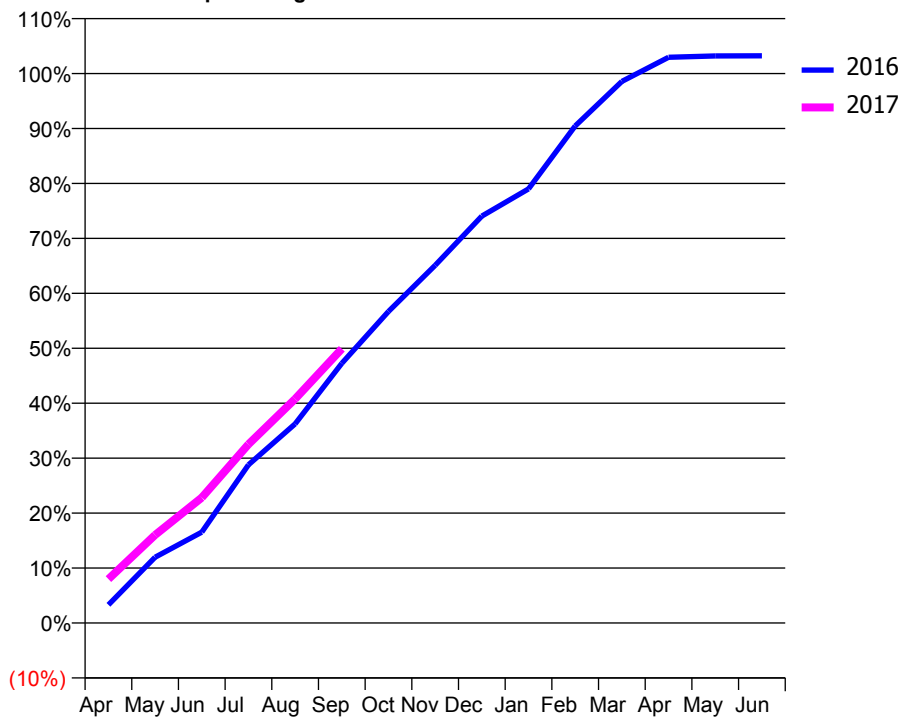
ACCESS*

Patients seen in 24 months	Total	Change since previous quarter
Quarter ending September 2015	5,755	
Quarter ending December 2015	5,644	↓
Quarter ending March 2016	5,581	↓
Quarter ending June 2016	5,503	↓
Quarter ending September 2016	5,413	↓
Variance since September 2015	(5.9%)	↓



ACTIVITY

Cumulative percentage of contracted UDA delivered 2016 & 2017



Month	Adjusted Scheduled Activity (UDA)	
	2016	2017
April	510	1,153
May	1,845	2,310
June	2,551	3,291
July	4,440	4,689
August	5,589	5,878
September	7,287	7,194
October	8,742	
November	10,037	
December	11,416	
January	12,178	
February	13,947	
March	15,196	
April	15,873	
May	15,911	
June	15,914	

QUALITY

	Quantity	Base Number	Contract	LHB	Wales
% of FP17s for the same patient ID Re-attending within 3 months - Children	42	661	6.4%	8.2%	11.3%
% of FP17s for the same patient ID Re-attending within 3 months - Adults	527	3,375	15.6%	14.2%	16.6%
% of FP17s for the same patient ID Re-attending between 3 & 9 months - Children	450	661	68.1%	55.2%	58.3%
% of FP17s for the same patient ID Re-attending between 3 & 9 months - Adults	2,020	3,375	59.9%	52.3%	54.0%
% of FP17s for Band 1 Urgent Courses	308	3,652	8.4%	9.3%	9.0%
% of FP17s Relating to Free Repair or Replacements	46	3,652	1.3%	0.6%	0.7%
% of FP17s Relating to Continuations	67	3,652	1.8%	1.3%	0.9%
% of Patients satisfied with the dentistry they have received	114	127	89.8%	91.6%	90.9%
% of Patients satisfied with the time they had to wait for an appointment	121	127	95.3%	86.8%	88.7%

* This is based on patients treated on this contract for their most recent course of treatment. Figures in italics indicate the base number of FP17s or Patient Questionnaire responses are less than 100. N/A is shown where the base number of responses is less than 10 during the period. % is calculated as Quantity/Base number*100

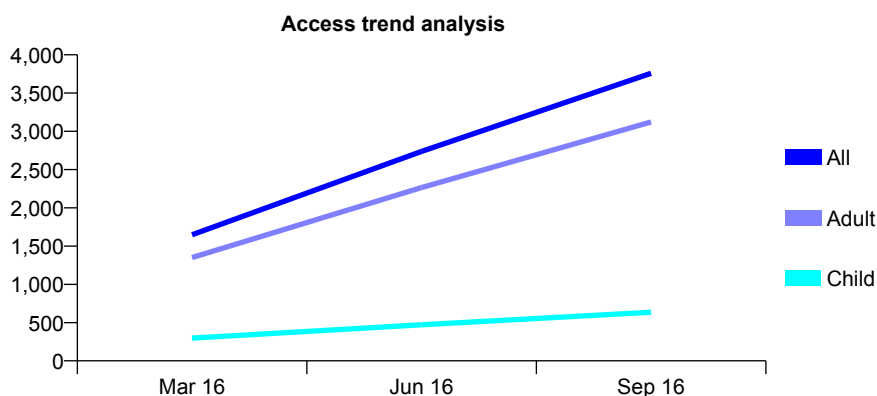
7A7 - Vital Signs At a Glance Contract Report for 208248/0002 - September 2016

Name or company name	The Martin Partnership
Contract type name	GDS Contract
Purpose of contract	General
Contract start date	21/12/2015
Contract end date	

16/17 Contracted general activity (UDA)	16,364
Carry forward general activity (UDA)	-139
16/17 Contracted orthodontic activity (UOA)	0
Carry forward orthodontic activity (UOA)	0
Baseline contract value	£401,146.32

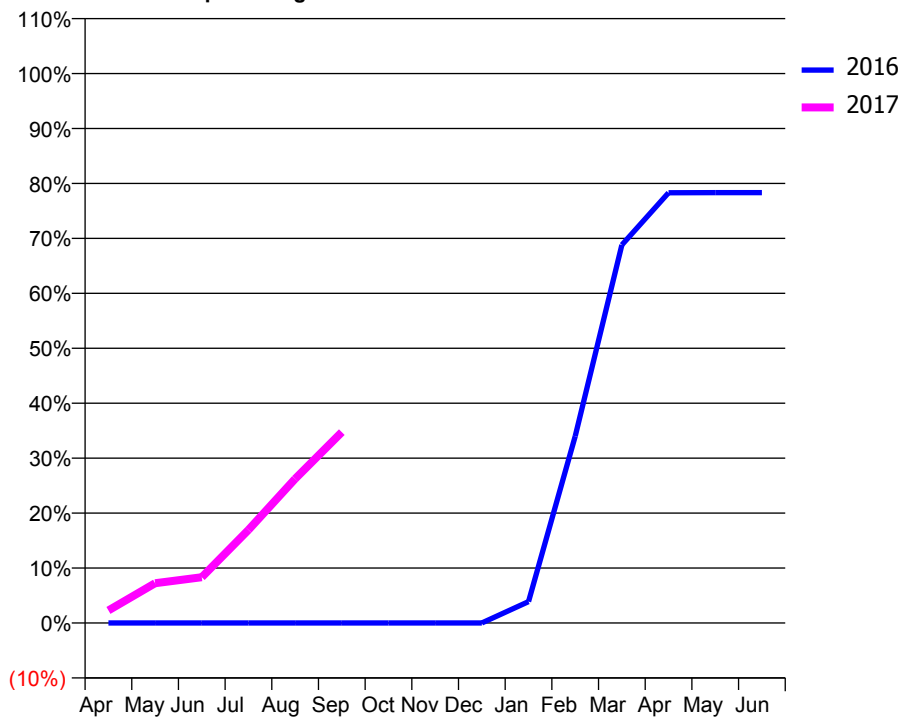
ACCESS*

Patients seen in 24 months	Total	Change since previous quarter
Quarter ending September 2015	0	
Quarter ending December 2015	0	
Quarter ending March 2016	1,648	
Quarter ending June 2016	2,737	↑
Quarter ending September 2016	3,759	↑
Variance since September 2015	N/A	



ACTIVITY

Cumulative percentage of contracted UDA delivered 2016 & 2017



Month	Adjusted Scheduled Activity (UDA)	
	2016	2017
April	0	375
May	0	1,185
June	0	1,366
July	0	2,773
August	0	4,297
September	0	5,683
October	0	
November	0	
December	0	
January	180	
February	1,571	
March	3,179	
April	3,617	
May	3,618	
June	3,618	

QUALITY

	Quantity	Base Number	Contract	LHB	Wales
% of FP17s for the same patient ID Re-attending within 3 months - Children	10	556	1.8%	8.2%	11.3%
% of FP17s for the same patient ID Re-attending within 3 months - Adults	168	2,892	5.8%	14.2%	16.6%
% of FP17s for the same patient ID Re-attending between 3 & 9 months - Children	153	556	27.5%	55.2%	58.3%
% of FP17s for the same patient ID Re-attending between 3 & 9 months - Adults	795	2,892	27.5%	52.3%	54.0%
% of FP17s for Band 1 Urgent Courses	154	3,289	4.7%	9.3%	9.0%
% of FP17s Relating to Free Repair or Replacements	7	3,289	0.2%	0.6%	0.7%
% of FP17s Relating to Continuations	11	3,289	0.3%	1.3%	0.9%
% of Patients satisfied with the dentistry they have received	52	54	96.3%	91.6%	90.9%
% of Patients satisfied with the time they had to wait for an appointment	51	54	94.4%	86.8%	88.7%

* This is based on patients treated on this contract for their most recent course of treatment. Figures in italics indicate the base number of FP17s or Patient Questionnaire responses are less than 100. N/A is shown where the base number of responses is less than 10 during the period. % is calculated as Quantity/Base number*100

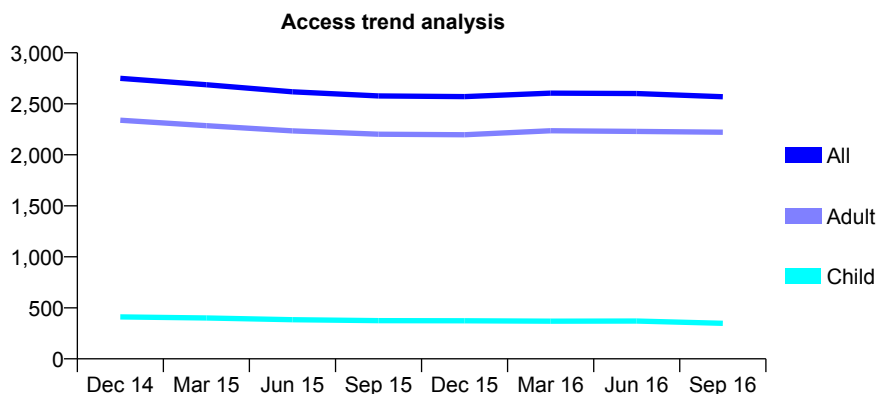
7A7 - Vital Signs At a Glance Contract Report for 218812/0001 - September 2016

Name or company name	MR JD ROBERTS-JAMES
Contract type name	GDS Contract
Purpose of contract	General
Contract start date	01/04/2006
Contract end date	

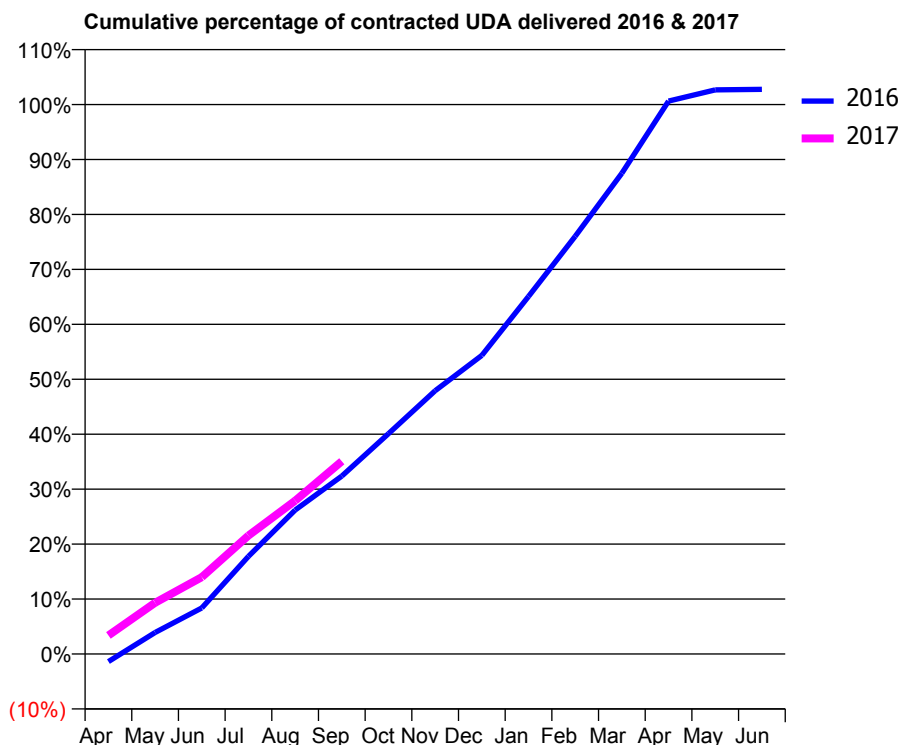
16/17 Contracted general activity (UDA)	7,456
Carry forward general activity (UDA)	-205
16/17 Contracted orthodontic activity (UOA)	0
Carry forward orthodontic activity (UOA)	0
Baseline contract value	£187,725.56

ACCESS*

Patients seen in 24 months	Total	Change since previous quarter
Quarter ending September 2015	2,577	
Quarter ending December 2015	2,570	→
Quarter ending March 2016	2,605	→
Quarter ending June 2016	2,601	→
Quarter ending September 2016	2,569	↓
Variance since September 2015	(0.3%)	→



ACTIVITY



Month	Adjusted Scheduled Activity (UDA)	
	2016	2017
April	-104	252
May	292	695
June	625	1,042
July	1,325	1,607
August	1,953	2,080
September	2,415	2,615
October	2,991	
November	3,573	
December	4,051	
January	4,852	
February	5,667	
March	6,524	
April	7,502	
May	7,655	
June	7,662	

QUALITY

	Quantity	Base Number	Contract	LHB	Wales
% of FP17s for the same patient ID Re-attending within 3 months - Children	11	265	4.2%	8.2%	11.3%
% of FP17s for the same patient ID Re-attending within 3 months - Adults	181	1,388	13.0%	14.2%	16.6%
% of FP17s for the same patient ID Re-attending between 3 & 9 months - Children	163	265	61.5%	55.2%	58.3%
% of FP17s for the same patient ID Re-attending between 3 & 9 months - Adults	771	1,388	55.5%	52.3%	54.0%
% of FP17s for Band 1 Urgent Courses	64	1,210	5.3%	9.3%	9.0%
% of FP17s Relating to Free Repair or Replacements	4	1,210	0.3%	0.6%	0.7%
% of FP17s Relating to Continuations	18	1,210	1.5%	1.3%	0.9%
% of Patients satisfied with the dentistry they have received	63	67	94.0%	91.6%	90.9%
% of Patients satisfied with the time they had to wait for an appointment	53	67	79.1%	86.8%	88.7%

* This is based on patients treated on this contract for their most recent course of treatment. Figures in italics indicate the base number of FP17s or Patient Questionnaire responses are less than 100. N/A is shown where the base number of responses is less than 10 during the period. % is calculated as Quantity/Base number*100

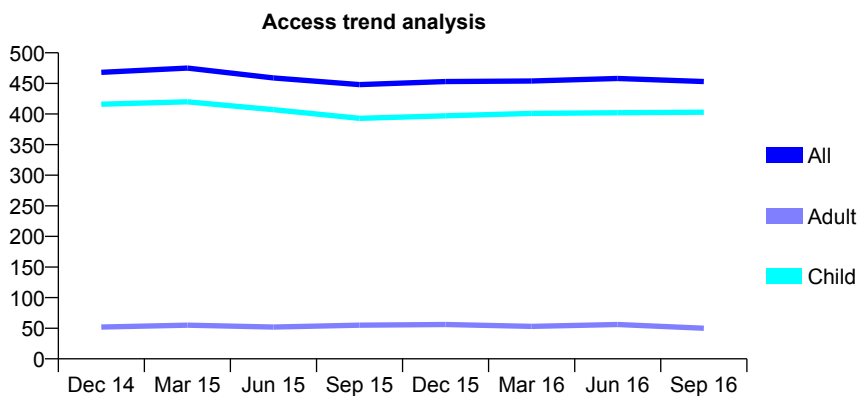
7A7 - Vital Signs At a Glance Contract Report for 565350/0001 - September 2016

Name or company name	MR CA HIMSWORTH
Contract type name	GDS Contract
Purpose of contract	General
Contract start date	01/04/2006
Contract end date	

16/17 Contracted general activity (UDA)	1,250
Carry forward general activity (UDA)	0
16/17 Contracted orthodontic activity (UOA)	0
Carry forward orthodontic activity (UOA)	0
Baseline contract value	£36,031.36

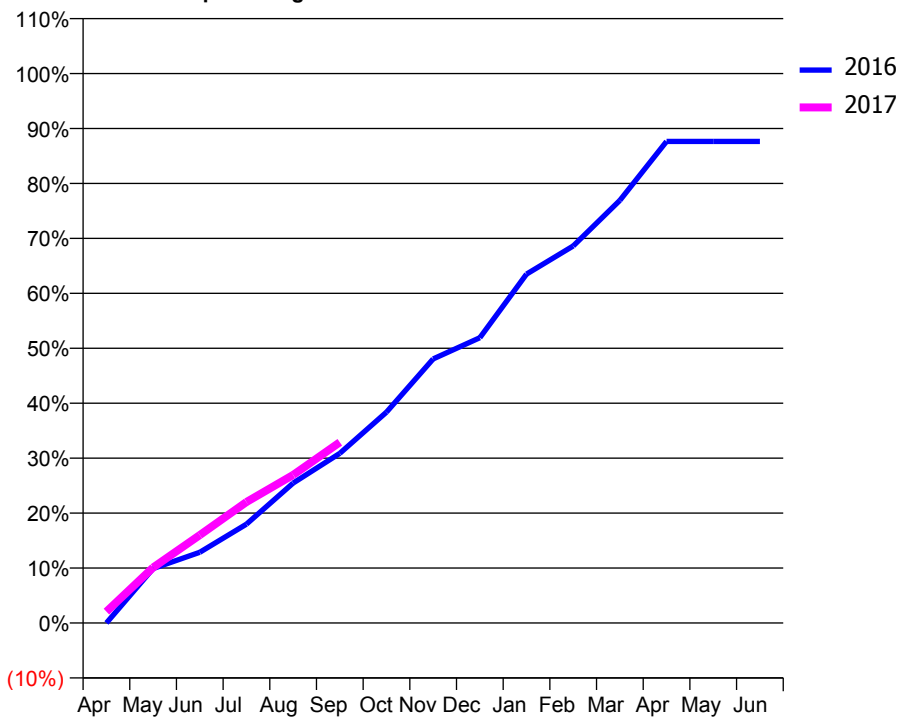
ACCESS*

Patients seen in 24 months	Total	Change since previous quarter
Quarter ending September 2015	448	
Quarter ending December 2015	453	→
Quarter ending March 2016	454	→
Quarter ending June 2016	458	→
Quarter ending September 2016	453	↓
Variance since September 2015	1.1%	→



ACTIVITY

Cumulative percentage of contracted UDA delivered 2016 & 2017



Month	Adjusted Scheduled Activity (UDA)	
	2016	2017
April	0	26
May	124	126
June	161	200
July	225	275
August	318	337
September	386	411
October	480	
November	601	
December	649	
January	794	
February	858	
March	961	
April	1,095	
May	1,095	
June	1,095	

QUALITY

	Quantity	Base Number	Contract	LHB	Wales
% of FP17s for the same patient ID Re-attending within 3 months - Children	52	344	15.1%	8.2%	11.3%
% of FP17s for the same patient ID Re-attending within 3 months - Adults	0	0	N/A	14.2%	16.6%
% of FP17s for the same patient ID Re-attending between 3 & 9 months - Children	184	344	53.5%	55.2%	58.3%
% of FP17s for the same patient ID Re-attending between 3 & 9 months - Adults	0	0	N/A	52.3%	54.0%
% of FP17s for Band 1 Urgent Courses	16	255	6.3%	9.3%	9.0%
% of FP17s Relating to Free Repair or Replacements	0	255	0.0%	0.6%	0.7%
% of FP17s Relating to Continuations	0	255	0.0%	1.3%	0.9%
% of Patients satisfied with the dentistry they have received	9	9	N/A	91.6%	90.9%
% of Patients satisfied with the time they had to wait for an appointment	8	9	N/A	86.8%	88.7%

* This is based on patients treated on this contract for their most recent course of treatment. Figures in italics indicate the base number of FP17s or Patient Questionnaire responses are less than 100. N/A is shown where the base number of responses is less than 10 during the period. % is calculated as Quantity/Base number*100

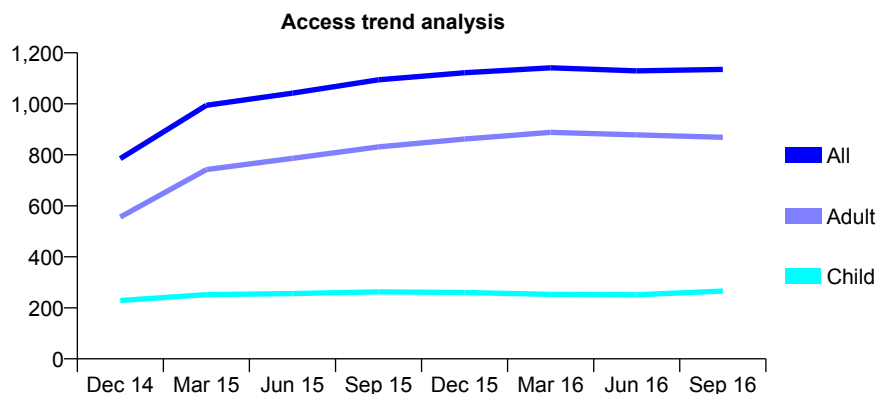
7A7 - Vital Signs At a Glance Contract Report for 659193/0002 - September 2016

Name or company name	Drs Hunt and Ichim
Contract type name	GDS Contract
Purpose of contract	General
Contract start date	03/05/2014
Contract end date	

16/17 Contracted general activity (UDA)	3,370
Carry forward general activity (UDA)	-23
16/17 Contracted orthodontic activity (UOA)	0
Carry forward orthodontic activity (UOA)	0
Baseline contract value	£77,655.76

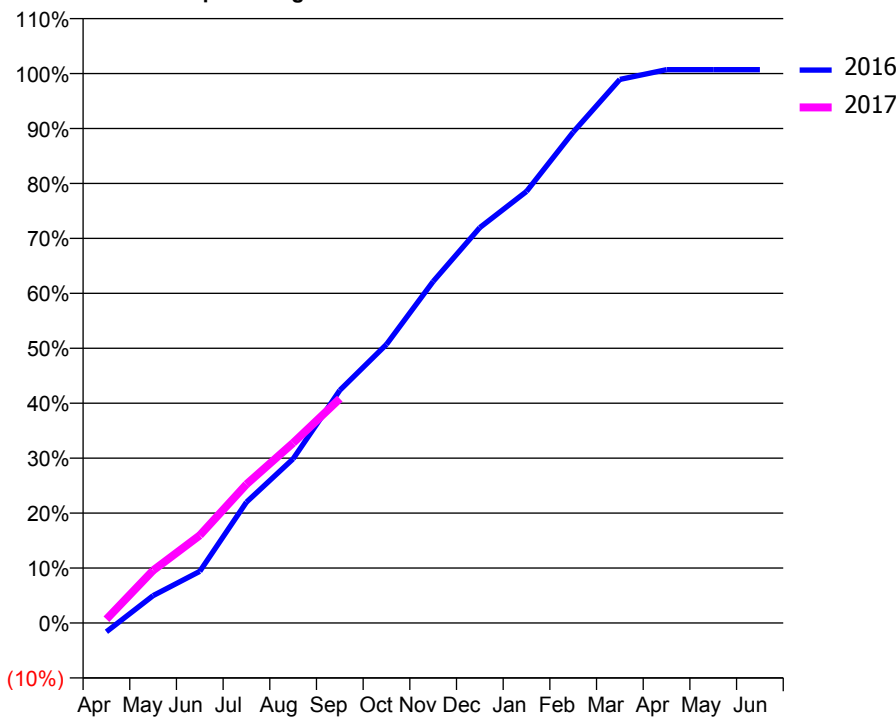
ACCESS*

Patients seen in 24 months	Total	Change since previous quarter
Quarter ending September 2015	1,094	
Quarter ending December 2015	1,122	↑
Quarter ending March 2016	1,141	→
Quarter ending June 2016	1,129	↓
Quarter ending September 2016	1,135	→
Variance since September 2015	3.7%	↑



ACTIVITY

Cumulative percentage of contracted UDA delivered 2016 & 2017



Month	Adjusted Scheduled Activity (UDA)	
	2016	2017
April	-54	23
May	168	323
June	317	538
July	742	851
August	1,007	1,104
September	1,427	1,376
October	1,709	
November	2,094	
December	2,425	
January	2,646	
February	3,011	
March	3,334	
April	3,393	
May	3,393	
June	3,393	

QUALITY

	Quantity	Base Number	Contract	LHB	Wales
% of FP17s for the same patient ID Re-attending within 3 months - Children	6	217	2.8%	8.2%	11.3%
% of FP17s for the same patient ID Re-attending within 3 months - Adults	50	566	8.8%	14.2%	16.6%
% of FP17s for the same patient ID Re-attending between 3 & 9 months - Children	122	217	56.2%	55.2%	58.3%
% of FP17s for the same patient ID Re-attending between 3 & 9 months - Adults	354	566	62.5%	52.3%	54.0%
% of FP17s for Band 1 Urgent Courses	13	756	1.7%	9.3%	9.0%
% of FP17s Relating to Free Repair or Replacements	0	756	0.0%	0.6%	0.7%
% of FP17s Relating to Continuations	3	756	0.4%	1.3%	0.9%
% of Patients satisfied with the dentistry they have received	10	10	100.0%	91.6%	90.9%
% of Patients satisfied with the time they had to wait for an appointment	10	10	100.0%	86.8%	88.7%

* This is based on patients treated on this contract for their most recent course of treatment. Figures in italics indicate the base number of FP17s or Patient Questionnaire responses are less than 100. N/A is shown where the base number of responses is less than 10 during the period. % is calculated as Quantity/Base number*100

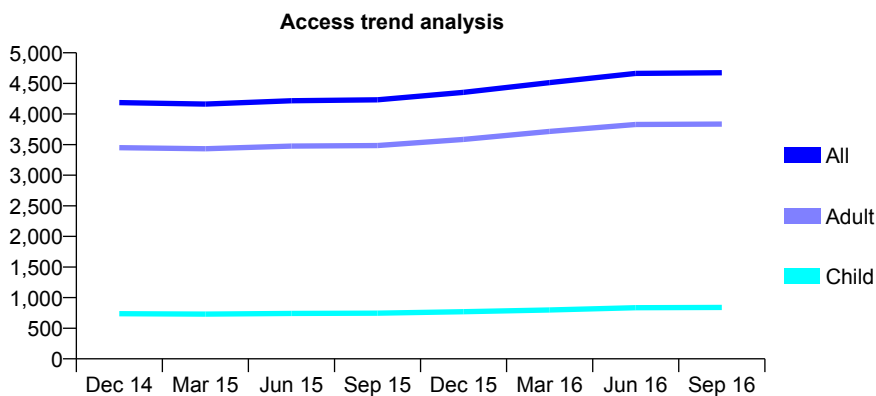
7A7 - Vital Signs At a Glance Contract Report for 689823/0001 - September 2016

Name or company name	MR J CHARRO
Contract type name	GDS Contract
Purpose of contract	General
Contract start date	01/04/2006
Contract end date	

16/17 Contracted general activity (UDA)	14,000
Carry forward general activity (UDA)	-549
16/17 Contracted orthodontic activity (UOA)	0
Carry forward orthodontic activity (UOA)	0
Baseline contract value	£403,533.24

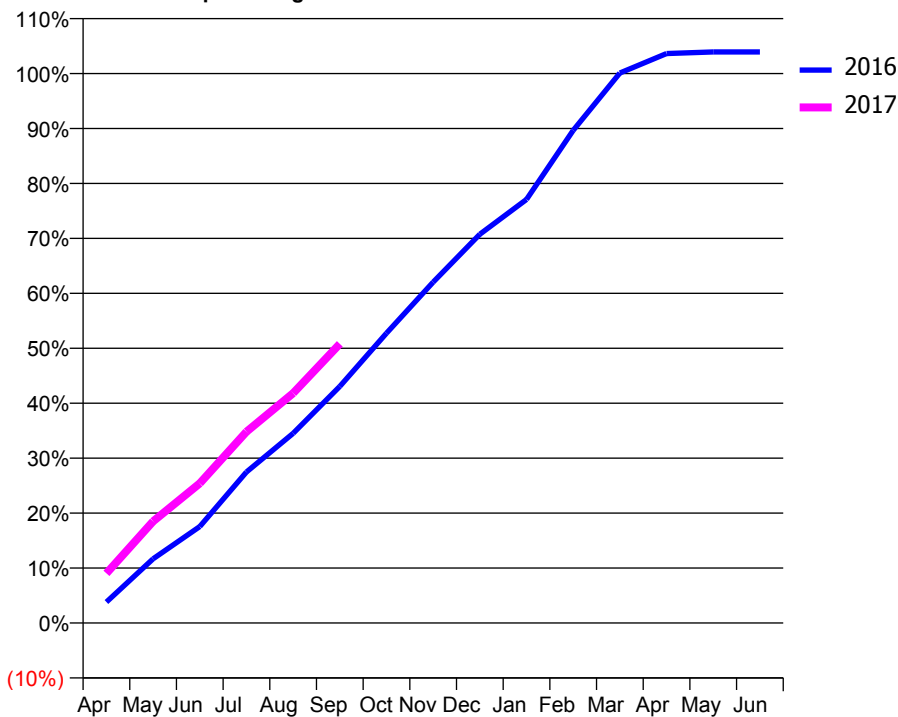
ACCESS*

Patients seen in 24 months	Total	Change since previous quarter
Quarter ending September 2015	4,232	
Quarter ending December 2015	4,355	↑
Quarter ending March 2016	4,514	↑
Quarter ending June 2016	4,663	↑
Quarter ending September 2016	4,675	→
Variance since September 2015	10.5%	↑



ACTIVITY

Cumulative percentage of contracted UDA delivered 2016 & 2017



Month	Adjusted Scheduled Activity (UDA)	
	2016	2017
April	537	1,266
May	1,637	2,591
June	2,459	3,559
July	3,849	4,873
August	4,832	5,856
September	6,029	7,112
October	7,385	
November	8,685	
December	9,904	
January	10,793	
February	12,550	
March	14,013	
April	14,508	
May	14,548	
June	14,549	

QUALITY

	Quantity	Base Number	Contract	LHB	Wales
% of FP17s for the same patient ID Re-attending within 3 months - Children	39	684	5.7%	8.2%	11.3%
% of FP17s for the same patient ID Re-attending within 3 months - Adults	576	3,438	16.8%	14.2%	16.6%
% of FP17s for the same patient ID Re-attending between 3 & 9 months - Children	451	684	65.9%	55.2%	58.3%
% of FP17s for the same patient ID Re-attending between 3 & 9 months - Adults	2,263	3,438	65.8%	52.3%	54.0%
% of FP17s for Band 1 Urgent Courses	400	3,792	10.5%	9.3%	9.0%
% of FP17s Relating to Free Repair or Replacements	19	3,792	0.5%	0.6%	0.7%
% of FP17s Relating to Continuations	41	3,792	1.1%	1.3%	0.9%
% of Patients satisfied with the dentistry they have received	92	98	93.9%	91.6%	90.9%
% of Patients satisfied with the time they had to wait for an appointment	93	98	94.9%	86.8%	88.7%

* This is based on patients treated on this contract for their most recent course of treatment. Figures in italics indicate the base number of FP17s or Patient Questionnaire responses are less than 100. N/A is shown where the base number of responses is less than 10 during the period. % is calculated as Quantity/Base number*100

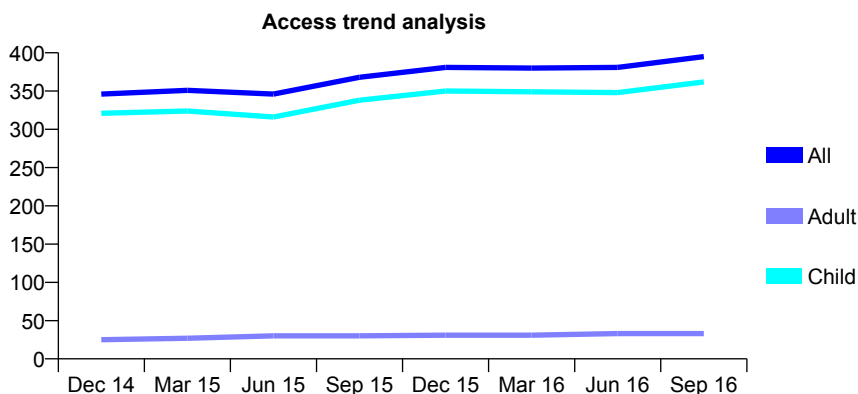
7A7 - Vital Signs At a Glance Contract Report for 762938/0001 - September 2016

Name or company name	MISS G DAVIES
Contract type name	PDS Contract
Purpose of contract	General
Contract start date	01/04/2012
Contract end date	31/03/2018

16/17 Contracted general activity (UDA)	700
Carry forward general activity (UDA)	0
16/17 Contracted orthodontic activity (UOA)	0
Carry forward orthodontic activity (UOA)	0
Baseline contract value	£26,177.25

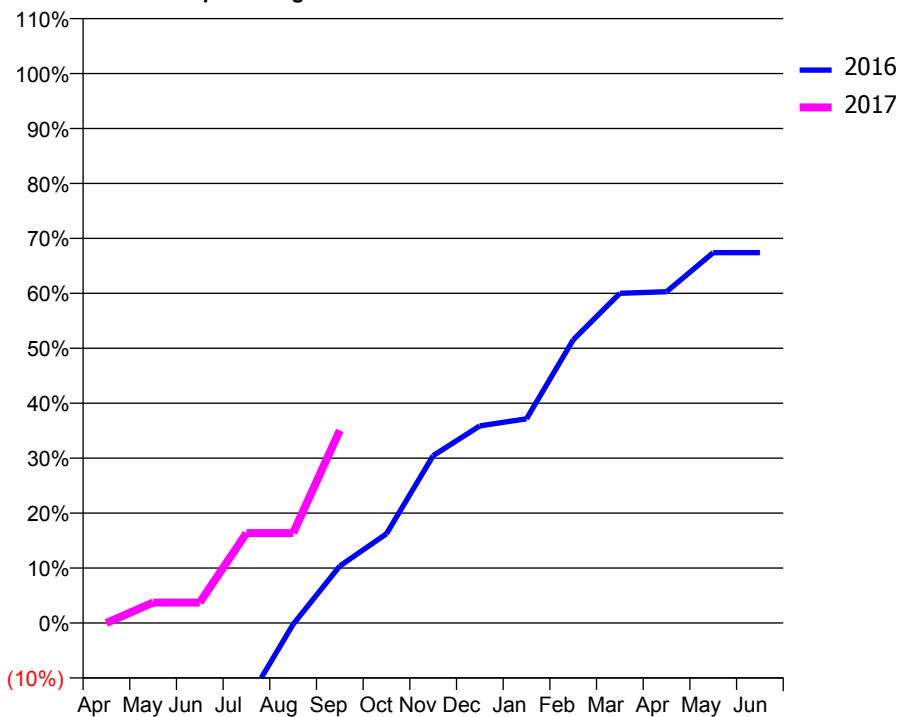
ACCESS*

Patients seen in 24 months	Total	Change since previous quarter
Quarter ending September 2015	368	
Quarter ending December 2015	381	↑
Quarter ending March 2016	380	→
Quarter ending June 2016	381	→
Quarter ending September 2016	395	↑
Variance since September 2015	7.3%	↑



ACTIVITY

Cumulative percentage of contracted UDA delivered 2016 & 2017



Month	Adjusted Scheduled Activity (UDA)	
	2016	2017
April	-105	0
May	-102	26
June	-102	26
July	-102	115
August	-2	115
September	73	245
October	114	
November	213	
December	251	
January	260	
February	361	
March	420	
April	422	
May	472	
June	472	

QUALITY

	Quantity	Base Number	Contract	LHB	Wales
% of FP17s for the same patient ID Re-attending within 3 months - Children	37	232	15.9%	8.2%	11.3%
% of FP17s for the same patient ID Re-attending within 3 months - Adults	0	3	0.0%	14.2%	16.6%
% of FP17s for the same patient ID Re-attending between 3 & 9 months - Children	88	232	37.9%	55.2%	58.3%
% of FP17s for the same patient ID Re-attending between 3 & 9 months - Adults	1	3	33.3%	52.3%	54.0%
% of FP17s for Band 1 Urgent Courses	7	182	3.8%	9.3%	9.0%
% of FP17s Relating to Free Repair or Replacements	0	182	0.0%	0.6%	0.7%
% of FP17s Relating to Continuations	0	182	0.0%	1.3%	0.9%
% of Patients satisfied with the dentistry they have received	6	6	N/A	91.6%	90.9%
% of Patients satisfied with the time they had to wait for an appointment	6	6	N/A	86.8%	88.7%

* This is based on patients treated on this contract for their most recent course of treatment. Figures in italics indicate the base number of FP17s or Patient Questionnaire responses are less than 100. N/A is shown where the base number of responses is less than 10 during the period. % is calculated as Quantity/Base number*100

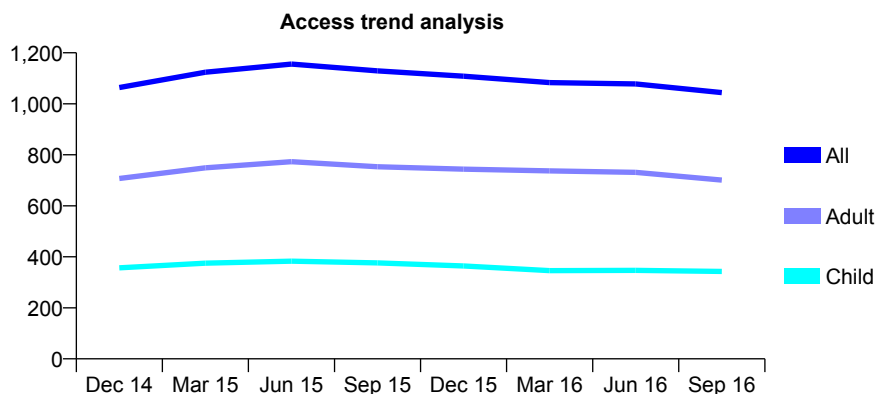
7A7 - Vital Signs At a Glance Contract Report for 809748/0001 - September 2016

Name or company name	MR MS QUAYLE
Contract type name	GDS Contract
Purpose of contract	General
Contract start date	24/06/2013
Contract end date	

16/17 Contracted general activity (UDA)	2,995
Carry forward general activity (UDA)	0
16/17 Contracted orthodontic activity (UOA)	0
Carry forward orthodontic activity (UOA)	0
Baseline contract value	£71,153.78

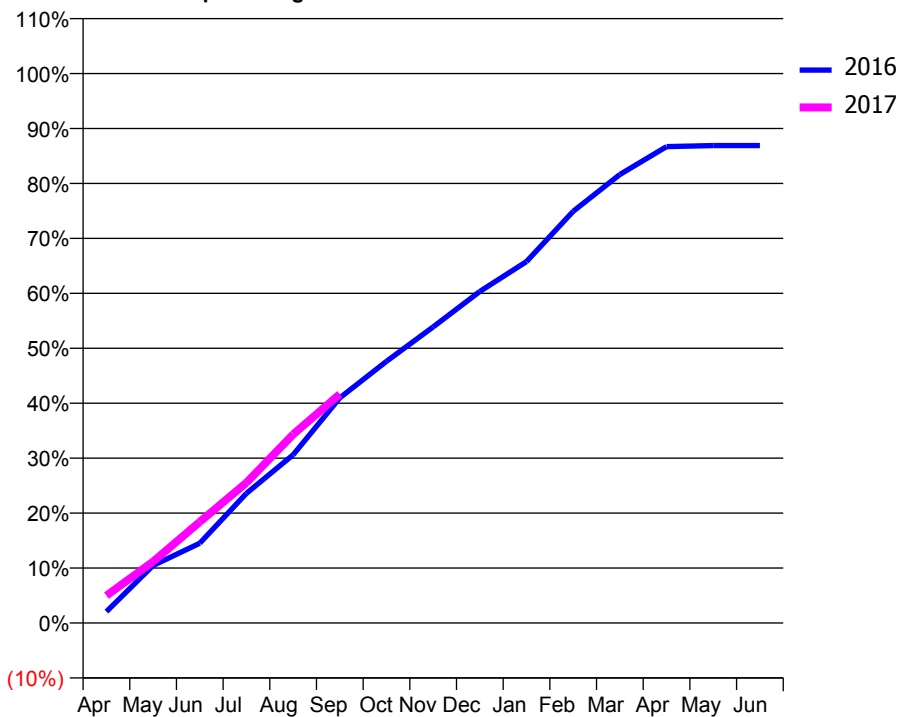
ACCESS*

Patients seen in 24 months	Total	Change since previous quarter
Quarter ending September 2015	1,129	
Quarter ending December 2015	1,108	↓
Quarter ending March 2016	1,083	↓
Quarter ending June 2016	1,078	→
Quarter ending September 2016	1,044	↓
Variance since September 2015	(7.5%)	↓



ACTIVITY

Cumulative percentage of contracted UDA delivered 2016 & 2017



Adjusted Scheduled Activity (UDA)

Month	2016	2017
April	62	150
May	314	335
June	435	551
July	707	765
August	917	1,028
September	1,227	1,248
October	1,426	
November	1,614	
December	1,807	
January	1,970	
February	2,244	
March	2,445	
April	2,596	
May	2,602	
June	2,602	

QUALITY

	Quantity	Base Number	Contract	LHB	Wales
% of FP17s for the same patient ID Re-attending within 3 months - Children	13	253	5.1%	8.2%	11.3%
% of FP17s for the same patient ID Re-attending within 3 months - Adults	122	534	22.8%	14.2%	16.6%
% of FP17s for the same patient ID Re-attending between 3 & 9 months - Children	162	253	64.0%	55.2%	58.3%
% of FP17s for the same patient ID Re-attending between 3 & 9 months - Adults	262	534	49.1%	52.3%	54.0%
% of FP17s for Band 1 Urgent Courses	41	707	5.8%	9.3%	9.0%
% of FP17s Relating to Free Repair or Replacements	15	707	2.1%	0.6%	0.7%
% of FP17s Relating to Continuations	2	707	0.3%	1.3%	0.9%
% of Patients satisfied with the dentistry they have received	27	29	93.1%	91.6%	90.9%
% of Patients satisfied with the time they had to wait for an appointment	27	29	93.1%	86.8%	88.7%

* This is based on patients treated on this contract for their most recent course of treatment. Figures in italics indicate the base number of FP17s or Patient Questionnaire responses are less than 100. N/A is shown where the base number of responses is less than 10 during the period. % is calculated as Quantity/Base number*100

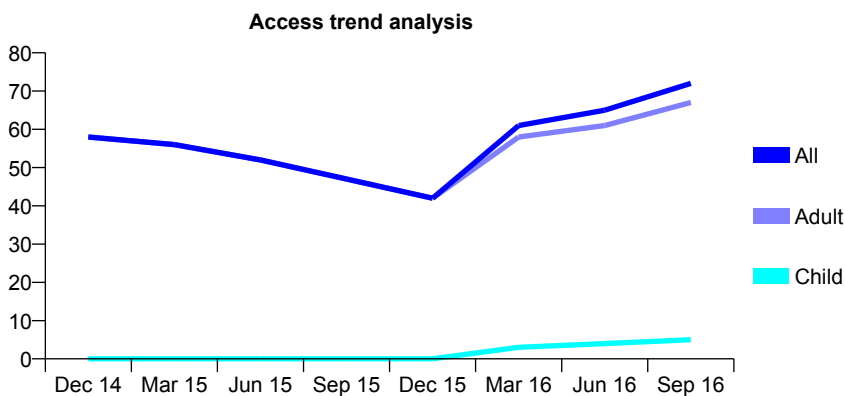
7A7 - Vital Signs At a Glance Contract Report for 830887/0002 - September 2016

Name or company name	MR WJ TOLLEY
Contract type name	PDS Contract
Purpose of contract	General
Contract start date	02/01/2011
Contract end date	01/01/2021

16/17 Contracted general activity (UDA)	100
Carry forward general activity (UDA)	0
16/17 Contracted orthodontic activity (UOA)	0
Carry forward orthodontic activity (UOA)	0
Baseline contract value	£0.00

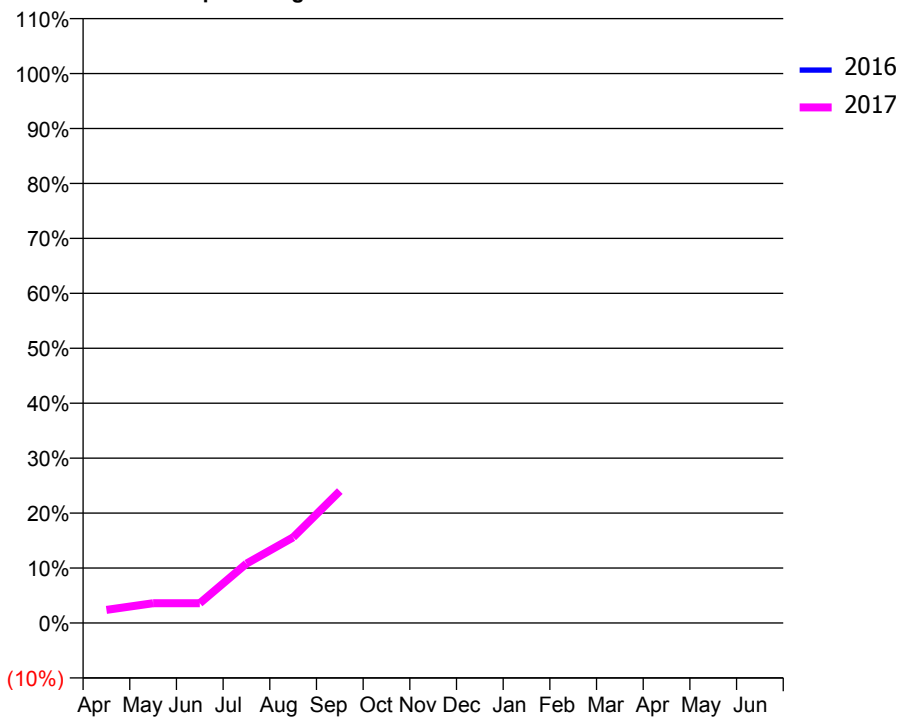
ACCESS*

Patients seen in 24 months	Total	Change since previous quarter
Quarter ending September 2015	47	
Quarter ending December 2015	42	↓
Quarter ending March 2016	61	↑
Quarter ending June 2016	65	↑
Quarter ending September 2016	72	↑
Variance since September 2015	53.2%	↑



ACTIVITY

Cumulative percentage of contracted UDA delivered 2016 & 2017



Adjusted Scheduled Activity (UDA)

Month	2016	2017
April	0	2
May	0	4
June	8	4
July	13	11
August	13	16
September	21	24
October	21	
November	35	
December	37	
January	65	
February	71	
March	85	
April	97	
May	97	
June	97	

QUALITY

	Quantity	Base Number	Contract	LHB	Wales
% of FP17s for the same patient ID Re-attending within 3 months - Children	0	3	0.0%	8.2%	11.3%
% of FP17s for the same patient ID Re-attending within 3 months - Adults	0	24	0.0%	14.2%	16.6%
% of FP17s for the same patient ID Re-attending between 3 & 9 months - Children	0	3	0.0%	55.2%	58.3%
% of FP17s for the same patient ID Re-attending between 3 & 9 months - Adults	0	24	0.0%	52.3%	54.0%
% of FP17s for Band 1 Urgent Courses	15	17	88.2%	9.3%	9.0%
% of FP17s Relating to Free Repair or Replacements	0	17	0.0%	0.6%	0.7%
% of FP17s Relating to Continuations	0	17	0.0%	1.3%	0.9%
% of Patients satisfied with the dentistry they have received	1	1	N/A	91.6%	90.9%
% of Patients satisfied with the time they had to wait for an appointment	1	1	N/A	86.8%	88.7%

* This is based on patients treated on this contract for their most recent course of treatment. Figures in italics indicate the base number of FP17s or Patient Questionnaire responses are less than 100. N/A is shown where the base number of responses is less than 10 during the period. % is calculated as Quantity/Base number*100

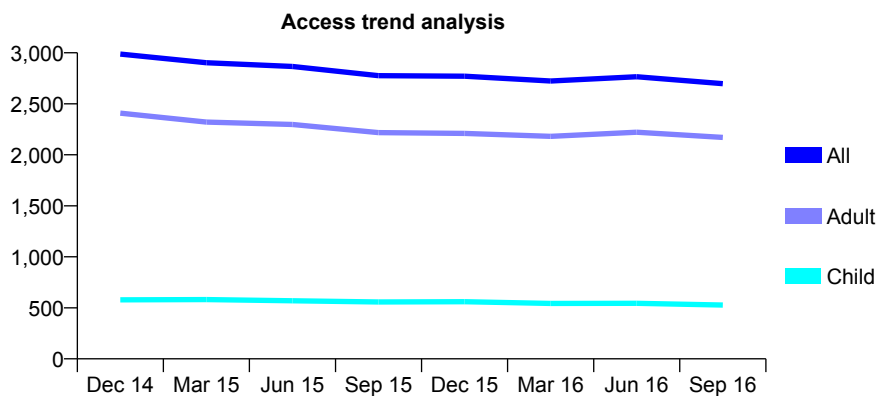
7A7 - Vital Signs At a Glance Contract Report for 849324/0001 - September 2016

Name or company name	MISS S FAWAZ
Contract type name	GDS Contract
Purpose of contract	General
Contract start date	01/04/2006
Contract end date	

16/17 Contracted general activity (UDA)	8,000
Carry forward general activity (UDA)	0
16/17 Contracted orthodontic activity (UOA)	0
Carry forward orthodontic activity (UOA)	0
Baseline contract value	£197,983.58

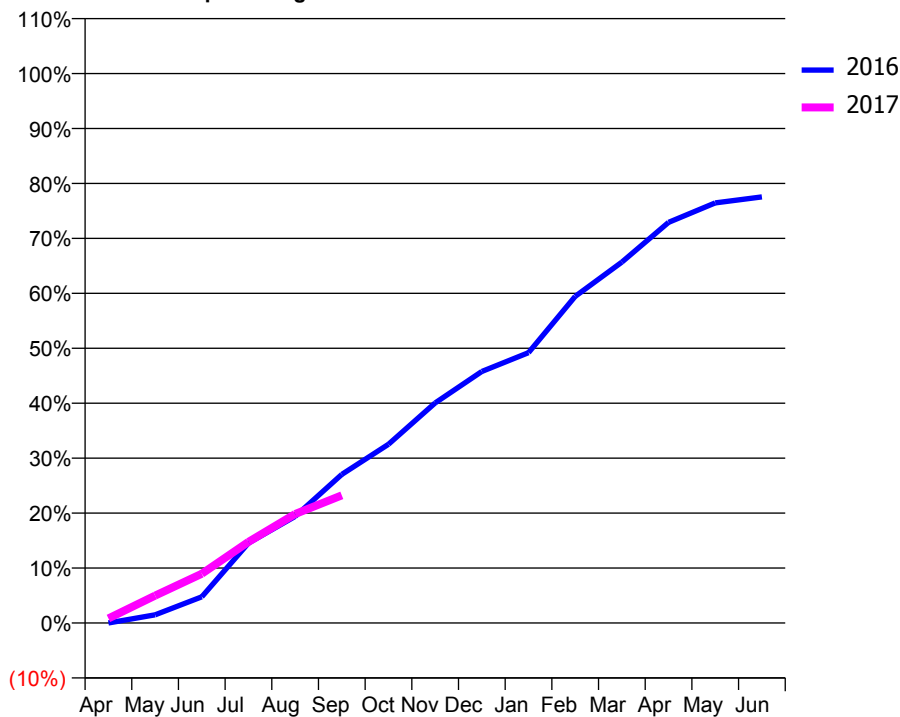
ACCESS*

Patients seen in 24 months	Total	Change since previous quarter
Quarter ending September 2015	2,776	
Quarter ending December 2015	2,770	→
Quarter ending March 2016	2,724	↓
Quarter ending June 2016	2,766	→
Quarter ending September 2016	2,698	↓
Variance since September 2015	(2.8%)	↓



ACTIVITY

Cumulative percentage of contracted UDA delivered 2016 & 2017



Adjusted Scheduled Activity (UDA)

Month	2016	2017
April	0	67
May	119	398
June	382	717
July	1,165	1,182
August	1,552	1,587
September	2,164	1,858
October	2,603	
November	3,205	
December	3,663	
January	3,935	
February	4,756	
March	5,254	
April	5,833	
May	6,117	
June	6,203	

QUALITY

	Quantity	Base Number	Contract	LHB	Wales
% of FP17s for the same patient ID Re-attending within 3 months - Children	5	225	2.2%	8.2%	11.3%
% of FP17s for the same patient ID Re-attending within 3 months - Adults	124	1,161	10.7%	14.2%	16.6%
% of FP17s for the same patient ID Re-attending between 3 & 9 months - Children	107	225	47.6%	55.2%	58.3%
% of FP17s for the same patient ID Re-attending between 3 & 9 months - Adults	537	1,161	46.3%	52.3%	54.0%
% of FP17s for Band 1 Urgent Courses	130	1,059	12.3%	9.3%	9.0%
% of FP17s Relating to Free Repair or Replacements	2	1,059	0.2%	0.6%	0.7%
% of FP17s Relating to Continuations	19	1,059	1.8%	1.3%	0.9%
% of Patients satisfied with the dentistry they have received	48	49	98.0%	91.6%	90.9%
% of Patients satisfied with the time they had to wait for an appointment	47	49	95.9%	86.8%	88.7%

* This is based on patients treated on this contract for their most recent course of treatment. Figures in italics indicate the base number of FP17s or Patient Questionnaire responses are less than 100. N/A is shown where the base number of responses is less than 10 during the period. % is calculated as Quantity/Base number*100

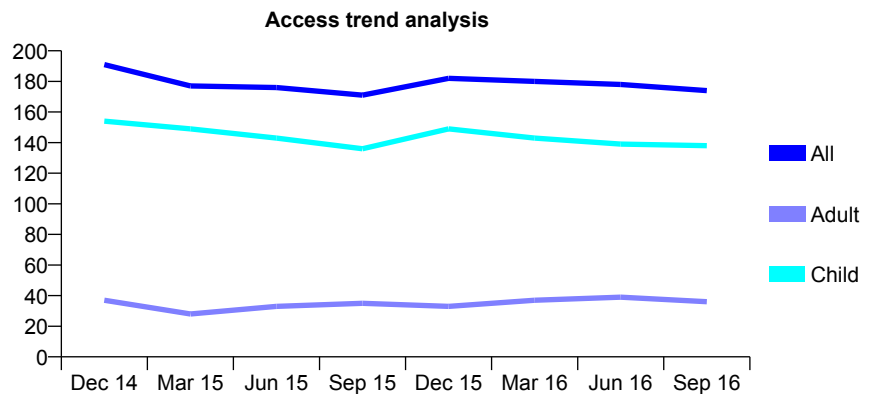
7A7 - Vital Signs At a Glance Contract Report for 915645/0001 - September 2016

Name or company name	MISS SE GRIFFITHS
Contract type name	GDS Contract
Purpose of contract	General
Contract start date	01/04/2006
Contract end date	

16/17 Contracted general activity (UDA)	400
Carry forward general activity (UDA)	0
16/17 Contracted orthodontic activity (UOA)	0
Carry forward orthodontic activity (UOA)	0
Baseline contract value	£9,700.95

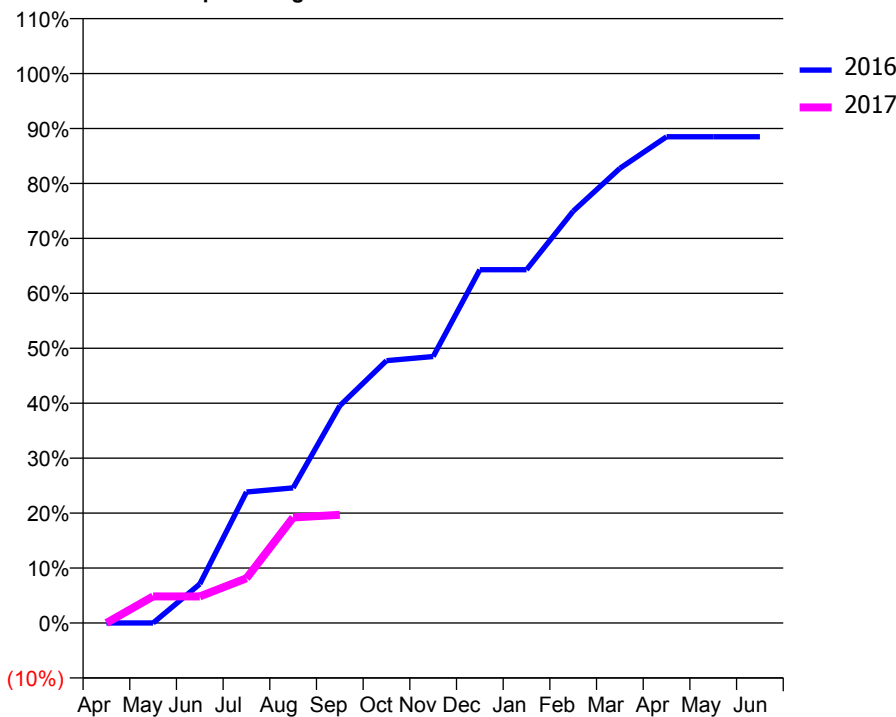
ACCESS*

Patients seen in 24 months	Total	Change since previous quarter
Quarter ending September 2015	171	
Quarter ending December 2015	182	↑
Quarter ending March 2016	180	↓
Quarter ending June 2016	178	↓
Quarter ending September 2016	174	↓
Variance since September 2015	1.8%	→



ACTIVITY

Cumulative percentage of contracted UDA delivered 2016 & 2017



Month	Adjusted Scheduled Activity (UDA)	
	2016	2017
April	0	0
May	0	19
June	28	19
July	95	33
August	98	77
September	158	79
October	191	
November	194	
December	257	
January	257	
February	300	
March	331	
April	354	
May	354	
June	354	

QUALITY

	Quantity	Base Number	Contract	LHB	Wales
% of FP17s for the same patient ID Re-attending within 3 months - Children	1	80	1.3%	8.2%	11.3%
% of FP17s for the same patient ID Re-attending within 3 months - Adults	1	7	14.3%	14.2%	16.6%
% of FP17s for the same patient ID Re-attending between 3 & 9 months - Children	48	80	60.0%	55.2%	58.3%
% of FP17s for the same patient ID Re-attending between 3 & 9 months - Adults	5	7	71.4%	52.3%	54.0%
% of FP17s for Band 1 Urgent Courses	5	66	7.6%	9.3%	9.0%
% of FP17s Relating to Free Repair or Replacements	0	66	0.0%	0.6%	0.7%
% of FP17s Relating to Continuations	0	66	0.0%	1.3%	0.9%
% of Patients satisfied with the dentistry they have received	2	2	N/A	91.6%	90.9%
% of Patients satisfied with the time they had to wait for an appointment	2	2	N/A	86.8%	88.7%

* This is based on patients treated on this contract for their most recent course of treatment. Figures in italics indicate the base number of FP17s or Patient Questionnaire responses are less than 100. N/A is shown where the base number of responses is less than 10 during the period. % is calculated as Quantity/Base number*100

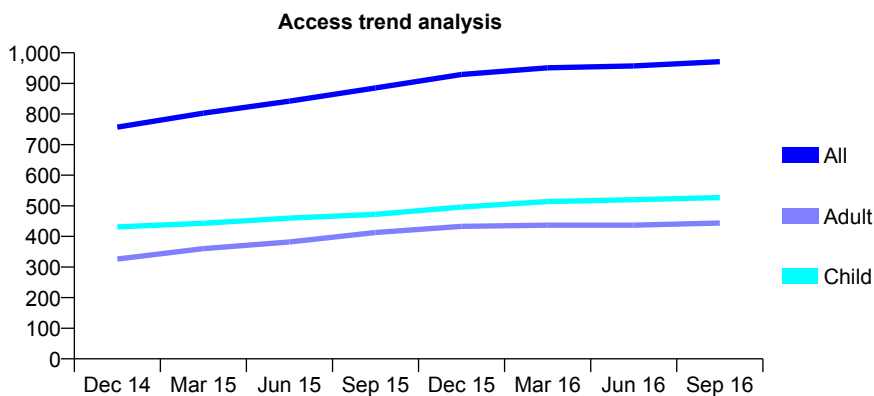
7A7 - Vital Signs At a Glance Contract Report for 964948/0001 - September 2016

Name or company name	MR WJ JENKINS
Contract type name	GDS Contract
Purpose of contract	General
Contract start date	25/10/2013
Contract end date	

16/17 Contracted general activity (UDA)	2,700
Carry forward general activity (UDA)	129
16/17 Contracted orthodontic activity (UOA)	0
Carry forward orthodontic activity (UOA)	0
Baseline contract value	£78,213.39

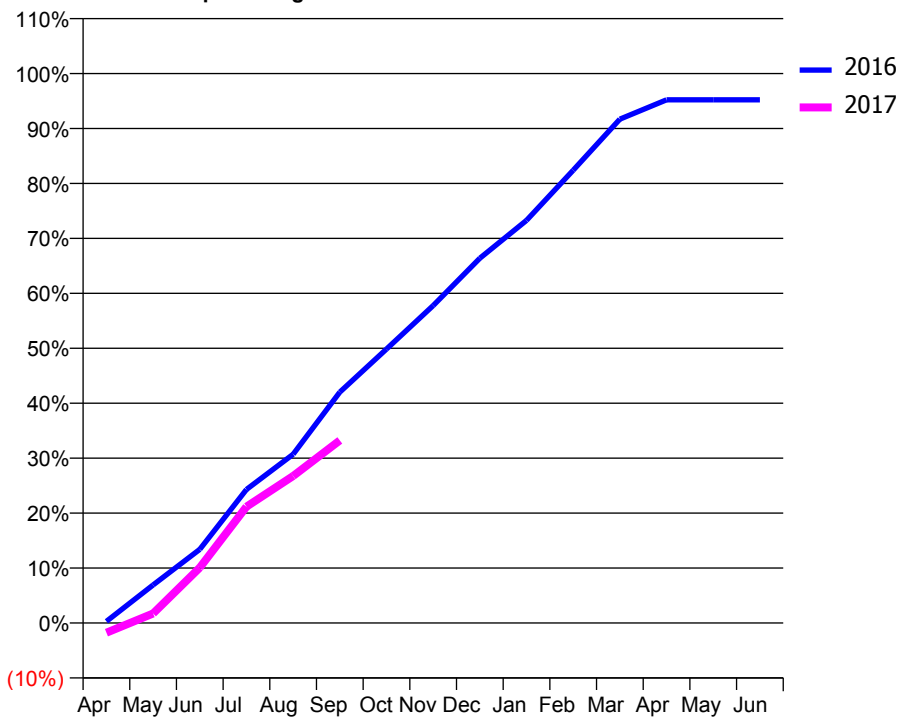
ACCESS*

Patients seen in 24 months	Total	Change since previous quarter
Quarter ending September 2015	885	
Quarter ending December 2015	929	↑
Quarter ending March 2016	951	↑
Quarter ending June 2016	957	→
Quarter ending September 2016	971	→
Variance since September 2015	9.7%	↑



ACTIVITY

Cumulative percentage of contracted UDA delivered 2016 & 2017



Month	Adjusted Scheduled Activity (UDA)	
	2016	2017
April	8	-48
May	187	47
June	362	272
July	656	572
August	829	722
September	1,135	897
October	1,346	
November	1,560	
December	1,793	
January	1,978	
February	2,225	
March	2,476	
April	2,570	
May	2,570	
June	2,570	

QUALITY

	Quantity	Base Number	Contract	LHB	Wales
% of FP17s for the same patient ID Re-attending within 3 months - Children	32	454	7.0%	8.2%	11.3%
% of FP17s for the same patient ID Re-attending within 3 months - Adults	39	295	13.2%	14.2%	16.6%
% of FP17s for the same patient ID Re-attending between 3 & 9 months - Children	301	454	66.3%	55.2%	58.3%
% of FP17s for the same patient ID Re-attending between 3 & 9 months - Adults	195	295	66.1%	52.3%	54.0%
% of FP17s for Band 1 Urgent Courses	37	691	5.4%	9.3%	9.0%
% of FP17s Relating to Free Repair or Replacements	4	691	0.6%	0.6%	0.7%
% of FP17s Relating to Continuations	5	691	0.7%	1.3%	0.9%
% of Patients satisfied with the dentistry they have received	7	9	N/A	91.6%	90.9%
% of Patients satisfied with the time they had to wait for an appointment	8	9	N/A	86.8%	88.7%

* This is based on patients treated on this contract for their most recent course of treatment. Figures in italics indicate the base number of FP17s or Patient Questionnaire responses are less than 100. N/A is shown where the base number of responses is less than 10 during the period. % is calculated as Quantity/Base number*100

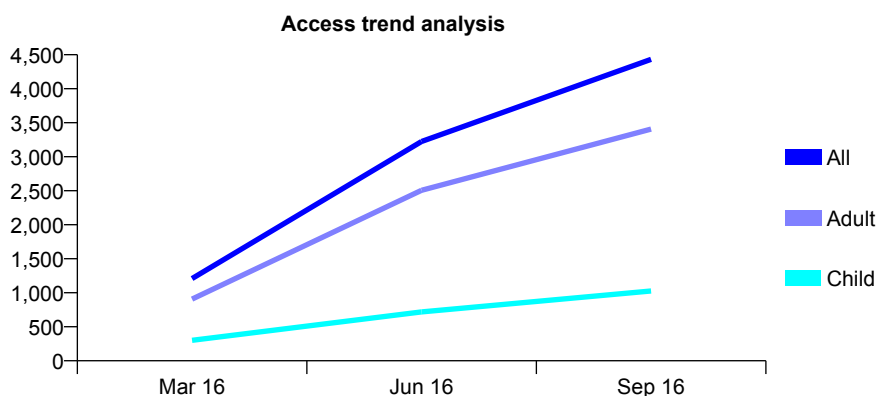
Q44 - Vital Signs At a Glance Contract Report for 100008/0000 - September 2016

Name or company name	Raby Road Dental Centre
Contract type name	GDS Contract
Purpose of contract	General
Contract start date	01/02/2016
Contract end date	

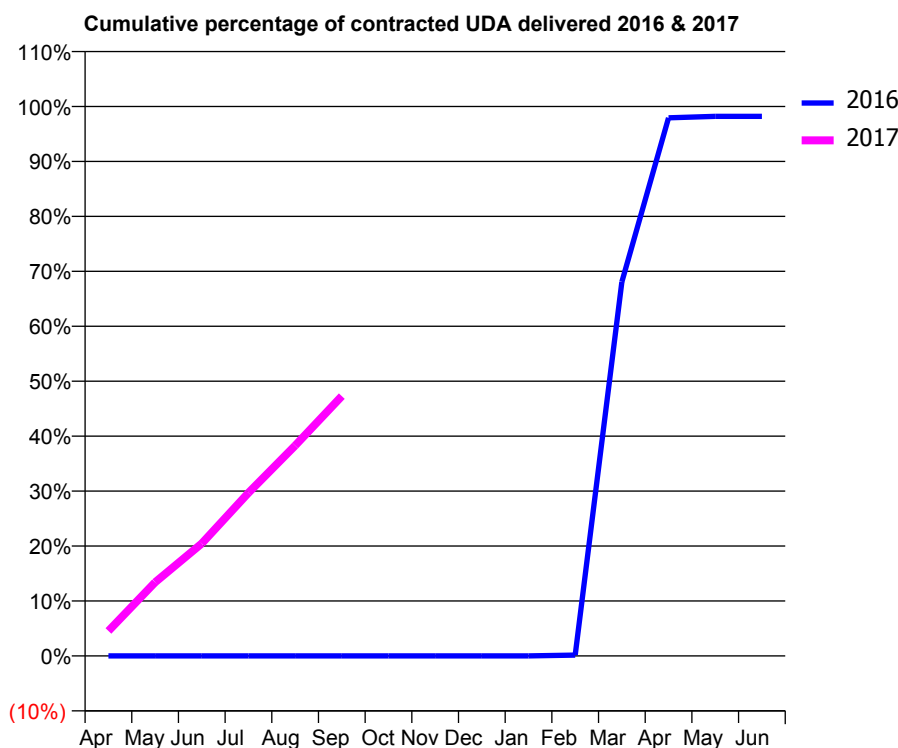
16/17 Contracted general activity (UDA)	19,145
Carry forward general activity (UDA)	0
16/17 Contracted orthodontic activity (UOA)	0
Carry forward orthodontic activity (UOA)	0
Baseline contract value	£541,260.48

ACCESS*

Patients seen in 24 months	Total	Change since previous quarter
Quarter ending September 2015	0	
Quarter ending December 2015	0	
Quarter ending March 2016	1,208	
Quarter ending June 2016	3,225	↑
Quarter ending September 2016	4,432	↑
Variance since September 2015	N/A	



ACTIVITY



Month	Adjusted Scheduled Activity (UDA)	
	2016	2017
April	0	873
May	0	2,568
June	0	3,919
July	0	5,682
August	0	7,329
September	0	9,055
October	0	
November	0	
December	0	
January	0	
February	5	
March	2,173	
April	3,125	
May	3,134	
June	3,134	

QUALITY

	Quantity	Base Number	Contract	AT	Region	England
% of FP17s for the same patient ID Re-attending within 3 months - Children	115	1,114	10.3%	12.3%	13.5%	12.4%
% of FP17s for the same patient ID Re-attending within 3 months - Adults	528	3,867	13.7%	18.0%	17.4%	16.7%
% of FP17s for the same patient ID Re-attending between 3 & 9 months - Children	165	1,114	14.8%	57.4%	59.0%	57.4%
% of FP17s for the same patient ID Re-attending between 3 & 9 months - Adults	500	3,867	12.9%	51.1%	52.6%	50.5%
% of FP17s for Band 1 Urgent Courses	498	4,565	10.9%	10.0%	9.4%	9.1%
% of FP17s Relating to Free Repair or Replacements	39	4,565	0.9%	1.0%	1.0%	0.8%
% of FP17s Relating to Continuations	25	4,565	0.5%	1.6%	1.5%	1.3%
% of Patients satisfied with the dentistry they have received	0	0	N/A	95.1%	93.7%	93.2%
% of Patients satisfied with the time they had to wait for an appointment	0	0	N/A	92.9%	90.0%	89.0%

* This is based on patients treated on this contract for their most recent course of treatment. Figures in italics indicate the base number of FP17s or Patient Questionnaire responses are less than 100. N/A is shown where the base number of responses is less than 10 during the period. % is calculated as Quantity/Base number*100

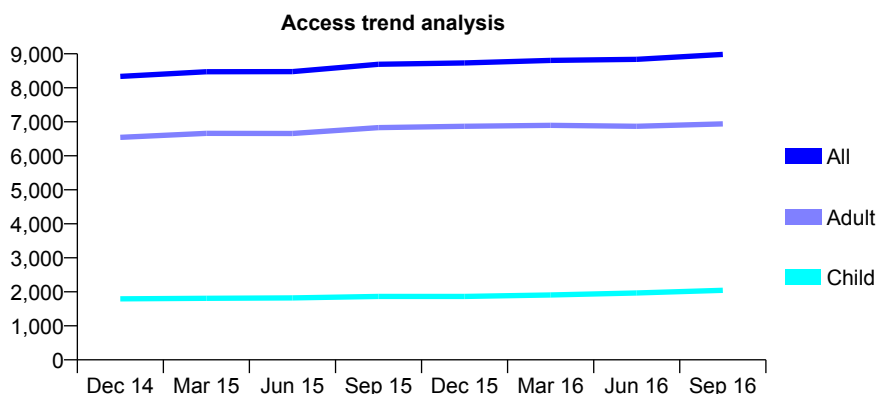
Q44 - Vital Signs At a Glance Contract Report for 101281/0067 - September 2016

Name or company name	OASIS DENTAL CARE LTD
Contract type name	GDS Contract
Purpose of contract	General
Contract start date	01/04/2006
Contract end date	

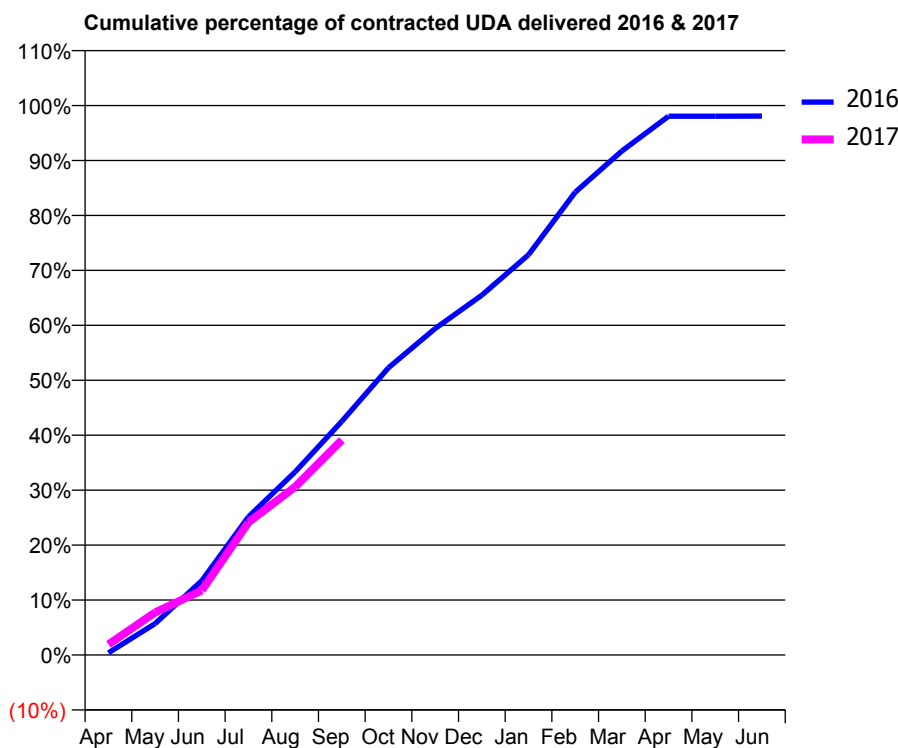
16/17 Contracted general activity (UDA)	30,922
Carry forward general activity (UDA)	595
16/17 Contracted orthodontic activity (UOA)	0
Carry forward orthodontic activity (UOA)	0
Baseline contract value	£663,270.95

ACCESS*

Patients seen in 24 months	Total	Change since previous quarter
Quarter ending September 2015	8,693	
Quarter ending December 2015	8,732	→
Quarter ending March 2016	8,804	→
Quarter ending June 2016	8,836	→
Quarter ending September 2016	8,984	→
Variance since September 2015	3.3%	↑



ACTIVITY



Month	Adjusted Scheduled Activity (UDA)	
	2016	2017
April	124	596
May	1,770	2,397
June	4,180	3,634
July	7,780	7,468
August	10,310	9,470
September	13,152	12,102
October	16,169	
November	18,374	
December	20,247	
January	22,525	
February	26,043	
March	28,357	
April	30,322	
May	30,321	
June	30,327	

QUALITY

	Quantity	Base Number	Contract	AT	Region	England
% of FP17s for the same patient ID Re-attending within 3 months - Children	296	1,971	15.0%	12.3%	13.5%	12.4%
% of FP17s for the same patient ID Re-attending within 3 months - Adults	1,015	5,769	17.6%	18.0%	17.4%	16.7%
% of FP17s for the same patient ID Re-attending between 3 & 9 months - Children	1,271	1,971	64.5%	57.4%	59.0%	57.4%
% of FP17s for the same patient ID Re-attending between 3 & 9 months - Adults	3,540	5,769	61.4%	51.1%	52.6%	50.5%
% of FP17s for Band 1 Urgent Courses	773	6,829	11.3%	10.0%	9.4%	9.1%
% of FP17s Relating to Free Repair or Replacements	86	6,829	1.3%	1.0%	1.0%	0.8%
% of FP17s Relating to Continuations	55	6,829	0.8%	1.6%	1.5%	1.3%
% of Patients satisfied with the dentistry they have received	13	14	92.9%	95.1%	93.7%	93.2%
% of Patients satisfied with the time they had to wait for an appointment	13	14	92.9%	92.9%	90.0%	89.0%

* This is based on patients treated on this contract for their most recent course of treatment. Figures in italics indicate the base number of FP17s or Patient Questionnaire responses are less than 100. N/A is shown where the base number of responses is less than 10 during the period. % is calculated as Quantity/Base number*100

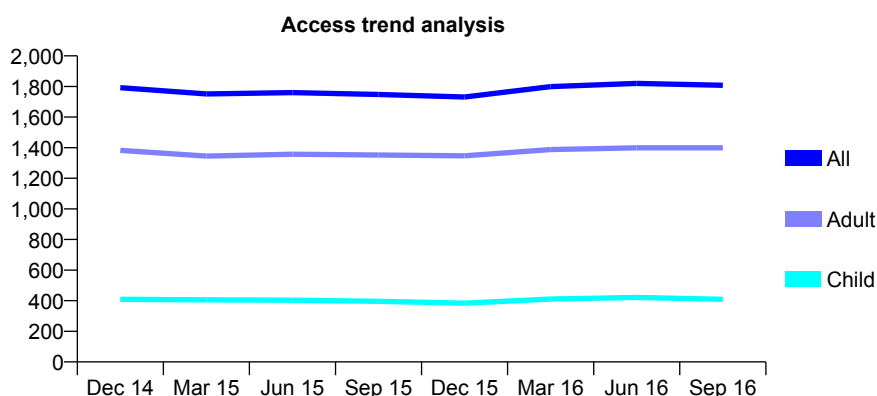
Q44 - Vital Signs At a Glance Contract Report for 101281/0083 - September 2016

Name or company name	OASIS DENTAL CARE LTD
Contract type name	PDS Contract
Purpose of contract	General
Contract start date	01/04/2006
Contract end date	31/03/2017

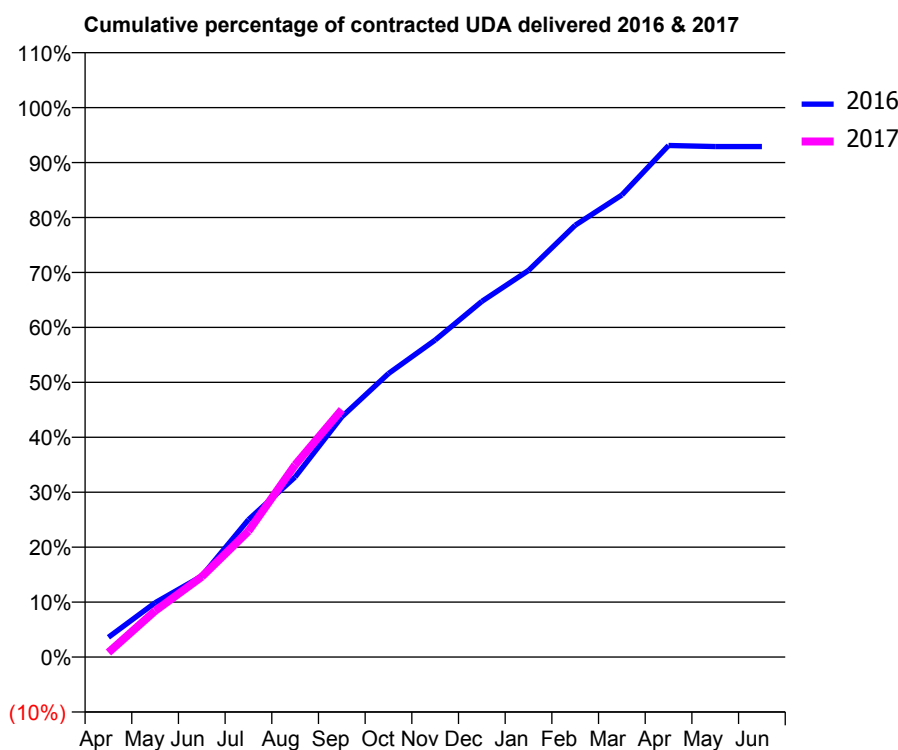
16/17 Contracted general activity (UDA)	5,676
Carry forward general activity (UDA)	0
16/17 Contracted orthodontic activity (UOA)	0
Carry forward orthodontic activity (UOA)	0
Baseline contract value	£133,948.45

ACCESS*

Patients seen in 24 months	Total	Change since previous quarter
Quarter ending September 2015	1,748	
Quarter ending December 2015	1,731	→
Quarter ending March 2016	1,799	↑
Quarter ending June 2016	1,820	→
Quarter ending September 2016	1,808	→
Variance since September 2015	3.4%	↑



ACTIVITY



Month	Adjusted Scheduled Activity (UDA)	
	2016	2017
April	205	47
May	561	478
June	837	829
July	1,419	1,301
August	1,861	1,985
September	2,482	2,556
October	2,928	
November	3,274	
December	3,675	
January	3,994	
February	4,460	
March	4,774	
April	5,284	
May	5,273	
June	5,273	

QUALITY

	Quantity	Base Number	Contract	AT	Region	England
% of FP17s for the same patient ID Re-attending within 3 months - Children	23	362	6.4%	12.3%	13.5%	12.4%
% of FP17s for the same patient ID Re-attending within 3 months - Adults	173	1,030	16.8%	18.0%	17.4%	16.7%
% of FP17s for the same patient ID Re-attending between 3 & 9 months - Children	186	362	51.4%	57.4%	59.0%	57.4%
% of FP17s for the same patient ID Re-attending between 3 & 9 months - Adults	528	1,030	51.3%	51.1%	52.6%	50.5%
% of FP17s for Band 1 Urgent Courses	117	1,092	10.7%	10.0%	9.4%	9.1%
% of FP17s Relating to Free Repair or Replacements	8	1,092	0.7%	1.0%	1.0%	0.8%
% of FP17s Relating to Continuations	35	1,092	3.2%	1.6%	1.5%	1.3%
% of Patients satisfied with the dentistry they have received	1	1	N/A	95.1%	93.7%	93.2%
% of Patients satisfied with the time they had to wait for an appointment	1	1	N/A	92.9%	90.0%	89.0%

* This is based on patients treated on this contract for their most recent course of treatment. Figures in italics indicate the base number of FP17s or Patient Questionnaire responses are less than 100. N/A is shown where the base number of responses is less than 10 during the period. % is calculated as Quantity/Base number*100

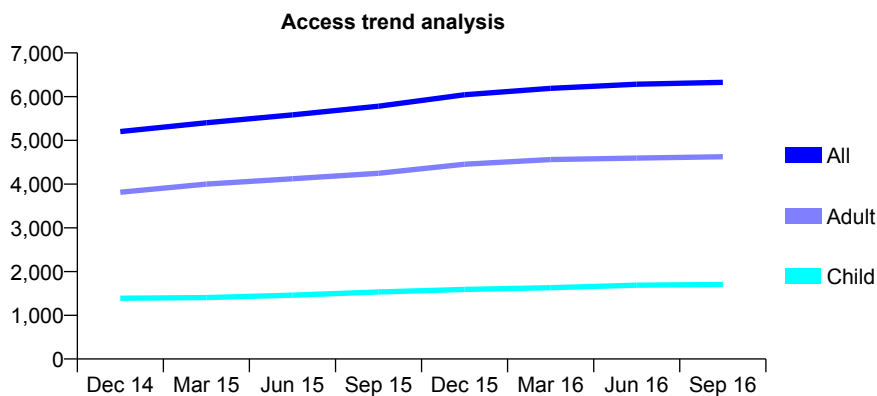
Q44 - Vital Signs At a Glance Contract Report for 101338/0024 - September 2016

Name or company name	Whitecross Dental Care Limited
Contract type name	GDS Contract
Purpose of contract	General
Contract start date	01/04/2006
Contract end date	

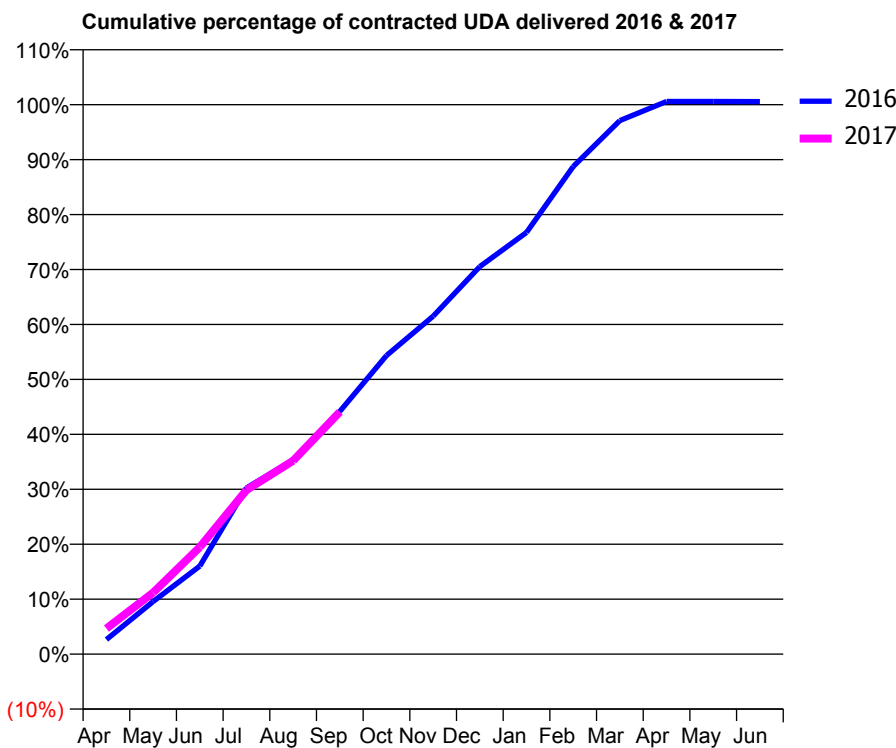
16/17 Contracted general activity (UDA)	15,042
Carry forward general activity (UDA)	0
16/17 Contracted orthodontic activity (UOA)	0
Carry forward orthodontic activity (UOA)	0
Baseline contract value	£451,661.67

ACCESS*

Patients seen in 24 months	Total	Change since previous quarter
Quarter ending September 2015	5,781	
Quarter ending December 2015	6,044	↑
Quarter ending March 2016	6,190	↑
Quarter ending June 2016	6,284	→
Quarter ending September 2016	6,328	→
Variance since September 2015	9.5%	↑



ACTIVITY



Month	Adjusted Scheduled Activity (UDA)	
	2016	2017
April	401	701
May	1,439	1,684
June	2,410	2,929
July	4,550	4,490
August	5,318	5,293
September	6,646	6,630
October	8,176	
November	9,252	
December	10,609	
January	11,544	
February	13,346	
March	14,605	
April	15,127	
May	15,127	
June	15,126	

QUALITY

	Quantity	Base Number	Contract	AT	Region	England
% of FP17s for the same patient ID Re-attending within 3 months - Children	49	1,048	4.7%	12.3%	13.5%	12.4%
% of FP17s for the same patient ID Re-attending within 3 months - Adults	295	2,444	12.1%	18.0%	17.4%	16.7%
% of FP17s for the same patient ID Re-attending between 3 & 9 months - Children	445	1,048	42.5%	57.4%	59.0%	57.4%
% of FP17s for the same patient ID Re-attending between 3 & 9 months - Adults	932	2,444	38.1%	51.1%	52.6%	50.5%
% of FP17s for Band 1 Urgent Courses	252	3,212	7.8%	10.0%	9.4%	9.1%
% of FP17s Relating to Free Repair or Replacements	13	3,212	0.4%	1.0%	1.0%	0.8%
% of FP17s Relating to Continuations	50	3,212	1.6%	1.6%	1.5%	1.3%
% of Patients satisfied with the dentistry they have received	8	9	N/A	95.1%	93.7%	93.2%
% of Patients satisfied with the time they had to wait for an appointment	7	9	N/A	92.9%	90.0%	89.0%

* This is based on patients treated on this contract for their most recent course of treatment. Figures in italics indicate the base number of FP17s or Patient Questionnaire responses are less than 100. N/A is shown where the base number of responses is less than 10 during the period. % is calculated as Quantity/Base number*100

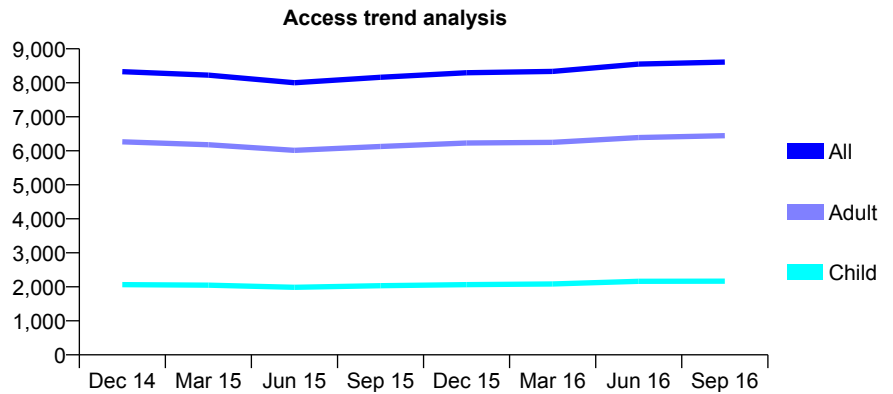
Q44 - Vital Signs At a Glance Contract Report for 101370/0022 - September 2016

Name or company name	Petrie Tucker & Partners Ltd
Contract type name	GDS Contract
Purpose of contract	General
Contract start date	01/04/2006
Contract end date	

16/17 Contracted general activity (UDA)	24,920
Carry forward general activity (UDA)	0
16/17 Contracted orthodontic activity (UOA)	0
Carry forward orthodontic activity (UOA)	0
Baseline contract value	£716,161.78

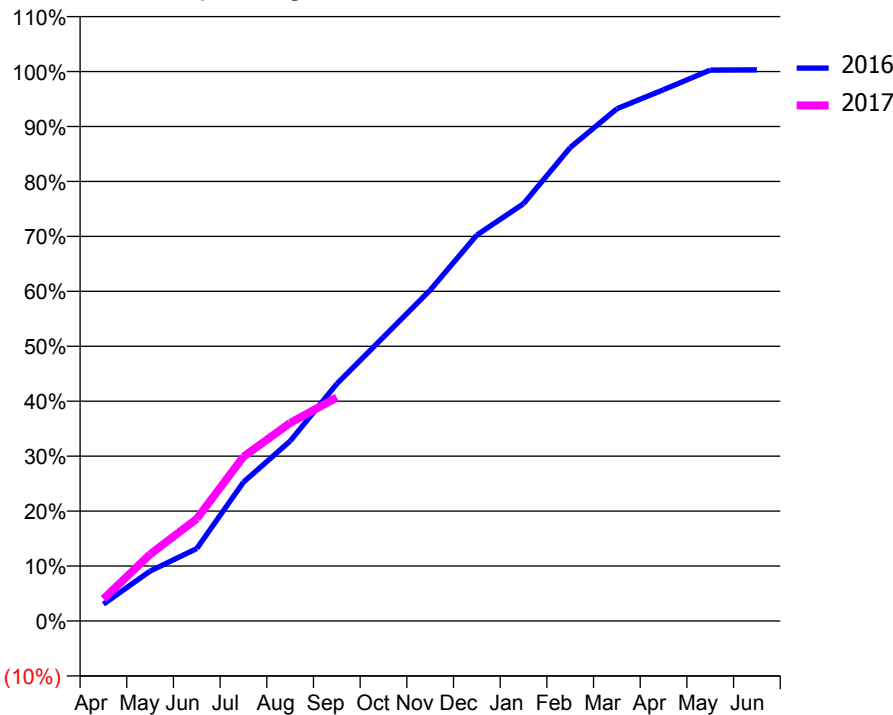
ACCESS*

Patients seen in 24 months	Total	Change since previous quarter
Quarter ending September 2015	8,161	
Quarter ending December 2015	8,296	→
Quarter ending March 2016	8,336	→
Quarter ending June 2016	8,552	↑
Quarter ending September 2016	8,611	→
Variance since September 2015	5.5%	↑



ACTIVITY

Cumulative percentage of contracted UDA delivered 2016 & 2017



Month	Adjusted Scheduled Activity (UDA)	
	2016	2017
April	768	1,003
May	2,266	3,028
June	3,286	4,636
July	6,295	7,450
August	8,163	8,985
September	10,753	10,137
October	12,877	
November	15,006	
December	17,502	
January	18,927	
February	21,472	
March	23,230	
April	24,095	
May	24,984	
June	24,994	

QUALITY

	Quantity	Base Number	Contract	AT	Region	England
% of FP17s for the same patient ID Re-attending within 3 months - Children	89	1,450	6.1%	12.3%	13.5%	12.4%
% of FP17s for the same patient ID Re-attending within 3 months - Adults	455	3,903	11.7%	18.0%	17.4%	16.7%
% of FP17s for the same patient ID Re-attending between 3 & 9 months - Children	740	1,450	51.0%	57.4%	59.0%	57.4%
% of FP17s for the same patient ID Re-attending between 3 & 9 months - Adults	1,951	3,903	50.0%	51.1%	52.6%	50.5%
% of FP17s for Band 1 Urgent Courses	237	4,617	5.1%	10.0%	9.4%	9.1%
% of FP17s Relating to Free Repair or Replacements	53	4,617	1.1%	1.0%	1.0%	0.8%
% of FP17s Relating to Continuations	104	4,617	2.3%	1.6%	1.5%	1.3%
% of Patients satisfied with the dentistry they have received	3	3	N/A	95.1%	93.7%	93.2%
% of Patients satisfied with the time they had to wait for an appointment	3	3	N/A	92.9%	90.0%	89.0%

* This is based on patients treated on this contract for their most recent course of treatment. Figures in italics indicate the base number of FP17s or Patient Questionnaire responses are less than 100. N/A is shown where the base number of responses is less than 10 during the period. % is calculated as Quantity/Base number*100

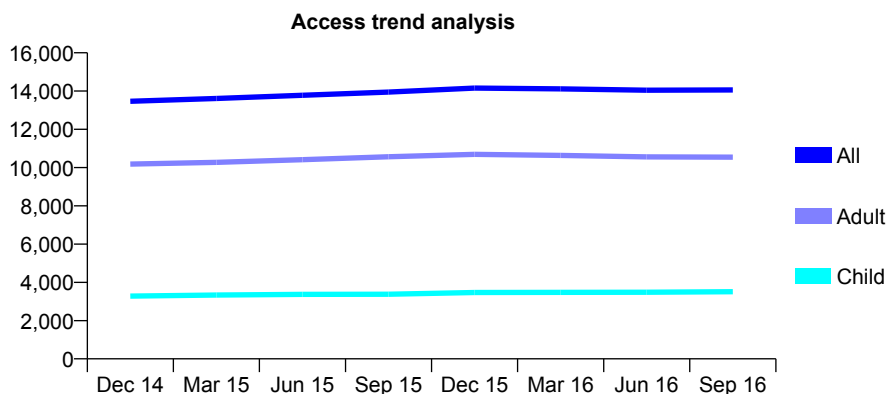
Q44 - Vital Signs At a Glance Contract Report for 101370/0086 - September 2016

Name or company name	Petrie Tucker & Partners Ltd
Contract type name	GDS Contract
Purpose of contract	General
Contract start date	01/04/2007
Contract end date	

16/17 Contracted general activity (UDA)	41,938
Carry forward general activity (UDA)	0
16/17 Contracted orthodontic activity (UOA)	0
Carry forward orthodontic activity (UOA)	0
Baseline contract value	£1,137,209.90

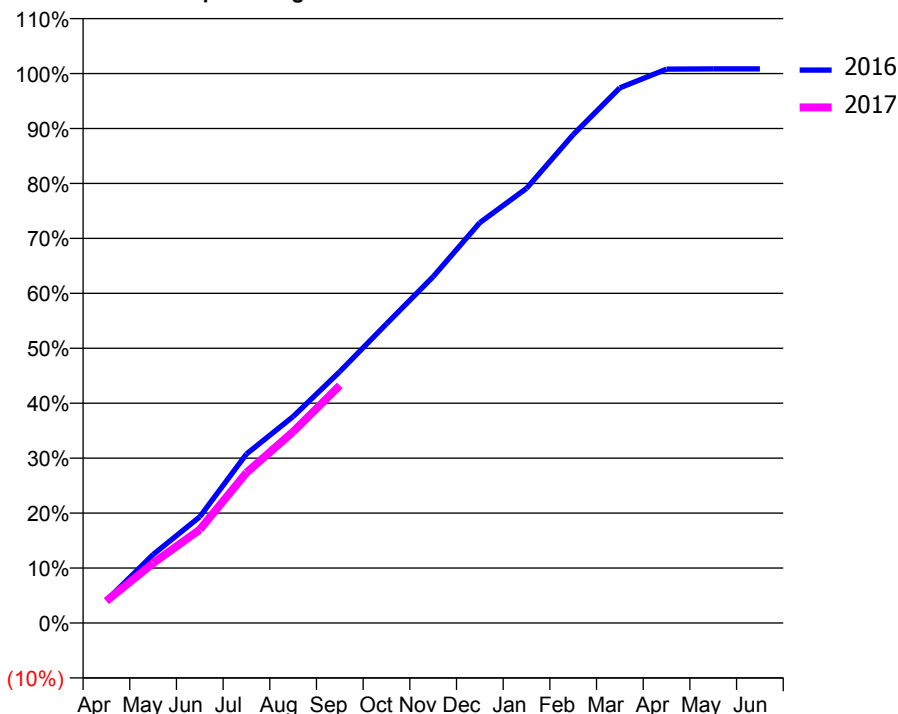
ACCESS*

Patients seen in 24 months	Total	Change since previous quarter
Quarter ending September 2015	13,944	
Quarter ending December 2015	14,155	→
Quarter ending March 2016	14,115	→
Quarter ending June 2016	14,045	→
Quarter ending September 2016	14,056	→
Variance since September 2015	0.8%	→



ACTIVITY

Cumulative percentage of contracted UDA delivered 2016 & 2017



Month	Adjusted Scheduled Activity (UDA)	
	2016	2017
April	1,724	1,686
May	5,222	4,567
June	8,111	7,128
July	12,899	11,472
August	15,754	14,594
September	19,185	18,130
October	22,831	
November	26,436	
December	30,555	
January	33,171	
February	37,277	
March	40,849	
April	42,274	
May	42,288	
June	42,286	

QUALITY

	Quantity	Base Number	Contract	AT	Region	England
% of FP17s for the same patient ID Re-attending within 3 months - Children	205	2,451	8.4%	12.3%	13.5%	12.4%
% of FP17s for the same patient ID Re-attending within 3 months - Adults	1,145	7,144	16.0%	18.0%	17.4%	16.7%
% of FP17s for the same patient ID Re-attending between 3 & 9 months - Children	1,486	2,451	60.6%	57.4%	59.0%	57.4%
% of FP17s for the same patient ID Re-attending between 3 & 9 months - Adults	3,981	7,144	55.7%	51.1%	52.6%	50.5%
% of FP17s for Band 1 Urgent Courses	970	8,978	10.8%	10.0%	9.4%	9.1%
% of FP17s Relating to Free Repair or Replacements	26	8,978	0.3%	1.0%	1.0%	0.8%
% of FP17s Relating to Continuations	193	8,978	2.1%	1.6%	1.5%	1.3%
% of Patients satisfied with the dentistry they have received	19	20	95.0%	95.1%	93.7%	93.2%
% of Patients satisfied with the time they had to wait for an appointment	17	20	85.0%	92.9%	90.0%	89.0%

* This is based on patients treated on this contract for their most recent course of treatment. Figures in italics indicate the base number of FP17s or Patient Questionnaire responses are less than 100. N/A is shown where the base number of responses is less than 10 during the period. % is calculated as Quantity/Base number*100

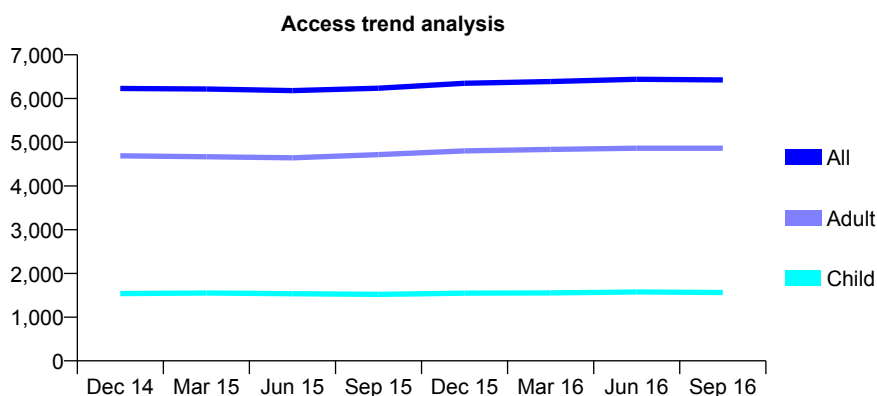
Q44 - Vital Signs At a Glance Contract Report for 101370/0088 - September 2016

Name or company name	Petrie Tucker & Partners Ltd
Contract type name	GDS Contract
Purpose of contract	General
Contract start date	01/04/2007
Contract end date	

16/17 Contracted general activity (UDA)	20,438
Carry forward general activity (UDA)	604
16/17 Contracted orthodontic activity (UOA)	0
Carry forward orthodontic activity (UOA)	0
Baseline contract value	£626,780.54

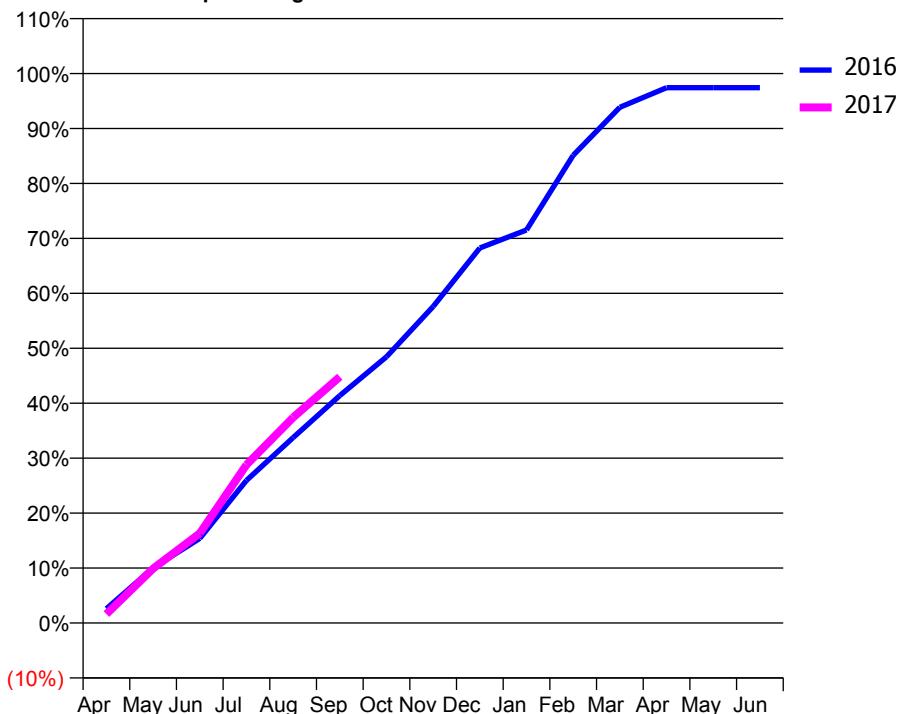
ACCESS*

Patients seen in 24 months	Total	Change since previous quarter
Quarter ending September 2015	6,237	
Quarter ending December 2015	6,349	→
Quarter ending March 2016	6,389	→
Quarter ending June 2016	6,440	→
Quarter ending September 2016	6,426	→
Variance since September 2015	3.0%	↑



ACTIVITY

Cumulative percentage of contracted UDA delivered 2016 & 2017



Month	Adjusted Scheduled Activity (UDA)	
	2016	2017
April	532	336
May	2,049	2,028
June	3,146	3,334
July	5,305	5,885
August	6,895	7,645
September	8,460	9,156
October	9,901	
November	11,771	
December	13,950	
January	14,620	
February	17,395	
March	19,180	
April	19,909	
May	19,910	
June	19,910	

QUALITY

	Quantity	Base Number	Contract	AT	Region	England
% of FP17s for the same patient ID Re-attending within 3 months - Children	58	868	6.7%	12.3%	13.5%	12.4%
% of FP17s for the same patient ID Re-attending within 3 months - Adults	370	2,542	14.6%	18.0%	17.4%	16.7%
% of FP17s for the same patient ID Re-attending between 3 & 9 months - Children	430	868	49.5%	57.4%	59.0%	57.4%
% of FP17s for the same patient ID Re-attending between 3 & 9 months - Adults	1,081	2,542	42.5%	51.1%	52.6%	50.5%
% of FP17s for Band 1 Urgent Courses	260	3,160	8.2%	10.0%	9.4%	9.1%
% of FP17s Relating to Free Repair or Replacements	19	3,160	0.6%	1.0%	1.0%	0.8%
% of FP17s Relating to Continuations	49	3,160	1.6%	1.6%	1.5%	1.3%
% of Patients satisfied with the dentistry they have received	12	12	100.0%	95.1%	93.7%	93.2%
% of Patients satisfied with the time they had to wait for an appointment	11	12	91.7%	92.9%	90.0%	89.0%

* This is based on patients treated on this contract for their most recent course of treatment. Figures in italics indicate the base number of FP17s or Patient Questionnaire responses are less than 100. N/A is shown where the base number of responses is less than 10 during the period. % is calculated as Quantity/Base number*100

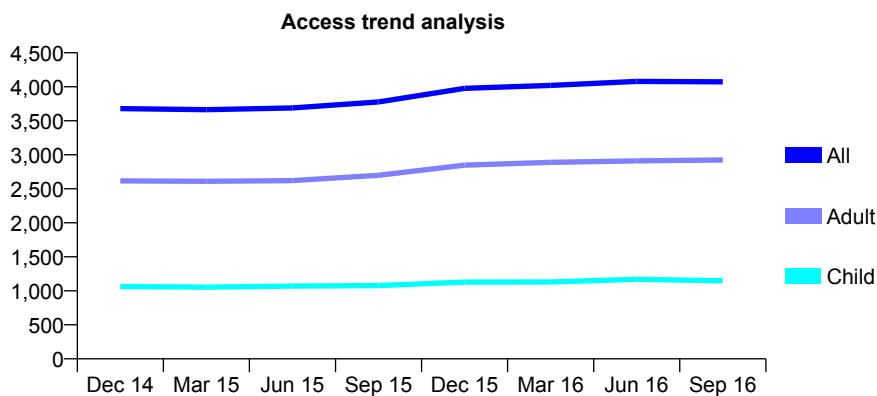
Q44 - Vital Signs At a Glance Contract Report for 101370/0089 - September 2016

Name or company name	Petrie Tucker & Partners Ltd
Contract type name	GDS Contract
Purpose of contract	General
Contract start date	01/04/2007
Contract end date	

16/17 Contracted general activity (UDA)	14,509
Carry forward general activity (UDA)	0
16/17 Contracted orthodontic activity (UOA)	0
Carry forward orthodontic activity (UOA)	0
Baseline contract value	£444,752.48

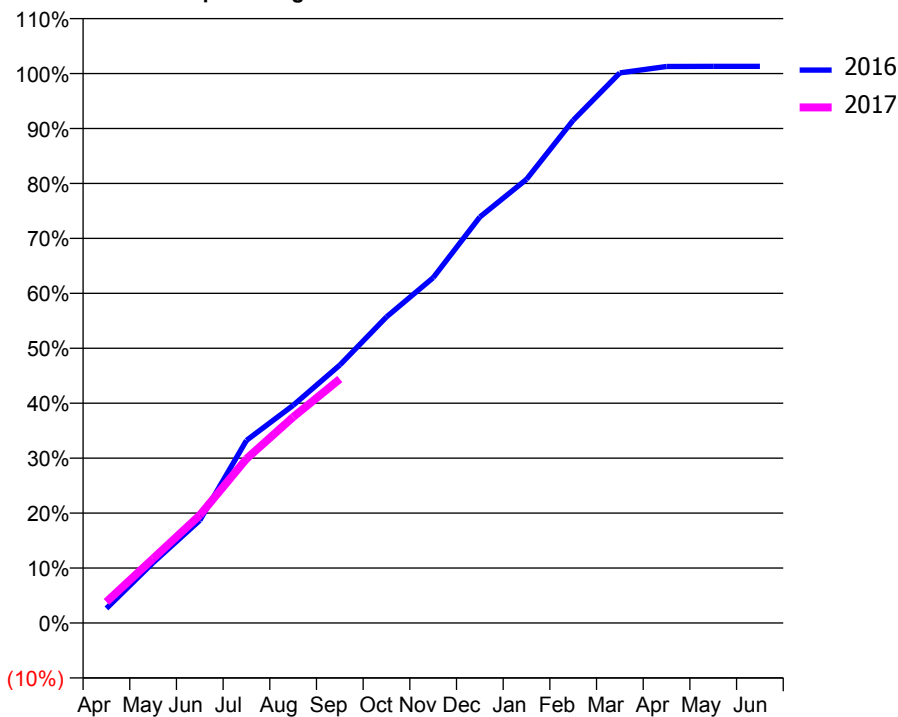
ACCESS*

Patients seen in 24 months	Total	Change since previous quarter
Quarter ending September 2015	3,777	
Quarter ending December 2015	3,977	↑
Quarter ending March 2016	4,020	→
Quarter ending June 2016	4,080	→
Quarter ending September 2016	4,073	→
Variance since September 2015	7.8%	↑



ACTIVITY

Cumulative percentage of contracted UDA delivered 2016 & 2017



Month	Adjusted Scheduled Activity (UDA)	
	2016	2017
April	385	557
May	1,594	1,704
June	2,708	2,846
July	4,823	4,336
August	5,748	5,439
September	6,810	6,441
October	8,081	
November	9,117	
December	10,721	
January	11,715	
February	13,275	
March	14,526	
April	14,694	
May	14,697	
June	14,697	

QUALITY

	Quantity	Base Number	Contract	AT	Region	England
% of FP17s for the same patient ID Re-attending within 3 months - Children	44	772	5.7%	12.3%	13.5%	12.4%
% of FP17s for the same patient ID Re-attending within 3 months - Adults	257	1,781	14.4%	18.0%	17.4%	16.7%
% of FP17s for the same patient ID Re-attending between 3 & 9 months - Children	372	772	48.2%	57.4%	59.0%	57.4%
% of FP17s for the same patient ID Re-attending between 3 & 9 months - Adults	868	1,781	48.7%	51.1%	52.6%	50.5%
% of FP17s for Band 1 Urgent Courses	180	2,468	7.3%	10.0%	9.4%	9.1%
% of FP17s Relating to Free Repair or Replacements	15	2,468	0.6%	1.0%	1.0%	0.8%
% of FP17s Relating to Continuations	51	2,468	2.1%	1.6%	1.5%	1.3%
% of Patients satisfied with the dentistry they have received	2	2	N/A	95.1%	93.7%	93.2%
% of Patients satisfied with the time they had to wait for an appointment	2	2	N/A	92.9%	90.0%	89.0%

* This is based on patients treated on this contract for their most recent course of treatment. Figures in italics indicate the base number of FP17s or Patient Questionnaire responses are less than 100. N/A is shown where the base number of responses is less than 10 during the period. % is calculated as Quantity/Base number*100

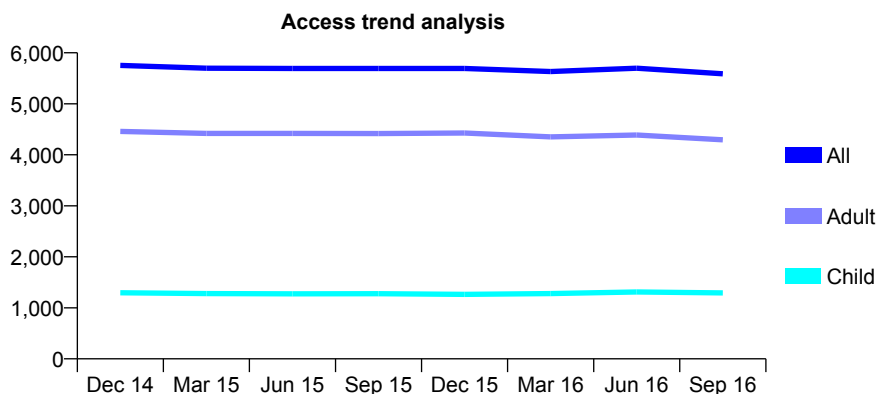
Q44 - Vital Signs At a Glance Contract Report for 101370/0134 - September 2016

Name or company name	Petrie Tucker & Partners Ltd
Contract type name	GDS Contract
Purpose of contract	General
Contract start date	01/04/2012
Contract end date	

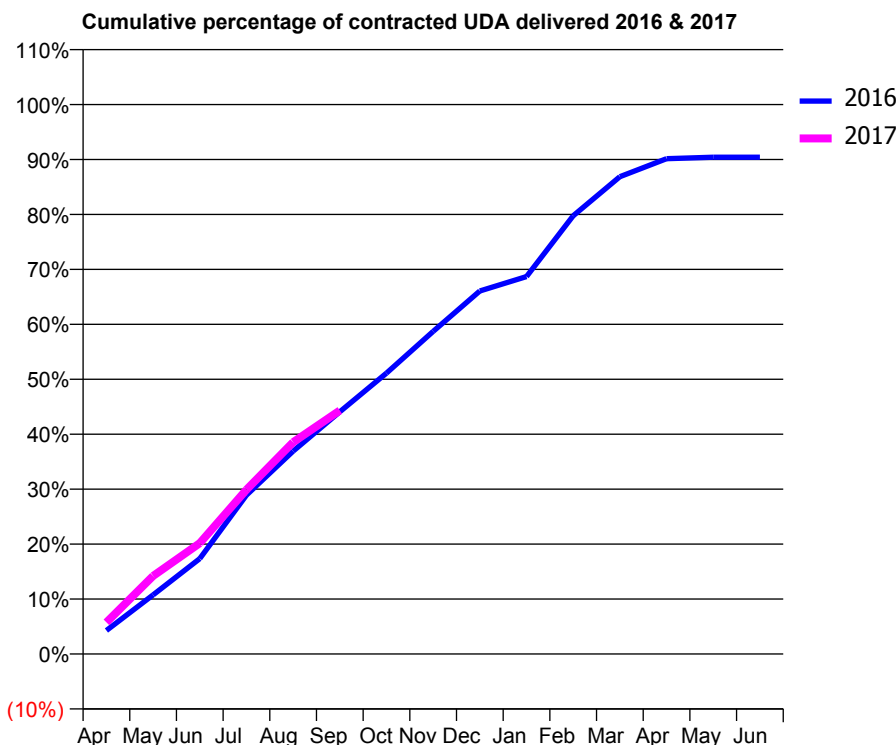
16/17 Contracted general activity (UDA)	19,300
Carry forward general activity (UDA)	0
16/17 Contracted orthodontic activity (UOA)	0
Carry forward orthodontic activity (UOA)	0
Baseline contract value	£591,822.69

ACCESS*

Patients seen in 24 months	Total	Change since previous quarter
Quarter ending September 2015	5,694	
Quarter ending December 2015	5,692	→
Quarter ending March 2016	5,632	↓
Quarter ending June 2016	5,698	→
Quarter ending September 2016	5,588	↓
Variance since September 2015	(1.9%)	↓



ACTIVITY



Month	2016	2017
April	826	1,110
May	2,075	2,741
June	3,352	3,895
July	5,582	5,771
August	7,127	7,439
September	8,508	8,555
October	9,867	
November	11,330	
December	12,751	
January	13,259	
February	15,392	
March	16,763	
April	17,398	
May	17,447	
June	17,450	

QUALITY

	Quantity	Base Number	Contract	AT	Region	England
% of FP17s for the same patient ID Re-attending within 3 months - Children	78	933	8.4%	12.3%	13.5%	12.4%
% of FP17s for the same patient ID Re-attending within 3 months - Adults	487	2,791	17.4%	18.0%	17.4%	16.7%
% of FP17s for the same patient ID Re-attending between 3 & 9 months - Children	496	933	53.2%	57.4%	59.0%	57.4%
% of FP17s for the same patient ID Re-attending between 3 & 9 months - Adults	1,212	2,791	43.4%	51.1%	52.6%	50.5%
% of FP17s for Band 1 Urgent Courses	284	3,441	8.3%	10.0%	9.4%	9.1%
% of FP17s Relating to Free Repair or Replacements	32	3,441	0.9%	1.0%	1.0%	0.8%
% of FP17s Relating to Continuations	101	3,441	2.9%	1.6%	1.5%	1.3%
% of Patients satisfied with the dentistry they have received	6	8	N/A	95.1%	93.7%	93.2%
% of Patients satisfied with the time they had to wait for an appointment	8	8	N/A	92.9%	90.0%	89.0%

* This is based on patients treated on this contract for their most recent course of treatment. Figures in italics indicate the base number of FP17s or Patient Questionnaire responses are less than 100. N/A is shown where the base number of responses is less than 10 during the period. % is calculated as Quantity/Base number*100

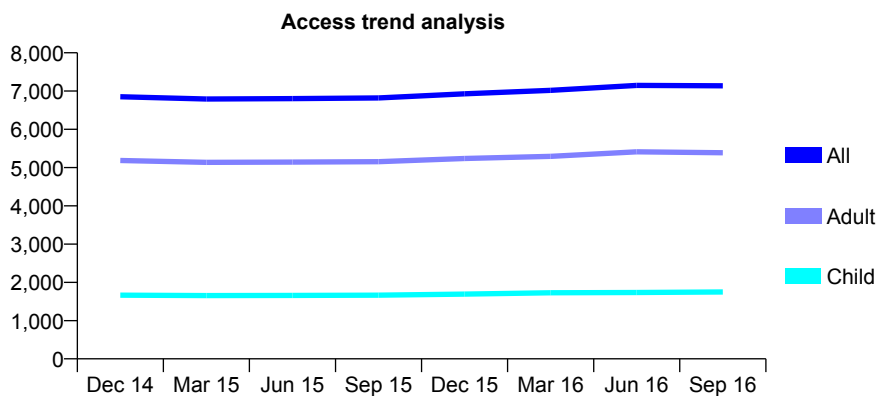
Q44 - Vital Signs At a Glance Contract Report for 101435/0087 - September 2016

Name or company name	IDH Limited
Contract type name	GDS Contract
Purpose of contract	General
Contract start date	25/02/2008
Contract end date	

16/17 Contracted general activity (UDA)	21,177
Carry forward general activity (UDA)	0
16/17 Contracted orthodontic activity (UOA)	0
Carry forward orthodontic activity (UOA)	0
Baseline contract value	£558,782.18

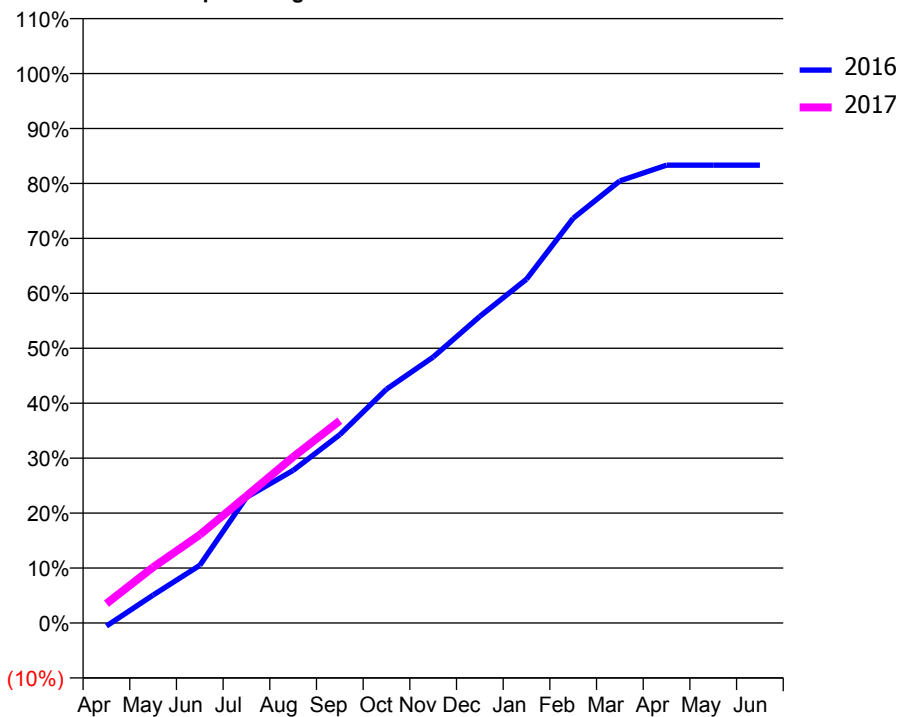
ACCESS*

Patients seen in 24 months	Total	Change since previous quarter
Quarter ending September 2015	6,819	
Quarter ending December 2015	6,929	→
Quarter ending March 2016	7,018	→
Quarter ending June 2016	7,146	→
Quarter ending September 2016	7,136	→
Variance since September 2015	4.6%	↑



ACTIVITY

Cumulative percentage of contracted UDA delivered 2016 & 2017



Month	Adjusted Scheduled Activity (UDA)	
	2016	2017
April	-120	749
May	1,077	2,148
June	2,224	3,397
July	4,842	4,895
August	5,880	6,399
September	7,261	7,800
October	9,009	
November	10,251	
December	11,818	
January	13,252	
February	15,598	
March	17,040	
April	17,645	
May	17,644	
June	17,646	

QUALITY

	Quantity	Base Number	Contract	AT	Region	England
% of FP17s for the same patient ID Re-attending within 3 months - Children	50	1,012	4.9%	12.3%	13.5%	12.4%
% of FP17s for the same patient ID Re-attending within 3 months - Adults	243	2,820	8.6%	18.0%	17.4%	16.7%
% of FP17s for the same patient ID Re-attending between 3 & 9 months - Children	452	1,012	44.7%	57.4%	59.0%	57.4%
% of FP17s for the same patient ID Re-attending between 3 & 9 months - Adults	1,172	2,820	41.6%	51.1%	52.6%	50.5%
% of FP17s for Band 1 Urgent Courses	227	3,535	6.4%	10.0%	9.4%	9.1%
% of FP17s Relating to Free Repair or Replacements	23	3,535	0.7%	1.0%	1.0%	0.8%
% of FP17s Relating to Continuations	51	3,535	1.4%	1.6%	1.5%	1.3%
% of Patients satisfied with the dentistry they have received	10	10	100.0%	95.1%	93.7%	93.2%
% of Patients satisfied with the time they had to wait for an appointment	10	10	100.0%	92.9%	90.0%	89.0%

* This is based on patients treated on this contract for their most recent course of treatment. Figures in italics indicate the base number of FP17s or Patient Questionnaire responses are less than 100. N/A is shown where the base number of responses is less than 10 during the period. % is calculated as Quantity/Base number*100

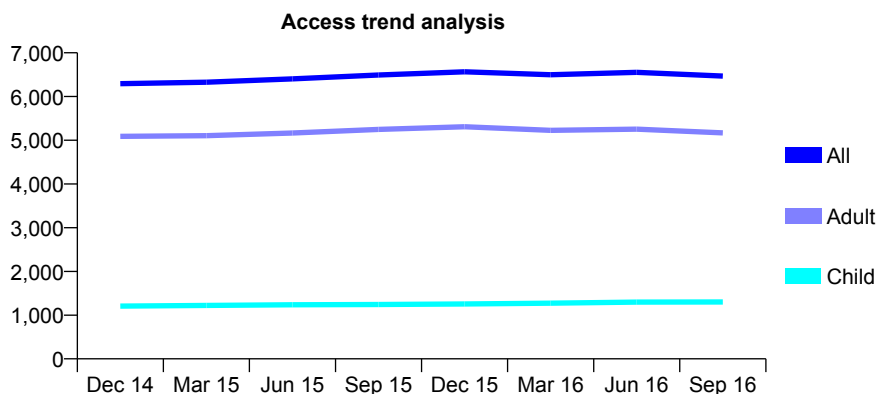
Q44 - Vital Signs At a Glance Contract Report for 101435/0093 - September 2016

Name or company name	IDH Limited
Contract type name	GDS Contract
Purpose of contract	General
Contract start date	01/04/2008
Contract end date	

16/17 Contracted general activity (UDA)	17,614
Carry forward general activity (UDA)	0
16/17 Contracted orthodontic activity (UOA)	0
Carry forward orthodontic activity (UOA)	0
Baseline contract value	£425,214.88

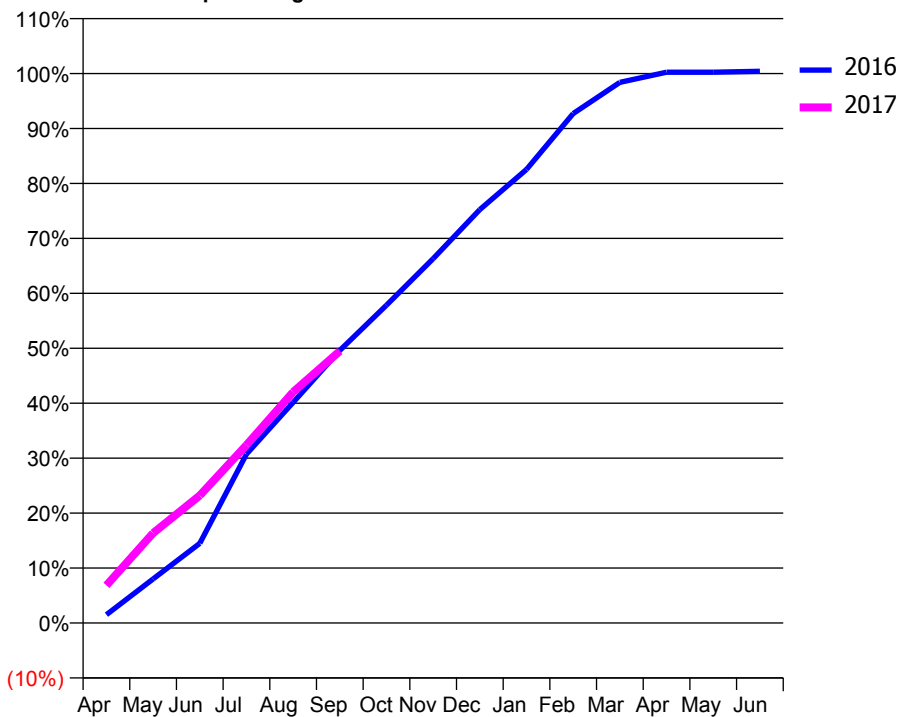
ACCESS*

Patients seen in 24 months	Total	Change since previous quarter
Quarter ending September 2015	6,492	
Quarter ending December 2015	6,564	→
Quarter ending March 2016	6,498	↓
Quarter ending June 2016	6,552	→
Quarter ending September 2016	6,468	↓
Variance since September 2015	(0.4%)	→



ACTIVITY

Cumulative percentage of contracted UDA delivered 2016 & 2017



QUALITY

	Quantity	Base Number	Contract	AT	Region	England
% of FP17s for the same patient ID Re-attending within 3 months - Children	59	866	6.8%	12.3%	13.5%	12.4%
% of FP17s for the same patient ID Re-attending within 3 months - Adults	432	2,942	14.7%	18.0%	17.4%	16.7%
% of FP17s for the same patient ID Re-attending between 3 & 9 months - Children	459	866	53.0%	57.4%	59.0%	57.4%
% of FP17s for the same patient ID Re-attending between 3 & 9 months - Adults	1,277	2,942	43.4%	51.1%	52.6%	50.5%
% of FP17s for Band 1 Urgent Courses	225	3,622	6.2%	10.0%	9.4%	9.1%
% of FP17s Relating to Free Repair or Replacements	25	3,622	0.7%	1.0%	1.0%	0.8%
% of FP17s Relating to Continuations	118	3,622	3.3%	1.6%	1.5%	1.3%
% of Patients satisfied with the dentistry they have received	5	6	N/A	95.1%	93.7%	93.2%
% of Patients satisfied with the time they had to wait for an appointment	5	6	N/A	92.9%	90.0%	89.0%

* This is based on patients treated on this contract for their most recent course of treatment. Figures in italics indicate the base number of FP17s or Patient Questionnaire responses are less than 100. N/A is shown where the base number of responses is less than 10 during the period. % is calculated as Quantity/Base number*100

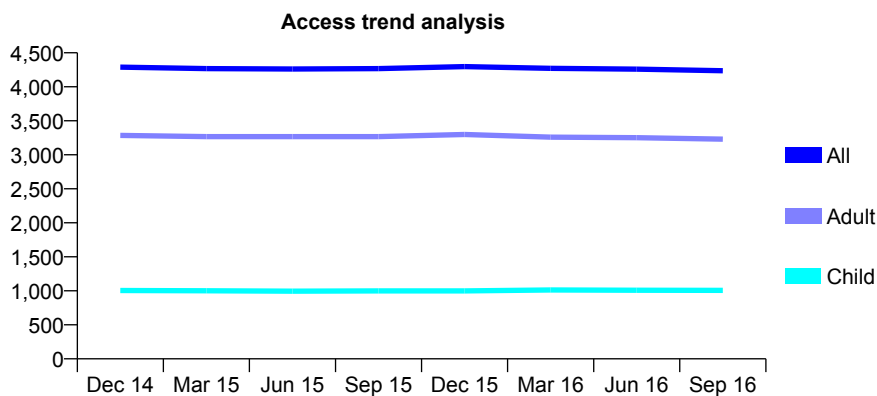
Q44 - Vital Signs At a Glance Contract Report for 102059/0001 - September 2016

Name or company name	Tyler and Wills
Contract type name	GDS Contract
Purpose of contract	General
Contract start date	01/01/2011
Contract end date	

16/17 Contracted general activity (UDA)	8,313
Carry forward general activity (UDA)	290
16/17 Contracted orthodontic activity (UOA)	0
Carry forward orthodontic activity (UOA)	0
Baseline contract value	£223,028.78

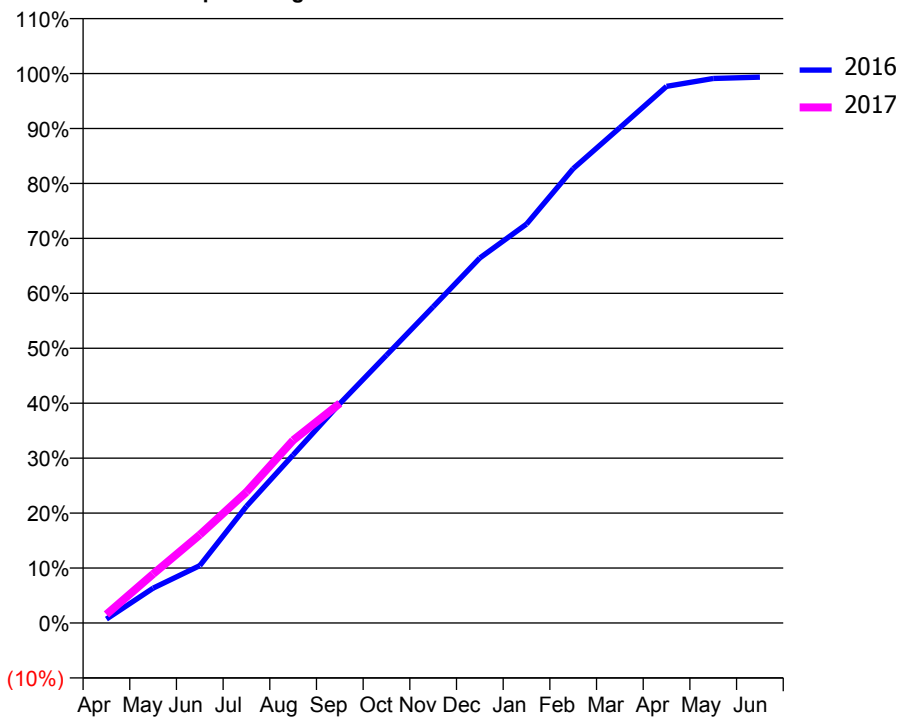
ACCESS*

Patients seen in 24 months	Total	Change since previous quarter
Quarter ending September 2015	4,267	
Quarter ending December 2015	4,298	→
Quarter ending March 2016	4,271	→
Quarter ending June 2016	4,260	→
Quarter ending September 2016	4,237	→
Variance since September 2015	(0.7%)	→



ACTIVITY

Cumulative percentage of contracted UDA delivered 2016 & 2017



Adjusted Scheduled Activity (UDA)

Month	2016	2017
April	60	130
May	527	741
June	869	1,334
July	1,766	1,982
August	2,543	2,765
September	3,319	3,323
October	4,052	
November	4,784	
December	5,523	
January	6,034	
February	6,874	
March	7,493	
April	8,118	
May	8,237	
June	8,257	

QUALITY

	Quantity	Base Number	Contract	AT	Region	England
% of FP17s for the same patient ID Re-attending within 3 months - Children	60	737	8.1%	12.3%	13.5%	12.4%
% of FP17s for the same patient ID Re-attending within 3 months - Adults	348	2,255	15.4%	18.0%	17.4%	16.7%
% of FP17s for the same patient ID Re-attending between 3 & 9 months - Children	405	737	55.0%	57.4%	59.0%	57.4%
% of FP17s for the same patient ID Re-attending between 3 & 9 months - Adults	1,033	2,255	45.8%	51.1%	52.6%	50.5%
% of FP17s for Band 1 Urgent Courses	146	2,105	6.9%	10.0%	9.4%	9.1%
% of FP17s Relating to Free Repair or Replacements	38	2,105	1.8%	1.0%	1.0%	0.8%
% of FP17s Relating to Continuations	20	2,105	1.0%	1.6%	1.5%	1.3%
% of Patients satisfied with the dentistry they have received	7	8	N/A	95.1%	93.7%	93.2%
% of Patients satisfied with the time they had to wait for an appointment	8	8	N/A	92.9%	90.0%	89.0%

* This is based on patients treated on this contract for their most recent course of treatment. Figures in italics indicate the base number of FP17s or Patient Questionnaire responses are less than 100. N/A is shown where the base number of responses is less than 10 during the period. % is calculated as Quantity/Base number*100

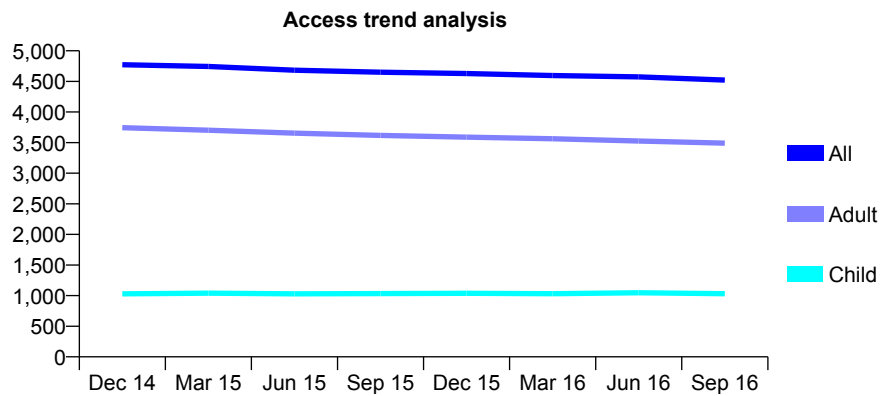
Q44 - Vital Signs At a Glance Contract Report for 102172/0001 - September 2016

Name or company name	Crystal Dental Clinic Ltd
Contract type name	GDS Contract
Purpose of contract	General
Contract start date	01/05/2011
Contract end date	

16/17 Contracted general activity (UDA)	13,705
Carry forward general activity (UDA)	195
16/17 Contracted orthodontic activity (UOA)	0
Carry forward orthodontic activity (UOA)	0
Baseline contract value	£365,714.89

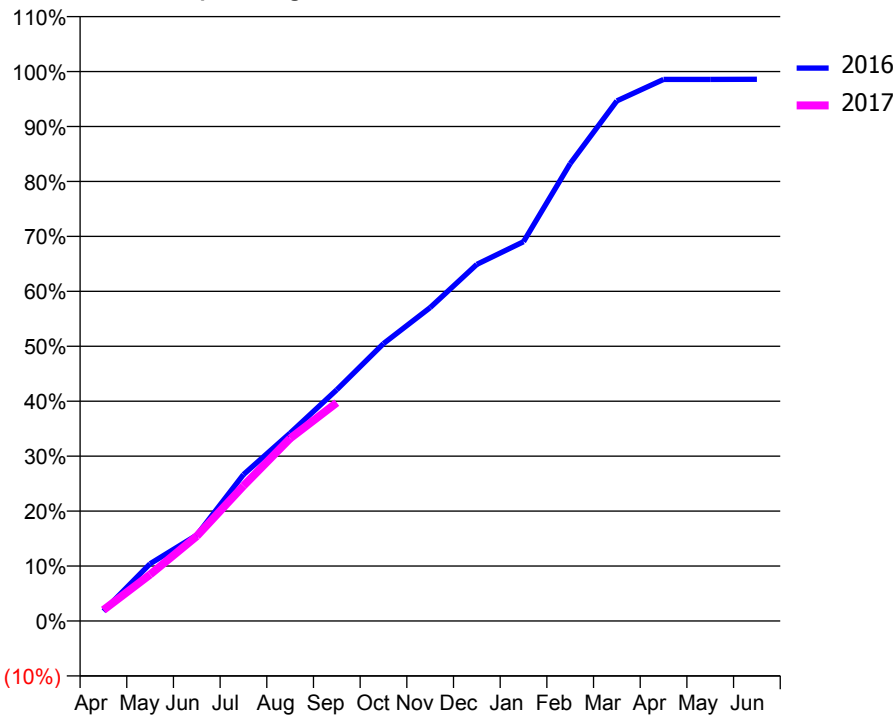
ACCESS*

Patients seen in 24 months	Total	Change since previous quarter
Quarter ending September 2015	4,651	
Quarter ending December 2015	4,628	→
Quarter ending March 2016	4,596	→
Quarter ending June 2016	4,574	→
Quarter ending September 2016	4,522	↓
Variance since September 2015	(2.8%)	↓



ACTIVITY

Cumulative percentage of contracted UDA delivered 2016 & 2017



Month	Adjusted Scheduled Activity (UDA)	
	2016	2017
April	247	274
May	1,428	1,160
June	2,144	2,116
July	3,653	3,369
August	4,687	4,556
September	5,768	5,445
October	6,919	
November	7,818	
December	8,895	
January	9,461	
February	11,409	
March	12,971	
April	13,507	
May	13,509	
June	13,510	

QUALITY

	Quantity	Base Number	Contract	AT	Region	England
% of FP17s for the same patient ID Re-attending within 3 months - Children	56	677	8.3%	12.3%	13.5%	12.4%
% of FP17s for the same patient ID Re-attending within 3 months - Adults	437	2,487	17.6%	18.0%	17.4%	16.7%
% of FP17s for the same patient ID Re-attending between 3 & 9 months - Children	309	677	45.6%	57.4%	59.0%	57.4%
% of FP17s for the same patient ID Re-attending between 3 & 9 months - Adults	1,307	2,487	52.6%	51.1%	52.6%	50.5%
% of FP17s for Band 1 Urgent Courses	258	2,917	8.8%	10.0%	9.4%	9.1%
% of FP17s Relating to Free Repair or Replacements	32	2,917	1.1%	1.0%	1.0%	0.8%
% of FP17s Relating to Continuations	32	2,917	1.1%	1.6%	1.5%	1.3%
% of Patients satisfied with the dentistry they have received	9	9	N/A	95.1%	93.7%	93.2%
% of Patients satisfied with the time they had to wait for an appointment	8	9	N/A	92.9%	90.0%	89.0%

* This is based on patients treated on this contract for their most recent course of treatment. Figures in italics indicate the base number of FP17s or Patient Questionnaire responses are less than 100. N/A is shown where the base number of responses is less than 10 during the period. % is calculated as Quantity/Base number*100

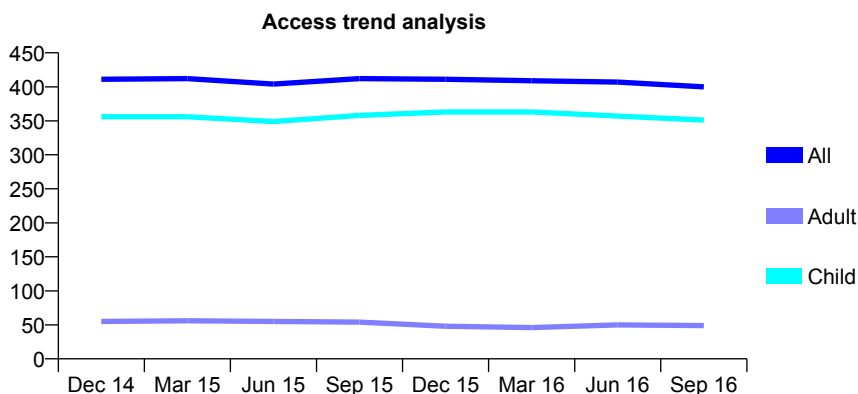
Q44 - Vital Signs At a Glance Contract Report for 103292/0001 - September 2016

Name or company name	Baran & Hull Ltd
Contract type name	GDS Contract
Purpose of contract	General
Contract start date	01/04/2011
Contract end date	

16/17 Contracted general activity (UDA)	1,000
Carry forward general activity (UDA)	0
16/17 Contracted orthodontic activity (UOA)	0
Carry forward orthodontic activity (UOA)	0
Baseline contract value	£25,162.26

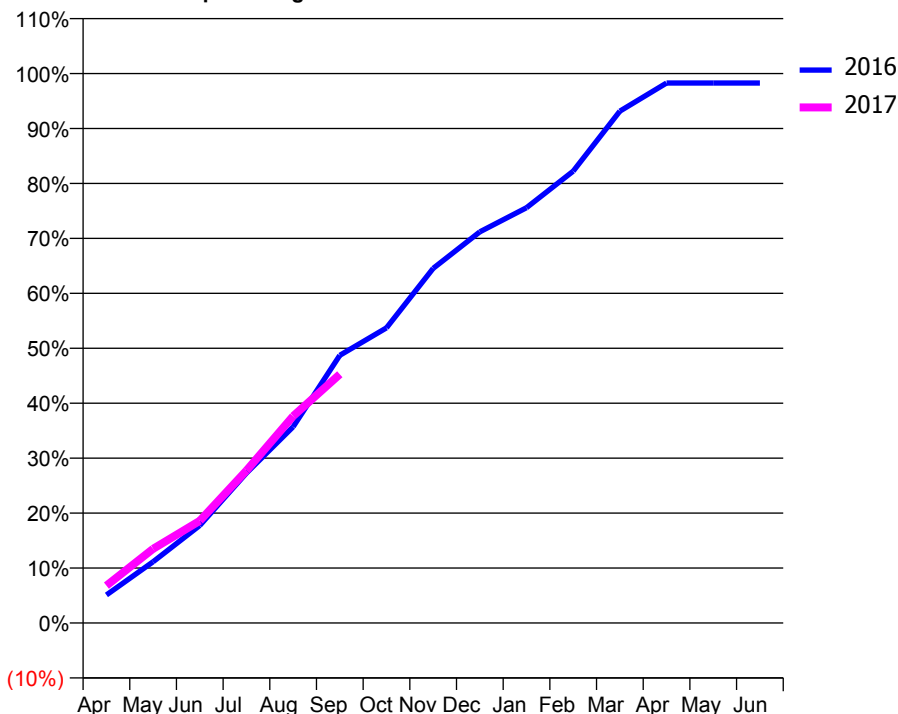
ACCESS*

Patients seen in 24 months	Total	Change since previous quarter
Quarter ending September 2015	412	
Quarter ending December 2015	411	→
Quarter ending March 2016	409	→
Quarter ending June 2016	407	→
Quarter ending September 2016	400	↓
Variance since September 2015	(2.9%)	↓



ACTIVITY

Cumulative percentage of contracted UDA delivered 2016 & 2017



Adjusted Scheduled Activity (UDA)

Month	2016	2017
April	51	68
May	111	135
June	177	186
July	273	278
August	357	377
September	487	453
October	537	
November	645	
December	712	
January	756	
February	822	
March	932	
April	983	
May	983	
June	983	

QUALITY

	Quantity	Base Number	Contract	AT	Region	England
% of FP17s for the same patient ID Re-attending within 3 months - Children	72	420	17.1%	12.3%	13.5%	12.4%
% of FP17s for the same patient ID Re-attending within 3 months - Adults	0	0	N/A	18.0%	17.4%	16.7%
% of FP17s for the same patient ID Re-attending between 3 & 9 months - Children	276	420	65.7%	57.4%	59.0%	57.4%
% of FP17s for the same patient ID Re-attending between 3 & 9 months - Adults	0	0	N/A	51.1%	52.6%	50.5%
% of FP17s for Band 1 Urgent Courses	9	388	2.3%	10.0%	9.4%	9.1%
% of FP17s Relating to Free Repair or Replacements	0	388	0.0%	1.0%	1.0%	0.8%
% of FP17s Relating to Continuations	0	388	0.0%	1.6%	1.5%	1.3%
% of Patients satisfied with the dentistry they have received	0	0	N/A	95.1%	93.7%	93.2%
% of Patients satisfied with the time they had to wait for an appointment	0	0	N/A	92.9%	90.0%	89.0%

* This is based on patients treated on this contract for their most recent course of treatment. Figures in italics indicate the base number of FP17s or Patient Questionnaire responses are less than 100. N/A is shown where the base number of responses is less than 10 during the period. % is calculated as Quantity/Base number*100

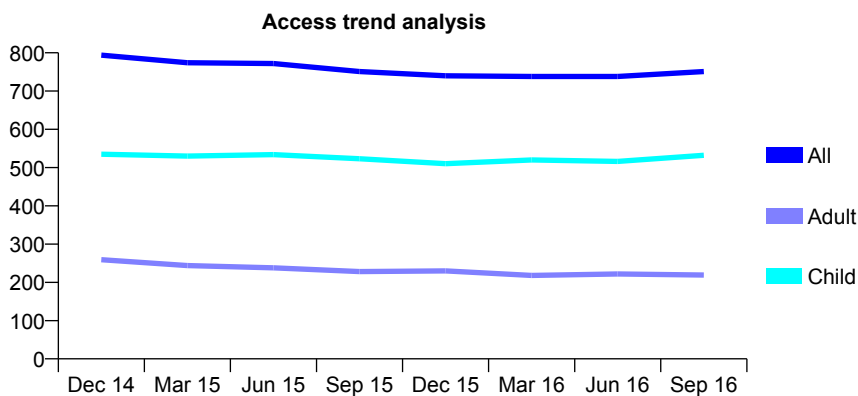
Q44 - Vital Signs At a Glance Contract Report for 103306/0001 - September 2016

Name or company name	PD Dental Care Ltd
Contract type name	GDS Contract
Purpose of contract	General
Contract start date	01/05/2011
Contract end date	

16/17 Contracted general activity (UDA)	2,648
Carry forward general activity (UDA)	0
16/17 Contracted orthodontic activity (UOA)	0
Carry forward orthodontic activity (UOA)	0
Baseline contract value	£66,767.13

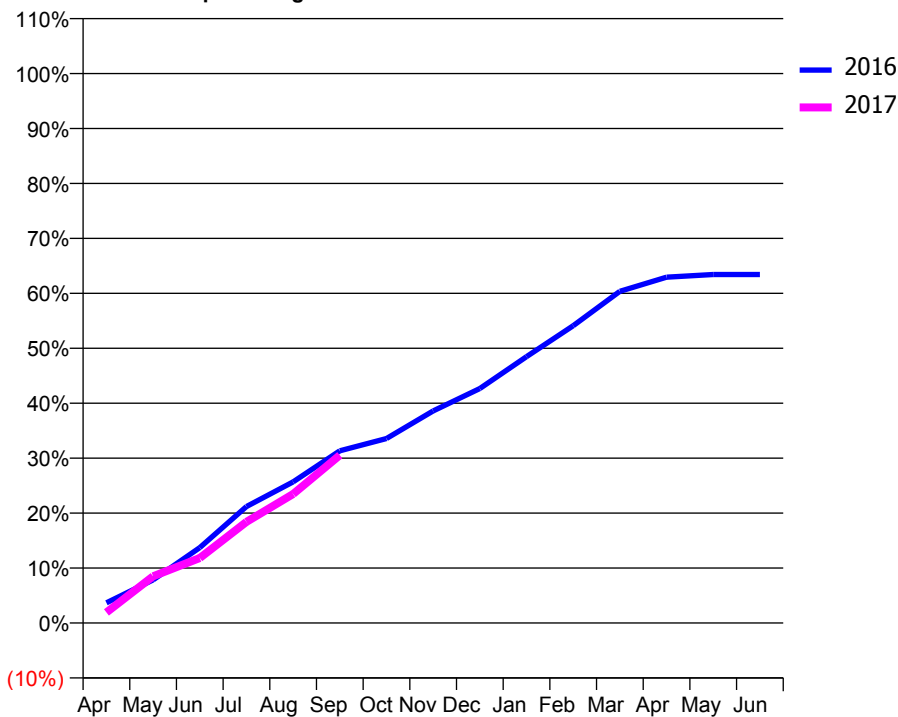
ACCESS*

Patients seen in 24 months	Total	Change since previous quarter
Quarter ending September 2015	751	
Quarter ending December 2015	740	↓
Quarter ending March 2016	738	→
Quarter ending June 2016	738	→
Quarter ending September 2016	751	→
Variance since September 2015	0.0%	→



ACTIVITY

Cumulative percentage of contracted UDA delivered 2016 & 2017



Adjusted Scheduled Activity (UDA)

Month	2016	2017
April	97	51
May	208	225
June	363	313
July	561	488
August	680	622
September	830	809
October	889	
November	1,022	
December	1,130	
January	1,284	
February	1,432	
March	1,598	
April	1,667	
May	1,680	
June	1,680	

QUALITY

	Quantity	Base Number	Contract	AT	Region	England
% of FP17s for the same patient ID Re-attending within 3 months - Children	53	500	10.6%	12.3%	13.5%	12.4%
% of FP17s for the same patient ID Re-attending within 3 months - Adults	2	107	1.9%	18.0%	17.4%	16.7%
% of FP17s for the same patient ID Re-attending between 3 & 9 months - Children	349	500	69.8%	57.4%	59.0%	57.4%
% of FP17s for the same patient ID Re-attending between 3 & 9 months - Adults	82	107	76.6%	51.1%	52.6%	50.5%
% of FP17s for Band 1 Urgent Courses	24	557	4.3%	10.0%	9.4%	9.1%
% of FP17s Relating to Free Repair or Replacements	0	557	0.0%	1.0%	1.0%	0.8%
% of FP17s Relating to Continuations	0	557	0.0%	1.6%	1.5%	1.3%
% of Patients satisfied with the dentistry they have received	0	0	N/A	95.1%	93.7%	93.2%
% of Patients satisfied with the time they had to wait for an appointment	0	0	N/A	92.9%	90.0%	89.0%

* This is based on patients treated on this contract for their most recent course of treatment. Figures in italics indicate the base number of FP17s or Patient Questionnaire responses are less than 100. N/A is shown where the base number of responses is less than 10 during the period. % is calculated as Quantity/Base number*100

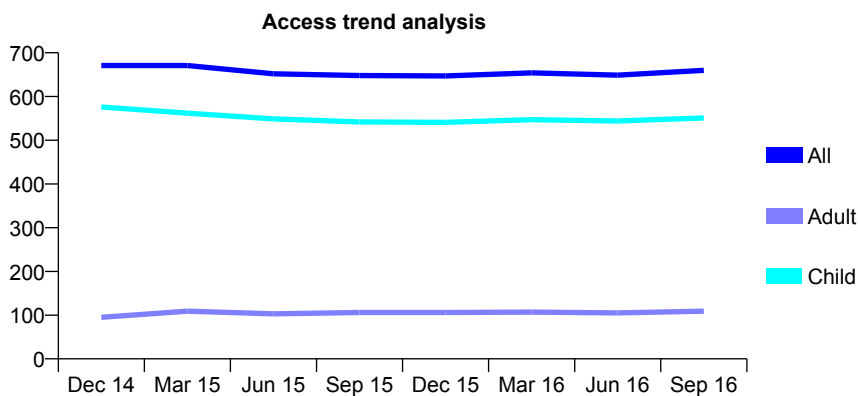
Q44 - Vital Signs At a Glance Contract Report for 104892/0001 - September 2016

Name or company name	The King Street Dental Practice Ltd
Contract type name	GDS Contract
Purpose of contract	General
Contract start date	01/04/2007
Contract end date	

16/17 Contracted general activity (UDA)	1,644
Carry forward general activity (UDA)	0
16/17 Contracted orthodontic activity (UOA)	0
Carry forward orthodontic activity (UOA)	0
Baseline contract value	£34,906.75

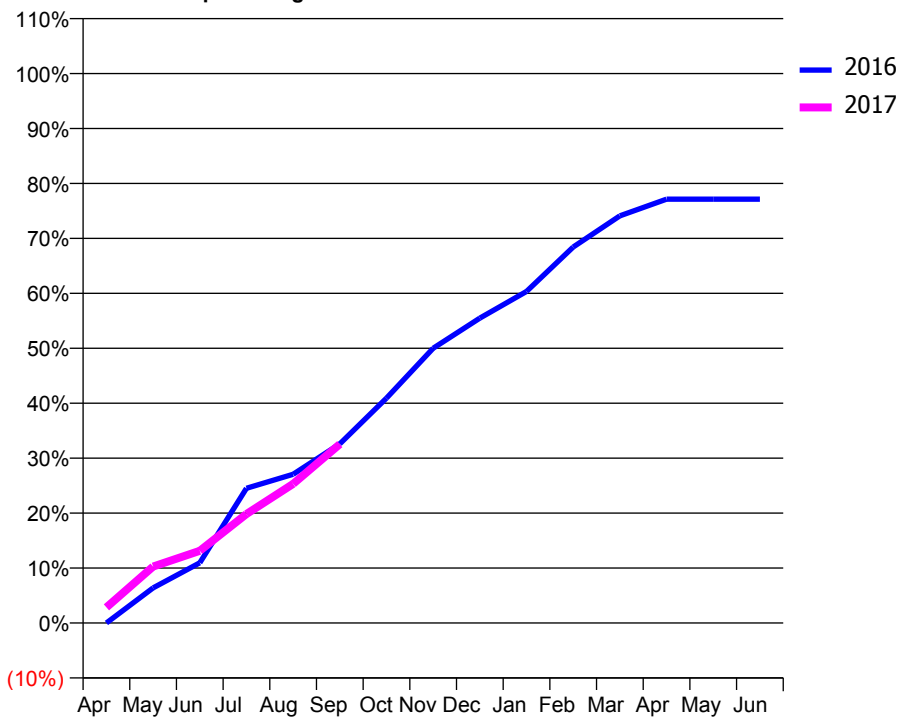
ACCESS*

Patients seen in 24 months	Total	Change since previous quarter
Quarter ending September 2015	648	
Quarter ending December 2015	647	→
Quarter ending March 2016	654	→
Quarter ending June 2016	649	→
Quarter ending September 2016	660	→
Variance since September 2015	1.9%	→



ACTIVITY

Cumulative percentage of contracted UDA delivered 2016 & 2017



Month	Adjusted Scheduled Activity (UDA)	
	2016	2017
April	0	47
May	105	169
June	180	216
July	403	326
August	445	416
September	536	535
October	673	
November	822	
December	912	
January	992	
February	1,125	
March	1,218	
April	1,268	
May	1,268	
June	1,268	

QUALITY

	Quantity	Base Number	Contract	AT	Region	England
% of FP17s for the same patient ID Re-attending within 3 months - Children	40	460	8.7%	12.3%	13.5%	12.4%
% of FP17s for the same patient ID Re-attending within 3 months - Adults	3	38	7.9%	18.0%	17.4%	16.7%
% of FP17s for the same patient ID Re-attending between 3 & 9 months - Children	284	460	61.7%	57.4%	59.0%	57.4%
% of FP17s for the same patient ID Re-attending between 3 & 9 months - Adults	20	38	52.6%	51.1%	52.6%	50.5%
% of FP17s for Band 1 Urgent Courses	1	447	0.2%	10.0%	9.4%	9.1%
% of FP17s Relating to Free Repair or Replacements	0	447	0.0%	1.0%	1.0%	0.8%
% of FP17s Relating to Continuations	0	447	0.0%	1.6%	1.5%	1.3%
% of Patients satisfied with the dentistry they have received	0	0	N/A	95.1%	93.7%	93.2%
% of Patients satisfied with the time they had to wait for an appointment	0	0	N/A	92.9%	90.0%	89.0%

* This is based on patients treated on this contract for their most recent course of treatment. Figures in italics indicate the base number of FP17s or Patient Questionnaire responses are less than 100. N/A is shown where the base number of responses is less than 10 during the period. % is calculated as Quantity/Base number*100

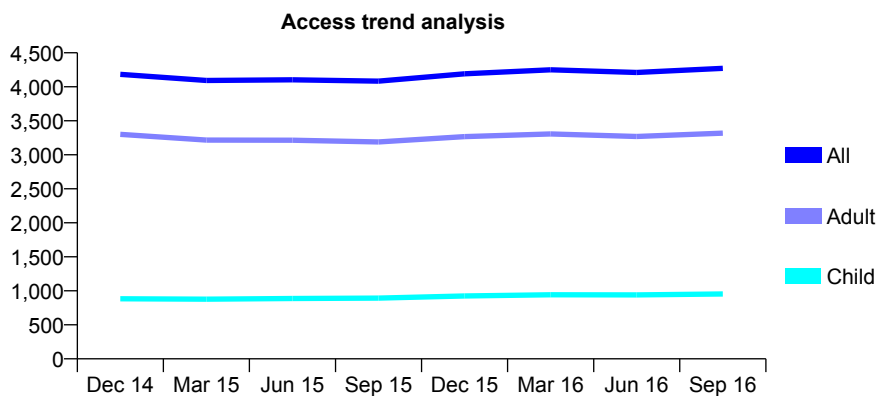
Q44 - Vital Signs At a Glance Contract Report for 105120/0001 - September 2016

Name or company name	Handforth Dental Practice LLP
Contract type name	GDS Contract
Purpose of contract	General
Contract start date	01/06/2007
Contract end date	

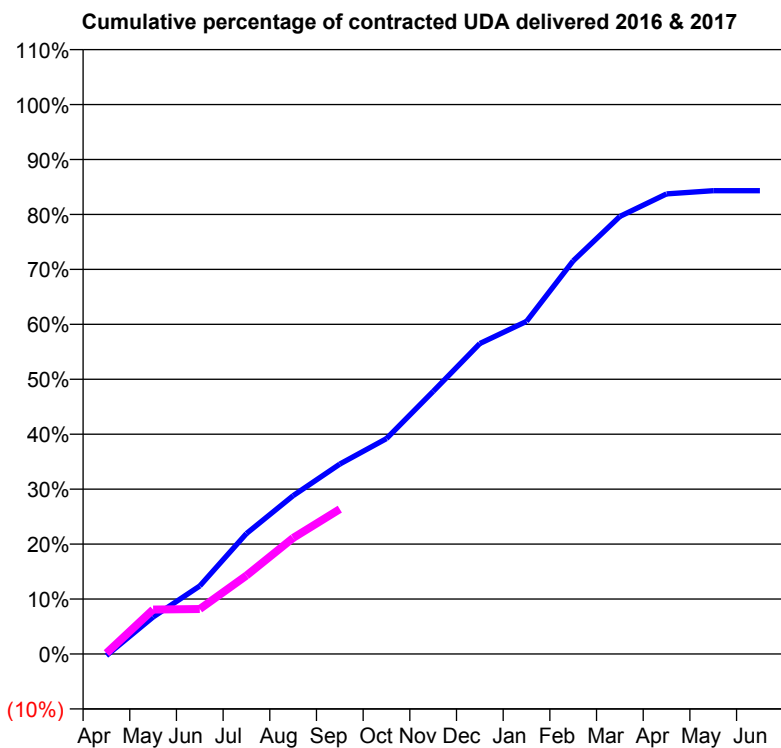
16/17 Contracted general activity (UDA)	16,767
Carry forward general activity (UDA)	0
16/17 Contracted orthodontic activity (UOA)	0
Carry forward orthodontic activity (UOA)	0
Baseline contract value	£412,632.33

ACCESS*

Patients seen in 24 months	Total	Change since previous quarter
Quarter ending September 2015	4,083	
Quarter ending December 2015	4,192	↑
Quarter ending March 2016	4,250	→
Quarter ending June 2016	4,210	→
Quarter ending September 2016	4,272	→
Variance since September 2015	4.6%	↑



ACTIVITY



Month	Adjusted Scheduled Activity (UDA)	
	2016	2017
April	-51	25
May	1,130	1,356
June	2,076	1,375
July	3,677	2,396
August	4,832	3,541
September	5,796	4,419
October	6,572	
November	8,015	
December	9,475	
January	10,148	
February	11,996	
March	13,351	
April	14,041	
May	14,138	
June	14,138	

QUALITY

	Quantity	Base Number	Contract	AT	Region	England
% of FP17s for the same patient ID Re-attending within 3 months - Children	38	523	7.3%	12.3%	13.5%	12.4%
% of FP17s for the same patient ID Re-attending within 3 months - Adults	306	1,796	17.0%	18.0%	17.4%	16.7%
% of FP17s for the same patient ID Re-attending between 3 & 9 months - Children	331	523	63.3%	57.4%	59.0%	57.4%
% of FP17s for the same patient ID Re-attending between 3 & 9 months - Adults	1,025	1,796	57.1%	51.1%	52.6%	50.5%
% of FP17s for Band 1 Urgent Courses	109	1,975	5.5%	10.0%	9.4%	9.1%
% of FP17s Relating to Free Repair or Replacements	28	1,975	1.4%	1.0%	1.0%	0.8%
% of FP17s Relating to Continuations	46	1,975	2.3%	1.6%	1.5%	1.3%
% of Patients satisfied with the dentistry they have received	3	3	N/A	95.1%	93.7%	93.2%
% of Patients satisfied with the time they had to wait for an appointment	3	3	N/A	92.9%	90.0%	89.0%

* This is based on patients treated on this contract for their most recent course of treatment. Figures in italics indicate the base number of FP17s or Patient Questionnaire responses are less than 100. N/A is shown where the base number of responses is less than 10 during the period. % is calculated as Quantity/Base number*100

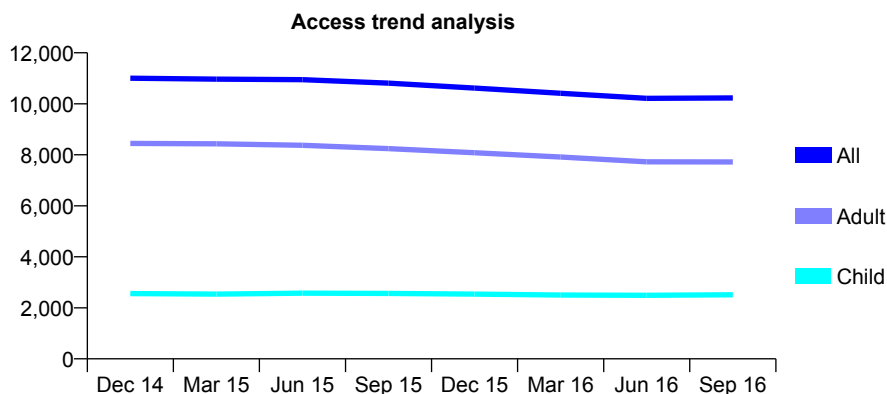
Q44 - Vital Signs At a Glance Contract Report for 105902/0001 - September 2016

Name or company name	MAC Dental Centre Ltd
Contract type name	GDS Contract
Purpose of contract	General
Contract start date	01/05/2011
Contract end date	

16/17 Contracted general activity (UDA)	34,000
Carry forward general activity (UDA)	0
16/17 Contracted orthodontic activity (UOA)	0
Carry forward orthodontic activity (UOA)	0
Baseline contract value	£779,059.43

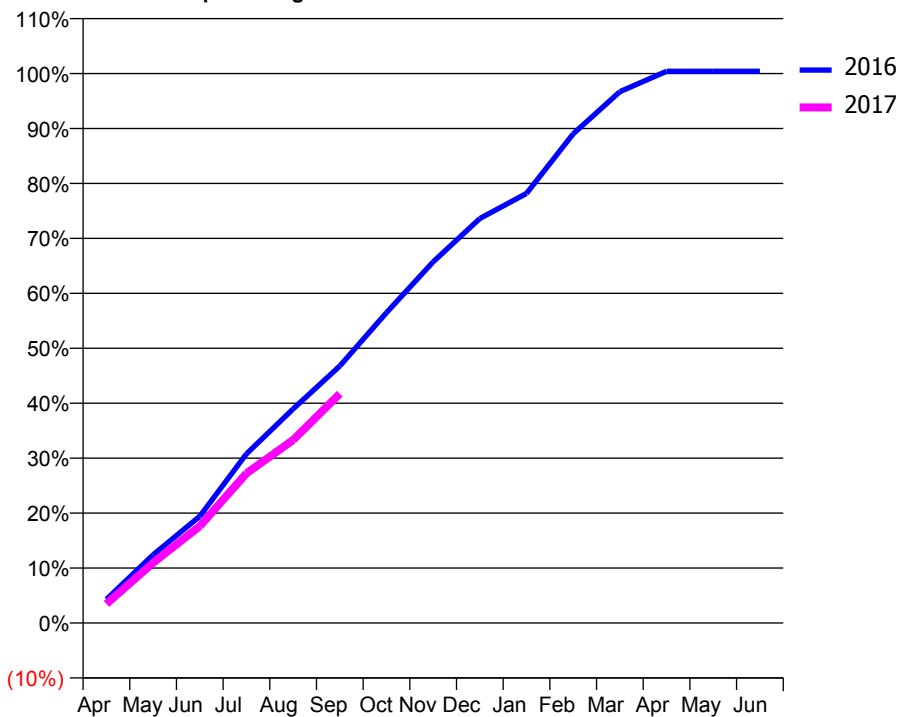
ACCESS*

Patients seen in 24 months	Total	Change since previous quarter
Quarter ending September 2015	10,808	
Quarter ending December 2015	10,619	↓
Quarter ending March 2016	10,415	↓
Quarter ending June 2016	10,215	↓
Quarter ending September 2016	10,228	→
Variance since September 2015	(5.4%)	↓



ACTIVITY

Cumulative percentage of contracted UDA delivered 2016 & 2017



Month	Adjusted Scheduled Activity (UDA)	
	2016	2017
April	1,462	1,182
May	4,217	3,723
June	6,601	5,991
July	10,467	9,258
August	13,243	11,325
September	15,906	14,190
October	19,205	
November	22,348	
December	25,031	
January	26,582	
February	30,271	
March	32,877	
April	34,137	
May	34,140	
June	34,135	

QUALITY

	Quantity	Base Number	Contract	AT	Region	England
% of FP17s for the same patient ID Re-attending within 3 months - Children	114	1,843	6.2%	12.3%	13.5%	12.4%
% of FP17s for the same patient ID Re-attending within 3 months - Adults	659	5,167	12.8%	18.0%	17.4%	16.7%
% of FP17s for the same patient ID Re-attending between 3 & 9 months - Children	1,196	1,843	64.9%	57.4%	59.0%	57.4%
% of FP17s for the same patient ID Re-attending between 3 & 9 months - Adults	2,861	5,167	55.4%	51.1%	52.6%	50.5%
% of FP17s for Band 1 Urgent Courses	380	6,171	6.2%	10.0%	9.4%	9.1%
% of FP17s Relating to Free Repair or Replacements	78	6,171	1.3%	1.0%	1.0%	0.8%
% of FP17s Relating to Continuations	44	6,171	0.7%	1.6%	1.5%	1.3%
% of Patients satisfied with the dentistry they have received	10	11	90.9%	95.1%	93.7%	93.2%
% of Patients satisfied with the time they had to wait for an appointment	8	11	72.7%	92.9%	90.0%	89.0%

* This is based on patients treated on this contract for their most recent course of treatment. Figures in italics indicate the base number of FP17s or Patient Questionnaire responses are less than 100. N/A is shown where the base number of responses is less than 10 during the period. % is calculated as Quantity/Base number*100

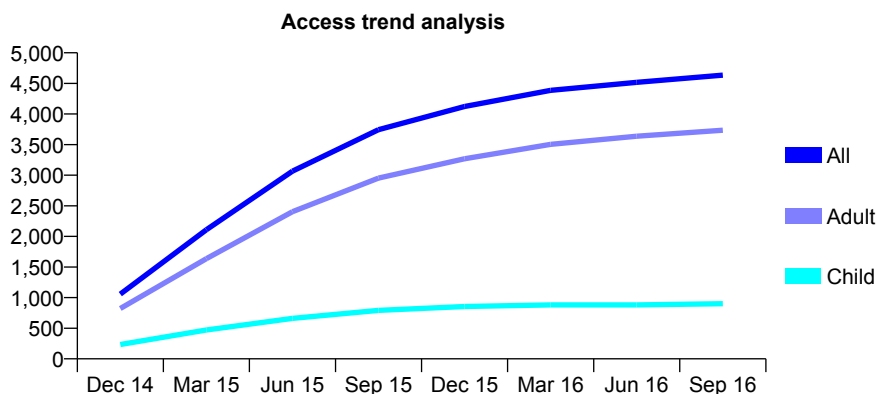
Q44 - Vital Signs At a Glance Contract Report for 106690/0001 - September 2016

Name or company name	Mary Samuel, Sankey Street Dental Practic
Contract type name	GDS Contract
Purpose of contract	General
Contract start date	01/04/2014
Contract end date	

16/17 Contracted general activity (UDA)	14,090
Carry forward general activity (UDA)	0
16/17 Contracted orthodontic activity (UOA)	0
Carry forward orthodontic activity (UOA)	0
Baseline contract value	£302,227.79

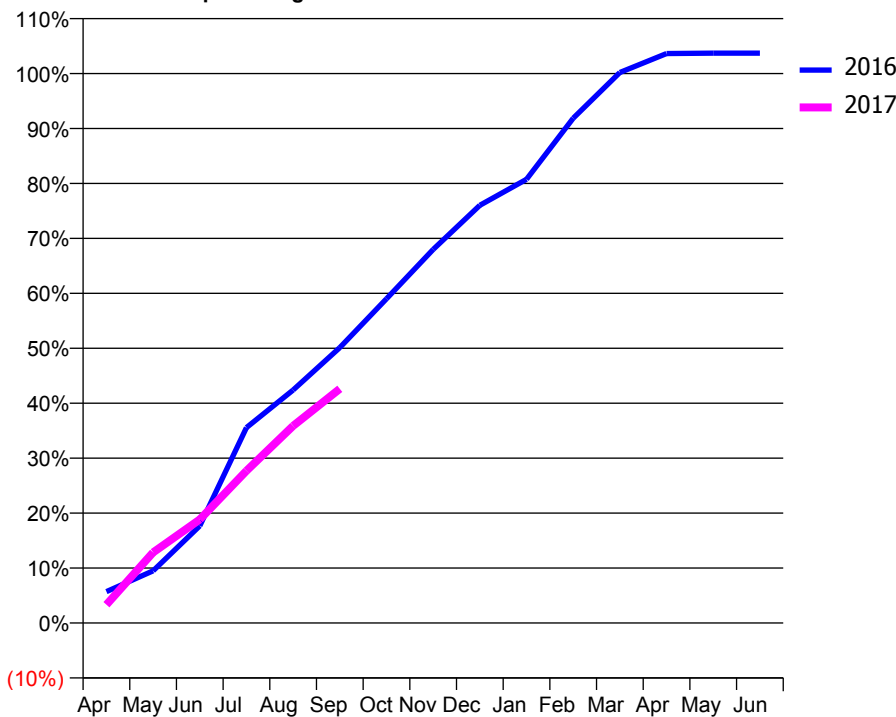
ACCESS*

Patients seen in 24 months	Total	Change since previous quarter
Quarter ending September 2015	3,744	
Quarter ending December 2015	4,124	↑
Quarter ending March 2016	4,386	↑
Quarter ending June 2016	4,518	↑
Quarter ending September 2016	4,636	↑
Variance since September 2015	23.8%	↑



ACTIVITY

Cumulative percentage of contracted UDA delivered 2016 & 2017



Adjusted Scheduled Activity (UDA)

Month	2016	2017
April	805	469
May	1,339	1,810
June	2,491	2,654
July	5,009	3,903
August	5,976	5,054
September	7,064	6,007
October	8,315	
November	9,580	
December	10,711	
January	11,379	
February	12,943	
March	14,115	
April	14,602	
May	14,612	
June	14,613	

QUALITY

	Quantity	Base Number	Contract	AT	Region	England
% of FP17s for the same patient ID Re-attending within 3 months - Children	53	636	8.3%	12.3%	13.5%	12.4%
% of FP17s for the same patient ID Re-attending within 3 months - Adults	391	2,525	15.5%	18.0%	17.4%	16.7%
% of FP17s for the same patient ID Re-attending between 3 & 9 months - Children	301	636	47.3%	57.4%	59.0%	57.4%
% of FP17s for the same patient ID Re-attending between 3 & 9 months - Adults	1,236	2,525	49.0%	51.1%	52.6%	50.5%
% of FP17s for Band 1 Urgent Courses	424	2,964	14.3%	10.0%	9.4%	9.1%
% of FP17s Relating to Free Repair or Replacements	50	2,964	1.7%	1.0%	1.0%	0.8%
% of FP17s Relating to Continuations	32	2,964	1.1%	1.6%	1.5%	1.3%
% of Patients satisfied with the dentistry they have received	5	5	N/A	95.1%	93.7%	93.2%
% of Patients satisfied with the time they had to wait for an appointment	3	5	N/A	92.9%	90.0%	89.0%

* This is based on patients treated on this contract for their most recent course of treatment. Figures in italics indicate the base number of FP17s or Patient Questionnaire responses are less than 100. N/A is shown where the base number of responses is less than 10 during the period. % is calculated as Quantity/Base number*100

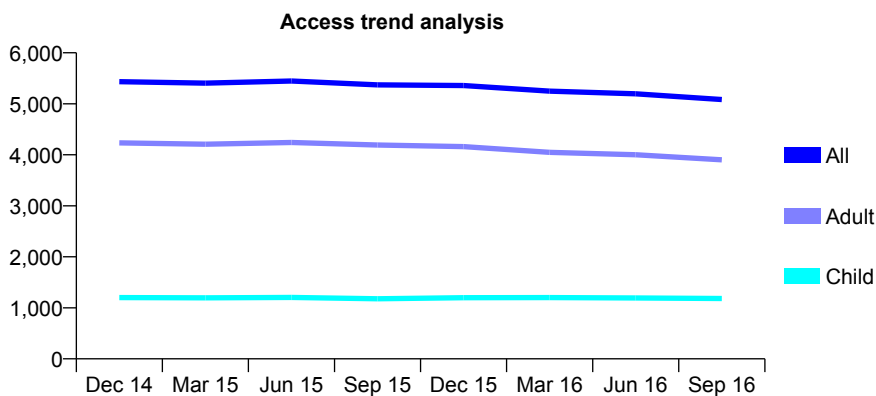
Q44 - Vital Signs At a Glance Contract Report for 106976/0001 - September 2016

Name or company name	Greasby Dental Centre
Contract type name	GDS Contract
Purpose of contract	General
Contract start date	01/08/2009
Contract end date	

16/17 Contracted general activity (UDA)	14,380
Carry forward general activity (UDA)	0
16/17 Contracted orthodontic activity (UOA)	0
Carry forward orthodontic activity (UOA)	0
Baseline contract value	£389,325.52

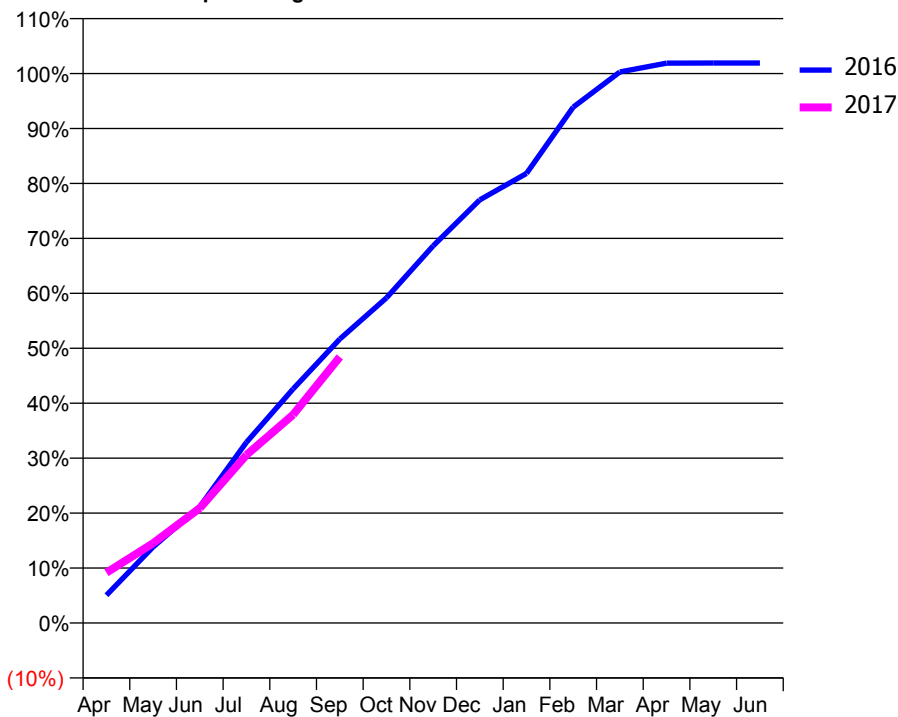
ACCESS*

Patients seen in 24 months	Total	Change since previous quarter
Quarter ending September 2015	5,372	
Quarter ending December 2015	5,358	→
Quarter ending March 2016	5,249	↓
Quarter ending June 2016	5,195	↓
Quarter ending September 2016	5,084	↓
Variance since September 2015	(5.4%)	↓



ACTIVITY

Cumulative percentage of contracted UDA delivered 2016 & 2017



Adjusted Scheduled Activity (UDA)

Month	2016	2017
April	727	1,316
May	1,990	2,090
June	3,045	3,005
July	4,729	4,398
August	6,126	5,453
September	7,430	6,965
October	8,510	
November	9,871	
December	11,076	
January	11,764	
February	13,499	
March	14,422	
April	14,652	
May	14,654	
June	14,656	

QUALITY

	Quantity	Base Number	Contract	AT	Region	England
% of FP17s for the same patient ID Re-attending within 3 months - Children	52	832	6.3%	12.3%	13.5%	12.4%
% of FP17s for the same patient ID Re-attending within 3 months - Adults	547	2,938	18.6%	18.0%	17.4%	16.7%
% of FP17s for the same patient ID Re-attending between 3 & 9 months - Children	477	832	57.3%	57.4%	59.0%	57.4%
% of FP17s for the same patient ID Re-attending between 3 & 9 months - Adults	1,455	2,938	49.5%	51.1%	52.6%	50.5%
% of FP17s for Band 1 Urgent Courses	395	3,637	10.9%	10.0%	9.4%	9.1%
% of FP17s Relating to Free Repair or Replacements	42	3,637	1.2%	1.0%	1.0%	0.8%
% of FP17s Relating to Continuations	47	3,637	1.3%	1.6%	1.5%	1.3%
% of Patients satisfied with the dentistry they have received	1	2	N/A	95.1%	93.7%	93.2%
% of Patients satisfied with the time they had to wait for an appointment	2	2	N/A	92.9%	90.0%	89.0%

* This is based on patients treated on this contract for their most recent course of treatment. Figures in italics indicate the base number of FP17s or Patient Questionnaire responses are less than 100. N/A is shown where the base number of responses is less than 10 during the period. % is calculated as Quantity/Base number*100

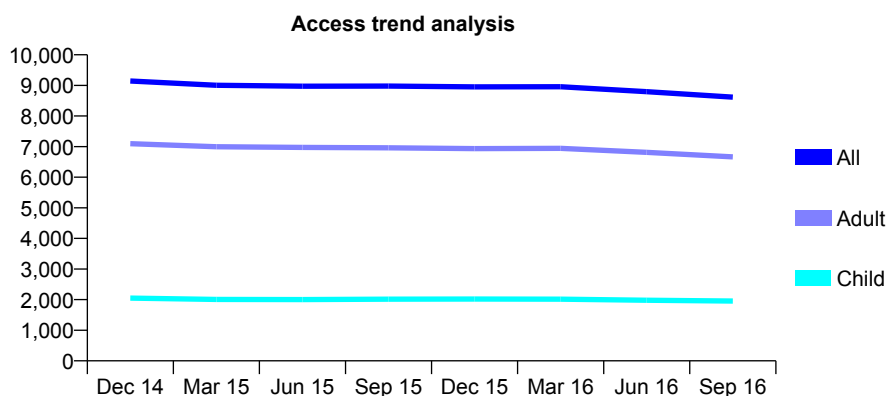
Q44 - Vital Signs At a Glance Contract Report for 107271/0001 - September 2016

Name or company name	Pooltown Dental
Contract type name	GDS Contract
Purpose of contract	General
Contract start date	01/04/2009
Contract end date	

16/17 Contracted general activity (UDA)	23,695
Carry forward general activity (UDA)	57
16/17 Contracted orthodontic activity (UOA)	0
Carry forward orthodontic activity (UOA)	0
Baseline contract value	£698,396.39

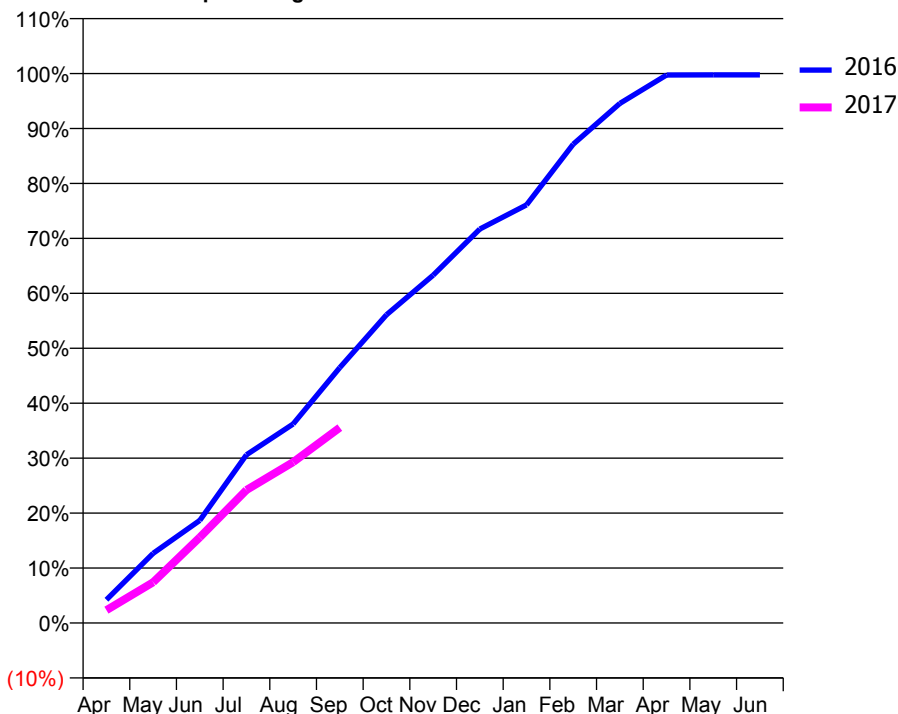
ACCESS*

Patients seen in 24 months	Total	Change since previous quarter
Quarter ending September 2015	8,978	
Quarter ending December 2015	8,953	→
Quarter ending March 2016	8,956	→
Quarter ending June 2016	8,796	↓
Quarter ending September 2016	8,617	↓
Variance since September 2015	(4.0%)	↓



ACTIVITY

Cumulative percentage of contracted UDA delivered 2016 & 2017



Month	Adjusted Scheduled Activity (UDA)	
	2016	2017
April	1,002	553
May	3,002	1,755
June	4,422	3,695
July	7,253	5,737
August	8,582	6,935
September	11,012	8,429
October	13,291	
November	15,001	
December	16,991	
January	18,030	
February	20,644	
March	22,407	
April	23,629	
May	23,637	
June	23,638	

QUALITY

	Quantity	Base Number	Contract	AT	Region	England
% of FP17s for the same patient ID Re-attending within 3 months - Children	113	1,128	10.0%	12.3%	13.5%	12.4%
% of FP17s for the same patient ID Re-attending within 3 months - Adults	892	3,664	24.3%	18.0%	17.4%	16.7%
% of FP17s for the same patient ID Re-attending between 3 & 9 months - Children	455	1,128	40.3%	57.4%	59.0%	57.4%
% of FP17s for the same patient ID Re-attending between 3 & 9 months - Adults	984	3,664	26.9%	51.1%	52.6%	50.5%
% of FP17s for Band 1 Urgent Courses	886	4,222	21.0%	10.0%	9.4%	9.1%
% of FP17s Relating to Free Repair or Replacements	27	4,222	0.6%	1.0%	1.0%	0.8%
% of FP17s Relating to Continuations	98	4,222	2.3%	1.6%	1.5%	1.3%
% of Patients satisfied with the dentistry they have received	6	7	N/A	95.1%	93.7%	93.2%
% of Patients satisfied with the time they had to wait for an appointment	7	7	N/A	92.9%	90.0%	89.0%

* This is based on patients treated on this contract for their most recent course of treatment. Figures in italics indicate the base number of FP17s or Patient Questionnaire responses are less than 100. N/A is shown where the base number of responses is less than 10 during the period. % is calculated as Quantity/Base number*100

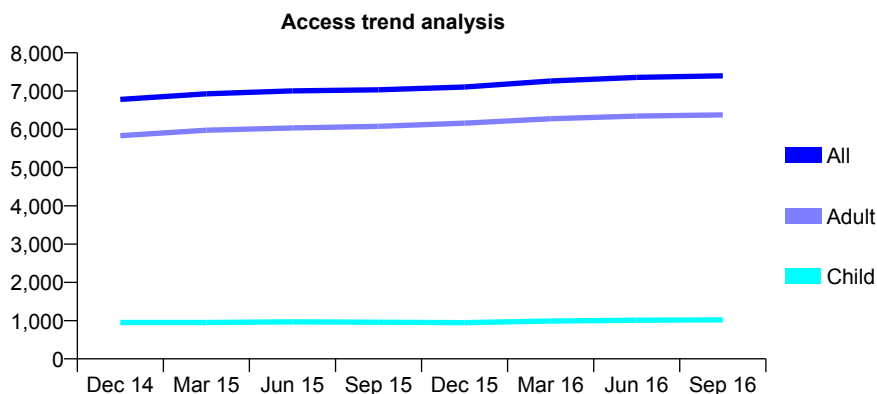
Q44 - Vital Signs At a Glance Contract Report for 107468/0001 - September 2016

Name or company name	Foregate Street Dental Clinic
Contract type name	GDS Contract
Purpose of contract	General
Contract start date	01/04/2009
Contract end date	

16/17 Contracted general activity (UDA)	24,100
Carry forward general activity (UDA)	411
16/17 Contracted orthodontic activity (UOA)	0
Carry forward orthodontic activity (UOA)	0
Baseline contract value	£572,502.60

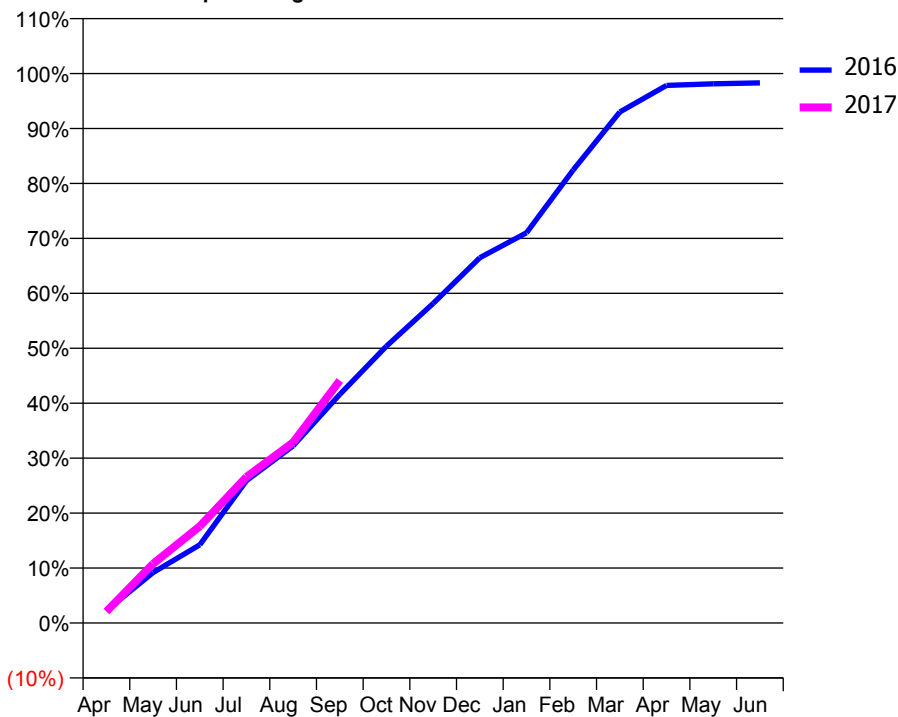
ACCESS*

Patients seen in 24 months	Total	Change since previous quarter
Quarter ending September 2015	7,032	
Quarter ending December 2015	7,106	→
Quarter ending March 2016	7,263	↑
Quarter ending June 2016	7,356	→
Quarter ending September 2016	7,398	→
Variance since September 2015	5.2%	↑



ACTIVITY

Cumulative percentage of contracted UDA delivered 2016 & 2017



Month	Adjusted Scheduled Activity (UDA)	
	2016	2017
April	547	508
May	2,215	2,598
June	3,428	4,244
July	6,241	6,405
August	7,767	7,920
September	10,028	10,637
October	12,143	
November	14,013	
December	16,023	
January	17,118	
February	19,872	
March	22,417	
April	23,580	
May	23,646	
June	23,689	

QUALITY

	Quantity	Base Number	Contract	AT	Region	England
% of FP17s for the same patient ID Re-attending within 3 months - Children	97	810	12.0%	12.3%	13.5%	12.4%
% of FP17s for the same patient ID Re-attending within 3 months - Adults	973	5,245	18.6%	18.0%	17.4%	16.7%
% of FP17s for the same patient ID Re-attending between 3 & 9 months - Children	466	810	57.5%	57.4%	59.0%	57.4%
% of FP17s for the same patient ID Re-attending between 3 & 9 months - Adults	2,991	5,245	57.0%	51.1%	52.6%	50.5%
% of FP17s for Band 1 Urgent Courses	585	5,522	10.6%	10.0%	9.4%	9.1%
% of FP17s Relating to Free Repair or Replacements	93	5,522	1.7%	1.0%	1.0%	0.8%
% of FP17s Relating to Continuations	51	5,522	0.9%	1.6%	1.5%	1.3%
% of Patients satisfied with the dentistry they have received	15	15	100.0%	95.1%	93.7%	93.2%
% of Patients satisfied with the time they had to wait for an appointment	12	15	80.0%	92.9%	90.0%	89.0%

* This is based on patients treated on this contract for their most recent course of treatment. Figures in italics indicate the base number of FP17s or Patient Questionnaire responses are less than 100. N/A is shown where the base number of responses is less than 10 during the period. % is calculated as Quantity/Base number*100

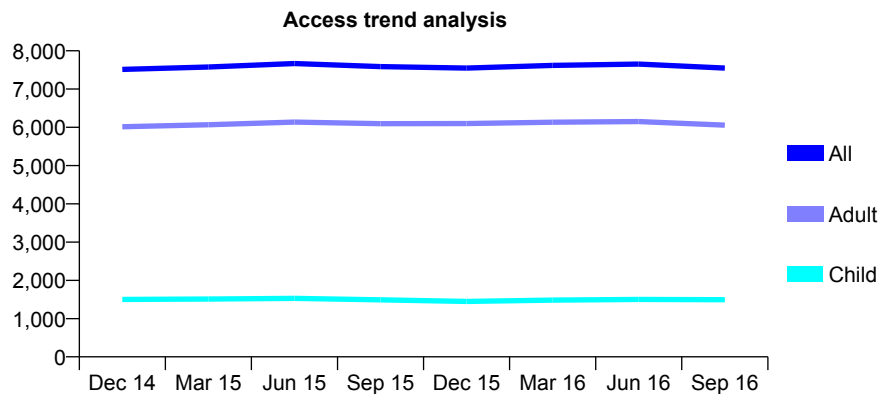
Q44 - Vital Signs At a Glance Contract Report for 107689/0001 - September 2016

Name or company name	Glencairn Dental Practice
Contract type name	GDS Contract
Purpose of contract	General
Contract start date	01/08/2006
Contract end date	

16/17 Contracted general activity (UDA)	21,897
Carry forward general activity (UDA)	0
16/17 Contracted orthodontic activity (UOA)	0
Carry forward orthodontic activity (UOA)	0
Baseline contract value	£598,192.13

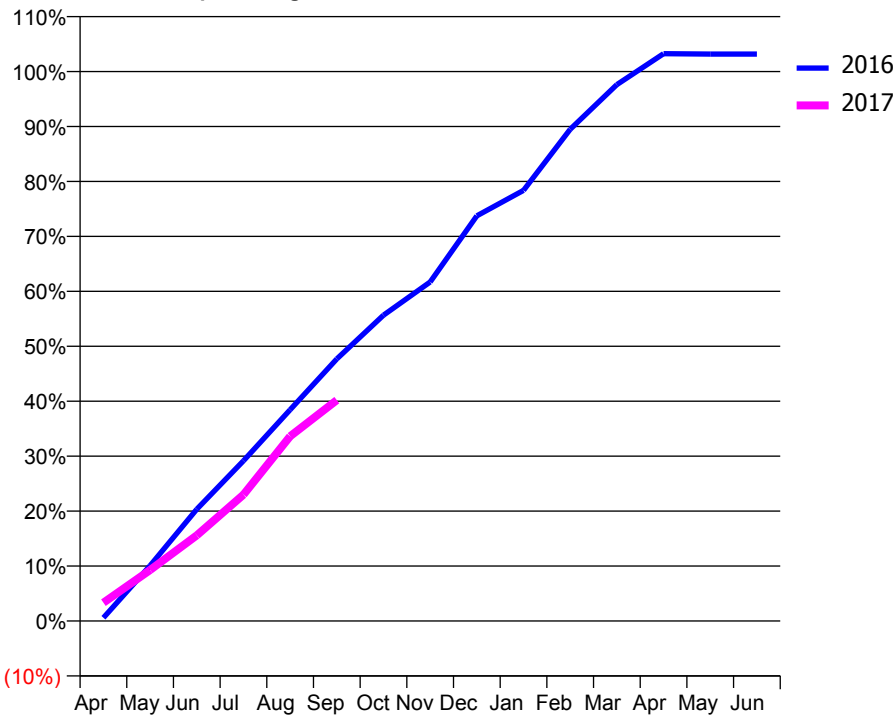
ACCESS*

Patients seen in 24 months	Total	Change since previous quarter
Quarter ending September 2015	7,587	
Quarter ending December 2015	7,547	→
Quarter ending March 2016	7,618	→
Quarter ending June 2016	7,653	→
Quarter ending September 2016	7,547	↓
Variance since September 2015	(0.5%)	→



ACTIVITY

Cumulative percentage of contracted UDA delivered 2016 & 2017



Month	Adjusted Scheduled Activity (UDA)	
	2016	2017
April	131	732
May	2,208	2,032
June	4,458	3,416
July	6,383	5,035
August	8,417	7,363
September	10,442	8,800
October	12,186	
November	13,511	
December	16,144	
January	17,160	
February	19,593	
March	21,376	
April	22,605	
May	22,594	
June	22,594	

QUALITY

	Quantity	Base Number	Contract	AT	Region	England
% of FP17s for the same patient ID Re-attending within 3 months - Children	123	1,271	9.7%	12.3%	13.5%	12.4%
% of FP17s for the same patient ID Re-attending within 3 months - Adults	833	4,629	18.0%	18.0%	17.4%	16.7%
% of FP17s for the same patient ID Re-attending between 3 & 9 months - Children	754	1,271	59.3%	57.4%	59.0%	57.4%
% of FP17s for the same patient ID Re-attending between 3 & 9 months - Adults	2,503	4,629	54.1%	51.1%	52.6%	50.5%
% of FP17s for Band 1 Urgent Courses	399	4,766	8.4%	10.0%	9.4%	9.1%
% of FP17s Relating to Free Repair or Replacements	100	4,766	2.1%	1.0%	1.0%	0.8%
% of FP17s Relating to Continuations	177	4,766	3.7%	1.6%	1.5%	1.3%
% of Patients satisfied with the dentistry they have received	11	12	91.7%	95.1%	93.7%	93.2%
% of Patients satisfied with the time they had to wait for an appointment	12	12	100.0%	92.9%	90.0%	89.0%

* This is based on patients treated on this contract for their most recent course of treatment. Figures in italics indicate the base number of FP17s or Patient Questionnaire responses are less than 100. N/A is shown where the base number of responses is less than 10 during the period. % is calculated as Quantity/Base number*100

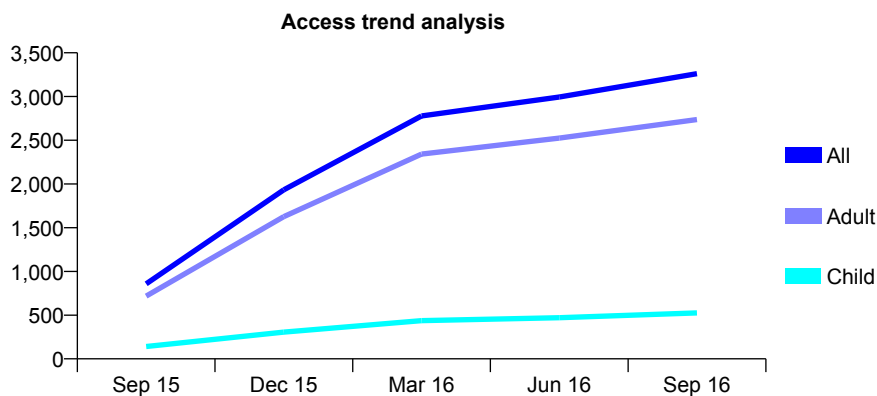
Q44 - Vital Signs At a Glance Contract Report for 108170/0001 - September 2016

Name or company name	Kingsway Dental Practice
Contract type name	GDS Contract
Purpose of contract	General
Contract start date	01/07/2015
Contract end date	

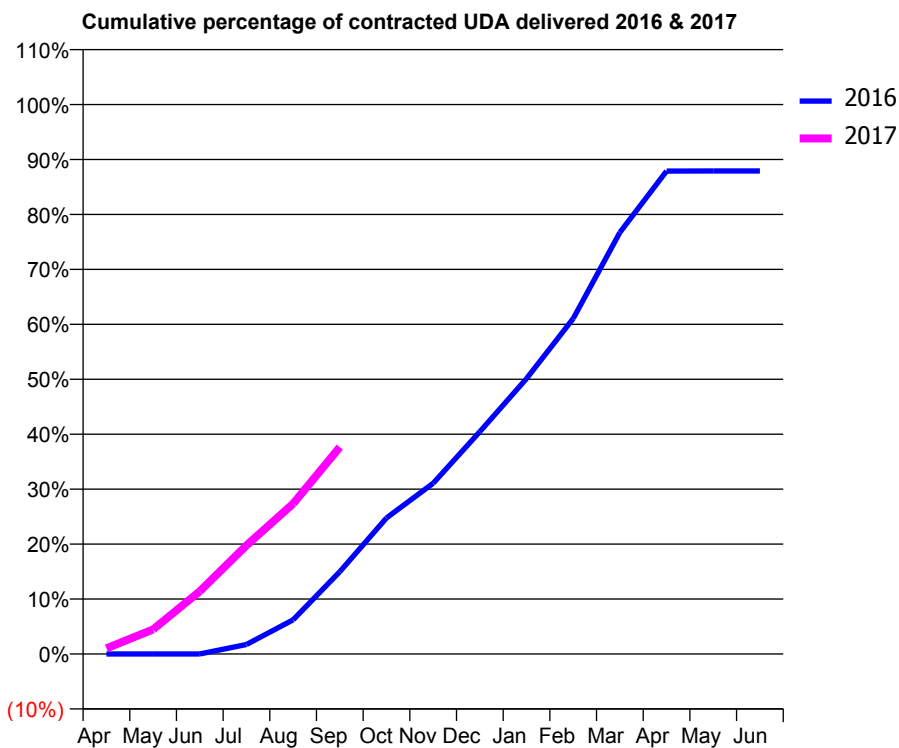
16/17 Contracted general activity (UDA)	12,770
Carry forward general activity (UDA)	0
16/17 Contracted orthodontic activity (UOA)	0
Carry forward orthodontic activity (UOA)	0
Baseline contract value	£301,099.39

ACCESS*

Patients seen in 24 months	Total	Change since previous quarter
Quarter ending September 2015	858	
Quarter ending December 2015	1,933	↑
Quarter ending March 2016	2,778	↑
Quarter ending June 2016	2,995	↑
Quarter ending September 2016	3,261	↑
Variance since September 2015	280.1%	↑



ACTIVITY



Month	Adjusted Scheduled Activity (UDA)	
	2016	2017
April	0	131
May	0	571
June	0	1,457
July	190	2,523
August	684	3,494
September	1,644	4,809
October	2,716	
November	3,409	
December	4,438	
January	5,500	
February	6,697	
March	8,417	
April	9,642	
May	9,643	
June	9,643	

QUALITY

	Quantity	Base Number	Contract	AT	Region	England
% of FP17s for the same patient ID Re-attending within 3 months - Children	34	431	7.9%	12.3%	13.5%	12.4%
% of FP17s for the same patient ID Re-attending within 3 months - Adults	530	2,294	23.1%	18.0%	17.4%	16.7%
% of FP17s for the same patient ID Re-attending between 3 & 9 months - Children	241	431	55.9%	57.4%	59.0%	57.4%
% of FP17s for the same patient ID Re-attending between 3 & 9 months - Adults	1,152	2,294	50.2%	51.1%	52.6%	50.5%
% of FP17s for Band 1 Urgent Courses	181	2,335	7.8%	10.0%	9.4%	9.1%
% of FP17s Relating to Free Repair or Replacements	32	2,335	1.4%	1.0%	1.0%	0.8%
% of FP17s Relating to Continuations	108	2,335	4.6%	1.6%	1.5%	1.3%
% of Patients satisfied with the dentistry they have received	25	25	100.0%	95.1%	93.7%	93.2%
% of Patients satisfied with the time they had to wait for an appointment	24	25	96.0%	92.9%	90.0%	89.0%

* This is based on patients treated on this contract for their most recent course of treatment. Figures in italics indicate the base number of FP17s or Patient Questionnaire responses are less than 100. N/A is shown where the base number of responses is less than 10 during the period. % is calculated as Quantity/Base number*100

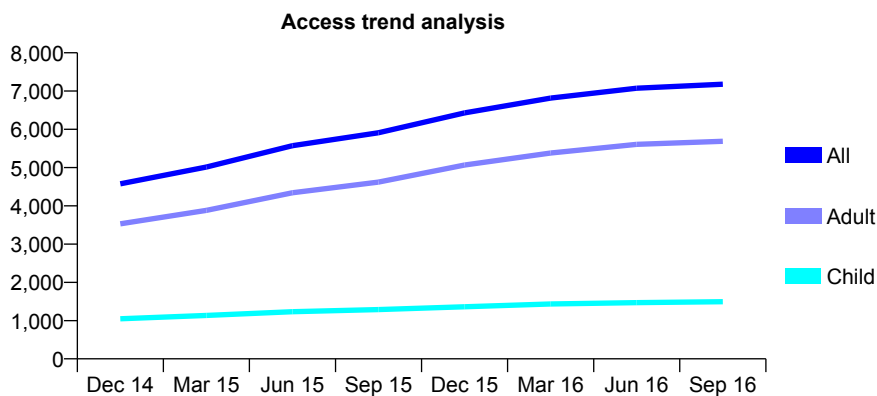
Q44 - Vital Signs At a Glance Contract Report for 108960/0001 - September 2016

Name or company name	Harbour Dental Practice
Contract type name	GDS Contract
Purpose of contract	General
Contract start date	01/01/2014
Contract end date	

16/17 Contracted general activity (UDA)	20,753
Carry forward general activity (UDA)	3
16/17 Contracted orthodontic activity (UOA)	0
Carry forward orthodontic activity (UOA)	0
Baseline contract value	£606,328.34

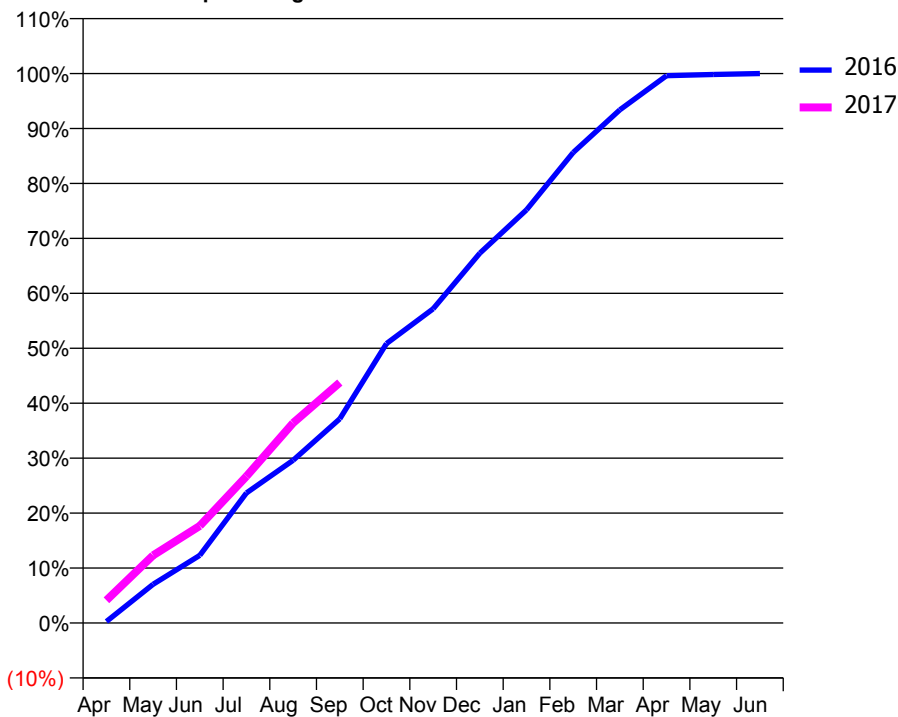
ACCESS*

Patients seen in 24 months	Total	Change since previous quarter
Quarter ending September 2015	5,909	
Quarter ending December 2015	6,429	↑
Quarter ending March 2016	6,815	↑
Quarter ending June 2016	7,076	↑
Quarter ending September 2016	7,180	→
Variance since September 2015	21.5%	↑



ACTIVITY

Cumulative percentage of contracted UDA delivered 2016 & 2017



Adjusted Scheduled Activity (UDA)

Month	2016	2017
April	56	860
May	1,462	2,557
June	2,557	3,669
July	4,911	5,544
August	6,146	7,559
September	7,714	9,081
October	10,551	
November	11,868	
December	13,966	
January	15,603	
February	17,768	
March	19,383	
April	20,673	
May	20,714	
June	20,750	

QUALITY

	Quantity	Base Number	Contract	AT	Region	England
% of FP17s for the same patient ID Re-attending within 3 months - Children	136	1,200	11.3%	12.3%	13.5%	12.4%
% of FP17s for the same patient ID Re-attending within 3 months - Adults	840	4,252	19.8%	18.0%	17.4%	16.7%
% of FP17s for the same patient ID Re-attending between 3 & 9 months - Children	658	1,200	54.8%	57.4%	59.0%	57.4%
% of FP17s for the same patient ID Re-attending between 3 & 9 months - Adults	2,022	4,252	47.6%	51.1%	52.6%	50.5%
% of FP17s for Band 1 Urgent Courses	648	4,458	14.5%	10.0%	9.4%	9.1%
% of FP17s Relating to Free Repair or Replacements	38	4,458	0.9%	1.0%	1.0%	0.8%
% of FP17s Relating to Continuations	70	4,458	1.6%	1.6%	1.5%	1.3%
% of Patients satisfied with the dentistry they have received	8	8	N/A	95.1%	93.7%	93.2%
% of Patients satisfied with the time they had to wait for an appointment	7	8	N/A	92.9%	90.0%	89.0%

* This is based on patients treated on this contract for their most recent course of treatment. Figures in italics indicate the base number of FP17s or Patient Questionnaire responses are less than 100. N/A is shown where the base number of responses is less than 10 during the period. % is calculated as Quantity/Base number*100

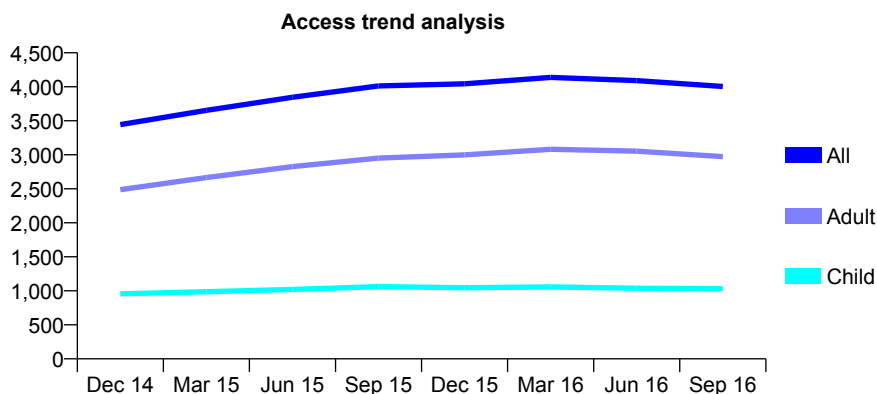
Q44 - Vital Signs At a Glance Contract Report for 109363/0001 - September 2016

Name or company name	Dane Bank House Dental Practice
Contract type name	GDS Contract
Purpose of contract	General
Contract start date	01/04/2014
Contract end date	

16/17 Contracted general activity (UDA)	13,460
Carry forward general activity (UDA)	0
16/17 Contracted orthodontic activity (UOA)	0
Carry forward orthodontic activity (UOA)	0
Baseline contract value	£316,867.63

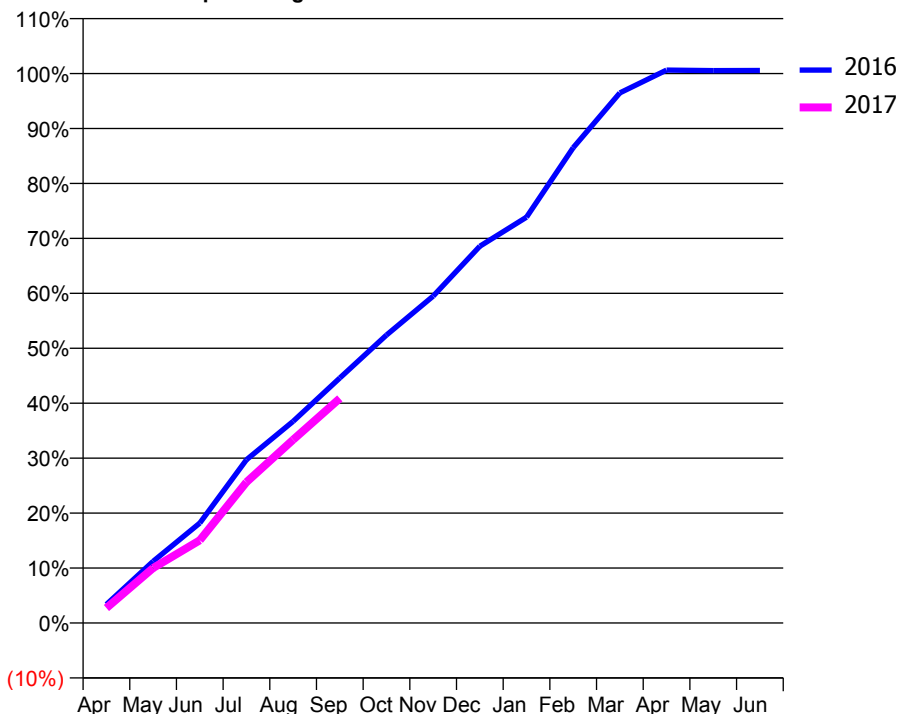
ACCESS*

Patients seen in 24 months	Total	Change since previous quarter
Quarter ending September 2015	4,013	
Quarter ending December 2015	4,045	→
Quarter ending March 2016	4,139	↑
Quarter ending June 2016	4,092	↓
Quarter ending September 2016	4,005	↓
Variance since September 2015	(0.2%)	→



ACTIVITY

Cumulative percentage of contracted UDA delivered 2016 & 2017



Month	Adjusted Scheduled Activity (UDA)	
	2016	2017
April	455	369
May	1,511	1,349
June	2,447	2,028
July	4,000	3,452
August	4,939	4,490
September	6,003	5,501
October	7,054	
November	8,007	
December	9,229	
January	9,941	
February	11,643	
March	12,986	
April	13,542	
May	13,532	
June	13,535	

QUALITY

	Quantity	Base Number	Contract	AT	Region	England
% of FP17s for the same patient ID Re-attending within 3 months - Children	50	852	5.9%	12.3%	13.5%	12.4%
% of FP17s for the same patient ID Re-attending within 3 months - Adults	211	2,132	9.9%	18.0%	17.4%	16.7%
% of FP17s for the same patient ID Re-attending between 3 & 9 months - Children	641	852	75.2%	57.4%	59.0%	57.4%
% of FP17s for the same patient ID Re-attending between 3 & 9 months - Adults	1,561	2,132	73.2%	51.1%	52.6%	50.5%
% of FP17s for Band 1 Urgent Courses	79	2,738	2.9%	10.0%	9.4%	9.1%
% of FP17s Relating to Free Repair or Replacements	59	2,738	2.2%	1.0%	1.0%	0.8%
% of FP17s Relating to Continuations	19	2,738	0.7%	1.6%	1.5%	1.3%
% of Patients satisfied with the dentistry they have received	6	6	N/A	95.1%	93.7%	93.2%
% of Patients satisfied with the time they had to wait for an appointment	6	6	N/A	92.9%	90.0%	89.0%

* This is based on patients treated on this contract for their most recent course of treatment. Figures in italics indicate the base number of FP17s or Patient Questionnaire responses are less than 100. N/A is shown where the base number of responses is less than 10 during the period. % is calculated as Quantity/Base number*100

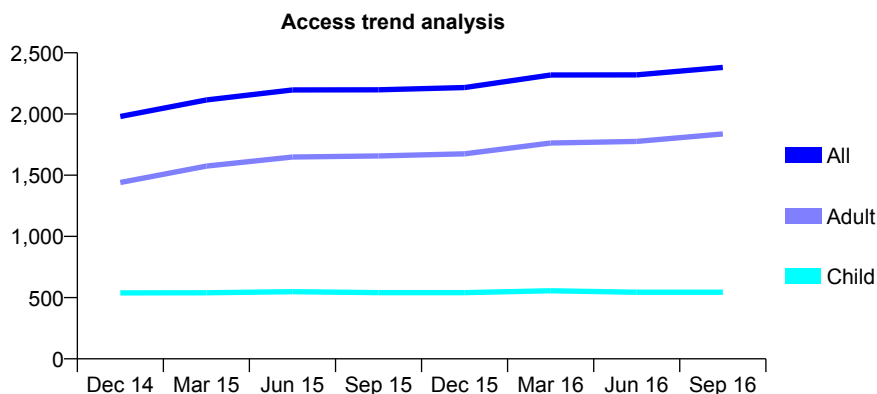
Q44 - Vital Signs At a Glance Contract Report for 109479/0001 - September 2016

Name or company name	Dental Care Neston
Contract type name	GDS Contract
Purpose of contract	General
Contract start date	16/05/2013
Contract end date	

16/17 Contracted general activity (UDA)	7,195
Carry forward general activity (UDA)	242
16/17 Contracted orthodontic activity (UOA)	0
Carry forward orthodontic activity (UOA)	0
Baseline contract value	£203,300.54

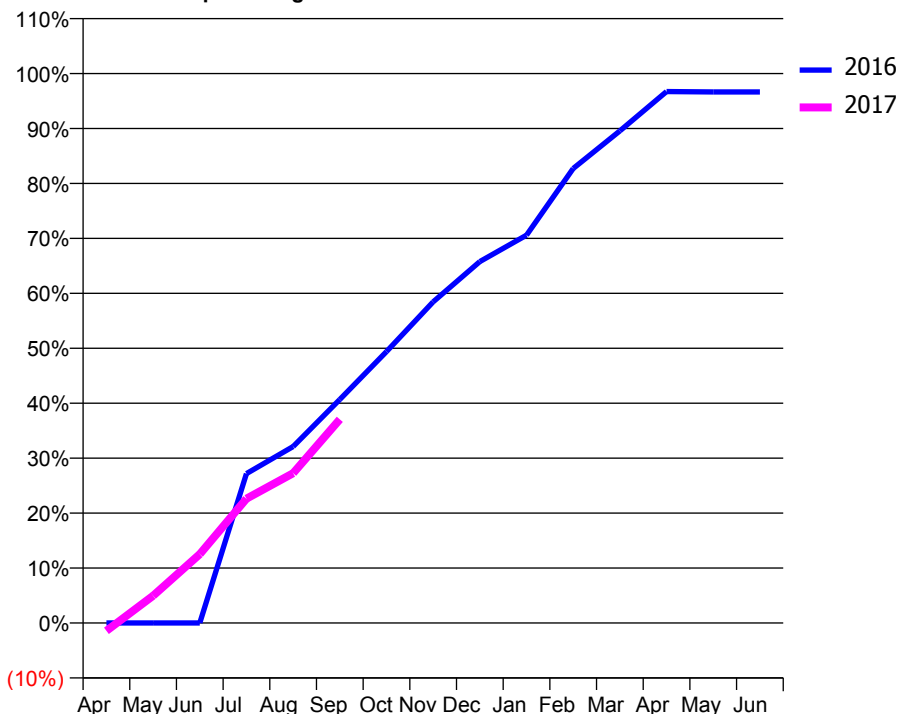
ACCESS*

Patients seen in 24 months	Total	Change since previous quarter
Quarter ending September 2015	2,198	
Quarter ending December 2015	2,216	→
Quarter ending March 2016	2,319	↑
Quarter ending June 2016	2,320	→
Quarter ending September 2016	2,381	↑
Variance since September 2015	8.3%	↑



ACTIVITY

Cumulative percentage of contracted UDA delivered 2016 & 2017



Adjusted Scheduled Activity (UDA)

Month	2016	2017
April	0	-104
May	0	357
June	0	902
July	1,956	1,629
August	2,310	1,961
September	2,927	2,667
October	3,554	
November	4,205	
December	4,733	
January	5,077	
February	5,952	
March	6,444	
April	6,958	
May	6,953	
June	6,953	

QUALITY

	Quantity	Base Number	Contract	AT	Region	England
% of FP17s for the same patient ID Re-attending within 3 months - Children	34	457	7.4%	12.3%	13.5%	12.4%
% of FP17s for the same patient ID Re-attending within 3 months - Adults	254	1,709	14.9%	18.0%	17.4%	16.7%
% of FP17s for the same patient ID Re-attending between 3 & 9 months - Children	340	457	74.4%	57.4%	59.0%	57.4%
% of FP17s for the same patient ID Re-attending between 3 & 9 months - Adults	1,119	1,709	65.5%	51.1%	52.6%	50.5%
% of FP17s for Band 1 Urgent Courses	101	1,434	7.0%	10.0%	9.4%	9.1%
% of FP17s Relating to Free Repair or Replacements	0	1,434	0.0%	1.0%	1.0%	0.8%
% of FP17s Relating to Continuations	4	1,434	0.3%	1.6%	1.5%	1.3%
% of Patients satisfied with the dentistry they have received	7	8	N/A	95.1%	93.7%	93.2%
% of Patients satisfied with the time they had to wait for an appointment	7	8	N/A	92.9%	90.0%	89.0%

* This is based on patients treated on this contract for their most recent course of treatment. Figures in italics indicate the base number of FP17s or Patient Questionnaire responses are less than 100. N/A is shown where the base number of responses is less than 10 during the period. % is calculated as Quantity/Base number*100

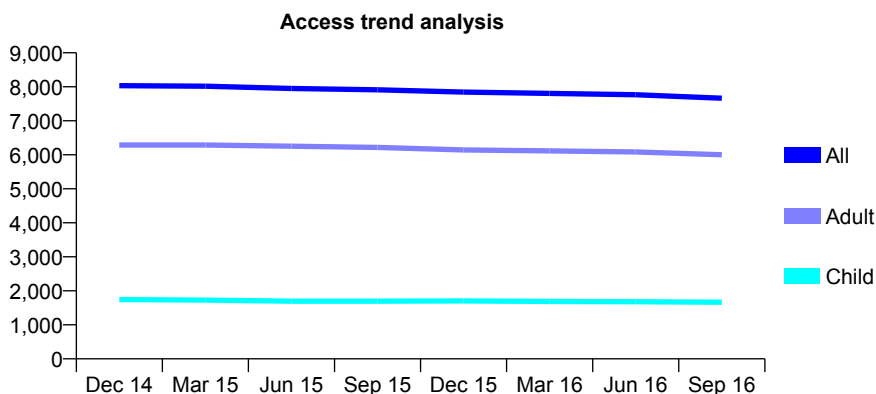
Q44 - Vital Signs At a Glance Contract Report for 109886/0001 - September 2016

Name or company name	Eastham Dental Practice
Contract type name	GDS Contract
Purpose of contract	General
Contract start date	01/04/2006
Contract end date	

16/17 Contracted general activity (UDA)	22,917
Carry forward general activity (UDA)	47
16/17 Contracted orthodontic activity (UOA)	0
Carry forward orthodontic activity (UOA)	0
Baseline contract value	£666,932.86

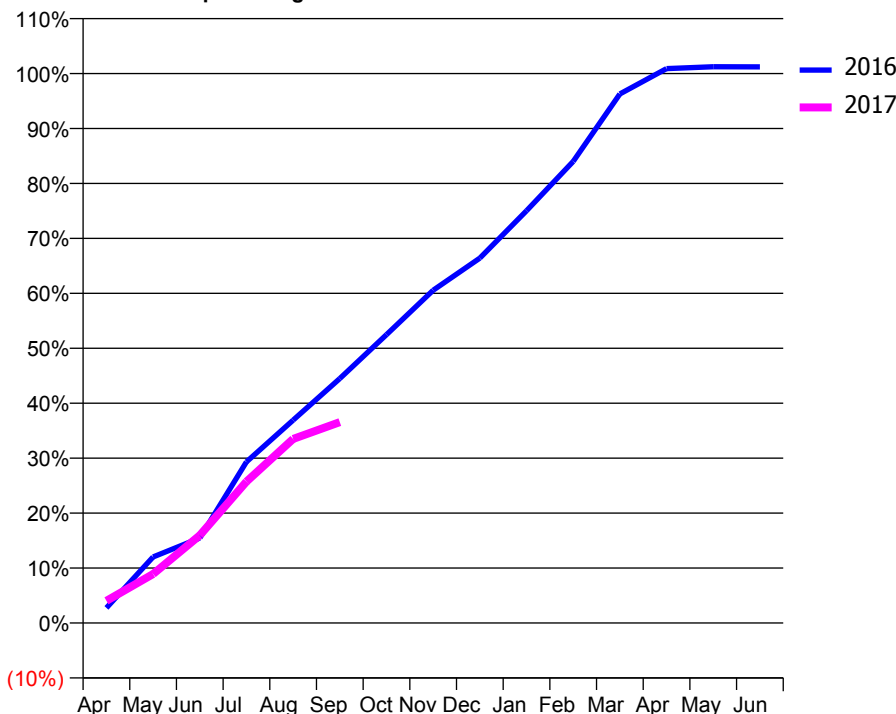
ACCESS*

Patients seen in 24 months	Total	Change since previous quarter
Quarter ending September 2015	7,913	
Quarter ending December 2015	7,846	→
Quarter ending March 2016	7,804	→
Quarter ending June 2016	7,766	→
Quarter ending September 2016	7,663	↓
Variance since September 2015	(3.2%)	↓



ACTIVITY

Cumulative percentage of contracted UDA delivered 2016 & 2017



Month	Adjusted Scheduled Activity (UDA)	
	2016	2017
April	633	928
May	2,758	2,043
June	3,546	3,655
July	6,722	5,899
August	8,460	7,678
September	10,198	8,377
October	12,027	
November	13,879	
December	15,220	
January	17,191	
February	19,251	
March	22,062	
April	23,121	
May	23,196	
June	23,193	

QUALITY

	Quantity	Base Number	Contract	AT	Region	England
% of FP17s for the same patient ID Re-attending within 3 months - Children	68	1,069	6.4%	12.3%	13.5%	12.4%
% of FP17s for the same patient ID Re-attending within 3 months - Adults	527	3,767	14.0%	18.0%	17.4%	16.7%
% of FP17s for the same patient ID Re-attending between 3 & 9 months - Children	680	1,069	63.6%	57.4%	59.0%	57.4%
% of FP17s for the same patient ID Re-attending between 3 & 9 months - Adults	2,356	3,767	62.5%	51.1%	52.6%	50.5%
% of FP17s for Band 1 Urgent Courses	456	4,032	11.3%	10.0%	9.4%	9.1%
% of FP17s Relating to Free Repair or Replacements	33	4,032	0.8%	1.0%	1.0%	0.8%
% of FP17s Relating to Continuations	66	4,032	1.6%	1.6%	1.5%	1.3%
% of Patients satisfied with the dentistry they have received	9	10	90.0%	95.1%	93.7%	93.2%
% of Patients satisfied with the time they had to wait for an appointment	9	10	90.0%	92.9%	90.0%	89.0%

* This is based on patients treated on this contract for their most recent course of treatment. Figures in italics indicate the base number of FP17s or Patient Questionnaire responses are less than 100. N/A is shown where the base number of responses is less than 10 during the period. % is calculated as Quantity/Base number*100

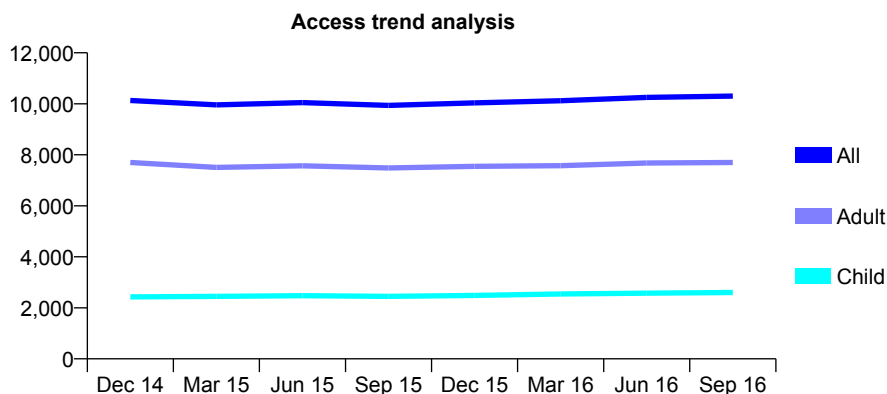
Q44 - Vital Signs At a Glance Contract Report for 111236/0001 - September 2016

Name or company name	Padgate (No 1) Limited
Contract type name	GDS Contract
Purpose of contract	General
Contract start date	01/11/2007
Contract end date	

16/17 Contracted general activity (UDA)	28,655
Carry forward general activity (UDA)	0
16/17 Contracted orthodontic activity (UOA)	0
Carry forward orthodontic activity (UOA)	0
Baseline contract value	£800,929.43

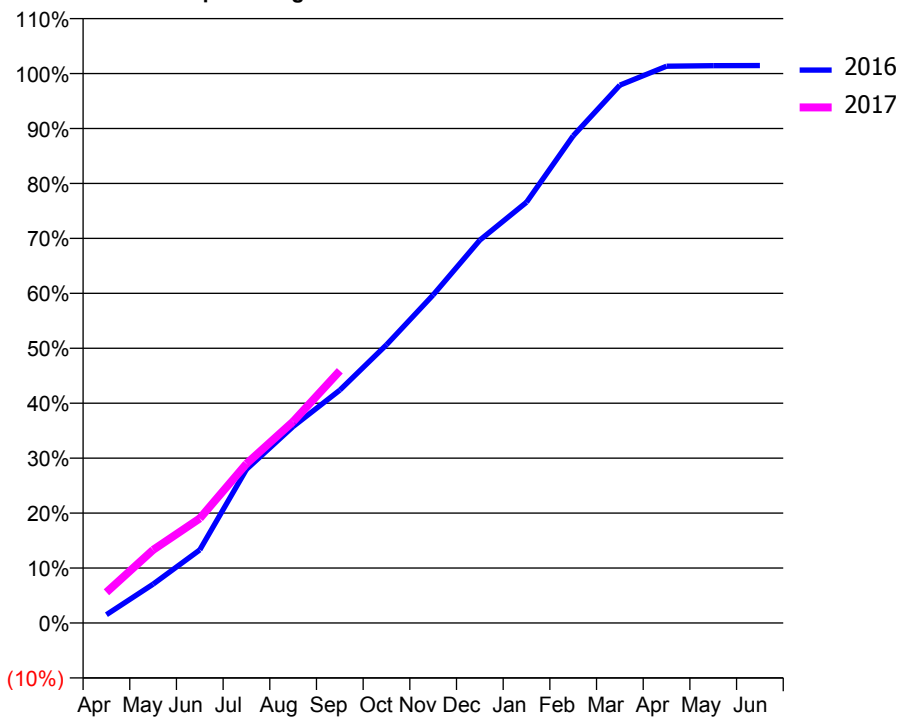
ACCESS*

Patients seen in 24 months	Total	Change since previous quarter
Quarter ending September 2015	9,937	
Quarter ending December 2015	10,036	→
Quarter ending March 2016	10,118	→
Quarter ending June 2016	10,249	→
Quarter ending September 2016	10,302	→
Variance since September 2015	3.7%	↑



ACTIVITY

Cumulative percentage of contracted UDA delivered 2016 & 2017



Month	Adjusted Scheduled Activity (UDA)	
	2016	2017
April	432	1,602
May	2,025	3,816
June	3,816	5,455
July	8,011	8,305
August	10,249	10,505
September	12,144	13,151
October	14,507	
November	17,112	
December	19,965	
January	21,945	
February	25,407	
March	28,045	
April	29,033	
May	29,062	
June	29,067	

QUALITY

	Quantity	Base Number	Contract	AT	Region	England
% of FP17s for the same patient ID Re-attending within 3 months - Children	99	1,713	5.8%	12.3%	13.5%	12.4%
% of FP17s for the same patient ID Re-attending within 3 months - Adults	595	4,728	12.6%	18.0%	17.4%	16.7%
% of FP17s for the same patient ID Re-attending between 3 & 9 months - Children	877	1,713	51.2%	57.4%	59.0%	57.4%
% of FP17s for the same patient ID Re-attending between 3 & 9 months - Adults	2,306	4,728	48.8%	51.1%	52.6%	50.5%
% of FP17s for Band 1 Urgent Courses	355	6,006	5.9%	10.0%	9.4%	9.1%
% of FP17s Relating to Free Repair or Replacements	90	6,006	1.5%	1.0%	1.0%	0.8%
% of FP17s Relating to Continuations	118	6,006	2.0%	1.6%	1.5%	1.3%
% of Patients satisfied with the dentistry they have received	9	9	N/A	95.1%	93.7%	93.2%
% of Patients satisfied with the time they had to wait for an appointment	7	9	N/A	92.9%	90.0%	89.0%

* This is based on patients treated on this contract for their most recent course of treatment. Figures in italics indicate the base number of FP17s or Patient Questionnaire responses are less than 100. N/A is shown where the base number of responses is less than 10 during the period. % is calculated as Quantity/Base number*100

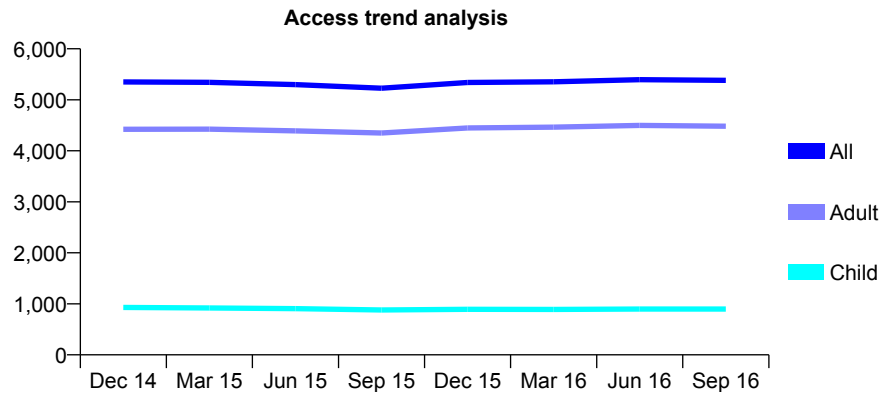
Q44 - Vital Signs At a Glance Contract Report for 114162/0001 - September 2016

Name or company name	Bankhouse Dental Practice
Contract type name	GDS Contract
Purpose of contract	General
Contract start date	01/04/2009
Contract end date	

16/17 Contracted general activity (UDA)	13,669
Carry forward general activity (UDA)	0
16/17 Contracted orthodontic activity (UOA)	0
Carry forward orthodontic activity (UOA)	0
Baseline contract value	£321,476.09

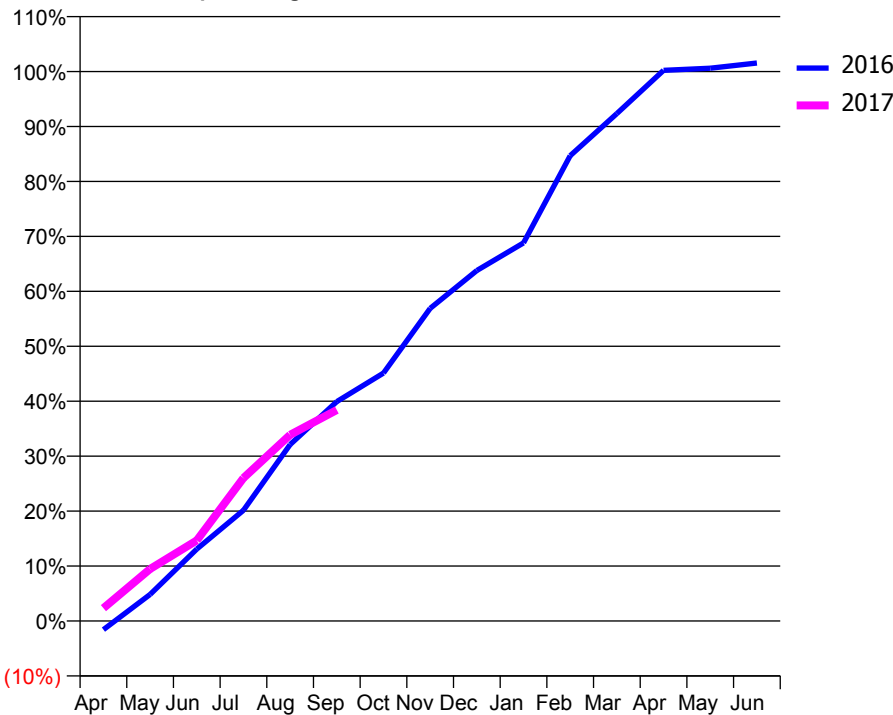
ACCESS*

Patients seen in 24 months	Total	Change since previous quarter
Quarter ending September 2015	5,228	
Quarter ending December 2015	5,340	↑
Quarter ending March 2016	5,354	→
Quarter ending June 2016	5,394	→
Quarter ending September 2016	5,382	→
Variance since September 2015	2.9%	↑



ACTIVITY

Cumulative percentage of contracted UDA delivered 2016 & 2017



Month	Adjusted Scheduled Activity (UDA)	
	2016	2017
April	-218	320
May	662	1,294
June	1,790	2,004
July	2,756	3,556
August	4,389	4,634
September	5,459	5,251
October	6,167	
November	7,777	
December	8,719	
January	9,406	
February	11,575	
March	12,623	
April	13,696	
May	13,751	
June	13,881	

QUALITY

	Quantity	Base Number	Contract	AT	Region	England
% of FP17s for the same patient ID Re-attending within 3 months - Children	37	539	6.9%	12.3%	13.5%	12.4%
% of FP17s for the same patient ID Re-attending within 3 months - Adults	302	2,394	12.6%	18.0%	17.4%	16.7%
% of FP17s for the same patient ID Re-attending between 3 & 9 months - Children	245	539	45.5%	57.4%	59.0%	57.4%
% of FP17s for the same patient ID Re-attending between 3 & 9 months - Adults	1,095	2,394	45.7%	51.1%	52.6%	50.5%
% of FP17s for Band 1 Urgent Courses	208	2,090	10.0%	10.0%	9.4%	9.1%
% of FP17s Relating to Free Repair or Replacements	7	2,090	0.3%	1.0%	1.0%	0.8%
% of FP17s Relating to Continuations	36	2,090	1.7%	1.6%	1.5%	1.3%
% of Patients satisfied with the dentistry they have received	8	9	N/A	95.1%	93.7%	93.2%
% of Patients satisfied with the time they had to wait for an appointment	8	9	N/A	92.9%	90.0%	89.0%

* This is based on patients treated on this contract for their most recent course of treatment. Figures in italics indicate the base number of FP17s or Patient Questionnaire responses are less than 100. N/A is shown where the base number of responses is less than 10 during the period. % is calculated as Quantity/Base number*100

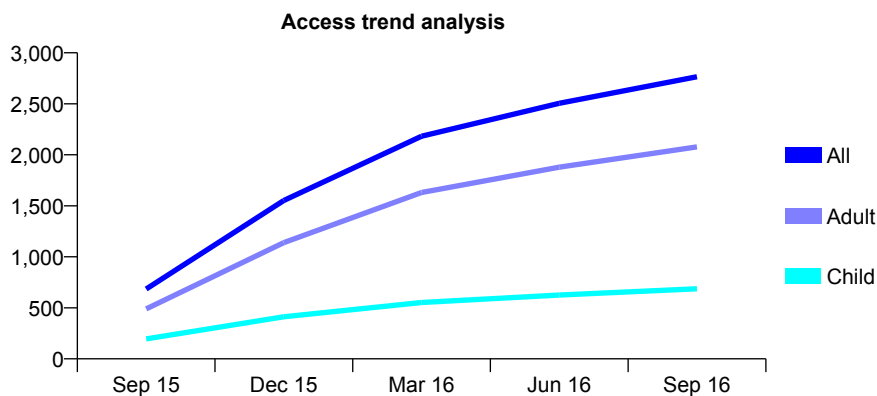
Q44 - Vital Signs At a Glance Contract Report for 115819/0001 - September 2016

Name or company name	Cotswold Dental Practice
Contract type name	GDS Contract
Purpose of contract	General
Contract start date	01/07/2015
Contract end date	

16/17 Contracted general activity (UDA)	9,974
Carry forward general activity (UDA)	113
16/17 Contracted orthodontic activity (UOA)	0
Carry forward orthodontic activity (UOA)	0
Baseline contract value	£300,206.15

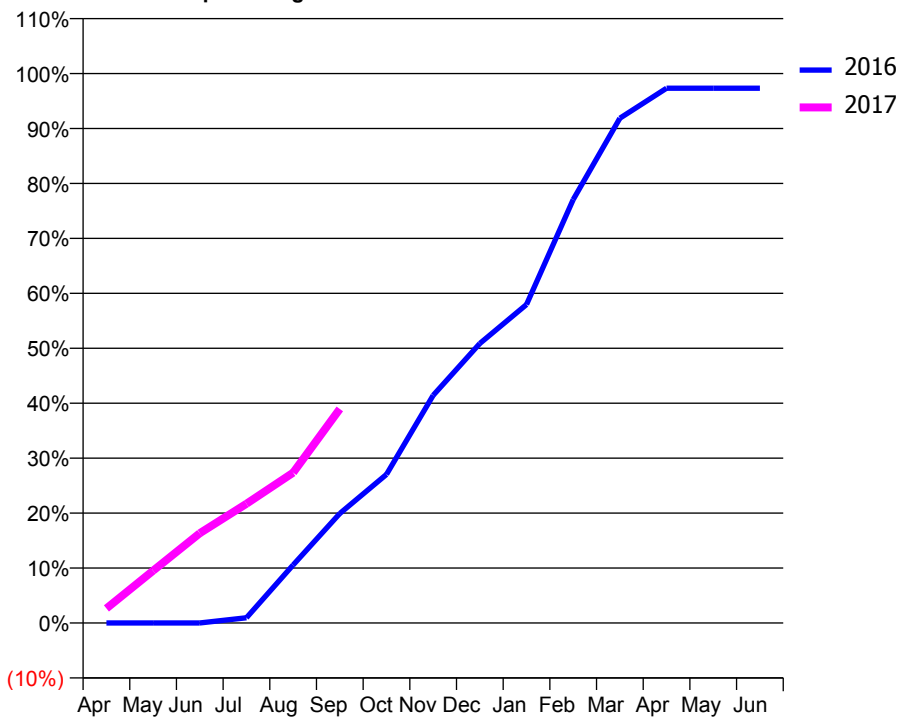
ACCESS*

Patients seen in 24 months	Total	Change since previous quarter
Quarter ending September 2015	684	
Quarter ending December 2015	1,552	↑
Quarter ending March 2016	2,183	↑
Quarter ending June 2016	2,505	↑
Quarter ending September 2016	2,765	↑
Variance since September 2015	304.2%	↑



ACTIVITY

Cumulative percentage of contracted UDA delivered 2016 & 2017



Adjusted Scheduled Activity (UDA)

Month	2016	2017
April	0	266
May	0	951
June	0	1,630
July	74	2,166
August	821	2,728
September	1,550	3,885
October	2,102	
November	3,221	
December	3,954	
January	4,506	
February	5,990	
March	7,141	
April	7,566	
May	7,566	
June	7,566	

QUALITY

	Quantity	Base Number	Contract	AT	Region	England
% of FP17s for the same patient ID Re-attending within 3 months - Children	35	475	7.4%	12.3%	13.5%	12.4%
% of FP17s for the same patient ID Re-attending within 3 months - Adults	188	1,369	13.7%	18.0%	17.4%	16.7%
% of FP17s for the same patient ID Re-attending between 3 & 9 months - Children	212	475	44.6%	57.4%	59.0%	57.4%
% of FP17s for the same patient ID Re-attending between 3 & 9 months - Adults	500	1,369	36.5%	51.1%	52.6%	50.5%
% of FP17s for Band 1 Urgent Courses	86	1,683	5.1%	10.0%	9.4%	9.1%
% of FP17s Relating to Free Repair or Replacements	36	1,683	2.1%	1.0%	1.0%	0.8%
% of FP17s Relating to Continuations	31	1,683	1.8%	1.6%	1.5%	1.3%
% of Patients satisfied with the dentistry they have received	3	3	N/A	95.1%	93.7%	93.2%
% of Patients satisfied with the time they had to wait for an appointment	3	3	N/A	92.9%	90.0%	89.0%

* This is based on patients treated on this contract for their most recent course of treatment. Figures in italics indicate the base number of FP17s or Patient Questionnaire responses are less than 100. N/A is shown where the base number of responses is less than 10 during the period. % is calculated as Quantity/Base number*100

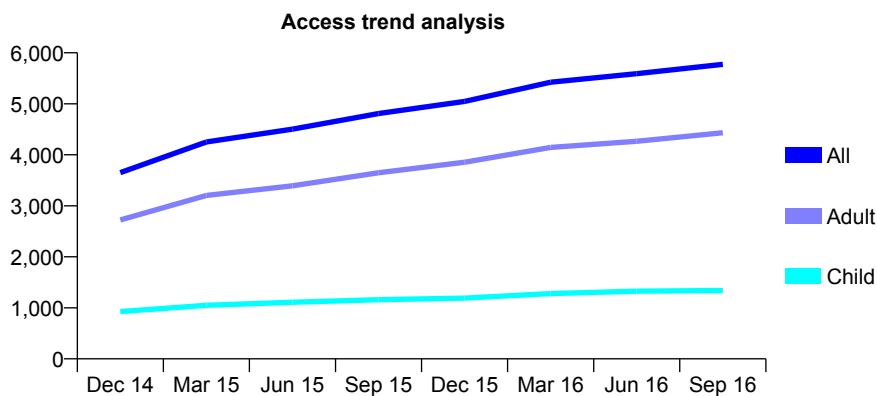
Q44 - Vital Signs At a Glance Contract Report for 116203/0001 - September 2016

Name or company name	Paddock Dental Practice
Contract type name	GDS Contract
Purpose of contract	General
Contract start date	01/04/2014
Contract end date	

16/17 Contracted general activity (UDA)	16,250
Carry forward general activity (UDA)	479
16/17 Contracted orthodontic activity (UOA)	0
Carry forward orthodontic activity (UOA)	0
Baseline contract value	£445,379.93

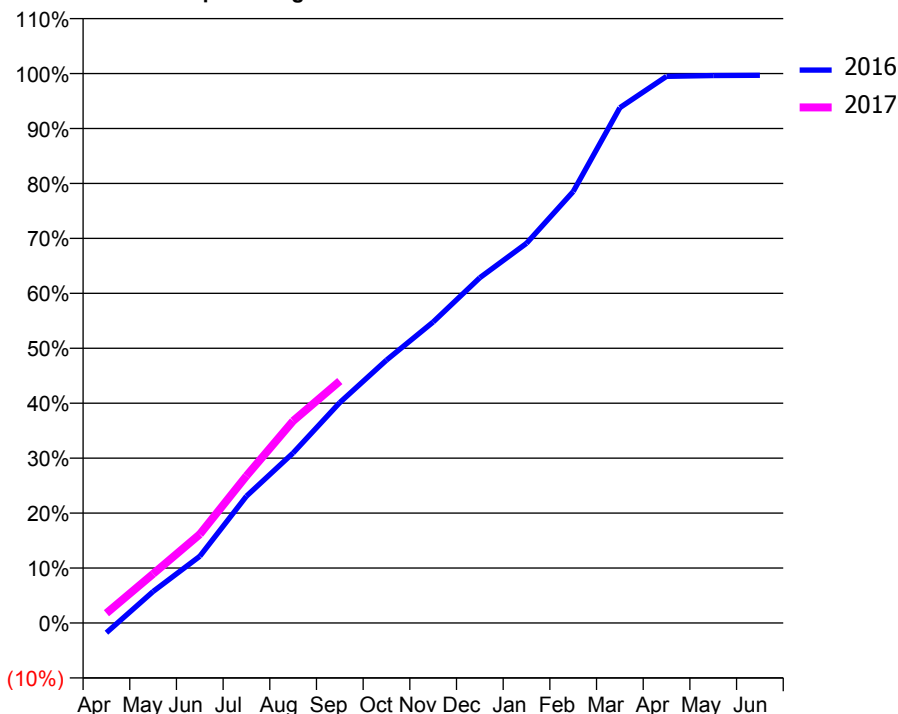
ACCESS*

Patients seen in 24 months	Total	Change since previous quarter
Quarter ending September 2015	4,808	
Quarter ending December 2015	5,048	↑
Quarter ending March 2016	5,424	↑
Quarter ending June 2016	5,592	↑
Quarter ending September 2016	5,773	↑
Variance since September 2015	20.1%	↑



ACTIVITY

Cumulative percentage of contracted UDA delivered 2016 & 2017



Adjusted Scheduled Activity (UDA)

Month	2016	2017
April	-291	289
May	931	1,454
June	1,972	2,623
July	3,753	4,350
August	5,030	5,975
September	6,521	7,154
October	7,776	
November	8,903	
December	10,212	
January	11,228	
February	12,759	
March	15,239	
April	16,166	
May	16,188	
June	16,197	

QUALITY

	Quantity	Base Number	Contract	AT	Region	England
% of FP17s for the same patient ID Re-attending within 3 months - Children	77	1,001	7.7%	12.3%	13.5%	12.4%
% of FP17s for the same patient ID Re-attending within 3 months - Adults	581	3,310	17.6%	18.0%	17.4%	16.7%
% of FP17s for the same patient ID Re-attending between 3 & 9 months - Children	643	1,001	64.2%	57.4%	59.0%	57.4%
% of FP17s for the same patient ID Re-attending between 3 & 9 months - Adults	1,565	3,310	47.3%	51.1%	52.6%	50.5%
% of FP17s for Band 1 Urgent Courses	586	3,887	15.1%	10.0%	9.4%	9.1%
% of FP17s Relating to Free Repair or Replacements	52	3,887	1.3%	1.0%	1.0%	0.8%
% of FP17s Relating to Continuations	76	3,887	2.0%	1.6%	1.5%	1.3%
% of Patients satisfied with the dentistry they have received	9	9	N/A	95.1%	93.7%	93.2%
% of Patients satisfied with the time they had to wait for an appointment	9	9	N/A	92.9%	90.0%	89.0%

* This is based on patients treated on this contract for their most recent course of treatment. Figures in italics indicate the base number of FP17s or Patient Questionnaire responses are less than 100. N/A is shown where the base number of responses is less than 10 during the period. % is calculated as Quantity/Base number*100

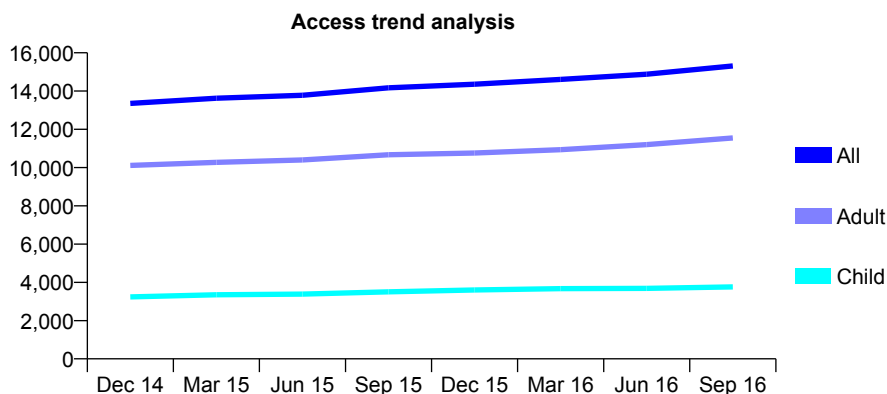
Q44 - Vital Signs At a Glance Contract Report for 116777/0001 - September 2016

Name or company name	Alchemy Dental Practice
Contract type name	GDS Contract
Purpose of contract	General
Contract start date	01/07/2008
Contract end date	

16/17 Contracted general activity (UDA)	36,546
Carry forward general activity (UDA)	210
16/17 Contracted orthodontic activity (UOA)	0
Carry forward orthodontic activity (UOA)	0
Baseline contract value	£918,697.09

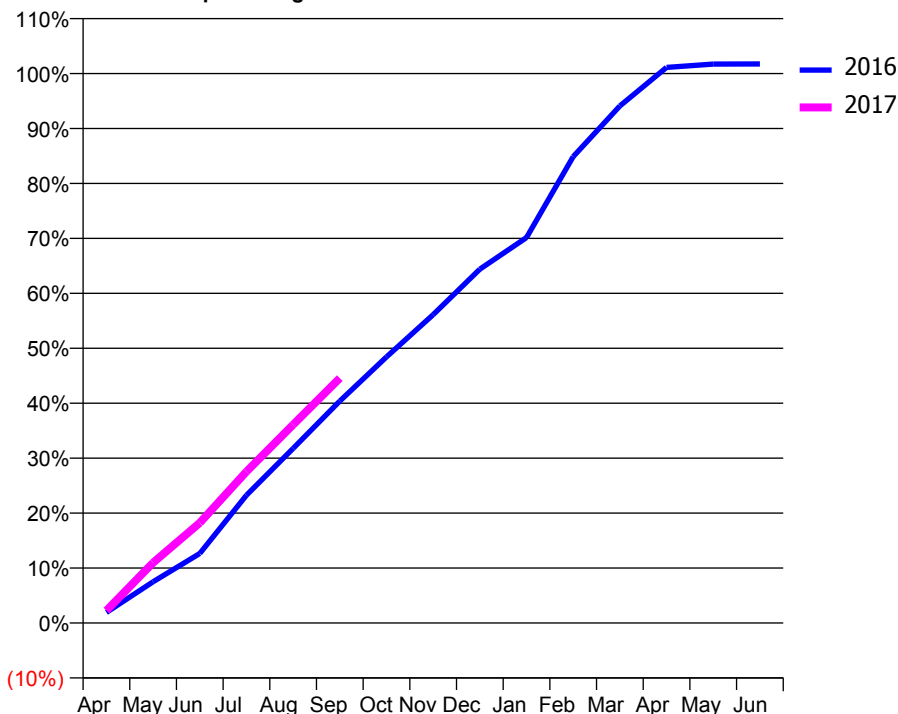
ACCESS*

Patients seen in 24 months	Total	Change since previous quarter
Quarter ending September 2015	14,172	
Quarter ending December 2015	14,357	→
Quarter ending March 2016	14,606	→
Quarter ending June 2016	14,884	→
Quarter ending September 2016	15,313	↑
Variance since September 2015	8.1%	↑



ACTIVITY

Cumulative percentage of contracted UDA delivered 2016 & 2017



Month	Adjusted Scheduled Activity (UDA)	
	2016	2017
April	705	832
May	2,749	4,013
June	4,621	6,669
July	8,497	10,074
August	11,611	13,193
September	14,759	16,290
October	17,694	
November	20,513	
December	23,529	
January	25,636	
February	31,015	
March	34,390	
April	36,950	
May	37,176	
June	37,179	

QUALITY

	Quantity	Base Number	Contract	AT	Region	England
% of FP17s for the same patient ID Re-attending within 3 months - Children	190	2,388	8.0%	12.3%	13.5%	12.4%
% of FP17s for the same patient ID Re-attending within 3 months - Adults	1,228	6,903	17.8%	18.0%	17.4%	16.7%
% of FP17s for the same patient ID Re-attending between 3 & 9 months - Children	1,276	2,388	53.4%	57.4%	59.0%	57.4%
% of FP17s for the same patient ID Re-attending between 3 & 9 months - Adults	2,634	6,903	38.2%	51.1%	52.6%	50.5%
% of FP17s for Band 1 Urgent Courses	1,492	7,643	19.5%	10.0%	9.4%	9.1%
% of FP17s Relating to Free Repair or Replacements	52	7,643	0.7%	1.0%	1.0%	0.8%
% of FP17s Relating to Continuations	116	7,643	1.5%	1.6%	1.5%	1.3%
% of Patients satisfied with the dentistry they have received	44	44	100.0%	95.1%	93.7%	93.2%
% of Patients satisfied with the time they had to wait for an appointment	42	44	95.5%	92.9%	90.0%	89.0%

* This is based on patients treated on this contract for their most recent course of treatment. Figures in italics indicate the base number of FP17s or Patient Questionnaire responses are less than 100. N/A is shown where the base number of responses is less than 10 during the period. % is calculated as Quantity/Base number*100

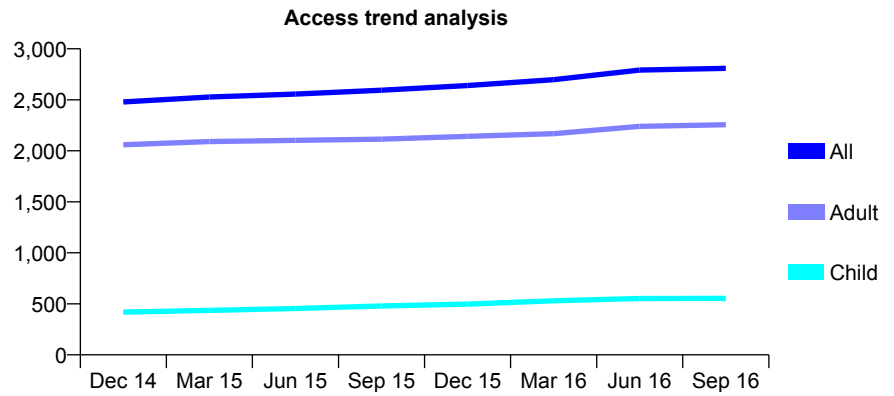
Q44 - Vital Signs At a Glance Contract Report for 120650/0001 - September 2016

Name or company name	Silk Dental Care Ltd
Contract type name	GDS Contract
Purpose of contract	General
Contract start date	01/04/2011
Contract end date	

16/17 Contracted general activity (UDA)	10,173
Carry forward general activity (UDA)	0
16/17 Contracted orthodontic activity (UOA)	0
Carry forward orthodontic activity (UOA)	0
Baseline contract value	£213,558.87

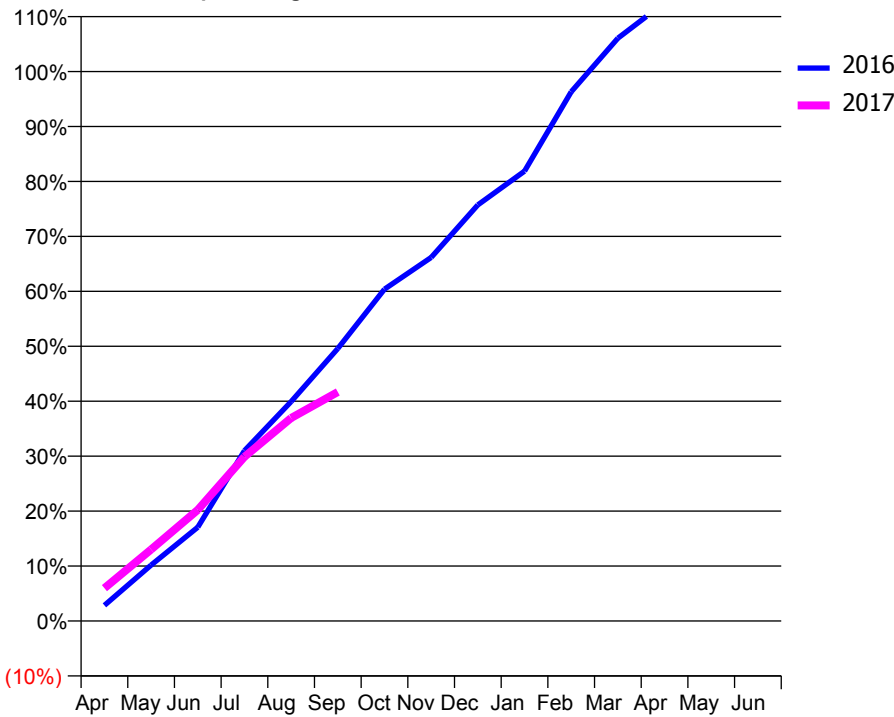
ACCESS*

Patients seen in 24 months	Total	Change since previous quarter
Quarter ending September 2015	2,594	
Quarter ending December 2015	2,640	→
Quarter ending March 2016	2,698	↑
Quarter ending June 2016	2,792	↑
Quarter ending September 2016	2,808	→
Variance since September 2015	8.2%	↑



ACTIVITY

Cumulative percentage of contracted UDA delivered 2016 & 2017



Month	Adjusted Scheduled Activity (UDA)	
	2016	2017
April	234	607
May	832	1,325
June	1,396	2,057
July	2,533	3,040
August	3,263	3,759
September	4,053	4,239
October	4,936	
November	5,408	
December	6,188	
January	6,691	
February	7,872	
March	8,669	
April	9,195	
May	9,199	
June	9,201	

QUALITY

	Quantity	Base Number	Contract	AT	Region	England
% of FP17s for the same patient ID Re-attending within 3 months - Children	28	424	6.6%	12.3%	13.5%	12.4%
% of FP17s for the same patient ID Re-attending within 3 months - Adults	209	1,578	13.2%	18.0%	17.4%	16.7%
% of FP17s for the same patient ID Re-attending between 3 & 9 months - Children	276	424	65.1%	57.4%	59.0%	57.4%
% of FP17s for the same patient ID Re-attending between 3 & 9 months - Adults	821	1,578	52.0%	51.1%	52.6%	50.5%
% of FP17s for Band 1 Urgent Courses	137	1,815	7.5%	10.0%	9.4%	9.1%
% of FP17s Relating to Free Repair or Replacements	15	1,815	0.8%	1.0%	1.0%	0.8%
% of FP17s Relating to Continuations	37	1,815	2.0%	1.6%	1.5%	1.3%
% of Patients satisfied with the dentistry they have received	6	6	N/A	95.1%	93.7%	93.2%
% of Patients satisfied with the time they had to wait for an appointment	6	6	N/A	92.9%	90.0%	89.0%

* This is based on patients treated on this contract for their most recent course of treatment. Figures in italics indicate the base number of FP17s or Patient Questionnaire responses are less than 100. N/A is shown where the base number of responses is less than 10 during the period. % is calculated as Quantity/Base number*100

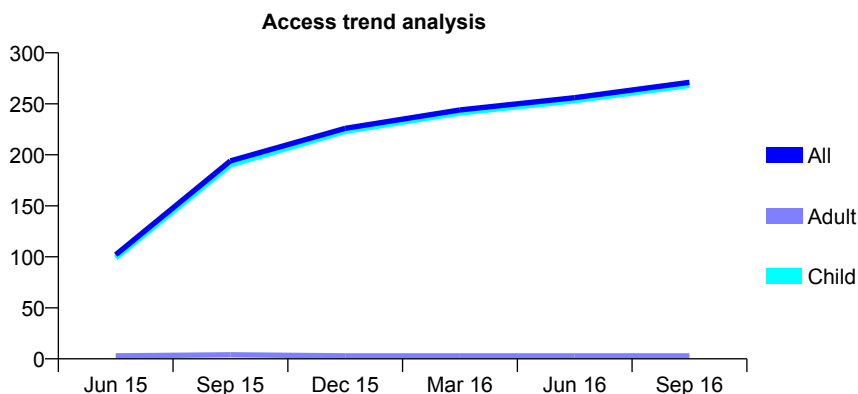
Q44 - Vital Signs At a Glance Contract Report for 127213/0001 - September 2016

Name or company name	Wirral Community NHS Trust
Contract type name	PDS Contract
Purpose of contract	General
Contract start date	01/04/2015
Contract end date	31/03/2018

16/17 Contracted general activity (UDA)	4,000
Carry forward general activity (UDA)	0
16/17 Contracted orthodontic activity (UOA)	0
Carry forward orthodontic activity (UOA)	0
Baseline contract value	£792,923.68

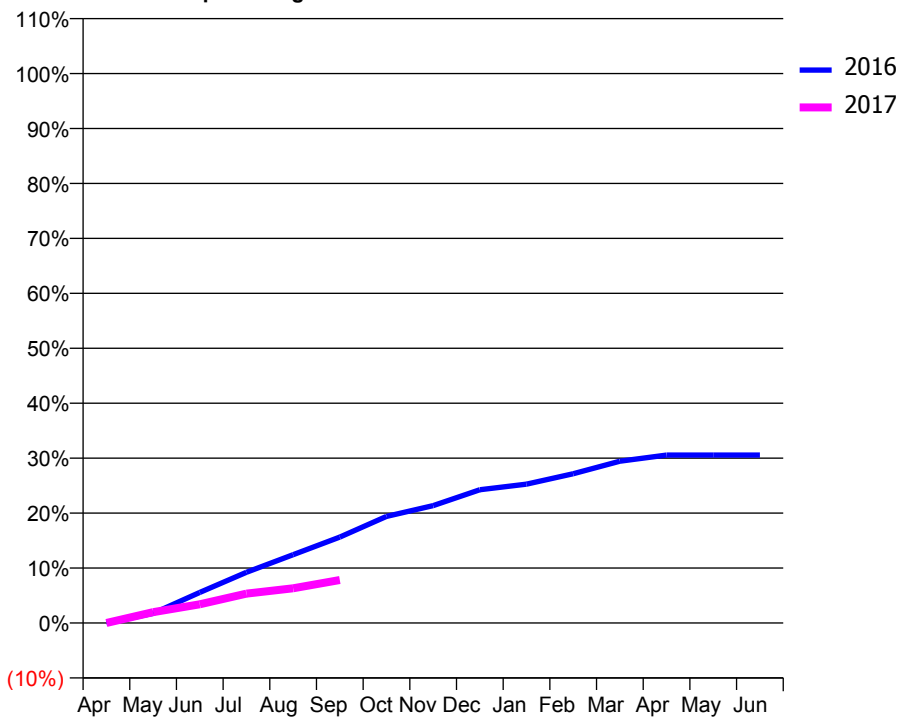
ACCESS*

Patients seen in 24 months	Total	Change since previous quarter
Quarter ending September 2015	194	
Quarter ending December 2015	226	↑
Quarter ending March 2016	244	↑
Quarter ending June 2016	256	↑
Quarter ending September 2016	271	↑
Variance since September 2015	39.7%	↑



ACTIVITY

Cumulative percentage of contracted UDA delivered 2016 & 2017



Adjusted Scheduled Activity (UDA)

Month	2016	2017
April	0	0
May	70	79
June	223	136
July	369	214
August	497	253
September	625	313
October	776	
November	855	
December	971	
January	1,011	
February	1,087	
March	1,178	
April	1,223	
May	1,223	
June	1,223	

QUALITY

	Quantity	Base Number	Contract	AT	Region	England
% of FP17s for the same patient ID Re-attending within 3 months - Children	0	120	0.0%	12.3%	13.5%	12.4%
% of FP17s for the same patient ID Re-attending within 3 months - Adults	0	0	N/A	18.0%	17.4%	16.7%
% of FP17s for the same patient ID Re-attending between 3 & 9 months - Children	0	120	0.0%	57.4%	59.0%	57.4%
% of FP17s for the same patient ID Re-attending between 3 & 9 months - Adults	0	0	N/A	51.1%	52.6%	50.5%
% of FP17s for Band 1 Urgent Courses	0	105	0.0%	10.0%	9.4%	9.1%
% of FP17s Relating to Free Repair or Replacements	0	105	0.0%	1.0%	1.0%	0.8%
% of FP17s Relating to Continuations	0	105	0.0%	1.6%	1.5%	1.3%
% of Patients satisfied with the dentistry they have received	0	0	N/A	95.1%	93.7%	93.2%
% of Patients satisfied with the time they had to wait for an appointment	0	0	N/A	92.9%	90.0%	89.0%

* This is based on patients treated on this contract for their most recent course of treatment. Figures in italics indicate the base number of FP17s or Patient Questionnaire responses are less than 100. N/A is shown where the base number of responses is less than 10 during the period. % is calculated as Quantity/Base number*100

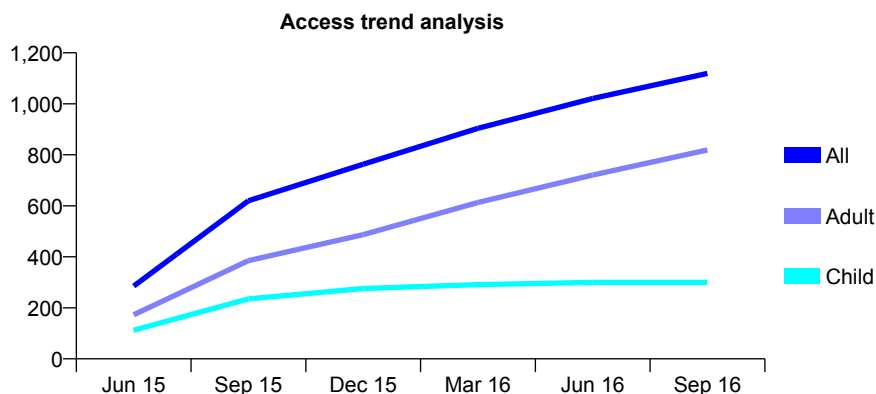
Q44 - Vital Signs At a Glance Contract Report for 127213/0007 - September 2016

Name or company name	Wirral Community NHS Trust
Contract type name	PDS Contract
Purpose of contract	General
Contract start date	01/04/2015
Contract end date	31/03/2018

16/17 Contracted general activity (UDA)	6,500
Carry forward general activity (UDA)	0
16/17 Contracted orthodontic activity (UOA)	0
Carry forward orthodontic activity (UOA)	0
Baseline contract value	£1,272,555.77

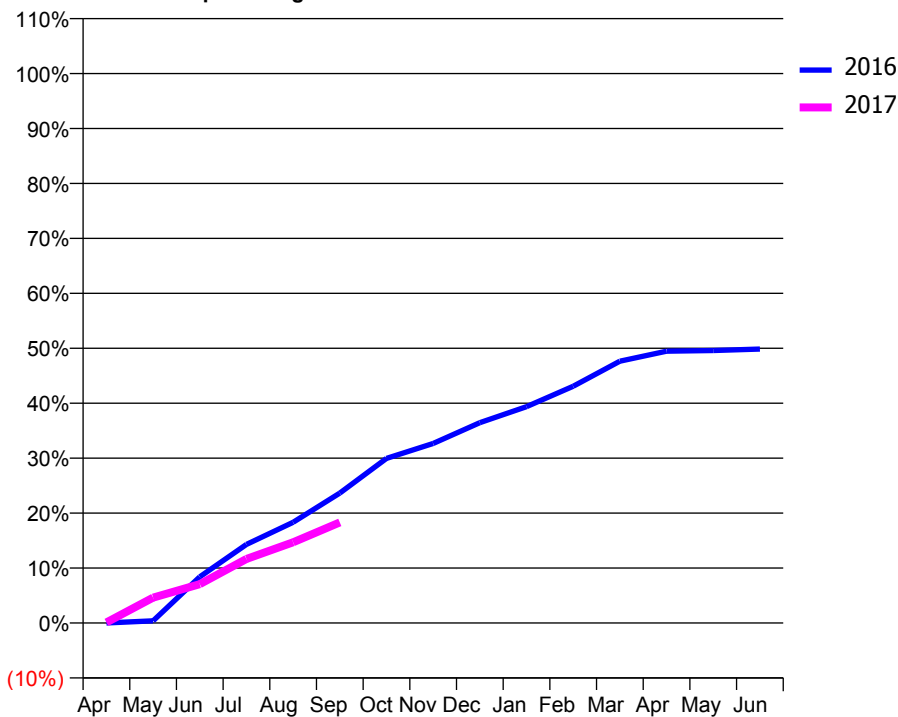
ACCESS*

Patients seen in 24 months	Total	Change since previous quarter
Quarter ending September 2015	620	
Quarter ending December 2015	763	↑
Quarter ending March 2016	904	↑
Quarter ending June 2016	1,021	↑
Quarter ending September 2016	1,119	↑
Variance since September 2015	80.5%	↑



ACTIVITY

Cumulative percentage of contracted UDA delivered 2016 & 2017



Adjusted Scheduled Activity (UDA)

Month	2016	2017
April	0	7
May	27	300
June	546	459
July	930	758
August	1,192	956
September	1,537	1,190
October	1,948	
November	2,124	
December	2,370	
January	2,559	
February	2,800	
March	3,097	
April	3,216	
May	3,223	
June	3,240	

QUALITY

	Quantity	Base Number	Contract	AT	Region	England
% of FP17s for the same patient ID Re-attending within 3 months - Children	8	157	5.1%	12.3%	13.5%	12.4%
% of FP17s for the same patient ID Re-attending within 3 months - Adults	21	433	4.8%	18.0%	17.4%	16.7%
% of FP17s for the same patient ID Re-attending between 3 & 9 months - Children	22	157	14.0%	57.4%	59.0%	57.4%
% of FP17s for the same patient ID Re-attending between 3 & 9 months - Adults	101	433	23.3%	51.1%	52.6%	50.5%
% of FP17s for Band 1 Urgent Courses	48	517	9.3%	10.0%	9.4%	9.1%
% of FP17s Relating to Free Repair or Replacements	0	517	0.0%	1.0%	1.0%	0.8%
% of FP17s Relating to Continuations	0	517	0.0%	1.6%	1.5%	1.3%
% of Patients satisfied with the dentistry they have received	0	0	N/A	95.1%	93.7%	93.2%
% of Patients satisfied with the time they had to wait for an appointment	0	0	N/A	92.9%	90.0%	89.0%

* This is based on patients treated on this contract for their most recent course of treatment. Figures in italics indicate the base number of FP17s or Patient Questionnaire responses are less than 100. N/A is shown where the base number of responses is less than 10 during the period. % is calculated as Quantity/Base number*100

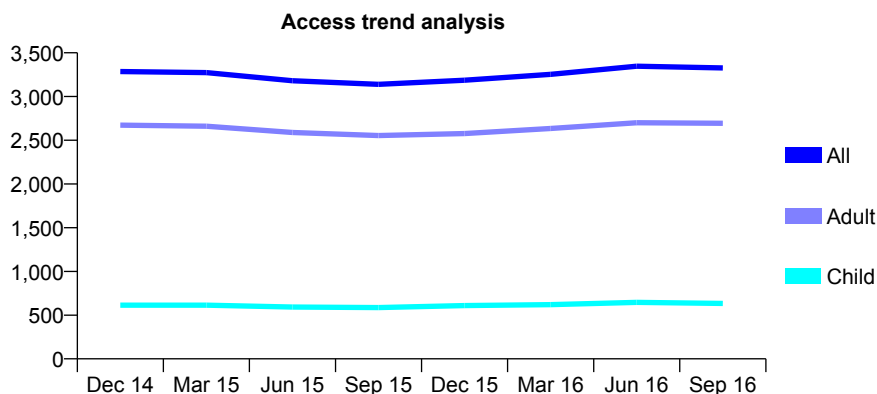
Q44 - Vital Signs At a Glance Contract Report for 128104/0001 - September 2016

Name or company name	FELDENT LIMITED
Contract type name	GDS Contract
Purpose of contract	General
Contract start date	01/10/2011
Contract end date	

16/17 Contracted general activity (UDA)	11,129
Carry forward general activity (UDA)	140
16/17 Contracted orthodontic activity (UOA)	0
Carry forward orthodontic activity (UOA)	0
Baseline contract value	£267,091.41

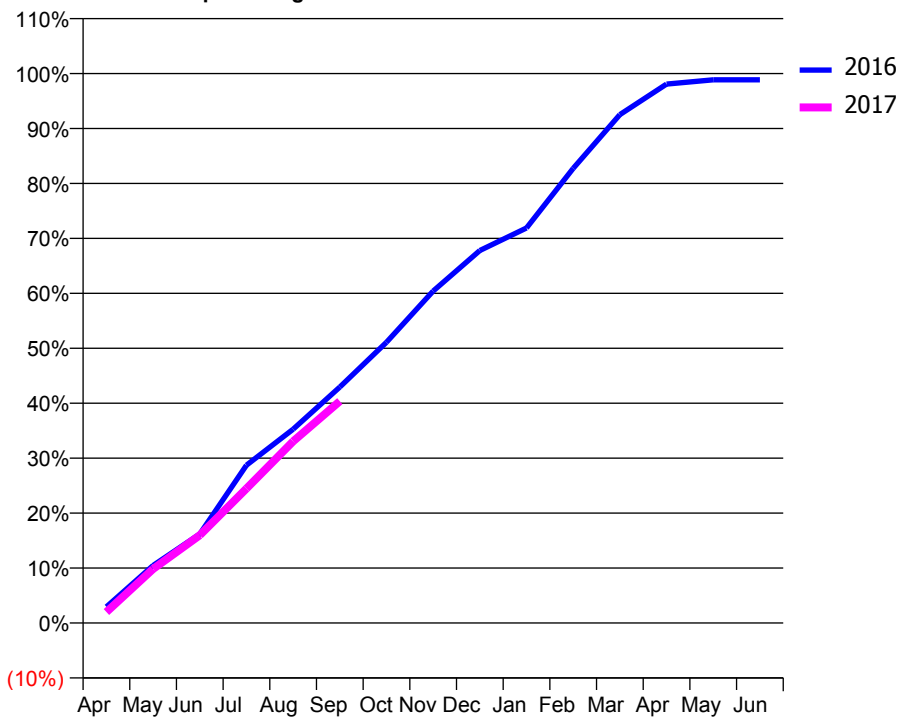
ACCESS*

Patients seen in 24 months	Total	Change since previous quarter
Quarter ending September 2015	3,140	
Quarter ending December 2015	3,186	→
Quarter ending March 2016	3,254	↑
Quarter ending June 2016	3,346	↑
Quarter ending September 2016	3,327	→
Variance since September 2015	6.0%	↑



ACTIVITY

Cumulative percentage of contracted UDA delivered 2016 & 2017



Month	Adjusted Scheduled Activity (UDA)	
	2016	2017
April	328	224
May	1,166	1,096
June	1,803	1,779
July	3,196	2,724
August	3,925	3,680
September	4,779	4,491
October	5,687	
November	6,722	
December	7,543	
January	8,000	
February	9,207	
March	10,297	
April	10,914	
May	11,001	
June	11,001	

QUALITY

	Quantity	Base Number	Contract	AT	Region	England
% of FP17s for the same patient ID Re-attending within 3 months - Children	44	509	8.6%	12.3%	13.5%	12.4%
% of FP17s for the same patient ID Re-attending within 3 months - Adults	419	2,155	19.4%	18.0%	17.4%	16.7%
% of FP17s for the same patient ID Re-attending between 3 & 9 months - Children	289	509	56.8%	57.4%	59.0%	57.4%
% of FP17s for the same patient ID Re-attending between 3 & 9 months - Adults	1,200	2,155	55.7%	51.1%	52.6%	50.5%
% of FP17s for Band 1 Urgent Courses	215	1,986	10.8%	10.0%	9.4%	9.1%
% of FP17s Relating to Free Repair or Replacements	9	1,986	0.5%	1.0%	1.0%	0.8%
% of FP17s Relating to Continuations	66	1,986	3.3%	1.6%	1.5%	1.3%
% of Patients satisfied with the dentistry they have received	2	3	N/A	95.1%	93.7%	93.2%
% of Patients satisfied with the time they had to wait for an appointment	2	3	N/A	92.9%	90.0%	89.0%

* This is based on patients treated on this contract for their most recent course of treatment. Figures in italics indicate the base number of FP17s or Patient Questionnaire responses are less than 100. N/A is shown where the base number of responses is less than 10 during the period. % is calculated as Quantity/Base number*100

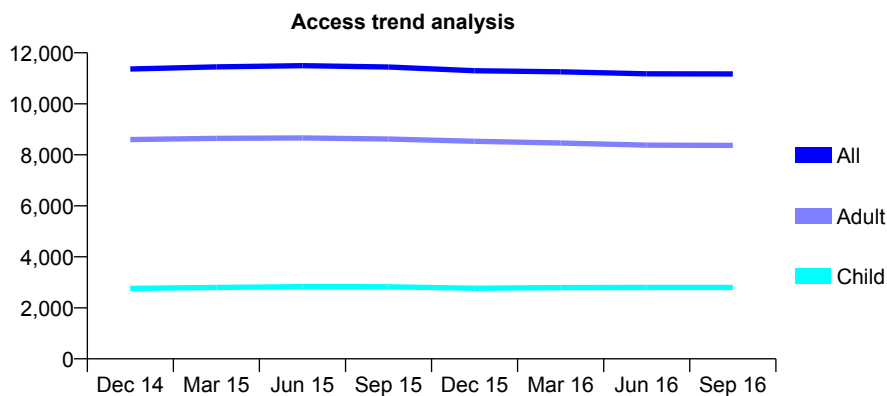
Q44 - Vital Signs At a Glance Contract Report for 133930/0001 - September 2016

Name or company name	Gidman & Waywell
Contract type name	GDS Contract
Purpose of contract	General
Contract start date	01/04/2009
Contract end date	

16/17 Contracted general activity (UDA)	34,947
Carry forward general activity (UDA)	877
16/17 Contracted orthodontic activity (UOA)	0
Carry forward orthodontic activity (UOA)	0
Baseline contract value	£1,013,222.83

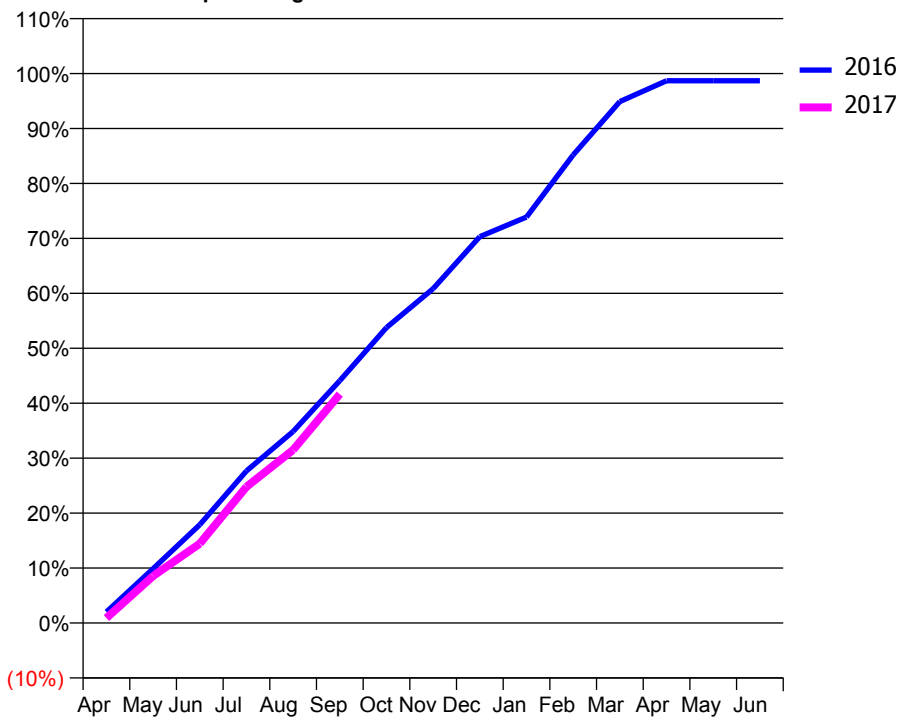
ACCESS*

Patients seen in 24 months	Total	Change since previous quarter
Quarter ending September 2015	11,443	
Quarter ending December 2015	11,299	↓
Quarter ending March 2016	11,255	→
Quarter ending June 2016	11,179	→
Quarter ending September 2016	11,169	→
Variance since September 2015	(2.4%)	↓



ACTIVITY

Cumulative percentage of contracted UDA delivered 2016 & 2017



Month	Adjusted Scheduled Activity (UDA)	
	2016	2017
April	705	318
May	3,460	2,987
June	6,255	5,054
July	9,671	8,665
August	12,183	11,016
September	15,413	14,556
October	18,785	
November	21,261	
December	24,573	
January	25,816	
February	29,774	
March	33,164	
April	34,486	
May	34,485	
June	34,484	

QUALITY

	Quantity	Base Number	Contract	AT	Region	England
% of FP17s for the same patient ID Re-attending within 3 months - Children	222	1,816	12.2%	12.3%	13.5%	12.4%
% of FP17s for the same patient ID Re-attending within 3 months - Adults	1,383	5,329	26.0%	18.0%	17.4%	16.7%
% of FP17s for the same patient ID Re-attending between 3 & 9 months - Children	844	1,816	46.5%	57.4%	59.0%	57.4%
% of FP17s for the same patient ID Re-attending between 3 & 9 months - Adults	2,108	5,329	39.6%	51.1%	52.6%	50.5%
% of FP17s for Band 1 Urgent Courses	941	6,576	14.3%	10.0%	9.4%	9.1%
% of FP17s Relating to Free Repair or Replacements	120	6,576	1.8%	1.0%	1.0%	0.8%
% of FP17s Relating to Continuations	219	6,576	3.3%	1.6%	1.5%	1.3%
% of Patients satisfied with the dentistry they have received	8	8	N/A	95.1%	93.7%	93.2%
% of Patients satisfied with the time they had to wait for an appointment	8	8	N/A	92.9%	90.0%	89.0%

* This is based on patients treated on this contract for their most recent course of treatment. Figures in italics indicate the base number of FP17s or Patient Questionnaire responses are less than 100. N/A is shown where the base number of responses is less than 10 during the period. % is calculated as Quantity/Base number*100

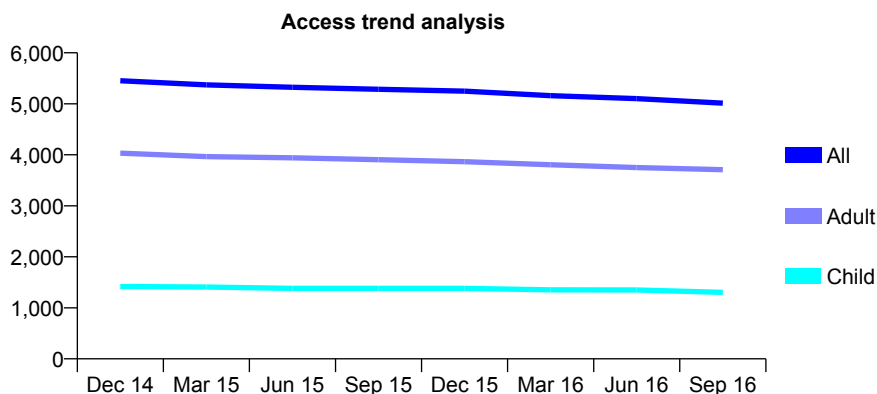
Q44 - Vital Signs At a Glance Contract Report for 134848/0001 - September 2016

Name or company name	Balls Road Dental Practice
Contract type name	GDS Contract
Purpose of contract	General
Contract start date	01/04/2006
Contract end date	

16/17 Contracted general activity (UDA)	14,640
Carry forward general activity (UDA)	222
16/17 Contracted orthodontic activity (UOA)	0
Carry forward orthodontic activity (UOA)	0
Baseline contract value	£422,878.68

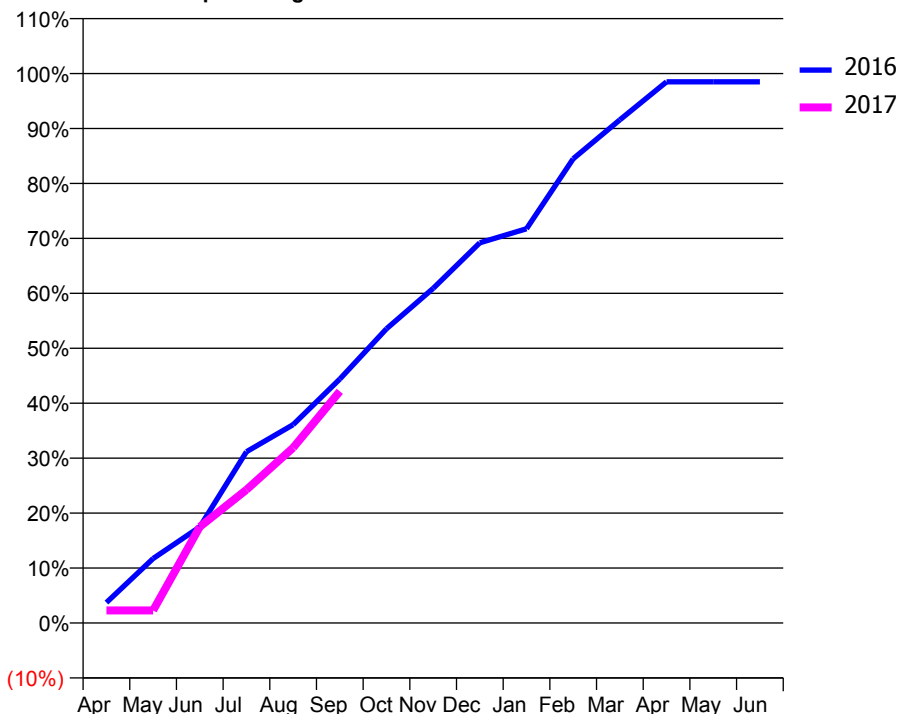
ACCESS*

Patients seen in 24 months	Total	Change since previous quarter
Quarter ending September 2015	5,286	
Quarter ending December 2015	5,248	→
Quarter ending March 2016	5,160	↓
Quarter ending June 2016	5,101	↓
Quarter ending September 2016	5,012	↓
Variance since September 2015	(5.2%)	↓



ACTIVITY

Cumulative percentage of contracted UDA delivered 2016 & 2017



Adjusted Scheduled Activity (UDA)

Month	2016	2017
April	546	335
May	1,719	335
June	2,558	2,562
July	4,562	3,549
August	5,283	4,669
September	6,500	6,173
October	7,840	
November	8,915	
December	10,130	
January	10,504	
February	12,370	
March	13,406	
April	14,418	
May	14,418	
June	14,418	

QUALITY

	Quantity	Base Number	Contract	AT	Region	England
% of FP17s for the same patient ID Re-attending within 3 months - Children	113	1,163	9.7%	12.3%	13.5%	12.4%
% of FP17s for the same patient ID Re-attending within 3 months - Adults	455	2,866	15.9%	18.0%	17.4%	16.7%
% of FP17s for the same patient ID Re-attending between 3 & 9 months - Children	715	1,163	61.5%	57.4%	59.0%	57.4%
% of FP17s for the same patient ID Re-attending between 3 & 9 months - Adults	1,601	2,866	55.9%	51.1%	52.6%	50.5%
% of FP17s for Band 1 Urgent Courses	244	3,261	7.5%	10.0%	9.4%	9.1%
% of FP17s Relating to Free Repair or Replacements	8	3,261	0.2%	1.0%	1.0%	0.8%
% of FP17s Relating to Continuations	40	3,261	1.2%	1.6%	1.5%	1.3%
% of Patients satisfied with the dentistry they have received	2	2	N/A	95.1%	93.7%	93.2%
% of Patients satisfied with the time they had to wait for an appointment	2	2	N/A	92.9%	90.0%	89.0%

* This is based on patients treated on this contract for their most recent course of treatment. Figures in italics indicate the base number of FP17s or Patient Questionnaire responses are less than 100. N/A is shown where the base number of responses is less than 10 during the period. % is calculated as Quantity/Base number*100

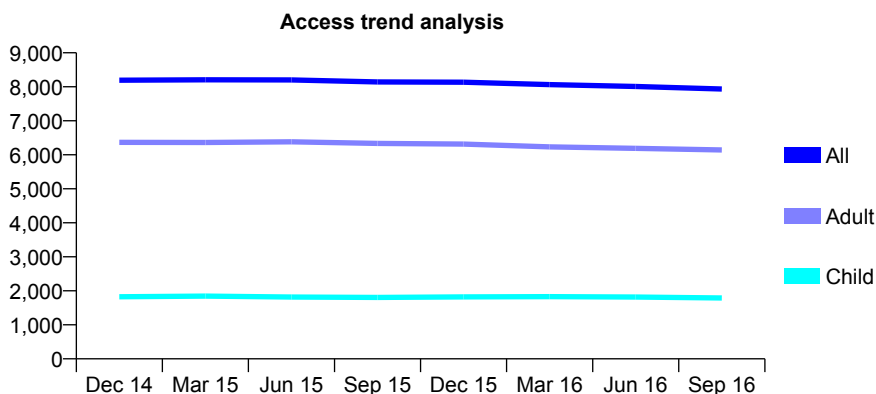
Q44 - Vital Signs At a Glance Contract Report for 135550/0001 - September 2016

Name or company name	Upton Dental Practice Limited
Contract type name	GDS Contract
Purpose of contract	General
Contract start date	01/04/2011
Contract end date	

16/17 Contracted general activity (UDA)	23,980
Carry forward general activity (UDA)	0
16/17 Contracted orthodontic activity (UOA)	0
Carry forward orthodontic activity (UOA)	0
Baseline contract value	£691,965.27

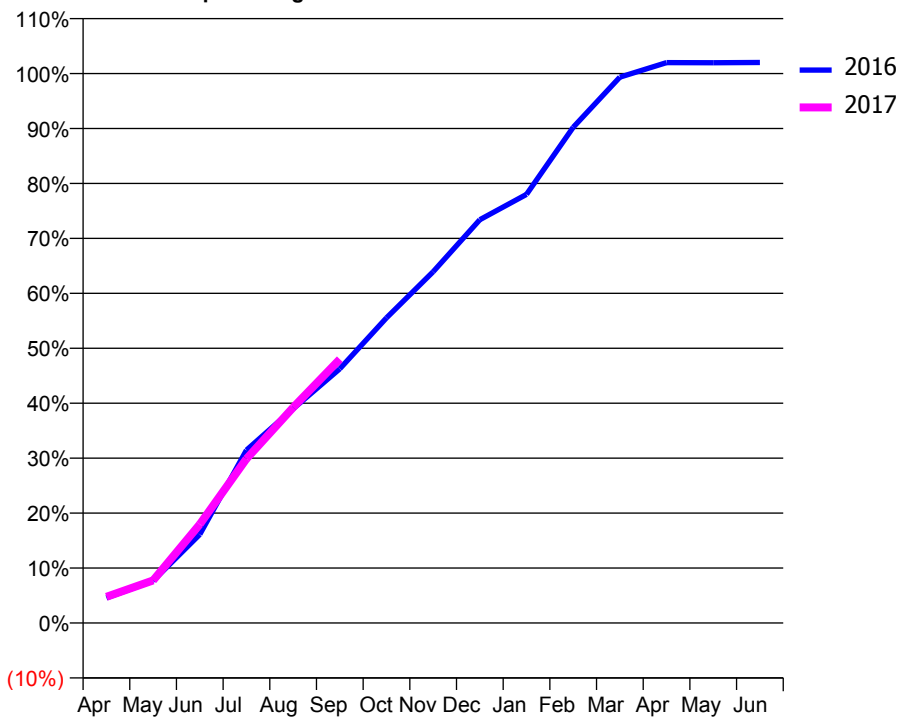
ACCESS*

Patients seen in 24 months	Total	Change since previous quarter
Quarter ending September 2015	8,143	
Quarter ending December 2015	8,137	→
Quarter ending March 2016	8,065	→
Quarter ending June 2016	8,008	→
Quarter ending September 2016	7,937	→
Variance since September 2015	(2.5%)	↓



ACTIVITY

Cumulative percentage of contracted UDA delivered 2016 & 2017



Month	Adjusted Scheduled Activity (UDA)	
	2016	2017
April	1,094	1,145
May	1,844	1,859
June	3,865	4,311
July	7,543	7,164
August	9,349	9,409
September	11,096	11,515
October	13,316	
November	15,331	
December	17,601	
January	18,706	
February	21,634	
March	23,818	
April	24,454	
May	24,452	
June	24,461	

QUALITY

	Quantity	Base Number	Contract	AT	Region	England
% of FP17s for the same patient ID Re-attending within 3 months - Children	113	1,127	10.0%	12.3%	13.5%	12.4%
% of FP17s for the same patient ID Re-attending within 3 months - Adults	929	3,963	23.4%	18.0%	17.4%	16.7%
% of FP17s for the same patient ID Re-attending between 3 & 9 months - Children	424	1,127	37.6%	57.4%	59.0%	57.4%
% of FP17s for the same patient ID Re-attending between 3 & 9 months - Adults	1,596	3,963	40.3%	51.1%	52.6%	50.5%
% of FP17s for Band 1 Urgent Courses	452	4,821	9.4%	10.0%	9.4%	9.1%
% of FP17s Relating to Free Repair or Replacements	70	4,821	1.5%	1.0%	1.0%	0.8%
% of FP17s Relating to Continuations	74	4,821	1.5%	1.6%	1.5%	1.3%
% of Patients satisfied with the dentistry they have received	15	16	93.8%	95.1%	93.7%	93.2%
% of Patients satisfied with the time they had to wait for an appointment	15	16	93.8%	92.9%	90.0%	89.0%

* This is based on patients treated on this contract for their most recent course of treatment. Figures in italics indicate the base number of FP17s or Patient Questionnaire responses are less than 100. N/A is shown where the base number of responses is less than 10 during the period. % is calculated as Quantity/Base number*100

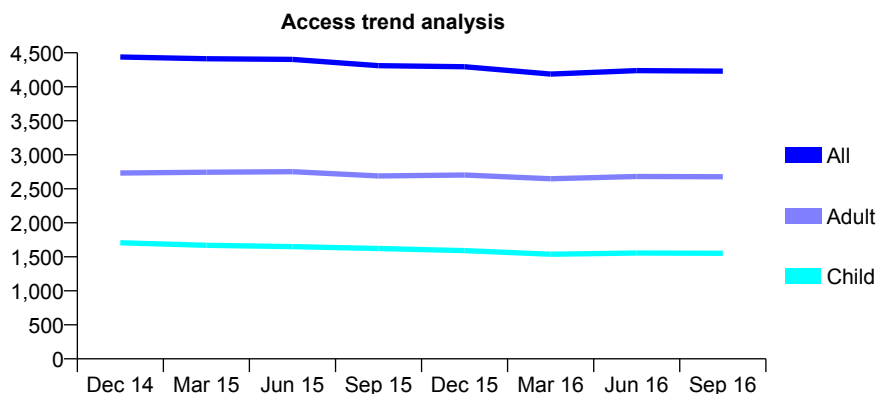
Q44 - Vital Signs At a Glance Contract Report for 136646/0001 - September 2016

Name or company name	Victoria Street Dental Practice Ltd
Contract type name	GDS Contract
Purpose of contract	General
Contract start date	01/05/2011
Contract end date	

16/17 Contracted general activity (UDA)	12,551
Carry forward general activity (UDA)	227
16/17 Contracted orthodontic activity (UOA)	0
Carry forward orthodontic activity (UOA)	0
Baseline contract value	£397,587.02

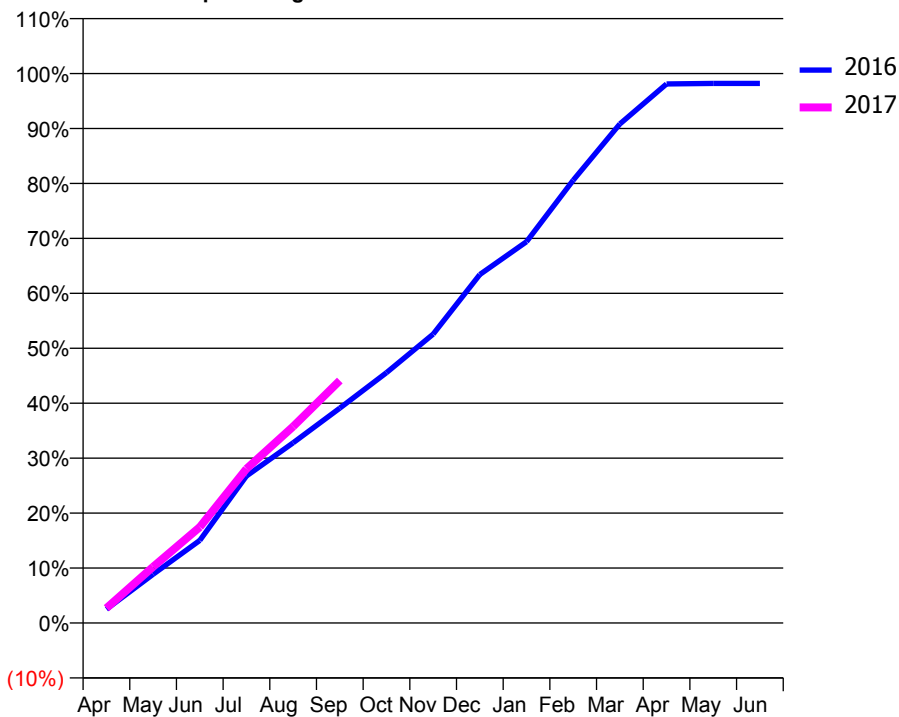
ACCESS*

Patients seen in 24 months	Total	Change since previous quarter
Quarter ending September 2015	4,311	
Quarter ending December 2015	4,295	→
Quarter ending March 2016	4,188	↓
Quarter ending June 2016	4,238	→
Quarter ending September 2016	4,230	→
Variance since September 2015	(1.9%)	↓



ACTIVITY

Cumulative percentage of contracted UDA delivered 2016 & 2017



Month	Adjusted Scheduled Activity (UDA)	
	2016	2017
April	315	338
May	1,113	1,285
June	1,886	2,192
July	3,357	3,524
August	4,116	4,489
September	4,909	5,539
October	5,718	
November	6,598	
December	7,960	
January	8,711	
February	10,112	
March	11,398	
April	12,314	
May	12,325	
June	12,324	

QUALITY

	Quantity	Base Number	Contract	AT	Region	England
% of FP17s for the same patient ID Re-attending within 3 months - Children	123	1,128	10.9%	12.3%	13.5%	12.4%
% of FP17s for the same patient ID Re-attending within 3 months - Adults	330	1,715	19.2%	18.0%	17.4%	16.7%
% of FP17s for the same patient ID Re-attending between 3 & 9 months - Children	642	1,128	56.9%	57.4%	59.0%	57.4%
% of FP17s for the same patient ID Re-attending between 3 & 9 months - Adults	781	1,715	45.5%	51.1%	52.6%	50.5%
% of FP17s for Band 1 Urgent Courses	238	2,513	9.5%	10.0%	9.4%	9.1%
% of FP17s Relating to Free Repair or Replacements	13	2,513	0.5%	1.0%	1.0%	0.8%
% of FP17s Relating to Continuations	10	2,513	0.4%	1.6%	1.5%	1.3%
% of Patients satisfied with the dentistry they have received	3	3	N/A	95.1%	93.7%	93.2%
% of Patients satisfied with the time they had to wait for an appointment	3	3	N/A	92.9%	90.0%	89.0%

* This is based on patients treated on this contract for their most recent course of treatment. Figures in italics indicate the base number of FP17s or Patient Questionnaire responses are less than 100. N/A is shown where the base number of responses is less than 10 during the period. % is calculated as Quantity/Base number*100

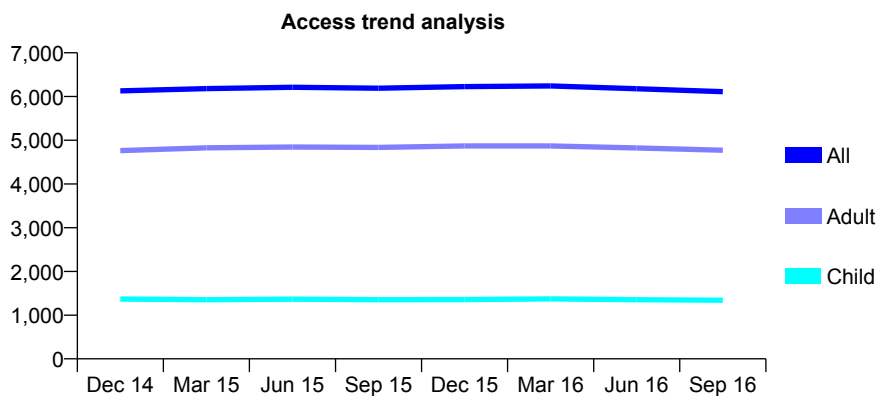
Q44 - Vital Signs At a Glance Contract Report for 137030/0001 - September 2016

Name or company name	C & V Gillespie
Contract type name	GDS Contract
Purpose of contract	General
Contract start date	01/01/2011
Contract end date	

16/17 Contracted general activity (UDA)	18,300
Carry forward general activity (UDA)	130
16/17 Contracted orthodontic activity (UOA)	0
Carry forward orthodontic activity (UOA)	0
Baseline contract value	£431,543.99

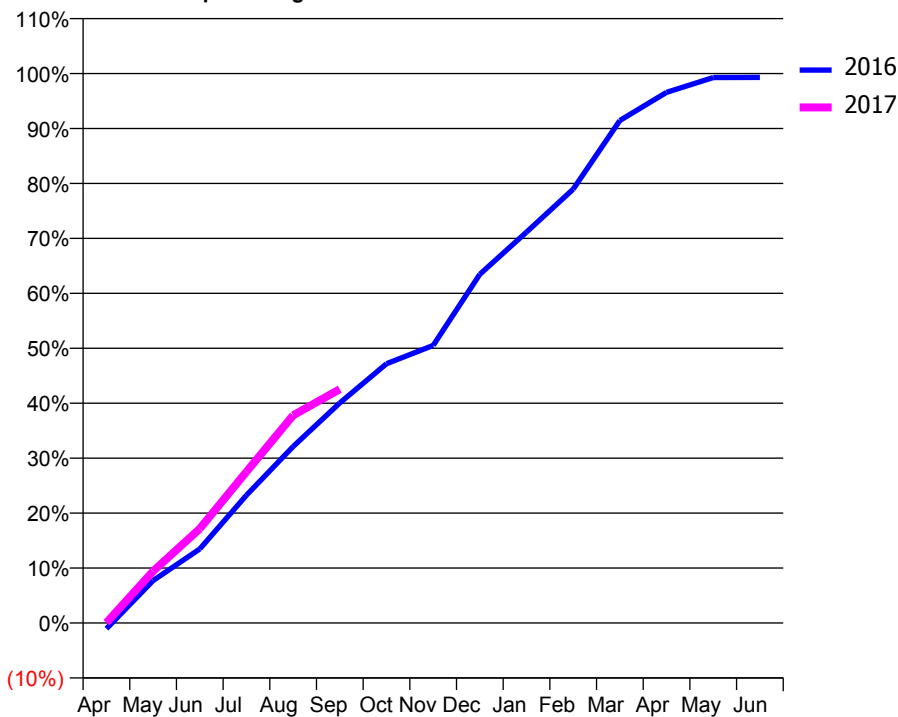
ACCESS*

Patients seen in 24 months	Total	Change since previous quarter
Quarter ending September 2015	6,189	
Quarter ending December 2015	6,226	→
Quarter ending March 2016	6,241	→
Quarter ending June 2016	6,177	↓
Quarter ending September 2016	6,112	↓
Variance since September 2015	(1.2%)	↓



ACTIVITY

Cumulative percentage of contracted UDA delivered 2016 & 2017



Month	Adjusted Scheduled Activity (UDA)	
	2016	2017
April	-193	9
May	1,413	1,724
June	2,465	3,141
July	4,255	5,039
August	5,876	6,915
September	7,332	7,788
October	8,635	
November	9,242	
December	11,618	
January	13,017	
February	14,449	
March	16,736	
April	17,672	
May	18,168	
June	18,171	

QUALITY

	Quantity	Base Number	Contract	AT	Region	England
% of FP17s for the same patient ID Re-attending within 3 months - Children	73	1,075	6.8%	12.3%	13.5%	12.4%
% of FP17s for the same patient ID Re-attending within 3 months - Adults	676	3,832	17.6%	18.0%	17.4%	16.7%
% of FP17s for the same patient ID Re-attending between 3 & 9 months - Children	756	1,075	70.3%	57.4%	59.0%	57.4%
% of FP17s for the same patient ID Re-attending between 3 & 9 months - Adults	2,340	3,832	61.1%	51.1%	52.6%	50.5%
% of FP17s for Band 1 Urgent Courses	303	4,258	7.1%	10.0%	9.4%	9.1%
% of FP17s Relating to Free Repair or Replacements	56	4,258	1.3%	1.0%	1.0%	0.8%
% of FP17s Relating to Continuations	84	4,258	2.0%	1.6%	1.5%	1.3%
% of Patients satisfied with the dentistry they have received	6	6	N/A	95.1%	93.7%	93.2%
% of Patients satisfied with the time they had to wait for an appointment	5	6	N/A	92.9%	90.0%	89.0%

* This is based on patients treated on this contract for their most recent course of treatment. Figures in italics indicate the base number of FP17s or Patient Questionnaire responses are less than 100. N/A is shown where the base number of responses is less than 10 during the period. % is calculated as Quantity/Base number*100

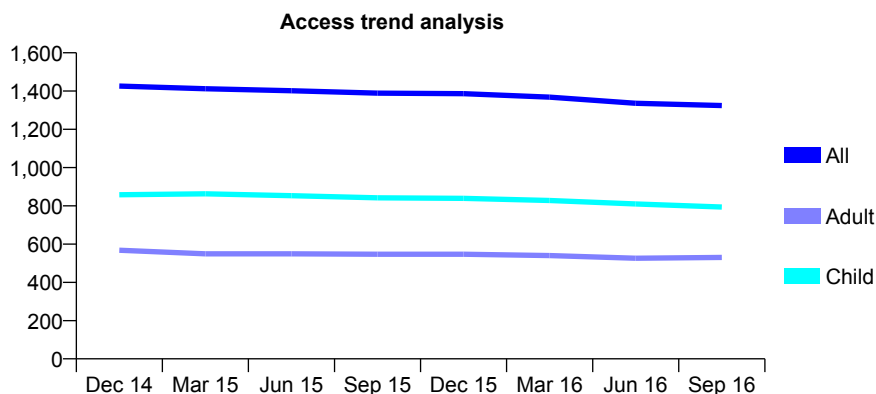
Q44 - Vital Signs At a Glance Contract Report for 137111/0001 - September 2016

Name or company name	Gaskell Avenue Dental Practice Ltd
Contract type name	GDS Contract
Purpose of contract	General
Contract start date	01/09/2011
Contract end date	

16/17 Contracted general activity (UDA)	7,000
Carry forward general activity (UDA)	0
16/17 Contracted orthodontic activity (UOA)	0
Carry forward orthodontic activity (UOA)	0
Baseline contract value	£173,362.92

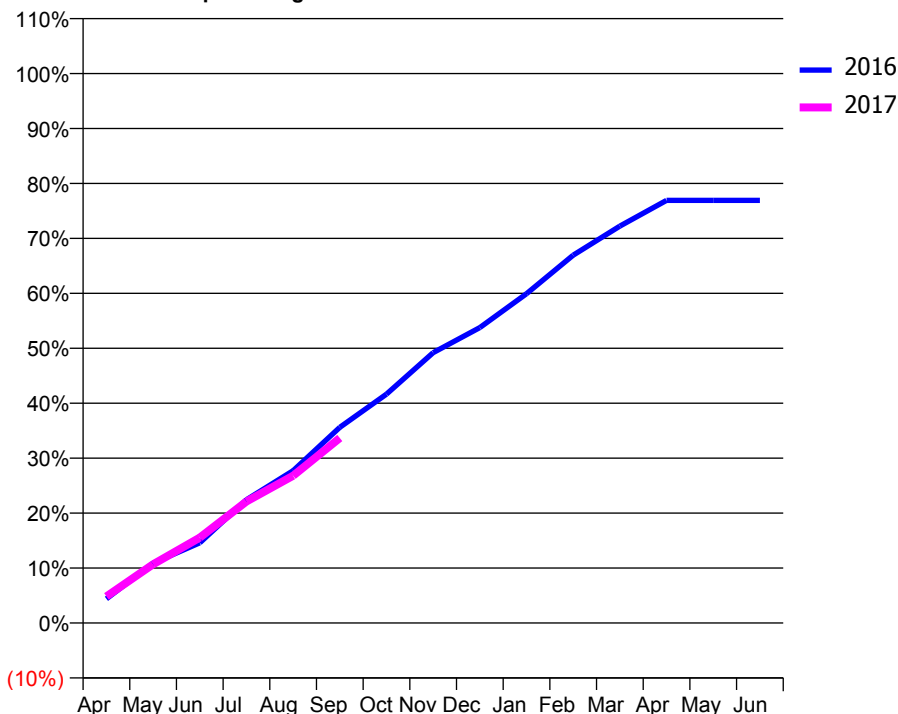
ACCESS*

Patients seen in 24 months	Total	Change since previous quarter
Quarter ending September 2015	1,389	
Quarter ending December 2015	1,386	→
Quarter ending March 2016	1,368	↓
Quarter ending June 2016	1,336	↓
Quarter ending September 2016	1,324	→
Variance since September 2015	(4.7%)	↓



ACTIVITY

Cumulative percentage of contracted UDA delivered 2016 & 2017



Adjusted Scheduled Activity (UDA)

Month	2016	2017
April	309	338
May	762	748
June	1,023	1,089
July	1,570	1,548
August	1,941	1,876
September	2,493	2,356
October	2,916	
November	3,444	
December	3,763	
January	4,195	
February	4,686	
March	5,055	
April	5,383	
May	5,383	
June	5,383	

QUALITY

	Quantity	Base Number	Contract	AT	Region	England
% of FP17s for the same patient ID Re-attending within 3 months - Children	111	775	14.3%	12.3%	13.5%	12.4%
% of FP17s for the same patient ID Re-attending within 3 months - Adults	104	407	25.6%	18.0%	17.4%	16.7%
% of FP17s for the same patient ID Re-attending between 3 & 9 months - Children	494	775	63.7%	57.4%	59.0%	57.4%
% of FP17s for the same patient ID Re-attending between 3 & 9 months - Adults	208	407	51.1%	51.1%	52.6%	50.5%
% of FP17s for Band 1 Urgent Courses	71	1,049	6.8%	10.0%	9.4%	9.1%
% of FP17s Relating to Free Repair or Replacements	0	1,049	0.0%	1.0%	1.0%	0.8%
% of FP17s Relating to Continuations	0	1,049	0.0%	1.6%	1.5%	1.3%
% of Patients satisfied with the dentistry they have received	3	3	N/A	95.1%	93.7%	93.2%
% of Patients satisfied with the time they had to wait for an appointment	3	3	N/A	92.9%	90.0%	89.0%

* This is based on patients treated on this contract for their most recent course of treatment. Figures in italics indicate the base number of FP17s or Patient Questionnaire responses are less than 100. N/A is shown where the base number of responses is less than 10 during the period. % is calculated as Quantity/Base number*100

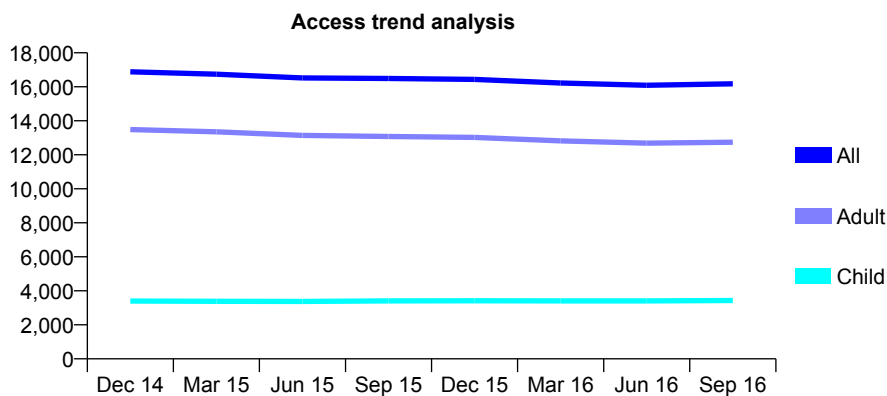
Q44 - Vital Signs At a Glance Contract Report for 138126/0001 - September 2016

Name or company name	Congleton Dental Centre
Contract type name	GDS Contract
Purpose of contract	General
Contract start date	01/04/2010
Contract end date	

16/17 Contracted general activity (UDA)	47,500
Carry forward general activity (UDA)	0
16/17 Contracted orthodontic activity (UOA)	0
Carry forward orthodontic activity (UOA)	0
Baseline contract value	£1,366,042.12

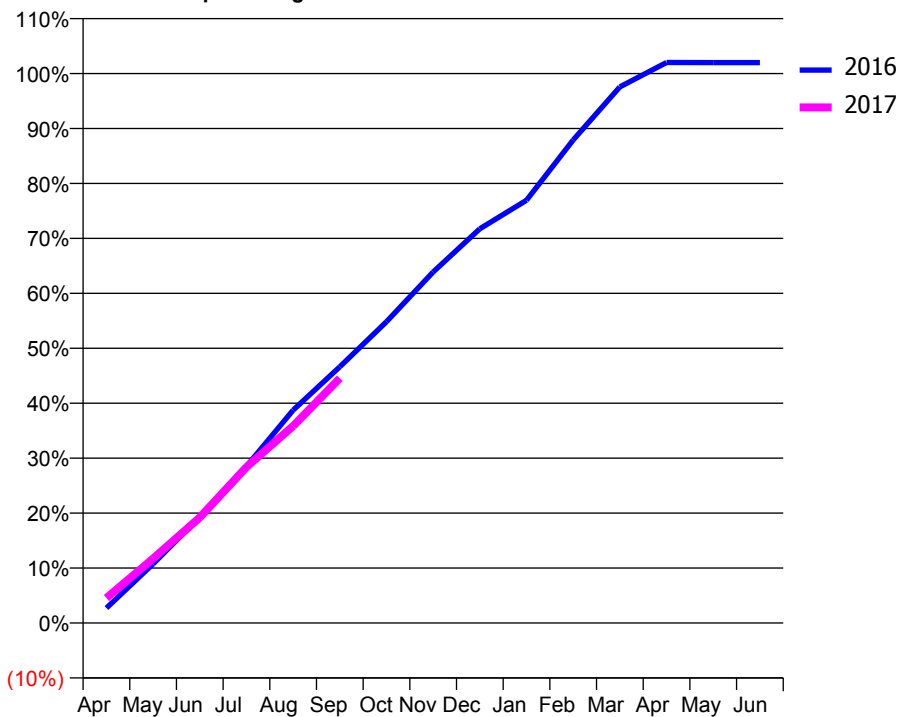
ACCESS*

Patients seen in 24 months	Total	Change since previous quarter
Quarter ending September 2015	16,487	
Quarter ending December 2015	16,439	→
Quarter ending March 2016	16,222	↓
Quarter ending June 2016	16,089	→
Quarter ending September 2016	16,175	→
Variance since September 2015	(1.9%)	↓



ACTIVITY

Cumulative percentage of contracted UDA delivered 2016 & 2017



Month	Adjusted Scheduled Activity (UDA)	
	2016	2017
April	1,299	2,165
May	5,108	5,570
June	9,166	9,126
July	13,551	13,479
August	18,403	17,028
September	22,150	21,159
October	26,049	
November	30,340	
December	34,081	
January	36,544	
February	41,751	
March	46,339	
April	48,450	
May	48,446	
June	48,443	

QUALITY

	Quantity	Base Number	Contract	AT	Region	England
% of FP17s for the same patient ID Re-attending within 3 months - Children	224	3,022	7.4%	12.3%	13.5%	12.4%
% of FP17s for the same patient ID Re-attending within 3 months - Adults	1,605	10,535	15.2%	18.0%	17.4%	16.7%
% of FP17s for the same patient ID Re-attending between 3 & 9 months - Children	2,045	3,022	67.7%	57.4%	59.0%	57.4%
% of FP17s for the same patient ID Re-attending between 3 & 9 months - Adults	6,652	10,535	63.1%	51.1%	52.6%	50.5%
% of FP17s for Band 1 Urgent Courses	803	12,415	6.5%	10.0%	9.4%	9.1%
% of FP17s Relating to Free Repair or Replacements	76	12,415	0.6%	1.0%	1.0%	0.8%
% of FP17s Relating to Continuations	152	12,415	1.2%	1.6%	1.5%	1.3%
% of Patients satisfied with the dentistry they have received	25	25	100.0%	95.1%	93.7%	93.2%
% of Patients satisfied with the time they had to wait for an appointment	25	25	100.0%	92.9%	90.0%	89.0%

* This is based on patients treated on this contract for their most recent course of treatment. Figures in italics indicate the base number of FP17s or Patient Questionnaire responses are less than 100. N/A is shown where the base number of responses is less than 10 during the period. % is calculated as Quantity/Base number*100

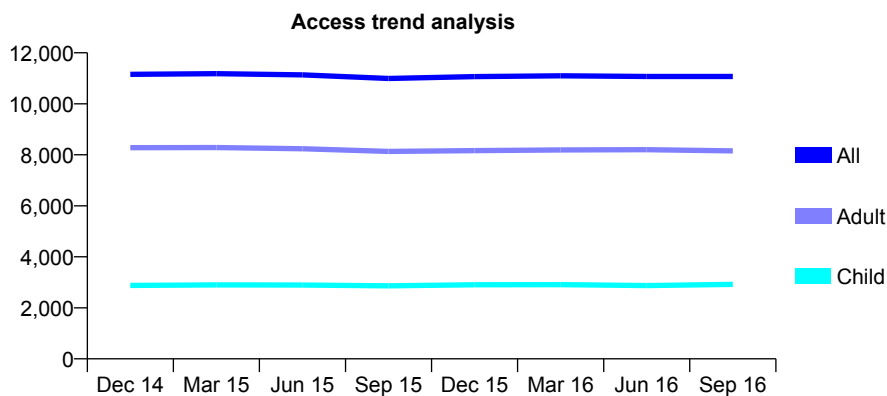
Q44 - Vital Signs At a Glance Contract Report for 138665/0001 - September 2016

Name or company name	Johnson & Whitehouse
Contract type name	GDS Contract
Purpose of contract	General
Contract start date	01/04/2009
Contract end date	

16/17 Contracted general activity (UDA)	32,052
Carry forward general activity (UDA)	0
16/17 Contracted orthodontic activity (UOA)	0
Carry forward orthodontic activity (UOA)	0
Baseline contract value	£952,645.27

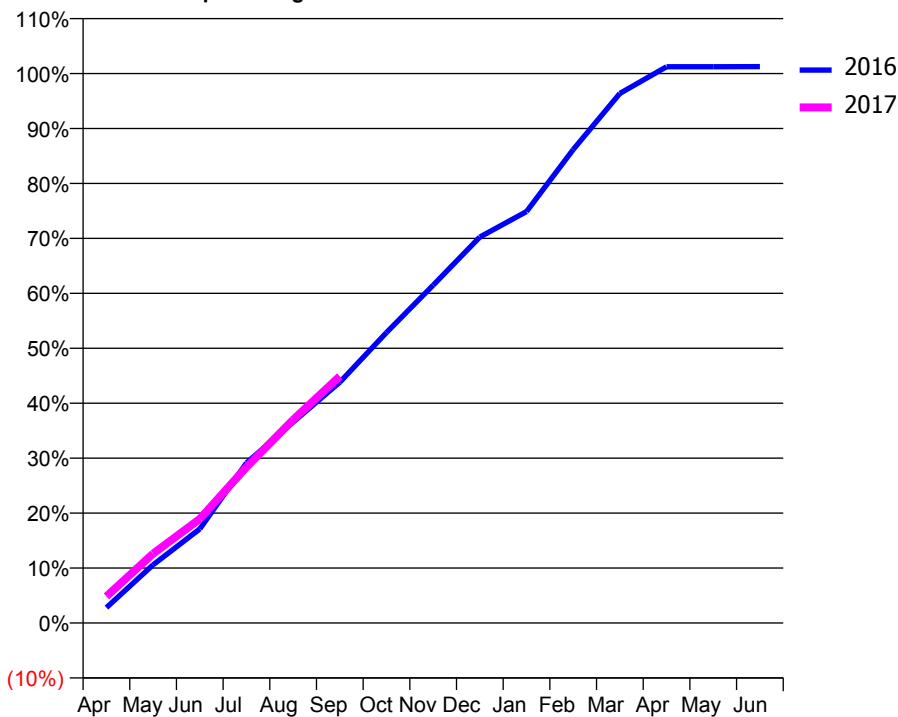
ACCESS*

Patients seen in 24 months	Total	Change since previous quarter
Quarter ending September 2015	10,994	
Quarter ending December 2015	11,068	→
Quarter ending March 2016	11,100	→
Quarter ending June 2016	11,071	→
Quarter ending September 2016	11,073	→
Variance since September 2015	0.7%	→



ACTIVITY

Cumulative percentage of contracted UDA delivered 2016 & 2017



Month	Adjusted Scheduled Activity (UDA)	
	2016	2017
April	900	1,548
May	3,398	4,052
June	5,489	6,074
July	9,340	9,095
August	11,715	11,855
September	14,044	14,393
October	16,945	
November	19,708	
December	22,513	
January	24,000	
February	27,614	
March	30,893	
April	32,448	
May	32,448	
June	32,454	

QUALITY

	Quantity	Base Number	Contract	AT	Region	England
% of FP17s for the same patient ID Re-attending within 3 months - Children	301	2,189	13.8%	12.3%	13.5%	12.4%
% of FP17s for the same patient ID Re-attending within 3 months - Adults	1,185	5,417	21.9%	18.0%	17.4%	16.7%
% of FP17s for the same patient ID Re-attending between 3 & 9 months - Children	1,015	2,189	46.4%	57.4%	59.0%	57.4%
% of FP17s for the same patient ID Re-attending between 3 & 9 months - Adults	1,959	5,417	36.2%	51.1%	52.6%	50.5%
% of FP17s for Band 1 Urgent Courses	752	6,760	11.1%	10.0%	9.4%	9.1%
% of FP17s Relating to Free Repair or Replacements	142	6,760	2.1%	1.0%	1.0%	0.8%
% of FP17s Relating to Continuations	117	6,760	1.7%	1.6%	1.5%	1.3%
% of Patients satisfied with the dentistry they have received	12	12	100.0%	95.1%	93.7%	93.2%
% of Patients satisfied with the time they had to wait for an appointment	12	12	100.0%	92.9%	90.0%	89.0%

* This is based on patients treated on this contract for their most recent course of treatment. Figures in italics indicate the base number of FP17s or Patient Questionnaire responses are less than 100. N/A is shown where the base number of responses is less than 10 during the period. % is calculated as Quantity/Base number*100

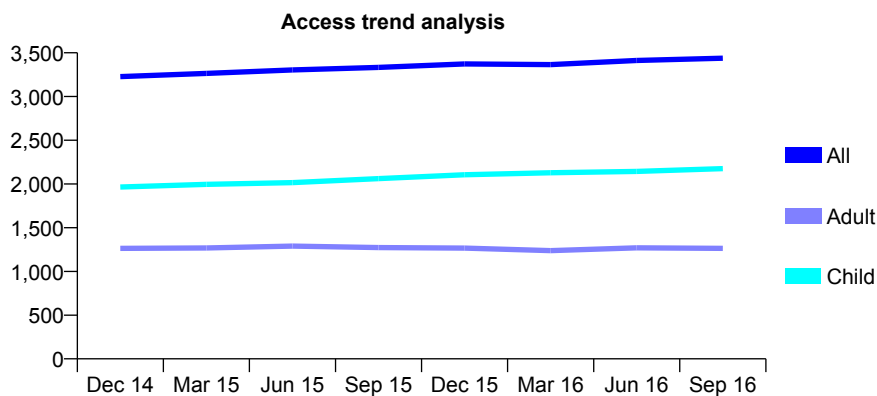
Q44 - Vital Signs At a Glance Contract Report for 138681/0001 - September 2016

Name or company name	The Old Surgery Dental Practice Ltd
Contract type name	GDS Contract
Purpose of contract	General
Contract start date	01/04/2011
Contract end date	

16/17 Contracted general activity (UDA)	8,539
Carry forward general activity (UDA)	0
16/17 Contracted orthodontic activity (UOA)	0
Carry forward orthodontic activity (UOA)	0
Baseline contract value	£443,740.73

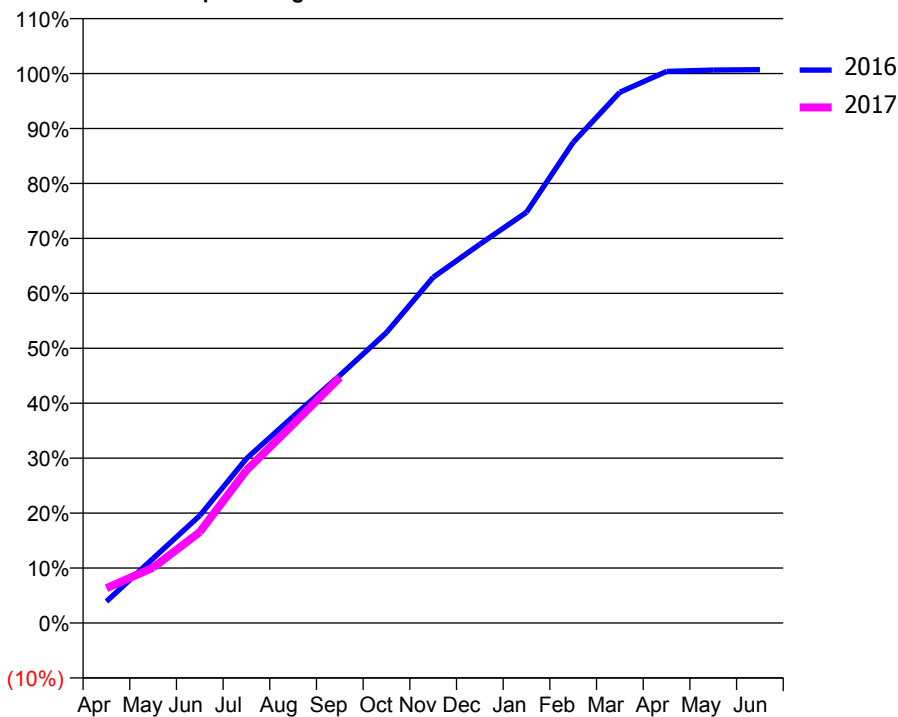
ACCESS*

Patients seen in 24 months	Total	Change since previous quarter
Quarter ending September 2015	3,333	
Quarter ending December 2015	3,372	→
Quarter ending March 2016	3,365	→
Quarter ending June 2016	3,412	→
Quarter ending September 2016	3,438	→
Variance since September 2015	3.2%	↑



ACTIVITY

Cumulative percentage of contracted UDA delivered 2016 & 2017



Adjusted Scheduled Activity (UDA)

Month	2016	2017
April	335	543
May	1,003	861
June	1,669	1,415
July	2,556	2,374
August	3,209	3,088
September	3,846	3,816
October	4,514	
November	5,371	
December	5,885	
January	6,384	
February	7,470	
March	8,248	
April	8,572	
May	8,592	
June	8,598	

QUALITY

	Quantity	Base Number	Contract	AT	Region	England
% of FP17s for the same patient ID Re-attending within 3 months - Children	107	1,566	6.8%	12.3%	13.5%	12.4%
% of FP17s for the same patient ID Re-attending within 3 months - Adults	113	672	16.8%	18.0%	17.4%	16.7%
% of FP17s for the same patient ID Re-attending between 3 & 9 months - Children	774	1,566	49.4%	57.4%	59.0%	57.4%
% of FP17s for the same patient ID Re-attending between 3 & 9 months - Adults	288	672	42.9%	51.1%	52.6%	50.5%
% of FP17s for Band 1 Urgent Courses	177	2,080	8.5%	10.0%	9.4%	9.1%
% of FP17s Relating to Free Repair or Replacements	0	2,080	0.0%	1.0%	1.0%	0.8%
% of FP17s Relating to Continuations	0	2,080	0.0%	1.6%	1.5%	1.3%
% of Patients satisfied with the dentistry they have received	2	2	N/A	95.1%	93.7%	93.2%
% of Patients satisfied with the time they had to wait for an appointment	2	2	N/A	92.9%	90.0%	89.0%

* This is based on patients treated on this contract for their most recent course of treatment. Figures in italics indicate the base number of FP17s or Patient Questionnaire responses are less than 100. N/A is shown where the base number of responses is less than 10 during the period. % is calculated as Quantity/Base number*100

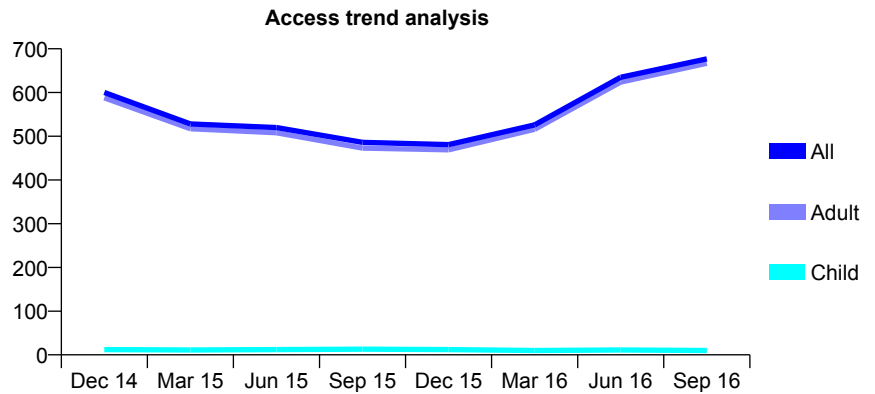
Q44 - Vital Signs At a Glance Contract Report for 138681/0002 - September 2016

Name or company name	The Old Surgery Dental Practice Ltd
Contract type name	PDS Contract
Purpose of contract	General
Contract start date	01/04/2011
Contract end date	30/11/2016

16/17 Contracted general activity (UDA)	1,440
Carry forward general activity (UDA)	0
16/17 Contracted orthodontic activity (UOA)	0
Carry forward orthodontic activity (UOA)	0
Baseline contract value	£107,372.34

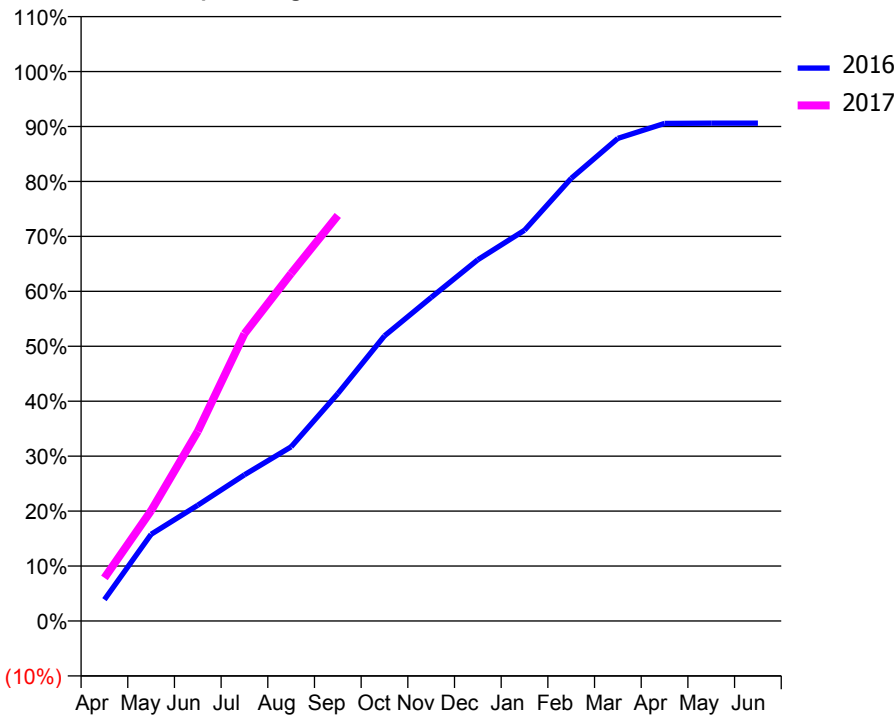
ACCESS*

Patients seen in 24 months	Total	Change since previous quarter
Quarter ending September 2015	486	
Quarter ending December 2015	481	↓
Quarter ending March 2016	526	↑
Quarter ending June 2016	635	↑
Quarter ending September 2016	677	↑
Variance since September 2015	39.3%	↑



ACTIVITY

Cumulative percentage of contracted UDA delivered 2016 & 2017



Month	Adjusted Scheduled Activity (UDA)	
	2016	2017
April	84	113
May	341	289
June	455	497
July	575	753
August	685	911
September	894	1,063
October	1,121	
November	1,272	
December	1,420	
January	1,536	
February	1,740	
March	1,897	
April	1,956	
May	1,957	
June	1,957	

QUALITY

	Quantity	Base Number	Contract	AT	Region	England
% of FP17s for the same patient ID Re-attending within 3 months - Children	0	12	0.0%	12.3%	13.5%	12.4%
% of FP17s for the same patient ID Re-attending within 3 months - Adults	2	402	0.5%	18.0%	17.4%	16.7%
% of FP17s for the same patient ID Re-attending between 3 & 9 months - Children	0	12	0.0%	57.4%	59.0%	57.4%
% of FP17s for the same patient ID Re-attending between 3 & 9 months - Adults	3	402	0.7%	51.1%	52.6%	50.5%
% of FP17s for Band 1 Urgent Courses	0	391	0.0%	10.0%	9.4%	9.1%
% of FP17s Relating to Free Repair or Replacements	0	391	0.0%	1.0%	1.0%	0.8%
% of FP17s Relating to Continuations	0	391	0.0%	1.6%	1.5%	1.3%
% of Patients satisfied with the dentistry they have received	0	0	N/A	95.1%	93.7%	93.2%
% of Patients satisfied with the time they had to wait for an appointment	0	0	N/A	92.9%	90.0%	89.0%

* This is based on patients treated on this contract for their most recent course of treatment. Figures in italics indicate the base number of FP17s or Patient Questionnaire responses are less than 100. N/A is shown where the base number of responses is less than 10 during the period. % is calculated as Quantity/Base number*100

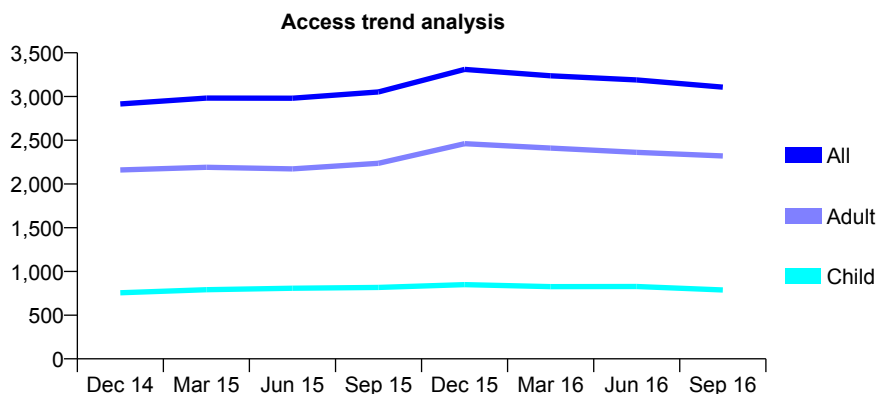
Q44 - Vital Signs At a Glance Contract Report for 138711/0001 - September 2016

Name or company name	Warren Drive Dental Practice
Contract type name	GDS Contract
Purpose of contract	General
Contract start date	01/04/2006
Contract end date	

16/17 Contracted general activity (UDA)	8,407
Carry forward general activity (UDA)	0
16/17 Contracted orthodontic activity (UOA)	0
Carry forward orthodontic activity (UOA)	0
Baseline contract value	£257,693.42

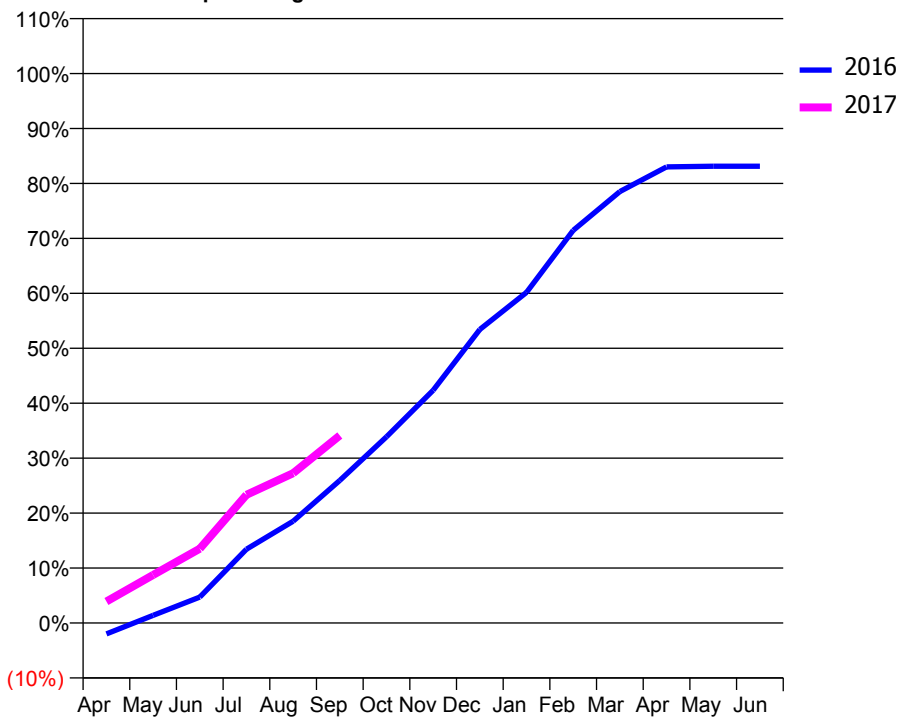
ACCESS*

Patients seen in 24 months	Total	Change since previous quarter
Quarter ending September 2015	3,052	
Quarter ending December 2015	3,310	↑
Quarter ending March 2016	3,237	↓
Quarter ending June 2016	3,189	↓
Quarter ending September 2016	3,108	↓
Variance since September 2015	1.8%	→



ACTIVITY

Cumulative percentage of contracted UDA delivered 2016 & 2017



Adjusted Scheduled Activity (UDA)

Month	2016	2017
April	-169	329
May	118	735
June	398	1,138
July	1,128	1,961
August	1,557	2,293
September	2,181	2,870
October	2,850	
November	3,561	
December	4,491	
January	5,058	
February	6,006	
March	6,600	
April	6,979	
May	6,989	
June	6,989	

QUALITY

	Quantity	Base Number	Contract	AT	Region	England
% of FP17s for the same patient ID Re-attending within 3 months - Children	35	505	6.9%	12.3%	13.5%	12.4%
% of FP17s for the same patient ID Re-attending within 3 months - Adults	361	1,516	23.8%	18.0%	17.4%	16.7%
% of FP17s for the same patient ID Re-attending between 3 & 9 months - Children	250	505	49.5%	57.4%	59.0%	57.4%
% of FP17s for the same patient ID Re-attending between 3 & 9 months - Adults	680	1,516	44.9%	51.1%	52.6%	50.5%
% of FP17s for Band 1 Urgent Courses	282	1,370	20.6%	10.0%	9.4%	9.1%
% of FP17s Relating to Free Repair or Replacements	18	1,370	1.3%	1.0%	1.0%	0.8%
% of FP17s Relating to Continuations	20	1,370	1.5%	1.6%	1.5%	1.3%
% of Patients satisfied with the dentistry they have received	3	3	N/A	95.1%	93.7%	93.2%
% of Patients satisfied with the time they had to wait for an appointment	3	3	N/A	92.9%	90.0%	89.0%

* This is based on patients treated on this contract for their most recent course of treatment. Figures in italics indicate the base number of FP17s or Patient Questionnaire responses are less than 100. N/A is shown where the base number of responses is less than 10 during the period. % is calculated as Quantity/Base number*100

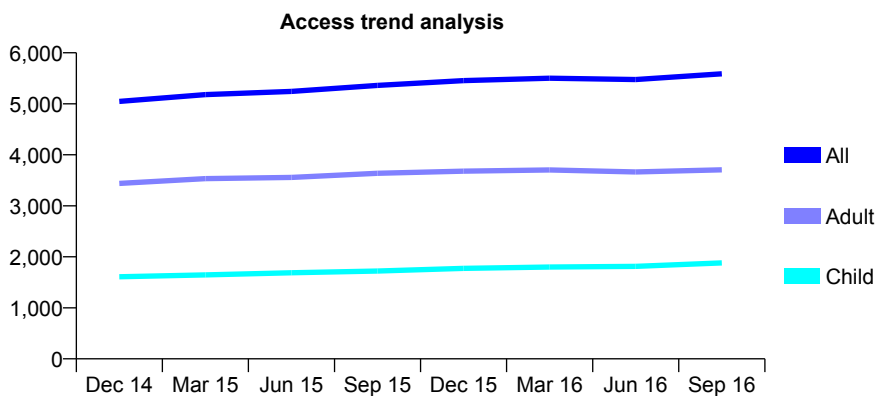
Q44 - Vital Signs At a Glance Contract Report for 139467/0001 - September 2016

Name or company name	Sandon Dental Practice
Contract type name	GDS Contract
Purpose of contract	General
Contract start date	01/01/2011
Contract end date	

16/17 Contracted general activity (UDA)	11,145
Carry forward general activity (UDA)	138
16/17 Contracted orthodontic activity (UOA)	0
Carry forward orthodontic activity (UOA)	0
Baseline contract value	£264,789.27

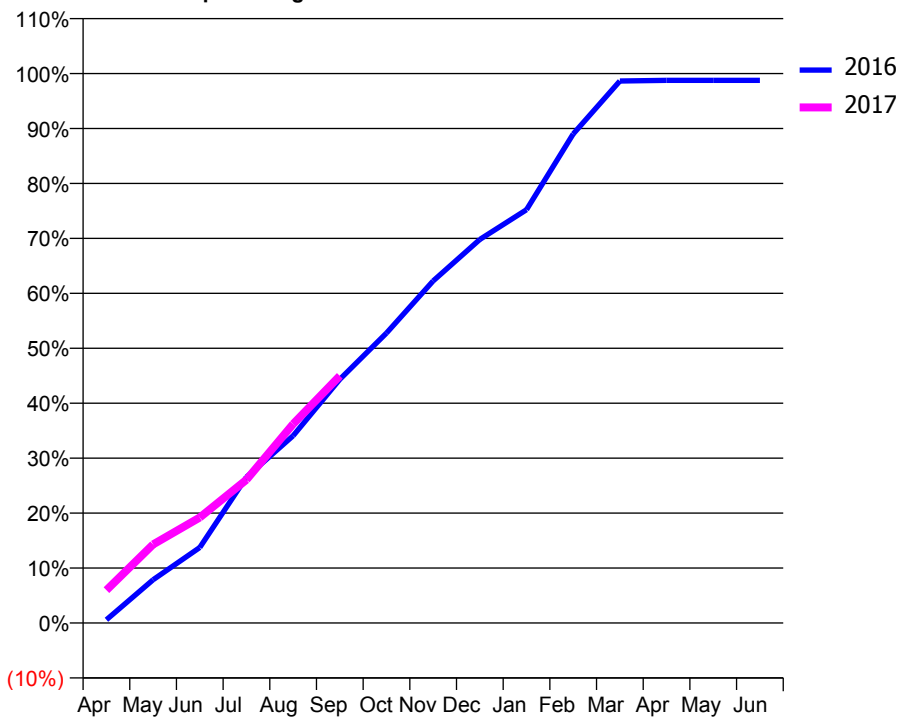
ACCESS*

Patients seen in 24 months	Total	Change since previous quarter
Quarter ending September 2015	5,360	
Quarter ending December 2015	5,455	→
Quarter ending March 2016	5,502	→
Quarter ending June 2016	5,475	→
Quarter ending September 2016	5,587	↑
Variance since September 2015	4.2%	↑



ACTIVITY

Cumulative percentage of contracted UDA delivered 2016 & 2017



Month	Adjusted Scheduled Activity (UDA)	
	2016	2017
April	68	666
May	877	1,595
June	1,533	2,139
July	2,961	2,905
August	3,797	4,036
September	4,941	5,013
October	5,882	
November	6,938	
December	7,780	
January	8,382	
February	9,920	
March	10,992	
April	11,006	
May	11,007	
June	11,007	

QUALITY

	Quantity	Base Number	Contract	AT	Region	England
% of FP17s for the same patient ID Re-attending within 3 months - Children	117	1,498	7.8%	12.3%	13.5%	12.4%
% of FP17s for the same patient ID Re-attending within 3 months - Adults	322	2,181	14.8%	18.0%	17.4%	16.7%
% of FP17s for the same patient ID Re-attending between 3 & 9 months - Children	901	1,498	60.1%	57.4%	59.0%	57.4%
% of FP17s for the same patient ID Re-attending between 3 & 9 months - Adults	953	2,181	43.7%	51.1%	52.6%	50.5%
% of FP17s for Band 1 Urgent Courses	261	2,981	8.8%	10.0%	9.4%	9.1%
% of FP17s Relating to Free Repair or Replacements	7	2,981	0.2%	1.0%	1.0%	0.8%
% of FP17s Relating to Continuations	37	2,981	1.2%	1.6%	1.5%	1.3%
% of Patients satisfied with the dentistry they have received	4	5	N/A	95.1%	93.7%	93.2%
% of Patients satisfied with the time they had to wait for an appointment	5	5	N/A	92.9%	90.0%	89.0%

* This is based on patients treated on this contract for their most recent course of treatment. Figures in italics indicate the base number of FP17s or Patient Questionnaire responses are less than 100. N/A is shown where the base number of responses is less than 10 during the period. % is calculated as Quantity/Base number*100

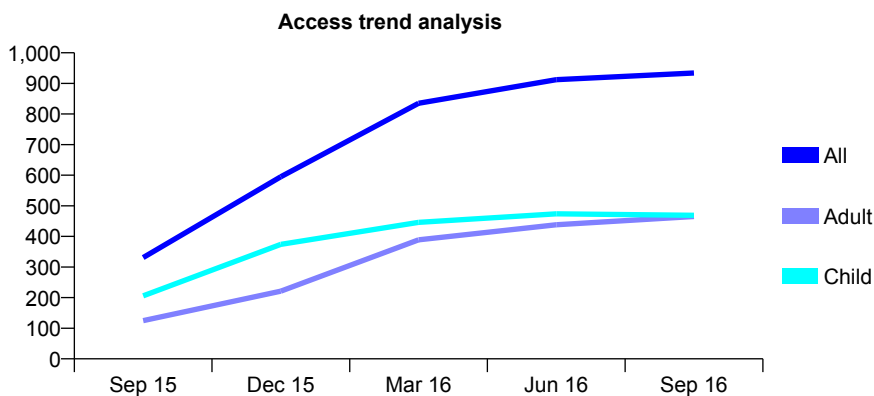
Q44 - Vital Signs At a Glance Contract Report for 140678/0001 - September 2016

Name or company name	Allen House Dental Practice
Contract type name	GDS Contract
Purpose of contract	General
Contract start date	01/07/2015
Contract end date	

16/17 Contracted general activity (UDA)	2,821
Carry forward general activity (UDA)	0
16/17 Contracted orthodontic activity (UOA)	0
Carry forward orthodontic activity (UOA)	0
Baseline contract value	£84,898.44

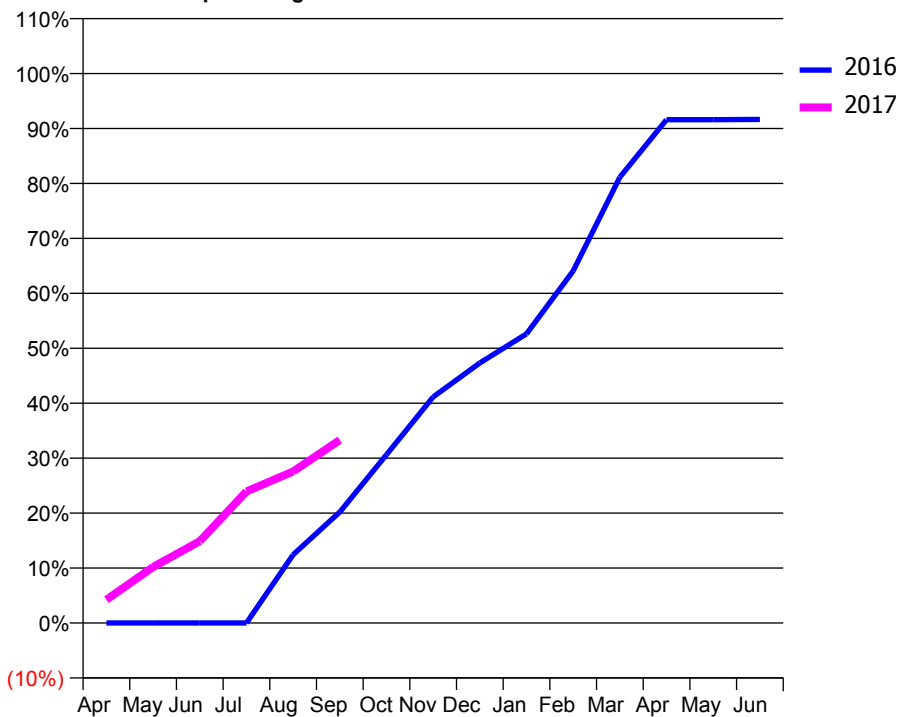
ACCESS*

Patients seen in 24 months	Total	Change since previous quarter
Quarter ending September 2015	331	
Quarter ending December 2015	595	↑
Quarter ending March 2016	835	↑
Quarter ending June 2016	912	↑
Quarter ending September 2016	934	↑
Variance since September 2015	182.2%	↑



ACTIVITY

Cumulative percentage of contracted UDA delivered 2016 & 2017



Adjusted Scheduled Activity (UDA)

Month	2016	2017
April	0	120
May	0	288
June	0	420
July	0	676
August	276	778
September	449	940
October	680	
November	914	
December	1,051	
January	1,169	
February	1,423	
March	1,802	
April	2,035	
May	2,035	
June	2,036	

QUALITY

	Quantity	Base Number	Contract	AT	Region	England
% of FP17s for the same patient ID Re-attending within 3 months - Children	31	387	8.0%	12.3%	13.5%	12.4%
% of FP17s for the same patient ID Re-attending within 3 months - Adults	42	277	15.2%	18.0%	17.4%	16.7%
% of FP17s for the same patient ID Re-attending between 3 & 9 months - Children	240	387	62.0%	57.4%	59.0%	57.4%
% of FP17s for the same patient ID Re-attending between 3 & 9 months - Adults	116	277	41.9%	51.1%	52.6%	50.5%
% of FP17s for Band 1 Urgent Courses	58	552	10.5%	10.0%	9.4%	9.1%
% of FP17s Relating to Free Repair or Replacements	0	552	0.0%	1.0%	1.0%	0.8%
% of FP17s Relating to Continuations	0	552	0.0%	1.6%	1.5%	1.3%
% of Patients satisfied with the dentistry they have received	1	1	N/A	95.1%	93.7%	93.2%
% of Patients satisfied with the time they had to wait for an appointment	1	1	N/A	92.9%	90.0%	89.0%

* This is based on patients treated on this contract for their most recent course of treatment. Figures in italics indicate the base number of FP17s or Patient Questionnaire responses are less than 100. N/A is shown where the base number of responses is less than 10 during the period. % is calculated as Quantity/Base number*100

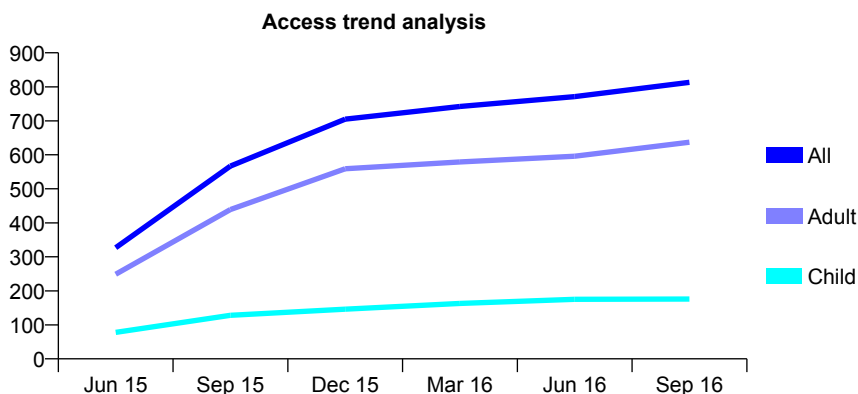
Q44 - Vital Signs At a Glance Contract Report for 141305/0016 - September 2016

Name or company name	East Cheshire NHS Trust
Contract type name	PDS Contract
Purpose of contract	General
Contract start date	01/04/2015
Contract end date	31/03/2018

16/17 Contracted general activity (UDA)	4,150
Carry forward general activity (UDA)	0
16/17 Contracted orthodontic activity (UOA)	0
Carry forward orthodontic activity (UOA)	0
Baseline contract value	£780,372.63

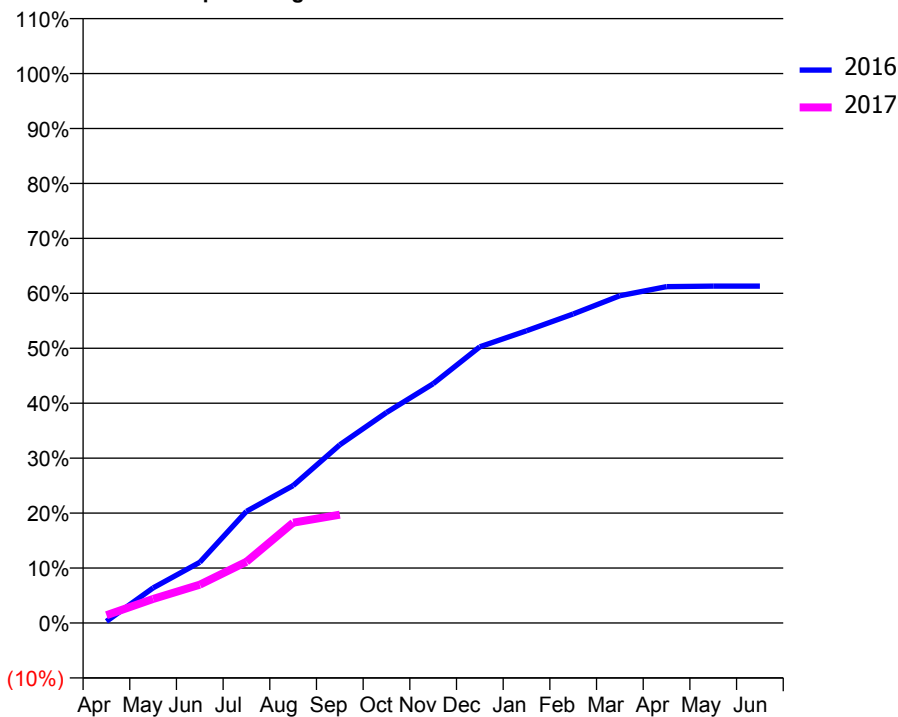
ACCESS*

Patients seen in 24 months	Total	Change since previous quarter
Quarter ending September 2015	567	
Quarter ending December 2015	705	↑
Quarter ending March 2016	742	↑
Quarter ending June 2016	771	↑
Quarter ending September 2016	813	↑
Variance since September 2015	43.4%	↑



ACTIVITY

Cumulative percentage of contracted UDA delivered 2016 & 2017



Adjusted Scheduled Activity (UDA)

Month	2016	2017
April	13	59
May	265	182
June	459	290
July	843	463
August	1,038	758
September	1,346	818
October	1,590	
November	1,808	
December	2,086	
January	2,207	
February	2,334	
March	2,472	
April	2,540	
May	2,544	
June	2,544	

QUALITY

	Quantity	Base Number	Contract	AT	Region	England
% of FP17s for the same patient ID Re-attending within 3 months - Children	4	104	3.8%	12.3%	13.5%	12.4%
% of FP17s for the same patient ID Re-attending within 3 months - Adults	22	320	6.9%	18.0%	17.4%	16.7%
% of FP17s for the same patient ID Re-attending between 3 & 9 months - Children	18	104	17.3%	57.4%	59.0%	57.4%
% of FP17s for the same patient ID Re-attending between 3 & 9 months - Adults	80	320	25.0%	51.1%	52.6%	50.5%
% of FP17s for Band 1 Urgent Courses	32	386	8.3%	10.0%	9.4%	9.1%
% of FP17s Relating to Free Repair or Replacements	0	386	0.0%	1.0%	1.0%	0.8%
% of FP17s Relating to Continuations	0	386	0.0%	1.6%	1.5%	1.3%
% of Patients satisfied with the dentistry they have received	1	1	N/A	95.1%	93.7%	93.2%
% of Patients satisfied with the time they had to wait for an appointment	1	1	N/A	92.9%	90.0%	89.0%

* This is based on patients treated on this contract for their most recent course of treatment. Figures in italics indicate the base number of FP17s or Patient Questionnaire responses are less than 100. N/A is shown where the base number of responses is less than 10 during the period. % is calculated as Quantity/Base number*100

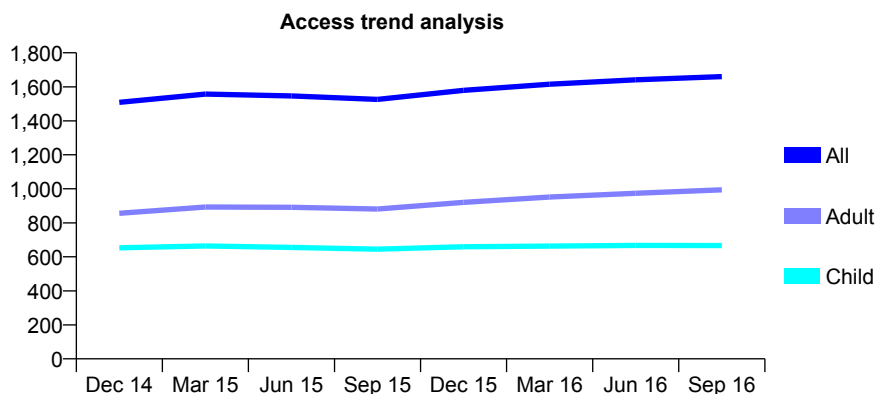
Q44 - Vital Signs At a Glance Contract Report for 141380/0001 - September 2016

Name or company name	Jackson & Lax
Contract type name	GDS Contract
Purpose of contract	General
Contract start date	01/04/2009
Contract end date	

16/17 Contracted general activity (UDA)	5,970
Carry forward general activity (UDA)	0
16/17 Contracted orthodontic activity (UOA)	0
Carry forward orthodontic activity (UOA)	0
Baseline contract value	£154,847.49

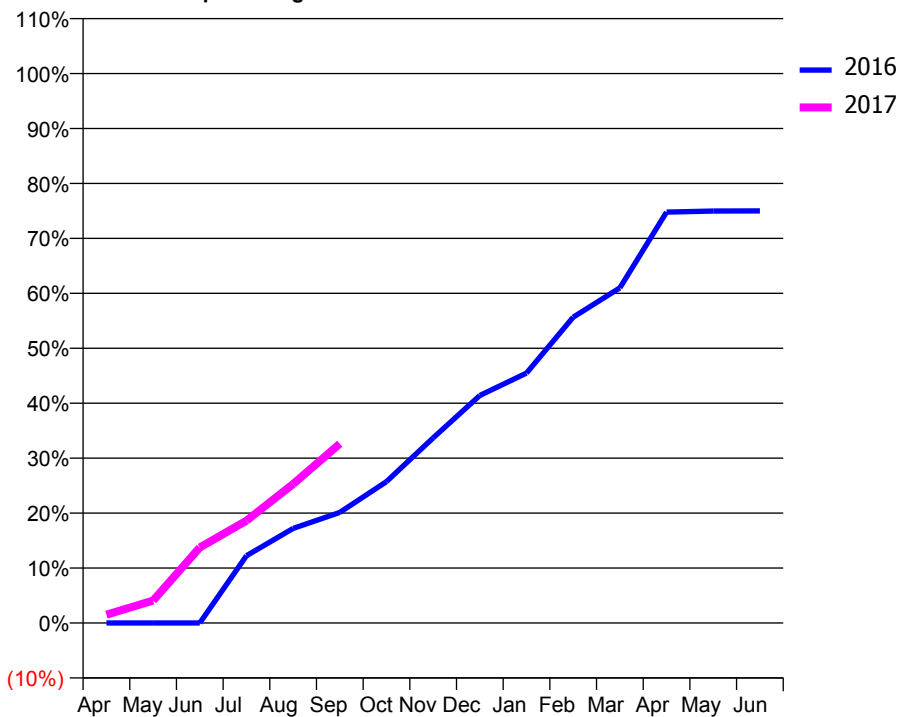
ACCESS*

Patients seen in 24 months	Total	Change since previous quarter
Quarter ending September 2015	1,526	
Quarter ending December 2015	1,579	↑
Quarter ending March 2016	1,615	↑
Quarter ending June 2016	1,641	→
Quarter ending September 2016	1,660	→
Variance since September 2015	8.8%	↑



ACTIVITY

Cumulative percentage of contracted UDA delivered 2016 & 2017



Month	Adjusted Scheduled Activity (UDA)	
	2016	2017
April	1	90
May	1	244
June	1	821
July	731	1,113
August	1,028	1,510
September	1,201	1,948
October	1,537	
November	2,012	
December	2,472	
January	2,716	
February	3,323	
March	3,641	
April	4,464	
May	4,476	
June	4,477	

QUALITY

	Quantity	Base Number	Contract	AT	Region	England
% of FP17s for the same patient ID Re-attending within 3 months - Children	46	546	8.4%	12.3%	13.5%	12.4%
% of FP17s for the same patient ID Re-attending within 3 months - Adults	108	670	16.1%	18.0%	17.4%	16.7%
% of FP17s for the same patient ID Re-attending between 3 & 9 months - Children	353	546	64.7%	57.4%	59.0%	57.4%
% of FP17s for the same patient ID Re-attending between 3 & 9 months - Adults	366	670	54.6%	51.1%	52.6%	50.5%
% of FP17s for Band 1 Urgent Courses	67	957	7.0%	10.0%	9.4%	9.1%
% of FP17s Relating to Free Repair or Replacements	3	957	0.3%	1.0%	1.0%	0.8%
% of FP17s Relating to Continuations	21	957	2.2%	1.6%	1.5%	1.3%
% of Patients satisfied with the dentistry they have received	0	0	N/A	95.1%	93.7%	93.2%
% of Patients satisfied with the time they had to wait for an appointment	0	0	N/A	92.9%	90.0%	89.0%

* This is based on patients treated on this contract for their most recent course of treatment. Figures in italics indicate the base number of FP17s or Patient Questionnaire responses are less than 100. N/A is shown where the base number of responses is less than 10 during the period. % is calculated as Quantity/Base number*100

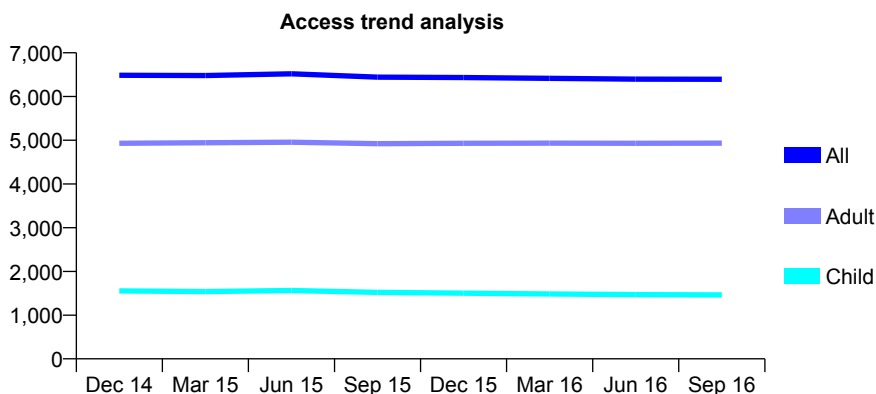
Q44 - Vital Signs At a Glance Contract Report for 142239/0001 - September 2016

Name or company name	Banks House Dental Practice
Contract type name	GDS Contract
Purpose of contract	General
Contract start date	01/04/2006
Contract end date	

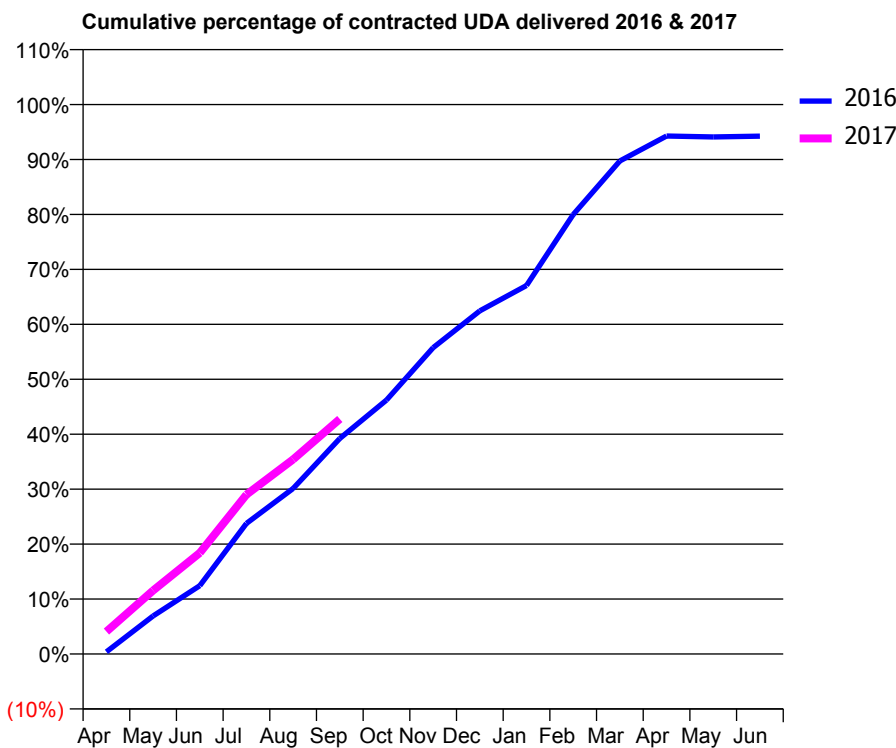
16/17 Contracted general activity (UDA)	18,342
Carry forward general activity (UDA)	0
16/17 Contracted orthodontic activity (UOA)	0
Carry forward orthodontic activity (UOA)	0
Baseline contract value	£529,789.08

ACCESS*

Patients seen in 24 months	Total	Change since previous quarter
Quarter ending September 2015	6,442	
Quarter ending December 2015	6,435	→
Quarter ending March 2016	6,416	→
Quarter ending June 2016	6,399	→
Quarter ending September 2016	6,396	→
Variance since September 2015	(0.7%)	→



ACTIVITY



Month	Adjusted Scheduled Activity (UDA)	
	2016	2017
April	73	751
May	1,273	2,120
June	2,280	3,378
July	4,362	5,322
August	5,525	6,495
September	7,193	7,846
October	8,476	
November	10,225	
December	11,455	
January	12,299	
February	14,669	
March	16,456	
April	17,289	
May	17,259	
June	17,286	

QUALITY

	Quantity	Base Number	Contract	AT	Region	England
% of FP17s for the same patient ID Re-attending within 3 months - Children	151	1,209	12.5%	12.3%	13.5%	12.4%
% of FP17s for the same patient ID Re-attending within 3 months - Adults	388	2,794	13.9%	18.0%	17.4%	16.7%
% of FP17s for the same patient ID Re-attending between 3 & 9 months - Children	687	1,209	56.8%	57.4%	59.0%	57.4%
% of FP17s for the same patient ID Re-attending between 3 & 9 months - Adults	860	2,794	30.8%	51.1%	52.6%	50.5%
% of FP17s for Band 1 Urgent Courses	207	3,670	5.6%	10.0%	9.4%	9.1%
% of FP17s Relating to Free Repair or Replacements	85	3,670	2.3%	1.0%	1.0%	0.8%
% of FP17s Relating to Continuations	35	3,670	1.0%	1.6%	1.5%	1.3%
% of Patients satisfied with the dentistry they have received	15	15	100.0%	95.1%	93.7%	93.2%
% of Patients satisfied with the time they had to wait for an appointment	15	15	100.0%	92.9%	90.0%	89.0%

* This is based on patients treated on this contract for their most recent course of treatment. Figures in italics indicate the base number of FP17s or Patient Questionnaire responses are less than 100. N/A is shown where the base number of responses is less than 10 during the period. % is calculated as Quantity/Base number*100

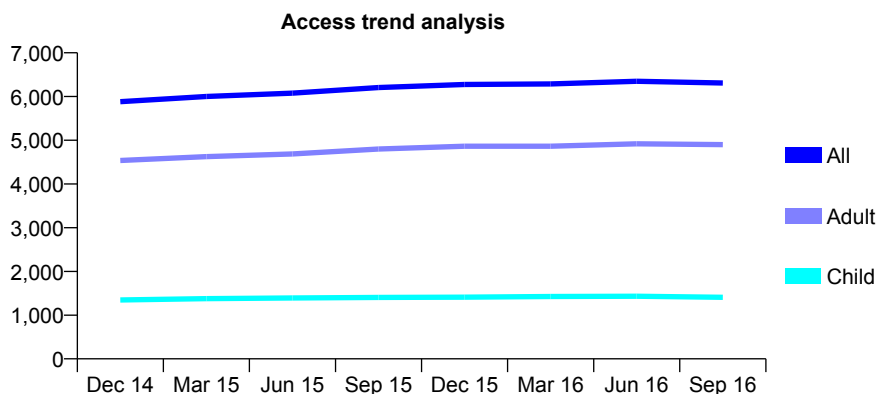
Q44 - Vital Signs At a Glance Contract Report for 143243/0001 - September 2016

Name or company name	IDH Ltd
Contract type name	GDS Contract
Purpose of contract	General
Contract start date	01/07/2008
Contract end date	

16/17 Contracted general activity (UDA)	16,035
Carry forward general activity (UDA)	0
16/17 Contracted orthodontic activity (UOA)	0
Carry forward orthodontic activity (UOA)	0
Baseline contract value	£454,906.31

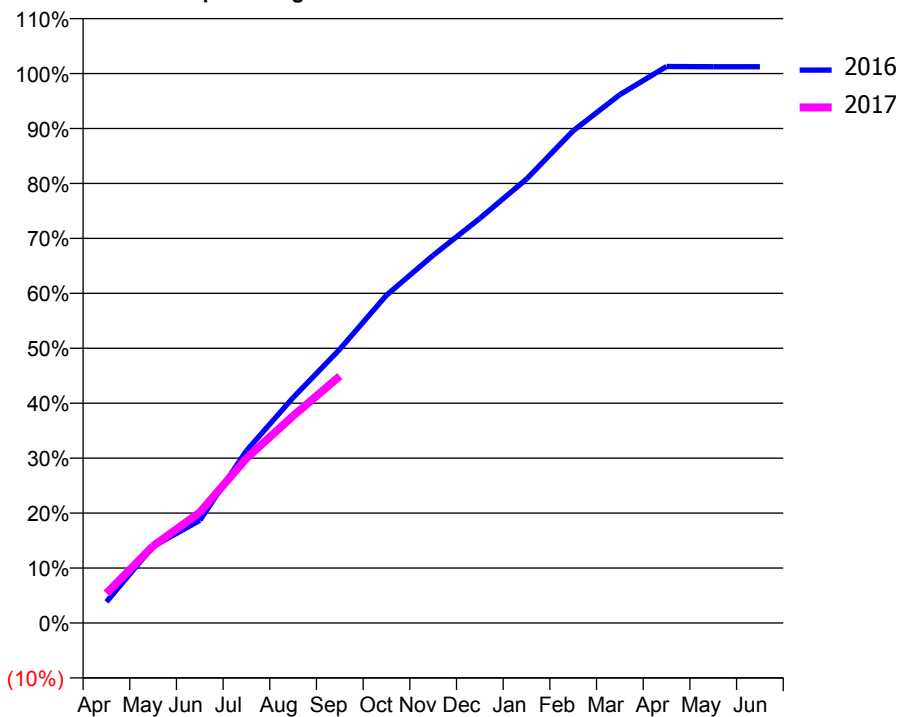
ACCESS*

Patients seen in 24 months	Total	Change since previous quarter
Quarter ending September 2015	6,206	
Quarter ending December 2015	6,276	→
Quarter ending March 2016	6,289	→
Quarter ending June 2016	6,348	→
Quarter ending September 2016	6,309	→
Variance since September 2015	1.7%	→



ACTIVITY

Cumulative percentage of contracted UDA delivered 2016 & 2017



Adjusted Scheduled Activity (UDA)

Month	2016	2017
April	615	867
May	2,236	2,248
June	2,993	3,228
July	5,030	4,809
August	6,577	6,045
September	7,990	7,204
October	9,566	
November	10,729	
December	11,808	
January	12,954	
February	14,366	
March	15,419	
April	16,242	
May	16,231	
June	16,231	

QUALITY

	Quantity	Base Number	Contract	AT	Region	England
% of FP17s for the same patient ID Re-attending within 3 months - Children	47	866	5.4%	12.3%	13.5%	12.4%
% of FP17s for the same patient ID Re-attending within 3 months - Adults	414	2,809	14.7%	18.0%	17.4%	16.7%
% of FP17s for the same patient ID Re-attending between 3 & 9 months - Children	391	866	45.2%	57.4%	59.0%	57.4%
% of FP17s for the same patient ID Re-attending between 3 & 9 months - Adults	1,214	2,809	43.2%	51.1%	52.6%	50.5%
% of FP17s for Band 1 Urgent Courses	230	3,317	6.9%	10.0%	9.4%	9.1%
% of FP17s Relating to Free Repair or Replacements	28	3,317	0.8%	1.0%	1.0%	0.8%
% of FP17s Relating to Continuations	101	3,317	3.0%	1.6%	1.5%	1.3%
% of Patients satisfied with the dentistry they have received	7	7	N/A	95.1%	93.7%	93.2%
% of Patients satisfied with the time they had to wait for an appointment	6	7	N/A	92.9%	90.0%	89.0%

* This is based on patients treated on this contract for their most recent course of treatment. Figures in italics indicate the base number of FP17s or Patient Questionnaire responses are less than 100. N/A is shown where the base number of responses is less than 10 during the period. % is calculated as Quantity/Base number*100

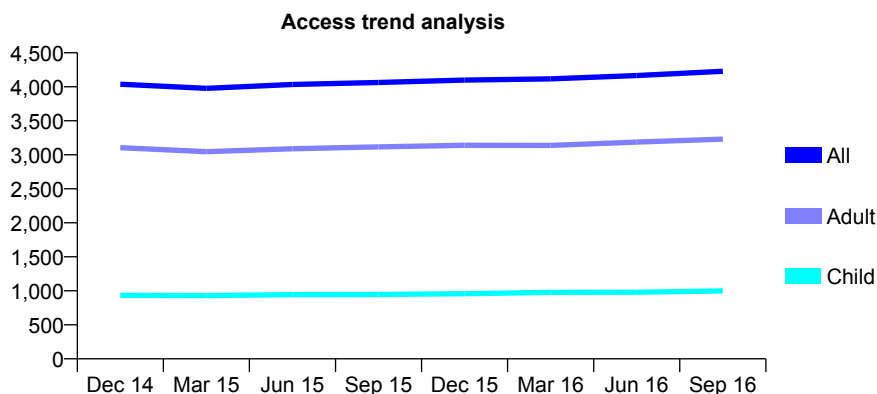
Q44 - Vital Signs At a Glance Contract Report for 143243/0002 - September 2016

Name or company name	IDH Ltd
Contract type name	GDS Contract
Purpose of contract	General
Contract start date	01/07/2008
Contract end date	

16/17 Contracted general activity (UDA)	12,500
Carry forward general activity (UDA)	0
16/17 Contracted orthodontic activity (UOA)	0
Carry forward orthodontic activity (UOA)	0
Baseline contract value	£311,436.75

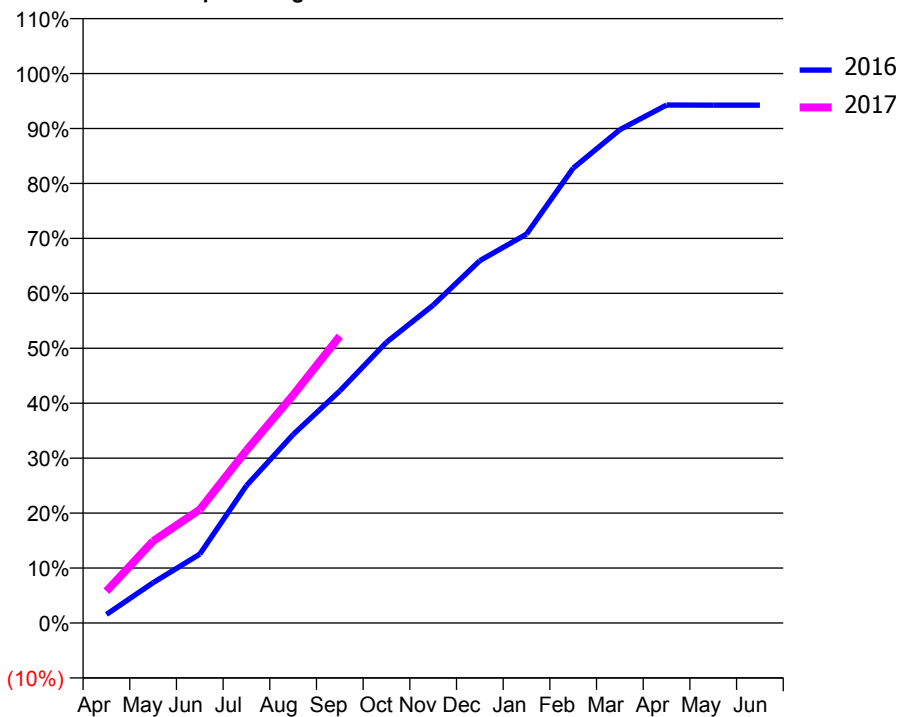
ACCESS*

Patients seen in 24 months	Total	Change since previous quarter
Quarter ending September 2015	4,063	
Quarter ending December 2015	4,099	→
Quarter ending March 2016	4,117	→
Quarter ending June 2016	4,166	→
Quarter ending September 2016	4,229	→
Variance since September 2015	4.1%	↑



ACTIVITY

Cumulative percentage of contracted UDA delivered 2016 & 2017



Month	Adjusted Scheduled Activity (UDA)	
	2016	2017
April	197	722
May	916	1,864
June	1,567	2,580
July	3,126	3,928
August	4,287	5,187
September	5,279	6,525
October	6,388	
November	7,231	
December	8,242	
January	8,846	
February	10,347	
March	11,221	
April	11,784	
May	11,781	
June	11,781	

QUALITY

	Quantity	Base Number	Contract	AT	Region	England
% of FP17s for the same patient ID Re-attending within 3 months - Children	75	832	9.0%	12.3%	13.5%	12.4%
% of FP17s for the same patient ID Re-attending within 3 months - Adults	347	2,387	14.5%	18.0%	17.4%	16.7%
% of FP17s for the same patient ID Re-attending between 3 & 9 months - Children	511	832	61.4%	57.4%	59.0%	57.4%
% of FP17s for the same patient ID Re-attending between 3 & 9 months - Adults	1,363	2,387	57.1%	51.1%	52.6%	50.5%
% of FP17s for Band 1 Urgent Courses	366	2,922	12.5%	10.0%	9.4%	9.1%
% of FP17s Relating to Free Repair or Replacements	35	2,922	1.2%	1.0%	1.0%	0.8%
% of FP17s Relating to Continuations	37	2,922	1.3%	1.6%	1.5%	1.3%
% of Patients satisfied with the dentistry they have received	6	6	N/A	95.1%	93.7%	93.2%
% of Patients satisfied with the time they had to wait for an appointment	6	6	N/A	92.9%	90.0%	89.0%

* This is based on patients treated on this contract for their most recent course of treatment. Figures in italics indicate the base number of FP17s or Patient Questionnaire responses are less than 100. N/A is shown where the base number of responses is less than 10 during the period. % is calculated as Quantity/Base number*100

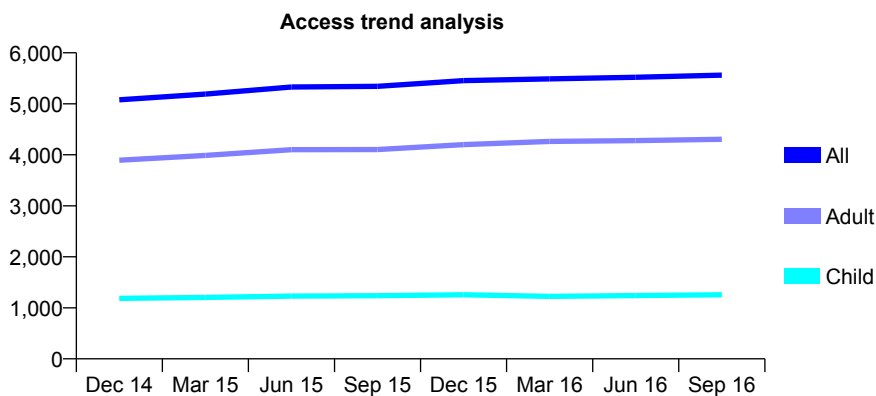
Q44 - Vital Signs At a Glance Contract Report for 143243/0003 - September 2016

Name or company name	IDH Ltd
Contract type name	GDS Contract
Purpose of contract	General
Contract start date	01/07/2008
Contract end date	

16/17 Contracted general activity (UDA)	15,700
Carry forward general activity (UDA)	275
16/17 Contracted orthodontic activity (UOA)	0
Carry forward orthodontic activity (UOA)	0
Baseline contract value	£438,391.36

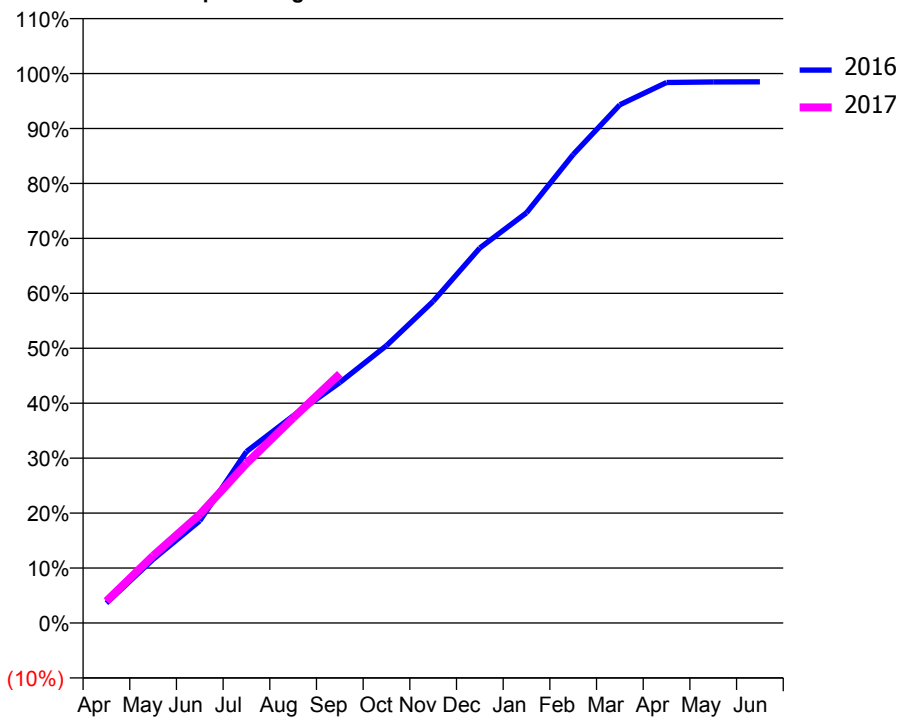
ACCESS*

Patients seen in 24 months	Total	Change since previous quarter
Quarter ending September 2015	5,342	
Quarter ending December 2015	5,454	↑
Quarter ending March 2016	5,489	→
Quarter ending June 2016	5,520	→
Quarter ending September 2016	5,562	→
Variance since September 2015	4.1%	↑



ACTIVITY

Cumulative percentage of contracted UDA delivered 2016 & 2017



Month	Adjusted Scheduled Activity (UDA)	
	2016	2017
April	568	627
May	1,821	1,922
June	2,922	3,105
July	4,898	4,559
August	5,917	5,857
September	6,870	7,119
October	7,926	
November	9,193	
December	10,715	
January	11,722	
February	13,388	
March	14,808	
April	15,445	
May	15,458	
June	15,462	

QUALITY

	Quantity	Base Number	Contract	AT	Region	England
% of FP17s for the same patient ID Re-attending within 3 months - Children	73	1,091	6.7%	12.3%	13.5%	12.4%
% of FP17s for the same patient ID Re-attending within 3 months - Adults	524	2,874	18.2%	18.0%	17.4%	16.7%
% of FP17s for the same patient ID Re-attending between 3 & 9 months - Children	651	1,091	59.7%	57.4%	59.0%	57.4%
% of FP17s for the same patient ID Re-attending between 3 & 9 months - Adults	1,313	2,874	45.7%	51.1%	52.6%	50.5%
% of FP17s for Band 1 Urgent Courses	347	3,670	9.5%	10.0%	9.4%	9.1%
% of FP17s Relating to Free Repair or Replacements	44	3,670	1.2%	1.0%	1.0%	0.8%
% of FP17s Relating to Continuations	129	3,670	3.5%	1.6%	1.5%	1.3%
% of Patients satisfied with the dentistry they have received	12	12	100.0%	95.1%	93.7%	93.2%
% of Patients satisfied with the time they had to wait for an appointment	12	12	100.0%	92.9%	90.0%	89.0%

* This is based on patients treated on this contract for their most recent course of treatment. Figures in italics indicate the base number of FP17s or Patient Questionnaire responses are less than 100. N/A is shown where the base number of responses is less than 10 during the period. % is calculated as Quantity/Base number*100

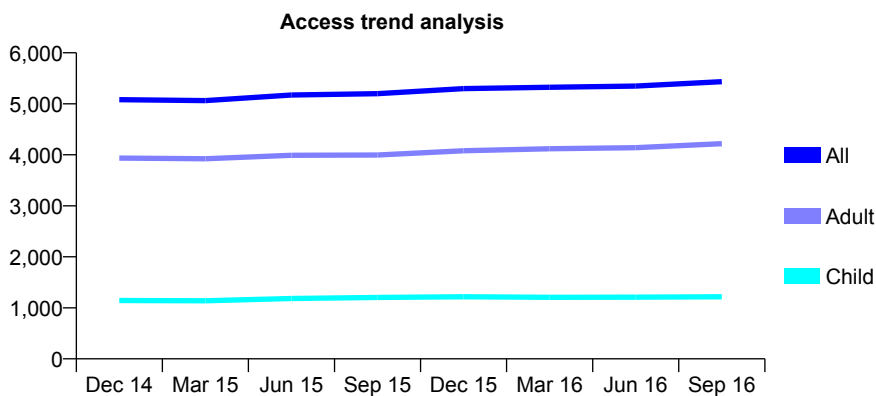
Q44 - Vital Signs At a Glance Contract Report for 143243/0004 - September 2016

Name or company name	IDH Ltd
Contract type name	GDS Contract
Purpose of contract	General
Contract start date	01/07/2008
Contract end date	

16/17 Contracted general activity (UDA)	17,095
Carry forward general activity (UDA)	24
16/17 Contracted orthodontic activity (UOA)	0
Carry forward orthodontic activity (UOA)	0
Baseline contract value	£363,675.71

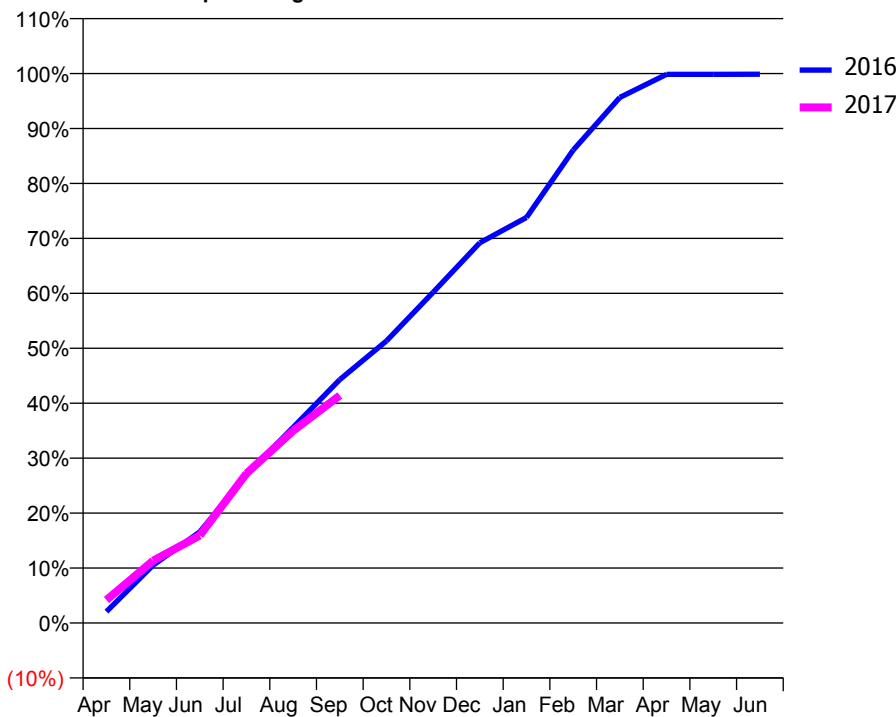
ACCESS*

Patients seen in 24 months	Total	Change since previous quarter
Quarter ending September 2015	5,199	
Quarter ending December 2015	5,298	→
Quarter ending March 2016	5,325	→
Quarter ending June 2016	5,349	→
Quarter ending September 2016	5,434	→
Variance since September 2015	4.5%	↑



ACTIVITY

Cumulative percentage of contracted UDA delivered 2016 & 2017



Month	Adjusted Scheduled Activity (UDA)	
	2016	2017
April	355	717
May	1,797	1,940
June	2,835	2,725
July	4,612	4,652
August	6,087	5,981
September	7,572	7,081
October	8,777	
November	10,291	
December	11,829	
January	12,616	
February	14,712	
March	16,351	
April	17,070	
May	17,070	
June	17,071	

QUALITY

	Quantity	Base Number	Contract	AT	Region	England
% of FP17s for the same patient ID Re-attending within 3 months - Children	51	843	6.0%	12.3%	13.5%	12.4%
% of FP17s for the same patient ID Re-attending within 3 months - Adults	327	2,708	12.1%	18.0%	17.4%	16.7%
% of FP17s for the same patient ID Re-attending between 3 & 9 months - Children	466	843	55.3%	57.4%	59.0%	57.4%
% of FP17s for the same patient ID Re-attending between 3 & 9 months - Adults	1,502	2,708	55.5%	51.1%	52.6%	50.5%
% of FP17s for Band 1 Urgent Courses	234	3,272	7.2%	10.0%	9.4%	9.1%
% of FP17s Relating to Free Repair or Replacements	24	3,272	0.7%	1.0%	1.0%	0.8%
% of FP17s Relating to Continuations	54	3,272	1.7%	1.6%	1.5%	1.3%
% of Patients satisfied with the dentistry they have received	10	13	76.9%	95.1%	93.7%	93.2%
% of Patients satisfied with the time they had to wait for an appointment	11	13	84.6%	92.9%	90.0%	89.0%

* This is based on patients treated on this contract for their most recent course of treatment. Figures in italics indicate the base number of FP17s or Patient Questionnaire responses are less than 100. N/A is shown where the base number of responses is less than 10 during the period. % is calculated as Quantity/Base number*100

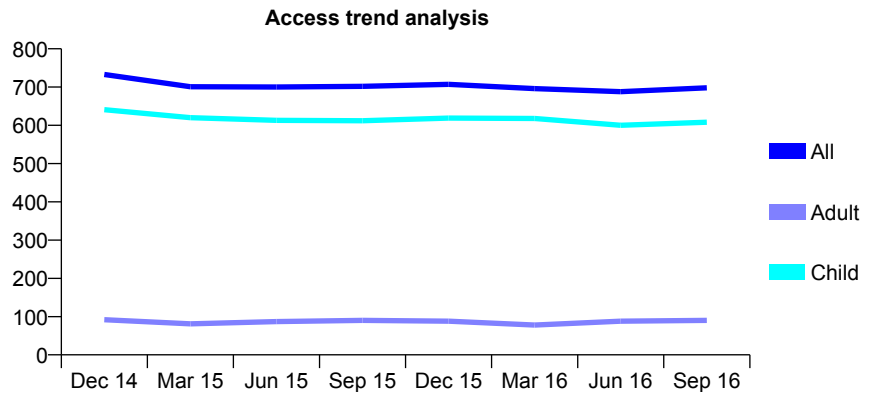
Q44 - Vital Signs At a Glance Contract Report for 144606/0001 - September 2016

Name or company name	Rock House Dental Practice
Contract type name	GDS Contract
Purpose of contract	General
Contract start date	01/11/2011
Contract end date	

16/17 Contracted general activity (UDA)	1,498
Carry forward general activity (UDA)	0
16/17 Contracted orthodontic activity (UOA)	0
Carry forward orthodontic activity (UOA)	0
Baseline contract value	£38,051.62

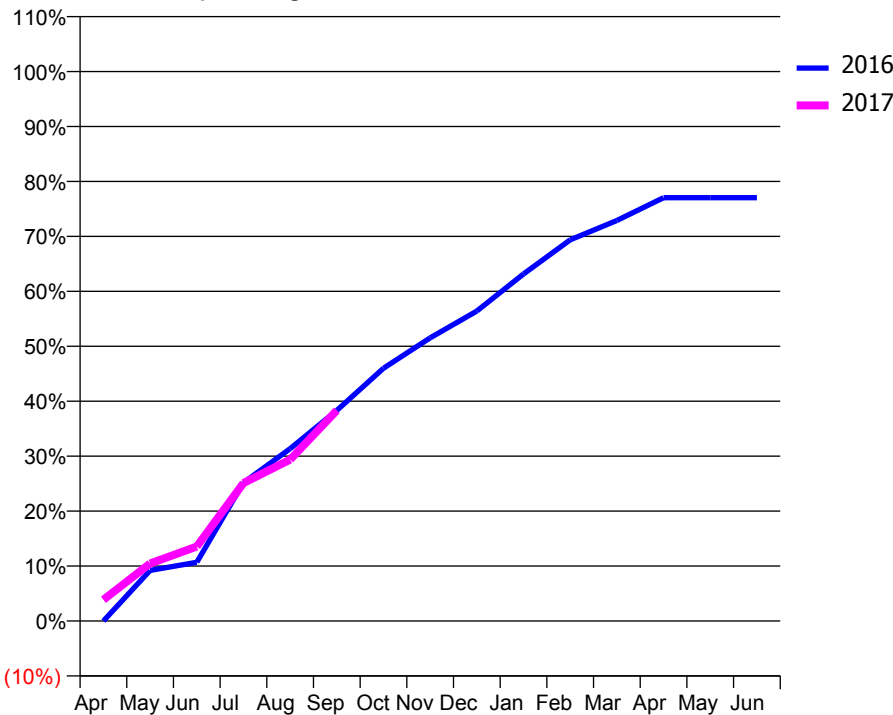
ACCESS*

Patients seen in 24 months	Total	Change since previous quarter
Quarter ending September 2015	702	
Quarter ending December 2015	707	→
Quarter ending March 2016	696	↓
Quarter ending June 2016	688	↓
Quarter ending September 2016	698	→
Variance since September 2015	(0.6%)	→



ACTIVITY

Cumulative percentage of contracted UDA delivered 2016 & 2017



Month	Adjusted Scheduled Activity (UDA)	
	2016	2017
April	0	58
May	138	157
June	160	203
July	377	376
August	470	440
September	574	574
October	689	
November	772	
December	845	
January	946	
February	1,039	
March	1,092	
April	1,154	
May	1,154	
June	1,154	

QUALITY

	Quantity	Base Number	Contract	AT	Region	England
% of FP17s for the same patient ID Re-attending within 3 months - Children	35	480	7.3%	12.3%	13.5%	12.4%
% of FP17s for the same patient ID Re-attending within 3 months - Adults	0	1	0.0%	18.0%	17.4%	16.7%
% of FP17s for the same patient ID Re-attending between 3 & 9 months - Children	272	480	56.7%	57.4%	59.0%	57.4%
% of FP17s for the same patient ID Re-attending between 3 & 9 months - Adults	0	1	0.0%	51.1%	52.6%	50.5%
% of FP17s for Band 1 Urgent Courses	0	433	0.0%	10.0%	9.4%	9.1%
% of FP17s Relating to Free Repair or Replacements	0	433	0.0%	1.0%	1.0%	0.8%
% of FP17s Relating to Continuations	16	433	3.7%	1.6%	1.5%	1.3%
% of Patients satisfied with the dentistry they have received	0	0	N/A	95.1%	93.7%	93.2%
% of Patients satisfied with the time they had to wait for an appointment	0	0	N/A	92.9%	90.0%	89.0%

* This is based on patients treated on this contract for their most recent course of treatment. Figures in italics indicate the base number of FP17s or Patient Questionnaire responses are less than 100. N/A is shown where the base number of responses is less than 10 during the period. % is calculated as Quantity/Base number*100

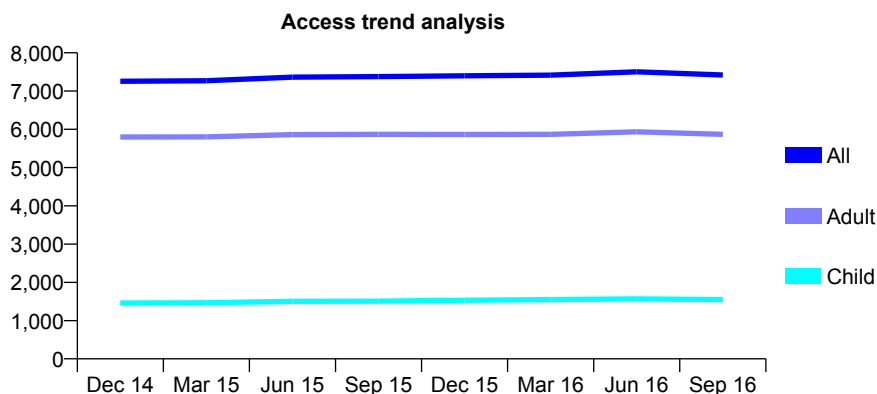
Q44 - Vital Signs At a Glance Contract Report for 144673/0001 - September 2016

Name or company name	WK Dent Limited
Contract type name	GDS Contract
Purpose of contract	General
Contract start date	01/04/2010
Contract end date	

16/17 Contracted general activity (UDA)	24,500
Carry forward general activity (UDA)	0
16/17 Contracted orthodontic activity (UOA)	0
Carry forward orthodontic activity (UOA)	0
Baseline contract value	£532,877.57

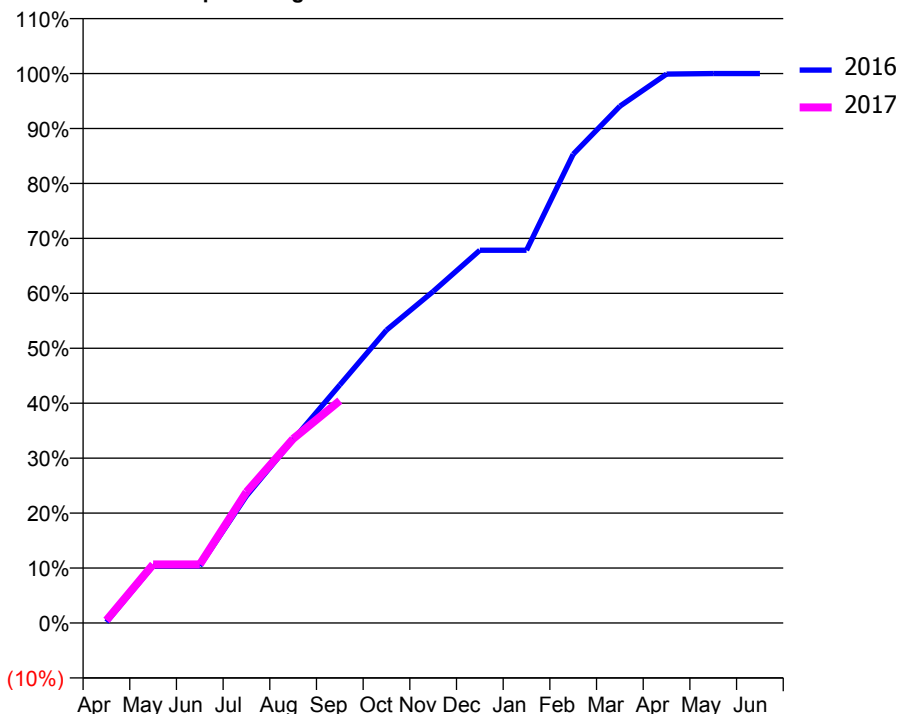
ACCESS*

Patients seen in 24 months	Total	Change since previous quarter
Quarter ending September 2015	7,378	
Quarter ending December 2015	7,397	→
Quarter ending March 2016	7,417	→
Quarter ending June 2016	7,503	→
Quarter ending September 2016	7,420	↓
Variance since September 2015	0.6%	→



ACTIVITY

Cumulative percentage of contracted UDA delivered 2016 & 2017



Month	Adjusted Scheduled Activity (UDA)	
	2016	2017
April	46	122
May	2,550	2,615
June	2,550	2,615
July	5,670	5,841
August	8,171	8,214
September	10,617	9,914
October	13,057	
November	14,783	
December	16,618	
January	16,618	
February	20,898	
March	23,039	
April	24,475	
May	24,500	
June	24,500	

QUALITY

	Quantity	Base Number	Contract	AT	Region	England
% of FP17s for the same patient ID Re-attending within 3 months - Children	97	1,414	6.9%	12.3%	13.5%	12.4%
% of FP17s for the same patient ID Re-attending within 3 months - Adults	762	5,078	15.0%	18.0%	17.4%	16.7%
% of FP17s for the same patient ID Re-attending between 3 & 9 months - Children	1,031	1,414	72.9%	57.4%	59.0%	57.4%
% of FP17s for the same patient ID Re-attending between 3 & 9 months - Adults	3,580	5,078	70.5%	51.1%	52.6%	50.5%
% of FP17s for Band 1 Urgent Courses	257	5,630	4.6%	10.0%	9.4%	9.1%
% of FP17s Relating to Free Repair or Replacements	63	5,630	1.1%	1.0%	1.0%	0.8%
% of FP17s Relating to Continuations	36	5,630	0.6%	1.6%	1.5%	1.3%
% of Patients satisfied with the dentistry they have received	8	9	N/A	95.1%	93.7%	93.2%
% of Patients satisfied with the time they had to wait for an appointment	6	9	N/A	92.9%	90.0%	89.0%

* This is based on patients treated on this contract for their most recent course of treatment. Figures in italics indicate the base number of FP17s or Patient Questionnaire responses are less than 100. N/A is shown where the base number of responses is less than 10 during the period. % is calculated as Quantity/Base number*100

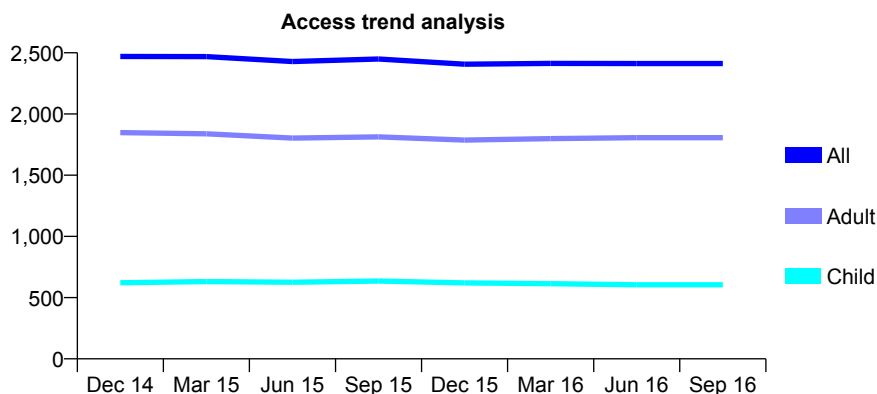
Q44 - Vital Signs At a Glance Contract Report for 145378/0001 - September 2016

Name or company name	Medinox Ltd
Contract type name	GDS Contract
Purpose of contract	General
Contract start date	01/01/2007
Contract end date	

16/17 Contracted general activity (UDA)	8,631
Carry forward general activity (UDA)	0
16/17 Contracted orthodontic activity (UOA)	0
Carry forward orthodontic activity (UOA)	0
Baseline contract value	£205,233.01

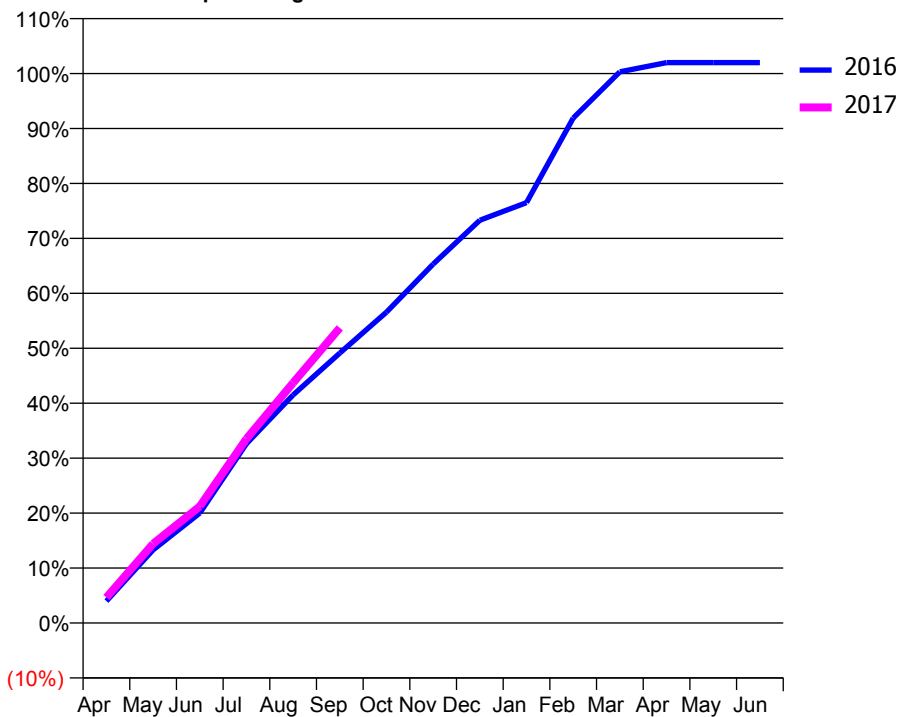
ACCESS*

Patients seen in 24 months	Total	Change since previous quarter
Quarter ending September 2015	2,449	
Quarter ending December 2015	2,407	↓
Quarter ending March 2016	2,413	→
Quarter ending June 2016	2,412	→
Quarter ending September 2016	2,412	→
Variance since September 2015	(1.5%)	↓



ACTIVITY

Cumulative percentage of contracted UDA delivered 2016 & 2017



Adjusted Scheduled Activity (UDA)

Month	2016	2017
April	345	401
May	1,148	1,244
June	1,726	1,832
July	2,816	2,894
August	3,583	3,772
September	4,240	4,636
October	4,884	
November	5,637	
December	6,326	
January	6,603	
February	7,932	
March	8,658	
April	8,803	
May	8,803	
June	8,803	

QUALITY

	Quantity	Base Number	Contract	AT	Region	England
% of FP17s for the same patient ID Re-attending within 3 months - Children	35	525	6.7%	12.3%	13.5%	12.4%
% of FP17s for the same patient ID Re-attending within 3 months - Adults	272	1,465	18.6%	18.0%	17.4%	16.7%
% of FP17s for the same patient ID Re-attending between 3 & 9 months - Children	366	525	69.7%	57.4%	59.0%	57.4%
% of FP17s for the same patient ID Re-attending between 3 & 9 months - Adults	790	1,465	53.9%	51.1%	52.6%	50.5%
% of FP17s for Band 1 Urgent Courses	81	1,920	4.2%	10.0%	9.4%	9.1%
% of FP17s Relating to Free Repair or Replacements	21	1,920	1.1%	1.0%	1.0%	0.8%
% of FP17s Relating to Continuations	57	1,920	3.0%	1.6%	1.5%	1.3%
% of Patients satisfied with the dentistry they have received	4	4	N/A	95.1%	93.7%	93.2%
% of Patients satisfied with the time they had to wait for an appointment	4	4	N/A	92.9%	90.0%	89.0%

* This is based on patients treated on this contract for their most recent course of treatment. Figures in italics indicate the base number of FP17s or Patient Questionnaire responses are less than 100. N/A is shown where the base number of responses is less than 10 during the period. % is calculated as Quantity/Base number*100

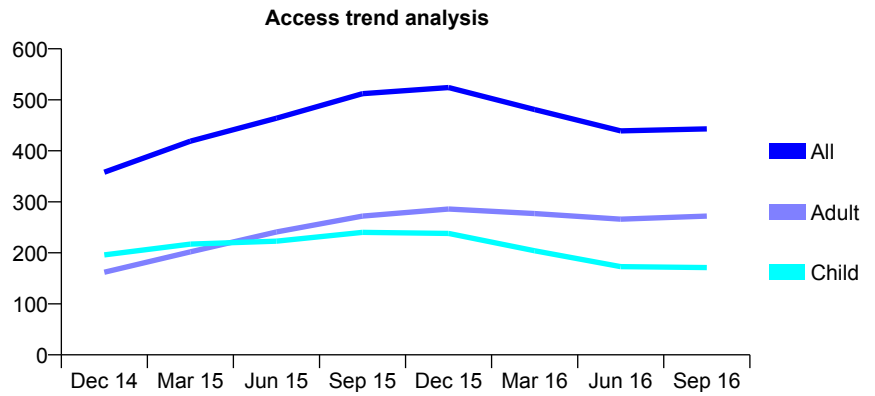
Q44 - Vital Signs At a Glance Contract Report for 146951/0001 - September 2016

Name or company name	Chester Smiles
Contract type name	GDS Contract
Purpose of contract	General
Contract start date	01/04/2014
Contract end date	

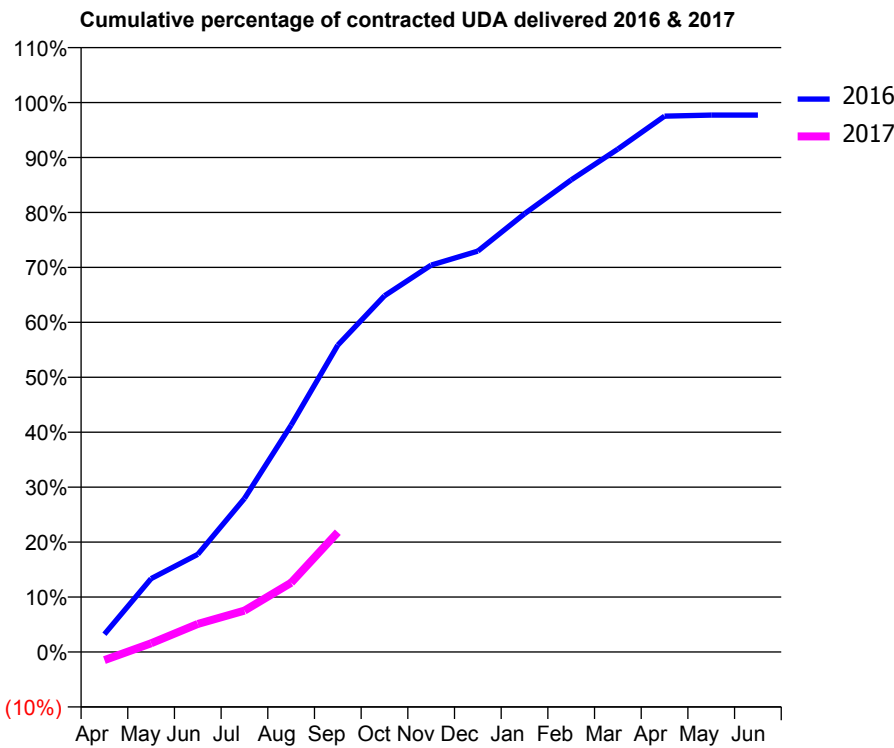
16/17 Contracted general activity (UDA)	1,400
Carry forward general activity (UDA)	32
16/17 Contracted orthodontic activity (UOA)	0
Carry forward orthodontic activity (UOA)	0
Baseline contract value	£29,579.29

ACCESS*

Patients seen in 24 months	Total	Change since previous quarter
Quarter ending September 2015	512	
Quarter ending December 2015	524	↑
Quarter ending March 2016	481	↓
Quarter ending June 2016	439	↓
Quarter ending September 2016	443	→
Variance since September 2015	(13.5%)	↓



ACTIVITY



Month	Adjusted Scheduled Activity (UDA)	
	2016	2017
April	45	-21
May	187	22
June	249	71
July	391	106
August	578	177
September	782	305
October	908	
November	986	
December	1,021	
January	1,117	
February	1,203	
March	1,281	
April	1,365	
May	1,368	
June	1,368	

QUALITY

	Quantity	Base Number	Contract	AT	Region	England
% of FP17s for the same patient ID Re-attending within 3 months - Children	7	132	5.3%	12.3%	13.5%	12.4%
% of FP17s for the same patient ID Re-attending within 3 months - Adults	10	152	6.6%	18.0%	17.4%	16.7%
% of FP17s for the same patient ID Re-attending between 3 & 9 months - Children	78	132	59.1%	57.4%	59.0%	57.4%
% of FP17s for the same patient ID Re-attending between 3 & 9 months - Adults	56	152	36.8%	51.1%	52.6%	50.5%
% of FP17s for Band 1 Urgent Courses	11	223	4.9%	10.0%	9.4%	9.1%
% of FP17s Relating to Free Repair or Replacements	0	223	0.0%	1.0%	1.0%	0.8%
% of FP17s Relating to Continuations	2	223	0.9%	1.6%	1.5%	1.3%
% of Patients satisfied with the dentistry they have received	0	0	N/A	95.1%	93.7%	93.2%
% of Patients satisfied with the time they had to wait for an appointment	0	0	N/A	92.9%	90.0%	89.0%

* This is based on patients treated on this contract for their most recent course of treatment. Figures in italics indicate the base number of FP17s or Patient Questionnaire responses are less than 100. N/A is shown where the base number of responses is less than 10 during the period. % is calculated as Quantity/Base number*100

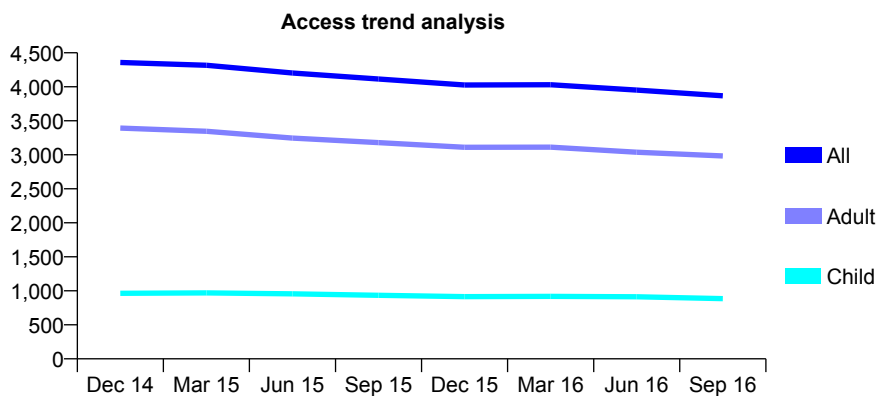
Q44 - Vital Signs At a Glance Contract Report for 146986/0001 - September 2016

Name or company name	Middlewich Street Dental Practice Ltd
Contract type name	GDS Contract
Purpose of contract	General
Contract start date	01/06/2011
Contract end date	

16/17 Contracted general activity (UDA)	12,106
Carry forward general activity (UDA)	0
16/17 Contracted orthodontic activity (UOA)	0
Carry forward orthodontic activity (UOA)	0
Baseline contract value	£342,791.31

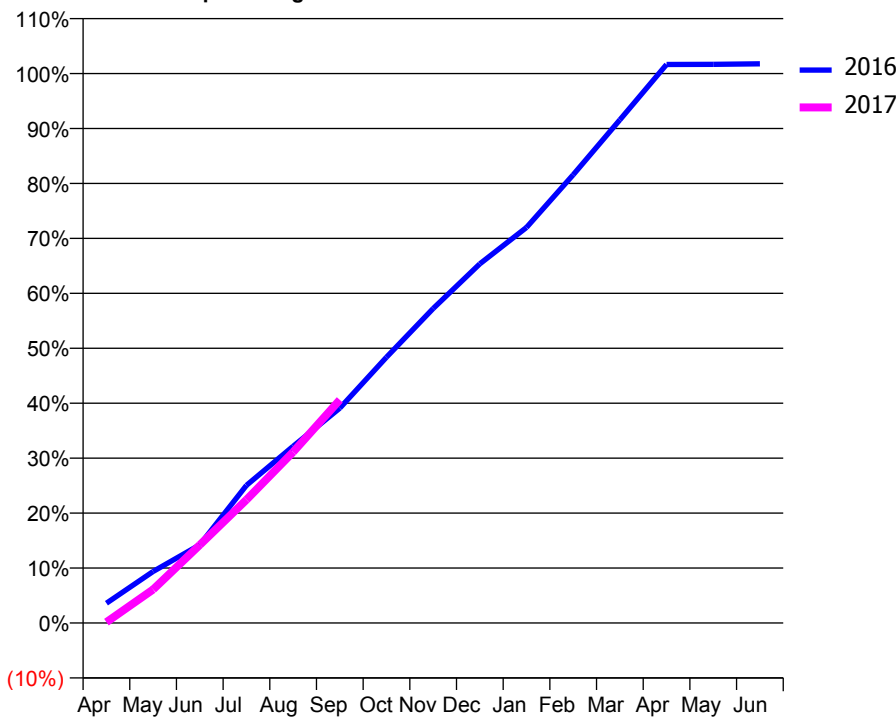
ACCESS*

Patients seen in 24 months	Total	Change since previous quarter
Quarter ending September 2015	4,115	
Quarter ending December 2015	4,026	↓
Quarter ending March 2016	4,030	→
Quarter ending June 2016	3,951	↓
Quarter ending September 2016	3,868	↓
Variance since September 2015	(6.0%)	↓



ACTIVITY

Cumulative percentage of contracted UDA delivered 2016 & 2017



Adjusted Scheduled Activity (UDA)

Month	2016	2017
April	436	19
May	1,135	738
June	1,724	1,721
July	3,033	2,717
August	3,893	3,767
September	4,734	4,917
October	5,858	
November	6,930	
December	7,912	
January	8,714	
February	9,876	
March	11,086	
April	12,303	
May	12,306	
June	12,319	

QUALITY

	Quantity	Base Number	Contract	AT	Region	England
% of FP17s for the same patient ID Re-attending within 3 months - Children	44	671	6.6%	12.3%	13.5%	12.4%
% of FP17s for the same patient ID Re-attending within 3 months - Adults	285	2,168	13.1%	18.0%	17.4%	16.7%
% of FP17s for the same patient ID Re-attending between 3 & 9 months - Children	410	671	61.1%	57.4%	59.0%	57.4%
% of FP17s for the same patient ID Re-attending between 3 & 9 months - Adults	1,342	2,168	61.9%	51.1%	52.6%	50.5%
% of FP17s for Band 1 Urgent Courses	152	2,404	6.3%	10.0%	9.4%	9.1%
% of FP17s Relating to Free Repair or Replacements	15	2,404	0.6%	1.0%	1.0%	0.8%
% of FP17s Relating to Continuations	33	2,404	1.4%	1.6%	1.5%	1.3%
% of Patients satisfied with the dentistry they have received	4	4	N/A	95.1%	93.7%	93.2%
% of Patients satisfied with the time they had to wait for an appointment	4	4	N/A	92.9%	90.0%	89.0%

* This is based on patients treated on this contract for their most recent course of treatment. Figures in italics indicate the base number of FP17s or Patient Questionnaire responses are less than 100. N/A is shown where the base number of responses is less than 10 during the period. % is calculated as Quantity/Base number*100

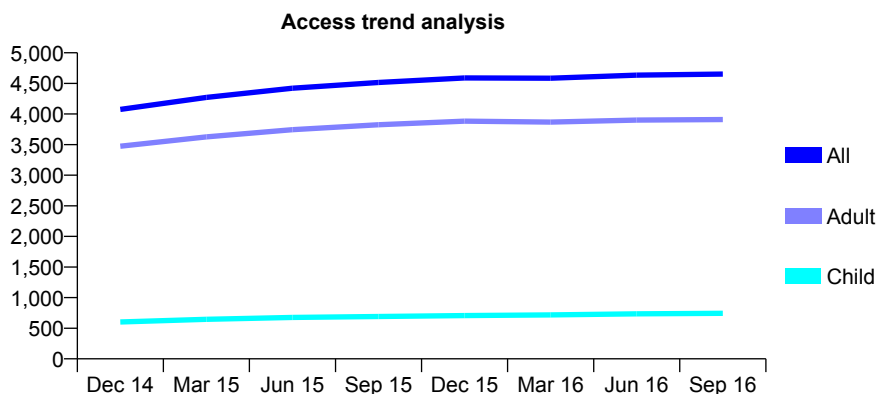
Q44 - Vital Signs At a Glance Contract Report for 147079/0001 - September 2016

Name or company name	McTooth Limited
Contract type name	GDS Contract
Purpose of contract	General
Contract start date	01/08/2010
Contract end date	

16/17 Contracted general activity (UDA)	13,128
Carry forward general activity (UDA)	0
16/17 Contracted orthodontic activity (UOA)	0
Carry forward orthodontic activity (UOA)	0
Baseline contract value	£328,130.51

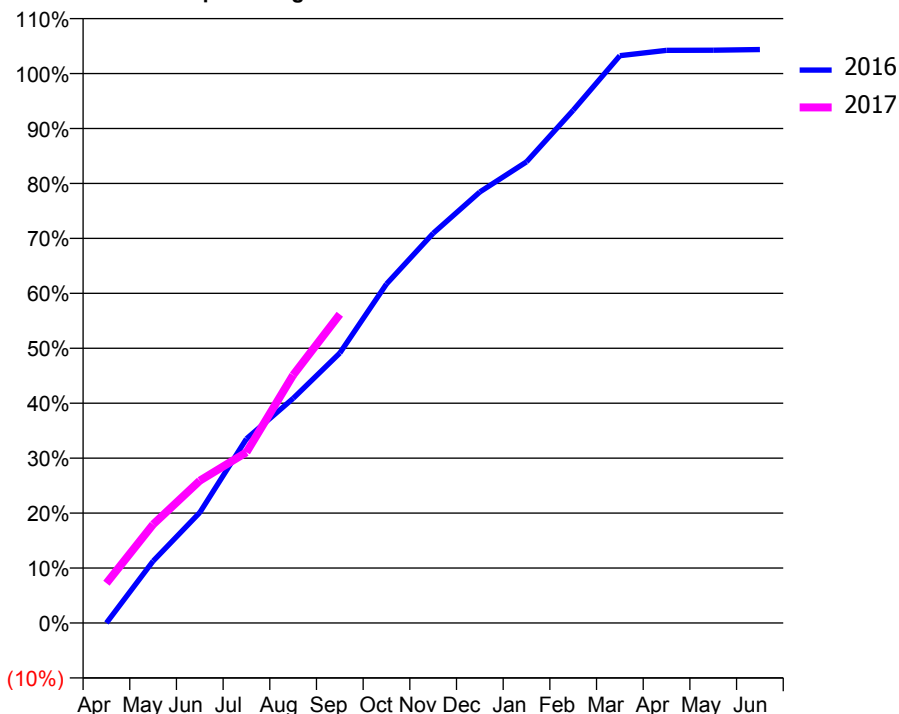
ACCESS*

Patients seen in 24 months	Total	Change since previous quarter
Quarter ending September 2015	4,516	
Quarter ending December 2015	4,589	→
Quarter ending March 2016	4,586	→
Quarter ending June 2016	4,636	→
Quarter ending September 2016	4,653	→
Variance since September 2015	3.0%	↑



ACTIVITY

Cumulative percentage of contracted UDA delivered 2016 & 2017



Month	Adjusted Scheduled Activity (UDA)	
	2016	2017
April	0	952
May	1,481	2,357
June	2,640	3,402
July	4,401	4,079
August	5,368	5,924
September	6,450	7,376
October	8,099	
November	9,310	
December	10,297	
January	11,018	
February	12,252	
March	13,553	
April	13,680	
May	13,684	
June	13,701	

QUALITY

	Quantity	Base Number	Contract	AT	Region	England
% of FP17s for the same patient ID Re-attending within 3 months - Children	42	514	8.2%	12.3%	13.5%	12.4%
% of FP17s for the same patient ID Re-attending within 3 months - Adults	412	2,701	15.3%	18.0%	17.4%	16.7%
% of FP17s for the same patient ID Re-attending between 3 & 9 months - Children	259	514	50.4%	57.4%	59.0%	57.4%
% of FP17s for the same patient ID Re-attending between 3 & 9 months - Adults	1,543	2,701	57.1%	51.1%	52.6%	50.5%
% of FP17s for Band 1 Urgent Courses	284	3,123	9.1%	10.0%	9.4%	9.1%
% of FP17s Relating to Free Repair or Replacements	12	3,123	0.4%	1.0%	1.0%	0.8%
% of FP17s Relating to Continuations	115	3,123	3.7%	1.6%	1.5%	1.3%
% of Patients satisfied with the dentistry they have received	8	8	N/A	95.1%	93.7%	93.2%
% of Patients satisfied with the time they had to wait for an appointment	8	8	N/A	92.9%	90.0%	89.0%

* This is based on patients treated on this contract for their most recent course of treatment. Figures in italics indicate the base number of FP17s or Patient Questionnaire responses are less than 100. N/A is shown where the base number of responses is less than 10 during the period. % is calculated as Quantity/Base number*100

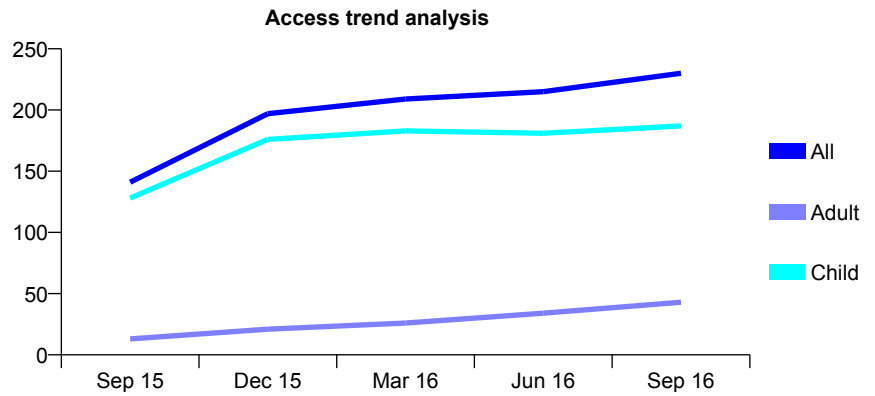
Q44 - Vital Signs At a Glance Contract Report for 148059/0001 - September 2016

Name or company name	Globe Dental Practice
Contract type name	GDS Contract
Purpose of contract	General
Contract start date	01/06/2015
Contract end date	

16/17 Contracted general activity (UDA)	1,299
Carry forward general activity (UDA)	0
16/17 Contracted orthodontic activity (UOA)	0
Carry forward orthodontic activity (UOA)	0
Baseline contract value	£30,397.24

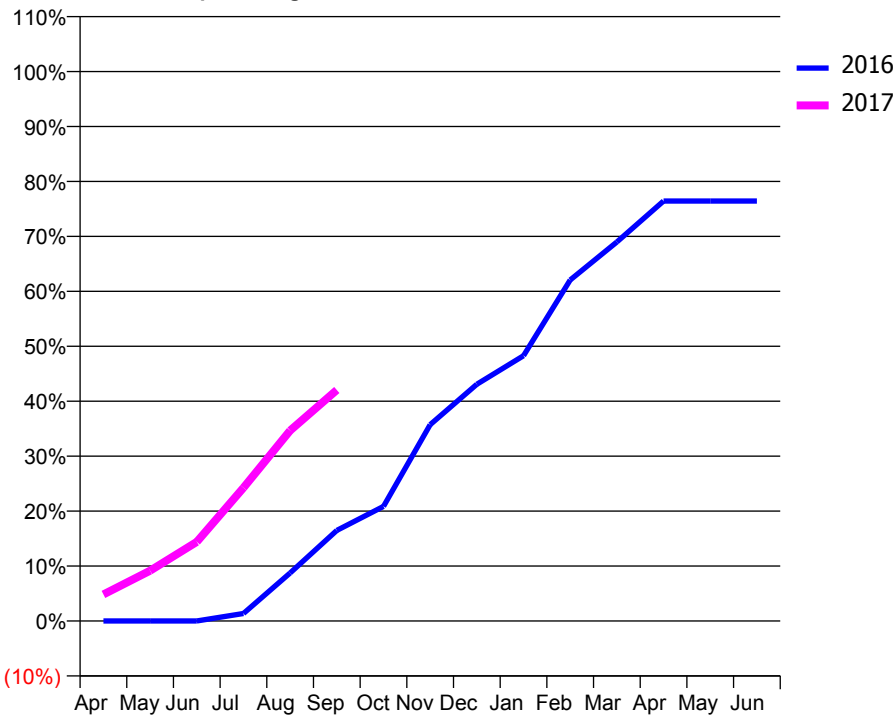
ACCESS*

Patients seen in 24 months	Total	Change since previous quarter
Quarter ending September 2015	141	
Quarter ending December 2015	197	↑
Quarter ending March 2016	209	↑
Quarter ending June 2016	215	↑
Quarter ending September 2016	230	↑
Variance since September 2015	63.1%	↑



ACTIVITY

Cumulative percentage of contracted UDA delivered 2016 & 2017



Month	Adjusted Scheduled Activity (UDA)	
	2016	2017
April	0	63
May	0	119
June	0	187
July	15	315
August	96	450
September	181	546
October	229	
November	393	
December	474	
January	531	
February	682	
March	758	
April	840	
May	840	
June	840	

QUALITY

	Quantity	Base Number	Contract	AT	Region	England
% of FP17s for the same patient ID Re-attending within 3 months - Children	42	231	18.2%	12.3%	13.5%	12.4%
% of FP17s for the same patient ID Re-attending within 3 months - Adults	3	17	17.6%	18.0%	17.4%	16.7%
% of FP17s for the same patient ID Re-attending between 3 & 9 months - Children	136	231	58.9%	57.4%	59.0%	57.4%
% of FP17s for the same patient ID Re-attending between 3 & 9 months - Adults	9	17	52.9%	51.1%	52.6%	50.5%
% of FP17s for Band 1 Urgent Courses	1	216	0.5%	10.0%	9.4%	9.1%
% of FP17s Relating to Free Repair or Replacements	0	216	0.0%	1.0%	1.0%	0.8%
% of FP17s Relating to Continuations	0	216	0.0%	1.6%	1.5%	1.3%
% of Patients satisfied with the dentistry they have received	0	0	N/A	95.1%	93.7%	93.2%
% of Patients satisfied with the time they had to wait for an appointment	0	0	N/A	92.9%	90.0%	89.0%

* This is based on patients treated on this contract for their most recent course of treatment. Figures in italics indicate the base number of FP17s or Patient Questionnaire responses are less than 100. N/A is shown where the base number of responses is less than 10 during the period. % is calculated as Quantity/Base number*100

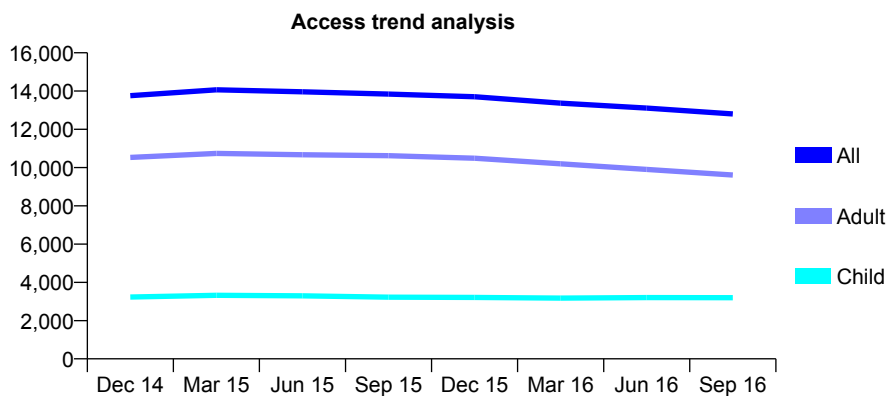
Q44 - Vital Signs At a Glance Contract Report for 150428/0001 - September 2016

Name or company name	The Parks Dental Partnership
Contract type name	GDS Contract
Purpose of contract	General
Contract start date	01/04/2011
Contract end date	

16/17 Contracted general activity (UDA)	39,868
Carry forward general activity (UDA)	0
16/17 Contracted orthodontic activity (UOA)	0
Carry forward orthodontic activity (UOA)	0
Baseline contract value	£1,192,465.98

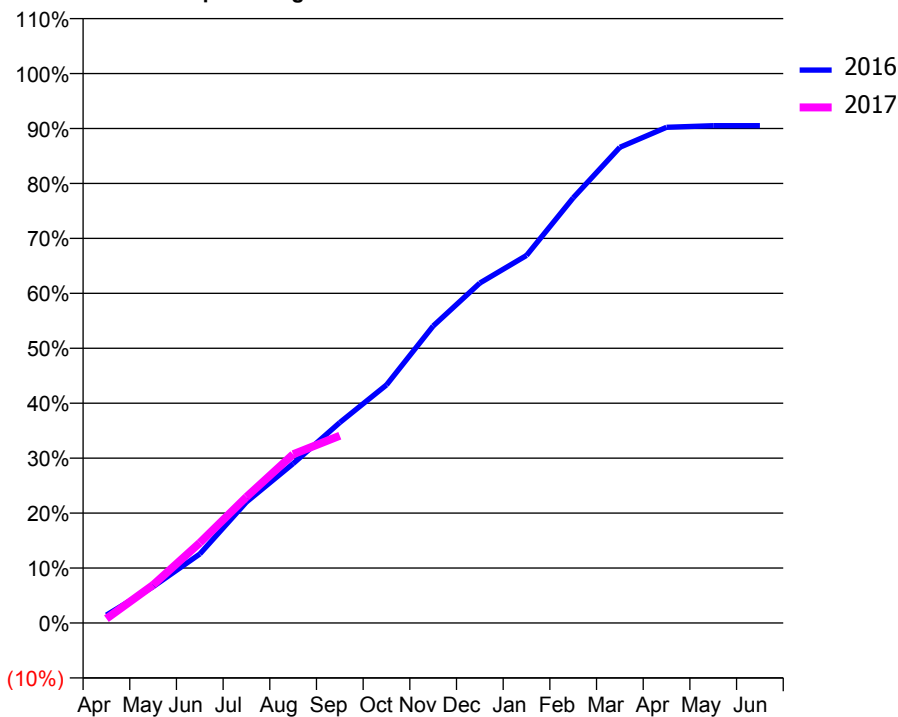
ACCESS*

Patients seen in 24 months	Total	Change since previous quarter
Quarter ending September 2015	13,843	
Quarter ending December 2015	13,703	↓
Quarter ending March 2016	13,367	↓
Quarter ending June 2016	13,108	↓
Quarter ending September 2016	12,805	↓
Variance since September 2015	(7.5%)	↓



ACTIVITY

Cumulative percentage of contracted UDA delivered 2016 & 2017



Month	Adjusted Scheduled Activity (UDA)	
	2016	2017
April	578	319
May	2,633	2,765
June	5,005	5,818
July	8,779	9,150
August	11,562	12,244
September	14,543	13,583
October	17,271	
November	21,546	
December	24,665	
January	26,664	
February	30,851	
March	34,513	
April	35,969	
May	36,078	
June	36,078	

QUALITY

	Quantity	Base Number	Contract	AT	Region	England
% of FP17s for the same patient ID Re-attending within 3 months - Children	170	1,815	9.4%	12.3%	13.5%	12.4%
% of FP17s for the same patient ID Re-attending within 3 months - Adults	1,156	5,354	21.6%	18.0%	17.4%	16.7%
% of FP17s for the same patient ID Re-attending between 3 & 9 months - Children	618	1,815	34.0%	57.4%	59.0%	57.4%
% of FP17s for the same patient ID Re-attending between 3 & 9 months - Adults	1,912	5,354	35.7%	51.1%	52.6%	50.5%
% of FP17s for Band 1 Urgent Courses	801	5,607	14.3%	10.0%	9.4%	9.1%
% of FP17s Relating to Free Repair or Replacements	77	5,607	1.4%	1.0%	1.0%	0.8%
% of FP17s Relating to Continuations	132	5,607	2.4%	1.6%	1.5%	1.3%
% of Patients satisfied with the dentistry they have received	15	15	100.0%	95.1%	93.7%	93.2%
% of Patients satisfied with the time they had to wait for an appointment	13	15	86.7%	92.9%	90.0%	89.0%

* This is based on patients treated on this contract for their most recent course of treatment. Figures in italics indicate the base number of FP17s or Patient Questionnaire responses are less than 100. N/A is shown where the base number of responses is less than 10 during the period. % is calculated as Quantity/Base number*100

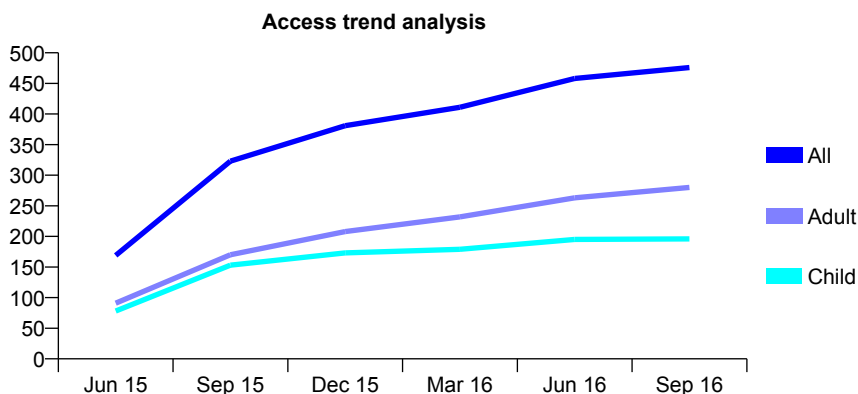
Q44 - Vital Signs At a Glance Contract Report for 150533/0001 - September 2016

Name or company name	Smiles by Design Limited
Contract type name	GDS Contract
Purpose of contract	General
Contract start date	01/04/2015
Contract end date	

16/17 Contracted general activity (UDA)	2,524
Carry forward general activity (UDA)	0
16/17 Contracted orthodontic activity (UOA)	0
Carry forward orthodontic activity (UOA)	0
Baseline contract value	£53,379.95

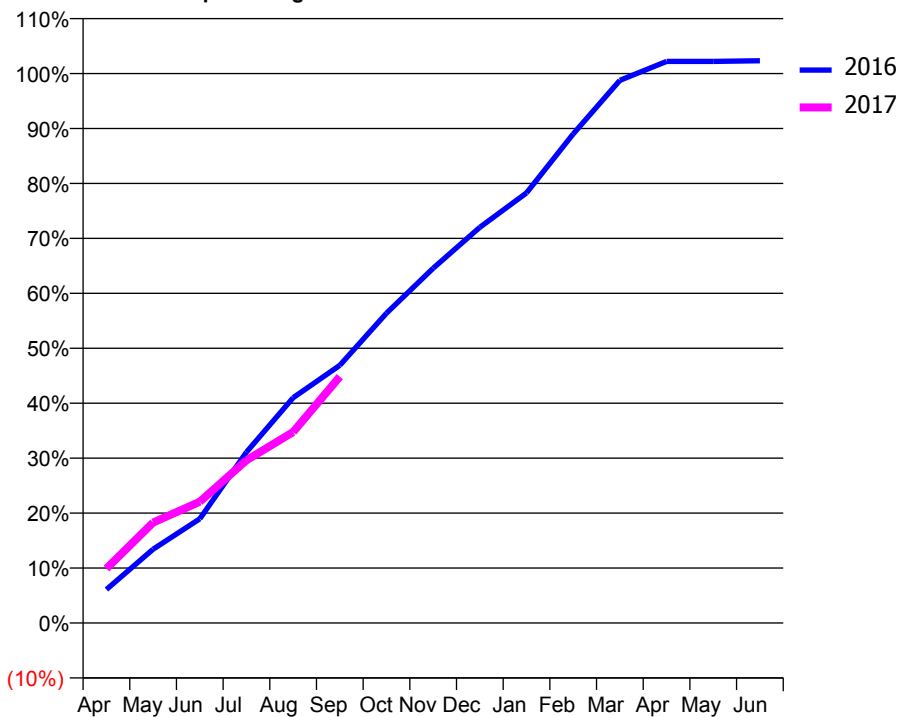
ACCESS*

Patients seen in 24 months	Total	Change since previous quarter
Quarter ending September 2015	323	
Quarter ending December 2015	381	↑
Quarter ending March 2016	411	↑
Quarter ending June 2016	458	↑
Quarter ending September 2016	476	↑
Variance since September 2015	47.4%	↑



ACTIVITY

Cumulative percentage of contracted UDA delivered 2016 & 2017



Adjusted Scheduled Activity (UDA)

Month	2016	2017
April	154	250
May	339	461
June	479	557
July	785	748
August	1,035	878
September	1,183	1,132
October	1,423	
November	1,630	
December	1,818	
January	1,975	
February	2,246	
March	2,493	
April	2,579	
May	2,579	
June	2,583	

QUALITY

	Quantity	Base Number	Contract	AT	Region	England
% of FP17s for the same patient ID Re-attending within 3 months - Children	12	177	6.8%	12.3%	13.5%	12.4%
% of FP17s for the same patient ID Re-attending within 3 months - Adults	77	253	30.4%	18.0%	17.4%	16.7%
% of FP17s for the same patient ID Re-attending between 3 & 9 months - Children	105	177	59.3%	57.4%	59.0%	57.4%
% of FP17s for the same patient ID Re-attending between 3 & 9 months - Adults	122	253	48.2%	51.1%	52.6%	50.5%
% of FP17s for Band 1 Urgent Courses	28	403	6.9%	10.0%	9.4%	9.1%
% of FP17s Relating to Free Repair or Replacements	1	403	0.2%	1.0%	1.0%	0.8%
% of FP17s Relating to Continuations	2	403	0.5%	1.6%	1.5%	1.3%
% of Patients satisfied with the dentistry they have received	2	2	N/A	95.1%	93.7%	93.2%
% of Patients satisfied with the time they had to wait for an appointment	2	2	N/A	92.9%	90.0%	89.0%

* This is based on patients treated on this contract for their most recent course of treatment. Figures in italics indicate the base number of FP17s or Patient Questionnaire responses are less than 100. N/A is shown where the base number of responses is less than 10 during the period. % is calculated as Quantity/Base number*100

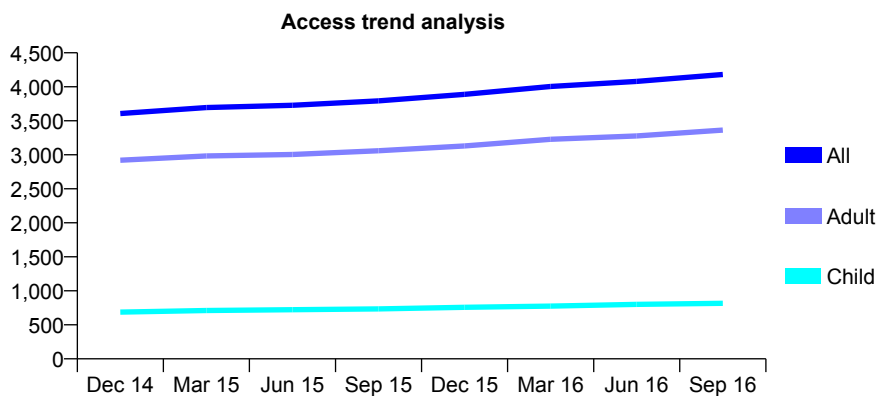
Q44 - Vital Signs At a Glance Contract Report for 150541/0001 - September 2016

Name or company name	Glenside Dental Practice
Contract type name	GDS Contract
Purpose of contract	General
Contract start date	01/04/2009
Contract end date	

16/17 Contracted general activity (UDA)	8,800
Carry forward general activity (UDA)	0
16/17 Contracted orthodontic activity (UOA)	0
Carry forward orthodontic activity (UOA)	0
Baseline contract value	£251,250.51

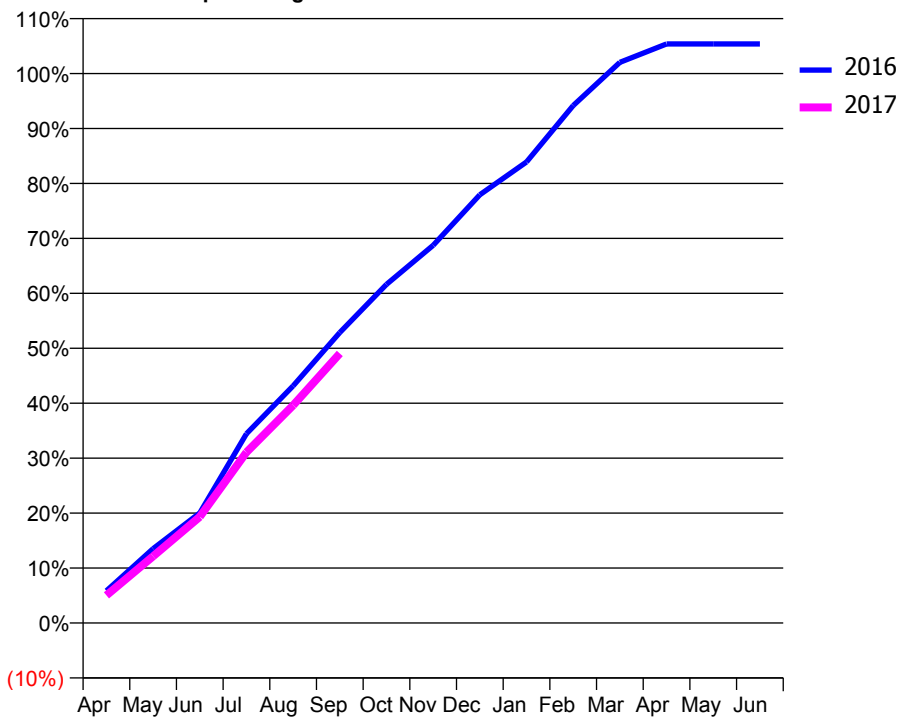
ACCESS*

Patients seen in 24 months	Total	Change since previous quarter
Quarter ending September 2015	3,794	
Quarter ending December 2015	3,889	↑
Quarter ending March 2016	4,004	↑
Quarter ending June 2016	4,079	→
Quarter ending September 2016	4,181	↑
Variance since September 2015	10.2%	↑



ACTIVITY

Cumulative percentage of contracted UDA delivered 2016 & 2017



Adjusted Scheduled Activity (UDA)

Month	2016	2017
April	517	443
May	1,190	1,069
June	1,764	1,700
July	3,031	2,734
August	3,797	3,485
September	4,652	4,317
October	5,422	
November	6,048	
December	6,858	
January	7,383	
February	8,287	
March	8,978	
April	9,273	
May	9,273	
June	9,273	

QUALITY

	Quantity	Base Number	Contract	AT	Region	England
% of FP17s for the same patient ID Re-attending within 3 months - Children	46	633	7.3%	12.3%	13.5%	12.4%
% of FP17s for the same patient ID Re-attending within 3 months - Adults	374	2,599	14.4%	18.0%	17.4%	16.7%
% of FP17s for the same patient ID Re-attending between 3 & 9 months - Children	380	633	60.0%	57.4%	59.0%	57.4%
% of FP17s for the same patient ID Re-attending between 3 & 9 months - Adults	1,432	2,599	55.1%	51.1%	52.6%	50.5%
% of FP17s for Band 1 Urgent Courses	368	2,419	15.2%	10.0%	9.4%	9.1%
% of FP17s Relating to Free Repair or Replacements	19	2,419	0.8%	1.0%	1.0%	0.8%
% of FP17s Relating to Continuations	1	2,419	0.0%	1.6%	1.5%	1.3%
% of Patients satisfied with the dentistry they have received	10	10	100.0%	95.1%	93.7%	93.2%
% of Patients satisfied with the time they had to wait for an appointment	10	10	100.0%	92.9%	90.0%	89.0%

* This is based on patients treated on this contract for their most recent course of treatment. Figures in italics indicate the base number of FP17s or Patient Questionnaire responses are less than 100. N/A is shown where the base number of responses is less than 10 during the period. % is calculated as Quantity/Base number*100

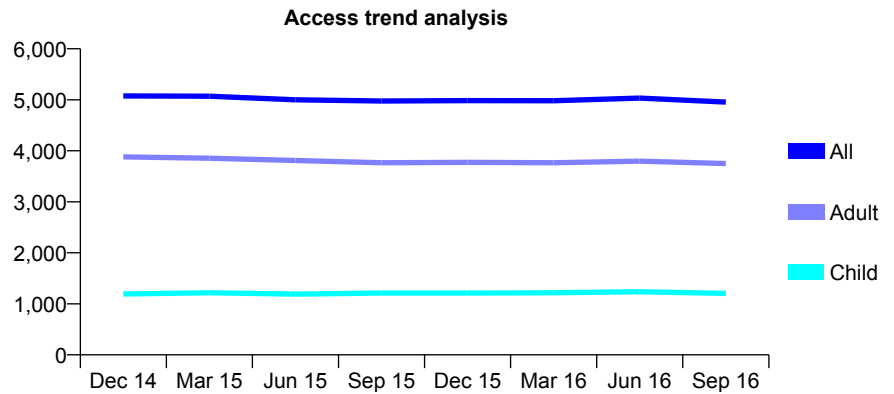
Q44 - Vital Signs At a Glance Contract Report for 151300/0001 - September 2016

Name or company name	Saltney Dental Practice
Contract type name	GDS Contract
Purpose of contract	General
Contract start date	01/04/2009
Contract end date	

16/17 Contracted general activity (UDA)	14,000
Carry forward general activity (UDA)	45
16/17 Contracted orthodontic activity (UOA)	0
Carry forward orthodontic activity (UOA)	0
Baseline contract value	£320,543.90

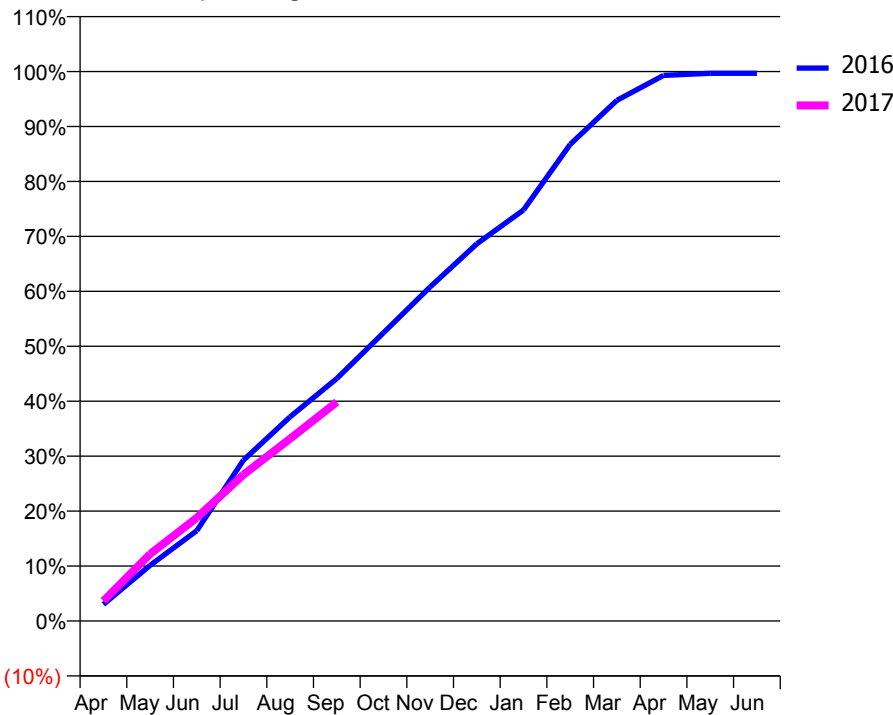
ACCESS*

Patients seen in 24 months	Total	Change since previous quarter
Quarter ending September 2015	4,977	
Quarter ending December 2015	4,985	→
Quarter ending March 2016	4,981	→
Quarter ending June 2016	5,034	→
Quarter ending September 2016	4,955	↓
Variance since September 2015	(0.4%)	→



ACTIVITY

Cumulative percentage of contracted UDA delivered 2016 & 2017



Month	Adjusted Scheduled Activity (UDA)	
	2016	2017
April	422	511
May	1,417	1,706
June	2,301	2,631
July	4,098	3,730
August	5,204	4,646
September	6,177	5,581
October	7,342	
November	8,511	
December	9,609	
January	10,471	
February	12,145	
March	13,265	
April	13,902	
May	13,955	
June	13,955	

QUALITY

	Quantity	Base Number	Contract	AT	Region	England
% of FP17s for the same patient ID Re-attending within 3 months - Children	62	786	7.9%	12.3%	13.5%	12.4%
% of FP17s for the same patient ID Re-attending within 3 months - Adults	299	2,169	13.8%	18.0%	17.4%	16.7%
% of FP17s for the same patient ID Re-attending between 3 & 9 months - Children	380	786	48.3%	57.4%	59.0%	57.4%
% of FP17s for the same patient ID Re-attending between 3 & 9 months - Adults	977	2,169	45.0%	51.1%	52.6%	50.5%
% of FP17s for Band 1 Urgent Courses	328	2,650	12.4%	10.0%	9.4%	9.1%
% of FP17s Relating to Free Repair or Replacements	22	2,650	0.8%	1.0%	1.0%	0.8%
% of FP17s Relating to Continuations	10	2,650	0.4%	1.6%	1.5%	1.3%
% of Patients satisfied with the dentistry they have received	15	16	93.8%	95.1%	93.7%	93.2%
% of Patients satisfied with the time they had to wait for an appointment	16	16	100.0%	92.9%	90.0%	89.0%

* This is based on patients treated on this contract for their most recent course of treatment. Figures in italics indicate the base number of FP17s or Patient Questionnaire responses are less than 100. N/A is shown where the base number of responses is less than 10 during the period. % is calculated as Quantity/Base number*100

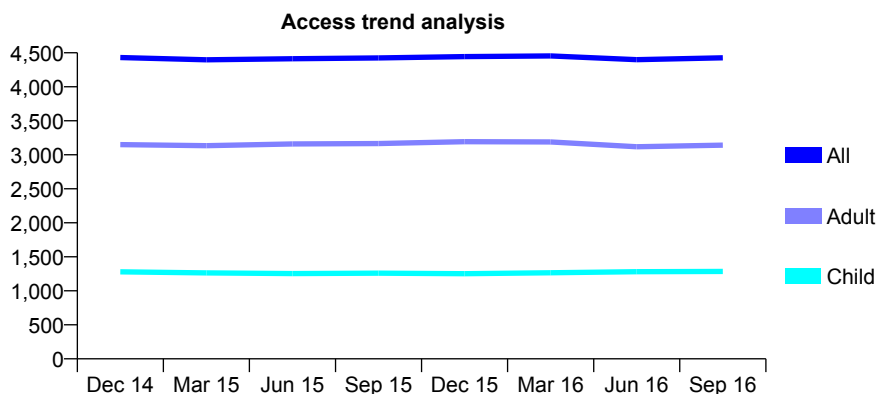
Q44 - Vital Signs At a Glance Contract Report for 151718/0001 - September 2016

Name or company name	Xeon Smiles UK Ltd
Contract type name	PDS Contract
Purpose of contract	General
Contract start date	01/04/2009
Contract end date	31/03/2017

16/17 Contracted general activity (UDA)	12,000
Carry forward general activity (UDA)	0
16/17 Contracted orthodontic activity (UOA)	0
Carry forward orthodontic activity (UOA)	0
Baseline contract value	£282,951.57

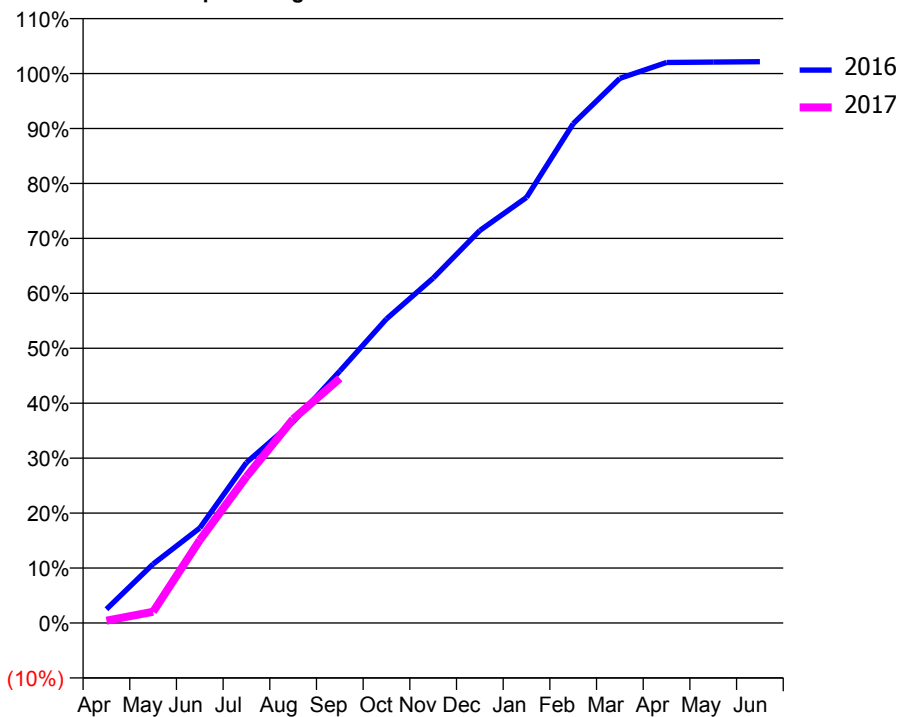
ACCESS*

Patients seen in 24 months	Total	Change since previous quarter
Quarter ending September 2015	4,424	
Quarter ending December 2015	4,444	→
Quarter ending March 2016	4,454	→
Quarter ending June 2016	4,399	↓
Quarter ending September 2016	4,427	→
Variance since September 2015	0.1%	→



ACTIVITY

Cumulative percentage of contracted UDA delivered 2016 & 2017



Adjusted Scheduled Activity (UDA)

Month	2016	2017
April	301	50
May	1,289	247
June	2,074	1,811
July	3,504	3,195
August	4,391	4,453
September	5,502	5,341
October	6,642	
November	7,531	
December	8,573	
January	9,295	
February	10,904	
March	11,893	
April	12,241	
May	12,249	
June	12,258	

QUALITY

	Quantity	Base Number	Contract	AT	Region	England
% of FP17s for the same patient ID Re-attending within 3 months - Children	77	1,041	7.4%	12.3%	13.5%	12.4%
% of FP17s for the same patient ID Re-attending within 3 months - Adults	328	2,171	15.1%	18.0%	17.4%	16.7%
% of FP17s for the same patient ID Re-attending between 3 & 9 months - Children	714	1,041	68.6%	57.4%	59.0%	57.4%
% of FP17s for the same patient ID Re-attending between 3 & 9 months - Adults	1,183	2,171	54.5%	51.1%	52.6%	50.5%
% of FP17s for Band 1 Urgent Courses	207	2,984	6.9%	10.0%	9.4%	9.1%
% of FP17s Relating to Free Repair or Replacements	23	2,984	0.8%	1.0%	1.0%	0.8%
% of FP17s Relating to Continuations	51	2,984	1.7%	1.6%	1.5%	1.3%
% of Patients satisfied with the dentistry they have received	12	12	100.0%	95.1%	93.7%	93.2%
% of Patients satisfied with the time they had to wait for an appointment	11	12	91.7%	92.9%	90.0%	89.0%

* This is based on patients treated on this contract for their most recent course of treatment. Figures in italics indicate the base number of FP17s or Patient Questionnaire responses are less than 100. N/A is shown where the base number of responses is less than 10 during the period. % is calculated as Quantity/Base number*100

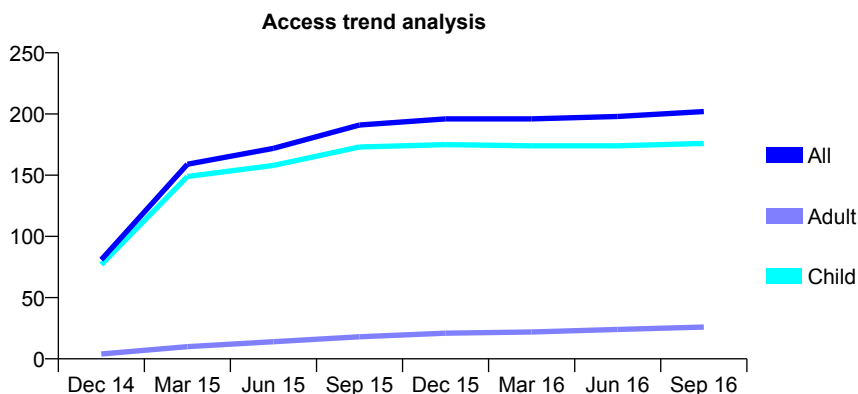
Q44 - Vital Signs At a Glance Contract Report for 151955/0001 - September 2016

Name or company name	Redcliffe Dental Practice
Contract type name	GDS Contract
Purpose of contract	General
Contract start date	01/08/2014
Contract end date	

16/17 Contracted general activity (UDA)	784
Carry forward general activity (UDA)	0
16/17 Contracted orthodontic activity (UOA)	0
Carry forward orthodontic activity (UOA)	0
Baseline contract value	£20,966.76

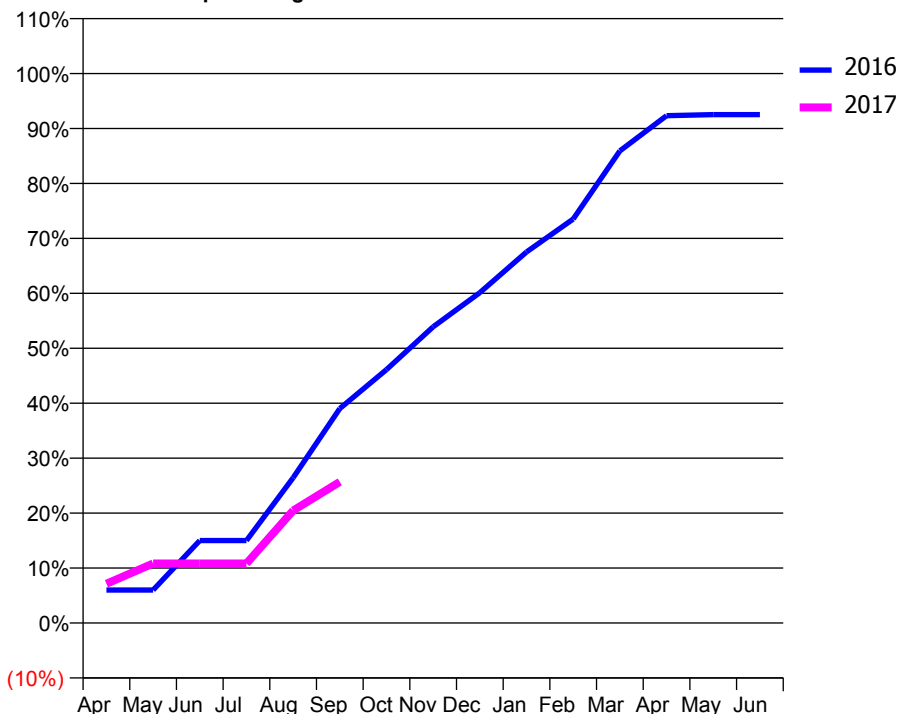
ACCESS*

Patients seen in 24 months	Total	Change since previous quarter
Quarter ending September 2015	191	
Quarter ending December 2015	196	↑
Quarter ending March 2016	196	→
Quarter ending June 2016	198	→
Quarter ending September 2016	202	↑
Variance since September 2015	5.8%	↑



ACTIVITY

Cumulative percentage of contracted UDA delivered 2016 & 2017



Month	Adjusted Scheduled Activity (UDA)	
	2016	2017
April	30	56
May	30	85
June	75	85
July	75	85
August	132	160
September	195	201
October	231	
November	270	
December	301	
January	338	
February	368	
March	430	
April	462	
May	463	
June	463	

QUALITY

	Quantity	Base Number	Contract	AT	Region	England
% of FP17s for the same patient ID Re-attending within 3 months - Children	10	148	6.8%	12.3%	13.5%	12.4%
% of FP17s for the same patient ID Re-attending within 3 months - Adults	0	3	0.0%	18.0%	17.4%	16.7%
% of FP17s for the same patient ID Re-attending between 3 & 9 months - Children	106	148	71.6%	57.4%	59.0%	57.4%
% of FP17s for the same patient ID Re-attending between 3 & 9 months - Adults	2	3	66.7%	51.1%	52.6%	50.5%
% of FP17s for Band 1 Urgent Courses	2	135	1.5%	10.0%	9.4%	9.1%
% of FP17s Relating to Free Repair or Replacements	0	135	0.0%	1.0%	1.0%	0.8%
% of FP17s Relating to Continuations	0	135	0.0%	1.6%	1.5%	1.3%
% of Patients satisfied with the dentistry they have received	0	0	N/A	95.1%	93.7%	93.2%
% of Patients satisfied with the time they had to wait for an appointment	0	0	N/A	92.9%	90.0%	89.0%

* This is based on patients treated on this contract for their most recent course of treatment. Figures in italics indicate the base number of FP17s or Patient Questionnaire responses are less than 100. N/A is shown where the base number of responses is less than 10 during the period. % is calculated as Quantity/Base number*100

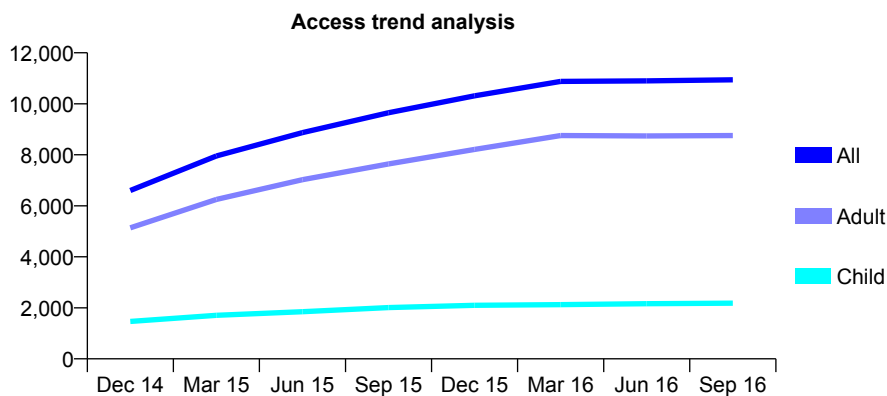
Q44 - Vital Signs At a Glance Contract Report for 152528/0001 - September 2016

Name or company name	Northgate Dental Health
Contract type name	GDS Contract
Purpose of contract	General
Contract start date	01/04/2014
Contract end date	

16/17 Contracted general activity (UDA)	30,330
Carry forward general activity (UDA)	0
16/17 Contracted orthodontic activity (UOA)	0
Carry forward orthodontic activity (UOA)	0
Baseline contract value	£715,252.23

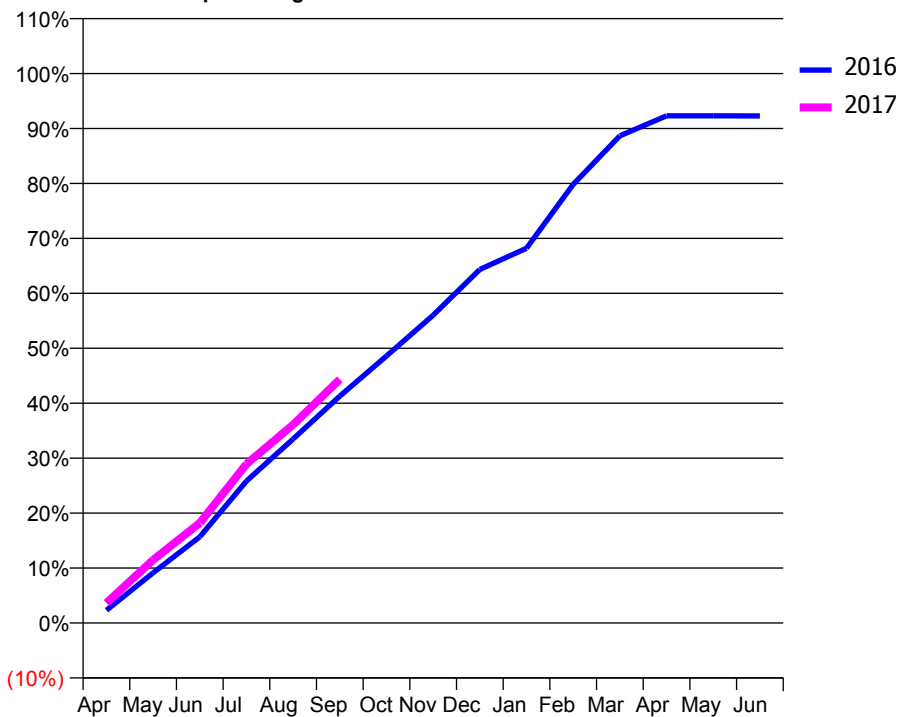
ACCESS*

Patients seen in 24 months	Total	Change since previous quarter
Quarter ending September 2015	9,650	
Quarter ending December 2015	10,313	↑
Quarter ending March 2016	10,881	↑
Quarter ending June 2016	10,901	→
Quarter ending September 2016	10,939	→
Variance since September 2015	13.4%	↑



ACTIVITY

Cumulative percentage of contracted UDA delivered 2016 & 2017



Month	Adjusted Scheduled Activity (UDA)	
	2016	2017
April	700	1,107
May	2,772	3,486
June	4,757	5,524
July	7,834	8,777
August	10,164	10,949
September	12,526	13,448
October	14,735	
November	16,988	
December	19,517	
January	20,687	
February	24,213	
March	26,890	
April	27,994	
May	27,991	
June	27,988	

QUALITY

	Quantity	Base Number	Contract	AT	Region	England
% of FP17s for the same patient ID Re-attending within 3 months - Children	118	1,565	7.5%	12.3%	13.5%	12.4%
% of FP17s for the same patient ID Re-attending within 3 months - Adults	985	5,568	17.7%	18.0%	17.4%	16.7%
% of FP17s for the same patient ID Re-attending between 3 & 9 months - Children	853	1,565	54.5%	57.4%	59.0%	57.4%
% of FP17s for the same patient ID Re-attending between 3 & 9 months - Adults	2,388	5,568	42.9%	51.1%	52.6%	50.5%
% of FP17s for Band 1 Urgent Courses	847	6,673	12.7%	10.0%	9.4%	9.1%
% of FP17s Relating to Free Repair or Replacements	63	6,673	0.9%	1.0%	1.0%	0.8%
% of FP17s Relating to Continuations	136	6,673	2.0%	1.6%	1.5%	1.3%
% of Patients satisfied with the dentistry they have received	9	9	N/A	95.1%	93.7%	93.2%
% of Patients satisfied with the time they had to wait for an appointment	8	9	N/A	92.9%	90.0%	89.0%

* This is based on patients treated on this contract for their most recent course of treatment. Figures in italics indicate the base number of FP17s or Patient Questionnaire responses are less than 100. N/A is shown where the base number of responses is less than 10 during the period. % is calculated as Quantity/Base number*100

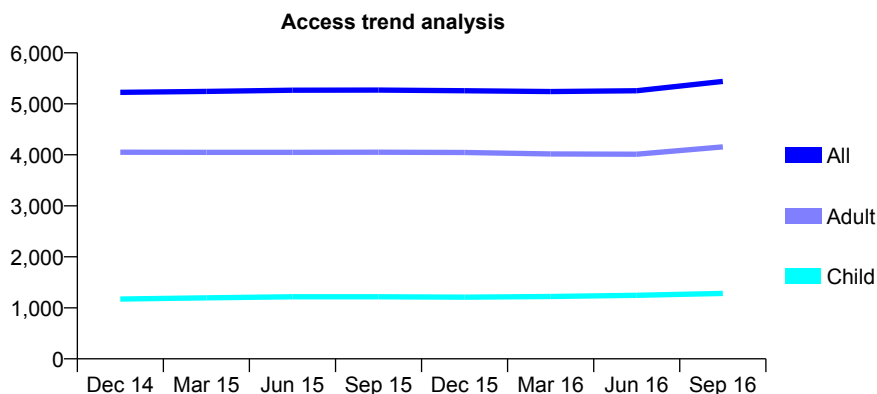
Q44 - Vital Signs At a Glance Contract Report for 152730/0001 - September 2016

Name or company name	PJS CARE LTD
Contract type name	GDS Contract
Purpose of contract	General
Contract start date	01/04/2011
Contract end date	

16/17 Contracted general activity (UDA)	15,554
Carry forward general activity (UDA)	261
16/17 Contracted orthodontic activity (UOA)	0
Carry forward orthodontic activity (UOA)	0
Baseline contract value	£426,185.74

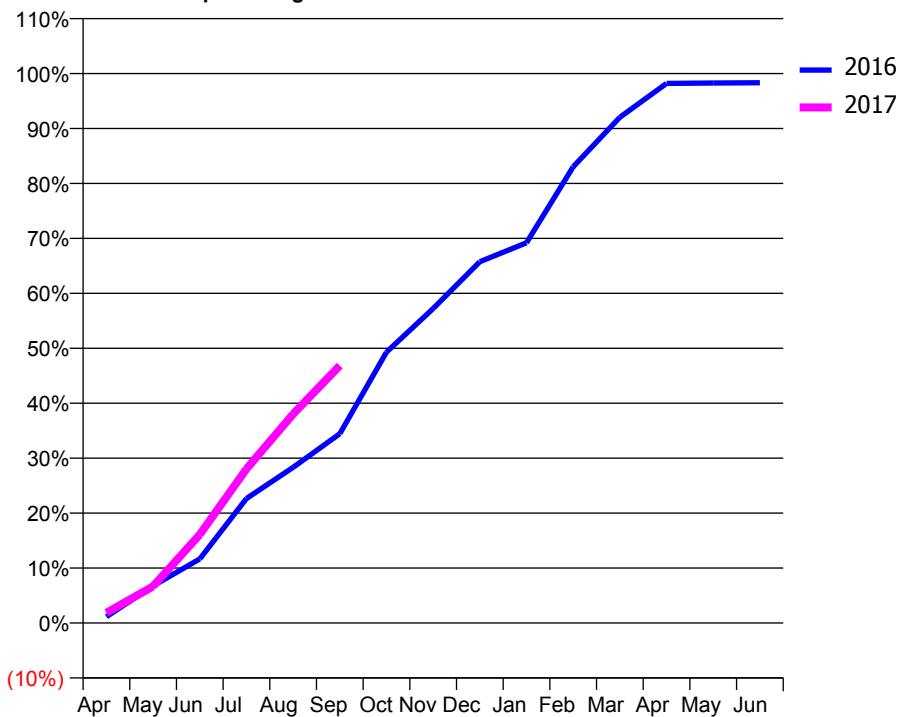
ACCESS*

Patients seen in 24 months	Total	Change since previous quarter
Quarter ending September 2015	5,269	
Quarter ending December 2015	5,256	→
Quarter ending March 2016	5,240	→
Quarter ending June 2016	5,256	→
Quarter ending September 2016	5,439	↑
Variance since September 2015	3.2%	↑



ACTIVITY

Cumulative percentage of contracted UDA delivered 2016 & 2017



Month	2016	2017
April	178	289
May	1,052	1,041
June	1,815	2,505
July	3,522	4,361
August	4,408	5,918
September	5,357	7,288
October	7,667	
November	8,900	
December	10,227	
January	10,762	
February	12,914	
March	14,315	
April	15,272	
May	15,285	
June	15,293	

QUALITY

	Quantity	Base Number	Contract	AT	Region	England
% of FP17s for the same patient ID Re-attending within 3 months - Children	139	1,204	11.5%	12.3%	13.5%	12.4%
% of FP17s for the same patient ID Re-attending within 3 months - Adults	572	3,061	18.7%	18.0%	17.4%	16.7%
% of FP17s for the same patient ID Re-attending between 3 & 9 months - Children	694	1,204	57.6%	57.4%	59.0%	57.4%
% of FP17s for the same patient ID Re-attending between 3 & 9 months - Adults	1,449	3,061	47.3%	51.1%	52.6%	50.5%
% of FP17s for Band 1 Urgent Courses	335	3,526	9.5%	10.0%	9.4%	9.1%
% of FP17s Relating to Free Repair or Replacements	41	3,526	1.2%	1.0%	1.0%	0.8%
% of FP17s Relating to Continuations	61	3,526	1.7%	1.6%	1.5%	1.3%
% of Patients satisfied with the dentistry they have received	11	11	100.0%	95.1%	93.7%	93.2%
% of Patients satisfied with the time they had to wait for an appointment	10	11	90.9%	92.9%	90.0%	89.0%

* This is based on patients treated on this contract for their most recent course of treatment. Figures in italics indicate the base number of FP17s or Patient Questionnaire responses are less than 100. N/A is shown where the base number of responses is less than 10 during the period. % is calculated as Quantity/Base number*100

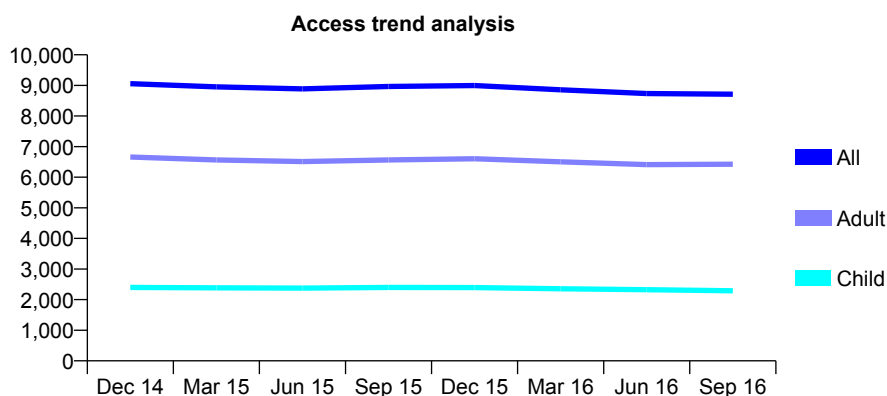
Q44 - Vital Signs At a Glance Contract Report for 152730/0002 - September 2016

Name or company name	PJS CARE LTD
Contract type name	GDS Contract
Purpose of contract	General
Contract start date	01/04/2011
Contract end date	

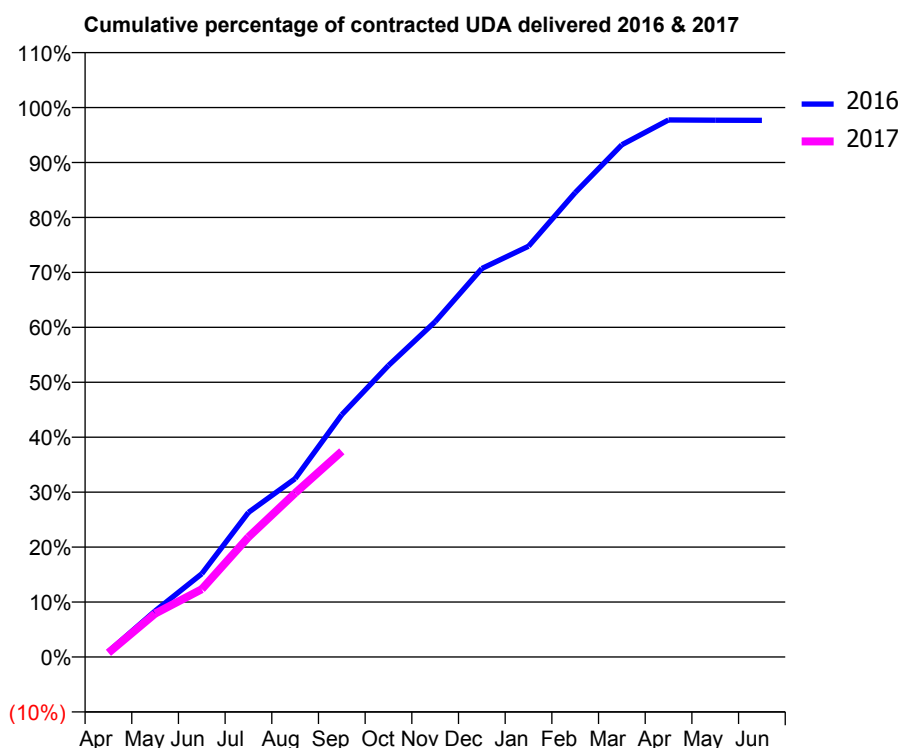
16/17 Contracted general activity (UDA)	26,924
Carry forward general activity (UDA)	632
16/17 Contracted orthodontic activity (UOA)	0
Carry forward orthodontic activity (UOA)	0
Baseline contract value	£825,310.90

ACCESS*

Patients seen in 24 months	Total	Change since previous quarter
Quarter ending September 2015	8,965	
Quarter ending December 2015	8,995	→
Quarter ending March 2016	8,858	↓
Quarter ending June 2016	8,736	↓
Quarter ending September 2016	8,714	→
Variance since September 2015	(2.8%)	↓



ACTIVITY



Month	Adjusted Scheduled Activity (UDA)	
	2016	2017
April	266	205
May	2,256	2,124
June	4,083	3,322
July	7,085	5,874
August	8,738	8,035
September	11,872	10,081
October	14,284	
November	16,432	
December	19,037	
January	20,128	
February	22,756	
March	25,100	
April	26,315	
May	26,300	
June	26,292	

QUALITY

	Quantity	Base Number	Contract	AT	Region	England
% of FP17s for the same patient ID Re-attending within 3 months - Children	149	1,518	9.8%	12.3%	13.5%	12.4%
% of FP17s for the same patient ID Re-attending within 3 months - Adults	743	3,925	18.9%	18.0%	17.4%	16.7%
% of FP17s for the same patient ID Re-attending between 3 & 9 months - Children	691	1,518	45.5%	57.4%	59.0%	57.4%
% of FP17s for the same patient ID Re-attending between 3 & 9 months - Adults	1,669	3,925	42.5%	51.1%	52.6%	50.5%
% of FP17s for Band 1 Urgent Courses	683	4,710	14.5%	10.0%	9.4%	9.1%
% of FP17s Relating to Free Repair or Replacements	57	4,710	1.2%	1.0%	1.0%	0.8%
% of FP17s Relating to Continuations	27	4,710	0.6%	1.6%	1.5%	1.3%
% of Patients satisfied with the dentistry they have received	11	11	100.0%	95.1%	93.7%	93.2%
% of Patients satisfied with the time they had to wait for an appointment	9	11	81.8%	92.9%	90.0%	89.0%

* This is based on patients treated on this contract for their most recent course of treatment. Figures in italics indicate the base number of FP17s or Patient Questionnaire responses are less than 100. N/A is shown where the base number of responses is less than 10 during the period. % is calculated as Quantity/Base number*100

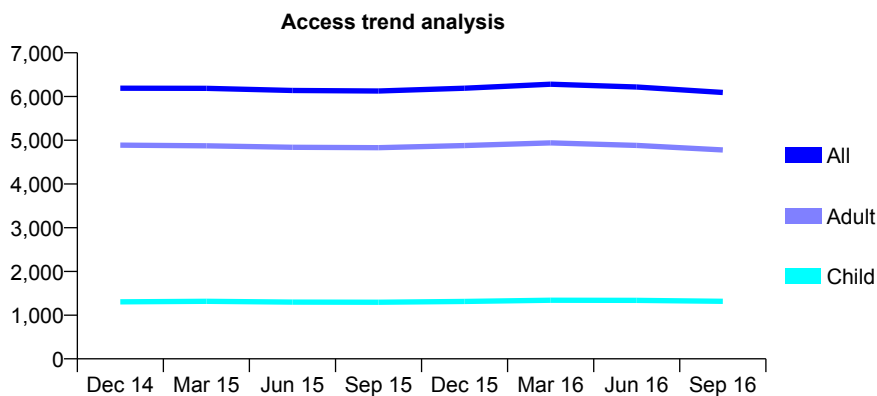
Q44 - Vital Signs At a Glance Contract Report for 156558/0001 - September 2016

Name or company name	Wentworth Practice Ltd
Contract type name	GDS Contract
Purpose of contract	General
Contract start date	12/07/2008
Contract end date	

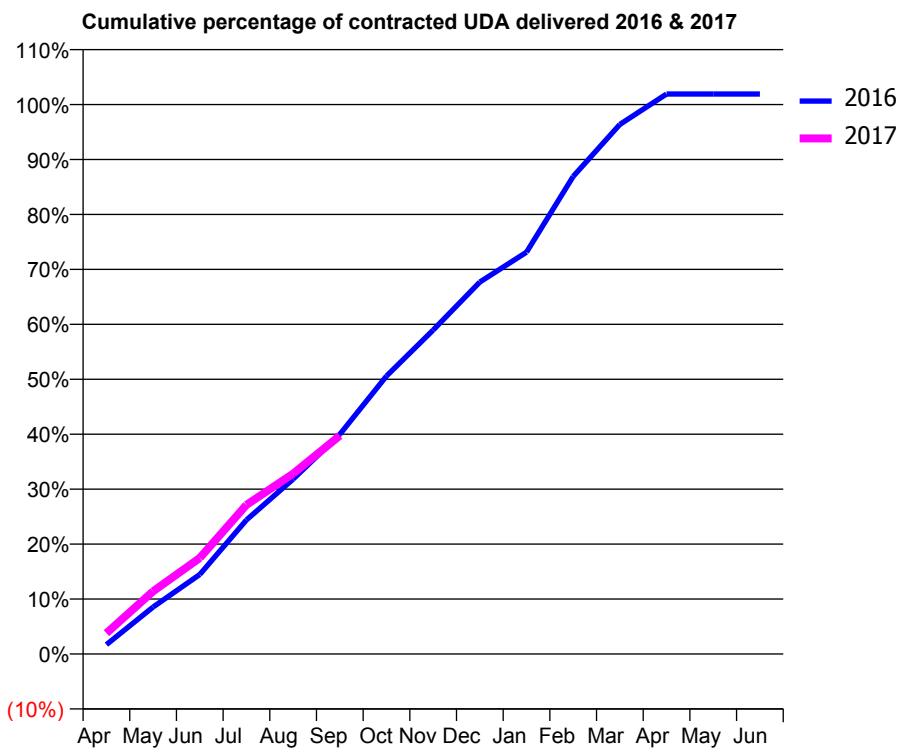
16/17 Contracted general activity (UDA)	17,605
Carry forward general activity (UDA)	0
16/17 Contracted orthodontic activity (UOA)	0
Carry forward orthodontic activity (UOA)	0
Baseline contract value	£457,299.84

ACCESS*

Patients seen in 24 months	Total	Change since previous quarter
Quarter ending September 2015	6,127	
Quarter ending December 2015	6,191	→
Quarter ending March 2016	6,281	→
Quarter ending June 2016	6,219	→
Quarter ending September 2016	6,094	↓
Variance since September 2015	(0.5%)	→



ACTIVITY



Month	Adjusted Scheduled Activity (UDA)	
	2016	2017
April	300	668
May	1,505	2,012
June	2,547	3,080
July	4,297	4,778
August	5,602	5,777
September	7,039	6,997
October	8,905	
November	10,377	
December	11,919	
January	12,875	
February	15,303	
March	16,968	
April	17,943	
May	17,943	
June	17,942	

QUALITY

	Quantity	Base Number	Contract	AT	Region	England
% of FP17s for the same patient ID Re-attending within 3 months - Children	75	903	8.3%	12.3%	13.5%	12.4%
% of FP17s for the same patient ID Re-attending within 3 months - Adults	711	3,408	20.9%	18.0%	17.4%	16.7%
% of FP17s for the same patient ID Re-attending between 3 & 9 months - Children	494	903	54.7%	57.4%	59.0%	57.4%
% of FP17s for the same patient ID Re-attending between 3 & 9 months - Adults	1,831	3,408	53.7%	51.1%	52.6%	50.5%
% of FP17s for Band 1 Urgent Courses	495	3,831	12.9%	10.0%	9.4%	9.1%
% of FP17s Relating to Free Repair or Replacements	57	3,831	1.5%	1.0%	1.0%	0.8%
% of FP17s Relating to Continuations	97	3,831	2.5%	1.6%	1.5%	1.3%
% of Patients satisfied with the dentistry they have received	15	15	100.0%	95.1%	93.7%	93.2%
% of Patients satisfied with the time they had to wait for an appointment	15	15	100.0%	92.9%	90.0%	89.0%

* This is based on patients treated on this contract for their most recent course of treatment. Figures in italics indicate the base number of FP17s or Patient Questionnaire responses are less than 100. N/A is shown where the base number of responses is less than 10 during the period. % is calculated as Quantity/Base number*100

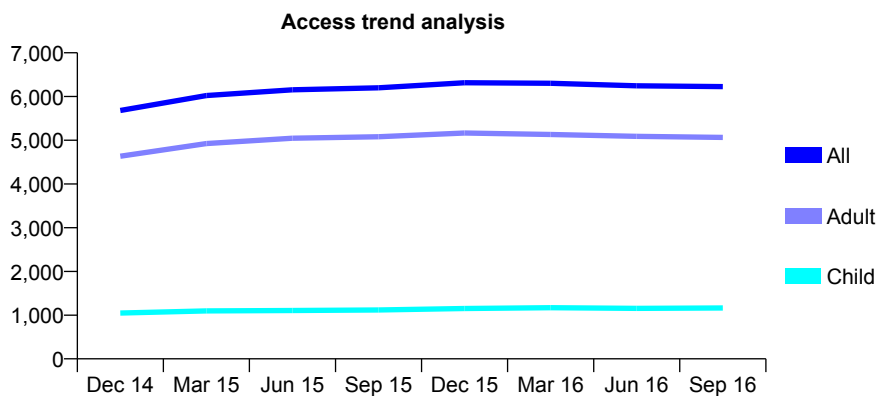
Q44 - Vital Signs At a Glance Contract Report for 156647/0001 - September 2016

Name or company name	Hosside Dental Partnership
Contract type name	GDS Contract
Purpose of contract	General
Contract start date	26/04/2013
Contract end date	

16/17 Contracted general activity (UDA)	19,498
Carry forward general activity (UDA)	775
16/17 Contracted orthodontic activity (UOA)	0
Carry forward orthodontic activity (UOA)	0
Baseline contract value	£533,251.50

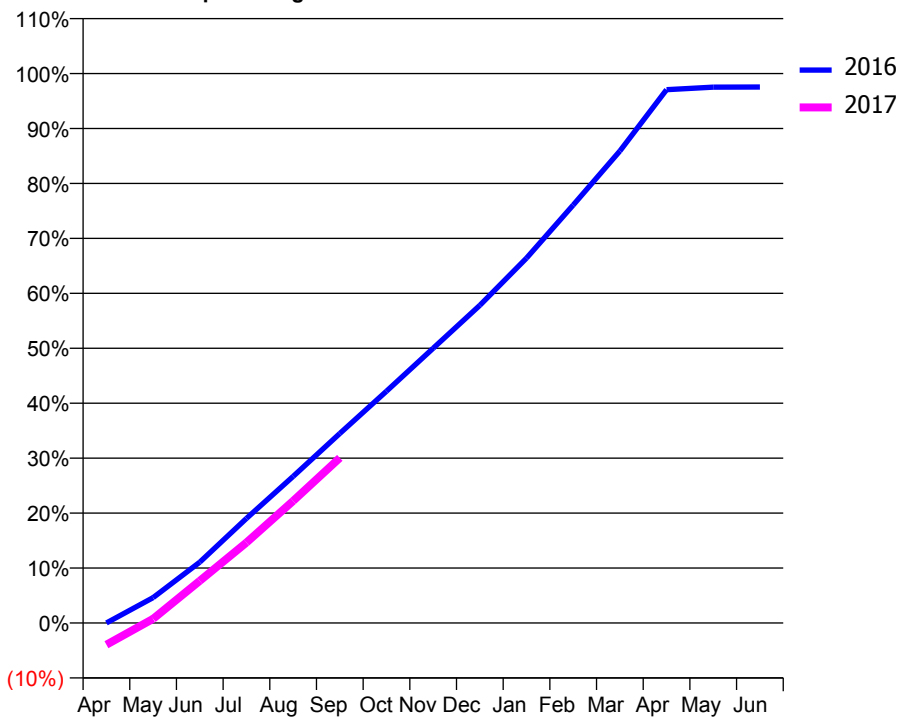
ACCESS*

Patients seen in 24 months	Total	Change since previous quarter
Quarter ending September 2015	6,198	
Quarter ending December 2015	6,316	→
Quarter ending March 2016	6,303	→
Quarter ending June 2016	6,244	→
Quarter ending September 2016	6,227	→
Variance since September 2015	0.5%	→



ACTIVITY

Cumulative percentage of contracted UDA delivered 2016 & 2017



Adjusted Scheduled Activity (UDA)

Month	2016	2017
April	0	-775
May	900	149
June	2,162	1,496
July	3,714	2,857
August	5,204	4,333
September	6,724	5,859
October	8,227	
November	9,749	
December	11,274	
January	12,947	
February	14,831	
March	16,746	
April	18,925	
May	19,016	
June	19,020	

QUALITY

	Quantity	Base Number	Contract	AT	Region	England
% of FP17s for the same patient ID Re-attending within 3 months - Children	55	917	6.0%	12.3%	13.5%	12.4%
% of FP17s for the same patient ID Re-attending within 3 months - Adults	531	3,695	14.4%	18.0%	17.4%	16.7%
% of FP17s for the same patient ID Re-attending between 3 & 9 months - Children	578	917	63.0%	57.4%	59.0%	57.4%
% of FP17s for the same patient ID Re-attending between 3 & 9 months - Adults	2,326	3,695	62.9%	51.1%	52.6%	50.5%
% of FP17s for Band 1 Urgent Courses	255	3,066	8.3%	10.0%	9.4%	9.1%
% of FP17s Relating to Free Repair or Replacements	37	3,066	1.2%	1.0%	1.0%	0.8%
% of FP17s Relating to Continuations	62	3,066	2.0%	1.6%	1.5%	1.3%
% of Patients satisfied with the dentistry they have received	22	23	95.7%	95.1%	93.7%	93.2%
% of Patients satisfied with the time they had to wait for an appointment	22	23	95.7%	92.9%	90.0%	89.0%

* This is based on patients treated on this contract for their most recent course of treatment. Figures in italics indicate the base number of FP17s or Patient Questionnaire responses are less than 100. N/A is shown where the base number of responses is less than 10 during the period. % is calculated as Quantity/Base number*100

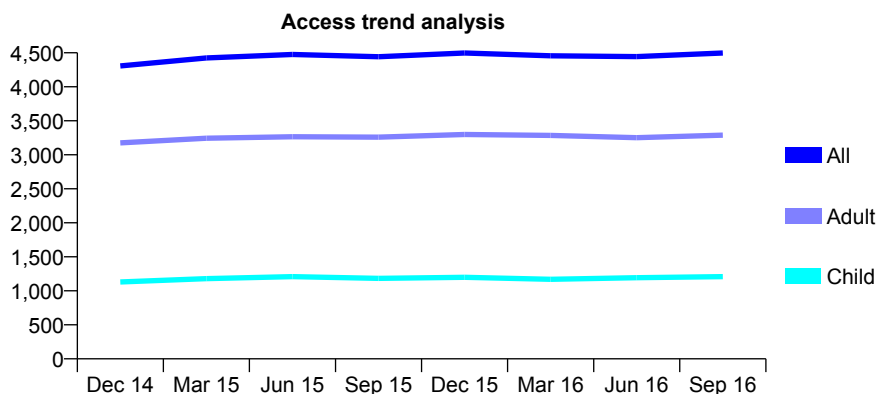
Q44 - Vital Signs At a Glance Contract Report for 157384/0001 - September 2016

Name or company name	Fearnhead Dental Surgery
Contract type name	GDS Contract
Purpose of contract	General
Contract start date	01/11/2011
Contract end date	

16/17 Contracted general activity (UDA)	12,385
Carry forward general activity (UDA)	0
16/17 Contracted orthodontic activity (UOA)	0
Carry forward orthodontic activity (UOA)	0
Baseline contract value	£372,485.69

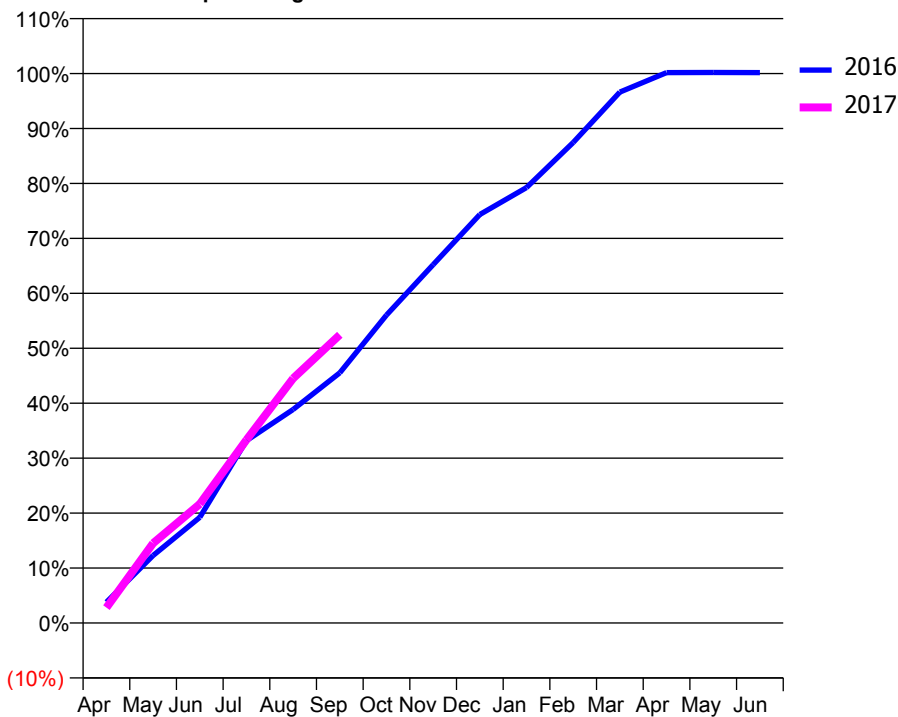
ACCESS*

Patients seen in 24 months	Total	Change since previous quarter
Quarter ending September 2015	4,443	
Quarter ending December 2015	4,498	→
Quarter ending March 2016	4,455	→
Quarter ending June 2016	4,445	→
Quarter ending September 2016	4,498	→
Variance since September 2015	1.2%	→



ACTIVITY

Cumulative percentage of contracted UDA delivered 2016 & 2017



Month	Adjusted Scheduled Activity (UDA)	
	2016	2017
April	471	348
May	1,522	1,799
June	2,382	2,681
July	4,110	4,129
August	4,812	5,513
September	5,639	6,495
October	6,941	
November	8,078	
December	9,206	
January	9,814	
February	10,831	
March	11,966	
April	12,406	
May	12,407	
June	12,405	

QUALITY

	Quantity	Base Number	Contract	AT	Region	England
% of FP17s for the same patient ID Re-attending within 3 months - Children	51	812	6.3%	12.3%	13.5%	12.4%
% of FP17s for the same patient ID Re-attending within 3 months - Adults	301	2,122	14.2%	18.0%	17.4%	16.7%
% of FP17s for the same patient ID Re-attending between 3 & 9 months - Children	342	812	42.1%	57.4%	59.0%	57.4%
% of FP17s for the same patient ID Re-attending between 3 & 9 months - Adults	989	2,122	46.6%	51.1%	52.6%	50.5%
% of FP17s for Band 1 Urgent Courses	155	2,792	5.6%	10.0%	9.4%	9.1%
% of FP17s Relating to Free Repair or Replacements	28	2,792	1.0%	1.0%	1.0%	0.8%
% of FP17s Relating to Continuations	68	2,792	2.4%	1.6%	1.5%	1.3%
% of Patients satisfied with the dentistry they have received	2	2	N/A	95.1%	93.7%	93.2%
% of Patients satisfied with the time they had to wait for an appointment	2	2	N/A	92.9%	90.0%	89.0%

* This is based on patients treated on this contract for their most recent course of treatment. Figures in italics indicate the base number of FP17s or Patient Questionnaire responses are less than 100. N/A is shown where the base number of responses is less than 10 during the period. % is calculated as Quantity/Base number*100

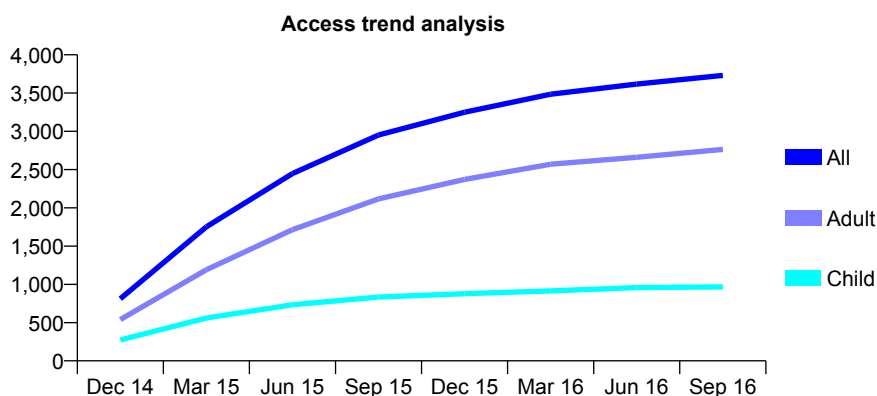
Q44 - Vital Signs At a Glance Contract Report for 158712/0001 - September 2016

Name or company name	Bollington Dental Practice Limited
Contract type name	GDS Contract
Purpose of contract	General
Contract start date	01/10/2014
Contract end date	

16/17 Contracted general activity (UDA)	8,980
Carry forward general activity (UDA)	0
16/17 Contracted orthodontic activity (UOA)	0
Carry forward orthodontic activity (UOA)	0
Baseline contract value	£278,142.23

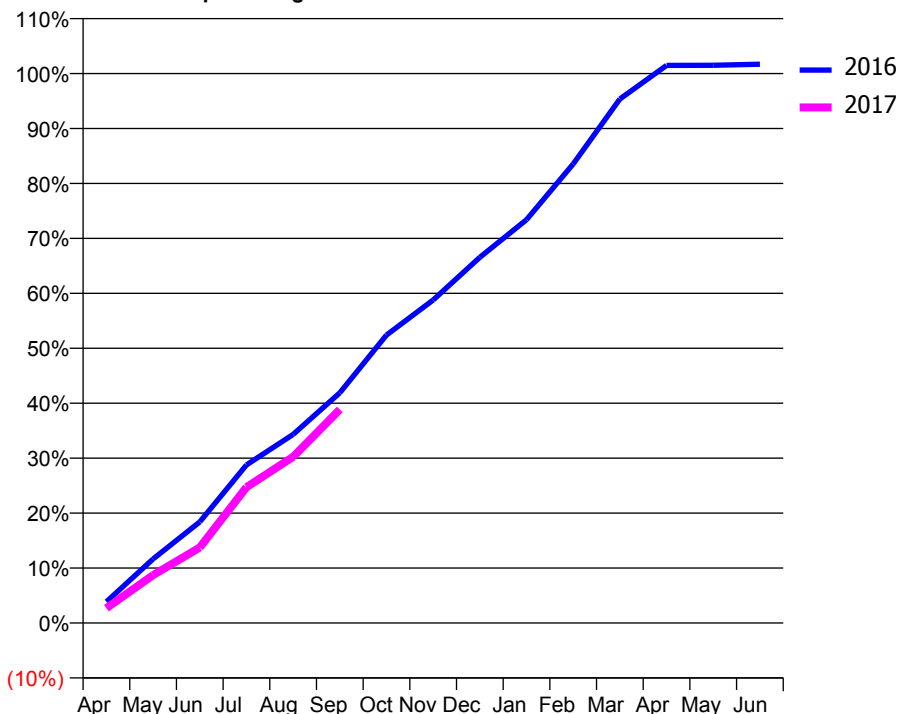
ACCESS*

Patients seen in 24 months	Total	Change since previous quarter
Quarter ending September 2015	2,951	
Quarter ending December 2015	3,249	↑
Quarter ending March 2016	3,485	↑
Quarter ending June 2016	3,617	↑
Quarter ending September 2016	3,731	↑
Variance since September 2015	26.4%	↑



ACTIVITY

Cumulative percentage of contracted UDA delivered 2016 & 2017



Month	Adjusted Scheduled Activity (UDA)	
	2016	2017
April	348	244
May	1,047	784
June	1,653	1,235
July	2,584	2,220
August	3,083	2,716
September	3,763	3,490
October	4,707	
November	5,278	
December	5,977	
January	6,591	
February	7,501	
March	8,562	
April	9,112	
May	9,114	
June	9,133	

QUALITY

	Quantity	Base Number	Contract	AT	Region	England
% of FP17s for the same patient ID Re-attending within 3 months - Children	41	650	6.3%	12.3%	13.5%	12.4%
% of FP17s for the same patient ID Re-attending within 3 months - Adults	277	1,476	18.8%	18.0%	17.4%	16.7%
% of FP17s for the same patient ID Re-attending between 3 & 9 months - Children	326	650	50.2%	57.4%	59.0%	57.4%
% of FP17s for the same patient ID Re-attending between 3 & 9 months - Adults	306	1,476	20.7%	51.1%	52.6%	50.5%
% of FP17s for Band 1 Urgent Courses	250	1,893	13.2%	10.0%	9.4%	9.1%
% of FP17s Relating to Free Repair or Replacements	7	1,893	0.4%	1.0%	1.0%	0.8%
% of FP17s Relating to Continuations	28	1,893	1.5%	1.6%	1.5%	1.3%
% of Patients satisfied with the dentistry they have received	6	6	N/A	95.1%	93.7%	93.2%
% of Patients satisfied with the time they had to wait for an appointment	5	6	N/A	92.9%	90.0%	89.0%

* This is based on patients treated on this contract for their most recent course of treatment. Figures in italics indicate the base number of FP17s or Patient Questionnaire responses are less than 100. N/A is shown where the base number of responses is less than 10 during the period. % is calculated as Quantity/Base number*100

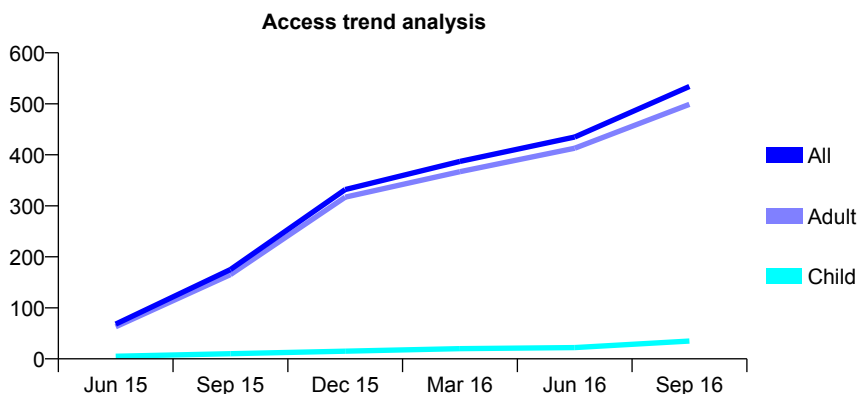
Q44 - Vital Signs At a Glance Contract Report for 160059/0014 - September 2016

Name or company name	REVIVE DENTAL CARE LIMITED
Contract type name	PDS Contract
Purpose of contract	General
Contract start date	01/04/2015
Contract end date	31/03/2018

16/17 Contracted general activity (UDA)	15,000
Carry forward general activity (UDA)	0
16/17 Contracted orthodontic activity (UOA)	0
Carry forward orthodontic activity (UOA)	0
Baseline contract value	£397,545.60

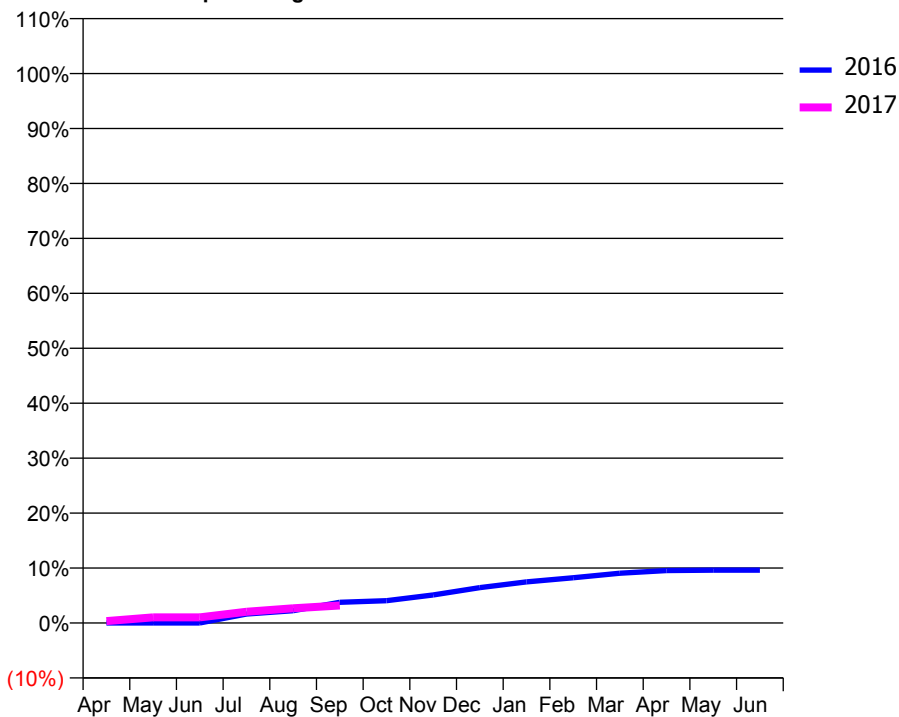
ACCESS*

Patients seen in 24 months	Total	Change since previous quarter
Quarter ending September 2015	175	
Quarter ending December 2015	332	↑
Quarter ending March 2016	387	↑
Quarter ending June 2016	435	↑
Quarter ending September 2016	534	↑
Variance since September 2015	205.1%	↑



ACTIVITY

Cumulative percentage of contracted UDA delivered 2016 & 2017



Month	Adjusted Scheduled Activity (UDA)	
	2016	2017
April	0	52
May	0	154
June	0	154
July	246	308
August	337	403
September	567	478
October	609	
November	767	
December	968	
January	1,124	
February	1,235	
March	1,358	
April	1,434	
May	1,442	
June	1,442	

QUALITY

	Quantity	Base Number	Contract	AT	Region	England
% of FP17s for the same patient ID Re-attending within 3 months - Children	1	61	1.6%	12.3%	13.5%	12.4%
% of FP17s for the same patient ID Re-attending within 3 months - Adults	10	407	2.5%	18.0%	17.4%	16.7%
% of FP17s for the same patient ID Re-attending between 3 & 9 months - Children	1	61	1.6%	57.4%	59.0%	57.4%
% of FP17s for the same patient ID Re-attending between 3 & 9 months - Adults	2	407	0.5%	51.1%	52.6%	50.5%
% of FP17s for Band 1 Urgent Courses	398	398	100.0%	10.0%	9.4%	9.1%
% of FP17s Relating to Free Repair or Replacements	0	398	0.0%	1.0%	1.0%	0.8%
% of FP17s Relating to Continuations	0	398	0.0%	1.6%	1.5%	1.3%
% of Patients satisfied with the dentistry they have received	0	0	N/A	95.1%	93.7%	93.2%
% of Patients satisfied with the time they had to wait for an appointment	0	0	N/A	92.9%	90.0%	89.0%

* This is based on patients treated on this contract for their most recent course of treatment. Figures in italics indicate the base number of FP17s or Patient Questionnaire responses are less than 100. N/A is shown where the base number of responses is less than 10 during the period. % is calculated as Quantity/Base number*100

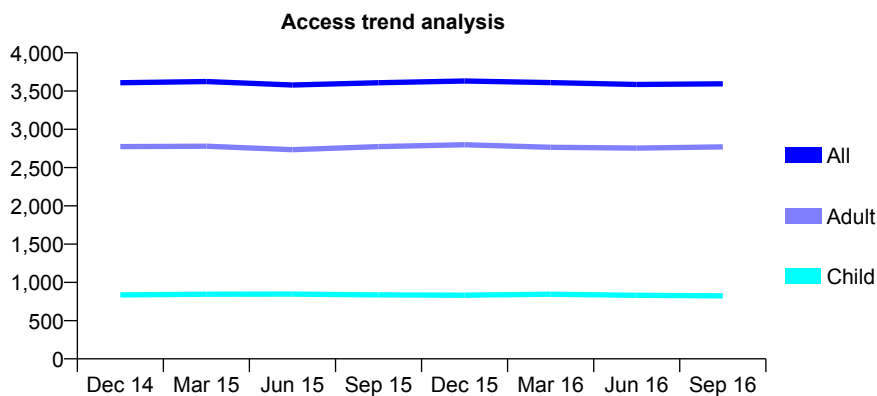
Q44 - Vital Signs At a Glance Contract Report for 160075/0001 - September 2016

Name or company name	Arrowe Park Dental Practice
Contract type name	GDS Contract
Purpose of contract	General
Contract start date	01/11/2012
Contract end date	

16/17 Contracted general activity (UDA)	13,875
Carry forward general activity (UDA)	147
16/17 Contracted orthodontic activity (UOA)	0
Carry forward orthodontic activity (UOA)	0
Baseline contract value	£400,776.13

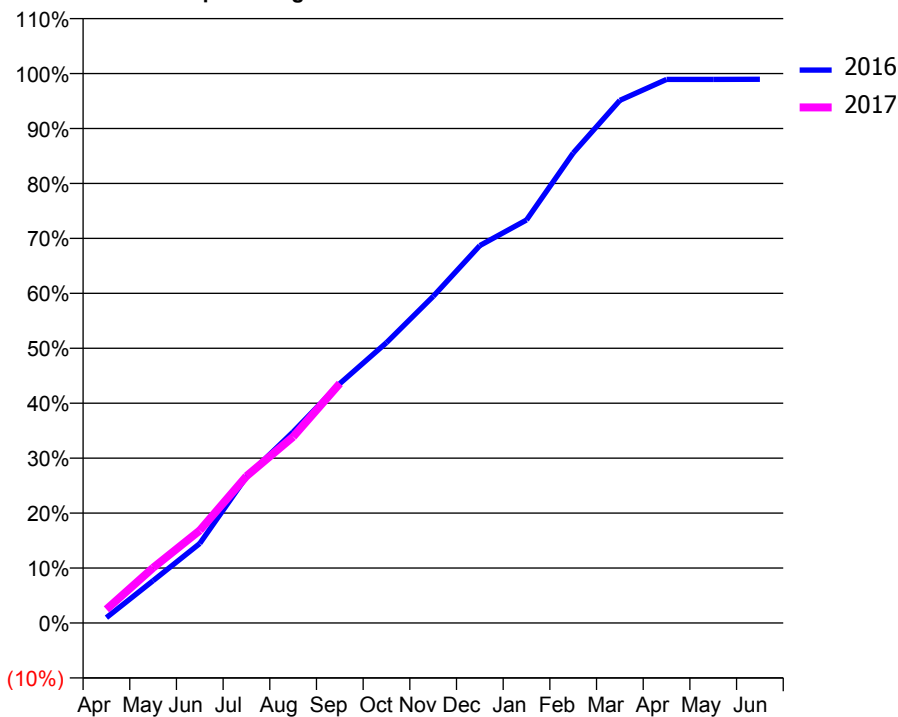
ACCESS*

Patients seen in 24 months	Total	Change since previous quarter
Quarter ending September 2015	3,608	
Quarter ending December 2015	3,631	→
Quarter ending March 2016	3,610	→
Quarter ending June 2016	3,586	→
Quarter ending September 2016	3,594	→
Variance since September 2015	(0.4%)	→



ACTIVITY

Cumulative percentage of contracted UDA delivered 2016 & 2017



Month	Adjusted Scheduled Activity (UDA)	
	2016	2017
April	138	344
May	1,068	1,394
June	2,010	2,338
July	3,690	3,707
August	4,825	4,704
September	6,045	6,049
October	7,079	
November	8,248	
December	9,531	
January	10,175	
February	11,866	
March	13,198	
April	13,727	
May	13,727	
June	13,728	

QUALITY

	Quantity	Base Number	Contract	AT	Region	England
% of FP17s for the same patient ID Re-attending within 3 months - Children	52	547	9.5%	12.3%	13.5%	12.4%
% of FP17s for the same patient ID Re-attending within 3 months - Adults	507	2,154	23.5%	18.0%	17.4%	16.7%
% of FP17s for the same patient ID Re-attending between 3 & 9 months - Children	292	547	53.4%	57.4%	59.0%	57.4%
% of FP17s for the same patient ID Re-attending between 3 & 9 months - Adults	1,110	2,154	51.5%	51.1%	52.6%	50.5%
% of FP17s for Band 1 Urgent Courses	138	2,473	5.6%	10.0%	9.4%	9.1%
% of FP17s Relating to Free Repair or Replacements	72	2,473	2.9%	1.0%	1.0%	0.8%
% of FP17s Relating to Continuations	64	2,473	2.6%	1.6%	1.5%	1.3%
% of Patients satisfied with the dentistry they have received	3	4	N/A	95.1%	93.7%	93.2%
% of Patients satisfied with the time they had to wait for an appointment	4	4	N/A	92.9%	90.0%	89.0%

* This is based on patients treated on this contract for their most recent course of treatment. Figures in italics indicate the base number of FP17s or Patient Questionnaire responses are less than 100. N/A is shown where the base number of responses is less than 10 during the period. % is calculated as Quantity/Base number*100

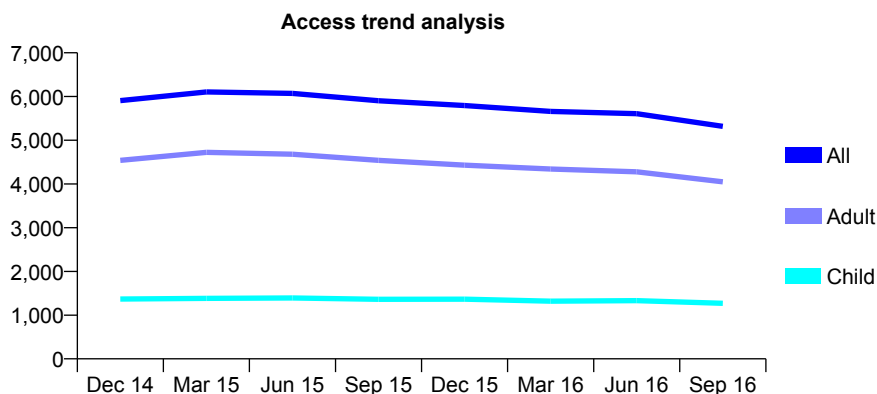
Q44 - Vital Signs At a Glance Contract Report for 160849/0001 - September 2016

Name or company name	Abbotts and Ward
Contract type name	GDS Contract
Purpose of contract	General
Contract start date	01/05/2013
Contract end date	

16/17 Contracted general activity (UDA)	17,000
Carry forward general activity (UDA)	0
16/17 Contracted orthodontic activity (UOA)	0
Carry forward orthodontic activity (UOA)	0
Baseline contract value	£405,654.99

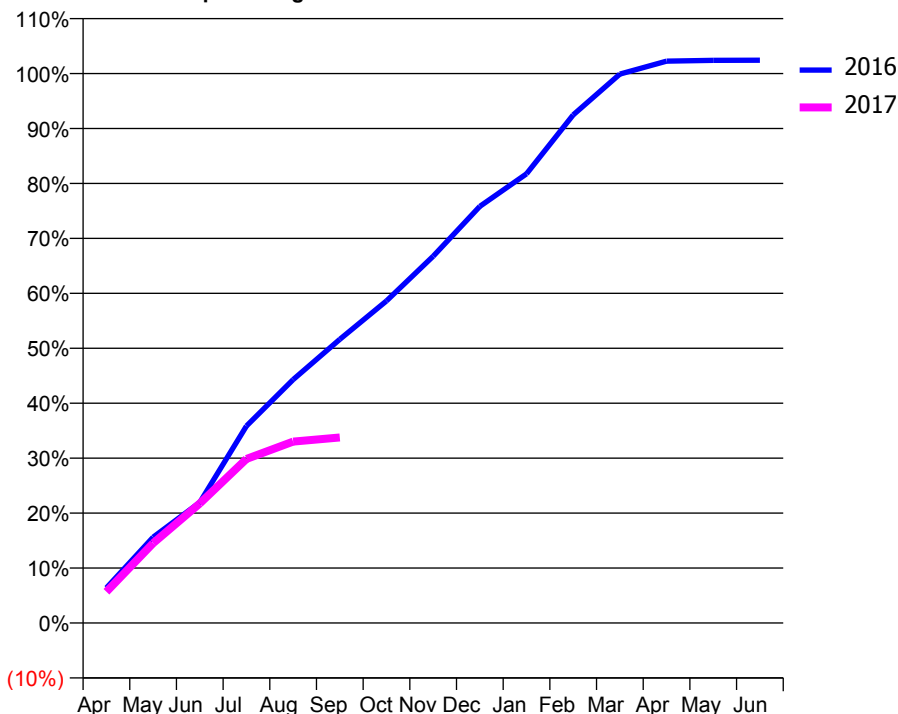
ACCESS*

Patients seen in 24 months	Total	Change since previous quarter
Quarter ending September 2015	5,902	
Quarter ending December 2015	5,793	↓
Quarter ending March 2016	5,660	↓
Quarter ending June 2016	5,608	→
Quarter ending September 2016	5,319	↓
Variance since September 2015	(9.9%)	↓



ACTIVITY

Cumulative percentage of contracted UDA delivered 2016 & 2017



Adjusted Scheduled Activity (UDA)

Month	2016	2017
April	1,085	967
May	2,653	2,471
June	3,733	3,700
July	6,095	5,075
August	7,530	5,612
September	8,776	5,741
October	9,965	
November	11,348	
December	12,890	
January	13,896	
February	15,720	
March	16,983	
April	17,381	
May	17,407	
June	17,413	

QUALITY

	Quantity	Base Number	Contract	AT	Region	England
% of FP17s for the same patient ID Re-attending within 3 months - Children	54	703	7.7%	12.3%	13.5%	12.4%
% of FP17s for the same patient ID Re-attending within 3 months - Adults	423	2,426	17.4%	18.0%	17.4%	16.7%
% of FP17s for the same patient ID Re-attending between 3 & 9 months - Children	410	703	58.3%	57.4%	59.0%	57.4%
% of FP17s for the same patient ID Re-attending between 3 & 9 months - Adults	1,319	2,426	54.4%	51.1%	52.6%	50.5%
% of FP17s for Band 1 Urgent Courses	311	2,870	10.8%	10.0%	9.4%	9.1%
% of FP17s Relating to Free Repair or Replacements	41	2,870	1.4%	1.0%	1.0%	0.8%
% of FP17s Relating to Continuations	32	2,870	1.1%	1.6%	1.5%	1.3%
% of Patients satisfied with the dentistry they have received	5	5	N/A	95.1%	93.7%	93.2%
% of Patients satisfied with the time they had to wait for an appointment	4	5	N/A	92.9%	90.0%	89.0%

* This is based on patients treated on this contract for their most recent course of treatment. Figures in italics indicate the base number of FP17s or Patient Questionnaire responses are less than 100. N/A is shown where the base number of responses is less than 10 during the period. % is calculated as Quantity/Base number*100

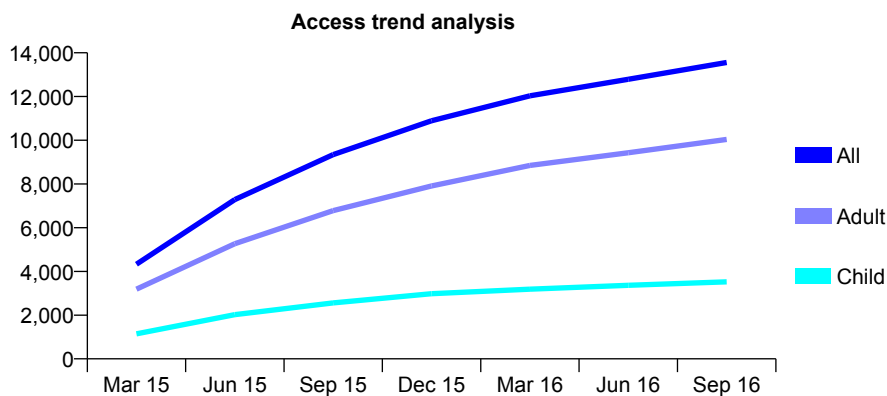
Q44 - Vital Signs At a Glance Contract Report for 161152/0001 - September 2016

Name or company name	Martins Lane Dental Practice
Contract type name	GDS Contract
Purpose of contract	General
Contract start date	01/01/2015
Contract end date	

16/17 Contracted general activity (UDA)	40,962
Carry forward general activity (UDA)	34
16/17 Contracted orthodontic activity (UOA)	0
Carry forward orthodontic activity (UOA)	0
Baseline contract value	£1,255,603.20

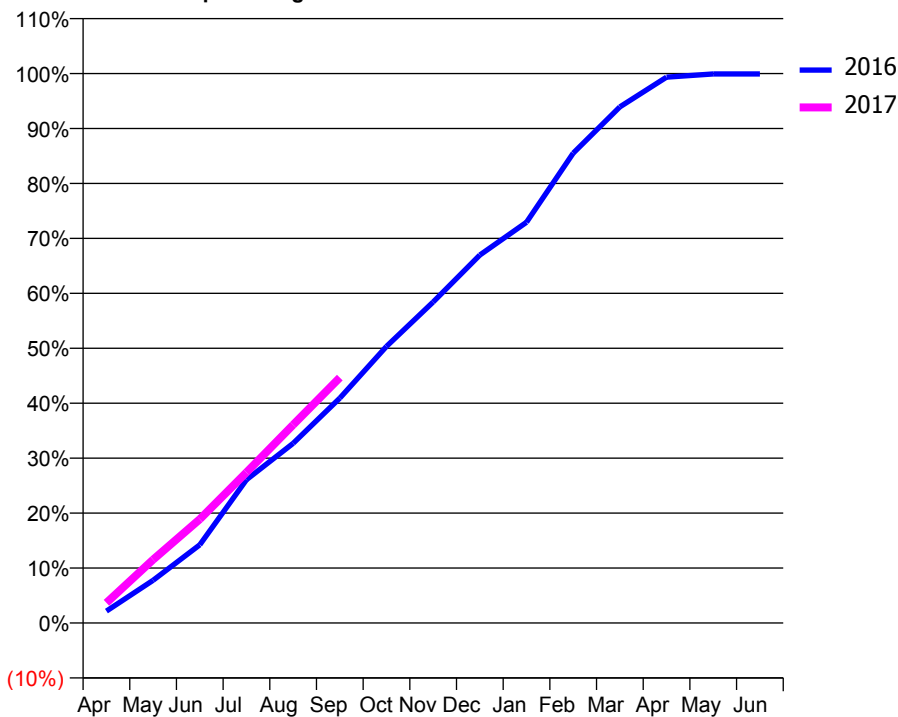
ACCESS*

Patients seen in 24 months	Total	Change since previous quarter
Quarter ending September 2015	9,343	
Quarter ending December 2015	10,891	↑
Quarter ending March 2016	12,034	↑
Quarter ending June 2016	12,790	↑
Quarter ending September 2016	13,559	↑
Variance since September 2015	45.1%	↑



ACTIVITY

Cumulative percentage of contracted UDA delivered 2016 & 2017



Month	Adjusted Scheduled Activity (UDA)	
	2016	2017
April	886	1,503
May	3,185	4,729
June	5,833	7,737
July	10,680	11,225
August	13,399	14,779
September	16,768	18,290
October	20,619	
November	23,936	
December	27,428	
January	29,871	
February	35,025	
March	38,476	
April	40,687	
May	40,928	
June	40,928	

QUALITY

	Quantity	Base Number	Contract	AT	Region	England
% of FP17s for the same patient ID Re-attending within 3 months - Children	238	2,250	10.6%	12.3%	13.5%	12.4%
% of FP17s for the same patient ID Re-attending within 3 months - Adults	1,398	6,430	21.7%	18.0%	17.4%	16.7%
% of FP17s for the same patient ID Re-attending between 3 & 9 months - Children	983	2,250	43.7%	57.4%	59.0%	57.4%
% of FP17s for the same patient ID Re-attending between 3 & 9 months - Adults	2,327	6,430	36.2%	51.1%	52.6%	50.5%
% of FP17s for Band 1 Urgent Courses	576	7,287	7.9%	10.0%	9.4%	9.1%
% of FP17s Relating to Free Repair or Replacements	69	7,287	0.9%	1.0%	1.0%	0.8%
% of FP17s Relating to Continuations	278	7,287	3.8%	1.6%	1.5%	1.3%
% of Patients satisfied with the dentistry they have received	18	19	94.7%	95.1%	93.7%	93.2%
% of Patients satisfied with the time they had to wait for an appointment	19	19	100.0%	92.9%	90.0%	89.0%

* This is based on patients treated on this contract for their most recent course of treatment. Figures in italics indicate the base number of FP17s or Patient Questionnaire responses are less than 100. N/A is shown where the base number of responses is less than 10 during the period. % is calculated as Quantity/Base number*100

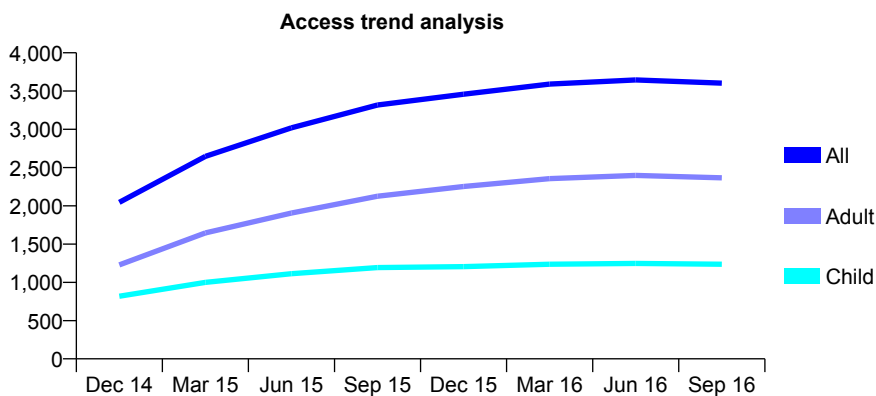
Q44 - Vital Signs At a Glance Contract Report for 161195/0001 - September 2016

Name or company name	Toft Road Dental Surgery
Contract type name	GDS Contract
Purpose of contract	General
Contract start date	01/06/2014
Contract end date	

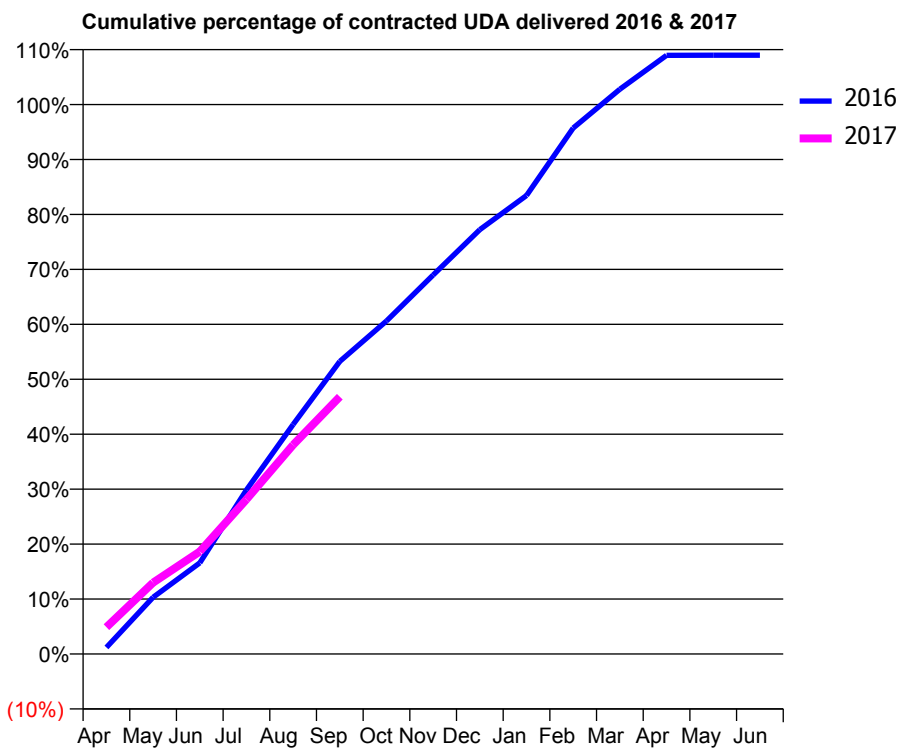
16/17 Contracted general activity (UDA)	7,912
Carry forward general activity (UDA)	0
16/17 Contracted orthodontic activity (UOA)	0
Carry forward orthodontic activity (UOA)	0
Baseline contract value	£188,788.83

ACCESS*

Patients seen in 24 months	Total	Change since previous quarter
Quarter ending September 2015	3,318	
Quarter ending December 2015	3,459	↑
Quarter ending March 2016	3,591	↑
Quarter ending June 2016	3,645	→
Quarter ending September 2016	3,603	↓
Variance since September 2015	8.6%	↑



ACTIVITY



Month	Adjusted Scheduled Activity (UDA)	
	2016	2017
April	95	387
May	818	1,029
June	1,313	1,476
July	2,362	2,226
August	3,306	3,011
September	4,213	3,705
October	4,795	
November	5,457	
December	6,110	
January	6,603	
February	7,574	
March	8,132	
April	8,620	
May	8,622	
June	8,623	

QUALITY

	Quantity	Base Number	Contract	AT	Region	England
% of FP17s for the same patient ID Re-attending within 3 months - Children	60	1,020	5.9%	12.3%	13.5%	12.4%
% of FP17s for the same patient ID Re-attending within 3 months - Adults	211	1,709	12.3%	18.0%	17.4%	16.7%
% of FP17s for the same patient ID Re-attending between 3 & 9 months - Children	641	1,020	62.8%	57.4%	59.0%	57.4%
% of FP17s for the same patient ID Re-attending between 3 & 9 months - Adults	1,056	1,709	61.8%	51.1%	52.6%	50.5%
% of FP17s for Band 1 Urgent Courses	147	2,454	6.0%	10.0%	9.4%	9.1%
% of FP17s Relating to Free Repair or Replacements	4	2,454	0.2%	1.0%	1.0%	0.8%
% of FP17s Relating to Continuations	4	2,454	0.2%	1.6%	1.5%	1.3%
% of Patients satisfied with the dentistry they have received	6	6	N/A	95.1%	93.7%	93.2%
% of Patients satisfied with the time they had to wait for an appointment	5	6	N/A	92.9%	90.0%	89.0%

* This is based on patients treated on this contract for their most recent course of treatment. Figures in italics indicate the base number of FP17s or Patient Questionnaire responses are less than 100. N/A is shown where the base number of responses is less than 10 during the period. % is calculated as Quantity/Base number*100

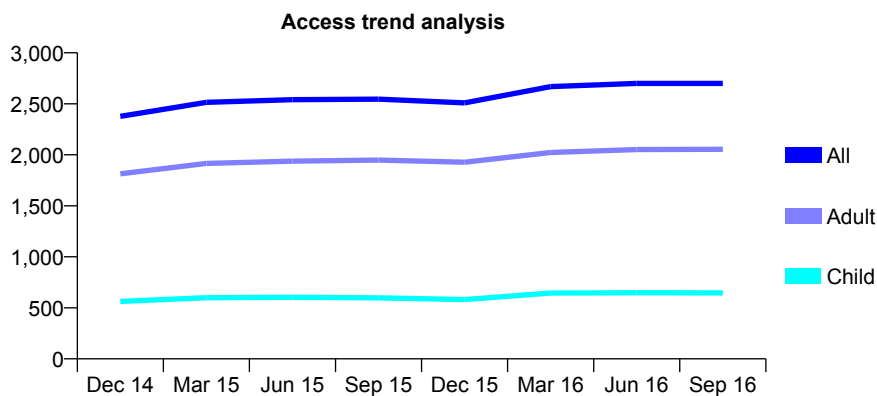
Q44 - Vital Signs At a Glance Contract Report for 161535/0001 - September 2016

Name or company name	Orchard Dental Practice
Contract type name	GDS Contract
Purpose of contract	General
Contract start date	01/05/2013
Contract end date	

16/17 Contracted general activity (UDA)	7,200
Carry forward general activity (UDA)	19
16/17 Contracted orthodontic activity (UOA)	0
Carry forward orthodontic activity (UOA)	0
Baseline contract value	£207,952.33

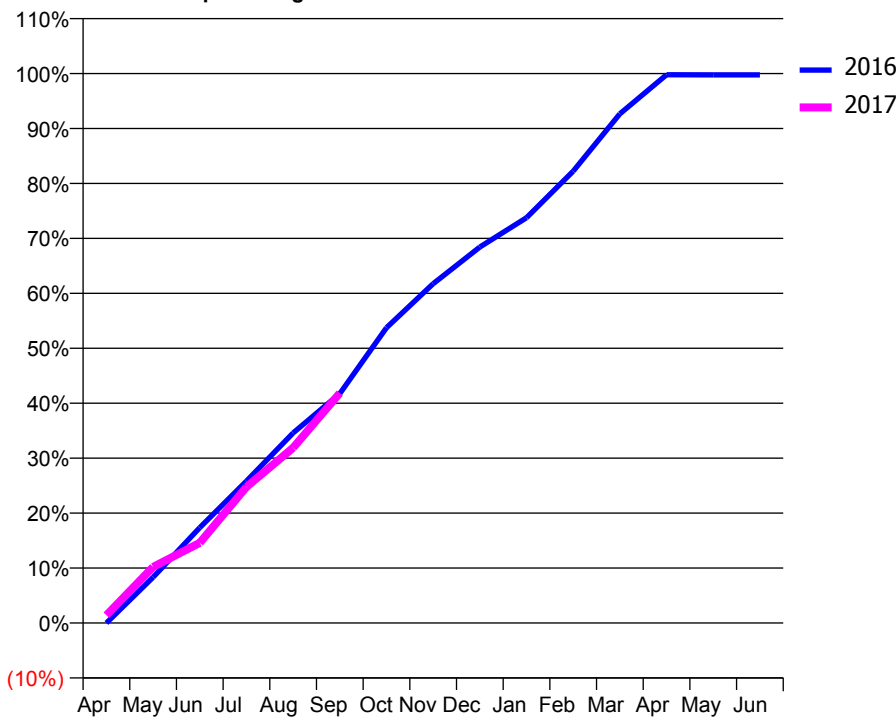
ACCESS*

Patients seen in 24 months	Total	Change since previous quarter
Quarter ending September 2015	2,546	
Quarter ending December 2015	2,509	↓
Quarter ending March 2016	2,668	↑
Quarter ending June 2016	2,700	→
Quarter ending September 2016	2,700	→
Variance since September 2015	6.0%	↑



ACTIVITY

Cumulative percentage of contracted UDA delivered 2016 & 2017



Month	Adjusted Scheduled Activity (UDA)	
	2016	2017
April	0	103
May	600	734
June	1,250	1,051
July	1,860	1,783
August	2,491	2,297
September	3,007	3,013
October	3,869	
November	4,445	
December	4,926	
January	5,311	
February	5,921	
March	6,672	
April	7,183	
May	7,181	
June	7,181	

QUALITY

	Quantity	Base Number	Contract	AT	Region	England
% of FP17s for the same patient ID Re-attending within 3 months - Children	31	484	6.4%	12.3%	13.5%	12.4%
% of FP17s for the same patient ID Re-attending within 3 months - Adults	199	1,447	13.8%	18.0%	17.4%	16.7%
% of FP17s for the same patient ID Re-attending between 3 & 9 months - Children	324	484	66.9%	57.4%	59.0%	57.4%
% of FP17s for the same patient ID Re-attending between 3 & 9 months - Adults	809	1,447	55.9%	51.1%	52.6%	50.5%
% of FP17s for Band 1 Urgent Courses	95	1,333	7.1%	10.0%	9.4%	9.1%
% of FP17s Relating to Free Repair or Replacements	12	1,333	0.9%	1.0%	1.0%	0.8%
% of FP17s Relating to Continuations	0	1,333	0.0%	1.6%	1.5%	1.3%
% of Patients satisfied with the dentistry they have received	5	6	N/A	95.1%	93.7%	93.2%
% of Patients satisfied with the time they had to wait for an appointment	5	6	N/A	92.9%	90.0%	89.0%

* This is based on patients treated on this contract for their most recent course of treatment. Figures in italics indicate the base number of FP17s or Patient Questionnaire responses are less than 100. N/A is shown where the base number of responses is less than 10 during the period. % is calculated as Quantity/Base number*100

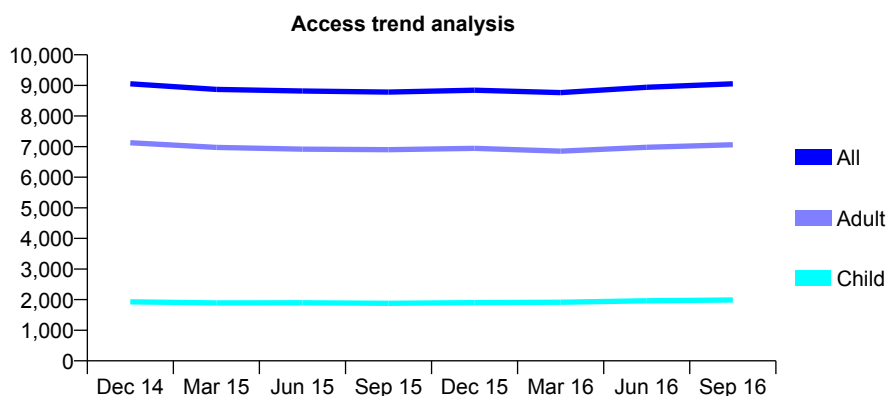
Q44 - Vital Signs At a Glance Contract Report for 162396/0001 - September 2016

Name or company name	PHOENIX DENTAL PRACTICE LIMITED
Contract type name	GDS Contract
Purpose of contract	General
Contract start date	01/10/2011
Contract end date	

16/17 Contracted general activity (UDA)	25,819
Carry forward general activity (UDA)	257
16/17 Contracted orthodontic activity (UOA)	0
Carry forward orthodontic activity (UOA)	0
Baseline contract value	£682,667.82

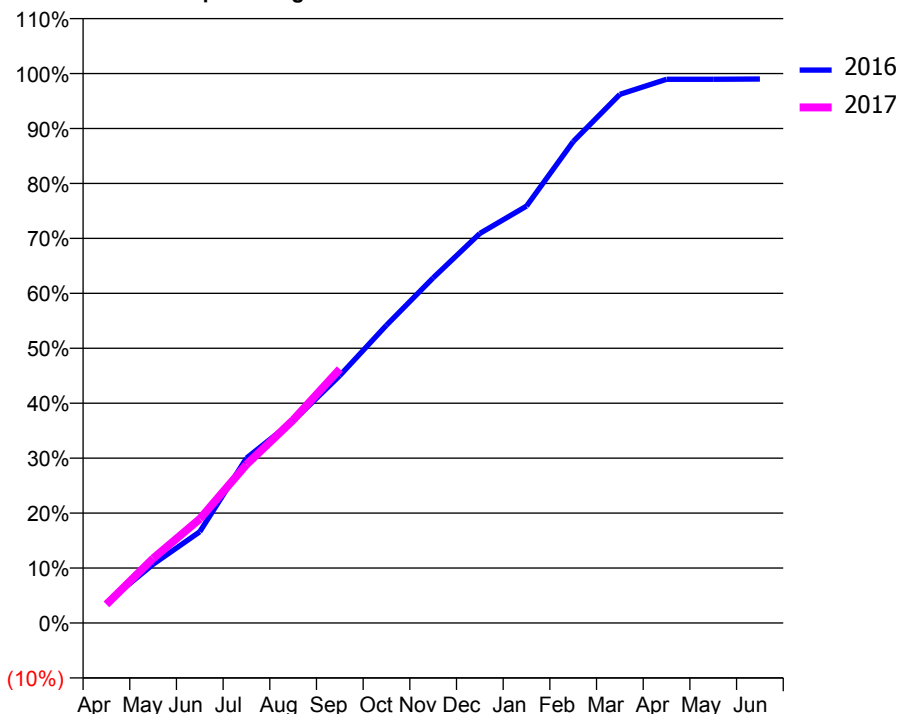
ACCESS*

Patients seen in 24 months	Total	Change since previous quarter
Quarter ending September 2015	8,780	
Quarter ending December 2015	8,844	→
Quarter ending March 2016	8,766	→
Quarter ending June 2016	8,941	→
Quarter ending September 2016	9,051	→
Variance since September 2015	3.1%	↑



ACTIVITY

Cumulative percentage of contracted UDA delivered 2016 & 2017



Month	Adjusted Scheduled Activity (UDA)	
	2016	2017
April	948	874
May	2,759	3,036
June	4,289	4,891
July	7,745	7,450
August	9,493	9,537
September	11,623	11,934
October	13,995	
November	16,216	
December	18,308	
January	19,589	
February	22,621	
March	24,842	
April	25,547	
May	25,547	
June	25,562	

QUALITY

	Quantity	Base Number	Contract	AT	Region	England
% of FP17s for the same patient ID Re-attending within 3 months - Children	87	1,476	5.9%	12.3%	13.5%	12.4%
% of FP17s for the same patient ID Re-attending within 3 months - Adults	752	5,214	14.4%	18.0%	17.4%	16.7%
% of FP17s for the same patient ID Re-attending between 3 & 9 months - Children	864	1,476	58.5%	57.4%	59.0%	57.4%
% of FP17s for the same patient ID Re-attending between 3 & 9 months - Adults	3,027	5,214	58.1%	51.1%	52.6%	50.5%
% of FP17s for Band 1 Urgent Courses	498	6,293	7.9%	10.0%	9.4%	9.1%
% of FP17s Relating to Free Repair or Replacements	43	6,293	0.7%	1.0%	1.0%	0.8%
% of FP17s Relating to Continuations	128	6,293	2.0%	1.6%	1.5%	1.3%
% of Patients satisfied with the dentistry they have received	12	13	92.3%	95.1%	93.7%	93.2%
% of Patients satisfied with the time they had to wait for an appointment	13	13	100.0%	92.9%	90.0%	89.0%

* This is based on patients treated on this contract for their most recent course of treatment. Figures in italics indicate the base number of FP17s or Patient Questionnaire responses are less than 100. N/A is shown where the base number of responses is less than 10 during the period. % is calculated as Quantity/Base number*100

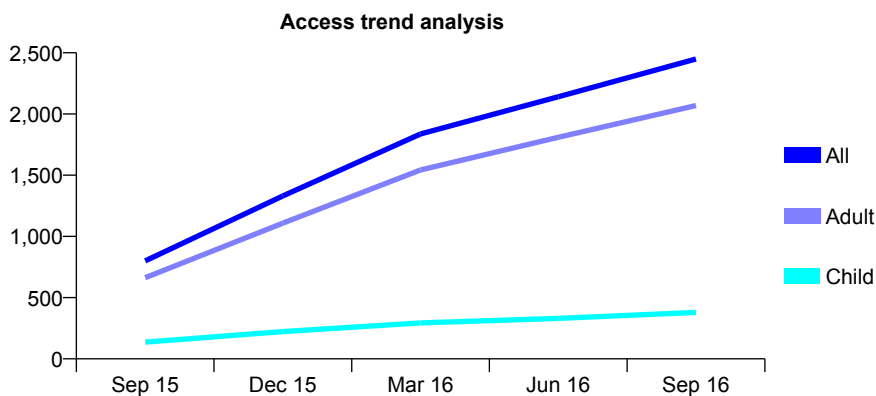
Q44 - Vital Signs At a Glance Contract Report for 165956/0001 - September 2016

Name or company name	Park House Dental Practice
Contract type name	GDS Contract
Purpose of contract	General
Contract start date	06/07/2015
Contract end date	

16/17 Contracted general activity (UDA)	12,118
Carry forward general activity (UDA)	0
16/17 Contracted orthodontic activity (UOA)	0
Carry forward orthodontic activity (UOA)	0
Baseline contract value	£314,023.68

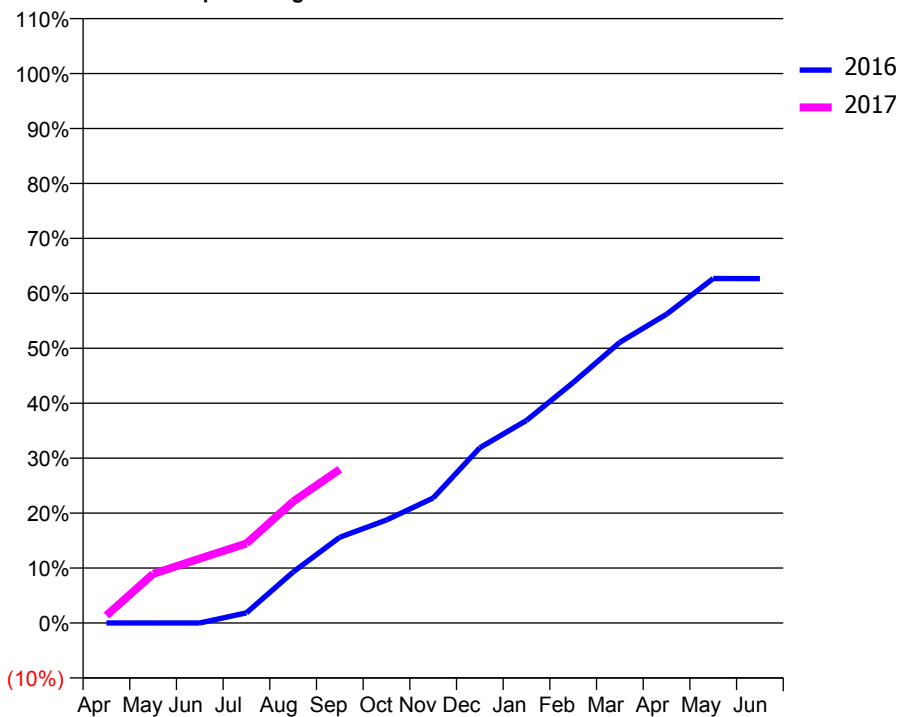
ACCESS*

Patients seen in 24 months	Total	Change since previous quarter
Quarter ending September 2015	800	
Quarter ending December 2015	1,331	↑
Quarter ending March 2016	1,837	↑
Quarter ending June 2016	2,141	↑
Quarter ending September 2016	2,449	↑
Variance since September 2015	206.1%	↑



ACTIVITY

Cumulative percentage of contracted UDA delivered 2016 & 2017



Adjusted Scheduled Activity (UDA)

Month	2016	2017
April	0	166
May	0	1,084
June	0	1,422
July	183	1,755
August	912	2,681
September	1,532	3,388
October	1,842	
November	2,235	
December	3,133	
January	3,621	
February	4,297	
March	5,018	
April	5,516	
May	6,155	
June	6,152	

QUALITY

	Quantity	Base Number	Contract	AT	Region	England
% of FP17s for the same patient ID Re-attending within 3 months - Children	19	312	6.1%	12.3%	13.5%	12.4%
% of FP17s for the same patient ID Re-attending within 3 months - Adults	305	1,768	17.3%	18.0%	17.4%	16.7%
% of FP17s for the same patient ID Re-attending between 3 & 9 months - Children	116	312	37.2%	57.4%	59.0%	57.4%
% of FP17s for the same patient ID Re-attending between 3 & 9 months - Adults	638	1,768	36.1%	51.1%	52.6%	50.5%
% of FP17s for Band 1 Urgent Courses	262	1,612	16.3%	10.0%	9.4%	9.1%
% of FP17s Relating to Free Repair or Replacements	34	1,612	2.1%	1.0%	1.0%	0.8%
% of FP17s Relating to Continuations	6	1,612	0.4%	1.6%	1.5%	1.3%
% of Patients satisfied with the dentistry they have received	1	2	N/A	95.1%	93.7%	93.2%
% of Patients satisfied with the time they had to wait for an appointment	1	2	N/A	92.9%	90.0%	89.0%

* This is based on patients treated on this contract for their most recent course of treatment. Figures in italics indicate the base number of FP17s or Patient Questionnaire responses are less than 100. N/A is shown where the base number of responses is less than 10 during the period. % is calculated as Quantity/Base number*100

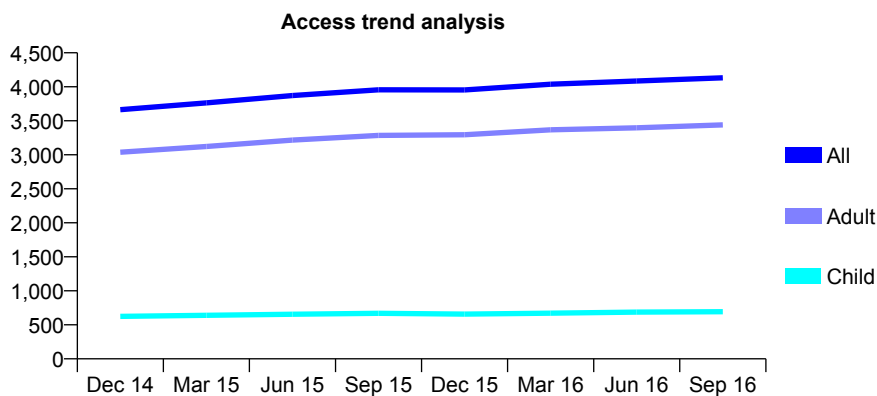
Q44 - Vital Signs At a Glance Contract Report for 166693/0001 - September 2016

Name or company name	Roe Street Dental Practice
Contract type name	GDS Contract
Purpose of contract	General
Contract start date	01/10/2013
Contract end date	

16/17 Contracted general activity (UDA)	14,952
Carry forward general activity (UDA)	506
16/17 Contracted orthodontic activity (UOA)	0
Carry forward orthodontic activity (UOA)	0
Baseline contract value	£399,018.11

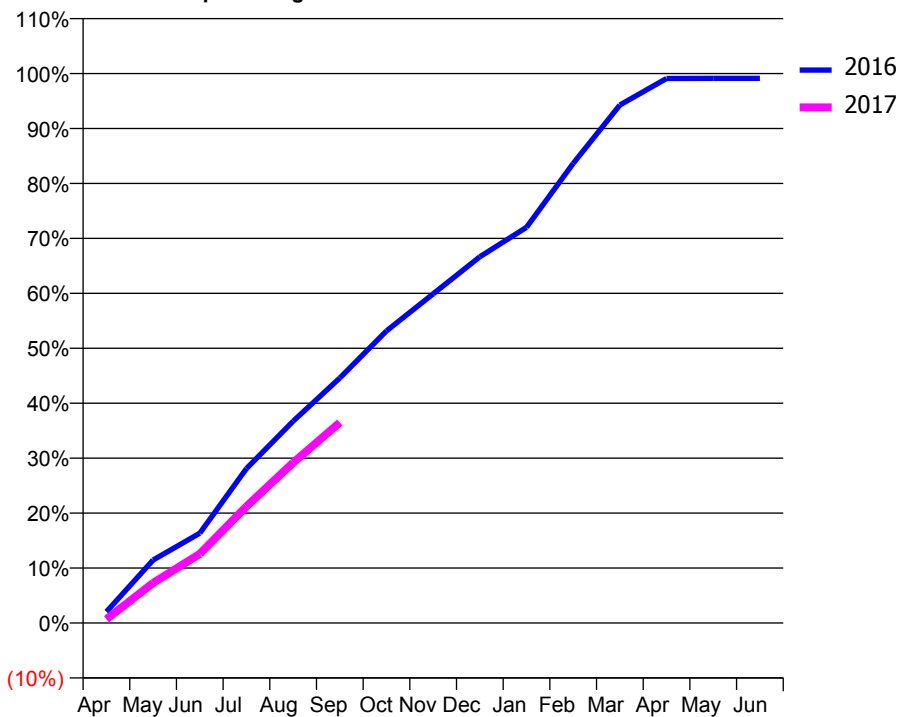
ACCESS*

Patients seen in 24 months	Total	Change since previous quarter
Quarter ending September 2015	3,955	
Quarter ending December 2015	3,954	→
Quarter ending March 2016	4,039	↑
Quarter ending June 2016	4,086	→
Quarter ending September 2016	4,133	→
Variance since September 2015	4.5%	↑



ACTIVITY

Cumulative percentage of contracted UDA delivered 2016 & 2017



Month	Adjusted Scheduled Activity (UDA)	
	2016	2017
April	305	103
May	1,714	1,090
June	2,444	1,880
July	4,204	3,172
August	5,490	4,365
September	6,668	5,456
October	7,947	
November	8,958	
December	9,964	
January	10,766	
February	12,504	
March	14,095	
April	14,815	
May	14,819	
June	14,821	

QUALITY

	Quantity	Base Number	Contract	AT	Region	England
% of FP17s for the same patient ID Re-attending within 3 months - Children	117	699	16.7%	12.3%	13.5%	12.4%
% of FP17s for the same patient ID Re-attending within 3 months - Adults	718	3,425	21.0%	18.0%	17.4%	16.7%
% of FP17s for the same patient ID Re-attending between 3 & 9 months - Children	455	699	65.1%	57.4%	59.0%	57.4%
% of FP17s for the same patient ID Re-attending between 3 & 9 months - Adults	2,198	3,425	64.2%	51.1%	52.6%	50.5%
% of FP17s for Band 1 Urgent Courses	507	3,778	13.4%	10.0%	9.4%	9.1%
% of FP17s Relating to Free Repair or Replacements	57	3,778	1.5%	1.0%	1.0%	0.8%
% of FP17s Relating to Continuations	31	3,778	0.8%	1.6%	1.5%	1.3%
% of Patients satisfied with the dentistry they have received	5	5	N/A	95.1%	93.7%	93.2%
% of Patients satisfied with the time they had to wait for an appointment	5	5	N/A	92.9%	90.0%	89.0%

* This is based on patients treated on this contract for their most recent course of treatment. Figures in italics indicate the base number of FP17s or Patient Questionnaire responses are less than 100. N/A is shown where the base number of responses is less than 10 during the period. % is calculated as Quantity/Base number*100

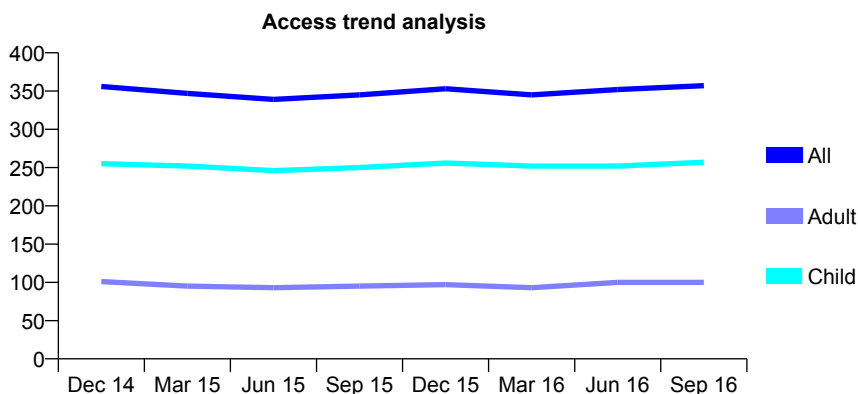
Q44 - Vital Signs At a Glance Contract Report for 168440/0001 - September 2016

Name or company name	John Sullivan Dental Practice Ltd
Contract type name	GDS Contract
Purpose of contract	General
Contract start date	01/05/2010
Contract end date	

16/17 Contracted general activity (UDA)	1,000
Carry forward general activity (UDA)	0
16/17 Contracted orthodontic activity (UOA)	0
Carry forward orthodontic activity (UOA)	0
Baseline contract value	£20,825.45

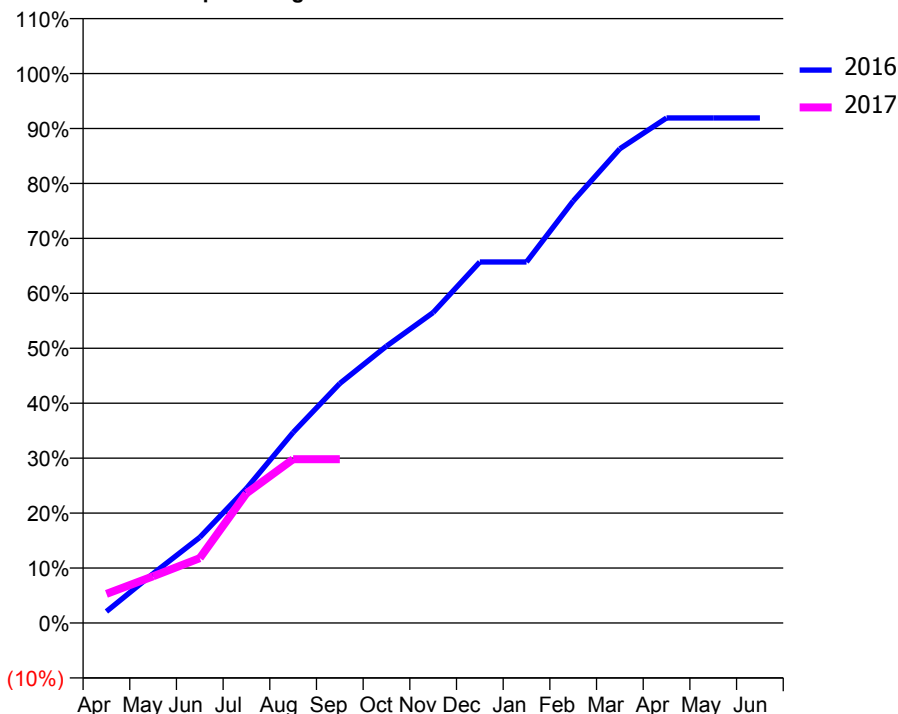
ACCESS*

Patients seen in 24 months	Total	Change since previous quarter
Quarter ending September 2015	345	
Quarter ending December 2015	353	↑
Quarter ending March 2016	345	↓
Quarter ending June 2016	352	↑
Quarter ending September 2016	357	→
Variance since September 2015	3.5%	↑



ACTIVITY

Cumulative percentage of contracted UDA delivered 2016 & 2017



Adjusted Scheduled Activity (UDA)

Month	2016	2017
April	21	53
May	90	85
June	156	118
July	245	236
August	347	298
September	436	298
October	504	
November	565	
December	657	
January	657	
February	768	
March	863	
April	919	
May	919	
June	919	

QUALITY

	Quantity	Base Number	Contract	AT	Region	England
% of FP17s for the same patient ID Re-attending within 3 months - Children	5	134	3.7%	12.3%	13.5%	12.4%
% of FP17s for the same patient ID Re-attending within 3 months - Adults	2	31	6.5%	18.0%	17.4%	16.7%
% of FP17s for the same patient ID Re-attending between 3 & 9 months - Children	71	134	53.0%	57.4%	59.0%	57.4%
% of FP17s for the same patient ID Re-attending between 3 & 9 months - Adults	14	31	45.2%	51.1%	52.6%	50.5%
% of FP17s for Band 1 Urgent Courses	0	137	0.0%	10.0%	9.4%	9.1%
% of FP17s Relating to Free Repair or Replacements	0	137	0.0%	1.0%	1.0%	0.8%
% of FP17s Relating to Continuations	0	137	0.0%	1.6%	1.5%	1.3%
% of Patients satisfied with the dentistry they have received	0	0	N/A	95.1%	93.7%	93.2%
% of Patients satisfied with the time they had to wait for an appointment	0	0	N/A	92.9%	90.0%	89.0%

* This is based on patients treated on this contract for their most recent course of treatment. Figures in italics indicate the base number of FP17s or Patient Questionnaire responses are less than 100. N/A is shown where the base number of responses is less than 10 during the period. % is calculated as Quantity/Base number*100

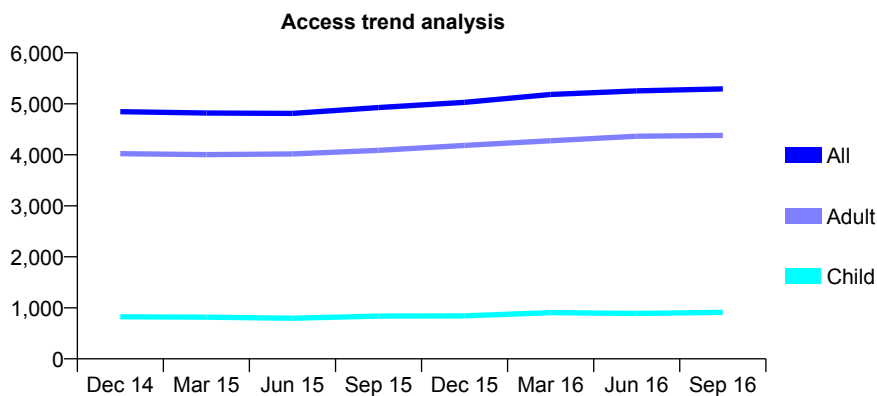
Q44 - Vital Signs At a Glance Contract Report for 169633/0001 - September 2016

Name or company name	Chester Dental Clinic
Contract type name	GDS Contract
Purpose of contract	General
Contract start date	01/04/2011
Contract end date	

16/17 Contracted general activity (UDA)	19,750
Carry forward general activity (UDA)	0
16/17 Contracted orthodontic activity (UOA)	0
Carry forward orthodontic activity (UOA)	0
Baseline contract value	£501,386.62

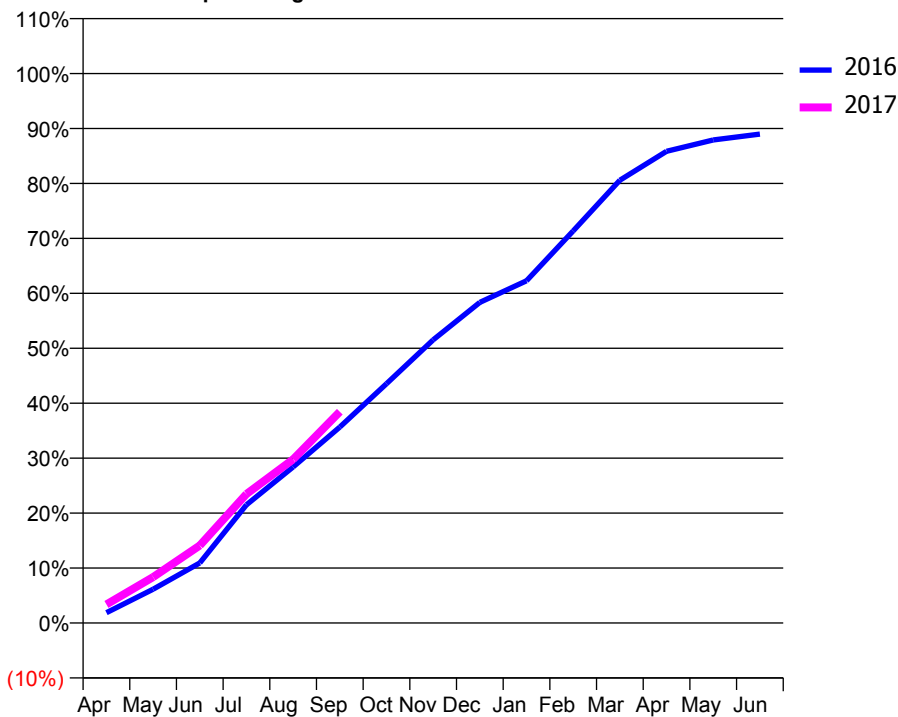
ACCESS*

Patients seen in 24 months	Total	Change since previous quarter
Quarter ending September 2015	4,926	
Quarter ending December 2015	5,028	↑
Quarter ending March 2016	5,184	↑
Quarter ending June 2016	5,253	→
Quarter ending September 2016	5,292	→
Variance since September 2015	7.4%	↑



ACTIVITY

Cumulative percentage of contracted UDA delivered 2016 & 2017



Adjusted Scheduled Activity (UDA)

Month	2016	2017
April	374	668
May	1,215	1,650
June	2,159	2,785
July	4,249	4,639
August	5,612	5,882
September	7,042	7,593
October	8,599	
November	10,178	
December	11,522	
January	12,299	
February	14,093	
March	15,915	
April	16,956	
May	17,362	
June	17,572	

QUALITY

	Quantity	Base Number	Contract	AT	Region	England
% of FP17s for the same patient ID Re-attending within 3 months - Children	117	752	15.6%	12.3%	13.5%	12.4%
% of FP17s for the same patient ID Re-attending within 3 months - Adults	834	3,127	26.7%	18.0%	17.4%	16.7%
% of FP17s for the same patient ID Re-attending between 3 & 9 months - Children	300	752	39.9%	57.4%	59.0%	57.4%
% of FP17s for the same patient ID Re-attending between 3 & 9 months - Adults	1,125	3,127	36.0%	51.1%	52.6%	50.5%
% of FP17s for Band 1 Urgent Courses	527	3,292	16.0%	10.0%	9.4%	9.1%
% of FP17s Relating to Free Repair or Replacements	42	3,292	1.3%	1.0%	1.0%	0.8%
% of FP17s Relating to Continuations	136	3,292	4.1%	1.6%	1.5%	1.3%
% of Patients satisfied with the dentistry they have received	11	12	91.7%	95.1%	93.7%	93.2%
% of Patients satisfied with the time they had to wait for an appointment	11	12	91.7%	92.9%	90.0%	89.0%

* This is based on patients treated on this contract for their most recent course of treatment. Figures in italics indicate the base number of FP17s or Patient Questionnaire responses are less than 100. N/A is shown where the base number of responses is less than 10 during the period. % is calculated as Quantity/Base number*100

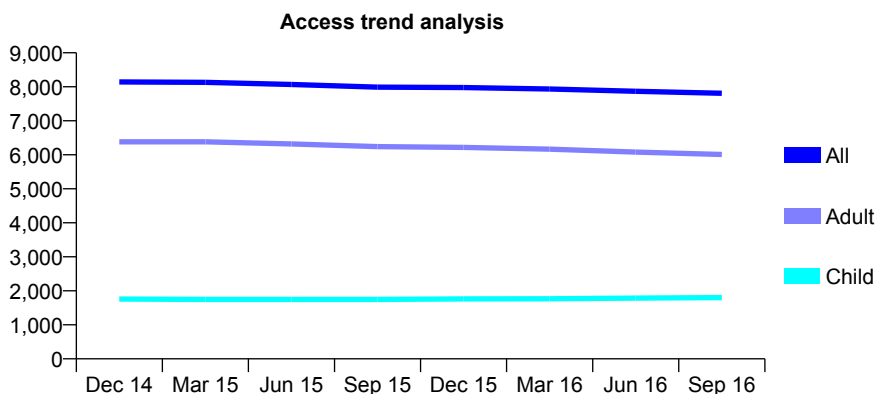
Q44 - Vital Signs At a Glance Contract Report for 171336/0001 - September 2016

Name or company name	Westborne Dental Practice
Contract type name	GDS Contract
Purpose of contract	General
Contract start date	01/04/2006
Contract end date	

16/17 Contracted general activity (UDA)	25,485
Carry forward general activity (UDA)	0
16/17 Contracted orthodontic activity (UOA)	0
Carry forward orthodontic activity (UOA)	0
Baseline contract value	£781,186.83

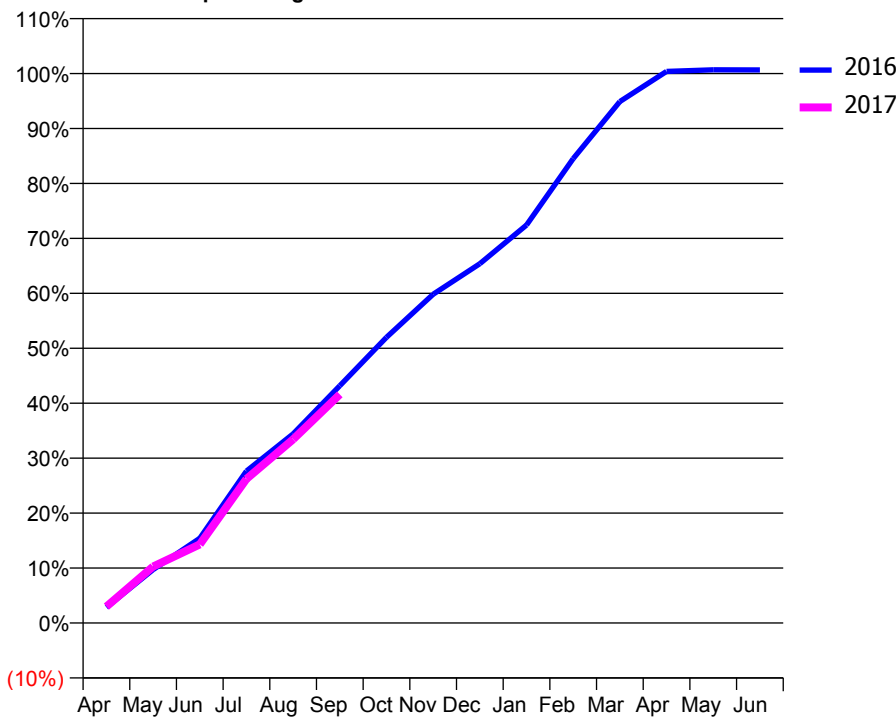
ACCESS*

Patients seen in 24 months	Total	Change since previous quarter
Quarter ending September 2015	7,989	
Quarter ending December 2015	7,979	→
Quarter ending March 2016	7,935	→
Quarter ending June 2016	7,868	→
Quarter ending September 2016	7,811	→
Variance since September 2015	(2.2%)	↓



ACTIVITY

Cumulative percentage of contracted UDA delivered 2016 & 2017



Month	Adjusted Scheduled Activity (UDA)	
	2016	2017
April	727	766
May	2,475	2,619
June	3,930	3,644
July	7,049	6,680
August	8,772	8,520
September	11,007	10,605
October	13,251	
November	15,247	
December	16,665	
January	18,458	
February	21,538	
March	24,186	
April	25,585	
May	25,657	
June	25,650	

QUALITY

	Quantity	Base Number	Contract	AT	Region	England
% of FP17s for the same patient ID Re-attending within 3 months - Children	145	1,464	9.9%	12.3%	13.5%	12.4%
% of FP17s for the same patient ID Re-attending within 3 months - Adults	1,214	4,752	25.5%	18.0%	17.4%	16.7%
% of FP17s for the same patient ID Re-attending between 3 & 9 months - Children	918	1,464	62.7%	57.4%	59.0%	57.4%
% of FP17s for the same patient ID Re-attending between 3 & 9 months - Adults	2,442	4,752	51.4%	51.1%	52.6%	50.5%
% of FP17s for Band 1 Urgent Courses	862	5,137	16.8%	10.0%	9.4%	9.1%
% of FP17s Relating to Free Repair or Replacements	54	5,137	1.1%	1.0%	1.0%	0.8%
% of FP17s Relating to Continuations	63	5,137	1.2%	1.6%	1.5%	1.3%
% of Patients satisfied with the dentistry they have received	16	17	94.1%	95.1%	93.7%	93.2%
% of Patients satisfied with the time they had to wait for an appointment	17	17	100.0%	92.9%	90.0%	89.0%

* This is based on patients treated on this contract for their most recent course of treatment. Figures in italics indicate the base number of FP17s or Patient Questionnaire responses are less than 100. N/A is shown where the base number of responses is less than 10 during the period. % is calculated as Quantity/Base number*100

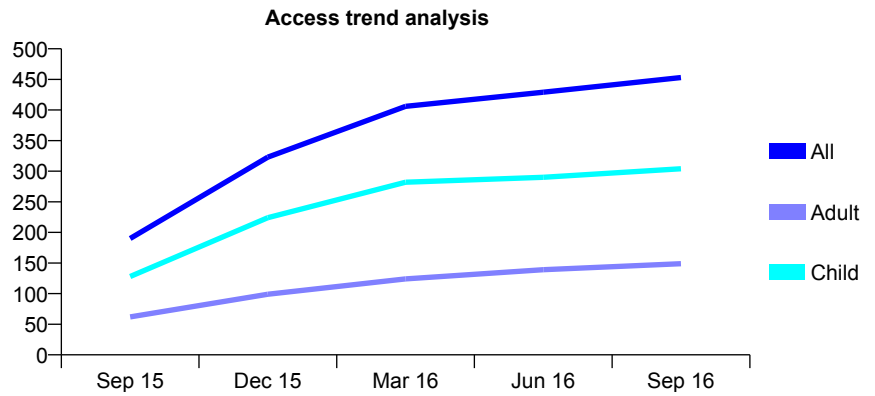
Q44 - Vital Signs At a Glance Contract Report for 173053/0001 - September 2016

Name or company name	Chester Road Dental Care Ltd
Contract type name	GDS Contract
Purpose of contract	General
Contract start date	01/07/2015
Contract end date	

16/17 Contracted general activity (UDA)	1,149
Carry forward general activity (UDA)	0
16/17 Contracted orthodontic activity (UOA)	0
Carry forward orthodontic activity (UOA)	0
Baseline contract value	£24,019.05

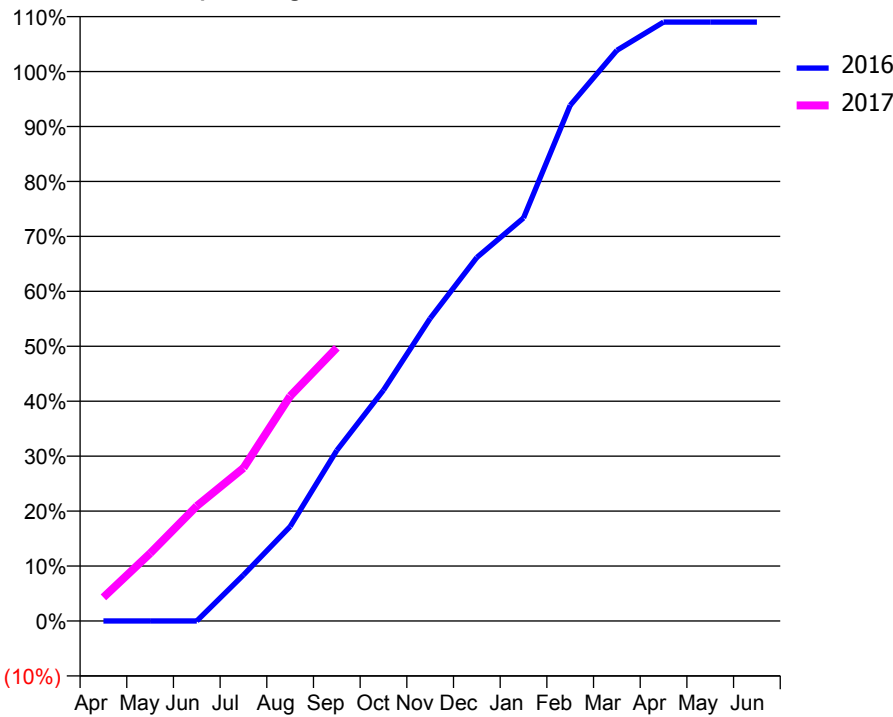
ACCESS*

Patients seen in 24 months	Total	Change since previous quarter
Quarter ending September 2015	190	
Quarter ending December 2015	323	↑
Quarter ending March 2016	406	↑
Quarter ending June 2016	429	↑
Quarter ending September 2016	453	↑
Variance since September 2015	138.4%	↑



ACTIVITY

Cumulative percentage of contracted UDA delivered 2016 & 2017



Month	Adjusted Scheduled Activity (UDA)	
	2016	2017
April	0	49
May	0	141
June	0	241
July	74	320
August	152	470
September	275	571
October	372	
November	488	
December	586	
January	650	
February	832	
March	920	
April	966	
May	966	
June	966	

QUALITY

	Quantity	Base Number	Contract	AT	Region	England
% of FP17s for the same patient ID Re-attending within 3 months - Children	37	288	12.8%	12.3%	13.5%	12.4%
% of FP17s for the same patient ID Re-attending within 3 months - Adults	24	123	19.5%	18.0%	17.4%	16.7%
% of FP17s for the same patient ID Re-attending between 3 & 9 months - Children	191	288	66.3%	57.4%	59.0%	57.4%
% of FP17s for the same patient ID Re-attending between 3 & 9 months - Adults	77	123	62.6%	51.1%	52.6%	50.5%
% of FP17s for Band 1 Urgent Courses	22	378	5.8%	10.0%	9.4%	9.1%
% of FP17s Relating to Free Repair or Replacements	1	378	0.3%	1.0%	1.0%	0.8%
% of FP17s Relating to Continuations	1	378	0.3%	1.6%	1.5%	1.3%
% of Patients satisfied with the dentistry they have received	0	0	N/A	95.1%	93.7%	93.2%
% of Patients satisfied with the time they had to wait for an appointment	0	0	N/A	92.9%	90.0%	89.0%

* This is based on patients treated on this contract for their most recent course of treatment. Figures in italics indicate the base number of FP17s or Patient Questionnaire responses are less than 100. N/A is shown where the base number of responses is less than 10 during the period. % is calculated as Quantity/Base number*100

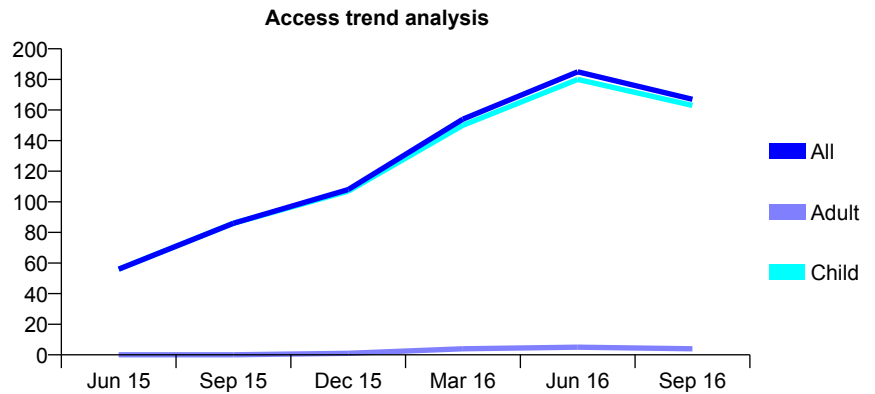
Q44 - Vital Signs At a Glance Contract Report for 174343/0002 - September 2016

Name or company name	Bridgewater Community Healthcare NHS F
Contract type name	PDS Contract
Purpose of contract	General
Contract start date	01/04/2015
Contract end date	31/03/2018

16/17 Contracted general activity (UDA)	3,000
Carry forward general activity (UDA)	0
16/17 Contracted orthodontic activity (UOA)	0
Carry forward orthodontic activity (UOA)	0
Baseline contract value	£594,947.89

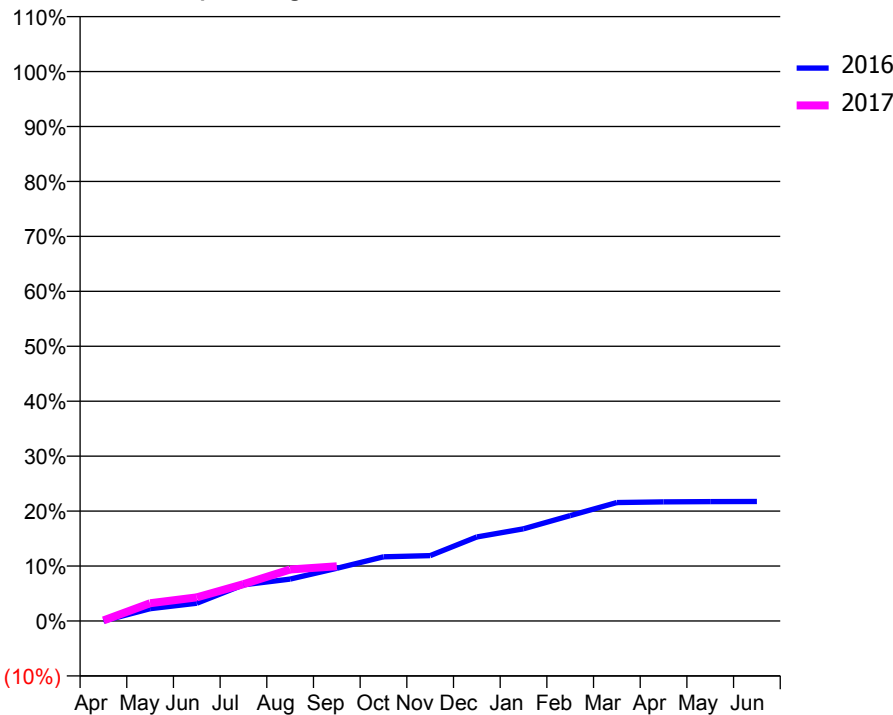
ACCESS*

Patients seen in 24 months	Total	Change since previous quarter
Quarter ending September 2015	86	
Quarter ending December 2015	108	↑
Quarter ending March 2016	154	↑
Quarter ending June 2016	185	↑
Quarter ending September 2016	167	↓
Variance since September 2015	94.2%	↑



ACTIVITY

Cumulative percentage of contracted UDA delivered 2016 & 2017



Month	Adjusted Scheduled Activity (UDA)	
	2016	2017
April	0	3
May	67	97
June	97	129
July	198	201
August	229	281
September	288	299
October	350	
November	357	
December	459	
January	504	
February	576	
March	647	
April	651	
May	652	
June	653	

QUALITY

	Quantity	Base Number	Contract	AT	Region	England
% of FP17s for the same patient ID Re-attending within 3 months - Children	0	110	0.0%	12.3%	13.5%	12.4%
% of FP17s for the same patient ID Re-attending within 3 months - Adults	0	1	0.0%	18.0%	17.4%	16.7%
% of FP17s for the same patient ID Re-attending between 3 & 9 months - Children	1	110	0.9%	57.4%	59.0%	57.4%
% of FP17s for the same patient ID Re-attending between 3 & 9 months - Adults	0	1	0.0%	51.1%	52.6%	50.5%
% of FP17s for Band 1 Urgent Courses	1	107	0.9%	10.0%	9.4%	9.1%
% of FP17s Relating to Free Repair or Replacements	0	107	0.0%	1.0%	1.0%	0.8%
% of FP17s Relating to Continuations	0	107	0.0%	1.6%	1.5%	1.3%
% of Patients satisfied with the dentistry they have received	0	0	N/A	95.1%	93.7%	93.2%
% of Patients satisfied with the time they had to wait for an appointment	0	0	N/A	92.9%	90.0%	89.0%

* This is based on patients treated on this contract for their most recent course of treatment. Figures in italics indicate the base number of FP17s or Patient Questionnaire responses are less than 100. N/A is shown where the base number of responses is less than 10 during the period. % is calculated as Quantity/Base number*100

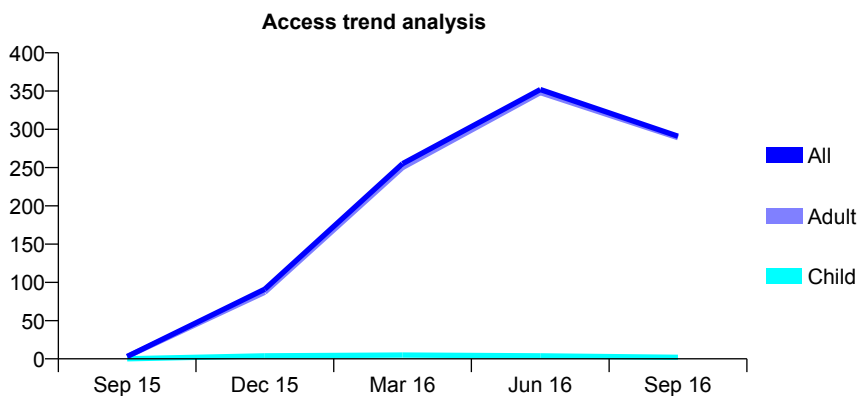
Q44 - Vital Signs At a Glance Contract Report for 174343/0012 - September 2016

Name or company name	Bridgewater Community Healthcare NHS F
Contract type name	PDS Contract
Purpose of contract	General
Contract start date	01/07/2015
Contract end date	30/06/2018

16/17 Contracted general activity (UDA)	6,600
Carry forward general activity (UDA)	0
16/17 Contracted orthodontic activity (UOA)	0
Carry forward orthodontic activity (UOA)	0
Baseline contract value	£357,172.83

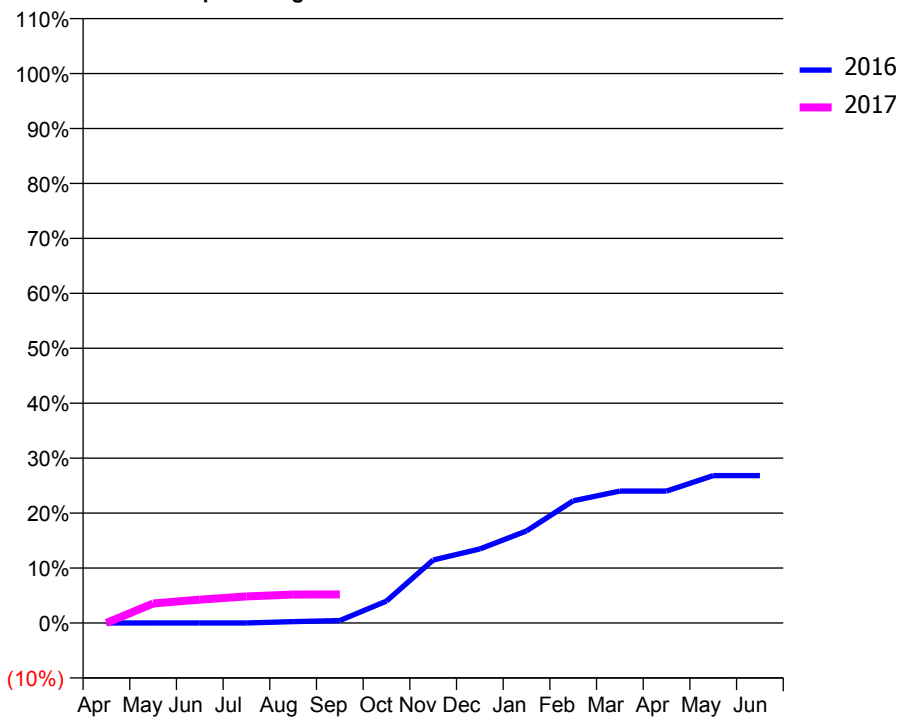
ACCESS*

Patients seen in 24 months	Total	Change since previous quarter
Quarter ending September 2015	3	
Quarter ending December 2015	91	↑
Quarter ending March 2016	255	↑
Quarter ending June 2016	352	↑
Quarter ending September 2016	291	↓
Variance since September 2015	9600.0%	↑



ACTIVITY

Cumulative percentage of contracted UDA delivered 2016 & 2017



Month	Adjusted Scheduled Activity (UDA)	
	2016	2017
April	0	0
May	0	234
June	0	281
July	0	319
August	17	341
September	30	344
October	264	
November	757	
December	890	
January	1,106	
February	1,468	
March	1,584	
April	1,584	
May	1,770	
June	1,771	

QUALITY

	Quantity	Base Number	Contract	AT	Region	England
% of FP17s for the same patient ID Re-attending within 3 months - Children	0	3	0.0%	12.3%	13.5%	12.4%
% of FP17s for the same patient ID Re-attending within 3 months - Adults	7	203	3.4%	18.0%	17.4%	16.7%
% of FP17s for the same patient ID Re-attending between 3 & 9 months - Children	0	3	0.0%	57.4%	59.0%	57.4%
% of FP17s for the same patient ID Re-attending between 3 & 9 months - Adults	1	203	0.5%	51.1%	52.6%	50.5%
% of FP17s for Band 1 Urgent Courses	1	130	0.8%	10.0%	9.4%	9.1%
% of FP17s Relating to Free Repair or Replacements	0	130	0.0%	1.0%	1.0%	0.8%
% of FP17s Relating to Continuations	4	130	3.1%	1.6%	1.5%	1.3%
% of Patients satisfied with the dentistry they have received	0	0	N/A	95.1%	93.7%	93.2%
% of Patients satisfied with the time they had to wait for an appointment	0	0	N/A	92.9%	90.0%	89.0%

* This is based on patients treated on this contract for their most recent course of treatment. Figures in italics indicate the base number of FP17s or Patient Questionnaire responses are less than 100. N/A is shown where the base number of responses is less than 10 during the period. % is calculated as Quantity/Base number*100

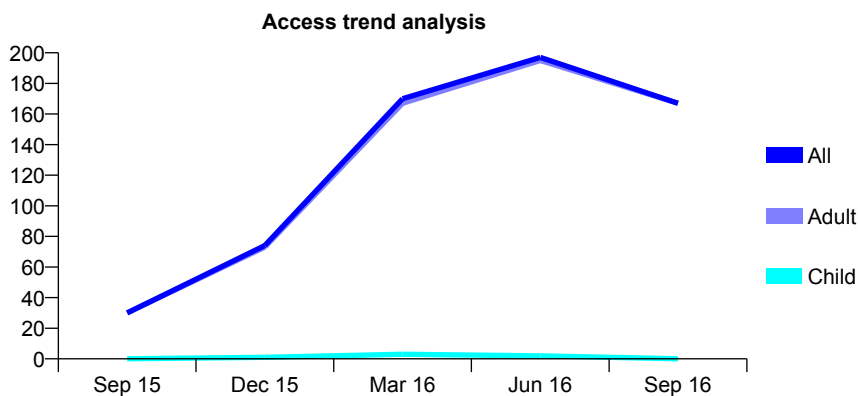
Q44 - Vital Signs At a Glance Contract Report for 174343/0013 - September 2016

Name or company name	Bridgewater Community Healthcare NHS F
Contract type name	PDS Contract
Purpose of contract	General
Contract start date	01/07/2015
Contract end date	30/06/2018

16/17 Contracted general activity (UDA)	2,850
Carry forward general activity (UDA)	0
16/17 Contracted orthodontic activity (UOA)	0
Carry forward orthodontic activity (UOA)	0
Baseline contract value	£153,074.07

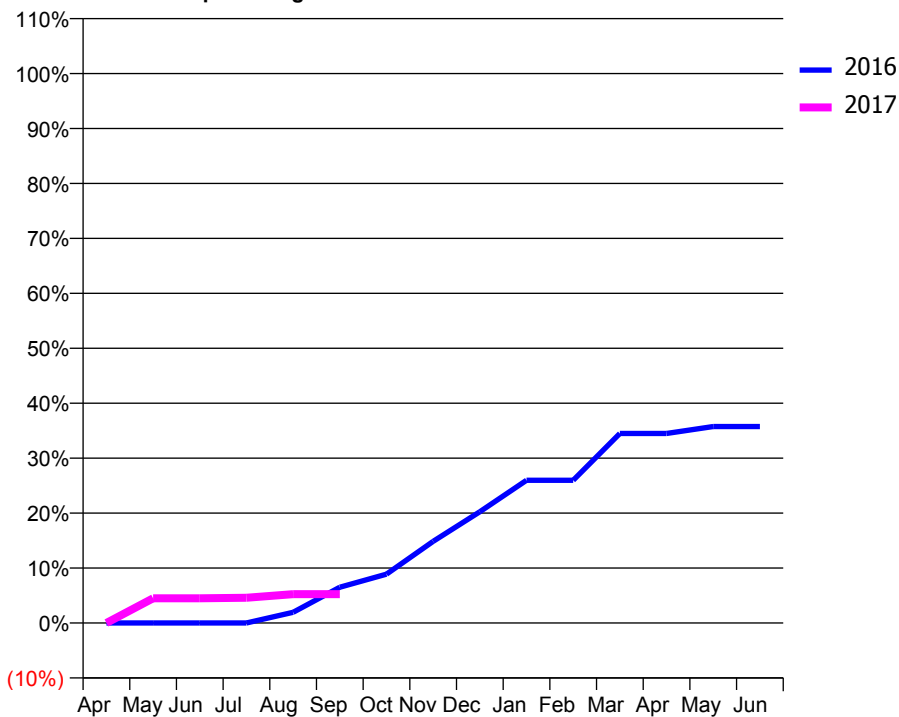
ACCESS*

Patients seen in 24 months	Total	Change since previous quarter
Quarter ending September 2015	30	
Quarter ending December 2015	74	↑
Quarter ending March 2016	170	↑
Quarter ending June 2016	197	↑
Quarter ending September 2016	167	↓
Variance since September 2015	456.7%	↑



ACTIVITY

Cumulative percentage of contracted UDA delivered 2016 & 2017



Adjusted Scheduled Activity (UDA)

Month	2016	2017
April	0	0
May	0	128
June	0	128
July	0	131
August	56	150
September	186	150
October	253	
November	423	
December	577	
January	740	
February	740	
March	983	
April	983	
May	1,019	
June	1,019	

QUALITY

	Quantity	Base Number	Contract	AT	Region	England
% of FP17s for the same patient ID Re-attending within 3 months - Children	0	1	0.0%	12.3%	13.5%	12.4%
% of FP17s for the same patient ID Re-attending within 3 months - Adults	0	72	0.0%	18.0%	17.4%	16.7%
% of FP17s for the same patient ID Re-attending between 3 & 9 months - Children	0	1	0.0%	57.4%	59.0%	57.4%
% of FP17s for the same patient ID Re-attending between 3 & 9 months - Adults	1	72	1.4%	51.1%	52.6%	50.5%
% of FP17s for Band 1 Urgent Courses	0	56	0.0%	10.0%	9.4%	9.1%
% of FP17s Relating to Free Repair or Replacements	0	56	0.0%	1.0%	1.0%	0.8%
% of FP17s Relating to Continuations	0	56	0.0%	1.6%	1.5%	1.3%
% of Patients satisfied with the dentistry they have received	0	0	N/A	95.1%	93.7%	93.2%
% of Patients satisfied with the time they had to wait for an appointment	0	0	N/A	92.9%	90.0%	89.0%

* This is based on patients treated on this contract for their most recent course of treatment. Figures in italics indicate the base number of FP17s or Patient Questionnaire responses are less than 100. N/A is shown where the base number of responses is less than 10 during the period. % is calculated as Quantity/Base number*100

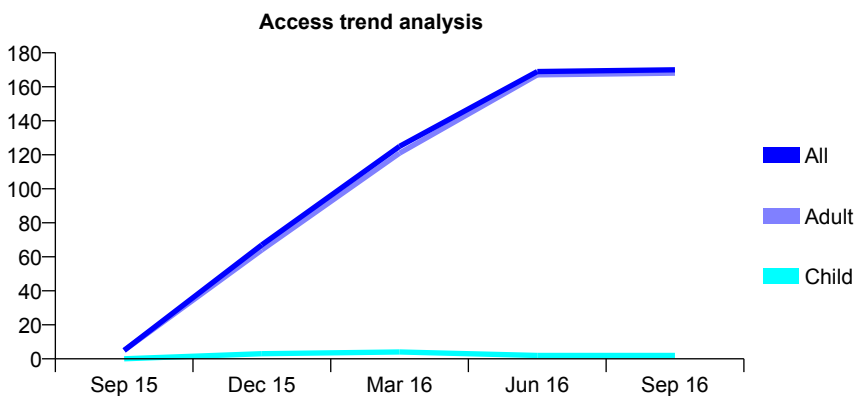
Q44 - Vital Signs At a Glance Contract Report for 174343/0014 - September 2016

Name or company name	Bridgewater Community Healthcare NHS F
Contract type name	PDS Contract
Purpose of contract	General
Contract start date	01/07/2015
Contract end date	30/06/2018

16/17 Contracted general activity (UDA)	3,450
Carry forward general activity (UDA)	0
16/17 Contracted orthodontic activity (UOA)	0
Carry forward orthodontic activity (UOA)	0
Baseline contract value	£188,791.35

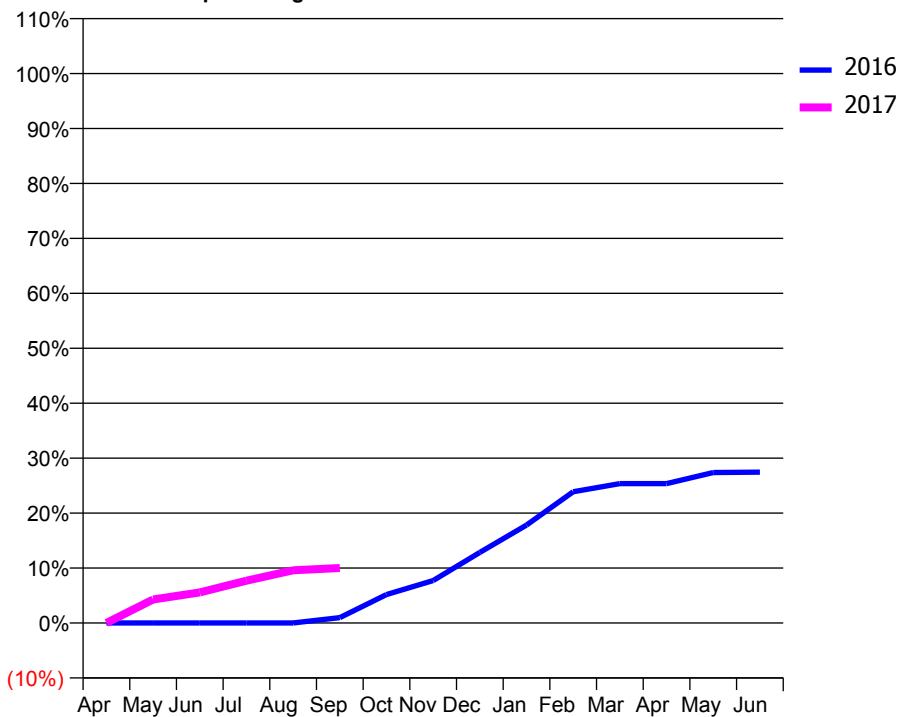
ACCESS*

Patients seen in 24 months	Total	Change since previous quarter
Quarter ending September 2015	5	
Quarter ending December 2015	67	↑
Quarter ending March 2016	125	↑
Quarter ending June 2016	169	↑
Quarter ending September 2016	170	→
Variance since September 2015	3300.0%	↑



ACTIVITY

Cumulative percentage of contracted UDA delivered 2016 & 2017



Adjusted Scheduled Activity (UDA)

Month	2016	2017
April	0	0
May	0	148
June	0	192
July	0	266
August	0	331
September	34	345
October	179	
November	267	
December	443	
January	615	
February	824	
March	875	
April	875	
May	945	
June	947	

QUALITY

	Quantity	Base Number	Contract	AT	Region	England
% of FP17s for the same patient ID Re-attending within 3 months - Children	0	0	N/A	12.3%	13.5%	12.4%
% of FP17s for the same patient ID Re-attending within 3 months - Adults	1	171	0.6%	18.0%	17.4%	16.7%
% of FP17s for the same patient ID Re-attending between 3 & 9 months - Children	0	0	N/A	57.4%	59.0%	57.4%
% of FP17s for the same patient ID Re-attending between 3 & 9 months - Adults	0	171	0.0%	51.1%	52.6%	50.5%
% of FP17s for Band 1 Urgent Courses	0	139	0.0%	10.0%	9.4%	9.1%
% of FP17s Relating to Free Repair or Replacements	0	139	0.0%	1.0%	1.0%	0.8%
% of FP17s Relating to Continuations	0	139	0.0%	1.6%	1.5%	1.3%
% of Patients satisfied with the dentistry they have received	0	0	N/A	95.1%	93.7%	93.2%
% of Patients satisfied with the time they had to wait for an appointment	0	0	N/A	92.9%	90.0%	89.0%

* This is based on patients treated on this contract for their most recent course of treatment. Figures in italics indicate the base number of FP17s or Patient Questionnaire responses are less than 100. N/A is shown where the base number of responses is less than 10 during the period. % is calculated as Quantity/Base number*100

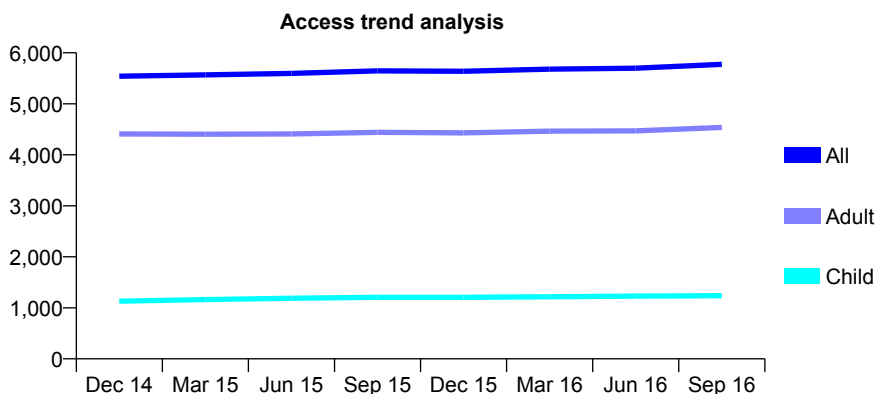
Q44 - Vital Signs At a Glance Contract Report for 175889/0001 - September 2016

Name or company name	Holmlands Dental Practice
Contract type name	GDS Contract
Purpose of contract	General
Contract start date	01/04/2006
Contract end date	

16/17 Contracted general activity (UDA)	19,726
Carry forward general activity (UDA)	0
16/17 Contracted orthodontic activity (UOA)	0
Carry forward orthodontic activity (UOA)	0
Baseline contract value	£578,139.66

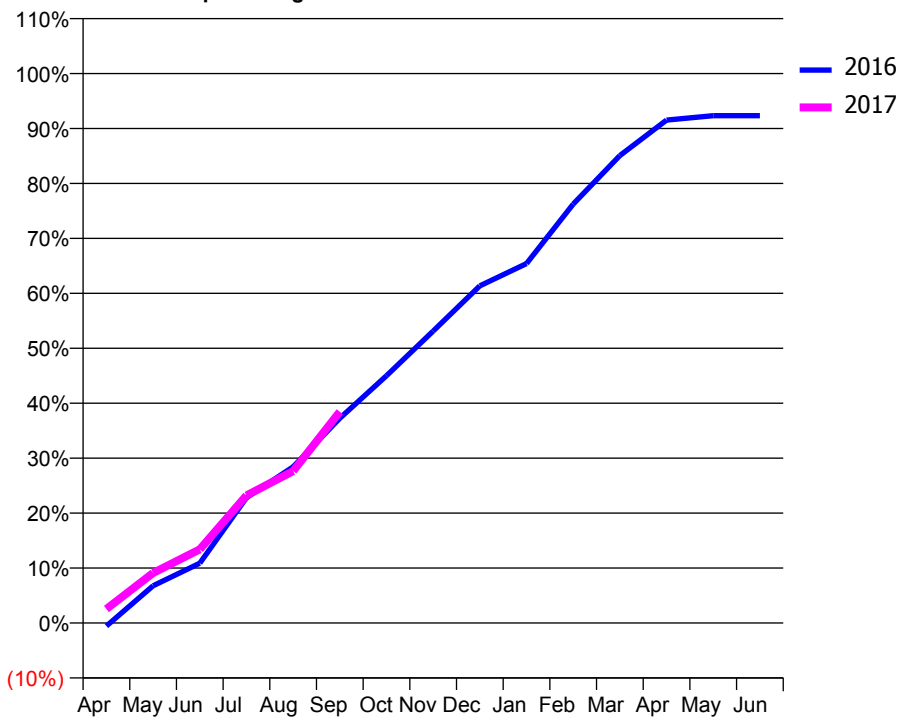
ACCESS*

Patients seen in 24 months	Total	Change since previous quarter
Quarter ending September 2015	5,647	
Quarter ending December 2015	5,638	→
Quarter ending March 2016	5,681	→
Quarter ending June 2016	5,698	→
Quarter ending September 2016	5,775	→
Variance since September 2015	2.3%	↑



ACTIVITY

Cumulative percentage of contracted UDA delivered 2016 & 2017



Month	Adjusted Scheduled Activity (UDA)	
	2016	2017
April	-114	505
May	1,336	1,797
June	2,146	2,645
July	4,498	4,580
August	5,606	5,455
September	7,352	7,583
October	8,876	
November	10,480	
December	12,103	
January	12,903	
February	15,039	
March	16,781	
April	18,054	
May	18,213	
June	18,213	

QUALITY

	Quantity	Base Number	Contract	AT	Region	England
% of FP17s for the same patient ID Re-attending within 3 months - Children	82	916	9.0%	12.3%	13.5%	12.4%
% of FP17s for the same patient ID Re-attending within 3 months - Adults	531	3,013	17.6%	18.0%	17.4%	16.7%
% of FP17s for the same patient ID Re-attending between 3 & 9 months - Children	479	916	52.3%	57.4%	59.0%	57.4%
% of FP17s for the same patient ID Re-attending between 3 & 9 months - Adults	1,337	3,013	44.4%	51.1%	52.6%	50.5%
% of FP17s for Band 1 Urgent Courses	575	3,491	16.5%	10.0%	9.4%	9.1%
% of FP17s Relating to Free Repair or Replacements	31	3,491	0.9%	1.0%	1.0%	0.8%
% of FP17s Relating to Continuations	89	3,491	2.5%	1.6%	1.5%	1.3%
% of Patients satisfied with the dentistry they have received	15	16	93.8%	95.1%	93.7%	93.2%
% of Patients satisfied with the time they had to wait for an appointment	16	16	100.0%	92.9%	90.0%	89.0%

* This is based on patients treated on this contract for their most recent course of treatment. Figures in italics indicate the base number of FP17s or Patient Questionnaire responses are less than 100. N/A is shown where the base number of responses is less than 10 during the period. % is calculated as Quantity/Base number*100

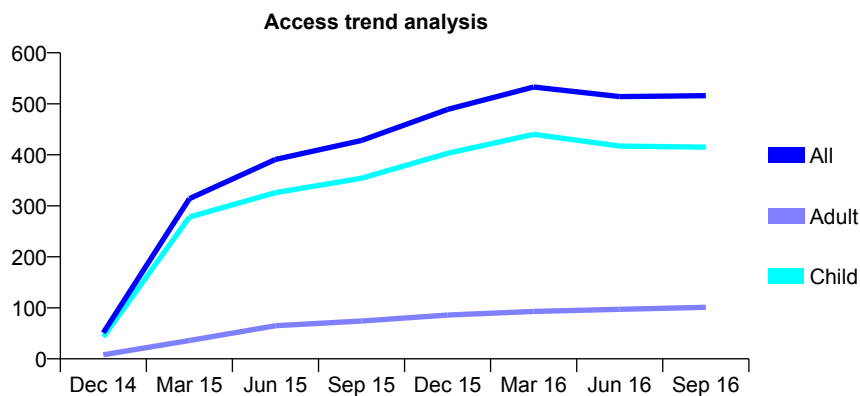
Q44 - Vital Signs At a Glance Contract Report for 176699/0001 - September 2016

Name or company name	Brunner Court Dental Practice
Contract type name	GDS Contract
Purpose of contract	General
Contract start date	01/11/2014
Contract end date	

16/17 Contracted general activity (UDA)	1,606
Carry forward general activity (UDA)	0
16/17 Contracted orthodontic activity (UOA)	0
Carry forward orthodontic activity (UOA)	0
Baseline contract value	£39,210.35

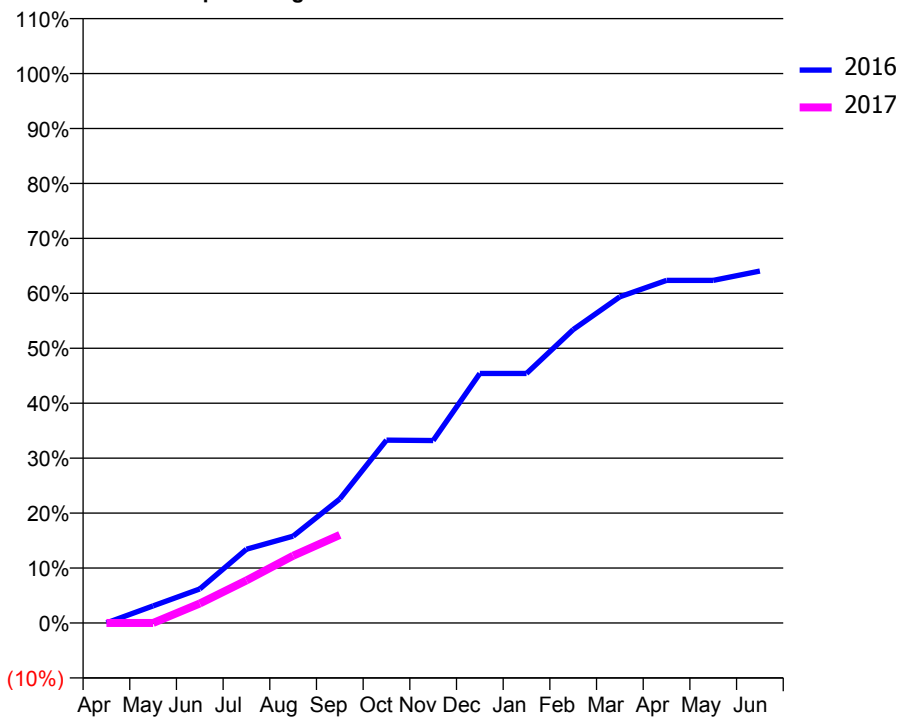
ACCESS*

Patients seen in 24 months	Total	Change since previous quarter
Quarter ending September 2015	428	
Quarter ending December 2015	489	↑
Quarter ending March 2016	533	↑
Quarter ending June 2016	514	↓
Quarter ending September 2016	516	→
Variance since September 2015	20.6%	↑



ACTIVITY

Cumulative percentage of contracted UDA delivered 2016 & 2017



Month	Adjusted Scheduled Activity (UDA)	
	2016	2017
April	0	0
May	50	0
June	100	57
July	216	125
August	254	197
September	363	258
October	534	
November	533	
December	729	
January	729	
February	857	
March	953	
April	1,001	
May	1,001	
June	1,029	

QUALITY

	Quantity	Base Number	Contract	AT	Region	England
% of FP17s for the same patient ID Re-attending within 3 months - Children	14	256	5.5%	12.3%	13.5%	12.4%
% of FP17s for the same patient ID Re-attending within 3 months - Adults	5	33	15.2%	18.0%	17.4%	16.7%
% of FP17s for the same patient ID Re-attending between 3 & 9 months - Children	153	256	59.8%	57.4%	59.0%	57.4%
% of FP17s for the same patient ID Re-attending between 3 & 9 months - Adults	21	33	63.6%	51.1%	52.6%	50.5%
% of FP17s for Band 1 Urgent Courses	3	209	1.4%	10.0%	9.4%	9.1%
% of FP17s Relating to Free Repair or Replacements	0	209	0.0%	1.0%	1.0%	0.8%
% of FP17s Relating to Continuations	0	209	0.0%	1.6%	1.5%	1.3%
% of Patients satisfied with the dentistry they have received	0	0	N/A	95.1%	93.7%	93.2%
% of Patients satisfied with the time they had to wait for an appointment	0	0	N/A	92.9%	90.0%	89.0%

* This is based on patients treated on this contract for their most recent course of treatment. Figures in italics indicate the base number of FP17s or Patient Questionnaire responses are less than 100. N/A is shown where the base number of responses is less than 10 during the period. % is calculated as Quantity/Base number*100

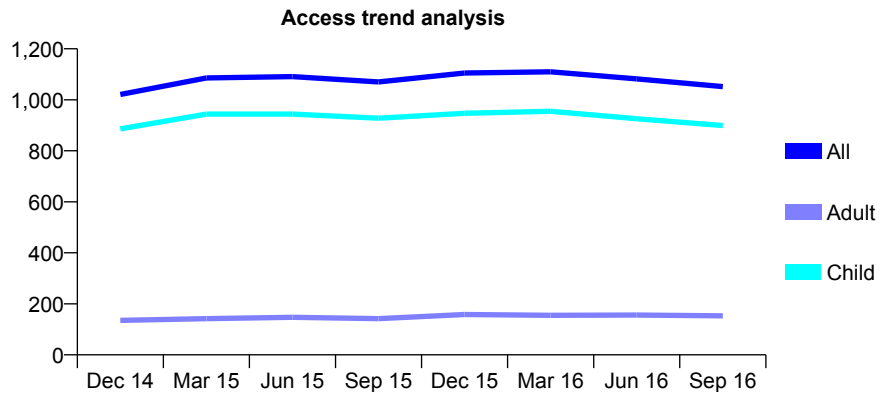
Q44 - Vital Signs At a Glance Contract Report for 177482/0001 - September 2016

Name or company name	Moody Terrace Dental Practice Ltd
Contract type name	GDS Contract
Purpose of contract	General
Contract start date	01/01/2008
Contract end date	

16/17 Contracted general activity (UDA)	4,000
Carry forward general activity (UDA)	0
16/17 Contracted orthodontic activity (UOA)	0
Carry forward orthodontic activity (UOA)	0
Baseline contract value	£83,503.30

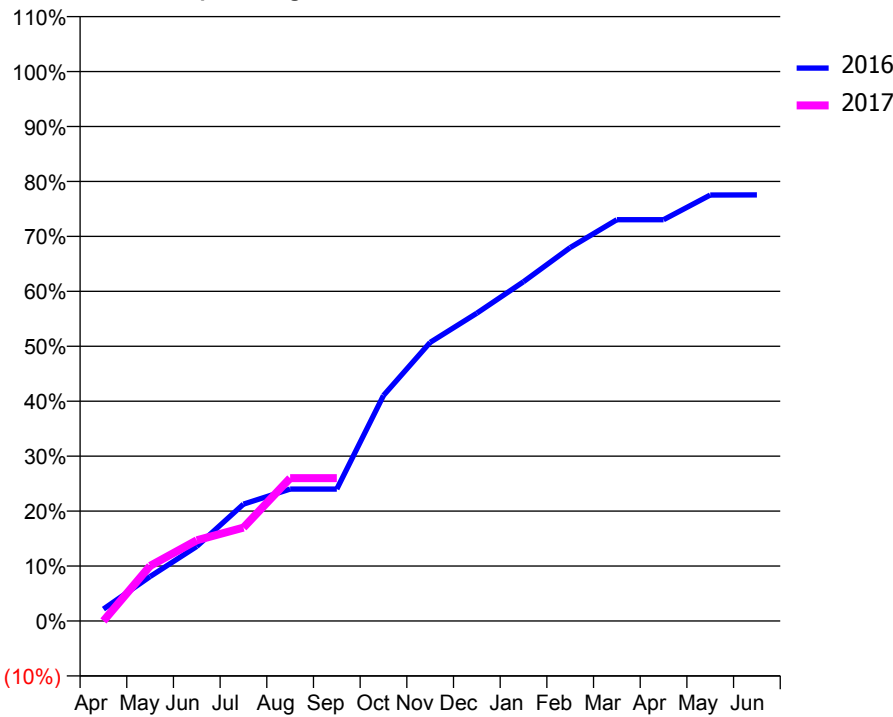
ACCESS*

Patients seen in 24 months	Total	Change since previous quarter
Quarter ending September 2015	1,070	
Quarter ending December 2015	1,105	↑
Quarter ending March 2016	1,110	→
Quarter ending June 2016	1,082	↓
Quarter ending September 2016	1,052	↓
Variance since September 2015	(1.7%)	↓



ACTIVITY

Cumulative percentage of contracted UDA delivered 2016 & 2017



Month	Adjusted Scheduled Activity (UDA)	
	2016	2017
April	87	0
May	324	402
June	543	587
July	850	680
August	960	1,040
September	960	1,040
October	1,642	
November	2,028	
December	2,241	
January	2,470	
February	2,718	
March	2,921	
April	2,921	
May	3,100	
June	3,101	

QUALITY

	Quantity	Base Number	Contract	AT	Region	England
% of FP17s for the same patient ID Re-attending within 3 months - Children	66	671	9.8%	12.3%	13.5%	12.4%
% of FP17s for the same patient ID Re-attending within 3 months - Adults	3	45	6.7%	18.0%	17.4%	16.7%
% of FP17s for the same patient ID Re-attending between 3 & 9 months - Children	441	671	65.7%	57.4%	59.0%	57.4%
% of FP17s for the same patient ID Re-attending between 3 & 9 months - Adults	33	45	73.3%	51.1%	52.6%	50.5%
% of FP17s for Band 1 Urgent Courses	23	614	3.7%	10.0%	9.4%	9.1%
% of FP17s Relating to Free Repair or Replacements	0	614	0.0%	1.0%	1.0%	0.8%
% of FP17s Relating to Continuations	8	614	1.3%	1.6%	1.5%	1.3%
% of Patients satisfied with the dentistry they have received	0	0	N/A	95.1%	93.7%	93.2%
% of Patients satisfied with the time they had to wait for an appointment	0	0	N/A	92.9%	90.0%	89.0%

* This is based on patients treated on this contract for their most recent course of treatment. Figures in italics indicate the base number of FP17s or Patient Questionnaire responses are less than 100. N/A is shown where the base number of responses is less than 10 during the period. % is calculated as Quantity/Base number*100

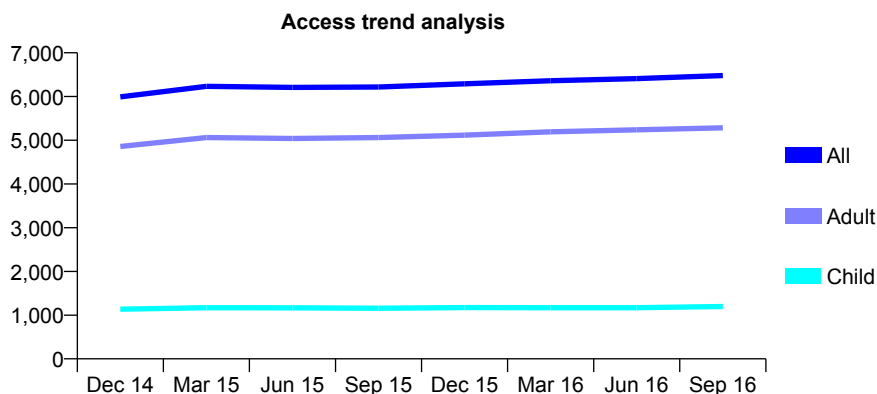
Q44 - Vital Signs At a Glance Contract Report for 181331/0001 - September 2016

Name or company name	Prenton Dental Practice
Contract type name	GDS Contract
Purpose of contract	General
Contract start date	01/04/2006
Contract end date	

16/17 Contracted general activity (UDA)	21,341
Carry forward general activity (UDA)	252
16/17 Contracted orthodontic activity (UOA)	0
Carry forward orthodontic activity (UOA)	0
Baseline contract value	£637,097.48

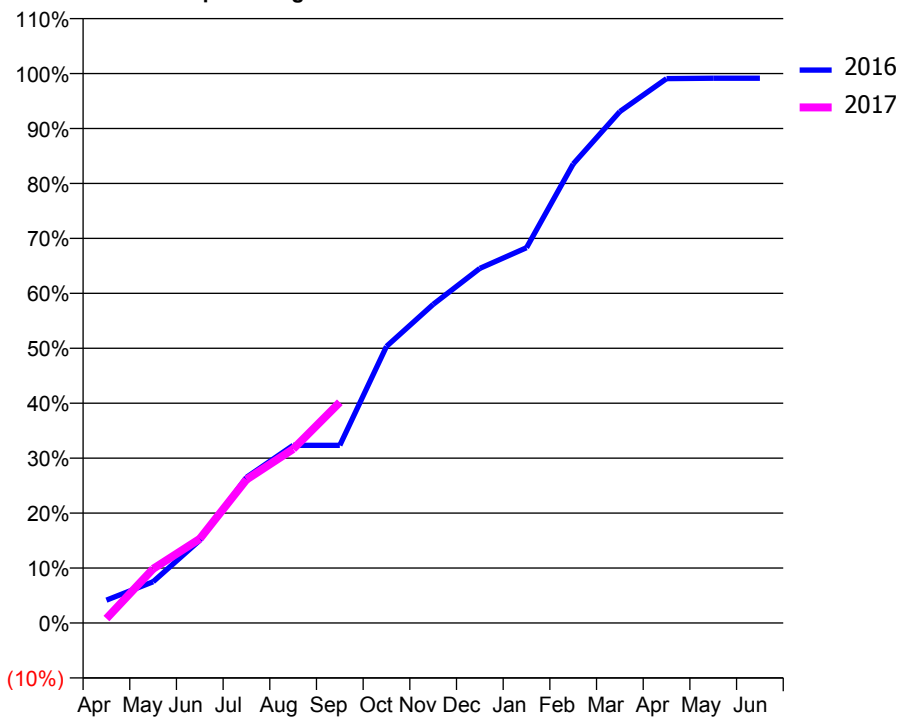
ACCESS*

Patients seen in 24 months	Total	Change since previous quarter
Quarter ending September 2015	6,219	
Quarter ending December 2015	6,290	→
Quarter ending March 2016	6,362	→
Quarter ending June 2016	6,409	→
Quarter ending September 2016	6,481	→
Variance since September 2015	4.2%	↑



ACTIVITY

Cumulative percentage of contracted UDA delivered 2016 & 2017



Month	Adjusted Scheduled Activity (UDA)	
	2016	2017
April	891	175
May	1,605	2,106
June	3,214	3,270
July	5,657	5,568
August	6,899	6,756
September	6,899	8,571
October	10,741	
November	12,377	
December	13,773	
January	14,575	
February	17,827	
March	19,863	
April	21,143	
May	21,159	
June	21,159	

QUALITY

	Quantity	Base Number	Contract	AT	Region	England
% of FP17s for the same patient ID Re-attending within 3 months - Children	143	962	14.9%	12.3%	13.5%	12.4%
% of FP17s for the same patient ID Re-attending within 3 months - Adults	1,217	4,208	28.9%	18.0%	17.4%	16.7%
% of FP17s for the same patient ID Re-attending between 3 & 9 months - Children	514	962	53.4%	57.4%	59.0%	57.4%
% of FP17s for the same patient ID Re-attending between 3 & 9 months - Adults	1,723	4,208	40.9%	51.1%	52.6%	50.5%
% of FP17s for Band 1 Urgent Courses	584	4,206	13.9%	10.0%	9.4%	9.1%
% of FP17s Relating to Free Repair or Replacements	85	4,206	2.0%	1.0%	1.0%	0.8%
% of FP17s Relating to Continuations	79	4,206	1.9%	1.6%	1.5%	1.3%
% of Patients satisfied with the dentistry they have received	13	13	100.0%	95.1%	93.7%	93.2%
% of Patients satisfied with the time they had to wait for an appointment	13	13	100.0%	92.9%	90.0%	89.0%

* This is based on patients treated on this contract for their most recent course of treatment. Figures in italics indicate the base number of FP17s or Patient Questionnaire responses are less than 100. N/A is shown where the base number of responses is less than 10 during the period. % is calculated as Quantity/Base number*100

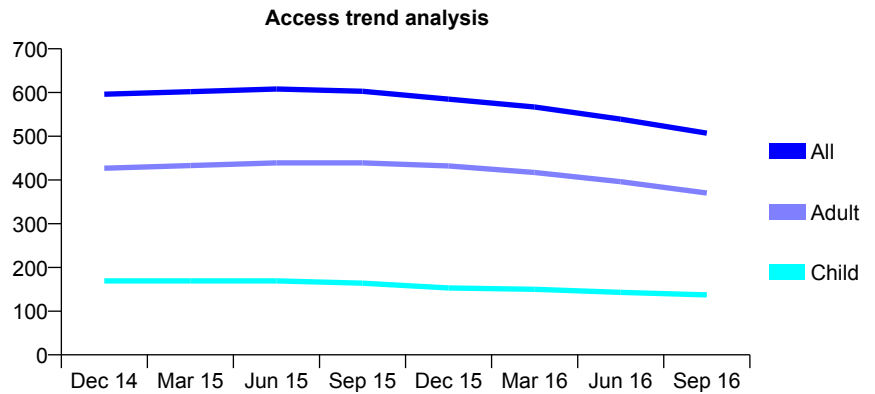
Q44 - Vital Signs At a Glance Contract Report for 185248/0001 - September 2016

Name or company name	Cheshire Centre of Dental Excellence
Contract type name	GDS Contract
Purpose of contract	General
Contract start date	01/06/2010
Contract end date	

16/17 Contracted general activity (UDA)	1,380
Carry forward general activity (UDA)	0
16/17 Contracted orthodontic activity (UOA)	0
Carry forward orthodontic activity (UOA)	0
Baseline contract value	£36,602.14

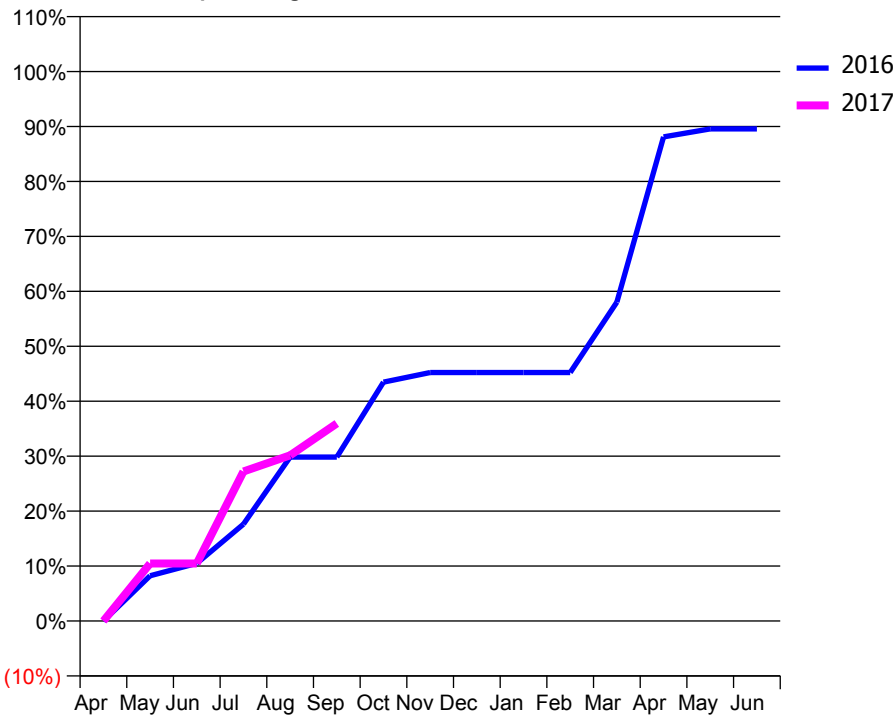
ACCESS*

Patients seen in 24 months	Total	Change since previous quarter
Quarter ending September 2015	603	
Quarter ending December 2015	585	↓
Quarter ending March 2016	567	↓
Quarter ending June 2016	539	↓
Quarter ending September 2016	507	↓
Variance since September 2015	(15.9%)	↓



ACTIVITY

Cumulative percentage of contracted UDA delivered 2016 & 2017



Month	Adjusted Scheduled Activity (UDA)	
	2016	2017
April	0	0
May	114	144
June	145	144
July	243	376
August	412	416
September	412	496
October	600	
November	624	
December	624	
January	624	
February	624	
March	801	
April	1,216	
May	1,236	
June	1,236	

QUALITY

	Quantity	Base Number	Contract	AT	Region	England
% of FP17s for the same patient ID Re-attending within 3 months - Children	5	101	5.0%	12.3%	13.5%	12.4%
% of FP17s for the same patient ID Re-attending within 3 months - Adults	43	275	15.6%	18.0%	17.4%	16.7%
% of FP17s for the same patient ID Re-attending between 3 & 9 months - Children	61	101	60.4%	57.4%	59.0%	57.4%
% of FP17s for the same patient ID Re-attending between 3 & 9 months - Adults	128	275	46.5%	51.1%	52.6%	50.5%
% of FP17s for Band 1 Urgent Courses	11	193	5.7%	10.0%	9.4%	9.1%
% of FP17s Relating to Free Repair or Replacements	2	193	1.0%	1.0%	1.0%	0.8%
% of FP17s Relating to Continuations	11	193	5.7%	1.6%	1.5%	1.3%
% of Patients satisfied with the dentistry they have received	0	0	N/A	95.1%	93.7%	93.2%
% of Patients satisfied with the time they had to wait for an appointment	0	0	N/A	92.9%	90.0%	89.0%

* This is based on patients treated on this contract for their most recent course of treatment. Figures in italics indicate the base number of FP17s or Patient Questionnaire responses are less than 100. N/A is shown where the base number of responses is less than 10 during the period. % is calculated as Quantity/Base number*100

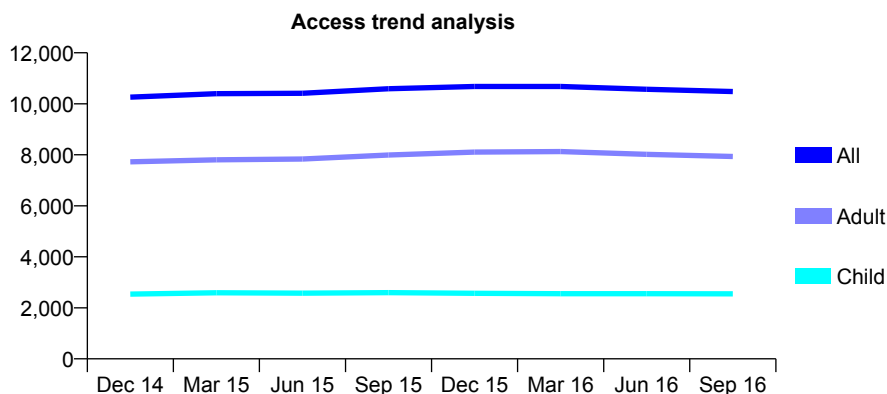
Q44 - Vital Signs At a Glance Contract Report for 185620/0001 - September 2016

Name or company name	Xeon Smiles UK Ltd
Contract type name	PDS Contract
Purpose of contract	General
Contract start date	01/04/2009
Contract end date	31/03/2017

16/17 Contracted general activity (UDA)	32,798
Carry forward general activity (UDA)	659
16/17 Contracted orthodontic activity (UOA)	0
Carry forward orthodontic activity (UOA)	0
Baseline contract value	£828,471.84

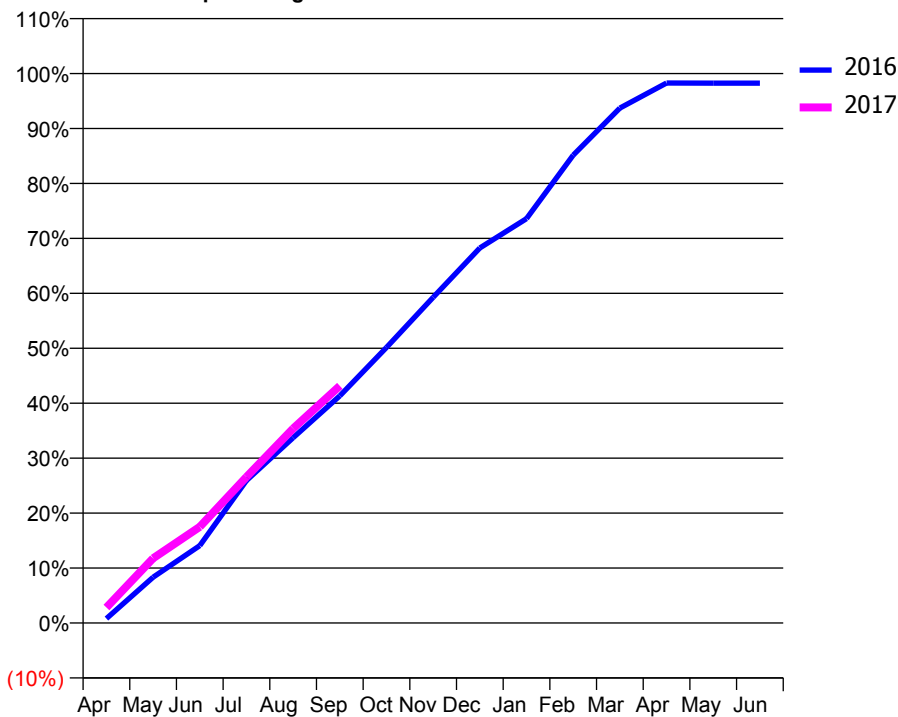
ACCESS*

Patients seen in 24 months	Total	Change since previous quarter
Quarter ending September 2015	10,589	
Quarter ending December 2015	10,679	→
Quarter ending March 2016	10,678	→
Quarter ending June 2016	10,572	→
Quarter ending September 2016	10,483	→
Variance since September 2015	(1.0%)	↓



ACTIVITY

Cumulative percentage of contracted UDA delivered 2016 & 2017



Month	Adjusted Scheduled Activity (UDA)	
	2016	2017
April	267	924
May	2,732	3,864
June	4,622	5,746
July	8,506	8,720
August	11,063	11,610
September	13,558	14,159
October	16,445	
November	19,437	
December	22,387	
January	24,137	
February	27,923	
March	30,730	
April	32,231	
May	32,226	
June	32,226	

QUALITY

	Quantity	Base Number	Contract	AT	Region	England
% of FP17s for the same patient ID Re-attending within 3 months - Children	209	2,272	9.2%	12.3%	13.5%	12.4%
% of FP17s for the same patient ID Re-attending within 3 months - Adults	910	5,818	15.6%	18.0%	17.4%	16.7%
% of FP17s for the same patient ID Re-attending between 3 & 9 months - Children	1,449	2,272	63.8%	57.4%	59.0%	57.4%
% of FP17s for the same patient ID Re-attending between 3 & 9 months - Adults	3,191	5,818	54.8%	51.1%	52.6%	50.5%
% of FP17s for Band 1 Urgent Courses	429	7,422	5.8%	10.0%	9.4%	9.1%
% of FP17s Relating to Free Repair or Replacements	81	7,422	1.1%	1.0%	1.0%	0.8%
% of FP17s Relating to Continuations	61	7,422	0.8%	1.6%	1.5%	1.3%
% of Patients satisfied with the dentistry they have received	22	23	95.7%	95.1%	93.7%	93.2%
% of Patients satisfied with the time they had to wait for an appointment	22	23	95.7%	92.9%	90.0%	89.0%

* This is based on patients treated on this contract for their most recent course of treatment. Figures in italics indicate the base number of FP17s or Patient Questionnaire responses are less than 100. N/A is shown where the base number of responses is less than 10 during the period. % is calculated as Quantity/Base number*100

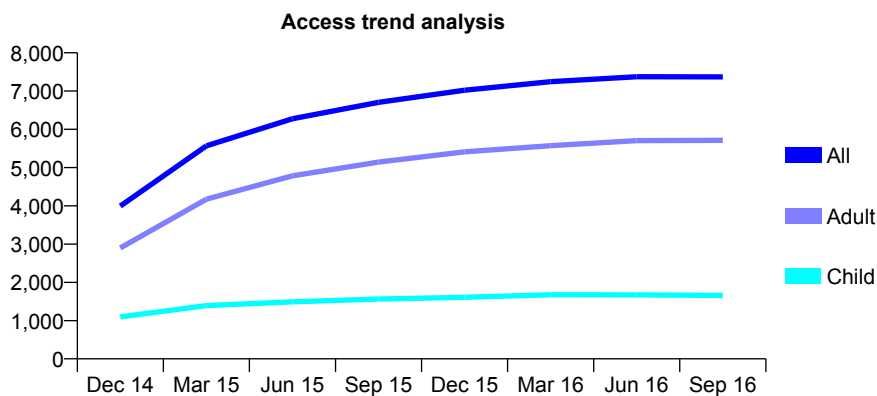
Q44 - Vital Signs At a Glance Contract Report for 192546/0001 - September 2016

Name or company name	Birchwood Dental Practice
Contract type name	GDS Contract
Purpose of contract	General
Contract start date	01/07/2014
Contract end date	

16/17 Contracted general activity (UDA)	19,914
Carry forward general activity (UDA)	-85
16/17 Contracted orthodontic activity (UOA)	0
Carry forward orthodontic activity (UOA)	0
Baseline contract value	£596,648.17

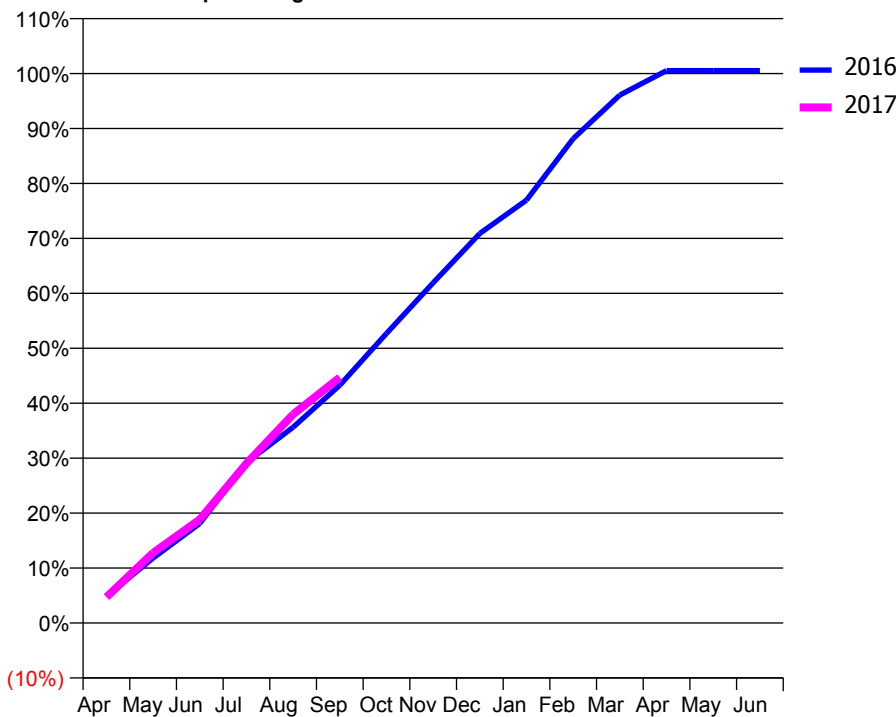
ACCESS*

Patients seen in 24 months	Total	Change since previous quarter
Quarter ending September 2015	6,705	
Quarter ending December 2015	7,022	↑
Quarter ending March 2016	7,245	↑
Quarter ending June 2016	7,374	→
Quarter ending September 2016	7,370	→
Variance since September 2015	9.9%	↑



ACTIVITY

Cumulative percentage of contracted UDA delivered 2016 & 2017



Month	Adjusted Scheduled Activity (UDA)	
	2016	2017
April	970	941
May	2,355	2,545
June	3,608	3,754
July	5,815	5,781
August	7,096	7,565
September	8,620	8,901
October	10,496	
November	12,332	
December	14,118	
January	15,328	
February	17,554	
March	19,137	
April	20,018	
May	20,020	
June	20,020	

QUALITY

	Quantity	Base Number	Contract	AT	Region	England
% of FP17s for the same patient ID Re-attending within 3 months - Children	66	1,190	5.5%	12.3%	13.5%	12.4%
% of FP17s for the same patient ID Re-attending within 3 months - Adults	474	3,678	12.9%	18.0%	17.4%	16.7%
% of FP17s for the same patient ID Re-attending between 3 & 9 months - Children	774	1,190	65.0%	57.4%	59.0%	57.4%
% of FP17s for the same patient ID Re-attending between 3 & 9 months - Adults	1,795	3,678	48.8%	51.1%	52.6%	50.5%
% of FP17s for Band 1 Urgent Courses	302	4,408	6.9%	10.0%	9.4%	9.1%
% of FP17s Relating to Free Repair or Replacements	71	4,408	1.6%	1.0%	1.0%	0.8%
% of FP17s Relating to Continuations	59	4,408	1.3%	1.6%	1.5%	1.3%
% of Patients satisfied with the dentistry they have received	11	13	84.6%	95.1%	93.7%	93.2%
% of Patients satisfied with the time they had to wait for an appointment	10	13	76.9%	92.9%	90.0%	89.0%

* This is based on patients treated on this contract for their most recent course of treatment. Figures in italics indicate the base number of FP17s or Patient Questionnaire responses are less than 100. N/A is shown where the base number of responses is less than 10 during the period. % is calculated as Quantity/Base number*100

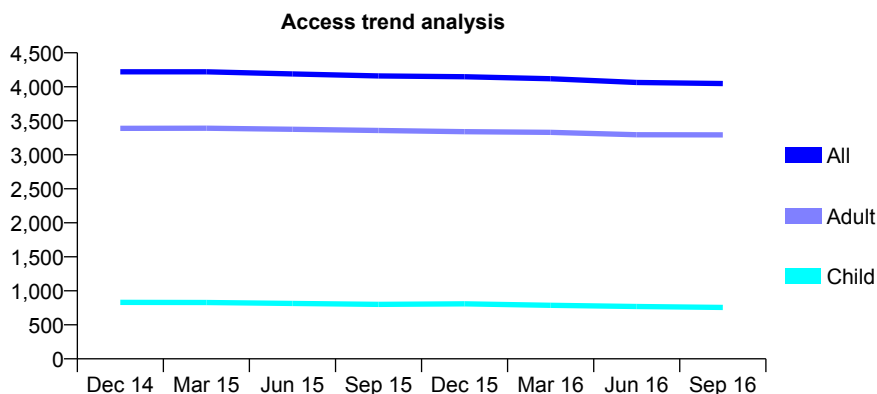
Q44 - Vital Signs At a Glance Contract Report for 193321/0001 - September 2016

Name or company name	PRESTBURY DENTAL PRACTICE LIMITE
Contract type name	GDS Contract
Purpose of contract	General
Contract start date	01/10/2011
Contract end date	

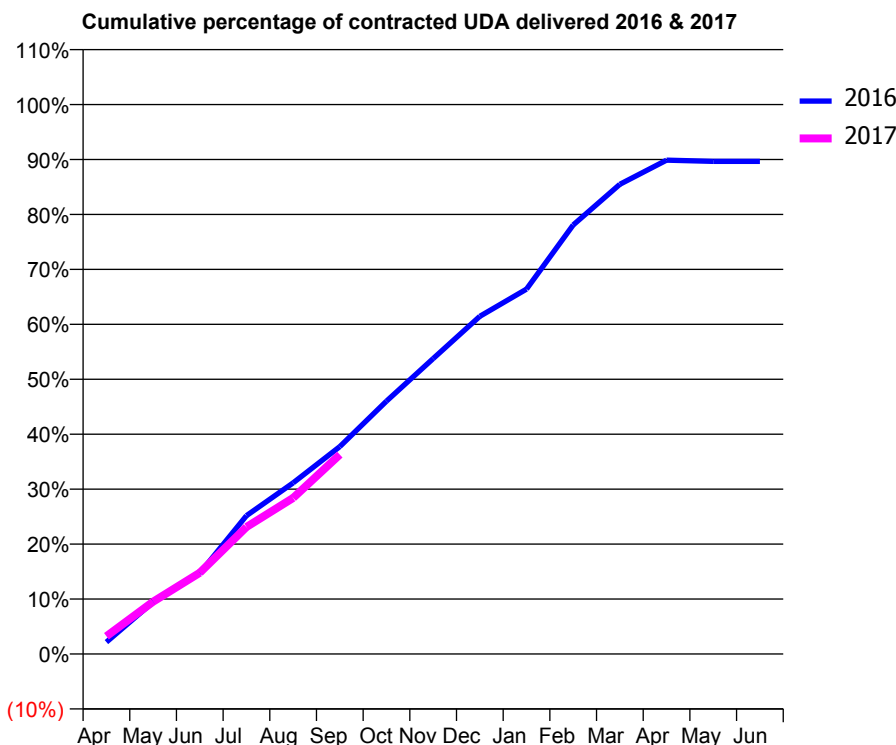
16/17 Contracted general activity (UDA)	14,000
Carry forward general activity (UDA)	0
16/17 Contracted orthodontic activity (UOA)	0
Carry forward orthodontic activity (UOA)	0
Baseline contract value	£385,997.42

ACCESS*

Patients seen in 24 months	Total	Change since previous quarter
Quarter ending September 2015	4,159	
Quarter ending December 2015	4,149	→
Quarter ending March 2016	4,118	→
Quarter ending June 2016	4,064	↓
Quarter ending September 2016	4,048	→
Variance since September 2015	(2.7%)	↓



ACTIVITY



Month	Adjusted Scheduled Activity (UDA)	
	2016	2017
April	327	452
May	1,427	1,334
June	2,221	2,070
July	3,802	3,237
August	4,702	3,976
September	5,700	5,082
October	6,950	
November	8,120	
December	9,280	
January	10,030	
February	11,791	
March	12,908	
April	13,571	
May	13,541	
June	13,541	

QUALITY

	Quantity	Base Number	Contract	AT	Region	England
% of FP17s for the same patient ID Re-attending within 3 months - Children	28	614	4.6%	12.3%	13.5%	12.4%
% of FP17s for the same patient ID Re-attending within 3 months - Adults	429	2,639	16.3%	18.0%	17.4%	16.7%
% of FP17s for the same patient ID Re-attending between 3 & 9 months - Children	425	614	69.2%	57.4%	59.0%	57.4%
% of FP17s for the same patient ID Re-attending between 3 & 9 months - Adults	1,733	2,639	65.7%	51.1%	52.6%	50.5%
% of FP17s for Band 1 Urgent Courses	365	2,918	12.5%	10.0%	9.4%	9.1%
% of FP17s Relating to Free Repair or Replacements	32	2,918	1.1%	1.0%	1.0%	0.8%
% of FP17s Relating to Continuations	24	2,918	0.8%	1.6%	1.5%	1.3%
% of Patients satisfied with the dentistry they have received	3	4	N/A	95.1%	93.7%	93.2%
% of Patients satisfied with the time they had to wait for an appointment	3	4	N/A	92.9%	90.0%	89.0%

* This is based on patients treated on this contract for their most recent course of treatment. Figures in italics indicate the base number of FP17s or Patient Questionnaire responses are less than 100. N/A is shown where the base number of responses is less than 10 during the period. % is calculated as Quantity/Base number*100

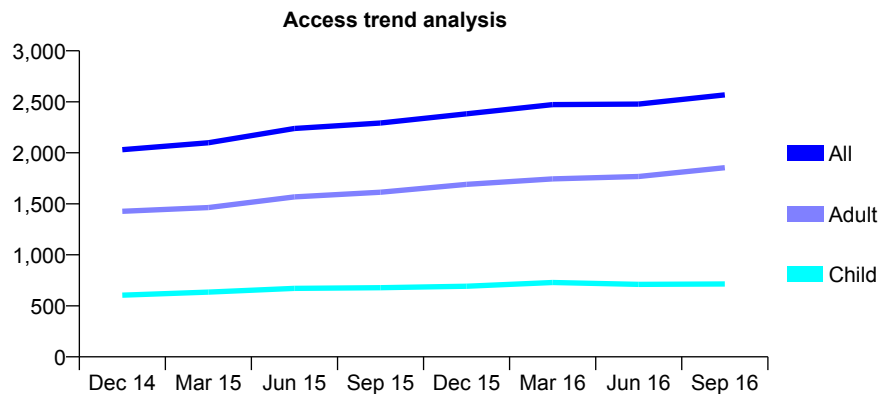
Q44 - Vital Signs At a Glance Contract Report for 194298/0001 - September 2016

Name or company name	Woodchurch Dental Practice
Contract type name	GDS Contract
Purpose of contract	General
Contract start date	08/10/2012
Contract end date	

16/17 Contracted general activity (UDA)	6,570
Carry forward general activity (UDA)	151
16/17 Contracted orthodontic activity (UOA)	0
Carry forward orthodontic activity (UOA)	0
Baseline contract value	£204,005.63

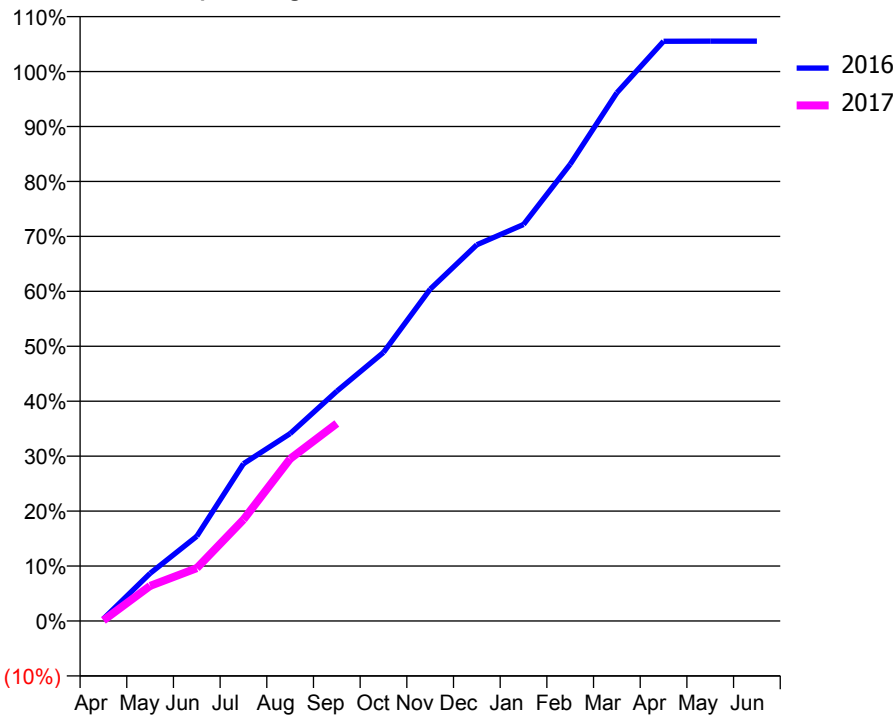
ACCESS*

Patients seen in 24 months	Total	Change since previous quarter
Quarter ending September 2015	2,292	
Quarter ending December 2015	2,383	↑
Quarter ending March 2016	2,473	↑
Quarter ending June 2016	2,478	→
Quarter ending September 2016	2,568	↑
Variance since September 2015	12.0%	↑



ACTIVITY

Cumulative percentage of contracted UDA delivered 2016 & 2017



Month	Adjusted Scheduled Activity (UDA)	
	2016	2017
April	26	7
May	569	419
June	1,013	632
July	1,881	1,213
August	2,242	1,939
September	2,747	2,363
October	3,211	
November	3,967	
December	4,499	
January	4,740	
February	5,462	
March	6,315	
April	6,931	
May	6,933	
June	6,933	

QUALITY

	Quantity	Base Number	Contract	AT	Region	England
% of FP17s for the same patient ID Re-attending within 3 months - Children	93	569	16.3%	12.3%	13.5%	12.4%
% of FP17s for the same patient ID Re-attending within 3 months - Adults	287	1,288	22.3%	18.0%	17.4%	16.7%
% of FP17s for the same patient ID Re-attending between 3 & 9 months - Children	291	569	51.1%	57.4%	59.0%	57.4%
% of FP17s for the same patient ID Re-attending between 3 & 9 months - Adults	439	1,288	34.1%	51.1%	52.6%	50.5%
% of FP17s for Band 1 Urgent Courses	434	1,235	35.1%	10.0%	9.4%	9.1%
% of FP17s Relating to Free Repair or Replacements	18	1,235	1.5%	1.0%	1.0%	0.8%
% of FP17s Relating to Continuations	0	1,235	0.0%	1.6%	1.5%	1.3%
% of Patients satisfied with the dentistry they have received	1	1	N/A	95.1%	93.7%	93.2%
% of Patients satisfied with the time they had to wait for an appointment	1	1	N/A	92.9%	90.0%	89.0%

* This is based on patients treated on this contract for their most recent course of treatment. Figures in italics indicate the base number of FP17s or Patient Questionnaire responses are less than 100. N/A is shown where the base number of responses is less than 10 during the period. % is calculated as Quantity/Base number*100

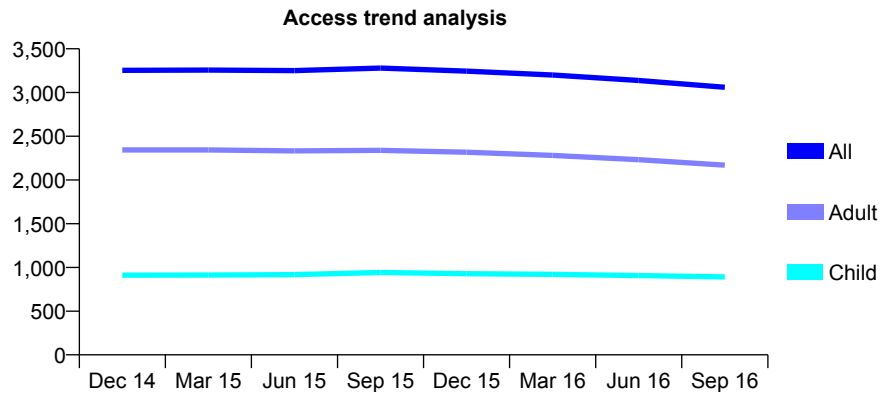
Q44 - Vital Signs At a Glance Contract Report for 198021/0001 - September 2016

Name or company name	Taylor-Jones & Jones
Contract type name	GDS Contract
Purpose of contract	General
Contract start date	01/04/2009
Contract end date	

16/17 Contracted general activity (UDA)	8,000
Carry forward general activity (UDA)	154
16/17 Contracted orthodontic activity (UOA)	0
Carry forward orthodontic activity (UOA)	0
Baseline contract value	£206,965.51

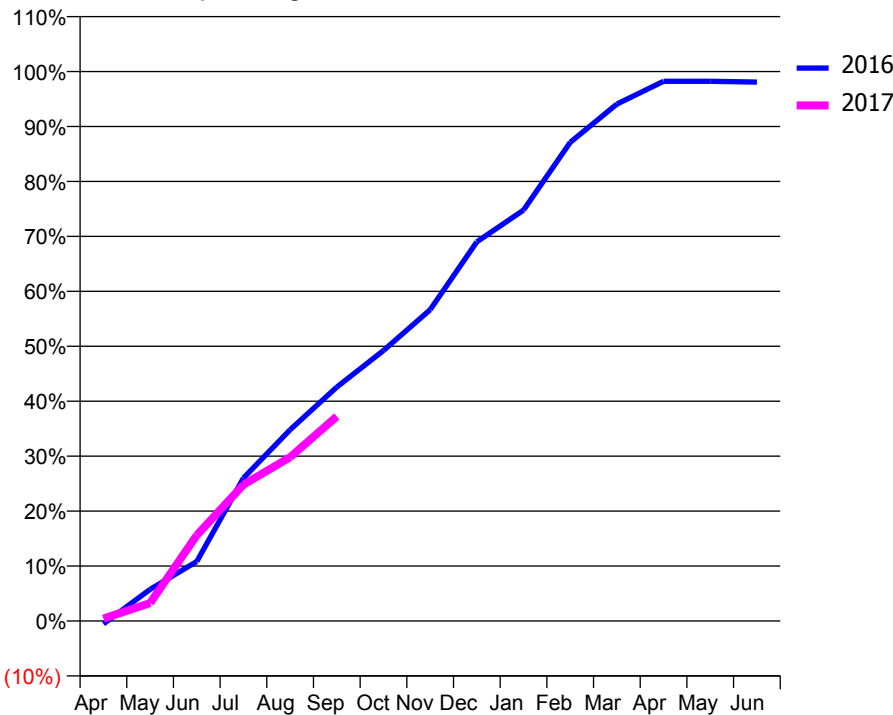
ACCESS*

Patients seen in 24 months	Total	Change since previous quarter
Quarter ending September 2015	3,280	
Quarter ending December 2015	3,245	↓
Quarter ending March 2016	3,200	↓
Quarter ending June 2016	3,138	↓
Quarter ending September 2016	3,060	↓
Variance since September 2015	(6.7%)	↓



ACTIVITY

Cumulative percentage of contracted UDA delivered 2016 & 2017



Month	Adjusted Scheduled Activity (UDA)	
	2016	2017
April	-44	35
May	460	262
June	866	1,249
July	2,083	1,986
August	2,785	2,386
September	3,407	2,980
October	3,938	
November	4,532	
December	5,521	
January	5,983	
February	6,968	
March	7,525	
April	7,857	
May	7,857	
June	7,846	

QUALITY

	Quantity	Base Number	Contract	AT	Region	England
% of FP17s for the same patient ID Re-attending within 3 months - Children	27	553	4.9%	12.3%	13.5%	12.4%
% of FP17s for the same patient ID Re-attending within 3 months - Adults	172	1,294	13.3%	18.0%	17.4%	16.7%
% of FP17s for the same patient ID Re-attending between 3 & 9 months - Children	293	553	53.0%	57.4%	59.0%	57.4%
% of FP17s for the same patient ID Re-attending between 3 & 9 months - Adults	634	1,294	49.0%	51.1%	52.6%	50.5%
% of FP17s for Band 1 Urgent Courses	123	1,642	7.5%	10.0%	9.4%	9.1%
% of FP17s Relating to Free Repair or Replacements	11	1,642	0.7%	1.0%	1.0%	0.8%
% of FP17s Relating to Continuations	3	1,642	0.2%	1.6%	1.5%	1.3%
% of Patients satisfied with the dentistry they have received	5	6	N/A	95.1%	93.7%	93.2%
% of Patients satisfied with the time they had to wait for an appointment	6	6	N/A	92.9%	90.0%	89.0%

* This is based on patients treated on this contract for their most recent course of treatment. Figures in italics indicate the base number of FP17s or Patient Questionnaire responses are less than 100. N/A is shown where the base number of responses is less than 10 during the period. % is calculated as Quantity/Base number*100

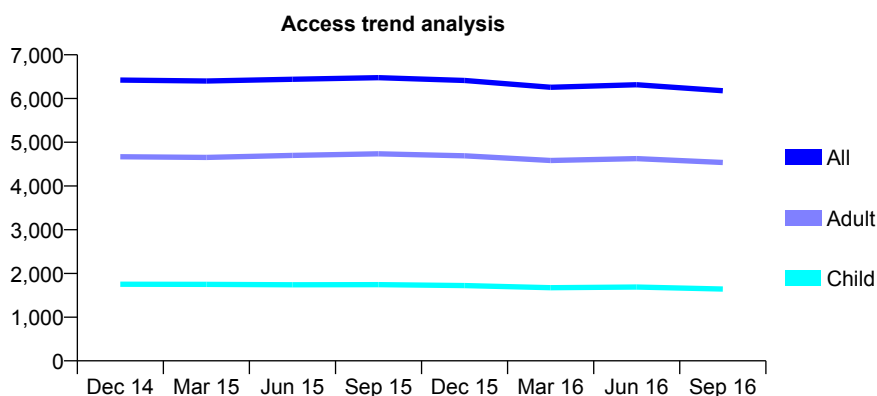
Q44 - Vital Signs At a Glance Contract Report for 210153/0001 - September 2016

Name or company name	Latchford Dental Practice Ltd
Contract type name	GDS Contract
Purpose of contract	General
Contract start date	01/04/2006
Contract end date	

16/17 Contracted general activity (UDA)	15,892
Carry forward general activity (UDA)	0
16/17 Contracted orthodontic activity (UOA)	0
Carry forward orthodontic activity (UOA)	0
Baseline contract value	£500,131.97

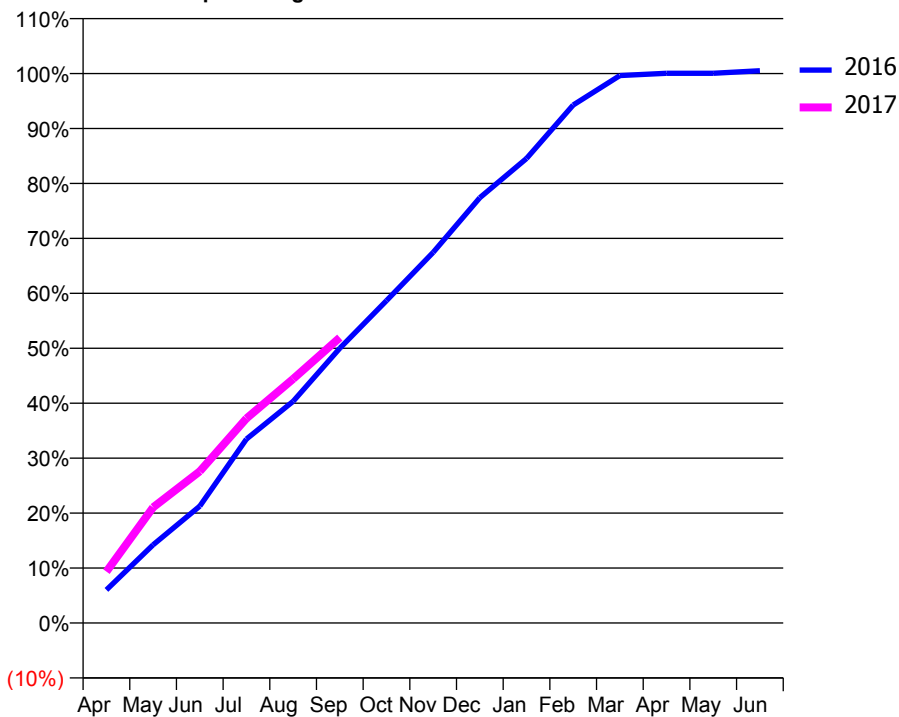
ACCESS*

Patients seen in 24 months	Total	Change since previous quarter
Quarter ending September 2015	6,477	
Quarter ending December 2015	6,412	↓
Quarter ending March 2016	6,257	↓
Quarter ending June 2016	6,314	→
Quarter ending September 2016	6,177	↓
Variance since September 2015	(4.6%)	↓



ACTIVITY

Cumulative percentage of contracted UDA delivered 2016 & 2017



Month	Adjusted Scheduled Activity (UDA)	
	2016	2017
April	957	1,487
May	2,262	3,346
June	3,381	4,388
July	5,319	5,917
August	6,411	7,060
September	7,946	8,256
October	9,321	
November	10,720	
December	12,302	
January	13,434	
February	14,980	
March	15,831	
April	15,899	
May	15,899	
June	15,973	

QUALITY

	Quantity	Base Number	Contract	AT	Region	England
% of FP17s for the same patient ID Re-attending within 3 months - Children	84	1,139	7.4%	12.3%	13.5%	12.4%
% of FP17s for the same patient ID Re-attending within 3 months - Adults	574	3,038	18.9%	18.0%	17.4%	16.7%
% of FP17s for the same patient ID Re-attending between 3 & 9 months - Children	584	1,139	51.3%	57.4%	59.0%	57.4%
% of FP17s for the same patient ID Re-attending between 3 & 9 months - Adults	1,217	3,038	40.1%	51.1%	52.6%	50.5%
% of FP17s for Band 1 Urgent Courses	365	4,100	8.9%	10.0%	9.4%	9.1%
% of FP17s Relating to Free Repair or Replacements	49	4,100	1.2%	1.0%	1.0%	0.8%
% of FP17s Relating to Continuations	100	4,100	2.4%	1.6%	1.5%	1.3%
% of Patients satisfied with the dentistry they have received	5	5	N/A	95.1%	93.7%	93.2%
% of Patients satisfied with the time they had to wait for an appointment	5	5	N/A	92.9%	90.0%	89.0%

* This is based on patients treated on this contract for their most recent course of treatment. Figures in italics indicate the base number of FP17s or Patient Questionnaire responses are less than 100. N/A is shown where the base number of responses is less than 10 during the period. % is calculated as Quantity/Base number*100

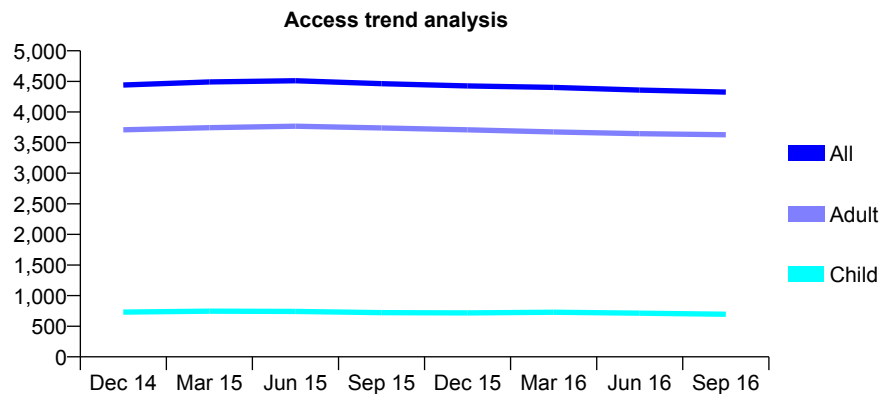
Q44 - Vital Signs At a Glance Contract Report for 214906/0001 - September 2016

Name or company name	MR CA STANYER
Contract type name	GDS Contract
Purpose of contract	General
Contract start date	01/04/2006
Contract end date	

16/17 Contracted general activity (UDA)	11,620
Carry forward general activity (UDA)	0
16/17 Contracted orthodontic activity (UOA)	0
Carry forward orthodontic activity (UOA)	0
Baseline contract value	£239,982.11

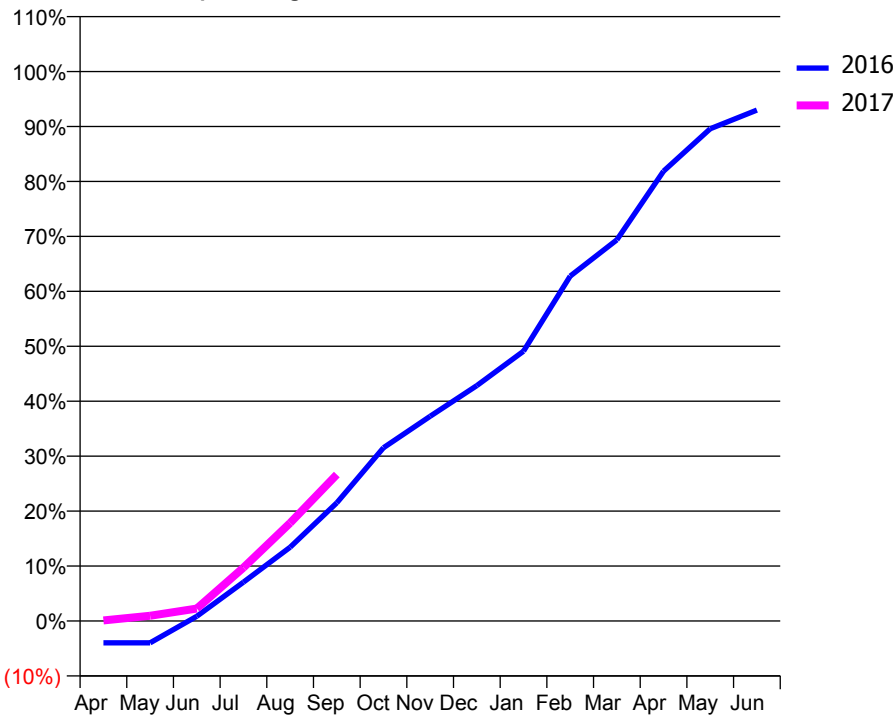
ACCESS*

Patients seen in 24 months	Total	Change since previous quarter
Quarter ending September 2015	4,463	
Quarter ending December 2015	4,427	→
Quarter ending March 2016	4,402	→
Quarter ending June 2016	4,359	→
Quarter ending September 2016	4,325	→
Variance since September 2015	(3.1%)	↓



ACTIVITY

Cumulative percentage of contracted UDA delivered 2016 & 2017



Month	Adjusted Scheduled Activity (UDA)	
	2016	2017
April	-463	13
May	-463	111
June	100	265
July	822	1,129
August	1,560	2,073
September	2,498	3,096
October	3,665	
November	4,331	
December	4,977	
January	5,705	
February	7,292	
March	8,059	
April	9,513	
May	10,410	
June	10,803	

QUALITY

	Quantity	Base Number	Contract	AT	Region	England
% of FP17s for the same patient ID Re-attending within 3 months - Children	31	490	6.3%	12.3%	13.5%	12.4%
% of FP17s for the same patient ID Re-attending within 3 months - Adults	466	2,872	16.2%	18.0%	17.4%	16.7%
% of FP17s for the same patient ID Re-attending between 3 & 9 months - Children	257	490	52.4%	57.4%	59.0%	57.4%
% of FP17s for the same patient ID Re-attending between 3 & 9 months - Adults	1,687	2,872	58.7%	51.1%	52.6%	50.5%
% of FP17s for Band 1 Urgent Courses	293	1,894	15.5%	10.0%	9.4%	9.1%
% of FP17s Relating to Free Repair or Replacements	0	1,894	0.0%	1.0%	1.0%	0.8%
% of FP17s Relating to Continuations	22	1,894	1.2%	1.6%	1.5%	1.3%
% of Patients satisfied with the dentistry they have received	5	5	N/A	95.1%	93.7%	93.2%
% of Patients satisfied with the time they had to wait for an appointment	5	5	N/A	92.9%	90.0%	89.0%

* This is based on patients treated on this contract for their most recent course of treatment. Figures in italics indicate the base number of FP17s or Patient Questionnaire responses are less than 100. N/A is shown where the base number of responses is less than 10 during the period. % is calculated as Quantity/Base number*100

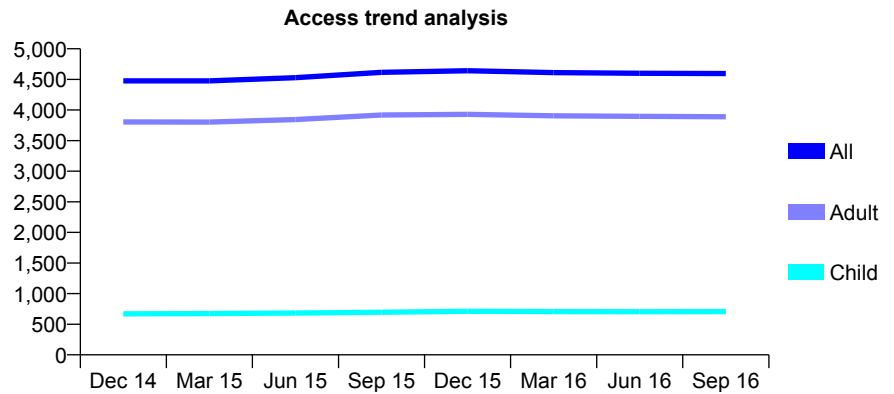
Q44 - Vital Signs At a Glance Contract Report for 221953/0001 - September 2016

Name or company name	MR RM HEATHCOTE
Contract type name	GDS Contract
Purpose of contract	General
Contract start date	01/04/2006
Contract end date	

16/17 Contracted general activity (UDA)	12,472
Carry forward general activity (UDA)	0
16/17 Contracted orthodontic activity (UOA)	0
Carry forward orthodontic activity (UOA)	0
Baseline contract value	£323,360.29

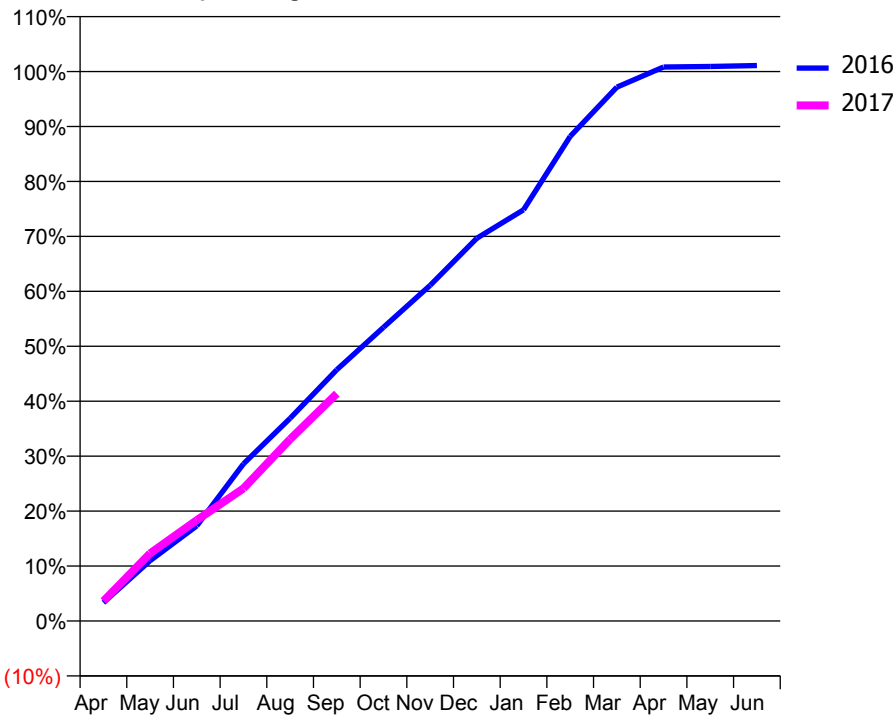
ACCESS*

Patients seen in 24 months	Total	Change since previous quarter
Quarter ending September 2015	4,616	
Quarter ending December 2015	4,641	→
Quarter ending March 2016	4,612	→
Quarter ending June 2016	4,601	→
Quarter ending September 2016	4,596	→
Variance since September 2015	(0.4%)	→



ACTIVITY

Cumulative percentage of contracted UDA delivered 2016 & 2017



Month	Adjusted Scheduled Activity (UDA)	
	2016	2017
April	416	452
May	1,370	1,535
June	2,158	2,290
July	3,566	3,011
August	4,602	4,126
September	5,702	5,162
October	6,667	
November	7,619	
December	8,688	
January	9,333	
February	11,001	
March	12,116	
April	12,573	
May	12,586	
June	12,608	

QUALITY

	Quantity	Base Number	Contract	AT	Region	England
% of FP17s for the same patient ID Re-attending within 3 months - Children	44	559	7.9%	12.3%	13.5%	12.4%
% of FP17s for the same patient ID Re-attending within 3 months - Adults	414	2,640	15.7%	18.0%	17.4%	16.7%
% of FP17s for the same patient ID Re-attending between 3 & 9 months - Children	367	559	65.7%	57.4%	59.0%	57.4%
% of FP17s for the same patient ID Re-attending between 3 & 9 months - Adults	1,323	2,640	50.1%	51.1%	52.6%	50.5%
% of FP17s for Band 1 Urgent Courses	218	2,975	7.3%	10.0%	9.4%	9.1%
% of FP17s Relating to Free Repair or Replacements	12	2,975	0.4%	1.0%	1.0%	0.8%
% of FP17s Relating to Continuations	15	2,975	0.5%	1.6%	1.5%	1.3%
% of Patients satisfied with the dentistry they have received	4	4	N/A	95.1%	93.7%	93.2%
% of Patients satisfied with the time they had to wait for an appointment	4	4	N/A	92.9%	90.0%	89.0%

* This is based on patients treated on this contract for their most recent course of treatment. Figures in italics indicate the base number of FP17s or Patient Questionnaire responses are less than 100. N/A is shown where the base number of responses is less than 10 during the period. % is calculated as Quantity/Base number*100

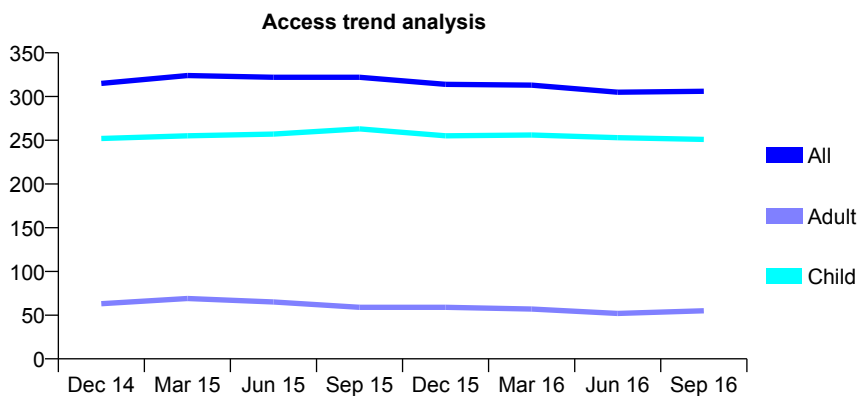
Q44 - Vital Signs At a Glance Contract Report for 222887/0001 - September 2016

Name or company name	MR SR SMITH
Contract type name	GDS Contract
Purpose of contract	General
Contract start date	01/04/2006
Contract end date	

16/17 Contracted general activity (UDA)	750
Carry forward general activity (UDA)	0
16/17 Contracted orthodontic activity (UOA)	0
Carry forward orthodontic activity (UOA)	0
Baseline contract value	£15,912.05

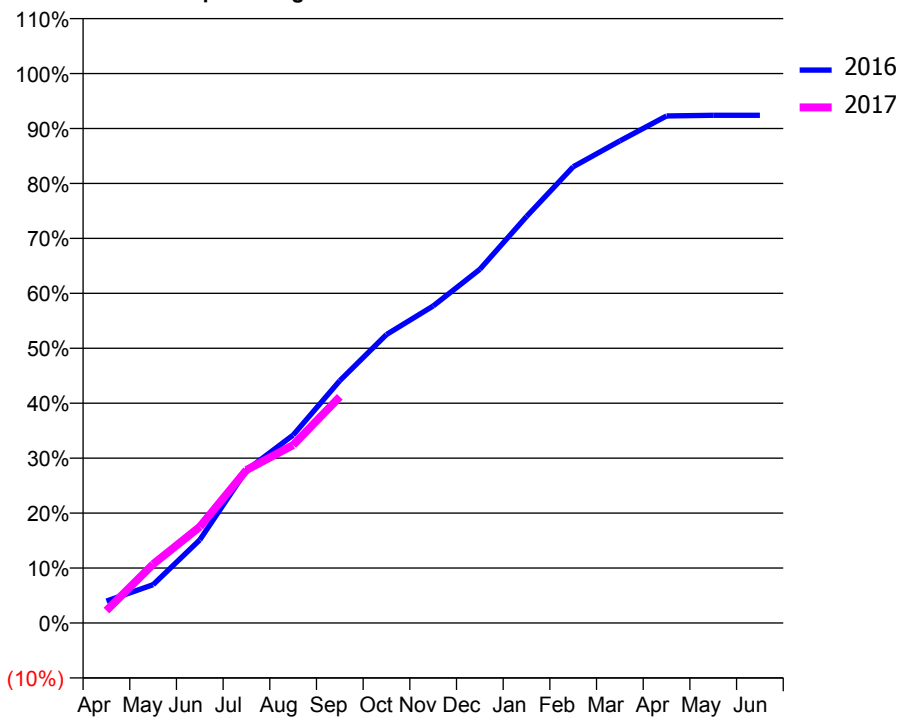
ACCESS*

Patients seen in 24 months	Total	Change since previous quarter
Quarter ending September 2015	322	
Quarter ending December 2015	314	↓
Quarter ending March 2016	313	→
Quarter ending June 2016	305	↓
Quarter ending September 2016	306	→
Variance since September 2015	(5.0%)	↓



ACTIVITY

Cumulative percentage of contracted UDA delivered 2016 & 2017



Month	Adjusted Scheduled Activity (UDA)	
	2016	2017
April	30	17
May	52	80
June	113	131
July	208	209
August	257	243
September	331	309
October	394	
November	433	
December	483	
January	555	
February	623	
March	658	
April	692	
May	693	
June	693	

QUALITY

	Quantity	Base Number	Contract	AT	Region	England
% of FP17s for the same patient ID Re-attending within 3 months - Children	21	285	7.4%	12.3%	13.5%	12.4%
% of FP17s for the same patient ID Re-attending within 3 months - Adults	1	14	7.1%	18.0%	17.4%	16.7%
% of FP17s for the same patient ID Re-attending between 3 & 9 months - Children	218	285	76.5%	57.4%	59.0%	57.4%
% of FP17s for the same patient ID Re-attending between 3 & 9 months - Adults	13	14	92.9%	51.1%	52.6%	50.5%
% of FP17s for Band 1 Urgent Courses	4	268	1.5%	10.0%	9.4%	9.1%
% of FP17s Relating to Free Repair or Replacements	0	268	0.0%	1.0%	1.0%	0.8%
% of FP17s Relating to Continuations	0	268	0.0%	1.6%	1.5%	1.3%
% of Patients satisfied with the dentistry they have received	0	0	N/A	95.1%	93.7%	93.2%
% of Patients satisfied with the time they had to wait for an appointment	0	0	N/A	92.9%	90.0%	89.0%

* This is based on patients treated on this contract for their most recent course of treatment. Figures in italics indicate the base number of FP17s or Patient Questionnaire responses are less than 100. N/A is shown where the base number of responses is less than 10 during the period. % is calculated as Quantity/Base number*100

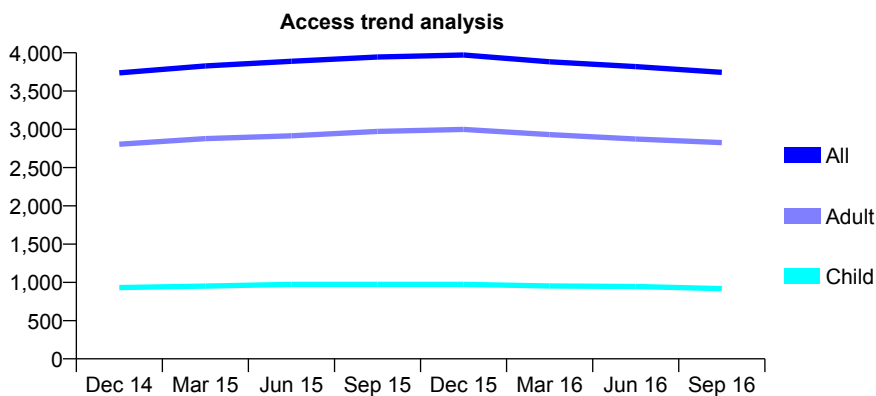
Q44 - Vital Signs At a Glance Contract Report for 233463/0001 - September 2016

Name or company name	MISS AM CONNOLLY
Contract type name	GDS Contract
Purpose of contract	General
Contract start date	01/04/2006
Contract end date	

16/17 Contracted general activity (UDA)	8,656
Carry forward general activity (UDA)	0
16/17 Contracted orthodontic activity (UOA)	0
Carry forward orthodontic activity (UOA)	0
Baseline contract value	£233,204.10

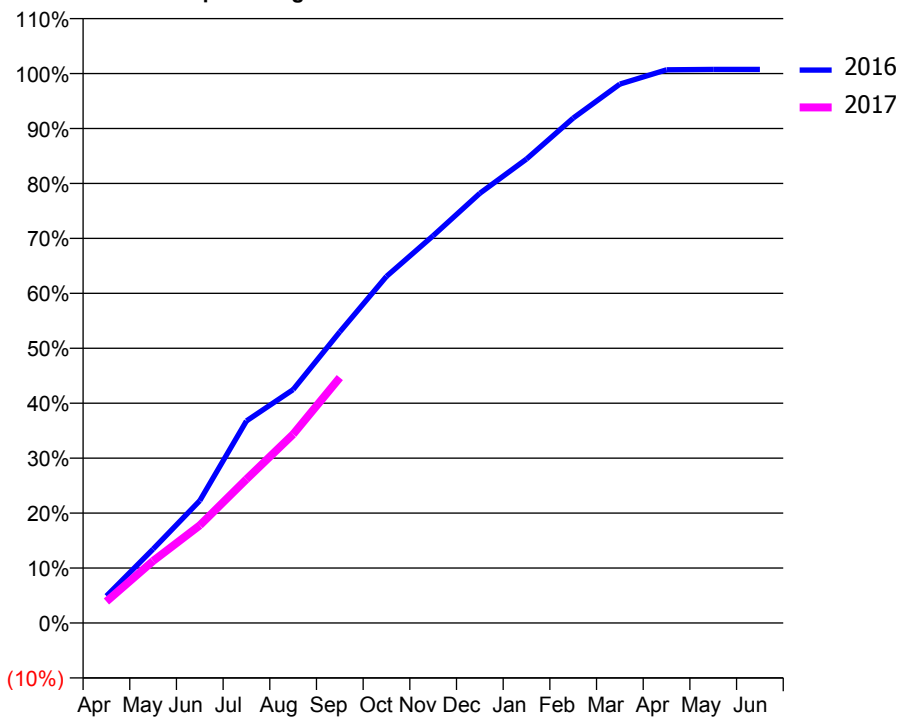
ACCESS*

Patients seen in 24 months	Total	Change since previous quarter
Quarter ending September 2015	3,945	
Quarter ending December 2015	3,971	→
Quarter ending March 2016	3,882	↓
Quarter ending June 2016	3,819	↓
Quarter ending September 2016	3,744	↓
Variance since September 2015	(5.1%)	↓



ACTIVITY

Cumulative percentage of contracted UDA delivered 2016 & 2017



Adjusted Scheduled Activity (UDA)

Month	2016	2017
April	426	338
May	1,166	979
June	1,927	1,539
July	3,183	2,266
August	3,677	2,974
September	4,586	3,866
October	5,460	
November	6,100	
December	6,770	
January	7,308	
February	7,953	
March	8,490	
April	8,714	
May	8,720	
June	8,720	

QUALITY

	Quantity	Base Number	Contract	AT	Region	England
% of FP17s for the same patient ID Re-attending within 3 months - Children	72	735	9.8%	12.3%	13.5%	12.4%
% of FP17s for the same patient ID Re-attending within 3 months - Adults	453	1,774	25.5%	18.0%	17.4%	16.7%
% of FP17s for the same patient ID Re-attending between 3 & 9 months - Children	330	735	44.9%	57.4%	59.0%	57.4%
% of FP17s for the same patient ID Re-attending between 3 & 9 months - Adults	473	1,774	26.7%	51.1%	52.6%	50.5%
% of FP17s for Band 1 Urgent Courses	185	1,888	9.8%	10.0%	9.4%	9.1%
% of FP17s Relating to Free Repair or Replacements	14	1,888	0.7%	1.0%	1.0%	0.8%
% of FP17s Relating to Continuations	48	1,888	2.5%	1.6%	1.5%	1.3%
% of Patients satisfied with the dentistry they have received	6	6	N/A	95.1%	93.7%	93.2%
% of Patients satisfied with the time they had to wait for an appointment	6	6	N/A	92.9%	90.0%	89.0%

* This is based on patients treated on this contract for their most recent course of treatment. Figures in italics indicate the base number of FP17s or Patient Questionnaire responses are less than 100. N/A is shown where the base number of responses is less than 10 during the period. % is calculated as Quantity/Base number*100

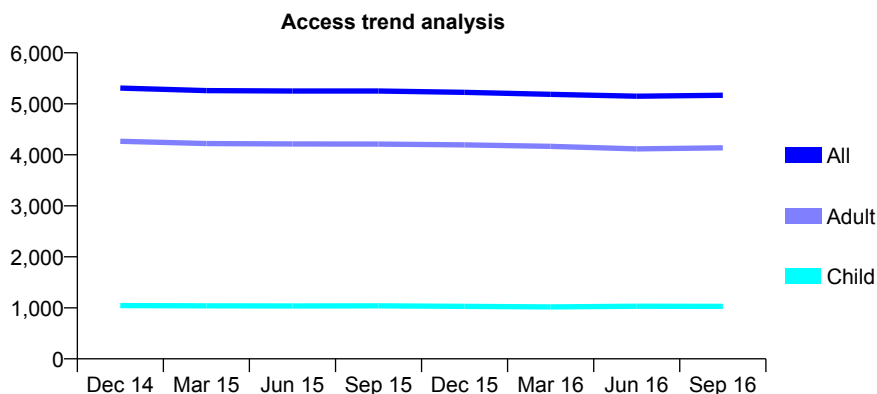
Q44 - Vital Signs At a Glance Contract Report for 234311/0001 - September 2016

Name or company name	MR A PATEL
Contract type name	GDS Contract
Purpose of contract	General
Contract start date	01/04/2006
Contract end date	

16/17 Contracted general activity (UDA)	16,223
Carry forward general activity (UDA)	0
16/17 Contracted orthodontic activity (UOA)	0
Carry forward orthodontic activity (UOA)	0
Baseline contract value	£458,464.06

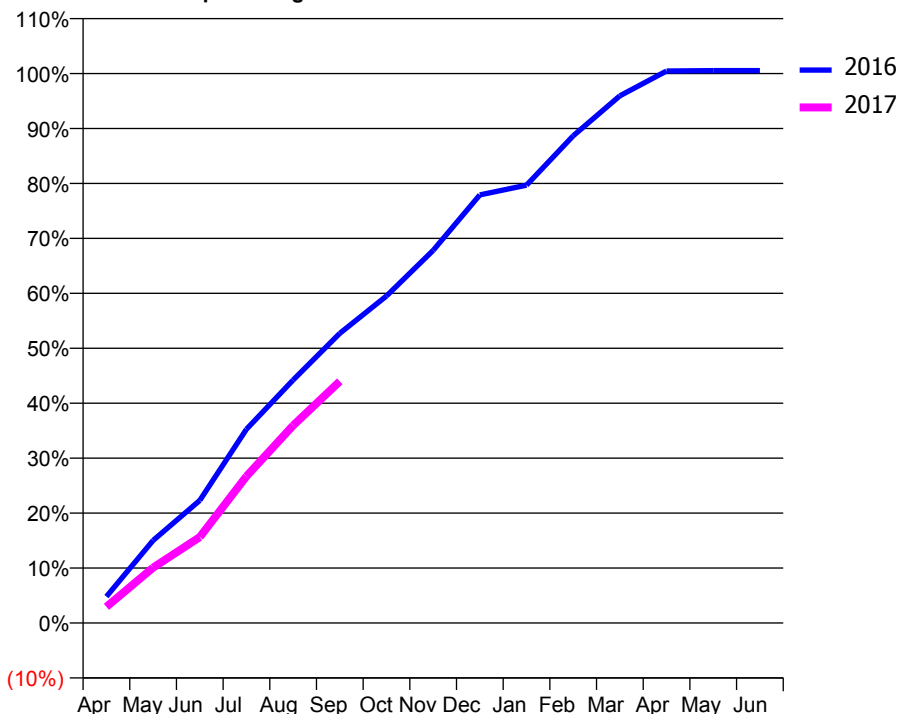
ACCESS*

Patients seen in 24 months	Total	Change since previous quarter
Quarter ending September 2015	5,251	
Quarter ending December 2015	5,224	→
Quarter ending March 2016	5,185	→
Quarter ending June 2016	5,149	→
Quarter ending September 2016	5,168	→
Variance since September 2015	(1.6%)	↓



ACTIVITY

Cumulative percentage of contracted UDA delivered 2016 & 2017



Month	Adjusted Scheduled Activity (UDA)	
	2016	2017
April	780	478
May	2,438	1,637
June	3,618	2,537
July	5,722	4,332
August	7,174	5,831
September	8,554	7,134
October	9,654	
November	11,001	
December	12,637	
January	12,926	
February	14,381	
March	15,565	
April	16,295	
May	16,307	
June	16,307	

QUALITY

	Quantity	Base Number	Contract	AT	Region	England
% of FP17s for the same patient ID Re-attending within 3 months - Children	37	815	4.5%	12.3%	13.5%	12.4%
% of FP17s for the same patient ID Re-attending within 3 months - Adults	483	3,214	15.0%	18.0%	17.4%	16.7%
% of FP17s for the same patient ID Re-attending between 3 & 9 months - Children	457	815	56.1%	57.4%	59.0%	57.4%
% of FP17s for the same patient ID Re-attending between 3 & 9 months - Adults	1,707	3,214	53.1%	51.1%	52.6%	50.5%
% of FP17s for Band 1 Urgent Courses	251	3,695	6.8%	10.0%	9.4%	9.1%
% of FP17s Relating to Free Repair or Replacements	114	3,695	3.1%	1.0%	1.0%	0.8%
% of FP17s Relating to Continuations	41	3,695	1.1%	1.6%	1.5%	1.3%
% of Patients satisfied with the dentistry they have received	9	9	N/A	95.1%	93.7%	93.2%
% of Patients satisfied with the time they had to wait for an appointment	9	9	N/A	92.9%	90.0%	89.0%

* This is based on patients treated on this contract for their most recent course of treatment. Figures in italics indicate the base number of FP17s or Patient Questionnaire responses are less than 100. N/A is shown where the base number of responses is less than 10 during the period. % is calculated as Quantity/Base number*100

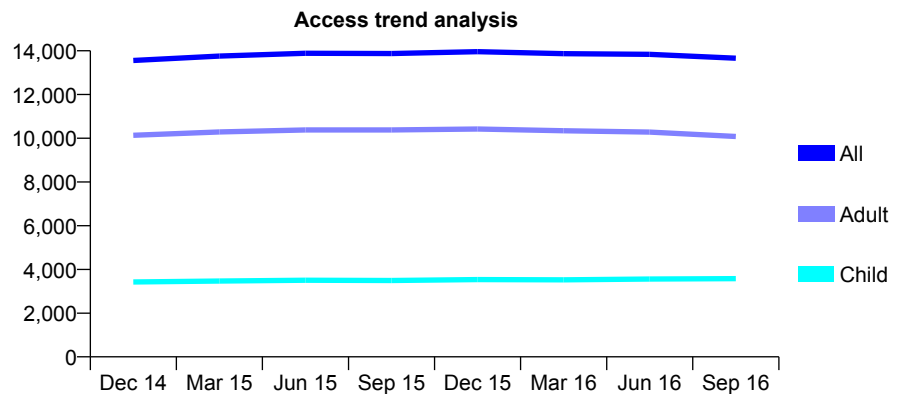
Q44 - Vital Signs At a Glance Contract Report for 234664/0001 - September 2016

Name or company name	MR CJ ILLINGWORTH
Contract type name	GDS Contract
Purpose of contract	General
Contract start date	01/04/2006
Contract end date	

16/17 Contracted general activity (UDA)	38,500
Carry forward general activity (UDA)	269
16/17 Contracted orthodontic activity (UOA)	0
Carry forward orthodontic activity (UOA)	0
Baseline contract value	£908,441.89

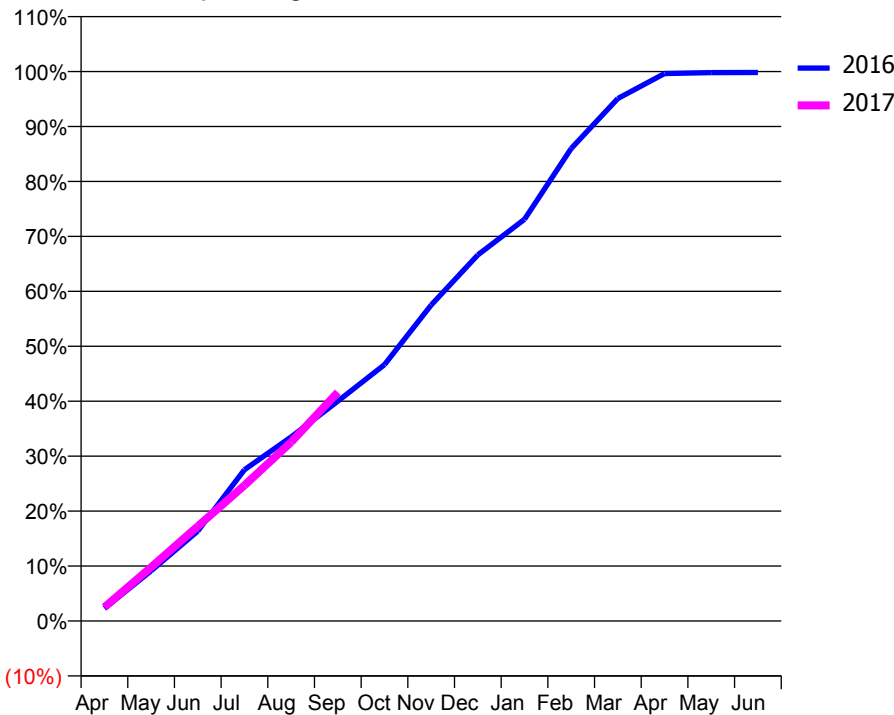
ACCESS*

Patients seen in 24 months	Total	Change since previous quarter
Quarter ending September 2015	13,874	
Quarter ending December 2015	13,960	→
Quarter ending March 2016	13,866	→
Quarter ending June 2016	13,838	→
Quarter ending September 2016	13,661	↓
Variance since September 2015	(1.5%)	↓



ACTIVITY

Cumulative percentage of contracted UDA delivered 2016 & 2017



Month	Adjusted Scheduled Activity (UDA)	
	2016	2017
April	884	967
May	3,514	3,767
June	6,301	6,634
July	10,604	9,504
August	12,899	12,535
September	15,406	16,025
October	17,965	
November	22,140	
December	25,648	
January	28,148	
February	33,106	
March	36,608	
April	38,354	
May	38,425	
June	38,433	

QUALITY

	Quantity	Base Number	Contract	AT	Region	England
% of FP17s for the same patient ID Re-attending within 3 months - Children	391	3,333	11.7%	12.3%	13.5%	12.4%
% of FP17s for the same patient ID Re-attending within 3 months - Adults	1,224	7,142	17.1%	18.0%	17.4%	16.7%
% of FP17s for the same patient ID Re-attending between 3 & 9 months - Children	2,110	3,333	63.3%	57.4%	59.0%	57.4%
% of FP17s for the same patient ID Re-attending between 3 & 9 months - Adults	3,786	7,142	53.0%	51.1%	52.6%	50.5%
% of FP17s for Band 1 Urgent Courses	893	9,012	9.9%	10.0%	9.4%	9.1%
% of FP17s Relating to Free Repair or Replacements	64	9,012	0.7%	1.0%	1.0%	0.8%
% of FP17s Relating to Continuations	36	9,012	0.4%	1.6%	1.5%	1.3%
% of Patients satisfied with the dentistry they have received	67	76	88.2%	95.1%	93.7%	93.2%
% of Patients satisfied with the time they had to wait for an appointment	71	76	93.4%	92.9%	90.0%	89.0%

* This is based on patients treated on this contract for their most recent course of treatment. Figures in italics indicate the base number of FP17s or Patient Questionnaire responses are less than 100. N/A is shown where the base number of responses is less than 10 during the period. % is calculated as Quantity/Base number*100

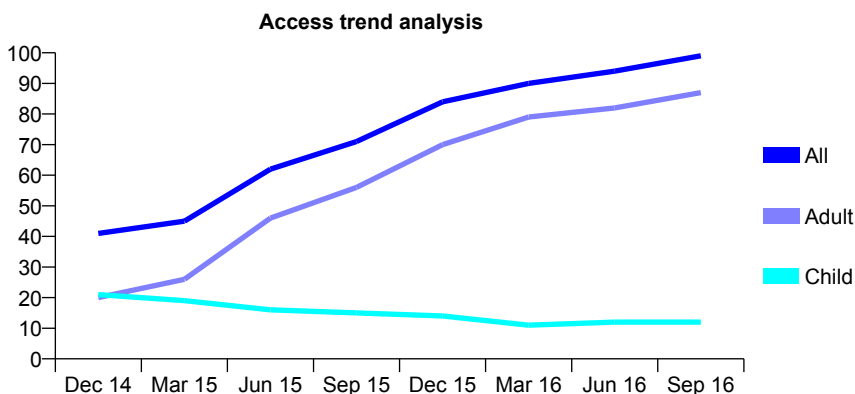
Q44 - Vital Signs At a Glance Contract Report for 240788/0003 - September 2016

Name or company name	MR TA PARR
Contract type name	GDS Contract
Purpose of contract	General
Contract start date	01/04/2006
Contract end date	

16/17 Contracted general activity (UDA)	174
Carry forward general activity (UDA)	0
16/17 Contracted orthodontic activity (UOA)	0
Carry forward orthodontic activity (UOA)	0
Baseline contract value	£4,076.91

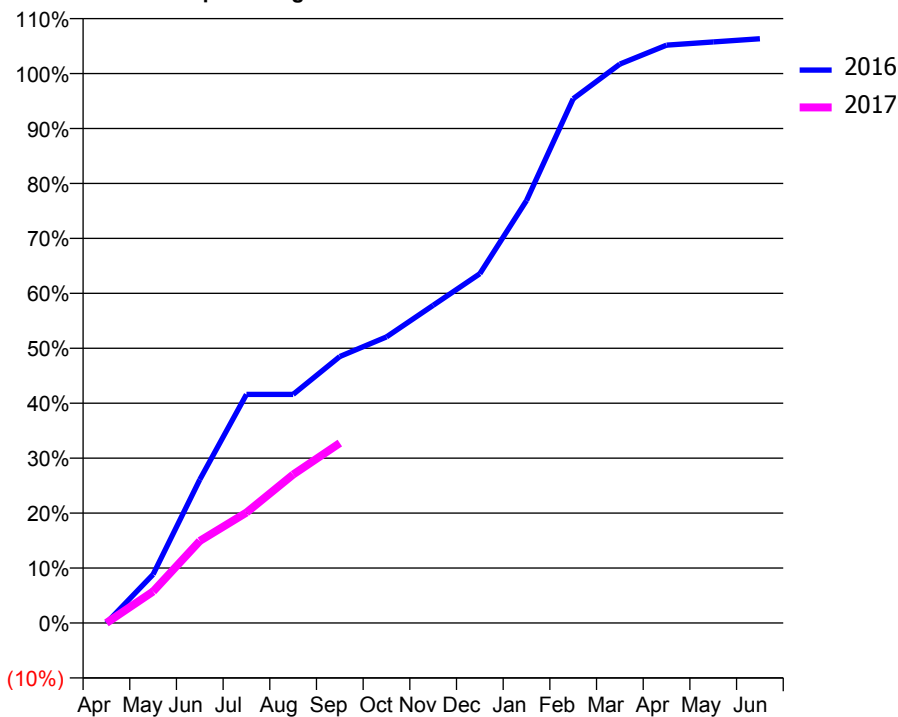
ACCESS*

Patients seen in 24 months	Total	Change since previous quarter
Quarter ending September 2015	71	
Quarter ending December 2015	84	↑
Quarter ending March 2016	90	↑
Quarter ending June 2016	94	↑
Quarter ending September 2016	99	↑
Variance since September 2015	39.4%	↑



ACTIVITY

Cumulative percentage of contracted UDA delivered 2016 & 2017



Adjusted Scheduled Activity (UDA)

Month	2016	2017
April	0	0
May	15	10
June	45	26
July	72	35
August	72	47
September	84	57
October	91	
November	101	
December	111	
January	134	
February	166	
March	177	
April	183	
May	184	
June	185	

QUALITY

	Quantity	Base Number	Contract	AT	Region	England
% of FP17s for the same patient ID Re-attending within 3 months - Children	0	4	0.0%	12.3%	13.5%	12.4%
% of FP17s for the same patient ID Re-attending within 3 months - Adults	0	34	0.0%	18.0%	17.4%	16.7%
% of FP17s for the same patient ID Re-attending between 3 & 9 months - Children	3	4	75.0%	57.4%	59.0%	57.4%
% of FP17s for the same patient ID Re-attending between 3 & 9 months - Adults	4	34	11.8%	51.1%	52.6%	50.5%
% of FP17s for Band 1 Urgent Courses	0	30	0.0%	10.0%	9.4%	9.1%
% of FP17s Relating to Free Repair or Replacements	0	30	0.0%	1.0%	1.0%	0.8%
% of FP17s Relating to Continuations	0	30	0.0%	1.6%	1.5%	1.3%
% of Patients satisfied with the dentistry they have received	0	0	N/A	95.1%	93.7%	93.2%
% of Patients satisfied with the time they had to wait for an appointment	0	0	N/A	92.9%	90.0%	89.0%

* This is based on patients treated on this contract for their most recent course of treatment. Figures in italics indicate the base number of FP17s or Patient Questionnaire responses are less than 100. N/A is shown where the base number of responses is less than 10 during the period. % is calculated as Quantity/Base number*100

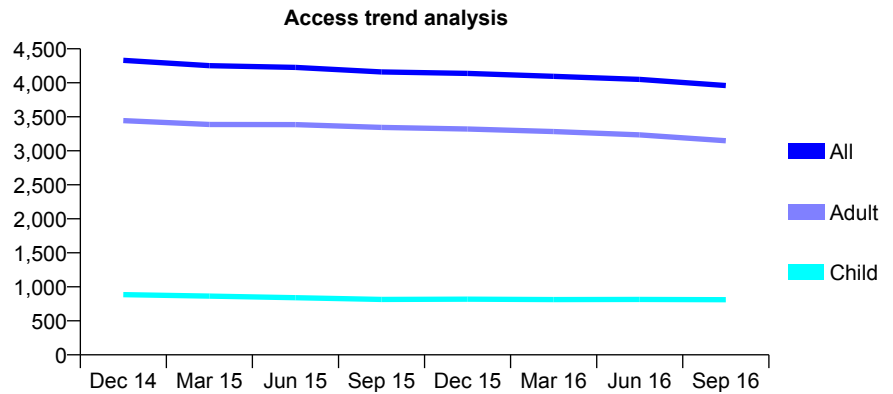
Q44 - Vital Signs At a Glance Contract Report for 243876/0001 - September 2016

Name or company name	MR CG BLACK
Contract type name	GDS Contract
Purpose of contract	General
Contract start date	01/04/2006
Contract end date	

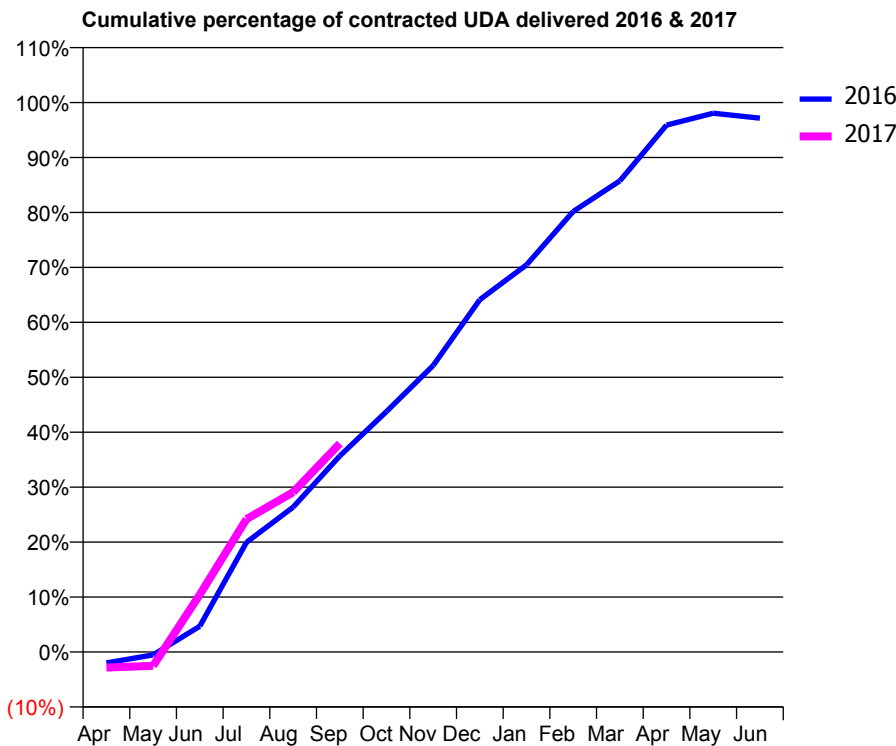
16/17 Contracted general activity (UDA)	12,522
Carry forward general activity (UDA)	357
16/17 Contracted orthodontic activity (UOA)	0
Carry forward orthodontic activity (UOA)	0
Baseline contract value	£361,686.08

ACCESS*

Patients seen in 24 months	Total	Change since previous quarter
Quarter ending September 2015	4,160	
Quarter ending December 2015	4,139	→
Quarter ending March 2016	4,096	↓
Quarter ending June 2016	4,050	↓
Quarter ending September 2016	3,960	↓
Variance since September 2015	(4.8%)	↓



ACTIVITY



Month	Adjusted Scheduled Activity (UDA)	
	2016	2017
April	-252	-357
May	-67	-317
June	588	1,309
July	2,501	3,028
August	3,301	3,641
September	4,469	4,752
October	5,480	
November	6,529	
December	8,029	
January	8,822	
February	10,039	
March	10,739	
April	12,009	
May	12,278	
June	12,165	

QUALITY

	Quantity	Base Number	Contract	AT	Region	England
% of FP17s for the same patient ID Re-attending within 3 months - Children	72	668	10.8%	12.3%	13.5%	12.4%
% of FP17s for the same patient ID Re-attending within 3 months - Adults	378	2,275	16.6%	18.0%	17.4%	16.7%
% of FP17s for the same patient ID Re-attending between 3 & 9 months - Children	412	668	61.7%	57.4%	59.0%	57.4%
% of FP17s for the same patient ID Re-attending between 3 & 9 months - Adults	1,279	2,275	56.2%	51.1%	52.6%	50.5%
% of FP17s for Band 1 Urgent Courses	154	2,489	6.2%	10.0%	9.4%	9.1%
% of FP17s Relating to Free Repair or Replacements	12	2,489	0.5%	1.0%	1.0%	0.8%
% of FP17s Relating to Continuations	10	2,489	0.4%	1.6%	1.5%	1.3%
% of Patients satisfied with the dentistry they have received	2	2	N/A	95.1%	93.7%	93.2%
% of Patients satisfied with the time they had to wait for an appointment	2	2	N/A	92.9%	90.0%	89.0%

* This is based on patients treated on this contract for their most recent course of treatment. Figures in italics indicate the base number of FP17s or Patient Questionnaire responses are less than 100. N/A is shown where the base number of responses is less than 10 during the period. % is calculated as Quantity/Base number*100

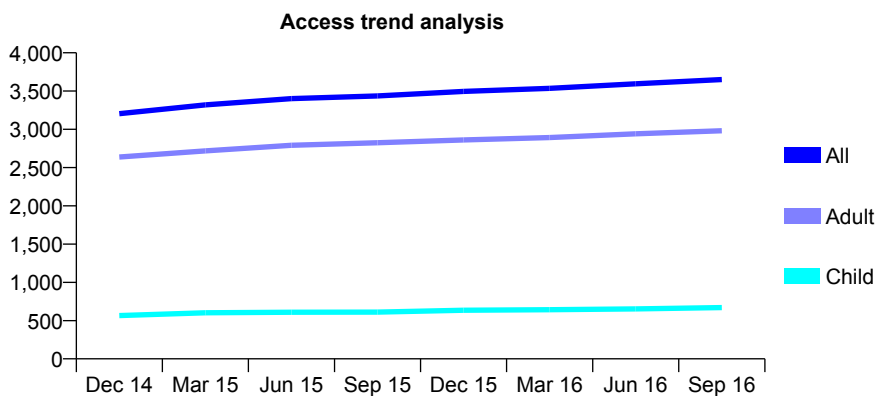
Q44 - Vital Signs At a Glance Contract Report for 245089/0001 - September 2016

Name or company name	MR TJ GREENE
Contract type name	GDS Contract
Purpose of contract	General
Contract start date	01/04/2006
Contract end date	

16/17 Contracted general activity (UDA)	9,712
Carry forward general activity (UDA)	371
16/17 Contracted orthodontic activity (UOA)	0
Carry forward orthodontic activity (UOA)	0
Baseline contract value	£217,690.56

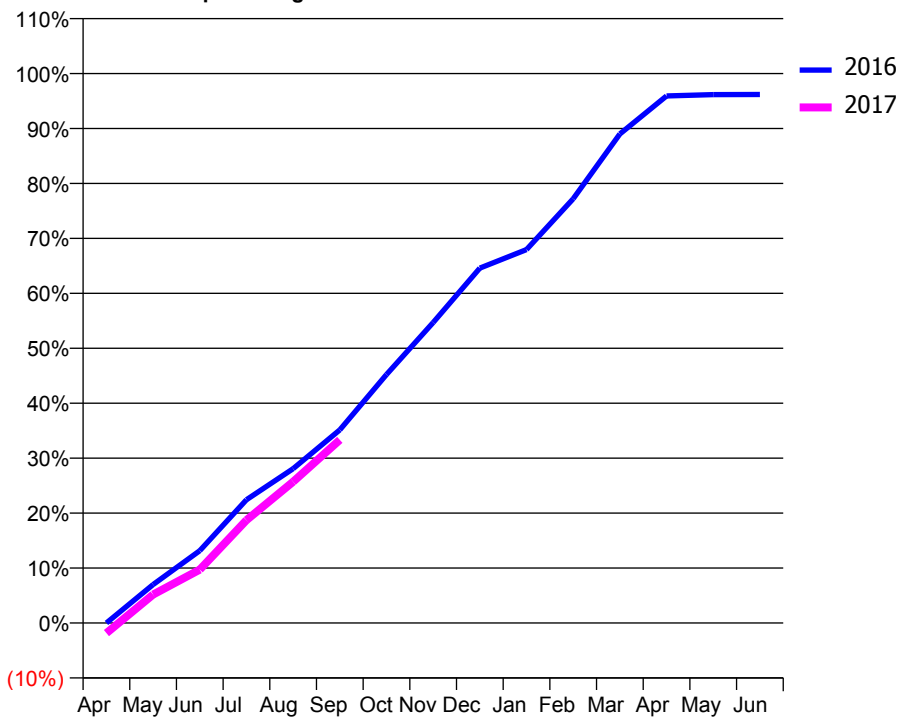
ACCESS*

Patients seen in 24 months	Total	Change since previous quarter
Quarter ending September 2015	3,436	
Quarter ending December 2015	3,496	→
Quarter ending March 2016	3,535	→
Quarter ending June 2016	3,594	→
Quarter ending September 2016	3,651	→
Variance since September 2015	6.3%	↑



ACTIVITY

Cumulative percentage of contracted UDA delivered 2016 & 2017



Month	Adjusted Scheduled Activity (UDA)	
	2016	2017
April	0	-180
May	679	503
June	1,279	945
July	2,178	1,818
August	2,728	2,497
September	3,415	3,238
October	4,391	
November	5,311	
December	6,273	
January	6,601	
February	7,499	
March	8,644	
April	9,315	
May	9,338	
June	9,341	

QUALITY

	Quantity	Base Number	Contract	AT	Region	England
% of FP17s for the same patient ID Re-attending within 3 months - Children	31	577	5.4%	12.3%	13.5%	12.4%
% of FP17s for the same patient ID Re-attending within 3 months - Adults	274	2,432	11.3%	18.0%	17.4%	16.7%
% of FP17s for the same patient ID Re-attending between 3 & 9 months - Children	421	577	73.0%	57.4%	59.0%	57.4%
% of FP17s for the same patient ID Re-attending between 3 & 9 months - Adults	1,690	2,432	69.5%	51.1%	52.6%	50.5%
% of FP17s for Band 1 Urgent Courses	59	2,356	2.5%	10.0%	9.4%	9.1%
% of FP17s Relating to Free Repair or Replacements	11	2,356	0.5%	1.0%	1.0%	0.8%
% of FP17s Relating to Continuations	14	2,356	0.6%	1.6%	1.5%	1.3%
% of Patients satisfied with the dentistry they have received	8	8	N/A	95.1%	93.7%	93.2%
% of Patients satisfied with the time they had to wait for an appointment	8	8	N/A	92.9%	90.0%	89.0%

* This is based on patients treated on this contract for their most recent course of treatment. Figures in italics indicate the base number of FP17s or Patient Questionnaire responses are less than 100. N/A is shown where the base number of responses is less than 10 during the period. % is calculated as Quantity/Base number*100

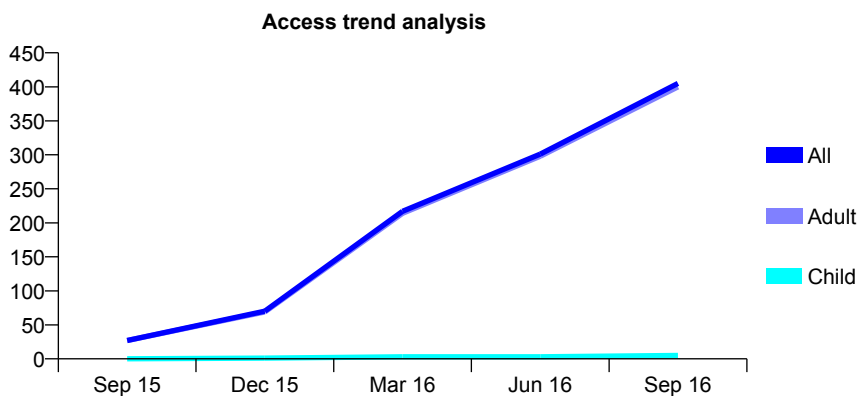
Q44 - Vital Signs At a Glance Contract Report for 258024/0003 - September 2016

Name or company name	MR HD AHOVI
Contract type name	PDS Contract
Purpose of contract	General
Contract start date	01/07/2015
Contract end date	30/11/2016

16/17 Contracted general activity (UDA)	1,900
Carry forward general activity (UDA)	0
16/17 Contracted orthodontic activity (UOA)	0
Carry forward orthodontic activity (UOA)	0
Baseline contract value	£102,049.38

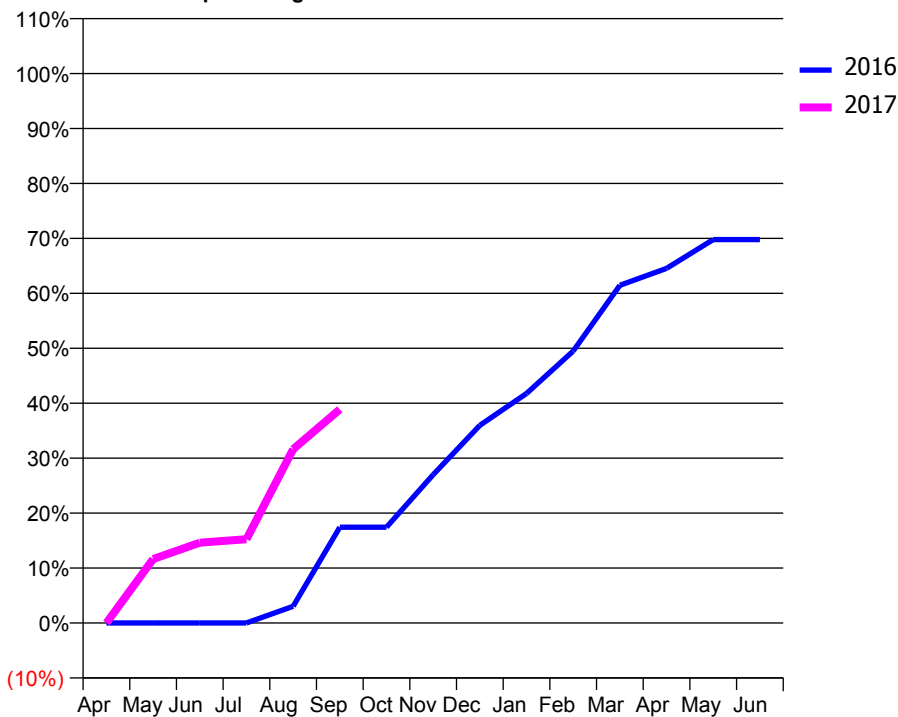
ACCESS*

Patients seen in 24 months	Total	Change since previous quarter
Quarter ending September 2015	27	
Quarter ending December 2015	70	↑
Quarter ending March 2016	217	↑
Quarter ending June 2016	301	↑
Quarter ending September 2016	405	↑
Variance since September 2015	1400.0%	↑



ACTIVITY

Cumulative percentage of contracted UDA delivered 2016 & 2017



Month	Adjusted Scheduled Activity (UDA)	
	2016	2017
April	0	0
May	0	221
June	0	278
July	0	290
August	65	601
September	373	739
October	373	
November	577	
December	769	
January	893	
February	1,058	
March	1,314	
April	1,380	
May	1,492	
June	1,492	

QUALITY

	Quantity	Base Number	Contract	AT	Region	England
% of FP17s for the same patient ID Re-attending within 3 months - Children	0	4	0.0%	12.3%	13.5%	12.4%
% of FP17s for the same patient ID Re-attending within 3 months - Adults	9	311	2.9%	18.0%	17.4%	16.7%
% of FP17s for the same patient ID Re-attending between 3 & 9 months - Children	0	4	0.0%	57.4%	59.0%	57.4%
% of FP17s for the same patient ID Re-attending between 3 & 9 months - Adults	5	311	1.6%	51.1%	52.6%	50.5%
% of FP17s for Band 1 Urgent Courses	0	255	0.0%	10.0%	9.4%	9.1%
% of FP17s Relating to Free Repair or Replacements	0	255	0.0%	1.0%	1.0%	0.8%
% of FP17s Relating to Continuations	0	255	0.0%	1.6%	1.5%	1.3%
% of Patients satisfied with the dentistry they have received	2	2	N/A	95.1%	93.7%	93.2%
% of Patients satisfied with the time they had to wait for an appointment	2	2	N/A	92.9%	90.0%	89.0%

* This is based on patients treated on this contract for their most recent course of treatment. Figures in italics indicate the base number of FP17s or Patient Questionnaire responses are less than 100. N/A is shown where the base number of responses is less than 10 during the period. % is calculated as Quantity/Base number*100

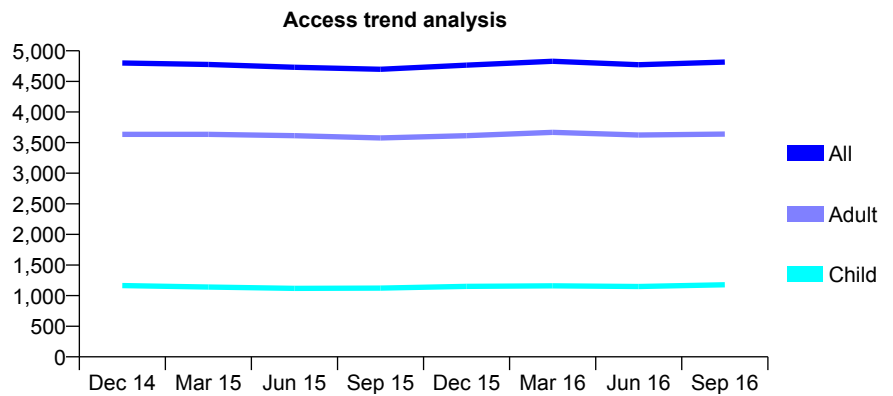
Q44 - Vital Signs At a Glance Contract Report for 299901/0001 - September 2016

Name or company name	MR J SREERAM
Contract type name	GDS Contract
Purpose of contract	General
Contract start date	01/06/2012
Contract end date	

16/17 Contracted general activity (UDA)	17,225
Carry forward general activity (UDA)	295
16/17 Contracted orthodontic activity (UOA)	0
Carry forward orthodontic activity (UOA)	0
Baseline contract value	£437,736.21

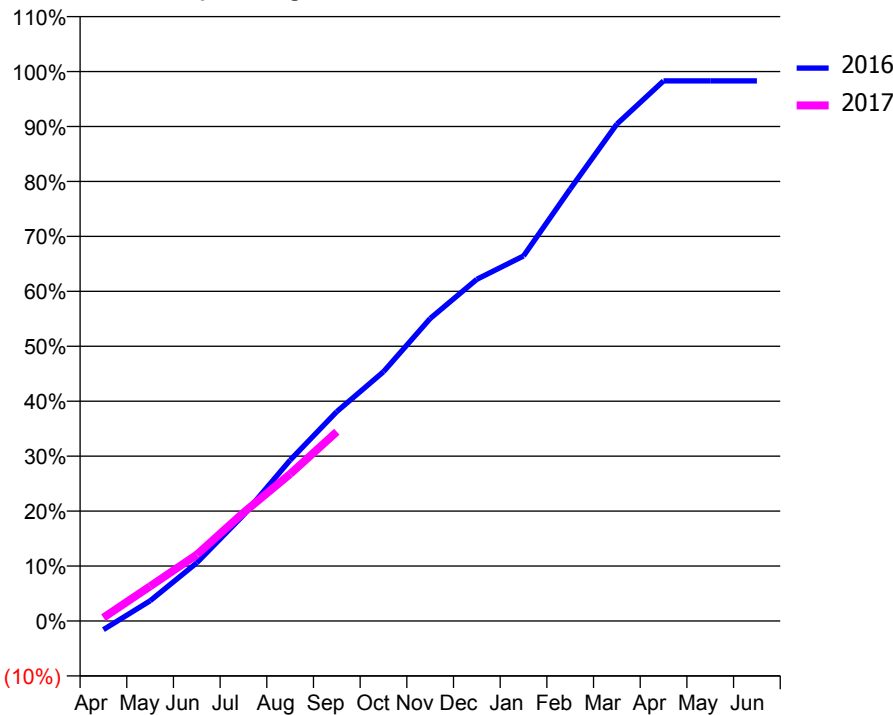
ACCESS*

Patients seen in 24 months	Total	Change since previous quarter
Quarter ending September 2015	4,699	
Quarter ending December 2015	4,766	→
Quarter ending March 2016	4,829	→
Quarter ending June 2016	4,773	↓
Quarter ending September 2016	4,816	→
Variance since September 2015	2.5%	↑



ACTIVITY

Cumulative percentage of contracted UDA delivered 2016 & 2017



Month	Adjusted Scheduled Activity (UDA)	
	2016	2017
April	-272	107
May	635	1,087
June	1,823	2,080
July	3,323	3,397
August	5,044	4,610
September	6,565	5,933
October	7,816	
November	9,483	
December	10,712	
January	11,444	
February	13,541	
March	15,579	
April	16,932	
May	16,931	
June	16,930	

QUALITY

	Quantity	Base Number	Contract	AT	Region	England
% of FP17s for the same patient ID Re-attending within 3 months - Children	159	971	16.4%	12.3%	13.5%	12.4%
% of FP17s for the same patient ID Re-attending within 3 months - Adults	326	2,551	12.8%	18.0%	17.4%	16.7%
% of FP17s for the same patient ID Re-attending between 3 & 9 months - Children	596	971	61.4%	57.4%	59.0%	57.4%
% of FP17s for the same patient ID Re-attending between 3 & 9 months - Adults	1,597	2,551	62.6%	51.1%	52.6%	50.5%
% of FP17s for Band 1 Urgent Courses	164	3,120	5.3%	10.0%	9.4%	9.1%
% of FP17s Relating to Free Repair or Replacements	38	3,120	1.2%	1.0%	1.0%	0.8%
% of FP17s Relating to Continuations	15	3,120	0.5%	1.6%	1.5%	1.3%
% of Patients satisfied with the dentistry they have received	6	7	N/A	95.1%	93.7%	93.2%
% of Patients satisfied with the time they had to wait for an appointment	6	7	N/A	92.9%	90.0%	89.0%

* This is based on patients treated on this contract for their most recent course of treatment. Figures in italics indicate the base number of FP17s or Patient Questionnaire responses are less than 100. N/A is shown where the base number of responses is less than 10 during the period. % is calculated as Quantity/Base number*100

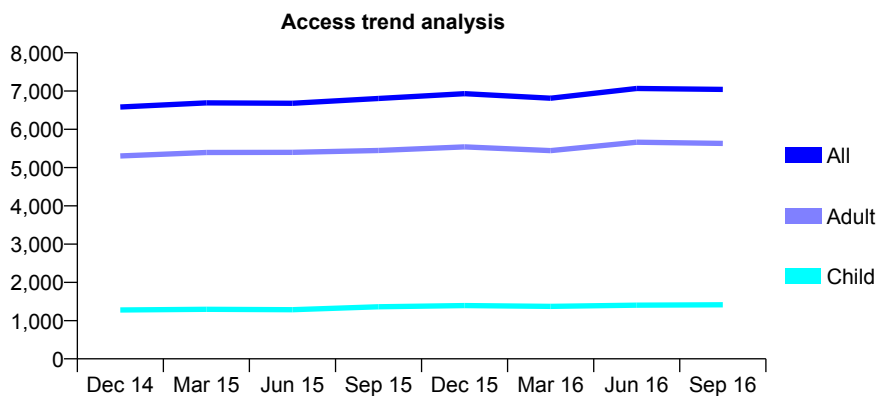
Q44 - Vital Signs At a Glance Contract Report for 308641/0001 - September 2016

Name or company name	MR SJ WRIGHT
Contract type name	Pilot Contract
Purpose of contract	General
Contract start date	01/04/2006
Contract end date	

16/17 Contracted general activity (UDA)	27,138
Carry forward general activity (UDA)	0
16/17 Contracted orthodontic activity (UOA)	0
Carry forward orthodontic activity (UOA)	0
Baseline contract value	£782,535.07

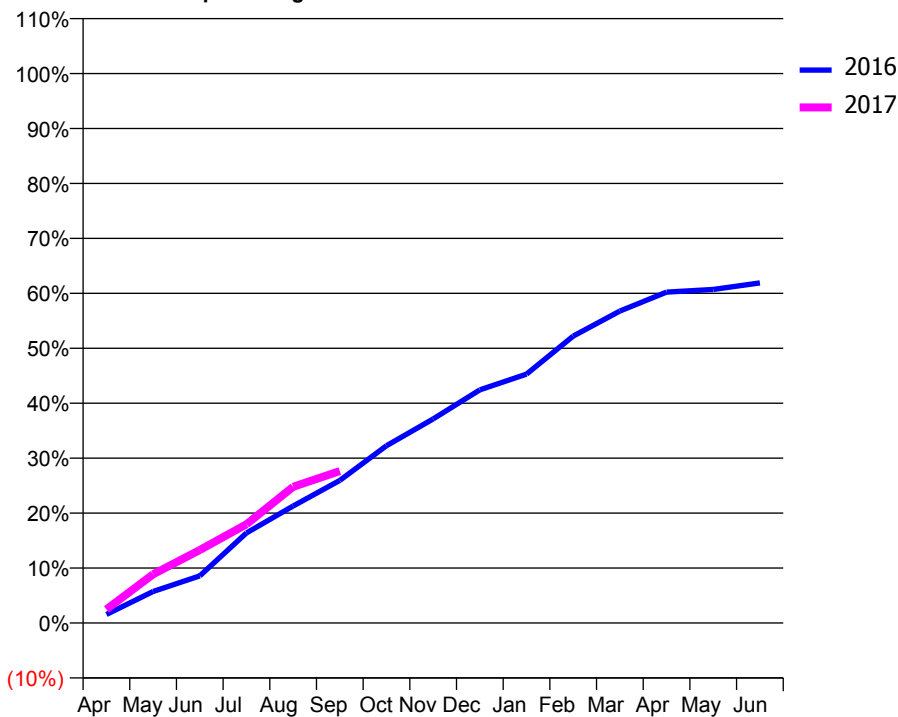
ACCESS*

Patients seen in 24 months	Total	Change since previous quarter
Quarter ending September 2015	6,807	
Quarter ending December 2015	6,931	→
Quarter ending March 2016	6,814	↓
Quarter ending June 2016	7,067	↑
Quarter ending September 2016	7,044	→
Variance since September 2015	3.5%	↑



ACTIVITY

Cumulative percentage of contracted UDA delivered 2016 & 2017



Month	Adjusted Scheduled Activity (UDA)	
	2016	2017
April	427	676
May	1,559	2,406
June	2,325	3,608
July	4,450	4,879
August	5,779	6,727
September	7,045	7,504
October	8,752	
November	10,082	
December	11,515	
January	12,292	
February	14,170	
March	15,409	
April	16,342	
May	16,474	
June	16,798	

QUALITY

	Quantity	Base Number	Contract	AT	Region	England
% of FP17s for the same patient ID Re-attending within 3 months - Children	37	829	4.5%	12.3%	13.5%	12.4%
% of FP17s for the same patient ID Re-attending within 3 months - Adults	524	3,482	15.0%	18.0%	17.4%	16.7%
% of FP17s for the same patient ID Re-attending between 3 & 9 months - Children	284	829	34.3%	57.4%	59.0%	57.4%
% of FP17s for the same patient ID Re-attending between 3 & 9 months - Adults	1,247	3,482	35.8%	51.1%	52.6%	50.5%
% of FP17s for Band 1 Urgent Courses	408	3,388	12.0%	10.0%	9.4%	9.1%
% of FP17s Relating to Free Repair or Replacements	32	3,388	0.9%	1.0%	1.0%	0.8%
% of FP17s Relating to Continuations	50	3,388	1.5%	1.6%	1.5%	1.3%
% of Patients satisfied with the dentistry they have received	7	7	N/A	95.1%	93.7%	93.2%
% of Patients satisfied with the time they had to wait for an appointment	6	7	N/A	92.9%	90.0%	89.0%

* This is based on patients treated on this contract for their most recent course of treatment. Figures in italics indicate the base number of FP17s or Patient Questionnaire responses are less than 100. N/A is shown where the base number of responses is less than 10 during the period. % is calculated as Quantity/Base number*100

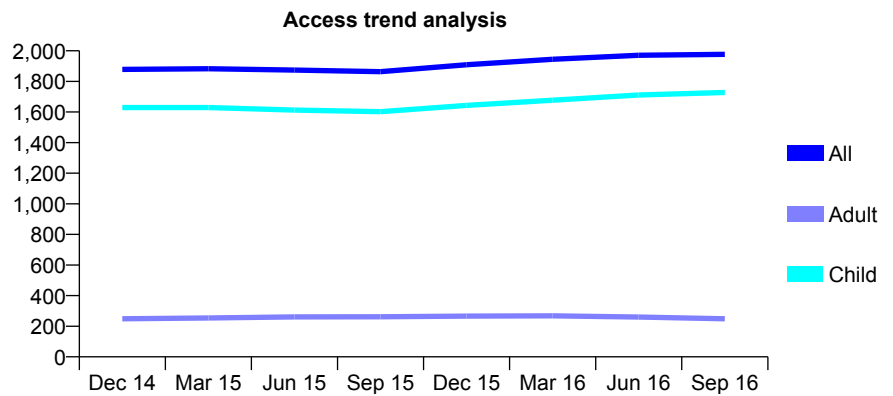
Q44 - Vital Signs At a Glance Contract Report for 318957/0001 - September 2016

Name or company name	MR SD MULCAHY
Contract type name	GDS Contract
Purpose of contract	General
Contract start date	01/04/2006
Contract end date	

16/17 Contracted general activity (UDA)	4,000
Carry forward general activity (UDA)	0
16/17 Contracted orthodontic activity (UOA)	0
Carry forward orthodontic activity (UOA)	0
Baseline contract value	£103,949.12

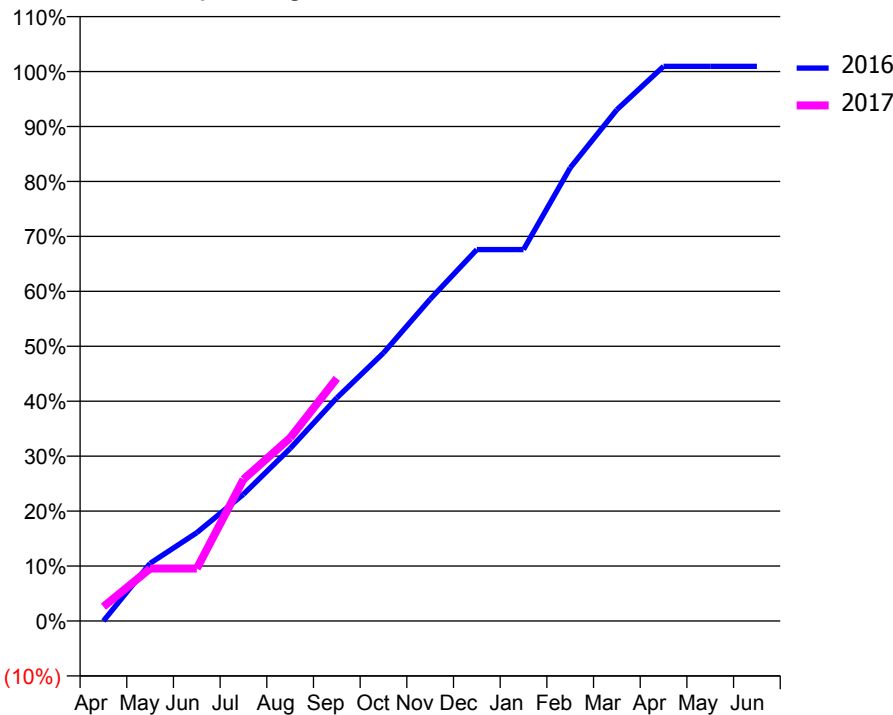
ACCESS*

Patients seen in 24 months	Total	Change since previous quarter
Quarter ending September 2015	1,864	
Quarter ending December 2015	1,909	↑
Quarter ending March 2016	1,945	→
Quarter ending June 2016	1,971	→
Quarter ending September 2016	1,977	→
Variance since September 2015	6.1%	↑



ACTIVITY

Cumulative percentage of contracted UDA delivered 2016 & 2017



Month	Adjusted Scheduled Activity (UDA)	
	2016	2017
April	0	104
May	420	382
June	643	382
July	922	1,032
August	1,255	1,334
September	1,624	1,766
October	1,951	
November	2,342	
December	2,704	
January	2,704	
February	3,299	
March	3,722	
April	4,037	
May	4,037	
June	4,037	

QUALITY

	Quantity	Base Number	Contract	AT	Region	England
% of FP17s for the same patient ID Re-attending within 3 months - Children	122	1,484	8.2%	12.3%	13.5%	12.4%
% of FP17s for the same patient ID Re-attending within 3 months - Adults	4	62	6.5%	18.0%	17.4%	16.7%
% of FP17s for the same patient ID Re-attending between 3 & 9 months - Children	840	1,484	56.6%	57.4%	59.0%	57.4%
% of FP17s for the same patient ID Re-attending between 3 & 9 months - Adults	39	62	62.9%	51.1%	52.6%	50.5%
% of FP17s for Band 1 Urgent Courses	56	1,322	4.2%	10.0%	9.4%	9.1%
% of FP17s Relating to Free Repair or Replacements	0	1,322	0.0%	1.0%	1.0%	0.8%
% of FP17s Relating to Continuations	11	1,322	0.8%	1.6%	1.5%	1.3%
% of Patients satisfied with the dentistry they have received	1	1	N/A	95.1%	93.7%	93.2%
% of Patients satisfied with the time they had to wait for an appointment	1	1	N/A	92.9%	90.0%	89.0%

* This is based on patients treated on this contract for their most recent course of treatment. Figures in italics indicate the base number of FP17s or Patient Questionnaire responses are less than 100. N/A is shown where the base number of responses is less than 10 during the period. % is calculated as Quantity/Base number*100

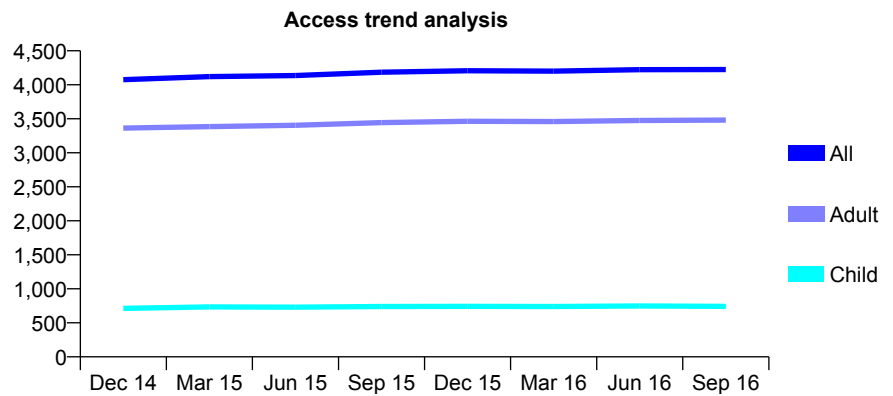
Q44 - Vital Signs At a Glance Contract Report for 321486/0001 - September 2016

Name or company name	MR AD MORTON
Contract type name	GDS Contract
Purpose of contract	General
Contract start date	01/04/2006
Contract end date	

16/17 Contracted general activity (UDA)	12,706
Carry forward general activity (UDA)	0
16/17 Contracted orthodontic activity (UOA)	0
Carry forward orthodontic activity (UOA)	0
Baseline contract value	£344,848.86

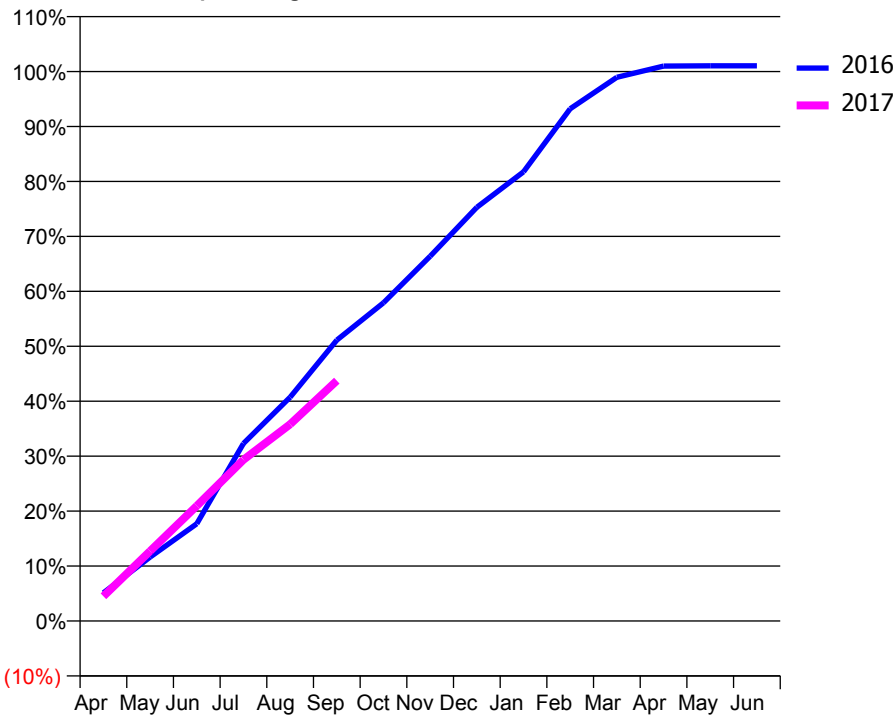
ACCESS*

Patients seen in 24 months	Total	Change since previous quarter
Quarter ending September 2015	4,185	
Quarter ending December 2015	4,206	→
Quarter ending March 2016	4,201	→
Quarter ending June 2016	4,223	→
Quarter ending September 2016	4,224	→
Variance since September 2015	0.9%	→



ACTIVITY

Cumulative percentage of contracted UDA delivered 2016 & 2017



Month	Adjusted Scheduled Activity (UDA)	
	2016	2017
April	653	572
May	1,478	1,616
June	2,251	2,663
July	4,107	3,729
August	5,175	4,549
September	6,497	5,559
October	7,359	
November	8,435	
December	9,565	
January	10,387	
February	11,844	
March	12,573	
April	12,832	
May	12,837	
June	12,836	

QUALITY

	Quantity	Base Number	Contract	AT	Region	England
% of FP17s for the same patient ID Re-attending within 3 months - Children	24	563	4.3%	12.3%	13.5%	12.4%
% of FP17s for the same patient ID Re-attending within 3 months - Adults	268	2,344	11.4%	18.0%	17.4%	16.7%
% of FP17s for the same patient ID Re-attending between 3 & 9 months - Children	378	563	67.1%	57.4%	59.0%	57.4%
% of FP17s for the same patient ID Re-attending between 3 & 9 months - Adults	1,287	2,344	54.9%	51.1%	52.6%	50.5%
% of FP17s for Band 1 Urgent Courses	155	2,772	5.6%	10.0%	9.4%	9.1%
% of FP17s Relating to Free Repair or Replacements	73	2,772	2.6%	1.0%	1.0%	0.8%
% of FP17s Relating to Continuations	22	2,772	0.8%	1.6%	1.5%	1.3%
% of Patients satisfied with the dentistry they have received	6	7	N/A	95.1%	93.7%	93.2%
% of Patients satisfied with the time they had to wait for an appointment	6	7	N/A	92.9%	90.0%	89.0%

* This is based on patients treated on this contract for their most recent course of treatment. Figures in italics indicate the base number of FP17s or Patient Questionnaire responses are less than 100. N/A is shown where the base number of responses is less than 10 during the period. % is calculated as Quantity/Base number*100

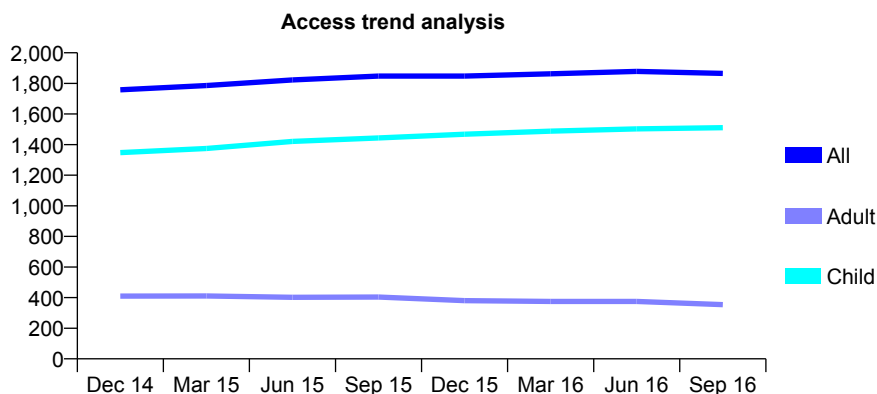
Q44 - Vital Signs At a Glance Contract Report for 327123/0002 - September 2016

Name or company name	MRS JM COOPER
Contract type name	GDS Contract
Purpose of contract	General
Contract start date	01/04/2007
Contract end date	

16/17 Contracted general activity (UDA)	4,180
Carry forward general activity (UDA)	23
16/17 Contracted orthodontic activity (UOA)	0
Carry forward orthodontic activity (UOA)	0
Baseline contract value	£92,737.18

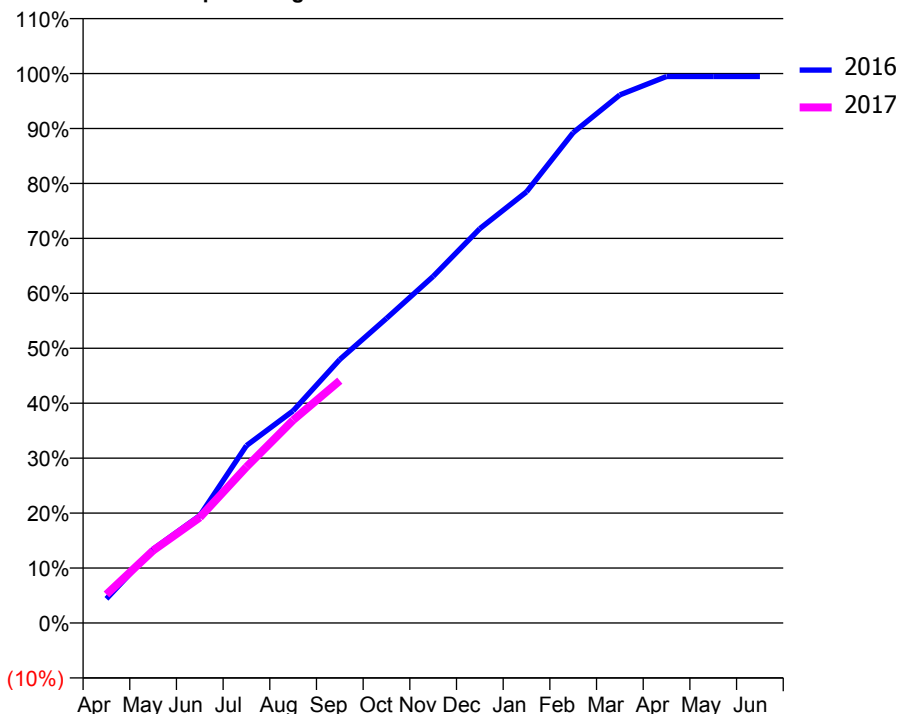
ACCESS*

Patients seen in 24 months	Total	Change since previous quarter
Quarter ending September 2015	1,848	
Quarter ending December 2015	1,848	→
Quarter ending March 2016	1,863	→
Quarter ending June 2016	1,878	→
Quarter ending September 2016	1,865	→
Variance since September 2015	0.9%	→



ACTIVITY

Cumulative percentage of contracted UDA delivered 2016 & 2017



Month	Adjusted Scheduled Activity (UDA)	
	2016	2017
April	184	218
May	562	551
June	817	803
July	1,350	1,187
August	1,615	1,544
September	2,005	1,844
October	2,318	
November	2,637	
December	3,000	
January	3,280	
February	3,731	
March	4,017	
April	4,157	
May	4,157	
June	4,157	

QUALITY

	Quantity	Base Number	Contract	AT	Region	England
% of FP17s for the same patient ID Re-attending within 3 months - Children	151	1,425	10.6%	12.3%	13.5%	12.4%
% of FP17s for the same patient ID Re-attending within 3 months - Adults	18	156	11.5%	18.0%	17.4%	16.7%
% of FP17s for the same patient ID Re-attending between 3 & 9 months - Children	1,006	1,425	70.6%	57.4%	59.0%	57.4%
% of FP17s for the same patient ID Re-attending between 3 & 9 months - Adults	95	156	60.9%	51.1%	52.6%	50.5%
% of FP17s for Band 1 Urgent Courses	50	1,482	3.4%	10.0%	9.4%	9.1%
% of FP17s Relating to Free Repair or Replacements	0	1,482	0.0%	1.0%	1.0%	0.8%
% of FP17s Relating to Continuations	0	1,482	0.0%	1.6%	1.5%	1.3%
% of Patients satisfied with the dentistry they have received	1	1	N/A	95.1%	93.7%	93.2%
% of Patients satisfied with the time they had to wait for an appointment	1	1	N/A	92.9%	90.0%	89.0%

* This is based on patients treated on this contract for their most recent course of treatment. Figures in italics indicate the base number of FP17s or Patient Questionnaire responses are less than 100. N/A is shown where the base number of responses is less than 10 during the period. % is calculated as Quantity/Base number*100

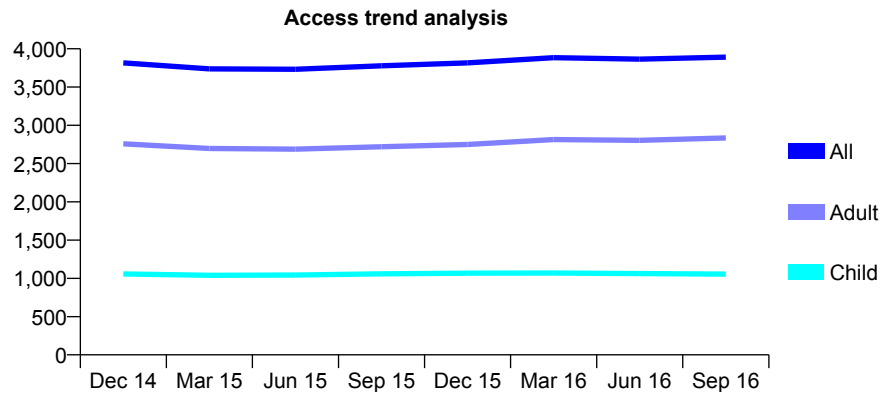
Q44 - Vital Signs At a Glance Contract Report for 329150/0002 - September 2016

Name or company name	MR DJ GIDMAN
Contract type name	GDS Contract
Purpose of contract	General
Contract start date	01/04/2006
Contract end date	

16/17 Contracted general activity (UDA)	9,301
Carry forward general activity (UDA)	22
16/17 Contracted orthodontic activity (UOA)	0
Carry forward orthodontic activity (UOA)	0
Baseline contract value	£278,662.49

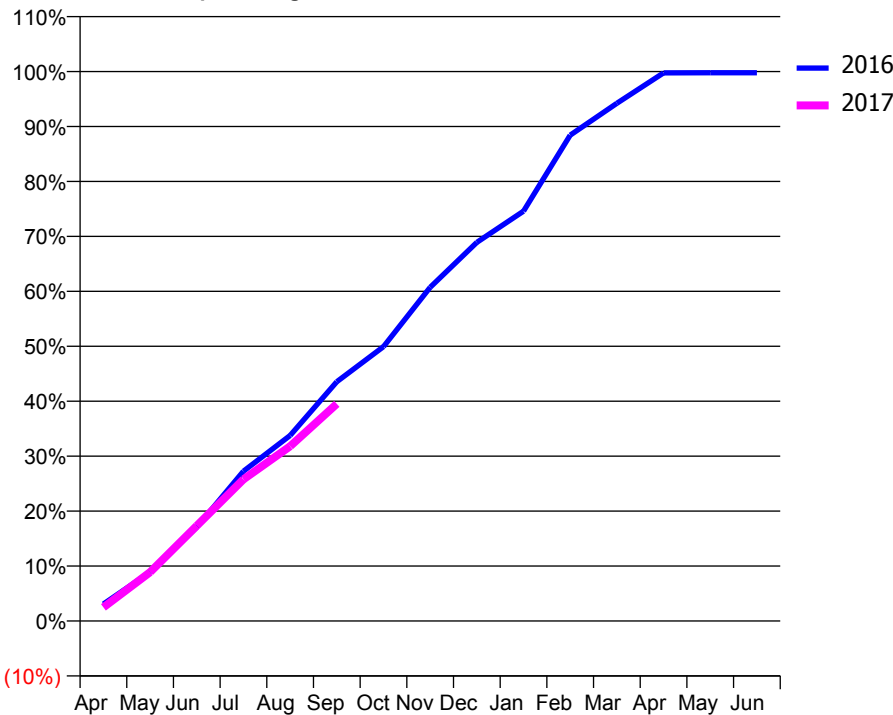
ACCESS*

Patients seen in 24 months	Total	Change since previous quarter
Quarter ending September 2015	3,778	
Quarter ending December 2015	3,816	→
Quarter ending March 2016	3,884	→
Quarter ending June 2016	3,865	→
Quarter ending September 2016	3,891	→
Variance since September 2015	3.0%	↑



ACTIVITY

Cumulative percentage of contracted UDA delivered 2016 & 2017



Month	Adjusted Scheduled Activity (UDA)	
	2016	2017
April	289	232
May	829	828
June	1,589	1,613
July	2,537	2,398
August	3,140	2,957
September	4,050	3,675
October	4,643	
November	5,648	
December	6,409	
January	6,938	
February	8,223	
March	8,763	
April	9,278	
May	9,280	
June	9,280	

QUALITY

	Quantity	Base Number	Contract	AT	Region	England
% of FP17s for the same patient ID Re-attending within 3 months - Children	57	677	8.4%	12.3%	13.5%	12.4%
% of FP17s for the same patient ID Re-attending within 3 months - Adults	203	1,585	12.8%	18.0%	17.4%	16.7%
% of FP17s for the same patient ID Re-attending between 3 & 9 months - Children	326	677	48.2%	57.4%	59.0%	57.4%
% of FP17s for the same patient ID Re-attending between 3 & 9 months - Adults	772	1,585	48.7%	51.1%	52.6%	50.5%
% of FP17s for Band 1 Urgent Courses	114	2,015	5.7%	10.0%	9.4%	9.1%
% of FP17s Relating to Free Repair or Replacements	17	2,015	0.8%	1.0%	1.0%	0.8%
% of FP17s Relating to Continuations	39	2,015	1.9%	1.6%	1.5%	1.3%
% of Patients satisfied with the dentistry they have received	3	3	N/A	95.1%	93.7%	93.2%
% of Patients satisfied with the time they had to wait for an appointment	3	3	N/A	92.9%	90.0%	89.0%

* This is based on patients treated on this contract for their most recent course of treatment. Figures in italics indicate the base number of FP17s or Patient Questionnaire responses are less than 100. N/A is shown where the base number of responses is less than 10 during the period. % is calculated as Quantity/Base number*100

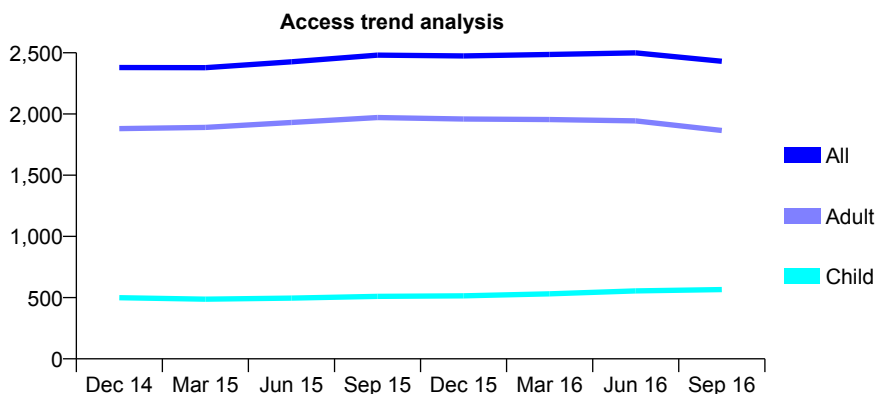
Q44 - Vital Signs At a Glance Contract Report for 340375/0001 - September 2016

Name or company name	MRS C SHARP
Contract type name	GDS Contract
Purpose of contract	General
Contract start date	20/10/2010
Contract end date	

16/17 Contracted general activity (UDA)	7,085
Carry forward general activity (UDA)	0
16/17 Contracted orthodontic activity (UOA)	0
Carry forward orthodontic activity (UOA)	0
Baseline contract value	£191,734.60

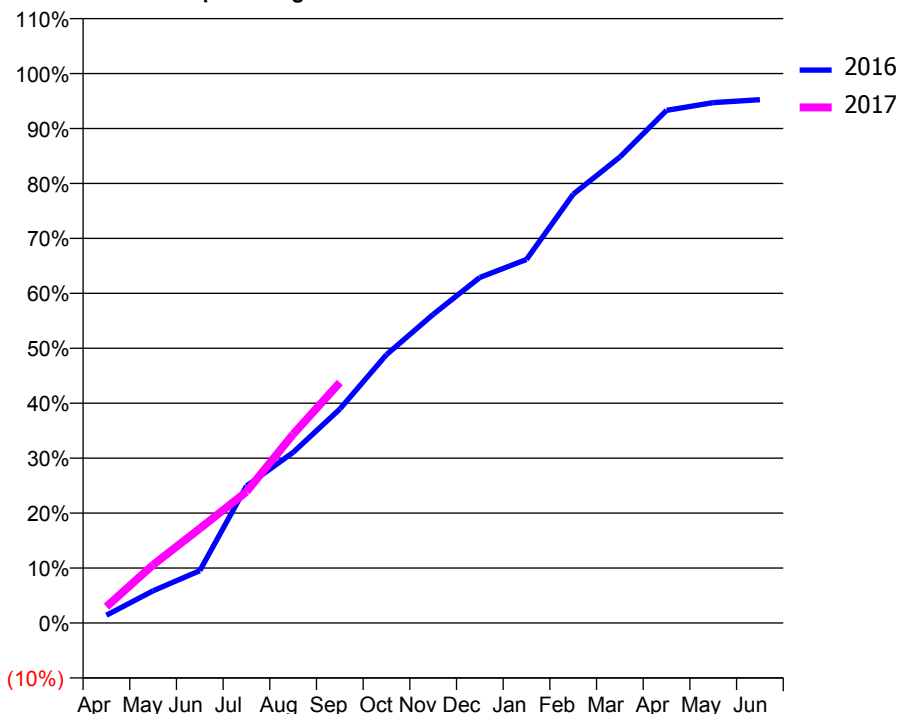
ACCESS*

Patients seen in 24 months	Total	Change since previous quarter
Quarter ending September 2015	2,481	
Quarter ending December 2015	2,474	→
Quarter ending March 2016	2,486	→
Quarter ending June 2016	2,499	→
Quarter ending September 2016	2,431	↓
Variance since September 2015	(2.0%)	↓



ACTIVITY

Cumulative percentage of contracted UDA delivered 2016 & 2017



Adjusted Scheduled Activity (UDA)

Month	2016	2017
April	101	211
May	414	750
June	674	1,218
July	1,766	1,692
August	2,201	2,433
September	2,759	3,101
October	3,460	
November	3,979	
December	4,455	
January	4,688	
February	5,529	
March	6,007	
April	6,609	
May	6,710	
June	6,747	

QUALITY

	Quantity	Base Number	Contract	AT	Region	England
% of FP17s for the same patient ID Re-attending within 3 months - Children	29	408	7.1%	12.3%	13.5%	12.4%
% of FP17s for the same patient ID Re-attending within 3 months - Adults	224	1,191	18.8%	18.0%	17.4%	16.7%
% of FP17s for the same patient ID Re-attending between 3 & 9 months - Children	185	408	45.3%	57.4%	59.0%	57.4%
% of FP17s for the same patient ID Re-attending between 3 & 9 months - Adults	409	1,191	34.3%	51.1%	52.6%	50.5%
% of FP17s for Band 1 Urgent Courses	139	1,361	10.2%	10.0%	9.4%	9.1%
% of FP17s Relating to Free Repair or Replacements	17	1,361	1.2%	1.0%	1.0%	0.8%
% of FP17s Relating to Continuations	36	1,361	2.6%	1.6%	1.5%	1.3%
% of Patients satisfied with the dentistry they have received	1	1	N/A	95.1%	93.7%	93.2%
% of Patients satisfied with the time they had to wait for an appointment	1	1	N/A	92.9%	90.0%	89.0%

* This is based on patients treated on this contract for their most recent course of treatment. Figures in italics indicate the base number of FP17s or Patient Questionnaire responses are less than 100. N/A is shown where the base number of responses is less than 10 during the period. % is calculated as Quantity/Base number*100

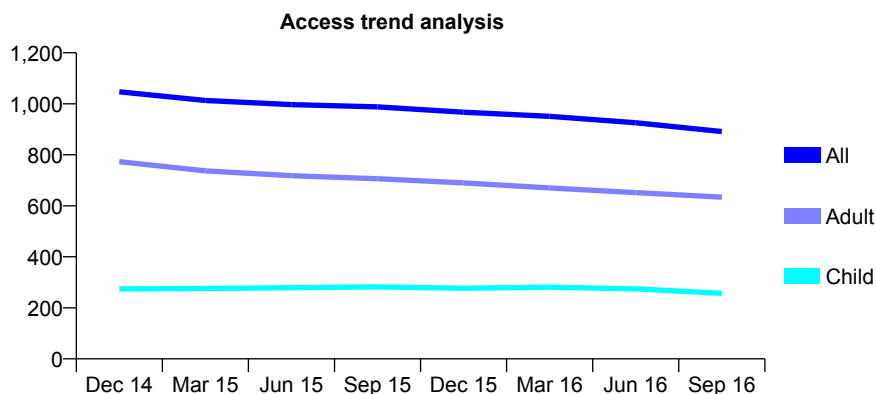
Q44 - Vital Signs At a Glance Contract Report for 340642/0001 - September 2016

Name or company name	MR M BADELI
Contract type name	PDS Contract
Purpose of contract	General
Contract start date	01/04/2006
Contract end date	31/03/2017

16/17 Contracted general activity (UDA)	4,500
Carry forward general activity (UDA)	0
16/17 Contracted orthodontic activity (UOA)	0
Carry forward orthodontic activity (UOA)	0
Baseline contract value	£106,883.57

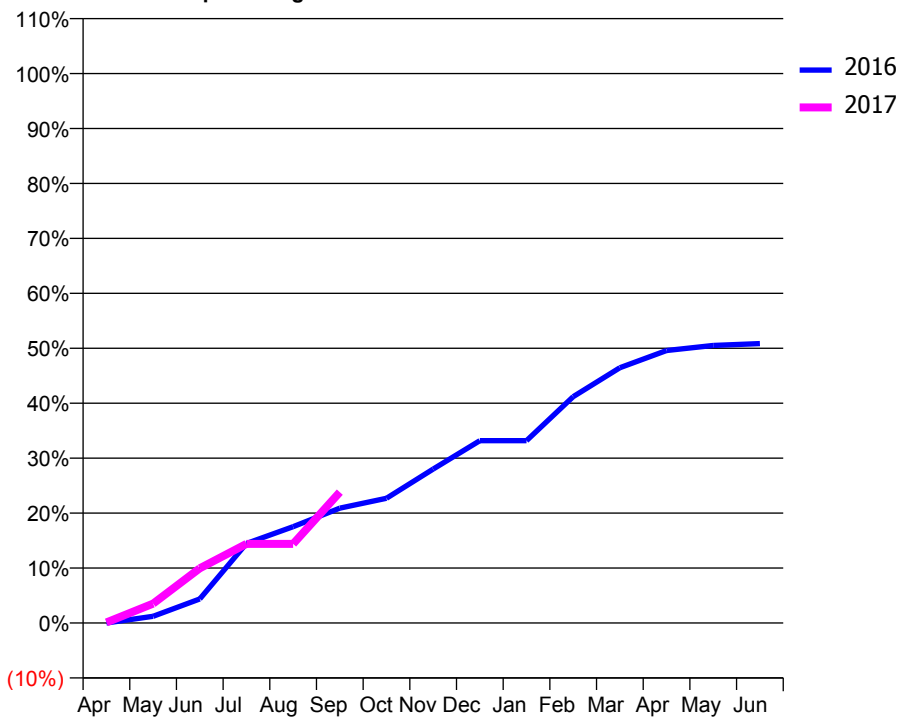
ACCESS*

Patients seen in 24 months	Total	Change since previous quarter
Quarter ending September 2015	988	
Quarter ending December 2015	967	↓
Quarter ending March 2016	951	↓
Quarter ending June 2016	926	↓
Quarter ending September 2016	891	↓
Variance since September 2015	(9.8%)	↓



ACTIVITY

Cumulative percentage of contracted UDA delivered 2016 & 2017



Month	Adjusted Scheduled Activity (UDA)	
	2016	2017
April	0	5
May	74	159
June	267	448
July	882	648
August	1,069	648
September	1,275	1,072
October	1,385	
November	1,709	
December	2,024	
January	2,024	
February	2,513	
March	2,834	
April	3,025	
May	3,081	
June	3,102	

QUALITY

	Quantity	Base Number	Contract	AT	Region	England
% of FP17s for the same patient ID Re-attending within 3 months - Children	8	146	5.5%	12.3%	13.5%	12.4%
% of FP17s for the same patient ID Re-attending within 3 months - Adults	63	333	18.9%	18.0%	17.4%	16.7%
% of FP17s for the same patient ID Re-attending between 3 & 9 months - Children	78	146	53.4%	57.4%	59.0%	57.4%
% of FP17s for the same patient ID Re-attending between 3 & 9 months - Adults	132	333	39.6%	51.1%	52.6%	50.5%
% of FP17s for Band 1 Urgent Courses	65	404	16.1%	10.0%	9.4%	9.1%
% of FP17s Relating to Free Repair or Replacements	2	404	0.5%	1.0%	1.0%	0.8%
% of FP17s Relating to Continuations	0	404	0.0%	1.6%	1.5%	1.3%
% of Patients satisfied with the dentistry they have received	1	1	N/A	95.1%	93.7%	93.2%
% of Patients satisfied with the time they had to wait for an appointment	1	1	N/A	92.9%	90.0%	89.0%

* This is based on patients treated on this contract for their most recent course of treatment. Figures in italics indicate the base number of FP17s or Patient Questionnaire responses are less than 100. N/A is shown where the base number of responses is less than 10 during the period. % is calculated as Quantity/Base number*100

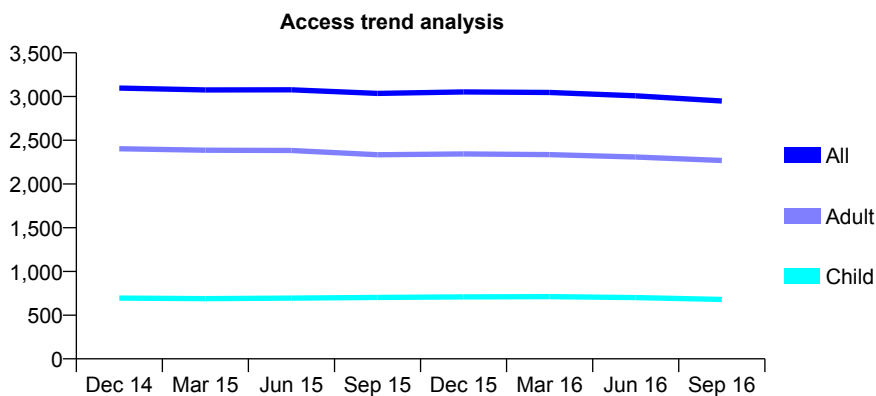
Q44 - Vital Signs At a Glance Contract Report for 398756/0001 - September 2016

Name or company name	MR JE FOLEY
Contract type name	GDS Contract
Purpose of contract	General
Contract start date	01/04/2011
Contract end date	

16/17 Contracted general activity (UDA)	9,318
Carry forward general activity (UDA)	0
16/17 Contracted orthodontic activity (UOA)	0
Carry forward orthodontic activity (UOA)	0
Baseline contract value	£229,896.95

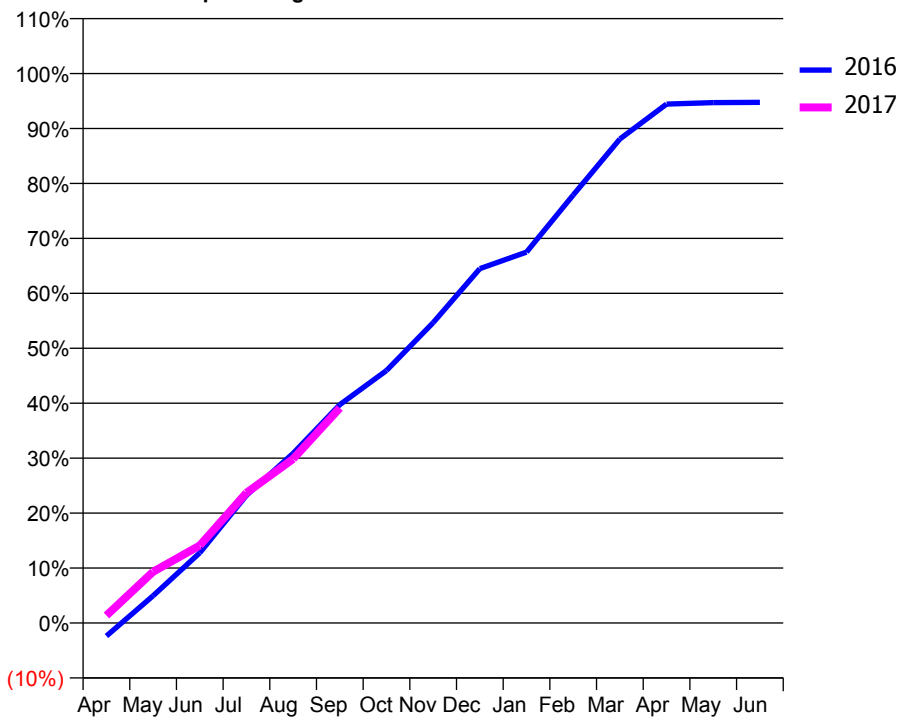
ACCESS*

Patients seen in 24 months	Total	Change since previous quarter
Quarter ending September 2015	3,036	
Quarter ending December 2015	3,053	→
Quarter ending March 2016	3,046	→
Quarter ending June 2016	3,008	↓
Quarter ending September 2016	2,948	↓
Variance since September 2015	(2.9%)	↓



ACTIVITY

Cumulative percentage of contracted UDA delivered 2016 & 2017



Month	Adjusted Scheduled Activity (UDA)	
	2016	2017
April	-222	127
May	462	869
June	1,190	1,314
July	2,164	2,207
August	2,877	2,783
September	3,703	3,645
October	4,282	
November	5,094	
December	6,010	
January	6,289	
February	7,258	
March	8,206	
April	8,800	
May	8,825	
June	8,828	

QUALITY

	Quantity	Base Number	Contract	AT	Region	England
% of FP17s for the same patient ID Re-attending within 3 months - Children	61	496	12.3%	12.3%	13.5%	12.4%
% of FP17s for the same patient ID Re-attending within 3 months - Adults	263	1,703	15.4%	18.0%	17.4%	16.7%
% of FP17s for the same patient ID Re-attending between 3 & 9 months - Children	311	496	62.7%	57.4%	59.0%	57.4%
% of FP17s for the same patient ID Re-attending between 3 & 9 months - Adults	1,080	1,703	63.4%	51.1%	52.6%	50.5%
% of FP17s for Band 1 Urgent Courses	86	1,888	4.6%	10.0%	9.4%	9.1%
% of FP17s Relating to Free Repair or Replacements	20	1,888	1.1%	1.0%	1.0%	0.8%
% of FP17s Relating to Continuations	28	1,888	1.5%	1.6%	1.5%	1.3%
% of Patients satisfied with the dentistry they have received	11	12	91.7%	95.1%	93.7%	93.2%
% of Patients satisfied with the time they had to wait for an appointment	10	12	83.3%	92.9%	90.0%	89.0%

* This is based on patients treated on this contract for their most recent course of treatment. Figures in italics indicate the base number of FP17s or Patient Questionnaire responses are less than 100. N/A is shown where the base number of responses is less than 10 during the period. % is calculated as Quantity/Base number*100

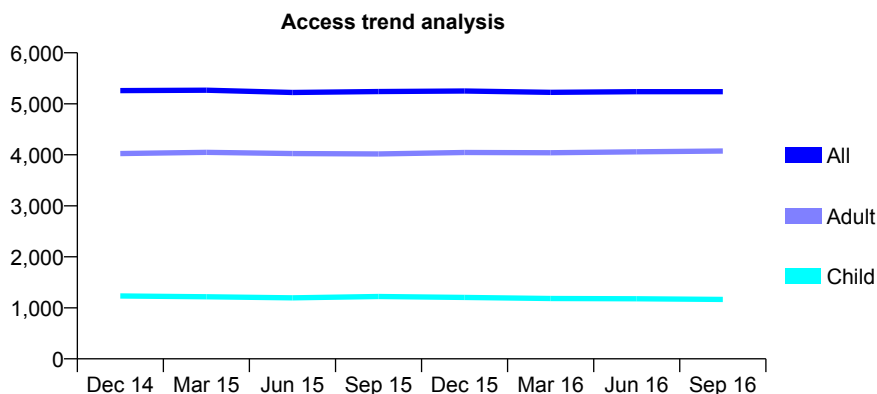
Q44 - Vital Signs At a Glance Contract Report for 566632/0001 - September 2016

Name or company name	Guilden Sutton Dental Practice
Contract type name	GDS Contract
Purpose of contract	General
Contract start date	01/04/2006
Contract end date	

16/17 Contracted general activity (UDA)	15,500
Carry forward general activity (UDA)	0
16/17 Contracted orthodontic activity (UOA)	0
Carry forward orthodontic activity (UOA)	0
Baseline contract value	£386,429.23

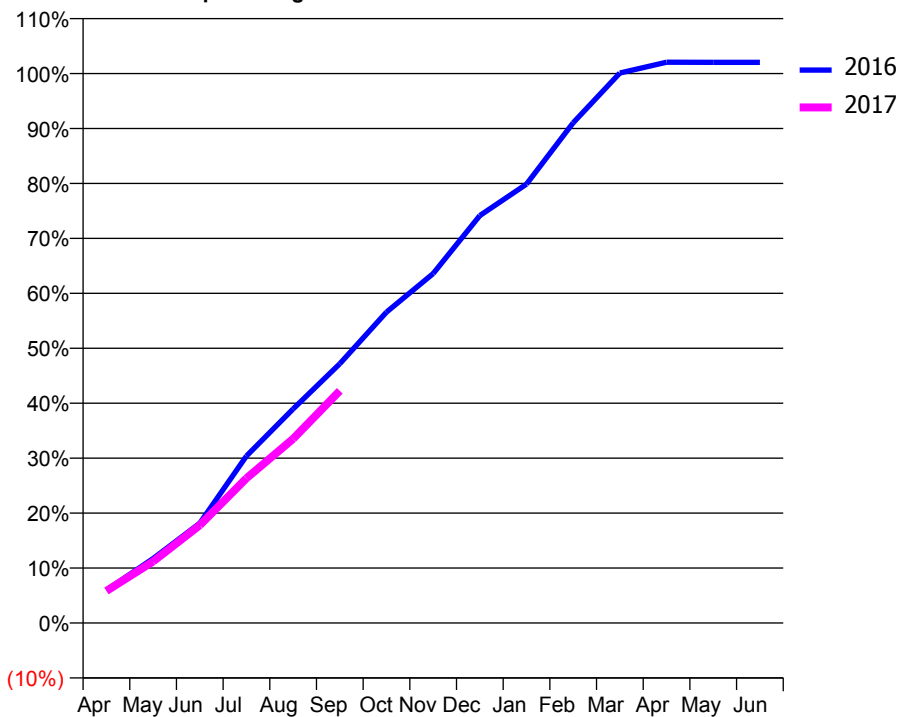
ACCESS*

Patients seen in 24 months	Total	Change since previous quarter
Quarter ending September 2015	5,241	
Quarter ending December 2015	5,250	→
Quarter ending March 2016	5,224	→
Quarter ending June 2016	5,238	→
Quarter ending September 2016	5,239	→
Variance since September 2015	(0.0%)	→



ACTIVITY

Cumulative percentage of contracted UDA delivered 2016 & 2017



Adjusted Scheduled Activity (UDA)

Month	2016	2017
April	926	904
May	1,819	1,735
June	2,814	2,761
July	4,710	4,082
August	6,040	5,196
September	7,316	6,551
October	8,771	
November	9,856	
December	11,494	
January	12,382	
February	14,112	
March	15,515	
April	15,819	
May	15,816	
June	15,816	

QUALITY

	Quantity	Base Number	Contract	AT	Region	England
% of FP17s for the same patient ID Re-attending within 3 months - Children	86	905	9.5%	12.3%	13.5%	12.4%
% of FP17s for the same patient ID Re-attending within 3 months - Adults	569	3,014	18.9%	18.0%	17.4%	16.7%
% of FP17s for the same patient ID Re-attending between 3 & 9 months - Children	536	905	59.2%	57.4%	59.0%	57.4%
% of FP17s for the same patient ID Re-attending between 3 & 9 months - Adults	1,605	3,014	53.3%	51.1%	52.6%	50.5%
% of FP17s for Band 1 Urgent Courses	435	3,760	11.6%	10.0%	9.4%	9.1%
% of FP17s Relating to Free Repair or Replacements	64	3,760	1.7%	1.0%	1.0%	0.8%
% of FP17s Relating to Continuations	41	3,760	1.1%	1.6%	1.5%	1.3%
% of Patients satisfied with the dentistry they have received	8	8	N/A	95.1%	93.7%	93.2%
% of Patients satisfied with the time they had to wait for an appointment	6	8	N/A	92.9%	90.0%	89.0%

* This is based on patients treated on this contract for their most recent course of treatment. Figures in italics indicate the base number of FP17s or Patient Questionnaire responses are less than 100. N/A is shown where the base number of responses is less than 10 during the period. % is calculated as Quantity/Base number*100

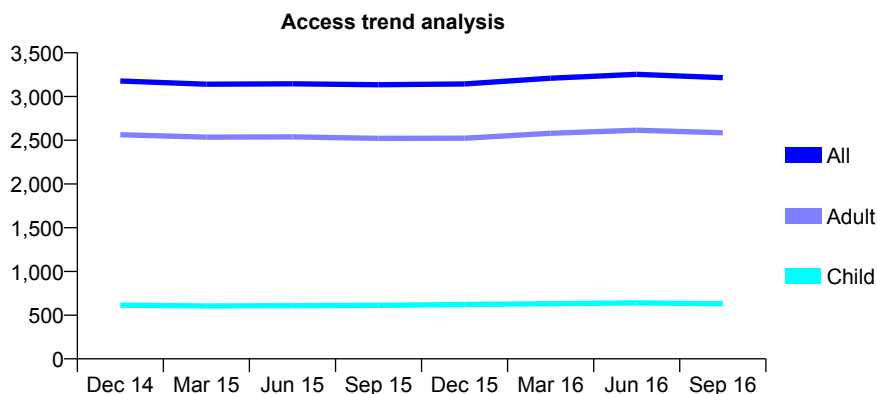
Q44 - Vital Signs At a Glance Contract Report for 569208/0001 - September 2016

Name or company name	Heathfield Dental Practice
Contract type name	GDS Contract
Purpose of contract	General
Contract start date	01/04/2006
Contract end date	

16/17 Contracted general activity (UDA)	8,738
Carry forward general activity (UDA)	17
16/17 Contracted orthodontic activity (UOA)	0
Carry forward orthodontic activity (UOA)	0
Baseline contract value	£236,953.09

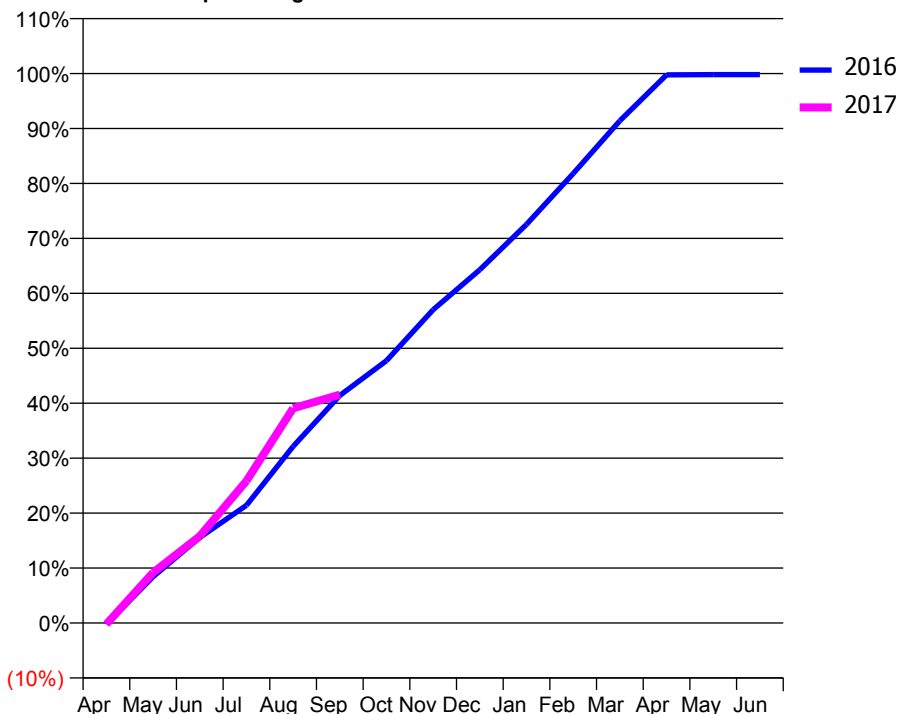
ACCESS*

Patients seen in 24 months	Total	Change since previous quarter
Quarter ending September 2015	3,135	
Quarter ending December 2015	3,144	→
Quarter ending March 2016	3,210	↑
Quarter ending June 2016	3,254	→
Quarter ending September 2016	3,216	↓
Variance since September 2015	2.6%	↑



ACTIVITY

Cumulative percentage of contracted UDA delivered 2016 & 2017



Adjusted Scheduled Activity (UDA)

Month	2016	2017
April	-22	-17
May	736	802
June	1,361	1,382
July	1,870	2,259
August	2,808	3,415
September	3,618	3,632
October	4,171	
November	4,983	
December	5,619	
January	6,338	
February	7,147	
March	7,986	
April	8,717	
May	8,721	
June	8,721	

QUALITY

	Quantity	Base Number	Contract	AT	Region	England
% of FP17s for the same patient ID Re-attending within 3 months - Children	23	497	4.6%	12.3%	13.5%	12.4%
% of FP17s for the same patient ID Re-attending within 3 months - Adults	380	2,049	18.5%	18.0%	17.4%	16.7%
% of FP17s for the same patient ID Re-attending between 3 & 9 months - Children	340	497	68.4%	57.4%	59.0%	57.4%
% of FP17s for the same patient ID Re-attending between 3 & 9 months - Adults	1,165	2,049	56.9%	51.1%	52.6%	50.5%
% of FP17s for Band 1 Urgent Courses	211	2,145	9.8%	10.0%	9.4%	9.1%
% of FP17s Relating to Free Repair or Replacements	30	2,145	1.4%	1.0%	1.0%	0.8%
% of FP17s Relating to Continuations	20	2,145	0.9%	1.6%	1.5%	1.3%
% of Patients satisfied with the dentistry they have received	5	7	N/A	95.1%	93.7%	93.2%
% of Patients satisfied with the time they had to wait for an appointment	7	7	N/A	92.9%	90.0%	89.0%

* This is based on patients treated on this contract for their most recent course of treatment. Figures in italics indicate the base number of FP17s or Patient Questionnaire responses are less than 100. N/A is shown where the base number of responses is less than 10 during the period. % is calculated as Quantity/Base number*100

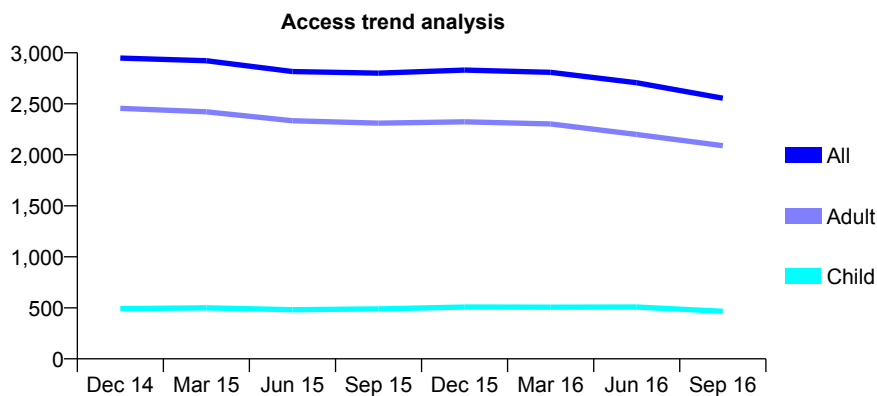
Q44 - Vital Signs At a Glance Contract Report for 614378/0001 - September 2016

Name or company name	MR S JASIM MOHAMAD
Contract type name	GDS Contract
Purpose of contract	General
Contract start date	01/09/2009
Contract end date	

16/17 Contracted general activity (UDA)	13,658
Carry forward general activity (UDA)	0
16/17 Contracted orthodontic activity (UOA)	0
Carry forward orthodontic activity (UOA)	0
Baseline contract value	£355,597.75

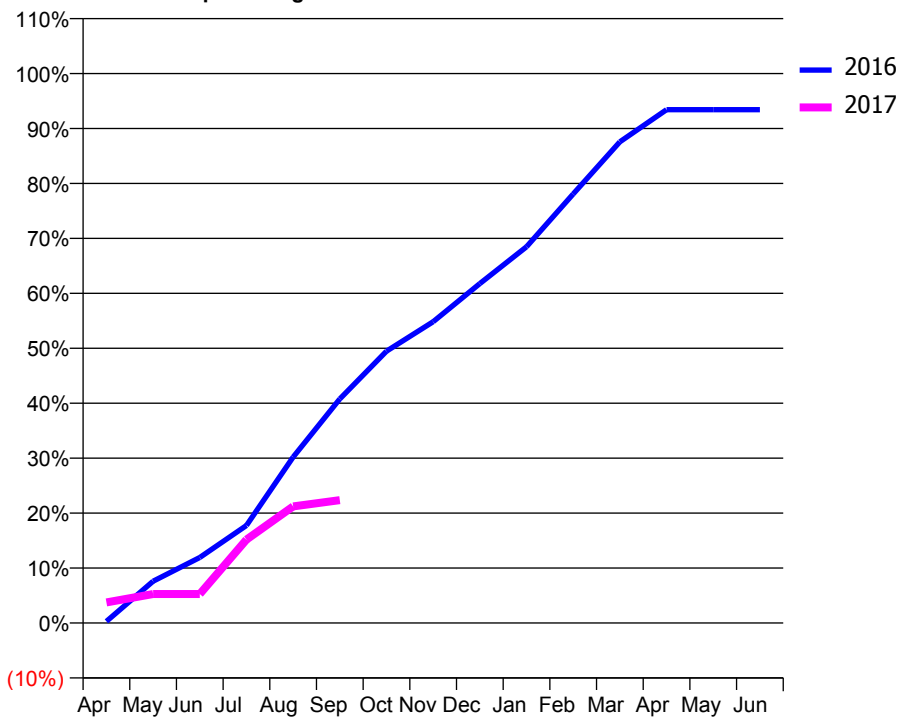
ACCESS*

Patients seen in 24 months	Total	Change since previous quarter
Quarter ending September 2015	2,800	
Quarter ending December 2015	2,831	→
Quarter ending March 2016	2,809	→
Quarter ending June 2016	2,707	↓
Quarter ending September 2016	2,555	↓
Variance since September 2015	(8.8%)	↓



ACTIVITY

Cumulative percentage of contracted UDA delivered 2016 & 2017



Month	Adjusted Scheduled Activity (UDA)	
	2016	2017
April	40	514
May	1,038	722
June	1,629	722
July	2,425	2,073
August	4,126	2,898
September	5,568	3,053
October	6,755	
November	7,488	
December	8,435	
January	9,351	
February	10,665	
March	11,961	
April	12,757	
May	12,758	
June	12,758	

QUALITY

	Quantity	Base Number	Contract	AT	Region	England
% of FP17s for the same patient ID Re-attending within 3 months - Children	29	336	8.6%	12.3%	13.5%	12.4%
% of FP17s for the same patient ID Re-attending within 3 months - Adults	152	1,129	13.5%	18.0%	17.4%	16.7%
% of FP17s for the same patient ID Re-attending between 3 & 9 months - Children	204	336	60.7%	57.4%	59.0%	57.4%
% of FP17s for the same patient ID Re-attending between 3 & 9 months - Adults	685	1,129	60.7%	51.1%	52.6%	50.5%
% of FP17s for Band 1 Urgent Courses	106	1,260	8.4%	10.0%	9.4%	9.1%
% of FP17s Relating to Free Repair or Replacements	32	1,260	2.5%	1.0%	1.0%	0.8%
% of FP17s Relating to Continuations	17	1,260	1.3%	1.6%	1.5%	1.3%
% of Patients satisfied with the dentistry they have received	3	5	N/A	95.1%	93.7%	93.2%
% of Patients satisfied with the time they had to wait for an appointment	4	5	N/A	92.9%	90.0%	89.0%

* This is based on patients treated on this contract for their most recent course of treatment. Figures in italics indicate the base number of FP17s or Patient Questionnaire responses are less than 100. N/A is shown where the base number of responses is less than 10 during the period. % is calculated as Quantity/Base number*100

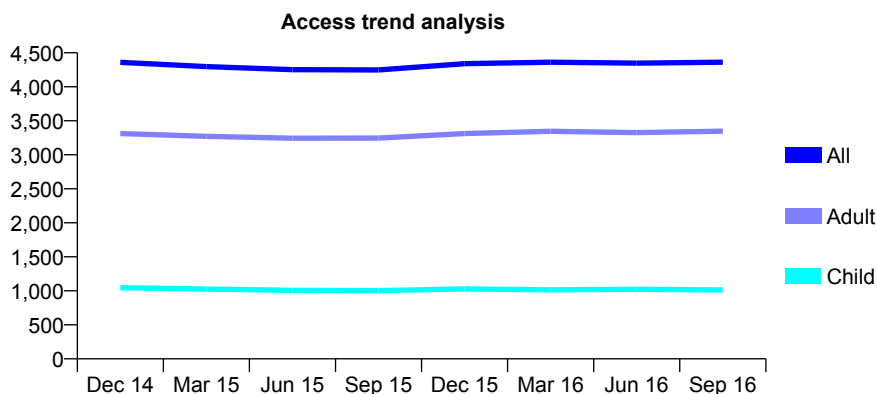
Q44 - Vital Signs At a Glance Contract Report for 638560/0001 - September 2016

Name or company name	MISS J FINN
Contract type name	GDS Contract
Purpose of contract	General
Contract start date	01/04/2006
Contract end date	

16/17 Contracted general activity (UDA)	14,350
Carry forward general activity (UDA)	0
16/17 Contracted orthodontic activity (UOA)	0
Carry forward orthodontic activity (UOA)	0
Baseline contract value	£400,871.98

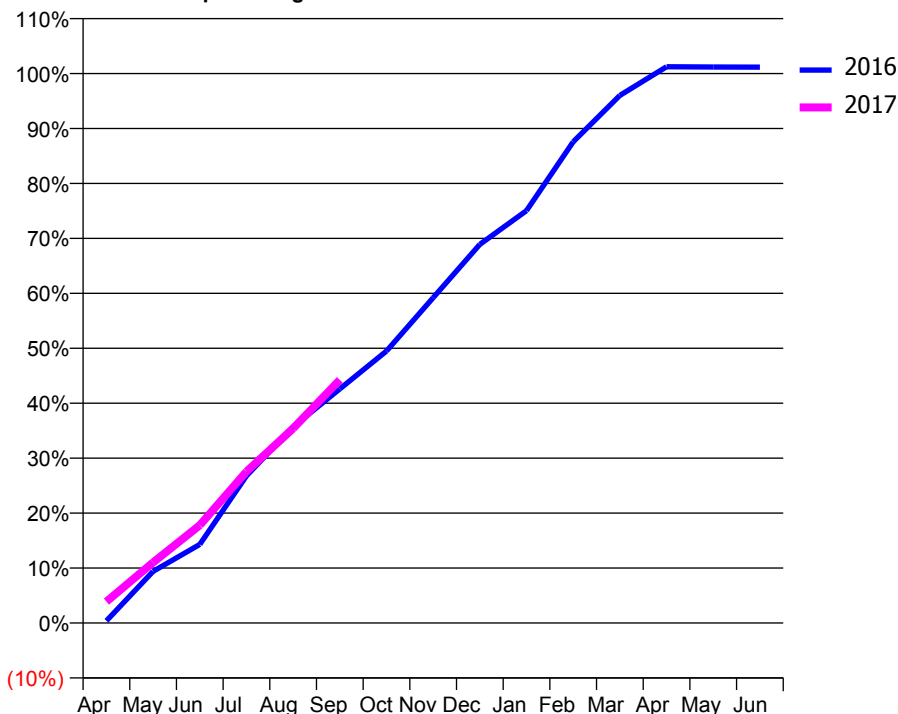
ACCESS*

Patients seen in 24 months	Total	Change since previous quarter
Quarter ending September 2015	4,248	
Quarter ending December 2015	4,340	↑
Quarter ending March 2016	4,361	→
Quarter ending June 2016	4,348	→
Quarter ending September 2016	4,362	→
Variance since September 2015	2.7%	↑



ACTIVITY

Cumulative percentage of contracted UDA delivered 2016 & 2017



Month	Adjusted Scheduled Activity (UDA)	
	2016	2017
April	59	559
May	1,349	1,584
June	2,053	2,556
July	3,842	3,954
August	5,123	5,084
September	6,114	6,350
October	7,101	
November	8,496	
December	9,887	
January	10,768	
February	12,566	
March	13,777	
April	14,525	
May	14,519	
June	14,515	

QUALITY

	Quantity	Base Number	Contract	AT	Region	England
% of FP17s for the same patient ID Re-attending within 3 months - Children	103	858	12.0%	12.3%	13.5%	12.4%
% of FP17s for the same patient ID Re-attending within 3 months - Adults	519	2,563	20.2%	18.0%	17.4%	16.7%
% of FP17s for the same patient ID Re-attending between 3 & 9 months - Children	528	858	61.5%	57.4%	59.0%	57.4%
% of FP17s for the same patient ID Re-attending between 3 & 9 months - Adults	1,325	2,563	51.7%	51.1%	52.6%	50.5%
% of FP17s for Band 1 Urgent Courses	362	3,087	11.7%	10.0%	9.4%	9.1%
% of FP17s Relating to Free Repair or Replacements	63	3,087	2.0%	1.0%	1.0%	0.8%
% of FP17s Relating to Continuations	33	3,087	1.1%	1.6%	1.5%	1.3%
% of Patients satisfied with the dentistry they have received	17	17	100.0%	95.1%	93.7%	93.2%
% of Patients satisfied with the time they had to wait for an appointment	17	17	100.0%	92.9%	90.0%	89.0%

* This is based on patients treated on this contract for their most recent course of treatment. Figures in italics indicate the base number of FP17s or Patient Questionnaire responses are less than 100. N/A is shown where the base number of responses is less than 10 during the period. % is calculated as Quantity/Base number*100

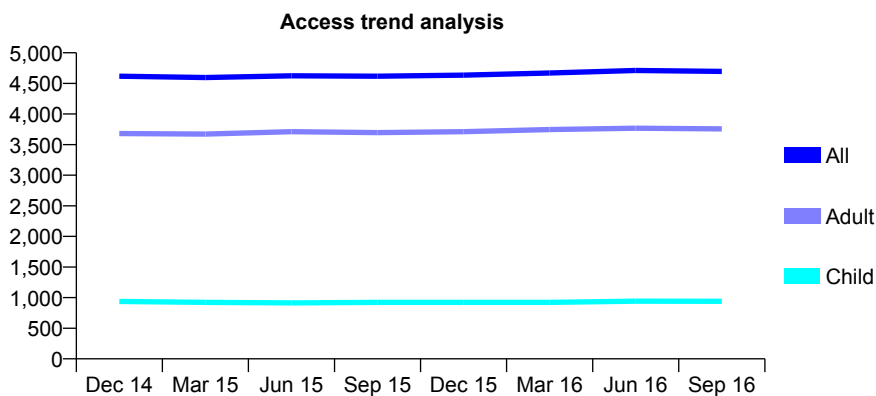
Q44 - Vital Signs At a Glance Contract Report for 649139/0001 - September 2016

Name or company name	MR BS PHIPPS
Contract type name	GDS Contract
Purpose of contract	General
Contract start date	01/04/2006
Contract end date	

16/17 Contracted general activity (UDA)	12,870
Carry forward general activity (UDA)	0
16/17 Contracted orthodontic activity (UOA)	0
Carry forward orthodontic activity (UOA)	0
Baseline contract value	£385,602.25

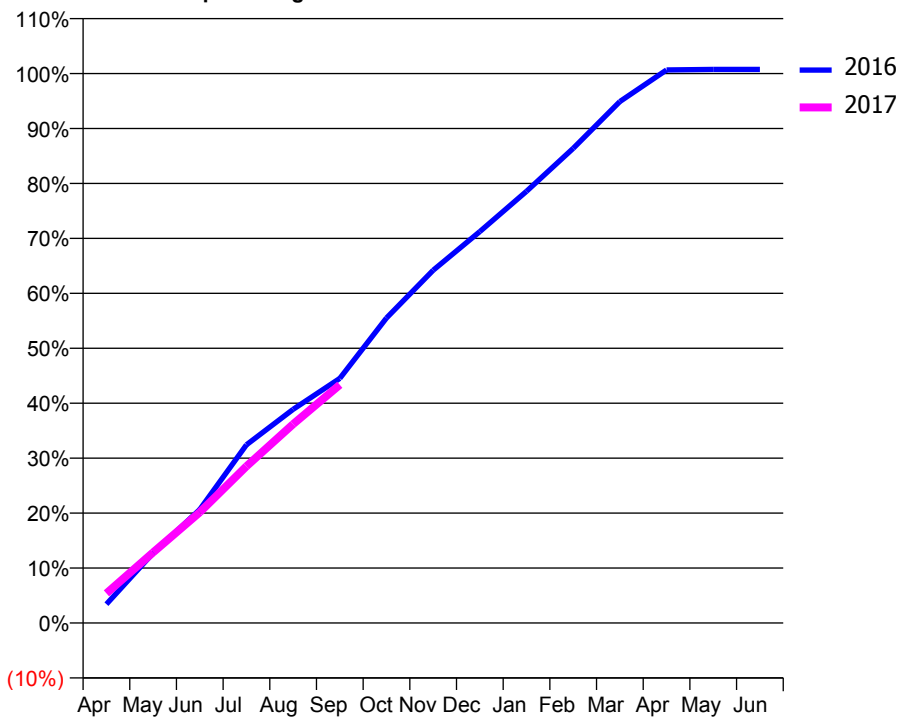
ACCESS*

Patients seen in 24 months	Total	Change since previous quarter
Quarter ending September 2015	4,617	
Quarter ending December 2015	4,634	→
Quarter ending March 2016	4,670	→
Quarter ending June 2016	4,711	→
Quarter ending September 2016	4,696	→
Variance since September 2015	1.7%	→



ACTIVITY

Cumulative percentage of contracted UDA delivered 2016 & 2017



Month	Adjusted Scheduled Activity (UDA)	
	2016	2017
April	441	694
May	1,639	1,654
June	2,658	2,593
July	4,176	3,671
August	5,006	4,659
September	5,730	5,578
October	7,143	
November	8,263	
December	9,168	
January	10,112	
February	11,115	
March	12,213	
April	12,954	
May	12,966	
June	12,966	

QUALITY

	Quantity	Base Number	Contract	AT	Region	England
% of FP17s for the same patient ID Re-attending within 3 months - Children	49	690	7.1%	12.3%	13.5%	12.4%
% of FP17s for the same patient ID Re-attending within 3 months - Adults	477	2,648	18.0%	18.0%	17.4%	16.7%
% of FP17s for the same patient ID Re-attending between 3 & 9 months - Children	303	690	43.9%	57.4%	59.0%	57.4%
% of FP17s for the same patient ID Re-attending between 3 & 9 months - Adults	1,196	2,648	45.2%	51.1%	52.6%	50.5%
% of FP17s for Band 1 Urgent Courses	266	2,938	9.1%	10.0%	9.4%	9.1%
% of FP17s Relating to Free Repair or Replacements	9	2,938	0.3%	1.0%	1.0%	0.8%
% of FP17s Relating to Continuations	81	2,938	2.8%	1.6%	1.5%	1.3%
% of Patients satisfied with the dentistry they have received	1	2	N/A	95.1%	93.7%	93.2%
% of Patients satisfied with the time they had to wait for an appointment	1	2	N/A	92.9%	90.0%	89.0%

* This is based on patients treated on this contract for their most recent course of treatment. Figures in italics indicate the base number of FP17s or Patient Questionnaire responses are less than 100. N/A is shown where the base number of responses is less than 10 during the period. % is calculated as Quantity/Base number*100

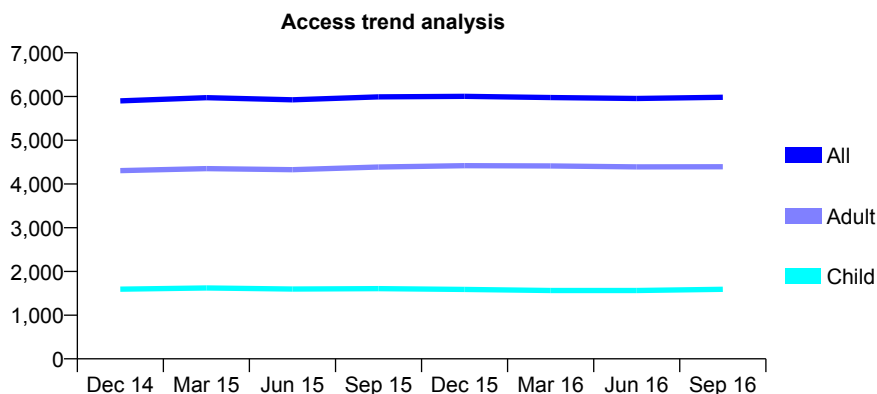
Q44 - Vital Signs At a Glance Contract Report for 649899/0001 - September 2016

Name or company name	MR SW HUGHES
Contract type name	GDS Contract
Purpose of contract	General
Contract start date	01/04/2006
Contract end date	

16/17 Contracted general activity (UDA)	18,100
Carry forward general activity (UDA)	0
16/17 Contracted orthodontic activity (UOA)	0
Carry forward orthodontic activity (UOA)	0
Baseline contract value	£521,836.94

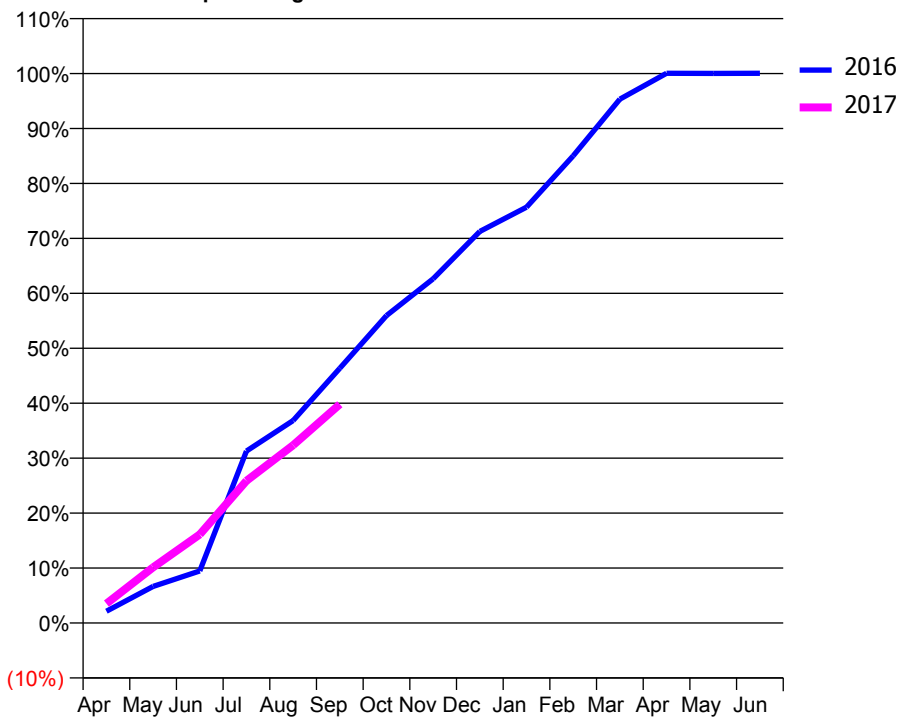
ACCESS*

Patients seen in 24 months	Total	Change since previous quarter
Quarter ending September 2015	5,993	
Quarter ending December 2015	6,004	→
Quarter ending March 2016	5,977	→
Quarter ending June 2016	5,954	→
Quarter ending September 2016	5,984	→
Variance since September 2015	(0.2%)	→



ACTIVITY

Cumulative percentage of contracted UDA delivered 2016 & 2017



Adjusted Scheduled Activity (UDA)

Month	2016	2017
April	387	641
May	1,205	1,833
June	1,716	2,918
July	5,665	4,684
August	6,670	5,858
September	8,392	7,205
October	10,128	
November	11,338	
December	12,896	
January	13,697	
February	15,388	
March	17,255	
April	18,107	
May	18,105	
June	18,106	

QUALITY

	Quantity	Base Number	Contract	AT	Region	England
% of FP17s for the same patient ID Re-attending within 3 months - Children	93	1,194	7.8%	12.3%	13.5%	12.4%
% of FP17s for the same patient ID Re-attending within 3 months - Adults	301	2,678	11.2%	18.0%	17.4%	16.7%
% of FP17s for the same patient ID Re-attending between 3 & 9 months - Children	662	1,194	55.4%	57.4%	59.0%	57.4%
% of FP17s for the same patient ID Re-attending between 3 & 9 months - Adults	1,445	2,678	54.0%	51.1%	52.6%	50.5%
% of FP17s for Band 1 Urgent Courses	83	3,545	2.3%	10.0%	9.4%	9.1%
% of FP17s Relating to Free Repair or Replacements	19	3,545	0.5%	1.0%	1.0%	0.8%
% of FP17s Relating to Continuations	21	3,545	0.6%	1.6%	1.5%	1.3%
% of Patients satisfied with the dentistry they have received	12	13	92.3%	95.1%	93.7%	93.2%
% of Patients satisfied with the time they had to wait for an appointment	12	13	92.3%	92.9%	90.0%	89.0%

* This is based on patients treated on this contract for their most recent course of treatment. Figures in italics indicate the base number of FP17s or Patient Questionnaire responses are less than 100. N/A is shown where the base number of responses is less than 10 during the period. % is calculated as Quantity/Base number*100

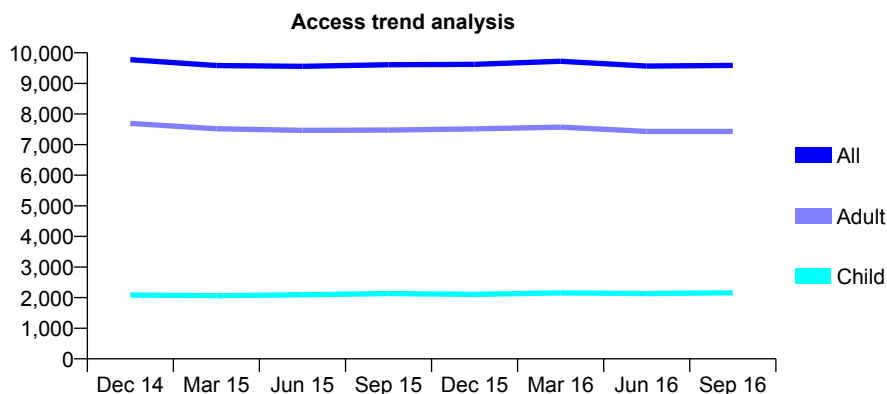
Q44 - Vital Signs At a Glance Contract Report for 654248/0001 - September 2016

Name or company name	MR S HUSSAIN
Contract type name	GDS Contract
Purpose of contract	General
Contract start date	01/04/2006
Contract end date	

16/17 Contracted general activity (UDA)	35,894
Carry forward general activity (UDA)	0
16/17 Contracted orthodontic activity (UOA)	0
Carry forward orthodontic activity (UOA)	0
Baseline contract value	£1,029,440.80

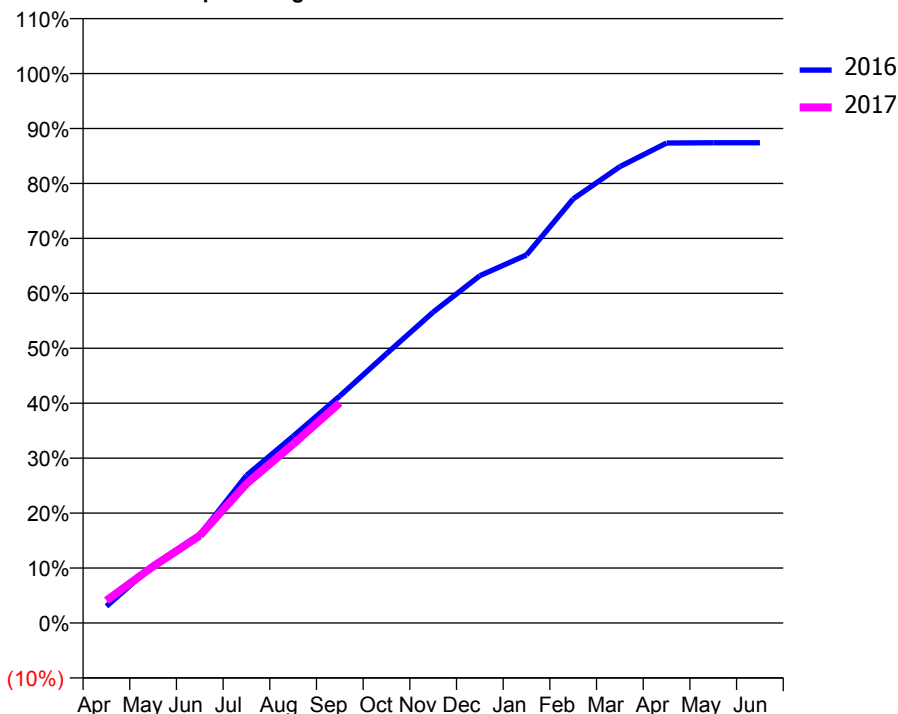
ACCESS*

Patients seen in 24 months	Total	Change since previous quarter
Quarter ending September 2015	9,609	
Quarter ending December 2015	9,621	→
Quarter ending March 2016	9,723	→
Quarter ending June 2016	9,565	↓
Quarter ending September 2016	9,590	→
Variance since September 2015	(0.2%)	→



ACTIVITY

Cumulative percentage of contracted UDA delivered 2016 & 2017



Month	Adjusted Scheduled Activity (UDA)	
	2016	2017
April	1,093	1,470
May	3,765	3,695
June	5,774	5,705
July	9,639	9,098
August	12,201	11,688
September	14,832	14,386
October	17,588	
November	20,311	
December	22,688	
January	24,043	
February	27,702	
March	29,815	
April	31,349	
May	31,370	
June	31,371	

QUALITY

	Quantity	Base Number	Contract	AT	Region	England
% of FP17s for the same patient ID Re-attending within 3 months - Children	129	1,352	9.5%	12.3%	13.5%	12.4%
% of FP17s for the same patient ID Re-attending within 3 months - Adults	991	4,442	22.3%	18.0%	17.4%	16.7%
% of FP17s for the same patient ID Re-attending between 3 & 9 months - Children	606	1,352	44.8%	57.4%	59.0%	57.4%
% of FP17s for the same patient ID Re-attending between 3 & 9 months - Adults	1,612	4,442	36.3%	51.1%	52.6%	50.5%
% of FP17s for Band 1 Urgent Courses	897	5,228	17.2%	10.0%	9.4%	9.1%
% of FP17s Relating to Free Repair or Replacements	46	5,228	0.9%	1.0%	1.0%	0.8%
% of FP17s Relating to Continuations	139	5,228	2.7%	1.6%	1.5%	1.3%
% of Patients satisfied with the dentistry they have received	10	12	83.3%	95.1%	93.7%	93.2%
% of Patients satisfied with the time they had to wait for an appointment	10	12	83.3%	92.9%	90.0%	89.0%

* This is based on patients treated on this contract for their most recent course of treatment. Figures in italics indicate the base number of FP17s or Patient Questionnaire responses are less than 100. N/A is shown where the base number of responses is less than 10 during the period. % is calculated as Quantity/Base number*100

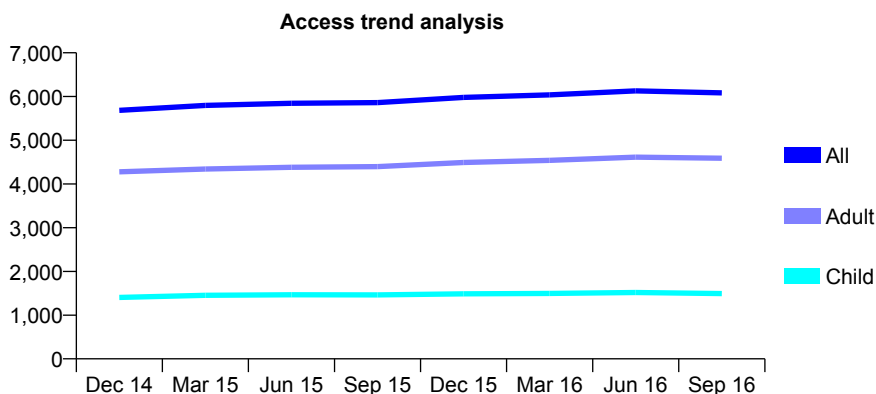
Q44 - Vital Signs At a Glance Contract Report for 661899/0001 - September 2016

Name or company name	MRS A SIMPKINS
Contract type name	GDS Contract
Purpose of contract	General
Contract start date	01/04/2006
Contract end date	

16/17 Contracted general activity (UDA)	15,000
Carry forward general activity (UDA)	0
16/17 Contracted orthodontic activity (UOA)	0
Carry forward orthodontic activity (UOA)	0
Baseline contract value	£377,155.61

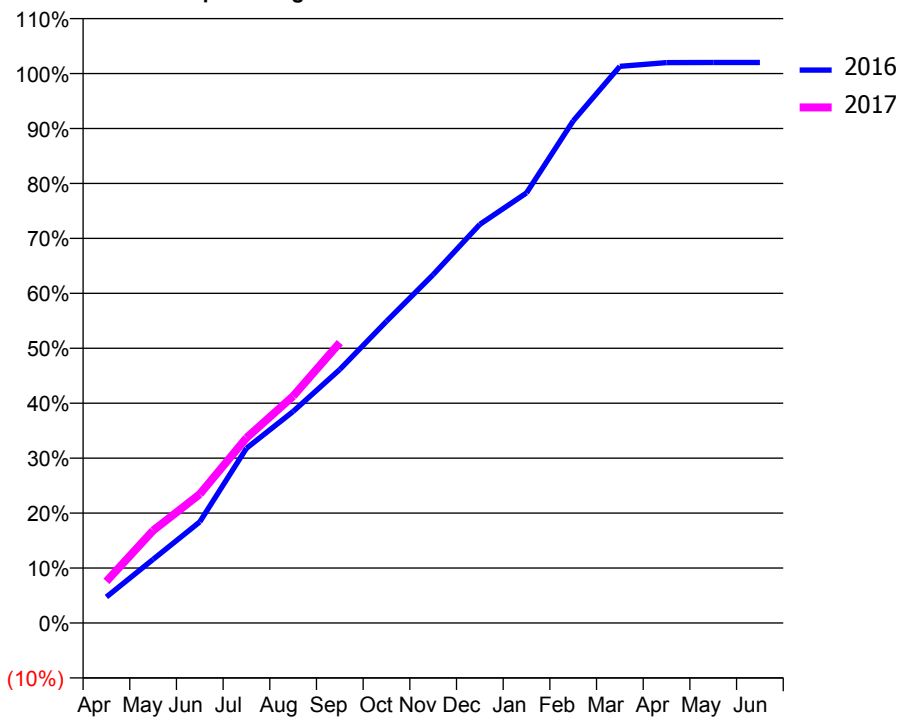
ACCESS*

Patients seen in 24 months	Total	Change since previous quarter
Quarter ending September 2015	5,861	
Quarter ending December 2015	5,979	↑
Quarter ending March 2016	6,038	→
Quarter ending June 2016	6,130	→
Quarter ending September 2016	6,083	→
Variance since September 2015	3.8%	↑



ACTIVITY

Cumulative percentage of contracted UDA delivered 2016 & 2017



Month	Adjusted Scheduled Activity (UDA)	
	2016	2017
April	711	1,136
May	1,739	2,525
June	2,761	3,519
July	4,772	5,054
August	5,774	6,193
September	6,920	7,654
October	8,234	
November	9,511	
December	10,880	
January	11,741	
February	13,708	
March	15,195	
April	15,298	
May	15,300	
June	15,300	

QUALITY

	Quantity	Base Number	Contract	AT	Region	England
% of FP17s for the same patient ID Re-attending within 3 months - Children	26	901	2.9%	12.3%	13.5%	12.4%
% of FP17s for the same patient ID Re-attending within 3 months - Adults	392	2,942	13.3%	18.0%	17.4%	16.7%
% of FP17s for the same patient ID Re-attending between 3 & 9 months - Children	402	901	44.6%	57.4%	59.0%	57.4%
% of FP17s for the same patient ID Re-attending between 3 & 9 months - Adults	1,489	2,942	50.6%	51.1%	52.6%	50.5%
% of FP17s for Band 1 Urgent Courses	135	3,775	3.6%	10.0%	9.4%	9.1%
% of FP17s Relating to Free Repair or Replacements	43	3,775	1.1%	1.0%	1.0%	0.8%
% of FP17s Relating to Continuations	111	3,775	2.9%	1.6%	1.5%	1.3%
% of Patients satisfied with the dentistry they have received	7	7	N/A	95.1%	93.7%	93.2%
% of Patients satisfied with the time they had to wait for an appointment	6	7	N/A	92.9%	90.0%	89.0%

* This is based on patients treated on this contract for their most recent course of treatment. Figures in italics indicate the base number of FP17s or Patient Questionnaire responses are less than 100. N/A is shown where the base number of responses is less than 10 during the period. % is calculated as Quantity/Base number*100

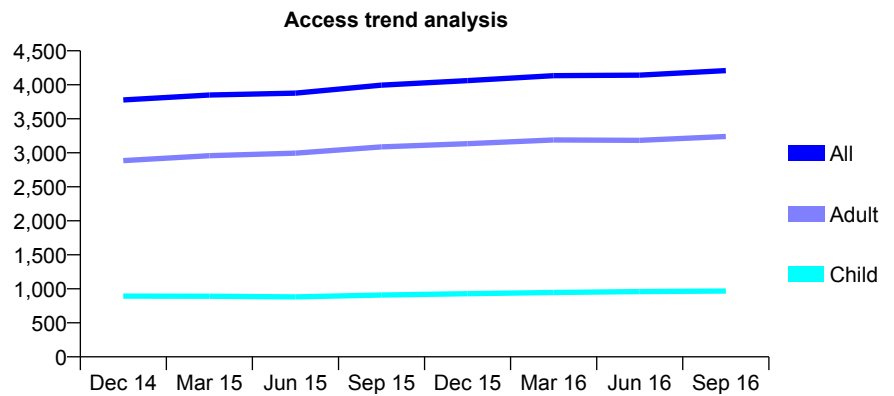
Q44 - Vital Signs At a Glance Contract Report for 674281/0001 - September 2016

Name or company name	MR P MOTTRAM
Contract type name	GDS Contract
Purpose of contract	General
Contract start date	22/05/2006
Contract end date	

16/17 Contracted general activity (UDA)	7,500
Carry forward general activity (UDA)	0
16/17 Contracted orthodontic activity (UOA)	0
Carry forward orthodontic activity (UOA)	0
Baseline contract value	£196,501.06

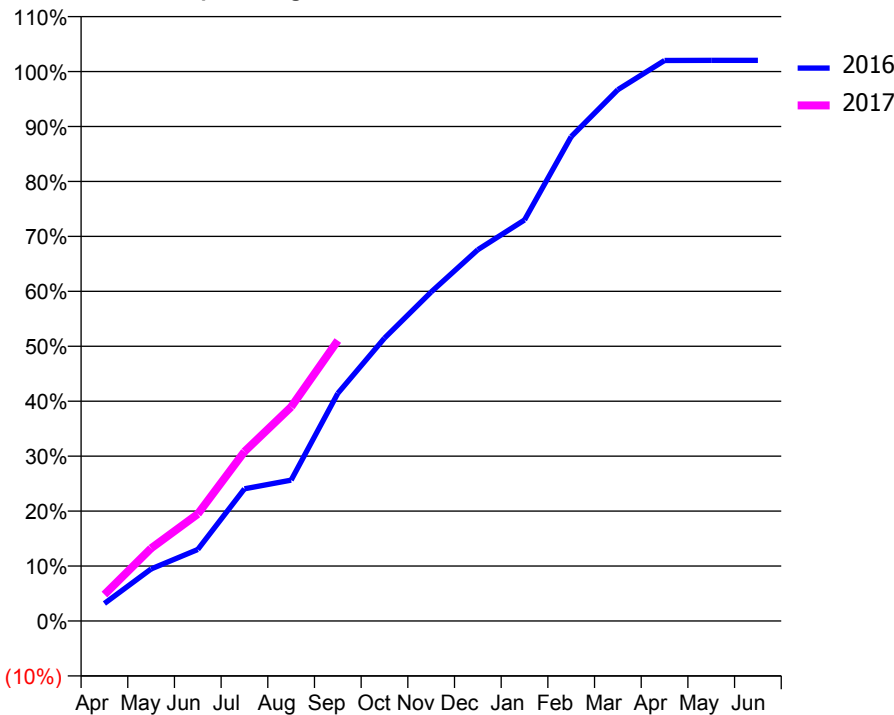
ACCESS*

Patients seen in 24 months	Total	Change since previous quarter
Quarter ending September 2015	3,996	
Quarter ending December 2015	4,062	→
Quarter ending March 2016	4,135	→
Quarter ending June 2016	4,143	→
Quarter ending September 2016	4,209	→
Variance since September 2015	5.3%	↑



ACTIVITY

Cumulative percentage of contracted UDA delivered 2016 & 2017



Month	Adjusted Scheduled Activity (UDA)	
	2016	2017
April	239	362
May	712	993
June	977	1,461
July	1,805	2,312
August	1,924	2,923
September	3,108	3,828
October	3,862	
November	4,492	
December	5,067	
January	5,474	
February	6,611	
March	7,252	
April	7,651	
May	7,653	
June	7,653	

QUALITY

	Quantity	Base Number	Contract	AT	Region	England
% of FP17s for the same patient ID Re-attending within 3 months - Children	78	816	9.6%	12.3%	13.5%	12.4%
% of FP17s for the same patient ID Re-attending within 3 months - Adults	344	2,285	15.1%	18.0%	17.4%	16.7%
% of FP17s for the same patient ID Re-attending between 3 & 9 months - Children	506	816	62.0%	57.4%	59.0%	57.4%
% of FP17s for the same patient ID Re-attending between 3 & 9 months - Adults	1,304	2,285	57.1%	51.1%	52.6%	50.5%
% of FP17s for Band 1 Urgent Courses	269	2,409	11.2%	10.0%	9.4%	9.1%
% of FP17s Relating to Free Repair or Replacements	10	2,409	0.4%	1.0%	1.0%	0.8%
% of FP17s Relating to Continuations	10	2,409	0.4%	1.6%	1.5%	1.3%
% of Patients satisfied with the dentistry they have received	8	8	N/A	95.1%	93.7%	93.2%
% of Patients satisfied with the time they had to wait for an appointment	7	8	N/A	92.9%	90.0%	89.0%

* This is based on patients treated on this contract for their most recent course of treatment. Figures in italics indicate the base number of FP17s or Patient Questionnaire responses are less than 100. N/A is shown where the base number of responses is less than 10 during the period. % is calculated as Quantity/Base number*100

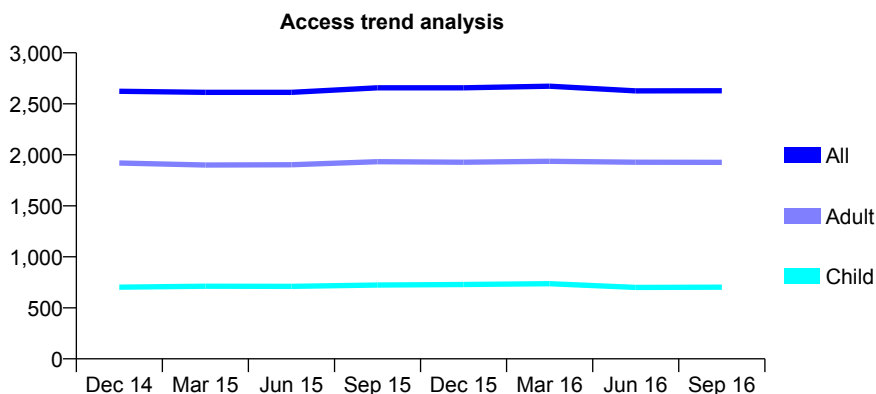
Q44 - Vital Signs At a Glance Contract Report for 674346/0001 - September 2016

Name or company name	MISS SE HAWORTH
Contract type name	PDS Contract
Purpose of contract	General
Contract start date	01/04/2006
Contract end date	31/03/2021

16/17 Contracted general activity (UDA)	8,909
Carry forward general activity (UDA)	247
16/17 Contracted orthodontic activity (UOA)	0
Carry forward orthodontic activity (UOA)	0
Baseline contract value	£252,093.36

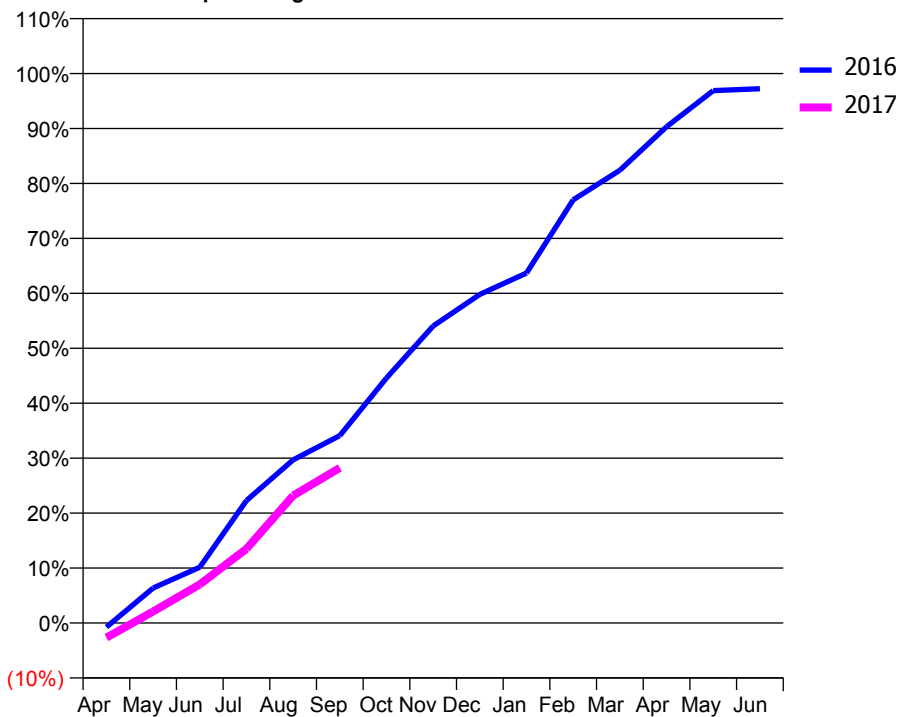
ACCESS*

Patients seen in 24 months	Total	Change since previous quarter
Quarter ending September 2015	2,657	
Quarter ending December 2015	2,657	→
Quarter ending March 2016	2,672	→
Quarter ending June 2016	2,627	↓
Quarter ending September 2016	2,628	→
Variance since September 2015	(1.1%)	↓



ACTIVITY

Cumulative percentage of contracted UDA delivered 2016 & 2017



Month	Adjusted Scheduled Activity (UDA)	
	2016	2017
April	-67	-239
May	568	188
June	904	626
July	1,986	1,202
August	2,644	2,066
September	3,039	2,515
October	3,972	
November	4,816	
December	5,327	
January	5,673	
February	6,860	
March	7,342	
April	8,045	
May	8,632	
June	8,662	

QUALITY

	Quantity	Base Number	Contract	AT	Region	England
% of FP17s for the same patient ID Re-attending within 3 months - Children	62	583	10.6%	12.3%	13.5%	12.4%
% of FP17s for the same patient ID Re-attending within 3 months - Adults	194	1,167	16.6%	18.0%	17.4%	16.7%
% of FP17s for the same patient ID Re-attending between 3 & 9 months - Children	359	583	61.6%	57.4%	59.0%	57.4%
% of FP17s for the same patient ID Re-attending between 3 & 9 months - Adults	411	1,167	35.2%	51.1%	52.6%	50.5%
% of FP17s for Band 1 Urgent Courses	133	1,333	10.0%	10.0%	9.4%	9.1%
% of FP17s Relating to Free Repair or Replacements	16	1,333	1.2%	1.0%	1.0%	0.8%
% of FP17s Relating to Continuations	4	1,333	0.3%	1.6%	1.5%	1.3%
% of Patients satisfied with the dentistry they have received	2	2	N/A	95.1%	93.7%	93.2%
% of Patients satisfied with the time they had to wait for an appointment	1	2	N/A	92.9%	90.0%	89.0%

* This is based on patients treated on this contract for their most recent course of treatment. Figures in italics indicate the base number of FP17s or Patient Questionnaire responses are less than 100. N/A is shown where the base number of responses is less than 10 during the period. % is calculated as Quantity/Base number*100

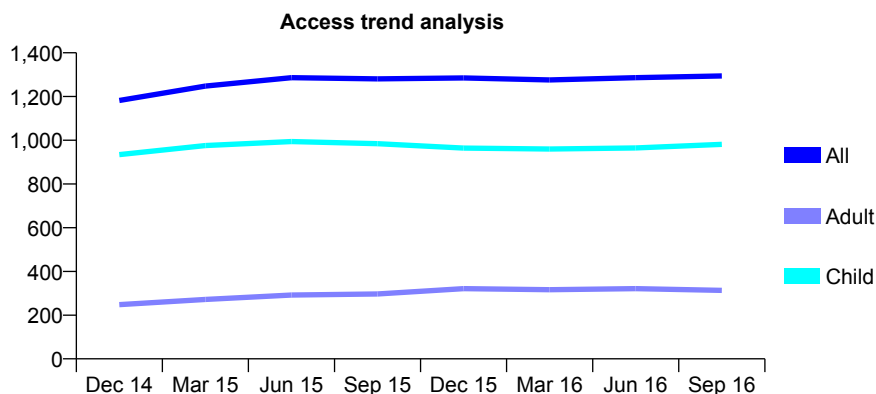
Q44 - Vital Signs At a Glance Contract Report for 676357/0001 - September 2016

Name or company name	MR JD FLEMING
Contract type name	GDS Contract
Purpose of contract	General
Contract start date	01/07/2013
Contract end date	

16/17 Contracted general activity (UDA)	3,077
Carry forward general activity (UDA)	0
16/17 Contracted orthodontic activity (UOA)	0
Carry forward orthodontic activity (UOA)	0
Baseline contract value	£111,069.10

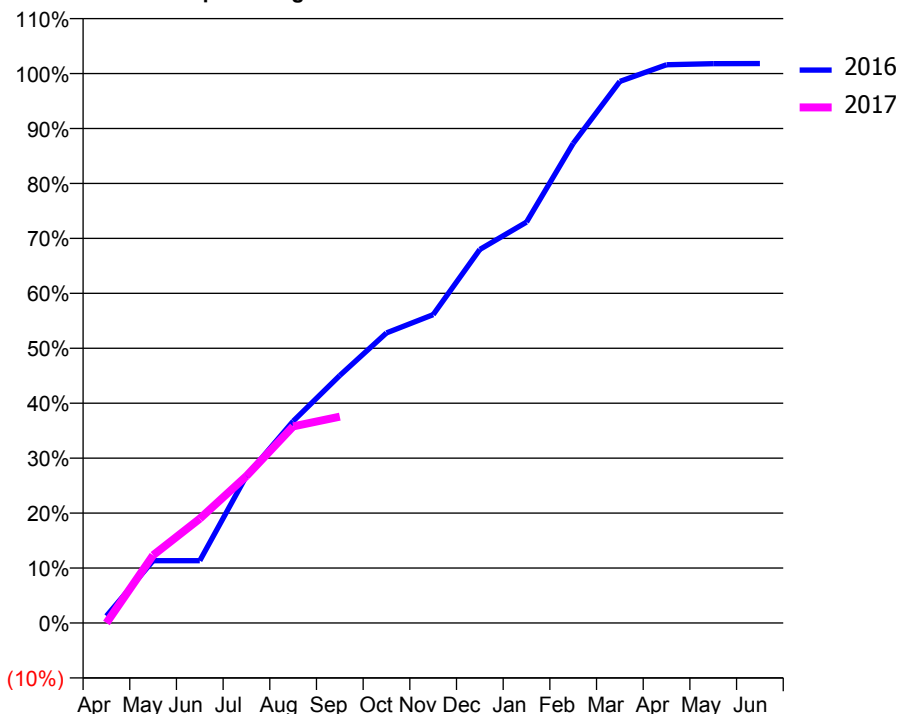
ACCESS*

Patients seen in 24 months	Total	Change since previous quarter
Quarter ending September 2015	1,281	
Quarter ending December 2015	1,285	→
Quarter ending March 2016	1,276	→
Quarter ending June 2016	1,286	→
Quarter ending September 2016	1,294	→
Variance since September 2015	1.0%	→



ACTIVITY

Cumulative percentage of contracted UDA delivered 2016 & 2017



Adjusted Scheduled Activity (UDA)

Month	2016	2017
April	39	0
May	349	380
June	349	584
July	824	824
August	1,130	1,101
September	1,386	1,156
October	1,625	
November	1,727	
December	2,092	
January	2,245	
February	2,685	
March	3,033	
April	3,126	
May	3,132	
June	3,133	

QUALITY

	Quantity	Base Number	Contract	AT	Region	England
% of FP17s for the same patient ID Re-attending within 3 months - Children	117	761	15.4%	12.3%	13.5%	12.4%
% of FP17s for the same patient ID Re-attending within 3 months - Adults	8	128	6.3%	18.0%	17.4%	16.7%
% of FP17s for the same patient ID Re-attending between 3 & 9 months - Children	476	761	62.5%	57.4%	59.0%	57.4%
% of FP17s for the same patient ID Re-attending between 3 & 9 months - Adults	75	128	58.6%	51.1%	52.6%	50.5%
% of FP17s for Band 1 Urgent Courses	34	819	4.2%	10.0%	9.4%	9.1%
% of FP17s Relating to Free Repair or Replacements	0	819	0.0%	1.0%	1.0%	0.8%
% of FP17s Relating to Continuations	2	819	0.2%	1.6%	1.5%	1.3%
% of Patients satisfied with the dentistry they have received	2	2	N/A	95.1%	93.7%	93.2%
% of Patients satisfied with the time they had to wait for an appointment	2	2	N/A	92.9%	90.0%	89.0%

* This is based on patients treated on this contract for their most recent course of treatment. Figures in italics indicate the base number of FP17s or Patient Questionnaire responses are less than 100. N/A is shown where the base number of responses is less than 10 during the period. % is calculated as Quantity/Base number*100

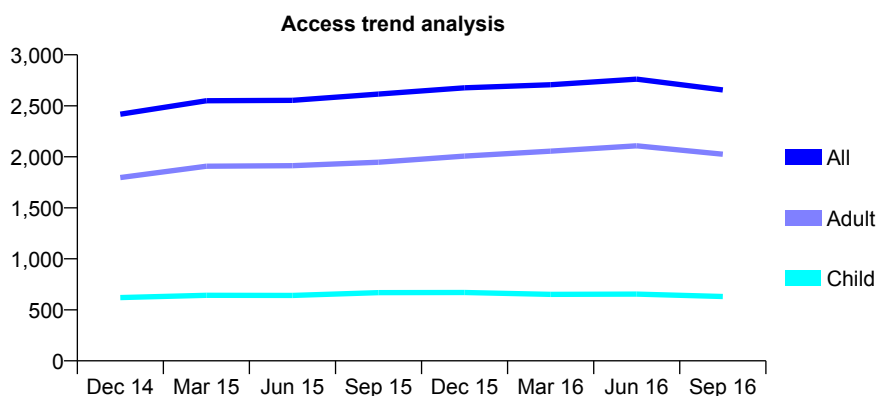
Q44 - Vital Signs At a Glance Contract Report for 682365/0009 - September 2016

Name or company name	MR QM JAFFRI
Contract type name	PDS Plus Contract
Purpose of contract	General
Contract start date	29/11/2010
Contract end date	28/11/2018

16/17 Contracted general activity (UDA)	8,000
Carry forward general activity (UDA)	74
16/17 Contracted orthodontic activity (UOA)	0
Carry forward orthodontic activity (UOA)	0
Baseline contract value	£225,408.00

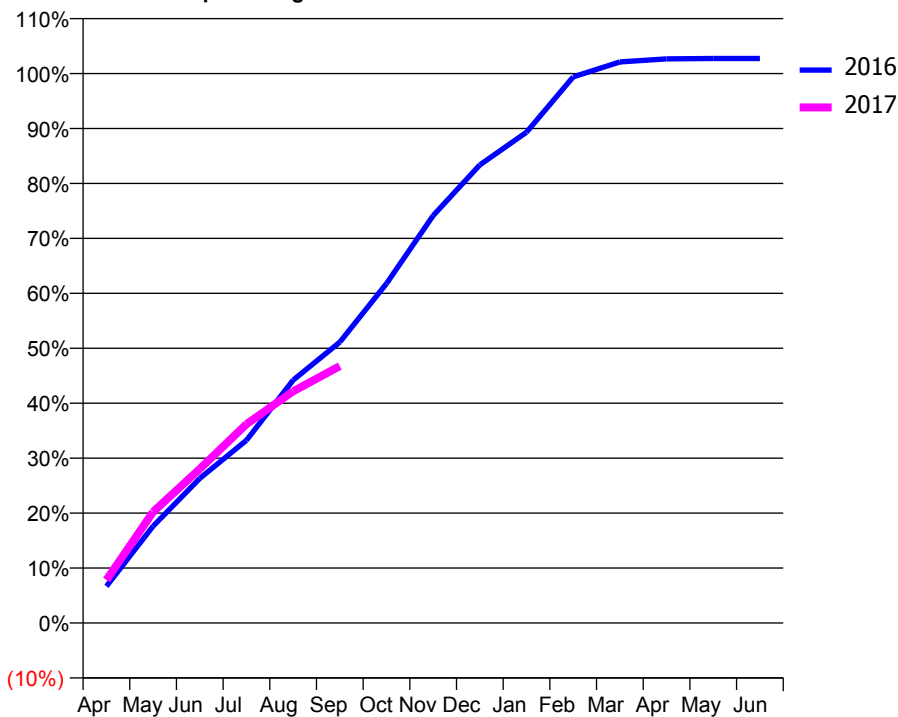
ACCESS*

Patients seen in 24 months	Total	Change since previous quarter
Quarter ending September 2015	2,615	
Quarter ending December 2015	2,677	↑
Quarter ending March 2016	2,707	→
Quarter ending June 2016	2,762	↑
Quarter ending September 2016	2,656	↓
Variance since September 2015	1.6%	→



ACTIVITY

Cumulative percentage of contracted UDA delivered 2016 & 2017



Month	Adjusted Scheduled Activity (UDA)	
	2016	2017
April	534	627
May	1,411	1,618
June	2,105	2,243
July	2,660	2,896
August	3,537	3,372
September	4,090	3,741
October	4,942	
November	5,933	
December	6,670	
January	7,144	
February	7,951	
March	8,168	
April	8,213	
May	8,218	
June	8,218	

QUALITY

	Quantity	Base Number	Contract	AT	Region	England
% of FP17s for the same patient ID Re-attending within 3 months - Children	31	370	8.4%	12.3%	13.5%	12.4%
% of FP17s for the same patient ID Re-attending within 3 months - Adults	188	1,154	16.3%	18.0%	17.4%	16.7%
% of FP17s for the same patient ID Re-attending between 3 & 9 months - Children	186	370	50.3%	57.4%	59.0%	57.4%
% of FP17s for the same patient ID Re-attending between 3 & 9 months - Adults	534	1,154	46.3%	51.1%	52.6%	50.5%
% of FP17s for Band 1 Urgent Courses	238	1,496	15.9%	10.0%	9.4%	9.1%
% of FP17s Relating to Free Repair or Replacements	17	1,496	1.1%	1.0%	1.0%	0.8%
% of FP17s Relating to Continuations	8	1,496	0.5%	1.6%	1.5%	1.3%
% of Patients satisfied with the dentistry they have received	5	5	N/A	95.1%	93.7%	93.2%
% of Patients satisfied with the time they had to wait for an appointment	5	5	N/A	92.9%	90.0%	89.0%

* This is based on patients treated on this contract for their most recent course of treatment. Figures in italics indicate the base number of FP17s or Patient Questionnaire responses are less than 100. N/A is shown where the base number of responses is less than 10 during the period. % is calculated as Quantity/Base number*100

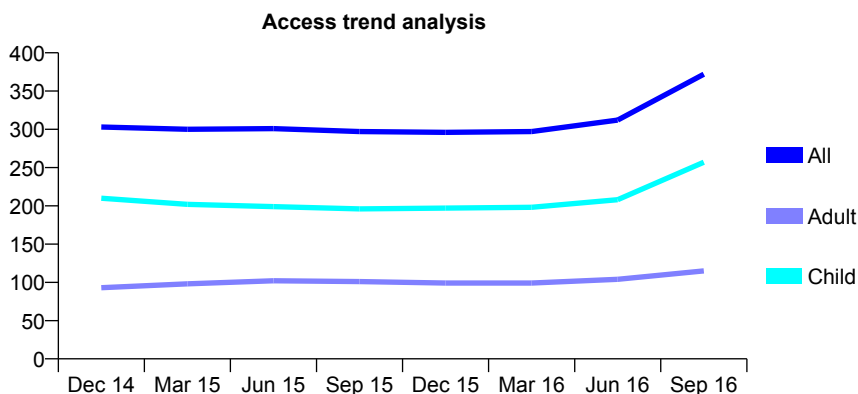
Q44 - Vital Signs At a Glance Contract Report for 723525/0001 - September 2016

Name or company name	Wish Dental Practice
Contract type name	GDS Contract
Purpose of contract	General
Contract start date	01/04/2006
Contract end date	

16/17 Contracted general activity (UDA)	1,098
Carry forward general activity (UDA)	0
16/17 Contracted orthodontic activity (UOA)	0
Carry forward orthodontic activity (UOA)	0
Baseline contract value	£24,114.51

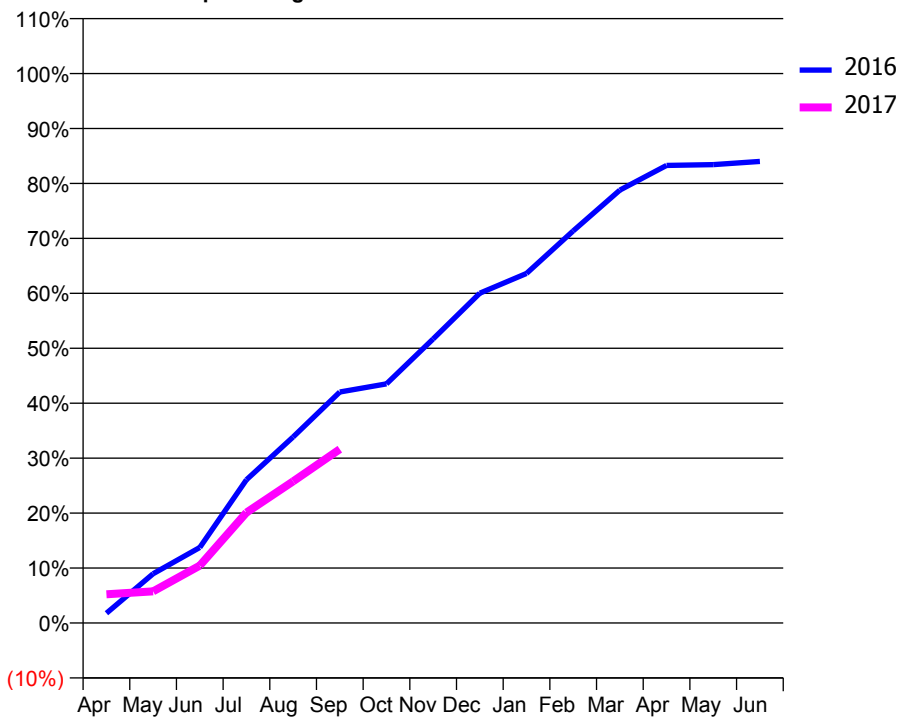
ACCESS*

Patients seen in 24 months	Total	Change since previous quarter
Quarter ending September 2015	297	
Quarter ending December 2015	296	→
Quarter ending March 2016	297	→
Quarter ending June 2016	312	↑
Quarter ending September 2016	372	↑
Variance since September 2015	25.3%	↑



ACTIVITY

Cumulative percentage of contracted UDA delivered 2016 & 2017



Adjusted Scheduled Activity (UDA)

Month	2016	2017
April	12	57
May	60	63
June	93	115
July	176	221
August	228	283
September	283	347
October	293	
November	348	
December	405	
January	429	
February	481	
March	531	
April	561	
May	562	
June	566	

QUALITY

	Quantity	Base Number	Contract	AT	Region	England
% of FP17s for the same patient ID Re-attending within 3 months - Children	14	214	6.5%	12.3%	13.5%	12.4%
% of FP17s for the same patient ID Re-attending within 3 months - Adults	8	74	10.8%	18.0%	17.4%	16.7%
% of FP17s for the same patient ID Re-attending between 3 & 9 months - Children	107	214	50.0%	57.4%	59.0%	57.4%
% of FP17s for the same patient ID Re-attending between 3 & 9 months - Adults	29	74	39.2%	51.1%	52.6%	50.5%
% of FP17s for Band 1 Urgent Courses	11	264	4.2%	10.0%	9.4%	9.1%
% of FP17s Relating to Free Repair or Replacements	0	264	0.0%	1.0%	1.0%	0.8%
% of FP17s Relating to Continuations	0	264	0.0%	1.6%	1.5%	1.3%
% of Patients satisfied with the dentistry they have received	0	0	N/A	95.1%	93.7%	93.2%
% of Patients satisfied with the time they had to wait for an appointment	0	0	N/A	92.9%	90.0%	89.0%

* This is based on patients treated on this contract for their most recent course of treatment. Figures in italics indicate the base number of FP17s or Patient Questionnaire responses are less than 100. N/A is shown where the base number of responses is less than 10 during the period. % is calculated as Quantity/Base number*100

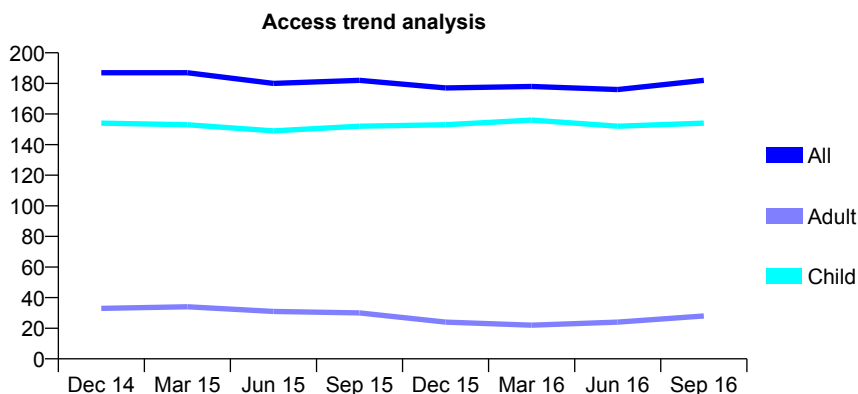
Q44 - Vital Signs At a Glance Contract Report for 723843/0002 - September 2016

Name or company name	MR JR BURGESS
Contract type name	GDS Contract
Purpose of contract	General
Contract start date	01/04/2006
Contract end date	

16/17 Contracted general activity (UDA)	308
Carry forward general activity (UDA)	0
16/17 Contracted orthodontic activity (UOA)	0
Carry forward orthodontic activity (UOA)	0
Baseline contract value	£8,644.17

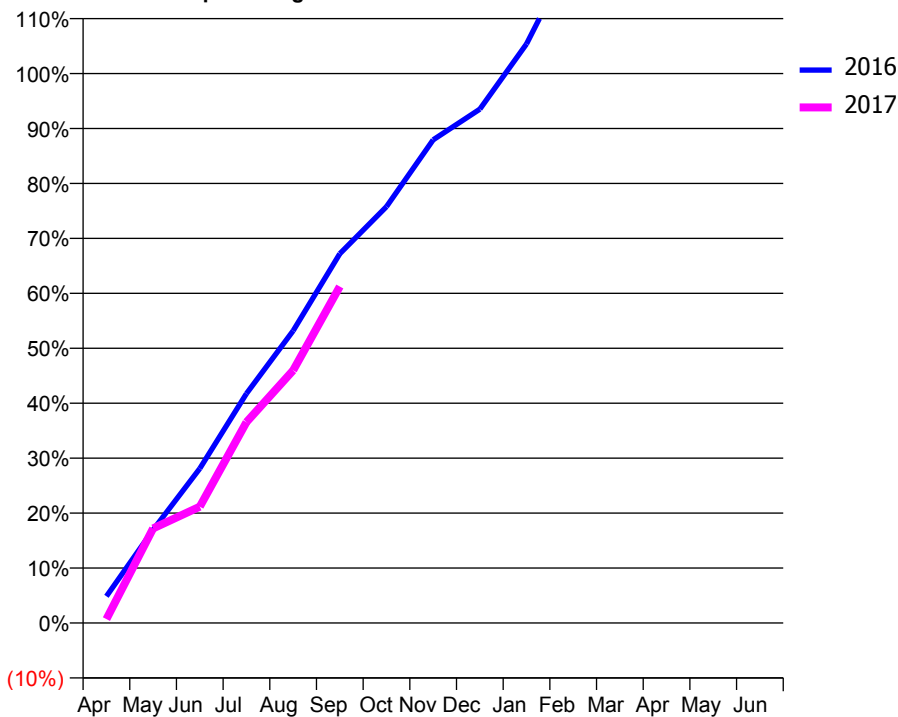
ACCESS*

Patients seen in 24 months	Total	Change since previous quarter
Quarter ending September 2015	182	
Quarter ending December 2015	177	↓
Quarter ending March 2016	178	→
Quarter ending June 2016	176	↓
Quarter ending September 2016	182	↑
Variance since September 2015	0.0%	→



ACTIVITY

Cumulative percentage of contracted UDA delivered 2016 & 2017



Adjusted Scheduled Activity (UDA)

Month	2016	2017
April	15	2
May	52	53
June	87	65
July	129	113
August	164	142
September	207	189
October	233	
November	271	
December	288	
January	325	
February	376	
March	376	
April	412	
May	412	
June	412	

QUALITY

	Quantity	Base Number	Contract	AT	Region	England
% of FP17s for the same patient ID Re-attending within 3 months - Children	29	166	17.5%	12.3%	13.5%	12.4%
% of FP17s for the same patient ID Re-attending within 3 months - Adults	0	6	0.0%	18.0%	17.4%	16.7%
% of FP17s for the same patient ID Re-attending between 3 & 9 months - Children	98	166	59.0%	57.4%	59.0%	57.4%
% of FP17s for the same patient ID Re-attending between 3 & 9 months - Adults	4	6	66.7%	51.1%	52.6%	50.5%
% of FP17s for Band 1 Urgent Courses	8	147	5.4%	10.0%	9.4%	9.1%
% of FP17s Relating to Free Repair or Replacements	0	147	0.0%	1.0%	1.0%	0.8%
% of FP17s Relating to Continuations	0	147	0.0%	1.6%	1.5%	1.3%
% of Patients satisfied with the dentistry they have received	0	0	N/A	95.1%	93.7%	93.2%
% of Patients satisfied with the time they had to wait for an appointment	0	0	N/A	92.9%	90.0%	89.0%

* This is based on patients treated on this contract for their most recent course of treatment. Figures in italics indicate the base number of FP17s or Patient Questionnaire responses are less than 100. N/A is shown where the base number of responses is less than 10 during the period. % is calculated as Quantity/Base number*100

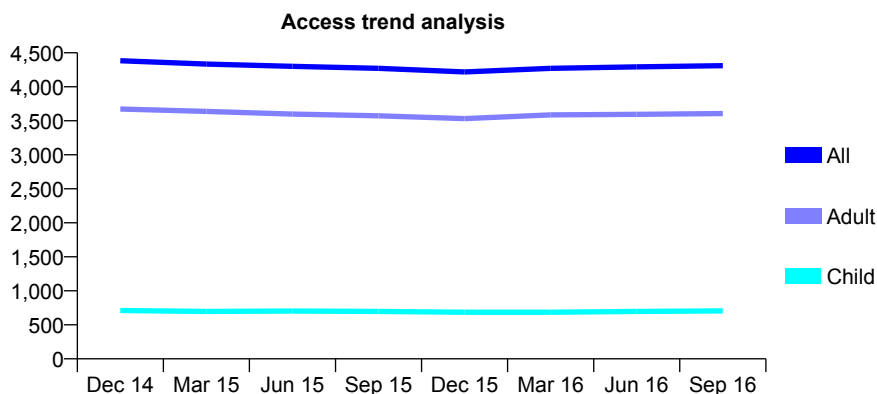
Q44 - Vital Signs At a Glance Contract Report for 725382/0001 - September 2016

Name or company name	MR DG SPARKE
Contract type name	GDS Contract
Purpose of contract	General
Contract start date	01/04/2006
Contract end date	

16/17 Contracted general activity (UDA)	12,165
Carry forward general activity (UDA)	0
16/17 Contracted orthodontic activity (UOA)	0
Carry forward orthodontic activity (UOA)	0
Baseline contract value	£363,992.46

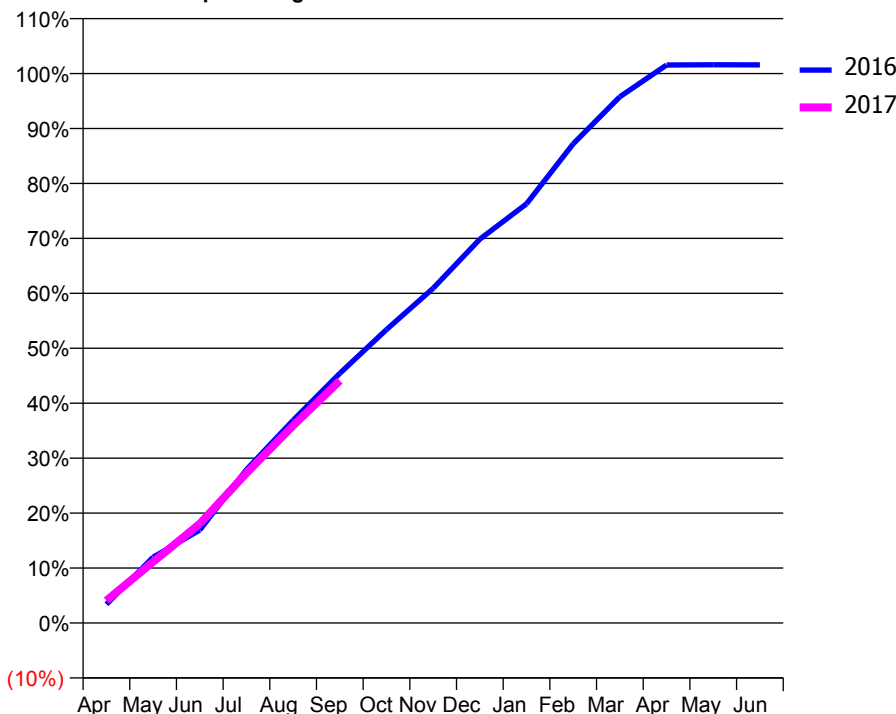
ACCESS*

Patients seen in 24 months	Total	Change since previous quarter
Quarter ending September 2015	4,272	
Quarter ending December 2015	4,219	↓
Quarter ending March 2016	4,272	→
Quarter ending June 2016	4,293	→
Quarter ending September 2016	4,311	→
Variance since September 2015	0.9%	→



ACTIVITY

Cumulative percentage of contracted UDA delivered 2016 & 2017



Month	Adjusted Scheduled Activity (UDA)	
	2016	2017
April	416	498
May	1,457	1,353
June	2,058	2,198
July	3,398	3,320
August	4,487	4,370
September	5,528	5,366
October	6,495	
November	7,412	
December	8,498	
January	9,280	
February	10,608	
March	11,651	
April	12,353	
May	12,358	
June	12,355	

QUALITY

	Quantity	Base Number	Contract	AT	Region	England
% of FP17s for the same patient ID Re-attending within 3 months - Children	52	653	8.0%	12.3%	13.5%	12.4%
% of FP17s for the same patient ID Re-attending within 3 months - Adults	496	3,046	16.3%	18.0%	17.4%	16.7%
% of FP17s for the same patient ID Re-attending between 3 & 9 months - Children	467	653	71.5%	57.4%	59.0%	57.4%
% of FP17s for the same patient ID Re-attending between 3 & 9 months - Adults	1,662	3,046	54.6%	51.1%	52.6%	50.5%
% of FP17s for Band 1 Urgent Courses	79	3,357	2.4%	10.0%	9.4%	9.1%
% of FP17s Relating to Free Repair or Replacements	75	3,357	2.2%	1.0%	1.0%	0.8%
% of FP17s Relating to Continuations	139	3,357	4.1%	1.6%	1.5%	1.3%
% of Patients satisfied with the dentistry they have received	7	7	N/A	95.1%	93.7%	93.2%
% of Patients satisfied with the time they had to wait for an appointment	7	7	N/A	92.9%	90.0%	89.0%

* This is based on patients treated on this contract for their most recent course of treatment. Figures in italics indicate the base number of FP17s or Patient Questionnaire responses are less than 100. N/A is shown where the base number of responses is less than 10 during the period. % is calculated as Quantity/Base number*100

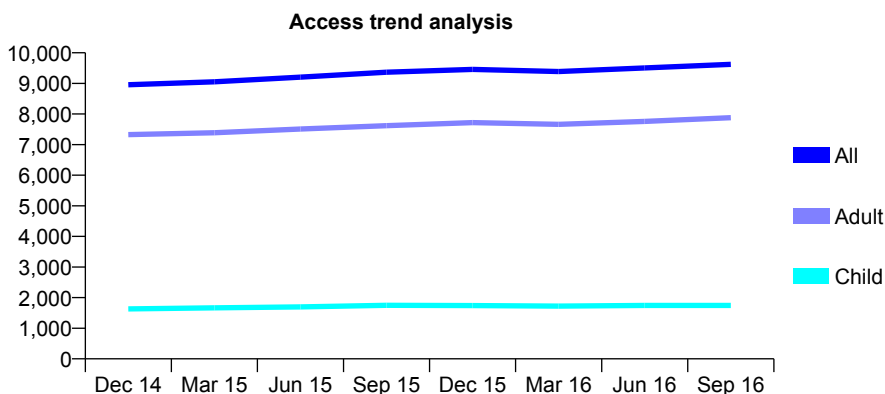
Q44 - Vital Signs At a Glance Contract Report for 725382/0002 - September 2016

Name or company name	MR DG SPARKE
Contract type name	GDS Contract
Purpose of contract	General
Contract start date	01/04/2006
Contract end date	

16/17 Contracted general activity (UDA)	26,156
Carry forward general activity (UDA)	0
16/17 Contracted orthodontic activity (UOA)	0
Carry forward orthodontic activity (UOA)	0
Baseline contract value	£768,656.43

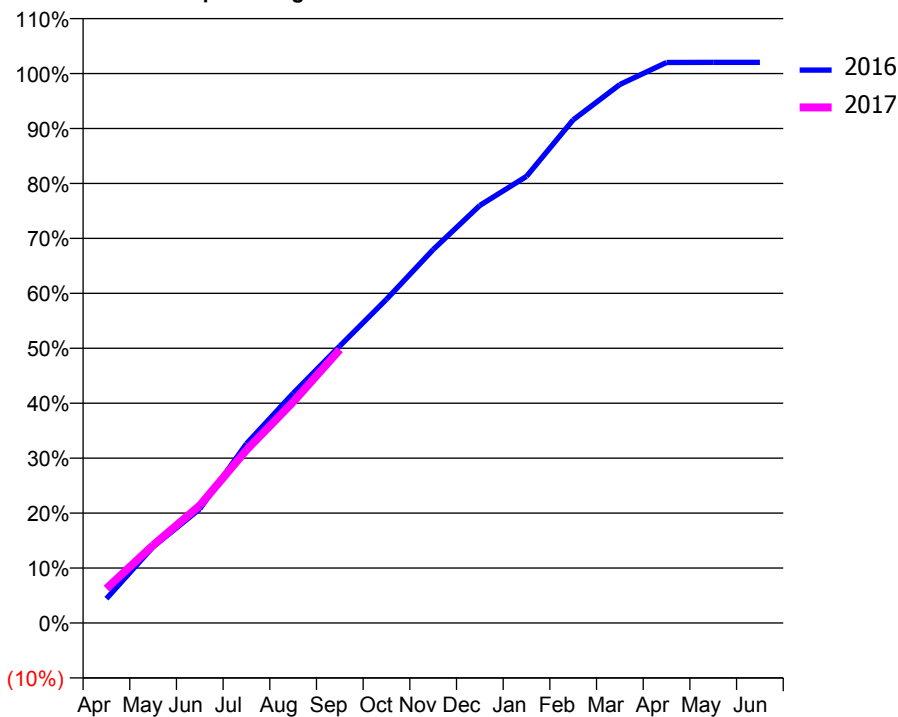
ACCESS*

Patients seen in 24 months	Total	Change since previous quarter
Quarter ending September 2015	9,368	
Quarter ending December 2015	9,459	→
Quarter ending March 2016	9,387	→
Quarter ending June 2016	9,507	→
Quarter ending September 2016	9,622	→
Variance since September 2015	2.7%	↑



ACTIVITY

Cumulative percentage of contracted UDA delivered 2016 & 2017



Month	Adjusted Scheduled Activity (UDA)	
	2016	2017
April	1,157	1,643
May	3,625	3,704
June	5,433	5,598
July	8,534	8,234
August	10,932	10,522
September	13,187	13,017
October	15,411	
November	17,776	
December	19,876	
January	21,260	
February	23,954	
March	25,631	
April	26,682	
May	26,686	
June	26,690	

QUALITY

	Quantity	Base Number	Contract	AT	Region	England
% of FP17s for the same patient ID Re-attending within 3 months - Children	103	1,467	7.0%	12.3%	13.5%	12.4%
% of FP17s for the same patient ID Re-attending within 3 months - Adults	1,078	6,664	16.2%	18.0%	17.4%	16.7%
% of FP17s for the same patient ID Re-attending between 3 & 9 months - Children	990	1,467	67.5%	57.4%	59.0%	57.4%
% of FP17s for the same patient ID Re-attending between 3 & 9 months - Adults	3,704	6,664	55.6%	51.1%	52.6%	50.5%
% of FP17s for Band 1 Urgent Courses	340	7,177	4.7%	10.0%	9.4%	9.1%
% of FP17s Relating to Free Repair or Replacements	132	7,177	1.8%	1.0%	1.0%	0.8%
% of FP17s Relating to Continuations	230	7,177	3.2%	1.6%	1.5%	1.3%
% of Patients satisfied with the dentistry they have received	18	19	94.7%	95.1%	93.7%	93.2%
% of Patients satisfied with the time they had to wait for an appointment	19	19	100.0%	92.9%	90.0%	89.0%

* This is based on patients treated on this contract for their most recent course of treatment. Figures in italics indicate the base number of FP17s or Patient Questionnaire responses are less than 100. N/A is shown where the base number of responses is less than 10 during the period. % is calculated as Quantity/Base number*100

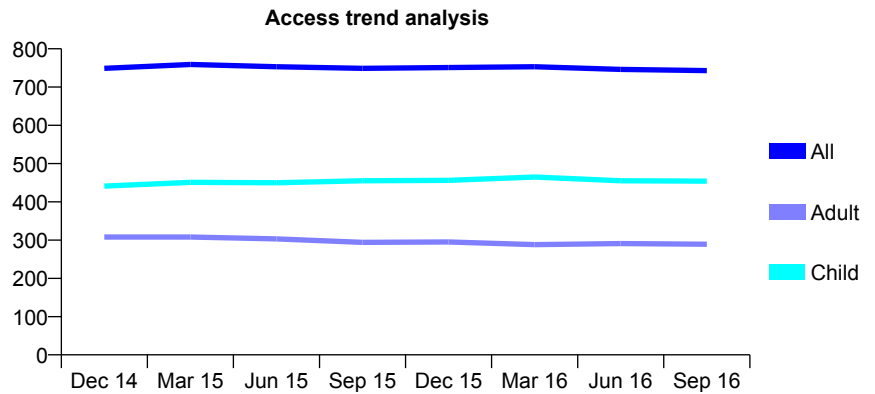
Q44 - Vital Signs At a Glance Contract Report for 725889/0001 - September 2016

Name or company name	MR GD ROWE
Contract type name	PDS Contract
Purpose of contract	General
Contract start date	01/04/2006
Contract end date	

16/17 Contracted general activity (UDA)	2,220
Carry forward general activity (UDA)	0
16/17 Contracted orthodontic activity (UOA)	0
Carry forward orthodontic activity (UOA)	0
Baseline contract value	£47,098.48

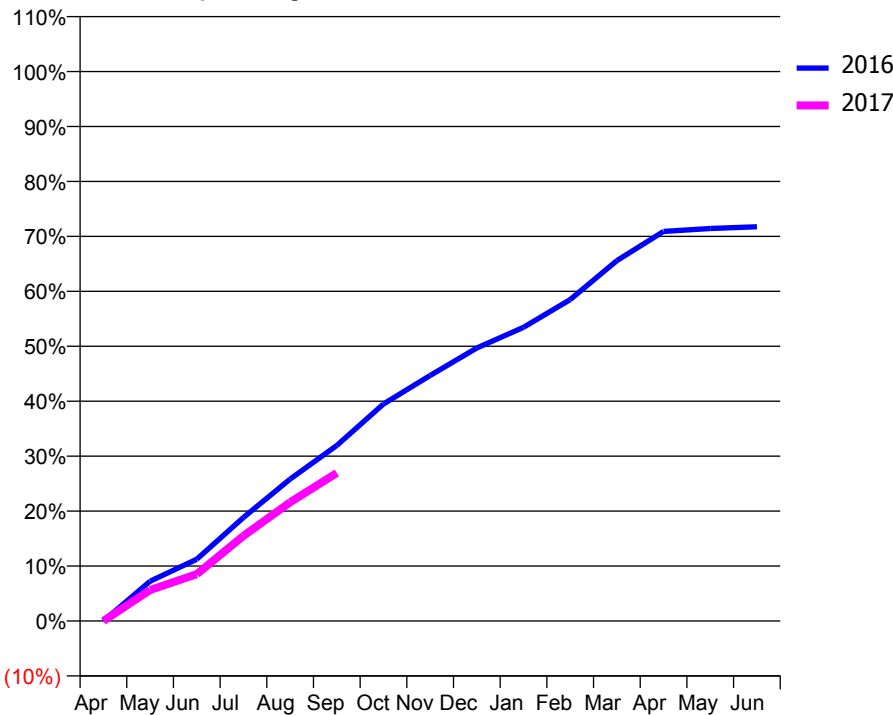
ACCESS*

Patients seen in 24 months	Total	Change since previous quarter
Quarter ending September 2015	749	
Quarter ending December 2015	751	→
Quarter ending March 2016	753	→
Quarter ending June 2016	746	→
Quarter ending September 2016	743	→
Variance since September 2015	(0.8%)	→



ACTIVITY

Cumulative percentage of contracted UDA delivered 2016 & 2017



Month	Adjusted Scheduled Activity (UDA)	
	2016	2017
April	0	0
May	161	125
June	250	190
July	418	344
August	574	480
September	709	598
October	877	
November	992	
December	1,103	
January	1,187	
February	1,299	
March	1,456	
April	1,574	
May	1,586	
June	1,593	

QUALITY

	Quantity	Base Number	Contract	AT	Region	England
% of FP17s for the same patient ID Re-attending within 3 months - Children	36	298	12.1%	12.3%	13.5%	12.4%
% of FP17s for the same patient ID Re-attending within 3 months - Adults	23	144	16.0%	18.0%	17.4%	16.7%
% of FP17s for the same patient ID Re-attending between 3 & 9 months - Children	138	298	46.3%	57.4%	59.0%	57.4%
% of FP17s for the same patient ID Re-attending between 3 & 9 months - Adults	66	144	45.8%	51.1%	52.6%	50.5%
% of FP17s for Band 1 Urgent Courses	30	347	8.6%	10.0%	9.4%	9.1%
% of FP17s Relating to Free Repair or Replacements	0	347	0.0%	1.0%	1.0%	0.8%
% of FP17s Relating to Continuations	0	347	0.0%	1.6%	1.5%	1.3%
% of Patients satisfied with the dentistry they have received	0	0	N/A	95.1%	93.7%	93.2%
% of Patients satisfied with the time they had to wait for an appointment	0	0	N/A	92.9%	90.0%	89.0%

* This is based on patients treated on this contract for their most recent course of treatment. Figures in italics indicate the base number of FP17s or Patient Questionnaire responses are less than 100. N/A is shown where the base number of responses is less than 10 during the period. % is calculated as Quantity/Base number*100

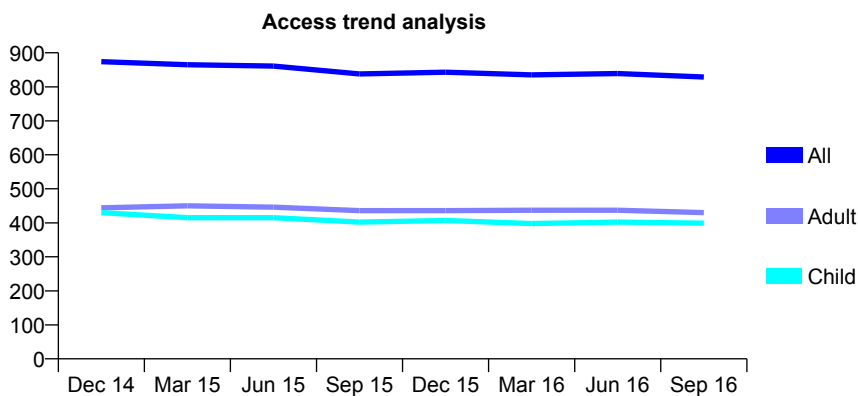
Q44 - Vital Signs At a Glance Contract Report for 732486/0001 - September 2016

Name or company name	MR D BARCLAY
Contract type name	GDS Contract
Purpose of contract	General
Contract start date	01/04/2006
Contract end date	

16/17 Contracted general activity (UDA)	2,188
Carry forward general activity (UDA)	0
16/17 Contracted orthodontic activity (UOA)	0
Carry forward orthodontic activity (UOA)	0
Baseline contract value	£53,591.52

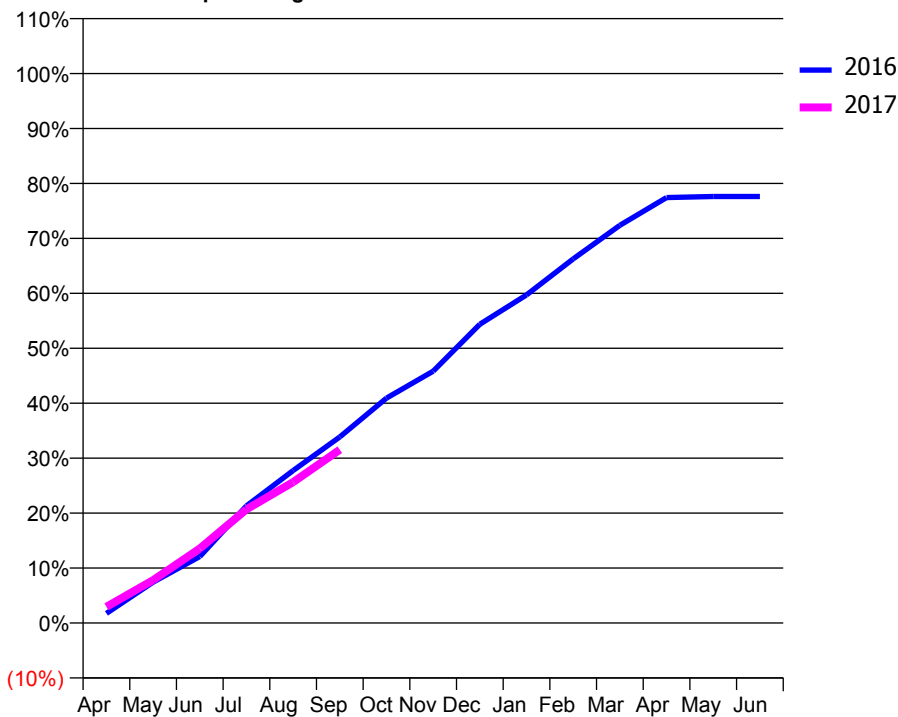
ACCESS*

Patients seen in 24 months	Total	Change since previous quarter
Quarter ending September 2015	838	
Quarter ending December 2015	843	→
Quarter ending March 2016	835	→
Quarter ending June 2016	839	→
Quarter ending September 2016	829	↓
Variance since September 2015	(1.1%)	↓



ACTIVITY

Cumulative percentage of contracted UDA delivered 2016 & 2017



Adjusted Scheduled Activity (UDA)

Month	2016	2017
April	39	65
May	163	171
June	265	296
July	466	452
August	607	561
September	741	690
October	895	
November	1,003	
December	1,189	
January	1,306	
February	1,450	
March	1,584	
April	1,694	
May	1,698	
June	1,698	

QUALITY

	Quantity	Base Number	Contract	AT	Region	England
% of FP17s for the same patient ID Re-attending within 3 months - Children	25	327	7.6%	12.3%	13.5%	12.4%
% of FP17s for the same patient ID Re-attending within 3 months - Adults	18	241	7.5%	18.0%	17.4%	16.7%
% of FP17s for the same patient ID Re-attending between 3 & 9 months - Children	230	327	70.3%	57.4%	59.0%	57.4%
% of FP17s for the same patient ID Re-attending between 3 & 9 months - Adults	109	241	45.2%	51.1%	52.6%	50.5%
% of FP17s for Band 1 Urgent Courses	21	499	4.2%	10.0%	9.4%	9.1%
% of FP17s Relating to Free Repair or Replacements	0	499	0.0%	1.0%	1.0%	0.8%
% of FP17s Relating to Continuations	0	499	0.0%	1.6%	1.5%	1.3%
% of Patients satisfied with the dentistry they have received	1	1	N/A	95.1%	93.7%	93.2%
% of Patients satisfied with the time they had to wait for an appointment	1	1	N/A	92.9%	90.0%	89.0%

* This is based on patients treated on this contract for their most recent course of treatment. Figures in italics indicate the base number of FP17s or Patient Questionnaire responses are less than 100. N/A is shown where the base number of responses is less than 10 during the period. % is calculated as Quantity/Base number*100

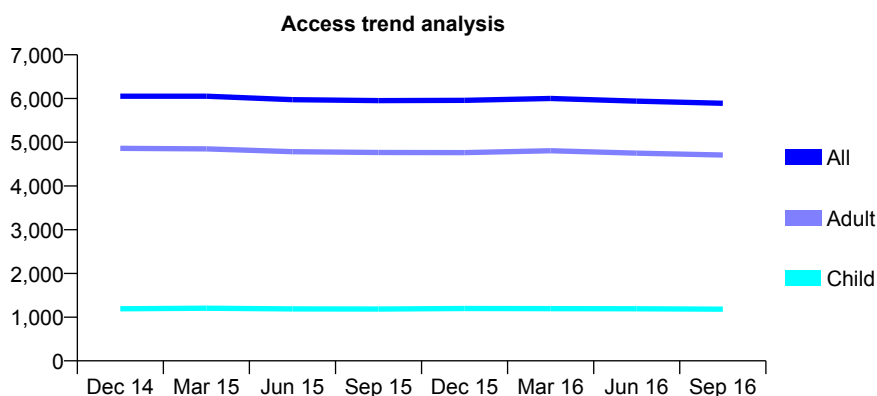
Q44 - Vital Signs At a Glance Contract Report for 733032/0001 - September 2016

Name or company name	MR DP REEVES
Contract type name	GDS Contract
Purpose of contract	General
Contract start date	01/04/2006
Contract end date	

16/17 Contracted general activity (UDA)	16,536
Carry forward general activity (UDA)	28
16/17 Contracted orthodontic activity (UOA)	0
Carry forward orthodontic activity (UOA)	0
Baseline contract value	£508,306.01

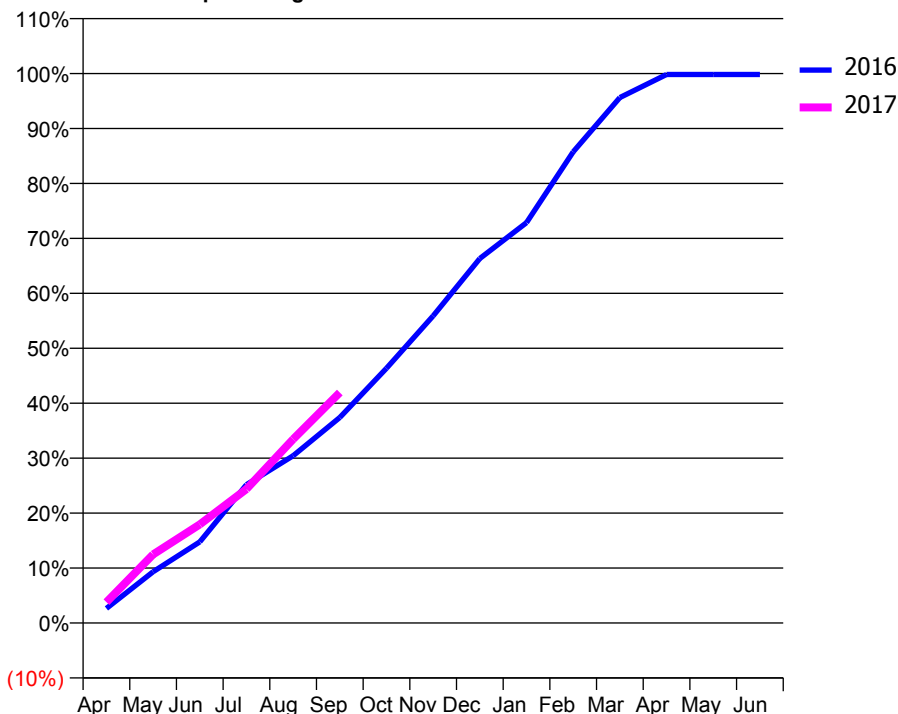
ACCESS*

Patients seen in 24 months	Total	Change since previous quarter
Quarter ending September 2015	5,952	
Quarter ending December 2015	5,959	→
Quarter ending March 2016	6,000	→
Quarter ending June 2016	5,941	→
Quarter ending September 2016	5,890	→
Variance since September 2015	(1.0%)	↓



ACTIVITY

Cumulative percentage of contracted UDA delivered 2016 & 2017



Month	Adjusted Scheduled Activity (UDA)	
	2016	2017
April	440	630
May	1,542	2,064
June	2,441	2,967
July	4,165	4,029
August	5,033	5,533
September	6,186	6,938
October	7,668	
November	9,243	
December	10,969	
January	12,047	
February	14,180	
March	15,813	
April	16,508	
May	16,508	
June	16,508	

QUALITY

	Quantity	Base Number	Contract	AT	Region	England
% of FP17s for the same patient ID Re-attending within 3 months - Children	55	930	5.9%	12.3%	13.5%	12.4%
% of FP17s for the same patient ID Re-attending within 3 months - Adults	382	3,187	12.0%	18.0%	17.4%	16.7%
% of FP17s for the same patient ID Re-attending between 3 & 9 months - Children	580	930	62.4%	57.4%	59.0%	57.4%
% of FP17s for the same patient ID Re-attending between 3 & 9 months - Adults	1,985	3,187	62.3%	51.1%	52.6%	50.5%
% of FP17s for Band 1 Urgent Courses	53	3,769	1.4%	10.0%	9.4%	9.1%
% of FP17s Relating to Free Repair or Replacements	52	3,769	1.4%	1.0%	1.0%	0.8%
% of FP17s Relating to Continuations	32	3,769	0.8%	1.6%	1.5%	1.3%
% of Patients satisfied with the dentistry they have received	10	10	100.0%	95.1%	93.7%	93.2%
% of Patients satisfied with the time they had to wait for an appointment	9	10	90.0%	92.9%	90.0%	89.0%

* This is based on patients treated on this contract for their most recent course of treatment. Figures in italics indicate the base number of FP17s or Patient Questionnaire responses are less than 100. N/A is shown where the base number of responses is less than 10 during the period. % is calculated as Quantity/Base number*100

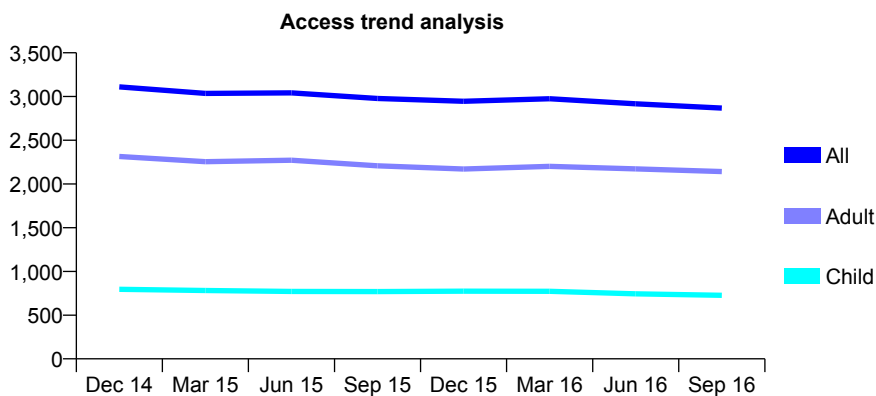
Q44 - Vital Signs At a Glance Contract Report for 739634/0001 - September 2016

Name or company name	MISS KB RAW
Contract type name	GDS Contract
Purpose of contract	General
Contract start date	01/04/2006
Contract end date	

16/17 Contracted general activity (UDA)	10,500
Carry forward general activity (UDA)	0
16/17 Contracted orthodontic activity (UOA)	0
Carry forward orthodontic activity (UOA)	0
Baseline contract value	£247,584.30

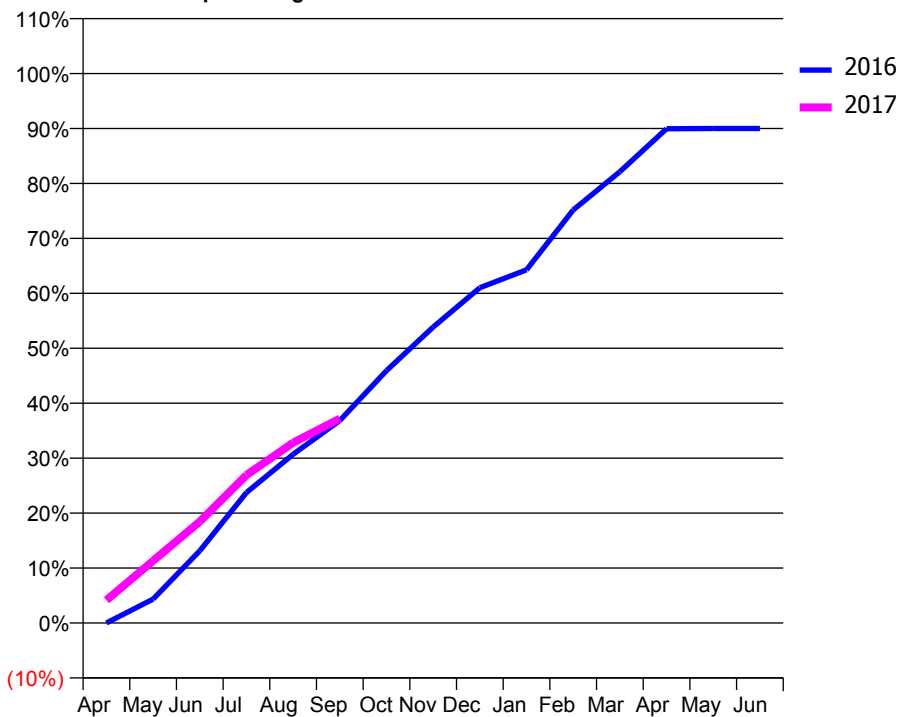
ACCESS*

Patients seen in 24 months	Total	Change since previous quarter
Quarter ending September 2015	2,977	
Quarter ending December 2015	2,945	↓
Quarter ending March 2016	2,974	→
Quarter ending June 2016	2,916	↓
Quarter ending September 2016	2,868	↓
Variance since September 2015	(3.7%)	↓



ACTIVITY

Cumulative percentage of contracted UDA delivered 2016 & 2017



Adjusted Scheduled Activity (UDA)

Month	2016	2017
April	0	436
May	458	1,188
June	1,380	1,937
July	2,493	2,827
August	3,225	3,445
September	3,870	3,905
October	4,823	
November	5,655	
December	6,408	
January	6,747	
February	7,892	
March	8,623	
April	9,445	
May	9,448	
June	9,449	

QUALITY

	Quantity	Base Number	Contract	AT	Region	England
% of FP17s for the same patient ID Re-attending within 3 months - Children	58	592	9.8%	12.3%	13.5%	12.4%
% of FP17s for the same patient ID Re-attending within 3 months - Adults	297	1,541	19.3%	18.0%	17.4%	16.7%
% of FP17s for the same patient ID Re-attending between 3 & 9 months - Children	374	592	63.2%	57.4%	59.0%	57.4%
% of FP17s for the same patient ID Re-attending between 3 & 9 months - Adults	784	1,541	50.9%	51.1%	52.6%	50.5%
% of FP17s for Band 1 Urgent Courses	171	1,801	9.5%	10.0%	9.4%	9.1%
% of FP17s Relating to Free Repair or Replacements	52	1,801	2.9%	1.0%	1.0%	0.8%
% of FP17s Relating to Continuations	10	1,801	0.6%	1.6%	1.5%	1.3%
% of Patients satisfied with the dentistry they have received	1	1	N/A	95.1%	93.7%	93.2%
% of Patients satisfied with the time they had to wait for an appointment	1	1	N/A	92.9%	90.0%	89.0%

* This is based on patients treated on this contract for their most recent course of treatment. Figures in italics indicate the base number of FP17s or Patient Questionnaire responses are less than 100. N/A is shown where the base number of responses is less than 10 during the period. % is calculated as Quantity/Base number*100

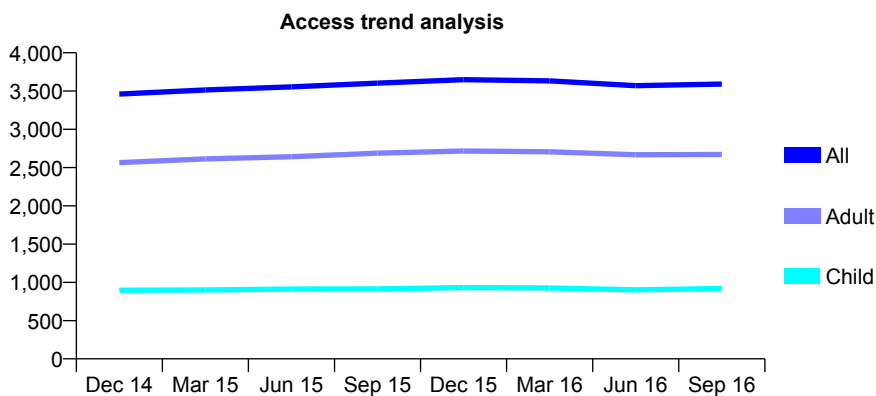
Q44 - Vital Signs At a Glance Contract Report for 742953/0001 - September 2016

Name or company name	MRS CE ROBERTS
Contract type name	GDS Contract
Purpose of contract	General
Contract start date	01/04/2006
Contract end date	

16/17 Contracted general activity (UDA)	12,000
Carry forward general activity (UDA)	411
16/17 Contracted orthodontic activity (UOA)	0
Carry forward orthodontic activity (UOA)	0
Baseline contract value	£283,705.21

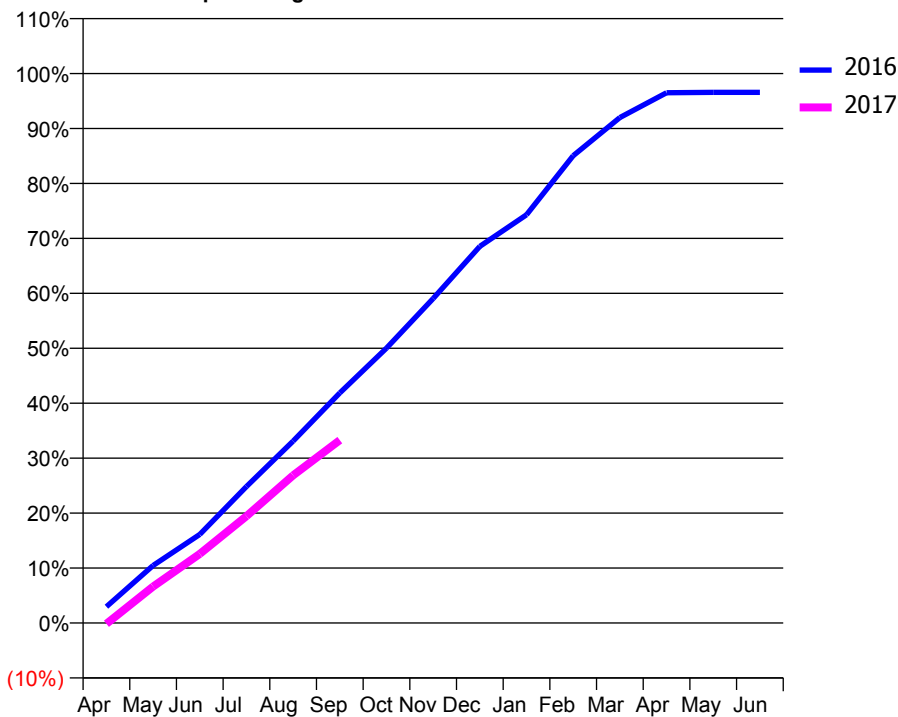
ACCESS*

Patients seen in 24 months	Total	Change since previous quarter
Quarter ending September 2015	3,604	
Quarter ending December 2015	3,649	→
Quarter ending March 2016	3,633	→
Quarter ending June 2016	3,570	↓
Quarter ending September 2016	3,591	→
Variance since September 2015	(0.4%)	→



ACTIVITY

Cumulative percentage of contracted UDA delivered 2016 & 2017



Month	Adjusted Scheduled Activity (UDA)	
	2016	2017
April	356	-19
May	1,255	797
June	1,934	1,510
July	2,980	2,335
August	3,973	3,224
September	5,025	3,995
October	6,004	
November	7,086	
December	8,226	
January	8,915	
February	10,206	
March	11,039	
April	11,581	
May	11,589	
June	11,589	

QUALITY

	Quantity	Base Number	Contract	AT	Region	England
% of FP17s for the same patient ID Re-attending within 3 months - Children	82	792	10.4%	12.3%	13.5%	12.4%
% of FP17s for the same patient ID Re-attending within 3 months - Adults	370	2,099	17.6%	18.0%	17.4%	16.7%
% of FP17s for the same patient ID Re-attending between 3 & 9 months - Children	551	792	69.6%	57.4%	59.0%	57.4%
% of FP17s for the same patient ID Re-attending between 3 & 9 months - Adults	1,363	2,099	64.9%	51.1%	52.6%	50.5%
% of FP17s for Band 1 Urgent Courses	169	2,630	6.4%	10.0%	9.4%	9.1%
% of FP17s Relating to Free Repair or Replacements	52	2,630	2.0%	1.0%	1.0%	0.8%
% of FP17s Relating to Continuations	12	2,630	0.5%	1.6%	1.5%	1.3%
% of Patients satisfied with the dentistry they have received	6	6	N/A	95.1%	93.7%	93.2%
% of Patients satisfied with the time they had to wait for an appointment	5	6	N/A	92.9%	90.0%	89.0%

* This is based on patients treated on this contract for their most recent course of treatment. Figures in italics indicate the base number of FP17s or Patient Questionnaire responses are less than 100. N/A is shown where the base number of responses is less than 10 during the period. % is calculated as Quantity/Base number*100

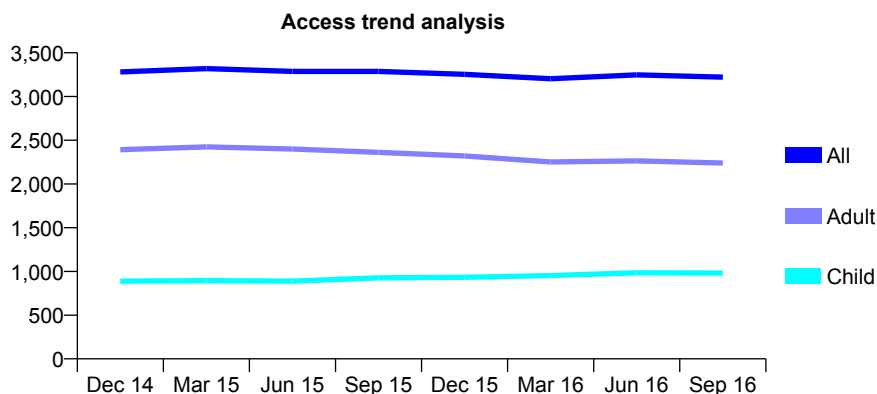
Q44 - Vital Signs At a Glance Contract Report for 745235/0001 - September 2016

Name or company name	MR ML GIBSON
Contract type name	GDS Contract
Purpose of contract	General
Contract start date	01/04/2006
Contract end date	

16/17 Contracted general activity (UDA)	9,352
Carry forward general activity (UDA)	133
16/17 Contracted orthodontic activity (UOA)	0
Carry forward orthodontic activity (UOA)	0
Baseline contract value	£286,671.19

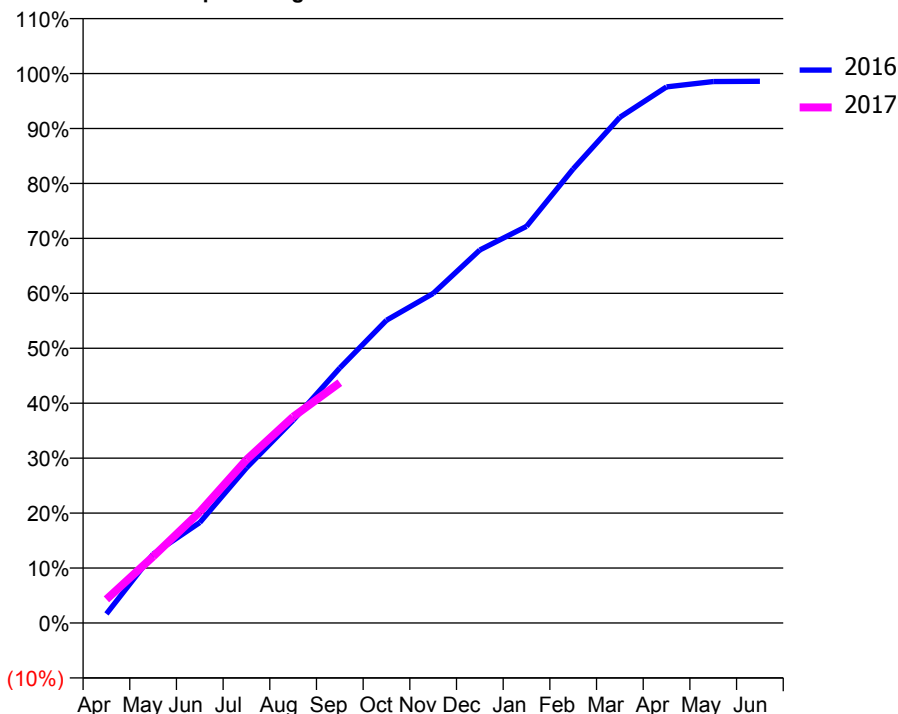
ACCESS*

Patients seen in 24 months	Total	Change since previous quarter
Quarter ending September 2015	3,288	
Quarter ending December 2015	3,253	↓
Quarter ending March 2016	3,203	↓
Quarter ending June 2016	3,248	→
Quarter ending September 2016	3,221	→
Variance since September 2015	(2.0%)	↓



ACTIVITY

Cumulative percentage of contracted UDA delivered 2016 & 2017



Month	Adjusted Scheduled Activity (UDA)	
	2016	2017
April	156	403
May	1,172	1,130
June	1,711	1,892
July	2,640	2,778
August	3,451	3,509
September	4,341	4,090
October	5,153	
November	5,608	
December	6,350	
January	6,749	
February	7,729	
March	8,606	
April	9,124	
May	9,216	
June	9,219	

QUALITY

	Quantity	Base Number	Contract	AT	Region	England
% of FP17s for the same patient ID Re-attending within 3 months - Children	65	696	9.3%	12.3%	13.5%	12.4%
% of FP17s for the same patient ID Re-attending within 3 months - Adults	325	1,510	21.5%	18.0%	17.4%	16.7%
% of FP17s for the same patient ID Re-attending between 3 & 9 months - Children	379	696	54.5%	57.4%	59.0%	57.4%
% of FP17s for the same patient ID Re-attending between 3 & 9 months - Adults	528	1,510	35.0%	51.1%	52.6%	50.5%
% of FP17s for Band 1 Urgent Courses	334	1,963	17.0%	10.0%	9.4%	9.1%
% of FP17s Relating to Free Repair or Replacements	11	1,963	0.6%	1.0%	1.0%	0.8%
% of FP17s Relating to Continuations	25	1,963	1.3%	1.6%	1.5%	1.3%
% of Patients satisfied with the dentistry they have received	6	6	N/A	95.1%	93.7%	93.2%
% of Patients satisfied with the time they had to wait for an appointment	5	6	N/A	92.9%	90.0%	89.0%

* This is based on patients treated on this contract for their most recent course of treatment. Figures in italics indicate the base number of FP17s or Patient Questionnaire responses are less than 100. N/A is shown where the base number of responses is less than 10 during the period. % is calculated as Quantity/Base number*100

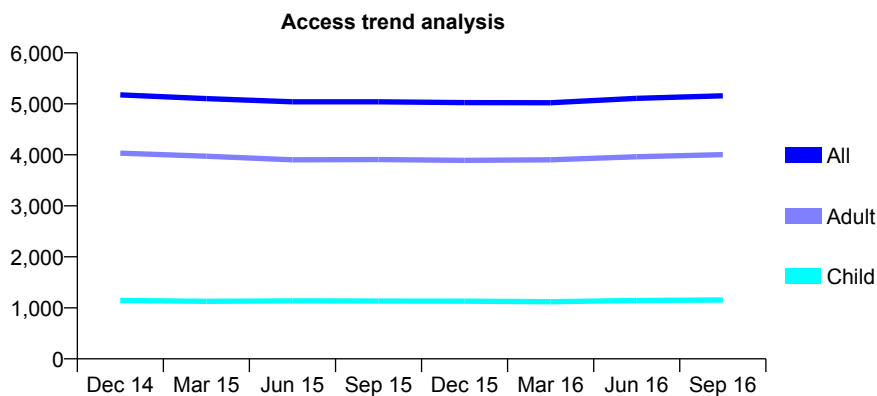
Q44 - Vital Signs At a Glance Contract Report for 746266/0001 - September 2016

Name or company name	MR JK EVANS
Contract type name	GDS Contract
Purpose of contract	General
Contract start date	01/04/2006
Contract end date	

16/17 Contracted general activity (UDA)	15,264
Carry forward general activity (UDA)	0
16/17 Contracted orthodontic activity (UOA)	0
Carry forward orthodontic activity (UOA)	0
Baseline contract value	£465,802.44

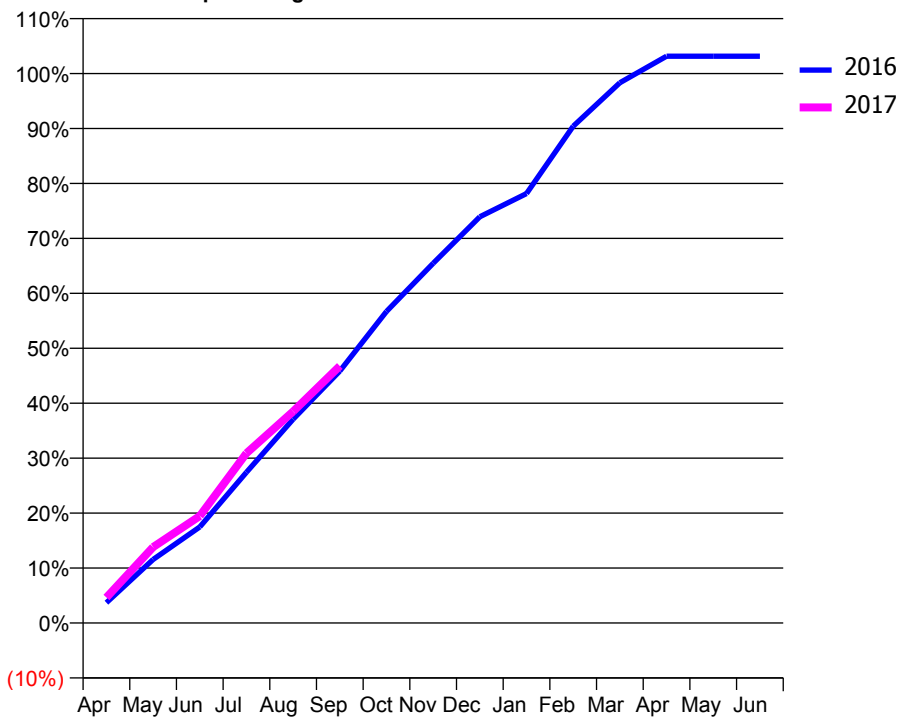
ACCESS*

Patients seen in 24 months	Total	Change since previous quarter
Quarter ending September 2015	5,040	
Quarter ending December 2015	5,023	→
Quarter ending March 2016	5,022	→
Quarter ending June 2016	5,106	→
Quarter ending September 2016	5,157	→
Variance since September 2015	2.3%	↑



ACTIVITY

Cumulative percentage of contracted UDA delivered 2016 & 2017



Month	Adjusted Scheduled Activity (UDA)	
	2016	2017
April	564	709
May	1,765	2,111
June	2,670	2,972
July	4,188	4,719
August	5,662	5,878
September	7,001	7,140
October	8,656	
November	9,992	
December	11,286	
January	11,931	
February	13,800	
March	15,007	
April	15,744	
May	15,745	
June	15,745	

QUALITY

	Quantity	Base Number	Contract	AT	Region	England
% of FP17s for the same patient ID Re-attending within 3 months - Children	78	872	8.9%	12.3%	13.5%	12.4%
% of FP17s for the same patient ID Re-attending within 3 months - Adults	552	3,116	17.7%	18.0%	17.4%	16.7%
% of FP17s for the same patient ID Re-attending between 3 & 9 months - Children	490	872	56.2%	57.4%	59.0%	57.4%
% of FP17s for the same patient ID Re-attending between 3 & 9 months - Adults	1,653	3,116	53.0%	51.1%	52.6%	50.5%
% of FP17s for Band 1 Urgent Courses	415	3,636	11.4%	10.0%	9.4%	9.1%
% of FP17s Relating to Free Repair or Replacements	33	3,636	0.9%	1.0%	1.0%	0.8%
% of FP17s Relating to Continuations	79	3,636	2.2%	1.6%	1.5%	1.3%
% of Patients satisfied with the dentistry they have received	5	5	N/A	95.1%	93.7%	93.2%
% of Patients satisfied with the time they had to wait for an appointment	4	5	N/A	92.9%	90.0%	89.0%

* This is based on patients treated on this contract for their most recent course of treatment. Figures in italics indicate the base number of FP17s or Patient Questionnaire responses are less than 100. N/A is shown where the base number of responses is less than 10 during the period. % is calculated as Quantity/Base number*100

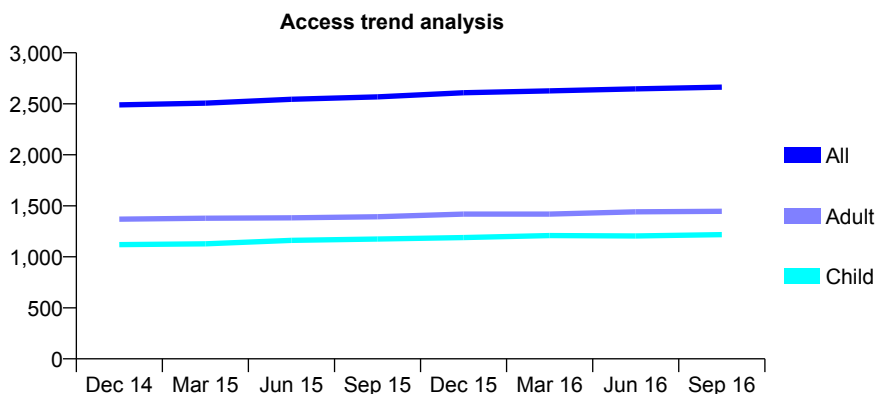
Q44 - Vital Signs At a Glance Contract Report for 746495/0001 - September 2016

Name or company name	MR RS HANDLEY
Contract type name	GDS Contract
Purpose of contract	General
Contract start date	01/04/2006
Contract end date	

16/17 Contracted general activity (UDA)	6,824
Carry forward general activity (UDA)	164
16/17 Contracted orthodontic activity (UOA)	0
Carry forward orthodontic activity (UOA)	0
Baseline contract value	£179,417.04

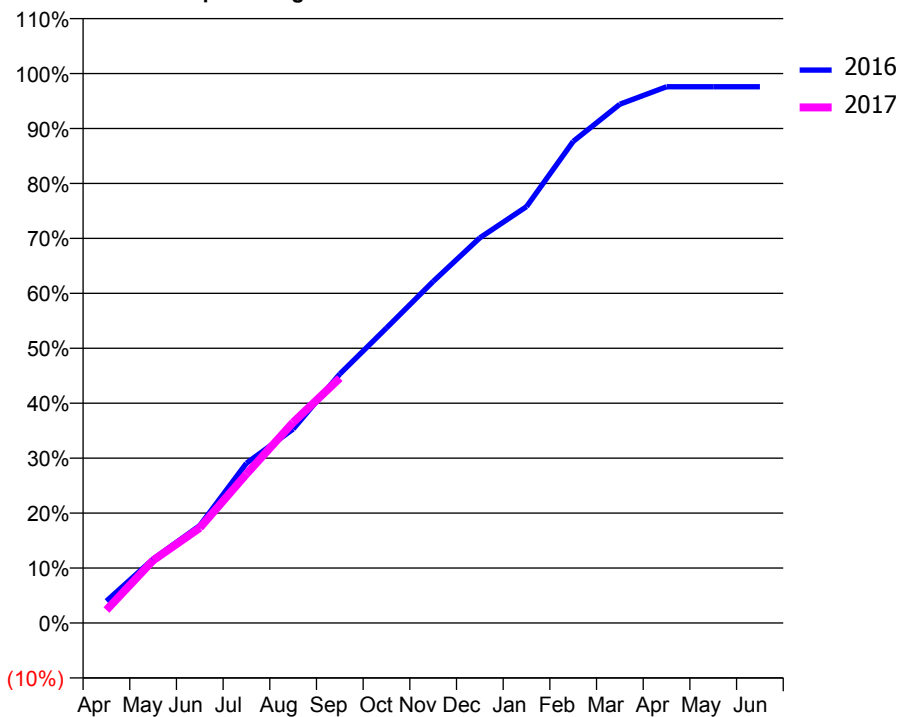
ACCESS*

Patients seen in 24 months	Total	Change since previous quarter
Quarter ending September 2015	2,568	
Quarter ending December 2015	2,608	→
Quarter ending March 2016	2,627	→
Quarter ending June 2016	2,646	→
Quarter ending September 2016	2,664	→
Variance since September 2015	3.7%	↑



ACTIVITY

Cumulative percentage of contracted UDA delivered 2016 & 2017



Month	Adjusted Scheduled Activity (UDA)	
	2016	2017
April	272	161
May	795	778
June	1,210	1,181
July	1,985	1,850
August	2,408	2,491
September	3,093	3,042
October	3,664	
November	4,242	
December	4,783	
January	5,172	
February	5,981	
March	6,443	
April	6,659	
May	6,660	
June	6,660	

QUALITY

	Quantity	Base Number	Contract	AT	Region	England
% of FP17s for the same patient ID Re-attending within 3 months - Children	99	1,116	8.9%	12.3%	13.5%	12.4%
% of FP17s for the same patient ID Re-attending within 3 months - Adults	156	1,185	13.2%	18.0%	17.4%	16.7%
% of FP17s for the same patient ID Re-attending between 3 & 9 months - Children	777	1,116	69.6%	57.4%	59.0%	57.4%
% of FP17s for the same patient ID Re-attending between 3 & 9 months - Adults	807	1,185	68.1%	51.1%	52.6%	50.5%
% of FP17s for Band 1 Urgent Courses	133	2,145	6.2%	10.0%	9.4%	9.1%
% of FP17s Relating to Free Repair or Replacements	16	2,145	0.7%	1.0%	1.0%	0.8%
% of FP17s Relating to Continuations	9	2,145	0.4%	1.6%	1.5%	1.3%
% of Patients satisfied with the dentistry they have received	5	5	N/A	95.1%	93.7%	93.2%
% of Patients satisfied with the time they had to wait for an appointment	5	5	N/A	92.9%	90.0%	89.0%

* This is based on patients treated on this contract for their most recent course of treatment. Figures in italics indicate the base number of FP17s or Patient Questionnaire responses are less than 100. N/A is shown where the base number of responses is less than 10 during the period. % is calculated as Quantity/Base number*100

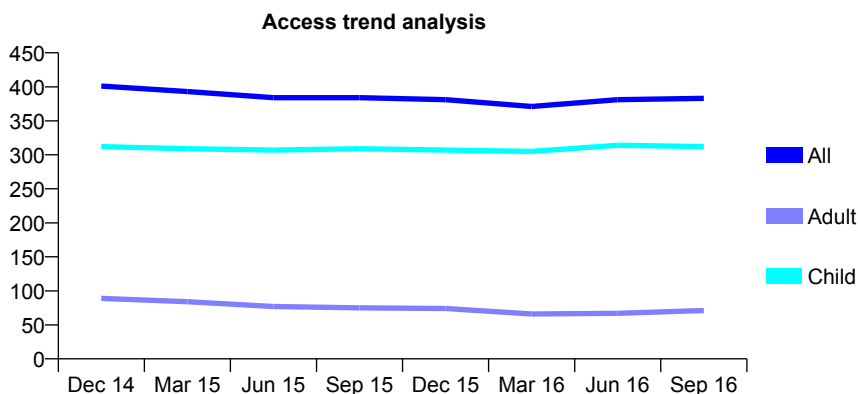
Q44 - Vital Signs At a Glance Contract Report for 751561/0001 - September 2016

Name or company name	MR AA SHAH
Contract type name	GDS Contract
Purpose of contract	General
Contract start date	01/07/2006
Contract end date	

16/17 Contracted general activity (UDA)	800
Carry forward general activity (UDA)	0
16/17 Contracted orthodontic activity (UOA)	0
Carry forward orthodontic activity (UOA)	0
Baseline contract value	£20,202.50

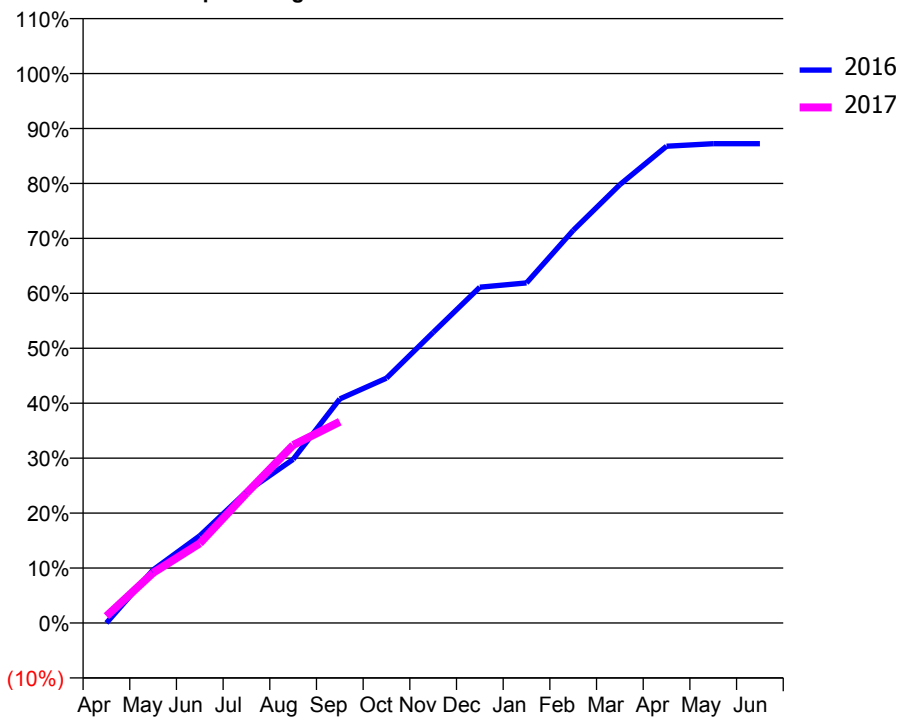
ACCESS*

Patients seen in 24 months	Total	Change since previous quarter
Quarter ending September 2015	384	
Quarter ending December 2015	381	→
Quarter ending March 2016	371	↓
Quarter ending June 2016	381	↑
Quarter ending September 2016	383	→
Variance since September 2015	(0.3%)	→



ACTIVITY

Cumulative percentage of contracted UDA delivered 2016 & 2017



Adjusted Scheduled Activity (UDA)

Month	2016	2017
April	0	10
May	87	73
June	143	116
July	215	189
August	268	259
September	367	293
October	401	
November	476	
December	550	
January	557	
February	643	
March	718	
April	781	
May	785	
June	785	

QUALITY

	Quantity	Base Number	Contract	AT	Region	England
% of FP17s for the same patient ID Re-attending within 3 months - Children	14	246	5.7%	12.3%	13.5%	12.4%
% of FP17s for the same patient ID Re-attending within 3 months - Adults	0	20	0.0%	18.0%	17.4%	16.7%
% of FP17s for the same patient ID Re-attending between 3 & 9 months - Children	162	246	65.9%	57.4%	59.0%	57.4%
% of FP17s for the same patient ID Re-attending between 3 & 9 months - Adults	15	20	75.0%	51.1%	52.6%	50.5%
% of FP17s for Band 1 Urgent Courses	0	215	0.0%	10.0%	9.4%	9.1%
% of FP17s Relating to Free Repair or Replacements	0	215	0.0%	1.0%	1.0%	0.8%
% of FP17s Relating to Continuations	0	215	0.0%	1.6%	1.5%	1.3%
% of Patients satisfied with the dentistry they have received	1	1	N/A	95.1%	93.7%	93.2%
% of Patients satisfied with the time they had to wait for an appointment	1	1	N/A	92.9%	90.0%	89.0%

* This is based on patients treated on this contract for their most recent course of treatment. Figures in italics indicate the base number of FP17s or Patient Questionnaire responses are less than 100. N/A is shown where the base number of responses is less than 10 during the period. % is calculated as Quantity/Base number*100

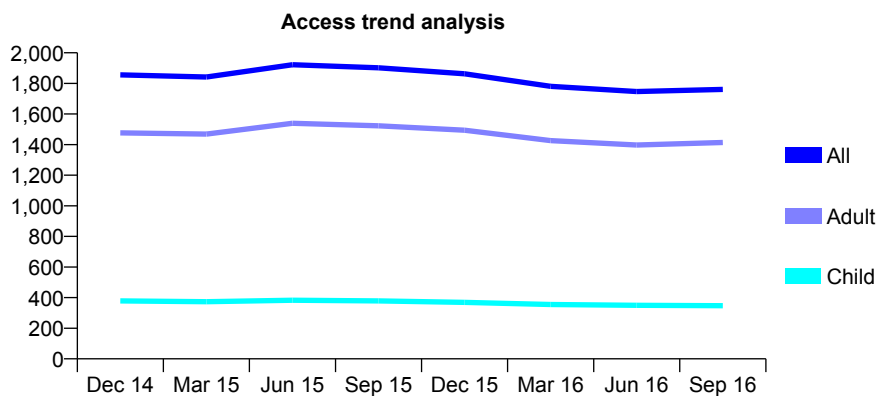
Q44 - Vital Signs At a Glance Contract Report for 762261/0001 - September 2016

Name or company name	MR A ASHTAB
Contract type name	GDS Contract
Purpose of contract	General
Contract start date	01/04/2006
Contract end date	

16/17 Contracted general activity (UDA)	5,520
Carry forward general activity (UDA)	0
16/17 Contracted orthodontic activity (UOA)	0
Carry forward orthodontic activity (UOA)	0
Baseline contract value	£136,061.40

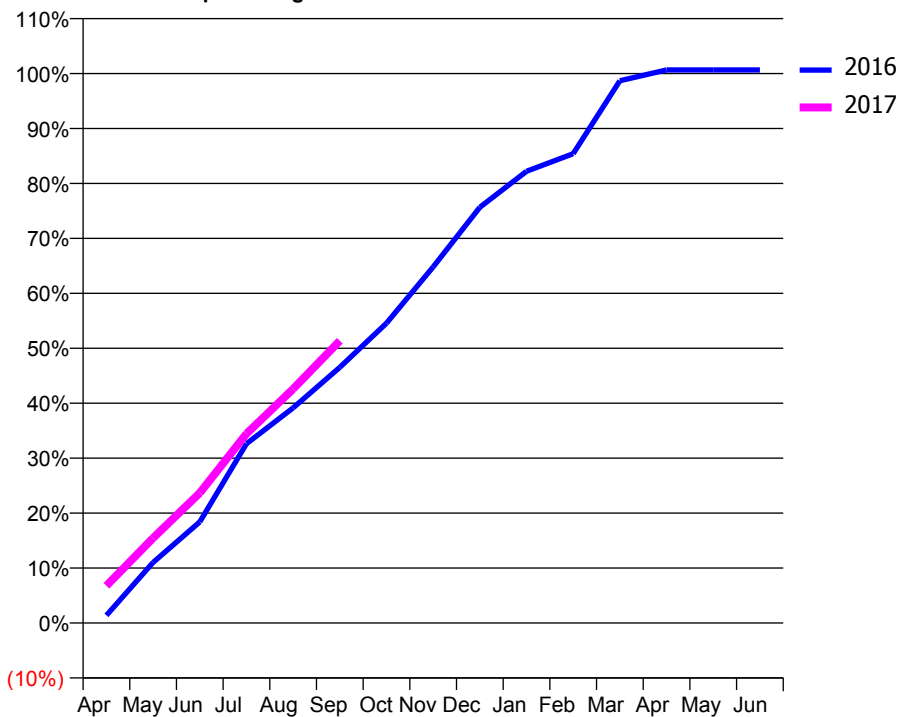
ACCESS*

Patients seen in 24 months	Total	Change since previous quarter
Quarter ending September 2015	1,902	
Quarter ending December 2015	1,863	↓
Quarter ending March 2016	1,781	↓
Quarter ending June 2016	1,747	↓
Quarter ending September 2016	1,761	→
Variance since September 2015	(7.4%)	↓



ACTIVITY

Cumulative percentage of contracted UDA delivered 2016 & 2017



Month	Adjusted Scheduled Activity (UDA)	
	2016	2017
April	77	375
May	609	855
June	1,016	1,307
July	1,802	1,901
August	2,162	2,352
September	2,569	2,835
October	3,012	
November	3,577	
December	4,176	
January	4,538	
February	4,715	
March	5,447	
April	5,556	
May	5,556	
June	5,556	

QUALITY

	Quantity	Base Number	Contract	AT	Region	England
% of FP17s for the same patient ID Re-attending within 3 months - Children	20	255	7.8%	12.3%	13.5%	12.4%
% of FP17s for the same patient ID Re-attending within 3 months - Adults	239	1,048	22.8%	18.0%	17.4%	16.7%
% of FP17s for the same patient ID Re-attending between 3 & 9 months - Children	143	255	56.1%	57.4%	59.0%	57.4%
% of FP17s for the same patient ID Re-attending between 3 & 9 months - Adults	461	1,048	44.0%	51.1%	52.6%	50.5%
% of FP17s for Band 1 Urgent Courses	116	1,247	9.3%	10.0%	9.4%	9.1%
% of FP17s Relating to Free Repair or Replacements	5	1,247	0.4%	1.0%	1.0%	0.8%
% of FP17s Relating to Continuations	3	1,247	0.2%	1.6%	1.5%	1.3%
% of Patients satisfied with the dentistry they have received	0	0	N/A	95.1%	93.7%	93.2%
% of Patients satisfied with the time they had to wait for an appointment	0	0	N/A	92.9%	90.0%	89.0%

* This is based on patients treated on this contract for their most recent course of treatment. Figures in italics indicate the base number of FP17s or Patient Questionnaire responses are less than 100. N/A is shown where the base number of responses is less than 10 during the period. % is calculated as Quantity/Base number*100

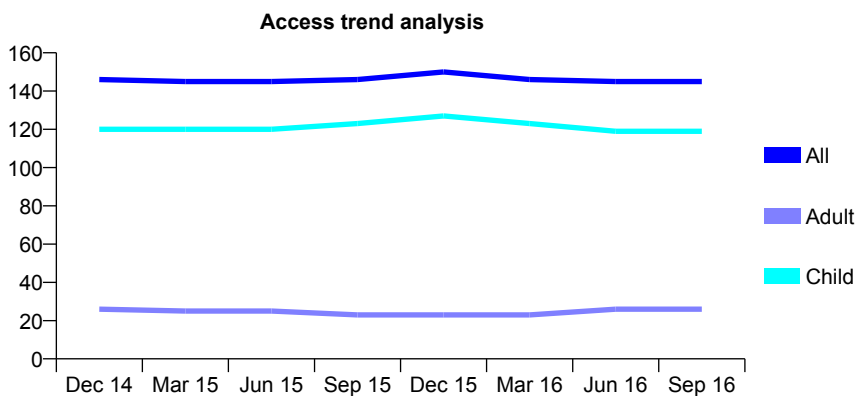
Q44 - Vital Signs At a Glance Contract Report for 766259/0001 - September 2016

Name or company name	MRS A STRETTON
Contract type name	GDS Contract
Purpose of contract	General
Contract start date	19/11/2010
Contract end date	

16/17 Contracted general activity (UDA)	781
Carry forward general activity (UDA)	0
16/17 Contracted orthodontic activity (UOA)	0
Carry forward orthodontic activity (UOA)	0
Baseline contract value	£18,191.45

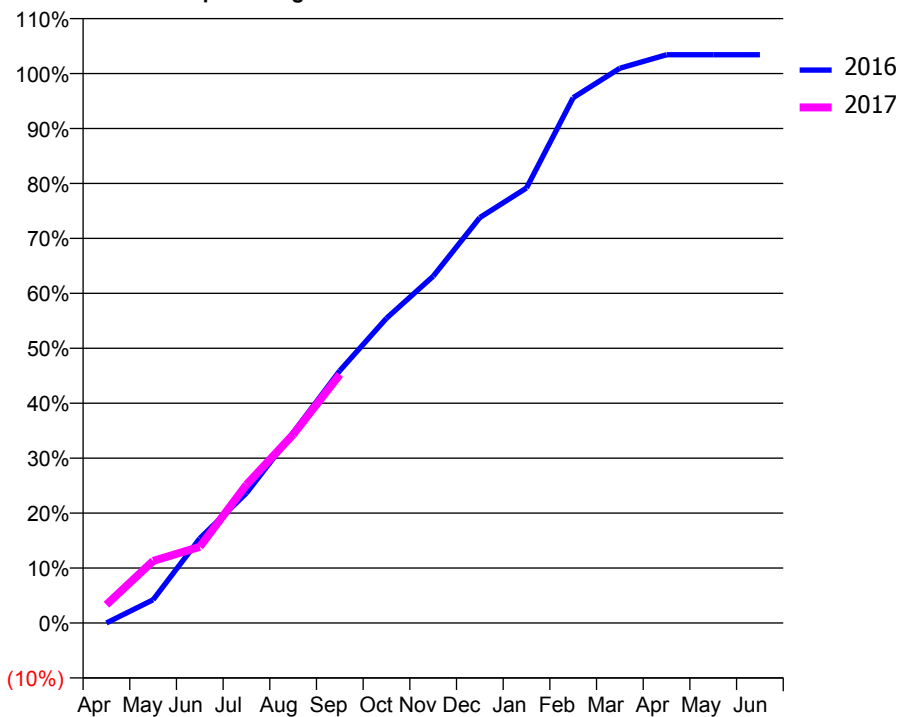
ACCESS*

Patients seen in 24 months	Total	Change since previous quarter
Quarter ending September 2015	146	
Quarter ending December 2015	150	↑
Quarter ending March 2016	146	↓
Quarter ending June 2016	145	→
Quarter ending September 2016	145	→
Variance since September 2015	(0.7%)	→



ACTIVITY

Cumulative percentage of contracted UDA delivered 2016 & 2017



Adjusted Scheduled Activity (UDA)

Month	2016	2017
April	0	26
May	33	88
June	120	108
July	185	197
August	271	268
September	359	353
October	433	
November	493	
December	576	
January	618	
February	747	
March	789	
April	808	
May	808	
June	808	

QUALITY

	Quantity	Base Number	Contract	AT	Region	England
% of FP17s for the same patient ID Re-attending within 3 months - Children	14	128	10.9%	12.3%	13.5%	12.4%
% of FP17s for the same patient ID Re-attending within 3 months - Adults	4	21	19.0%	18.0%	17.4%	16.7%
% of FP17s for the same patient ID Re-attending between 3 & 9 months - Children	96	128	75.0%	57.4%	59.0%	57.4%
% of FP17s for the same patient ID Re-attending between 3 & 9 months - Adults	17	21	81.0%	51.1%	52.6%	50.5%
% of FP17s for Band 1 Urgent Courses	6	134	4.5%	10.0%	9.4%	9.1%
% of FP17s Relating to Free Repair or Replacements	0	134	0.0%	1.0%	1.0%	0.8%
% of FP17s Relating to Continuations	1	134	0.7%	1.6%	1.5%	1.3%
% of Patients satisfied with the dentistry they have received	0	0	N/A	95.1%	93.7%	93.2%
% of Patients satisfied with the time they had to wait for an appointment	0	0	N/A	92.9%	90.0%	89.0%

* This is based on patients treated on this contract for their most recent course of treatment. Figures in italics indicate the base number of FP17s or Patient Questionnaire responses are less than 100. N/A is shown where the base number of responses is less than 10 during the period. % is calculated as Quantity/Base number*100

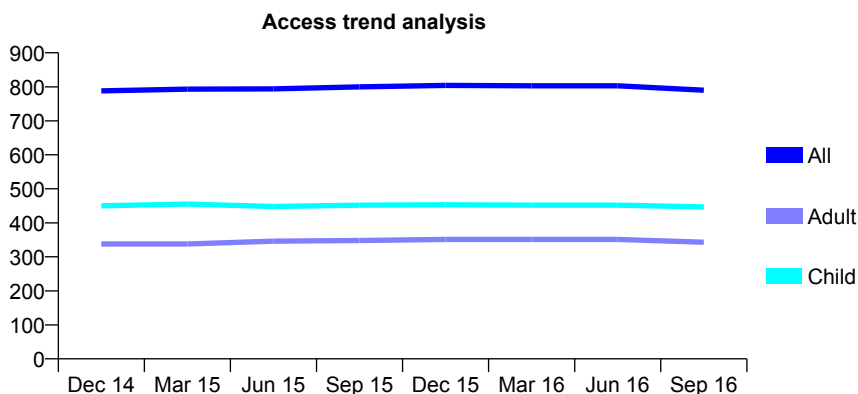
Q44 - Vital Signs At a Glance Contract Report for 803758/0001 - September 2016

Name or company name	MR RH WILKINSON
Contract type name	GDS Contract
Purpose of contract	General
Contract start date	01/04/2006
Contract end date	

16/17 Contracted general activity (UDA)	3,000
Carry forward general activity (UDA)	0
16/17 Contracted orthodontic activity (UOA)	0
Carry forward orthodontic activity (UOA)	0
Baseline contract value	£59,523.22

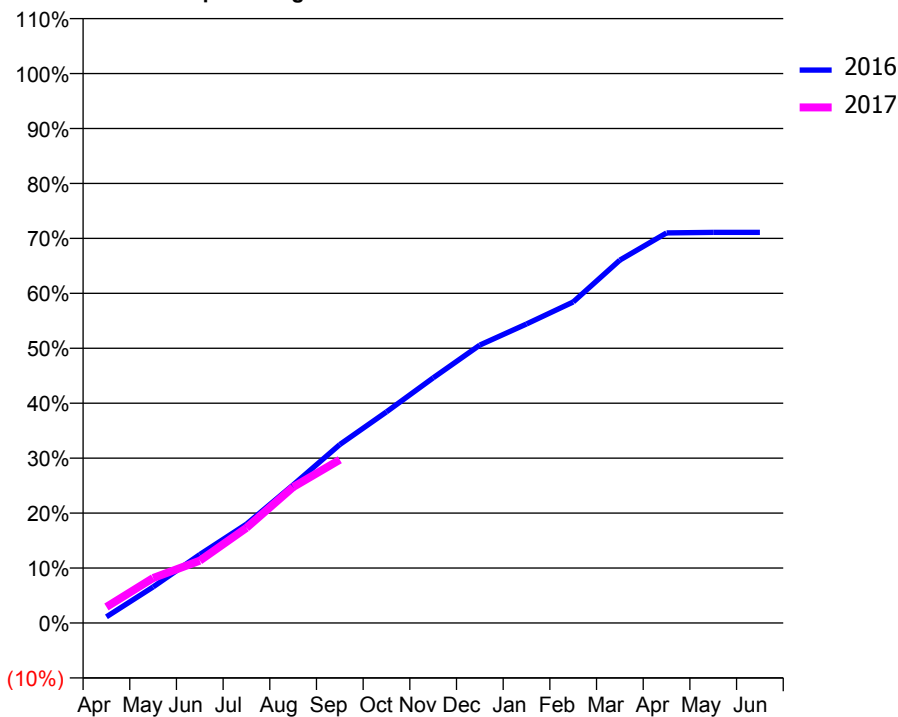
ACCESS*

Patients seen in 24 months	Total	Change since previous quarter
Quarter ending September 2015	800	
Quarter ending December 2015	804	→
Quarter ending March 2016	803	→
Quarter ending June 2016	803	→
Quarter ending September 2016	790	↓
Variance since September 2015	(1.3%)	↓



ACTIVITY

Cumulative percentage of contracted UDA delivered 2016 & 2017



Adjusted Scheduled Activity (UDA)

Month	2016	2017
April	34	88
May	197	246
June	374	341
July	540	520
August	754	742
September	974	892
October	1,153	
November	1,339	
December	1,518	
January	1,633	
February	1,753	
March	1,981	
April	2,130	
May	2,133	
June	2,133	

QUALITY

	Quantity	Base Number	Contract	AT	Region	England
% of FP17s for the same patient ID Re-attending within 3 months - Children	27	359	7.5%	12.3%	13.5%	12.4%
% of FP17s for the same patient ID Re-attending within 3 months - Adults	47	224	21.0%	18.0%	17.4%	16.7%
% of FP17s for the same patient ID Re-attending between 3 & 9 months - Children	196	359	54.6%	57.4%	59.0%	57.4%
% of FP17s for the same patient ID Re-attending between 3 & 9 months - Adults	94	224	42.0%	51.1%	52.6%	50.5%
% of FP17s for Band 1 Urgent Courses	38	495	7.7%	10.0%	9.4%	9.1%
% of FP17s Relating to Free Repair or Replacements	0	495	0.0%	1.0%	1.0%	0.8%
% of FP17s Relating to Continuations	0	495	0.0%	1.6%	1.5%	1.3%
% of Patients satisfied with the dentistry they have received	0	0	N/A	95.1%	93.7%	93.2%
% of Patients satisfied with the time they had to wait for an appointment	0	0	N/A	92.9%	90.0%	89.0%

* This is based on patients treated on this contract for their most recent course of treatment. Figures in italics indicate the base number of FP17s or Patient Questionnaire responses are less than 100. N/A is shown where the base number of responses is less than 10 during the period. % is calculated as Quantity/Base number*100

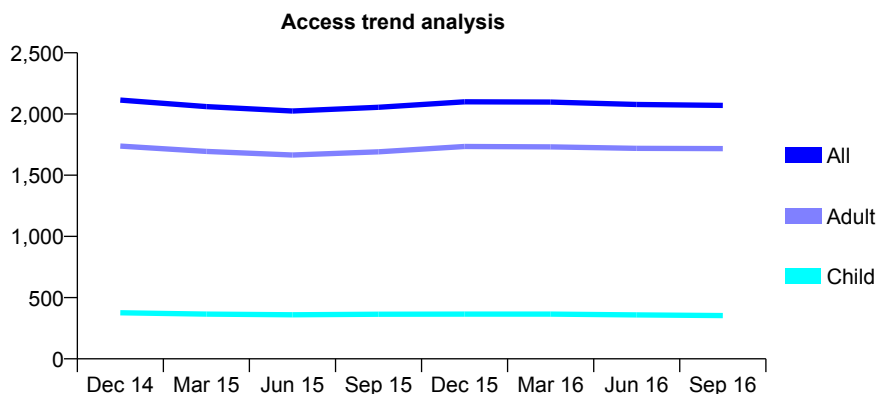
Q44 - Vital Signs At a Glance Contract Report for 804770/0001 - September 2016

Name or company name	MR GR HALL
Contract type name	GDS Contract
Purpose of contract	General
Contract start date	01/04/2006
Contract end date	

16/17 Contracted general activity (UDA)	7,381
Carry forward general activity (UDA)	0
16/17 Contracted orthodontic activity (UOA)	0
Carry forward orthodontic activity (UOA)	0
Baseline contract value	£180,839.05

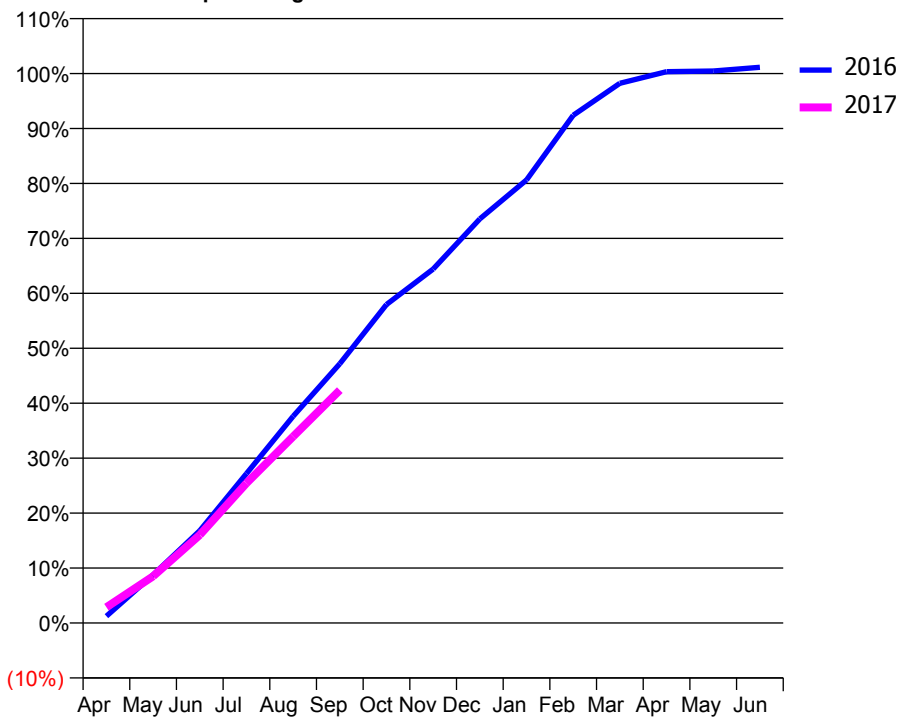
ACCESS*

Patients seen in 24 months	Total	Change since previous quarter
Quarter ending September 2015	2,055	
Quarter ending December 2015	2,100	↑
Quarter ending March 2016	2,097	→
Quarter ending June 2016	2,078	→
Quarter ending September 2016	2,070	→
Variance since September 2015	0.7%	→



ACTIVITY

Cumulative percentage of contracted UDA delivered 2016 & 2017



Month	Adjusted Scheduled Activity (UDA)	
	2016	2017
April	92	212
May	648	629
June	1,240	1,184
July	2,006	1,878
August	2,778	2,505
September	3,484	3,128
October	4,278	
November	4,754	
December	5,427	
January	5,952	
February	6,819	
March	7,250	
April	7,405	
May	7,414	
June	7,465	

QUALITY

	Quantity	Base Number	Contract	AT	Region	England
% of FP17s for the same patient ID Re-attending within 3 months - Children	19	259	7.3%	12.3%	13.5%	12.4%
% of FP17s for the same patient ID Re-attending within 3 months - Adults	205	1,360	15.1%	18.0%	17.4%	16.7%
% of FP17s for the same patient ID Re-attending between 3 & 9 months - Children	169	259	65.3%	57.4%	59.0%	57.4%
% of FP17s for the same patient ID Re-attending between 3 & 9 months - Adults	830	1,360	61.0%	51.1%	52.6%	50.5%
% of FP17s for Band 1 Urgent Courses	14	1,526	0.9%	10.0%	9.4%	9.1%
% of FP17s Relating to Free Repair or Replacements	6	1,526	0.4%	1.0%	1.0%	0.8%
% of FP17s Relating to Continuations	29	1,526	1.9%	1.6%	1.5%	1.3%
% of Patients satisfied with the dentistry they have received	6	6	N/A	95.1%	93.7%	93.2%
% of Patients satisfied with the time they had to wait for an appointment	6	6	N/A	92.9%	90.0%	89.0%

* This is based on patients treated on this contract for their most recent course of treatment. Figures in italics indicate the base number of FP17s or Patient Questionnaire responses are less than 100. N/A is shown where the base number of responses is less than 10 during the period. % is calculated as Quantity/Base number*100

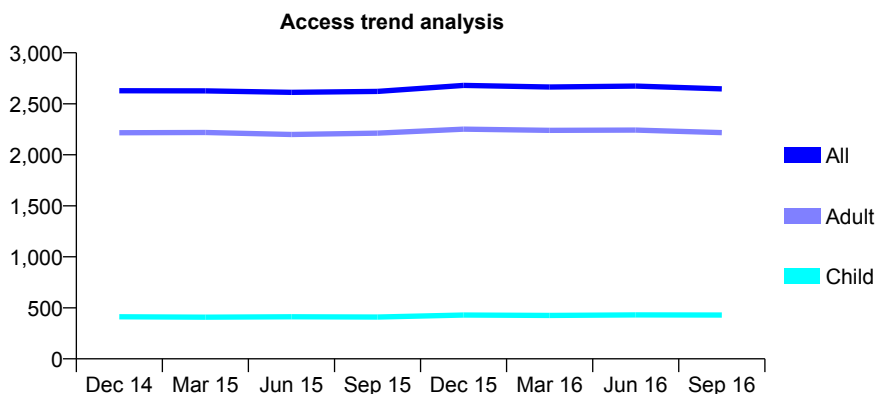
Q44 - Vital Signs At a Glance Contract Report for 810908/0001 - September 2016

Name or company name	MR TW WOODS
Contract type name	GDS Contract
Purpose of contract	General
Contract start date	01/04/2006
Contract end date	

16/17 Contracted general activity (UDA)	7,519
Carry forward general activity (UDA)	0
16/17 Contracted orthodontic activity (UOA)	0
Carry forward orthodontic activity (UOA)	0
Baseline contract value	£185,657.50

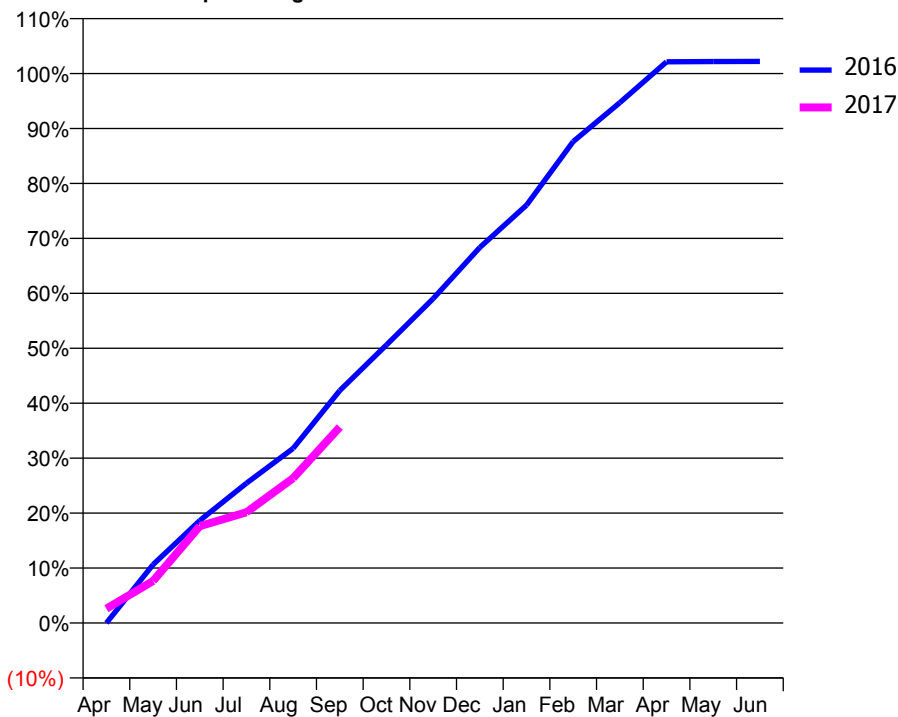
ACCESS*

Patients seen in 24 months	Total	Change since previous quarter
Quarter ending September 2015	2,622	
Quarter ending December 2015	2,680	↑
Quarter ending March 2016	2,665	→
Quarter ending June 2016	2,674	→
Quarter ending September 2016	2,646	↓
Variance since September 2015	0.9%	→



ACTIVITY

Cumulative percentage of contracted UDA delivered 2016 & 2017



Month	Adjusted Scheduled Activity (UDA)	
	2016	2017
April	0	196
May	799	575
June	1,401	1,325
July	1,914	1,515
August	2,389	1,982
September	3,181	2,681
October	3,806	
November	4,438	
December	5,139	
January	5,718	
February	6,589	
March	7,121	
April	7,678	
May	7,683	
June	7,684	

QUALITY

	Quantity	Base Number	Contract	AT	Region	England
% of FP17s for the same patient ID Re-attending within 3 months - Children	8	194	4.1%	12.3%	13.5%	12.4%
% of FP17s for the same patient ID Re-attending within 3 months - Adults	116	954	12.2%	18.0%	17.4%	16.7%
% of FP17s for the same patient ID Re-attending between 3 & 9 months - Children	51	194	26.3%	57.4%	59.0%	57.4%
% of FP17s for the same patient ID Re-attending between 3 & 9 months - Adults	352	954	36.9%	51.1%	52.6%	50.5%
% of FP17s for Band 1 Urgent Courses	34	946	3.6%	10.0%	9.4%	9.1%
% of FP17s Relating to Free Repair or Replacements	6	946	0.6%	1.0%	1.0%	0.8%
% of FP17s Relating to Continuations	17	946	1.8%	1.6%	1.5%	1.3%
% of Patients satisfied with the dentistry they have received	8	8	N/A	95.1%	93.7%	93.2%
% of Patients satisfied with the time they had to wait for an appointment	6	8	N/A	92.9%	90.0%	89.0%

* This is based on patients treated on this contract for their most recent course of treatment. Figures in italics indicate the base number of FP17s or Patient Questionnaire responses are less than 100. N/A is shown where the base number of responses is less than 10 during the period. % is calculated as Quantity/Base number*100

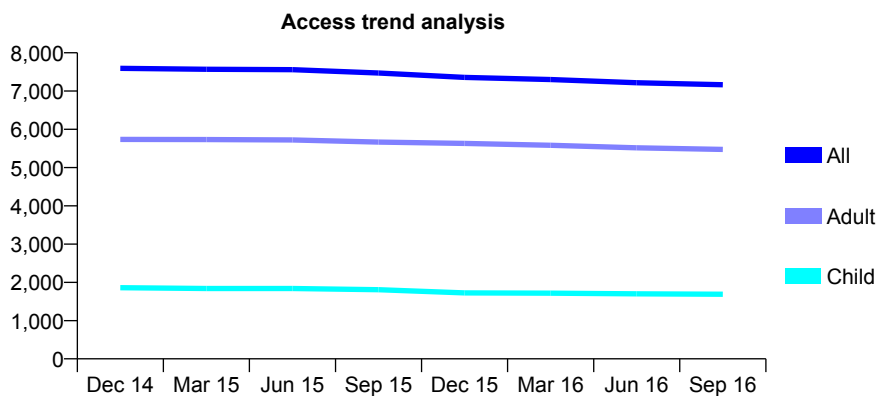
Q44 - Vital Signs At a Glance Contract Report for 811289/0001 - September 2016

Name or company name	MR WD SCOTT
Contract type name	GDS Contract
Purpose of contract	General
Contract start date	01/04/2006
Contract end date	

16/17 Contracted general activity (UDA)	21,992
Carry forward general activity (UDA)	59
16/17 Contracted orthodontic activity (UOA)	0
Carry forward orthodontic activity (UOA)	0
Baseline contract value	£659,795.89

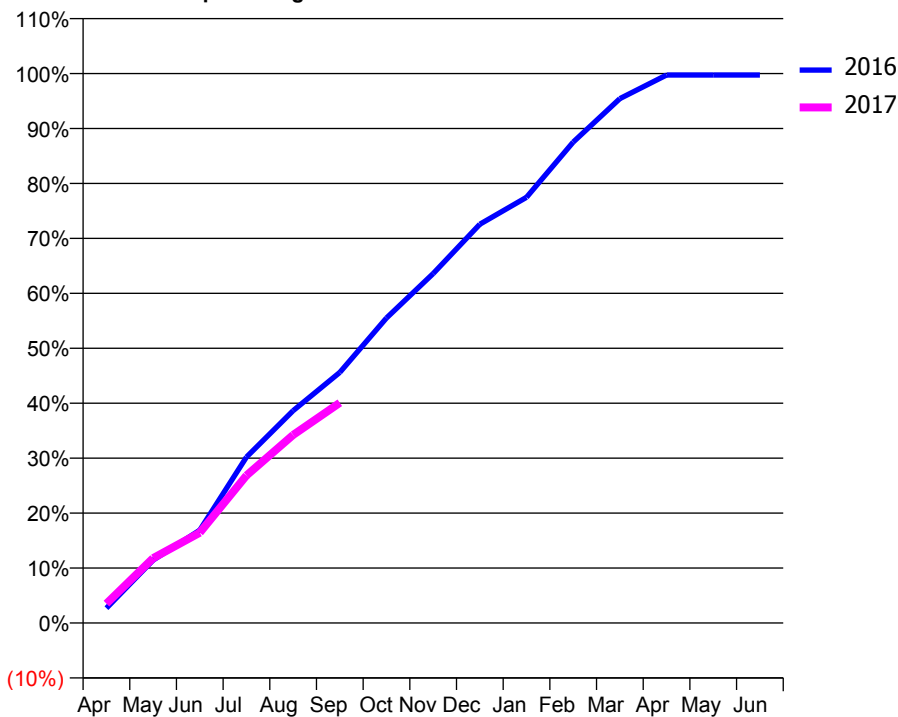
ACCESS*

Patients seen in 24 months	Total	Change since previous quarter
Quarter ending September 2015	7,473	
Quarter ending December 2015	7,356	↓
Quarter ending March 2016	7,302	→
Quarter ending June 2016	7,218	↓
Quarter ending September 2016	7,164	→
Variance since September 2015	(4.1%)	↓



ACTIVITY

Cumulative percentage of contracted UDA delivered 2016 & 2017



Month	Adjusted Scheduled Activity (UDA)	
	2016	2017
April	597	774
May	2,515	2,594
June	3,716	3,617
July	6,639	5,905
August	8,497	7,526
September	10,030	8,815
October	12,207	
November	13,988	
December	15,962	
January	17,035	
February	19,247	
March	20,986	
April	21,931	
May	21,932	
June	21,933	

QUALITY

	Quantity	Base Number	Contract	AT	Region	England
% of FP17s for the same patient ID Re-attending within 3 months - Children	128	1,415	9.0%	12.3%	13.5%	12.4%
% of FP17s for the same patient ID Re-attending within 3 months - Adults	683	3,914	17.5%	18.0%	17.4%	16.7%
% of FP17s for the same patient ID Re-attending between 3 & 9 months - Children	946	1,415	66.9%	57.4%	59.0%	57.4%
% of FP17s for the same patient ID Re-attending between 3 & 9 months - Adults	2,192	3,914	56.0%	51.1%	52.6%	50.5%
% of FP17s for Band 1 Urgent Courses	627	4,843	12.9%	10.0%	9.4%	9.1%
% of FP17s Relating to Free Repair or Replacements	53	4,843	1.1%	1.0%	1.0%	0.8%
% of FP17s Relating to Continuations	65	4,843	1.3%	1.6%	1.5%	1.3%
% of Patients satisfied with the dentistry they have received	17	18	94.4%	95.1%	93.7%	93.2%
% of Patients satisfied with the time they had to wait for an appointment	17	18	94.4%	92.9%	90.0%	89.0%

* This is based on patients treated on this contract for their most recent course of treatment. Figures in italics indicate the base number of FP17s or Patient Questionnaire responses are less than 100. N/A is shown where the base number of responses is less than 10 during the period. % is calculated as Quantity/Base number*100

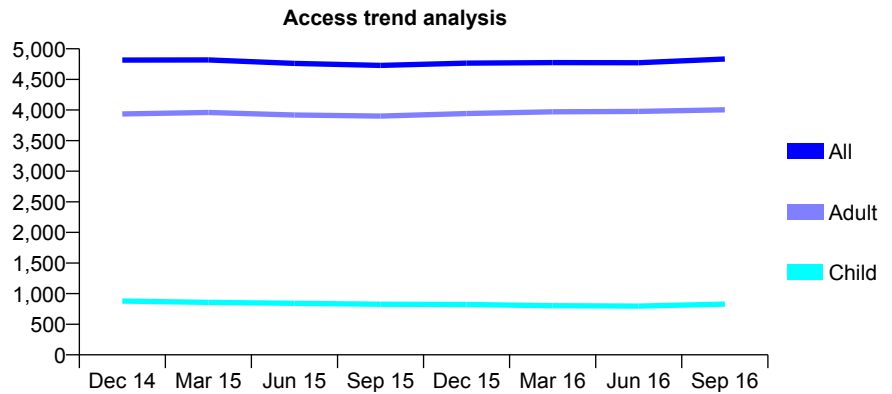
Q44 - Vital Signs At a Glance Contract Report for 812366/0001 - September 2016

Name or company name	MR NJ FORD
Contract type name	GDS Contract
Purpose of contract	General
Contract start date	01/04/2006
Contract end date	

16/17 Contracted general activity (UDA)	11,996
Carry forward general activity (UDA)	0
16/17 Contracted orthodontic activity (UOA)	0
Carry forward orthodontic activity (UOA)	0
Baseline contract value	£265,741.08

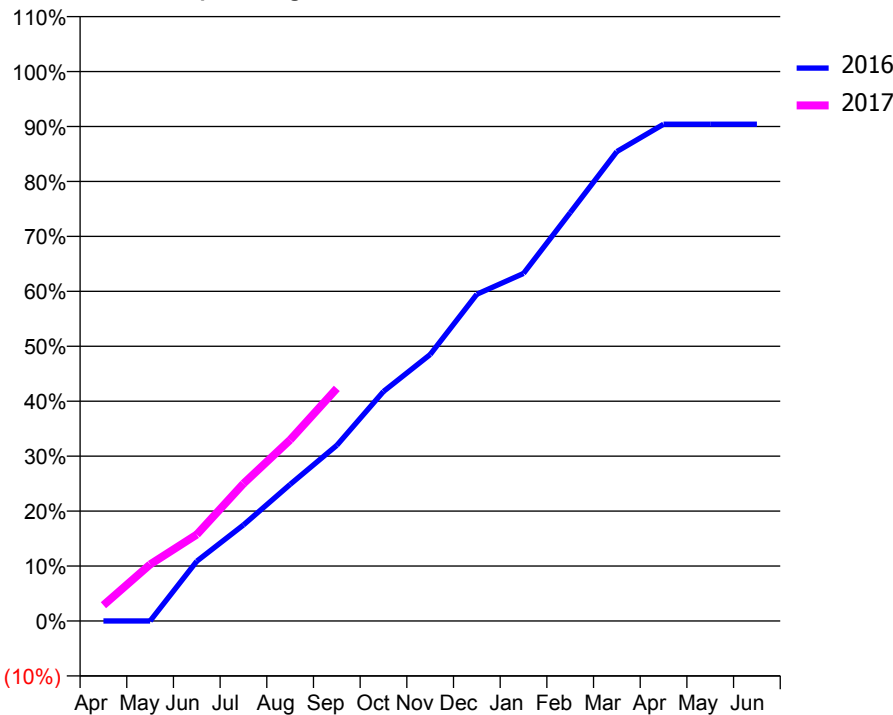
ACCESS*

Patients seen in 24 months	Total	Change since previous quarter
Quarter ending September 2015	4,728	
Quarter ending December 2015	4,766	→
Quarter ending March 2016	4,774	→
Quarter ending June 2016	4,773	→
Quarter ending September 2016	4,833	→
Variance since September 2015	2.2%	↑



ACTIVITY

Cumulative percentage of contracted UDA delivered 2016 & 2017



Month	Adjusted Scheduled Activity (UDA)	
	2016	2017
April	0	346
May	0	1,236
June	1,304	1,888
July	2,098	3,001
August	2,981	3,954
September	3,836	5,077
October	5,012	
November	5,817	
December	7,134	
January	7,587	
February	8,916	
March	10,247	
April	10,845	
May	10,845	
June	10,845	

QUALITY

	Quantity	Base Number	Contract	AT	Region	England
% of FP17s for the same patient ID Re-attending within 3 months - Children	29	583	5.0%	12.3%	13.5%	12.4%
% of FP17s for the same patient ID Re-attending within 3 months - Adults	329	2,952	11.1%	18.0%	17.4%	16.7%
% of FP17s for the same patient ID Re-attending between 3 & 9 months - Children	299	583	51.3%	57.4%	59.0%	57.4%
% of FP17s for the same patient ID Re-attending between 3 & 9 months - Adults	1,730	2,952	58.6%	51.1%	52.6%	50.5%
% of FP17s for Band 1 Urgent Courses	376	3,214	11.7%	10.0%	9.4%	9.1%
% of FP17s Relating to Free Repair or Replacements	5	3,214	0.2%	1.0%	1.0%	0.8%
% of FP17s Relating to Continuations	38	3,214	1.2%	1.6%	1.5%	1.3%
% of Patients satisfied with the dentistry they have received	11	11	100.0%	95.1%	93.7%	93.2%
% of Patients satisfied with the time they had to wait for an appointment	11	11	100.0%	92.9%	90.0%	89.0%

* This is based on patients treated on this contract for their most recent course of treatment. Figures in italics indicate the base number of FP17s or Patient Questionnaire responses are less than 100. N/A is shown where the base number of responses is less than 10 during the period. % is calculated as Quantity/Base number*100

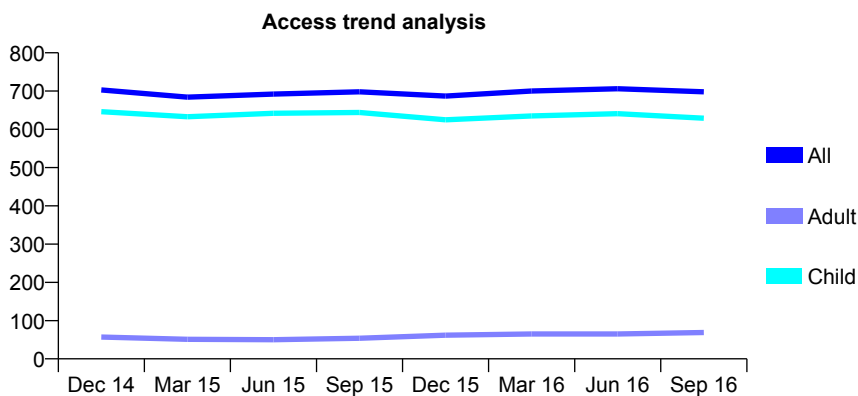
Q44 - Vital Signs At a Glance Contract Report for 812528/0001 - September 2016

Name or company name	MR PM DIGBY
Contract type name	GDS Contract
Purpose of contract	General
Contract start date	01/04/2006
Contract end date	

16/17 Contracted general activity (UDA)	1,600
Carry forward general activity (UDA)	0
16/17 Contracted orthodontic activity (UOA)	0
Carry forward orthodontic activity (UOA)	0
Baseline contract value	£36,340.46

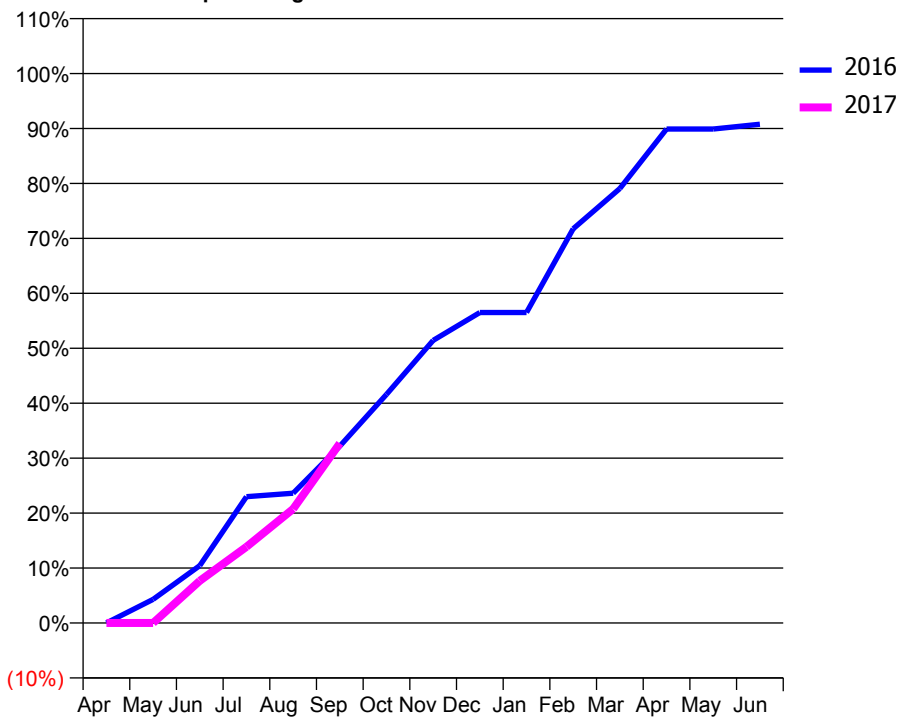
ACCESS*

Patients seen in 24 months	Total	Change since previous quarter
Quarter ending September 2015	698	
Quarter ending December 2015	687	↓
Quarter ending March 2016	700	→
Quarter ending June 2016	706	→
Quarter ending September 2016	698	↓
Variance since September 2015	0.0%	→



ACTIVITY

Cumulative percentage of contracted UDA delivered 2016 & 2017



Adjusted Scheduled Activity (UDA)

Month	2016	2017
April	0	0
May	69	0
June	167	123
July	368	222
August	378	332
September	515	523
October	666	
November	823	
December	904	
January	904	
February	1,148	
March	1,265	
April	1,438	
May	1,438	
June	1,452	

QUALITY

	Quantity	Base Number	Contract	AT	Region	England
% of FP17s for the same patient ID Re-attending within 3 months - Children	31	550	5.6%	12.3%	13.5%	12.4%
% of FP17s for the same patient ID Re-attending within 3 months - Adults	0	0	N/A	18.0%	17.4%	16.7%
% of FP17s for the same patient ID Re-attending between 3 & 9 months - Children	396	550	72.0%	57.4%	59.0%	57.4%
% of FP17s for the same patient ID Re-attending between 3 & 9 months - Adults	0	0	N/A	51.1%	52.6%	50.5%
% of FP17s for Band 1 Urgent Courses	15	400	3.8%	10.0%	9.4%	9.1%
% of FP17s Relating to Free Repair or Replacements	0	400	0.0%	1.0%	1.0%	0.8%
% of FP17s Relating to Continuations	0	400	0.0%	1.6%	1.5%	1.3%
% of Patients satisfied with the dentistry they have received	2	2	N/A	95.1%	93.7%	93.2%
% of Patients satisfied with the time they had to wait for an appointment	2	2	N/A	92.9%	90.0%	89.0%

* This is based on patients treated on this contract for their most recent course of treatment. Figures in italics indicate the base number of FP17s or Patient Questionnaire responses are less than 100. N/A is shown where the base number of responses is less than 10 during the period. % is calculated as Quantity/Base number*100

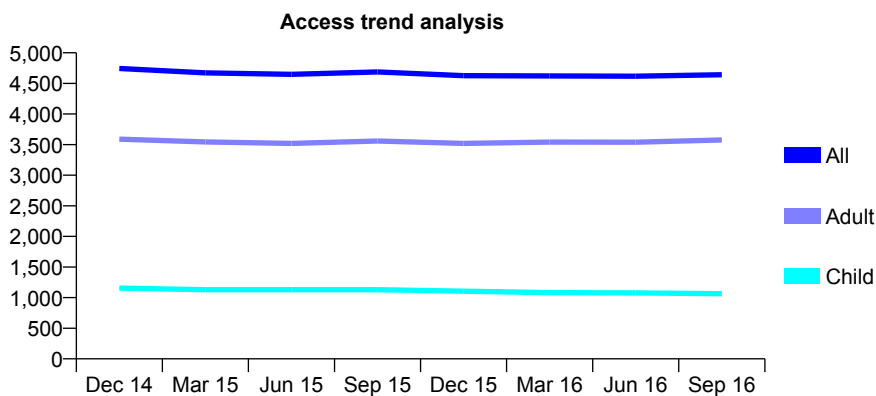
Q44 - Vital Signs At a Glance Contract Report for 813397/0001 - September 2016

Name or company name	MR MP MEREDITH
Contract type name	GDS Contract
Purpose of contract	General
Contract start date	01/04/2006
Contract end date	

16/17 Contracted general activity (UDA)	13,200
Carry forward general activity (UDA)	0
16/17 Contracted orthodontic activity (UOA)	0
Carry forward orthodontic activity (UOA)	0
Baseline contract value	£348,825.35

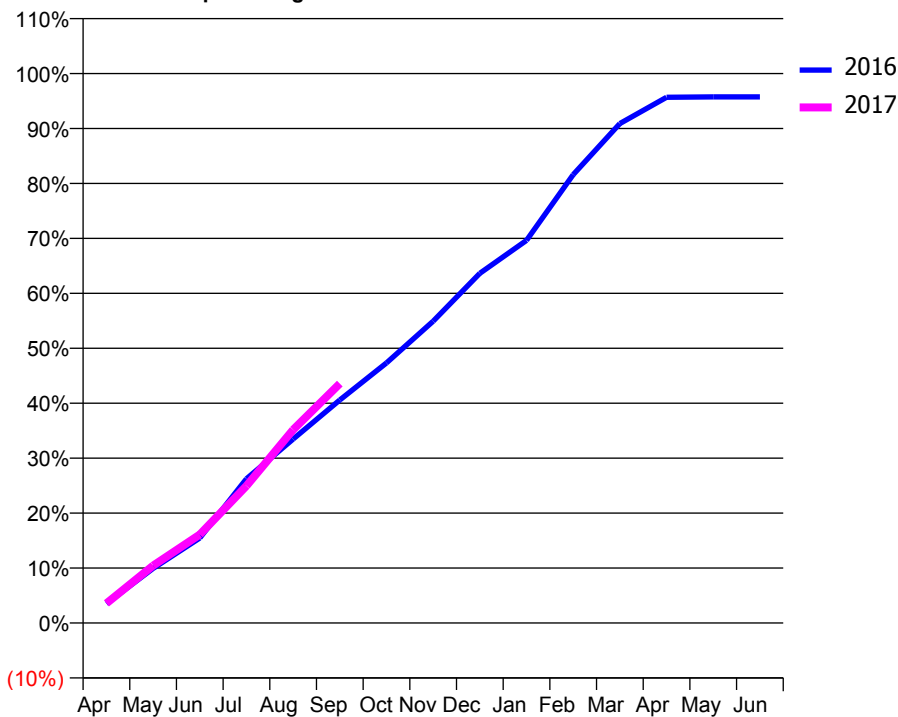
ACCESS*

Patients seen in 24 months	Total	Change since previous quarter
Quarter ending September 2015	4,687	
Quarter ending December 2015	4,626	↓
Quarter ending March 2016	4,623	→
Quarter ending June 2016	4,617	→
Quarter ending September 2016	4,641	→
Variance since September 2015	(1.0%)	→



ACTIVITY

Cumulative percentage of contracted UDA delivered 2016 & 2017



Month	Adjusted Scheduled Activity (UDA)	
	2016	2017
April	466	472
May	1,311	1,380
June	2,041	2,126
July	3,465	3,293
August	4,419	4,642
September	5,357	5,751
October	6,247	
November	7,251	
December	8,401	
January	9,192	
February	10,772	
March	11,996	
April	12,629	
May	12,638	
June	12,639	

QUALITY

	Quantity	Base Number	Contract	AT	Region	England
% of FP17s for the same patient ID Re-attending within 3 months - Children	97	878	11.0%	12.3%	13.5%	12.4%
% of FP17s for the same patient ID Re-attending within 3 months - Adults	523	2,722	19.2%	18.0%	17.4%	16.7%
% of FP17s for the same patient ID Re-attending between 3 & 9 months - Children	521	878	59.3%	57.4%	59.0%	57.4%
% of FP17s for the same patient ID Re-attending between 3 & 9 months - Adults	1,313	2,722	48.2%	51.1%	52.6%	50.5%
% of FP17s for Band 1 Urgent Courses	256	3,260	7.9%	10.0%	9.4%	9.1%
% of FP17s Relating to Free Repair or Replacements	48	3,260	1.5%	1.0%	1.0%	0.8%
% of FP17s Relating to Continuations	56	3,260	1.7%	1.6%	1.5%	1.3%
% of Patients satisfied with the dentistry they have received	4	4	N/A	95.1%	93.7%	93.2%
% of Patients satisfied with the time they had to wait for an appointment	3	4	N/A	92.9%	90.0%	89.0%

* This is based on patients treated on this contract for their most recent course of treatment. Figures in italics indicate the base number of FP17s or Patient Questionnaire responses are less than 100. N/A is shown where the base number of responses is less than 10 during the period. % is calculated as Quantity/Base number*100

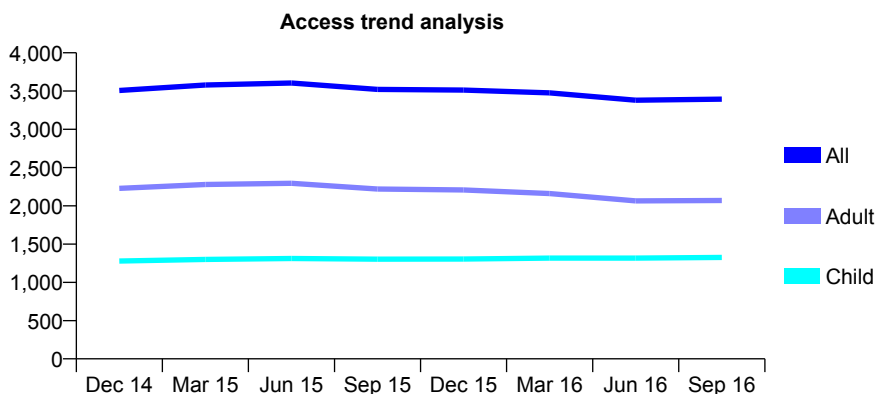
Q44 - Vital Signs At a Glance Contract Report for 813540/0001 - September 2016

Name or company name	MR PD SHERRARD
Contract type name	GDS Contract
Purpose of contract	General
Contract start date	01/04/2006
Contract end date	

16/17 Contracted general activity (UDA)	9,000
Carry forward general activity (UDA)	0
16/17 Contracted orthodontic activity (UOA)	0
Carry forward orthodontic activity (UOA)	0
Baseline contract value	£259,955.37

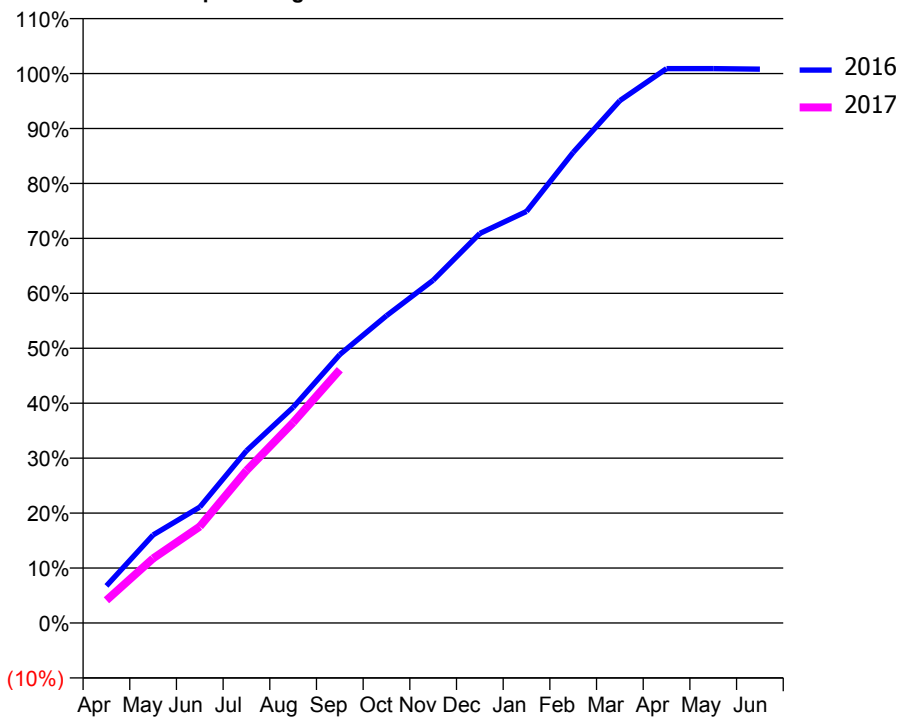
ACCESS*

Patients seen in 24 months	Total	Change since previous quarter
Quarter ending September 2015	3,521	
Quarter ending December 2015	3,512	→
Quarter ending March 2016	3,476	↓
Quarter ending June 2016	3,381	↓
Quarter ending September 2016	3,395	→
Variance since September 2015	(3.6%)	↓



ACTIVITY

Cumulative percentage of contracted UDA delivered 2016 & 2017



Adjusted Scheduled Activity (UDA)

Month	2016	2017
April	609	371
May	1,442	1,059
June	1,898	1,579
July	2,821	2,497
August	3,533	3,285
September	4,398	4,149
October	5,034	
November	5,615	
December	6,380	
January	6,740	
February	7,709	
March	8,557	
April	9,080	
May	9,080	
June	9,071	

QUALITY

	Quantity	Base Number	Contract	AT	Region	England
% of FP17s for the same patient ID Re-attending within 3 months - Children	75	888	8.4%	12.3%	13.5%	12.4%
% of FP17s for the same patient ID Re-attending within 3 months - Adults	163	1,028	15.9%	18.0%	17.4%	16.7%
% of FP17s for the same patient ID Re-attending between 3 & 9 months - Children	401	888	45.2%	57.4%	59.0%	57.4%
% of FP17s for the same patient ID Re-attending between 3 & 9 months - Adults	318	1,028	30.9%	51.1%	52.6%	50.5%
% of FP17s for Band 1 Urgent Courses	258	1,763	14.6%	10.0%	9.4%	9.1%
% of FP17s Relating to Free Repair or Replacements	2	1,763	0.1%	1.0%	1.0%	0.8%
% of FP17s Relating to Continuations	3	1,763	0.2%	1.6%	1.5%	1.3%
% of Patients satisfied with the dentistry they have received	4	4	N/A	95.1%	93.7%	93.2%
% of Patients satisfied with the time they had to wait for an appointment	4	4	N/A	92.9%	90.0%	89.0%

* This is based on patients treated on this contract for their most recent course of treatment. Figures in italics indicate the base number of FP17s or Patient Questionnaire responses are less than 100. N/A is shown where the base number of responses is less than 10 during the period. % is calculated as Quantity/Base number*100

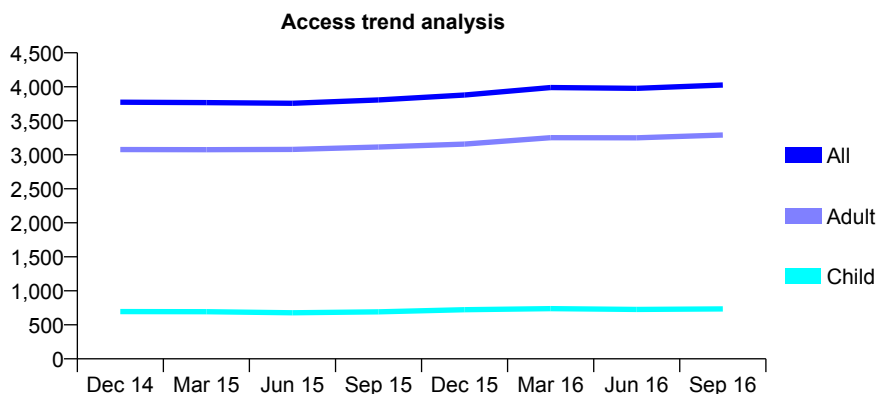
Q44 - Vital Signs At a Glance Contract Report for 815489/0001 - September 2016

Name or company name	MR JS HIBBERT
Contract type name	GDS Contract
Purpose of contract	General
Contract start date	01/04/2006
Contract end date	

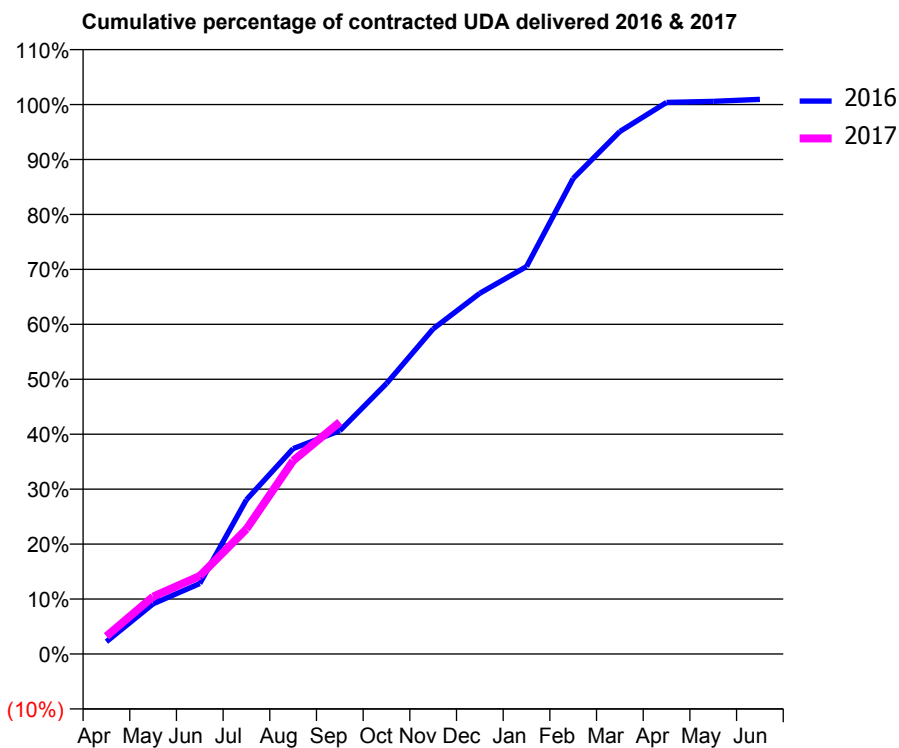
16/17 Contracted general activity (UDA)	11,380
Carry forward general activity (UDA)	0
16/17 Contracted orthodontic activity (UOA)	0
Carry forward orthodontic activity (UOA)	0
Baseline contract value	£323,197.92

ACCESS*

Patients seen in 24 months	Total	Change since previous quarter
Quarter ending September 2015	3,806	
Quarter ending December 2015	3,880	→
Quarter ending March 2016	3,990	↑
Quarter ending June 2016	3,977	→
Quarter ending September 2016	4,027	→
Variance since September 2015	5.8%	↑



ACTIVITY



Month	Adjusted Scheduled Activity (UDA)	
	2016	2017
April	256	368
May	1,040	1,188
June	1,460	1,617
July	3,196	2,588
August	4,255	4,002
September	4,624	4,804
October	5,601	
November	6,733	
December	7,472	
January	8,023	
February	9,849	
March	10,822	
April	11,425	
May	11,447	
June	11,487	

QUALITY

	Quantity	Base Number	Contract	AT	Region	England
% of FP17s for the same patient ID Re-attending within 3 months - Children	38	577	6.6%	12.3%	13.5%	12.4%
% of FP17s for the same patient ID Re-attending within 3 months - Adults	210	1,982	10.6%	18.0%	17.4%	16.7%
% of FP17s for the same patient ID Re-attending between 3 & 9 months - Children	378	577	65.5%	57.4%	59.0%	57.4%
% of FP17s for the same patient ID Re-attending between 3 & 9 months - Adults	809	1,982	40.8%	51.1%	52.6%	50.5%
% of FP17s for Band 1 Urgent Courses	233	2,287	10.2%	10.0%	9.4%	9.1%
% of FP17s Relating to Free Repair or Replacements	13	2,287	0.6%	1.0%	1.0%	0.8%
% of FP17s Relating to Continuations	18	2,287	0.8%	1.6%	1.5%	1.3%
% of Patients satisfied with the dentistry they have received	9	9	N/A	95.1%	93.7%	93.2%
% of Patients satisfied with the time they had to wait for an appointment	9	9	N/A	92.9%	90.0%	89.0%

* This is based on patients treated on this contract for their most recent course of treatment. Figures in italics indicate the base number of FP17s or Patient Questionnaire responses are less than 100. N/A is shown where the base number of responses is less than 10 during the period. % is calculated as Quantity/Base number*100

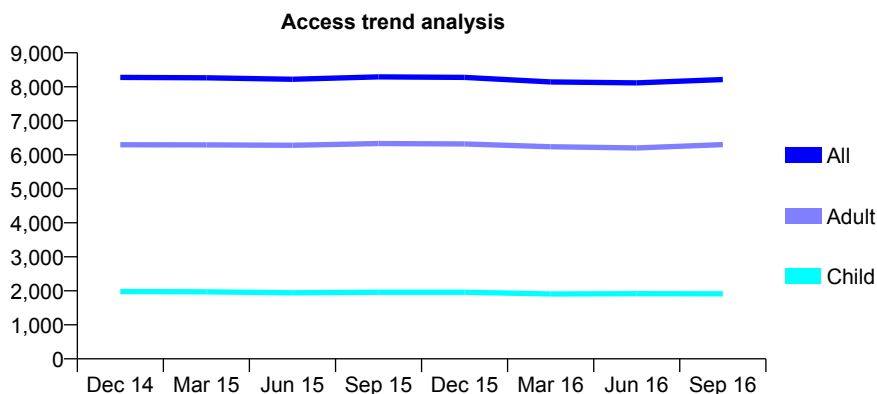
Q44 - Vital Signs At a Glance Contract Report for 826588/0001 - September 2016

Name or company name	MR MA SIMPSON
Contract type name	GDS Contract
Purpose of contract	General
Contract start date	01/04/2006
Contract end date	

16/17 Contracted general activity (UDA)	22,295
Carry forward general activity (UDA)	0
16/17 Contracted orthodontic activity (UOA)	0
Carry forward orthodontic activity (UOA)	0
Baseline contract value	£556,053.07

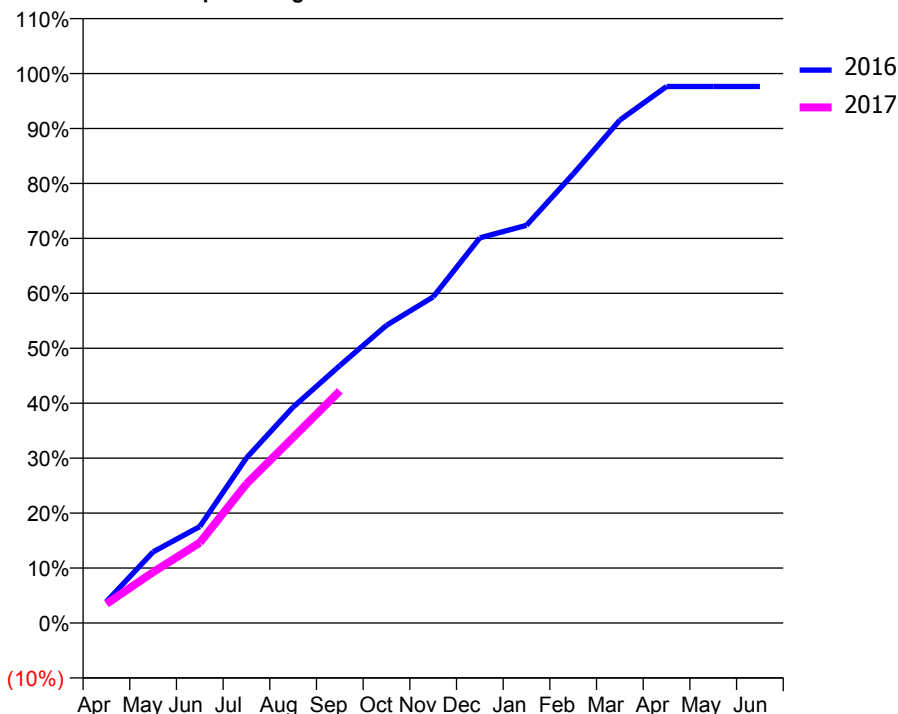
ACCESS*

Patients seen in 24 months	Total	Change since previous quarter
Quarter ending September 2015	8,292	
Quarter ending December 2015	8,277	→
Quarter ending March 2016	8,144	↓
Quarter ending June 2016	8,115	→
Quarter ending September 2016	8,212	→
Variance since September 2015	(1.0%)	→



ACTIVITY

Cumulative percentage of contracted UDA delivered 2016 & 2017



Adjusted Scheduled Activity (UDA)

Month	2016	2017
April	868	777
May	2,884	2,064
June	3,917	3,259
July	6,700	5,648
August	8,759	7,526
September	10,446	9,416
October	12,081	
November	13,232	
December	15,627	
January	16,137	
February	18,222	
March	20,406	
April	21,767	
May	21,767	
June	21,767	

QUALITY

	Quantity	Base Number	Contract	AT	Region	England
% of FP17s for the same patient ID Re-attending within 3 months - Children	118	1,533	7.7%	12.3%	13.5%	12.4%
% of FP17s for the same patient ID Re-attending within 3 months - Adults	825	4,630	17.8%	18.0%	17.4%	16.7%
% of FP17s for the same patient ID Re-attending between 3 & 9 months - Children	882	1,533	57.5%	57.4%	59.0%	57.4%
% of FP17s for the same patient ID Re-attending between 3 & 9 months - Adults	2,121	4,630	45.8%	51.1%	52.6%	50.5%
% of FP17s for Band 1 Urgent Courses	892	5,486	16.3%	10.0%	9.4%	9.1%
% of FP17s Relating to Free Repair or Replacements	26	5,486	0.5%	1.0%	1.0%	0.8%
% of FP17s Relating to Continuations	67	5,486	1.2%	1.6%	1.5%	1.3%
% of Patients satisfied with the dentistry they have received	6	6	N/A	95.1%	93.7%	93.2%
% of Patients satisfied with the time they had to wait for an appointment	4	6	N/A	92.9%	90.0%	89.0%

* This is based on patients treated on this contract for their most recent course of treatment. Figures in italics indicate the base number of FP17s or Patient Questionnaire responses are less than 100. N/A is shown where the base number of responses is less than 10 during the period. % is calculated as Quantity/Base number*100

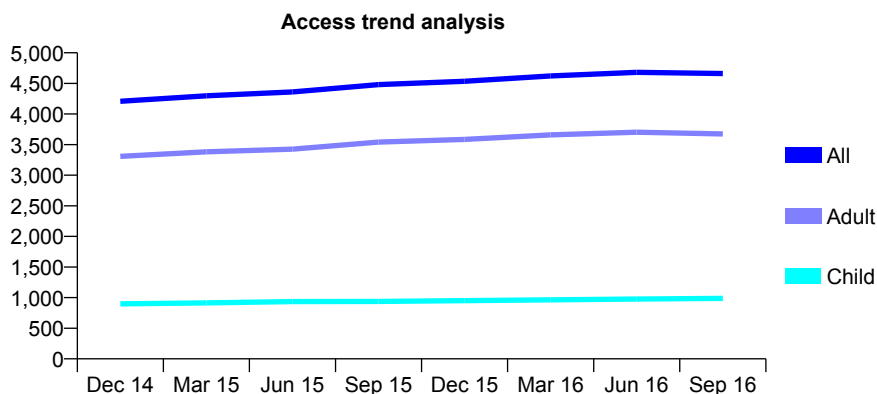
Q44 - Vital Signs At a Glance Contract Report for 826588/0002 - September 2016

Name or company name	MR MA SIMPSON
Contract type name	GDS Contract
Purpose of contract	General
Contract start date	01/07/2007
Contract end date	

16/17 Contracted general activity (UDA)	15,392
Carry forward general activity (UDA)	0
16/17 Contracted orthodontic activity (UOA)	0
Carry forward orthodontic activity (UOA)	0
Baseline contract value	£359,215.20

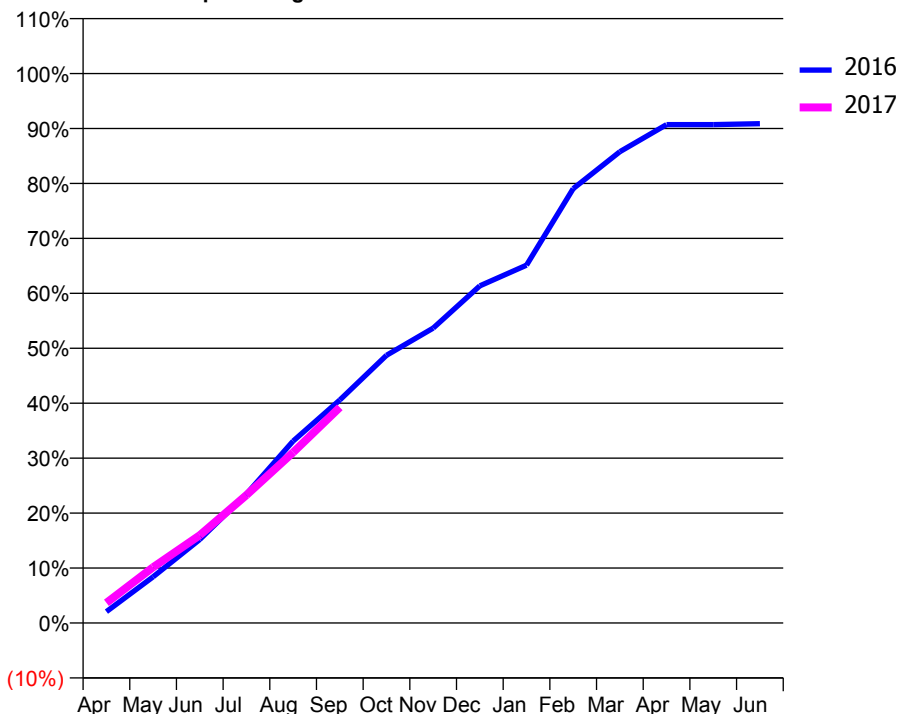
ACCESS*

Patients seen in 24 months	Total	Change since previous quarter
Quarter ending September 2015	4,480	
Quarter ending December 2015	4,535	→
Quarter ending March 2016	4,621	→
Quarter ending June 2016	4,680	→
Quarter ending September 2016	4,662	→
Variance since September 2015	4.1%	↑



ACTIVITY

Cumulative percentage of contracted UDA delivered 2016 & 2017



Month	Adjusted Scheduled Activity (UDA)	
	2016	2017
April	321	567
May	1,295	1,564
June	2,339	2,459
July	3,612	3,584
August	5,097	4,780
September	6,245	6,042
October	7,498	
November	8,260	
December	9,444	
January	10,022	
February	12,166	
March	13,202	
April	13,959	
May	13,959	
June	13,985	

QUALITY

	Quantity	Base Number	Contract	AT	Region	England
% of FP17s for the same patient ID Re-attending within 3 months - Children	71	842	8.4%	12.3%	13.5%	12.4%
% of FP17s for the same patient ID Re-attending within 3 months - Adults	448	2,818	15.9%	18.0%	17.4%	16.7%
% of FP17s for the same patient ID Re-attending between 3 & 9 months - Children	541	842	64.3%	57.4%	59.0%	57.4%
% of FP17s for the same patient ID Re-attending between 3 & 9 months - Adults	1,651	2,818	58.6%	51.1%	52.6%	50.5%
% of FP17s for Band 1 Urgent Courses	368	3,277	11.2%	10.0%	9.4%	9.1%
% of FP17s Relating to Free Repair or Replacements	17	3,277	0.5%	1.0%	1.0%	0.8%
% of FP17s Relating to Continuations	53	3,277	1.6%	1.6%	1.5%	1.3%
% of Patients satisfied with the dentistry they have received	4	4	N/A	95.1%	93.7%	93.2%
% of Patients satisfied with the time they had to wait for an appointment	4	4	N/A	92.9%	90.0%	89.0%

* This is based on patients treated on this contract for their most recent course of treatment. Figures in italics indicate the base number of FP17s or Patient Questionnaire responses are less than 100. N/A is shown where the base number of responses is less than 10 during the period. % is calculated as Quantity/Base number*100

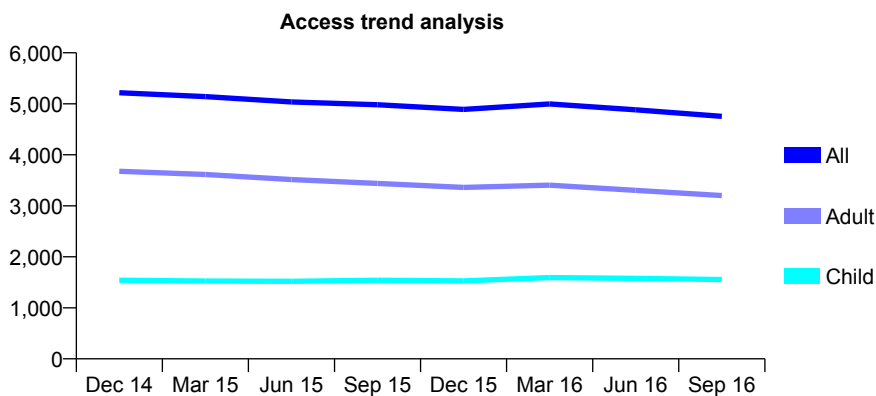
Q44 - Vital Signs At a Glance Contract Report for 840777/0001 - September 2016

Name or company name	MRS NA COPPOCK
Contract type name	GDS Contract
Purpose of contract	General
Contract start date	01/04/2006
Contract end date	

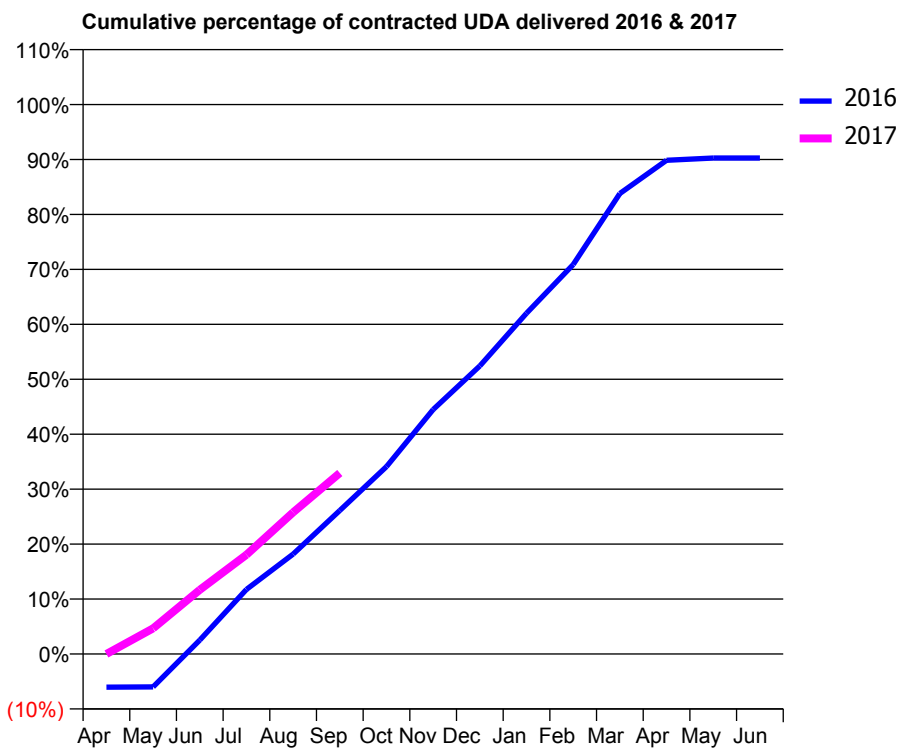
16/17 Contracted general activity (UDA)	14,752
Carry forward general activity (UDA)	0
16/17 Contracted orthodontic activity (UOA)	0
Carry forward orthodontic activity (UOA)	0
Baseline contract value	£350,163.51

ACCESS*

Patients seen in 24 months	Total	Change since previous quarter
Quarter ending September 2015	4,981	
Quarter ending December 2015	4,889	↓
Quarter ending March 2016	4,998	↑
Quarter ending June 2016	4,882	↓
Quarter ending September 2016	4,755	↓
Variance since September 2015	(4.5%)	↓



ACTIVITY



Month	Adjusted Scheduled Activity (UDA)	
	2016	2017
April	-893	0
May	-887	688
June	374	1,724
July	1,734	2,666
August	2,683	3,805
September	3,853	4,861
October	5,032	
November	6,563	
December	7,735	
January	9,150	
February	10,456	
March	12,364	
April	13,256	
May	13,314	
June	13,314	

QUALITY

	Quantity	Base Number	Contract	AT	Region	England
% of FP17s for the same patient ID Re-attending within 3 months - Children	88	1,088	8.1%	12.3%	13.5%	12.4%
% of FP17s for the same patient ID Re-attending within 3 months - Adults	416	2,167	19.2%	18.0%	17.4%	16.7%
% of FP17s for the same patient ID Re-attending between 3 & 9 months - Children	679	1,088	62.4%	57.4%	59.0%	57.4%
% of FP17s for the same patient ID Re-attending between 3 & 9 months - Adults	1,232	2,167	56.9%	51.1%	52.6%	50.5%
% of FP17s for Band 1 Urgent Courses	256	2,794	9.2%	10.0%	9.4%	9.1%
% of FP17s Relating to Free Repair or Replacements	46	2,794	1.6%	1.0%	1.0%	0.8%
% of FP17s Relating to Continuations	91	2,794	3.3%	1.6%	1.5%	1.3%
% of Patients satisfied with the dentistry they have received	3	3	N/A	95.1%	93.7%	93.2%
% of Patients satisfied with the time they had to wait for an appointment	3	3	N/A	92.9%	90.0%	89.0%

* This is based on patients treated on this contract for their most recent course of treatment. Figures in italics indicate the base number of FP17s or Patient Questionnaire responses are less than 100. N/A is shown where the base number of responses is less than 10 during the period. % is calculated as Quantity/Base number*100

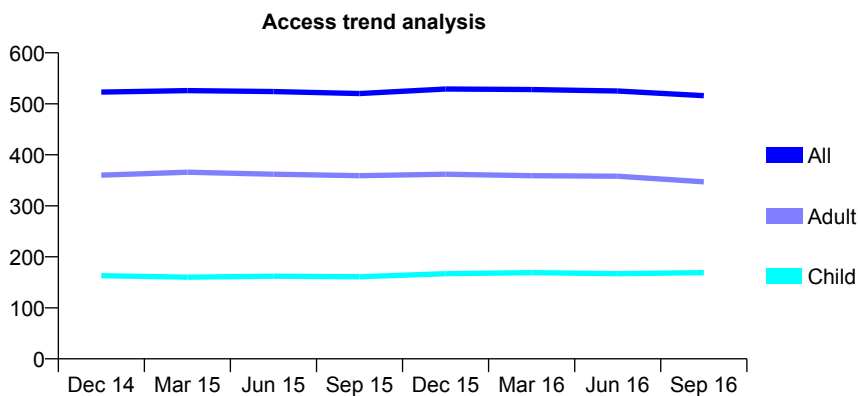
Q44 - Vital Signs At a Glance Contract Report for 843970/0001 - September 2016

Name or company name	MR DM FAGAN-DOUGLAS
Contract type name	GDS Contract
Purpose of contract	General
Contract start date	01/06/2008
Contract end date	

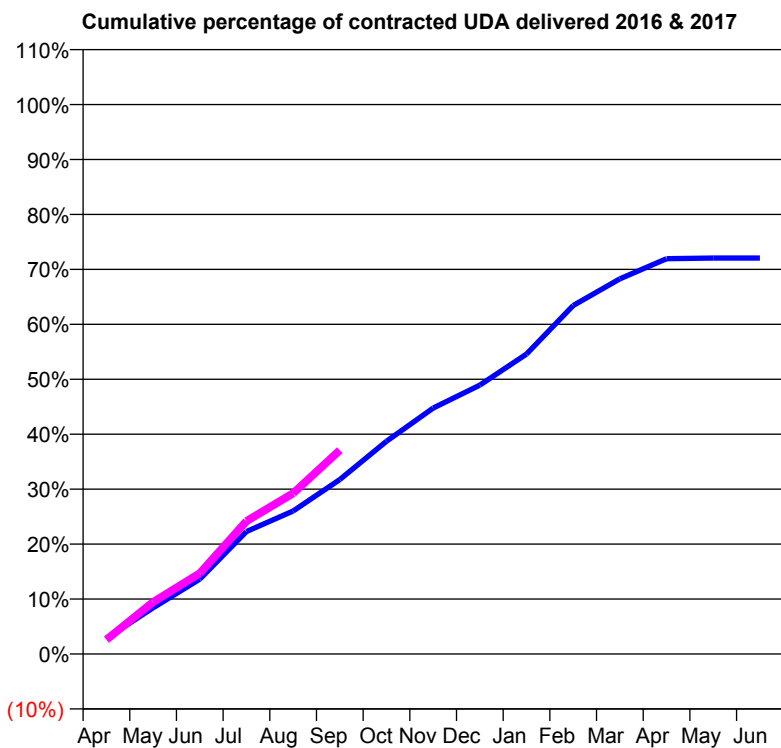
16/17 Contracted general activity (UDA)	2,352
Carry forward general activity (UDA)	0
16/17 Contracted orthodontic activity (UOA)	0
Carry forward orthodontic activity (UOA)	0
Baseline contract value	£58,882.23

ACCESS*

Patients seen in 24 months	Total	Change since previous quarter
Quarter ending September 2015	520	
Quarter ending December 2015	529	→
Quarter ending March 2016	528	→
Quarter ending June 2016	525	→
Quarter ending September 2016	516	↓
Variance since September 2015	(0.8%)	→



ACTIVITY



Month	Adjusted Scheduled Activity (UDA)	
	2016	2017
April	67	61
May	198	222
June	320	346
July	524	569
August	612	688
September	747	872
October	911	
November	1,053	
December	1,151	
January	1,284	
February	1,492	
March	1,606	
April	1,692	
May	1,695	
June	1,695	

QUALITY

	Quantity	Base Number	Contract	AT	Region	England
% of FP17s for the same patient ID Re-attending within 3 months - Children	14	129	10.9%	12.3%	13.5%	12.4%
% of FP17s for the same patient ID Re-attending within 3 months - Adults	69	310	22.3%	18.0%	17.4%	16.7%
% of FP17s for the same patient ID Re-attending between 3 & 9 months - Children	72	129	55.8%	57.4%	59.0%	57.4%
% of FP17s for the same patient ID Re-attending between 3 & 9 months - Adults	197	310	63.5%	51.1%	52.6%	50.5%
% of FP17s for Band 1 Urgent Courses	11	398	2.8%	10.0%	9.4%	9.1%
% of FP17s Relating to Free Repair or Replacements	6	398	1.5%	1.0%	1.0%	0.8%
% of FP17s Relating to Continuations	19	398	4.8%	1.6%	1.5%	1.3%
% of Patients satisfied with the dentistry they have received	0	0	N/A	95.1%	93.7%	93.2%
% of Patients satisfied with the time they had to wait for an appointment	0	0	N/A	92.9%	90.0%	89.0%

* This is based on patients treated on this contract for their most recent course of treatment. Figures in italics indicate the base number of FP17s or Patient Questionnaire responses are less than 100. N/A is shown where the base number of responses is less than 10 during the period. % is calculated as Quantity/Base number*100

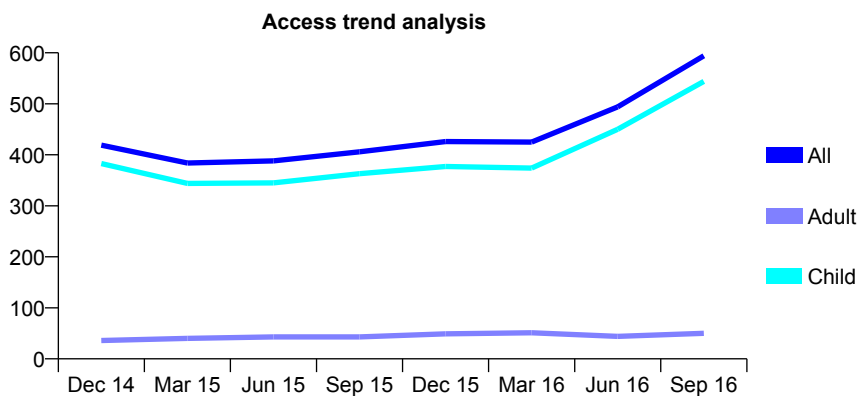
Q44 - Vital Signs At a Glance Contract Report for 859893/0001 - September 2016

Name or company name	MR CP CALDWELL
Contract type name	PDS Contract
Purpose of contract	General
Contract start date	01/04/2008
Contract end date	31/03/2018

16/17 Contracted general activity (UDA)	1,480
Carry forward general activity (UDA)	0
16/17 Contracted orthodontic activity (UOA)	0
Carry forward orthodontic activity (UOA)	0
Baseline contract value	£34,543.18

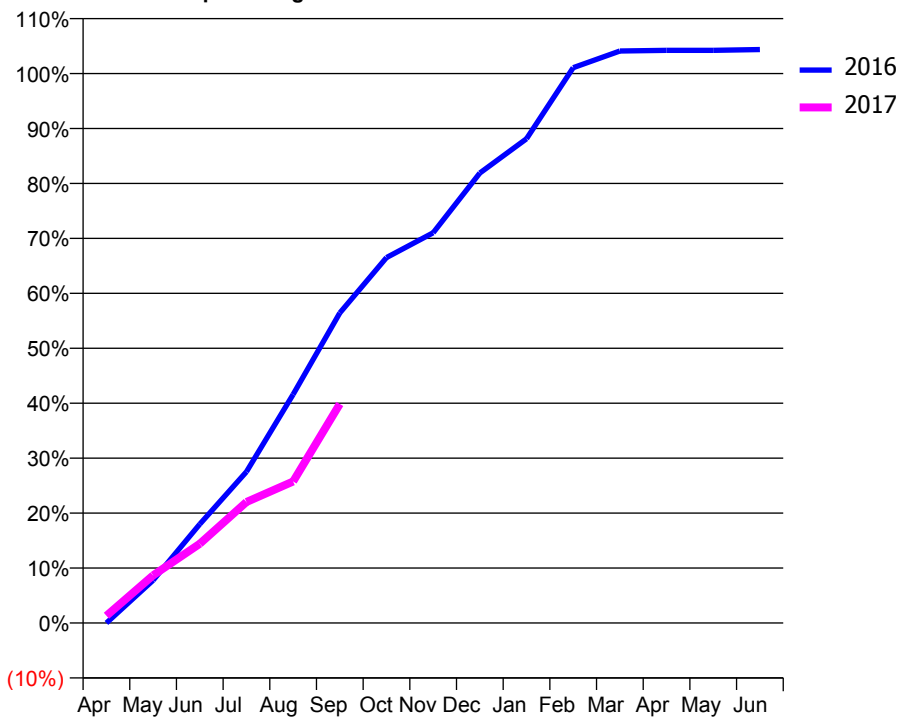
ACCESS*

Patients seen in 24 months	Total	Change since previous quarter
Quarter ending September 2015	406	
Quarter ending December 2015	426	↑
Quarter ending March 2016	425	→
Quarter ending June 2016	494	↑
Quarter ending September 2016	594	↑
Variance since September 2015	46.3%	↑



ACTIVITY

Cumulative percentage of contracted UDA delivered 2016 & 2017



Adjusted Scheduled Activity (UDA)

Month	2016	2017
April	0	19
May	58	128
June	133	214
July	204	326
August	308	381
September	418	590
October	492	
November	526	
December	606	
January	652	
February	748	
March	770	
April	771	
May	771	
June	772	

QUALITY

	Quantity	Base Number	Contract	AT	Region	England
% of FP17s for the same patient ID Re-attending within 3 months - Children	23	435	5.3%	12.3%	13.5%	12.4%
% of FP17s for the same patient ID Re-attending within 3 months - Adults	1	20	5.0%	18.0%	17.4%	16.7%
% of FP17s for the same patient ID Re-attending between 3 & 9 months - Children	164	435	37.7%	57.4%	59.0%	57.4%
% of FP17s for the same patient ID Re-attending between 3 & 9 months - Adults	7	20	35.0%	51.1%	52.6%	50.5%
% of FP17s for Band 1 Urgent Courses	25	451	5.5%	10.0%	9.4%	9.1%
% of FP17s Relating to Free Repair or Replacements	0	451	0.0%	1.0%	1.0%	0.8%
% of FP17s Relating to Continuations	1	451	0.2%	1.6%	1.5%	1.3%
% of Patients satisfied with the dentistry they have received	0	0	N/A	95.1%	93.7%	93.2%
% of Patients satisfied with the time they had to wait for an appointment	0	0	N/A	92.9%	90.0%	89.0%

* This is based on patients treated on this contract for their most recent course of treatment. Figures in italics indicate the base number of FP17s or Patient Questionnaire responses are less than 100. N/A is shown where the base number of responses is less than 10 during the period. % is calculated as Quantity/Base number*100

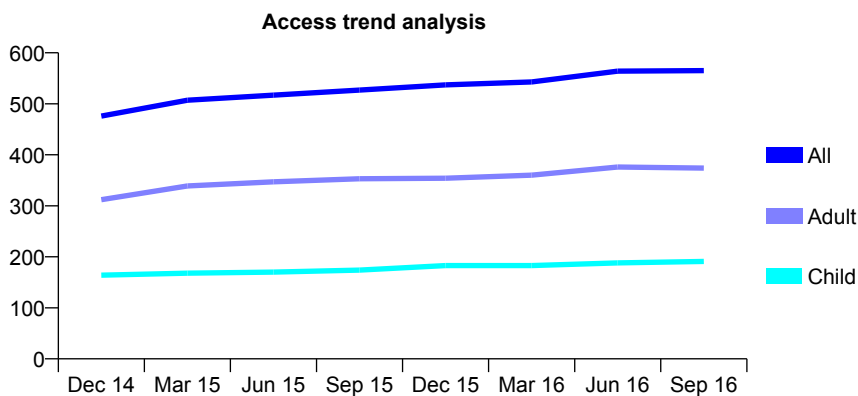
Q44 - Vital Signs At a Glance Contract Report for 861928/0001 - September 2016

Name or company name	MR PA FARRELL
Contract type name	GDS Contract
Purpose of contract	General
Contract start date	01/10/2006
Contract end date	

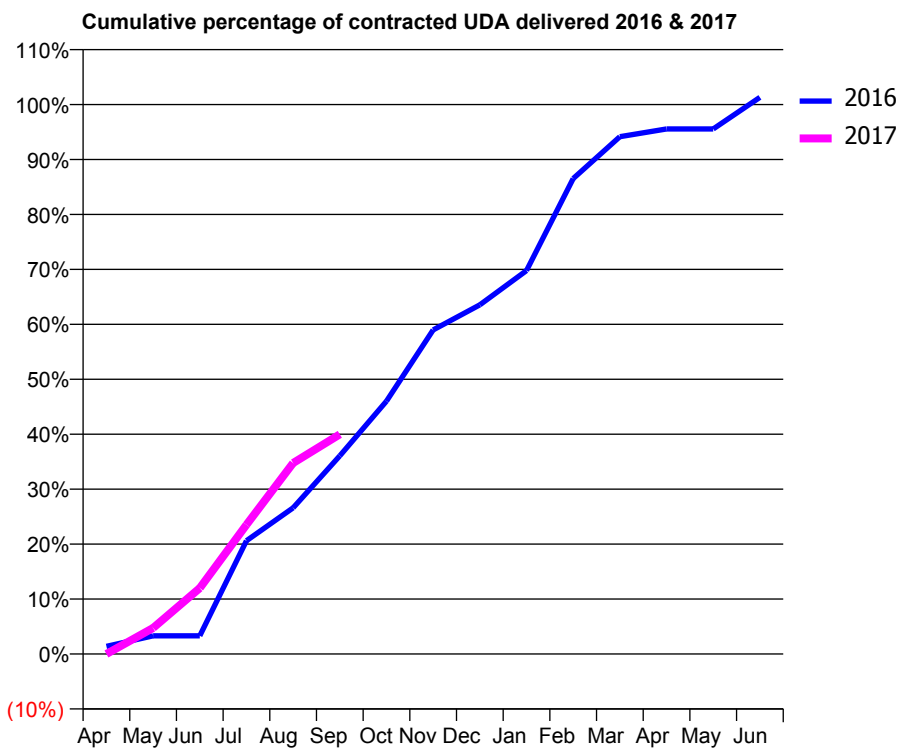
16/17 Contracted general activity (UDA)	1,081
Carry forward general activity (UDA)	0
16/17 Contracted orthodontic activity (UOA)	0
Carry forward orthodontic activity (UOA)	0
Baseline contract value	£29,254.06

ACCESS*

Patients seen in 24 months	Total	Change since previous quarter
Quarter ending September 2015	527	
Quarter ending December 2015	537	→
Quarter ending March 2016	543	→
Quarter ending June 2016	564	↑
Quarter ending September 2016	565	→
Variance since September 2015	7.2%	↑



ACTIVITY



Month	Adjusted Scheduled Activity (UDA)	
	2016	2017
April	15	0
May	36	51
June	36	130
July	223	254
August	288	376
September	390	432
October	498	
November	638	
December	687	
January	754	
February	935	
March	1,018	
April	1,033	
May	1,033	
June	1,095	

QUALITY

	Quantity	Base Number	Contract	AT	Region	England
% of FP17s for the same patient ID Re-attending within 3 months - Children	5	133	3.8%	12.3%	13.5%	12.4%
% of FP17s for the same patient ID Re-attending within 3 months - Adults	18	226	8.0%	18.0%	17.4%	16.7%
% of FP17s for the same patient ID Re-attending between 3 & 9 months - Children	73	133	54.9%	57.4%	59.0%	57.4%
% of FP17s for the same patient ID Re-attending between 3 & 9 months - Adults	126	226	55.8%	51.1%	52.6%	50.5%
% of FP17s for Band 1 Urgent Courses	16	310	5.2%	10.0%	9.4%	9.1%
% of FP17s Relating to Free Repair or Replacements	0	310	0.0%	1.0%	1.0%	0.8%
% of FP17s Relating to Continuations	0	310	0.0%	1.6%	1.5%	1.3%
% of Patients satisfied with the dentistry they have received	2	2	N/A	95.1%	93.7%	93.2%
% of Patients satisfied with the time they had to wait for an appointment	2	2	N/A	92.9%	90.0%	89.0%

* This is based on patients treated on this contract for their most recent course of treatment. Figures in italics indicate the base number of FP17s or Patient Questionnaire responses are less than 100. N/A is shown where the base number of responses is less than 10 during the period. % is calculated as Quantity/Base number*100

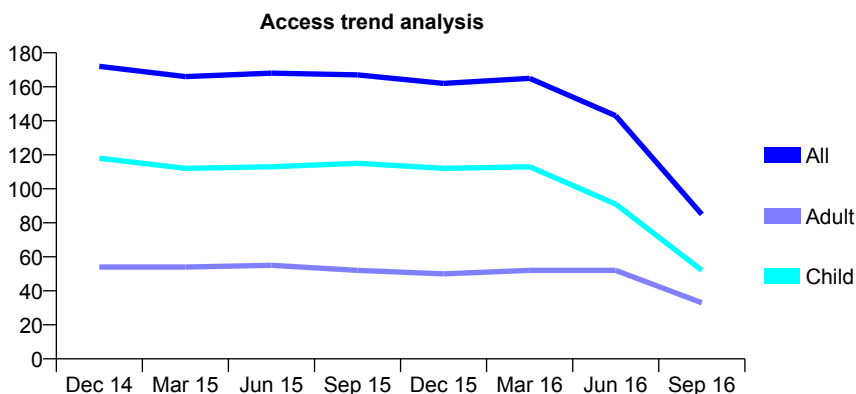
Q44 - Vital Signs At a Glance Contract Report for 869961/0001 - September 2016

Name or company name	MISS JM WRIGHT
Contract type name	GDS Contract
Purpose of contract	General
Contract start date	01/04/2006
Contract end date	31/05/2016

16/17 Contracted general activity (UDA)	85
Carry forward general activity (UDA)	0
16/17 Contracted orthodontic activity (UOA)	0
Carry forward orthodontic activity (UOA)	0
Baseline contract value	£1,861.58

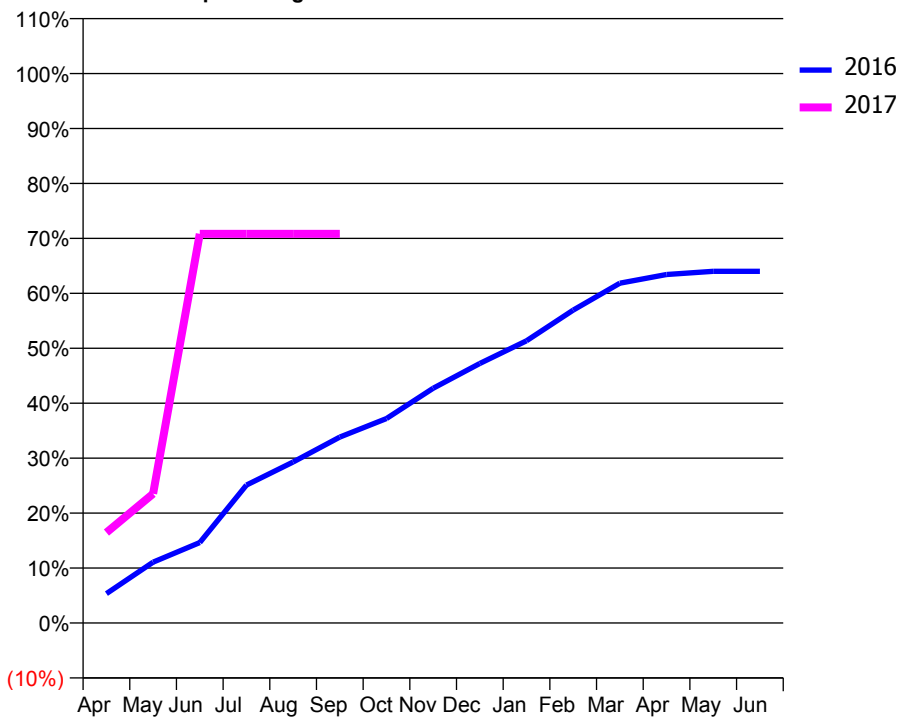
ACCESS*

Patients seen in 24 months	Total	Change since previous quarter
Quarter ending September 2015	167	
Quarter ending December 2015	162	↓
Quarter ending March 2016	165	→
Quarter ending June 2016	143	↓
Quarter ending September 2016	85	↓
Variance since September 2015	(49.1%)	↓



ACTIVITY

Cumulative percentage of contracted UDA delivered 2016 & 2017



Month	Adjusted Scheduled Activity (UDA)	
	2016	2017
April	27	14
May	56	20
June	75	60
July	128	60
August	149	60
September	172	60
October	189	
November	217	
December	240	
January	261	
February	290	
March	315	
April	323	
May	326	
June	326	

QUALITY

	Quantity	Base Number	Contract	AT	Region	England
% of FP17s for the same patient ID Re-attending within 3 months - Children	1	32	3.1%	12.3%	13.5%	12.4%
% of FP17s for the same patient ID Re-attending within 3 months - Adults	0	15	0.0%	18.0%	17.4%	16.7%
% of FP17s for the same patient ID Re-attending between 3 & 9 months - Children	26	32	81.3%	57.4%	59.0%	57.4%
% of FP17s for the same patient ID Re-attending between 3 & 9 months - Adults	7	15	46.7%	51.1%	52.6%	50.5%
% of FP17s for Band 1 Urgent Courses	1	39	2.6%	10.0%	9.4%	9.1%
% of FP17s Relating to Free Repair or Replacements	0	39	0.0%	1.0%	1.0%	0.8%
% of FP17s Relating to Continuations	0	39	0.0%	1.6%	1.5%	1.3%
% of Patients satisfied with the dentistry they have received	0	0	N/A	95.1%	93.7%	93.2%
% of Patients satisfied with the time they had to wait for an appointment	0	0	N/A	92.9%	90.0%	89.0%

* This is based on patients treated on this contract for their most recent course of treatment. Figures in italics indicate the base number of FP17s or Patient Questionnaire responses are less than 100. N/A is shown where the base number of responses is less than 10 during the period. % is calculated as Quantity/Base number*100

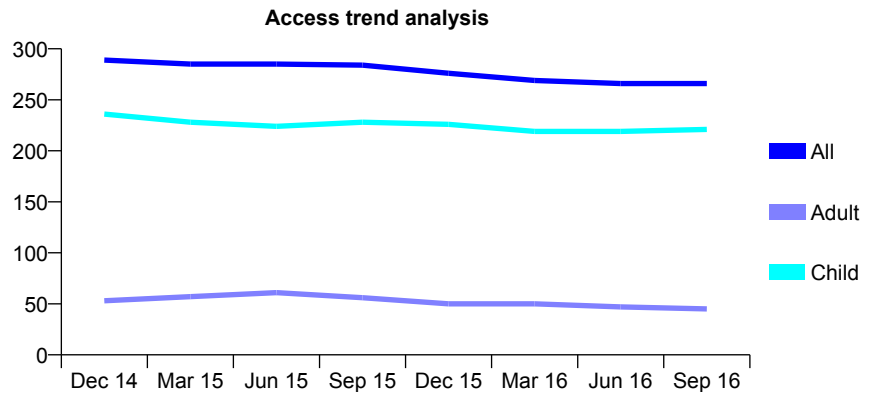
Q44 - Vital Signs At a Glance Contract Report for 906875/0001 - September 2016

Name or company name	MR NP SMITH
Contract type name	GDS Contract
Purpose of contract	General
Contract start date	01/04/2006
Contract end date	

16/17 Contracted general activity (UDA)	1,200
Carry forward general activity (UDA)	0
16/17 Contracted orthodontic activity (UOA)	0
Carry forward orthodontic activity (UOA)	0
Baseline contract value	£25,459.28

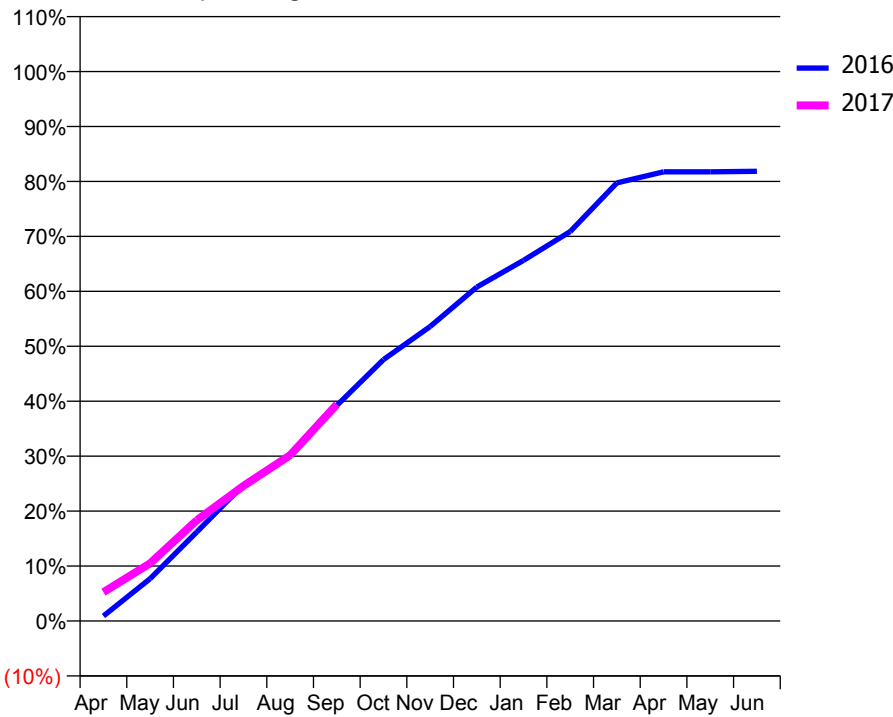
ACCESS*

Patients seen in 24 months	Total	Change since previous quarter
Quarter ending September 2015	284	
Quarter ending December 2015	276	↓
Quarter ending March 2016	269	↓
Quarter ending June 2016	266	↓
Quarter ending September 2016	266	→
Variance since September 2015	(6.3%)	↓



ACTIVITY

Cumulative percentage of contracted UDA delivered 2016 & 2017



Month	Adjusted Scheduled Activity (UDA)	
	2016	2017
April	11	63
May	92	126
June	194	220
July	297	295
August	363	362
September	471	473
October	571	
November	643	
December	729	
January	788	
February	851	
March	957	
April	981	
May	981	
June	982	

QUALITY

	Quantity	Base Number	Contract	AT	Region	England
% of FP17s for the same patient ID Re-attending within 3 months - Children	7	201	3.5%	12.3%	13.5%	12.4%
% of FP17s for the same patient ID Re-attending within 3 months - Adults	1	14	7.1%	18.0%	17.4%	16.7%
% of FP17s for the same patient ID Re-attending between 3 & 9 months - Children	143	201	71.1%	57.4%	59.0%	57.4%
% of FP17s for the same patient ID Re-attending between 3 & 9 months - Adults	10	14	71.4%	51.1%	52.6%	50.5%
% of FP17s for Band 1 Urgent Courses	1	203	0.5%	10.0%	9.4%	9.1%
% of FP17s Relating to Free Repair or Replacements	0	203	0.0%	1.0%	1.0%	0.8%
% of FP17s Relating to Continuations	3	203	1.5%	1.6%	1.5%	1.3%
% of Patients satisfied with the dentistry they have received	0	0	N/A	95.1%	93.7%	93.2%
% of Patients satisfied with the time they had to wait for an appointment	0	0	N/A	92.9%	90.0%	89.0%

* This is based on patients treated on this contract for their most recent course of treatment. Figures in italics indicate the base number of FP17s or Patient Questionnaire responses are less than 100. N/A is shown where the base number of responses is less than 10 during the period. % is calculated as Quantity/Base number*100

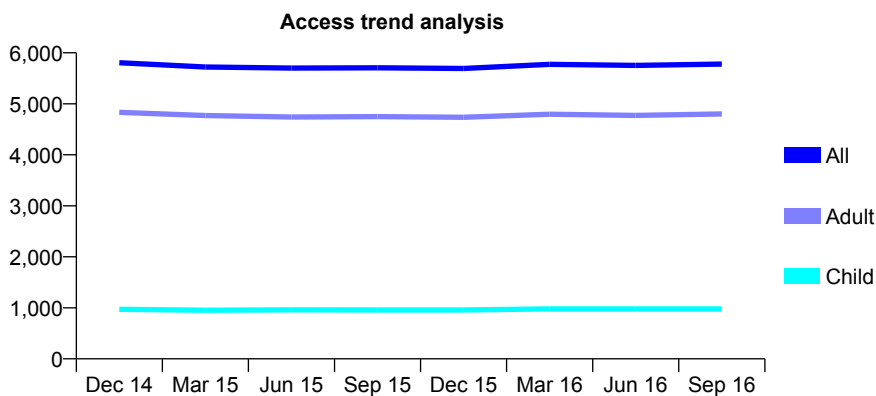
Q44 - Vital Signs At a Glance Contract Report for 912956/0001 - September 2016

Name or company name	MR MJ SOLAN
Contract type name	GDS Contract
Purpose of contract	General
Contract start date	01/04/2006
Contract end date	

16/17 Contracted general activity (UDA)	18,568
Carry forward general activity (UDA)	186
16/17 Contracted orthodontic activity (UOA)	0
Carry forward orthodontic activity (UOA)	0
Baseline contract value	£502,724.77

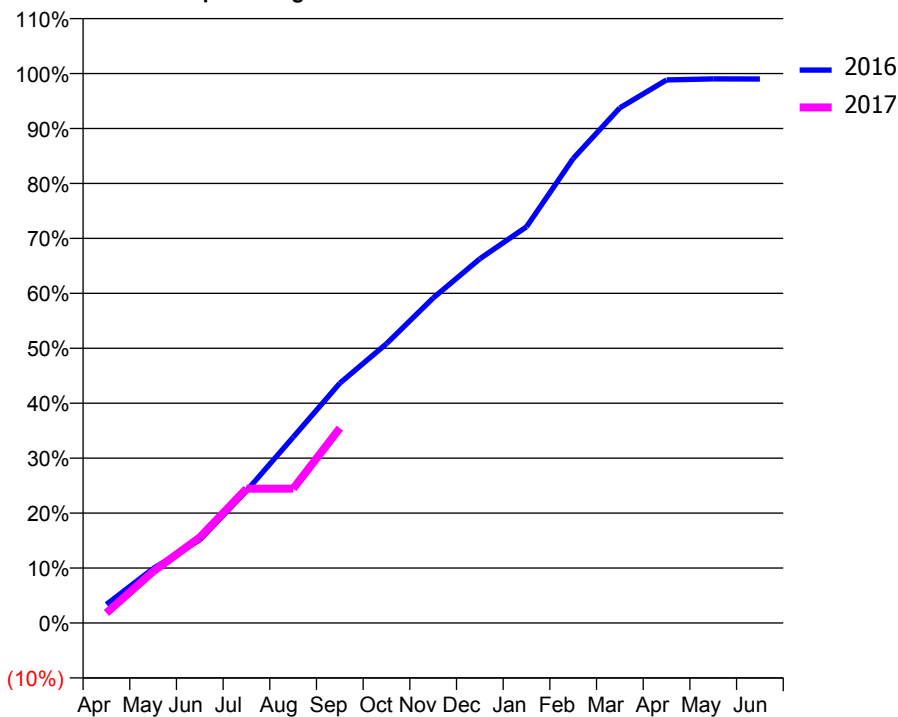
ACCESS*

Patients seen in 24 months	Total	Change since previous quarter
Quarter ending September 2015	5,707	
Quarter ending December 2015	5,694	→
Quarter ending March 2016	5,774	→
Quarter ending June 2016	5,752	→
Quarter ending September 2016	5,780	→
Variance since September 2015	1.3%	→



ACTIVITY

Cumulative percentage of contracted UDA delivered 2016 & 2017



Month	Adjusted Scheduled Activity (UDA)	
	2016	2017
April	631	339
May	1,842	1,740
June	2,808	2,896
July	4,462	4,539
August	6,278	4,539
September	8,105	6,585
October	9,437	
November	10,984	
December	12,308	
January	13,391	
February	15,697	
March	17,409	
April	18,351	
May	18,385	
June	18,382	

QUALITY

	Quantity	Base Number	Contract	AT	Region	England
% of FP17s for the same patient ID Re-attending within 3 months - Children	37	615	6.0%	12.3%	13.5%	12.4%
% of FP17s for the same patient ID Re-attending within 3 months - Adults	314	3,038	10.3%	18.0%	17.4%	16.7%
% of FP17s for the same patient ID Re-attending between 3 & 9 months - Children	360	615	58.5%	57.4%	59.0%	57.4%
% of FP17s for the same patient ID Re-attending between 3 & 9 months - Adults	1,837	3,038	60.5%	51.1%	52.6%	50.5%
% of FP17s for Band 1 Urgent Courses	45	3,279	1.4%	10.0%	9.4%	9.1%
% of FP17s Relating to Free Repair or Replacements	49	3,279	1.5%	1.0%	1.0%	0.8%
% of FP17s Relating to Continuations	39	3,279	1.2%	1.6%	1.5%	1.3%
% of Patients satisfied with the dentistry they have received	16	16	100.0%	95.1%	93.7%	93.2%
% of Patients satisfied with the time they had to wait for an appointment	14	16	87.5%	92.9%	90.0%	89.0%

* This is based on patients treated on this contract for their most recent course of treatment. Figures in italics indicate the base number of FP17s or Patient Questionnaire responses are less than 100. N/A is shown where the base number of responses is less than 10 during the period. % is calculated as Quantity/Base number*100

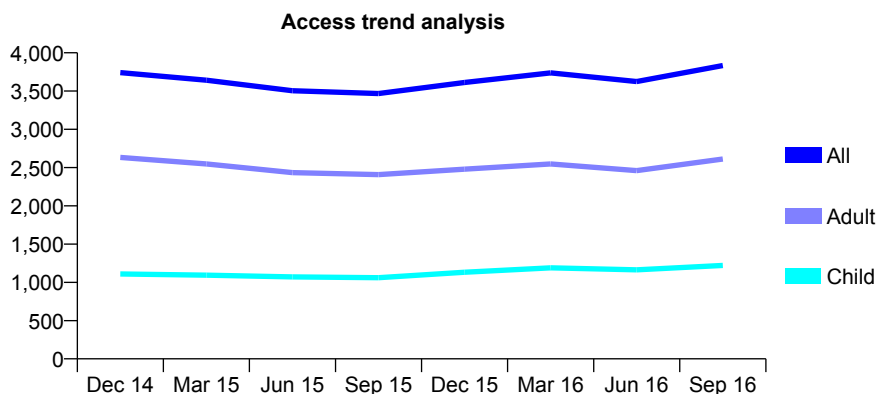
Q44 - Vital Signs At a Glance Contract Report for 914215/0001 - September 2016

Name or company name	MISS AM O'HARE
Contract type name	GDS Contract
Purpose of contract	General
Contract start date	01/04/2006
Contract end date	

16/17 Contracted general activity (UDA)	9,700
Carry forward general activity (UDA)	0
16/17 Contracted orthodontic activity (UOA)	0
Carry forward orthodontic activity (UOA)	0
Baseline contract value	£297,792.13

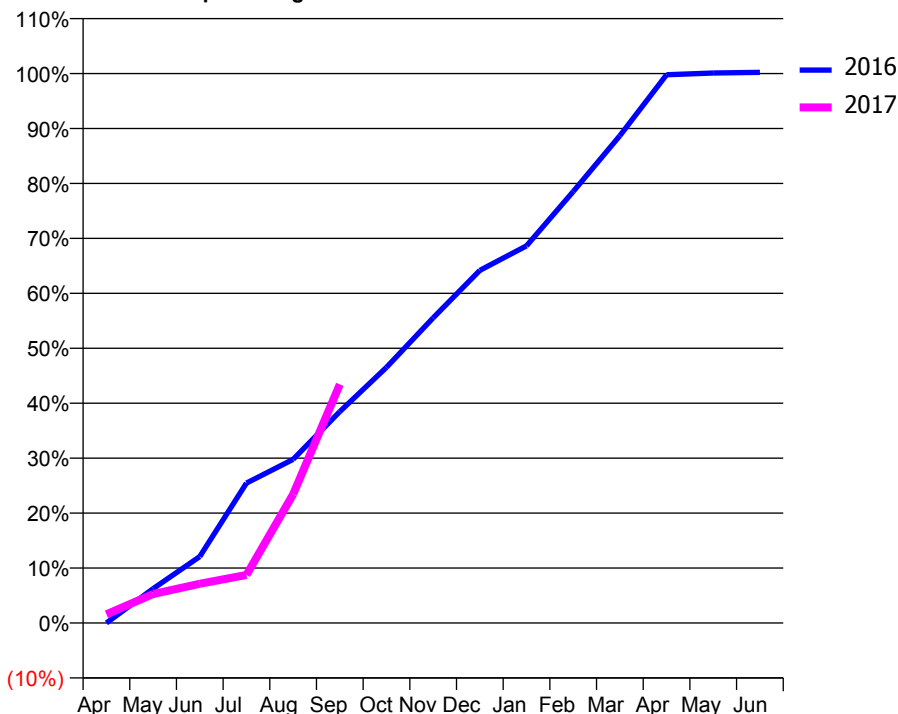
ACCESS*

Patients seen in 24 months	Total	Change since previous quarter
Quarter ending September 2015	3,467	
Quarter ending December 2015	3,612	↑
Quarter ending March 2016	3,737	↑
Quarter ending June 2016	3,625	↓
Quarter ending September 2016	3,833	↑
Variance since September 2015	10.6%	↑



ACTIVITY

Cumulative percentage of contracted UDA delivered 2016 & 2017



Month	Adjusted Scheduled Activity (UDA)	
	2016	2017
April	0	154
May	607	512
June	1,173	693
July	2,471	849
August	2,889	2,273
September	3,731	4,213
October	4,514	
November	5,388	
December	6,225	
January	6,657	
February	7,615	
March	8,602	
April	9,678	
May	9,709	
June	9,721	

QUALITY

	Quantity	Base Number	Contract	AT	Region	England
% of FP17s for the same patient ID Re-attending within 3 months - Children	38	666	5.7%	12.3%	13.5%	12.4%
% of FP17s for the same patient ID Re-attending within 3 months - Adults	121	1,336	9.1%	18.0%	17.4%	16.7%
% of FP17s for the same patient ID Re-attending between 3 & 9 months - Children	258	666	38.7%	57.4%	59.0%	57.4%
% of FP17s for the same patient ID Re-attending between 3 & 9 months - Adults	370	1,336	27.7%	51.1%	52.6%	50.5%
% of FP17s for Band 1 Urgent Courses	134	1,692	7.9%	10.0%	9.4%	9.1%
% of FP17s Relating to Free Repair or Replacements	11	1,692	0.7%	1.0%	1.0%	0.8%
% of FP17s Relating to Continuations	9	1,692	0.5%	1.6%	1.5%	1.3%
% of Patients satisfied with the dentistry they have received	5	5	N/A	95.1%	93.7%	93.2%
% of Patients satisfied with the time they had to wait for an appointment	5	5	N/A	92.9%	90.0%	89.0%

* This is based on patients treated on this contract for their most recent course of treatment. Figures in italics indicate the base number of FP17s or Patient Questionnaire responses are less than 100. N/A is shown where the base number of responses is less than 10 during the period. % is calculated as Quantity/Base number*100

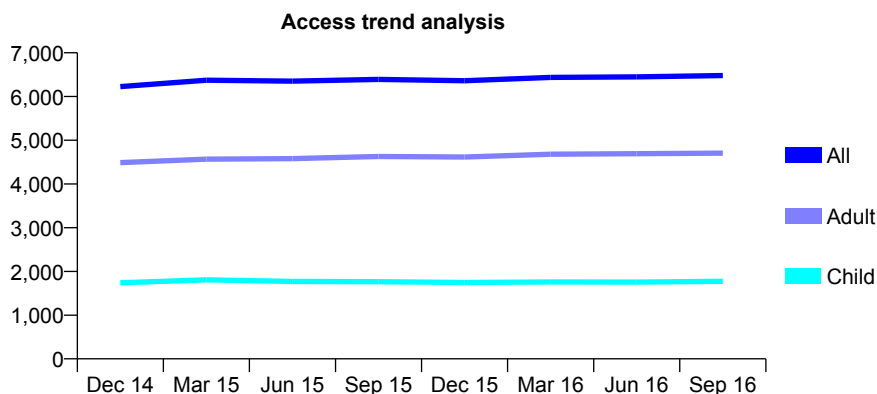
Q44 - Vital Signs At a Glance Contract Report for 914479/0001 - September 2016

Name or company name	MR JP MIMNAGH
Contract type name	GDS Contract
Purpose of contract	General
Contract start date	01/04/2006
Contract end date	

16/17 Contracted general activity (UDA)	16,750
Carry forward general activity (UDA)	0
16/17 Contracted orthodontic activity (UOA)	0
Carry forward orthodontic activity (UOA)	0
Baseline contract value	£496,924.84

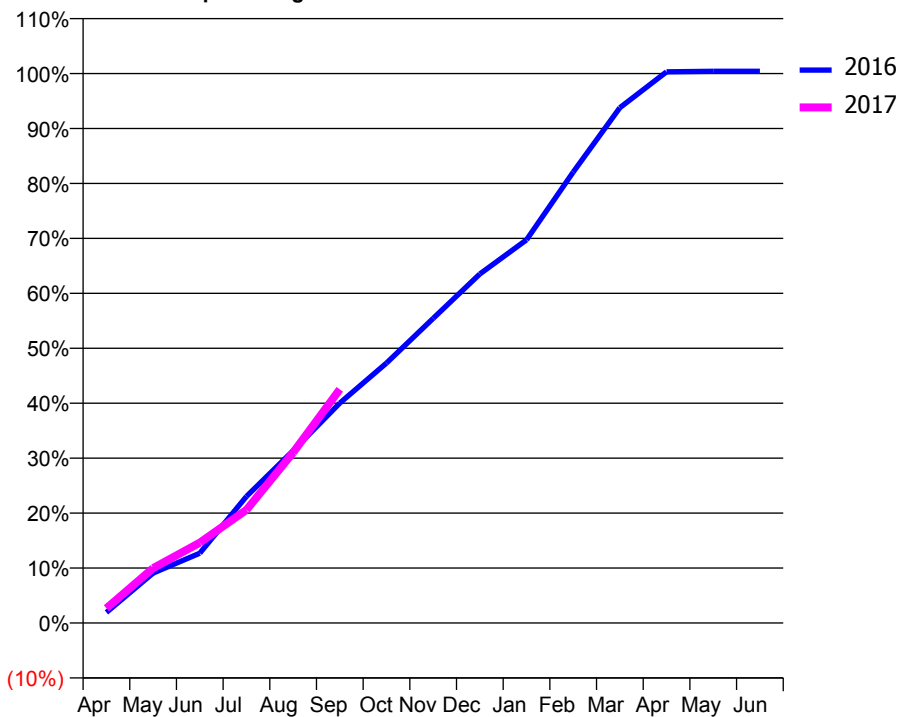
ACCESS*

Patients seen in 24 months	Total	Change since previous quarter
Quarter ending September 2015	6,392	
Quarter ending December 2015	6,362	→
Quarter ending March 2016	6,438	→
Quarter ending June 2016	6,449	→
Quarter ending September 2016	6,479	→
Variance since September 2015	1.4%	→



ACTIVITY

Cumulative percentage of contracted UDA delivered 2016 & 2017



Month	Adjusted Scheduled Activity (UDA)	
	2016	2017
April	322	450
May	1,524	1,673
June	2,126	2,450
July	3,861	3,450
August	5,254	5,198
September	6,703	7,121
October	7,924	
November	9,288	
December	10,639	
January	11,679	
February	13,744	
March	15,707	
April	16,800	
May	16,818	
June	16,818	

QUALITY

	Quantity	Base Number	Contract	AT	Region	England
% of FP17s for the same patient ID Re-attending within 3 months - Children	128	1,146	11.2%	12.3%	13.5%	12.4%
% of FP17s for the same patient ID Re-attending within 3 months - Adults	518	2,958	17.5%	18.0%	17.4%	16.7%
% of FP17s for the same patient ID Re-attending between 3 & 9 months - Children	514	1,146	44.9%	57.4%	59.0%	57.4%
% of FP17s for the same patient ID Re-attending between 3 & 9 months - Adults	1,223	2,958	41.3%	51.1%	52.6%	50.5%
% of FP17s for Band 1 Urgent Courses	392	3,283	11.9%	10.0%	9.4%	9.1%
% of FP17s Relating to Free Repair or Replacements	33	3,283	1.0%	1.0%	1.0%	0.8%
% of FP17s Relating to Continuations	90	3,283	2.7%	1.6%	1.5%	1.3%
% of Patients satisfied with the dentistry they have received	18	18	100.0%	95.1%	93.7%	93.2%
% of Patients satisfied with the time they had to wait for an appointment	18	18	100.0%	92.9%	90.0%	89.0%

* This is based on patients treated on this contract for their most recent course of treatment. Figures in italics indicate the base number of FP17s or Patient Questionnaire responses are less than 100. N/A is shown where the base number of responses is less than 10 during the period. % is calculated as Quantity/Base number*100

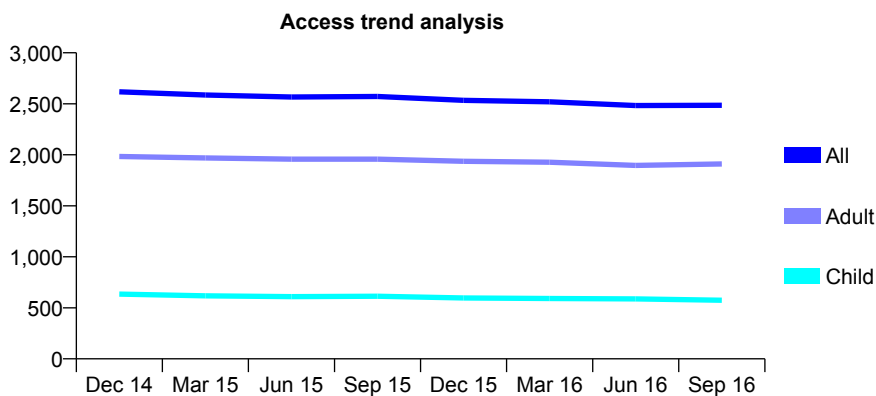
Q44 - Vital Signs At a Glance Contract Report for 927511/0001 - September 2016

Name or company name	MISS AS DEVINE
Contract type name	GDS Contract
Purpose of contract	General
Contract start date	01/04/2006
Contract end date	

16/17 Contracted general activity (UDA)	7,500
Carry forward general activity (UDA)	121
16/17 Contracted orthodontic activity (UOA)	0
Carry forward orthodontic activity (UOA)	0
Baseline contract value	£201,896.32

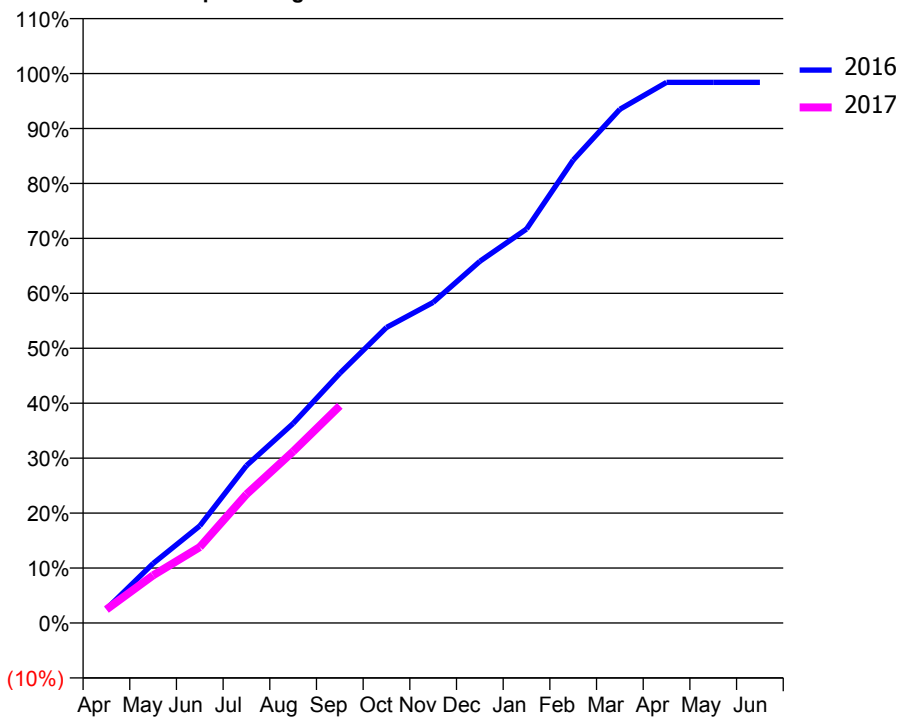
ACCESS*

Patients seen in 24 months	Total	Change since previous quarter
Quarter ending September 2015	2,572	
Quarter ending December 2015	2,534	↓
Quarter ending March 2016	2,519	→
Quarter ending June 2016	2,483	↓
Quarter ending September 2016	2,485	→
Variance since September 2015	(3.4%)	↓



ACTIVITY

Cumulative percentage of contracted UDA delivered 2016 & 2017



Adjusted Scheduled Activity (UDA)

Month	2016	2017
April	193	185
May	812	650
June	1,326	1,036
July	2,148	1,758
August	2,723	2,341
September	3,408	2,963
October	4,033	
November	4,377	
December	4,938	
January	5,378	
February	6,317	
March	7,012	
April	7,379	
May	7,379	
June	7,379	

QUALITY

	Quantity	Base Number	Contract	AT	Region	England
% of FP17s for the same patient ID Re-attending within 3 months - Children	51	459	11.1%	12.3%	13.5%	12.4%
% of FP17s for the same patient ID Re-attending within 3 months - Adults	355	1,657	21.4%	18.0%	17.4%	16.7%
% of FP17s for the same patient ID Re-attending between 3 & 9 months - Children	291	459	63.4%	57.4%	59.0%	57.4%
% of FP17s for the same patient ID Re-attending between 3 & 9 months - Adults	907	1,657	54.7%	51.1%	52.6%	50.5%
% of FP17s for Band 1 Urgent Courses	62	1,933	3.2%	10.0%	9.4%	9.1%
% of FP17s Relating to Free Repair or Replacements	25	1,933	1.3%	1.0%	1.0%	0.8%
% of FP17s Relating to Continuations	13	1,933	0.7%	1.6%	1.5%	1.3%
% of Patients satisfied with the dentistry they have received	7	7	N/A	95.1%	93.7%	93.2%
% of Patients satisfied with the time they had to wait for an appointment	6	7	N/A	92.9%	90.0%	89.0%

* This is based on patients treated on this contract for their most recent course of treatment. Figures in italics indicate the base number of FP17s or Patient Questionnaire responses are less than 100. N/A is shown where the base number of responses is less than 10 during the period. % is calculated as Quantity/Base number*100

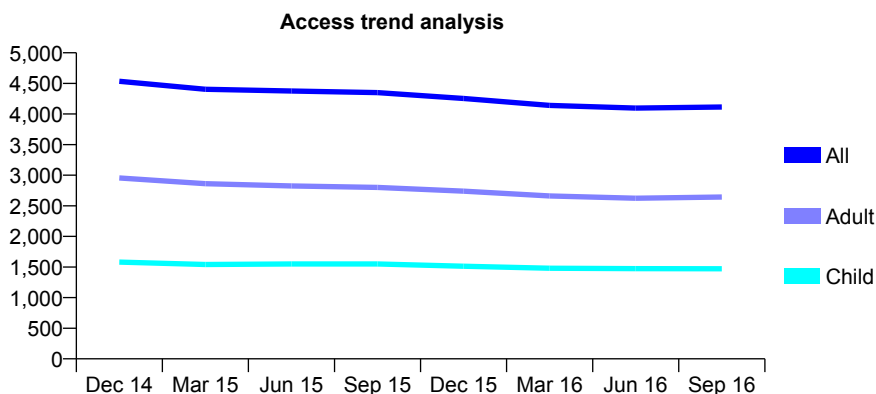
Q44 - Vital Signs At a Glance Contract Report for 931160/0001 - September 2016

Name or company name	MISS EJ MARSDEN
Contract type name	GDS Contract
Purpose of contract	General
Contract start date	01/04/2006
Contract end date	

16/17 Contracted general activity (UDA)	8,915
Carry forward general activity (UDA)	0
16/17 Contracted orthodontic activity (UOA)	0
Carry forward orthodontic activity (UOA)	0
Baseline contract value	£216,186.51

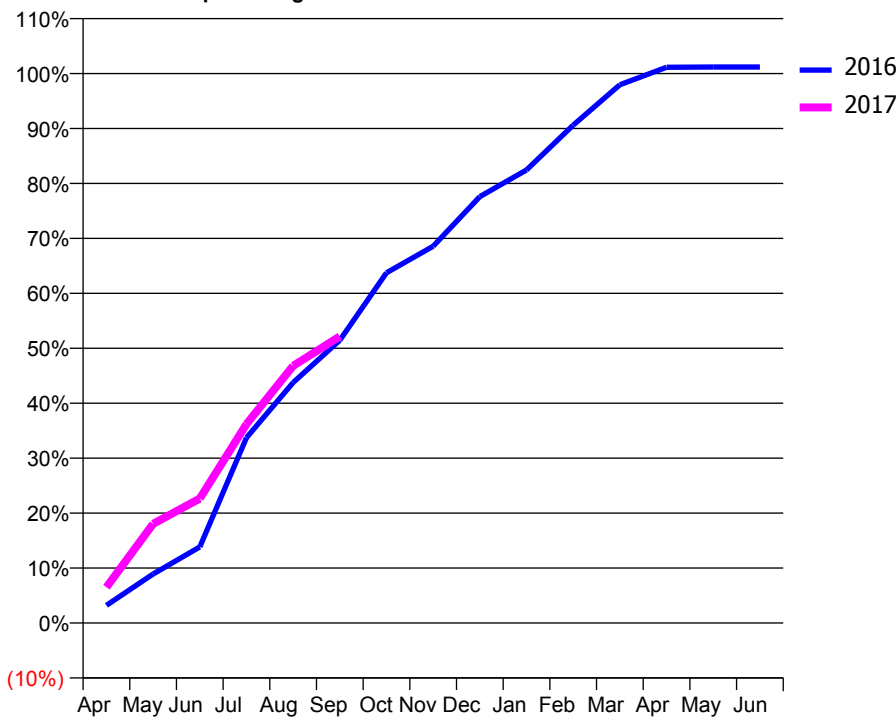
ACCESS*

Patients seen in 24 months	Total	Change since previous quarter
Quarter ending September 2015	4,350	
Quarter ending December 2015	4,253	↓
Quarter ending March 2016	4,141	↓
Quarter ending June 2016	4,098	↓
Quarter ending September 2016	4,115	→
Variance since September 2015	(5.4%)	↓



ACTIVITY

Cumulative percentage of contracted UDA delivered 2016 & 2017



Adjusted Scheduled Activity (UDA)

Month	2016	2017
April	287	580
May	796	1,609
June	1,233	2,019
July	3,005	3,226
August	3,902	4,172
September	4,588	4,650
October	5,682	
November	6,113	
December	6,917	
January	7,351	
February	8,076	
March	8,733	
April	9,017	
May	9,020	
June	9,020	

QUALITY

	Quantity	Base Number	Contract	AT	Region	England
% of FP17s for the same patient ID Re-attending within 3 months - Children	81	1,070	7.6%	12.3%	13.5%	12.4%
% of FP17s for the same patient ID Re-attending within 3 months - Adults	208	1,840	11.3%	18.0%	17.4%	16.7%
% of FP17s for the same patient ID Re-attending between 3 & 9 months - Children	556	1,070	52.0%	57.4%	59.0%	57.4%
% of FP17s for the same patient ID Re-attending between 3 & 9 months - Adults	941	1,840	51.1%	51.1%	52.6%	50.5%
% of FP17s for Band 1 Urgent Courses	173	2,761	6.3%	10.0%	9.4%	9.1%
% of FP17s Relating to Free Repair or Replacements	3	2,761	0.1%	1.0%	1.0%	0.8%
% of FP17s Relating to Continuations	56	2,761	2.0%	1.6%	1.5%	1.3%
% of Patients satisfied with the dentistry they have received	0	0	N/A	95.1%	93.7%	93.2%
% of Patients satisfied with the time they had to wait for an appointment	0	0	N/A	92.9%	90.0%	89.0%

* This is based on patients treated on this contract for their most recent course of treatment. Figures in italics indicate the base number of FP17s or Patient Questionnaire responses are less than 100. N/A is shown where the base number of responses is less than 10 during the period. % is calculated as Quantity/Base number*100

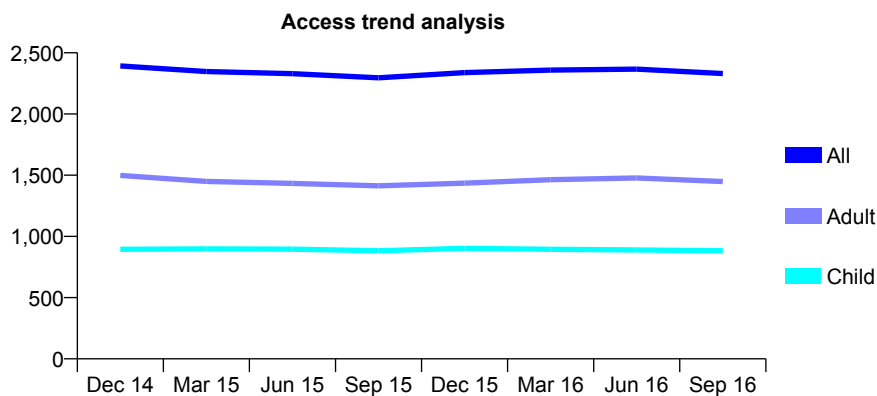
Q44 - Vital Signs At a Glance Contract Report for 933708/0001 - September 2016

Name or company name	MR JW BAX
Contract type name	GDS Contract
Purpose of contract	General
Contract start date	01/04/2006
Contract end date	

16/17 Contracted general activity (UDA)	7,340
Carry forward general activity (UDA)	0
16/17 Contracted orthodontic activity (UOA)	0
Carry forward orthodontic activity (UOA)	0
Baseline contract value	£173,067.46

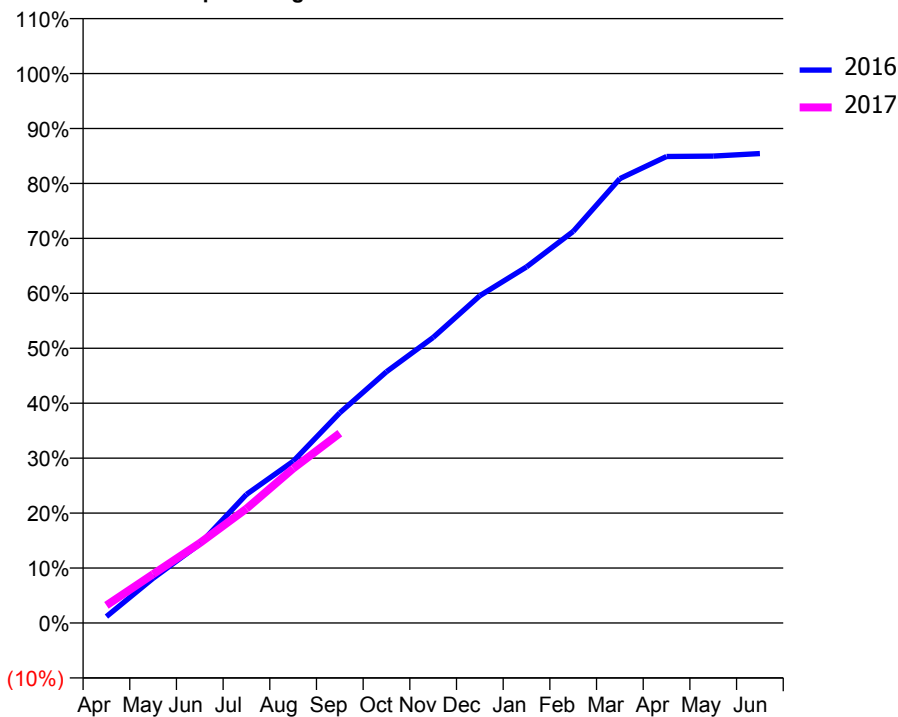
ACCESS*

Patients seen in 24 months	Total	Change since previous quarter
Quarter ending September 2015	2,296	
Quarter ending December 2015	2,338	→
Quarter ending March 2016	2,359	→
Quarter ending June 2016	2,367	→
Quarter ending September 2016	2,331	↓
Variance since September 2015	1.5%	→



ACTIVITY

Cumulative percentage of contracted UDA delivered 2016 & 2017



Month	Adjusted Scheduled Activity (UDA)	
	2016	2017
April	86	235
May	598	653
June	1,055	1,067
July	1,719	1,528
August	2,160	2,064
September	2,808	2,536
October	3,357	
November	3,814	
December	4,371	
January	4,756	
February	5,230	
March	5,936	
April	6,232	
May	6,236	
June	6,270	

QUALITY

	Quantity	Base Number	Contract	AT	Region	England
% of FP17s for the same patient ID Re-attending within 3 months - Children	70	785	8.9%	12.3%	13.5%	12.4%
% of FP17s for the same patient ID Re-attending within 3 months - Adults	147	1,033	14.2%	18.0%	17.4%	16.7%
% of FP17s for the same patient ID Re-attending between 3 & 9 months - Children	535	785	68.2%	57.4%	59.0%	57.4%
% of FP17s for the same patient ID Re-attending between 3 & 9 months - Adults	692	1,033	67.0%	51.1%	52.6%	50.5%
% of FP17s for Band 1 Urgent Courses	135	1,610	8.4%	10.0%	9.4%	9.1%
% of FP17s Relating to Free Repair or Replacements	6	1,610	0.4%	1.0%	1.0%	0.8%
% of FP17s Relating to Continuations	3	1,610	0.2%	1.6%	1.5%	1.3%
% of Patients satisfied with the dentistry they have received	3	3	N/A	95.1%	93.7%	93.2%
% of Patients satisfied with the time they had to wait for an appointment	3	3	N/A	92.9%	90.0%	89.0%

* This is based on patients treated on this contract for their most recent course of treatment. Figures in italics indicate the base number of FP17s or Patient Questionnaire responses are less than 100. N/A is shown where the base number of responses is less than 10 during the period. % is calculated as Quantity/Base number*100

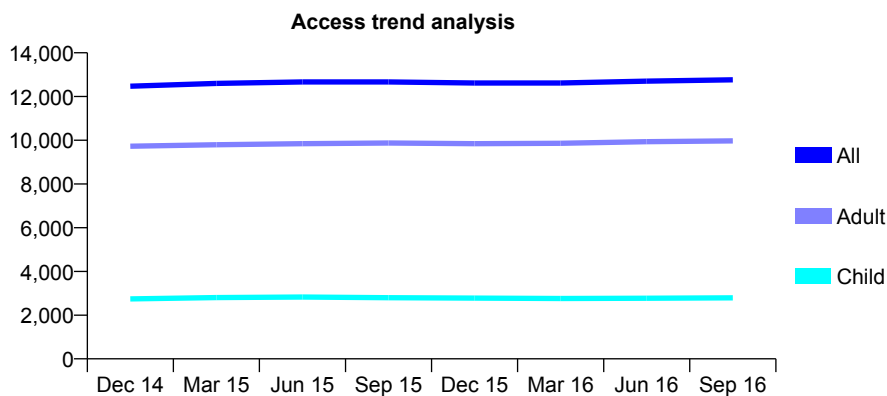
Q44 - Vital Signs At a Glance Contract Report for 935360/0001 - September 2016

Name or company name	Sutton Dental Practice
Contract type name	GDS Contract
Purpose of contract	General
Contract start date	01/04/2006
Contract end date	

16/17 Contracted general activity (UDA)	40,588
Carry forward general activity (UDA)	0
16/17 Contracted orthodontic activity (UOA)	0
Carry forward orthodontic activity (UOA)	0
Baseline contract value	£1,193,558.52

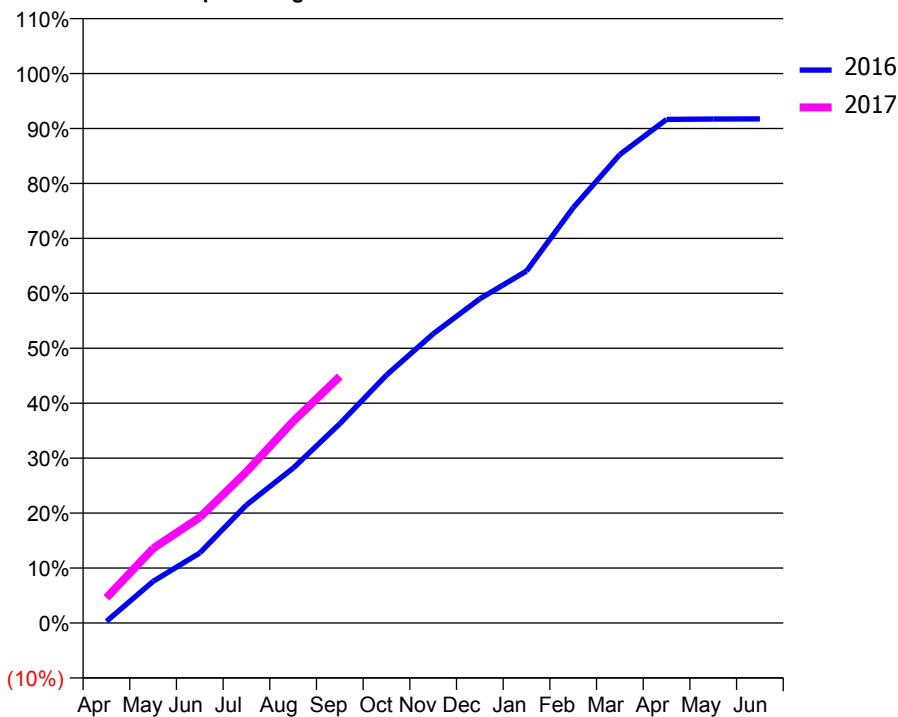
ACCESS*

Patients seen in 24 months	Total	Change since previous quarter
Quarter ending September 2015	12,666	
Quarter ending December 2015	12,621	→
Quarter ending March 2016	12,620	→
Quarter ending June 2016	12,704	→
Quarter ending September 2016	12,764	→
Variance since September 2015	0.8%	→



ACTIVITY

Cumulative percentage of contracted UDA delivered 2016 & 2017



Month	Adjusted Scheduled Activity (UDA)	
	2016	2017
April	126	1,863
May	3,082	5,514
June	5,175	7,803
July	8,725	11,170
August	11,438	14,900
September	14,724	18,213
October	18,320	
November	21,362	
December	23,953	
January	26,001	
February	30,679	
March	34,607	
April	37,192	
May	37,228	
June	37,240	

QUALITY

	Quantity	Base Number	Contract	AT	Region	England
% of FP17s for the same patient ID Re-attending within 3 months - Children	161	2,447	6.6%	12.3%	13.5%	12.4%
% of FP17s for the same patient ID Re-attending within 3 months - Adults	1,298	8,521	15.2%	18.0%	17.4%	16.7%
% of FP17s for the same patient ID Re-attending between 3 & 9 months - Children	1,672	2,447	68.3%	57.4%	59.0%	57.4%
% of FP17s for the same patient ID Re-attending between 3 & 9 months - Adults	5,625	8,521	66.0%	51.1%	52.6%	50.5%
% of FP17s for Band 1 Urgent Courses	1,072	9,759	11.0%	10.0%	9.4%	9.1%
% of FP17s Relating to Free Repair or Replacements	62	9,759	0.6%	1.0%	1.0%	0.8%
% of FP17s Relating to Continuations	148	9,759	1.5%	1.6%	1.5%	1.3%
% of Patients satisfied with the dentistry they have received	12	12	100.0%	95.1%	93.7%	93.2%
% of Patients satisfied with the time they had to wait for an appointment	12	12	100.0%	92.9%	90.0%	89.0%

* This is based on patients treated on this contract for their most recent course of treatment. Figures in italics indicate the base number of FP17s or Patient Questionnaire responses are less than 100. N/A is shown where the base number of responses is less than 10 during the period. % is calculated as Quantity/Base number*100

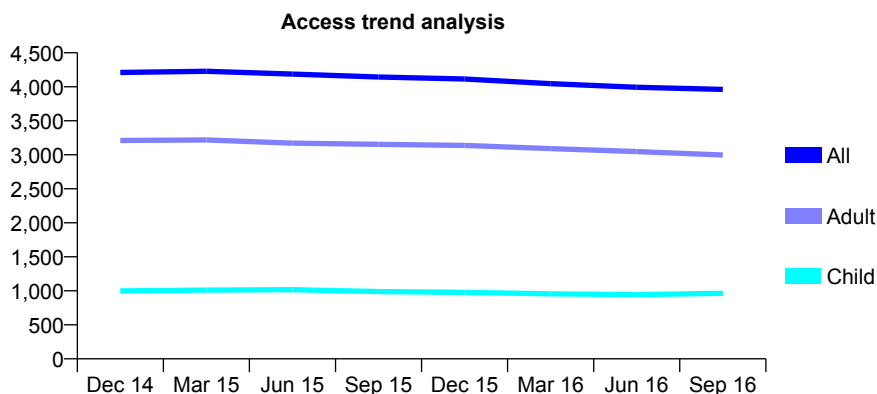
Q44 - Vital Signs At a Glance Contract Report for 938289/0001 - September 2016

Name or company name	MR KC HO
Contract type name	GDS Contract
Purpose of contract	General
Contract start date	01/04/2006
Contract end date	

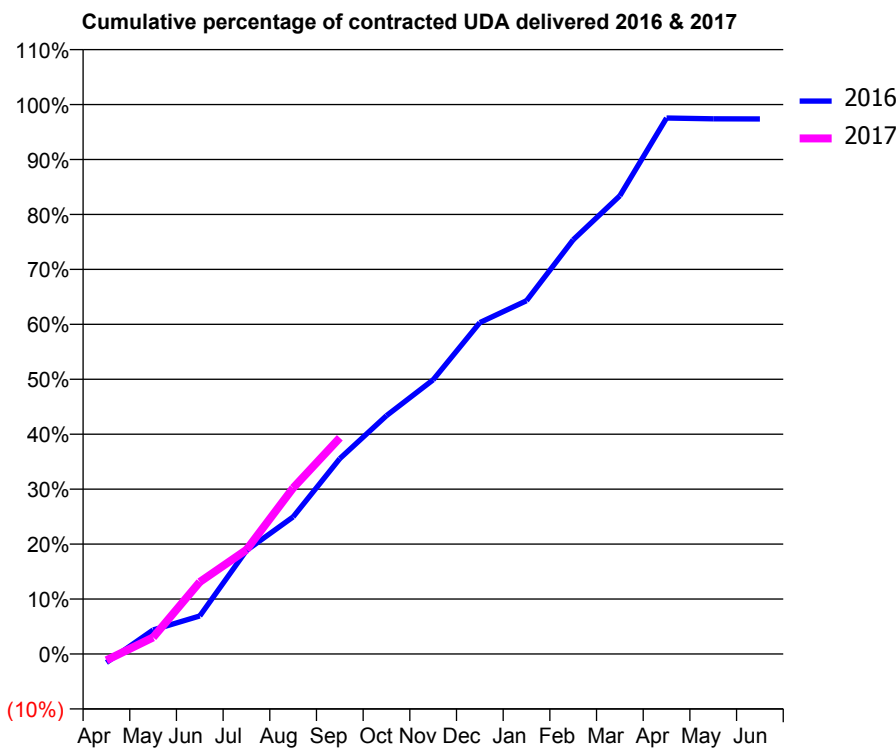
16/17 Contracted general activity (UDA)	12,193
Carry forward general activity (UDA)	322
16/17 Contracted orthodontic activity (UOA)	0
Carry forward orthodontic activity (UOA)	0
Baseline contract value	£352,185.10

ACCESS*

Patients seen in 24 months	Total	Change since previous quarter
Quarter ending September 2015	4,144	
Quarter ending December 2015	4,115	→
Quarter ending March 2016	4,046	↓
Quarter ending June 2016	3,994	↓
Quarter ending September 2016	3,961	→
Variance since September 2015	(4.4%)	↓



ACTIVITY



Month	Adjusted Scheduled Activity (UDA)	
	2016	2017
April	-190	-142
May	533	370
June	846	1,598
July	2,299	2,311
August	3,043	3,686
September	4,336	4,798
October	5,289	
November	6,086	
December	7,356	
January	7,838	
February	9,191	
March	10,167	
April	11,892	
May	11,876	
June	11,871	

QUALITY

	Quantity	Base Number	Contract	AT	Region	England
% of FP17s for the same patient ID Re-attending within 3 months - Children	100	867	11.5%	12.3%	13.5%	12.4%
% of FP17s for the same patient ID Re-attending within 3 months - Adults	253	2,199	11.5%	18.0%	17.4%	16.7%
% of FP17s for the same patient ID Re-attending between 3 & 9 months - Children	525	867	60.6%	57.4%	59.0%	57.4%
% of FP17s for the same patient ID Re-attending between 3 & 9 months - Adults	1,252	2,199	56.9%	51.1%	52.6%	50.5%
% of FP17s for Band 1 Urgent Courses	145	2,529	5.7%	10.0%	9.4%	9.1%
% of FP17s Relating to Free Repair or Replacements	38	2,529	1.5%	1.0%	1.0%	0.8%
% of FP17s Relating to Continuations	23	2,529	0.9%	1.6%	1.5%	1.3%
% of Patients satisfied with the dentistry they have received	15	16	93.8%	95.1%	93.7%	93.2%
% of Patients satisfied with the time they had to wait for an appointment	16	16	100.0%	92.9%	90.0%	89.0%

* This is based on patients treated on this contract for their most recent course of treatment. Figures in italics indicate the base number of FP17s or Patient Questionnaire responses are less than 100. N/A is shown where the base number of responses is less than 10 during the period. % is calculated as Quantity/Base number*100

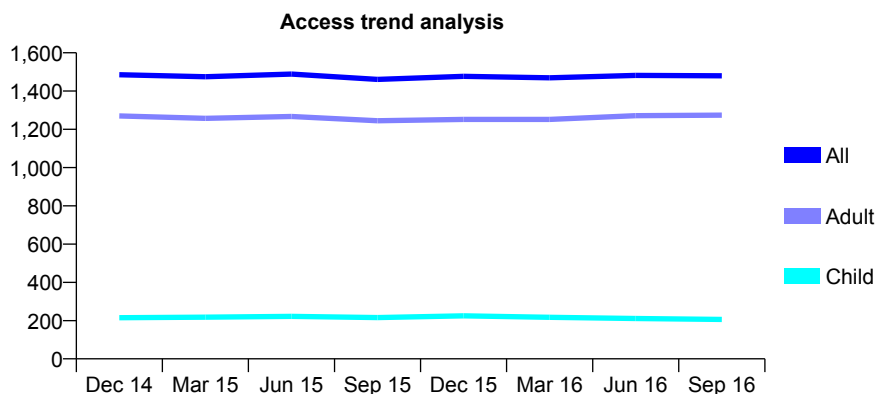
Q44 - Vital Signs At a Glance Contract Report for 960071/0001 - September 2016

Name or company name	MR F LADJEVARDI
Contract type name	GDS Contract
Purpose of contract	General
Contract start date	10/10/2006
Contract end date	

16/17 Contracted general activity (UDA)	7,618
Carry forward general activity (UDA)	0
16/17 Contracted orthodontic activity (UOA)	0
Carry forward orthodontic activity (UOA)	0
Baseline contract value	£201,054.24

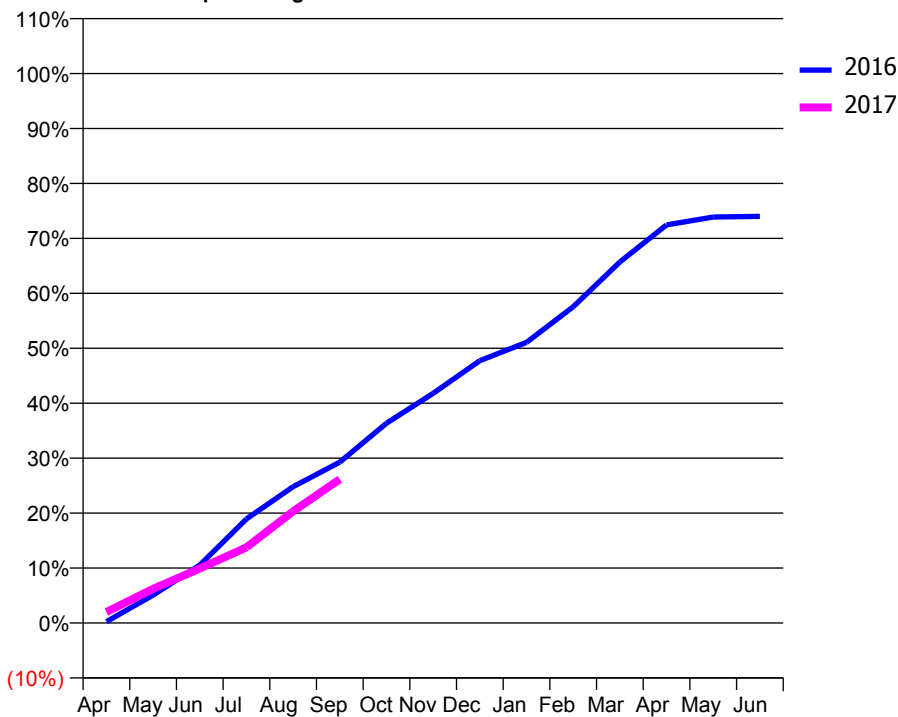
ACCESS*

Patients seen in 24 months	Total	Change since previous quarter
Quarter ending September 2015	1,461	
Quarter ending December 2015	1,477	→
Quarter ending March 2016	1,469	→
Quarter ending June 2016	1,482	→
Quarter ending September 2016	1,480	→
Variance since September 2015	1.3%	→



ACTIVITY

Cumulative percentage of contracted UDA delivered 2016 & 2017



Adjusted Scheduled Activity (UDA)

Month	2016	2017
April	19	153
May	387	475
June	804	755
July	1,444	1,049
August	1,891	1,548
September	2,231	1,993
October	2,771	
November	3,184	
December	3,636	
January	3,891	
February	4,384	
March	5,006	
April	5,518	
May	5,628	
June	5,638	

QUALITY

	Quantity	Base Number	Contract	AT	Region	England
% of FP17s for the same patient ID Re-attending within 3 months - Children	23	196	11.7%	12.3%	13.5%	12.4%
% of FP17s for the same patient ID Re-attending within 3 months - Adults	119	1,071	11.1%	18.0%	17.4%	16.7%
% of FP17s for the same patient ID Re-attending between 3 & 9 months - Children	137	196	69.9%	57.4%	59.0%	57.4%
% of FP17s for the same patient ID Re-attending between 3 & 9 months - Adults	708	1,071	66.1%	51.1%	52.6%	50.5%
% of FP17s for Band 1 Urgent Courses	91	1,058	8.6%	10.0%	9.4%	9.1%
% of FP17s Relating to Free Repair or Replacements	3	1,058	0.3%	1.0%	1.0%	0.8%
% of FP17s Relating to Continuations	3	1,058	0.3%	1.6%	1.5%	1.3%
% of Patients satisfied with the dentistry they have received	3	3	N/A	95.1%	93.7%	93.2%
% of Patients satisfied with the time they had to wait for an appointment	2	3	N/A	92.9%	90.0%	89.0%

* This is based on patients treated on this contract for their most recent course of treatment. Figures in italics indicate the base number of FP17s or Patient Questionnaire responses are less than 100. N/A is shown where the base number of responses is less than 10 during the period. % is calculated as Quantity/Base number*100

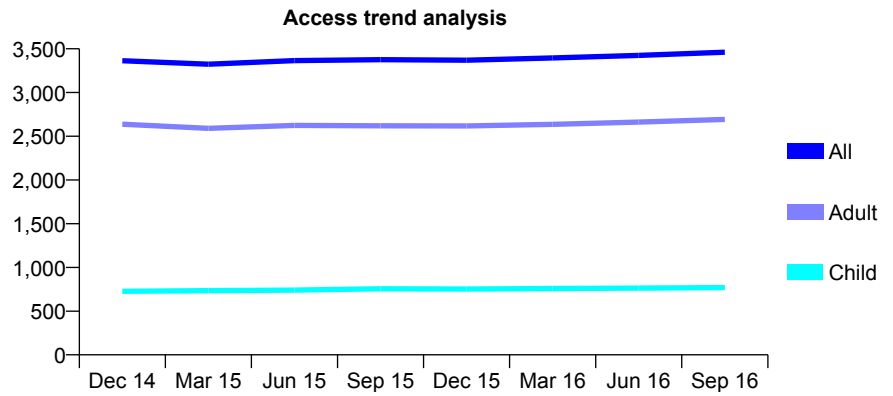
Q44 - Vital Signs At a Glance Contract Report for 968404/0001 - September 2016

Name or company name	MR WK ASKAR
Contract type name	GDS Contract
Purpose of contract	General
Contract start date	22/09/2007
Contract end date	

16/17 Contracted general activity (UDA)	8,417
Carry forward general activity (UDA)	0
16/17 Contracted orthodontic activity (UOA)	0
Carry forward orthodontic activity (UOA)	0
Baseline contract value	£227,781.24

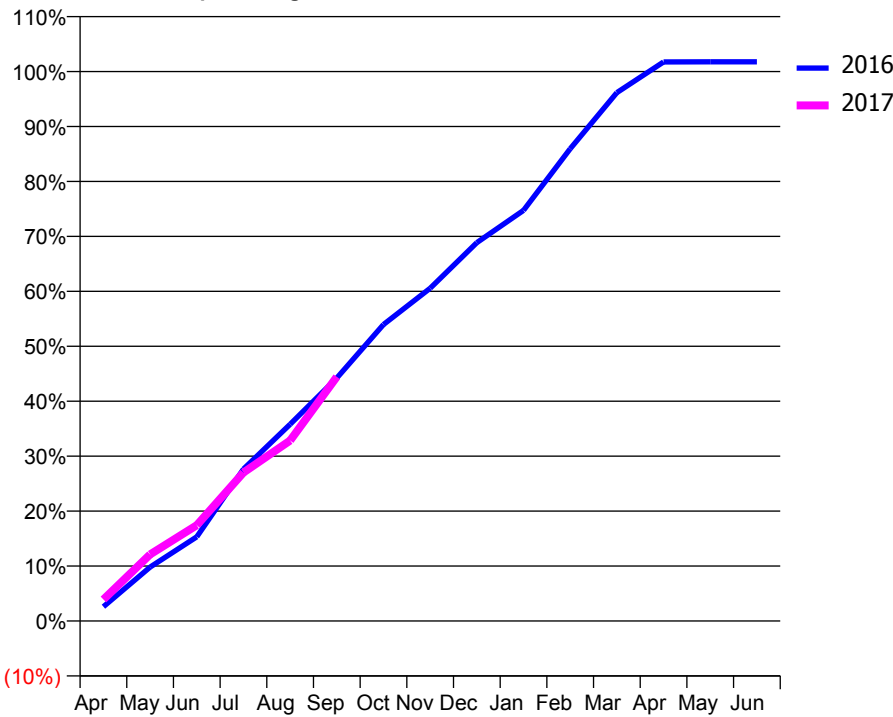
ACCESS*

Patients seen in 24 months	Total	Change since previous quarter
Quarter ending September 2015	3,376	
Quarter ending December 2015	3,369	→
Quarter ending March 2016	3,395	→
Quarter ending June 2016	3,425	→
Quarter ending September 2016	3,461	→
Variance since September 2015	2.5%	↑



ACTIVITY

Cumulative percentage of contracted UDA delivered 2016 & 2017



Month	Adjusted Scheduled Activity (UDA)	
	2016	2017
April	219	330
May	825	1,020
June	1,290	1,468
July	2,327	2,274
August	3,014	2,765
September	3,722	3,742
October	4,541	
November	5,098	
December	5,796	
January	6,290	
February	7,234	
March	8,094	
April	8,564	
May	8,566	
June	8,566	

QUALITY

	Quantity	Base Number	Contract	AT	Region	England
% of FP17s for the same patient ID Re-attending within 3 months - Children	52	529	9.8%	12.3%	13.5%	12.4%
% of FP17s for the same patient ID Re-attending within 3 months - Adults	346	1,846	18.7%	18.0%	17.4%	16.7%
% of FP17s for the same patient ID Re-attending between 3 & 9 months - Children	259	529	49.0%	57.4%	59.0%	57.4%
% of FP17s for the same patient ID Re-attending between 3 & 9 months - Adults	895	1,846	48.5%	51.1%	52.6%	50.5%
% of FP17s for Band 1 Urgent Courses	219	1,747	12.5%	10.0%	9.4%	9.1%
% of FP17s Relating to Free Repair or Replacements	45	1,747	2.6%	1.0%	1.0%	0.8%
% of FP17s Relating to Continuations	20	1,747	1.1%	1.6%	1.5%	1.3%
% of Patients satisfied with the dentistry they have received	6	7	N/A	95.1%	93.7%	93.2%
% of Patients satisfied with the time they had to wait for an appointment	7	7	N/A	92.9%	90.0%	89.0%

* This is based on patients treated on this contract for their most recent course of treatment. Figures in italics indicate the base number of FP17s or Patient Questionnaire responses are less than 100. N/A is shown where the base number of responses is less than 10 during the period. % is calculated as Quantity/Base number*100

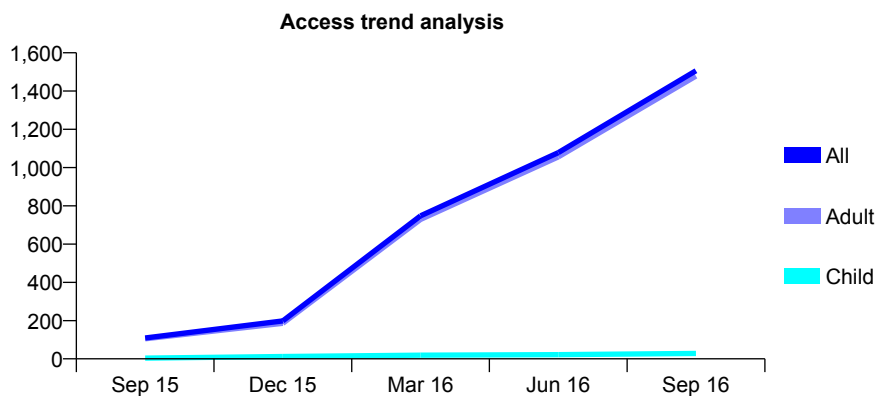
Q44 - Vital Signs At a Glance Contract Report for 968404/0003 - September 2016

Name or company name	MR WK ASKAR
Contract type name	PDS Contract
Purpose of contract	General
Contract start date	01/07/2015
Contract end date	30/06/2018

16/17 Contracted general activity (UDA)	7,500
Carry forward general activity (UDA)	0
16/17 Contracted orthodontic activity (UOA)	0
Carry forward orthodontic activity (UOA)	0
Baseline contract value	£392,890.11

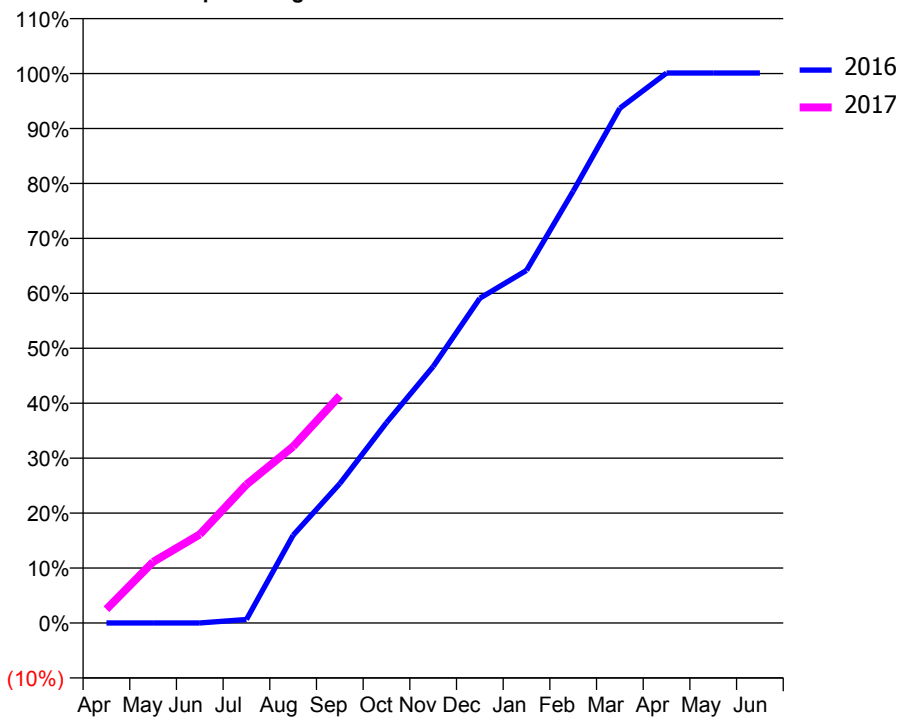
ACCESS*

Patients seen in 24 months	Total	Change since previous quarter
Quarter ending September 2015	109	
Quarter ending December 2015	198	↑
Quarter ending March 2016	748	↑
Quarter ending June 2016	1,078	↑
Quarter ending September 2016	1,506	↑
Variance since September 2015	1281.7%	↑



ACTIVITY

Cumulative percentage of contracted UDA delivered 2016 & 2017



Month	Adjusted Scheduled Activity (UDA)	
	2016	2017
April	0	189
May	0	834
June	0	1,209
July	36	1,890
August	898	2,409
September	1,427	3,102
October	2,051	
November	2,625	
December	3,324	
January	3,610	
February	4,420	
March	5,269	
April	5,629	
May	5,629	
June	5,629	

QUALITY

	Quantity	Base Number	Contract	AT	Region	England
% of FP17s for the same patient ID Re-attending within 3 months - Children	0	21	0.0%	12.3%	13.5%	12.4%
% of FP17s for the same patient ID Re-attending within 3 months - Adults	25	1,131	2.2%	18.0%	17.4%	16.7%
% of FP17s for the same patient ID Re-attending between 3 & 9 months - Children	0	21	0.0%	57.4%	59.0%	57.4%
% of FP17s for the same patient ID Re-attending between 3 & 9 months - Adults	9	1,131	0.8%	51.1%	52.6%	50.5%
% of FP17s for Band 1 Urgent Courses	0	1,032	0.0%	10.0%	9.4%	9.1%
% of FP17s Relating to Free Repair or Replacements	0	1,032	0.0%	1.0%	1.0%	0.8%
% of FP17s Relating to Continuations	0	1,032	0.0%	1.6%	1.5%	1.3%
% of Patients satisfied with the dentistry they have received	3	3	N/A	95.1%	93.7%	93.2%
% of Patients satisfied with the time they had to wait for an appointment	3	3	N/A	92.9%	90.0%	89.0%

* This is based on patients treated on this contract for their most recent course of treatment. Figures in italics indicate the base number of FP17s or Patient Questionnaire responses are less than 100. N/A is shown where the base number of responses is less than 10 during the period. % is calculated as Quantity/Base number*100

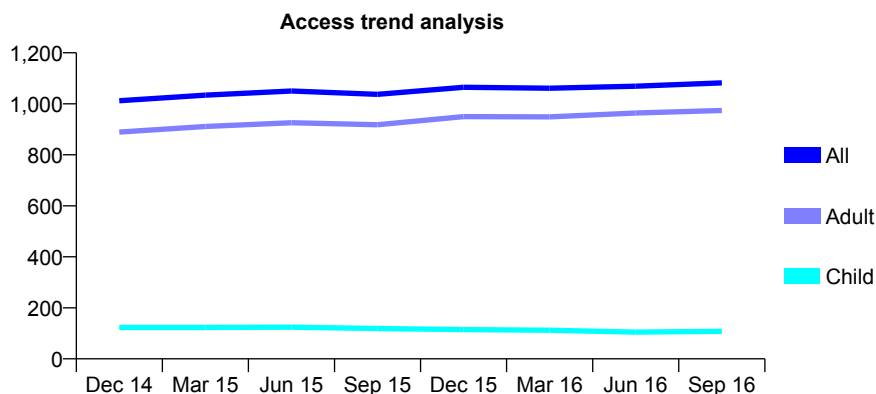
Q44 - Vital Signs At a Glance Contract Report for 986801/0005 - September 2016

Name or company name	MR MN DEVLIN
Contract type name	GDS Contract
Purpose of contract	General
Contract start date	01/10/2007
Contract end date	

16/17 Contracted general activity (UDA)	3,791
Carry forward general activity (UDA)	0
16/17 Contracted orthodontic activity (UOA)	0
Carry forward orthodontic activity (UOA)	0
Baseline contract value	£70,773.26

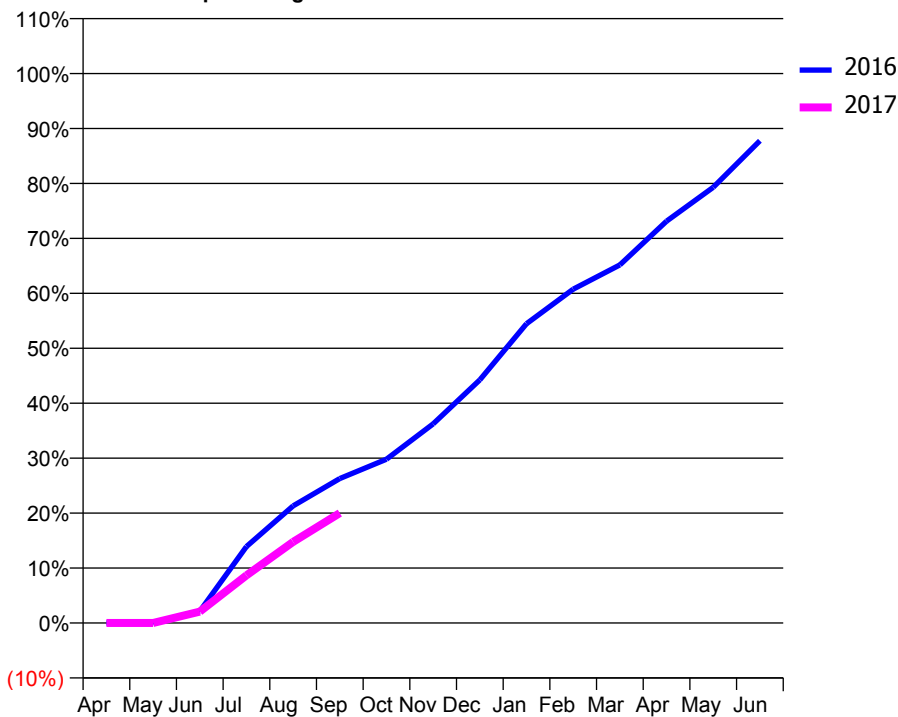
ACCESS*

Patients seen in 24 months	Total	Change since previous quarter
Quarter ending September 2015	1,037	
Quarter ending December 2015	1,065	↑
Quarter ending March 2016	1,061	→
Quarter ending June 2016	1,069	→
Quarter ending September 2016	1,082	→
Variance since September 2015	4.3%	↑



ACTIVITY

Cumulative percentage of contracted UDA delivered 2016 & 2017



Month	Adjusted Scheduled Activity (UDA)	
	2016	2017
April	0	0
May	2	0
June	82	79
July	527	329
August	808	560
September	997	758
October	1,130	
November	1,374	
December	1,678	
January	2,065	
February	2,303	
March	2,471	
April	2,772	
May	3,006	
June	3,327	

QUALITY

	Quantity	Base Number	Contract	AT	Region	England
% of FP17s for the same patient ID Re-attending within 3 months - Children	2	60	3.3%	12.3%	13.5%	12.4%
% of FP17s for the same patient ID Re-attending within 3 months - Adults	68	596	11.4%	18.0%	17.4%	16.7%
% of FP17s for the same patient ID Re-attending between 3 & 9 months - Children	35	60	58.3%	57.4%	59.0%	57.4%
% of FP17s for the same patient ID Re-attending between 3 & 9 months - Adults	321	596	53.9%	51.1%	52.6%	50.5%
% of FP17s for Band 1 Urgent Courses	26	424	6.1%	10.0%	9.4%	9.1%
% of FP17s Relating to Free Repair or Replacements	2	424	0.5%	1.0%	1.0%	0.8%
% of FP17s Relating to Continuations	1	424	0.2%	1.6%	1.5%	1.3%
% of Patients satisfied with the dentistry they have received	2	2	N/A	95.1%	93.7%	93.2%
% of Patients satisfied with the time they had to wait for an appointment	2	2	N/A	92.9%	90.0%	89.0%

* This is based on patients treated on this contract for their most recent course of treatment. Figures in italics indicate the base number of FP17s or Patient Questionnaire responses are less than 100. N/A is shown where the base number of responses is less than 10 during the period. % is calculated as Quantity/Base number*100

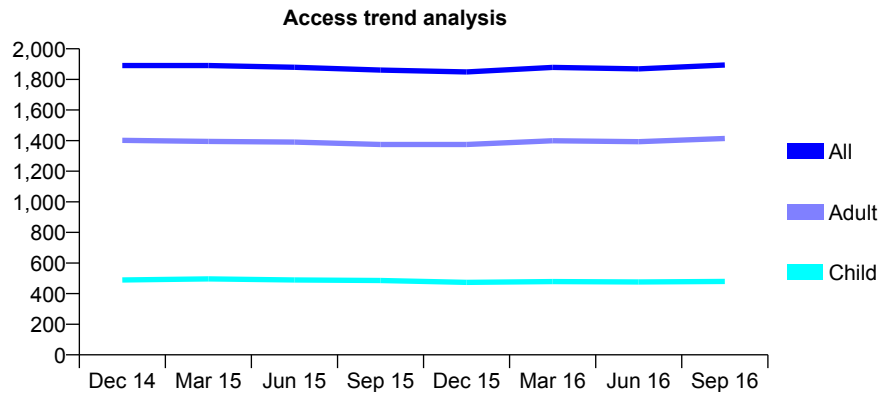
Q44 - Vital Signs At a Glance Contract Report for 990175/0001 - September 2016

Name or company name	MR D O'CONNOR
Contract type name	GDS Contract
Purpose of contract	General
Contract start date	01/04/2006
Contract end date	

16/17 Contracted general activity (UDA)	6,000
Carry forward general activity (UDA)	0
16/17 Contracted orthodontic activity (UOA)	0
Carry forward orthodontic activity (UOA)	0
Baseline contract value	£159,445.57

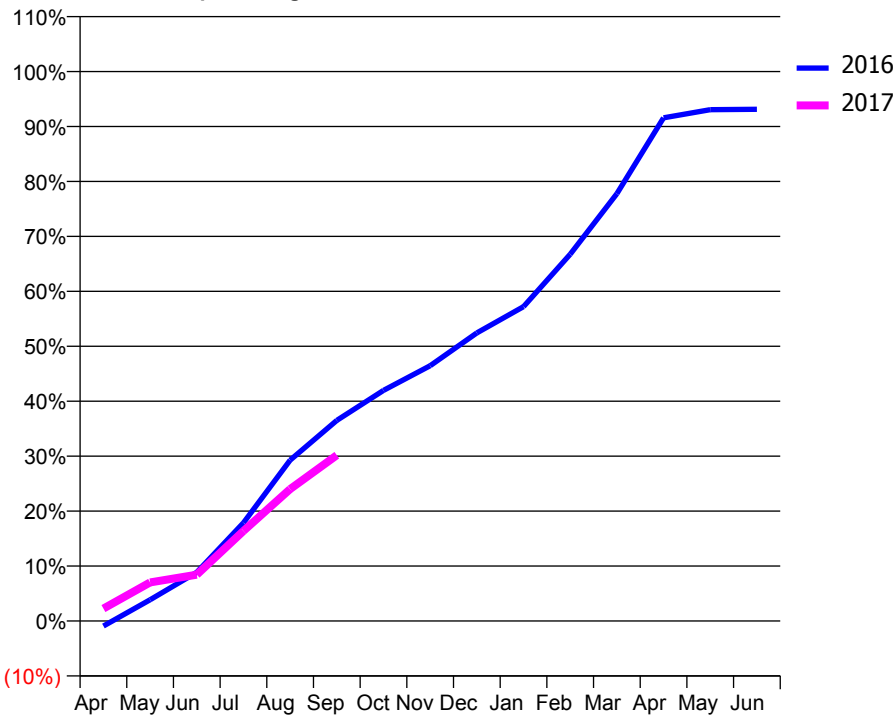
ACCESS*

Patients seen in 24 months	Total	Change since previous quarter
Quarter ending September 2015	1,861	
Quarter ending December 2015	1,849	→
Quarter ending March 2016	1,878	→
Quarter ending June 2016	1,869	→
Quarter ending September 2016	1,894	→
Variance since September 2015	1.8%	→



ACTIVITY

Cumulative percentage of contracted UDA delivered 2016 & 2017



Month	Adjusted Scheduled Activity (UDA)	
	2016	2017
April	-56	136
May	232	421
June	532	506
July	1,072	984
August	1,757	1,440
September	2,191	1,810
October	2,518	
November	2,788	
December	3,146	
January	3,432	
February	4,004	
March	4,665	
April	5,494	
May	5,583	
June	5,587	

QUALITY

	Quantity	Base Number	Contract	AT	Region	England
% of FP17s for the same patient ID Re-attending within 3 months - Children	35	348	10.1%	12.3%	13.5%	12.4%
% of FP17s for the same patient ID Re-attending within 3 months - Adults	153	982	15.6%	18.0%	17.4%	16.7%
% of FP17s for the same patient ID Re-attending between 3 & 9 months - Children	168	348	48.3%	57.4%	59.0%	57.4%
% of FP17s for the same patient ID Re-attending between 3 & 9 months - Adults	494	982	50.3%	51.1%	52.6%	50.5%
% of FP17s for Band 1 Urgent Courses	70	774	9.0%	10.0%	9.4%	9.1%
% of FP17s Relating to Free Repair or Replacements	1	774	0.1%	1.0%	1.0%	0.8%
% of FP17s Relating to Continuations	11	774	1.4%	1.6%	1.5%	1.3%
% of Patients satisfied with the dentistry they have received	9	10	90.0%	95.1%	93.7%	93.2%
% of Patients satisfied with the time they had to wait for an appointment	10	10	100.0%	92.9%	90.0%	89.0%

* This is based on patients treated on this contract for their most recent course of treatment. Figures in italics indicate the base number of FP17s or Patient Questionnaire responses are less than 100. N/A is shown where the base number of responses is less than 10 during the period. % is calculated as Quantity/Base number*100

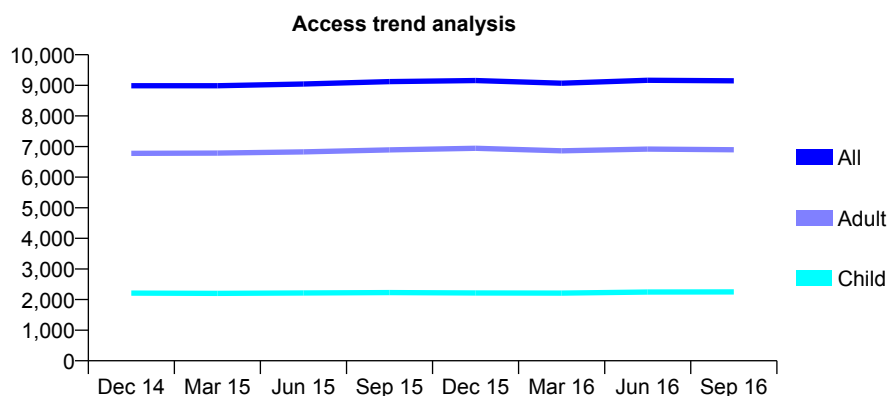
Q45 - Vital Signs At a Glance Contract Report for 101281/0004 - September 2016

Name or company name	OASIS DENTAL CARE LTD
Contract type name	GDS Contract
Purpose of contract	General
Contract start date	01/04/2006
Contract end date	

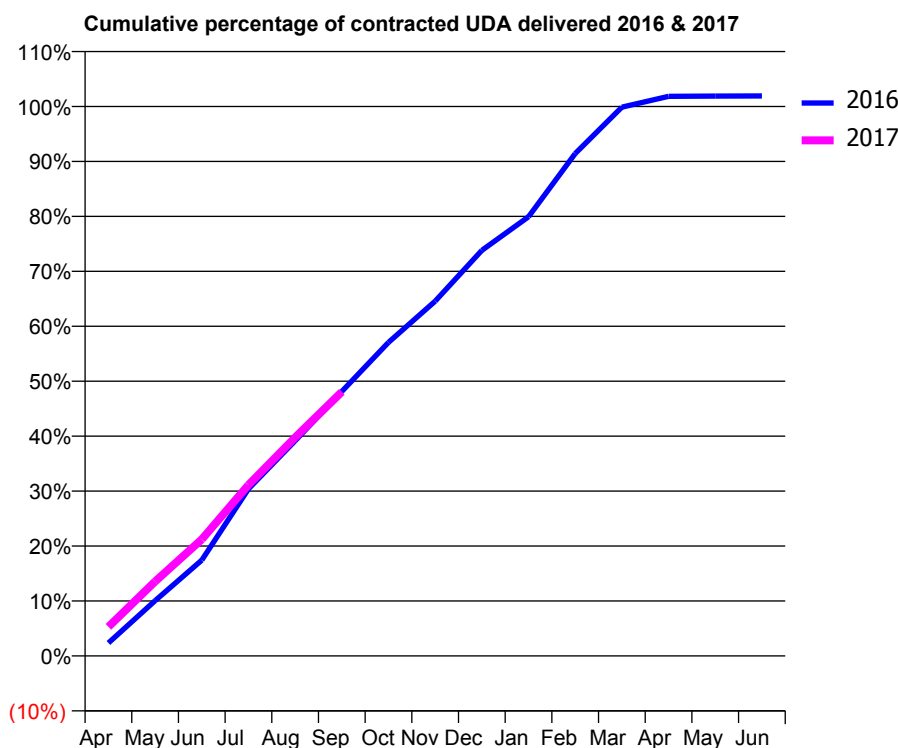
16/17 Contracted general activity (UDA)	27,500
Carry forward general activity (UDA)	0
16/17 Contracted orthodontic activity (UOA)	0
Carry forward orthodontic activity (UOA)	0
Baseline contract value	£752,137.81

ACCESS*

Patients seen in 24 months	Total	Change since previous quarter
Quarter ending September 2015	9,120	
Quarter ending December 2015	9,159	→
Quarter ending March 2016	9,071	→
Quarter ending June 2016	9,164	→
Quarter ending September 2016	9,147	→
Variance since September 2015	0.3%	→



ACTIVITY



Month	Adjusted Scheduled Activity (UDA)	
	2016	2017
April	650	1,458
May	2,768	3,726
June	4,794	5,839
July	8,359	8,557
August	10,768	10,935
September	13,234	13,219
October	15,695	
November	17,757	
December	20,299	
January	21,979	
February	25,140	
March	27,466	
April	28,003	
May	28,020	
June	28,023	

QUALITY

	Quantity	Base Number	Contract	AT	Region	England
% of FP17s for the same patient ID Re-attending within 3 months - Children	119	1,675	7.1%	13.1%	13.5%	12.4%
% of FP17s for the same patient ID Re-attending within 3 months - Adults	869	5,273	16.5%	16.4%	17.4%	16.7%
% of FP17s for the same patient ID Re-attending between 3 & 9 months - Children	975	1,675	58.2%	54.7%	59.0%	57.4%
% of FP17s for the same patient ID Re-attending between 3 & 9 months - Adults	2,967	5,273	56.3%	50.7%	52.6%	50.5%
% of FP17s for Band 1 Urgent Courses	411	6,696	6.1%	9.0%	9.4%	9.1%
% of FP17s Relating to Free Repair or Replacements	202	6,696	3.0%	1.3%	1.0%	0.8%
% of FP17s Relating to Continuations	98	6,696	1.5%	1.7%	1.5%	1.3%
% of Patients satisfied with the dentistry they have received	11	13	84.6%	91.7%	93.7%	93.2%
% of Patients satisfied with the time they had to wait for an appointment	13	13	100.0%	90.3%	90.0%	89.0%

* This is based on patients treated on this contract for their most recent course of treatment. Figures in italics indicate the base number of FP17s or Patient Questionnaire responses are less than 100. N/A is shown where the base number of responses is less than 10 during the period. % is calculated as Quantity/Base number*100

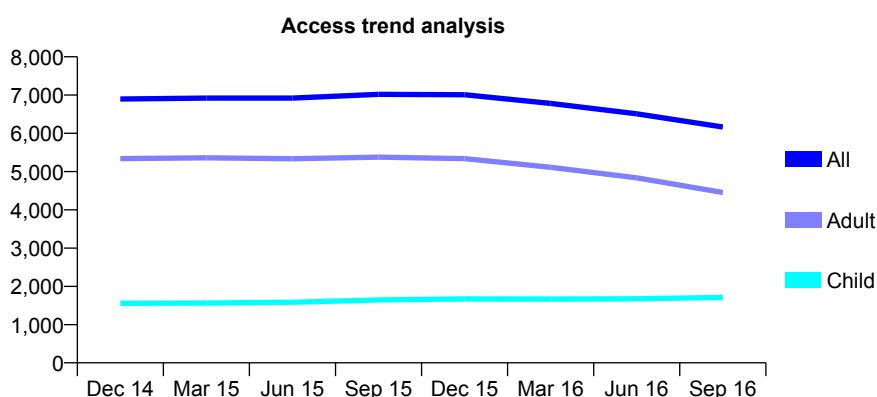
Q45 - Vital Signs At a Glance Contract Report for 101281/0005 - September 2016

Name or company name	OASIS DENTAL CARE LTD
Contract type name	GDS Contract
Purpose of contract	General
Contract start date	01/04/2006
Contract end date	

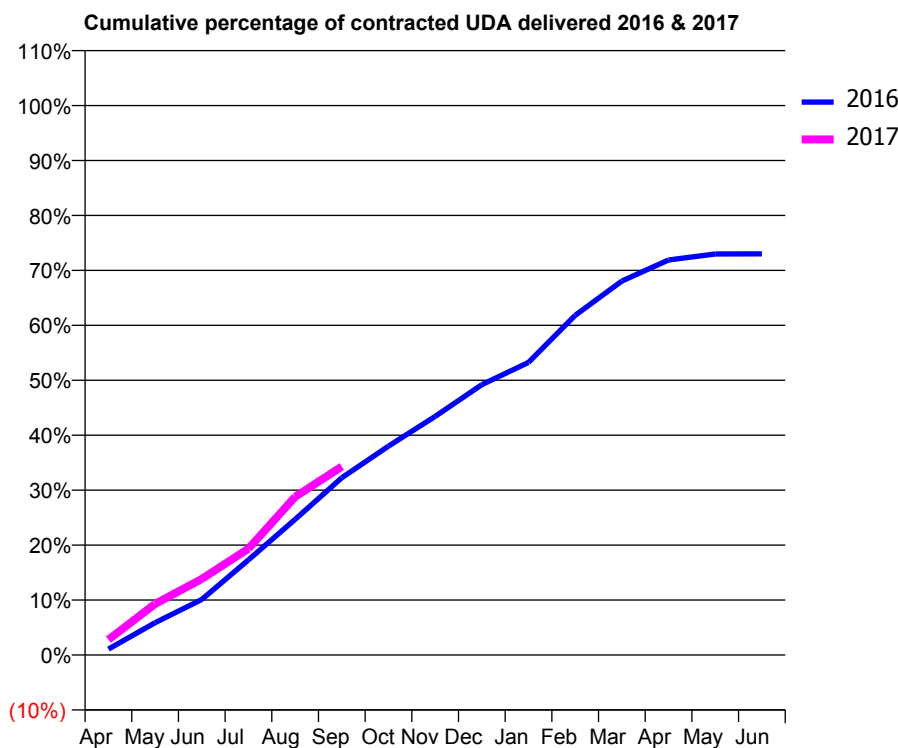
16/17 Contracted general activity (UDA)	21,308
Carry forward general activity (UDA)	0
16/17 Contracted orthodontic activity (UOA)	0
Carry forward orthodontic activity (UOA)	0
Baseline contract value	£554,691.97

ACCESS*

Patients seen in 24 months	Total	Change since previous quarter
Quarter ending September 2015	7,020	
Quarter ending December 2015	7,009	→
Quarter ending March 2016	6,781	↓
Quarter ending June 2016	6,511	↓
Quarter ending September 2016	6,163	↓
Variance since September 2015	(12.2%)	↓



ACTIVITY



Month	Adjusted Scheduled Activity (UDA)	
	2016	2017
April	230	598
May	1,256	1,984
June	2,154	2,949
July	3,688	4,124
August	5,264	6,134
September	6,875	7,307
October	8,102	
November	9,251	
December	10,484	
January	11,348	
February	13,174	
March	14,502	
April	15,318	
May	15,553	
June	15,557	

QUALITY

	Quantity	Base Number	Contract	AT	Region	England
% of FP17s for the same patient ID Re-attending within 3 months - Children	131	1,556	8.4%	13.1%	13.5%	12.4%
% of FP17s for the same patient ID Re-attending within 3 months - Adults	414	3,196	13.0%	16.4%	17.4%	16.7%
% of FP17s for the same patient ID Re-attending between 3 & 9 months - Children	1,060	1,556	68.1%	54.7%	59.0%	57.4%
% of FP17s for the same patient ID Re-attending between 3 & 9 months - Adults	1,778	3,196	55.6%	50.7%	52.6%	50.5%
% of FP17s for Band 1 Urgent Courses	189	4,167	4.5%	9.0%	9.4%	9.1%
% of FP17s Relating to Free Repair or Replacements	47	4,167	1.1%	1.3%	1.0%	0.8%
% of FP17s Relating to Continuations	46	4,167	1.1%	1.7%	1.5%	1.3%
% of Patients satisfied with the dentistry they have received	7	7	N/A	91.7%	93.7%	93.2%
% of Patients satisfied with the time they had to wait for an appointment	7	7	N/A	90.3%	90.0%	89.0%

* This is based on patients treated on this contract for their most recent course of treatment. Figures in italics indicate the base number of FP17s or Patient Questionnaire responses are less than 100. N/A is shown where the base number of responses is less than 10 during the period. % is calculated as Quantity/Base number*100

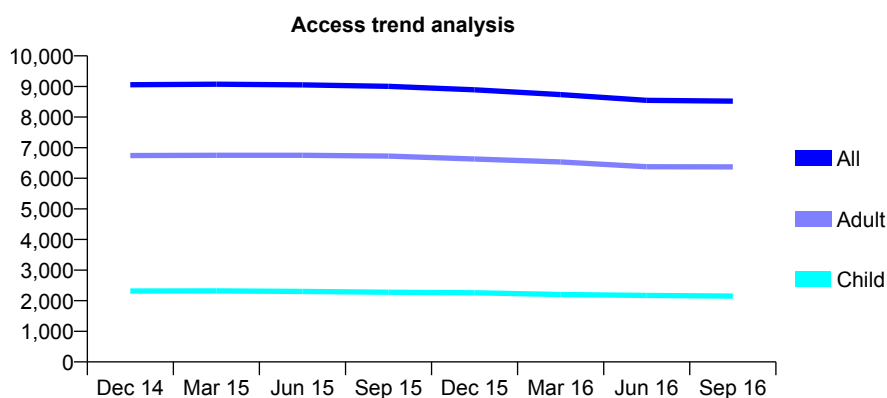
Q45 - Vital Signs At a Glance Contract Report for 101281/0006 - September 2016

Name or company name	OASIS DENTAL CARE LTD
Contract type name	GDS Contract
Purpose of contract	General
Contract start date	01/04/2006
Contract end date	

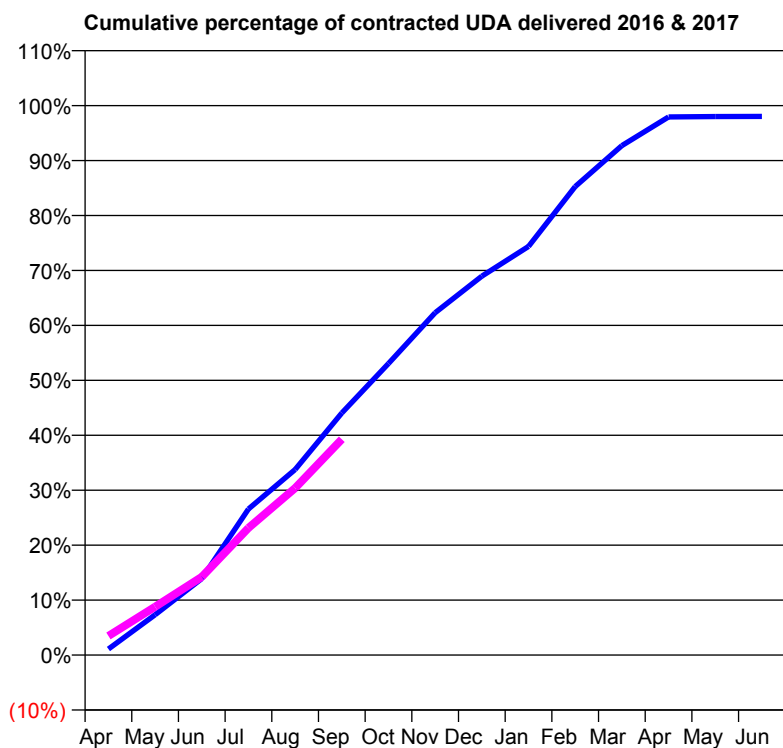
16/17 Contracted general activity (UDA)	25,123
Carry forward general activity (UDA)	0
16/17 Contracted orthodontic activity (UOA)	0
Carry forward orthodontic activity (UOA)	0
Baseline contract value	£689,090.08

ACCESS*

Patients seen in 24 months	Total	Change since previous quarter
Quarter ending September 2015	9,004	
Quarter ending December 2015	8,892	↓
Quarter ending March 2016	8,736	↓
Quarter ending June 2016	8,549	↓
Quarter ending September 2016	8,522	→
Variance since September 2015	(5.4%)	↓



ACTIVITY



Month	Adjusted Scheduled Activity (UDA)	
	2016	2017
April	277	875
May	1,846	2,207
June	3,497	3,578
July	6,681	5,815
August	8,481	7,638
September	11,071	9,868
October	13,330	
November	15,650	
December	17,322	
January	18,685	
February	21,417	
March	23,294	
April	24,600	
May	24,624	
June	24,630	

QUALITY

	Quantity	Base Number	Contract	AT	Region	England
% of FP17s for the same patient ID Re-attending within 3 months - Children	91	1,335	6.8%	13.1%	13.5%	12.4%
% of FP17s for the same patient ID Re-attending within 3 months - Adults	529	4,002	13.2%	16.4%	17.4%	16.7%
% of FP17s for the same patient ID Re-attending between 3 & 9 months - Children	688	1,335	51.5%	54.7%	59.0%	57.4%
% of FP17s for the same patient ID Re-attending between 3 & 9 months - Adults	2,141	4,002	53.5%	50.7%	52.6%	50.5%
% of FP17s for Band 1 Urgent Courses	381	4,749	8.0%	9.0%	9.4%	9.1%
% of FP17s Relating to Free Repair or Replacements	76	4,749	1.6%	1.3%	1.0%	0.8%
% of FP17s Relating to Continuations	104	4,749	2.2%	1.7%	1.5%	1.3%
% of Patients satisfied with the dentistry they have received	7	7	N/A	91.7%	93.7%	93.2%
% of Patients satisfied with the time they had to wait for an appointment	7	7	N/A	90.3%	90.0%	89.0%

* This is based on patients treated on this contract for their most recent course of treatment. Figures in italics indicate the base number of FP17s or Patient Questionnaire responses are less than 100. N/A is shown where the base number of responses is less than 10 during the period. % is calculated as Quantity/Base number*100

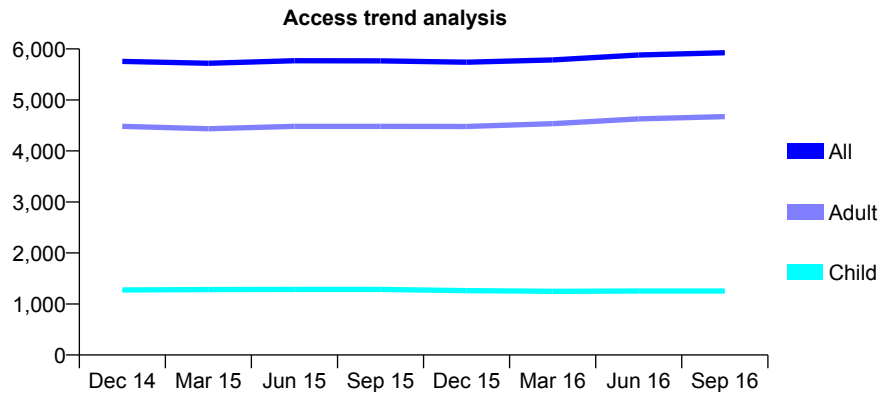
Q45 - Vital Signs At a Glance Contract Report for 101281/0007 - September 2016

Name or company name	OASIS DENTAL CARE LTD
Contract type name	GDS Contract
Purpose of contract	General
Contract start date	01/04/2006
Contract end date	

16/17 Contracted general activity (UDA)	18,847
Carry forward general activity (UDA)	0
16/17 Contracted orthodontic activity (UOA)	0
Carry forward orthodontic activity (UOA)	0
Baseline contract value	£497,076.33

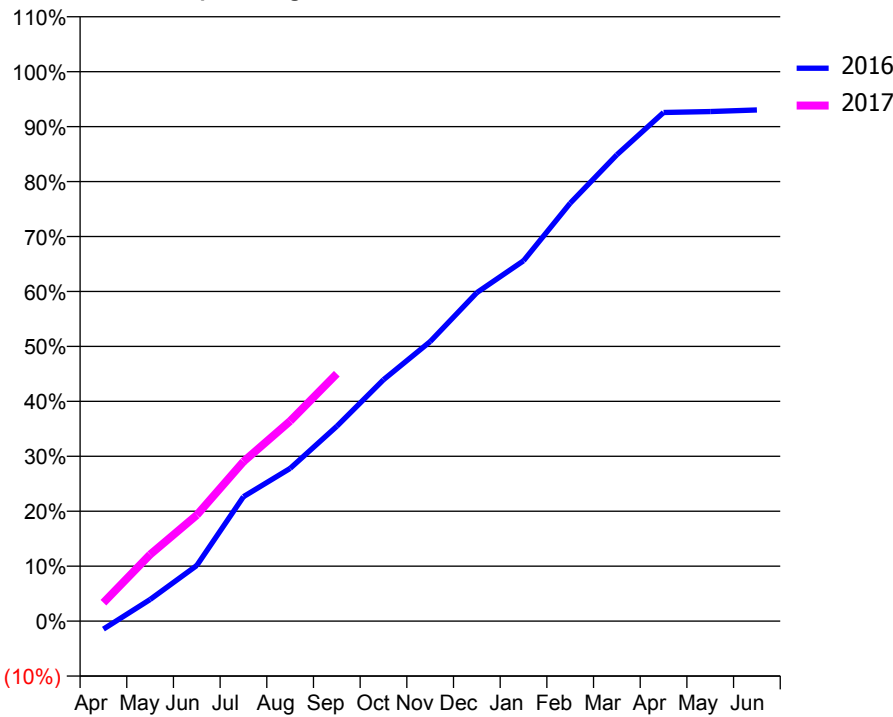
ACCESS*

Patients seen in 24 months	Total	Change since previous quarter
Quarter ending September 2015	5,767	
Quarter ending December 2015	5,741	→
Quarter ending March 2016	5,784	→
Quarter ending June 2016	5,881	→
Quarter ending September 2016	5,926	→
Variance since September 2015	2.8%	↑



ACTIVITY

Cumulative percentage of contracted UDA delivered 2016 & 2017



Month	Adjusted Scheduled Activity (UDA)	
	2016	2017
April	-276	634
May	742	2,283
June	1,910	3,639
July	4,268	5,470
August	5,239	6,863
September	6,685	8,487
October	8,280	
November	9,589	
December	11,266	
January	12,362	
February	14,334	
March	15,998	
April	17,445	
May	17,476	
June	17,534	

QUALITY

	Quantity	Base Number	Contract	AT	Region	England
% of FP17s for the same patient ID Re-attending within 3 months - Children	92	807	11.4%	13.1%	13.5%	12.4%
% of FP17s for the same patient ID Re-attending within 3 months - Adults	885	3,422	25.9%	16.4%	17.4%	16.7%
% of FP17s for the same patient ID Re-attending between 3 & 9 months - Children	312	807	38.7%	54.7%	59.0%	57.4%
% of FP17s for the same patient ID Re-attending between 3 & 9 months - Adults	1,102	3,422	32.2%	50.7%	52.6%	50.5%
% of FP17s for Band 1 Urgent Courses	1,018	3,741	27.2%	9.0%	9.4%	9.1%
% of FP17s Relating to Free Repair or Replacements	69	3,741	1.8%	1.3%	1.0%	0.8%
% of FP17s Relating to Continuations	136	3,741	3.6%	1.7%	1.5%	1.3%
% of Patients satisfied with the dentistry they have received	2	2	N/A	91.7%	93.7%	93.2%
% of Patients satisfied with the time they had to wait for an appointment	2	2	N/A	90.3%	90.0%	89.0%

* This is based on patients treated on this contract for their most recent course of treatment. Figures in italics indicate the base number of FP17s or Patient Questionnaire responses are less than 100. N/A is shown where the base number of responses is less than 10 during the period. % is calculated as Quantity/Base number*100

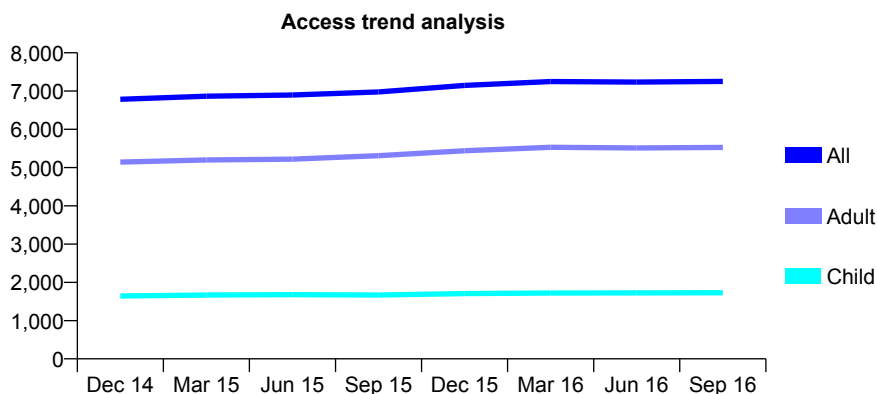
Q45 - Vital Signs At a Glance Contract Report for 101281/0017 - September 2016

Name or company name	OASIS DENTAL CARE LTD
Contract type name	GDS Contract
Purpose of contract	General
Contract start date	01/04/2006
Contract end date	

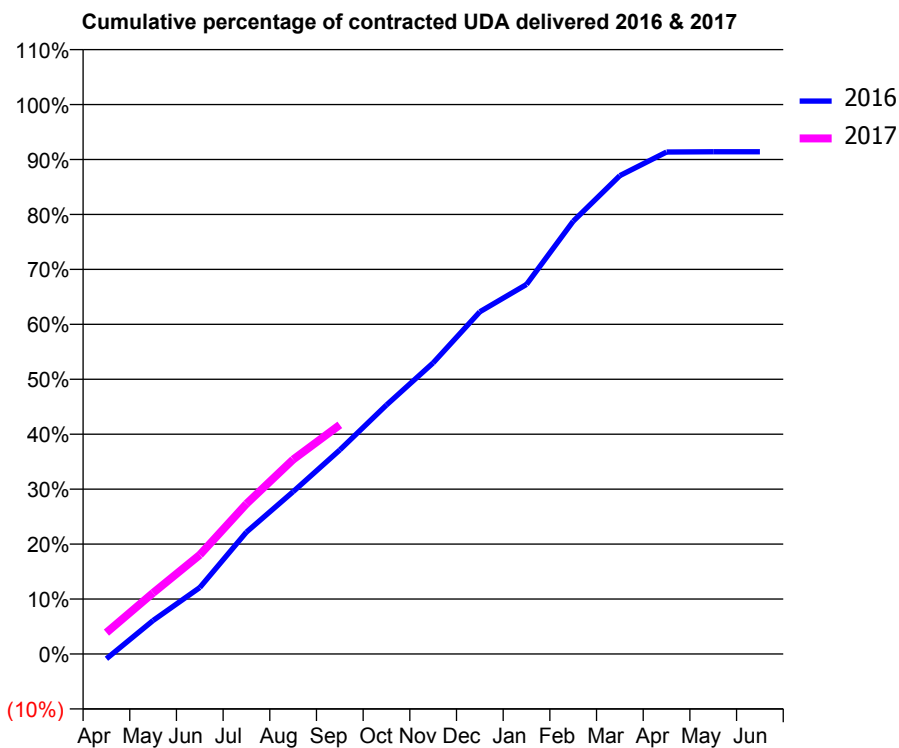
16/17 Contracted general activity (UDA)	22,400
Carry forward general activity (UDA)	0
16/17 Contracted orthodontic activity (UOA)	0
Carry forward orthodontic activity (UOA)	0
Baseline contract value	£614,313.20

ACCESS*

Patients seen in 24 months	Total	Change since previous quarter
Quarter ending September 2015	6,978	
Quarter ending December 2015	7,146	↑
Quarter ending March 2016	7,249	→
Quarter ending June 2016	7,236	→
Quarter ending September 2016	7,253	→
Variance since September 2015	3.9%	↑



ACTIVITY



Month	Adjusted Scheduled Activity (UDA)	
	2016	2017
April	-200	875
May	1,370	2,494
June	2,708	4,044
July	4,972	6,122
August	6,616	7,930
September	8,322	9,342
October	10,152	
November	11,870	
December	13,950	
January	15,065	
February	17,642	
March	19,499	
April	20,462	
May	20,474	
June	20,475	

QUALITY

	Quantity	Base Number	Contract	AT	Region	England
% of FP17s for the same patient ID Re-attending within 3 months - Children	91	1,238	7.4%	13.1%	13.5%	12.4%
% of FP17s for the same patient ID Re-attending within 3 months - Adults	497	3,667	13.6%	16.4%	17.4%	16.7%
% of FP17s for the same patient ID Re-attending between 3 & 9 months - Children	748	1,238	60.4%	54.7%	59.0%	57.4%
% of FP17s for the same patient ID Re-attending between 3 & 9 months - Adults	2,169	3,667	59.1%	50.7%	52.6%	50.5%
% of FP17s for Band 1 Urgent Courses	244	4,433	5.5%	9.0%	9.4%	9.1%
% of FP17s Relating to Free Repair or Replacements	117	4,433	2.6%	1.3%	1.0%	0.8%
% of FP17s Relating to Continuations	47	4,433	1.1%	1.7%	1.5%	1.3%
% of Patients satisfied with the dentistry they have received	13	13	100.0%	91.7%	93.7%	93.2%
% of Patients satisfied with the time they had to wait for an appointment	11	13	84.6%	90.3%	90.0%	89.0%

* This is based on patients treated on this contract for their most recent course of treatment. Figures in italics indicate the base number of FP17s or Patient Questionnaire responses are less than 100. N/A is shown where the base number of responses is less than 10 during the period. % is calculated as Quantity/Base number*100

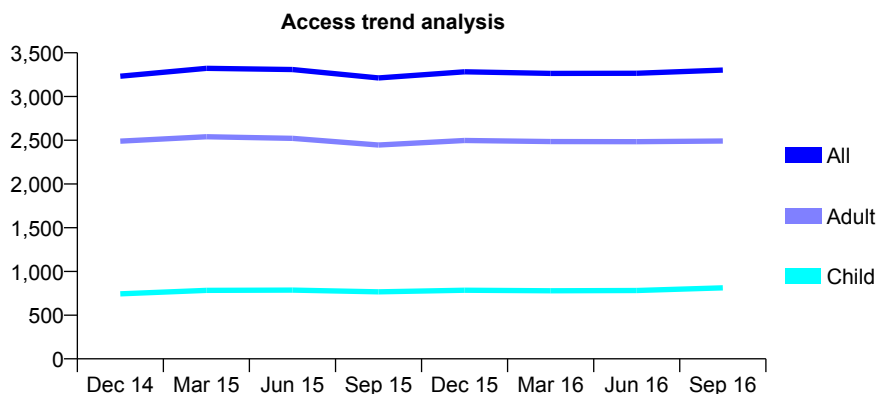
Q45 - Vital Signs At a Glance Contract Report for 101281/0018 - September 2016

Name or company name	OASIS DENTAL CARE LTD
Contract type name	GDS Contract
Purpose of contract	General
Contract start date	01/04/2006
Contract end date	

16/17 Contracted general activity (UDA)	12,000
Carry forward general activity (UDA)	0
16/17 Contracted orthodontic activity (UOA)	0
Carry forward orthodontic activity (UOA)	0
Baseline contract value	£318,905.02

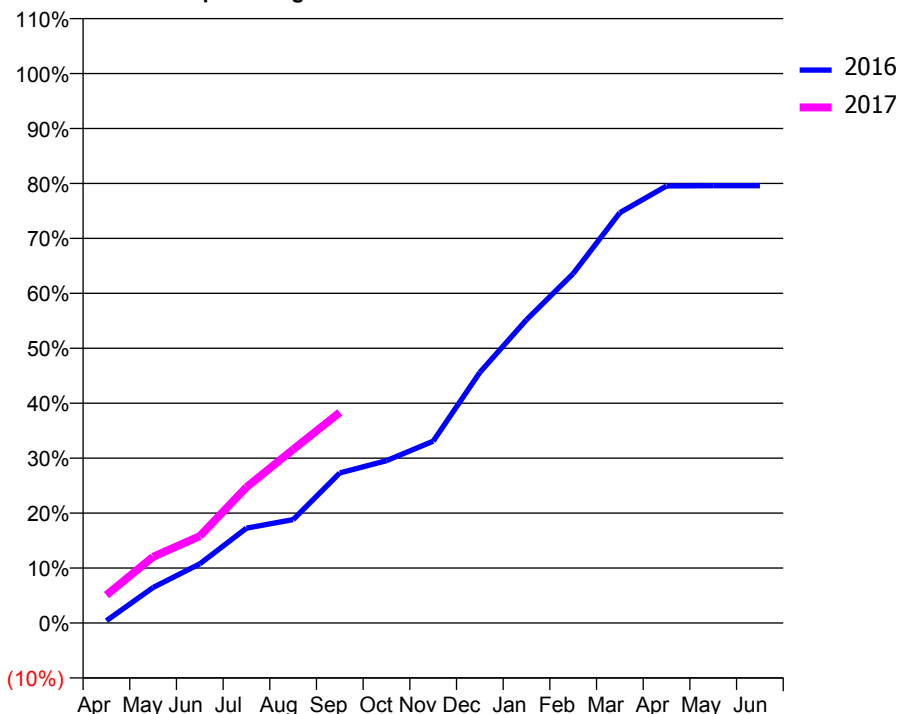
ACCESS*

Patients seen in 24 months	Total	Change since previous quarter
Quarter ending September 2015	3,213	
Quarter ending December 2015	3,282	↑
Quarter ending March 2016	3,264	→
Quarter ending June 2016	3,266	→
Quarter ending September 2016	3,303	→
Variance since September 2015	2.8%	↑



ACTIVITY

Cumulative percentage of contracted UDA delivered 2016 & 2017



Month	Adjusted Scheduled Activity (UDA)	
	2016	2017
April	59	609
May	907	1,445
June	1,506	1,898
July	2,418	2,967
August	2,636	3,789
September	3,824	4,601
October	4,136	
November	4,634	
December	6,386	
January	7,726	
February	8,904	
March	10,456	
April	11,136	
May	11,141	
June	11,141	

QUALITY

	Quantity	Base Number	Contract	AT	Region	England
% of FP17s for the same patient ID Re-attending within 3 months - Children	43	555	7.7%	13.1%	13.5%	12.4%
% of FP17s for the same patient ID Re-attending within 3 months - Adults	422	1,811	23.3%	16.4%	17.4%	16.7%
% of FP17s for the same patient ID Re-attending between 3 & 9 months - Children	261	555	47.0%	54.7%	59.0%	57.4%
% of FP17s for the same patient ID Re-attending between 3 & 9 months - Adults	662	1,811	36.6%	50.7%	52.6%	50.5%
% of FP17s for Band 1 Urgent Courses	350	2,082	16.8%	9.0%	9.4%	9.1%
% of FP17s Relating to Free Repair or Replacements	43	2,082	2.1%	1.3%	1.0%	0.8%
% of FP17s Relating to Continuations	75	2,082	3.6%	1.7%	1.5%	1.3%
% of Patients satisfied with the dentistry they have received	3	3	N/A	91.7%	93.7%	93.2%
% of Patients satisfied with the time they had to wait for an appointment	3	3	N/A	90.3%	90.0%	89.0%

* This is based on patients treated on this contract for their most recent course of treatment. Figures in italics indicate the base number of FP17s or Patient Questionnaire responses are less than 100. N/A is shown where the base number of responses is less than 10 during the period. % is calculated as Quantity/Base number*100

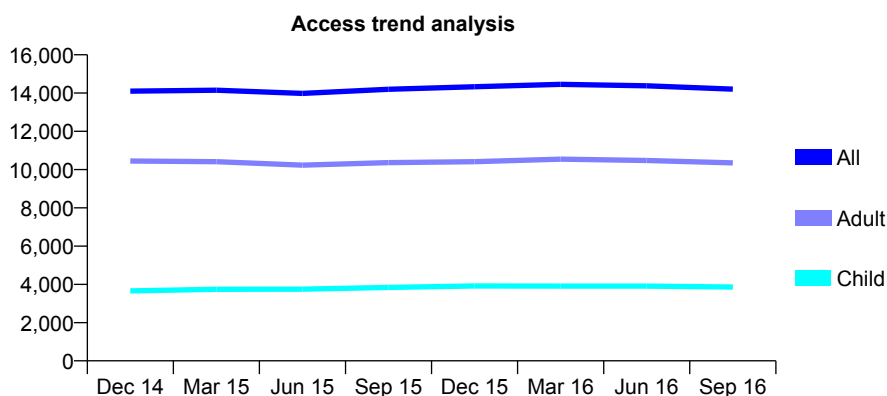
Q45 - Vital Signs At a Glance Contract Report for 101281/0052 - September 2016

Name or company name	OASIS DENTAL CARE LTD
Contract type name	GDS Contract
Purpose of contract	General
Contract start date	01/04/2006
Contract end date	

16/17 Contracted general activity (UDA)	40,053
Carry forward general activity (UDA)	0
16/17 Contracted orthodontic activity (UOA)	0
Carry forward orthodontic activity (UOA)	0
Baseline contract value	£1,132,127.28

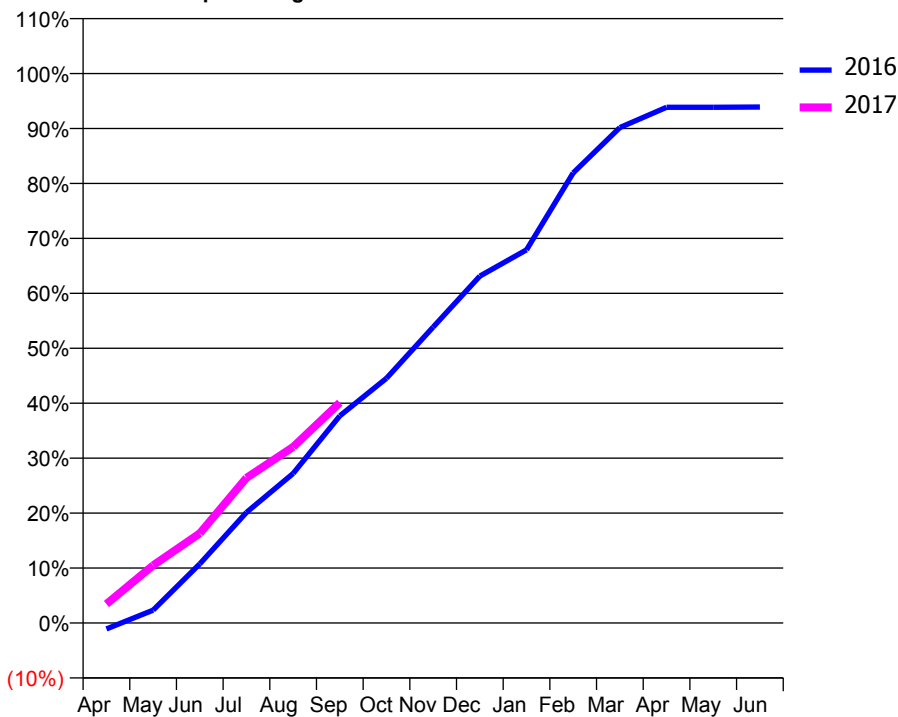
ACCESS*

Patients seen in 24 months	Total	Change since previous quarter
Quarter ending September 2015	14,201	
Quarter ending December 2015	14,332	→
Quarter ending March 2016	14,455	→
Quarter ending June 2016	14,382	→
Quarter ending September 2016	14,204	↓
Variance since September 2015	0.0%	→



ACTIVITY

Cumulative percentage of contracted UDA delivered 2016 & 2017



Month	Adjusted Scheduled Activity (UDA)	
	2016	2017
April	-439	1,388
May	937	4,200
June	4,313	6,541
July	8,065	10,584
August	10,903	12,835
September	15,096	16,062
October	17,838	
November	21,568	
December	25,289	
January	27,200	
February	32,807	
March	36,116	
April	37,591	
May	37,590	
June	37,607	

QUALITY

	Quantity	Base Number	Contract	AT	Region	England
% of FP17s for the same patient ID Re-attending within 3 months - Children	220	2,422	9.1%	13.1%	13.5%	12.4%
% of FP17s for the same patient ID Re-attending within 3 months - Adults	961	5,921	16.2%	16.4%	17.4%	16.7%
% of FP17s for the same patient ID Re-attending between 3 & 9 months - Children	1,227	2,422	50.7%	54.7%	59.0%	57.4%
% of FP17s for the same patient ID Re-attending between 3 & 9 months - Adults	3,115	5,921	52.6%	50.7%	52.6%	50.5%
% of FP17s for Band 1 Urgent Courses	539	7,663	7.0%	9.0%	9.4%	9.1%
% of FP17s Relating to Free Repair or Replacements	78	7,663	1.0%	1.3%	1.0%	0.8%
% of FP17s Relating to Continuations	153	7,663	2.0%	1.7%	1.5%	1.3%
% of Patients satisfied with the dentistry they have received	17	18	94.4%	91.7%	93.7%	93.2%
% of Patients satisfied with the time they had to wait for an appointment	13	18	72.2%	90.3%	90.0%	89.0%

* This is based on patients treated on this contract for their most recent course of treatment. Figures in italics indicate the base number of FP17s or Patient Questionnaire responses are less than 100. N/A is shown where the base number of responses is less than 10 during the period. % is calculated as Quantity/Base number*100

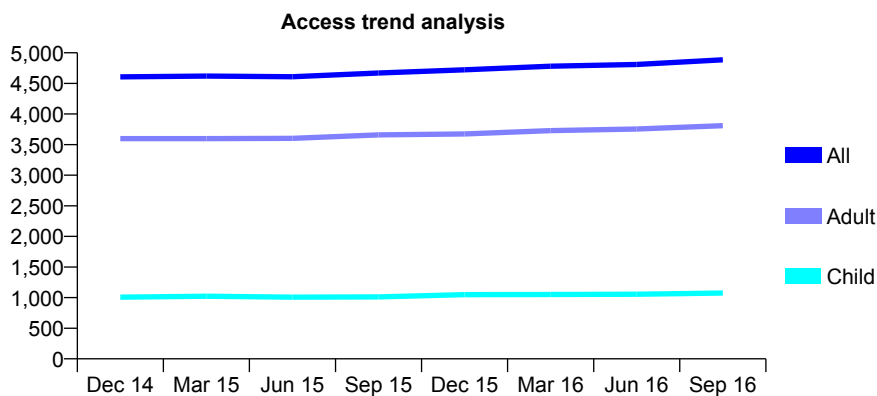
Q45 - Vital Signs At a Glance Contract Report for 101338/0057 - September 2016

Name or company name	Whitecross Dental Care Limited
Contract type name	GDS Contract
Purpose of contract	General
Contract start date	01/01/2008
Contract end date	

16/17 Contracted general activity (UDA)	17,500
Carry forward general activity (UDA)	0
16/17 Contracted orthodontic activity (UOA)	0
Carry forward orthodontic activity (UOA)	0
Baseline contract value	£555,692.71

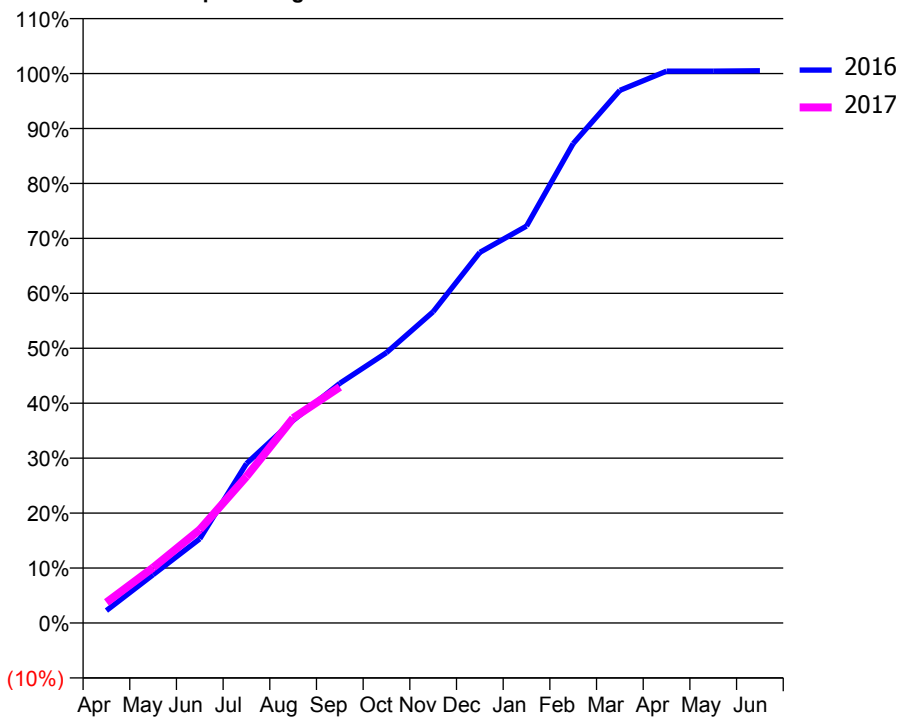
ACCESS*

Patients seen in 24 months	Total	Change since previous quarter
Quarter ending September 2015	4,671	
Quarter ending December 2015	4,722	→
Quarter ending March 2016	4,780	→
Quarter ending June 2016	4,810	→
Quarter ending September 2016	4,886	→
Variance since September 2015	4.6%	↑



ACTIVITY

Cumulative percentage of contracted UDA delivered 2016 & 2017



Month	Adjusted Scheduled Activity (UDA)	
	2016	2017
April	396	654
May	1,541	1,763
June	2,682	2,974
July	5,076	4,665
August	6,451	6,526
September	7,633	7,514
October	8,609	
November	9,915	
December	11,804	
January	12,642	
February	15,268	
March	16,965	
April	17,577	
May	17,577	
June	17,589	

QUALITY

	Quantity	Base Number	Contract	AT	Region	England
% of FP17s for the same patient ID Re-attending within 3 months - Children	73	791	9.2%	13.1%	13.5%	12.4%
% of FP17s for the same patient ID Re-attending within 3 months - Adults	435	2,498	17.4%	16.4%	17.4%	16.7%
% of FP17s for the same patient ID Re-attending between 3 & 9 months - Children	441	791	55.8%	54.7%	59.0%	57.4%
% of FP17s for the same patient ID Re-attending between 3 & 9 months - Adults	1,265	2,498	50.6%	50.7%	52.6%	50.5%
% of FP17s for Band 1 Urgent Courses	299	3,011	9.9%	9.0%	9.4%	9.1%
% of FP17s Relating to Free Repair or Replacements	67	3,011	2.2%	1.3%	1.0%	0.8%
% of FP17s Relating to Continuations	99	3,011	3.3%	1.7%	1.5%	1.3%
% of Patients satisfied with the dentistry they have received	5	7	N/A	91.7%	93.7%	93.2%
% of Patients satisfied with the time they had to wait for an appointment	6	7	N/A	90.3%	90.0%	89.0%

* This is based on patients treated on this contract for their most recent course of treatment. Figures in italics indicate the base number of FP17s or Patient Questionnaire responses are less than 100. N/A is shown where the base number of responses is less than 10 during the period. % is calculated as Quantity/Base number*100

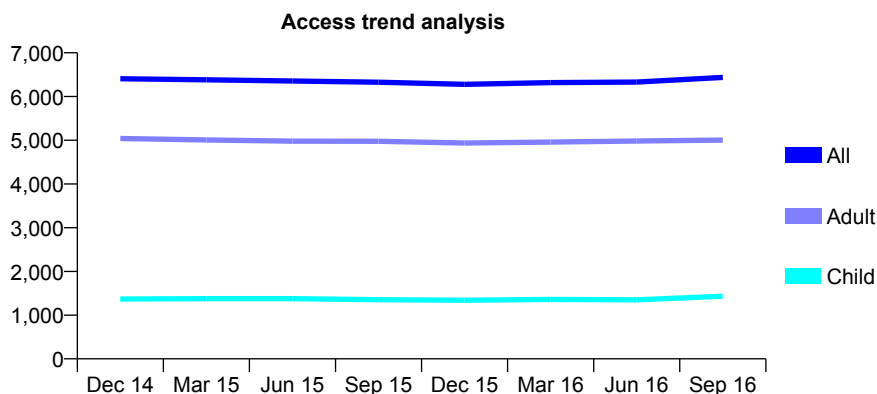
Q45 - Vital Signs At a Glance Contract Report for 101338/0058 - September 2016

Name or company name	Whitecross Dental Care Limited
Contract type name	GDS Contract
Purpose of contract	General
Contract start date	01/01/2008
Contract end date	

16/17 Contracted general activity (UDA)	18,724
Carry forward general activity (UDA)	0
16/17 Contracted orthodontic activity (UOA)	0
Carry forward orthodontic activity (UOA)	0
Baseline contract value	£489,977.42

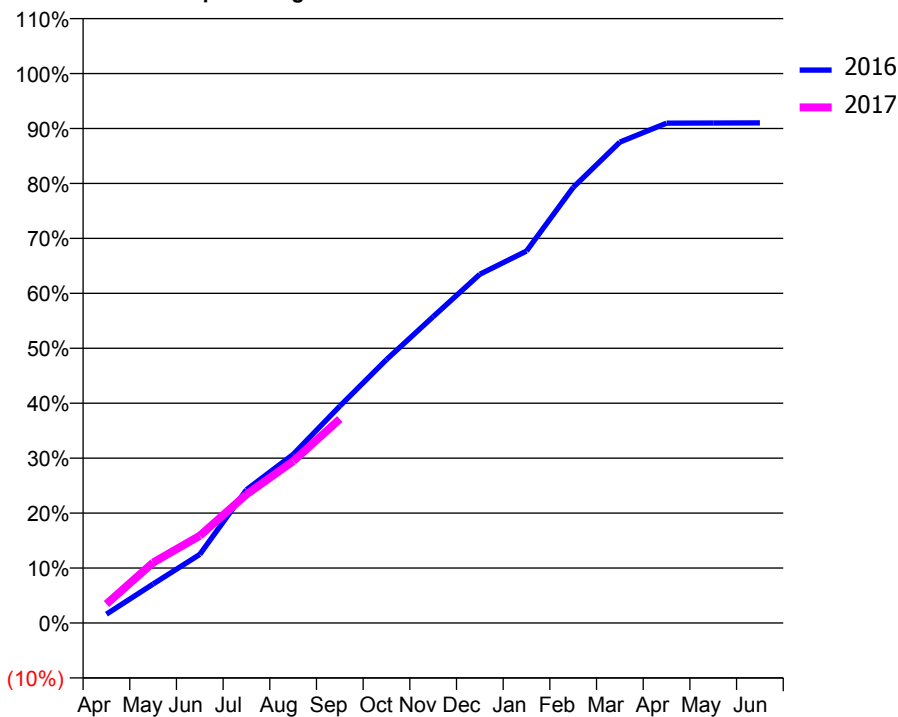
ACCESS*

Patients seen in 24 months	Total	Change since previous quarter
Quarter ending September 2015	6,328	
Quarter ending December 2015	6,278	→
Quarter ending March 2016	6,317	→
Quarter ending June 2016	6,330	→
Quarter ending September 2016	6,436	→
Variance since September 2015	1.7%	→



ACTIVITY

Cumulative percentage of contracted UDA delivered 2016 & 2017



Month	Adjusted Scheduled Activity (UDA)	
	2016	2017
April	302	649
May	1,331	2,059
June	2,336	2,975
July	4,542	4,384
August	5,747	5,515
September	7,389	6,949
October	8,976	
November	10,437	
December	11,885	
January	12,675	
February	14,844	
March	16,389	
April	17,031	
May	17,036	
June	17,039	

QUALITY

	Quantity	Base Number	Contract	AT	Region	England
% of FP17s for the same patient ID Re-attending within 3 months - Children	53	995	5.3%	13.1%	13.5%	12.4%
% of FP17s for the same patient ID Re-attending within 3 months - Adults	336	3,105	10.8%	16.4%	17.4%	16.7%
% of FP17s for the same patient ID Re-attending between 3 & 9 months - Children	513	995	51.6%	54.7%	59.0%	57.4%
% of FP17s for the same patient ID Re-attending between 3 & 9 months - Adults	1,626	3,105	52.4%	50.7%	52.6%	50.5%
% of FP17s for Band 1 Urgent Courses	305	3,758	8.1%	9.0%	9.4%	9.1%
% of FP17s Relating to Free Repair or Replacements	21	3,758	0.6%	1.3%	1.0%	0.8%
% of FP17s Relating to Continuations	59	3,758	1.6%	1.7%	1.5%	1.3%
% of Patients satisfied with the dentistry they have received	9	9	N/A	91.7%	93.7%	93.2%
% of Patients satisfied with the time they had to wait for an appointment	9	9	N/A	90.3%	90.0%	89.0%

* This is based on patients treated on this contract for their most recent course of treatment. Figures in italics indicate the base number of FP17s or Patient Questionnaire responses are less than 100. N/A is shown where the base number of responses is less than 10 during the period. % is calculated as Quantity/Base number*100

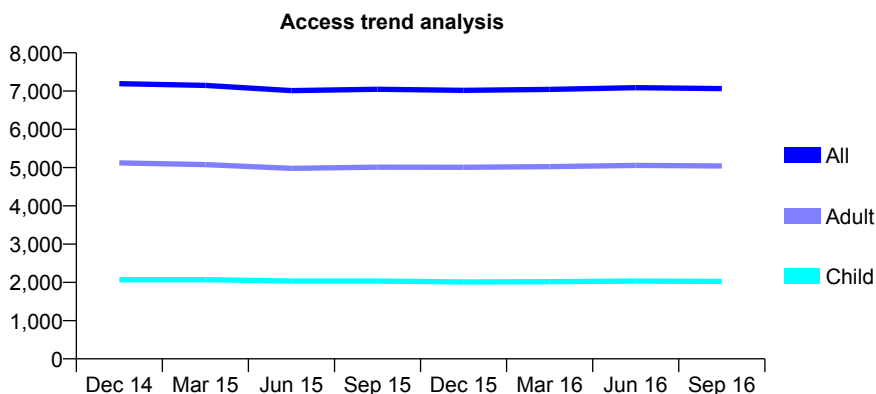
Q45 - Vital Signs At a Glance Contract Report for 101338/0082 - September 2016

Name or company name	Whitecross Dental Care Limited
Contract type name	GDS Contract
Purpose of contract	General and Orthodontic
Contract start date	01/04/2009
Contract end date	

16/17 Contracted general activity (UDA)	18,500
Carry forward general activity (UDA)	0
16/17 Contracted orthodontic activity (UOA)	1,249
Carry forward orthodontic activity (UOA)	0
Baseline contract value	£595,395.99

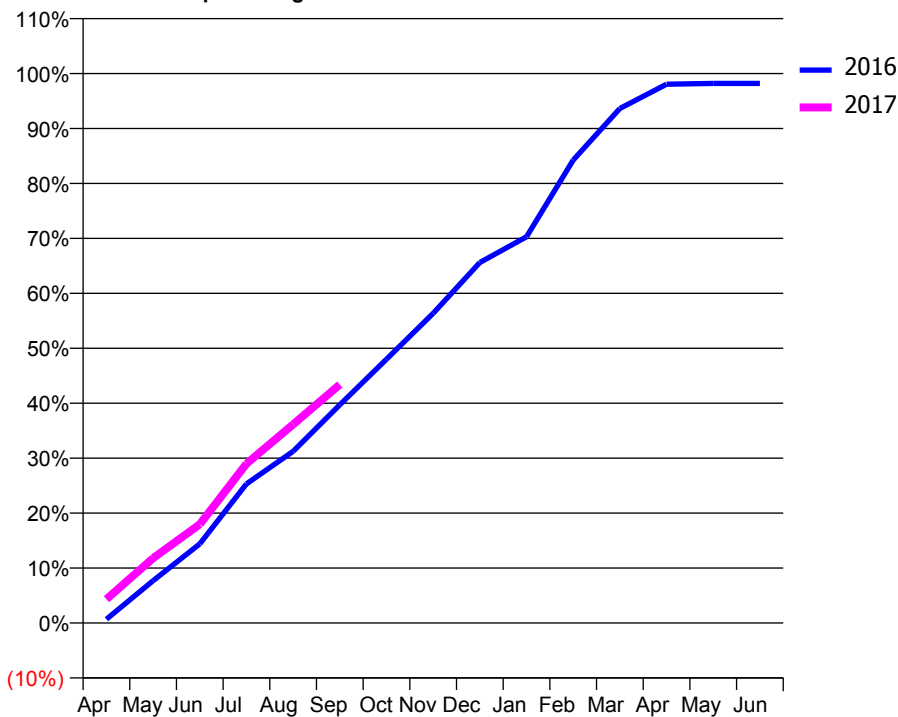
ACCESS*

Patients seen in 24 months	Total	Change since previous quarter
Quarter ending September 2015	7,046	
Quarter ending December 2015	7,017	→
Quarter ending March 2016	7,043	→
Quarter ending June 2016	7,090	→
Quarter ending September 2016	7,065	→
Variance since September 2015	0.3%	→



ACTIVITY

Cumulative percentage of contracted UDA delivered 2016 & 2017



QUALITY

	Quantity	Base Number	Contract	AT	Region	England
% of FP17s for the same patient ID Re-attending within 3 months - Children	119	1,476	8.1%	13.1%	13.5%	12.4%
% of FP17s for the same patient ID Re-attending within 3 months - Adults	366	2,982	12.3%	16.4%	17.4%	16.7%
% of FP17s for the same patient ID Re-attending between 3 & 9 months - Children	762	1,476	51.6%	54.7%	59.0%	57.4%
% of FP17s for the same patient ID Re-attending between 3 & 9 months - Adults	1,345	2,982	45.1%	50.7%	52.6%	50.5%
% of FP17s for Band 1 Urgent Courses	382	4,051	9.4%	9.0%	9.4%	9.1%
% of FP17s Relating to Free Repair or Replacements	29	4,051	0.7%	1.3%	1.0%	0.8%
% of FP17s Relating to Continuations	58	4,051	1.4%	1.7%	1.5%	1.3%
% of Patients satisfied with the dentistry they have received	6	7	N/A	91.7%	93.7%	93.2%
% of Patients satisfied with the time they had to wait for an appointment	6	7	N/A	90.3%	90.0%	89.0%

* This is based on patients treated on this contract for their most recent course of treatment. Figures in italics indicate the base number of FP17s or Patient Questionnaire responses are less than 100. N/A is shown where the base number of responses is less than 10 during the period. % is calculated as Quantity/Base number*100

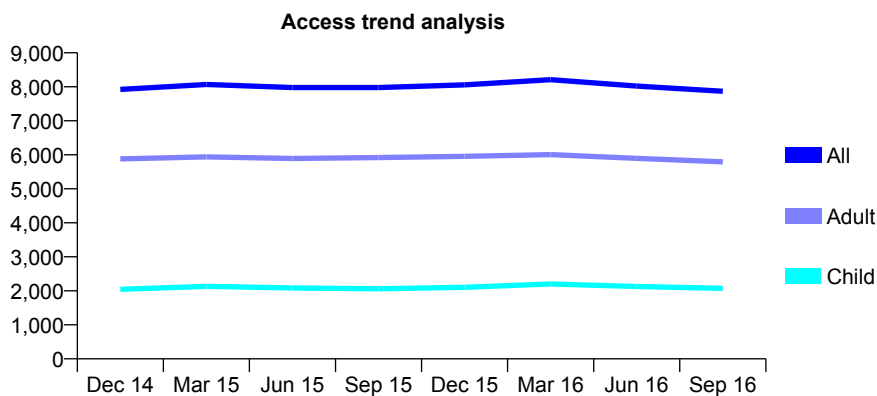
Q45 - Vital Signs At a Glance Contract Report for 101338/0083 - September 2016

Name or company name	Whitecross Dental Care Limited
Contract type name	GDS Contract
Purpose of contract	General and Orthodontic
Contract start date	01/04/2009
Contract end date	

16/17 Contracted general activity (UDA)	25,906
Carry forward general activity (UDA)	0
16/17 Contracted orthodontic activity (UOA)	500
Carry forward orthodontic activity (UOA)	0
Baseline contract value	£752,763.85

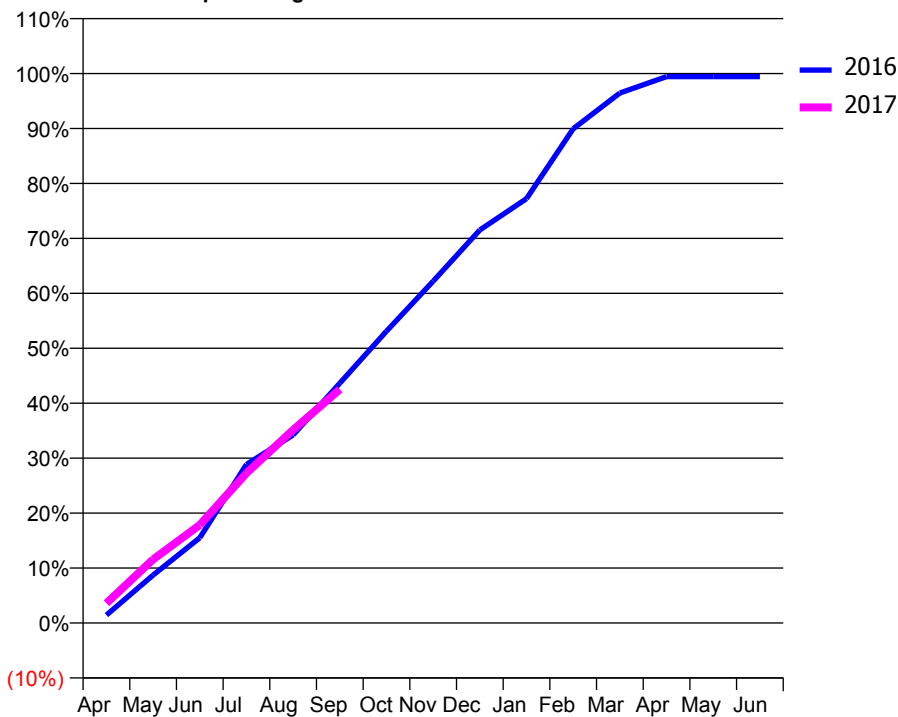
ACCESS*

Patients seen in 24 months	Total	Change since previous quarter
Quarter ending September 2015	7,980	
Quarter ending December 2015	8,055	→
Quarter ending March 2016	8,209	→
Quarter ending June 2016	8,023	↓
Quarter ending September 2016	7,869	↓
Variance since September 2015	(1.4%)	↓



ACTIVITY

Cumulative percentage of contracted UDA delivered 2016 & 2017



Month	Adjusted Scheduled Activity (UDA)	
	2016	2017
April	376	931
May	2,262	3,000
June	4,019	4,623
July	7,480	7,072
August	8,870	9,104
September	11,308	11,019
October	13,759	
November	16,113	
December	18,528	
January	20,004	
February	23,302	
March	24,986	
April	25,760	
May	25,761	
June	25,761	

QUALITY

	Quantity	Base Number	Contract	AT	Region	England
% of FP17s for the same patient ID Re-attending within 3 months - Children	99	1,601	6.2%	13.1%	13.5%	12.4%
% of FP17s for the same patient ID Re-attending within 3 months - Adults	469	4,134	11.3%	16.4%	17.4%	16.7%
% of FP17s for the same patient ID Re-attending between 3 & 9 months - Children	923	1,601	57.7%	54.7%	59.0%	57.4%
% of FP17s for the same patient ID Re-attending between 3 & 9 months - Adults	2,514	4,134	60.8%	50.7%	52.6%	50.5%
% of FP17s for Band 1 Urgent Courses	448	5,327	8.4%	9.0%	9.4%	9.1%
% of FP17s Relating to Free Repair or Replacements	32	5,327	0.6%	1.3%	1.0%	0.8%
% of FP17s Relating to Continuations	60	5,327	1.1%	1.7%	1.5%	1.3%
% of Patients satisfied with the dentistry they have received	9	11	81.8%	91.7%	93.7%	93.2%
% of Patients satisfied with the time they had to wait for an appointment	11	11	100.0%	90.3%	90.0%	89.0%

* This is based on patients treated on this contract for their most recent course of treatment. Figures in italics indicate the base number of FP17s or Patient Questionnaire responses are less than 100. N/A is shown where the base number of responses is less than 10 during the period. % is calculated as Quantity/Base number*100

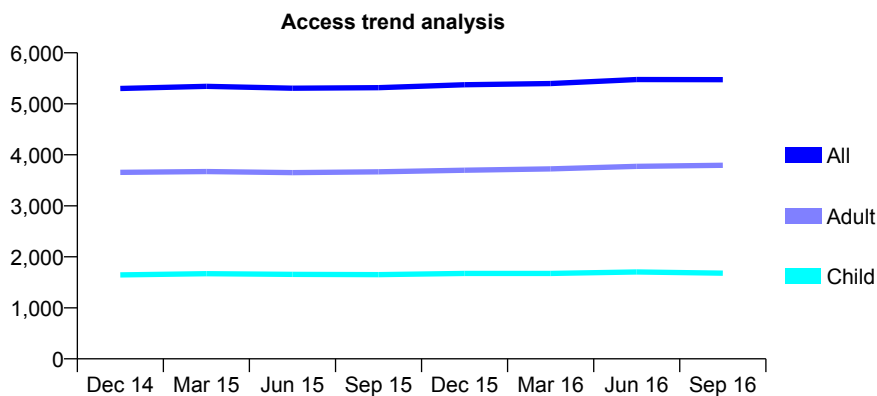
Q45 - Vital Signs At a Glance Contract Report for 101338/0085 - September 2016

Name or company name	Whitecross Dental Care Limited
Contract type name	GDS Contract
Purpose of contract	General
Contract start date	01/04/2009
Contract end date	

16/17 Contracted general activity (UDA)	19,500
Carry forward general activity (UDA)	0
16/17 Contracted orthodontic activity (UOA)	0
Carry forward orthodontic activity (UOA)	0
Baseline contract value	£542,218.83

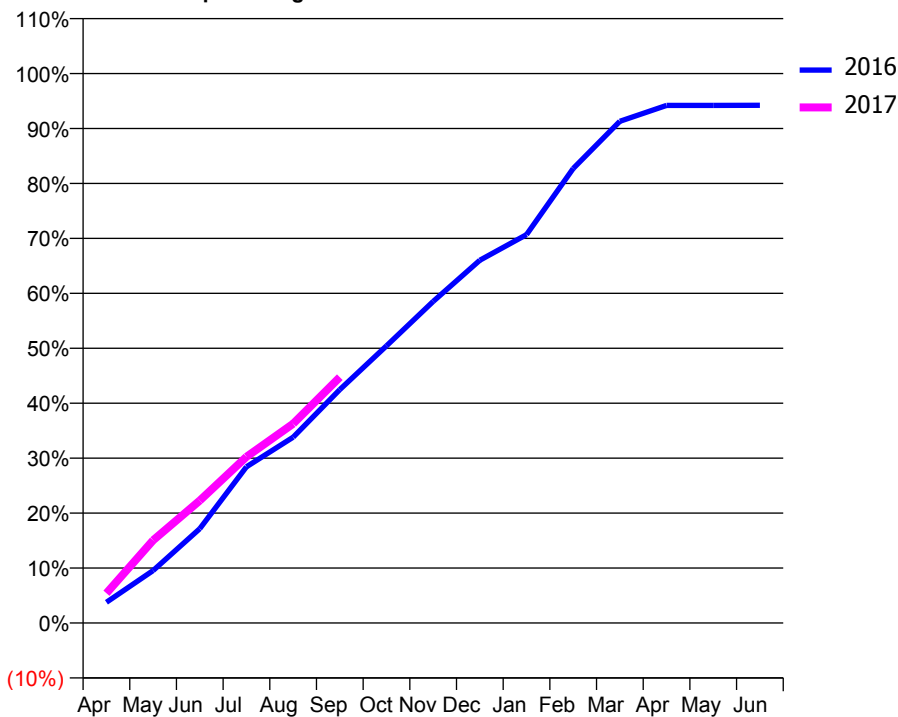
ACCESS*

Patients seen in 24 months	Total	Change since previous quarter
Quarter ending September 2015	5,317	
Quarter ending December 2015	5,374	→
Quarter ending March 2016	5,398	→
Quarter ending June 2016	5,476	→
Quarter ending September 2016	5,474	→
Variance since September 2015	3.0%	↑



ACTIVITY

Cumulative percentage of contracted UDA delivered 2016 & 2017



Month	Adjusted Scheduled Activity (UDA)	
	2016	2017
April	737	1,057
May	1,862	2,936
June	3,349	4,344
July	5,542	5,901
August	6,596	7,073
September	8,282	8,723
October	9,836	
November	11,411	
December	12,876	
January	13,782	
February	16,129	
March	17,805	
April	18,368	
May	18,368	
June	18,371	

QUALITY

	Quantity	Base Number	Contract	AT	Region	England
% of FP17s for the same patient ID Re-attending within 3 months - Children	121	1,354	8.9%	13.1%	13.5%	12.4%
% of FP17s for the same patient ID Re-attending within 3 months - Adults	359	2,519	14.3%	16.4%	17.4%	16.7%
% of FP17s for the same patient ID Re-attending between 3 & 9 months - Children	793	1,354	58.6%	54.7%	59.0%	57.4%
% of FP17s for the same patient ID Re-attending between 3 & 9 months - Adults	1,248	2,519	49.5%	50.7%	52.6%	50.5%
% of FP17s for Band 1 Urgent Courses	245	3,623	6.8%	9.0%	9.4%	9.1%
% of FP17s Relating to Free Repair or Replacements	14	3,623	0.4%	1.3%	1.0%	0.8%
% of FP17s Relating to Continuations	85	3,623	2.3%	1.7%	1.5%	1.3%
% of Patients satisfied with the dentistry they have received	4	4	N/A	91.7%	93.7%	93.2%
% of Patients satisfied with the time they had to wait for an appointment	4	4	N/A	90.3%	90.0%	89.0%

* This is based on patients treated on this contract for their most recent course of treatment. Figures in italics indicate the base number of FP17s or Patient Questionnaire responses are less than 100. N/A is shown where the base number of responses is less than 10 during the period. % is calculated as Quantity/Base number*100

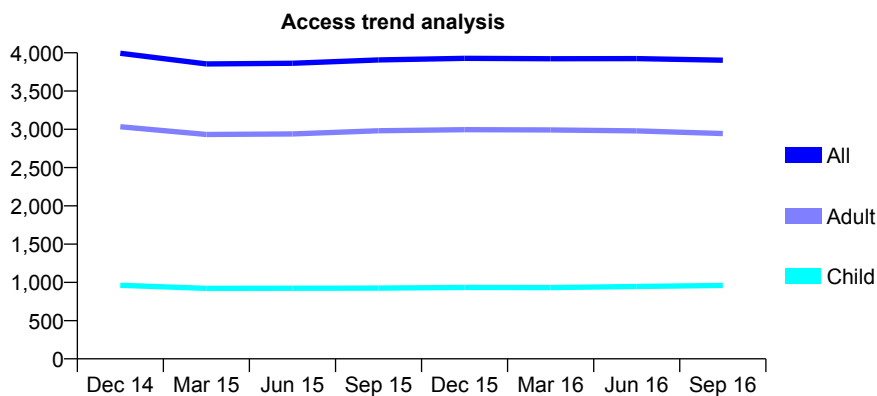
Q45 - Vital Signs At a Glance Contract Report for 101435/0059 - September 2016

Name or company name	IDH Limited
Contract type name	GDS Contract
Purpose of contract	General
Contract start date	01/04/2007
Contract end date	

16/17 Contracted general activity (UDA)	14,807
Carry forward general activity (UDA)	0
16/17 Contracted orthodontic activity (UOA)	0
Carry forward orthodontic activity (UOA)	0
Baseline contract value	£313,208.30

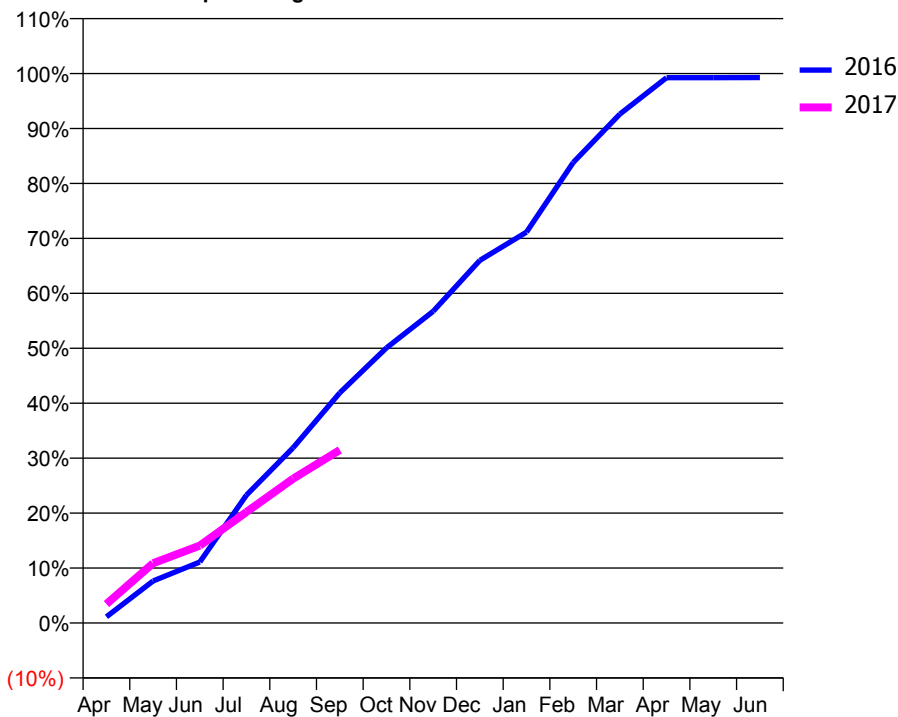
ACCESS*

Patients seen in 24 months	Total	Change since previous quarter
Quarter ending September 2015	3,907	
Quarter ending December 2015	3,928	→
Quarter ending March 2016	3,923	→
Quarter ending June 2016	3,924	→
Quarter ending September 2016	3,903	→
Variance since September 2015	(0.1%)	→



ACTIVITY

Cumulative percentage of contracted UDA delivered 2016 & 2017



Month	Adjusted Scheduled Activity (UDA)	
	2016	2017
April	166	511
May	1,134	1,613
June	1,645	2,086
July	3,447	2,990
August	4,722	3,890
September	6,204	4,663
October	7,413	
November	8,400	
December	9,772	
January	10,533	
February	12,409	
March	13,712	
April	14,694	
May	14,694	
June	14,697	

QUALITY

	Quantity	Base Number	Contract	AT	Region	England
% of FP17s for the same patient ID Re-attending within 3 months - Children	30	565	5.3%	13.1%	13.5%	12.4%
% of FP17s for the same patient ID Re-attending within 3 months - Adults	287	1,953	14.7%	16.4%	17.4%	16.7%
% of FP17s for the same patient ID Re-attending between 3 & 9 months - Children	303	565	53.6%	54.7%	59.0%	57.4%
% of FP17s for the same patient ID Re-attending between 3 & 9 months - Adults	1,078	1,953	55.2%	50.7%	52.6%	50.5%
% of FP17s for Band 1 Urgent Courses	244	2,158	11.3%	9.0%	9.4%	9.1%
% of FP17s Relating to Free Repair or Replacements	12	2,158	0.6%	1.3%	1.0%	0.8%
% of FP17s Relating to Continuations	23	2,158	1.1%	1.7%	1.5%	1.3%
% of Patients satisfied with the dentistry they have received	18	19	94.7%	91.7%	93.7%	93.2%
% of Patients satisfied with the time they had to wait for an appointment	17	19	89.5%	90.3%	90.0%	89.0%

* This is based on patients treated on this contract for their most recent course of treatment. Figures in italics indicate the base number of FP17s or Patient Questionnaire responses are less than 100. N/A is shown where the base number of responses is less than 10 during the period. % is calculated as Quantity/Base number*100

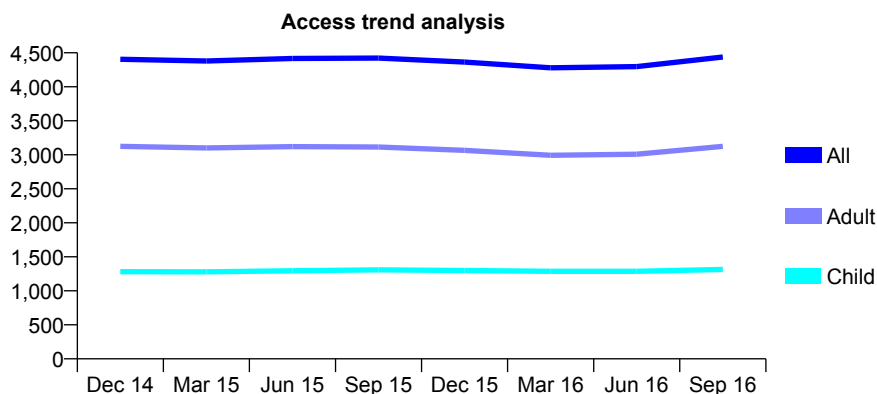
Q45 - Vital Signs At a Glance Contract Report for 101435/0060 - September 2016

Name or company name	IDH Limited
Contract type name	GDS Contract
Purpose of contract	General
Contract start date	11/06/2007
Contract end date	

16/17 Contracted general activity (UDA)	15,717
Carry forward general activity (UDA)	0
16/17 Contracted orthodontic activity (UOA)	0
Carry forward orthodontic activity (UOA)	0
Baseline contract value	£343,430.23

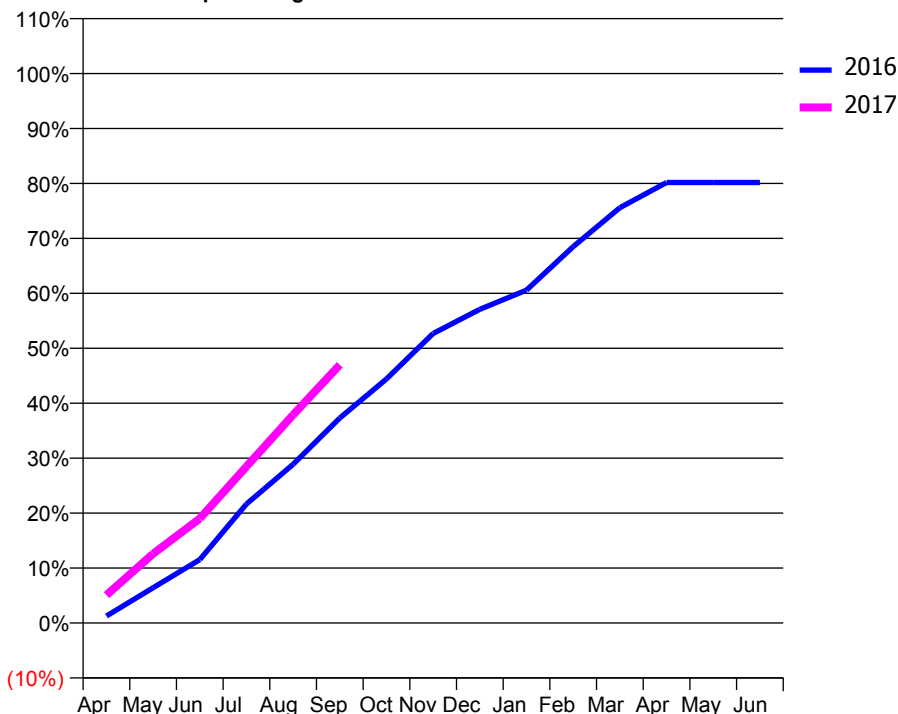
ACCESS*

Patients seen in 24 months	Total	Change since previous quarter
Quarter ending September 2015	4,423	
Quarter ending December 2015	4,364	↓
Quarter ending March 2016	4,280	↓
Quarter ending June 2016	4,297	→
Quarter ending September 2016	4,439	↑
Variance since September 2015	0.4%	→



ACTIVITY

Cumulative percentage of contracted UDA delivered 2016 & 2017



Month	Adjusted Scheduled Activity (UDA)	
	2016	2017
April	199	799
May	1,011	1,983
June	1,815	2,989
July	3,404	4,477
August	4,540	5,956
September	5,862	7,386
October	6,982	
November	8,282	
December	8,973	
January	9,523	
February	10,764	
March	11,878	
April	12,599	
May	12,599	
June	12,599	

QUALITY

	Quantity	Base Number	Contract	AT	Region	England
% of FP17s for the same patient ID Re-attending within 3 months - Children	83	946	8.8%	13.1%	13.5%	12.4%
% of FP17s for the same patient ID Re-attending within 3 months - Adults	377	1,977	19.1%	16.4%	17.4%	16.7%
% of FP17s for the same patient ID Re-attending between 3 & 9 months - Children	479	946	50.6%	54.7%	59.0%	57.4%
% of FP17s for the same patient ID Re-attending between 3 & 9 months - Adults	753	1,977	38.1%	50.7%	52.6%	50.5%
% of FP17s for Band 1 Urgent Courses	322	2,660	12.1%	9.0%	9.4%	9.1%
% of FP17s Relating to Free Repair or Replacements	24	2,660	0.9%	1.3%	1.0%	0.8%
% of FP17s Relating to Continuations	87	2,660	3.3%	1.7%	1.5%	1.3%
% of Patients satisfied with the dentistry they have received	3	3	N/A	91.7%	93.7%	93.2%
% of Patients satisfied with the time they had to wait for an appointment	3	3	N/A	90.3%	90.0%	89.0%

* This is based on patients treated on this contract for their most recent course of treatment. Figures in italics indicate the base number of FP17s or Patient Questionnaire responses are less than 100. N/A is shown where the base number of responses is less than 10 during the period. % is calculated as Quantity/Base number*100

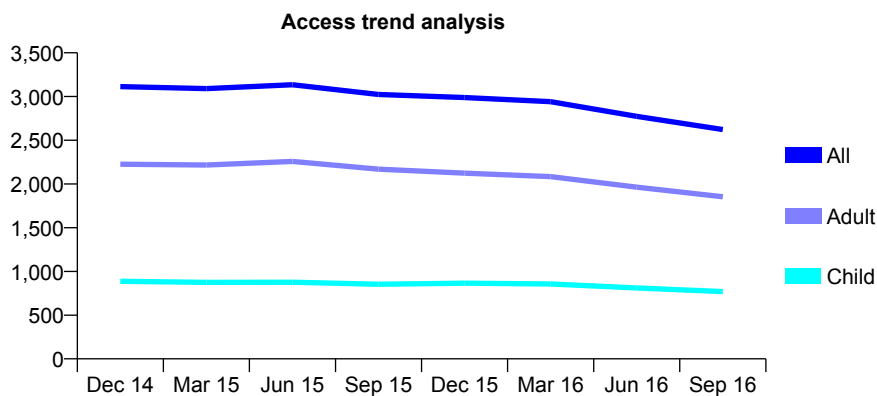
Q45 - Vital Signs At a Glance Contract Report for 101435/0061 - September 2016

Name or company name	IDH Limited
Contract type name	GDS Contract
Purpose of contract	General
Contract start date	18/06/2007
Contract end date	

16/17 Contracted general activity (UDA)	9,500
Carry forward general activity (UDA)	0
16/17 Contracted orthodontic activity (UOA)	0
Carry forward orthodontic activity (UOA)	0
Baseline contract value	£200,950.82

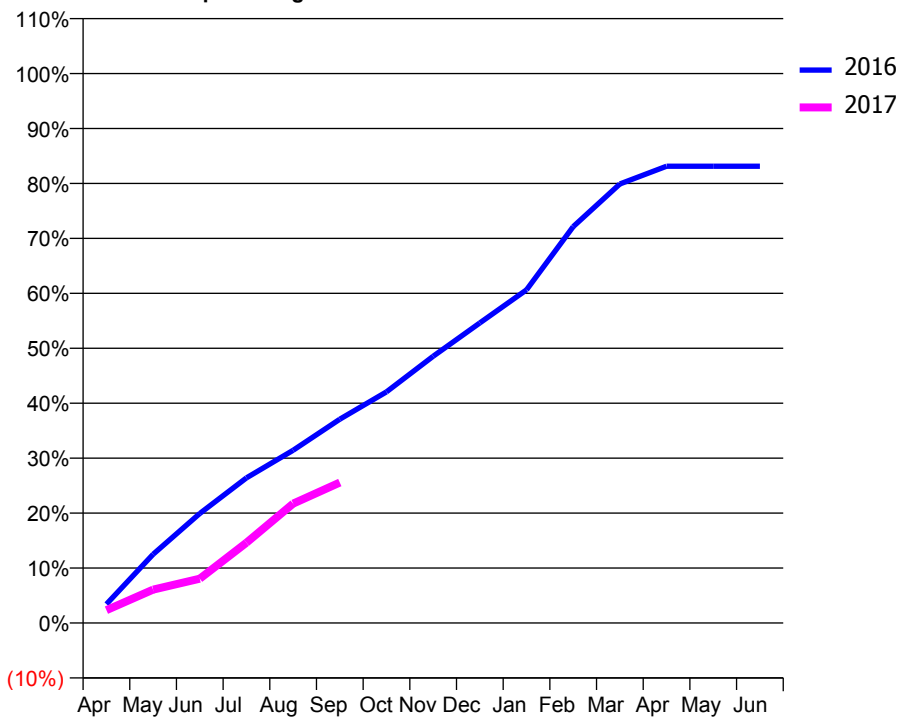
ACCESS*

Patients seen in 24 months	Total	Change since previous quarter
Quarter ending September 2015	3,024	
Quarter ending December 2015	2,989	↓
Quarter ending March 2016	2,941	↓
Quarter ending June 2016	2,773	↓
Quarter ending September 2016	2,623	↓
Variance since September 2015	(13.3%)	↓



ACTIVITY

Cumulative percentage of contracted UDA delivered 2016 & 2017



Adjusted Scheduled Activity (UDA)

Month	2016	2017
April	326	223
May	1,189	578
June	1,894	767
July	2,509	1,389
August	2,986	2,064
September	3,523	2,430
October	3,996	
November	4,613	
December	5,187	
January	5,760	
February	6,853	
March	7,590	
April	7,896	
May	7,896	
June	7,896	

QUALITY

	Quantity	Base Number	Contract	AT	Region	England
% of FP17s for the same patient ID Re-attending within 3 months - Children	28	327	8.6%	13.1%	13.5%	12.4%
% of FP17s for the same patient ID Re-attending within 3 months - Adults	131	755	17.4%	16.4%	17.4%	16.7%
% of FP17s for the same patient ID Re-attending between 3 & 9 months - Children	142	327	43.4%	54.7%	59.0%	57.4%
% of FP17s for the same patient ID Re-attending between 3 & 9 months - Adults	329	755	43.6%	50.7%	52.6%	50.5%
% of FP17s for Band 1 Urgent Courses	103	961	10.7%	9.0%	9.4%	9.1%
% of FP17s Relating to Free Repair or Replacements	9	961	0.9%	1.3%	1.0%	0.8%
% of FP17s Relating to Continuations	18	961	1.9%	1.7%	1.5%	1.3%
% of Patients satisfied with the dentistry they have received	1	1	N/A	91.7%	93.7%	93.2%
% of Patients satisfied with the time they had to wait for an appointment	1	1	N/A	90.3%	90.0%	89.0%

* This is based on patients treated on this contract for their most recent course of treatment. Figures in italics indicate the base number of FP17s or Patient Questionnaire responses are less than 100. N/A is shown where the base number of responses is less than 10 during the period. % is calculated as Quantity/Base number*100

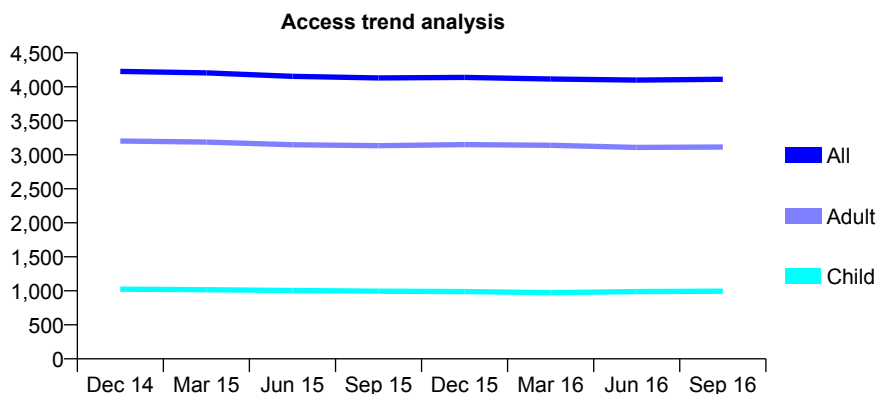
Q45 - Vital Signs At a Glance Contract Report for 101435/0078 - September 2016

Name or company name	IDH Limited
Contract type name	GDS Contract
Purpose of contract	General
Contract start date	01/01/2008
Contract end date	

16/17 Contracted general activity (UDA)	12,900
Carry forward general activity (UDA)	0
16/17 Contracted orthodontic activity (UOA)	0
Carry forward orthodontic activity (UOA)	0
Baseline contract value	£343,645.66

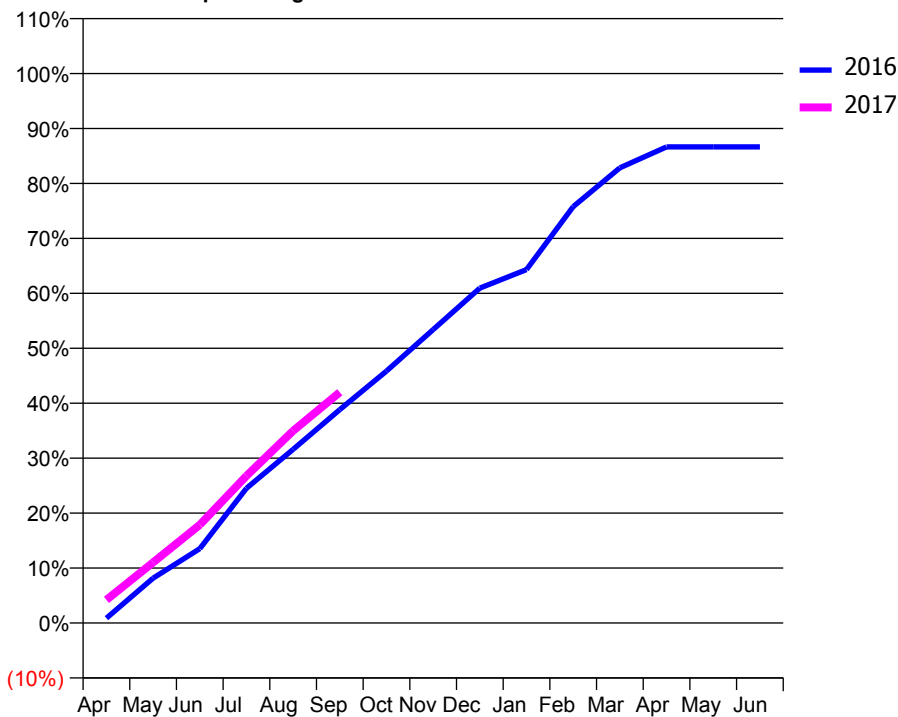
ACCESS*

Patients seen in 24 months	Total	Change since previous quarter
Quarter ending September 2015	4,130	
Quarter ending December 2015	4,139	→
Quarter ending March 2016	4,114	→
Quarter ending June 2016	4,099	→
Quarter ending September 2016	4,111	→
Variance since September 2015	(0.5%)	→



ACTIVITY

Cumulative percentage of contracted UDA delivered 2016 & 2017



Adjusted Scheduled Activity (UDA)

Month	2016	2017
April	127	544
May	1,186	1,421
June	1,961	2,305
July	3,556	3,453
August	4,582	4,511
September	5,630	5,417
October	6,648	
November	7,745	
December	8,838	
January	9,327	
February	10,987	
March	12,010	
April	12,563	
May	12,563	
June	12,563	

QUALITY

	Quantity	Base Number	Contract	AT	Region	England
% of FP17s for the same patient ID Re-attending within 3 months - Children	59	764	7.7%	13.1%	13.5%	12.4%
% of FP17s for the same patient ID Re-attending within 3 months - Adults	284	2,011	14.1%	16.4%	17.4%	16.7%
% of FP17s for the same patient ID Re-attending between 3 & 9 months - Children	442	764	57.9%	54.7%	59.0%	57.4%
% of FP17s for the same patient ID Re-attending between 3 & 9 months - Adults	1,128	2,011	56.1%	50.7%	52.6%	50.5%
% of FP17s for Band 1 Urgent Courses	195	2,539	7.7%	9.0%	9.4%	9.1%
% of FP17s Relating to Free Repair or Replacements	19	2,539	0.7%	1.3%	1.0%	0.8%
% of FP17s Relating to Continuations	43	2,539	1.7%	1.7%	1.5%	1.3%
% of Patients satisfied with the dentistry they have received	3	3	N/A	91.7%	93.7%	93.2%
% of Patients satisfied with the time they had to wait for an appointment	3	3	N/A	90.3%	90.0%	89.0%

* This is based on patients treated on this contract for their most recent course of treatment. Figures in italics indicate the base number of FP17s or Patient Questionnaire responses are less than 100. N/A is shown where the base number of responses is less than 10 during the period. % is calculated as Quantity/Base number*100

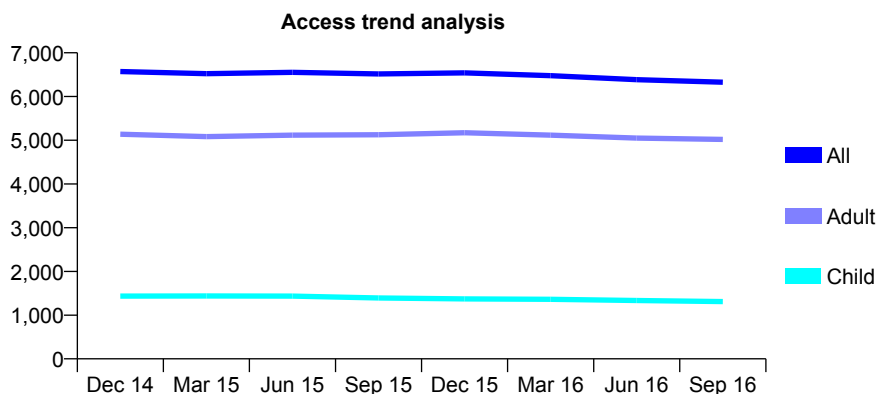
Q45 - Vital Signs At a Glance Contract Report for 101435/0115 - September 2016

Name or company name	IDH Limited
Contract type name	GDS Contract
Purpose of contract	General
Contract start date	01/09/2008
Contract end date	

16/17 Contracted general activity (UDA)	20,000
Carry forward general activity (UDA)	0
16/17 Contracted orthodontic activity (UOA)	0
Carry forward orthodontic activity (UOA)	0
Baseline contract value	£499,838.46

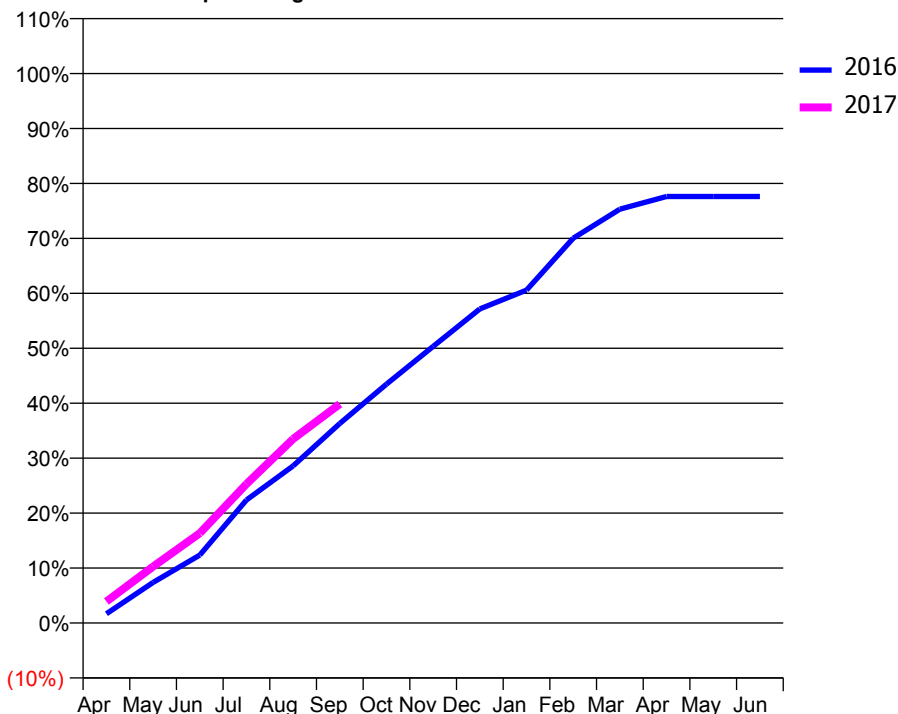
ACCESS*

Patients seen in 24 months	Total	Change since previous quarter
Quarter ending September 2015	6,517	
Quarter ending December 2015	6,541	→
Quarter ending March 2016	6,477	→
Quarter ending June 2016	6,385	↓
Quarter ending September 2016	6,327	→
Variance since September 2015	(2.9%)	↓



ACTIVITY

Cumulative percentage of contracted UDA delivered 2016 & 2017



Month	Adjusted Scheduled Activity (UDA)	
	2016	2017
April	404	782
May	1,783	2,056
June	2,981	3,268
July	5,396	5,058
August	6,891	6,699
September	8,748	7,972
October	10,472	
November	12,129	
December	13,770	
January	14,596	
February	16,869	
March	18,143	
April	18,701	
May	18,698	
June	18,698	

QUALITY

	Quantity	Base Number	Contract	AT	Region	England
% of FP17s for the same patient ID Re-attending within 3 months - Children	69	935	7.4%	13.1%	13.5%	12.4%
% of FP17s for the same patient ID Re-attending within 3 months - Adults	498	3,247	15.3%	16.4%	17.4%	16.7%
% of FP17s for the same patient ID Re-attending between 3 & 9 months - Children	573	935	61.3%	54.7%	59.0%	57.4%
% of FP17s for the same patient ID Re-attending between 3 & 9 months - Adults	1,708	3,247	52.6%	50.7%	52.6%	50.5%
% of FP17s for Band 1 Urgent Courses	482	3,876	12.4%	9.0%	9.4%	9.1%
% of FP17s Relating to Free Repair or Replacements	30	3,876	0.8%	1.3%	1.0%	0.8%
% of FP17s Relating to Continuations	71	3,876	1.8%	1.7%	1.5%	1.3%
% of Patients satisfied with the dentistry they have received	7	7	N/A	91.7%	93.7%	93.2%
% of Patients satisfied with the time they had to wait for an appointment	7	7	N/A	90.3%	90.0%	89.0%

* This is based on patients treated on this contract for their most recent course of treatment. Figures in italics indicate the base number of FP17s or Patient Questionnaire responses are less than 100. N/A is shown where the base number of responses is less than 10 during the period. % is calculated as Quantity/Base number*100

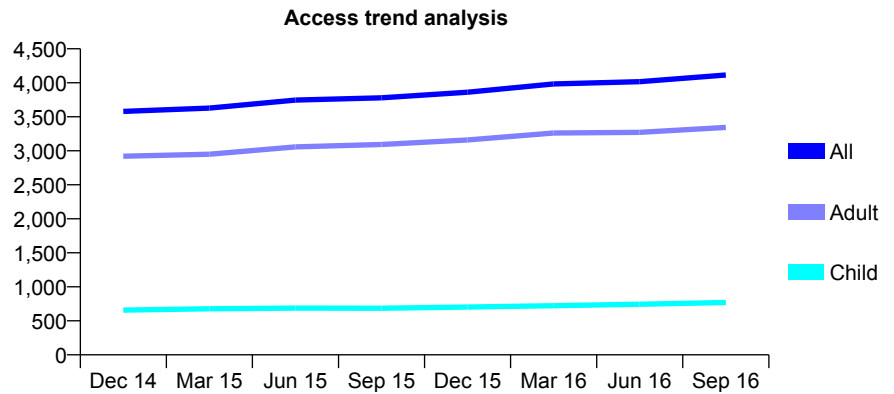
Q45 - Vital Signs At a Glance Contract Report for 103888/0001 - September 2016

Name or company name	The Fairfield Dental Practice Partnership
Contract type name	GDS Contract
Purpose of contract	General
Contract start date	23/11/2011
Contract end date	

16/17 Contracted general activity (UDA)	12,432
Carry forward general activity (UDA)	0
16/17 Contracted orthodontic activity (UOA)	0
Carry forward orthodontic activity (UOA)	0
Baseline contract value	£321,352.77

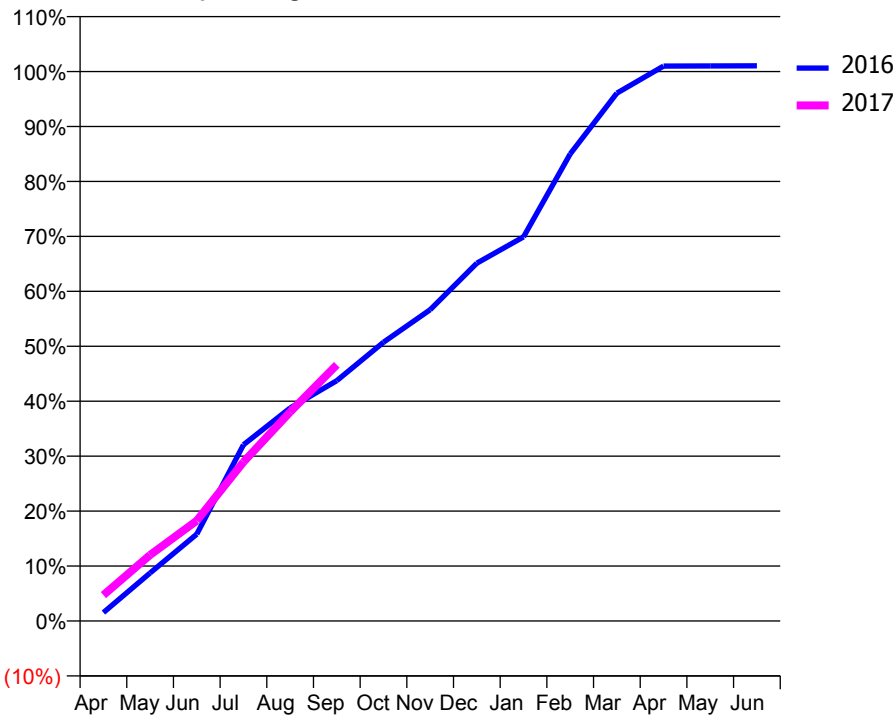
ACCESS*

Patients seen in 24 months	Total	Change since previous quarter
Quarter ending September 2015	3,779	
Quarter ending December 2015	3,862	↑
Quarter ending March 2016	3,984	↑
Quarter ending June 2016	4,016	→
Quarter ending September 2016	4,114	↑
Variance since September 2015	8.9%	↑



ACTIVITY

Cumulative percentage of contracted UDA delivered 2016 & 2017



Month	Adjusted Scheduled Activity (UDA)	
	2016	2017
April	190	586
May	1,087	1,495
June	1,966	2,270
July	3,987	3,597
August	4,820	4,730
September	5,439	5,797
October	6,306	
November	7,042	
December	8,097	
January	8,689	
February	10,565	
March	11,943	
April	12,556	
May	12,557	
June	12,560	

QUALITY

	Quantity	Base Number	Contract	AT	Region	England
% of FP17s for the same patient ID Re-attending within 3 months - Children	47	576	8.2%	13.1%	13.5%	12.4%
% of FP17s for the same patient ID Re-attending within 3 months - Adults	300	2,327	12.9%	16.4%	17.4%	16.7%
% of FP17s for the same patient ID Re-attending between 3 & 9 months - Children	287	576	49.8%	54.7%	59.0%	57.4%
% of FP17s for the same patient ID Re-attending between 3 & 9 months - Adults	1,180	2,327	50.7%	50.7%	52.6%	50.5%
% of FP17s for Band 1 Urgent Courses	110	2,605	4.2%	9.0%	9.4%	9.1%
% of FP17s Relating to Free Repair or Replacements	27	2,605	1.0%	1.3%	1.0%	0.8%
% of FP17s Relating to Continuations	69	2,605	2.6%	1.7%	1.5%	1.3%
% of Patients satisfied with the dentistry they have received	6	6	N/A	91.7%	93.7%	93.2%
% of Patients satisfied with the time they had to wait for an appointment	6	6	N/A	90.3%	90.0%	89.0%

* This is based on patients treated on this contract for their most recent course of treatment. Figures in italics indicate the base number of FP17s or Patient Questionnaire responses are less than 100. N/A is shown where the base number of responses is less than 10 during the period. % is calculated as Quantity/Base number*100

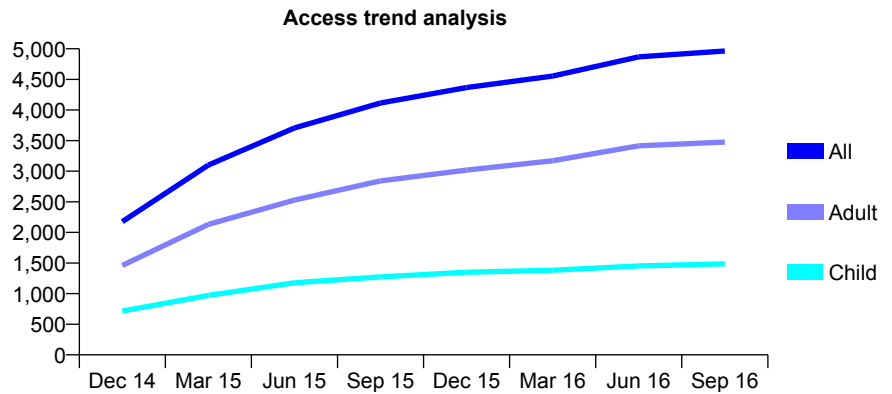
Q45 - Vital Signs At a Glance Contract Report for 114197/0001 - September 2016

Name or company name	Elliott & McCarthy Dental Surgery
Contract type name	GDS Contract
Purpose of contract	General
Contract start date	01/07/2014
Contract end date	

16/17 Contracted general activity (UDA)	15,793
Carry forward general activity (UDA)	0
16/17 Contracted orthodontic activity (UOA)	0
Carry forward orthodontic activity (UOA)	0
Baseline contract value	£575,233.44

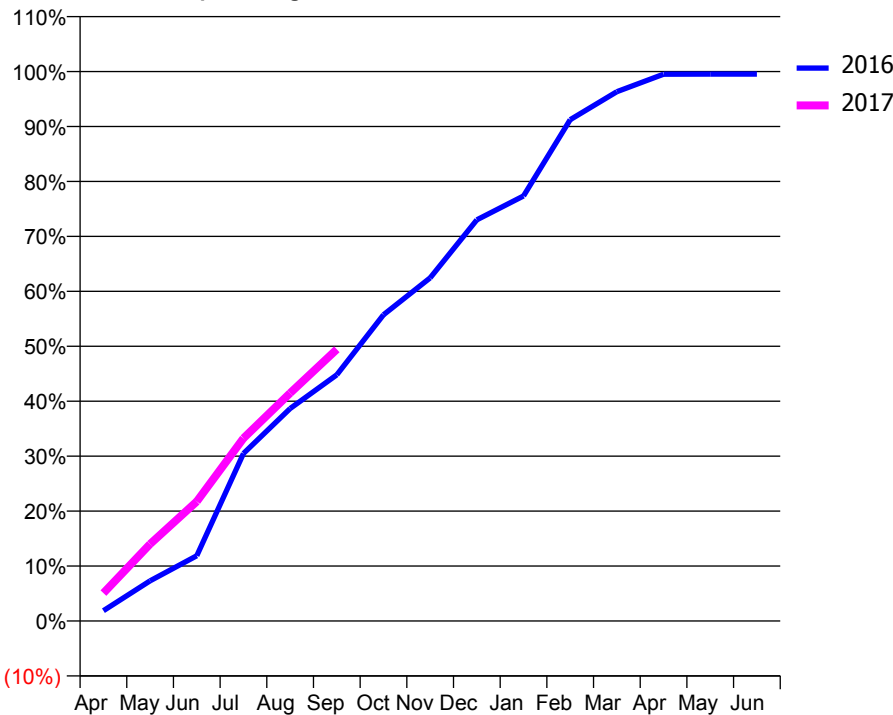
ACCESS*

Patients seen in 24 months	Total	Change since previous quarter
Quarter ending September 2015	4,115	
Quarter ending December 2015	4,367	↑
Quarter ending March 2016	4,554	↑
Quarter ending June 2016	4,869	↑
Quarter ending September 2016	4,964	→
Variance since September 2015	20.6%	↑



ACTIVITY

Cumulative percentage of contracted UDA delivered 2016 & 2017



Month	Adjusted Scheduled Activity (UDA)	
	2016	2017
April	297	801
May	1,156	2,214
June	1,874	3,436
July	4,815	5,252
August	6,107	6,553
September	7,078	7,809
October	8,800	
November	9,864	
December	11,529	
January	12,215	
February	14,407	
March	15,214	
April	15,715	
May	15,718	
June	15,718	

QUALITY

	Quantity	Base Number	Contract	AT	Region	England
% of FP17s for the same patient ID Re-attending within 3 months - Children	120	1,185	10.1%	13.1%	13.5%	12.4%
% of FP17s for the same patient ID Re-attending within 3 months - Adults	376	2,425	15.5%	16.4%	17.4%	16.7%
% of FP17s for the same patient ID Re-attending between 3 & 9 months - Children	598	1,185	50.5%	54.7%	59.0%	57.4%
% of FP17s for the same patient ID Re-attending between 3 & 9 months - Adults	1,186	2,425	48.9%	50.7%	52.6%	50.5%
% of FP17s for Band 1 Urgent Courses	266	3,371	7.9%	9.0%	9.4%	9.1%
% of FP17s Relating to Free Repair or Replacements	19	3,371	0.6%	1.3%	1.0%	0.8%
% of FP17s Relating to Continuations	64	3,371	1.9%	1.7%	1.5%	1.3%
% of Patients satisfied with the dentistry they have received	12	12	100.0%	91.7%	93.7%	93.2%
% of Patients satisfied with the time they had to wait for an appointment	10	12	83.3%	90.3%	90.0%	89.0%

* This is based on patients treated on this contract for their most recent course of treatment. Figures in italics indicate the base number of FP17s or Patient Questionnaire responses are less than 100. N/A is shown where the base number of responses is less than 10 during the period. % is calculated as Quantity/Base number*100

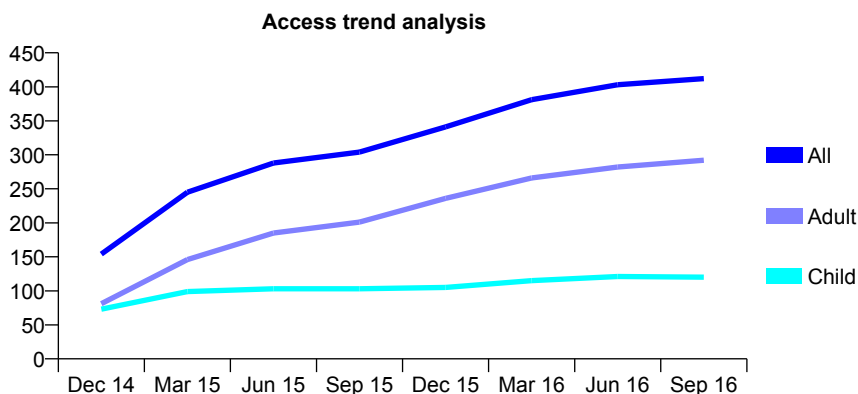
Q45 - Vital Signs At a Glance Contract Report for 114405/0001 - September 2016

Name or company name	Kingsgate Dental Surgery
Contract type name	GDS Contract
Purpose of contract	General
Contract start date	01/07/2014
Contract end date	

16/17 Contracted general activity (UDA)	1,221
Carry forward general activity (UDA)	0
16/17 Contracted orthodontic activity (UOA)	0
Carry forward orthodontic activity (UOA)	0
Baseline contract value	£36,783.72

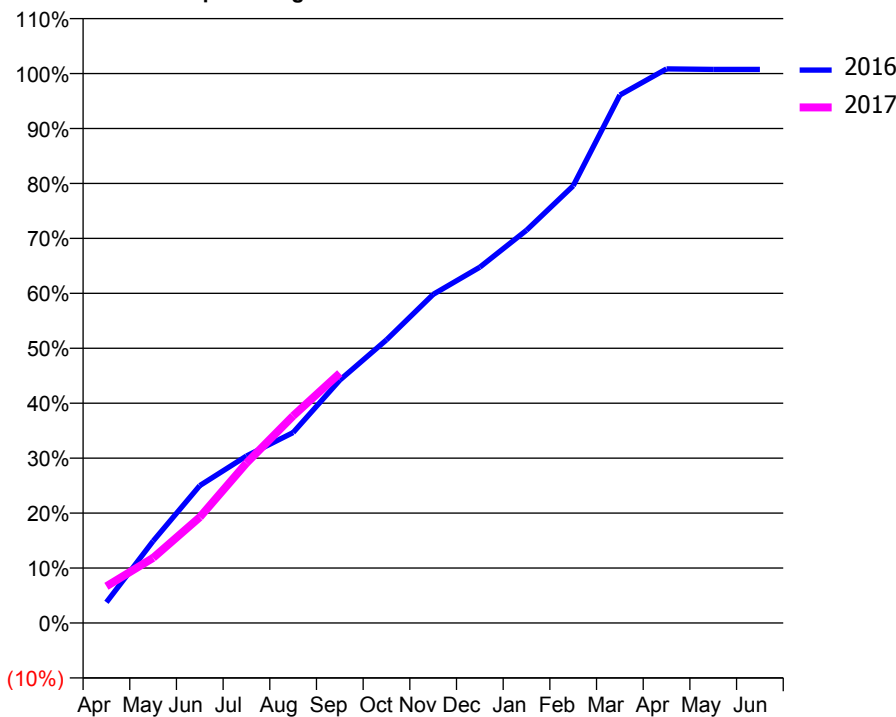
ACCESS*

Patients seen in 24 months	Total	Change since previous quarter
Quarter ending September 2015	304	
Quarter ending December 2015	341	↑
Quarter ending March 2016	381	↑
Quarter ending June 2016	403	↑
Quarter ending September 2016	412	↑
Variance since September 2015	35.5%	↑



ACTIVITY

Cumulative percentage of contracted UDA delivered 2016 & 2017



Month	Adjusted Scheduled Activity (UDA)	
	2016	2017
April	46	82
May	182	145
June	305	235
July	371	355
August	423	460
September	540	555
October	629	
November	730	
December	791	
January	873	
February	971	
March	1,173	
April	1,231	
May	1,230	
June	1,230	

QUALITY

	Quantity	Base Number	Contract	AT	Region	England
% of FP17s for the same patient ID Re-attending within 3 months - Children	11	108	10.2%	13.1%	13.5%	12.4%
% of FP17s for the same patient ID Re-attending within 3 months - Adults	44	179	24.6%	16.4%	17.4%	16.7%
% of FP17s for the same patient ID Re-attending between 3 & 9 months - Children	66	108	61.1%	54.7%	59.0%	57.4%
% of FP17s for the same patient ID Re-attending between 3 & 9 months - Adults	75	179	41.9%	50.7%	52.6%	50.5%
% of FP17s for Band 1 Urgent Courses	30	253	11.9%	9.0%	9.4%	9.1%
% of FP17s Relating to Free Repair or Replacements	2	253	0.8%	1.3%	1.0%	0.8%
% of FP17s Relating to Continuations	4	253	1.6%	1.7%	1.5%	1.3%
% of Patients satisfied with the dentistry they have received	2	2	N/A	91.7%	93.7%	93.2%
% of Patients satisfied with the time they had to wait for an appointment	2	2	N/A	90.3%	90.0%	89.0%

* This is based on patients treated on this contract for their most recent course of treatment. Figures in italics indicate the base number of FP17s or Patient Questionnaire responses are less than 100. N/A is shown where the base number of responses is less than 10 during the period. % is calculated as Quantity/Base number*100

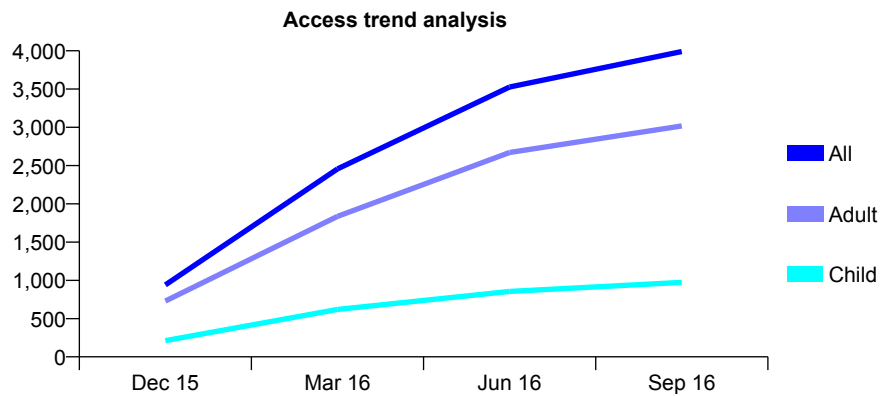
Q45 - Vital Signs At a Glance Contract Report for 115134/0001 - September 2016

Name or company name	Grace Dental Care Partnership
Contract type name	GDS Contract
Purpose of contract	General
Contract start date	01/11/2015
Contract end date	

16/17 Contracted general activity (UDA)	13,542
Carry forward general activity (UDA)	0
16/17 Contracted orthodontic activity (UOA)	0
Carry forward orthodontic activity (UOA)	0
Baseline contract value	£347,643.45

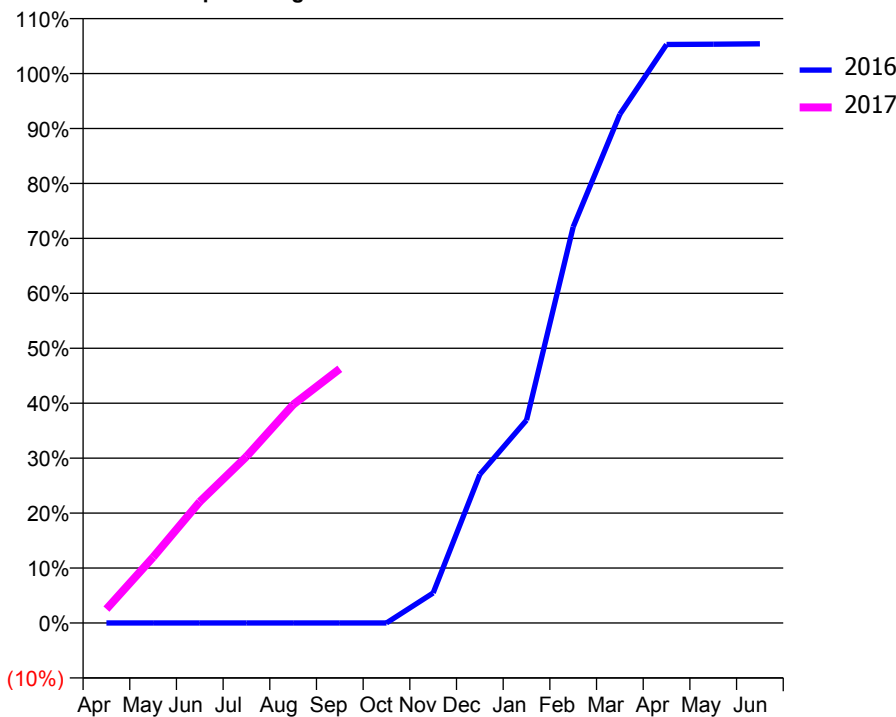
ACCESS*

Patients seen in 24 months	Total	Change since previous quarter
Quarter ending September 2015	0	
Quarter ending December 2015	941	↑
Quarter ending March 2016	2,456	↑
Quarter ending June 2016	3,526	↑
Quarter ending September 2016	3,991	↑
Variance since September 2015	N/A	



ACTIVITY

Cumulative percentage of contracted UDA delivered 2016 & 2017



Month	Adjusted Scheduled Activity (UDA)	
	2016	2017
April	0	343
May	0	1,621
June	0	2,988
July	0	4,102
August	0	5,380
September	0	6,265
October	0	
November	308	
December	1,521	
January	2,077	
February	4,053	
March	5,207	
April	5,921	
May	5,924	
June	5,928	

QUALITY

	Quantity	Base Number	Contract	AT	Region	England
% of FP17s for the same patient ID Re-attending within 3 months - Children	40	774	5.2%	13.1%	13.5%	12.4%
% of FP17s for the same patient ID Re-attending within 3 months - Adults	346	2,577	13.4%	16.4%	17.4%	16.7%
% of FP17s for the same patient ID Re-attending between 3 & 9 months - Children	224	774	28.9%	54.7%	59.0%	57.4%
% of FP17s for the same patient ID Re-attending between 3 & 9 months - Adults	836	2,577	32.4%	50.7%	52.6%	50.5%
% of FP17s for Band 1 Urgent Courses	177	3,011	5.9%	9.0%	9.4%	9.1%
% of FP17s Relating to Free Repair or Replacements	44	3,011	1.5%	1.3%	1.0%	0.8%
% of FP17s Relating to Continuations	28	3,011	0.9%	1.7%	1.5%	1.3%
% of Patients satisfied with the dentistry they have received	2	2	N/A	91.7%	93.7%	93.2%
% of Patients satisfied with the time they had to wait for an appointment	2	2	N/A	90.3%	90.0%	89.0%

* This is based on patients treated on this contract for their most recent course of treatment. Figures in italics indicate the base number of FP17s or Patient Questionnaire responses are less than 100. N/A is shown where the base number of responses is less than 10 during the period. % is calculated as Quantity/Base number*100

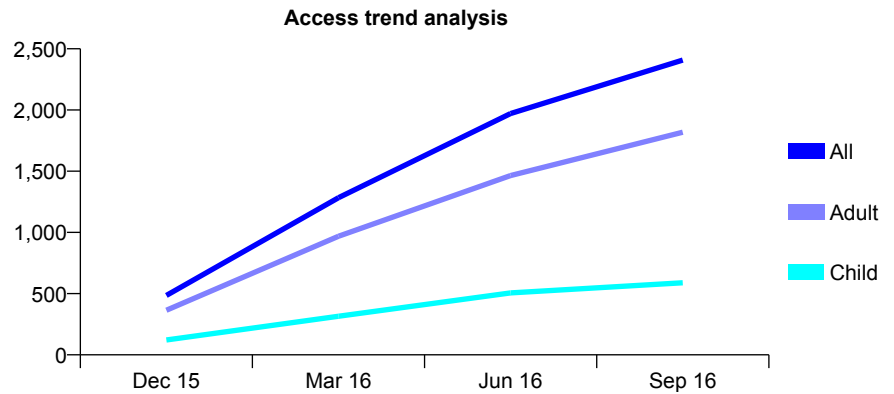
Q45 - Vital Signs At a Glance Contract Report for 115134/0002 - September 2016

Name or company name	Grace Dental Care Partnership
Contract type name	GDS Contract
Purpose of contract	General
Contract start date	01/11/2015
Contract end date	

16/17 Contracted general activity (UDA)	13,675
Carry forward general activity (UDA)	0
16/17 Contracted orthodontic activity (UOA)	0
Carry forward orthodontic activity (UOA)	0
Baseline contract value	£509,200.42

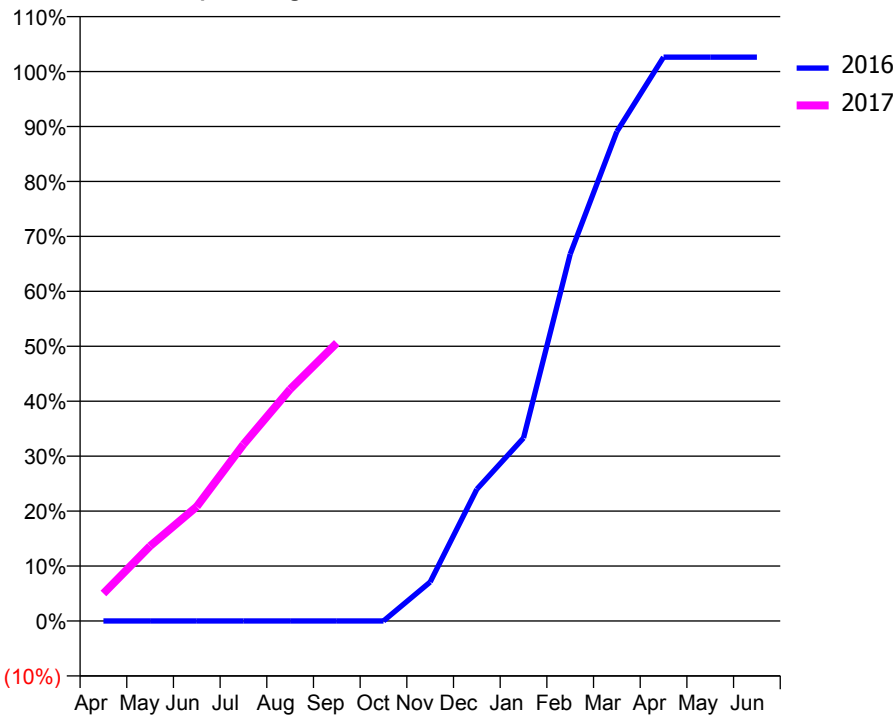
ACCESS*

Patients seen in 24 months	Total	Change since previous quarter
Quarter ending September 2015	0	
Quarter ending December 2015	485	↑
Quarter ending March 2016	1,284	↑
Quarter ending June 2016	1,971	↑
Quarter ending September 2016	2,408	↑
Variance since September 2015	N/A	



ACTIVITY

Cumulative percentage of contracted UDA delivered 2016 & 2017



Month	Adjusted Scheduled Activity (UDA)	
	2016	2017
April	0	684
May	0	1,865
June	0	2,848
July	0	4,395
August	0	5,768
September	0	6,920
October	0	
November	403	
December	1,362	
January	1,891	
February	3,792	
March	5,058	
April	5,827	
May	5,827	
June	5,827	

QUALITY

	Quantity	Base Number	Contract	AT	Region	England
% of FP17s for the same patient ID Re-attending within 3 months - Children	39	488	8.0%	13.1%	13.5%	12.4%
% of FP17s for the same patient ID Re-attending within 3 months - Adults	411	1,752	23.5%	16.4%	17.4%	16.7%
% of FP17s for the same patient ID Re-attending between 3 & 9 months - Children	119	488	24.4%	54.7%	59.0%	57.4%
% of FP17s for the same patient ID Re-attending between 3 & 9 months - Adults	400	1,752	22.8%	50.7%	52.6%	50.5%
% of FP17s for Band 1 Urgent Courses	356	2,062	17.3%	9.0%	9.4%	9.1%
% of FP17s Relating to Free Repair or Replacements	9	2,062	0.4%	1.3%	1.0%	0.8%
% of FP17s Relating to Continuations	81	2,062	3.9%	1.7%	1.5%	1.3%
% of Patients satisfied with the dentistry they have received	5	6	N/A	91.7%	93.7%	93.2%
% of Patients satisfied with the time they had to wait for an appointment	6	6	N/A	90.3%	90.0%	89.0%

* This is based on patients treated on this contract for their most recent course of treatment. Figures in italics indicate the base number of FP17s or Patient Questionnaire responses are less than 100. N/A is shown where the base number of responses is less than 10 during the period. % is calculated as Quantity/Base number*100

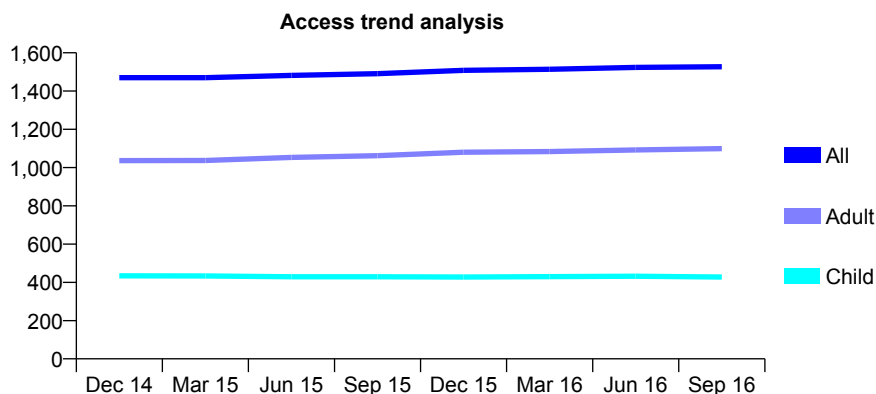
Q45 - Vital Signs At a Glance Contract Report for 116491/0001 - September 2016

Name or company name	Toothwise Ltd.
Contract type name	GDS Contract
Purpose of contract	General
Contract start date	01/04/2009
Contract end date	

16/17 Contracted general activity (UDA)	4,589
Carry forward general activity (UDA)	0
16/17 Contracted orthodontic activity (UOA)	0
Carry forward orthodontic activity (UOA)	0
Baseline contract value	£155,946.40

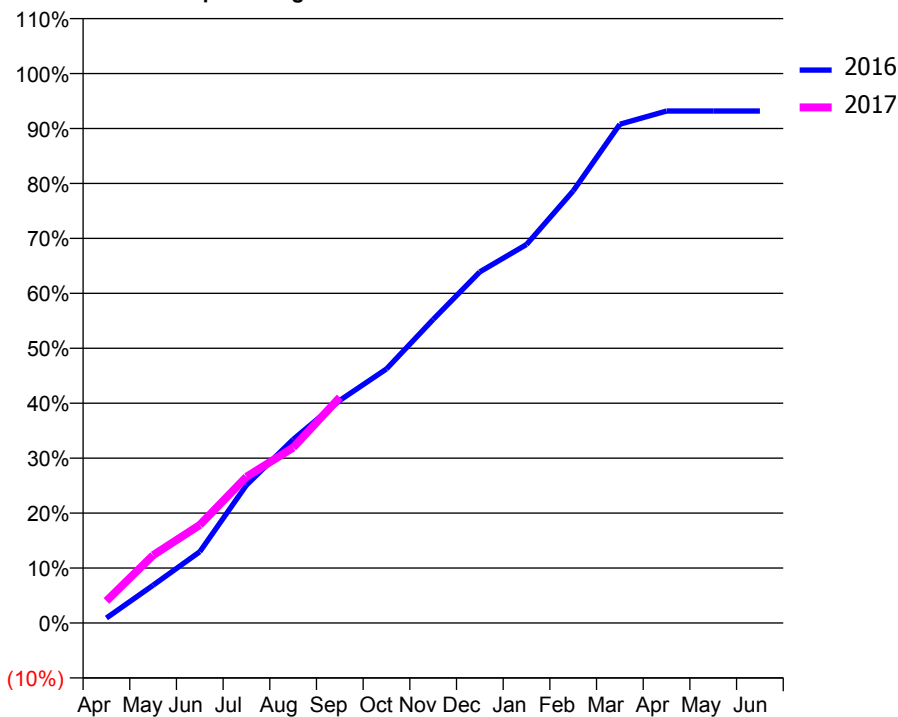
ACCESS*

Patients seen in 24 months	Total	Change since previous quarter
Quarter ending September 2015	1,491	
Quarter ending December 2015	1,508	→
Quarter ending March 2016	1,514	→
Quarter ending June 2016	1,524	→
Quarter ending September 2016	1,527	→
Variance since September 2015	2.4%	↑



ACTIVITY

Cumulative percentage of contracted UDA delivered 2016 & 2017



Month	Adjusted Scheduled Activity (UDA)	
	2016	2017
April	42	184
May	316	566
June	595	819
July	1,152	1,221
August	1,533	1,465
September	1,859	1,884
October	2,122	
November	2,535	
December	2,933	
January	3,161	
February	3,609	
March	4,165	
April	4,275	
May	4,276	
June	4,276	

QUALITY

	Quantity	Base Number	Contract	AT	Region	England
% of FP17s for the same patient ID Re-attending within 3 months - Children	24	386	6.2%	13.1%	13.5%	12.4%
% of FP17s for the same patient ID Re-attending within 3 months - Adults	83	849	9.8%	16.4%	17.4%	16.7%
% of FP17s for the same patient ID Re-attending between 3 & 9 months - Children	300	386	77.7%	54.7%	59.0%	57.4%
% of FP17s for the same patient ID Re-attending between 3 & 9 months - Adults	528	849	62.2%	50.7%	52.6%	50.5%
% of FP17s for Band 1 Urgent Courses	2	1,175	0.2%	9.0%	9.4%	9.1%
% of FP17s Relating to Free Repair or Replacements	0	1,175	0.0%	1.3%	1.0%	0.8%
% of FP17s Relating to Continuations	6	1,175	0.5%	1.7%	1.5%	1.3%
% of Patients satisfied with the dentistry they have received	4	4	N/A	91.7%	93.7%	93.2%
% of Patients satisfied with the time they had to wait for an appointment	4	4	N/A	90.3%	90.0%	89.0%

* This is based on patients treated on this contract for their most recent course of treatment. Figures in italics indicate the base number of FP17s or Patient Questionnaire responses are less than 100. N/A is shown where the base number of responses is less than 10 during the period. % is calculated as Quantity/Base number*100

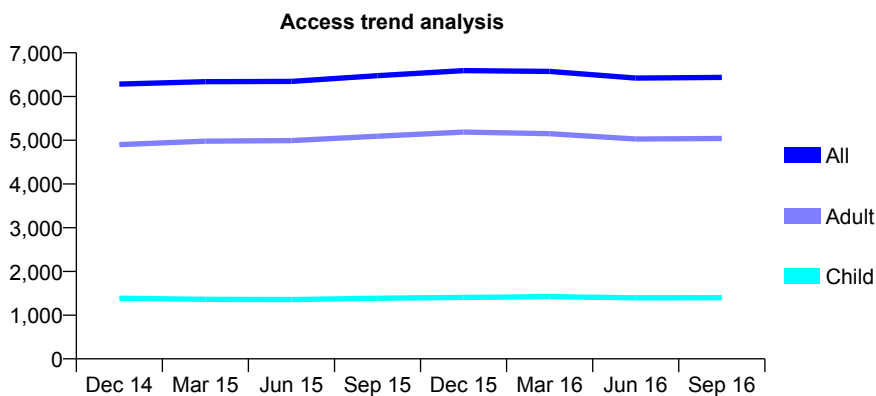
Q45 - Vital Signs At a Glance Contract Report for 118060/0002 - September 2016

Name or company name	Genix Healthcare Ltd
Contract type name	GDS Contract
Purpose of contract	General
Contract start date	07/09/2006
Contract end date	

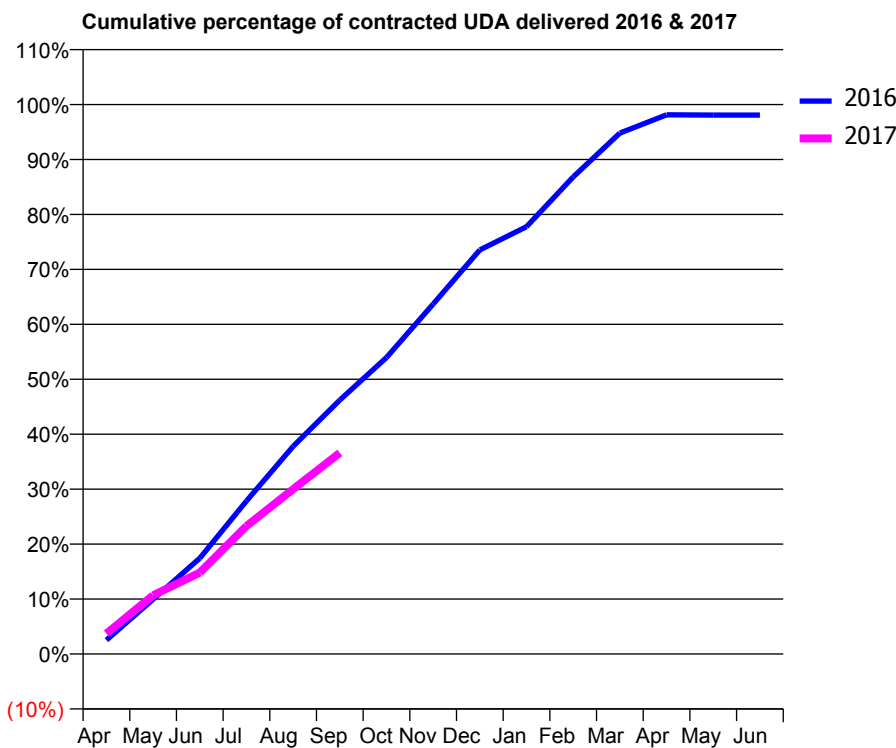
16/17 Contracted general activity (UDA)	20,500
Carry forward general activity (UDA)	0
16/17 Contracted orthodontic activity (UOA)	0
Carry forward orthodontic activity (UOA)	0
Baseline contract value	£523,398.59

ACCESS*

Patients seen in 24 months	Total	Change since previous quarter
Quarter ending September 2015	6,477	
Quarter ending December 2015	6,593	→
Quarter ending March 2016	6,575	→
Quarter ending June 2016	6,422	↓
Quarter ending September 2016	6,437	→
Variance since September 2015	(0.6%)	→



ACTIVITY



Month	Adjusted Scheduled Activity (UDA)	
	2016	2017
April	518	764
May	2,043	2,193
June	3,576	3,037
July	5,707	4,773
August	7,750	6,149
September	9,474	7,504
October	11,060	
November	13,055	
December	15,074	
January	15,943	
February	17,797	
March	19,436	
April	20,117	
May	20,105	
June	20,105	

QUALITY

	Quantity	Base Number	Contract	AT	Region	England
% of FP17s for the same patient ID Re-attending within 3 months - Children	79	1,123	7.0%	13.1%	13.5%	12.4%
% of FP17s for the same patient ID Re-attending within 3 months - Adults	354	3,415	10.4%	16.4%	17.4%	16.7%
% of FP17s for the same patient ID Re-attending between 3 & 9 months - Children	753	1,123	67.1%	54.7%	59.0%	57.4%
% of FP17s for the same patient ID Re-attending between 3 & 9 months - Adults	2,303	3,415	67.4%	50.7%	52.6%	50.5%
% of FP17s for Band 1 Urgent Courses	234	4,169	5.6%	9.0%	9.4%	9.1%
% of FP17s Relating to Free Repair or Replacements	53	4,169	1.3%	1.3%	1.0%	0.8%
% of FP17s Relating to Continuations	25	4,169	0.6%	1.7%	1.5%	1.3%
% of Patients satisfied with the dentistry they have received	13	13	100.0%	91.7%	93.7%	93.2%
% of Patients satisfied with the time they had to wait for an appointment	10	13	76.9%	90.3%	90.0%	89.0%

* This is based on patients treated on this contract for their most recent course of treatment. Figures in italics indicate the base number of FP17s or Patient Questionnaire responses are less than 100. N/A is shown where the base number of responses is less than 10 during the period. % is calculated as Quantity/Base number*100

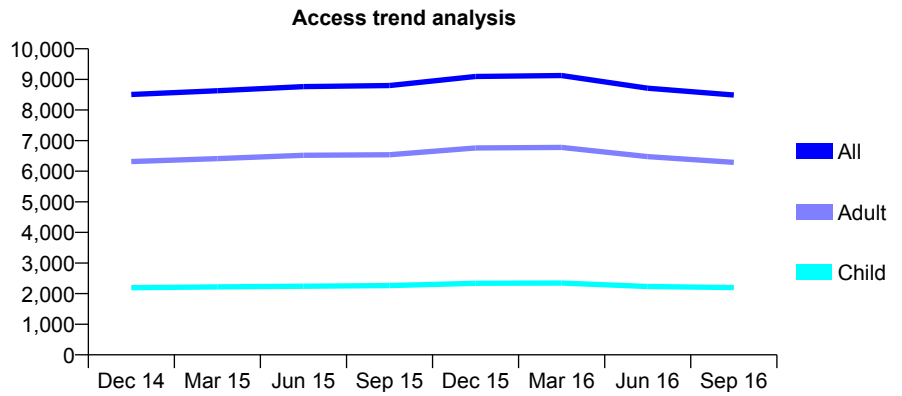
Q45 - Vital Signs At a Glance Contract Report for 118060/0003 - September 2016

Name or company name	Genix Healthcare Ltd
Contract type name	GDS Contract
Purpose of contract	General
Contract start date	04/10/2006
Contract end date	

16/17 Contracted general activity (UDA)	33,015
Carry forward general activity (UDA)	0
16/17 Contracted orthodontic activity (UOA)	0
Carry forward orthodontic activity (UOA)	0
Baseline contract value	£735,126.96

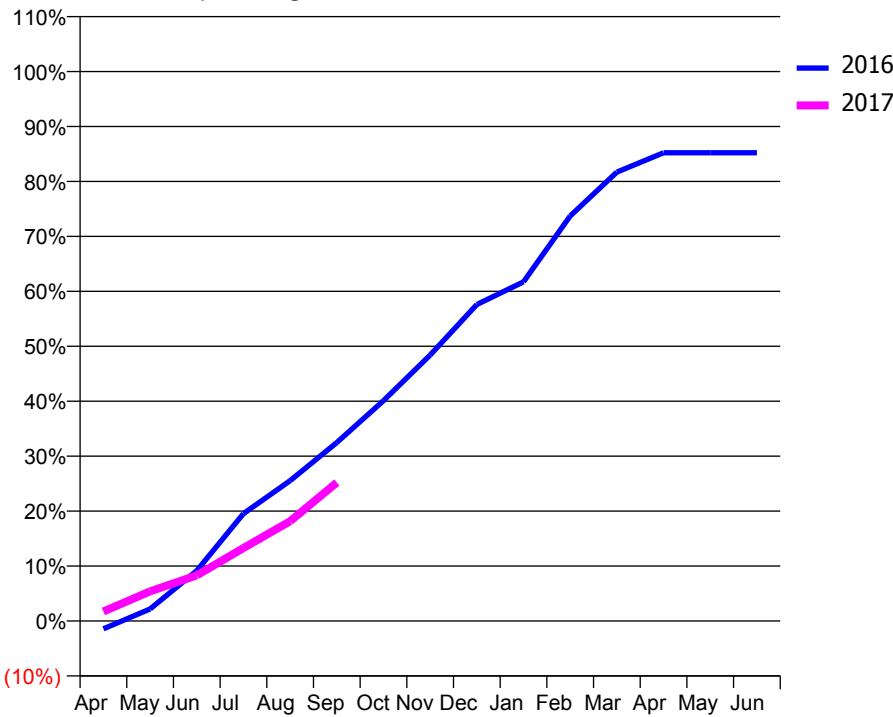
ACCESS*

Patients seen in 24 months	Total	Change since previous quarter
Quarter ending September 2015	8,800	
Quarter ending December 2015	9,097	↑
Quarter ending March 2016	9,125	→
Quarter ending June 2016	8,712	↓
Quarter ending September 2016	8,490	↓
Variance since September 2015	(3.5%)	↓



ACTIVITY

Cumulative percentage of contracted UDA delivered 2016 & 2017



Month	Adjusted Scheduled Activity (UDA)	
	2016	2017
April	-474	575
May	727	1,782
June	3,023	2,743
July	6,450	4,387
August	8,435	5,994
September	10,722	8,317
October	13,240	
November	15,979	
December	19,015	
January	20,375	
February	24,336	
March	26,970	
April	28,135	
May	28,135	
June	28,134	

QUALITY

	Quantity	Base Number	Contract	AT	Region	England
% of FP17s for the same patient ID Re-attending within 3 months - Children	93	1,306	7.1%	13.1%	13.5%	12.4%
% of FP17s for the same patient ID Re-attending within 3 months - Adults	403	3,036	13.3%	16.4%	17.4%	16.7%
% of FP17s for the same patient ID Re-attending between 3 & 9 months - Children	729	1,306	55.8%	54.7%	59.0%	57.4%
% of FP17s for the same patient ID Re-attending between 3 & 9 months - Adults	1,699	3,036	56.0%	50.7%	52.6%	50.5%
% of FP17s for Band 1 Urgent Courses	424	3,840	11.0%	9.0%	9.4%	9.1%
% of FP17s Relating to Free Repair or Replacements	19	3,840	0.5%	1.3%	1.0%	0.8%
% of FP17s Relating to Continuations	5	3,840	0.1%	1.7%	1.5%	1.3%
% of Patients satisfied with the dentistry they have received	10	12	83.3%	91.7%	93.7%	93.2%
% of Patients satisfied with the time they had to wait for an appointment	9	12	75.0%	90.3%	90.0%	89.0%

* This is based on patients treated on this contract for their most recent course of treatment. Figures in italics indicate the base number of FP17s or Patient Questionnaire responses are less than 100. N/A is shown where the base number of responses is less than 10 during the period. % is calculated as Quantity/Base number*100

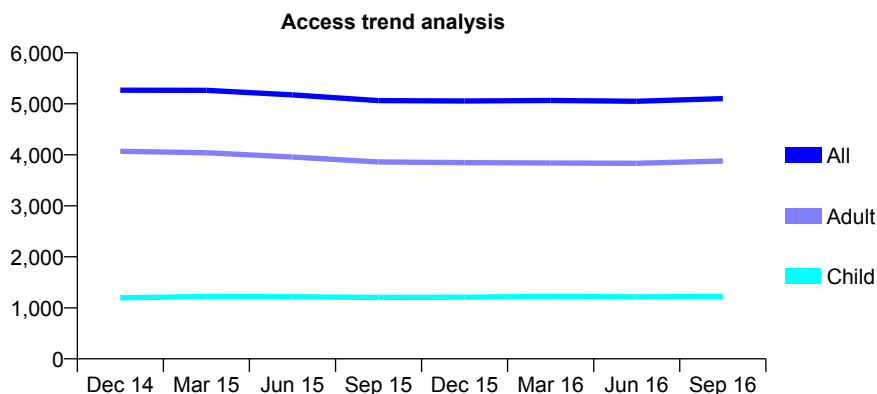
Q45 - Vital Signs At a Glance Contract Report for 118060/0008 - September 2016

Name or company name	Genix Healthcare Ltd
Contract type name	GDS Contract
Purpose of contract	General
Contract start date	01/12/2006
Contract end date	

16/17 Contracted general activity (UDA)	16,597
Carry forward general activity (UDA)	0
16/17 Contracted orthodontic activity (UOA)	0
Carry forward orthodontic activity (UOA)	0
Baseline contract value	£414,703.80

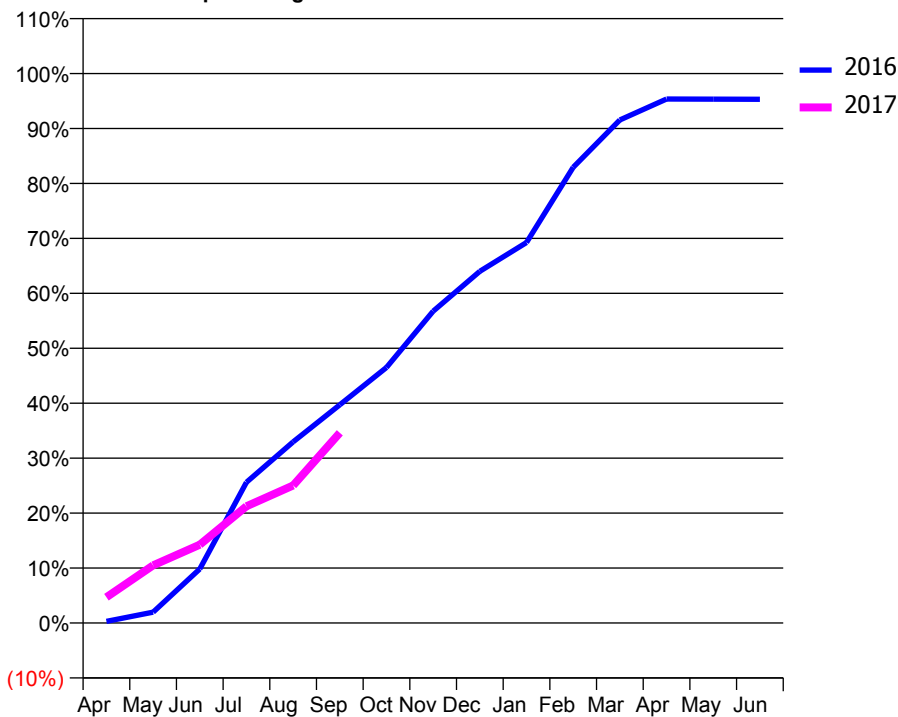
ACCESS*

Patients seen in 24 months	Total	Change since previous quarter
Quarter ending September 2015	5,063	
Quarter ending December 2015	5,054	→
Quarter ending March 2016	5,065	→
Quarter ending June 2016	5,049	→
Quarter ending September 2016	5,103	→
Variance since September 2015	0.8%	→



ACTIVITY

Cumulative percentage of contracted UDA delivered 2016 & 2017



Adjusted Scheduled Activity (UDA)

Month	2016	2017
April	50	780
May	326	1,741
June	1,633	2,366
July	4,253	3,524
August	5,471	4,154
September	6,592	5,745
October	7,720	
November	9,418	
December	10,623	
January	11,493	
February	13,763	
March	15,193	
April	15,826	
May	15,821	
June	15,820	

QUALITY

	Quantity	Base Number	Contract	AT	Region	England
% of FP17s for the same patient ID Re-attending within 3 months - Children	55	767	7.2%	13.1%	13.5%	12.4%
% of FP17s for the same patient ID Re-attending within 3 months - Adults	234	2,114	11.1%	16.4%	17.4%	16.7%
% of FP17s for the same patient ID Re-attending between 3 & 9 months - Children	410	767	53.5%	54.7%	59.0%	57.4%
% of FP17s for the same patient ID Re-attending between 3 & 9 months - Adults	1,115	2,114	52.7%	50.7%	52.6%	50.5%
% of FP17s for Band 1 Urgent Courses	193	2,625	7.4%	9.0%	9.4%	9.1%
% of FP17s Relating to Free Repair or Replacements	14	2,625	0.5%	1.3%	1.0%	0.8%
% of FP17s Relating to Continuations	2	2,625	0.1%	1.7%	1.5%	1.3%
% of Patients satisfied with the dentistry they have received	5	7	N/A	91.7%	93.7%	93.2%
% of Patients satisfied with the time they had to wait for an appointment	4	7	N/A	90.3%	90.0%	89.0%

* This is based on patients treated on this contract for their most recent course of treatment. Figures in italics indicate the base number of FP17s or Patient Questionnaire responses are less than 100. N/A is shown where the base number of responses is less than 10 during the period. % is calculated as Quantity/Base number*100

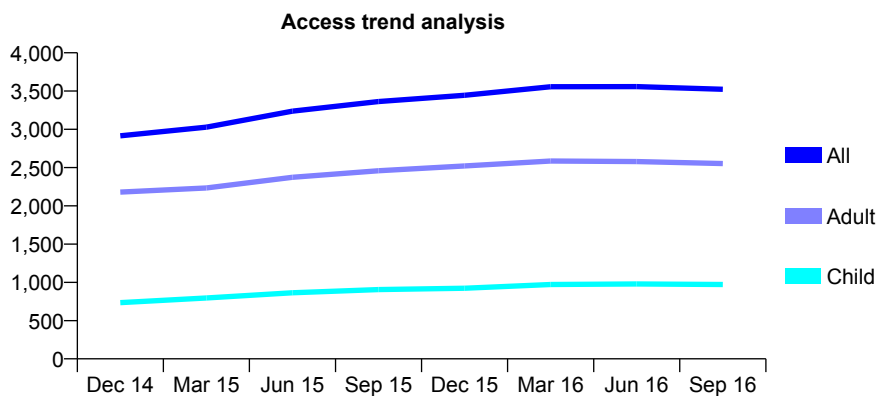
Q45 - Vital Signs At a Glance Contract Report for 118060/0019 - September 2016

Name or company name	Genix Healthcare Ltd
Contract type name	PDS Plus Contract
Purpose of contract	General
Contract start date	01/04/2010
Contract end date	31/03/2017

16/17 Contracted general activity (UDA)	12,000
Carry forward general activity (UDA)	0
16/17 Contracted orthodontic activity (UOA)	0
Carry forward orthodontic activity (UOA)	0
Baseline contract value	£151,088.90

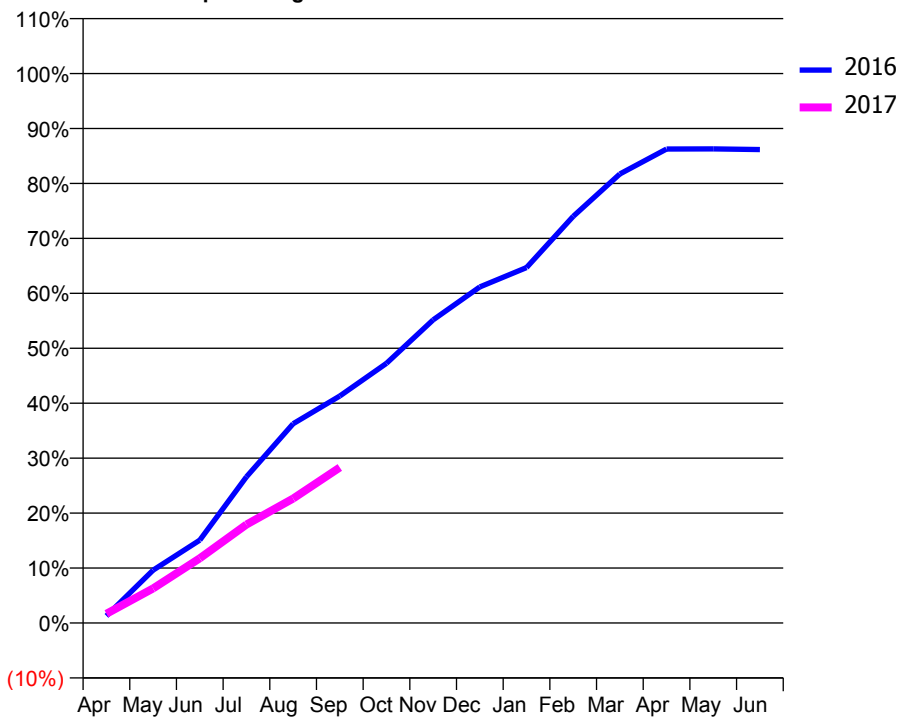
ACCESS*

Patients seen in 24 months	Total	Change since previous quarter
Quarter ending September 2015	3,363	
Quarter ending December 2015	3,445	↑
Quarter ending March 2016	3,557	↑
Quarter ending June 2016	3,558	→
Quarter ending September 2016	3,523	→
Variance since September 2015	4.8%	↑



ACTIVITY

Cumulative percentage of contracted UDA delivered 2016 & 2017



Month	Adjusted Scheduled Activity (UDA)	
	2016	2017
April	154	201
May	1,155	756
June	1,810	1,415
July	3,193	2,150
August	4,351	2,719
September	4,957	3,398
October	5,672	
November	6,621	
December	7,340	
January	7,761	
February	8,881	
March	9,805	
April	10,351	
May	10,352	
June	10,339	

QUALITY

	Quantity	Base Number	Contract	AT	Region	England
% of FP17s for the same patient ID Re-attending within 3 months - Children	23	610	3.8%	13.1%	13.5%	12.4%
% of FP17s for the same patient ID Re-attending within 3 months - Adults	121	1,427	8.5%	16.4%	17.4%	16.7%
% of FP17s for the same patient ID Re-attending between 3 & 9 months - Children	387	610	63.4%	54.7%	59.0%	57.4%
% of FP17s for the same patient ID Re-attending between 3 & 9 months - Adults	824	1,427	57.7%	50.7%	52.6%	50.5%
% of FP17s for Band 1 Urgent Courses	49	1,819	2.7%	9.0%	9.4%	9.1%
% of FP17s Relating to Free Repair or Replacements	20	1,819	1.1%	1.3%	1.0%	0.8%
% of FP17s Relating to Continuations	12	1,819	0.7%	1.7%	1.5%	1.3%
% of Patients satisfied with the dentistry they have received	11	11	100.0%	91.7%	93.7%	93.2%
% of Patients satisfied with the time they had to wait for an appointment	10	11	90.9%	90.3%	90.0%	89.0%

* This is based on patients treated on this contract for their most recent course of treatment. Figures in italics indicate the base number of FP17s or Patient Questionnaire responses are less than 100. N/A is shown where the base number of responses is less than 10 during the period. % is calculated as Quantity/Base number*100

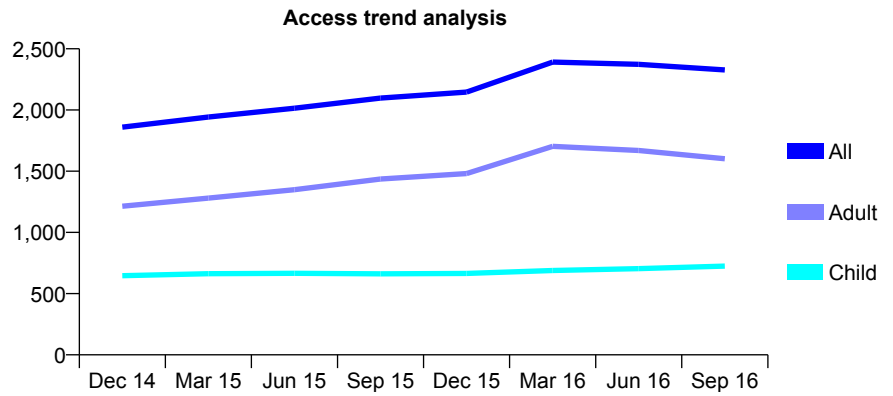
Q45 - Vital Signs At a Glance Contract Report for 122904/0001 - September 2016

Name or company name	Harrowgate Hill Dental Practice
Contract type name	GDS Contract
Purpose of contract	General
Contract start date	01/04/2014
Contract end date	

16/17 Contracted general activity (UDA)	7,366
Carry forward general activity (UDA)	0
16/17 Contracted orthodontic activity (UOA)	0
Carry forward orthodontic activity (UOA)	0
Baseline contract value	£221,674.88

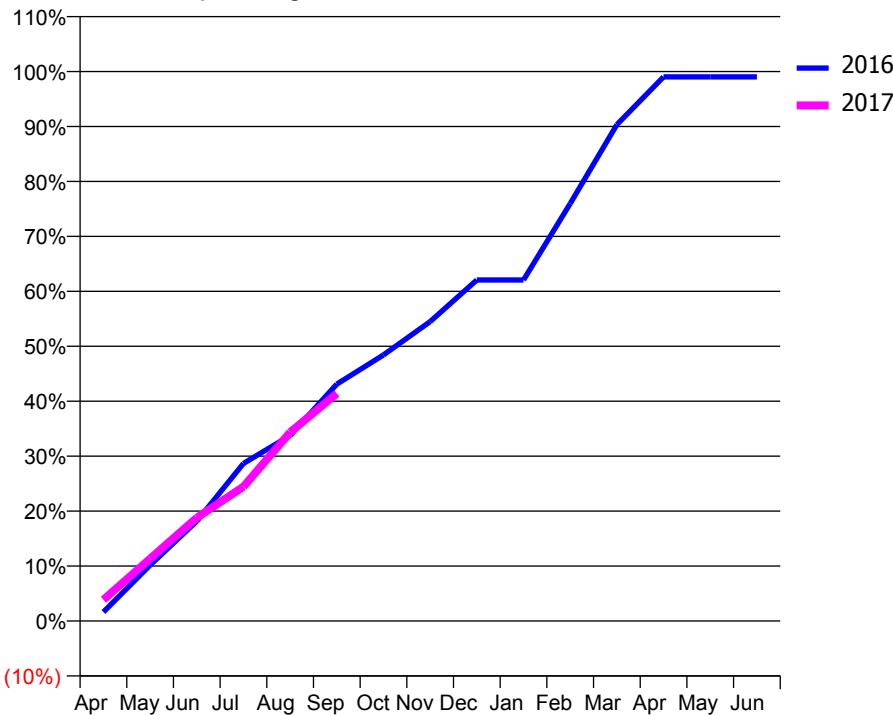
ACCESS*

Patients seen in 24 months	Total	Change since previous quarter
Quarter ending September 2015	2,098	
Quarter ending December 2015	2,146	↑
Quarter ending March 2016	2,392	↑
Quarter ending June 2016	2,373	→
Quarter ending September 2016	2,327	↓
Variance since September 2015	10.9%	↑



ACTIVITY

Cumulative percentage of contracted UDA delivered 2016 & 2017



Month	Adjusted Scheduled Activity (UDA)	
	2016	2017
April	121	286
May	751	835
June	1,338	1,384
July	2,113	1,801
August	2,488	2,530
September	3,175	3,051
October	3,566	
November	4,014	
December	4,571	
January	4,571	
February	5,597	
March	6,654	
April	7,294	
May	7,294	
June	7,294	

QUALITY

	Quantity	Base Number	Contract	AT	Region	England
% of FP17s for the same patient ID Re-attending within 3 months - Children	80	756	10.6%	13.1%	13.5%	12.4%
% of FP17s for the same patient ID Re-attending within 3 months - Adults	200	1,062	18.8%	16.4%	17.4%	16.7%
% of FP17s for the same patient ID Re-attending between 3 & 9 months - Children	459	756	60.7%	54.7%	59.0%	57.4%
% of FP17s for the same patient ID Re-attending between 3 & 9 months - Adults	621	1,062	58.5%	50.7%	52.6%	50.5%
% of FP17s for Band 1 Urgent Courses	55	1,601	3.4%	9.0%	9.4%	9.1%
% of FP17s Relating to Free Repair or Replacements	8	1,601	0.5%	1.3%	1.0%	0.8%
% of FP17s Relating to Continuations	72	1,601	4.5%	1.7%	1.5%	1.3%
% of Patients satisfied with the dentistry they have received	1	1	N/A	91.7%	93.7%	93.2%
% of Patients satisfied with the time they had to wait for an appointment	0	1	N/A	90.3%	90.0%	89.0%

* This is based on patients treated on this contract for their most recent course of treatment. Figures in italics indicate the base number of FP17s or Patient Questionnaire responses are less than 100. N/A is shown where the base number of responses is less than 10 during the period. % is calculated as Quantity/Base number*100

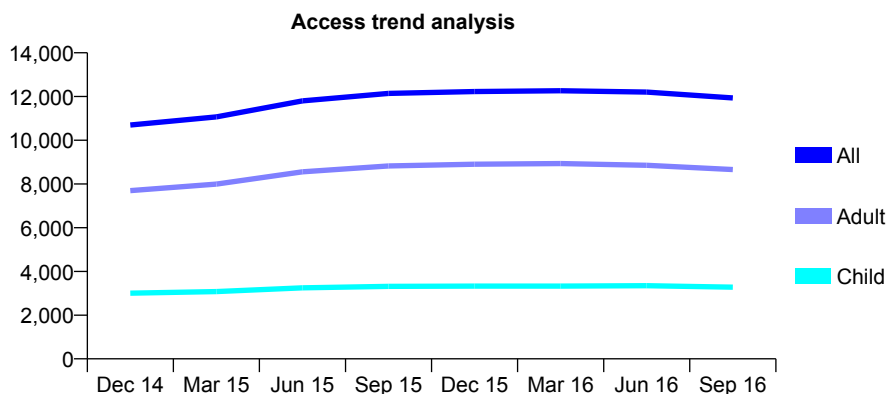
Q45 - Vital Signs At a Glance Contract Report for 124613/0001 - September 2016

Name or company name	Peterlee Dental Practice Partnership
Contract type name	GDS Contract
Purpose of contract	General
Contract start date	01/08/2013
Contract end date	

16/17 Contracted general activity (UDA)	34,722
Carry forward general activity (UDA)	0
16/17 Contracted orthodontic activity (UOA)	0
Carry forward orthodontic activity (UOA)	0
Baseline contract value	£1,091,796.88

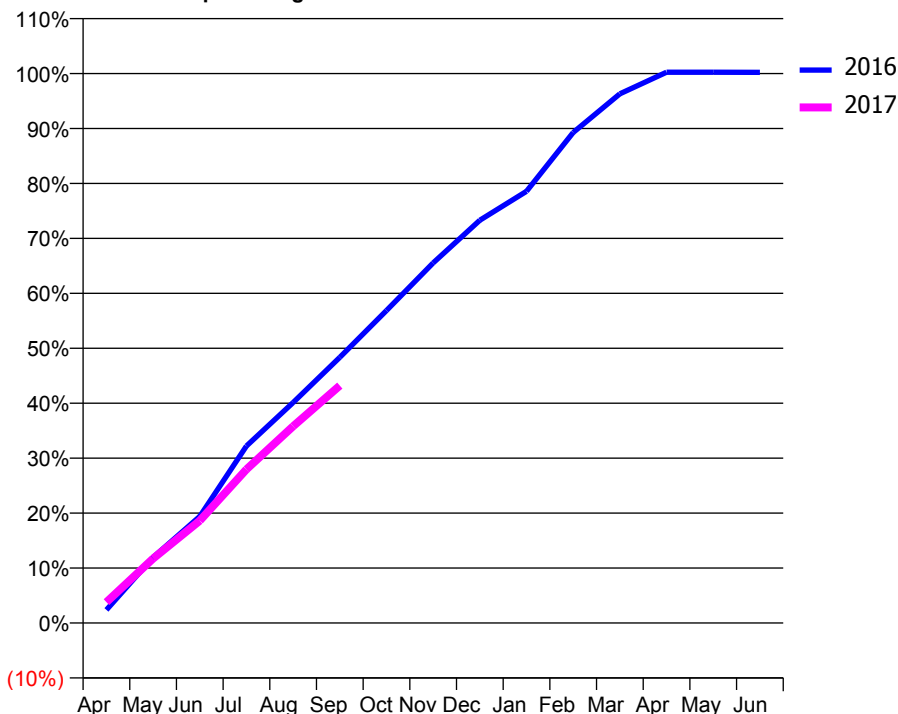
ACCESS*

Patients seen in 24 months	Total	Change since previous quarter
Quarter ending September 2015	12,143	
Quarter ending December 2015	12,228	→
Quarter ending March 2016	12,262	→
Quarter ending June 2016	12,203	→
Quarter ending September 2016	11,933	↓
Variance since September 2015	(1.7%)	↓



ACTIVITY

Cumulative percentage of contracted UDA delivered 2016 & 2017



Adjusted Scheduled Activity (UDA)

Month	2016	2017
April	828	1,317
May	4,153	4,076
June	6,734	6,471
July	11,186	9,711
August	13,931	12,429
September	16,787	15,001
October	19,746	
November	22,752	
December	25,447	
January	27,281	
February	30,997	
March	33,435	
April	34,802	
May	34,800	
June	34,797	

QUALITY

	Quantity	Base Number	Contract	AT	Region	England
% of FP17s for the same patient ID Re-attending within 3 months - Children	158	2,449	6.5%	13.1%	13.5%	12.4%
% of FP17s for the same patient ID Re-attending within 3 months - Adults	591	5,308	11.1%	16.4%	17.4%	16.7%
% of FP17s for the same patient ID Re-attending between 3 & 9 months - Children	1,372	2,449	56.0%	54.7%	59.0%	57.4%
% of FP17s for the same patient ID Re-attending between 3 & 9 months - Adults	2,654	5,308	50.0%	50.7%	52.6%	50.5%
% of FP17s for Band 1 Urgent Courses	358	7,135	5.0%	9.0%	9.4%	9.1%
% of FP17s Relating to Free Repair or Replacements	28	7,135	0.4%	1.3%	1.0%	0.8%
% of FP17s Relating to Continuations	101	7,135	1.4%	1.7%	1.5%	1.3%
% of Patients satisfied with the dentistry they have received	22	24	91.7%	91.7%	93.7%	93.2%
% of Patients satisfied with the time they had to wait for an appointment	22	24	91.7%	90.3%	90.0%	89.0%

* This is based on patients treated on this contract for their most recent course of treatment. Figures in italics indicate the base number of FP17s or Patient Questionnaire responses are less than 100. N/A is shown where the base number of responses is less than 10 during the period. % is calculated as Quantity/Base number*100

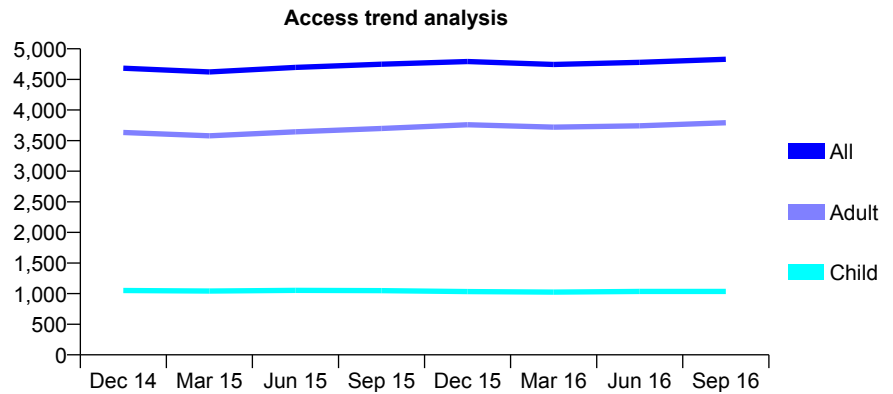
Q45 - Vital Signs At a Glance Contract Report for 125733/0001 - September 2016

Name or company name	Wray & McKenna Ltd
Contract type name	GDS Contract
Purpose of contract	General
Contract start date	01/12/2011
Contract end date	

16/17 Contracted general activity (UDA)	12,845
Carry forward general activity (UDA)	0
16/17 Contracted orthodontic activity (UOA)	0
Carry forward orthodontic activity (UOA)	0
Baseline contract value	£322,916.12

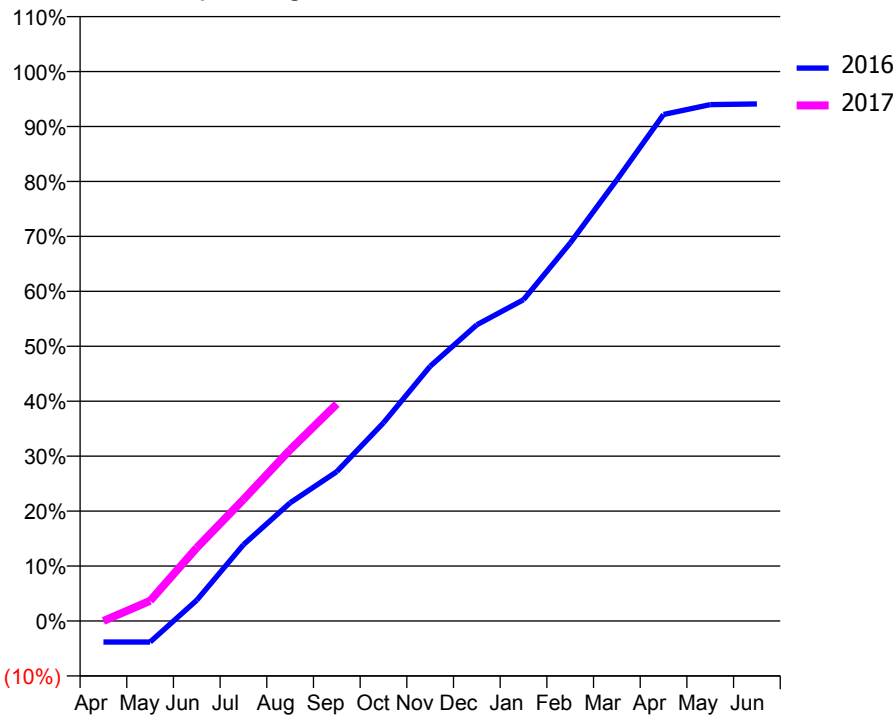
ACCESS*

Patients seen in 24 months	Total	Change since previous quarter
Quarter ending September 2015	4,749	
Quarter ending December 2015	4,792	→
Quarter ending March 2016	4,744	↓
Quarter ending June 2016	4,778	→
Quarter ending September 2016	4,828	→
Variance since September 2015	1.7%	→



ACTIVITY

Cumulative percentage of contracted UDA delivered 2016 & 2017



Month	Adjusted Scheduled Activity (UDA)	
	2016	2017
April	-494	0
May	-494	473
June	487	1,712
July	1,784	2,841
August	2,762	4,003
September	3,492	5,073
October	4,632	
November	5,955	
December	6,925	
January	7,510	
February	8,834	
March	10,313	
April	11,842	
May	12,071	
June	12,086	

QUALITY

	Quantity	Base Number	Contract	AT	Region	England
% of FP17s for the same patient ID Re-attending within 3 months - Children	52	746	7.0%	13.1%	13.5%	12.4%
% of FP17s for the same patient ID Re-attending within 3 months - Adults	320	2,115	15.1%	16.4%	17.4%	16.7%
% of FP17s for the same patient ID Re-attending between 3 & 9 months - Children	285	746	38.2%	54.7%	59.0%	57.4%
% of FP17s for the same patient ID Re-attending between 3 & 9 months - Adults	505	2,115	23.9%	50.7%	52.6%	50.5%
% of FP17s for Band 1 Urgent Courses	281	2,376	11.8%	9.0%	9.4%	9.1%
% of FP17s Relating to Free Repair or Replacements	28	2,376	1.2%	1.3%	1.0%	0.8%
% of FP17s Relating to Continuations	72	2,376	3.0%	1.7%	1.5%	1.3%
% of Patients satisfied with the dentistry they have received	7	8	N/A	91.7%	93.7%	93.2%
% of Patients satisfied with the time they had to wait for an appointment	8	8	N/A	90.3%	90.0%	89.0%

* This is based on patients treated on this contract for their most recent course of treatment. Figures in italics indicate the base number of FP17s or Patient Questionnaire responses are less than 100. N/A is shown where the base number of responses is less than 10 during the period. % is calculated as Quantity/Base number*100

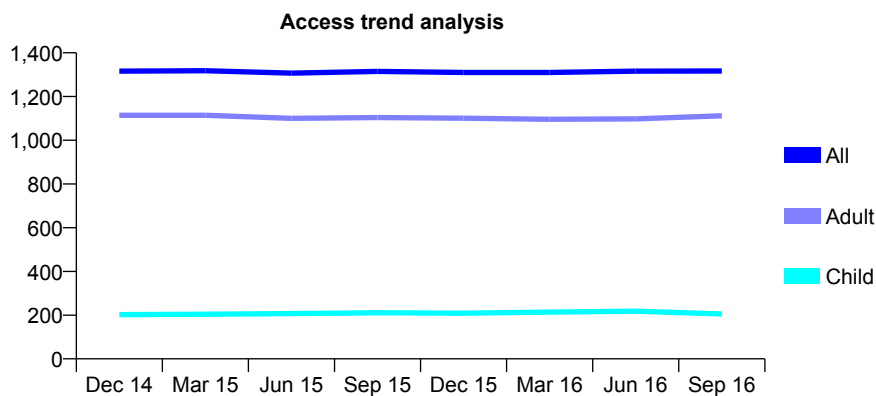
Q45 - Vital Signs At a Glance Contract Report for 127361/0001 - September 2016

Name or company name	LIL Dental Ltd.
Contract type name	GDS Contract
Purpose of contract	General
Contract start date	01/04/2009
Contract end date	

16/17 Contracted general activity (UDA)	6,100
Carry forward general activity (UDA)	0
16/17 Contracted orthodontic activity (UOA)	0
Carry forward orthodontic activity (UOA)	0
Baseline contract value	£175,576.63

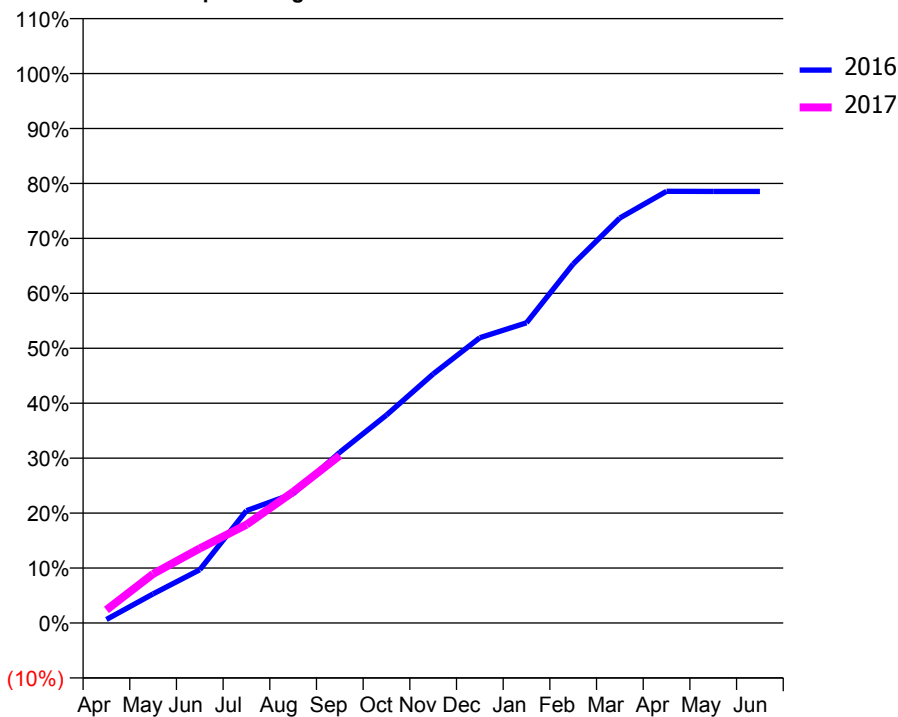
ACCESS*

Patients seen in 24 months	Total	Change since previous quarter
Quarter ending September 2015	1,315	
Quarter ending December 2015	1,310	→
Quarter ending March 2016	1,310	→
Quarter ending June 2016	1,316	→
Quarter ending September 2016	1,317	→
Variance since September 2015	0.2%	→



ACTIVITY

Cumulative percentage of contracted UDA delivered 2016 & 2017



Adjusted Scheduled Activity (UDA)

Month	2016	2017
April	40	145
May	323	546
June	592	829
July	1,247	1,092
August	1,435	1,456
September	1,896	1,860
October	2,309	
November	2,764	
December	3,167	
January	3,333	
February	3,986	
March	4,496	
April	4,792	
May	4,791	
June	4,791	

QUALITY

	Quantity	Base Number	Contract	AT	Region	England
% of FP17s for the same patient ID Re-attending within 3 months - Children	16	161	9.9%	13.1%	13.5%	12.4%
% of FP17s for the same patient ID Re-attending within 3 months - Adults	147	895	16.4%	16.4%	17.4%	16.7%
% of FP17s for the same patient ID Re-attending between 3 & 9 months - Children	114	161	70.8%	54.7%	59.0%	57.4%
% of FP17s for the same patient ID Re-attending between 3 & 9 months - Adults	525	895	58.7%	50.7%	52.6%	50.5%
% of FP17s for Band 1 Urgent Courses	76	944	8.1%	9.0%	9.4%	9.1%
% of FP17s Relating to Free Repair or Replacements	25	944	2.6%	1.3%	1.0%	0.8%
% of FP17s Relating to Continuations	20	944	2.1%	1.7%	1.5%	1.3%
% of Patients satisfied with the dentistry they have received	1	1	N/A	91.7%	93.7%	93.2%
% of Patients satisfied with the time they had to wait for an appointment	1	1	N/A	90.3%	90.0%	89.0%

* This is based on patients treated on this contract for their most recent course of treatment. Figures in italics indicate the base number of FP17s or Patient Questionnaire responses are less than 100. N/A is shown where the base number of responses is less than 10 during the period. % is calculated as Quantity/Base number*100

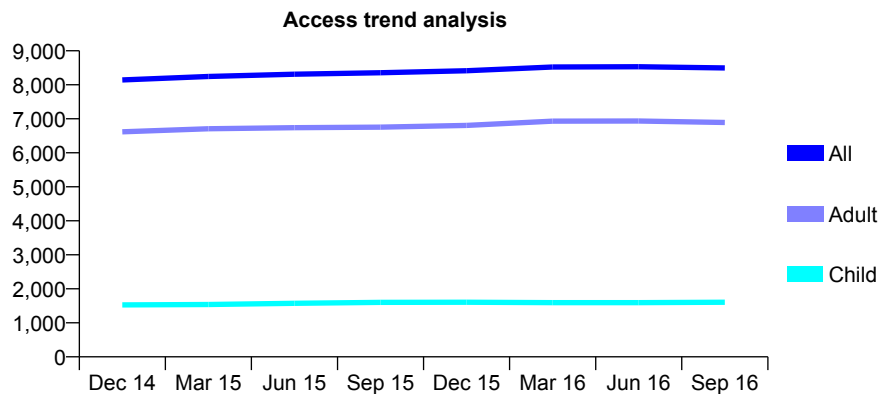
Q45 - Vital Signs At a Glance Contract Report for 127868/0001 - September 2016

Name or company name	Lambert Coutts & Associates Dental Practic
Contract type name	GDS Contract
Purpose of contract	General and Orthodontic
Contract start date	09/10/2011
Contract end date	

16/17 Contracted general activity (UDA)	25,731
Carry forward general activity (UDA)	0
16/17 Contracted orthodontic activity (UOA)	651
Carry forward orthodontic activity (UOA)	0
Baseline contract value	£761,113.63

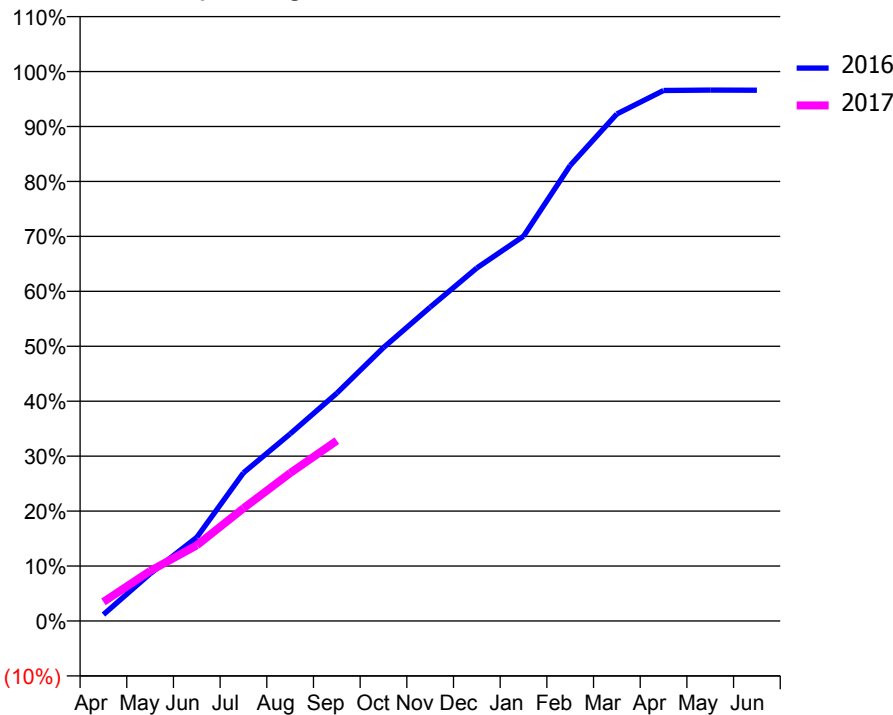
ACCESS*

Patients seen in 24 months	Total	Change since previous quarter
Quarter ending September 2015	8,355	
Quarter ending December 2015	8,413	→
Quarter ending March 2016	8,524	→
Quarter ending June 2016	8,532	→
Quarter ending September 2016	8,498	→
Variance since September 2015	1.7%	→



ACTIVITY

Cumulative percentage of contracted UDA delivered 2016 & 2017



Month	Adjusted Scheduled Activity (UDA)	
	2016	2017
April	300	896
May	2,216	2,346
June	3,916	3,545
July	6,942	5,277
August	8,767	6,925
September	10,667	8,445
October	12,805	
November	14,697	
December	16,532	
January	18,015	
February	21,334	
March	23,744	
April	24,842	
May	24,861	
June	24,852	

QUALITY

	Quantity	Base Number	Contract	AT	Region	England
% of FP17s for the same patient ID Re-attending within 3 months - Children	60	1,008	6.0%	13.1%	13.5%	12.4%
% of FP17s for the same patient ID Re-attending within 3 months - Adults	509	3,760	13.5%	16.4%	17.4%	16.7%
% of FP17s for the same patient ID Re-attending between 3 & 9 months - Children	447	1,008	44.3%	54.7%	59.0%	57.4%
% of FP17s for the same patient ID Re-attending between 3 & 9 months - Adults	1,863	3,760	49.5%	50.7%	52.6%	50.5%
% of FP17s for Band 1 Urgent Courses	259	4,223	6.1%	9.0%	9.4%	9.1%
% of FP17s Relating to Free Repair or Replacements	76	4,223	1.8%	1.3%	1.0%	0.8%
% of FP17s Relating to Continuations	98	4,223	2.3%	1.7%	1.5%	1.3%
% of Patients satisfied with the dentistry they have received	16	20	80.0%	91.7%	93.7%	93.2%
% of Patients satisfied with the time they had to wait for an appointment	18	20	90.0%	90.3%	90.0%	89.0%

* This is based on patients treated on this contract for their most recent course of treatment. Figures in italics indicate the base number of FP17s or Patient Questionnaire responses are less than 100. N/A is shown where the base number of responses is less than 10 during the period. % is calculated as Quantity/Base number*100

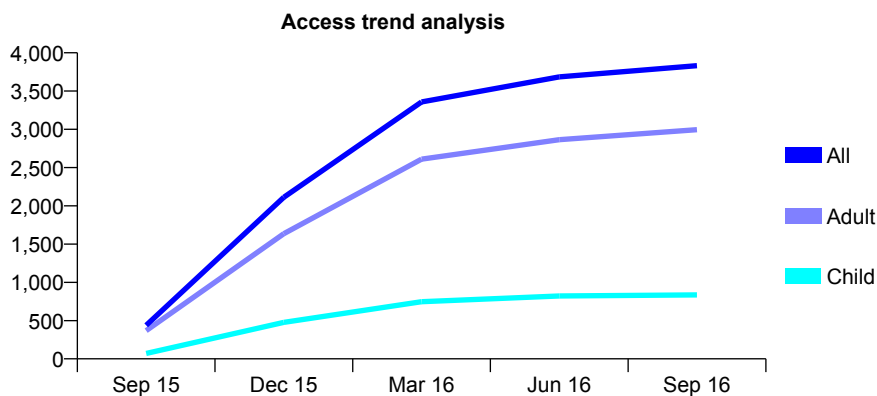
Q45 - Vital Signs At a Glance Contract Report for 131075/0001 - September 2016

Name or company name	Marlon Dental Practice
Contract type name	GDS Contract
Purpose of contract	General
Contract start date	01/09/2015
Contract end date	

16/17 Contracted general activity (UDA)	12,894
Carry forward general activity (UDA)	0
16/17 Contracted orthodontic activity (UOA)	0
Carry forward orthodontic activity (UOA)	0
Baseline contract value	£304,010.12

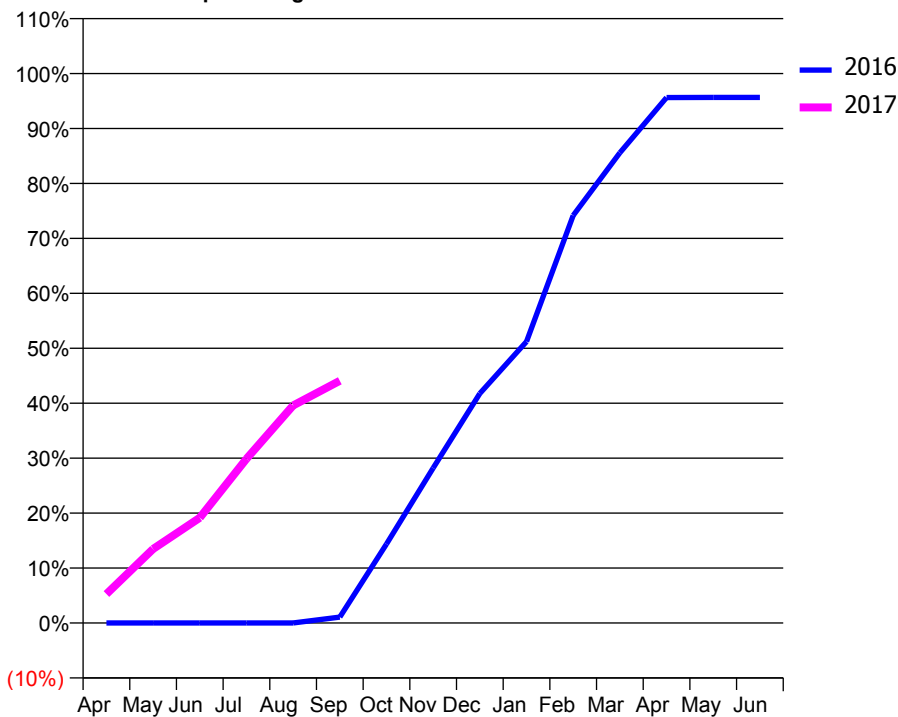
ACCESS*

Patients seen in 24 months	Total	Change since previous quarter
Quarter ending September 2015	439	
Quarter ending December 2015	2,111	↑
Quarter ending March 2016	3,357	↑
Quarter ending June 2016	3,685	↑
Quarter ending September 2016	3,831	↑
Variance since September 2015	772.7%	↑



ACTIVITY

Cumulative percentage of contracted UDA delivered 2016 & 2017



Adjusted Scheduled Activity (UDA)

Month	2016	2017
April	0	680
May	0	1,737
June	0	2,470
July	0	3,852
August	0	5,103
September	82	5,684
October	1,078	
November	2,116	
December	3,134	
January	3,843	
February	5,566	
March	6,422	
April	7,176	
May	7,178	
June	7,178	

QUALITY

	Quantity	Base Number	Contract	AT	Region	England
% of FP17s for the same patient ID Re-attending within 3 months - Children	59	809	7.3%	13.1%	13.5%	12.4%
% of FP17s for the same patient ID Re-attending within 3 months - Adults	401	2,898	13.8%	16.4%	17.4%	16.7%
% of FP17s for the same patient ID Re-attending between 3 & 9 months - Children	537	809	66.4%	54.7%	59.0%	57.4%
% of FP17s for the same patient ID Re-attending between 3 & 9 months - Adults	1,950	2,898	67.3%	50.7%	52.6%	50.5%
% of FP17s for Band 1 Urgent Courses	151	2,917	5.2%	9.0%	9.4%	9.1%
% of FP17s Relating to Free Repair or Replacements	33	2,917	1.1%	1.3%	1.0%	0.8%
% of FP17s Relating to Continuations	72	2,917	2.5%	1.7%	1.5%	1.3%
% of Patients satisfied with the dentistry they have received	8	8	N/A	91.7%	93.7%	93.2%
% of Patients satisfied with the time they had to wait for an appointment	8	8	N/A	90.3%	90.0%	89.0%

* This is based on patients treated on this contract for their most recent course of treatment. Figures in italics indicate the base number of FP17s or Patient Questionnaire responses are less than 100. N/A is shown where the base number of responses is less than 10 during the period. % is calculated as Quantity/Base number*100

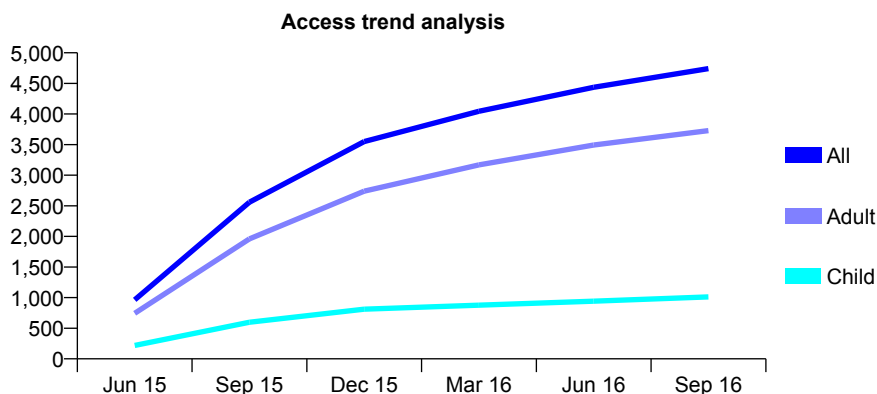
Q45 - Vital Signs At a Glance Contract Report for 131091/0003 - September 2016

Name or company name	Roseberry Dental Practice
Contract type name	GDS Contract
Purpose of contract	General and Orthodontic
Contract start date	03/05/2015
Contract end date	

16/17 Contracted general activity (UDA)	14,584
Carry forward general activity (UDA)	0
16/17 Contracted orthodontic activity (UOA)	612
Carry forward orthodontic activity (UOA)	0
Baseline contract value	£491,144.03

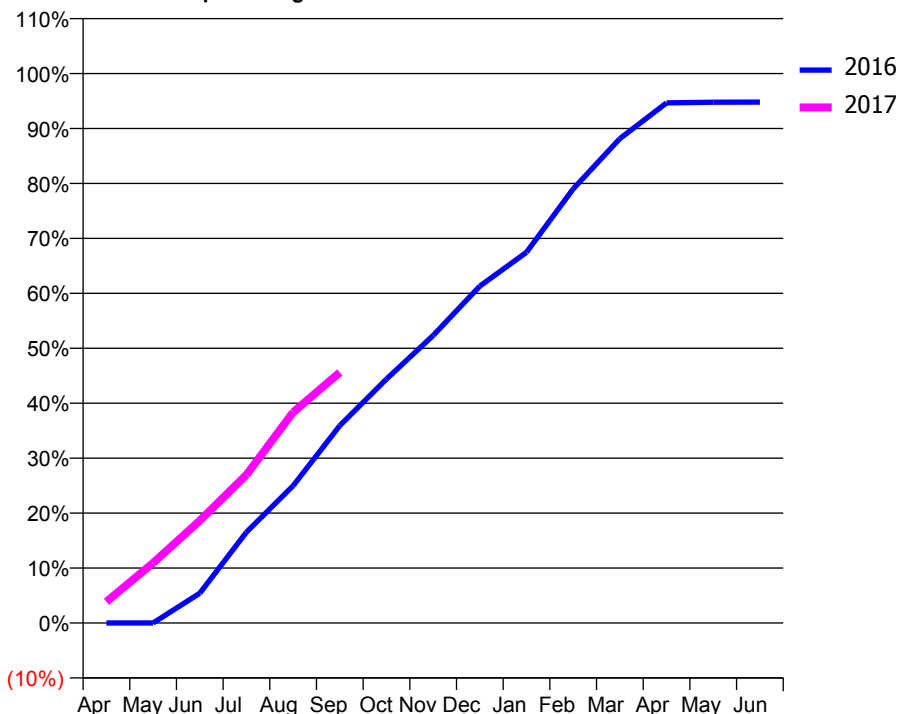
ACCESS*

Patients seen in 24 months	Total	Change since previous quarter
Quarter ending September 2015	2,559	
Quarter ending December 2015	3,551	↑
Quarter ending March 2016	4,044	↑
Quarter ending June 2016	4,437	↑
Quarter ending September 2016	4,741	↑
Variance since September 2015	85.3%	↑



ACTIVITY

Cumulative percentage of contracted UDA delivered 2016 & 2017



Adjusted Scheduled Activity (UDA)

Month	2016	2017
April	0	563
May	0	1,595
June	721	2,715
July	2,202	3,934
August	3,325	5,593
September	4,781	6,651
October	5,908	
November	6,965	
December	8,160	
January	8,979	
February	10,516	
March	11,733	
April	12,596	
May	12,613	
June	12,617	

QUALITY

	Quantity	Base Number	Contract	AT	Region	England
% of FP17s for the same patient ID Re-attending within 3 months - Children	62	788	7.9%	13.1%	13.5%	12.4%
% of FP17s for the same patient ID Re-attending within 3 months - Adults	391	2,929	13.3%	16.4%	17.4%	16.7%
% of FP17s for the same patient ID Re-attending between 3 & 9 months - Children	414	788	52.5%	54.7%	59.0%	57.4%
% of FP17s for the same patient ID Re-attending between 3 & 9 months - Adults	1,578	2,929	53.9%	50.7%	52.6%	50.5%
% of FP17s for Band 1 Urgent Courses	94	3,298	2.9%	9.0%	9.4%	9.1%
% of FP17s Relating to Free Repair or Replacements	25	3,298	0.8%	1.3%	1.0%	0.8%
% of FP17s Relating to Continuations	141	3,298	4.3%	1.7%	1.5%	1.3%
% of Patients satisfied with the dentistry they have received	8	8	N/A	91.7%	93.7%	93.2%
% of Patients satisfied with the time they had to wait for an appointment	8	8	N/A	90.3%	90.0%	89.0%

* This is based on patients treated on this contract for their most recent course of treatment. Figures in italics indicate the base number of FP17s or Patient Questionnaire responses are less than 100. N/A is shown where the base number of responses is less than 10 during the period. % is calculated as Quantity/Base number*100

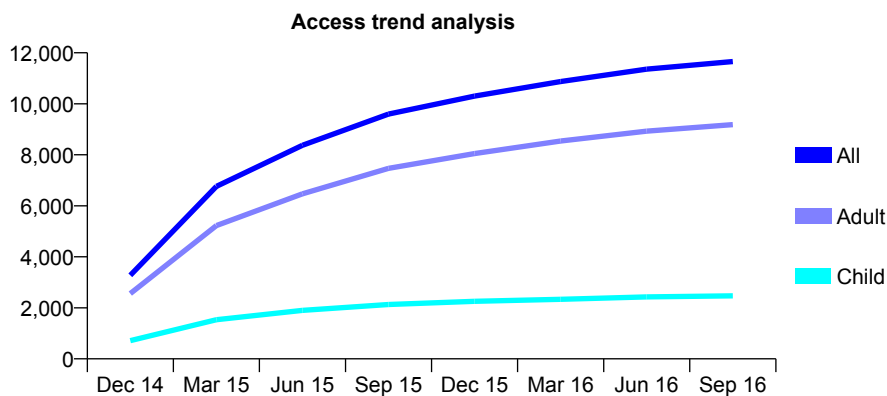
Q45 - Vital Signs At a Glance Contract Report for 144002/0001 - September 2016

Name or company name	Normanby Dental
Contract type name	GDS Contract
Purpose of contract	General
Contract start date	04/10/2014
Contract end date	

16/17 Contracted general activity (UDA)	38,100
Carry forward general activity (UDA)	0
16/17 Contracted orthodontic activity (UOA)	0
Carry forward orthodontic activity (UOA)	0
Baseline contract value	£1,114,353.02

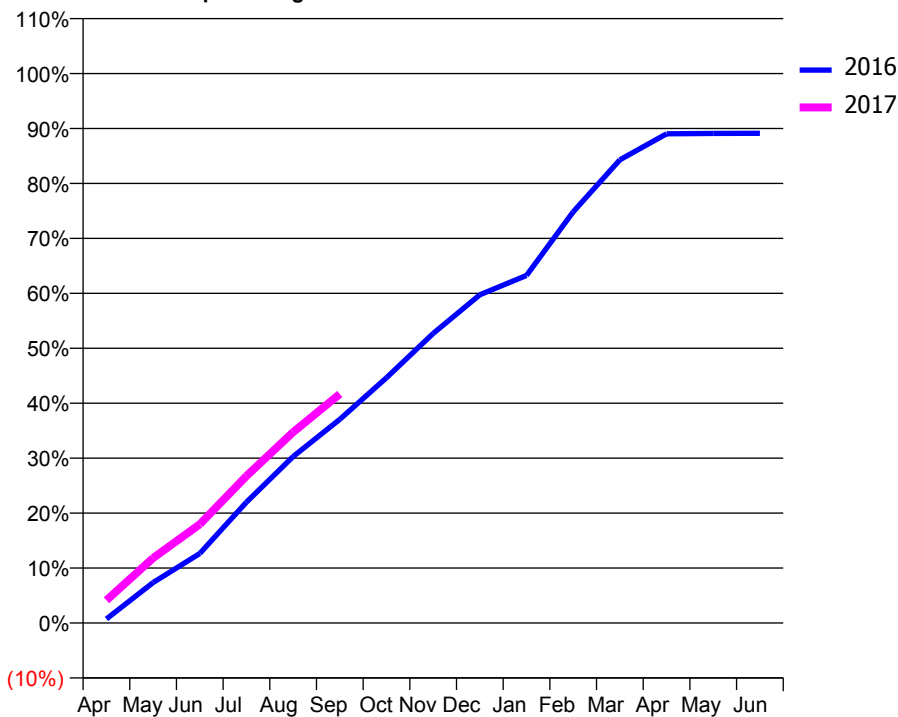
ACCESS*

Patients seen in 24 months	Total	Change since previous quarter
Quarter ending September 2015	9,597	
Quarter ending December 2015	10,304	↑
Quarter ending March 2016	10,873	↑
Quarter ending June 2016	11,359	↑
Quarter ending September 2016	11,658	↑
Variance since September 2015	21.5%	↑



ACTIVITY

Cumulative percentage of contracted UDA delivered 2016 & 2017



Month	Adjusted Scheduled Activity (UDA)	
	2016	2017
April	284	1,574
May	2,811	4,503
June	4,824	6,846
July	8,377	10,194
August	11,544	13,232
September	14,124	15,881
October	17,003	
November	20,077	
December	22,761	
January	24,096	
February	28,513	
March	32,112	
April	33,922	
May	33,949	
June	33,956	

QUALITY

	Quantity	Base Number	Contract	AT	Region	England
% of FP17s for the same patient ID Re-attending within 3 months - Children	168	1,896	8.9%	13.1%	13.5%	12.4%
% of FP17s for the same patient ID Re-attending within 3 months - Adults	1,171	6,658	17.6%	16.4%	17.4%	16.7%
% of FP17s for the same patient ID Re-attending between 3 & 9 months - Children	961	1,896	50.7%	54.7%	59.0%	57.4%
% of FP17s for the same patient ID Re-attending between 3 & 9 months - Adults	3,267	6,658	49.1%	50.7%	52.6%	50.5%
% of FP17s for Band 1 Urgent Courses	672	7,694	8.7%	9.0%	9.4%	9.1%
% of FP17s Relating to Free Repair or Replacements	127	7,694	1.7%	1.3%	1.0%	0.8%
% of FP17s Relating to Continuations	89	7,694	1.2%	1.7%	1.5%	1.3%
% of Patients satisfied with the dentistry they have received	17	17	100.0%	91.7%	93.7%	93.2%
% of Patients satisfied with the time they had to wait for an appointment	17	17	100.0%	90.3%	90.0%	89.0%

* This is based on patients treated on this contract for their most recent course of treatment. Figures in italics indicate the base number of FP17s or Patient Questionnaire responses are less than 100. N/A is shown where the base number of responses is less than 10 during the period. % is calculated as Quantity/Base number*100

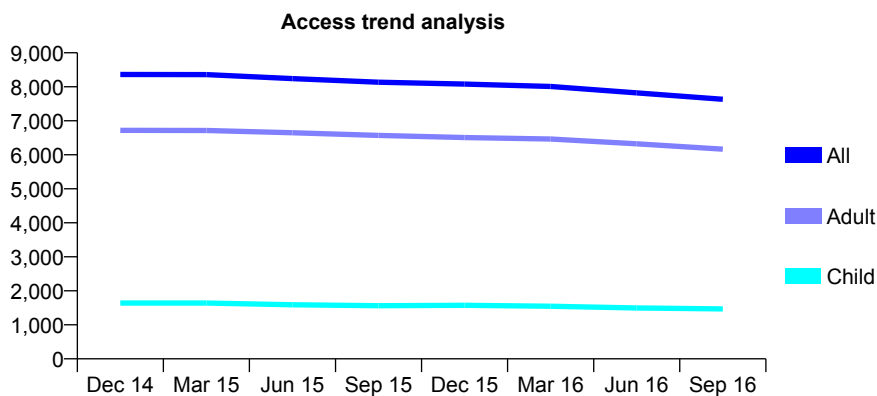
Q45 - Vital Signs At a Glance Contract Report for 148725/0001 - September 2016

Name or company name	The Castle Dental Practice Ltd.
Contract type name	GDS Contract
Purpose of contract	General
Contract start date	01/04/2009
Contract end date	

16/17 Contracted general activity (UDA)	24,521
Carry forward general activity (UDA)	0
16/17 Contracted orthodontic activity (UOA)	0
Carry forward orthodontic activity (UOA)	0
Baseline contract value	£710,337.04

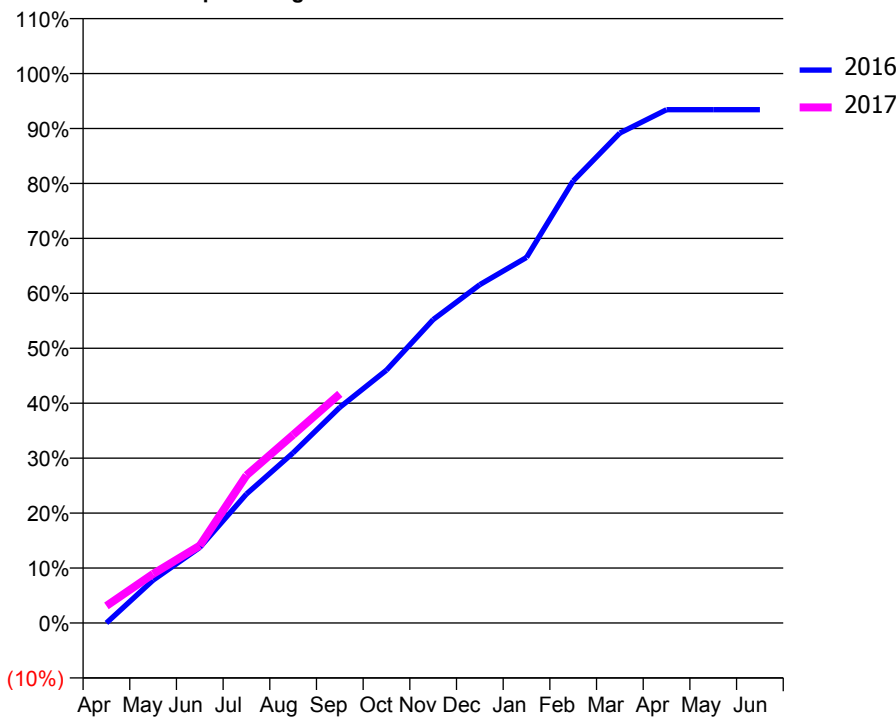
ACCESS*

Patients seen in 24 months	Total	Change since previous quarter
Quarter ending September 2015	8,134	
Quarter ending December 2015	8,079	→
Quarter ending March 2016	8,009	→
Quarter ending June 2016	7,820	↓
Quarter ending September 2016	7,634	↓
Variance since September 2015	(6.1%)	↓



ACTIVITY

Cumulative percentage of contracted UDA delivered 2016 & 2017



Month	Adjusted Scheduled Activity (UDA)	
	2016	2017
April	0	764
May	1,913	2,193
June	3,371	3,453
July	5,758	6,590
August	7,593	8,400
September	9,624	10,223
October	11,284	
November	13,542	
December	15,098	
January	16,311	
February	19,727	
March	21,865	
April	22,905	
May	22,904	
June	22,904	

QUALITY

	Quantity	Base Number	Contract	AT	Region	England
% of FP17s for the same patient ID Re-attending within 3 months - Children	130	1,134	11.5%	13.1%	13.5%	12.4%
% of FP17s for the same patient ID Re-attending within 3 months - Adults	625	4,305	14.5%	16.4%	17.4%	16.7%
% of FP17s for the same patient ID Re-attending between 3 & 9 months - Children	706	1,134	62.3%	54.7%	59.0%	57.4%
% of FP17s for the same patient ID Re-attending between 3 & 9 months - Adults	2,495	4,305	58.0%	50.7%	52.6%	50.5%
% of FP17s for Band 1 Urgent Courses	246	4,978	4.9%	9.0%	9.4%	9.1%
% of FP17s Relating to Free Repair or Replacements	94	4,978	1.9%	1.3%	1.0%	0.8%
% of FP17s Relating to Continuations	135	4,978	2.7%	1.7%	1.5%	1.3%
% of Patients satisfied with the dentistry they have received	8	9	N/A	91.7%	93.7%	93.2%
% of Patients satisfied with the time they had to wait for an appointment	6	9	N/A	90.3%	90.0%	89.0%

* This is based on patients treated on this contract for their most recent course of treatment. Figures in italics indicate the base number of FP17s or Patient Questionnaire responses are less than 100. N/A is shown where the base number of responses is less than 10 during the period. % is calculated as Quantity/Base number*100

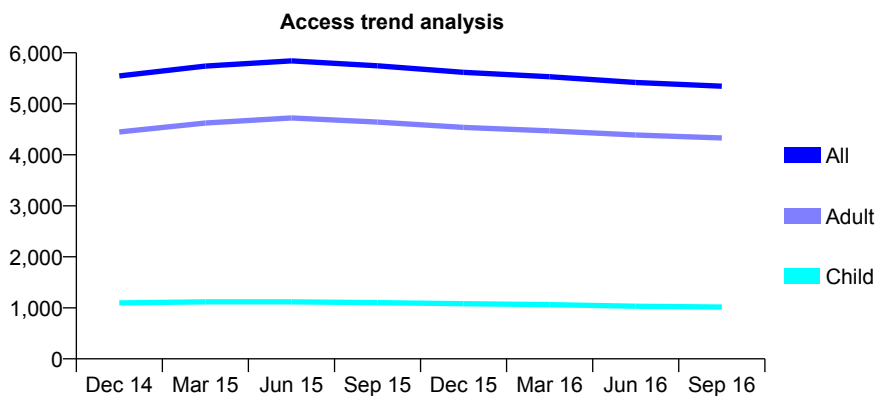
Q45 - Vital Signs At a Glance Contract Report for 155586/0001 - September 2016

Name or company name	Duke Street Dental Practice
Contract type name	GDS Contract
Purpose of contract	General
Contract start date	01/07/2013
Contract end date	

16/17 Contracted general activity (UDA)	18,637
Carry forward general activity (UDA)	0
16/17 Contracted orthodontic activity (UOA)	0
Carry forward orthodontic activity (UOA)	0
Baseline contract value	£507,441.88

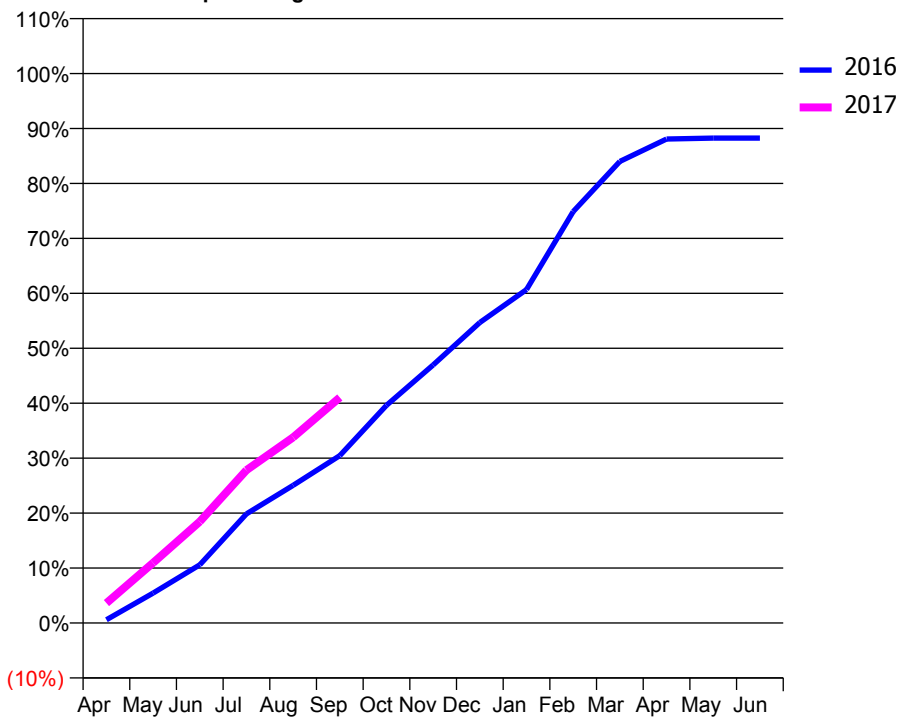
ACCESS*

Patients seen in 24 months	Total	Change since previous quarter
Quarter ending September 2015	5,745	
Quarter ending December 2015	5,617	↓
Quarter ending March 2016	5,532	↓
Quarter ending June 2016	5,419	↓
Quarter ending September 2016	5,346	↓
Variance since September 2015	(6.9%)	↓



ACTIVITY

Cumulative percentage of contracted UDA delivered 2016 & 2017



Month	Adjusted Scheduled Activity (UDA)	
	2016	2017
April	110	675
May	1,017	2,042
June	1,972	3,441
July	3,700	5,185
August	4,669	6,300
September	5,680	7,649
October	7,385	
November	8,753	
December	10,190	
January	11,309	
February	13,957	
March	15,657	
April	16,416	
May	16,448	
June	16,447	

QUALITY

	Quantity	Base Number	Contract	AT	Region	England
% of FP17s for the same patient ID Re-attending within 3 months - Children	37	745	5.0%	13.1%	13.5%	12.4%
% of FP17s for the same patient ID Re-attending within 3 months - Adults	689	3,590	19.2%	16.4%	17.4%	16.7%
% of FP17s for the same patient ID Re-attending between 3 & 9 months - Children	497	745	66.7%	54.7%	59.0%	57.4%
% of FP17s for the same patient ID Re-attending between 3 & 9 months - Adults	2,285	3,590	63.6%	50.7%	52.6%	50.5%
% of FP17s for Band 1 Urgent Courses	414	3,918	10.6%	9.0%	9.4%	9.1%
% of FP17s Relating to Free Repair or Replacements	64	3,918	1.6%	1.3%	1.0%	0.8%
% of FP17s Relating to Continuations	96	3,918	2.5%	1.7%	1.5%	1.3%
% of Patients satisfied with the dentistry they have received	12	13	92.3%	91.7%	93.7%	93.2%
% of Patients satisfied with the time they had to wait for an appointment	13	13	100.0%	90.3%	90.0%	89.0%

* This is based on patients treated on this contract for their most recent course of treatment. Figures in italics indicate the base number of FP17s or Patient Questionnaire responses are less than 100. N/A is shown where the base number of responses is less than 10 during the period. % is calculated as Quantity/Base number*100

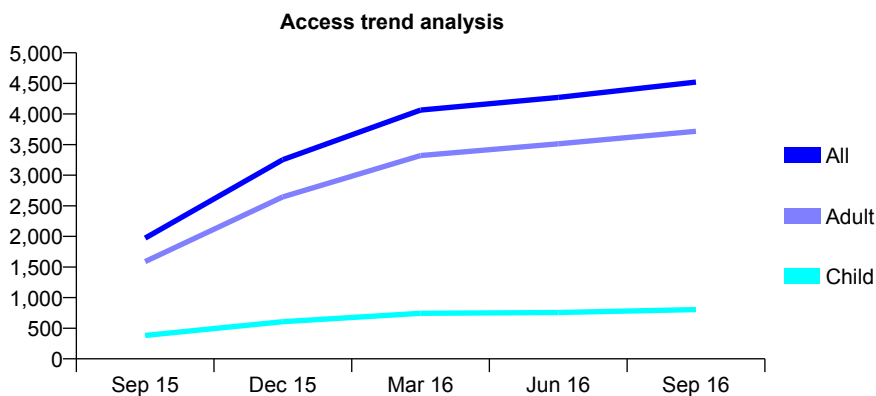
Q45 - Vital Signs At a Glance Contract Report for 157775/0001 - September 2016

Name or company name	MR S LEIGH
Contract type name	GDS Contract
Purpose of contract	General
Contract start date	22/05/2015
Contract end date	

16/17 Contracted general activity (UDA)	17,605
Carry forward general activity (UDA)	0
16/17 Contracted orthodontic activity (UOA)	0
Carry forward orthodontic activity (UOA)	0
Baseline contract value	£372,393.59

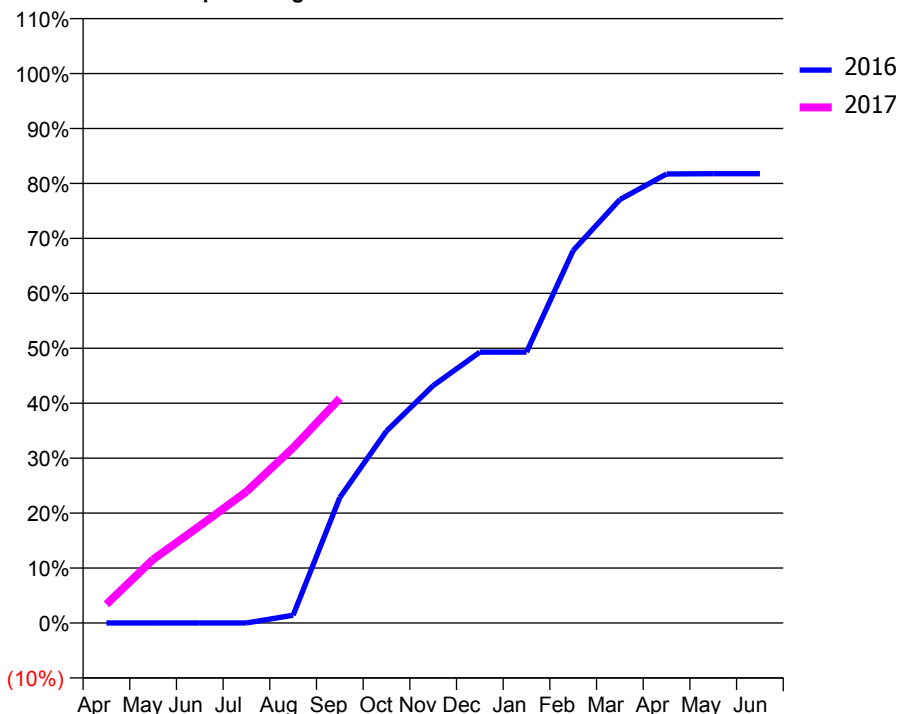
ACCESS*

Patients seen in 24 months	Total	Change since previous quarter
Quarter ending September 2015	1,972	
Quarter ending December 2015	3,253	↑
Quarter ending March 2016	4,064	↑
Quarter ending June 2016	4,271	↑
Quarter ending September 2016	4,522	↑
Variance since September 2015	129.3%	↑



ACTIVITY

Cumulative percentage of contracted UDA delivered 2016 & 2017



Adjusted Scheduled Activity (UDA)

Month	2016	2017
April	0	599
May	0	2,042
June	0	3,110
July	0	4,210
August	201	5,614
September	3,232	7,195
October	4,941	
November	6,112	
December	6,972	
January	6,972	
February	9,588	
March	10,898	
April	11,557	
May	11,563	
June	11,563	

QUALITY

	Quantity	Base Number	Contract	AT	Region	England
% of FP17s for the same patient ID Re-attending within 3 months - Children	27	718	3.8%	13.1%	13.5%	12.4%
% of FP17s for the same patient ID Re-attending within 3 months - Adults	364	3,367	10.8%	16.4%	17.4%	16.7%
% of FP17s for the same patient ID Re-attending between 3 & 9 months - Children	538	718	74.9%	54.7%	59.0%	57.4%
% of FP17s for the same patient ID Re-attending between 3 & 9 months - Adults	2,347	3,367	69.7%	50.7%	52.6%	50.5%
% of FP17s for Band 1 Urgent Courses	173	3,765	4.6%	9.0%	9.4%	9.1%
% of FP17s Relating to Free Repair or Replacements	35	3,765	0.9%	1.3%	1.0%	0.8%
% of FP17s Relating to Continuations	42	3,765	1.1%	1.7%	1.5%	1.3%
% of Patients satisfied with the dentistry they have received	8	9	N/A	91.7%	93.7%	93.2%
% of Patients satisfied with the time they had to wait for an appointment	7	9	N/A	90.3%	90.0%	89.0%

* This is based on patients treated on this contract for their most recent course of treatment. Figures in italics indicate the base number of FP17s or Patient Questionnaire responses are less than 100. N/A is shown where the base number of responses is less than 10 during the period. % is calculated as Quantity/Base number*100

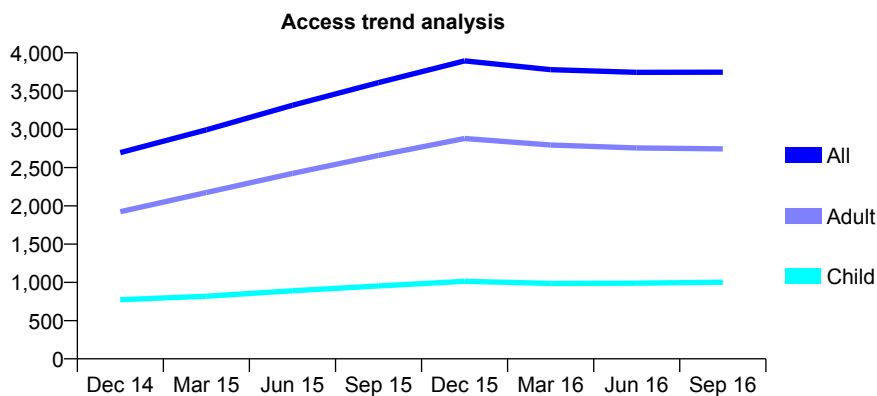
Q45 - Vital Signs At a Glance Contract Report for 158836/0001 - September 2016

Name or company name	The Grainger Stockton, Birtley and Stanley
Contract type name	GDS Contract
Purpose of contract	General
Contract start date	01/02/2014
Contract end date	

16/17 Contracted general activity (UDA)	12,000
Carry forward general activity (UDA)	0
16/17 Contracted orthodontic activity (UOA)	0
Carry forward orthodontic activity (UOA)	0
Baseline contract value	£283,137.46

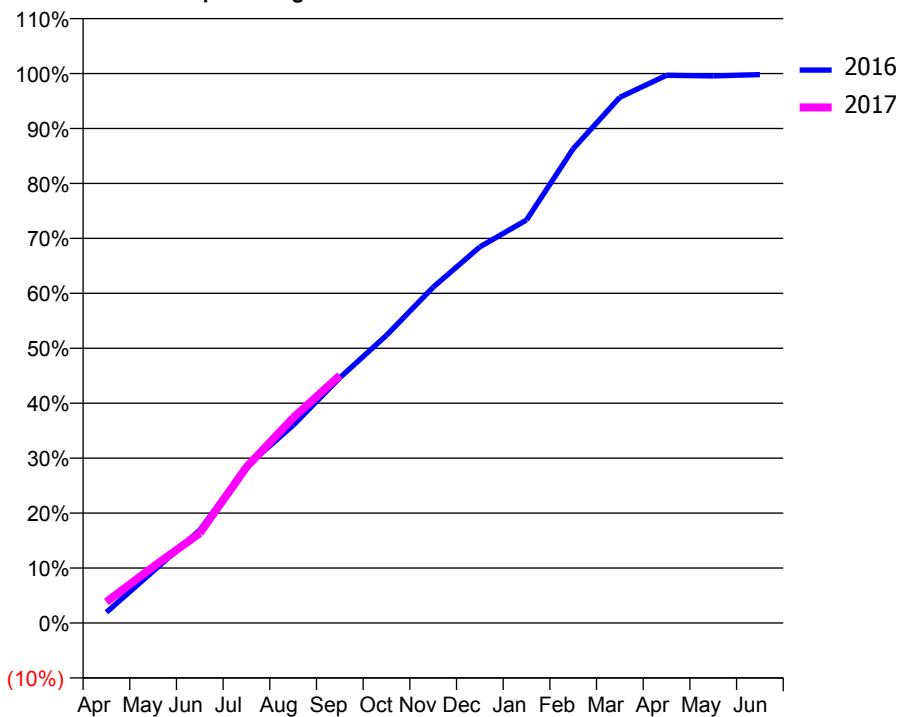
ACCESS*

Patients seen in 24 months	Total	Change since previous quarter
Quarter ending September 2015	3,610	
Quarter ending December 2015	3,895	↑
Quarter ending March 2016	3,780	↓
Quarter ending June 2016	3,745	→
Quarter ending September 2016	3,746	→
Variance since September 2015	3.8%	↑



ACTIVITY

Cumulative percentage of contracted UDA delivered 2016 & 2017



Month	Adjusted Scheduled Activity (UDA)	
	2016	2017
April	233	462
May	1,130	1,226
June	2,029	1,960
July	3,421	3,404
August	4,318	4,481
September	5,357	5,406
October	6,283	
November	7,334	
December	8,212	
January	8,801	
February	10,355	
March	11,481	
April	11,960	
May	11,948	
June	11,976	

QUALITY

	Quantity	Base Number	Contract	AT	Region	England
% of FP17s for the same patient ID Re-attending within 3 months - Children	57	594	9.6%	13.1%	13.5%	12.4%
% of FP17s for the same patient ID Re-attending within 3 months - Adults	237	1,444	16.4%	16.4%	17.4%	16.7%
% of FP17s for the same patient ID Re-attending between 3 & 9 months - Children	215	594	36.2%	54.7%	59.0%	57.4%
% of FP17s for the same patient ID Re-attending between 3 & 9 months - Adults	488	1,444	33.8%	50.7%	52.6%	50.5%
% of FP17s for Band 1 Urgent Courses	239	1,890	12.6%	9.0%	9.4%	9.1%
% of FP17s Relating to Free Repair or Replacements	13	1,890	0.7%	1.3%	1.0%	0.8%
% of FP17s Relating to Continuations	27	1,890	1.4%	1.7%	1.5%	1.3%
% of Patients satisfied with the dentistry they have received	2	2	N/A	91.7%	93.7%	93.2%
% of Patients satisfied with the time they had to wait for an appointment	2	2	N/A	90.3%	90.0%	89.0%

* This is based on patients treated on this contract for their most recent course of treatment. Figures in italics indicate the base number of FP17s or Patient Questionnaire responses are less than 100. N/A is shown where the base number of responses is less than 10 during the period. % is calculated as Quantity/Base number*100

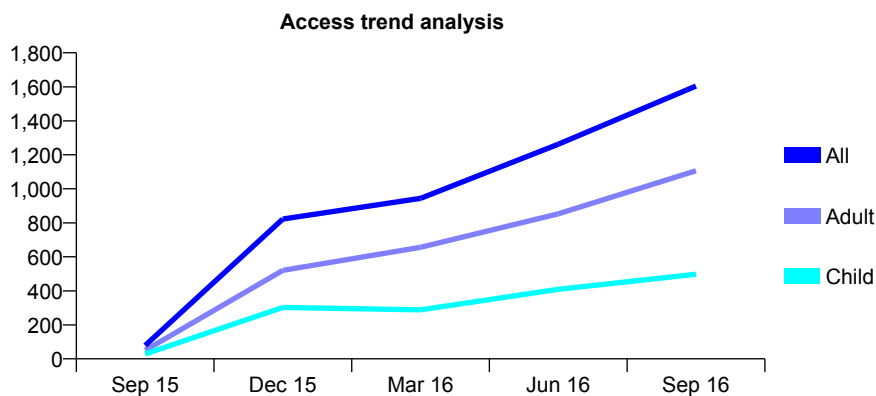
Q45 - Vital Signs At a Glance Contract Report for 160474/0001 - September 2016

Name or company name	Ormesby Dental Practice Partnership
Contract type name	GDS Contract
Purpose of contract	General
Contract start date	01/09/2015
Contract end date	

16/17 Contracted general activity (UDA)	6,367
Carry forward general activity (UDA)	0
16/17 Contracted orthodontic activity (UOA)	0
Carry forward orthodontic activity (UOA)	0
Baseline contract value	£150,490.41

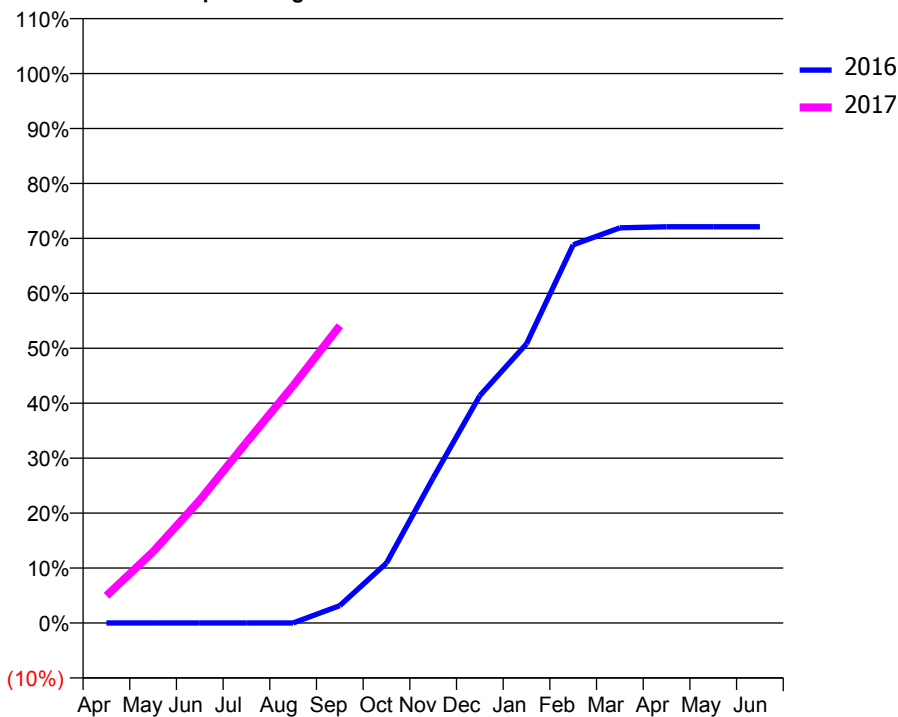
ACCESS*

Patients seen in 24 months	Total	Change since previous quarter
Quarter ending September 2015	79	
Quarter ending December 2015	822	↑
Quarter ending March 2016	944	↑
Quarter ending June 2016	1,262	↑
Quarter ending September 2016	1,604	↑
Variance since September 2015	1930.4%	↑



ACTIVITY

Cumulative percentage of contracted UDA delivered 2016 & 2017



Adjusted Scheduled Activity (UDA)

Month	2016	2017
April	0	316
May	0	826
June	0	1,424
July	0	2,093
August	0	2,749
September	117	3,445
October	404	
November	979	
December	1,533	
January	1,882	
February	2,550	
March	2,665	
April	2,672	
May	2,672	
June	2,672	

QUALITY

	Quantity	Base Number	Contract	AT	Region	England
% of FP17s for the same patient ID Re-attending within 3 months - Children	28	536	5.2%	13.1%	13.5%	12.4%
% of FP17s for the same patient ID Re-attending within 3 months - Adults	113	1,071	10.6%	16.4%	17.4%	16.7%
% of FP17s for the same patient ID Re-attending between 3 & 9 months - Children	245	536	45.7%	54.7%	59.0%	57.4%
% of FP17s for the same patient ID Re-attending between 3 & 9 months - Adults	416	1,071	38.8%	50.7%	52.6%	50.5%
% of FP17s for Band 1 Urgent Courses	184	1,602	11.5%	9.0%	9.4%	9.1%
% of FP17s Relating to Free Repair or Replacements	4	1,602	0.2%	1.3%	1.0%	0.8%
% of FP17s Relating to Continuations	19	1,602	1.2%	1.7%	1.5%	1.3%
% of Patients satisfied with the dentistry they have received	1	1	N/A	91.7%	93.7%	93.2%
% of Patients satisfied with the time they had to wait for an appointment	1	1	N/A	90.3%	90.0%	89.0%

* This is based on patients treated on this contract for their most recent course of treatment. Figures in italics indicate the base number of FP17s or Patient Questionnaire responses are less than 100. N/A is shown where the base number of responses is less than 10 during the period. % is calculated as Quantity/Base number*100

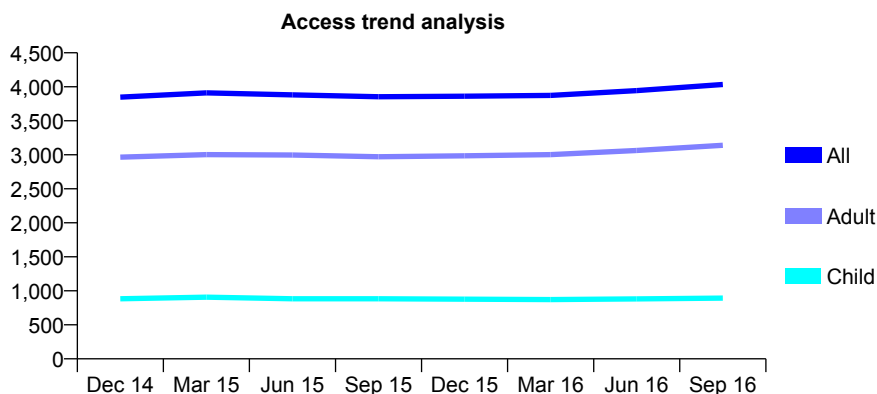
Q45 - Vital Signs At a Glance Contract Report for 166685/0001 - September 2016

Name or company name	Castle Dene Dental Surgery
Contract type name	GDS Contract
Purpose of contract	General
Contract start date	01/04/2009
Contract end date	

16/17 Contracted general activity (UDA)	14,400
Carry forward general activity (UDA)	0
16/17 Contracted orthodontic activity (UOA)	0
Carry forward orthodontic activity (UOA)	0
Baseline contract value	£397,800.87

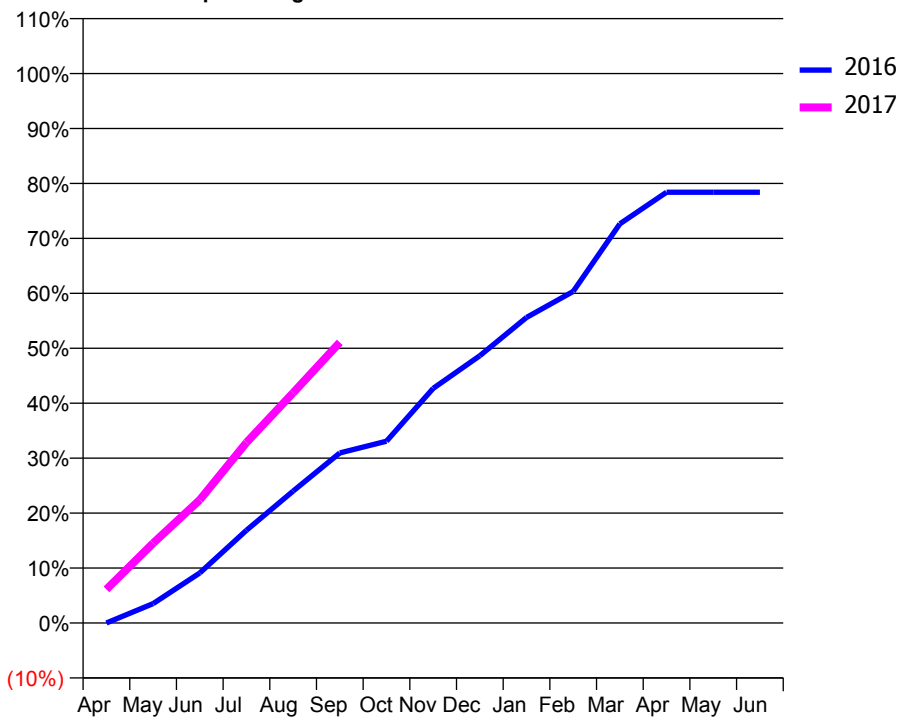
ACCESS*

Patients seen in 24 months	Total	Change since previous quarter
Quarter ending September 2015	3,854	
Quarter ending December 2015	3,862	→
Quarter ending March 2016	3,874	→
Quarter ending June 2016	3,945	→
Quarter ending September 2016	4,035	↑
Variance since September 2015	4.7%	↑



ACTIVITY

Cumulative percentage of contracted UDA delivered 2016 & 2017



Month	Adjusted Scheduled Activity (UDA)	
	2016	2017
April	0	882
May	509	2,093
June	1,314	3,227
July	2,429	4,731
August	3,459	6,035
September	4,456	7,354
October	4,763	
November	6,148	
December	7,004	
January	8,008	
February	8,690	
March	10,462	
April	11,288	
May	11,290	
June	11,290	

QUALITY

	Quantity	Base Number	Contract	AT	Region	England
% of FP17s for the same patient ID Re-attending within 3 months - Children	56	637	8.8%	13.1%	13.5%	12.4%
% of FP17s for the same patient ID Re-attending within 3 months - Adults	488	2,417	20.2%	16.4%	17.4%	16.7%
% of FP17s for the same patient ID Re-attending between 3 & 9 months - Children	252	637	39.6%	54.7%	59.0%	57.4%
% of FP17s for the same patient ID Re-attending between 3 & 9 months - Adults	994	2,417	41.1%	50.7%	52.6%	50.5%
% of FP17s for Band 1 Urgent Courses	360	2,751	13.1%	9.0%	9.4%	9.1%
% of FP17s Relating to Free Repair or Replacements	34	2,751	1.2%	1.3%	1.0%	0.8%
% of FP17s Relating to Continuations	43	2,751	1.6%	1.7%	1.5%	1.3%
% of Patients satisfied with the dentistry they have received	5	5	N/A	91.7%	93.7%	93.2%
% of Patients satisfied with the time they had to wait for an appointment	4	5	N/A	90.3%	90.0%	89.0%

* This is based on patients treated on this contract for their most recent course of treatment. Figures in italics indicate the base number of FP17s or Patient Questionnaire responses are less than 100. N/A is shown where the base number of responses is less than 10 during the period. % is calculated as Quantity/Base number*100

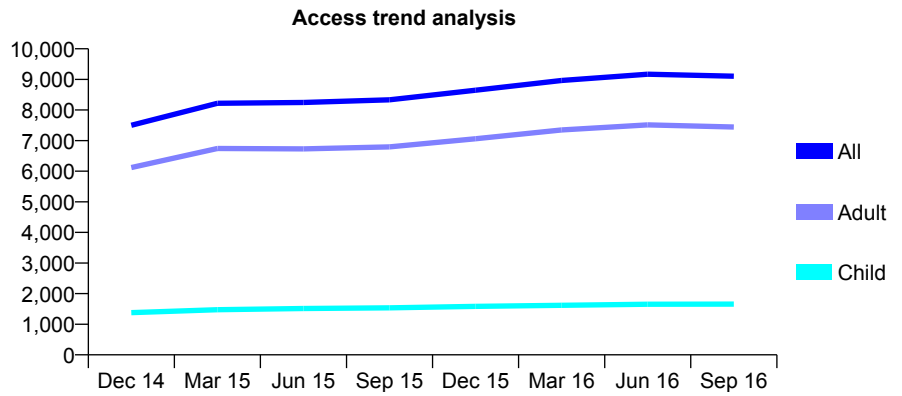
Q45 - Vital Signs At a Glance Contract Report for 170526/0001 - September 2016

Name or company name	Framwellgate Dental Surgery Limited
Contract type name	GDS Contract
Purpose of contract	General
Contract start date	01/04/2012
Contract end date	

16/17 Contracted general activity (UDA)	21,656
Carry forward general activity (UDA)	0
16/17 Contracted orthodontic activity (UOA)	0
Carry forward orthodontic activity (UOA)	0
Baseline contract value	£532,683.45

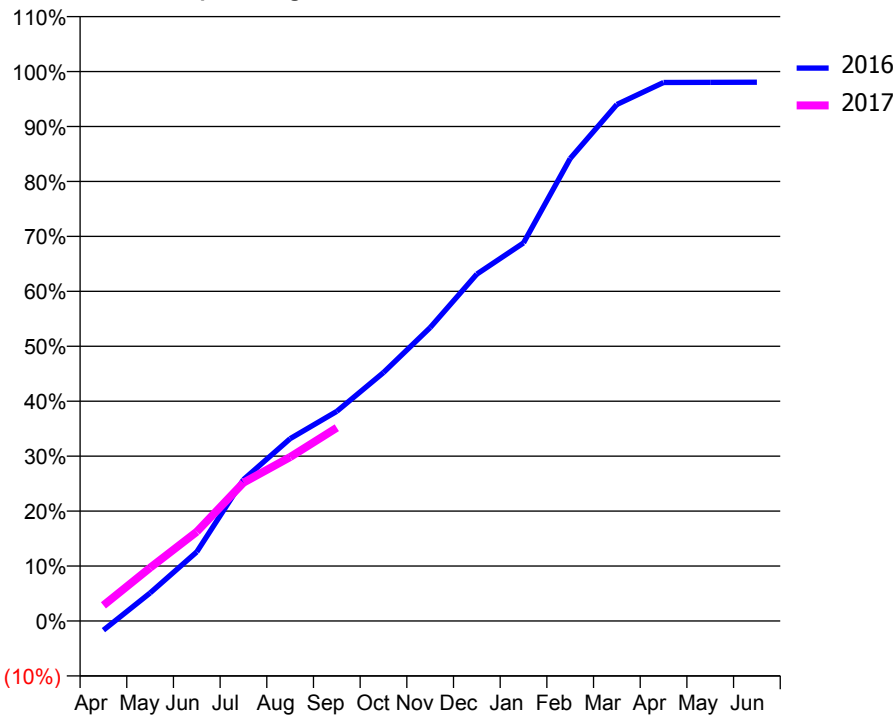
ACCESS*

Patients seen in 24 months	Total	Change since previous quarter
Quarter ending September 2015	8,332	
Quarter ending December 2015	8,646	↑
Quarter ending March 2016	8,964	↑
Quarter ending June 2016	9,169	↑
Quarter ending September 2016	9,104	→
Variance since September 2015	9.3%	↑



ACTIVITY

Cumulative percentage of contracted UDA delivered 2016 & 2017



Month	Adjusted Scheduled Activity (UDA)	
	2016	2017
April	-365	616
May	1,105	2,098
June	2,726	3,516
July	5,574	5,454
August	7,187	6,463
September	8,262	7,618
October	9,792	
November	11,566	
December	13,671	
January	14,903	
February	18,229	
March	20,357	
April	21,223	
May	21,229	
June	21,236	

QUALITY

	Quantity	Base Number	Contract	AT	Region	England
% of FP17s for the same patient ID Re-attending within 3 months - Children	80	1,003	8.0%	13.1%	13.5%	12.4%
% of FP17s for the same patient ID Re-attending within 3 months - Adults	494	3,450	14.3%	16.4%	17.4%	16.7%
% of FP17s for the same patient ID Re-attending between 3 & 9 months - Children	464	1,003	46.3%	54.7%	59.0%	57.4%
% of FP17s for the same patient ID Re-attending between 3 & 9 months - Adults	1,247	3,450	36.1%	50.7%	52.6%	50.5%
% of FP17s for Band 1 Urgent Courses	478	3,563	13.4%	9.0%	9.4%	9.1%
% of FP17s Relating to Free Repair or Replacements	17	3,563	0.5%	1.3%	1.0%	0.8%
% of FP17s Relating to Continuations	34	3,563	1.0%	1.7%	1.5%	1.3%
% of Patients satisfied with the dentistry they have received	16	18	88.9%	91.7%	93.7%	93.2%
% of Patients satisfied with the time they had to wait for an appointment	16	18	88.9%	90.3%	90.0%	89.0%

* This is based on patients treated on this contract for their most recent course of treatment. Figures in italics indicate the base number of FP17s or Patient Questionnaire responses are less than 100. N/A is shown where the base number of responses is less than 10 during the period. % is calculated as Quantity/Base number*100

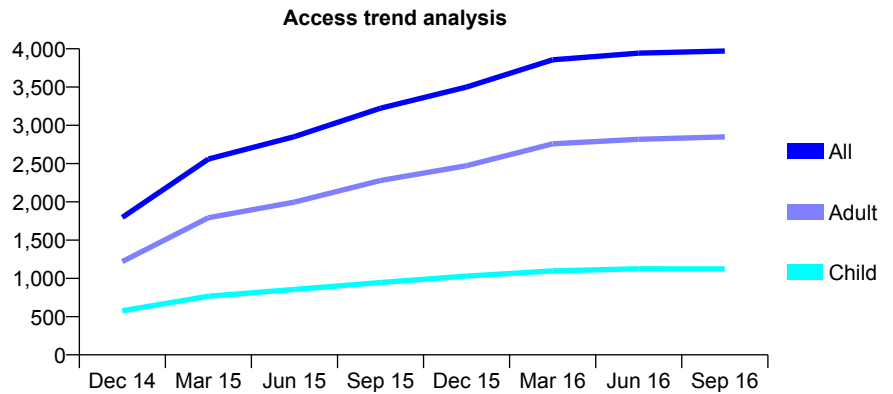
Q45 - Vital Signs At a Glance Contract Report for 171565/0001 - September 2016

Name or company name	Hardwick Dental Practice
Contract type name	GDS Contract
Purpose of contract	General and Orthodontic
Contract start date	01/05/2014
Contract end date	

16/17 Contracted general activity (UDA)	13,766
Carry forward general activity (UDA)	0
16/17 Contracted orthodontic activity (UOA)	0
Carry forward orthodontic activity (UOA)	0
Baseline contract value	£352,705.61

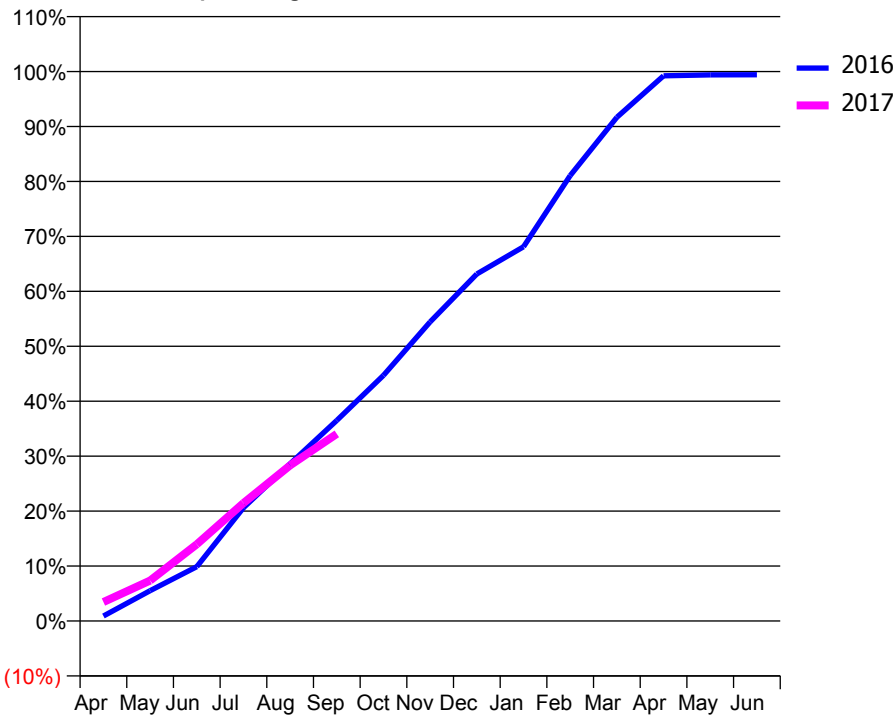
ACCESS*

Patients seen in 24 months	Total	Change since previous quarter
Quarter ending September 2015	3,223	
Quarter ending December 2015	3,501	↑
Quarter ending March 2016	3,856	↑
Quarter ending June 2016	3,943	↑
Quarter ending September 2016	3,971	→
Variance since September 2015	23.2%	↑



ACTIVITY

Cumulative percentage of contracted UDA delivered 2016 & 2017



Month	Adjusted Scheduled Activity (UDA)	
	2016	2017
April	126	474
May	759	1,014
June	1,360	1,924
July	2,838	2,956
August	3,942	3,899
September	5,024	4,690
October	6,156	
November	7,496	
December	8,695	
January	9,374	
February	11,159	
March	12,619	
April	13,657	
May	13,683	
June	13,684	

QUALITY

	Quantity	Base Number	Contract	AT	Region	England
% of FP17s for the same patient ID Re-attending within 3 months - Children	50	611	8.2%	13.1%	13.5%	12.4%
% of FP17s for the same patient ID Re-attending within 3 months - Adults	266	1,532	17.4%	16.4%	17.4%	16.7%
% of FP17s for the same patient ID Re-attending between 3 & 9 months - Children	235	611	38.5%	54.7%	59.0%	57.4%
% of FP17s for the same patient ID Re-attending between 3 & 9 months - Adults	548	1,532	35.8%	50.7%	52.6%	50.5%
% of FP17s for Band 1 Urgent Courses	310	1,871	16.6%	9.0%	9.4%	9.1%
% of FP17s Relating to Free Repair or Replacements	25	1,871	1.3%	1.3%	1.0%	0.8%
% of FP17s Relating to Continuations	15	1,871	0.8%	1.7%	1.5%	1.3%
% of Patients satisfied with the dentistry they have received	6	7	N/A	91.7%	93.7%	93.2%
% of Patients satisfied with the time they had to wait for an appointment	7	7	N/A	90.3%	90.0%	89.0%

* This is based on patients treated on this contract for their most recent course of treatment. Figures in italics indicate the base number of FP17s or Patient Questionnaire responses are less than 100. N/A is shown where the base number of responses is less than 10 during the period. % is calculated as Quantity/Base number*100

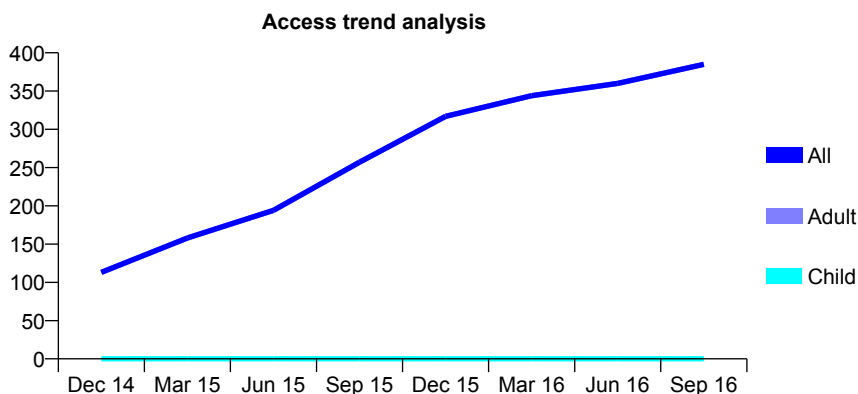
Q45 - Vital Signs At a Glance Contract Report for 171565/0002 - September 2016

Name or company name	Hardwick Dental Practice
Contract type name	PDS Contract
Purpose of contract	General
Contract start date	01/05/2014
Contract end date	31/03/2017

16/17 Contracted general activity (UDA)	1,464
Carry forward general activity (UDA)	0
16/17 Contracted orthodontic activity (UOA)	0
Carry forward orthodontic activity (UOA)	0
Baseline contract value	£45,640.29

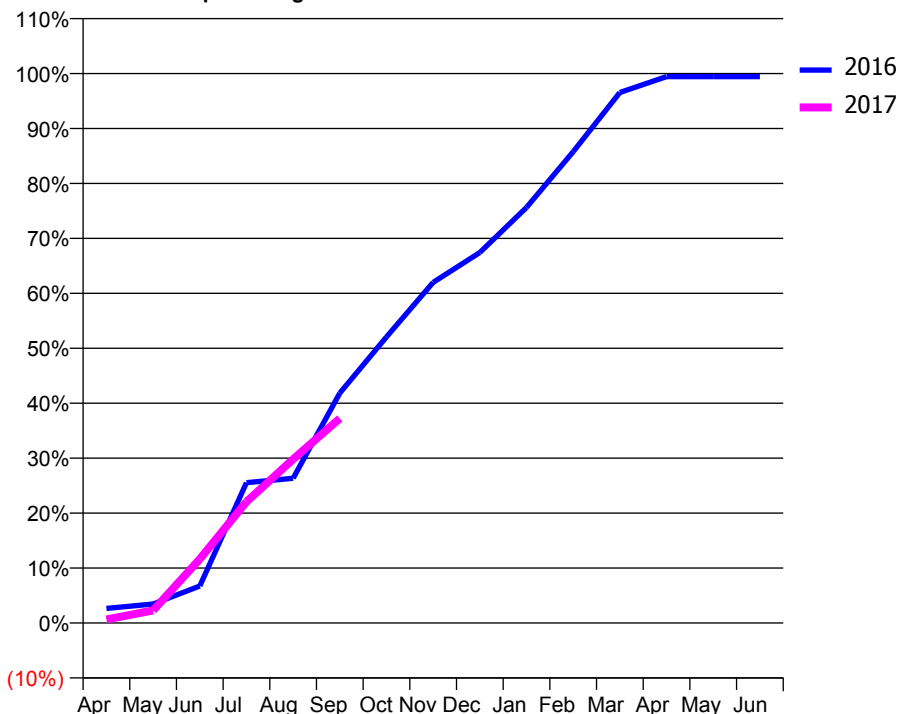
ACCESS*

Patients seen in 24 months	Total	Change since previous quarter
Quarter ending September 2015	257	
Quarter ending December 2015	317	↑
Quarter ending March 2016	344	↑
Quarter ending June 2016	360	↑
Quarter ending September 2016	385	↑
Variance since September 2015	49.8%	↑



ACTIVITY

Cumulative percentage of contracted UDA delivered 2016 & 2017



Month	Adjusted Scheduled Activity (UDA)	
	2016	2017
April	39	9
May	51	33
June	99	170
July	374	323
August	386	437
September	613	545
October	762	
November	908	
December	987	
January	1,107	
February	1,256	
March	1,414	
April	1,456	
May	1,456	
June	1,456	

QUALITY

	Quantity	Base Number	Contract	AT	Region	England
% of FP17s for the same patient ID Re-attending within 3 months - Children	0	0	N/A	13.1%	13.5%	12.4%
% of FP17s for the same patient ID Re-attending within 3 months - Adults	29	162	17.9%	16.4%	17.4%	16.7%
% of FP17s for the same patient ID Re-attending between 3 & 9 months - Children	0	0	N/A	54.7%	59.0%	57.4%
% of FP17s for the same patient ID Re-attending between 3 & 9 months - Adults	30	162	18.5%	50.7%	52.6%	50.5%
% of FP17s for Band 1 Urgent Courses	21	155	13.5%	9.0%	9.4%	9.1%
% of FP17s Relating to Free Repair or Replacements	1	155	0.6%	1.3%	1.0%	0.8%
% of FP17s Relating to Continuations	0	155	0.0%	1.7%	1.5%	1.3%
% of Patients satisfied with the dentistry they have received	0	0	N/A	91.7%	93.7%	93.2%
% of Patients satisfied with the time they had to wait for an appointment	0	0	N/A	90.3%	90.0%	89.0%

* This is based on patients treated on this contract for their most recent course of treatment. Figures in italics indicate the base number of FP17s or Patient Questionnaire responses are less than 100. N/A is shown where the base number of responses is less than 10 during the period. % is calculated as Quantity/Base number*100

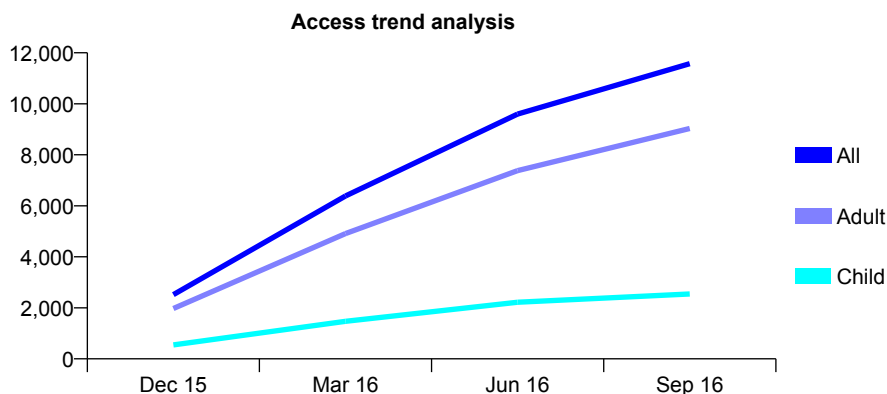
Q45 - Vital Signs At a Glance Contract Report for 172596/0001 - September 2016

Name or company name	Front Street Dental Practice Partnership
Contract type name	GDS Contract
Purpose of contract	General
Contract start date	01/11/2015
Contract end date	

16/17 Contracted general activity (UDA)	50,056
Carry forward general activity (UDA)	0
16/17 Contracted orthodontic activity (UOA)	0
Carry forward orthodontic activity (UOA)	0
Baseline contract value	£1,541,953.55

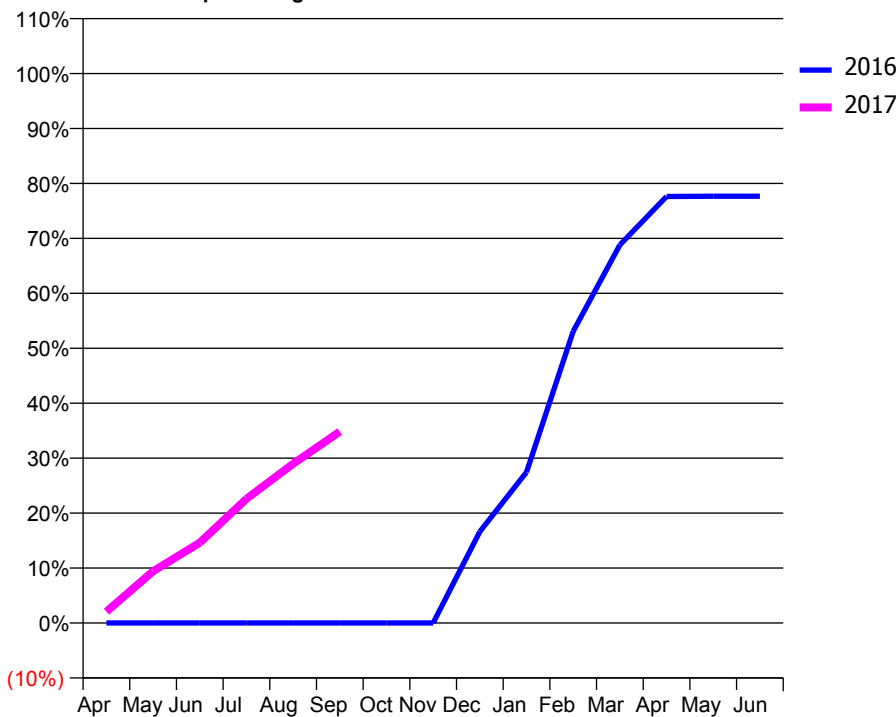
ACCESS*

Patients seen in 24 months	Total	Change since previous quarter
Quarter ending September 2015	0	
Quarter ending December 2015	2,519	↑
Quarter ending March 2016	6,385	↑
Quarter ending June 2016	9,598	↑
Quarter ending September 2016	11,576	↑
Variance since September 2015	N/A	



ACTIVITY

Cumulative percentage of contracted UDA delivered 2016 & 2017



Month	Adjusted Scheduled Activity (UDA)	
	2016	2017
April	0	1,038
May	0	4,717
June	0	7,323
July	0	11,317
August	0	14,510
September	0	17,434
October	0	
November	0	
December	3,460	
January	5,710	
February	11,034	
March	14,304	
April	16,137	
May	16,145	
June	16,147	

QUALITY

	Quantity	Base Number	Contract	AT	Region	England
% of FP17s for the same patient ID Re-attending within 3 months - Children	150	1,944	7.7%	13.1%	13.5%	12.4%
% of FP17s for the same patient ID Re-attending within 3 months - Adults	1,334	7,698	17.3%	16.4%	17.4%	16.7%
% of FP17s for the same patient ID Re-attending between 3 & 9 months - Children	439	1,944	22.6%	54.7%	59.0%	57.4%
% of FP17s for the same patient ID Re-attending between 3 & 9 months - Adults	1,868	7,698	24.3%	50.7%	52.6%	50.5%
% of FP17s for Band 1 Urgent Courses	1,262	7,915	15.9%	9.0%	9.4%	9.1%
% of FP17s Relating to Free Repair or Replacements	175	7,915	2.2%	1.3%	1.0%	0.8%
% of FP17s Relating to Continuations	111	7,915	1.4%	1.7%	1.5%	1.3%
% of Patients satisfied with the dentistry they have received	19	20	95.0%	91.7%	93.7%	93.2%
% of Patients satisfied with the time they had to wait for an appointment	15	20	75.0%	90.3%	90.0%	89.0%

* This is based on patients treated on this contract for their most recent course of treatment. Figures in italics indicate the base number of FP17s or Patient Questionnaire responses are less than 100. N/A is shown where the base number of responses is less than 10 during the period. % is calculated as Quantity/Base number*100

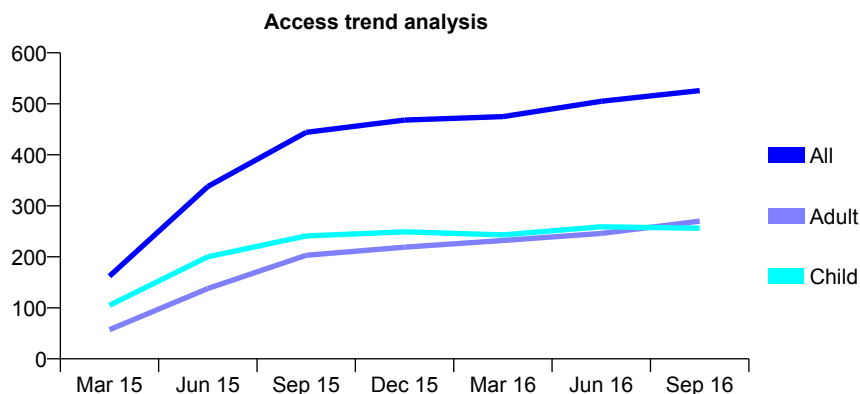
Q45 - Vital Signs At a Glance Contract Report for 174858/0001 - September 2016

Name or company name	Yarm Road Dental Practice
Contract type name	GDS Contract
Purpose of contract	General
Contract start date	01/01/2015
Contract end date	

16/17 Contracted general activity (UDA)	1,300
Carry forward general activity (UDA)	0
16/17 Contracted orthodontic activity (UOA)	0
Carry forward orthodontic activity (UOA)	0
Baseline contract value	£23,302.51

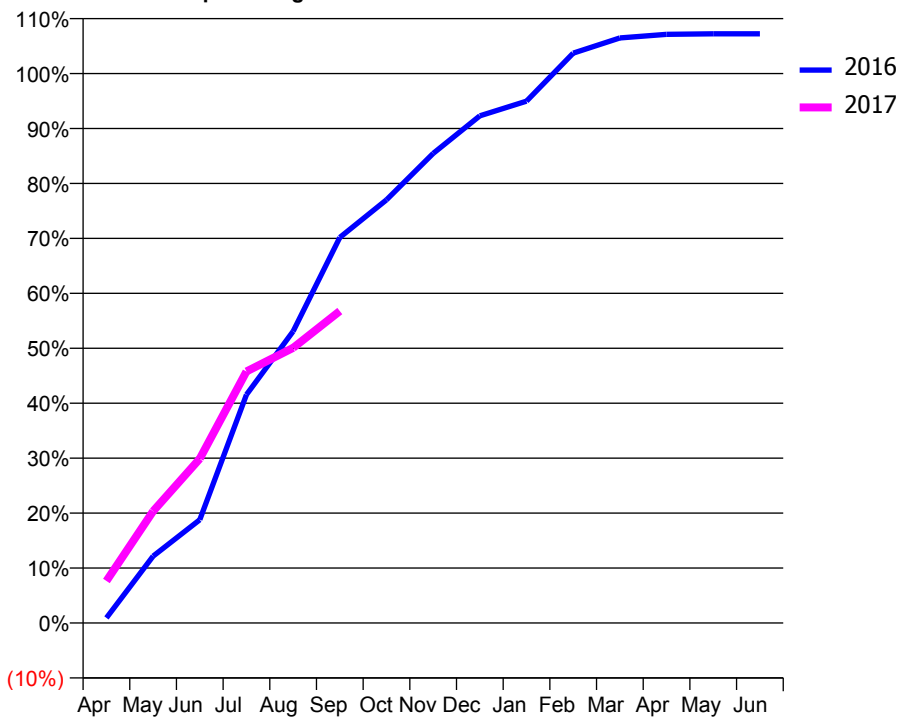
ACCESS*

Patients seen in 24 months	Total	Change since previous quarter
Quarter ending September 2015	444	
Quarter ending December 2015	468	↑
Quarter ending March 2016	475	→
Quarter ending June 2016	505	↑
Quarter ending September 2016	526	↑
Variance since September 2015	18.5%	↑



ACTIVITY

Cumulative percentage of contracted UDA delivered 2016 & 2017



Month	Adjusted Scheduled Activity (UDA)	
	2016	2017
April	12	99
May	158	264
June	244	389
July	540	595
August	690	651
September	912	738
October	1,001	
November	1,111	
December	1,200	
January	1,235	
February	1,348	
March	1,384	
April	1,393	
May	1,394	
June	1,394	

QUALITY

	Quantity	Base Number	Contract	AT	Region	England
% of FP17s for the same patient ID Re-attending within 3 months - Children	18	235	7.7%	13.1%	13.5%	12.4%
% of FP17s for the same patient ID Re-attending within 3 months - Adults	10	154	6.5%	16.4%	17.4%	16.7%
% of FP17s for the same patient ID Re-attending between 3 & 9 months - Children	138	235	58.7%	54.7%	59.0%	57.4%
% of FP17s for the same patient ID Re-attending between 3 & 9 months - Adults	72	154	46.8%	50.7%	52.6%	50.5%
% of FP17s for Band 1 Urgent Courses	26	372	7.0%	9.0%	9.4%	9.1%
% of FP17s Relating to Free Repair or Replacements	0	372	0.0%	1.3%	1.0%	0.8%
% of FP17s Relating to Continuations	0	372	0.0%	1.7%	1.5%	1.3%
% of Patients satisfied with the dentistry they have received	1	1	N/A	91.7%	93.7%	93.2%
% of Patients satisfied with the time they had to wait for an appointment	1	1	N/A	90.3%	90.0%	89.0%

* This is based on patients treated on this contract for their most recent course of treatment. Figures in italics indicate the base number of FP17s or Patient Questionnaire responses are less than 100. N/A is shown where the base number of responses is less than 10 during the period. % is calculated as Quantity/Base number*100

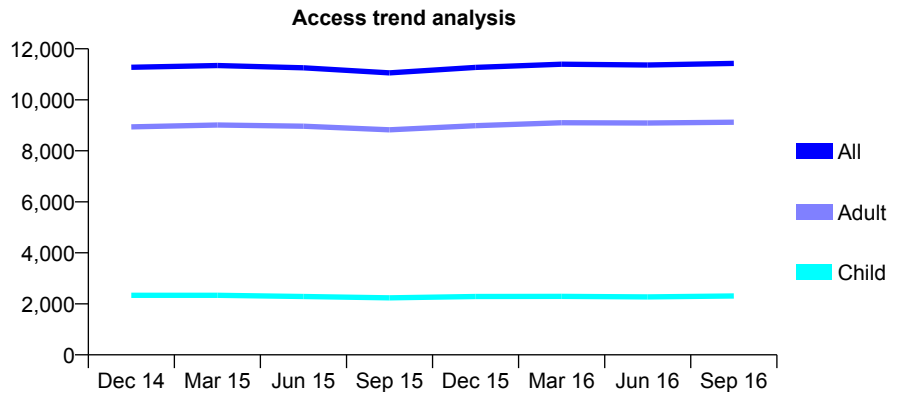
Q45 - Vital Signs At a Glance Contract Report for 176486/0001 - September 2016

Name or company name	Ridgway Dental Ltd.
Contract type name	GDS Contract
Purpose of contract	General
Contract start date	01/04/2009
Contract end date	

16/17 Contracted general activity (UDA)	35,659
Carry forward general activity (UDA)	0
16/17 Contracted orthodontic activity (UOA)	0
Carry forward orthodontic activity (UOA)	0
Baseline contract value	£907,437.06

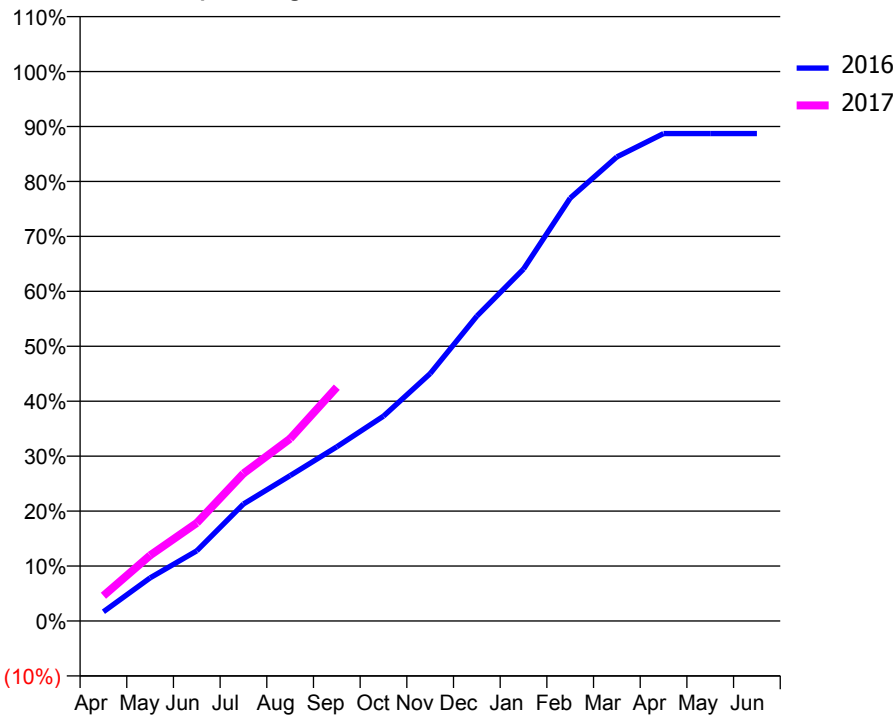
ACCESS*

Patients seen in 24 months	Total	Change since previous quarter
Quarter ending September 2015	11,057	
Quarter ending December 2015	11,269	→
Quarter ending March 2016	11,395	→
Quarter ending June 2016	11,365	→
Quarter ending September 2016	11,429	→
Variance since September 2015	3.4%	↑



ACTIVITY

Cumulative percentage of contracted UDA delivered 2016 & 2017



Month	Adjusted Scheduled Activity (UDA)	
	2016	2017
April	602	1,639
May	2,797	4,260
June	4,553	6,366
July	7,596	9,571
August	9,437	11,834
September	11,309	15,174
October	13,299	
November	16,056	
December	19,782	
January	22,842	
February	27,442	
March	30,122	
April	31,630	
May	31,636	
June	31,636	

QUALITY

	Quantity	Base Number	Contract	AT	Region	England
% of FP17s for the same patient ID Re-attending within 3 months - Children	94	1,655	5.7%	13.1%	13.5%	12.4%
% of FP17s for the same patient ID Re-attending within 3 months - Adults	854	6,226	13.7%	16.4%	17.4%	16.7%
% of FP17s for the same patient ID Re-attending between 3 & 9 months - Children	933	1,655	56.4%	54.7%	59.0%	57.4%
% of FP17s for the same patient ID Re-attending between 3 & 9 months - Adults	3,444	6,226	55.3%	50.7%	52.6%	50.5%
% of FP17s for Band 1 Urgent Courses	548	7,259	7.5%	9.0%	9.4%	9.1%
% of FP17s Relating to Free Repair or Replacements	64	7,259	0.9%	1.3%	1.0%	0.8%
% of FP17s Relating to Continuations	142	7,259	2.0%	1.7%	1.5%	1.3%
% of Patients satisfied with the dentistry they have received	19	21	90.5%	91.7%	93.7%	93.2%
% of Patients satisfied with the time they had to wait for an appointment	20	21	95.2%	90.3%	90.0%	89.0%

* This is based on patients treated on this contract for their most recent course of treatment. Figures in italics indicate the base number of FP17s or Patient Questionnaire responses are less than 100. N/A is shown where the base number of responses is less than 10 during the period. % is calculated as Quantity/Base number*100

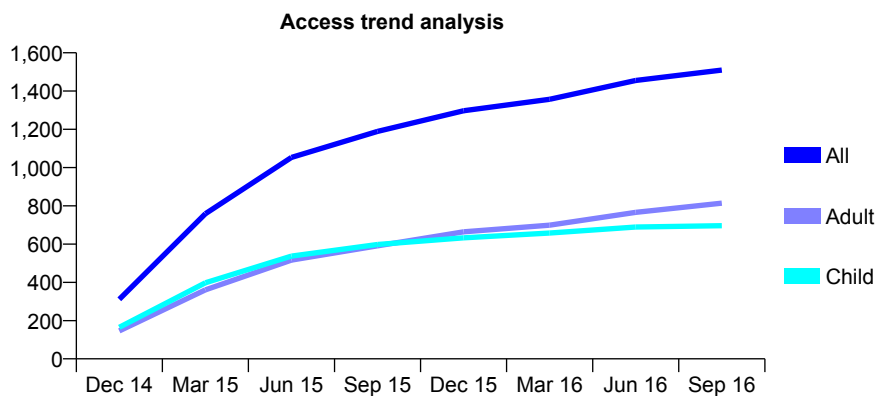
Q45 - Vital Signs At a Glance Contract Report for 176737/0001 - September 2016

Name or company name	Springs Dental Practice
Contract type name	GDS Contract
Purpose of contract	General
Contract start date	17/10/2013
Contract end date	

16/17 Contracted general activity (UDA)	5,000
Carry forward general activity (UDA)	0
16/17 Contracted orthodontic activity (UOA)	0
Carry forward orthodontic activity (UOA)	0
Baseline contract value	£105,763.59

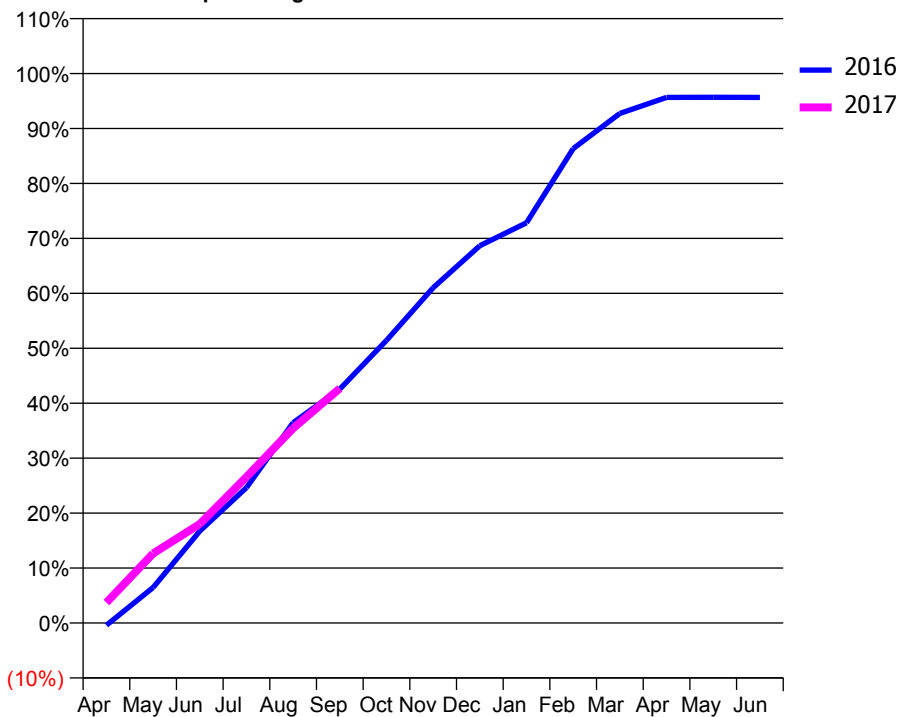
ACCESS*

Patients seen in 24 months	Total	Change since previous quarter
Quarter ending September 2015	1,189	
Quarter ending December 2015	1,297	↑
Quarter ending March 2016	1,357	↑
Quarter ending June 2016	1,455	↑
Quarter ending September 2016	1,510	↑
Variance since September 2015	27.0%	↑



ACTIVITY

Cumulative percentage of contracted UDA delivered 2016 & 2017



Adjusted Scheduled Activity (UDA)

Month	2016	2017
April	-21	186
May	323	633
June	837	901
July	1,233	1,329
August	1,823	1,772
September	2,129	2,134
October	2,571	
November	3,051	
December	3,433	
January	3,642	
February	4,316	
March	4,636	
April	4,783	
May	4,784	
June	4,783	

QUALITY

	Quantity	Base Number	Contract	AT	Region	England
% of FP17s for the same patient ID Re-attending within 3 months - Children	66	547	12.1%	13.1%	13.5%	12.4%
% of FP17s for the same patient ID Re-attending within 3 months - Adults	88	452	19.5%	16.4%	17.4%	16.7%
% of FP17s for the same patient ID Re-attending between 3 & 9 months - Children	295	547	53.9%	54.7%	59.0%	57.4%
% of FP17s for the same patient ID Re-attending between 3 & 9 months - Adults	186	452	41.2%	50.7%	52.6%	50.5%
% of FP17s for Band 1 Urgent Courses	72	918	7.8%	9.0%	9.4%	9.1%
% of FP17s Relating to Free Repair or Replacements	5	918	0.5%	1.3%	1.0%	0.8%
% of FP17s Relating to Continuations	1	918	0.1%	1.7%	1.5%	1.3%
% of Patients satisfied with the dentistry they have received	2	3	N/A	91.7%	93.7%	93.2%
% of Patients satisfied with the time they had to wait for an appointment	3	3	N/A	90.3%	90.0%	89.0%

* This is based on patients treated on this contract for their most recent course of treatment. Figures in italics indicate the base number of FP17s or Patient Questionnaire responses are less than 100. N/A is shown where the base number of responses is less than 10 during the period. % is calculated as Quantity/Base number*100

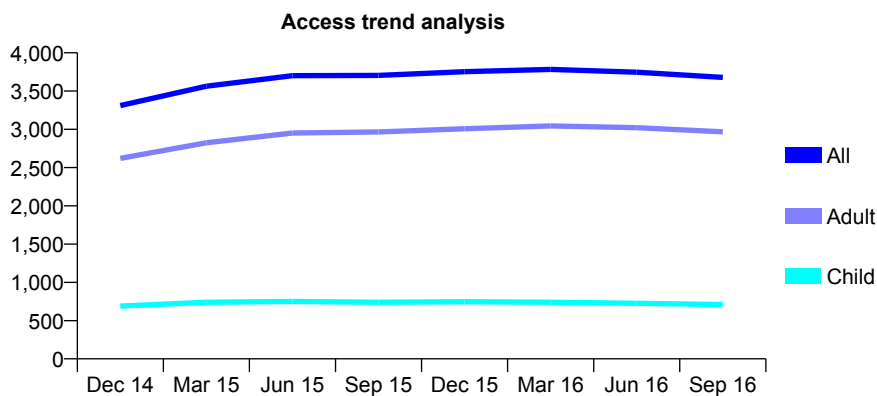
Q45 - Vital Signs At a Glance Contract Report for 177229/0001 - September 2016

Name or company name	Bishop Auckland Partnership
Contract type name	GDS Contract
Purpose of contract	General
Contract start date	01/07/2013
Contract end date	

16/17 Contracted general activity (UDA)	13,273
Carry forward general activity (UDA)	0
16/17 Contracted orthodontic activity (UOA)	0
Carry forward orthodontic activity (UOA)	0
Baseline contract value	£302,003.38

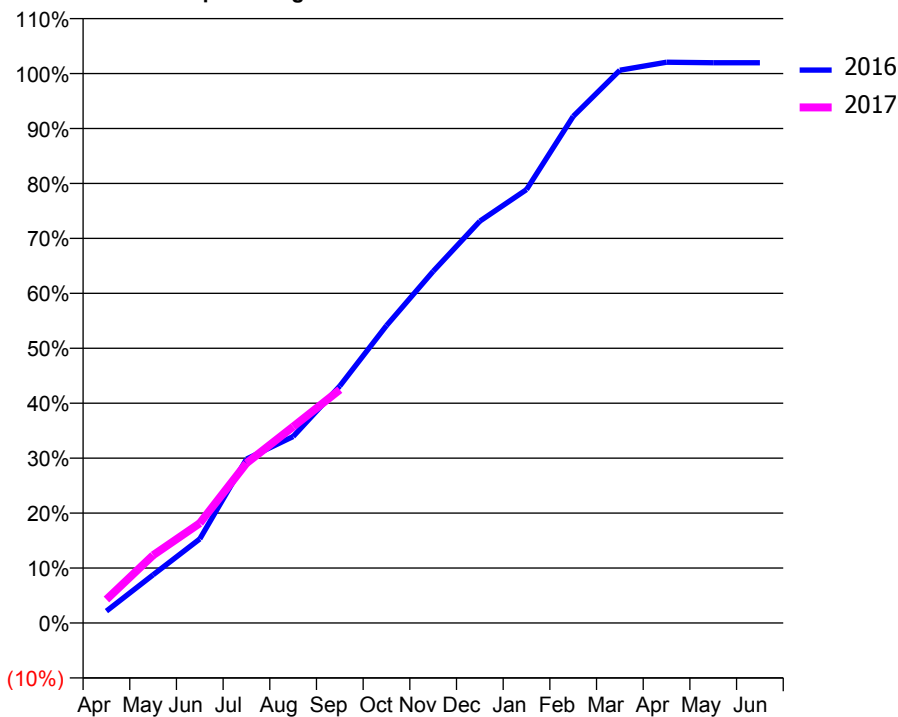
ACCESS*

Patients seen in 24 months	Total	Change since previous quarter
Quarter ending September 2015	3,705	
Quarter ending December 2015	3,753	→
Quarter ending March 2016	3,783	→
Quarter ending June 2016	3,747	→
Quarter ending September 2016	3,679	↓
Variance since September 2015	(0.7%)	→



ACTIVITY

Cumulative percentage of contracted UDA delivered 2016 & 2017



Adjusted Scheduled Activity (UDA)

Month	2016	2017
April	288	569
May	1,166	1,638
June	2,031	2,411
July	3,959	3,859
August	4,503	4,744
September	5,726	5,636
October	7,184	
November	8,496	
December	9,706	
January	10,470	
February	12,237	
March	13,354	
April	13,545	
May	13,533	
June	13,534	

QUALITY

	Quantity	Base Number	Contract	AT	Region	England
% of FP17s for the same patient ID Re-attending within 3 months - Children	49	551	8.9%	13.1%	13.5%	12.4%
% of FP17s for the same patient ID Re-attending within 3 months - Adults	372	2,132	17.4%	16.4%	17.4%	16.7%
% of FP17s for the same patient ID Re-attending between 3 & 9 months - Children	338	551	61.3%	54.7%	59.0%	57.4%
% of FP17s for the same patient ID Re-attending between 3 & 9 months - Adults	1,253	2,132	58.8%	50.7%	52.6%	50.5%
% of FP17s for Band 1 Urgent Courses	282	2,585	10.9%	9.0%	9.4%	9.1%
% of FP17s Relating to Free Repair or Replacements	44	2,585	1.7%	1.3%	1.0%	0.8%
% of FP17s Relating to Continuations	22	2,585	0.9%	1.7%	1.5%	1.3%
% of Patients satisfied with the dentistry they have received	7	7	N/A	91.7%	93.7%	93.2%
% of Patients satisfied with the time they had to wait for an appointment	7	7	N/A	90.3%	90.0%	89.0%

* This is based on patients treated on this contract for their most recent course of treatment. Figures in italics indicate the base number of FP17s or Patient Questionnaire responses are less than 100. N/A is shown where the base number of responses is less than 10 during the period. % is calculated as Quantity/Base number*100

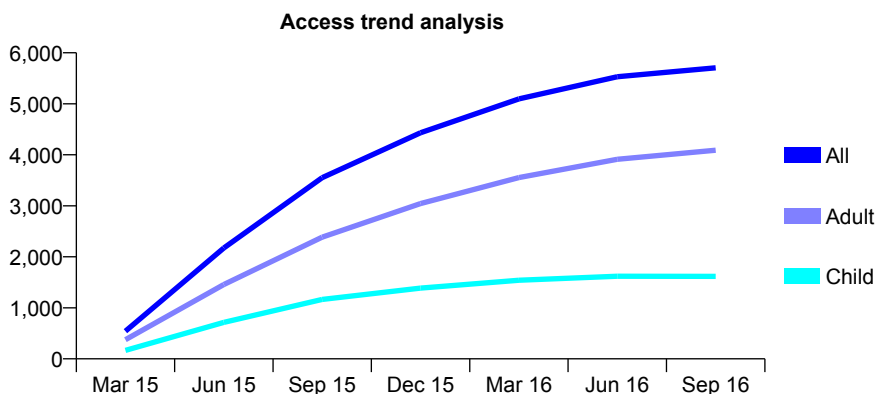
Q45 - Vital Signs At a Glance Contract Report for 177334/0001 - September 2016

Name or company name	Ingleby Meadow Dental Practice Partnershi
Contract type name	GDS Contract
Purpose of contract	General
Contract start date	04/03/2015
Contract end date	

16/17 Contracted general activity (UDA)	14,808
Carry forward general activity (UDA)	0
16/17 Contracted orthodontic activity (UOA)	0
Carry forward orthodontic activity (UOA)	0
Baseline contract value	£382,510.49

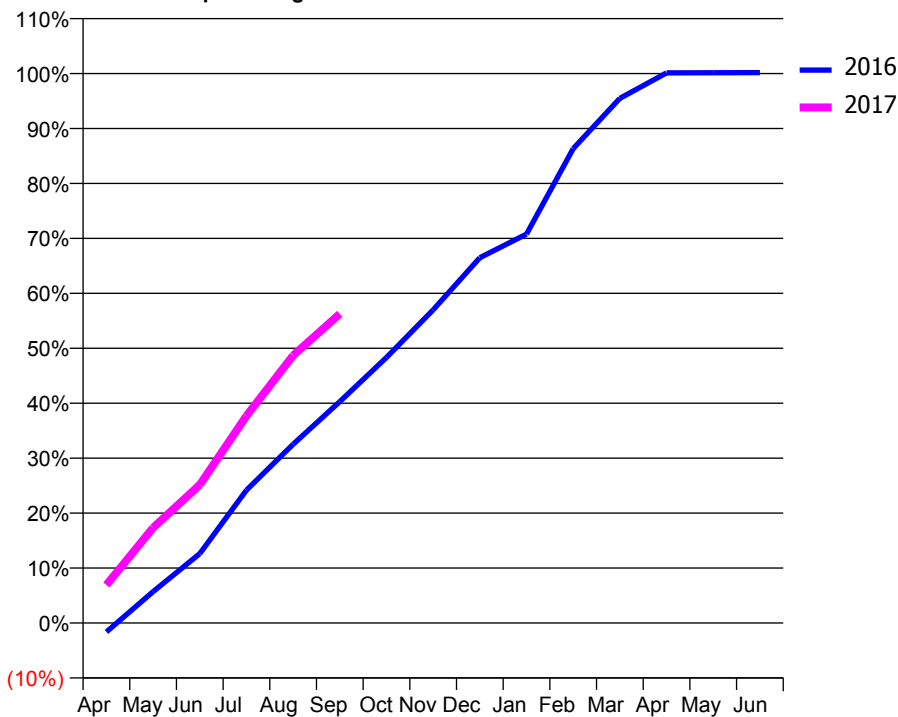
ACCESS*

Patients seen in 24 months	Total	Change since previous quarter
Quarter ending September 2015	3,551	
Quarter ending December 2015	4,432	↑
Quarter ending March 2016	5,096	↑
Quarter ending June 2016	5,531	↑
Quarter ending September 2016	5,705	↑
Variance since September 2015	60.7%	↑



ACTIVITY

Cumulative percentage of contracted UDA delivered 2016 & 2017



Adjusted Scheduled Activity (UDA)

Month	2016	2017
April	-244	1,028
May	845	2,566
June	1,871	3,724
July	3,580	5,582
August	4,817	7,209
September	5,967	8,331
October	7,155	
November	8,438	
December	9,844	
January	10,480	
February	12,783	
March	14,139	
April	14,826	
May	14,829	
June	14,832	

QUALITY

	Quantity	Base Number	Contract	AT	Region	England
% of FP17s for the same patient ID Re-attending within 3 months - Children	88	1,203	7.3%	13.1%	13.5%	12.4%
% of FP17s for the same patient ID Re-attending within 3 months - Adults	511	3,016	16.9%	16.4%	17.4%	16.7%
% of FP17s for the same patient ID Re-attending between 3 & 9 months - Children	670	1,203	55.7%	54.7%	59.0%	57.4%
% of FP17s for the same patient ID Re-attending between 3 & 9 months - Adults	1,475	3,016	48.9%	50.7%	52.6%	50.5%
% of FP17s for Band 1 Urgent Courses	319	3,895	8.2%	9.0%	9.4%	9.1%
% of FP17s Relating to Free Repair or Replacements	71	3,895	1.8%	1.3%	1.0%	0.8%
% of FP17s Relating to Continuations	169	3,895	4.3%	1.7%	1.5%	1.3%
% of Patients satisfied with the dentistry they have received	11	13	84.6%	91.7%	93.7%	93.2%
% of Patients satisfied with the time they had to wait for an appointment	10	13	76.9%	90.3%	90.0%	89.0%

* This is based on patients treated on this contract for their most recent course of treatment. Figures in italics indicate the base number of FP17s or Patient Questionnaire responses are less than 100. N/A is shown where the base number of responses is less than 10 during the period. % is calculated as Quantity/Base number*100

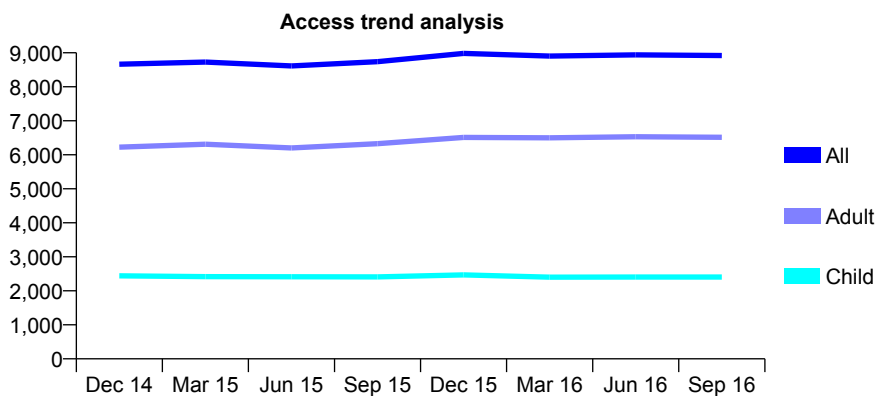
Q45 - Vital Signs At a Glance Contract Report for 179523/0002 - September 2016

Name or company name	Jeyarajan Dental Care Ltd.
Contract type name	GDS Contract
Purpose of contract	General
Contract start date	01/04/2009
Contract end date	

16/17 Contracted general activity (UDA)	24,500
Carry forward general activity (UDA)	0
16/17 Contracted orthodontic activity (UOA)	0
Carry forward orthodontic activity (UOA)	0
Baseline contract value	£702,349.53

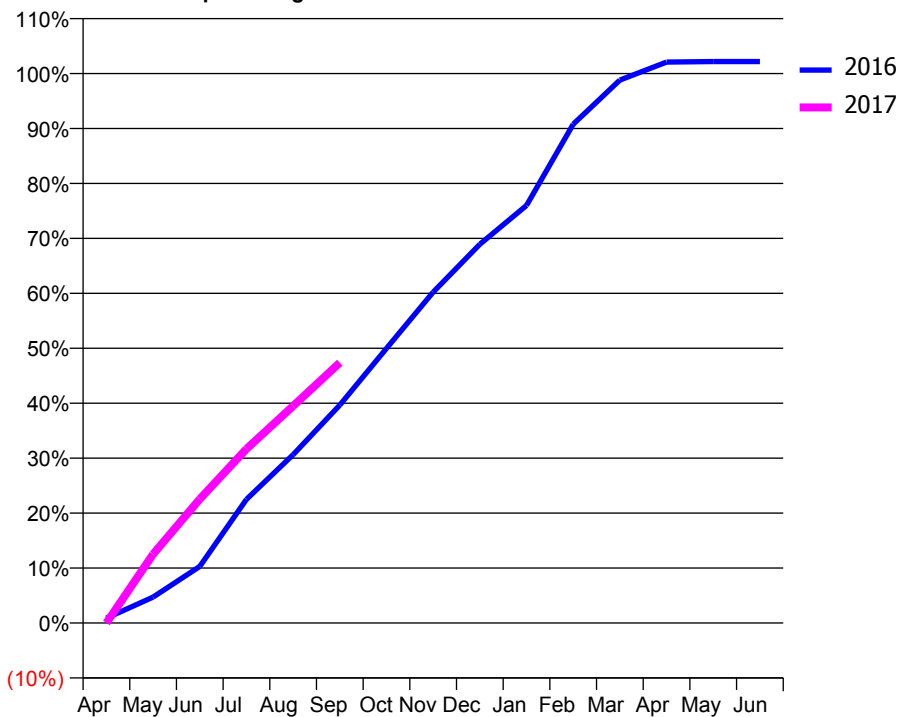
ACCESS*

Patients seen in 24 months	Total	Change since previous quarter
Quarter ending September 2015	8,738	
Quarter ending December 2015	8,982	↑
Quarter ending March 2016	8,902	→
Quarter ending June 2016	8,938	→
Quarter ending September 2016	8,920	→
Variance since September 2015	2.1%	↑



ACTIVITY

Cumulative percentage of contracted UDA delivered 2016 & 2017



Month	Adjusted Scheduled Activity (UDA)	
	2016	2017
April	217	0
May	1,156	3,069
June	2,526	5,523
July	5,516	7,762
August	7,506	9,676
September	9,717	11,607
October	12,246	
November	14,754	
December	16,891	
January	18,616	
February	22,241	
March	24,206	
April	25,009	
May	25,031	
June	25,031	

QUALITY

	Quantity	Base Number	Contract	AT	Region	England
% of FP17s for the same patient ID Re-attending within 3 months - Children	129	1,309	9.9%	13.1%	13.5%	12.4%
% of FP17s for the same patient ID Re-attending within 3 months - Adults	615	3,520	17.5%	16.4%	17.4%	16.7%
% of FP17s for the same patient ID Re-attending between 3 & 9 months - Children	475	1,309	36.3%	54.7%	59.0%	57.4%
% of FP17s for the same patient ID Re-attending between 3 & 9 months - Adults	1,367	3,520	38.8%	50.7%	52.6%	50.5%
% of FP17s for Band 1 Urgent Courses	526	4,509	11.7%	9.0%	9.4%	9.1%
% of FP17s Relating to Free Repair or Replacements	141	4,509	3.1%	1.3%	1.0%	0.8%
% of FP17s Relating to Continuations	31	4,509	0.7%	1.7%	1.5%	1.3%
% of Patients satisfied with the dentistry they have received	6	7	N/A	91.7%	93.7%	93.2%
% of Patients satisfied with the time they had to wait for an appointment	5	7	N/A	90.3%	90.0%	89.0%

* This is based on patients treated on this contract for their most recent course of treatment. Figures in italics indicate the base number of FP17s or Patient Questionnaire responses are less than 100. N/A is shown where the base number of responses is less than 10 during the period. % is calculated as Quantity/Base number*100

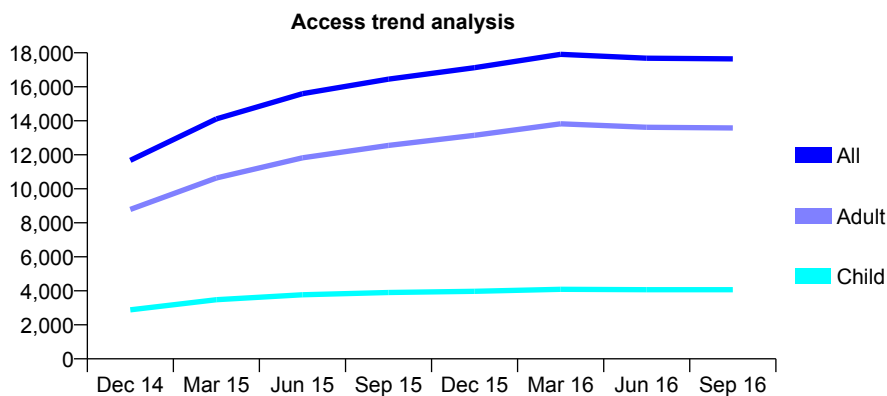
Q45 - Vital Signs At a Glance Contract Report for 186007/0001 - September 2016

Name or company name	Hartlepool Dental Practice Partnership
Contract type name	GDS Contract
Purpose of contract	General
Contract start date	01/04/2014
Contract end date	

16/17 Contracted general activity (UDA)	68,090
Carry forward general activity (UDA)	0
16/17 Contracted orthodontic activity (UOA)	0
Carry forward orthodontic activity (UOA)	0
Baseline contract value	£1,560,890.87

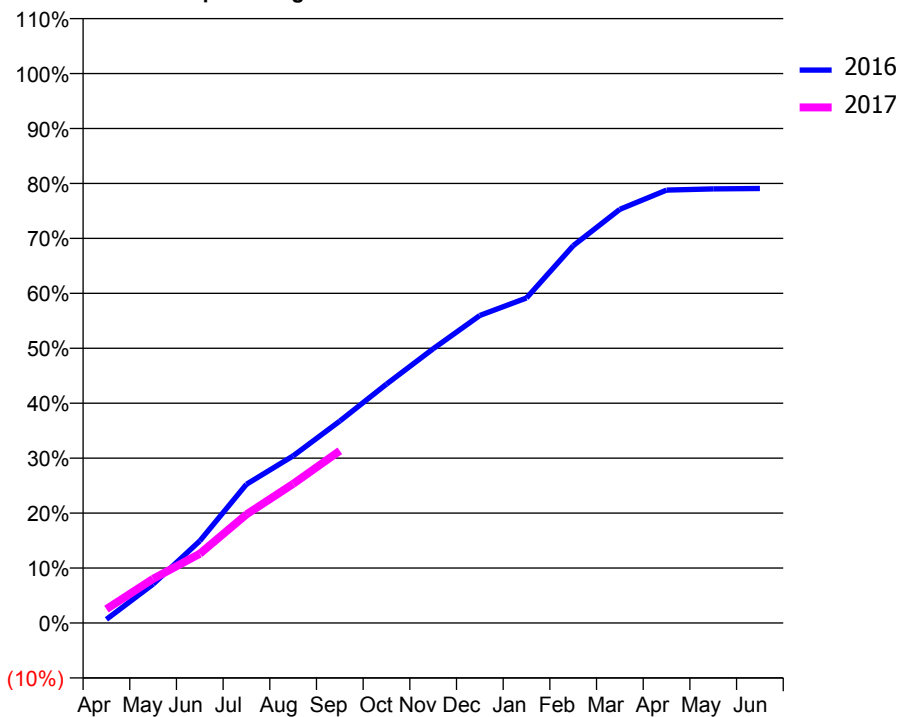
ACCESS*

Patients seen in 24 months	Total	Change since previous quarter
Quarter ending September 2015	16,452	
Quarter ending December 2015	17,127	↑
Quarter ending March 2016	17,912	↑
Quarter ending June 2016	17,685	↓
Quarter ending September 2016	17,647	→
Variance since September 2015	7.3%	↑



ACTIVITY

Cumulative percentage of contracted UDA delivered 2016 & 2017



Month	Adjusted Scheduled Activity (UDA)	
	2016	2017
April	453	1,721
May	4,819	5,471
June	10,176	8,579
July	17,190	13,460
August	20,719	17,243
September	25,024	21,333
October	29,600	
November	33,980	
December	38,108	
January	40,274	
February	46,748	
March	51,265	
April	53,651	
May	53,786	
June	53,834	

QUALITY

	Quantity	Base Number	Contract	AT	Region	England
% of FP17s for the same patient ID Re-attending within 3 months - Children	92	2,372	3.9%	13.1%	13.5%	12.4%
% of FP17s for the same patient ID Re-attending within 3 months - Adults	675	7,084	9.5%	16.4%	17.4%	16.7%
% of FP17s for the same patient ID Re-attending between 3 & 9 months - Children	942	2,372	39.7%	54.7%	59.0%	57.4%
% of FP17s for the same patient ID Re-attending between 3 & 9 months - Adults	3,186	7,084	45.0%	50.7%	52.6%	50.5%
% of FP17s for Band 1 Urgent Courses	239	8,593	2.8%	9.0%	9.4%	9.1%
% of FP17s Relating to Free Repair or Replacements	51	8,593	0.6%	1.3%	1.0%	0.8%
% of FP17s Relating to Continuations	121	8,593	1.4%	1.7%	1.5%	1.3%
% of Patients satisfied with the dentistry they have received	16	20	80.0%	91.7%	93.7%	93.2%
% of Patients satisfied with the time they had to wait for an appointment	15	20	75.0%	90.3%	90.0%	89.0%

* This is based on patients treated on this contract for their most recent course of treatment. Figures in italics indicate the base number of FP17s or Patient Questionnaire responses are less than 100. N/A is shown where the base number of responses is less than 10 during the period. % is calculated as Quantity/Base number*100

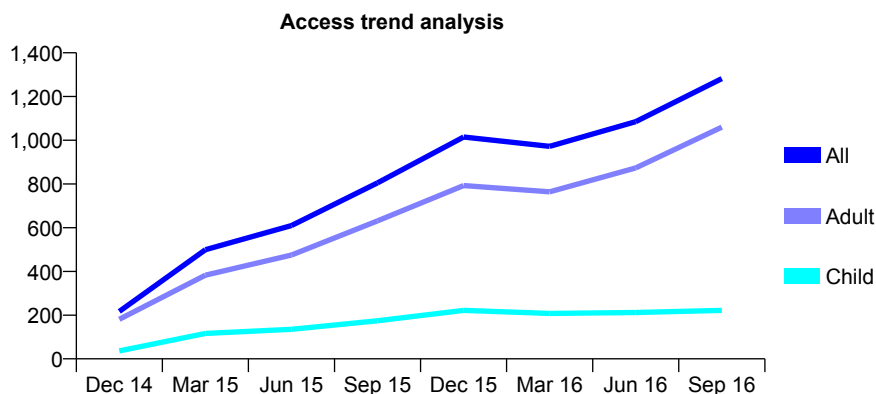
Q45 - Vital Signs At a Glance Contract Report for 192589/0001 - September 2016

Name or company name	Novident Dental Practice
Contract type name	GDS Contract
Purpose of contract	General
Contract start date	01/11/2014
Contract end date	

16/17 Contracted general activity (UDA)	3,500
Carry forward general activity (UDA)	0
16/17 Contracted orthodontic activity (UOA)	0
Carry forward orthodontic activity (UOA)	0
Baseline contract value	£75,148.30

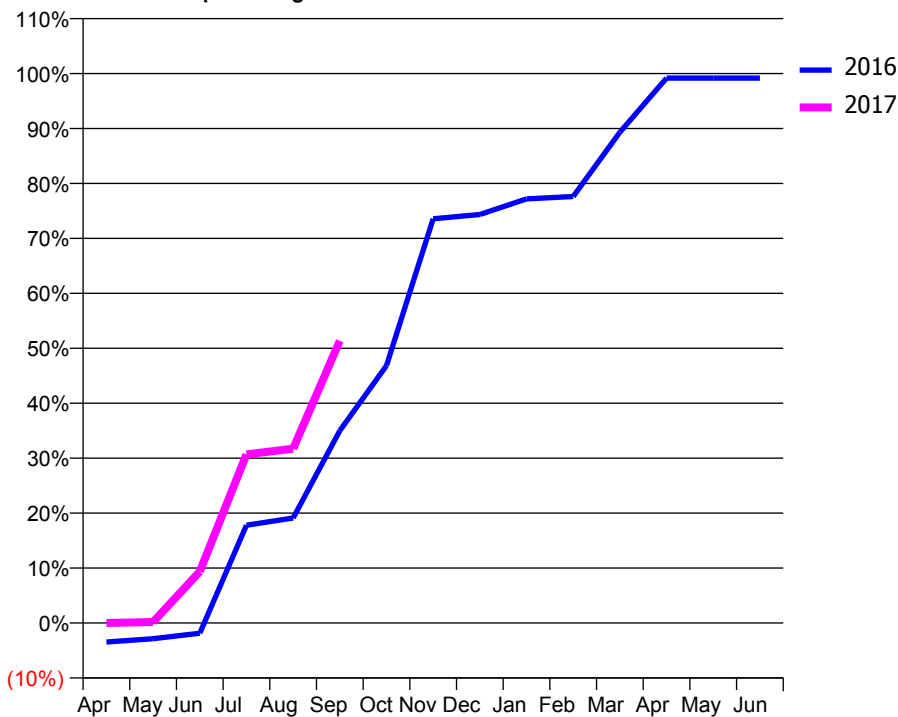
ACCESS*

Patients seen in 24 months	Total	Change since previous quarter
Quarter ending September 2015	805	
Quarter ending December 2015	1,015	↑
Quarter ending March 2016	972	↓
Quarter ending June 2016	1,085	↑
Quarter ending September 2016	1,282	↑
Variance since September 2015	59.3%	↑



ACTIVITY

Cumulative percentage of contracted UDA delivered 2016 & 2017



Month	Adjusted Scheduled Activity (UDA)	
	2016	2017
April	-122	0
May	-101	6
June	-66	328
July	623	1,074
August	669	1,110
September	1,226	1,798
October	1,640	
November	2,575	
December	2,602	
January	2,702	
February	2,717	
March	3,126	
April	3,471	
May	3,471	
June	3,471	

QUALITY

	Quantity	Base Number	Contract	AT	Region	England
% of FP17s for the same patient ID Re-attending within 3 months - Children	2	137	1.5%	13.1%	13.5%	12.4%
% of FP17s for the same patient ID Re-attending within 3 months - Adults	15	565	2.7%	16.4%	17.4%	16.7%
% of FP17s for the same patient ID Re-attending between 3 & 9 months - Children	12	137	8.8%	54.7%	59.0%	57.4%
% of FP17s for the same patient ID Re-attending between 3 & 9 months - Adults	52	565	9.2%	50.7%	52.6%	50.5%
% of FP17s for Band 1 Urgent Courses	8	598	1.3%	9.0%	9.4%	9.1%
% of FP17s Relating to Free Repair or Replacements	4	598	0.7%	1.3%	1.0%	0.8%
% of FP17s Relating to Continuations	4	598	0.7%	1.7%	1.5%	1.3%
% of Patients satisfied with the dentistry they have received	2	3	N/A	91.7%	93.7%	93.2%
% of Patients satisfied with the time they had to wait for an appointment	3	3	N/A	90.3%	90.0%	89.0%

* This is based on patients treated on this contract for their most recent course of treatment. Figures in italics indicate the base number of FP17s or Patient Questionnaire responses are less than 100. N/A is shown where the base number of responses is less than 10 during the period. % is calculated as Quantity/Base number*100

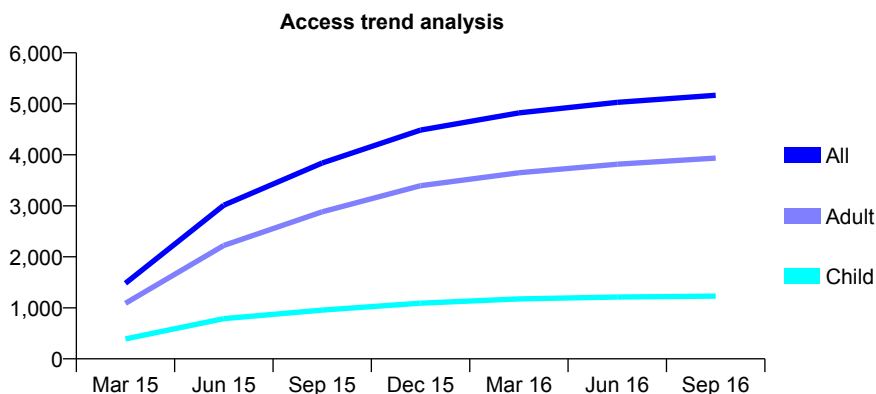
Q45 - Vital Signs At a Glance Contract Report for 193771/0001 - September 2016

Name or company name	Thornaby Dental Centre
Contract type name	GDS Contract
Purpose of contract	General
Contract start date	01/01/2015
Contract end date	

16/17 Contracted general activity (UDA)	20,325
Carry forward general activity (UDA)	0
16/17 Contracted orthodontic activity (UOA)	0
Carry forward orthodontic activity (UOA)	0
Baseline contract value	£438,598.07

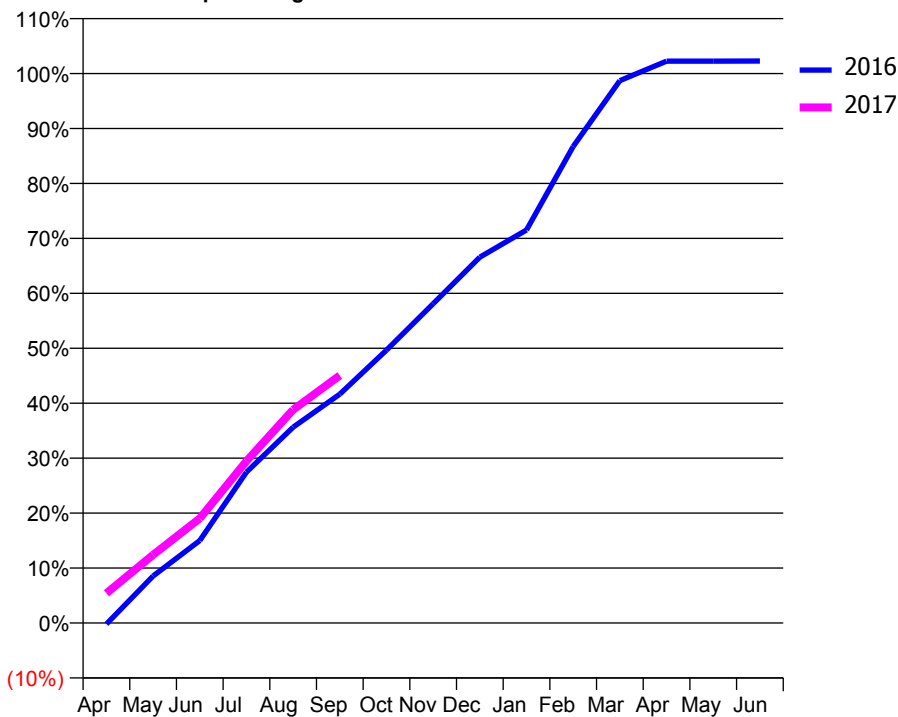
ACCESS*

Patients seen in 24 months	Total	Change since previous quarter
Quarter ending September 2015	3,838	
Quarter ending December 2015	4,486	↑
Quarter ending March 2016	4,823	↑
Quarter ending June 2016	5,029	↑
Quarter ending September 2016	5,167	↑
Variance since September 2015	34.6%	↑



ACTIVITY

Cumulative percentage of contracted UDA delivered 2016 & 2017



Adjusted Scheduled Activity (UDA)

Month	2016	2017
April	-43	1,103
May	1,737	2,521
June	3,052	3,869
July	5,583	5,988
August	7,245	7,890
September	8,467	9,159
October	10,094	
November	11,811	
December	13,529	
January	14,536	
February	17,628	
March	20,060	
April	20,783	
May	20,783	
June	20,785	

QUALITY

	Quantity	Base Number	Contract	AT	Region	England
% of FP17s for the same patient ID Re-attending within 3 months - Children	59	1,045	5.6%	13.1%	13.5%	12.4%
% of FP17s for the same patient ID Re-attending within 3 months - Adults	574	3,339	17.2%	16.4%	17.4%	16.7%
% of FP17s for the same patient ID Re-attending between 3 & 9 months - Children	688	1,045	65.8%	54.7%	59.0%	57.4%
% of FP17s for the same patient ID Re-attending between 3 & 9 months - Adults	2,083	3,339	62.4%	50.7%	52.6%	50.5%
% of FP17s for Band 1 Urgent Courses	48	4,095	1.2%	9.0%	9.4%	9.1%
% of FP17s Relating to Free Repair or Replacements	62	4,095	1.5%	1.3%	1.0%	0.8%
% of FP17s Relating to Continuations	225	4,095	5.5%	1.7%	1.5%	1.3%
% of Patients satisfied with the dentistry they have received	8	11	72.7%	91.7%	93.7%	93.2%
% of Patients satisfied with the time they had to wait for an appointment	7	11	63.6%	90.3%	90.0%	89.0%

* This is based on patients treated on this contract for their most recent course of treatment. Figures in italics indicate the base number of FP17s or Patient Questionnaire responses are less than 100. N/A is shown where the base number of responses is less than 10 during the period. % is calculated as Quantity/Base number*100

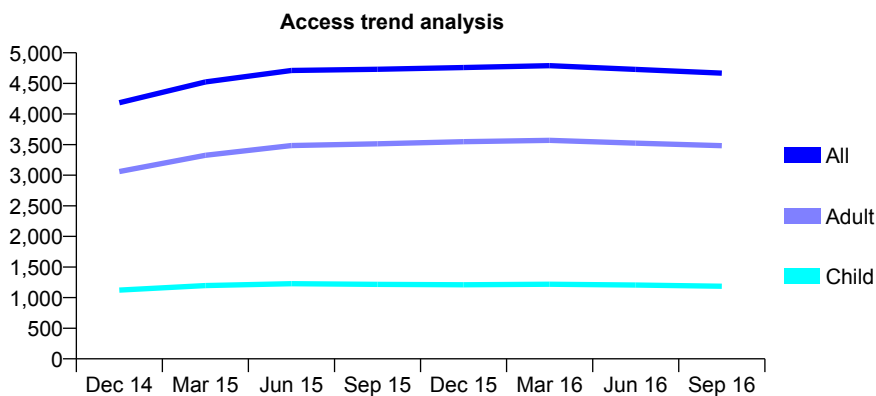
Q45 - Vital Signs At a Glance Contract Report for 194344/0001 - September 2016

Name or company name	N & N Dental Group
Contract type name	GDS Contract
Purpose of contract	General
Contract start date	02/04/2013
Contract end date	

16/17 Contracted general activity (UDA)	13,000
Carry forward general activity (UDA)	0
16/17 Contracted orthodontic activity (UOA)	0
Carry forward orthodontic activity (UOA)	0
Baseline contract value	£404,693.68

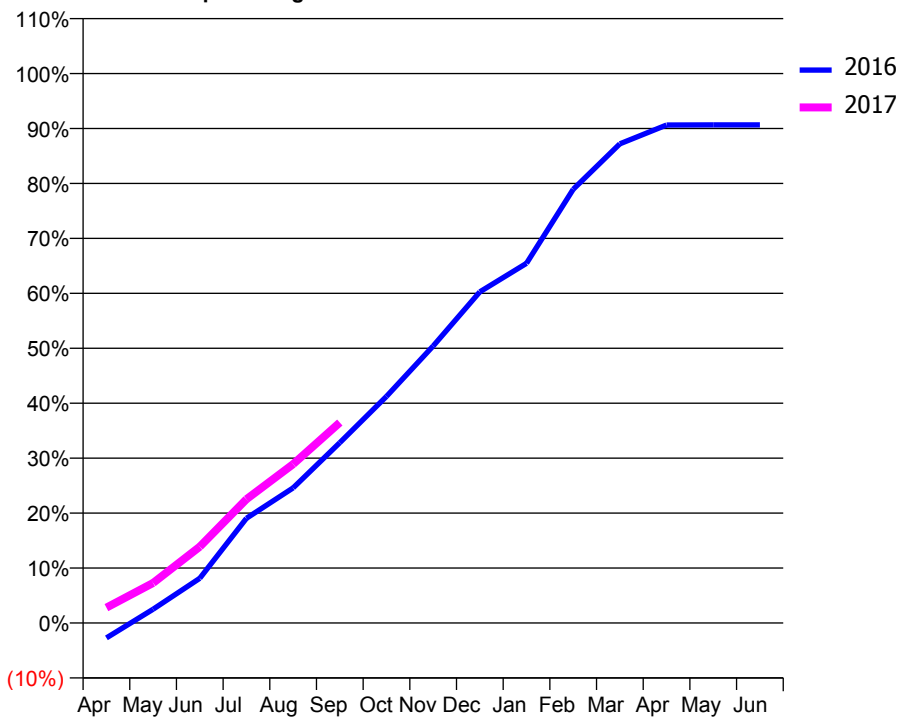
ACCESS*

Patients seen in 24 months	Total	Change since previous quarter
Quarter ending September 2015	4,730	
Quarter ending December 2015	4,759	→
Quarter ending March 2016	4,789	→
Quarter ending June 2016	4,728	↓
Quarter ending September 2016	4,668	↓
Variance since September 2015	(1.3%)	↓



ACTIVITY

Cumulative percentage of contracted UDA delivered 2016 & 2017



Month	Adjusted Scheduled Activity (UDA)	
	2016	2017
April	-356	366
May	326	948
June	1,059	1,806
July	2,479	2,928
August	3,198	3,759
September	4,266	4,744
October	5,361	
November	6,555	
December	7,835	
January	8,510	
February	10,261	
March	11,338	
April	11,781	
May	11,784	
June	11,784	

QUALITY

	Quantity	Base Number	Contract	AT	Region	England
% of FP17s for the same patient ID Re-attending within 3 months - Children	32	679	4.7%	13.1%	13.5%	12.4%
% of FP17s for the same patient ID Re-attending within 3 months - Adults	166	1,653	10.0%	16.4%	17.4%	16.7%
% of FP17s for the same patient ID Re-attending between 3 & 9 months - Children	352	679	51.8%	54.7%	59.0%	57.4%
% of FP17s for the same patient ID Re-attending between 3 & 9 months - Adults	780	1,653	47.2%	50.7%	52.6%	50.5%
% of FP17s for Band 1 Urgent Courses	173	2,077	8.3%	9.0%	9.4%	9.1%
% of FP17s Relating to Free Repair or Replacements	22	2,077	1.1%	1.3%	1.0%	0.8%
% of FP17s Relating to Continuations	21	2,077	1.0%	1.7%	1.5%	1.3%
% of Patients satisfied with the dentistry they have received	4	4	N/A	91.7%	93.7%	93.2%
% of Patients satisfied with the time they had to wait for an appointment	4	4	N/A	90.3%	90.0%	89.0%

* This is based on patients treated on this contract for their most recent course of treatment. Figures in italics indicate the base number of FP17s or Patient Questionnaire responses are less than 100. N/A is shown where the base number of responses is less than 10 during the period. % is calculated as Quantity/Base number*100

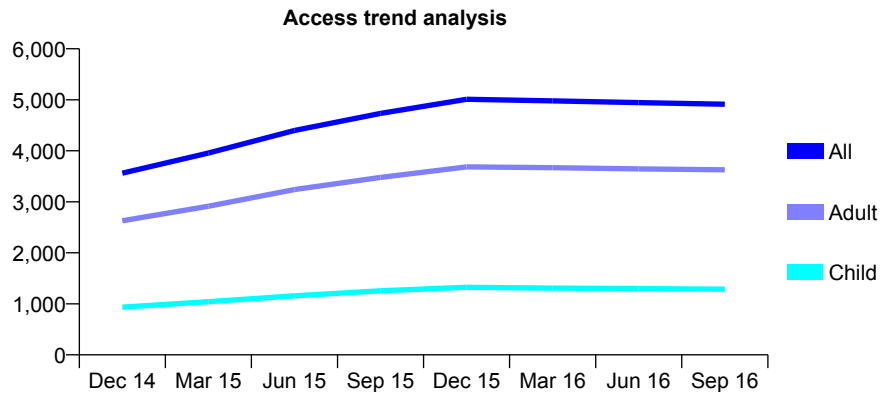
Q45 - Vital Signs At a Glance Contract Report for 195278/0001 - September 2016

Name or company name	The Grainger Stockton, Birtley and Stanley
Contract type name	GDS Contract
Purpose of contract	General
Contract start date	01/02/2014
Contract end date	

16/17 Contracted general activity (UDA)	13,053
Carry forward general activity (UDA)	0
16/17 Contracted orthodontic activity (UOA)	0
Carry forward orthodontic activity (UOA)	0
Baseline contract value	£390,955.33

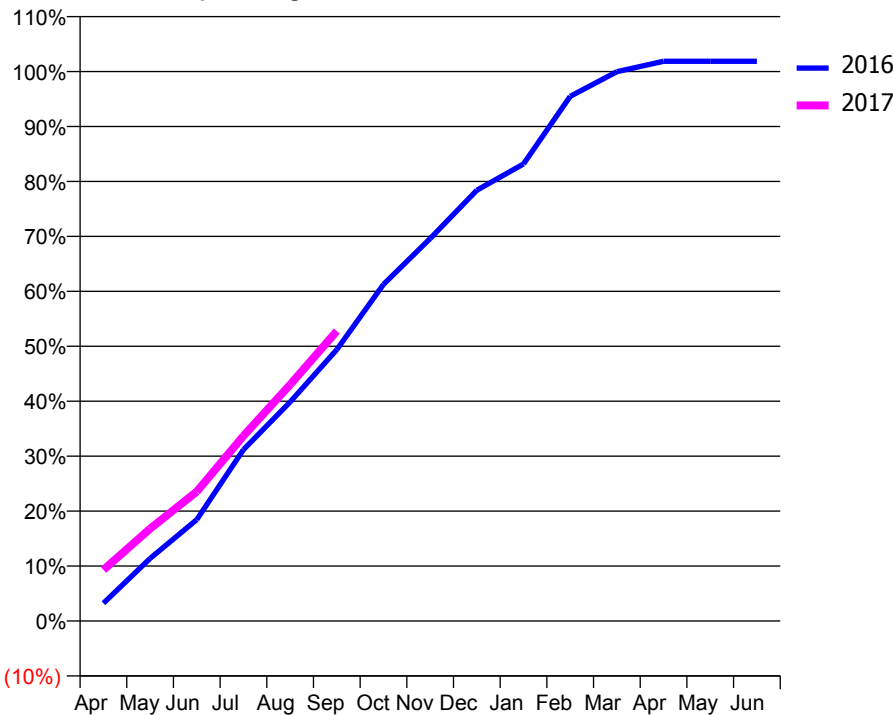
ACCESS*

Patients seen in 24 months	Total	Change since previous quarter
Quarter ending September 2015	4,733	
Quarter ending December 2015	5,010	↑
Quarter ending March 2016	4,978	→
Quarter ending June 2016	4,944	→
Quarter ending September 2016	4,915	→
Variance since September 2015	3.8%	↑



ACTIVITY

Cumulative percentage of contracted UDA delivered 2016 & 2017



Month	Adjusted Scheduled Activity (UDA)	
	2016	2017
April	423	1,214
May	1,487	2,195
June	2,408	3,073
July	4,073	4,398
August	5,204	5,615
September	6,449	6,888
October	7,997	
November	9,086	
December	10,232	
January	10,858	
February	12,463	
March	13,050	
April	13,297	
May	13,297	
June	13,297	

QUALITY

	Quantity	Base Number	Contract	AT	Region	England
% of FP17s for the same patient ID Re-attending within 3 months - Children	16	869	1.8%	13.1%	13.5%	12.4%
% of FP17s for the same patient ID Re-attending within 3 months - Adults	152	2,334	6.5%	16.4%	17.4%	16.7%
% of FP17s for the same patient ID Re-attending between 3 & 9 months - Children	534	869	61.4%	54.7%	59.0%	57.4%
% of FP17s for the same patient ID Re-attending between 3 & 9 months - Adults	1,396	2,334	59.8%	50.7%	52.6%	50.5%
% of FP17s for Band 1 Urgent Courses	32	3,016	1.1%	9.0%	9.4%	9.1%
% of FP17s Relating to Free Repair or Replacements	5	3,016	0.2%	1.3%	1.0%	0.8%
% of FP17s Relating to Continuations	27	3,016	0.9%	1.7%	1.5%	1.3%
% of Patients satisfied with the dentistry they have received	11	13	84.6%	91.7%	93.7%	93.2%
% of Patients satisfied with the time they had to wait for an appointment	13	13	100.0%	90.3%	90.0%	89.0%

* This is based on patients treated on this contract for their most recent course of treatment. Figures in italics indicate the base number of FP17s or Patient Questionnaire responses are less than 100. N/A is shown where the base number of responses is less than 10 during the period. % is calculated as Quantity/Base number*100

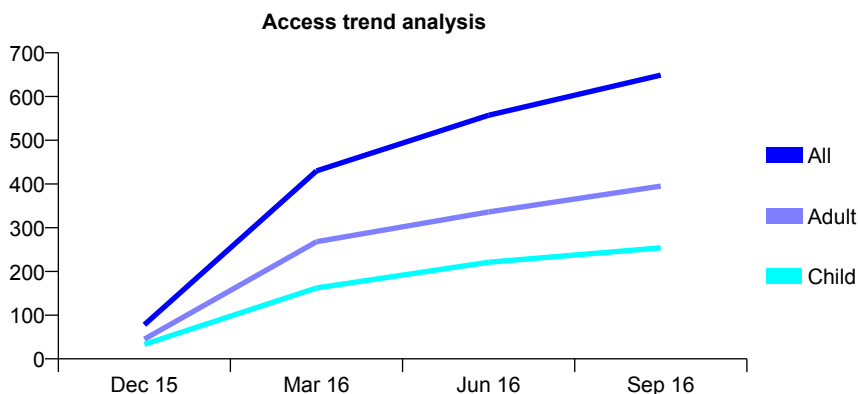
Q45 - Vital Signs At a Glance Contract Report for 198005/0001 - September 2016

Name or company name	Stoney Field Dental Practice
Contract type name	GDS Contract
Purpose of contract	General
Contract start date	01/11/2015
Contract end date	

16/17 Contracted general activity (UDA)	2,853
Carry forward general activity (UDA)	0
16/17 Contracted orthodontic activity (UOA)	0
Carry forward orthodontic activity (UOA)	0
Baseline contract value	£80,703.68

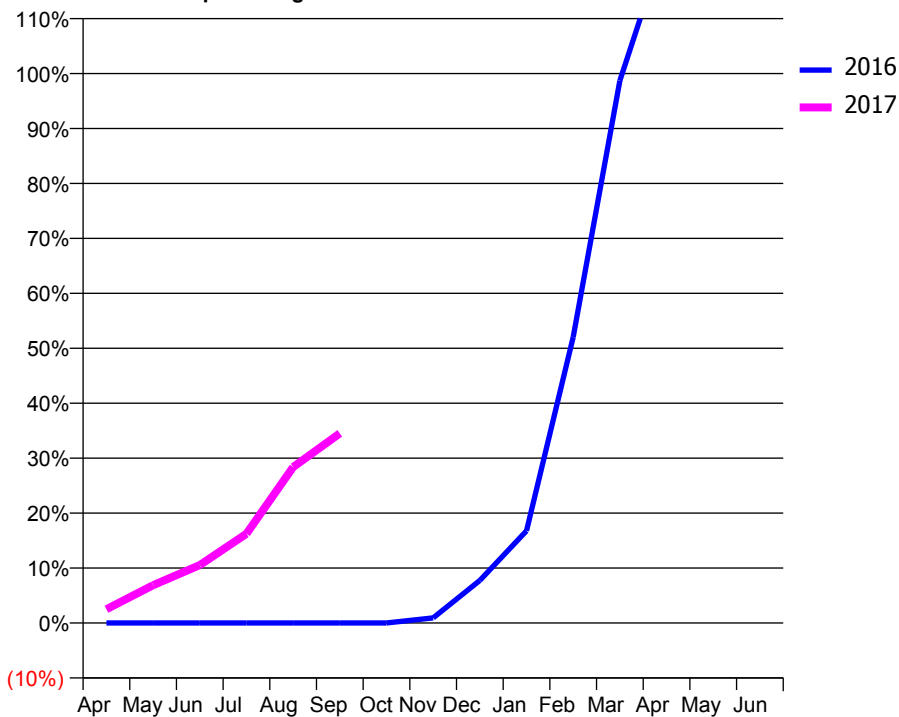
ACCESS*

Patients seen in 24 months	Total	Change since previous quarter
Quarter ending September 2015	0	
Quarter ending December 2015	78	↑
Quarter ending March 2016	430	↑
Quarter ending June 2016	557	↑
Quarter ending September 2016	649	↑
Variance since September 2015	N/A	



ACTIVITY

Cumulative percentage of contracted UDA delivered 2016 & 2017



Adjusted Scheduled Activity (UDA)

Month	2016	2017
April	0	72
May	0	196
June	0	301
July	0	463
August	0	809
September	0	985
October	0	
November	11	
December	92	
January	199	
February	617	
March	1,170	
April	1,475	
May	1,478	
June	1,492	

QUALITY

	Quantity	Base Number	Contract	AT	Region	England
% of FP17s for the same patient ID Re-attending within 3 months - Children	9	193	4.7%	13.1%	13.5%	12.4%
% of FP17s for the same patient ID Re-attending within 3 months - Adults	21	285	7.4%	16.4%	17.4%	16.7%
% of FP17s for the same patient ID Re-attending between 3 & 9 months - Children	48	193	24.9%	54.7%	59.0%	57.4%
% of FP17s for the same patient ID Re-attending between 3 & 9 months - Adults	105	285	36.8%	50.7%	52.6%	50.5%
% of FP17s for Band 1 Urgent Courses	15	405	3.7%	9.0%	9.4%	9.1%
% of FP17s Relating to Free Repair or Replacements	4	405	1.0%	1.3%	1.0%	0.8%
% of FP17s Relating to Continuations	5	405	1.2%	1.7%	1.5%	1.3%
% of Patients satisfied with the dentistry they have received	1	1	N/A	91.7%	93.7%	93.2%
% of Patients satisfied with the time they had to wait for an appointment	1	1	N/A	90.3%	90.0%	89.0%

* This is based on patients treated on this contract for their most recent course of treatment. Figures in italics indicate the base number of FP17s or Patient Questionnaire responses are less than 100. N/A is shown where the base number of responses is less than 10 during the period. % is calculated as Quantity/Base number*100

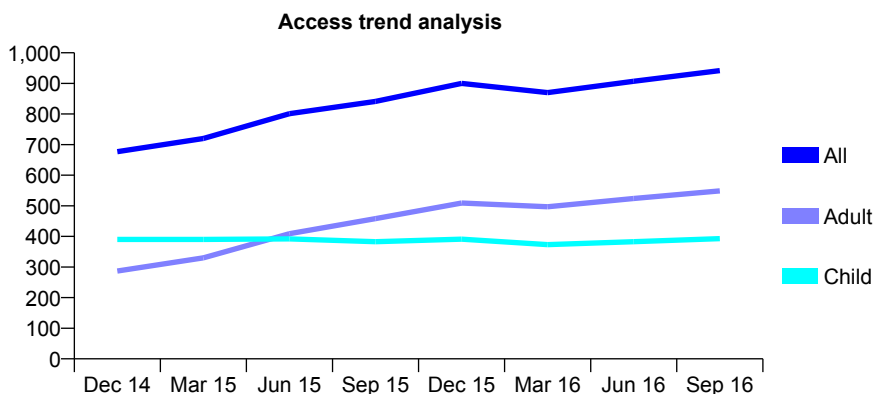
Q45 - Vital Signs At a Glance Contract Report for 199788/0001 - September 2016

Name or company name	Alan Lam Family Dental Practice Ltd.
Contract type name	GDS Contract
Purpose of contract	General
Contract start date	01/04/2009
Contract end date	

16/17 Contracted general activity (UDA)	2,228
Carry forward general activity (UDA)	0
16/17 Contracted orthodontic activity (UOA)	0
Carry forward orthodontic activity (UOA)	0
Baseline contract value	£47,137.65

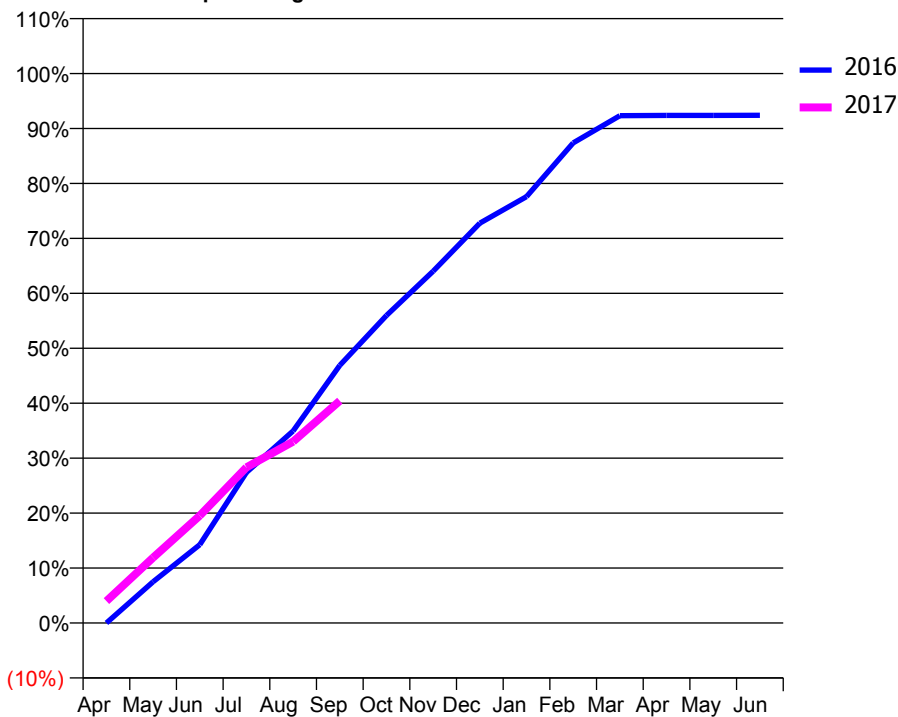
ACCESS*

Patients seen in 24 months	Total	Change since previous quarter
Quarter ending September 2015	841	
Quarter ending December 2015	900	↑
Quarter ending March 2016	870	↓
Quarter ending June 2016	907	↑
Quarter ending September 2016	942	↑
Variance since September 2015	12.0%	↑



ACTIVITY

Cumulative percentage of contracted UDA delivered 2016 & 2017



Adjusted Scheduled Activity (UDA)

Month	2016	2017
April	0	89
May	168	265
June	318	436
July	611	631
August	779	736
September	1,045	901
October	1,247	
November	1,427	
December	1,621	
January	1,729	
February	1,947	
March	2,057	
April	2,058	
May	2,058	
June	2,059	

QUALITY

	Quantity	Base Number	Contract	AT	Region	England
% of FP17s for the same patient ID Re-attending within 3 months - Children	8	253	3.2%	13.1%	13.5%	12.4%
% of FP17s for the same patient ID Re-attending within 3 months - Adults	15	260	5.8%	16.4%	17.4%	16.7%
% of FP17s for the same patient ID Re-attending between 3 & 9 months - Children	108	253	42.7%	54.7%	59.0%	57.4%
% of FP17s for the same patient ID Re-attending between 3 & 9 months - Adults	118	260	45.4%	50.7%	52.6%	50.5%
% of FP17s for Band 1 Urgent Courses	19	508	3.7%	9.0%	9.4%	9.1%
% of FP17s Relating to Free Repair or Replacements	4	508	0.8%	1.3%	1.0%	0.8%
% of FP17s Relating to Continuations	0	508	0.0%	1.7%	1.5%	1.3%
% of Patients satisfied with the dentistry they have received	0	0	N/A	91.7%	93.7%	93.2%
% of Patients satisfied with the time they had to wait for an appointment	0	0	N/A	90.3%	90.0%	89.0%

* This is based on patients treated on this contract for their most recent course of treatment. Figures in italics indicate the base number of FP17s or Patient Questionnaire responses are less than 100. N/A is shown where the base number of responses is less than 10 during the period. % is calculated as Quantity/Base number*100

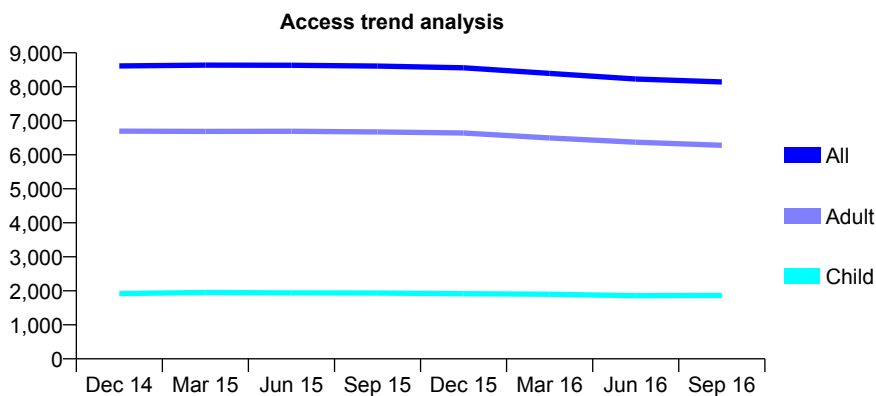
Q45 - Vital Signs At a Glance Contract Report for 203505/0003 - September 2016

Name or company name	MISS J MATHIESON
Contract type name	GDS Contract
Purpose of contract	General
Contract start date	19/12/2011
Contract end date	

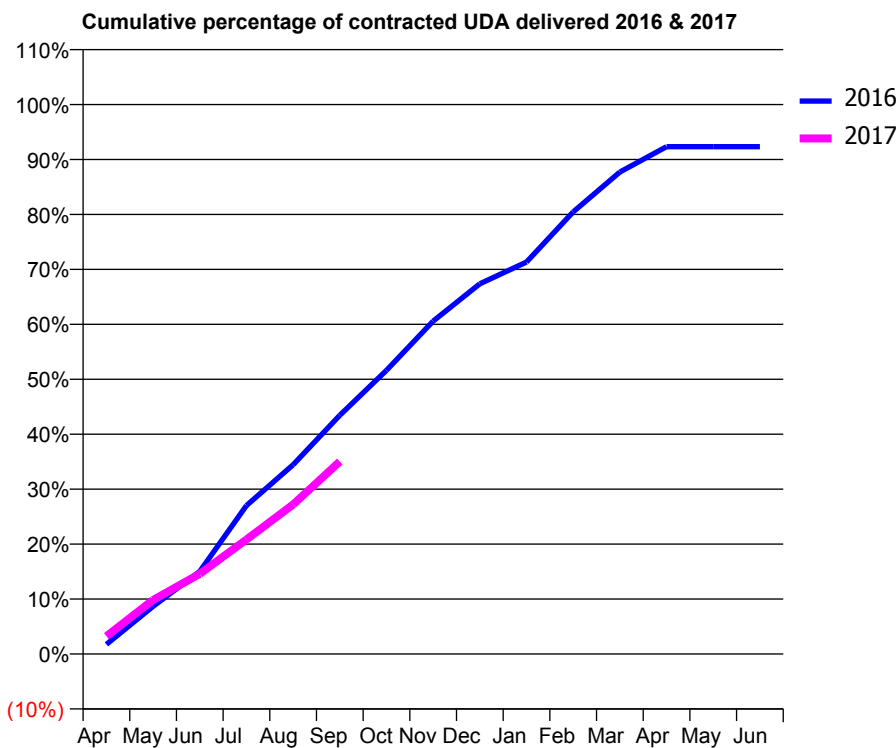
16/17 Contracted general activity (UDA)	34,821
Carry forward general activity (UDA)	0
16/17 Contracted orthodontic activity (UOA)	0
Carry forward orthodontic activity (UOA)	0
Baseline contract value	£860,032.19

ACCESS*

Patients seen in 24 months	Total	Change since previous quarter
Quarter ending September 2015	8,611	
Quarter ending December 2015	8,557	→
Quarter ending March 2016	8,394	↓
Quarter ending June 2016	8,229	↓
Quarter ending September 2016	8,145	↓
Variance since September 2015	(5.4%)	↓



ACTIVITY



Month	Adjusted Scheduled Activity (UDA)	
	2016	2017
April	574	1,126
May	2,844	3,425
June	4,935	5,086
July	8,870	7,257
August	11,307	9,477
September	14,261	12,194
October	16,947	
November	19,883	
December	22,111	
January	23,409	
February	26,406	
March	28,786	
April	30,303	
May	30,303	
June	30,303	

QUALITY

	Quantity	Base Number	Contract	AT	Region	England
% of FP17s for the same patient ID Re-attending within 3 months - Children	77	1,143	6.7%	13.1%	13.5%	12.4%
% of FP17s for the same patient ID Re-attending within 3 months - Adults	596	3,623	16.5%	16.4%	17.4%	16.7%
% of FP17s for the same patient ID Re-attending between 3 & 9 months - Children	525	1,143	45.9%	54.7%	59.0%	57.4%
% of FP17s for the same patient ID Re-attending between 3 & 9 months - Adults	1,609	3,623	44.4%	50.7%	52.6%	50.5%
% of FP17s for Band 1 Urgent Courses	500	4,302	11.6%	9.0%	9.4%	9.1%
% of FP17s Relating to Free Repair or Replacements	61	4,302	1.4%	1.3%	1.0%	0.8%
% of FP17s Relating to Continuations	95	4,302	2.2%	1.7%	1.5%	1.3%
% of Patients satisfied with the dentistry they have received	14	15	93.3%	91.7%	93.7%	93.2%
% of Patients satisfied with the time they had to wait for an appointment	14	15	93.3%	90.3%	90.0%	89.0%

* This is based on patients treated on this contract for their most recent course of treatment. Figures in italics indicate the base number of FP17s or Patient Questionnaire responses are less than 100. N/A is shown where the base number of responses is less than 10 during the period. % is calculated as Quantity/Base number*100

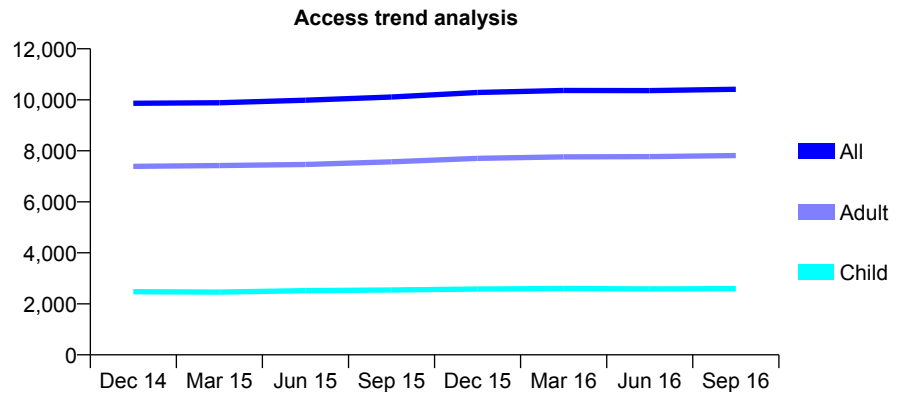
Q45 - Vital Signs At a Glance Contract Report for 209384/0001 - September 2016

Name or company name	MISS L POWELL
Contract type name	GDS Contract
Purpose of contract	General
Contract start date	01/04/2006
Contract end date	

16/17 Contracted general activity (UDA)	30,026
Carry forward general activity (UDA)	0
16/17 Contracted orthodontic activity (UOA)	0
Carry forward orthodontic activity (UOA)	0
Baseline contract value	£686,773.44

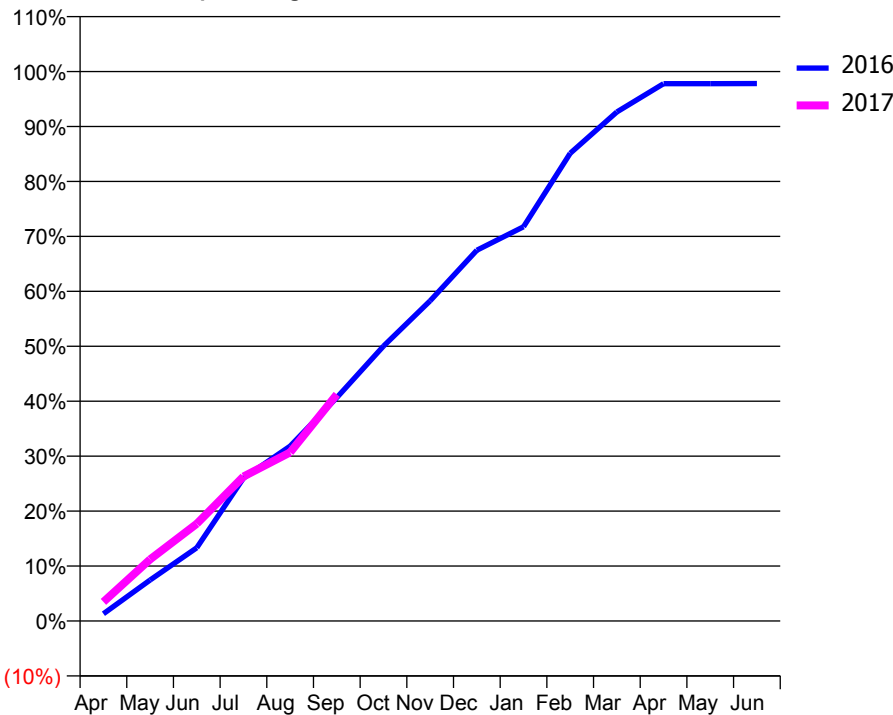
ACCESS*

Patients seen in 24 months	Total	Change since previous quarter
Quarter ending September 2015	10,111	
Quarter ending December 2015	10,289	→
Quarter ending March 2016	10,366	→
Quarter ending June 2016	10,362	→
Quarter ending September 2016	10,412	→
Variance since September 2015	3.0%	↑



ACTIVITY

Cumulative percentage of contracted UDA delivered 2016 & 2017



Month	Adjusted Scheduled Activity (UDA)	
	2016	2017
April	400	1,044
May	2,241	3,373
June	4,004	5,314
July	7,810	7,894
August	9,558	9,214
September	12,209	12,387
October	15,024	
November	17,495	
December	20,263	
January	21,544	
February	25,557	
March	27,815	
April	29,357	
May	29,363	
June	29,365	

QUALITY

	Quantity	Base Number	Contract	AT	Region	England
% of FP17s for the same patient ID Re-attending within 3 months - Children	206	2,059	10.0%	13.1%	13.5%	12.4%
% of FP17s for the same patient ID Re-attending within 3 months - Adults	974	5,516	17.7%	16.4%	17.4%	16.7%
% of FP17s for the same patient ID Re-attending between 3 & 9 months - Children	1,157	2,059	56.2%	54.7%	59.0%	57.4%
% of FP17s for the same patient ID Re-attending between 3 & 9 months - Adults	2,752	5,516	49.9%	50.7%	52.6%	50.5%
% of FP17s for Band 1 Urgent Courses	780	6,441	12.1%	9.0%	9.4%	9.1%
% of FP17s Relating to Free Repair or Replacements	75	6,441	1.2%	1.3%	1.0%	0.8%
% of FP17s Relating to Continuations	44	6,441	0.7%	1.7%	1.5%	1.3%
% of Patients satisfied with the dentistry they have received	10	11	90.9%	91.7%	93.7%	93.2%
% of Patients satisfied with the time they had to wait for an appointment	10	11	90.9%	90.3%	90.0%	89.0%

* This is based on patients treated on this contract for their most recent course of treatment. Figures in italics indicate the base number of FP17s or Patient Questionnaire responses are less than 100. N/A is shown where the base number of responses is less than 10 during the period. % is calculated as Quantity/Base number*100

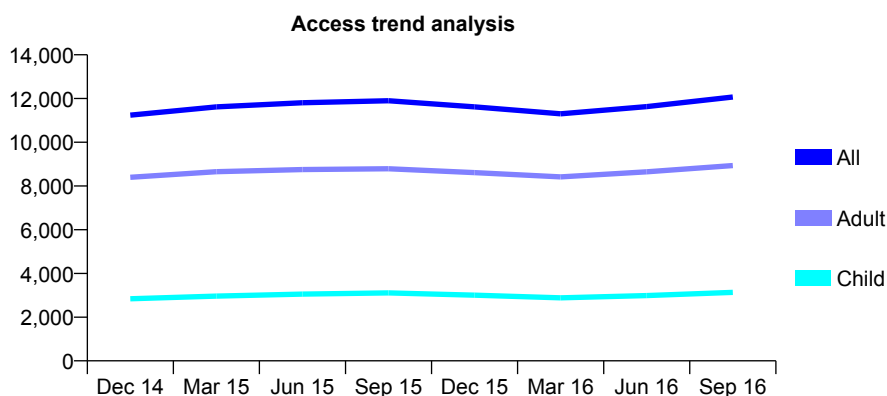
Q45 - Vital Signs At a Glance Contract Report for 210129/0001 - September 2016

Name or company name	Mr B Johnson and Ms F Beaty
Contract type name	GDS Contract
Purpose of contract	General and Orthodontic
Contract start date	01/04/2006
Contract end date	

16/17 Contracted general activity (UDA)	32,845
Carry forward general activity (UDA)	0
16/17 Contracted orthodontic activity (UOA)	316
Carry forward orthodontic activity (UOA)	0
Baseline contract value	£1,049,519.92

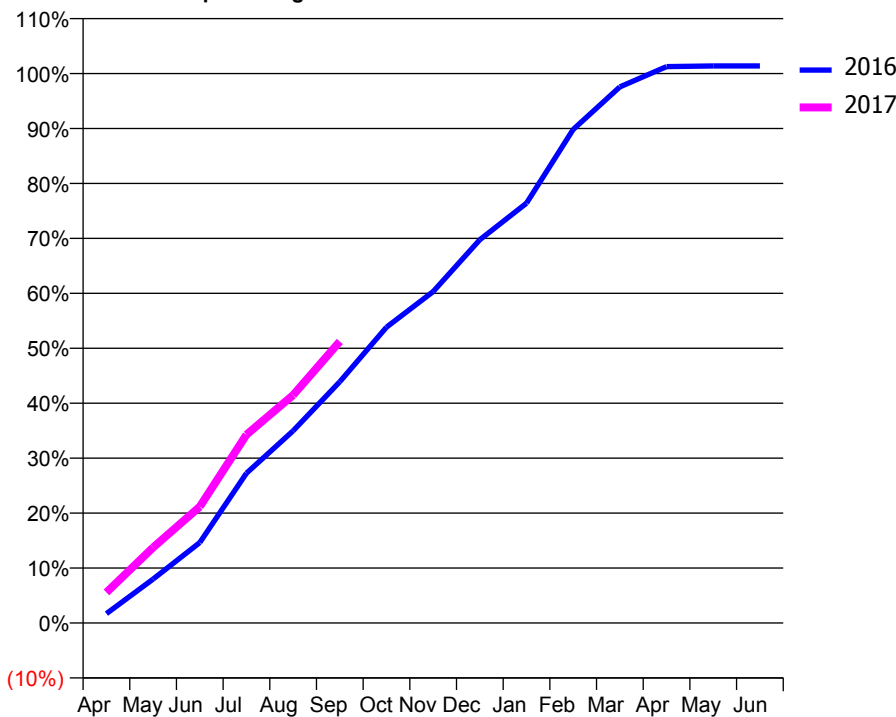
ACCESS*

Patients seen in 24 months	Total	Change since previous quarter
Quarter ending September 2015	11,896	
Quarter ending December 2015	11,617	↓
Quarter ending March 2016	11,298	↓
Quarter ending June 2016	11,630	↑
Quarter ending September 2016	12,068	↑
Variance since September 2015	1.4%	→



ACTIVITY

Cumulative percentage of contracted UDA delivered 2016 & 2017



Month	Adjusted Scheduled Activity (UDA)	
	2016	2017
April	561	1,830
May	2,627	4,518
June	4,808	6,954
July	8,958	11,257
August	11,492	13,622
September	14,425	16,830
October	17,685	
November	19,812	
December	22,909	
January	25,091	
February	29,504	
March	32,045	
April	33,254	
May	33,299	
June	33,299	

QUALITY

	Quantity	Base Number	Contract	AT	Region	England
% of FP17s for the same patient ID Re-attending within 3 months - Children	98	2,003	4.9%	13.1%	13.5%	12.4%
% of FP17s for the same patient ID Re-attending within 3 months - Adults	691	5,327	13.0%	16.4%	17.4%	16.7%
% of FP17s for the same patient ID Re-attending between 3 & 9 months - Children	777	2,003	38.8%	54.7%	59.0%	57.4%
% of FP17s for the same patient ID Re-attending between 3 & 9 months - Adults	1,955	5,327	36.7%	50.7%	52.6%	50.5%
% of FP17s for Band 1 Urgent Courses	538	6,277	8.6%	9.0%	9.4%	9.1%
% of FP17s Relating to Free Repair or Replacements	79	6,277	1.3%	1.3%	1.0%	0.8%
% of FP17s Relating to Continuations	126	6,277	2.0%	1.7%	1.5%	1.3%
% of Patients satisfied with the dentistry they have received	17	18	94.4%	91.7%	93.7%	93.2%
% of Patients satisfied with the time they had to wait for an appointment	18	18	100.0%	90.3%	90.0%	89.0%

* This is based on patients treated on this contract for their most recent course of treatment. Figures in italics indicate the base number of FP17s or Patient Questionnaire responses are less than 100. N/A is shown where the base number of responses is less than 10 during the period. % is calculated as Quantity/Base number*100

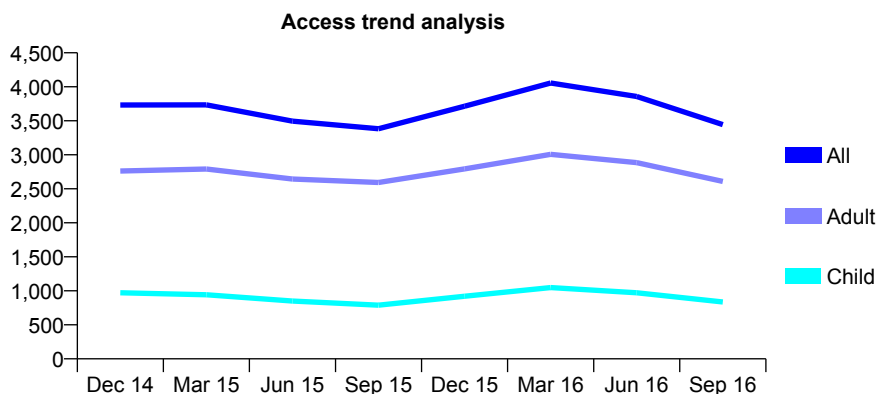
Q45 - Vital Signs At a Glance Contract Report for 210129/0003 - September 2016

Name or company name	Mr B Johnson, Ms F Beaty and Mr A Quinn
Contract type name	GDS Contract
Purpose of contract	General
Contract start date	02/04/2013
Contract end date	

16/17 Contracted general activity (UDA)	9,717
Carry forward general activity (UDA)	0
16/17 Contracted orthodontic activity (UOA)	0
Carry forward orthodontic activity (UOA)	0
Baseline contract value	£269,200.13

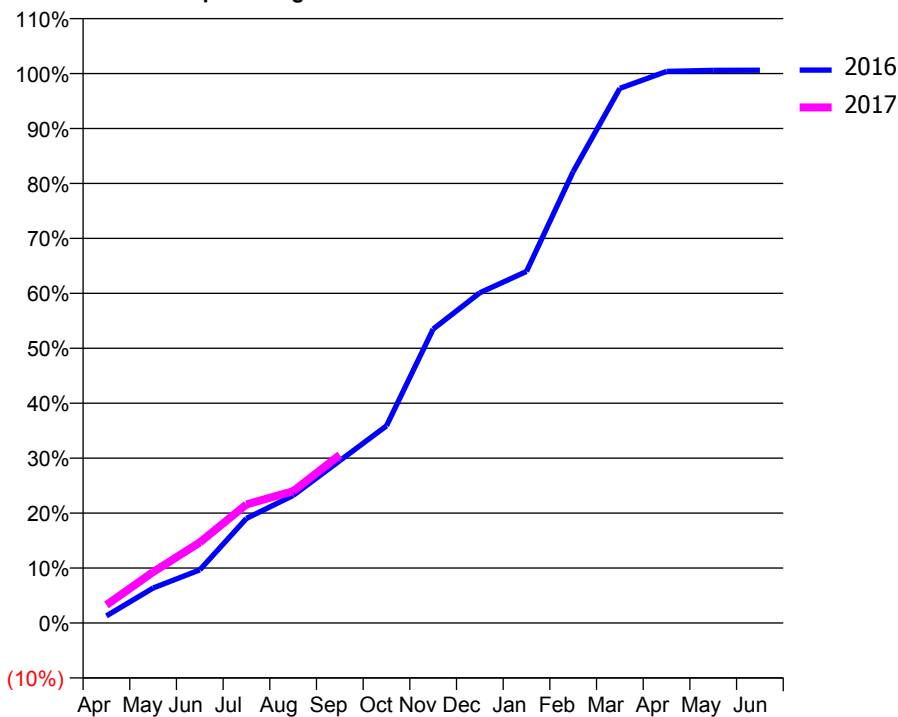
ACCESS*

Patients seen in 24 months	Total	Change since previous quarter
Quarter ending September 2015	3,383	
Quarter ending December 2015	3,715	↑
Quarter ending March 2016	4,055	↑
Quarter ending June 2016	3,857	↓
Quarter ending September 2016	3,445	↓
Variance since September 2015	1.8%	→



ACTIVITY

Cumulative percentage of contracted UDA delivered 2016 & 2017



Month	Adjusted Scheduled Activity (UDA)	
	2016	2017
April	125	320
May	620	903
June	939	1,425
July	1,850	2,097
August	2,255	2,330
September	2,870	2,971
October	3,487	
November	5,198	
December	5,840	
January	6,217	
February	7,983	
March	9,455	
April	9,754	
May	9,772	
June	9,775	

QUALITY

	Quantity	Base Number	Contract	AT	Region	England
% of FP17s for the same patient ID Re-attending within 3 months - Children	22	430	5.1%	13.1%	13.5%	12.4%
% of FP17s for the same patient ID Re-attending within 3 months - Adults	90	1,173	7.7%	16.4%	17.4%	16.7%
% of FP17s for the same patient ID Re-attending between 3 & 9 months - Children	207	430	48.1%	54.7%	59.0%	57.4%
% of FP17s for the same patient ID Re-attending between 3 & 9 months - Adults	407	1,173	34.7%	50.7%	52.6%	50.5%
% of FP17s for Band 1 Urgent Courses	147	1,414	10.4%	9.0%	9.4%	9.1%
% of FP17s Relating to Free Repair or Replacements	4	1,414	0.3%	1.3%	1.0%	0.8%
% of FP17s Relating to Continuations	11	1,414	0.8%	1.7%	1.5%	1.3%
% of Patients satisfied with the dentistry they have received	3	4	N/A	91.7%	93.7%	93.2%
% of Patients satisfied with the time they had to wait for an appointment	4	4	N/A	90.3%	90.0%	89.0%

* This is based on patients treated on this contract for their most recent course of treatment. Figures in italics indicate the base number of FP17s or Patient Questionnaire responses are less than 100. N/A is shown where the base number of responses is less than 10 during the period. % is calculated as Quantity/Base number*100

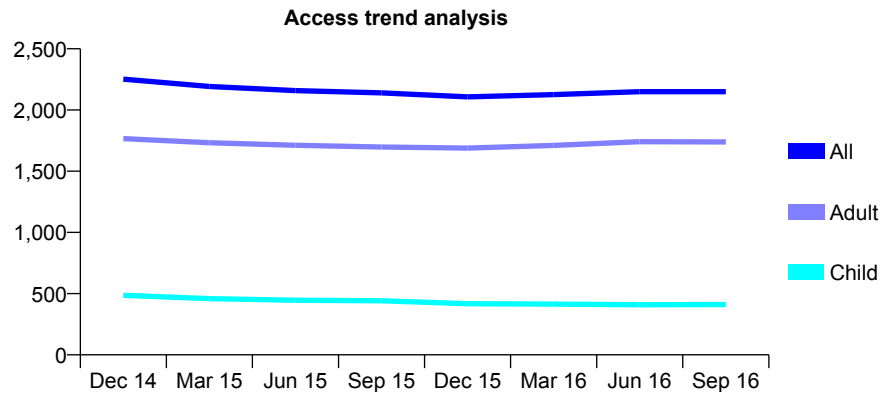
Q45 - Vital Signs At a Glance Contract Report for 214116/0001 - September 2016

Name or company name	Mr Saad Al Haboubi
Contract type name	GDS Contract
Purpose of contract	General
Contract start date	01/04/2006
Contract end date	

16/17 Contracted general activity (UDA)	6,330
Carry forward general activity (UDA)	0
16/17 Contracted orthodontic activity (UOA)	0
Carry forward orthodontic activity (UOA)	0
Baseline contract value	£154,462.59

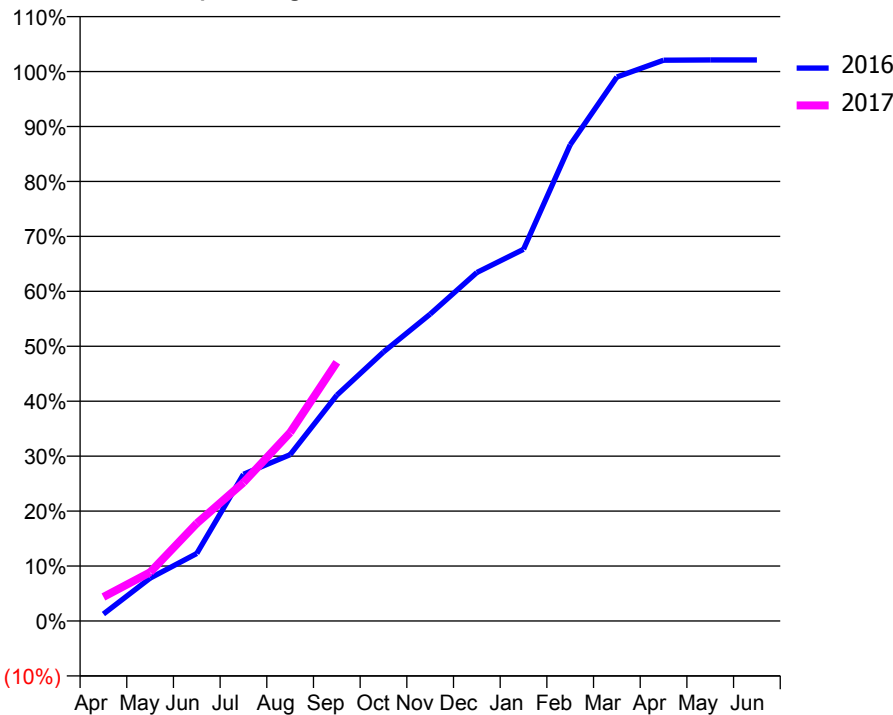
ACCESS*

Patients seen in 24 months	Total	Change since previous quarter
Quarter ending September 2015	2,140	
Quarter ending December 2015	2,107	↓
Quarter ending March 2016	2,126	→
Quarter ending June 2016	2,150	→
Quarter ending September 2016	2,150	→
Variance since September 2015	0.5%	→



ACTIVITY

Cumulative percentage of contracted UDA delivered 2016 & 2017



Month	Adjusted Scheduled Activity (UDA)	
	2016	2017
April	81	277
May	494	562
June	778	1,125
July	1,691	1,595
August	1,916	2,172
September	2,602	2,981
October	3,099	
November	3,536	
December	4,015	
January	4,282	
February	5,486	
March	6,267	
April	6,460	
May	6,463	
June	6,464	

QUALITY

	Quantity	Base Number	Contract	AT	Region	England
% of FP17s for the same patient ID Re-attending within 3 months - Children	23	348	6.6%	13.1%	13.5%	12.4%
% of FP17s for the same patient ID Re-attending within 3 months - Adults	128	1,303	9.8%	16.4%	17.4%	16.7%
% of FP17s for the same patient ID Re-attending between 3 & 9 months - Children	226	348	64.9%	54.7%	59.0%	57.4%
% of FP17s for the same patient ID Re-attending between 3 & 9 months - Adults	876	1,303	67.2%	50.7%	52.6%	50.5%
% of FP17s for Band 1 Urgent Courses	53	1,483	3.6%	9.0%	9.4%	9.1%
% of FP17s Relating to Free Repair or Replacements	3	1,483	0.2%	1.3%	1.0%	0.8%
% of FP17s Relating to Continuations	41	1,483	2.8%	1.7%	1.5%	1.3%
% of Patients satisfied with the dentistry they have received	2	2	N/A	91.7%	93.7%	93.2%
% of Patients satisfied with the time they had to wait for an appointment	2	2	N/A	90.3%	90.0%	89.0%

* This is based on patients treated on this contract for their most recent course of treatment. Figures in italics indicate the base number of FP17s or Patient Questionnaire responses are less than 100. N/A is shown where the base number of responses is less than 10 during the period. % is calculated as Quantity/Base number*100

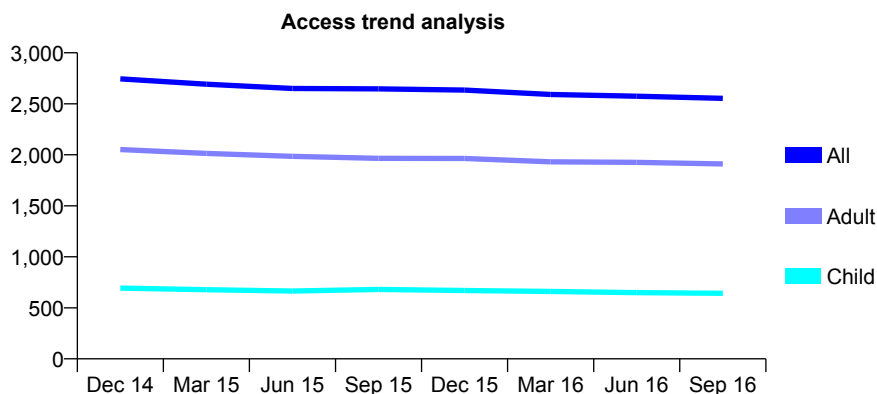
Q45 - Vital Signs At a Glance Contract Report for 214434/0001 - September 2016

Name or company name	MRS CW GOULDING
Contract type name	GDS Contract
Purpose of contract	General
Contract start date	01/04/2006
Contract end date	

16/17 Contracted general activity (UDA)	9,054
Carry forward general activity (UDA)	0
16/17 Contracted orthodontic activity (UOA)	0
Carry forward orthodontic activity (UOA)	0
Baseline contract value	£196,880.75

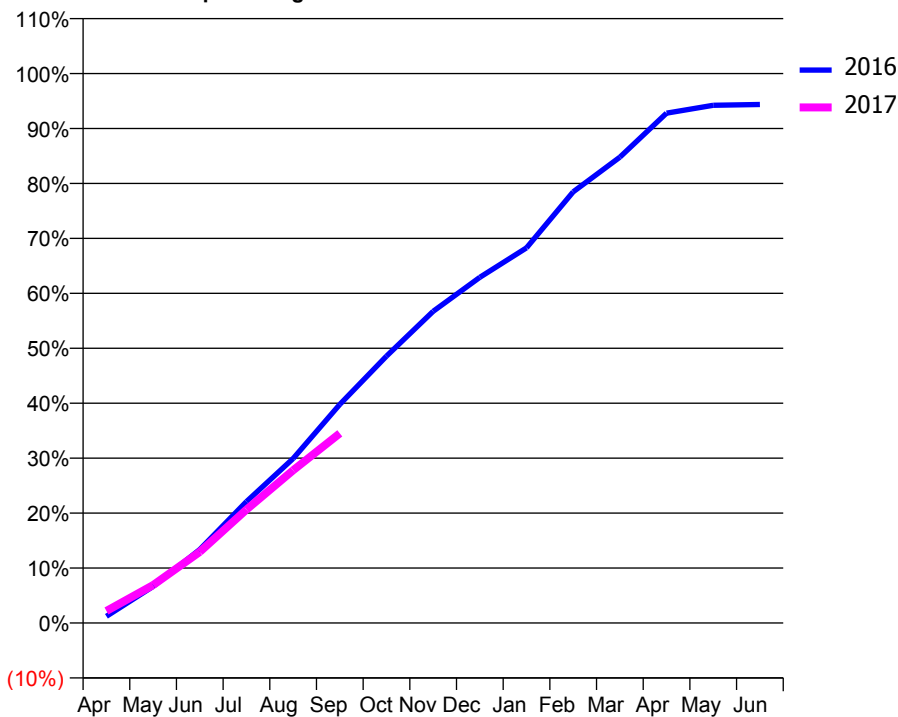
ACCESS*

Patients seen in 24 months	Total	Change since previous quarter
Quarter ending September 2015	2,647	
Quarter ending December 2015	2,634	→
Quarter ending March 2016	2,592	↓
Quarter ending June 2016	2,575	→
Quarter ending September 2016	2,553	→
Variance since September 2015	(3.6%)	↓



ACTIVITY

Cumulative percentage of contracted UDA delivered 2016 & 2017



Month	Adjusted Scheduled Activity (UDA)	
	2016	2017
April	110	198
May	603	624
June	1,213	1,172
July	2,001	1,869
August	2,709	2,516
September	3,602	3,126
October	4,398	
November	5,137	
December	5,695	
January	6,183	
February	7,104	
March	7,675	
April	8,400	
May	8,531	
June	8,543	

QUALITY

	Quantity	Base Number	Contract	AT	Region	England
% of FP17s for the same patient ID Re-attending within 3 months - Children	41	441	9.3%	13.1%	13.5%	12.4%
% of FP17s for the same patient ID Re-attending within 3 months - Adults	211	1,160	18.2%	16.4%	17.4%	16.7%
% of FP17s for the same patient ID Re-attending between 3 & 9 months - Children	223	441	50.6%	54.7%	59.0%	57.4%
% of FP17s for the same patient ID Re-attending between 3 & 9 months - Adults	432	1,160	37.2%	50.7%	52.6%	50.5%
% of FP17s for Band 1 Urgent Courses	108	1,378	7.8%	9.0%	9.4%	9.1%
% of FP17s Relating to Free Repair or Replacements	56	1,378	4.1%	1.3%	1.0%	0.8%
% of FP17s Relating to Continuations	65	1,378	4.7%	1.7%	1.5%	1.3%
% of Patients satisfied with the dentistry they have received	5	6	N/A	91.7%	93.7%	93.2%
% of Patients satisfied with the time they had to wait for an appointment	5	6	N/A	90.3%	90.0%	89.0%

* This is based on patients treated on this contract for their most recent course of treatment. Figures in italics indicate the base number of FP17s or Patient Questionnaire responses are less than 100. N/A is shown where the base number of responses is less than 10 during the period. % is calculated as Quantity/Base number*100

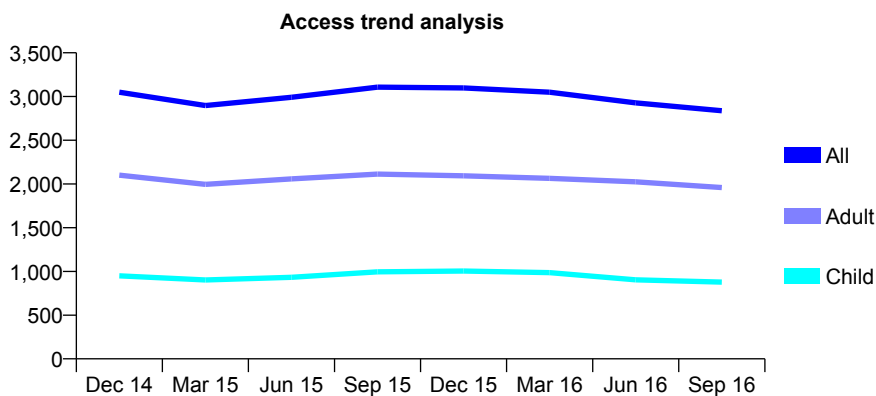
Q45 - Vital Signs At a Glance Contract Report for 224340/0001 - September 2016

Name or company name	MR T PUTTICK
Contract type name	PDS Contract
Purpose of contract	General and Orthodontic
Contract start date	01/04/2006
Contract end date	

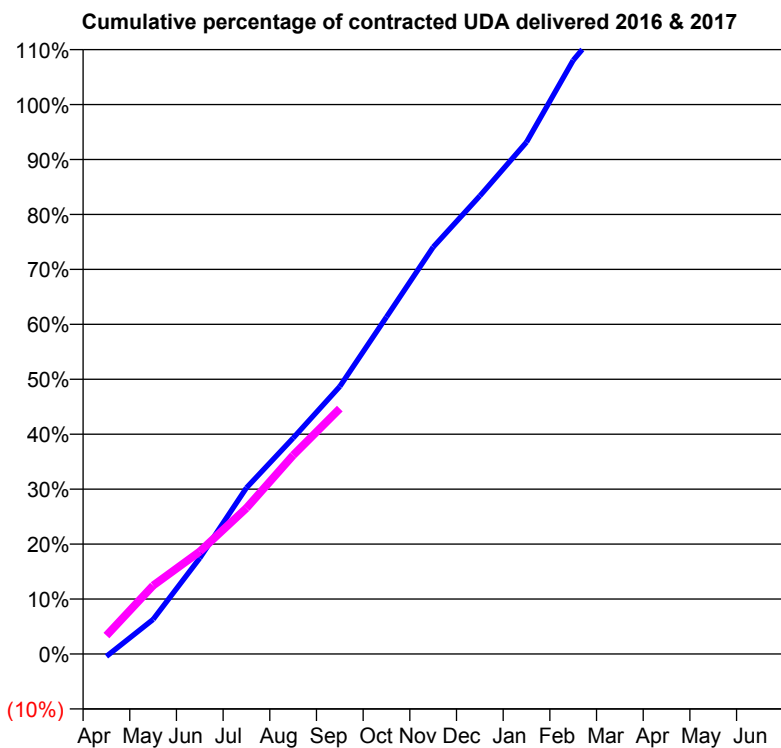
16/17 Contracted general activity (UDA)	7,015
Carry forward general activity (UDA)	0
16/17 Contracted orthodontic activity (UOA)	420
Carry forward orthodontic activity (UOA)	0
Baseline contract value	£238,675.41

ACCESS*

Patients seen in 24 months	Total	Change since previous quarter
Quarter ending September 2015	3,108	
Quarter ending December 2015	3,098	→
Quarter ending March 2016	3,050	↓
Quarter ending June 2016	2,928	↓
Quarter ending September 2016	2,837	↓
Variance since September 2015	(8.7%)	↓



ACTIVITY



Month	Adjusted Scheduled Activity (UDA)	
	2016	2017
April	-32	237
May	442	875
June	1,224	1,308
July	2,121	1,863
August	2,757	2,538
September	3,416	3,133
October	4,302	
November	5,195	
December	5,848	
January	6,534	
February	7,579	
March	8,281	
April	8,831	
May	8,826	
June	8,823	

QUALITY

	Quantity	Base Number	Contract	AT	Region	England
% of FP17s for the same patient ID Re-attending within 3 months - Children	75	890	8.4%	13.1%	13.5%	12.4%
% of FP17s for the same patient ID Re-attending within 3 months - Adults	91	1,190	7.6%	16.4%	17.4%	16.7%
% of FP17s for the same patient ID Re-attending between 3 & 9 months - Children	376	890	42.2%	54.7%	59.0%	57.4%
% of FP17s for the same patient ID Re-attending between 3 & 9 months - Adults	671	1,190	56.4%	50.7%	52.6%	50.5%
% of FP17s for Band 1 Urgent Courses	30	1,801	1.7%	9.0%	9.4%	9.1%
% of FP17s Relating to Free Repair or Replacements	17	1,801	0.9%	1.3%	1.0%	0.8%
% of FP17s Relating to Continuations	12	1,801	0.7%	1.7%	1.5%	1.3%
% of Patients satisfied with the dentistry they have received	4	4	N/A	91.7%	93.7%	93.2%
% of Patients satisfied with the time they had to wait for an appointment	2	4	N/A	90.3%	90.0%	89.0%

* This is based on patients treated on this contract for their most recent course of treatment. Figures in italics indicate the base number of FP17s or Patient Questionnaire responses are less than 100. N/A is shown where the base number of responses is less than 10 during the period. % is calculated as Quantity/Base number*100

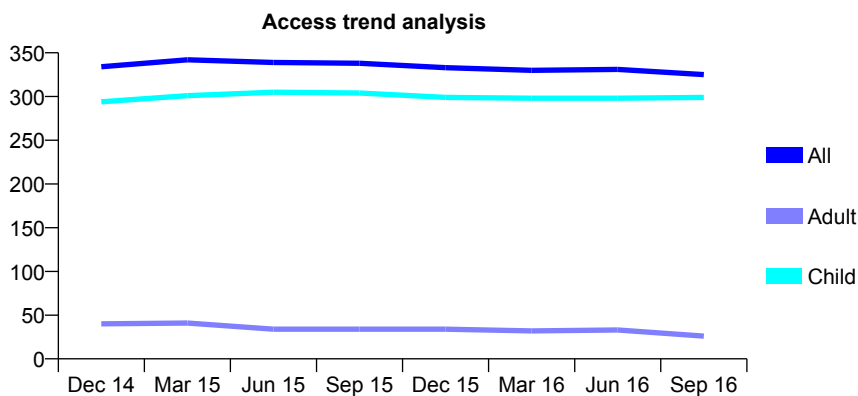
Q45 - Vital Signs At a Glance Contract Report for 235482/0001 - September 2016

Name or company name	MR C WENHAM
Contract type name	GDS Contract
Purpose of contract	General and Orthodontic
Contract start date	01/04/2006
Contract end date	

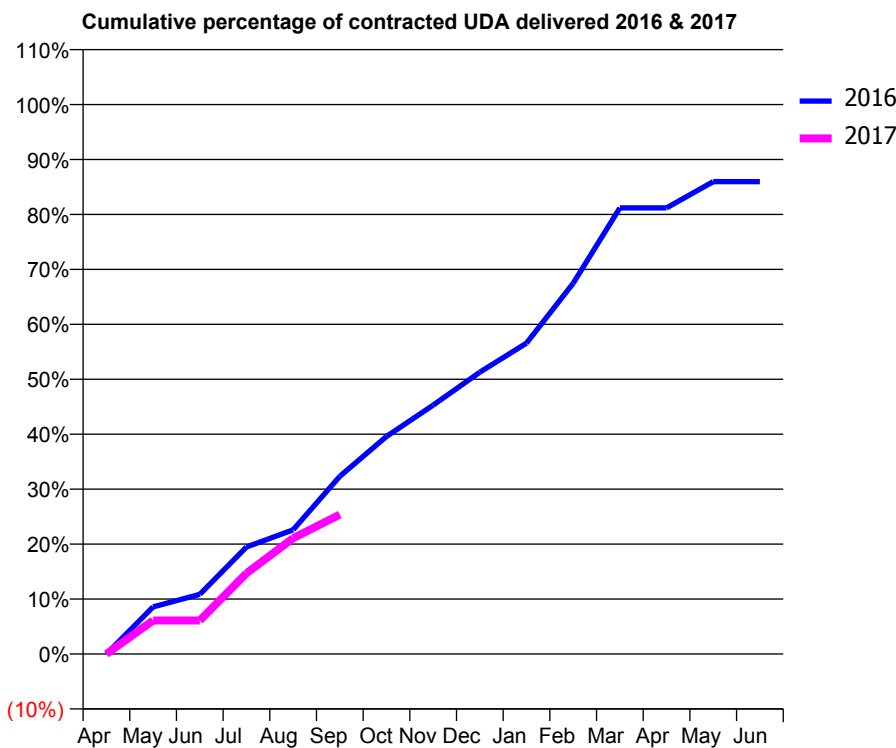
16/17 Contracted general activity (UDA)	1,050
Carry forward general activity (UDA)	0
16/17 Contracted orthodontic activity (UOA)	0
Carry forward orthodontic activity (UOA)	0
Baseline contract value	£17,712.26

ACCESS*

Patients seen in 24 months	Total	Change since previous quarter
Quarter ending September 2015	338	
Quarter ending December 2015	333	↓
Quarter ending March 2016	330	→
Quarter ending June 2016	331	→
Quarter ending September 2016	325	↓
Variance since September 2015	(3.8%)	↓



ACTIVITY



Month	Adjusted Scheduled Activity (UDA)	
	2016	2017
April	0	0
May	90	64
June	114	64
July	204	154
August	237	221
September	340	266
October	416	
November	476	
December	539	
January	594	
February	708	
March	852	
April	852	
May	903	
June	903	

QUALITY

	Quantity	Base Number	Contract	AT	Region	England
% of FP17s for the same patient ID Re-attending within 3 months - Children	14	172	8.1%	13.1%	13.5%	12.4%
% of FP17s for the same patient ID Re-attending within 3 months - Adults	1	3	33.3%	16.4%	17.4%	16.7%
% of FP17s for the same patient ID Re-attending between 3 & 9 months - Children	94	172	54.7%	54.7%	59.0%	57.4%
% of FP17s for the same patient ID Re-attending between 3 & 9 months - Adults	1	3	33.3%	50.7%	52.6%	50.5%
% of FP17s for Band 1 Urgent Courses	2	148	1.4%	9.0%	9.4%	9.1%
% of FP17s Relating to Free Repair or Replacements	0	148	0.0%	1.3%	1.0%	0.8%
% of FP17s Relating to Continuations	0	148	0.0%	1.7%	1.5%	1.3%
% of Patients satisfied with the dentistry they have received	0	0	N/A	91.7%	93.7%	93.2%
% of Patients satisfied with the time they had to wait for an appointment	0	0	N/A	90.3%	90.0%	89.0%

* This is based on patients treated on this contract for their most recent course of treatment. Figures in italics indicate the base number of FP17s or Patient Questionnaire responses are less than 100. N/A is shown where the base number of responses is less than 10 during the period. % is calculated as Quantity/Base number*100

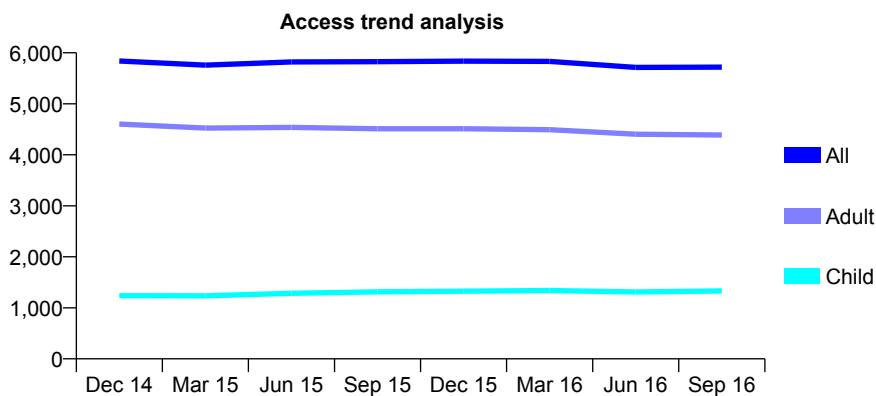
Q45 - Vital Signs At a Glance Contract Report for 278734/0001 - September 2016

Name or company name	MR NK DIDDEE
Contract type name	PDS Plus Contract
Purpose of contract	General
Contract start date	01/02/2010
Contract end date	31/01/2020

16/17 Contracted general activity (UDA)	16,000
Carry forward general activity (UDA)	0
16/17 Contracted orthodontic activity (UOA)	0
Carry forward orthodontic activity (UOA)	0
Baseline contract value	£444,010.58

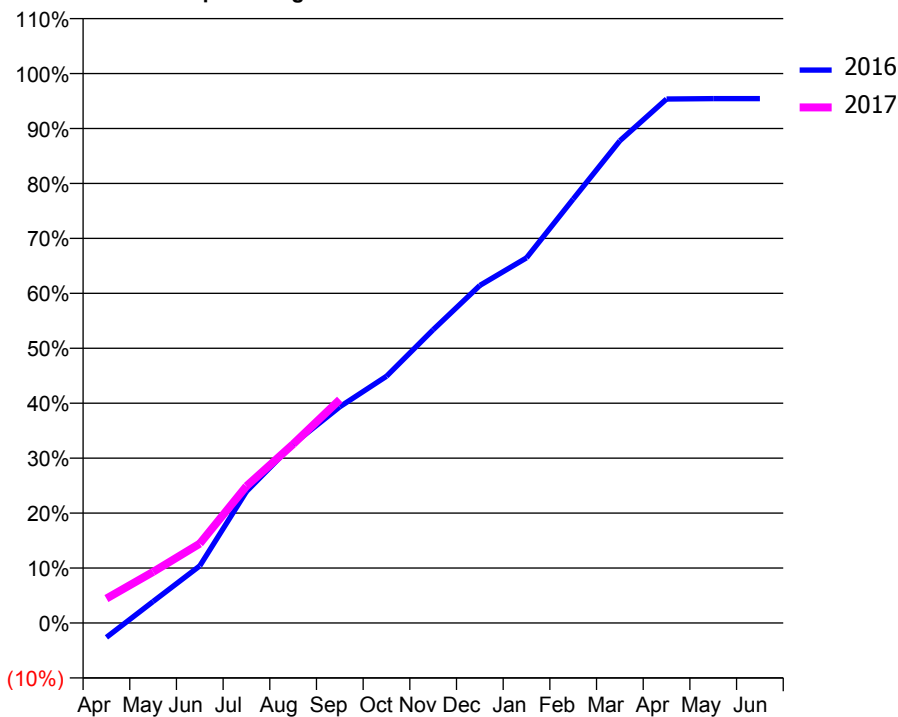
ACCESS*

Patients seen in 24 months	Total	Change since previous quarter
Quarter ending September 2015	5,825	
Quarter ending December 2015	5,837	→
Quarter ending March 2016	5,831	→
Quarter ending June 2016	5,713	↓
Quarter ending September 2016	5,720	→
Variance since September 2015	(1.8%)	↓



ACTIVITY

Cumulative percentage of contracted UDA delivered 2016 & 2017



Adjusted Scheduled Activity (UDA)

Month	2016	2017
April	-422	711
May	628	1,489
June	1,665	2,314
July	3,832	3,985
August	5,209	5,207
September	6,297	6,505
October	7,186	
November	8,541	
December	9,828	
January	10,632	
February	12,345	
March	14,041	
April	15,257	
May	15,269	
June	15,268	

QUALITY

	Quantity	Base Number	Contract	AT	Region	England
% of FP17s for the same patient ID Re-attending within 3 months - Children	71	992	7.2%	13.1%	13.5%	12.4%
% of FP17s for the same patient ID Re-attending within 3 months - Adults	404	2,943	13.7%	16.4%	17.4%	16.7%
% of FP17s for the same patient ID Re-attending between 3 & 9 months - Children	570	992	57.5%	54.7%	59.0%	57.4%
% of FP17s for the same patient ID Re-attending between 3 & 9 months - Adults	1,547	2,943	52.6%	50.7%	52.6%	50.5%
% of FP17s for Band 1 Urgent Courses	237	3,122	7.6%	9.0%	9.4%	9.1%
% of FP17s Relating to Free Repair or Replacements	23	3,122	0.7%	1.3%	1.0%	0.8%
% of FP17s Relating to Continuations	32	3,122	1.0%	1.7%	1.5%	1.3%
% of Patients satisfied with the dentistry they have received	25	25	100.0%	91.7%	93.7%	93.2%
% of Patients satisfied with the time they had to wait for an appointment	23	25	92.0%	90.3%	90.0%	89.0%

* This is based on patients treated on this contract for their most recent course of treatment. Figures in italics indicate the base number of FP17s or Patient Questionnaire responses are less than 100. N/A is shown where the base number of responses is less than 10 during the period. % is calculated as Quantity/Base number*100

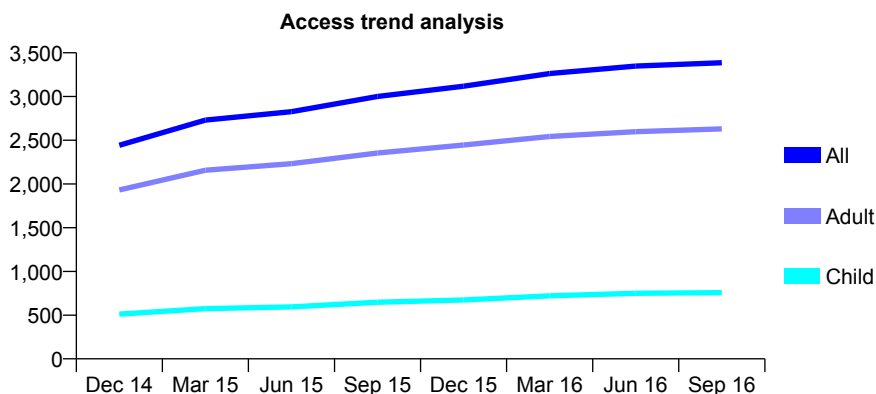
Q45 - Vital Signs At a Glance Contract Report for 278734/0002 - September 2016

Name or company name	MR NK DIDDEE
Contract type name	GDS Contract
Purpose of contract	General
Contract start date	01/04/2013
Contract end date	

16/17 Contracted general activity (UDA)	12,341
Carry forward general activity (UDA)	0
16/17 Contracted orthodontic activity (UOA)	0
Carry forward orthodontic activity (UOA)	0
Baseline contract value	£315,712.20

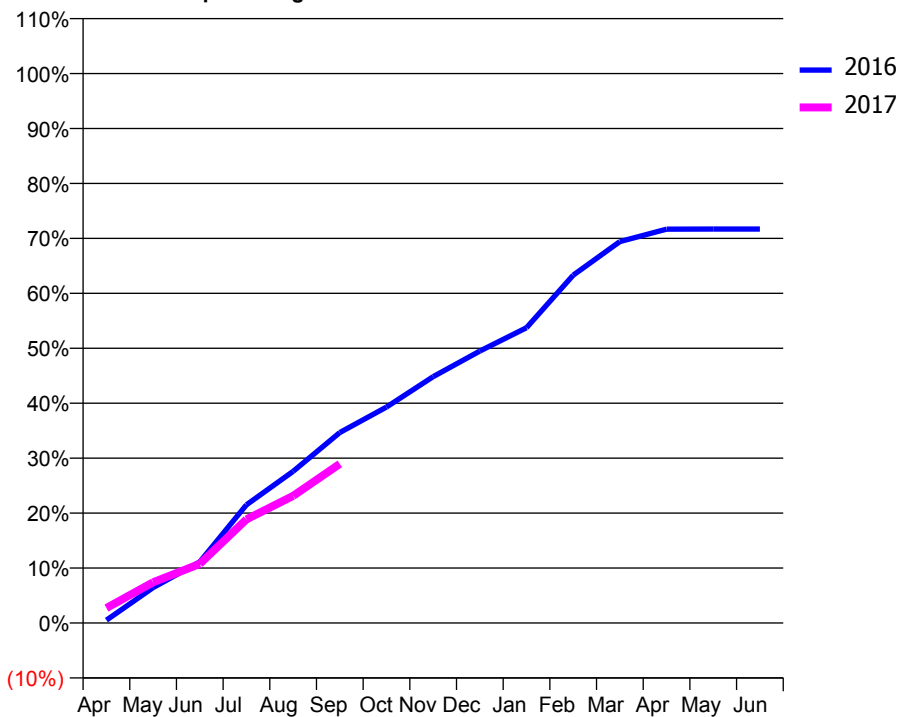
ACCESS*

Patients seen in 24 months	Total	Change since previous quarter
Quarter ending September 2015	3,001	
Quarter ending December 2015	3,118	↑
Quarter ending March 2016	3,263	↑
Quarter ending June 2016	3,348	↑
Quarter ending September 2016	3,387	→
Variance since September 2015	12.9%	↑



ACTIVITY

Cumulative percentage of contracted UDA delivered 2016 & 2017



Adjusted Scheduled Activity (UDA)

Month	2016	2017
April	65	336
May	794	915
June	1,373	1,328
July	2,655	2,329
August	3,408	2,854
September	4,277	3,575
October	4,851	
November	5,534	
December	6,108	
January	6,631	
February	7,813	
March	8,566	
April	8,846	
May	8,847	
June	8,847	

QUALITY

	Quantity	Base Number	Contract	AT	Region	England
% of FP17s for the same patient ID Re-attending within 3 months - Children	45	535	8.4%	13.1%	13.5%	12.4%
% of FP17s for the same patient ID Re-attending within 3 months - Adults	214	1,598	13.4%	16.4%	17.4%	16.7%
% of FP17s for the same patient ID Re-attending between 3 & 9 months - Children	272	535	50.8%	54.7%	59.0%	57.4%
% of FP17s for the same patient ID Re-attending between 3 & 9 months - Adults	696	1,598	43.6%	50.7%	52.6%	50.5%
% of FP17s for Band 1 Urgent Courses	94	1,667	5.6%	9.0%	9.4%	9.1%
% of FP17s Relating to Free Repair or Replacements	13	1,667	0.8%	1.3%	1.0%	0.8%
% of FP17s Relating to Continuations	24	1,667	1.4%	1.7%	1.5%	1.3%
% of Patients satisfied with the dentistry they have received	6	6	N/A	91.7%	93.7%	93.2%
% of Patients satisfied with the time they had to wait for an appointment	6	6	N/A	90.3%	90.0%	89.0%

* This is based on patients treated on this contract for their most recent course of treatment. Figures in italics indicate the base number of FP17s or Patient Questionnaire responses are less than 100. N/A is shown where the base number of responses is less than 10 during the period. % is calculated as Quantity/Base number*100

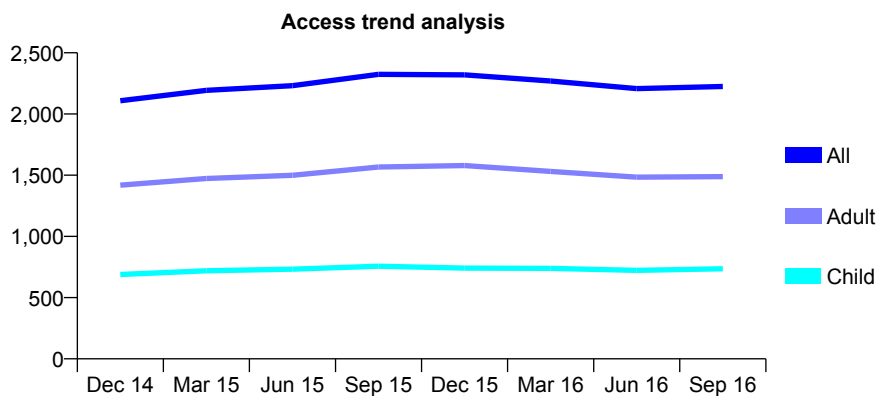
Q45 - Vital Signs At a Glance Contract Report for 279145/0001 - September 2016

Name or company name	MR AK ZARKADIS
Contract type name	GDS Contract
Purpose of contract	General
Contract start date	20/09/2010
Contract end date	

16/17 Contracted general activity (UDA)	5,795
Carry forward general activity (UDA)	0
16/17 Contracted orthodontic activity (UOA)	0
Carry forward orthodontic activity (UOA)	0
Baseline contract value	£131,575.42

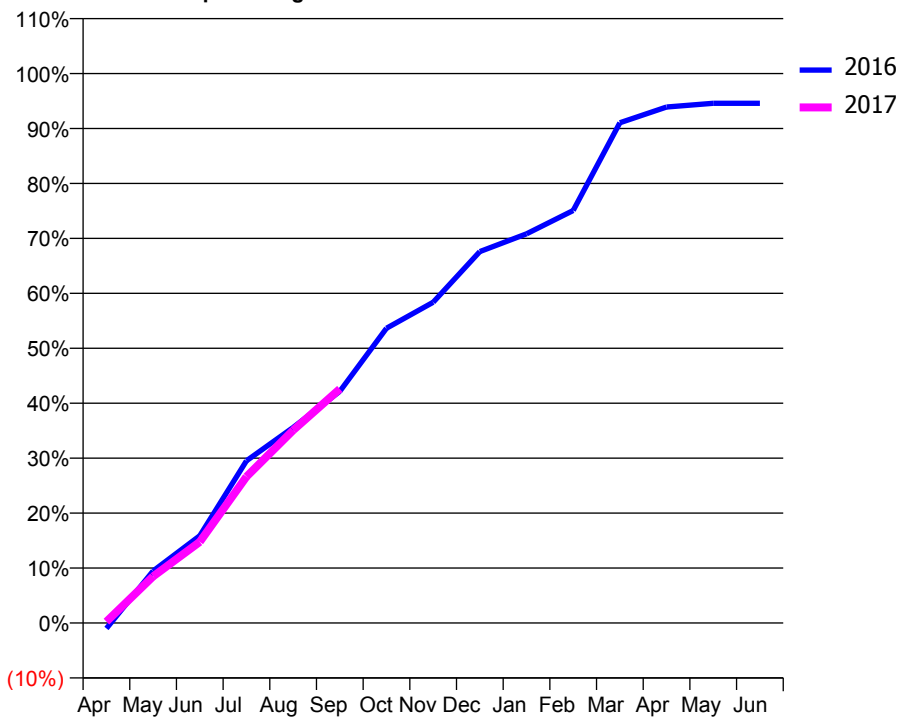
ACCESS*

Patients seen in 24 months	Total	Change since previous quarter
Quarter ending September 2015	2,324	
Quarter ending December 2015	2,320	→
Quarter ending March 2016	2,270	↓
Quarter ending June 2016	2,207	↓
Quarter ending September 2016	2,225	→
Variance since September 2015	(4.3%)	↓



ACTIVITY

Cumulative percentage of contracted UDA delivered 2016 & 2017



Month	Adjusted Scheduled Activity (UDA)	
	2016	2017
April	-58	15
May	549	492
June	921	856
July	1,710	1,544
August	2,062	2,033
September	2,444	2,468
October	3,108	
November	3,383	
December	3,918	
January	4,104	
February	4,350	
March	5,275	
April	5,441	
May	5,481	
June	5,481	

QUALITY

	Quantity	Base Number	Contract	AT	Region	England
% of FP17s for the same patient ID Re-attending within 3 months - Children	29	483	6.0%	13.1%	13.5%	12.4%
% of FP17s for the same patient ID Re-attending within 3 months - Adults	92	838	11.0%	16.4%	17.4%	16.7%
% of FP17s for the same patient ID Re-attending between 3 & 9 months - Children	242	483	50.1%	54.7%	59.0%	57.4%
% of FP17s for the same patient ID Re-attending between 3 & 9 months - Adults	436	838	52.0%	50.7%	52.6%	50.5%
% of FP17s for Band 1 Urgent Courses	31	1,226	2.5%	9.0%	9.4%	9.1%
% of FP17s Relating to Free Repair or Replacements	1	1,226	0.1%	1.3%	1.0%	0.8%
% of FP17s Relating to Continuations	18	1,226	1.5%	1.7%	1.5%	1.3%
% of Patients satisfied with the dentistry they have received	4	4	N/A	91.7%	93.7%	93.2%
% of Patients satisfied with the time they had to wait for an appointment	4	4	N/A	90.3%	90.0%	89.0%

* This is based on patients treated on this contract for their most recent course of treatment. Figures in italics indicate the base number of FP17s or Patient Questionnaire responses are less than 100. N/A is shown where the base number of responses is less than 10 during the period. % is calculated as Quantity/Base number*100

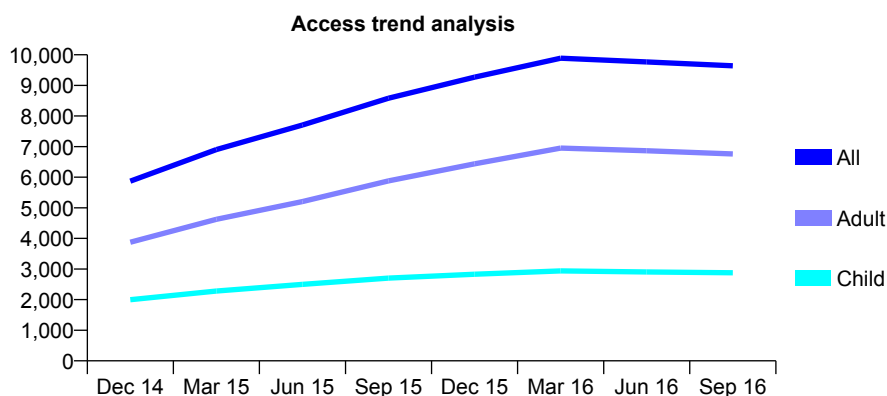
Q45 - Vital Signs At a Glance Contract Report for 298735/0001 - September 2016

Name or company name	MR A HUSSAIN
Contract type name	Pilot Contract
Purpose of contract	General
Contract start date	31/03/2014
Contract end date	

16/17 Contracted general activity (UDA)	43,820
Carry forward general activity (UDA)	0
16/17 Contracted orthodontic activity (UOA)	0
Carry forward orthodontic activity (UOA)	0
Baseline contract value	£1,252,369.74

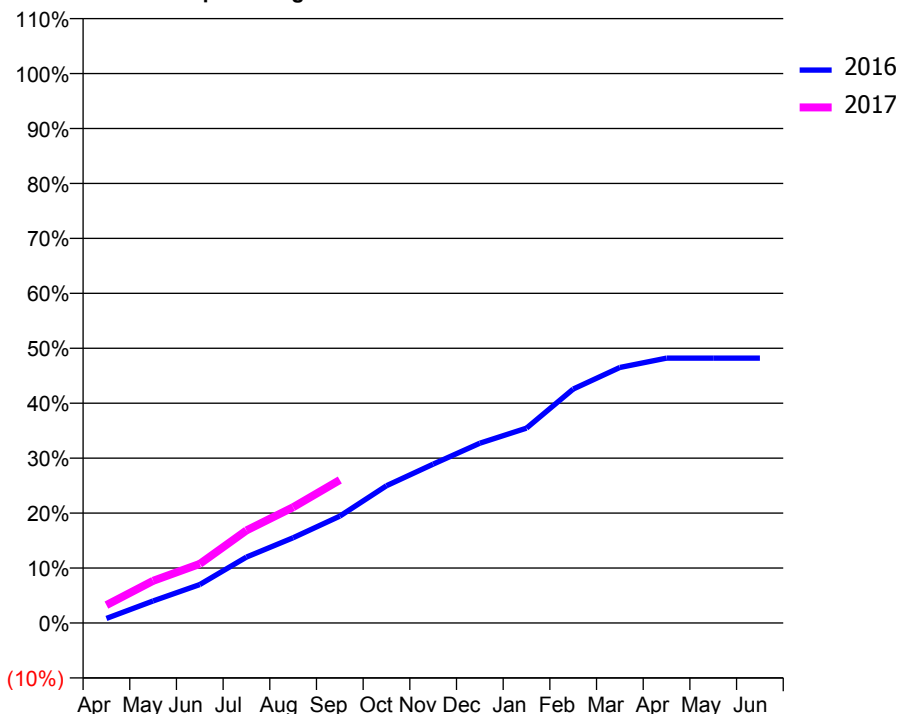
ACCESS*

Patients seen in 24 months	Total	Change since previous quarter
Quarter ending September 2015	8,583	
Quarter ending December 2015	9,269	↑
Quarter ending March 2016	9,890	↑
Quarter ending June 2016	9,769	↓
Quarter ending September 2016	9,639	↓
Variance since September 2015	12.3%	↑



ACTIVITY

Cumulative percentage of contracted UDA delivered 2016 & 2017



Month	Adjusted Scheduled Activity (UDA)	
	2016	2017
April	370	1,427
May	1,757	3,365
June	3,065	4,712
July	5,257	7,383
August	6,799	9,240
September	8,521	11,402
October	10,953	
November	12,675	
December	14,340	
January	15,546	
February	18,662	
March	20,375	
April	21,125	
May	21,126	
June	21,128	

QUALITY

	Quantity	Base Number	Contract	AT	Region	England
% of FP17s for the same patient ID Re-attending within 3 months - Children	171	1,816	9.4%	13.1%	13.5%	12.4%
% of FP17s for the same patient ID Re-attending within 3 months - Adults	784	3,829	20.5%	16.4%	17.4%	16.7%
% of FP17s for the same patient ID Re-attending between 3 & 9 months - Children	826	1,816	45.5%	54.7%	59.0%	57.4%
% of FP17s for the same patient ID Re-attending between 3 & 9 months - Adults	1,197	3,829	31.3%	50.7%	52.6%	50.5%
% of FP17s for Band 1 Urgent Courses	448	5,271	8.5%	9.0%	9.4%	9.1%
% of FP17s Relating to Free Repair or Replacements	53	5,271	1.0%	1.3%	1.0%	0.8%
% of FP17s Relating to Continuations	98	5,271	1.9%	1.7%	1.5%	1.3%
% of Patients satisfied with the dentistry they have received	6	8	N/A	91.7%	93.7%	93.2%
% of Patients satisfied with the time they had to wait for an appointment	7	8	N/A	90.3%	90.0%	89.0%

* This is based on patients treated on this contract for their most recent course of treatment. Figures in italics indicate the base number of FP17s or Patient Questionnaire responses are less than 100. N/A is shown where the base number of responses is less than 10 during the period. % is calculated as Quantity/Base number*100

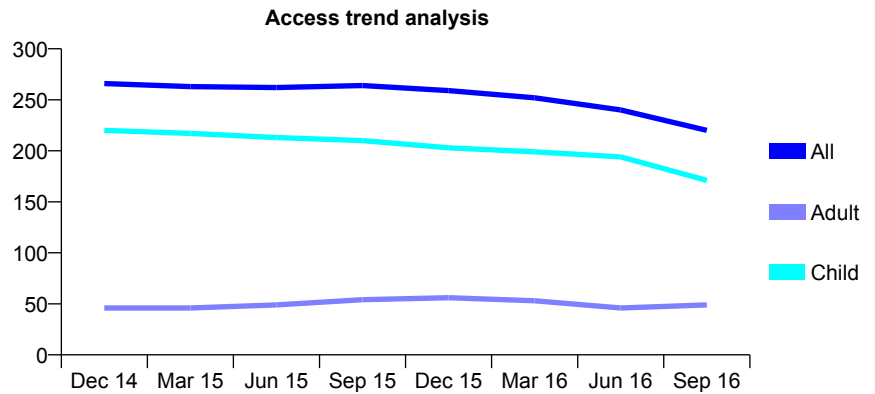
Q45 - Vital Signs At a Glance Contract Report for 307483/0001 - September 2016

Name or company name	MR MB SPICER
Contract type name	GDS Contract
Purpose of contract	General
Contract start date	01/04/2006
Contract end date	

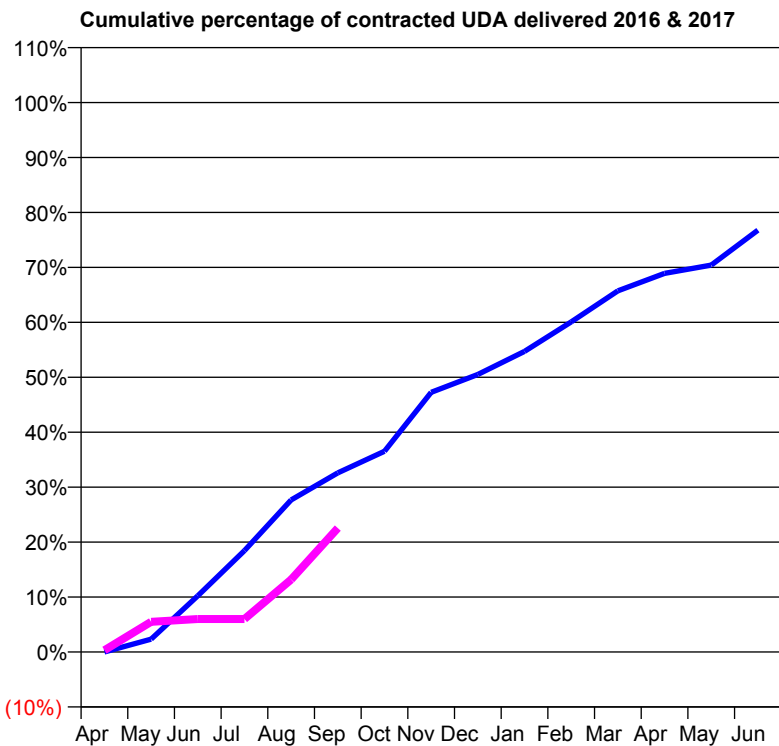
16/17 Contracted general activity (UDA)	600
Carry forward general activity (UDA)	0
16/17 Contracted orthodontic activity (UOA)	0
Carry forward orthodontic activity (UOA)	0
Baseline contract value	£11,141.57

ACCESS*

Patients seen in 24 months	Total	Change since previous quarter
Quarter ending September 2015	264	
Quarter ending December 2015	259	↓
Quarter ending March 2016	252	↓
Quarter ending June 2016	240	↓
Quarter ending September 2016	220	↓
Variance since September 2015	(16.7%)	↓



ACTIVITY



Month	Adjusted Scheduled Activity (UDA)	
	2016	2017
April	0	2
May	14	33
June	61	36
July	111	36
August	166	79
September	196	135
October	219	
November	284	
December	303	
January	328	
February	360	
March	394	
April	413	
May	422	
June	461	

QUALITY

	Quantity	Base Number	Contract	AT	Region	England
% of FP17s for the same patient ID Re-attending within 3 months - Children	5	136	3.7%	13.1%	13.5%	12.4%
% of FP17s for the same patient ID Re-attending within 3 months - Adults	1	16	6.3%	16.4%	17.4%	16.7%
% of FP17s for the same patient ID Re-attending between 3 & 9 months - Children	94	136	69.1%	54.7%	59.0%	57.4%
% of FP17s for the same patient ID Re-attending between 3 & 9 months - Adults	9	16	56.3%	50.7%	52.6%	50.5%
% of FP17s for Band 1 Urgent Courses	2	99	2.0%	9.0%	9.4%	9.1%
% of FP17s Relating to Free Repair or Replacements	1	99	1.0%	1.3%	1.0%	0.8%
% of FP17s Relating to Continuations	0	99	0.0%	1.7%	1.5%	1.3%
% of Patients satisfied with the dentistry they have received	0	0	N/A	91.7%	93.7%	93.2%
% of Patients satisfied with the time they had to wait for an appointment	0	0	N/A	90.3%	90.0%	89.0%

* This is based on patients treated on this contract for their most recent course of treatment. Figures in italics indicate the base number of FP17s or Patient Questionnaire responses are less than 100. N/A is shown where the base number of responses is less than 10 during the period. % is calculated as Quantity/Base number*100

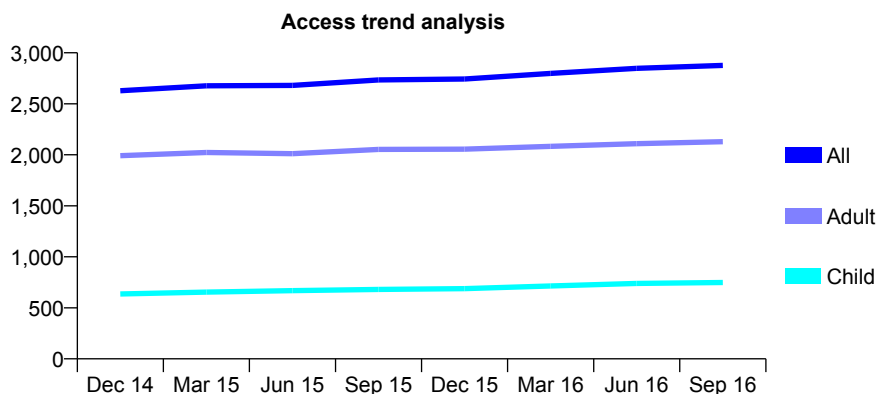
Q45 - Vital Signs At a Glance Contract Report for 325147/0001 - September 2016

Name or company name	MR SG HEMSLEY
Contract type name	Pilot Contract
Purpose of contract	General
Contract start date	01/04/2006
Contract end date	

16/17 Contracted general activity (UDA)	12,000
Carry forward general activity (UDA)	0
16/17 Contracted orthodontic activity (UOA)	0
Carry forward orthodontic activity (UOA)	0
Baseline contract value	£352,305.37

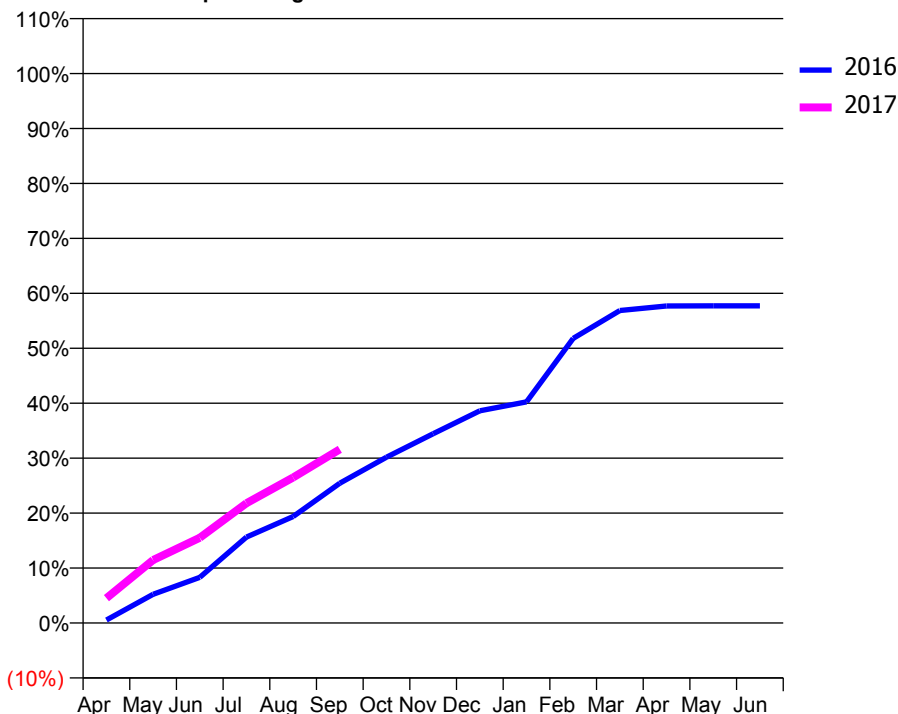
ACCESS*

Patients seen in 24 months	Total	Change since previous quarter
Quarter ending September 2015	2,734	
Quarter ending December 2015	2,743	→
Quarter ending March 2016	2,798	↑
Quarter ending June 2016	2,848	→
Quarter ending September 2016	2,877	→
Variance since September 2015	5.2%	↑



ACTIVITY

Cumulative percentage of contracted UDA delivered 2016 & 2017



Month	Adjusted Scheduled Activity (UDA)	
	2016	2017
April	64	544
May	627	1,377
June	997	1,863
July	1,878	2,616
August	2,326	3,177
September	3,052	3,792
October	3,622	
November	4,132	
December	4,635	
January	4,828	
February	6,215	
March	6,825	
April	6,925	
May	6,928	
June	6,928	

QUALITY

	Quantity	Base Number	Contract	AT	Region	England
% of FP17s for the same patient ID Re-attending within 3 months - Children	18	410	4.4%	13.1%	13.5%	12.4%
% of FP17s for the same patient ID Re-attending within 3 months - Adults	134	1,131	11.8%	16.4%	17.4%	16.7%
% of FP17s for the same patient ID Re-attending between 3 & 9 months - Children	197	410	48.0%	54.7%	59.0%	57.4%
% of FP17s for the same patient ID Re-attending between 3 & 9 months - Adults	453	1,131	40.1%	50.7%	52.6%	50.5%
% of FP17s for Band 1 Urgent Courses	27	1,464	1.8%	9.0%	9.4%	9.1%
% of FP17s Relating to Free Repair or Replacements	14	1,464	1.0%	1.3%	1.0%	0.8%
% of FP17s Relating to Continuations	37	1,464	2.5%	1.7%	1.5%	1.3%
% of Patients satisfied with the dentistry they have received	2	2	N/A	91.7%	93.7%	93.2%
% of Patients satisfied with the time they had to wait for an appointment	2	2	N/A	90.3%	90.0%	89.0%

* This is based on patients treated on this contract for their most recent course of treatment. Figures in italics indicate the base number of FP17s or Patient Questionnaire responses are less than 100. N/A is shown where the base number of responses is less than 10 during the period. % is calculated as Quantity/Base number*100

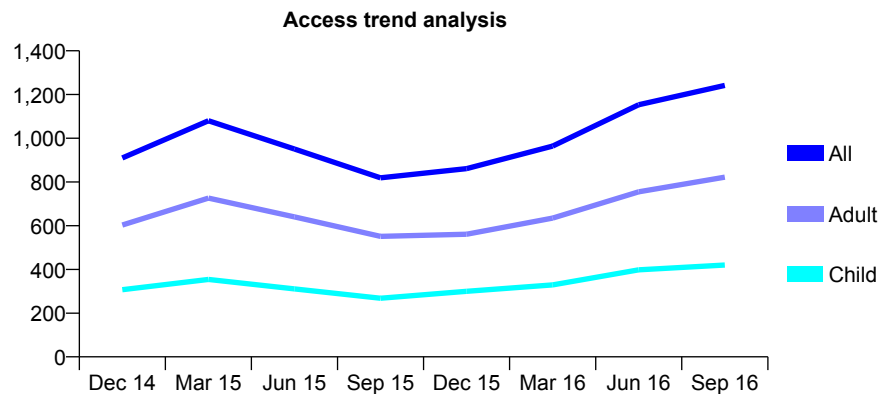
Q45 - Vital Signs At a Glance Contract Report for 326445/0001 - September 2016

Name or company name	MRS M PUTTICK
Contract type name	GDS Contract
Purpose of contract	General
Contract start date	01/04/2006
Contract end date	

16/17 Contracted general activity (UDA)	4,030
Carry forward general activity (UDA)	0
16/17 Contracted orthodontic activity (UOA)	0
Carry forward orthodontic activity (UOA)	0
Baseline contract value	£121,636.78

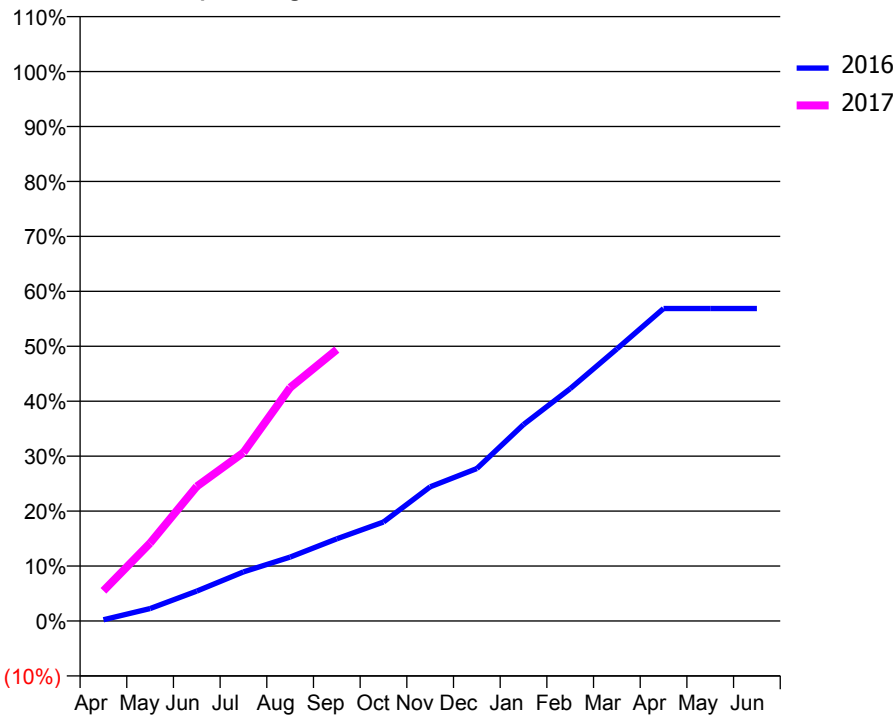
ACCESS*

Patients seen in 24 months	Total	Change since previous quarter
Quarter ending September 2015	819	
Quarter ending December 2015	861	↑
Quarter ending March 2016	964	↑
Quarter ending June 2016	1,153	↑
Quarter ending September 2016	1,242	↑
Variance since September 2015	51.6%	↑



ACTIVITY

Cumulative percentage of contracted UDA delivered 2016 & 2017



Month	Adjusted Scheduled Activity (UDA)	
	2016	2017
April	9	222
May	91	571
June	220	987
July	360	1,235
August	469	1,712
September	603	1,990
October	727	
November	984	
December	1,118	
January	1,441	
February	1,704	
March	1,996	
April	2,292	
May	2,292	
June	2,292	

QUALITY

	Quantity	Base Number	Contract	AT	Region	England
% of FP17s for the same patient ID Re-attending within 3 months - Children	23	399	5.8%	13.1%	13.5%	12.4%
% of FP17s for the same patient ID Re-attending within 3 months - Adults	42	566	7.4%	16.4%	17.4%	16.7%
% of FP17s for the same patient ID Re-attending between 3 & 9 months - Children	127	399	31.8%	54.7%	59.0%	57.4%
% of FP17s for the same patient ID Re-attending between 3 & 9 months - Adults	161	566	28.4%	50.7%	52.6%	50.5%
% of FP17s for Band 1 Urgent Courses	17	851	2.0%	9.0%	9.4%	9.1%
% of FP17s Relating to Free Repair or Replacements	6	851	0.7%	1.3%	1.0%	0.8%
% of FP17s Relating to Continuations	10	851	1.2%	1.7%	1.5%	1.3%
% of Patients satisfied with the dentistry they have received	1	1	N/A	91.7%	93.7%	93.2%
% of Patients satisfied with the time they had to wait for an appointment	1	1	N/A	90.3%	90.0%	89.0%

* This is based on patients treated on this contract for their most recent course of treatment. Figures in italics indicate the base number of FP17s or Patient Questionnaire responses are less than 100. N/A is shown where the base number of responses is less than 10 during the period. % is calculated as Quantity/Base number*100

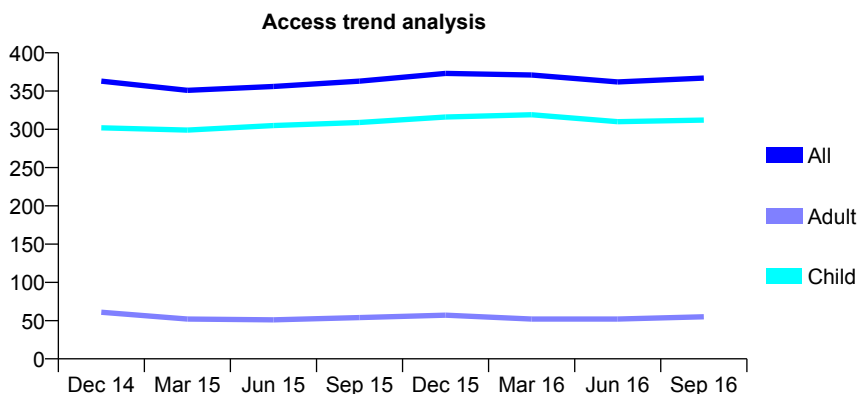
Q45 - Vital Signs At a Glance Contract Report for 326755/0001 - September 2016

Name or company name	MR FN PLAHE
Contract type name	GDS Contract
Purpose of contract	General
Contract start date	01/04/2006
Contract end date	

16/17 Contracted general activity (UDA)	2,098
Carry forward general activity (UDA)	0
16/17 Contracted orthodontic activity (UOA)	0
Carry forward orthodontic activity (UOA)	0
Baseline contract value	£59,234.73

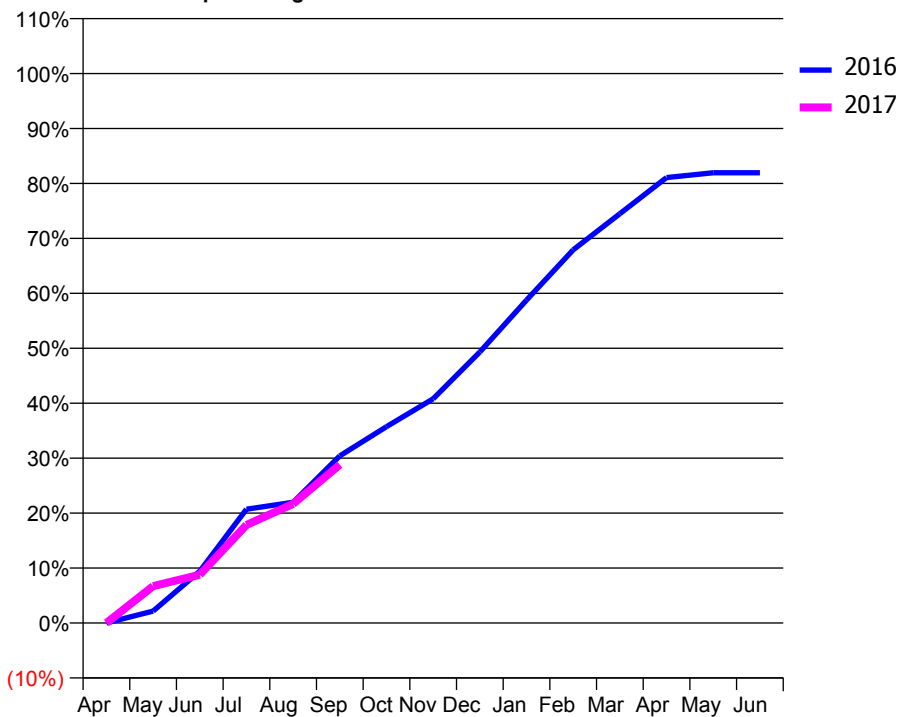
ACCESS*

Patients seen in 24 months	Total	Change since previous quarter
Quarter ending September 2015	363	
Quarter ending December 2015	373	↑
Quarter ending March 2016	371	→
Quarter ending June 2016	362	↓
Quarter ending September 2016	367	→
Variance since September 2015	1.1%	→



ACTIVITY

Cumulative percentage of contracted UDA delivered 2016 & 2017



Month	Adjusted Scheduled Activity (UDA)	
	2016	2017
April	0	0
May	46	141
June	198	185
July	435	374
August	461	455
September	638	605
October	750	
November	856	
December	1,035	
January	1,233	
February	1,425	
March	1,563	
April	1,701	
May	1,719	
June	1,719	

QUALITY

	Quantity	Base Number	Contract	AT	Region	England
% of FP17s for the same patient ID Re-attending within 3 months - Children	97	351	27.6%	13.1%	13.5%	12.4%
% of FP17s for the same patient ID Re-attending within 3 months - Adults	0	3	0.0%	16.4%	17.4%	16.7%
% of FP17s for the same patient ID Re-attending between 3 & 9 months - Children	200	351	57.0%	54.7%	59.0%	57.4%
% of FP17s for the same patient ID Re-attending between 3 & 9 months - Adults	3	3	100.0%	50.7%	52.6%	50.5%
% of FP17s for Band 1 Urgent Courses	73	292	25.0%	9.0%	9.4%	9.1%
% of FP17s Relating to Free Repair or Replacements	0	292	0.0%	1.3%	1.0%	0.8%
% of FP17s Relating to Continuations	0	292	0.0%	1.7%	1.5%	1.3%
% of Patients satisfied with the dentistry they have received	1	1	N/A	91.7%	93.7%	93.2%
% of Patients satisfied with the time they had to wait for an appointment	1	1	N/A	90.3%	90.0%	89.0%

* This is based on patients treated on this contract for their most recent course of treatment. Figures in italics indicate the base number of FP17s or Patient Questionnaire responses are less than 100. N/A is shown where the base number of responses is less than 10 during the period. % is calculated as Quantity/Base number*100

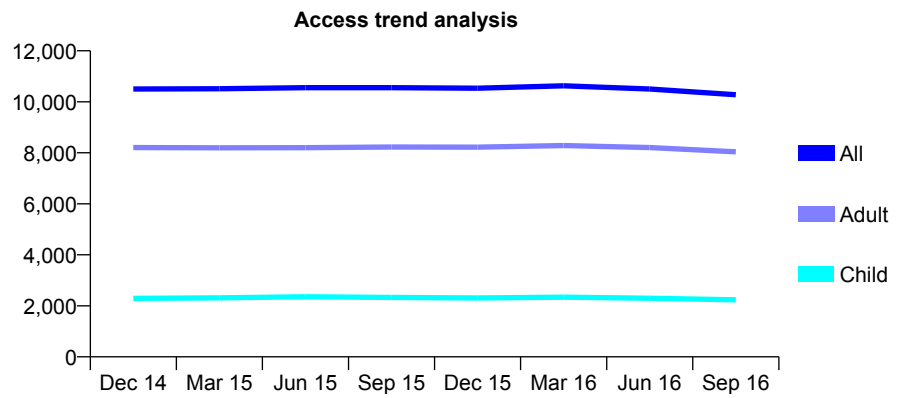
Q45 - Vital Signs At a Glance Contract Report for 328146/0001 - September 2016

Name or company name	MR ND SMITH
Contract type name	GDS Contract
Purpose of contract	General and Orthodontic
Contract start date	01/04/2006
Contract end date	

16/17 Contracted general activity (UDA)	33,783
Carry forward general activity (UDA)	0
16/17 Contracted orthodontic activity (UOA)	630
Carry forward orthodontic activity (UOA)	0
Baseline contract value	£843,634.73

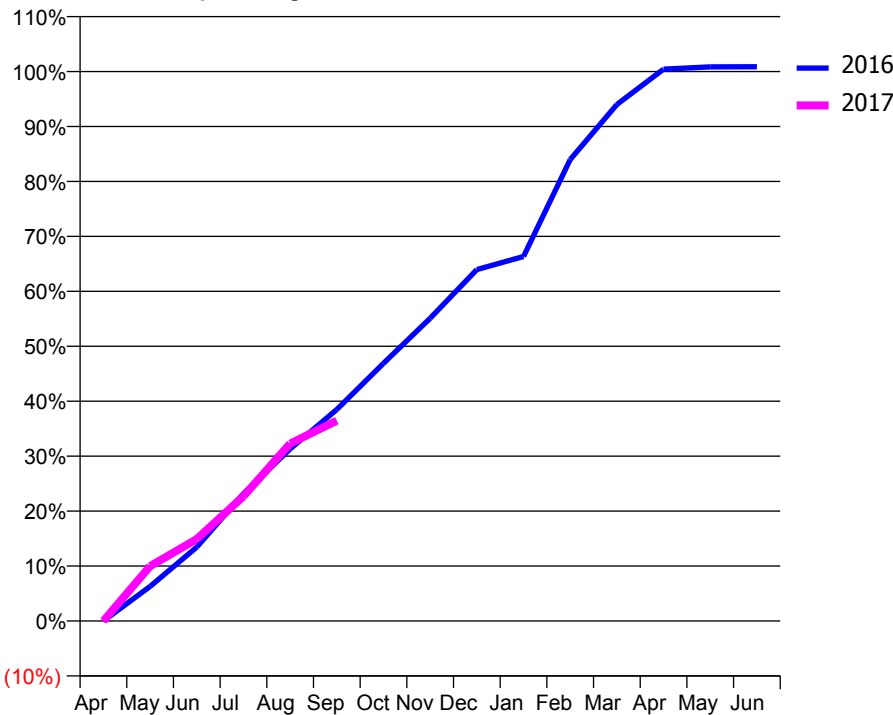
ACCESS*

Patients seen in 24 months	Total	Change since previous quarter
Quarter ending September 2015	10,556	
Quarter ending December 2015	10,533	→
Quarter ending March 2016	10,626	→
Quarter ending June 2016	10,504	↓
Quarter ending September 2016	10,276	↓
Variance since September 2015	(2.7%)	↓



ACTIVITY

Cumulative percentage of contracted UDA delivered 2016 & 2017



Month	Adjusted Scheduled Activity (UDA)	
	2016	2017
April	0	7
May	2,126	3,370
June	4,546	5,036
July	7,833	7,666
August	10,577	10,910
September	13,004	12,321
October	15,839	
November	18,615	
December	21,606	
January	22,411	
February	28,368	
March	31,758	
April	33,924	
May	34,067	
June	34,077	

QUALITY

	Quantity	Base Number	Contract	AT	Region	England
% of FP17s for the same patient ID Re-attending within 3 months - Children	112	1,333	8.4%	13.1%	13.5%	12.4%
% of FP17s for the same patient ID Re-attending within 3 months - Adults	753	4,537	16.6%	16.4%	17.4%	16.7%
% of FP17s for the same patient ID Re-attending between 3 & 9 months - Children	704	1,333	52.8%	54.7%	59.0%	57.4%
% of FP17s for the same patient ID Re-attending between 3 & 9 months - Adults	2,307	4,537	50.8%	50.7%	52.6%	50.5%
% of FP17s for Band 1 Urgent Courses	272	5,090	5.3%	9.0%	9.4%	9.1%
% of FP17s Relating to Free Repair or Replacements	34	5,090	0.7%	1.3%	1.0%	0.8%
% of FP17s Relating to Continuations	127	5,090	2.5%	1.7%	1.5%	1.3%
% of Patients satisfied with the dentistry they have received	10	13	76.9%	91.7%	93.7%	93.2%
% of Patients satisfied with the time they had to wait for an appointment	11	13	84.6%	90.3%	90.0%	89.0%

* This is based on patients treated on this contract for their most recent course of treatment. Figures in italics indicate the base number of FP17s or Patient Questionnaire responses are less than 100. N/A is shown where the base number of responses is less than 10 during the period. % is calculated as Quantity/Base number*100

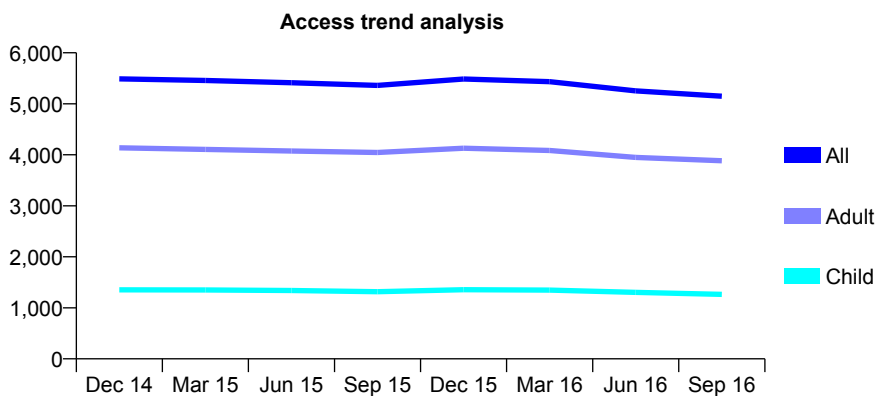
Q45 - Vital Signs At a Glance Contract Report for 329711/0002 - September 2016

Name or company name	MR S NEPALI
Contract type name	GDS Contract
Purpose of contract	General
Contract start date	01/04/2006
Contract end date	

16/17 Contracted general activity (UDA)	19,500
Carry forward general activity (UDA)	0
16/17 Contracted orthodontic activity (UOA)	0
Carry forward orthodontic activity (UOA)	0
Baseline contract value	£516,419.91

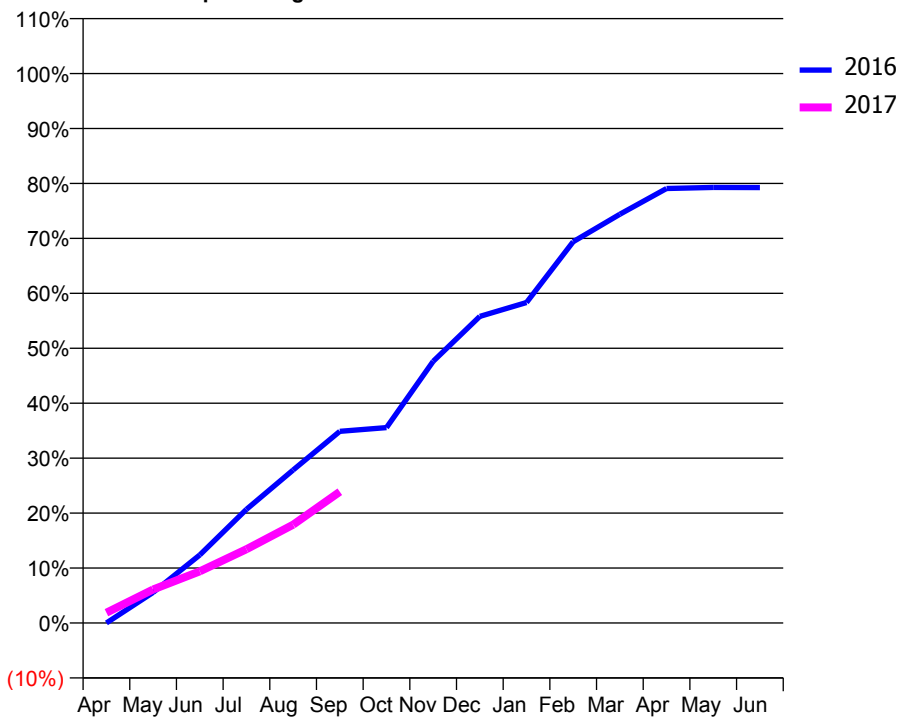
ACCESS*

Patients seen in 24 months	Total	Change since previous quarter
Quarter ending September 2015	5,362	
Quarter ending December 2015	5,486	↑
Quarter ending March 2016	5,433	→
Quarter ending June 2016	5,253	↓
Quarter ending September 2016	5,148	↓
Variance since September 2015	(4.0%)	↓



ACTIVITY

Cumulative percentage of contracted UDA delivered 2016 & 2017



Month	Adjusted Scheduled Activity (UDA)	
	2016	2017
April	0	366
May	1,086	1,190
June	2,414	1,832
July	4,033	2,620
August	5,431	3,488
September	6,803	4,661
October	6,936	
November	9,288	
December	10,882	
January	11,375	
February	13,533	
March	14,507	
April	15,420	
May	15,457	
June	15,454	

QUALITY

	Quantity	Base Number	Contract	AT	Region	England
% of FP17s for the same patient ID Re-attending within 3 months - Children	31	544	5.7%	13.1%	13.5%	12.4%
% of FP17s for the same patient ID Re-attending within 3 months - Adults	235	1,793	13.1%	16.4%	17.4%	16.7%
% of FP17s for the same patient ID Re-attending between 3 & 9 months - Children	185	544	34.0%	54.7%	59.0%	57.4%
% of FP17s for the same patient ID Re-attending between 3 & 9 months - Adults	698	1,793	38.9%	50.7%	52.6%	50.5%
% of FP17s for Band 1 Urgent Courses	120	1,940	6.2%	9.0%	9.4%	9.1%
% of FP17s Relating to Free Repair or Replacements	46	1,940	2.4%	1.3%	1.0%	0.8%
% of FP17s Relating to Continuations	13	1,940	0.7%	1.7%	1.5%	1.3%
% of Patients satisfied with the dentistry they have received	13	15	86.7%	91.7%	93.7%	93.2%
% of Patients satisfied with the time they had to wait for an appointment	14	15	93.3%	90.3%	90.0%	89.0%

* This is based on patients treated on this contract for their most recent course of treatment. Figures in italics indicate the base number of FP17s or Patient Questionnaire responses are less than 100. N/A is shown where the base number of responses is less than 10 during the period. % is calculated as Quantity/Base number*100

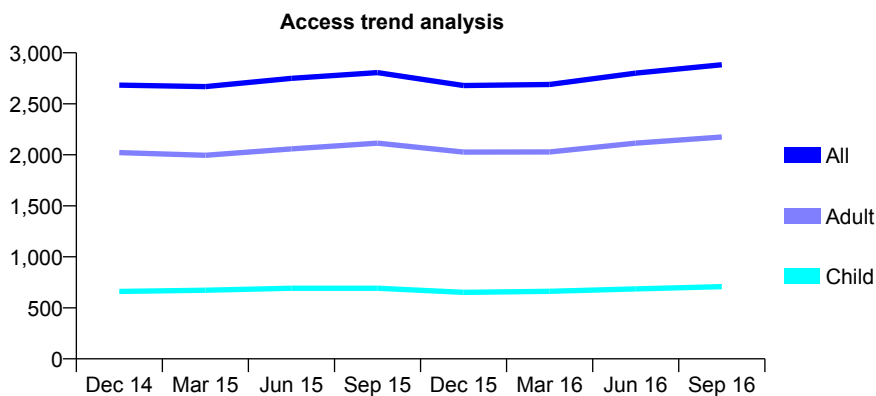
Q45 - Vital Signs At a Glance Contract Report for 331260/0001 - September 2016

Name or company name	MRS CR WILLIS
Contract type name	GDS Contract
Purpose of contract	General
Contract start date	01/04/2006
Contract end date	

16/17 Contracted general activity (UDA)	7,365
Carry forward general activity (UDA)	0
16/17 Contracted orthodontic activity (UOA)	0
Carry forward orthodontic activity (UOA)	0
Baseline contract value	£189,814.11

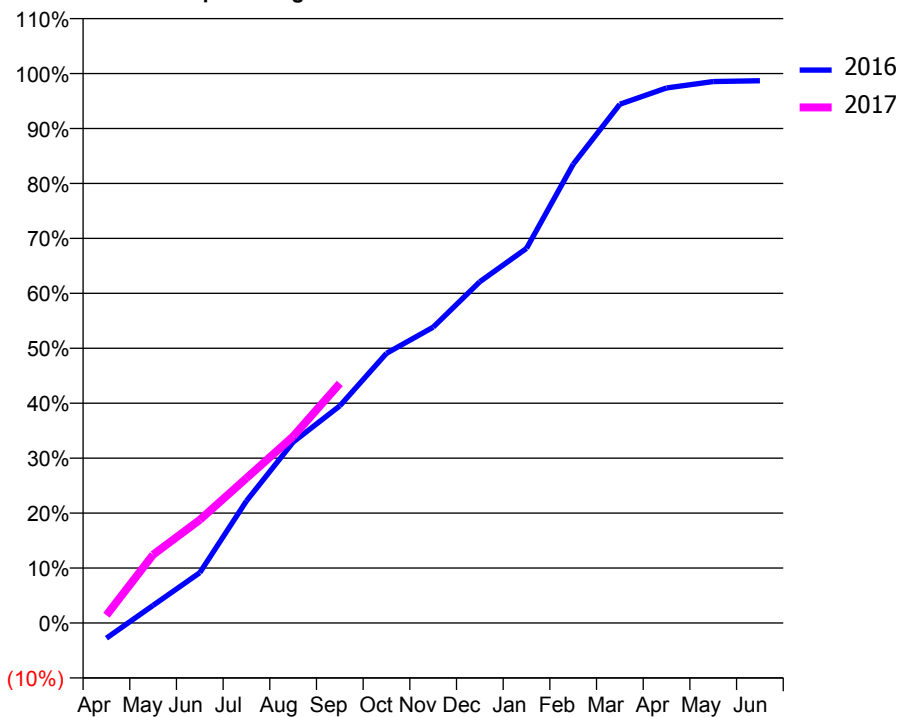
ACCESS*

Patients seen in 24 months	Total	Change since previous quarter
Quarter ending September 2015	2,806	
Quarter ending December 2015	2,679	↓
Quarter ending March 2016	2,690	→
Quarter ending June 2016	2,800	↑
Quarter ending September 2016	2,883	↑
Variance since September 2015	2.7%	↑



ACTIVITY

Cumulative percentage of contracted UDA delivered 2016 & 2017



Month	Adjusted Scheduled Activity (UDA)	
	2016	2017
April	-205	104
May	237	916
June	675	1,382
July	1,636	1,941
August	2,424	2,502
September	2,910	3,211
October	3,615	
November	3,966	
December	4,575	
January	5,022	
February	6,148	
March	6,954	
April	7,171	
May	7,257	
June	7,269	

QUALITY

	Quantity	Base Number	Contract	AT	Region	England
% of FP17s for the same patient ID Re-attending within 3 months - Children	21	438	4.8%	13.1%	13.5%	12.4%
% of FP17s for the same patient ID Re-attending within 3 months - Adults	193	1,514	12.7%	16.4%	17.4%	16.7%
% of FP17s for the same patient ID Re-attending between 3 & 9 months - Children	120	438	27.4%	54.7%	59.0%	57.4%
% of FP17s for the same patient ID Re-attending between 3 & 9 months - Adults	433	1,514	28.6%	50.7%	52.6%	50.5%
% of FP17s for Band 1 Urgent Courses	117	1,492	7.8%	9.0%	9.4%	9.1%
% of FP17s Relating to Free Repair or Replacements	16	1,492	1.1%	1.3%	1.0%	0.8%
% of FP17s Relating to Continuations	16	1,492	1.1%	1.7%	1.5%	1.3%
% of Patients satisfied with the dentistry they have received	4	4	N/A	91.7%	93.7%	93.2%
% of Patients satisfied with the time they had to wait for an appointment	4	4	N/A	90.3%	90.0%	89.0%

* This is based on patients treated on this contract for their most recent course of treatment. Figures in italics indicate the base number of FP17s or Patient Questionnaire responses are less than 100. N/A is shown where the base number of responses is less than 10 during the period. % is calculated as Quantity/Base number*100

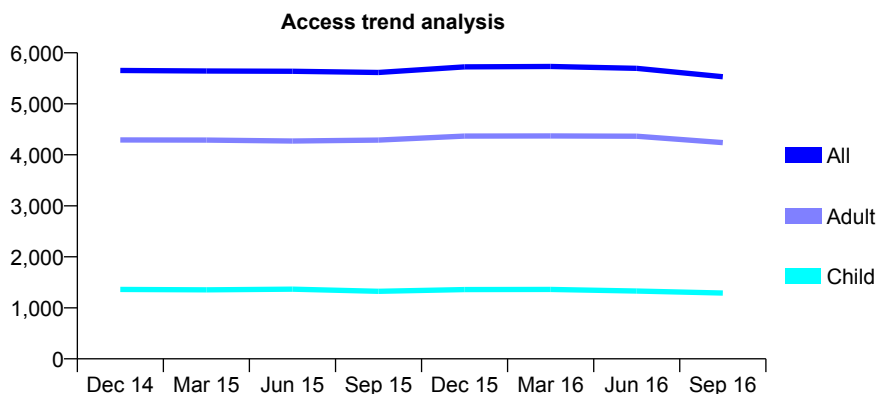
Q45 - Vital Signs At a Glance Contract Report for 334073/0001 - September 2016

Name or company name	MR AM SPIVEY
Contract type name	GDS Contract
Purpose of contract	General
Contract start date	01/04/2006
Contract end date	

16/17 Contracted general activity (UDA)	19,763
Carry forward general activity (UDA)	0
16/17 Contracted orthodontic activity (UOA)	0
Carry forward orthodontic activity (UOA)	0
Baseline contract value	£469,243.10

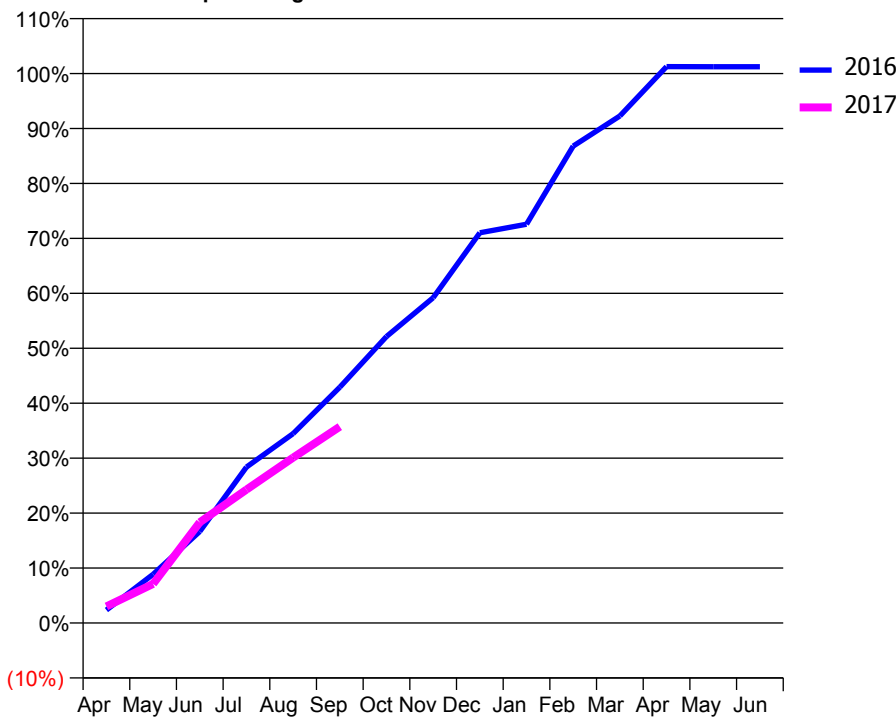
ACCESS*

Patients seen in 24 months	Total	Change since previous quarter
Quarter ending September 2015	5,614	
Quarter ending December 2015	5,725	→
Quarter ending March 2016	5,733	→
Quarter ending June 2016	5,695	→
Quarter ending September 2016	5,530	↓
Variance since September 2015	(1.5%)	↓



ACTIVITY

Cumulative percentage of contracted UDA delivered 2016 & 2017



Month	Adjusted Scheduled Activity (UDA)	
	2016	2017
April	467	597
May	1,752	1,406
June	3,293	3,625
July	5,607	4,800
August	6,811	5,948
September	8,480	7,064
October	10,303	
November	11,702	
December	14,036	
January	14,343	
February	17,151	
March	18,239	
April	20,009	
May	20,006	
June	20,008	

QUALITY

	Quantity	Base Number	Contract	AT	Region	England
% of FP17s for the same patient ID Re-attending within 3 months - Children	107	1,023	10.5%	13.1%	13.5%	12.4%
% of FP17s for the same patient ID Re-attending within 3 months - Adults	471	3,059	15.4%	16.4%	17.4%	16.7%
% of FP17s for the same patient ID Re-attending between 3 & 9 months - Children	580	1,023	56.7%	54.7%	59.0%	57.4%
% of FP17s for the same patient ID Re-attending between 3 & 9 months - Adults	1,799	3,059	58.8%	50.7%	52.6%	50.5%
% of FP17s for Band 1 Urgent Courses	216	3,271	6.6%	9.0%	9.4%	9.1%
% of FP17s Relating to Free Repair or Replacements	33	3,271	1.0%	1.3%	1.0%	0.8%
% of FP17s Relating to Continuations	15	3,271	0.5%	1.7%	1.5%	1.3%
% of Patients satisfied with the dentistry they have received	9	10	90.0%	91.7%	93.7%	93.2%
% of Patients satisfied with the time they had to wait for an appointment	9	10	90.0%	90.3%	90.0%	89.0%

* This is based on patients treated on this contract for their most recent course of treatment. Figures in italics indicate the base number of FP17s or Patient Questionnaire responses are less than 100. N/A is shown where the base number of responses is less than 10 during the period. % is calculated as Quantity/Base number*100

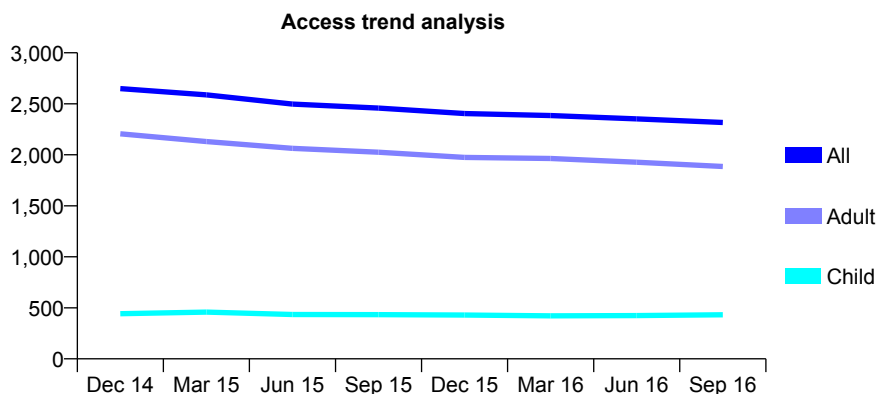
Q45 - Vital Signs At a Glance Contract Report for 367761/0001 - September 2016

Name or company name	MISS EM ALLEN
Contract type name	GDS Contract
Purpose of contract	General
Contract start date	13/03/2011
Contract end date	

16/17 Contracted general activity (UDA)	7,482
Carry forward general activity (UDA)	0
16/17 Contracted orthodontic activity (UOA)	0
Carry forward orthodontic activity (UOA)	0
Baseline contract value	£190,467.11

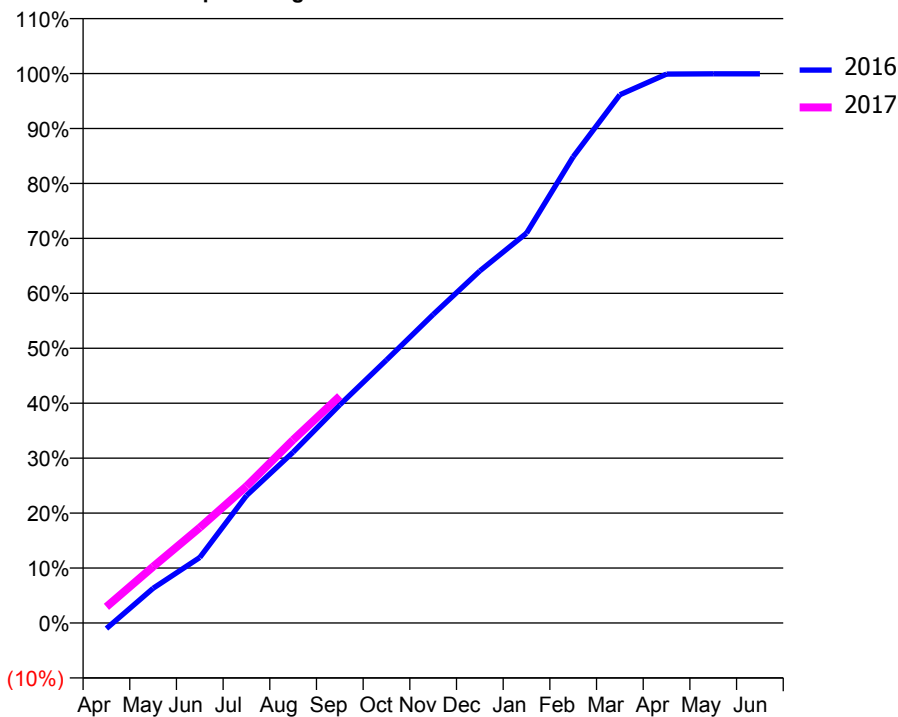
ACCESS*

Patients seen in 24 months	Total	Change since previous quarter
Quarter ending September 2015	2,458	
Quarter ending December 2015	2,405	↓
Quarter ending March 2016	2,385	→
Quarter ending June 2016	2,352	↓
Quarter ending September 2016	2,317	↓
Variance since September 2015	(5.7%)	↓



ACTIVITY

Cumulative percentage of contracted UDA delivered 2016 & 2017



Adjusted Scheduled Activity (UDA)

Month	2016	2017
April	-78	220
May	473	768
June	893	1,298
July	1,734	1,862
August	2,326	2,494
September	2,972	3,090
October	3,581	
November	4,201	
December	4,794	
January	5,308	
February	6,349	
March	7,193	
April	7,475	
May	7,479	
June	7,479	

QUALITY

	Quantity	Base Number	Contract	AT	Region	England
% of FP17s for the same patient ID Re-attending within 3 months - Children	30	267	11.2%	13.1%	13.5%	12.4%
% of FP17s for the same patient ID Re-attending within 3 months - Adults	272	1,221	22.3%	16.4%	17.4%	16.7%
% of FP17s for the same patient ID Re-attending between 3 & 9 months - Children	114	267	42.7%	54.7%	59.0%	57.4%
% of FP17s for the same patient ID Re-attending between 3 & 9 months - Adults	528	1,221	43.2%	50.7%	52.6%	50.5%
% of FP17s for Band 1 Urgent Courses	146	1,384	10.5%	9.0%	9.4%	9.1%
% of FP17s Relating to Free Repair or Replacements	5	1,384	0.4%	1.3%	1.0%	0.8%
% of FP17s Relating to Continuations	52	1,384	3.8%	1.7%	1.5%	1.3%
% of Patients satisfied with the dentistry they have received	6	7	N/A	91.7%	93.7%	93.2%
% of Patients satisfied with the time they had to wait for an appointment	7	7	N/A	90.3%	90.0%	89.0%

* This is based on patients treated on this contract for their most recent course of treatment. Figures in italics indicate the base number of FP17s or Patient Questionnaire responses are less than 100. N/A is shown where the base number of responses is less than 10 during the period. % is calculated as Quantity/Base number*100

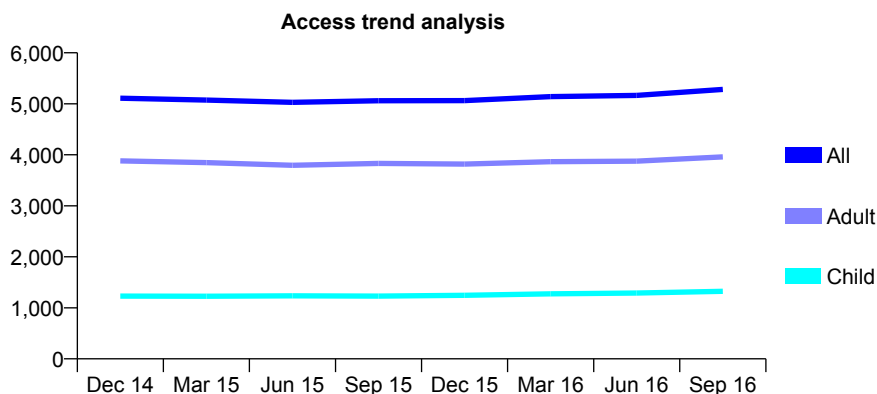
Q45 - Vital Signs At a Glance Contract Report for 399671/0001 - September 2016

Name or company name	MR N SUGGETT
Contract type name	GDS Contract
Purpose of contract	General
Contract start date	20/12/2010
Contract end date	

16/17 Contracted general activity (UDA)	18,907
Carry forward general activity (UDA)	0
16/17 Contracted orthodontic activity (UOA)	0
Carry forward orthodontic activity (UOA)	0
Baseline contract value	£418,392.91

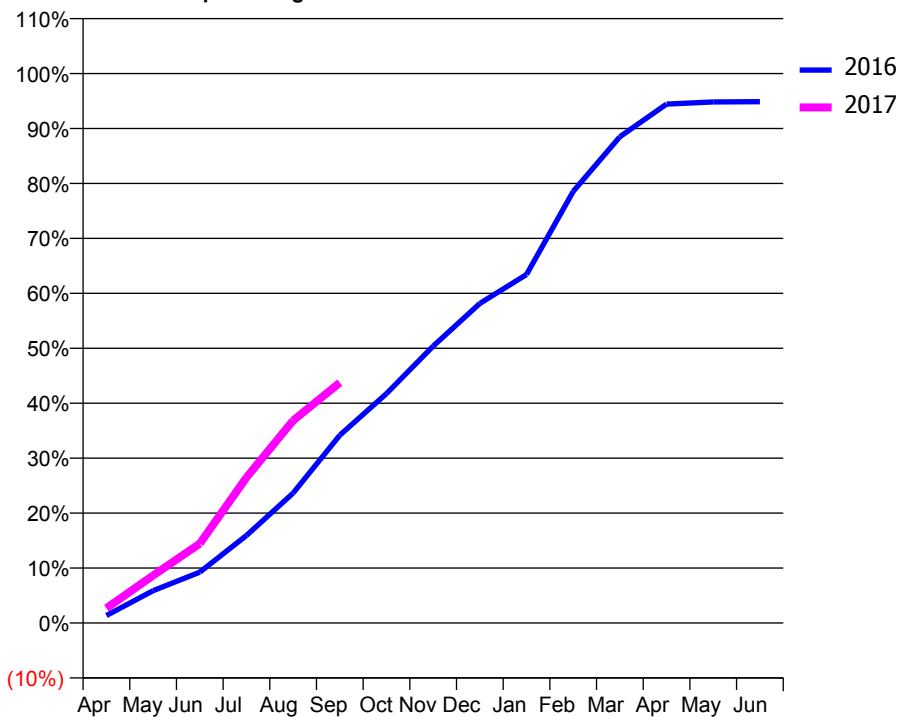
ACCESS*

Patients seen in 24 months	Total	Change since previous quarter
Quarter ending September 2015	5,061	
Quarter ending December 2015	5,064	→
Quarter ending March 2016	5,140	→
Quarter ending June 2016	5,166	→
Quarter ending September 2016	5,283	↑
Variance since September 2015	4.4%	↑



ACTIVITY

Cumulative percentage of contracted UDA delivered 2016 & 2017



Month	Adjusted Scheduled Activity (UDA)	
	2016	2017
April	257	511
May	1,114	1,634
June	1,748	2,731
July	3,014	5,009
August	4,473	6,967
September	6,462	8,272
October	7,893	
November	9,527	
December	10,996	
January	11,990	
February	14,851	
March	16,729	
April	17,854	
May	17,930	
June	17,936	

QUALITY

	Quantity	Base Number	Contract	AT	Region	England
% of FP17s for the same patient ID Re-attending within 3 months - Children	78	988	7.9%	13.1%	13.5%	12.4%
% of FP17s for the same patient ID Re-attending within 3 months - Adults	301	2,637	11.4%	16.4%	17.4%	16.7%
% of FP17s for the same patient ID Re-attending between 3 & 9 months - Children	575	988	58.2%	54.7%	59.0%	57.4%
% of FP17s for the same patient ID Re-attending between 3 & 9 months - Adults	1,405	2,637	53.3%	50.7%	52.6%	50.5%
% of FP17s for Band 1 Urgent Courses	212	3,235	6.6%	9.0%	9.4%	9.1%
% of FP17s Relating to Free Repair or Replacements	30	3,235	0.9%	1.3%	1.0%	0.8%
% of FP17s Relating to Continuations	36	3,235	1.1%	1.7%	1.5%	1.3%
% of Patients satisfied with the dentistry they have received	5	5	N/A	91.7%	93.7%	93.2%
% of Patients satisfied with the time they had to wait for an appointment	5	5	N/A	90.3%	90.0%	89.0%

* This is based on patients treated on this contract for their most recent course of treatment. Figures in italics indicate the base number of FP17s or Patient Questionnaire responses are less than 100. N/A is shown where the base number of responses is less than 10 during the period. % is calculated as Quantity/Base number*100

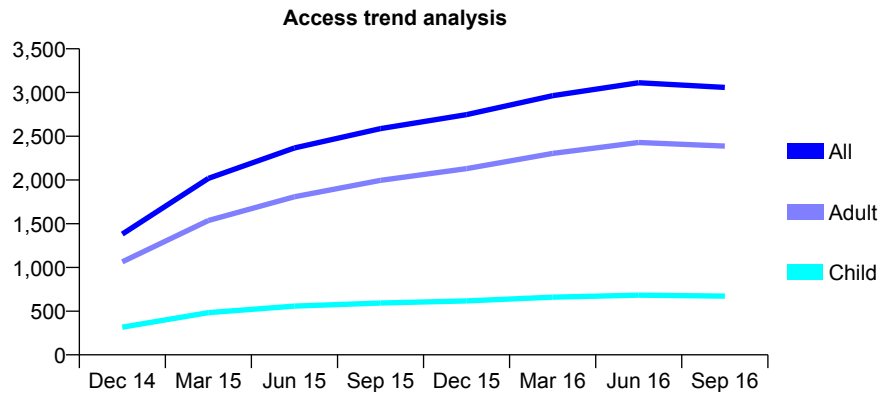
Q45 - Vital Signs At a Glance Contract Report for 462373/0001 - September 2016

Name or company name	MR A AL-MORHIBY
Contract type name	GDS Contract
Purpose of contract	General
Contract start date	01/07/2014
Contract end date	

16/17 Contracted general activity (UDA)	14,089
Carry forward general activity (UDA)	0
16/17 Contracted orthodontic activity (UOA)	0
Carry forward orthodontic activity (UOA)	0
Baseline contract value	£367,422.46

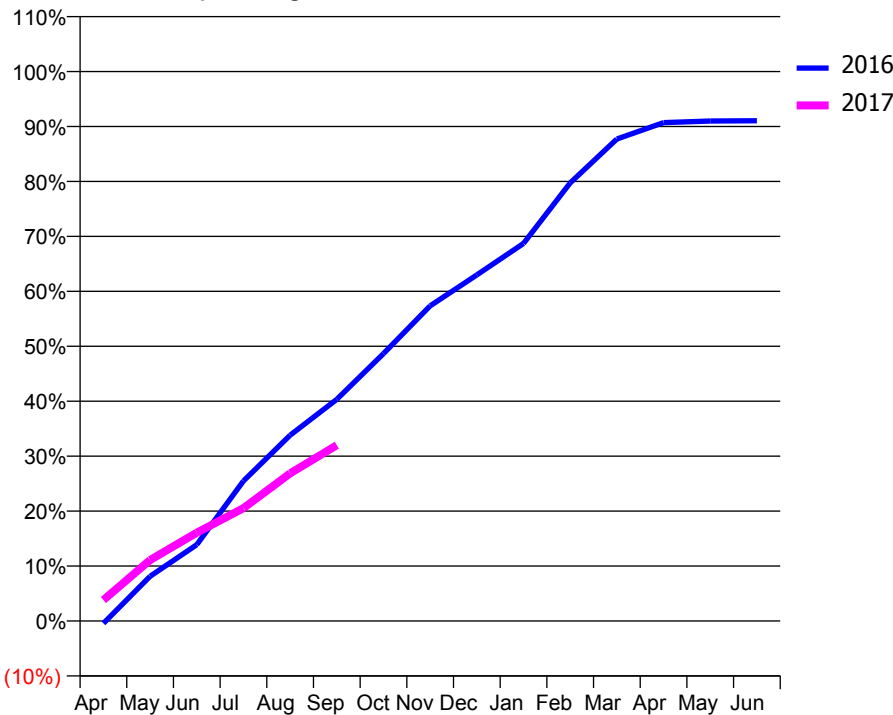
ACCESS*

Patients seen in 24 months	Total	Change since previous quarter
Quarter ending September 2015	2,588	
Quarter ending December 2015	2,747	↑
Quarter ending March 2016	2,964	↑
Quarter ending June 2016	3,112	↑
Quarter ending September 2016	3,059	↓
Variance since September 2015	18.2%	↑



ACTIVITY

Cumulative percentage of contracted UDA delivered 2016 & 2017



Month	Adjusted Scheduled Activity (UDA)	
	2016	2017
April	-64	538
May	1,148	1,563
June	1,956	2,263
July	3,593	2,894
August	4,763	3,788
September	5,686	4,508
October	6,858	
November	8,082	
December	8,872	
January	9,681	
February	11,234	
March	12,357	
April	12,780	
May	12,819	
June	12,828	

QUALITY

	Quantity	Base Number	Contract	AT	Region	England
% of FP17s for the same patient ID Re-attending within 3 months - Children	30	359	8.4%	13.1%	13.5%	12.4%
% of FP17s for the same patient ID Re-attending within 3 months - Adults	262	1,212	21.6%	16.4%	17.4%	16.7%
% of FP17s for the same patient ID Re-attending between 3 & 9 months - Children	139	359	38.7%	54.7%	59.0%	57.4%
% of FP17s for the same patient ID Re-attending between 3 & 9 months - Adults	431	1,212	35.6%	50.7%	52.6%	50.5%
% of FP17s for Band 1 Urgent Courses	285	1,447	19.7%	9.0%	9.4%	9.1%
% of FP17s Relating to Free Repair or Replacements	13	1,447	0.9%	1.3%	1.0%	0.8%
% of FP17s Relating to Continuations	25	1,447	1.7%	1.7%	1.5%	1.3%
% of Patients satisfied with the dentistry they have received	4	6	N/A	91.7%	93.7%	93.2%
% of Patients satisfied with the time they had to wait for an appointment	4	6	N/A	90.3%	90.0%	89.0%

* This is based on patients treated on this contract for their most recent course of treatment. Figures in italics indicate the base number of FP17s or Patient Questionnaire responses are less than 100. N/A is shown where the base number of responses is less than 10 during the period. % is calculated as Quantity/Base number*100

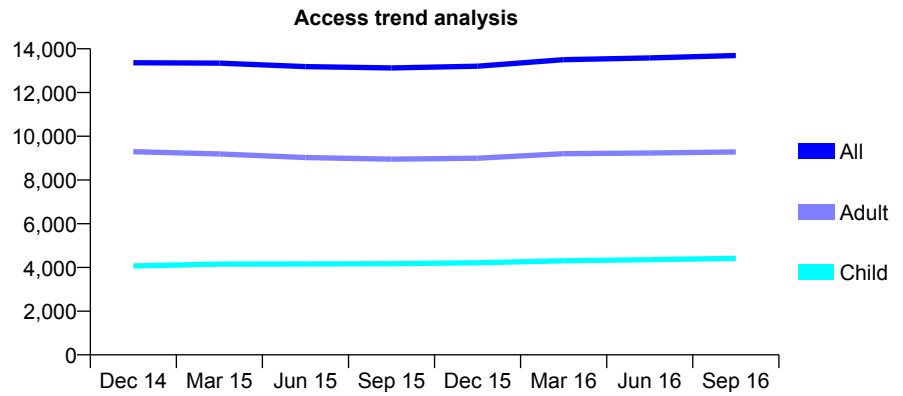
Q45 - Vital Signs At a Glance Contract Report for 569992/0001 - September 2016

Name or company name	MR PR SMART
Contract type name	GDS Contract
Purpose of contract	General
Contract start date	01/04/2006
Contract end date	

16/17 Contracted general activity (UDA)	42,999
Carry forward general activity (UDA)	0
16/17 Contracted orthodontic activity (UOA)	0
Carry forward orthodontic activity (UOA)	0
Baseline contract value	£1,030,772.18

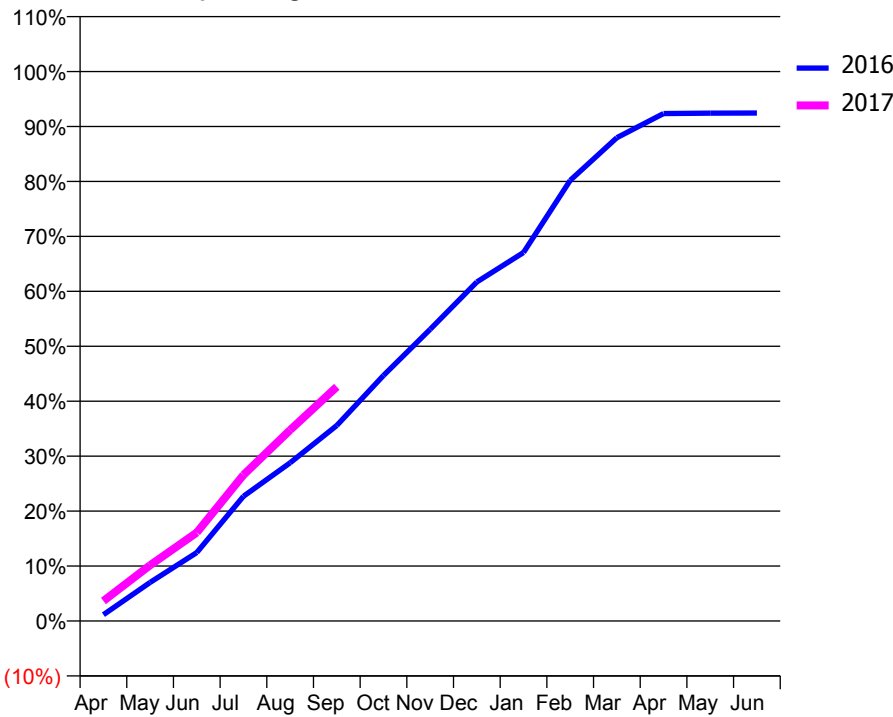
ACCESS*

Patients seen in 24 months	Total	Change since previous quarter
Quarter ending September 2015	13,127	
Quarter ending December 2015	13,206	→
Quarter ending March 2016	13,504	↑
Quarter ending June 2016	13,584	→
Quarter ending September 2016	13,693	→
Variance since September 2015	4.3%	↑



ACTIVITY

Cumulative percentage of contracted UDA delivered 2016 & 2017



Month	Adjusted Scheduled Activity (UDA)	
	2016	2017
April	496	1,567
May	3,020	4,363
June	5,357	6,920
July	9,758	11,435
August	12,372	14,947
September	15,298	18,332
October	19,208	
November	22,814	
December	26,519	
January	28,826	
February	34,469	
March	37,797	
April	39,689	
May	39,722	
June	39,736	

QUALITY

	Quantity	Base Number	Contract	AT	Region	England
% of FP17s for the same patient ID Re-attending within 3 months - Children	340	3,796	9.0%	13.1%	13.5%	12.4%
% of FP17s for the same patient ID Re-attending within 3 months - Adults	1,114	6,611	16.9%	16.4%	17.4%	16.7%
% of FP17s for the same patient ID Re-attending between 3 & 9 months - Children	2,254	3,796	59.4%	54.7%	59.0%	57.4%
% of FP17s for the same patient ID Re-attending between 3 & 9 months - Adults	3,230	6,611	48.9%	50.7%	52.6%	50.5%
% of FP17s for Band 1 Urgent Courses	1,323	9,460	14.0%	9.0%	9.4%	9.1%
% of FP17s Relating to Free Repair or Replacements	360	9,460	3.8%	1.3%	1.0%	0.8%
% of FP17s Relating to Continuations	142	9,460	1.5%	1.7%	1.5%	1.3%
% of Patients satisfied with the dentistry they have received	17	18	94.4%	91.7%	93.7%	93.2%
% of Patients satisfied with the time they had to wait for an appointment	18	18	100.0%	90.3%	90.0%	89.0%

* This is based on patients treated on this contract for their most recent course of treatment. Figures in italics indicate the base number of FP17s or Patient Questionnaire responses are less than 100. N/A is shown where the base number of responses is less than 10 during the period. % is calculated as Quantity/Base number*100

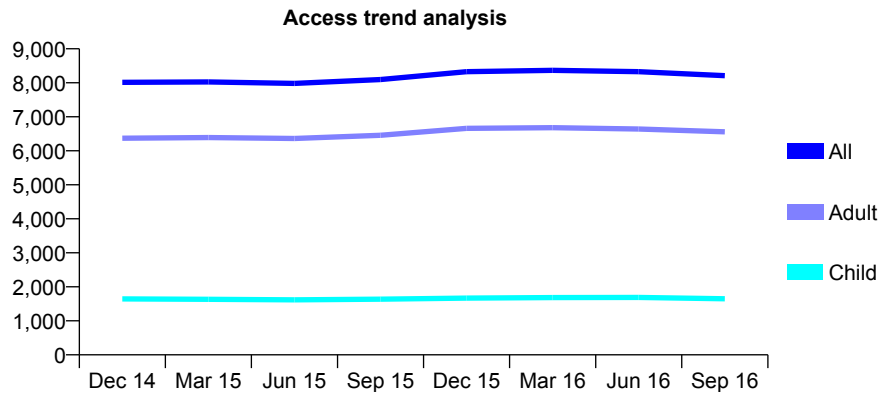
Q45 - Vital Signs At a Glance Contract Report for 572926/0001 - September 2016

Name or company name	Avante Dental Care Partnership
Contract type name	GDS Contract
Purpose of contract	General and Orthodontic
Contract start date	01/04/2006
Contract end date	

16/17 Contracted general activity (UDA)	27,440
Carry forward general activity (UDA)	0
16/17 Contracted orthodontic activity (UOA)	274
Carry forward orthodontic activity (UOA)	0
Baseline contract value	£666,506.05

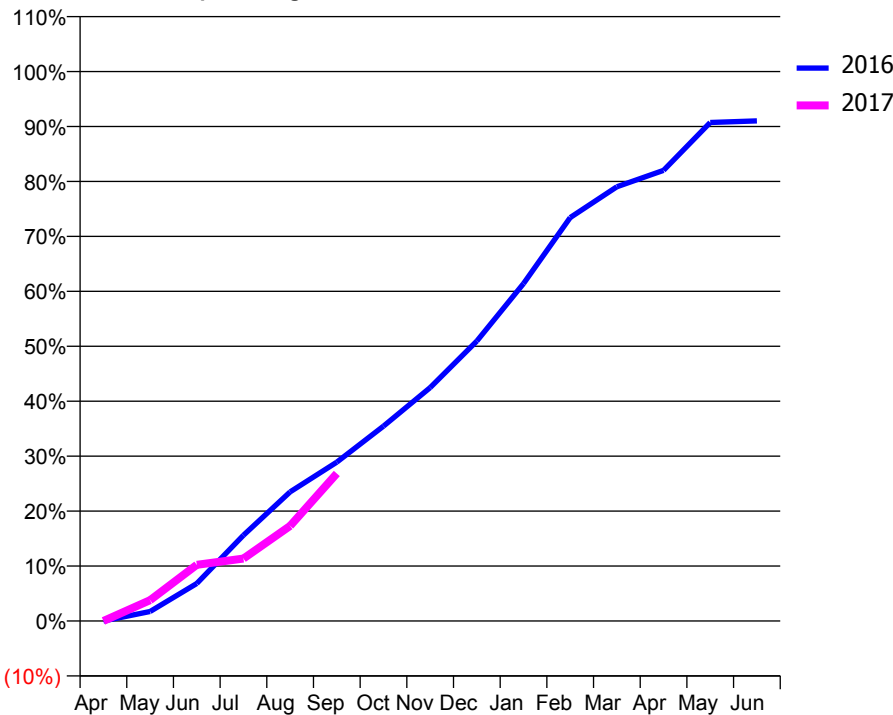
ACCESS*

Patients seen in 24 months	Total	Change since previous quarter
Quarter ending September 2015	8,096	
Quarter ending December 2015	8,327	↑
Quarter ending March 2016	8,368	→
Quarter ending June 2016	8,328	→
Quarter ending September 2016	8,209	↓
Variance since September 2015	1.4%	→



ACTIVITY

Cumulative percentage of contracted UDA delivered 2016 & 2017



Month	Adjusted Scheduled Activity (UDA)	
	2016	2017
April	0	0
May	479	1,043
June	1,874	2,804
July	4,284	3,121
August	6,448	4,748
September	7,932	7,369
October	9,733	
November	11,655	
December	13,978	
January	16,848	
February	20,146	
March	21,686	
April	22,503	
May	24,893	
June	24,971	

QUALITY

	Quantity	Base Number	Contract	AT	Region	England
% of FP17s for the same patient ID Re-attending within 3 months - Children	96	1,120	8.6%	13.1%	13.5%	12.4%
% of FP17s for the same patient ID Re-attending within 3 months - Adults	597	4,370	13.7%	16.4%	17.4%	16.7%
% of FP17s for the same patient ID Re-attending between 3 & 9 months - Children	716	1,120	63.9%	54.7%	59.0%	57.4%
% of FP17s for the same patient ID Re-attending between 3 & 9 months - Adults	2,785	4,370	63.7%	50.7%	52.6%	50.5%
% of FP17s for Band 1 Urgent Courses	217	3,885	5.6%	9.0%	9.4%	9.1%
% of FP17s Relating to Free Repair or Replacements	57	3,885	1.5%	1.3%	1.0%	0.8%
% of FP17s Relating to Continuations	26	3,885	0.7%	1.7%	1.5%	1.3%
% of Patients satisfied with the dentistry they have received	7	10	70.0%	91.7%	93.7%	93.2%
% of Patients satisfied with the time they had to wait for an appointment	10	10	100.0%	90.3%	90.0%	89.0%

* This is based on patients treated on this contract for their most recent course of treatment. Figures in italics indicate the base number of FP17s or Patient Questionnaire responses are less than 100. N/A is shown where the base number of responses is less than 10 during the period. % is calculated as Quantity/Base number*100

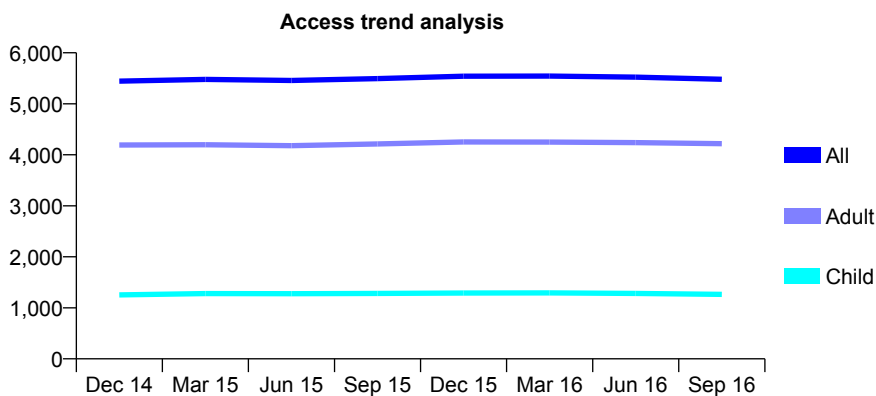
Q45 - Vital Signs At a Glance Contract Report for 576549/0001 - September 2016

Name or company name	Ashby and Atkinson
Contract type name	GDS Contract
Purpose of contract	General
Contract start date	01/04/2006
Contract end date	

16/17 Contracted general activity (UDA)	13,993
Carry forward general activity (UDA)	0
16/17 Contracted orthodontic activity (UOA)	0
Carry forward orthodontic activity (UOA)	0
Baseline contract value	£385,256.93

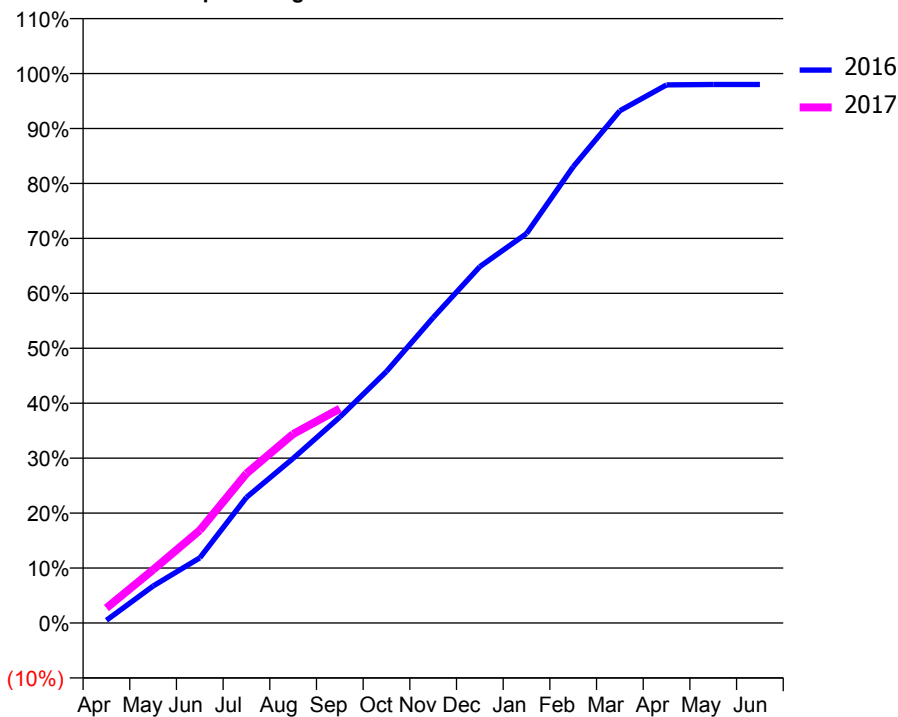
ACCESS*

Patients seen in 24 months	Total	Change since previous quarter
Quarter ending September 2015	5,495	
Quarter ending December 2015	5,542	→
Quarter ending March 2016	5,544	→
Quarter ending June 2016	5,522	→
Quarter ending September 2016	5,481	→
Variance since September 2015	(0.3%)	→



ACTIVITY

Cumulative percentage of contracted UDA delivered 2016 & 2017



Adjusted Scheduled Activity (UDA)

Month	2016	2017
April	69	381
May	944	1,356
June	1,660	2,362
July	3,199	3,809
August	4,191	4,813
September	5,245	5,457
October	6,404	
November	7,777	
December	9,075	
January	9,916	
February	11,618	
March	13,044	
April	13,703	
May	13,713	
June	13,713	

QUALITY

	Quantity	Base Number	Contract	AT	Region	England
% of FP17s for the same patient ID Re-attending within 3 months - Children	62	895	6.9%	13.1%	13.5%	12.4%
% of FP17s for the same patient ID Re-attending within 3 months - Adults	379	2,480	15.3%	16.4%	17.4%	16.7%
% of FP17s for the same patient ID Re-attending between 3 & 9 months - Children	605	895	67.6%	54.7%	59.0%	57.4%
% of FP17s for the same patient ID Re-attending between 3 & 9 months - Adults	1,156	2,480	46.6%	50.7%	52.6%	50.5%
% of FP17s for Band 1 Urgent Courses	222	2,782	8.0%	9.0%	9.4%	9.1%
% of FP17s Relating to Free Repair or Replacements	41	2,782	1.5%	1.3%	1.0%	0.8%
% of FP17s Relating to Continuations	61	2,782	2.2%	1.7%	1.5%	1.3%
% of Patients satisfied with the dentistry they have received	4	4	N/A	91.7%	93.7%	93.2%
% of Patients satisfied with the time they had to wait for an appointment	4	4	N/A	90.3%	90.0%	89.0%

* This is based on patients treated on this contract for their most recent course of treatment. Figures in italics indicate the base number of FP17s or Patient Questionnaire responses are less than 100. N/A is shown where the base number of responses is less than 10 during the period. % is calculated as Quantity/Base number*100

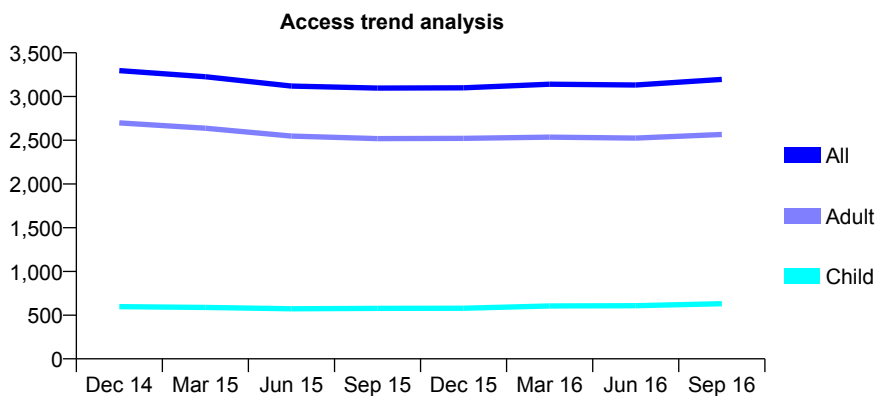
Q45 - Vital Signs At a Glance Contract Report for 603252/0001 - September 2016

Name or company name	MRS S BEDI
Contract type name	GDS Contract
Purpose of contract	General
Contract start date	01/01/2011
Contract end date	

16/17 Contracted general activity (UDA)	9,825
Carry forward general activity (UDA)	0
16/17 Contracted orthodontic activity (UOA)	0
Carry forward orthodontic activity (UOA)	0
Baseline contract value	£263,159.78

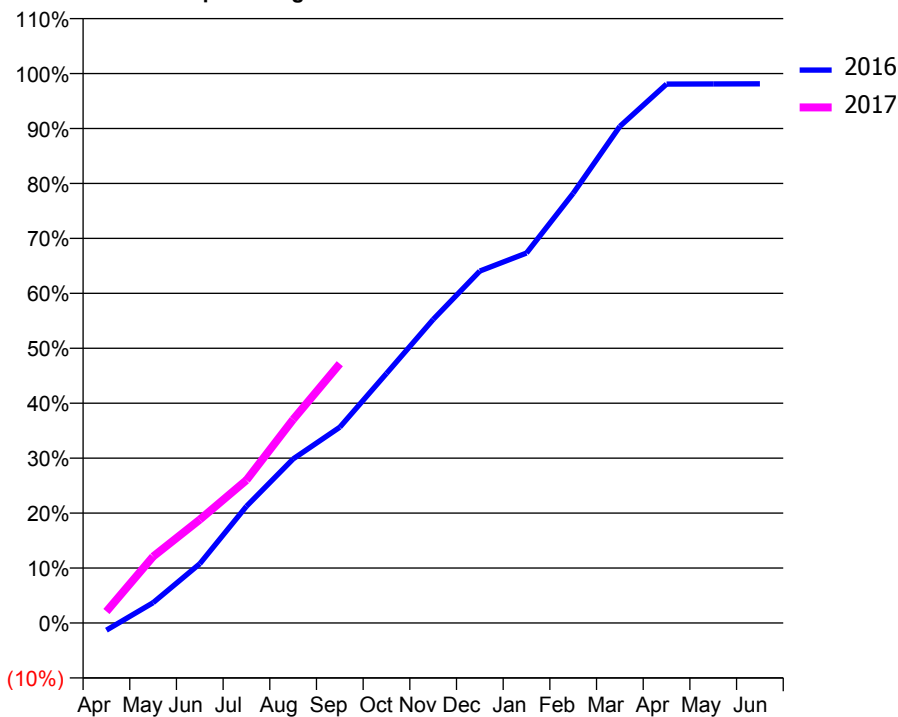
ACCESS*

Patients seen in 24 months	Total	Change since previous quarter
Quarter ending September 2015	3,096	
Quarter ending December 2015	3,100	→
Quarter ending March 2016	3,141	→
Quarter ending June 2016	3,132	→
Quarter ending September 2016	3,196	↑
Variance since September 2015	3.2%	↑



ACTIVITY

Cumulative percentage of contracted UDA delivered 2016 & 2017



Adjusted Scheduled Activity (UDA)

Month	2016	2017
April	-131	207
May	364	1,189
June	1,059	1,849
July	2,088	2,556
August	2,935	3,639
September	3,501	4,636
October	4,462	
November	5,427	
December	6,293	
January	6,616	
February	7,684	
March	8,880	
April	9,635	
May	9,639	
June	9,640	

QUALITY

	Quantity	Base Number	Contract	AT	Region	England
% of FP17s for the same patient ID Re-attending within 3 months - Children	45	626	7.2%	13.1%	13.5%	12.4%
% of FP17s for the same patient ID Re-attending within 3 months - Adults	268	2,308	11.6%	16.4%	17.4%	16.7%
% of FP17s for the same patient ID Re-attending between 3 & 9 months - Children	407	626	65.0%	54.7%	59.0%	57.4%
% of FP17s for the same patient ID Re-attending between 3 & 9 months - Adults	1,598	2,308	69.2%	50.7%	52.6%	50.5%
% of FP17s for Band 1 Urgent Courses	134	2,515	5.3%	9.0%	9.4%	9.1%
% of FP17s Relating to Free Repair or Replacements	71	2,515	2.8%	1.3%	1.0%	0.8%
% of FP17s Relating to Continuations	20	2,515	0.8%	1.7%	1.5%	1.3%
% of Patients satisfied with the dentistry they have received	17	18	94.4%	91.7%	93.7%	93.2%
% of Patients satisfied with the time they had to wait for an appointment	15	18	83.3%	90.3%	90.0%	89.0%

* This is based on patients treated on this contract for their most recent course of treatment. Figures in italics indicate the base number of FP17s or Patient Questionnaire responses are less than 100. N/A is shown where the base number of responses is less than 10 during the period. % is calculated as Quantity/Base number*100

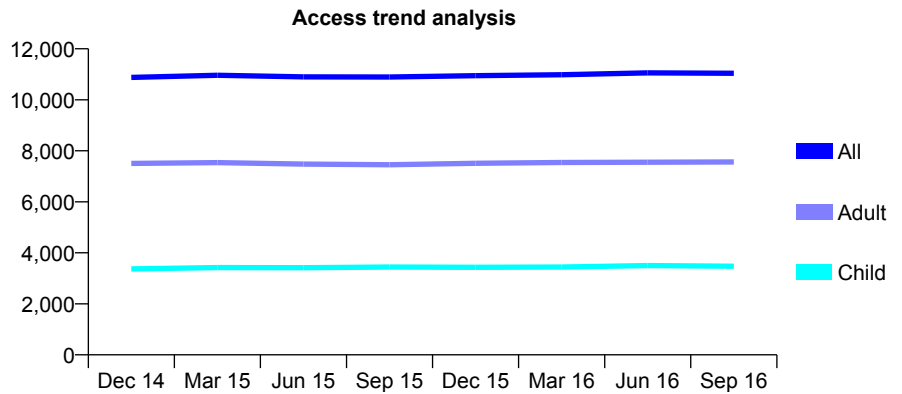
Q45 - Vital Signs At a Glance Contract Report for 629758/0001 - September 2016

Name or company name	MISS HJ ALMOND
Contract type name	GDS Contract
Purpose of contract	General
Contract start date	01/04/2006
Contract end date	

16/17 Contracted general activity (UDA)	35,800
Carry forward general activity (UDA)	0
16/17 Contracted orthodontic activity (UOA)	0
Carry forward orthodontic activity (UOA)	0
Baseline contract value	£948,963.12

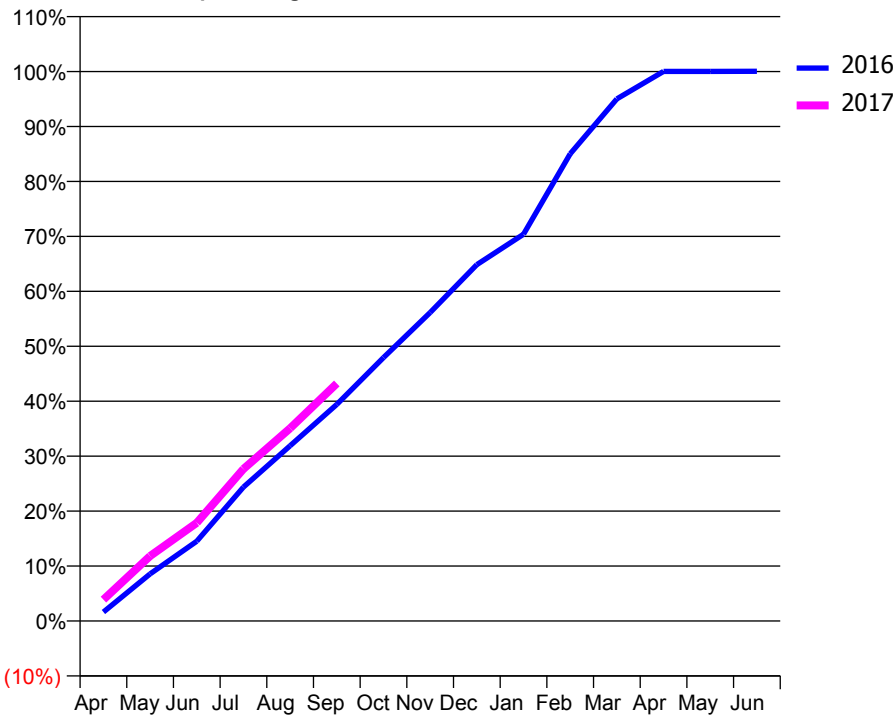
ACCESS*

Patients seen in 24 months	Total	Change since previous quarter
Quarter ending September 2015	10,893	
Quarter ending December 2015	10,945	→
Quarter ending March 2016	10,983	→
Quarter ending June 2016	11,056	→
Quarter ending September 2016	11,041	→
Variance since September 2015	1.4%	→



ACTIVITY

Cumulative percentage of contracted UDA delivered 2016 & 2017



Month	Adjusted Scheduled Activity (UDA)	
	2016	2017
April	584	1,396
May	3,072	4,238
June	5,196	6,400
July	8,724	9,908
August	11,423	12,557
September	14,112	15,476
October	17,165	
November	20,098	
December	23,214	
January	25,199	
February	30,433	
March	34,020	
April	35,803	
May	35,809	
June	35,816	

QUALITY

	Quantity	Base Number	Contract	AT	Region	England
% of FP17s for the same patient ID Re-attending within 3 months - Children	239	2,495	9.6%	13.1%	13.5%	12.4%
% of FP17s for the same patient ID Re-attending within 3 months - Adults	810	5,306	15.3%	16.4%	17.4%	16.7%
% of FP17s for the same patient ID Re-attending between 3 & 9 months - Children	1,391	2,495	55.8%	54.7%	59.0%	57.4%
% of FP17s for the same patient ID Re-attending between 3 & 9 months - Adults	2,825	5,306	53.2%	50.7%	52.6%	50.5%
% of FP17s for Band 1 Urgent Courses	276	6,655	4.1%	9.0%	9.4%	9.1%
% of FP17s Relating to Free Repair or Replacements	148	6,655	2.2%	1.3%	1.0%	0.8%
% of FP17s Relating to Continuations	213	6,655	3.2%	1.7%	1.5%	1.3%
% of Patients satisfied with the dentistry they have received	11	12	91.7%	91.7%	93.7%	93.2%
% of Patients satisfied with the time they had to wait for an appointment	12	12	100.0%	90.3%	90.0%	89.0%

* This is based on patients treated on this contract for their most recent course of treatment. Figures in italics indicate the base number of FP17s or Patient Questionnaire responses are less than 100. N/A is shown where the base number of responses is less than 10 during the period. % is calculated as Quantity/Base number*100

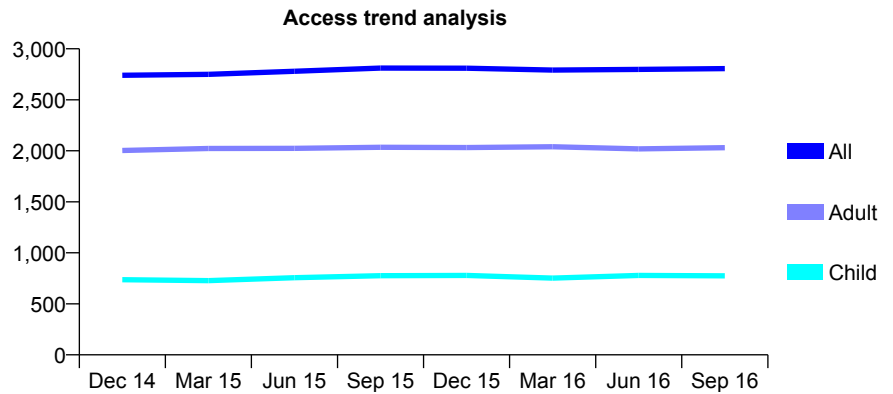
Q45 - Vital Signs At a Glance Contract Report for 630500/0001 - September 2016

Name or company name	MR NP PLAHE
Contract type name	GDS Contract
Purpose of contract	General
Contract start date	01/04/2006
Contract end date	

16/17 Contracted general activity (UDA)	7,723
Carry forward general activity (UDA)	0
16/17 Contracted orthodontic activity (UOA)	0
Carry forward orthodontic activity (UOA)	0
Baseline contract value	£180,490.09

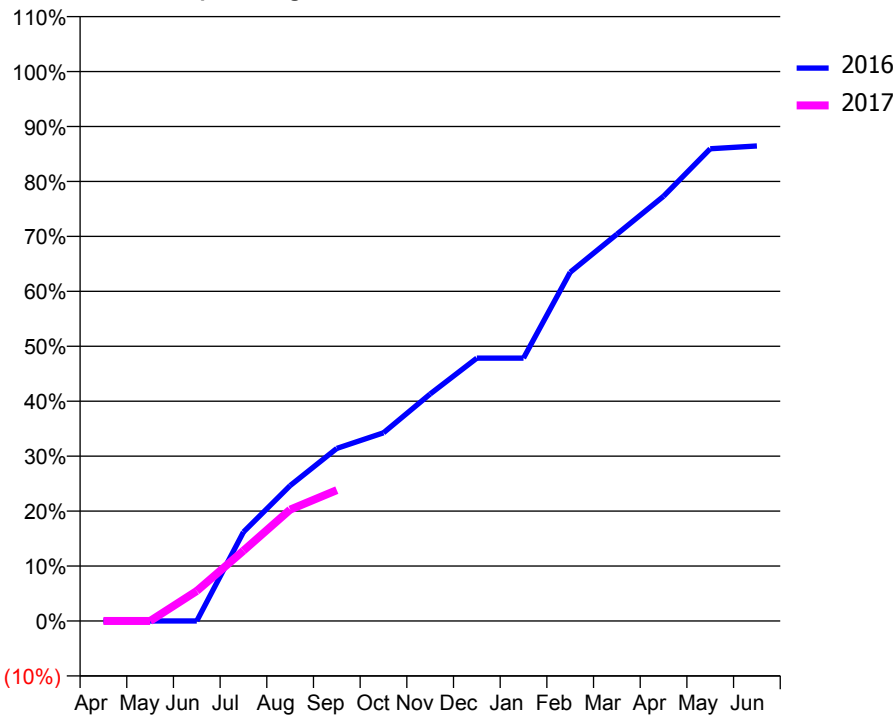
ACCESS*

Patients seen in 24 months	Total	Change since previous quarter
Quarter ending September 2015	2,811	
Quarter ending December 2015	2,810	→
Quarter ending March 2016	2,792	→
Quarter ending June 2016	2,798	→
Quarter ending September 2016	2,806	→
Variance since September 2015	(0.2%)	→



ACTIVITY

Cumulative percentage of contracted UDA delivered 2016 & 2017



Month	Adjusted Scheduled Activity (UDA)	
	2016	2017
April	0	0
May	1	0
June	1	422
July	1,251	988
August	1,903	1,567
September	2,425	1,839
October	2,646	
November	3,192	
December	3,695	
January	3,695	
February	4,902	
March	5,436	
April	5,971	
May	6,637	
June	6,676	

QUALITY

	Quantity	Base Number	Contract	AT	Region	England
% of FP17s for the same patient ID Re-attending within 3 months - Children	27	415	6.5%	13.1%	13.5%	12.4%
% of FP17s for the same patient ID Re-attending within 3 months - Adults	107	998	10.7%	16.4%	17.4%	16.7%
% of FP17s for the same patient ID Re-attending between 3 & 9 months - Children	159	415	38.3%	54.7%	59.0%	57.4%
% of FP17s for the same patient ID Re-attending between 3 & 9 months - Adults	392	998	39.3%	50.7%	52.6%	50.5%
% of FP17s for Band 1 Urgent Courses	51	826	6.2%	9.0%	9.4%	9.1%
% of FP17s Relating to Free Repair or Replacements	12	826	1.5%	1.3%	1.0%	0.8%
% of FP17s Relating to Continuations	17	826	2.1%	1.7%	1.5%	1.3%
% of Patients satisfied with the dentistry they have received	4	4	N/A	91.7%	93.7%	93.2%
% of Patients satisfied with the time they had to wait for an appointment	3	4	N/A	90.3%	90.0%	89.0%

* This is based on patients treated on this contract for their most recent course of treatment. Figures in italics indicate the base number of FP17s or Patient Questionnaire responses are less than 100. N/A is shown where the base number of responses is less than 10 during the period. % is calculated as Quantity/Base number*100

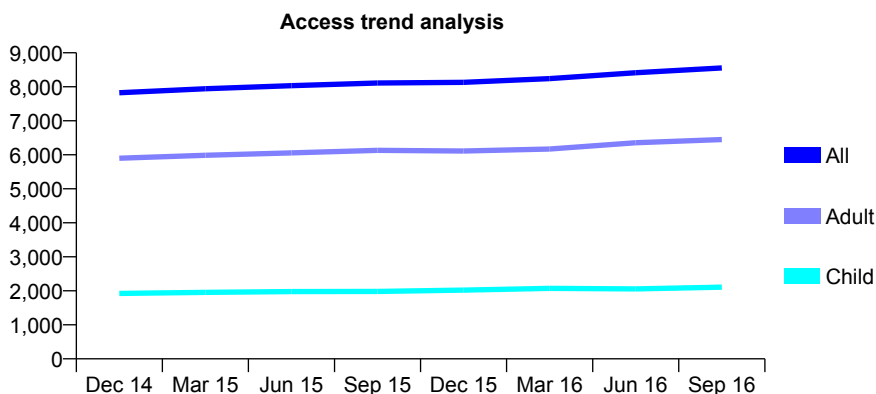
Q45 - Vital Signs At a Glance Contract Report for 636827/0002 - September 2016

Name or company name	MR OS DHANOYA
Contract type name	Pilot Contract
Purpose of contract	General
Contract start date	01/04/2006
Contract end date	

16/17 Contracted general activity (UDA)	30,842
Carry forward general activity (UDA)	0
16/17 Contracted orthodontic activity (UOA)	0
Carry forward orthodontic activity (UOA)	0
Baseline contract value	£863,497.67

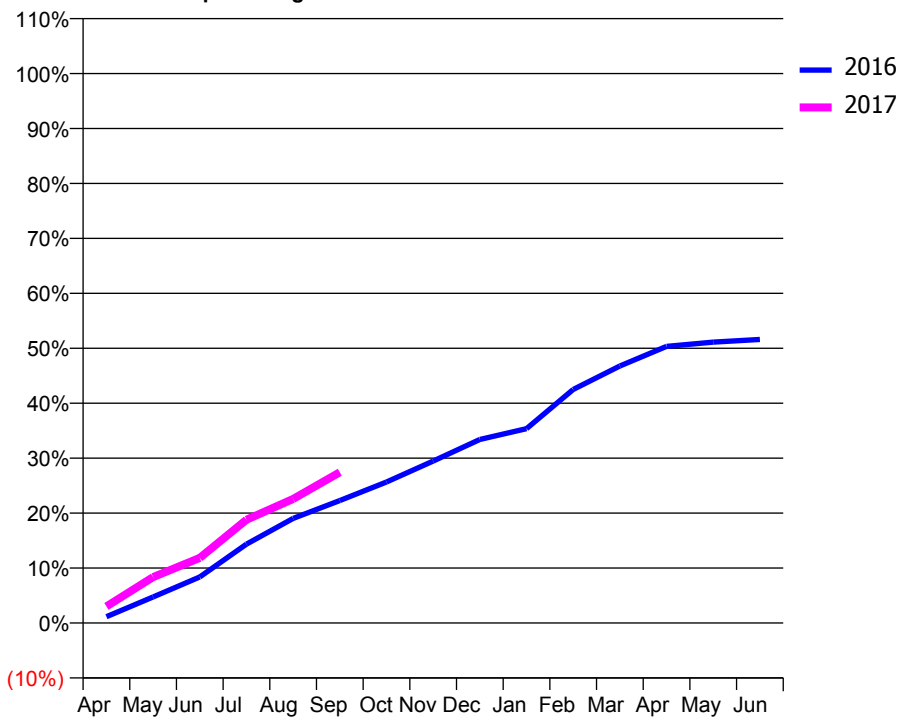
ACCESS*

Patients seen in 24 months	Total	Change since previous quarter
Quarter ending September 2015	8,113	
Quarter ending December 2015	8,132	→
Quarter ending March 2016	8,240	→
Quarter ending June 2016	8,412	↑
Quarter ending September 2016	8,556	→
Variance since September 2015	5.5%	↑



ACTIVITY

Cumulative percentage of contracted UDA delivered 2016 & 2017



Month	Adjusted Scheduled Activity (UDA)	
	2016	2017
April	358	931
May	1,465	2,576
June	2,584	3,653
July	4,425	5,800
August	5,872	6,965
September	6,873	8,459
October	7,914	
November	9,089	
December	10,303	
January	10,906	
February	13,106	
March	14,425	
April	15,530	
May	15,765	
June	15,917	

QUALITY

	Quantity	Base Number	Contract	AT	Region	England
% of FP17s for the same patient ID Re-attending within 3 months - Children	142	1,558	9.1%	13.1%	13.5%	12.4%
% of FP17s for the same patient ID Re-attending within 3 months - Adults	712	4,257	16.7%	16.4%	17.4%	16.7%
% of FP17s for the same patient ID Re-attending between 3 & 9 months - Children	628	1,558	40.3%	54.7%	59.0%	57.4%
% of FP17s for the same patient ID Re-attending between 3 & 9 months - Adults	1,578	4,257	37.1%	50.7%	52.6%	50.5%
% of FP17s for Band 1 Urgent Courses	324	3,867	8.4%	9.0%	9.4%	9.1%
% of FP17s Relating to Free Repair or Replacements	40	3,867	1.0%	1.3%	1.0%	0.8%
% of FP17s Relating to Continuations	1	3,867	0.0%	1.7%	1.5%	1.3%
% of Patients satisfied with the dentistry they have received	4	4	N/A	91.7%	93.7%	93.2%
% of Patients satisfied with the time they had to wait for an appointment	3	4	N/A	90.3%	90.0%	89.0%

* This is based on patients treated on this contract for their most recent course of treatment. Figures in italics indicate the base number of FP17s or Patient Questionnaire responses are less than 100. N/A is shown where the base number of responses is less than 10 during the period. % is calculated as Quantity/Base number*100

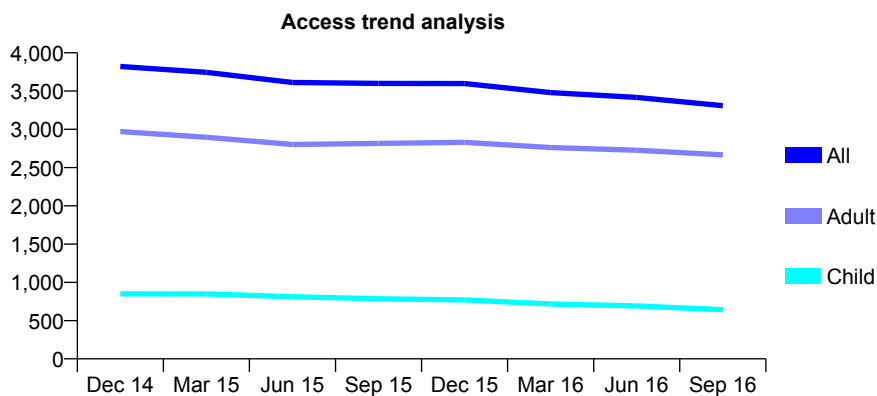
Q45 - Vital Signs At a Glance Contract Report for 642304/0001 - September 2016

Name or company name	MISS K HORNE
Contract type name	GDS Contract
Purpose of contract	General
Contract start date	01/04/2006
Contract end date	

16/17 Contracted general activity (UDA)	12,954
Carry forward general activity (UDA)	0
16/17 Contracted orthodontic activity (UOA)	0
Carry forward orthodontic activity (UOA)	0
Baseline contract value	£295,589.37

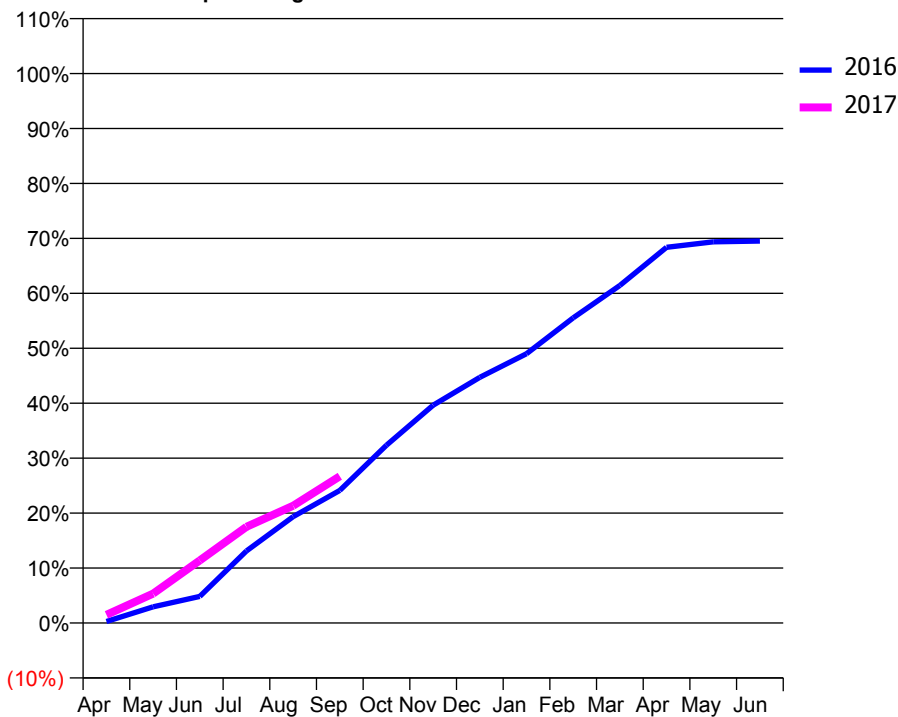
ACCESS*

Patients seen in 24 months	Total	Change since previous quarter
Quarter ending September 2015	3,600	
Quarter ending December 2015	3,599	→
Quarter ending March 2016	3,480	↓
Quarter ending June 2016	3,417	↓
Quarter ending September 2016	3,309	↓
Variance since September 2015	(8.1%)	↓



ACTIVITY

Cumulative percentage of contracted UDA delivered 2016 & 2017



Adjusted Scheduled Activity (UDA)

Month	2016	2017
April	35	195
May	382	694
June	628	1,476
July	1,701	2,268
August	2,508	2,764
September	3,127	3,460
October	4,192	
November	5,135	
December	5,791	
January	6,350	
February	7,194	
March	7,958	
April	8,858	
May	8,987	
June	9,006	

QUALITY

	Quantity	Base Number	Contract	AT	Region	England
% of FP17s for the same patient ID Re-attending within 3 months - Children	34	363	9.4%	13.1%	13.5%	12.4%
% of FP17s for the same patient ID Re-attending within 3 months - Adults	209	1,283	16.3%	16.4%	17.4%	16.7%
% of FP17s for the same patient ID Re-attending between 3 & 9 months - Children	105	363	28.9%	54.7%	59.0%	57.4%
% of FP17s for the same patient ID Re-attending between 3 & 9 months - Adults	325	1,283	25.3%	50.7%	52.6%	50.5%
% of FP17s for Band 1 Urgent Courses	288	1,263	22.8%	9.0%	9.4%	9.1%
% of FP17s Relating to Free Repair or Replacements	23	1,263	1.8%	1.3%	1.0%	0.8%
% of FP17s Relating to Continuations	33	1,263	2.6%	1.7%	1.5%	1.3%
% of Patients satisfied with the dentistry they have received	16	21	76.2%	91.7%	93.7%	93.2%
% of Patients satisfied with the time they had to wait for an appointment	18	21	85.7%	90.3%	90.0%	89.0%

* This is based on patients treated on this contract for their most recent course of treatment. Figures in italics indicate the base number of FP17s or Patient Questionnaire responses are less than 100. N/A is shown where the base number of responses is less than 10 during the period. % is calculated as Quantity/Base number*100

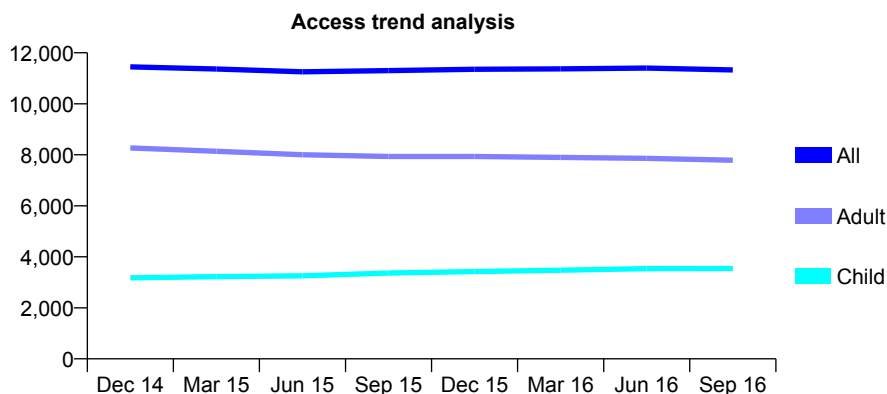
Q45 - Vital Signs At a Glance Contract Report for 650676/0001 - September 2016

Name or company name	MR PA AVERLEY
Contract type name	GDS Contract
Purpose of contract	General and Orthodontic
Contract start date	01/04/2006
Contract end date	

16/17 Contracted general activity (UDA)	44,674
Carry forward general activity (UDA)	0
16/17 Contracted orthodontic activity (UOA)	578
Carry forward orthodontic activity (UOA)	0
Baseline contract value	£1,444,609.67

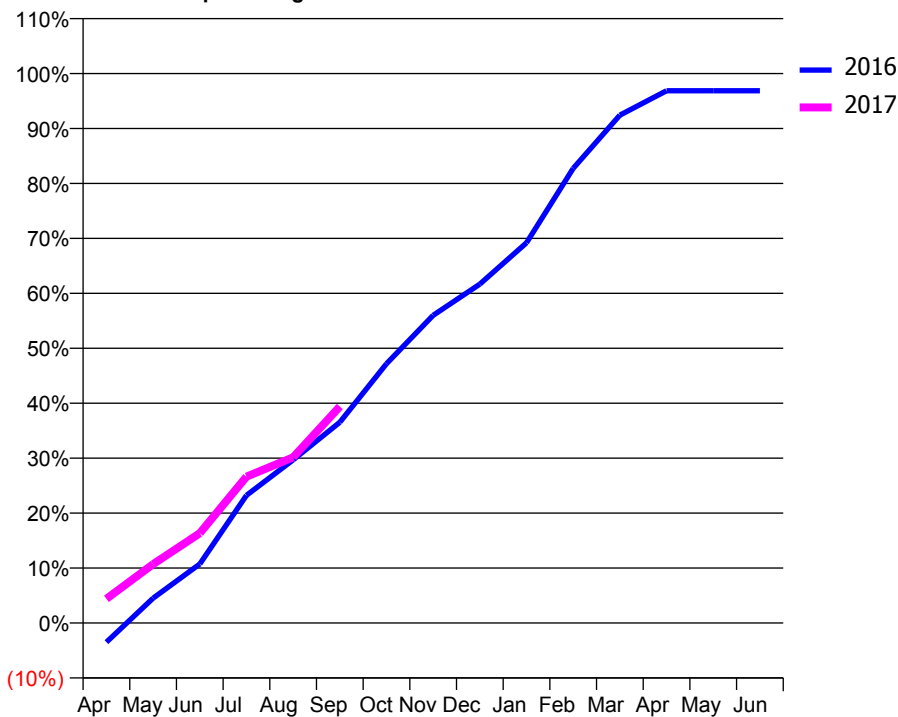
ACCESS*

Patients seen in 24 months	Total	Change since previous quarter
Quarter ending September 2015	11,300	
Quarter ending December 2015	11,356	→
Quarter ending March 2016	11,372	→
Quarter ending June 2016	11,400	→
Quarter ending September 2016	11,329	→
Variance since September 2015	0.3%	→



ACTIVITY

Cumulative percentage of contracted UDA delivered 2016 & 2017



Month	Adjusted Scheduled Activity (UDA)	
	2016	2017
April	-1,571	1,966
May	2,024	4,785
June	4,798	7,301
July	10,378	11,895
August	13,264	13,474
September	16,321	17,598
October	21,082	
November	25,019	
December	27,553	
January	30,918	
February	36,965	
March	41,292	
April	43,270	
May	43,274	
June	43,277	

QUALITY

	Quantity	Base Number	Contract	AT	Region	England
% of FP17s for the same patient ID Re-attending within 3 months - Children	270	2,869	9.4%	13.1%	13.5%	12.4%
% of FP17s for the same patient ID Re-attending within 3 months - Adults	933	5,951	15.7%	16.4%	17.4%	16.7%
% of FP17s for the same patient ID Re-attending between 3 & 9 months - Children	1,864	2,869	65.0%	54.7%	59.0%	57.4%
% of FP17s for the same patient ID Re-attending between 3 & 9 months - Adults	3,957	5,951	66.5%	50.7%	52.6%	50.5%
% of FP17s for Band 1 Urgent Courses	517	8,051	6.4%	9.0%	9.4%	9.1%
% of FP17s Relating to Free Repair or Replacements	83	8,051	1.0%	1.3%	1.0%	0.8%
% of FP17s Relating to Continuations	121	8,051	1.5%	1.7%	1.5%	1.3%
% of Patients satisfied with the dentistry they have received	17	17	100.0%	91.7%	93.7%	93.2%
% of Patients satisfied with the time they had to wait for an appointment	17	17	100.0%	90.3%	90.0%	89.0%

* This is based on patients treated on this contract for their most recent course of treatment. Figures in italics indicate the base number of FP17s or Patient Questionnaire responses are less than 100. N/A is shown where the base number of responses is less than 10 during the period. % is calculated as Quantity/Base number*100

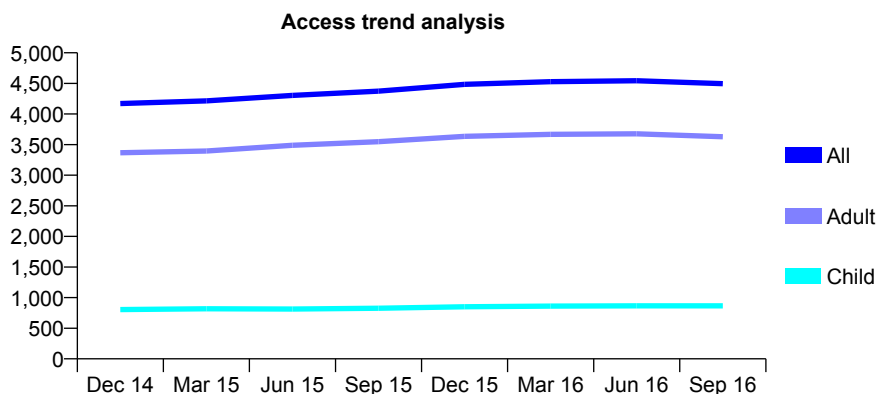
Q45 - Vital Signs At a Glance Contract Report for 652660/0001 - September 2016

Name or company name	MR LG ROBSON
Contract type name	GDS Contract
Purpose of contract	General
Contract start date	01/04/2006
Contract end date	

16/17 Contracted general activity (UDA)	15,361
Carry forward general activity (UDA)	0
16/17 Contracted orthodontic activity (UOA)	0
Carry forward orthodontic activity (UOA)	0
Baseline contract value	£396,239.56

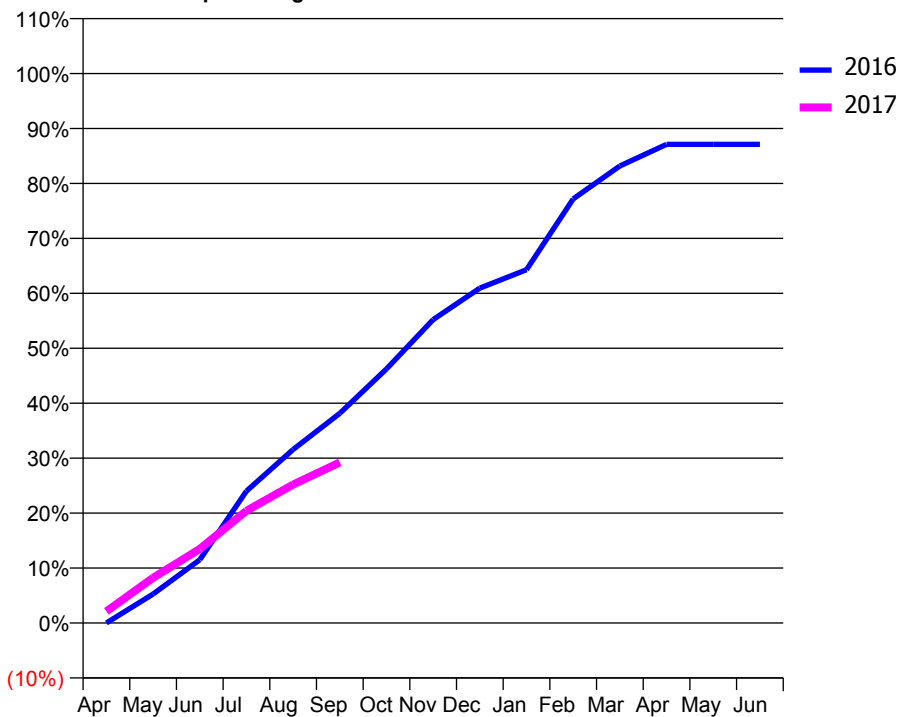
ACCESS*

Patients seen in 24 months	Total	Change since previous quarter
Quarter ending September 2015	4,374	
Quarter ending December 2015	4,484	↑
Quarter ending March 2016	4,528	→
Quarter ending June 2016	4,543	→
Quarter ending September 2016	4,495	↓
Variance since September 2015	2.8%	↑



ACTIVITY

Cumulative percentage of contracted UDA delivered 2016 & 2017



Month	Adjusted Scheduled Activity (UDA)	
	2016	2017
April	0	325
May	810	1,265
June	1,770	2,072
July	3,687	3,137
August	4,852	3,871
September	5,861	4,492
October	7,103	
November	8,483	
December	9,363	
January	9,876	
February	11,854	
March	12,776	
April	13,381	
May	13,379	
June	13,379	

QUALITY

	Quantity	Base Number	Contract	AT	Region	England
% of FP17s for the same patient ID Re-attending within 3 months - Children	30	532	5.6%	13.1%	13.5%	12.4%
% of FP17s for the same patient ID Re-attending within 3 months - Adults	311	1,894	16.4%	16.4%	17.4%	16.7%
% of FP17s for the same patient ID Re-attending between 3 & 9 months - Children	310	532	58.3%	54.7%	59.0%	57.4%
% of FP17s for the same patient ID Re-attending between 3 & 9 months - Adults	1,034	1,894	54.6%	50.7%	52.6%	50.5%
% of FP17s for Band 1 Urgent Courses	279	2,110	13.2%	9.0%	9.4%	9.1%
% of FP17s Relating to Free Repair or Replacements	74	2,110	3.5%	1.3%	1.0%	0.8%
% of FP17s Relating to Continuations	14	2,110	0.7%	1.7%	1.5%	1.3%
% of Patients satisfied with the dentistry they have received	2	2	N/A	91.7%	93.7%	93.2%
% of Patients satisfied with the time they had to wait for an appointment	2	2	N/A	90.3%	90.0%	89.0%

* This is based on patients treated on this contract for their most recent course of treatment. Figures in italics indicate the base number of FP17s or Patient Questionnaire responses are less than 100. N/A is shown where the base number of responses is less than 10 during the period. % is calculated as Quantity/Base number*100

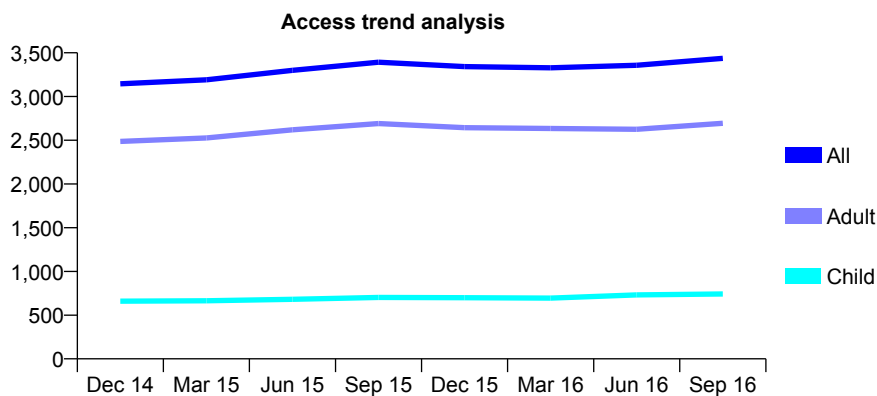
Q45 - Vital Signs At a Glance Contract Report for 658340/0001 - September 2016

Name or company name	MR MF BARNETT
Contract type name	GDS Contract
Purpose of contract	General and Orthodontic
Contract start date	01/04/2006
Contract end date	

16/17 Contracted general activity (UDA)	10,890
Carry forward general activity (UDA)	0
16/17 Contracted orthodontic activity (UOA)	6
Carry forward orthodontic activity (UOA)	0
Baseline contract value	£322,798.97

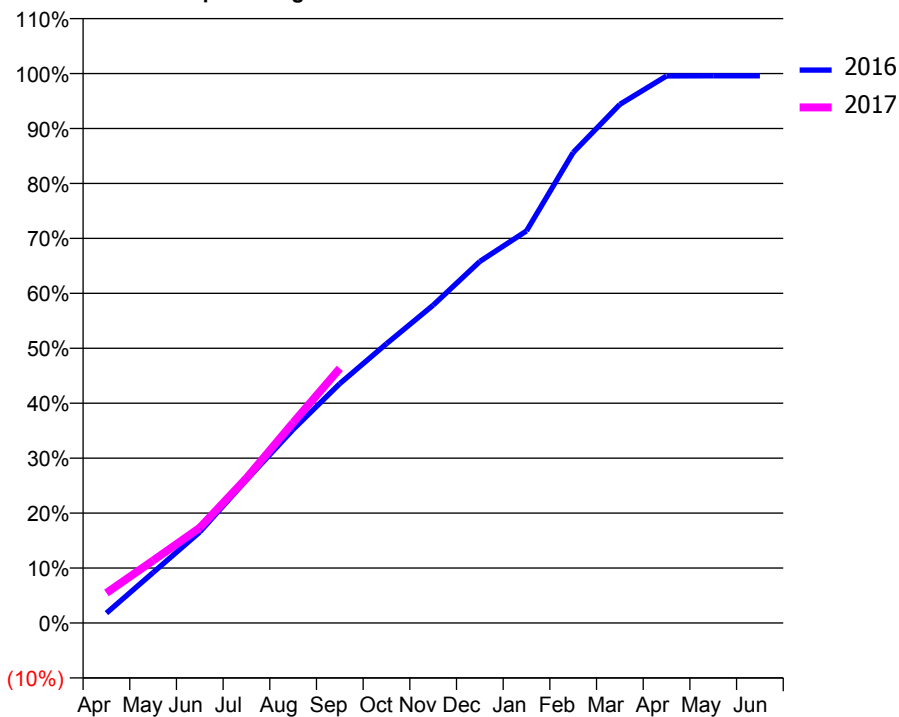
ACCESS*

Patients seen in 24 months	Total	Change since previous quarter
Quarter ending September 2015	3,393	
Quarter ending December 2015	3,342	↓
Quarter ending March 2016	3,329	→
Quarter ending June 2016	3,358	→
Quarter ending September 2016	3,436	↑
Variance since September 2015	1.3%	→



ACTIVITY

Cumulative percentage of contracted UDA delivered 2016 & 2017



Month	Adjusted Scheduled Activity (UDA)	
	2016	2017
April	197	596
May	1,000	1,239
June	1,803	1,888
July	2,836	2,870
August	3,835	3,970
September	4,744	5,047
October	5,535	
November	6,300	
December	7,165	
January	7,770	
February	9,325	
March	10,278	
April	10,841	
May	10,845	
June	10,845	

QUALITY

	Quantity	Base Number	Contract	AT	Region	England
% of FP17s for the same patient ID Re-attending within 3 months - Children	24	732	3.3%	13.1%	13.5%	12.4%
% of FP17s for the same patient ID Re-attending within 3 months - Adults	196	2,189	9.0%	16.4%	17.4%	16.7%
% of FP17s for the same patient ID Re-attending between 3 & 9 months - Children	359	732	49.0%	54.7%	59.0%	57.4%
% of FP17s for the same patient ID Re-attending between 3 & 9 months - Adults	1,021	2,189	46.6%	50.7%	52.6%	50.5%
% of FP17s for Band 1 Urgent Courses	91	2,398	3.8%	9.0%	9.4%	9.1%
% of FP17s Relating to Free Repair or Replacements	13	2,398	0.5%	1.3%	1.0%	0.8%
% of FP17s Relating to Continuations	59	2,398	2.5%	1.7%	1.5%	1.3%
% of Patients satisfied with the dentistry they have received	7	7	N/A	91.7%	93.7%	93.2%
% of Patients satisfied with the time they had to wait for an appointment	7	7	N/A	90.3%	90.0%	89.0%

* This is based on patients treated on this contract for their most recent course of treatment. Figures in italics indicate the base number of FP17s or Patient Questionnaire responses are less than 100. N/A is shown where the base number of responses is less than 10 during the period. % is calculated as Quantity/Base number*100

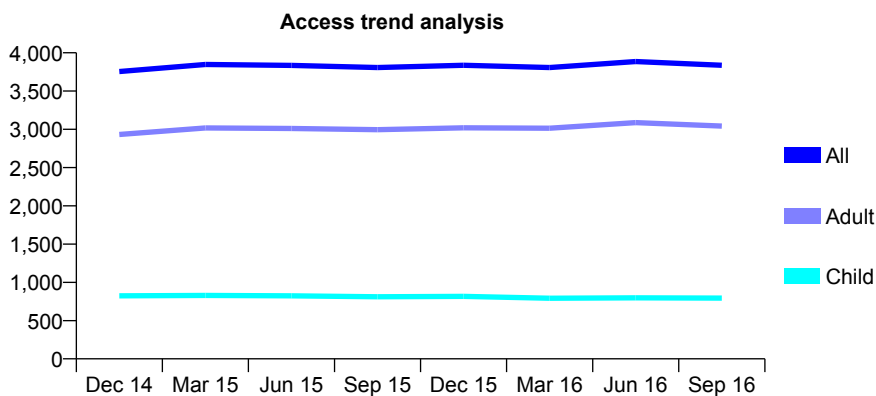
Q45 - Vital Signs At a Glance Contract Report for 661457/0001 - September 2016

Name or company name	MR DM MALPASS
Contract type name	GDS Contract
Purpose of contract	General
Contract start date	01/04/2006
Contract end date	

16/17 Contracted general activity (UDA)	10,000
Carry forward general activity (UDA)	0
16/17 Contracted orthodontic activity (UOA)	0
Carry forward orthodontic activity (UOA)	0
Baseline contract value	£296,572.60

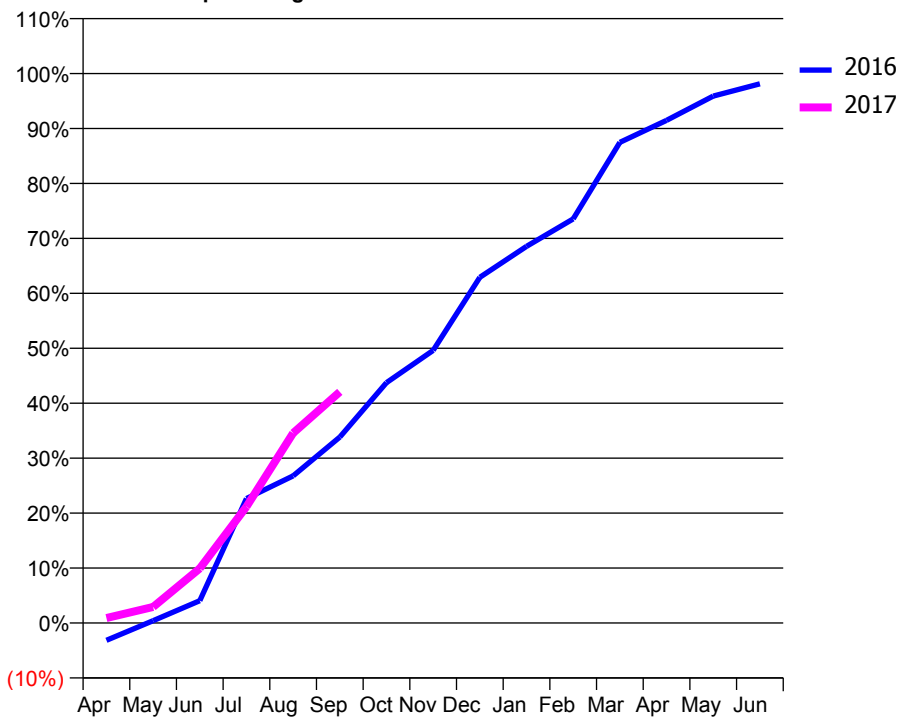
ACCESS*

Patients seen in 24 months	Total	Change since previous quarter
Quarter ending September 2015	3,807	
Quarter ending December 2015	3,837	→
Quarter ending March 2016	3,807	→
Quarter ending June 2016	3,886	↑
Quarter ending September 2016	3,837	↓
Variance since September 2015	0.8%	→



ACTIVITY

Cumulative percentage of contracted UDA delivered 2016 & 2017



Month	Adjusted Scheduled Activity (UDA)	
	2016	2017
April	-318	92
May	42	293
June	406	995
July	2,265	2,117
August	2,677	3,458
September	3,385	4,207
October	4,373	
November	4,960	
December	6,291	
January	6,855	
February	7,354	
March	8,748	
April	9,148	
May	9,589	
June	9,813	

QUALITY

	Quantity	Base Number	Contract	AT	Region	England
% of FP17s for the same patient ID Re-attending within 3 months - Children	31	562	5.5%	13.1%	13.5%	12.4%
% of FP17s for the same patient ID Re-attending within 3 months - Adults	399	2,529	15.8%	16.4%	17.4%	16.7%
% of FP17s for the same patient ID Re-attending between 3 & 9 months - Children	304	562	54.1%	54.7%	59.0%	57.4%
% of FP17s for the same patient ID Re-attending between 3 & 9 months - Adults	1,399	2,529	55.3%	50.7%	52.6%	50.5%
% of FP17s for Band 1 Urgent Courses	238	2,155	11.0%	9.0%	9.4%	9.1%
% of FP17s Relating to Free Repair or Replacements	24	2,155	1.1%	1.3%	1.0%	0.8%
% of FP17s Relating to Continuations	19	2,155	0.9%	1.7%	1.5%	1.3%
% of Patients satisfied with the dentistry they have received	4	4	N/A	91.7%	93.7%	93.2%
% of Patients satisfied with the time they had to wait for an appointment	4	4	N/A	90.3%	90.0%	89.0%

* This is based on patients treated on this contract for their most recent course of treatment. Figures in italics indicate the base number of FP17s or Patient Questionnaire responses are less than 100. N/A is shown where the base number of responses is less than 10 during the period. % is calculated as Quantity/Base number*100

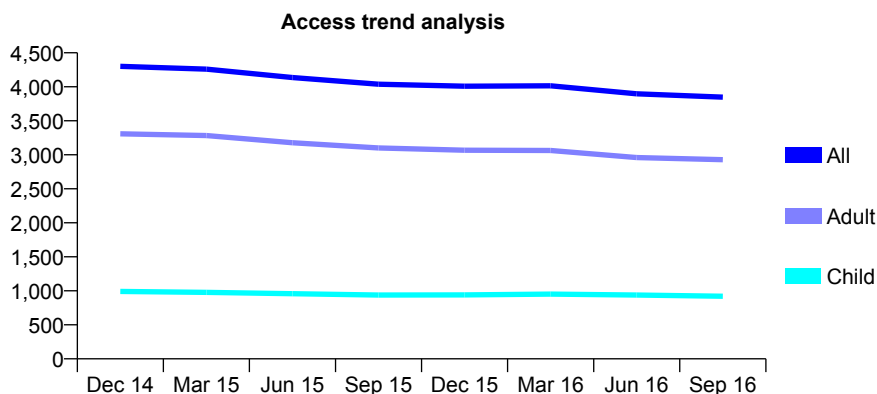
Q45 - Vital Signs At a Glance Contract Report for 661465/0001 - September 2016

Name or company name	MR MA PEARSON
Contract type name	GDS Contract
Purpose of contract	General and Orthodontic
Contract start date	01/04/2006
Contract end date	

16/17 Contracted general activity (UDA)	15,393
Carry forward general activity (UDA)	0
16/17 Contracted orthodontic activity (UOA)	21
Carry forward orthodontic activity (UOA)	0
Baseline contract value	£459,758.06

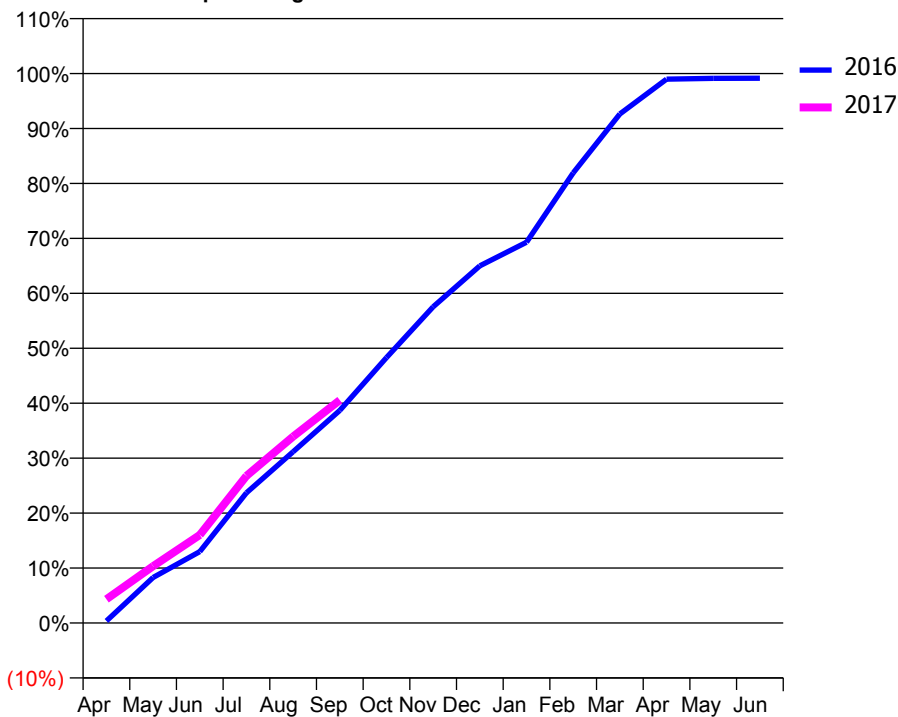
ACCESS*

Patients seen in 24 months	Total	Change since previous quarter
Quarter ending September 2015	4,039	
Quarter ending December 2015	4,008	→
Quarter ending March 2016	4,014	→
Quarter ending June 2016	3,898	↓
Quarter ending September 2016	3,849	↓
Variance since September 2015	(4.7%)	↓



ACTIVITY

Cumulative percentage of contracted UDA delivered 2016 & 2017



Adjusted Scheduled Activity (UDA)

Month	2016	2017
April	57	666
May	1,275	1,592
June	2,000	2,468
July	3,646	4,122
August	4,797	5,222
September	5,958	6,244
October	7,437	
November	8,857	
December	10,004	
January	10,665	
February	12,610	
March	14,258	
April	15,233	
May	15,256	
June	15,260	

QUALITY

	Quantity	Base Number	Contract	AT	Region	England
% of FP17s for the same patient ID Re-attending within 3 months - Children	38	929	4.1%	13.1%	13.5%	12.4%
% of FP17s for the same patient ID Re-attending within 3 months - Adults	245	2,460	10.0%	16.4%	17.4%	16.7%
% of FP17s for the same patient ID Re-attending between 3 & 9 months - Children	548	929	59.0%	54.7%	59.0%	57.4%
% of FP17s for the same patient ID Re-attending between 3 & 9 months - Adults	1,373	2,460	55.8%	50.7%	52.6%	50.5%
% of FP17s for Band 1 Urgent Courses	106	3,037	3.5%	9.0%	9.4%	9.1%
% of FP17s Relating to Free Repair or Replacements	34	3,037	1.1%	1.3%	1.0%	0.8%
% of FP17s Relating to Continuations	83	3,037	2.7%	1.7%	1.5%	1.3%
% of Patients satisfied with the dentistry they have received	5	5	N/A	91.7%	93.7%	93.2%
% of Patients satisfied with the time they had to wait for an appointment	5	5	N/A	90.3%	90.0%	89.0%

* This is based on patients treated on this contract for their most recent course of treatment. Figures in italics indicate the base number of FP17s or Patient Questionnaire responses are less than 100. N/A is shown where the base number of responses is less than 10 during the period. % is calculated as Quantity/Base number*100

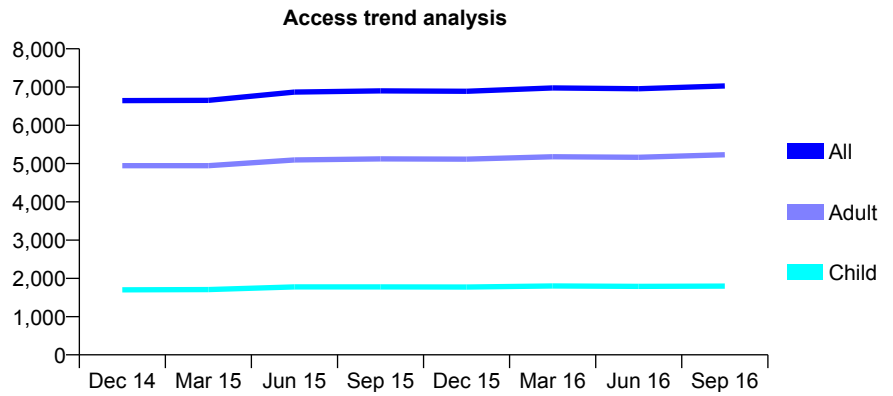
Q45 - Vital Signs At a Glance Contract Report for 675865/0002 - September 2016

Name or company name	MRS M BENNISON
Contract type name	GDS Contract
Purpose of contract	General
Contract start date	01/04/2009
Contract end date	

16/17 Contracted general activity (UDA)	18,165
Carry forward general activity (UDA)	0
16/17 Contracted orthodontic activity (UOA)	0
Carry forward orthodontic activity (UOA)	0
Baseline contract value	£451,798.58

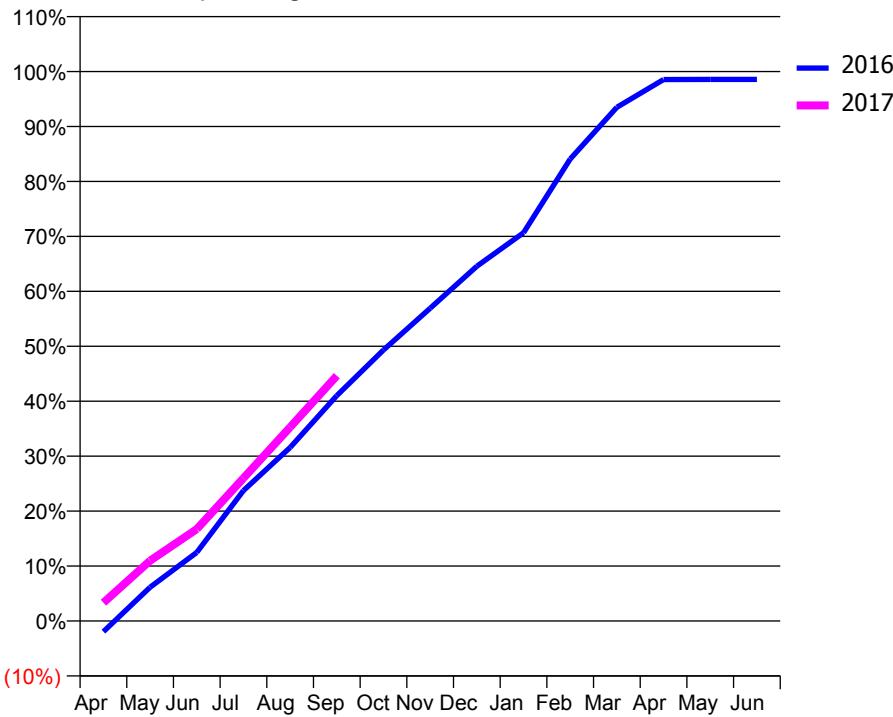
ACCESS*

Patients seen in 24 months	Total	Change since previous quarter
Quarter ending September 2015	6,899	
Quarter ending December 2015	6,889	→
Quarter ending March 2016	6,976	→
Quarter ending June 2016	6,957	→
Quarter ending September 2016	7,028	→
Variance since September 2015	1.9%	→



ACTIVITY

Cumulative percentage of contracted UDA delivered 2016 & 2017



Month	Adjusted Scheduled Activity (UDA)	
	2016	2017
April	-357	607
May	1,115	1,995
June	2,267	3,039
July	4,314	4,725
August	5,738	6,409
September	7,452	8,107
October	8,961	
November	10,339	
December	11,729	
January	12,835	
February	15,272	
March	16,981	
April	17,899	
May	17,902	
June	17,902	

QUALITY

	Quantity	Base Number	Contract	AT	Region	England
% of FP17s for the same patient ID Re-attending within 3 months - Children	124	1,442	8.6%	13.1%	13.5%	12.4%
% of FP17s for the same patient ID Re-attending within 3 months - Adults	671	3,952	17.0%	16.4%	17.4%	16.7%
% of FP17s for the same patient ID Re-attending between 3 & 9 months - Children	918	1,442	63.7%	54.7%	59.0%	57.4%
% of FP17s for the same patient ID Re-attending between 3 & 9 months - Adults	2,249	3,952	56.9%	50.7%	52.6%	50.5%
% of FP17s for Band 1 Urgent Courses	318	4,136	7.7%	9.0%	9.4%	9.1%
% of FP17s Relating to Free Repair or Replacements	53	4,136	1.3%	1.3%	1.0%	0.8%
% of FP17s Relating to Continuations	63	4,136	1.5%	1.7%	1.5%	1.3%
% of Patients satisfied with the dentistry they have received	22	23	95.7%	91.7%	93.7%	93.2%
% of Patients satisfied with the time they had to wait for an appointment	22	23	95.7%	90.3%	90.0%	89.0%

* This is based on patients treated on this contract for their most recent course of treatment. Figures in italics indicate the base number of FP17s or Patient Questionnaire responses are less than 100. N/A is shown where the base number of responses is less than 10 during the period. % is calculated as Quantity/Base number*100

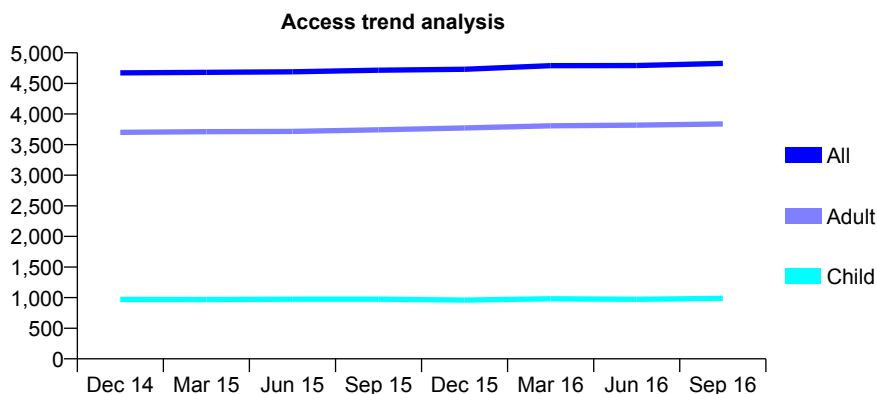
Q45 - Vital Signs At a Glance Contract Report for 676179/0001 - September 2016

Name or company name	MR BA KRAGNES
Contract type name	GDS Contract
Purpose of contract	General and Orthodontic
Contract start date	01/04/2006
Contract end date	

16/17 Contracted general activity (UDA)	13,000
Carry forward general activity (UDA)	0
16/17 Contracted orthodontic activity (UOA)	231
Carry forward orthodontic activity (UOA)	0
Baseline contract value	£317,385.27

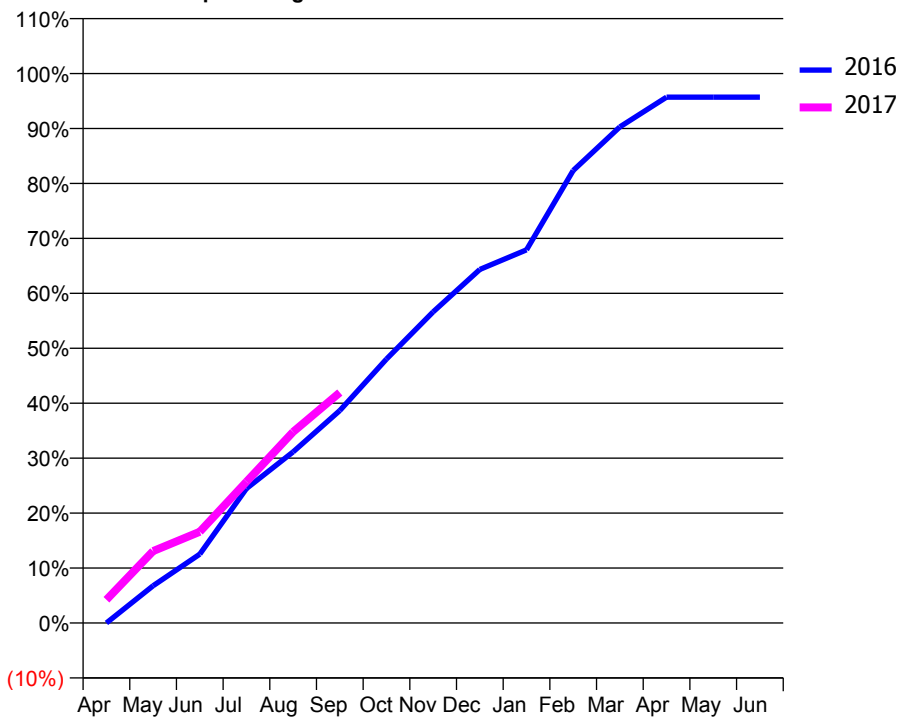
ACCESS*

Patients seen in 24 months	Total	Change since previous quarter
Quarter ending September 2015	4,716	
Quarter ending December 2015	4,731	→
Quarter ending March 2016	4,790	→
Quarter ending June 2016	4,791	→
Quarter ending September 2016	4,827	→
Variance since September 2015	2.4%	↑



ACTIVITY

Cumulative percentage of contracted UDA delivered 2016 & 2017



Month	Adjusted Scheduled Activity (UDA)	
	2016	2017
April	0	552
May	881	1,701
June	1,630	2,159
July	3,182	3,343
August	4,048	4,521
September	5,027	5,453
October	6,245	
November	7,362	
December	8,365	
January	8,827	
February	10,706	
March	11,736	
April	12,441	
May	12,441	
June	12,441	

QUALITY

	Quantity	Base Number	Contract	AT	Region	England
% of FP17s for the same patient ID Re-attending within 3 months - Children	50	661	7.6%	13.1%	13.5%	12.4%
% of FP17s for the same patient ID Re-attending within 3 months - Adults	299	2,369	12.6%	16.4%	17.4%	16.7%
% of FP17s for the same patient ID Re-attending between 3 & 9 months - Children	298	661	45.1%	54.7%	59.0%	57.4%
% of FP17s for the same patient ID Re-attending between 3 & 9 months - Adults	1,182	2,369	49.9%	50.7%	52.6%	50.5%
% of FP17s for Band 1 Urgent Courses	129	2,686	4.8%	9.0%	9.4%	9.1%
% of FP17s Relating to Free Repair or Replacements	11	2,686	0.4%	1.3%	1.0%	0.8%
% of FP17s Relating to Continuations	61	2,686	2.3%	1.7%	1.5%	1.3%
% of Patients satisfied with the dentistry they have received	10	11	90.9%	91.7%	93.7%	93.2%
% of Patients satisfied with the time they had to wait for an appointment	9	11	81.8%	90.3%	90.0%	89.0%

* This is based on patients treated on this contract for their most recent course of treatment. Figures in italics indicate the base number of FP17s or Patient Questionnaire responses are less than 100. N/A is shown where the base number of responses is less than 10 during the period. % is calculated as Quantity/Base number*100

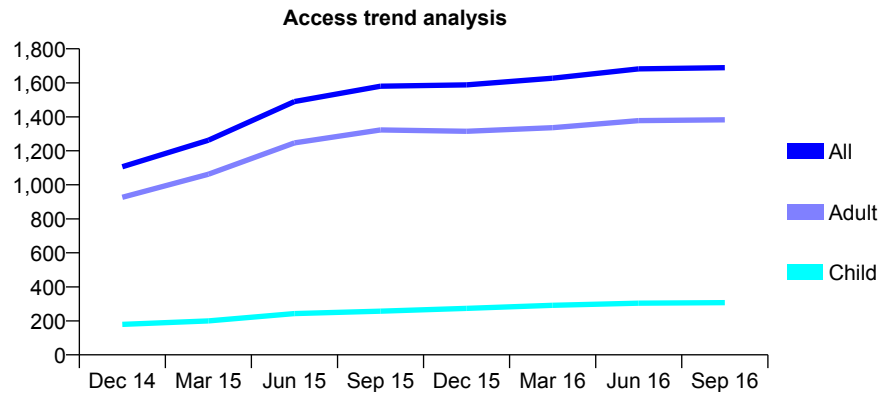
Q45 - Vital Signs At a Glance Contract Report for 686743/0002 - September 2016

Name or company name	MR HS BASRA
Contract type name	GDS Contract
Purpose of contract	General
Contract start date	22/09/2013
Contract end date	

16/17 Contracted general activity (UDA)	5,199
Carry forward general activity (UDA)	0
16/17 Contracted orthodontic activity (UOA)	0
Carry forward orthodontic activity (UOA)	0
Baseline contract value	£168,639.95

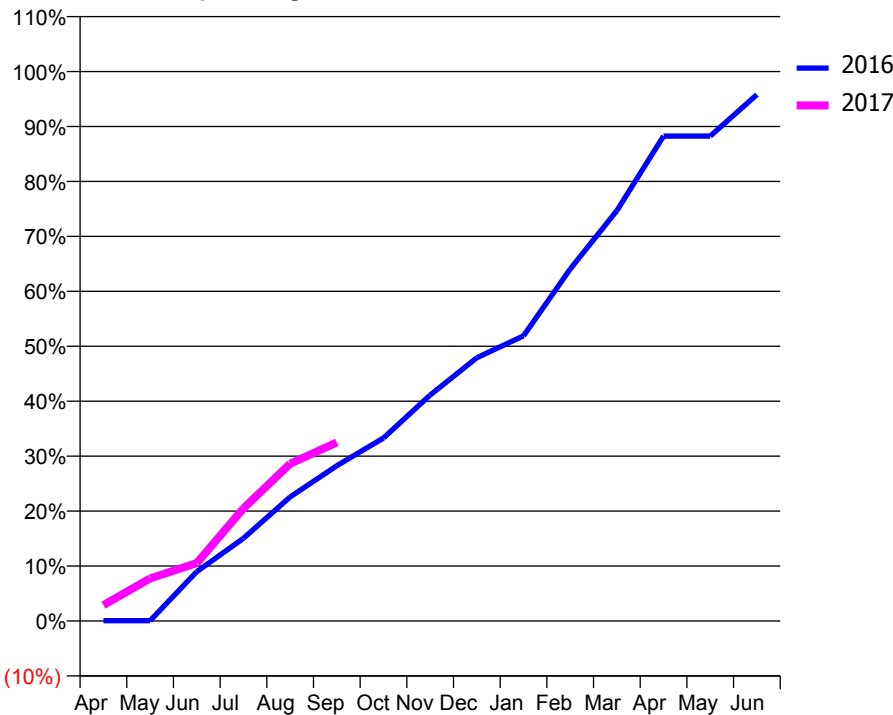
ACCESS*

Patients seen in 24 months	Total	Change since previous quarter
Quarter ending September 2015	1,580	
Quarter ending December 2015	1,588	→
Quarter ending March 2016	1,627	↑
Quarter ending June 2016	1,682	↑
Quarter ending September 2016	1,689	→
Variance since September 2015	6.9%	↑



ACTIVITY

Cumulative percentage of contracted UDA delivered 2016 & 2017



Month	Adjusted Scheduled Activity (UDA)	
	2016	2017
April	3	150
May	3	403
June	468	549
July	783	1,065
August	1,174	1,488
September	1,470	1,690
October	1,732	
November	2,138	
December	2,491	
January	2,698	
February	3,330	
March	3,883	
April	4,587	
May	4,587	
June	4,980	

QUALITY

	Quantity	Base Number	Contract	AT	Region	England
% of FP17s for the same patient ID Re-attending within 3 months - Children	16	196	8.2%	13.1%	13.5%	12.4%
% of FP17s for the same patient ID Re-attending within 3 months - Adults	82	778	10.5%	16.4%	17.4%	16.7%
% of FP17s for the same patient ID Re-attending between 3 & 9 months - Children	100	196	51.0%	54.7%	59.0%	57.4%
% of FP17s for the same patient ID Re-attending between 3 & 9 months - Adults	367	778	47.2%	50.7%	52.6%	50.5%
% of FP17s for Band 1 Urgent Courses	37	777	4.8%	9.0%	9.4%	9.1%
% of FP17s Relating to Free Repair or Replacements	15	777	1.9%	1.3%	1.0%	0.8%
% of FP17s Relating to Continuations	8	777	1.0%	1.7%	1.5%	1.3%
% of Patients satisfied with the dentistry they have received	3	3	N/A	91.7%	93.7%	93.2%
% of Patients satisfied with the time they had to wait for an appointment	2	3	N/A	90.3%	90.0%	89.0%

* This is based on patients treated on this contract for their most recent course of treatment. Figures in italics indicate the base number of FP17s or Patient Questionnaire responses are less than 100. N/A is shown where the base number of responses is less than 10 during the period. % is calculated as Quantity/Base number*100

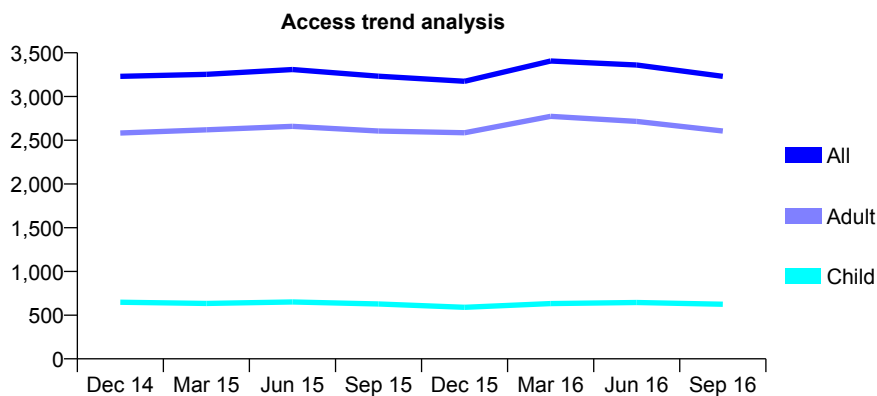
Q45 - Vital Signs At a Glance Contract Report for 692093/0002 - September 2016

Name or company name	MR N AGGARWAL
Contract type name	GDS Contract
Purpose of contract	General
Contract start date	01/12/2012
Contract end date	

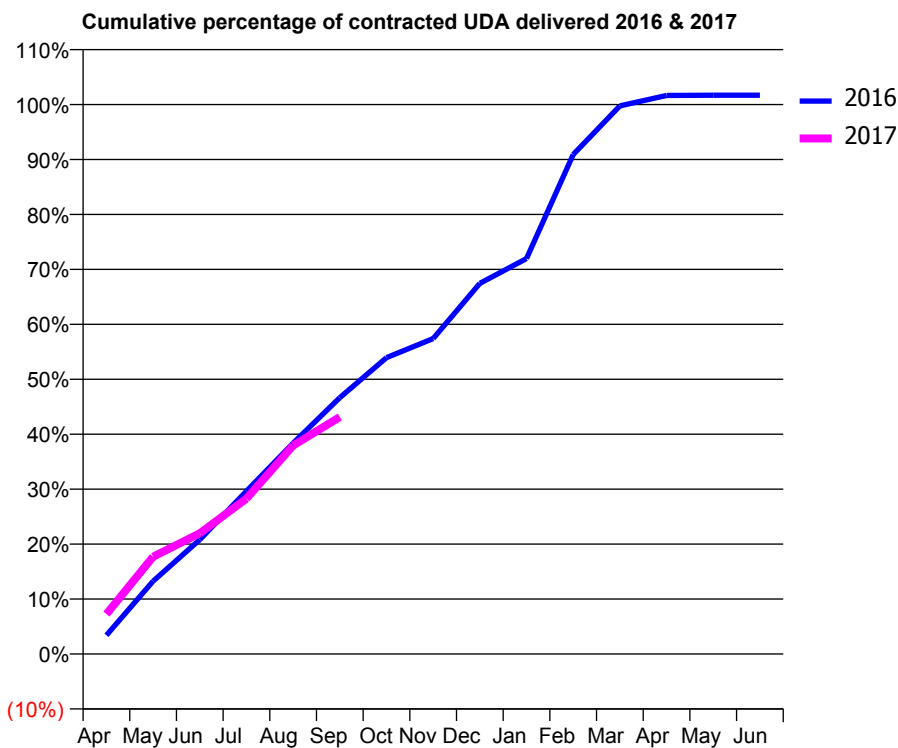
16/17 Contracted general activity (UDA)	11,162
Carry forward general activity (UDA)	0
16/17 Contracted orthodontic activity (UOA)	0
Carry forward orthodontic activity (UOA)	0
Baseline contract value	£343,668.24

ACCESS*

Patients seen in 24 months	Total	Change since previous quarter
Quarter ending September 2015	3,232	
Quarter ending December 2015	3,175	↓
Quarter ending March 2016	3,406	↑
Quarter ending June 2016	3,360	↓
Quarter ending September 2016	3,231	↓
Variance since September 2015	(0.0%)	→



ACTIVITY



Month	Adjusted Scheduled Activity (UDA)	
	2016	2017
April	379	812
May	1,479	1,975
June	2,323	2,451
July	3,308	3,156
August	4,284	4,235
September	5,209	4,815
October	6,019	
November	6,407	
December	7,529	
January	8,033	
February	10,145	
March	11,134	
April	11,345	
May	11,351	
June	11,351	

QUALITY

	Quantity	Base Number	Contract	AT	Region	England
% of FP17s for the same patient ID Re-attending within 3 months - Children	8	403	2.0%	13.1%	13.5%	12.4%
% of FP17s for the same patient ID Re-attending within 3 months - Adults	110	1,378	8.0%	16.4%	17.4%	16.7%
% of FP17s for the same patient ID Re-attending between 3 & 9 months - Children	143	403	35.5%	54.7%	59.0%	57.4%
% of FP17s for the same patient ID Re-attending between 3 & 9 months - Adults	512	1,378	37.2%	50.7%	52.6%	50.5%
% of FP17s for Band 1 Urgent Courses	29	1,689	1.7%	9.0%	9.4%	9.1%
% of FP17s Relating to Free Repair or Replacements	27	1,689	1.6%	1.3%	1.0%	0.8%
% of FP17s Relating to Continuations	17	1,689	1.0%	1.7%	1.5%	1.3%
% of Patients satisfied with the dentistry they have received	1	1	N/A	91.7%	93.7%	93.2%
% of Patients satisfied with the time they had to wait for an appointment	1	1	N/A	90.3%	90.0%	89.0%

* This is based on patients treated on this contract for their most recent course of treatment. Figures in italics indicate the base number of FP17s or Patient Questionnaire responses are less than 100. N/A is shown where the base number of responses is less than 10 during the period. % is calculated as Quantity/Base number*100

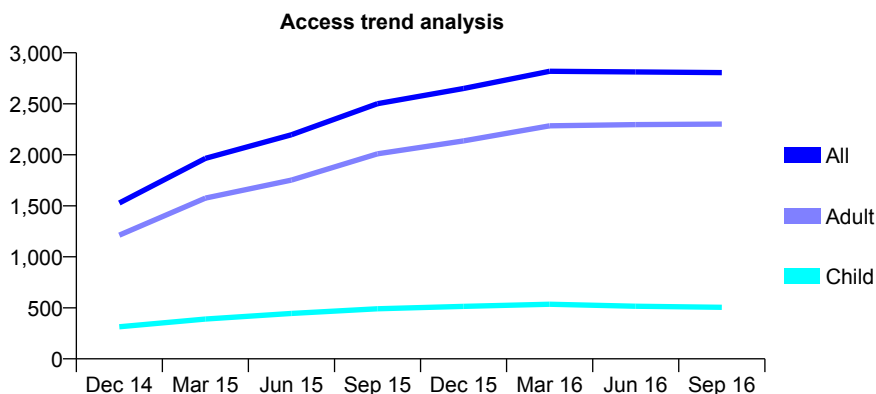
Q45 - Vital Signs At a Glance Contract Report for 712698/0001 - September 2016

Name or company name	MISS KL WILLOUGHBY
Contract type name	GDS Contract
Purpose of contract	General
Contract start date	01/04/2014
Contract end date	

16/17 Contracted general activity (UDA)	8,461
Carry forward general activity (UDA)	0
16/17 Contracted orthodontic activity (UOA)	0
Carry forward orthodontic activity (UOA)	0
Baseline contract value	£194,132.01

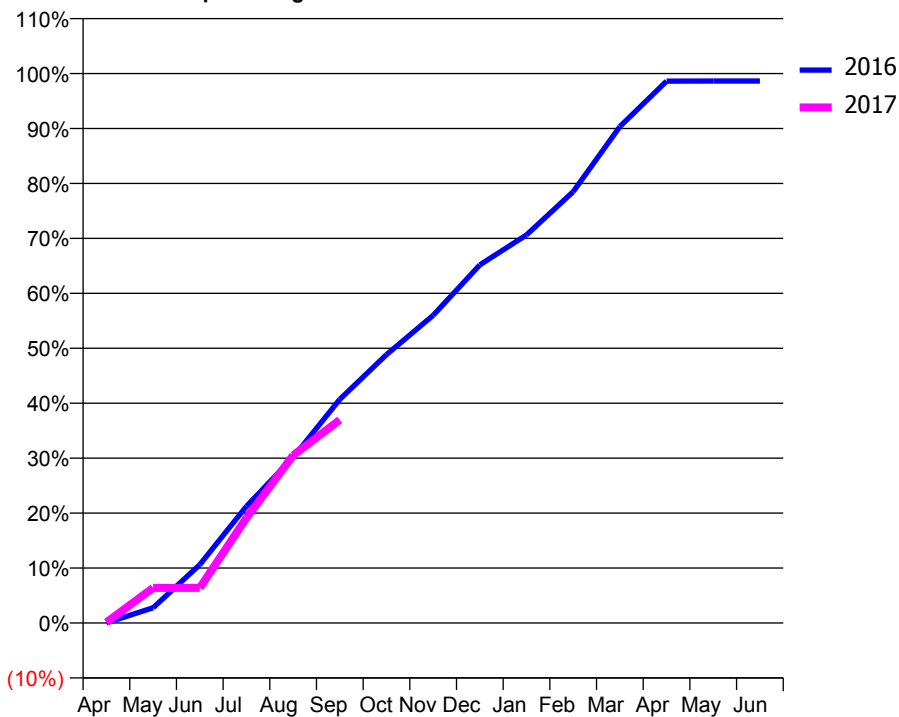
ACCESS*

Patients seen in 24 months	Total	Change since previous quarter
Quarter ending September 2015	2,501	
Quarter ending December 2015	2,650	↑
Quarter ending March 2016	2,819	↑
Quarter ending June 2016	2,812	→
Quarter ending September 2016	2,806	→
Variance since September 2015	12.2%	↑



ACTIVITY

Cumulative percentage of contracted UDA delivered 2016 & 2017



Month	Adjusted Scheduled Activity (UDA)	
	2016	2017
April	3	11
May	236	541
June	898	541
July	1,798	1,620
August	2,552	2,581
September	3,444	3,128
October	4,132	
November	4,738	
December	5,513	
January	5,977	
February	6,641	
March	7,643	
April	8,343	
May	8,344	
June	8,344	

QUALITY

	Quantity	Base Number	Contract	AT	Region	England
% of FP17s for the same patient ID Re-attending within 3 months - Children	51	388	13.1%	13.1%	13.5%	12.4%
% of FP17s for the same patient ID Re-attending within 3 months - Adults	240	1,464	16.4%	16.4%	17.4%	16.7%
% of FP17s for the same patient ID Re-attending between 3 & 9 months - Children	225	388	58.0%	54.7%	59.0%	57.4%
% of FP17s for the same patient ID Re-attending between 3 & 9 months - Adults	765	1,464	52.3%	50.7%	52.6%	50.5%
% of FP17s for Band 1 Urgent Courses	106	1,527	6.9%	9.0%	9.4%	9.1%
% of FP17s Relating to Free Repair or Replacements	28	1,527	1.8%	1.3%	1.0%	0.8%
% of FP17s Relating to Continuations	35	1,527	2.3%	1.7%	1.5%	1.3%
% of Patients satisfied with the dentistry they have received	11	12	91.7%	91.7%	93.7%	93.2%
% of Patients satisfied with the time they had to wait for an appointment	12	12	100.0%	90.3%	90.0%	89.0%

* This is based on patients treated on this contract for their most recent course of treatment. Figures in italics indicate the base number of FP17s or Patient Questionnaire responses are less than 100. N/A is shown where the base number of responses is less than 10 during the period. % is calculated as Quantity/Base number*100

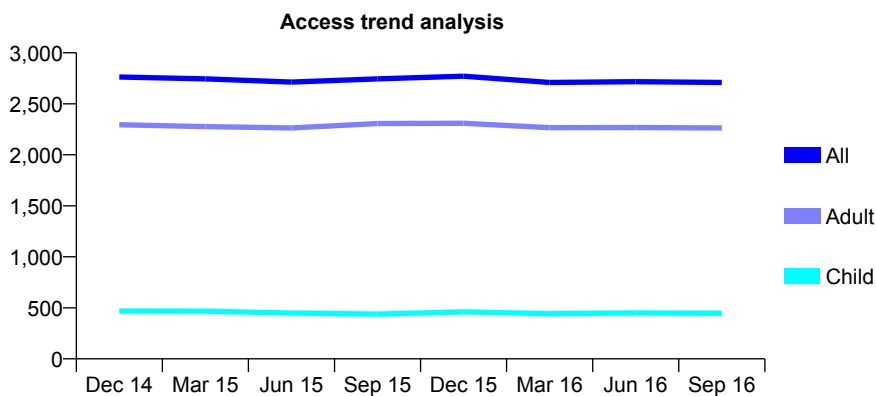
Q45 - Vital Signs At a Glance Contract Report for 728306/0002 - September 2016

Name or company name	MR MW ALEXANDER
Contract type name	GDS Contract
Purpose of contract	General
Contract start date	30/04/2012
Contract end date	

16/17 Contracted general activity (UDA)	10,576
Carry forward general activity (UDA)	0
16/17 Contracted orthodontic activity (UOA)	0
Carry forward orthodontic activity (UOA)	0
Baseline contract value	£223,711.14

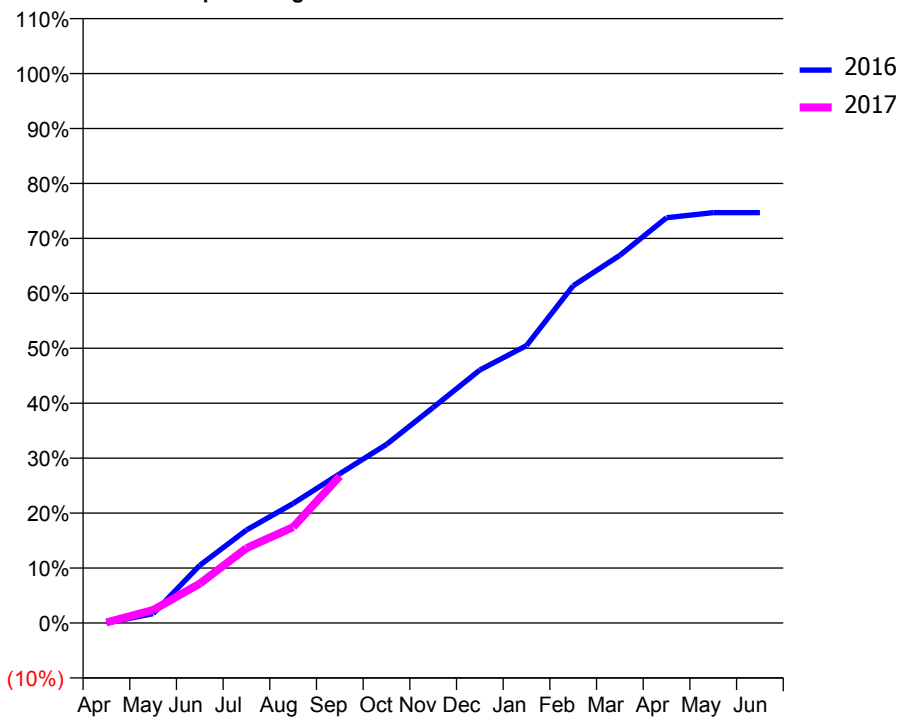
ACCESS*

Patients seen in 24 months	Total	Change since previous quarter
Quarter ending September 2015	2,745	
Quarter ending December 2015	2,770	→
Quarter ending March 2016	2,709	↓
Quarter ending June 2016	2,717	→
Quarter ending September 2016	2,709	→
Variance since September 2015	(1.3%)	↓



ACTIVITY

Cumulative percentage of contracted UDA delivered 2016 & 2017



QUALITY

	Quantity	Base Number	Contract	AT	Region	England
% of FP17s for the same patient ID Re-attending within 3 months - Children	7	239	2.9%	13.1%	13.5%	12.4%
% of FP17s for the same patient ID Re-attending within 3 months - Adults	133	1,128	11.8%	16.4%	17.4%	16.7%
% of FP17s for the same patient ID Re-attending between 3 & 9 months - Children	76	239	31.8%	54.7%	59.0%	57.4%
% of FP17s for the same patient ID Re-attending between 3 & 9 months - Adults	423	1,128	37.5%	50.7%	52.6%	50.5%
% of FP17s for Band 1 Urgent Courses	66	1,112	5.9%	9.0%	9.4%	9.1%
% of FP17s Relating to Free Repair or Replacements	17	1,112	1.5%	1.3%	1.0%	0.8%
% of FP17s Relating to Continuations	13	1,112	1.2%	1.7%	1.5%	1.3%
% of Patients satisfied with the dentistry they have received	7	8	N/A	91.7%	93.7%	93.2%
% of Patients satisfied with the time they had to wait for an appointment	8	8	N/A	90.3%	90.0%	89.0%

* This is based on patients treated on this contract for their most recent course of treatment. Figures in italics indicate the base number of FP17s or Patient Questionnaire responses are less than 100. N/A is shown where the base number of responses is less than 10 during the period. % is calculated as Quantity/Base number*100

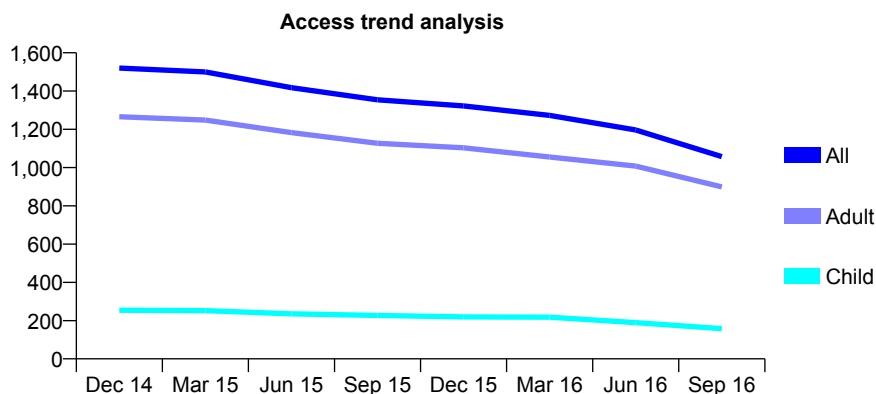
Q45 - Vital Signs At a Glance Contract Report for 728640/0001 - September 2016

Name or company name	MR R TURBITT
Contract type name	GDS Contract
Purpose of contract	General
Contract start date	01/04/2006
Contract end date	

16/17 Contracted general activity (UDA)	5,300
Carry forward general activity (UDA)	0
16/17 Contracted orthodontic activity (UOA)	0
Carry forward orthodontic activity (UOA)	0
Baseline contract value	£167,910.03

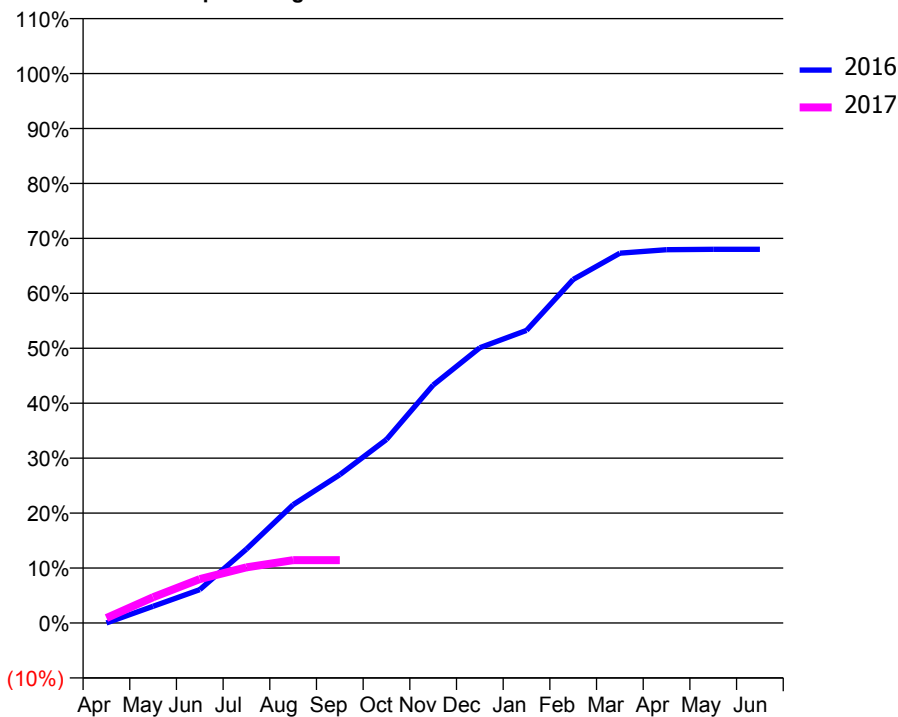
ACCESS*

Patients seen in 24 months	Total	Change since previous quarter
Quarter ending September 2015	1,354	
Quarter ending December 2015	1,322	↓
Quarter ending March 2016	1,273	↓
Quarter ending June 2016	1,197	↓
Quarter ending September 2016	1,057	↓
Variance since September 2015	(21.9%)	↓



ACTIVITY

Cumulative percentage of contracted UDA delivered 2016 & 2017



Month	Adjusted Scheduled Activity (UDA)	
	2016	2017
April	0	48
May	161	249
June	322	423
July	713	536
August	1,141	606
September	1,430	606
October	1,771	
November	2,295	
December	2,656	
January	2,822	
February	3,314	
March	3,567	
April	3,601	
May	3,604	
June	3,604	

QUALITY

	Quantity	Base Number	Contract	AT	Region	England
% of FP17s for the same patient ID Re-attending within 3 months - Children	1	47	2.1%	13.1%	13.5%	12.4%
% of FP17s for the same patient ID Re-attending within 3 months - Adults	61	361	16.9%	16.4%	17.4%	16.7%
% of FP17s for the same patient ID Re-attending between 3 & 9 months - Children	37	47	78.7%	54.7%	59.0%	57.4%
% of FP17s for the same patient ID Re-attending between 3 & 9 months - Adults	237	361	65.7%	50.7%	52.6%	50.5%
% of FP17s for Band 1 Urgent Courses	35	390	9.0%	9.0%	9.4%	9.1%
% of FP17s Relating to Free Repair or Replacements	5	390	1.3%	1.3%	1.0%	0.8%
% of FP17s Relating to Continuations	12	390	3.1%	1.7%	1.5%	1.3%
% of Patients satisfied with the dentistry they have received	3	3	N/A	91.7%	93.7%	93.2%
% of Patients satisfied with the time they had to wait for an appointment	3	3	N/A	90.3%	90.0%	89.0%

* This is based on patients treated on this contract for their most recent course of treatment. Figures in italics indicate the base number of FP17s or Patient Questionnaire responses are less than 100. N/A is shown where the base number of responses is less than 10 during the period. % is calculated as Quantity/Base number*100

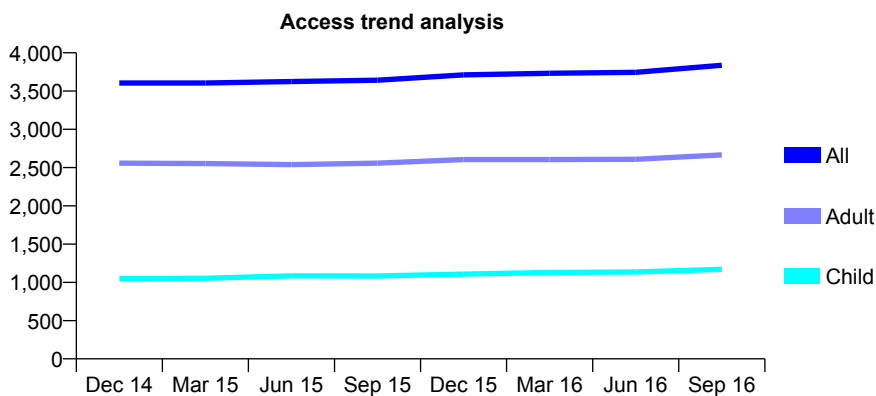
Q45 - Vital Signs At a Glance Contract Report for 732621/0001 - September 2016

Name or company name	Ladhar, Ladhar and Dinsdale
Contract type name	GDS Contract
Purpose of contract	General
Contract start date	01/04/2006
Contract end date	

16/17 Contracted general activity (UDA)	12,147
Carry forward general activity (UDA)	0
16/17 Contracted orthodontic activity (UOA)	0
Carry forward orthodontic activity (UOA)	0
Baseline contract value	£279,018.62

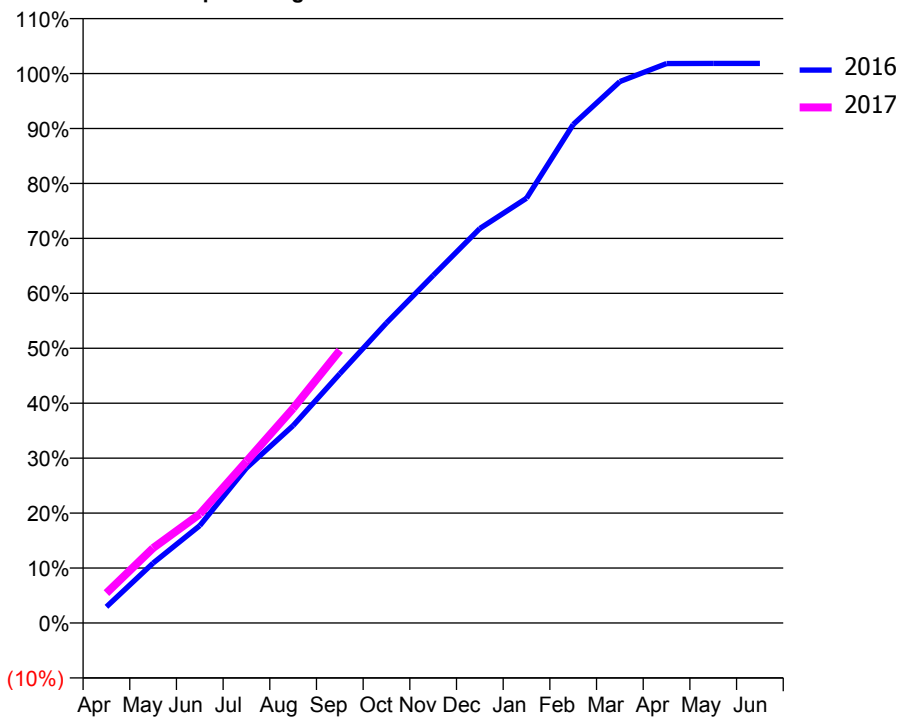
ACCESS*

Patients seen in 24 months	Total	Change since previous quarter
Quarter ending September 2015	3,642	
Quarter ending December 2015	3,711	→
Quarter ending March 2016	3,733	→
Quarter ending June 2016	3,745	→
Quarter ending September 2016	3,837	↑
Variance since September 2015	5.4%	↑



ACTIVITY

Cumulative percentage of contracted UDA delivered 2016 & 2017



Month	Adjusted Scheduled Activity (UDA)	
	2016	2017
April	358	661
May	1,325	1,657
June	2,152	2,409
July	3,428	3,575
August	4,363	4,744
September	5,512	6,026
October	6,633	
November	7,684	
December	8,720	
January	9,391	
February	11,021	
March	11,971	
April	12,368	
May	12,369	
June	12,369	

QUALITY

	Quantity	Base Number	Contract	AT	Region	England
% of FP17s for the same patient ID Re-attending within 3 months - Children	105	891	11.8%	13.1%	13.5%	12.4%
% of FP17s for the same patient ID Re-attending within 3 months - Adults	304	1,794	16.9%	16.4%	17.4%	16.7%
% of FP17s for the same patient ID Re-attending between 3 & 9 months - Children	433	891	48.6%	54.7%	59.0%	57.4%
% of FP17s for the same patient ID Re-attending between 3 & 9 months - Adults	811	1,794	45.2%	50.7%	52.6%	50.5%
% of FP17s for Band 1 Urgent Courses	160	2,513	6.4%	9.0%	9.4%	9.1%
% of FP17s Relating to Free Repair or Replacements	18	2,513	0.7%	1.3%	1.0%	0.8%
% of FP17s Relating to Continuations	47	2,513	1.9%	1.7%	1.5%	1.3%
% of Patients satisfied with the dentistry they have received	7	8	N/A	91.7%	93.7%	93.2%
% of Patients satisfied with the time they had to wait for an appointment	8	8	N/A	90.3%	90.0%	89.0%

* This is based on patients treated on this contract for their most recent course of treatment. Figures in italics indicate the base number of FP17s or Patient Questionnaire responses are less than 100. N/A is shown where the base number of responses is less than 10 during the period. % is calculated as Quantity/Base number*100

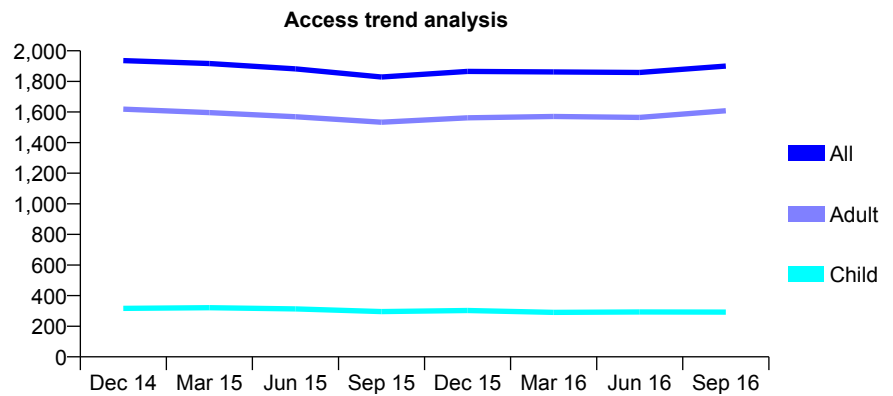
Q45 - Vital Signs At a Glance Contract Report for 739170/0001 - September 2016

Name or company name	MR RS ELSTON
Contract type name	Pilot Contract
Purpose of contract	General and Orthodontic
Contract start date	01/04/2006
Contract end date	

16/17 Contracted general activity (UDA)	10,897
Carry forward general activity (UDA)	0
16/17 Contracted orthodontic activity (UOA)	103
Carry forward orthodontic activity (UOA)	0
Baseline contract value	£256,101.07

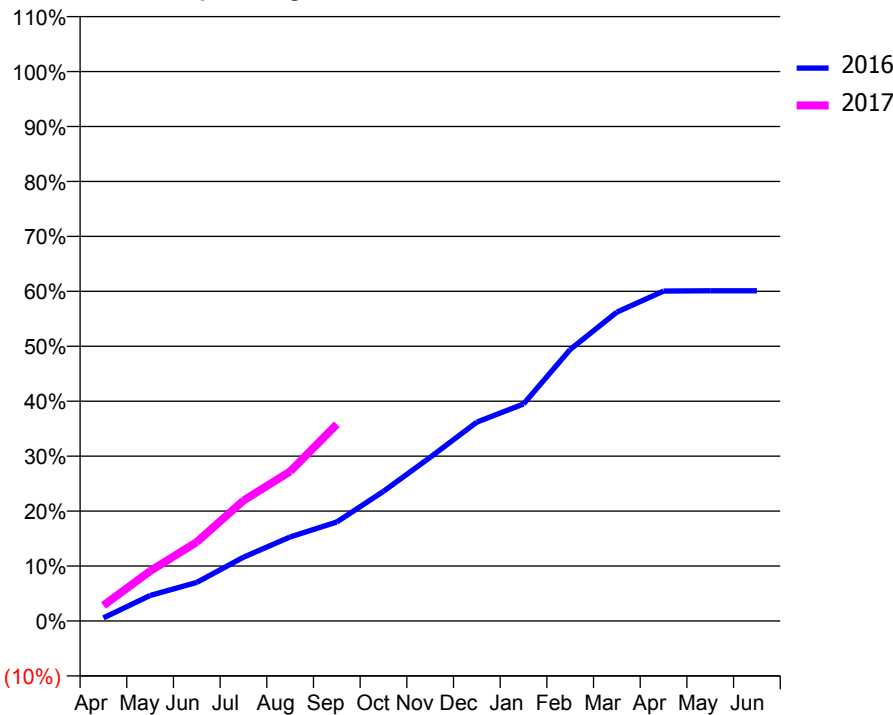
ACCESS*

Patients seen in 24 months	Total	Change since previous quarter
Quarter ending September 2015	1,829	
Quarter ending December 2015	1,865	→
Quarter ending March 2016	1,862	→
Quarter ending June 2016	1,858	→
Quarter ending September 2016	1,900	↑
Variance since September 2015	3.9%	↑



ACTIVITY

Cumulative percentage of contracted UDA delivered 2016 & 2017



Month	Adjusted Scheduled Activity (UDA)	
	2016	2017
April	60	308
May	486	991
June	735	1,567
July	1,215	2,388
August	1,601	2,966
September	1,884	3,903
October	2,469	
November	3,116	
December	3,787	
January	4,133	
February	5,170	
March	5,881	
April	6,282	
May	6,288	
June	6,288	

QUALITY

	Quantity	Base Number	Contract	AT	Region	England
% of FP17s for the same patient ID Re-attending within 3 months - Children	48	343	14.0%	13.1%	13.5%	12.4%
% of FP17s for the same patient ID Re-attending within 3 months - Adults	240	1,320	18.2%	16.4%	17.4%	16.7%
% of FP17s for the same patient ID Re-attending between 3 & 9 months - Children	194	343	56.6%	54.7%	59.0%	57.4%
% of FP17s for the same patient ID Re-attending between 3 & 9 months - Adults	693	1,320	52.5%	50.7%	52.6%	50.5%
% of FP17s for Band 1 Urgent Courses	35	1,478	2.4%	9.0%	9.4%	9.1%
% of FP17s Relating to Free Repair or Replacements	18	1,478	1.2%	1.3%	1.0%	0.8%
% of FP17s Relating to Continuations	97	1,478	6.6%	1.7%	1.5%	1.3%
% of Patients satisfied with the dentistry they have received	0	0	N/A	91.7%	93.7%	93.2%
% of Patients satisfied with the time they had to wait for an appointment	0	0	N/A	90.3%	90.0%	89.0%

* This is based on patients treated on this contract for their most recent course of treatment. Figures in italics indicate the base number of FP17s or Patient Questionnaire responses are less than 100. N/A is shown where the base number of responses is less than 10 during the period. % is calculated as Quantity/Base number*100

Q45 - Vital Signs At a Glance Contract Report for 741566/0001 - September 2016

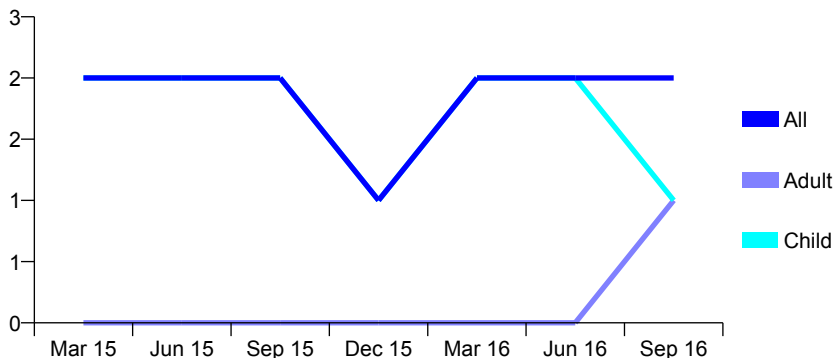
Name or company name	MISS SM GRANT
Contract type name	GDS Contract
Purpose of contract	General
Contract start date	01/04/2006
Contract end date	

16/17 Contracted general activity (UDA)	4
Carry forward general activity (UDA)	0
16/17 Contracted orthodontic activity (UOA)	0
Carry forward orthodontic activity (UOA)	0
Baseline contract value	£53.06

ACCESS*

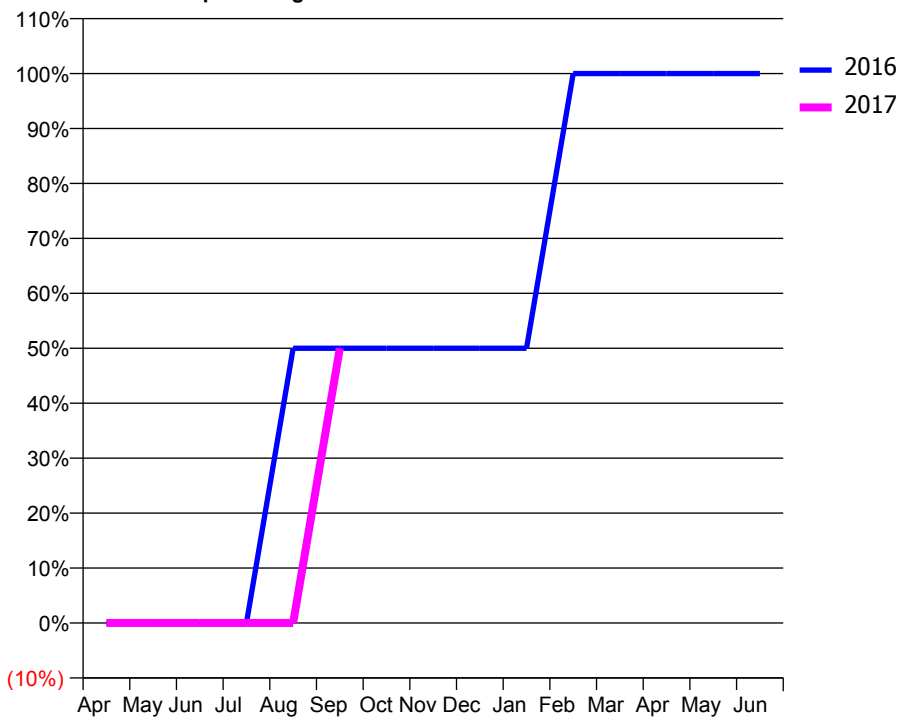
Patients seen in 24 months	Total	Change since previous quarter
Quarter ending September 2015	2	
Quarter ending December 2015	1	↓
Quarter ending March 2016	2	↑
Quarter ending June 2016	2	→
Quarter ending September 2016	2	→
Variance since September 2015	0.0%	→

Access trend analysis



ACTIVITY

Cumulative percentage of contracted UDA delivered 2016 & 2017



Adjusted Scheduled Activity (UDA)

Month	2016	2017
April	0	0
May	0	0
June	0	0
July	0	0
August	2	0
September	2	2
October	2	
November	2	
December	2	
January	2	
February	4	
March	4	
April	4	
May	4	
June	4	

QUALITY

	Quantity	Base Number	Contract	AT	Region	England
% of FP17s for the same patient ID Re-attending within 3 months - Children	0	2	0.0%	13.1%	13.5%	12.4%
% of FP17s for the same patient ID Re-attending within 3 months - Adults	0	0	N/A	16.4%	17.4%	16.7%
% of FP17s for the same patient ID Re-attending between 3 & 9 months - Children	2	2	100.0%	54.7%	59.0%	57.4%
% of FP17s for the same patient ID Re-attending between 3 & 9 months - Adults	0	0	N/A	50.7%	52.6%	50.5%
% of FP17s for Band 1 Urgent Courses	0	2	0.0%	9.0%	9.4%	9.1%
% of FP17s Relating to Free Repair or Replacements	0	2	0.0%	1.3%	1.0%	0.8%
% of FP17s Relating to Continuations	0	2	0.0%	1.7%	1.5%	1.3%
% of Patients satisfied with the dentistry they have received	0	0	N/A	91.7%	93.7%	93.2%
% of Patients satisfied with the time they had to wait for an appointment	0	0	N/A	90.3%	90.0%	89.0%

* This is based on patients treated on this contract for their most recent course of treatment. Figures in italics indicate the base number of FP17s or Patient Questionnaire responses are less than 100. N/A is shown where the base number of responses is less than 10 during the period. % is calculated as Quantity/Base number*100

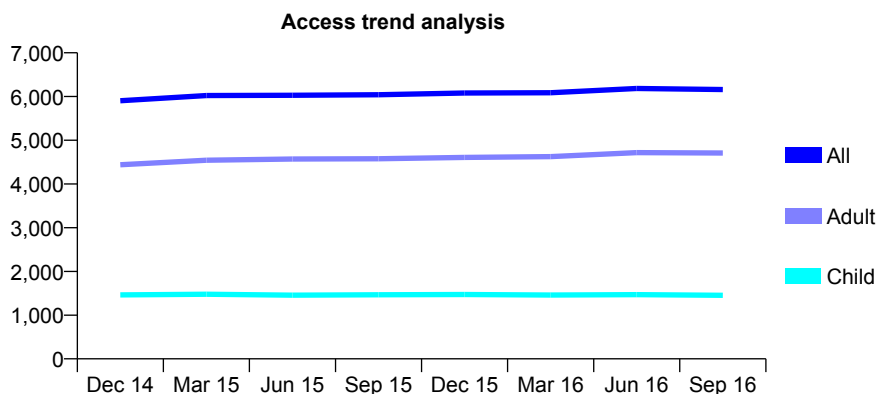
Q45 - Vital Signs At a Glance Contract Report for 742376/0001 - September 2016

Name or company name	MR SA HETHERINGTON
Contract type name	GDS Contract
Purpose of contract	General
Contract start date	01/04/2006
Contract end date	

16/17 Contracted general activity (UDA)	16,232
Carry forward general activity (UDA)	0
16/17 Contracted orthodontic activity (UOA)	0
Carry forward orthodontic activity (UOA)	0
Baseline contract value	£388,300.21

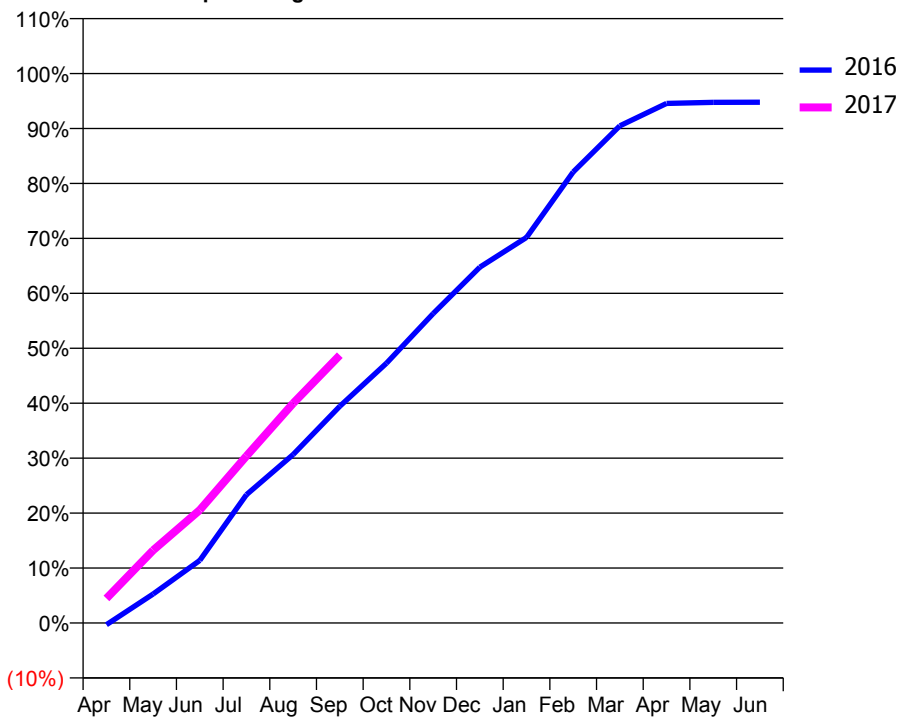
ACCESS*

Patients seen in 24 months	Total	Change since previous quarter
Quarter ending September 2015	6,042	
Quarter ending December 2015	6,079	→
Quarter ending March 2016	6,085	→
Quarter ending June 2016	6,185	→
Quarter ending September 2016	6,161	→
Variance since September 2015	2.0%	→



ACTIVITY

Cumulative percentage of contracted UDA delivered 2016 & 2017



Month	Adjusted Scheduled Activity (UDA)	
	2016	2017
April	-52	725
May	858	2,149
June	1,851	3,338
July	3,792	4,935
August	4,979	6,489
September	6,403	7,913
October	7,676	
November	9,139	
December	10,511	
January	11,391	
February	13,325	
March	14,686	
April	15,350	
May	15,379	
June	15,385	

QUALITY

	Quantity	Base Number	Contract	AT	Region	England
% of FP17s for the same patient ID Re-attending within 3 months - Children	62	826	7.5%	13.1%	13.5%	12.4%
% of FP17s for the same patient ID Re-attending within 3 months - Adults	572	2,827	20.2%	16.4%	17.4%	16.7%
% of FP17s for the same patient ID Re-attending between 3 & 9 months - Children	239	826	28.9%	54.7%	59.0%	57.4%
% of FP17s for the same patient ID Re-attending between 3 & 9 months - Adults	839	2,827	29.7%	50.7%	52.6%	50.5%
% of FP17s for Band 1 Urgent Courses	435	3,346	13.0%	9.0%	9.4%	9.1%
% of FP17s Relating to Free Repair or Replacements	40	3,346	1.2%	1.3%	1.0%	0.8%
% of FP17s Relating to Continuations	130	3,346	3.9%	1.7%	1.5%	1.3%
% of Patients satisfied with the dentistry they have received	6	6	N/A	91.7%	93.7%	93.2%
% of Patients satisfied with the time they had to wait for an appointment	6	6	N/A	90.3%	90.0%	89.0%

* This is based on patients treated on this contract for their most recent course of treatment. Figures in italics indicate the base number of FP17s or Patient Questionnaire responses are less than 100. N/A is shown where the base number of responses is less than 10 during the period. % is calculated as Quantity/Base number*100

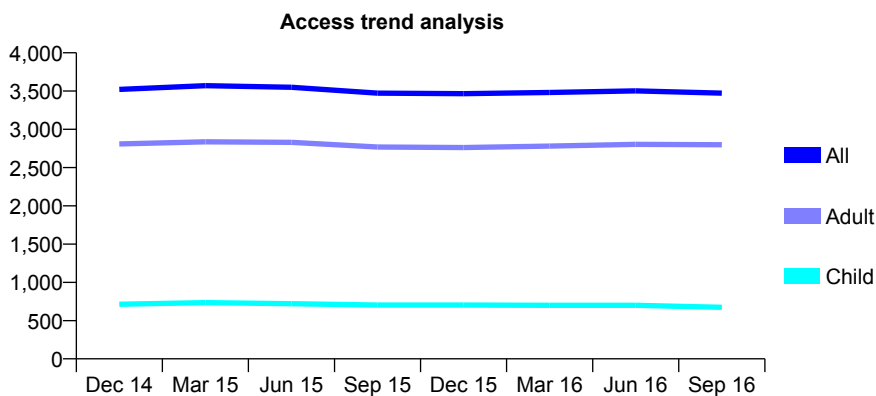
Q45 - Vital Signs At a Glance Contract Report for 742562/0001 - September 2016

Name or company name	MR NL CREES
Contract type name	GDS Contract
Purpose of contract	General
Contract start date	01/04/2006
Contract end date	

16/17 Contracted general activity (UDA)	10,425
Carry forward general activity (UDA)	0
16/17 Contracted orthodontic activity (UOA)	0
Carry forward orthodontic activity (UOA)	0
Baseline contract value	£253,767.46

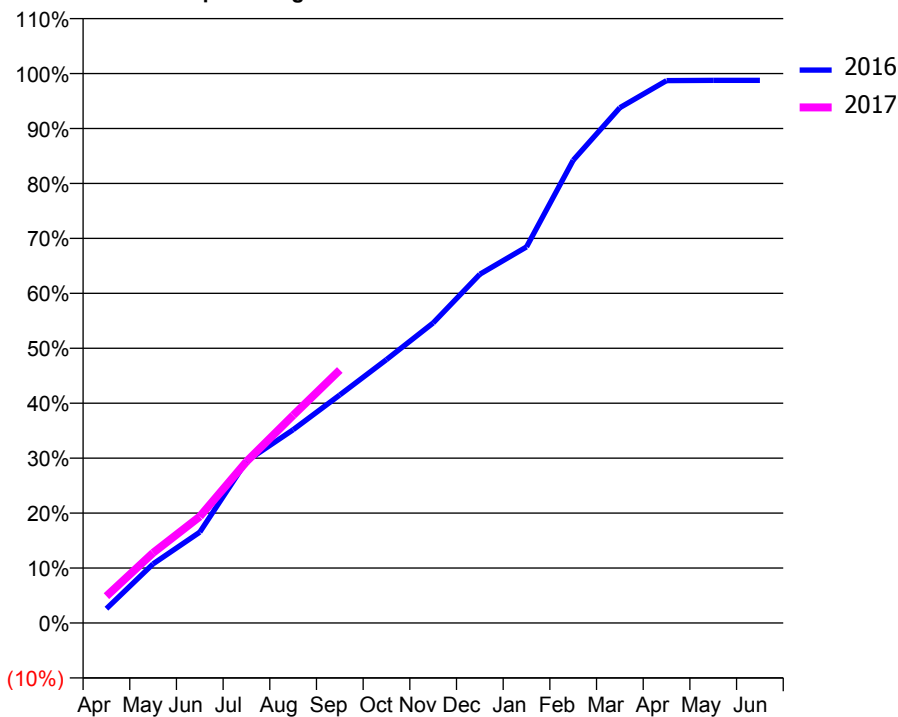
ACCESS*

Patients seen in 24 months	Total	Change since previous quarter
Quarter ending September 2015	3,473	
Quarter ending December 2015	3,466	→
Quarter ending March 2016	3,481	→
Quarter ending June 2016	3,503	→
Quarter ending September 2016	3,472	→
Variance since September 2015	(0.0%)	→



ACTIVITY

Cumulative percentage of contracted UDA delivered 2016 & 2017



Month	Adjusted Scheduled Activity (UDA)	
	2016	2017
April	272	509
May	1,121	1,331
June	1,725	2,019
July	3,070	3,063
August	3,667	3,940
September	4,328	4,800
October	4,997	
November	5,693	
December	6,617	
January	7,135	
February	8,779	
March	9,776	
April	10,291	
May	10,294	
June	10,294	

QUALITY

	Quantity	Base Number	Contract	AT	Region	England
% of FP17s for the same patient ID Re-attending within 3 months - Children	47	526	8.9%	13.1%	13.5%	12.4%
% of FP17s for the same patient ID Re-attending within 3 months - Adults	224	1,977	11.3%	16.4%	17.4%	16.7%
% of FP17s for the same patient ID Re-attending between 3 & 9 months - Children	329	526	62.5%	54.7%	59.0%	57.4%
% of FP17s for the same patient ID Re-attending between 3 & 9 months - Adults	978	1,977	49.5%	50.7%	52.6%	50.5%
% of FP17s for Band 1 Urgent Courses	162	2,297	7.1%	9.0%	9.4%	9.1%
% of FP17s Relating to Free Repair or Replacements	32	2,297	1.4%	1.3%	1.0%	0.8%
% of FP17s Relating to Continuations	64	2,297	2.8%	1.7%	1.5%	1.3%
% of Patients satisfied with the dentistry they have received	2	2	N/A	91.7%	93.7%	93.2%
% of Patients satisfied with the time they had to wait for an appointment	2	2	N/A	90.3%	90.0%	89.0%

* This is based on patients treated on this contract for their most recent course of treatment. Figures in italics indicate the base number of FP17s or Patient Questionnaire responses are less than 100. N/A is shown where the base number of responses is less than 10 during the period. % is calculated as Quantity/Base number*100

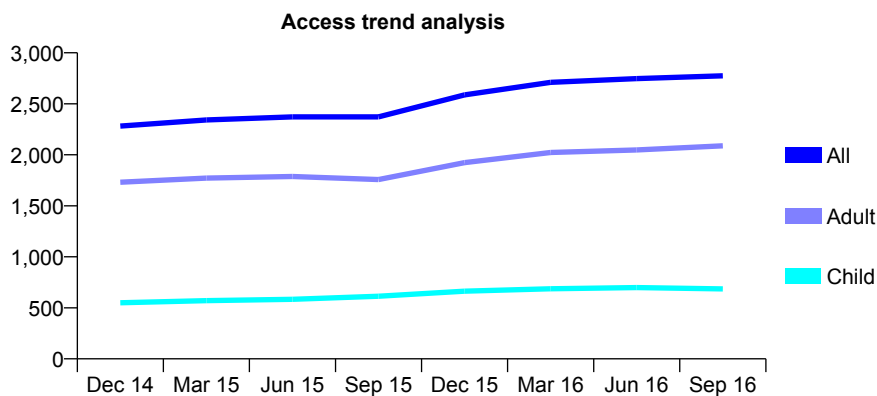
Q45 - Vital Signs At a Glance Contract Report for 761338/0001 - September 2016

Name or company name	MRS N HILL
Contract type name	GDS Contract
Purpose of contract	General
Contract start date	01/04/2006
Contract end date	

16/17 Contracted general activity (UDA)	8,475
Carry forward general activity (UDA)	0
16/17 Contracted orthodontic activity (UOA)	0
Carry forward orthodontic activity (UOA)	0
Baseline contract value	£248,462.90

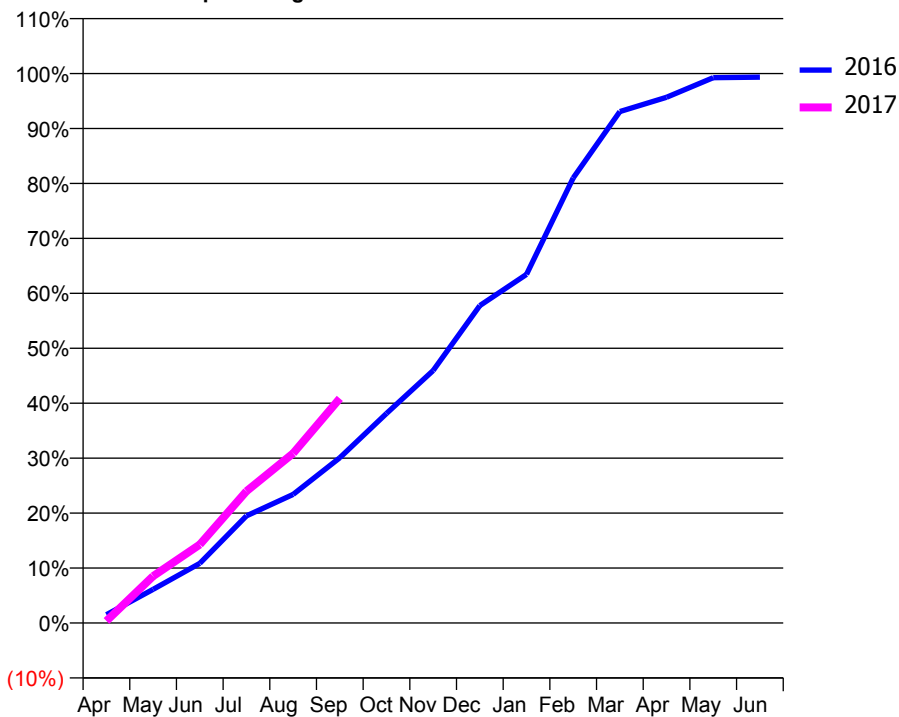
ACCESS*

Patients seen in 24 months	Total	Change since previous quarter
Quarter ending September 2015	2,372	
Quarter ending December 2015	2,587	↑
Quarter ending March 2016	2,710	↑
Quarter ending June 2016	2,747	→
Quarter ending September 2016	2,774	→
Variance since September 2015	16.9%	↑



ACTIVITY

Cumulative percentage of contracted UDA delivered 2016 & 2017



Month	Adjusted Scheduled Activity (UDA)	
	2016	2017
April	128	31
May	519	724
June	921	1,211
July	1,652	2,032
August	1,984	2,616
September	2,550	3,465
October	3,233	
November	3,893	
December	4,896	
January	5,377	
February	6,865	
March	7,889	
April	8,107	
May	8,410	
June	8,420	

QUALITY

	Quantity	Base Number	Contract	AT	Region	England
% of FP17s for the same patient ID Re-attending within 3 months - Children	7	382	1.8%	13.1%	13.5%	12.4%
% of FP17s for the same patient ID Re-attending within 3 months - Adults	178	1,395	12.8%	16.4%	17.4%	16.7%
% of FP17s for the same patient ID Re-attending between 3 & 9 months - Children	143	382	37.4%	54.7%	59.0%	57.4%
% of FP17s for the same patient ID Re-attending between 3 & 9 months - Adults	491	1,395	35.2%	50.7%	52.6%	50.5%
% of FP17s for Band 1 Urgent Courses	119	1,580	7.5%	9.0%	9.4%	9.1%
% of FP17s Relating to Free Repair or Replacements	15	1,580	0.9%	1.3%	1.0%	0.8%
% of FP17s Relating to Continuations	24	1,580	1.5%	1.7%	1.5%	1.3%
% of Patients satisfied with the dentistry they have received	8	8	N/A	91.7%	93.7%	93.2%
% of Patients satisfied with the time they had to wait for an appointment	8	8	N/A	90.3%	90.0%	89.0%

* This is based on patients treated on this contract for their most recent course of treatment. Figures in italics indicate the base number of FP17s or Patient Questionnaire responses are less than 100. N/A is shown where the base number of responses is less than 10 during the period. % is calculated as Quantity/Base number*100

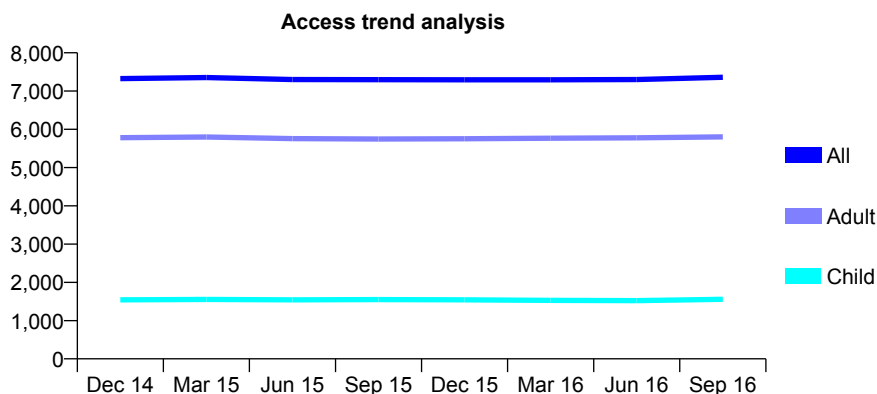
Q45 - Vital Signs At a Glance Contract Report for 761486/0001 - September 2016

Name or company name	MISS NL PROCTOR
Contract type name	GDS Contract
Purpose of contract	General
Contract start date	01/04/2006
Contract end date	

16/17 Contracted general activity (UDA)	19,711
Carry forward general activity (UDA)	0
16/17 Contracted orthodontic activity (UOA)	0
Carry forward orthodontic activity (UOA)	0
Baseline contract value	£523,436.23

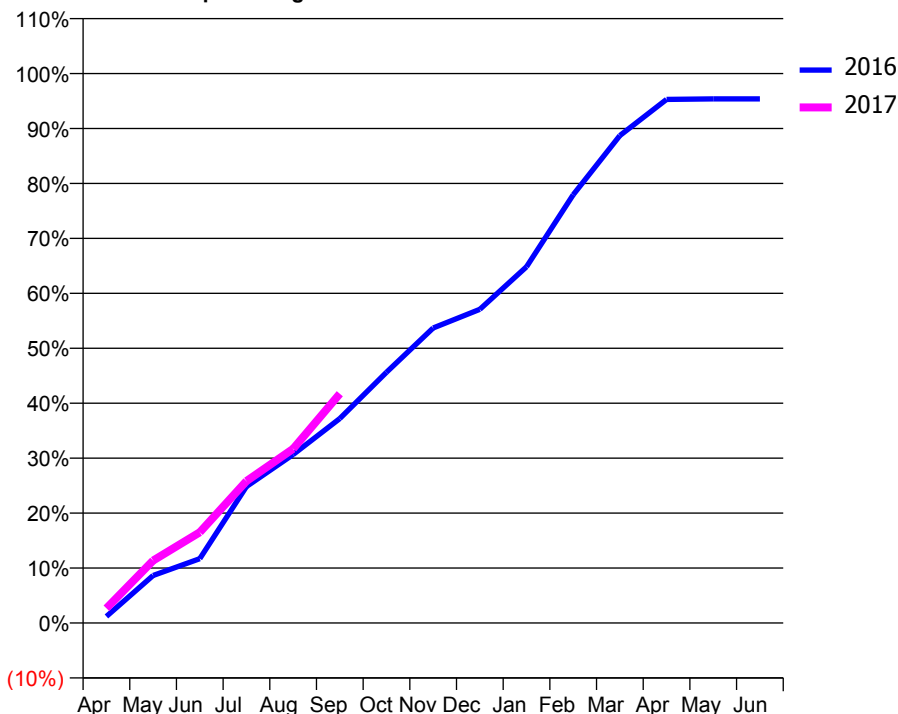
ACCESS*

Patients seen in 24 months	Total	Change since previous quarter
Quarter ending September 2015	7,297	
Quarter ending December 2015	7,294	→
Quarter ending March 2016	7,294	→
Quarter ending June 2016	7,300	→
Quarter ending September 2016	7,359	→
Variance since September 2015	0.8%	→



ACTIVITY

Cumulative percentage of contracted UDA delivered 2016 & 2017



Month	Adjusted Scheduled Activity (UDA)	
	2016	2017
April	238	531
May	1,704	2,239
June	2,306	3,253
July	4,896	5,091
August	6,045	6,248
September	7,334	8,225
October	8,997	
November	10,583	
December	11,251	
January	12,779	
February	15,362	
March	17,483	
April	18,781	
May	18,800	
June	18,800	

QUALITY

	Quantity	Base Number	Contract	AT	Region	England
% of FP17s for the same patient ID Re-attending within 3 months - Children	78	1,172	6.7%	13.1%	13.5%	12.4%
% of FP17s for the same patient ID Re-attending within 3 months - Adults	621	4,002	15.5%	16.4%	17.4%	16.7%
% of FP17s for the same patient ID Re-attending between 3 & 9 months - Children	677	1,172	57.8%	54.7%	59.0%	57.4%
% of FP17s for the same patient ID Re-attending between 3 & 9 months - Adults	2,152	4,002	53.8%	50.7%	52.6%	50.5%
% of FP17s for Band 1 Urgent Courses	591	4,604	12.8%	9.0%	9.4%	9.1%
% of FP17s Relating to Free Repair or Replacements	73	4,604	1.6%	1.3%	1.0%	0.8%
% of FP17s Relating to Continuations	38	4,604	0.8%	1.7%	1.5%	1.3%
% of Patients satisfied with the dentistry they have received	14	16	87.5%	91.7%	93.7%	93.2%
% of Patients satisfied with the time they had to wait for an appointment	14	16	87.5%	90.3%	90.0%	89.0%

* This is based on patients treated on this contract for their most recent course of treatment. Figures in italics indicate the base number of FP17s or Patient Questionnaire responses are less than 100. N/A is shown where the base number of responses is less than 10 during the period. % is calculated as Quantity/Base number*100

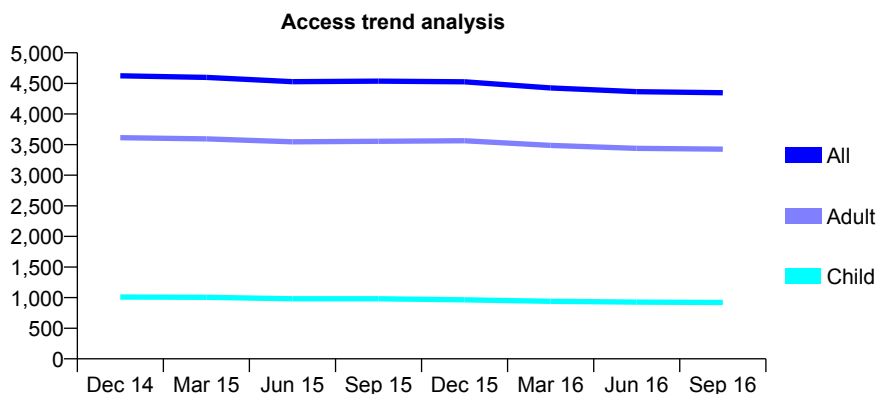
Q45 - Vital Signs At a Glance Contract Report for 767514/0002 - September 2016

Name or company name	MISS KE BOOTH
Contract type name	GDS Contract
Purpose of contract	General and Orthodontic
Contract start date	01/12/2011
Contract end date	

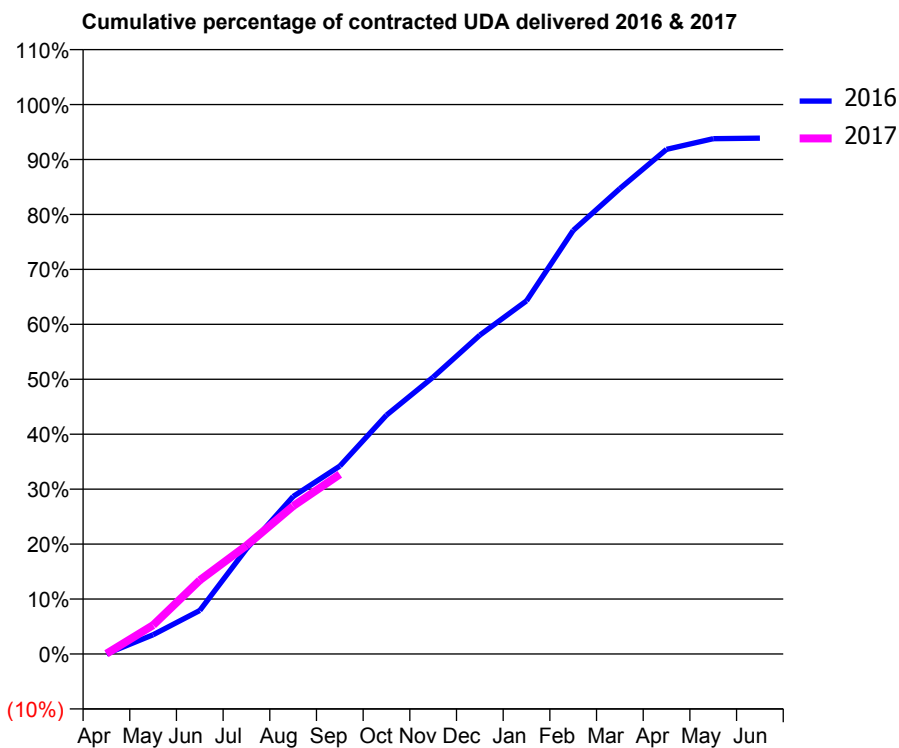
16/17 Contracted general activity (UDA)	12,032
Carry forward general activity (UDA)	0
16/17 Contracted orthodontic activity (UOA)	0
Carry forward orthodontic activity (UOA)	0
Baseline contract value	£454,749.06

ACCESS*

Patients seen in 24 months	Total	Change since previous quarter
Quarter ending September 2015	4,536	
Quarter ending December 2015	4,526	→
Quarter ending March 2016	4,426	↓
Quarter ending June 2016	4,366	↓
Quarter ending September 2016	4,347	→
Variance since September 2015	(4.2%)	↓



ACTIVITY



Month	Adjusted Scheduled Activity (UDA)	
	2016	2017
April	3	7
May	422	633
June	952	1,615
July	2,303	2,375
August	3,449	3,241
September	4,116	3,933
October	5,231	
November	6,062	
December	6,982	
January	7,732	
February	9,275	
March	10,191	
April	11,050	
May	11,284	
June	11,295	

QUALITY

	Quantity	Base Number	Contract	AT	Region	England
% of FP17s for the same patient ID Re-attending within 3 months - Children	39	574	6.8%	13.1%	13.5%	12.4%
% of FP17s for the same patient ID Re-attending within 3 months - Adults	375	2,274	16.5%	16.4%	17.4%	16.7%
% of FP17s for the same patient ID Re-attending between 3 & 9 months - Children	327	574	57.0%	54.7%	59.0%	57.4%
% of FP17s for the same patient ID Re-attending between 3 & 9 months - Adults	1,267	2,274	55.7%	50.7%	52.6%	50.5%
% of FP17s for Band 1 Urgent Courses	100	2,277	4.4%	9.0%	9.4%	9.1%
% of FP17s Relating to Free Repair or Replacements	13	2,277	0.6%	1.3%	1.0%	0.8%
% of FP17s Relating to Continuations	36	2,277	1.6%	1.7%	1.5%	1.3%
% of Patients satisfied with the dentistry they have received	23	25	92.0%	91.7%	93.7%	93.2%
% of Patients satisfied with the time they had to wait for an appointment	19	25	76.0%	90.3%	90.0%	89.0%

* This is based on patients treated on this contract for their most recent course of treatment. Figures in italics indicate the base number of FP17s or Patient Questionnaire responses are less than 100. N/A is shown where the base number of responses is less than 10 during the period. % is calculated as Quantity/Base number*100

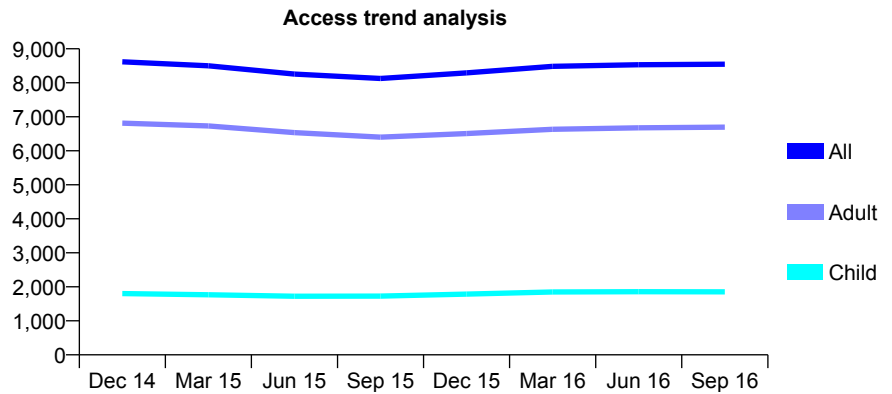
Q45 - Vital Signs At a Glance Contract Report for 772321/0001 - September 2016

Name or company name	MR PC WOODHOUSE
Contract type name	GDS Contract
Purpose of contract	General and Orthodontic
Contract start date	01/06/2011
Contract end date	

16/17 Contracted general activity (UDA)	28,441
Carry forward general activity (UDA)	0
16/17 Contracted orthodontic activity (UOA)	0
Carry forward orthodontic activity (UOA)	0
Baseline contract value	£762,820.67

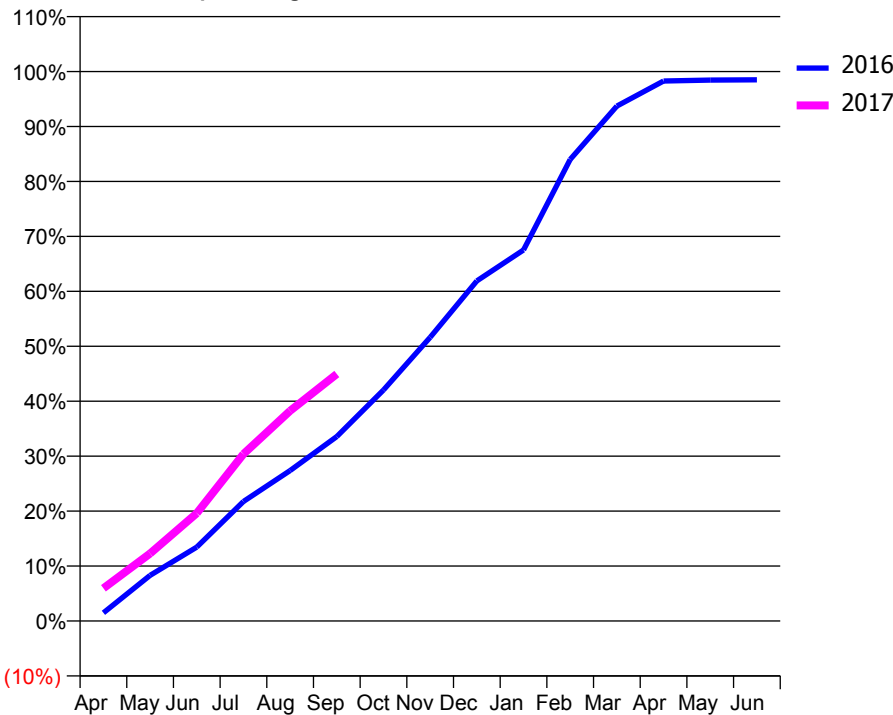
ACCESS*

Patients seen in 24 months	Total	Change since previous quarter
Quarter ending September 2015	8,129	
Quarter ending December 2015	8,291	→
Quarter ending March 2016	8,484	↑
Quarter ending June 2016	8,533	→
Quarter ending September 2016	8,548	→
Variance since September 2015	5.2%	↑



ACTIVITY

Cumulative percentage of contracted UDA delivered 2016 & 2017



Month	Adjusted Scheduled Activity (UDA)	
	2016	2017
April	427	1,696
May	2,364	3,499
June	3,827	5,583
July	6,189	8,643
August	7,792	10,882
September	9,552	12,783
October	11,958	
November	14,684	
December	17,604	
January	19,204	
February	23,892	
March	26,650	
April	27,949	
May	28,000	
June	28,014	

QUALITY

	Quantity	Base Number	Contract	AT	Region	England
% of FP17s for the same patient ID Re-attending within 3 months - Children	125	1,436	8.7%	13.1%	13.5%	12.4%
% of FP17s for the same patient ID Re-attending within 3 months - Adults	788	4,832	16.3%	16.4%	17.4%	16.7%
% of FP17s for the same patient ID Re-attending between 3 & 9 months - Children	888	1,436	61.8%	54.7%	59.0%	57.4%
% of FP17s for the same patient ID Re-attending between 3 & 9 months - Adults	2,610	4,832	54.0%	50.7%	52.6%	50.5%
% of FP17s for Band 1 Urgent Courses	192	5,752	3.3%	9.0%	9.4%	9.1%
% of FP17s Relating to Free Repair or Replacements	71	5,752	1.2%	1.3%	1.0%	0.8%
% of FP17s Relating to Continuations	226	5,752	3.9%	1.7%	1.5%	1.3%
% of Patients satisfied with the dentistry they have received	6	6	N/A	91.7%	93.7%	93.2%
% of Patients satisfied with the time they had to wait for an appointment	6	6	N/A	90.3%	90.0%	89.0%

* This is based on patients treated on this contract for their most recent course of treatment. Figures in italics indicate the base number of FP17s or Patient Questionnaire responses are less than 100. N/A is shown where the base number of responses is less than 10 during the period. % is calculated as Quantity/Base number*100

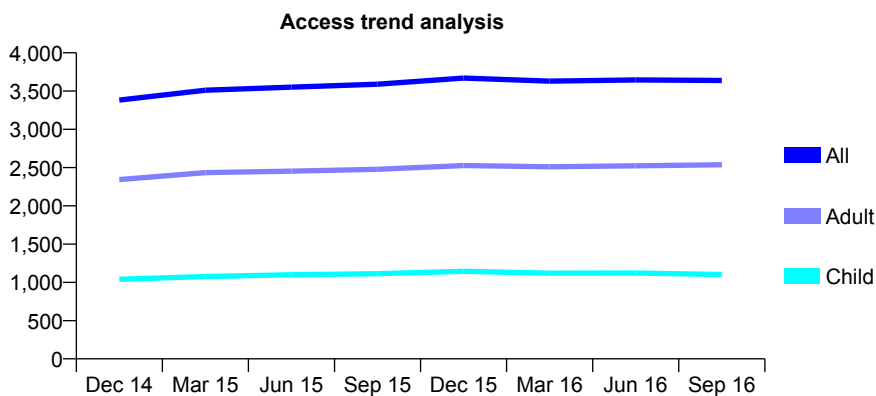
Q45 - Vital Signs At a Glance Contract Report for 773115/0002 - September 2016

Name or company name	MR P THAPAR
Contract type name	GDS Contract
Purpose of contract	General
Contract start date	01/04/2006
Contract end date	

16/17 Contracted general activity (UDA)	11,473
Carry forward general activity (UDA)	0
16/17 Contracted orthodontic activity (UOA)	0
Carry forward orthodontic activity (UOA)	0
Baseline contract value	£258,605.65

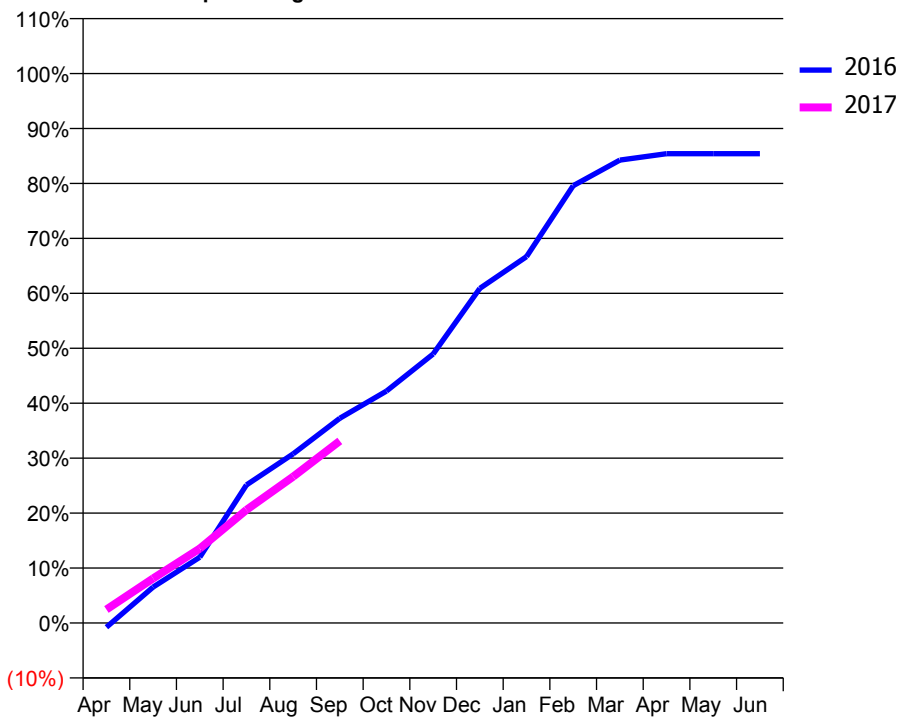
ACCESS*

Patients seen in 24 months	Total	Change since previous quarter
Quarter ending September 2015	3,590	
Quarter ending December 2015	3,670	↑
Quarter ending March 2016	3,629	↓
Quarter ending June 2016	3,645	→
Quarter ending September 2016	3,639	→
Variance since September 2015	1.4%	→



ACTIVITY

Cumulative percentage of contracted UDA delivered 2016 & 2017



Month	Adjusted Scheduled Activity (UDA)	
	2016	2017
April	-90	284
May	752	930
June	1,375	1,556
July	2,883	2,364
August	3,533	3,056
September	4,276	3,803
October	4,842	
November	5,618	
December	6,986	
January	7,650	
February	9,130	
March	9,665	
April	9,798	
May	9,798	
June	9,799	

QUALITY

	Quantity	Base Number	Contract	AT	Region	England
% of FP17s for the same patient ID Re-attending within 3 months - Children	46	624	7.4%	13.1%	13.5%	12.4%
% of FP17s for the same patient ID Re-attending within 3 months - Adults	158	1,141	13.8%	16.4%	17.4%	16.7%
% of FP17s for the same patient ID Re-attending between 3 & 9 months - Children	291	624	46.6%	54.7%	59.0%	57.4%
% of FP17s for the same patient ID Re-attending between 3 & 9 months - Adults	407	1,141	35.7%	50.7%	52.6%	50.5%
% of FP17s for Band 1 Urgent Courses	130	1,677	7.8%	9.0%	9.4%	9.1%
% of FP17s Relating to Free Repair or Replacements	6	1,677	0.4%	1.3%	1.0%	0.8%
% of FP17s Relating to Continuations	19	1,677	1.1%	1.7%	1.5%	1.3%
% of Patients satisfied with the dentistry they have received	0	0	N/A	91.7%	93.7%	93.2%
% of Patients satisfied with the time they had to wait for an appointment	0	0	N/A	90.3%	90.0%	89.0%

* This is based on patients treated on this contract for their most recent course of treatment. Figures in italics indicate the base number of FP17s or Patient Questionnaire responses are less than 100. N/A is shown where the base number of responses is less than 10 during the period. % is calculated as Quantity/Base number*100

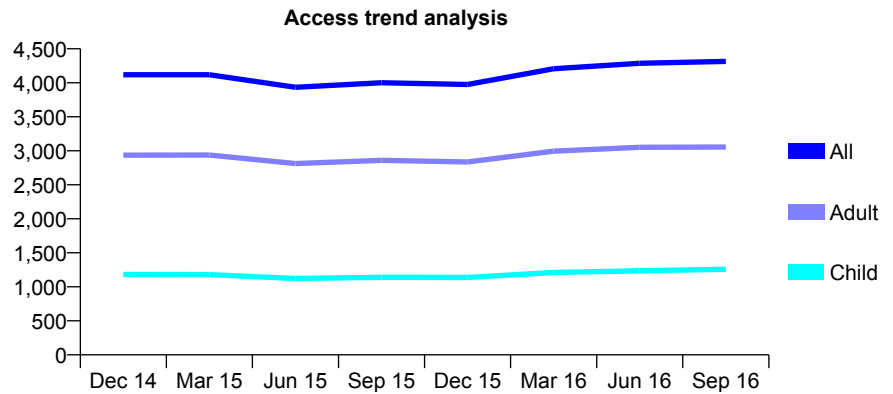
Q45 - Vital Signs At a Glance Contract Report for 801712/0004 - September 2016

Name or company name	MR SA JEYARAJAN
Contract type name	GDS Contract
Purpose of contract	General
Contract start date	14/05/2011
Contract end date	

16/17 Contracted general activity (UDA)	11,567
Carry forward general activity (UDA)	0
16/17 Contracted orthodontic activity (UOA)	0
Carry forward orthodontic activity (UOA)	0
Baseline contract value	£310,116.61

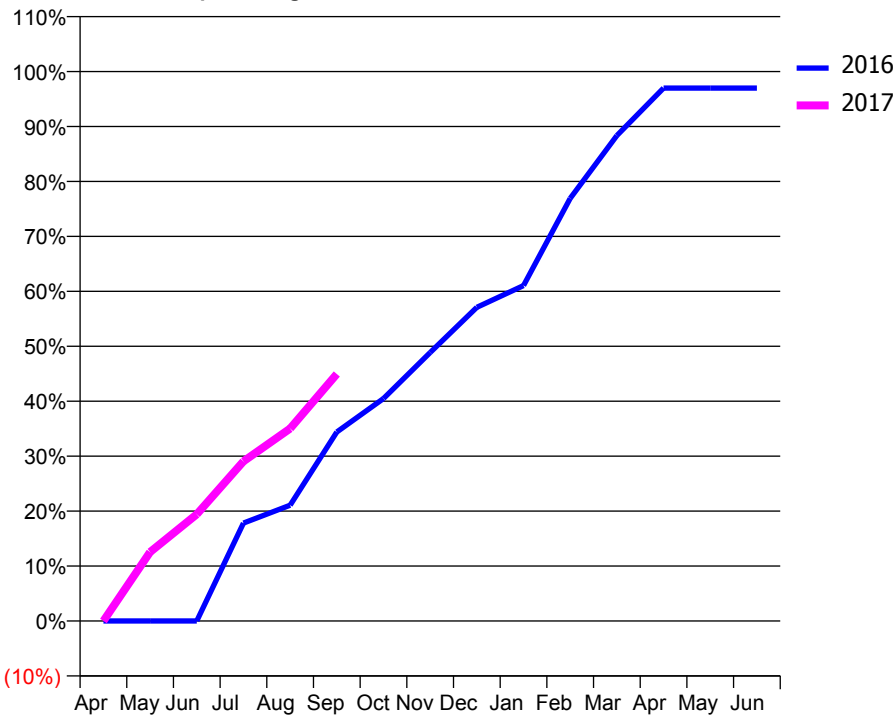
ACCESS*

Patients seen in 24 months	Total	Change since previous quarter
Quarter ending September 2015	4,000	
Quarter ending December 2015	3,976	→
Quarter ending March 2016	4,206	↑
Quarter ending June 2016	4,288	→
Quarter ending September 2016	4,314	→
Variance since September 2015	7.9%	↑



ACTIVITY

Cumulative percentage of contracted UDA delivered 2016 & 2017



Month	Adjusted Scheduled Activity (UDA)	
	2016	2017
April	0	0
May	0	1,453
June	0	2,247
July	2,062	3,361
August	2,438	4,052
September	3,980	5,199
October	4,682	
November	5,651	
December	6,603	
January	7,060	
February	8,898	
March	10,219	
April	11,219	
May	11,219	
June	11,219	

QUALITY

	Quantity	Base Number	Contract	AT	Region	England
% of FP17s for the same patient ID Re-attending within 3 months - Children	68	891	7.6%	13.1%	13.5%	12.4%
% of FP17s for the same patient ID Re-attending within 3 months - Adults	283	1,922	14.7%	16.4%	17.4%	16.7%
% of FP17s for the same patient ID Re-attending between 3 & 9 months - Children	426	891	47.8%	54.7%	59.0%	57.4%
% of FP17s for the same patient ID Re-attending between 3 & 9 months - Adults	686	1,922	35.7%	50.7%	52.6%	50.5%
% of FP17s for Band 1 Urgent Courses	318	2,394	13.3%	9.0%	9.4%	9.1%
% of FP17s Relating to Free Repair or Replacements	14	2,394	0.6%	1.3%	1.0%	0.8%
% of FP17s Relating to Continuations	13	2,394	0.5%	1.7%	1.5%	1.3%
% of Patients satisfied with the dentistry they have received	2	2	N/A	91.7%	93.7%	93.2%
% of Patients satisfied with the time they had to wait for an appointment	2	2	N/A	90.3%	90.0%	89.0%

* This is based on patients treated on this contract for their most recent course of treatment. Figures in italics indicate the base number of FP17s or Patient Questionnaire responses are less than 100. N/A is shown where the base number of responses is less than 10 during the period. % is calculated as Quantity/Base number*100

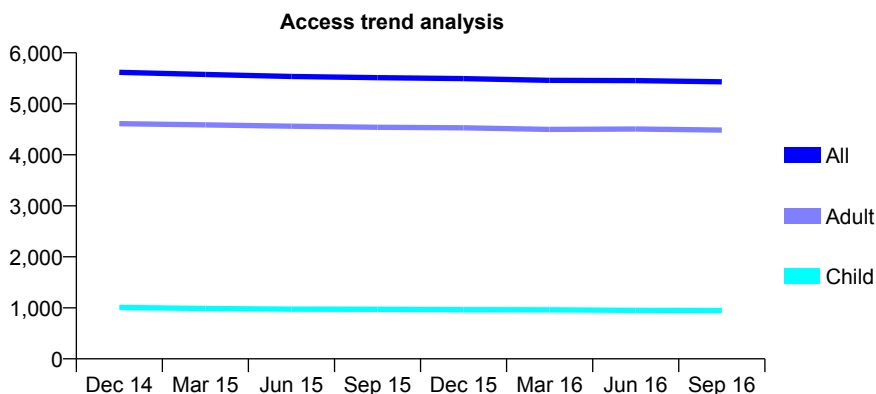
Q45 - Vital Signs At a Glance Contract Report for 804932/0001 - September 2016

Name or company name	MR A ABRAHAM
Contract type name	GDS Contract
Purpose of contract	General
Contract start date	01/04/2006
Contract end date	

16/17 Contracted general activity (UDA)	17,669
Carry forward general activity (UDA)	0
16/17 Contracted orthodontic activity (UOA)	0
Carry forward orthodontic activity (UOA)	0
Baseline contract value	£373,812.28

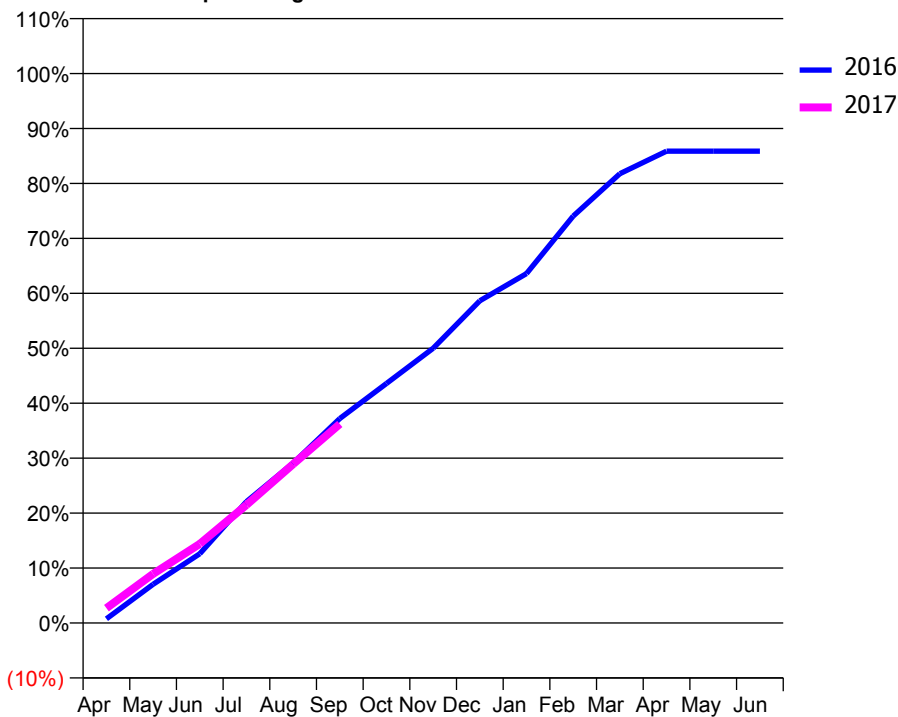
ACCESS*

Patients seen in 24 months	Total	Change since previous quarter
Quarter ending September 2015	5,512	
Quarter ending December 2015	5,493	→
Quarter ending March 2016	5,460	→
Quarter ending June 2016	5,455	→
Quarter ending September 2016	5,431	→
Variance since September 2015	(1.5%)	↓



ACTIVITY

Cumulative percentage of contracted UDA delivered 2016 & 2017



Month	Adjusted Scheduled Activity (UDA)	
	2016	2017
April	135	476
May	1,244	1,580
June	2,227	2,546
July	3,905	3,798
August	5,143	5,110
September	6,576	6,401
October	7,701	
November	8,836	
December	10,363	
January	11,235	
February	13,082	
March	14,447	
April	15,170	
May	15,173	
June	15,173	

QUALITY

	Quantity	Base Number	Contract	AT	Region	England
% of FP17s for the same patient ID Re-attending within 3 months - Children	27	472	5.7%	13.1%	13.5%	12.4%
% of FP17s for the same patient ID Re-attending within 3 months - Adults	306	2,319	13.2%	16.4%	17.4%	16.7%
% of FP17s for the same patient ID Re-attending between 3 & 9 months - Children	109	472	23.1%	54.7%	59.0%	57.4%
% of FP17s for the same patient ID Re-attending between 3 & 9 months - Adults	524	2,319	22.6%	50.7%	52.6%	50.5%
% of FP17s for Band 1 Urgent Courses	193	2,575	7.5%	9.0%	9.4%	9.1%
% of FP17s Relating to Free Repair or Replacements	46	2,575	1.8%	1.3%	1.0%	0.8%
% of FP17s Relating to Continuations	89	2,575	3.5%	1.7%	1.5%	1.3%
% of Patients satisfied with the dentistry they have received	14	15	93.3%	91.7%	93.7%	93.2%
% of Patients satisfied with the time they had to wait for an appointment	13	15	86.7%	90.3%	90.0%	89.0%

* This is based on patients treated on this contract for their most recent course of treatment. Figures in italics indicate the base number of FP17s or Patient Questionnaire responses are less than 100. N/A is shown where the base number of responses is less than 10 during the period. % is calculated as Quantity/Base number*100

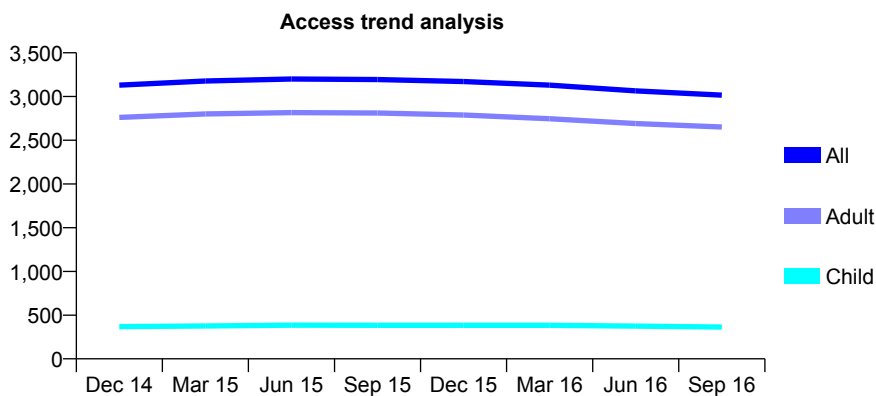
Q45 - Vital Signs At a Glance Contract Report for 811513/0001 - September 2016

Name or company name	MR PL NEWTON
Contract type name	GDS Contract
Purpose of contract	General
Contract start date	01/04/2006
Contract end date	

16/17 Contracted general activity (UDA)	15,980
Carry forward general activity (UDA)	0
16/17 Contracted orthodontic activity (UOA)	0
Carry forward orthodontic activity (UOA)	0
Baseline contract value	£340,074.63

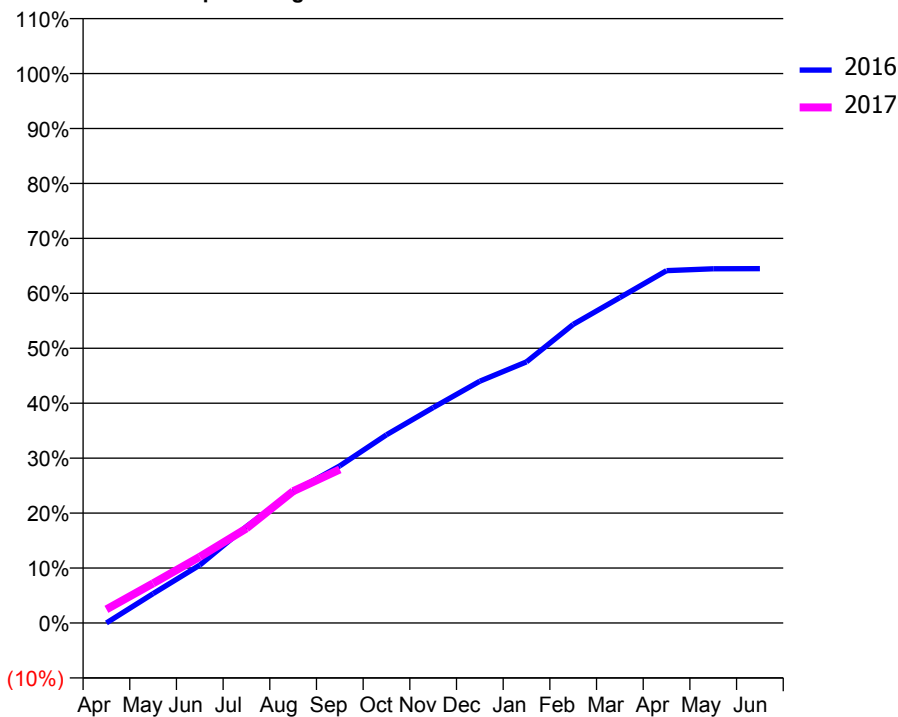
ACCESS*

Patients seen in 24 months	Total	Change since previous quarter
Quarter ending September 2015	3,194	
Quarter ending December 2015	3,172	→
Quarter ending March 2016	3,130	↓
Quarter ending June 2016	3,065	↓
Quarter ending September 2016	3,016	↓
Variance since September 2015	(5.6%)	↓



ACTIVITY

Cumulative percentage of contracted UDA delivered 2016 & 2017



Adjusted Scheduled Activity (UDA)

Month	2016	2017
April	0	399
May	855	1,153
June	1,684	1,925
July	2,807	2,753
August	3,813	3,834
September	4,570	4,467
October	5,475	
November	6,264	
December	7,031	
January	7,594	
February	8,685	
March	9,463	
April	10,247	
May	10,302	
June	10,305	

QUALITY

	Quantity	Base Number	Contract	AT	Region	England
% of FP17s for the same patient ID Re-attending within 3 months - Children	17	282	6.0%	13.1%	13.5%	12.4%
% of FP17s for the same patient ID Re-attending within 3 months - Adults	248	2,098	11.8%	16.4%	17.4%	16.7%
% of FP17s for the same patient ID Re-attending between 3 & 9 months - Children	183	282	64.9%	54.7%	59.0%	57.4%
% of FP17s for the same patient ID Re-attending between 3 & 9 months - Adults	1,497	2,098	71.4%	50.7%	52.6%	50.5%
% of FP17s for Band 1 Urgent Courses	50	2,022	2.5%	9.0%	9.4%	9.1%
% of FP17s Relating to Free Repair or Replacements	12	2,022	0.6%	1.3%	1.0%	0.8%
% of FP17s Relating to Continuations	43	2,022	2.1%	1.7%	1.5%	1.3%
% of Patients satisfied with the dentistry they have received	9	9	N/A	91.7%	93.7%	93.2%
% of Patients satisfied with the time they had to wait for an appointment	9	9	N/A	90.3%	90.0%	89.0%

* This is based on patients treated on this contract for their most recent course of treatment. Figures in italics indicate the base number of FP17s or Patient Questionnaire responses are less than 100. N/A is shown where the base number of responses is less than 10 during the period. % is calculated as Quantity/Base number*100

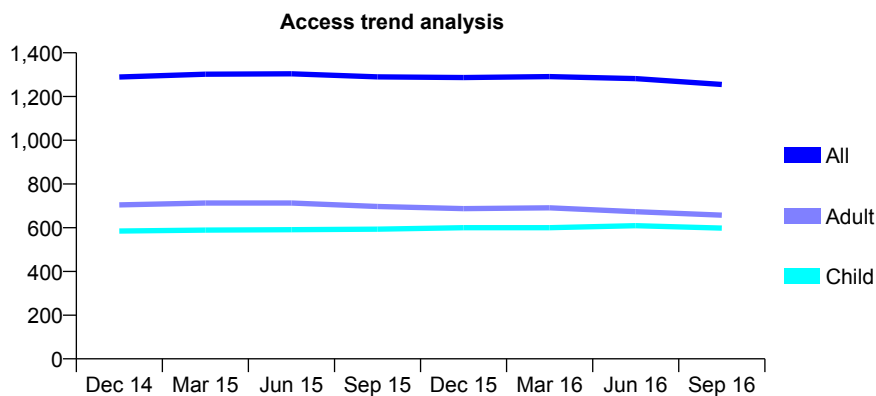
Q45 - Vital Signs At a Glance Contract Report for 814342/0002 - September 2016

Name or company name	MR JP LYNE
Contract type name	GDS Contract
Purpose of contract	General
Contract start date	01/04/2006
Contract end date	

16/17 Contracted general activity (UDA)	5,800
Carry forward general activity (UDA)	0
16/17 Contracted orthodontic activity (UOA)	0
Carry forward orthodontic activity (UOA)	0
Baseline contract value	£136,360.05

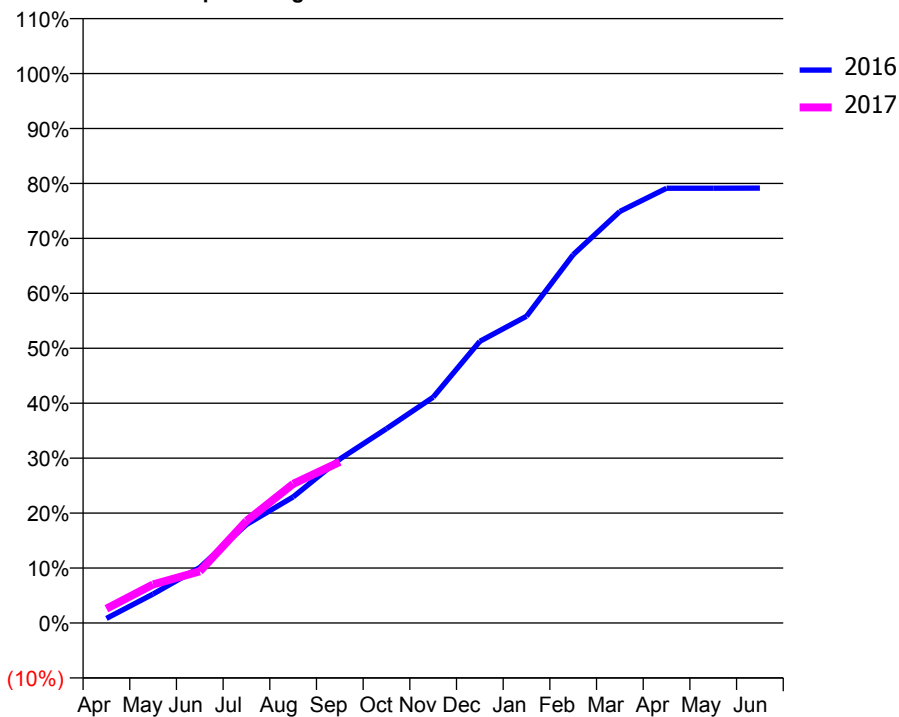
ACCESS*

Patients seen in 24 months	Total	Change since previous quarter
Quarter ending September 2015	1,290	
Quarter ending December 2015	1,287	→
Quarter ending March 2016	1,291	→
Quarter ending June 2016	1,282	→
Quarter ending September 2016	1,255	↓
Variance since September 2015	(2.7%)	↓



ACTIVITY

Cumulative percentage of contracted UDA delivered 2016 & 2017



Month	Adjusted Scheduled Activity (UDA)	
	2016	2017
April	49	151
May	307	408
June	586	545
July	1,039	1,078
August	1,330	1,469
September	1,730	1,701
October	2,052	
November	2,384	
December	2,973	
January	3,239	
February	3,888	
March	4,344	
April	4,590	
May	4,590	
June	4,591	

QUALITY

	Quantity	Base Number	Contract	AT	Region	England
% of FP17s for the same patient ID Re-attending within 3 months - Children	21	502	4.2%	13.1%	13.5%	12.4%
% of FP17s for the same patient ID Re-attending within 3 months - Adults	82	460	17.8%	16.4%	17.4%	16.7%
% of FP17s for the same patient ID Re-attending between 3 & 9 months - Children	367	502	73.1%	54.7%	59.0%	57.4%
% of FP17s for the same patient ID Re-attending between 3 & 9 months - Adults	314	460	68.3%	50.7%	52.6%	50.5%
% of FP17s for Band 1 Urgent Courses	43	867	5.0%	9.0%	9.4%	9.1%
% of FP17s Relating to Free Repair or Replacements	0	867	0.0%	1.3%	1.0%	0.8%
% of FP17s Relating to Continuations	13	867	1.5%	1.7%	1.5%	1.3%
% of Patients satisfied with the dentistry they have received	0	0	N/A	91.7%	93.7%	93.2%
% of Patients satisfied with the time they had to wait for an appointment	0	0	N/A	90.3%	90.0%	89.0%

* This is based on patients treated on this contract for their most recent course of treatment. Figures in italics indicate the base number of FP17s or Patient Questionnaire responses are less than 100. N/A is shown where the base number of responses is less than 10 during the period. % is calculated as Quantity/Base number*100

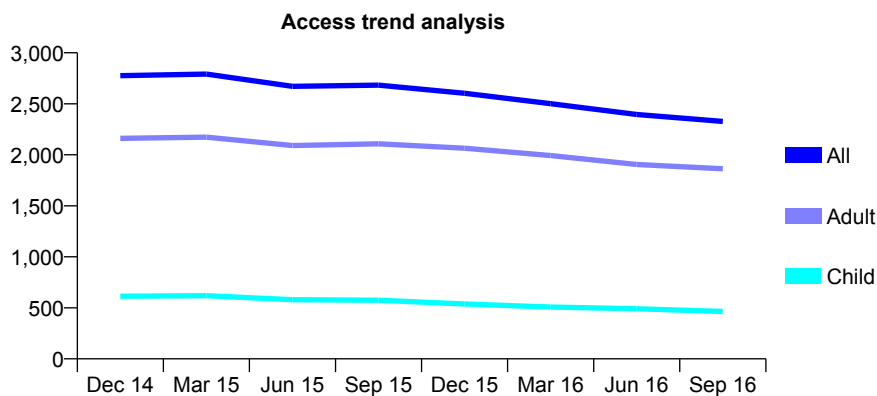
Q45 - Vital Signs At a Glance Contract Report for 820857/0002 - September 2016

Name or company name	MRS JH ELSTON
Contract type name	GDS Contract
Purpose of contract	General
Contract start date	01/04/2006
Contract end date	

16/17 Contracted general activity (UDA)	12,629
Carry forward general activity (UDA)	0
16/17 Contracted orthodontic activity (UOA)	0
Carry forward orthodontic activity (UOA)	0
Baseline contract value	£348,053.90

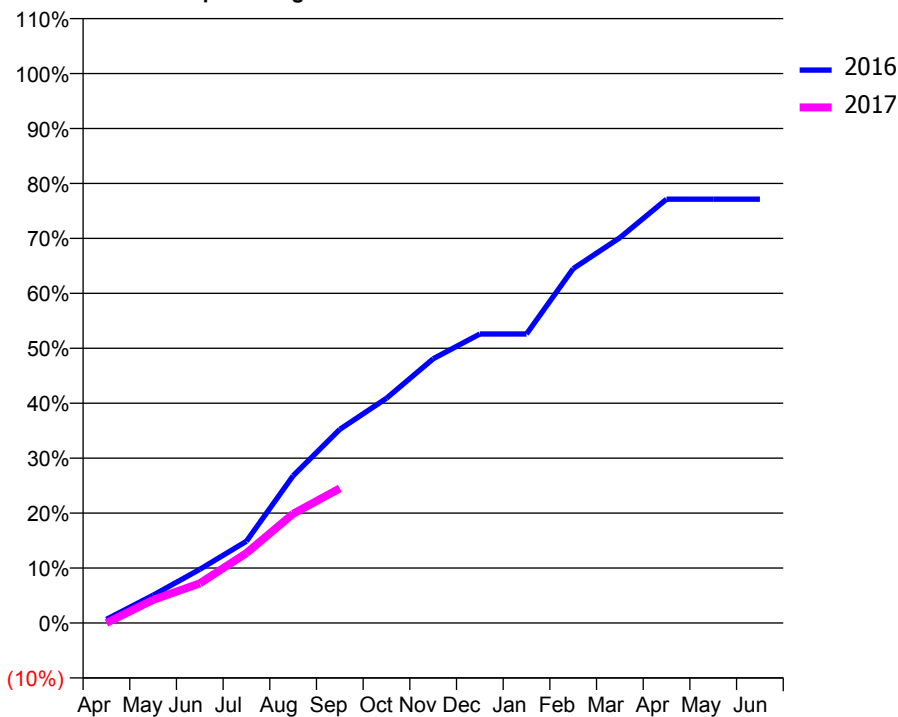
ACCESS*

Patients seen in 24 months	Total	Change since previous quarter
Quarter ending September 2015	2,683	
Quarter ending December 2015	2,603	↓
Quarter ending March 2016	2,501	↓
Quarter ending June 2016	2,396	↓
Quarter ending September 2016	2,328	↓
Variance since September 2015	(13.2%)	↓



ACTIVITY

Cumulative percentage of contracted UDA delivered 2016 & 2017



Adjusted Scheduled Activity (UDA)

Month	2016	2017
April	86	0
May	638	532
June	1,234	912
July	1,881	1,608
August	3,384	2,511
September	4,451	3,095
October	5,167	
November	6,074	
December	6,642	
January	6,642	
February	8,143	
March	8,854	
April	9,741	
May	9,741	
June	9,742	

QUALITY

	Quantity	Base Number	Contract	AT	Region	England
% of FP17s for the same patient ID Re-attending within 3 months - Children	33	276	12.0%	13.1%	13.5%	12.4%
% of FP17s for the same patient ID Re-attending within 3 months - Adults	356	1,375	25.9%	16.4%	17.4%	16.7%
% of FP17s for the same patient ID Re-attending between 3 & 9 months - Children	128	276	46.4%	54.7%	59.0%	57.4%
% of FP17s for the same patient ID Re-attending between 3 & 9 months - Adults	692	1,375	50.3%	50.7%	52.6%	50.5%
% of FP17s for Band 1 Urgent Courses	253	1,336	18.9%	9.0%	9.4%	9.1%
% of FP17s Relating to Free Repair or Replacements	51	1,336	3.8%	1.3%	1.0%	0.8%
% of FP17s Relating to Continuations	35	1,336	2.6%	1.7%	1.5%	1.3%
% of Patients satisfied with the dentistry they have received	4	4	N/A	91.7%	93.7%	93.2%
% of Patients satisfied with the time they had to wait for an appointment	4	4	N/A	90.3%	90.0%	89.0%

* This is based on patients treated on this contract for their most recent course of treatment. Figures in italics indicate the base number of FP17s or Patient Questionnaire responses are less than 100. N/A is shown where the base number of responses is less than 10 during the period. % is calculated as Quantity/Base number*100

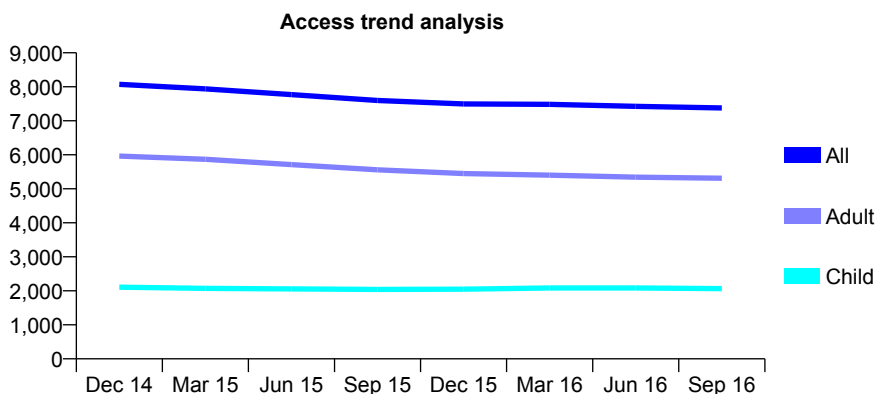
Q45 - Vital Signs At a Glance Contract Report for 832472/0001 - September 2016

Name or company name	MR AR FLETCHER
Contract type name	GDS Contract
Purpose of contract	General and Orthodontic
Contract start date	01/04/2006
Contract end date	

16/17 Contracted general activity (UDA)	25,408
Carry forward general activity (UDA)	0
16/17 Contracted orthodontic activity (UOA)	407
Carry forward orthodontic activity (UOA)	0
Baseline contract value	£634,511.14

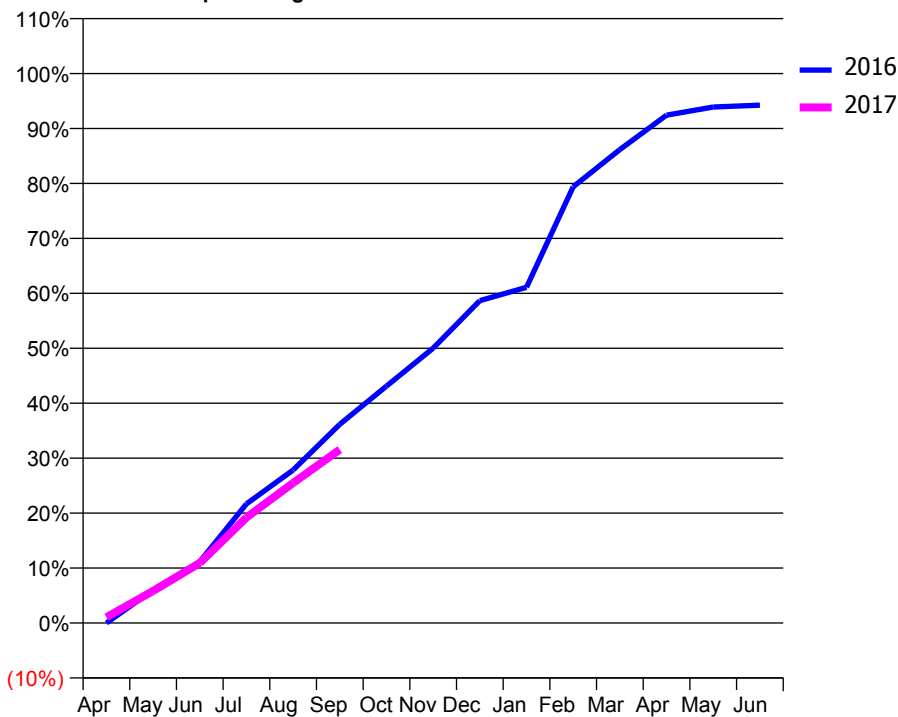
ACCESS*

Patients seen in 24 months	Total	Change since previous quarter
Quarter ending September 2015	7,599	
Quarter ending December 2015	7,496	↓
Quarter ending March 2016	7,486	→
Quarter ending June 2016	7,425	→
Quarter ending September 2016	7,379	→
Variance since September 2015	(2.9%)	↓



ACTIVITY

Cumulative percentage of contracted UDA delivered 2016 & 2017



Month	Adjusted Scheduled Activity (UDA)	
	2016	2017
April	0	270
May	1,525	1,482
June	2,841	2,773
July	5,509	4,880
August	7,078	6,480
September	9,188	8,020
October	10,953	
November	12,710	
December	14,906	
January	15,523	
February	20,172	
March	21,889	
April	23,485	
May	23,856	
June	23,942	

QUALITY

	Quantity	Base Number	Contract	AT	Region	England
% of FP17s for the same patient ID Re-attending within 3 months - Children	146	1,424	10.3%	13.1%	13.5%	12.4%
% of FP17s for the same patient ID Re-attending within 3 months - Adults	425	3,108	13.7%	16.4%	17.4%	16.7%
% of FP17s for the same patient ID Re-attending between 3 & 9 months - Children	731	1,424	51.3%	54.7%	59.0%	57.4%
% of FP17s for the same patient ID Re-attending between 3 & 9 months - Adults	1,605	3,108	51.6%	50.7%	52.6%	50.5%
% of FP17s for Band 1 Urgent Courses	283	3,519	8.0%	9.0%	9.4%	9.1%
% of FP17s Relating to Free Repair or Replacements	44	3,519	1.3%	1.3%	1.0%	0.8%
% of FP17s Relating to Continuations	47	3,519	1.3%	1.7%	1.5%	1.3%
% of Patients satisfied with the dentistry they have received	11	11	100.0%	91.7%	93.7%	93.2%
% of Patients satisfied with the time they had to wait for an appointment	9	11	81.8%	90.3%	90.0%	89.0%

* This is based on patients treated on this contract for their most recent course of treatment. Figures in italics indicate the base number of FP17s or Patient Questionnaire responses are less than 100. N/A is shown where the base number of responses is less than 10 during the period. % is calculated as Quantity/Base number*100

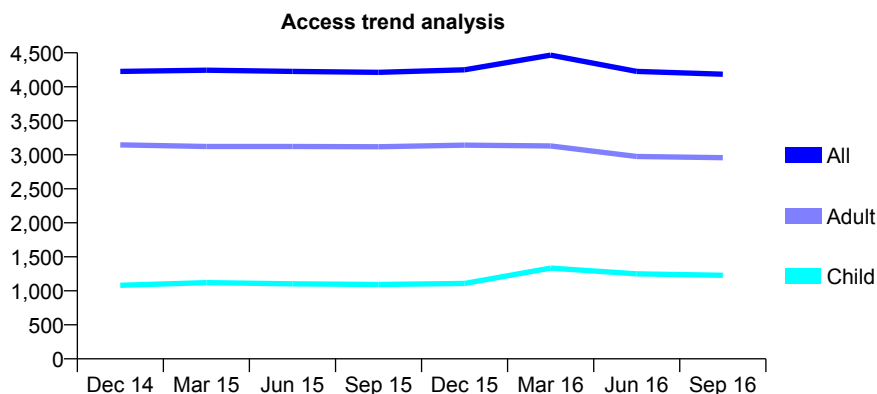
Q45 - Vital Signs At a Glance Contract Report for 833037/0004 - September 2016

Name or company name	MR MA HYDER
Contract type name	GDS Contract
Purpose of contract	General
Contract start date	01/04/2006
Contract end date	

16/17 Contracted general activity (UDA)	11,922
Carry forward general activity (UDA)	0
16/17 Contracted orthodontic activity (UOA)	0
Carry forward orthodontic activity (UOA)	0
Baseline contract value	£382,863.09

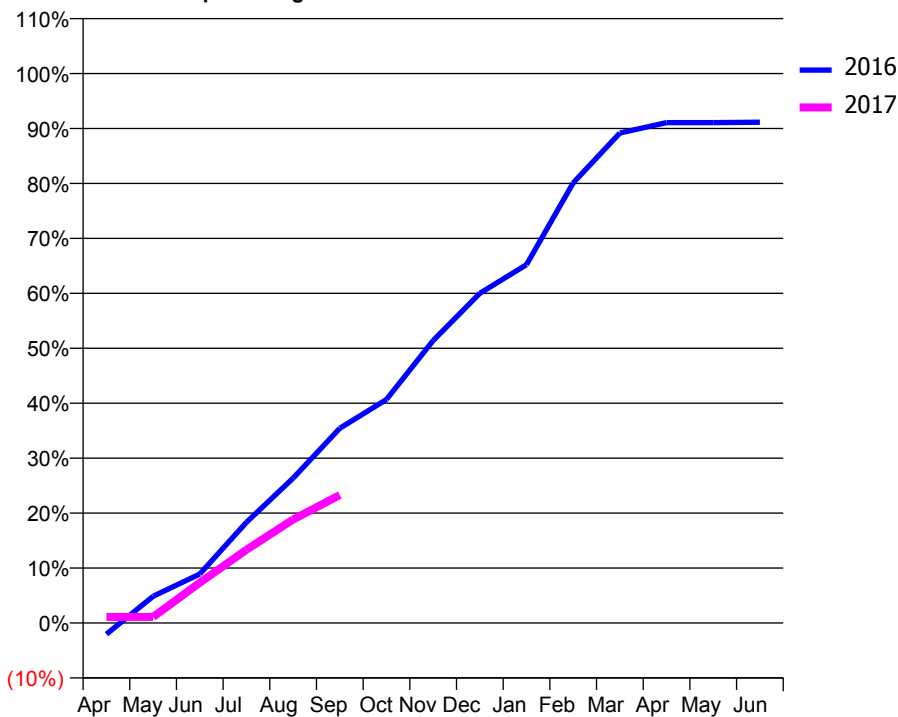
ACCESS*

Patients seen in 24 months	Total	Change since previous quarter
Quarter ending September 2015	4,212	
Quarter ending December 2015	4,250	→
Quarter ending March 2016	4,465	↑
Quarter ending June 2016	4,226	↓
Quarter ending September 2016	4,185	→
Variance since September 2015	(0.6%)	→



ACTIVITY

Cumulative percentage of contracted UDA delivered 2016 & 2017



Month	Adjusted Scheduled Activity (UDA)	
	2016	2017
April	-244	130
May	579	130
June	1,062	874
July	2,186	1,590
August	3,143	2,246
September	4,225	2,777
October	4,849	
November	6,129	
December	7,153	
January	7,775	
February	9,548	
March	10,632	
April	10,856	
May	10,856	
June	10,864	

QUALITY

	Quantity	Base Number	Contract	AT	Region	England
% of FP17s for the same patient ID Re-attending within 3 months - Children	13	335	3.9%	13.1%	13.5%	12.4%
% of FP17s for the same patient ID Re-attending within 3 months - Adults	173	912	19.0%	16.4%	17.4%	16.7%
% of FP17s for the same patient ID Re-attending between 3 & 9 months - Children	83	335	24.8%	54.7%	59.0%	57.4%
% of FP17s for the same patient ID Re-attending between 3 & 9 months - Adults	249	912	27.3%	50.7%	52.6%	50.5%
% of FP17s for Band 1 Urgent Courses	253	1,086	23.3%	9.0%	9.4%	9.1%
% of FP17s Relating to Free Repair or Replacements	19	1,086	1.7%	1.3%	1.0%	0.8%
% of FP17s Relating to Continuations	12	1,086	1.1%	1.7%	1.5%	1.3%
% of Patients satisfied with the dentistry they have received	6	6	N/A	91.7%	93.7%	93.2%
% of Patients satisfied with the time they had to wait for an appointment	5	6	N/A	90.3%	90.0%	89.0%

* This is based on patients treated on this contract for their most recent course of treatment. Figures in italics indicate the base number of FP17s or Patient Questionnaire responses are less than 100. N/A is shown where the base number of responses is less than 10 during the period. % is calculated as Quantity/Base number*100

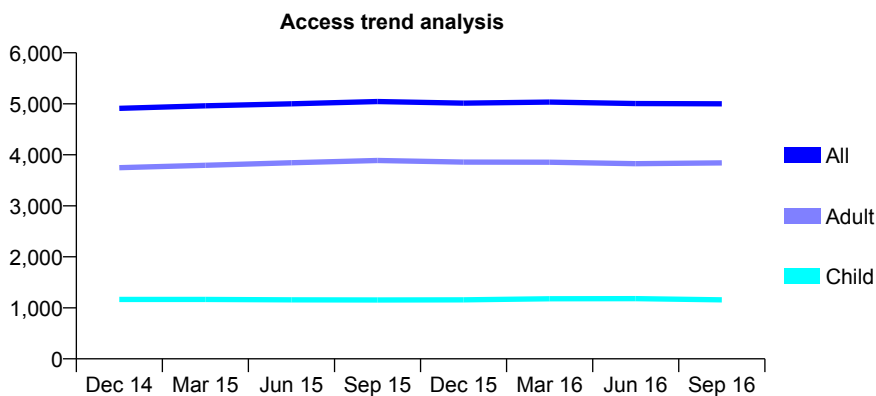
Q45 - Vital Signs At a Glance Contract Report for 833037/0007 - September 2016

Name or company name	MR MA HYDER
Contract type name	GDS Contract
Purpose of contract	General
Contract start date	01/08/2006
Contract end date	

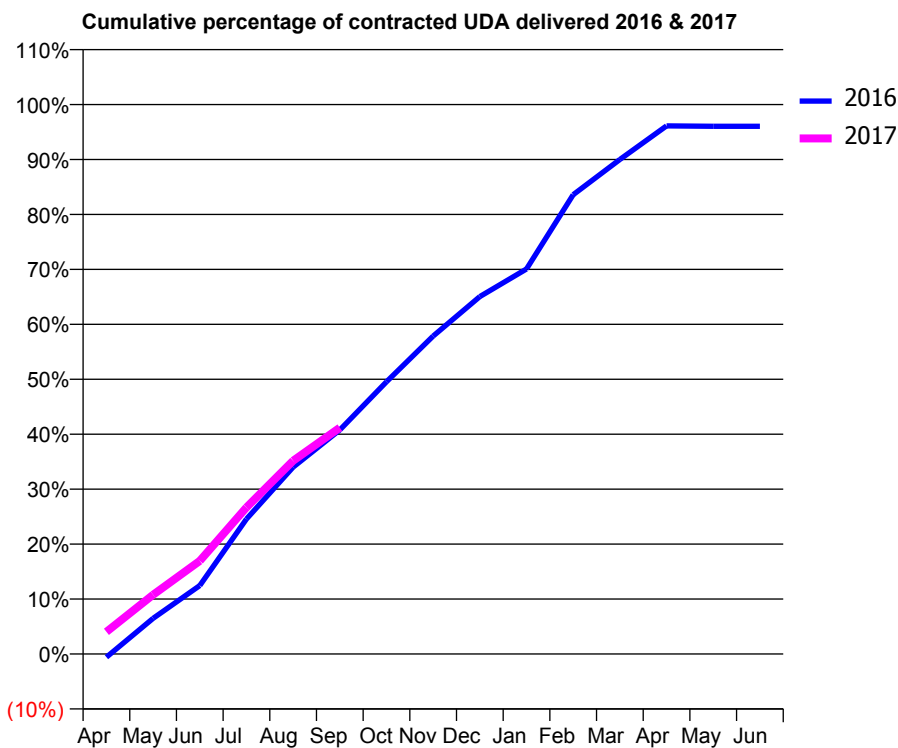
16/17 Contracted general activity (UDA)	12,000
Carry forward general activity (UDA)	0
16/17 Contracted orthodontic activity (UOA)	0
Carry forward orthodontic activity (UOA)	0
Baseline contract value	£342,692.51

ACCESS*

Patients seen in 24 months	Total	Change since previous quarter
Quarter ending September 2015	5,044	
Quarter ending December 2015	5,014	→
Quarter ending March 2016	5,033	→
Quarter ending June 2016	5,005	→
Quarter ending September 2016	4,999	→
Variance since September 2015	(0.9%)	→



ACTIVITY



Month	Adjusted Scheduled Activity (UDA)	
	2016	2017
April	-70	486
May	778	1,293
June	1,496	2,033
July	2,948	3,203
August	4,081	4,221
September	4,893	4,944
October	5,944	
November	6,944	
December	7,805	
January	8,409	
February	10,031	
March	10,800	
April	11,532	
May	11,524	
June	11,525	

QUALITY

	Quantity	Base Number	Contract	AT	Region	England
% of FP17s for the same patient ID Re-attending within 3 months - Children	55	853	6.4%	13.1%	13.5%	12.4%
% of FP17s for the same patient ID Re-attending within 3 months - Adults	367	2,573	14.3%	16.4%	17.4%	16.7%
% of FP17s for the same patient ID Re-attending between 3 & 9 months - Children	420	853	49.2%	54.7%	59.0%	57.4%
% of FP17s for the same patient ID Re-attending between 3 & 9 months - Adults	1,304	2,573	50.7%	50.7%	52.6%	50.5%
% of FP17s for Band 1 Urgent Courses	463	3,036	15.3%	9.0%	9.4%	9.1%
% of FP17s Relating to Free Repair or Replacements	21	3,036	0.7%	1.3%	1.0%	0.8%
% of FP17s Relating to Continuations	12	3,036	0.4%	1.7%	1.5%	1.3%
% of Patients satisfied with the dentistry they have received	11	12	91.7%	91.7%	93.7%	93.2%
% of Patients satisfied with the time they had to wait for an appointment	9	12	75.0%	90.3%	90.0%	89.0%

* This is based on patients treated on this contract for their most recent course of treatment. Figures in italics indicate the base number of FP17s or Patient Questionnaire responses are less than 100. N/A is shown where the base number of responses is less than 10 during the period. % is calculated as Quantity/Base number*100

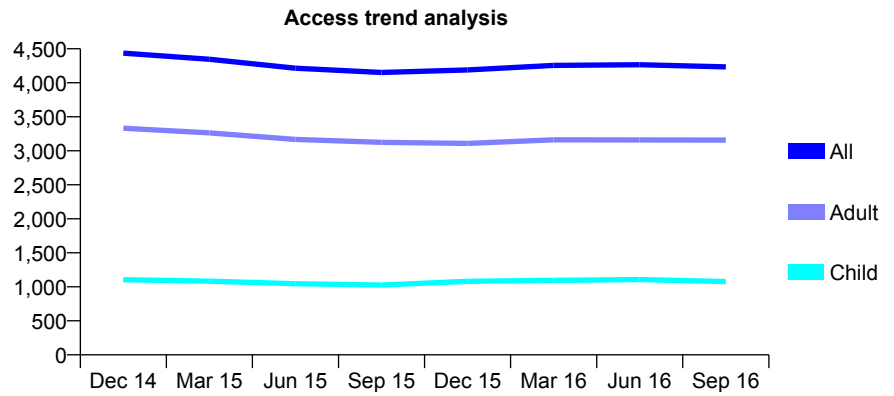
Q45 - Vital Signs At a Glance Contract Report for 833037/0008 - September 2016

Name or company name	MR MA HYDER
Contract type name	GDS Contract
Purpose of contract	General
Contract start date	01/09/2008
Contract end date	

16/17 Contracted general activity (UDA)	10,861
Carry forward general activity (UDA)	0
16/17 Contracted orthodontic activity (UOA)	0
Carry forward orthodontic activity (UOA)	0
Baseline contract value	£229,739.67

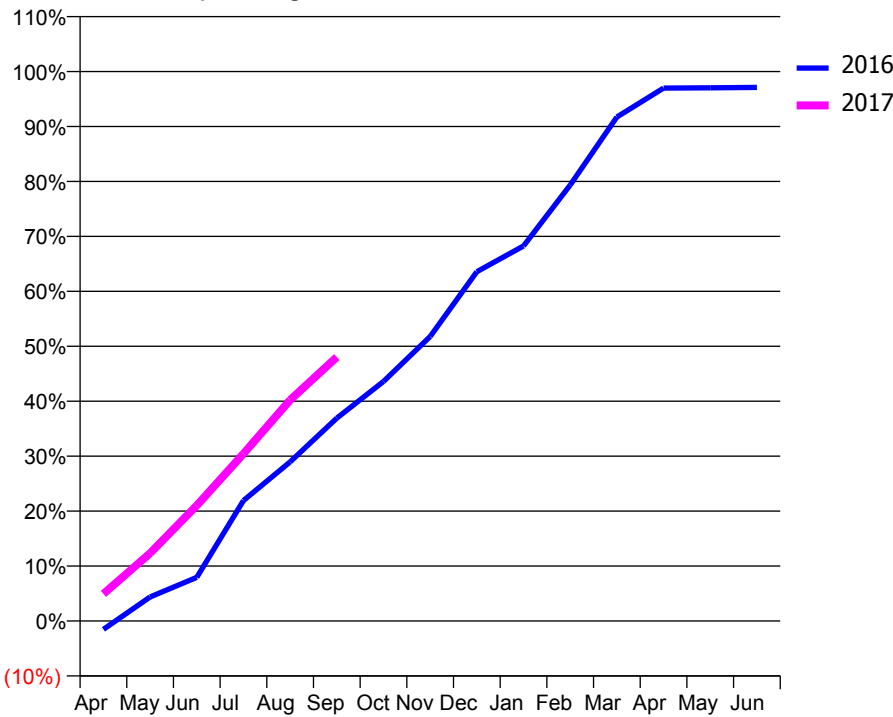
ACCESS*

Patients seen in 24 months	Total	Change since previous quarter
Quarter ending September 2015	4,151	
Quarter ending December 2015	4,190	→
Quarter ending March 2016	4,256	→
Quarter ending June 2016	4,266	→
Quarter ending September 2016	4,235	→
Variance since September 2015	2.0%	↑



ACTIVITY

Cumulative percentage of contracted UDA delivered 2016 & 2017



Month	Adjusted Scheduled Activity (UDA)	
	2016	2017
April	-168	537
May	475	1,339
June	863	2,283
July	2,383	3,307
August	3,144	4,369
September	4,010	5,218
October	4,736	
November	5,622	
December	6,904	
January	7,413	
February	8,617	
March	9,962	
April	10,534	
May	10,539	
June	10,545	

QUALITY

	Quantity	Base Number	Contract	AT	Region	England
% of FP17s for the same patient ID Re-attending within 3 months - Children	57	786	7.3%	13.1%	13.5%	12.4%
% of FP17s for the same patient ID Re-attending within 3 months - Adults	404	2,251	17.9%	16.4%	17.4%	16.7%
% of FP17s for the same patient ID Re-attending between 3 & 9 months - Children	371	786	47.2%	54.7%	59.0%	57.4%
% of FP17s for the same patient ID Re-attending between 3 & 9 months - Adults	998	2,251	44.3%	50.7%	52.6%	50.5%
% of FP17s for Band 1 Urgent Courses	419	2,745	15.3%	9.0%	9.4%	9.1%
% of FP17s Relating to Free Repair or Replacements	110	2,745	4.0%	1.3%	1.0%	0.8%
% of FP17s Relating to Continuations	42	2,745	1.5%	1.7%	1.5%	1.3%
% of Patients satisfied with the dentistry they have received	5	5	N/A	91.7%	93.7%	93.2%
% of Patients satisfied with the time they had to wait for an appointment	5	5	N/A	90.3%	90.0%	89.0%

* This is based on patients treated on this contract for their most recent course of treatment. Figures in italics indicate the base number of FP17s or Patient Questionnaire responses are less than 100. N/A is shown where the base number of responses is less than 10 during the period. % is calculated as Quantity/Base number*100

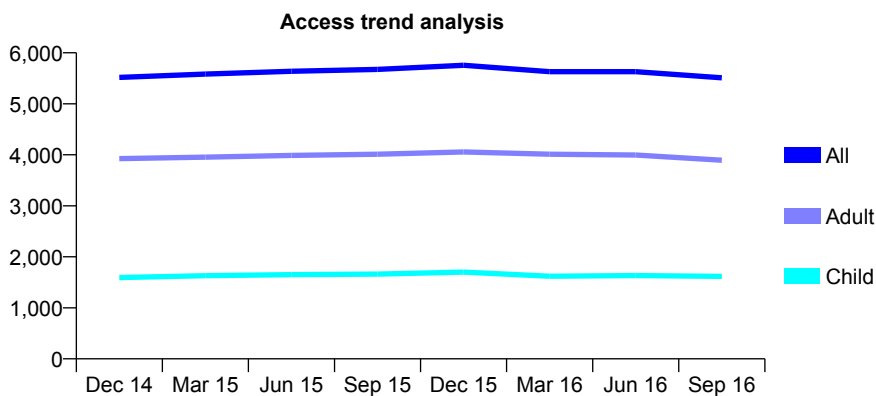
Q45 - Vital Signs At a Glance Contract Report for 833037/0009 - September 2016

Name or company name	MR MA HYDER
Contract type name	GDS Contract
Purpose of contract	General
Contract start date	01/06/2009
Contract end date	

16/17 Contracted general activity (UDA)	15,400
Carry forward general activity (UDA)	0
16/17 Contracted orthodontic activity (UOA)	0
Carry forward orthodontic activity (UOA)	0
Baseline contract value	£330,327.04

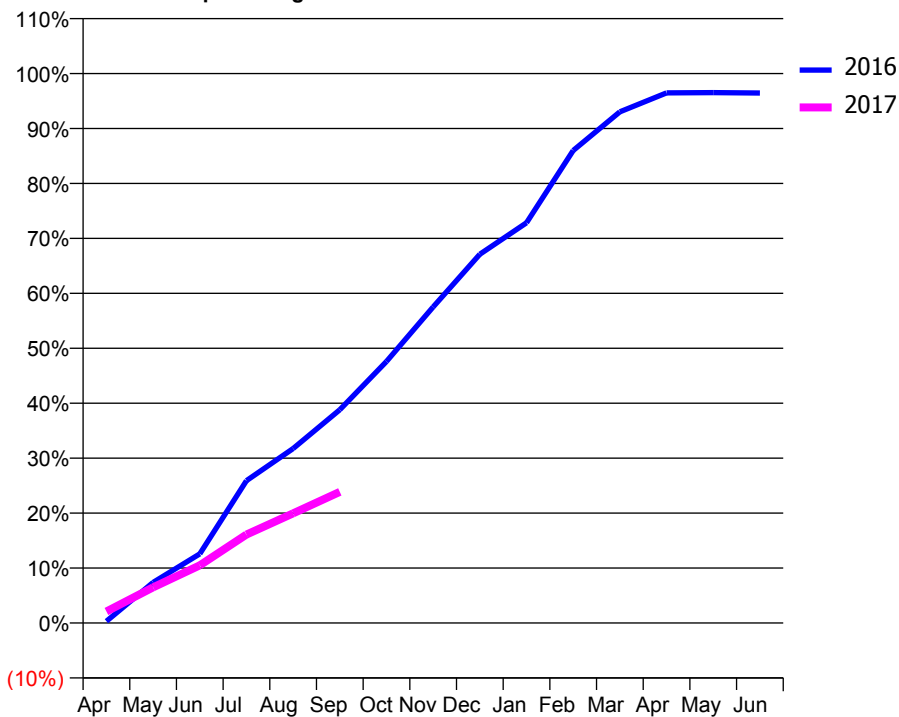
ACCESS*

Patients seen in 24 months	Total	Change since previous quarter
Quarter ending September 2015	5,675	
Quarter ending December 2015	5,755	→
Quarter ending March 2016	5,631	↓
Quarter ending June 2016	5,630	→
Quarter ending September 2016	5,511	↓
Variance since September 2015	(2.9%)	↓



ACTIVITY

Cumulative percentage of contracted UDA delivered 2016 & 2017



Month	Adjusted Scheduled Activity (UDA)	
	2016	2017
April	52	324
May	1,137	998
June	1,936	1,617
July	3,991	2,480
August	4,892	3,074
September	5,977	3,674
October	7,332	
November	8,860	
December	10,334	
January	11,216	
February	13,242	
March	14,327	
April	14,857	
May	14,866	
June	14,852	

QUALITY

	Quantity	Base Number	Contract	AT	Region	England
% of FP17s for the same patient ID Re-attending within 3 months - Children	62	684	9.1%	13.1%	13.5%	12.4%
% of FP17s for the same patient ID Re-attending within 3 months - Adults	301	1,445	20.8%	16.4%	17.4%	16.7%
% of FP17s for the same patient ID Re-attending between 3 & 9 months - Children	203	684	29.7%	54.7%	59.0%	57.4%
% of FP17s for the same patient ID Re-attending between 3 & 9 months - Adults	354	1,445	24.5%	50.7%	52.6%	50.5%
% of FP17s for Band 1 Urgent Courses	410	1,858	22.1%	9.0%	9.4%	9.1%
% of FP17s Relating to Free Repair or Replacements	14	1,858	0.8%	1.3%	1.0%	0.8%
% of FP17s Relating to Continuations	0	1,858	0.0%	1.7%	1.5%	1.3%
% of Patients satisfied with the dentistry they have received	3	5	N/A	91.7%	93.7%	93.2%
% of Patients satisfied with the time they had to wait for an appointment	4	5	N/A	90.3%	90.0%	89.0%

* This is based on patients treated on this contract for their most recent course of treatment. Figures in italics indicate the base number of FP17s or Patient Questionnaire responses are less than 100. N/A is shown where the base number of responses is less than 10 during the period. % is calculated as Quantity/Base number*100

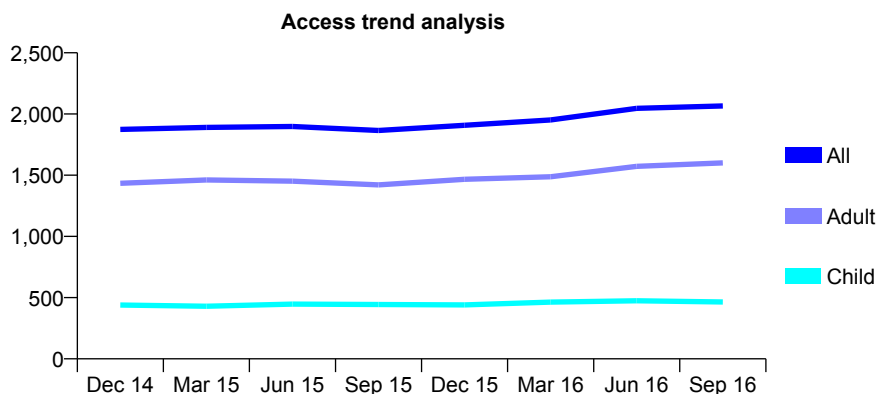
Q45 - Vital Signs At a Glance Contract Report for 833037/0010 - September 2016

Name or company name	MR MA HYDER
Contract type name	GDS Contract
Purpose of contract	General
Contract start date	01/08/2010
Contract end date	

16/17 Contracted general activity (UDA)	5,025
Carry forward general activity (UDA)	0
16/17 Contracted orthodontic activity (UOA)	0
Carry forward orthodontic activity (UOA)	0
Baseline contract value	£173,724.51

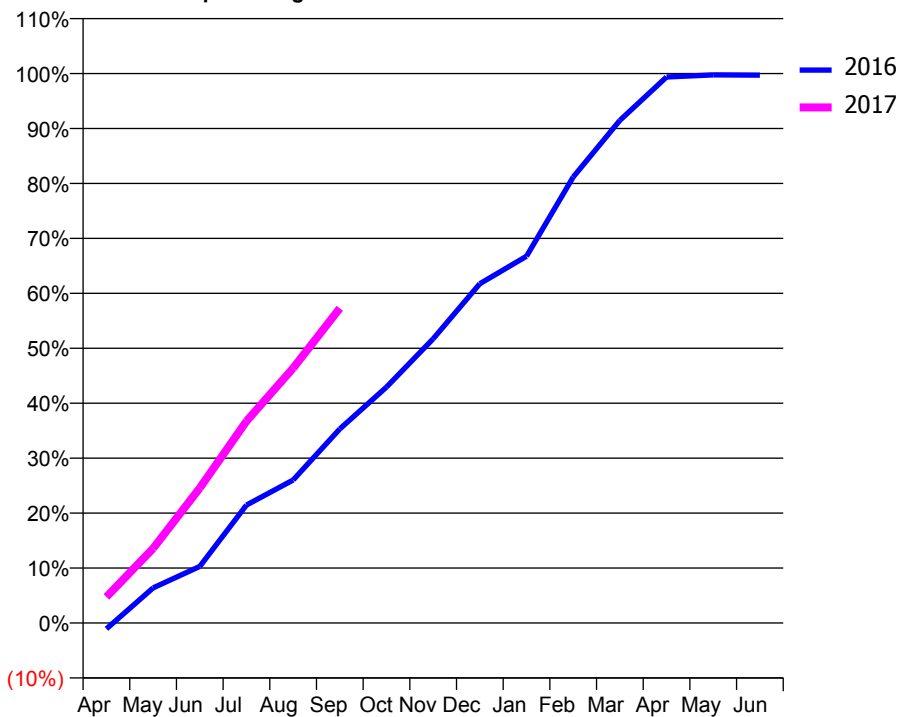
ACCESS*

Patients seen in 24 months	Total	Change since previous quarter
Quarter ending September 2015	1,865	
Quarter ending December 2015	1,908	↑
Quarter ending March 2016	1,951	↑
Quarter ending June 2016	2,046	↑
Quarter ending September 2016	2,066	→
Variance since September 2015	10.8%	↑



ACTIVITY

Cumulative percentage of contracted UDA delivered 2016 & 2017



Month	Adjusted Scheduled Activity (UDA)	
	2016	2017
April	-54	239
May	321	682
June	517	1,235
July	1,079	1,845
August	1,308	2,331
September	1,775	2,878
October	2,157	
November	2,599	
December	3,103	
January	3,354	
February	4,078	
March	4,596	
April	4,993	
May	5,012	
June	5,010	

QUALITY

	Quantity	Base Number	Contract	AT	Region	England
% of FP17s for the same patient ID Re-attending within 3 months - Children	46	354	13.0%	13.1%	13.5%	12.4%
% of FP17s for the same patient ID Re-attending within 3 months - Adults	217	1,215	17.9%	16.4%	17.4%	16.7%
% of FP17s for the same patient ID Re-attending between 3 & 9 months - Children	171	354	48.3%	54.7%	59.0%	57.4%
% of FP17s for the same patient ID Re-attending between 3 & 9 months - Adults	522	1,215	43.0%	50.7%	52.6%	50.5%
% of FP17s for Band 1 Urgent Courses	181	1,331	13.6%	9.0%	9.4%	9.1%
% of FP17s Relating to Free Repair or Replacements	17	1,331	1.3%	1.3%	1.0%	0.8%
% of FP17s Relating to Continuations	7	1,331	0.5%	1.7%	1.5%	1.3%
% of Patients satisfied with the dentistry they have received	2	2	N/A	91.7%	93.7%	93.2%
% of Patients satisfied with the time they had to wait for an appointment	2	2	N/A	90.3%	90.0%	89.0%

* This is based on patients treated on this contract for their most recent course of treatment. Figures in italics indicate the base number of FP17s or Patient Questionnaire responses are less than 100. N/A is shown where the base number of responses is less than 10 during the period. % is calculated as Quantity/Base number*100

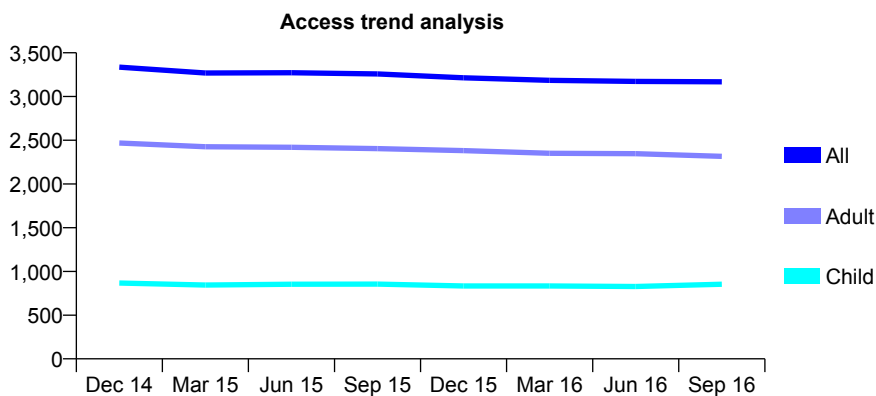
Q45 - Vital Signs At a Glance Contract Report for 833037/0011 - September 2016

Name or company name	MR MA HYDER
Contract type name	GDS Contract
Purpose of contract	General
Contract start date	01/08/2010
Contract end date	

16/17 Contracted general activity (UDA)	8,710
Carry forward general activity (UDA)	0
16/17 Contracted orthodontic activity (UOA)	0
Carry forward orthodontic activity (UOA)	0
Baseline contract value	£363,809.94

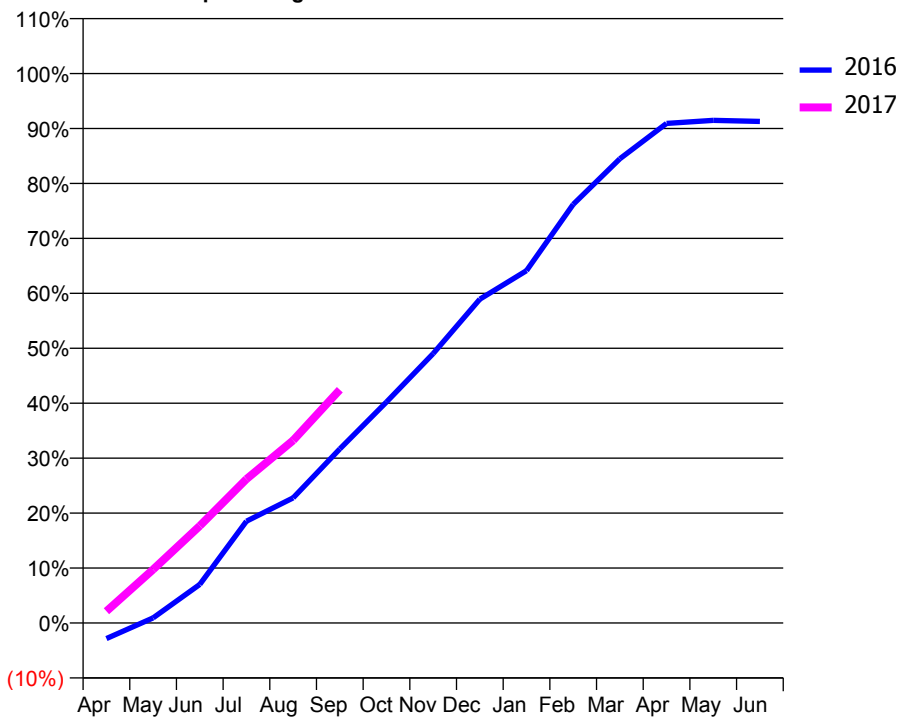
ACCESS*

Patients seen in 24 months	Total	Change since previous quarter
Quarter ending September 2015	3,259	
Quarter ending December 2015	3,214	↓
Quarter ending March 2016	3,185	→
Quarter ending June 2016	3,173	→
Quarter ending September 2016	3,169	→
Variance since September 2015	(2.8%)	↓



ACTIVITY

Cumulative percentage of contracted UDA delivered 2016 & 2017



Month	Adjusted Scheduled Activity (UDA)	
	2016	2017
April	-249	187
May	81	849
June	612	1,540
July	1,613	2,282
August	1,983	2,895
September	2,759	3,698
October	3,502	
November	4,271	
December	5,133	
January	5,585	
February	6,635	
March	7,359	
April	7,919	
May	7,967	
June	7,951	

QUALITY

	Quantity	Base Number	Contract	AT	Region	England
% of FP17s for the same patient ID Re-attending within 3 months - Children	101	648	15.6%	13.1%	13.5%	12.4%
% of FP17s for the same patient ID Re-attending within 3 months - Adults	379	1,663	22.8%	16.4%	17.4%	16.7%
% of FP17s for the same patient ID Re-attending between 3 & 9 months - Children	290	648	44.8%	54.7%	59.0%	57.4%
% of FP17s for the same patient ID Re-attending between 3 & 9 months - Adults	679	1,663	40.8%	50.7%	52.6%	50.5%
% of FP17s for Band 1 Urgent Courses	333	1,727	19.3%	9.0%	9.4%	9.1%
% of FP17s Relating to Free Repair or Replacements	41	1,727	2.4%	1.3%	1.0%	0.8%
% of FP17s Relating to Continuations	28	1,727	1.6%	1.7%	1.5%	1.3%
% of Patients satisfied with the dentistry they have received	4	5	N/A	91.7%	93.7%	93.2%
% of Patients satisfied with the time they had to wait for an appointment	4	5	N/A	90.3%	90.0%	89.0%

* This is based on patients treated on this contract for their most recent course of treatment. Figures in italics indicate the base number of FP17s or Patient Questionnaire responses are less than 100. N/A is shown where the base number of responses is less than 10 during the period. % is calculated as Quantity/Base number*100

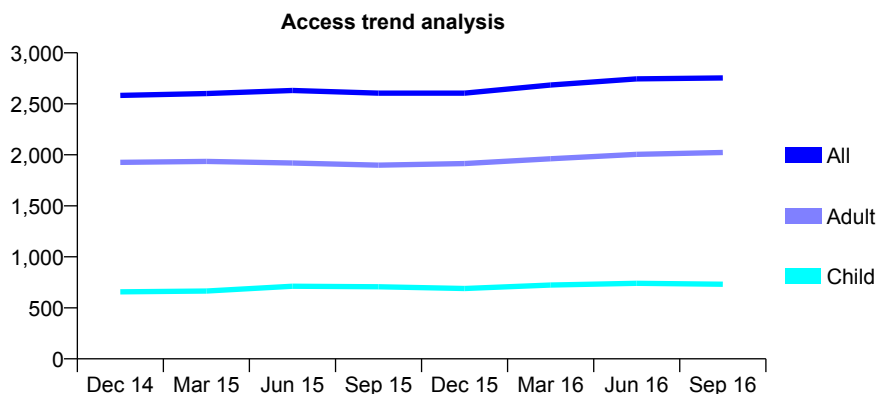
Q45 - Vital Signs At a Glance Contract Report for 833037/0012 - September 2016

Name or company name	MR MA HYDER
Contract type name	GDS Contract
Purpose of contract	General
Contract start date	01/08/2010
Contract end date	

16/17 Contracted general activity (UDA)	7,758
Carry forward general activity (UDA)	0
16/17 Contracted orthodontic activity (UOA)	0
Carry forward orthodontic activity (UOA)	0
Baseline contract value	£274,277.93

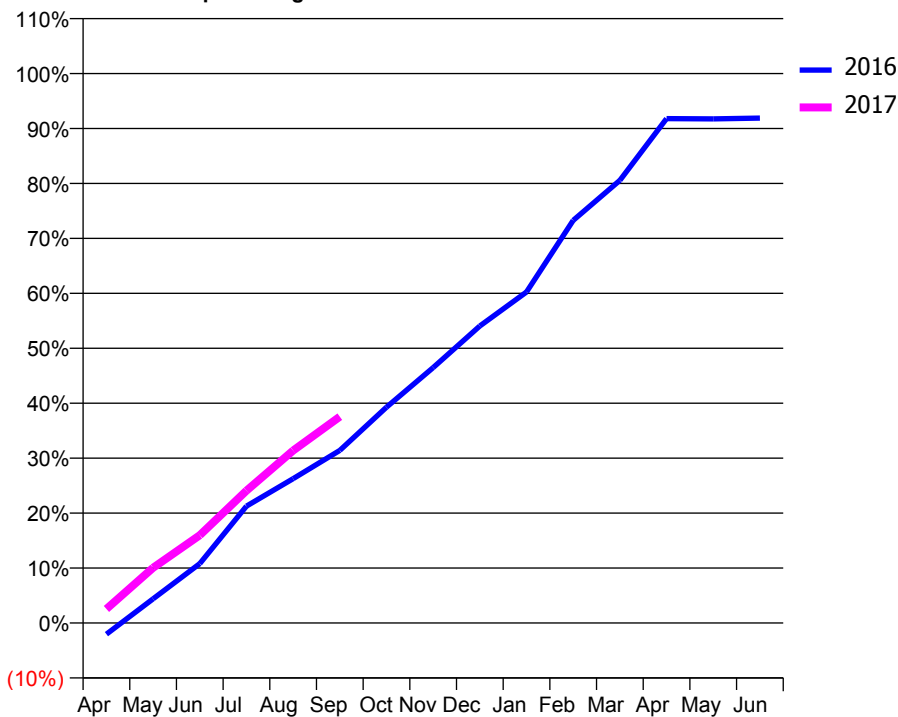
ACCESS*

Patients seen in 24 months	Total	Change since previous quarter
Quarter ending September 2015	2,605	
Quarter ending December 2015	2,605	→
Quarter ending March 2016	2,684	↑
Quarter ending June 2016	2,744	↑
Quarter ending September 2016	2,754	→
Variance since September 2015	5.7%	↑



ACTIVITY

Cumulative percentage of contracted UDA delivered 2016 & 2017



Month	Adjusted Scheduled Activity (UDA)	
	2016	2017
April	-159	199
May	342	781
June	839	1,239
July	1,650	1,868
August	2,037	2,436
September	2,437	2,913
October	3,048	
November	3,606	
December	4,194	
January	4,673	
February	5,684	
March	6,249	
April	7,120	
May	7,116	
June	7,129	

QUALITY

	Quantity	Base Number	Contract	AT	Region	England
% of FP17s for the same patient ID Re-attending within 3 months - Children	39	464	8.4%	13.1%	13.5%	12.4%
% of FP17s for the same patient ID Re-attending within 3 months - Adults	216	1,204	17.9%	16.4%	17.4%	16.7%
% of FP17s for the same patient ID Re-attending between 3 & 9 months - Children	189	464	40.7%	54.7%	59.0%	57.4%
% of FP17s for the same patient ID Re-attending between 3 & 9 months - Adults	366	1,204	30.4%	50.7%	52.6%	50.5%
% of FP17s for Band 1 Urgent Courses	269	1,368	19.7%	9.0%	9.4%	9.1%
% of FP17s Relating to Free Repair or Replacements	8	1,368	0.6%	1.3%	1.0%	0.8%
% of FP17s Relating to Continuations	3	1,368	0.2%	1.7%	1.5%	1.3%
% of Patients satisfied with the dentistry they have received	7	7	N/A	91.7%	93.7%	93.2%
% of Patients satisfied with the time they had to wait for an appointment	7	7	N/A	90.3%	90.0%	89.0%

* This is based on patients treated on this contract for their most recent course of treatment. Figures in italics indicate the base number of FP17s or Patient Questionnaire responses are less than 100. N/A is shown where the base number of responses is less than 10 during the period. % is calculated as Quantity/Base number*100

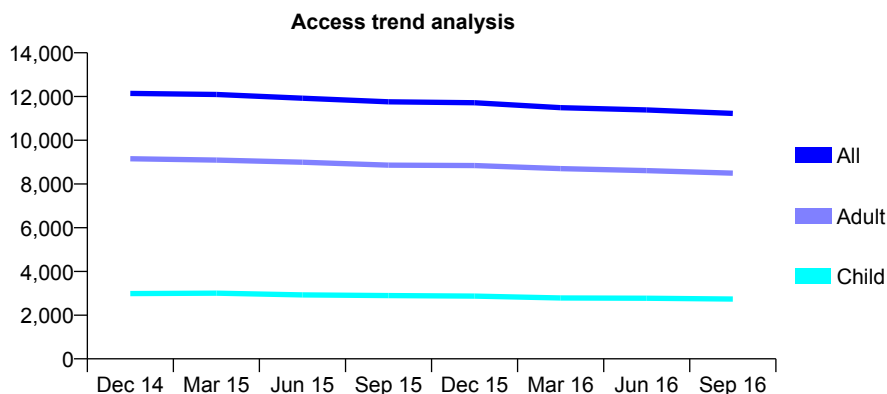
Q45 - Vital Signs At a Glance Contract Report for 833037/0013 - September 2016

Name or company name	MR MA HYDER
Contract type name	GDS Contract
Purpose of contract	General
Contract start date	01/08/2010
Contract end date	

16/17 Contracted general activity (UDA)	33,814
Carry forward general activity (UDA)	0
16/17 Contracted orthodontic activity (UOA)	0
Carry forward orthodontic activity (UOA)	0
Baseline contract value	£1,133,341.47

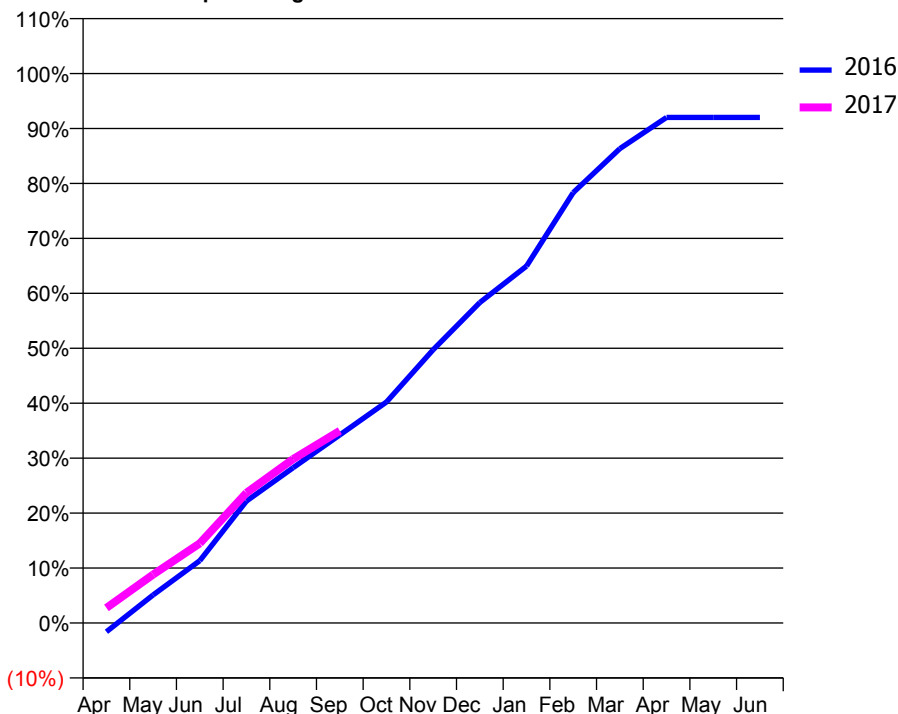
ACCESS*

Patients seen in 24 months	Total	Change since previous quarter
Quarter ending September 2015	11,756	
Quarter ending December 2015	11,716	→
Quarter ending March 2016	11,488	↓
Quarter ending June 2016	11,384	→
Quarter ending September 2016	11,228	↓
Variance since September 2015	(4.5%)	↓



ACTIVITY

Cumulative percentage of contracted UDA delivered 2016 & 2017



Month	Adjusted Scheduled Activity (UDA)	
	2016	2017
April	-549	933
May	1,727	2,982
June	3,834	4,901
July	7,505	8,010
August	9,553	10,089
September	11,571	11,827
October	13,598	
November	16,818	
December	19,720	
January	21,966	
February	26,480	
March	29,189	
April	31,108	
May	31,113	
June	31,113	

QUALITY

	Quantity	Base Number	Contract	AT	Region	England
% of FP17s for the same patient ID Re-attending within 3 months - Children	185	1,753	10.6%	13.1%	13.5%	12.4%
% of FP17s for the same patient ID Re-attending within 3 months - Adults	1,057	5,118	20.7%	16.4%	17.4%	16.7%
% of FP17s for the same patient ID Re-attending between 3 & 9 months - Children	788	1,753	45.0%	54.7%	59.0%	57.4%
% of FP17s for the same patient ID Re-attending between 3 & 9 months - Adults	1,816	5,118	35.5%	50.7%	52.6%	50.5%
% of FP17s for Band 1 Urgent Courses	1,004	5,350	18.8%	9.0%	9.4%	9.1%
% of FP17s Relating to Free Repair or Replacements	75	5,350	1.4%	1.3%	1.0%	0.8%
% of FP17s Relating to Continuations	59	5,350	1.1%	1.7%	1.5%	1.3%
% of Patients satisfied with the dentistry they have received	11	13	84.6%	91.7%	93.7%	93.2%
% of Patients satisfied with the time they had to wait for an appointment	11	13	84.6%	90.3%	90.0%	89.0%

* This is based on patients treated on this contract for their most recent course of treatment. Figures in italics indicate the base number of FP17s or Patient Questionnaire responses are less than 100. N/A is shown where the base number of responses is less than 10 during the period. % is calculated as Quantity/Base number*100

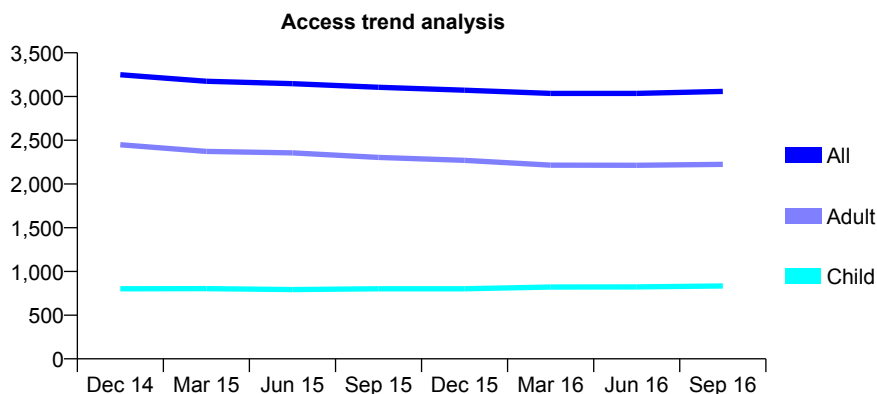
Q45 - Vital Signs At a Glance Contract Report for 833037/0014 - September 2016

Name or company name	MR MA HYDER
Contract type name	PDS Plus Contract
Purpose of contract	General
Contract start date	01/09/2010
Contract end date	31/08/2017

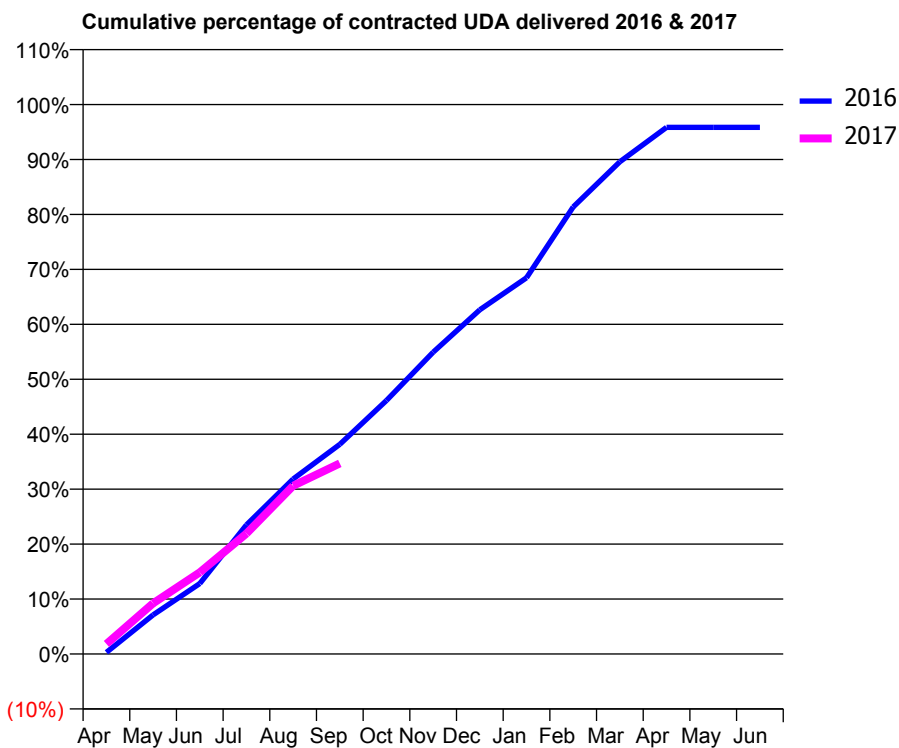
16/17 Contracted general activity (UDA)	7,089
Carry forward general activity (UDA)	0
16/17 Contracted orthodontic activity (UOA)	0
Carry forward orthodontic activity (UOA)	0
Baseline contract value	£117,358.70

ACCESS*

Patients seen in 24 months	Total	Change since previous quarter
Quarter ending September 2015	3,106	
Quarter ending December 2015	3,072	↓
Quarter ending March 2016	3,036	↓
Quarter ending June 2016	3,036	→
Quarter ending September 2016	3,059	→
Variance since September 2015	(1.5%)	↓



ACTIVITY



Month	Adjusted Scheduled Activity (UDA)	
	2016	2017
April	21	129
May	505	655
June	909	1,054
July	1,666	1,555
August	2,259	2,170
September	2,706	2,459
October	3,272	
November	3,894	
December	4,441	
January	4,854	
February	5,768	
March	6,350	
April	6,794	
May	6,793	
June	6,794	

QUALITY

	Quantity	Base Number	Contract	AT	Region	England
% of FP17s for the same patient ID Re-attending within 3 months - Children	17	413	4.1%	13.1%	13.5%	12.4%
% of FP17s for the same patient ID Re-attending within 3 months - Adults	193	1,199	16.1%	16.4%	17.4%	16.7%
% of FP17s for the same patient ID Re-attending between 3 & 9 months - Children	173	413	41.9%	54.7%	59.0%	57.4%
% of FP17s for the same patient ID Re-attending between 3 & 9 months - Adults	385	1,199	32.1%	50.7%	52.6%	50.5%
% of FP17s for Band 1 Urgent Courses	256	1,412	18.1%	9.0%	9.4%	9.1%
% of FP17s Relating to Free Repair or Replacements	27	1,412	1.9%	1.3%	1.0%	0.8%
% of FP17s Relating to Continuations	11	1,412	0.8%	1.7%	1.5%	1.3%
% of Patients satisfied with the dentistry they have received	9	10	90.0%	91.7%	93.7%	93.2%
% of Patients satisfied with the time they had to wait for an appointment	9	10	90.0%	90.3%	90.0%	89.0%

* This is based on patients treated on this contract for their most recent course of treatment. Figures in italics indicate the base number of FP17s or Patient Questionnaire responses are less than 100. N/A is shown where the base number of responses is less than 10 during the period. % is calculated as Quantity/Base number*100

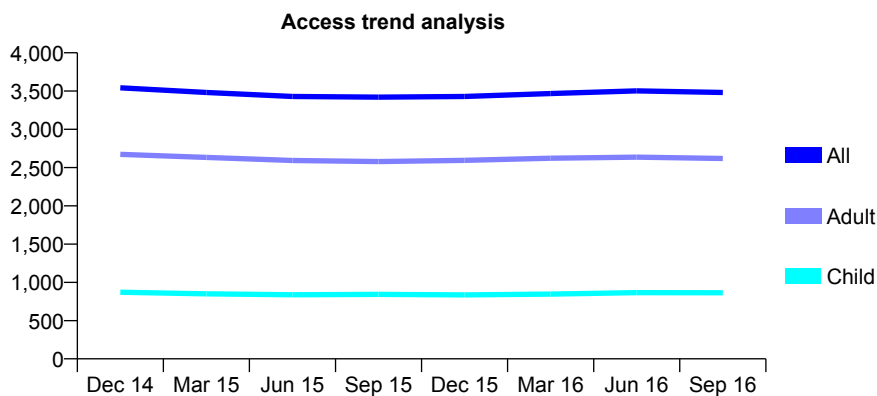
Q45 - Vital Signs At a Glance Contract Report for 833037/0015 - September 2016

Name or company name	MR MA HYDER
Contract type name	PDS Plus Contract
Purpose of contract	General
Contract start date	01/09/2010
Contract end date	31/08/2017

16/17 Contracted general activity (UDA)	9,027
Carry forward general activity (UDA)	0
16/17 Contracted orthodontic activity (UOA)	0
Carry forward orthodontic activity (UOA)	0
Baseline contract value	£149,414.83

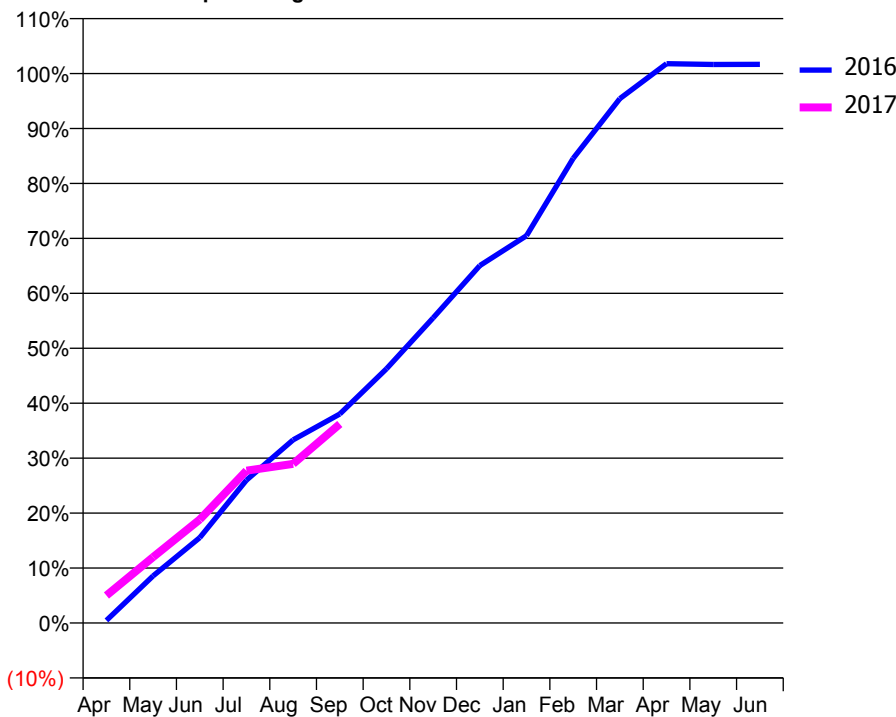
ACCESS*

Patients seen in 24 months	Total	Change since previous quarter
Quarter ending September 2015	3,420	
Quarter ending December 2015	3,430	→
Quarter ending March 2016	3,468	→
Quarter ending June 2016	3,502	→
Quarter ending September 2016	3,482	→
Variance since September 2015	1.8%	→



ACTIVITY

Cumulative percentage of contracted UDA delivered 2016 & 2017



Adjusted Scheduled Activity (UDA)

Month	2016	2017
April	43	452
May	775	1,082
June	1,403	1,701
July	2,347	2,504
August	3,009	2,615
September	3,434	3,270
October	4,176	
November	5,013	
December	5,871	
January	6,362	
February	7,632	
March	8,615	
April	9,188	
May	9,175	
June	9,177	

QUALITY

	Quantity	Base Number	Contract	AT	Region	England
% of FP17s for the same patient ID Re-attending within 3 months - Children	31	506	6.1%	13.1%	13.5%	12.4%
% of FP17s for the same patient ID Re-attending within 3 months - Adults	169	1,412	12.0%	16.4%	17.4%	16.7%
% of FP17s for the same patient ID Re-attending between 3 & 9 months - Children	217	506	42.9%	54.7%	59.0%	57.4%
% of FP17s for the same patient ID Re-attending between 3 & 9 months - Adults	664	1,412	47.0%	50.7%	52.6%	50.5%
% of FP17s for Band 1 Urgent Courses	187	1,768	10.6%	9.0%	9.4%	9.1%
% of FP17s Relating to Free Repair or Replacements	12	1,768	0.7%	1.3%	1.0%	0.8%
% of FP17s Relating to Continuations	9	1,768	0.5%	1.7%	1.5%	1.3%
% of Patients satisfied with the dentistry they have received	15	15	100.0%	91.7%	93.7%	93.2%
% of Patients satisfied with the time they had to wait for an appointment	14	15	93.3%	90.3%	90.0%	89.0%

* This is based on patients treated on this contract for their most recent course of treatment. Figures in italics indicate the base number of FP17s or Patient Questionnaire responses are less than 100. N/A is shown where the base number of responses is less than 10 during the period. % is calculated as Quantity/Base number*100

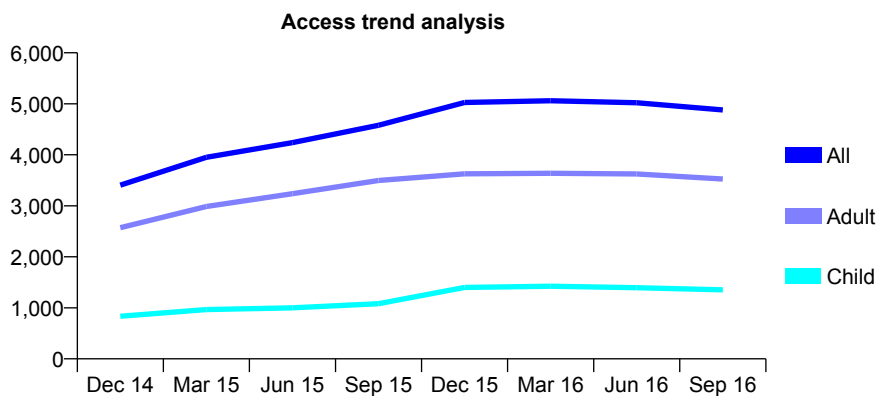
Q45 - Vital Signs At a Glance Contract Report for 833037/0016 - September 2016

Name or company name	MR MA HYDER
Contract type name	GDS Contract
Purpose of contract	General
Contract start date	12/10/2013
Contract end date	

16/17 Contracted general activity (UDA)	16,000
Carry forward general activity (UDA)	0
16/17 Contracted orthodontic activity (UOA)	0
Carry forward orthodontic activity (UOA)	0
Baseline contract value	£378,159.36

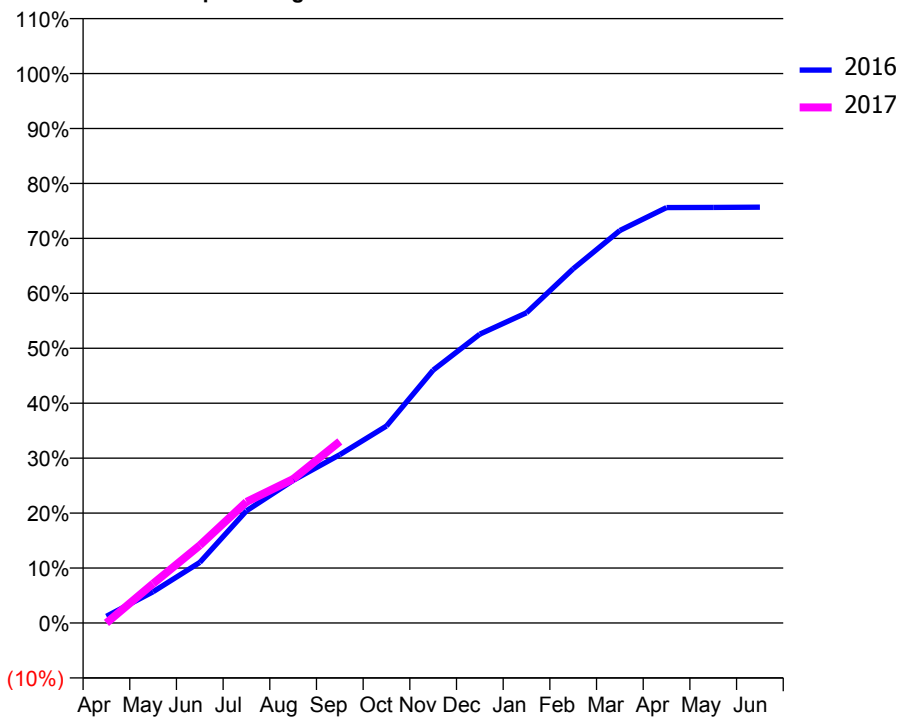
ACCESS*

Patients seen in 24 months	Total	Change since previous quarter
Quarter ending September 2015	4,578	
Quarter ending December 2015	5,026	↑
Quarter ending March 2016	5,061	→
Quarter ending June 2016	5,020	→
Quarter ending September 2016	4,880	↓
Variance since September 2015	6.6%	↑



ACTIVITY

Cumulative percentage of contracted UDA delivered 2016 & 2017



Month	Adjusted Scheduled Activity (UDA)	
	2016	2017
April	230	3
May	1,079	1,149
June	2,086	2,262
July	3,866	3,526
August	4,909	4,192
September	5,798	5,288
October	6,783	
November	8,708	
December	9,947	
January	10,682	
February	12,199	
March	13,515	
April	14,308	
May	14,310	
June	14,321	

QUALITY

	Quantity	Base Number	Contract	AT	Region	England
% of FP17s for the same patient ID Re-attending within 3 months - Children	58	640	9.1%	13.1%	13.5%	12.4%
% of FP17s for the same patient ID Re-attending within 3 months - Adults	298	1,606	18.6%	16.4%	17.4%	16.7%
% of FP17s for the same patient ID Re-attending between 3 & 9 months - Children	346	640	54.1%	54.7%	59.0%	57.4%
% of FP17s for the same patient ID Re-attending between 3 & 9 months - Adults	604	1,606	37.6%	50.7%	52.6%	50.5%
% of FP17s for Band 1 Urgent Courses	308	1,975	15.6%	9.0%	9.4%	9.1%
% of FP17s Relating to Free Repair or Replacements	29	1,975	1.5%	1.3%	1.0%	0.8%
% of FP17s Relating to Continuations	13	1,975	0.7%	1.7%	1.5%	1.3%
% of Patients satisfied with the dentistry they have received	6	6	N/A	91.7%	93.7%	93.2%
% of Patients satisfied with the time they had to wait for an appointment	6	6	N/A	90.3%	90.0%	89.0%

* This is based on patients treated on this contract for their most recent course of treatment. Figures in italics indicate the base number of FP17s or Patient Questionnaire responses are less than 100. N/A is shown where the base number of responses is less than 10 during the period. % is calculated as Quantity/Base number*100

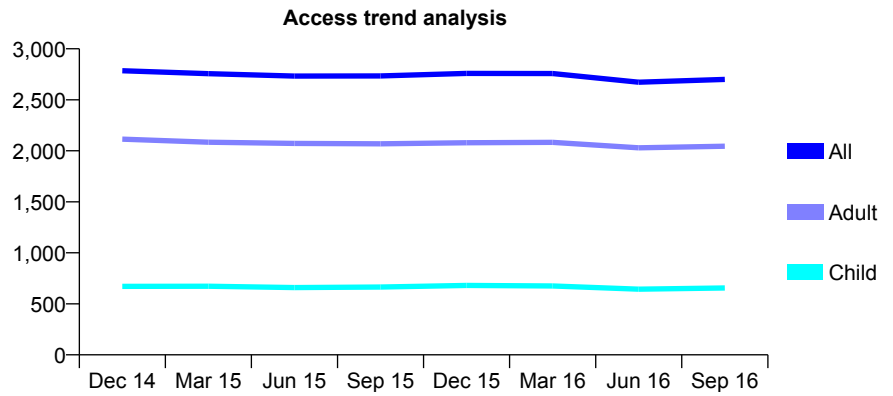
Q45 - Vital Signs At a Glance Contract Report for 835951/0001 - September 2016

Name or company name	MR S KUVELKER
Contract type name	GDS Contract
Purpose of contract	General
Contract start date	01/04/2006
Contract end date	

16/17 Contracted general activity (UDA)	13,150
Carry forward general activity (UDA)	0
16/17 Contracted orthodontic activity (UOA)	0
Carry forward orthodontic activity (UOA)	0
Baseline contract value	£408,681.10

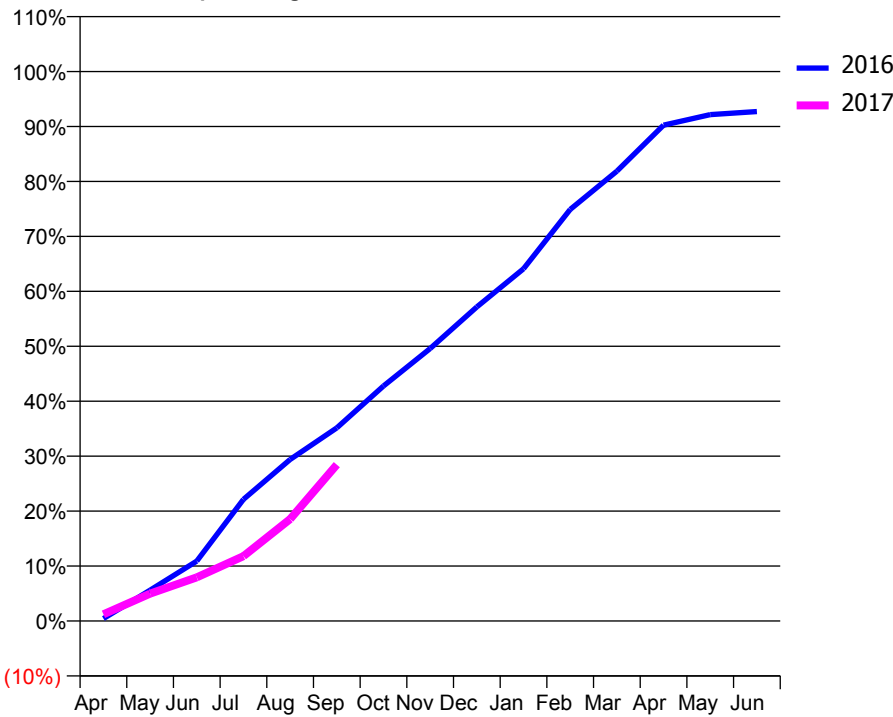
ACCESS*

Patients seen in 24 months	Total	Change since previous quarter
Quarter ending September 2015	2,734	
Quarter ending December 2015	2,759	→
Quarter ending March 2016	2,758	→
Quarter ending June 2016	2,673	↓
Quarter ending September 2016	2,700	→
Variance since September 2015	(1.2%)	↓



ACTIVITY

Cumulative percentage of contracted UDA delivered 2016 & 2017



Month	Adjusted Scheduled Activity (UDA)	
	2016	2017
April	59	162
May	740	656
June	1,434	1,045
July	2,911	1,551
August	3,867	2,439
September	4,622	3,743
October	5,624	
November	6,522	
December	7,515	
January	8,429	
February	9,849	
March	10,766	
April	11,866	
May	12,117	
June	12,190	

QUALITY

	Quantity	Base Number	Contract	AT	Region	England
% of FP17s for the same patient ID Re-attending within 3 months - Children	24	407	5.9%	13.1%	13.5%	12.4%
% of FP17s for the same patient ID Re-attending within 3 months - Adults	174	1,183	14.7%	16.4%	17.4%	16.7%
% of FP17s for the same patient ID Re-attending between 3 & 9 months - Children	257	407	63.1%	54.7%	59.0%	57.4%
% of FP17s for the same patient ID Re-attending between 3 & 9 months - Adults	641	1,183	54.2%	50.7%	52.6%	50.5%
% of FP17s for Band 1 Urgent Courses	28	1,239	2.3%	9.0%	9.4%	9.1%
% of FP17s Relating to Free Repair or Replacements	34	1,239	2.7%	1.3%	1.0%	0.8%
% of FP17s Relating to Continuations	20	1,239	1.6%	1.7%	1.5%	1.3%
% of Patients satisfied with the dentistry they have received	10	10	100.0%	91.7%	93.7%	93.2%
% of Patients satisfied with the time they had to wait for an appointment	10	10	100.0%	90.3%	90.0%	89.0%

* This is based on patients treated on this contract for their most recent course of treatment. Figures in italics indicate the base number of FP17s or Patient Questionnaire responses are less than 100. N/A is shown where the base number of responses is less than 10 during the period. % is calculated as Quantity/Base number*100

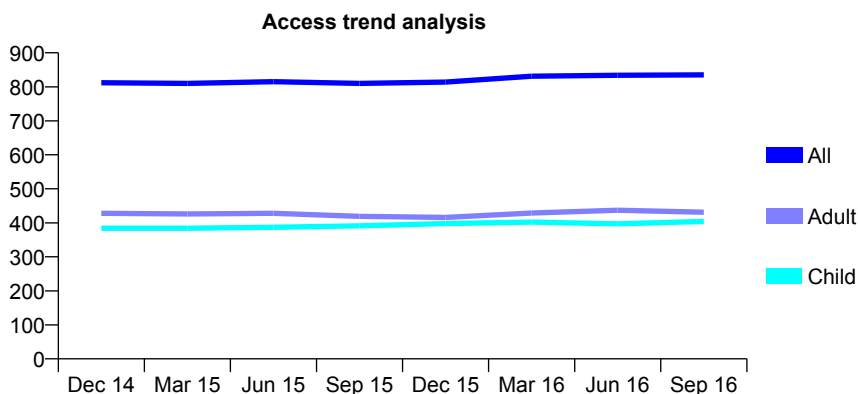
Q45 - Vital Signs At a Glance Contract Report for 860654/0001 - September 2016

Name or company name	MR CJ SHERWIN
Contract type name	GDS Contract
Purpose of contract	General
Contract start date	01/01/2012
Contract end date	

16/17 Contracted general activity (UDA)	2,500
Carry forward general activity (UDA)	0
16/17 Contracted orthodontic activity (UOA)	0
Carry forward orthodontic activity (UOA)	0
Baseline contract value	£55,431.77

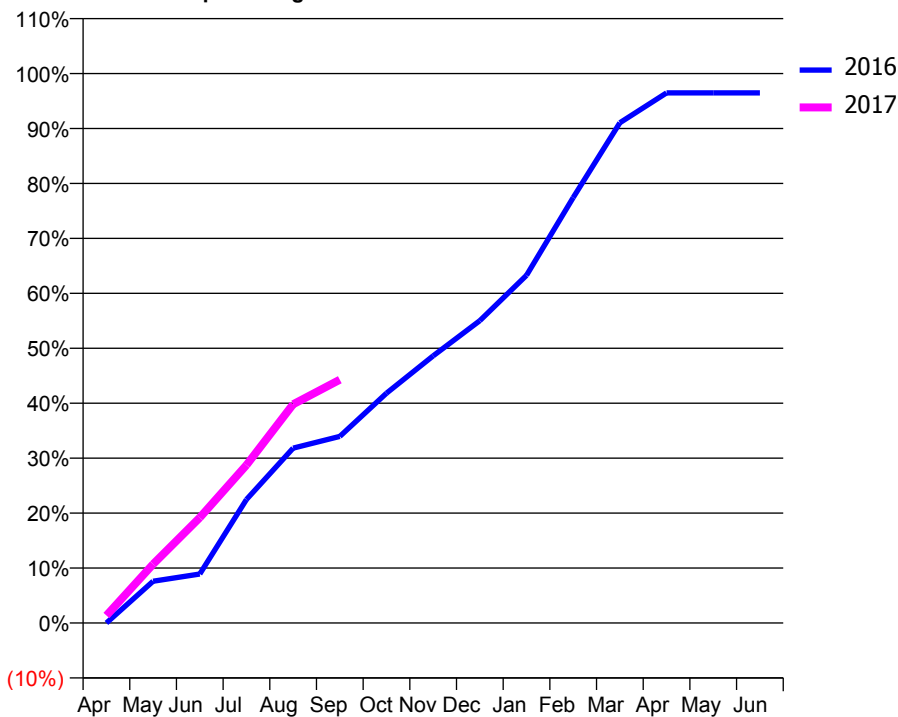
ACCESS*

Patients seen in 24 months	Total	Change since previous quarter
Quarter ending September 2015	810	
Quarter ending December 2015	814	→
Quarter ending March 2016	831	↑
Quarter ending June 2016	834	→
Quarter ending September 2016	835	→
Variance since September 2015	3.1%	↑



ACTIVITY

Cumulative percentage of contracted UDA delivered 2016 & 2017



Adjusted Scheduled Activity (UDA)

Month	2016	2017
April	0	34
May	190	268
June	223	480
July	562	719
August	795	995
September	849	1,107
October	1,045	
November	1,215	
December	1,376	
January	1,582	
February	1,936	
March	2,276	
April	2,412	
May	2,412	
June	2,412	

QUALITY

	Quantity	Base Number	Contract	AT	Region	England
% of FP17s for the same patient ID Re-attending within 3 months - Children	61	417	14.6%	13.1%	13.5%	12.4%
% of FP17s for the same patient ID Re-attending within 3 months - Adults	51	334	15.3%	16.4%	17.4%	16.7%
% of FP17s for the same patient ID Re-attending between 3 & 9 months - Children	275	417	65.9%	54.7%	59.0%	57.4%
% of FP17s for the same patient ID Re-attending between 3 & 9 months - Adults	221	334	66.2%	50.7%	52.6%	50.5%
% of FP17s for Band 1 Urgent Courses	30	678	4.4%	9.0%	9.4%	9.1%
% of FP17s Relating to Free Repair or Replacements	1	678	0.1%	1.3%	1.0%	0.8%
% of FP17s Relating to Continuations	16	678	2.4%	1.7%	1.5%	1.3%
% of Patients satisfied with the dentistry they have received	2	2	N/A	91.7%	93.7%	93.2%
% of Patients satisfied with the time they had to wait for an appointment	2	2	N/A	90.3%	90.0%	89.0%

* This is based on patients treated on this contract for their most recent course of treatment. Figures in italics indicate the base number of FP17s or Patient Questionnaire responses are less than 100. N/A is shown where the base number of responses is less than 10 during the period. % is calculated as Quantity/Base number*100

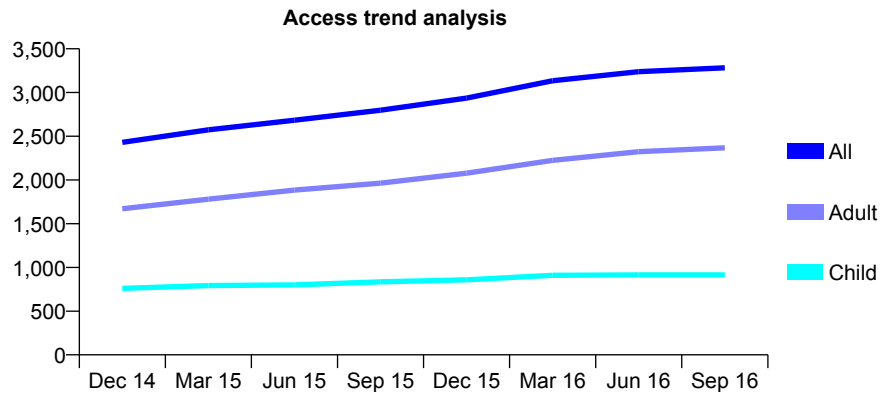
Q45 - Vital Signs At a Glance Contract Report for 866334/0001 - September 2016

Name or company name	MR CT BURTON
Contract type name	GDS Contract
Purpose of contract	General
Contract start date	01/06/2008
Contract end date	

16/17 Contracted general activity (UDA)	10,000
Carry forward general activity (UDA)	0
16/17 Contracted orthodontic activity (UOA)	0
Carry forward orthodontic activity (UOA)	0
Baseline contract value	£234,795.17

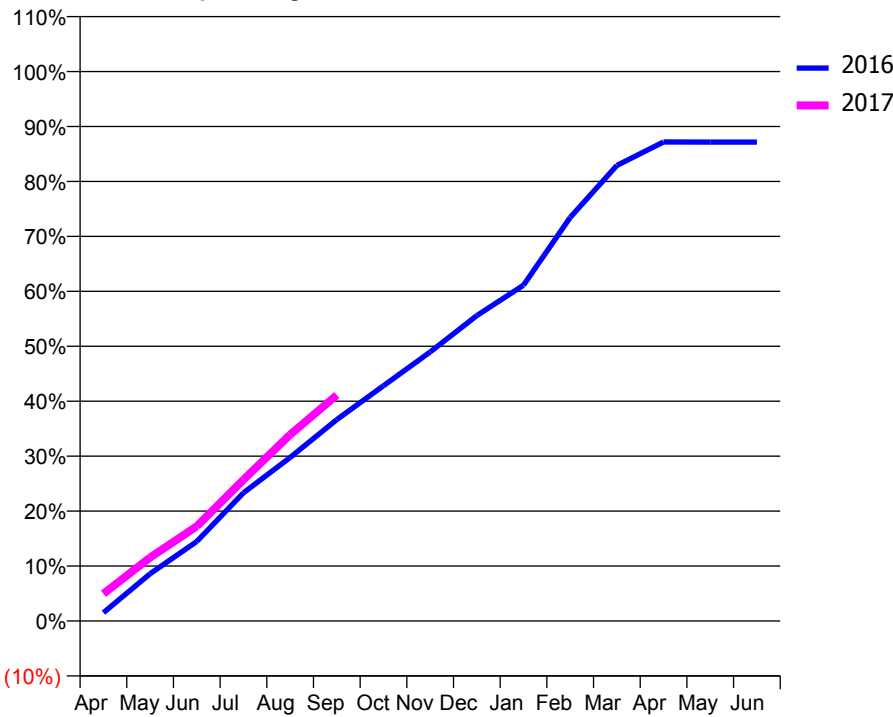
ACCESS*

Patients seen in 24 months	Total	Change since previous quarter
Quarter ending September 2015	2,798	
Quarter ending December 2015	2,936	↑
Quarter ending March 2016	3,135	↑
Quarter ending June 2016	3,238	↑
Quarter ending September 2016	3,282	→
Variance since September 2015	17.3%	↑



ACTIVITY

Cumulative percentage of contracted UDA delivered 2016 & 2017



Month	Adjusted Scheduled Activity (UDA)	
	2016	2017
April	152	497
May	861	1,156
June	1,448	1,724
July	2,334	2,572
August	2,977	3,392
September	3,666	4,111
October	4,283	
November	4,895	
December	5,557	
January	6,111	
February	7,343	
March	8,291	
April	8,718	
May	8,716	
June	8,715	

QUALITY

	Quantity	Base Number	Contract	AT	Region	England
% of FP17s for the same patient ID Re-attending within 3 months - Children	70	717	9.8%	13.1%	13.5%	12.4%
% of FP17s for the same patient ID Re-attending within 3 months - Adults	251	1,768	14.2%	16.4%	17.4%	16.7%
% of FP17s for the same patient ID Re-attending between 3 & 9 months - Children	445	717	62.1%	54.7%	59.0%	57.4%
% of FP17s for the same patient ID Re-attending between 3 & 9 months - Adults	937	1,768	53.0%	50.7%	52.6%	50.5%
% of FP17s for Band 1 Urgent Courses	86	2,256	3.8%	9.0%	9.4%	9.1%
% of FP17s Relating to Free Repair or Replacements	11	2,256	0.5%	1.3%	1.0%	0.8%
% of FP17s Relating to Continuations	50	2,256	2.2%	1.7%	1.5%	1.3%
% of Patients satisfied with the dentistry they have received	0	0	N/A	91.7%	93.7%	93.2%
% of Patients satisfied with the time they had to wait for an appointment	0	0	N/A	90.3%	90.0%	89.0%

* This is based on patients treated on this contract for their most recent course of treatment. Figures in italics indicate the base number of FP17s or Patient Questionnaire responses are less than 100. N/A is shown where the base number of responses is less than 10 during the period. % is calculated as Quantity/Base number*100

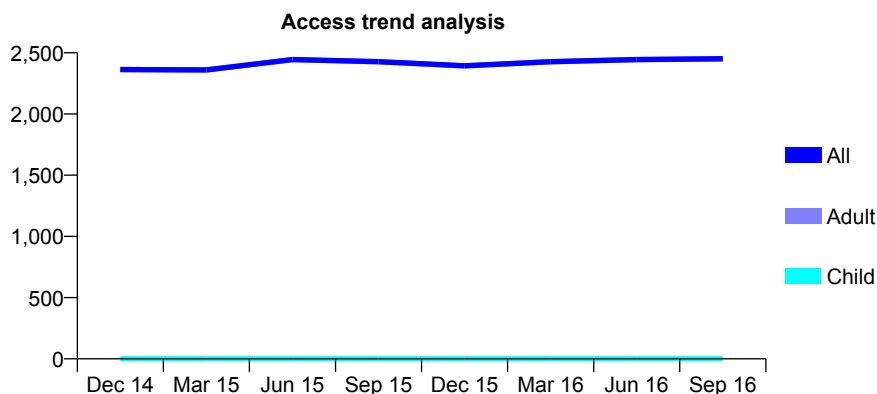
Q45 - Vital Signs At a Glance Contract Report for 881864/0002 - September 2016

Name or company name	MR DA POWER
Contract type name	PDS Contract
Purpose of contract	General
Contract start date	31/10/2010
Contract end date	31/03/2017

16/17 Contracted general activity (UDA)	7,467
Carry forward general activity (UDA)	0
16/17 Contracted orthodontic activity (UOA)	0
Carry forward orthodontic activity (UOA)	0
Baseline contract value	£263,580.22

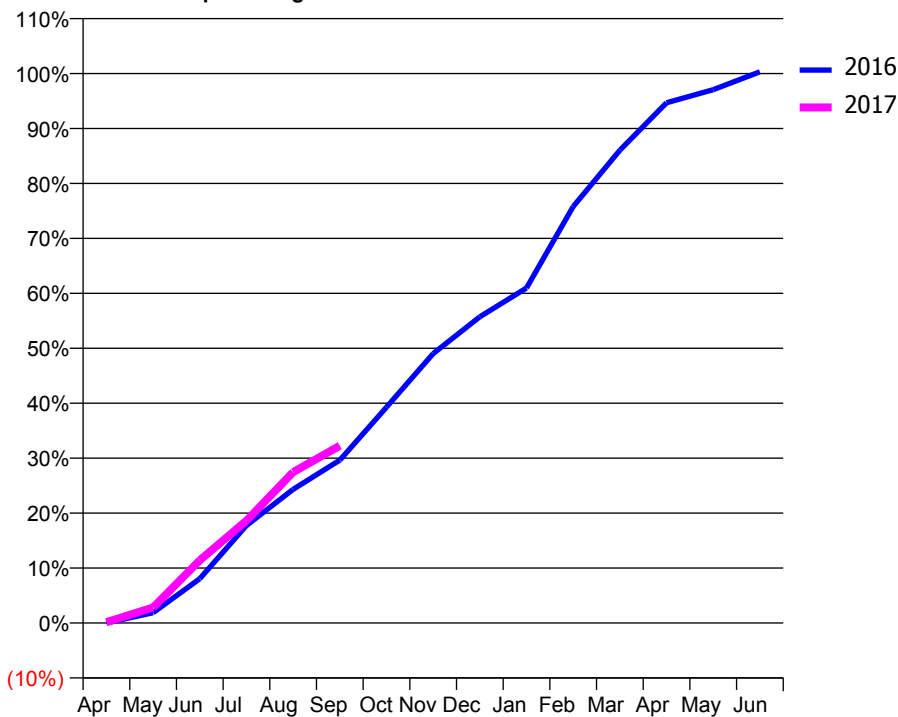
ACCESS*

Patients seen in 24 months	Total	Change since previous quarter
Quarter ending September 2015	2,428	
Quarter ending December 2015	2,394	↓
Quarter ending March 2016	2,428	→
Quarter ending June 2016	2,445	→
Quarter ending September 2016	2,451	→
Variance since September 2015	0.9%	→



ACTIVITY

Cumulative percentage of contracted UDA delivered 2016 & 2017



Adjusted Scheduled Activity (UDA)

Month	2016	2017
April	0	12
May	140	212
June	602	852
July	1,325	1,390
August	1,817	2,050
September	2,213	2,409
October	2,932	
November	3,661	
December	4,162	
January	4,553	
February	5,659	
March	6,424	
April	7,070	
May	7,247	
June	7,490	

QUALITY

	Quantity	Base Number	Contract	AT	Region	England
% of FP17s for the same patient ID Re-attending within 3 months - Children	0	0	N/A	13.1%	13.5%	12.4%
% of FP17s for the same patient ID Re-attending within 3 months - Adults	57	840	6.8%	16.4%	17.4%	16.7%
% of FP17s for the same patient ID Re-attending between 3 & 9 months - Children	0	0	N/A	54.7%	59.0%	57.4%
% of FP17s for the same patient ID Re-attending between 3 & 9 months - Adults	208	840	24.8%	50.7%	52.6%	50.5%
% of FP17s for Band 1 Urgent Courses	0	621	0.0%	9.0%	9.4%	9.1%
% of FP17s Relating to Free Repair or Replacements	0	621	0.0%	1.3%	1.0%	0.8%
% of FP17s Relating to Continuations	8	621	1.3%	1.7%	1.5%	1.3%
% of Patients satisfied with the dentistry they have received	5	8	N/A	91.7%	93.7%	93.2%
% of Patients satisfied with the time they had to wait for an appointment	7	8	N/A	90.3%	90.0%	89.0%

* This is based on patients treated on this contract for their most recent course of treatment. Figures in italics indicate the base number of FP17s or Patient Questionnaire responses are less than 100. N/A is shown where the base number of responses is less than 10 during the period. % is calculated as Quantity/Base number*100

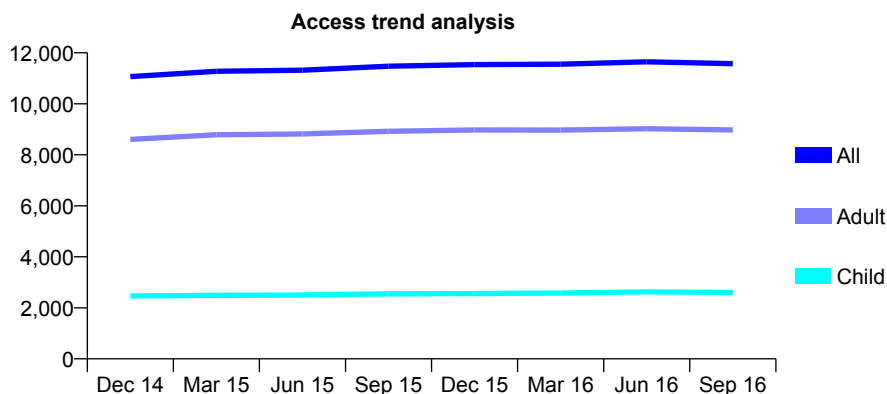
Q45 - Vital Signs At a Glance Contract Report for 905844/0001 - September 2016

Name or company name	Mr SD Brown, Ms F Brown and Mr M Ellis
Contract type name	GDS Contract
Purpose of contract	General
Contract start date	01/04/2006
Contract end date	

16/17 Contracted general activity (UDA)	30,150
Carry forward general activity (UDA)	0
16/17 Contracted orthodontic activity (UOA)	0
Carry forward orthodontic activity (UOA)	0
Baseline contract value	£773,455.50

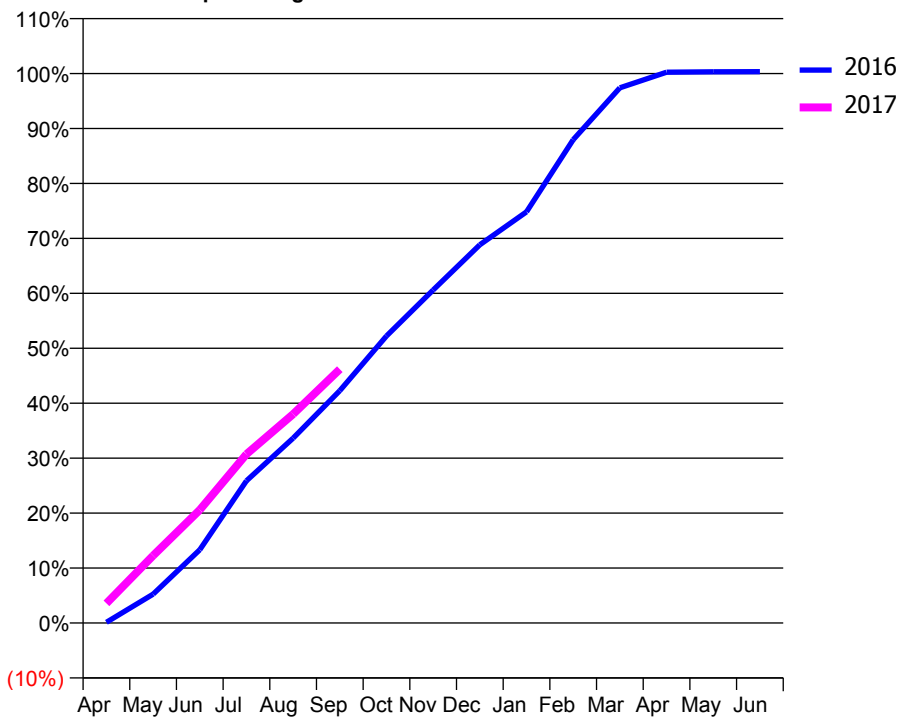
ACCESS*

Patients seen in 24 months	Total	Change since previous quarter
Quarter ending September 2015	11,474	
Quarter ending December 2015	11,536	→
Quarter ending March 2016	11,554	→
Quarter ending June 2016	11,649	→
Quarter ending September 2016	11,574	→
Variance since September 2015	0.9%	→



ACTIVITY

Cumulative percentage of contracted UDA delivered 2016 & 2017



Month	Adjusted Scheduled Activity (UDA)	
	2016	2017
April	37	1,080
May	1,582	3,698
June	4,017	6,205
July	7,805	9,263
August	10,142	11,461
September	12,752	13,929
October	15,751	
November	18,271	
December	20,754	
January	22,562	
February	26,519	
March	29,362	
April	30,220	
May	30,244	
June	30,247	

QUALITY

	Quantity	Base Number	Contract	AT	Region	England
% of FP17s for the same patient ID Re-attending within 3 months - Children	110	1,641	6.7%	13.1%	13.5%	12.4%
% of FP17s for the same patient ID Re-attending within 3 months - Adults	642	5,437	11.8%	16.4%	17.4%	16.7%
% of FP17s for the same patient ID Re-attending between 3 & 9 months - Children	759	1,641	46.3%	54.7%	59.0%	57.4%
% of FP17s for the same patient ID Re-attending between 3 & 9 months - Adults	2,478	5,437	45.6%	50.7%	52.6%	50.5%
% of FP17s for Band 1 Urgent Courses	399	6,380	6.3%	9.0%	9.4%	9.1%
% of FP17s Relating to Free Repair or Replacements	109	6,380	1.7%	1.3%	1.0%	0.8%
% of FP17s Relating to Continuations	88	6,380	1.4%	1.7%	1.5%	1.3%
% of Patients satisfied with the dentistry they have received	20	23	87.0%	91.7%	93.7%	93.2%
% of Patients satisfied with the time they had to wait for an appointment	21	23	91.3%	90.3%	90.0%	89.0%

* This is based on patients treated on this contract for their most recent course of treatment. Figures in italics indicate the base number of FP17s or Patient Questionnaire responses are less than 100. N/A is shown where the base number of responses is less than 10 during the period. % is calculated as Quantity/Base number*100

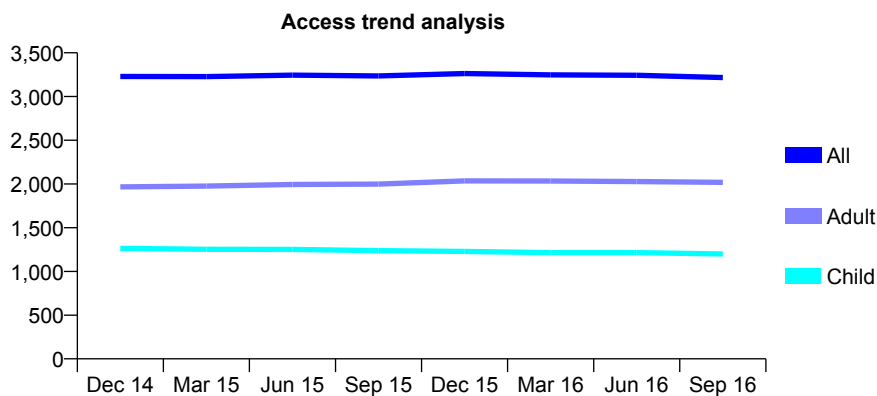
Q45 - Vital Signs At a Glance Contract Report for 907316/0002 - September 2016

Name or company name	MR AI WILSON
Contract type name	GDS Contract
Purpose of contract	General
Contract start date	01/04/2006
Contract end date	

16/17 Contracted general activity (UDA)	10,500
Carry forward general activity (UDA)	0
16/17 Contracted orthodontic activity (UOA)	0
Carry forward orthodontic activity (UOA)	0
Baseline contract value	£269,399.95

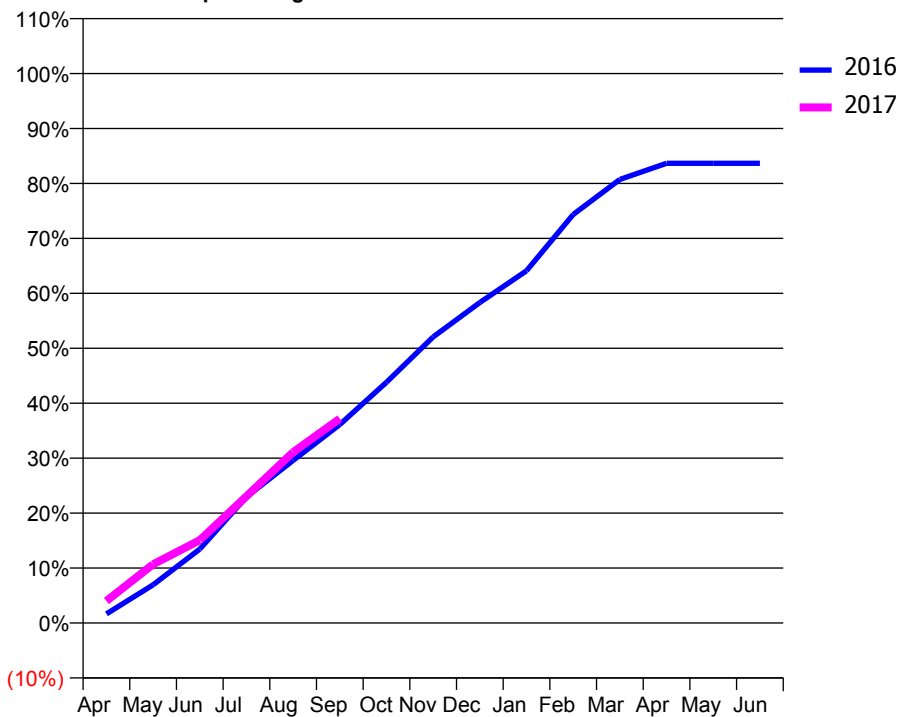
ACCESS*

Patients seen in 24 months	Total	Change since previous quarter
Quarter ending September 2015	3,235	
Quarter ending December 2015	3,263	→
Quarter ending March 2016	3,248	→
Quarter ending June 2016	3,243	→
Quarter ending September 2016	3,217	→
Variance since September 2015	(0.6%)	→



ACTIVITY

Cumulative percentage of contracted UDA delivered 2016 & 2017



Adjusted Scheduled Activity (UDA)

Month	2016	2017
April	176	423
May	729	1,122
June	1,413	1,583
July	2,408	2,422
August	3,108	3,265
September	3,792	3,905
October	4,600	
November	5,468	
December	6,123	
January	6,731	
February	7,806	
March	8,476	
April	8,785	
May	8,785	
June	8,785	

QUALITY

	Quantity	Base Number	Contract	AT	Region	England
% of FP17s for the same patient ID Re-attending within 3 months - Children	91	1,002	9.1%	13.1%	13.5%	12.4%
% of FP17s for the same patient ID Re-attending within 3 months - Adults	203	1,447	14.0%	16.4%	17.4%	16.7%
% of FP17s for the same patient ID Re-attending between 3 & 9 months - Children	622	1,002	62.1%	54.7%	59.0%	57.4%
% of FP17s for the same patient ID Re-attending between 3 & 9 months - Adults	892	1,447	61.6%	50.7%	52.6%	50.5%
% of FP17s for Band 1 Urgent Courses	116	2,277	5.1%	9.0%	9.4%	9.1%
% of FP17s Relating to Free Repair or Replacements	24	2,277	1.1%	1.3%	1.0%	0.8%
% of FP17s Relating to Continuations	79	2,277	3.5%	1.7%	1.5%	1.3%
% of Patients satisfied with the dentistry they have received	5	5	N/A	91.7%	93.7%	93.2%
% of Patients satisfied with the time they had to wait for an appointment	5	5	N/A	90.3%	90.0%	89.0%

* This is based on patients treated on this contract for their most recent course of treatment. Figures in italics indicate the base number of FP17s or Patient Questionnaire responses are less than 100. N/A is shown where the base number of responses is less than 10 during the period. % is calculated as Quantity/Base number*100

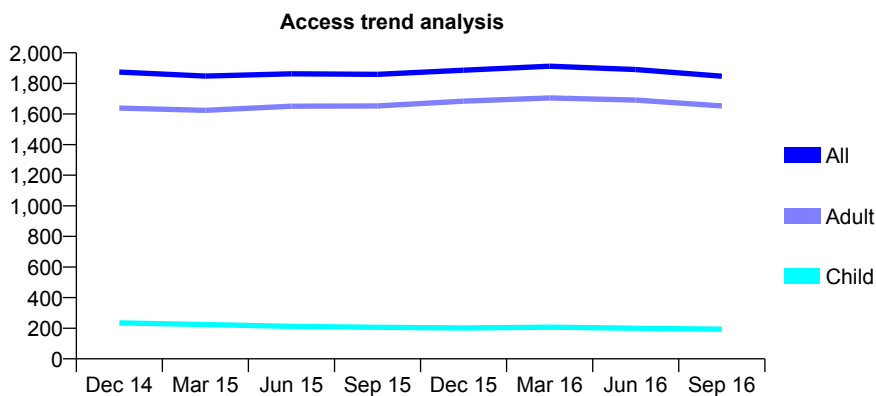
Q45 - Vital Signs At a Glance Contract Report for 911828/0003 - September 2016

Name or company name	MR S KIRKUP
Contract type name	GDS Contract
Purpose of contract	General
Contract start date	01/04/2006
Contract end date	

16/17 Contracted general activity (UDA)	4,500
Carry forward general activity (UDA)	0
16/17 Contracted orthodontic activity (UOA)	0
Carry forward orthodontic activity (UOA)	0
Baseline contract value	£132,635.27

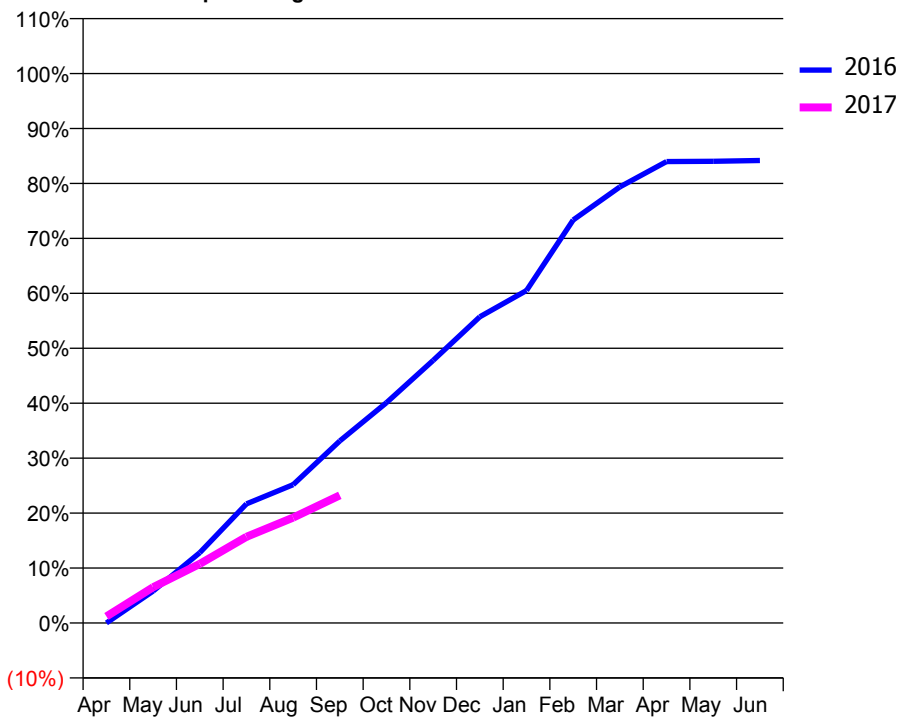
ACCESS*

Patients seen in 24 months	Total	Change since previous quarter
Quarter ending September 2015	1,859	
Quarter ending December 2015	1,886	→
Quarter ending March 2016	1,912	→
Quarter ending June 2016	1,891	↓
Quarter ending September 2016	1,847	↓
Variance since September 2015	(0.6%)	→



ACTIVITY

Cumulative percentage of contracted UDA delivered 2016 & 2017



Month	Adjusted Scheduled Activity (UDA)	
	2016	2017
April	0	54
May	261	293
June	576	485
July	975	706
August	1,133	863
September	1,491	1,045
October	1,805	
November	2,151	
December	2,508	
January	2,723	
February	3,301	
March	3,572	
April	3,779	
May	3,781	
June	3,787	

QUALITY

	Quantity	Base Number	Contract	AT	Region	England
% of FP17s for the same patient ID Re-attending within 3 months - Children	1	116	0.9%	13.1%	13.5%	12.4%
% of FP17s for the same patient ID Re-attending within 3 months - Adults	106	755	14.0%	16.4%	17.4%	16.7%
% of FP17s for the same patient ID Re-attending between 3 & 9 months - Children	84	116	72.4%	54.7%	59.0%	57.4%
% of FP17s for the same patient ID Re-attending between 3 & 9 months - Adults	336	755	44.5%	50.7%	52.6%	50.5%
% of FP17s for Band 1 Urgent Courses	136	749	18.2%	9.0%	9.4%	9.1%
% of FP17s Relating to Free Repair or Replacements	7	749	0.9%	1.3%	1.0%	0.8%
% of FP17s Relating to Continuations	2	749	0.3%	1.7%	1.5%	1.3%
% of Patients satisfied with the dentistry they have received	2	2	N/A	91.7%	93.7%	93.2%
% of Patients satisfied with the time they had to wait for an appointment	2	2	N/A	90.3%	90.0%	89.0%

* This is based on patients treated on this contract for their most recent course of treatment. Figures in italics indicate the base number of FP17s or Patient Questionnaire responses are less than 100. N/A is shown where the base number of responses is less than 10 during the period. % is calculated as Quantity/Base number*100

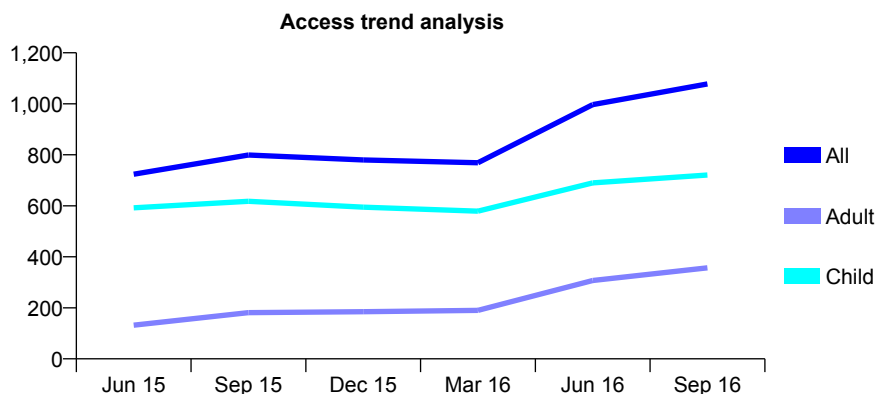
Q45 - Vital Signs At a Glance Contract Report for 911852/0001 - September 2016

Name or company name	MR JC BENNETT
Contract type name	GDS Contract
Purpose of contract	General
Contract start date	01/12/2014
Contract end date	

16/17 Contracted general activity (UDA)	3,071
Carry forward general activity (UDA)	0
16/17 Contracted orthodontic activity (UOA)	0
Carry forward orthodontic activity (UOA)	0
Baseline contract value	£64,960.00

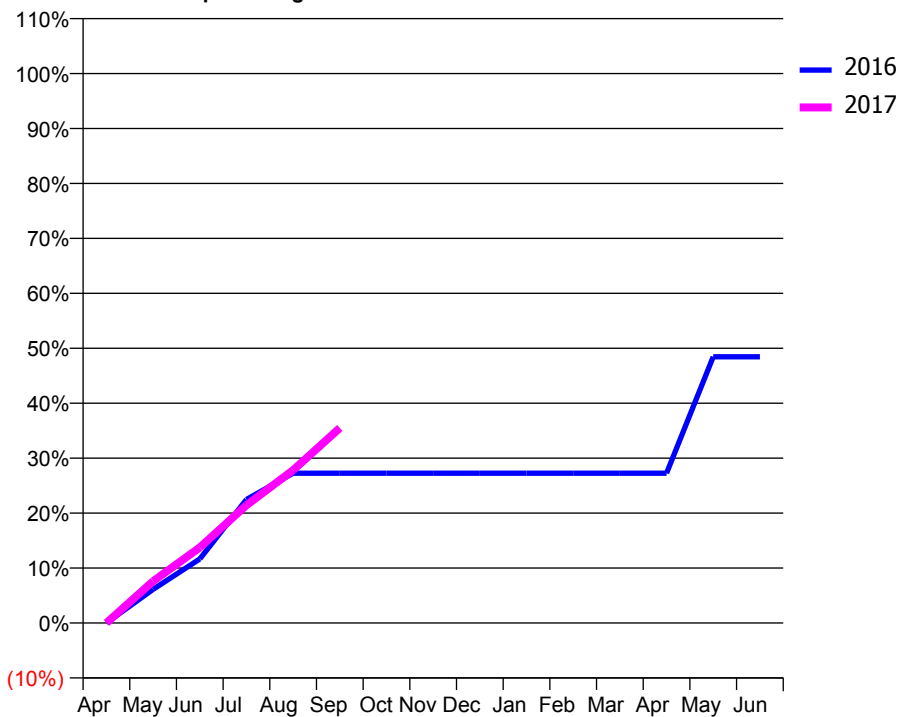
ACCESS*

Patients seen in 24 months	Total	Change since previous quarter
Quarter ending September 2015	799	
Quarter ending December 2015	780	↓
Quarter ending March 2016	769	↓
Quarter ending June 2016	997	↑
Quarter ending September 2016	1,078	↑
Variance since September 2015	34.9%	↑



ACTIVITY

Cumulative percentage of contracted UDA delivered 2016 & 2017



Adjusted Scheduled Activity (UDA)

Month	2016	2017
April	0	0
May	188	234
June	358	422
July	691	658
August	837	855
September	837	1,090
October	837	
November	837	
December	837	
January	837	
February	837	
March	837	
April	837	
May	1,488	
June	1,488	

QUALITY

	Quantity	Base Number	Contract	AT	Region	England
% of FP17s for the same patient ID Re-attending within 3 months - Children	68	1,006	6.8%	13.1%	13.5%	12.4%
% of FP17s for the same patient ID Re-attending within 3 months - Adults	31	354	8.8%	16.4%	17.4%	16.7%
% of FP17s for the same patient ID Re-attending between 3 & 9 months - Children	464	1,006	46.1%	54.7%	59.0%	57.4%
% of FP17s for the same patient ID Re-attending between 3 & 9 months - Adults	118	354	33.3%	50.7%	52.6%	50.5%
% of FP17s for Band 1 Urgent Courses	16	702	2.3%	9.0%	9.4%	9.1%
% of FP17s Relating to Free Repair or Replacements	0	702	0.0%	1.3%	1.0%	0.8%
% of FP17s Relating to Continuations	2	702	0.3%	1.7%	1.5%	1.3%
% of Patients satisfied with the dentistry they have received	2	3	N/A	91.7%	93.7%	93.2%
% of Patients satisfied with the time they had to wait for an appointment	3	3	N/A	90.3%	90.0%	89.0%

* This is based on patients treated on this contract for their most recent course of treatment. Figures in italics indicate the base number of FP17s or Patient Questionnaire responses are less than 100. N/A is shown where the base number of responses is less than 10 during the period. % is calculated as Quantity/Base number*100

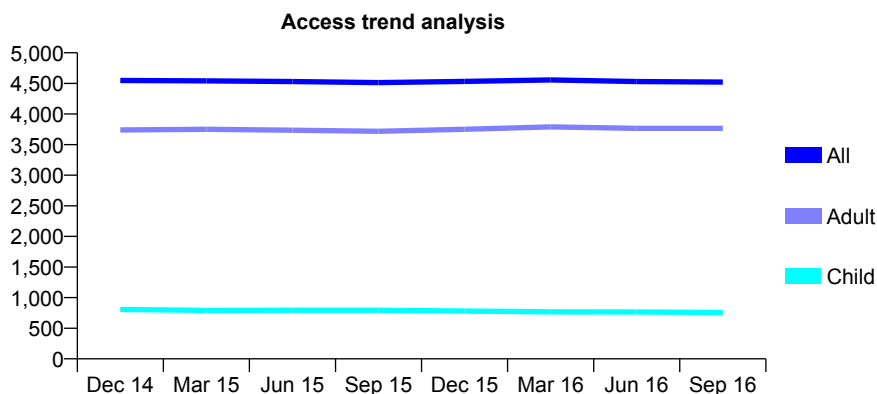
Q45 - Vital Signs At a Glance Contract Report for 918873/0001 - September 2016

Name or company name	MR A MILNES
Contract type name	GDS Contract
Purpose of contract	General
Contract start date	10/08/2012
Contract end date	

16/17 Contracted general activity (UDA)	11,709
Carry forward general activity (UDA)	0
16/17 Contracted orthodontic activity (UOA)	0
Carry forward orthodontic activity (UOA)	0
Baseline contract value	£335,687.26

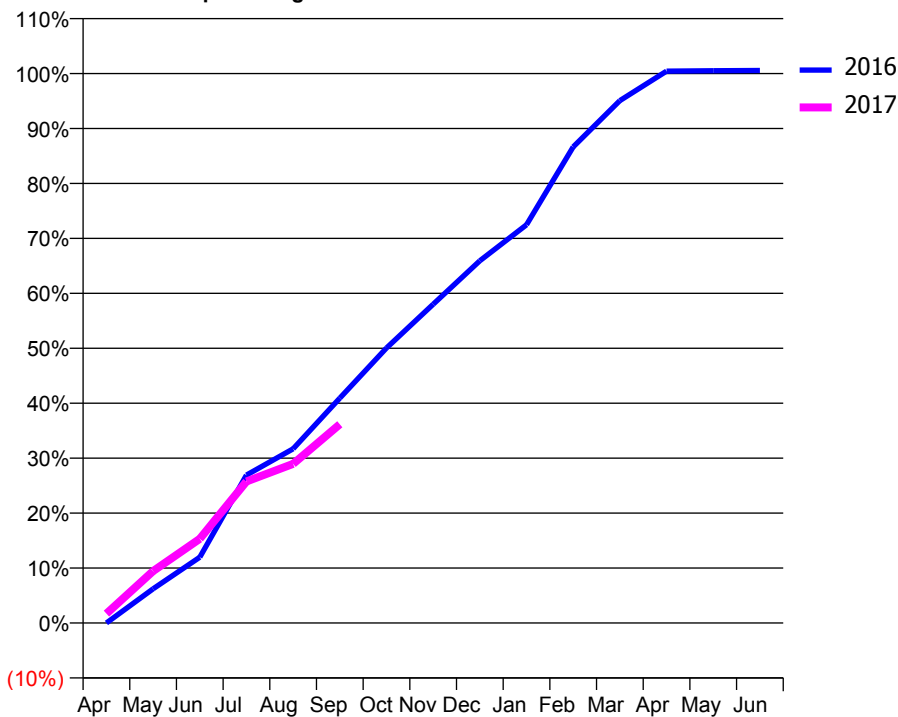
ACCESS*

Patients seen in 24 months	Total	Change since previous quarter
Quarter ending September 2015	4,512	
Quarter ending December 2015	4,533	→
Quarter ending March 2016	4,557	→
Quarter ending June 2016	4,530	→
Quarter ending September 2016	4,522	→
Variance since September 2015	0.2%	→



ACTIVITY

Cumulative percentage of contracted UDA delivered 2016 & 2017



Month	Adjusted Scheduled Activity (UDA)	
	2016	2017
April	0	199
May	730	1,106
June	1,403	1,794
July	3,153	3,016
August	3,712	3,391
September	4,792	4,235
October	5,860	
November	6,794	
December	7,718	
January	8,485	
February	10,144	
March	11,131	
April	11,758	
May	11,768	
June	11,772	

QUALITY

	Quantity	Base Number	Contract	AT	Region	England
% of FP17s for the same patient ID Re-attending within 3 months - Children	39	572	6.8%	13.1%	13.5%	12.4%
% of FP17s for the same patient ID Re-attending within 3 months - Adults	350	2,393	14.6%	16.4%	17.4%	16.7%
% of FP17s for the same patient ID Re-attending between 3 & 9 months - Children	375	572	65.6%	54.7%	59.0%	57.4%
% of FP17s for the same patient ID Re-attending between 3 & 9 months - Adults	1,393	2,393	58.2%	50.7%	52.6%	50.5%
% of FP17s for Band 1 Urgent Courses	144	2,600	5.5%	9.0%	9.4%	9.1%
% of FP17s Relating to Free Repair or Replacements	33	2,600	1.3%	1.3%	1.0%	0.8%
% of FP17s Relating to Continuations	60	2,600	2.3%	1.7%	1.5%	1.3%
% of Patients satisfied with the dentistry they have received	17	17	100.0%	91.7%	93.7%	93.2%
% of Patients satisfied with the time they had to wait for an appointment	17	17	100.0%	90.3%	90.0%	89.0%

* This is based on patients treated on this contract for their most recent course of treatment. Figures in italics indicate the base number of FP17s or Patient Questionnaire responses are less than 100. N/A is shown where the base number of responses is less than 10 during the period. % is calculated as Quantity/Base number*100

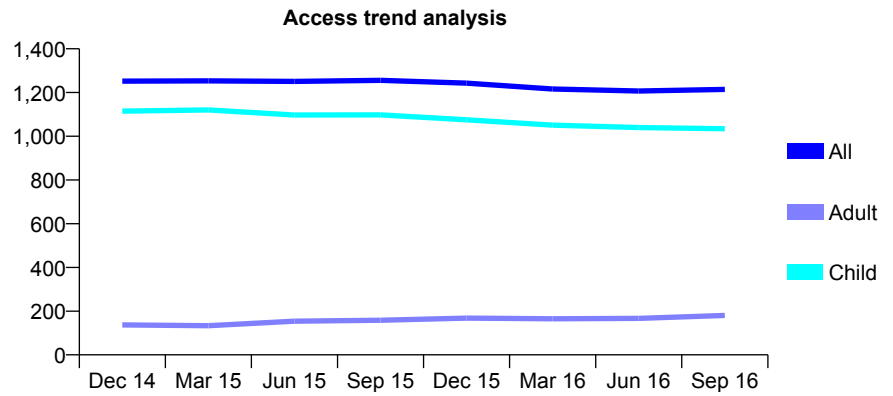
Q45 - Vital Signs At a Glance Contract Report for 919047/0001 - September 2016

Name or company name	MR TR LEWIS
Contract type name	GDS Contract
Purpose of contract	General and Orthodontic
Contract start date	01/04/2006
Contract end date	

16/17 Contracted general activity (UDA)	4,075
Carry forward general activity (UDA)	0
16/17 Contracted orthodontic activity (UOA)	525
Carry forward orthodontic activity (UOA)	0
Baseline contract value	£104,013.44

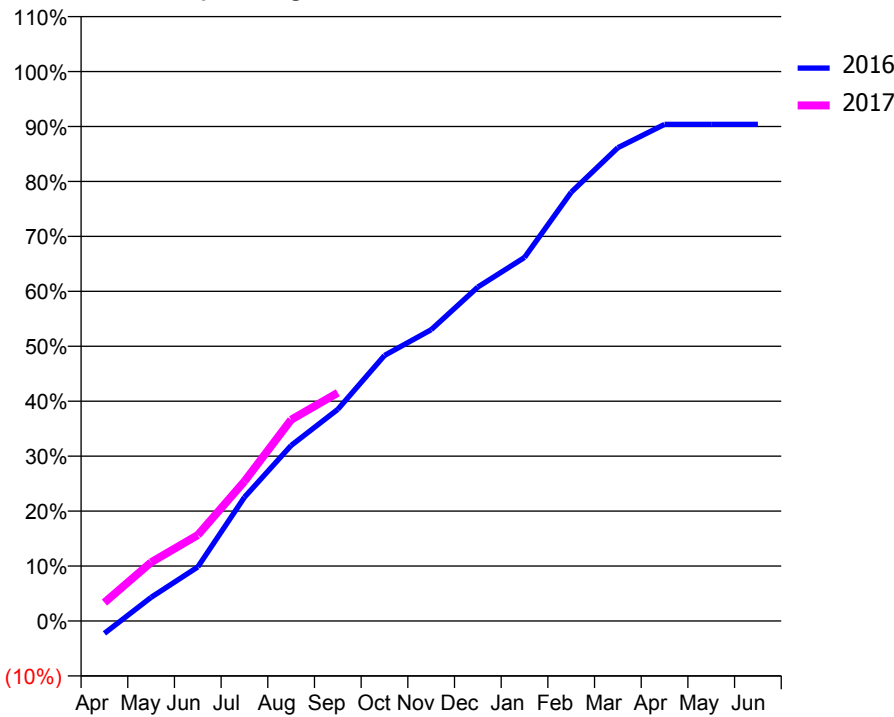
ACCESS*

Patients seen in 24 months	Total	Change since previous quarter
Quarter ending September 2015	1,256	
Quarter ending December 2015	1,243	↓
Quarter ending March 2016	1,216	↓
Quarter ending June 2016	1,207	→
Quarter ending September 2016	1,214	→
Variance since September 2015	(3.3%)	↓



ACTIVITY

Cumulative percentage of contracted UDA delivered 2016 & 2017



Month	Adjusted Scheduled Activity (UDA)	
	2016	2017
April	-93	137
May	175	435
June	401	638
July	918	1,035
August	1,302	1,492
September	1,570	1,692
October	1,969	
November	2,160	
December	2,477	
January	2,696	
February	3,180	
March	3,510	
April	3,683	
May	3,683	
June	3,683	

QUALITY

	Quantity	Base Number	Contract	AT	Region	England
% of FP17s for the same patient ID Re-attending within 3 months - Children	112	923	12.1%	13.1%	13.5%	12.4%
% of FP17s for the same patient ID Re-attending within 3 months - Adults	11	70	15.7%	16.4%	17.4%	16.7%
% of FP17s for the same patient ID Re-attending between 3 & 9 months - Children	602	923	65.2%	54.7%	59.0%	57.4%
% of FP17s for the same patient ID Re-attending between 3 & 9 months - Adults	31	70	44.3%	50.7%	52.6%	50.5%
% of FP17s for Band 1 Urgent Courses	96	901	10.7%	9.0%	9.4%	9.1%
% of FP17s Relating to Free Repair or Replacements	0	901	0.0%	1.3%	1.0%	0.8%
% of FP17s Relating to Continuations	12	901	1.3%	1.7%	1.5%	1.3%
% of Patients satisfied with the dentistry they have received	0	0	N/A	91.7%	93.7%	93.2%
% of Patients satisfied with the time they had to wait for an appointment	0	0	N/A	90.3%	90.0%	89.0%

* This is based on patients treated on this contract for their most recent course of treatment. Figures in italics indicate the base number of FP17s or Patient Questionnaire responses are less than 100. N/A is shown where the base number of responses is less than 10 during the period. % is calculated as Quantity/Base number*100

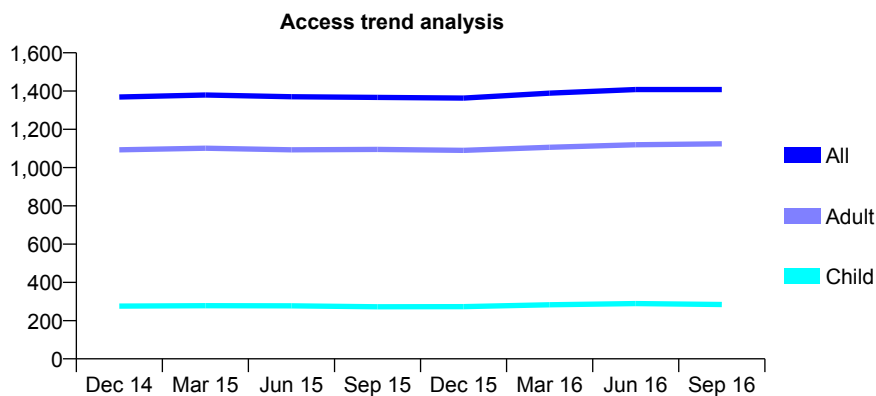
Q45 - Vital Signs At a Glance Contract Report for 920460/0001 - September 2016

Name or company name	MISS KA FARQUHAR
Contract type name	GDS Contract
Purpose of contract	General
Contract start date	01/04/2006
Contract end date	

16/17 Contracted general activity (UDA)	4,748
Carry forward general activity (UDA)	0
16/17 Contracted orthodontic activity (UOA)	0
Carry forward orthodontic activity (UOA)	0
Baseline contract value	£100,433.10

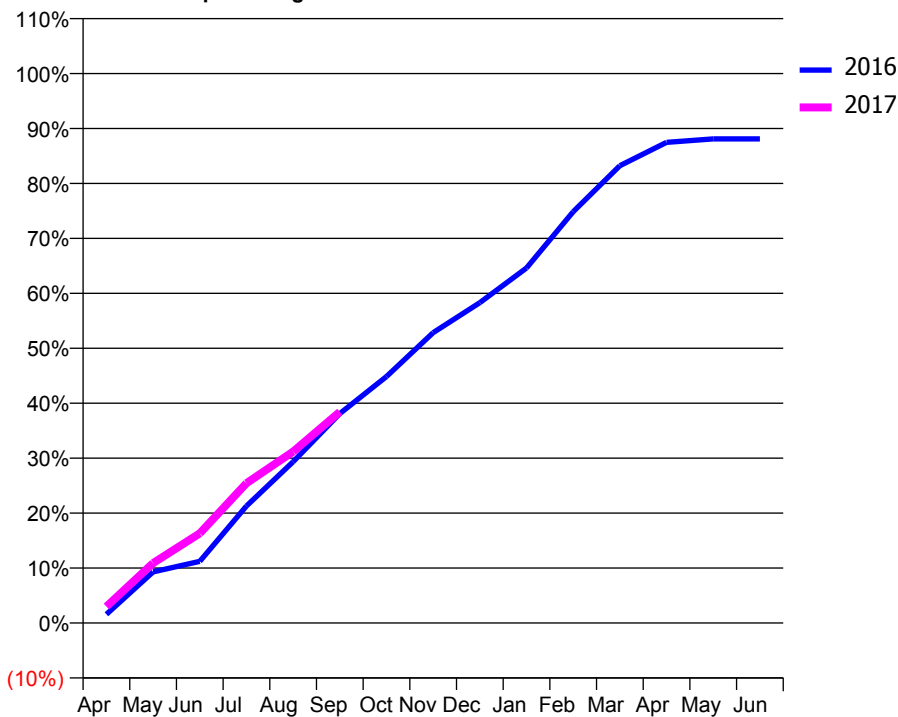
ACCESS*

Patients seen in 24 months	Total	Change since previous quarter
Quarter ending September 2015	1,367	
Quarter ending December 2015	1,363	→
Quarter ending March 2016	1,389	→
Quarter ending June 2016	1,408	→
Quarter ending September 2016	1,408	→
Variance since September 2015	3.0%	↑



ACTIVITY

Cumulative percentage of contracted UDA delivered 2016 & 2017



Adjusted Scheduled Activity (UDA)

Month	2016	2017
April	76	142
May	442	518
June	532	775
July	1,011	1,208
August	1,393	1,481
September	1,810	1,824
October	2,129	
November	2,508	
December	2,768	
January	3,068	
February	3,554	
March	3,951	
April	4,153	
May	4,183	
June	4,183	

QUALITY

	Quantity	Base Number	Contract	AT	Region	England
% of FP17s for the same patient ID Re-attending within 3 months - Children	21	202	10.4%	13.1%	13.5%	12.4%
% of FP17s for the same patient ID Re-attending within 3 months - Adults	224	910	24.6%	16.4%	17.4%	16.7%
% of FP17s for the same patient ID Re-attending between 3 & 9 months - Children	67	202	33.2%	54.7%	59.0%	57.4%
% of FP17s for the same patient ID Re-attending between 3 & 9 months - Adults	376	910	41.3%	50.7%	52.6%	50.5%
% of FP17s for Band 1 Urgent Courses	100	998	10.0%	9.0%	9.4%	9.1%
% of FP17s Relating to Free Repair or Replacements	50	998	5.0%	1.3%	1.0%	0.8%
% of FP17s Relating to Continuations	59	998	5.9%	1.7%	1.5%	1.3%
% of Patients satisfied with the dentistry they have received	4	4	N/A	91.7%	93.7%	93.2%
% of Patients satisfied with the time they had to wait for an appointment	4	4	N/A	90.3%	90.0%	89.0%

* This is based on patients treated on this contract for their most recent course of treatment. Figures in italics indicate the base number of FP17s or Patient Questionnaire responses are less than 100. N/A is shown where the base number of responses is less than 10 during the period. % is calculated as Quantity/Base number*100

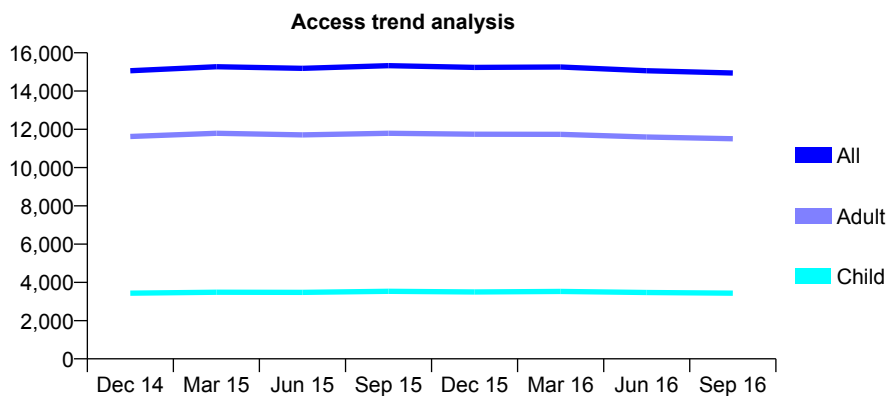
Q45 - Vital Signs At a Glance Contract Report for 921890/0001 - September 2016

Name or company name	MR DC DANIELS
Contract type name	GDS Contract
Purpose of contract	General
Contract start date	01/04/2006
Contract end date	

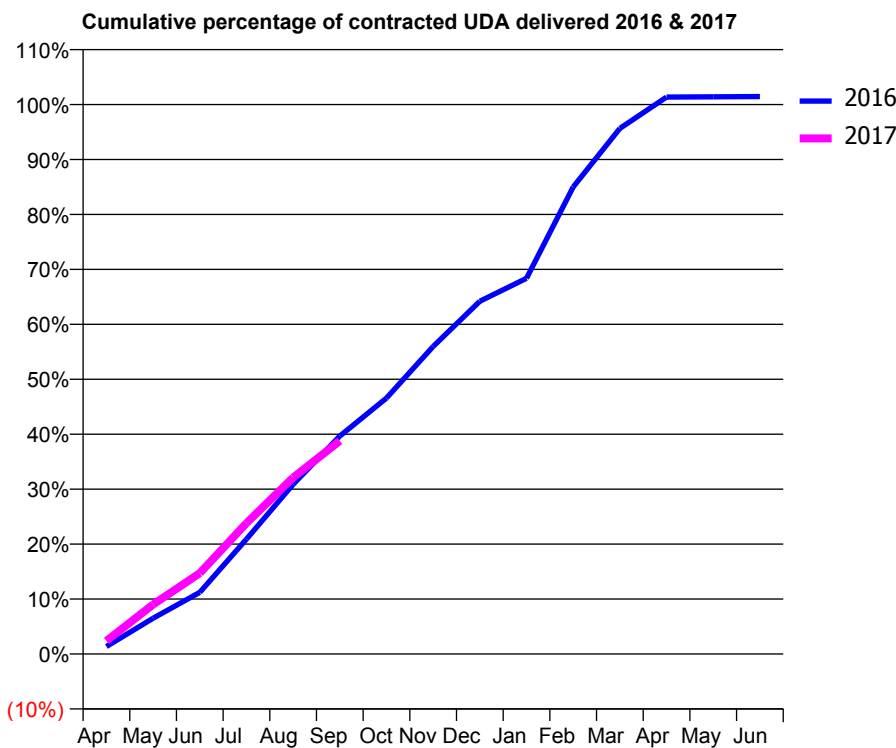
16/17 Contracted general activity (UDA)	47,398
Carry forward general activity (UDA)	0
16/17 Contracted orthodontic activity (UOA)	0
Carry forward orthodontic activity (UOA)	0
Baseline contract value	£1,280,722.45

ACCESS*

Patients seen in 24 months	Total	Change since previous quarter
Quarter ending September 2015	15,325	
Quarter ending December 2015	15,240	→
Quarter ending March 2016	15,258	→
Quarter ending June 2016	15,065	↓
Quarter ending September 2016	14,944	→
Variance since September 2015	(2.5%)	↓



ACTIVITY



Month	Adjusted Scheduled Activity (UDA)	
	2016	2017
April	645	1,138
May	3,091	4,268
June	5,323	6,982
July	9,907	11,287
August	14,640	15,228
September	18,801	18,386
October	22,084	
November	26,526	
December	30,427	
January	32,402	
February	40,288	
March	45,335	
April	48,043	
May	48,065	
June	48,089	

QUALITY

	Quantity	Base Number	Contract	AT	Region	England
% of FP17s for the same patient ID Re-attending within 3 months - Children	212	2,533	8.4%	13.1%	13.5%	12.4%
% of FP17s for the same patient ID Re-attending within 3 months - Adults	1,167	7,665	15.2%	16.4%	17.4%	16.7%
% of FP17s for the same patient ID Re-attending between 3 & 9 months - Children	1,370	2,533	54.1%	54.7%	59.0%	57.4%
% of FP17s for the same patient ID Re-attending between 3 & 9 months - Adults	4,485	7,665	58.5%	50.7%	52.6%	50.5%
% of FP17s for Band 1 Urgent Courses	1,159	8,868	13.1%	9.0%	9.4%	9.1%
% of FP17s Relating to Free Repair or Replacements	104	8,868	1.2%	1.3%	1.0%	0.8%
% of FP17s Relating to Continuations	94	8,868	1.1%	1.7%	1.5%	1.3%
% of Patients satisfied with the dentistry they have received	20	23	87.0%	91.7%	93.7%	93.2%
% of Patients satisfied with the time they had to wait for an appointment	22	23	95.7%	90.3%	90.0%	89.0%

* This is based on patients treated on this contract for their most recent course of treatment. Figures in italics indicate the base number of FP17s or Patient Questionnaire responses are less than 100. N/A is shown where the base number of responses is less than 10 during the period. % is calculated as Quantity/Base number*100

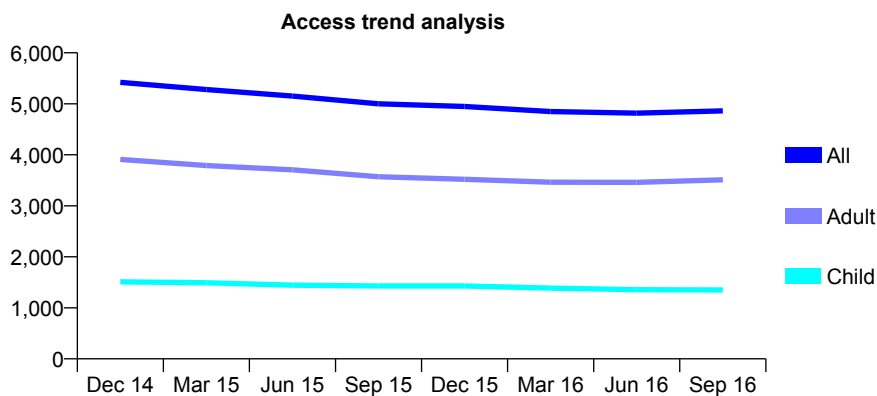
Q45 - Vital Signs At a Glance Contract Report for 930121/0001 - September 2016

Name or company name	MR MA SIDDIQUI
Contract type name	GDS Contract
Purpose of contract	General
Contract start date	08/11/2012
Contract end date	

16/17 Contracted general activity (UDA)	17,392
Carry forward general activity (UDA)	0
16/17 Contracted orthodontic activity (UOA)	0
Carry forward orthodontic activity (UOA)	0
Baseline contract value	£425,656.11

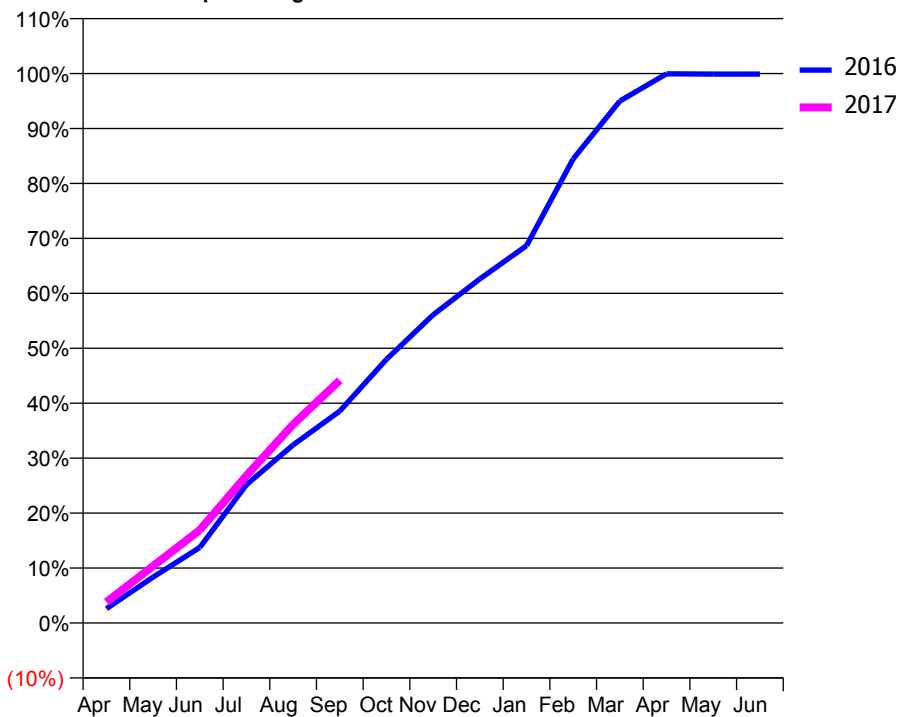
ACCESS*

Patients seen in 24 months	Total	Change since previous quarter
Quarter ending September 2015	5,000	
Quarter ending December 2015	4,949	↓
Quarter ending March 2016	4,848	↓
Quarter ending June 2016	4,817	→
Quarter ending September 2016	4,861	→
Variance since September 2015	(2.8%)	↓



ACTIVITY

Cumulative percentage of contracted UDA delivered 2016 & 2017



Month	Adjusted Scheduled Activity (UDA)	
	2016	2017
April	455	663
May	1,455	1,804
June	2,391	2,943
July	4,377	4,664
August	5,638	6,285
September	6,710	7,682
October	8,345	
November	9,754	
December	10,890	
January	11,944	
February	14,689	
March	16,522	
April	17,382	
May	17,373	
June	17,374	

QUALITY

	Quantity	Base Number	Contract	AT	Region	England
% of FP17s for the same patient ID Re-attending within 3 months - Children	104	1,113	9.3%	13.1%	13.5%	12.4%
% of FP17s for the same patient ID Re-attending within 3 months - Adults	434	2,758	15.7%	16.4%	17.4%	16.7%
% of FP17s for the same patient ID Re-attending between 3 & 9 months - Children	686	1,113	61.6%	54.7%	59.0%	57.4%
% of FP17s for the same patient ID Re-attending between 3 & 9 months - Adults	1,491	2,758	54.1%	50.7%	52.6%	50.5%
% of FP17s for Band 1 Urgent Courses	348	3,222	10.8%	9.0%	9.4%	9.1%
% of FP17s Relating to Free Repair or Replacements	15	3,222	0.5%	1.3%	1.0%	0.8%
% of FP17s Relating to Continuations	15	3,222	0.5%	1.7%	1.5%	1.3%
% of Patients satisfied with the dentistry they have received	9	9	N/A	91.7%	93.7%	93.2%
% of Patients satisfied with the time they had to wait for an appointment	8	9	N/A	90.3%	90.0%	89.0%

* This is based on patients treated on this contract for their most recent course of treatment. Figures in italics indicate the base number of FP17s or Patient Questionnaire responses are less than 100. N/A is shown where the base number of responses is less than 10 during the period. % is calculated as Quantity/Base number*100

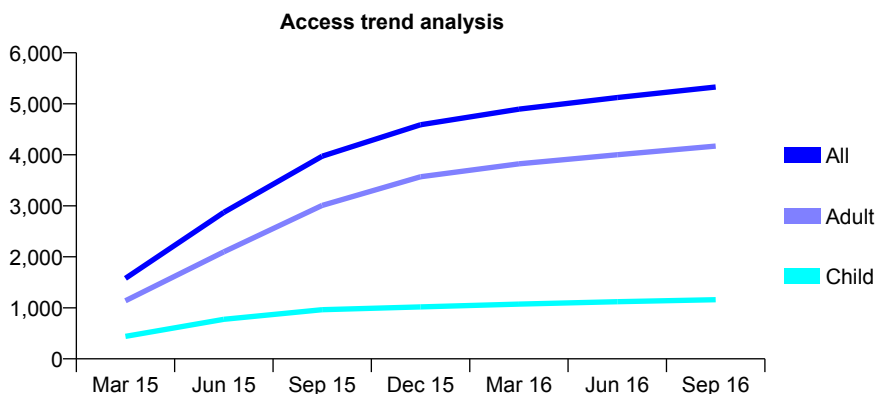
Q45 - Vital Signs At a Glance Contract Report for 984418/0001 - September 2016

Name or company name	MR A NAYYAR
Contract type name	GDS Contract
Purpose of contract	General and Orthodontic
Contract start date	05/01/2015
Contract end date	

16/17 Contracted general activity (UDA)	11,406
Carry forward general activity (UDA)	0
16/17 Contracted orthodontic activity (UOA)	25
Carry forward orthodontic activity (UOA)	0
Baseline contract value	£365,714.89

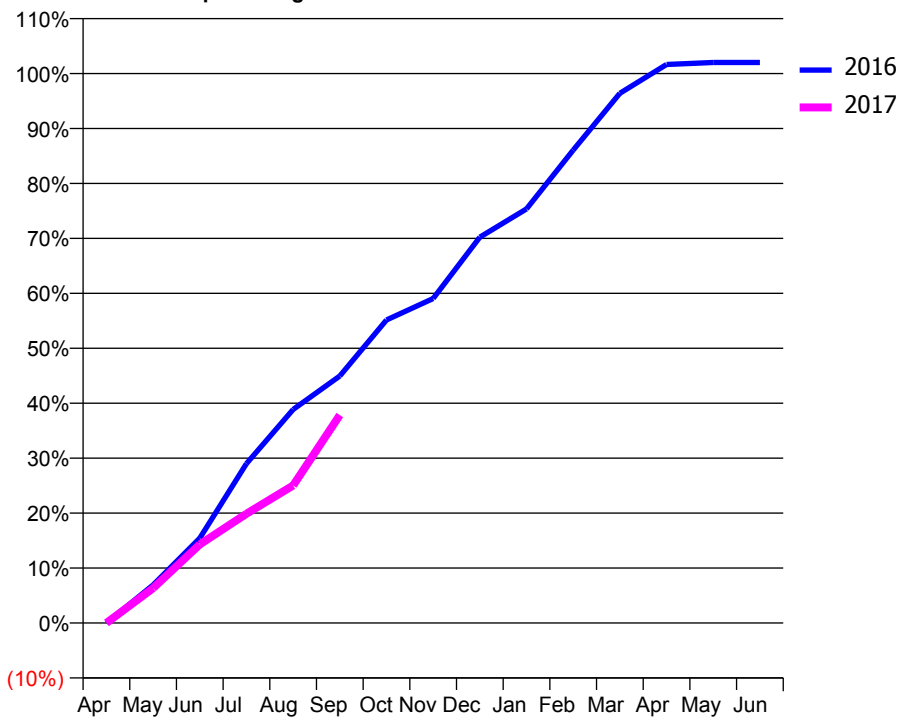
ACCESS*

Patients seen in 24 months	Total	Change since previous quarter
Quarter ending September 2015	3,972	
Quarter ending December 2015	4,590	↑
Quarter ending March 2016	4,896	↑
Quarter ending June 2016	5,123	↑
Quarter ending September 2016	5,330	↑
Variance since September 2015	34.2%	↑



ACTIVITY

Cumulative percentage of contracted UDA delivered 2016 & 2017



Month	Adjusted Scheduled Activity (UDA)	
	2016	2017
April	0	0
May	790	723
June	1,762	1,631
July	3,310	2,270
August	4,433	2,855
September	5,127	4,316
October	6,290	
November	6,736	
December	8,010	
January	8,597	
February	9,816	
March	10,996	
April	11,592	
May	11,634	
June	11,635	

QUALITY

	Quantity	Base Number	Contract	AT	Region	England
% of FP17s for the same patient ID Re-attending within 3 months - Children	52	815	6.4%	13.1%	13.5%	12.4%
% of FP17s for the same patient ID Re-attending within 3 months - Adults	217	2,283	9.5%	16.4%	17.4%	16.7%
% of FP17s for the same patient ID Re-attending between 3 & 9 months - Children	528	815	64.8%	54.7%	59.0%	57.4%
% of FP17s for the same patient ID Re-attending between 3 & 9 months - Adults	879	2,283	38.5%	50.7%	52.6%	50.5%
% of FP17s for Band 1 Urgent Courses	116	2,656	4.4%	9.0%	9.4%	9.1%
% of FP17s Relating to Free Repair or Replacements	22	2,656	0.8%	1.3%	1.0%	0.8%
% of FP17s Relating to Continuations	13	2,656	0.5%	1.7%	1.5%	1.3%
% of Patients satisfied with the dentistry they have received	7	7	N/A	91.7%	93.7%	93.2%
% of Patients satisfied with the time they had to wait for an appointment	7	7	N/A	90.3%	90.0%	89.0%

* This is based on patients treated on this contract for their most recent course of treatment. Figures in italics indicate the base number of FP17s or Patient Questionnaire responses are less than 100. N/A is shown where the base number of responses is less than 10 during the period. % is calculated as Quantity/Base number*100

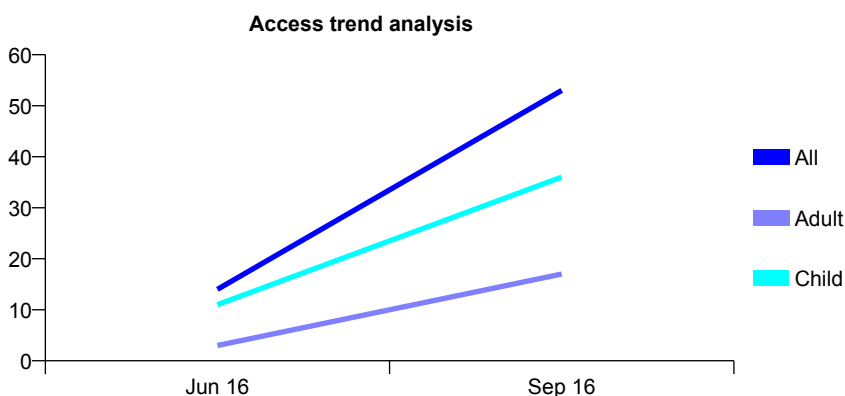
Q46 - Vital Signs At a Glance Contract Report for 100067/0000 - September 2016

Name or company name	ALWHCT
Contract type name	PDS Contract
Purpose of contract	General
Contract start date	01/04/2016
Contract end date	31/03/2018

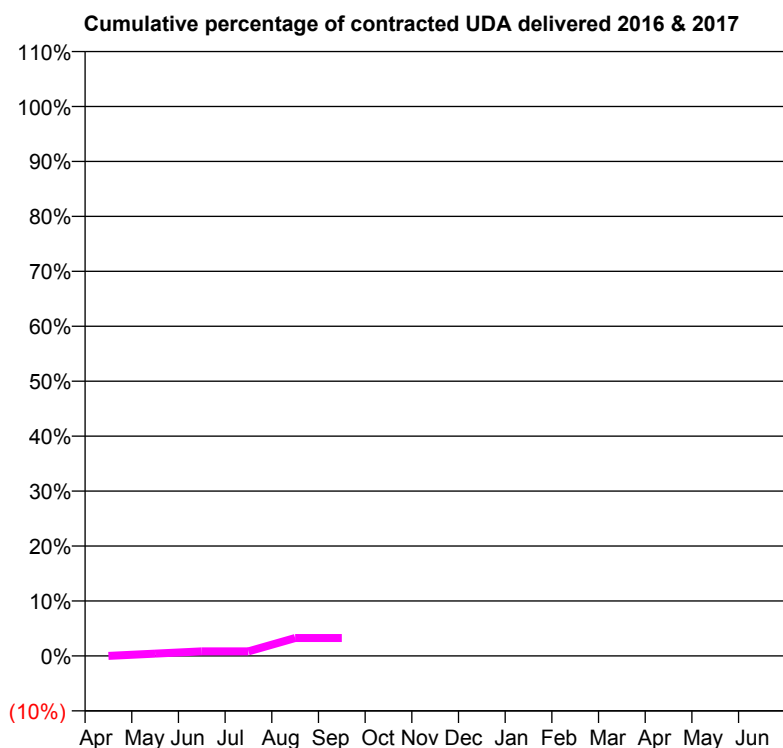
16/17 Contracted general activity (UDA)	3,900
Carry forward general activity (UDA)	0
16/17 Contracted orthodontic activity (UOA)	0
Carry forward orthodontic activity (UOA)	0
Baseline contract value	£0.00

ACCESS*

Patients seen in 24 months	Total	Change since previous quarter
Quarter ending September 2015	0	
Quarter ending December 2015	0	
Quarter ending March 2016	0	
Quarter ending June 2016	14	↑
Quarter ending September 2016	53	↑
Variance since September 2015	N/A	



ACTIVITY



Month	Adjusted Scheduled Activity (UDA)	
	2016	2017
April	0	0
May	0	17
June	0	33
July	0	33
August	0	128
September	0	128
October	0	
November	0	
December	0	
January	0	
February	0	
March	0	
April	0	
May	0	
June	0	

QUALITY

	Quantity	Base Number	Contract	AT	Region	England
% of FP17s for the same patient ID Re-attending within 3 months - Children	2	47	4.3%	13.0%	13.5%	12.4%
% of FP17s for the same patient ID Re-attending within 3 months - Adults	0	22	0.0%	17.5%	17.4%	16.7%
% of FP17s for the same patient ID Re-attending between 3 & 9 months - Children	0	47	0.0%	56.6%	59.0%	57.4%
% of FP17s for the same patient ID Re-attending between 3 & 9 months - Adults	0	22	0.0%	50.5%	52.6%	50.5%
% of FP17s for Band 1 Urgent Courses	8	69	11.6%	10.6%	9.4%	9.1%
% of FP17s Relating to Free Repair or Replacements	0	69	0.0%	0.9%	1.0%	0.8%
% of FP17s Relating to Continuations	0	69	0.0%	1.3%	1.5%	1.3%
% of Patients satisfied with the dentistry they have received	0	0	N/A	92.8%	93.7%	93.2%
% of Patients satisfied with the time they had to wait for an appointment	0	0	N/A	88.5%	90.0%	89.0%

* This is based on patients treated on this contract for their most recent course of treatment. Figures in italics indicate the base number of FP17s or Patient Questionnaire responses are less than 100. N/A is shown where the base number of responses is less than 10 during the period. % is calculated as Quantity/Base number*100

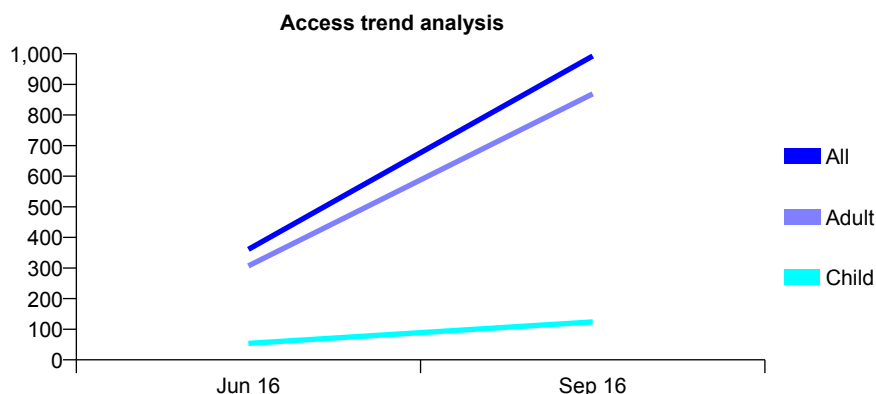
Q46 - Vital Signs At a Glance Contract Report for 100134/0000 - September 2016

Name or company name	REVIVE DENTAL CARE LIMITED
Contract type name	GDS Contract
Purpose of contract	General
Contract start date	01/04/2016
Contract end date	

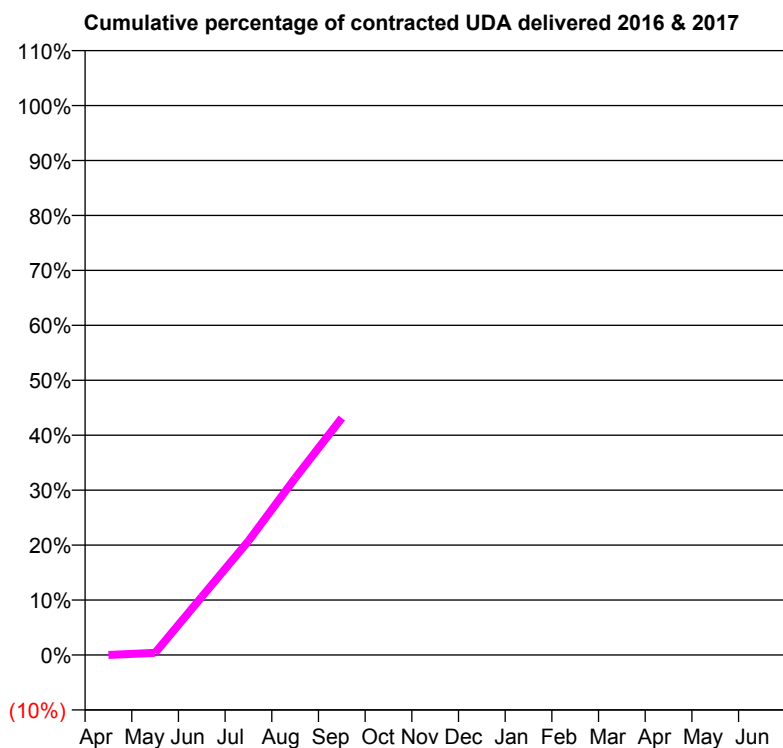
16/17 Contracted general activity (UDA)	4,591
Carry forward general activity (UDA)	0
16/17 Contracted orthodontic activity (UOA)	0
Carry forward orthodontic activity (UOA)	0
Baseline contract value	£251,750.00

ACCESS*

Patients seen in 24 months	Total	Change since previous quarter
Quarter ending September 2015	0	
Quarter ending December 2015	0	
Quarter ending March 2016	0	
Quarter ending June 2016	361	↑
Quarter ending September 2016	993	↑
Variance since September 2015	N/A	



ACTIVITY



Month	Adjusted Scheduled Activity (UDA)	
	2016	2017
April	0	0
May	0	18
June	0	487
July	0	953
August	0	1,478
September	0	1,980
October	0	
November	0	
December	0	
January	0	
February	0	
March	0	
April	0	
May	0	
June	0	

QUALITY

	Quantity	Base Number	Contract	AT	Region	England
% of FP17s for the same patient ID Re-attending within 3 months - Children	5	216	2.3%	13.0%	13.5%	12.4%
% of FP17s for the same patient ID Re-attending within 3 months - Adults	36	1,295	2.8%	17.5%	17.4%	16.7%
% of FP17s for the same patient ID Re-attending between 3 & 9 months - Children	0	216	0.0%	56.6%	59.0%	57.4%
% of FP17s for the same patient ID Re-attending between 3 & 9 months - Adults	0	1,295	0.0%	50.5%	52.6%	50.5%
% of FP17s for Band 1 Urgent Courses	1,417	1,511	93.8%	10.6%	9.4%	9.1%
% of FP17s Relating to Free Repair or Replacements	1	1,511	0.1%	0.9%	1.0%	0.8%
% of FP17s Relating to Continuations	0	1,511	0.0%	1.3%	1.5%	1.3%
% of Patients satisfied with the dentistry they have received	0	0	N/A	92.8%	93.7%	93.2%
% of Patients satisfied with the time they had to wait for an appointment	0	0	N/A	88.5%	90.0%	89.0%

* This is based on patients treated on this contract for their most recent course of treatment. Figures in italics indicate the base number of FP17s or Patient Questionnaire responses are less than 100. N/A is shown where the base number of responses is less than 10 during the period. % is calculated as Quantity/Base number*100

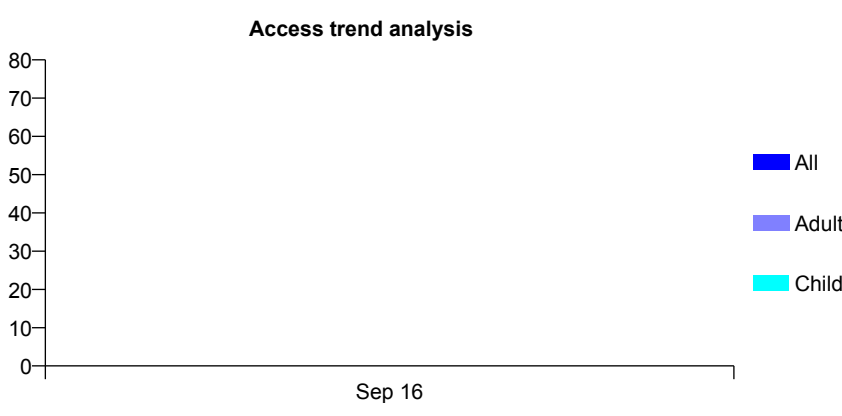
Q46 - Vital Signs At a Glance Contract Report for 100137/0000 - September 2016

Name or company name	ALWHCT
Contract type name	PDS Contract
Purpose of contract	General
Contract start date	01/04/2016
Contract end date	31/03/2018

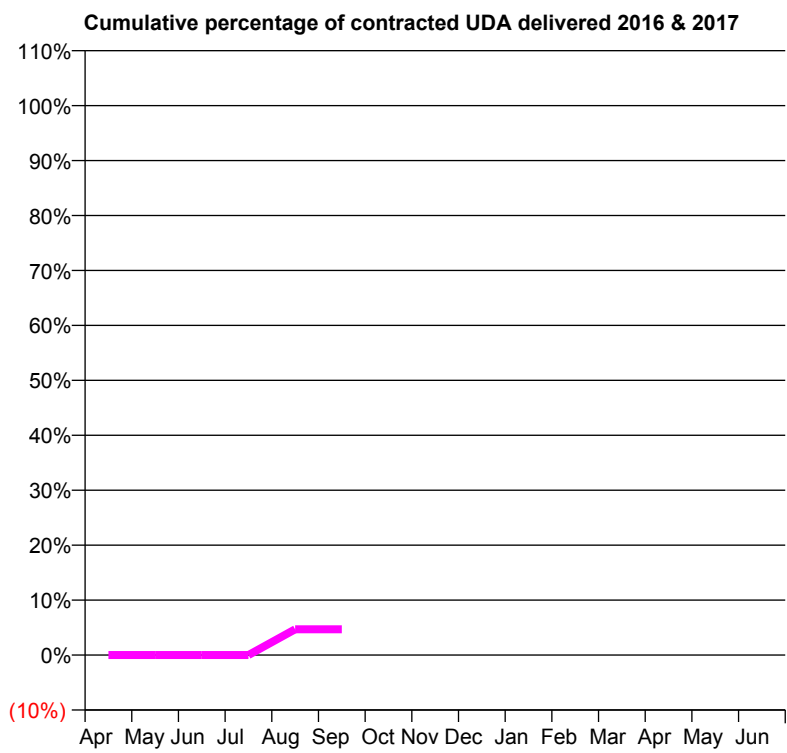
16/17 Contracted general activity (UDA)	3,967
Carry forward general activity (UDA)	0
16/17 Contracted orthodontic activity (UOA)	0
Carry forward orthodontic activity (UOA)	0
Baseline contract value	£1.01

ACCESS*

Patients seen in 24 months	Total	Change since previous quarter
Quarter ending September 2015	0	
Quarter ending December 2015	0	
Quarter ending March 2016	0	
Quarter ending June 2016	0	
Quarter ending September 2016	77	↑
Variance since September 2015	N/A	



ACTIVITY



Month	Adjusted Scheduled Activity (UDA)	
	2016	2017
April	0	0
May	0	0
June	0	0
July	0	0
August	0	186
September	0	186
October	0	
November	0	
December	0	
January	0	
February	0	
March	0	
April	0	
May	0	
June	0	

QUALITY

	Quantity	Base Number	Contract	AT	Region	England
% of FP17s for the same patient ID Re-attending within 3 months - Children	0	68	0.0%	13.0%	13.5%	12.4%
% of FP17s for the same patient ID Re-attending within 3 months - Adults	1	30	3.3%	17.5%	17.4%	16.7%
% of FP17s for the same patient ID Re-attending between 3 & 9 months - Children	0	68	0.0%	56.6%	59.0%	57.4%
% of FP17s for the same patient ID Re-attending between 3 & 9 months - Adults	0	30	0.0%	50.5%	52.6%	50.5%
% of FP17s for Band 1 Urgent Courses	1	98	1.0%	10.6%	9.4%	9.1%
% of FP17s Relating to Free Repair or Replacements	0	98	0.0%	0.9%	1.0%	0.8%
% of FP17s Relating to Continuations	0	98	0.0%	1.3%	1.5%	1.3%
% of Patients satisfied with the dentistry they have received	0	0	N/A	92.8%	93.7%	93.2%
% of Patients satisfied with the time they had to wait for an appointment	0	0	N/A	88.5%	90.0%	89.0%

* This is based on patients treated on this contract for their most recent course of treatment. Figures in italics indicate the base number of FP17s or Patient Questionnaire responses are less than 100. N/A is shown where the base number of responses is less than 10 during the period. % is calculated as Quantity/Base number*100

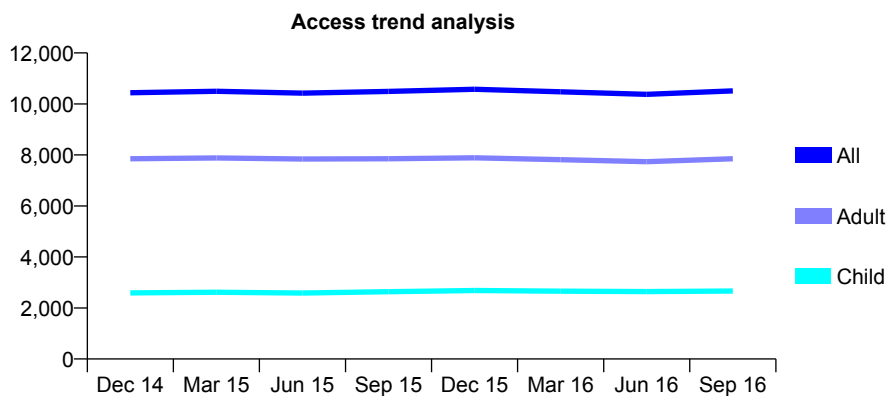
Q46 - Vital Signs At a Glance Contract Report for 101281/0068 - September 2016

Name or company name	OASIS DENTAL CARE LTD
Contract type name	GDS Contract
Purpose of contract	General
Contract start date	01/04/2006
Contract end date	

16/17 Contracted general activity (UDA)	34,022
Carry forward general activity (UDA)	-201
16/17 Contracted orthodontic activity (UOA)	0
Carry forward orthodontic activity (UOA)	0
Baseline contract value	£841,281.51

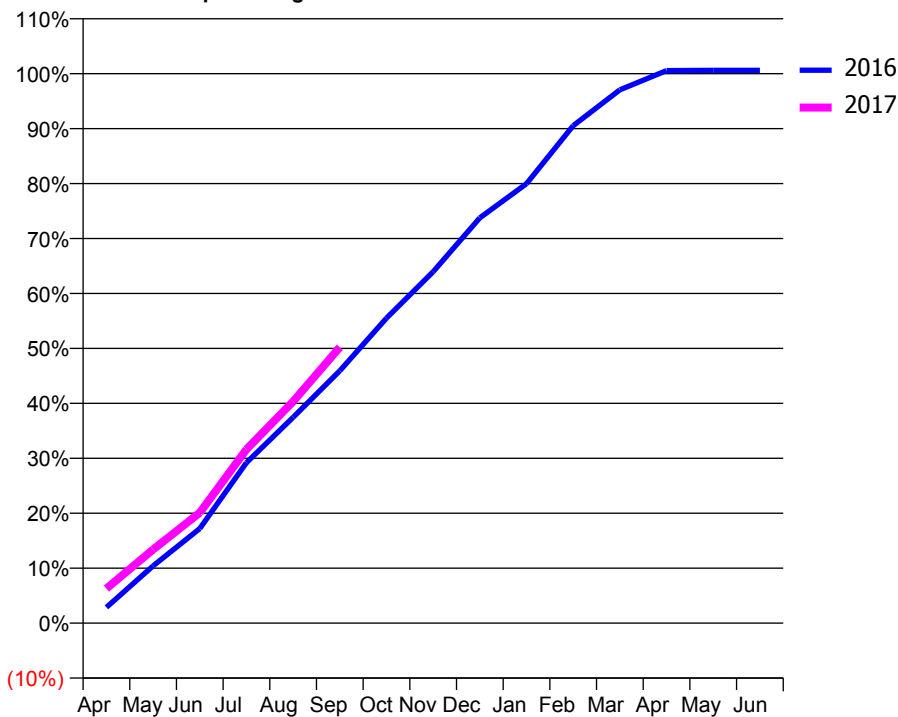
ACCESS*

Patients seen in 24 months	Total	Change since previous quarter
Quarter ending September 2015	10,489	
Quarter ending December 2015	10,573	→
Quarter ending March 2016	10,476	→
Quarter ending June 2016	10,379	→
Quarter ending September 2016	10,515	→
Variance since September 2015	0.2%	→



ACTIVITY

Cumulative percentage of contracted UDA delivered 2016 & 2017



Month	Adjusted Scheduled Activity (UDA)	
	2016	2017
April	981	2,141
May	3,542	4,559
June	5,860	6,838
July	9,939	10,762
August	12,740	13,727
September	15,629	17,090
October	18,883	
November	21,761	
December	25,094	
January	27,211	
February	30,801	
March	33,024	
April	34,212	
May	34,222	
June	34,223	

QUALITY

	Quantity	Base Number	Contract	AT	Region	England
% of FP17s for the same patient ID Re-attending within 3 months - Children	281	2,426	11.6%	13.0%	13.5%	12.4%
% of FP17s for the same patient ID Re-attending within 3 months - Adults	1,034	6,389	16.2%	17.5%	17.4%	16.7%
% of FP17s for the same patient ID Re-attending between 3 & 9 months - Children	1,508	2,426	62.2%	56.6%	59.0%	57.4%
% of FP17s for the same patient ID Re-attending between 3 & 9 months - Adults	3,585	6,389	56.1%	50.5%	52.6%	50.5%
% of FP17s for Band 1 Urgent Courses	578	8,281	7.0%	10.6%	9.4%	9.1%
% of FP17s Relating to Free Repair or Replacements	106	8,281	1.3%	0.9%	1.0%	0.8%
% of FP17s Relating to Continuations	197	8,281	2.4%	1.3%	1.5%	1.3%
% of Patients satisfied with the dentistry they have received	13	14	92.9%	92.8%	93.7%	93.2%
% of Patients satisfied with the time they had to wait for an appointment	12	14	85.7%	88.5%	90.0%	89.0%

* This is based on patients treated on this contract for their most recent course of treatment. Figures in italics indicate the base number of FP17s or Patient Questionnaire responses are less than 100. N/A is shown where the base number of responses is less than 10 during the period. % is calculated as Quantity/Base number*100

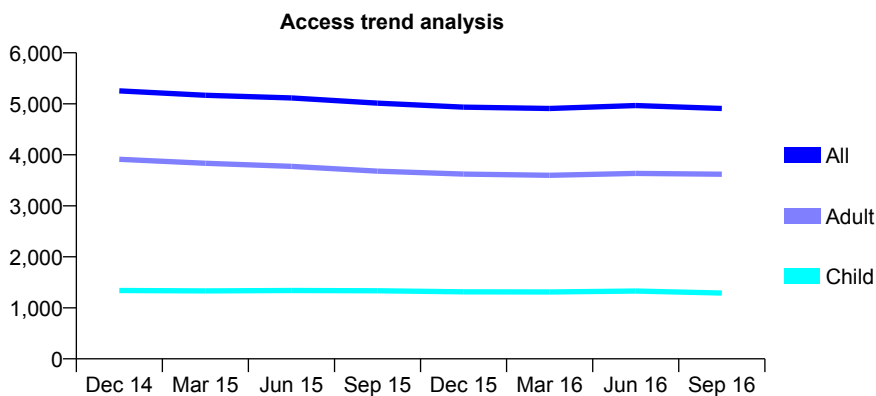
Q46 - Vital Signs At a Glance Contract Report for 101281/0084 - September 2016

Name or company name	OASIS DENTAL CARE LTD
Contract type name	GDS Contract
Purpose of contract	General
Contract start date	01/04/2006
Contract end date	

16/17 Contracted general activity (UDA)	18,625
Carry forward general activity (UDA)	-372
16/17 Contracted orthodontic activity (UOA)	0
Carry forward orthodontic activity (UOA)	0
Baseline contract value	£505,028.17

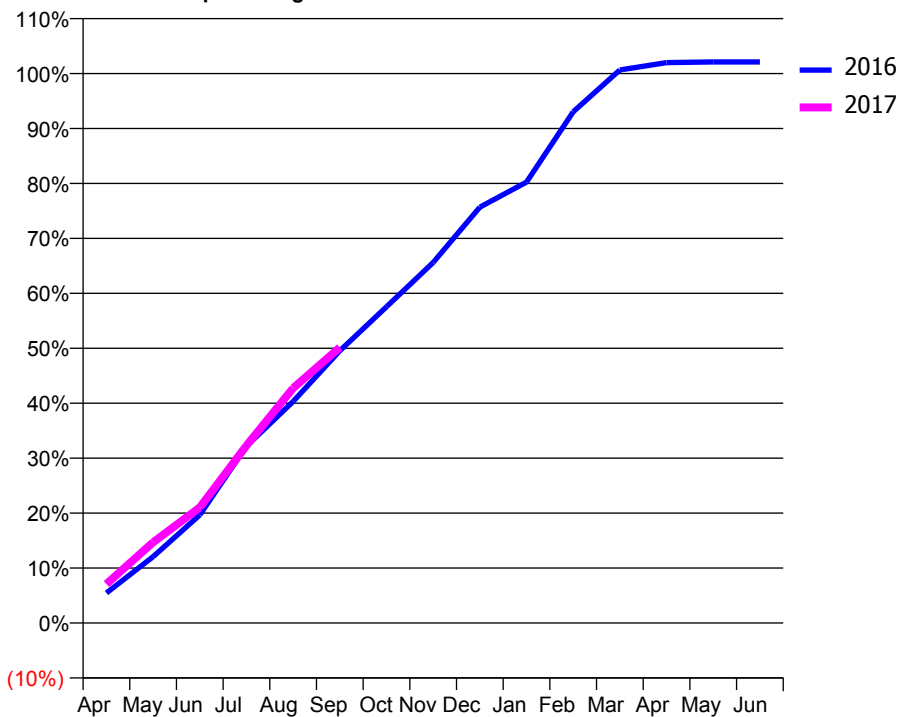
ACCESS*

Patients seen in 24 months	Total	Change since previous quarter
Quarter ending September 2015	5,013	
Quarter ending December 2015	4,935	↓
Quarter ending March 2016	4,908	→
Quarter ending June 2016	4,965	→
Quarter ending September 2016	4,909	↓
Variance since September 2015	(2.1%)	↓



ACTIVITY

Cumulative percentage of contracted UDA delivered 2016 & 2017



Month	Adjusted Scheduled Activity (UDA)	
	2016	2017
April	1,019	1,320
May	2,250	2,735
June	3,665	3,918
July	5,989	6,013
August	7,511	7,961
September	9,225	9,340
October	10,718	
November	12,220	
December	14,094	
January	14,945	
February	17,327	
March	18,747	
April	18,996	
May	19,016	
June	19,016	

QUALITY

	Quantity	Base Number	Contract	AT	Region	England
% of FP17s for the same patient ID Re-attending within 3 months - Children	256	1,372	18.7%	13.0%	13.5%	12.4%
% of FP17s for the same patient ID Re-attending within 3 months - Adults	388	2,609	14.9%	17.5%	17.4%	16.7%
% of FP17s for the same patient ID Re-attending between 3 & 9 months - Children	876	1,372	63.8%	56.6%	59.0%	57.4%
% of FP17s for the same patient ID Re-attending between 3 & 9 months - Adults	1,386	2,609	53.1%	50.5%	52.6%	50.5%
% of FP17s for Band 1 Urgent Courses	163	3,859	4.2%	10.6%	9.4%	9.1%
% of FP17s Relating to Free Repair or Replacements	29	3,859	0.8%	0.9%	1.0%	0.8%
% of FP17s Relating to Continuations	130	3,859	3.4%	1.3%	1.5%	1.3%
% of Patients satisfied with the dentistry they have received	2	2	N/A	92.8%	93.7%	93.2%
% of Patients satisfied with the time they had to wait for an appointment	1	2	N/A	88.5%	90.0%	89.0%

* This is based on patients treated on this contract for their most recent course of treatment. Figures in italics indicate the base number of FP17s or Patient Questionnaire responses are less than 100. N/A is shown where the base number of responses is less than 10 during the period. % is calculated as Quantity/Base number*100

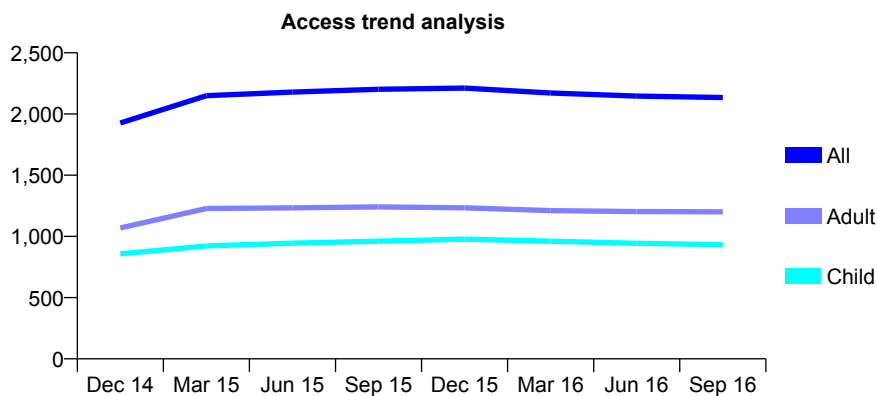
Q46 - Vital Signs At a Glance Contract Report for 101281/0087 - September 2016

Name or company name	OASIS DENTAL CARE LTD
Contract type name	GDS Contract
Purpose of contract	General
Contract start date	01/04/2006
Contract end date	

16/17 Contracted general activity (UDA)	5,197
Carry forward general activity (UDA)	-104
16/17 Contracted orthodontic activity (UOA)	0
Carry forward orthodontic activity (UOA)	0
Baseline contract value	£112,818.68

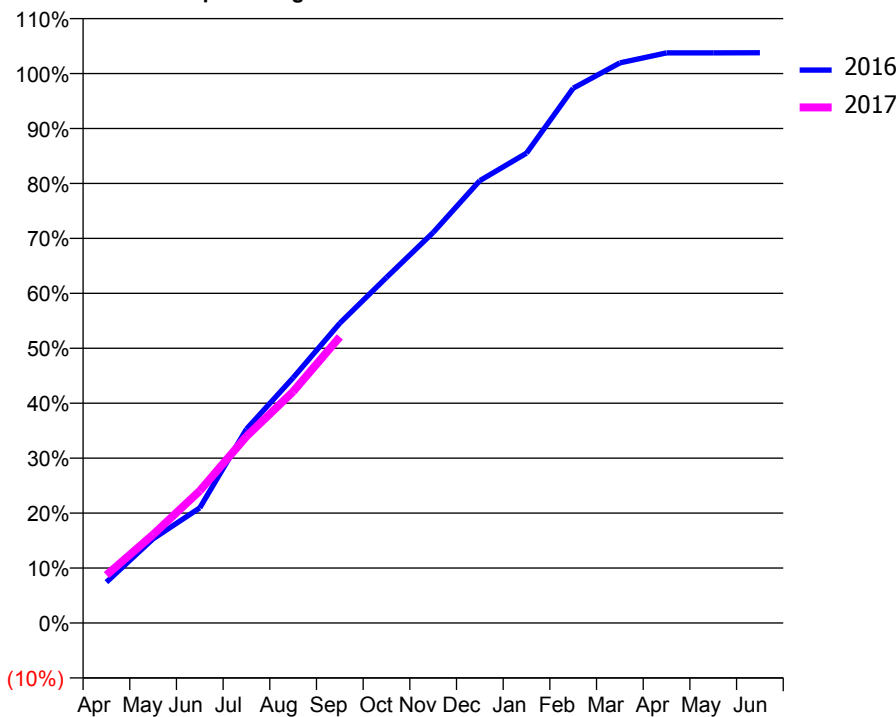
ACCESS*

Patients seen in 24 months	Total	Change since previous quarter
Quarter ending September 2015	2,202	
Quarter ending December 2015	2,212	→
Quarter ending March 2016	2,172	↓
Quarter ending June 2016	2,147	↓
Quarter ending September 2016	2,134	→
Variance since September 2015	(3.1%)	↓



ACTIVITY

Cumulative percentage of contracted UDA delivered 2016 & 2017



Adjusted Scheduled Activity (UDA)

Month	2016	2017
April	387	453
May	796	837
June	1,089	1,250
July	1,834	1,764
August	2,320	2,189
September	2,836	2,706
October	3,269	
November	3,693	
December	4,184	
January	4,443	
February	5,058	
March	5,297	
April	5,392	
May	5,392	
June	5,393	

QUALITY

	Quantity	Base Number	Contract	AT	Region	England
% of FP17s for the same patient ID Re-attending within 3 months - Children	50	754	6.6%	13.0%	13.5%	12.4%
% of FP17s for the same patient ID Re-attending within 3 months - Adults	147	889	16.5%	17.5%	17.4%	16.7%
% of FP17s for the same patient ID Re-attending between 3 & 9 months - Children	536	754	71.1%	56.6%	59.0%	57.4%
% of FP17s for the same patient ID Re-attending between 3 & 9 months - Adults	531	889	59.7%	50.5%	52.6%	50.5%
% of FP17s for Band 1 Urgent Courses	24	1,578	1.5%	10.6%	9.4%	9.1%
% of FP17s Relating to Free Repair or Replacements	8	1,578	0.5%	0.9%	1.0%	0.8%
% of FP17s Relating to Continuations	71	1,578	4.5%	1.3%	1.5%	1.3%
% of Patients satisfied with the dentistry they have received	3	3	N/A	92.8%	93.7%	93.2%
% of Patients satisfied with the time they had to wait for an appointment	3	3	N/A	88.5%	90.0%	89.0%

* This is based on patients treated on this contract for their most recent course of treatment. Figures in italics indicate the base number of FP17s or Patient Questionnaire responses are less than 100. N/A is shown where the base number of responses is less than 10 during the period. % is calculated as Quantity/Base number*100

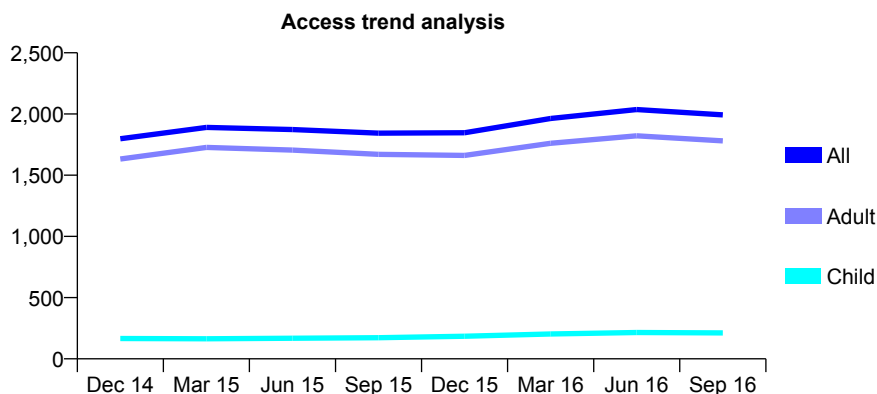
Q46 - Vital Signs At a Glance Contract Report for 101281/0113 - September 2016

Name or company name	OASIS DENTAL CARE LTD
Contract type name	GDS Contract
Purpose of contract	General
Contract start date	01/04/2006
Contract end date	

16/17 Contracted general activity (UDA)	5,042
Carry forward general activity (UDA)	36
16/17 Contracted orthodontic activity (UOA)	0
Carry forward orthodontic activity (UOA)	0
Baseline contract value	£122,039.61

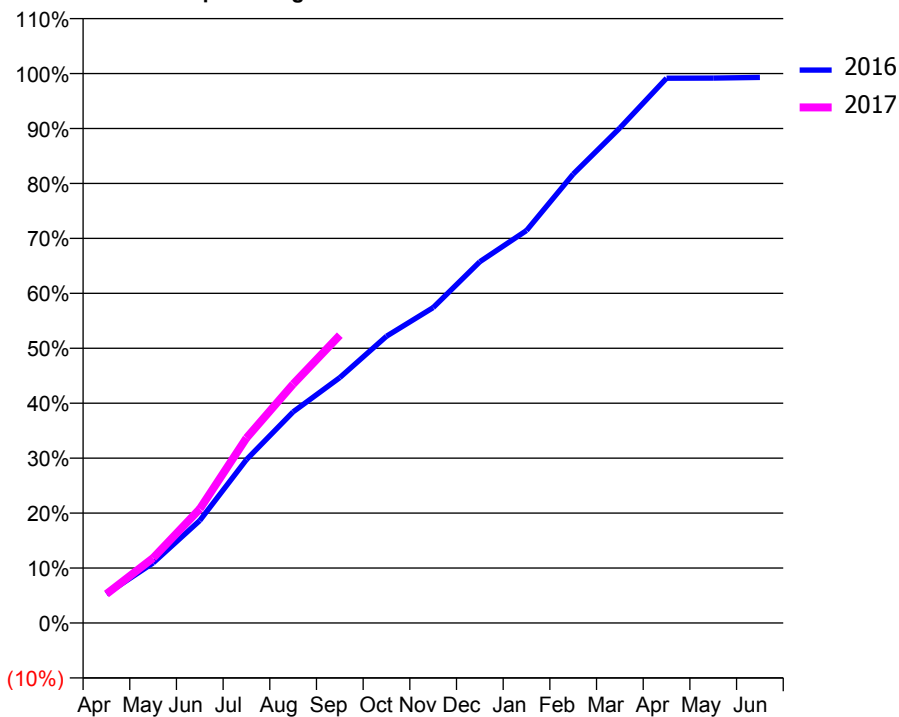
ACCESS*

Patients seen in 24 months	Total	Change since previous quarter
Quarter ending September 2015	1,844	
Quarter ending December 2015	1,847	→
Quarter ending March 2016	1,964	↑
Quarter ending June 2016	2,037	↑
Quarter ending September 2016	1,993	↓
Variance since September 2015	8.1%	↑



ACTIVITY

Cumulative percentage of contracted UDA delivered 2016 & 2017



Month	Adjusted Scheduled Activity (UDA)	
	2016	2017
April	266	266
May	551	596
June	941	1,047
July	1,499	1,697
August	1,937	2,192
September	2,252	2,641
October	2,631	
November	2,895	
December	3,315	
January	3,602	
February	4,119	
March	4,543	
April	4,998	
May	5,000	
June	5,006	

QUALITY

	Quantity	Base Number	Contract	AT	Region	England
% of FP17s for the same patient ID Re-attending within 3 months - Children	10	187	5.3%	13.0%	13.5%	12.4%
% of FP17s for the same patient ID Re-attending within 3 months - Adults	132	1,249	10.6%	17.5%	17.4%	16.7%
% of FP17s for the same patient ID Re-attending between 3 & 9 months - Children	100	187	53.5%	56.6%	59.0%	57.4%
% of FP17s for the same patient ID Re-attending between 3 & 9 months - Adults	612	1,249	49.0%	50.5%	52.6%	50.5%
% of FP17s for Band 1 Urgent Courses	61	1,238	4.9%	10.6%	9.4%	9.1%
% of FP17s Relating to Free Repair or Replacements	28	1,238	2.3%	0.9%	1.0%	0.8%
% of FP17s Relating to Continuations	2	1,238	0.2%	1.3%	1.5%	1.3%
% of Patients satisfied with the dentistry they have received	1	1	N/A	92.8%	93.7%	93.2%
% of Patients satisfied with the time they had to wait for an appointment	1	1	N/A	88.5%	90.0%	89.0%

* This is based on patients treated on this contract for their most recent course of treatment. Figures in italics indicate the base number of FP17s or Patient Questionnaire responses are less than 100. N/A is shown where the base number of responses is less than 10 during the period. % is calculated as Quantity/Base number*100

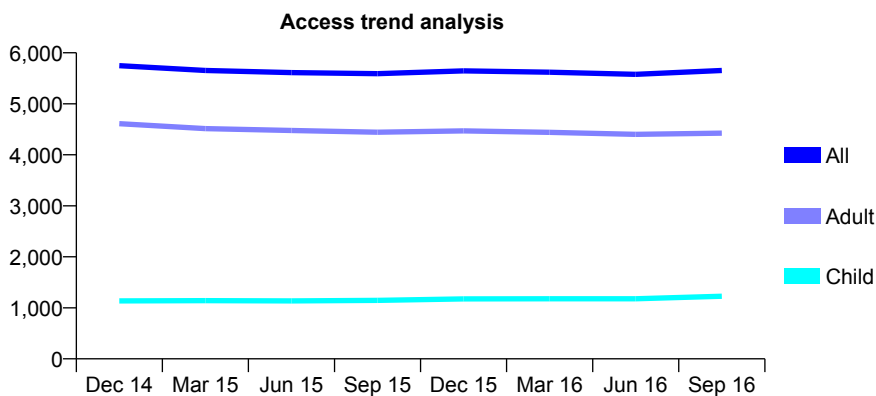
Q46 - Vital Signs At a Glance Contract Report for 101281/0141 - September 2016

Name or company name	OASIS DENTAL CARE LTD
Contract type name	GDS Contract
Purpose of contract	General
Contract start date	01/04/2006
Contract end date	

16/17 Contracted general activity (UDA)	20,662
Carry forward general activity (UDA)	-129
16/17 Contracted orthodontic activity (UOA)	0
Carry forward orthodontic activity (UOA)	0
Baseline contract value	£532,443.77

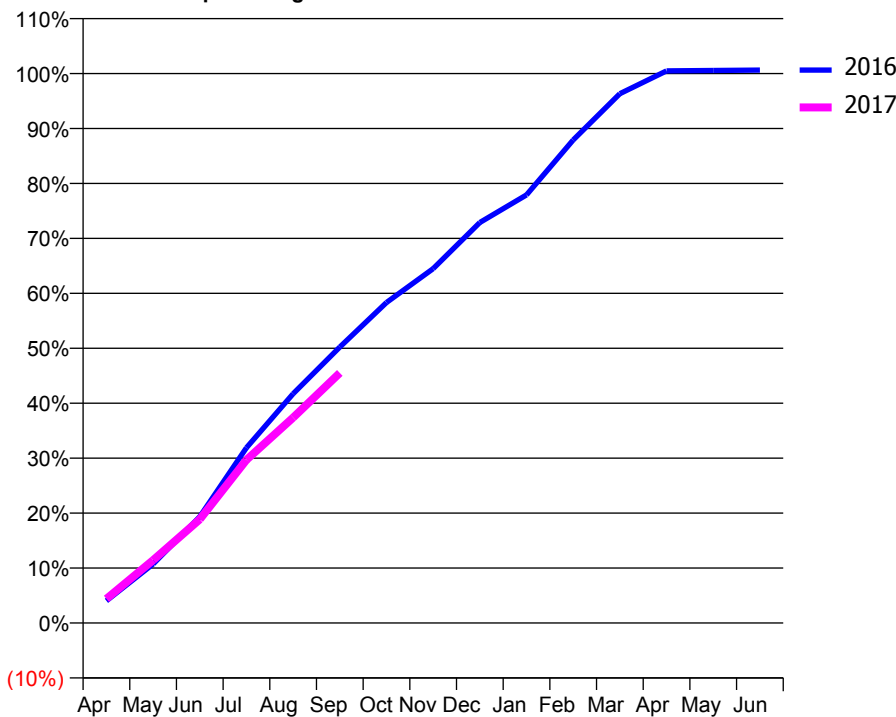
ACCESS*

Patients seen in 24 months	Total	Change since previous quarter
Quarter ending September 2015	5,590	
Quarter ending December 2015	5,645	→
Quarter ending March 2016	5,620	→
Quarter ending June 2016	5,578	→
Quarter ending September 2016	5,654	→
Variance since September 2015	1.1%	→



ACTIVITY

Cumulative percentage of contracted UDA delivered 2016 & 2017



Month	Adjusted Scheduled Activity (UDA)	
	2016	2017
April	834	912
May	2,220	2,364
June	3,999	3,899
July	6,593	6,136
August	8,622	7,723
September	10,375	9,404
October	12,050	
November	13,326	
December	15,061	
January	16,096	
February	18,164	
March	19,905	
April	20,760	
May	20,775	
June	20,791	

QUALITY

	Quantity	Base Number	Contract	AT	Region	England
% of FP17s for the same patient ID Re-attending within 3 months - Children	106	935	11.3%	13.0%	13.5%	12.4%
% of FP17s for the same patient ID Re-attending within 3 months - Adults	632	3,299	19.2%	17.5%	17.4%	16.7%
% of FP17s for the same patient ID Re-attending between 3 & 9 months - Children	526	935	56.3%	56.6%	59.0%	57.4%
% of FP17s for the same patient ID Re-attending between 3 & 9 months - Adults	1,627	3,299	49.3%	50.5%	52.6%	50.5%
% of FP17s for Band 1 Urgent Courses	575	3,883	14.8%	10.6%	9.4%	9.1%
% of FP17s Relating to Free Repair or Replacements	54	3,883	1.4%	0.9%	1.0%	0.8%
% of FP17s Relating to Continuations	27	3,883	0.7%	1.3%	1.5%	1.3%
% of Patients satisfied with the dentistry they have received	6	6	N/A	92.8%	93.7%	93.2%
% of Patients satisfied with the time they had to wait for an appointment	3	6	N/A	88.5%	90.0%	89.0%

* This is based on patients treated on this contract for their most recent course of treatment. Figures in italics indicate the base number of FP17s or Patient Questionnaire responses are less than 100. N/A is shown where the base number of responses is less than 10 during the period. % is calculated as Quantity/Base number*100

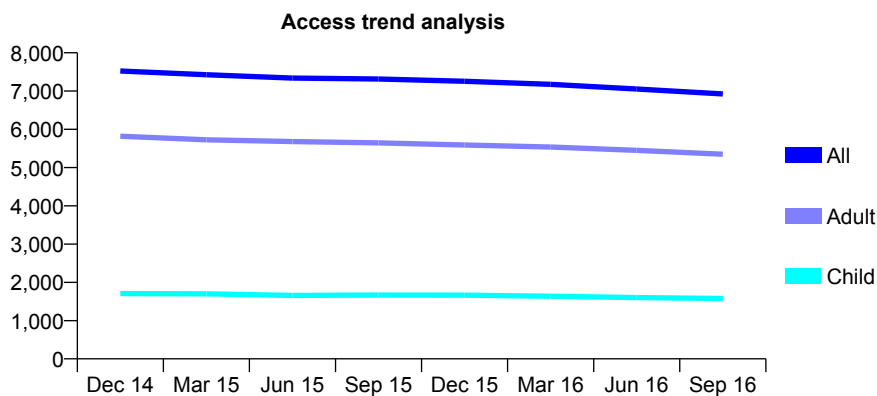
Q46 - Vital Signs At a Glance Contract Report for 101281/0158 - September 2016

Name or company name	OASIS DENTAL CARE LTD
Contract type name	GDS Contract
Purpose of contract	General
Contract start date	23/05/2006
Contract end date	

16/17 Contracted general activity (UDA)	23,000
Carry forward general activity (UDA)	-350
16/17 Contracted orthodontic activity (UOA)	0
Carry forward orthodontic activity (UOA)	0
Baseline contract value	£562,286.84

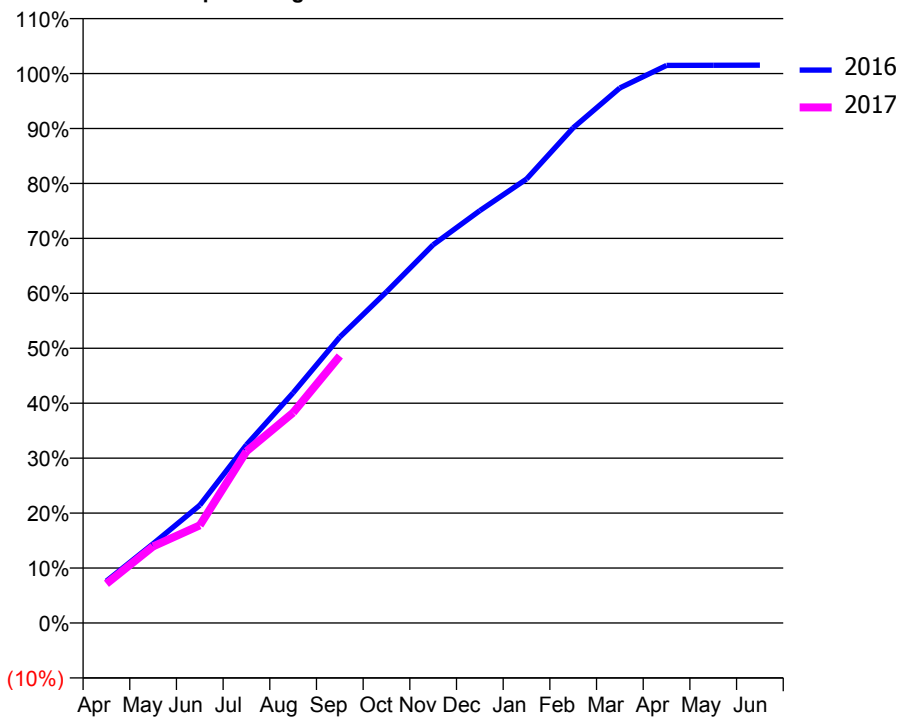
ACCESS*

Patients seen in 24 months	Total	Change since previous quarter
Quarter ending September 2015	7,314	
Quarter ending December 2015	7,255	→
Quarter ending March 2016	7,175	↓
Quarter ending June 2016	7,052	↓
Quarter ending September 2016	6,926	↓
Variance since September 2015	(5.3%)	↓



ACTIVITY

Cumulative percentage of contracted UDA delivered 2016 & 2017



Adjusted Scheduled Activity (UDA)

Month	2016	2017
April	1,765	1,643
May	3,339	3,206
June	4,962	4,088
July	7,509	7,185
August	9,702	8,803
September	12,048	11,174
October	13,953	
November	15,936	
December	17,374	
January	18,703	
February	20,860	
March	22,542	
April	23,491	
May	23,499	
June	23,500	

QUALITY

	Quantity	Base Number	Contract	AT	Region	England
% of FP17s for the same patient ID Re-attending within 3 months - Children	165	1,508	10.9%	13.0%	13.5%	12.4%
% of FP17s for the same patient ID Re-attending within 3 months - Adults	780	4,626	16.9%	17.5%	17.4%	16.7%
% of FP17s for the same patient ID Re-attending between 3 & 9 months - Children	1,023	1,508	67.8%	56.6%	59.0%	57.4%
% of FP17s for the same patient ID Re-attending between 3 & 9 months - Adults	2,998	4,626	64.8%	50.5%	52.6%	50.5%
% of FP17s for Band 1 Urgent Courses	436	5,648	7.7%	10.6%	9.4%	9.1%
% of FP17s Relating to Free Repair or Replacements	68	5,648	1.2%	0.9%	1.0%	0.8%
% of FP17s Relating to Continuations	64	5,648	1.1%	1.3%	1.5%	1.3%
% of Patients satisfied with the dentistry they have received	6	6	N/A	92.8%	93.7%	93.2%
% of Patients satisfied with the time they had to wait for an appointment	5	6	N/A	88.5%	90.0%	89.0%

* This is based on patients treated on this contract for their most recent course of treatment. Figures in italics indicate the base number of FP17s or Patient Questionnaire responses are less than 100. N/A is shown where the base number of responses is less than 10 during the period. % is calculated as Quantity/Base number*100

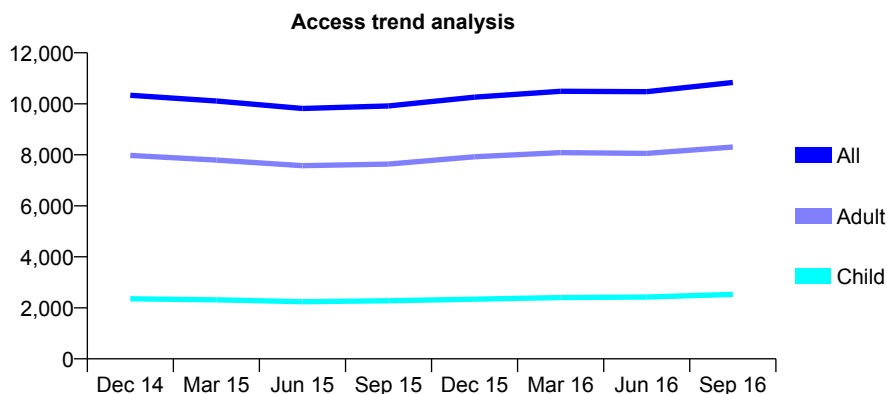
Q46 - Vital Signs At a Glance Contract Report for 101281/0175 - September 2016

Name or company name	OASIS DENTAL CARE LTD
Contract type name	Pilot Contract
Purpose of contract	General
Contract start date	16/11/2007
Contract end date	

16/17 Contracted general activity (UDA)	40,744
Carry forward general activity (UDA)	0
16/17 Contracted orthodontic activity (UOA)	0
Carry forward orthodontic activity (UOA)	0
Baseline contract value	£1,006,978.61

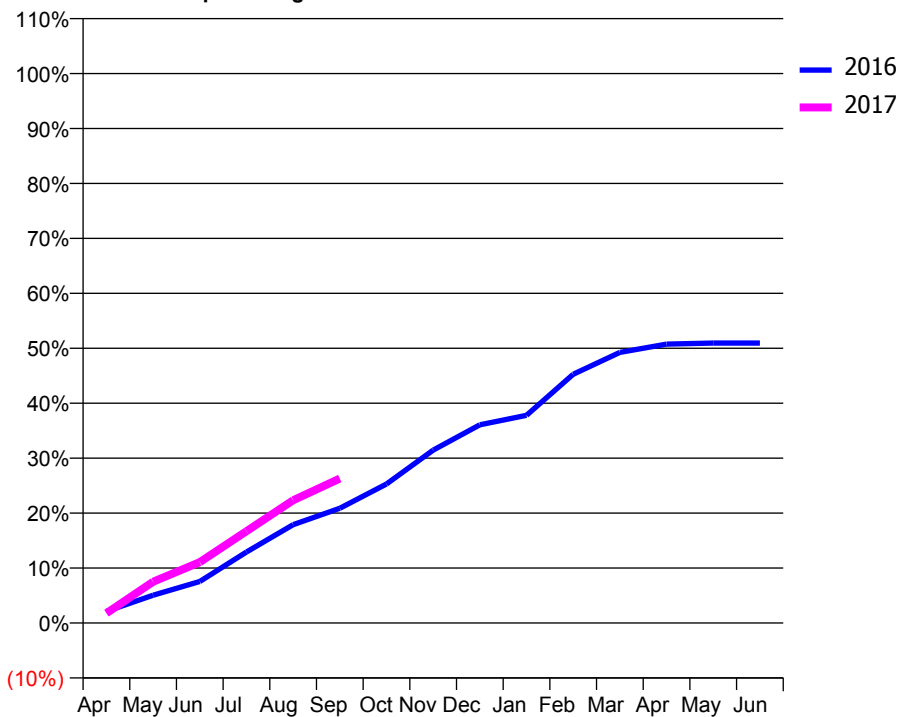
ACCESS*

Patients seen in 24 months	Total	Change since previous quarter
Quarter ending September 2015	9,914	
Quarter ending December 2015	10,263	↑
Quarter ending March 2016	10,490	↑
Quarter ending June 2016	10,477	→
Quarter ending September 2016	10,835	↑
Variance since September 2015	9.3%	↑



ACTIVITY

Cumulative percentage of contracted UDA delivered 2016 & 2017



Month	Adjusted Scheduled Activity (UDA)	
	2016	2017
April	869	724
May	2,060	3,061
June	3,084	4,510
July	5,269	6,804
August	7,297	9,100
September	8,510	10,716
October	10,306	
November	12,816	
December	14,698	
January	15,399	
February	18,448	
March	20,065	
April	20,677	
May	20,756	
June	20,762	

QUALITY

	Quantity	Base Number	Contract	AT	Region	England
% of FP17s for the same patient ID Re-attending within 3 months - Children	54	1,480	3.6%	13.0%	13.5%	12.4%
% of FP17s for the same patient ID Re-attending within 3 months - Adults	369	4,551	8.1%	17.5%	17.4%	16.7%
% of FP17s for the same patient ID Re-attending between 3 & 9 months - Children	653	1,480	44.1%	56.6%	59.0%	57.4%
% of FP17s for the same patient ID Re-attending between 3 & 9 months - Adults	2,019	4,551	44.4%	50.5%	52.6%	50.5%
% of FP17s for Band 1 Urgent Courses	510	5,539	9.2%	10.6%	9.4%	9.1%
% of FP17s Relating to Free Repair or Replacements	9	5,539	0.2%	0.9%	1.0%	0.8%
% of FP17s Relating to Continuations	49	5,539	0.9%	1.3%	1.5%	1.3%
% of Patients satisfied with the dentistry they have received	6	6	N/A	92.8%	93.7%	93.2%
% of Patients satisfied with the time they had to wait for an appointment	5	6	N/A	88.5%	90.0%	89.0%

* This is based on patients treated on this contract for their most recent course of treatment. Figures in italics indicate the base number of FP17s or Patient Questionnaire responses are less than 100. N/A is shown where the base number of responses is less than 10 during the period. % is calculated as Quantity/Base number*100

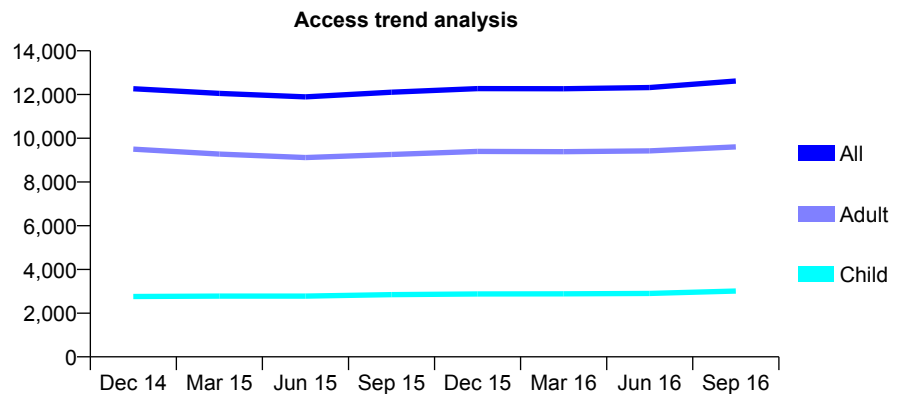
Q46 - Vital Signs At a Glance Contract Report for 101370/0046 - September 2016

Name or company name	Petrie Tucker & Partners Ltd
Contract type name	GDS Contract
Purpose of contract	General
Contract start date	01/04/2006
Contract end date	

16/17 Contracted general activity (UDA)	39,791
Carry forward general activity (UDA)	0
16/17 Contracted orthodontic activity (UOA)	0
Carry forward orthodontic activity (UOA)	0
Baseline contract value	£1,153,097.09

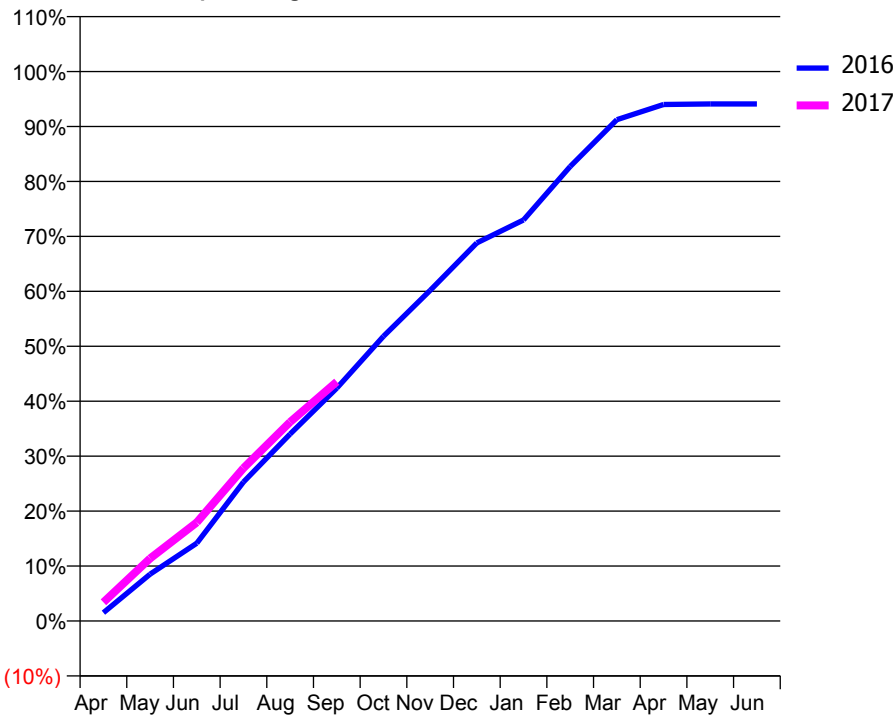
ACCESS*

Patients seen in 24 months	Total	Change since previous quarter
Quarter ending September 2015	12,104	
Quarter ending December 2015	12,272	→
Quarter ending March 2016	12,266	→
Quarter ending June 2016	12,321	→
Quarter ending September 2016	12,616	↑
Variance since September 2015	4.2%	↑



ACTIVITY

Cumulative percentage of contracted UDA delivered 2016 & 2017



Month	Adjusted Scheduled Activity (UDA)	
	2016	2017
April	600	1,358
May	3,395	4,529
June	5,632	7,144
July	10,070	11,069
August	13,547	14,414
September	16,867	17,326
October	20,625	
November	23,937	
December	27,377	
January	29,040	
February	32,908	
March	36,299	
April	37,403	
May	37,440	
June	37,443	

QUALITY

	Quantity	Base Number	Contract	AT	Region	England
% of FP17s for the same patient ID Re-attending within 3 months - Children	227	2,196	10.3%	13.0%	13.5%	12.4%
% of FP17s for the same patient ID Re-attending within 3 months - Adults	1,064	6,448	16.5%	17.5%	17.4%	16.7%
% of FP17s for the same patient ID Re-attending between 3 & 9 months - Children	1,117	2,196	50.9%	56.6%	59.0%	57.4%
% of FP17s for the same patient ID Re-attending between 3 & 9 months - Adults	3,311	6,448	51.3%	50.5%	52.6%	50.5%
% of FP17s for Band 1 Urgent Courses	788	8,167	9.6%	10.6%	9.4%	9.1%
% of FP17s Relating to Free Repair or Replacements	66	8,167	0.8%	0.9%	1.0%	0.8%
% of FP17s Relating to Continuations	210	8,167	2.6%	1.3%	1.5%	1.3%
% of Patients satisfied with the dentistry they have received	12	12	100.0%	92.8%	93.7%	93.2%
% of Patients satisfied with the time they had to wait for an appointment	10	12	83.3%	88.5%	90.0%	89.0%

* This is based on patients treated on this contract for their most recent course of treatment. Figures in italics indicate the base number of FP17s or Patient Questionnaire responses are less than 100. N/A is shown where the base number of responses is less than 10 during the period. % is calculated as Quantity/Base number*100

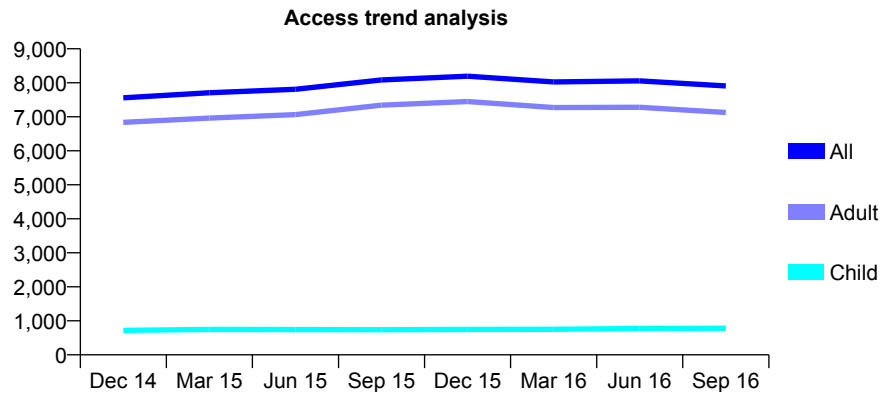
Q46 - Vital Signs At a Glance Contract Report for 101370/0049 - September 2016

Name or company name	Petrie Tucker & Partners Ltd
Contract type name	GDS Contract
Purpose of contract	General
Contract start date	01/04/2006
Contract end date	

16/17 Contracted general activity (UDA)	18,813
Carry forward general activity (UDA)	39
16/17 Contracted orthodontic activity (UOA)	0
Carry forward orthodontic activity (UOA)	0
Baseline contract value	£512,635.13

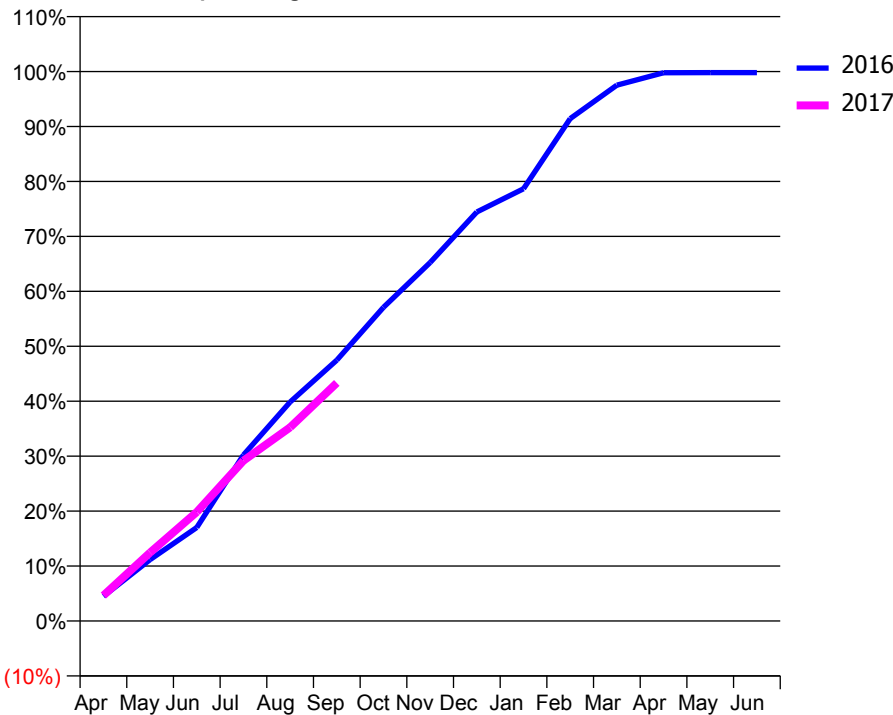
ACCESS*

Patients seen in 24 months	Total	Change since previous quarter
Quarter ending September 2015	8,085	
Quarter ending December 2015	8,195	→
Quarter ending March 2016	8,024	↓
Quarter ending June 2016	8,055	→
Quarter ending September 2016	7,907	↓
Variance since September 2015	(2.2%)	↓



ACTIVITY

Cumulative percentage of contracted UDA delivered 2016 & 2017



Month	Adjusted Scheduled Activity (UDA)	
	2016	2017
April	849	873
May	2,102	2,343
June	3,202	3,730
July	5,685	5,489
August	7,500	6,633
September	8,933	8,150
October	10,739	
November	12,276	
December	14,002	
January	14,797	
February	17,198	
March	18,344	
April	18,771	
May	18,774	
June	18,774	

QUALITY

	Quantity	Base Number	Contract	AT	Region	England
% of FP17s for the same patient ID Re-attending within 3 months - Children	52	522	10.0%	13.0%	13.5%	12.4%
% of FP17s for the same patient ID Re-attending within 3 months - Adults	335	3,201	10.5%	17.5%	17.4%	16.7%
% of FP17s for the same patient ID Re-attending between 3 & 9 months - Children	212	522	40.6%	56.6%	59.0%	57.4%
% of FP17s for the same patient ID Re-attending between 3 & 9 months - Adults	1,184	3,201	37.0%	50.5%	52.6%	50.5%
% of FP17s for Band 1 Urgent Courses	157	3,520	4.5%	10.6%	9.4%	9.1%
% of FP17s Relating to Free Repair or Replacements	28	3,520	0.8%	0.9%	1.0%	0.8%
% of FP17s Relating to Continuations	71	3,520	2.0%	1.3%	1.5%	1.3%
% of Patients satisfied with the dentistry they have received	2	2	N/A	92.8%	93.7%	93.2%
% of Patients satisfied with the time they had to wait for an appointment	2	2	N/A	88.5%	90.0%	89.0%

* This is based on patients treated on this contract for their most recent course of treatment. Figures in italics indicate the base number of FP17s or Patient Questionnaire responses are less than 100. N/A is shown where the base number of responses is less than 10 during the period. % is calculated as Quantity/Base number*100

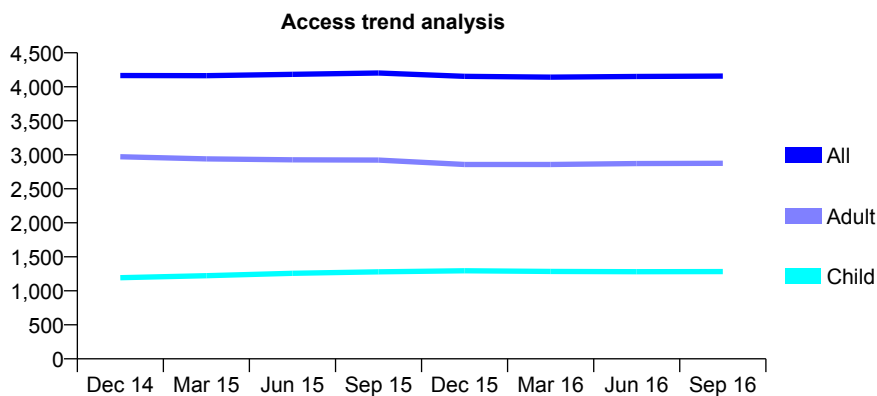
Q46 - Vital Signs At a Glance Contract Report for 101370/0054 - September 2016

Name or company name	Petrie Tucker & Partners Ltd
Contract type name	GDS Contract
Purpose of contract	General
Contract start date	01/04/2006
Contract end date	

16/17 Contracted general activity (UDA)	12,205
Carry forward general activity (UDA)	-65
16/17 Contracted orthodontic activity (UOA)	0
Carry forward orthodontic activity (UOA)	0
Baseline contract value	£339,219.34

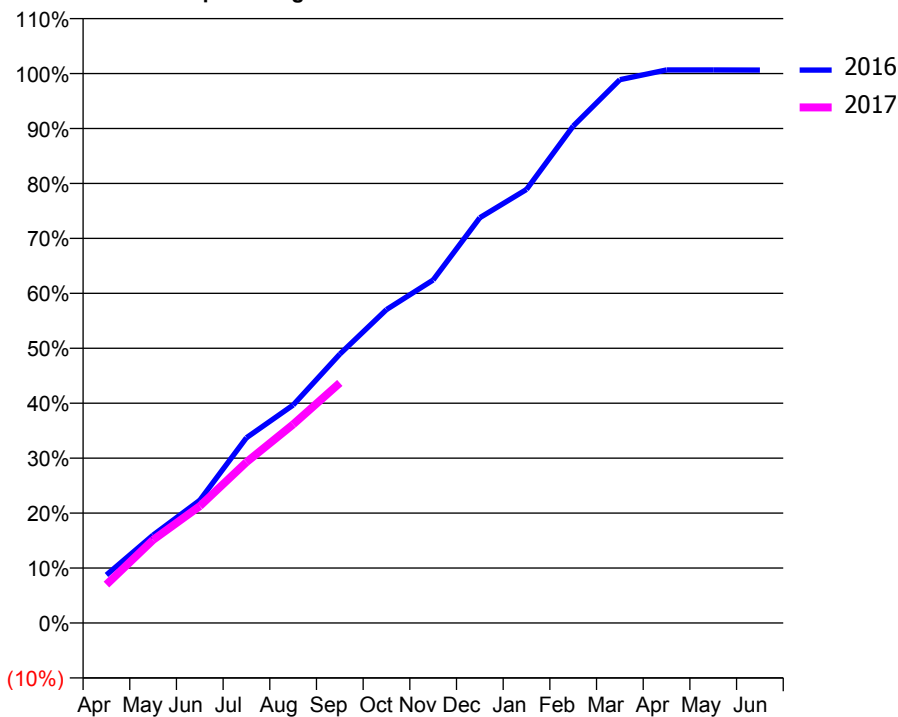
ACCESS*

Patients seen in 24 months	Total	Change since previous quarter
Quarter ending September 2015	4,203	
Quarter ending December 2015	4,153	↓
Quarter ending March 2016	4,142	→
Quarter ending June 2016	4,152	→
Quarter ending September 2016	4,158	→
Variance since September 2015	(1.1%)	↓



ACTIVITY

Cumulative percentage of contracted UDA delivered 2016 & 2017



Month	Adjusted Scheduled Activity (UDA)	
	2016	2017
April	1,069	855
May	1,953	1,846
June	2,726	2,596
July	4,116	3,574
August	4,840	4,411
September	5,972	5,333
October	6,961	
November	7,620	
December	9,001	
January	9,631	
February	11,036	
March	12,068	
April	12,285	
May	12,285	
June	12,282	

QUALITY

	Quantity	Base Number	Contract	AT	Region	England
% of FP17s for the same patient ID Re-attending within 3 months - Children	112	925	12.1%	13.0%	13.5%	12.4%
% of FP17s for the same patient ID Re-attending within 3 months - Adults	330	1,848	17.9%	17.5%	17.4%	16.7%
% of FP17s for the same patient ID Re-attending between 3 & 9 months - Children	490	925	53.0%	56.6%	59.0%	57.4%
% of FP17s for the same patient ID Re-attending between 3 & 9 months - Adults	838	1,848	45.3%	50.5%	52.6%	50.5%
% of FP17s for Band 1 Urgent Courses	227	2,681	8.5%	10.6%	9.4%	9.1%
% of FP17s Relating to Free Repair or Replacements	13	2,681	0.5%	0.9%	1.0%	0.8%
% of FP17s Relating to Continuations	108	2,681	4.0%	1.3%	1.5%	1.3%
% of Patients satisfied with the dentistry they have received	2	2	N/A	92.8%	93.7%	93.2%
% of Patients satisfied with the time they had to wait for an appointment	2	2	N/A	88.5%	90.0%	89.0%

* This is based on patients treated on this contract for their most recent course of treatment. Figures in italics indicate the base number of FP17s or Patient Questionnaire responses are less than 100. N/A is shown where the base number of responses is less than 10 during the period. % is calculated as Quantity/Base number*100

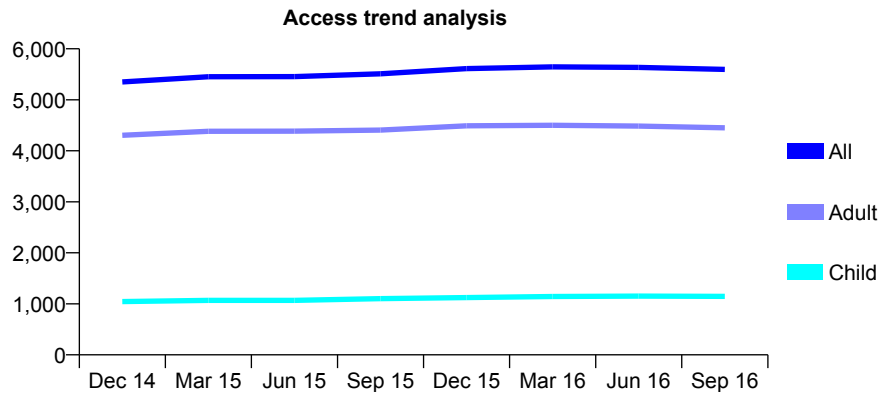
Q46 - Vital Signs At a Glance Contract Report for 101370/0110 - September 2016

Name or company name	Petrie Tucker & Partners Ltd
Contract type name	GDS Contract
Purpose of contract	General
Contract start date	01/11/2008
Contract end date	

16/17 Contracted general activity (UDA)	16,622
Carry forward general activity (UDA)	2
16/17 Contracted orthodontic activity (UOA)	0
Carry forward orthodontic activity (UOA)	0
Baseline contract value	£488,849.90

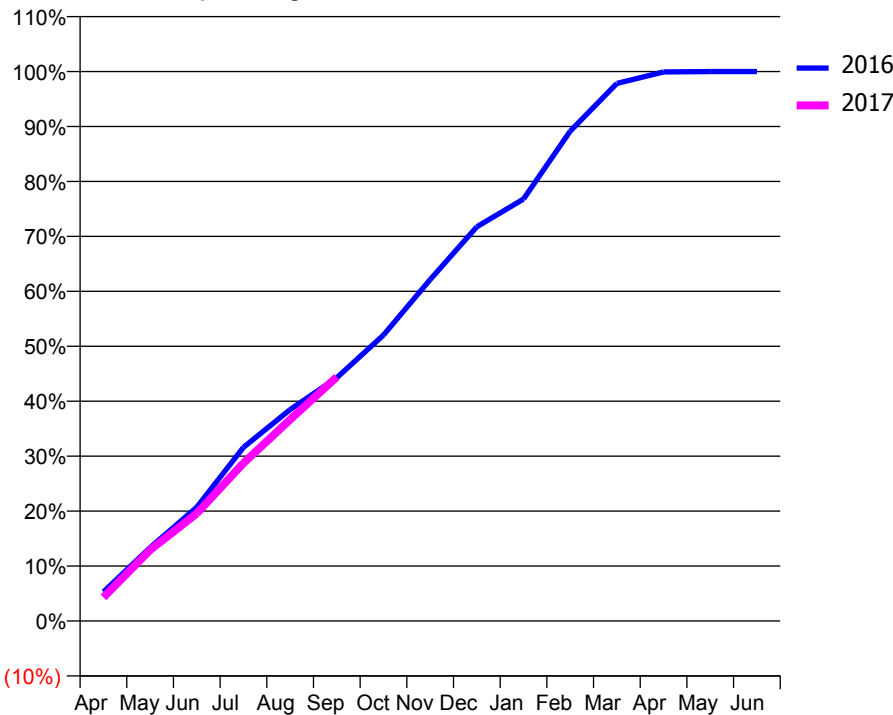
ACCESS*

Patients seen in 24 months	Total	Change since previous quarter
Quarter ending September 2015	5,509	
Quarter ending December 2015	5,612	→
Quarter ending March 2016	5,645	→
Quarter ending June 2016	5,636	→
Quarter ending September 2016	5,596	→
Variance since September 2015	1.6%	→



ACTIVITY

Cumulative percentage of contracted UDA delivered 2016 & 2017



Month	Adjusted Scheduled Activity (UDA)	
	2016	2017
April	881	717
May	2,221	2,150
June	3,441	3,252
July	5,255	4,779
August	6,397	6,093
September	7,359	7,385
October	8,648	
November	10,330	
December	11,925	
January	12,764	
February	14,816	
March	16,264	
April	16,609	
May	16,619	
June	16,620	

QUALITY

	Quantity	Base Number	Contract	AT	Region	England
% of FP17s for the same patient ID Re-attending within 3 months - Children	49	837	5.9%	13.0%	13.5%	12.4%
% of FP17s for the same patient ID Re-attending within 3 months - Adults	313	2,965	10.6%	17.5%	17.4%	16.7%
% of FP17s for the same patient ID Re-attending between 3 & 9 months - Children	481	837	57.5%	56.6%	59.0%	57.4%
% of FP17s for the same patient ID Re-attending between 3 & 9 months - Adults	1,699	2,965	57.3%	50.5%	52.6%	50.5%
% of FP17s for Band 1 Urgent Courses	187	3,627	5.2%	10.6%	9.4%	9.1%
% of FP17s Relating to Free Repair or Replacements	41	3,627	1.1%	0.9%	1.0%	0.8%
% of FP17s Relating to Continuations	66	3,627	1.8%	1.3%	1.5%	1.3%
% of Patients satisfied with the dentistry they have received	4	4	N/A	92.8%	93.7%	93.2%
% of Patients satisfied with the time they had to wait for an appointment	4	4	N/A	88.5%	90.0%	89.0%

* This is based on patients treated on this contract for their most recent course of treatment. Figures in italics indicate the base number of FP17s or Patient Questionnaire responses are less than 100. N/A is shown where the base number of responses is less than 10 during the period. % is calculated as Quantity/Base number*100

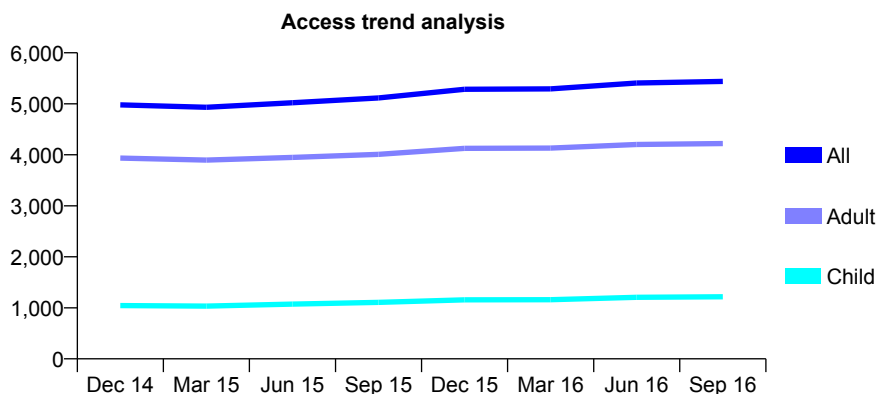
Q46 - Vital Signs At a Glance Contract Report for 101435/0141 - September 2016

Name or company name	IDH Limited
Contract type name	GDS Contract
Purpose of contract	General
Contract start date	01/01/2011
Contract end date	

16/17 Contracted general activity (UDA)	22,869
Carry forward general activity (UDA)	-112
16/17 Contracted orthodontic activity (UOA)	0
Carry forward orthodontic activity (UOA)	0
Baseline contract value	£631,109.03

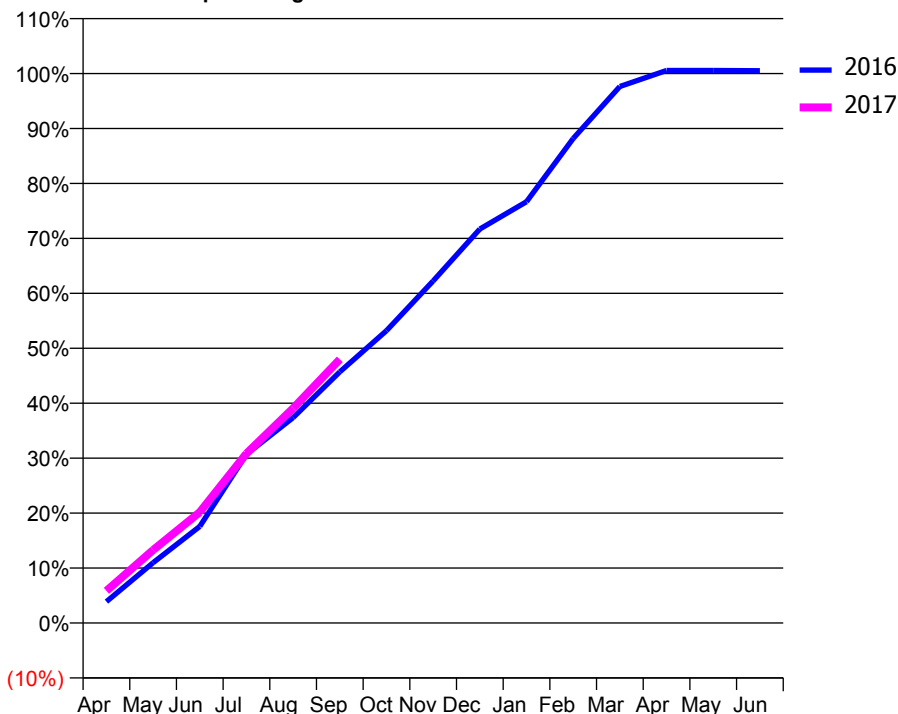
ACCESS*

Patients seen in 24 months	Total	Change since previous quarter
Quarter ending September 2015	5,114	
Quarter ending December 2015	5,285	↑
Quarter ending March 2016	5,292	→
Quarter ending June 2016	5,409	↑
Quarter ending September 2016	5,438	→
Variance since September 2015	6.3%	↑



ACTIVITY

Cumulative percentage of contracted UDA delivered 2016 & 2017



Month	Adjusted Scheduled Activity (UDA)	
	2016	2017
April	891	1,339
May	2,513	3,037
June	4,020	4,615
July	7,024	7,054
August	8,550	8,937
September	10,452	10,977
October	12,165	
November	14,235	
December	16,397	
January	17,532	
February	20,164	
March	22,326	
April	22,997	
May	22,997	
June	22,981	

QUALITY

	Quantity	Base Number	Contract	AT	Region	England
% of FP17s for the same patient ID Re-attending within 3 months - Children	100	960	10.4%	13.0%	13.5%	12.4%
% of FP17s for the same patient ID Re-attending within 3 months - Adults	533	3,326	16.0%	17.5%	17.4%	16.7%
% of FP17s for the same patient ID Re-attending between 3 & 9 months - Children	495	960	51.6%	56.6%	59.0%	57.4%
% of FP17s for the same patient ID Re-attending between 3 & 9 months - Adults	1,901	3,326	57.2%	50.5%	52.6%	50.5%
% of FP17s for Band 1 Urgent Courses	298	4,034	7.4%	10.6%	9.4%	9.1%
% of FP17s Relating to Free Repair or Replacements	57	4,034	1.4%	0.9%	1.0%	0.8%
% of FP17s Relating to Continuations	90	4,034	2.2%	1.3%	1.5%	1.3%
% of Patients satisfied with the dentistry they have received	0	0	N/A	92.8%	93.7%	93.2%
% of Patients satisfied with the time they had to wait for an appointment	0	0	N/A	88.5%	90.0%	89.0%

* This is based on patients treated on this contract for their most recent course of treatment. Figures in italics indicate the base number of FP17s or Patient Questionnaire responses are less than 100. N/A is shown where the base number of responses is less than 10 during the period. % is calculated as Quantity/Base number*100

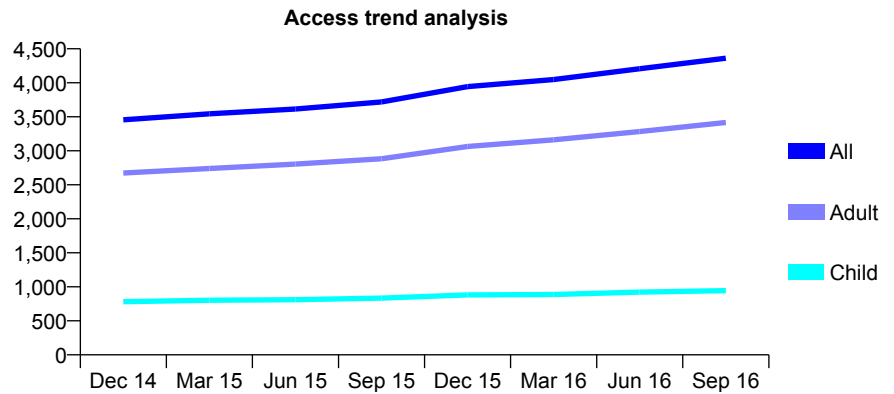
Q46 - Vital Signs At a Glance Contract Report for 101516/0001 - September 2016

Name or company name	The Crab Tree Lane and Church Street De
Contract type name	GDS Contract
Purpose of contract	General
Contract start date	03/12/2012
Contract end date	

16/17 Contracted general activity (UDA)	13,261
Carry forward general activity (UDA)	-123
16/17 Contracted orthodontic activity (UOA)	0
Carry forward orthodontic activity (UOA)	0
Baseline contract value	£384,601.27

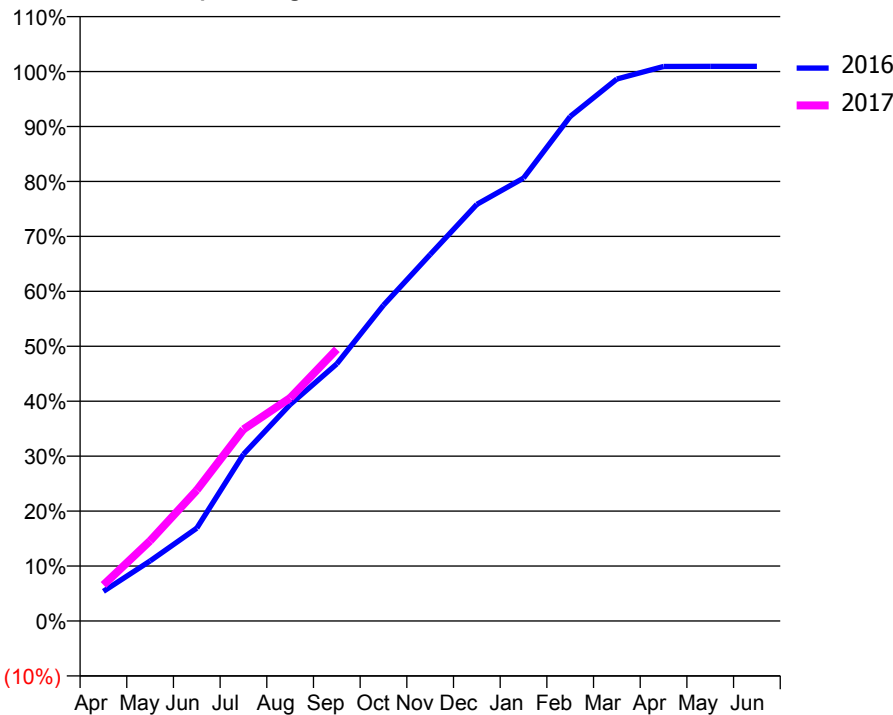
ACCESS*

Patients seen in 24 months	Total	Change since previous quarter
Quarter ending September 2015	3,718	
Quarter ending December 2015	3,944	↑
Quarter ending March 2016	4,049	↑
Quarter ending June 2016	4,206	↑
Quarter ending September 2016	4,361	↑
Variance since September 2015	17.3%	↑



ACTIVITY

Cumulative percentage of contracted UDA delivered 2016 & 2017



Month	Adjusted Scheduled Activity (UDA)	
	2016	2017
April	717	871
May	1,450	1,935
June	2,240	3,160
July	4,023	4,625
August	5,223	5,382
September	6,205	6,556
October	7,621	
November	8,844	
December	10,054	
January	10,689	
February	12,176	
March	13,078	
April	13,381	
May	13,384	
June	13,384	

QUALITY

	Quantity	Base Number	Contract	AT	Region	England
% of FP17s for the same patient ID Re-attending within 3 months - Children	61	818	7.5%	13.0%	13.5%	12.4%
% of FP17s for the same patient ID Re-attending within 3 months - Adults	359	2,572	14.0%	17.5%	17.4%	16.7%
% of FP17s for the same patient ID Re-attending between 3 & 9 months - Children	508	818	62.1%	56.6%	59.0%	57.4%
% of FP17s for the same patient ID Re-attending between 3 & 9 months - Adults	1,397	2,572	54.3%	50.5%	52.6%	50.5%
% of FP17s for Band 1 Urgent Courses	216	3,233	6.7%	10.6%	9.4%	9.1%
% of FP17s Relating to Free Repair or Replacements	38	3,233	1.2%	0.9%	1.0%	0.8%
% of FP17s Relating to Continuations	71	3,233	2.2%	1.3%	1.5%	1.3%
% of Patients satisfied with the dentistry they have received	4	4	N/A	92.8%	93.7%	93.2%
% of Patients satisfied with the time they had to wait for an appointment	4	4	N/A	88.5%	90.0%	89.0%

* This is based on patients treated on this contract for their most recent course of treatment. Figures in italics indicate the base number of FP17s or Patient Questionnaire responses are less than 100. N/A is shown where the base number of responses is less than 10 during the period. % is calculated as Quantity/Base number*100

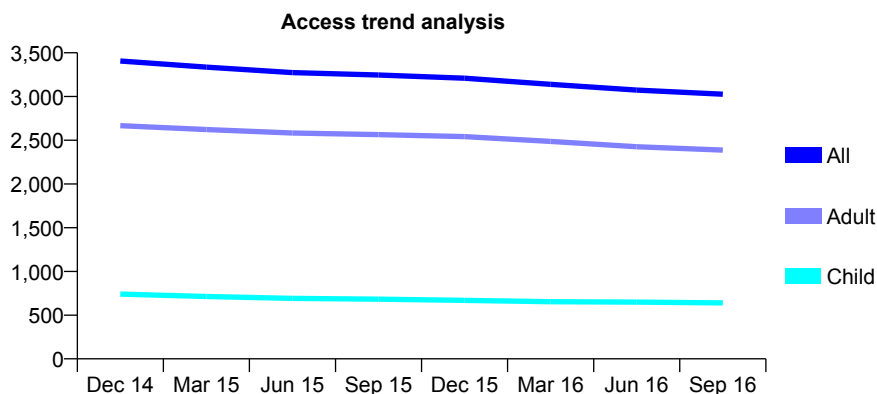
Q46 - Vital Signs At a Glance Contract Report for 101516/0002 - September 2016

Name or company name	The Crab Tree Lane and Church Street De
Contract type name	GDS Contract
Purpose of contract	General
Contract start date	03/12/2012
Contract end date	

16/17 Contracted general activity (UDA)	11,024
Carry forward general activity (UDA)	-168
16/17 Contracted orthodontic activity (UOA)	0
Carry forward orthodontic activity (UOA)	0
Baseline contract value	£356,687.11

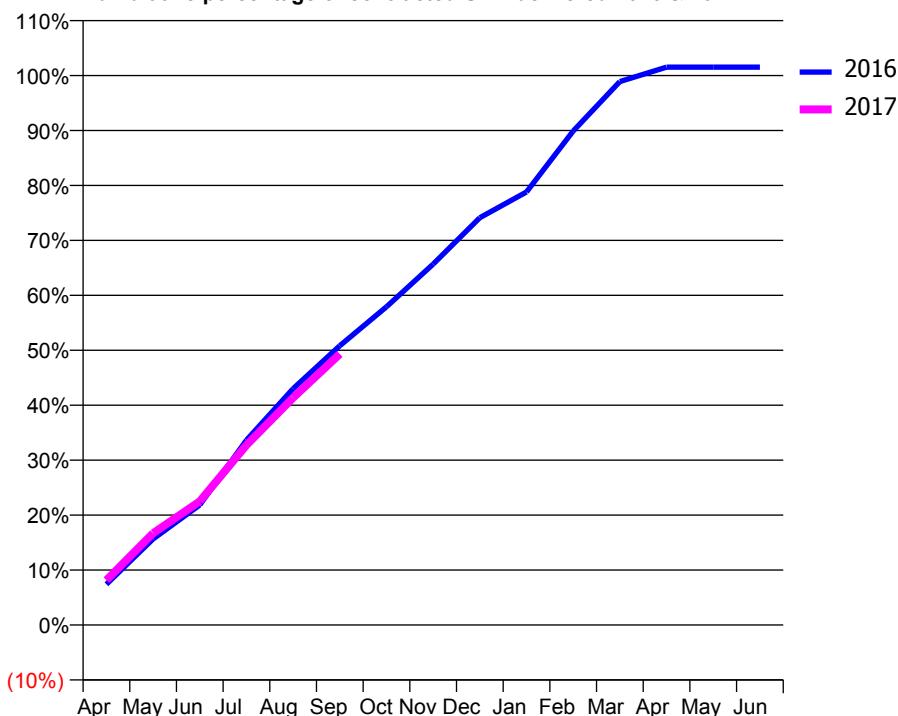
ACCESS*

Patients seen in 24 months	Total	Change since previous quarter
Quarter ending September 2015	3,246	
Quarter ending December 2015	3,209	↓
Quarter ending March 2016	3,140	↓
Quarter ending June 2016	3,074	↓
Quarter ending September 2016	3,027	↓
Variance since September 2015	(6.7%)	↓



ACTIVITY

Cumulative percentage of contracted UDA delivered 2016 & 2017



QUALITY

	Quantity	Base Number	Contract	AT	Region	England
% of FP17s for the same patient ID Re-attending within 3 months - Children	68	510	13.3%	13.0%	13.5%	12.4%
% of FP17s for the same patient ID Re-attending within 3 months - Adults	423	1,820	23.2%	17.5%	17.4%	16.7%
% of FP17s for the same patient ID Re-attending between 3 & 9 months - Children	262	510	51.4%	56.6%	59.0%	57.4%
% of FP17s for the same patient ID Re-attending between 3 & 9 months - Adults	865	1,820	47.5%	50.5%	52.6%	50.5%
% of FP17s for Band 1 Urgent Courses	241	2,224	10.8%	10.6%	9.4%	9.1%
% of FP17s Relating to Free Repair or Replacements	83	2,224	3.7%	0.9%	1.0%	0.8%
% of FP17s Relating to Continuations	57	2,224	2.6%	1.3%	1.5%	1.3%
% of Patients satisfied with the dentistry they have received	1	1	N/A	92.8%	93.7%	93.2%
% of Patients satisfied with the time they had to wait for an appointment	1	1	N/A	88.5%	90.0%	89.0%

* This is based on patients treated on this contract for their most recent course of treatment. Figures in italics indicate the base number of FP17s or Patient Questionnaire responses are less than 100. N/A is shown where the base number of responses is less than 10 during the period. % is calculated as Quantity/Base number*100

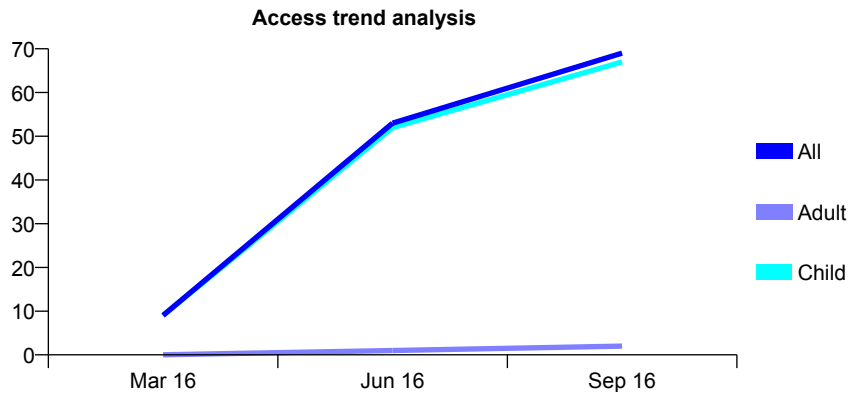
Q46 - Vital Signs At a Glance Contract Report for 102792/0001 - September 2016

Name or company name	Ravat & Ray Dental Care (Farnworth)
Contract type name	GDS Contract
Purpose of contract	General
Contract start date	01/02/2016
Contract end date	

16/17 Contracted general activity (UDA)	444
Carry forward general activity (UDA)	0
16/17 Contracted orthodontic activity (UOA)	0
Carry forward orthodontic activity (UOA)	0
Baseline contract value	£11,013.89

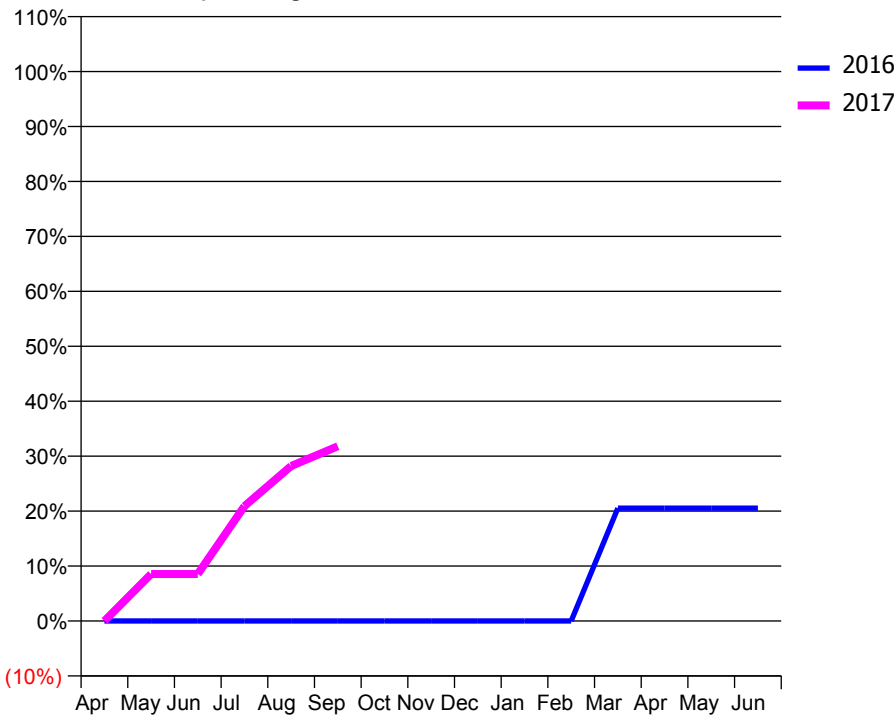
ACCESS*

Patients seen in 24 months	Total	Change since previous quarter
Quarter ending September 2015	0	
Quarter ending December 2015	0	
Quarter ending March 2016	9	
Quarter ending June 2016	53	↑
Quarter ending September 2016	69	↑
Variance since September 2015	N/A	



ACTIVITY

Cumulative percentage of contracted UDA delivered 2016 & 2017



Month	Adjusted Scheduled Activity (UDA)	
	2016	2017
April	0	0
May	0	38
June	0	38
July	0	93
August	0	125
September	0	141
October	0	
November	0	
December	0	
January	0	
February	0	
March	15	
April	15	
May	15	
June	15	

QUALITY

	Quantity	Base Number	Contract	AT	Region	England
% of FP17s for the same patient ID Re-attending within 3 months - Children	11	83	13.3%	13.0%	13.5%	12.4%
% of FP17s for the same patient ID Re-attending within 3 months - Adults	0	0	N/A	17.5%	17.4%	16.7%
% of FP17s for the same patient ID Re-attending between 3 & 9 months - Children	9	83	10.8%	56.6%	59.0%	57.4%
% of FP17s for the same patient ID Re-attending between 3 & 9 months - Adults	0	0	N/A	50.5%	52.6%	50.5%
% of FP17s for Band 1 Urgent Courses	6	83	7.2%	10.6%	9.4%	9.1%
% of FP17s Relating to Free Repair or Replacements	0	83	0.0%	0.9%	1.0%	0.8%
% of FP17s Relating to Continuations	0	83	0.0%	1.3%	1.5%	1.3%
% of Patients satisfied with the dentistry they have received	0	0	N/A	92.8%	93.7%	93.2%
% of Patients satisfied with the time they had to wait for an appointment	0	0	N/A	88.5%	90.0%	89.0%

* This is based on patients treated on this contract for their most recent course of treatment. Figures in italics indicate the base number of FP17s or Patient Questionnaire responses are less than 100. N/A is shown where the base number of responses is less than 10 during the period. % is calculated as Quantity/Base number*100

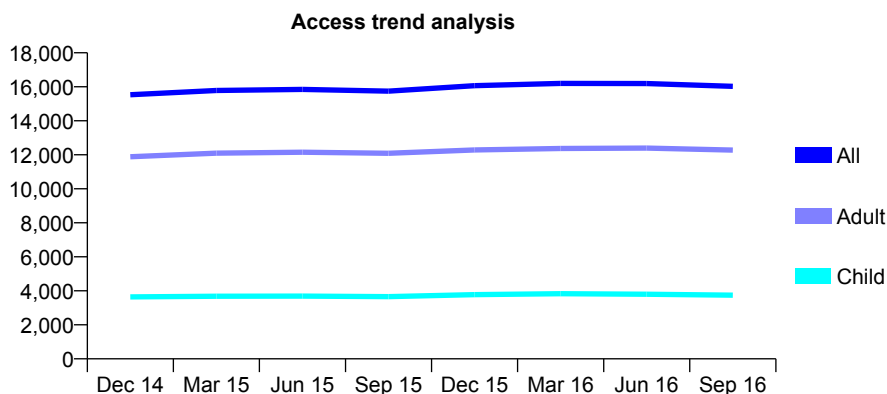
Q46 - Vital Signs At a Glance Contract Report for 102903/0001 - September 2016

Name or company name	Fogg, Whittingham & Casserley
Contract type name	GDS Contract
Purpose of contract	General and Orthodontic
Contract start date	01/04/2006
Contract end date	

16/17 Contracted general activity (UDA)	39,616
Carry forward general activity (UDA)	5
16/17 Contracted orthodontic activity (UOA)	1,111
Carry forward orthodontic activity (UOA)	3
Baseline contract value	£1,177,112.88

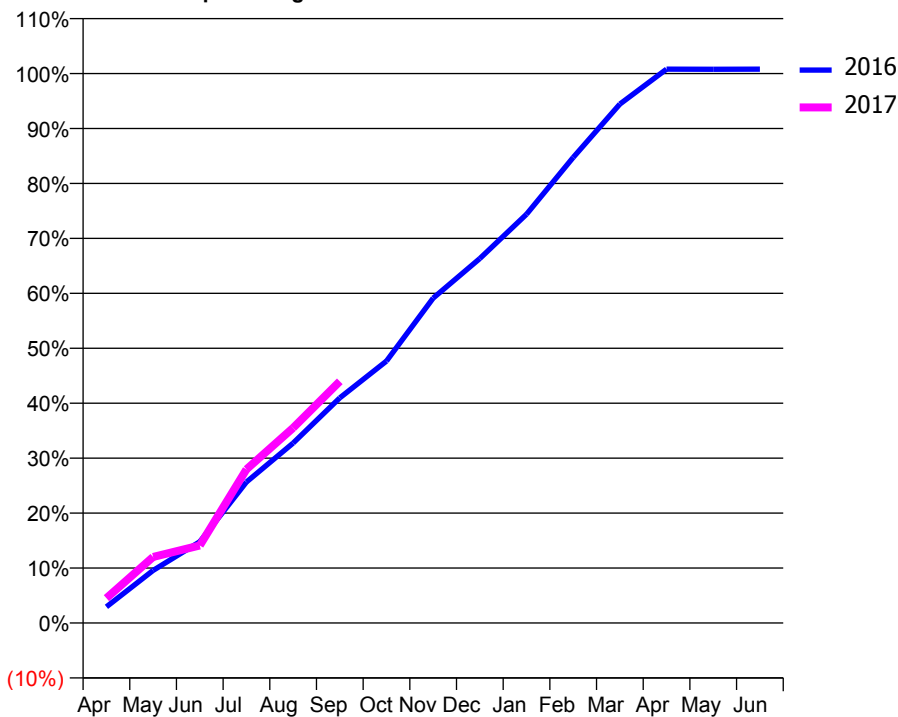
ACCESS*

Patients seen in 24 months	Total	Change since previous quarter
Quarter ending September 2015	15,746	
Quarter ending December 2015	16,067	↑
Quarter ending March 2016	16,202	→
Quarter ending June 2016	16,196	→
Quarter ending September 2016	16,025	↓
Variance since September 2015	1.8%	→



ACTIVITY

Cumulative percentage of contracted UDA delivered 2016 & 2017



Month	Adjusted Scheduled Activity (UDA)	
	2016	2017
April	1,181	1,792
May	3,816	4,761
June	5,900	5,590
July	10,240	11,076
August	13,062	14,072
September	16,351	17,429
October	19,024	
November	23,587	
December	26,470	
January	29,683	
February	33,802	
March	37,682	
April	40,217	
May	40,209	
June	40,213	

QUALITY

	Quantity	Base Number	Contract	AT	Region	England
% of FP17s for the same patient ID Re-attending within 3 months - Children	628	3,303	19.0%	13.0%	13.5%	12.4%
% of FP17s for the same patient ID Re-attending within 3 months - Adults	1,831	8,686	21.1%	17.5%	17.4%	16.7%
% of FP17s for the same patient ID Re-attending between 3 & 9 months - Children	1,721	3,303	52.1%	56.6%	59.0%	57.4%
% of FP17s for the same patient ID Re-attending between 3 & 9 months - Adults	3,910	8,686	45.0%	50.5%	52.6%	50.5%
% of FP17s for Band 1 Urgent Courses	1,146	9,469	12.1%	10.6%	9.4%	9.1%
% of FP17s Relating to Free Repair or Replacements	175	9,469	1.8%	0.9%	1.0%	0.8%
% of FP17s Relating to Continuations	87	9,469	0.9%	1.3%	1.5%	1.3%
% of Patients satisfied with the dentistry they have received	12	12	100.0%	92.8%	93.7%	93.2%
% of Patients satisfied with the time they had to wait for an appointment	11	12	91.7%	88.5%	90.0%	89.0%

* This is based on patients treated on this contract for their most recent course of treatment. Figures in italics indicate the base number of FP17s or Patient Questionnaire responses are less than 100. N/A is shown where the base number of responses is less than 10 during the period. % is calculated as Quantity/Base number*100

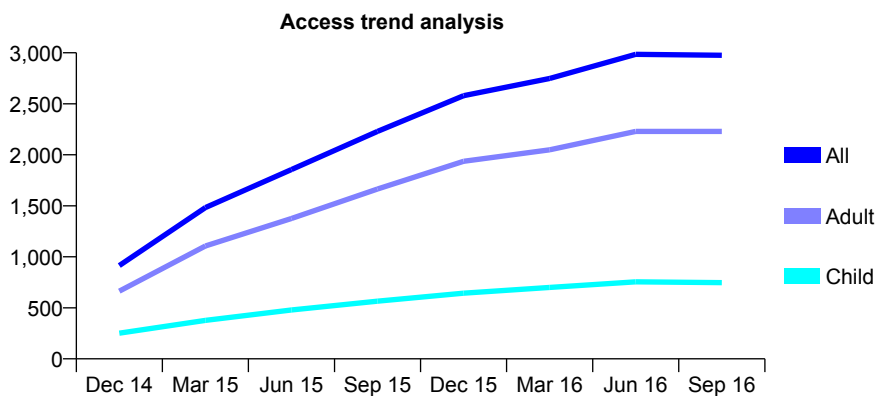
Q46 - Vital Signs At a Glance Contract Report for 103152/0001 - September 2016

Name or company name	Park House Dental Practice, Ramsbottom
Contract type name	GDS Contract
Purpose of contract	General
Contract start date	26/08/2014
Contract end date	

16/17 Contracted general activity (UDA)	10,000
Carry forward general activity (UDA)	205
16/17 Contracted orthodontic activity (UOA)	0
Carry forward orthodontic activity (UOA)	0
Baseline contract value	£255,123.45

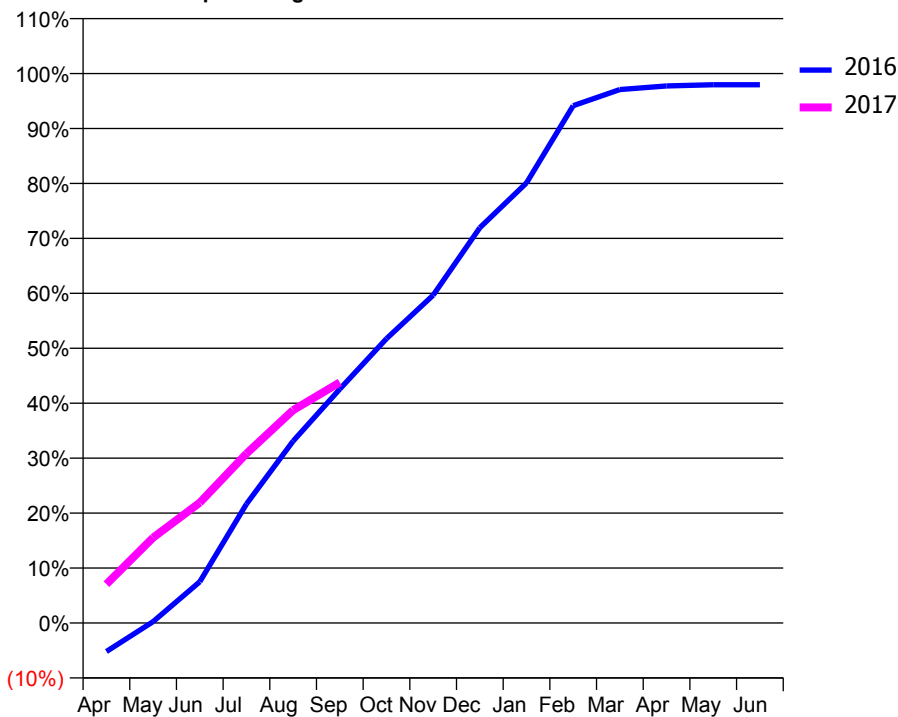
ACCESS*

Patients seen in 24 months	Total	Change since previous quarter
Quarter ending September 2015	2,230	
Quarter ending December 2015	2,580	↑
Quarter ending March 2016	2,749	↑
Quarter ending June 2016	2,985	↑
Quarter ending September 2016	2,976	→
Variance since September 2015	33.5%	↑



ACTIVITY

Cumulative percentage of contracted UDA delivered 2016 & 2017



Adjusted Scheduled Activity (UDA)

Month	2016	2017
April	-520	708
May	27	1,555
June	751	2,190
July	2,166	3,082
August	3,312	3,873
September	4,258	4,378
October	5,175	
November	5,966	
December	7,193	
January	8,010	
February	9,414	
March	9,708	
April	9,773	
May	9,794	
June	9,795	

QUALITY

	Quantity	Base Number	Contract	AT	Region	England
% of FP17s for the same patient ID Re-attending within 3 months - Children	49	526	9.3%	13.0%	13.5%	12.4%
% of FP17s for the same patient ID Re-attending within 3 months - Adults	263	1,452	18.1%	17.5%	17.4%	16.7%
% of FP17s for the same patient ID Re-attending between 3 & 9 months - Children	307	526	58.4%	56.6%	59.0%	57.4%
% of FP17s for the same patient ID Re-attending between 3 & 9 months - Adults	703	1,452	48.4%	50.5%	52.6%	50.5%
% of FP17s for Band 1 Urgent Courses	195	1,941	10.0%	10.6%	9.4%	9.1%
% of FP17s Relating to Free Repair or Replacements	24	1,941	1.2%	0.9%	1.0%	0.8%
% of FP17s Relating to Continuations	66	1,941	3.4%	1.3%	1.5%	1.3%
% of Patients satisfied with the dentistry they have received	1	1	N/A	92.8%	93.7%	93.2%
% of Patients satisfied with the time they had to wait for an appointment	0	1	N/A	88.5%	90.0%	89.0%

* This is based on patients treated on this contract for their most recent course of treatment. Figures in italics indicate the base number of FP17s or Patient Questionnaire responses are less than 100. N/A is shown where the base number of responses is less than 10 during the period. % is calculated as Quantity/Base number*100

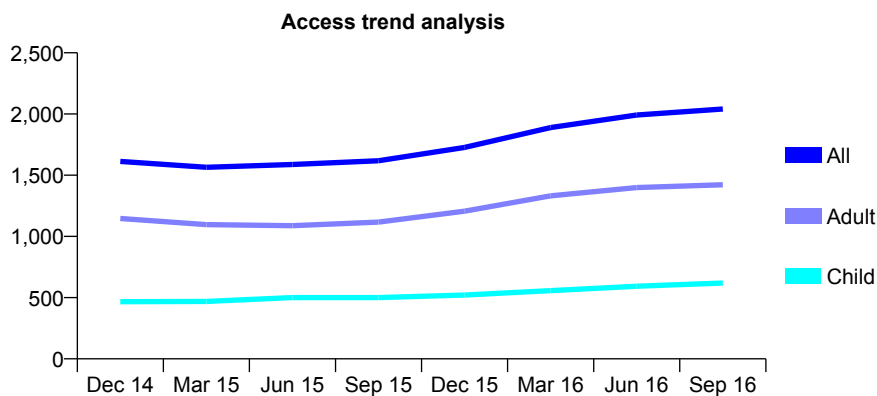
Q46 - Vital Signs At a Glance Contract Report for 103721/0001 - September 2016

Name or company name	Ocean Dental Ltd
Contract type name	GDS Contract
Purpose of contract	General
Contract start date	01/10/2009
Contract end date	

16/17 Contracted general activity (UDA)	5,600
Carry forward general activity (UDA)	0
16/17 Contracted orthodontic activity (UOA)	0
Carry forward orthodontic activity (UOA)	0
Baseline contract value	£163,201.35

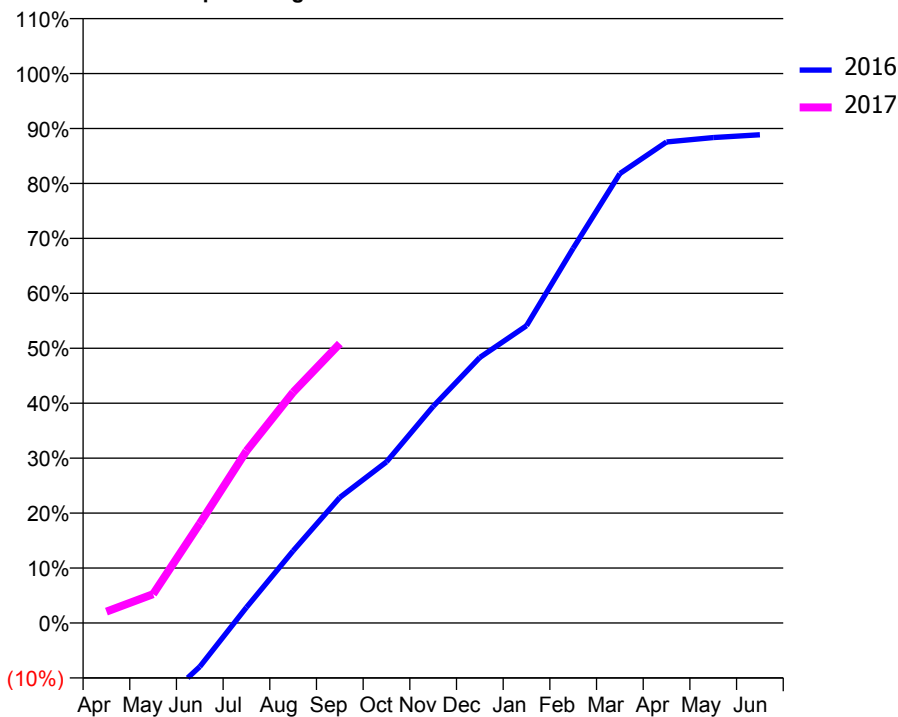
ACCESS*

Patients seen in 24 months	Total	Change since previous quarter
Quarter ending September 2015	1,618	
Quarter ending December 2015	1,727	↑
Quarter ending March 2016	1,889	↑
Quarter ending June 2016	1,992	↑
Quarter ending September 2016	2,041	↑
Variance since September 2015	26.1%	↑



ACTIVITY

Cumulative percentage of contracted UDA delivered 2016 & 2017



Month	Adjusted Scheduled Activity (UDA)	
	2016	2017
April	-1,496	116
May	-887	294
June	-446	1,014
July	159	1,754
August	736	2,352
September	1,279	2,847
October	1,642	
November	2,207	
December	2,707	
January	3,029	
February	3,820	
March	4,580	
April	4,902	
May	4,947	
June	4,976	

QUALITY

	Quantity	Base Number	Contract	AT	Region	England
% of FP17s for the same patient ID Re-attending within 3 months - Children	79	505	15.6%	13.0%	13.5%	12.4%
% of FP17s for the same patient ID Re-attending within 3 months - Adults	260	1,045	24.9%	17.5%	17.4%	16.7%
% of FP17s for the same patient ID Re-attending between 3 & 9 months - Children	171	505	33.9%	56.6%	59.0%	57.4%
% of FP17s for the same patient ID Re-attending between 3 & 9 months - Adults	300	1,045	28.7%	50.5%	52.6%	50.5%
% of FP17s for Band 1 Urgent Courses	306	1,372	22.3%	10.6%	9.4%	9.1%
% of FP17s Relating to Free Repair or Replacements	14	1,372	1.0%	0.9%	1.0%	0.8%
% of FP17s Relating to Continuations	14	1,372	1.0%	1.3%	1.5%	1.3%
% of Patients satisfied with the dentistry they have received	1	1	N/A	92.8%	93.7%	93.2%
% of Patients satisfied with the time they had to wait for an appointment	1	1	N/A	88.5%	90.0%	89.0%

* This is based on patients treated on this contract for their most recent course of treatment. Figures in italics indicate the base number of FP17s or Patient Questionnaire responses are less than 100. N/A is shown where the base number of responses is less than 10 during the period. % is calculated as Quantity/Base number*100

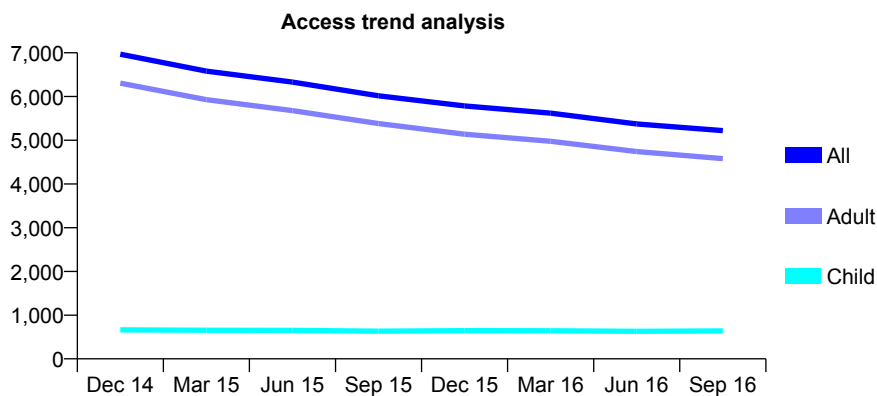
Q46 - Vital Signs At a Glance Contract Report for 103721/0002 - September 2016

Name or company name	Ocean Dental Ltd
Contract type name	GDS Contract
Purpose of contract	General
Contract start date	01/06/2010
Contract end date	

16/17 Contracted general activity (UDA)	12,000
Carry forward general activity (UDA)	0
16/17 Contracted orthodontic activity (UOA)	0
Carry forward orthodontic activity (UOA)	0
Baseline contract value	£334,597.98

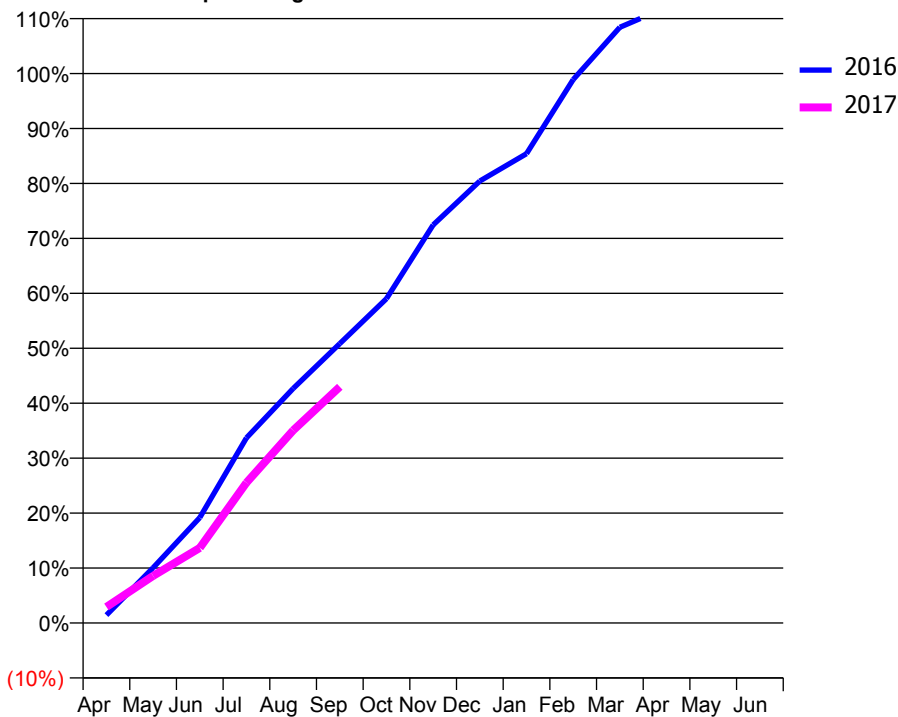
ACCESS*

Patients seen in 24 months	Total	Change since previous quarter
Quarter ending September 2015	6,015	
Quarter ending December 2015	5,784	↓
Quarter ending March 2016	5,619	↓
Quarter ending June 2016	5,373	↓
Quarter ending September 2016	5,220	↓
Variance since September 2015	(13.2%)	↓



ACTIVITY

Cumulative percentage of contracted UDA delivered 2016 & 2017



Month	Adjusted Scheduled Activity (UDA)	
	2016	2017
April	177	350
May	1,234	1,030
June	2,356	1,640
July	4,137	3,064
August	5,242	4,207
September	6,244	5,160
October	7,247	
November	8,896	
December	9,877	
January	10,489	
February	12,144	
March	13,314	
April	13,761	
May	13,809	
June	13,817	

QUALITY

	Quantity	Base Number	Contract	AT	Region	England
% of FP17s for the same patient ID Re-attending within 3 months - Children	42	448	9.4%	13.0%	13.5%	12.4%
% of FP17s for the same patient ID Re-attending within 3 months - Adults	358	2,536	14.1%	17.5%	17.4%	16.7%
% of FP17s for the same patient ID Re-attending between 3 & 9 months - Children	250	448	55.8%	56.6%	59.0%	57.4%
% of FP17s for the same patient ID Re-attending between 3 & 9 months - Adults	1,195	2,536	47.1%	50.5%	52.6%	50.5%
% of FP17s for Band 1 Urgent Courses	439	2,743	16.0%	10.6%	9.4%	9.1%
% of FP17s Relating to Free Repair or Replacements	17	2,743	0.6%	0.9%	1.0%	0.8%
% of FP17s Relating to Continuations	12	2,743	0.4%	1.3%	1.5%	1.3%
% of Patients satisfied with the dentistry they have received	0	0	N/A	92.8%	93.7%	93.2%
% of Patients satisfied with the time they had to wait for an appointment	0	0	N/A	88.5%	90.0%	89.0%

* This is based on patients treated on this contract for their most recent course of treatment. Figures in italics indicate the base number of FP17s or Patient Questionnaire responses are less than 100. N/A is shown where the base number of responses is less than 10 during the period. % is calculated as Quantity/Base number*100

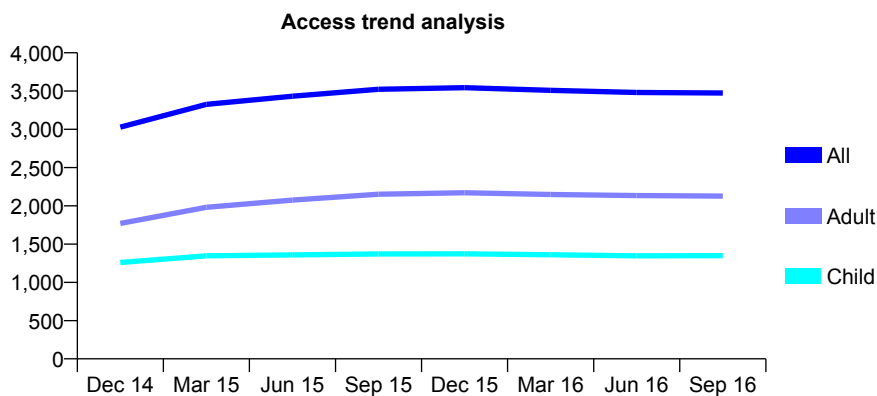
Q46 - Vital Signs At a Glance Contract Report for 103845/0001 - September 2016

Name or company name	Ian Wood and Partners
Contract type name	GDS Contract
Purpose of contract	General
Contract start date	01/09/2010
Contract end date	

16/17 Contracted general activity (UDA)	9,500
Carry forward general activity (UDA)	-190
16/17 Contracted orthodontic activity (UOA)	0
Carry forward orthodontic activity (UOA)	0
Baseline contract value	£238,021.75

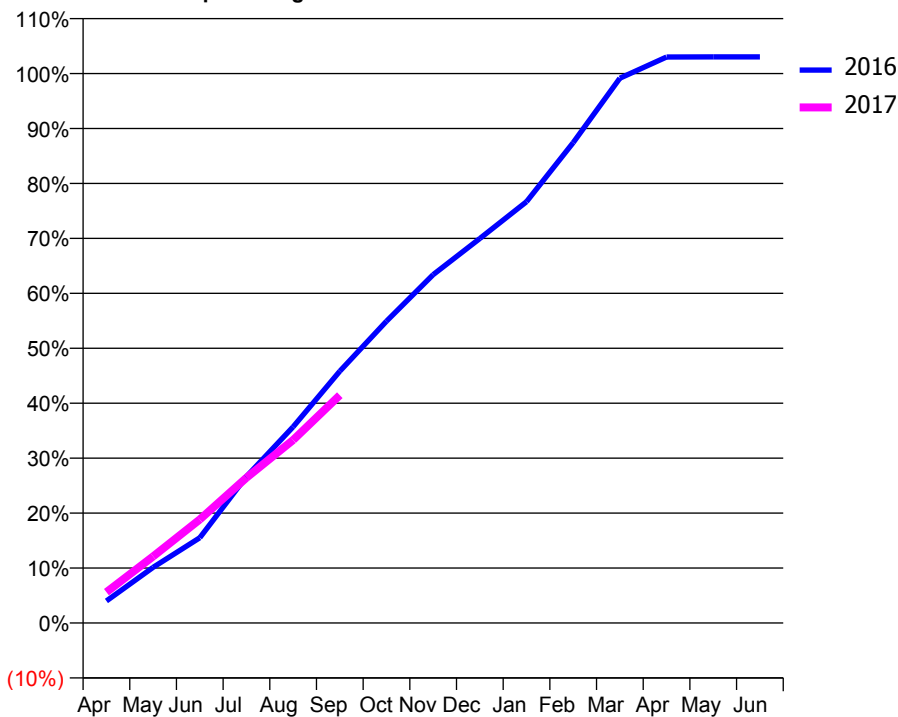
ACCESS*

Patients seen in 24 months	Total	Change since previous quarter
Quarter ending September 2015	3,523	
Quarter ending December 2015	3,544	→
Quarter ending March 2016	3,509	→
Quarter ending June 2016	3,482	→
Quarter ending September 2016	3,475	→
Variance since September 2015	(1.4%)	↓



ACTIVITY

Cumulative percentage of contracted UDA delivered 2016 & 2017



Adjusted Scheduled Activity (UDA)

Month	2016	2017
April	382	533
May	962	1,153
June	1,473	1,790
July	2,532	2,511
August	3,392	3,165
September	4,355	3,940
October	5,218	
November	6,023	
December	6,648	
January	7,283	
February	8,305	
March	9,419	
April	9,785	
May	9,787	
June	9,787	

QUALITY

	Quantity	Base Number	Contract	AT	Region	England
% of FP17s for the same patient ID Re-attending within 3 months - Children	135	1,152	11.7%	13.0%	13.5%	12.4%
% of FP17s for the same patient ID Re-attending within 3 months - Adults	189	1,310	14.4%	17.5%	17.4%	16.7%
% of FP17s for the same patient ID Re-attending between 3 & 9 months - Children	769	1,152	66.8%	56.6%	59.0%	57.4%
% of FP17s for the same patient ID Re-attending between 3 & 9 months - Adults	726	1,310	55.4%	50.5%	52.6%	50.5%
% of FP17s for Band 1 Urgent Courses	99	2,236	4.4%	10.6%	9.4%	9.1%
% of FP17s Relating to Free Repair or Replacements	15	2,236	0.7%	0.9%	1.0%	0.8%
% of FP17s Relating to Continuations	62	2,236	2.8%	1.3%	1.5%	1.3%
% of Patients satisfied with the dentistry they have received	3	3	N/A	92.8%	93.7%	93.2%
% of Patients satisfied with the time they had to wait for an appointment	3	3	N/A	88.5%	90.0%	89.0%

* This is based on patients treated on this contract for their most recent course of treatment. Figures in italics indicate the base number of FP17s or Patient Questionnaire responses are less than 100. N/A is shown where the base number of responses is less than 10 during the period. % is calculated as Quantity/Base number*100

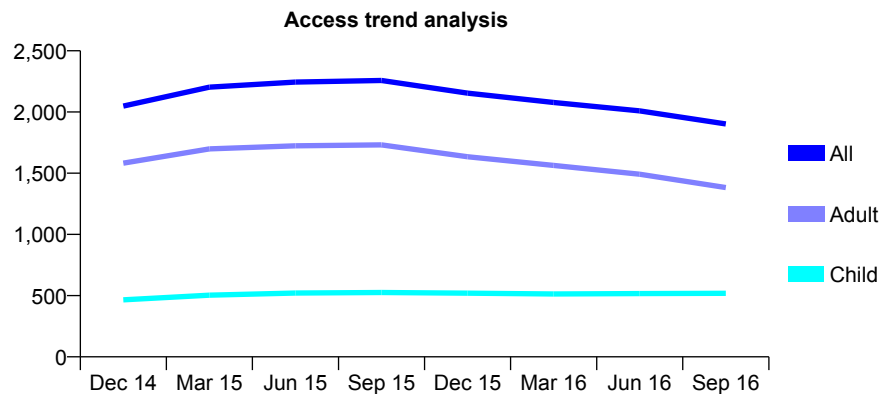
Q46 - Vital Signs At a Glance Contract Report for 106984/0006 - September 2016

Name or company name	Ravat and Ray Dental Care (Salford) Ltd
Contract type name	GDS Contract
Purpose of contract	General
Contract start date	01/04/2013
Contract end date	

16/17 Contracted general activity (UDA)	7,000
Carry forward general activity (UDA)	-119
16/17 Contracted orthodontic activity (UOA)	0
Carry forward orthodontic activity (UOA)	0
Baseline contract value	£213,631.93

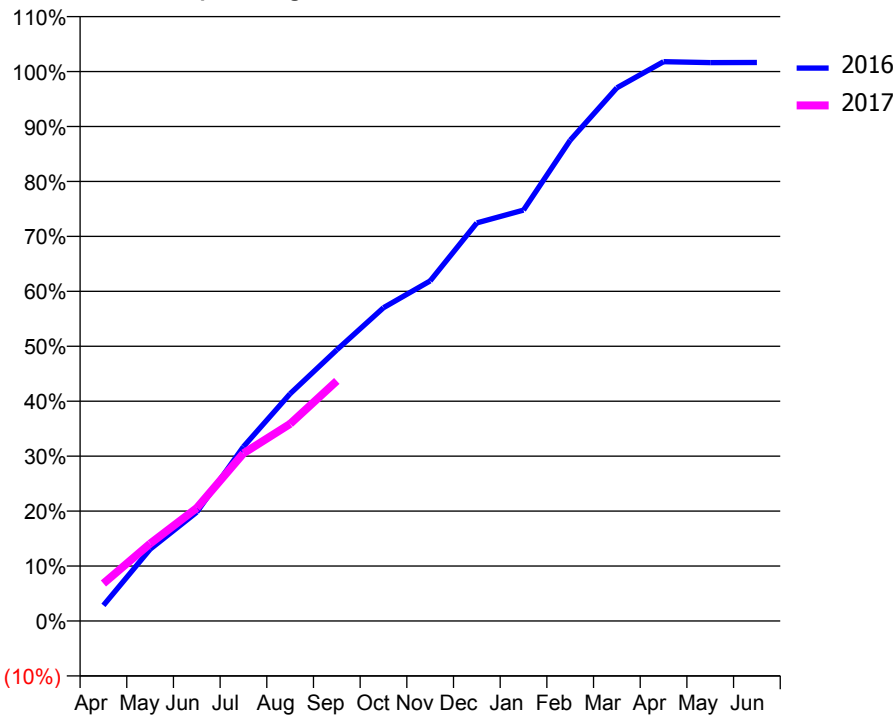
ACCESS*

Patients seen in 24 months	Total	Change since previous quarter
Quarter ending September 2015	2,258	
Quarter ending December 2015	2,154	↓
Quarter ending March 2016	2,078	↓
Quarter ending June 2016	2,009	↓
Quarter ending September 2016	1,902	↓
Variance since September 2015	(15.8%)	↓



ACTIVITY

Cumulative percentage of contracted UDA delivered 2016 & 2017



Month	Adjusted Scheduled Activity (UDA)	
	2016	2017
April	207	478
May	948	986
June	1,436	1,440
July	2,301	2,137
August	2,999	2,512
September	3,577	3,058
October	4,133	
November	4,488	
December	5,252	
January	5,421	
February	6,344	
March	7,034	
April	7,379	
May	7,368	
June	7,369	

QUALITY

	Quantity	Base Number	Contract	AT	Region	England
% of FP17s for the same patient ID Re-attending within 3 months - Children	76	400	19.0%	13.0%	13.5%	12.4%
% of FP17s for the same patient ID Re-attending within 3 months - Adults	182	879	20.7%	17.5%	17.4%	16.7%
% of FP17s for the same patient ID Re-attending between 3 & 9 months - Children	228	400	57.0%	56.6%	59.0%	57.4%
% of FP17s for the same patient ID Re-attending between 3 & 9 months - Adults	462	879	52.6%	50.5%	52.6%	50.5%
% of FP17s for Band 1 Urgent Courses	104	1,146	9.1%	10.6%	9.4%	9.1%
% of FP17s Relating to Free Repair or Replacements	5	1,146	0.4%	0.9%	1.0%	0.8%
% of FP17s Relating to Continuations	7	1,146	0.6%	1.3%	1.5%	1.3%
% of Patients satisfied with the dentistry they have received	0	0	N/A	92.8%	93.7%	93.2%
% of Patients satisfied with the time they had to wait for an appointment	0	0	N/A	88.5%	90.0%	89.0%

* This is based on patients treated on this contract for their most recent course of treatment. Figures in italics indicate the base number of FP17s or Patient Questionnaire responses are less than 100. N/A is shown where the base number of responses is less than 10 during the period. % is calculated as Quantity/Base number*100

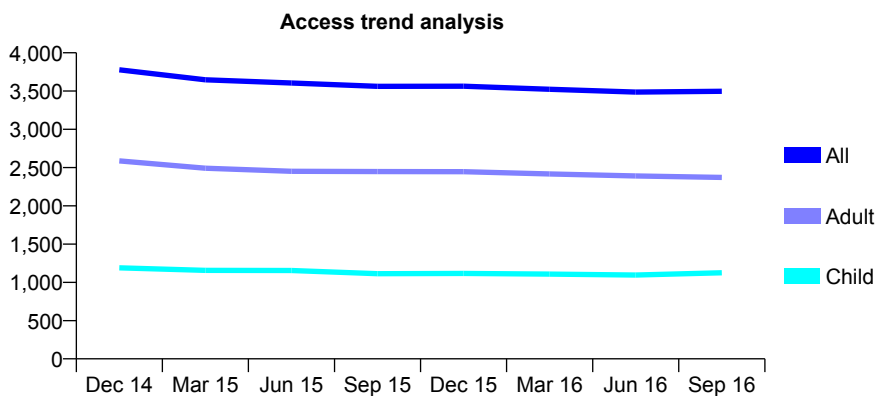
Q46 - Vital Signs At a Glance Contract Report for 108367/0001 - September 2016

Name or company name	Bell Lane Dental Practice
Contract type name	GDS Contract
Purpose of contract	General and Orthodontic
Contract start date	01/04/2012
Contract end date	

16/17 Contracted general activity (UDA)	12,338
Carry forward general activity (UDA)	-169
16/17 Contracted orthodontic activity (UOA)	1,680
Carry forward orthodontic activity (UOA)	-34
Baseline contract value	£559,800.51

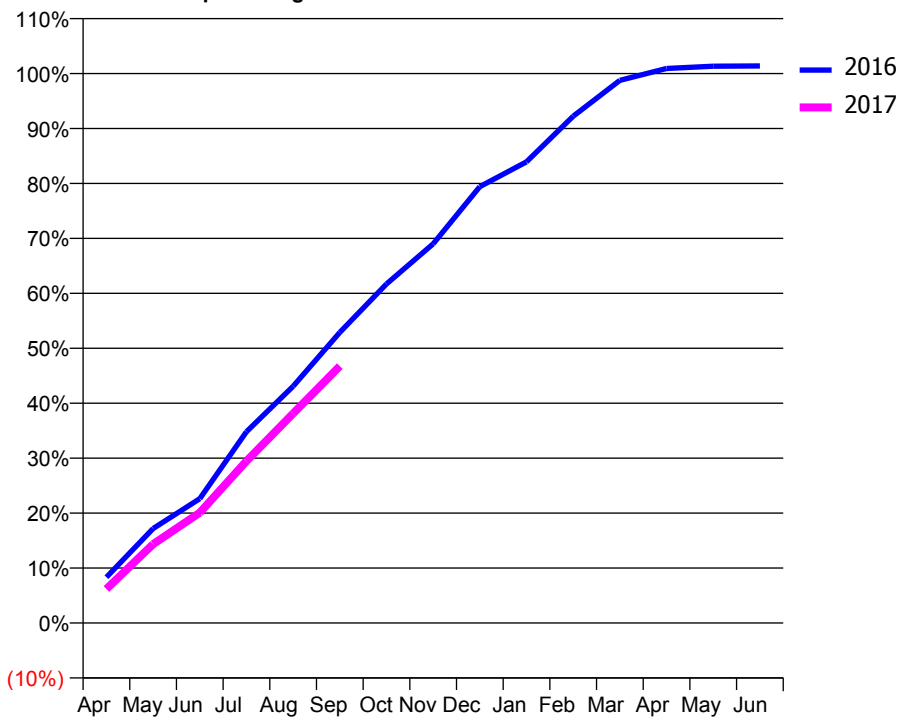
ACCESS*

Patients seen in 24 months	Total	Change since previous quarter
Quarter ending September 2015	3,561	
Quarter ending December 2015	3,564	→
Quarter ending March 2016	3,524	↓
Quarter ending June 2016	3,487	↓
Quarter ending September 2016	3,497	→
Variance since September 2015	(1.8%)	↓



ACTIVITY

Cumulative percentage of contracted UDA delivered 2016 & 2017



Month	Adjusted Scheduled Activity (UDA)	
	2016	2017
April	1,030	764
May	2,120	1,770
June	2,791	2,478
July	4,294	3,635
August	5,316	4,704
September	6,526	5,767
October	7,612	
November	8,512	
December	9,797	
January	10,354	
February	11,380	
March	12,185	
April	12,450	
May	12,501	
June	12,507	

QUALITY

	Quantity	Base Number	Contract	AT	Region	England
% of FP17s for the same patient ID Re-attending within 3 months - Children	78	947	8.2%	13.0%	13.5%	12.4%
% of FP17s for the same patient ID Re-attending within 3 months - Adults	241	1,788	13.5%	17.5%	17.4%	16.7%
% of FP17s for the same patient ID Re-attending between 3 & 9 months - Children	606	947	64.0%	56.6%	59.0%	57.4%
% of FP17s for the same patient ID Re-attending between 3 & 9 months - Adults	1,065	1,788	59.6%	50.5%	52.6%	50.5%
% of FP17s for Band 1 Urgent Courses	87	2,493	3.5%	10.6%	9.4%	9.1%
% of FP17s Relating to Free Repair or Replacements	36	2,493	1.4%	0.9%	1.0%	0.8%
% of FP17s Relating to Continuations	63	2,493	2.5%	1.3%	1.5%	1.3%
% of Patients satisfied with the dentistry they have received	1	1	N/A	92.8%	93.7%	93.2%
% of Patients satisfied with the time they had to wait for an appointment	1	1	N/A	88.5%	90.0%	89.0%

* This is based on patients treated on this contract for their most recent course of treatment. Figures in italics indicate the base number of FP17s or Patient Questionnaire responses are less than 100. N/A is shown where the base number of responses is less than 10 during the period. % is calculated as Quantity/Base number*100

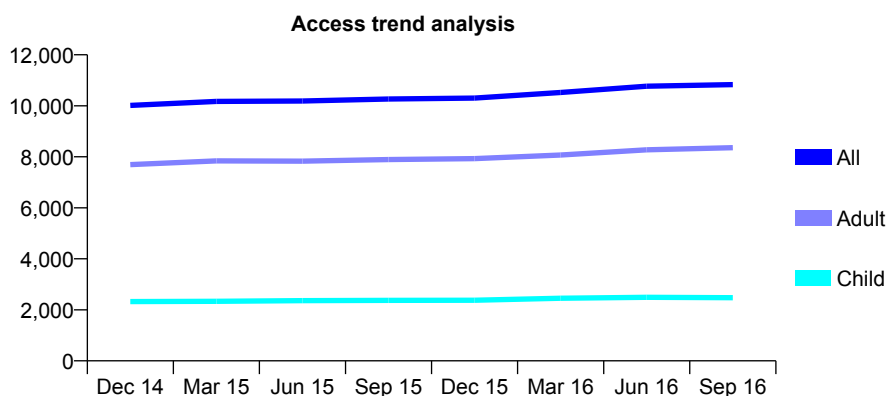
Q46 - Vital Signs At a Glance Contract Report for 108944/0001 - September 2016

Name or company name	Rosenberg Ripolles and Parrott
Contract type name	GDS Contract
Purpose of contract	General
Contract start date	01/04/2011
Contract end date	

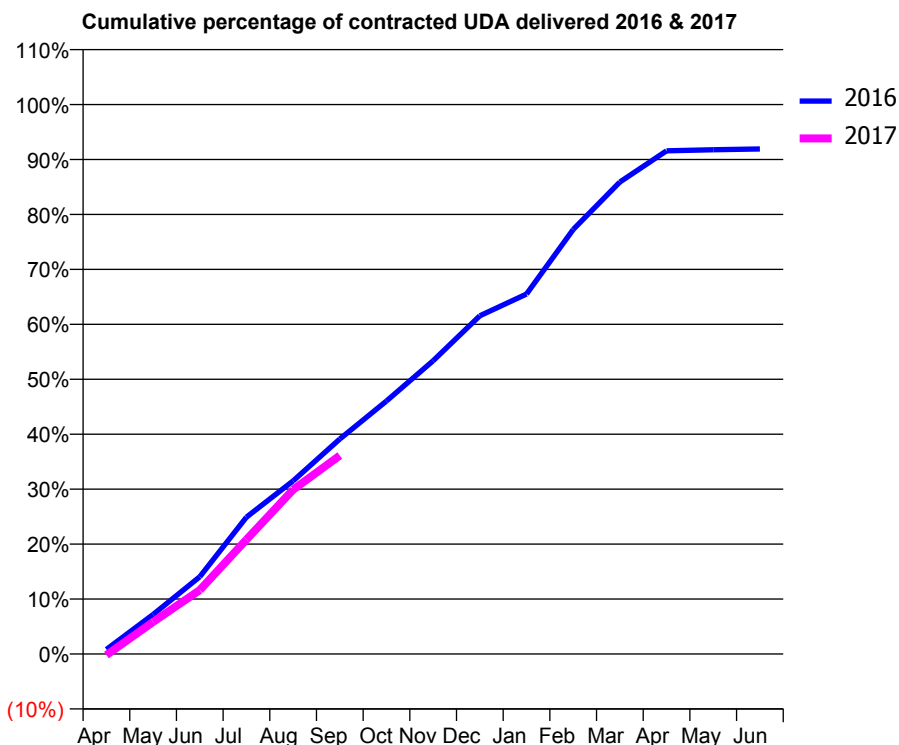
16/17 Contracted general activity (UDA)	33,191
Carry forward general activity (UDA)	1,350
16/17 Contracted orthodontic activity (UOA)	0
Carry forward orthodontic activity (UOA)	0
Baseline contract value	£1,090,531.85

ACCESS*

Patients seen in 24 months	Total	Change since previous quarter
Quarter ending September 2015	10,267	
Quarter ending December 2015	10,305	→
Quarter ending March 2016	10,525	↑
Quarter ending June 2016	10,769	↑
Quarter ending September 2016	10,831	→
Variance since September 2015	5.5%	↑



ACTIVITY



Month	Adjusted Scheduled Activity (UDA)	
	2016	2017
April	272	-67
May	2,355	1,935
June	4,598	3,861
July	8,142	6,917
August	10,304	9,929
September	12,795	11,993
October	15,057	
November	17,452	
December	20,122	
January	21,416	
February	25,252	
March	28,081	
April	29,933	
May	29,996	
June	30,045	

QUALITY

	Quantity	Base Number	Contract	AT	Region	England
% of FP17s for the same patient ID Re-attending within 3 months - Children	92	1,574	5.8%	13.0%	13.5%	12.4%
% of FP17s for the same patient ID Re-attending within 3 months - Adults	566	5,007	11.3%	17.5%	17.4%	16.7%
% of FP17s for the same patient ID Re-attending between 3 & 9 months - Children	832	1,574	52.9%	56.6%	59.0%	57.4%
% of FP17s for the same patient ID Re-attending between 3 & 9 months - Adults	1,948	5,007	38.9%	50.5%	52.6%	50.5%
% of FP17s for Band 1 Urgent Courses	369	5,781	6.4%	10.6%	9.4%	9.1%
% of FP17s Relating to Free Repair or Replacements	40	5,781	0.7%	0.9%	1.0%	0.8%
% of FP17s Relating to Continuations	91	5,781	1.6%	1.3%	1.5%	1.3%
% of Patients satisfied with the dentistry they have received	6	6	N/A	92.8%	93.7%	93.2%
% of Patients satisfied with the time they had to wait for an appointment	6	6	N/A	88.5%	90.0%	89.0%

* This is based on patients treated on this contract for their most recent course of treatment. Figures in italics indicate the base number of FP17s or Patient Questionnaire responses are less than 100. N/A is shown where the base number of responses is less than 10 during the period. % is calculated as Quantity/Base number*100

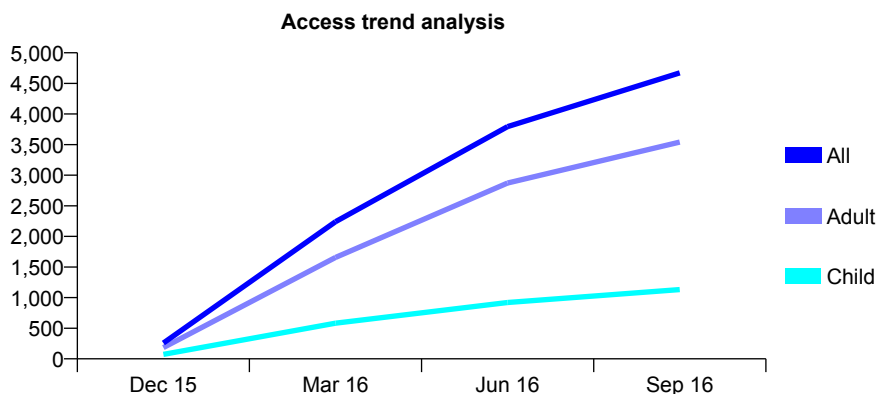
Q46 - Vital Signs At a Glance Contract Report for 109037/0001 - September 2016

Name or company name	Cheadle Heath Dental Practice
Contract type name	GDS Contract
Purpose of contract	General
Contract start date	01/12/2015
Contract end date	

16/17 Contracted general activity (UDA)	17,500
Carry forward general activity (UDA)	31
16/17 Contracted orthodontic activity (UOA)	0
Carry forward orthodontic activity (UOA)	0
Baseline contract value	£513,252.07

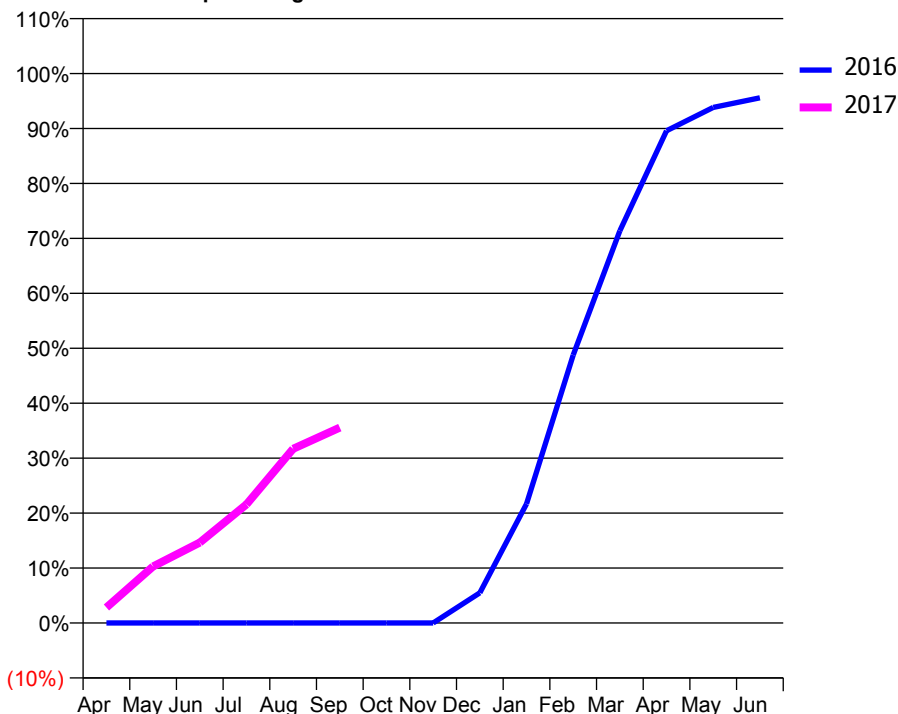
ACCESS*

Patients seen in 24 months	Total	Change since previous quarter
Quarter ending September 2015	0	
Quarter ending December 2015	258	↑
Quarter ending March 2016	2,240	↑
Quarter ending June 2016	3,794	↑
Quarter ending September 2016	4,673	↑
Variance since September 2015	N/A	



ACTIVITY

Cumulative percentage of contracted UDA delivered 2016 & 2017



Adjusted Scheduled Activity (UDA)

Month	2016	2017
April	0	493
May	0	1,805
June	0	2,561
July	0	3,775
August	0	5,547
September	0	6,222
October	0	
November	0	
December	330	
January	1,304	
February	2,932	
March	4,292	
April	5,387	
May	5,642	
June	5,747	

QUALITY

	Quantity	Base Number	Contract	AT	Region	England
% of FP17s for the same patient ID Re-attending within 3 months - Children	58	871	6.7%	13.0%	13.5%	12.4%
% of FP17s for the same patient ID Re-attending within 3 months - Adults	385	2,931	13.1%	17.5%	17.4%	16.7%
% of FP17s for the same patient ID Re-attending between 3 & 9 months - Children	209	871	24.0%	56.6%	59.0%	57.4%
% of FP17s for the same patient ID Re-attending between 3 & 9 months - Adults	551	2,931	18.8%	50.5%	52.6%	50.5%
% of FP17s for Band 1 Urgent Courses	108	3,141	3.4%	10.6%	9.4%	9.1%
% of FP17s Relating to Free Repair or Replacements	36	3,141	1.1%	0.9%	1.0%	0.8%
% of FP17s Relating to Continuations	32	3,141	1.0%	1.3%	1.5%	1.3%
% of Patients satisfied with the dentistry they have received	5	5	N/A	92.8%	93.7%	93.2%
% of Patients satisfied with the time they had to wait for an appointment	5	5	N/A	88.5%	90.0%	89.0%

* This is based on patients treated on this contract for their most recent course of treatment. Figures in italics indicate the base number of FP17s or Patient Questionnaire responses are less than 100. N/A is shown where the base number of responses is less than 10 during the period. % is calculated as Quantity/Base number*100

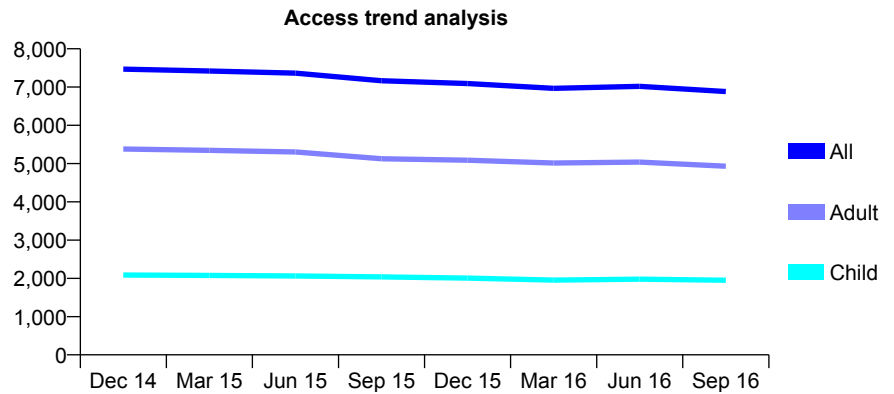
Q46 - Vital Signs At a Glance Contract Report for 109169/0001 - September 2016

Name or company name	Ash Dental Practice Limited
Contract type name	GDS Contract
Purpose of contract	General
Contract start date	01/07/2010
Contract end date	

16/17 Contracted general activity (UDA)	20,111
Carry forward general activity (UDA)	-184
16/17 Contracted orthodontic activity (UOA)	0
Carry forward orthodontic activity (UOA)	0
Baseline contract value	£613,493.19

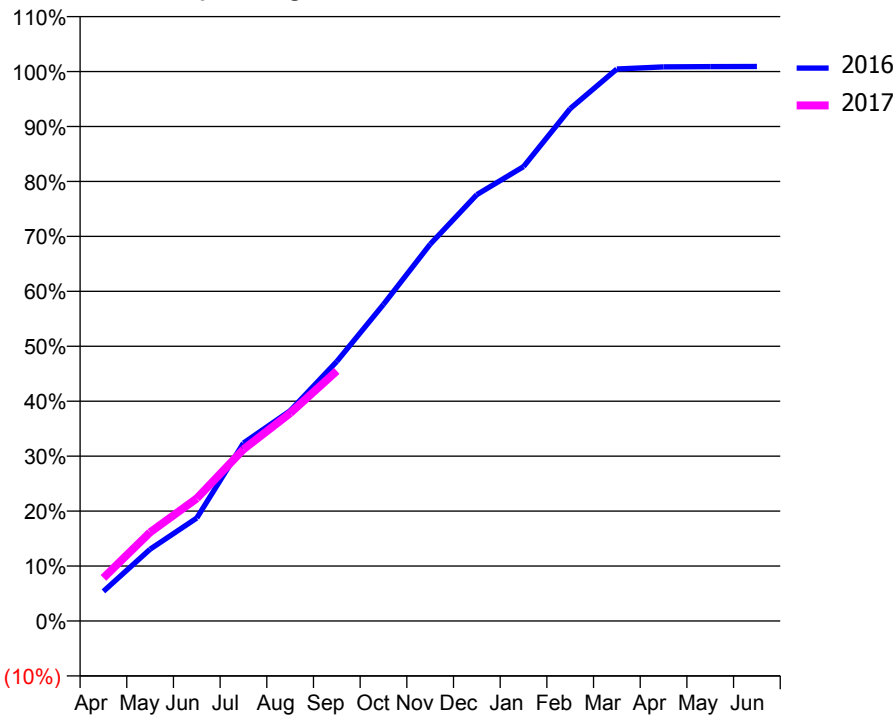
ACCESS*

Patients seen in 24 months	Total	Change since previous quarter
Quarter ending September 2015	7,164	
Quarter ending December 2015	7,092	↓
Quarter ending March 2016	6,968	↓
Quarter ending June 2016	7,017	→
Quarter ending September 2016	6,882	↓
Variance since September 2015	(3.9%)	↓



ACTIVITY

Cumulative percentage of contracted UDA delivered 2016 & 2017



Month	Adjusted Scheduled Activity (UDA)	
	2016	2017
April	1,103	1,581
May	2,665	3,247
June	3,821	4,487
July	6,605	6,285
August	7,802	7,604
September	9,631	9,152
October	11,751	
November	13,981	
December	15,824	
January	16,863	
February	19,015	
March	20,482	
April	20,561	
May	20,573	
June	20,575	

QUALITY

	Quantity	Base Number	Contract	AT	Region	England
% of FP17s for the same patient ID Re-attending within 3 months - Children	183	1,464	12.5%	13.0%	13.5%	12.4%
% of FP17s for the same patient ID Re-attending within 3 months - Adults	697	3,610	19.3%	17.5%	17.4%	16.7%
% of FP17s for the same patient ID Re-attending between 3 & 9 months - Children	879	1,464	60.0%	56.6%	59.0%	57.4%
% of FP17s for the same patient ID Re-attending between 3 & 9 months - Adults	1,830	3,610	50.7%	50.5%	52.6%	50.5%
% of FP17s for Band 1 Urgent Courses	785	4,669	16.8%	10.6%	9.4%	9.1%
% of FP17s Relating to Free Repair or Replacements	40	4,669	0.9%	0.9%	1.0%	0.8%
% of FP17s Relating to Continuations	1	4,669	0.0%	1.3%	1.5%	1.3%
% of Patients satisfied with the dentistry they have received	2	2	N/A	92.8%	93.7%	93.2%
% of Patients satisfied with the time they had to wait for an appointment	1	2	N/A	88.5%	90.0%	89.0%

* This is based on patients treated on this contract for their most recent course of treatment. Figures in italics indicate the base number of FP17s or Patient Questionnaire responses are less than 100. N/A is shown where the base number of responses is less than 10 during the period. % is calculated as Quantity/Base number*100

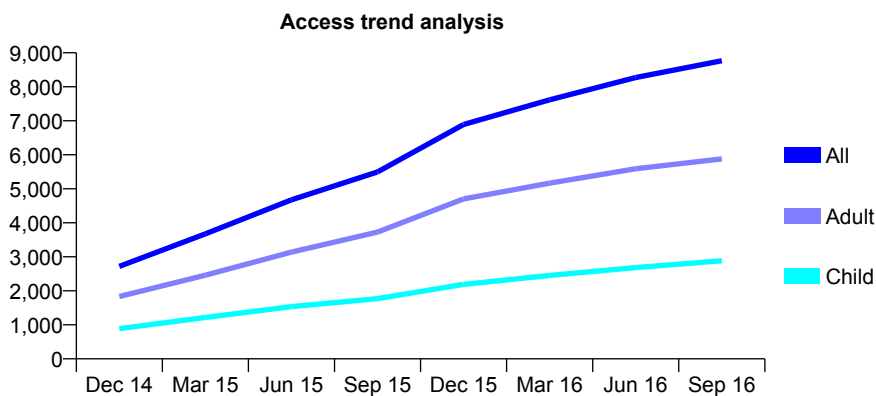
Q46 - Vital Signs At a Glance Contract Report for 109266/0001 - September 2016

Name or company name	Urgent Dental Care Ltd
Contract type name	GDS Contract
Purpose of contract	General
Contract start date	01/09/2013
Contract end date	

16/17 Contracted general activity (UDA)	30,800
Carry forward general activity (UDA)	16,734
16/17 Contracted orthodontic activity (UOA)	0
Carry forward orthodontic activity (UOA)	0
Baseline contract value	£785,780.23

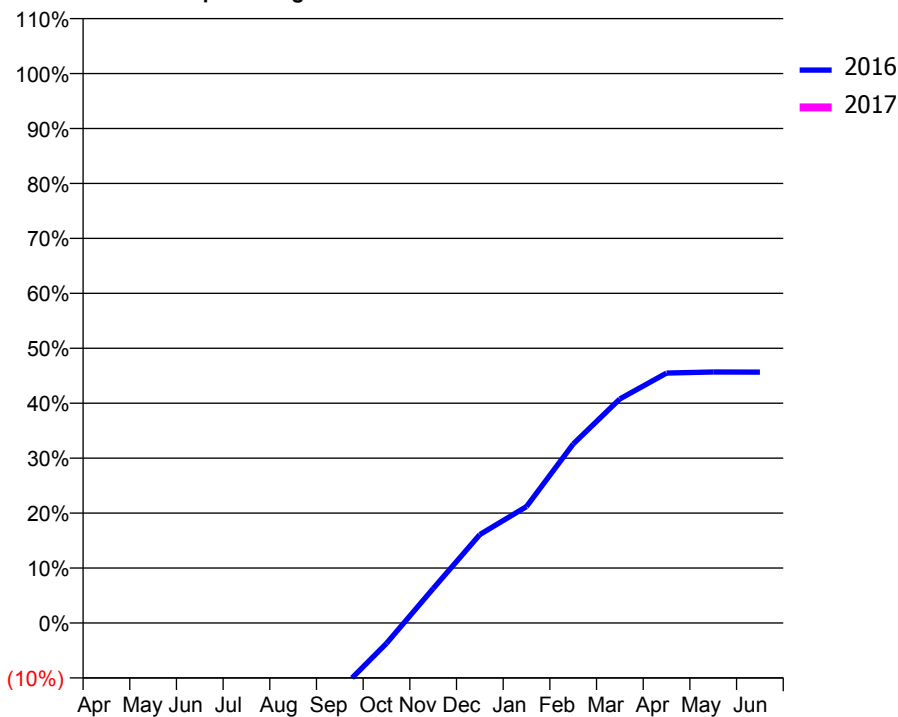
ACCESS*

Patients seen in 24 months	Total	Change since previous quarter
Quarter ending September 2015	5,497	
Quarter ending December 2015	6,893	↑
Quarter ending March 2016	7,618	↑
Quarter ending June 2016	8,274	↑
Quarter ending September 2016	8,768	↑
Variance since September 2015	59.5%	↑



ACTIVITY

Cumulative percentage of contracted UDA delivered 2016 & 2017



Adjusted Scheduled Activity (UDA)

Month	2016	2017
April	-14,007	-15,354
May	-12,323	-12,498
June	-10,745	-10,701
July	-8,209	-7,924
August	-6,382	-5,718
September	-3,775	-3,886
October	-1,145	
November	1,934	
December	4,956	
January	6,528	
February	10,032	
March	12,560	
April	14,011	
May	14,068	
June	14,066	

QUALITY

	Quantity	Base Number	Contract	AT	Region	England
% of FP17s for the same patient ID Re-attending within 3 months - Children	232	2,028	11.4%	13.0%	13.5%	12.4%
% of FP17s for the same patient ID Re-attending within 3 months - Adults	655	3,723	17.6%	17.5%	17.4%	16.7%
% of FP17s for the same patient ID Re-attending between 3 & 9 months - Children	917	2,028	45.2%	56.6%	59.0%	57.4%
% of FP17s for the same patient ID Re-attending between 3 & 9 months - Adults	1,569	3,723	42.1%	50.5%	52.6%	50.5%
% of FP17s for Band 1 Urgent Courses	463	5,145	9.0%	10.6%	9.4%	9.1%
% of FP17s Relating to Free Repair or Replacements	40	5,145	0.8%	0.9%	1.0%	0.8%
% of FP17s Relating to Continuations	13	5,145	0.3%	1.3%	1.5%	1.3%
% of Patients satisfied with the dentistry they have received	2	2	N/A	92.8%	93.7%	93.2%
% of Patients satisfied with the time they had to wait for an appointment	2	2	N/A	88.5%	90.0%	89.0%

* This is based on patients treated on this contract for their most recent course of treatment. Figures in italics indicate the base number of FP17s or Patient Questionnaire responses are less than 100. N/A is shown where the base number of responses is less than 10 during the period. % is calculated as Quantity/Base number*100

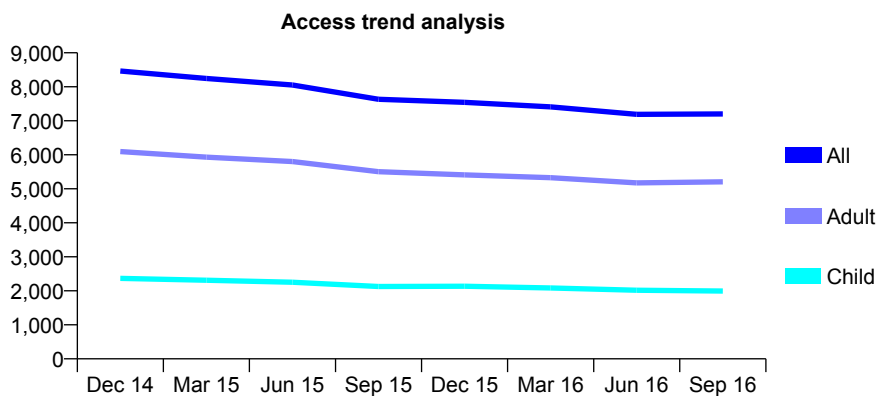
Q46 - Vital Signs At a Glance Contract Report for 109703/0001 - September 2016

Name or company name	Clarendon Dental Practice
Contract type name	GDS Contract
Purpose of contract	General
Contract start date	01/04/2009
Contract end date	

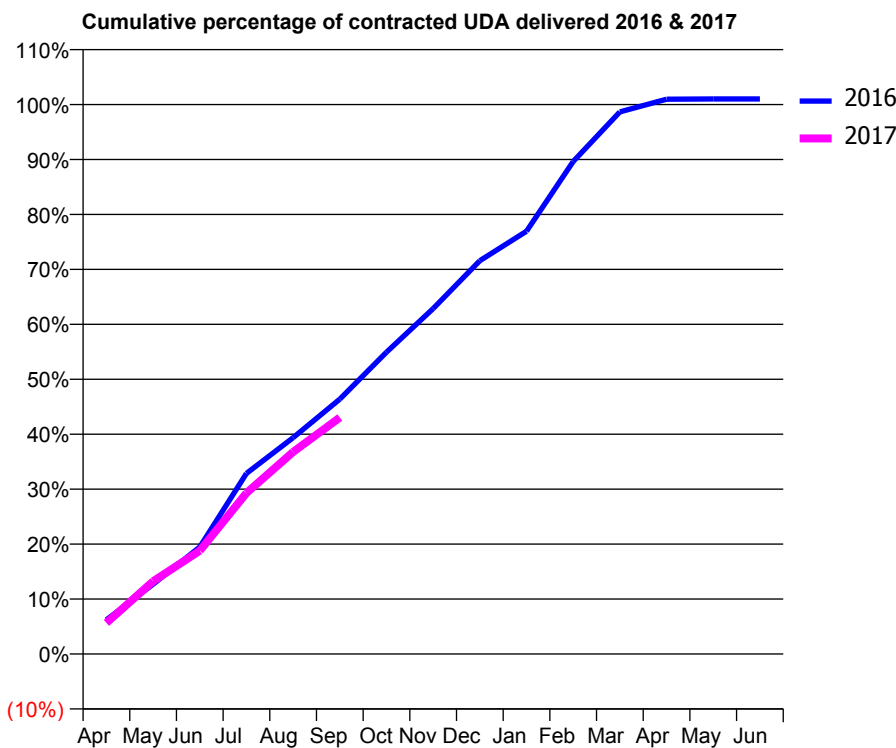
16/17 Contracted general activity (UDA)	23,600
Carry forward general activity (UDA)	-229
16/17 Contracted orthodontic activity (UOA)	0
Carry forward orthodontic activity (UOA)	0
Baseline contract value	£776,345.58

ACCESS*

Patients seen in 24 months	Total	Change since previous quarter
Quarter ending September 2015	7,632	
Quarter ending December 2015	7,545	↓
Quarter ending March 2016	7,410	↓
Quarter ending June 2016	7,191	↓
Quarter ending September 2016	7,200	→
Variance since September 2015	(5.7%)	↓



ACTIVITY



Month	Adjusted Scheduled Activity (UDA)	
	2016	2017
April	1,470	1,336
May	2,998	3,125
June	4,594	4,437
July	7,757	6,918
August	9,291	8,678
September	10,946	10,157
October	12,961	
November	14,833	
December	16,891	
January	18,157	
February	21,153	
March	23,285	
April	23,827	
May	23,837	
June	23,837	

QUALITY

	Quantity	Base Number	Contract	AT	Region	England
% of FP17s for the same patient ID Re-attending within 3 months - Children	114	1,454	7.8%	13.0%	13.5%	12.4%
% of FP17s for the same patient ID Re-attending within 3 months - Adults	383	3,460	11.1%	17.5%	17.4%	16.7%
% of FP17s for the same patient ID Re-attending between 3 & 9 months - Children	807	1,454	55.5%	56.6%	59.0%	57.4%
% of FP17s for the same patient ID Re-attending between 3 & 9 months - Adults	1,801	3,460	52.1%	50.5%	52.6%	50.5%
% of FP17s for Band 1 Urgent Courses	507	4,641	10.9%	10.6%	9.4%	9.1%
% of FP17s Relating to Free Repair or Replacements	34	4,641	0.7%	0.9%	1.0%	0.8%
% of FP17s Relating to Continuations	72	4,641	1.6%	1.3%	1.5%	1.3%
% of Patients satisfied with the dentistry they have received	4	4	N/A	92.8%	93.7%	93.2%
% of Patients satisfied with the time they had to wait for an appointment	4	4	N/A	88.5%	90.0%	89.0%

* This is based on patients treated on this contract for their most recent course of treatment. Figures in italics indicate the base number of FP17s or Patient Questionnaire responses are less than 100. N/A is shown where the base number of responses is less than 10 during the period. % is calculated as Quantity/Base number*100

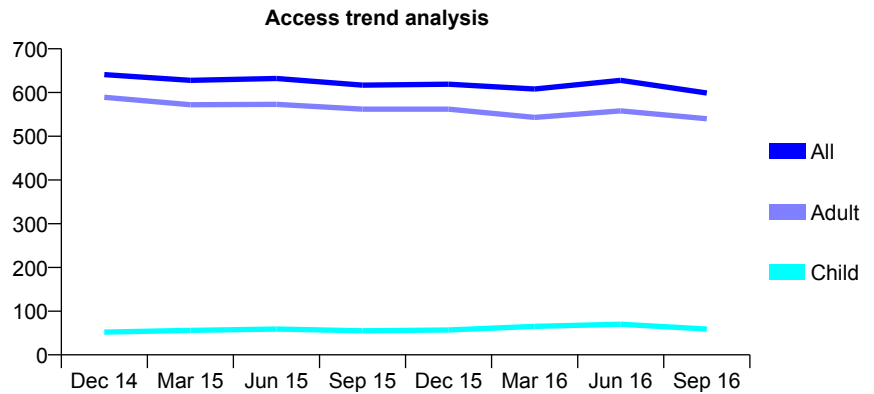
Q46 - Vital Signs At a Glance Contract Report for 109703/0002 - September 2016

Name or company name	Clarendon Dental Practice
Contract type name	GDS Contract
Purpose of contract	General
Contract start date	01/04/2009
Contract end date	

16/17 Contracted general activity (UDA)	985
Carry forward general activity (UDA)	12
16/17 Contracted orthodontic activity (UOA)	0
Carry forward orthodontic activity (UOA)	0
Baseline contract value	£39,034.65

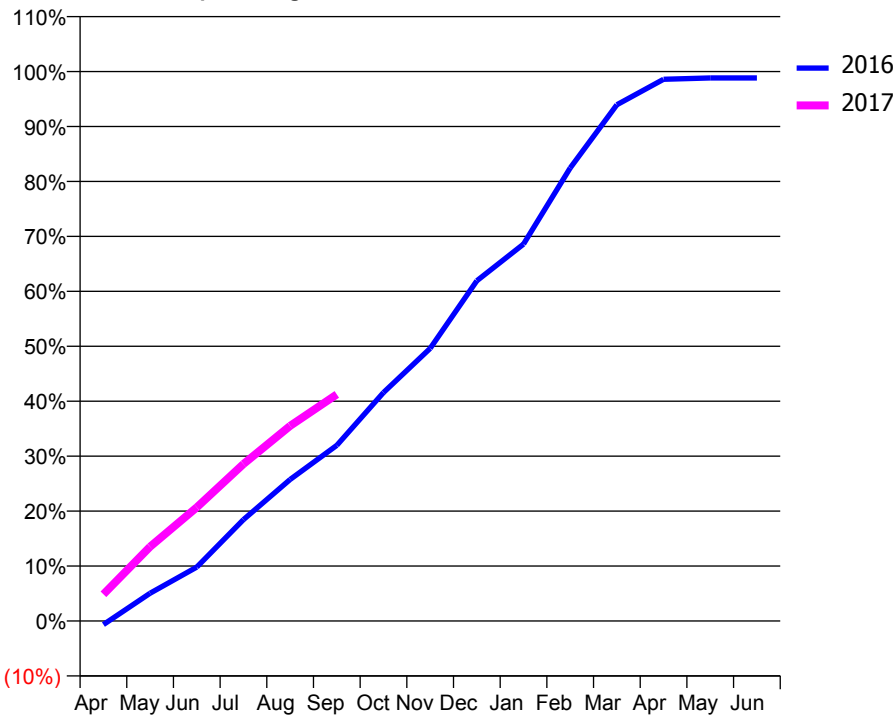
ACCESS*

Patients seen in 24 months	Total	Change since previous quarter
Quarter ending September 2015	617	
Quarter ending December 2015	619	→
Quarter ending March 2016	608	↓
Quarter ending June 2016	628	↑
Quarter ending September 2016	599	↓
Variance since September 2015	(2.9%)	↓



ACTIVITY

Cumulative percentage of contracted UDA delivered 2016 & 2017



Month	Adjusted Scheduled Activity (UDA)	
	2016	2017
April	-7	48
May	50	133
June	97	204
July	182	281
August	254	350
September	315	406
October	410	
November	489	
December	610	
January	676	
February	812	
March	925	
April	971	
May	973	
June	973	

QUALITY

	Quantity	Base Number	Contract	AT	Region	England
% of FP17s for the same patient ID Re-attending within 3 months - Children	3	60	5.0%	13.0%	13.5%	12.4%
% of FP17s for the same patient ID Re-attending within 3 months - Adults	11	329	3.3%	17.5%	17.4%	16.7%
% of FP17s for the same patient ID Re-attending between 3 & 9 months - Children	2	60	3.3%	56.6%	59.0%	57.4%
% of FP17s for the same patient ID Re-attending between 3 & 9 months - Adults	3	329	0.9%	50.5%	52.6%	50.5%
% of FP17s for Band 1 Urgent Courses	346	349	99.1%	10.6%	9.4%	9.1%
% of FP17s Relating to Free Repair or Replacements	0	349	0.0%	0.9%	1.0%	0.8%
% of FP17s Relating to Continuations	0	349	0.0%	1.3%	1.5%	1.3%
% of Patients satisfied with the dentistry they have received	0	0	N/A	92.8%	93.7%	93.2%
% of Patients satisfied with the time they had to wait for an appointment	0	0	N/A	88.5%	90.0%	89.0%

* This is based on patients treated on this contract for their most recent course of treatment. Figures in italics indicate the base number of FP17s or Patient Questionnaire responses are less than 100. N/A is shown where the base number of responses is less than 10 during the period. % is calculated as Quantity/Base number*100

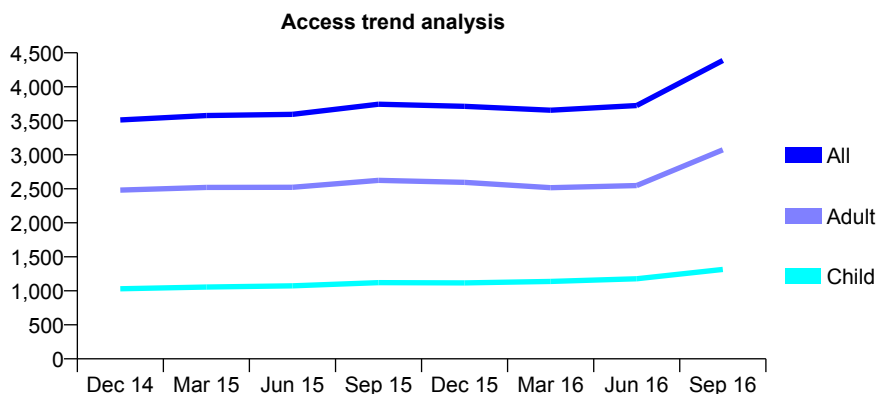
Q46 - Vital Signs At a Glance Contract Report for 109800/0001 - September 2016

Name or company name	Pinfold Dental Practice
Contract type name	GDS Contract
Purpose of contract	General
Contract start date	01/02/2008
Contract end date	

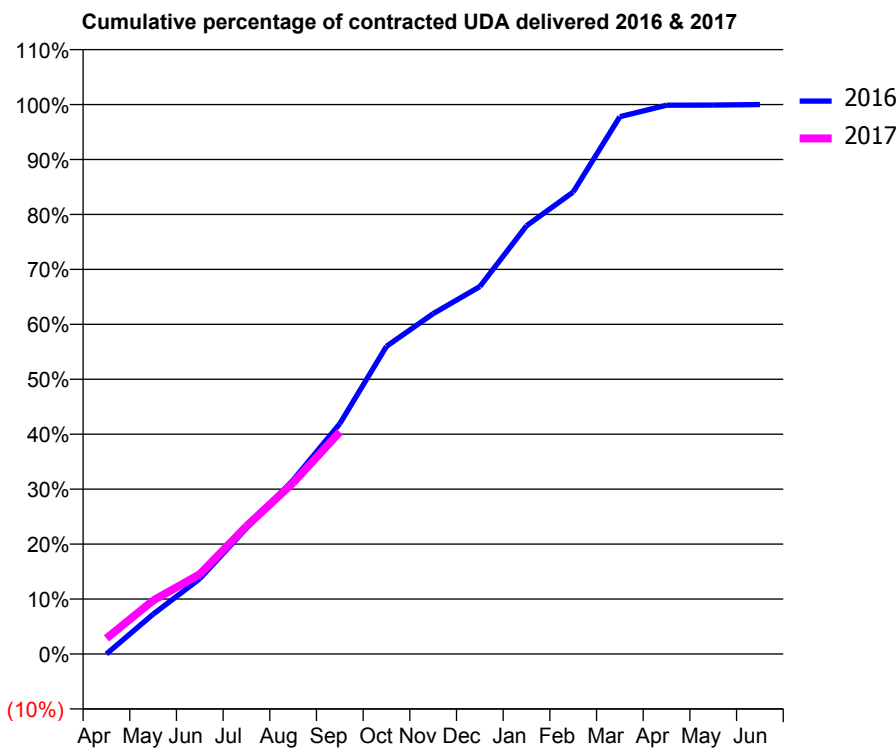
16/17 Contracted general activity (UDA)	18,676
Carry forward general activity (UDA)	-8
16/17 Contracted orthodontic activity (UOA)	0
Carry forward orthodontic activity (UOA)	0
Baseline contract value	£571,726.75

ACCESS*

Patients seen in 24 months	Total	Change since previous quarter
Quarter ending September 2015	3,745	
Quarter ending December 2015	3,712	→
Quarter ending March 2016	3,656	↓
Quarter ending June 2016	3,725	→
Quarter ending September 2016	4,388	↑
Variance since September 2015	17.2%	↑



ACTIVITY



Month	Adjusted Scheduled Activity (UDA)	
	2016	2017
April	2	533
May	828	1,820
June	1,567	2,714
July	2,619	4,346
August	3,622	5,823
September	4,797	7,549
October	6,408	
November	7,088	
December	7,652	
January	8,918	
February	9,620	
March	11,189	
April	11,427	
May	11,432	
June	11,442	

QUALITY

	Quantity	Base Number	Contract	AT	Region	England
% of FP17s for the same patient ID Re-attending within 3 months - Children	88	995	8.8%	13.0%	13.5%	12.4%
% of FP17s for the same patient ID Re-attending within 3 months - Adults	384	2,321	16.5%	17.5%	17.4%	16.7%
% of FP17s for the same patient ID Re-attending between 3 & 9 months - Children	469	995	47.1%	56.6%	59.0%	57.4%
% of FP17s for the same patient ID Re-attending between 3 & 9 months - Adults	863	2,321	37.2%	50.5%	52.6%	50.5%
% of FP17s for Band 1 Urgent Courses	322	3,181	10.1%	10.6%	9.4%	9.1%
% of FP17s Relating to Free Repair or Replacements	1	3,181	0.0%	0.9%	1.0%	0.8%
% of FP17s Relating to Continuations	77	3,181	2.4%	1.3%	1.5%	1.3%
% of Patients satisfied with the dentistry they have received	3	3	N/A	92.8%	93.7%	93.2%
% of Patients satisfied with the time they had to wait for an appointment	3	3	N/A	88.5%	90.0%	89.0%

* This is based on patients treated on this contract for their most recent course of treatment. Figures in italics indicate the base number of FP17s or Patient Questionnaire responses are less than 100. N/A is shown where the base number of responses is less than 10 during the period. % is calculated as Quantity/Base number*100

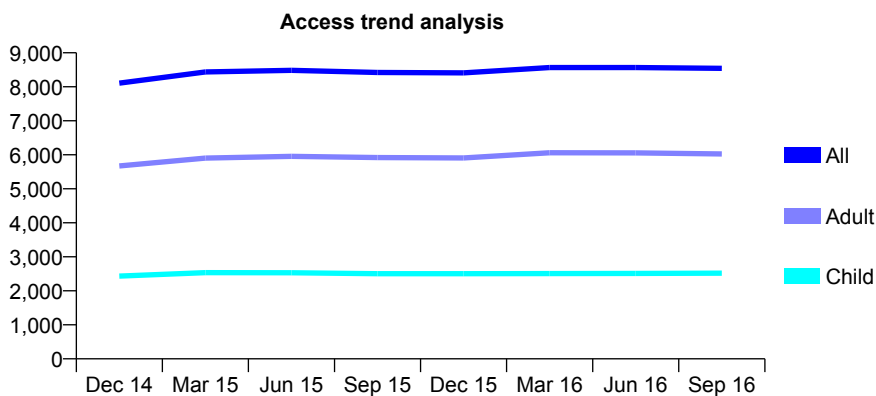
Q46 - Vital Signs At a Glance Contract Report for 109851/0002 - September 2016

Name or company name	Wood & Woolfstein Dental Surgery
Contract type name	GDS Contract
Purpose of contract	General
Contract start date	01/04/2009
Contract end date	

16/17 Contracted general activity (UDA)	29,704
Carry forward general activity (UDA)	604
16/17 Contracted orthodontic activity (UOA)	0
Carry forward orthodontic activity (UOA)	0
Baseline contract value	£968,814.34

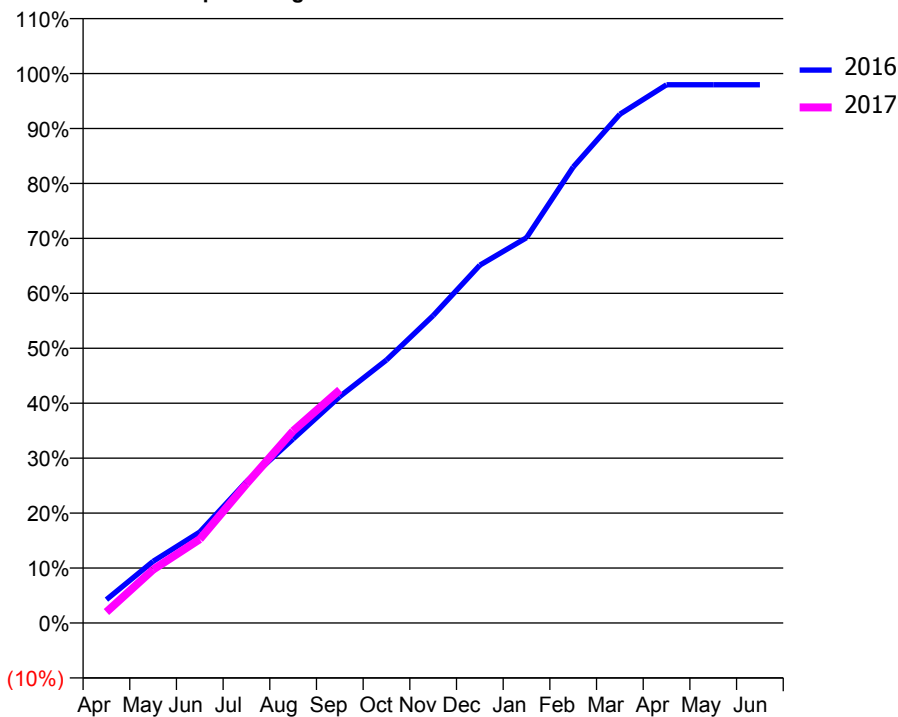
ACCESS*

Patients seen in 24 months	Total	Change since previous quarter
Quarter ending September 2015	8,423	
Quarter ending December 2015	8,410	→
Quarter ending March 2016	8,567	→
Quarter ending June 2016	8,565	→
Quarter ending September 2016	8,542	→
Variance since September 2015	1.4%	→



ACTIVITY

Cumulative percentage of contracted UDA delivered 2016 & 2017



Month	Adjusted Scheduled Activity (UDA)	
	2016	2017
April	1,263	597
May	3,334	2,887
June	4,917	4,527
July	7,641	7,520
August	9,953	10,382
September	12,241	12,605
October	14,219	
November	16,622	
December	19,345	
January	20,831	
February	24,649	
March	27,501	
April	29,098	
May	29,100	
June	29,100	

QUALITY

	Quantity	Base Number	Contract	AT	Region	England
% of FP17s for the same patient ID Re-attending within 3 months - Children	190	2,173	8.7%	13.0%	13.5%	12.4%
% of FP17s for the same patient ID Re-attending within 3 months - Adults	904	5,203	17.4%	17.5%	17.4%	16.7%
% of FP17s for the same patient ID Re-attending between 3 & 9 months - Children	1,561	2,173	71.8%	56.6%	59.0%	57.4%
% of FP17s for the same patient ID Re-attending between 3 & 9 months - Adults	3,406	5,203	65.5%	50.5%	52.6%	50.5%
% of FP17s for Band 1 Urgent Courses	523	6,704	7.8%	10.6%	9.4%	9.1%
% of FP17s Relating to Free Repair or Replacements	62	6,704	0.9%	0.9%	1.0%	0.8%
% of FP17s Relating to Continuations	16	6,704	0.2%	1.3%	1.5%	1.3%
% of Patients satisfied with the dentistry they have received	6	6	N/A	92.8%	93.7%	93.2%
% of Patients satisfied with the time they had to wait for an appointment	6	6	N/A	88.5%	90.0%	89.0%

* This is based on patients treated on this contract for their most recent course of treatment. Figures in italics indicate the base number of FP17s or Patient Questionnaire responses are less than 100. N/A is shown where the base number of responses is less than 10 during the period. % is calculated as Quantity/Base number*100

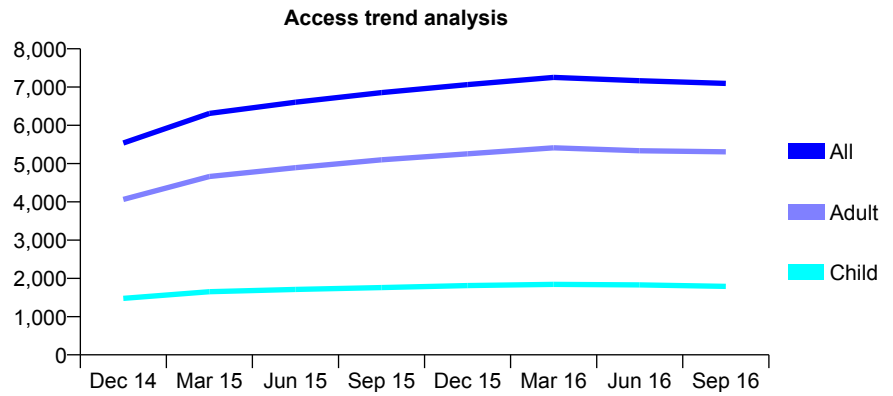
Q46 - Vital Signs At a Glance Contract Report for 110264/0001 - September 2016

Name or company name	Spring Lane Dental Practice Ltd
Contract type name	GDS Contract
Purpose of contract	General
Contract start date	07/04/2014
Contract end date	

16/17 Contracted general activity (UDA)	21,657
Carry forward general activity (UDA)	0
16/17 Contracted orthodontic activity (UOA)	0
Carry forward orthodontic activity (UOA)	0
Baseline contract value	£602,265.93

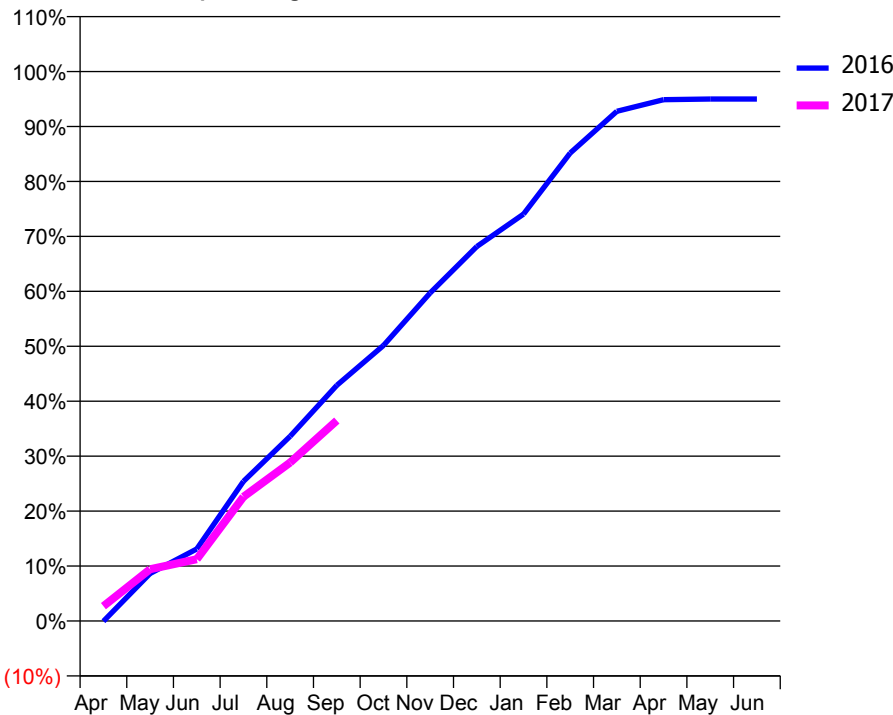
ACCESS*

Patients seen in 24 months	Total	Change since previous quarter
Quarter ending September 2015	6,855	
Quarter ending December 2015	7,064	↑
Quarter ending March 2016	7,254	↑
Quarter ending June 2016	7,164	↓
Quarter ending September 2016	7,096	→
Variance since September 2015	3.5%	↑



ACTIVITY

Cumulative percentage of contracted UDA delivered 2016 & 2017



Month	Adjusted Scheduled Activity (UDA)	
	2016	2017
April	-12	585
May	1,872	2,043
June	2,842	2,435
July	5,503	4,894
August	7,279	6,247
September	9,290	7,904
October	10,862	
November	12,929	
December	14,762	
January	16,038	
February	18,443	
March	20,090	
April	20,547	
May	20,571	
June	20,571	

QUALITY

	Quantity	Base Number	Contract	AT	Region	England
% of FP17s for the same patient ID Re-attending within 3 months - Children	93	1,406	6.6%	13.0%	13.5%	12.4%
% of FP17s for the same patient ID Re-attending within 3 months - Adults	445	3,474	12.8%	17.5%	17.4%	16.7%
% of FP17s for the same patient ID Re-attending between 3 & 9 months - Children	950	1,406	67.6%	56.6%	59.0%	57.4%
% of FP17s for the same patient ID Re-attending between 3 & 9 months - Adults	2,175	3,474	62.6%	50.5%	52.6%	50.5%
% of FP17s for Band 1 Urgent Courses	259	4,578	5.7%	10.6%	9.4%	9.1%
% of FP17s Relating to Free Repair or Replacements	63	4,578	1.4%	0.9%	1.0%	0.8%
% of FP17s Relating to Continuations	17	4,578	0.4%	1.3%	1.5%	1.3%
% of Patients satisfied with the dentistry they have received	1	1	N/A	92.8%	93.7%	93.2%
% of Patients satisfied with the time they had to wait for an appointment	0	1	N/A	88.5%	90.0%	89.0%

* This is based on patients treated on this contract for their most recent course of treatment. Figures in italics indicate the base number of FP17s or Patient Questionnaire responses are less than 100. N/A is shown where the base number of responses is less than 10 during the period. % is calculated as Quantity/Base number*100

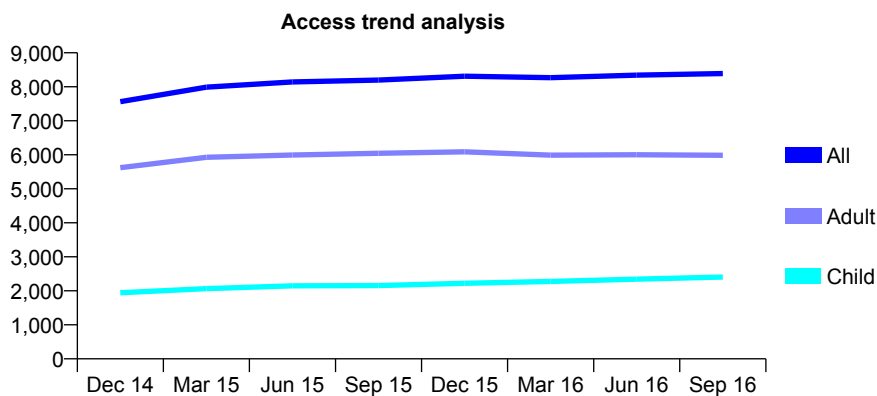
Q46 - Vital Signs At a Glance Contract Report for 111937/0001 - September 2016

Name or company name	Deane Dental
Contract type name	GDS Contract
Purpose of contract	General
Contract start date	01/04/2011
Contract end date	

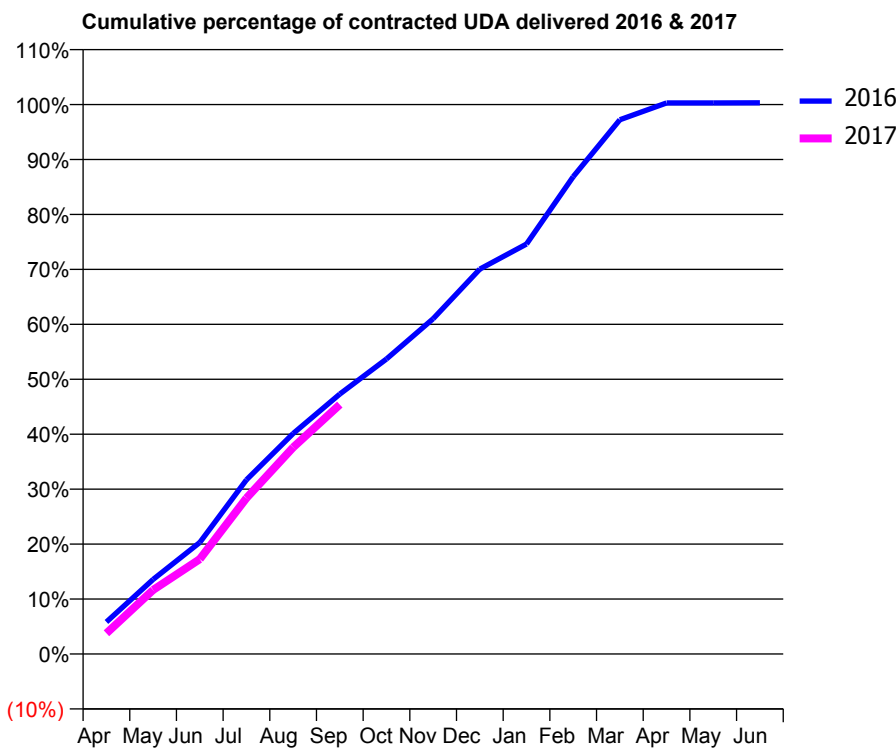
16/17 Contracted general activity (UDA)	26,200
Carry forward general activity (UDA)	-79
16/17 Contracted orthodontic activity (UOA)	0
Carry forward orthodontic activity (UOA)	0
Baseline contract value	£681,701.97

ACCESS*

Patients seen in 24 months	Total	Change since previous quarter
Quarter ending September 2015	8,199	
Quarter ending December 2015	8,313	→
Quarter ending March 2016	8,268	→
Quarter ending June 2016	8,345	→
Quarter ending September 2016	8,390	→
Variance since September 2015	2.3%	↑



ACTIVITY



Month	Adjusted Scheduled Activity (UDA)	
	2016	2017
April	1,531	986
May	3,555	3,056
June	5,317	4,523
July	8,304	7,434
August	10,513	9,851
September	12,393	11,895
October	14,066	
November	15,985	
December	18,351	
January	19,546	
February	22,759	
March	25,471	
April	26,272	
May	26,275	
June	26,279	

QUALITY

	Quantity	Base Number	Contract	AT	Region	England
% of FP17s for the same patient ID Re-attending within 3 months - Children	288	1,964	14.7%	13.0%	13.5%	12.4%
% of FP17s for the same patient ID Re-attending within 3 months - Adults	752	3,903	19.3%	17.5%	17.4%	16.7%
% of FP17s for the same patient ID Re-attending between 3 & 9 months - Children	1,039	1,964	52.9%	56.6%	59.0%	57.4%
% of FP17s for the same patient ID Re-attending between 3 & 9 months - Adults	1,799	3,903	46.1%	50.5%	52.6%	50.5%
% of FP17s for Band 1 Urgent Courses	1,015	5,533	18.3%	10.6%	9.4%	9.1%
% of FP17s Relating to Free Repair or Replacements	105	5,533	1.9%	0.9%	1.0%	0.8%
% of FP17s Relating to Continuations	13	5,533	0.2%	1.3%	1.5%	1.3%
% of Patients satisfied with the dentistry they have received	1	2	N/A	92.8%	93.7%	93.2%
% of Patients satisfied with the time they had to wait for an appointment	1	2	N/A	88.5%	90.0%	89.0%

* This is based on patients treated on this contract for their most recent course of treatment. Figures in italics indicate the base number of FP17s or Patient Questionnaire responses are less than 100. N/A is shown where the base number of responses is less than 10 during the period. % is calculated as Quantity/Base number*100

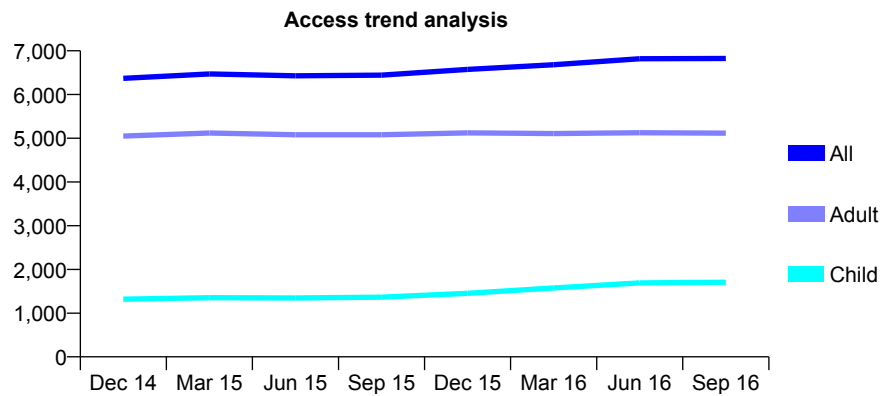
Q46 - Vital Signs At a Glance Contract Report for 112429/0001 - September 2016

Name or company name	Bolton and Bury Dental Practice Partnership
Contract type name	GDS Contract
Purpose of contract	General
Contract start date	01/03/2013
Contract end date	

16/17 Contracted general activity (UDA)	20,000
Carry forward general activity (UDA)	-105
16/17 Contracted orthodontic activity (UOA)	0
Carry forward orthodontic activity (UOA)	0
Baseline contract value	£635,716.70

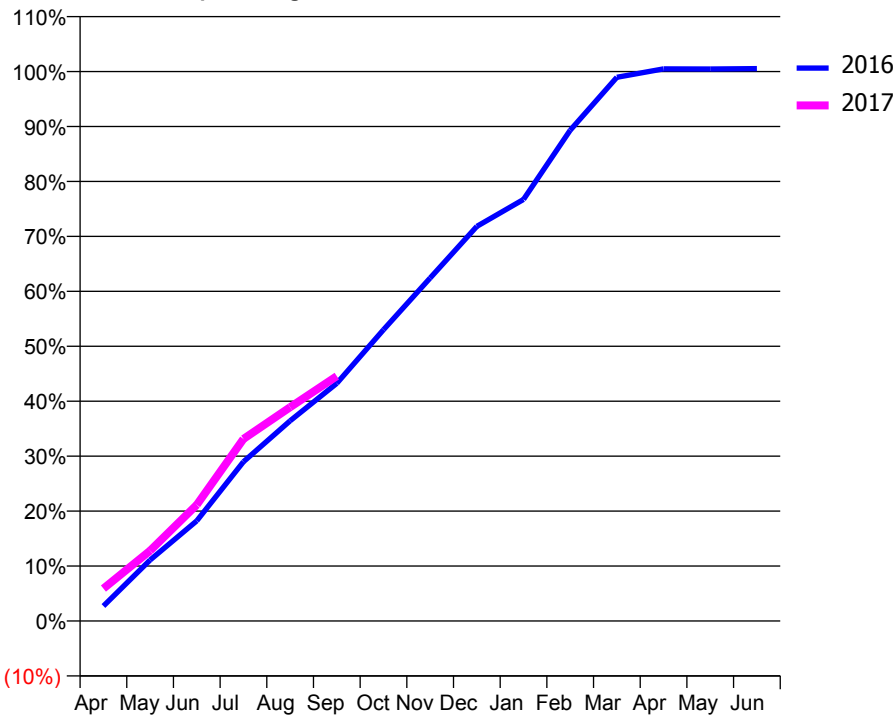
ACCESS*

Patients seen in 24 months	Total	Change since previous quarter
Quarter ending September 2015	6,444	
Quarter ending December 2015	6,575	↑
Quarter ending March 2016	6,681	→
Quarter ending June 2016	6,817	↑
Quarter ending September 2016	6,825	→
Variance since September 2015	5.9%	↑



ACTIVITY

Cumulative percentage of contracted UDA delivered 2016 & 2017



Month	Adjusted Scheduled Activity (UDA)	
	2016	2017
April	545	1,182
May	2,218	2,561
June	3,649	4,232
July	5,796	6,630
August	7,287	7,781
September	8,649	8,915
October	10,601	
November	12,487	
December	14,363	
January	15,343	
February	17,864	
March	19,788	
April	20,095	
May	20,093	
June	20,105	

QUALITY

	Quantity	Base Number	Contract	AT	Region	England
% of FP17s for the same patient ID Re-attending within 3 months - Children	101	1,303	7.8%	13.0%	13.5%	12.4%
% of FP17s for the same patient ID Re-attending within 3 months - Adults	339	2,764	12.3%	17.5%	17.4%	16.7%
% of FP17s for the same patient ID Re-attending between 3 & 9 months - Children	704	1,303	54.0%	56.6%	59.0%	57.4%
% of FP17s for the same patient ID Re-attending between 3 & 9 months - Adults	1,199	2,764	43.4%	50.5%	52.6%	50.5%
% of FP17s for Band 1 Urgent Courses	319	3,911	8.2%	10.6%	9.4%	9.1%
% of FP17s Relating to Free Repair or Replacements	46	3,911	1.2%	0.9%	1.0%	0.8%
% of FP17s Relating to Continuations	94	3,911	2.4%	1.3%	1.5%	1.3%
% of Patients satisfied with the dentistry they have received	5	5	N/A	92.8%	93.7%	93.2%
% of Patients satisfied with the time they had to wait for an appointment	3	5	N/A	88.5%	90.0%	89.0%

* This is based on patients treated on this contract for their most recent course of treatment. Figures in italics indicate the base number of FP17s or Patient Questionnaire responses are less than 100. N/A is shown where the base number of responses is less than 10 during the period. % is calculated as Quantity/Base number*100

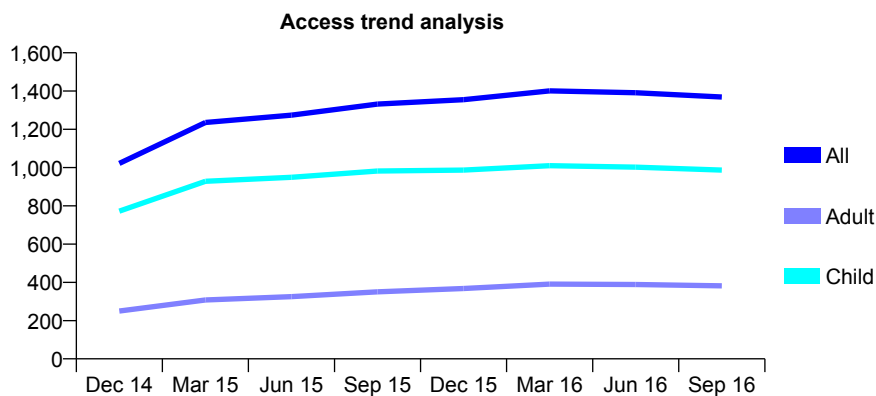
Q46 - Vital Signs At a Glance Contract Report for 112682/0001 - September 2016

Name or company name	Pemberton Dental Practice
Contract type name	GDS Contract
Purpose of contract	General
Contract start date	01/04/2014
Contract end date	

16/17 Contracted general activity (UDA)	5,500
Carry forward general activity (UDA)	0
16/17 Contracted orthodontic activity (UOA)	0
Carry forward orthodontic activity (UOA)	0
Baseline contract value	£134,831.31

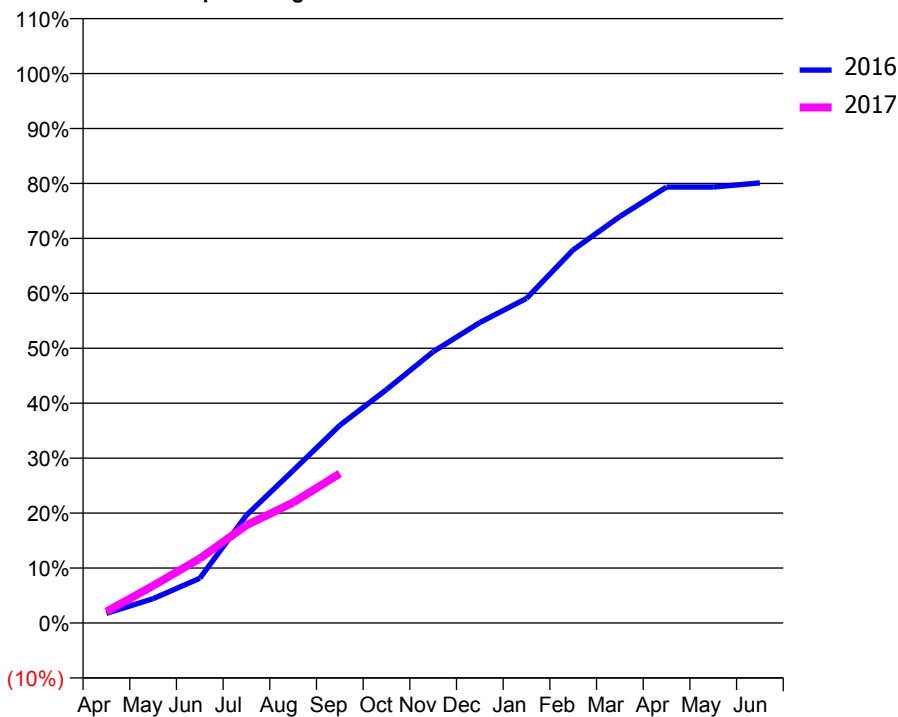
ACCESS*

Patients seen in 24 months	Total	Change since previous quarter
Quarter ending September 2015	1,332	
Quarter ending December 2015	1,355	→
Quarter ending March 2016	1,401	↑
Quarter ending June 2016	1,391	→
Quarter ending September 2016	1,369	↓
Variance since September 2015	2.8%	↑



ACTIVITY

Cumulative percentage of contracted UDA delivered 2016 & 2017



Month	Adjusted Scheduled Activity (UDA)	
	2016	2017
April	97	114
May	243	373
June	448	645
July	1,079	979
August	1,527	1,206
September	1,979	1,495
October	2,336	
November	2,716	
December	3,008	
January	3,250	
February	3,736	
March	4,068	
April	4,364	
May	4,364	
June	4,405	

QUALITY

	Quantity	Base Number	Contract	AT	Region	England
% of FP17s for the same patient ID Re-attending within 3 months - Children	116	849	13.7%	13.0%	13.5%	12.4%
% of FP17s for the same patient ID Re-attending within 3 months - Adults	57	218	26.1%	17.5%	17.4%	16.7%
% of FP17s for the same patient ID Re-attending between 3 & 9 months - Children	559	849	65.8%	56.6%	59.0%	57.4%
% of FP17s for the same patient ID Re-attending between 3 & 9 months - Adults	128	218	58.7%	50.5%	52.6%	50.5%
% of FP17s for Band 1 Urgent Courses	35	917	3.8%	10.6%	9.4%	9.1%
% of FP17s Relating to Free Repair or Replacements	0	917	0.0%	0.9%	1.0%	0.8%
% of FP17s Relating to Continuations	0	917	0.0%	1.3%	1.5%	1.3%
% of Patients satisfied with the dentistry they have received	0	0	N/A	92.8%	93.7%	93.2%
% of Patients satisfied with the time they had to wait for an appointment	0	0	N/A	88.5%	90.0%	89.0%

* This is based on patients treated on this contract for their most recent course of treatment. Figures in italics indicate the base number of FP17s or Patient Questionnaire responses are less than 100. N/A is shown where the base number of responses is less than 10 during the period. % is calculated as Quantity/Base number*100

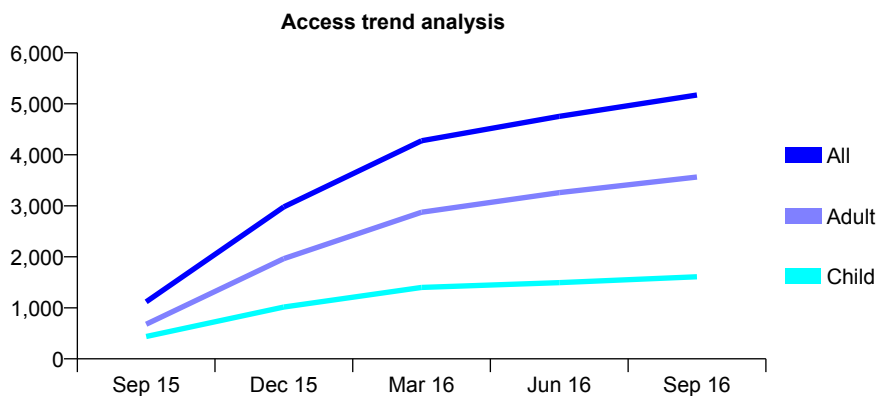
Q46 - Vital Signs At a Glance Contract Report for 112836/0001 - September 2016

Name or company name	Ripponden Road Dental Practice Partnersh
Contract type name	GDS Contract
Purpose of contract	General
Contract start date	30/07/2015
Contract end date	

16/17 Contracted general activity (UDA)	17,909
Carry forward general activity (UDA)	58
16/17 Contracted orthodontic activity (UOA)	0
Carry forward orthodontic activity (UOA)	0
Baseline contract value	£544,289.40

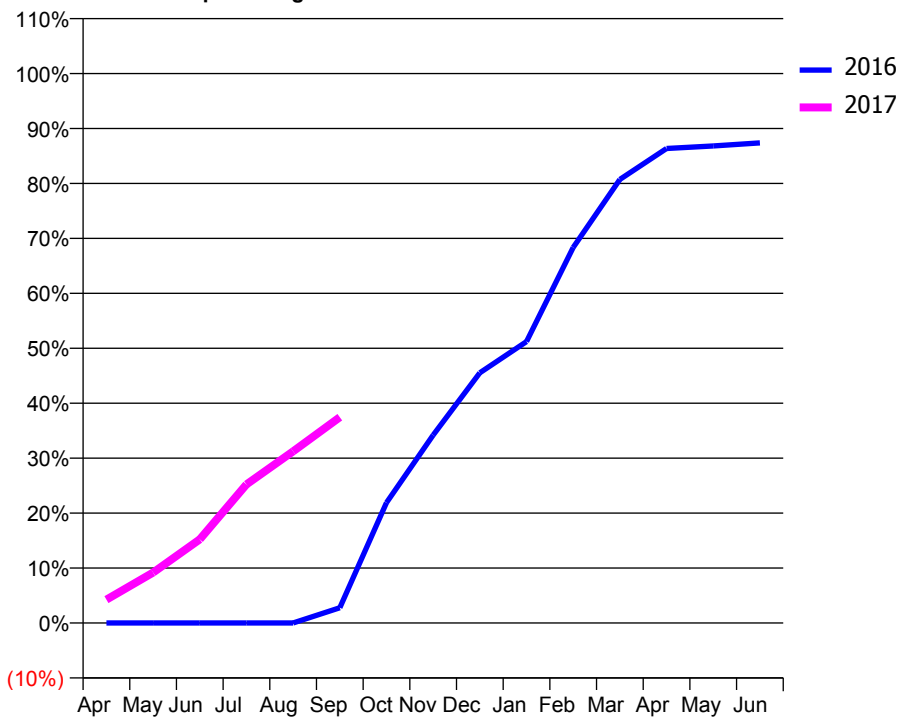
ACCESS*

Patients seen in 24 months	Total	Change since previous quarter
Quarter ending September 2015	1,117	
Quarter ending December 2015	2,980	↑
Quarter ending March 2016	4,275	↑
Quarter ending June 2016	4,753	↑
Quarter ending September 2016	5,173	↑
Variance since September 2015	363.1%	↑



ACTIVITY

Cumulative percentage of contracted UDA delivered 2016 & 2017



Adjusted Scheduled Activity (UDA)

Month	2016	2017
April	0	761
May	0	1,645
June	0	2,727
July	0	4,517
August	0	5,597
September	335	6,707
October	2,632	
November	4,113	
December	5,473	
January	6,157	
February	8,217	
March	9,704	
April	10,382	
May	10,437	
June	10,503	

QUALITY

	Quantity	Base Number	Contract	AT	Region	England
% of FP17s for the same patient ID Re-attending within 3 months - Children	134	1,359	9.9%	13.0%	13.5%	12.4%
% of FP17s for the same patient ID Re-attending within 3 months - Adults	353	2,899	12.2%	17.5%	17.4%	16.7%
% of FP17s for the same patient ID Re-attending between 3 & 9 months - Children	858	1,359	63.1%	56.6%	59.0%	57.4%
% of FP17s for the same patient ID Re-attending between 3 & 9 months - Adults	1,734	2,899	59.8%	50.5%	52.6%	50.5%
% of FP17s for Band 1 Urgent Courses	322	3,848	8.4%	10.6%	9.4%	9.1%
% of FP17s Relating to Free Repair or Replacements	5	3,848	0.1%	0.9%	1.0%	0.8%
% of FP17s Relating to Continuations	48	3,848	1.2%	1.3%	1.5%	1.3%
% of Patients satisfied with the dentistry they have received	4	4	N/A	92.8%	93.7%	93.2%
% of Patients satisfied with the time they had to wait for an appointment	4	4	N/A	88.5%	90.0%	89.0%

* This is based on patients treated on this contract for their most recent course of treatment. Figures in italics indicate the base number of FP17s or Patient Questionnaire responses are less than 100. N/A is shown where the base number of responses is less than 10 during the period. % is calculated as Quantity/Base number*100

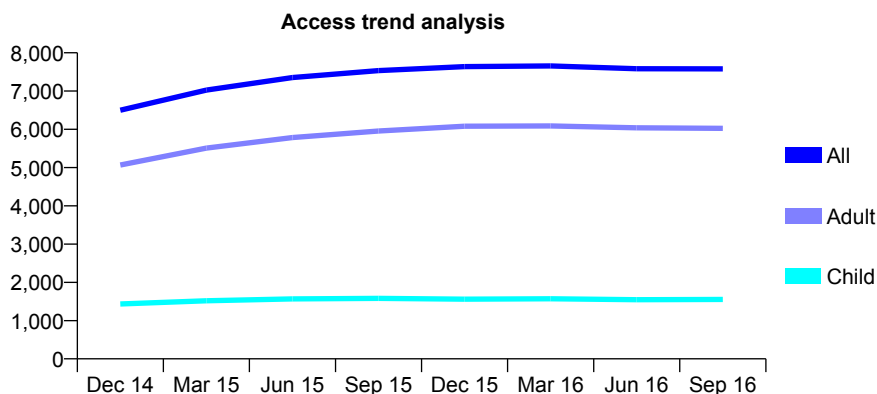
Q46 - Vital Signs At a Glance Contract Report for 114022/0001 - September 2016

Name or company name	Marjory Lees Dental Centre
Contract type name	GDS Contract
Purpose of contract	General
Contract start date	01/03/2014
Contract end date	

16/17 Contracted general activity (UDA)	24,594
Carry forward general activity (UDA)	-492
16/17 Contracted orthodontic activity (UOA)	0
Carry forward orthodontic activity (UOA)	0
Baseline contract value	£898,965.91

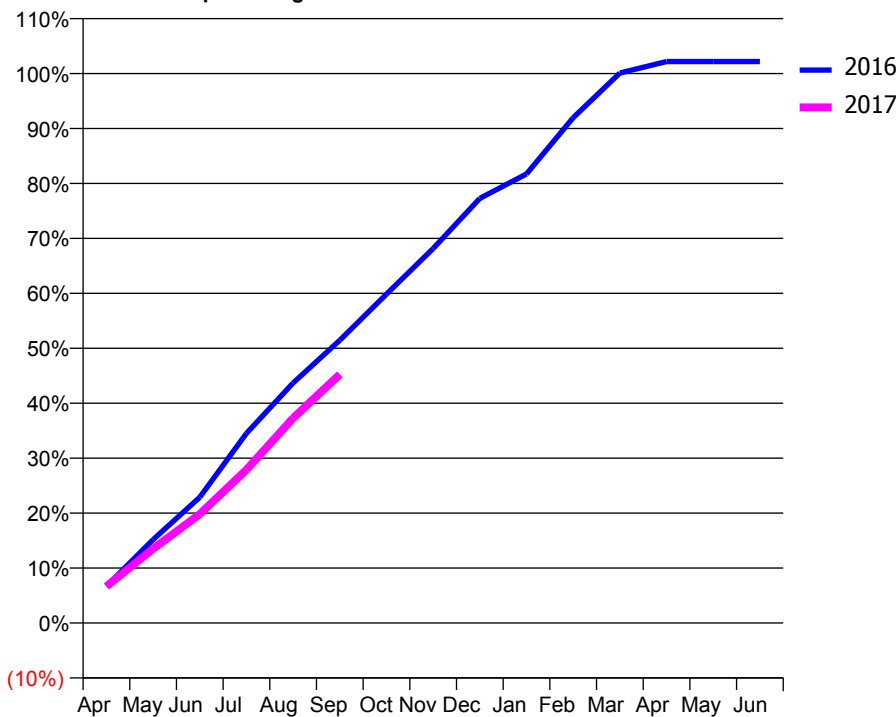
ACCESS*

Patients seen in 24 months	Total	Change since previous quarter
Quarter ending September 2015	7,535	
Quarter ending December 2015	7,640	→
Quarter ending March 2016	7,657	→
Quarter ending June 2016	7,583	→
Quarter ending September 2016	7,579	→
Variance since September 2015	0.6%	→



ACTIVITY

Cumulative percentage of contracted UDA delivered 2016 & 2017



Month	Adjusted Scheduled Activity (UDA)	
	2016	2017
April	1,652	1,638
May	3,731	3,324
June	5,633	4,875
July	8,491	6,862
August	10,743	9,168
September	12,658	11,127
October	14,722	
November	16,762	
December	19,007	
January	20,101	
February	22,619	
March	24,616	
April	25,130	
May	25,131	
June	25,131	

QUALITY

	Quantity	Base Number	Contract	AT	Region	England
% of FP17s for the same patient ID Re-attending within 3 months - Children	322	1,797	17.9%	13.0%	13.5%	12.4%
% of FP17s for the same patient ID Re-attending within 3 months - Adults	755	4,881	15.5%	17.5%	17.4%	16.7%
% of FP17s for the same patient ID Re-attending between 3 & 9 months - Children	1,206	1,797	67.1%	56.6%	59.0%	57.4%
% of FP17s for the same patient ID Re-attending between 3 & 9 months - Adults	3,012	4,881	61.7%	50.5%	52.6%	50.5%
% of FP17s for Band 1 Urgent Courses	438	6,304	6.9%	10.6%	9.4%	9.1%
% of FP17s Relating to Free Repair or Replacements	53	6,304	0.8%	0.9%	1.0%	0.8%
% of FP17s Relating to Continuations	96	6,304	1.5%	1.3%	1.5%	1.3%
% of Patients satisfied with the dentistry they have received	7	8	N/A	92.8%	93.7%	93.2%
% of Patients satisfied with the time they had to wait for an appointment	8	8	N/A	88.5%	90.0%	89.0%

* This is based on patients treated on this contract for their most recent course of treatment. Figures in italics indicate the base number of FP17s or Patient Questionnaire responses are less than 100. N/A is shown where the base number of responses is less than 10 during the period. % is calculated as Quantity/Base number*100

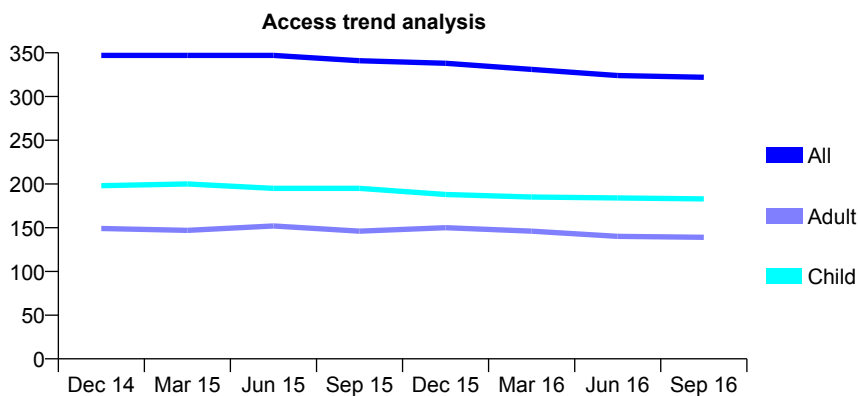
Q46 - Vital Signs At a Glance Contract Report for 114596/0001 - September 2016

Name or company name	Scott & Scott Dental Practice
Contract type name	GDS Contract
Purpose of contract	General
Contract start date	01/04/2006
Contract end date	

16/17 Contracted general activity (UDA)	1,475
Carry forward general activity (UDA)	0
16/17 Contracted orthodontic activity (UOA)	0
Carry forward orthodontic activity (UOA)	0
Baseline contract value	£34,892.66

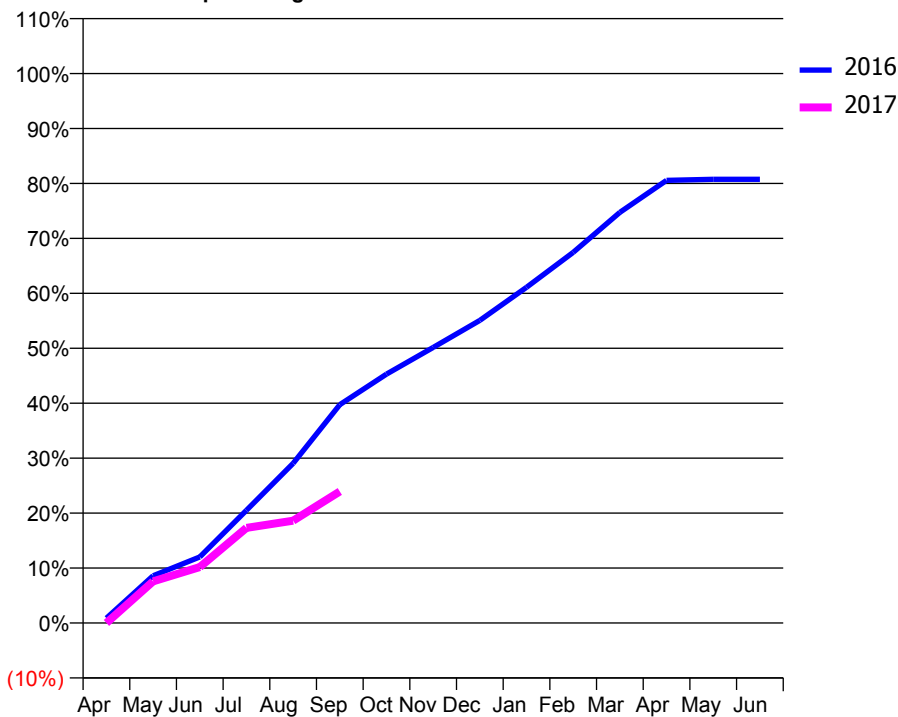
ACCESS*

Patients seen in 24 months	Total	Change since previous quarter
Quarter ending September 2015	341	
Quarter ending December 2015	338	→
Quarter ending March 2016	331	↓
Quarter ending June 2016	324	↓
Quarter ending September 2016	322	→
Variance since September 2015	(5.6%)	↓



ACTIVITY

Cumulative percentage of contracted UDA delivered 2016 & 2017



Adjusted Scheduled Activity (UDA)

Month	2016	2017
April	13	0
May	127	112
June	177	150
July	303	255
August	429	275
September	586	353
October	668	
November	740	
December	812	
January	901	
February	995	
March	1,102	
April	1,188	
May	1,191	
June	1,191	

QUALITY

	Quantity	Base Number	Contract	AT	Region	England
% of FP17s for the same patient ID Re-attending within 3 months - Children	13	137	9.5%	13.0%	13.5%	12.4%
% of FP17s for the same patient ID Re-attending within 3 months - Adults	15	76	19.7%	17.5%	17.4%	16.7%
% of FP17s for the same patient ID Re-attending between 3 & 9 months - Children	91	137	66.4%	56.6%	59.0%	57.4%
% of FP17s for the same patient ID Re-attending between 3 & 9 months - Adults	39	76	51.3%	50.5%	52.6%	50.5%
% of FP17s for Band 1 Urgent Courses	15	179	8.4%	10.6%	9.4%	9.1%
% of FP17s Relating to Free Repair or Replacements	0	179	0.0%	0.9%	1.0%	0.8%
% of FP17s Relating to Continuations	0	179	0.0%	1.3%	1.5%	1.3%
% of Patients satisfied with the dentistry they have received	0	0	N/A	92.8%	93.7%	93.2%
% of Patients satisfied with the time they had to wait for an appointment	0	0	N/A	88.5%	90.0%	89.0%

* This is based on patients treated on this contract for their most recent course of treatment. Figures in italics indicate the base number of FP17s or Patient Questionnaire responses are less than 100. N/A is shown where the base number of responses is less than 10 during the period. % is calculated as Quantity/Base number*100

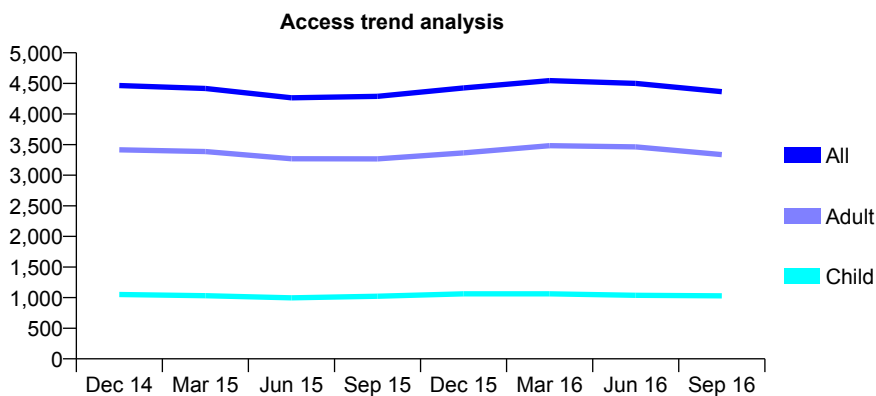
Q46 - Vital Signs At a Glance Contract Report for 115657/0001 - September 2016

Name or company name	the dental practice
Contract type name	GDS Contract
Purpose of contract	General
Contract start date	01/01/2011
Contract end date	

16/17 Contracted general activity (UDA)	15,833
Carry forward general activity (UDA)	0
16/17 Contracted orthodontic activity (UOA)	0
Carry forward orthodontic activity (UOA)	0
Baseline contract value	£504,219.36

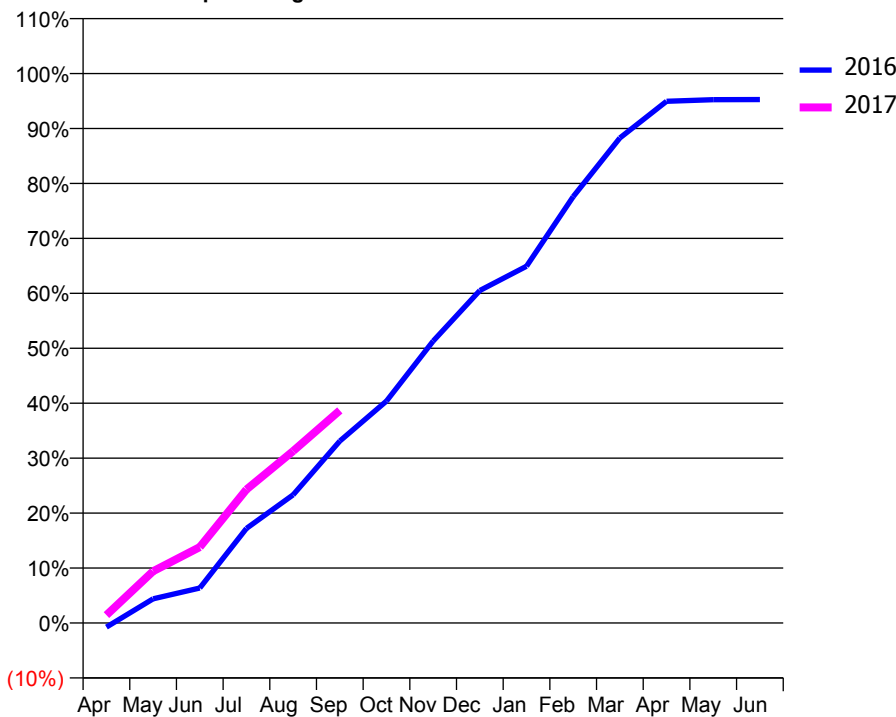
ACCESS*

Patients seen in 24 months	Total	Change since previous quarter
Quarter ending September 2015	4,288	
Quarter ending December 2015	4,427	↑
Quarter ending March 2016	4,545	↑
Quarter ending June 2016	4,501	→
Quarter ending September 2016	4,366	↓
Variance since September 2015	1.8%	→



ACTIVITY

Cumulative percentage of contracted UDA delivered 2016 & 2017



Adjusted Scheduled Activity (UDA)

Month	2016	2017
April	-120	230
May	697	1,494
June	1,008	2,188
July	2,724	3,847
August	3,695	4,955
September	5,242	6,125
October	6,395	
November	8,123	
December	9,579	
January	10,281	
February	12,284	
March	13,976	
April	15,032	
May	15,080	
June	15,082	

QUALITY

	Quantity	Base Number	Contract	AT	Region	England
% of FP17s for the same patient ID Re-attending within 3 months - Children	81	622	13.0%	13.0%	13.5%	12.4%
% of FP17s for the same patient ID Re-attending within 3 months - Adults	419	1,934	21.7%	17.5%	17.4%	16.7%
% of FP17s for the same patient ID Re-attending between 3 & 9 months - Children	230	622	37.0%	56.6%	59.0%	57.4%
% of FP17s for the same patient ID Re-attending between 3 & 9 months - Adults	649	1,934	33.6%	50.5%	52.6%	50.5%
% of FP17s for Band 1 Urgent Courses	433	2,213	19.6%	10.6%	9.4%	9.1%
% of FP17s Relating to Free Repair or Replacements	11	2,213	0.5%	0.9%	1.0%	0.8%
% of FP17s Relating to Continuations	49	2,213	2.2%	1.3%	1.5%	1.3%
% of Patients satisfied with the dentistry they have received	1	1	N/A	92.8%	93.7%	93.2%
% of Patients satisfied with the time they had to wait for an appointment	1	1	N/A	88.5%	90.0%	89.0%

* This is based on patients treated on this contract for their most recent course of treatment. Figures in italics indicate the base number of FP17s or Patient Questionnaire responses are less than 100. N/A is shown where the base number of responses is less than 10 during the period. % is calculated as Quantity/Base number*100

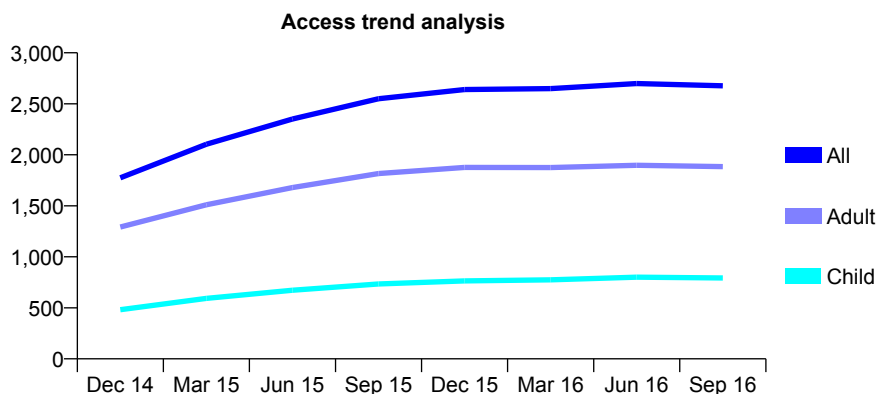
Q46 - Vital Signs At a Glance Contract Report for 115835/0001 - September 2016

Name or company name	Talking Teeth
Contract type name	GDS Contract
Purpose of contract	General
Contract start date	01/11/2013
Contract end date	

16/17 Contracted general activity (UDA)	6,297
Carry forward general activity (UDA)	-126
16/17 Contracted orthodontic activity (UOA)	0
Carry forward orthodontic activity (UOA)	0
Baseline contract value	£138,195.91

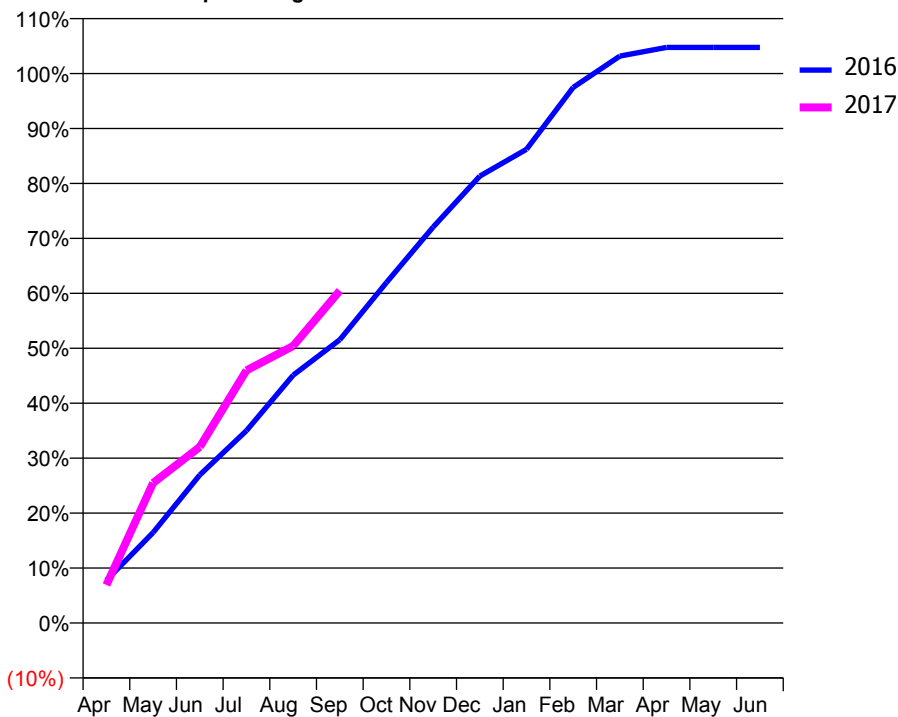
ACCESS*

Patients seen in 24 months	Total	Change since previous quarter
Quarter ending September 2015	2,550	
Quarter ending December 2015	2,640	↑
Quarter ending March 2016	2,649	→
Quarter ending June 2016	2,699	→
Quarter ending September 2016	2,677	→
Variance since September 2015	5.0%	↑



ACTIVITY

Cumulative percentage of contracted UDA delivered 2016 & 2017



Month	Adjusted Scheduled Activity (UDA)	
	2016	2017
April	511	436
May	1,083	1,605
June	1,773	2,017
July	2,303	2,895
August	2,966	3,175
September	3,390	3,809
October	4,076	
November	4,739	
December	5,348	
January	5,670	
February	6,410	
March	6,785	
April	6,889	
May	6,889	
June	6,889	

QUALITY

	Quantity	Base Number	Contract	AT	Region	England
% of FP17s for the same patient ID Re-attending within 3 months - Children	46	533	8.6%	13.0%	13.5%	12.4%
% of FP17s for the same patient ID Re-attending within 3 months - Adults	136	1,220	11.1%	17.5%	17.4%	16.7%
% of FP17s for the same patient ID Re-attending between 3 & 9 months - Children	278	533	52.2%	56.6%	59.0%	57.4%
% of FP17s for the same patient ID Re-attending between 3 & 9 months - Adults	634	1,220	52.0%	50.5%	52.6%	50.5%
% of FP17s for Band 1 Urgent Courses	160	1,704	9.4%	10.6%	9.4%	9.1%
% of FP17s Relating to Free Repair or Replacements	12	1,704	0.7%	0.9%	1.0%	0.8%
% of FP17s Relating to Continuations	3	1,704	0.2%	1.3%	1.5%	1.3%
% of Patients satisfied with the dentistry they have received	1	1	N/A	92.8%	93.7%	93.2%
% of Patients satisfied with the time they had to wait for an appointment	1	1	N/A	88.5%	90.0%	89.0%

* This is based on patients treated on this contract for their most recent course of treatment. Figures in italics indicate the base number of FP17s or Patient Questionnaire responses are less than 100. N/A is shown where the base number of responses is less than 10 during the period. % is calculated as Quantity/Base number*100

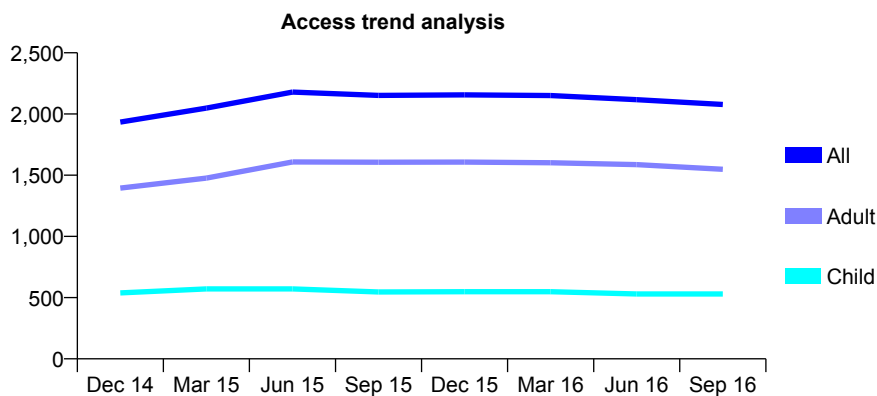
Q46 - Vital Signs At a Glance Contract Report for 116009/0001 - September 2016

Name or company name	Kathcare Ltd
Contract type name	GDS Contract
Purpose of contract	General
Contract start date	01/04/2010
Contract end date	

16/17 Contracted general activity (UDA)	6,500
Carry forward general activity (UDA)	-130
16/17 Contracted orthodontic activity (UOA)	0
Carry forward orthodontic activity (UOA)	0
Baseline contract value	£195,193.24

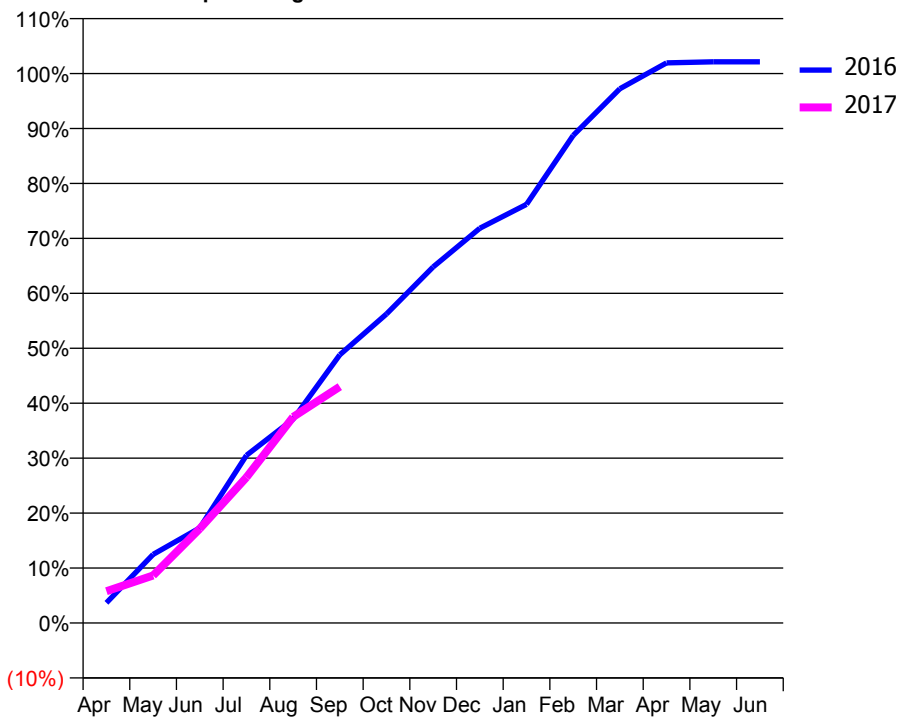
ACCESS*

Patients seen in 24 months	Total	Change since previous quarter
Quarter ending September 2015	2,152	
Quarter ending December 2015	2,156	→
Quarter ending March 2016	2,151	→
Quarter ending June 2016	2,117	↓
Quarter ending September 2016	2,078	↓
Variance since September 2015	(3.4%)	↓



ACTIVITY

Cumulative percentage of contracted UDA delivered 2016 & 2017



Adjusted Scheduled Activity (UDA)

Month	2016	2017
April	239	377
May	812	563
June	1,125	1,116
July	1,984	1,724
August	2,411	2,438
September	3,173	2,796
October	3,655	
November	4,212	
December	4,669	
January	4,953	
February	5,767	
March	6,319	
April	6,626	
May	6,638	
June	6,638	

QUALITY

	Quantity	Base Number	Contract	AT	Region	England
% of FP17s for the same patient ID Re-attending within 3 months - Children	28	326	8.6%	13.0%	13.5%	12.4%
% of FP17s for the same patient ID Re-attending within 3 months - Adults	121	828	14.6%	17.5%	17.4%	16.7%
% of FP17s for the same patient ID Re-attending between 3 & 9 months - Children	177	326	54.3%	56.6%	59.0%	57.4%
% of FP17s for the same patient ID Re-attending between 3 & 9 months - Adults	379	828	45.8%	50.5%	52.6%	50.5%
% of FP17s for Band 1 Urgent Courses	91	1,030	8.8%	10.6%	9.4%	9.1%
% of FP17s Relating to Free Repair or Replacements	3	1,030	0.3%	0.9%	1.0%	0.8%
% of FP17s Relating to Continuations	20	1,030	1.9%	1.3%	1.5%	1.3%
% of Patients satisfied with the dentistry they have received	1	1	N/A	92.8%	93.7%	93.2%
% of Patients satisfied with the time they had to wait for an appointment	1	1	N/A	88.5%	90.0%	89.0%

* This is based on patients treated on this contract for their most recent course of treatment. Figures in italics indicate the base number of FP17s or Patient Questionnaire responses are less than 100. N/A is shown where the base number of responses is less than 10 during the period. % is calculated as Quantity/Base number*100

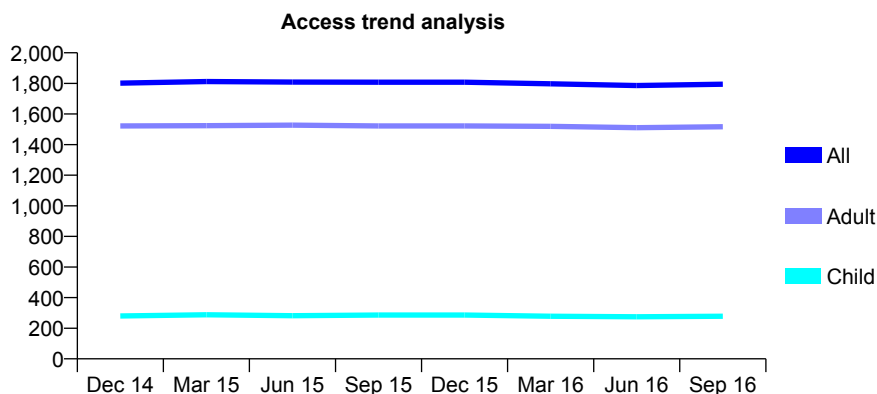
Q46 - Vital Signs At a Glance Contract Report for 116440/0001 - September 2016

Name or company name	Pracny and Strass Dental Practice
Contract type name	GDS Contract
Purpose of contract	General and Orthodontic
Contract start date	01/04/2006
Contract end date	

16/17 Contracted general activity (UDA)	5,960
Carry forward general activity (UDA)	16
16/17 Contracted orthodontic activity (UOA)	454
Carry forward orthodontic activity (UOA)	0
Baseline contract value	£167,843.81

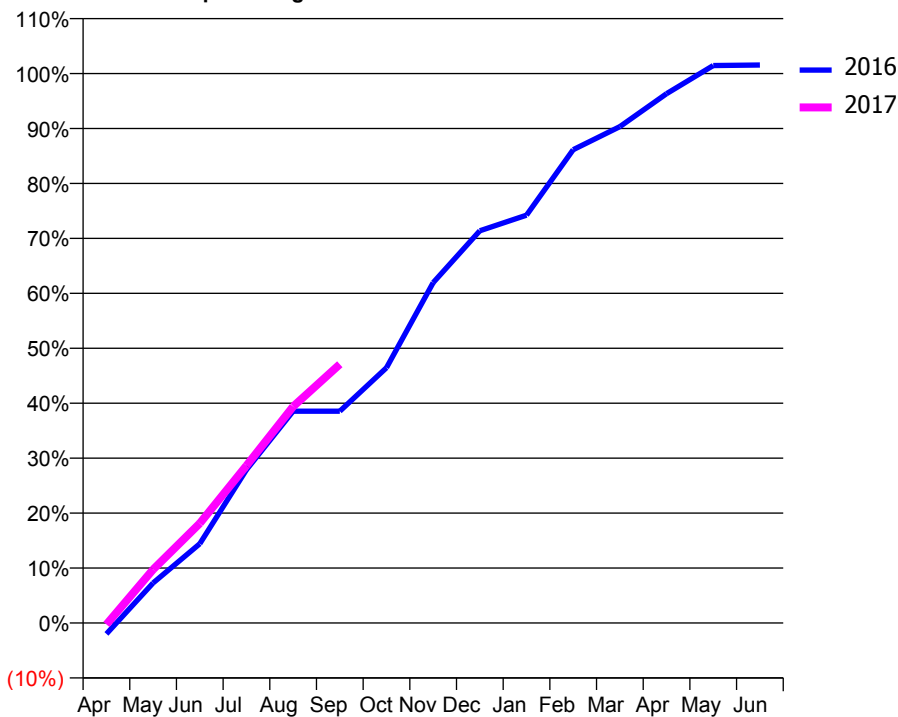
ACCESS*

Patients seen in 24 months	Total	Change since previous quarter
Quarter ending September 2015	1,808	
Quarter ending December 2015	1,808	→
Quarter ending March 2016	1,797	→
Quarter ending June 2016	1,786	→
Quarter ending September 2016	1,795	→
Variance since September 2015	(0.7%)	→



ACTIVITY

Cumulative percentage of contracted UDA delivered 2016 & 2017



Month	Adjusted Scheduled Activity (UDA)	
	2016	2017
April	-120	-16
May	435	580
June	859	1,081
July	1,662	1,708
August	2,298	2,347
September	2,298	2,806
October	2,768	
November	3,692	
December	4,255	
January	4,423	
February	5,133	
March	5,384	
April	5,741	
May	6,047	
June	6,052	

QUALITY

	Quantity	Base Number	Contract	AT	Region	England
% of FP17s for the same patient ID Re-attending within 3 months - Children	14	210	6.7%	13.0%	13.5%	12.4%
% of FP17s for the same patient ID Re-attending within 3 months - Adults	193	1,344	14.4%	17.5%	17.4%	16.7%
% of FP17s for the same patient ID Re-attending between 3 & 9 months - Children	118	210	56.2%	56.6%	59.0%	57.4%
% of FP17s for the same patient ID Re-attending between 3 & 9 months - Adults	867	1,344	64.5%	50.5%	52.6%	50.5%
% of FP17s for Band 1 Urgent Courses	35	1,239	2.8%	10.6%	9.4%	9.1%
% of FP17s Relating to Free Repair or Replacements	12	1,239	1.0%	0.9%	1.0%	0.8%
% of FP17s Relating to Continuations	59	1,239	4.8%	1.3%	1.5%	1.3%
% of Patients satisfied with the dentistry they have received	2	3	N/A	92.8%	93.7%	93.2%
% of Patients satisfied with the time they had to wait for an appointment	3	3	N/A	88.5%	90.0%	89.0%

* This is based on patients treated on this contract for their most recent course of treatment. Figures in italics indicate the base number of FP17s or Patient Questionnaire responses are less than 100. N/A is shown where the base number of responses is less than 10 during the period. % is calculated as Quantity/Base number*100

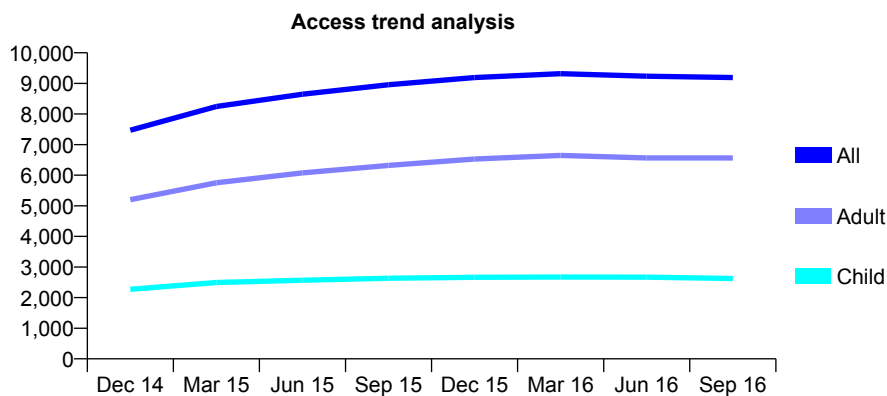
Q46 - Vital Signs At a Glance Contract Report for 116580/0001 - September 2016

Name or company name	Drake Dental Practice
Contract type name	GDS Contract
Purpose of contract	General
Contract start date	01/04/2014
Contract end date	

16/17 Contracted general activity (UDA)	32,499
Carry forward general activity (UDA)	1,177
16/17 Contracted orthodontic activity (UOA)	0
Carry forward orthodontic activity (UOA)	0
Baseline contract value	£823,145.48

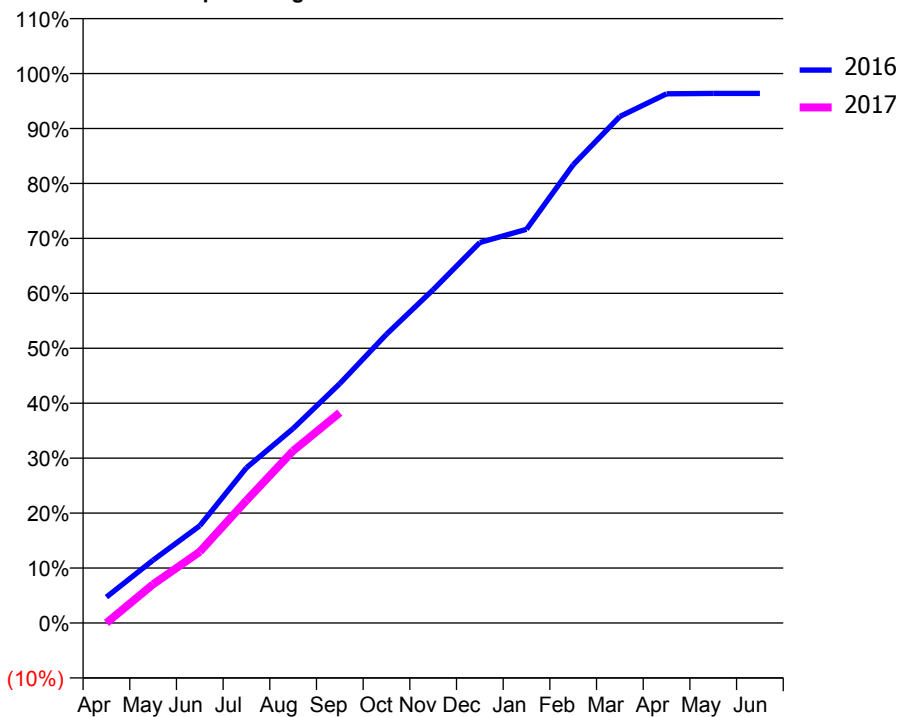
ACCESS*

Patients seen in 24 months	Total	Change since previous quarter
Quarter ending September 2015	8,956	
Quarter ending December 2015	9,191	↑
Quarter ending March 2016	9,320	→
Quarter ending June 2016	9,234	→
Quarter ending September 2016	9,191	→
Variance since September 2015	2.6%	↑



ACTIVITY

Cumulative percentage of contracted UDA delivered 2016 & 2017



Month	Adjusted Scheduled Activity (UDA)	
	2016	2017
April	1,531	1
May	3,718	2,291
June	5,753	4,216
July	9,183	7,251
August	11,504	10,184
September	14,164	12,441
October	17,080	
November	19,715	
December	22,508	
January	23,283	
February	27,102	
March	29,959	
April	31,300	
May	31,322	
June	31,322	

QUALITY

	Quantity	Base Number	Contract	AT	Region	England
% of FP17s for the same patient ID Re-attending within 3 months - Children	407	2,387	17.1%	13.0%	13.5%	12.4%
% of FP17s for the same patient ID Re-attending within 3 months - Adults	1,308	5,616	23.3%	17.5%	17.4%	16.7%
% of FP17s for the same patient ID Re-attending between 3 & 9 months - Children	1,412	2,387	59.2%	56.6%	59.0%	57.4%
% of FP17s for the same patient ID Re-attending between 3 & 9 months - Adults	3,128	5,616	55.7%	50.5%	52.6%	50.5%
% of FP17s for Band 1 Urgent Courses	884	7,341	12.0%	10.6%	9.4%	9.1%
% of FP17s Relating to Free Repair or Replacements	69	7,341	0.9%	0.9%	1.0%	0.8%
% of FP17s Relating to Continuations	72	7,341	1.0%	1.3%	1.5%	1.3%
% of Patients satisfied with the dentistry they have received	6	6	N/A	92.8%	93.7%	93.2%
% of Patients satisfied with the time they had to wait for an appointment	5	6	N/A	88.5%	90.0%	89.0%

* This is based on patients treated on this contract for their most recent course of treatment. Figures in italics indicate the base number of FP17s or Patient Questionnaire responses are less than 100. N/A is shown where the base number of responses is less than 10 during the period. % is calculated as Quantity/Base number*100

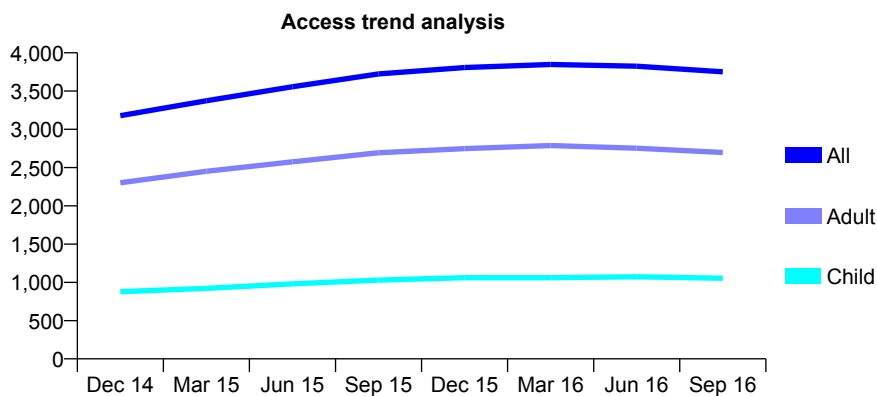
Q46 - Vital Signs At a Glance Contract Report for 116696/0001 - September 2016

Name or company name	Fallowfield (No.1)Limited
Contract type name	GDS Contract
Purpose of contract	General
Contract start date	01/11/2007
Contract end date	

16/17 Contracted general activity (UDA)	13,084
Carry forward general activity (UDA)	-97
16/17 Contracted orthodontic activity (UOA)	0
Carry forward orthodontic activity (UOA)	0
Baseline contract value	£440,948.87

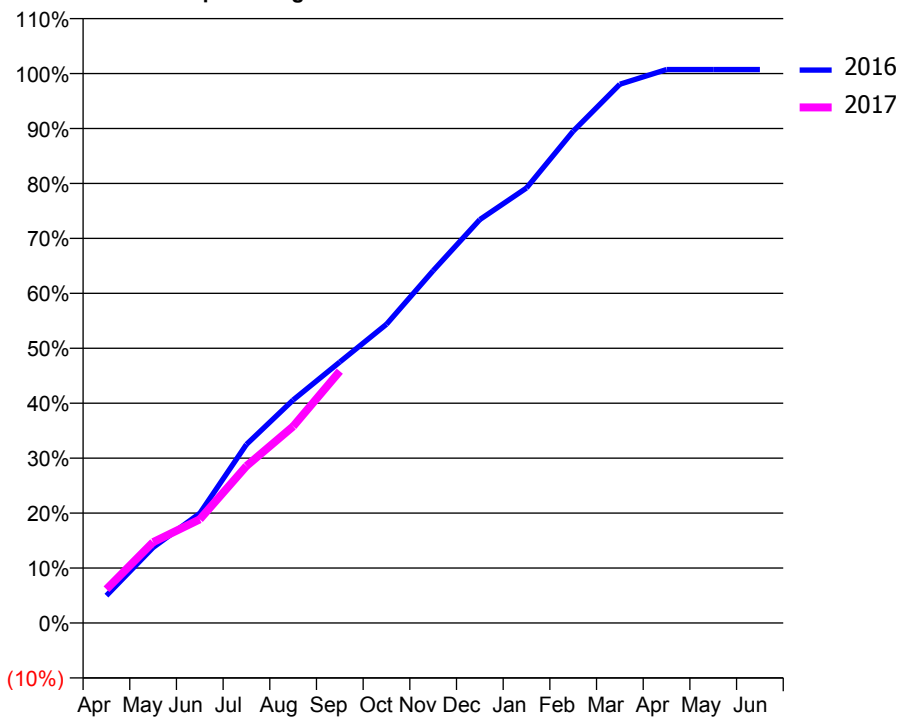
ACCESS*

Patients seen in 24 months	Total	Change since previous quarter
Quarter ending September 2015	3,724	
Quarter ending December 2015	3,807	↑
Quarter ending March 2016	3,848	→
Quarter ending June 2016	3,825	→
Quarter ending September 2016	3,751	↓
Variance since September 2015	0.7%	→



ACTIVITY

Cumulative percentage of contracted UDA delivered 2016 & 2017



Month	Adjusted Scheduled Activity (UDA)	
	2016	2017
April	668	805
May	1,837	1,924
June	2,668	2,468
July	4,343	3,739
August	5,424	4,682
September	6,347	5,995
October	7,267	
November	8,571	
December	9,813	
January	10,582	
February	11,963	
March	13,104	
April	13,460	
May	13,461	
June	13,461	

QUALITY

	Quantity	Base Number	Contract	AT	Region	England
% of FP17s for the same patient ID Re-attending within 3 months - Children	88	715	12.3%	13.0%	13.5%	12.4%
% of FP17s for the same patient ID Re-attending within 3 months - Adults	525	1,959	26.8%	17.5%	17.4%	16.7%
% of FP17s for the same patient ID Re-attending between 3 & 9 months - Children	378	715	52.9%	56.6%	59.0%	57.4%
% of FP17s for the same patient ID Re-attending between 3 & 9 months - Adults	883	1,959	45.1%	50.5%	52.6%	50.5%
% of FP17s for Band 1 Urgent Courses	372	2,545	14.6%	10.6%	9.4%	9.1%
% of FP17s Relating to Free Repair or Replacements	43	2,545	1.7%	0.9%	1.0%	0.8%
% of FP17s Relating to Continuations	80	2,545	3.1%	1.3%	1.5%	1.3%
% of Patients satisfied with the dentistry they have received	1	1	N/A	92.8%	93.7%	93.2%
% of Patients satisfied with the time they had to wait for an appointment	0	1	N/A	88.5%	90.0%	89.0%

* This is based on patients treated on this contract for their most recent course of treatment. Figures in italics indicate the base number of FP17s or Patient Questionnaire responses are less than 100. N/A is shown where the base number of responses is less than 10 during the period. % is calculated as Quantity/Base number*100

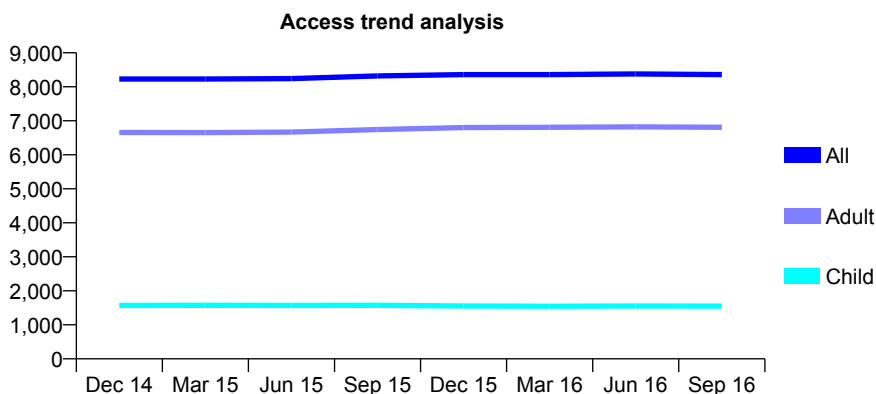
Q46 - Vital Signs At a Glance Contract Report for 117080/0001 - September 2016

Name or company name	Jefferies & Reed
Contract type name	GDS Contract
Purpose of contract	General
Contract start date	01/04/2006
Contract end date	

16/17 Contracted general activity (UDA)	28,152
Carry forward general activity (UDA)	9
16/17 Contracted orthodontic activity (UOA)	0
Carry forward orthodontic activity (UOA)	0
Baseline contract value	£843,044.43

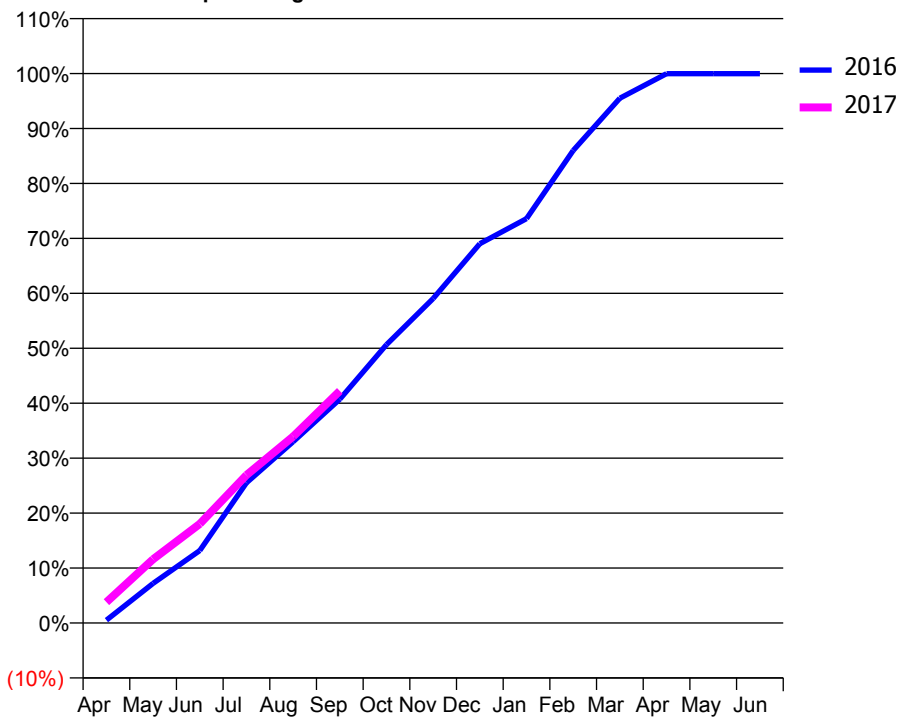
ACCESS*

Patients seen in 24 months	Total	Change since previous quarter
Quarter ending September 2015	8,318	
Quarter ending December 2015	8,358	→
Quarter ending March 2016	8,357	→
Quarter ending June 2016	8,377	→
Quarter ending September 2016	8,360	→
Variance since September 2015	0.5%	→



ACTIVITY

Cumulative percentage of contracted UDA delivered 2016 & 2017



Month	Adjusted Scheduled Activity (UDA)	
	2016	2017
April	148	1,069
May	2,035	3,271
June	3,715	5,081
July	7,185	7,577
August	9,288	9,553
September	11,467	11,891
October	14,261	
November	16,624	
December	19,435	
January	20,714	
February	24,207	
March	26,885	
April	28,143	
May	28,143	
June	28,143	

QUALITY

	Quantity	Base Number	Contract	AT	Region	England
% of FP17s for the same patient ID Re-attending within 3 months - Children	138	1,417	9.7%	13.0%	13.5%	12.4%
% of FP17s for the same patient ID Re-attending within 3 months - Adults	898	6,087	14.8%	17.5%	17.4%	16.7%
% of FP17s for the same patient ID Re-attending between 3 & 9 months - Children	975	1,417	68.8%	56.6%	59.0%	57.4%
% of FP17s for the same patient ID Re-attending between 3 & 9 months - Adults	4,356	6,087	71.6%	50.5%	52.6%	50.5%
% of FP17s for Band 1 Urgent Courses	323	6,907	4.7%	10.6%	9.4%	9.1%
% of FP17s Relating to Free Repair or Replacements	60	6,907	0.9%	0.9%	1.0%	0.8%
% of FP17s Relating to Continuations	260	6,907	3.8%	1.3%	1.5%	1.3%
% of Patients satisfied with the dentistry they have received	5	5	N/A	92.8%	93.7%	93.2%
% of Patients satisfied with the time they had to wait for an appointment	5	5	N/A	88.5%	90.0%	89.0%

* This is based on patients treated on this contract for their most recent course of treatment. Figures in italics indicate the base number of FP17s or Patient Questionnaire responses are less than 100. N/A is shown where the base number of responses is less than 10 during the period. % is calculated as Quantity/Base number*100

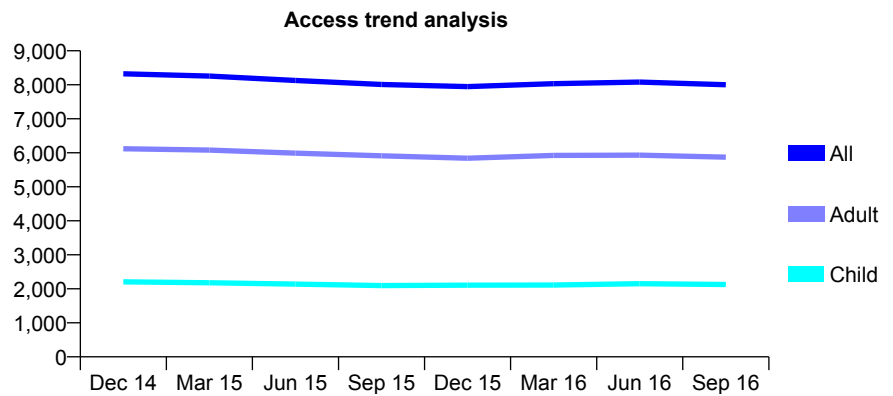
Q46 - Vital Signs At a Glance Contract Report for 118311/0001 - September 2016

Name or company name	Bryn Street Dental Clinic Ltd
Contract type name	GDS Contract
Purpose of contract	General
Contract start date	01/10/2008
Contract end date	

16/17 Contracted general activity (UDA)	24,515
Carry forward general activity (UDA)	0
16/17 Contracted orthodontic activity (UOA)	0
Carry forward orthodontic activity (UOA)	0
Baseline contract value	£635,754.73

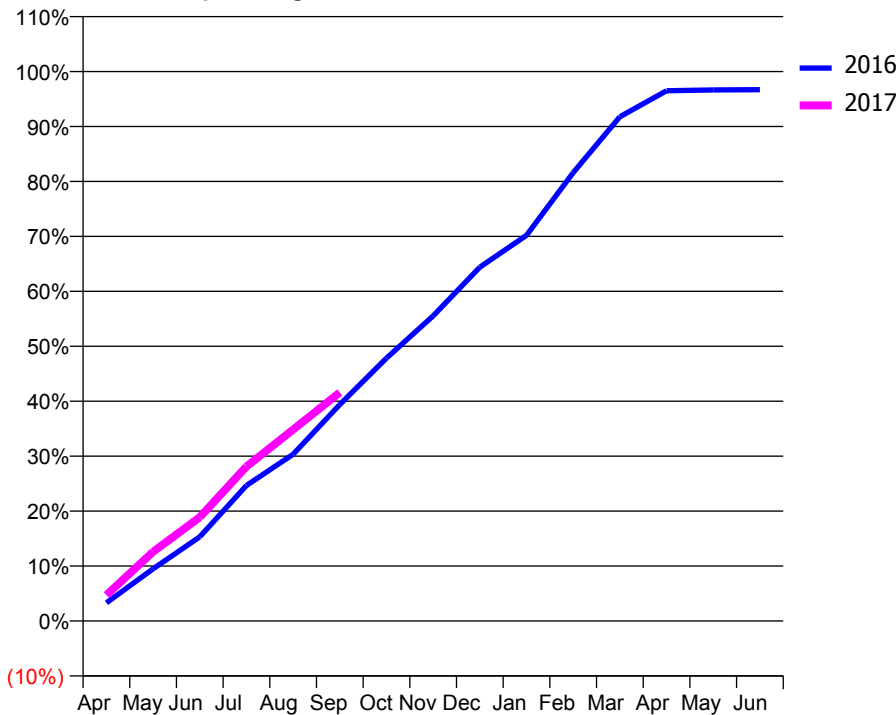
ACCESS*

Patients seen in 24 months	Total	Change since previous quarter
Quarter ending September 2015	8,010	
Quarter ending December 2015	7,949	→
Quarter ending March 2016	8,034	→
Quarter ending June 2016	8,082	→
Quarter ending September 2016	8,002	→
Variance since September 2015	(0.1%)	→



ACTIVITY

Cumulative percentage of contracted UDA delivered 2016 & 2017



QUALITY

	Quantity	Base Number	Contract	AT	Region	England
% of FP17s for the same patient ID Re-attending within 3 months - Children	809	2,630	30.8%	13.0%	13.5%	12.4%
% of FP17s for the same patient ID Re-attending within 3 months - Adults	959	4,296	22.3%	17.5%	17.4%	16.7%
% of FP17s for the same patient ID Re-attending between 3 & 9 months - Children	1,382	2,630	52.5%	56.6%	59.0%	57.4%
% of FP17s for the same patient ID Re-attending between 3 & 9 months - Adults	2,110	4,296	49.1%	50.5%	52.6%	50.5%
% of FP17s for Band 1 Urgent Courses	800	5,933	13.5%	10.6%	9.4%	9.1%
% of FP17s Relating to Free Repair or Replacements	39	5,933	0.7%	0.9%	1.0%	0.8%
% of FP17s Relating to Continuations	24	5,933	0.4%	1.3%	1.5%	1.3%
% of Patients satisfied with the dentistry they have received	6	6	N/A	92.8%	93.7%	93.2%
% of Patients satisfied with the time they had to wait for an appointment	5	6	N/A	88.5%	90.0%	89.0%

* This is based on patients treated on this contract for their most recent course of treatment. Figures in italics indicate the base number of FP17s or Patient Questionnaire responses are less than 100. N/A is shown where the base number of responses is less than 10 during the period. % is calculated as Quantity/Base number*100

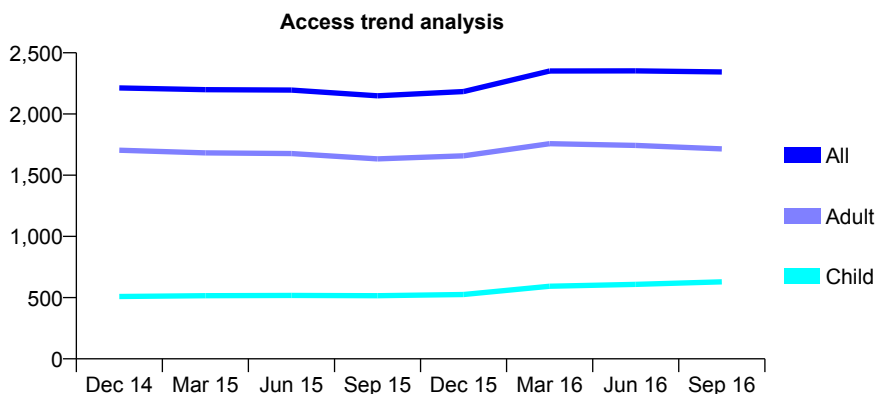
Q46 - Vital Signs At a Glance Contract Report for 118540/0001 - September 2016

Name or company name	Birchfields Family Dental Care
Contract type name	GDS Contract
Purpose of contract	General
Contract start date	01/07/2012
Contract end date	

16/17 Contracted general activity (UDA)	7,428
Carry forward general activity (UDA)	-69
16/17 Contracted orthodontic activity (UOA)	0
Carry forward orthodontic activity (UOA)	0
Baseline contract value	£250,317.82

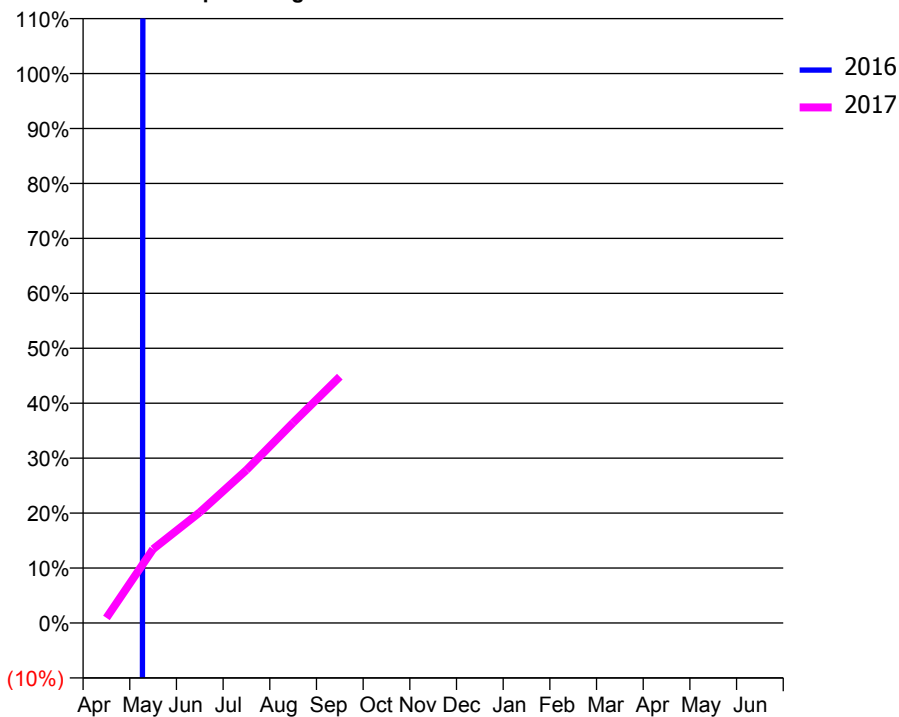
ACCESS*

Patients seen in 24 months	Total	Change since previous quarter
Quarter ending September 2015	2,149	
Quarter ending December 2015	2,184	→
Quarter ending March 2016	2,351	↑
Quarter ending June 2016	2,352	→
Quarter ending September 2016	2,344	→
Variance since September 2015	9.1%	↑



ACTIVITY

Cumulative percentage of contracted UDA delivered 2016 & 2017



Adjusted Scheduled Activity (UDA)

Month	2016	2017
April	-399	69
May	117	999
June	452	1,496
July	1,187	2,069
August	1,739	2,708
September	2,284	3,331
October	2,649	
November	3,436	
December	4,317	
January	5,092	
February	6,163	
March	7,051	
April	7,485	
May	7,497	
June	7,497	

QUALITY

	Quantity	Base Number	Contract	AT	Region	England
% of FP17s for the same patient ID Re-attending within 3 months - Children	68	492	13.8%	13.0%	13.5%	12.4%
% of FP17s for the same patient ID Re-attending within 3 months - Adults	256	1,229	20.8%	17.5%	17.4%	16.7%
% of FP17s for the same patient ID Re-attending between 3 & 9 months - Children	266	492	54.1%	56.6%	59.0%	57.4%
% of FP17s for the same patient ID Re-attending between 3 & 9 months - Adults	631	1,229	51.3%	50.5%	52.6%	50.5%
% of FP17s for Band 1 Urgent Courses	123	1,513	8.1%	10.6%	9.4%	9.1%
% of FP17s Relating to Free Repair or Replacements	20	1,513	1.3%	0.9%	1.0%	0.8%
% of FP17s Relating to Continuations	45	1,513	3.0%	1.3%	1.5%	1.3%
% of Patients satisfied with the dentistry they have received	1	2	N/A	92.8%	93.7%	93.2%
% of Patients satisfied with the time they had to wait for an appointment	2	2	N/A	88.5%	90.0%	89.0%

* This is based on patients treated on this contract for their most recent course of treatment. Figures in italics indicate the base number of FP17s or Patient Questionnaire responses are less than 100. N/A is shown where the base number of responses is less than 10 during the period. % is calculated as Quantity/Base number*100

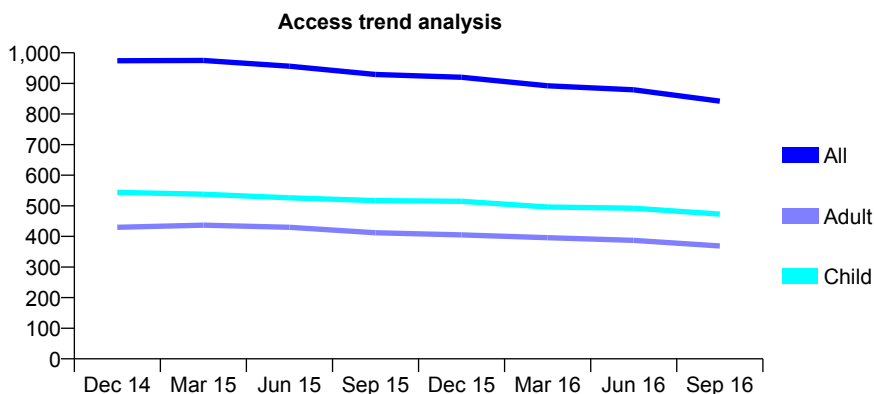
Q46 - Vital Signs At a Glance Contract Report for 119741/0001 - September 2016

Name or company name	P & J Mantel Dental Practice
Contract type name	GDS Contract
Purpose of contract	General
Contract start date	01/04/2006
Contract end date	

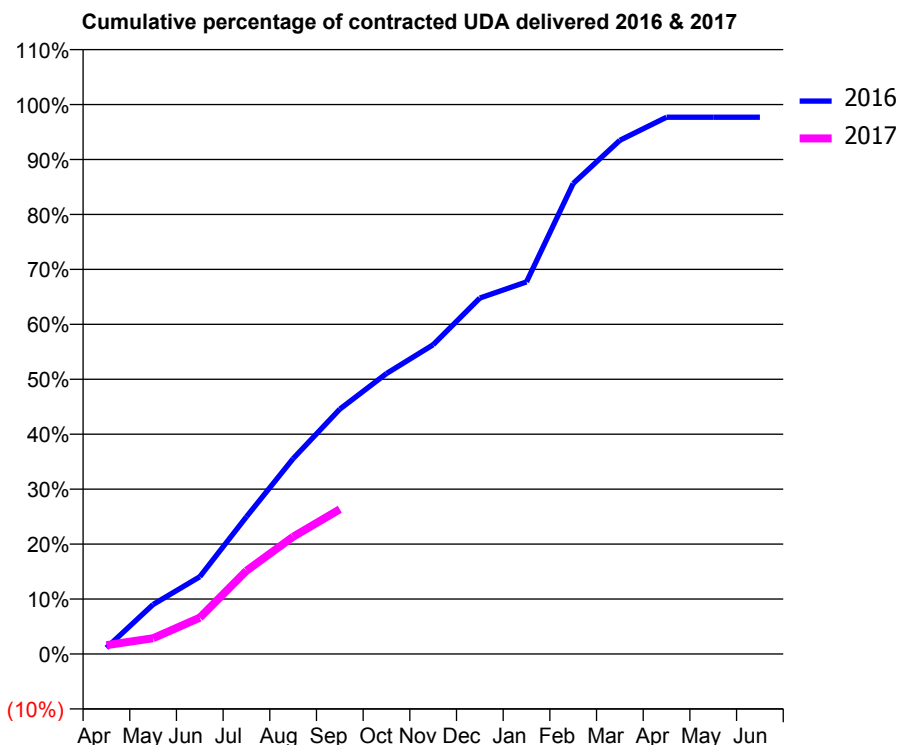
16/17 Contracted general activity (UDA)	2,800
Carry forward general activity (UDA)	51
16/17 Contracted orthodontic activity (UOA)	0
Carry forward orthodontic activity (UOA)	0
Baseline contract value	£59,873.45

ACCESS*

Patients seen in 24 months	Total	Change since previous quarter
Quarter ending September 2015	929	
Quarter ending December 2015	920	→
Quarter ending March 2016	892	↓
Quarter ending June 2016	879	↓
Quarter ending September 2016	842	↓
Variance since September 2015	(9.4%)	↓



ACTIVITY



Adjusted Scheduled Activity (UDA)		
Month	2016	2017
April	25	45
May	198	80
June	309	185
July	550	424
August	782	598
September	980	738
October	1,123	
November	1,238	
December	1,425	
January	1,490	
February	1,884	
March	2,057	
April	2,149	
May	2,149	
June	2,149	

QUALITY

	Quantity	Base Number	Contract	AT	Region	England
% of FP17s for the same patient ID Re-attending within 3 months - Children	12	364	3.3%	13.0%	13.5%	12.4%
% of FP17s for the same patient ID Re-attending within 3 months - Adults	16	217	7.4%	17.5%	17.4%	16.7%
% of FP17s for the same patient ID Re-attending between 3 & 9 months - Children	273	364	75.0%	56.6%	59.0%	57.4%
% of FP17s for the same patient ID Re-attending between 3 & 9 months - Adults	162	217	74.7%	50.5%	52.6%	50.5%
% of FP17s for Band 1 Urgent Courses	9	524	1.7%	10.6%	9.4%	9.1%
% of FP17s Relating to Free Repair or Replacements	0	524	0.0%	0.9%	1.0%	0.8%
% of FP17s Relating to Continuations	7	524	1.3%	1.3%	1.5%	1.3%
% of Patients satisfied with the dentistry they have received	0	0	N/A	92.8%	93.7%	93.2%
% of Patients satisfied with the time they had to wait for an appointment	0	0	N/A	88.5%	90.0%	89.0%

* This is based on patients treated on this contract for their most recent course of treatment. Figures in italics indicate the base number of FP17s or Patient Questionnaire responses are less than 100. N/A is shown where the base number of responses is less than 10 during the period. % is calculated as Quantity/Base number*100

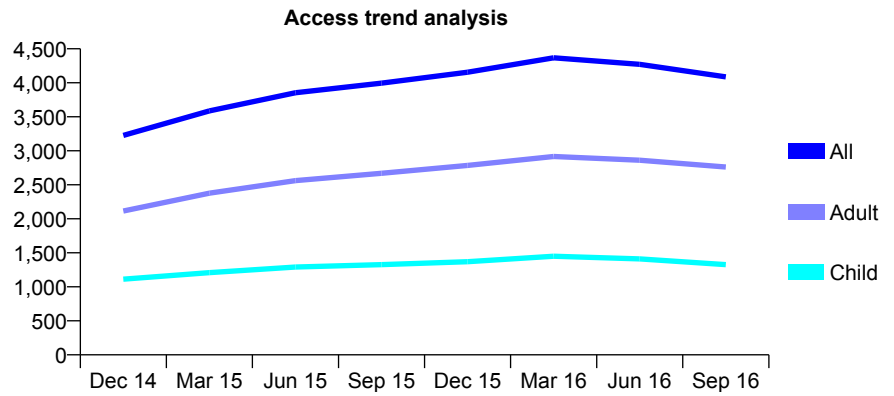
Q46 - Vital Signs At a Glance Contract Report for 120162/0001 - September 2016

Name or company name	Confidential Solutions Ltd
Contract type name	GDS Contract
Purpose of contract	General
Contract start date	01/12/2013
Contract end date	

16/17 Contracted general activity (UDA)	12,935
Carry forward general activity (UDA)	0
16/17 Contracted orthodontic activity (UOA)	0
Carry forward orthodontic activity (UOA)	0
Baseline contract value	£307,039.43

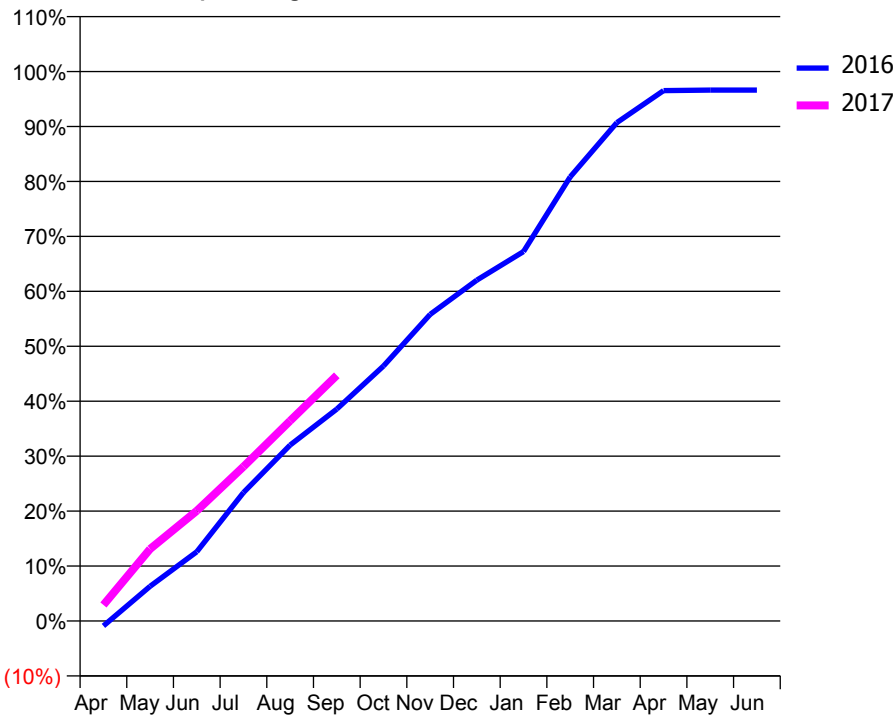
ACCESS*

Patients seen in 24 months	Total	Change since previous quarter
Quarter ending September 2015	3,996	
Quarter ending December 2015	4,155	↑
Quarter ending March 2016	4,367	↑
Quarter ending June 2016	4,272	↓
Quarter ending September 2016	4,088	↓
Variance since September 2015	2.3%	↑



ACTIVITY

Cumulative percentage of contracted UDA delivered 2016 & 2017



Month	Adjusted Scheduled Activity (UDA)	
	2016	2017
April	-117	377
May	818	1,697
June	1,630	2,594
July	3,024	3,633
August	4,142	4,712
September	4,988	5,782
October	6,003	
November	7,216	
December	8,025	
January	8,698	
February	10,455	
March	11,733	
April	12,484	
May	12,498	
June	12,498	

QUALITY

	Quantity	Base Number	Contract	AT	Region	England
% of FP17s for the same patient ID Re-attending within 3 months - Children	79	921	8.6%	13.0%	13.5%	12.4%
% of FP17s for the same patient ID Re-attending within 3 months - Adults	341	2,009	17.0%	17.5%	17.4%	16.7%
% of FP17s for the same patient ID Re-attending between 3 & 9 months - Children	610	921	66.2%	56.6%	59.0%	57.4%
% of FP17s for the same patient ID Re-attending between 3 & 9 months - Adults	1,265	2,009	63.0%	50.5%	52.6%	50.5%
% of FP17s for Band 1 Urgent Courses	271	2,627	10.3%	10.6%	9.4%	9.1%
% of FP17s Relating to Free Repair or Replacements	31	2,627	1.2%	0.9%	1.0%	0.8%
% of FP17s Relating to Continuations	27	2,627	1.0%	1.3%	1.5%	1.3%
% of Patients satisfied with the dentistry they have received	3	3	N/A	92.8%	93.7%	93.2%
% of Patients satisfied with the time they had to wait for an appointment	3	3	N/A	88.5%	90.0%	89.0%

* This is based on patients treated on this contract for their most recent course of treatment. Figures in italics indicate the base number of FP17s or Patient Questionnaire responses are less than 100. N/A is shown where the base number of responses is less than 10 during the period. % is calculated as Quantity/Base number*100

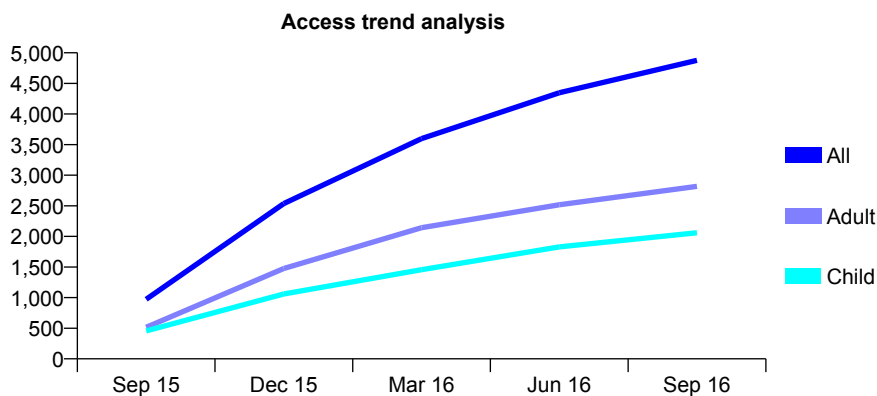
Q46 - Vital Signs At a Glance Contract Report for 121118/0001 - September 2016

Name or company name	The Tooth Place Limited
Contract type name	GDS Contract
Purpose of contract	General
Contract start date	01/08/2015
Contract end date	

16/17 Contracted general activity (UDA)	16,195
Carry forward general activity (UDA)	-51
16/17 Contracted orthodontic activity (UOA)	0
Carry forward orthodontic activity (UOA)	0
Baseline contract value	£539,696.57

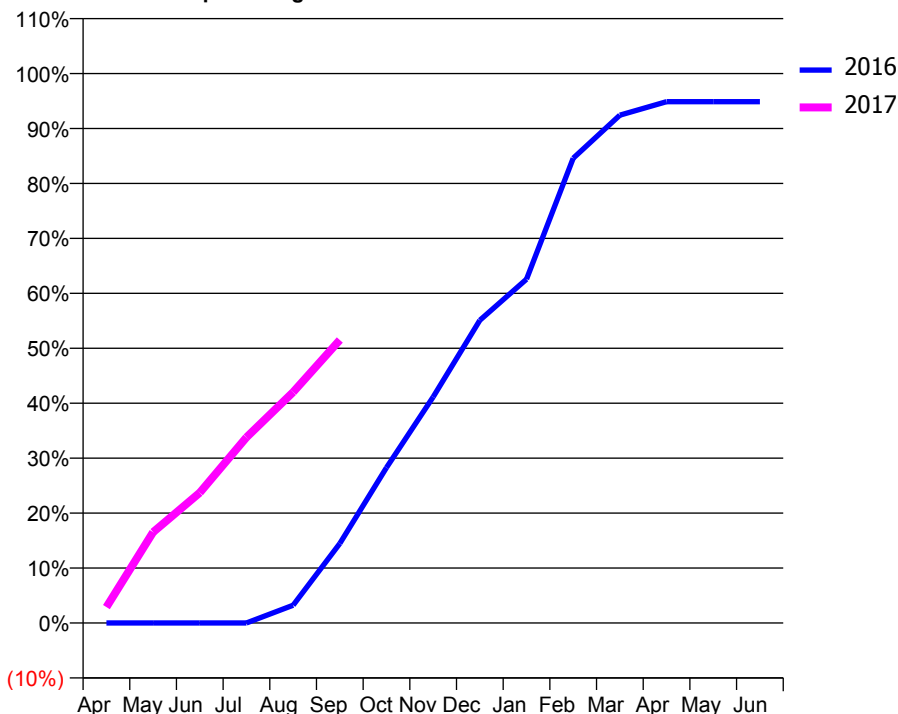
ACCESS*

Patients seen in 24 months	Total	Change since previous quarter
Quarter ending September 2015	972	
Quarter ending December 2015	2,536	↑
Quarter ending March 2016	3,599	↑
Quarter ending June 2016	4,348	↑
Quarter ending September 2016	4,876	↑
Variance since September 2015	401.6%	↑



ACTIVITY

Cumulative percentage of contracted UDA delivered 2016 & 2017



Adjusted Scheduled Activity (UDA)

Month	2016	2017
April	0	471
May	0	2,679
June	0	3,840
July	0	5,472
August	313	6,806
September	1,393	8,342
October	2,721	
November	3,960	
December	5,301	
January	6,020	
February	8,138	
March	8,894	
April	9,130	
May	9,130	
June	9,130	

QUALITY

	Quantity	Base Number	Contract	AT	Region	England
% of FP17s for the same patient ID Re-attending within 3 months - Children	209	1,900	11.0%	13.0%	13.5%	12.4%
% of FP17s for the same patient ID Re-attending within 3 months - Adults	561	2,631	21.3%	17.5%	17.4%	16.7%
% of FP17s for the same patient ID Re-attending between 3 & 9 months - Children	874	1,900	46.0%	56.6%	59.0%	57.4%
% of FP17s for the same patient ID Re-attending between 3 & 9 months - Adults	1,299	2,631	49.4%	50.5%	52.6%	50.5%
% of FP17s for Band 1 Urgent Courses	558	3,756	14.9%	10.6%	9.4%	9.1%
% of FP17s Relating to Free Repair or Replacements	64	3,756	1.7%	0.9%	1.0%	0.8%
% of FP17s Relating to Continuations	46	3,756	1.2%	1.3%	1.5%	1.3%
% of Patients satisfied with the dentistry they have received	1	1	N/A	92.8%	93.7%	93.2%
% of Patients satisfied with the time they had to wait for an appointment	1	1	N/A	88.5%	90.0%	89.0%

* This is based on patients treated on this contract for their most recent course of treatment. Figures in italics indicate the base number of FP17s or Patient Questionnaire responses are less than 100. N/A is shown where the base number of responses is less than 10 during the period. % is calculated as Quantity/Base number*100

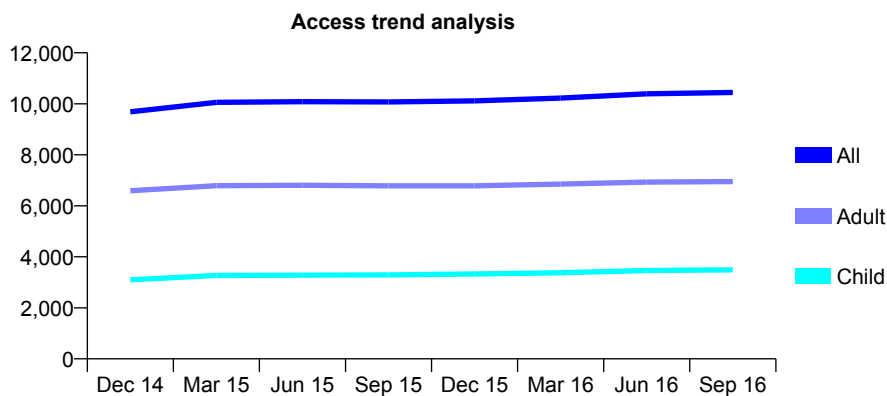
Q46 - Vital Signs At a Glance Contract Report for 121274/0001 - September 2016

Name or company name	Freshdental Practice Ltd
Contract type name	GDS Contract
Purpose of contract	General
Contract start date	01/04/2011
Contract end date	

16/17 Contracted general activity (UDA)	28,724
Carry forward general activity (UDA)	0
16/17 Contracted orthodontic activity (UOA)	0
Carry forward orthodontic activity (UOA)	0
Baseline contract value	£719,384.71

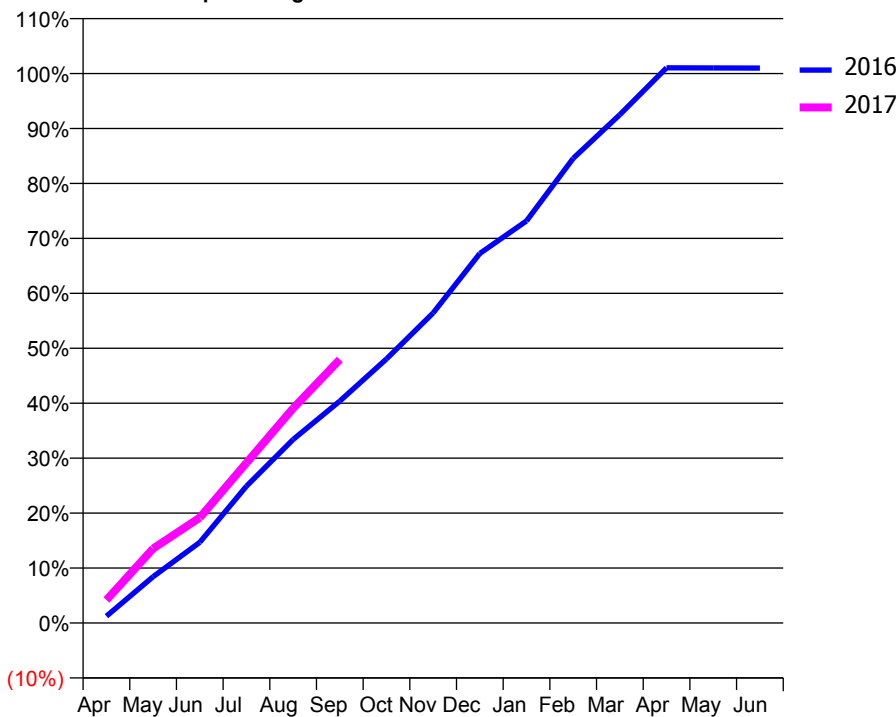
ACCESS*

Patients seen in 24 months	Total	Change since previous quarter
Quarter ending September 2015	10,072	
Quarter ending December 2015	10,113	→
Quarter ending March 2016	10,226	→
Quarter ending June 2016	10,394	→
Quarter ending September 2016	10,444	→
Variance since September 2015	3.7%	↑



ACTIVITY

Cumulative percentage of contracted UDA delivered 2016 & 2017



Adjusted Scheduled Activity (UDA)

Month	2016	2017
April	356	1,204
May	2,421	3,890
June	4,219	5,509
July	7,157	8,376
August	9,597	11,228
September	11,601	13,780
October	13,804	
November	16,210	
December	19,319	
January	21,021	
February	24,287	
March	26,576	
April	29,021	
May	29,016	
June	29,006	

QUALITY

	Quantity	Base Number	Contract	AT	Region	England
% of FP17s for the same patient ID Re-attending within 3 months - Children	396	3,387	11.7%	13.0%	13.5%	12.4%
% of FP17s for the same patient ID Re-attending within 3 months - Adults	752	5,432	13.8%	17.5%	17.4%	16.7%
% of FP17s for the same patient ID Re-attending between 3 & 9 months - Children	2,184	3,387	64.5%	56.6%	59.0%	57.4%
% of FP17s for the same patient ID Re-attending between 3 & 9 months - Adults	3,032	5,432	55.8%	50.5%	52.6%	50.5%
% of FP17s for Band 1 Urgent Courses	634	6,992	9.1%	10.6%	9.4%	9.1%
% of FP17s Relating to Free Repair or Replacements	18	6,992	0.3%	0.9%	1.0%	0.8%
% of FP17s Relating to Continuations	14	6,992	0.2%	1.3%	1.5%	1.3%
% of Patients satisfied with the dentistry they have received	10	11	90.9%	92.8%	93.7%	93.2%
% of Patients satisfied with the time they had to wait for an appointment	10	11	90.9%	88.5%	90.0%	89.0%

* This is based on patients treated on this contract for their most recent course of treatment. Figures in italics indicate the base number of FP17s or Patient Questionnaire responses are less than 100. N/A is shown where the base number of responses is less than 10 during the period. % is calculated as Quantity/Base number*100

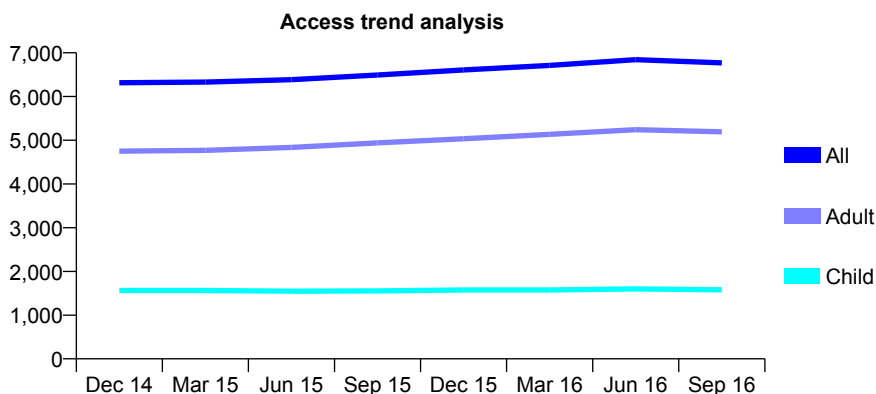
Q46 - Vital Signs At a Glance Contract Report for 122211/0001 - September 2016

Name or company name	Durgan & Ashworth Dental Care Ltd
Contract type name	GDS Contract
Purpose of contract	General
Contract start date	01/05/2007
Contract end date	

16/17 Contracted general activity (UDA)	19,207
Carry forward general activity (UDA)	0
16/17 Contracted orthodontic activity (UOA)	0
Carry forward orthodontic activity (UOA)	0
Baseline contract value	£628,844.55

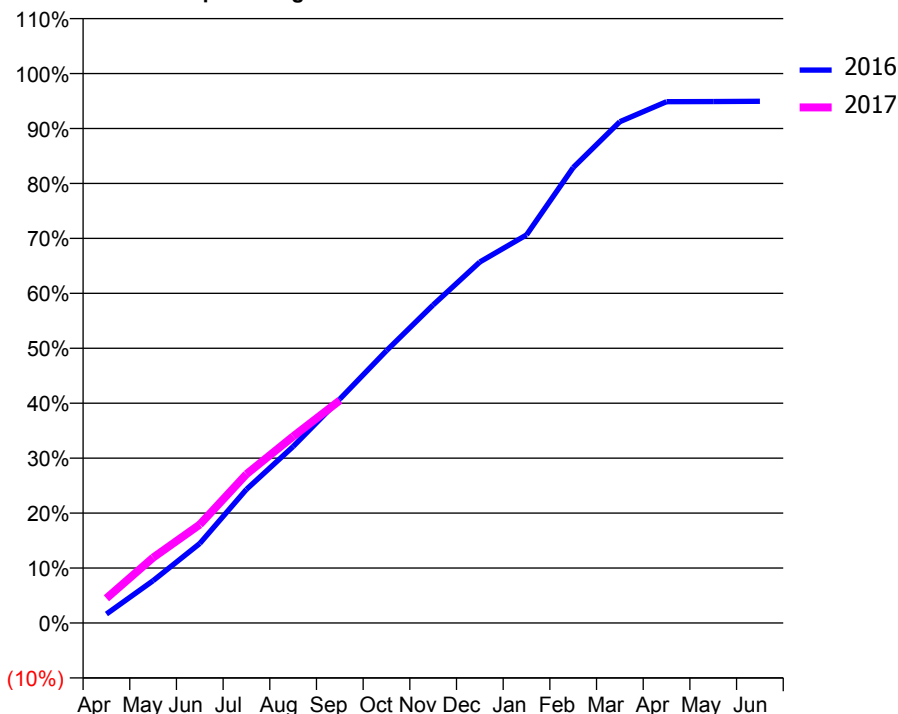
ACCESS*

Patients seen in 24 months	Total	Change since previous quarter
Quarter ending September 2015	6,492	
Quarter ending December 2015	6,609	→
Quarter ending March 2016	6,711	→
Quarter ending June 2016	6,842	→
Quarter ending September 2016	6,770	↓
Variance since September 2015	4.3%	↑



ACTIVITY

Cumulative percentage of contracted UDA delivered 2016 & 2017



Month	Adjusted Scheduled Activity (UDA)	
	2016	2017
April	317	863
May	1,480	2,286
June	2,779	3,443
July	4,673	5,203
August	6,167	6,523
September	7,828	7,783
October	9,522	
November	11,120	
December	12,621	
January	13,563	
February	15,922	
March	17,522	
April	18,223	
May	18,225	
June	18,238	

QUALITY

	Quantity	Base Number	Contract	AT	Region	England
% of FP17s for the same patient ID Re-attending within 3 months - Children	110	1,105	10.0%	13.0%	13.5%	12.4%
% of FP17s for the same patient ID Re-attending within 3 months - Adults	588	3,534	16.6%	17.5%	17.4%	16.7%
% of FP17s for the same patient ID Re-attending between 3 & 9 months - Children	625	1,105	56.6%	56.6%	59.0%	57.4%
% of FP17s for the same patient ID Re-attending between 3 & 9 months - Adults	1,811	3,534	51.2%	50.5%	52.6%	50.5%
% of FP17s for Band 1 Urgent Courses	469	4,330	10.8%	10.6%	9.4%	9.1%
% of FP17s Relating to Free Repair or Replacements	51	4,330	1.2%	0.9%	1.0%	0.8%
% of FP17s Relating to Continuations	81	4,330	1.9%	1.3%	1.5%	1.3%
% of Patients satisfied with the dentistry they have received	5	5	N/A	92.8%	93.7%	93.2%
% of Patients satisfied with the time they had to wait for an appointment	5	5	N/A	88.5%	90.0%	89.0%

* This is based on patients treated on this contract for their most recent course of treatment. Figures in italics indicate the base number of FP17s or Patient Questionnaire responses are less than 100. N/A is shown where the base number of responses is less than 10 during the period. % is calculated as Quantity/Base number*100

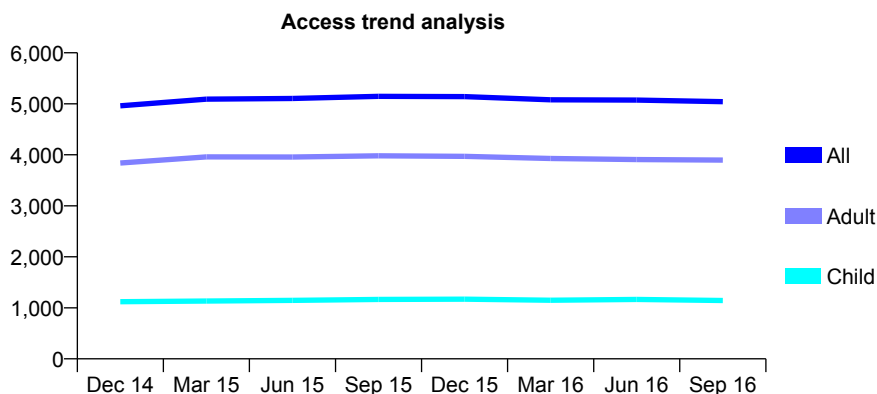
Q46 - Vital Signs At a Glance Contract Report for 123056/0001 - September 2016

Name or company name	Anthony & Andrea Fletcher Dental Surgery
Contract type name	GDS Contract
Purpose of contract	General
Contract start date	01/04/2013
Contract end date	

16/17 Contracted general activity (UDA)	12,364
Carry forward general activity (UDA)	291
16/17 Contracted orthodontic activity (UOA)	0
Carry forward orthodontic activity (UOA)	0
Baseline contract value	£340,917.44

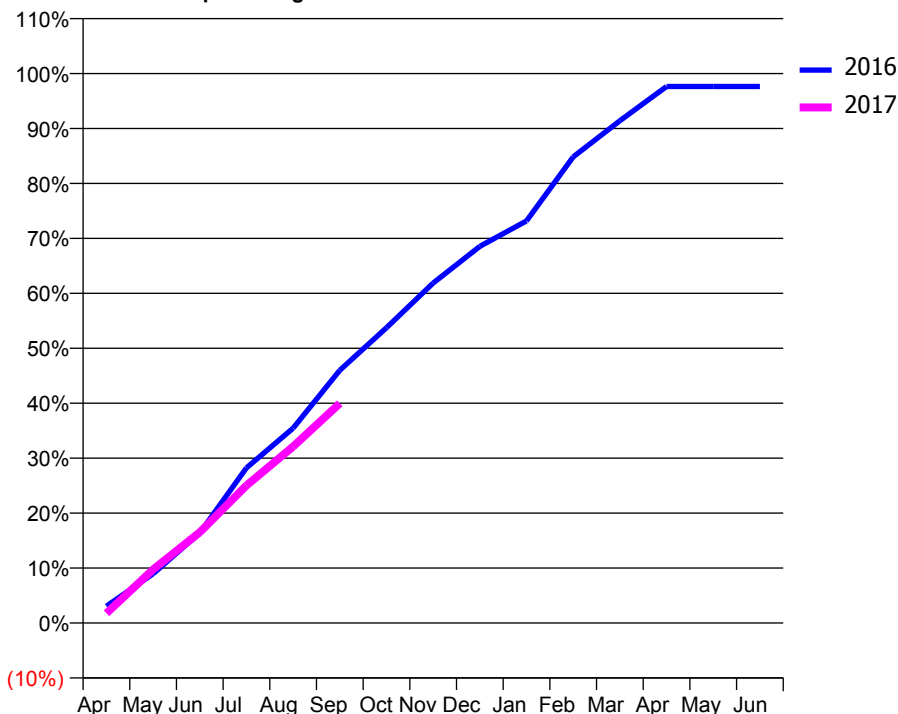
ACCESS*

Patients seen in 24 months	Total	Change since previous quarter
Quarter ending September 2015	5,147	
Quarter ending December 2015	5,140	→
Quarter ending March 2016	5,079	↓
Quarter ending June 2016	5,072	→
Quarter ending September 2016	5,043	→
Variance since September 2015	(2.0%)	↓



ACTIVITY

Cumulative percentage of contracted UDA delivered 2016 & 2017



QUALITY

	Quantity	Base Number	Contract	AT	Region	England
% of FP17s for the same patient ID Re-attending within 3 months - Children	62	802	7.7%	13.0%	13.5%	12.4%
% of FP17s for the same patient ID Re-attending within 3 months - Adults	287	2,738	10.5%	17.5%	17.4%	16.7%
% of FP17s for the same patient ID Re-attending between 3 & 9 months - Children	496	802	61.8%	56.6%	59.0%	57.4%
% of FP17s for the same patient ID Re-attending between 3 & 9 months - Adults	1,651	2,738	60.3%	50.5%	52.6%	50.5%
% of FP17s for Band 1 Urgent Courses	69	3,154	2.2%	10.6%	9.4%	9.1%
% of FP17s Relating to Free Repair or Replacements	4	3,154	0.1%	0.9%	1.0%	0.8%
% of FP17s Relating to Continuations	43	3,154	1.4%	1.3%	1.5%	1.3%
% of Patients satisfied with the dentistry they have received	2	2	N/A	92.8%	93.7%	93.2%
% of Patients satisfied with the time they had to wait for an appointment	2	2	N/A	88.5%	90.0%	89.0%

* This is based on patients treated on this contract for their most recent course of treatment. Figures in italics indicate the base number of FP17s or Patient Questionnaire responses are less than 100. N/A is shown where the base number of responses is less than 10 during the period. % is calculated as Quantity/Base number*100

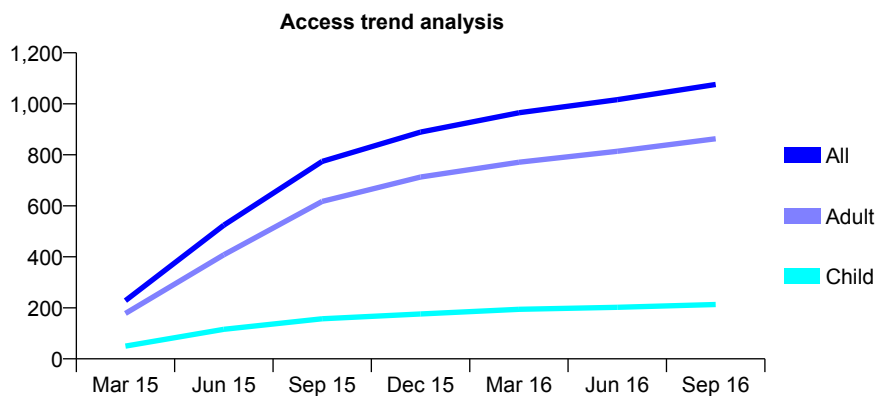
Q46 - Vital Signs At a Glance Contract Report for 124168/0001 - September 2016

Name or company name	Blackley Dental Surgery
Contract type name	GDS Contract
Purpose of contract	General
Contract start date	01/02/2015
Contract end date	

16/17 Contracted general activity (UDA)	6,208
Carry forward general activity (UDA)	0
16/17 Contracted orthodontic activity (UOA)	0
Carry forward orthodontic activity (UOA)	0
Baseline contract value	£189,302.84

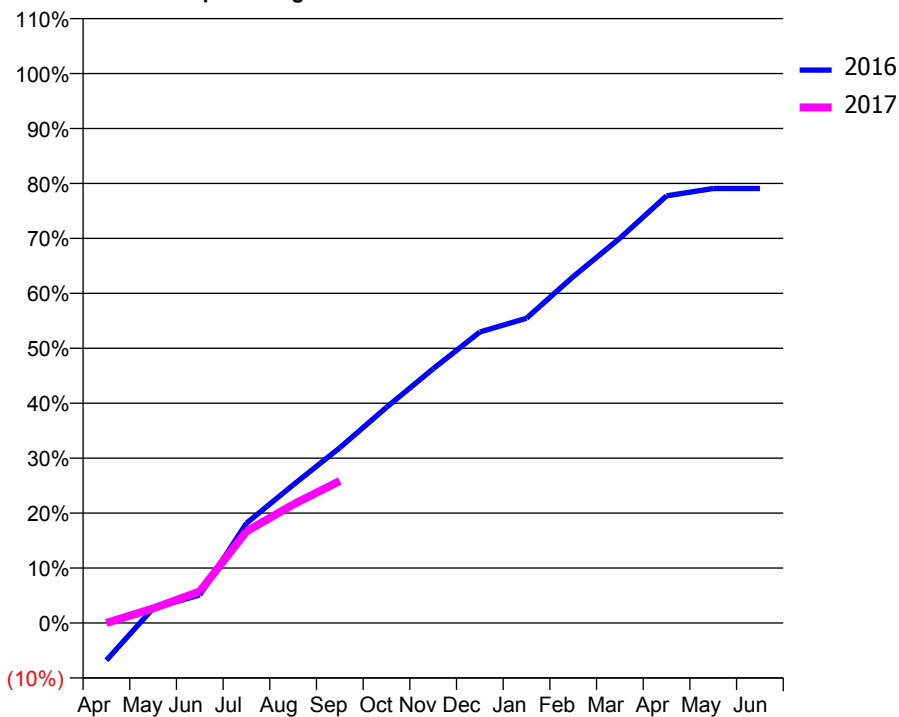
ACCESS*

Patients seen in 24 months	Total	Change since previous quarter
Quarter ending September 2015	774	
Quarter ending December 2015	889	↑
Quarter ending March 2016	965	↑
Quarter ending June 2016	1,016	↑
Quarter ending September 2016	1,076	↑
Variance since September 2015	39.0%	↑



ACTIVITY

Cumulative percentage of contracted UDA delivered 2016 & 2017



Month	Adjusted Scheduled Activity (UDA)	
	2016	2017
April	-422	0
May	166	165
June	318	357
July	1,128	1,035
August	1,561	1,339
September	1,980	1,605
October	2,436	
November	2,873	
December	3,289	
January	3,442	
February	3,914	
March	4,346	
April	4,826	
May	4,908	
June	4,908	

QUALITY

	Quantity	Base Number	Contract	AT	Region	England
% of FP17s for the same patient ID Re-attending within 3 months - Children	4	109	3.7%	13.0%	13.5%	12.4%
% of FP17s for the same patient ID Re-attending within 3 months - Adults	60	503	11.9%	17.5%	17.4%	16.7%
% of FP17s for the same patient ID Re-attending between 3 & 9 months - Children	59	109	54.1%	56.6%	59.0%	57.4%
% of FP17s for the same patient ID Re-attending between 3 & 9 months - Adults	248	503	49.3%	50.5%	52.6%	50.5%
% of FP17s for Band 1 Urgent Courses	30	465	6.5%	10.6%	9.4%	9.1%
% of FP17s Relating to Free Repair or Replacements	4	465	0.9%	0.9%	1.0%	0.8%
% of FP17s Relating to Continuations	5	465	1.1%	1.3%	1.5%	1.3%
% of Patients satisfied with the dentistry they have received	1	1	N/A	92.8%	93.7%	93.2%
% of Patients satisfied with the time they had to wait for an appointment	1	1	N/A	88.5%	90.0%	89.0%

* This is based on patients treated on this contract for their most recent course of treatment. Figures in italics indicate the base number of FP17s or Patient Questionnaire responses are less than 100. N/A is shown where the base number of responses is less than 10 during the period. % is calculated as Quantity/Base number*100

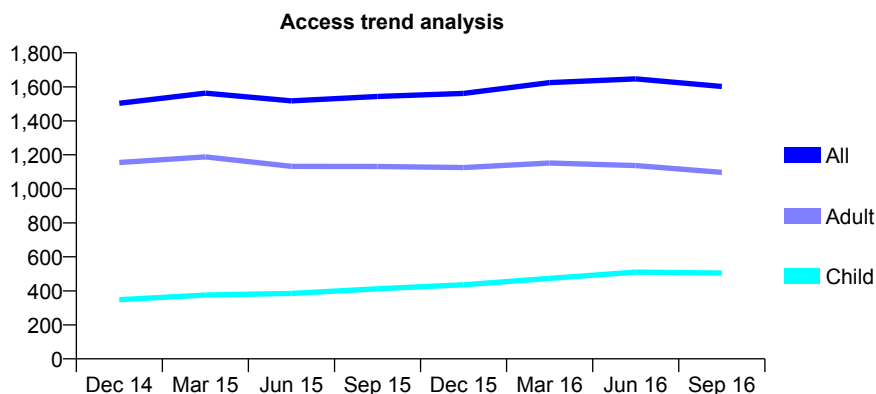
Q46 - Vital Signs At a Glance Contract Report for 124257/0001 - September 2016

Name or company name	East Road Care Ltd.
Contract type name	GDS Contract
Purpose of contract	General
Contract start date	07/02/2007
Contract end date	

16/17 Contracted general activity (UDA)	6,628
Carry forward general activity (UDA)	-72
16/17 Contracted orthodontic activity (UOA)	0
Carry forward orthodontic activity (UOA)	0
Baseline contract value	£239,428.67

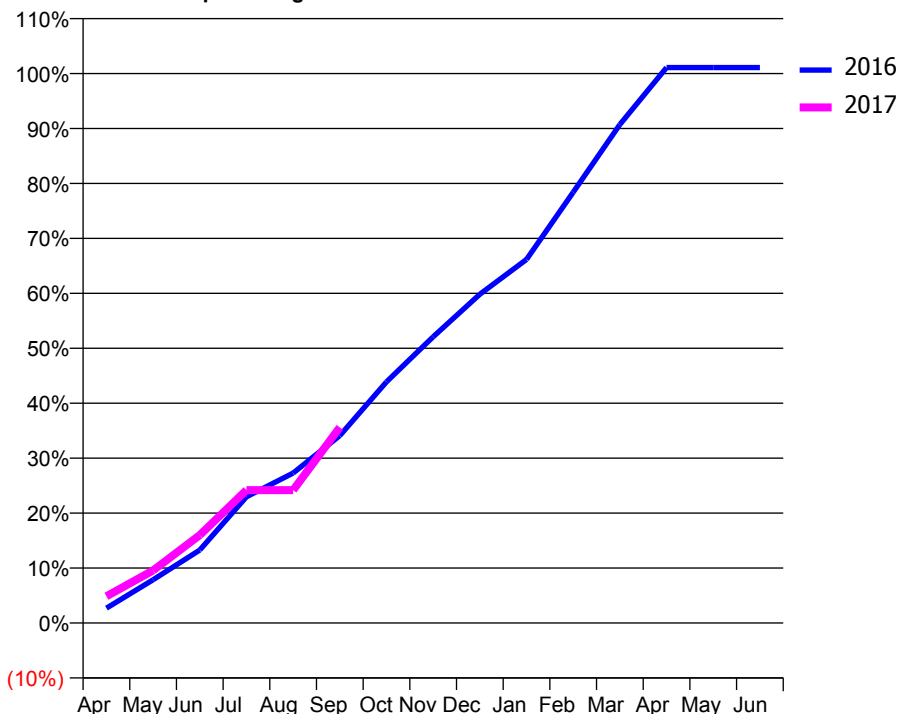
ACCESS*

Patients seen in 24 months	Total	Change since previous quarter
Quarter ending September 2015	1,543	
Quarter ending December 2015	1,561	→
Quarter ending March 2016	1,625	↑
Quarter ending June 2016	1,647	→
Quarter ending September 2016	1,602	↓
Variance since September 2015	3.8%	↑



ACTIVITY

Cumulative percentage of contracted UDA delivered 2016 & 2017



Month	Adjusted Scheduled Activity (UDA)	
	2016	2017
April	179	322
May	523	635
June	880	1,061
July	1,522	1,602
August	1,809	1,602
September	2,260	2,360
October	2,910	
November	3,452	
December	3,966	
January	4,385	
February	5,195	
March	6,013	
April	6,700	
May	6,700	
June	6,700	

QUALITY

	Quantity	Base Number	Contract	AT	Region	England
% of FP17s for the same patient ID Re-attending within 3 months - Children	8	246	3.3%	13.0%	13.5%	12.4%
% of FP17s for the same patient ID Re-attending within 3 months - Adults	49	528	9.3%	17.5%	17.4%	16.7%
% of FP17s for the same patient ID Re-attending between 3 & 9 months - Children	103	246	41.9%	56.6%	59.0%	57.4%
% of FP17s for the same patient ID Re-attending between 3 & 9 months - Adults	207	528	39.2%	50.5%	52.6%	50.5%
% of FP17s for Band 1 Urgent Courses	92	651	14.1%	10.6%	9.4%	9.1%
% of FP17s Relating to Free Repair or Replacements	0	651	0.0%	0.9%	1.0%	0.8%
% of FP17s Relating to Continuations	5	651	0.8%	1.3%	1.5%	1.3%
% of Patients satisfied with the dentistry they have received	1	1	N/A	92.8%	93.7%	93.2%
% of Patients satisfied with the time they had to wait for an appointment	1	1	N/A	88.5%	90.0%	89.0%

* This is based on patients treated on this contract for their most recent course of treatment. Figures in italics indicate the base number of FP17s or Patient Questionnaire responses are less than 100. N/A is shown where the base number of responses is less than 10 during the period. % is calculated as Quantity/Base number*100

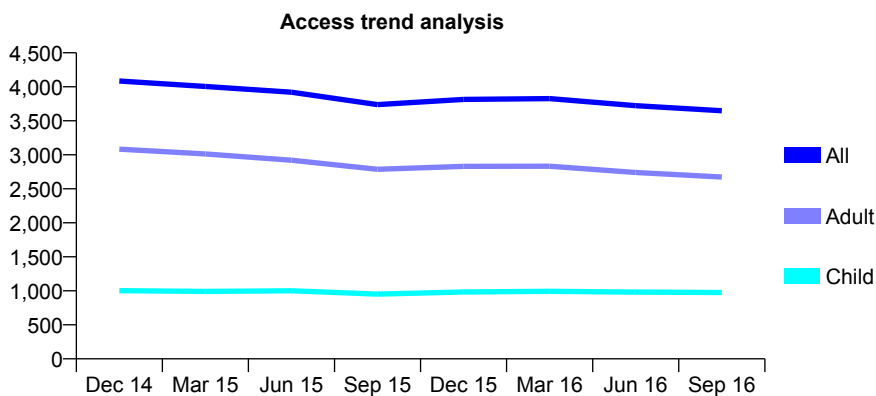
Q46 - Vital Signs At a Glance Contract Report for 124354/0001 - September 2016

Name or company name	Claremont Dental Practice
Contract type name	GDS Contract
Purpose of contract	General
Contract start date	01/06/2012
Contract end date	

16/17 Contracted general activity (UDA)	12,521
Carry forward general activity (UDA)	-250
16/17 Contracted orthodontic activity (UOA)	0
Carry forward orthodontic activity (UOA)	0
Baseline contract value	£325,990.79

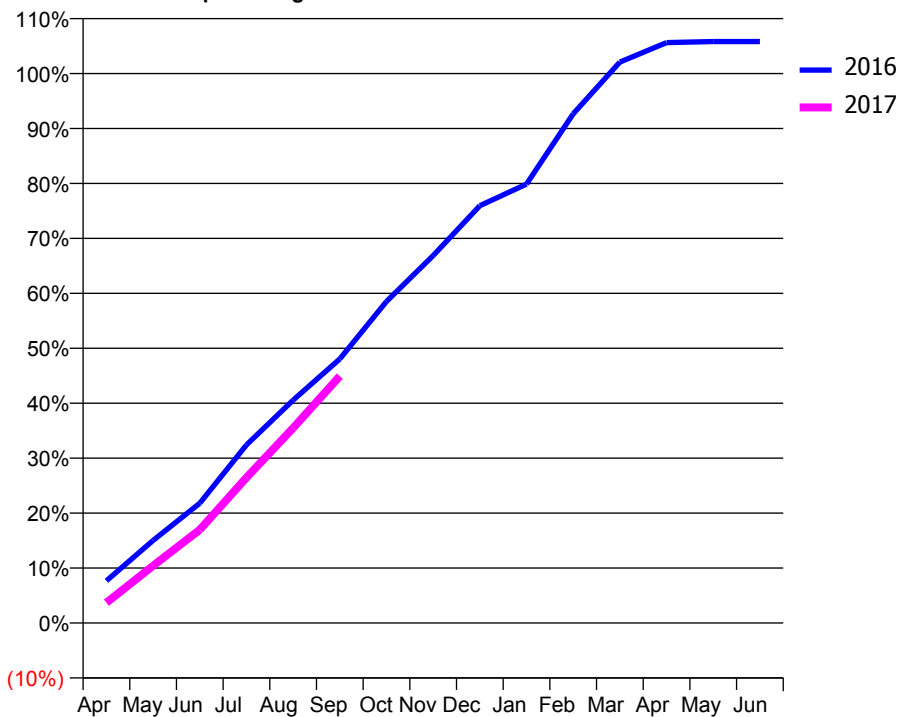
ACCESS*

Patients seen in 24 months	Total	Change since previous quarter
Quarter ending September 2015	3,739	
Quarter ending December 2015	3,814	↑
Quarter ending March 2016	3,826	→
Quarter ending June 2016	3,722	↓
Quarter ending September 2016	3,649	↓
Variance since September 2015	(2.4%)	↓



ACTIVITY

Cumulative percentage of contracted UDA delivered 2016 & 2017



Adjusted Scheduled Activity (UDA)

Month	2016	2017
April	995	463
May	1,946	1,305
June	2,823	2,125
July	4,196	3,314
August	5,254	4,443
September	6,224	5,627
October	7,579	
November	8,661	
December	9,835	
January	10,346	
February	12,001	
March	13,222	
April	13,680	
May	13,703	
June	13,704	

QUALITY

	Quantity	Base Number	Contract	AT	Region	England
% of FP17s for the same patient ID Re-attending within 3 months - Children	90	765	11.8%	13.0%	13.5%	12.4%
% of FP17s for the same patient ID Re-attending within 3 months - Adults	488	2,039	23.9%	17.5%	17.4%	16.7%
% of FP17s for the same patient ID Re-attending between 3 & 9 months - Children	436	765	57.0%	56.6%	59.0%	57.4%
% of FP17s for the same patient ID Re-attending between 3 & 9 months - Adults	1,071	2,039	52.5%	50.5%	52.6%	50.5%
% of FP17s for Band 1 Urgent Courses	380	2,641	14.4%	10.6%	9.4%	9.1%
% of FP17s Relating to Free Repair or Replacements	62	2,641	2.3%	0.9%	1.0%	0.8%
% of FP17s Relating to Continuations	29	2,641	1.1%	1.3%	1.5%	1.3%
% of Patients satisfied with the dentistry they have received	3	3	N/A	92.8%	93.7%	93.2%
% of Patients satisfied with the time they had to wait for an appointment	2	3	N/A	88.5%	90.0%	89.0%

* This is based on patients treated on this contract for their most recent course of treatment. Figures in italics indicate the base number of FP17s or Patient Questionnaire responses are less than 100. N/A is shown where the base number of responses is less than 10 during the period. % is calculated as Quantity/Base number*100

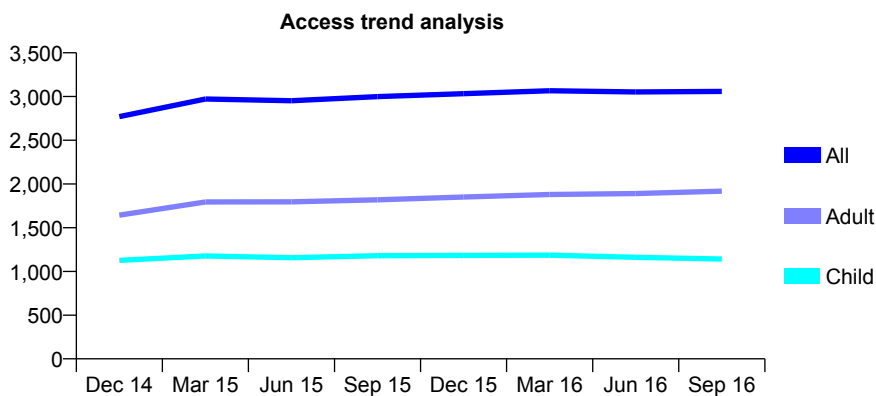
Q46 - Vital Signs At a Glance Contract Report for 125040/0001 - September 2016

Name or company name	Red Rose Dental Group
Contract type name	GDS Contract
Purpose of contract	General and Orthodontic
Contract start date	01/04/2013
Contract end date	

16/17 Contracted general activity (UDA)	6,575
Carry forward general activity (UDA)	68
16/17 Contracted orthodontic activity (UOA)	5,533
Carry forward orthodontic activity (UOA)	27
Baseline contract value	£559,552.17

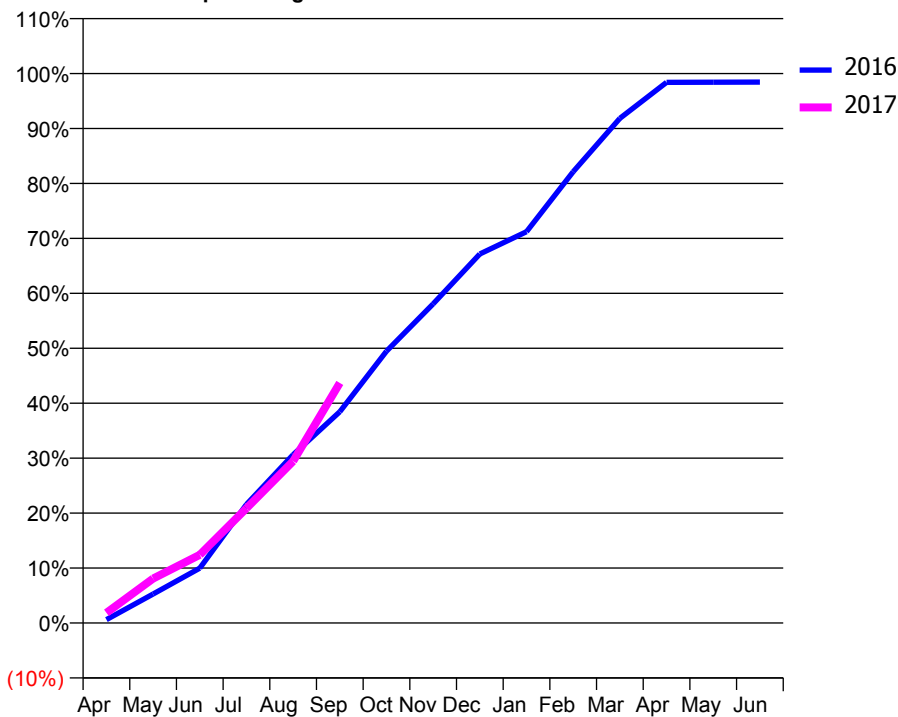
ACCESS*

Patients seen in 24 months	Total	Change since previous quarter
Quarter ending September 2015	2,999	
Quarter ending December 2015	3,033	→
Quarter ending March 2016	3,066	→
Quarter ending June 2016	3,053	→
Quarter ending September 2016	3,058	→
Variance since September 2015	2.0%	→



ACTIVITY

Cumulative percentage of contracted UDA delivered 2016 & 2017



Month	Adjusted Scheduled Activity (UDA)	
	2016	2017
April	41	122
May	348	533
June	656	816
July	1,419	1,372
August	2,015	1,936
September	2,528	2,873
October	3,252	
November	3,819	
December	4,416	
January	4,681	
February	5,400	
March	6,039	
April	6,468	
May	6,471	
June	6,472	

QUALITY

	Quantity	Base Number	Contract	AT	Region	England
% of FP17s for the same patient ID Re-attending within 3 months - Children	119	1,177	10.1%	13.0%	13.5%	12.4%
% of FP17s for the same patient ID Re-attending within 3 months - Adults	230	1,255	18.3%	17.5%	17.4%	16.7%
% of FP17s for the same patient ID Re-attending between 3 & 9 months - Children	488	1,177	41.5%	56.6%	59.0%	57.4%
% of FP17s for the same patient ID Re-attending between 3 & 9 months - Adults	472	1,255	37.6%	50.5%	52.6%	50.5%
% of FP17s for Band 1 Urgent Courses	190	1,568	12.1%	10.6%	9.4%	9.1%
% of FP17s Relating to Free Repair or Replacements	5	1,568	0.3%	0.9%	1.0%	0.8%
% of FP17s Relating to Continuations	41	1,568	2.6%	1.3%	1.5%	1.3%
% of Patients satisfied with the dentistry they have received	1	2	N/A	92.8%	93.7%	93.2%
% of Patients satisfied with the time they had to wait for an appointment	1	2	N/A	88.5%	90.0%	89.0%

* This is based on patients treated on this contract for their most recent course of treatment. Figures in italics indicate the base number of FP17s or Patient Questionnaire responses are less than 100. N/A is shown where the base number of responses is less than 10 during the period. % is calculated as Quantity/Base number*100

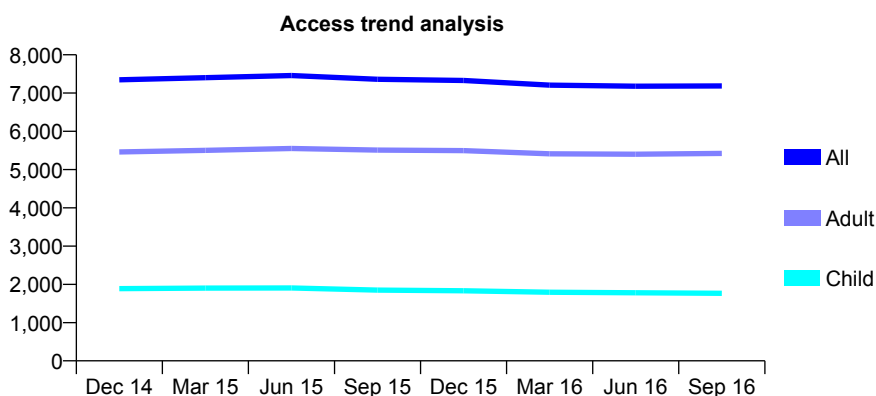
Q46 - Vital Signs At a Glance Contract Report for 126055/0001 - September 2016

Name or company name	Hamani Healthcare Ltd
Contract type name	GDS Contract
Purpose of contract	General
Contract start date	01/12/2011
Contract end date	

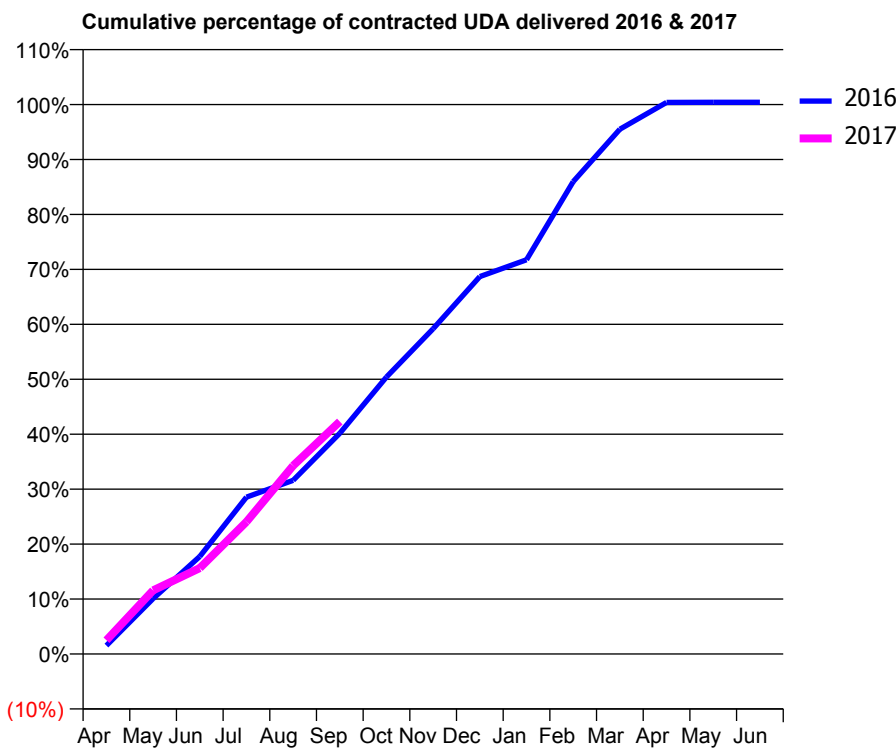
16/17 Contracted general activity (UDA)	23,392
Carry forward general activity (UDA)	-96
16/17 Contracted orthodontic activity (UOA)	0
Carry forward orthodontic activity (UOA)	0
Baseline contract value	£573,227.72

ACCESS*

Patients seen in 24 months	Total	Change since previous quarter
Quarter ending September 2015	7,361	
Quarter ending December 2015	7,328	→
Quarter ending March 2016	7,206	↓
Quarter ending June 2016	7,179	→
Quarter ending September 2016	7,187	→
Variance since September 2015	(2.4%)	↓



ACTIVITY



Month	Adjusted Scheduled Activity (UDA)	
	2016	2017
April	361	587
May	2,356	2,708
June	4,153	3,660
July	6,680	5,629
August	7,392	8,017
September	9,397	9,896
October	11,792	
November	13,849	
December	16,068	
January	16,785	
February	20,111	
March	22,338	
April	23,480	
May	23,488	
June	23,488	

QUALITY

	Quantity	Base Number	Contract	AT	Region	England
% of FP17s for the same patient ID Re-attending within 3 months - Children	121	1,475	8.2%	13.0%	13.5%	12.4%
% of FP17s for the same patient ID Re-attending within 3 months - Adults	503	3,853	13.1%	17.5%	17.4%	16.7%
% of FP17s for the same patient ID Re-attending between 3 & 9 months - Children	993	1,475	67.3%	56.6%	59.0%	57.4%
% of FP17s for the same patient ID Re-attending between 3 & 9 months - Adults	2,169	3,853	56.3%	50.5%	52.6%	50.5%
% of FP17s for Band 1 Urgent Courses	228	4,841	4.7%	10.6%	9.4%	9.1%
% of FP17s Relating to Free Repair or Replacements	48	4,841	1.0%	0.9%	1.0%	0.8%
% of FP17s Relating to Continuations	125	4,841	2.6%	1.3%	1.5%	1.3%
% of Patients satisfied with the dentistry they have received	3	3	N/A	92.8%	93.7%	93.2%
% of Patients satisfied with the time they had to wait for an appointment	3	3	N/A	88.5%	90.0%	89.0%

* This is based on patients treated on this contract for their most recent course of treatment. Figures in italics indicate the base number of FP17s or Patient Questionnaire responses are less than 100. N/A is shown where the base number of responses is less than 10 during the period. % is calculated as Quantity/Base number*100

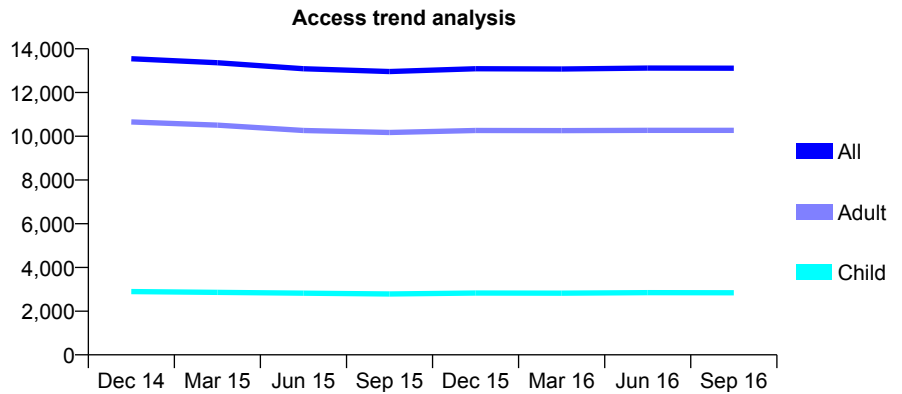
Q46 - Vital Signs At a Glance Contract Report for 126640/0001 - September 2016

Name or company name	Florence House Dental Practice Partnership
Contract type name	GDS Contract
Purpose of contract	General
Contract start date	01/11/2012
Contract end date	

16/17 Contracted general activity (UDA)	39,318
Carry forward general activity (UDA)	-12
16/17 Contracted orthodontic activity (UOA)	0
Carry forward orthodontic activity (UOA)	0
Baseline contract value	£1,106,744.52

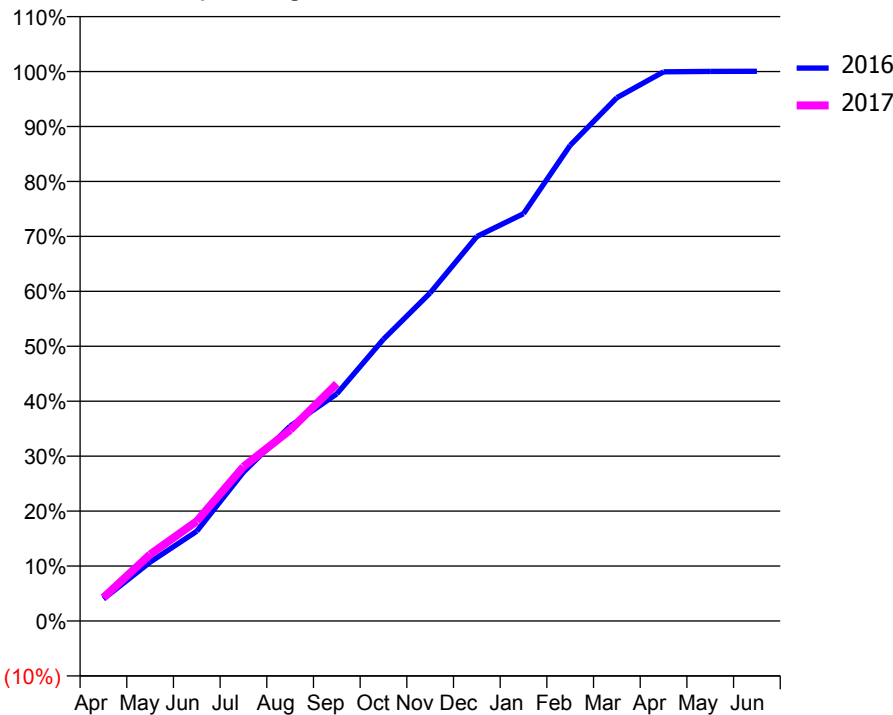
ACCESS*

Patients seen in 24 months	Total	Change since previous quarter
Quarter ending September 2015	12,957	
Quarter ending December 2015	13,088	→
Quarter ending March 2016	13,074	→
Quarter ending June 2016	13,116	→
Quarter ending September 2016	13,110	→
Variance since September 2015	1.2%	→



ACTIVITY

Cumulative percentage of contracted UDA delivered 2016 & 2017



Month	Adjusted Scheduled Activity (UDA)	
	2016	2017
April	1,500	1,674
May	4,000	4,763
June	6,101	7,137
July	10,113	11,039
August	13,236	13,668
September	15,429	16,976
October	19,138	
November	22,284	
December	26,114	
January	27,665	
February	32,309	
March	35,543	
April	37,300	
May	37,321	
June	37,330	

QUALITY

	Quantity	Base Number	Contract	AT	Region	England
% of FP17s for the same patient ID Re-attending within 3 months - Children	156	2,000	7.8%	13.0%	13.5%	12.4%
% of FP17s for the same patient ID Re-attending within 3 months - Adults	1,022	7,154	14.3%	17.5%	17.4%	16.7%
% of FP17s for the same patient ID Re-attending between 3 & 9 months - Children	1,190	2,000	59.5%	56.6%	59.0%	57.4%
% of FP17s for the same patient ID Re-attending between 3 & 9 months - Adults	3,897	7,154	54.5%	50.5%	52.6%	50.5%
% of FP17s for Band 1 Urgent Courses	610	8,422	7.2%	10.6%	9.4%	9.1%
% of FP17s Relating to Free Repair or Replacements	96	8,422	1.1%	0.9%	1.0%	0.8%
% of FP17s Relating to Continuations	165	8,422	2.0%	1.3%	1.5%	1.3%
% of Patients satisfied with the dentistry they have received	10	10	100.0%	92.8%	93.7%	93.2%
% of Patients satisfied with the time they had to wait for an appointment	10	10	100.0%	88.5%	90.0%	89.0%

* This is based on patients treated on this contract for their most recent course of treatment. Figures in italics indicate the base number of FP17s or Patient Questionnaire responses are less than 100. N/A is shown where the base number of responses is less than 10 during the period. % is calculated as Quantity/Base number*100

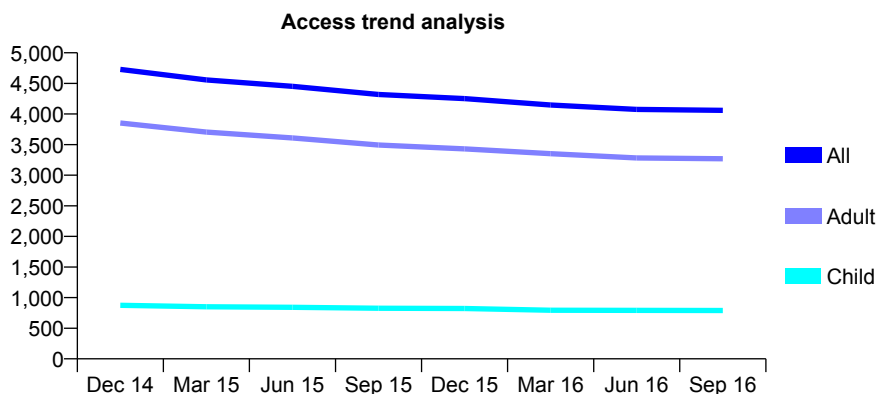
Q46 - Vital Signs At a Glance Contract Report for 127477/0001 - September 2016

Name or company name	Hollinwood Dental Practice
Contract type name	GDS Contract
Purpose of contract	General
Contract start date	01/04/2012
Contract end date	

16/17 Contracted general activity (UDA)	13,992
Carry forward general activity (UDA)	9
16/17 Contracted orthodontic activity (UOA)	0
Carry forward orthodontic activity (UOA)	0
Baseline contract value	£375,173.25

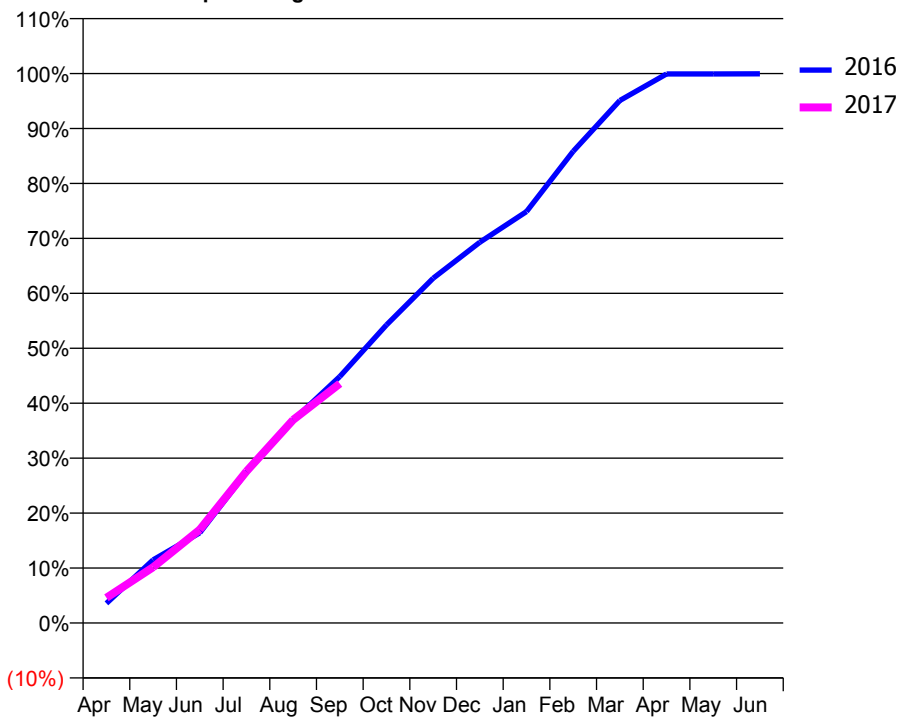
ACCESS*

Patients seen in 24 months	Total	Change since previous quarter
Quarter ending September 2015	4,320	
Quarter ending December 2015	4,252	↓
Quarter ending March 2016	4,146	↓
Quarter ending June 2016	4,075	↓
Quarter ending September 2016	4,059	→
Variance since September 2015	(6.0%)	↓



ACTIVITY

Cumulative percentage of contracted UDA delivered 2016 & 2017



Month	Adjusted Scheduled Activity (UDA)	
	2016	2017
April	500	643
May	1,607	1,420
June	2,297	2,378
July	3,836	3,863
August	5,164	5,174
September	6,276	6,096
October	7,591	
November	8,779	
December	9,694	
January	10,476	
February	12,011	
March	13,304	
April	13,982	
May	13,982	
June	13,983	

QUALITY

	Quantity	Base Number	Contract	AT	Region	England
% of FP17s for the same patient ID Re-attending within 3 months - Children	57	699	8.2%	13.0%	13.5%	12.4%
% of FP17s for the same patient ID Re-attending within 3 months - Adults	352	2,545	13.8%	17.5%	17.4%	16.7%
% of FP17s for the same patient ID Re-attending between 3 & 9 months - Children	445	699	63.7%	56.6%	59.0%	57.4%
% of FP17s for the same patient ID Re-attending between 3 & 9 months - Adults	1,462	2,545	57.4%	50.5%	52.6%	50.5%
% of FP17s for Band 1 Urgent Courses	249	2,964	8.4%	10.6%	9.4%	9.1%
% of FP17s Relating to Free Repair or Replacements	18	2,964	0.6%	0.9%	1.0%	0.8%
% of FP17s Relating to Continuations	66	2,964	2.2%	1.3%	1.5%	1.3%
% of Patients satisfied with the dentistry they have received	3	4	N/A	92.8%	93.7%	93.2%
% of Patients satisfied with the time they had to wait for an appointment	3	4	N/A	88.5%	90.0%	89.0%

* This is based on patients treated on this contract for their most recent course of treatment. Figures in italics indicate the base number of FP17s or Patient Questionnaire responses are less than 100. N/A is shown where the base number of responses is less than 10 during the period. % is calculated as Quantity/Base number*100

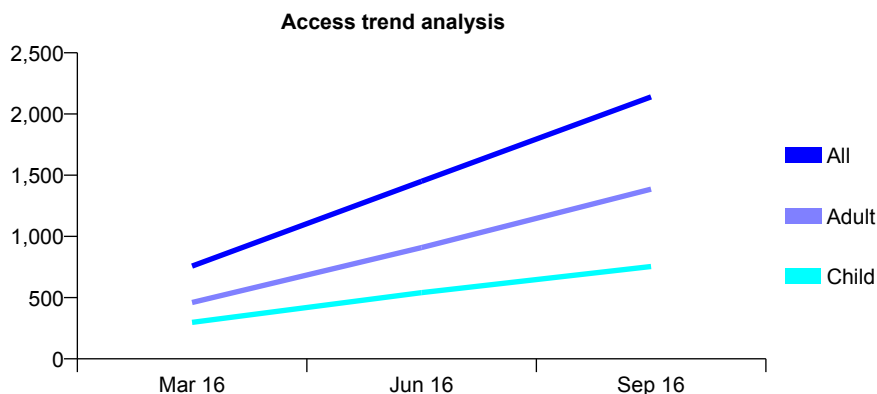
Q46 - Vital Signs At a Glance Contract Report for 127949/0001 - September 2016

Name or company name	Mrs S Singh & Mr D Singh
Contract type name	GDS Contract
Purpose of contract	General
Contract start date	18/01/2016
Contract end date	

16/17 Contracted general activity (UDA)	10,570
Carry forward general activity (UDA)	432
16/17 Contracted orthodontic activity (UOA)	0
Carry forward orthodontic activity (UOA)	0
Baseline contract value	£369,638.58

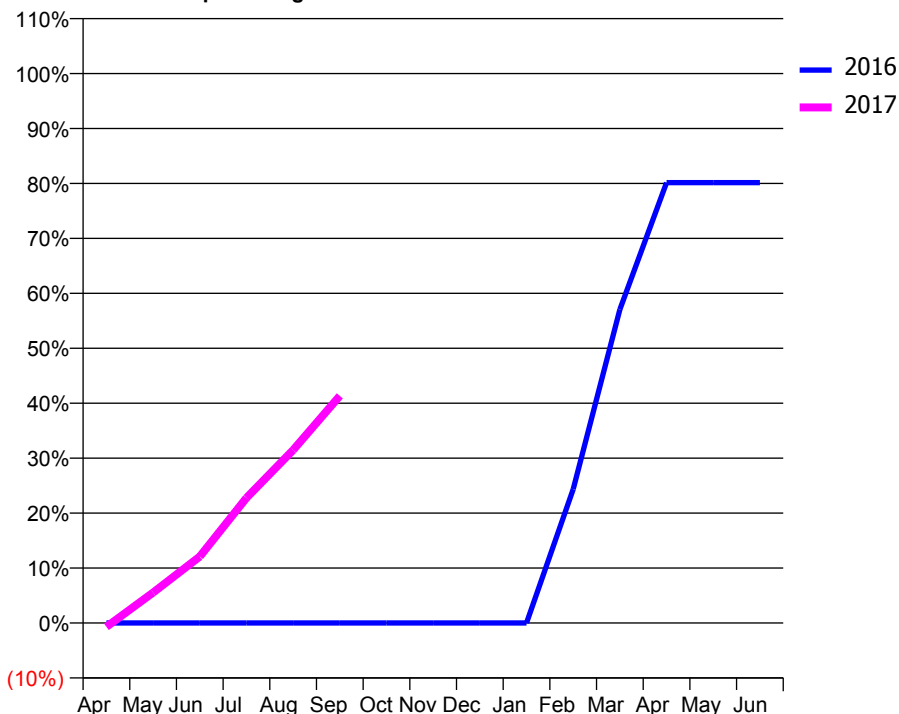
ACCESS*

Patients seen in 24 months	Total	Change since previous quarter
Quarter ending September 2015	0	
Quarter ending December 2015	0	
Quarter ending March 2016	758	
Quarter ending June 2016	1,450	↑
Quarter ending September 2016	2,140	↑
Variance since September 2015	N/A	



ACTIVITY

Cumulative percentage of contracted UDA delivered 2016 & 2017



Month	Adjusted Scheduled Activity (UDA)	
	2016	2017
April	0	-76
May	0	587
June	0	1,279
July	0	2,408
August	0	3,329
September	0	4,369
October	0	
November	0	
December	0	
January	0	
February	520	
March	1,219	
April	1,713	
May	1,713	
June	1,713	

QUALITY

	Quantity	Base Number	Contract	AT	Region	England
% of FP17s for the same patient ID Re-attending within 3 months - Children	44	639	6.9%	13.0%	13.5%	12.4%
% of FP17s for the same patient ID Re-attending within 3 months - Adults	154	1,341	11.5%	17.5%	17.4%	16.7%
% of FP17s for the same patient ID Re-attending between 3 & 9 months - Children	73	639	11.4%	56.6%	59.0%	57.4%
% of FP17s for the same patient ID Re-attending between 3 & 9 months - Adults	156	1,341	11.6%	50.5%	52.6%	50.5%
% of FP17s for Band 1 Urgent Courses	121	1,826	6.6%	10.6%	9.4%	9.1%
% of FP17s Relating to Free Repair or Replacements	0	1,826	0.0%	0.9%	1.0%	0.8%
% of FP17s Relating to Continuations	11	1,826	0.6%	1.3%	1.5%	1.3%
% of Patients satisfied with the dentistry they have received	1	1	N/A	92.8%	93.7%	93.2%
% of Patients satisfied with the time they had to wait for an appointment	1	1	N/A	88.5%	90.0%	89.0%

* This is based on patients treated on this contract for their most recent course of treatment. Figures in italics indicate the base number of FP17s or Patient Questionnaire responses are less than 100. N/A is shown where the base number of responses is less than 10 during the period. % is calculated as Quantity/Base number*100

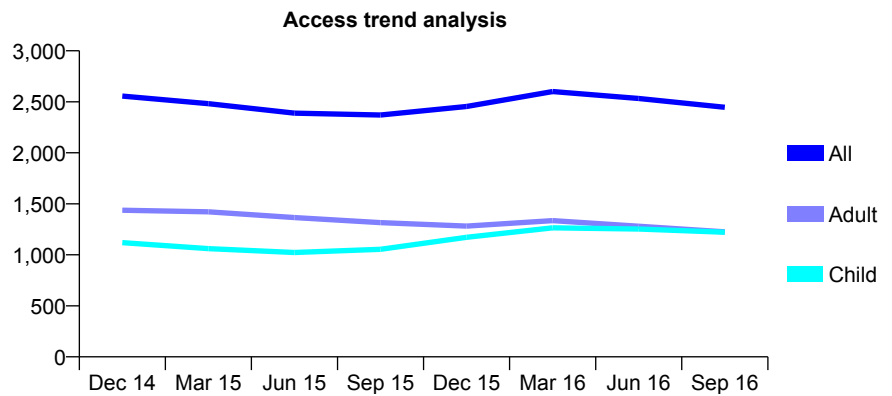
Q46 - Vital Signs At a Glance Contract Report for 128007/0001 - September 2016

Name or company name	Ashton Road Limited Company
Contract type name	GDS Contract
Purpose of contract	General
Contract start date	06/04/2007
Contract end date	

16/17 Contracted general activity (UDA)	8,609
Carry forward general activity (UDA)	-48
16/17 Contracted orthodontic activity (UOA)	0
Carry forward orthodontic activity (UOA)	0
Baseline contract value	£230,826.73

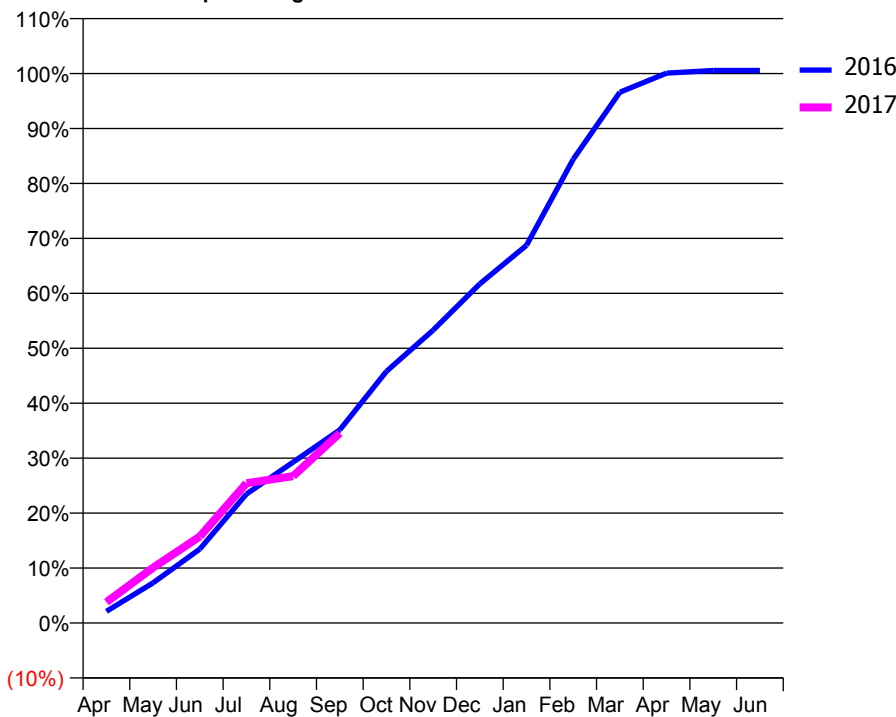
ACCESS*

Patients seen in 24 months	Total	Change since previous quarter
Quarter ending September 2015	2,370	
Quarter ending December 2015	2,454	↑
Quarter ending March 2016	2,600	↑
Quarter ending June 2016	2,533	↓
Quarter ending September 2016	2,447	↓
Variance since September 2015	3.2%	↑



ACTIVITY

Cumulative percentage of contracted UDA delivered 2016 & 2017



Month	Adjusted Scheduled Activity (UDA)	
	2016	2017
April	184	328
May	630	869
June	1,158	1,356
July	2,021	2,191
August	2,520	2,301
September	3,025	2,976
October	3,944	
November	4,589	
December	5,313	
January	5,917	
February	7,264	
March	8,316	
April	8,614	
May	8,656	
June	8,657	

QUALITY

	Quantity	Base Number	Contract	AT	Region	England
% of FP17s for the same patient ID Re-attending within 3 months - Children	49	588	8.3%	13.0%	13.5%	12.4%
% of FP17s for the same patient ID Re-attending within 3 months - Adults	107	571	18.7%	17.5%	17.4%	16.7%
% of FP17s for the same patient ID Re-attending between 3 & 9 months - Children	271	588	46.1%	56.6%	59.0%	57.4%
% of FP17s for the same patient ID Re-attending between 3 & 9 months - Adults	210	571	36.8%	50.5%	52.6%	50.5%
% of FP17s for Band 1 Urgent Courses	55	1,058	5.2%	10.6%	9.4%	9.1%
% of FP17s Relating to Free Repair or Replacements	1	1,058	0.1%	0.9%	1.0%	0.8%
% of FP17s Relating to Continuations	19	1,058	1.8%	1.3%	1.5%	1.3%
% of Patients satisfied with the dentistry they have received	0	2	N/A	92.8%	93.7%	93.2%
% of Patients satisfied with the time they had to wait for an appointment	1	2	N/A	88.5%	90.0%	89.0%

* This is based on patients treated on this contract for their most recent course of treatment. Figures in italics indicate the base number of FP17s or Patient Questionnaire responses are less than 100. N/A is shown where the base number of responses is less than 10 during the period. % is calculated as Quantity/Base number*100

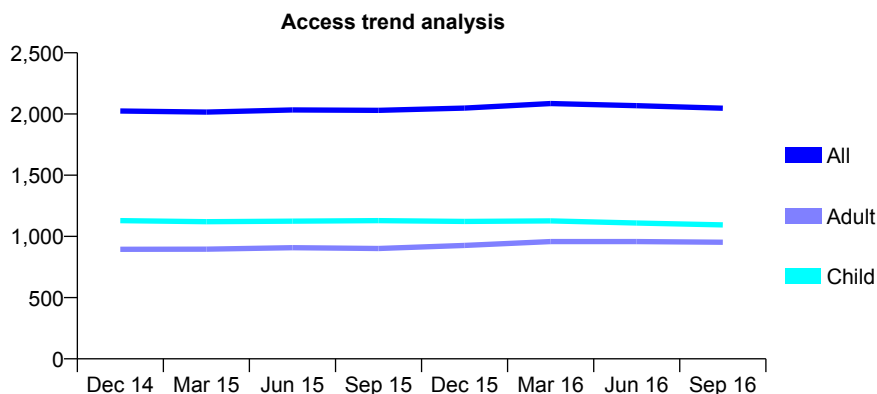
Q46 - Vital Signs At a Glance Contract Report for 128236/0001 - September 2016

Name or company name	Maple Road Dental Practice
Contract type name	GDS Contract
Purpose of contract	General
Contract start date	01/07/2009
Contract end date	

16/17 Contracted general activity (UDA)	5,704
Carry forward general activity (UDA)	-11
16/17 Contracted orthodontic activity (UOA)	0
Carry forward orthodontic activity (UOA)	0
Baseline contract value	£151,517.76

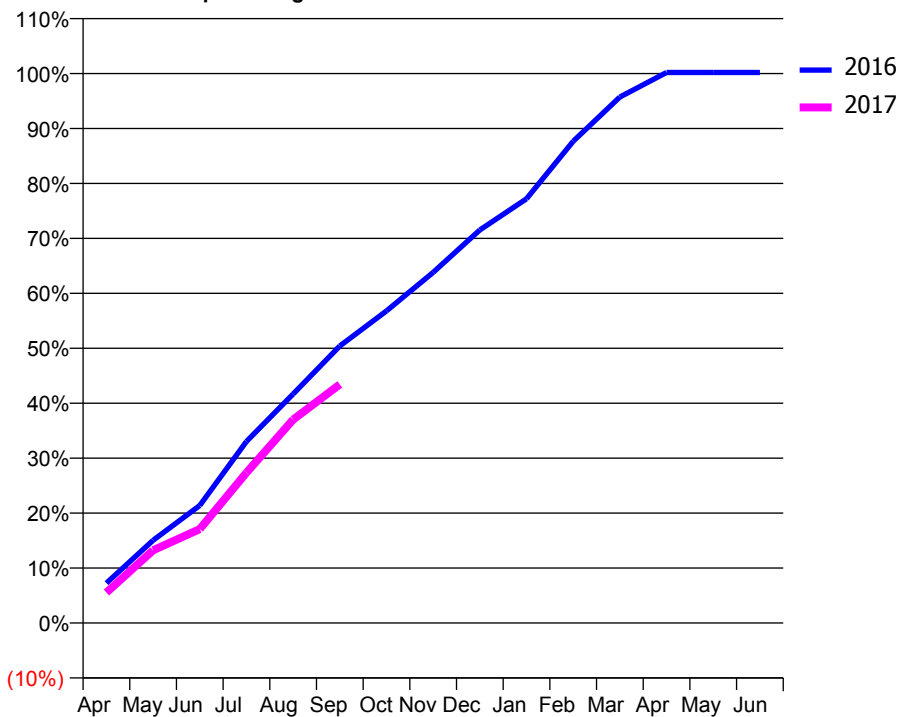
ACCESS*

Patients seen in 24 months	Total	Change since previous quarter
Quarter ending September 2015	2,030	
Quarter ending December 2015	2,049	→
Quarter ending March 2016	2,085	→
Quarter ending June 2016	2,068	→
Quarter ending September 2016	2,047	↓
Variance since September 2015	0.8%	→



ACTIVITY

Cumulative percentage of contracted UDA delivered 2016 & 2017



Adjusted Scheduled Activity (UDA)

Month	2016	2017
April	422	317
May	876	755
June	1,244	975
July	1,922	1,560
August	2,424	2,112
September	2,932	2,477
October	3,304	
November	3,711	
December	4,159	
January	4,490	
February	5,099	
March	5,567	
April	5,827	
May	5,827	
June	5,827	

QUALITY

	Quantity	Base Number	Contract	AT	Region	England
% of FP17s for the same patient ID Re-attending within 3 months - Children	110	1,060	10.4%	13.0%	13.5%	12.4%
% of FP17s for the same patient ID Re-attending within 3 months - Adults	104	627	16.6%	17.5%	17.4%	16.7%
% of FP17s for the same patient ID Re-attending between 3 & 9 months - Children	741	1,060	69.9%	56.6%	59.0%	57.4%
% of FP17s for the same patient ID Re-attending between 3 & 9 months - Adults	336	627	53.6%	50.5%	52.6%	50.5%
% of FP17s for Band 1 Urgent Courses	124	1,525	8.1%	10.6%	9.4%	9.1%
% of FP17s Relating to Free Repair or Replacements	0	1,525	0.0%	0.9%	1.0%	0.8%
% of FP17s Relating to Continuations	2	1,525	0.1%	1.3%	1.5%	1.3%
% of Patients satisfied with the dentistry they have received	0	0	N/A	92.8%	93.7%	93.2%
% of Patients satisfied with the time they had to wait for an appointment	0	0	N/A	88.5%	90.0%	89.0%

* This is based on patients treated on this contract for their most recent course of treatment. Figures in italics indicate the base number of FP17s or Patient Questionnaire responses are less than 100. N/A is shown where the base number of responses is less than 10 during the period. % is calculated as Quantity/Base number*100

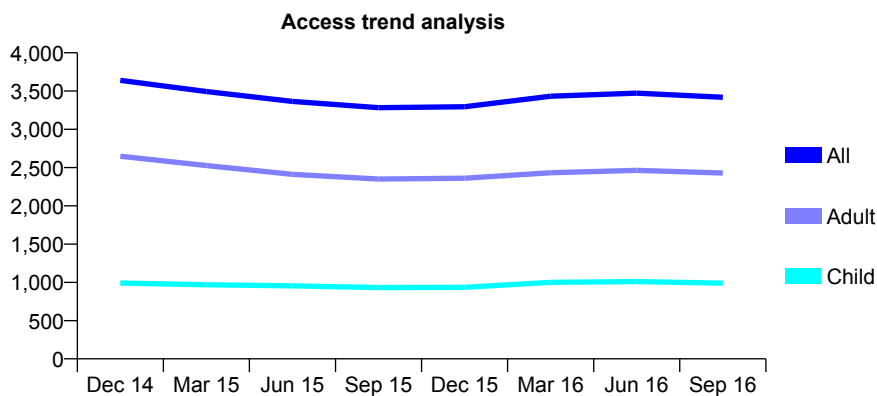
Q46 - Vital Signs At a Glance Contract Report for 129364/0001 - September 2016

Name or company name	DHS Dental Practices Ltd
Contract type name	GDS Contract
Purpose of contract	General
Contract start date	25/01/2010
Contract end date	

16/17 Contracted general activity (UDA)	13,044
Carry forward general activity (UDA)	0
16/17 Contracted orthodontic activity (UOA)	0
Carry forward orthodontic activity (UOA)	0
Baseline contract value	£322,422.79

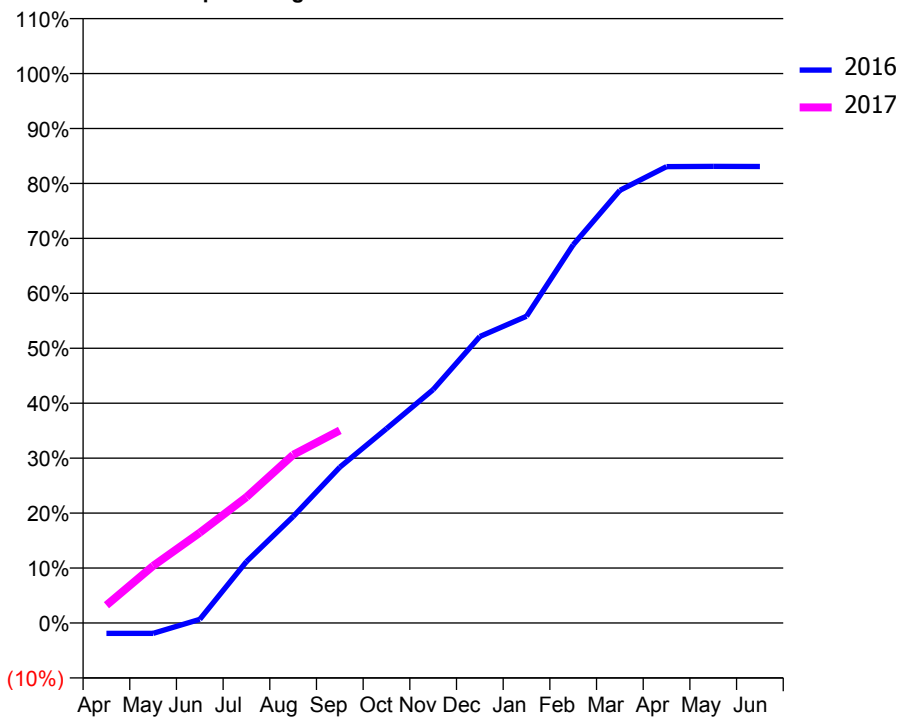
ACCESS*

Patients seen in 24 months	Total	Change since previous quarter
Quarter ending September 2015	3,282	
Quarter ending December 2015	3,295	→
Quarter ending March 2016	3,432	↑
Quarter ending June 2016	3,473	→
Quarter ending September 2016	3,418	↓
Variance since September 2015	4.1%	↑



ACTIVITY

Cumulative percentage of contracted UDA delivered 2016 & 2017



Month	Adjusted Scheduled Activity (UDA)	
	2016	2017
April	-220	424
May	-220	1,356
June	77	2,146
July	1,291	2,990
August	2,236	3,993
September	3,273	4,573
October	4,083	
November	4,905	
December	6,018	
January	6,445	
February	7,945	
March	9,090	
April	9,586	
May	9,592	
June	9,591	

QUALITY

	Quantity	Base Number	Contract	AT	Region	England
% of FP17s for the same patient ID Re-attending within 3 months - Children	49	690	7.1%	13.0%	13.5%	12.4%
% of FP17s for the same patient ID Re-attending within 3 months - Adults	266	1,707	15.6%	17.5%	17.4%	16.7%
% of FP17s for the same patient ID Re-attending between 3 & 9 months - Children	460	690	66.7%	56.6%	59.0%	57.4%
% of FP17s for the same patient ID Re-attending between 3 & 9 months - Adults	1,036	1,707	60.7%	50.5%	52.6%	50.5%
% of FP17s for Band 1 Urgent Courses	226	2,134	10.6%	10.6%	9.4%	9.1%
% of FP17s Relating to Free Repair or Replacements	13	2,134	0.6%	0.9%	1.0%	0.8%
% of FP17s Relating to Continuations	7	2,134	0.3%	1.3%	1.5%	1.3%
% of Patients satisfied with the dentistry they have received	0	0	N/A	92.8%	93.7%	93.2%
% of Patients satisfied with the time they had to wait for an appointment	0	0	N/A	88.5%	90.0%	89.0%

* This is based on patients treated on this contract for their most recent course of treatment. Figures in italics indicate the base number of FP17s or Patient Questionnaire responses are less than 100. N/A is shown where the base number of responses is less than 10 during the period. % is calculated as Quantity/Base number*100

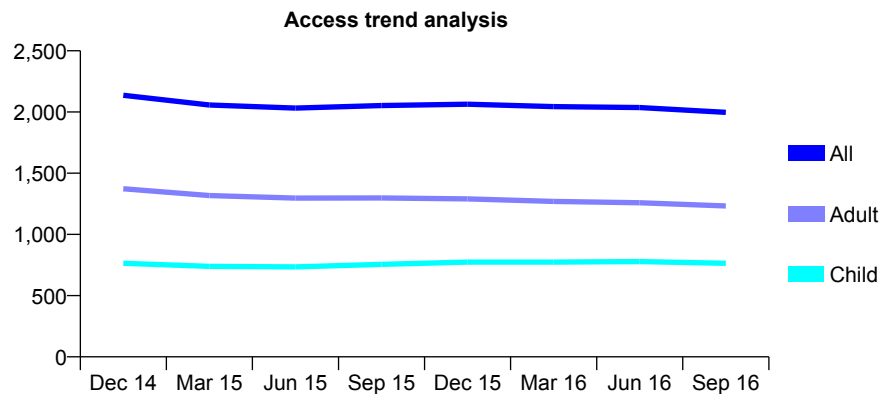
Q46 - Vital Signs At a Glance Contract Report for 129364/0002 - September 2016

Name or company name	DHS Dental Practices Ltd
Contract type name	GDS Contract
Purpose of contract	General
Contract start date	16/08/2010
Contract end date	

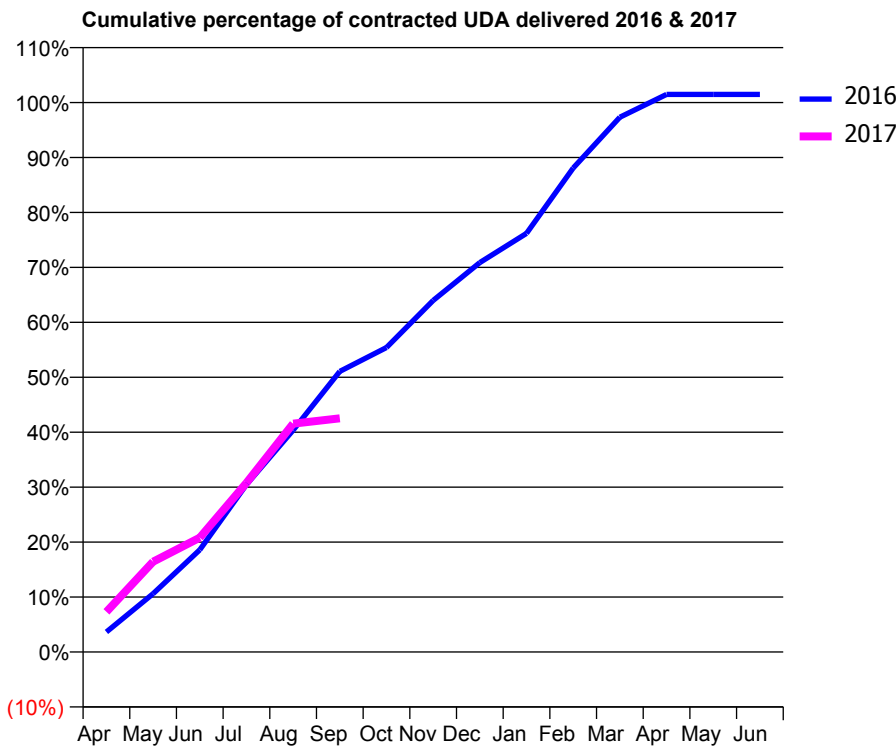
16/17 Contracted general activity (UDA)	6,957
Carry forward general activity (UDA)	-103
16/17 Contracted orthodontic activity (UOA)	0
Carry forward orthodontic activity (UOA)	0
Baseline contract value	£171,598.47

ACCESS*

Patients seen in 24 months	Total	Change since previous quarter
Quarter ending September 2015	2,053	
Quarter ending December 2015	2,064	→
Quarter ending March 2016	2,044	→
Quarter ending June 2016	2,037	→
Quarter ending September 2016	1,997	↓
Variance since September 2015	(2.7%)	↓



ACTIVITY



Month	Adjusted Scheduled Activity (UDA)	
	2016	2017
April	255	510
May	738	1,144
June	1,294	1,448
July	2,119	2,141
August	2,809	2,891
September	3,552	2,958
October	3,855	
November	4,451	
December	4,931	
January	5,300	
February	6,128	
March	6,771	
April	7,059	
May	7,060	
June	7,060	

QUALITY

	Quantity	Base Number	Contract	AT	Region	England
% of FP17s for the same patient ID Re-attending within 3 months - Children	37	467	7.9%	13.0%	13.5%	12.4%
% of FP17s for the same patient ID Re-attending within 3 months - Adults	110	761	14.5%	17.5%	17.4%	16.7%
% of FP17s for the same patient ID Re-attending between 3 & 9 months - Children	282	467	60.4%	56.6%	59.0%	57.4%
% of FP17s for the same patient ID Re-attending between 3 & 9 months - Adults	417	761	54.8%	50.5%	52.6%	50.5%
% of FP17s for Band 1 Urgent Courses	105	1,115	9.4%	10.6%	9.4%	9.1%
% of FP17s Relating to Free Repair or Replacements	6	1,115	0.5%	0.9%	1.0%	0.8%
% of FP17s Relating to Continuations	5	1,115	0.4%	1.3%	1.5%	1.3%
% of Patients satisfied with the dentistry they have received	3	4	N/A	92.8%	93.7%	93.2%
% of Patients satisfied with the time they had to wait for an appointment	4	4	N/A	88.5%	90.0%	89.0%

* This is based on patients treated on this contract for their most recent course of treatment. Figures in italics indicate the base number of FP17s or Patient Questionnaire responses are less than 100. N/A is shown where the base number of responses is less than 10 during the period. % is calculated as Quantity/Base number*100

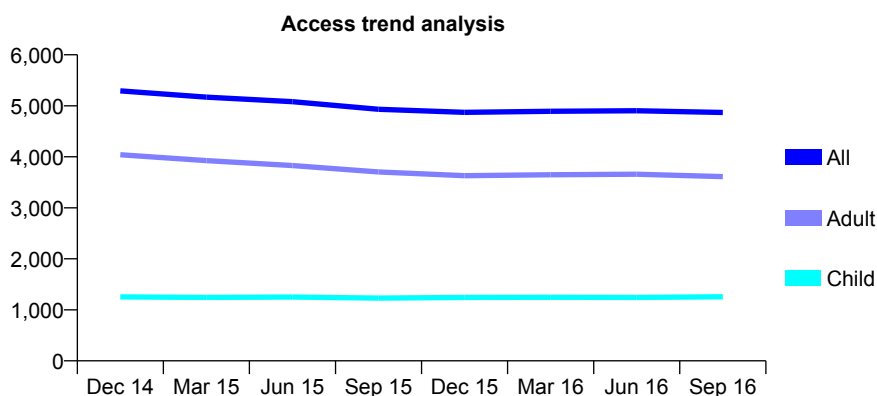
Q46 - Vital Signs At a Glance Contract Report for 129739/0001 - September 2016

Name or company name	Offerton Fold Dental Practice Ltd
Contract type name	GDS Contract
Purpose of contract	General
Contract start date	01/04/2008
Contract end date	

16/17 Contracted general activity (UDA)	14,812
Carry forward general activity (UDA)	47
16/17 Contracted orthodontic activity (UOA)	0
Carry forward orthodontic activity (UOA)	0
Baseline contract value	£503,074.50

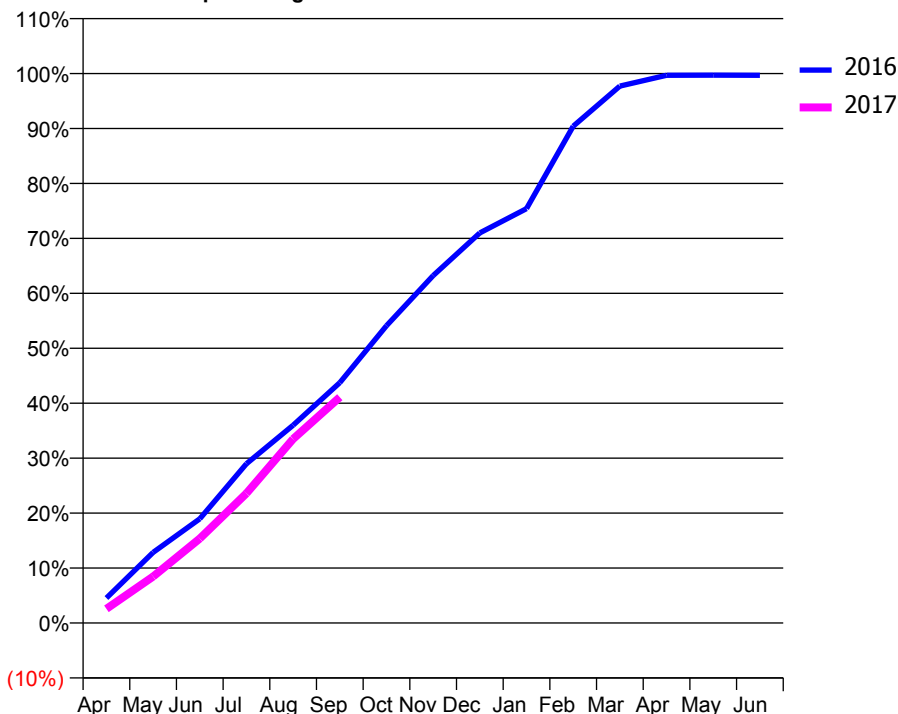
ACCESS*

Patients seen in 24 months	Total	Change since previous quarter
Quarter ending September 2015	4,933	
Quarter ending December 2015	4,872	↓
Quarter ending March 2016	4,893	→
Quarter ending June 2016	4,902	→
Quarter ending September 2016	4,868	→
Variance since September 2015	(1.3%)	↓



ACTIVITY

Cumulative percentage of contracted UDA delivered 2016 & 2017



Month	Adjusted Scheduled Activity (UDA)	
	2016	2017
April	673	384
May	1,903	1,253
June	2,809	2,278
July	4,292	3,497
August	5,331	4,962
September	6,477	6,087
October	8,013	
November	9,365	
December	10,515	
January	11,169	
February	13,390	
March	14,472	
April	14,763	
May	14,766	
June	14,765	

QUALITY

	Quantity	Base Number	Contract	AT	Region	England
% of FP17s for the same patient ID Re-attending within 3 months - Children	73	978	7.5%	13.0%	13.5%	12.4%
% of FP17s for the same patient ID Re-attending within 3 months - Adults	333	2,603	12.8%	17.5%	17.4%	16.7%
% of FP17s for the same patient ID Re-attending between 3 & 9 months - Children	602	978	61.6%	56.6%	59.0%	57.4%
% of FP17s for the same patient ID Re-attending between 3 & 9 months - Adults	1,506	2,603	57.9%	50.5%	52.6%	50.5%
% of FP17s for Band 1 Urgent Courses	286	3,412	8.4%	10.6%	9.4%	9.1%
% of FP17s Relating to Free Repair or Replacements	32	3,412	0.9%	0.9%	1.0%	0.8%
% of FP17s Relating to Continuations	66	3,412	1.9%	1.3%	1.5%	1.3%
% of Patients satisfied with the dentistry they have received	0	0	N/A	92.8%	93.7%	93.2%
% of Patients satisfied with the time they had to wait for an appointment	0	0	N/A	88.5%	90.0%	89.0%

* This is based on patients treated on this contract for their most recent course of treatment. Figures in italics indicate the base number of FP17s or Patient Questionnaire responses are less than 100. N/A is shown where the base number of responses is less than 10 during the period. % is calculated as Quantity/Base number*100

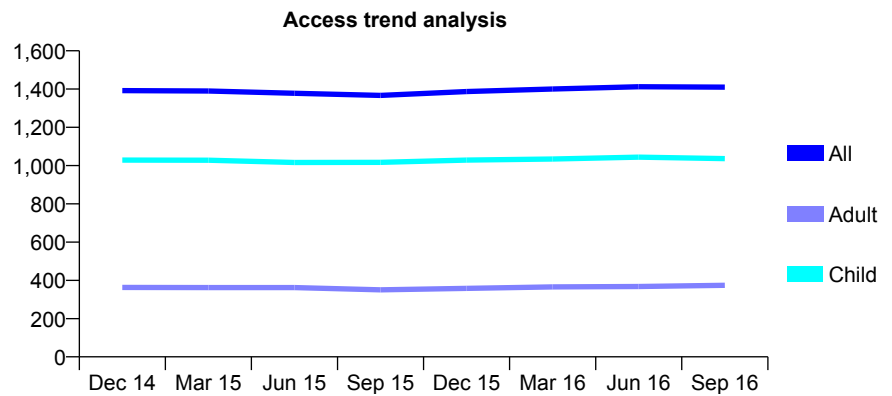
Q46 - Vital Signs At a Glance Contract Report for 130001/0001 - September 2016

Name or company name	530 Dental Care
Contract type name	GDS Contract
Purpose of contract	General
Contract start date	01/06/2010
Contract end date	

16/17 Contracted general activity (UDA)	4,012
Carry forward general activity (UDA)	5
16/17 Contracted orthodontic activity (UOA)	0
Carry forward orthodontic activity (UOA)	0
Baseline contract value	£90,640.88

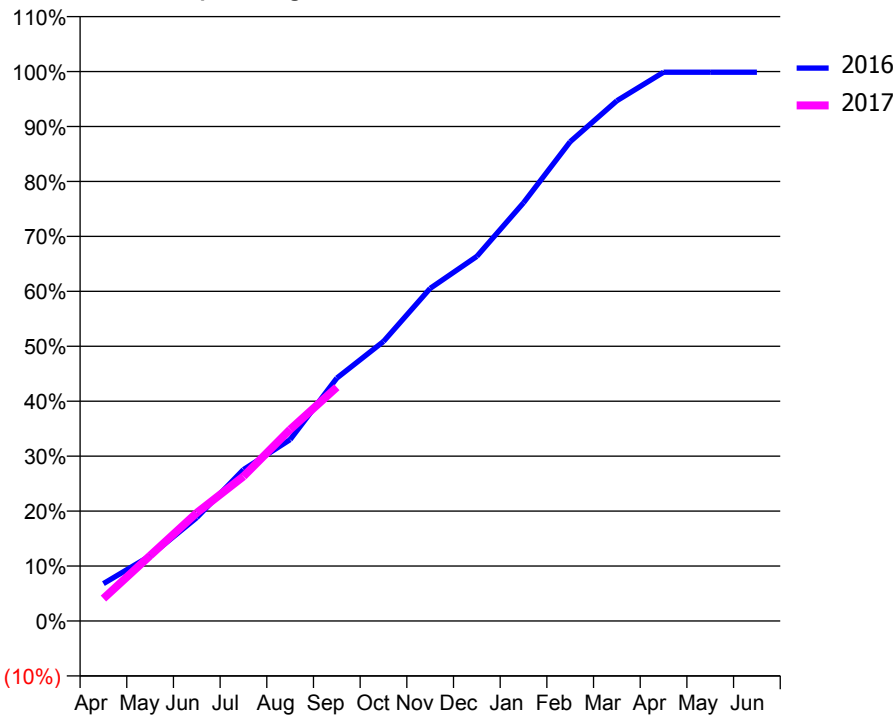
ACCESS*

Patients seen in 24 months	Total	Change since previous quarter
Quarter ending September 2015	1,367	
Quarter ending December 2015	1,387	→
Quarter ending March 2016	1,400	→
Quarter ending June 2016	1,412	→
Quarter ending September 2016	1,410	→
Variance since September 2015	3.1%	↑



ACTIVITY

Cumulative percentage of contracted UDA delivered 2016 & 2017



Month	Adjusted Scheduled Activity (UDA)	
	2016	2017
April	273	164
May	476	477
June	755	790
July	1,105	1,056
August	1,324	1,398
September	1,774	1,708
October	2,042	
November	2,429	
December	2,662	
January	3,054	
February	3,500	
March	3,799	
April	4,007	
May	4,007	
June	4,007	

QUALITY

	Quantity	Base Number	Contract	AT	Region	England
% of FP17s for the same patient ID Re-attending within 3 months - Children	141	1,006	14.0%	13.0%	13.5%	12.4%
% of FP17s for the same patient ID Re-attending within 3 months - Adults	23	189	12.2%	17.5%	17.4%	16.7%
% of FP17s for the same patient ID Re-attending between 3 & 9 months - Children	667	1,006	66.3%	56.6%	59.0%	57.4%
% of FP17s for the same patient ID Re-attending between 3 & 9 months - Adults	112	189	59.3%	50.5%	52.6%	50.5%
% of FP17s for Band 1 Urgent Courses	3	1,071	0.3%	10.6%	9.4%	9.1%
% of FP17s Relating to Free Repair or Replacements	0	1,071	0.0%	0.9%	1.0%	0.8%
% of FP17s Relating to Continuations	38	1,071	3.5%	1.3%	1.5%	1.3%
% of Patients satisfied with the dentistry they have received	2	2	N/A	92.8%	93.7%	93.2%
% of Patients satisfied with the time they had to wait for an appointment	2	2	N/A	88.5%	90.0%	89.0%

* This is based on patients treated on this contract for their most recent course of treatment. Figures in italics indicate the base number of FP17s or Patient Questionnaire responses are less than 100. N/A is shown where the base number of responses is less than 10 during the period. % is calculated as Quantity/Base number*100

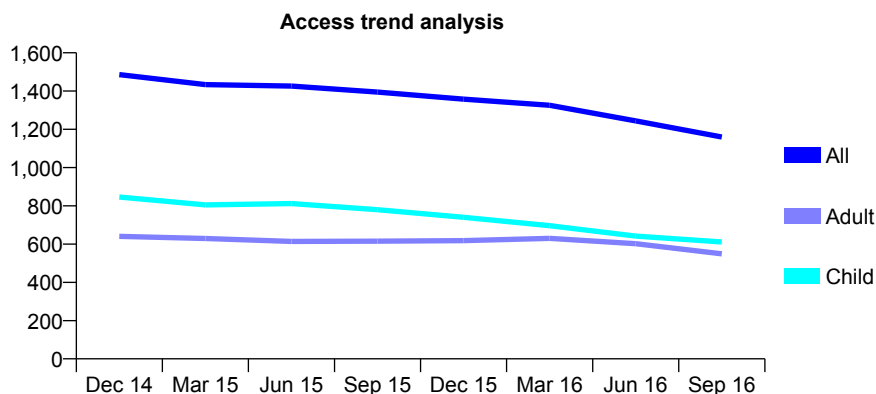
Q46 - Vital Signs At a Glance Contract Report for 130702/0021 - September 2016

Name or company name	ALWHCT
Contract type name	PDS Contract
Purpose of contract	General
Contract start date	01/04/2011
Contract end date	31/03/2017

16/17 Contracted general activity (UDA)	3,814
Carry forward general activity (UDA)	0
16/17 Contracted orthodontic activity (UOA)	0
Carry forward orthodontic activity (UOA)	0
Baseline contract value	£0.00

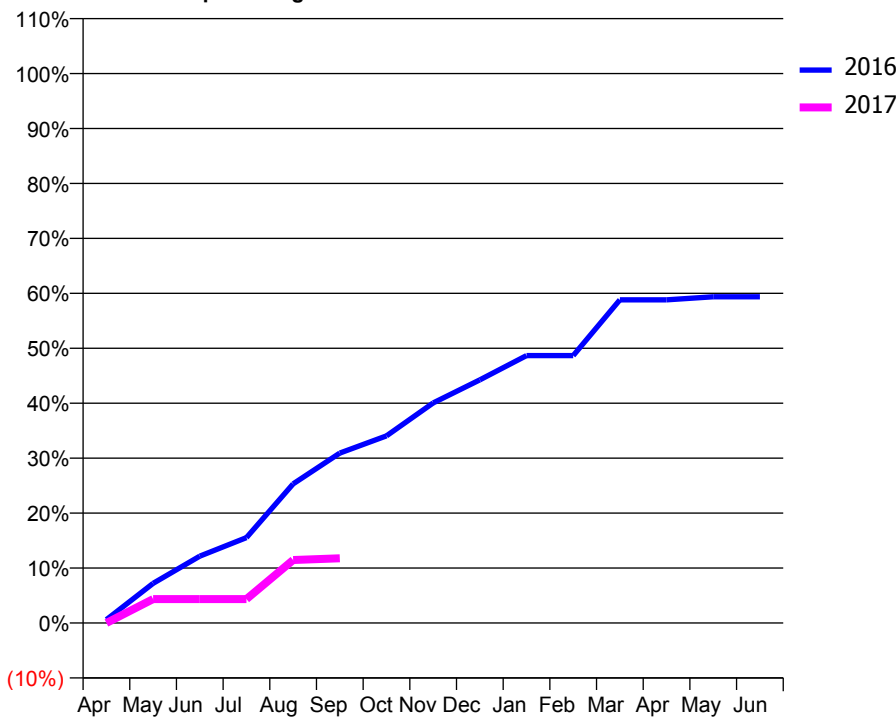
ACCESS*

Patients seen in 24 months	Total	Change since previous quarter
Quarter ending September 2015	1,395	
Quarter ending December 2015	1,358	↓
Quarter ending March 2016	1,326	↓
Quarter ending June 2016	1,244	↓
Quarter ending September 2016	1,160	↓
Variance since September 2015	(16.8%)	↓



ACTIVITY

Cumulative percentage of contracted UDA delivered 2016 & 2017



Adjusted Scheduled Activity (UDA)

Month	2016	2017
April	23	0
May	275	166
June	464	166
July	592	166
August	965	437
September	1,180	449
October	1,299	
November	1,528	
December	1,688	
January	1,856	
February	1,856	
March	2,243	
April	2,243	
May	2,264	
June	2,264	

QUALITY

	Quantity	Base Number	Contract	AT	Region	England
% of FP17s for the same patient ID Re-attending within 3 months - Children	5	143	3.5%	13.0%	13.5%	12.4%
% of FP17s for the same patient ID Re-attending within 3 months - Adults	11	83	13.3%	17.5%	17.4%	16.7%
% of FP17s for the same patient ID Re-attending between 3 & 9 months - Children	39	143	27.3%	56.6%	59.0%	57.4%
% of FP17s for the same patient ID Re-attending between 3 & 9 months - Adults	27	83	32.5%	50.5%	52.6%	50.5%
% of FP17s for Band 1 Urgent Courses	5	199	2.5%	10.6%	9.4%	9.1%
% of FP17s Relating to Free Repair or Replacements	1	199	0.5%	0.9%	1.0%	0.8%
% of FP17s Relating to Continuations	0	199	0.0%	1.3%	1.5%	1.3%
% of Patients satisfied with the dentistry they have received	0	0	N/A	92.8%	93.7%	93.2%
% of Patients satisfied with the time they had to wait for an appointment	0	0	N/A	88.5%	90.0%	89.0%

* This is based on patients treated on this contract for their most recent course of treatment. Figures in italics indicate the base number of FP17s or Patient Questionnaire responses are less than 100. N/A is shown where the base number of responses is less than 10 during the period. % is calculated as Quantity/Base number*100

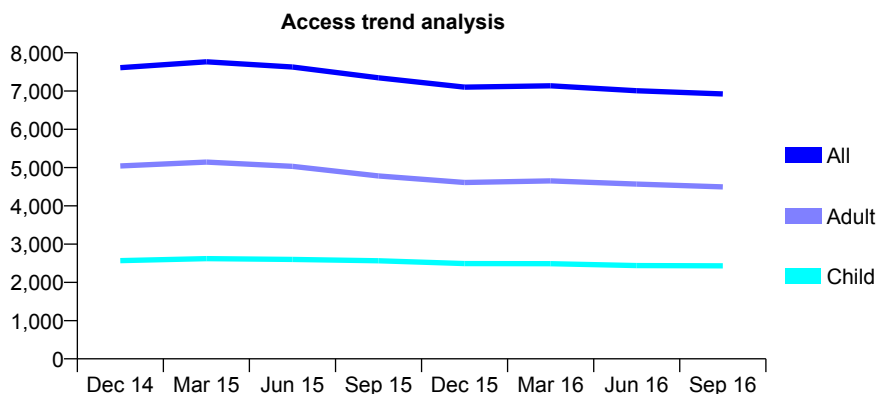
Q46 - Vital Signs At a Glance Contract Report for 130761/0001 - September 2016

Name or company name	Ravat & Ray Dental Care (Deane) Ltd
Contract type name	GDS Contract
Purpose of contract	General
Contract start date	01/04/2011
Contract end date	

16/17 Contracted general activity (UDA)	18,900
Carry forward general activity (UDA)	-378
16/17 Contracted orthodontic activity (UOA)	0
Carry forward orthodontic activity (UOA)	0
Baseline contract value	£514,442.12

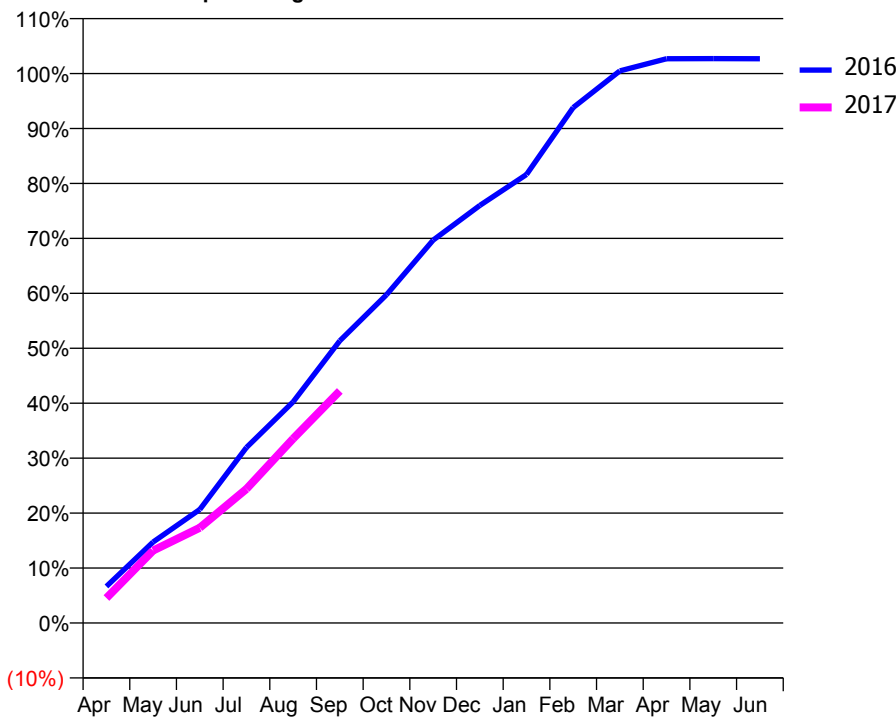
ACCESS*

Patients seen in 24 months	Total	Change since previous quarter
Quarter ending September 2015	7,345	
Quarter ending December 2015	7,102	↓
Quarter ending March 2016	7,138	→
Quarter ending June 2016	7,009	↓
Quarter ending September 2016	6,926	↓
Variance since September 2015	(5.7%)	↓



ACTIVITY

Cumulative percentage of contracted UDA delivered 2016 & 2017



Adjusted Scheduled Activity (UDA)

Month	2016	2017
April	1,288	860
May	2,859	2,491
June	4,003	3,275
July	6,190	4,613
August	7,797	6,339
September	9,952	7,982
October	11,572	
November	13,502	
December	14,725	
January	15,816	
February	18,173	
March	19,471	
April	19,897	
May	19,901	
June	19,898	

QUALITY

	Quantity	Base Number	Contract	AT	Region	England
% of FP17s for the same patient ID Re-attending within 3 months - Children	304	1,992	15.3%	13.0%	13.5%	12.4%
% of FP17s for the same patient ID Re-attending within 3 months - Adults	377	2,960	12.7%	17.5%	17.4%	16.7%
% of FP17s for the same patient ID Re-attending between 3 & 9 months - Children	1,148	1,992	57.6%	56.6%	59.0%	57.4%
% of FP17s for the same patient ID Re-attending between 3 & 9 months - Adults	1,690	2,960	57.1%	50.5%	52.6%	50.5%
% of FP17s for Band 1 Urgent Courses	473	4,739	10.0%	10.6%	9.4%	9.1%
% of FP17s Relating to Free Repair or Replacements	36	4,739	0.8%	0.9%	1.0%	0.8%
% of FP17s Relating to Continuations	3	4,739	0.1%	1.3%	1.5%	1.3%
% of Patients satisfied with the dentistry they have received	1	1	N/A	92.8%	93.7%	93.2%
% of Patients satisfied with the time they had to wait for an appointment	1	1	N/A	88.5%	90.0%	89.0%

* This is based on patients treated on this contract for their most recent course of treatment. Figures in italics indicate the base number of FP17s or Patient Questionnaire responses are less than 100. N/A is shown where the base number of responses is less than 10 during the period. % is calculated as Quantity/Base number*100

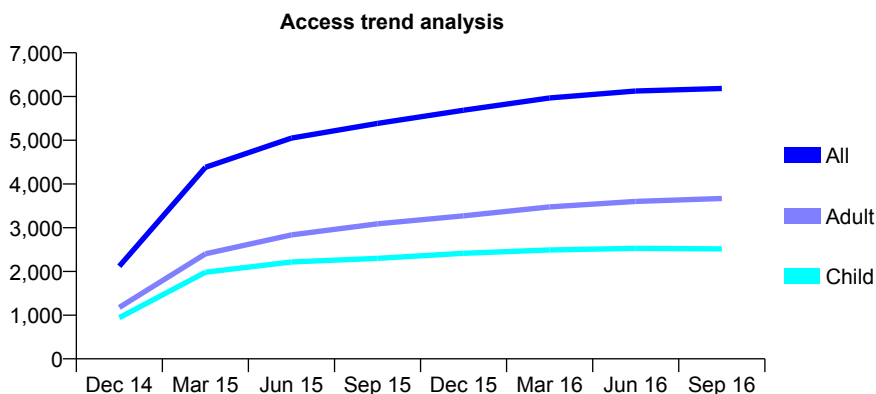
Q46 - Vital Signs At a Glance Contract Report for 131318/0001 - September 2016

Name or company name	Bennison Dental Practice
Contract type name	GDS Contract
Purpose of contract	General
Contract start date	01/10/2014
Contract end date	

16/17 Contracted general activity (UDA)	21,338
Carry forward general activity (UDA)	149
16/17 Contracted orthodontic activity (UOA)	0
Carry forward orthodontic activity (UOA)	0
Baseline contract value	£677,471.65

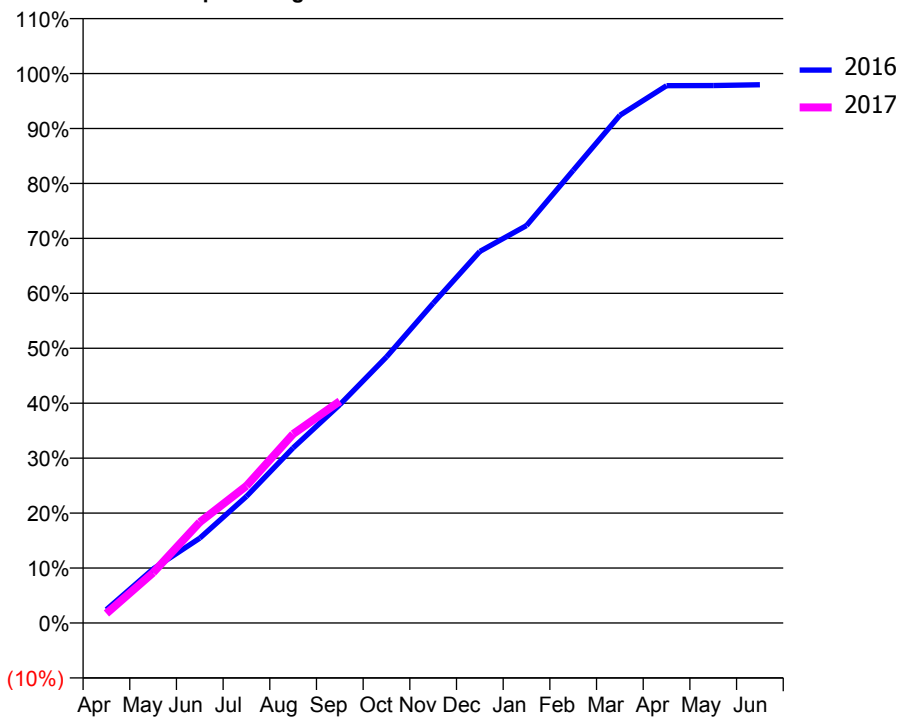
ACCESS*

Patients seen in 24 months	Total	Change since previous quarter
Quarter ending September 2015	5,384	
Quarter ending December 2015	5,686	↑
Quarter ending March 2016	5,967	↑
Quarter ending June 2016	6,127	↑
Quarter ending September 2016	6,183	→
Variance since September 2015	14.8%	↑



ACTIVITY

Cumulative percentage of contracted UDA delivered 2016 & 2017



Adjusted Scheduled Activity (UDA)

Month	2016	2017
April	535	369
May	2,157	1,956
June	3,389	3,916
July	5,056	5,324
August	6,992	7,339
September	8,715	8,612
October	10,622	
November	12,764	
December	14,837	
January	15,868	
February	18,071	
March	20,270	
April	21,450	
May	21,458	
June	21,489	

QUALITY

	Quantity	Base Number	Contract	AT	Region	England
% of FP17s for the same patient ID Re-attending within 3 months - Children	513	2,560	20.0%	13.0%	13.5%	12.4%
% of FP17s for the same patient ID Re-attending within 3 months - Adults	491	2,838	17.3%	17.5%	17.4%	16.7%
% of FP17s for the same patient ID Re-attending between 3 & 9 months - Children	1,635	2,560	63.9%	56.6%	59.0%	57.4%
% of FP17s for the same patient ID Re-attending between 3 & 9 months - Adults	1,690	2,838	59.5%	50.5%	52.6%	50.5%
% of FP17s for Band 1 Urgent Courses	215	4,413	4.9%	10.6%	9.4%	9.1%
% of FP17s Relating to Free Repair or Replacements	19	4,413	0.4%	0.9%	1.0%	0.8%
% of FP17s Relating to Continuations	27	4,413	0.6%	1.3%	1.5%	1.3%
% of Patients satisfied with the dentistry they have received	5	5	N/A	92.8%	93.7%	93.2%
% of Patients satisfied with the time they had to wait for an appointment	4	5	N/A	88.5%	90.0%	89.0%

* This is based on patients treated on this contract for their most recent course of treatment. Figures in italics indicate the base number of FP17s or Patient Questionnaire responses are less than 100. N/A is shown where the base number of responses is less than 10 during the period. % is calculated as Quantity/Base number*100

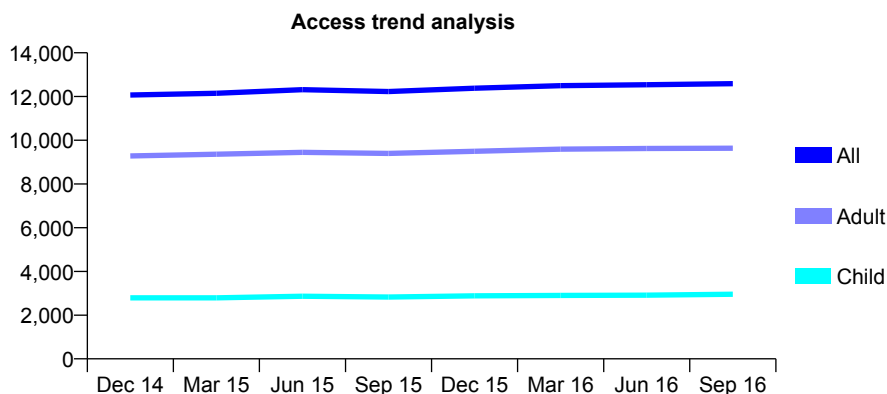
Q46 - Vital Signs At a Glance Contract Report for 131415/0001 - September 2016

Name or company name	Kinshuck Family Dentistry Ltd
Contract type name	GDS Contract
Purpose of contract	General
Contract start date	01/10/2008
Contract end date	

16/17 Contracted general activity (UDA)	37,000
Carry forward general activity (UDA)	75
16/17 Contracted orthodontic activity (UOA)	0
Carry forward orthodontic activity (UOA)	0
Baseline contract value	£1,080,278.30

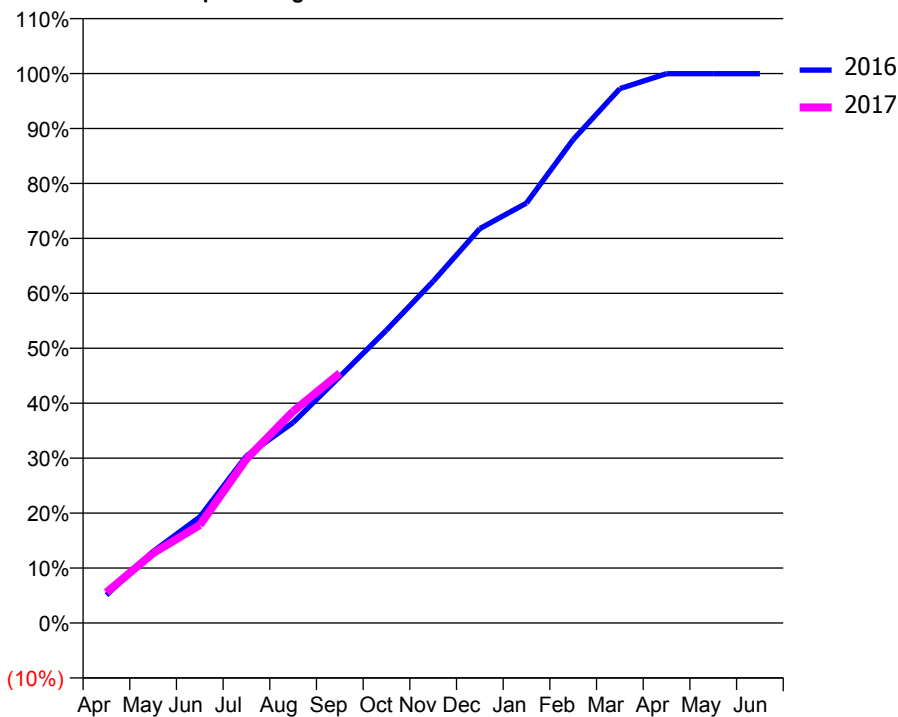
ACCESS*

Patients seen in 24 months	Total	Change since previous quarter
Quarter ending September 2015	12,226	
Quarter ending December 2015	12,380	→
Quarter ending March 2016	12,494	→
Quarter ending June 2016	12,539	→
Quarter ending September 2016	12,590	→
Variance since September 2015	3.0%	↑



ACTIVITY

Cumulative percentage of contracted UDA delivered 2016 & 2017



Month	Adjusted Scheduled Activity (UDA)	
	2016	2017
April	1,889	2,064
May	4,846	4,703
June	7,177	6,598
July	11,317	11,045
August	13,571	14,252
September	16,690	16,825
October	19,831	
November	23,135	
December	26,697	
January	28,430	
February	32,726	
March	36,176	
April	37,190	
May	37,190	
June	37,190	

QUALITY

	Quantity	Base Number	Contract	AT	Region	England
% of FP17s for the same patient ID Re-attending within 3 months - Children	280	2,599	10.8%	13.0%	13.5%	12.4%
% of FP17s for the same patient ID Re-attending within 3 months - Adults	1,029	7,448	13.8%	17.5%	17.4%	16.7%
% of FP17s for the same patient ID Re-attending between 3 & 9 months - Children	1,690	2,599	65.0%	56.6%	59.0%	57.4%
% of FP17s for the same patient ID Re-attending between 3 & 9 months - Adults	4,672	7,448	62.7%	50.5%	52.6%	50.5%
% of FP17s for Band 1 Urgent Courses	645	9,056	7.1%	10.6%	9.4%	9.1%
% of FP17s Relating to Free Repair or Replacements	91	9,056	1.0%	0.9%	1.0%	0.8%
% of FP17s Relating to Continuations	216	9,056	2.4%	1.3%	1.5%	1.3%
% of Patients satisfied with the dentistry they have received	9	9	N/A	92.8%	93.7%	93.2%
% of Patients satisfied with the time they had to wait for an appointment	9	9	N/A	88.5%	90.0%	89.0%

* This is based on patients treated on this contract for their most recent course of treatment. Figures in italics indicate the base number of FP17s or Patient Questionnaire responses are less than 100. N/A is shown where the base number of responses is less than 10 during the period. % is calculated as Quantity/Base number*100

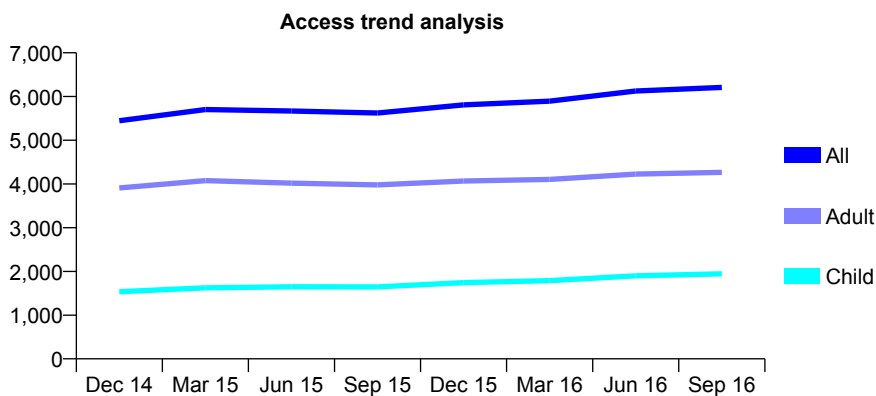
Q46 - Vital Signs At a Glance Contract Report for 132284/0001 - September 2016

Name or company name	Smile Care (Dental) LTD
Contract type name	GDS Contract
Purpose of contract	General
Contract start date	01/04/2011
Contract end date	

16/17 Contracted general activity (UDA)	20,234
Carry forward general activity (UDA)	-52
16/17 Contracted orthodontic activity (UOA)	0
Carry forward orthodontic activity (UOA)	0
Baseline contract value	£524,484.27

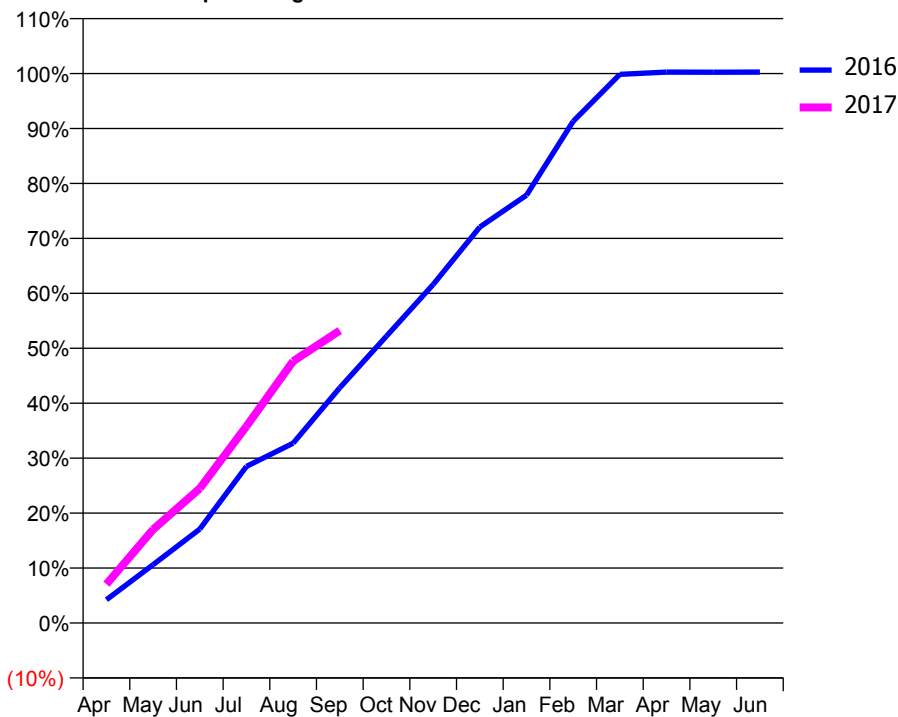
ACCESS*

Patients seen in 24 months	Total	Change since previous quarter
Quarter ending September 2015	5,624	
Quarter ending December 2015	5,808	↑
Quarter ending March 2016	5,893	→
Quarter ending June 2016	6,126	↑
Quarter ending September 2016	6,210	→
Variance since September 2015	10.4%	↑



ACTIVITY

Cumulative percentage of contracted UDA delivered 2016 & 2017



Month	Adjusted Scheduled Activity (UDA)	
	2016	2017
April	859	1,433
May	2,146	3,444
June	3,461	4,957
July	5,767	7,247
August	6,620	9,641
September	8,666	10,772
October	10,566	
November	12,466	
December	14,583	
January	15,753	
February	18,473	
March	20,205	
April	20,284	
May	20,283	
June	20,286	

QUALITY

	Quantity	Base Number	Contract	AT	Region	England
% of FP17s for the same patient ID Re-attending within 3 months - Children	114	1,097	10.4%	13.0%	13.5%	12.4%
% of FP17s for the same patient ID Re-attending within 3 months - Adults	487	2,458	19.8%	17.5%	17.4%	16.7%
% of FP17s for the same patient ID Re-attending between 3 & 9 months - Children	383	1,097	34.9%	56.6%	59.0%	57.4%
% of FP17s for the same patient ID Re-attending between 3 & 9 months - Adults	870	2,458	35.4%	50.5%	52.6%	50.5%
% of FP17s for Band 1 Urgent Courses	507	3,505	14.5%	10.6%	9.4%	9.1%
% of FP17s Relating to Free Repair or Replacements	29	3,505	0.8%	0.9%	1.0%	0.8%
% of FP17s Relating to Continuations	43	3,505	1.2%	1.3%	1.5%	1.3%
% of Patients satisfied with the dentistry they have received	3	3	N/A	92.8%	93.7%	93.2%
% of Patients satisfied with the time they had to wait for an appointment	2	3	N/A	88.5%	90.0%	89.0%

* This is based on patients treated on this contract for their most recent course of treatment. Figures in italics indicate the base number of FP17s or Patient Questionnaire responses are less than 100. N/A is shown where the base number of responses is less than 10 during the period. % is calculated as Quantity/Base number*100

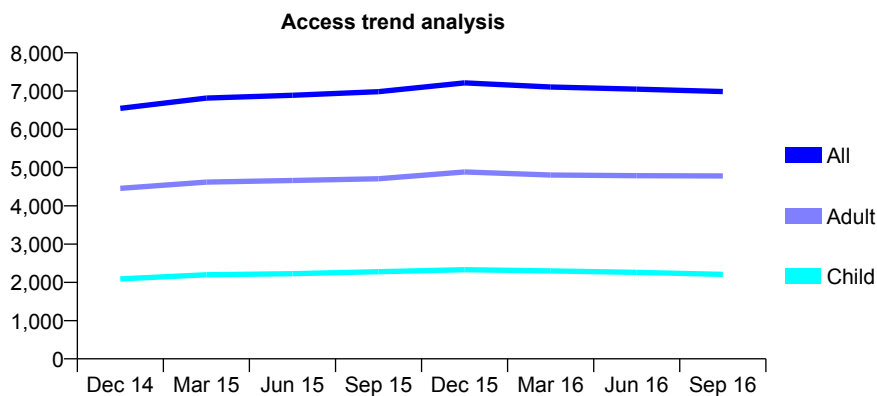
Q46 - Vital Signs At a Glance Contract Report for 133353/0001 - September 2016

Name or company name	Droylsden Road Dental Practice
Contract type name	GDS Contract
Purpose of contract	General
Contract start date	01/02/2012
Contract end date	

16/17 Contracted general activity (UDA)	21,267
Carry forward general activity (UDA)	-326
16/17 Contracted orthodontic activity (UOA)	0
Carry forward orthodontic activity (UOA)	0
Baseline contract value	£686,154.19

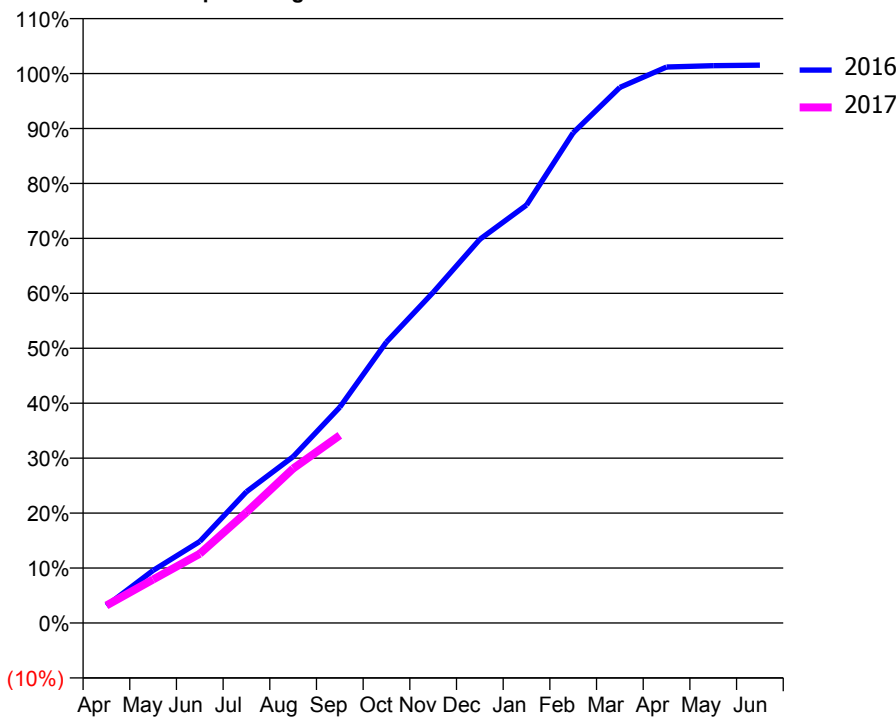
ACCESS*

Patients seen in 24 months	Total	Change since previous quarter
Quarter ending September 2015	6,984	
Quarter ending December 2015	7,214	↑
Quarter ending March 2016	7,106	↓
Quarter ending June 2016	7,049	→
Quarter ending September 2016	6,989	→
Variance since September 2015	0.1%	→



ACTIVITY

Cumulative percentage of contracted UDA delivered 2016 & 2017



Month	Adjusted Scheduled Activity (UDA)	
	2016	2017
April	677	680
May	2,063	1,687
June	3,195	2,682
July	5,148	4,285
August	6,521	5,978
September	8,462	7,262
October	11,019	
November	12,963	
December	15,046	
January	16,389	
February	19,226	
March	21,003	
April	21,804	
May	21,854	
June	21,873	

QUALITY

	Quantity	Base Number	Contract	AT	Region	England
% of FP17s for the same patient ID Re-attending within 3 months - Children	68	1,082	6.3%	13.0%	13.5%	12.4%
% of FP17s for the same patient ID Re-attending within 3 months - Adults	258	2,291	11.3%	17.5%	17.4%	16.7%
% of FP17s for the same patient ID Re-attending between 3 & 9 months - Children	572	1,082	52.9%	56.6%	59.0%	57.4%
% of FP17s for the same patient ID Re-attending between 3 & 9 months - Adults	1,105	2,291	48.2%	50.5%	52.6%	50.5%
% of FP17s for Band 1 Urgent Courses	154	2,457	6.3%	10.6%	9.4%	9.1%
% of FP17s Relating to Free Repair or Replacements	16	2,457	0.7%	0.9%	1.0%	0.8%
% of FP17s Relating to Continuations	4	2,457	0.2%	1.3%	1.5%	1.3%
% of Patients satisfied with the dentistry they have received	3	4	N/A	92.8%	93.7%	93.2%
% of Patients satisfied with the time they had to wait for an appointment	3	4	N/A	88.5%	90.0%	89.0%

* This is based on patients treated on this contract for their most recent course of treatment. Figures in italics indicate the base number of FP17s or Patient Questionnaire responses are less than 100. N/A is shown where the base number of responses is less than 10 during the period. % is calculated as Quantity/Base number*100

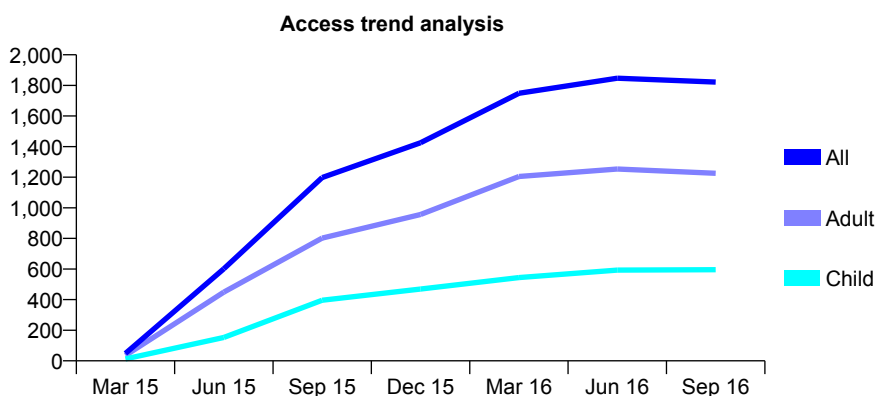
Q46 - Vital Signs At a Glance Contract Report for 133485/0001 - September 2016

Name or company name	MR SC LI
Contract type name	GDS Contract
Purpose of contract	General
Contract start date	09/03/2015
Contract end date	

16/17 Contracted general activity (UDA)	5,553
Carry forward general activity (UDA)	167
16/17 Contracted orthodontic activity (UOA)	0
Carry forward orthodontic activity (UOA)	0
Baseline contract value	£117,865.82

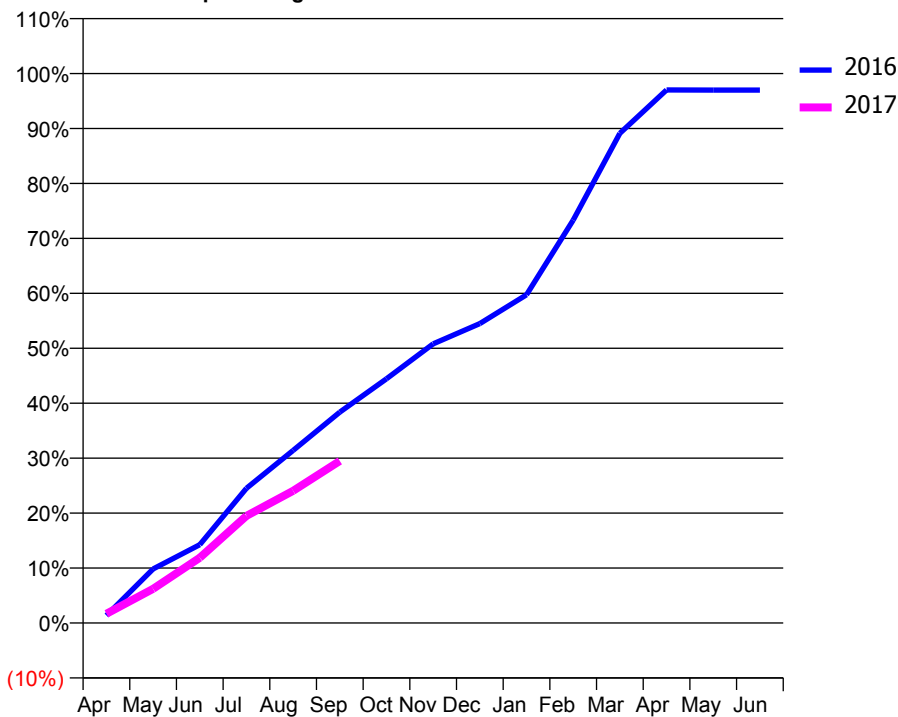
ACCESS*

Patients seen in 24 months	Total	Change since previous quarter
Quarter ending September 2015	1,198	
Quarter ending December 2015	1,425	↑
Quarter ending March 2016	1,749	↑
Quarter ending June 2016	1,847	↑
Quarter ending September 2016	1,822	↓
Variance since September 2015	52.1%	↑



ACTIVITY

Cumulative percentage of contracted UDA delivered 2016 & 2017



Adjusted Scheduled Activity (UDA)

Month	2016	2017
April	77	93
May	546	346
June	792	660
July	1,362	1,082
August	1,744	1,336
September	2,132	1,638
October	2,468	
November	2,821	
December	3,026	
January	3,317	
February	4,071	
March	4,949	
April	5,387	
May	5,386	
June	5,386	

QUALITY

	Quantity	Base Number	Contract	AT	Region	England
% of FP17s for the same patient ID Re-attending within 3 months - Children	32	442	7.2%	13.0%	13.5%	12.4%
% of FP17s for the same patient ID Re-attending within 3 months - Adults	154	920	16.7%	17.5%	17.4%	16.7%
% of FP17s for the same patient ID Re-attending between 3 & 9 months - Children	224	442	50.7%	56.6%	59.0%	57.4%
% of FP17s for the same patient ID Re-attending between 3 & 9 months - Adults	429	920	46.6%	50.5%	52.6%	50.5%
% of FP17s for Band 1 Urgent Courses	128	1,200	10.7%	10.6%	9.4%	9.1%
% of FP17s Relating to Free Repair or Replacements	14	1,200	1.2%	0.9%	1.0%	0.8%
% of FP17s Relating to Continuations	6	1,200	0.5%	1.3%	1.5%	1.3%
% of Patients satisfied with the dentistry they have received	1	1	N/A	92.8%	93.7%	93.2%
% of Patients satisfied with the time they had to wait for an appointment	1	1	N/A	88.5%	90.0%	89.0%

* This is based on patients treated on this contract for their most recent course of treatment. Figures in italics indicate the base number of FP17s or Patient Questionnaire responses are less than 100. N/A is shown where the base number of responses is less than 10 during the period. % is calculated as Quantity/Base number*100

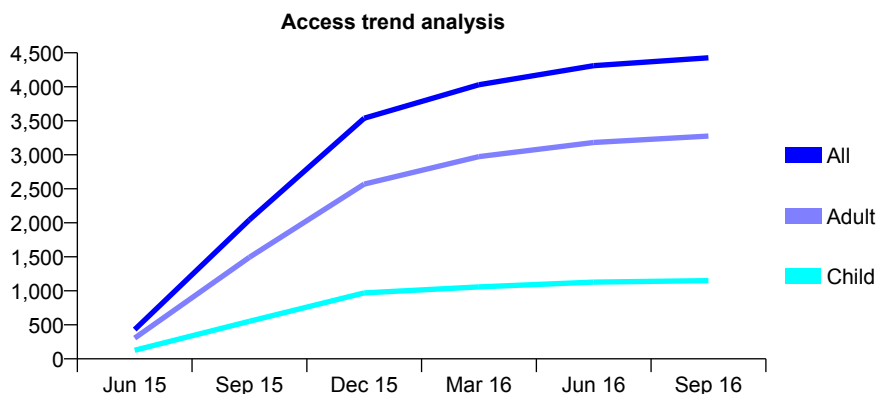
Q46 - Vital Signs At a Glance Contract Report for 134899/0001 - September 2016

Name or company name	High Lane Partnership
Contract type name	GDS Contract
Purpose of contract	General and Orthodontic
Contract start date	01/06/2015
Contract end date	

16/17 Contracted general activity (UDA)	14,969
Carry forward general activity (UDA)	-299
16/17 Contracted orthodontic activity (UOA)	309
Carry forward orthodontic activity (UOA)	0
Baseline contract value	£432,982.12

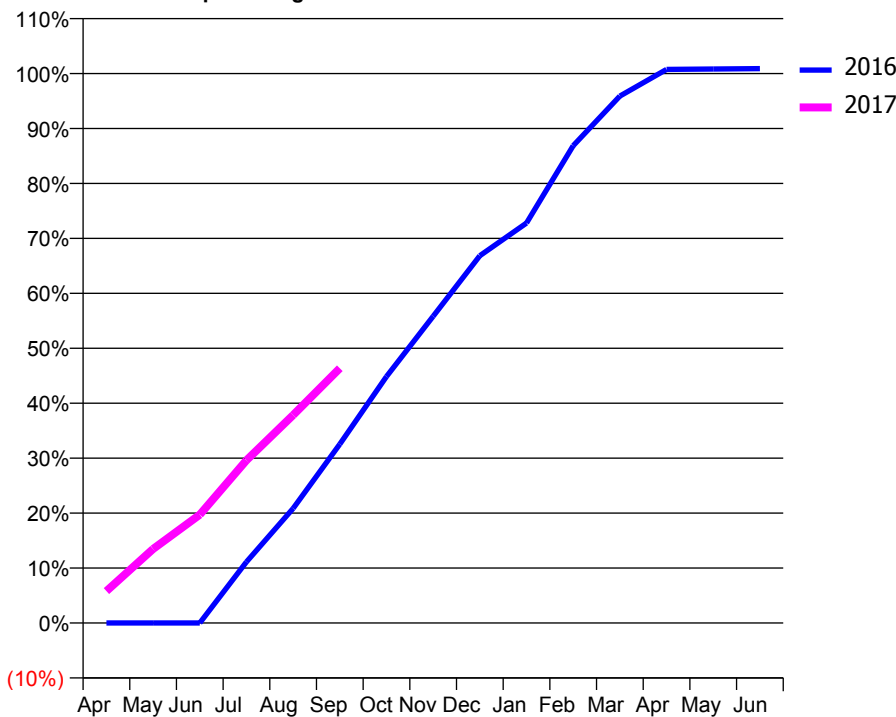
ACCESS*

Patients seen in 24 months	Total	Change since previous quarter
Quarter ending September 2015	2,044	
Quarter ending December 2015	3,539	↑
Quarter ending March 2016	4,030	↑
Quarter ending June 2016	4,311	↑
Quarter ending September 2016	4,426	↑
Variance since September 2015	116.5%	↑



ACTIVITY

Cumulative percentage of contracted UDA delivered 2016 & 2017



Month	Adjusted Scheduled Activity (UDA)	
	2016	2017
April	0	871
May	0	2,019
June	0	2,950
July	1,419	4,432
August	2,658	5,665
September	4,150	6,942
October	5,717	
November	7,117	
December	8,521	
January	9,278	
February	11,072	
March	12,222	
April	12,843	
May	12,850	
June	12,859	

QUALITY

	Quantity	Base Number	Contract	AT	Region	England
% of FP17s for the same patient ID Re-attending within 3 months - Children	123	1,069	11.5%	13.0%	13.5%	12.4%
% of FP17s for the same patient ID Re-attending within 3 months - Adults	397	2,753	14.4%	17.5%	17.4%	16.7%
% of FP17s for the same patient ID Re-attending between 3 & 9 months - Children	685	1,069	64.1%	56.6%	59.0%	57.4%
% of FP17s for the same patient ID Re-attending between 3 & 9 months - Adults	1,847	2,753	67.1%	50.5%	52.6%	50.5%
% of FP17s for Band 1 Urgent Courses	173	3,440	5.0%	10.6%	9.4%	9.1%
% of FP17s Relating to Free Repair or Replacements	52	3,440	1.5%	0.9%	1.0%	0.8%
% of FP17s Relating to Continuations	26	3,440	0.8%	1.3%	1.5%	1.3%
% of Patients satisfied with the dentistry they have received	3	3	N/A	92.8%	93.7%	93.2%
% of Patients satisfied with the time they had to wait for an appointment	3	3	N/A	88.5%	90.0%	89.0%

* This is based on patients treated on this contract for their most recent course of treatment. Figures in italics indicate the base number of FP17s or Patient Questionnaire responses are less than 100. N/A is shown where the base number of responses is less than 10 during the period. % is calculated as Quantity/Base number*100

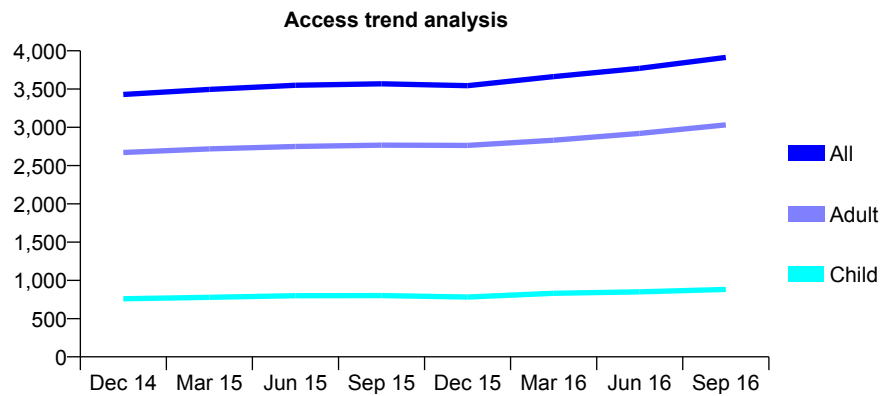
Q46 - Vital Signs At a Glance Contract Report for 136255/0001 - September 2016

Name or company name	Haughton Green Dental Practice
Contract type name	Pilot Contract
Purpose of contract	General
Contract start date	01/02/2013
Contract end date	

16/17 Contracted general activity (UDA)	13,158
Carry forward general activity (UDA)	0
16/17 Contracted orthodontic activity (UOA)	0
Carry forward orthodontic activity (UOA)	0
Baseline contract value	£366,082.80

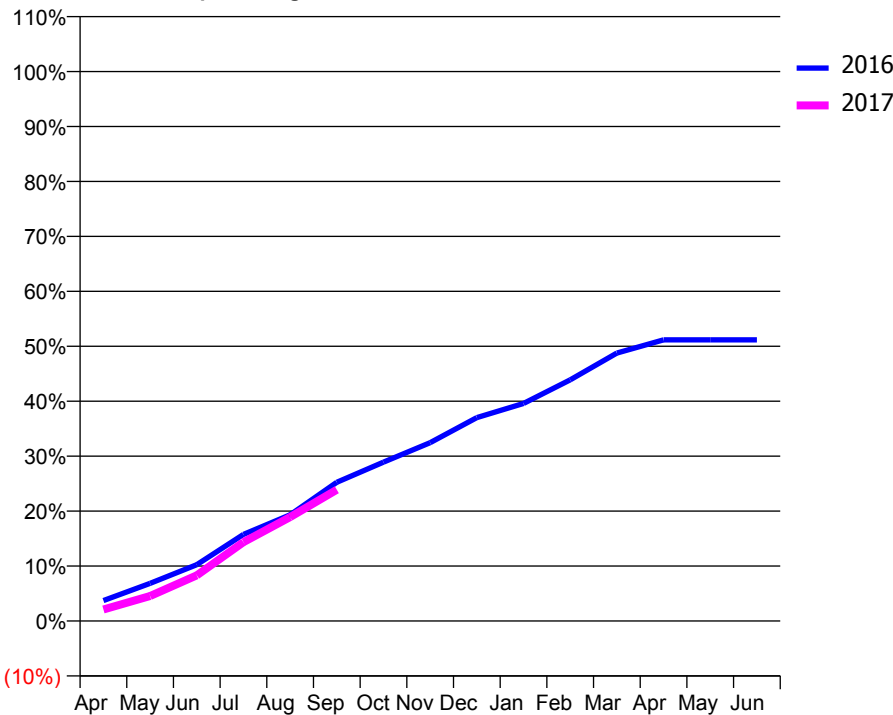
ACCESS*

Patients seen in 24 months	Total	Change since previous quarter
Quarter ending September 2015	3,568	
Quarter ending December 2015	3,544	→
Quarter ending March 2016	3,663	↑
Quarter ending June 2016	3,771	↑
Quarter ending September 2016	3,913	↑
Variance since September 2015	9.7%	↑



ACTIVITY

Cumulative percentage of contracted UDA delivered 2016 & 2017



Month	Adjusted Scheduled Activity (UDA)	
	2016	2017
April	490	275
May	903	600
June	1,348	1,093
July	2,074	1,890
August	2,543	2,490
September	3,321	3,143
October	3,805	
November	4,270	
December	4,872	
January	5,208	
February	5,776	
March	6,416	
April	6,732	
May	6,734	
June	6,734	

QUALITY

	Quantity	Base Number	Contract	AT	Region	England
% of FP17s for the same patient ID Re-attending within 3 months - Children	22	516	4.3%	13.0%	13.5%	12.4%
% of FP17s for the same patient ID Re-attending within 3 months - Adults	176	1,465	12.0%	17.5%	17.4%	16.7%
% of FP17s for the same patient ID Re-attending between 3 & 9 months - Children	177	516	34.3%	56.6%	59.0%	57.4%
% of FP17s for the same patient ID Re-attending between 3 & 9 months - Adults	357	1,465	24.4%	50.5%	52.6%	50.5%
% of FP17s for Band 1 Urgent Courses	276	1,818	15.2%	10.6%	9.4%	9.1%
% of FP17s Relating to Free Repair or Replacements	1	1,818	0.1%	0.9%	1.0%	0.8%
% of FP17s Relating to Continuations	4	1,818	0.2%	1.3%	1.5%	1.3%
% of Patients satisfied with the dentistry they have received	0	1	N/A	92.8%	93.7%	93.2%
% of Patients satisfied with the time they had to wait for an appointment	1	1	N/A	88.5%	90.0%	89.0%

* This is based on patients treated on this contract for their most recent course of treatment. Figures in italics indicate the base number of FP17s or Patient Questionnaire responses are less than 100. N/A is shown where the base number of responses is less than 10 during the period. % is calculated as Quantity/Base number*100

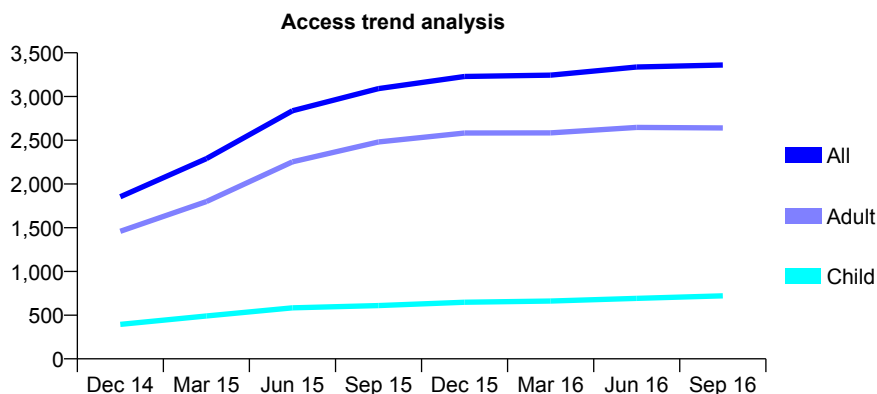
Q46 - Vital Signs At a Glance Contract Report for 136379/0001 - September 2016

Name or company name	Adrian Jennings Ltd T/A Chorlton Smile Ce
Contract type name	GDS Contract
Purpose of contract	General
Contract start date	01/01/2014
Contract end date	

16/17 Contracted general activity (UDA)	5,680
Carry forward general activity (UDA)	-114
16/17 Contracted orthodontic activity (UOA)	0
Carry forward orthodontic activity (UOA)	0
Baseline contract value	£183,321.94

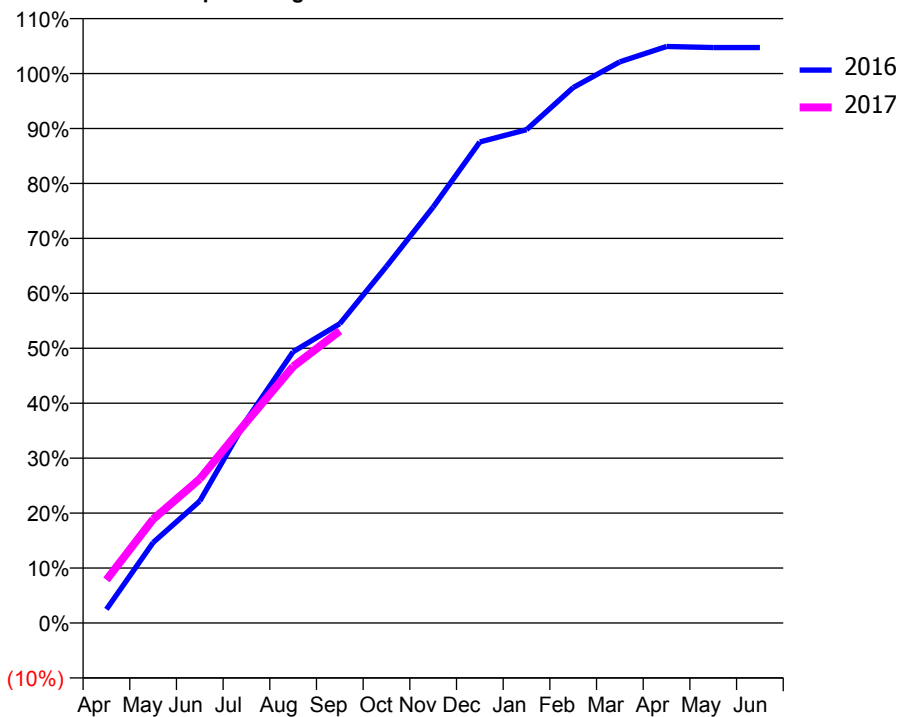
ACCESS*

Patients seen in 24 months	Total	Change since previous quarter
Quarter ending September 2015	3,090	
Quarter ending December 2015	3,230	↑
Quarter ending March 2016	3,245	→
Quarter ending June 2016	3,337	↑
Quarter ending September 2016	3,360	→
Variance since September 2015	8.7%	↑



ACTIVITY

Cumulative percentage of contracted UDA delivered 2016 & 2017



Adjusted Scheduled Activity (UDA)

Month	2016	2017
April	148	446
May	872	1,073
June	1,322	1,489
July	2,200	2,078
August	2,942	2,651
September	3,246	3,019
October	3,868	
November	4,512	
December	5,218	
January	5,351	
February	5,807	
March	6,087	
April	6,253	
May	6,241	
June	6,241	

QUALITY

	Quantity	Base Number	Contract	AT	Region	England
% of FP17s for the same patient ID Re-attending within 3 months - Children	28	357	7.8%	13.0%	13.5%	12.4%
% of FP17s for the same patient ID Re-attending within 3 months - Adults	94	1,199	7.8%	17.5%	17.4%	16.7%
% of FP17s for the same patient ID Re-attending between 3 & 9 months - Children	125	357	35.0%	56.6%	59.0%	57.4%
% of FP17s for the same patient ID Re-attending between 3 & 9 months - Adults	392	1,199	32.7%	50.5%	52.6%	50.5%
% of FP17s for Band 1 Urgent Courses	134	1,476	9.1%	10.6%	9.4%	9.1%
% of FP17s Relating to Free Repair or Replacements	9	1,476	0.6%	0.9%	1.0%	0.8%
% of FP17s Relating to Continuations	5	1,476	0.3%	1.3%	1.5%	1.3%
% of Patients satisfied with the dentistry they have received	0	0	N/A	92.8%	93.7%	93.2%
% of Patients satisfied with the time they had to wait for an appointment	0	0	N/A	88.5%	90.0%	89.0%

* This is based on patients treated on this contract for their most recent course of treatment. Figures in italics indicate the base number of FP17s or Patient Questionnaire responses are less than 100. N/A is shown where the base number of responses is less than 10 during the period. % is calculated as Quantity/Base number*100

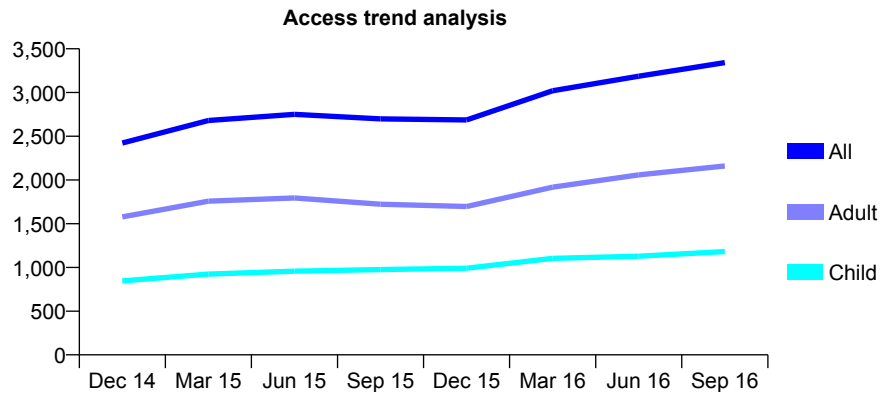
Q46 - Vital Signs At a Glance Contract Report for 137286/0001 - September 2016

Name or company name	Partners in Progress (UK) Ltd
Contract type name	GDS Contract
Purpose of contract	General
Contract start date	23/04/2009
Contract end date	

16/17 Contracted general activity (UDA)	9,600
Carry forward general activity (UDA)	246
16/17 Contracted orthodontic activity (UOA)	0
Carry forward orthodontic activity (UOA)	0
Baseline contract value	£272,166.38

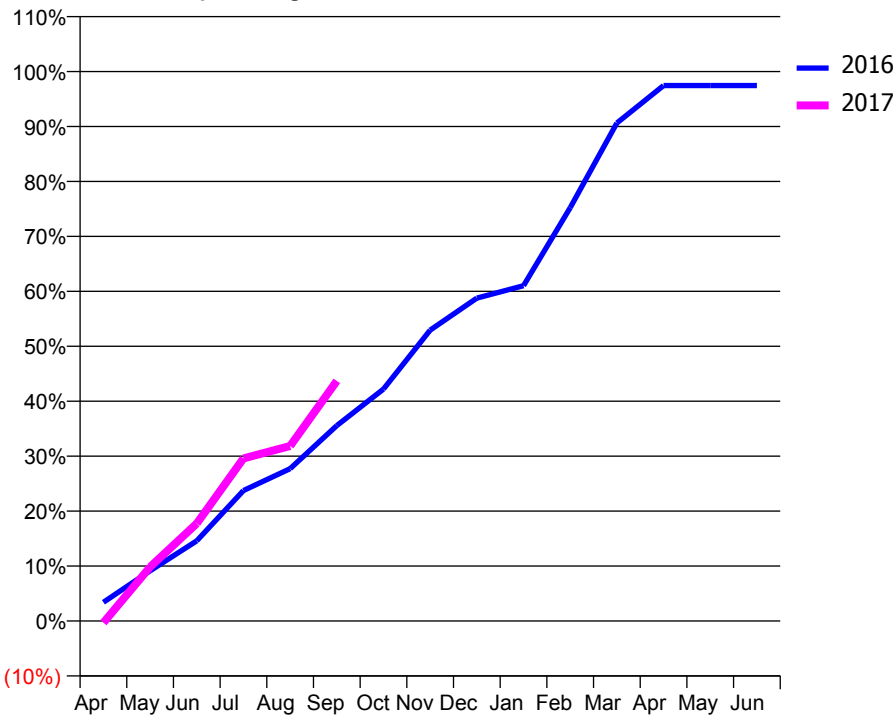
ACCESS*

Patients seen in 24 months	Total	Change since previous quarter
Quarter ending September 2015	2,698	
Quarter ending December 2015	2,687	→
Quarter ending March 2016	3,021	↑
Quarter ending June 2016	3,186	↑
Quarter ending September 2016	3,342	↑
Variance since September 2015	23.9%	↑



ACTIVITY

Cumulative percentage of contracted UDA delivered 2016 & 2017



Month	Adjusted Scheduled Activity (UDA)	
	2016	2017
April	327	-31
May	876	944
June	1,402	1,704
July	2,279	2,840
August	2,662	3,058
September	3,415	4,194
October	4,053	
November	5,083	
December	5,642	
January	5,857	
February	7,221	
March	8,699	
April	9,354	
May	9,354	
June	9,354	

QUALITY

	Quantity	Base Number	Contract	AT	Region	England
% of FP17s for the same patient ID Re-attending within 3 months - Children	76	778	9.8%	13.0%	13.5%	12.4%
% of FP17s for the same patient ID Re-attending within 3 months - Adults	259	1,487	17.4%	17.5%	17.4%	16.7%
% of FP17s for the same patient ID Re-attending between 3 & 9 months - Children	384	778	49.4%	56.6%	59.0%	57.4%
% of FP17s for the same patient ID Re-attending between 3 & 9 months - Adults	581	1,487	39.1%	50.5%	52.6%	50.5%
% of FP17s for Band 1 Urgent Courses	312	2,007	15.5%	10.6%	9.4%	9.1%
% of FP17s Relating to Free Repair or Replacements	7	2,007	0.3%	0.9%	1.0%	0.8%
% of FP17s Relating to Continuations	21	2,007	1.0%	1.3%	1.5%	1.3%
% of Patients satisfied with the dentistry they have received	0	0	N/A	92.8%	93.7%	93.2%
% of Patients satisfied with the time they had to wait for an appointment	0	0	N/A	88.5%	90.0%	89.0%

* This is based on patients treated on this contract for their most recent course of treatment. Figures in italics indicate the base number of FP17s or Patient Questionnaire responses are less than 100. N/A is shown where the base number of responses is less than 10 during the period. % is calculated as Quantity/Base number*100

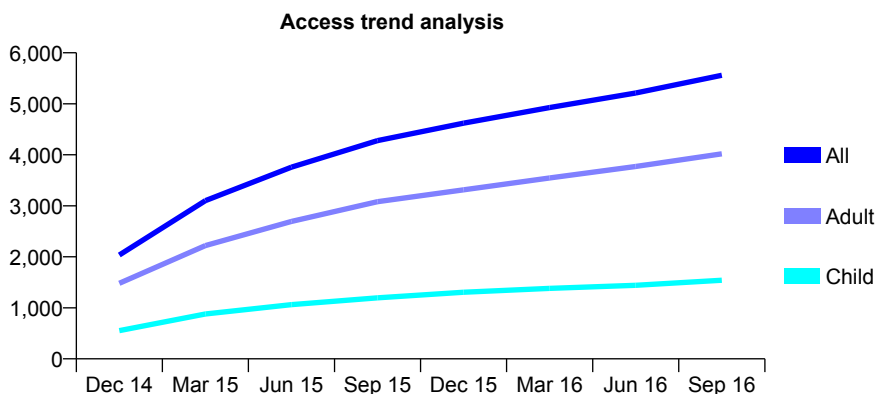
Q46 - Vital Signs At a Glance Contract Report for 137731/0003 - September 2016

Name or company name	Smile Transformation & Cosmetic Services
Contract type name	GDS Contract
Purpose of contract	General
Contract start date	01/08/2014
Contract end date	

16/17 Contracted general activity (UDA)	17,603
Carry forward general activity (UDA)	0
16/17 Contracted orthodontic activity (UOA)	0
Carry forward orthodontic activity (UOA)	0
Baseline contract value	£455,026.93

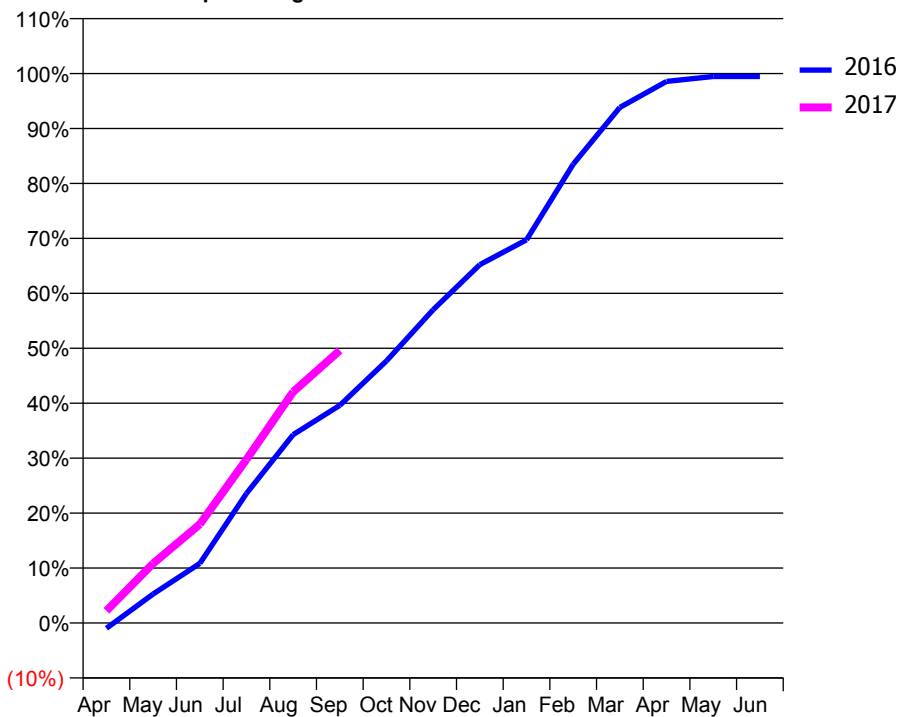
ACCESS*

Patients seen in 24 months	Total	Change since previous quarter
Quarter ending September 2015	4,278	
Quarter ending December 2015	4,620	↑
Quarter ending March 2016	4,928	↑
Quarter ending June 2016	5,212	↑
Quarter ending September 2016	5,559	↑
Variance since September 2015	29.9%	↑



ACTIVITY

Cumulative percentage of contracted UDA delivered 2016 & 2017



Adjusted Scheduled Activity (UDA)

Month	2016	2017
April	-175	390
May	928	1,907
June	1,907	3,163
July	4,150	5,238
August	6,033	7,404
September	6,972	8,733
October	8,395	
November	10,034	
December	11,481	
January	12,274	
February	14,695	
March	16,516	
April	17,350	
May	17,507	
June	17,507	

QUALITY

	Quantity	Base Number	Contract	AT	Region	England
% of FP17s for the same patient ID Re-attending within 3 months - Children	98	1,114	8.8%	13.0%	13.5%	12.4%
% of FP17s for the same patient ID Re-attending within 3 months - Adults	535	2,990	17.9%	17.5%	17.4%	16.7%
% of FP17s for the same patient ID Re-attending between 3 & 9 months - Children	555	1,114	49.8%	56.6%	59.0%	57.4%
% of FP17s for the same patient ID Re-attending between 3 & 9 months - Adults	1,451	2,990	48.5%	50.5%	52.6%	50.5%
% of FP17s for Band 1 Urgent Courses	418	3,715	11.3%	10.6%	9.4%	9.1%
% of FP17s Relating to Free Repair or Replacements	30	3,715	0.8%	0.9%	1.0%	0.8%
% of FP17s Relating to Continuations	15	3,715	0.4%	1.3%	1.5%	1.3%
% of Patients satisfied with the dentistry they have received	3	4	N/A	92.8%	93.7%	93.2%
% of Patients satisfied with the time they had to wait for an appointment	3	4	N/A	88.5%	90.0%	89.0%

* This is based on patients treated on this contract for their most recent course of treatment. Figures in italics indicate the base number of FP17s or Patient Questionnaire responses are less than 100. N/A is shown where the base number of responses is less than 10 during the period. % is calculated as Quantity/Base number*100

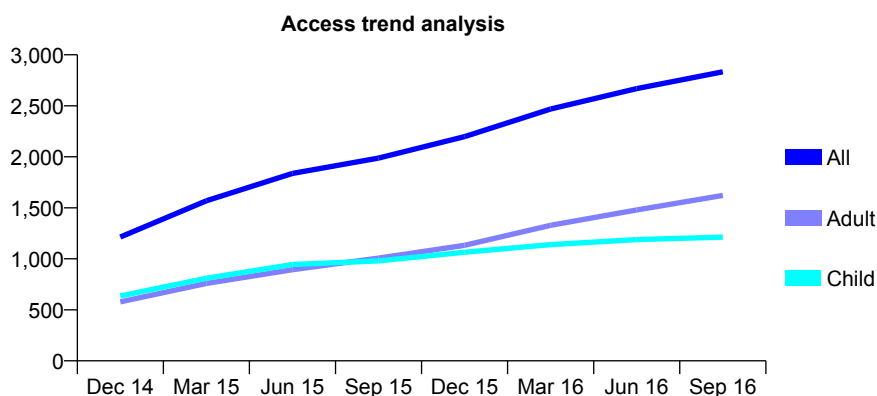
Q46 - Vital Signs At a Glance Contract Report for 137731/0004 - September 2016

Name or company name	Smile Transformation & Cosmetic Services
Contract type name	GDS Contract
Purpose of contract	General
Contract start date	01/08/2014
Contract end date	

16/17 Contracted general activity (UDA)	8,659
Carry forward general activity (UDA)	100
16/17 Contracted orthodontic activity (UOA)	0
Carry forward orthodontic activity (UOA)	0
Baseline contract value	£229,908.54

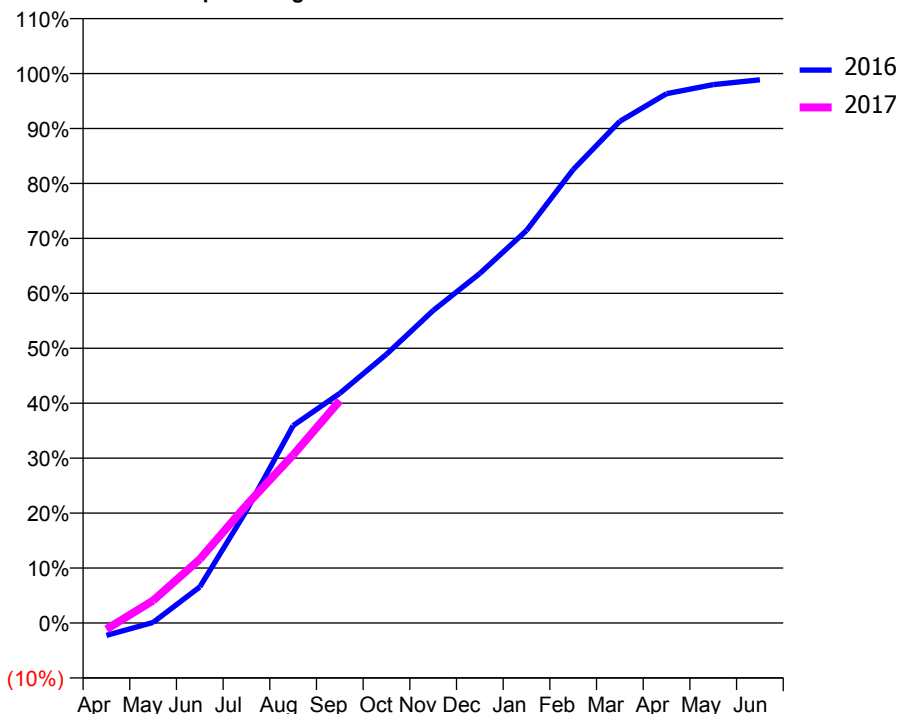
ACCESS*

Patients seen in 24 months	Total	Change since previous quarter
Quarter ending September 2015	1,987	
Quarter ending December 2015	2,198	↑
Quarter ending March 2016	2,468	↑
Quarter ending June 2016	2,668	↑
Quarter ending September 2016	2,833	↑
Variance since September 2015	42.6%	↑



ACTIVITY

Cumulative percentage of contracted UDA delivered 2016 & 2017



Adjusted Scheduled Activity (UDA)

Month	2016	2017
April	-196	-100
May	9	353
June	568	1,005
July	1,769	1,859
August	3,111	2,649
September	3,619	3,504
October	4,235	
November	4,923	
December	5,509	
January	6,184	
February	7,145	
March	7,906	
April	8,340	
May	8,483	
June	8,559	

QUALITY

	Quantity	Base Number	Contract	AT	Region	England
% of FP17s for the same patient ID Re-attending within 3 months - Children	47	739	6.4%	13.0%	13.5%	12.4%
% of FP17s for the same patient ID Re-attending within 3 months - Adults	186	1,098	16.9%	17.5%	17.4%	16.7%
% of FP17s for the same patient ID Re-attending between 3 & 9 months - Children	397	739	53.7%	56.6%	59.0%	57.4%
% of FP17s for the same patient ID Re-attending between 3 & 9 months - Adults	402	1,098	36.6%	50.5%	52.6%	50.5%
% of FP17s for Band 1 Urgent Courses	171	1,650	10.4%	10.6%	9.4%	9.1%
% of FP17s Relating to Free Repair or Replacements	6	1,650	0.4%	0.9%	1.0%	0.8%
% of FP17s Relating to Continuations	14	1,650	0.8%	1.3%	1.5%	1.3%
% of Patients satisfied with the dentistry they have received	3	3	N/A	92.8%	93.7%	93.2%
% of Patients satisfied with the time they had to wait for an appointment	3	3	N/A	88.5%	90.0%	89.0%

* This is based on patients treated on this contract for their most recent course of treatment. Figures in italics indicate the base number of FP17s or Patient Questionnaire responses are less than 100. N/A is shown where the base number of responses is less than 10 during the period. % is calculated as Quantity/Base number*100

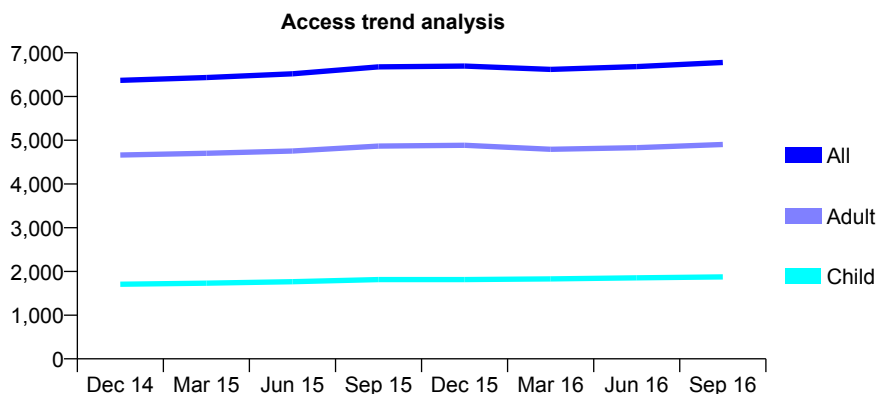
Q46 - Vital Signs At a Glance Contract Report for 138096/0001 - September 2016

Name or company name	Circle Dental Care Ltd
Contract type name	GDS Contract
Purpose of contract	General
Contract start date	01/08/2009
Contract end date	

16/17 Contracted general activity (UDA)	20,000
Carry forward general activity (UDA)	-205
16/17 Contracted orthodontic activity (UOA)	0
Carry forward orthodontic activity (UOA)	0
Baseline contract value	£483,630.46

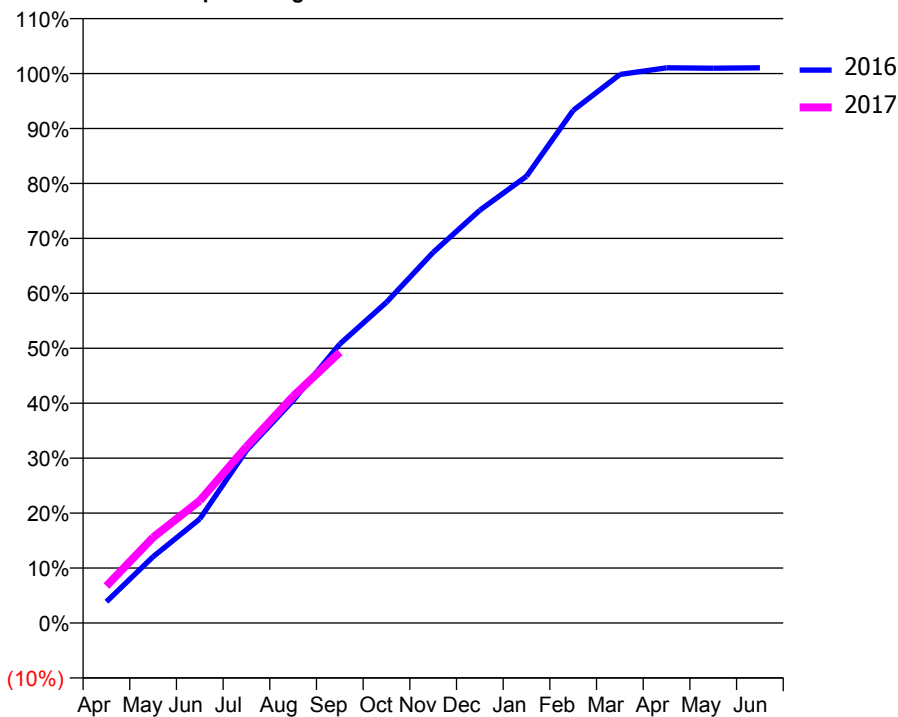
ACCESS*

Patients seen in 24 months	Total	Change since previous quarter
Quarter ending September 2015	6,678	
Quarter ending December 2015	6,698	→
Quarter ending March 2016	6,621	↓
Quarter ending June 2016	6,683	→
Quarter ending September 2016	6,779	→
Variance since September 2015	1.5%	→



ACTIVITY

Cumulative percentage of contracted UDA delivered 2016 & 2017



Month	Adjusted Scheduled Activity (UDA)	
	2016	2017
April	776	1,346
May	2,416	3,119
June	3,790	4,451
July	6,284	6,417
August	8,098	8,252
September	10,157	9,857
October	11,677	
November	13,491	
December	15,024	
January	16,260	
February	18,661	
March	19,966	
April	20,208	
May	20,195	
June	20,205	

QUALITY

	Quantity	Base Number	Contract	AT	Region	England
% of FP17s for the same patient ID Re-attending within 3 months - Children	213	1,498	14.2%	13.0%	13.5%	12.4%
% of FP17s for the same patient ID Re-attending within 3 months - Adults	665	3,461	19.2%	17.5%	17.4%	16.7%
% of FP17s for the same patient ID Re-attending between 3 & 9 months - Children	797	1,498	53.2%	56.6%	59.0%	57.4%
% of FP17s for the same patient ID Re-attending between 3 & 9 months - Adults	1,608	3,461	46.5%	50.5%	52.6%	50.5%
% of FP17s for Band 1 Urgent Courses	354	4,186	8.5%	10.6%	9.4%	9.1%
% of FP17s Relating to Free Repair or Replacements	9	4,186	0.2%	0.9%	1.0%	0.8%
% of FP17s Relating to Continuations	9	4,186	0.2%	1.3%	1.5%	1.3%
% of Patients satisfied with the dentistry they have received	1	1	N/A	92.8%	93.7%	93.2%
% of Patients satisfied with the time they had to wait for an appointment	1	1	N/A	88.5%	90.0%	89.0%

* This is based on patients treated on this contract for their most recent course of treatment. Figures in italics indicate the base number of FP17s or Patient Questionnaire responses are less than 100. N/A is shown where the base number of responses is less than 10 during the period. % is calculated as Quantity/Base number*100

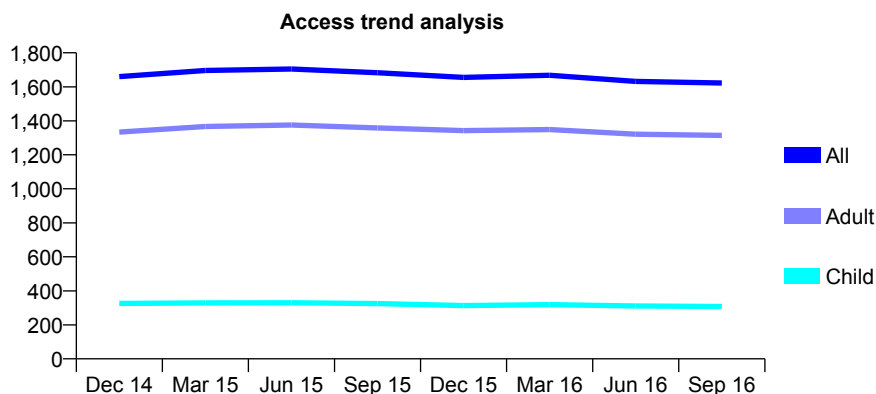
Q46 - Vital Signs At a Glance Contract Report for 138800/0001 - September 2016

Name or company name	207 Dental Care
Contract type name	GDS Contract
Purpose of contract	General
Contract start date	01/05/2013
Contract end date	

16/17 Contracted general activity (UDA)	4,568
Carry forward general activity (UDA)	-24
16/17 Contracted orthodontic activity (UOA)	0
Carry forward orthodontic activity (UOA)	0
Baseline contract value	£113,344.16

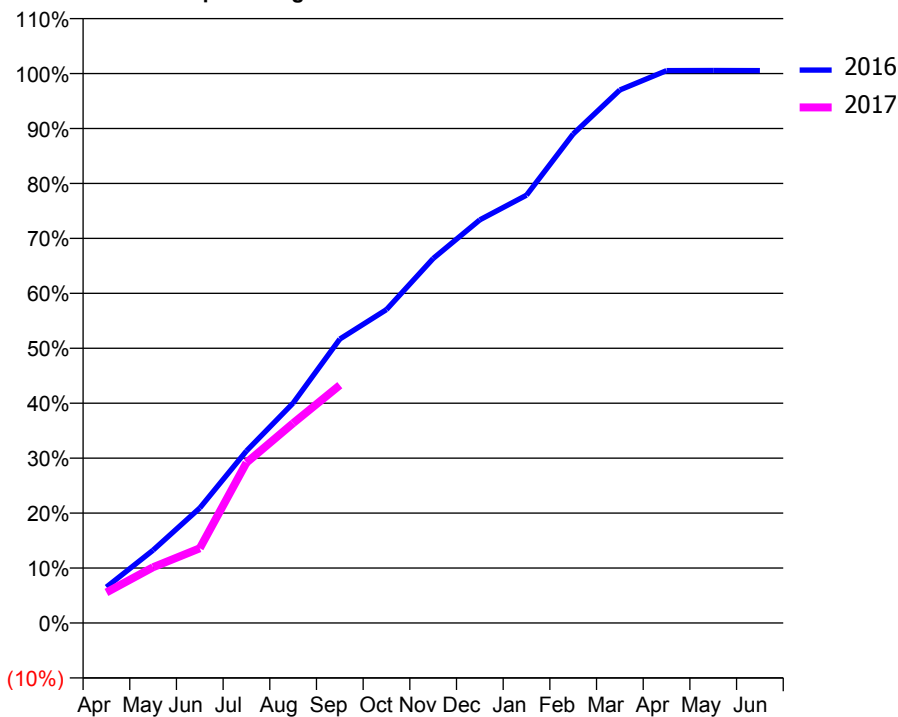
ACCESS*

Patients seen in 24 months	Total	Change since previous quarter
Quarter ending September 2015	1,683	
Quarter ending December 2015	1,655	↓
Quarter ending March 2016	1,668	→
Quarter ending June 2016	1,632	↓
Quarter ending September 2016	1,622	→
Variance since September 2015	(3.6%)	↓



ACTIVITY

Cumulative percentage of contracted UDA delivered 2016 & 2017



Month	Adjusted Scheduled Activity (UDA)	
	2016	2017
April	299	254
May	606	464
June	956	621
July	1,431	1,333
August	1,829	1,661
September	2,361	1,977
October	2,605	
November	3,030	
December	3,351	
January	3,556	
February	4,065	
March	4,432	
April	4,592	
May	4,593	
June	4,592	

QUALITY

	Quantity	Base Number	Contract	AT	Region	England
% of FP17s for the same patient ID Re-attending within 3 months - Children	8	258	3.1%	13.0%	13.5%	12.4%
% of FP17s for the same patient ID Re-attending within 3 months - Adults	164	948	17.3%	17.5%	17.4%	16.7%
% of FP17s for the same patient ID Re-attending between 3 & 9 months - Children	181	258	70.2%	56.6%	59.0%	57.4%
% of FP17s for the same patient ID Re-attending between 3 & 9 months - Adults	510	948	53.8%	50.5%	52.6%	50.5%
% of FP17s for Band 1 Urgent Courses	125	1,131	11.1%	10.6%	9.4%	9.1%
% of FP17s Relating to Free Repair or Replacements	5	1,131	0.4%	0.9%	1.0%	0.8%
% of FP17s Relating to Continuations	9	1,131	0.8%	1.3%	1.5%	1.3%
% of Patients satisfied with the dentistry they have received	2	2	N/A	92.8%	93.7%	93.2%
% of Patients satisfied with the time they had to wait for an appointment	2	2	N/A	88.5%	90.0%	89.0%

* This is based on patients treated on this contract for their most recent course of treatment. Figures in italics indicate the base number of FP17s or Patient Questionnaire responses are less than 100. N/A is shown where the base number of responses is less than 10 during the period. % is calculated as Quantity/Base number*100

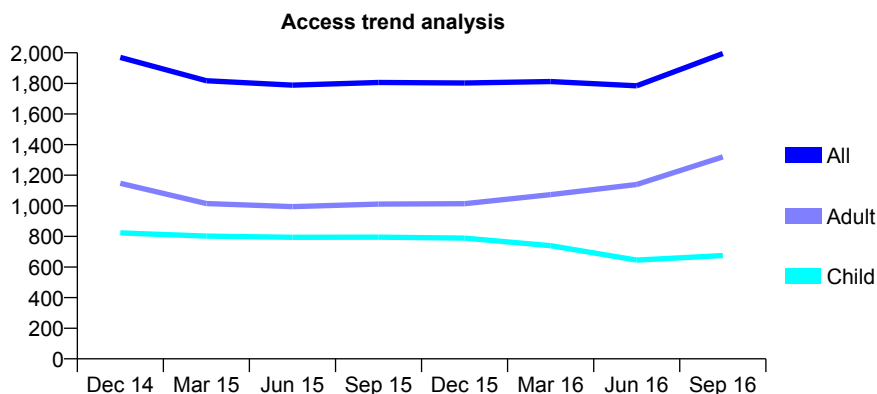
Q46 - Vital Signs At a Glance Contract Report for 138959/0001 - September 2016

Name or company name	Middleton Dental Care
Contract type name	GDS Contract
Purpose of contract	General
Contract start date	06/07/2012
Contract end date	

16/17 Contracted general activity (UDA)	7,330
Carry forward general activity (UDA)	0
16/17 Contracted orthodontic activity (UOA)	0
Carry forward orthodontic activity (UOA)	0
Baseline contract value	£181,185.39

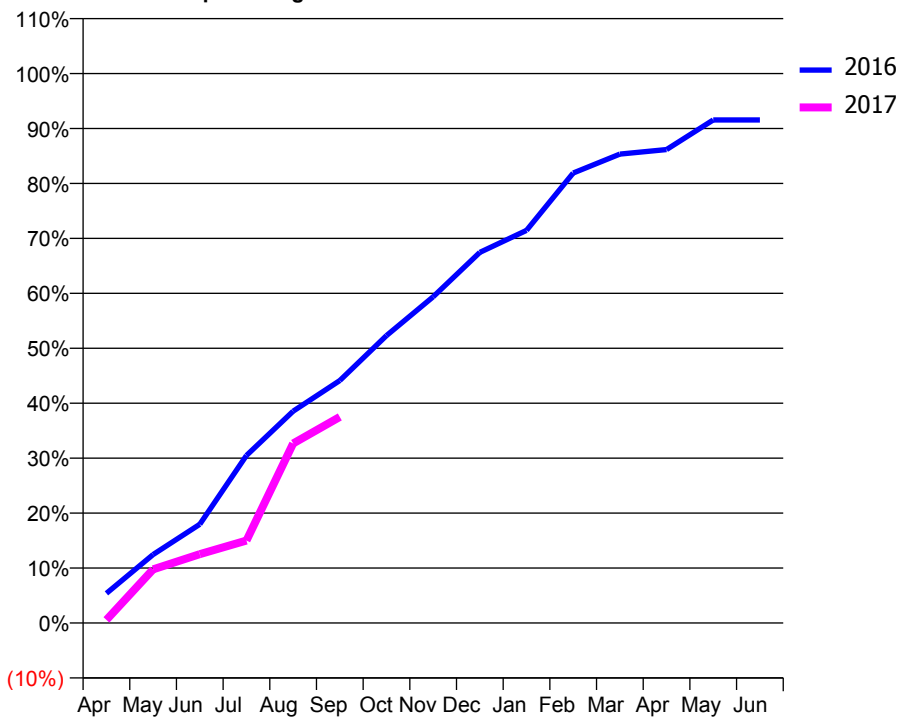
ACCESS*

Patients seen in 24 months	Total	Change since previous quarter
Quarter ending September 2015	1,806	
Quarter ending December 2015	1,803	→
Quarter ending March 2016	1,812	→
Quarter ending June 2016	1,784	↓
Quarter ending September 2016	1,995	↑
Variance since September 2015	10.5%	↑



ACTIVITY

Cumulative percentage of contracted UDA delivered 2016 & 2017



Month	Adjusted Scheduled Activity (UDA)	
	2016	2017
April	396	42
May	914	716
June	1,317	919
July	2,234	1,100
August	2,825	2,395
September	3,235	2,750
October	3,834	
November	4,352	
December	4,944	
January	5,238	
February	6,002	
March	6,255	
April	6,316	
May	6,711	
June	6,711	

QUALITY

	Quantity	Base Number	Contract	AT	Region	England
% of FP17s for the same patient ID Re-attending within 3 months - Children	47	503	9.3%	13.0%	13.5%	12.4%
% of FP17s for the same patient ID Re-attending within 3 months - Adults	112	885	12.7%	17.5%	17.4%	16.7%
% of FP17s for the same patient ID Re-attending between 3 & 9 months - Children	199	503	39.6%	56.6%	59.0%	57.4%
% of FP17s for the same patient ID Re-attending between 3 & 9 months - Adults	232	885	26.2%	50.5%	52.6%	50.5%
% of FP17s for Band 1 Urgent Courses	96	1,160	8.3%	10.6%	9.4%	9.1%
% of FP17s Relating to Free Repair or Replacements	0	1,160	0.0%	0.9%	1.0%	0.8%
% of FP17s Relating to Continuations	11	1,160	0.9%	1.3%	1.5%	1.3%
% of Patients satisfied with the dentistry they have received	1	1	N/A	92.8%	93.7%	93.2%
% of Patients satisfied with the time they had to wait for an appointment	1	1	N/A	88.5%	90.0%	89.0%

* This is based on patients treated on this contract for their most recent course of treatment. Figures in italics indicate the base number of FP17s or Patient Questionnaire responses are less than 100. N/A is shown where the base number of responses is less than 10 during the period. % is calculated as Quantity/Base number*100

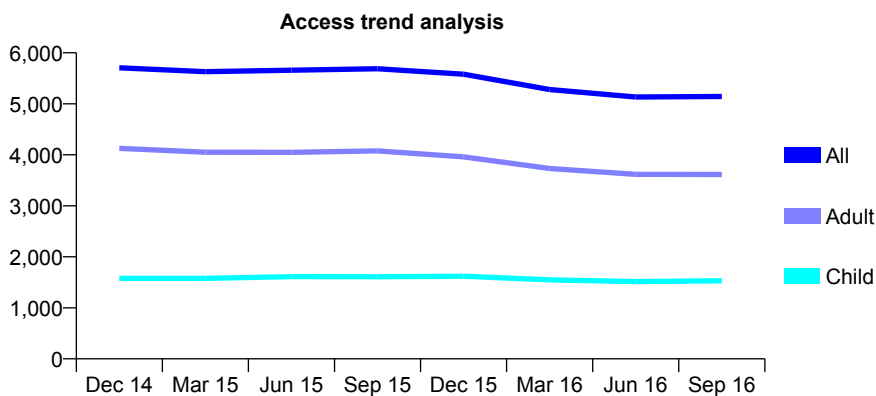
Q46 - Vital Signs At a Glance Contract Report for 138967/0001 - September 2016

Name or company name	Park House Springhead
Contract type name	GDS Contract
Purpose of contract	General
Contract start date	01/04/2010
Contract end date	

16/17 Contracted general activity (UDA)	15,429
Carry forward general activity (UDA)	556
16/17 Contracted orthodontic activity (UOA)	0
Carry forward orthodontic activity (UOA)	0
Baseline contract value	£413,690.05

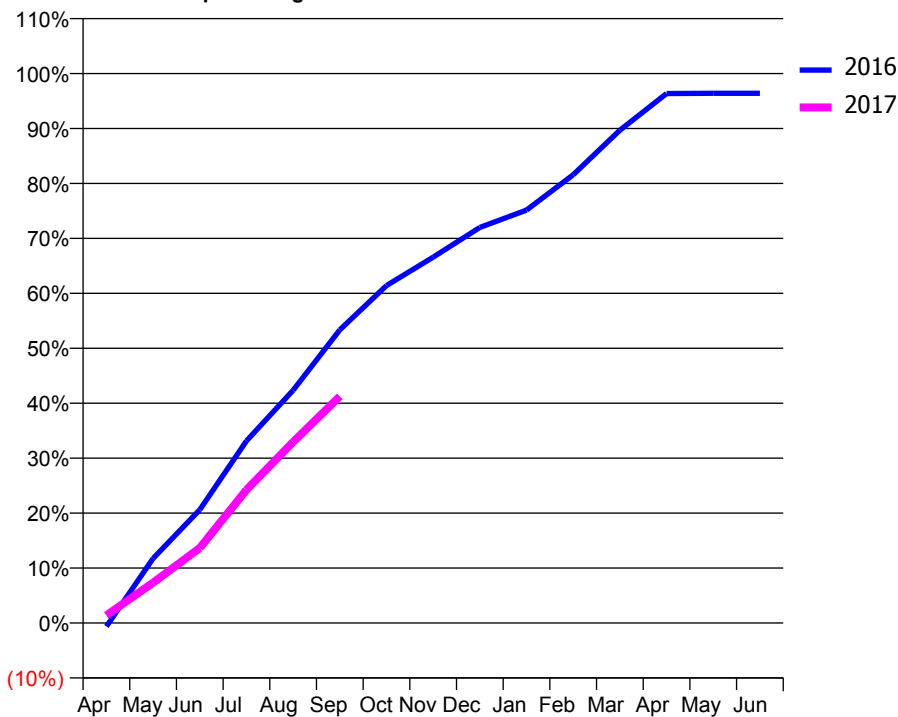
ACCESS*

Patients seen in 24 months	Total	Change since previous quarter
Quarter ending September 2015	5,687	
Quarter ending December 2015	5,580	↓
Quarter ending March 2016	5,281	↓
Quarter ending June 2016	5,133	↓
Quarter ending September 2016	5,145	→
Variance since September 2015	(9.5%)	↓



ACTIVITY

Cumulative percentage of contracted UDA delivered 2016 & 2017



Adjusted Scheduled Activity (UDA)

Month	2016	2017
April	-99	216
May	1,814	1,132
June	3,182	2,108
July	5,114	3,740
August	6,535	5,084
September	8,230	6,362
October	9,475	
November	10,271	
December	11,106	
January	11,594	
February	12,585	
March	13,835	
April	14,865	
May	14,873	
June	14,873	

QUALITY

	Quantity	Base Number	Contract	AT	Region	England
% of FP17s for the same patient ID Re-attending within 3 months - Children	94	1,131	8.3%	13.0%	13.5%	12.4%
% of FP17s for the same patient ID Re-attending within 3 months - Adults	393	2,388	16.5%	17.5%	17.4%	16.7%
% of FP17s for the same patient ID Re-attending between 3 & 9 months - Children	458	1,131	40.5%	56.6%	59.0%	57.4%
% of FP17s for the same patient ID Re-attending between 3 & 9 months - Adults	821	2,388	34.4%	50.5%	52.6%	50.5%
% of FP17s for Band 1 Urgent Courses	327	3,057	10.7%	10.6%	9.4%	9.1%
% of FP17s Relating to Free Repair or Replacements	23	3,057	0.8%	0.9%	1.0%	0.8%
% of FP17s Relating to Continuations	57	3,057	1.9%	1.3%	1.5%	1.3%
% of Patients satisfied with the dentistry they have received	2	2	N/A	92.8%	93.7%	93.2%
% of Patients satisfied with the time they had to wait for an appointment	1	2	N/A	88.5%	90.0%	89.0%

* This is based on patients treated on this contract for their most recent course of treatment. Figures in italics indicate the base number of FP17s or Patient Questionnaire responses are less than 100. N/A is shown where the base number of responses is less than 10 during the period. % is calculated as Quantity/Base number*100

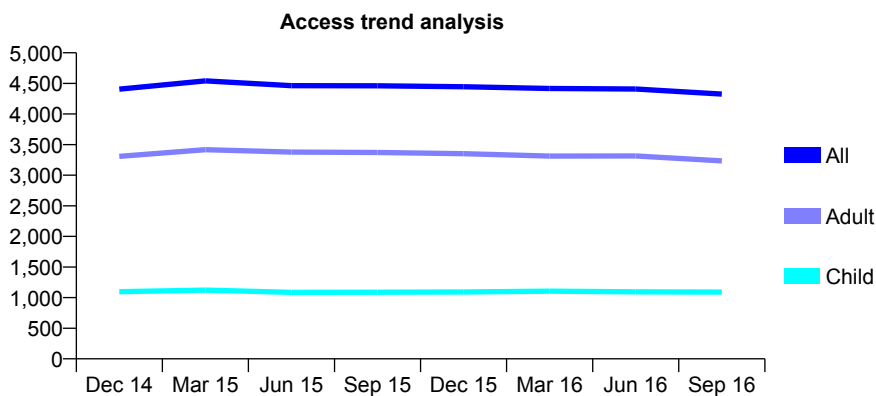
Q46 - Vital Signs At a Glance Contract Report for 139114/0001 - September 2016

Name or company name	The Ivy Dental Practice Ltd
Contract type name	Pilot Contract
Purpose of contract	General
Contract start date	01/04/2010
Contract end date	

16/17 Contracted general activity (UDA)	18,100
Carry forward general activity (UDA)	0
16/17 Contracted orthodontic activity (UOA)	0
Carry forward orthodontic activity (UOA)	0
Baseline contract value	£612,293.04

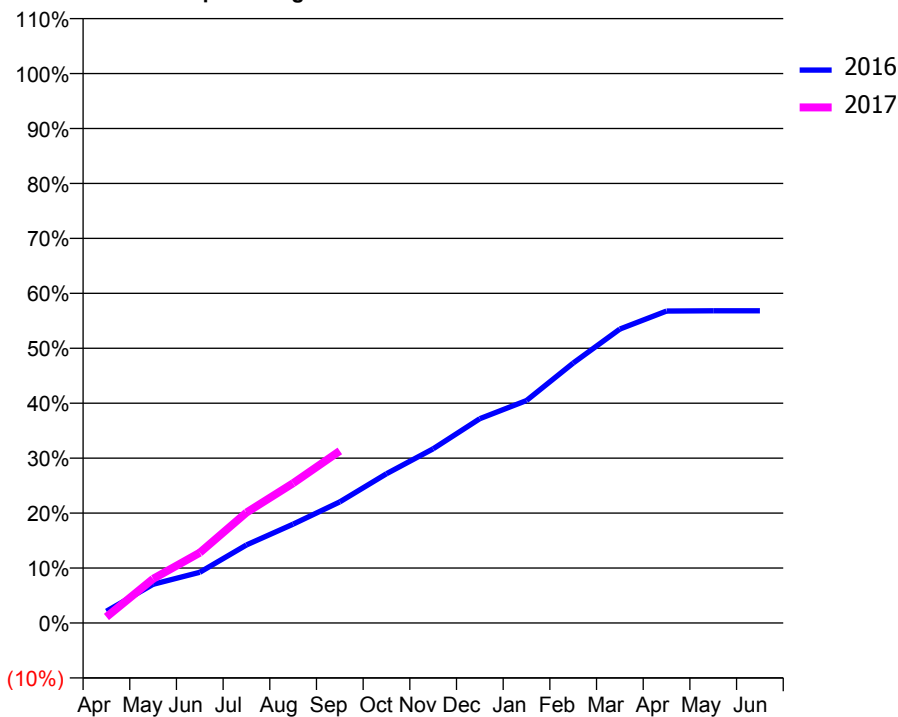
ACCESS*

Patients seen in 24 months	Total	Change since previous quarter
Quarter ending September 2015	4,461	
Quarter ending December 2015	4,445	→
Quarter ending March 2016	4,417	→
Quarter ending June 2016	4,408	→
Quarter ending September 2016	4,325	↓
Variance since September 2015	(3.0%)	↓



ACTIVITY

Cumulative percentage of contracted UDA delivered 2016 & 2017



Month	Adjusted Scheduled Activity (UDA)	
	2016	2017
April	389	200
May	1,274	1,455
June	1,670	2,315
July	2,571	3,638
August	3,257	4,606
September	3,989	5,666
October	4,915	
November	5,740	
December	6,733	
January	7,328	
February	8,564	
March	9,683	
April	10,277	
May	10,285	
June	10,284	

QUALITY

	Quantity	Base Number	Contract	AT	Region	England
% of FP17s for the same patient ID Re-attending within 3 months - Children	90	759	11.9%	13.0%	13.5%	12.4%
% of FP17s for the same patient ID Re-attending within 3 months - Adults	361	2,076	17.4%	17.5%	17.4%	16.7%
% of FP17s for the same patient ID Re-attending between 3 & 9 months - Children	374	759	49.3%	56.6%	59.0%	57.4%
% of FP17s for the same patient ID Re-attending between 3 & 9 months - Adults	856	2,076	41.2%	50.5%	52.6%	50.5%
% of FP17s for Band 1 Urgent Courses	81	2,585	3.1%	10.6%	9.4%	9.1%
% of FP17s Relating to Free Repair or Replacements	25	2,585	1.0%	0.9%	1.0%	0.8%
% of FP17s Relating to Continuations	111	2,585	4.3%	1.3%	1.5%	1.3%
% of Patients satisfied with the dentistry they have received	1	1	N/A	92.8%	93.7%	93.2%
% of Patients satisfied with the time they had to wait for an appointment	1	1	N/A	88.5%	90.0%	89.0%

* This is based on patients treated on this contract for their most recent course of treatment. Figures in italics indicate the base number of FP17s or Patient Questionnaire responses are less than 100. N/A is shown where the base number of responses is less than 10 during the period. % is calculated as Quantity/Base number*100

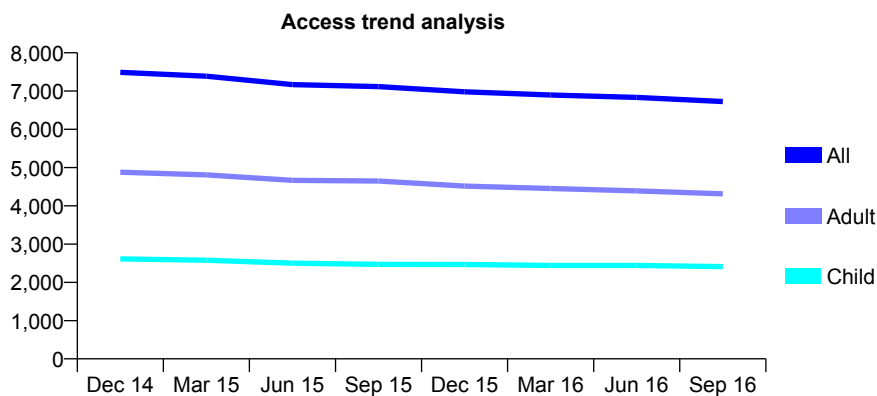
Q46 - Vital Signs At a Glance Contract Report for 139521/0001 - September 2016

Name or company name	Lees Road Dental Practice
Contract type name	GDS Contract
Purpose of contract	General
Contract start date	31/12/2010
Contract end date	

16/17 Contracted general activity (UDA)	25,437
Carry forward general activity (UDA)	-47
16/17 Contracted orthodontic activity (UOA)	0
Carry forward orthodontic activity (UOA)	0
Baseline contract value	£687,541.81

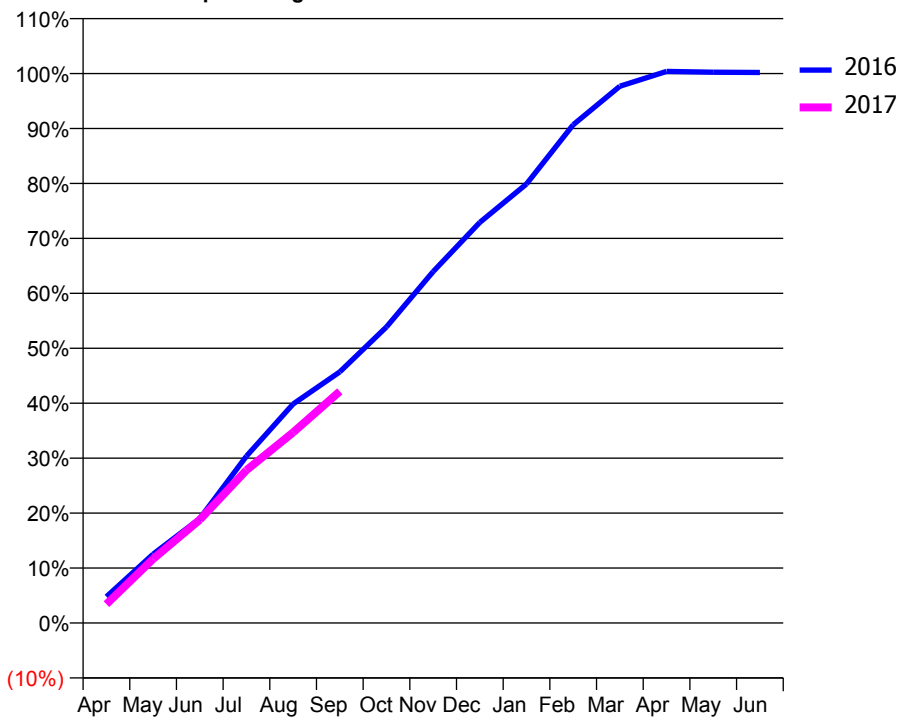
ACCESS*

Patients seen in 24 months	Total	Change since previous quarter
Quarter ending September 2015	7,118	
Quarter ending December 2015	6,981	↓
Quarter ending March 2016	6,897	↓
Quarter ending June 2016	6,834	→
Quarter ending September 2016	6,726	↓
Variance since September 2015	(5.5%)	↓



ACTIVITY

Cumulative percentage of contracted UDA delivered 2016 & 2017



Month	Adjusted Scheduled Activity (UDA)	
	2016	2017
April	1,221	871
May	3,190	2,967
June	4,835	4,783
July	7,723	7,077
August	10,136	8,823
September	11,625	10,723
October	13,705	
November	16,268	
December	18,547	
January	20,321	
February	23,063	
March	24,851	
April	25,531	
May	25,496	
June	25,484	

QUALITY

	Quantity	Base Number	Contract	AT	Region	England
% of FP17s for the same patient ID Re-attending within 3 months - Children	117	2,059	5.7%	13.0%	13.5%	12.4%
% of FP17s for the same patient ID Re-attending within 3 months - Adults	376	3,288	11.4%	17.5%	17.4%	16.7%
% of FP17s for the same patient ID Re-attending between 3 & 9 months - Children	1,462	2,059	71.0%	56.6%	59.0%	57.4%
% of FP17s for the same patient ID Re-attending between 3 & 9 months - Adults	2,061	3,288	62.7%	50.5%	52.6%	50.5%
% of FP17s for Band 1 Urgent Courses	355	5,014	7.1%	10.6%	9.4%	9.1%
% of FP17s Relating to Free Repair or Replacements	34	5,014	0.7%	0.9%	1.0%	0.8%
% of FP17s Relating to Continuations	44	5,014	0.9%	1.3%	1.5%	1.3%
% of Patients satisfied with the dentistry they have received	1	1	N/A	92.8%	93.7%	93.2%
% of Patients satisfied with the time they had to wait for an appointment	1	1	N/A	88.5%	90.0%	89.0%

* This is based on patients treated on this contract for their most recent course of treatment. Figures in italics indicate the base number of FP17s or Patient Questionnaire responses are less than 100. N/A is shown where the base number of responses is less than 10 during the period. % is calculated as Quantity/Base number*100

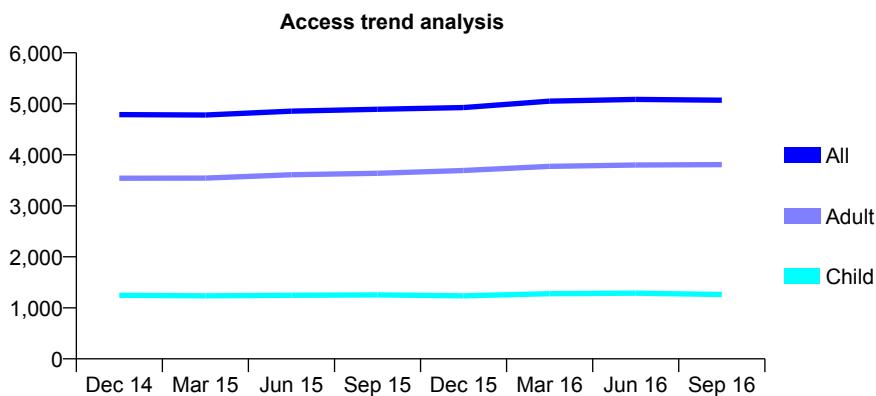
Q46 - Vital Signs At a Glance Contract Report for 139947/0001 - September 2016

Name or company name	Westpoint Dental Centre T/A Marston and t
Contract type name	GDS Contract
Purpose of contract	General
Contract start date	01/04/2010
Contract end date	

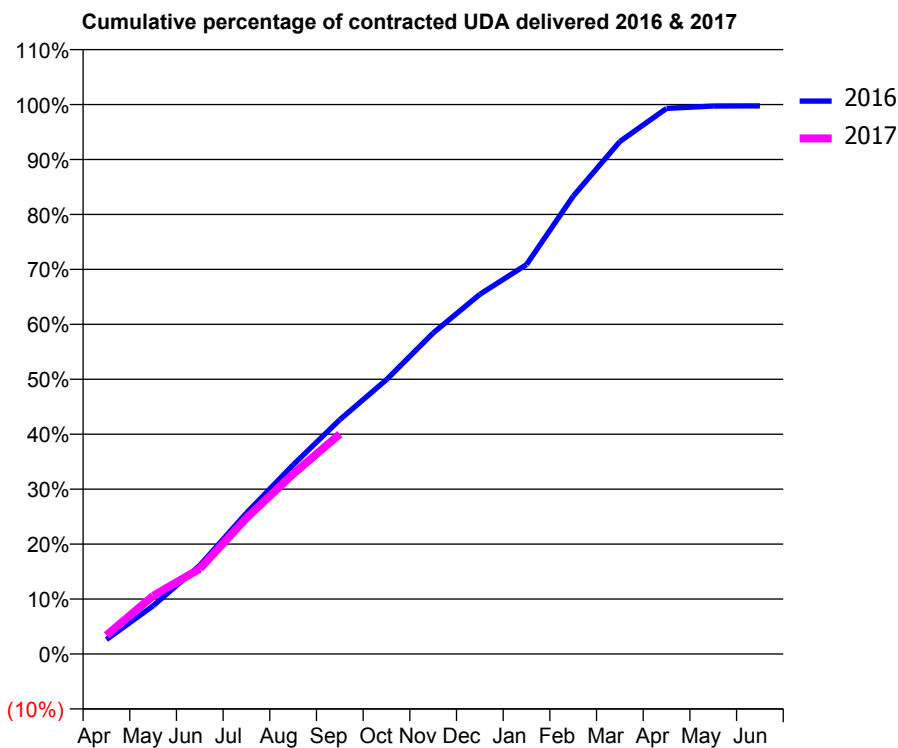
16/17 Contracted general activity (UDA)	21,749
Carry forward general activity (UDA)	53
16/17 Contracted orthodontic activity (UOA)	0
Carry forward orthodontic activity (UOA)	0
Baseline contract value	£755,577.42

ACCESS*

Patients seen in 24 months	Total	Change since previous quarter
Quarter ending September 2015	4,893	
Quarter ending December 2015	4,927	→
Quarter ending March 2016	5,051	↑
Quarter ending June 2016	5,086	→
Quarter ending September 2016	5,070	→
Variance since September 2015	3.6%	↑



ACTIVITY



Month	Adjusted Scheduled Activity (UDA)	
	2016	2017
April	573	741
May	1,907	2,303
June	3,508	3,373
July	5,583	5,388
August	7,485	7,127
September	9,278	8,706
October	10,861	
November	12,704	
December	14,236	
January	15,416	
February	18,123	
March	20,285	
April	21,595	
May	21,691	
June	21,696	

QUALITY

	Quantity	Base Number	Contract	AT	Region	England
% of FP17s for the same patient ID Re-attending within 3 months - Children	151	1,165	13.0%	13.0%	13.5%	12.4%
% of FP17s for the same patient ID Re-attending within 3 months - Adults	926	3,645	25.4%	17.5%	17.4%	16.7%
% of FP17s for the same patient ID Re-attending between 3 & 9 months - Children	757	1,165	65.0%	56.6%	59.0%	57.4%
% of FP17s for the same patient ID Re-attending between 3 & 9 months - Adults	2,057	3,645	56.4%	50.5%	52.6%	50.5%
% of FP17s for Band 1 Urgent Courses	560	4,268	13.1%	10.6%	9.4%	9.1%
% of FP17s Relating to Free Repair or Replacements	10	4,268	0.2%	0.9%	1.0%	0.8%
% of FP17s Relating to Continuations	6	4,268	0.1%	1.3%	1.5%	1.3%
% of Patients satisfied with the dentistry they have received	4	4	N/A	92.8%	93.7%	93.2%
% of Patients satisfied with the time they had to wait for an appointment	3	4	N/A	88.5%	90.0%	89.0%

* This is based on patients treated on this contract for their most recent course of treatment. Figures in italics indicate the base number of FP17s or Patient Questionnaire responses are less than 100. N/A is shown where the base number of responses is less than 10 during the period. % is calculated as Quantity/Base number*100

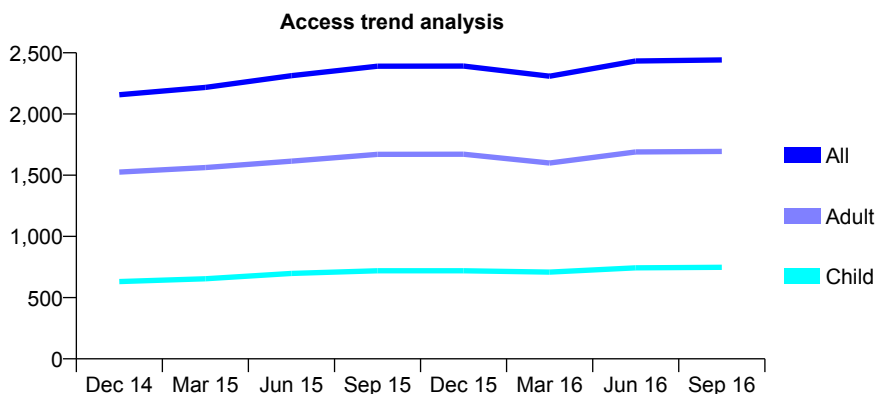
Q46 - Vital Signs At a Glance Contract Report for 140511/0001 - September 2016

Name or company name	Landridge Dental Surgery
Contract type name	GDS Contract
Purpose of contract	General
Contract start date	01/03/2009
Contract end date	

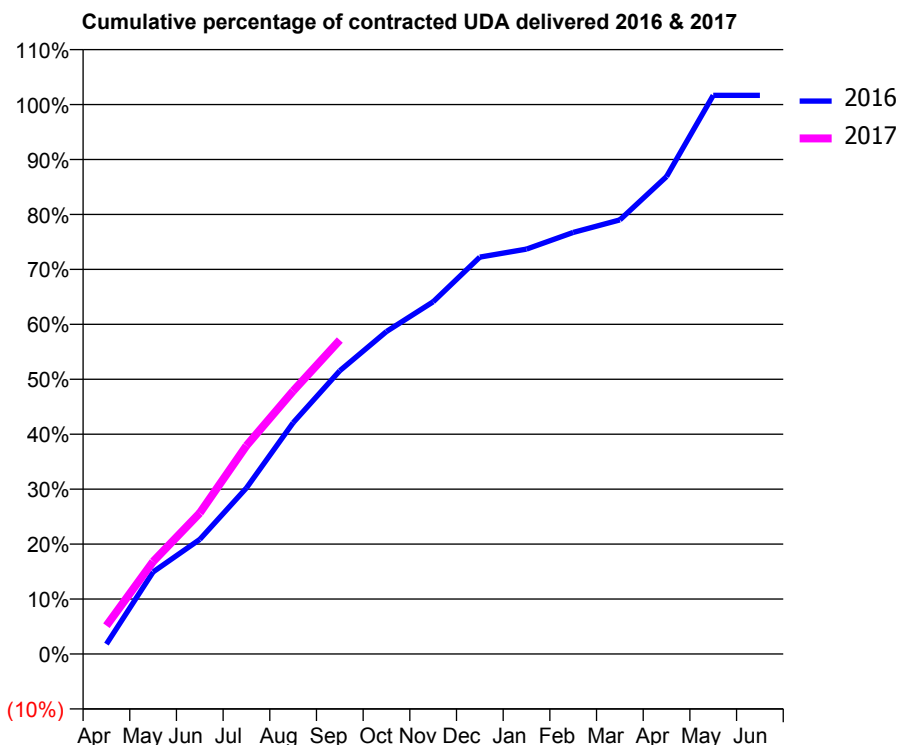
16/17 Contracted general activity (UDA)	6,699
Carry forward general activity (UDA)	-111
16/17 Contracted orthodontic activity (UOA)	0
Carry forward orthodontic activity (UOA)	0
Baseline contract value	£197,204.21

ACCESS*

Patients seen in 24 months	Total	Change since previous quarter
Quarter ending September 2015	2,390	
Quarter ending December 2015	2,392	→
Quarter ending March 2016	2,309	↓
Quarter ending June 2016	2,433	↑
Quarter ending September 2016	2,442	→
Variance since September 2015	2.2%	↑



ACTIVITY



Month	Adjusted Scheduled Activity (UDA)	
	2016	2017
April	121	346
May	1,000	1,128
June	1,397	1,719
July	2,025	2,539
August	2,820	3,206
September	3,454	3,827
October	3,931	
November	4,295	
December	4,839	
January	4,936	
February	5,140	
March	5,292	
April	5,821	
May	6,810	
June	6,810	

QUALITY

	Quantity	Base Number	Contract	AT	Region	England
% of FP17s for the same patient ID Re-attending within 3 months - Children	74	689	10.7%	13.0%	13.5%	12.4%
% of FP17s for the same patient ID Re-attending within 3 months - Adults	311	1,399	22.2%	17.5%	17.4%	16.7%
% of FP17s for the same patient ID Re-attending between 3 & 9 months - Children	252	689	36.6%	56.6%	59.0%	57.4%
% of FP17s for the same patient ID Re-attending between 3 & 9 months - Adults	448	1,399	32.0%	50.5%	52.6%	50.5%
% of FP17s for Band 1 Urgent Courses	246	1,436	17.1%	10.6%	9.4%	9.1%
% of FP17s Relating to Free Repair or Replacements	42	1,436	2.9%	0.9%	1.0%	0.8%
% of FP17s Relating to Continuations	18	1,436	1.3%	1.3%	1.5%	1.3%
% of Patients satisfied with the dentistry they have received	2	2	N/A	92.8%	93.7%	93.2%
% of Patients satisfied with the time they had to wait for an appointment	1	2	N/A	88.5%	90.0%	89.0%

* This is based on patients treated on this contract for their most recent course of treatment. Figures in italics indicate the base number of FP17s or Patient Questionnaire responses are less than 100. N/A is shown where the base number of responses is less than 10 during the period. % is calculated as Quantity/Base number*100

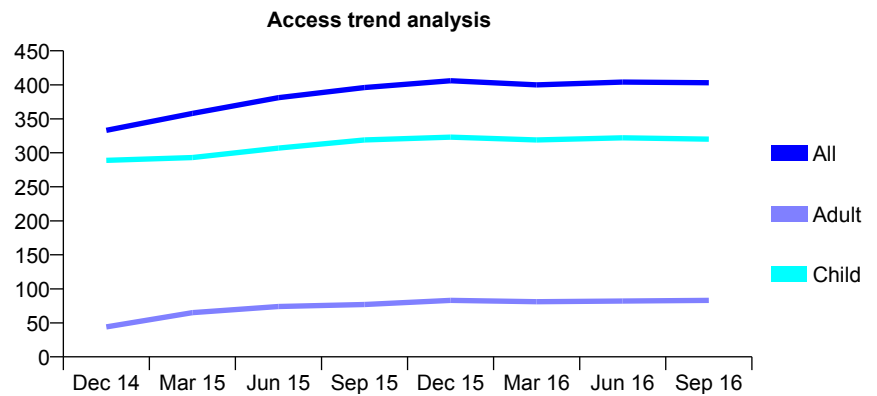
Q46 - Vital Signs At a Glance Contract Report for 141925/0001 - September 2016

Name or company name	MR MA BROWN
Contract type name	GDS Contract
Purpose of contract	General
Contract start date	01/11/2013
Contract end date	

16/17 Contracted general activity (UDA)	875
Carry forward general activity (UDA)	-18
16/17 Contracted orthodontic activity (UOA)	0
Carry forward orthodontic activity (UOA)	0
Baseline contract value	£19,959.82

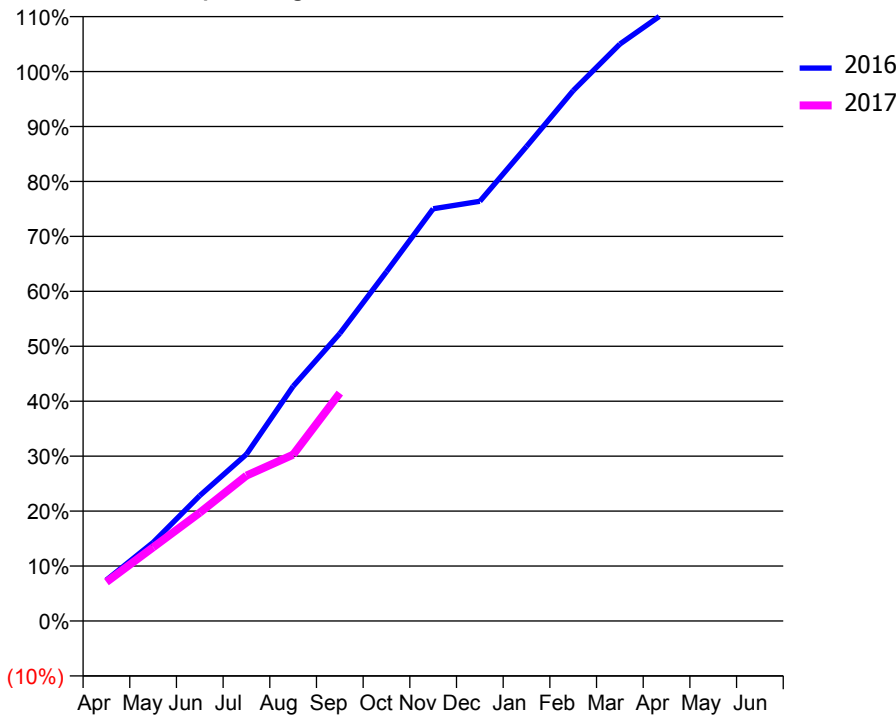
ACCESS*

Patients seen in 24 months	Total	Change since previous quarter
Quarter ending September 2015	396	
Quarter ending December 2015	406	↑
Quarter ending March 2016	400	↓
Quarter ending June 2016	404	→
Quarter ending September 2016	403	→
Variance since September 2015	1.8%	→



ACTIVITY

Cumulative percentage of contracted UDA delivered 2016 & 2017



Month	Adjusted Scheduled Activity (UDA)	
	2016	2017
April	65	62
May	125	117
June	200	173
July	266	232
August	374	265
September	458	363
October	556	
November	656	
December	668	
January	756	
February	845	
March	919	
April	971	
May	971	
June	971	

QUALITY

	Quantity	Base Number	Contract	AT	Region	England
% of FP17s for the same patient ID Re-attending within 3 months - Children	22	297	7.4%	13.0%	13.5%	12.4%
% of FP17s for the same patient ID Re-attending within 3 months - Adults	0	25	0.0%	17.5%	17.4%	16.7%
% of FP17s for the same patient ID Re-attending between 3 & 9 months - Children	222	297	74.7%	56.6%	59.0%	57.4%
% of FP17s for the same patient ID Re-attending between 3 & 9 months - Adults	16	25	64.0%	50.5%	52.6%	50.5%
% of FP17s for Band 1 Urgent Courses	5	284	1.8%	10.6%	9.4%	9.1%
% of FP17s Relating to Free Repair or Replacements	0	284	0.0%	0.9%	1.0%	0.8%
% of FP17s Relating to Continuations	0	284	0.0%	1.3%	1.5%	1.3%
% of Patients satisfied with the dentistry they have received	0	0	N/A	92.8%	93.7%	93.2%
% of Patients satisfied with the time they had to wait for an appointment	0	0	N/A	88.5%	90.0%	89.0%

* This is based on patients treated on this contract for their most recent course of treatment. Figures in italics indicate the base number of FP17s or Patient Questionnaire responses are less than 100. N/A is shown where the base number of responses is less than 10 during the period. % is calculated as Quantity/Base number*100

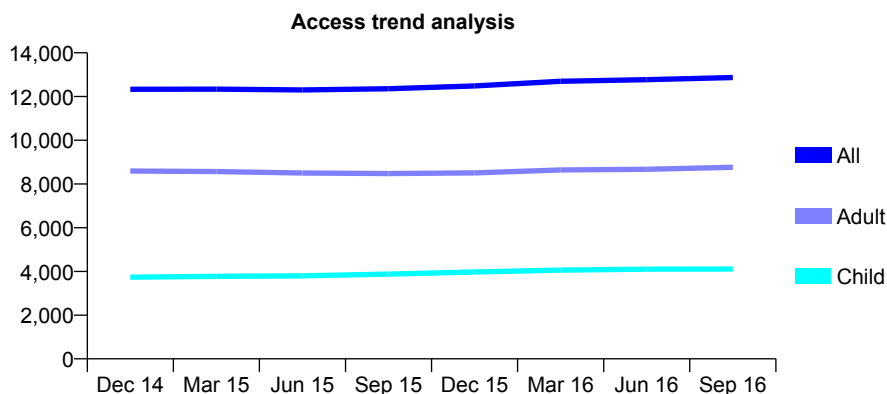
Q46 - Vital Signs At a Glance Contract Report for 141941/0001 - September 2016

Name or company name	Highfield Dental Practice Ltd
Contract type name	GDS Contract
Purpose of contract	General
Contract start date	01/04/2011
Contract end date	

16/17 Contracted general activity (UDA)	36,596
Carry forward general activity (UDA)	-123
16/17 Contracted orthodontic activity (UOA)	0
Carry forward orthodontic activity (UOA)	0
Baseline contract value	£996,832.69

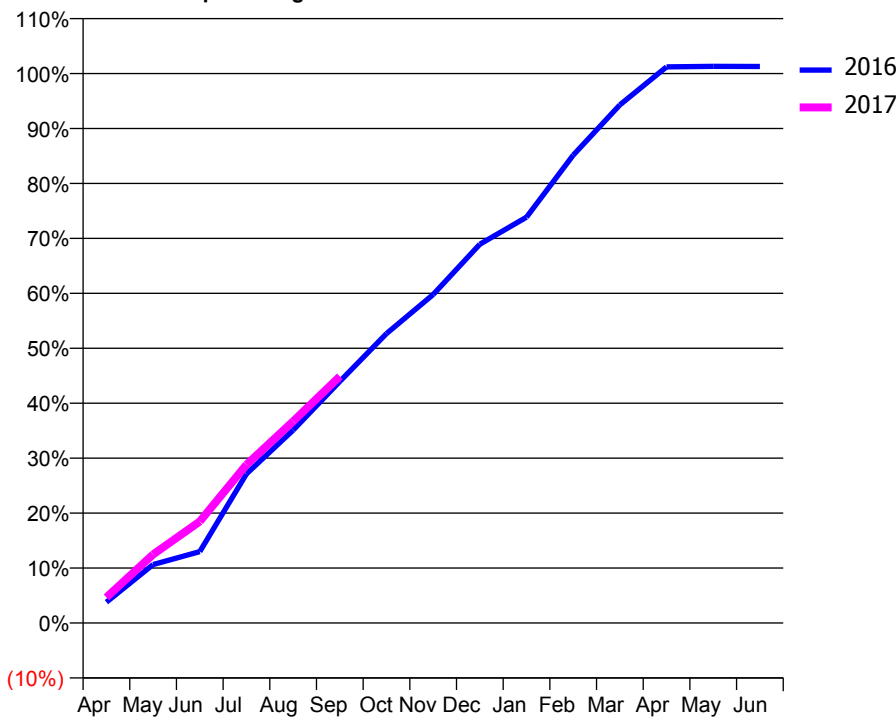
ACCESS*

Patients seen in 24 months	Total	Change since previous quarter
Quarter ending September 2015	12,354	
Quarter ending December 2015	12,483	→
Quarter ending March 2016	12,697	→
Quarter ending June 2016	12,771	→
Quarter ending September 2016	12,871	→
Variance since September 2015	4.2%	↑



ACTIVITY

Cumulative percentage of contracted UDA delivered 2016 & 2017



Month	Adjusted Scheduled Activity (UDA)	
	2016	2017
April	1,408	1,712
May	3,947	4,566
June	4,814	6,765
July	10,058	10,550
August	13,017	13,428
September	16,297	16,422
October	19,525	
November	22,165	
December	25,549	
January	27,376	
February	31,562	
March	34,954	
April	37,520	
May	37,552	
June	37,542	

QUALITY

	Quantity	Base Number	Contract	AT	Region	England
% of FP17s for the same patient ID Re-attending within 3 months - Children	300	3,412	8.8%	13.0%	13.5%	12.4%
% of FP17s for the same patient ID Re-attending within 3 months - Adults	1,522	8,024	19.0%	17.5%	17.4%	16.7%
% of FP17s for the same patient ID Re-attending between 3 & 9 months - Children	2,288	3,412	67.1%	56.6%	59.0%	57.4%
% of FP17s for the same patient ID Re-attending between 3 & 9 months - Adults	5,147	8,024	64.1%	50.5%	52.6%	50.5%
% of FP17s for Band 1 Urgent Courses	478	8,924	5.4%	10.6%	9.4%	9.1%
% of FP17s Relating to Free Repair or Replacements	118	8,924	1.3%	0.9%	1.0%	0.8%
% of FP17s Relating to Continuations	87	8,924	1.0%	1.3%	1.5%	1.3%
% of Patients satisfied with the dentistry they have received	5	6	N/A	92.8%	93.7%	93.2%
% of Patients satisfied with the time they had to wait for an appointment	6	6	N/A	88.5%	90.0%	89.0%

* This is based on patients treated on this contract for their most recent course of treatment. Figures in italics indicate the base number of FP17s or Patient Questionnaire responses are less than 100. N/A is shown where the base number of responses is less than 10 during the period. % is calculated as Quantity/Base number*100

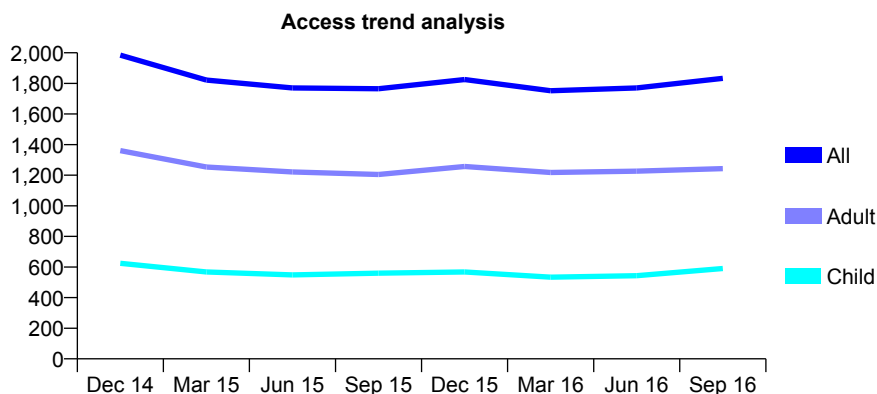
Q46 - Vital Signs At a Glance Contract Report for 145181/0001 - September 2016

Name or company name	MR MO MALIK
Contract type name	GDS Contract
Purpose of contract	General
Contract start date	01/01/2013
Contract end date	

16/17 Contracted general activity (UDA)	6,345
Carry forward general activity (UDA)	420
16/17 Contracted orthodontic activity (UOA)	0
Carry forward orthodontic activity (UOA)	0
Baseline contract value	£156,855.40

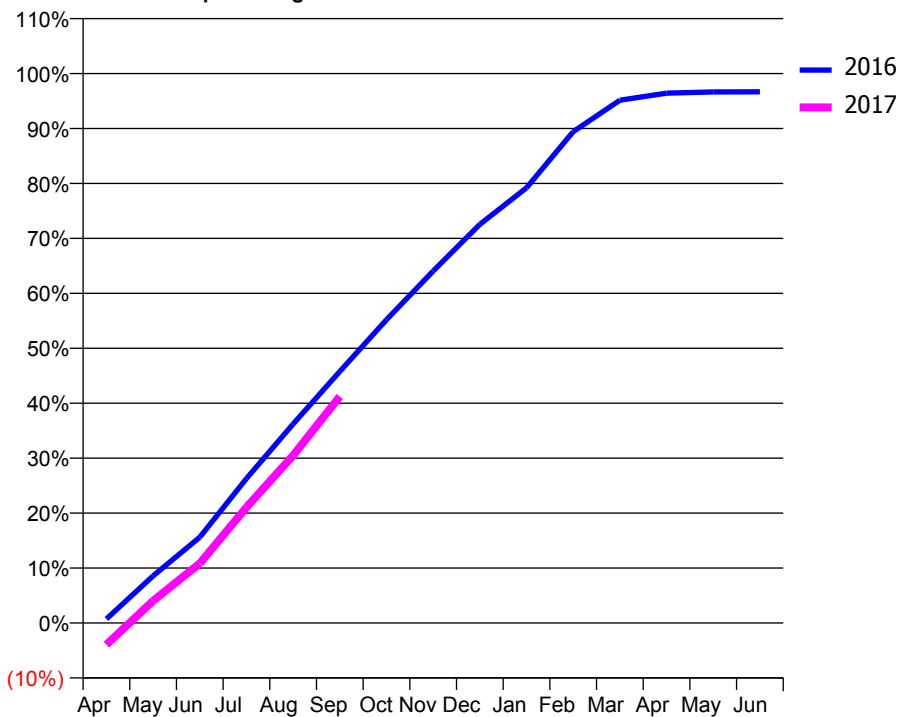
ACCESS*

Patients seen in 24 months	Total	Change since previous quarter
Quarter ending September 2015	1,765	
Quarter ending December 2015	1,825	↑
Quarter ending March 2016	1,752	↓
Quarter ending June 2016	1,770	→
Quarter ending September 2016	1,833	↑
Variance since September 2015	3.9%	↑



ACTIVITY

Cumulative percentage of contracted UDA delivered 2016 & 2017



Adjusted Scheduled Activity (UDA)

Month	2016	2017
April	49	-252
May	568	257
June	1,034	688
July	1,742	1,336
August	2,399	1,935
September	3,033	2,615
October	3,657	
November	4,244	
December	4,806	
January	5,247	
February	5,923	
March	6,303	
April	6,387	
May	6,403	
June	6,404	

QUALITY

	Quantity	Base Number	Contract	AT	Region	England
% of FP17s for the same patient ID Re-attending within 3 months - Children	52	340	15.3%	13.0%	13.5%	12.4%
% of FP17s for the same patient ID Re-attending within 3 months - Adults	167	723	23.1%	17.5%	17.4%	16.7%
% of FP17s for the same patient ID Re-attending between 3 & 9 months - Children	86	340	25.3%	56.6%	59.0%	57.4%
% of FP17s for the same patient ID Re-attending between 3 & 9 months - Adults	193	723	26.7%	50.5%	52.6%	50.5%
% of FP17s for Band 1 Urgent Courses	185	1,017	18.2%	10.6%	9.4%	9.1%
% of FP17s Relating to Free Repair or Replacements	0	1,017	0.0%	0.9%	1.0%	0.8%
% of FP17s Relating to Continuations	0	1,017	0.0%	1.3%	1.5%	1.3%
% of Patients satisfied with the dentistry they have received	3	3	N/A	92.8%	93.7%	93.2%
% of Patients satisfied with the time they had to wait for an appointment	1	3	N/A	88.5%	90.0%	89.0%

* This is based on patients treated on this contract for their most recent course of treatment. Figures in italics indicate the base number of FP17s or Patient Questionnaire responses are less than 100. N/A is shown where the base number of responses is less than 10 during the period. % is calculated as Quantity/Base number*100

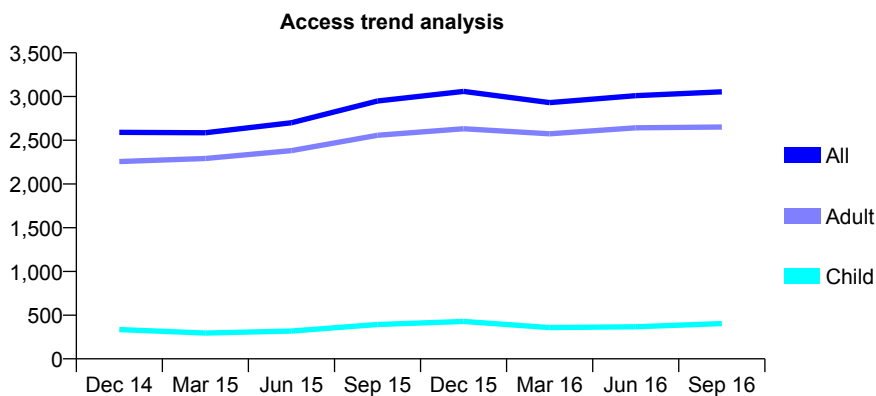
Q46 - Vital Signs At a Glance Contract Report for 145424/0001 - September 2016

Name or company name	Goose Green Dental Practice
Contract type name	GDS Contract
Purpose of contract	General
Contract start date	24/07/2013
Contract end date	

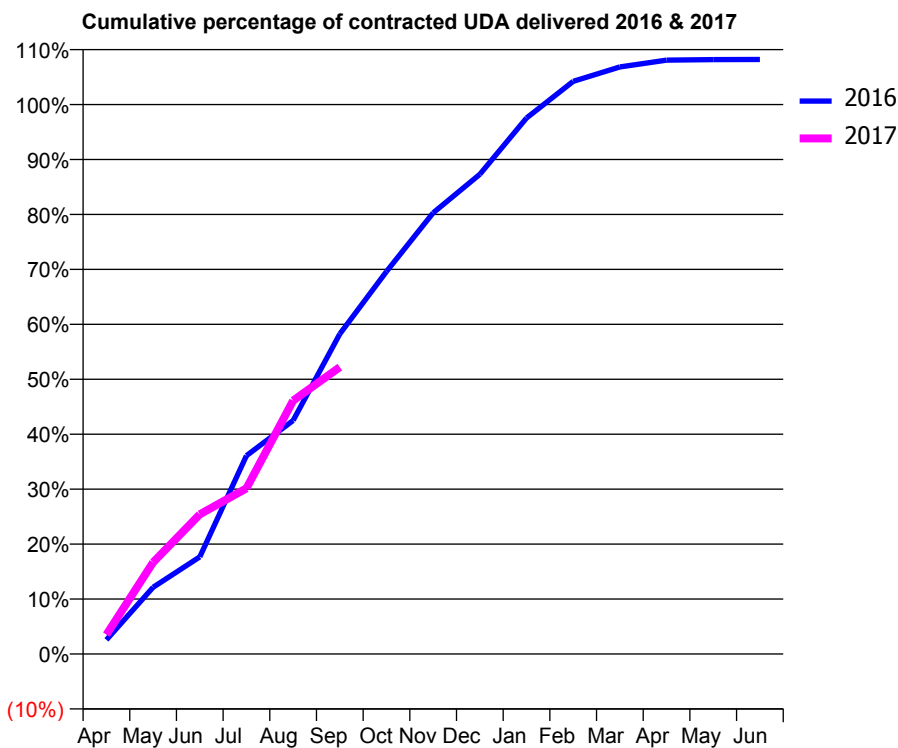
16/17 Contracted general activity (UDA)	8,214
Carry forward general activity (UDA)	-164
16/17 Contracted orthodontic activity (UOA)	0
Carry forward orthodontic activity (UOA)	0
Baseline contract value	£200,809.74

ACCESS*

Patients seen in 24 months	Total	Change since previous quarter
Quarter ending September 2015	2,948	
Quarter ending December 2015	3,059	↑
Quarter ending March 2016	2,931	↓
Quarter ending June 2016	3,009	↑
Quarter ending September 2016	3,054	→
Variance since September 2015	3.6%	↑



ACTIVITY



Month	Adjusted Scheduled Activity (UDA)	
	2016	2017
April	212	291
May	997	1,370
June	1,452	2,089
July	2,966	2,477
August	3,490	3,787
September	4,786	4,289
October	5,718	
November	6,595	
December	7,172	
January	8,012	
February	8,560	
March	8,776	
April	8,878	
May	8,885	
June	8,888	

QUALITY

	Quantity	Base Number	Contract	AT	Region	England
% of FP17s for the same patient ID Re-attending within 3 months - Children	7	363	1.9%	13.0%	13.5%	12.4%
% of FP17s for the same patient ID Re-attending within 3 months - Adults	227	1,973	11.5%	17.5%	17.4%	16.7%
% of FP17s for the same patient ID Re-attending between 3 & 9 months - Children	175	363	48.2%	56.6%	59.0%	57.4%
% of FP17s for the same patient ID Re-attending between 3 & 9 months - Adults	1,028	1,973	52.1%	50.5%	52.6%	50.5%
% of FP17s for Band 1 Urgent Courses	163	2,263	7.2%	10.6%	9.4%	9.1%
% of FP17s Relating to Free Repair or Replacements	82	2,263	3.6%	0.9%	1.0%	0.8%
% of FP17s Relating to Continuations	10	2,263	0.4%	1.3%	1.5%	1.3%
% of Patients satisfied with the dentistry they have received	3	4	N/A	92.8%	93.7%	93.2%
% of Patients satisfied with the time they had to wait for an appointment	4	4	N/A	88.5%	90.0%	89.0%

* This is based on patients treated on this contract for their most recent course of treatment. Figures in italics indicate the base number of FP17s or Patient Questionnaire responses are less than 100. N/A is shown where the base number of responses is less than 10 during the period. % is calculated as Quantity/Base number*100

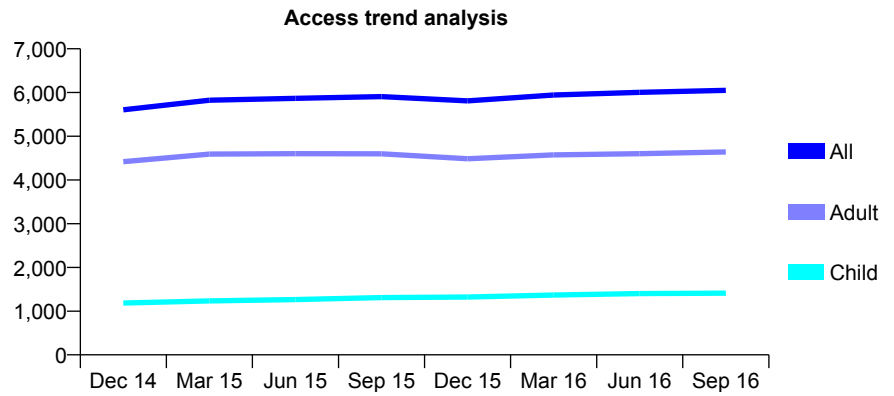
Q46 - Vital Signs At a Glance Contract Report for 146250/0001 - September 2016

Name or company name	MR MOHAMMED AL-HIMDANI
Contract type name	GDS Contract
Purpose of contract	General
Contract start date	01/10/2009
Contract end date	

16/17 Contracted general activity (UDA)	15,065
Carry forward general activity (UDA)	-177
16/17 Contracted orthodontic activity (UOA)	0
Carry forward orthodontic activity (UOA)	0
Baseline contract value	£473,902.04

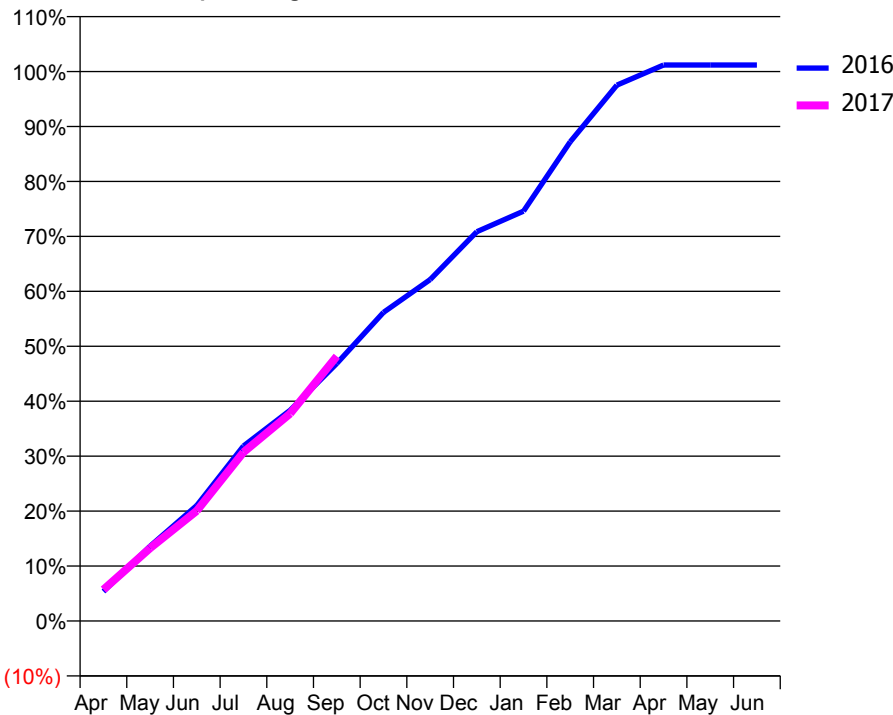
ACCESS*

Patients seen in 24 months	Total	Change since previous quarter
Quarter ending September 2015	5,907	
Quarter ending December 2015	5,808	↓
Quarter ending March 2016	5,942	↑
Quarter ending June 2016	6,003	→
Quarter ending September 2016	6,050	→
Variance since September 2015	2.4%	↑



ACTIVITY

Cumulative percentage of contracted UDA delivered 2016 & 2017



Month	Adjusted Scheduled Activity (UDA)	
	2016	2017
April	809	861
May	2,053	2,000
June	3,168	3,022
July	4,800	4,626
August	5,777	5,687
September	7,060	7,257
October	8,460	
November	9,361	
December	10,672	
January	11,236	
February	13,138	
March	14,692	
April	15,241	
May	15,242	
June	15,242	

QUALITY

	Quantity	Base Number	Contract	AT	Region	England
% of FP17s for the same patient ID Re-attending within 3 months - Children	61	911	6.7%	13.0%	13.5%	12.4%
% of FP17s for the same patient ID Re-attending within 3 months - Adults	286	2,387	12.0%	17.5%	17.4%	16.7%
% of FP17s for the same patient ID Re-attending between 3 & 9 months - Children	423	911	46.4%	56.6%	59.0%	57.4%
% of FP17s for the same patient ID Re-attending between 3 & 9 months - Adults	745	2,387	31.2%	50.5%	52.6%	50.5%
% of FP17s for Band 1 Urgent Courses	301	3,088	9.7%	10.6%	9.4%	9.1%
% of FP17s Relating to Free Repair or Replacements	15	3,088	0.5%	0.9%	1.0%	0.8%
% of FP17s Relating to Continuations	60	3,088	1.9%	1.3%	1.5%	1.3%
% of Patients satisfied with the dentistry they have received	2	2	N/A	92.8%	93.7%	93.2%
% of Patients satisfied with the time they had to wait for an appointment	2	2	N/A	88.5%	90.0%	89.0%

* This is based on patients treated on this contract for their most recent course of treatment. Figures in italics indicate the base number of FP17s or Patient Questionnaire responses are less than 100. N/A is shown where the base number of responses is less than 10 during the period. % is calculated as Quantity/Base number*100

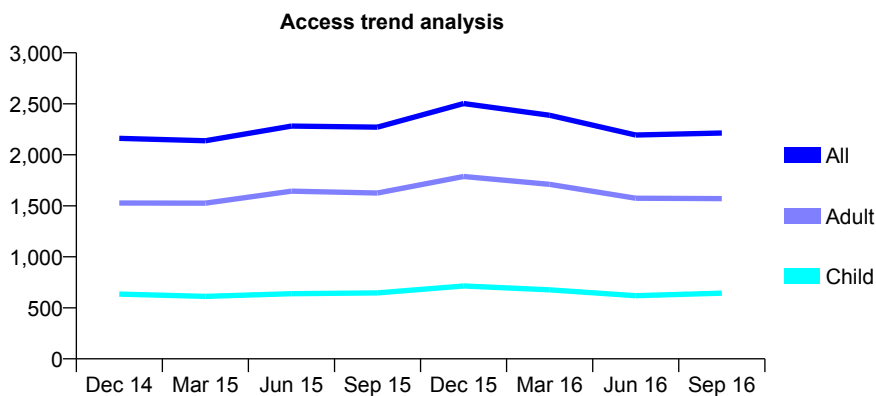
Q46 - Vital Signs At a Glance Contract Report for 148431/0001 - September 2016

Name or company name	Park House Lees
Contract type name	GDS Contract
Purpose of contract	General
Contract start date	01/04/2013
Contract end date	

16/17 Contracted general activity (UDA)	11,410
Carry forward general activity (UDA)	-101
16/17 Contracted orthodontic activity (UOA)	0
Carry forward orthodontic activity (UOA)	0
Baseline contract value	£322,834.63

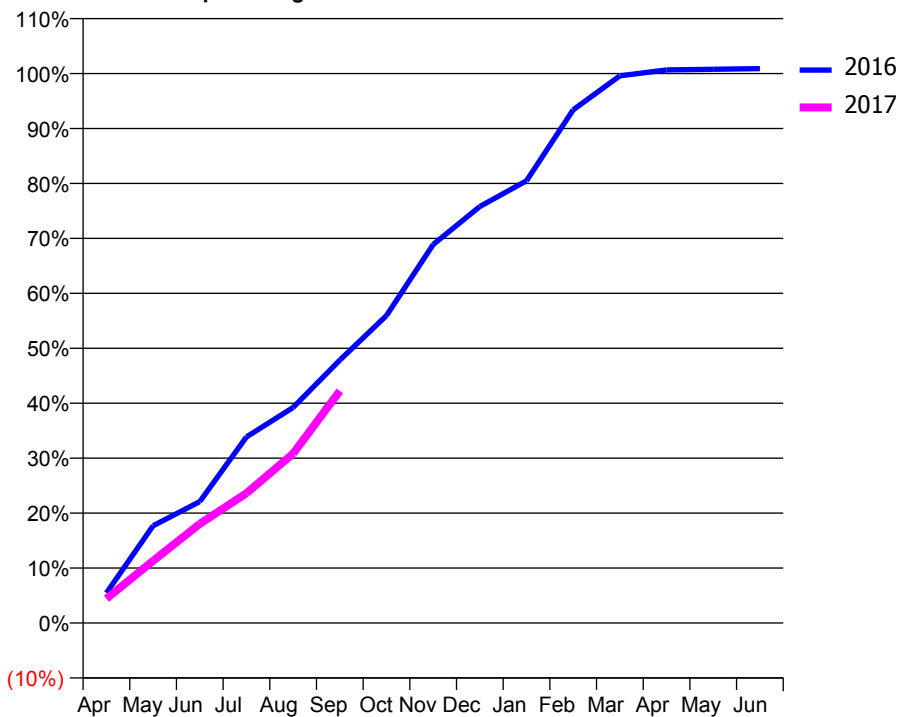
ACCESS*

Patients seen in 24 months	Total	Change since previous quarter
Quarter ending September 2015	2,271	
Quarter ending December 2015	2,502	↑
Quarter ending March 2016	2,387	↓
Quarter ending June 2016	2,194	↓
Quarter ending September 2016	2,214	→
Variance since September 2015	(2.5%)	↓



ACTIVITY

Cumulative percentage of contracted UDA delivered 2016 & 2017



Month	Adjusted Scheduled Activity (UDA)	
	2016	2017
April	625	506
May	2,020	1,291
June	2,520	2,058
July	3,865	2,695
August	4,476	3,517
September	5,458	4,819
October	6,384	
November	7,859	
December	8,647	
January	9,182	
February	10,656	
March	11,363	
April	11,485	
May	11,498	
June	11,511	

QUALITY

	Quantity	Base Number	Contract	AT	Region	England
% of FP17s for the same patient ID Re-attending within 3 months - Children	59	513	11.5%	13.0%	13.5%	12.4%
% of FP17s for the same patient ID Re-attending within 3 months - Adults	135	888	15.2%	17.5%	17.4%	16.7%
% of FP17s for the same patient ID Re-attending between 3 & 9 months - Children	285	513	55.6%	56.6%	59.0%	57.4%
% of FP17s for the same patient ID Re-attending between 3 & 9 months - Adults	404	888	45.5%	50.5%	52.6%	50.5%
% of FP17s for Band 1 Urgent Courses	58	1,364	4.3%	10.6%	9.4%	9.1%
% of FP17s Relating to Free Repair or Replacements	4	1,364	0.3%	0.9%	1.0%	0.8%
% of FP17s Relating to Continuations	37	1,364	2.7%	1.3%	1.5%	1.3%
% of Patients satisfied with the dentistry they have received	0	1	N/A	92.8%	93.7%	93.2%
% of Patients satisfied with the time they had to wait for an appointment	0	1	N/A	88.5%	90.0%	89.0%

* This is based on patients treated on this contract for their most recent course of treatment. Figures in italics indicate the base number of FP17s or Patient Questionnaire responses are less than 100. N/A is shown where the base number of responses is less than 10 during the period. % is calculated as Quantity/Base number*100

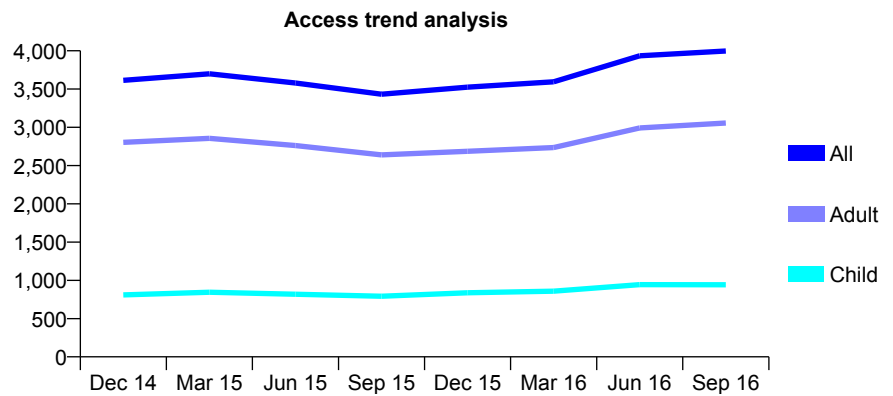
Q46 - Vital Signs At a Glance Contract Report for 149357/0001 - September 2016

Name or company name	DHS Dental Practices Limited
Contract type name	GDS Contract
Purpose of contract	General
Contract start date	01/11/2010
Contract end date	

16/17 Contracted general activity (UDA)	10,000
Carry forward general activity (UDA)	0
16/17 Contracted orthodontic activity (UOA)	0
Carry forward orthodontic activity (UOA)	0
Baseline contract value	£297,618.75

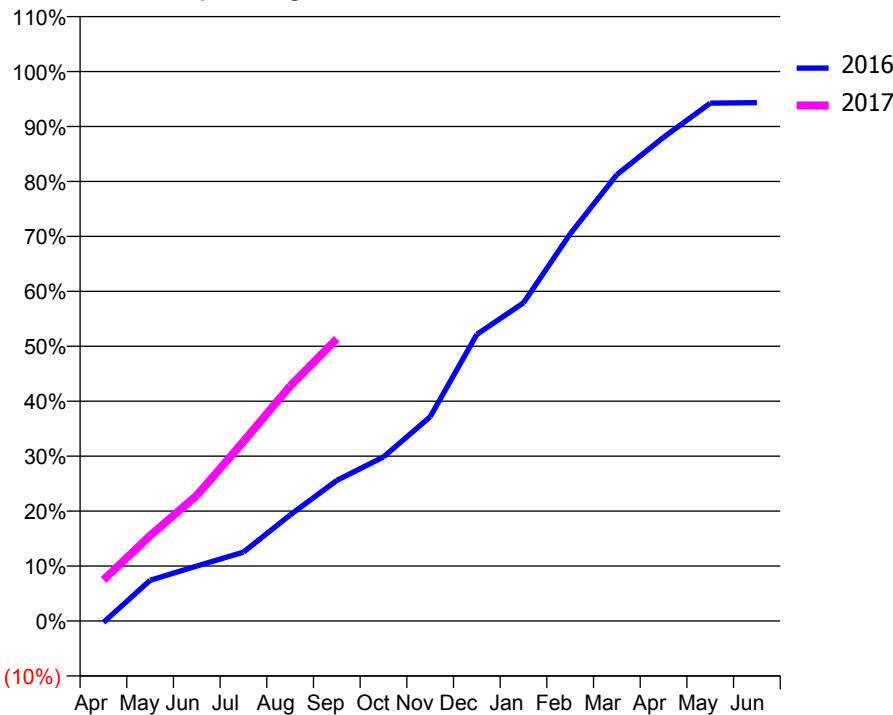
ACCESS*

Patients seen in 24 months	Total	Change since previous quarter
Quarter ending September 2015	3,433	
Quarter ending December 2015	3,525	↑
Quarter ending March 2016	3,595	→
Quarter ending June 2016	3,935	↑
Quarter ending September 2016	3,998	→
Variance since September 2015	16.5%	↑



ACTIVITY

Cumulative percentage of contracted UDA delivered 2016 & 2017



Month	Adjusted Scheduled Activity (UDA)	
	2016	2017
April	-28	748
May	742	1,554
June	1,001	2,288
July	1,253	3,266
August	1,931	4,276
September	2,558	5,136
October	2,986	
November	3,716	
December	5,216	
January	5,791	
February	7,046	
March	8,122	
April	8,803	
May	9,425	
June	9,434	

QUALITY

	Quantity	Base Number	Contract	AT	Region	England
% of FP17s for the same patient ID Re-attending within 3 months - Children	27	616	4.4%	13.0%	13.5%	12.4%
% of FP17s for the same patient ID Re-attending within 3 months - Adults	261	1,934	13.5%	17.5%	17.4%	16.7%
% of FP17s for the same patient ID Re-attending between 3 & 9 months - Children	220	616	35.7%	56.6%	59.0%	57.4%
% of FP17s for the same patient ID Re-attending between 3 & 9 months - Adults	549	1,934	28.4%	50.5%	52.6%	50.5%
% of FP17s for Band 1 Urgent Courses	189	2,054	9.2%	10.6%	9.4%	9.1%
% of FP17s Relating to Free Repair or Replacements	2	2,054	0.1%	0.9%	1.0%	0.8%
% of FP17s Relating to Continuations	44	2,054	2.1%	1.3%	1.5%	1.3%
% of Patients satisfied with the dentistry they have received	3	4	N/A	92.8%	93.7%	93.2%
% of Patients satisfied with the time they had to wait for an appointment	4	4	N/A	88.5%	90.0%	89.0%

* This is based on patients treated on this contract for their most recent course of treatment. Figures in italics indicate the base number of FP17s or Patient Questionnaire responses are less than 100. N/A is shown where the base number of responses is less than 10 during the period. % is calculated as Quantity/Base number*100

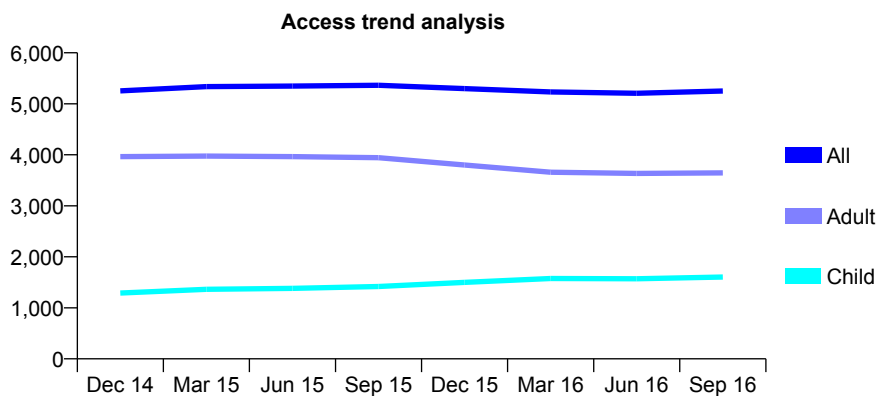
Q46 - Vital Signs At a Glance Contract Report for 150177/0001 - September 2016

Name or company name	G & L Askins Ltd
Contract type name	GDS Contract
Purpose of contract	General
Contract start date	06/12/2010
Contract end date	

16/17 Contracted general activity (UDA)	16,498
Carry forward general activity (UDA)	308
16/17 Contracted orthodontic activity (UOA)	0
Carry forward orthodontic activity (UOA)	0
Baseline contract value	£405,285.23

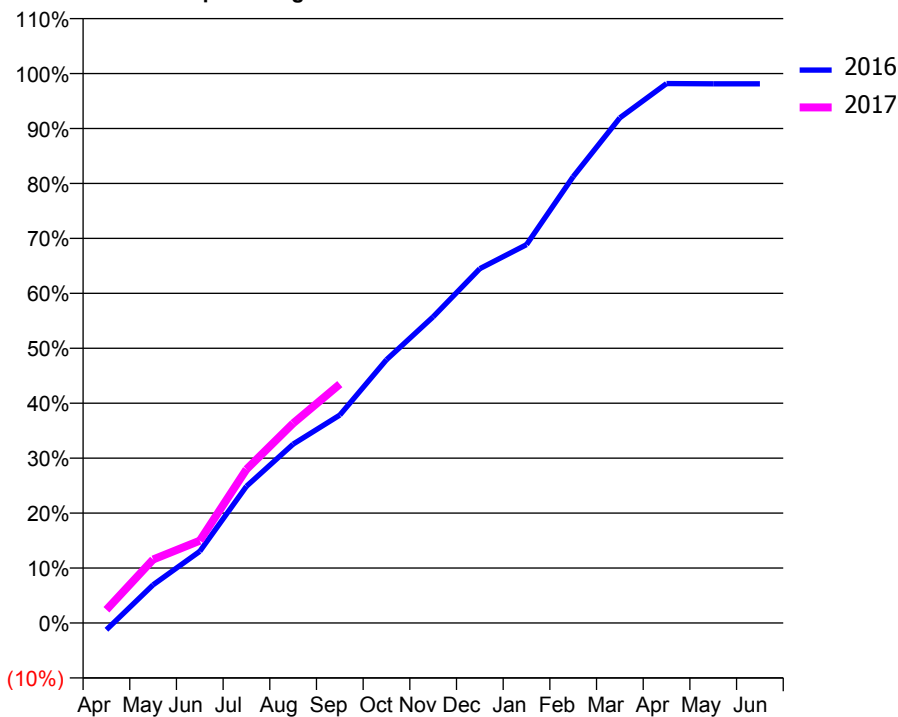
ACCESS*

Patients seen in 24 months	Total	Change since previous quarter
Quarter ending September 2015	5,363	
Quarter ending December 2015	5,299	↓
Quarter ending March 2016	5,233	↓
Quarter ending June 2016	5,206	→
Quarter ending September 2016	5,251	→
Variance since September 2015	(2.1%)	↓



ACTIVITY

Cumulative percentage of contracted UDA delivered 2016 & 2017



Month	Adjusted Scheduled Activity (UDA)	
	2016	2017
April	-206	397
May	1,147	1,906
June	2,154	2,470
July	4,106	4,616
August	5,372	5,995
September	6,244	7,172
October	7,905	
November	9,194	
December	10,638	
January	11,359	
February	13,400	
March	15,169	
April	16,195	
May	16,189	
June	16,190	

QUALITY

	Quantity	Base Number	Contract	AT	Region	England
% of FP17s for the same patient ID Re-attending within 3 months - Children	65	1,162	5.6%	13.0%	13.5%	12.4%
% of FP17s for the same patient ID Re-attending within 3 months - Adults	446	2,798	15.9%	17.5%	17.4%	16.7%
% of FP17s for the same patient ID Re-attending between 3 & 9 months - Children	715	1,162	61.5%	56.6%	59.0%	57.4%
% of FP17s for the same patient ID Re-attending between 3 & 9 months - Adults	1,579	2,798	56.4%	50.5%	52.6%	50.5%
% of FP17s for Band 1 Urgent Courses	223	3,529	6.3%	10.6%	9.4%	9.1%
% of FP17s Relating to Free Repair or Replacements	37	3,529	1.0%	0.9%	1.0%	0.8%
% of FP17s Relating to Continuations	29	3,529	0.8%	1.3%	1.5%	1.3%
% of Patients satisfied with the dentistry they have received	2	2	N/A	92.8%	93.7%	93.2%
% of Patients satisfied with the time they had to wait for an appointment	2	2	N/A	88.5%	90.0%	89.0%

* This is based on patients treated on this contract for their most recent course of treatment. Figures in italics indicate the base number of FP17s or Patient Questionnaire responses are less than 100. N/A is shown where the base number of responses is less than 10 during the period. % is calculated as Quantity/Base number*100

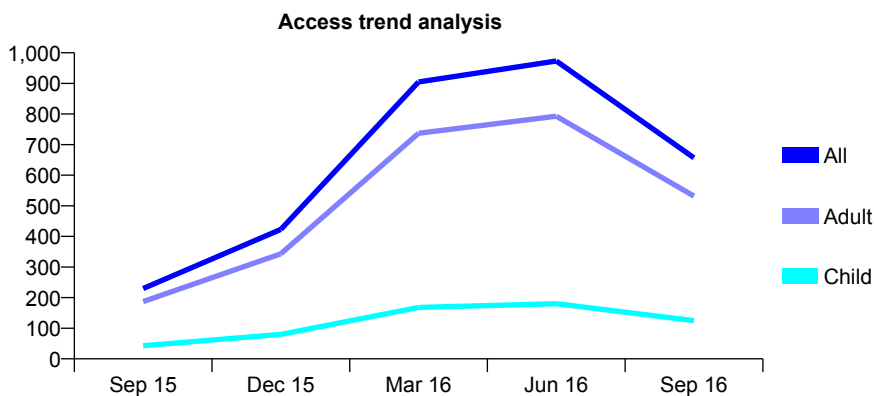
Q46 - Vital Signs At a Glance Contract Report for 150509/0001 - September 2016

Name or company name	MR IG HUGHES
Contract type name	GDS Contract
Purpose of contract	General
Contract start date	03/08/2015
Contract end date	30/06/2016

16/17 Contracted general activity (UDA)	826
Carry forward general activity (UDA)	0
16/17 Contracted orthodontic activity (UOA)	0
Carry forward orthodontic activity (UOA)	0
Baseline contract value	£22,948.01

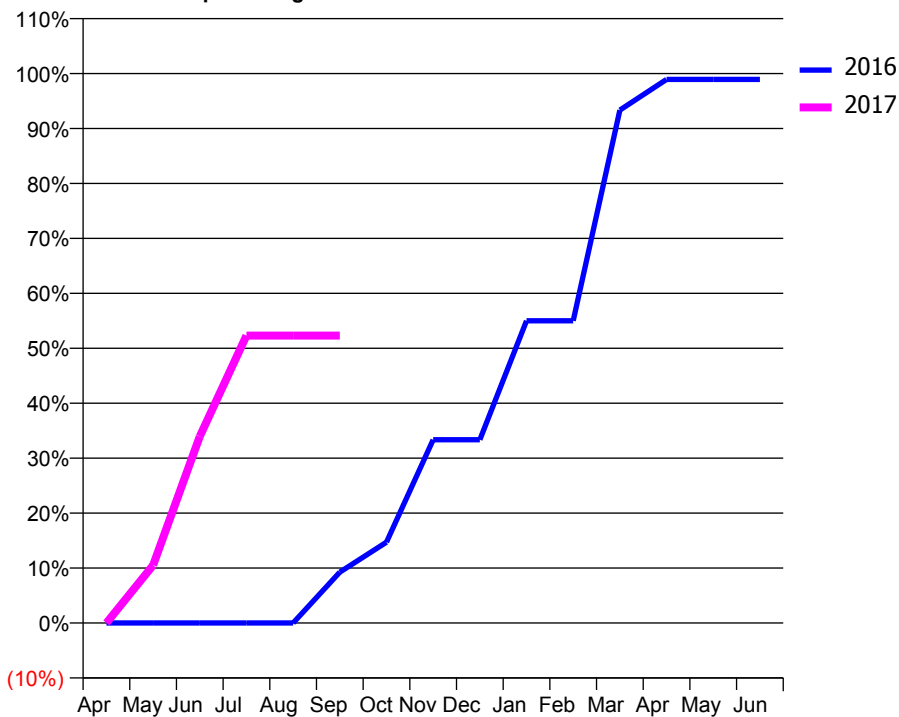
ACCESS*

Patients seen in 24 months	Total	Change since previous quarter
Quarter ending September 2015	230	
Quarter ending December 2015	423	↑
Quarter ending March 2016	905	↑
Quarter ending June 2016	973	↑
Quarter ending September 2016	657	↓
Variance since September 2015	185.7%	↑



ACTIVITY

Cumulative percentage of contracted UDA delivered 2016 & 2017



Month	Adjusted Scheduled Activity (UDA)	
	2016	2017
April	0	0
May	0	87
June	0	281
July	0	432
August	0	432
September	202	432
October	321	
November	728	
December	728	
January	1,200	
February	1,200	
March	2,037	
April	2,158	
May	2,158	
June	2,158	

QUALITY

	Quantity	Base Number	Contract	AT	Region	England
% of FP17s for the same patient ID Re-attending within 3 months - Children	1	51	2.0%	13.0%	13.5%	12.4%
% of FP17s for the same patient ID Re-attending within 3 months - Adults	29	252	11.5%	17.5%	17.4%	16.7%
% of FP17s for the same patient ID Re-attending between 3 & 9 months - Children	22	51	43.1%	56.6%	59.0%	57.4%
% of FP17s for the same patient ID Re-attending between 3 & 9 months - Adults	118	252	46.8%	50.5%	52.6%	50.5%
% of FP17s for Band 1 Urgent Courses	25	244	10.2%	10.6%	9.4%	9.1%
% of FP17s Relating to Free Repair or Replacements	1	244	0.4%	0.9%	1.0%	0.8%
% of FP17s Relating to Continuations	5	244	2.0%	1.3%	1.5%	1.3%
% of Patients satisfied with the dentistry they have received	1	1	N/A	92.8%	93.7%	93.2%
% of Patients satisfied with the time they had to wait for an appointment	1	1	N/A	88.5%	90.0%	89.0%

* This is based on patients treated on this contract for their most recent course of treatment. Figures in italics indicate the base number of FP17s or Patient Questionnaire responses are less than 100. N/A is shown where the base number of responses is less than 10 during the period. % is calculated as Quantity/Base number*100

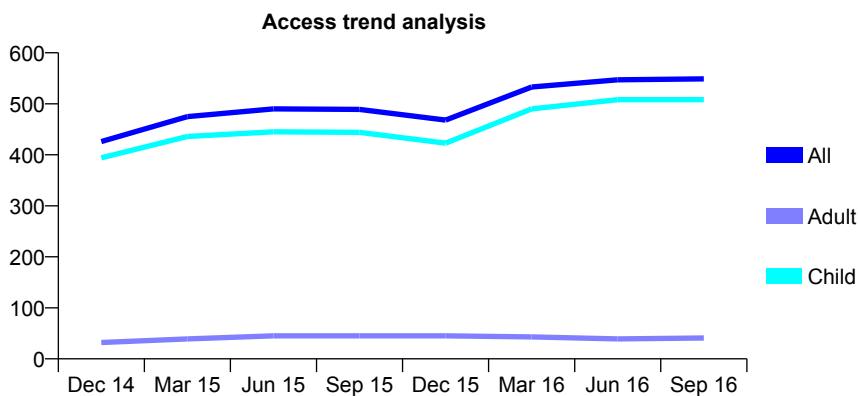
Q46 - Vital Signs At a Glance Contract Report for 150657/0001 - September 2016

Name or company name	Harwood Dental Care
Contract type name	GDS Contract
Purpose of contract	General
Contract start date	01/09/2013
Contract end date	

16/17 Contracted general activity (UDA)	1,100
Carry forward general activity (UDA)	-21
16/17 Contracted orthodontic activity (UOA)	0
Carry forward orthodontic activity (UOA)	0
Baseline contract value	£19,945.86

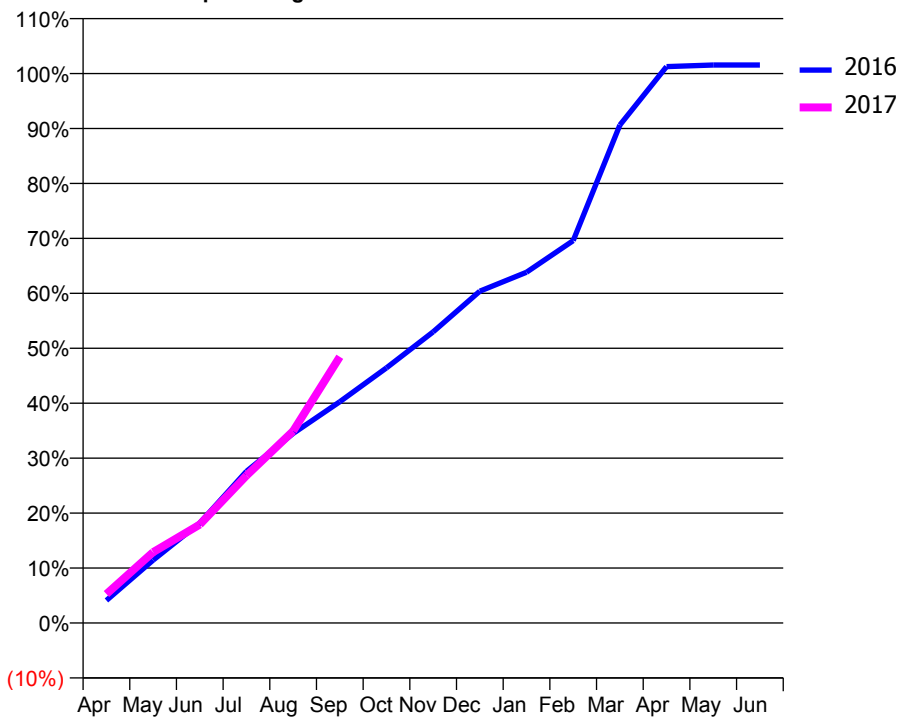
ACCESS*

Patients seen in 24 months	Total	Change since previous quarter
Quarter ending September 2015	489	
Quarter ending December 2015	468	↓
Quarter ending March 2016	533	↑
Quarter ending June 2016	547	↑
Quarter ending September 2016	549	→
Variance since September 2015	12.3%	↑



ACTIVITY

Cumulative percentage of contracted UDA delivered 2016 & 2017



Month	Adjusted Scheduled Activity (UDA)	
	2016	2017
April	53	58
May	149	142
June	237	197
July	359	295
August	448	384
September	524	533
October	604	
November	689	
December	785	
January	830	
February	905	
March	1,178	
April	1,316	
May	1,320	
June	1,320	

QUALITY

	Quantity	Base Number	Contract	AT	Region	England
% of FP17s for the same patient ID Re-attending within 3 months - Children	36	468	7.7%	13.0%	13.5%	12.4%
% of FP17s for the same patient ID Re-attending within 3 months - Adults	2	13	15.4%	17.5%	17.4%	16.7%
% of FP17s for the same patient ID Re-attending between 3 & 9 months - Children	337	468	72.0%	56.6%	59.0%	57.4%
% of FP17s for the same patient ID Re-attending between 3 & 9 months - Adults	5	13	38.5%	50.5%	52.6%	50.5%
% of FP17s for Band 1 Urgent Courses	20	402	5.0%	10.6%	9.4%	9.1%
% of FP17s Relating to Free Repair or Replacements	0	402	0.0%	0.9%	1.0%	0.8%
% of FP17s Relating to Continuations	0	402	0.0%	1.3%	1.5%	1.3%
% of Patients satisfied with the dentistry they have received	0	0	N/A	92.8%	93.7%	93.2%
% of Patients satisfied with the time they had to wait for an appointment	0	0	N/A	88.5%	90.0%	89.0%

* This is based on patients treated on this contract for their most recent course of treatment. Figures in italics indicate the base number of FP17s or Patient Questionnaire responses are less than 100. N/A is shown where the base number of responses is less than 10 during the period. % is calculated as Quantity/Base number*100

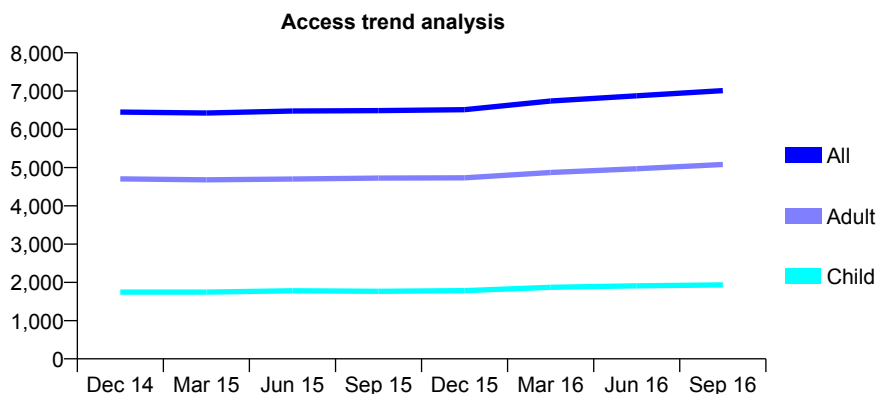
Q46 - Vital Signs At a Glance Contract Report for 151106/0001 - September 2016

Name or company name	Langley Dental Practice Ltd
Contract type name	GDS Contract
Purpose of contract	General
Contract start date	01/04/2008
Contract end date	

16/17 Contracted general activity (UDA)	20,092
Carry forward general activity (UDA)	263
16/17 Contracted orthodontic activity (UOA)	0
Carry forward orthodontic activity (UOA)	0
Baseline contract value	£564,337.72

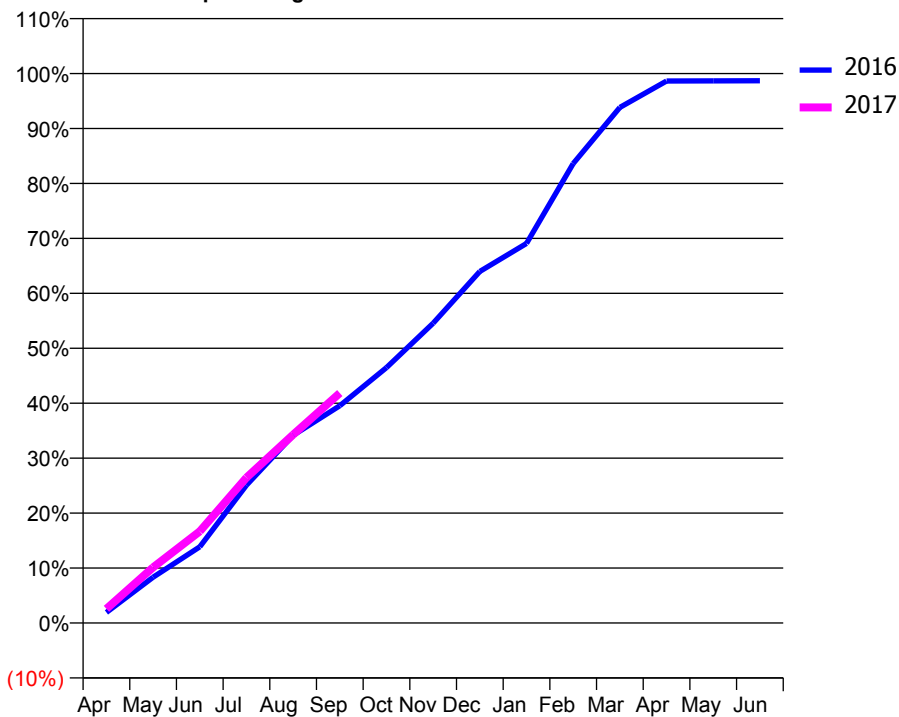
ACCESS*

Patients seen in 24 months	Total	Change since previous quarter
Quarter ending September 2015	6,489	
Quarter ending December 2015	6,515	→
Quarter ending March 2016	6,740	↑
Quarter ending June 2016	6,876	↑
Quarter ending September 2016	7,013	→
Variance since September 2015	8.1%	↑



ACTIVITY

Cumulative percentage of contracted UDA delivered 2016 & 2017



Month	Adjusted Scheduled Activity (UDA)	
	2016	2017
April	386	520
May	1,676	2,036
June	2,785	3,352
July	5,037	5,316
August	6,864	6,887
September	7,945	8,411
October	9,337	
November	10,961	
December	12,854	
January	13,880	
February	16,801	
March	18,854	
April	19,819	
May	19,825	
June	19,829	

QUALITY

	Quantity	Base Number	Contract	AT	Region	England
% of FP17s for the same patient ID Re-attending within 3 months - Children	194	1,528	12.7%	13.0%	13.5%	12.4%
% of FP17s for the same patient ID Re-attending within 3 months - Adults	662	3,774	17.5%	17.5%	17.4%	16.7%
% of FP17s for the same patient ID Re-attending between 3 & 9 months - Children	941	1,528	61.6%	56.6%	59.0%	57.4%
% of FP17s for the same patient ID Re-attending between 3 & 9 months - Adults	2,135	3,774	56.6%	50.5%	52.6%	50.5%
% of FP17s for Band 1 Urgent Courses	423	4,412	9.6%	10.6%	9.4%	9.1%
% of FP17s Relating to Free Repair or Replacements	47	4,412	1.1%	0.9%	1.0%	0.8%
% of FP17s Relating to Continuations	44	4,412	1.0%	1.3%	1.5%	1.3%
% of Patients satisfied with the dentistry they have received	4	4	N/A	92.8%	93.7%	93.2%
% of Patients satisfied with the time they had to wait for an appointment	4	4	N/A	88.5%	90.0%	89.0%

* This is based on patients treated on this contract for their most recent course of treatment. Figures in italics indicate the base number of FP17s or Patient Questionnaire responses are less than 100. N/A is shown where the base number of responses is less than 10 during the period. % is calculated as Quantity/Base number*100

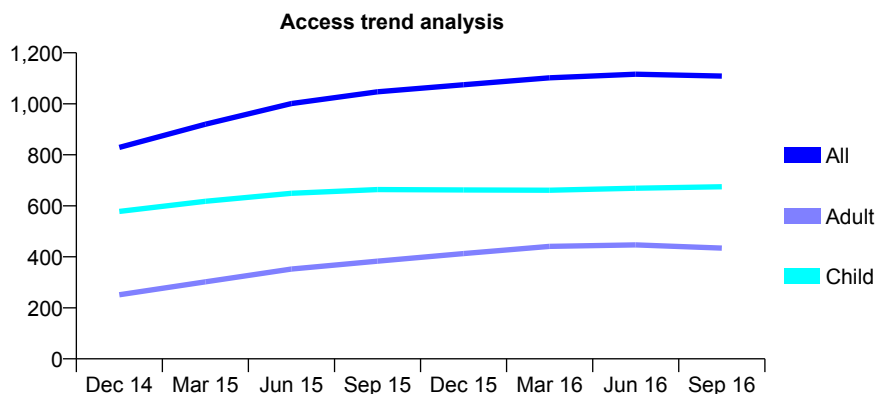
Q46 - Vital Signs At a Glance Contract Report for 151262/0001 - September 2016

Name or company name	The Cottage Dental Practice
Contract type name	GDS Contract
Purpose of contract	General
Contract start date	01/05/2014
Contract end date	

16/17 Contracted general activity (UDA)	3,600
Carry forward general activity (UDA)	0
16/17 Contracted orthodontic activity (UOA)	0
Carry forward orthodontic activity (UOA)	0
Baseline contract value	£90,587.05

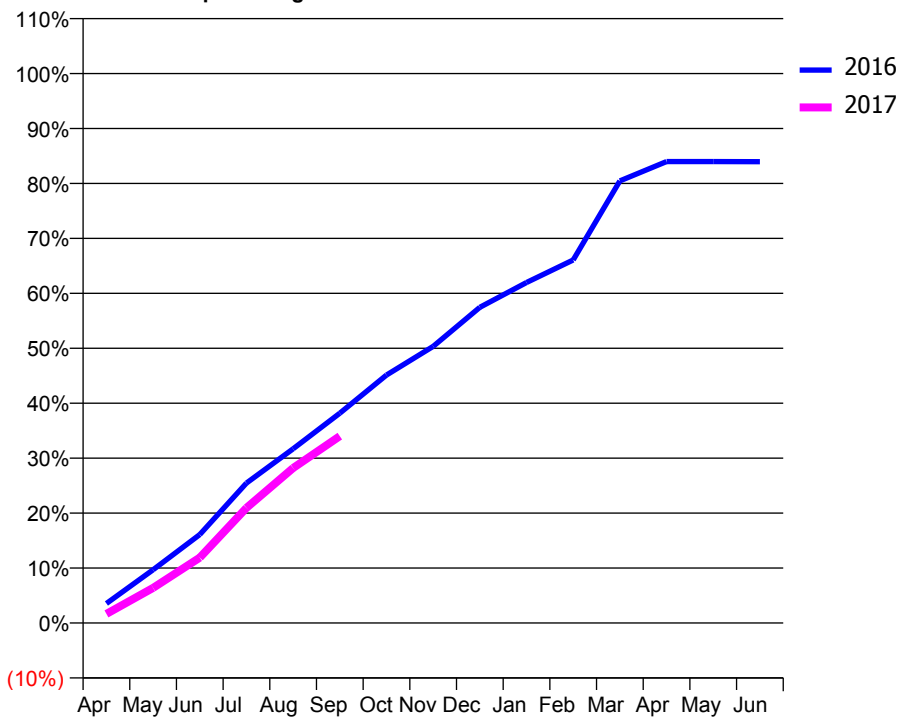
ACCESS*

Patients seen in 24 months	Total	Change since previous quarter
Quarter ending September 2015	1,047	
Quarter ending December 2015	1,075	↑
Quarter ending March 2016	1,102	↑
Quarter ending June 2016	1,116	→
Quarter ending September 2016	1,109	→
Variance since September 2015	5.9%	↑



ACTIVITY

Cumulative percentage of contracted UDA delivered 2016 & 2017



Month	Adjusted Scheduled Activity (UDA)	
	2016	2017
April	128	60
May	349	230
June	580	428
July	917	754
August	1,142	1,015
September	1,374	1,225
October	1,625	
November	1,812	
December	2,068	
January	2,231	
February	2,378	
March	2,896	
April	3,023	
May	3,023	
June	3,022	

QUALITY

	Quantity	Base Number	Contract	AT	Region	England
% of FP17s for the same patient ID Re-attending within 3 months - Children	55	606	9.1%	13.0%	13.5%	12.4%
% of FP17s for the same patient ID Re-attending within 3 months - Adults	20	248	8.1%	17.5%	17.4%	16.7%
% of FP17s for the same patient ID Re-attending between 3 & 9 months - Children	444	606	73.3%	56.6%	59.0%	57.4%
% of FP17s for the same patient ID Re-attending between 3 & 9 months - Adults	160	248	64.5%	50.5%	52.6%	50.5%
% of FP17s for Band 1 Urgent Courses	24	782	3.1%	10.6%	9.4%	9.1%
% of FP17s Relating to Free Repair or Replacements	0	782	0.0%	0.9%	1.0%	0.8%
% of FP17s Relating to Continuations	14	782	1.8%	1.3%	1.5%	1.3%
% of Patients satisfied with the dentistry they have received	2	2	N/A	92.8%	93.7%	93.2%
% of Patients satisfied with the time they had to wait for an appointment	2	2	N/A	88.5%	90.0%	89.0%

* This is based on patients treated on this contract for their most recent course of treatment. Figures in italics indicate the base number of FP17s or Patient Questionnaire responses are less than 100. N/A is shown where the base number of responses is less than 10 during the period. % is calculated as Quantity/Base number*100

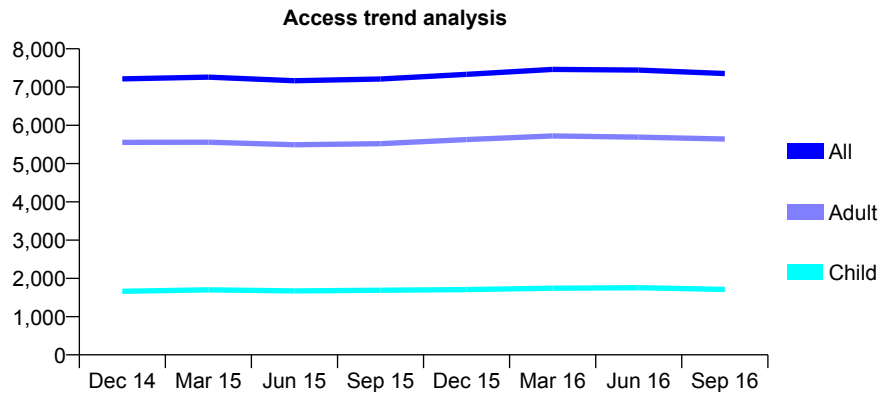
Q46 - Vital Signs At a Glance Contract Report for 151882/0001 - September 2016

Name or company name	IDH 450 Limited
Contract type name	GDS Contract
Purpose of contract	General
Contract start date	01/10/2008
Contract end date	

16/17 Contracted general activity (UDA)	25,069
Carry forward general activity (UDA)	919
16/17 Contracted orthodontic activity (UOA)	0
Carry forward orthodontic activity (UOA)	0
Baseline contract value	£778,173.41

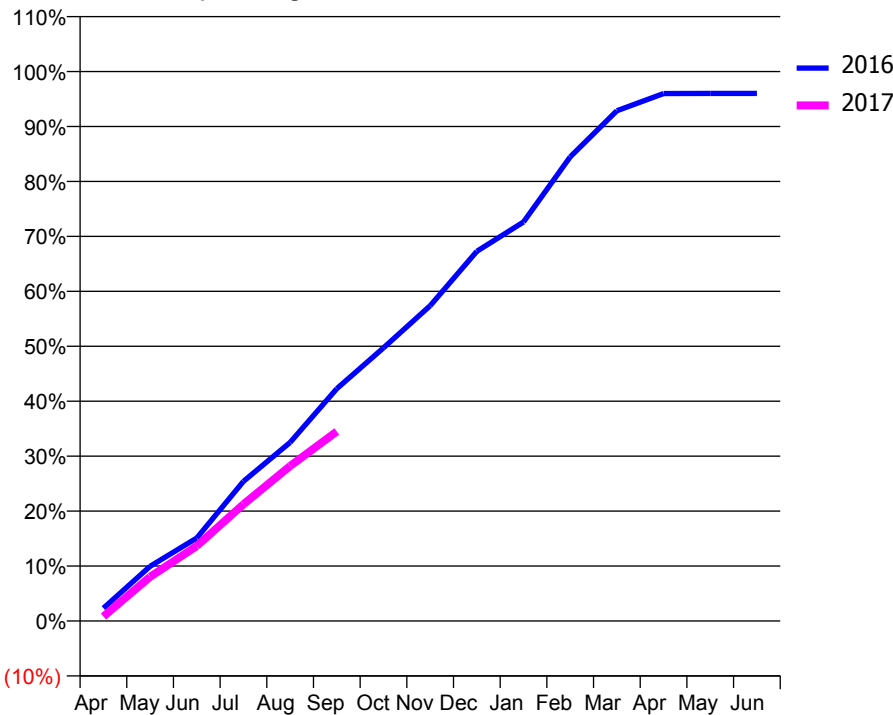
ACCESS*

Patients seen in 24 months	Total	Change since previous quarter
Quarter ending September 2015	7,210	
Quarter ending December 2015	7,334	→
Quarter ending March 2016	7,463	→
Quarter ending June 2016	7,445	→
Quarter ending September 2016	7,352	↓
Variance since September 2015	2.0%	→



ACTIVITY

Cumulative percentage of contracted UDA delivered 2016 & 2017



Month	Adjusted Scheduled Activity (UDA)	
	2016	2017
April	541	202
May	2,297	2,015
June	3,483	3,421
July	5,863	5,324
August	7,499	7,074
September	9,757	8,649
October	11,469	
November	13,237	
December	15,521	
January	16,754	
February	19,486	
March	21,421	
April	22,145	
May	22,149	
June	22,150	

QUALITY

	Quantity	Base Number	Contract	AT	Region	England
% of FP17s for the same patient ID Re-attending within 3 months - Children	87	1,087	8.0%	13.0%	13.5%	12.4%
% of FP17s for the same patient ID Re-attending within 3 months - Adults	380	3,418	11.1%	17.5%	17.4%	16.7%
% of FP17s for the same patient ID Re-attending between 3 & 9 months - Children	600	1,087	55.2%	56.6%	59.0%	57.4%
% of FP17s for the same patient ID Re-attending between 3 & 9 months - Adults	1,927	3,418	56.4%	50.5%	52.6%	50.5%
% of FP17s for Band 1 Urgent Courses	225	4,222	5.3%	10.6%	9.4%	9.1%
% of FP17s Relating to Free Repair or Replacements	49	4,222	1.2%	0.9%	1.0%	0.8%
% of FP17s Relating to Continuations	73	4,222	1.7%	1.3%	1.5%	1.3%
% of Patients satisfied with the dentistry they have received	3	3	N/A	92.8%	93.7%	93.2%
% of Patients satisfied with the time they had to wait for an appointment	3	3	N/A	88.5%	90.0%	89.0%

* This is based on patients treated on this contract for their most recent course of treatment. Figures in italics indicate the base number of FP17s or Patient Questionnaire responses are less than 100. N/A is shown where the base number of responses is less than 10 during the period. % is calculated as Quantity/Base number*100

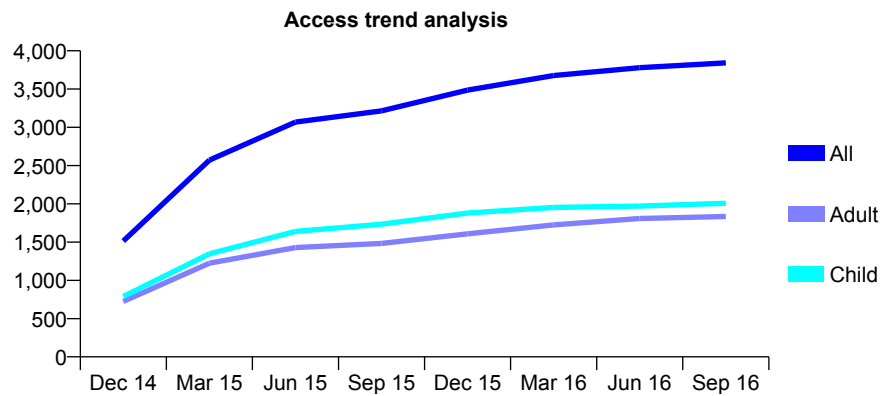
Q46 - Vital Signs At a Glance Contract Report for 152196/0001 - September 2016

Name or company name	Ahmad and Saleem Partners Ltd
Contract type name	GDS Contract
Purpose of contract	General
Contract start date	01/08/2014
Contract end date	

16/17 Contracted general activity (UDA)	9,757
Carry forward general activity (UDA)	91
16/17 Contracted orthodontic activity (UOA)	0
Carry forward orthodontic activity (UOA)	0
Baseline contract value	£429,036.19

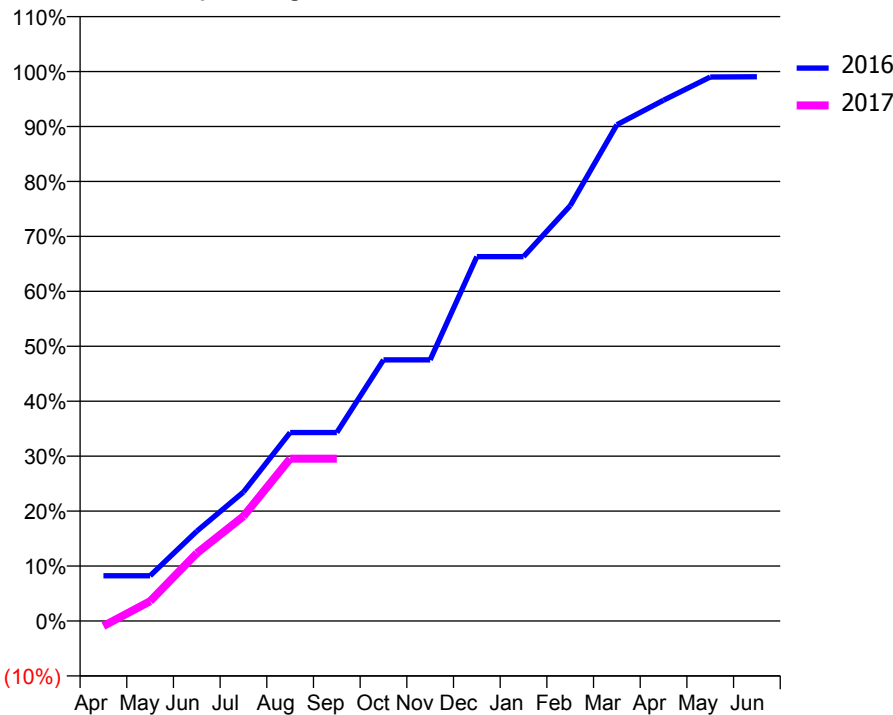
ACCESS*

Patients seen in 24 months	Total	Change since previous quarter
Quarter ending September 2015	3,215	
Quarter ending December 2015	3,486	↑
Quarter ending March 2016	3,677	↑
Quarter ending June 2016	3,780	↑
Quarter ending September 2016	3,842	→
Variance since September 2015	19.5%	↑



ACTIVITY

Cumulative percentage of contracted UDA delivered 2016 & 2017



Month	Adjusted Scheduled Activity (UDA)	
	2016	2017
April	778	-91
May	778	352
June	1,545	1,205
July	2,219	1,860
August	3,245	2,884
September	3,245	2,884
October	4,493	
November	4,493	
December	6,271	
January	6,271	
February	7,147	
March	8,539	
April	8,962	
May	9,361	
June	9,365	

QUALITY

	Quantity	Base Number	Contract	AT	Region	England
% of FP17s for the same patient ID Re-attending within 3 months - Children	152	1,626	9.3%	13.0%	13.5%	12.4%
% of FP17s for the same patient ID Re-attending within 3 months - Adults	251	1,314	19.1%	17.5%	17.4%	16.7%
% of FP17s for the same patient ID Re-attending between 3 & 9 months - Children	1,105	1,626	68.0%	56.6%	59.0%	57.4%
% of FP17s for the same patient ID Re-attending between 3 & 9 months - Adults	754	1,314	57.4%	50.5%	52.6%	50.5%
% of FP17s for Band 1 Urgent Courses	144	1,910	7.5%	10.6%	9.4%	9.1%
% of FP17s Relating to Free Repair or Replacements	7	1,910	0.4%	0.9%	1.0%	0.8%
% of FP17s Relating to Continuations	20	1,910	1.0%	1.3%	1.5%	1.3%
% of Patients satisfied with the dentistry they have received	1	1	N/A	92.8%	93.7%	93.2%
% of Patients satisfied with the time they had to wait for an appointment	1	1	N/A	88.5%	90.0%	89.0%

* This is based on patients treated on this contract for their most recent course of treatment. Figures in italics indicate the base number of FP17s or Patient Questionnaire responses are less than 100. N/A is shown where the base number of responses is less than 10 during the period. % is calculated as Quantity/Base number*100

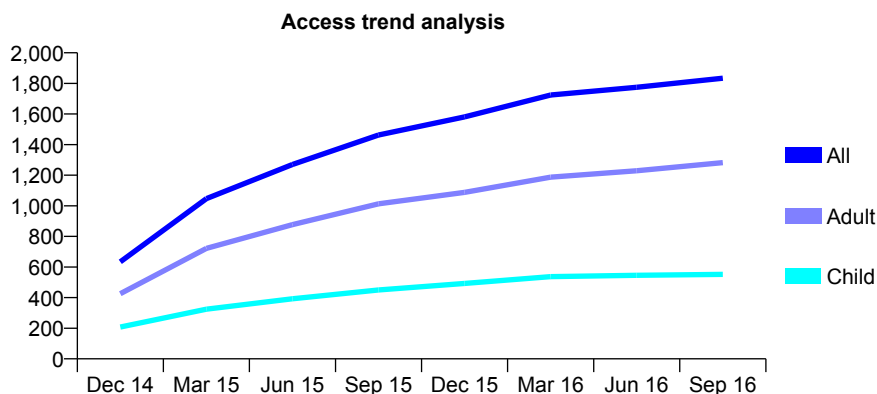
Q46 - Vital Signs At a Glance Contract Report for 152196/0002 - September 2016

Name or company name	Ahmad and Saleem Partners Ltd
Contract type name	GDS Contract
Purpose of contract	General
Contract start date	01/08/2014
Contract end date	

16/17 Contracted general activity (UDA)	6,702
Carry forward general activity (UDA)	-101
16/17 Contracted orthodontic activity (UOA)	0
Carry forward orthodontic activity (UOA)	0
Baseline contract value	£179,706.31

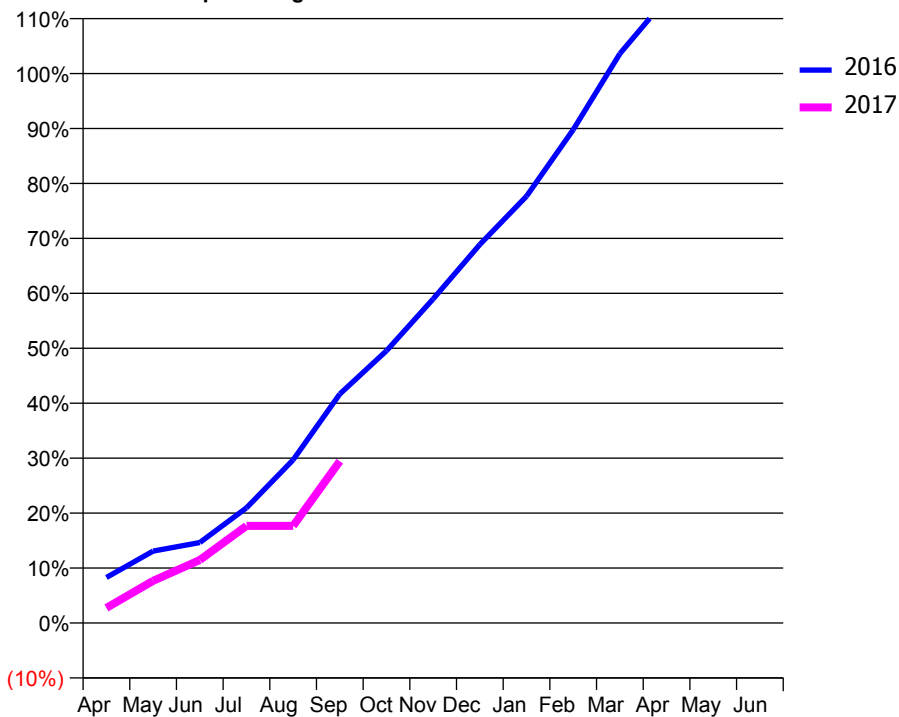
ACCESS*

Patients seen in 24 months	Total	Change since previous quarter
Quarter ending September 2015	1,463	
Quarter ending December 2015	1,581	↑
Quarter ending March 2016	1,724	↑
Quarter ending June 2016	1,775	↑
Quarter ending September 2016	1,834	↑
Variance since September 2015	25.4%	↑



ACTIVITY

Cumulative percentage of contracted UDA delivered 2016 & 2017



Month	Adjusted Scheduled Activity (UDA)	
	2016	2017
April	416	185
May	657	514
June	736	769
July	1,053	1,184
August	1,493	1,184
September	2,094	1,974
October	2,489	
November	2,964	
December	3,461	
January	3,903	
February	4,512	
March	5,208	
April	5,711	
May	5,702	
June	5,702	

QUALITY

	Quantity	Base Number	Contract	AT	Region	England
% of FP17s for the same patient ID Re-attending within 3 months - Children	26	359	7.2%	13.0%	13.5%	12.4%
% of FP17s for the same patient ID Re-attending within 3 months - Adults	151	1,003	15.1%	17.5%	17.4%	16.7%
% of FP17s for the same patient ID Re-attending between 3 & 9 months - Children	221	359	61.6%	56.6%	59.0%	57.4%
% of FP17s for the same patient ID Re-attending between 3 & 9 months - Adults	539	1,003	53.7%	50.5%	52.6%	50.5%
% of FP17s for Band 1 Urgent Courses	49	830	5.9%	10.6%	9.4%	9.1%
% of FP17s Relating to Free Repair or Replacements	0	830	0.0%	0.9%	1.0%	0.8%
% of FP17s Relating to Continuations	21	830	2.5%	1.3%	1.5%	1.3%
% of Patients satisfied with the dentistry they have received	0	0	N/A	92.8%	93.7%	93.2%
% of Patients satisfied with the time they had to wait for an appointment	0	0	N/A	88.5%	90.0%	89.0%

* This is based on patients treated on this contract for their most recent course of treatment. Figures in italics indicate the base number of FP17s or Patient Questionnaire responses are less than 100. N/A is shown where the base number of responses is less than 10 during the period. % is calculated as Quantity/Base number*100

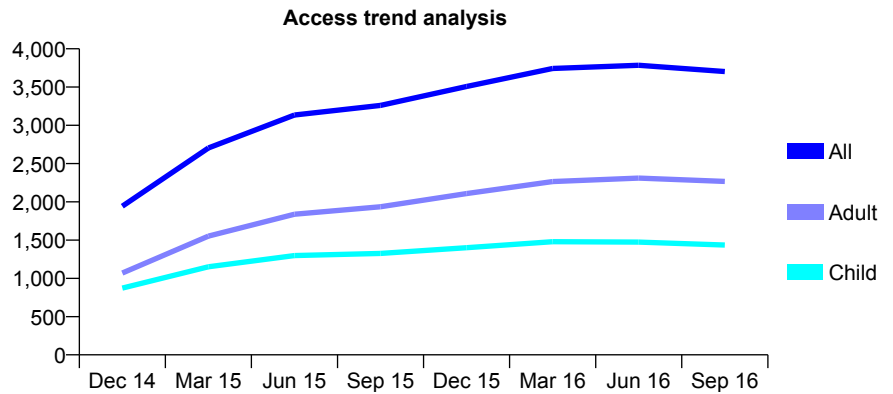
Q46 - Vital Signs At a Glance Contract Report for 152196/0003 - September 2016

Name or company name	Ahmad and Saleem Partners Ltd
Contract type name	GDS Contract
Purpose of contract	General
Contract start date	01/08/2014
Contract end date	

16/17 Contracted general activity (UDA)	12,721
Carry forward general activity (UDA)	-244
16/17 Contracted orthodontic activity (UOA)	0
Carry forward orthodontic activity (UOA)	0
Baseline contract value	£314,478.86

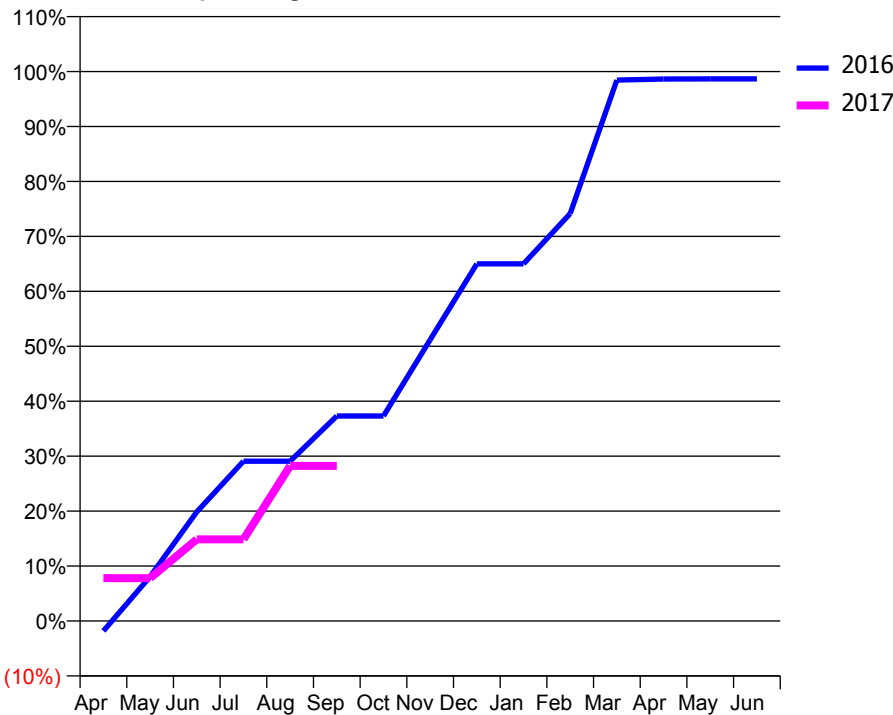
ACCESS*

Patients seen in 24 months	Total	Change since previous quarter
Quarter ending September 2015	3,260	
Quarter ending December 2015	3,508	↑
Quarter ending March 2016	3,743	↑
Quarter ending June 2016	3,785	→
Quarter ending September 2016	3,702	↓
Variance since September 2015	13.6%	↑



ACTIVITY

Cumulative percentage of contracted UDA delivered 2016 & 2017



Month	Adjusted Scheduled Activity (UDA)	
	2016	2017
April	-224	991
May	988	991
June	2,422	1,891
July	3,546	1,891
August	3,546	3,592
September	4,549	3,592
October	4,549	
November	6,240	
December	7,924	
January	7,924	
February	9,041	
March	12,001	
April	12,025	
May	12,027	
June	12,027	

QUALITY

	Quantity	Base Number	Contract	AT	Region	England
% of FP17s for the same patient ID Re-attending within 3 months - Children	46	692	6.6%	13.0%	13.5%	12.4%
% of FP17s for the same patient ID Re-attending within 3 months - Adults	151	981	15.4%	17.5%	17.4%	16.7%
% of FP17s for the same patient ID Re-attending between 3 & 9 months - Children	460	692	66.5%	56.6%	59.0%	57.4%
% of FP17s for the same patient ID Re-attending between 3 & 9 months - Adults	549	981	56.0%	50.5%	52.6%	50.5%
% of FP17s for Band 1 Urgent Courses	192	1,650	11.6%	10.6%	9.4%	9.1%
% of FP17s Relating to Free Repair or Replacements	2	1,650	0.1%	0.9%	1.0%	0.8%
% of FP17s Relating to Continuations	4	1,650	0.2%	1.3%	1.5%	1.3%
% of Patients satisfied with the dentistry they have received	4	4	N/A	92.8%	93.7%	93.2%
% of Patients satisfied with the time they had to wait for an appointment	3	4	N/A	88.5%	90.0%	89.0%

* This is based on patients treated on this contract for their most recent course of treatment. Figures in italics indicate the base number of FP17s or Patient Questionnaire responses are less than 100. N/A is shown where the base number of responses is less than 10 during the period. % is calculated as Quantity/Base number*100

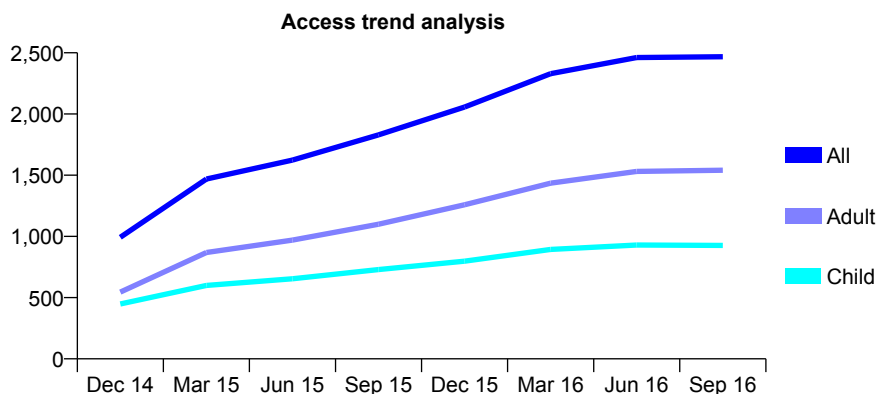
Q46 - Vital Signs At a Glance Contract Report for 152196/0004 - September 2016

Name or company name	Ahmad and Saleem Partners Ltd
Contract type name	GDS Contract
Purpose of contract	General
Contract start date	01/08/2014
Contract end date	

16/17 Contracted general activity (UDA)	10,602
Carry forward general activity (UDA)	0
16/17 Contracted orthodontic activity (UOA)	0
Carry forward orthodontic activity (UOA)	0
Baseline contract value	£415,456.69

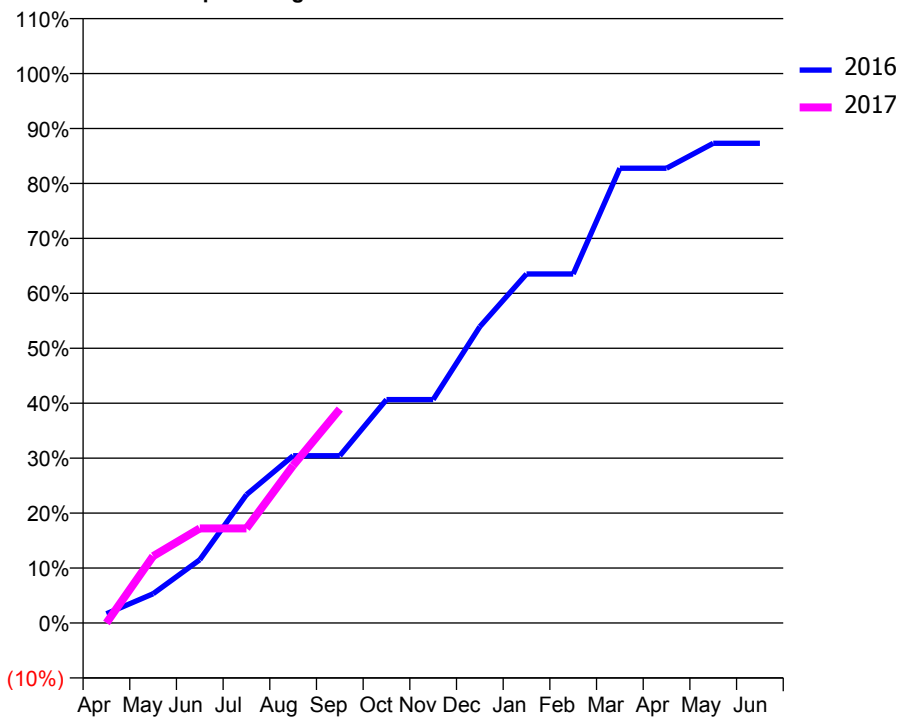
ACCESS*

Patients seen in 24 months	Total	Change since previous quarter
Quarter ending September 2015	1,829	
Quarter ending December 2015	2,057	↑
Quarter ending March 2016	2,329	↑
Quarter ending June 2016	2,461	↑
Quarter ending September 2016	2,468	→
Variance since September 2015	34.9%	↑



ACTIVITY

Cumulative percentage of contracted UDA delivered 2016 & 2017



Adjusted Scheduled Activity (UDA)

Month	2016	2017
April	196	0
May	619	1,291
June	1,337	1,825
July	2,716	1,825
August	3,539	3,041
September	3,539	4,128
October	4,725	
November	4,725	
December	6,270	
January	7,384	
February	7,384	
March	9,620	
April	9,620	
May	10,149	
June	10,149	

QUALITY

	Quantity	Base Number	Contract	AT	Region	England
% of FP17s for the same patient ID Re-attending within 3 months - Children	81	789	10.3%	13.0%	13.5%	12.4%
% of FP17s for the same patient ID Re-attending within 3 months - Adults	208	1,127	18.5%	17.5%	17.4%	16.7%
% of FP17s for the same patient ID Re-attending between 3 & 9 months - Children	518	789	65.7%	56.6%	59.0%	57.4%
% of FP17s for the same patient ID Re-attending between 3 & 9 months - Adults	672	1,127	59.6%	50.5%	52.6%	50.5%
% of FP17s for Band 1 Urgent Courses	146	1,749	8.3%	10.6%	9.4%	9.1%
% of FP17s Relating to Free Repair or Replacements	6	1,749	0.3%	0.9%	1.0%	0.8%
% of FP17s Relating to Continuations	6	1,749	0.3%	1.3%	1.5%	1.3%
% of Patients satisfied with the dentistry they have received	0	0	N/A	92.8%	93.7%	93.2%
% of Patients satisfied with the time they had to wait for an appointment	0	0	N/A	88.5%	90.0%	89.0%

* This is based on patients treated on this contract for their most recent course of treatment. Figures in italics indicate the base number of FP17s or Patient Questionnaire responses are less than 100. N/A is shown where the base number of responses is less than 10 during the period. % is calculated as Quantity/Base number*100

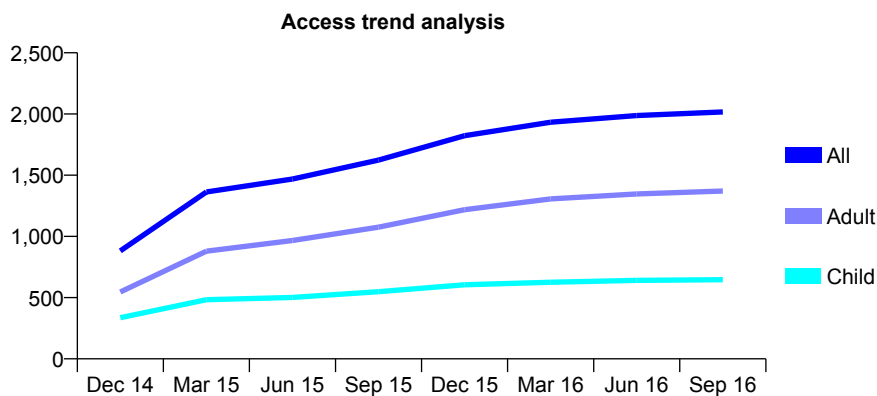
Q46 - Vital Signs At a Glance Contract Report for 152196/0005 - September 2016

Name or company name	Ahmad and Saleem Partners Ltd
Contract type name	GDS Contract
Purpose of contract	General
Contract start date	01/08/2014
Contract end date	

16/17 Contracted general activity (UDA)	6,000
Carry forward general activity (UDA)	0
16/17 Contracted orthodontic activity (UOA)	0
Carry forward orthodontic activity (UOA)	0
Baseline contract value	£209,012.01

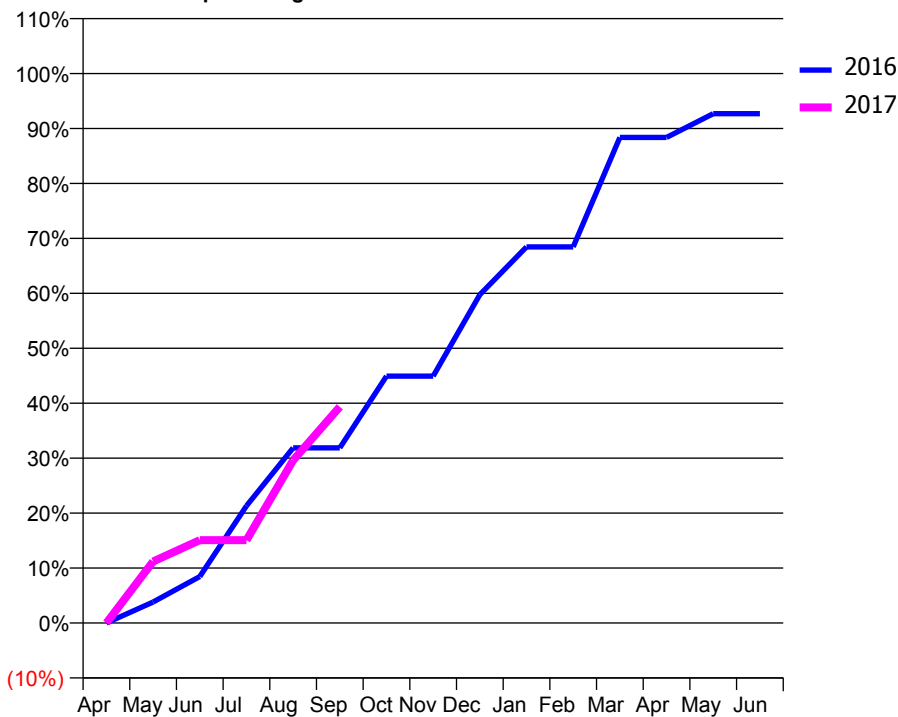
ACCESS*

Patients seen in 24 months	Total	Change since previous quarter
Quarter ending September 2015	1,624	
Quarter ending December 2015	1,823	↑
Quarter ending March 2016	1,933	↑
Quarter ending June 2016	1,988	↑
Quarter ending September 2016	2,017	→
Variance since September 2015	24.2%	↑



ACTIVITY

Cumulative percentage of contracted UDA delivered 2016 & 2017



Month	Adjusted Scheduled Activity (UDA)	
	2016	2017
April	0	0
May	229	672
June	508	905
July	1,279	905
August	1,913	1,777
September	1,913	2,361
October	2,696	
November	2,696	
December	3,586	
January	4,107	
February	4,107	
March	5,302	
April	5,302	
May	5,561	
June	5,561	

QUALITY

	Quantity	Base Number	Contract	AT	Region	England
% of FP17s for the same patient ID Re-attending within 3 months - Children	58	588	9.9%	13.0%	13.5%	12.4%
% of FP17s for the same patient ID Re-attending within 3 months - Adults	136	1,065	12.8%	17.5%	17.4%	16.7%
% of FP17s for the same patient ID Re-attending between 3 & 9 months - Children	433	588	73.6%	56.6%	59.0%	57.4%
% of FP17s for the same patient ID Re-attending between 3 & 9 months - Adults	729	1,065	68.5%	50.5%	52.6%	50.5%
% of FP17s for Band 1 Urgent Courses	91	1,479	6.2%	10.6%	9.4%	9.1%
% of FP17s Relating to Free Repair or Replacements	2	1,479	0.1%	0.9%	1.0%	0.8%
% of FP17s Relating to Continuations	9	1,479	0.6%	1.3%	1.5%	1.3%
% of Patients satisfied with the dentistry they have received	1	1	N/A	92.8%	93.7%	93.2%
% of Patients satisfied with the time they had to wait for an appointment	1	1	N/A	88.5%	90.0%	89.0%

* This is based on patients treated on this contract for their most recent course of treatment. Figures in italics indicate the base number of FP17s or Patient Questionnaire responses are less than 100. N/A is shown where the base number of responses is less than 10 during the period. % is calculated as Quantity/Base number*100

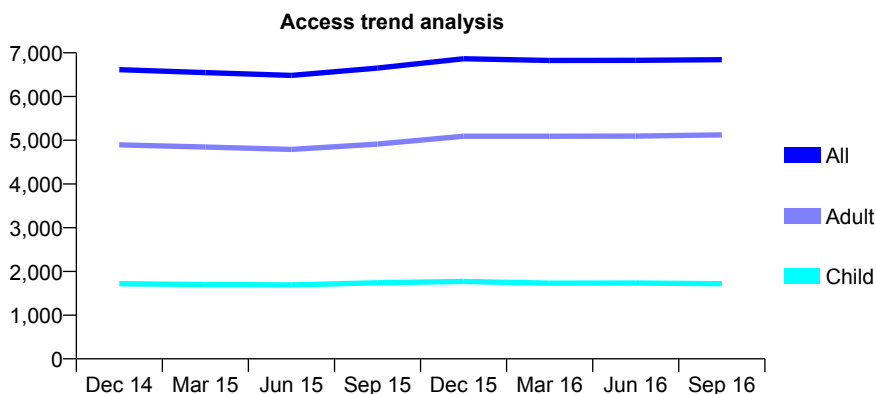
Q46 - Vital Signs At a Glance Contract Report for 153184/0001 - September 2016

Name or company name	IDH 449 Limited
Contract type name	GDS Contract
Purpose of contract	General
Contract start date	01/04/2008
Contract end date	

16/17 Contracted general activity (UDA)	18,429
Carry forward general activity (UDA)	-52
16/17 Contracted orthodontic activity (UOA)	0
Carry forward orthodontic activity (UOA)	0
Baseline contract value	£594,106.05

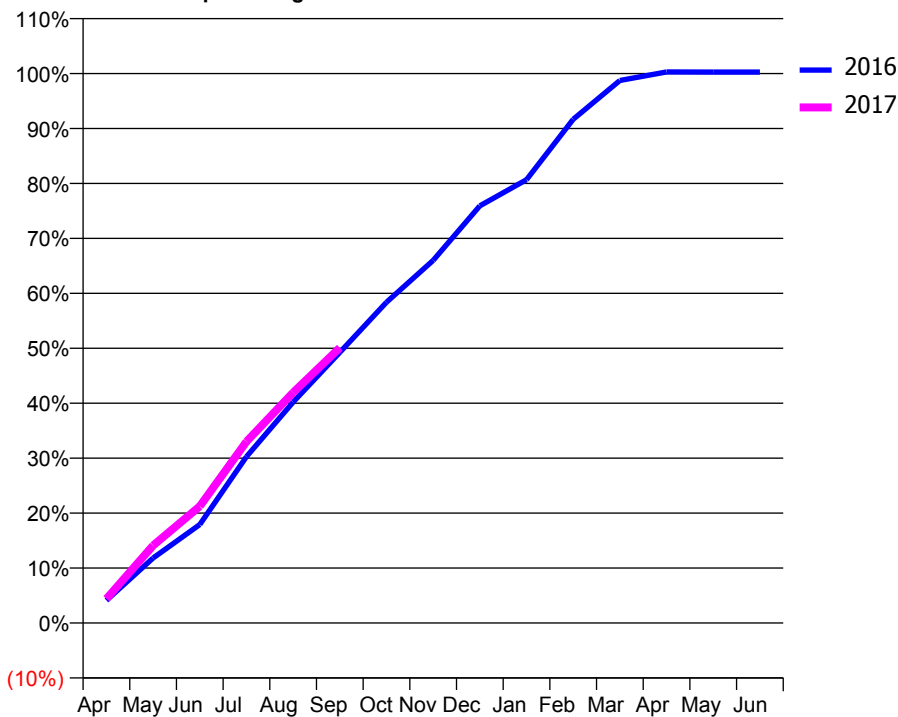
ACCESS*

Patients seen in 24 months	Total	Change since previous quarter
Quarter ending September 2015	6,651	
Quarter ending December 2015	6,863	↑
Quarter ending March 2016	6,825	→
Quarter ending June 2016	6,829	→
Quarter ending September 2016	6,843	→
Variance since September 2015	2.9%	↑



ACTIVITY

Cumulative percentage of contracted UDA delivered 2016 & 2017



Month	Adjusted Scheduled Activity (UDA)	
	2016	2017
April	762	812
May	2,198	2,599
June	3,329	3,917
July	5,625	6,083
August	7,466	7,732
September	9,152	9,234
October	10,844	
November	12,261	
December	14,104	
January	14,987	
February	17,030	
March	18,345	
April	18,632	
May	18,628	
June	18,628	

QUALITY

	Quantity	Base Number	Contract	AT	Region	England
% of FP17s for the same patient ID Re-attending within 3 months - Children	106	1,188	8.9%	13.0%	13.5%	12.4%
% of FP17s for the same patient ID Re-attending within 3 months - Adults	450	3,321	13.6%	17.5%	17.4%	16.7%
% of FP17s for the same patient ID Re-attending between 3 & 9 months - Children	511	1,188	43.0%	56.6%	59.0%	57.4%
% of FP17s for the same patient ID Re-attending between 3 & 9 months - Adults	1,438	3,321	43.3%	50.5%	52.6%	50.5%
% of FP17s for Band 1 Urgent Courses	313	4,371	7.2%	10.6%	9.4%	9.1%
% of FP17s Relating to Free Repair or Replacements	20	4,371	0.5%	0.9%	1.0%	0.8%
% of FP17s Relating to Continuations	98	4,371	2.2%	1.3%	1.5%	1.3%
% of Patients satisfied with the dentistry they have received	3	3	N/A	92.8%	93.7%	93.2%
% of Patients satisfied with the time they had to wait for an appointment	3	3	N/A	88.5%	90.0%	89.0%

* This is based on patients treated on this contract for their most recent course of treatment. Figures in italics indicate the base number of FP17s or Patient Questionnaire responses are less than 100. N/A is shown where the base number of responses is less than 10 during the period. % is calculated as Quantity/Base number*100

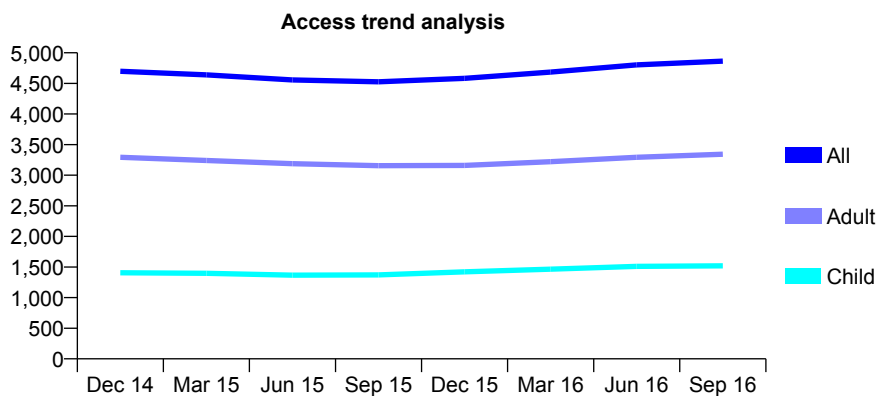
Q46 - Vital Signs At a Glance Contract Report for 153532/0001 - September 2016

Name or company name	Jakelara Ltd.
Contract type name	GDS Contract
Purpose of contract	General
Contract start date	01/05/2007
Contract end date	

16/17 Contracted general activity (UDA)	18,000
Carry forward general activity (UDA)	0
16/17 Contracted orthodontic activity (UOA)	0
Carry forward orthodontic activity (UOA)	0
Baseline contract value	£547,515.51

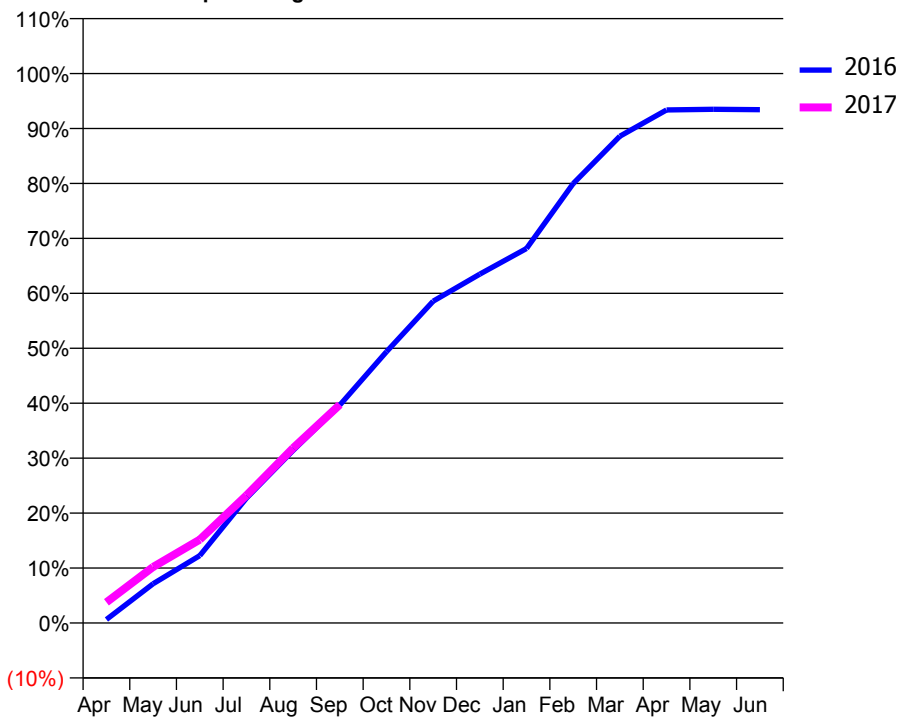
ACCESS*

Patients seen in 24 months	Total	Change since previous quarter
Quarter ending September 2015	4,527	
Quarter ending December 2015	4,582	→
Quarter ending March 2016	4,686	↑
Quarter ending June 2016	4,803	↑
Quarter ending September 2016	4,863	→
Variance since September 2015	7.4%	↑



ACTIVITY

Cumulative percentage of contracted UDA delivered 2016 & 2017



Adjusted Scheduled Activity (UDA)

Month	2016	2017
April	120	677
May	1,325	1,836
June	2,279	2,731
July	4,216	4,183
August	5,829	5,731
September	7,363	7,154
October	9,163	
November	10,872	
December	11,784	
January	12,648	
February	14,842	
March	16,443	
April	17,331	
May	17,352	
June	17,337	

QUALITY

	Quantity	Base Number	Contract	AT	Region	England
% of FP17s for the same patient ID Re-attending within 3 months - Children	114	1,069	10.7%	13.0%	13.5%	12.4%
% of FP17s for the same patient ID Re-attending within 3 months - Adults	624	2,645	23.6%	17.5%	17.4%	16.7%
% of FP17s for the same patient ID Re-attending between 3 & 9 months - Children	527	1,069	49.3%	56.6%	59.0%	57.4%
% of FP17s for the same patient ID Re-attending between 3 & 9 months - Adults	1,231	2,645	46.5%	50.5%	52.6%	50.5%
% of FP17s for Band 1 Urgent Courses	529	3,429	15.4%	10.6%	9.4%	9.1%
% of FP17s Relating to Free Repair or Replacements	41	3,429	1.2%	0.9%	1.0%	0.8%
% of FP17s Relating to Continuations	114	3,429	3.3%	1.3%	1.5%	1.3%
% of Patients satisfied with the dentistry they have received	1	1	N/A	92.8%	93.7%	93.2%
% of Patients satisfied with the time they had to wait for an appointment	1	1	N/A	88.5%	90.0%	89.0%

* This is based on patients treated on this contract for their most recent course of treatment. Figures in italics indicate the base number of FP17s or Patient Questionnaire responses are less than 100. N/A is shown where the base number of responses is less than 10 during the period. % is calculated as Quantity/Base number*100

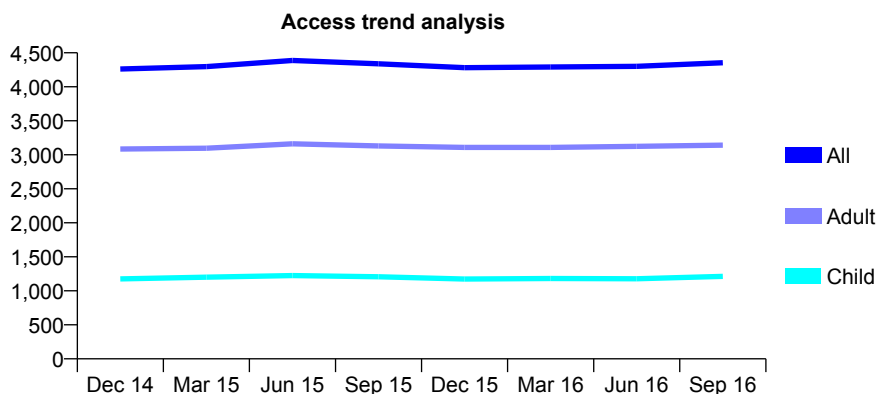
Q46 - Vital Signs At a Glance Contract Report for 153850/0001 - September 2016

Name or company name	Winton Dental Practice
Contract type name	GDS Contract
Purpose of contract	General
Contract start date	21/05/2010
Contract end date	

16/17 Contracted general activity (UDA)	16,701
Carry forward general activity (UDA)	-334
16/17 Contracted orthodontic activity (UOA)	0
Carry forward orthodontic activity (UOA)	0
Baseline contract value	£414,512.16

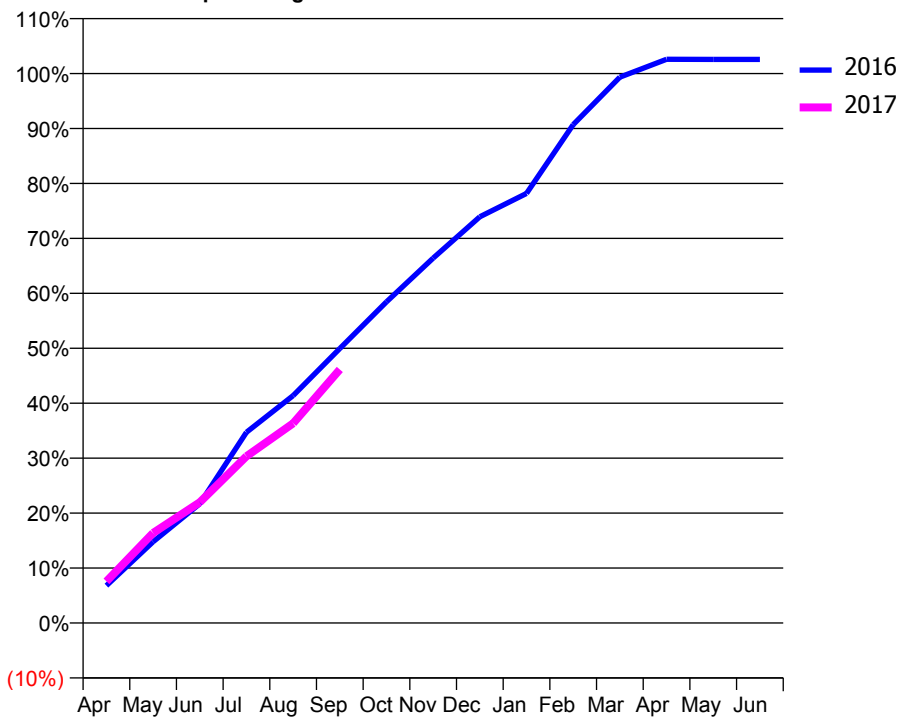
ACCESS*

Patients seen in 24 months	Total	Change since previous quarter
Quarter ending September 2015	4,338	
Quarter ending December 2015	4,281	↓
Quarter ending March 2016	4,291	→
Quarter ending June 2016	4,301	→
Quarter ending September 2016	4,354	→
Variance since September 2015	0.4%	→



ACTIVITY

Cumulative percentage of contracted UDA delivered 2016 & 2017



Adjusted Scheduled Activity (UDA)

Month	2016	2017
April	1,139	1,265
May	2,472	2,737
June	3,627	3,668
July	5,797	5,069
August	6,914	6,071
September	8,343	7,705
October	9,759	
November	11,091	
December	12,349	
January	13,057	
February	15,148	
March	16,589	
April	17,133	
May	17,129	
June	17,130	

QUALITY

	Quantity	Base Number	Contract	AT	Region	England
% of FP17s for the same patient ID Re-attending within 3 months - Children	123	978	12.6%	13.0%	13.5%	12.4%
% of FP17s for the same patient ID Re-attending within 3 months - Adults	560	2,599	21.5%	17.5%	17.4%	16.7%
% of FP17s for the same patient ID Re-attending between 3 & 9 months - Children	533	978	54.5%	56.6%	59.0%	57.4%
% of FP17s for the same patient ID Re-attending between 3 & 9 months - Adults	1,287	2,599	49.5%	50.5%	52.6%	50.5%
% of FP17s for Band 1 Urgent Courses	531	3,335	15.9%	10.6%	9.4%	9.1%
% of FP17s Relating to Free Repair or Replacements	52	3,335	1.6%	0.9%	1.0%	0.8%
% of FP17s Relating to Continuations	29	3,335	0.9%	1.3%	1.5%	1.3%
% of Patients satisfied with the dentistry they have received	2	4	N/A	92.8%	93.7%	93.2%
% of Patients satisfied with the time they had to wait for an appointment	2	4	N/A	88.5%	90.0%	89.0%

* This is based on patients treated on this contract for their most recent course of treatment. Figures in italics indicate the base number of FP17s or Patient Questionnaire responses are less than 100. N/A is shown where the base number of responses is less than 10 during the period. % is calculated as Quantity/Base number*100

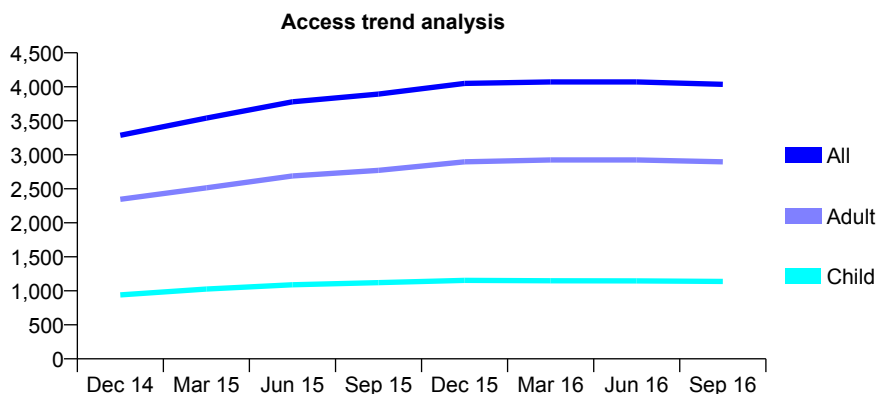
Q46 - Vital Signs At a Glance Contract Report for 153869/0001 - September 2016

Name or company name	Cheadle High Street Dental Practice
Contract type name	GDS Contract
Purpose of contract	General
Contract start date	01/01/2014
Contract end date	

16/17 Contracted general activity (UDA)	13,000
Carry forward general activity (UDA)	-260
16/17 Contracted orthodontic activity (UOA)	0
Carry forward orthodontic activity (UOA)	0
Baseline contract value	£349,291.35

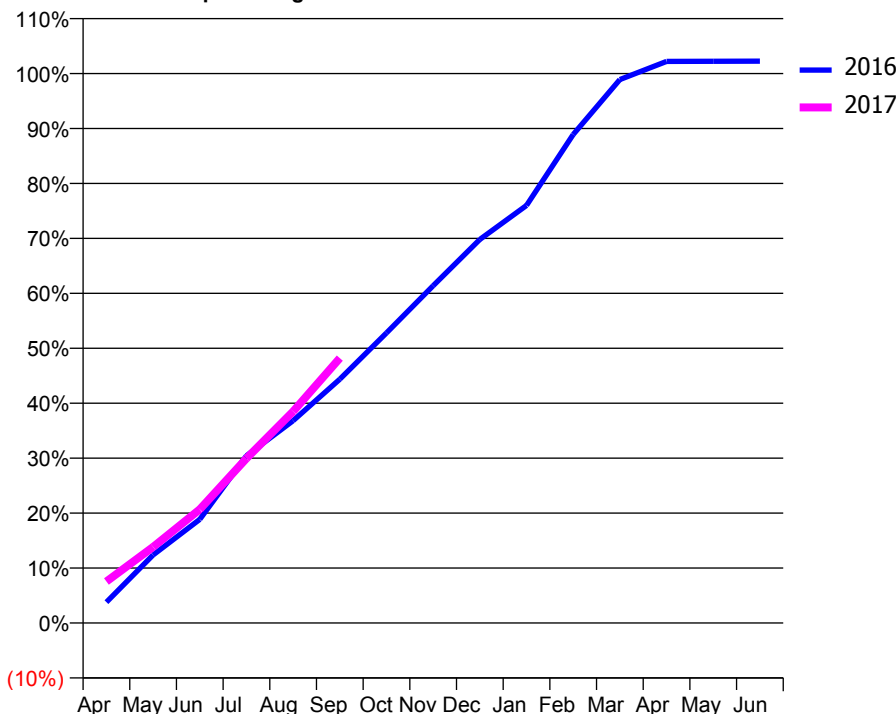
ACCESS*

Patients seen in 24 months	Total	Change since previous quarter
Quarter ending September 2015	3,893	
Quarter ending December 2015	4,050	↑
Quarter ending March 2016	4,072	→
Quarter ending June 2016	4,071	→
Quarter ending September 2016	4,036	→
Variance since September 2015	3.7%	↑



ACTIVITY

Cumulative percentage of contracted UDA delivered 2016 & 2017



Adjusted Scheduled Activity (UDA)

Month	2016	2017
April	493	981
May	1,610	1,801
June	2,453	2,690
July	3,959	3,894
August	4,787	5,005
September	5,769	6,266
October	6,864	
November	7,980	
December	9,075	
January	9,879	
February	11,556	
March	12,856	
April	13,286	
May	13,290	
June	13,293	

QUALITY

	Quantity	Base Number	Contract	AT	Region	England
% of FP17s for the same patient ID Re-attending within 3 months - Children	79	860	9.2%	13.0%	13.5%	12.4%
% of FP17s for the same patient ID Re-attending within 3 months - Adults	334	2,181	15.3%	17.5%	17.4%	16.7%
% of FP17s for the same patient ID Re-attending between 3 & 9 months - Children	504	860	58.6%	56.6%	59.0%	57.4%
% of FP17s for the same patient ID Re-attending between 3 & 9 months - Adults	1,256	2,181	57.6%	50.5%	52.6%	50.5%
% of FP17s for Band 1 Urgent Courses	160	2,873	5.6%	10.6%	9.4%	9.1%
% of FP17s Relating to Free Repair or Replacements	17	2,873	0.6%	0.9%	1.0%	0.8%
% of FP17s Relating to Continuations	91	2,873	3.2%	1.3%	1.5%	1.3%
% of Patients satisfied with the dentistry they have received	2	2	N/A	92.8%	93.7%	93.2%
% of Patients satisfied with the time they had to wait for an appointment	1	2	N/A	88.5%	90.0%	89.0%

* This is based on patients treated on this contract for their most recent course of treatment. Figures in italics indicate the base number of FP17s or Patient Questionnaire responses are less than 100. N/A is shown where the base number of responses is less than 10 during the period. % is calculated as Quantity/Base number*100

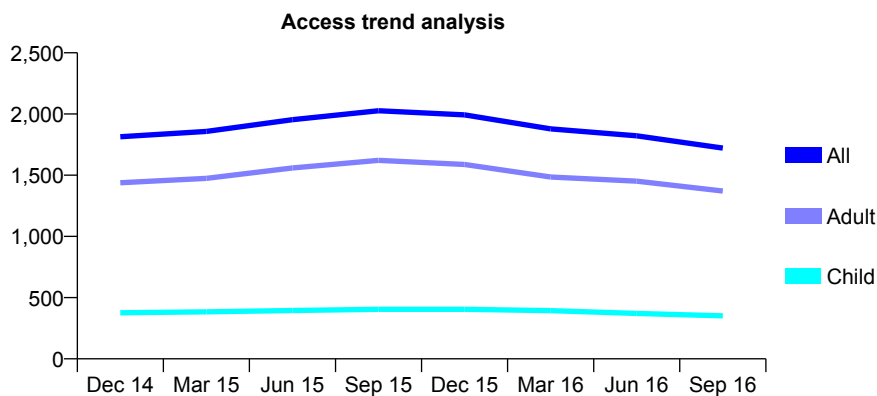
Q46 - Vital Signs At a Glance Contract Report for 153877/0001 - September 2016

Name or company name	The Glyn House Dental Partnership
Contract type name	GDS Contract
Purpose of contract	General
Contract start date	01/12/2013
Contract end date	

16/17 Contracted general activity (UDA)	6,444
Carry forward general activity (UDA)	-129
16/17 Contracted orthodontic activity (UOA)	0
Carry forward orthodontic activity (UOA)	0
Baseline contract value	£208,262.98

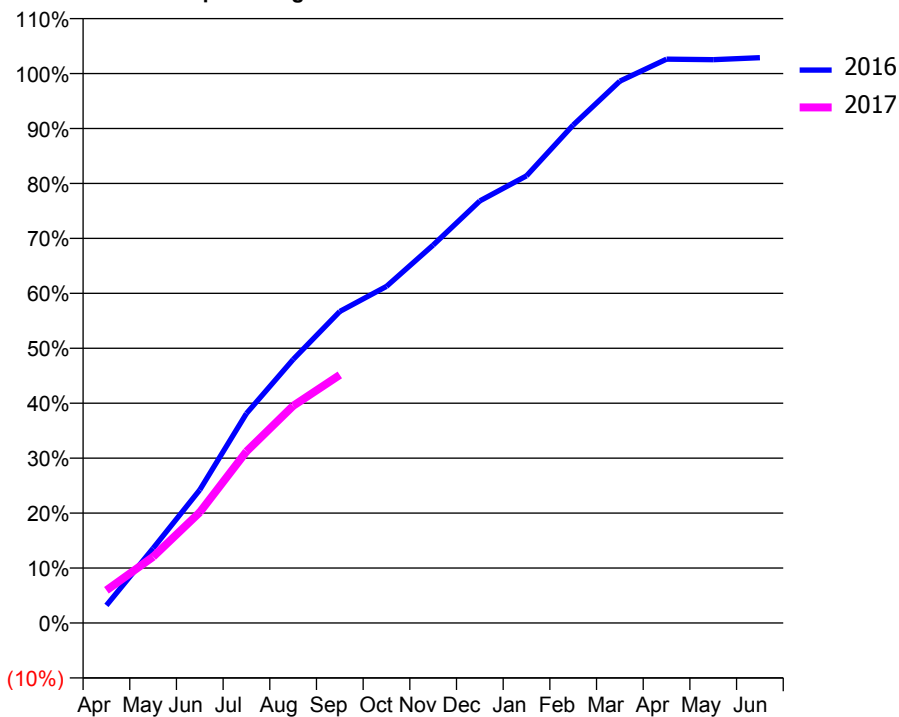
ACCESS*

Patients seen in 24 months	Total	Change since previous quarter
Quarter ending September 2015	2,027	
Quarter ending December 2015	1,993	↓
Quarter ending March 2016	1,879	↓
Quarter ending June 2016	1,822	↓
Quarter ending September 2016	1,722	↓
Variance since September 2015	(15.0%)	↓



ACTIVITY

Cumulative percentage of contracted UDA delivered 2016 & 2017



Month	Adjusted Scheduled Activity (UDA)	
	2016	2017
April	207	384
May	877	777
June	1,561	1,299
July	2,457	2,012
August	3,090	2,547
September	3,653	2,909
October	3,948	
November	4,433	
December	4,950	
January	5,243	
February	5,840	
March	6,355	
April	6,612	
May	6,607	
June	6,630	

QUALITY

	Quantity	Base Number	Contract	AT	Region	England
% of FP17s for the same patient ID Re-attending within 3 months - Children	23	275	8.4%	13.0%	13.5%	12.4%
% of FP17s for the same patient ID Re-attending within 3 months - Adults	195	1,082	18.0%	17.5%	17.4%	16.7%
% of FP17s for the same patient ID Re-attending between 3 & 9 months - Children	141	275	51.3%	56.6%	59.0%	57.4%
% of FP17s for the same patient ID Re-attending between 3 & 9 months - Adults	575	1,082	53.1%	50.5%	52.6%	50.5%
% of FP17s for Band 1 Urgent Courses	111	1,226	9.1%	10.6%	9.4%	9.1%
% of FP17s Relating to Free Repair or Replacements	29	1,226	2.4%	0.9%	1.0%	0.8%
% of FP17s Relating to Continuations	11	1,226	0.9%	1.3%	1.5%	1.3%
% of Patients satisfied with the dentistry they have received	2	2	N/A	92.8%	93.7%	93.2%
% of Patients satisfied with the time they had to wait for an appointment	1	2	N/A	88.5%	90.0%	89.0%

* This is based on patients treated on this contract for their most recent course of treatment. Figures in italics indicate the base number of FP17s or Patient Questionnaire responses are less than 100. N/A is shown where the base number of responses is less than 10 during the period. % is calculated as Quantity/Base number*100

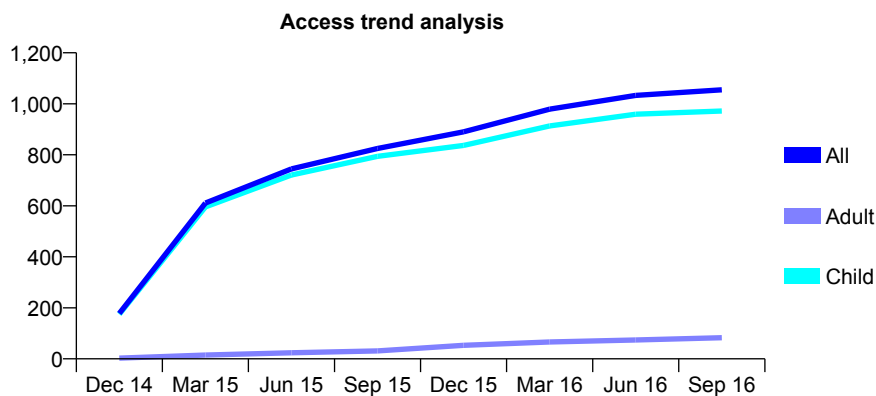
Q46 - Vital Signs At a Glance Contract Report for 154075/0001 - September 2016

Name or company name	Bloor & Mathieson
Contract type name	GDS Contract
Purpose of contract	General
Contract start date	01/11/2014
Contract end date	

16/17 Contracted general activity (UDA)	2,514
Carry forward general activity (UDA)	0
16/17 Contracted orthodontic activity (UOA)	0
Carry forward orthodontic activity (UOA)	0
Baseline contract value	£53,869.22

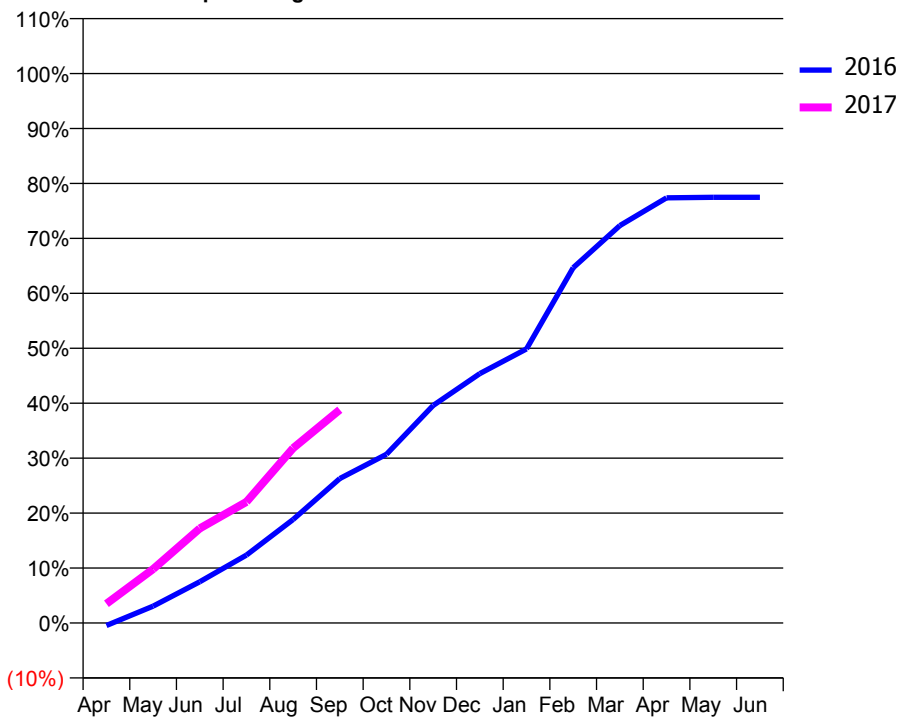
ACCESS*

Patients seen in 24 months	Total	Change since previous quarter
Quarter ending September 2015	825	
Quarter ending December 2015	890	↑
Quarter ending March 2016	979	↑
Quarter ending June 2016	1,033	↑
Quarter ending September 2016	1,055	↑
Variance since September 2015	27.9%	↑



ACTIVITY

Cumulative percentage of contracted UDA delivered 2016 & 2017



Month	Adjusted Scheduled Activity (UDA)	
	2016	2017
April	-12	88
May	77	247
June	189	433
July	311	554
August	474	800
September	661	976
October	772	
November	995	
December	1,141	
January	1,254	
February	1,625	
March	1,818	
April	1,945	
May	1,947	
June	1,947	

QUALITY

	Quantity	Base Number	Contract	AT	Region	England
% of FP17s for the same patient ID Re-attending within 3 months - Children	46	748	6.1%	13.0%	13.5%	12.4%
% of FP17s for the same patient ID Re-attending within 3 months - Adults	0	0	N/A	17.5%	17.4%	16.7%
% of FP17s for the same patient ID Re-attending between 3 & 9 months - Children	444	748	59.4%	56.6%	59.0%	57.4%
% of FP17s for the same patient ID Re-attending between 3 & 9 months - Adults	0	0	N/A	50.5%	52.6%	50.5%
% of FP17s for Band 1 Urgent Courses	0	665	0.0%	10.6%	9.4%	9.1%
% of FP17s Relating to Free Repair or Replacements	0	665	0.0%	0.9%	1.0%	0.8%
% of FP17s Relating to Continuations	0	665	0.0%	1.3%	1.5%	1.3%
% of Patients satisfied with the dentistry they have received	1	1	N/A	92.8%	93.7%	93.2%
% of Patients satisfied with the time they had to wait for an appointment	0	1	N/A	88.5%	90.0%	89.0%

* This is based on patients treated on this contract for their most recent course of treatment. Figures in italics indicate the base number of FP17s or Patient Questionnaire responses are less than 100. N/A is shown where the base number of responses is less than 10 during the period. % is calculated as Quantity/Base number*100

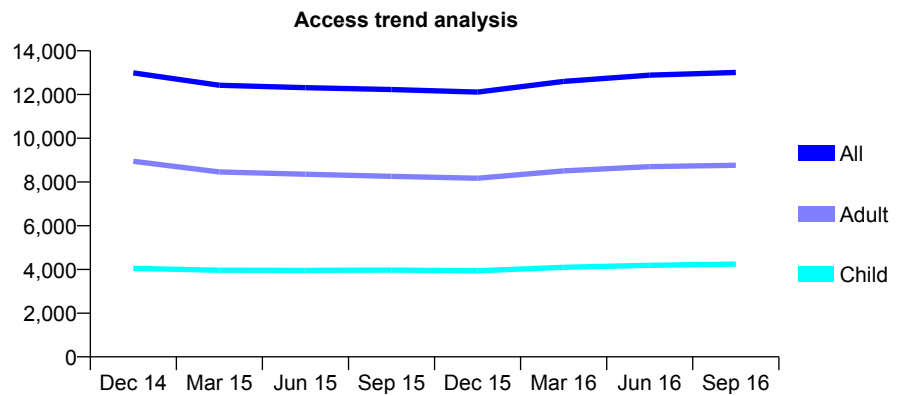
Q46 - Vital Signs At a Glance Contract Report for 154210/0002 - September 2016

Name or company name	Roch Valley Dental
Contract type name	GDS Contract
Purpose of contract	General
Contract start date	01/12/2009
Contract end date	

16/17 Contracted general activity (UDA)	31,085
Carry forward general activity (UDA)	160
16/17 Contracted orthodontic activity (UOA)	0
Carry forward orthodontic activity (UOA)	0
Baseline contract value	£768,440.44

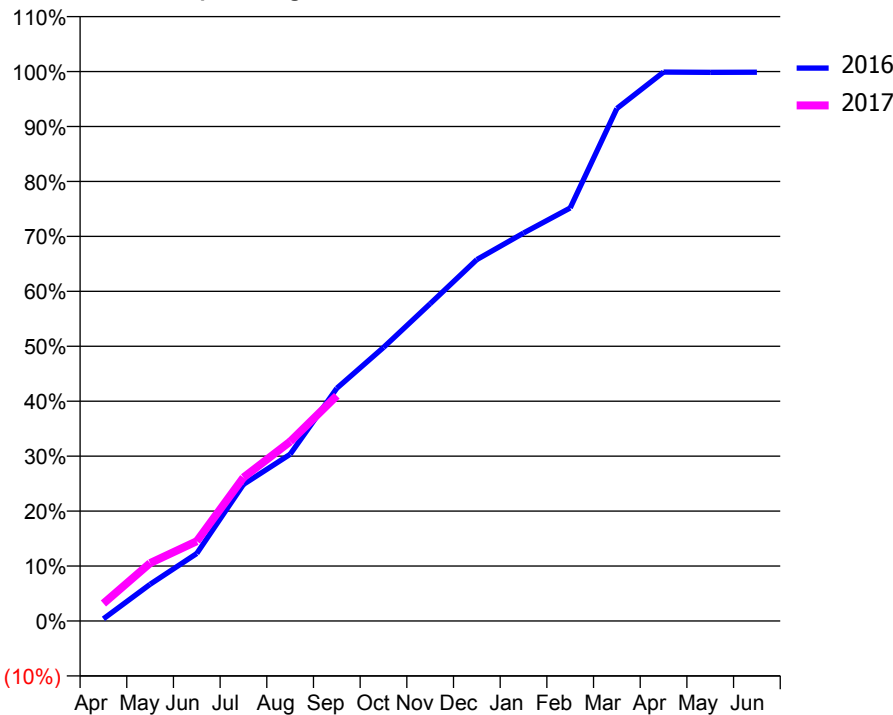
ACCESS*

Patients seen in 24 months	Total	Change since previous quarter
Quarter ending September 2015	12,229	
Quarter ending December 2015	12,111	→
Quarter ending March 2016	12,603	↑
Quarter ending June 2016	12,885	↑
Quarter ending September 2016	13,007	→
Variance since September 2015	6.4%	↑



ACTIVITY

Cumulative percentage of contracted UDA delivered 2016 & 2017



Month	Adjusted Scheduled Activity (UDA)	
	2016	2017
April	128	989
May	2,097	3,280
June	3,853	4,518
July	7,801	8,119
August	9,516	10,151
September	13,287	12,746
October	15,612	
November	18,114	
December	20,634	
January	22,145	
February	23,575	
March	29,253	
April	31,333	
May	31,320	
June	31,325	

QUALITY

	Quantity	Base Number	Contract	AT	Region	England
% of FP17s for the same patient ID Re-attending within 3 months - Children	670	3,805	17.6%	13.0%	13.5%	12.4%
% of FP17s for the same patient ID Re-attending within 3 months - Adults	948	5,449	17.4%	17.5%	17.4%	16.7%
% of FP17s for the same patient ID Re-attending between 3 & 9 months - Children	2,106	3,805	55.3%	56.6%	59.0%	57.4%
% of FP17s for the same patient ID Re-attending between 3 & 9 months - Adults	2,226	5,449	40.9%	50.5%	52.6%	50.5%
% of FP17s for Band 1 Urgent Courses	683	7,091	9.6%	10.6%	9.4%	9.1%
% of FP17s Relating to Free Repair or Replacements	84	7,091	1.2%	0.9%	1.0%	0.8%
% of FP17s Relating to Continuations	23	7,091	0.3%	1.3%	1.5%	1.3%
% of Patients satisfied with the dentistry they have received	9	9	N/A	92.8%	93.7%	93.2%
% of Patients satisfied with the time they had to wait for an appointment	8	9	N/A	88.5%	90.0%	89.0%

* This is based on patients treated on this contract for their most recent course of treatment. Figures in italics indicate the base number of FP17s or Patient Questionnaire responses are less than 100. N/A is shown where the base number of responses is less than 10 during the period. % is calculated as Quantity/Base number*100

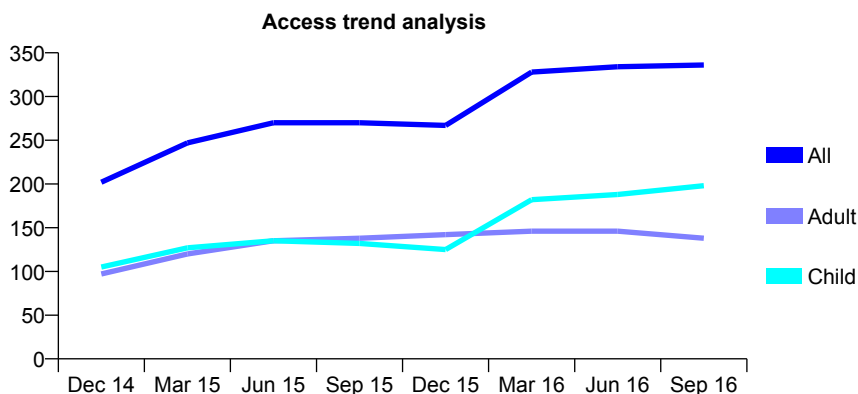
Q46 - Vital Signs At a Glance Contract Report for 154849/0001 - September 2016

Name or company name	Reads Dental Practice
Contract type name	GDS Contract
Purpose of contract	General
Contract start date	01/12/2013
Contract end date	

16/17 Contracted general activity (UDA)	714
Carry forward general activity (UDA)	0
16/17 Contracted orthodontic activity (UOA)	0
Carry forward orthodontic activity (UOA)	0
Baseline contract value	£17,314.28

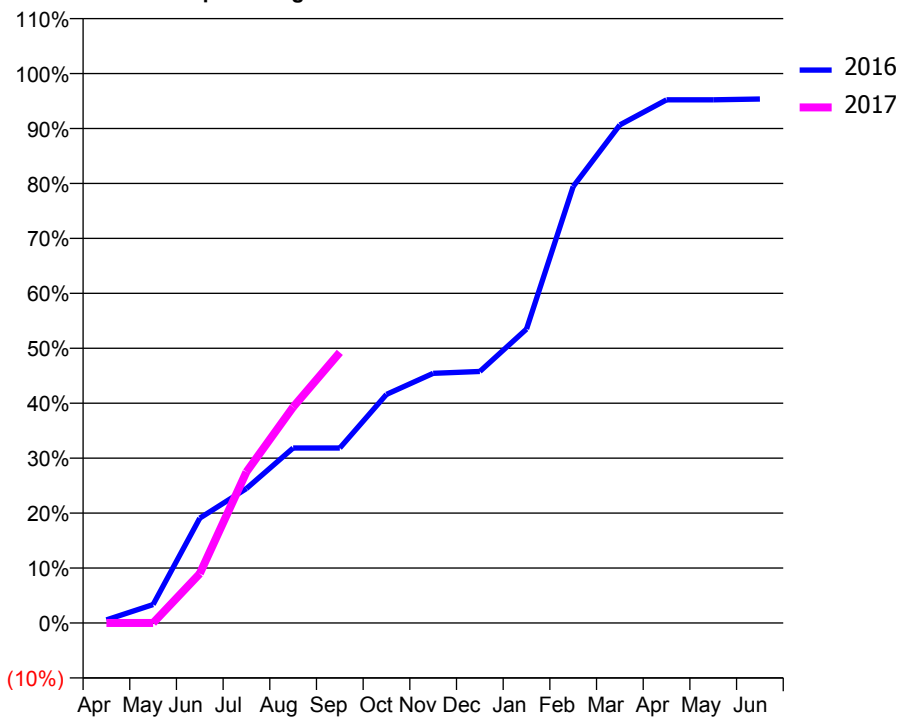
ACCESS*

Patients seen in 24 months	Total	Change since previous quarter
Quarter ending September 2015	270	
Quarter ending December 2015	267	↓
Quarter ending March 2016	328	↑
Quarter ending June 2016	334	→
Quarter ending September 2016	336	→
Variance since September 2015	24.4%	↑



ACTIVITY

Cumulative percentage of contracted UDA delivered 2016 & 2017



Adjusted Scheduled Activity (UDA)

Month	2016	2017
April	4	0
May	24	0
June	136	64
July	175	196
August	227	281
September	227	352
October	297	
November	324	
December	327	
January	382	
February	567	
March	647	
April	680	
May	680	
June	681	

QUALITY

	Quantity	Base Number	Contract	AT	Region	England
% of FP17s for the same patient ID Re-attending within 3 months - Children	9	150	6.0%	13.0%	13.5%	12.4%
% of FP17s for the same patient ID Re-attending within 3 months - Adults	12	72	16.7%	17.5%	17.4%	16.7%
% of FP17s for the same patient ID Re-attending between 3 & 9 months - Children	72	150	48.0%	56.6%	59.0%	57.4%
% of FP17s for the same patient ID Re-attending between 3 & 9 months - Adults	29	72	40.3%	50.5%	52.6%	50.5%
% of FP17s for Band 1 Urgent Courses	8	194	4.1%	10.6%	9.4%	9.1%
% of FP17s Relating to Free Repair or Replacements	0	194	0.0%	0.9%	1.0%	0.8%
% of FP17s Relating to Continuations	0	194	0.0%	1.3%	1.5%	1.3%
% of Patients satisfied with the dentistry they have received	0	0	N/A	92.8%	93.7%	93.2%
% of Patients satisfied with the time they had to wait for an appointment	0	0	N/A	88.5%	90.0%	89.0%

* This is based on patients treated on this contract for their most recent course of treatment. Figures in italics indicate the base number of FP17s or Patient Questionnaire responses are less than 100. N/A is shown where the base number of responses is less than 10 during the period. % is calculated as Quantity/Base number*100

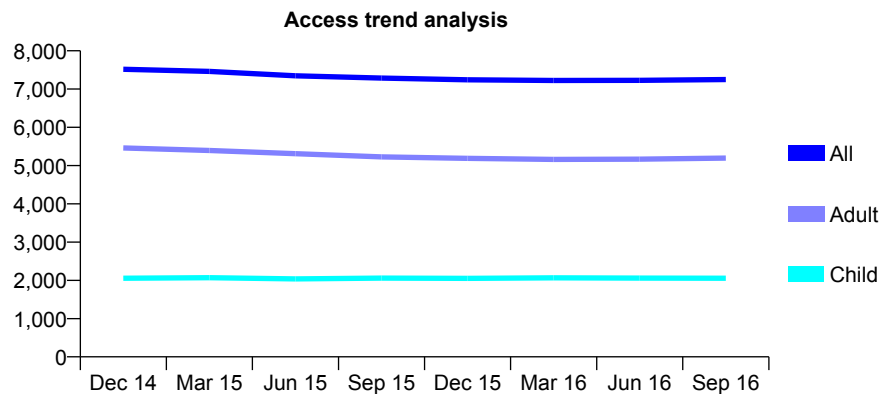
Q46 - Vital Signs At a Glance Contract Report for 155160/0001 - September 2016

Name or company name	DCO Dental
Contract type name	GDS Contract
Purpose of contract	General
Contract start date	01/01/2009
Contract end date	

16/17 Contracted general activity (UDA)	20,000
Carry forward general activity (UDA)	213
16/17 Contracted orthodontic activity (UOA)	0
Carry forward orthodontic activity (UOA)	0
Baseline contract value	£488,945.07

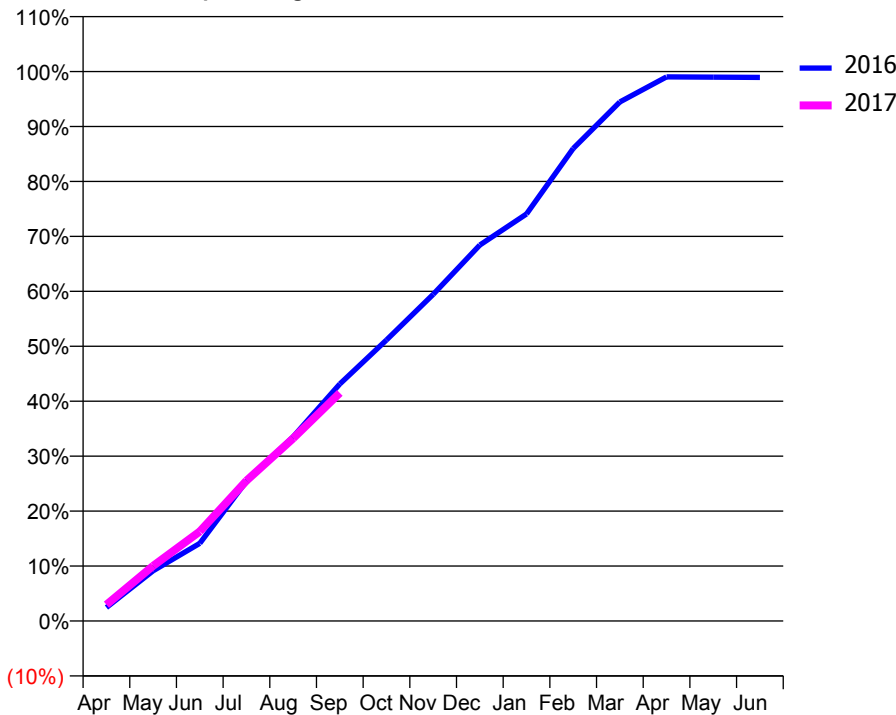
ACCESS*

Patients seen in 24 months	Total	Change since previous quarter
Quarter ending September 2015	7,286	
Quarter ending December 2015	7,241	→
Quarter ending March 2016	7,226	→
Quarter ending June 2016	7,228	→
Quarter ending September 2016	7,249	→
Variance since September 2015	(0.5%)	→



ACTIVITY

Cumulative percentage of contracted UDA delivered 2016 & 2017



QUALITY

	Quantity	Base Number	Contract	AT	Region	England
% of FP17s for the same patient ID Re-attending within 3 months - Children	136	1,582	8.6%	13.0%	13.5%	12.4%
% of FP17s for the same patient ID Re-attending within 3 months - Adults	448	3,382	13.2%	17.5%	17.4%	16.7%
% of FP17s for the same patient ID Re-attending between 3 & 9 months - Children	967	1,582	61.1%	56.6%	59.0%	57.4%
% of FP17s for the same patient ID Re-attending between 3 & 9 months - Adults	1,606	3,382	47.5%	50.5%	52.6%	50.5%
% of FP17s for Band 1 Urgent Courses	340	4,173	8.1%	10.6%	9.4%	9.1%
% of FP17s Relating to Free Repair or Replacements	30	4,173	0.7%	0.9%	1.0%	0.8%
% of FP17s Relating to Continuations	34	4,173	0.8%	1.3%	1.5%	1.3%
% of Patients satisfied with the dentistry they have received	4	4	N/A	92.8%	93.7%	93.2%
% of Patients satisfied with the time they had to wait for an appointment	4	4	N/A	88.5%	90.0%	89.0%

* This is based on patients treated on this contract for their most recent course of treatment. Figures in italics indicate the base number of FP17s or Patient Questionnaire responses are less than 100. N/A is shown where the base number of responses is less than 10 during the period. % is calculated as Quantity/Base number*100

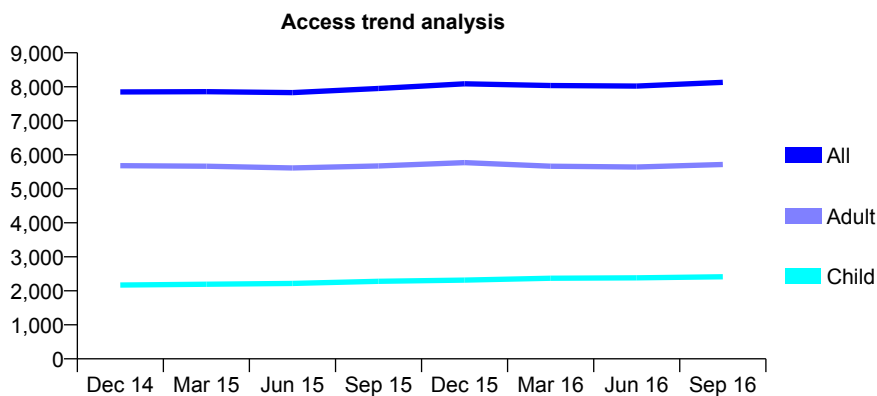
Q46 - Vital Signs At a Glance Contract Report for 155160/0002 - September 2016

Name or company name	DCO Dental
Contract type name	GDS Contract
Purpose of contract	General
Contract start date	01/08/2009
Contract end date	

16/17 Contracted general activity (UDA)	23,150
Carry forward general activity (UDA)	943
16/17 Contracted orthodontic activity (UOA)	0
Carry forward orthodontic activity (UOA)	0
Baseline contract value	£565,953.92

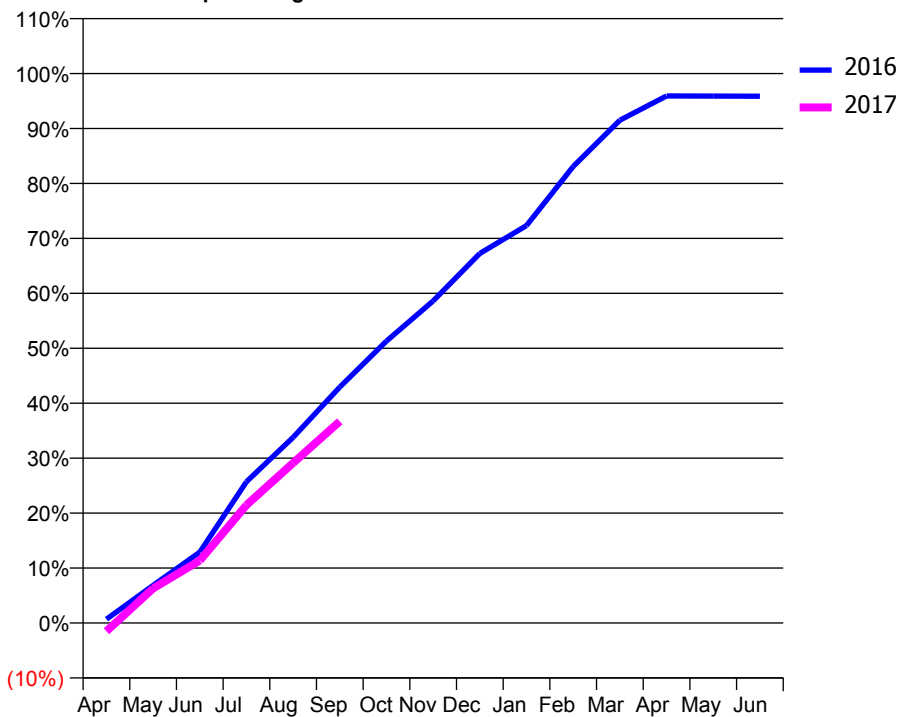
ACCESS*

Patients seen in 24 months	Total	Change since previous quarter
Quarter ending September 2015	7,950	
Quarter ending December 2015	8,087	→
Quarter ending March 2016	8,036	→
Quarter ending June 2016	8,022	→
Quarter ending September 2016	8,130	→
Variance since September 2015	2.3%	↑



ACTIVITY

Cumulative percentage of contracted UDA delivered 2016 & 2017



Adjusted Scheduled Activity (UDA)

Month	2016	2017
April	160	-353
May	1,568	1,458
June	2,947	2,631
July	5,876	4,968
August	7,722	6,742
September	9,812	8,495
October	11,726	
November	13,393	
December	15,368	
January	16,525	
February	18,981	
March	20,905	
April	21,917	
May	21,910	
June	21,907	

QUALITY

	Quantity	Base Number	Contract	AT	Region	England
% of FP17s for the same patient ID Re-attending within 3 months - Children	157	1,828	8.6%	13.0%	13.5%	12.4%
% of FP17s for the same patient ID Re-attending within 3 months - Adults	557	3,896	14.3%	17.5%	17.4%	16.7%
% of FP17s for the same patient ID Re-attending between 3 & 9 months - Children	1,178	1,828	64.4%	56.6%	59.0%	57.4%
% of FP17s for the same patient ID Re-attending between 3 & 9 months - Adults	2,025	3,896	52.0%	50.5%	52.6%	50.5%
% of FP17s for Band 1 Urgent Courses	414	4,764	8.7%	10.6%	9.4%	9.1%
% of FP17s Relating to Free Repair or Replacements	44	4,764	0.9%	0.9%	1.0%	0.8%
% of FP17s Relating to Continuations	30	4,764	0.6%	1.3%	1.5%	1.3%
% of Patients satisfied with the dentistry they have received	5	5	N/A	92.8%	93.7%	93.2%
% of Patients satisfied with the time they had to wait for an appointment	5	5	N/A	88.5%	90.0%	89.0%

* This is based on patients treated on this contract for their most recent course of treatment. Figures in italics indicate the base number of FP17s or Patient Questionnaire responses are less than 100. N/A is shown where the base number of responses is less than 10 during the period. % is calculated as Quantity/Base number*100

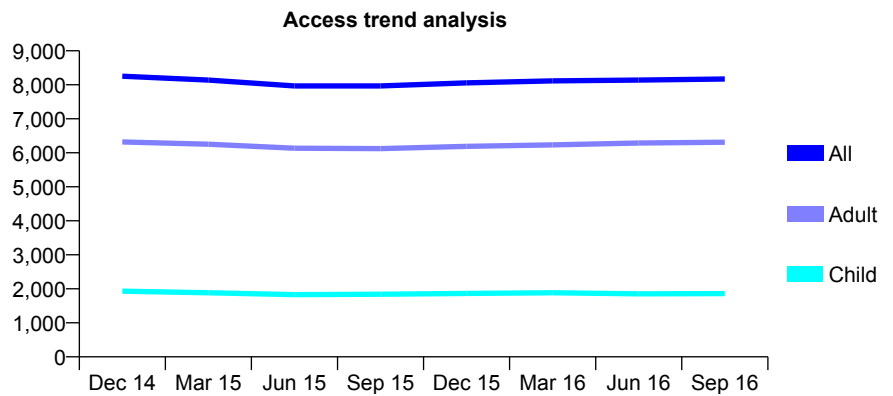
Q46 - Vital Signs At a Glance Contract Report for 155195/0001 - September 2016

Name or company name	Bolton and Bury Dental Practice
Contract type name	GDS Contract
Purpose of contract	General
Contract start date	01/04/2012
Contract end date	

16/17 Contracted general activity (UDA)	31,932
Carry forward general activity (UDA)	0
16/17 Contracted orthodontic activity (UOA)	0
Carry forward orthodontic activity (UOA)	0
Baseline contract value	£956,140.50

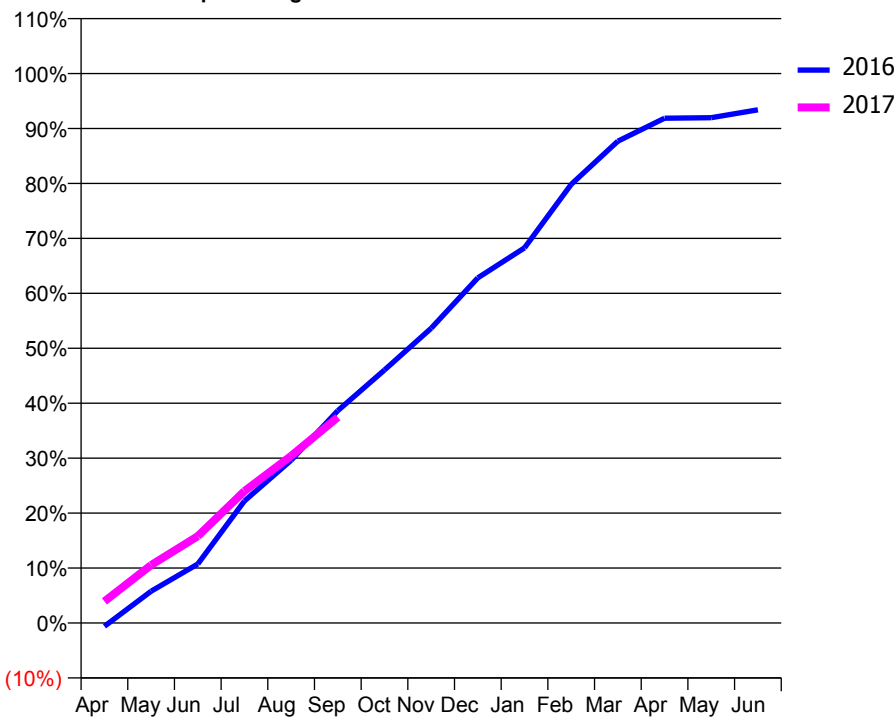
ACCESS*

Patients seen in 24 months	Total	Change since previous quarter
Quarter ending September 2015	7,965	
Quarter ending December 2015	8,056	→
Quarter ending March 2016	8,116	→
Quarter ending June 2016	8,141	→
Quarter ending September 2016	8,171	→
Variance since September 2015	2.6%	↑



ACTIVITY

Cumulative percentage of contracted UDA delivered 2016 & 2017



Month	Adjusted Scheduled Activity (UDA)	
	2016	2017
April	-177	1,257
May	1,645	3,365
June	3,052	5,048
July	6,316	7,665
August	8,418	9,711
September	10,985	11,959
October	13,092	
November	15,254	
December	17,863	
January	19,415	
February	22,693	
March	24,935	
April	26,119	
May	26,147	
June	26,553	

QUALITY

	Quantity	Base Number	Contract	AT	Region	England
% of FP17s for the same patient ID Re-attending within 3 months - Children	102	1,253	8.1%	13.0%	13.5%	12.4%
% of FP17s for the same patient ID Re-attending within 3 months - Adults	593	4,139	14.3%	17.5%	17.4%	16.7%
% of FP17s for the same patient ID Re-attending between 3 & 9 months - Children	644	1,253	51.4%	56.6%	59.0%	57.4%
% of FP17s for the same patient ID Re-attending between 3 & 9 months - Adults	2,139	4,139	51.7%	50.5%	52.6%	50.5%
% of FP17s for Band 1 Urgent Courses	386	4,826	8.0%	10.6%	9.4%	9.1%
% of FP17s Relating to Free Repair or Replacements	35	4,826	0.7%	0.9%	1.0%	0.8%
% of FP17s Relating to Continuations	83	4,826	1.7%	1.3%	1.5%	1.3%
% of Patients satisfied with the dentistry they have received	13	14	92.9%	92.8%	93.7%	93.2%
% of Patients satisfied with the time they had to wait for an appointment	10	14	71.4%	88.5%	90.0%	89.0%

* This is based on patients treated on this contract for their most recent course of treatment. Figures in italics indicate the base number of FP17s or Patient Questionnaire responses are less than 100. N/A is shown where the base number of responses is less than 10 during the period. % is calculated as Quantity/Base number*100

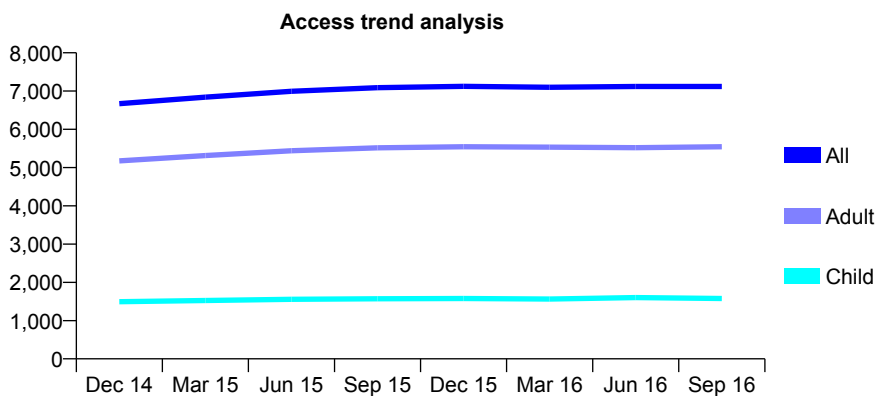
Q46 - Vital Signs At a Glance Contract Report for 156140/0001 - September 2016

Name or company name	Edgeley Dental Practice
Contract type name	GDS Contract
Purpose of contract	General
Contract start date	22/03/2007
Contract end date	

16/17 Contracted general activity (UDA)	22,636
Carry forward general activity (UDA)	807
16/17 Contracted orthodontic activity (UOA)	0
Carry forward orthodontic activity (UOA)	0
Baseline contract value	£719,716.81

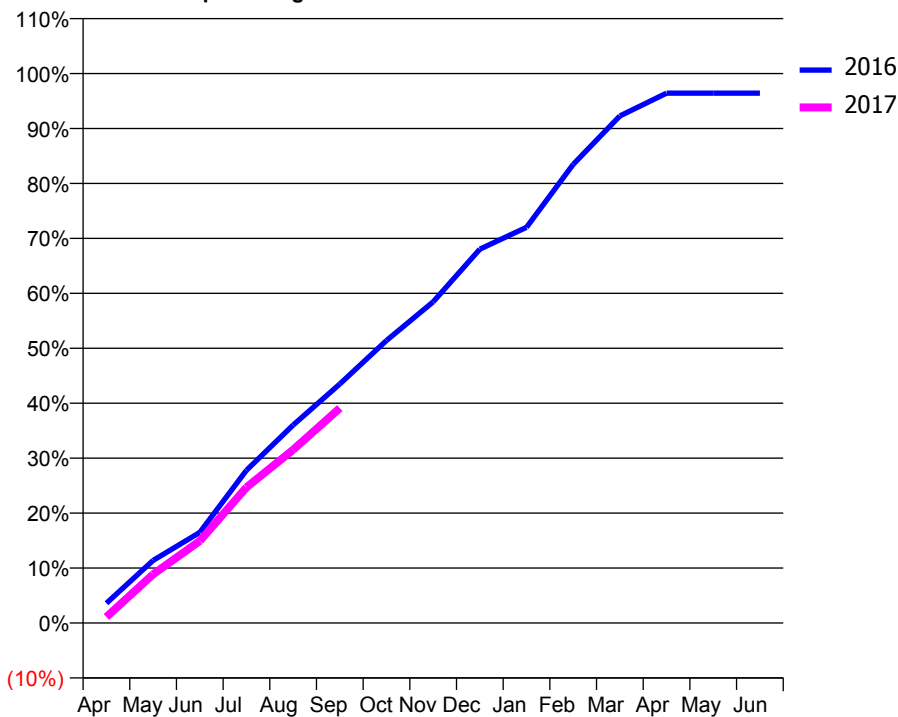
ACCESS*

Patients seen in 24 months	Total	Change since previous quarter
Quarter ending September 2015	7,087	
Quarter ending December 2015	7,123	→
Quarter ending March 2016	7,099	→
Quarter ending June 2016	7,119	→
Quarter ending September 2016	7,119	→
Variance since September 2015	0.5%	→



ACTIVITY

Cumulative percentage of contracted UDA delivered 2016 & 2017



Month	Adjusted Scheduled Activity (UDA)	
	2016	2017
April	818	249
May	2,580	2,007
June	3,731	3,380
July	6,292	5,587
August	8,153	7,138
September	9,845	8,849
October	11,638	
November	13,231	
December	15,400	
January	16,300	
February	18,891	
March	20,885	
April	21,829	
May	21,829	
June	21,829	

QUALITY

	Quantity	Base Number	Contract	AT	Region	England
% of FP17s for the same patient ID Re-attending within 3 months - Children	87	1,205	7.2%	13.0%	13.5%	12.4%
% of FP17s for the same patient ID Re-attending within 3 months - Adults	691	4,267	16.2%	17.5%	17.4%	16.7%
% of FP17s for the same patient ID Re-attending between 3 & 9 months - Children	711	1,205	59.0%	56.6%	59.0%	57.4%
% of FP17s for the same patient ID Re-attending between 3 & 9 months - Adults	2,624	4,267	61.5%	50.5%	52.6%	50.5%
% of FP17s for Band 1 Urgent Courses	332	5,085	6.5%	10.6%	9.4%	9.1%
% of FP17s Relating to Free Repair or Replacements	34	5,085	0.7%	0.9%	1.0%	0.8%
% of FP17s Relating to Continuations	158	5,085	3.1%	1.3%	1.5%	1.3%
% of Patients satisfied with the dentistry they have received	5	5	N/A	92.8%	93.7%	93.2%
% of Patients satisfied with the time they had to wait for an appointment	5	5	N/A	88.5%	90.0%	89.0%

* This is based on patients treated on this contract for their most recent course of treatment. Figures in italics indicate the base number of FP17s or Patient Questionnaire responses are less than 100. N/A is shown where the base number of responses is less than 10 during the period. % is calculated as Quantity/Base number*100

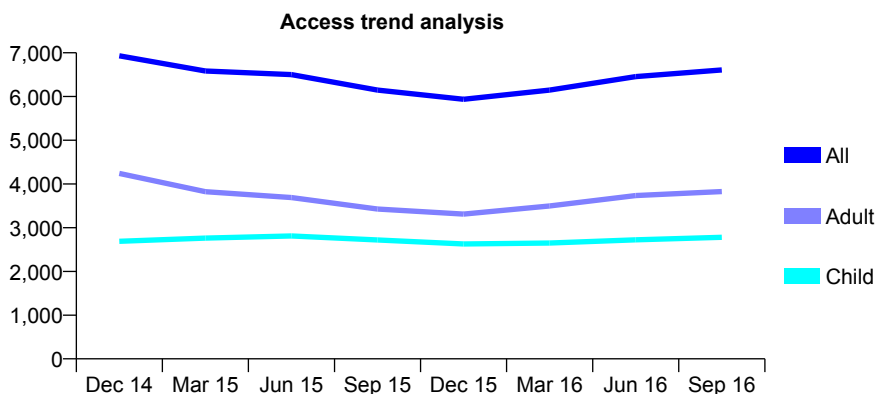
Q46 - Vital Signs At a Glance Contract Report for 156523/0001 - September 2016

Name or company name	Daylesford Associates Limited
Contract type name	GDS Contract
Purpose of contract	General
Contract start date	22/05/2008
Contract end date	

16/17 Contracted general activity (UDA)	21,288
Carry forward general activity (UDA)	0
16/17 Contracted orthodontic activity (UOA)	0
Carry forward orthodontic activity (UOA)	0
Baseline contract value	£587,077.08

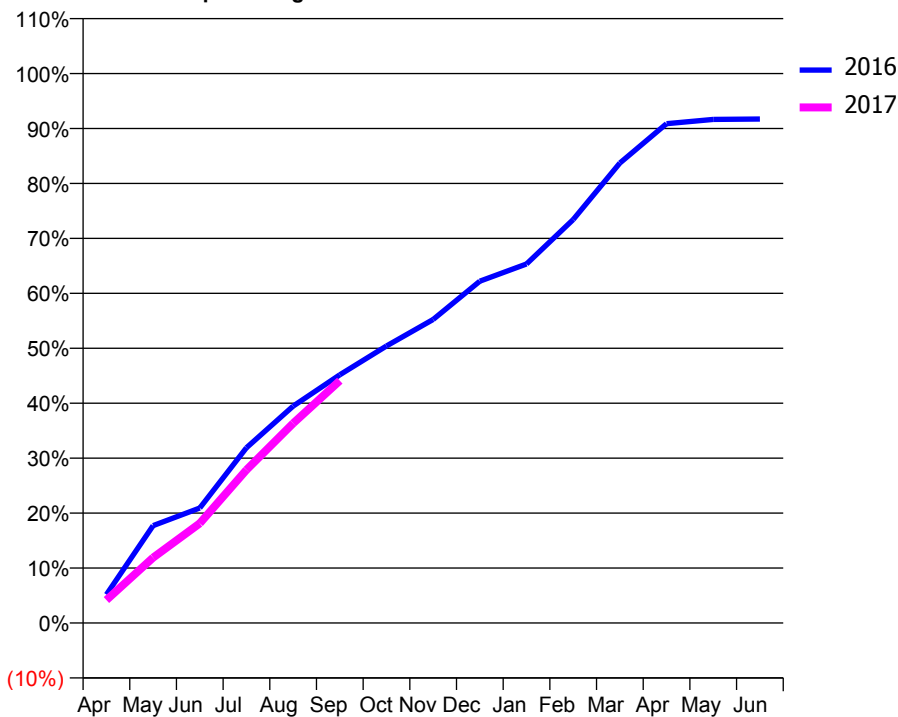
ACCESS*

Patients seen in 24 months	Total	Change since previous quarter
Quarter ending September 2015	6,148	
Quarter ending December 2015	5,937	↓
Quarter ending March 2016	6,146	↑
Quarter ending June 2016	6,456	↑
Quarter ending September 2016	6,607	↑
Variance since September 2015	7.5%	↑



ACTIVITY

Cumulative percentage of contracted UDA delivered 2016 & 2017



Adjusted Scheduled Activity (UDA)

Month	2016	2017
April	1,103	893
May	3,775	2,533
June	4,457	3,861
July	6,793	5,933
August	8,402	7,736
September	9,615	9,390
October	10,731	
November	11,759	
December	13,244	
January	13,911	
February	15,627	
March	17,818	
April	19,342	
May	19,508	
June	19,526	

QUALITY

	Quantity	Base Number	Contract	AT	Region	England
% of FP17s for the same patient ID Re-attending within 3 months - Children	205	2,276	9.0%	13.0%	13.5%	12.4%
% of FP17s for the same patient ID Re-attending within 3 months - Adults	530	2,841	18.7%	17.5%	17.4%	16.7%
% of FP17s for the same patient ID Re-attending between 3 & 9 months - Children	1,032	2,276	45.3%	56.6%	59.0%	57.4%
% of FP17s for the same patient ID Re-attending between 3 & 9 months - Adults	898	2,841	31.6%	50.5%	52.6%	50.5%
% of FP17s for Band 1 Urgent Courses	626	4,278	14.6%	10.6%	9.4%	9.1%
% of FP17s Relating to Free Repair or Replacements	10	4,278	0.2%	0.9%	1.0%	0.8%
% of FP17s Relating to Continuations	39	4,278	0.9%	1.3%	1.5%	1.3%
% of Patients satisfied with the dentistry they have received	3	3	N/A	92.8%	93.7%	93.2%
% of Patients satisfied with the time they had to wait for an appointment	3	3	N/A	88.5%	90.0%	89.0%

* This is based on patients treated on this contract for their most recent course of treatment. Figures in italics indicate the base number of FP17s or Patient Questionnaire responses are less than 100. N/A is shown where the base number of responses is less than 10 during the period. % is calculated as Quantity/Base number*100

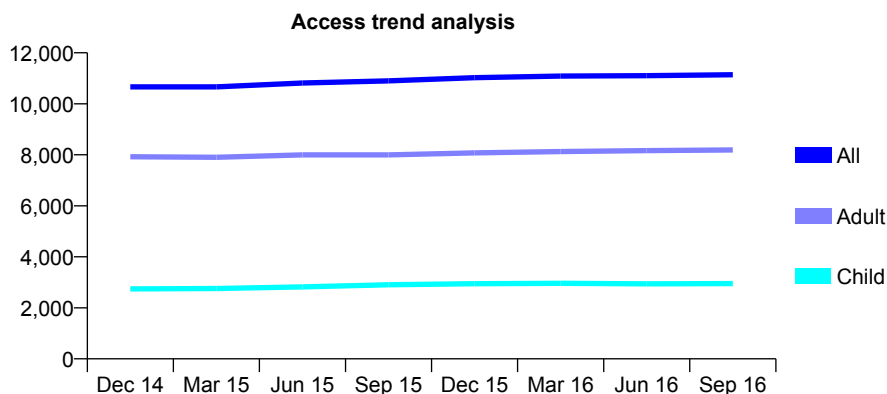
Q46 - Vital Signs At a Glance Contract Report for 158216/0001 - September 2016

Name or company name	Bredbury Dental Practice Ltd
Contract type name	GDS Contract
Purpose of contract	General
Contract start date	01/04/2008
Contract end date	

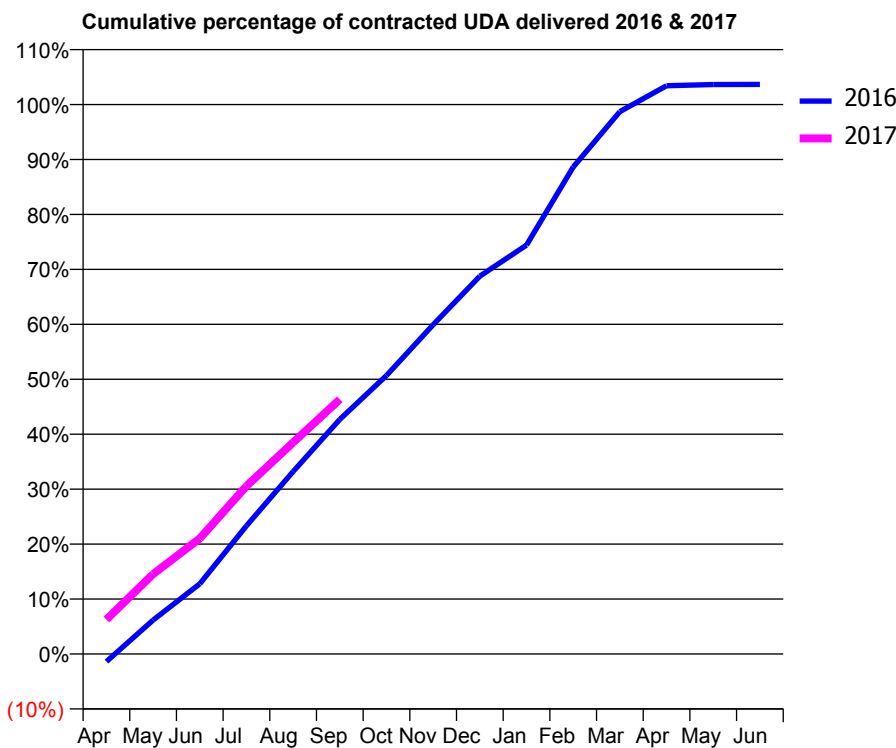
16/17 Contracted general activity (UDA)	29,008
Carry forward general activity (UDA)	-580
16/17 Contracted orthodontic activity (UOA)	0
Carry forward orthodontic activity (UOA)	0
Baseline contract value	£830,123.77

ACCESS*

Patients seen in 24 months	Total	Change since previous quarter
Quarter ending September 2015	10,901	
Quarter ending December 2015	11,025	→
Quarter ending March 2016	11,090	→
Quarter ending June 2016	11,105	→
Quarter ending September 2016	11,142	→
Variance since September 2015	2.2%	↑



ACTIVITY



Month	Adjusted Scheduled Activity (UDA)	
	2016	2017
April	-403	1,818
May	1,792	4,219
June	3,706	6,101
July	6,766	8,867
August	9,631	11,167
September	12,385	13,444
October	14,699	
November	17,381	
December	19,943	
January	21,583	
February	25,702	
March	28,633	
April	30,000	
May	30,061	
June	30,072	

QUALITY

	Quantity	Base Number	Contract	AT	Region	England
% of FP17s for the same patient ID Re-attending within 3 months - Children	174	2,094	8.3%	13.0%	13.5%	12.4%
% of FP17s for the same patient ID Re-attending within 3 months - Adults	566	4,815	11.8%	17.5%	17.4%	16.7%
% of FP17s for the same patient ID Re-attending between 3 & 9 months - Children	1,271	2,094	60.7%	56.6%	59.0%	57.4%
% of FP17s for the same patient ID Re-attending between 3 & 9 months - Adults	2,442	4,815	50.7%	50.5%	52.6%	50.5%
% of FP17s for Band 1 Urgent Courses	278	6,130	4.5%	10.6%	9.4%	9.1%
% of FP17s Relating to Free Repair or Replacements	32	6,130	0.5%	0.9%	1.0%	0.8%
% of FP17s Relating to Continuations	101	6,130	1.6%	1.3%	1.5%	1.3%
% of Patients satisfied with the dentistry they have received	13	14	92.9%	92.8%	93.7%	93.2%
% of Patients satisfied with the time they had to wait for an appointment	14	14	100.0%	88.5%	90.0%	89.0%

* This is based on patients treated on this contract for their most recent course of treatment. Figures in italics indicate the base number of FP17s or Patient Questionnaire responses are less than 100. N/A is shown where the base number of responses is less than 10 during the period. % is calculated as Quantity/Base number*100

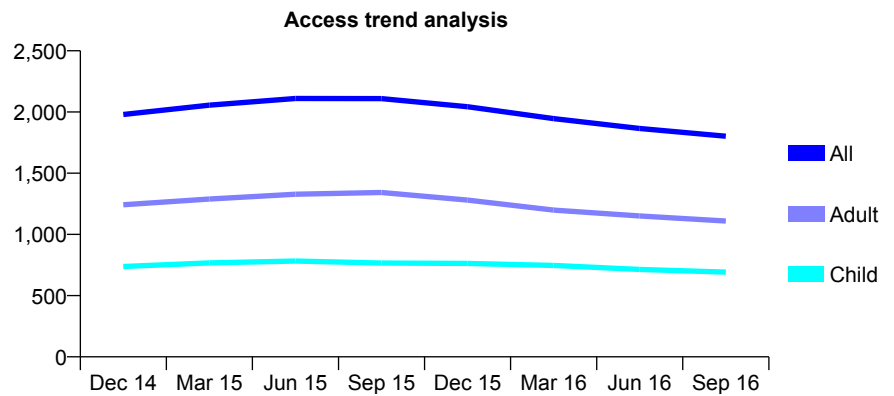
Q46 - Vital Signs At a Glance Contract Report for 158453/0001 - September 2016

Name or company name	Ravat and Ray Dental Care (Pemberton) Lt
Contract type name	GDS Contract
Purpose of contract	General
Contract start date	01/10/2013
Contract end date	

16/17 Contracted general activity (UDA)	6,500
Carry forward general activity (UDA)	-130
16/17 Contracted orthodontic activity (UOA)	0
Carry forward orthodontic activity (UOA)	0
Baseline contract value	£195,603.16

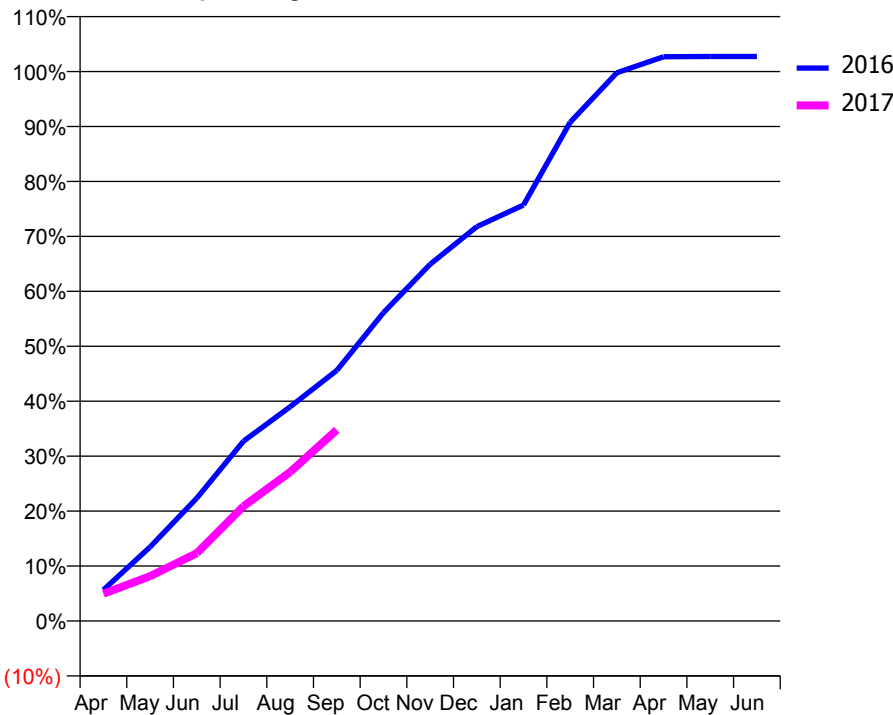
ACCESS*

Patients seen in 24 months	Total	Change since previous quarter
Quarter ending September 2015	2,109	
Quarter ending December 2015	2,043	↓
Quarter ending March 2016	1,946	↓
Quarter ending June 2016	1,865	↓
Quarter ending September 2016	1,802	↓
Variance since September 2015	(14.6%)	↓



ACTIVITY

Cumulative percentage of contracted UDA delivered 2016 & 2017



Month	Adjusted Scheduled Activity (UDA)	
	2016	2017
April	368	323
May	876	530
June	1,454	803
July	2,127	1,358
August	2,534	1,762
September	2,965	2,261
October	3,648	
November	4,220	
December	4,665	
January	4,920	
February	5,900	
March	6,486	
April	6,675	
May	6,677	
June	6,677	

QUALITY

	Quantity	Base Number	Contract	AT	Region	England
% of FP17s for the same patient ID Re-attending within 3 months - Children	63	512	12.3%	13.0%	13.5%	12.4%
% of FP17s for the same patient ID Re-attending within 3 months - Adults	109	718	15.2%	17.5%	17.4%	16.7%
% of FP17s for the same patient ID Re-attending between 3 & 9 months - Children	342	512	66.8%	56.6%	59.0%	57.4%
% of FP17s for the same patient ID Re-attending between 3 & 9 months - Adults	423	718	58.9%	50.5%	52.6%	50.5%
% of FP17s for Band 1 Urgent Courses	156	1,178	13.2%	10.6%	9.4%	9.1%
% of FP17s Relating to Free Repair or Replacements	8	1,178	0.7%	0.9%	1.0%	0.8%
% of FP17s Relating to Continuations	1	1,178	0.1%	1.3%	1.5%	1.3%
% of Patients satisfied with the dentistry they have received	1	1	N/A	92.8%	93.7%	93.2%
% of Patients satisfied with the time they had to wait for an appointment	1	1	N/A	88.5%	90.0%	89.0%

* This is based on patients treated on this contract for their most recent course of treatment. Figures in italics indicate the base number of FP17s or Patient Questionnaire responses are less than 100. N/A is shown where the base number of responses is less than 10 during the period. % is calculated as Quantity/Base number*100

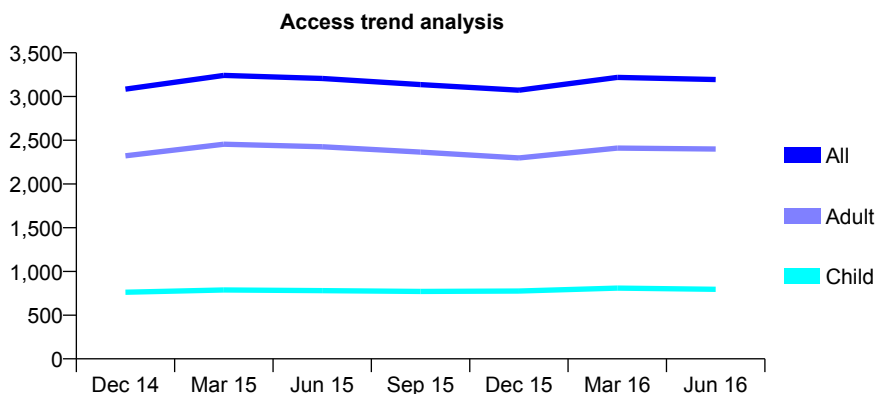
Q46 - Vital Signs At a Glance Contract Report for 158550/0001 - September 2016

Name or company name	Pearl Smile Limited
Contract type name	GDS Contract
Purpose of contract	General
Contract start date	01/03/2010
Contract end date	

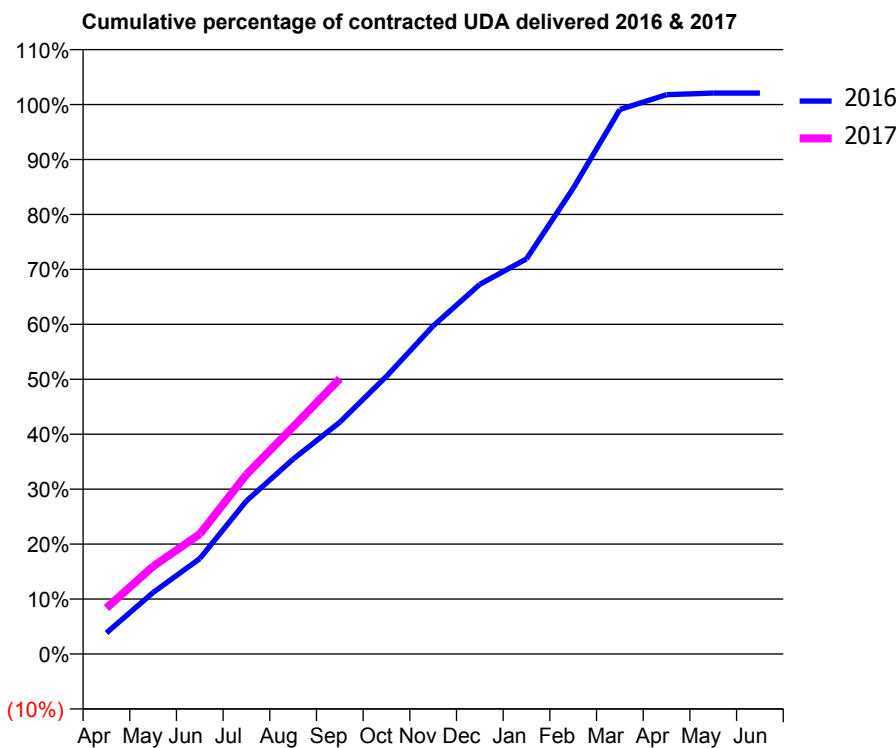
16/17 Contracted general activity (UDA)	9,882
Carry forward general activity (UDA)	-197
16/17 Contracted orthodontic activity (UOA)	0
Carry forward orthodontic activity (UOA)	0
Baseline contract value	£267,199.61

ACCESS*

Patients seen in 24 months	Total	Change since previous quarter
Quarter ending September 2015	3,136	
Quarter ending December 2015	3,072	↓
Quarter ending March 2016	3,219	↑
Quarter ending June 2016	3,194	→
Quarter ending September 2016	0	
Variance since September 2015	N/A	



ACTIVITY



Month	Adjusted Scheduled Activity (UDA)	
	2016	2017
April	390	826
May	1,133	1,577
June	1,757	2,157
July	2,821	3,229
August	3,589	4,086
September	4,270	4,950
October	5,112	
November	6,042	
December	6,806	
January	7,277	
February	8,576	
March	10,027	
April	10,298	
May	10,328	
June	10,328	

QUALITY

	Quantity	Base Number	Contract	AT	Region	England
% of FP17s for the same patient ID Re-attending within 3 months - Children	33	507	6.5%	13.0%	13.5%	12.4%
% of FP17s for the same patient ID Re-attending within 3 months - Adults	170	1,480	11.5%	17.5%	17.4%	16.7%
% of FP17s for the same patient ID Re-attending between 3 & 9 months - Children	306	507	60.4%	56.6%	59.0%	57.4%
% of FP17s for the same patient ID Re-attending between 3 & 9 months - Adults	851	1,480	57.5%	50.5%	52.6%	50.5%
% of FP17s for Band 1 Urgent Courses	162	1,868	8.7%	10.6%	9.4%	9.1%
% of FP17s Relating to Free Repair or Replacements	7	1,868	0.4%	0.9%	1.0%	0.8%
% of FP17s Relating to Continuations	4	1,868	0.2%	1.3%	1.5%	1.3%
% of Patients satisfied with the dentistry they have received	1	2	N/A	92.8%	93.7%	93.2%
% of Patients satisfied with the time they had to wait for an appointment	1	2	N/A	88.5%	90.0%	89.0%

* This is based on patients treated on this contract for their most recent course of treatment. Figures in italics indicate the base number of FP17s or Patient Questionnaire responses are less than 100. N/A is shown where the base number of responses is less than 10 during the period. % is calculated as Quantity/Base number*100

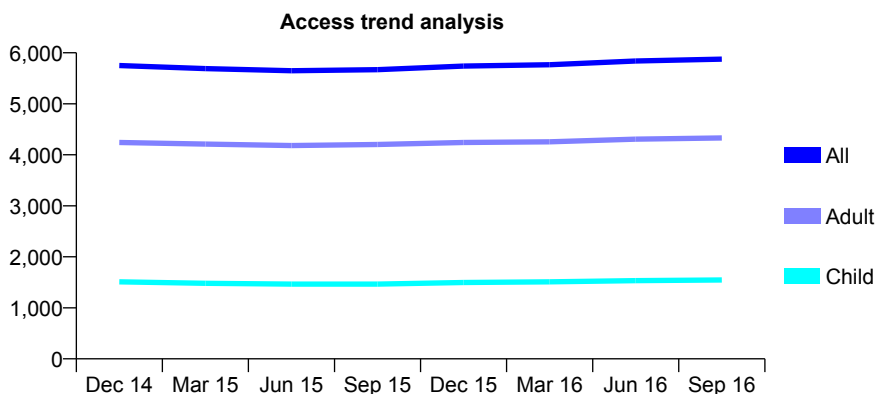
Q46 - Vital Signs At a Glance Contract Report for 158674/0001 - September 2016

Name or company name	IDH 418 Limited
Contract type name	GDS Contract
Purpose of contract	General
Contract start date	01/10/2008
Contract end date	

16/17 Contracted general activity (UDA)	15,889
Carry forward general activity (UDA)	-7
16/17 Contracted orthodontic activity (UOA)	0
Carry forward orthodontic activity (UOA)	0
Baseline contract value	£563,566.41

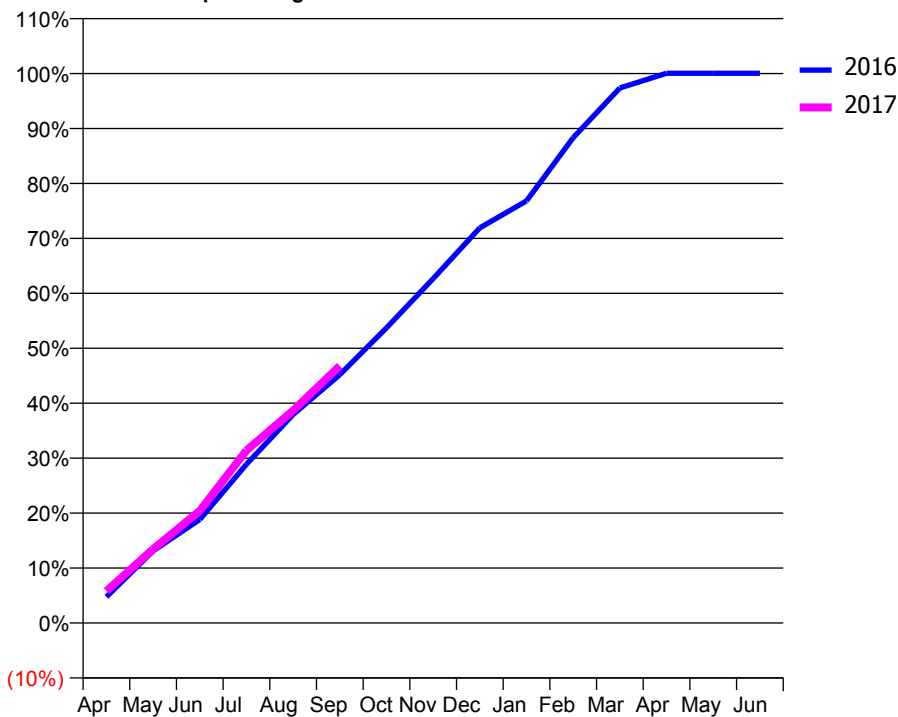
ACCESS*

Patients seen in 24 months	Total	Change since previous quarter
Quarter ending September 2015	5,669	
Quarter ending December 2015	5,741	→
Quarter ending March 2016	5,766	→
Quarter ending June 2016	5,840	→
Quarter ending September 2016	5,876	→
Variance since September 2015	3.7%	↑



ACTIVITY

Cumulative percentage of contracted UDA delivered 2016 & 2017



Adjusted Scheduled Activity (UDA)

Month	2016	2017
April	759	923
May	2,086	2,139
June	2,994	3,243
July	4,589	4,990
August	6,027	6,143
September	7,181	7,436
October	8,534	
November	9,959	
December	11,427	
January	12,204	
February	14,032	
March	15,472	
April	15,896	
May	15,896	
June	15,896	

QUALITY

	Quantity	Base Number	Contract	AT	Region	England
% of FP17s for the same patient ID Re-attending within 3 months - Children	76	995	7.6%	13.0%	13.5%	12.4%
% of FP17s for the same patient ID Re-attending within 3 months - Adults	324	2,546	12.7%	17.5%	17.4%	16.7%
% of FP17s for the same patient ID Re-attending between 3 & 9 months - Children	448	995	45.0%	56.6%	59.0%	57.4%
% of FP17s for the same patient ID Re-attending between 3 & 9 months - Adults	1,100	2,546	43.2%	50.5%	52.6%	50.5%
% of FP17s for Band 1 Urgent Courses	150	3,314	4.5%	10.6%	9.4%	9.1%
% of FP17s Relating to Free Repair or Replacements	24	3,314	0.7%	0.9%	1.0%	0.8%
% of FP17s Relating to Continuations	106	3,314	3.2%	1.3%	1.5%	1.3%
% of Patients satisfied with the dentistry they have received	2	2	N/A	92.8%	93.7%	93.2%
% of Patients satisfied with the time they had to wait for an appointment	1	2	N/A	88.5%	90.0%	89.0%

* This is based on patients treated on this contract for their most recent course of treatment. Figures in italics indicate the base number of FP17s or Patient Questionnaire responses are less than 100. N/A is shown where the base number of responses is less than 10 during the period. % is calculated as Quantity/Base number*100

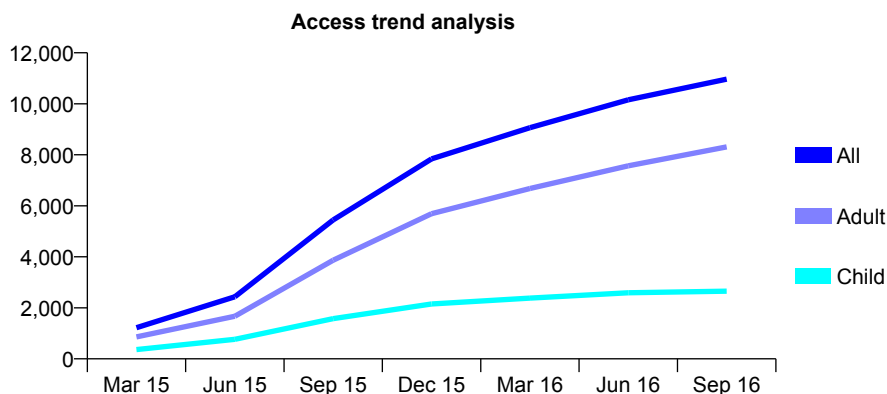
Q46 - Vital Signs At a Glance Contract Report for 160059/0001 - September 2016

Name or company name	REVIVE DENTAL CARE LIMITED
Contract type name	Pilot Contract
Purpose of contract	General
Contract start date	01/01/2015
Contract end date	

16/17 Contracted general activity (UDA)	28,580
Carry forward general activity (UDA)	0
16/17 Contracted orthodontic activity (UOA)	0
Carry forward orthodontic activity (UOA)	0
Baseline contract value	£1,005,797.22

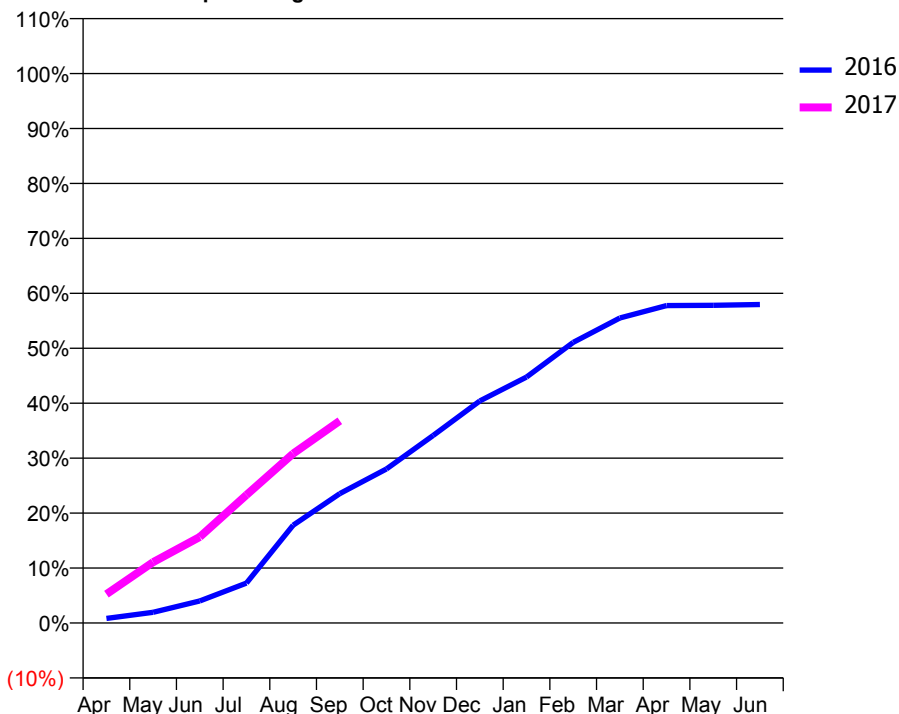
ACCESS*

Patients seen in 24 months	Total	Change since previous quarter
Quarter ending September 2015	5,444	
Quarter ending December 2015	7,843	↑
Quarter ending March 2016	9,064	↑
Quarter ending June 2016	10,158	↑
Quarter ending September 2016	10,966	↑
Variance since September 2015	101.4%	↑



ACTIVITY

Cumulative percentage of contracted UDA delivered 2016 & 2017



Month	Adjusted Scheduled Activity (UDA)	
	2016	2017
April	238	1,502
May	560	3,168
June	1,145	4,478
July	2,079	6,661
August	5,088	8,814
September	6,730	10,516
October	8,016	
November	9,752	
December	11,551	
January	12,794	
February	14,597	
March	15,865	
April	16,510	
May	16,526	
June	16,564	

QUALITY

	Quantity	Base Number	Contract	AT	Region	England
% of FP17s for the same patient ID Re-attending within 3 months - Children	109	1,757	6.2%	13.0%	13.5%	12.4%
% of FP17s for the same patient ID Re-attending within 3 months - Adults	641	4,528	14.2%	17.5%	17.4%	16.7%
% of FP17s for the same patient ID Re-attending between 3 & 9 months - Children	593	1,757	33.8%	56.6%	59.0%	57.4%
% of FP17s for the same patient ID Re-attending between 3 & 9 months - Adults	874	4,528	19.3%	50.5%	52.6%	50.5%
% of FP17s for Band 1 Urgent Courses	1,186	5,705	20.8%	10.6%	9.4%	9.1%
% of FP17s Relating to Free Repair or Replacements	27	5,705	0.5%	0.9%	1.0%	0.8%
% of FP17s Relating to Continuations	2	5,705	0.0%	1.3%	1.5%	1.3%
% of Patients satisfied with the dentistry they have received	1	1	N/A	92.8%	93.7%	93.2%
% of Patients satisfied with the time they had to wait for an appointment	1	1	N/A	88.5%	90.0%	89.0%

* This is based on patients treated on this contract for their most recent course of treatment. Figures in italics indicate the base number of FP17s or Patient Questionnaire responses are less than 100. N/A is shown where the base number of responses is less than 10 during the period. % is calculated as Quantity/Base number*100

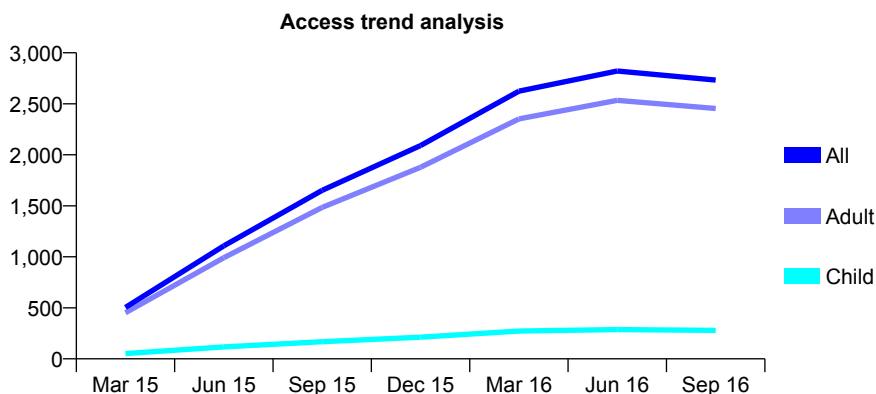
Q46 - Vital Signs At a Glance Contract Report for 160059/0004 - September 2016

Name or company name	REVIVE DENTAL CARE LIMITED
Contract type name	PDS Contract
Purpose of contract	General
Contract start date	01/01/2015
Contract end date	31/03/2017

16/17 Contracted general activity (UDA)	918
Carry forward general activity (UDA)	0
16/17 Contracted orthodontic activity (UOA)	0
Carry forward orthodontic activity (UOA)	0
Baseline contract value	£50,350.00

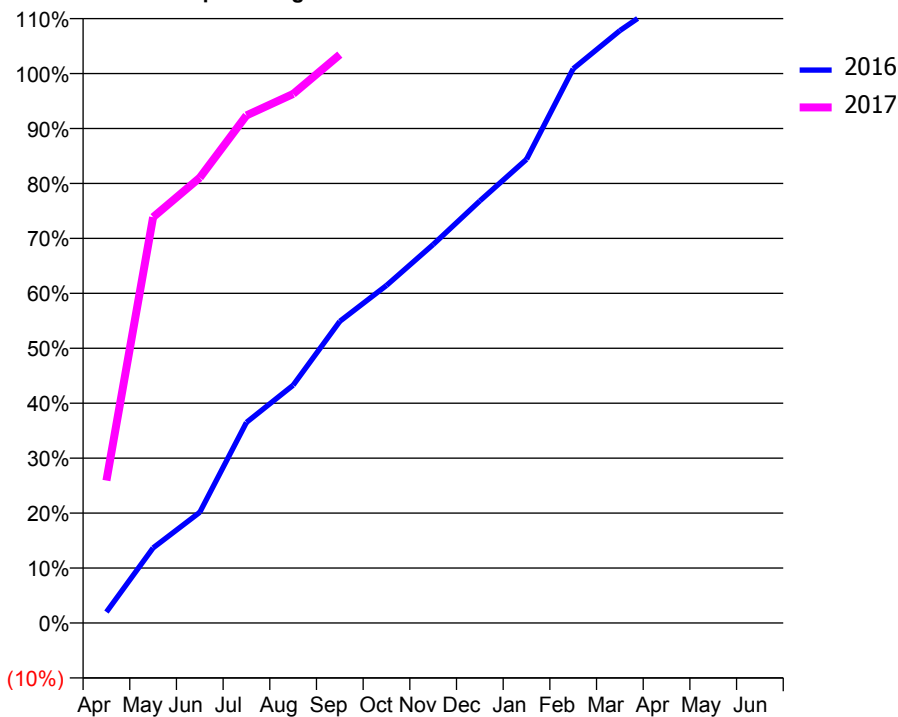
ACCESS*

Patients seen in 24 months	Total	Change since previous quarter
Quarter ending September 2015	1,652	
Quarter ending December 2015	2,091	↑
Quarter ending March 2016	2,624	↑
Quarter ending June 2016	2,821	↑
Quarter ending September 2016	2,733	↓
Variance since September 2015	65.4%	↑



ACTIVITY

Cumulative percentage of contracted UDA delivered 2016 & 2017



Adjusted Scheduled Activity (UDA)

Month	2016	2017
April	110	238
May	752	678
June	1,109	744
July	2,008	848
August	2,381	884
September	3,019	950
October	3,379	
November	3,789	
December	4,224	
January	4,642	
February	5,547	
March	5,929	
April	6,248	
May	6,248	
June	6,249	

QUALITY

	Quantity	Base Number	Contract	AT	Region	England
% of FP17s for the same patient ID Re-attending within 3 months - Children	3	129	2.3%	13.0%	13.5%	12.4%
% of FP17s for the same patient ID Re-attending within 3 months - Adults	33	740	4.5%	17.5%	17.4%	16.7%
% of FP17s for the same patient ID Re-attending between 3 & 9 months - Children	0	129	0.0%	56.6%	59.0%	57.4%
% of FP17s for the same patient ID Re-attending between 3 & 9 months - Adults	12	740	1.6%	50.5%	52.6%	50.5%
% of FP17s for Band 1 Urgent Courses	548	620	88.4%	10.6%	9.4%	9.1%
% of FP17s Relating to Free Repair or Replacements	1	620	0.2%	0.9%	1.0%	0.8%
% of FP17s Relating to Continuations	0	620	0.0%	1.3%	1.5%	1.3%
% of Patients satisfied with the dentistry they have received	2	3	N/A	92.8%	93.7%	93.2%
% of Patients satisfied with the time they had to wait for an appointment	2	3	N/A	88.5%	90.0%	89.0%

* This is based on patients treated on this contract for their most recent course of treatment. Figures in italics indicate the base number of FP17s or Patient Questionnaire responses are less than 100. N/A is shown where the base number of responses is less than 10 during the period. % is calculated as Quantity/Base number*100

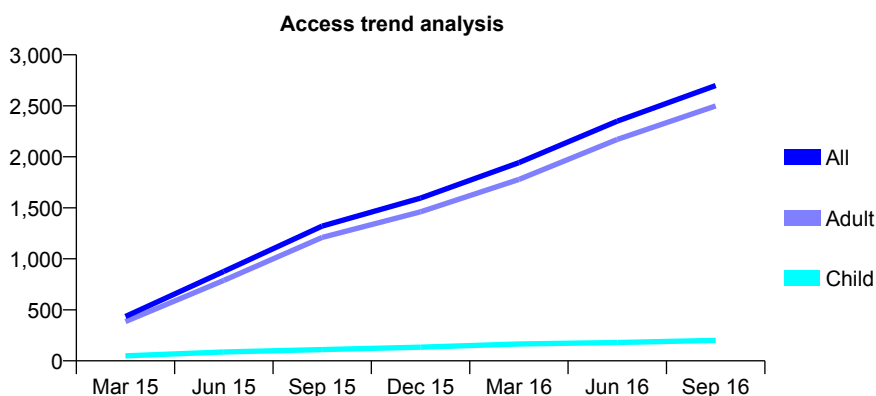
Q46 - Vital Signs At a Glance Contract Report for 160059/0005 - September 2016

Name or company name	REVIVE DENTAL CARE LIMITED
Contract type name	PDS Contract
Purpose of contract	General
Contract start date	01/01/2015
Contract end date	31/03/2017

16/17 Contracted general activity (UDA)	4,800
Carry forward general activity (UDA)	0
16/17 Contracted orthodontic activity (UOA)	0
Carry forward orthodontic activity (UOA)	0
Baseline contract value	£151,343.31

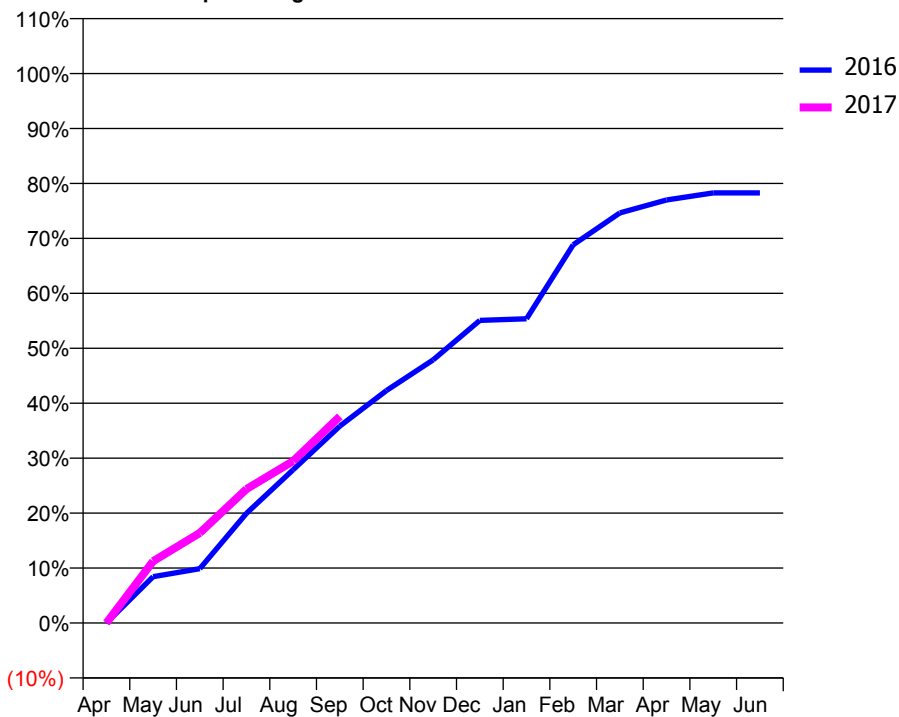
ACCESS*

Patients seen in 24 months	Total	Change since previous quarter
Quarter ending September 2015	1,321	
Quarter ending December 2015	1,595	↑
Quarter ending March 2016	1,943	↑
Quarter ending June 2016	2,350	↑
Quarter ending September 2016	2,699	↑
Variance since September 2015	104.3%	↑



ACTIVITY

Cumulative percentage of contracted UDA delivered 2016 & 2017



Month	Adjusted Scheduled Activity (UDA)	
	2016	2017
April	0	0
May	404	540
June	475	787
July	958	1,170
August	1,339	1,414
September	1,720	1,805
October	2,030	
November	2,299	
December	2,644	
January	2,658	
February	3,304	
March	3,582	
April	3,695	
May	3,757	
June	3,757	

QUALITY

	Quantity	Base Number	Contract	AT	Region	England
% of FP17s for the same patient ID Re-attending within 3 months - Children	10	131	7.6%	13.0%	13.5%	12.4%
% of FP17s for the same patient ID Re-attending within 3 months - Adults	162	1,520	10.7%	17.5%	17.4%	16.7%
% of FP17s for the same patient ID Re-attending between 3 & 9 months - Children	7	131	5.3%	56.6%	59.0%	57.4%
% of FP17s for the same patient ID Re-attending between 3 & 9 months - Adults	80	1,520	5.3%	50.5%	52.6%	50.5%
% of FP17s for Band 1 Urgent Courses	1,499	1,501	99.9%	10.6%	9.4%	9.1%
% of FP17s Relating to Free Repair or Replacements	9	1,501	0.6%	0.9%	1.0%	0.8%
% of FP17s Relating to Continuations	0	1,501	0.0%	1.3%	1.5%	1.3%
% of Patients satisfied with the dentistry they have received	0	0	N/A	92.8%	93.7%	93.2%
% of Patients satisfied with the time they had to wait for an appointment	0	0	N/A	88.5%	90.0%	89.0%

* This is based on patients treated on this contract for their most recent course of treatment. Figures in italics indicate the base number of FP17s or Patient Questionnaire responses are less than 100. N/A is shown where the base number of responses is less than 10 during the period. % is calculated as Quantity/Base number*100

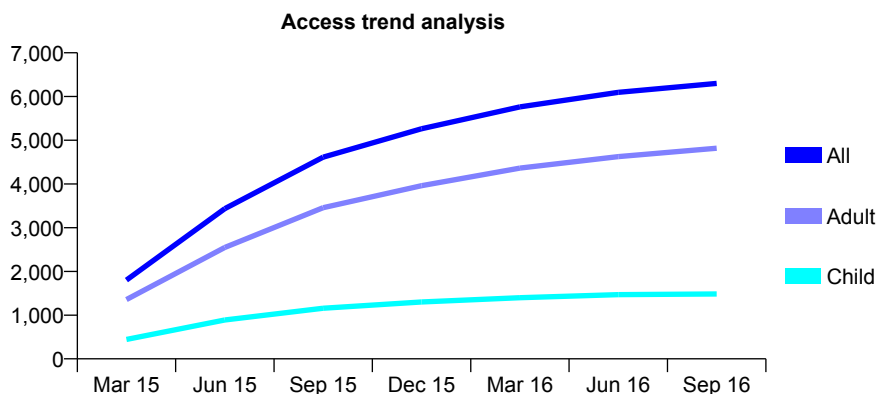
Q46 - Vital Signs At a Glance Contract Report for 160059/0007 - September 2016

Name or company name	REVIVE DENTAL CARE LIMITED
Contract type name	GDS Contract
Purpose of contract	General
Contract start date	01/01/2015
Contract end date	

16/17 Contracted general activity (UDA)	20,000
Carry forward general activity (UDA)	395
16/17 Contracted orthodontic activity (UOA)	0
Carry forward orthodontic activity (UOA)	0
Baseline contract value	£488,945.07

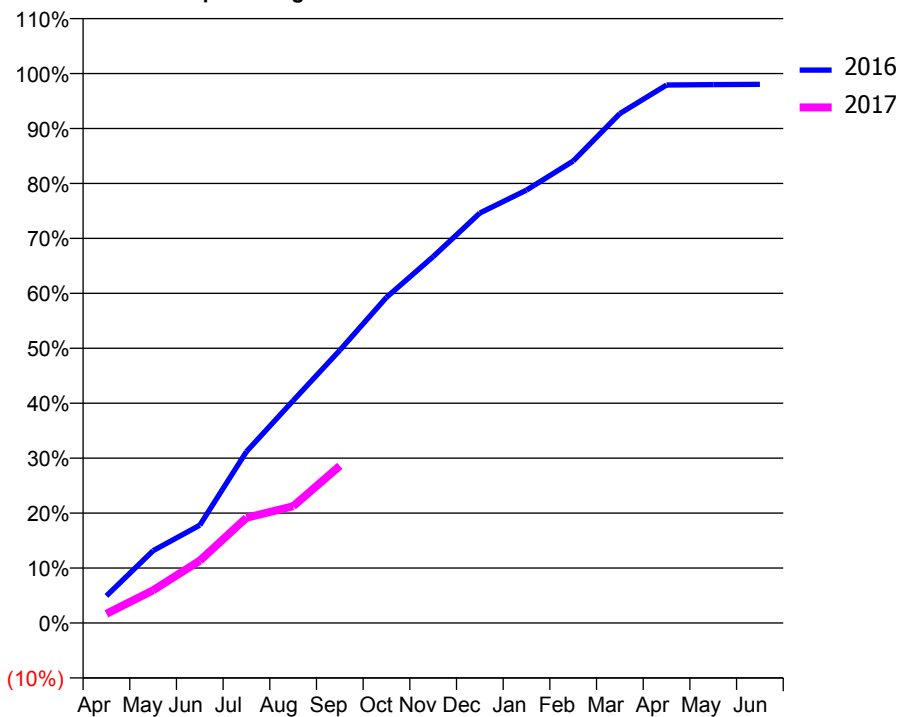
ACCESS*

Patients seen in 24 months	Total	Change since previous quarter
Quarter ending September 2015	4,613	
Quarter ending December 2015	5,262	↑
Quarter ending March 2016	5,762	↑
Quarter ending June 2016	6,096	↑
Quarter ending September 2016	6,301	↑
Variance since September 2015	36.6%	↑



ACTIVITY

Cumulative percentage of contracted UDA delivered 2016 & 2017



Month	Adjusted Scheduled Activity (UDA)	
	2016	2017
April	991	335
May	2,647	1,194
June	3,580	2,271
July	6,272	3,833
August	8,136	4,251
September	9,978	5,720
October	11,915	
November	13,403	
December	14,996	
January	15,837	
February	16,901	
March	18,635	
April	19,679	
May	19,694	
June	19,705	

QUALITY

	Quantity	Base Number	Contract	AT	Region	England
% of FP17s for the same patient ID Re-attending within 3 months - Children	59	925	6.4%	13.0%	13.5%	12.4%
% of FP17s for the same patient ID Re-attending within 3 months - Adults	405	2,687	15.1%	17.5%	17.4%	16.7%
% of FP17s for the same patient ID Re-attending between 3 & 9 months - Children	473	925	51.1%	56.6%	59.0%	57.4%
% of FP17s for the same patient ID Re-attending between 3 & 9 months - Adults	1,138	2,687	42.4%	50.5%	52.6%	50.5%
% of FP17s for Band 1 Urgent Courses	457	3,091	14.8%	10.6%	9.4%	9.1%
% of FP17s Relating to Free Repair or Replacements	38	3,091	1.2%	0.9%	1.0%	0.8%
% of FP17s Relating to Continuations	5	3,091	0.2%	1.3%	1.5%	1.3%
% of Patients satisfied with the dentistry they have received	4	5	N/A	92.8%	93.7%	93.2%
% of Patients satisfied with the time they had to wait for an appointment	4	5	N/A	88.5%	90.0%	89.0%

* This is based on patients treated on this contract for their most recent course of treatment. Figures in italics indicate the base number of FP17s or Patient Questionnaire responses are less than 100. N/A is shown where the base number of responses is less than 10 during the period. % is calculated as Quantity/Base number*100

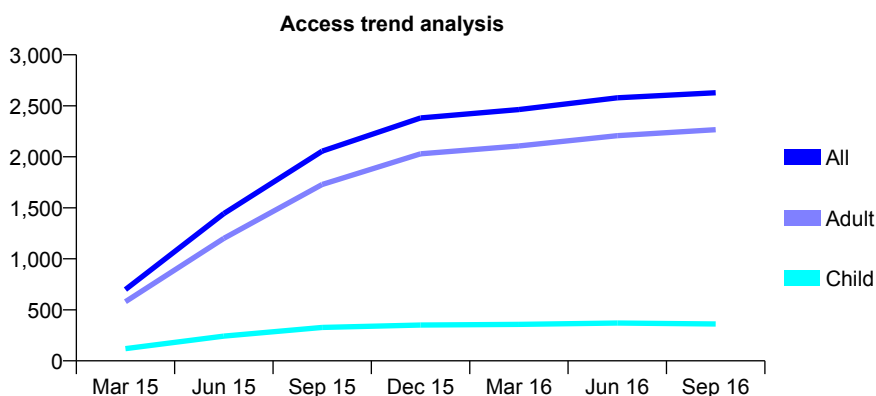
Q46 - Vital Signs At a Glance Contract Report for 160059/0008 - September 2016

Name or company name	REVIVE DENTAL CARE LIMITED
Contract type name	GDS Contract
Purpose of contract	General
Contract start date	01/01/2015
Contract end date	

16/17 Contracted general activity (UDA)	8,032
Carry forward general activity (UDA)	-161
16/17 Contracted orthodontic activity (UOA)	0
Carry forward orthodontic activity (UOA)	0
Baseline contract value	£265,522.39

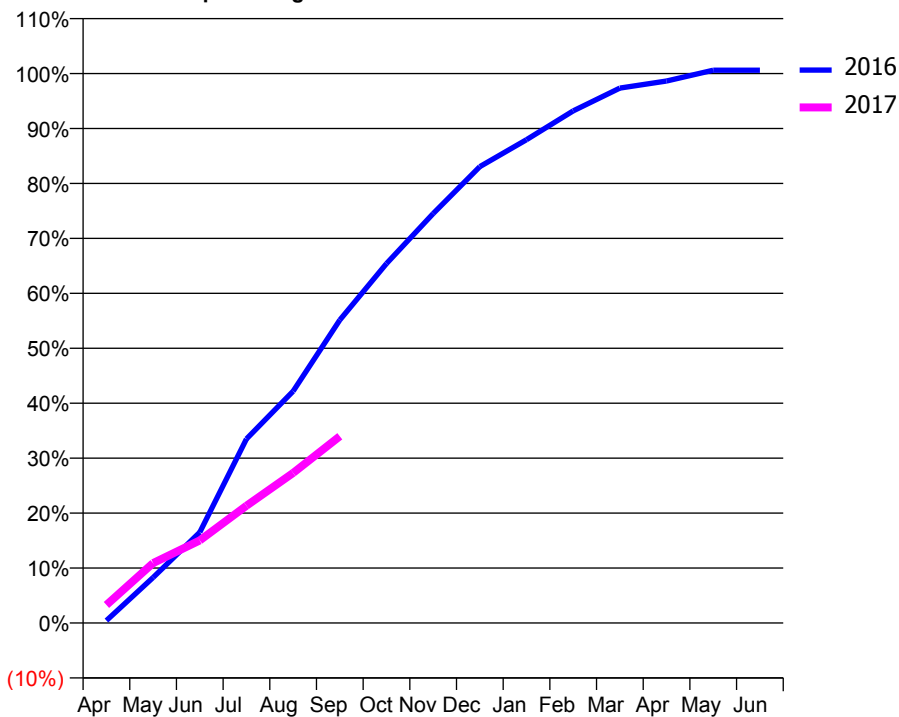
ACCESS*

Patients seen in 24 months	Total	Change since previous quarter
Quarter ending September 2015	2,056	
Quarter ending December 2015	2,381	↑
Quarter ending March 2016	2,463	↑
Quarter ending June 2016	2,578	↑
Quarter ending September 2016	2,628	→
Variance since September 2015	27.8%	↑



ACTIVITY

Cumulative percentage of contracted UDA delivered 2016 & 2017



Month	Adjusted Scheduled Activity (UDA)	
	2016	2017
April	36	265
May	678	876
June	1,350	1,208
July	2,740	1,715
August	3,452	2,193
September	4,513	2,730
October	5,351	
November	6,096	
December	6,796	
January	7,197	
February	7,626	
March	7,964	
April	8,070	
May	8,232	
June	8,231	

QUALITY

	Quantity	Base Number	Contract	AT	Region	England
% of FP17s for the same patient ID Re-attending within 3 months - Children	27	212	12.7%	13.0%	13.5%	12.4%
% of FP17s for the same patient ID Re-attending within 3 months - Adults	225	1,284	17.5%	17.5%	17.4%	16.7%
% of FP17s for the same patient ID Re-attending between 3 & 9 months - Children	82	212	38.7%	56.6%	59.0%	57.4%
% of FP17s for the same patient ID Re-attending between 3 & 9 months - Adults	554	1,284	43.1%	50.5%	52.6%	50.5%
% of FP17s for Band 1 Urgent Courses	307	1,321	23.2%	10.6%	9.4%	9.1%
% of FP17s Relating to Free Repair or Replacements	14	1,321	1.1%	0.9%	1.0%	0.8%
% of FP17s Relating to Continuations	3	1,321	0.2%	1.3%	1.5%	1.3%
% of Patients satisfied with the dentistry they have received	3	3	N/A	92.8%	93.7%	93.2%
% of Patients satisfied with the time they had to wait for an appointment	3	3	N/A	88.5%	90.0%	89.0%

* This is based on patients treated on this contract for their most recent course of treatment. Figures in italics indicate the base number of FP17s or Patient Questionnaire responses are less than 100. N/A is shown where the base number of responses is less than 10 during the period. % is calculated as Quantity/Base number*100

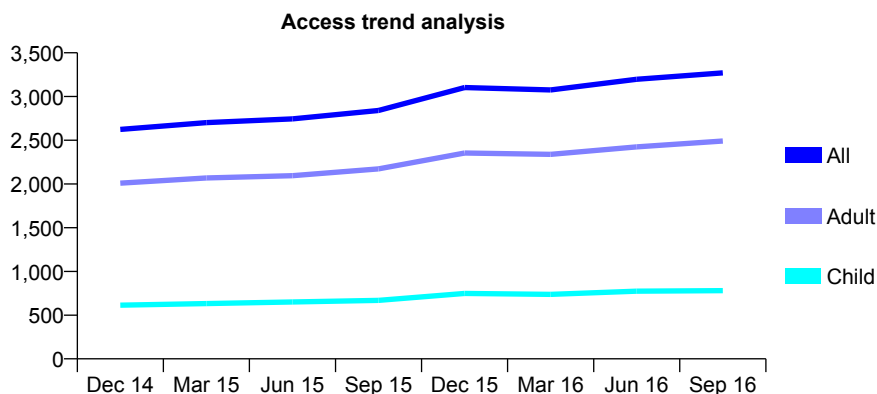
Q46 - Vital Signs At a Glance Contract Report for 160288/0001 - September 2016

Name or company name	Allan Dental Practice
Contract type name	GDS Contract
Purpose of contract	General
Contract start date	01/09/2012
Contract end date	

16/17 Contracted general activity (UDA)	9,486
Carry forward general activity (UDA)	-29
16/17 Contracted orthodontic activity (UOA)	0
Carry forward orthodontic activity (UOA)	0
Baseline contract value	£311,766.01

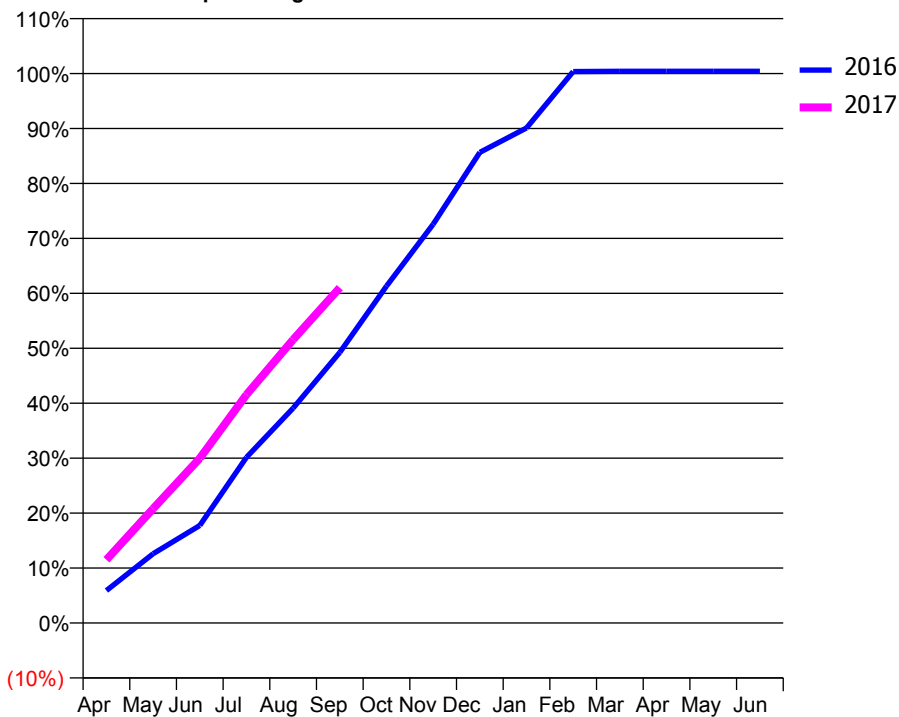
ACCESS*

Patients seen in 24 months	Total	Change since previous quarter
Quarter ending September 2015	2,840	
Quarter ending December 2015	3,102	↑
Quarter ending March 2016	3,076	→
Quarter ending June 2016	3,198	↑
Quarter ending September 2016	3,271	↑
Variance since September 2015	15.2%	↑



ACTIVITY

Cumulative percentage of contracted UDA delivered 2016 & 2017



Month	Adjusted Scheduled Activity (UDA)	
	2016	2017
April	532	1,093
May	1,136	1,975
June	1,600	2,844
July	2,717	3,941
August	3,525	4,893
September	4,439	5,788
October	5,526	
November	6,540	
December	7,719	
January	8,120	
February	9,045	
March	9,048	
April	9,048	
May	9,048	
June	9,048	

QUALITY

	Quantity	Base Number	Contract	AT	Region	England
% of FP17s for the same patient ID Re-attending within 3 months - Children	51	679	7.5%	13.0%	13.5%	12.4%
% of FP17s for the same patient ID Re-attending within 3 months - Adults	294	1,971	14.9%	17.5%	17.4%	16.7%
% of FP17s for the same patient ID Re-attending between 3 & 9 months - Children	421	679	62.0%	56.6%	59.0%	57.4%
% of FP17s for the same patient ID Re-attending between 3 & 9 months - Adults	938	1,971	47.6%	50.5%	52.6%	50.5%
% of FP17s for Band 1 Urgent Courses	335	2,635	12.7%	10.6%	9.4%	9.1%
% of FP17s Relating to Free Repair or Replacements	26	2,635	1.0%	0.9%	1.0%	0.8%
% of FP17s Relating to Continuations	24	2,635	0.9%	1.3%	1.5%	1.3%
% of Patients satisfied with the dentistry they have received	1	1	N/A	92.8%	93.7%	93.2%
% of Patients satisfied with the time they had to wait for an appointment	1	1	N/A	88.5%	90.0%	89.0%

* This is based on patients treated on this contract for their most recent course of treatment. Figures in italics indicate the base number of FP17s or Patient Questionnaire responses are less than 100. N/A is shown where the base number of responses is less than 10 during the period. % is calculated as Quantity/Base number*100

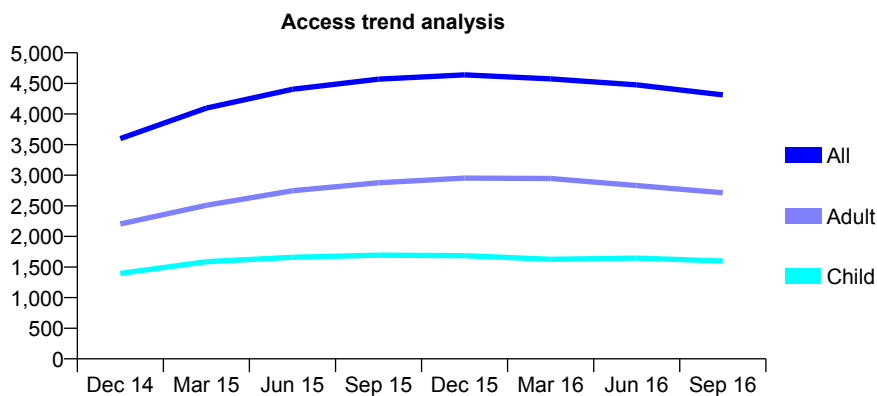
Q46 - Vital Signs At a Glance Contract Report for 160717/0001 - September 2016

Name or company name	Archway (Manchester) Ltd
Contract type name	GDS Contract
Purpose of contract	General and Orthodontic
Contract start date	01/11/2013
Contract end date	

16/17 Contracted general activity (UDA)	11,850
Carry forward general activity (UDA)	-237
16/17 Contracted orthodontic activity (UOA)	0
Carry forward orthodontic activity (UOA)	0
Baseline contract value	£428,996.15

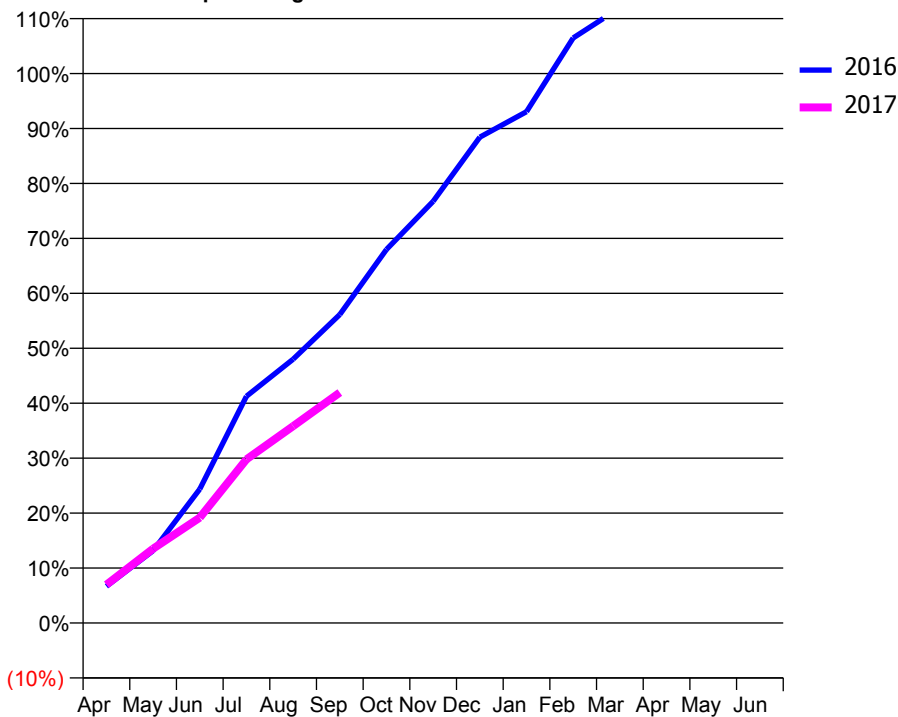
ACCESS*

Patients seen in 24 months	Total	Change since previous quarter
Quarter ending September 2015	4,570	
Quarter ending December 2015	4,640	→
Quarter ending March 2016	4,573	↓
Quarter ending June 2016	4,477	↓
Quarter ending September 2016	4,313	↓
Variance since September 2015	(5.6%)	↓



ACTIVITY

Cumulative percentage of contracted UDA delivered 2016 & 2017



Adjusted Scheduled Activity (UDA)

Month	2016	2017
April	812	827
May	1,596	1,605
June	2,956	2,273
July	5,005	3,529
August	5,824	4,246
September	6,810	4,971
October	8,245	
November	9,310	
December	10,724	
January	11,286	
February	12,914	
March	13,579	
April	13,708	
May	13,711	
June	13,712	

QUALITY

	Quantity	Base Number	Contract	AT	Region	England
% of FP17s for the same patient ID Re-attending within 3 months - Children	169	1,100	15.4%	13.0%	13.5%	12.4%
% of FP17s for the same patient ID Re-attending within 3 months - Adults	222	1,426	15.6%	17.5%	17.4%	16.7%
% of FP17s for the same patient ID Re-attending between 3 & 9 months - Children	519	1,100	47.2%	56.6%	59.0%	57.4%
% of FP17s for the same patient ID Re-attending between 3 & 9 months - Adults	566	1,426	39.7%	50.5%	52.6%	50.5%
% of FP17s for Band 1 Urgent Courses	390	2,444	16.0%	10.6%	9.4%	9.1%
% of FP17s Relating to Free Repair or Replacements	10	2,444	0.4%	0.9%	1.0%	0.8%
% of FP17s Relating to Continuations	6	2,444	0.2%	1.3%	1.5%	1.3%
% of Patients satisfied with the dentistry they have received	0	0	N/A	92.8%	93.7%	93.2%
% of Patients satisfied with the time they had to wait for an appointment	0	0	N/A	88.5%	90.0%	89.0%

* This is based on patients treated on this contract for their most recent course of treatment. Figures in italics indicate the base number of FP17s or Patient Questionnaire responses are less than 100. N/A is shown where the base number of responses is less than 10 during the period. % is calculated as Quantity/Base number*100

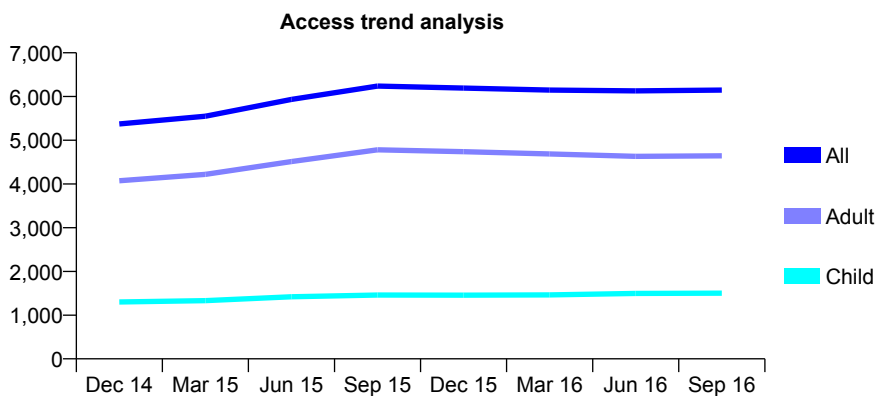
Q46 - Vital Signs At a Glance Contract Report for 161004/0001 - September 2016

Name or company name	Pearl Smile Limited
Contract type name	GDS Contract
Purpose of contract	General
Contract start date	01/04/2010
Contract end date	

16/17 Contracted general activity (UDA)	20,052
Carry forward general activity (UDA)	-382
16/17 Contracted orthodontic activity (UOA)	0
Carry forward orthodontic activity (UOA)	0
Baseline contract value	£518,079.86

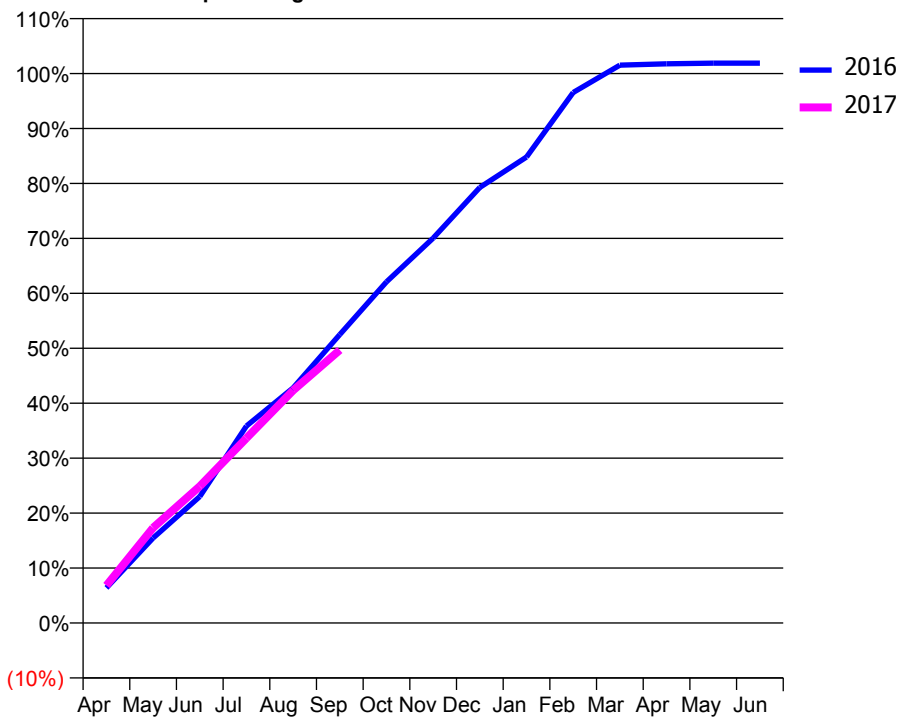
ACCESS*

Patients seen in 24 months	Total	Change since previous quarter
Quarter ending September 2015	6,239	
Quarter ending December 2015	6,193	→
Quarter ending March 2016	6,149	→
Quarter ending June 2016	6,128	→
Quarter ending September 2016	6,146	→
Variance since September 2015	(1.5%)	↓



ACTIVITY

Cumulative percentage of contracted UDA delivered 2016 & 2017



Adjusted Scheduled Activity (UDA)

Month	2016	2017
April	1,300	1,369
May	3,147	3,478
June	4,678	4,988
July	7,288	6,748
August	8,701	8,487
September	10,676	9,963
October	12,624	
November	14,241	
December	16,118	
January	17,243	
February	19,631	
March	20,643	
April	20,691	
May	20,714	
June	20,714	

QUALITY

	Quantity	Base Number	Contract	AT	Region	England
% of FP17s for the same patient ID Re-attending within 3 months - Children	128	1,284	10.0%	13.0%	13.5%	12.4%
% of FP17s for the same patient ID Re-attending within 3 months - Adults	389	3,239	12.0%	17.5%	17.4%	16.7%
% of FP17s for the same patient ID Re-attending between 3 & 9 months - Children	820	1,284	63.9%	56.6%	59.0%	57.4%
% of FP17s for the same patient ID Re-attending between 3 & 9 months - Adults	1,993	3,239	61.5%	50.5%	52.6%	50.5%
% of FP17s for Band 1 Urgent Courses	257	4,488	5.7%	10.6%	9.4%	9.1%
% of FP17s Relating to Free Repair or Replacements	28	4,488	0.6%	0.9%	1.0%	0.8%
% of FP17s Relating to Continuations	16	4,488	0.4%	1.3%	1.5%	1.3%
% of Patients satisfied with the dentistry they have received	2	2	N/A	92.8%	93.7%	93.2%
% of Patients satisfied with the time they had to wait for an appointment	1	2	N/A	88.5%	90.0%	89.0%

* This is based on patients treated on this contract for their most recent course of treatment. Figures in italics indicate the base number of FP17s or Patient Questionnaire responses are less than 100. N/A is shown where the base number of responses is less than 10 during the period. % is calculated as Quantity/Base number*100

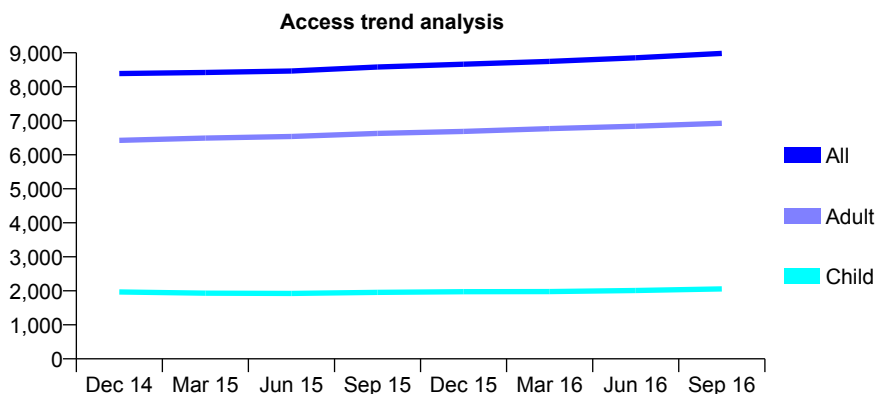
Q46 - Vital Signs At a Glance Contract Report for 162426/0001 - September 2016

Name or company name	Alemdent Limited
Contract type name	GDS Contract
Purpose of contract	General
Contract start date	01/05/2009
Contract end date	

16/17 Contracted general activity (UDA)	30,215
Carry forward general activity (UDA)	518
16/17 Contracted orthodontic activity (UOA)	0
Carry forward orthodontic activity (UOA)	0
Baseline contract value	£925,462.65

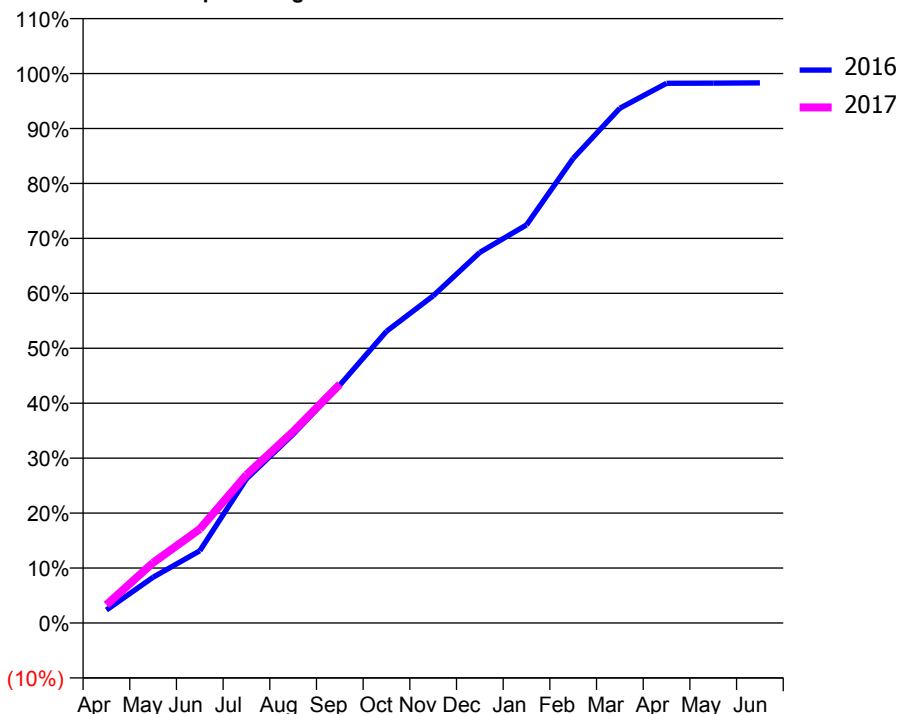
ACCESS*

Patients seen in 24 months	Total	Change since previous quarter
Quarter ending September 2015	8,583	
Quarter ending December 2015	8,663	→
Quarter ending March 2016	8,746	→
Quarter ending June 2016	8,853	→
Quarter ending September 2016	8,983	→
Variance since September 2015	4.7%	↑



ACTIVITY

Cumulative percentage of contracted UDA delivered 2016 & 2017



Month	Adjusted Scheduled Activity (UDA)	
	2016	2017
April	716	999
May	2,516	3,316
June	3,972	5,165
July	7,933	8,147
August	10,379	10,524
September	13,087	13,132
October	16,039	
November	17,992	
December	20,377	
January	21,893	
February	25,553	
March	28,307	
April	29,680	
May	29,684	
June	29,697	

QUALITY

	Quantity	Base Number	Contract	AT	Region	England
% of FP17s for the same patient ID Re-attending within 3 months - Children	177	1,677	10.6%	13.0%	13.5%	12.4%
% of FP17s for the same patient ID Re-attending within 3 months - Adults	746	4,565	16.3%	17.5%	17.4%	16.7%
% of FP17s for the same patient ID Re-attending between 3 & 9 months - Children	991	1,677	59.1%	56.6%	59.0%	57.4%
% of FP17s for the same patient ID Re-attending between 3 & 9 months - Adults	2,231	4,565	48.9%	50.5%	52.6%	50.5%
% of FP17s for Band 1 Urgent Courses	389	5,752	6.8%	10.6%	9.4%	9.1%
% of FP17s Relating to Free Repair or Replacements	131	5,752	2.3%	0.9%	1.0%	0.8%
% of FP17s Relating to Continuations	175	5,752	3.0%	1.3%	1.5%	1.3%
% of Patients satisfied with the dentistry they have received	6	7	N/A	92.8%	93.7%	93.2%
% of Patients satisfied with the time they had to wait for an appointment	7	7	N/A	88.5%	90.0%	89.0%

* This is based on patients treated on this contract for their most recent course of treatment. Figures in italics indicate the base number of FP17s or Patient Questionnaire responses are less than 100. N/A is shown where the base number of responses is less than 10 during the period. % is calculated as Quantity/Base number*100

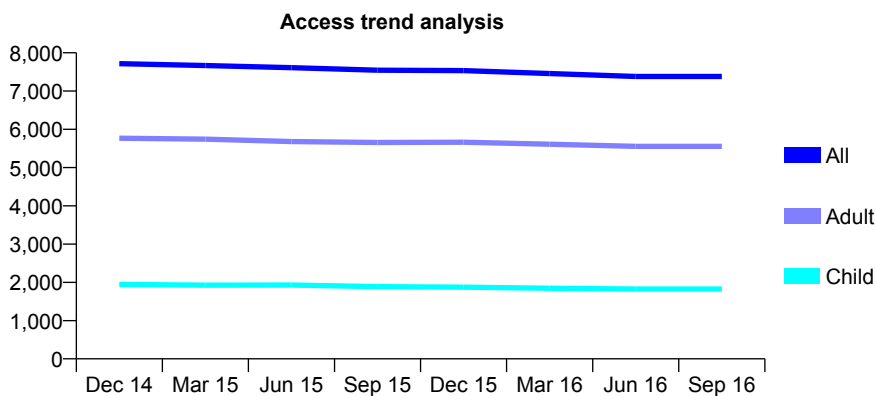
Q46 - Vital Signs At a Glance Contract Report for 162930/0001 - September 2016

Name or company name	Silverdale Dental Practice
Contract type name	GDS Contract
Purpose of contract	General
Contract start date	01/05/2009
Contract end date	

16/17 Contracted general activity (UDA)	21,652
Carry forward general activity (UDA)	-246
16/17 Contracted orthodontic activity (UOA)	0
Carry forward orthodontic activity (UOA)	0
Baseline contract value	£712,663.91

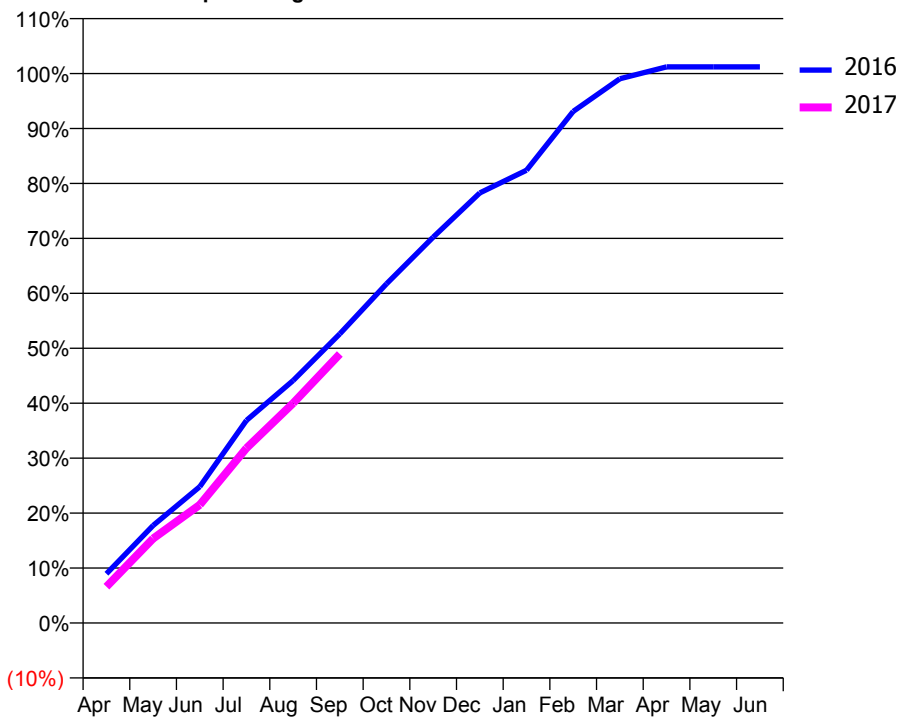
ACCESS*

Patients seen in 24 months	Total	Change since previous quarter
Quarter ending September 2015	7,545	
Quarter ending December 2015	7,534	→
Quarter ending March 2016	7,457	↓
Quarter ending June 2016	7,381	↓
Quarter ending September 2016	7,382	→
Variance since September 2015	(2.2%)	↓



ACTIVITY

Cumulative percentage of contracted UDA delivered 2016 & 2017



Month	Adjusted Scheduled Activity (UDA)	
	2016	2017
April	1,943	1,430
May	3,844	3,331
June	5,374	4,657
July	7,982	6,891
August	9,557	8,664
September	11,393	10,602
October	13,366	
November	15,202	
December	16,946	
January	17,843	
February	20,160	
March	21,446	
April	21,914	
May	21,911	
June	21,913	

QUALITY

	Quantity	Base Number	Contract	AT	Region	England
% of FP17s for the same patient ID Re-attending within 3 months - Children	73	1,363	5.4%	13.0%	13.5%	12.4%
% of FP17s for the same patient ID Re-attending within 3 months - Adults	504	4,232	11.9%	17.5%	17.4%	16.7%
% of FP17s for the same patient ID Re-attending between 3 & 9 months - Children	824	1,363	60.5%	56.6%	59.0%	57.4%
% of FP17s for the same patient ID Re-attending between 3 & 9 months - Adults	2,459	4,232	58.1%	50.5%	52.6%	50.5%
% of FP17s for Band 1 Urgent Courses	391	5,342	7.3%	10.6%	9.4%	9.1%
% of FP17s Relating to Free Repair or Replacements	30	5,342	0.6%	0.9%	1.0%	0.8%
% of FP17s Relating to Continuations	79	5,342	1.5%	1.3%	1.5%	1.3%
% of Patients satisfied with the dentistry they have received	2	2	N/A	92.8%	93.7%	93.2%
% of Patients satisfied with the time they had to wait for an appointment	2	2	N/A	88.5%	90.0%	89.0%

* This is based on patients treated on this contract for their most recent course of treatment. Figures in italics indicate the base number of FP17s or Patient Questionnaire responses are less than 100. N/A is shown where the base number of responses is less than 10 during the period. % is calculated as Quantity/Base number*100

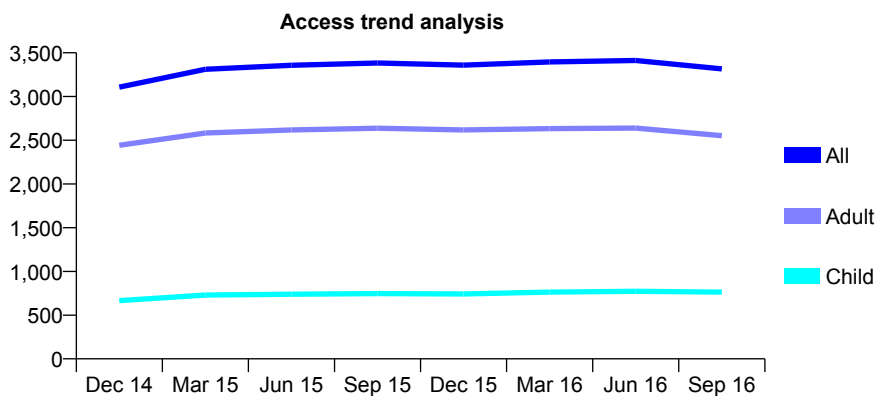
Q46 - Vital Signs At a Glance Contract Report for 163600/0001 - September 2016

Name or company name	Freedom Dental
Contract type name	GDS Contract
Purpose of contract	General
Contract start date	01/04/2006
Contract end date	

16/17 Contracted general activity (UDA)	9,486
Carry forward general activity (UDA)	-143
16/17 Contracted orthodontic activity (UOA)	0
Carry forward orthodontic activity (UOA)	0
Baseline contract value	£280,723.82

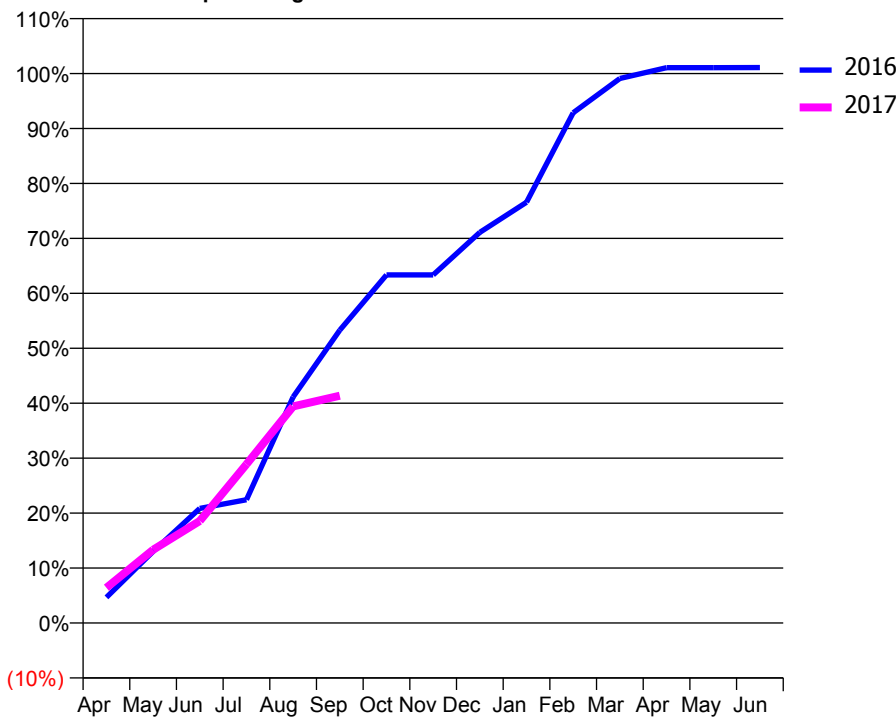
ACCESS*

Patients seen in 24 months	Total	Change since previous quarter
Quarter ending September 2015	3,384	
Quarter ending December 2015	3,359	→
Quarter ending March 2016	3,396	→
Quarter ending June 2016	3,412	→
Quarter ending September 2016	3,316	↓
Variance since September 2015	(2.0%)	↓



ACTIVITY

Cumulative percentage of contracted UDA delivered 2016 & 2017



Month	Adjusted Scheduled Activity (UDA)	
	2016	2017
April	457	609
May	1,271	1,265
June	2,036	1,762
July	2,190	2,741
August	4,018	3,741
September	5,206	3,924
October	6,187	
November	6,187	
December	6,942	
January	7,478	
February	9,070	
March	9,679	
April	9,869	
May	9,869	
June	9,872	

QUALITY

	Quantity	Base Number	Contract	AT	Region	England
% of FP17s for the same patient ID Re-attending within 3 months - Children	39	520	7.5%	13.0%	13.5%	12.4%
% of FP17s for the same patient ID Re-attending within 3 months - Adults	260	1,480	17.6%	17.5%	17.4%	16.7%
% of FP17s for the same patient ID Re-attending between 3 & 9 months - Children	354	520	68.1%	56.6%	59.0%	57.4%
% of FP17s for the same patient ID Re-attending between 3 & 9 months - Adults	819	1,480	55.3%	50.5%	52.6%	50.5%
% of FP17s for Band 1 Urgent Courses	167	1,881	8.9%	10.6%	9.4%	9.1%
% of FP17s Relating to Free Repair or Replacements	34	1,881	1.8%	0.9%	1.0%	0.8%
% of FP17s Relating to Continuations	16	1,881	0.9%	1.3%	1.5%	1.3%
% of Patients satisfied with the dentistry they have received	3	3	N/A	92.8%	93.7%	93.2%
% of Patients satisfied with the time they had to wait for an appointment	3	3	N/A	88.5%	90.0%	89.0%

* This is based on patients treated on this contract for their most recent course of treatment. Figures in italics indicate the base number of FP17s or Patient Questionnaire responses are less than 100. N/A is shown where the base number of responses is less than 10 during the period. % is calculated as Quantity/Base number*100

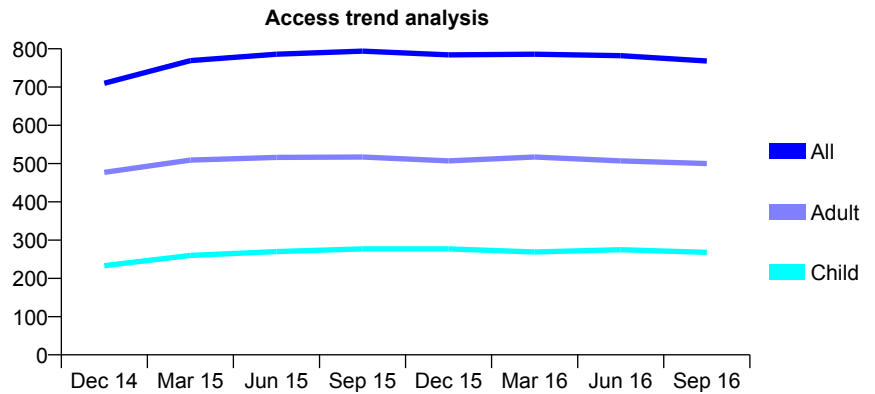
Q46 - Vital Signs At a Glance Contract Report for 163600/0002 - September 2016

Name or company name	Freedom Dental
Contract type name	GDS Contract
Purpose of contract	General
Contract start date	01/04/2006
Contract end date	

16/17 Contracted general activity (UDA)	3,500
Carry forward general activity (UDA)	29
16/17 Contracted orthodontic activity (UOA)	0
Carry forward orthodontic activity (UOA)	0
Baseline contract value	£121,438.76

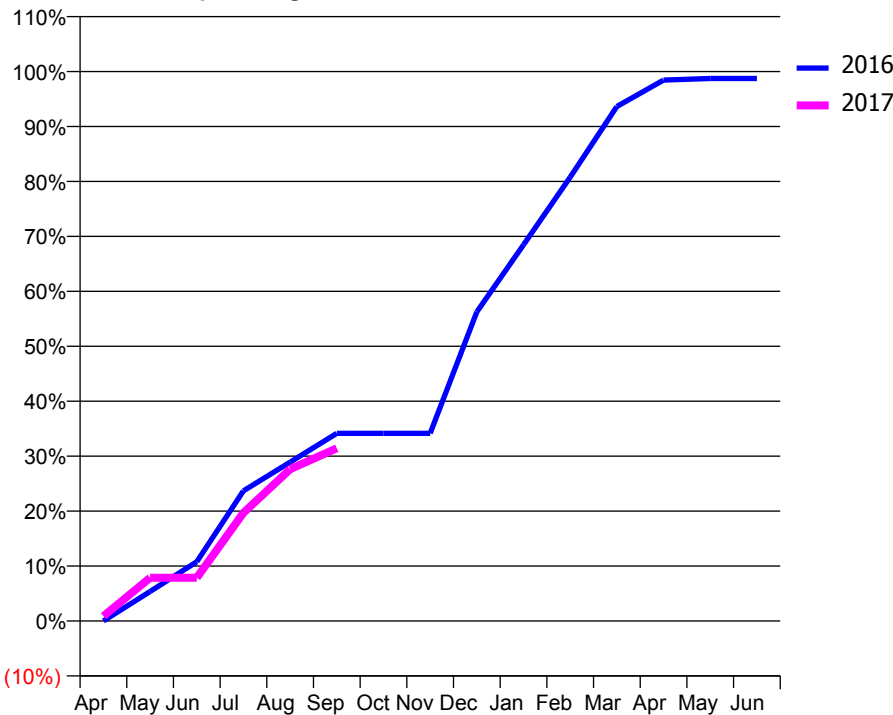
ACCESS*

Patients seen in 24 months	Total	Change since previous quarter
Quarter ending September 2015	794	
Quarter ending December 2015	784	↓
Quarter ending March 2016	786	→
Quarter ending June 2016	782	→
Quarter ending September 2016	768	↓
Variance since September 2015	(3.3%)	↓



ACTIVITY

Cumulative percentage of contracted UDA delivered 2016 & 2017



Month	Adjusted Scheduled Activity (UDA)	
	2016	2017
April	0	31
May	188	276
June	378	276
July	829	690
August	1,012	967
September	1,195	1,100
October	1,195	
November	1,195	
December	1,969	
January	2,396	
February	2,827	
March	3,277	
April	3,445	
May	3,455	
June	3,455	

QUALITY

	Quantity	Base Number	Contract	AT	Region	England
% of FP17s for the same patient ID Re-attending within 3 months - Children	14	158	8.9%	13.0%	13.5%	12.4%
% of FP17s for the same patient ID Re-attending within 3 months - Adults	74	303	24.4%	17.5%	17.4%	16.7%
% of FP17s for the same patient ID Re-attending between 3 & 9 months - Children	73	158	46.2%	56.6%	59.0%	57.4%
% of FP17s for the same patient ID Re-attending between 3 & 9 months - Adults	146	303	48.2%	50.5%	52.6%	50.5%
% of FP17s for Band 1 Urgent Courses	61	419	14.6%	10.6%	9.4%	9.1%
% of FP17s Relating to Free Repair or Replacements	0	419	0.0%	0.9%	1.0%	0.8%
% of FP17s Relating to Continuations	3	419	0.7%	1.3%	1.5%	1.3%
% of Patients satisfied with the dentistry they have received	0	0	N/A	92.8%	93.7%	93.2%
% of Patients satisfied with the time they had to wait for an appointment	0	0	N/A	88.5%	90.0%	89.0%

* This is based on patients treated on this contract for their most recent course of treatment. Figures in italics indicate the base number of FP17s or Patient Questionnaire responses are less than 100. N/A is shown where the base number of responses is less than 10 during the period. % is calculated as Quantity/Base number*100

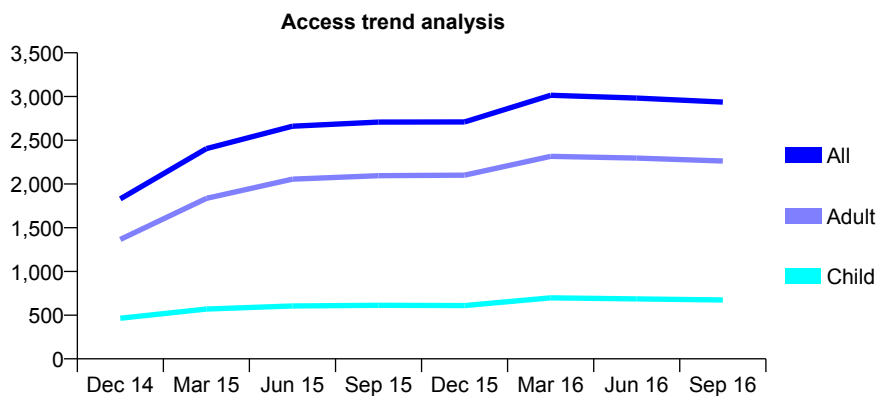
Q46 - Vital Signs At a Glance Contract Report for 163821/0001 - September 2016

Name or company name	Synergy Dental Clinic Bury Ltd
Contract type name	GDS Contract
Purpose of contract	General
Contract start date	01/04/2014
Contract end date	

16/17 Contracted general activity (UDA)	8,267
Carry forward general activity (UDA)	175
16/17 Contracted orthodontic activity (UOA)	0
Carry forward orthodontic activity (UOA)	0
Baseline contract value	£193,424.50

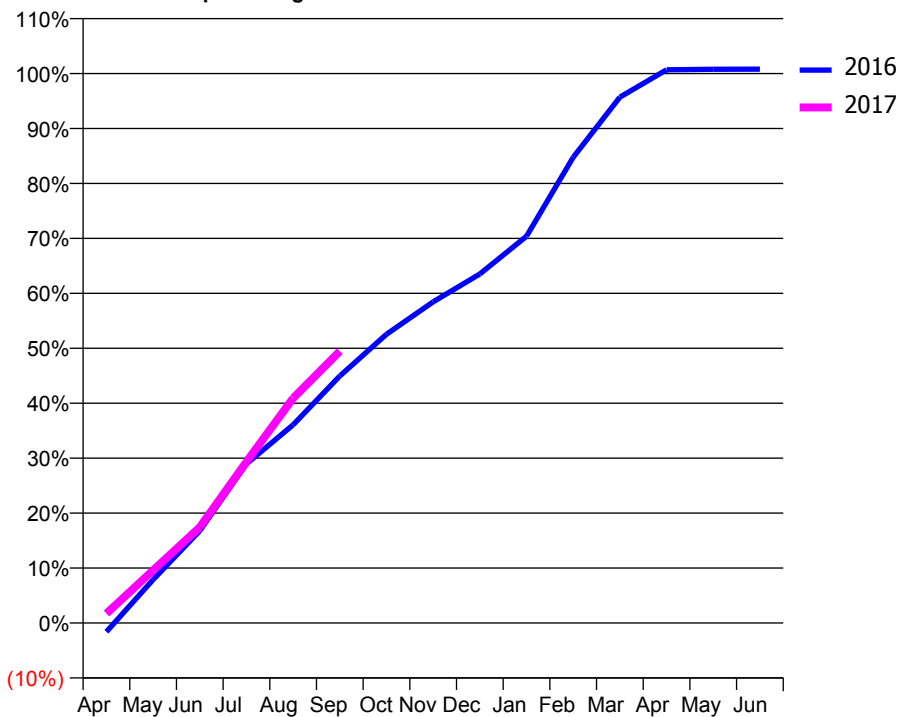
ACCESS*

Patients seen in 24 months	Total	Change since previous quarter
Quarter ending September 2015	2,707	
Quarter ending December 2015	2,710	→
Quarter ending March 2016	3,014	↑
Quarter ending June 2016	2,982	↓
Quarter ending September 2016	2,936	↓
Variance since September 2015	8.5%	↑



ACTIVITY

Cumulative percentage of contracted UDA delivered 2016 & 2017



Month	Adjusted Scheduled Activity (UDA)	
	2016	2017
April	-139	143
May	675	793
June	1,434	1,441
July	2,474	2,426
August	3,083	3,384
September	3,842	4,089
October	4,492	
November	4,996	
December	5,429	
January	6,016	
February	7,244	
March	8,179	
April	8,604	
May	8,613	
June	8,615	

QUALITY

	Quantity	Base Number	Contract	AT	Region	England
% of FP17s for the same patient ID Re-attending within 3 months - Children	27	523	5.2%	13.0%	13.5%	12.4%
% of FP17s for the same patient ID Re-attending within 3 months - Adults	280	1,855	15.1%	17.5%	17.4%	16.7%
% of FP17s for the same patient ID Re-attending between 3 & 9 months - Children	370	523	70.7%	56.6%	59.0%	57.4%
% of FP17s for the same patient ID Re-attending between 3 & 9 months - Adults	1,208	1,855	65.1%	50.5%	52.6%	50.5%
% of FP17s for Band 1 Urgent Courses	171	2,190	7.8%	10.6%	9.4%	9.1%
% of FP17s Relating to Free Repair or Replacements	1	2,190	0.0%	0.9%	1.0%	0.8%
% of FP17s Relating to Continuations	6	2,190	0.3%	1.3%	1.5%	1.3%
% of Patients satisfied with the dentistry they have received	6	9	N/A	92.8%	93.7%	93.2%
% of Patients satisfied with the time they had to wait for an appointment	9	9	N/A	88.5%	90.0%	89.0%

* This is based on patients treated on this contract for their most recent course of treatment. Figures in italics indicate the base number of FP17s or Patient Questionnaire responses are less than 100. N/A is shown where the base number of responses is less than 10 during the period. % is calculated as Quantity/Base number*100

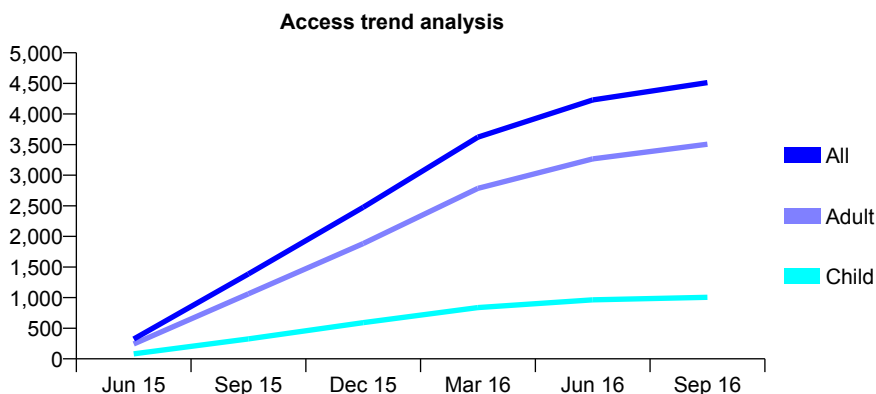
Q46 - Vital Signs At a Glance Contract Report for 164054/0001 - September 2016

Name or company name	Hope Dental Practice Limited
Contract type name	GDS Contract
Purpose of contract	General
Contract start date	01/06/2015
Contract end date	

16/17 Contracted general activity (UDA)	17,021
Carry forward general activity (UDA)	379
16/17 Contracted orthodontic activity (UOA)	0
Carry forward orthodontic activity (UOA)	0
Baseline contract value	£595,547.03

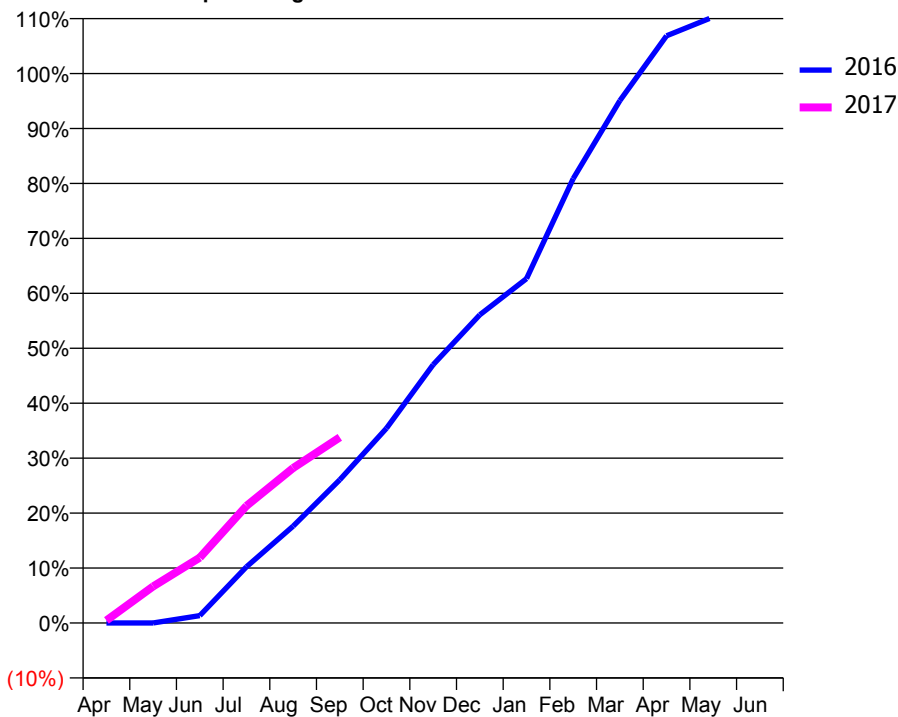
ACCESS*

Patients seen in 24 months	Total	Change since previous quarter
Quarter ending September 2015	1,387	
Quarter ending December 2015	2,476	↑
Quarter ending March 2016	3,623	↑
Quarter ending June 2016	4,230	↑
Quarter ending September 2016	4,512	↑
Variance since September 2015	225.3%	↑



ACTIVITY

Cumulative percentage of contracted UDA delivered 2016 & 2017



Adjusted Scheduled Activity (UDA)

Month	2016	2017
April	0	81
May	0	1,134
June	191	2,025
July	1,449	3,628
August	2,499	4,802
September	3,697	5,752
October	5,026	
November	6,666	
December	7,951	
January	8,883	
February	11,464	
March	13,476	
April	15,148	
May	15,634	
June	15,634	

QUALITY

	Quantity	Base Number	Contract	AT	Region	England
% of FP17s for the same patient ID Re-attending within 3 months - Children	100	713	14.0%	13.0%	13.5%	12.4%
% of FP17s for the same patient ID Re-attending within 3 months - Adults	466	2,369	19.7%	17.5%	17.4%	16.7%
% of FP17s for the same patient ID Re-attending between 3 & 9 months - Children	282	713	39.6%	56.6%	59.0%	57.4%
% of FP17s for the same patient ID Re-attending between 3 & 9 months - Adults	847	2,369	35.8%	50.5%	52.6%	50.5%
% of FP17s for Band 1 Urgent Courses	383	2,400	16.0%	10.6%	9.4%	9.1%
% of FP17s Relating to Free Repair or Replacements	45	2,400	1.9%	0.9%	1.0%	0.8%
% of FP17s Relating to Continuations	54	2,400	2.3%	1.3%	1.5%	1.3%
% of Patients satisfied with the dentistry they have received	2	2	N/A	92.8%	93.7%	93.2%
% of Patients satisfied with the time they had to wait for an appointment	1	2	N/A	88.5%	90.0%	89.0%

* This is based on patients treated on this contract for their most recent course of treatment. Figures in italics indicate the base number of FP17s or Patient Questionnaire responses are less than 100. N/A is shown where the base number of responses is less than 10 during the period. % is calculated as Quantity/Base number*100

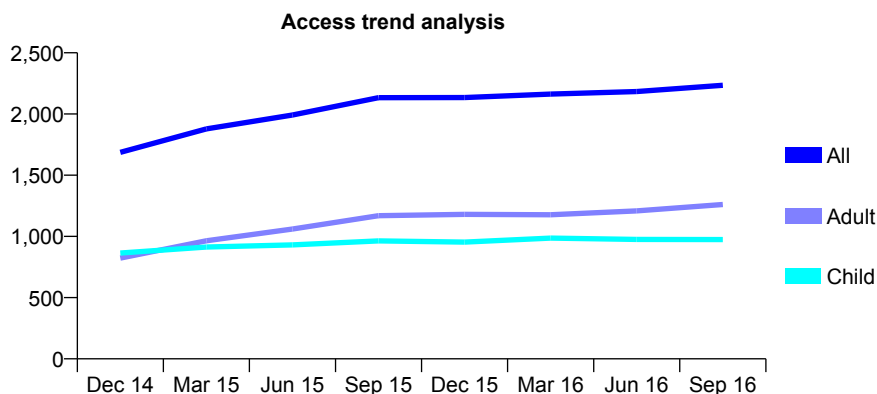
Q46 - Vital Signs At a Glance Contract Report for 165255/0001 - September 2016

Name or company name	Pritchards Dental Practice Ltd
Contract type name	GDS Contract
Purpose of contract	General
Contract start date	01/10/2013
Contract end date	

16/17 Contracted general activity (UDA)	6,428
Carry forward general activity (UDA)	0
16/17 Contracted orthodontic activity (UOA)	0
Carry forward orthodontic activity (UOA)	0
Baseline contract value	£172,355.39

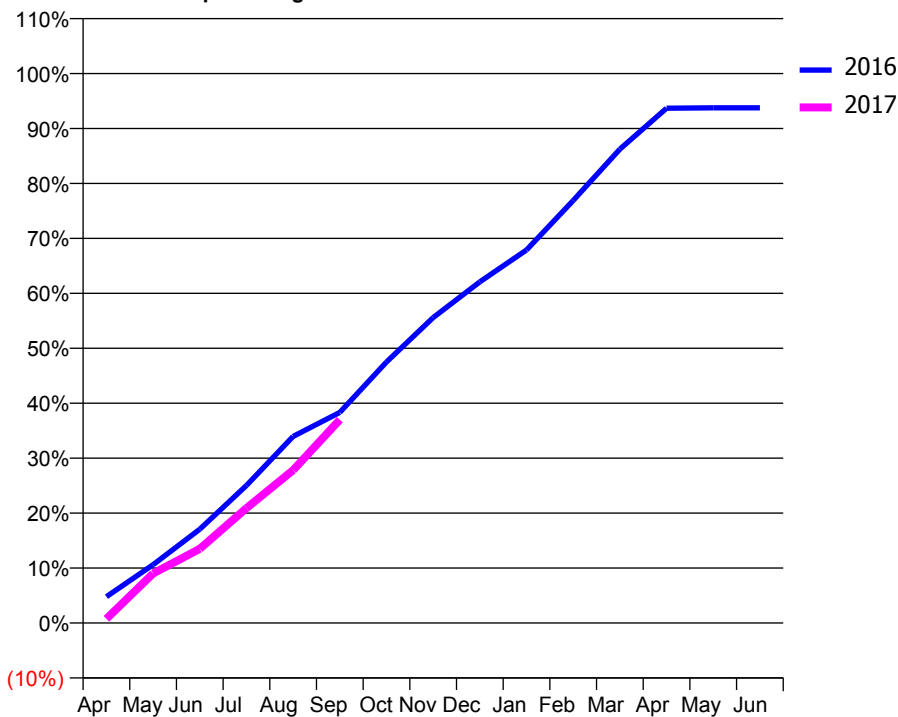
ACCESS*

Patients seen in 24 months	Total	Change since previous quarter
Quarter ending September 2015	2,133	
Quarter ending December 2015	2,134	→
Quarter ending March 2016	2,163	→
Quarter ending June 2016	2,184	→
Quarter ending September 2016	2,235	↑
Variance since September 2015	4.8%	↑



ACTIVITY

Cumulative percentage of contracted UDA delivered 2016 & 2017



Month	Adjusted Scheduled Activity (UDA)	
	2016	2017
April	308	49
May	682	580
June	1,098	868
July	1,609	1,344
August	2,183	1,788
September	2,464	2,379
October	3,053	
November	3,573	
December	3,991	
January	4,364	
February	4,942	
March	5,543	
April	6,023	
May	6,027	
June	6,027	

QUALITY

	Quantity	Base Number	Contract	AT	Region	England
% of FP17s for the same patient ID Re-attending within 3 months - Children	73	833	8.8%	13.0%	13.5%	12.4%
% of FP17s for the same patient ID Re-attending within 3 months - Adults	298	1,068	27.9%	17.5%	17.4%	16.7%
% of FP17s for the same patient ID Re-attending between 3 & 9 months - Children	497	833	59.7%	56.6%	59.0%	57.4%
% of FP17s for the same patient ID Re-attending between 3 & 9 months - Adults	470	1,068	44.0%	50.5%	52.6%	50.5%
% of FP17s for Band 1 Urgent Courses	123	1,330	9.2%	10.6%	9.4%	9.1%
% of FP17s Relating to Free Repair or Replacements	1	1,330	0.1%	0.9%	1.0%	0.8%
% of FP17s Relating to Continuations	0	1,330	0.0%	1.3%	1.5%	1.3%
% of Patients satisfied with the dentistry they have received	1	1	N/A	92.8%	93.7%	93.2%
% of Patients satisfied with the time they had to wait for an appointment	1	1	N/A	88.5%	90.0%	89.0%

* This is based on patients treated on this contract for their most recent course of treatment. Figures in italics indicate the base number of FP17s or Patient Questionnaire responses are less than 100. N/A is shown where the base number of responses is less than 10 during the period. % is calculated as Quantity/Base number*100

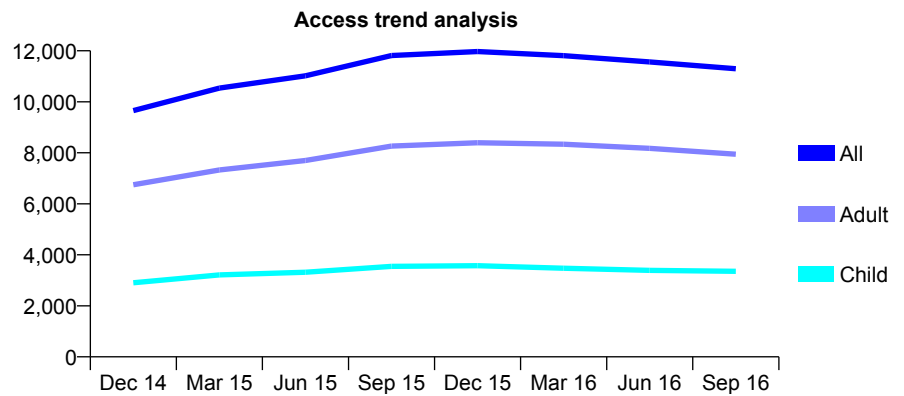
Q46 - Vital Signs At a Glance Contract Report for 165263/0001 - September 2016

Name or company name	Chariwala Smile Ltd
Contract type name	GDS Contract
Purpose of contract	General
Contract start date	01/11/2013
Contract end date	

16/17 Contracted general activity (UDA)	35,327
Carry forward general activity (UDA)	-135
16/17 Contracted orthodontic activity (UOA)	0
Carry forward orthodontic activity (UOA)	0
Baseline contract value	£914,419.88

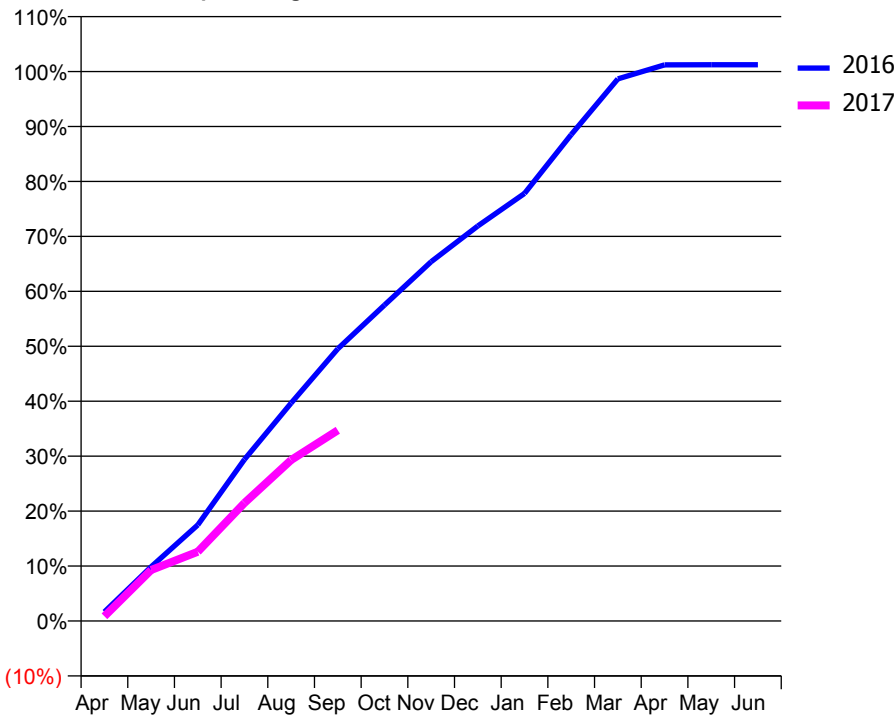
ACCESS*

Patients seen in 24 months	Total	Change since previous quarter
Quarter ending September 2015	11,813	
Quarter ending December 2015	11,969	→
Quarter ending March 2016	11,810	↓
Quarter ending June 2016	11,563	↓
Quarter ending September 2016	11,298	↓
Variance since September 2015	(4.4%)	↓



ACTIVITY

Cumulative percentage of contracted UDA delivered 2016 & 2017



Month	Adjusted Scheduled Activity (UDA)	
	2016	2017
April	599	306
May	3,533	3,276
June	6,257	4,454
July	10,526	7,589
August	14,201	10,347
September	17,740	12,262
October	20,585	
November	23,410	
December	25,743	
January	27,855	
February	31,691	
March	35,324	
April	36,234	
May	36,241	
June	36,242	

QUALITY

	Quantity	Base Number	Contract	AT	Region	England
% of FP17s for the same patient ID Re-attending within 3 months - Children	172	2,257	7.6%	13.0%	13.5%	12.4%
% of FP17s for the same patient ID Re-attending within 3 months - Adults	752	4,996	15.1%	17.5%	17.4%	16.7%
% of FP17s for the same patient ID Re-attending between 3 & 9 months - Children	1,497	2,257	66.3%	56.6%	59.0%	57.4%
% of FP17s for the same patient ID Re-attending between 3 & 9 months - Adults	2,830	4,996	56.6%	50.5%	52.6%	50.5%
% of FP17s for Band 1 Urgent Courses	555	6,702	8.3%	10.6%	9.4%	9.1%
% of FP17s Relating to Free Repair or Replacements	50	6,702	0.7%	0.9%	1.0%	0.8%
% of FP17s Relating to Continuations	169	6,702	2.5%	1.3%	1.5%	1.3%
% of Patients satisfied with the dentistry they have received	1	1	N/A	92.8%	93.7%	93.2%
% of Patients satisfied with the time they had to wait for an appointment	1	1	N/A	88.5%	90.0%	89.0%

* This is based on patients treated on this contract for their most recent course of treatment. Figures in italics indicate the base number of FP17s or Patient Questionnaire responses are less than 100. N/A is shown where the base number of responses is less than 10 during the period. % is calculated as Quantity/Base number*100

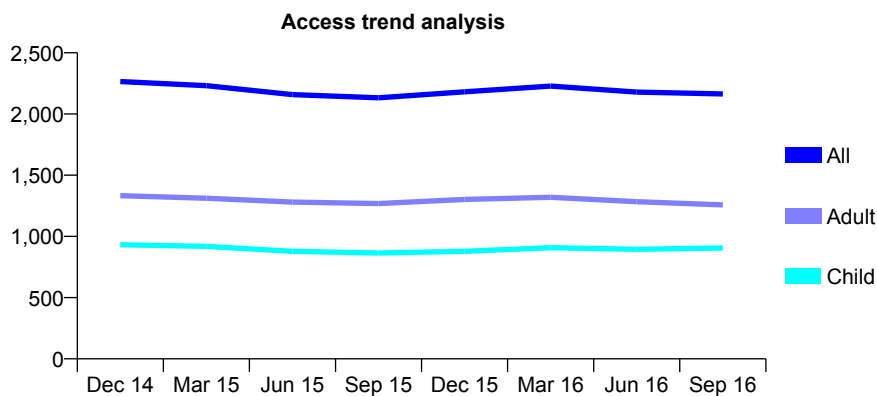
Q46 - Vital Signs At a Glance Contract Report for 165433/0001 - September 2016

Name or company name	Park House Brinnington
Contract type name	GDS Contract
Purpose of contract	General
Contract start date	01/01/2011
Contract end date	

16/17 Contracted general activity (UDA)	6,500
Carry forward general activity (UDA)	16
16/17 Contracted orthodontic activity (UOA)	0
Carry forward orthodontic activity (UOA)	0
Baseline contract value	£167,115.42

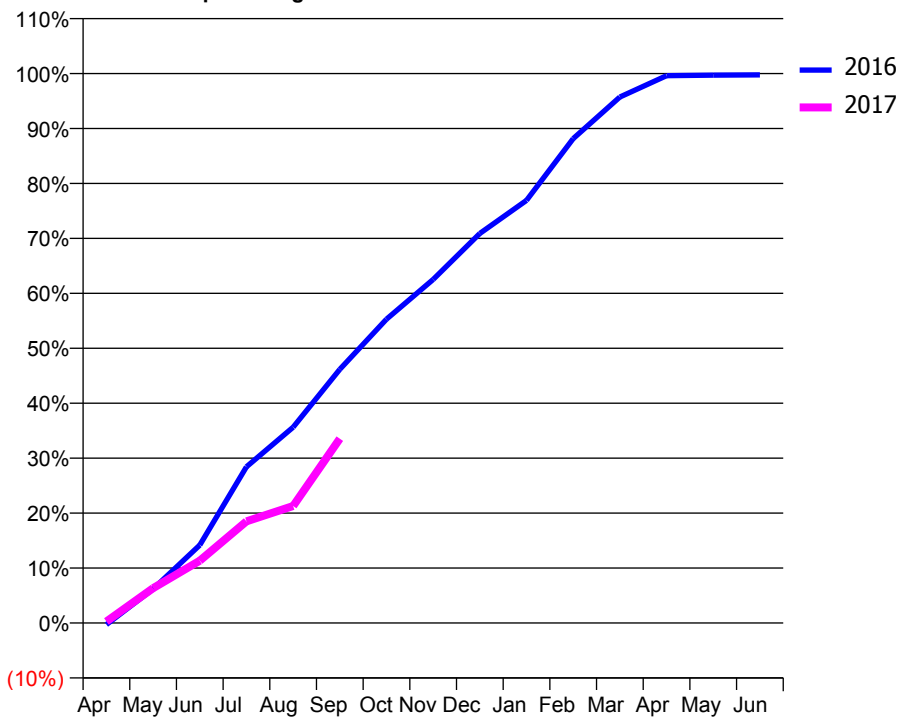
ACCESS*

Patients seen in 24 months	Total	Change since previous quarter
Quarter ending September 2015	2,132	
Quarter ending December 2015	2,181	↑
Quarter ending March 2016	2,228	↑
Quarter ending June 2016	2,179	↓
Quarter ending September 2016	2,164	→
Variance since September 2015	1.5%	→



ACTIVITY

Cumulative percentage of contracted UDA delivered 2016 & 2017



Month	Adjusted Scheduled Activity (UDA)	
	2016	2017
April	-20	18
May	403	413
June	922	737
July	1,848	1,202
August	2,317	1,384
September	3,001	2,180
October	3,595	
November	4,064	
December	4,608	
January	5,000	
February	5,729	
March	6,222	
April	6,474	
May	6,481	
June	6,484	

QUALITY

	Quantity	Base Number	Contract	AT	Region	England
% of FP17s for the same patient ID Re-attending within 3 months - Children	43	414	10.4%	13.0%	13.5%	12.4%
% of FP17s for the same patient ID Re-attending within 3 months - Adults	99	484	20.5%	17.5%	17.4%	16.7%
% of FP17s for the same patient ID Re-attending between 3 & 9 months - Children	143	414	34.5%	56.6%	59.0%	57.4%
% of FP17s for the same patient ID Re-attending between 3 & 9 months - Adults	143	484	29.5%	50.5%	52.6%	50.5%
% of FP17s for Band 1 Urgent Courses	99	718	13.8%	10.6%	9.4%	9.1%
% of FP17s Relating to Free Repair or Replacements	8	718	1.1%	0.9%	1.0%	0.8%
% of FP17s Relating to Continuations	3	718	0.4%	1.3%	1.5%	1.3%
% of Patients satisfied with the dentistry they have received	1	3	N/A	92.8%	93.7%	93.2%
% of Patients satisfied with the time they had to wait for an appointment	2	3	N/A	88.5%	90.0%	89.0%

* This is based on patients treated on this contract for their most recent course of treatment. Figures in italics indicate the base number of FP17s or Patient Questionnaire responses are less than 100. N/A is shown where the base number of responses is less than 10 during the period. % is calculated as Quantity/Base number*100

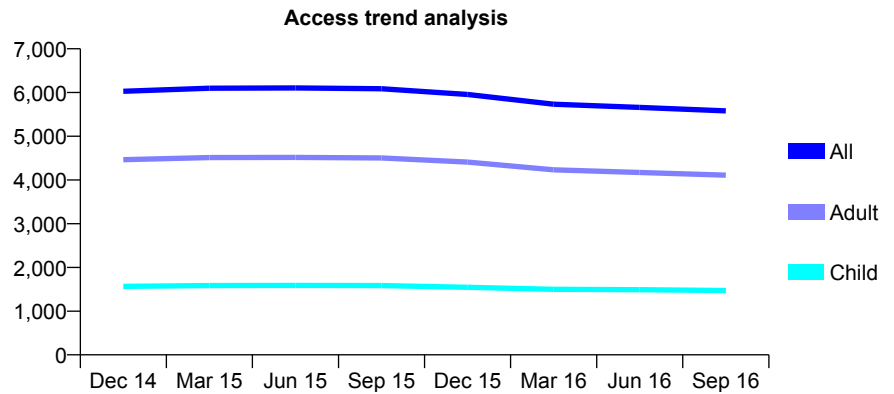
Q46 - Vital Signs At a Glance Contract Report for 165905/0001 - September 2016

Name or company name	New Moston Dental Centre
Contract type name	GDS Contract
Purpose of contract	General
Contract start date	01/04/2009
Contract end date	

16/17 Contracted general activity (UDA)	19,540
Carry forward general activity (UDA)	535
16/17 Contracted orthodontic activity (UOA)	0
Carry forward orthodontic activity (UOA)	0
Baseline contract value	£590,846.54

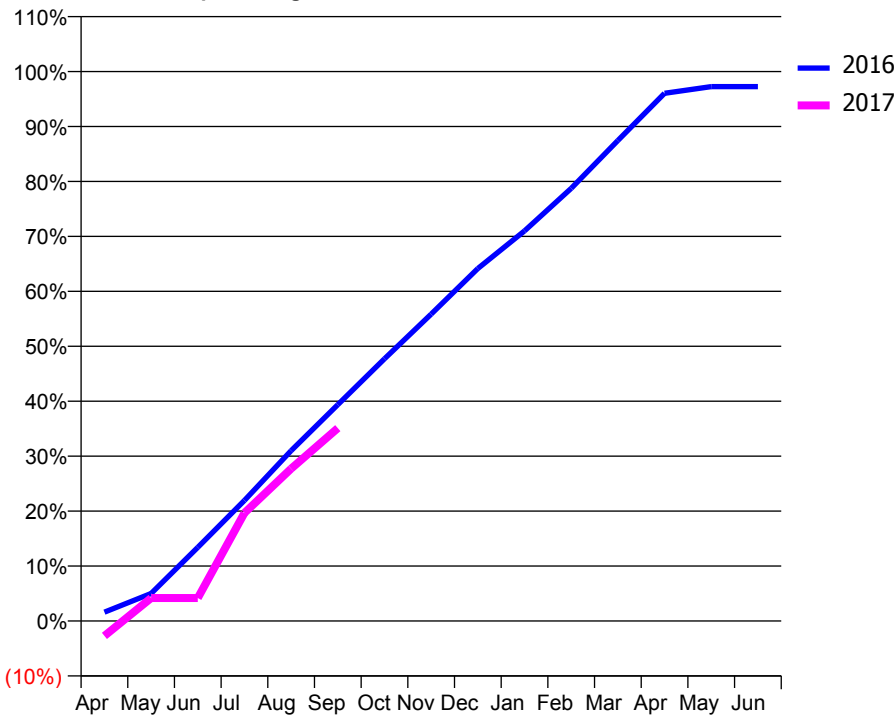
ACCESS*

Patients seen in 24 months	Total	Change since previous quarter
Quarter ending September 2015	6,087	
Quarter ending December 2015	5,954	↓
Quarter ending March 2016	5,733	↓
Quarter ending June 2016	5,661	↓
Quarter ending September 2016	5,581	↓
Variance since September 2015	(8.3%)	↓



ACTIVITY

Cumulative percentage of contracted UDA delivered 2016 & 2017



Month	Adjusted Scheduled Activity (UDA)	
	2016	2017
April	314	-535
May	979	816
June	2,620	816
July	4,287	3,844
August	6,056	5,418
September	7,694	6,858
October	9,324	
November	10,911	
December	12,534	
January	13,871	
February	15,382	
March	17,085	
April	18,764	
May	19,005	
June	19,005	

QUALITY

	Quantity	Base Number	Contract	AT	Region	England
% of FP17s for the same patient ID Re-attending within 3 months - Children	105	1,104	9.5%	13.0%	13.5%	12.4%
% of FP17s for the same patient ID Re-attending within 3 months - Adults	390	2,902	13.4%	17.5%	17.4%	16.7%
% of FP17s for the same patient ID Re-attending between 3 & 9 months - Children	682	1,104	61.8%	56.6%	59.0%	57.4%
% of FP17s for the same patient ID Re-attending between 3 & 9 months - Adults	1,722	2,902	59.3%	50.5%	52.6%	50.5%
% of FP17s for Band 1 Urgent Courses	139	3,306	4.2%	10.6%	9.4%	9.1%
% of FP17s Relating to Free Repair or Replacements	10	3,306	0.3%	0.9%	1.0%	0.8%
% of FP17s Relating to Continuations	70	3,306	2.1%	1.3%	1.5%	1.3%
% of Patients satisfied with the dentistry they have received	1	1	N/A	92.8%	93.7%	93.2%
% of Patients satisfied with the time they had to wait for an appointment	1	1	N/A	88.5%	90.0%	89.0%

* This is based on patients treated on this contract for their most recent course of treatment. Figures in italics indicate the base number of FP17s or Patient Questionnaire responses are less than 100. N/A is shown where the base number of responses is less than 10 during the period. % is calculated as Quantity/Base number*100

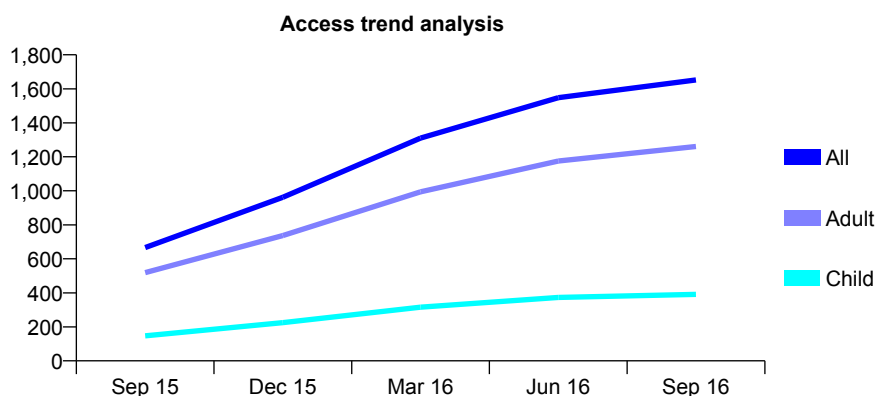
Q46 - Vital Signs At a Glance Contract Report for 166049/0001 - September 2016

Name or company name	Dhariwal and Mitchell
Contract type name	GDS Contract
Purpose of contract	General
Contract start date	01/07/2015
Contract end date	

16/17 Contracted general activity (UDA)	8,633
Carry forward general activity (UDA)	1,359
16/17 Contracted orthodontic activity (UOA)	0
Carry forward orthodontic activity (UOA)	0
Baseline contract value	£230,337.92

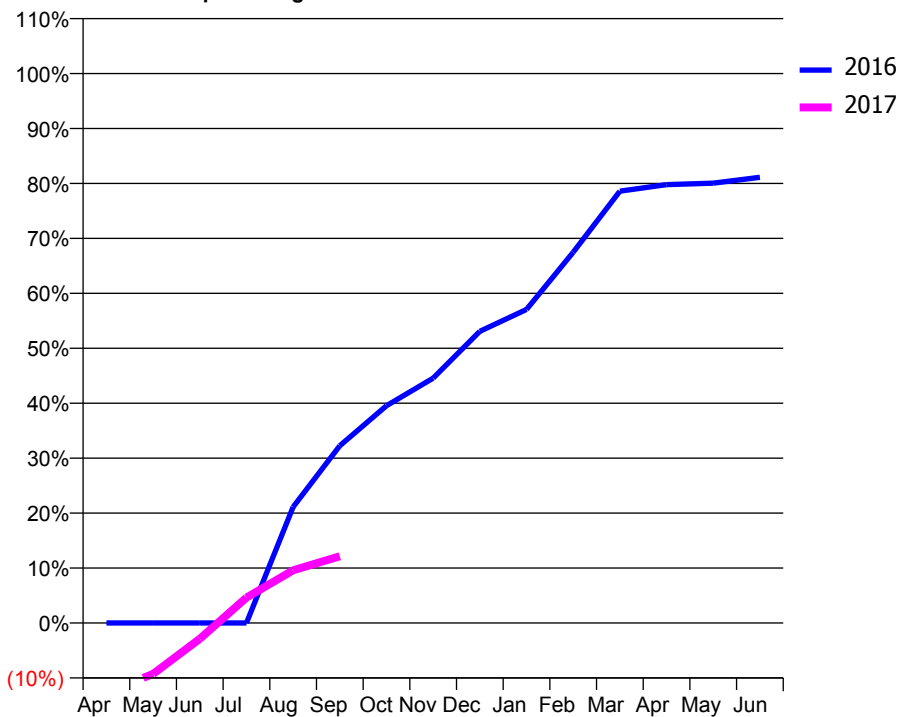
ACCESS*

Patients seen in 24 months	Total	Change since previous quarter
Quarter ending September 2015	666	
Quarter ending December 2015	962	↑
Quarter ending March 2016	1,310	↑
Quarter ending June 2016	1,548	↑
Quarter ending September 2016	1,652	↑
Variance since September 2015	148.0%	↑



ACTIVITY

Cumulative percentage of contracted UDA delivered 2016 & 2017



Month	Adjusted Scheduled Activity (UDA)	
	2016	2017
April	0	-1,099
May	0	-801
June	0	-251
July	0	400
August	1,369	829
September	2,090	1,049
October	2,562	
November	2,888	
December	3,440	
January	3,699	
February	4,372	
March	5,093	
April	5,170	
May	5,187	
June	5,257	

QUALITY

	Quantity	Base Number	Contract	AT	Region	England
% of FP17s for the same patient ID Re-attending within 3 months - Children	24	216	11.1%	13.0%	13.5%	12.4%
% of FP17s for the same patient ID Re-attending within 3 months - Adults	139	802	17.3%	17.5%	17.4%	16.7%
% of FP17s for the same patient ID Re-attending between 3 & 9 months - Children	75	216	34.7%	56.6%	59.0%	57.4%
% of FP17s for the same patient ID Re-attending between 3 & 9 months - Adults	280	802	34.9%	50.5%	52.6%	50.5%
% of FP17s for Band 1 Urgent Courses	252	931	27.1%	10.6%	9.4%	9.1%
% of FP17s Relating to Free Repair or Replacements	3	931	0.3%	0.9%	1.0%	0.8%
% of FP17s Relating to Continuations	4	931	0.4%	1.3%	1.5%	1.3%
% of Patients satisfied with the dentistry they have received	0	0	N/A	92.8%	93.7%	93.2%
% of Patients satisfied with the time they had to wait for an appointment	0	0	N/A	88.5%	90.0%	89.0%

* This is based on patients treated on this contract for their most recent course of treatment. Figures in italics indicate the base number of FP17s or Patient Questionnaire responses are less than 100. N/A is shown where the base number of responses is less than 10 during the period. % is calculated as Quantity/Base number*100

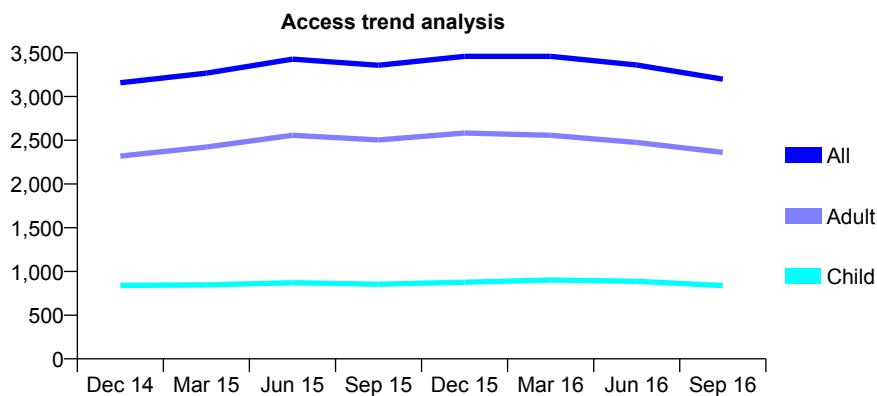
Q46 - Vital Signs At a Glance Contract Report for 166081/0001 - September 2016

Name or company name	Brooks Bar Dental Practice
Contract type name	GDS Contract
Purpose of contract	General
Contract start date	26/07/2013
Contract end date	

16/17 Contracted general activity (UDA)	14,264
Carry forward general activity (UDA)	-82
16/17 Contracted orthodontic activity (UOA)	0
Carry forward orthodontic activity (UOA)	0
Baseline contract value	£433,890.18

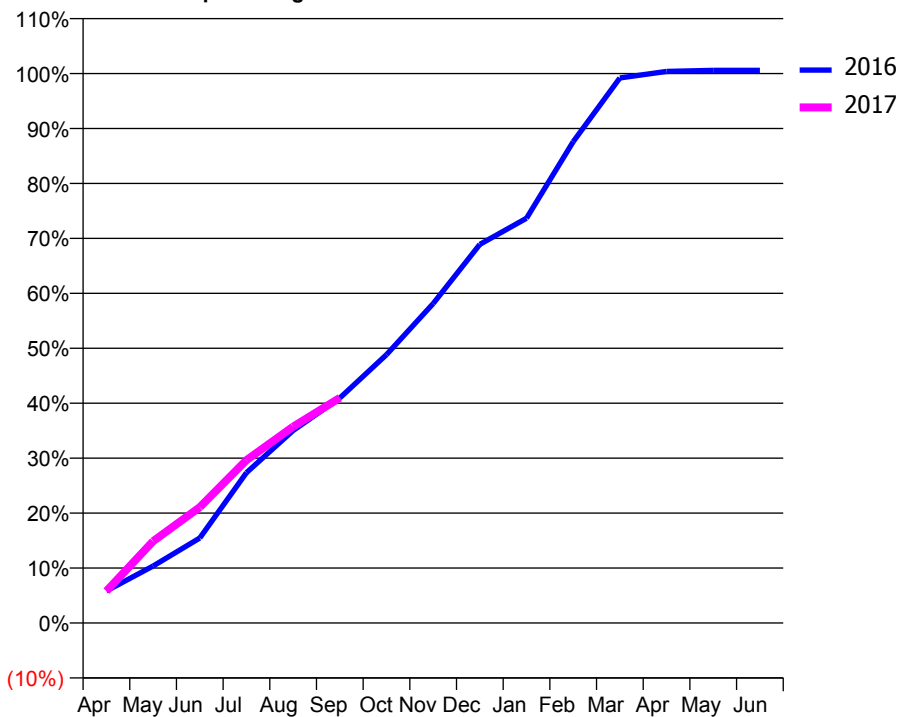
ACCESS*

Patients seen in 24 months	Total	Change since previous quarter
Quarter ending September 2015	3,358	
Quarter ending December 2015	3,459	↑
Quarter ending March 2016	3,459	→
Quarter ending June 2016	3,361	↓
Quarter ending September 2016	3,199	↓
Variance since September 2015	(4.7%)	↓



ACTIVITY

Cumulative percentage of contracted UDA delivered 2016 & 2017



Month	Adjusted Scheduled Activity (UDA)	
	2016	2017
April	848	828
May	1,507	2,123
June	2,250	3,006
July	3,978	4,228
August	5,094	5,098
September	5,954	5,843
October	7,105	
November	8,455	
December	10,020	
January	10,712	
February	12,739	
March	14,427	
April	14,598	
May	14,626	
June	14,626	

QUALITY

	Quantity	Base Number	Contract	AT	Region	England
% of FP17s for the same patient ID Re-attending within 3 months - Children	15	430	3.5%	13.0%	13.5%	12.4%
% of FP17s for the same patient ID Re-attending within 3 months - Adults	149	1,193	12.5%	17.5%	17.4%	16.7%
% of FP17s for the same patient ID Re-attending between 3 & 9 months - Children	156	430	36.3%	56.6%	59.0%	57.4%
% of FP17s for the same patient ID Re-attending between 3 & 9 months - Adults	422	1,193	35.4%	50.5%	52.6%	50.5%
% of FP17s for Band 1 Urgent Courses	141	1,560	9.0%	10.6%	9.4%	9.1%
% of FP17s Relating to Free Repair or Replacements	9	1,560	0.6%	0.9%	1.0%	0.8%
% of FP17s Relating to Continuations	30	1,560	1.9%	1.3%	1.5%	1.3%
% of Patients satisfied with the dentistry they have received	5	5	N/A	92.8%	93.7%	93.2%
% of Patients satisfied with the time they had to wait for an appointment	3	5	N/A	88.5%	90.0%	89.0%

* This is based on patients treated on this contract for their most recent course of treatment. Figures in italics indicate the base number of FP17s or Patient Questionnaire responses are less than 100. N/A is shown where the base number of responses is less than 10 during the period. % is calculated as Quantity/Base number*100

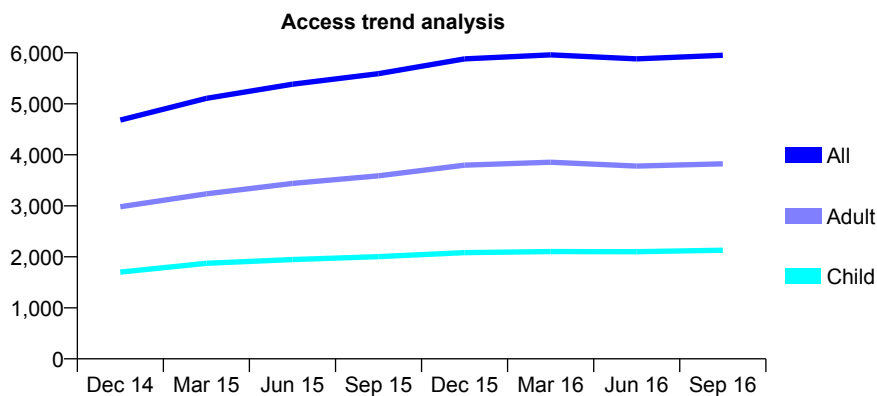
Q46 - Vital Signs At a Glance Contract Report for 166405/0001 - September 2016

Name or company name	Penny Meadow Dental Care Limited
Contract type name	GDS Contract
Purpose of contract	General
Contract start date	01/01/2014
Contract end date	

16/17 Contracted general activity (UDA)	16,838
Carry forward general activity (UDA)	-241
16/17 Contracted orthodontic activity (UOA)	0
Carry forward orthodontic activity (UOA)	0
Baseline contract value	£467,821.33

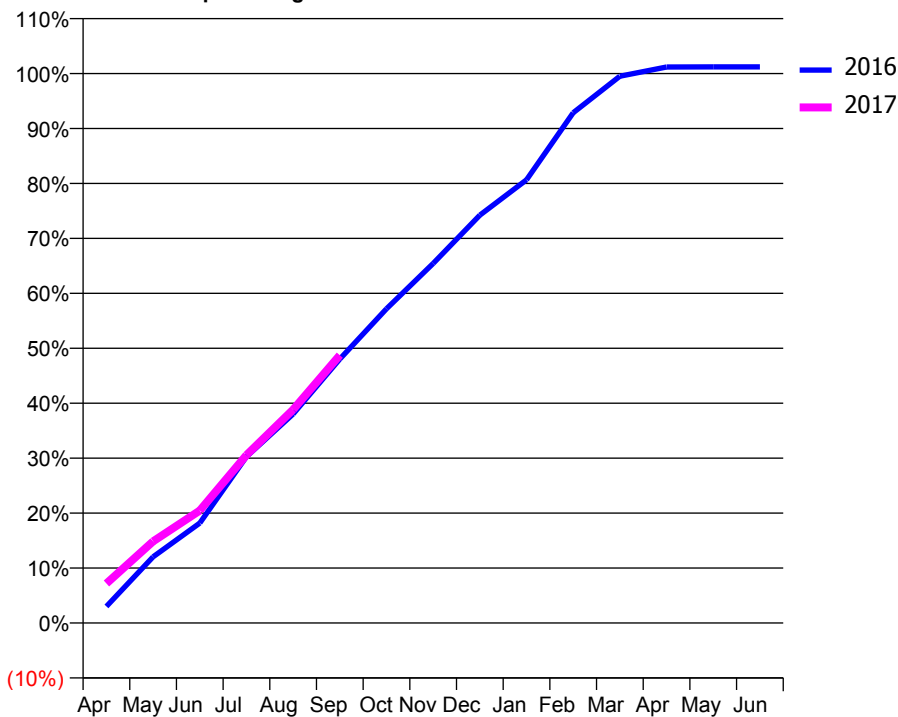
ACCESS*

Patients seen in 24 months	Total	Change since previous quarter
Quarter ending September 2015	5,592	
Quarter ending December 2015	5,881	↑
Quarter ending March 2016	5,959	→
Quarter ending June 2016	5,881	↓
Quarter ending September 2016	5,952	→
Variance since September 2015	6.4%	↑



ACTIVITY

Cumulative percentage of contracted UDA delivered 2016 & 2017



Adjusted Scheduled Activity (UDA)

Month	2016	2017
April	509	1,211
May	2,030	2,501
June	3,064	3,448
July	5,096	5,147
August	6,403	6,541
September	8,089	8,206
October	9,629	
November	11,018	
December	12,497	
January	13,582	
February	15,635	
March	16,756	
April	17,037	
May	17,040	
June	17,040	

QUALITY

	Quantity	Base Number	Contract	AT	Region	England
% of FP17s for the same patient ID Re-attending within 3 months - Children	114	1,719	6.6%	13.0%	13.5%	12.4%
% of FP17s for the same patient ID Re-attending within 3 months - Adults	310	2,674	11.6%	17.5%	17.4%	16.7%
% of FP17s for the same patient ID Re-attending between 3 & 9 months - Children	1,187	1,719	69.1%	56.6%	59.0%	57.4%
% of FP17s for the same patient ID Re-attending between 3 & 9 months - Adults	1,602	2,674	59.9%	50.5%	52.6%	50.5%
% of FP17s for Band 1 Urgent Courses	423	4,228	10.0%	10.6%	9.4%	9.1%
% of FP17s Relating to Free Repair or Replacements	28	4,228	0.7%	0.9%	1.0%	0.8%
% of FP17s Relating to Continuations	16	4,228	0.4%	1.3%	1.5%	1.3%
% of Patients satisfied with the dentistry they have received	3	3	N/A	92.8%	93.7%	93.2%
% of Patients satisfied with the time they had to wait for an appointment	3	3	N/A	88.5%	90.0%	89.0%

* This is based on patients treated on this contract for their most recent course of treatment. Figures in italics indicate the base number of FP17s or Patient Questionnaire responses are less than 100. N/A is shown where the base number of responses is less than 10 during the period. % is calculated as Quantity/Base number*100

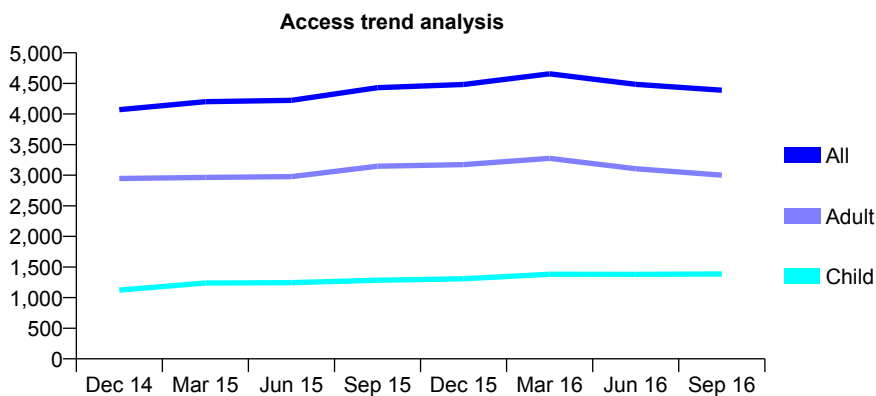
Q46 - Vital Signs At a Glance Contract Report for 166707/0001 - September 2016

Name or company name	151 Dental Ltd
Contract type name	GDS Contract
Purpose of contract	General
Contract start date	01/08/2007
Contract end date	

16/17 Contracted general activity (UDA)	18,209
Carry forward general activity (UDA)	0
16/17 Contracted orthodontic activity (UOA)	0
Carry forward orthodontic activity (UOA)	0
Baseline contract value	£464,569.60

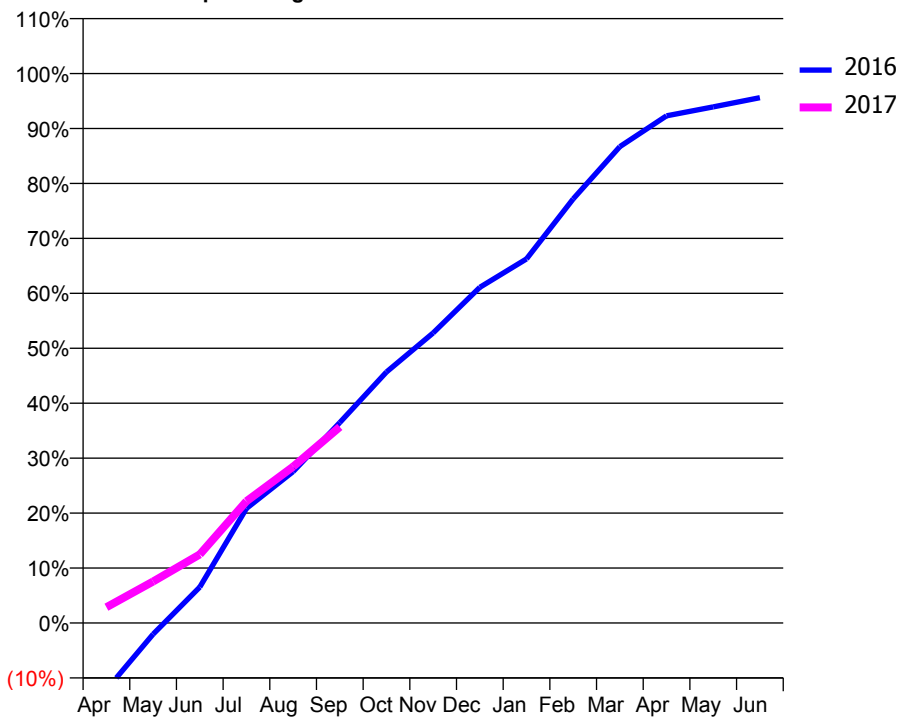
ACCESS*

Patients seen in 24 months	Total	Change since previous quarter
Quarter ending September 2015	4,430	
Quarter ending December 2015	4,482	→
Quarter ending March 2016	4,657	↑
Quarter ending June 2016	4,485	↓
Quarter ending September 2016	4,388	↓
Variance since September 2015	(0.9%)	→



ACTIVITY

Cumulative percentage of contracted UDA delivered 2016 & 2017



Month	Adjusted Scheduled Activity (UDA)	
	2016	2017
April	-2,244	524
May	-378	1,377
June	1,209	2,273
July	3,855	4,036
August	5,095	5,183
September	6,746	6,500
October	8,446	
November	9,760	
December	11,295	
January	12,251	
February	14,270	
March	16,028	
April	17,067	
May	17,364	
June	17,675	

QUALITY

	Quantity	Base Number	Contract	AT	Region	England
% of FP17s for the same patient ID Re-attending within 3 months - Children	368	1,370	26.9%	13.0%	13.5%	12.4%
% of FP17s for the same patient ID Re-attending within 3 months - Adults	643	2,387	26.9%	17.5%	17.4%	16.7%
% of FP17s for the same patient ID Re-attending between 3 & 9 months - Children	710	1,370	51.8%	56.6%	59.0%	57.4%
% of FP17s for the same patient ID Re-attending between 3 & 9 months - Adults	1,246	2,387	52.2%	50.5%	52.6%	50.5%
% of FP17s for Band 1 Urgent Courses	319	3,182	10.0%	10.6%	9.4%	9.1%
% of FP17s Relating to Free Repair or Replacements	38	3,182	1.2%	0.9%	1.0%	0.8%
% of FP17s Relating to Continuations	35	3,182	1.1%	1.3%	1.5%	1.3%
% of Patients satisfied with the dentistry they have received	5	5	N/A	92.8%	93.7%	93.2%
% of Patients satisfied with the time they had to wait for an appointment	5	5	N/A	88.5%	90.0%	89.0%

* This is based on patients treated on this contract for their most recent course of treatment. Figures in italics indicate the base number of FP17s or Patient Questionnaire responses are less than 100. N/A is shown where the base number of responses is less than 10 during the period. % is calculated as Quantity/Base number*100

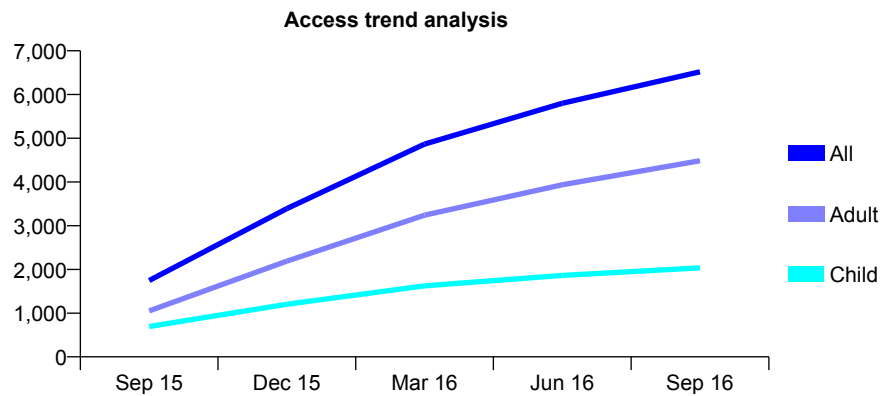
Q46 - Vital Signs At a Glance Contract Report for 167312/0001 - September 2016

Name or company name	Mellor, Wilkinson and Shokraee
Contract type name	GDS Contract
Purpose of contract	General
Contract start date	01/06/2015
Contract end date	

16/17 Contracted general activity (UDA)	21,353
Carry forward general activity (UDA)	-413
16/17 Contracted orthodontic activity (UOA)	0
Carry forward orthodontic activity (UOA)	0
Baseline contract value	£695,912.82

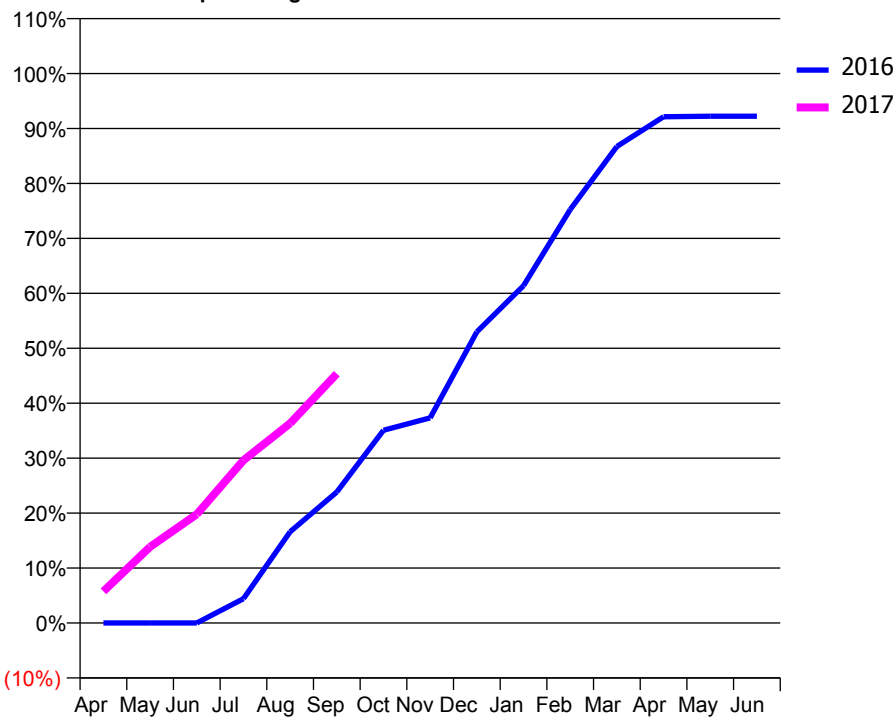
ACCESS*

Patients seen in 24 months	Total	Change since previous quarter
Quarter ending September 2015	1,745	
Quarter ending December 2015	3,391	↑
Quarter ending March 2016	4,865	↑
Quarter ending June 2016	5,800	↑
Quarter ending September 2016	6,519	↑
Variance since September 2015	273.6%	↑



ACTIVITY

Cumulative percentage of contracted UDA delivered 2016 & 2017



Month	Adjusted Scheduled Activity (UDA)	
	2016	2017
April	0	1,232
May	0	2,961
June	0	4,224
July	782	6,325
August	2,934	7,758
September	4,208	9,688
October	6,193	
November	6,591	
December	9,353	
January	10,838	
February	13,282	
March	15,310	
April	16,268	
May	16,282	
June	16,282	

QUALITY

	Quantity	Base Number	Contract	AT	Region	England
% of FP17s for the same patient ID Re-attending within 3 months - Children	204	1,673	12.2%	13.0%	13.5%	12.4%
% of FP17s for the same patient ID Re-attending within 3 months - Adults	590	3,433	17.2%	17.5%	17.4%	16.7%
% of FP17s for the same patient ID Re-attending between 3 & 9 months - Children	864	1,673	51.6%	56.6%	59.0%	57.4%
% of FP17s for the same patient ID Re-attending between 3 & 9 months - Adults	1,327	3,433	38.7%	50.5%	52.6%	50.5%
% of FP17s for Band 1 Urgent Courses	455	4,348	10.5%	10.6%	9.4%	9.1%
% of FP17s Relating to Free Repair or Replacements	22	4,348	0.5%	0.9%	1.0%	0.8%
% of FP17s Relating to Continuations	54	4,348	1.2%	1.3%	1.5%	1.3%
% of Patients satisfied with the dentistry they have received	5	5	N/A	92.8%	93.7%	93.2%
% of Patients satisfied with the time they had to wait for an appointment	4	5	N/A	88.5%	90.0%	89.0%

* This is based on patients treated on this contract for their most recent course of treatment. Figures in italics indicate the base number of FP17s or Patient Questionnaire responses are less than 100. N/A is shown where the base number of responses is less than 10 during the period. % is calculated as Quantity/Base number*100

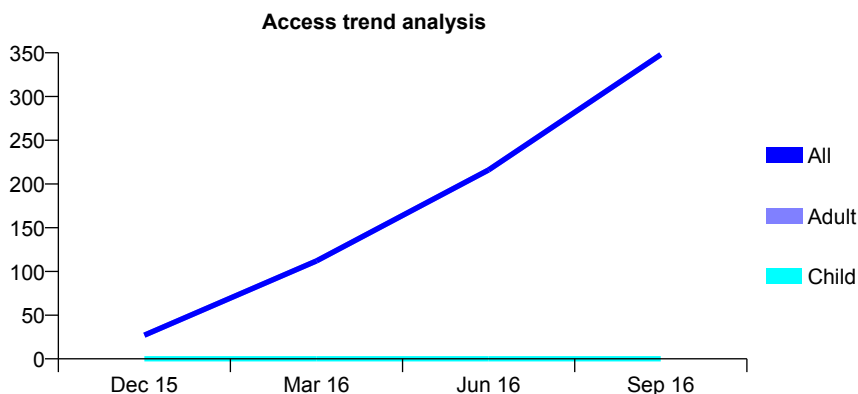
Q46 - Vital Signs At a Glance Contract Report for 167312/0002 - September 2016

Name or company name	Mellor, Wilkinson and Shokraee
Contract type name	GDS Contract
Purpose of contract	General
Contract start date	01/11/2015
Contract end date	

16/17 Contracted general activity (UDA)	2,000
Carry forward general activity (UDA)	-40
16/17 Contracted orthodontic activity (UOA)	0
Carry forward orthodontic activity (UOA)	0
Baseline contract value	£168,379.85

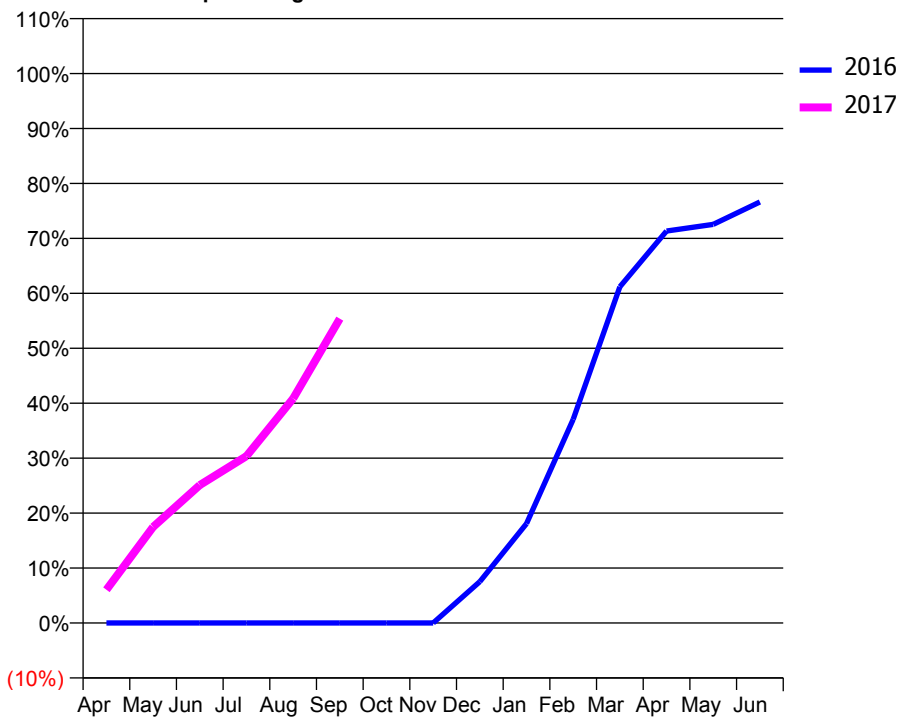
ACCESS*

Patients seen in 24 months	Total	Change since previous quarter
Quarter ending September 2015	0	
Quarter ending December 2015	27	↑
Quarter ending March 2016	112	↑
Quarter ending June 2016	216	↑
Quarter ending September 2016	348	↑
Variance since September 2015	N/A	



ACTIVITY

Cumulative percentage of contracted UDA delivered 2016 & 2017



Month	Adjusted Scheduled Activity (UDA)	
	2016	2017
April	0	121
May	0	350
June	0	502
July	0	607
August	0	817
September	0	1,108
October	0	
November	0	
December	62	
January	150	
February	307	
March	506	
April	590	
May	600	
June	634	

QUALITY

	Quantity	Base Number	Contract	AT	Region	England
% of FP17s for the same patient ID Re-attending within 3 months - Children	0	0	N/A	13.0%	13.5%	12.4%
% of FP17s for the same patient ID Re-attending within 3 months - Adults	13	259	5.0%	17.5%	17.4%	16.7%
% of FP17s for the same patient ID Re-attending between 3 & 9 months - Children	0	0	N/A	56.6%	59.0%	57.4%
% of FP17s for the same patient ID Re-attending between 3 & 9 months - Adults	9	259	3.5%	50.5%	52.6%	50.5%
% of FP17s for Band 1 Urgent Courses	28	221	12.7%	10.6%	9.4%	9.1%
% of FP17s Relating to Free Repair or Replacements	0	221	0.0%	0.9%	1.0%	0.8%
% of FP17s Relating to Continuations	0	221	0.0%	1.3%	1.5%	1.3%
% of Patients satisfied with the dentistry they have received	0	0	N/A	92.8%	93.7%	93.2%
% of Patients satisfied with the time they had to wait for an appointment	0	0	N/A	88.5%	90.0%	89.0%

* This is based on patients treated on this contract for their most recent course of treatment. Figures in italics indicate the base number of FP17s or Patient Questionnaire responses are less than 100. N/A is shown where the base number of responses is less than 10 during the period. % is calculated as Quantity/Base number*100

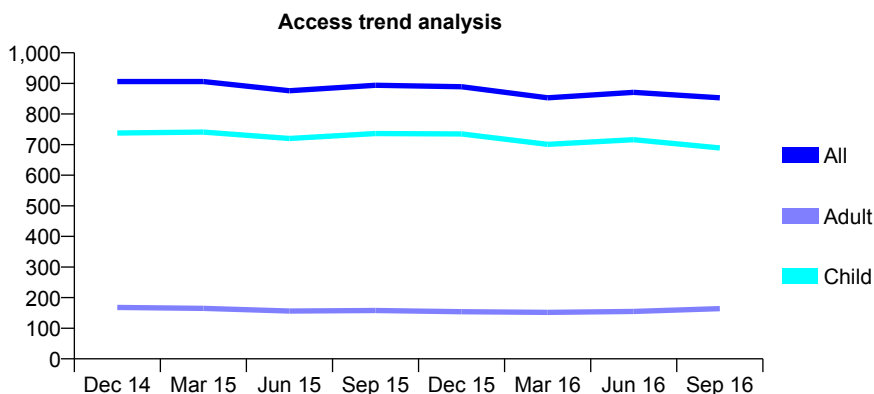
Q46 - Vital Signs At a Glance Contract Report for 168033/0001 - September 2016

Name or company name	Mossley Dental Care
Contract type name	GDS Contract
Purpose of contract	General
Contract start date	01/02/2013
Contract end date	

16/17 Contracted general activity (UDA)	2,000
Carry forward general activity (UDA)	0
16/17 Contracted orthodontic activity (UOA)	0
Carry forward orthodontic activity (UOA)	0
Baseline contract value	£55,555.69

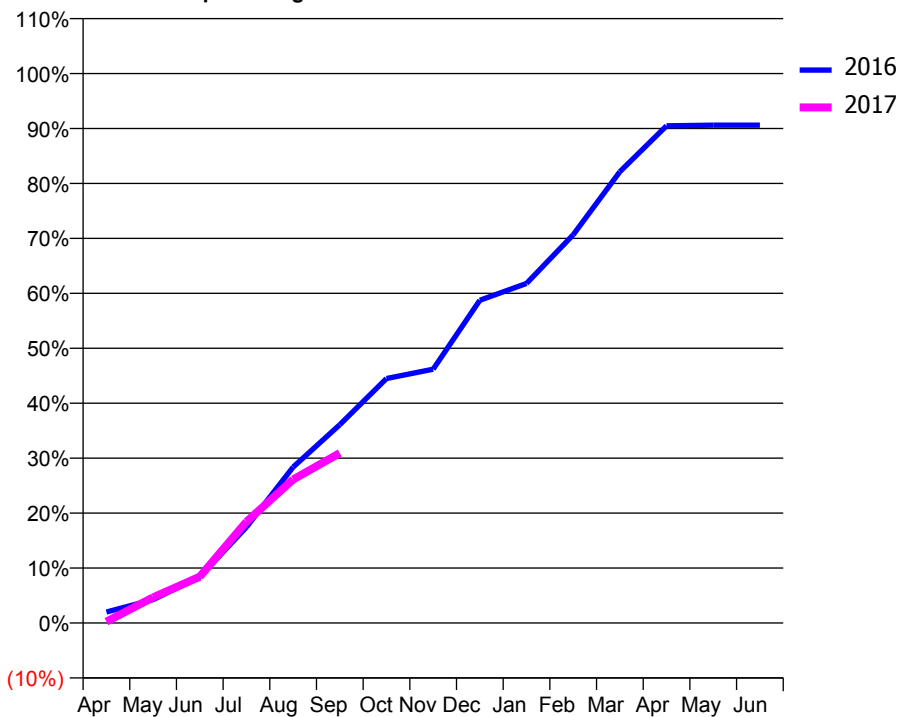
ACCESS*

Patients seen in 24 months	Total	Change since previous quarter
Quarter ending September 2015	894	
Quarter ending December 2015	889	→
Quarter ending March 2016	853	↓
Quarter ending June 2016	871	↑
Quarter ending September 2016	853	↓
Variance since September 2015	(4.6%)	↓



ACTIVITY

Cumulative percentage of contracted UDA delivered 2016 & 2017



Adjusted Scheduled Activity (UDA)

Month	2016	2017
April	40	5
May	85	93
June	168	169
July	349	368
August	568	523
September	722	619
October	890	
November	924	
December	1,175	
January	1,236	
February	1,413	
March	1,643	
April	1,810	
May	1,812	
June	1,812	

QUALITY

	Quantity	Base Number	Contract	AT	Region	England
% of FP17s for the same patient ID Re-attending within 3 months - Children	24	468	5.1%	13.0%	13.5%	12.4%
% of FP17s for the same patient ID Re-attending within 3 months - Adults	11	76	14.5%	17.5%	17.4%	16.7%
% of FP17s for the same patient ID Re-attending between 3 & 9 months - Children	281	468	60.0%	56.6%	59.0%	57.4%
% of FP17s for the same patient ID Re-attending between 3 & 9 months - Adults	36	76	47.4%	50.5%	52.6%	50.5%
% of FP17s for Band 1 Urgent Courses	8	442	1.8%	10.6%	9.4%	9.1%
% of FP17s Relating to Free Repair or Replacements	0	442	0.0%	0.9%	1.0%	0.8%
% of FP17s Relating to Continuations	2	442	0.5%	1.3%	1.5%	1.3%
% of Patients satisfied with the dentistry they have received	0	0	N/A	92.8%	93.7%	93.2%
% of Patients satisfied with the time they had to wait for an appointment	0	0	N/A	88.5%	90.0%	89.0%

* This is based on patients treated on this contract for their most recent course of treatment. Figures in italics indicate the base number of FP17s or Patient Questionnaire responses are less than 100. N/A is shown where the base number of responses is less than 10 during the period. % is calculated as Quantity/Base number*100

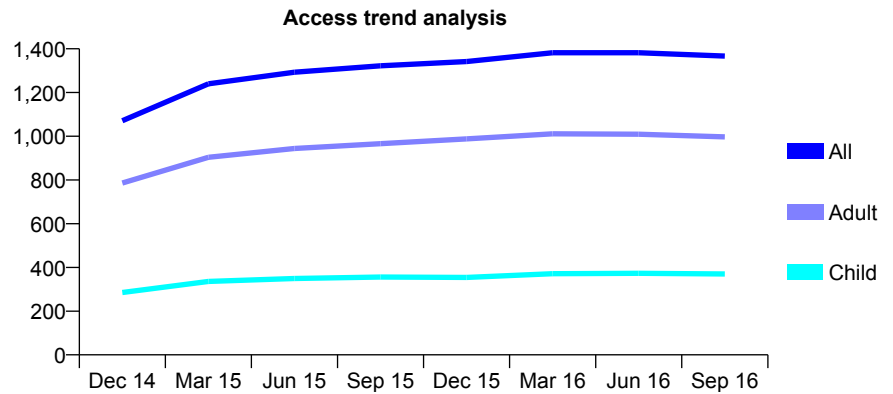
Q46 - Vital Signs At a Glance Contract Report for 168157/0001 - September 2016

Name or company name	Ravat & Ray Dental Care Bolton
Contract type name	GDS Contract
Purpose of contract	General
Contract start date	28/01/2014
Contract end date	

16/17 Contracted general activity (UDA)	3,981
Carry forward general activity (UDA)	-80
16/17 Contracted orthodontic activity (UOA)	0
Carry forward orthodontic activity (UOA)	0
Baseline contract value	£90,201.42

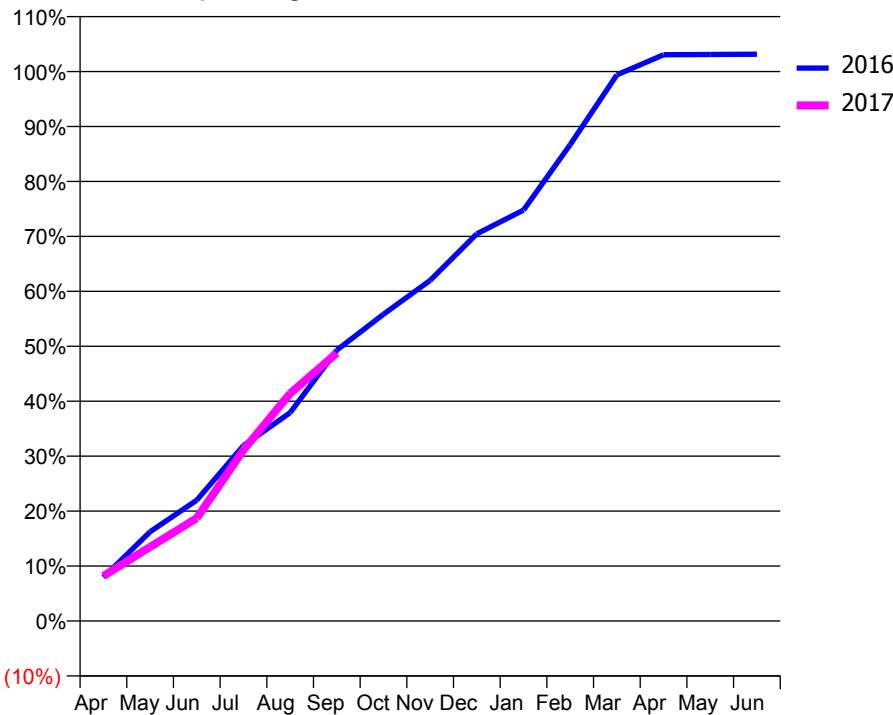
ACCESS*

Patients seen in 24 months	Total	Change since previous quarter
Quarter ending September 2015	1,322	
Quarter ending December 2015	1,342	→
Quarter ending March 2016	1,382	↑
Quarter ending June 2016	1,382	→
Quarter ending September 2016	1,367	↓
Variance since September 2015	3.4%	↑



ACTIVITY

Cumulative percentage of contracted UDA delivered 2016 & 2017



Month	Adjusted Scheduled Activity (UDA)	
	2016	2017
April	328	326
May	672	536
June	909	745
July	1,319	1,239
August	1,566	1,649
September	2,036	1,941
October	2,306	
November	2,561	
December	2,911	
January	3,089	
February	3,581	
March	4,106	
April	4,257	
May	4,259	
June	4,261	

QUALITY

	Quantity	Base Number	Contract	AT	Region	England
% of FP17s for the same patient ID Re-attending within 3 months - Children	18	296	6.1%	13.0%	13.5%	12.4%
% of FP17s for the same patient ID Re-attending within 3 months - Adults	119	762	15.6%	17.5%	17.4%	16.7%
% of FP17s for the same patient ID Re-attending between 3 & 9 months - Children	208	296	70.3%	56.6%	59.0%	57.4%
% of FP17s for the same patient ID Re-attending between 3 & 9 months - Adults	512	762	67.2%	50.5%	52.6%	50.5%
% of FP17s for Band 1 Urgent Courses	77	987	7.8%	10.6%	9.4%	9.1%
% of FP17s Relating to Free Repair or Replacements	17	987	1.7%	0.9%	1.0%	0.8%
% of FP17s Relating to Continuations	0	987	0.0%	1.3%	1.5%	1.3%
% of Patients satisfied with the dentistry they have received	1	1	N/A	92.8%	93.7%	93.2%
% of Patients satisfied with the time they had to wait for an appointment	1	1	N/A	88.5%	90.0%	89.0%

* This is based on patients treated on this contract for their most recent course of treatment. Figures in italics indicate the base number of FP17s or Patient Questionnaire responses are less than 100. N/A is shown where the base number of responses is less than 10 during the period. % is calculated as Quantity/Base number*100

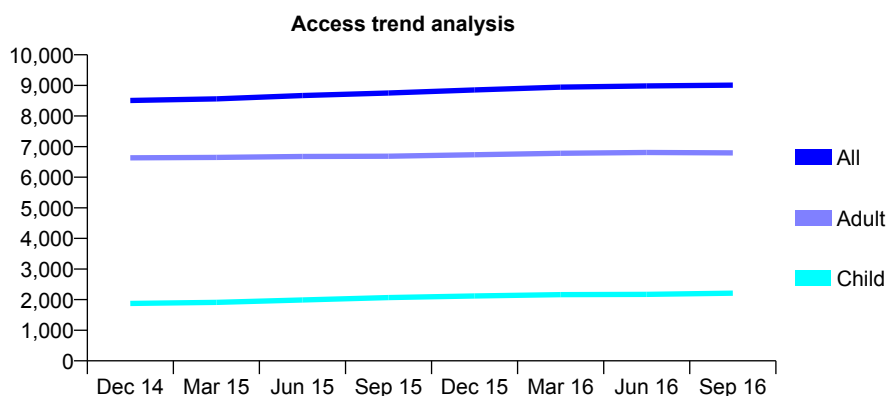
Q46 - Vital Signs At a Glance Contract Report for 168270/0001 - September 2016

Name or company name	794 Bury Road Ltd
Contract type name	GDS Contract
Purpose of contract	General
Contract start date	01/07/2010
Contract end date	

16/17 Contracted general activity (UDA)	25,693
Carry forward general activity (UDA)	-503
16/17 Contracted orthodontic activity (UOA)	0
Carry forward orthodontic activity (UOA)	0
Baseline contract value	£750,208.07

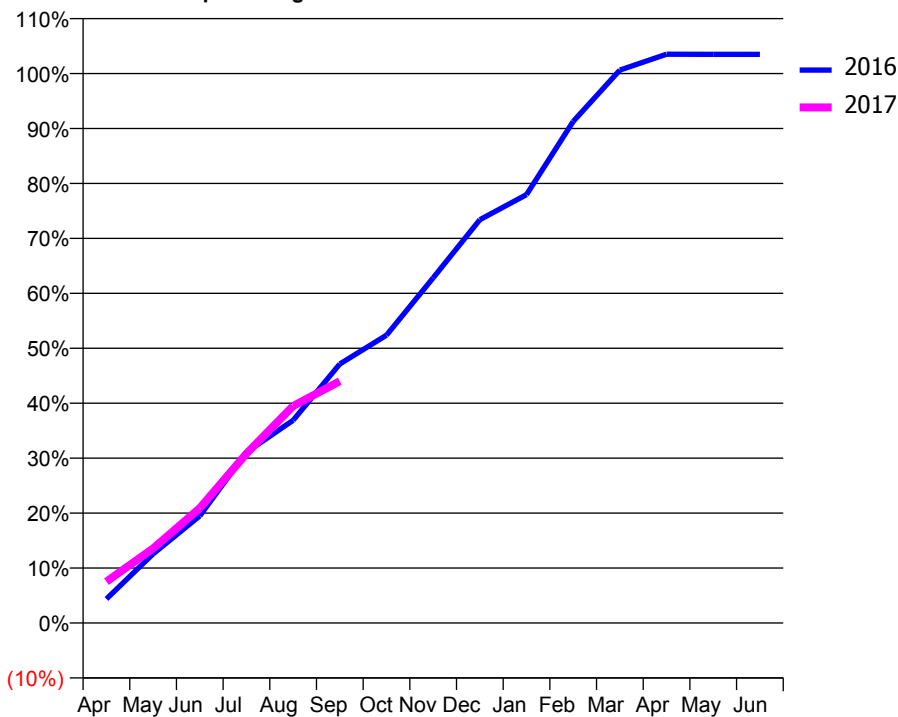
ACCESS*

Patients seen in 24 months	Total	Change since previous quarter
Quarter ending September 2015	8,753	
Quarter ending December 2015	8,853	→
Quarter ending March 2016	8,944	→
Quarter ending June 2016	8,981	→
Quarter ending September 2016	9,008	→
Variance since September 2015	2.9%	↑



ACTIVITY

Cumulative percentage of contracted UDA delivered 2016 & 2017



Month	Adjusted Scheduled Activity (UDA)	
	2016	2017
April	1,128	1,939
May	3,235	3,488
June	5,010	5,372
July	7,982	7,920
August	9,481	10,147
September	12,113	11,310
October	13,461	
November	16,139	
December	18,856	
January	20,029	
February	23,455	
March	25,851	
April	26,594	
May	26,589	
June	26,587	

QUALITY

	Quantity	Base Number	Contract	AT	Region	England
% of FP17s for the same patient ID Re-attending within 3 months - Children	97	1,612	6.0%	13.0%	13.5%	12.4%
% of FP17s for the same patient ID Re-attending within 3 months - Adults	494	4,739	10.4%	17.5%	17.4%	16.7%
% of FP17s for the same patient ID Re-attending between 3 & 9 months - Children	991	1,612	61.5%	56.6%	59.0%	57.4%
% of FP17s for the same patient ID Re-attending between 3 & 9 months - Adults	2,909	4,739	61.4%	50.5%	52.6%	50.5%
% of FP17s for Band 1 Urgent Courses	404	5,996	6.7%	10.6%	9.4%	9.1%
% of FP17s Relating to Free Repair or Replacements	85	5,996	1.4%	0.9%	1.0%	0.8%
% of FP17s Relating to Continuations	36	5,996	0.6%	1.3%	1.5%	1.3%
% of Patients satisfied with the dentistry they have received	5	6	N/A	92.8%	93.7%	93.2%
% of Patients satisfied with the time they had to wait for an appointment	5	6	N/A	88.5%	90.0%	89.0%

* This is based on patients treated on this contract for their most recent course of treatment. Figures in italics indicate the base number of FP17s or Patient Questionnaire responses are less than 100. N/A is shown where the base number of responses is less than 10 during the period. % is calculated as Quantity/Base number*100

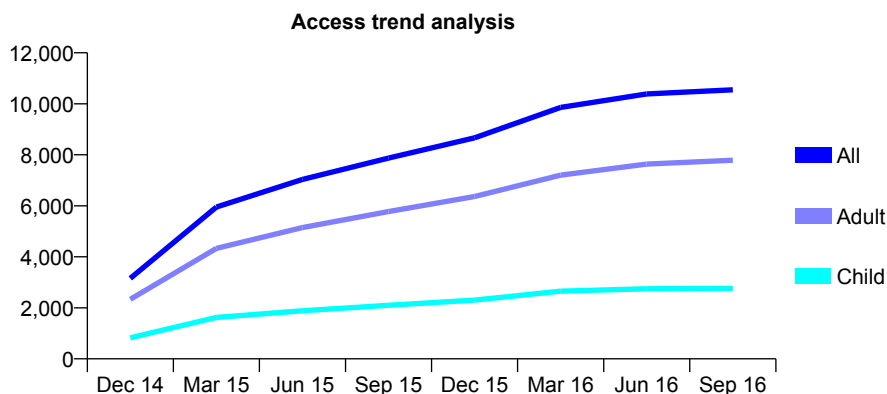
Q46 - Vital Signs At a Glance Contract Report for 168653/0001 - September 2016

Name or company name	SimplyOne Dental
Contract type name	GDS Contract
Purpose of contract	General
Contract start date	03/09/2014
Contract end date	

16/17 Contracted general activity (UDA)	26,986
Carry forward general activity (UDA)	0
16/17 Contracted orthodontic activity (UOA)	0
Carry forward orthodontic activity (UOA)	0
Baseline contract value	£750,931.97

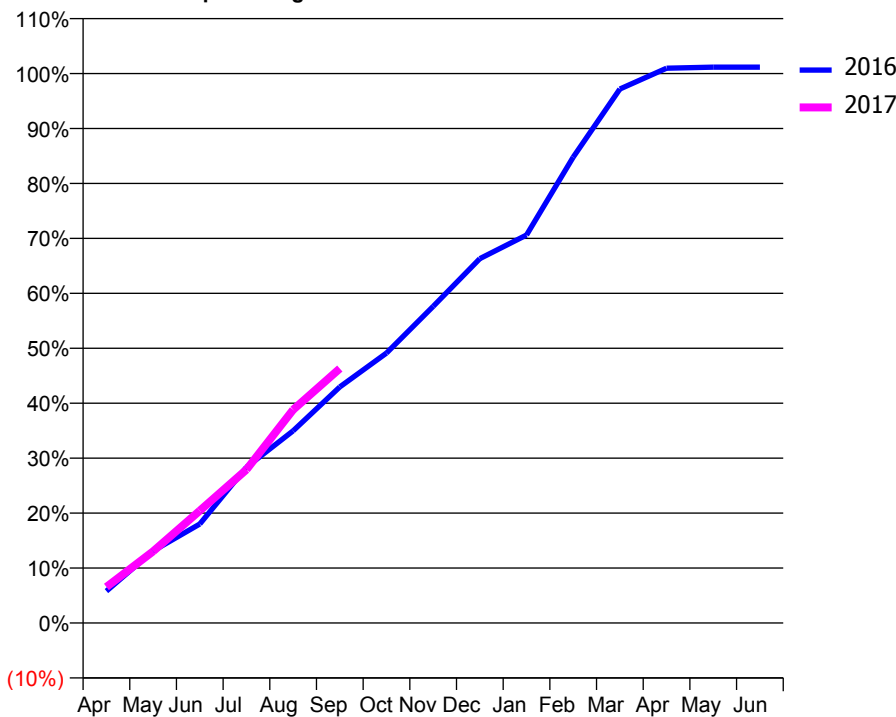
ACCESS*

Patients seen in 24 months	Total	Change since previous quarter
Quarter ending September 2015	7,873	
Quarter ending December 2015	8,668	↑
Quarter ending March 2016	9,858	↑
Quarter ending June 2016	10,386	↑
Quarter ending September 2016	10,549	→
Variance since September 2015	34.0%	↑



ACTIVITY

Cumulative percentage of contracted UDA delivered 2016 & 2017



Month	Adjusted Scheduled Activity (UDA)	
	2016	2017
April	1,566	1,768
May	3,540	3,517
June	4,864	5,516
July	7,651	7,535
August	9,440	10,477
September	11,596	12,498
October	13,257	
November	15,550	
December	17,894	
January	19,055	
February	22,879	
March	26,225	
April	27,249	
May	27,296	
June	27,299	

QUALITY

	Quantity	Base Number	Contract	AT	Region	England
% of FP17s for the same patient ID Re-attending within 3 months - Children	125	1,572	8.0%	13.0%	13.5%	12.4%
% of FP17s for the same patient ID Re-attending within 3 months - Adults	640	4,204	15.2%	17.5%	17.4%	16.7%
% of FP17s for the same patient ID Re-attending between 3 & 9 months - Children	732	1,572	46.6%	56.6%	59.0%	57.4%
% of FP17s for the same patient ID Re-attending between 3 & 9 months - Adults	1,700	4,204	40.4%	50.5%	52.6%	50.5%
% of FP17s for Band 1 Urgent Courses	670	5,302	12.6%	10.6%	9.4%	9.1%
% of FP17s Relating to Free Repair or Replacements	29	5,302	0.5%	0.9%	1.0%	0.8%
% of FP17s Relating to Continuations	87	5,302	1.6%	1.3%	1.5%	1.3%
% of Patients satisfied with the dentistry they have received	1	1	N/A	92.8%	93.7%	93.2%
% of Patients satisfied with the time they had to wait for an appointment	1	1	N/A	88.5%	90.0%	89.0%

* This is based on patients treated on this contract for their most recent course of treatment. Figures in italics indicate the base number of FP17s or Patient Questionnaire responses are less than 100. N/A is shown where the base number of responses is less than 10 during the period. % is calculated as Quantity/Base number*100

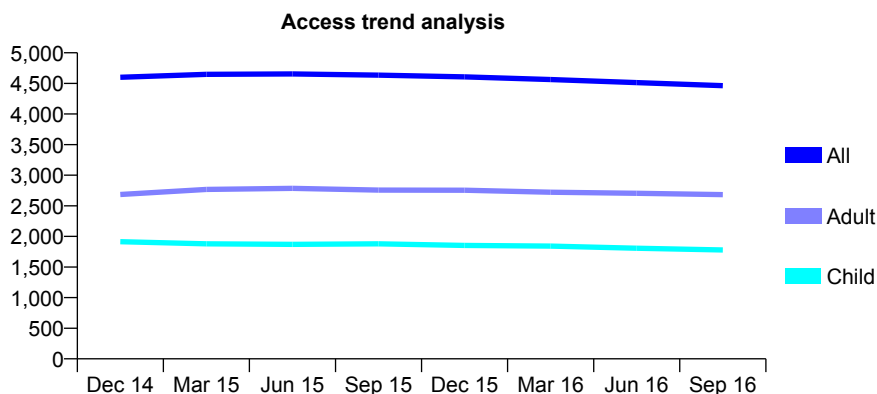
Q46 - Vital Signs At a Glance Contract Report for 168947/0001 - September 2016

Name or company name	Silverwell Dental Surgery
Contract type name	GDS Contract
Purpose of contract	General
Contract start date	01/06/2010
Contract end date	

16/17 Contracted general activity (UDA)	12,600
Carry forward general activity (UDA)	0
16/17 Contracted orthodontic activity (UOA)	0
Carry forward orthodontic activity (UOA)	0
Baseline contract value	£310,813.43

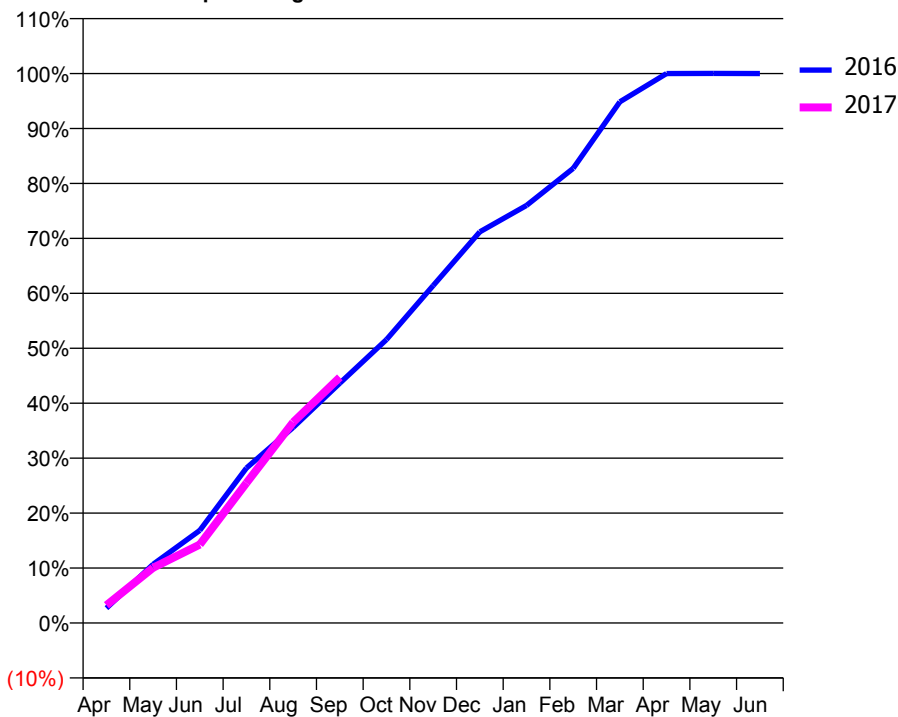
ACCESS*

Patients seen in 24 months	Total	Change since previous quarter
Quarter ending September 2015	4,636	
Quarter ending December 2015	4,606	→
Quarter ending March 2016	4,564	→
Quarter ending June 2016	4,512	↓
Quarter ending September 2016	4,462	↓
Variance since September 2015	(3.8%)	↓



ACTIVITY

Cumulative percentage of contracted UDA delivered 2016 & 2017



Month	Adjusted Scheduled Activity (UDA)	
	2016	2017
April	342	408
May	1,348	1,267
June	2,123	1,798
July	3,555	3,211
August	4,483	4,604
September	5,499	5,633
October	6,498	
November	7,736	
December	8,971	
January	9,575	
February	10,426	
March	11,952	
April	12,598	
May	12,601	
June	12,600	

QUALITY

	Quantity	Base Number	Contract	AT	Region	England
% of FP17s for the same patient ID Re-attending within 3 months - Children	137	1,494	9.2%	13.0%	13.5%	12.4%
% of FP17s for the same patient ID Re-attending within 3 months - Adults	273	1,897	14.4%	17.5%	17.4%	16.7%
% of FP17s for the same patient ID Re-attending between 3 & 9 months - Children	965	1,494	64.6%	56.6%	59.0%	57.4%
% of FP17s for the same patient ID Re-attending between 3 & 9 months - Adults	1,144	1,897	60.3%	50.5%	52.6%	50.5%
% of FP17s for Band 1 Urgent Courses	175	3,006	5.8%	10.6%	9.4%	9.1%
% of FP17s Relating to Free Repair or Replacements	10	3,006	0.3%	0.9%	1.0%	0.8%
% of FP17s Relating to Continuations	5	3,006	0.2%	1.3%	1.5%	1.3%
% of Patients satisfied with the dentistry they have received	2	2	N/A	92.8%	93.7%	93.2%
% of Patients satisfied with the time they had to wait for an appointment	2	2	N/A	88.5%	90.0%	89.0%

* This is based on patients treated on this contract for their most recent course of treatment. Figures in italics indicate the base number of FP17s or Patient Questionnaire responses are less than 100. N/A is shown where the base number of responses is less than 10 during the period. % is calculated as Quantity/Base number*100

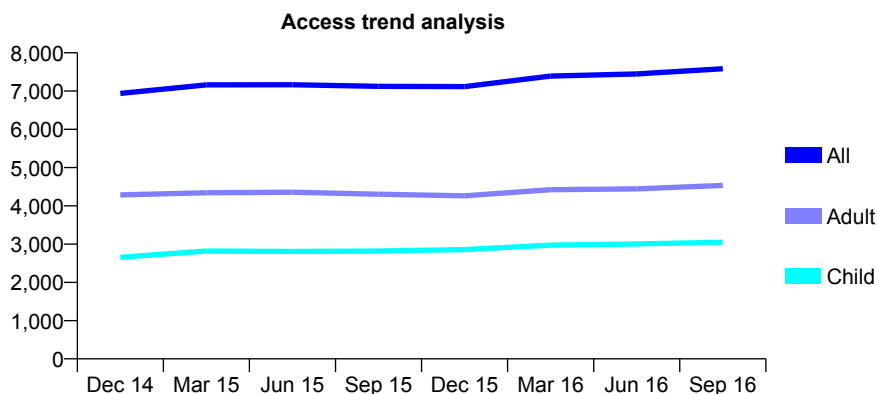
Q46 - Vital Signs At a Glance Contract Report for 173096/0001 - September 2016

Name or company name	Mr A Hussain
Contract type name	GDS Contract
Purpose of contract	General
Contract start date	01/04/2010
Contract end date	

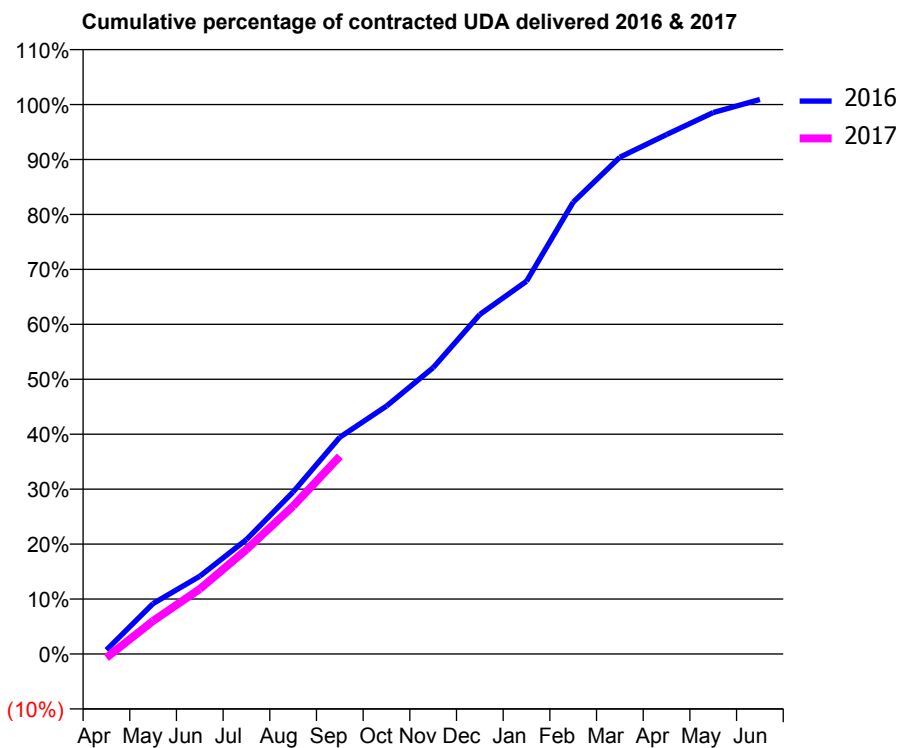
16/17 Contracted general activity (UDA)	22,889
Carry forward general activity (UDA)	832
16/17 Contracted orthodontic activity (UOA)	0
Carry forward orthodontic activity (UOA)	0
Baseline contract value	£651,051.75

ACCESS*

Patients seen in 24 months	Total	Change since previous quarter
Quarter ending September 2015	7,124	
Quarter ending December 2015	7,117	→
Quarter ending March 2016	7,392	↑
Quarter ending June 2016	7,446	→
Quarter ending September 2016	7,584	→
Variance since September 2015	6.5%	↑



ACTIVITY



Month	Adjusted Scheduled Activity (UDA)	
	2016	2017
April	150	-160
May	1,892	1,380
June	2,916	2,708
July	4,292	4,353
August	6,077	6,165
September	8,125	8,235
October	9,294	
November	10,732	
December	12,727	
January	13,968	
February	16,936	
March	18,617	
April	19,466	
May	20,289	
June	20,781	

QUALITY

	Quantity	Base Number	Contract	AT	Region	England
% of FP17s for the same patient ID Re-attending within 3 months - Children	155	1,937	8.0%	13.0%	13.5%	12.4%
% of FP17s for the same patient ID Re-attending within 3 months - Adults	454	2,777	16.3%	17.5%	17.4%	16.7%
% of FP17s for the same patient ID Re-attending between 3 & 9 months - Children	824	1,937	42.5%	56.6%	59.0%	57.4%
% of FP17s for the same patient ID Re-attending between 3 & 9 months - Adults	1,043	2,777	37.6%	50.5%	52.6%	50.5%
% of FP17s for Band 1 Urgent Courses	355	3,905	9.1%	10.6%	9.4%	9.1%
% of FP17s Relating to Free Repair or Replacements	15	3,905	0.4%	0.9%	1.0%	0.8%
% of FP17s Relating to Continuations	46	3,905	1.2%	1.3%	1.5%	1.3%
% of Patients satisfied with the dentistry they have received	1	1	N/A	92.8%	93.7%	93.2%
% of Patients satisfied with the time they had to wait for an appointment	1	1	N/A	88.5%	90.0%	89.0%

* This is based on patients treated on this contract for their most recent course of treatment. Figures in italics indicate the base number of FP17s or Patient Questionnaire responses are less than 100. N/A is shown where the base number of responses is less than 10 during the period. % is calculated as Quantity/Base number*100

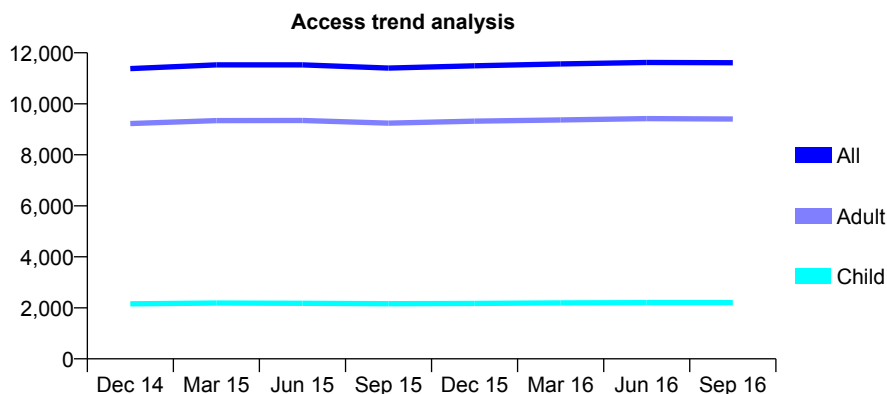
Q46 - Vital Signs At a Glance Contract Report for 173401/0001 - September 2016

Name or company name	Romiley Dental Practice
Contract type name	GDS Contract
Purpose of contract	General
Contract start date	01/04/2006
Contract end date	

16/17 Contracted general activity (UDA)	34,502
Carry forward general activity (UDA)	0
16/17 Contracted orthodontic activity (UOA)	0
Carry forward orthodontic activity (UOA)	0
Baseline contract value	£825,699.64

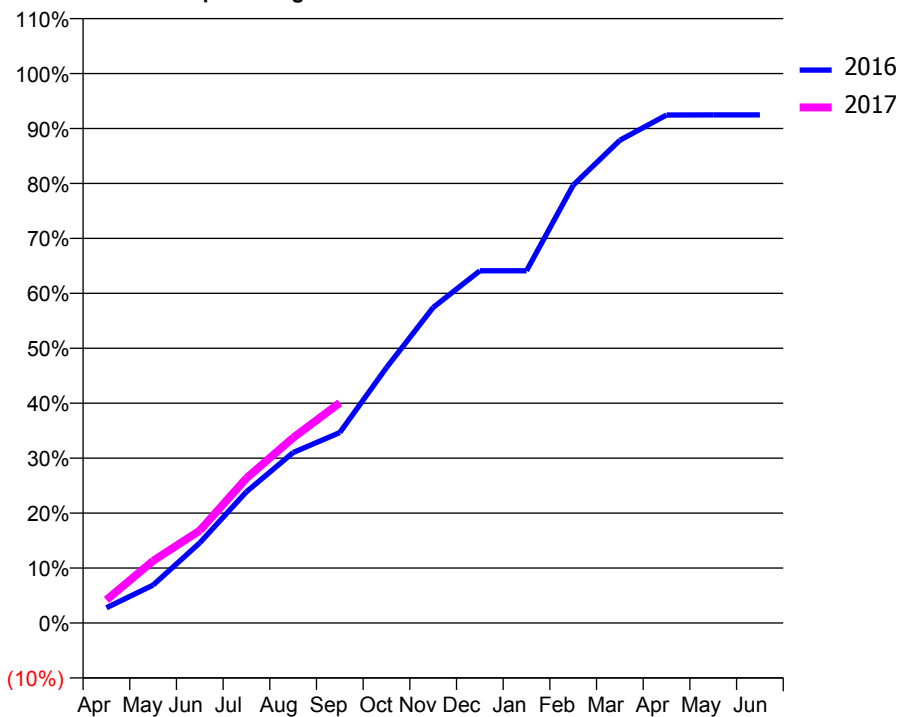
ACCESS*

Patients seen in 24 months	Total	Change since previous quarter
Quarter ending September 2015	11,403	
Quarter ending December 2015	11,491	→
Quarter ending March 2016	11,561	→
Quarter ending June 2016	11,623	→
Quarter ending September 2016	11,609	→
Variance since September 2015	1.8%	→



ACTIVITY

Cumulative percentage of contracted UDA delivered 2016 & 2017



Month	Adjusted Scheduled Activity (UDA)	
	2016	2017
April	961	1,451
May	2,380	3,902
June	5,038	5,803
July	8,247	9,098
August	10,700	11,636
September	11,964	13,824
October	16,036	
November	19,813	
December	22,117	
January	22,117	
February	27,495	
March	30,316	
April	31,898	
May	31,905	
June	31,905	

QUALITY

	Quantity	Base Number	Contract	AT	Region	England
% of FP17s for the same patient ID Re-attending within 3 months - Children	87	1,635	5.3%	13.0%	13.5%	12.4%
% of FP17s for the same patient ID Re-attending within 3 months - Adults	979	6,747	14.5%	17.5%	17.4%	16.7%
% of FP17s for the same patient ID Re-attending between 3 & 9 months - Children	1,039	1,635	63.5%	56.6%	59.0%	57.4%
% of FP17s for the same patient ID Re-attending between 3 & 9 months - Adults	3,926	6,747	58.2%	50.5%	52.6%	50.5%
% of FP17s for Band 1 Urgent Courses	558	7,296	7.6%	10.6%	9.4%	9.1%
% of FP17s Relating to Free Repair or Replacements	68	7,296	0.9%	0.9%	1.0%	0.8%
% of FP17s Relating to Continuations	107	7,296	1.5%	1.3%	1.5%	1.3%
% of Patients satisfied with the dentistry they have received	10	10	100.0%	92.8%	93.7%	93.2%
% of Patients satisfied with the time they had to wait for an appointment	10	10	100.0%	88.5%	90.0%	89.0%

* This is based on patients treated on this contract for their most recent course of treatment. Figures in italics indicate the base number of FP17s or Patient Questionnaire responses are less than 100. N/A is shown where the base number of responses is less than 10 during the period. % is calculated as Quantity/Base number*100

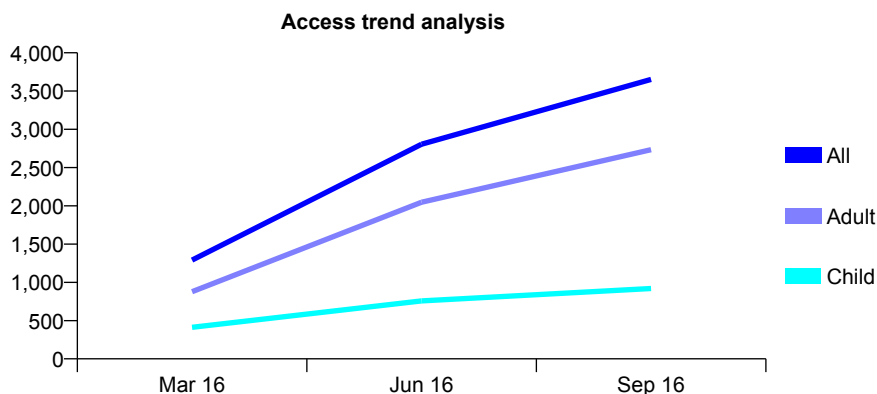
Q46 - Vital Signs At a Glance Contract Report for 173673/0001 - September 2016

Name or company name	Dr Ambareen Tejani-Sharif
Contract type name	GDS Contract
Purpose of contract	General
Contract start date	01/02/2016
Contract end date	

16/17 Contracted general activity (UDA)	18,526
Carry forward general activity (UDA)	464
16/17 Contracted orthodontic activity (UOA)	0
Carry forward orthodontic activity (UOA)	0
Baseline contract value	£524,410.64

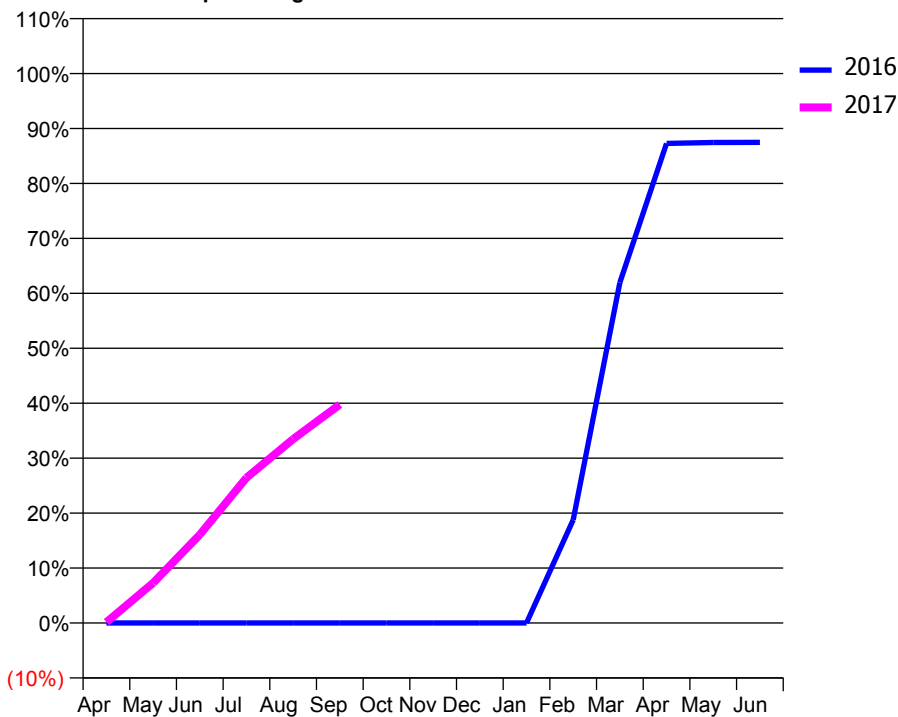
ACCESS*

Patients seen in 24 months	Total	Change since previous quarter
Quarter ending September 2015	0	
Quarter ending December 2015	0	
Quarter ending March 2016	1,290	
Quarter ending June 2016	2,805	↑
Quarter ending September 2016	3,652	↑
Variance since September 2015	N/A	



ACTIVITY

Cumulative percentage of contracted UDA delivered 2016 & 2017



Adjusted Scheduled Activity (UDA)

Month	2016	2017
April	0	29
May	0	1,349
June	0	2,980
July	0	4,897
August	0	6,203
September	0	7,365
October	0	
November	0	
December	0	
January	0	
February	570	
March	1,882	
April	2,651	
May	2,656	
June	2,657	

QUALITY

	Quantity	Base Number	Contract	AT	Region	England
% of FP17s for the same patient ID Re-attending within 3 months - Children	271	1,169	23.2%	13.0%	13.5%	12.4%
% of FP17s for the same patient ID Re-attending within 3 months - Adults	398	2,811	14.2%	17.5%	17.4%	16.7%
% of FP17s for the same patient ID Re-attending between 3 & 9 months - Children	215	1,169	18.4%	56.6%	59.0%	57.4%
% of FP17s for the same patient ID Re-attending between 3 & 9 months - Adults	379	2,811	13.5%	50.5%	52.6%	50.5%
% of FP17s for Band 1 Urgent Courses	332	3,598	9.2%	10.6%	9.4%	9.1%
% of FP17s Relating to Free Repair or Replacements	44	3,598	1.2%	0.9%	1.0%	0.8%
% of FP17s Relating to Continuations	111	3,598	3.1%	1.3%	1.5%	1.3%
% of Patients satisfied with the dentistry they have received	1	1	N/A	92.8%	93.7%	93.2%
% of Patients satisfied with the time they had to wait for an appointment	1	1	N/A	88.5%	90.0%	89.0%

* This is based on patients treated on this contract for their most recent course of treatment. Figures in italics indicate the base number of FP17s or Patient Questionnaire responses are less than 100. N/A is shown where the base number of responses is less than 10 during the period. % is calculated as Quantity/Base number*100

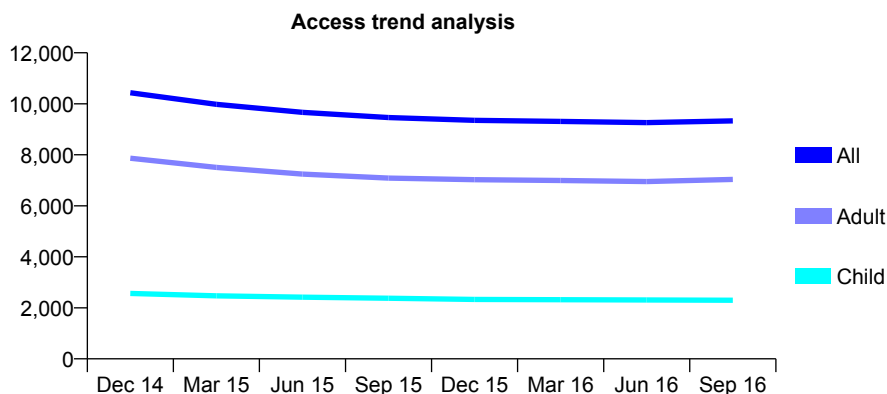
Q46 - Vital Signs At a Glance Contract Report for 173746/0001 - September 2016

Name or company name	Westhoughton (No1) Ltd
Contract type name	GDS Contract
Purpose of contract	General
Contract start date	01/11/2007
Contract end date	

16/17 Contracted general activity (UDA)	29,940
Carry forward general activity (UDA)	1,081
16/17 Contracted orthodontic activity (UOA)	0
Carry forward orthodontic activity (UOA)	0
Baseline contract value	£886,970.55

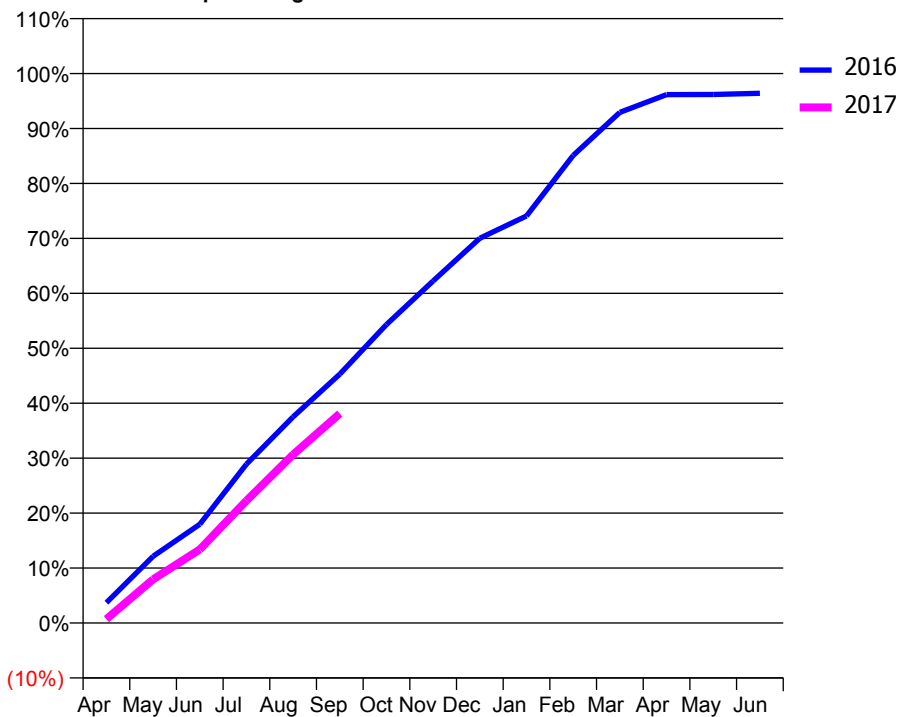
ACCESS*

Patients seen in 24 months	Total	Change since previous quarter
Quarter ending September 2015	9,462	
Quarter ending December 2015	9,354	↓
Quarter ending March 2016	9,309	→
Quarter ending June 2016	9,261	→
Quarter ending September 2016	9,333	→
Variance since September 2015	(1.4%)	↓



ACTIVITY

Cumulative percentage of contracted UDA delivered 2016 & 2017



Month	Adjusted Scheduled Activity (UDA)	
	2016	2017
April	1,107	211
May	3,635	2,380
June	5,381	4,007
July	8,653	6,665
August	11,238	9,183
September	13,561	11,409
October	16,261	
November	18,639	
December	20,962	
January	22,176	
February	25,475	
March	27,827	
April	28,788	
May	28,797	
June	28,859	

QUALITY

	Quantity	Base Number	Contract	AT	Region	England
% of FP17s for the same patient ID Re-attending within 3 months - Children	140	1,983	7.1%	13.0%	13.5%	12.4%
% of FP17s for the same patient ID Re-attending within 3 months - Adults	867	5,593	15.5%	17.5%	17.4%	16.7%
% of FP17s for the same patient ID Re-attending between 3 & 9 months - Children	1,304	1,983	65.8%	56.6%	59.0%	57.4%
% of FP17s for the same patient ID Re-attending between 3 & 9 months - Adults	3,219	5,593	57.6%	50.5%	52.6%	50.5%
% of FP17s for Band 1 Urgent Courses	697	6,899	10.1%	10.6%	9.4%	9.1%
% of FP17s Relating to Free Repair or Replacements	61	6,899	0.9%	0.9%	1.0%	0.8%
% of FP17s Relating to Continuations	149	6,899	2.2%	1.3%	1.5%	1.3%
% of Patients satisfied with the dentistry they have received	2	2	N/A	92.8%	93.7%	93.2%
% of Patients satisfied with the time they had to wait for an appointment	2	2	N/A	88.5%	90.0%	89.0%

* This is based on patients treated on this contract for their most recent course of treatment. Figures in italics indicate the base number of FP17s or Patient Questionnaire responses are less than 100. N/A is shown where the base number of responses is less than 10 during the period. % is calculated as Quantity/Base number*100

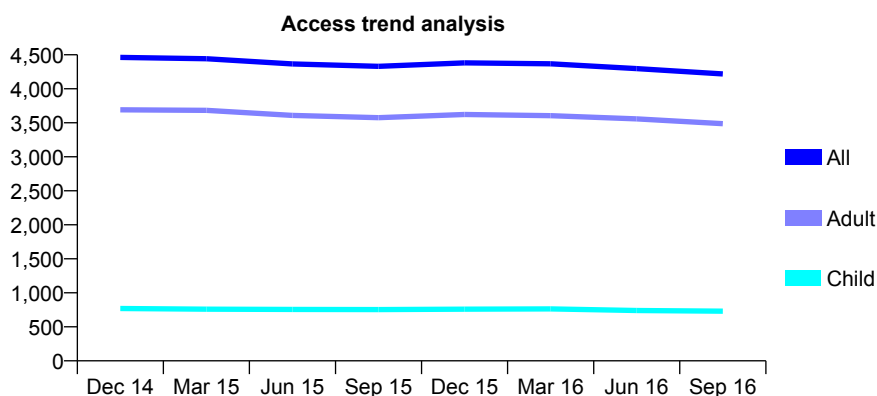
Q46 - Vital Signs At a Glance Contract Report for 177237/0002 - September 2016

Name or company name	Simon Taylor Dental Practice Ltd
Contract type name	GDS Contract
Purpose of contract	General
Contract start date	01/04/2012
Contract end date	

16/17 Contracted general activity (UDA)	13,950
Carry forward general activity (UDA)	1,219
16/17 Contracted orthodontic activity (UOA)	0
Carry forward orthodontic activity (UOA)	0
Baseline contract value	£421,953.17

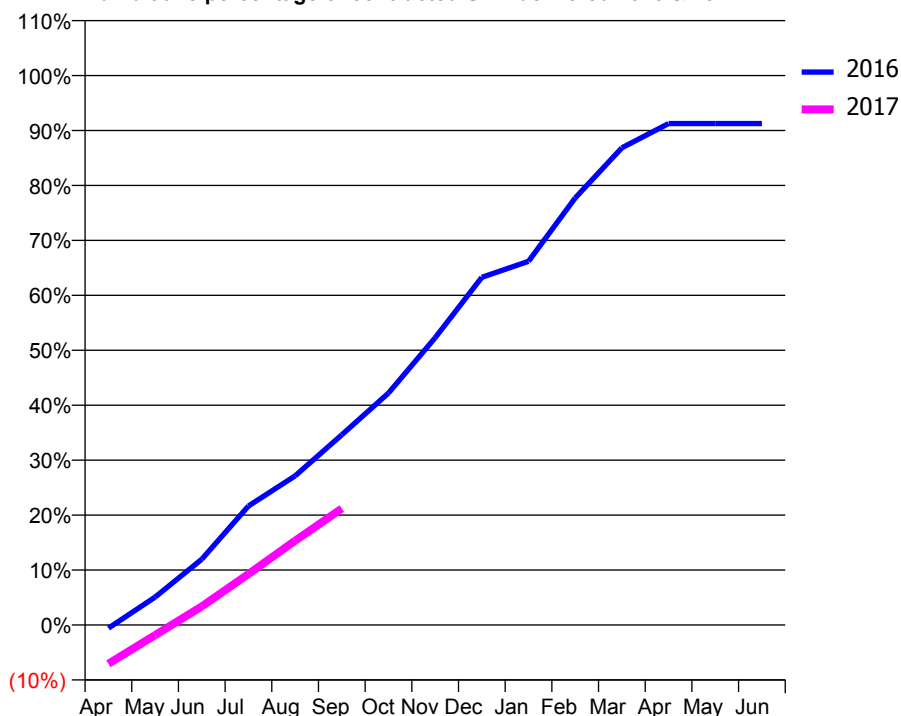
ACCESS*

Patients seen in 24 months	Total	Change since previous quarter
Quarter ending September 2015	4,330	
Quarter ending December 2015	4,382	→
Quarter ending March 2016	4,368	→
Quarter ending June 2016	4,298	↓
Quarter ending September 2016	4,218	↓
Variance since September 2015	(2.6%)	↓



ACTIVITY

Cumulative percentage of contracted UDA delivered 2016 & 2017



Adjusted Scheduled Activity (UDA)

Month	2016	2017
April	-82	-988
May	710	-260
June	1,671	472
July	3,021	1,296
August	3,787	2,140
September	4,828	2,956
October	5,889	
November	7,294	
December	8,827	
January	9,234	
February	10,842	
March	12,112	
April	12,731	
May	12,731	
June	12,731	

QUALITY

	Quantity	Base Number	Contract	AT	Region	England
% of FP17s for the same patient ID Re-attending within 3 months - Children	60	518	11.6%	13.0%	13.5%	12.4%
% of FP17s for the same patient ID Re-attending within 3 months - Adults	475	2,115	22.5%	17.5%	17.4%	16.7%
% of FP17s for the same patient ID Re-attending between 3 & 9 months - Children	260	518	50.2%	56.6%	59.0%	57.4%
% of FP17s for the same patient ID Re-attending between 3 & 9 months - Adults	906	2,115	42.8%	50.5%	52.6%	50.5%
% of FP17s for Band 1 Urgent Courses	264	1,890	14.0%	10.6%	9.4%	9.1%
% of FP17s Relating to Free Repair or Replacements	34	1,890	1.8%	0.9%	1.0%	0.8%
% of FP17s Relating to Continuations	67	1,890	3.5%	1.3%	1.5%	1.3%
% of Patients satisfied with the dentistry they have received	3	4	N/A	92.8%	93.7%	93.2%
% of Patients satisfied with the time they had to wait for an appointment	2	4	N/A	88.5%	90.0%	89.0%

* This is based on patients treated on this contract for their most recent course of treatment. Figures in italics indicate the base number of FP17s or Patient Questionnaire responses are less than 100. N/A is shown where the base number of responses is less than 10 during the period. % is calculated as Quantity/Base number*100

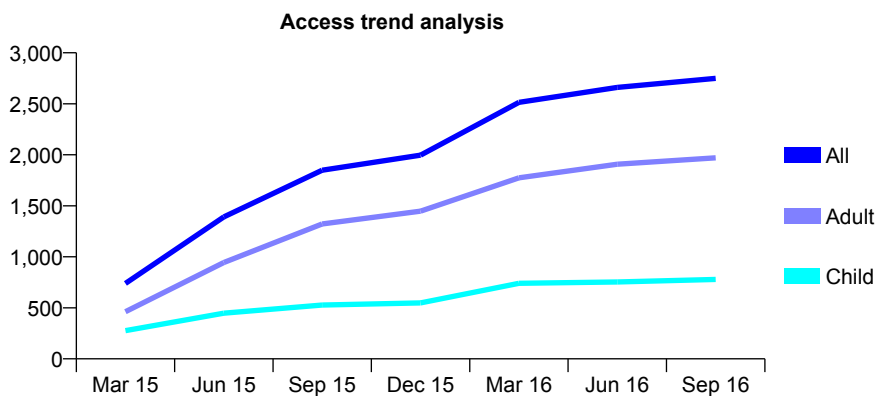
Q46 - Vital Signs At a Glance Contract Report for 178489/0001 - September 2016

Name or company name	Synergy Dental Clinic Swan Lane Ltd
Contract type name	GDS Contract
Purpose of contract	General
Contract start date	01/02/2015
Contract end date	

16/17 Contracted general activity (UDA)	6,940
Carry forward general activity (UDA)	-54
16/17 Contracted orthodontic activity (UOA)	0
Carry forward orthodontic activity (UOA)	0
Baseline contract value	£185,975.54

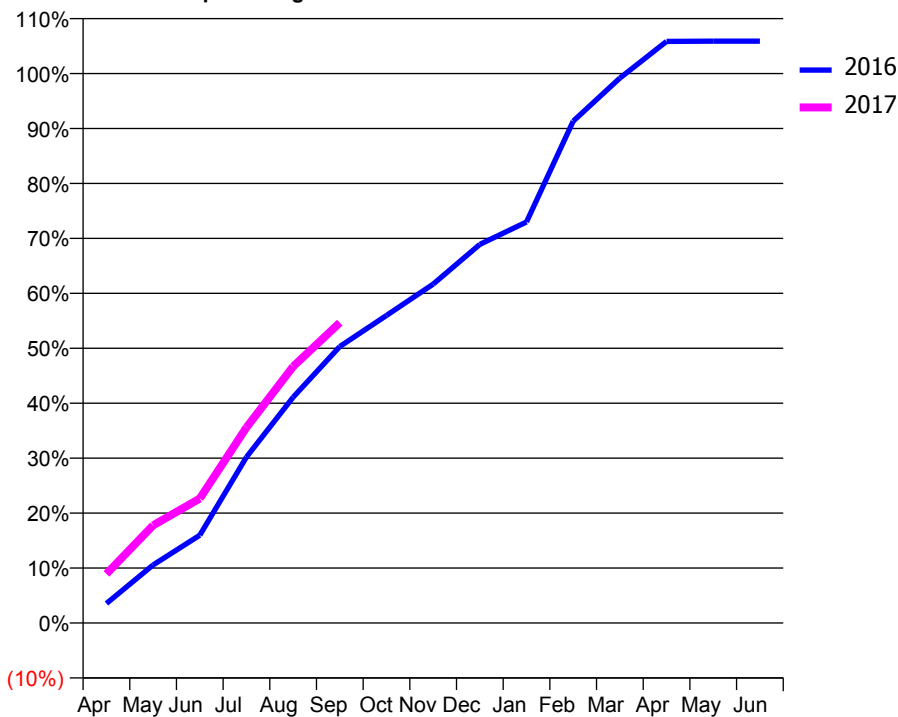
ACCESS*

Patients seen in 24 months	Total	Change since previous quarter
Quarter ending September 2015	1,849	
Quarter ending December 2015	1,997	↑
Quarter ending March 2016	2,514	↑
Quarter ending June 2016	2,661	↑
Quarter ending September 2016	2,750	↑
Variance since September 2015	48.7%	↑



ACTIVITY

Cumulative percentage of contracted UDA delivered 2016 & 2017



Month	Adjusted Scheduled Activity (UDA)	
	2016	2017
April	264	620
May	784	1,233
June	1,185	1,571
July	2,240	2,469
August	3,047	3,239
September	3,731	3,793
October	4,151	
November	4,573	
December	5,110	
January	5,412	
February	6,773	
March	7,354	
April	7,849	
May	7,853	
June	7,853	

QUALITY

	Quantity	Base Number	Contract	AT	Region	England
% of FP17s for the same patient ID Re-attending within 3 months - Children	51	528	9.7%	13.0%	13.5%	12.4%
% of FP17s for the same patient ID Re-attending within 3 months - Adults	142	1,217	11.7%	17.5%	17.4%	16.7%
% of FP17s for the same patient ID Re-attending between 3 & 9 months - Children	309	528	58.5%	56.6%	59.0%	57.4%
% of FP17s for the same patient ID Re-attending between 3 & 9 months - Adults	546	1,217	44.9%	50.5%	52.6%	50.5%
% of FP17s for Band 1 Urgent Courses	82	1,624	5.0%	10.6%	9.4%	9.1%
% of FP17s Relating to Free Repair or Replacements	3	1,624	0.2%	0.9%	1.0%	0.8%
% of FP17s Relating to Continuations	8	1,624	0.5%	1.3%	1.5%	1.3%
% of Patients satisfied with the dentistry they have received	3	3	N/A	92.8%	93.7%	93.2%
% of Patients satisfied with the time they had to wait for an appointment	3	3	N/A	88.5%	90.0%	89.0%

* This is based on patients treated on this contract for their most recent course of treatment. Figures in italics indicate the base number of FP17s or Patient Questionnaire responses are less than 100. N/A is shown where the base number of responses is less than 10 during the period. % is calculated as Quantity/Base number*100

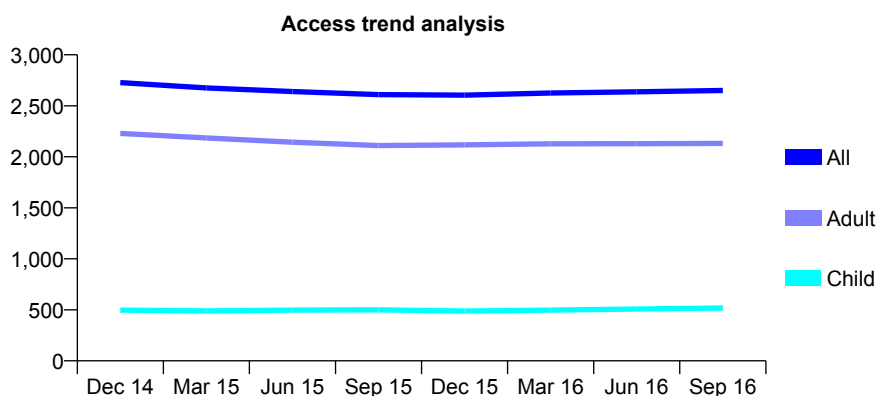
Q46 - Vital Signs At a Glance Contract Report for 179663/0001 - September 2016

Name or company name	Mr David Melia and Mr Christopher Reid
Contract type name	GDS Contract
Purpose of contract	General
Contract start date	01/04/2012
Contract end date	

16/17 Contracted general activity (UDA)	8,505
Carry forward general activity (UDA)	91
16/17 Contracted orthodontic activity (UOA)	0
Carry forward orthodontic activity (UOA)	0
Baseline contract value	£212,642.57

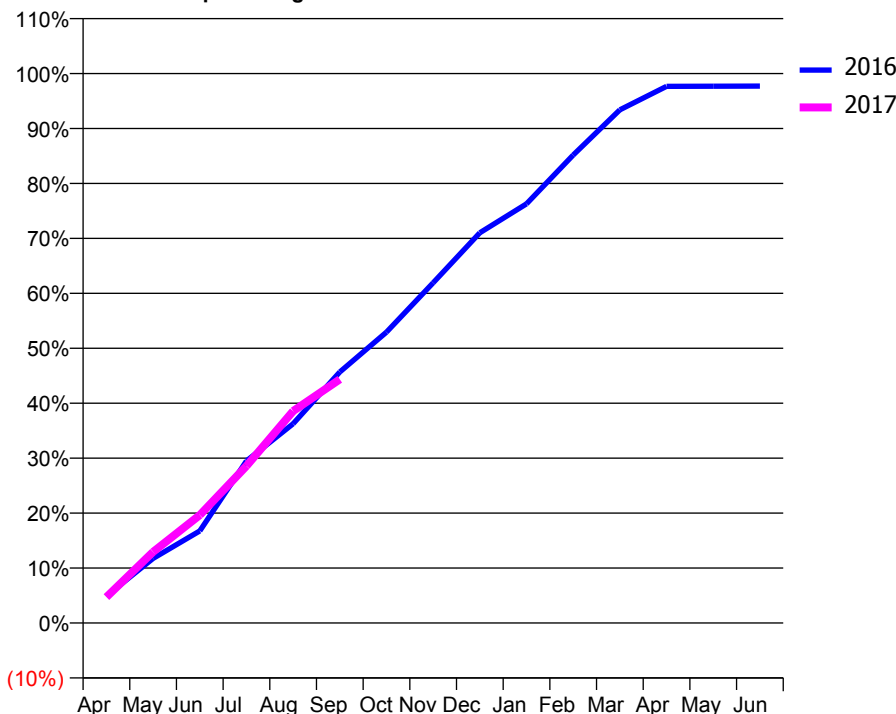
ACCESS*

Patients seen in 24 months	Total	Change since previous quarter
Quarter ending September 2015	2,610	
Quarter ending December 2015	2,605	→
Quarter ending March 2016	2,626	→
Quarter ending June 2016	2,637	→
Quarter ending September 2016	2,650	→
Variance since September 2015	1.5%	→



ACTIVITY

Cumulative percentage of contracted UDA delivered 2016 & 2017



Month	2016	2017
April	428	402
May	1,024	1,101
June	1,459	1,671
July	2,567	2,431
August	3,157	3,281
September	3,977	3,772
October	4,608	
November	5,389	
December	6,183	
January	6,640	
February	7,413	
March	8,130	
April	8,502	
May	8,504	
June	8,505	

QUALITY

	Quantity	Base Number	Contract	AT	Region	England
% of FP17s for the same patient ID Re-attending within 3 months - Children	33	457	7.2%	13.0%	13.5%	12.4%
% of FP17s for the same patient ID Re-attending within 3 months - Adults	259	1,701	15.2%	17.5%	17.4%	16.7%
% of FP17s for the same patient ID Re-attending between 3 & 9 months - Children	288	457	63.0%	56.6%	59.0%	57.4%
% of FP17s for the same patient ID Re-attending between 3 & 9 months - Adults	965	1,701	56.7%	50.5%	52.6%	50.5%
% of FP17s for Band 1 Urgent Courses	135	1,976	6.8%	10.6%	9.4%	9.1%
% of FP17s Relating to Free Repair or Replacements	22	1,976	1.1%	0.9%	1.0%	0.8%
% of FP17s Relating to Continuations	15	1,976	0.8%	1.3%	1.5%	1.3%
% of Patients satisfied with the dentistry they have received	0	0	N/A	92.8%	93.7%	93.2%
% of Patients satisfied with the time they had to wait for an appointment	0	0	N/A	88.5%	90.0%	89.0%

* This is based on patients treated on this contract for their most recent course of treatment. Figures in italics indicate the base number of FP17s or Patient Questionnaire responses are less than 100. N/A is shown where the base number of responses is less than 10 during the period. % is calculated as Quantity/Base number*100

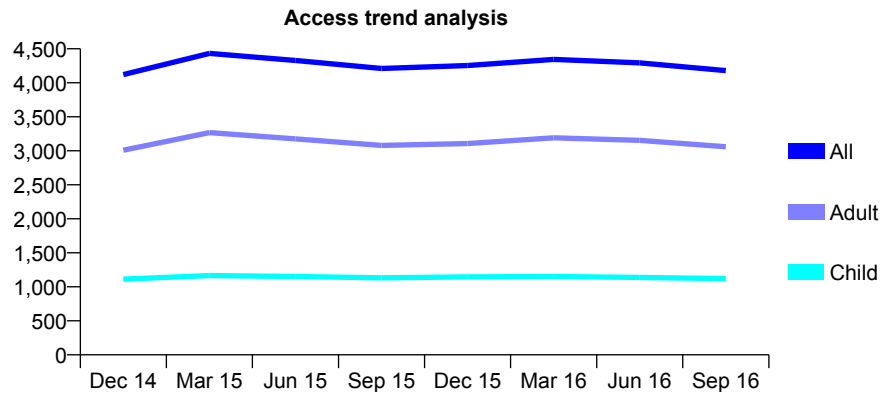
Q46 - Vital Signs At a Glance Contract Report for 179701/0001 - September 2016

Name or company name	Pearldent Dental Practice
Contract type name	GDS Contract
Purpose of contract	General
Contract start date	01/10/2009
Contract end date	

16/17 Contracted general activity (UDA)	9,900
Carry forward general activity (UDA)	-74
16/17 Contracted orthodontic activity (UOA)	0
Carry forward orthodontic activity (UOA)	0
Baseline contract value	£347,355.97

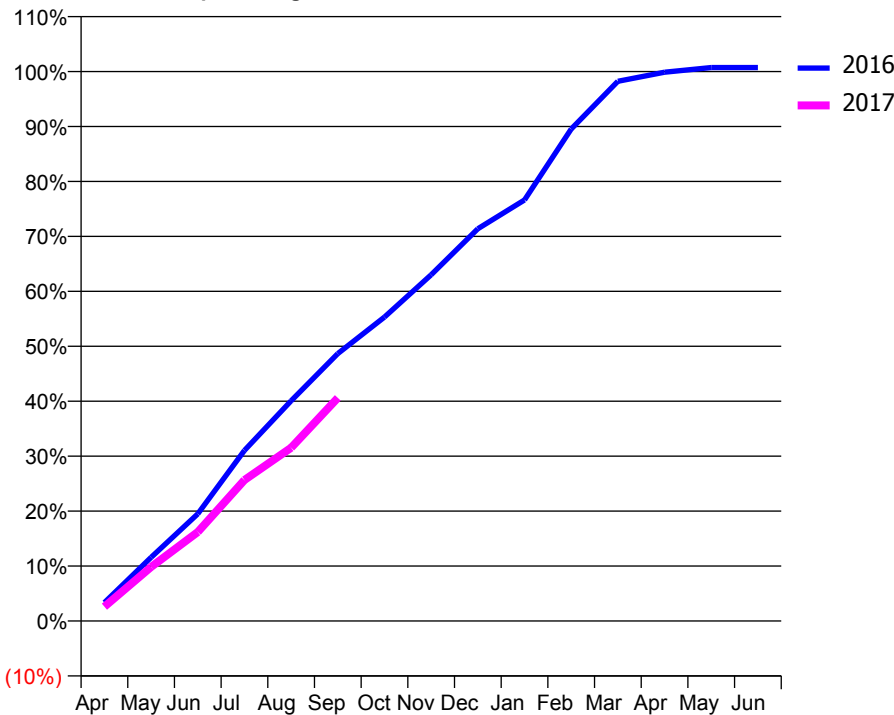
ACCESS*

Patients seen in 24 months	Total	Change since previous quarter
Quarter ending September 2015	4,211	
Quarter ending December 2015	4,253	→
Quarter ending March 2016	4,344	↑
Quarter ending June 2016	4,293	↓
Quarter ending September 2016	4,180	↓
Variance since September 2015	(0.7%)	→



ACTIVITY

Cumulative percentage of contracted UDA delivered 2016 & 2017



Month	Adjusted Scheduled Activity (UDA)	
	2016	2017
April	343	257
May	1,179	974
June	1,985	1,604
July	3,161	2,540
August	4,079	3,123
September	4,954	4,020
October	5,631	
November	6,415	
December	7,268	
January	7,801	
February	9,116	
March	10,000	
April	10,167	
May	10,254	
June	10,254	

QUALITY

	Quantity	Base Number	Contract	AT	Region	England
% of FP17s for the same patient ID Re-attending within 3 months - Children	51	918	5.6%	13.0%	13.5%	12.4%
% of FP17s for the same patient ID Re-attending within 3 months - Adults	241	2,181	11.0%	17.5%	17.4%	16.7%
% of FP17s for the same patient ID Re-attending between 3 & 9 months - Children	682	918	74.3%	56.6%	59.0%	57.4%
% of FP17s for the same patient ID Re-attending between 3 & 9 months - Adults	1,516	2,181	69.5%	50.5%	52.6%	50.5%
% of FP17s for Band 1 Urgent Courses	151	2,591	5.8%	10.6%	9.4%	9.1%
% of FP17s Relating to Free Repair or Replacements	14	2,591	0.5%	0.9%	1.0%	0.8%
% of FP17s Relating to Continuations	3	2,591	0.1%	1.3%	1.5%	1.3%
% of Patients satisfied with the dentistry they have received	0	1	N/A	92.8%	93.7%	93.2%
% of Patients satisfied with the time they had to wait for an appointment	0	1	N/A	88.5%	90.0%	89.0%

* This is based on patients treated on this contract for their most recent course of treatment. Figures in italics indicate the base number of FP17s or Patient Questionnaire responses are less than 100. N/A is shown where the base number of responses is less than 10 during the period. % is calculated as Quantity/Base number*100

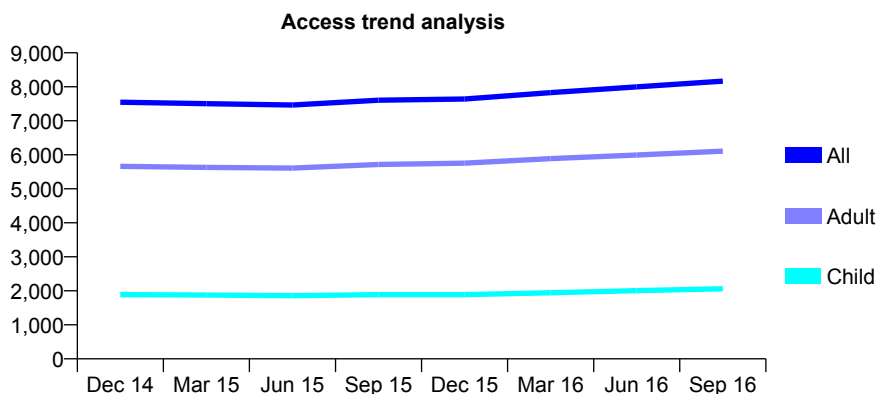
Q46 - Vital Signs At a Glance Contract Report for 179728/0001 - September 2016

Name or company name	Hadfield Dental Care Ltd
Contract type name	GDS Contract
Purpose of contract	General
Contract start date	01/12/2007
Contract end date	

16/17 Contracted general activity (UDA)	24,325
Carry forward general activity (UDA)	432
16/17 Contracted orthodontic activity (UOA)	0
Carry forward orthodontic activity (UOA)	0
Baseline contract value	£801,877.37

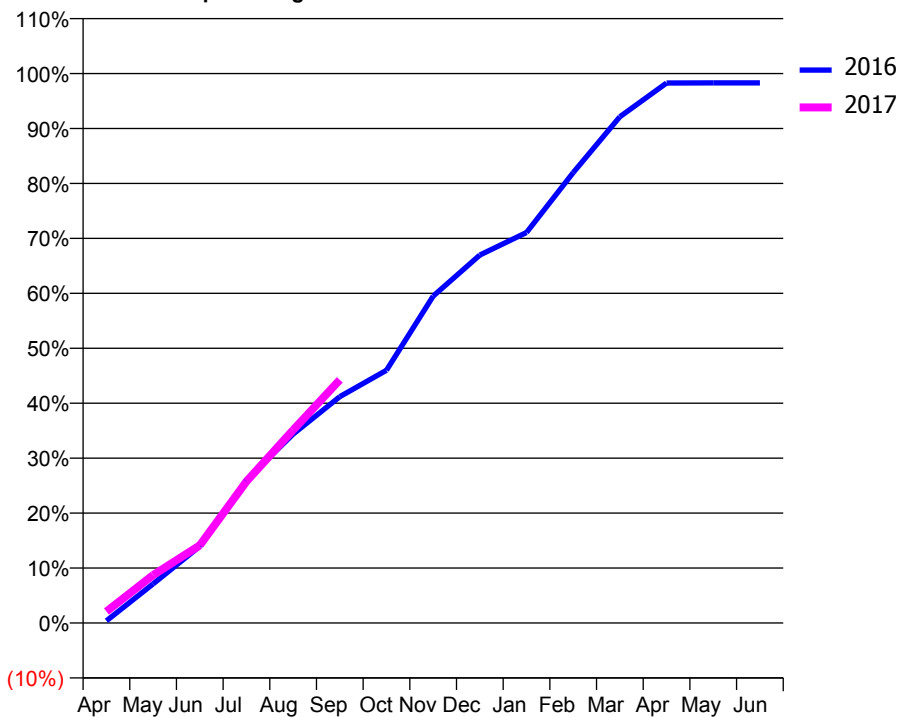
ACCESS*

Patients seen in 24 months	Total	Change since previous quarter
Quarter ending September 2015	7,607	
Quarter ending December 2015	7,643	→
Quarter ending March 2016	7,830	↑
Quarter ending June 2016	7,998	↑
Quarter ending September 2016	8,166	↑
Variance since September 2015	7.3%	↑



ACTIVITY

Cumulative percentage of contracted UDA delivered 2016 & 2017



Month	Adjusted Scheduled Activity (UDA)	
	2016	2017
April	98	513
May	1,731	2,125
June	3,395	3,439
July	6,334	6,264
August	8,364	8,544
September	10,018	10,764
October	11,189	
November	14,470	
December	16,291	
January	17,285	
February	19,939	
March	22,413	
April	23,902	
May	23,909	
June	23,909	

QUALITY

	Quantity	Base Number	Contract	AT	Region	England
% of FP17s for the same patient ID Re-attending within 3 months - Children	194	1,955	9.9%	13.0%	13.5%	12.4%
% of FP17s for the same patient ID Re-attending within 3 months - Adults	851	5,418	15.7%	17.5%	17.4%	16.7%
% of FP17s for the same patient ID Re-attending between 3 & 9 months - Children	1,329	1,955	68.0%	56.6%	59.0%	57.4%
% of FP17s for the same patient ID Re-attending between 3 & 9 months - Adults	3,343	5,418	61.7%	50.5%	52.6%	50.5%
% of FP17s for Band 1 Urgent Courses	683	6,636	10.3%	10.6%	9.4%	9.1%
% of FP17s Relating to Free Repair or Replacements	70	6,636	1.1%	0.9%	1.0%	0.8%
% of FP17s Relating to Continuations	64	6,636	1.0%	1.3%	1.5%	1.3%
% of Patients satisfied with the dentistry they have received	5	5	N/A	92.8%	93.7%	93.2%
% of Patients satisfied with the time they had to wait for an appointment	5	5	N/A	88.5%	90.0%	89.0%

* This is based on patients treated on this contract for their most recent course of treatment. Figures in italics indicate the base number of FP17s or Patient Questionnaire responses are less than 100. N/A is shown where the base number of responses is less than 10 during the period. % is calculated as Quantity/Base number*100

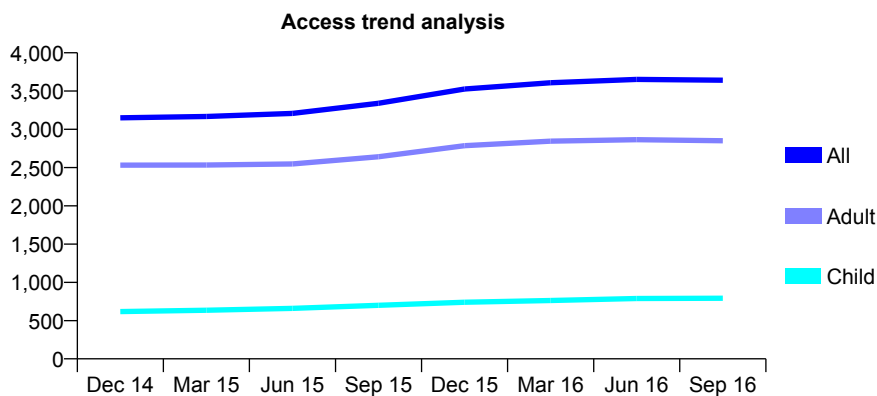
Q46 - Vital Signs At a Glance Contract Report for 180181/0001 - September 2016

Name or company name	New Cross Dental Care
Contract type name	GDS Contract
Purpose of contract	General
Contract start date	01/04/2010
Contract end date	

16/17 Contracted general activity (UDA)	10,669
Carry forward general activity (UDA)	75
16/17 Contracted orthodontic activity (UOA)	0
Carry forward orthodontic activity (UOA)	0
Baseline contract value	£299,793.60

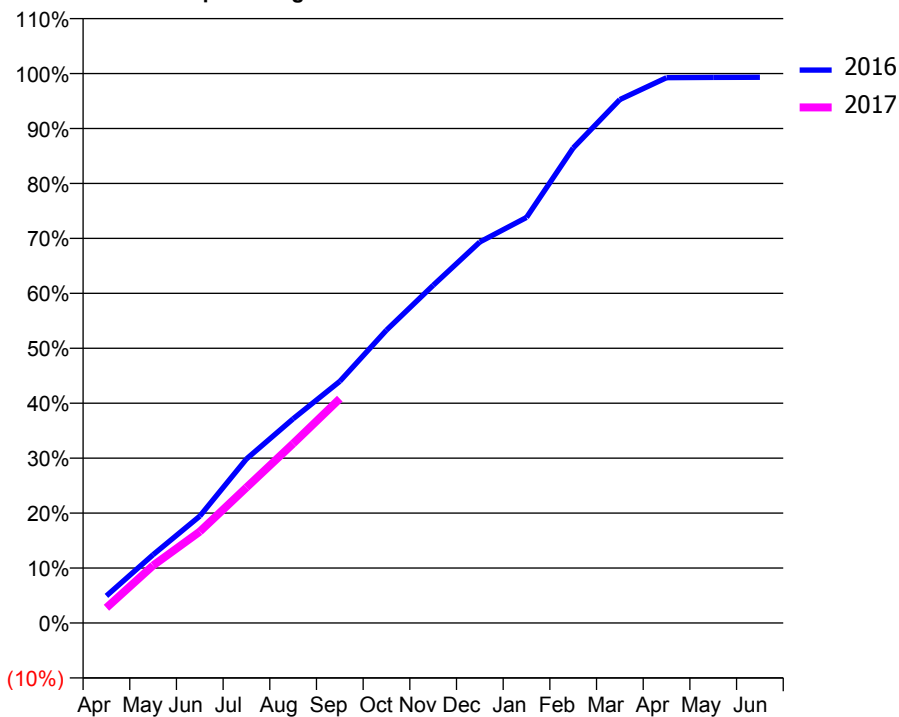
ACCESS*

Patients seen in 24 months	Total	Change since previous quarter
Quarter ending September 2015	3,340	
Quarter ending December 2015	3,526	↑
Quarter ending March 2016	3,608	↑
Quarter ending June 2016	3,653	→
Quarter ending September 2016	3,642	→
Variance since September 2015	9.0%	↑



ACTIVITY

Cumulative percentage of contracted UDA delivered 2016 & 2017



Month	Adjusted Scheduled Activity (UDA)	
	2016	2017
April	542	295
May	1,361	1,117
June	2,130	1,775
July	3,268	2,631
August	4,070	3,484
September	4,816	4,356
October	5,835	
November	6,730	
December	7,594	
January	8,082	
February	9,466	
March	10,429	
April	10,865	
May	10,872	
June	10,874	

QUALITY

	Quantity	Base Number	Contract	AT	Region	England
% of FP17s for the same patient ID Re-attending within 3 months - Children	41	516	7.9%	13.0%	13.5%	12.4%
% of FP17s for the same patient ID Re-attending within 3 months - Adults	146	1,629	9.0%	17.5%	17.4%	16.7%
% of FP17s for the same patient ID Re-attending between 3 & 9 months - Children	271	516	52.5%	56.6%	59.0%	57.4%
% of FP17s for the same patient ID Re-attending between 3 & 9 months - Adults	763	1,629	46.8%	50.5%	52.6%	50.5%
% of FP17s for Band 1 Urgent Courses	80	1,975	4.1%	10.6%	9.4%	9.1%
% of FP17s Relating to Free Repair or Replacements	17	1,975	0.9%	0.9%	1.0%	0.8%
% of FP17s Relating to Continuations	2	1,975	0.1%	1.3%	1.5%	1.3%
% of Patients satisfied with the dentistry they have received	2	2	N/A	92.8%	93.7%	93.2%
% of Patients satisfied with the time they had to wait for an appointment	2	2	N/A	88.5%	90.0%	89.0%

* This is based on patients treated on this contract for their most recent course of treatment. Figures in italics indicate the base number of FP17s or Patient Questionnaire responses are less than 100. N/A is shown where the base number of responses is less than 10 during the period. % is calculated as Quantity/Base number*100

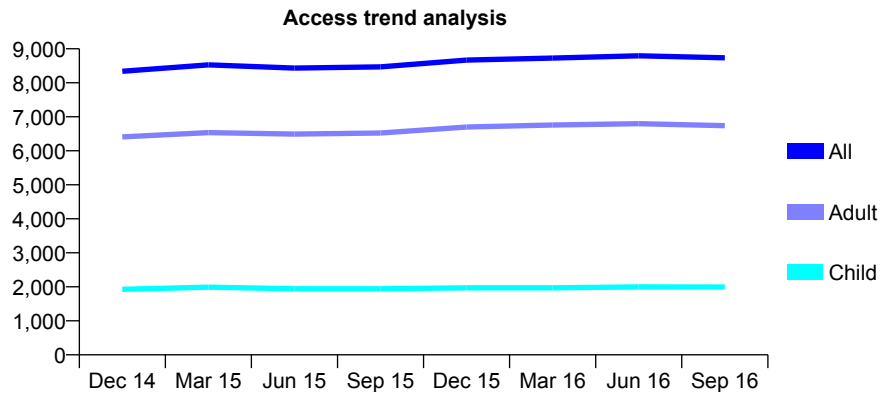
Q46 - Vital Signs At a Glance Contract Report for 180696/0001 - September 2016

Name or company name	Hyde Dental Practice
Contract type name	GDS Contract
Purpose of contract	General
Contract start date	01/04/2008
Contract end date	

16/17 Contracted general activity (UDA)	26,195
Carry forward general activity (UDA)	-506
16/17 Contracted orthodontic activity (UOA)	0
Carry forward orthodontic activity (UOA)	0
Baseline contract value	£852,011.22

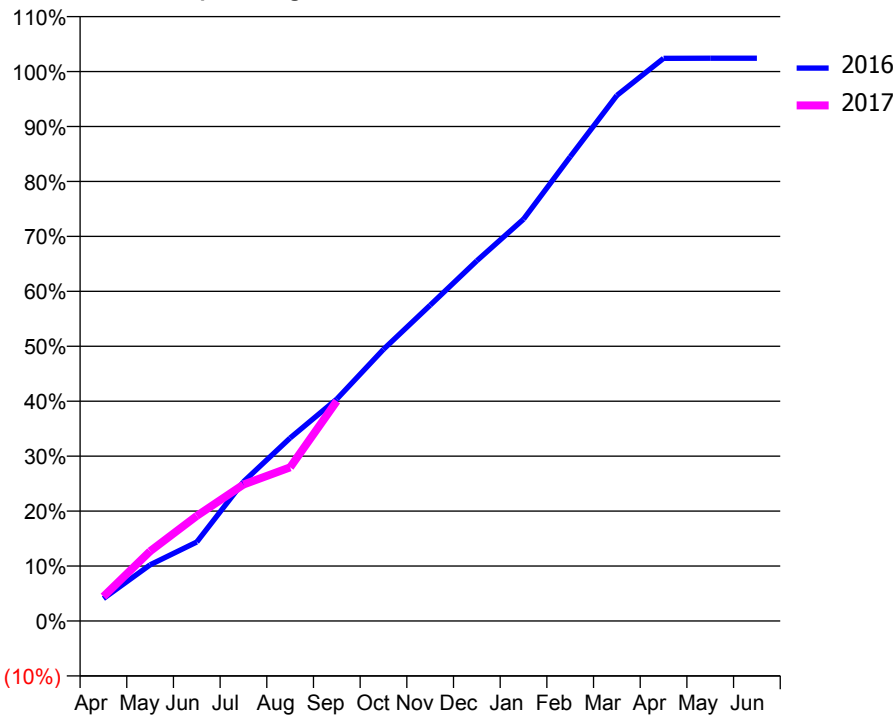
ACCESS*

Patients seen in 24 months	Total	Change since previous quarter
Quarter ending September 2015	8,468	
Quarter ending December 2015	8,670	↑
Quarter ending March 2016	8,729	→
Quarter ending June 2016	8,795	→
Quarter ending September 2016	8,737	→
Variance since September 2015	3.2%	↑



ACTIVITY

Cumulative percentage of contracted UDA delivered 2016 & 2017



Month	Adjusted Scheduled Activity (UDA)	
	2016	2017
April	1,052	1,167
May	2,636	3,331
June	3,703	5,011
July	6,533	6,505
August	8,582	7,324
September	10,413	10,487
October	12,740	
November	14,810	
December	16,893	
January	18,849	
February	21,777	
March	24,650	
April	26,390	
May	26,398	
June	26,398	

QUALITY

	Quantity	Base Number	Contract	AT	Region	England
% of FP17s for the same patient ID Re-attending within 3 months - Children	117	1,324	8.8%	13.0%	13.5%	12.4%
% of FP17s for the same patient ID Re-attending within 3 months - Adults	841	4,971	16.9%	17.5%	17.4%	16.7%
% of FP17s for the same patient ID Re-attending between 3 & 9 months - Children	676	1,324	51.1%	56.6%	59.0%	57.4%
% of FP17s for the same patient ID Re-attending between 3 & 9 months - Adults	2,835	4,971	57.0%	50.5%	52.6%	50.5%
% of FP17s for Band 1 Urgent Courses	701	5,465	12.8%	10.6%	9.4%	9.1%
% of FP17s Relating to Free Repair or Replacements	50	5,465	0.9%	0.9%	1.0%	0.8%
% of FP17s Relating to Continuations	48	5,465	0.9%	1.3%	1.5%	1.3%
% of Patients satisfied with the dentistry they have received	4	4	N/A	92.8%	93.7%	93.2%
% of Patients satisfied with the time they had to wait for an appointment	4	4	N/A	88.5%	90.0%	89.0%

* This is based on patients treated on this contract for their most recent course of treatment. Figures in italics indicate the base number of FP17s or Patient Questionnaire responses are less than 100. N/A is shown where the base number of responses is less than 10 during the period. % is calculated as Quantity/Base number*100

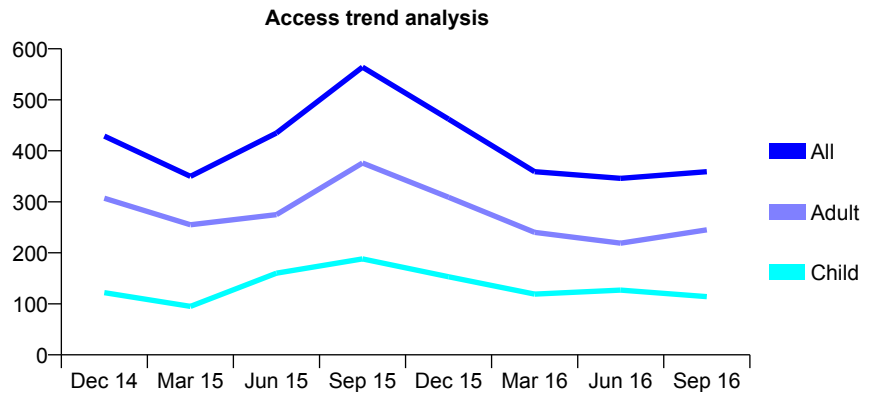
Q46 - Vital Signs At a Glance Contract Report for 180696/0002 - September 2016

Name or company name	Hyde Dental Practice
Contract type name	GDS Contract
Purpose of contract	General
Contract start date	01/10/2008
Contract end date	

16/17 Contracted general activity (UDA)	1,500
Carry forward general activity (UDA)	-16
16/17 Contracted orthodontic activity (UOA)	0
Carry forward orthodontic activity (UOA)	0
Baseline contract value	£49,524.15

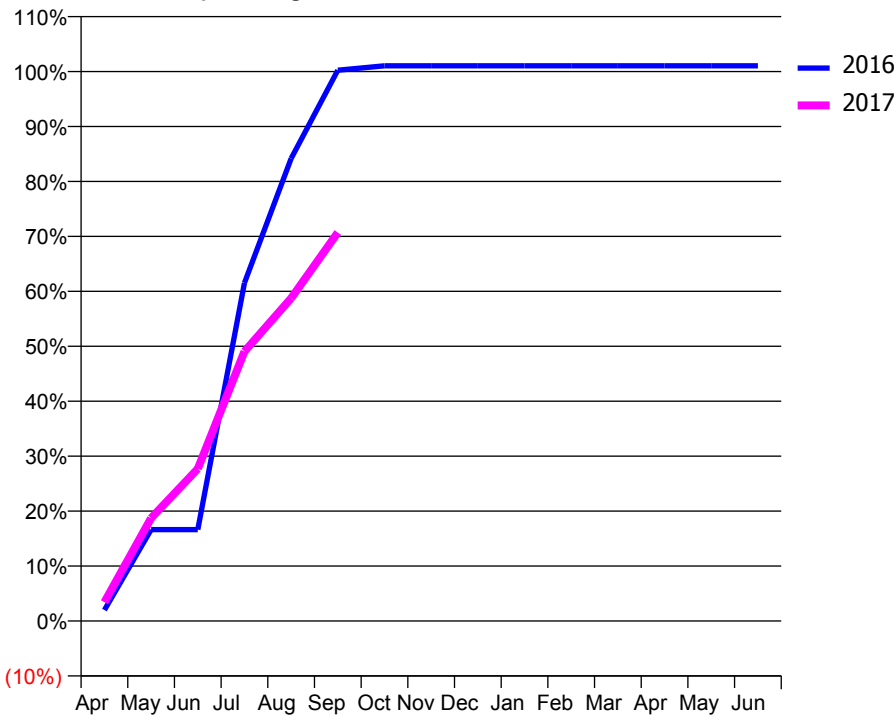
ACCESS*

Patients seen in 24 months	Total	Change since previous quarter
Quarter ending September 2015	564	
Quarter ending December 2015	462	↓
Quarter ending March 2016	359	↓
Quarter ending June 2016	346	↓
Quarter ending September 2016	359	↑
Variance since September 2015	(36.3%)	↓



ACTIVITY

Cumulative percentage of contracted UDA delivered 2016 & 2017



Month	Adjusted Scheduled Activity (UDA)	
	2016	2017
April	30	51
May	250	281
June	250	416
July	923	736
August	1,263	881
September	1,504	1,061
October	1,516	
November	1,516	
December	1,516	
January	1,516	
February	1,516	
March	1,516	
April	1,516	
May	1,516	
June	1,516	

QUALITY

	Quantity	Base Number	Contract	AT	Region	England
% of FP17s for the same patient ID Re-attending within 3 months - Children	1	92	1.1%	13.0%	13.5%	12.4%
% of FP17s for the same patient ID Re-attending within 3 months - Adults	9	166	5.4%	17.5%	17.4%	16.7%
% of FP17s for the same patient ID Re-attending between 3 & 9 months - Children	0	92	0.0%	56.6%	59.0%	57.4%
% of FP17s for the same patient ID Re-attending between 3 & 9 months - Adults	0	166	0.0%	50.5%	52.6%	50.5%
% of FP17s for Band 1 Urgent Courses	33	258	12.8%	10.6%	9.4%	9.1%
% of FP17s Relating to Free Repair or Replacements	0	258	0.0%	0.9%	1.0%	0.8%
% of FP17s Relating to Continuations	0	258	0.0%	1.3%	1.5%	1.3%
% of Patients satisfied with the dentistry they have received	0	0	N/A	92.8%	93.7%	93.2%
% of Patients satisfied with the time they had to wait for an appointment	0	0	N/A	88.5%	90.0%	89.0%

* This is based on patients treated on this contract for their most recent course of treatment. Figures in italics indicate the base number of FP17s or Patient Questionnaire responses are less than 100. N/A is shown where the base number of responses is less than 10 during the period. % is calculated as Quantity/Base number*100

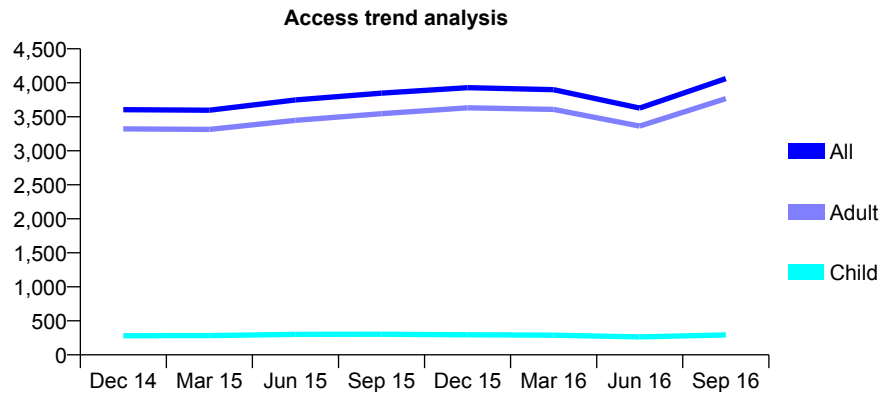
Q46 - Vital Signs At a Glance Contract Report for 180769/0001 - September 2016

Name or company name	Pennine Care HMR DAC
Contract type name	PDS Contract
Purpose of contract	General
Contract start date	01/04/2011
Contract end date	31/03/2017

16/17 Contracted general activity (UDA)	7,000
Carry forward general activity (UDA)	0
16/17 Contracted orthodontic activity (UOA)	0
Carry forward orthodontic activity (UOA)	0
Baseline contract value	£0.00

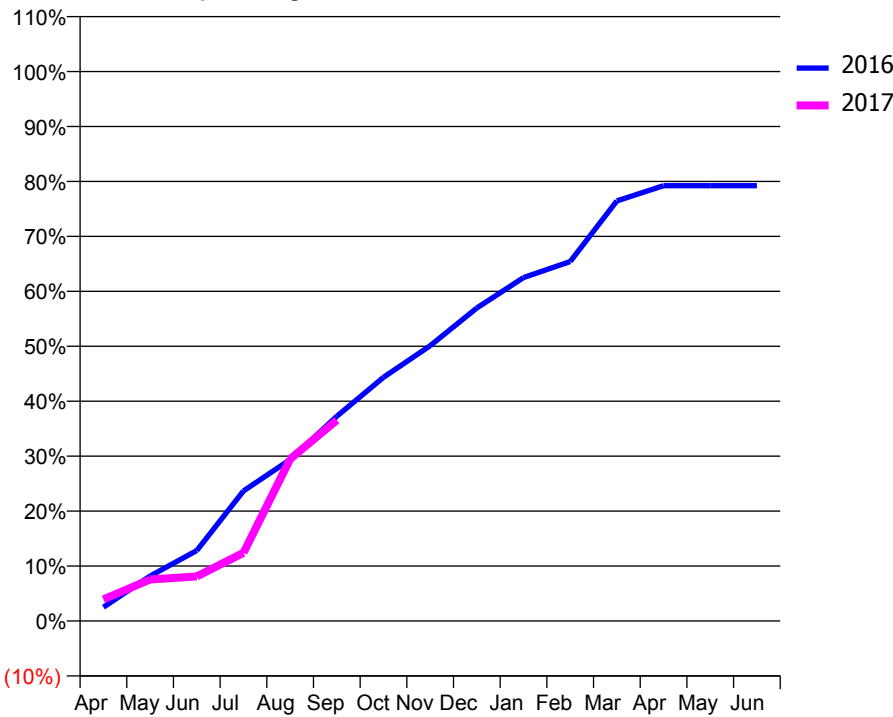
ACCESS*

Patients seen in 24 months	Total	Change since previous quarter
Quarter ending September 2015	3,848	
Quarter ending December 2015	3,929	↑
Quarter ending March 2016	3,899	→
Quarter ending June 2016	3,628	↓
Quarter ending September 2016	4,061	↑
Variance since September 2015	5.5%	↑



ACTIVITY

Cumulative percentage of contracted UDA delivered 2016 & 2017



Month	Adjusted Scheduled Activity (UDA)	
	2016	2017
April	175	276
May	573	529
June	898	568
July	1,658	869
August	2,057	2,063
September	2,608	2,559
October	3,105	
November	3,507	
December	3,988	
January	4,375	
February	4,579	
March	5,352	
April	5,545	
May	5,546	
June	5,545	

QUALITY

	Quantity	Base Number	Contract	AT	Region	England
% of FP17s for the same patient ID Re-attending within 3 months - Children	29	265	10.9%	13.0%	13.5%	12.4%
% of FP17s for the same patient ID Re-attending within 3 months - Adults	129	2,038	6.3%	17.5%	17.4%	16.7%
% of FP17s for the same patient ID Re-attending between 3 & 9 months - Children	10	265	3.8%	56.6%	59.0%	57.4%
% of FP17s for the same patient ID Re-attending between 3 & 9 months - Adults	95	2,038	4.7%	50.5%	52.6%	50.5%
% of FP17s for Band 1 Urgent Courses	2,121	2,141	99.1%	10.6%	9.4%	9.1%
% of FP17s Relating to Free Repair or Replacements	0	2,141	0.0%	0.9%	1.0%	0.8%
% of FP17s Relating to Continuations	0	2,141	0.0%	1.3%	1.5%	1.3%
% of Patients satisfied with the dentistry they have received	1	1	N/A	92.8%	93.7%	93.2%
% of Patients satisfied with the time they had to wait for an appointment	1	1	N/A	88.5%	90.0%	89.0%

* This is based on patients treated on this contract for their most recent course of treatment. Figures in italics indicate the base number of FP17s or Patient Questionnaire responses are less than 100. N/A is shown where the base number of responses is less than 10 during the period. % is calculated as Quantity/Base number*100

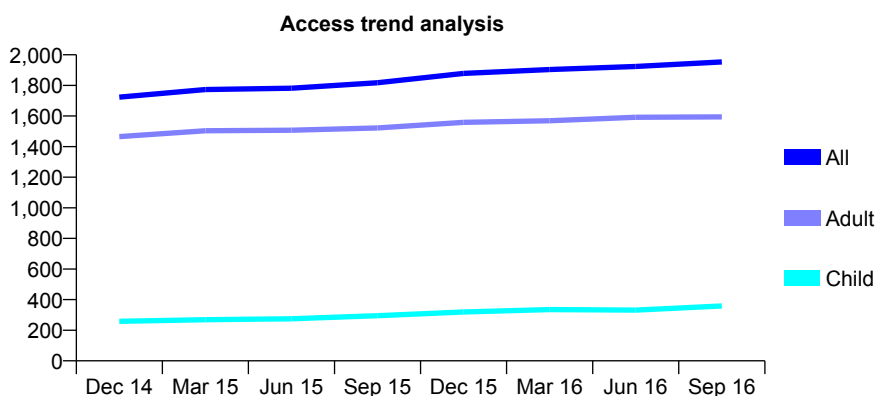
Q46 - Vital Signs At a Glance Contract Report for 181560/0001 - September 2016

Name or company name	Mr N K and Mr N Patel
Contract type name	GDS Contract
Purpose of contract	General
Contract start date	01/04/2012
Contract end date	

16/17 Contracted general activity (UDA)	7,129
Carry forward general activity (UDA)	-111
16/17 Contracted orthodontic activity (UOA)	0
Carry forward orthodontic activity (UOA)	0
Baseline contract value	£226,940.12

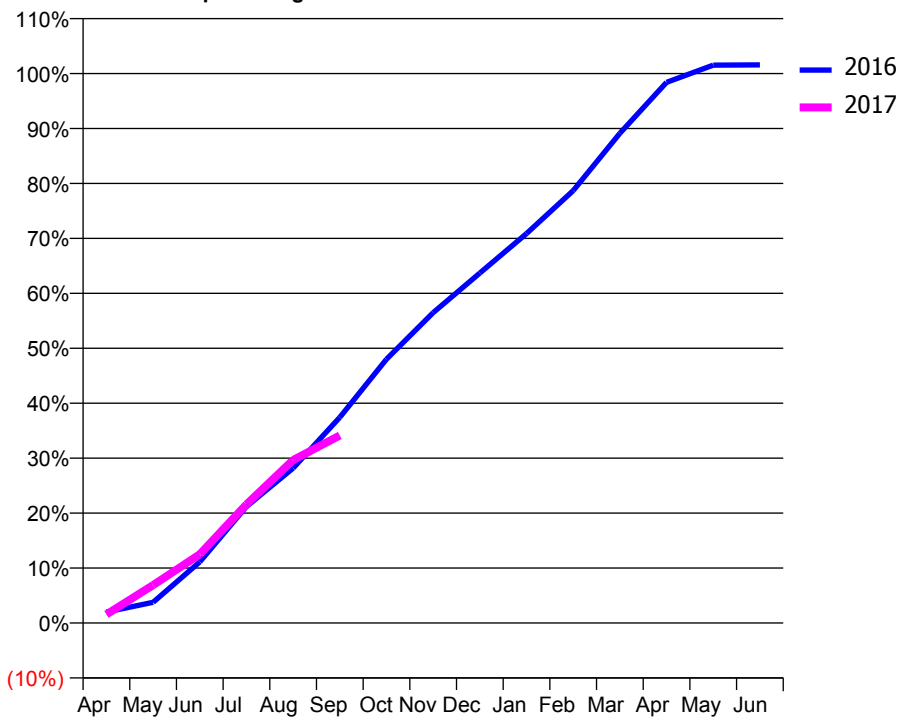
ACCESS*

Patients seen in 24 months	Total	Change since previous quarter
Quarter ending September 2015	1,817	
Quarter ending December 2015	1,878	↑
Quarter ending March 2016	1,904	→
Quarter ending June 2016	1,924	→
Quarter ending September 2016	1,953	→
Variance since September 2015	7.5%	↑



ACTIVITY

Cumulative percentage of contracted UDA delivered 2016 & 2017



Month	Adjusted Scheduled Activity (UDA)	
	2016	2017
April	142	111
May	269	492
June	794	891
July	1,511	1,538
August	2,009	2,115
September	2,668	2,433
October	3,424	
November	4,026	
December	4,540	
January	5,052	
February	5,609	
March	6,353	
April	7,014	
May	7,238	
June	7,240	

QUALITY

	Quantity	Base Number	Contract	AT	Region	England
% of FP17s for the same patient ID Re-attending within 3 months - Children	17	237	7.2%	13.0%	13.5%	12.4%
% of FP17s for the same patient ID Re-attending within 3 months - Adults	116	1,034	11.2%	17.5%	17.4%	16.7%
% of FP17s for the same patient ID Re-attending between 3 & 9 months - Children	136	237	57.4%	56.6%	59.0%	57.4%
% of FP17s for the same patient ID Re-attending between 3 & 9 months - Adults	601	1,034	58.1%	50.5%	52.6%	50.5%
% of FP17s for Band 1 Urgent Courses	45	884	5.1%	10.6%	9.4%	9.1%
% of FP17s Relating to Free Repair or Replacements	10	884	1.1%	0.9%	1.0%	0.8%
% of FP17s Relating to Continuations	13	884	1.5%	1.3%	1.5%	1.3%
% of Patients satisfied with the dentistry they have received	0	0	N/A	92.8%	93.7%	93.2%
% of Patients satisfied with the time they had to wait for an appointment	0	0	N/A	88.5%	90.0%	89.0%

* This is based on patients treated on this contract for their most recent course of treatment. Figures in italics indicate the base number of FP17s or Patient Questionnaire responses are less than 100. N/A is shown where the base number of responses is less than 10 during the period. % is calculated as Quantity/Base number*100

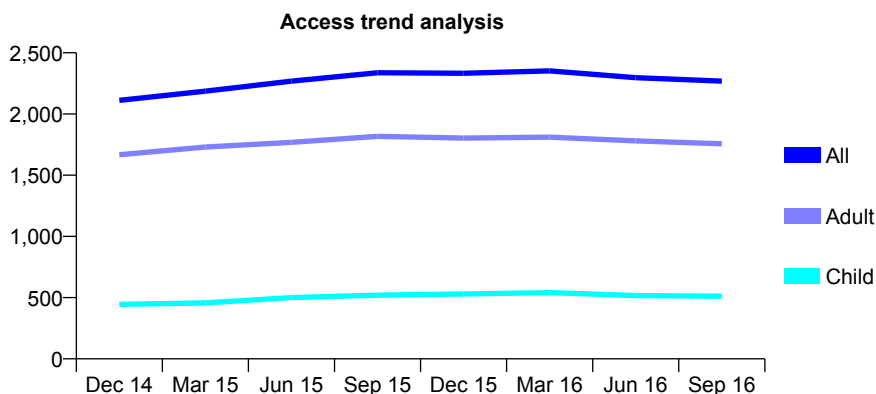
Q46 - Vital Signs At a Glance Contract Report for 182737/0001 - September 2016

Name or company name	Mrs JL Lapidus
Contract type name	GDS Contract
Purpose of contract	General
Contract start date	22/08/2013
Contract end date	

16/17 Contracted general activity (UDA)	5,564
Carry forward general activity (UDA)	-62
16/17 Contracted orthodontic activity (UOA)	0
Carry forward orthodontic activity (UOA)	0
Baseline contract value	£149,173.24

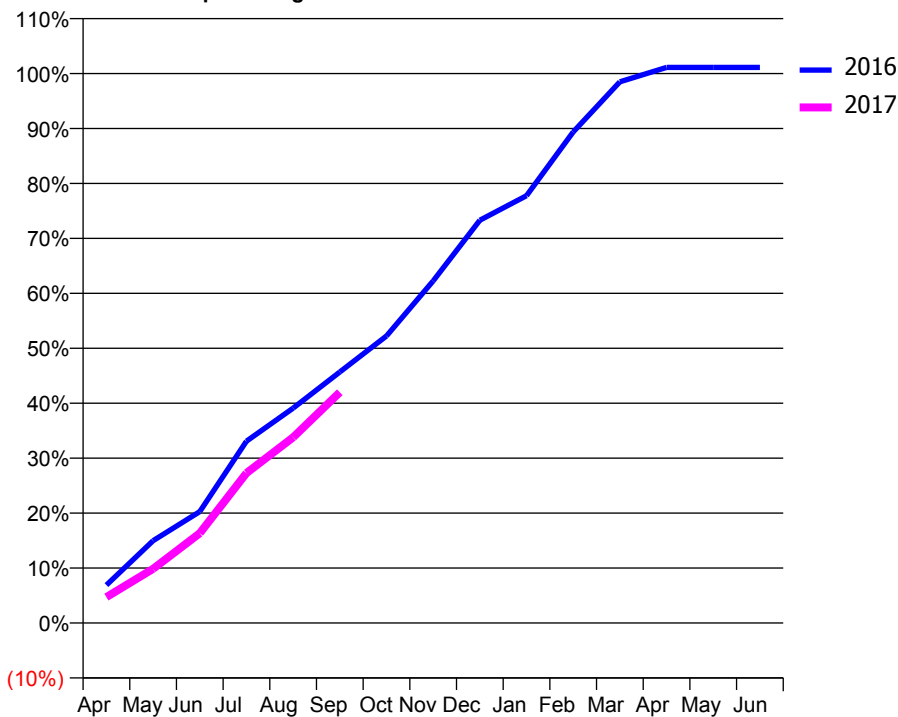
ACCESS*

Patients seen in 24 months	Total	Change since previous quarter
Quarter ending September 2015	2,337	
Quarter ending December 2015	2,333	→
Quarter ending March 2016	2,352	→
Quarter ending June 2016	2,297	↓
Quarter ending September 2016	2,268	↓
Variance since September 2015	(3.0%)	↓



ACTIVITY

Cumulative percentage of contracted UDA delivered 2016 & 2017



Adjusted Scheduled Activity (UDA)

Month	2016	2017
April	384	262
May	833	549
June	1,128	910
July	1,842	1,519
August	2,176	1,880
September	2,541	2,337
October	2,907	
November	3,464	
December	4,078	
January	4,327	
February	4,972	
March	5,480	
April	5,625	
May	5,626	
June	5,626	

QUALITY

	Quantity	Base Number	Contract	AT	Region	England
% of FP17s for the same patient ID Re-attending within 3 months - Children	25	325	7.7%	13.0%	13.5%	12.4%
% of FP17s for the same patient ID Re-attending within 3 months - Adults	91	1,030	8.8%	17.5%	17.4%	16.7%
% of FP17s for the same patient ID Re-attending between 3 & 9 months - Children	161	325	49.5%	56.6%	59.0%	57.4%
% of FP17s for the same patient ID Re-attending between 3 & 9 months - Adults	604	1,030	58.6%	50.5%	52.6%	50.5%
% of FP17s for Band 1 Urgent Courses	28	1,255	2.2%	10.6%	9.4%	9.1%
% of FP17s Relating to Free Repair or Replacements	7	1,255	0.6%	0.9%	1.0%	0.8%
% of FP17s Relating to Continuations	17	1,255	1.4%	1.3%	1.5%	1.3%
% of Patients satisfied with the dentistry they have received	0	0	N/A	92.8%	93.7%	93.2%
% of Patients satisfied with the time they had to wait for an appointment	0	0	N/A	88.5%	90.0%	89.0%

* This is based on patients treated on this contract for their most recent course of treatment. Figures in italics indicate the base number of FP17s or Patient Questionnaire responses are less than 100. N/A is shown where the base number of responses is less than 10 during the period. % is calculated as Quantity/Base number*100

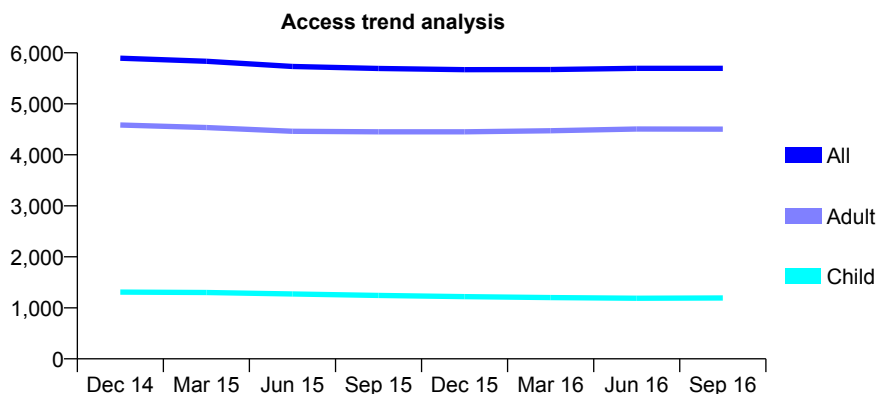
Q46 - Vital Signs At a Glance Contract Report for 183148/0001 - September 2016

Name or company name	Wood and Associate Dental Care LTD
Contract type name	GDS Contract
Purpose of contract	General
Contract start date	01/08/2007
Contract end date	

16/17 Contracted general activity (UDA)	15,240
Carry forward general activity (UDA)	63
16/17 Contracted orthodontic activity (UOA)	0
Carry forward orthodontic activity (UOA)	0
Baseline contract value	£503,166.87

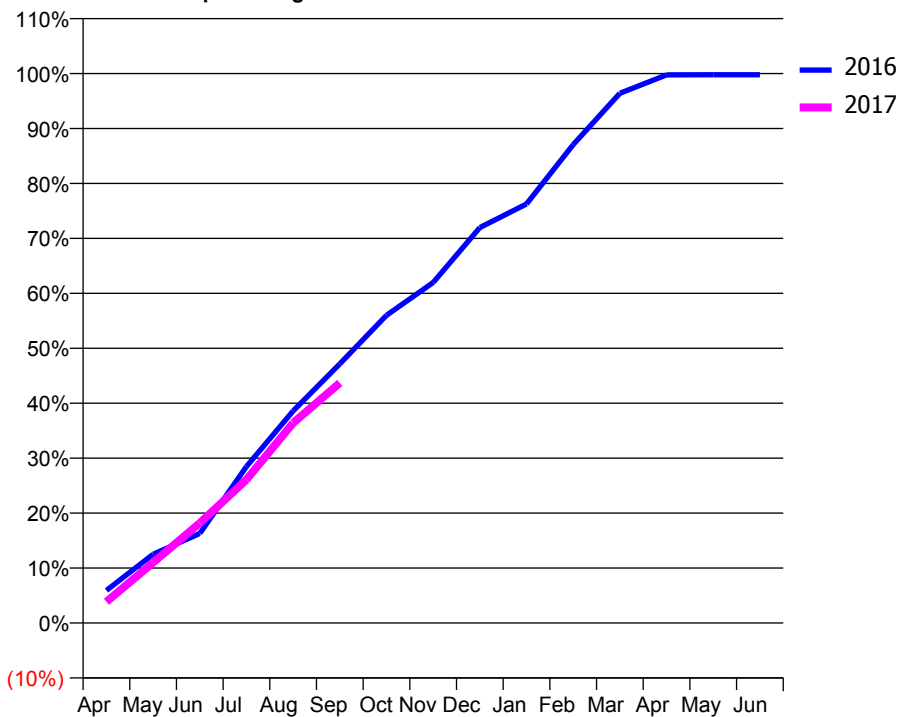
ACCESS*

Patients seen in 24 months	Total	Change since previous quarter
Quarter ending September 2015	5,694	
Quarter ending December 2015	5,669	→
Quarter ending March 2016	5,673	→
Quarter ending June 2016	5,695	→
Quarter ending September 2016	5,696	→
Variance since September 2015	0.0%	→



ACTIVITY

Cumulative percentage of contracted UDA delivered 2016 & 2017



Month	Adjusted Scheduled Activity (UDA)	
	2016	2017
April	904	591
May	1,907	1,678
June	2,485	2,770
July	4,340	3,978
August	5,884	5,548
September	7,188	6,658
October	8,534	
November	9,442	
December	10,969	
January	11,624	
February	13,266	
March	14,690	
April	15,203	
May	15,204	
June	15,207	

QUALITY

	Quantity	Base Number	Contract	AT	Region	England
% of FP17s for the same patient ID Re-attending within 3 months - Children	68	944	7.2%	13.0%	13.5%	12.4%
% of FP17s for the same patient ID Re-attending within 3 months - Adults	378	3,181	11.9%	17.5%	17.4%	16.7%
% of FP17s for the same patient ID Re-attending between 3 & 9 months - Children	613	944	64.9%	56.6%	59.0%	57.4%
% of FP17s for the same patient ID Re-attending between 3 & 9 months - Adults	1,678	3,181	52.8%	50.5%	52.6%	50.5%
% of FP17s for Band 1 Urgent Courses	368	3,870	9.5%	10.6%	9.4%	9.1%
% of FP17s Relating to Free Repair or Replacements	38	3,870	1.0%	0.9%	1.0%	0.8%
% of FP17s Relating to Continuations	43	3,870	1.1%	1.3%	1.5%	1.3%
% of Patients satisfied with the dentistry they have received	5	6	N/A	92.8%	93.7%	93.2%
% of Patients satisfied with the time they had to wait for an appointment	5	6	N/A	88.5%	90.0%	89.0%

* This is based on patients treated on this contract for their most recent course of treatment. Figures in italics indicate the base number of FP17s or Patient Questionnaire responses are less than 100. N/A is shown where the base number of responses is less than 10 during the period. % is calculated as Quantity/Base number*100

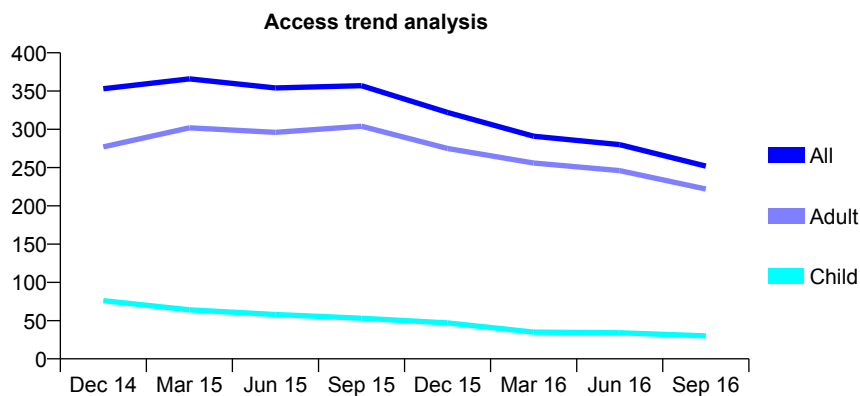
Q46 - Vital Signs At a Glance Contract Report for 183148/0002 - September 2016

Name or company name	Wood and Associate Dental Care LTD
Contract type name	GDS Contract
Purpose of contract	General
Contract start date	01/04/2012
Contract end date	

16/17 Contracted general activity (UDA)	1,000
Carry forward general activity (UDA)	0
16/17 Contracted orthodontic activity (UOA)	0
Carry forward orthodontic activity (UOA)	0
Baseline contract value	£33,016.09

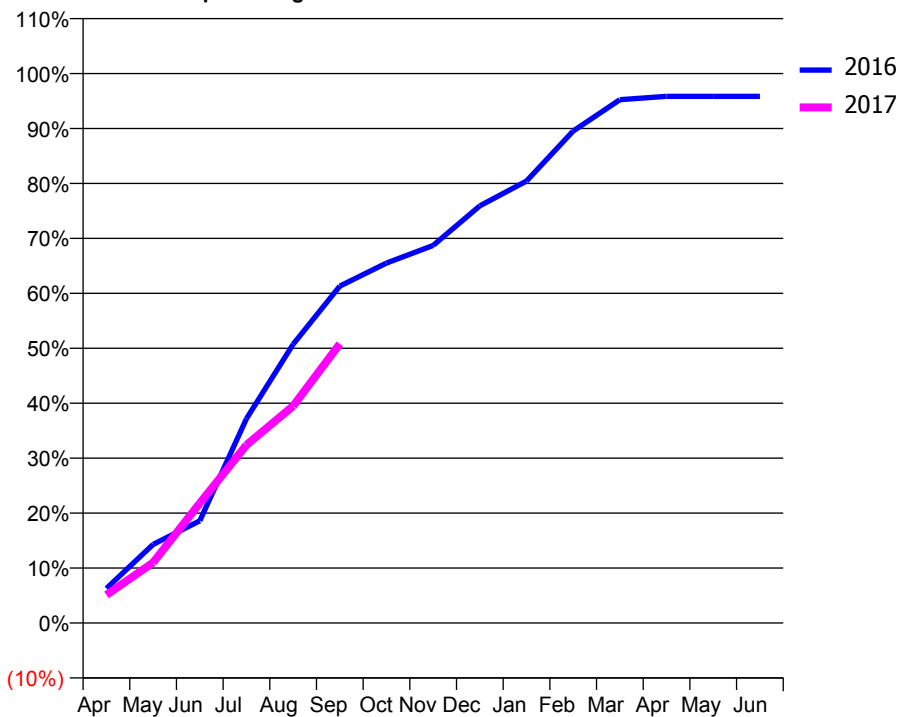
ACCESS*

Patients seen in 24 months	Total	Change since previous quarter
Quarter ending September 2015	357	
Quarter ending December 2015	322	↓
Quarter ending March 2016	291	↓
Quarter ending June 2016	280	↓
Quarter ending September 2016	252	↓
Variance since September 2015	(29.4%)	↓



ACTIVITY

Cumulative percentage of contracted UDA delivered 2016 & 2017



Adjusted Scheduled Activity (UDA)

Month	2016	2017
April	63	51
May	143	110
June	186	218
July	372	324
August	507	395
September	613	508
October	655	
November	687	
December	759	
January	804	
February	895	
March	952	
April	958	
May	958	
June	958	

QUALITY

	Quantity	Base Number	Contract	AT	Region	England
% of FP17s for the same patient ID Re-attending within 3 months - Children	0	17	0.0%	13.0%	13.5%	12.4%
% of FP17s for the same patient ID Re-attending within 3 months - Adults	1	96	1.0%	17.5%	17.4%	16.7%
% of FP17s for the same patient ID Re-attending between 3 & 9 months - Children	0	17	0.0%	56.6%	59.0%	57.4%
% of FP17s for the same patient ID Re-attending between 3 & 9 months - Adults	2	96	2.1%	50.5%	52.6%	50.5%
% of FP17s for Band 1 Urgent Courses	0	109	0.0%	10.6%	9.4%	9.1%
% of FP17s Relating to Free Repair or Replacements	0	109	0.0%	0.9%	1.0%	0.8%
% of FP17s Relating to Continuations	1	109	0.9%	1.3%	1.5%	1.3%
% of Patients satisfied with the dentistry they have received	0	0	N/A	92.8%	93.7%	93.2%
% of Patients satisfied with the time they had to wait for an appointment	0	0	N/A	88.5%	90.0%	89.0%

* This is based on patients treated on this contract for their most recent course of treatment. Figures in italics indicate the base number of FP17s or Patient Questionnaire responses are less than 100. N/A is shown where the base number of responses is less than 10 during the period. % is calculated as Quantity/Base number*100

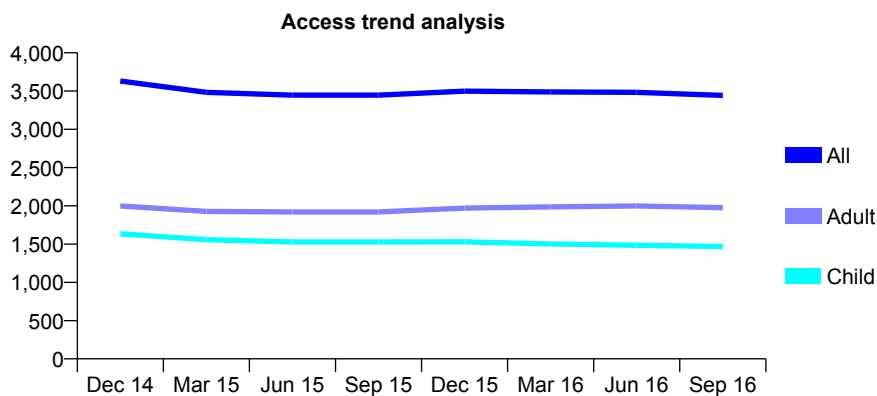
Q46 - Vital Signs At a Glance Contract Report for 184551/0001 - September 2016

Name or company name	Bamford Dental Practice
Contract type name	GDS Contract
Purpose of contract	General and Orthodontic
Contract start date	01/04/2006
Contract end date	

16/17 Contracted general activity (UDA)	9,554
Carry forward general activity (UDA)	-51
16/17 Contracted orthodontic activity (UOA)	3,597
Carry forward orthodontic activity (UOA)	20
Baseline contract value	£496,949.54

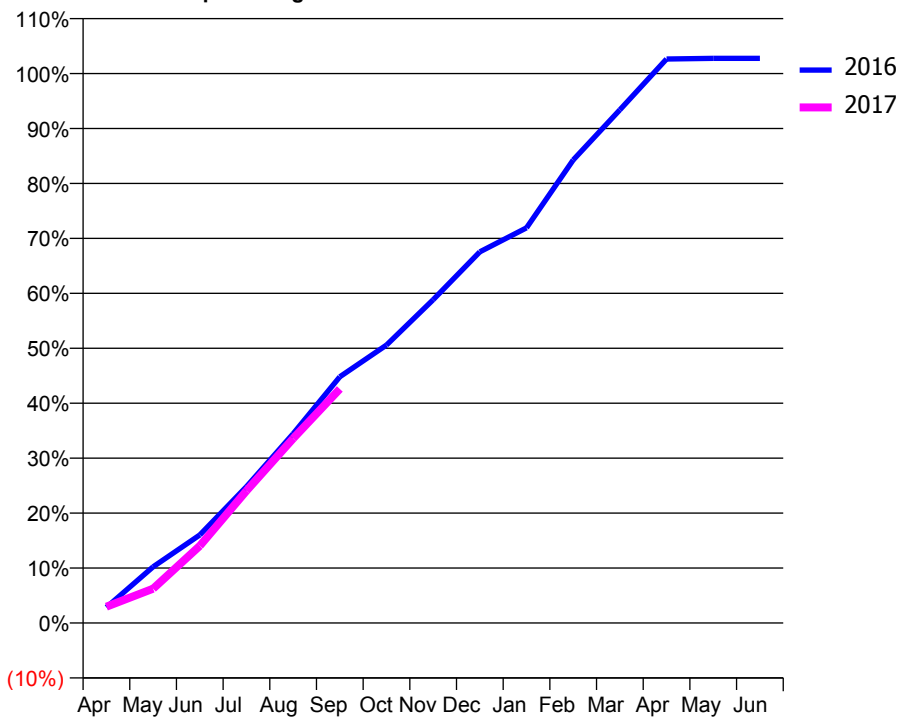
ACCESS*

Patients seen in 24 months	Total	Change since previous quarter
Quarter ending September 2015	3,446	
Quarter ending December 2015	3,499	→
Quarter ending March 2016	3,488	→
Quarter ending June 2016	3,483	→
Quarter ending September 2016	3,443	↓
Variance since September 2015	(0.1%)	→



ACTIVITY

Cumulative percentage of contracted UDA delivered 2016 & 2017



Month	Adjusted Scheduled Activity (UDA)	
	2016	2017
April	281	285
May	1,007	597
June	1,577	1,342
July	2,440	2,299
August	3,388	3,208
September	4,406	4,071
October	4,976	
November	5,785	
December	6,644	
January	7,071	
February	8,286	
March	9,185	
April	10,094	
May	10,105	
June	10,105	

QUALITY

	Quantity	Base Number	Contract	AT	Region	England
% of FP17s for the same patient ID Re-attending within 3 months - Children	136	1,476	9.2%	13.0%	13.5%	12.4%
% of FP17s for the same patient ID Re-attending within 3 months - Adults	243	1,582	15.4%	17.5%	17.4%	16.7%
% of FP17s for the same patient ID Re-attending between 3 & 9 months - Children	860	1,476	58.3%	56.6%	59.0%	57.4%
% of FP17s for the same patient ID Re-attending between 3 & 9 months - Adults	968	1,582	61.2%	50.5%	52.6%	50.5%
% of FP17s for Band 1 Urgent Courses	39	2,330	1.7%	10.6%	9.4%	9.1%
% of FP17s Relating to Free Repair or Replacements	4	2,330	0.2%	0.9%	1.0%	0.8%
% of FP17s Relating to Continuations	92	2,330	3.9%	1.3%	1.5%	1.3%
% of Patients satisfied with the dentistry they have received	3	3	N/A	92.8%	93.7%	93.2%
% of Patients satisfied with the time they had to wait for an appointment	3	3	N/A	88.5%	90.0%	89.0%

* This is based on patients treated on this contract for their most recent course of treatment. Figures in italics indicate the base number of FP17s or Patient Questionnaire responses are less than 100. N/A is shown where the base number of responses is less than 10 during the period. % is calculated as Quantity/Base number*100

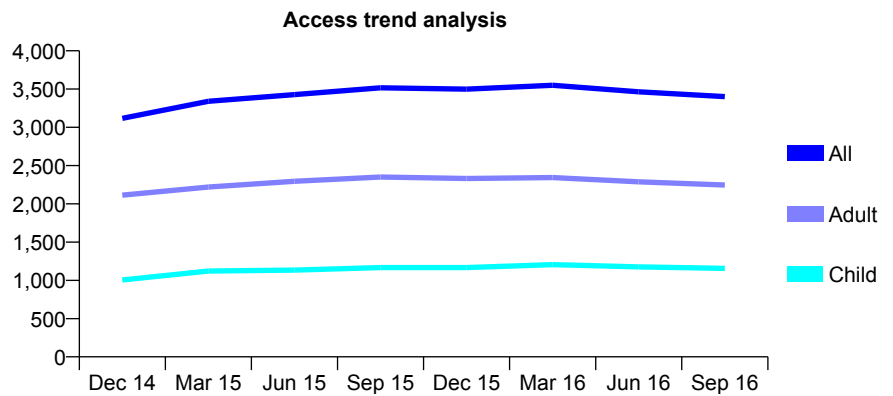
Q46 - Vital Signs At a Glance Contract Report for 189510/0001 - September 2016

Name or company name	Ravat and Ray Dental Care (Chadderton) L
Contract type name	GDS Contract
Purpose of contract	General
Contract start date	01/10/2013
Contract end date	

16/17 Contracted general activity (UDA)	11,056
Carry forward general activity (UDA)	-220
16/17 Contracted orthodontic activity (UOA)	0
Carry forward orthodontic activity (UOA)	0
Baseline contract value	£325,103.90

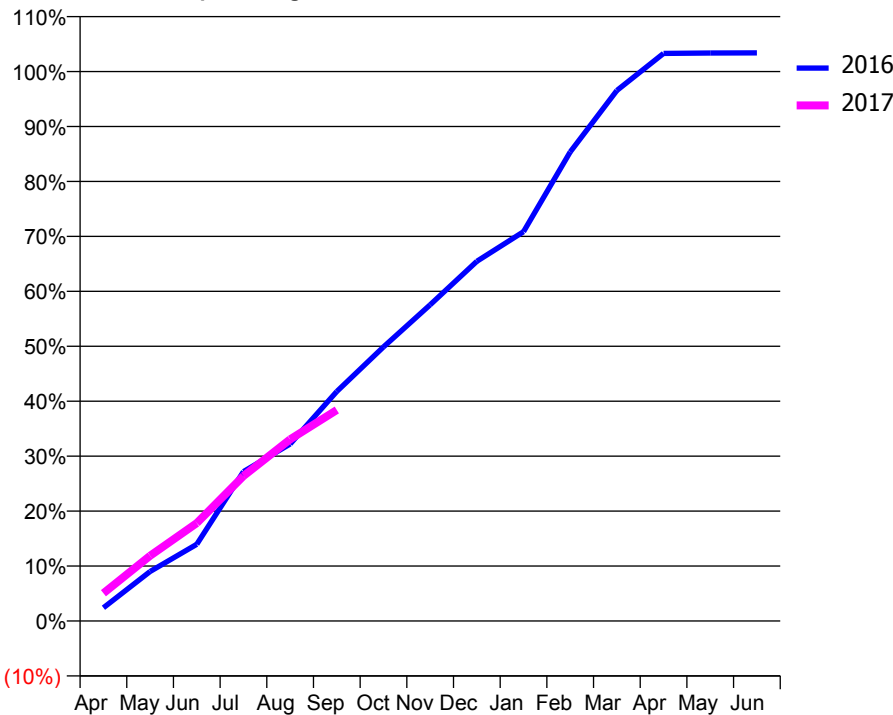
ACCESS*

Patients seen in 24 months	Total	Change since previous quarter
Quarter ending September 2015	3,517	
Quarter ending December 2015	3,499	→
Quarter ending March 2016	3,549	→
Quarter ending June 2016	3,464	↓
Quarter ending September 2016	3,402	↓
Variance since September 2015	(3.3%)	↓



ACTIVITY

Cumulative percentage of contracted UDA delivered 2016 & 2017



Month	Adjusted Scheduled Activity (UDA)	
	2016	2017
April	269	559
May	1,011	1,313
June	1,565	1,970
July	3,046	2,917
August	3,608	3,656
September	4,680	4,246
October	5,586	
November	6,445	
December	7,331	
January	7,935	
February	9,560	
March	10,813	
April	11,567	
May	11,578	
June	11,579	

QUALITY

	Quantity	Base Number	Contract	AT	Region	England
% of FP17s for the same patient ID Re-attending within 3 months - Children	106	774	13.7%	13.0%	13.5%	12.4%
% of FP17s for the same patient ID Re-attending within 3 months - Adults	332	1,480	22.4%	17.5%	17.4%	16.7%
% of FP17s for the same patient ID Re-attending between 3 & 9 months - Children	455	774	58.8%	56.6%	59.0%	57.4%
% of FP17s for the same patient ID Re-attending between 3 & 9 months - Adults	724	1,480	48.9%	50.5%	52.6%	50.5%
% of FP17s for Band 1 Urgent Courses	247	1,969	12.5%	10.6%	9.4%	9.1%
% of FP17s Relating to Free Repair or Replacements	33	1,969	1.7%	0.9%	1.0%	0.8%
% of FP17s Relating to Continuations	11	1,969	0.6%	1.3%	1.5%	1.3%
% of Patients satisfied with the dentistry they have received	7	7	N/A	92.8%	93.7%	93.2%
% of Patients satisfied with the time they had to wait for an appointment	7	7	N/A	88.5%	90.0%	89.0%

* This is based on patients treated on this contract for their most recent course of treatment. Figures in italics indicate the base number of FP17s or Patient Questionnaire responses are less than 100. N/A is shown where the base number of responses is less than 10 during the period. % is calculated as Quantity/Base number*100

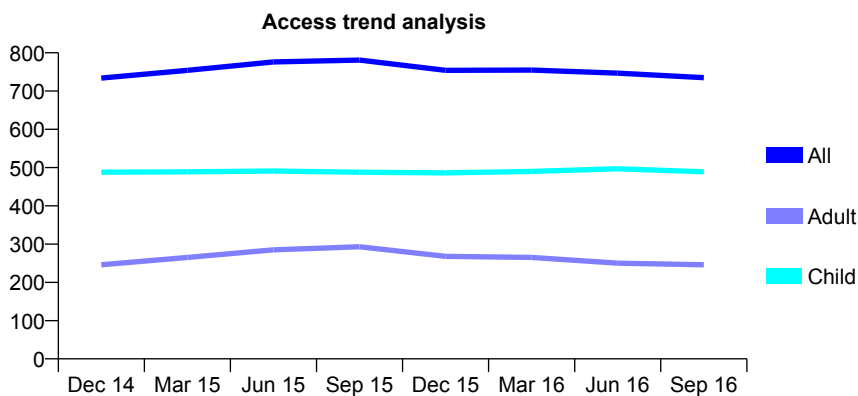
Q46 - Vital Signs At a Glance Contract Report for 189723/0001 - September 2016

Name or company name	Stretford Road Dental Practice
Contract type name	GDS Contract
Purpose of contract	General
Contract start date	12/08/2013
Contract end date	

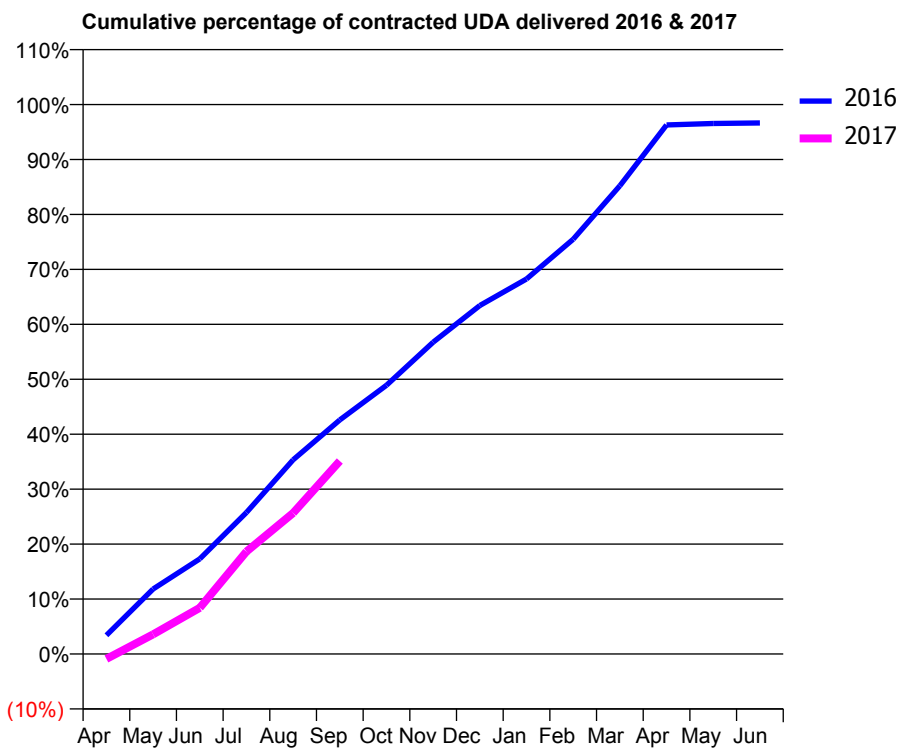
16/17 Contracted general activity (UDA)	1,828
Carry forward general activity (UDA)	61
16/17 Contracted orthodontic activity (UOA)	0
Carry forward orthodontic activity (UOA)	0
Baseline contract value	£44,689.57

ACCESS*

Patients seen in 24 months	Total	Change since previous quarter
Quarter ending September 2015	781	
Quarter ending December 2015	754	↓
Quarter ending March 2016	755	→
Quarter ending June 2016	747	↓
Quarter ending September 2016	735	↓
Variance since September 2015	(5.9%)	↓



ACTIVITY



Adjusted Scheduled Activity (UDA)		
Month	2016	2017
April	62	-17
May	216	65
June	316	154
July	471	341
August	646	469
September	779	642
October	894	
November	1,037	
December	1,159	
January	1,248	
February	1,380	
March	1,558	
April	1,760	
May	1,765	
June	1,767	

QUALITY

	Quantity	Base Number	Contract	AT	Region	England
% of FP17s for the same patient ID Re-attending within 3 months - Children	57	431	13.2%	13.0%	13.5%	12.4%
% of FP17s for the same patient ID Re-attending within 3 months - Adults	13	130	10.0%	17.5%	17.4%	16.7%
% of FP17s for the same patient ID Re-attending between 3 & 9 months - Children	243	431	56.4%	56.6%	59.0%	57.4%
% of FP17s for the same patient ID Re-attending between 3 & 9 months - Adults	49	130	37.7%	50.5%	52.6%	50.5%
% of FP17s for Band 1 Urgent Courses	40	472	8.5%	10.6%	9.4%	9.1%
% of FP17s Relating to Free Repair or Replacements	1	472	0.2%	0.9%	1.0%	0.8%
% of FP17s Relating to Continuations	0	472	0.0%	1.3%	1.5%	1.3%
% of Patients satisfied with the dentistry they have received	0	0	N/A	92.8%	93.7%	93.2%
% of Patients satisfied with the time they had to wait for an appointment	0	0	N/A	88.5%	90.0%	89.0%

* This is based on patients treated on this contract for their most recent course of treatment. Figures in italics indicate the base number of FP17s or Patient Questionnaire responses are less than 100. N/A is shown where the base number of responses is less than 10 during the period. % is calculated as Quantity/Base number*100

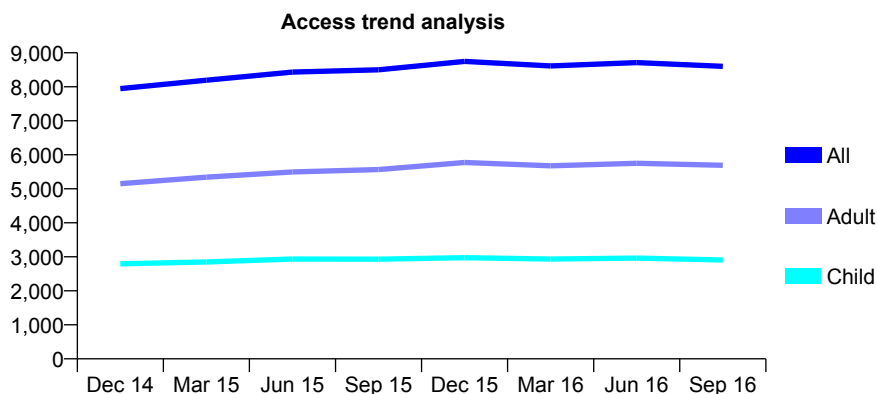
Q46 - Vital Signs At a Glance Contract Report for 190322/0001 - September 2016

Name or company name	Moston Dental Surgery
Contract type name	GDS Contract
Purpose of contract	General
Contract start date	08/10/2010
Contract end date	

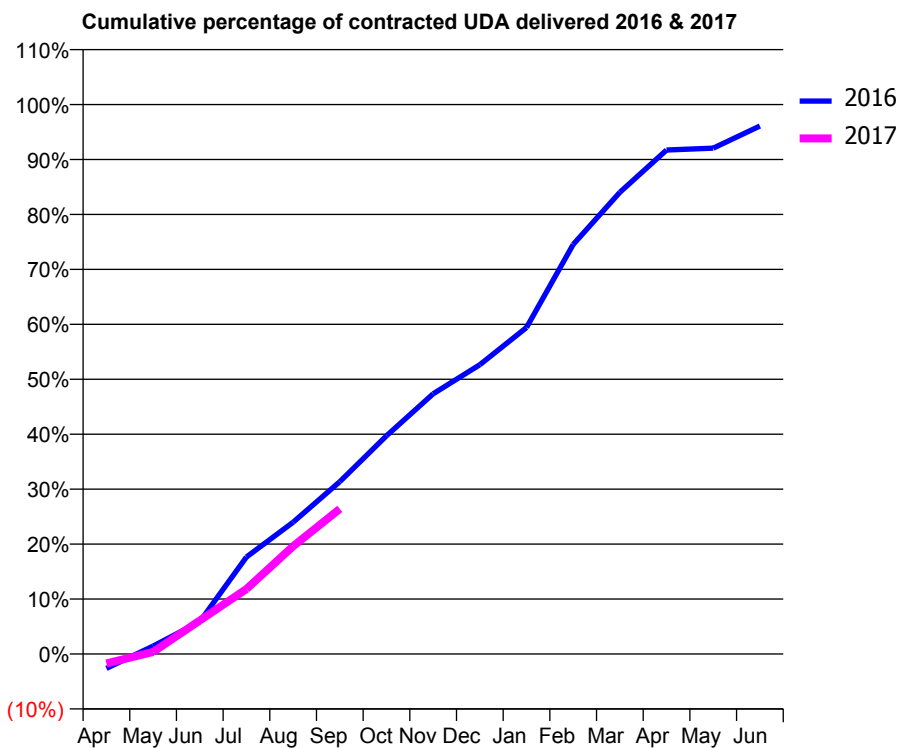
16/17 Contracted general activity (UDA)	30,673
Carry forward general activity (UDA)	1,201
16/17 Contracted orthodontic activity (UOA)	0
Carry forward orthodontic activity (UOA)	0
Baseline contract value	£742,427.78

ACCESS*

Patients seen in 24 months	Total	Change since previous quarter
Quarter ending September 2015	8,500	
Quarter ending December 2015	8,749	↑
Quarter ending March 2016	8,614	↓
Quarter ending June 2016	8,712	→
Quarter ending September 2016	8,601	↓
Variance since September 2015	1.2%	→



ACTIVITY



Month	Adjusted Scheduled Activity (UDA)	
	2016	2017
April	-810	-534
May	445	116
June	1,801	1,868
July	5,417	3,629
August	7,355	6,021
September	9,620	8,105
October	12,179	
November	14,528	
December	16,149	
January	18,227	
February	22,861	
March	25,774	
April	28,129	
May	28,238	
June	29,472	

QUALITY

	Quantity	Base Number	Contract	AT	Region	England
% of FP17s for the same patient ID Re-attending within 3 months - Children	86	1,495	5.8%	13.0%	13.5%	12.4%
% of FP17s for the same patient ID Re-attending within 3 months - Adults	232	2,503	9.3%	17.5%	17.4%	16.7%
% of FP17s for the same patient ID Re-attending between 3 & 9 months - Children	618	1,495	41.3%	56.6%	59.0%	57.4%
% of FP17s for the same patient ID Re-attending between 3 & 9 months - Adults	968	2,503	38.7%	50.5%	52.6%	50.5%
% of FP17s for Band 1 Urgent Courses	172	3,246	5.3%	10.6%	9.4%	9.1%
% of FP17s Relating to Free Repair or Replacements	13	3,246	0.4%	0.9%	1.0%	0.8%
% of FP17s Relating to Continuations	39	3,246	1.2%	1.3%	1.5%	1.3%
% of Patients satisfied with the dentistry they have received	4	5	N/A	92.8%	93.7%	93.2%
% of Patients satisfied with the time they had to wait for an appointment	4	5	N/A	88.5%	90.0%	89.0%

* This is based on patients treated on this contract for their most recent course of treatment. Figures in italics indicate the base number of FP17s or Patient Questionnaire responses are less than 100. N/A is shown where the base number of responses is less than 10 during the period. % is calculated as Quantity/Base number*100

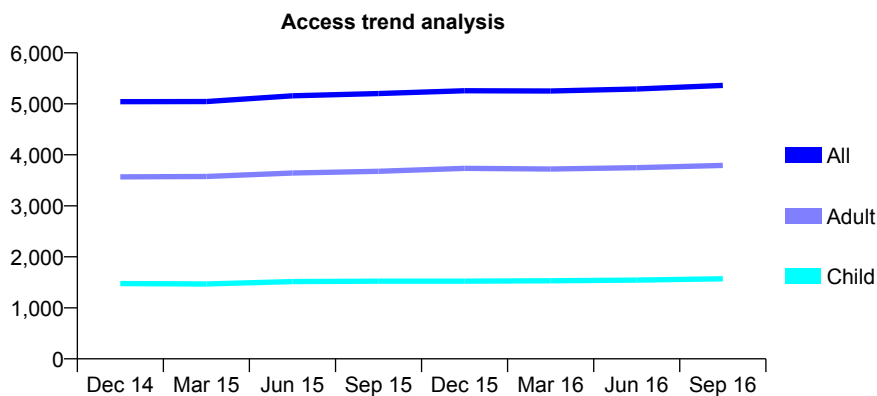
Q46 - Vital Signs At a Glance Contract Report for 190470/0004 - September 2016

Name or company name	G.k.A (1996) Ltd
Contract type name	GDS Contract
Purpose of contract	General
Contract start date	01/04/2008
Contract end date	

16/17 Contracted general activity (UDA)	15,529
Carry forward general activity (UDA)	222
16/17 Contracted orthodontic activity (UOA)	0
Carry forward orthodontic activity (UOA)	0
Baseline contract value	£473,052.95

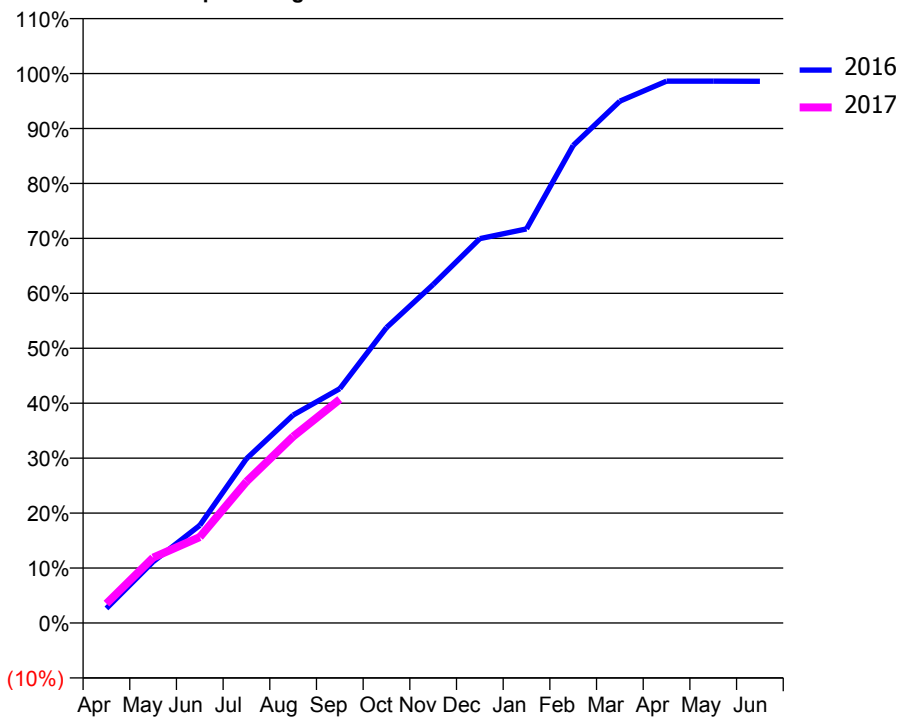
ACCESS*

Patients seen in 24 months	Total	Change since previous quarter
Quarter ending September 2015	5,200	
Quarter ending December 2015	5,257	→
Quarter ending March 2016	5,252	→
Quarter ending June 2016	5,290	→
Quarter ending September 2016	5,362	→
Variance since September 2015	3.1%	↑



ACTIVITY

Cumulative percentage of contracted UDA delivered 2016 & 2017



Adjusted Scheduled Activity (UDA)

Month	2016	2017
April	419	547
May	1,761	1,850
June	2,810	2,431
July	4,729	3,995
August	5,983	5,271
September	6,743	6,322
October	8,498	
November	9,738	
December	11,056	
January	11,338	
February	13,740	
March	15,015	
April	15,589	
May	15,588	
June	15,587	

QUALITY

	Quantity	Base Number	Contract	AT	Region	England
% of FP17s for the same patient ID Re-attending within 3 months - Children	63	980	6.4%	13.0%	13.5%	12.4%
% of FP17s for the same patient ID Re-attending within 3 months - Adults	359	2,352	15.3%	17.5%	17.4%	16.7%
% of FP17s for the same patient ID Re-attending between 3 & 9 months - Children	525	980	53.6%	56.6%	59.0%	57.4%
% of FP17s for the same patient ID Re-attending between 3 & 9 months - Adults	1,121	2,352	47.7%	50.5%	52.6%	50.5%
% of FP17s for Band 1 Urgent Courses	165	3,057	5.4%	10.6%	9.4%	9.1%
% of FP17s Relating to Free Repair or Replacements	38	3,057	1.2%	0.9%	1.0%	0.8%
% of FP17s Relating to Continuations	33	3,057	1.1%	1.3%	1.5%	1.3%
% of Patients satisfied with the dentistry they have received	8	8	N/A	92.8%	93.7%	93.2%
% of Patients satisfied with the time they had to wait for an appointment	8	8	N/A	88.5%	90.0%	89.0%

* This is based on patients treated on this contract for their most recent course of treatment. Figures in italics indicate the base number of FP17s or Patient Questionnaire responses are less than 100. N/A is shown where the base number of responses is less than 10 during the period. % is calculated as Quantity/Base number*100

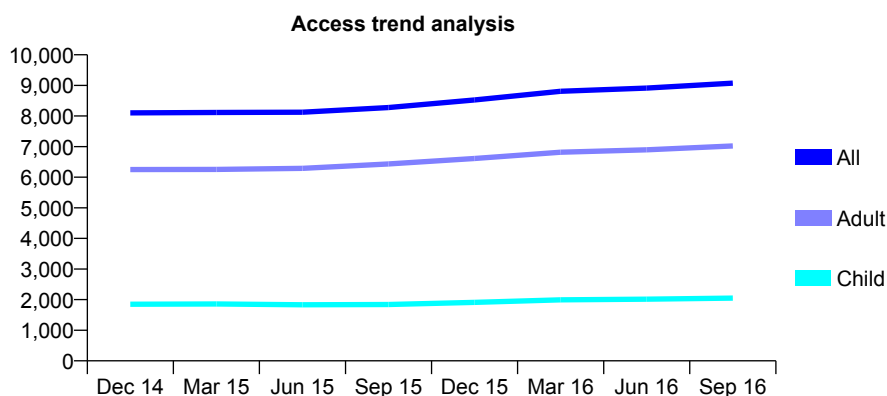
Q46 - Vital Signs At a Glance Contract Report for 190470/0005 - September 2016

Name or company name	G.k.A (1996) Ltd
Contract type name	GDS Contract
Purpose of contract	General
Contract start date	01/04/2008
Contract end date	

16/17 Contracted general activity (UDA)	23,132
Carry forward general activity (UDA)	729
16/17 Contracted orthodontic activity (UOA)	0
Carry forward orthodontic activity (UOA)	0
Baseline contract value	£679,192.00

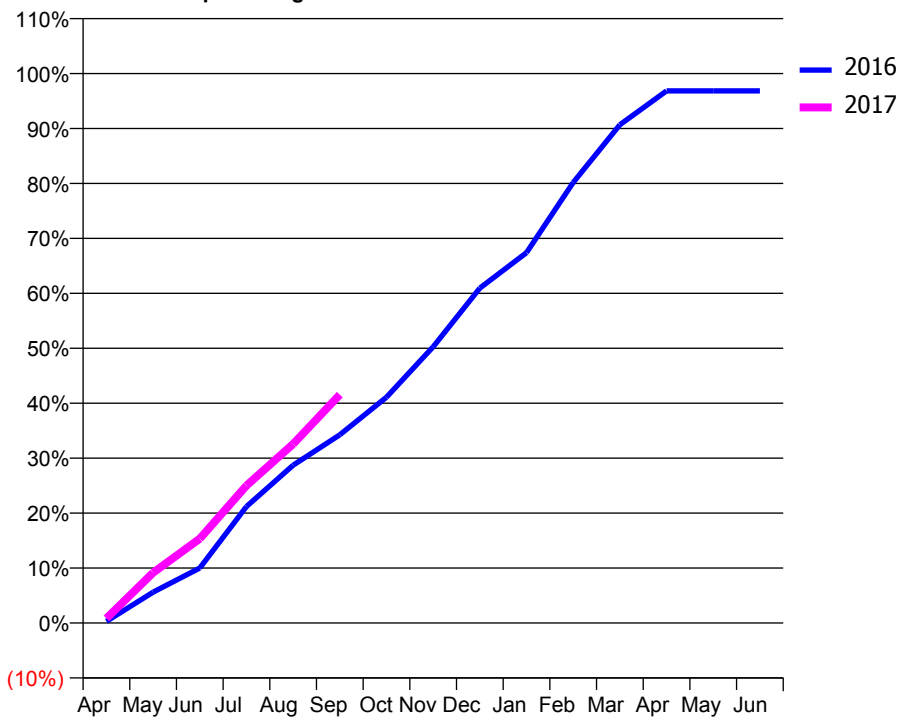
ACCESS*

Patients seen in 24 months	Total	Change since previous quarter
Quarter ending September 2015	8,277	
Quarter ending December 2015	8,525	↑
Quarter ending March 2016	8,808	↑
Quarter ending June 2016	8,911	→
Quarter ending September 2016	9,072	→
Variance since September 2015	9.6%	↑



ACTIVITY

Cumulative percentage of contracted UDA delivered 2016 & 2017



Month	Adjusted Scheduled Activity (UDA)	
	2016	2017
April	73	196
May	1,301	2,119
June	2,315	3,552
July	4,904	5,785
August	6,644	7,539
September	7,923	9,612
October	9,506	
November	11,628	
December	14,100	
January	15,592	
February	18,544	
March	20,976	
April	22,400	
May	22,402	
June	22,403	

QUALITY

	Quantity	Base Number	Contract	AT	Region	England
% of FP17s for the same patient ID Re-attending within 3 months - Children	180	1,528	11.8%	13.0%	13.5%	12.4%
% of FP17s for the same patient ID Re-attending within 3 months - Adults	798	4,783	16.7%	17.5%	17.4%	16.7%
% of FP17s for the same patient ID Re-attending between 3 & 9 months - Children	832	1,528	54.5%	56.6%	59.0%	57.4%
% of FP17s for the same patient ID Re-attending between 3 & 9 months - Adults	2,393	4,783	50.0%	50.5%	52.6%	50.5%
% of FP17s for Band 1 Urgent Courses	361	5,623	6.4%	10.6%	9.4%	9.1%
% of FP17s Relating to Free Repair or Replacements	101	5,623	1.8%	0.9%	1.0%	0.8%
% of FP17s Relating to Continuations	66	5,623	1.2%	1.3%	1.5%	1.3%
% of Patients satisfied with the dentistry they have received	3	3	N/A	92.8%	93.7%	93.2%
% of Patients satisfied with the time they had to wait for an appointment	3	3	N/A	88.5%	90.0%	89.0%

* This is based on patients treated on this contract for their most recent course of treatment. Figures in italics indicate the base number of FP17s or Patient Questionnaire responses are less than 100. N/A is shown where the base number of responses is less than 10 during the period. % is calculated as Quantity/Base number*100

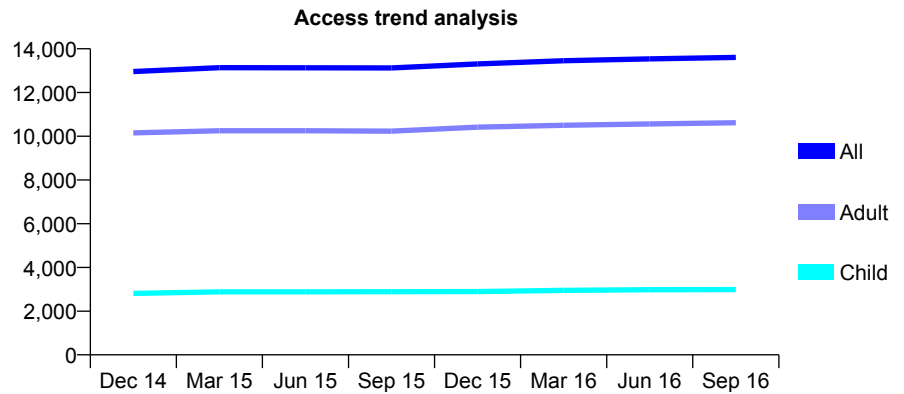
Q46 - Vital Signs At a Glance Contract Report for 190470/0007 - September 2016

Name or company name	G.k.A (1996) Ltd
Contract type name	GDS Contract
Purpose of contract	General and Orthodontic
Contract start date	01/05/2009
Contract end date	

16/17 Contracted general activity (UDA)	40,268
Carry forward general activity (UDA)	1,667
16/17 Contracted orthodontic activity (UOA)	2,541
Carry forward orthodontic activity (UOA)	-51
Baseline contract value	£1,278,194.43

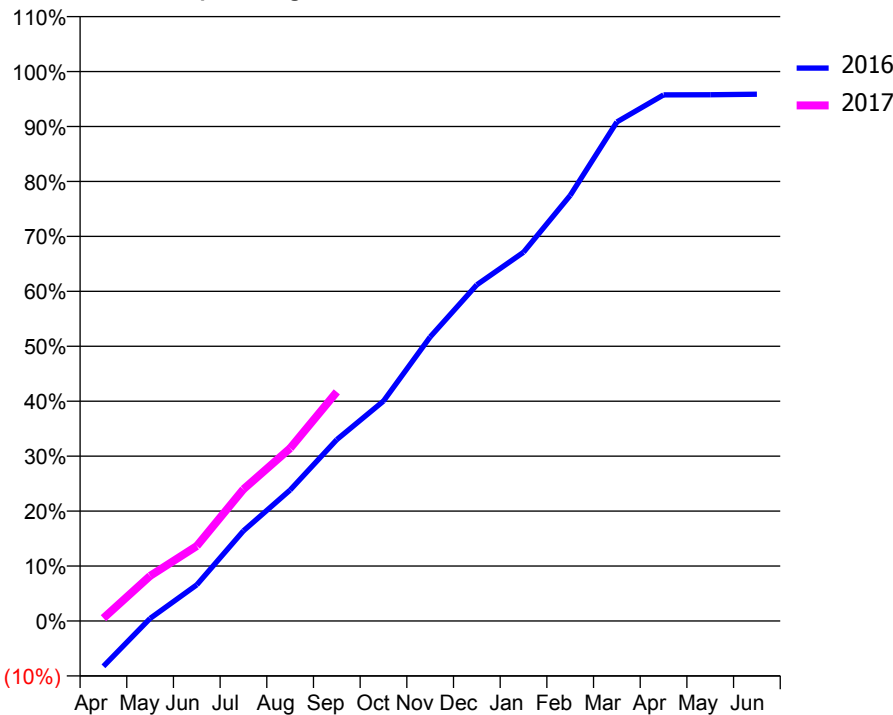
ACCESS*

Patients seen in 24 months	Total	Change since previous quarter
Quarter ending September 2015	13,123	
Quarter ending December 2015	13,308	→
Quarter ending March 2016	13,451	→
Quarter ending June 2016	13,540	→
Quarter ending September 2016	13,609	→
Variance since September 2015	3.7%	↑



ACTIVITY

Cumulative percentage of contracted UDA delivered 2016 & 2017



Month	Adjusted Scheduled Activity (UDA)	
	2016	2017
April	-3,329	209
May	190	3,306
June	2,656	5,494
July	6,609	9,658
August	9,602	12,659
September	13,290	16,790
October	16,115	
November	20,819	
December	24,643	
January	27,022	
February	31,192	
March	36,574	
April	38,556	
May	38,569	
June	38,601	

QUALITY

	Quantity	Base Number	Contract	AT	Region	England
% of FP17s for the same patient ID Re-attending within 3 months - Children	382	2,370	16.1%	13.0%	13.5%	12.4%
% of FP17s for the same patient ID Re-attending within 3 months - Adults	1,397	7,351	19.0%	17.5%	17.4%	16.7%
% of FP17s for the same patient ID Re-attending between 3 & 9 months - Children	1,228	2,370	51.8%	56.6%	59.0%	57.4%
% of FP17s for the same patient ID Re-attending between 3 & 9 months - Adults	3,613	7,351	49.1%	50.5%	52.6%	50.5%
% of FP17s for Band 1 Urgent Courses	901	8,517	10.6%	10.6%	9.4%	9.1%
% of FP17s Relating to Free Repair or Replacements	194	8,517	2.3%	0.9%	1.0%	0.8%
% of FP17s Relating to Continuations	117	8,517	1.4%	1.3%	1.5%	1.3%
% of Patients satisfied with the dentistry they have received	8	9	N/A	92.8%	93.7%	93.2%
% of Patients satisfied with the time they had to wait for an appointment	9	9	N/A	88.5%	90.0%	89.0%

* This is based on patients treated on this contract for their most recent course of treatment. Figures in italics indicate the base number of FP17s or Patient Questionnaire responses are less than 100. N/A is shown where the base number of responses is less than 10 during the period. % is calculated as Quantity/Base number*100

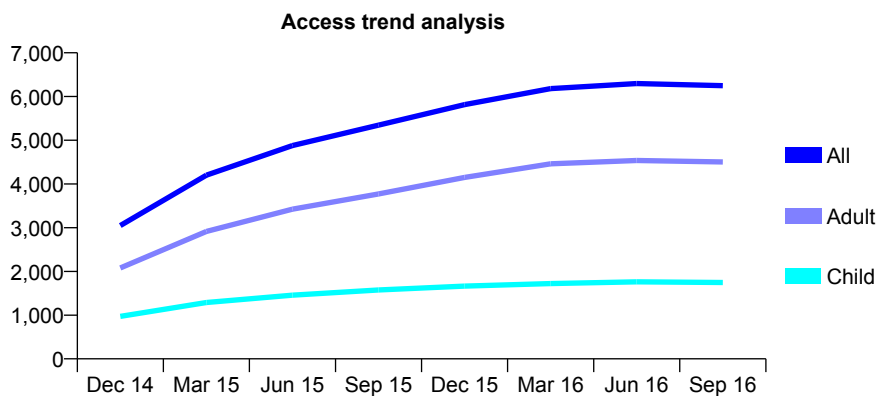
Q46 - Vital Signs At a Glance Contract Report for 191515/0001 - September 2016

Name or company name	Birch Dental Practice
Contract type name	GDS Contract
Purpose of contract	General
Contract start date	01/05/2014
Contract end date	

16/17 Contracted general activity (UDA)	20,344
Carry forward general activity (UDA)	146
16/17 Contracted orthodontic activity (UOA)	0
Carry forward orthodontic activity (UOA)	0
Baseline contract value	£623,890.51

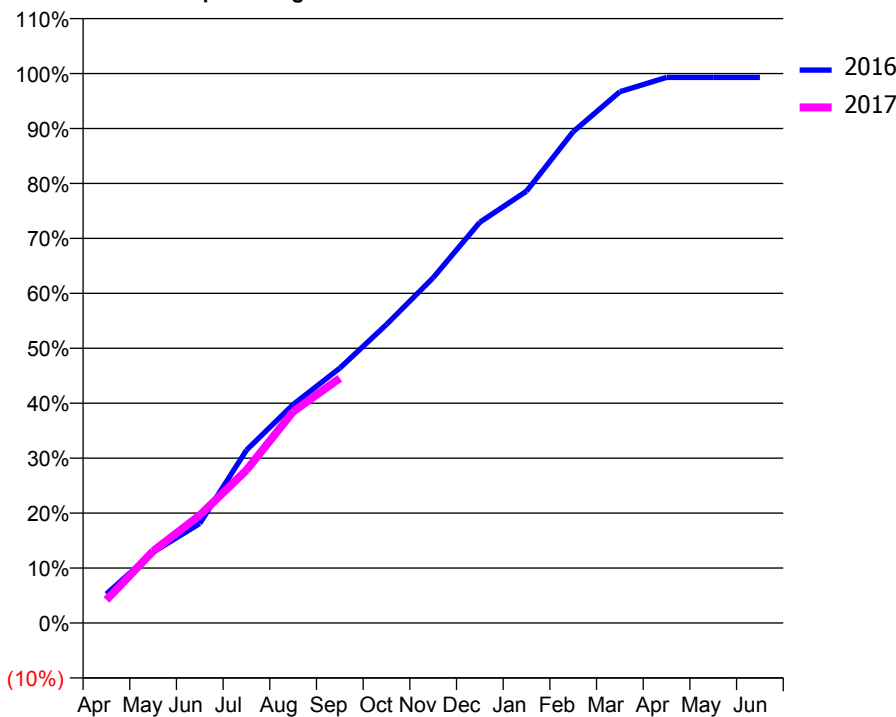
ACCESS*

Patients seen in 24 months	Total	Change since previous quarter
Quarter ending September 2015	5,345	
Quarter ending December 2015	5,816	↑
Quarter ending March 2016	6,182	↑
Quarter ending June 2016	6,297	→
Quarter ending September 2016	6,249	→
Variance since September 2015	16.9%	↑



ACTIVITY

Cumulative percentage of contracted UDA delivered 2016 & 2017



Month	Adjusted Scheduled Activity (UDA)	
	2016	2017
April	1,090	857
May	2,661	2,663
June	3,738	3,989
July	6,488	5,660
August	8,200	7,826
September	9,566	9,063
October	11,203	
November	12,961	
December	15,044	
January	16,206	
February	18,440	
March	19,939	
April	20,478	
May	20,478	
June	20,478	

QUALITY

	Quantity	Base Number	Contract	AT	Region	England
% of FP17s for the same patient ID Re-attending within 3 months - Children	140	1,020	13.7%	13.0%	13.5%	12.4%
% of FP17s for the same patient ID Re-attending within 3 months - Adults	685	2,548	26.9%	17.5%	17.4%	16.7%
% of FP17s for the same patient ID Re-attending between 3 & 9 months - Children	365	1,020	35.8%	56.6%	59.0%	57.4%
% of FP17s for the same patient ID Re-attending between 3 & 9 months - Adults	739	2,548	29.0%	50.5%	52.6%	50.5%
% of FP17s for Band 1 Urgent Courses	475	2,802	17.0%	10.6%	9.4%	9.1%
% of FP17s Relating to Free Repair or Replacements	35	2,802	1.2%	0.9%	1.0%	0.8%
% of FP17s Relating to Continuations	101	2,802	3.6%	1.3%	1.5%	1.3%
% of Patients satisfied with the dentistry they have received	1	3	N/A	92.8%	93.7%	93.2%
% of Patients satisfied with the time they had to wait for an appointment	1	3	N/A	88.5%	90.0%	89.0%

* This is based on patients treated on this contract for their most recent course of treatment. Figures in italics indicate the base number of FP17s or Patient Questionnaire responses are less than 100. N/A is shown where the base number of responses is less than 10 during the period. % is calculated as Quantity/Base number*100

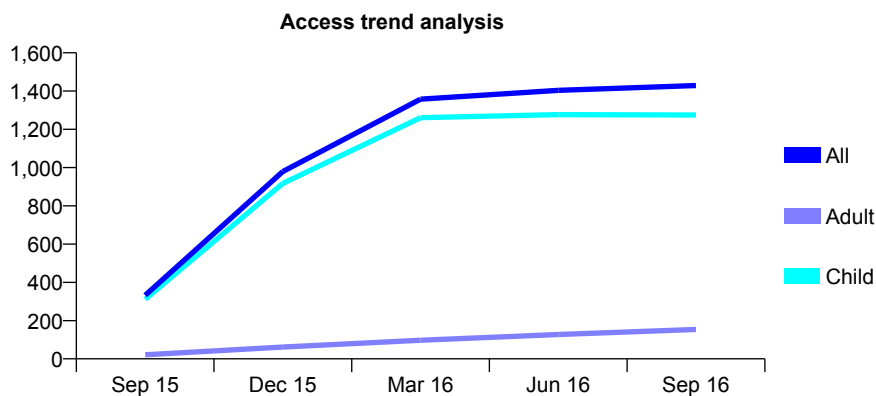
Q46 - Vital Signs At a Glance Contract Report for 191574/0001 - September 2016

Name or company name	Highton and Bate
Contract type name	GDS Contract
Purpose of contract	General
Contract start date	01/08/2015
Contract end date	

16/17 Contracted general activity (UDA)	4,200
Carry forward general activity (UDA)	-84
16/17 Contracted orthodontic activity (UOA)	0
Carry forward orthodontic activity (UOA)	0
Baseline contract value	£117,794.53

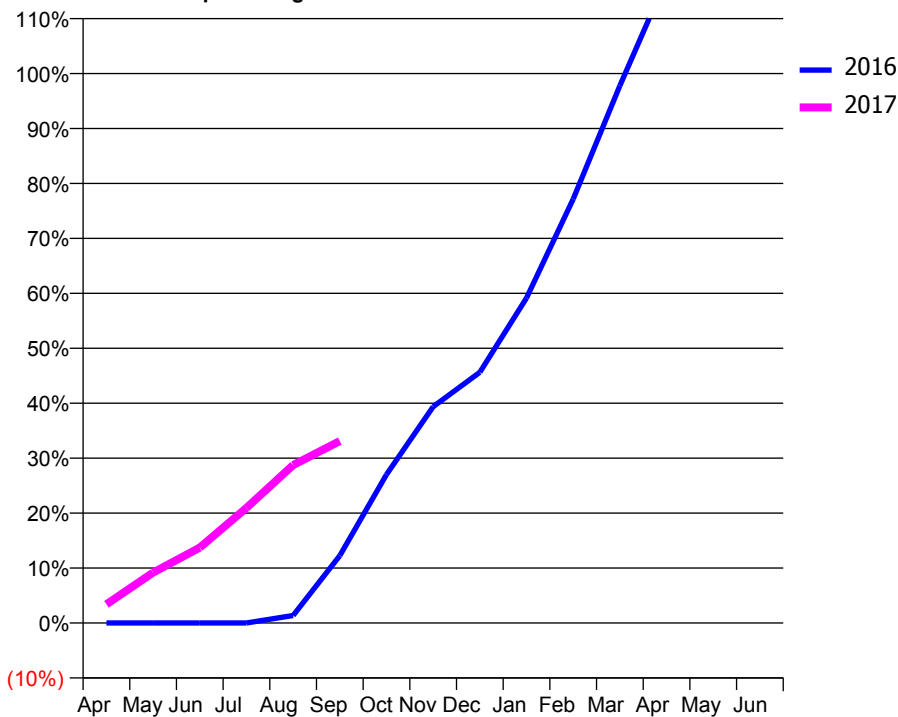
ACCESS*

Patients seen in 24 months	Total	Change since previous quarter
Quarter ending September 2015	332	
Quarter ending December 2015	979	↑
Quarter ending March 2016	1,358	↑
Quarter ending June 2016	1,404	↑
Quarter ending September 2016	1,429	→
Variance since September 2015	330.4%	↑



ACTIVITY

Cumulative percentage of contracted UDA delivered 2016 & 2017



Adjusted Scheduled Activity (UDA)

Month	2016	2017
April	0	143
May	0	385
June	0	576
July	0	880
August	38	1,207
September	343	1,391
October	756	
November	1,101	
December	1,276	
January	1,654	
February	2,157	
March	2,734	
April	3,277	
May	3,280	
June	3,280	

QUALITY

	Quantity	Base Number	Contract	AT	Region	England
% of FP17s for the same patient ID Re-attending within 3 months - Children	230	1,244	18.5%	13.0%	13.5%	12.4%
% of FP17s for the same patient ID Re-attending within 3 months - Adults	13	86	15.1%	17.5%	17.4%	16.7%
% of FP17s for the same patient ID Re-attending between 3 & 9 months - Children	870	1,244	69.9%	56.6%	59.0%	57.4%
% of FP17s for the same patient ID Re-attending between 3 & 9 months - Adults	62	86	72.1%	50.5%	52.6%	50.5%
% of FP17s for Band 1 Urgent Courses	39	976	4.0%	10.6%	9.4%	9.1%
% of FP17s Relating to Free Repair or Replacements	0	976	0.0%	0.9%	1.0%	0.8%
% of FP17s Relating to Continuations	0	976	0.0%	1.3%	1.5%	1.3%
% of Patients satisfied with the dentistry they have received	0	0	N/A	92.8%	93.7%	93.2%
% of Patients satisfied with the time they had to wait for an appointment	0	0	N/A	88.5%	90.0%	89.0%

* This is based on patients treated on this contract for their most recent course of treatment. Figures in italics indicate the base number of FP17s or Patient Questionnaire responses are less than 100. N/A is shown where the base number of responses is less than 10 during the period. % is calculated as Quantity/Base number*100

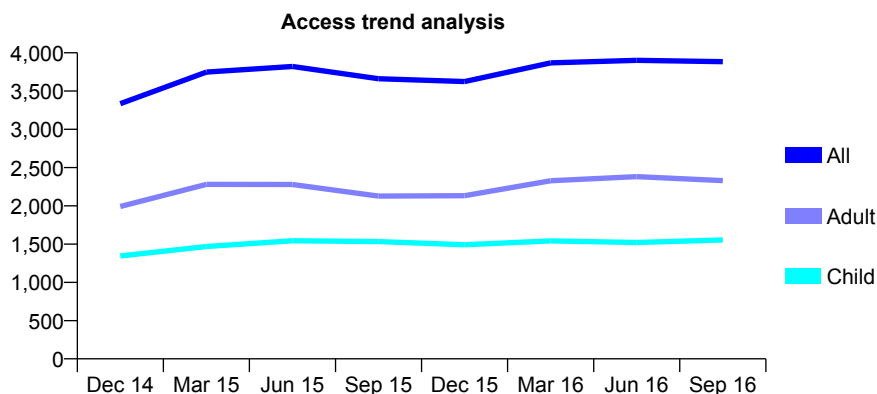
Q46 - Vital Signs At a Glance Contract Report for 191809/0001 - September 2016

Name or company name	Swinton Practice Ltd
Contract type name	GDS Contract
Purpose of contract	General
Contract start date	01/07/2010
Contract end date	

16/17 Contracted general activity (UDA)	12,066
Carry forward general activity (UDA)	192
16/17 Contracted orthodontic activity (UOA)	0
Carry forward orthodontic activity (UOA)	0
Baseline contract value	£315,982.67

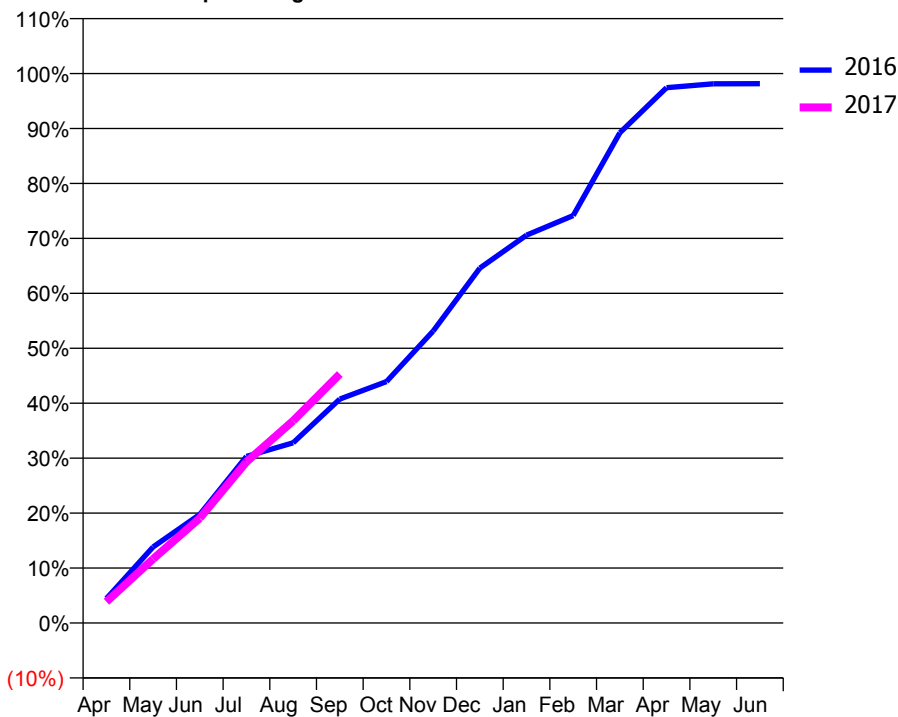
ACCESS*

Patients seen in 24 months	Total	Change since previous quarter
Quarter ending September 2015	3,661	
Quarter ending December 2015	3,624	↓
Quarter ending March 2016	3,869	↑
Quarter ending June 2016	3,901	→
Quarter ending September 2016	3,884	→
Variance since September 2015	6.1%	↑



ACTIVITY

Cumulative percentage of contracted UDA delivered 2016 & 2017



Adjusted Scheduled Activity (UDA)

Month	2016	2017
April	537	468
May	1,670	1,406
June	2,385	2,302
July	3,658	3,539
August	3,956	4,441
September	4,918	5,469
October	5,300	
November	6,410	
December	7,792	
January	8,517	
February	8,947	
March	10,766	
April	11,754	
May	11,838	
June	11,841	

QUALITY

	Quantity	Base Number	Contract	AT	Region	England
% of FP17s for the same patient ID Re-attending within 3 months - Children	79	1,093	7.2%	13.0%	13.5%	12.4%
% of FP17s for the same patient ID Re-attending within 3 months - Adults	138	1,238	11.1%	17.5%	17.4%	16.7%
% of FP17s for the same patient ID Re-attending between 3 & 9 months - Children	440	1,093	40.3%	56.6%	59.0%	57.4%
% of FP17s for the same patient ID Re-attending between 3 & 9 months - Adults	302	1,238	24.4%	50.5%	52.6%	50.5%
% of FP17s for Band 1 Urgent Courses	76	1,945	3.9%	10.6%	9.4%	9.1%
% of FP17s Relating to Free Repair or Replacements	6	1,945	0.3%	0.9%	1.0%	0.8%
% of FP17s Relating to Continuations	17	1,945	0.9%	1.3%	1.5%	1.3%
% of Patients satisfied with the dentistry they have received	2	2	N/A	92.8%	93.7%	93.2%
% of Patients satisfied with the time they had to wait for an appointment	2	2	N/A	88.5%	90.0%	89.0%

* This is based on patients treated on this contract for their most recent course of treatment. Figures in italics indicate the base number of FP17s or Patient Questionnaire responses are less than 100. N/A is shown where the base number of responses is less than 10 during the period. % is calculated as Quantity/Base number*100

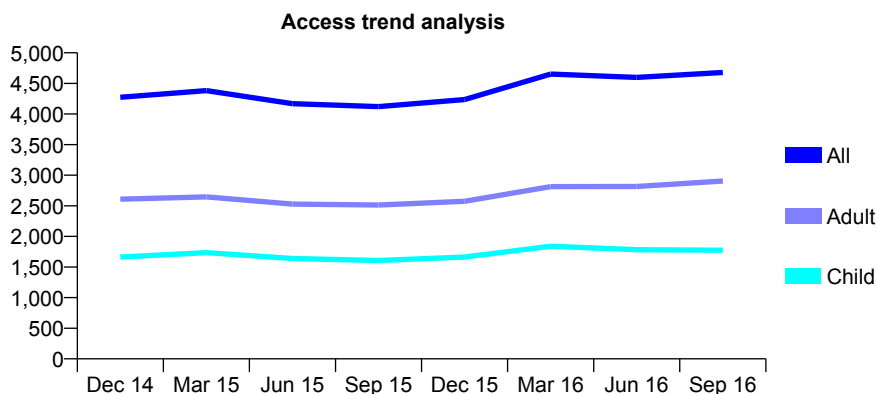
Q46 - Vital Signs At a Glance Contract Report for 191809/0002 - September 2016

Name or company name	Swinton Practice Ltd
Contract type name	GDS Contract
Purpose of contract	General
Contract start date	01/07/2010
Contract end date	

16/17 Contracted general activity (UDA)	14,721
Carry forward general activity (UDA)	192
16/17 Contracted orthodontic activity (UOA)	0
Carry forward orthodontic activity (UOA)	0
Baseline contract value	£350,726.09

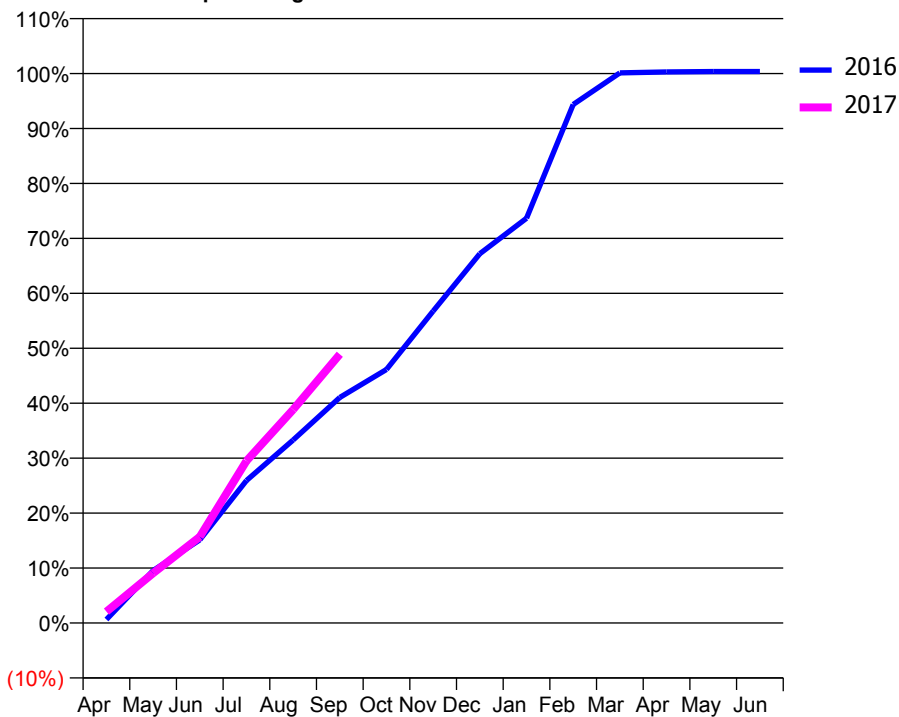
ACCESS*

Patients seen in 24 months	Total	Change since previous quarter
Quarter ending September 2015	4,121	
Quarter ending December 2015	4,237	↑
Quarter ending March 2016	4,653	↑
Quarter ending June 2016	4,598	↓
Quarter ending September 2016	4,679	→
Variance since September 2015	13.5%	↑



ACTIVITY

Cumulative percentage of contracted UDA delivered 2016 & 2017



Month	Adjusted Scheduled Activity (UDA)	
	2016	2017
April	95	306
May	1,405	1,335
June	2,228	2,310
July	3,817	4,342
August	4,905	5,718
September	6,044	7,201
October	6,791	
November	8,357	
December	9,894	
January	10,845	
February	13,891	
March	14,738	
April	14,761	
May	14,772	
June	14,772	

QUALITY

	Quantity	Base Number	Contract	AT	Region	England
% of FP17s for the same patient ID Re-attending within 3 months - Children	94	1,222	7.7%	13.0%	13.5%	12.4%
% of FP17s for the same patient ID Re-attending within 3 months - Adults	193	1,812	10.7%	17.5%	17.4%	16.7%
% of FP17s for the same patient ID Re-attending between 3 & 9 months - Children	610	1,222	49.9%	56.6%	59.0%	57.4%
% of FP17s for the same patient ID Re-attending between 3 & 9 months - Adults	696	1,812	38.4%	50.5%	52.6%	50.5%
% of FP17s for Band 1 Urgent Courses	163	3,019	5.4%	10.6%	9.4%	9.1%
% of FP17s Relating to Free Repair or Replacements	12	3,019	0.4%	0.9%	1.0%	0.8%
% of FP17s Relating to Continuations	15	3,019	0.5%	1.3%	1.5%	1.3%
% of Patients satisfied with the dentistry they have received	6	6	N/A	92.8%	93.7%	93.2%
% of Patients satisfied with the time they had to wait for an appointment	5	6	N/A	88.5%	90.0%	89.0%

* This is based on patients treated on this contract for their most recent course of treatment. Figures in italics indicate the base number of FP17s or Patient Questionnaire responses are less than 100. N/A is shown where the base number of responses is less than 10 during the period. % is calculated as Quantity/Base number*100

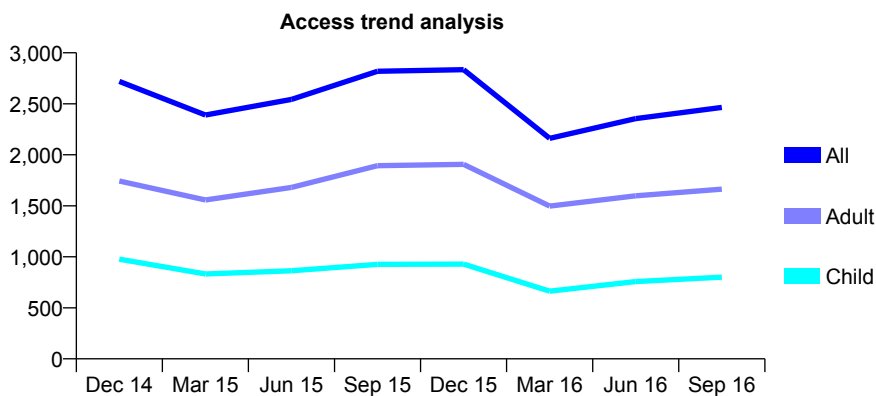
Q46 - Vital Signs At a Glance Contract Report for 191809/0003 - September 2016

Name or company name	Swinton Practice Ltd
Contract type name	GDS Contract
Purpose of contract	General
Contract start date	01/07/2010
Contract end date	

16/17 Contracted general activity (UDA)	7,840
Carry forward general activity (UDA)	194
16/17 Contracted orthodontic activity (UOA)	0
Carry forward orthodontic activity (UOA)	0
Baseline contract value	£165,824.81

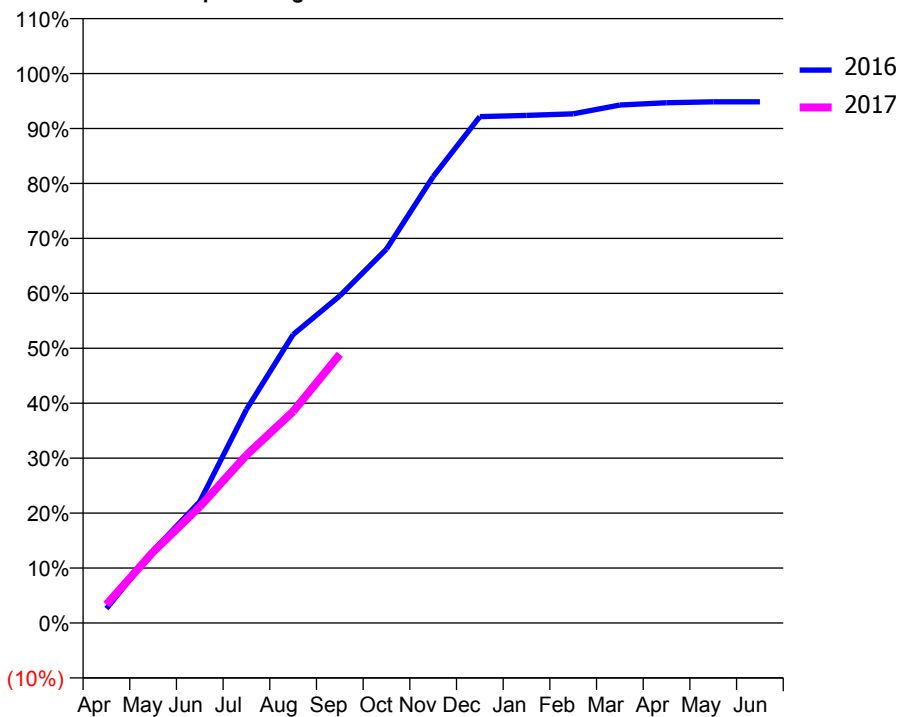
ACCESS*

Patients seen in 24 months	Total	Change since previous quarter
Quarter ending September 2015	2,819	
Quarter ending December 2015	2,835	→
Quarter ending March 2016	2,162	↓
Quarter ending June 2016	2,355	↑
Quarter ending September 2016	2,465	↑
Variance since September 2015	(12.6%)	↓



ACTIVITY

Cumulative percentage of contracted UDA delivered 2016 & 2017



Month	Adjusted Scheduled Activity (UDA)	
	2016	2017
April	206	264
May	1,030	1,015
June	1,732	1,660
July	3,046	2,396
August	4,117	3,018
September	4,669	3,835
October	5,335	
November	6,369	
December	7,225	
January	7,241	
February	7,265	
March	7,390	
April	7,423	
May	7,435	
June	7,435	

QUALITY

	Quantity	Base Number	Contract	AT	Region	England
% of FP17s for the same patient ID Re-attending within 3 months - Children	29	596	4.9%	13.0%	13.5%	12.4%
% of FP17s for the same patient ID Re-attending within 3 months - Adults	57	1,054	5.4%	17.5%	17.4%	16.7%
% of FP17s for the same patient ID Re-attending between 3 & 9 months - Children	157	596	26.3%	56.6%	59.0%	57.4%
% of FP17s for the same patient ID Re-attending between 3 & 9 months - Adults	282	1,054	26.8%	50.5%	52.6%	50.5%
% of FP17s for Band 1 Urgent Courses	123	1,615	7.6%	10.6%	9.4%	9.1%
% of FP17s Relating to Free Repair or Replacements	4	1,615	0.2%	0.9%	1.0%	0.8%
% of FP17s Relating to Continuations	2	1,615	0.1%	1.3%	1.5%	1.3%
% of Patients satisfied with the dentistry they have received	0	0	N/A	92.8%	93.7%	93.2%
% of Patients satisfied with the time they had to wait for an appointment	0	0	N/A	88.5%	90.0%	89.0%

* This is based on patients treated on this contract for their most recent course of treatment. Figures in italics indicate the base number of FP17s or Patient Questionnaire responses are less than 100. N/A is shown where the base number of responses is less than 10 during the period. % is calculated as Quantity/Base number*100

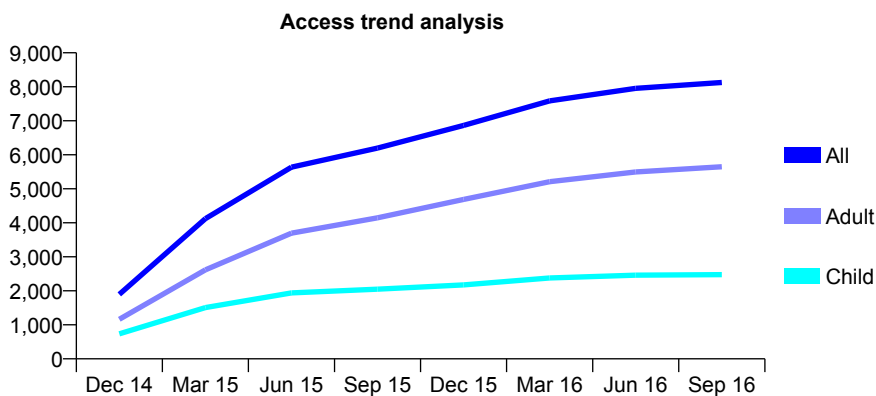
Q46 - Vital Signs At a Glance Contract Report for 192007/0001 - September 2016

Name or company name	M60 Dental Care, Mrs D Doyle
Contract type name	GDS Contract
Purpose of contract	General
Contract start date	01/10/2014
Contract end date	

16/17 Contracted general activity (UDA)	24,397
Carry forward general activity (UDA)	981
16/17 Contracted orthodontic activity (UOA)	0
Carry forward orthodontic activity (UOA)	0
Baseline contract value	£657,210.47

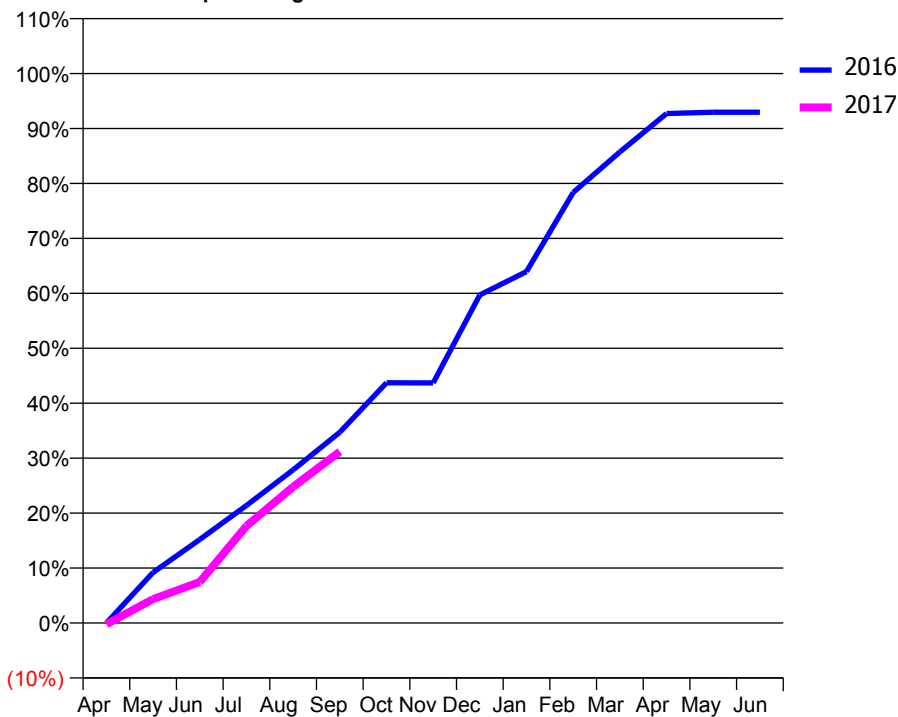
ACCESS*

Patients seen in 24 months	Total	Change since previous quarter
Quarter ending September 2015	6,197	
Quarter ending December 2015	6,865	↑
Quarter ending March 2016	7,586	↑
Quarter ending June 2016	7,956	↑
Quarter ending September 2016	8,127	↑
Variance since September 2015	31.1%	↑



ACTIVITY

Cumulative percentage of contracted UDA delivered 2016 & 2017



Month	Adjusted Scheduled Activity (UDA)	
	2016	2017
April	-2	-63
May	2,245	1,063
June	3,707	1,819
July	5,219	4,306
August	6,802	6,049
September	8,469	7,611
October	10,664	
November	10,658	
December	14,566	
January	15,601	
February	19,112	
March	20,916	
April	22,616	
May	22,680	
June	22,680	

QUALITY

	Quantity	Base Number	Contract	AT	Region	England
% of FP17s for the same patient ID Re-attending within 3 months - Children	197	1,840	10.7%	13.0%	13.5%	12.4%
% of FP17s for the same patient ID Re-attending within 3 months - Adults	502	3,391	14.8%	17.5%	17.4%	16.7%
% of FP17s for the same patient ID Re-attending between 3 & 9 months - Children	1,079	1,840	58.6%	56.6%	59.0%	57.4%
% of FP17s for the same patient ID Re-attending between 3 & 9 months - Adults	1,456	3,391	42.9%	50.5%	52.6%	50.5%
% of FP17s for Band 1 Urgent Courses	455	4,439	10.3%	10.6%	9.4%	9.1%
% of FP17s Relating to Free Repair or Replacements	11	4,439	0.2%	0.9%	1.0%	0.8%
% of FP17s Relating to Continuations	81	4,439	1.8%	1.3%	1.5%	1.3%
% of Patients satisfied with the dentistry they have received	11	11	100.0%	92.8%	93.7%	93.2%
% of Patients satisfied with the time they had to wait for an appointment	8	11	72.7%	88.5%	90.0%	89.0%

* This is based on patients treated on this contract for their most recent course of treatment. Figures in italics indicate the base number of FP17s or Patient Questionnaire responses are less than 100. N/A is shown where the base number of responses is less than 10 during the period. % is calculated as Quantity/Base number*100

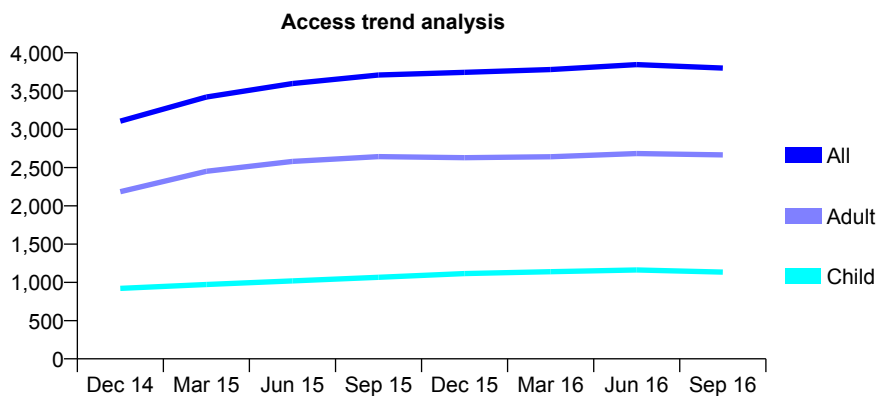
Q46 - Vital Signs At a Glance Contract Report for 193453/0001 - September 2016

Name or company name	ICS Dental Ltd
Contract type name	GDS Contract
Purpose of contract	General
Contract start date	01/12/2013
Contract end date	

16/17 Contracted general activity (UDA)	8,000
Carry forward general activity (UDA)	-41
16/17 Contracted orthodontic activity (UOA)	0
Carry forward orthodontic activity (UOA)	0
Baseline contract value	£221,336.30

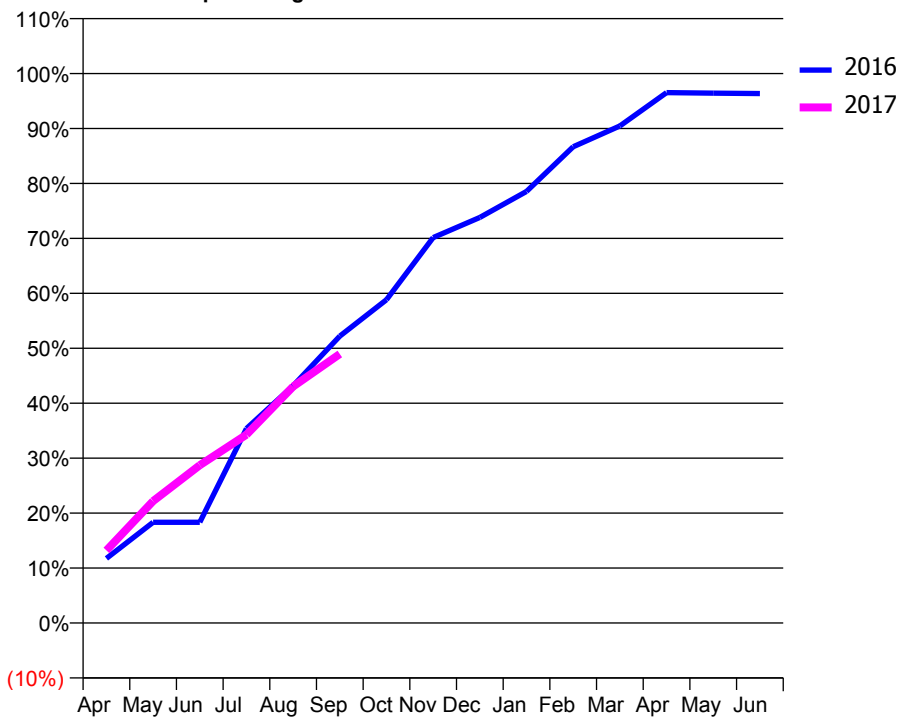
ACCESS*

Patients seen in 24 months	Total	Change since previous quarter
Quarter ending September 2015	3,709	
Quarter ending December 2015	3,744	→
Quarter ending March 2016	3,781	→
Quarter ending June 2016	3,846	→
Quarter ending September 2016	3,800	↓
Variance since September 2015	2.5%	↑



ACTIVITY

Cumulative percentage of contracted UDA delivered 2016 & 2017



Month	Adjusted Scheduled Activity (UDA)	
	2016	2017
April	997	1,057
May	1,553	1,774
June	1,553	2,298
July	3,001	2,742
August	3,659	3,442
September	4,425	3,916
October	4,986	
November	5,945	
December	6,257	
January	6,657	
February	7,346	
March	7,666	
April	8,182	
May	8,174	
June	8,168	

QUALITY

	Quantity	Base Number	Contract	AT	Region	England
% of FP17s for the same patient ID Re-attending within 3 months - Children	111	1,012	11.0%	13.0%	13.5%	12.4%
% of FP17s for the same patient ID Re-attending within 3 months - Adults	250	1,739	14.4%	17.5%	17.4%	16.7%
% of FP17s for the same patient ID Re-attending between 3 & 9 months - Children	598	1,012	59.1%	56.6%	59.0%	57.4%
% of FP17s for the same patient ID Re-attending between 3 & 9 months - Adults	662	1,739	38.1%	50.5%	52.6%	50.5%
% of FP17s for Band 1 Urgent Courses	125	2,005	6.2%	10.6%	9.4%	9.1%
% of FP17s Relating to Free Repair or Replacements	6	2,005	0.3%	0.9%	1.0%	0.8%
% of FP17s Relating to Continuations	11	2,005	0.5%	1.3%	1.5%	1.3%
% of Patients satisfied with the dentistry they have received	0	0	N/A	92.8%	93.7%	93.2%
% of Patients satisfied with the time they had to wait for an appointment	0	0	N/A	88.5%	90.0%	89.0%

* This is based on patients treated on this contract for their most recent course of treatment. Figures in italics indicate the base number of FP17s or Patient Questionnaire responses are less than 100. N/A is shown where the base number of responses is less than 10 during the period. % is calculated as Quantity/Base number*100

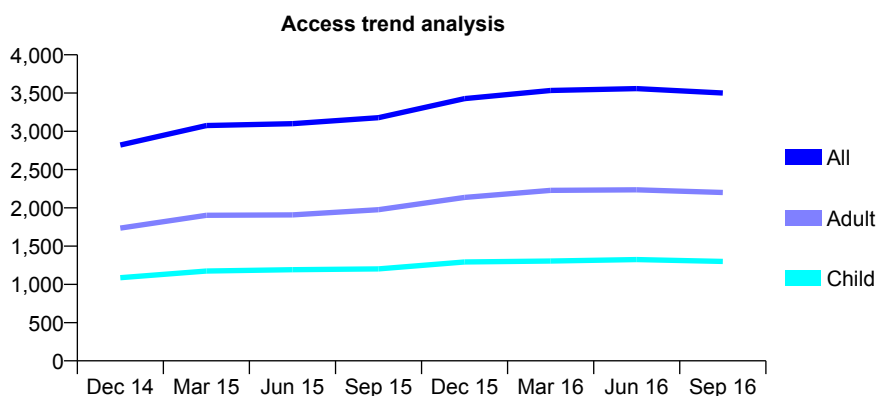
Q46 - Vital Signs At a Glance Contract Report for 194093/0001 - September 2016

Name or company name	Ravat and Ray Dental Care (Fitton Hill) Ltd
Contract type name	GDS Contract
Purpose of contract	General
Contract start date	01/10/2013
Contract end date	

16/17 Contracted general activity (UDA)	10,000
Carry forward general activity (UDA)	-200
16/17 Contracted orthodontic activity (UOA)	0
Carry forward orthodontic activity (UOA)	0
Baseline contract value	£300,297.30

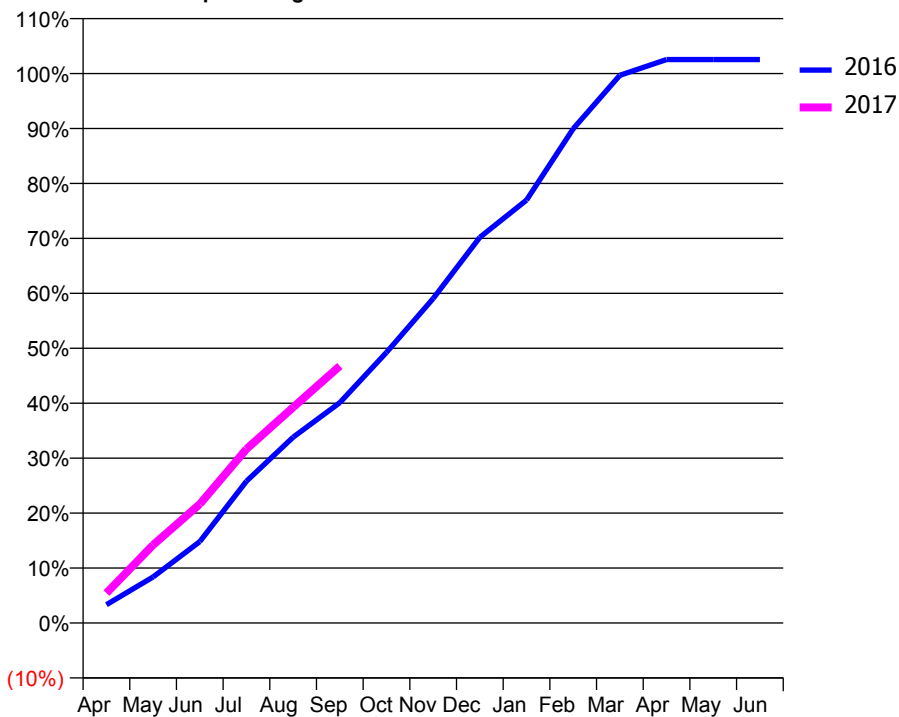
ACCESS*

Patients seen in 24 months	Total	Change since previous quarter
Quarter ending September 2015	3,178	
Quarter ending December 2015	3,428	↑
Quarter ending March 2016	3,533	↑
Quarter ending June 2016	3,559	→
Quarter ending September 2016	3,500	↓
Variance since September 2015	10.1%	↑



ACTIVITY

Cumulative percentage of contracted UDA delivered 2016 & 2017



Adjusted Scheduled Activity (UDA)

Month	2016	2017
April	334	545
May	839	1,421
June	1,482	2,162
July	2,581	3,167
August	3,381	3,926
September	4,010	4,678
October	4,924	
November	5,905	
December	7,020	
January	7,696	
February	8,995	
March	9,967	
April	10,254	
May	10,253	
June	10,253	

QUALITY

	Quantity	Base Number	Contract	AT	Region	England
% of FP17s for the same patient ID Re-attending within 3 months - Children	117	928	12.6%	13.0%	13.5%	12.4%
% of FP17s for the same patient ID Re-attending within 3 months - Adults	379	1,603	23.6%	17.5%	17.4%	16.7%
% of FP17s for the same patient ID Re-attending between 3 & 9 months - Children	549	928	59.2%	56.6%	59.0%	57.4%
% of FP17s for the same patient ID Re-attending between 3 & 9 months - Adults	865	1,603	54.0%	50.5%	52.6%	50.5%
% of FP17s for Band 1 Urgent Courses	378	2,388	15.8%	10.6%	9.4%	9.1%
% of FP17s Relating to Free Repair or Replacements	16	2,388	0.7%	0.9%	1.0%	0.8%
% of FP17s Relating to Continuations	7	2,388	0.3%	1.3%	1.5%	1.3%
% of Patients satisfied with the dentistry they have received	1	1	N/A	92.8%	93.7%	93.2%
% of Patients satisfied with the time they had to wait for an appointment	1	1	N/A	88.5%	90.0%	89.0%

* This is based on patients treated on this contract for their most recent course of treatment. Figures in italics indicate the base number of FP17s or Patient Questionnaire responses are less than 100. N/A is shown where the base number of responses is less than 10 during the period. % is calculated as Quantity/Base number*100

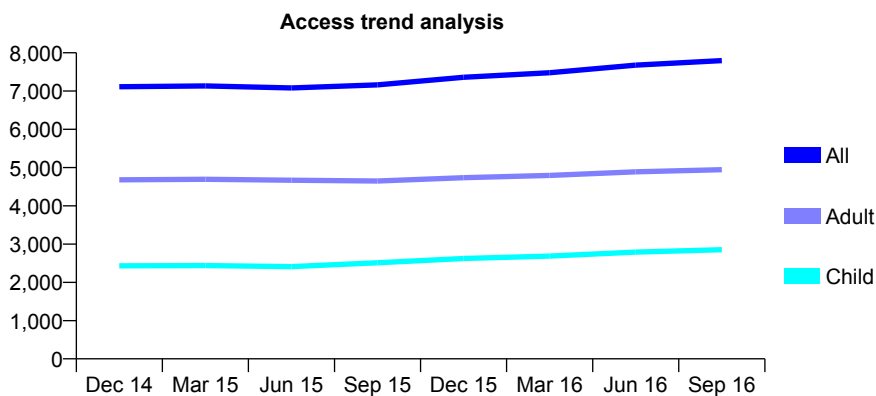
Q46 - Vital Signs At a Glance Contract Report for 194875/0001 - September 2016

Name or company name	Park House Dental Practice
Contract type name	GDS Contract
Purpose of contract	General
Contract start date	01/09/2012
Contract end date	

16/17 Contracted general activity (UDA)	24,208
Carry forward general activity (UDA)	647
16/17 Contracted orthodontic activity (UOA)	0
Carry forward orthodontic activity (UOA)	0
Baseline contract value	£728,854.96

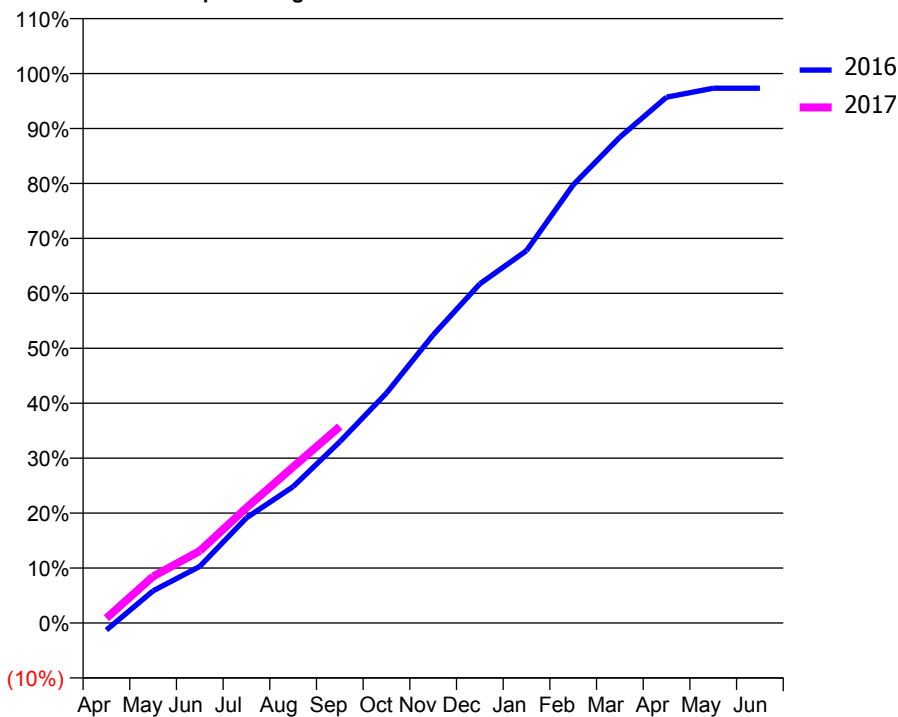
ACCESS*

Patients seen in 24 months	Total	Change since previous quarter
Quarter ending September 2015	7,160	
Quarter ending December 2015	7,359	↑
Quarter ending March 2016	7,480	→
Quarter ending June 2016	7,678	↑
Quarter ending September 2016	7,797	→
Variance since September 2015	8.9%	↑



ACTIVITY

Cumulative percentage of contracted UDA delivered 2016 & 2017



Month	Adjusted Scheduled Activity (UDA)	
	2016	2017
April	-314	217
May	1,420	2,052
June	2,494	3,174
July	4,632	5,078
August	6,004	6,876
September	7,985	8,656
October	10,128	
November	12,693	
December	14,940	
January	16,403	
February	19,300	
March	21,402	
April	23,168	
May	23,561	
June	23,561	

QUALITY

	Quantity	Base Number	Contract	AT	Region	England
% of FP17s for the same patient ID Re-attending within 3 months - Children	273	2,260	12.1%	13.0%	13.5%	12.4%
% of FP17s for the same patient ID Re-attending within 3 months - Adults	526	2,925	18.0%	17.5%	17.4%	16.7%
% of FP17s for the same patient ID Re-attending between 3 & 9 months - Children	1,177	2,260	52.1%	56.6%	59.0%	57.4%
% of FP17s for the same patient ID Re-attending between 3 & 9 months - Adults	1,138	2,925	38.9%	50.5%	52.6%	50.5%
% of FP17s for Band 1 Urgent Courses	455	4,318	10.5%	10.6%	9.4%	9.1%
% of FP17s Relating to Free Repair or Replacements	19	4,318	0.4%	0.9%	1.0%	0.8%
% of FP17s Relating to Continuations	55	4,318	1.3%	1.3%	1.5%	1.3%
% of Patients satisfied with the dentistry they have received	2	3	N/A	92.8%	93.7%	93.2%
% of Patients satisfied with the time they had to wait for an appointment	2	3	N/A	88.5%	90.0%	89.0%

* This is based on patients treated on this contract for their most recent course of treatment. Figures in italics indicate the base number of FP17s or Patient Questionnaire responses are less than 100. N/A is shown where the base number of responses is less than 10 during the period. % is calculated as Quantity/Base number*100

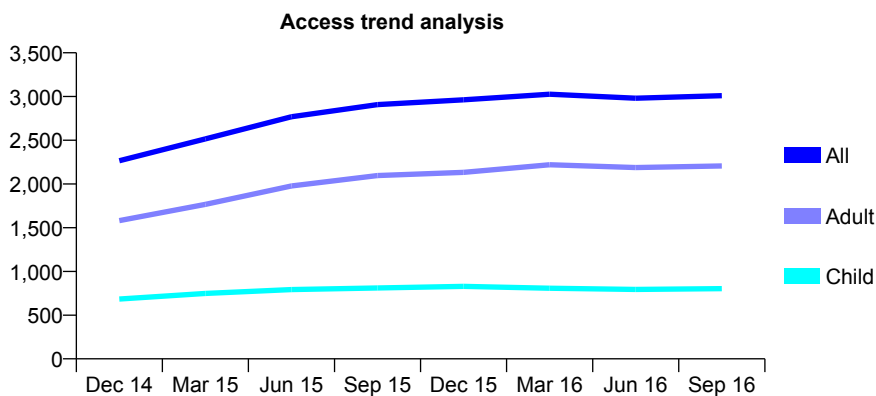
Q46 - Vital Signs At a Glance Contract Report for 194964/0001 - September 2016

Name or company name	Atherton Dental Centre
Contract type name	GDS Contract
Purpose of contract	General
Contract start date	01/11/2013
Contract end date	

16/17 Contracted general activity (UDA)	8,583
Carry forward general activity (UDA)	-109
16/17 Contracted orthodontic activity (UOA)	0
Carry forward orthodontic activity (UOA)	0
Baseline contract value	£245,817.41

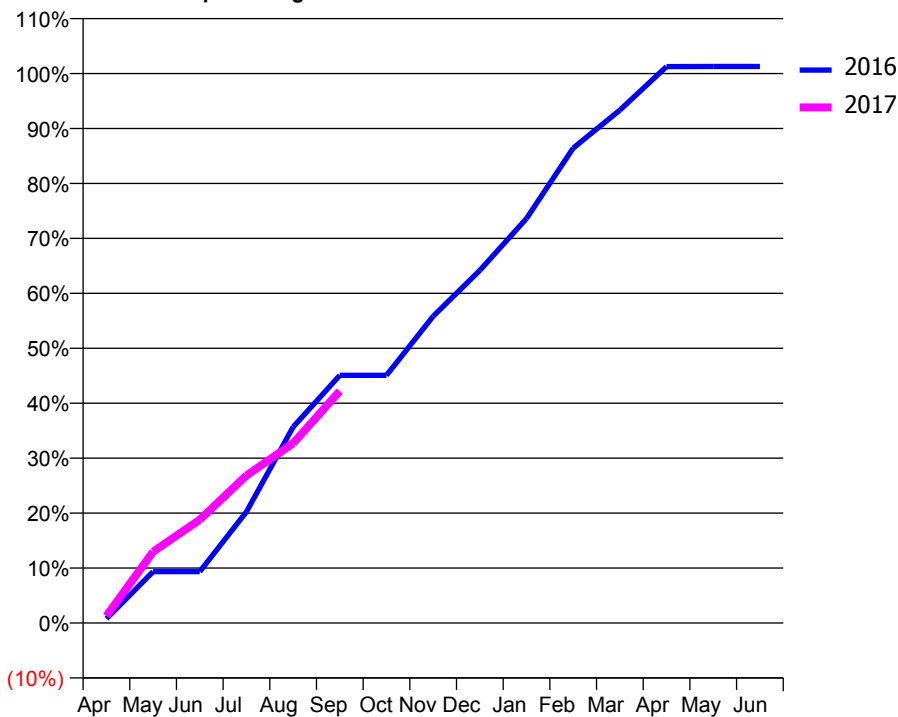
ACCESS*

Patients seen in 24 months	Total	Change since previous quarter
Quarter ending September 2015	2,907	
Quarter ending December 2015	2,962	→
Quarter ending March 2016	3,027	↑
Quarter ending June 2016	2,981	↓
Quarter ending September 2016	3,009	→
Variance since September 2015	3.5%	↑



ACTIVITY

Cumulative percentage of contracted UDA delivered 2016 & 2017



Adjusted Scheduled Activity (UDA)

Month	2016	2017
April	67	109
May	802	1,114
June	802	1,614
July	1,737	2,304
August	3,062	2,806
September	3,869	3,623
October	3,869	
November	4,792	
December	5,508	
January	6,317	
February	7,419	
March	8,012	
April	8,691	
May	8,692	
June	8,692	

QUALITY

	Quantity	Base Number	Contract	AT	Region	England
% of FP17s for the same patient ID Re-attending within 3 months - Children	48	570	8.4%	13.0%	13.5%	12.4%
% of FP17s for the same patient ID Re-attending within 3 months - Adults	214	1,323	16.2%	17.5%	17.4%	16.7%
% of FP17s for the same patient ID Re-attending between 3 & 9 months - Children	276	570	48.4%	56.6%	59.0%	57.4%
% of FP17s for the same patient ID Re-attending between 3 & 9 months - Adults	503	1,323	38.0%	50.5%	52.6%	50.5%
% of FP17s for Band 1 Urgent Courses	286	1,619	17.7%	10.6%	9.4%	9.1%
% of FP17s Relating to Free Repair or Replacements	5	1,619	0.3%	0.9%	1.0%	0.8%
% of FP17s Relating to Continuations	30	1,619	1.9%	1.3%	1.5%	1.3%
% of Patients satisfied with the dentistry they have received	1	1	N/A	92.8%	93.7%	93.2%
% of Patients satisfied with the time they had to wait for an appointment	1	1	N/A	88.5%	90.0%	89.0%

* This is based on patients treated on this contract for their most recent course of treatment. Figures in italics indicate the base number of FP17s or Patient Questionnaire responses are less than 100. N/A is shown where the base number of responses is less than 10 during the period. % is calculated as Quantity/Base number*100

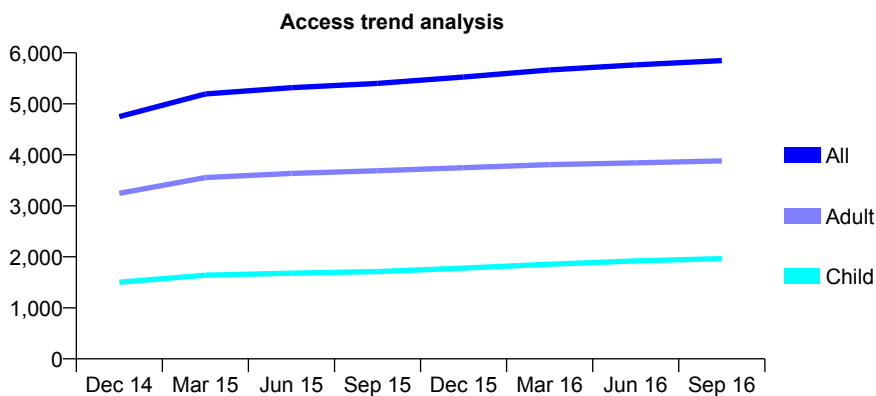
Q46 - Vital Signs At a Glance Contract Report for 195839/0004 - September 2016

Name or company name	Derby St Dentist Ltd
Contract type name	GDS Contract
Purpose of contract	General
Contract start date	01/07/2013
Contract end date	

16/17 Contracted general activity (UDA)	18,033
Carry forward general activity (UDA)	-242
16/17 Contracted orthodontic activity (UOA)	0
Carry forward orthodontic activity (UOA)	0
Baseline contract value	£459,969.40

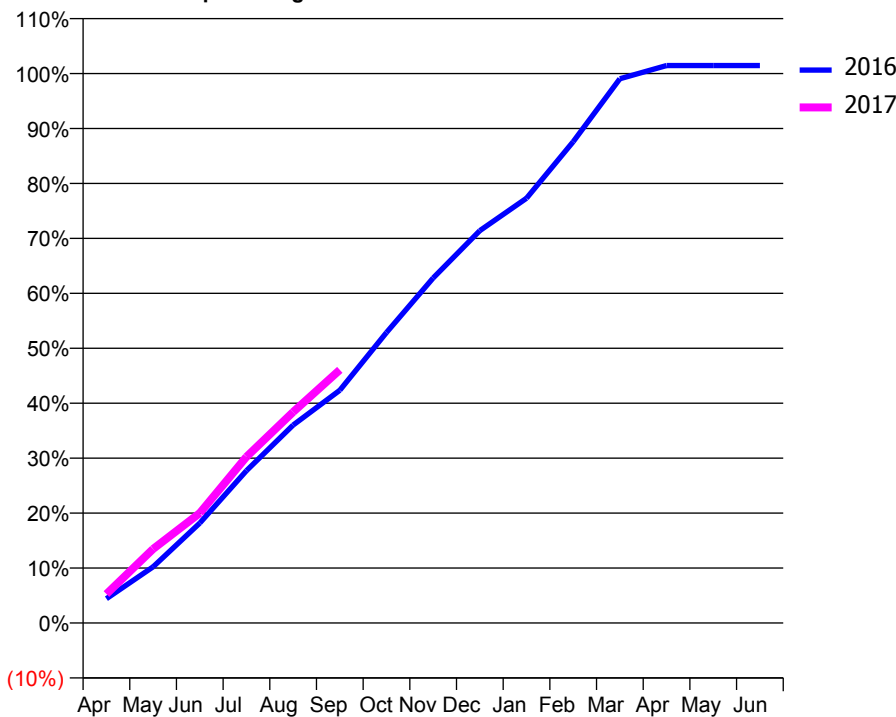
ACCESS*

Patients seen in 24 months	Total	Change since previous quarter
Quarter ending September 2015	5,399	
Quarter ending December 2015	5,525	↑
Quarter ending March 2016	5,664	↑
Quarter ending June 2016	5,763	→
Quarter ending September 2016	5,848	→
Variance since September 2015	8.3%	↑



ACTIVITY

Cumulative percentage of contracted UDA delivered 2016 & 2017



Month	Adjusted Scheduled Activity (UDA)	
	2016	2017
April	819	950
May	1,893	2,431
June	3,366	3,609
July	5,130	5,454
August	6,669	6,927
September	7,841	8,309
October	9,787	
November	11,621	
December	13,216	
January	14,309	
February	16,211	
March	18,332	
April	18,778	
May	18,778	
June	18,775	

QUALITY

	Quantity	Base Number	Contract	AT	Region	England
% of FP17s for the same patient ID Re-attending within 3 months - Children	48	1,657	2.9%	13.0%	13.5%	12.4%
% of FP17s for the same patient ID Re-attending within 3 months - Adults	248	2,713	9.1%	17.5%	17.4%	16.7%
% of FP17s for the same patient ID Re-attending between 3 & 9 months - Children	1,209	1,657	73.0%	56.6%	59.0%	57.4%
% of FP17s for the same patient ID Re-attending between 3 & 9 months - Adults	1,717	2,713	63.3%	50.5%	52.6%	50.5%
% of FP17s for Band 1 Urgent Courses	279	4,078	6.8%	10.6%	9.4%	9.1%
% of FP17s Relating to Free Repair or Replacements	7	4,078	0.2%	0.9%	1.0%	0.8%
% of FP17s Relating to Continuations	20	4,078	0.5%	1.3%	1.5%	1.3%
% of Patients satisfied with the dentistry they have received	2	2	N/A	92.8%	93.7%	93.2%
% of Patients satisfied with the time they had to wait for an appointment	2	2	N/A	88.5%	90.0%	89.0%

* This is based on patients treated on this contract for their most recent course of treatment. Figures in italics indicate the base number of FP17s or Patient Questionnaire responses are less than 100. N/A is shown where the base number of responses is less than 10 during the period. % is calculated as Quantity/Base number*100

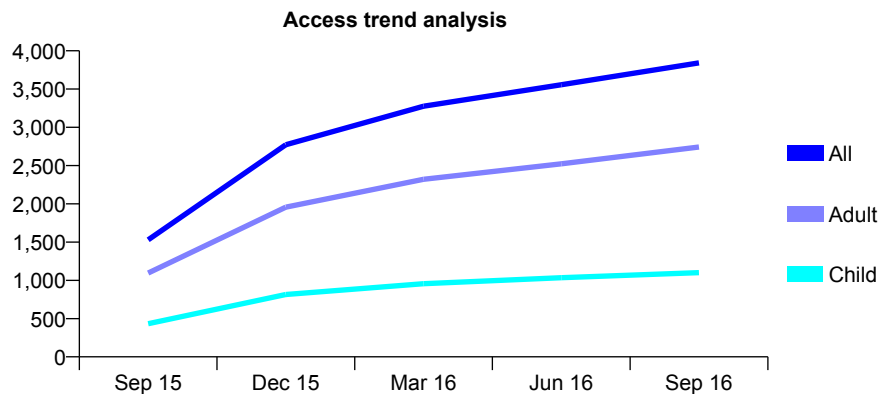
Q46 - Vital Signs At a Glance Contract Report for 197858/0001 - September 2016

Name or company name	Ram Dental Ltd
Contract type name	GDS Contract
Purpose of contract	General
Contract start date	01/07/2015
Contract end date	

16/17 Contracted general activity (UDA)	15,554
Carry forward general activity (UDA)	-311
16/17 Contracted orthodontic activity (UOA)	0
Carry forward orthodontic activity (UOA)	0
Baseline contract value	£473,122.25

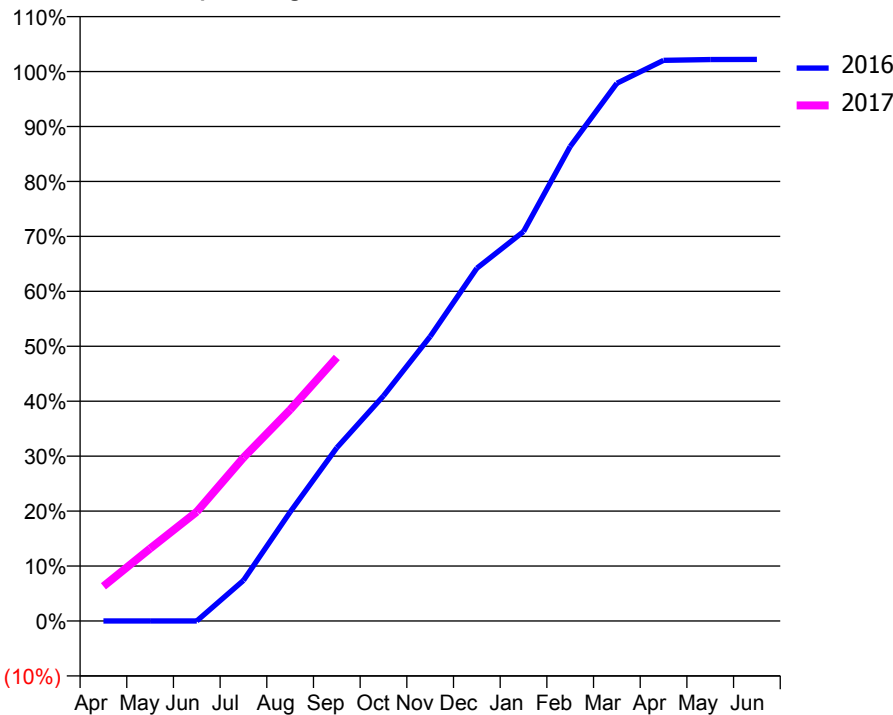
ACCESS*

Patients seen in 24 months	Total	Change since previous quarter
Quarter ending September 2015	1,529	
Quarter ending December 2015	2,772	↑
Quarter ending March 2016	3,276	↑
Quarter ending June 2016	3,557	↑
Quarter ending September 2016	3,843	↑
Variance since September 2015	151.3%	↑



ACTIVITY

Cumulative percentage of contracted UDA delivered 2016 & 2017



Month	Adjusted Scheduled Activity (UDA)	
	2016	2017
April	0	984
May	0	2,053
June	0	3,093
July	863	4,627
August	2,315	5,981
September	3,683	7,460
October	4,784	
November	6,046	
December	7,495	
January	8,276	
February	10,081	
March	11,426	
April	11,913	
May	11,929	
June	11,932	

QUALITY

	Quantity	Base Number	Contract	AT	Region	England
% of FP17s for the same patient ID Re-attending within 3 months - Children	90	990	9.1%	13.0%	13.5%	12.4%
% of FP17s for the same patient ID Re-attending within 3 months - Adults	419	2,517	16.6%	17.5%	17.4%	16.7%
% of FP17s for the same patient ID Re-attending between 3 & 9 months - Children	668	990	67.5%	56.6%	59.0%	57.4%
% of FP17s for the same patient ID Re-attending between 3 & 9 months - Adults	1,501	2,517	59.6%	50.5%	52.6%	50.5%
% of FP17s for Band 1 Urgent Courses	373	3,253	11.5%	10.6%	9.4%	9.1%
% of FP17s Relating to Free Repair or Replacements	1	3,253	0.0%	0.9%	1.0%	0.8%
% of FP17s Relating to Continuations	41	3,253	1.3%	1.3%	1.5%	1.3%
% of Patients satisfied with the dentistry they have received	2	2	N/A	92.8%	93.7%	93.2%
% of Patients satisfied with the time they had to wait for an appointment	2	2	N/A	88.5%	90.0%	89.0%

* This is based on patients treated on this contract for their most recent course of treatment. Figures in italics indicate the base number of FP17s or Patient Questionnaire responses are less than 100. N/A is shown where the base number of responses is less than 10 during the period. % is calculated as Quantity/Base number*100

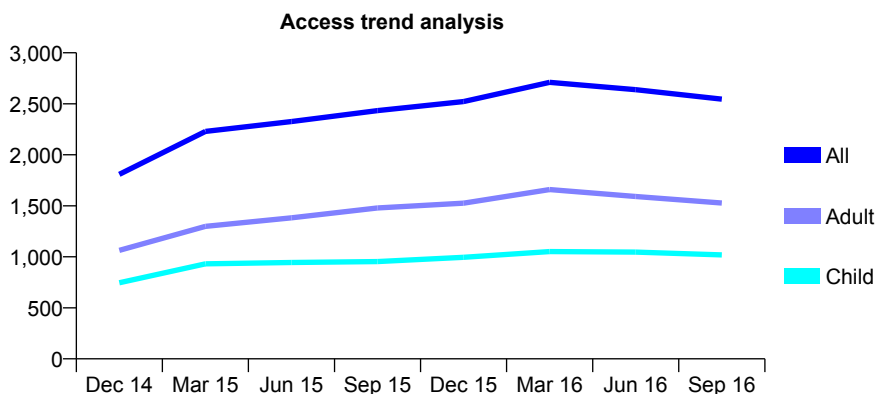
Q46 - Vital Signs At a Glance Contract Report for 198129/0001 - September 2016

Name or company name	Synergy Dental Clinic Bolton Ltd
Contract type name	GDS Contract
Purpose of contract	General
Contract start date	01/09/2013
Contract end date	

16/17 Contracted general activity (UDA)	5,890
Carry forward general activity (UDA)	-118
16/17 Contracted orthodontic activity (UOA)	0
Carry forward orthodontic activity (UOA)	0
Baseline contract value	£144,506.83

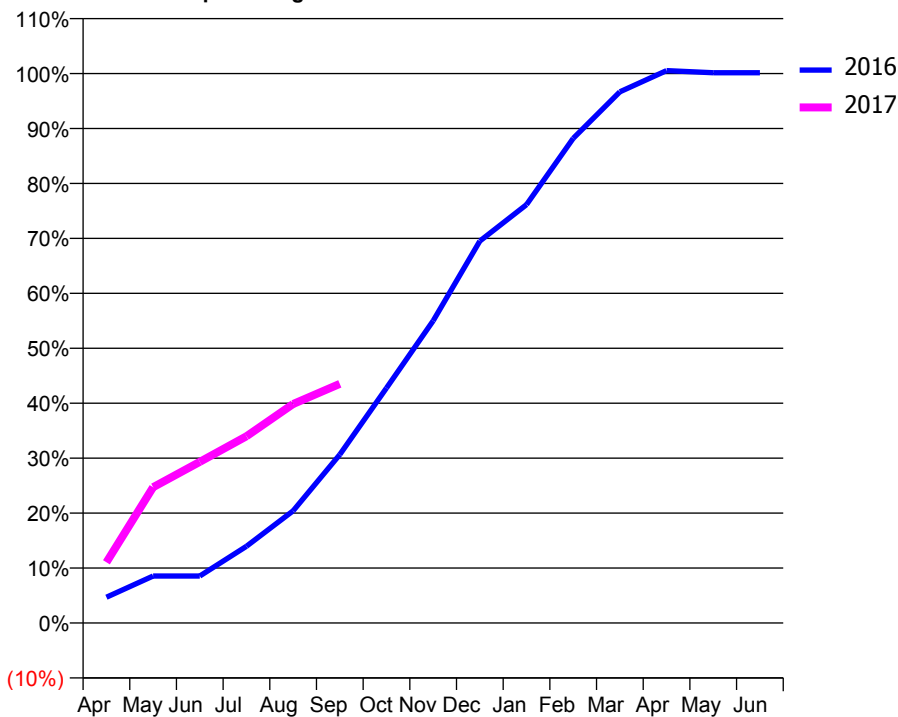
ACCESS*

Patients seen in 24 months	Total	Change since previous quarter
Quarter ending September 2015	2,433	
Quarter ending December 2015	2,522	↑
Quarter ending March 2016	2,710	↑
Quarter ending June 2016	2,639	↓
Quarter ending September 2016	2,546	↓
Variance since September 2015	4.6%	↑



ACTIVITY

Cumulative percentage of contracted UDA delivered 2016 & 2017



Adjusted Scheduled Activity (UDA)

Month	2016	2017
April	300	651
May	545	1,456
June	545	1,728
July	889	2,002
August	1,299	2,348
September	1,951	2,564
October	2,723	
November	3,502	
December	4,425	
January	4,847	
February	5,615	
March	6,155	
April	6,400	
May	6,375	
June	6,375	

QUALITY

	Quantity	Base Number	Contract	AT	Region	England
% of FP17s for the same patient ID Re-attending within 3 months - Children	56	614	9.1%	13.0%	13.5%	12.4%
% of FP17s for the same patient ID Re-attending within 3 months - Adults	108	654	16.5%	17.5%	17.4%	16.7%
% of FP17s for the same patient ID Re-attending between 3 & 9 months - Children	392	614	63.8%	56.6%	59.0%	57.4%
% of FP17s for the same patient ID Re-attending between 3 & 9 months - Adults	367	654	56.1%	50.5%	52.6%	50.5%
% of FP17s for Band 1 Urgent Courses	94	1,225	7.7%	10.6%	9.4%	9.1%
% of FP17s Relating to Free Repair or Replacements	7	1,225	0.6%	0.9%	1.0%	0.8%
% of FP17s Relating to Continuations	0	1,225	0.0%	1.3%	1.5%	1.3%
% of Patients satisfied with the dentistry they have received	0	0	N/A	92.8%	93.7%	93.2%
% of Patients satisfied with the time they had to wait for an appointment	0	0	N/A	88.5%	90.0%	89.0%

* This is based on patients treated on this contract for their most recent course of treatment. Figures in italics indicate the base number of FP17s or Patient Questionnaire responses are less than 100. N/A is shown where the base number of responses is less than 10 during the period. % is calculated as Quantity/Base number*100

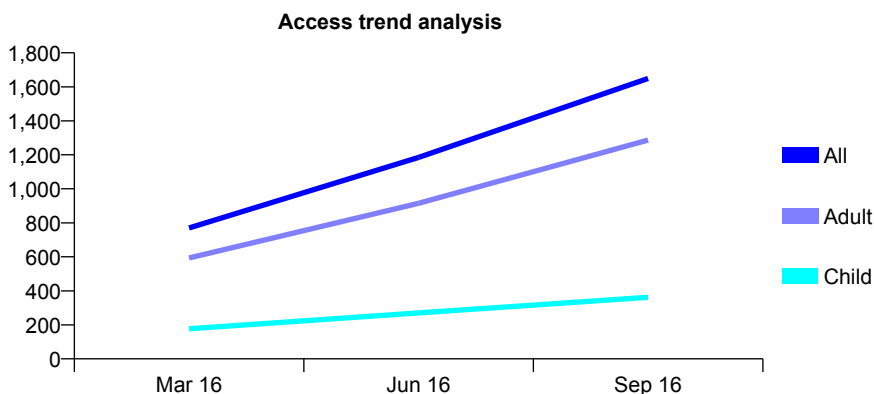
Q46 - Vital Signs At a Glance Contract Report for 198315/0001 - September 2016

Name or company name	Mrs S Riaz
Contract type name	GDS Contract
Purpose of contract	General
Contract start date	18/01/2016
Contract end date	

16/17 Contracted general activity (UDA)	7,201
Carry forward general activity (UDA)	68
16/17 Contracted orthodontic activity (UOA)	0
Carry forward orthodontic activity (UOA)	0
Baseline contract value	£193,064.47

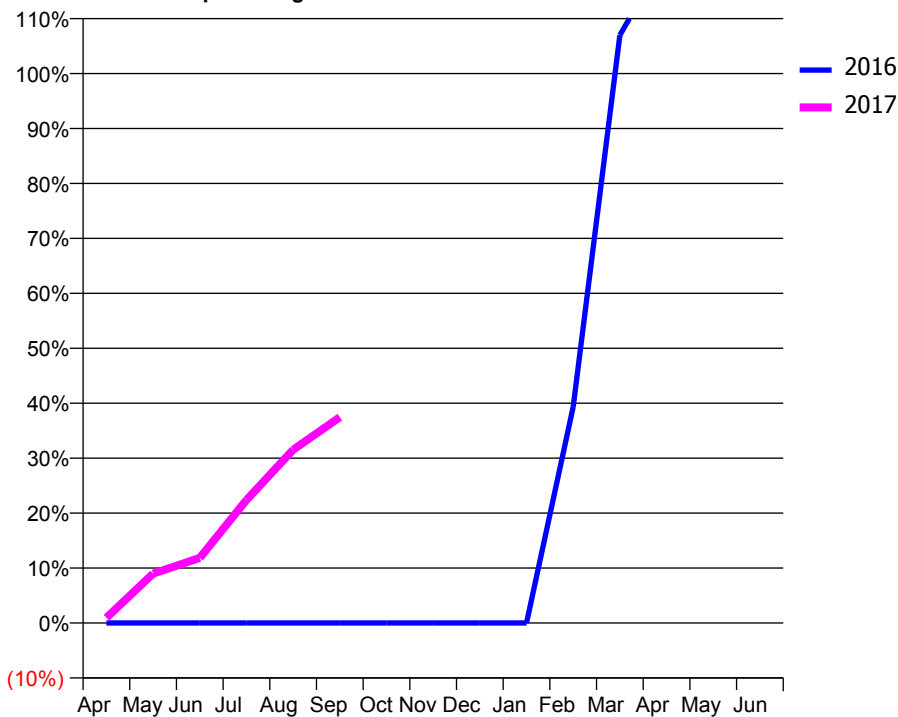
ACCESS*

Patients seen in 24 months	Total	Change since previous quarter
Quarter ending September 2015	0	
Quarter ending December 2015	0	
Quarter ending March 2016	770	
Quarter ending June 2016	1,185	↑
Quarter ending September 2016	1,649	↑
Variance since September 2015	N/A	



ACTIVITY

Cumulative percentage of contracted UDA delivered 2016 & 2017



Month	Adjusted Scheduled Activity (UDA)	
	2016	2017
April	0	68
May	0	648
June	0	854
July	0	1,612
August	0	2,272
September	0	2,697
October	0	
November	0	
December	0	
January	0	
February	573	
March	1,558	
April	1,771	
May	1,777	
June	1,777	

QUALITY

	Quantity	Base Number	Contract	AT	Region	England
% of FP17s for the same patient ID Re-attending within 3 months - Children	31	269	11.5%	13.0%	13.5%	12.4%
% of FP17s for the same patient ID Re-attending within 3 months - Adults	105	977	10.7%	17.5%	17.4%	16.7%
% of FP17s for the same patient ID Re-attending between 3 & 9 months - Children	18	269	6.7%	56.6%	59.0%	57.4%
% of FP17s for the same patient ID Re-attending between 3 & 9 months - Adults	115	977	11.8%	50.5%	52.6%	50.5%
% of FP17s for Band 1 Urgent Courses	40	1,144	3.5%	10.6%	9.4%	9.1%
% of FP17s Relating to Free Repair or Replacements	8	1,144	0.7%	0.9%	1.0%	0.8%
% of FP17s Relating to Continuations	18	1,144	1.6%	1.3%	1.5%	1.3%
% of Patients satisfied with the dentistry they have received	9	11	81.8%	92.8%	93.7%	93.2%
% of Patients satisfied with the time they had to wait for an appointment	10	11	90.9%	88.5%	90.0%	89.0%

* This is based on patients treated on this contract for their most recent course of treatment. Figures in italics indicate the base number of FP17s or Patient Questionnaire responses are less than 100. N/A is shown where the base number of responses is less than 10 during the period. % is calculated as Quantity/Base number*100

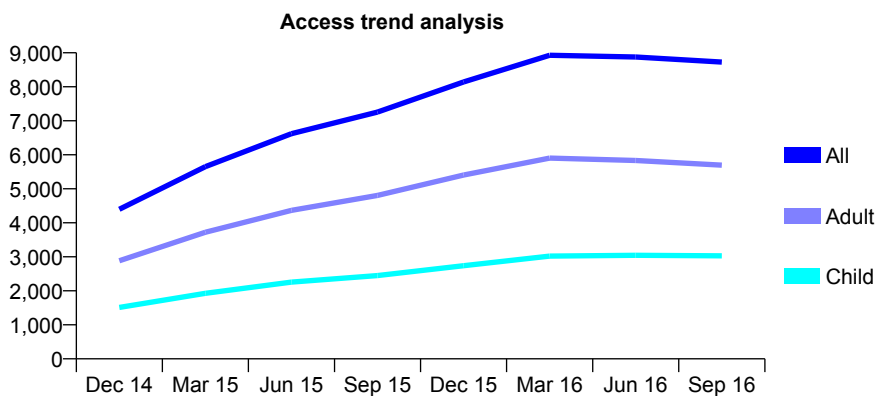
Q46 - Vital Signs At a Glance Contract Report for 198889/0001 - September 2016

Name or company name	Kings Dental Centre
Contract type name	GDS Contract
Purpose of contract	General
Contract start date	15/04/2014
Contract end date	

16/17 Contracted general activity (UDA)	24,916
Carry forward general activity (UDA)	945
16/17 Contracted orthodontic activity (UOA)	0
Carry forward orthodontic activity (UOA)	0
Baseline contract value	£821,592.63

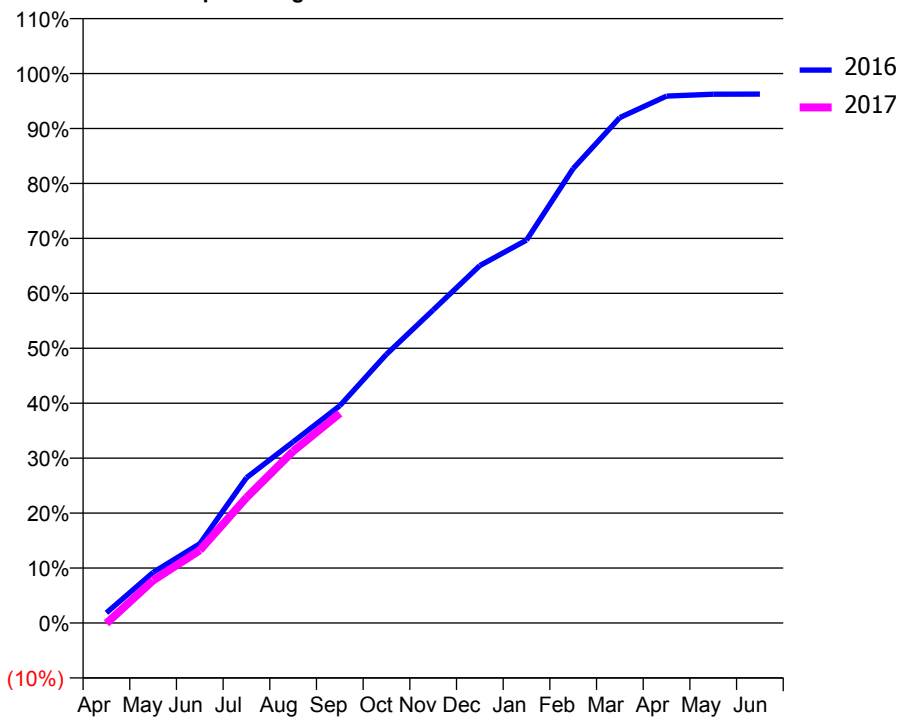
ACCESS*

Patients seen in 24 months	Total	Change since previous quarter
Quarter ending September 2015	7,256	
Quarter ending December 2015	8,144	↑
Quarter ending March 2016	8,926	↑
Quarter ending June 2016	8,878	→
Quarter ending September 2016	8,728	↓
Variance since September 2015	20.3%	↑



ACTIVITY

Cumulative percentage of contracted UDA delivered 2016 & 2017



Month	Adjusted Scheduled Activity (UDA)	
	2016	2017
April	467	-22
May	2,319	1,930
June	3,637	3,299
July	6,659	5,688
August	8,308	7,789
September	9,962	9,509
October	12,326	
November	14,353	
December	16,392	
January	17,560	
February	20,844	
March	23,178	
April	24,162	
May	24,245	
June	24,251	

QUALITY

	Quantity	Base Number	Contract	AT	Region	England
% of FP17s for the same patient ID Re-attending within 3 months - Children	175	1,624	10.8%	13.0%	13.5%	12.4%
% of FP17s for the same patient ID Re-attending within 3 months - Adults	550	2,857	19.3%	17.5%	17.4%	16.7%
% of FP17s for the same patient ID Re-attending between 3 & 9 months - Children	472	1,624	29.1%	56.6%	59.0%	57.4%
% of FP17s for the same patient ID Re-attending between 3 & 9 months - Adults	794	2,857	27.8%	50.5%	52.6%	50.5%
% of FP17s for Band 1 Urgent Courses	502	4,077	12.3%	10.6%	9.4%	9.1%
% of FP17s Relating to Free Repair or Replacements	37	4,077	0.9%	0.9%	1.0%	0.8%
% of FP17s Relating to Continuations	20	4,077	0.5%	1.3%	1.5%	1.3%
% of Patients satisfied with the dentistry they have received	4	4	N/A	92.8%	93.7%	93.2%
% of Patients satisfied with the time they had to wait for an appointment	4	4	N/A	88.5%	90.0%	89.0%

* This is based on patients treated on this contract for their most recent course of treatment. Figures in italics indicate the base number of FP17s or Patient Questionnaire responses are less than 100. N/A is shown where the base number of responses is less than 10 during the period. % is calculated as Quantity/Base number*100

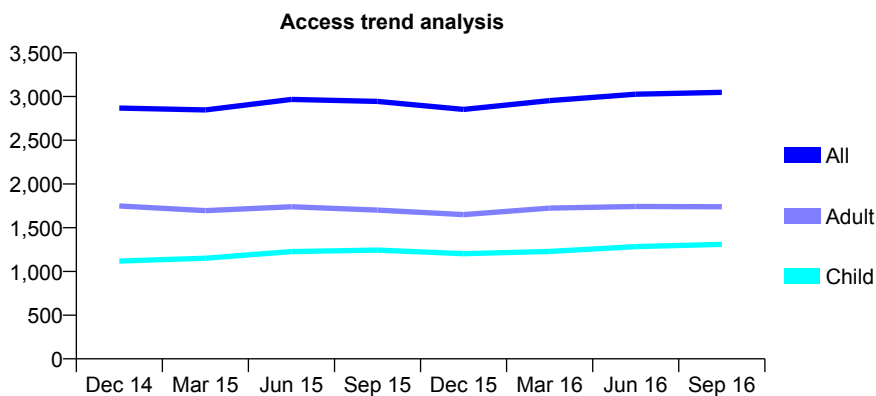
Q46 - Vital Signs At a Glance Contract Report for 199664/0001 - September 2016

Name or company name	Charlestown Dental Practice Ltd
Contract type name	GDS Contract
Purpose of contract	General
Contract start date	01/10/2010
Contract end date	

16/17 Contracted general activity (UDA)	10,000
Carry forward general activity (UDA)	423
16/17 Contracted orthodontic activity (UOA)	0
Carry forward orthodontic activity (UOA)	0
Baseline contract value	£276,360.26

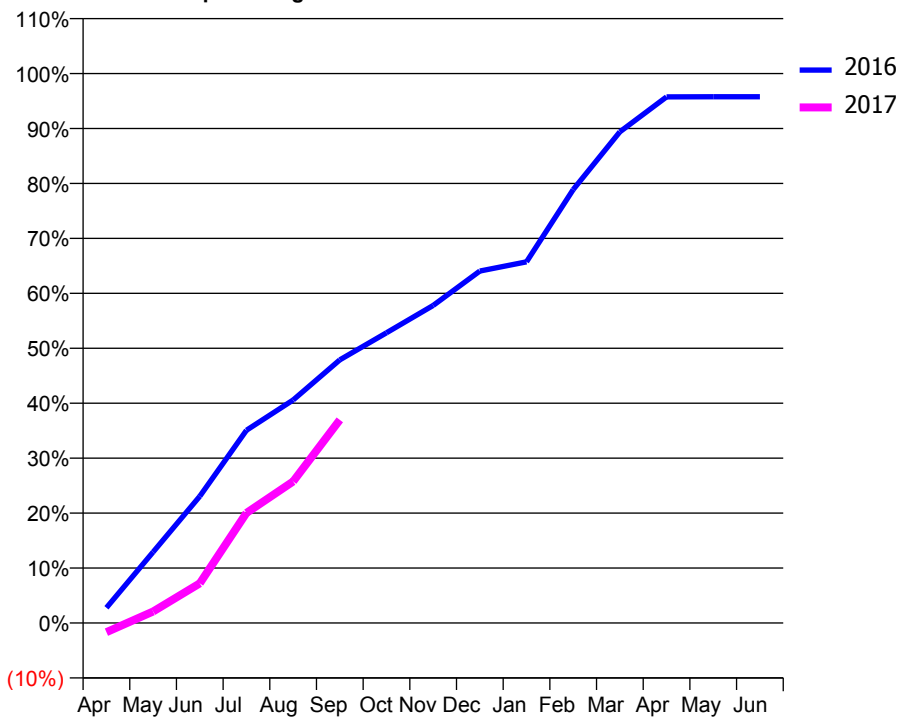
ACCESS*

Patients seen in 24 months	Total	Change since previous quarter
Quarter ending September 2015	2,944	
Quarter ending December 2015	2,852	↓
Quarter ending March 2016	2,953	↑
Quarter ending June 2016	3,027	↑
Quarter ending September 2016	3,048	→
Variance since September 2015	3.5%	↑



ACTIVITY

Cumulative percentage of contracted UDA delivered 2016 & 2017



Month	Adjusted Scheduled Activity (UDA)	
	2016	2017
April	278	-168
May	1,292	210
June	2,306	722
July	3,507	2,004
August	4,060	2,576
September	4,789	3,697
October	5,282	
November	5,778	
December	6,405	
January	6,573	
February	7,889	
March	8,938	
April	9,575	
May	9,577	
June	9,577	

QUALITY

	Quantity	Base Number	Contract	AT	Region	England
% of FP17s for the same patient ID Re-attending within 3 months - Children	77	968	8.0%	13.0%	13.5%	12.4%
% of FP17s for the same patient ID Re-attending within 3 months - Adults	195	1,089	17.9%	17.5%	17.4%	16.7%
% of FP17s for the same patient ID Re-attending between 3 & 9 months - Children	477	968	49.3%	56.6%	59.0%	57.4%
% of FP17s for the same patient ID Re-attending between 3 & 9 months - Adults	340	1,089	31.2%	50.5%	52.6%	50.5%
% of FP17s for Band 1 Urgent Courses	281	1,616	17.4%	10.6%	9.4%	9.1%
% of FP17s Relating to Free Repair or Replacements	9	1,616	0.6%	0.9%	1.0%	0.8%
% of FP17s Relating to Continuations	7	1,616	0.4%	1.3%	1.5%	1.3%
% of Patients satisfied with the dentistry they have received	1	1	N/A	92.8%	93.7%	93.2%
% of Patients satisfied with the time they had to wait for an appointment	1	1	N/A	88.5%	90.0%	89.0%

* This is based on patients treated on this contract for their most recent course of treatment. Figures in italics indicate the base number of FP17s or Patient Questionnaire responses are less than 100. N/A is shown where the base number of responses is less than 10 during the period. % is calculated as Quantity/Base number*100

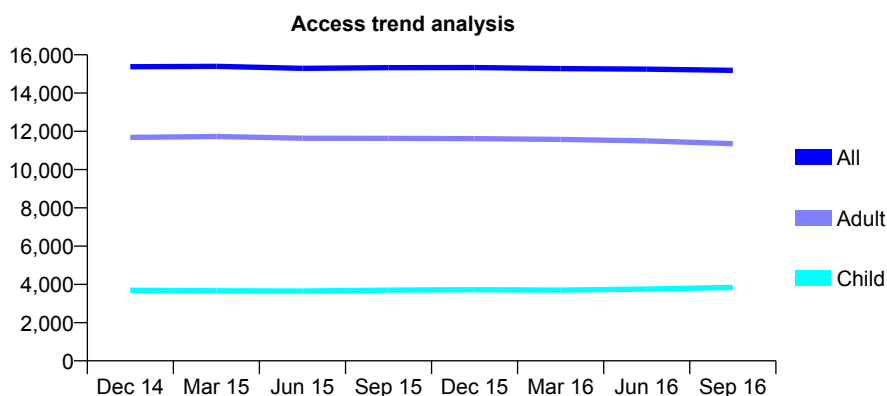
Q46 - Vital Signs At a Glance Contract Report for 199893/0001 - September 2016

Name or company name	Wallace, Thomas, Hobson & Emmett Ltd
Contract type name	GDS Contract
Purpose of contract	General
Contract start date	01/04/2008
Contract end date	

16/17 Contracted general activity (UDA)	43,279
Carry forward general activity (UDA)	-329
16/17 Contracted orthodontic activity (UOA)	0
Carry forward orthodontic activity (UOA)	0
Baseline contract value	£1,424,534.58

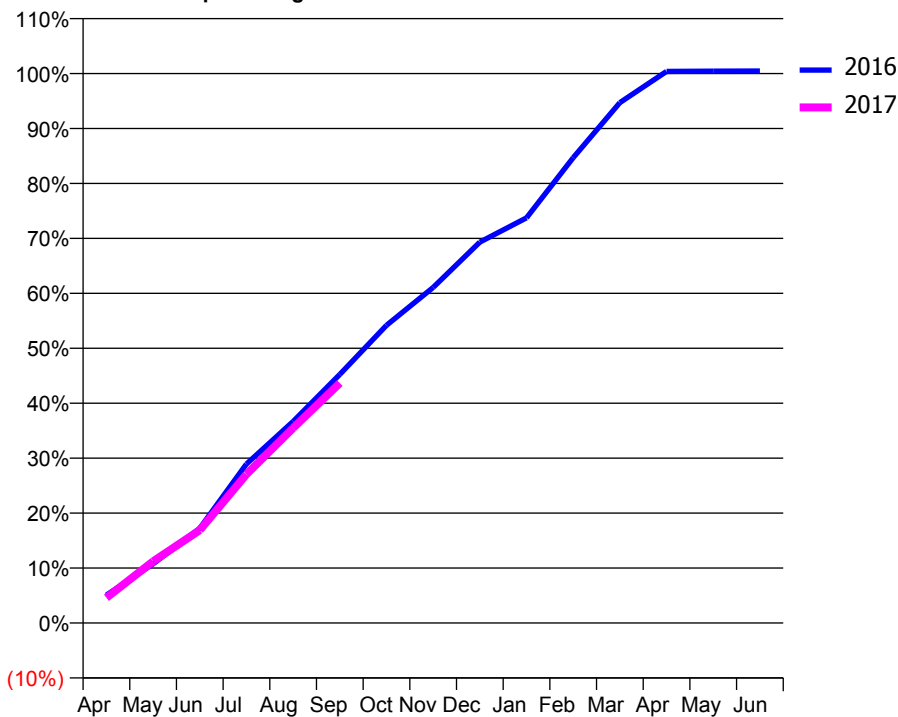
ACCESS*

Patients seen in 24 months	Total	Change since previous quarter
Quarter ending September 2015	15,328	
Quarter ending December 2015	15,336	→
Quarter ending March 2016	15,278	→
Quarter ending June 2016	15,250	→
Quarter ending September 2016	15,189	→
Variance since September 2015	(0.9%)	→



ACTIVITY

Cumulative percentage of contracted UDA delivered 2016 & 2017



Month	Adjusted Scheduled Activity (UDA)	
	2016	2017
April	2,223	1,995
May	4,706	4,853
June	7,549	7,319
July	12,666	11,719
August	16,053	15,357
September	19,799	18,894
October	23,700	
November	26,718	
December	30,335	
January	32,259	
February	37,055	
March	41,434	
April	43,922	
May	43,941	
June	43,951	

QUALITY

	Quantity	Base Number	Contract	AT	Region	England
% of FP17s for the same patient ID Re-attending within 3 months - Children	313	2,950	10.6%	13.0%	13.5%	12.4%
% of FP17s for the same patient ID Re-attending within 3 months - Adults	1,335	8,515	15.7%	17.5%	17.4%	16.7%
% of FP17s for the same patient ID Re-attending between 3 & 9 months - Children	1,593	2,950	54.0%	56.6%	59.0%	57.4%
% of FP17s for the same patient ID Re-attending between 3 & 9 months - Adults	4,932	8,515	57.9%	50.5%	52.6%	50.5%
% of FP17s for Band 1 Urgent Courses	1,255	10,396	12.1%	10.6%	9.4%	9.1%
% of FP17s Relating to Free Repair or Replacements	63	10,396	0.6%	0.9%	1.0%	0.8%
% of FP17s Relating to Continuations	30	10,396	0.3%	1.3%	1.5%	1.3%
% of Patients satisfied with the dentistry they have received	10	12	83.3%	92.8%	93.7%	93.2%
% of Patients satisfied with the time they had to wait for an appointment	10	12	83.3%	88.5%	90.0%	89.0%

* This is based on patients treated on this contract for their most recent course of treatment. Figures in italics indicate the base number of FP17s or Patient Questionnaire responses are less than 100. N/A is shown where the base number of responses is less than 10 during the period. % is calculated as Quantity/Base number*100

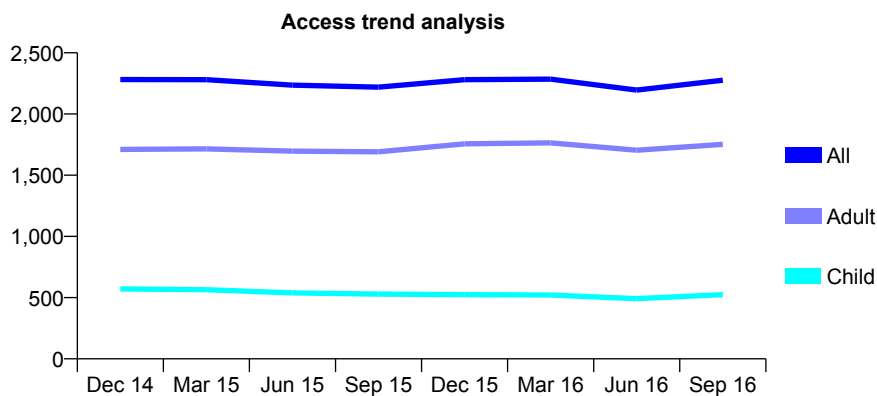
Q46 - Vital Signs At a Glance Contract Report for 213497/0001 - September 2016

Name or company name	MR N LARAH
Contract type name	GDS Contract
Purpose of contract	General
Contract start date	01/04/2006
Contract end date	

16/17 Contracted general activity (UDA)	8,800
Carry forward general activity (UDA)	0
16/17 Contracted orthodontic activity (UOA)	0
Carry forward orthodontic activity (UOA)	0
Baseline contract value	£226,985.64

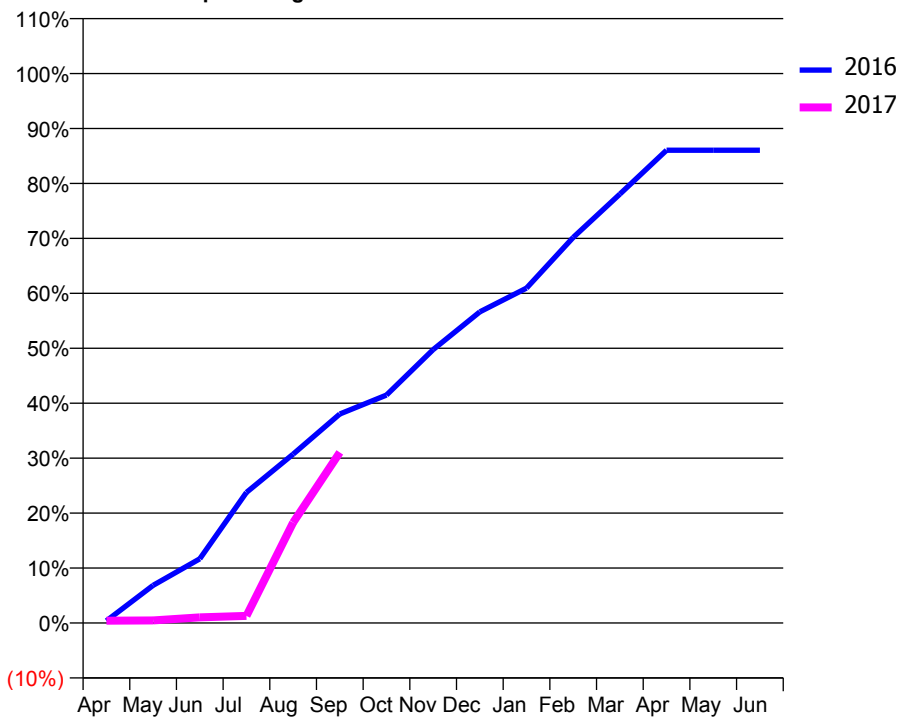
ACCESS*

Patients seen in 24 months	Total	Change since previous quarter
Quarter ending September 2015	2,220	
Quarter ending December 2015	2,281	↑
Quarter ending March 2016	2,285	→
Quarter ending June 2016	2,196	↓
Quarter ending September 2016	2,276	↑
Variance since September 2015	2.5%	↑



ACTIVITY

Cumulative percentage of contracted UDA delivered 2016 & 2017



Adjusted Scheduled Activity (UDA)

Month	2016	2017
April	35	37
May	603	41
June	1,028	90
July	2,091	113
August	2,704	1,609
September	3,347	2,733
October	3,651	
November	4,380	
December	4,983	
January	5,363	
February	6,176	
March	6,869	
April	7,571	
May	7,572	
June	7,572	

QUALITY

	Quantity	Base Number	Contract	AT	Region	England
% of FP17s for the same patient ID Re-attending within 3 months - Children	12	351	3.4%	13.0%	13.5%	12.4%
% of FP17s for the same patient ID Re-attending within 3 months - Adults	137	1,058	12.9%	17.5%	17.4%	16.7%
% of FP17s for the same patient ID Re-attending between 3 & 9 months - Children	179	351	51.0%	56.6%	59.0%	57.4%
% of FP17s for the same patient ID Re-attending between 3 & 9 months - Adults	530	1,058	50.1%	50.5%	52.6%	50.5%
% of FP17s for Band 1 Urgent Courses	26	1,185	2.2%	10.6%	9.4%	9.1%
% of FP17s Relating to Free Repair or Replacements	3	1,185	0.3%	0.9%	1.0%	0.8%
% of FP17s Relating to Continuations	19	1,185	1.6%	1.3%	1.5%	1.3%
% of Patients satisfied with the dentistry they have received	1	1	N/A	92.8%	93.7%	93.2%
% of Patients satisfied with the time they had to wait for an appointment	1	1	N/A	88.5%	90.0%	89.0%

* This is based on patients treated on this contract for their most recent course of treatment. Figures in italics indicate the base number of FP17s or Patient Questionnaire responses are less than 100. N/A is shown where the base number of responses is less than 10 during the period. % is calculated as Quantity/Base number*100

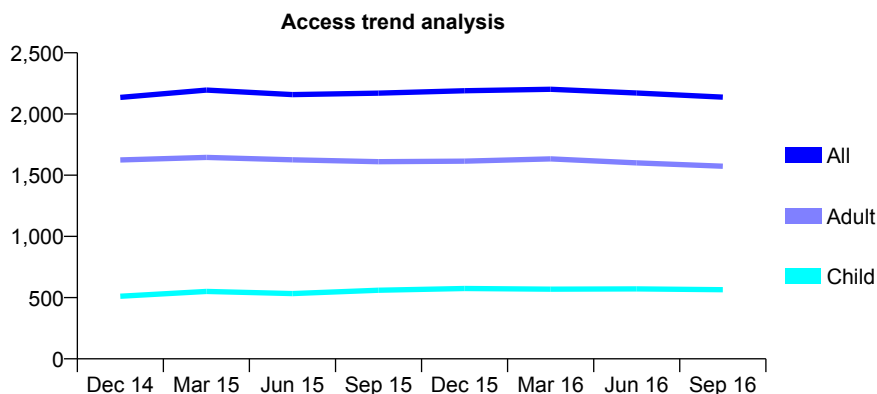
Q46 - Vital Signs At a Glance Contract Report for 214043/0001 - September 2016

Name or company name	MR CT WONG
Contract type name	GDS Contract
Purpose of contract	General
Contract start date	01/04/2006
Contract end date	

16/17 Contracted general activity (UDA)	5,526
Carry forward general activity (UDA)	12
16/17 Contracted orthodontic activity (UOA)	0
Carry forward orthodontic activity (UOA)	0
Baseline contract value	£164,301.93

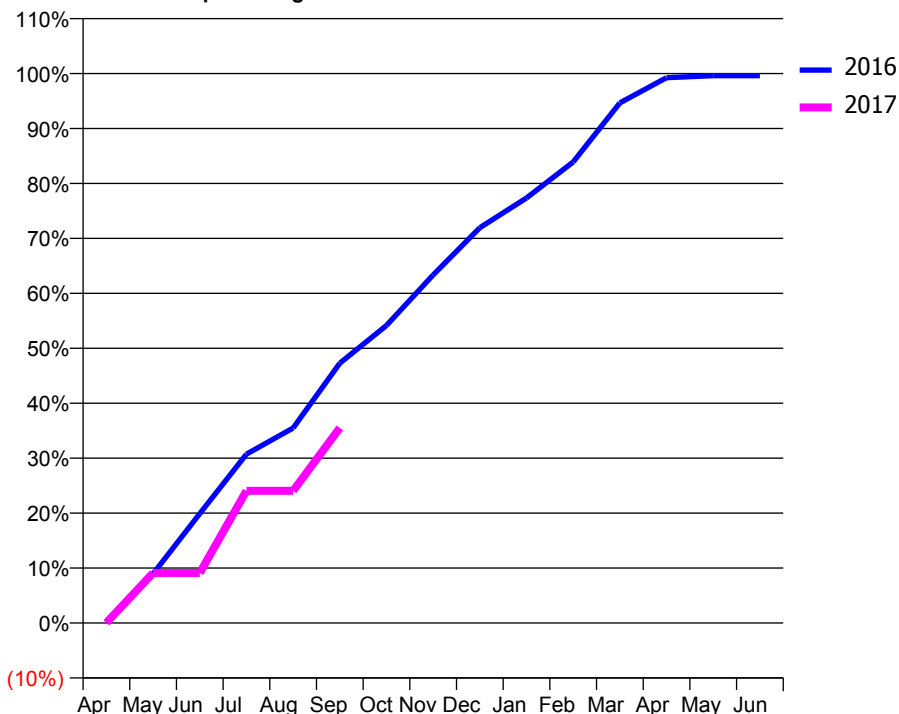
ACCESS*

Patients seen in 24 months	Total	Change since previous quarter
Quarter ending September 2015	2,171	
Quarter ending December 2015	2,190	→
Quarter ending March 2016	2,202	→
Quarter ending June 2016	2,172	↓
Quarter ending September 2016	2,138	↓
Variance since September 2015	(1.5%)	↓



ACTIVITY

Cumulative percentage of contracted UDA delivered 2016 & 2017



Month	Adjusted Scheduled Activity (UDA)	
	2016	2017
April	8	3
May	518	503
June	1,150	503
July	1,776	1,330
August	2,050	1,330
September	2,731	1,962
October	3,127	
November	3,660	
December	4,155	
January	4,468	
February	4,847	
March	5,467	
April	5,732	
May	5,754	
June	5,754	

QUALITY

	Quantity	Base Number	Contract	AT	Region	England
% of FP17s for the same patient ID Re-attending within 3 months - Children	19	302	6.3%	13.0%	13.5%	12.4%
% of FP17s for the same patient ID Re-attending within 3 months - Adults	108	748	14.4%	17.5%	17.4%	16.7%
% of FP17s for the same patient ID Re-attending between 3 & 9 months - Children	128	302	42.4%	56.6%	59.0%	57.4%
% of FP17s for the same patient ID Re-attending between 3 & 9 months - Adults	301	748	40.2%	50.5%	52.6%	50.5%
% of FP17s for Band 1 Urgent Courses	110	919	12.0%	10.6%	9.4%	9.1%
% of FP17s Relating to Free Repair or Replacements	1	919	0.1%	0.9%	1.0%	0.8%
% of FP17s Relating to Continuations	5	919	0.5%	1.3%	1.5%	1.3%
% of Patients satisfied with the dentistry they have received	15	16	93.8%	92.8%	93.7%	93.2%
% of Patients satisfied with the time they had to wait for an appointment	16	16	100.0%	88.5%	90.0%	89.0%

* This is based on patients treated on this contract for their most recent course of treatment. Figures in italics indicate the base number of FP17s or Patient Questionnaire responses are less than 100. N/A is shown where the base number of responses is less than 10 during the period. % is calculated as Quantity/Base number*100

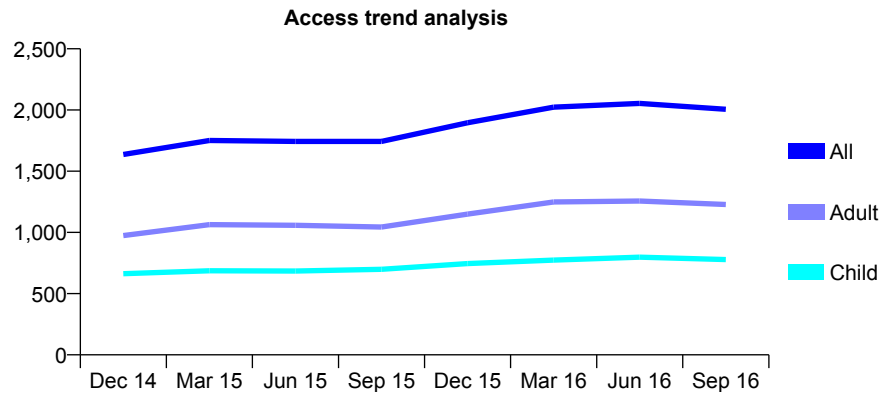
Q46 - Vital Signs At a Glance Contract Report for 214361/0001 - September 2016

Name or company name	Ms Archana Prasad
Contract type name	GDS Contract
Purpose of contract	General
Contract start date	01/04/2006
Contract end date	

16/17 Contracted general activity (UDA)	4,825
Carry forward general activity (UDA)	73
16/17 Contracted orthodontic activity (UOA)	0
Carry forward orthodontic activity (UOA)	0
Baseline contract value	£138,149.21

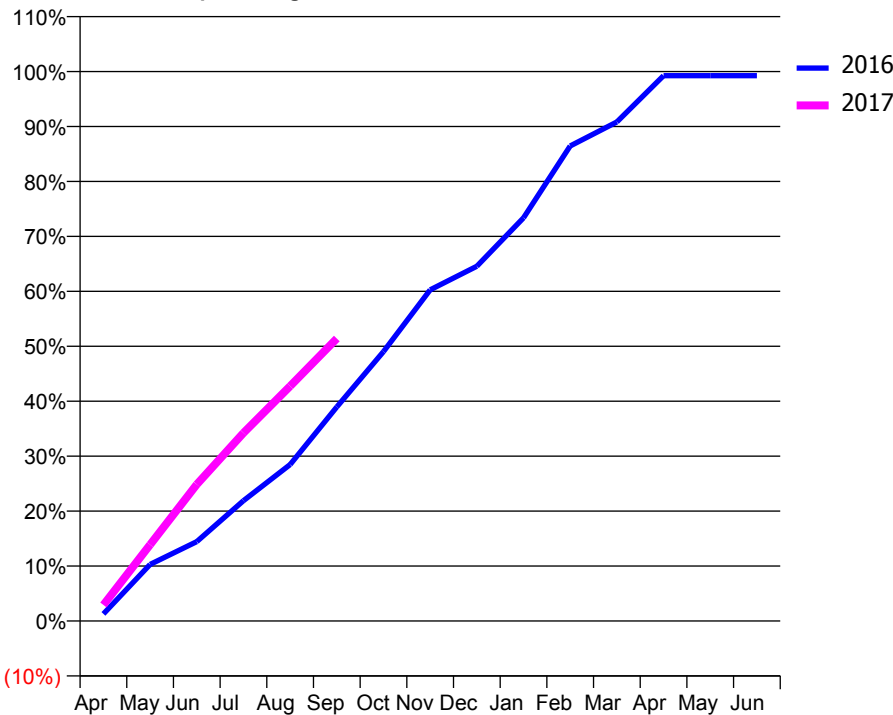
ACCESS*

Patients seen in 24 months	Total	Change since previous quarter
Quarter ending September 2015	1,743	
Quarter ending December 2015	1,896	↑
Quarter ending March 2016	2,023	↑
Quarter ending June 2016	2,054	→
Quarter ending September 2016	2,006	↓
Variance since September 2015	15.1%	↑



ACTIVITY

Cumulative percentage of contracted UDA delivered 2016 & 2017



Month	Adjusted Scheduled Activity (UDA)	
	2016	2017
April	69	141
May	546	670
June	766	1,199
July	1,161	1,652
August	1,510	2,062
September	2,065	2,480
October	2,599	
November	3,195	
December	3,423	
January	3,889	
February	4,583	
March	4,815	
April	5,261	
May	5,261	
June	5,261	

QUALITY

	Quantity	Base Number	Contract	AT	Region	England
% of FP17s for the same patient ID Re-attending within 3 months - Children	50	639	7.8%	13.0%	13.5%	12.4%
% of FP17s for the same patient ID Re-attending within 3 months - Adults	154	933	16.5%	17.5%	17.4%	16.7%
% of FP17s for the same patient ID Re-attending between 3 & 9 months - Children	408	639	63.8%	56.6%	59.0%	57.4%
% of FP17s for the same patient ID Re-attending between 3 & 9 months - Adults	519	933	55.6%	50.5%	52.6%	50.5%
% of FP17s for Band 1 Urgent Courses	152	1,443	10.5%	10.6%	9.4%	9.1%
% of FP17s Relating to Free Repair or Replacements	5	1,443	0.3%	0.9%	1.0%	0.8%
% of FP17s Relating to Continuations	29	1,443	2.0%	1.3%	1.5%	1.3%
% of Patients satisfied with the dentistry they have received	2	2	N/A	92.8%	93.7%	93.2%
% of Patients satisfied with the time they had to wait for an appointment	2	2	N/A	88.5%	90.0%	89.0%

* This is based on patients treated on this contract for their most recent course of treatment. Figures in italics indicate the base number of FP17s or Patient Questionnaire responses are less than 100. N/A is shown where the base number of responses is less than 10 during the period. % is calculated as Quantity/Base number*100

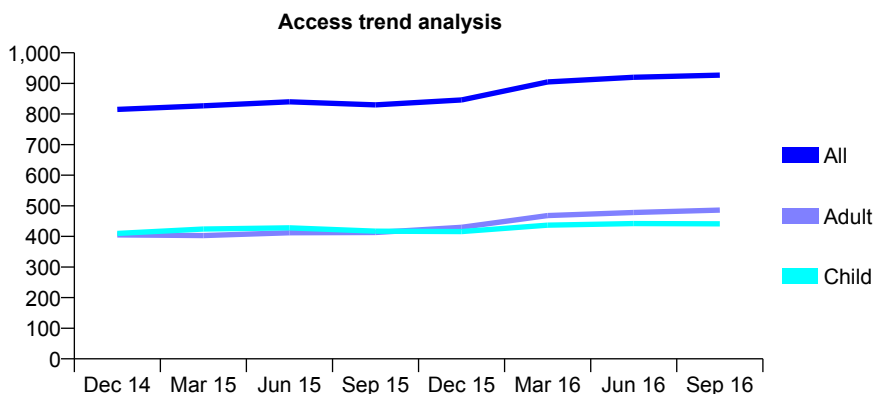
Q46 - Vital Signs At a Glance Contract Report for 215597/0001 - September 2016

Name or company name	MR S LAZARUS
Contract type name	GDS Contract
Purpose of contract	General
Contract start date	01/04/2006
Contract end date	

16/17 Contracted general activity (UDA)	2,420
Carry forward general activity (UDA)	57
16/17 Contracted orthodontic activity (UOA)	0
Carry forward orthodontic activity (UOA)	0
Baseline contract value	£57,540.59

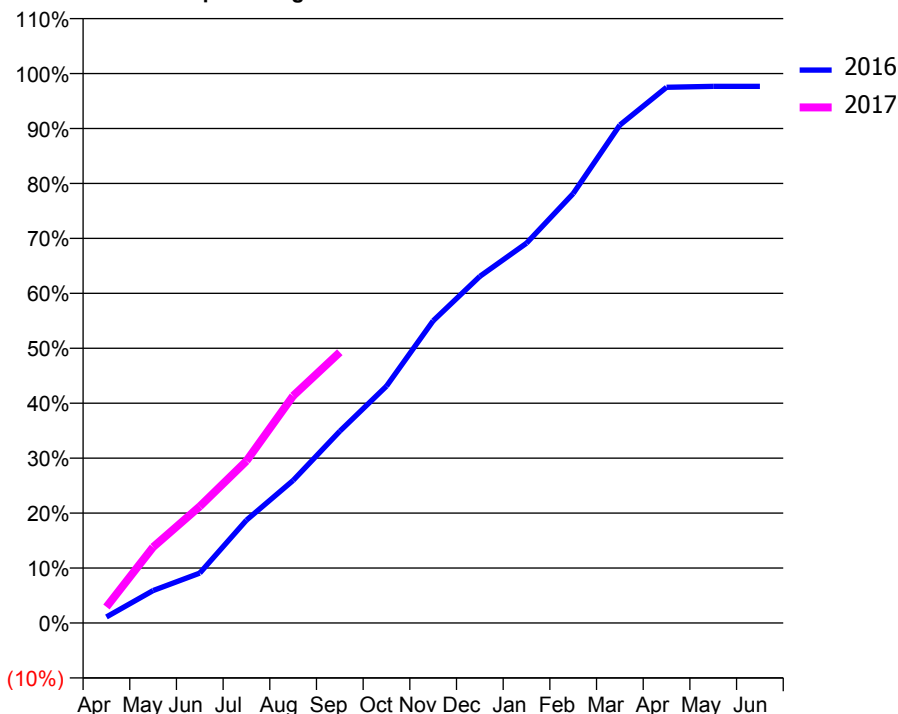
ACCESS*

Patients seen in 24 months	Total	Change since previous quarter
Quarter ending September 2015	830	
Quarter ending December 2015	846	→
Quarter ending March 2016	905	↑
Quarter ending June 2016	920	→
Quarter ending September 2016	927	→
Variance since September 2015	11.7%	↑



ACTIVITY

Cumulative percentage of contracted UDA delivered 2016 & 2017



Adjusted Scheduled Activity (UDA)

Month	2016	2017
April	27	71
May	143	335
June	220	514
July	453	714
August	628	1,000
September	845	1,192
October	1,043	
November	1,331	
December	1,527	
January	1,673	
February	1,891	
March	2,193	
April	2,359	
May	2,363	
June	2,363	

QUALITY

	Quantity	Base Number	Contract	AT	Region	England
% of FP17s for the same patient ID Re-attending within 3 months - Children	33	403	8.2%	13.0%	13.5%	12.4%
% of FP17s for the same patient ID Re-attending within 3 months - Adults	51	385	13.2%	17.5%	17.4%	16.7%
% of FP17s for the same patient ID Re-attending between 3 & 9 months - Children	260	403	64.5%	56.6%	59.0%	57.4%
% of FP17s for the same patient ID Re-attending between 3 & 9 months - Adults	239	385	62.1%	50.5%	52.6%	50.5%
% of FP17s for Band 1 Urgent Courses	32	702	4.6%	10.6%	9.4%	9.1%
% of FP17s Relating to Free Repair or Replacements	0	702	0.0%	0.9%	1.0%	0.8%
% of FP17s Relating to Continuations	3	702	0.4%	1.3%	1.5%	1.3%
% of Patients satisfied with the dentistry they have received	0	0	N/A	92.8%	93.7%	93.2%
% of Patients satisfied with the time they had to wait for an appointment	0	0	N/A	88.5%	90.0%	89.0%

* This is based on patients treated on this contract for their most recent course of treatment. Figures in italics indicate the base number of FP17s or Patient Questionnaire responses are less than 100. N/A is shown where the base number of responses is less than 10 during the period. % is calculated as Quantity/Base number*100

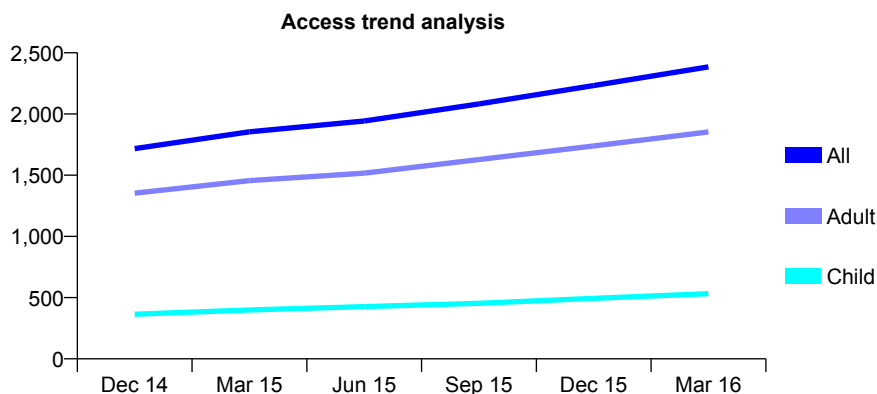
Q46 - Vital Signs At a Glance Contract Report for 215643/0001 - September 2016

Name or company name	MR MOHAMMED AL-HIMDANI
Contract type name	GDS Contract
Purpose of contract	General
Contract start date	01/04/2006
Contract end date	

16/17 Contracted general activity (UDA)	7,422
Carry forward general activity (UDA)	6
16/17 Contracted orthodontic activity (UOA)	0
Carry forward orthodontic activity (UOA)	0
Baseline contract value	£240,849.79

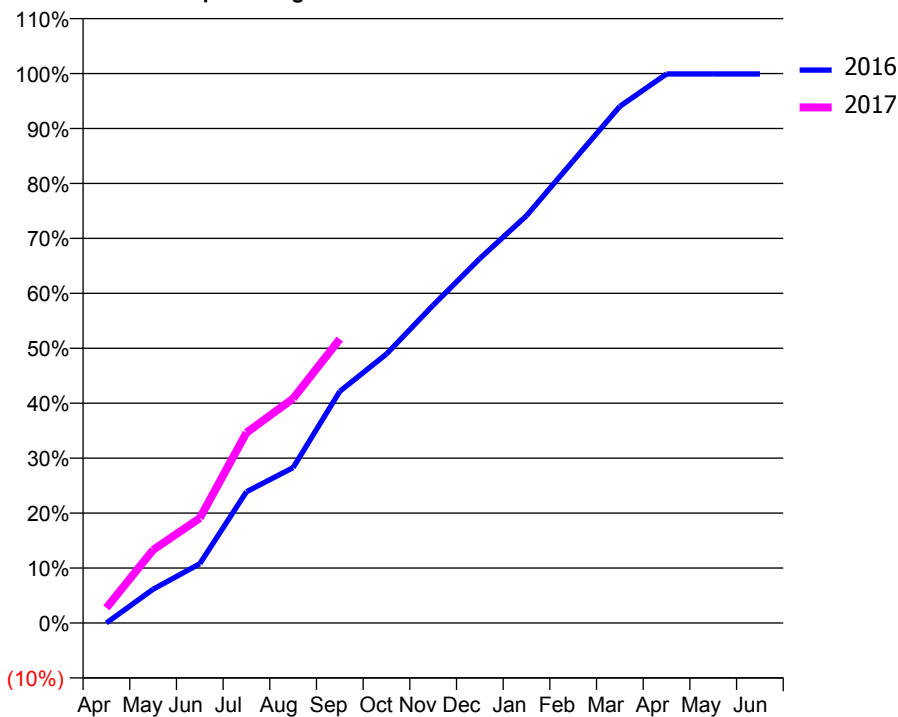
ACCESS*

Patients seen in 24 months	Total	Change since previous quarter
Quarter ending September 2015	2,082	
Quarter ending December 2015	2,233	↑
Quarter ending March 2016	2,385	↑
Quarter ending June 2016	0	
Quarter ending September 2016	0	
Variance since September 2015	N/A	



ACTIVITY

Cumulative percentage of contracted UDA delivered 2016 & 2017



Month	Adjusted Scheduled Activity (UDA)	
	2016	2017
April	0	204
May	457	987
June	800	1,417
July	1,774	2,571
August	2,099	3,033
September	3,129	3,836
October	3,634	
November	4,292	
December	4,923	
January	5,501	
February	6,241	
March	6,979	
April	7,415	
May	7,416	
June	7,416	

QUALITY

	Quantity	Base Number	Contract	AT	Region	England
% of FP17s for the same patient ID Re-attending within 3 months - Children	27	368	7.3%	13.0%	13.5%	12.4%
% of FP17s for the same patient ID Re-attending within 3 months - Adults	297	1,366	21.7%	17.5%	17.4%	16.7%
% of FP17s for the same patient ID Re-attending between 3 & 9 months - Children	133	368	36.1%	56.6%	59.0%	57.4%
% of FP17s for the same patient ID Re-attending between 3 & 9 months - Adults	446	1,366	32.7%	50.5%	52.6%	50.5%
% of FP17s for Band 1 Urgent Courses	174	1,567	11.1%	10.6%	9.4%	9.1%
% of FP17s Relating to Free Repair or Replacements	14	1,567	0.9%	0.9%	1.0%	0.8%
% of FP17s Relating to Continuations	64	1,567	4.1%	1.3%	1.5%	1.3%
% of Patients satisfied with the dentistry they have received	2	2	N/A	92.8%	93.7%	93.2%
% of Patients satisfied with the time they had to wait for an appointment	0	2	N/A	88.5%	90.0%	89.0%

* This is based on patients treated on this contract for their most recent course of treatment. Figures in italics indicate the base number of FP17s or Patient Questionnaire responses are less than 100. N/A is shown where the base number of responses is less than 10 during the period. % is calculated as Quantity/Base number*100

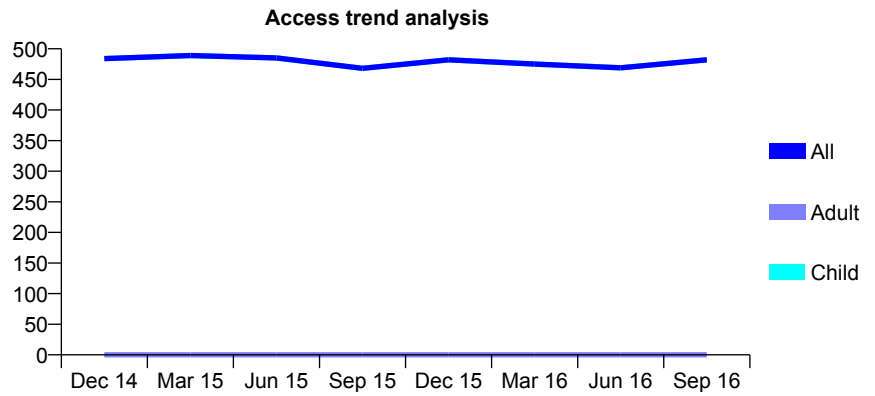
Q46 - Vital Signs At a Glance Contract Report for 222402/0001 - September 2016

Name or company name	MR P PONG
Contract type name	GDS Contract
Purpose of contract	General
Contract start date	01/04/2006
Contract end date	

16/17 Contracted general activity (UDA)	1,756
Carry forward general activity (UDA)	5
16/17 Contracted orthodontic activity (UOA)	0
Carry forward orthodontic activity (UOA)	0
Baseline contract value	£39,635.05

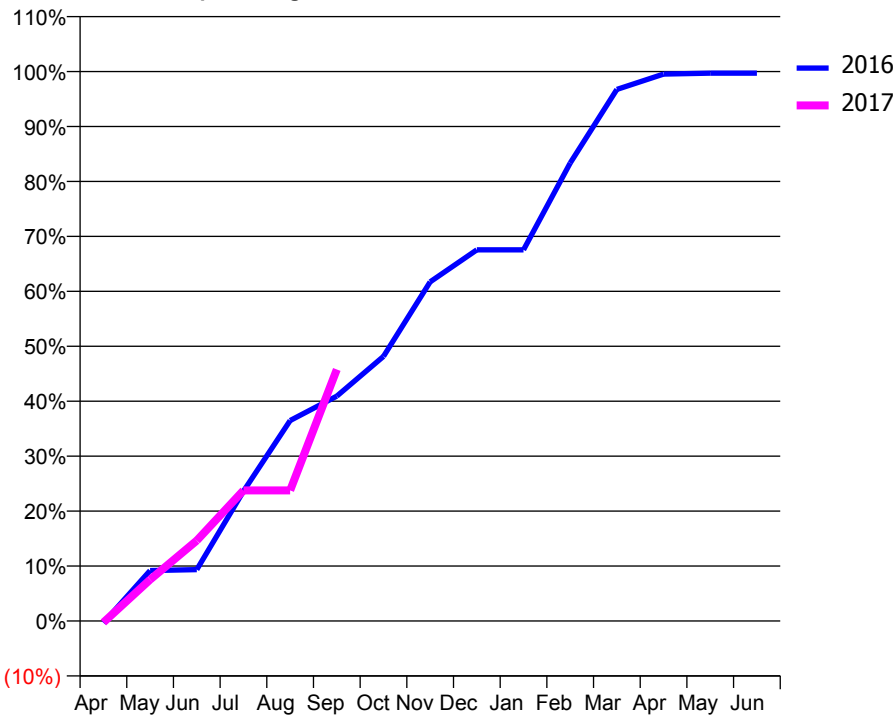
ACCESS*

Patients seen in 24 months	Total	Change since previous quarter
Quarter ending September 2015	468	
Quarter ending December 2015	482	↑
Quarter ending March 2016	475	↓
Quarter ending June 2016	469	↓
Quarter ending September 2016	482	↑
Variance since September 2015	3.0%	↑



ACTIVITY

Cumulative percentage of contracted UDA delivered 2016 & 2017



Month	Adjusted Scheduled Activity (UDA)	
	2016	2017
April	-6	-5
May	161	132
June	164	257
July	415	417
August	641	417
September	719	804
October	846	
November	1,084	
December	1,186	
January	1,186	
February	1,464	
March	1,699	
April	1,748	
May	1,751	
June	1,751	

QUALITY

	Quantity	Base Number	Contract	AT	Region	England
% of FP17s for the same patient ID Re-attending within 3 months - Children	12	431	2.8%	13.0%	13.5%	12.4%
% of FP17s for the same patient ID Re-attending within 3 months - Adults	0	0	N/A	17.5%	17.4%	16.7%
% of FP17s for the same patient ID Re-attending between 3 & 9 months - Children	317	431	73.5%	56.6%	59.0%	57.4%
% of FP17s for the same patient ID Re-attending between 3 & 9 months - Adults	0	0	N/A	50.5%	52.6%	50.5%
% of FP17s for Band 1 Urgent Courses	4	402	1.0%	10.6%	9.4%	9.1%
% of FP17s Relating to Free Repair or Replacements	0	402	0.0%	0.9%	1.0%	0.8%
% of FP17s Relating to Continuations	0	402	0.0%	1.3%	1.5%	1.3%
% of Patients satisfied with the dentistry they have received	0	0	N/A	92.8%	93.7%	93.2%
% of Patients satisfied with the time they had to wait for an appointment	0	0	N/A	88.5%	90.0%	89.0%

* This is based on patients treated on this contract for their most recent course of treatment. Figures in italics indicate the base number of FP17s or Patient Questionnaire responses are less than 100. N/A is shown where the base number of responses is less than 10 during the period. % is calculated as Quantity/Base number*100

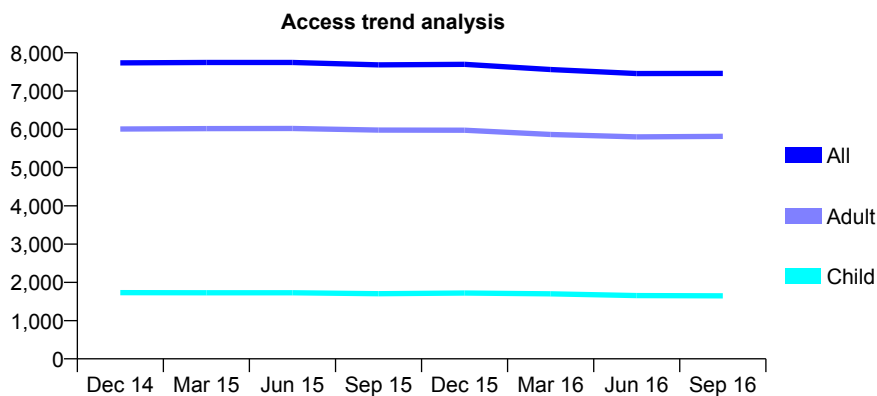
Q46 - Vital Signs At a Glance Contract Report for 224944/0003 - September 2016

Name or company name	MR DF MCGRATH
Contract type name	GDS Contract
Purpose of contract	General
Contract start date	01/06/2011
Contract end date	

16/17 Contracted general activity (UDA)	27,600
Carry forward general activity (UDA)	1,104
16/17 Contracted orthodontic activity (UOA)	0
Carry forward orthodontic activity (UOA)	0
Baseline contract value	£886,325.73

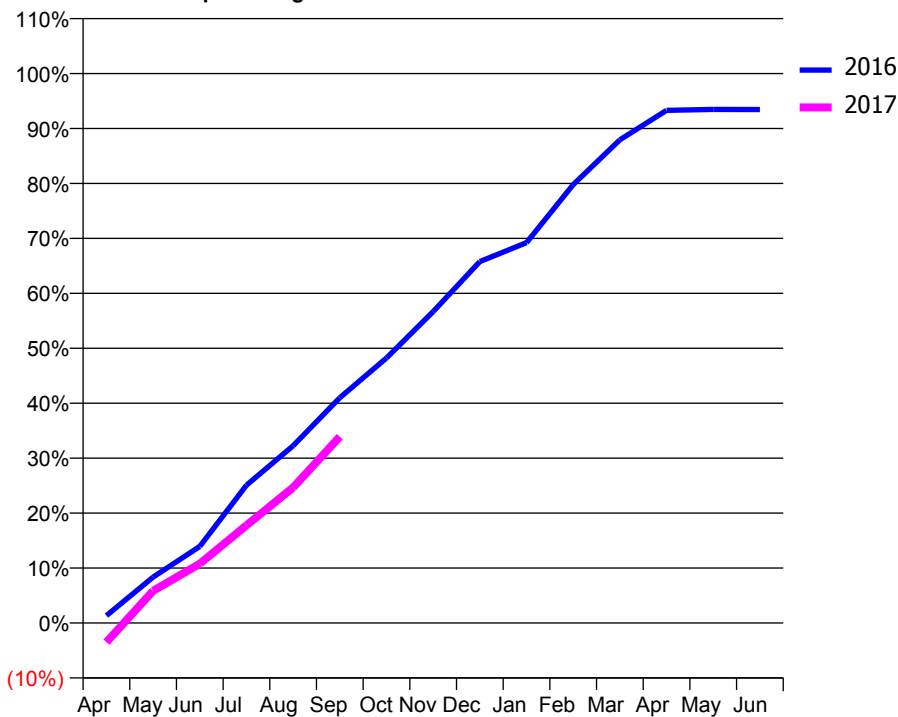
ACCESS*

Patients seen in 24 months	Total	Change since previous quarter
Quarter ending September 2015	7,684	
Quarter ending December 2015	7,697	→
Quarter ending March 2016	7,564	↓
Quarter ending June 2016	7,457	↓
Quarter ending September 2016	7,463	→
Variance since September 2015	(2.9%)	↓



ACTIVITY

Cumulative percentage of contracted UDA delivered 2016 & 2017



Month	Adjusted Scheduled Activity (UDA)	
	2016	2017
April	372	-965
May	2,308	1,618
June	3,847	2,976
July	6,922	4,906
August	8,905	6,807
September	11,314	9,358
October	13,310	
November	15,645	
December	18,153	
January	19,107	
February	22,021	
March	24,269	
April	25,749	
May	25,794	
June	25,792	

QUALITY

	Quantity	Base Number	Contract	AT	Region	England
% of FP17s for the same patient ID Re-attending within 3 months - Children	107	1,204	8.9%	13.0%	13.5%	12.4%
% of FP17s for the same patient ID Re-attending within 3 months - Adults	610	4,392	13.9%	17.5%	17.4%	16.7%
% of FP17s for the same patient ID Re-attending between 3 & 9 months - Children	749	1,204	62.2%	56.6%	59.0%	57.4%
% of FP17s for the same patient ID Re-attending between 3 & 9 months - Adults	2,796	4,392	63.7%	50.5%	52.6%	50.5%
% of FP17s for Band 1 Urgent Courses	454	4,955	9.2%	10.6%	9.4%	9.1%
% of FP17s Relating to Free Repair or Replacements	49	4,955	1.0%	0.9%	1.0%	0.8%
% of FP17s Relating to Continuations	43	4,955	0.9%	1.3%	1.5%	1.3%
% of Patients satisfied with the dentistry they have received	9	9	N/A	92.8%	93.7%	93.2%
% of Patients satisfied with the time they had to wait for an appointment	8	9	N/A	88.5%	90.0%	89.0%

* This is based on patients treated on this contract for their most recent course of treatment. Figures in italics indicate the base number of FP17s or Patient Questionnaire responses are less than 100. N/A is shown where the base number of responses is less than 10 during the period. % is calculated as Quantity/Base number*100

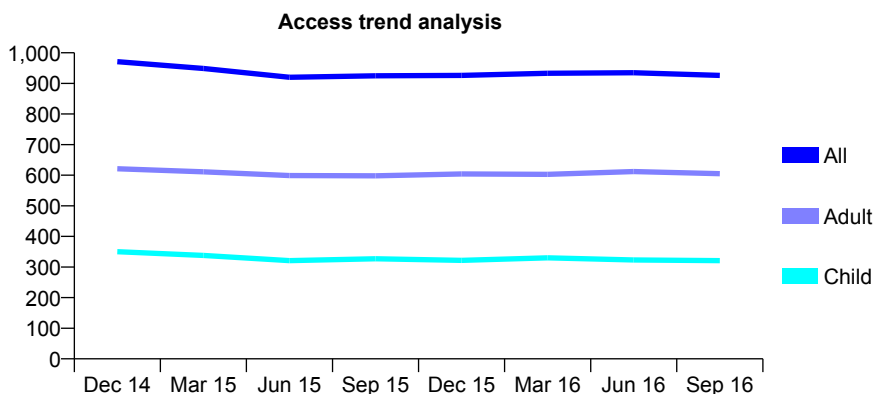
Q46 - Vital Signs At a Glance Contract Report for 226815/0001 - September 2016

Name or company name	Brinnington Dental Practice
Contract type name	GDS Contract
Purpose of contract	General
Contract start date	01/04/2006
Contract end date	

16/17 Contracted general activity (UDA)	2,772
Carry forward general activity (UDA)	-55
16/17 Contracted orthodontic activity (UOA)	0
Carry forward orthodontic activity (UOA)	0
Baseline contract value	£117,249.23

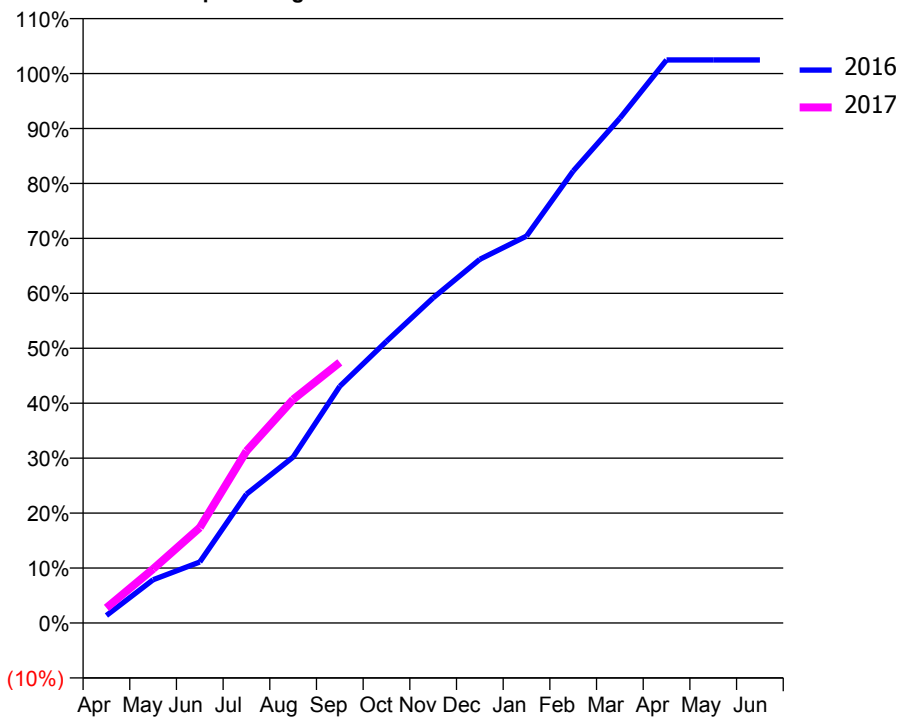
ACCESS*

Patients seen in 24 months	Total	Change since previous quarter
Quarter ending September 2015	925	
Quarter ending December 2015	926	→
Quarter ending March 2016	933	→
Quarter ending June 2016	935	→
Quarter ending September 2016	926	→
Variance since September 2015	0.1%	→



ACTIVITY

Cumulative percentage of contracted UDA delivered 2016 & 2017



Adjusted Scheduled Activity (UDA)

Month	2016	2017
April	38	76
May	218	273
June	308	481
July	650	867
August	837	1,128
September	1,194	1,315
October	1,421	
November	1,640	
December	1,834	
January	1,952	
February	2,280	
March	2,546	
April	2,841	
May	2,841	
June	2,841	

QUALITY

	Quantity	Base Number	Contract	AT	Region	England
% of FP17s for the same patient ID Re-attending within 3 months - Children	26	229	11.4%	13.0%	13.5%	12.4%
% of FP17s for the same patient ID Re-attending within 3 months - Adults	111	413	26.9%	17.5%	17.4%	16.7%
% of FP17s for the same patient ID Re-attending between 3 & 9 months - Children	128	229	55.9%	56.6%	59.0%	57.4%
% of FP17s for the same patient ID Re-attending between 3 & 9 months - Adults	78	413	18.9%	50.5%	52.6%	50.5%
% of FP17s for Band 1 Urgent Courses	93	539	17.3%	10.6%	9.4%	9.1%
% of FP17s Relating to Free Repair or Replacements	3	539	0.6%	0.9%	1.0%	0.8%
% of FP17s Relating to Continuations	2	539	0.4%	1.3%	1.5%	1.3%
% of Patients satisfied with the dentistry they have received	0	0	N/A	92.8%	93.7%	93.2%
% of Patients satisfied with the time they had to wait for an appointment	0	0	N/A	88.5%	90.0%	89.0%

* This is based on patients treated on this contract for their most recent course of treatment. Figures in italics indicate the base number of FP17s or Patient Questionnaire responses are less than 100. N/A is shown where the base number of responses is less than 10 during the period. % is calculated as Quantity/Base number*100

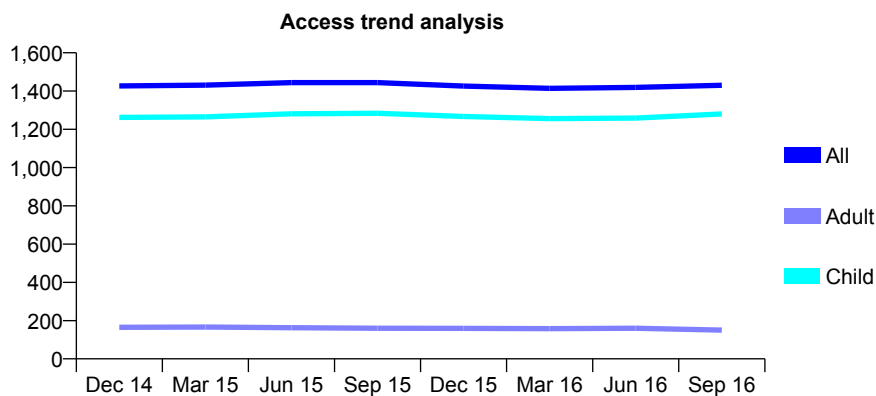
Q46 - Vital Signs At a Glance Contract Report for 232971/0001 - September 2016

Name or company name	MISS S HODGSON
Contract type name	GDS Contract
Purpose of contract	General
Contract start date	01/04/2006
Contract end date	

16/17 Contracted general activity (UDA)	3,396
Carry forward general activity (UDA)	0
16/17 Contracted orthodontic activity (UOA)	0
Carry forward orthodontic activity (UOA)	0
Baseline contract value	£83,022.87

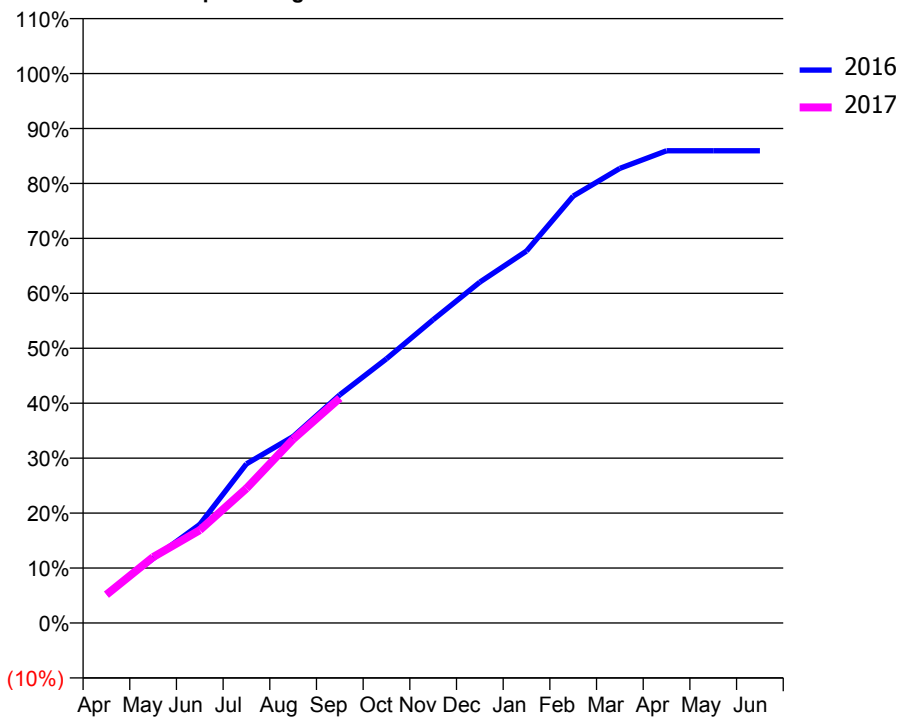
ACCESS*

Patients seen in 24 months	Total	Change since previous quarter
Quarter ending September 2015	1,444	
Quarter ending December 2015	1,426	↓
Quarter ending March 2016	1,414	→
Quarter ending June 2016	1,419	→
Quarter ending September 2016	1,430	→
Variance since September 2015	(1.0%)	→



ACTIVITY

Cumulative percentage of contracted UDA delivered 2016 & 2017



Month	Adjusted Scheduled Activity (UDA)	
	2016	2017
April	180	175
May	399	407
June	610	574
July	984	832
August	1,153	1,136
September	1,410	1,390
October	1,633	
November	1,875	
December	2,107	
January	2,299	
February	2,639	
March	2,810	
April	2,919	
May	2,919	
June	2,919	

QUALITY

	Quantity	Base Number	Contract	AT	Region	England
% of FP17s for the same patient ID Re-attending within 3 months - Children	77	1,069	7.2%	13.0%	13.5%	12.4%
% of FP17s for the same patient ID Re-attending within 3 months - Adults	2	45	4.4%	17.5%	17.4%	16.7%
% of FP17s for the same patient ID Re-attending between 3 & 9 months - Children	744	1,069	69.6%	56.6%	59.0%	57.4%
% of FP17s for the same patient ID Re-attending between 3 & 9 months - Adults	37	45	82.2%	50.5%	52.6%	50.5%
% of FP17s for Band 1 Urgent Courses	38	1,032	3.7%	10.6%	9.4%	9.1%
% of FP17s Relating to Free Repair or Replacements	0	1,032	0.0%	0.9%	1.0%	0.8%
% of FP17s Relating to Continuations	0	1,032	0.0%	1.3%	1.5%	1.3%
% of Patients satisfied with the dentistry they have received	0	1	N/A	92.8%	93.7%	93.2%
% of Patients satisfied with the time they had to wait for an appointment	1	1	N/A	88.5%	90.0%	89.0%

* This is based on patients treated on this contract for their most recent course of treatment. Figures in italics indicate the base number of FP17s or Patient Questionnaire responses are less than 100. N/A is shown where the base number of responses is less than 10 during the period. % is calculated as Quantity/Base number*100

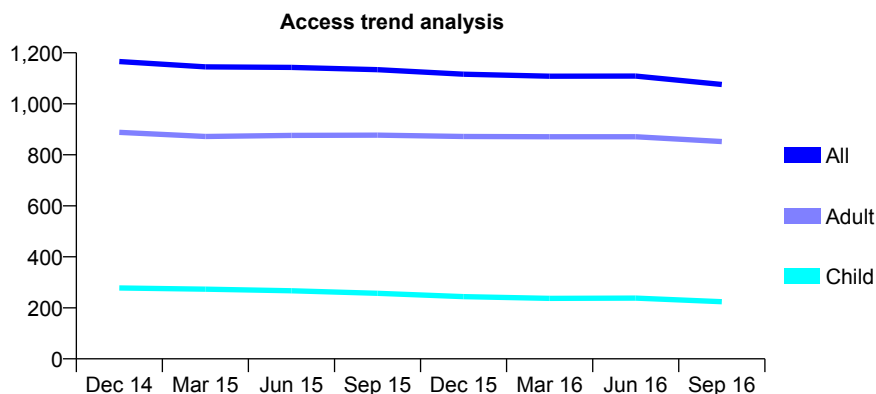
Q46 - Vital Signs At a Glance Contract Report for 235881/0001 - September 2016

Name or company name	MR S HELM
Contract type name	GDS Contract
Purpose of contract	General
Contract start date	01/04/2006
Contract end date	

16/17 Contracted general activity (UDA)	4,822
Carry forward general activity (UDA)	0
16/17 Contracted orthodontic activity (UOA)	0
Carry forward orthodontic activity (UOA)	0
Baseline contract value	£155,257.91

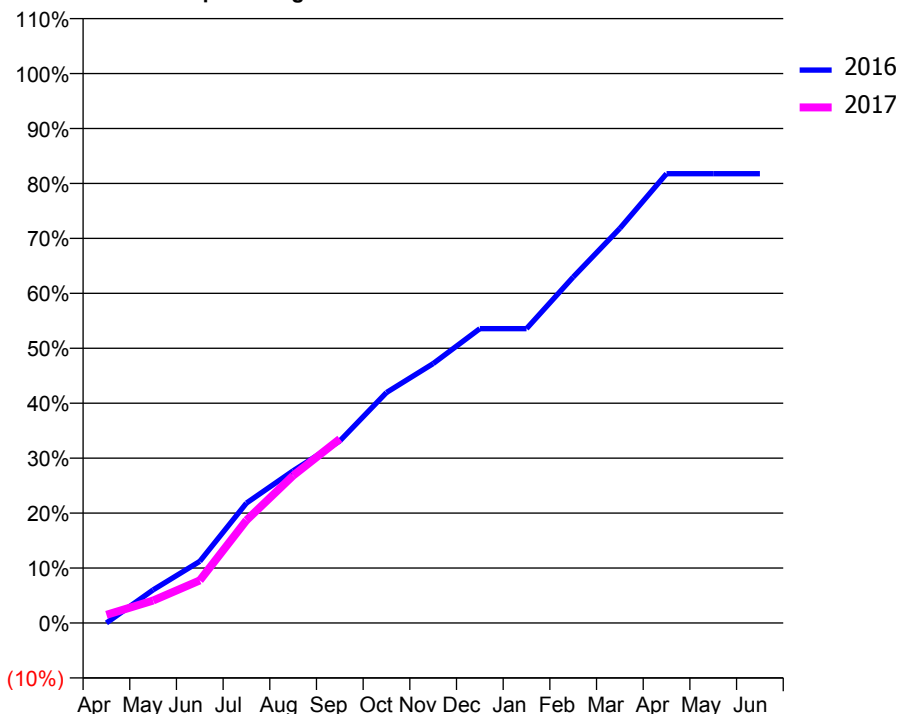
ACCESS*

Patients seen in 24 months	Total	Change since previous quarter
Quarter ending September 2015	1,134	
Quarter ending December 2015	1,116	↓
Quarter ending March 2016	1,108	→
Quarter ending June 2016	1,109	→
Quarter ending September 2016	1,076	↓
Variance since September 2015	(5.1%)	↓



ACTIVITY

Cumulative percentage of contracted UDA delivered 2016 & 2017



Adjusted Scheduled Activity (UDA)

Month	2016	2017
April	0	72
May	291	198
June	541	374
July	1,053	902
August	1,336	1,294
September	1,598	1,615
October	2,022	
November	2,277	
December	2,583	
January	2,583	
February	3,036	
March	3,463	
April	3,942	
May	3,942	
June	3,942	

QUALITY

	Quantity	Base Number	Contract	AT	Region	England
% of FP17s for the same patient ID Re-attending within 3 months - Children	9	147	6.1%	13.0%	13.5%	12.4%
% of FP17s for the same patient ID Re-attending within 3 months - Adults	114	451	25.3%	17.5%	17.4%	16.7%
% of FP17s for the same patient ID Re-attending between 3 & 9 months - Children	55	147	37.4%	56.6%	59.0%	57.4%
% of FP17s for the same patient ID Re-attending between 3 & 9 months - Adults	133	451	29.5%	50.5%	52.6%	50.5%
% of FP17s for Band 1 Urgent Courses	85	493	17.2%	10.6%	9.4%	9.1%
% of FP17s Relating to Free Repair or Replacements	9	493	1.8%	0.9%	1.0%	0.8%
% of FP17s Relating to Continuations	7	493	1.4%	1.3%	1.5%	1.3%
% of Patients satisfied with the dentistry they have received	3	3	N/A	92.8%	93.7%	93.2%
% of Patients satisfied with the time they had to wait for an appointment	3	3	N/A	88.5%	90.0%	89.0%

* This is based on patients treated on this contract for their most recent course of treatment. Figures in italics indicate the base number of FP17s or Patient Questionnaire responses are less than 100. N/A is shown where the base number of responses is less than 10 during the period. % is calculated as Quantity/Base number*100

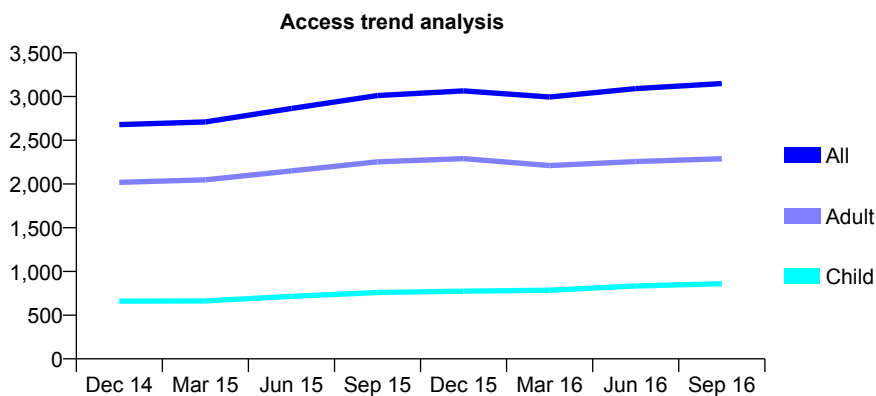
Q46 - Vital Signs At a Glance Contract Report for 238422/0002 - September 2016

Name or company name	MR A HOLLAND
Contract type name	GDS Contract
Purpose of contract	General
Contract start date	01/04/2006
Contract end date	

16/17 Contracted general activity (UDA)	8,912
Carry forward general activity (UDA)	-178
16/17 Contracted orthodontic activity (UOA)	0
Carry forward orthodontic activity (UOA)	0
Baseline contract value	£278,181.13

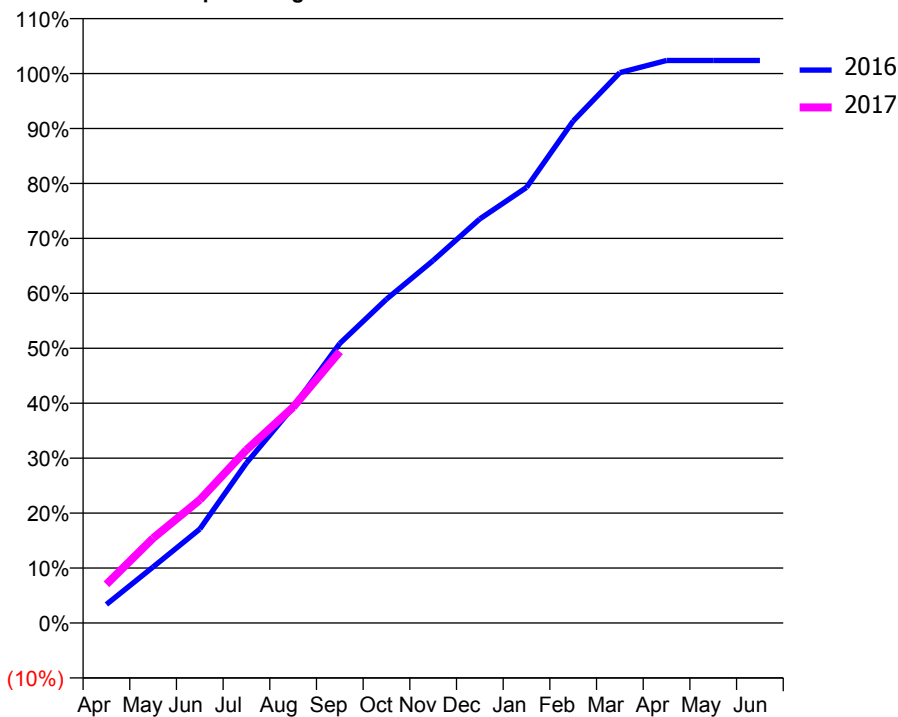
ACCESS*

Patients seen in 24 months	Total	Change since previous quarter
Quarter ending September 2015	3,011	
Quarter ending December 2015	3,064	→
Quarter ending March 2016	2,995	↓
Quarter ending June 2016	3,090	↑
Quarter ending September 2016	3,148	→
Variance since September 2015	4.5%	↑



ACTIVITY

Cumulative percentage of contracted UDA delivered 2016 & 2017



Month	Adjusted Scheduled Activity (UDA)	
	2016	2017
April	301	628
May	909	1,376
June	1,523	1,997
July	2,596	2,807
August	3,501	3,501
September	4,534	4,402
October	5,252	
November	5,880	
December	6,554	
January	7,064	
February	8,140	
March	8,925	
April	9,123	
May	9,123	
June	9,123	

QUALITY

	Quantity	Base Number	Contract	AT	Region	England
% of FP17s for the same patient ID Re-attending within 3 months - Children	47	604	7.8%	13.0%	13.5%	12.4%
% of FP17s for the same patient ID Re-attending within 3 months - Adults	185	1,318	14.0%	17.5%	17.4%	16.7%
% of FP17s for the same patient ID Re-attending between 3 & 9 months - Children	290	604	48.0%	56.6%	59.0%	57.4%
% of FP17s for the same patient ID Re-attending between 3 & 9 months - Adults	416	1,318	31.6%	50.5%	52.6%	50.5%
% of FP17s for Band 1 Urgent Courses	311	1,814	17.1%	10.6%	9.4%	9.1%
% of FP17s Relating to Free Repair or Replacements	9	1,814	0.5%	0.9%	1.0%	0.8%
% of FP17s Relating to Continuations	14	1,814	0.8%	1.3%	1.5%	1.3%
% of Patients satisfied with the dentistry they have received	3	3	N/A	92.8%	93.7%	93.2%
% of Patients satisfied with the time they had to wait for an appointment	2	3	N/A	88.5%	90.0%	89.0%

* This is based on patients treated on this contract for their most recent course of treatment. Figures in italics indicate the base number of FP17s or Patient Questionnaire responses are less than 100. N/A is shown where the base number of responses is less than 10 during the period. % is calculated as Quantity/Base number*100

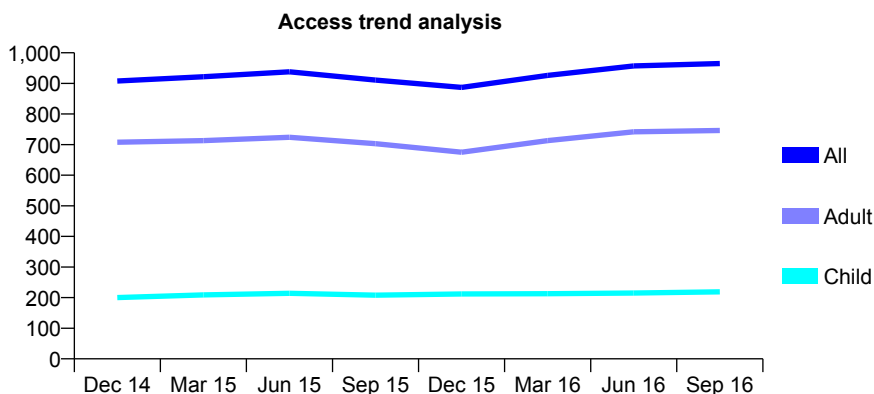
Q46 - Vital Signs At a Glance Contract Report for 238422/0003 - September 2016

Name or company name	MR A HOLLAND
Contract type name	GDS Contract
Purpose of contract	General
Contract start date	01/04/2006
Contract end date	

16/17 Contracted general activity (UDA)	2,713
Carry forward general activity (UDA)	0
16/17 Contracted orthodontic activity (UOA)	0
Carry forward orthodontic activity (UOA)	0
Baseline contract value	£87,332.98

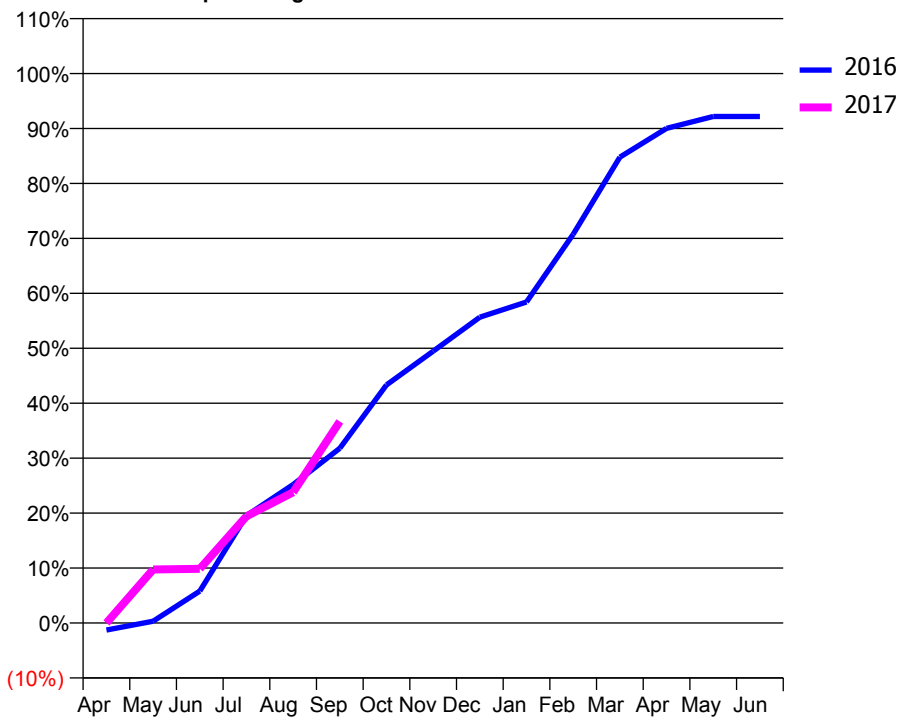
ACCESS*

Patients seen in 24 months	Total	Change since previous quarter
Quarter ending September 2015	911	
Quarter ending December 2015	887	↓
Quarter ending March 2016	926	↑
Quarter ending June 2016	957	↑
Quarter ending September 2016	965	→
Variance since September 2015	5.9%	↑



ACTIVITY

Cumulative percentage of contracted UDA delivered 2016 & 2017



Month	Adjusted Scheduled Activity (UDA)	
	2016	2017
April	-35	0
May	9	264
June	158	267
July	530	527
August	684	646
September	863	995
October	1,176	
November	1,342	
December	1,510	
January	1,585	
February	1,920	
March	2,300	
April	2,442	
May	2,501	
June	2,501	

QUALITY

	Quantity	Base Number	Contract	AT	Region	England
% of FP17s for the same patient ID Re-attending within 3 months - Children	3	120	2.5%	13.0%	13.5%	12.4%
% of FP17s for the same patient ID Re-attending within 3 months - Adults	42	406	10.3%	17.5%	17.4%	16.7%
% of FP17s for the same patient ID Re-attending between 3 & 9 months - Children	68	120	56.7%	56.6%	59.0%	57.4%
% of FP17s for the same patient ID Re-attending between 3 & 9 months - Adults	135	406	33.3%	50.5%	52.6%	50.5%
% of FP17s for Band 1 Urgent Courses	119	435	27.4%	10.6%	9.4%	9.1%
% of FP17s Relating to Free Repair or Replacements	4	435	0.9%	0.9%	1.0%	0.8%
% of FP17s Relating to Continuations	2	435	0.5%	1.3%	1.5%	1.3%
% of Patients satisfied with the dentistry they have received	0	0	N/A	92.8%	93.7%	93.2%
% of Patients satisfied with the time they had to wait for an appointment	0	0	N/A	88.5%	90.0%	89.0%

* This is based on patients treated on this contract for their most recent course of treatment. Figures in italics indicate the base number of FP17s or Patient Questionnaire responses are less than 100. N/A is shown where the base number of responses is less than 10 during the period. % is calculated as Quantity/Base number*100

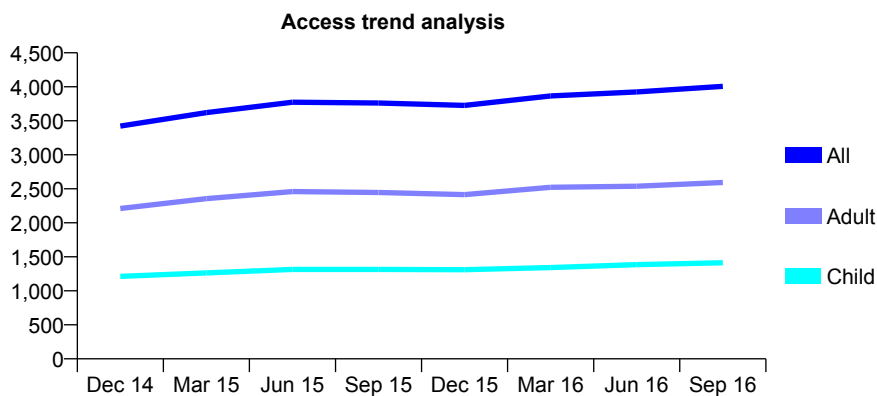
Q46 - Vital Signs At a Glance Contract Report for 238821/0001 - September 2016

Name or company name	MR AS HASNAIN
Contract type name	GDS Contract
Purpose of contract	General
Contract start date	01/04/2006
Contract end date	

16/17 Contracted general activity (UDA)	13,879
Carry forward general activity (UDA)	17
16/17 Contracted orthodontic activity (UOA)	0
Carry forward orthodontic activity (UOA)	0
Baseline contract value	£474,018.64

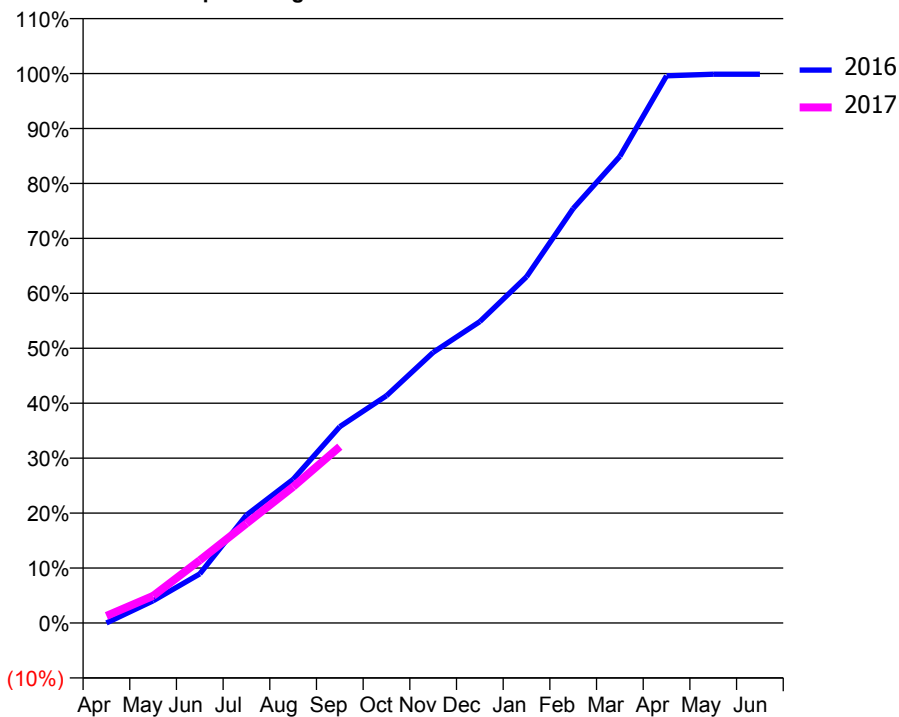
ACCESS*

Patients seen in 24 months	Total	Change since previous quarter
Quarter ending September 2015	3,761	
Quarter ending December 2015	3,726	→
Quarter ending March 2016	3,865	↑
Quarter ending June 2016	3,925	→
Quarter ending September 2016	4,006	↑
Variance since September 2015	6.5%	↑



ACTIVITY

Cumulative percentage of contracted UDA delivered 2016 & 2017



Month	Adjusted Scheduled Activity (UDA)	
	2016	2017
April	1	180
May	561	687
June	1,240	1,583
July	2,725	2,514
August	3,627	3,440
September	4,959	4,454
October	5,742	
November	6,837	
December	7,614	
January	8,746	
February	10,470	
March	11,787	
April	13,821	
May	13,861	
June	13,862	

QUALITY

	Quantity	Base Number	Contract	AT	Region	England
% of FP17s for the same patient ID Re-attending within 3 months - Children	126	888	14.2%	13.0%	13.5%	12.4%
% of FP17s for the same patient ID Re-attending within 3 months - Adults	236	1,430	16.5%	17.5%	17.4%	16.7%
% of FP17s for the same patient ID Re-attending between 3 & 9 months - Children	306	888	34.5%	56.6%	59.0%	57.4%
% of FP17s for the same patient ID Re-attending between 3 & 9 months - Adults	377	1,430	26.4%	50.5%	52.6%	50.5%
% of FP17s for Band 1 Urgent Courses	296	1,688	17.5%	10.6%	9.4%	9.1%
% of FP17s Relating to Free Repair or Replacements	0	1,688	0.0%	0.9%	1.0%	0.8%
% of FP17s Relating to Continuations	1	1,688	0.1%	1.3%	1.5%	1.3%
% of Patients satisfied with the dentistry they have received	2	2	N/A	92.8%	93.7%	93.2%
% of Patients satisfied with the time they had to wait for an appointment	2	2	N/A	88.5%	90.0%	89.0%

* This is based on patients treated on this contract for their most recent course of treatment. Figures in italics indicate the base number of FP17s or Patient Questionnaire responses are less than 100. N/A is shown where the base number of responses is less than 10 during the period. % is calculated as Quantity/Base number*100

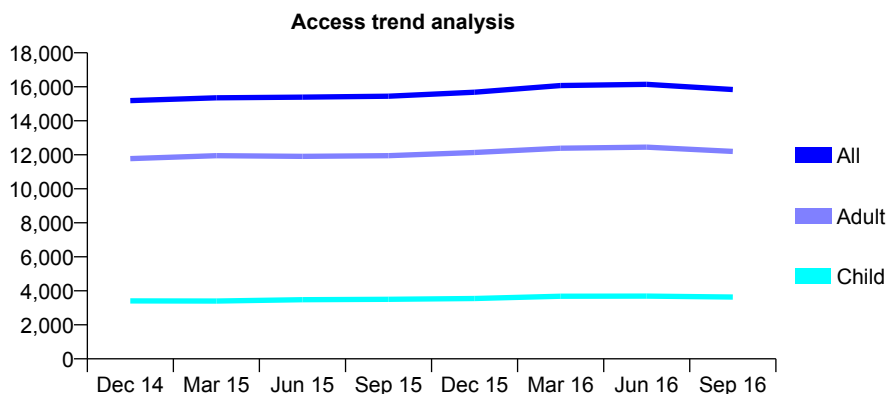
Q46 - Vital Signs At a Glance Contract Report for 239615/0001 - September 2016

Name or company name	MR RS SINGH
Contract type name	GDS Contract
Purpose of contract	General and Orthodontic
Contract start date	01/04/2006
Contract end date	

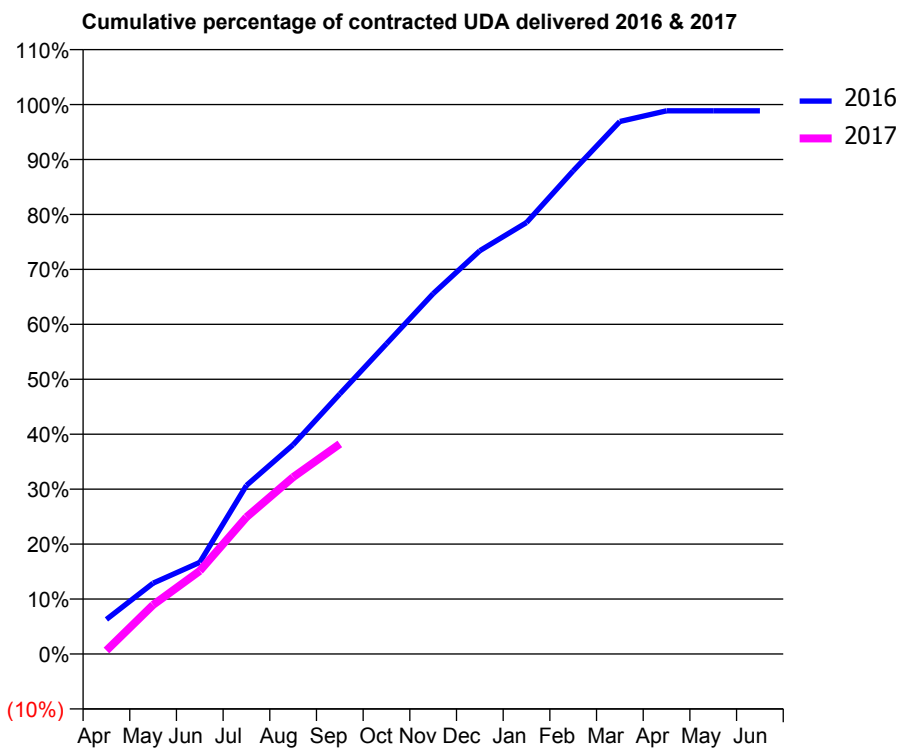
16/17 Contracted general activity (UDA)	39,521
Carry forward general activity (UDA)	454
16/17 Contracted orthodontic activity (UOA)	1,091
Carry forward orthodontic activity (UOA)	-5
Baseline contract value	£1,371,951.41

ACCESS*

Patients seen in 24 months	Total	Change since previous quarter
Quarter ending September 2015	15,447	
Quarter ending December 2015	15,684	→
Quarter ending March 2016	16,071	↑
Quarter ending June 2016	16,146	→
Quarter ending September 2016	15,836	↓
Variance since September 2015	2.5%	↑



ACTIVITY



Month	Adjusted Scheduled Activity (UDA)	
	2016	2017
April	2,506	256
May	5,137	3,537
June	6,641	5,982
July	12,209	9,848
August	15,156	12,726
September	18,842	15,105
October	22,467	
November	26,106	
December	29,216	
January	31,252	
February	34,993	
March	38,573	
April	39,341	
May	39,343	
June	39,347	

QUALITY

	Quantity	Base Number	Contract	AT	Region	England
% of FP17s for the same patient ID Re-attending within 3 months - Children	224	2,001	11.2%	13.0%	13.5%	12.4%
% of FP17s for the same patient ID Re-attending within 3 months - Adults	1,220	6,896	17.7%	17.5%	17.4%	16.7%
% of FP17s for the same patient ID Re-attending between 3 & 9 months - Children	749	2,001	37.4%	56.6%	59.0%	57.4%
% of FP17s for the same patient ID Re-attending between 3 & 9 months - Adults	2,939	6,896	42.6%	50.5%	52.6%	50.5%
% of FP17s for Band 1 Urgent Courses	474	7,534	6.3%	10.6%	9.4%	9.1%
% of FP17s Relating to Free Repair or Replacements	66	7,534	0.9%	0.9%	1.0%	0.8%
% of FP17s Relating to Continuations	99	7,534	1.3%	1.3%	1.5%	1.3%
% of Patients satisfied with the dentistry they have received	6	6	N/A	92.8%	93.7%	93.2%
% of Patients satisfied with the time they had to wait for an appointment	6	6	N/A	88.5%	90.0%	89.0%

* This is based on patients treated on this contract for their most recent course of treatment. Figures in italics indicate the base number of FP17s or Patient Questionnaire responses are less than 100. N/A is shown where the base number of responses is less than 10 during the period. % is calculated as Quantity/Base number*100

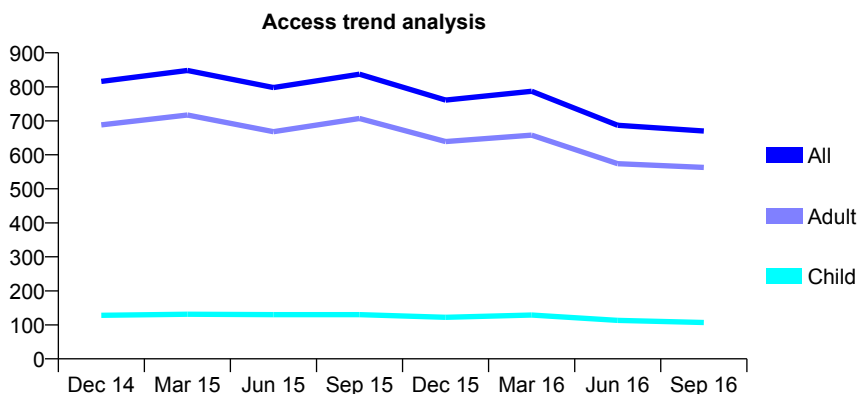
Q46 - Vital Signs At a Glance Contract Report for 239615/0006 - September 2016

Name or company name	MR RS SINGH
Contract type name	PDS Contract
Purpose of contract	General
Contract start date	01/05/2010
Contract end date	31/03/2017

16/17 Contracted general activity (UDA)	1,344
Carry forward general activity (UDA)	0
16/17 Contracted orthodontic activity (UOA)	0
Carry forward orthodontic activity (UOA)	0
Baseline contract value	£89,897.20

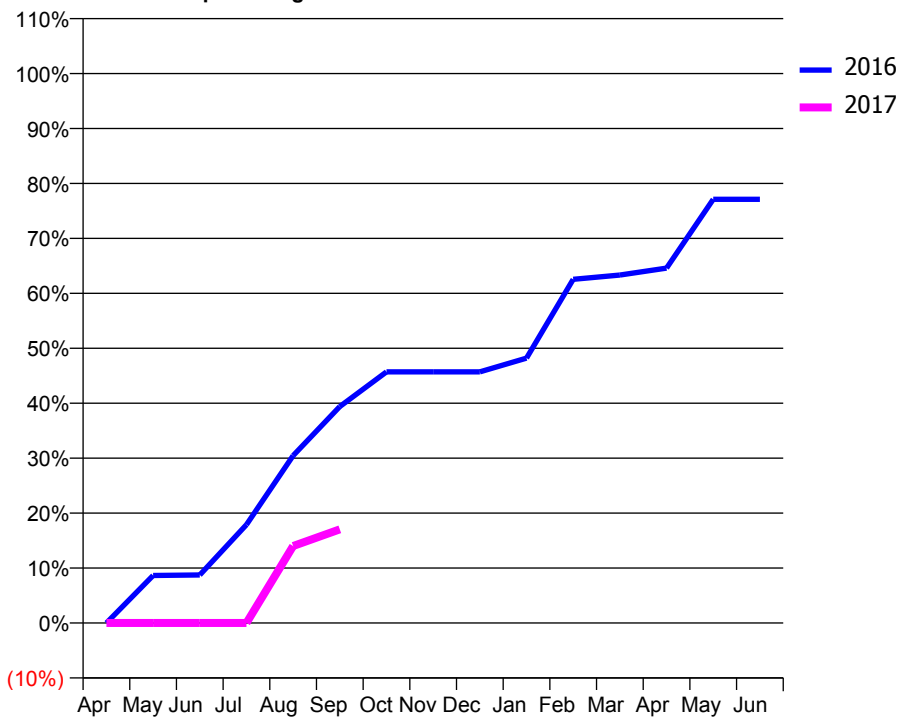
ACCESS*

Patients seen in 24 months	Total	Change since previous quarter
Quarter ending September 2015	837	
Quarter ending December 2015	761	↓
Quarter ending March 2016	787	↑
Quarter ending June 2016	687	↓
Quarter ending September 2016	670	↓
Variance since September 2015	(20.0%)	↓



ACTIVITY

Cumulative percentage of contracted UDA delivered 2016 & 2017



Adjusted Scheduled Activity (UDA)

Month	2016	2017
April	0	0
May	116	0
June	118	0
July	241	0
August	410	188
September	530	229
October	614	
November	614	
December	614	
January	648	
February	841	
March	851	
April	868	
May	1,036	
June	1,036	

QUALITY

	Quantity	Base Number	Contract	AT	Region	England
% of FP17s for the same patient ID Re-attending within 3 months - Children	1	69	1.4%	13.0%	13.5%	12.4%
% of FP17s for the same patient ID Re-attending within 3 months - Adults	1	295	0.3%	17.5%	17.4%	16.7%
% of FP17s for the same patient ID Re-attending between 3 & 9 months - Children	0	69	0.0%	56.6%	59.0%	57.4%
% of FP17s for the same patient ID Re-attending between 3 & 9 months - Adults	1	295	0.3%	50.5%	52.6%	50.5%
% of FP17s for Band 1 Urgent Courses	191	191	100.0%	10.6%	9.4%	9.1%
% of FP17s Relating to Free Repair or Replacements	0	191	0.0%	0.9%	1.0%	0.8%
% of FP17s Relating to Continuations	0	191	0.0%	1.3%	1.5%	1.3%
% of Patients satisfied with the dentistry they have received	0	0	N/A	92.8%	93.7%	93.2%
% of Patients satisfied with the time they had to wait for an appointment	0	0	N/A	88.5%	90.0%	89.0%

* This is based on patients treated on this contract for their most recent course of treatment. Figures in italics indicate the base number of FP17s or Patient Questionnaire responses are less than 100. N/A is shown where the base number of responses is less than 10 during the period. % is calculated as Quantity/Base number*100

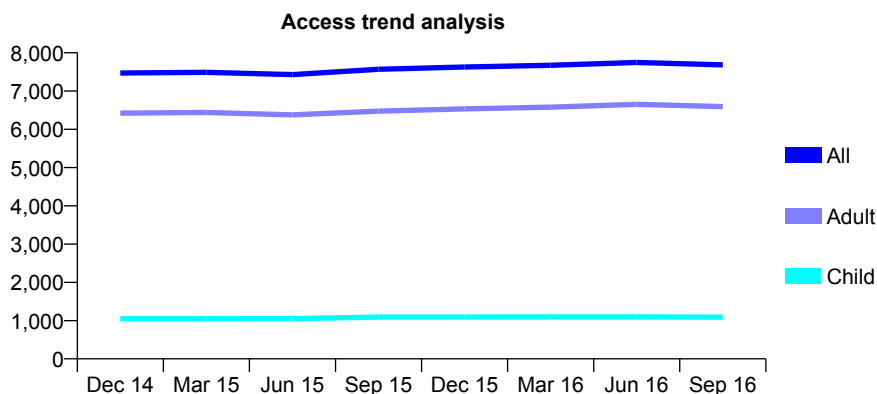
Q46 - Vital Signs At a Glance Contract Report for 243698/0001 - September 2016

Name or company name	MR A SALEEM
Contract type name	GDS Contract
Purpose of contract	General
Contract start date	01/04/2006
Contract end date	

16/17 Contracted general activity (UDA)	26,900
Carry forward general activity (UDA)	265
16/17 Contracted orthodontic activity (UOA)	0
Carry forward orthodontic activity (UOA)	0
Baseline contract value	£815,978.38

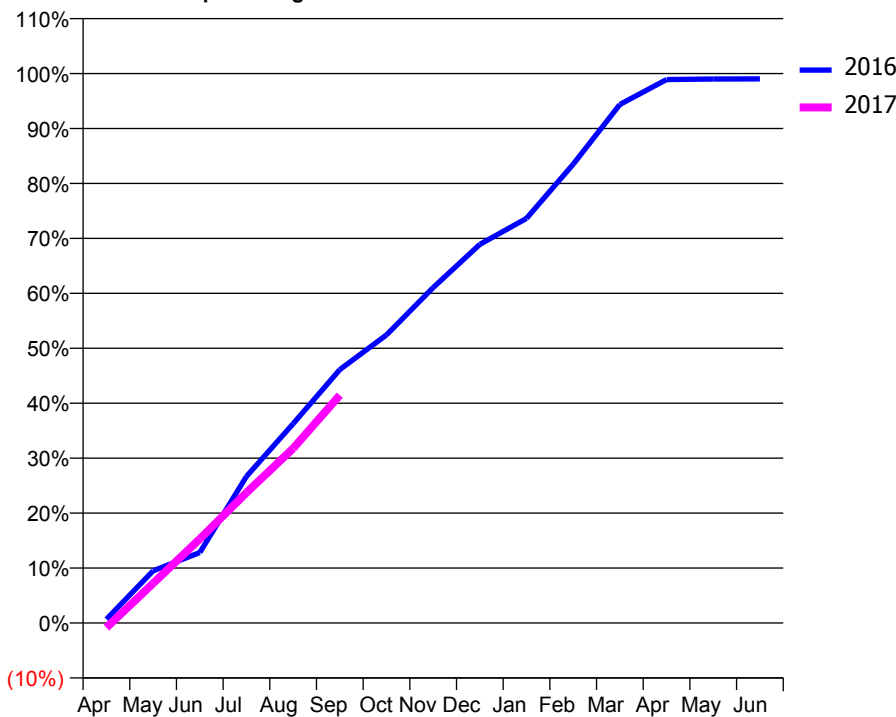
ACCESS*

Patients seen in 24 months	Total	Change since previous quarter
Quarter ending September 2015	7,568	
Quarter ending December 2015	7,628	→
Quarter ending March 2016	7,675	→
Quarter ending June 2016	7,748	→
Quarter ending September 2016	7,685	→
Variance since September 2015	1.5%	→



ACTIVITY

Cumulative percentage of contracted UDA delivered 2016 & 2017



Adjusted Scheduled Activity (UDA)

Month	2016	2017
April	186	-234
May	2,553	1,942
June	3,447	4,118
July	7,179	6,381
August	9,754	8,546
September	12,404	11,154
October	14,103	
November	16,423	
December	18,537	
January	19,809	
February	22,457	
March	25,386	
April	26,605	
May	26,632	
June	26,635	

QUALITY

	Quantity	Base Number	Contract	AT	Region	England
% of FP17s for the same patient ID Re-attending within 3 months - Children	96	782	12.3%	13.0%	13.5%	12.4%
% of FP17s for the same patient ID Re-attending within 3 months - Adults	838	4,284	19.6%	17.5%	17.4%	16.7%
% of FP17s for the same patient ID Re-attending between 3 & 9 months - Children	441	782	56.4%	56.6%	59.0%	57.4%
% of FP17s for the same patient ID Re-attending between 3 & 9 months - Adults	2,040	4,284	47.6%	50.5%	52.6%	50.5%
% of FP17s for Band 1 Urgent Courses	769	4,463	17.2%	10.6%	9.4%	9.1%
% of FP17s Relating to Free Repair or Replacements	59	4,463	1.3%	0.9%	1.0%	0.8%
% of FP17s Relating to Continuations	86	4,463	1.9%	1.3%	1.5%	1.3%
% of Patients satisfied with the dentistry they have received	3	3	N/A	92.8%	93.7%	93.2%
% of Patients satisfied with the time they had to wait for an appointment	1	3	N/A	88.5%	90.0%	89.0%

* This is based on patients treated on this contract for their most recent course of treatment. Figures in italics indicate the base number of FP17s or Patient Questionnaire responses are less than 100. N/A is shown where the base number of responses is less than 10 during the period. % is calculated as Quantity/Base number*100

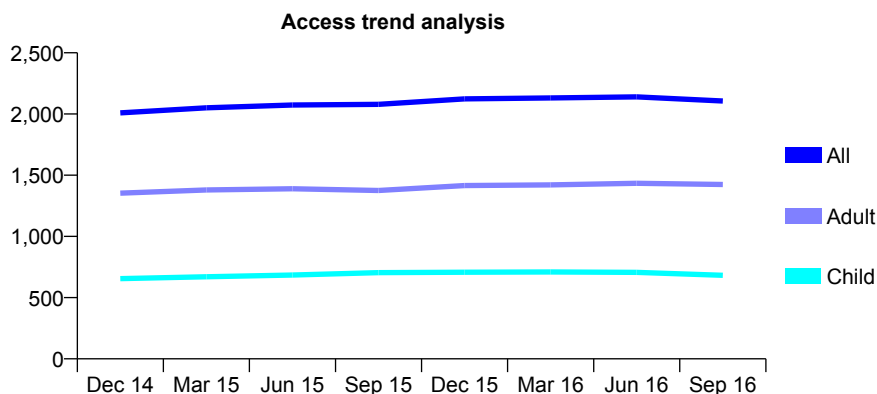
Q46 - Vital Signs At a Glance Contract Report for 243698/0002 - September 2016

Name or company name	MR A SALEEM PARTNERSHIP
Contract type name	GDS Contract
Purpose of contract	General
Contract start date	10/10/2008
Contract end date	

16/17 Contracted general activity (UDA)	6,803
Carry forward general activity (UDA)	164
16/17 Contracted orthodontic activity (UOA)	0
Carry forward orthodontic activity (UOA)	0
Baseline contract value	£179,118.71

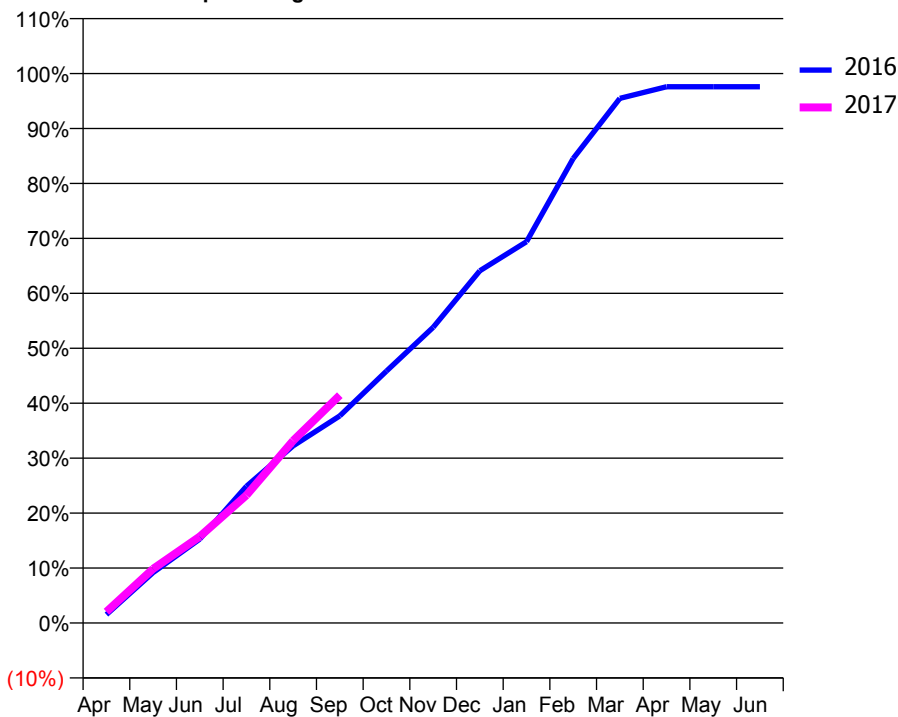
ACCESS*

Patients seen in 24 months	Total	Change since previous quarter
Quarter ending September 2015	2,079	
Quarter ending December 2015	2,124	↑
Quarter ending March 2016	2,131	→
Quarter ending June 2016	2,140	→
Quarter ending September 2016	2,106	↓
Variance since September 2015	1.3%	→



ACTIVITY

Cumulative percentage of contracted UDA delivered 2016 & 2017



Month	Adjusted Scheduled Activity (UDA)	
	2016	2017
April	105	140
May	625	670
June	1,040	1,071
July	1,693	1,583
August	2,193	2,258
September	2,564	2,821
October	3,120	
November	3,661	
December	4,360	
January	4,721	
February	5,751	
March	6,495	
April	6,639	
May	6,639	
June	6,639	

QUALITY

	Quantity	Base Number	Contract	AT	Region	England
% of FP17s for the same patient ID Re-attending within 3 months - Children	26	491	5.3%	13.0%	13.5%	12.4%
% of FP17s for the same patient ID Re-attending within 3 months - Adults	126	986	12.8%	17.5%	17.4%	16.7%
% of FP17s for the same patient ID Re-attending between 3 & 9 months - Children	343	491	69.9%	56.6%	59.0%	57.4%
% of FP17s for the same patient ID Re-attending between 3 & 9 months - Adults	549	986	55.7%	50.5%	52.6%	50.5%
% of FP17s for Band 1 Urgent Courses	76	1,424	5.3%	10.6%	9.4%	9.1%
% of FP17s Relating to Free Repair or Replacements	4	1,424	0.3%	0.9%	1.0%	0.8%
% of FP17s Relating to Continuations	7	1,424	0.5%	1.3%	1.5%	1.3%
% of Patients satisfied with the dentistry they have received	0	0	N/A	92.8%	93.7%	93.2%
% of Patients satisfied with the time they had to wait for an appointment	0	0	N/A	88.5%	90.0%	89.0%

* This is based on patients treated on this contract for their most recent course of treatment. Figures in italics indicate the base number of FP17s or Patient Questionnaire responses are less than 100. N/A is shown where the base number of responses is less than 10 during the period. % is calculated as Quantity/Base number*100

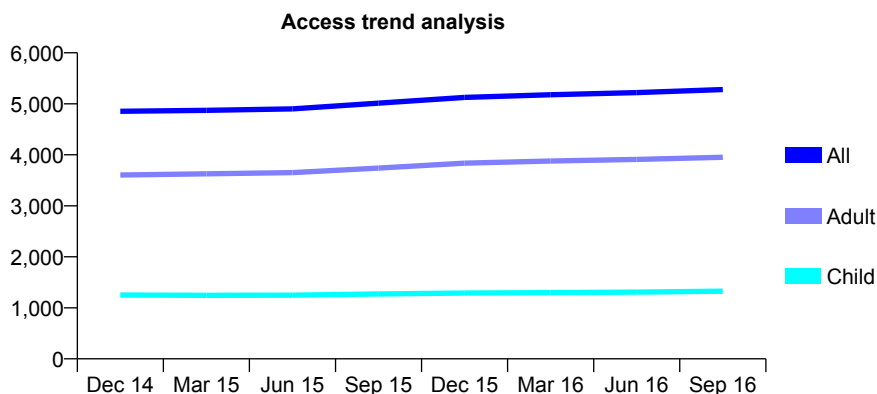
Q46 - Vital Signs At a Glance Contract Report for 245372/0005 - September 2016

Name or company name	MR KK SARANGI
Contract type name	GDS Contract
Purpose of contract	General
Contract start date	18/12/2008
Contract end date	

16/17 Contracted general activity (UDA)	20,000
Carry forward general activity (UDA)	648
16/17 Contracted orthodontic activity (UOA)	0
Carry forward orthodontic activity (UOA)	0
Baseline contract value	£488,945.07

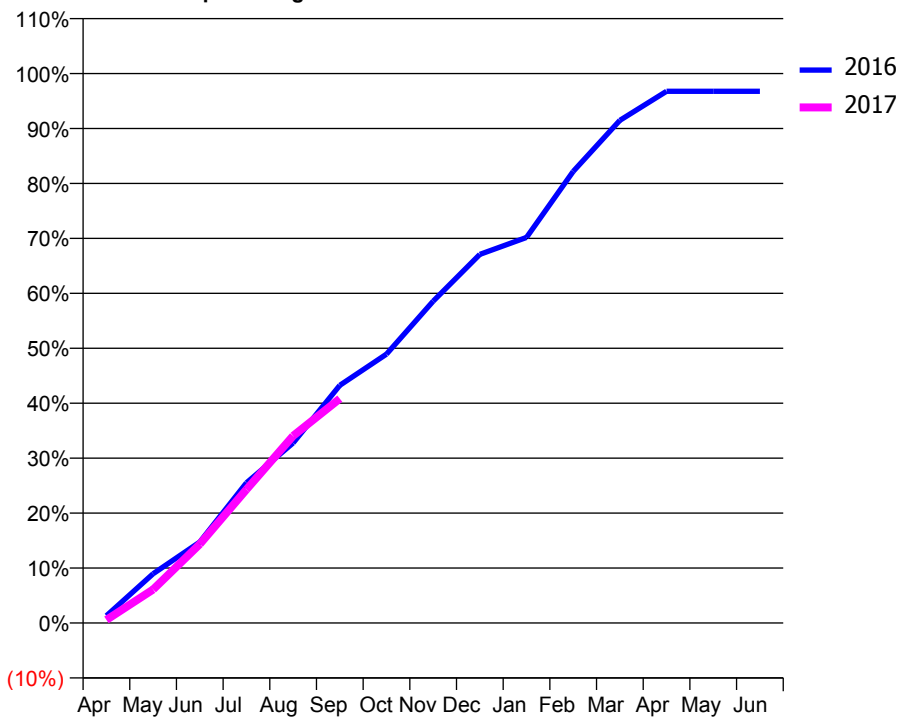
ACCESS*

Patients seen in 24 months	Total	Change since previous quarter
Quarter ending September 2015	5,014	
Quarter ending December 2015	5,126	↑
Quarter ending March 2016	5,177	→
Quarter ending June 2016	5,219	→
Quarter ending September 2016	5,280	→
Variance since September 2015	5.3%	↑



ACTIVITY

Cumulative percentage of contracted UDA delivered 2016 & 2017



Month	Adjusted Scheduled Activity (UDA)	
	2016	2017
April	264	114
May	1,792	1,220
June	2,949	2,871
July	5,104	4,863
August	6,553	6,810
September	8,649	8,168
October	9,787	
November	11,714	
December	13,417	
January	14,035	
February	16,437	
March	18,294	
April	19,352	
May	19,352	
June	19,352	

QUALITY

	Quantity	Base Number	Contract	AT	Region	England
% of FP17s for the same patient ID Re-attending within 3 months - Children	94	1,165	8.1%	13.0%	13.5%	12.4%
% of FP17s for the same patient ID Re-attending within 3 months - Adults	437	3,179	13.7%	17.5%	17.4%	16.7%
% of FP17s for the same patient ID Re-attending between 3 & 9 months - Children	809	1,165	69.4%	56.6%	59.0%	57.4%
% of FP17s for the same patient ID Re-attending between 3 & 9 months - Adults	2,056	3,179	64.7%	50.5%	52.6%	50.5%
% of FP17s for Band 1 Urgent Courses	227	3,966	5.7%	10.6%	9.4%	9.1%
% of FP17s Relating to Free Repair or Replacements	24	3,966	0.6%	0.9%	1.0%	0.8%
% of FP17s Relating to Continuations	63	3,966	1.6%	1.3%	1.5%	1.3%
% of Patients satisfied with the dentistry they have received	3	4	N/A	92.8%	93.7%	93.2%
% of Patients satisfied with the time they had to wait for an appointment	3	4	N/A	88.5%	90.0%	89.0%

* This is based on patients treated on this contract for their most recent course of treatment. Figures in italics indicate the base number of FP17s or Patient Questionnaire responses are less than 100. N/A is shown where the base number of responses is less than 10 during the period. % is calculated as Quantity/Base number*100

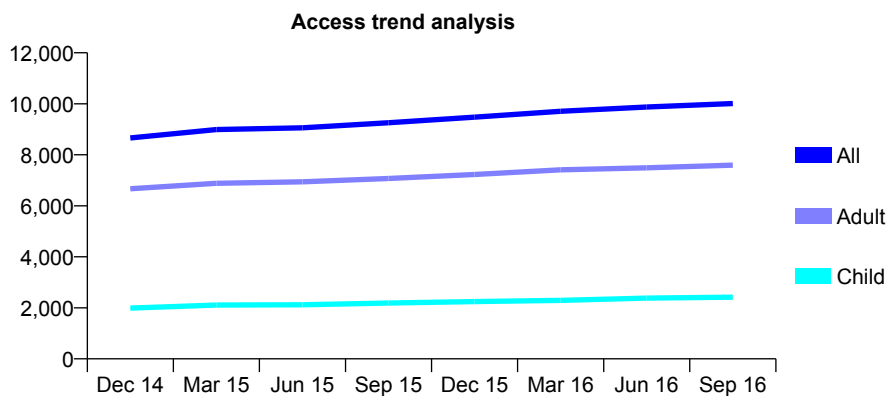
Q46 - Vital Signs At a Glance Contract Report for 245372/0006 - September 2016

Name or company name	MR KK SARANGI
Contract type name	GDS Contract
Purpose of contract	General
Contract start date	01/04/2011
Contract end date	

16/17 Contracted general activity (UDA)	29,210
Carry forward general activity (UDA)	0
16/17 Contracted orthodontic activity (UOA)	0
Carry forward orthodontic activity (UOA)	0
Baseline contract value	£714,105.06

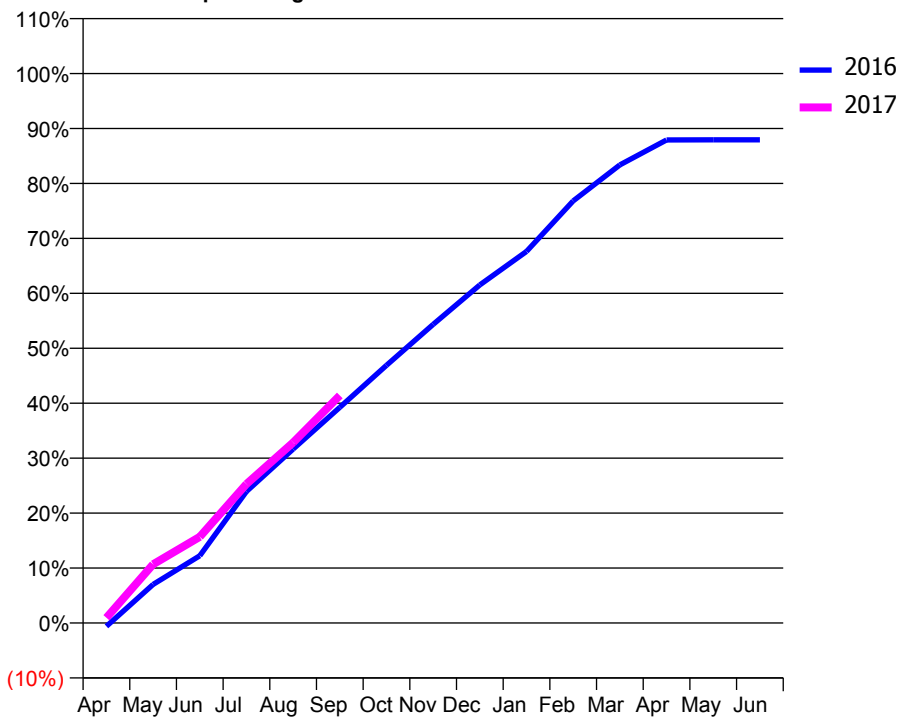
ACCESS*

Patients seen in 24 months	Total	Change since previous quarter
Quarter ending September 2015	9,259	
Quarter ending December 2015	9,475	↑
Quarter ending March 2016	9,707	↑
Quarter ending June 2016	9,872	→
Quarter ending September 2016	10,013	→
Variance since September 2015	8.1%	↑



ACTIVITY

Cumulative percentage of contracted UDA delivered 2016 & 2017



Adjusted Scheduled Activity (UDA)

Month	2016	2017
April	-181	279
May	2,053	3,126
June	3,576	4,582
July	6,989	7,391
August	9,246	9,594
September	11,462	12,099
October	13,699	
November	15,874	
December	17,972	
January	19,751	
February	22,442	
March	24,351	
April	25,675	
May	25,684	
June	25,685	

QUALITY

	Quantity	Base Number	Contract	AT	Region	England
% of FP17s for the same patient ID Re-attending within 3 months - Children	96	1,992	4.8%	13.0%	13.5%	12.4%
% of FP17s for the same patient ID Re-attending within 3 months - Adults	617	5,966	10.3%	17.5%	17.4%	16.7%
% of FP17s for the same patient ID Re-attending between 3 & 9 months - Children	1,346	1,992	67.6%	56.6%	59.0%	57.4%
% of FP17s for the same patient ID Re-attending between 3 & 9 months - Adults	4,039	5,966	67.7%	50.5%	52.6%	50.5%
% of FP17s for Band 1 Urgent Courses	352	7,218	4.9%	10.6%	9.4%	9.1%
% of FP17s Relating to Free Repair or Replacements	41	7,218	0.6%	0.9%	1.0%	0.8%
% of FP17s Relating to Continuations	79	7,218	1.1%	1.3%	1.5%	1.3%
% of Patients satisfied with the dentistry they have received	8	8	N/A	92.8%	93.7%	93.2%
% of Patients satisfied with the time they had to wait for an appointment	6	8	N/A	88.5%	90.0%	89.0%

* This is based on patients treated on this contract for their most recent course of treatment. Figures in italics indicate the base number of FP17s or Patient Questionnaire responses are less than 100. N/A is shown where the base number of responses is less than 10 during the period. % is calculated as Quantity/Base number*100

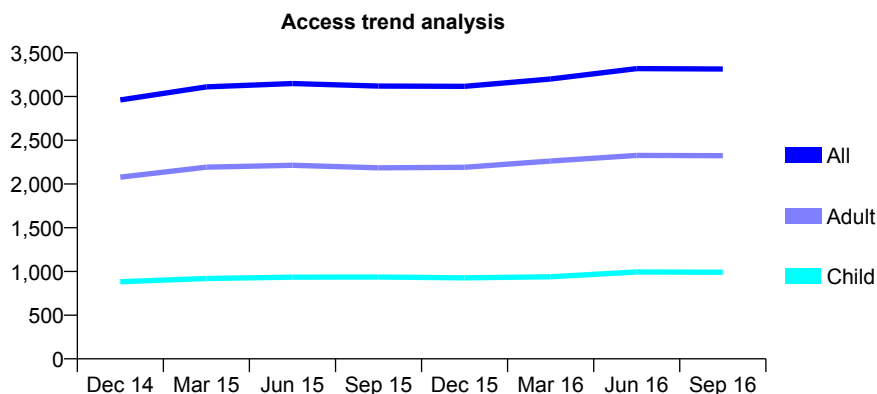
Q46 - Vital Signs At a Glance Contract Report for 245658/0001 - September 2016

Name or company name	MR K HAMEED
Contract type name	GDS Contract
Purpose of contract	General
Contract start date	01/04/2006
Contract end date	

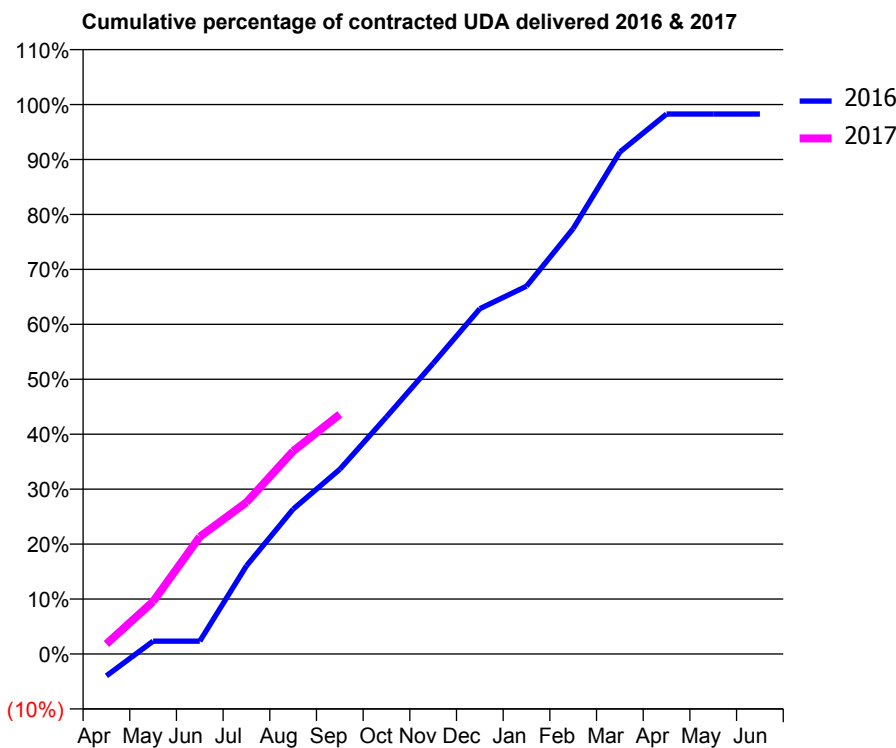
16/17 Contracted general activity (UDA)	8,433
Carry forward general activity (UDA)	0
16/17 Contracted orthodontic activity (UOA)	0
Carry forward orthodontic activity (UOA)	0
Baseline contract value	£228,071.95

ACCESS*

Patients seen in 24 months	Total	Change since previous quarter
Quarter ending September 2015	3,120	
Quarter ending December 2015	3,117	→
Quarter ending March 2016	3,201	↑
Quarter ending June 2016	3,320	↑
Quarter ending September 2016	3,315	→
Variance since September 2015	6.3%	↑



ACTIVITY



Month	Adjusted Scheduled Activity (UDA)	
	2016	2017
April	-347	154
May	203	805
June	203	1,799
July	1,399	2,328
August	2,297	3,113
September	2,929	3,678
October	3,760	
November	4,609	
December	5,475	
January	5,832	
February	6,746	
March	7,961	
April	8,562	
May	8,562	
June	8,562	

QUALITY

	Quantity	Base Number	Contract	AT	Region	England
% of FP17s for the same patient ID Re-attending within 3 months - Children	59	694	8.5%	13.0%	13.5%	12.4%
% of FP17s for the same patient ID Re-attending within 3 months - Adults	283	1,484	19.1%	17.5%	17.4%	16.7%
% of FP17s for the same patient ID Re-attending between 3 & 9 months - Children	375	694	54.0%	56.6%	59.0%	57.4%
% of FP17s for the same patient ID Re-attending between 3 & 9 months - Adults	702	1,484	47.3%	50.5%	52.6%	50.5%
% of FP17s for Band 1 Urgent Courses	196	1,911	10.3%	10.6%	9.4%	9.1%
% of FP17s Relating to Free Repair or Replacements	0	1,911	0.0%	0.9%	1.0%	0.8%
% of FP17s Relating to Continuations	42	1,911	2.2%	1.3%	1.5%	1.3%
% of Patients satisfied with the dentistry they have received	2	2	N/A	92.8%	93.7%	93.2%
% of Patients satisfied with the time they had to wait for an appointment	0	2	N/A	88.5%	90.0%	89.0%

* This is based on patients treated on this contract for their most recent course of treatment. Figures in italics indicate the base number of FP17s or Patient Questionnaire responses are less than 100. N/A is shown where the base number of responses is less than 10 during the period. % is calculated as Quantity/Base number*100

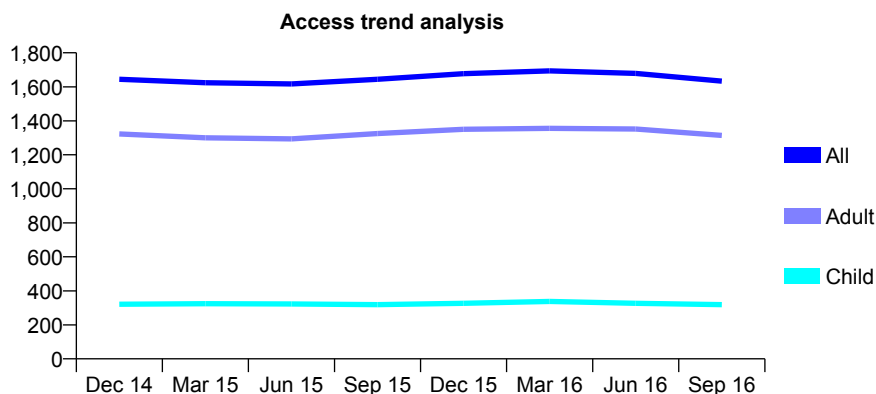
Q46 - Vital Signs At a Glance Contract Report for 246441/0001 - September 2016

Name or company name	RamKoush
Contract type name	GDS Contract
Purpose of contract	General
Contract start date	01/04/2006
Contract end date	

16/17 Contracted general activity (UDA)	5,431
Carry forward general activity (UDA)	154
16/17 Contracted orthodontic activity (UOA)	0
Carry forward orthodontic activity (UOA)	0
Baseline contract value	£141,631.39

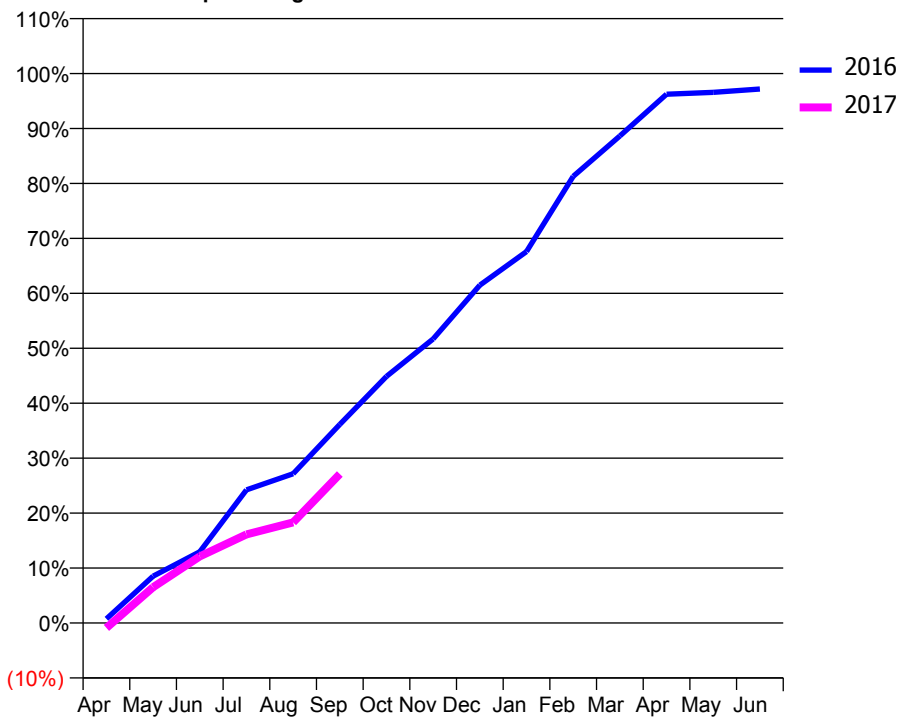
ACCESS*

Patients seen in 24 months	Total	Change since previous quarter
Quarter ending September 2015	1,644	
Quarter ending December 2015	1,677	↑
Quarter ending March 2016	1,694	→
Quarter ending June 2016	1,679	→
Quarter ending September 2016	1,633	↓
Variance since September 2015	(0.7%)	→



ACTIVITY

Cumulative percentage of contracted UDA delivered 2016 & 2017



Adjusted Scheduled Activity (UDA)

Month	2016	2017
April	42	-49
May	463	354
June	705	658
July	1,315	875
August	1,475	994
September	1,963	1,473
October	2,438	
November	2,808	
December	3,339	
January	3,671	
February	4,414	
March	4,814	
April	5,227	
May	5,245	
June	5,277	

QUALITY

	Quantity	Base Number	Contract	AT	Region	England
% of FP17s for the same patient ID Re-attending within 3 months - Children	3	124	2.4%	13.0%	13.5%	12.4%
% of FP17s for the same patient ID Re-attending within 3 months - Adults	95	655	14.5%	17.5%	17.4%	16.7%
% of FP17s for the same patient ID Re-attending between 3 & 9 months - Children	44	124	35.5%	56.6%	59.0%	57.4%
% of FP17s for the same patient ID Re-attending between 3 & 9 months - Adults	283	655	43.2%	50.5%	52.6%	50.5%
% of FP17s for Band 1 Urgent Courses	88	612	14.4%	10.6%	9.4%	9.1%
% of FP17s Relating to Free Repair or Replacements	1	612	0.2%	0.9%	1.0%	0.8%
% of FP17s Relating to Continuations	4	612	0.7%	1.3%	1.5%	1.3%
% of Patients satisfied with the dentistry they have received	3	4	N/A	92.8%	93.7%	93.2%
% of Patients satisfied with the time they had to wait for an appointment	3	4	N/A	88.5%	90.0%	89.0%

* This is based on patients treated on this contract for their most recent course of treatment. Figures in italics indicate the base number of FP17s or Patient Questionnaire responses are less than 100. N/A is shown where the base number of responses is less than 10 during the period. % is calculated as Quantity/Base number*100

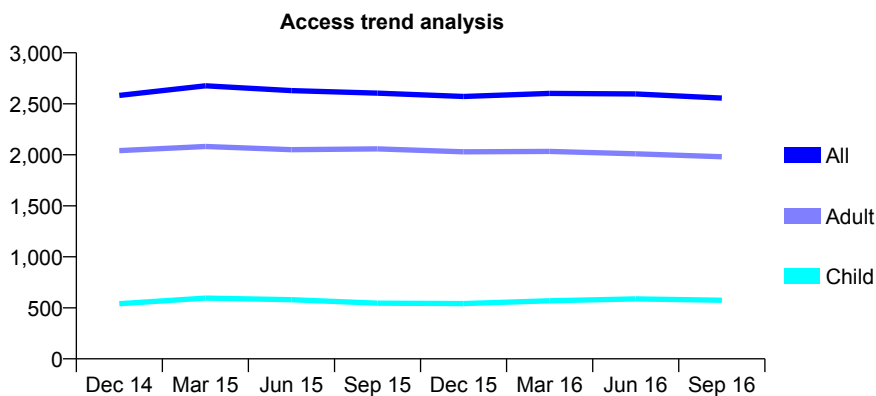
Q46 - Vital Signs At a Glance Contract Report for 253081/0001 - September 2016

Name or company name	MISS GM Zverblis
Contract type name	GDS Contract
Purpose of contract	General
Contract start date	01/04/2006
Contract end date	

16/17 Contracted general activity (UDA)	8,542
Carry forward general activity (UDA)	-91
16/17 Contracted orthodontic activity (UOA)	0
Carry forward orthodontic activity (UOA)	0
Baseline contract value	£208,828.43

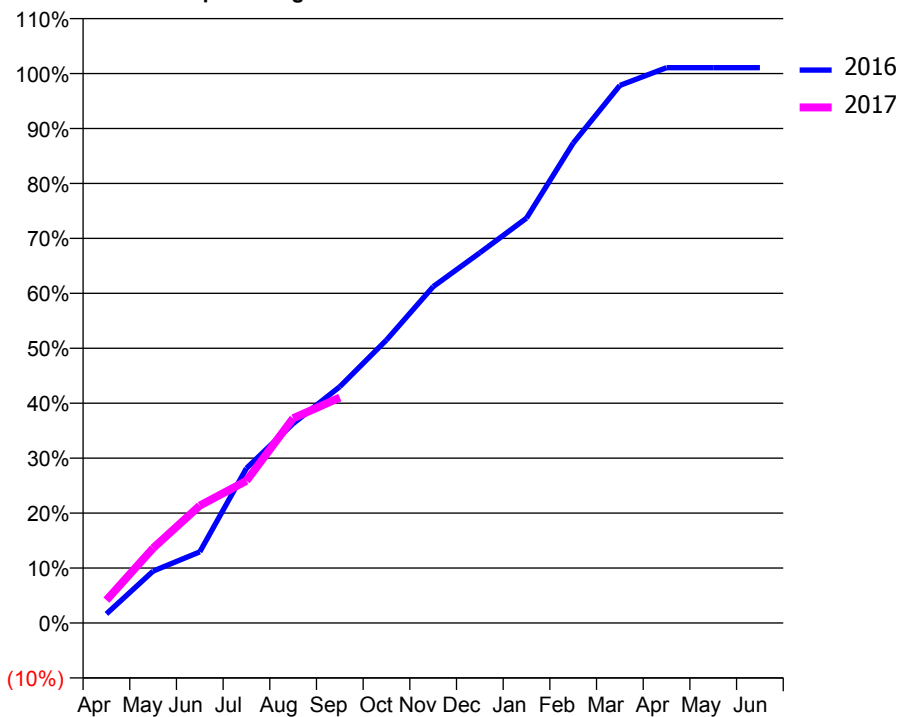
ACCESS*

Patients seen in 24 months	Total	Change since previous quarter
Quarter ending September 2015	2,604	
Quarter ending December 2015	2,572	↓
Quarter ending March 2016	2,602	→
Quarter ending June 2016	2,597	→
Quarter ending September 2016	2,556	↓
Variance since September 2015	(1.8%)	↓



ACTIVITY

Cumulative percentage of contracted UDA delivered 2016 & 2017



Adjusted Scheduled Activity (UDA)

Month	2016	2017
April	142	356
May	807	1,163
June	1,107	1,824
July	2,406	2,210
August	3,101	3,183
September	3,673	3,504
October	4,400	
November	5,228	
December	5,756	
January	6,294	
February	7,458	
March	8,356	
April	8,632	
May	8,632	
June	8,633	

QUALITY

	Quantity	Base Number	Contract	AT	Region	England
% of FP17s for the same patient ID Re-attending within 3 months - Children	19	423	4.5%	13.0%	13.5%	12.4%
% of FP17s for the same patient ID Re-attending within 3 months - Adults	297	1,550	19.2%	17.5%	17.4%	16.7%
% of FP17s for the same patient ID Re-attending between 3 & 9 months - Children	256	423	60.5%	56.6%	59.0%	57.4%
% of FP17s for the same patient ID Re-attending between 3 & 9 months - Adults	867	1,550	55.9%	50.5%	52.6%	50.5%
% of FP17s for Band 1 Urgent Courses	136	1,845	7.4%	10.6%	9.4%	9.1%
% of FP17s Relating to Free Repair or Replacements	37	1,845	2.0%	0.9%	1.0%	0.8%
% of FP17s Relating to Continuations	20	1,845	1.1%	1.3%	1.5%	1.3%
% of Patients satisfied with the dentistry they have received	2	2	N/A	92.8%	93.7%	93.2%
% of Patients satisfied with the time they had to wait for an appointment	2	2	N/A	88.5%	90.0%	89.0%

* This is based on patients treated on this contract for their most recent course of treatment. Figures in italics indicate the base number of FP17s or Patient Questionnaire responses are less than 100. N/A is shown where the base number of responses is less than 10 during the period. % is calculated as Quantity/Base number*100

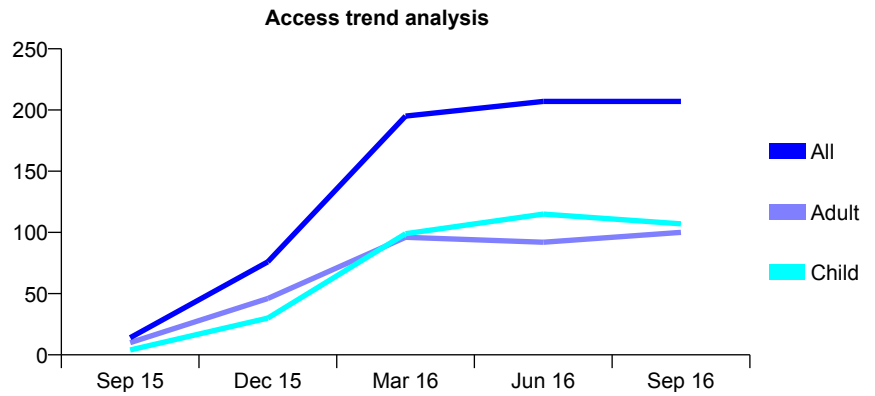
Q46 - Vital Signs At a Glance Contract Report for 253081/0003 - September 2016

Name or company name	MISS GM Zverblis
Contract type name	GDS Contract
Purpose of contract	General
Contract start date	14/09/2015
Contract end date	

16/17 Contracted general activity (UDA)	730
Carry forward general activity (UDA)	0
16/17 Contracted orthodontic activity (UOA)	0
Carry forward orthodontic activity (UOA)	0
Baseline contract value	£17,846.49

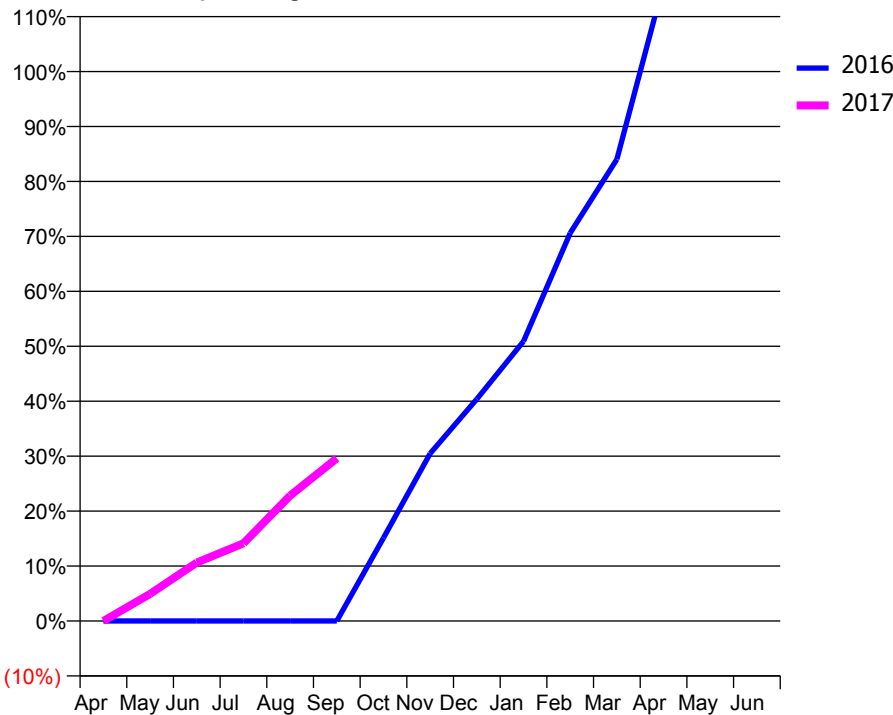
ACCESS*

Patients seen in 24 months	Total	Change since previous quarter
Quarter ending September 2015	14	
Quarter ending December 2015	76	↑
Quarter ending March 2016	195	↑
Quarter ending June 2016	207	↑
Quarter ending September 2016	207	→
Variance since September 2015	1378.6%	↑



ACTIVITY

Cumulative percentage of contracted UDA delivered 2016 & 2017



Month	Adjusted Scheduled Activity (UDA)	
	2016	2017
April	0	0
May	0	36
June	0	78
July	0	103
August	0	167
September	0	216
October	60	
November	121	
December	161	
January	203	
February	281	
March	334	
April	461	
May	461	
June	461	

QUALITY

	Quantity	Base Number	Contract	AT	Region	England
% of FP17s for the same patient ID Re-attending within 3 months - Children	4	105	3.8%	13.0%	13.5%	12.4%
% of FP17s for the same patient ID Re-attending within 3 months - Adults	8	101	7.9%	17.5%	17.4%	16.7%
% of FP17s for the same patient ID Re-attending between 3 & 9 months - Children	17	105	16.2%	56.6%	59.0%	57.4%
% of FP17s for the same patient ID Re-attending between 3 & 9 months - Adults	14	101	13.9%	50.5%	52.6%	50.5%
% of FP17s for Band 1 Urgent Courses	16	131	12.2%	10.6%	9.4%	9.1%
% of FP17s Relating to Free Repair or Replacements	2	131	1.5%	0.9%	1.0%	0.8%
% of FP17s Relating to Continuations	0	131	0.0%	1.3%	1.5%	1.3%
% of Patients satisfied with the dentistry they have received	1	1	N/A	92.8%	93.7%	93.2%
% of Patients satisfied with the time they had to wait for an appointment	1	1	N/A	88.5%	90.0%	89.0%

* This is based on patients treated on this contract for their most recent course of treatment. Figures in italics indicate the base number of FP17s or Patient Questionnaire responses are less than 100. N/A is shown where the base number of responses is less than 10 during the period. % is calculated as Quantity/Base number*100

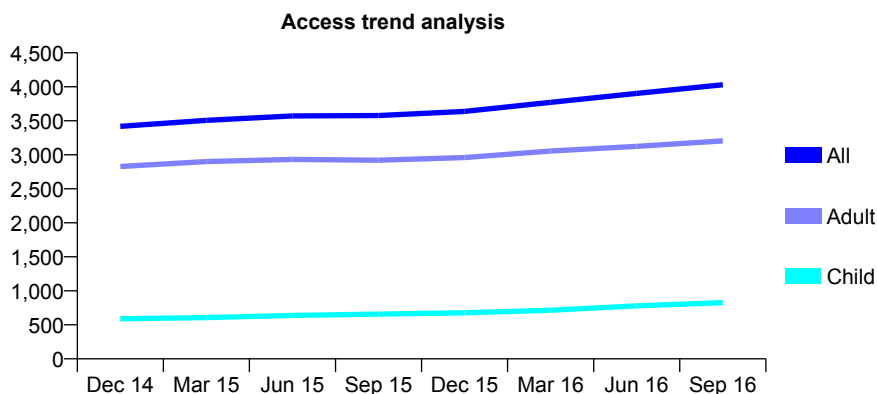
Q46 - Vital Signs At a Glance Contract Report for 258873/0001 - September 2016

Name or company name	MR VK AGGARWAL
Contract type name	GDS Contract
Purpose of contract	General
Contract start date	01/04/2012
Contract end date	

16/17 Contracted general activity (UDA)	13,233
Carry forward general activity (UDA)	226
16/17 Contracted orthodontic activity (UOA)	0
Carry forward orthodontic activity (UOA)	0
Baseline contract value	£323,510.50

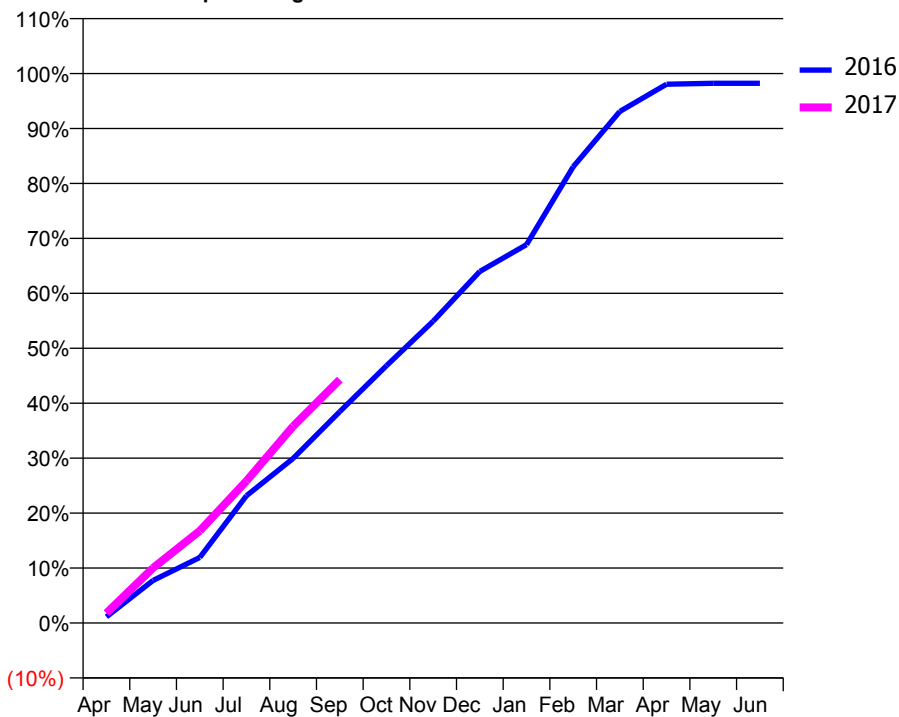
ACCESS*

Patients seen in 24 months	Total	Change since previous quarter
Quarter ending September 2015	3,578	
Quarter ending December 2015	3,638	→
Quarter ending March 2016	3,771	↑
Quarter ending June 2016	3,903	↑
Quarter ending September 2016	4,031	↑
Variance since September 2015	12.7%	↑



ACTIVITY

Cumulative percentage of contracted UDA delivered 2016 & 2017



Adjusted Scheduled Activity (UDA)

Month	2016	2017
April	150	238
May	1,035	1,329
June	1,592	2,220
July	3,090	3,421
August	3,999	4,737
September	5,134	5,862
October	6,249	
November	7,330	
December	8,538	
January	9,188	
February	11,081	
March	12,424	
April	13,086	
May	13,107	
June	13,107	

QUALITY

	Quantity	Base Number	Contract	AT	Region	England
% of FP17s for the same patient ID Re-attending within 3 months - Children	92	748	12.3%	13.0%	13.5%	12.4%
% of FP17s for the same patient ID Re-attending within 3 months - Adults	469	2,734	17.2%	17.5%	17.4%	16.7%
% of FP17s for the same patient ID Re-attending between 3 & 9 months - Children	425	748	56.8%	56.6%	59.0%	57.4%
% of FP17s for the same patient ID Re-attending between 3 & 9 months - Adults	1,660	2,734	60.7%	50.5%	52.6%	50.5%
% of FP17s for Band 1 Urgent Courses	231	3,195	7.2%	10.6%	9.4%	9.1%
% of FP17s Relating to Free Repair or Replacements	111	3,195	3.5%	0.9%	1.0%	0.8%
% of FP17s Relating to Continuations	23	3,195	0.7%	1.3%	1.5%	1.3%
% of Patients satisfied with the dentistry they have received	13	14	92.9%	92.8%	93.7%	93.2%
% of Patients satisfied with the time they had to wait for an appointment	14	14	100.0%	88.5%	90.0%	89.0%

* This is based on patients treated on this contract for their most recent course of treatment. Figures in italics indicate the base number of FP17s or Patient Questionnaire responses are less than 100. N/A is shown where the base number of responses is less than 10 during the period. % is calculated as Quantity/Base number*100

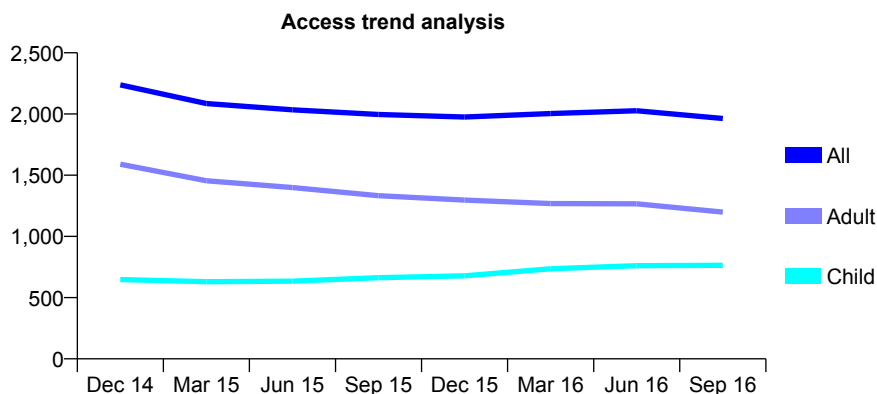
Q46 - Vital Signs At a Glance Contract Report for 261963/0001 - September 2016

Name or company name	MISS A AHMED
Contract type name	GDS Contract
Purpose of contract	General
Contract start date	01/04/2006
Contract end date	

16/17 Contracted general activity (UDA)	6,625
Carry forward general activity (UDA)	3
16/17 Contracted orthodontic activity (UOA)	0
Carry forward orthodontic activity (UOA)	0
Baseline contract value	£198,066.09

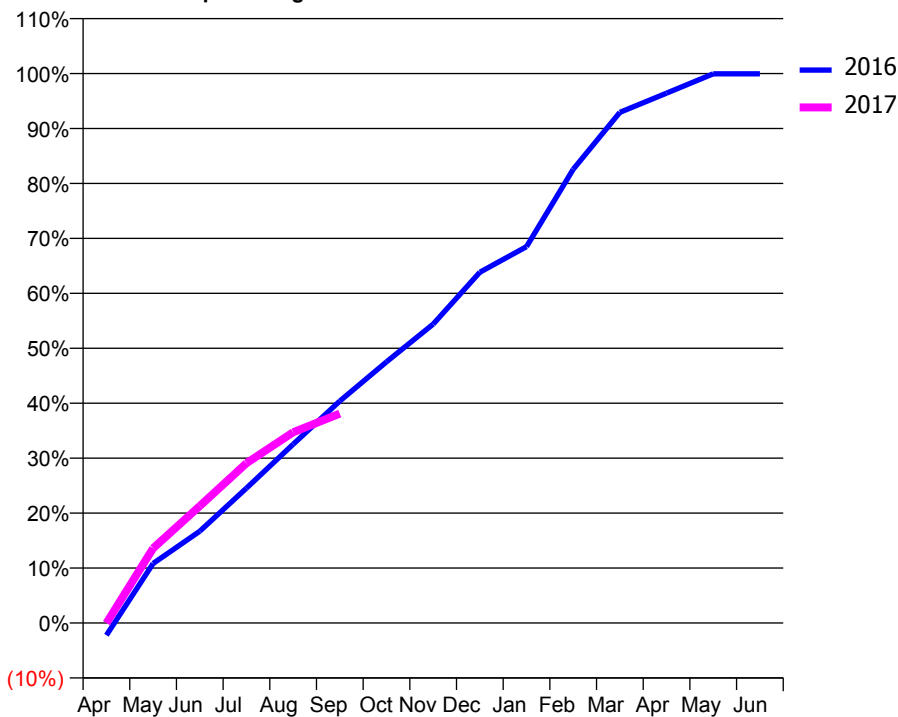
ACCESS*

Patients seen in 24 months	Total	Change since previous quarter
Quarter ending September 2015	1,996	
Quarter ending December 2015	1,975	↓
Quarter ending March 2016	2,004	→
Quarter ending June 2016	2,027	→
Quarter ending September 2016	1,963	↓
Variance since September 2015	(1.7%)	↓



ACTIVITY

Cumulative percentage of contracted UDA delivered 2016 & 2017



Month	Adjusted Scheduled Activity (UDA)	
	2016	2017
April	-149	-3
May	717	901
June	1,107	1,411
July	1,625	1,928
August	2,155	2,300
September	2,677	2,525
October	3,148	
November	3,603	
December	4,229	
January	4,538	
February	5,470	
March	6,157	
April	6,388	
May	6,622	
June	6,622	

QUALITY

	Quantity	Base Number	Contract	AT	Region	England
% of FP17s for the same patient ID Re-attending within 3 months - Children	94	577	16.3%	13.0%	13.5%	12.4%
% of FP17s for the same patient ID Re-attending within 3 months - Adults	201	870	23.1%	17.5%	17.4%	16.7%
% of FP17s for the same patient ID Re-attending between 3 & 9 months - Children	312	577	54.1%	56.6%	59.0%	57.4%
% of FP17s for the same patient ID Re-attending between 3 & 9 months - Adults	461	870	53.0%	50.5%	52.6%	50.5%
% of FP17s for Band 1 Urgent Courses	125	1,241	10.1%	10.6%	9.4%	9.1%
% of FP17s Relating to Free Repair or Replacements	9	1,241	0.7%	0.9%	1.0%	0.8%
% of FP17s Relating to Continuations	1	1,241	0.1%	1.3%	1.5%	1.3%
% of Patients satisfied with the dentistry they have received	1	1	N/A	92.8%	93.7%	93.2%
% of Patients satisfied with the time they had to wait for an appointment	1	1	N/A	88.5%	90.0%	89.0%

* This is based on patients treated on this contract for their most recent course of treatment. Figures in italics indicate the base number of FP17s or Patient Questionnaire responses are less than 100. N/A is shown where the base number of responses is less than 10 during the period. % is calculated as Quantity/Base number*100

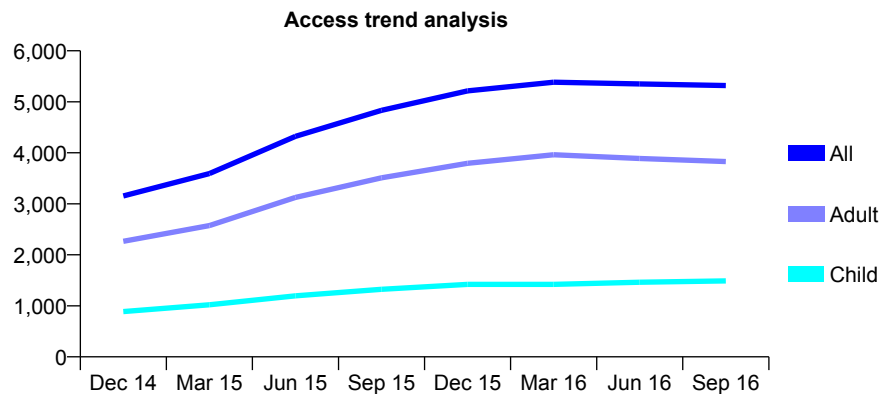
Q46 - Vital Signs At a Glance Contract Report for 295183/0001 - September 2016

Name or company name	MR CC LIU
Contract type name	GDS Contract
Purpose of contract	General
Contract start date	01/03/2014
Contract end date	

16/17 Contracted general activity (UDA)	15,034
Carry forward general activity (UDA)	-301
16/17 Contracted orthodontic activity (UOA)	0
Carry forward orthodontic activity (UOA)	0
Baseline contract value	£431,741.64

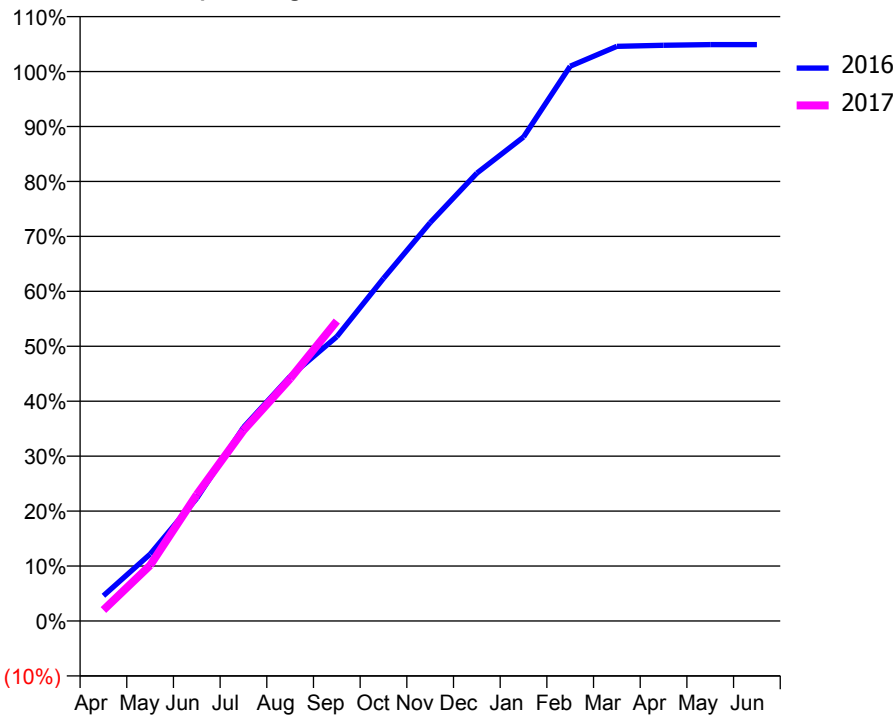
ACCESS*

Patients seen in 24 months	Total	Change since previous quarter
Quarter ending September 2015	4,833	
Quarter ending December 2015	5,214	↑
Quarter ending March 2016	5,384	↑
Quarter ending June 2016	5,350	→
Quarter ending September 2016	5,319	→
Variance since September 2015	10.1%	↑



ACTIVITY

Cumulative percentage of contracted UDA delivered 2016 & 2017



Month	Adjusted Scheduled Activity (UDA)	
	2016	2017
April	705	301
May	1,865	1,521
June	3,420	3,462
July	5,397	5,215
August	6,817	6,632
September	7,926	8,205
October	9,550	
November	11,102	
December	12,480	
January	13,488	
February	15,463	
March	16,014	
April	16,046	
May	16,064	
June	16,064	

QUALITY

	Quantity	Base Number	Contract	AT	Region	England
% of FP17s for the same patient ID Re-attending within 3 months - Children	56	746	7.5%	13.0%	13.5%	12.4%
% of FP17s for the same patient ID Re-attending within 3 months - Adults	252	1,835	13.7%	17.5%	17.4%	16.7%
% of FP17s for the same patient ID Re-attending between 3 & 9 months - Children	200	746	26.8%	56.6%	59.0%	57.4%
% of FP17s for the same patient ID Re-attending between 3 & 9 months - Adults	445	1,835	24.3%	50.5%	52.6%	50.5%
% of FP17s for Band 1 Urgent Courses	342	2,550	13.4%	10.6%	9.4%	9.1%
% of FP17s Relating to Free Repair or Replacements	0	2,550	0.0%	0.9%	1.0%	0.8%
% of FP17s Relating to Continuations	0	2,550	0.0%	1.3%	1.5%	1.3%
% of Patients satisfied with the dentistry they have received	3	3	N/A	92.8%	93.7%	93.2%
% of Patients satisfied with the time they had to wait for an appointment	2	3	N/A	88.5%	90.0%	89.0%

* This is based on patients treated on this contract for their most recent course of treatment. Figures in italics indicate the base number of FP17s or Patient Questionnaire responses are less than 100. N/A is shown where the base number of responses is less than 10 during the period. % is calculated as Quantity/Base number*100

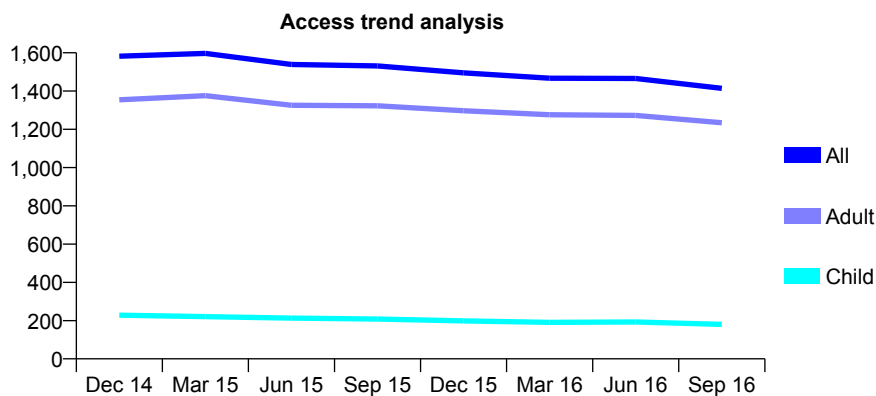
Q46 - Vital Signs At a Glance Contract Report for 305294/0001 - September 2016

Name or company name	MR DC MOSS
Contract type name	GDS Contract
Purpose of contract	General
Contract start date	01/04/2006
Contract end date	

16/17 Contracted general activity (UDA)	6,720
Carry forward general activity (UDA)	0
16/17 Contracted orthodontic activity (UOA)	0
Carry forward orthodontic activity (UOA)	0
Baseline contract value	£182,981.55

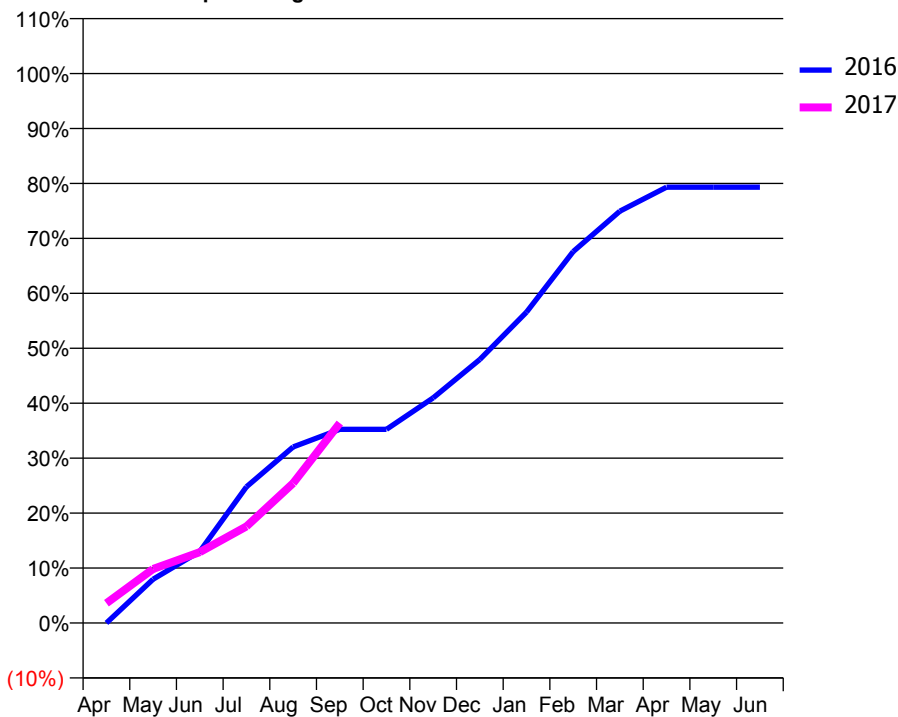
ACCESS*

Patients seen in 24 months	Total	Change since previous quarter
Quarter ending September 2015	1,531	
Quarter ending December 2015	1,495	↓
Quarter ending March 2016	1,467	↓
Quarter ending June 2016	1,466	→
Quarter ending September 2016	1,414	↓
Variance since September 2015	(7.6%)	↓



ACTIVITY

Cumulative percentage of contracted UDA delivered 2016 & 2017



Month	Adjusted Scheduled Activity (UDA)	
	2016	2017
April	0	242
May	536	661
June	875	866
July	1,667	1,181
August	2,154	1,710
September	2,369	2,446
October	2,369	
November	2,754	
December	3,223	
January	3,802	
February	4,542	
March	5,036	
April	5,331	
May	5,331	
June	5,331	

QUALITY

	Quantity	Base Number	Contract	AT	Region	England
% of FP17s for the same patient ID Re-attending within 3 months - Children	7	111	6.3%	13.0%	13.5%	12.4%
% of FP17s for the same patient ID Re-attending within 3 months - Adults	65	680	9.6%	17.5%	17.4%	16.7%
% of FP17s for the same patient ID Re-attending between 3 & 9 months - Children	45	111	40.5%	56.6%	59.0%	57.4%
% of FP17s for the same patient ID Re-attending between 3 & 9 months - Adults	293	680	43.1%	50.5%	52.6%	50.5%
% of FP17s for Band 1 Urgent Courses	0	692	0.0%	10.6%	9.4%	9.1%
% of FP17s Relating to Free Repair or Replacements	12	692	1.7%	0.9%	1.0%	0.8%
% of FP17s Relating to Continuations	20	692	2.9%	1.3%	1.5%	1.3%
% of Patients satisfied with the dentistry they have received	3	3	N/A	92.8%	93.7%	93.2%
% of Patients satisfied with the time they had to wait for an appointment	3	3	N/A	88.5%	90.0%	89.0%

* This is based on patients treated on this contract for their most recent course of treatment. Figures in italics indicate the base number of FP17s or Patient Questionnaire responses are less than 100. N/A is shown where the base number of responses is less than 10 during the period. % is calculated as Quantity/Base number*100

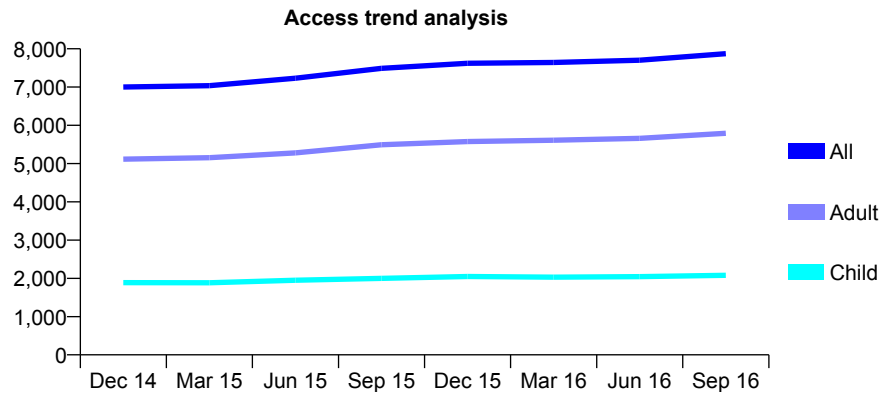
Q46 - Vital Signs At a Glance Contract Report for 309788/0001 - September 2016

Name or company name	Crown Dental Practice Partnership
Contract type name	GDS Contract
Purpose of contract	General
Contract start date	01/04/2006
Contract end date	

16/17 Contracted general activity (UDA)	22,972
Carry forward general activity (UDA)	63
16/17 Contracted orthodontic activity (UOA)	0
Carry forward orthodontic activity (UOA)	0
Baseline contract value	£764,553.77

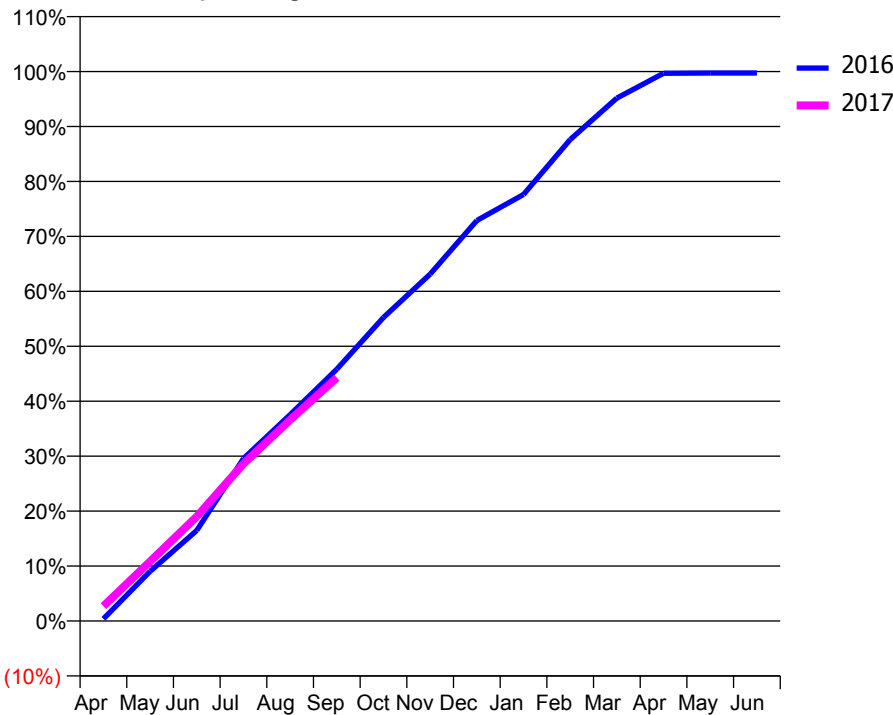
ACCESS*

Patients seen in 24 months	Total	Change since previous quarter
Quarter ending September 2015	7,490	
Quarter ending December 2015	7,622	→
Quarter ending March 2016	7,641	→
Quarter ending June 2016	7,701	→
Quarter ending September 2016	7,872	↑
Variance since September 2015	5.1%	↑



ACTIVITY

Cumulative percentage of contracted UDA delivered 2016 & 2017



Month	Adjusted Scheduled Activity (UDA)	
	2016	2017
April	94	620
May	2,074	2,489
June	3,790	4,366
July	6,791	6,577
August	8,625	8,409
September	10,530	10,178
October	12,693	
November	14,501	
December	16,743	
January	17,829	
February	20,128	
March	21,859	
April	22,900	
May	22,909	
June	22,909	

QUALITY

	Quantity	Base Number	Contract	AT	Region	England
% of FP17s for the same patient ID Re-attending within 3 months - Children	94	1,425	6.6%	13.0%	13.5%	12.4%
% of FP17s for the same patient ID Re-attending within 3 months - Adults	478	3,473	13.8%	17.5%	17.4%	16.7%
% of FP17s for the same patient ID Re-attending between 3 & 9 months - Children	728	1,425	51.1%	56.6%	59.0%	57.4%
% of FP17s for the same patient ID Re-attending between 3 & 9 months - Adults	1,611	3,473	46.4%	50.5%	52.6%	50.5%
% of FP17s for Band 1 Urgent Courses	498	4,544	11.0%	10.6%	9.4%	9.1%
% of FP17s Relating to Free Repair or Replacements	13	4,544	0.3%	0.9%	1.0%	0.8%
% of FP17s Relating to Continuations	75	4,544	1.7%	1.3%	1.5%	1.3%
% of Patients satisfied with the dentistry they have received	2	2	N/A	92.8%	93.7%	93.2%
% of Patients satisfied with the time they had to wait for an appointment	2	2	N/A	88.5%	90.0%	89.0%

* This is based on patients treated on this contract for their most recent course of treatment. Figures in italics indicate the base number of FP17s or Patient Questionnaire responses are less than 100. N/A is shown where the base number of responses is less than 10 during the period. % is calculated as Quantity/Base number*100

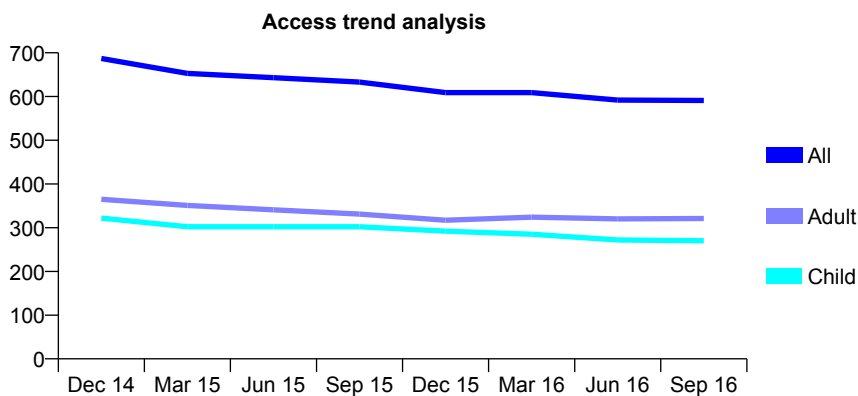
Q46 - Vital Signs At a Glance Contract Report for 319546/0001 - September 2016

Name or company name	MR PA HIND
Contract type name	GDS Contract
Purpose of contract	General and Orthodontic
Contract start date	01/04/2006
Contract end date	

16/17 Contracted general activity (UDA)	2,260
Carry forward general activity (UDA)	0
16/17 Contracted orthodontic activity (UOA)	294
Carry forward orthodontic activity (UOA)	0
Baseline contract value	£70,117.41

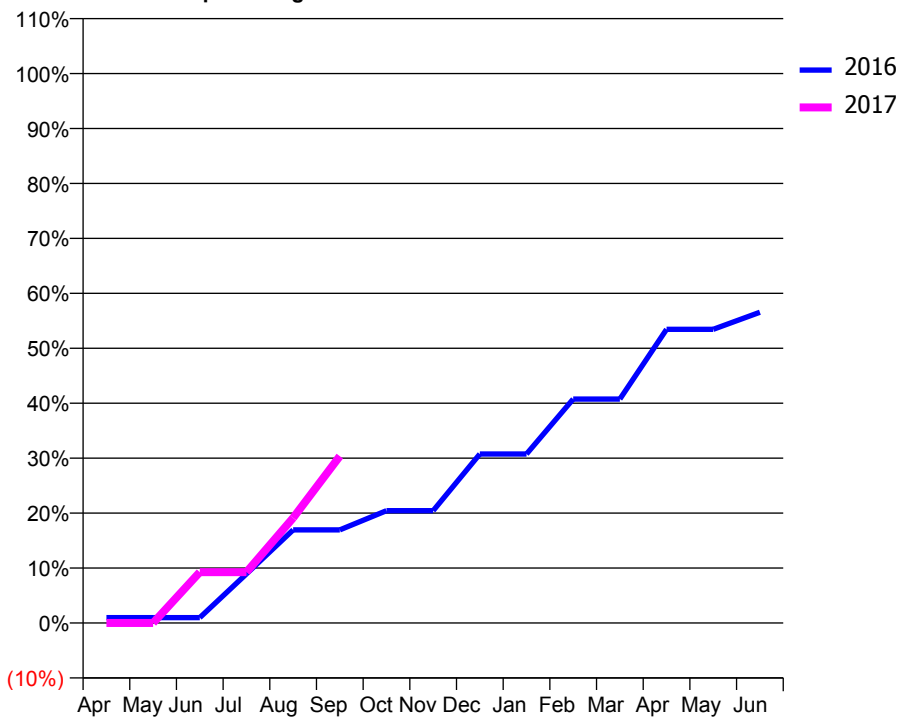
ACCESS*

Patients seen in 24 months	Total	Change since previous quarter
Quarter ending September 2015	633	
Quarter ending December 2015	609	↓
Quarter ending March 2016	609	→
Quarter ending June 2016	592	↓
Quarter ending September 2016	591	→
Variance since September 2015	(6.6%)	↓



ACTIVITY

Cumulative percentage of contracted UDA delivered 2016 & 2017



Adjusted Scheduled Activity (UDA)

Month	2016	2017
April	22	0
May	22	0
June	22	209
July	202	209
August	383	432
September	383	686
October	462	
November	462	
December	695	
January	695	
February	921	
March	921	
April	1,208	
May	1,208	
June	1,278	

QUALITY

	Quantity	Base Number	Contract	AT	Region	England
% of FP17s for the same patient ID Re-attending within 3 months - Children	41	303	13.5%	13.0%	13.5%	12.4%
% of FP17s for the same patient ID Re-attending within 3 months - Adults	30	287	10.5%	17.5%	17.4%	16.7%
% of FP17s for the same patient ID Re-attending between 3 & 9 months - Children	183	303	60.4%	56.6%	59.0%	57.4%
% of FP17s for the same patient ID Re-attending between 3 & 9 months - Adults	155	287	54.0%	50.5%	52.6%	50.5%
% of FP17s for Band 1 Urgent Courses	1	395	0.3%	10.6%	9.4%	9.1%
% of FP17s Relating to Free Repair or Replacements	0	395	0.0%	0.9%	1.0%	0.8%
% of FP17s Relating to Continuations	0	395	0.0%	1.3%	1.5%	1.3%
% of Patients satisfied with the dentistry they have received	0	0	N/A	92.8%	93.7%	93.2%
% of Patients satisfied with the time they had to wait for an appointment	0	0	N/A	88.5%	90.0%	89.0%

* This is based on patients treated on this contract for their most recent course of treatment. Figures in italics indicate the base number of FP17s or Patient Questionnaire responses are less than 100. N/A is shown where the base number of responses is less than 10 during the period. % is calculated as Quantity/Base number*100

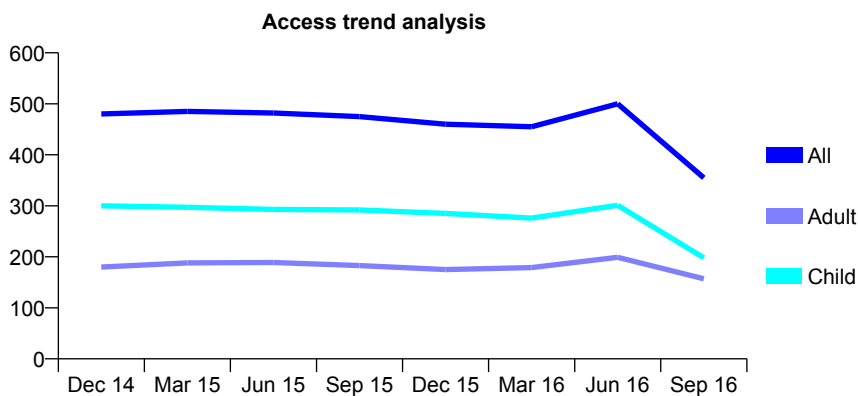
Q46 - Vital Signs At a Glance Contract Report for 320005/0001 - September 2016

Name or company name	P&J Noble Dental Practice
Contract type name	GDS Contract
Purpose of contract	General
Contract start date	01/04/2006
Contract end date	31/07/2016

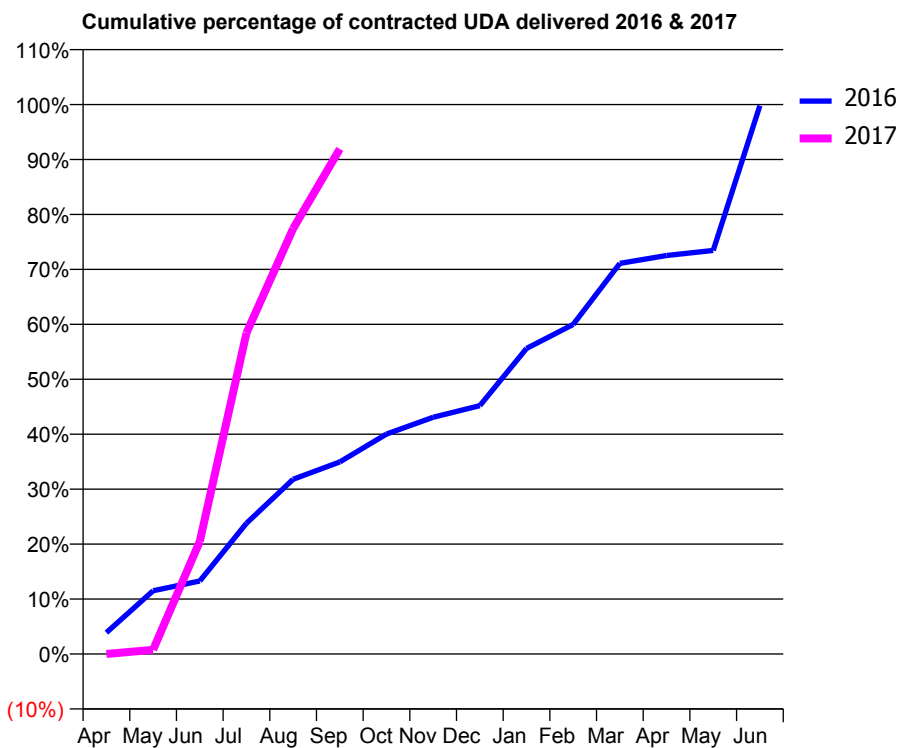
16/17 Contracted general activity (UDA)	396
Carry forward general activity (UDA)	0
16/17 Contracted orthodontic activity (UOA)	0
Carry forward orthodontic activity (UOA)	0
Baseline contract value	£10,623.87

ACCESS*

Patients seen in 24 months	Total	Change since previous quarter
Quarter ending September 2015	475	
Quarter ending December 2015	460	↓
Quarter ending March 2016	455	↓
Quarter ending June 2016	500	↑
Quarter ending September 2016	355	↓
Variance since September 2015	(25.3%)	↓



ACTIVITY



Adjusted Scheduled Activity (UDA)		
Month	2016	2017
April	46	0
May	137	3
June	158	81
July	283	231
August	378	307
September	416	364
October	476	
November	512	
December	537	
January	661	
February	713	
March	845	
April	862	
May	873	
June	1,187	

QUALITY

	Quantity	Base Number	Contract	AT	Region	England
% of FP17s for the same patient ID Re-attending within 3 months - Children	68	346	19.7%	13.0%	13.5%	12.4%
% of FP17s for the same patient ID Re-attending within 3 months - Adults	10	128	7.8%	17.5%	17.4%	16.7%
% of FP17s for the same patient ID Re-attending between 3 & 9 months - Children	178	346	51.4%	56.6%	59.0%	57.4%
% of FP17s for the same patient ID Re-attending between 3 & 9 months - Adults	57	128	44.5%	50.5%	52.6%	50.5%
% of FP17s for Band 1 Urgent Courses	15	252	6.0%	10.6%	9.4%	9.1%
% of FP17s Relating to Free Repair or Replacements	0	252	0.0%	0.9%	1.0%	0.8%
% of FP17s Relating to Continuations	0	252	0.0%	1.3%	1.5%	1.3%
% of Patients satisfied with the dentistry they have received	1	1	N/A	92.8%	93.7%	93.2%
% of Patients satisfied with the time they had to wait for an appointment	1	1	N/A	88.5%	90.0%	89.0%

* This is based on patients treated on this contract for their most recent course of treatment. Figures in italics indicate the base number of FP17s or Patient Questionnaire responses are less than 100. N/A is shown where the base number of responses is less than 10 during the period. % is calculated as Quantity/Base number*100

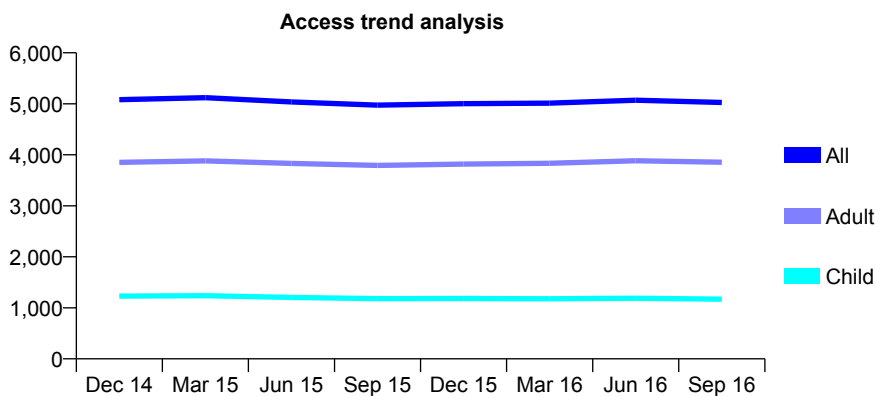
Q46 - Vital Signs At a Glance Contract Report for 321508/0001 - September 2016

Name or company name	MR M MILNE
Contract type name	GDS Contract
Purpose of contract	General
Contract start date	01/04/2006
Contract end date	

16/17 Contracted general activity (UDA)	15,470
Carry forward general activity (UDA)	0
16/17 Contracted orthodontic activity (UOA)	0
Carry forward orthodontic activity (UOA)	0
Baseline contract value	£533,799.91

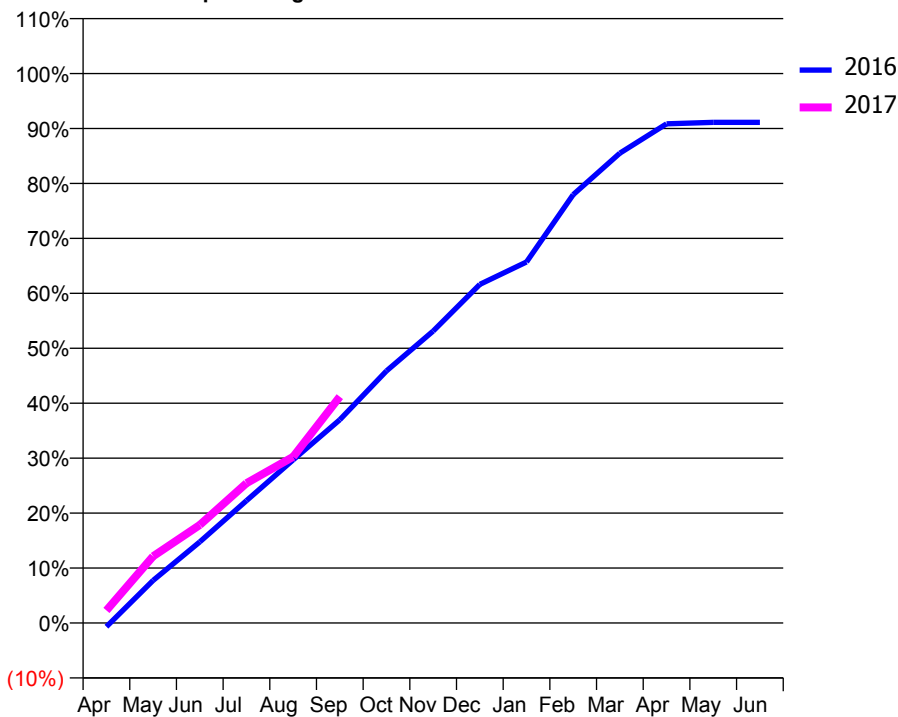
ACCESS*

Patients seen in 24 months	Total	Change since previous quarter
Quarter ending September 2015	4,974	
Quarter ending December 2015	5,002	→
Quarter ending March 2016	5,012	→
Quarter ending June 2016	5,071	→
Quarter ending September 2016	5,026	→
Variance since September 2015	1.0%	→



ACTIVITY

Cumulative percentage of contracted UDA delivered 2016 & 2017



Month	Adjusted Scheduled Activity (UDA)	
	2016	2017
April	-108	354
May	1,201	1,879
June	2,283	2,760
July	3,445	3,937
August	4,592	4,679
September	5,722	6,372
October	7,097	
November	8,219	
December	9,533	
January	10,162	
February	12,059	
March	13,226	
April	14,052	
May	14,095	
June	14,096	

QUALITY

	Quantity	Base Number	Contract	AT	Region	England
% of FP17s for the same patient ID Re-attending within 3 months - Children	95	858	11.1%	13.0%	13.5%	12.4%
% of FP17s for the same patient ID Re-attending within 3 months - Adults	653	2,863	22.8%	17.5%	17.4%	16.7%
% of FP17s for the same patient ID Re-attending between 3 & 9 months - Children	255	858	29.7%	56.6%	59.0%	57.4%
% of FP17s for the same patient ID Re-attending between 3 & 9 months - Adults	988	2,863	34.5%	50.5%	52.6%	50.5%
% of FP17s for Band 1 Urgent Courses	462	3,301	14.0%	10.6%	9.4%	9.1%
% of FP17s Relating to Free Repair or Replacements	33	3,301	1.0%	0.9%	1.0%	0.8%
% of FP17s Relating to Continuations	60	3,301	1.8%	1.3%	1.5%	1.3%
% of Patients satisfied with the dentistry they have received	3	5	N/A	92.8%	93.7%	93.2%
% of Patients satisfied with the time they had to wait for an appointment	5	5	N/A	88.5%	90.0%	89.0%

* This is based on patients treated on this contract for their most recent course of treatment. Figures in italics indicate the base number of FP17s or Patient Questionnaire responses are less than 100. N/A is shown where the base number of responses is less than 10 during the period. % is calculated as Quantity/Base number*100

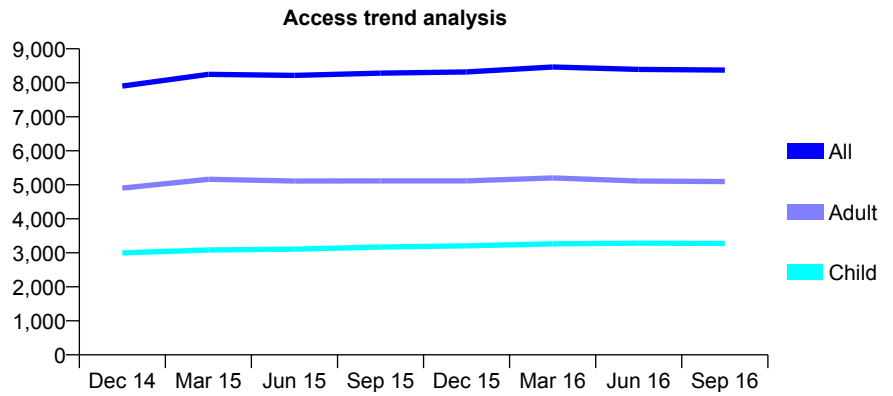
Q46 - Vital Signs At a Glance Contract Report for 322946/0001 - September 2016

Name or company name	MR MA SOMERVILLE
Contract type name	GDS Contract
Purpose of contract	General
Contract start date	01/04/2006
Contract end date	

16/17 Contracted general activity (UDA)	22,740
Carry forward general activity (UDA)	-455
16/17 Contracted orthodontic activity (UOA)	0
Carry forward orthodontic activity (UOA)	0
Baseline contract value	£689,419.46

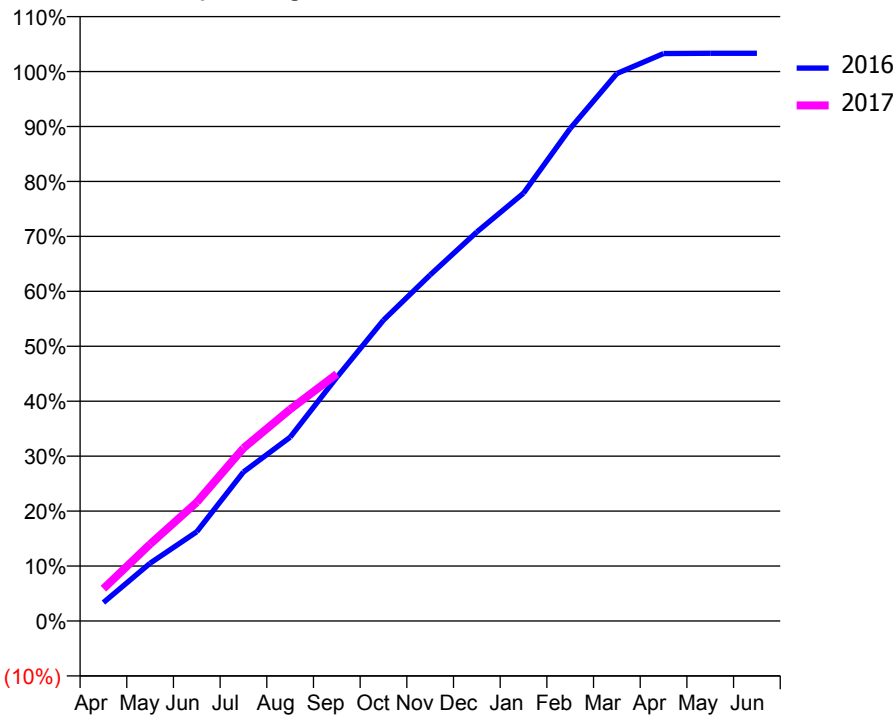
ACCESS*

Patients seen in 24 months	Total	Change since previous quarter
Quarter ending September 2015	8,283	
Quarter ending December 2015	8,318	→
Quarter ending March 2016	8,464	→
Quarter ending June 2016	8,394	→
Quarter ending September 2016	8,374	→
Variance since September 2015	1.1%	→



ACTIVITY

Cumulative percentage of contracted UDA delivered 2016 & 2017



Month	Adjusted Scheduled Activity (UDA)	
	2016	2017
April	772	1,339
May	2,424	3,179
June	3,738	4,915
July	6,240	7,154
August	7,699	8,758
September	10,211	10,222
October	12,603	
November	14,501	
December	16,297	
January	17,924	
February	20,635	
March	22,936	
April	23,773	
May	23,783	
June	23,783	

QUALITY

	Quantity	Base Number	Contract	AT	Region	England
% of FP17s for the same patient ID Re-attending within 3 months - Children	308	2,325	13.2%	13.0%	13.5%	12.4%
% of FP17s for the same patient ID Re-attending within 3 months - Adults	931	3,396	27.4%	17.5%	17.4%	16.7%
% of FP17s for the same patient ID Re-attending between 3 & 9 months - Children	1,148	2,325	49.4%	56.6%	59.0%	57.4%
% of FP17s for the same patient ID Re-attending between 3 & 9 months - Adults	1,313	3,396	38.7%	50.5%	52.6%	50.5%
% of FP17s for Band 1 Urgent Courses	814	4,586	17.7%	10.6%	9.4%	9.1%
% of FP17s Relating to Free Repair or Replacements	31	4,586	0.7%	0.9%	1.0%	0.8%
% of FP17s Relating to Continuations	84	4,586	1.8%	1.3%	1.5%	1.3%
% of Patients satisfied with the dentistry they have received	2	2	N/A	92.8%	93.7%	93.2%
% of Patients satisfied with the time they had to wait for an appointment	2	2	N/A	88.5%	90.0%	89.0%

* This is based on patients treated on this contract for their most recent course of treatment. Figures in italics indicate the base number of FP17s or Patient Questionnaire responses are less than 100. N/A is shown where the base number of responses is less than 10 during the period. % is calculated as Quantity/Base number*100

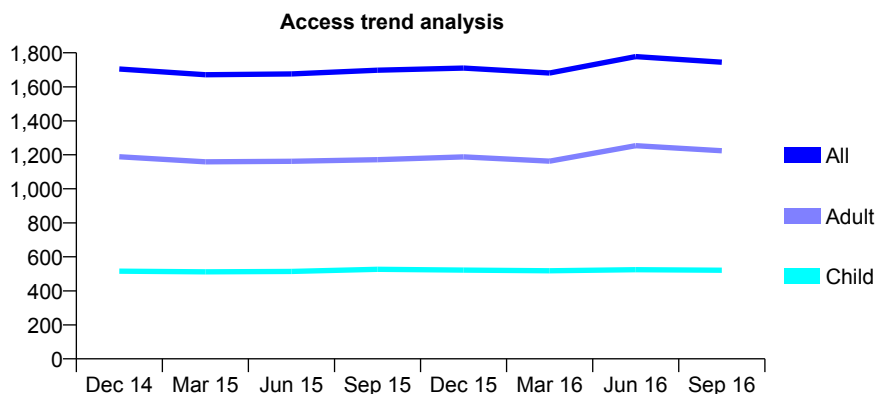
Q46 - Vital Signs At a Glance Contract Report for 323756/0001 - September 2016

Name or company name	MR PO SMITH
Contract type name	GDS Contract
Purpose of contract	General
Contract start date	01/04/2006
Contract end date	

16/17 Contracted general activity (UDA)	4,610
Carry forward general activity (UDA)	92
16/17 Contracted orthodontic activity (UOA)	0
Carry forward orthodontic activity (UOA)	0
Baseline contract value	£113,254.55

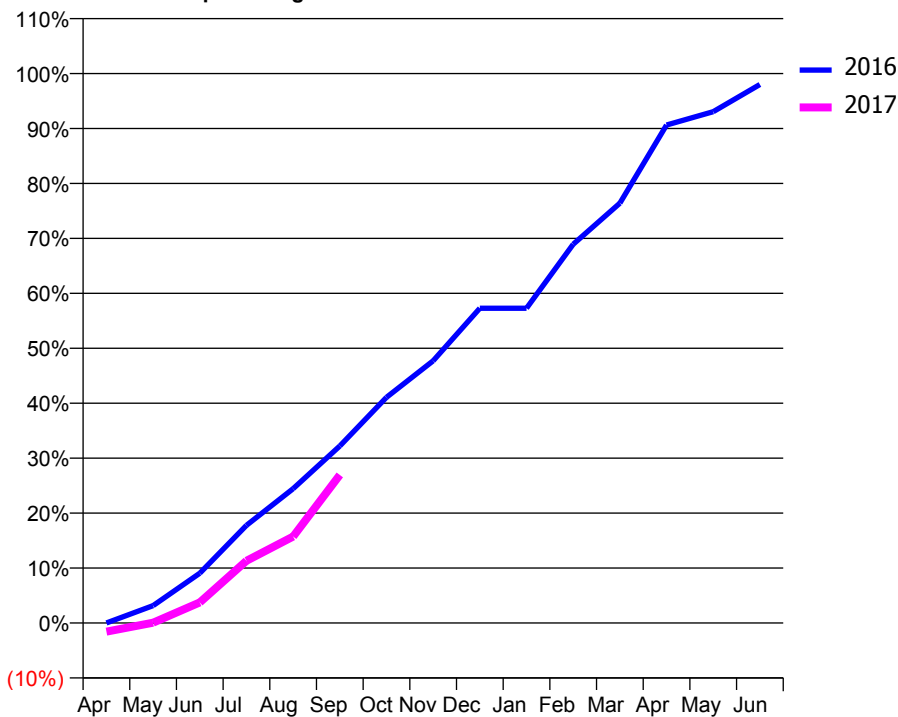
ACCESS*

Patients seen in 24 months	Total	Change since previous quarter
Quarter ending September 2015	1,698	
Quarter ending December 2015	1,710	→
Quarter ending March 2016	1,681	↓
Quarter ending June 2016	1,778	↑
Quarter ending September 2016	1,745	↓
Variance since September 2015	2.8%	↑



ACTIVITY

Cumulative percentage of contracted UDA delivered 2016 & 2017



Month	Adjusted Scheduled Activity (UDA)	
	2016	2017
April	0	-74
May	146	2
June	418	172
July	819	522
August	1,127	725
September	1,485	1,243
October	1,893	
November	2,200	
December	2,641	
January	2,641	
February	3,178	
March	3,522	
April	4,177	
May	4,290	
June	4,518	

QUALITY

	Quantity	Base Number	Contract	AT	Region	England
% of FP17s for the same patient ID Re-attending within 3 months - Children	28	272	10.3%	13.0%	13.5%	12.4%
% of FP17s for the same patient ID Re-attending within 3 months - Adults	136	785	17.3%	17.5%	17.4%	16.7%
% of FP17s for the same patient ID Re-attending between 3 & 9 months - Children	115	272	42.3%	56.6%	59.0%	57.4%
% of FP17s for the same patient ID Re-attending between 3 & 9 months - Adults	273	785	34.8%	50.5%	52.6%	50.5%
% of FP17s for Band 1 Urgent Courses	144	691	20.8%	10.6%	9.4%	9.1%
% of FP17s Relating to Free Repair or Replacements	2	691	0.3%	0.9%	1.0%	0.8%
% of FP17s Relating to Continuations	0	691	0.0%	1.3%	1.5%	1.3%
% of Patients satisfied with the dentistry they have received	0	0	N/A	92.8%	93.7%	93.2%
% of Patients satisfied with the time they had to wait for an appointment	0	0	N/A	88.5%	90.0%	89.0%

* This is based on patients treated on this contract for their most recent course of treatment. Figures in italics indicate the base number of FP17s or Patient Questionnaire responses are less than 100. N/A is shown where the base number of responses is less than 10 during the period. % is calculated as Quantity/Base number*100

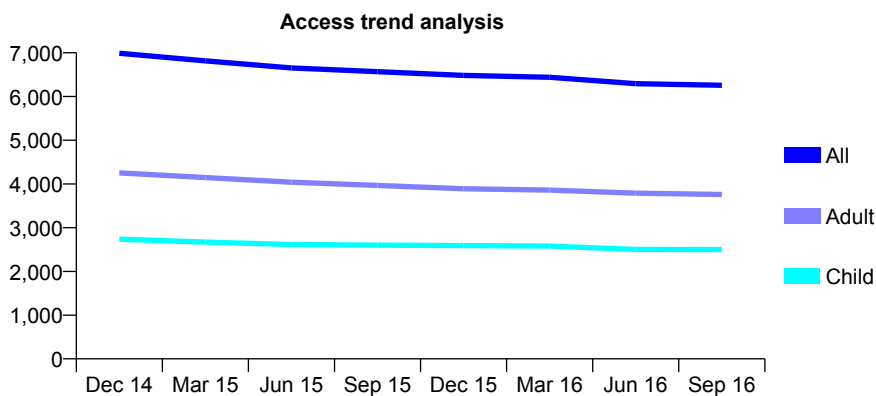
Q46 - Vital Signs At a Glance Contract Report for 323772/0001 - September 2016

Name or company name	MRS S KAYANI
Contract type name	GDS Contract
Purpose of contract	General
Contract start date	01/04/2006
Contract end date	

16/17 Contracted general activity (UDA)	25,832
Carry forward general activity (UDA)	0
16/17 Contracted orthodontic activity (UOA)	0
Carry forward orthodontic activity (UOA)	0
Baseline contract value	£645,907.68

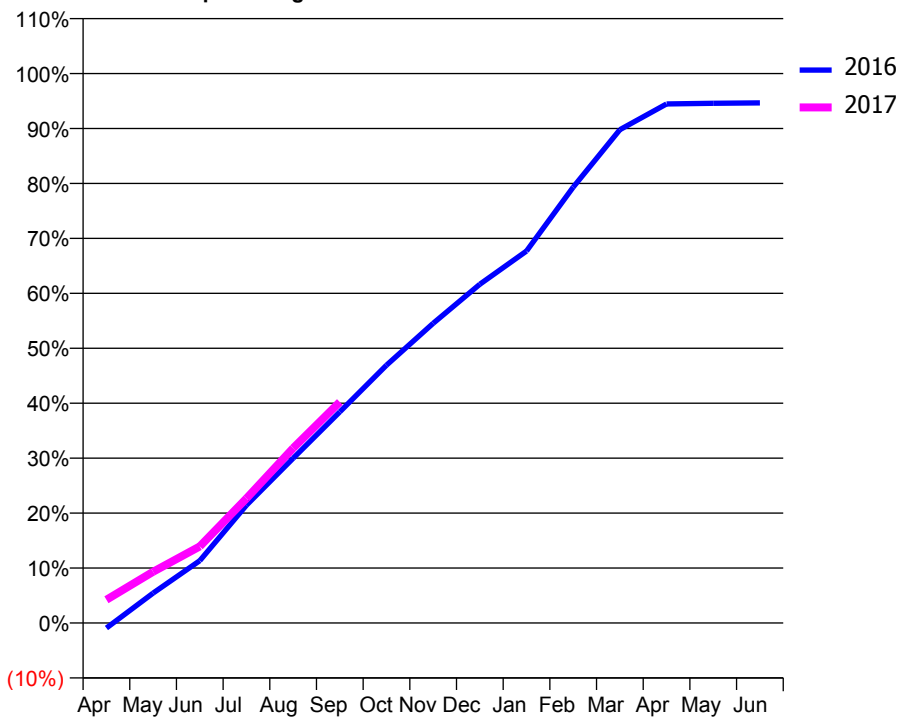
ACCESS*

Patients seen in 24 months	Total	Change since previous quarter
Quarter ending September 2015	6,568	
Quarter ending December 2015	6,483	↓
Quarter ending March 2016	6,440	→
Quarter ending June 2016	6,293	↓
Quarter ending September 2016	6,258	→
Variance since September 2015	(4.7%)	↓



ACTIVITY

Cumulative percentage of contracted UDA delivered 2016 & 2017



Month	Adjusted Scheduled Activity (UDA)	
	2016	2017
April	-241	1,097
May	1,410	2,413
June	2,932	3,603
July	5,538	5,860
August	7,745	8,222
September	9,926	10,388
October	12,119	
November	14,092	
December	15,926	
January	17,485	
February	20,489	
March	23,194	
April	24,400	
May	24,433	
June	24,454	

QUALITY

	Quantity	Base Number	Contract	AT	Region	England
% of FP17s for the same patient ID Re-attending within 3 months - Children	315	2,000	15.8%	13.0%	13.5%	12.4%
% of FP17s for the same patient ID Re-attending within 3 months - Adults	728	2,750	26.5%	17.5%	17.4%	16.7%
% of FP17s for the same patient ID Re-attending between 3 & 9 months - Children	1,174	2,000	58.7%	56.6%	59.0%	57.4%
% of FP17s for the same patient ID Re-attending between 3 & 9 months - Adults	1,221	2,750	44.4%	50.5%	52.6%	50.5%
% of FP17s for Band 1 Urgent Courses	521	4,251	12.3%	10.6%	9.4%	9.1%
% of FP17s Relating to Free Repair or Replacements	18	4,251	0.4%	0.9%	1.0%	0.8%
% of FP17s Relating to Continuations	15	4,251	0.4%	1.3%	1.5%	1.3%
% of Patients satisfied with the dentistry they have received	2	2	N/A	92.8%	93.7%	93.2%
% of Patients satisfied with the time they had to wait for an appointment	1	2	N/A	88.5%	90.0%	89.0%

* This is based on patients treated on this contract for their most recent course of treatment. Figures in italics indicate the base number of FP17s or Patient Questionnaire responses are less than 100. N/A is shown where the base number of responses is less than 10 during the period. % is calculated as Quantity/Base number*100

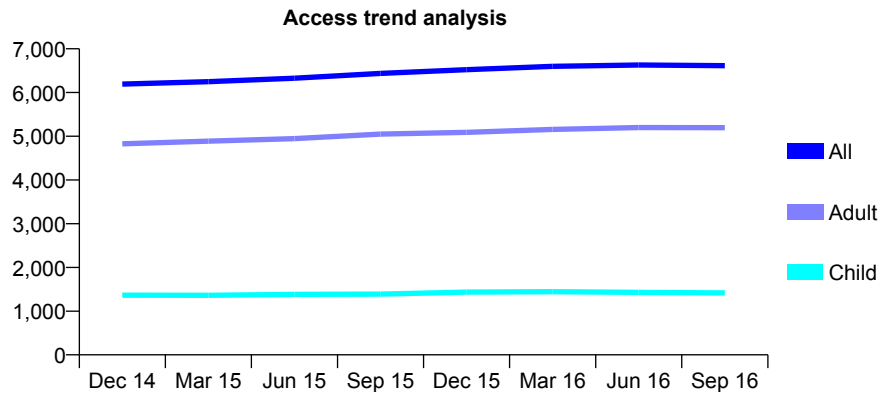
Q46 - Vital Signs At a Glance Contract Report for 324264/0001 - September 2016

Name or company name	MR MD RUSSELL
Contract type name	GDS Contract
Purpose of contract	General
Contract start date	01/04/2006
Contract end date	

16/17 Contracted general activity (UDA)	19,026
Carry forward general activity (UDA)	0
16/17 Contracted orthodontic activity (UOA)	0
Carry forward orthodontic activity (UOA)	0
Baseline contract value	£536,583.04

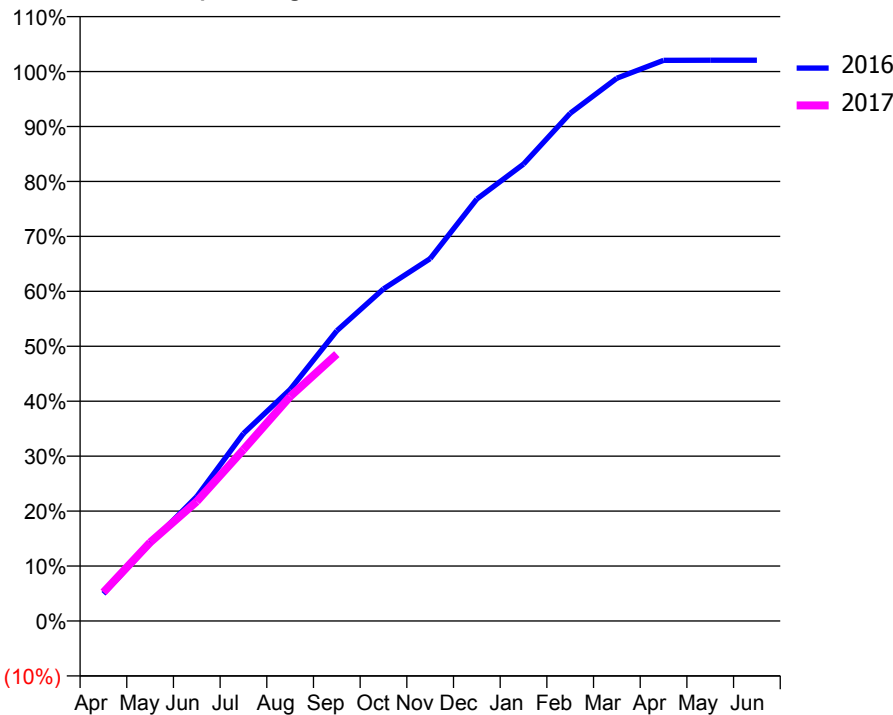
ACCESS*

Patients seen in 24 months	Total	Change since previous quarter
Quarter ending September 2015	6,437	
Quarter ending December 2015	6,522	→
Quarter ending March 2016	6,599	→
Quarter ending June 2016	6,628	→
Quarter ending September 2016	6,613	→
Variance since September 2015	2.7%	↑



ACTIVITY

Cumulative percentage of contracted UDA delivered 2016 & 2017



Month	Adjusted Scheduled Activity (UDA)	
	2016	2017
April	947	995
May	2,697	2,720
June	4,330	4,139
July	6,527	5,934
August	8,058	7,774
September	10,101	9,242
October	11,558	
November	12,612	
December	14,689	
January	15,903	
February	17,672	
March	18,892	
April	19,514	
May	19,518	
June	19,521	

QUALITY

	Quantity	Base Number	Contract	AT	Region	England
% of FP17s for the same patient ID Re-attending within 3 months - Children	134	1,304	10.3%	13.0%	13.5%	12.4%
% of FP17s for the same patient ID Re-attending within 3 months - Adults	657	4,368	15.0%	17.5%	17.4%	16.7%
% of FP17s for the same patient ID Re-attending between 3 & 9 months - Children	857	1,304	65.7%	56.6%	59.0%	57.4%
% of FP17s for the same patient ID Re-attending between 3 & 9 months - Adults	2,735	4,368	62.6%	50.5%	52.6%	50.5%
% of FP17s for Band 1 Urgent Courses	208	5,316	3.9%	10.6%	9.4%	9.1%
% of FP17s Relating to Free Repair or Replacements	45	5,316	0.8%	0.9%	1.0%	0.8%
% of FP17s Relating to Continuations	65	5,316	1.2%	1.3%	1.5%	1.3%
% of Patients satisfied with the dentistry they have received	6	6	N/A	92.8%	93.7%	93.2%
% of Patients satisfied with the time they had to wait for an appointment	6	6	N/A	88.5%	90.0%	89.0%

* This is based on patients treated on this contract for their most recent course of treatment. Figures in italics indicate the base number of FP17s or Patient Questionnaire responses are less than 100. N/A is shown where the base number of responses is less than 10 during the period. % is calculated as Quantity/Base number*100

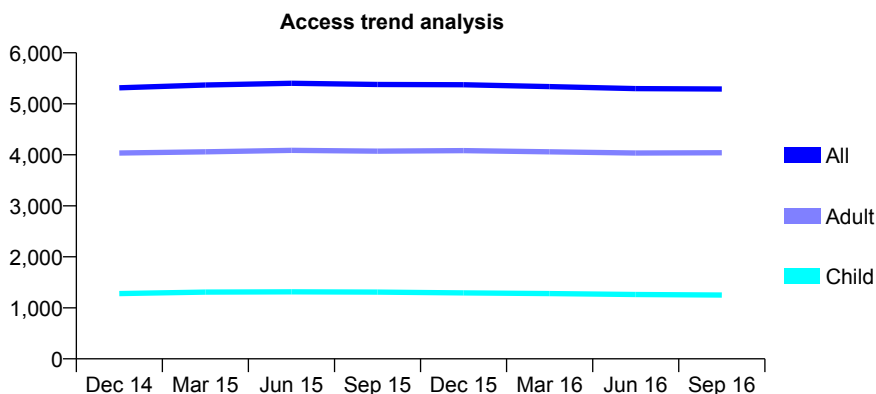
Q46 - Vital Signs At a Glance Contract Report for 324582/0001 - September 2016

Name or company name	MR MD COHEN
Contract type name	GDS Contract
Purpose of contract	General
Contract start date	01/04/2006
Contract end date	

16/17 Contracted general activity (UDA)	15,979
Carry forward general activity (UDA)	-320
16/17 Contracted orthodontic activity (UOA)	0
Carry forward orthodontic activity (UOA)	0
Baseline contract value	£461,450.36

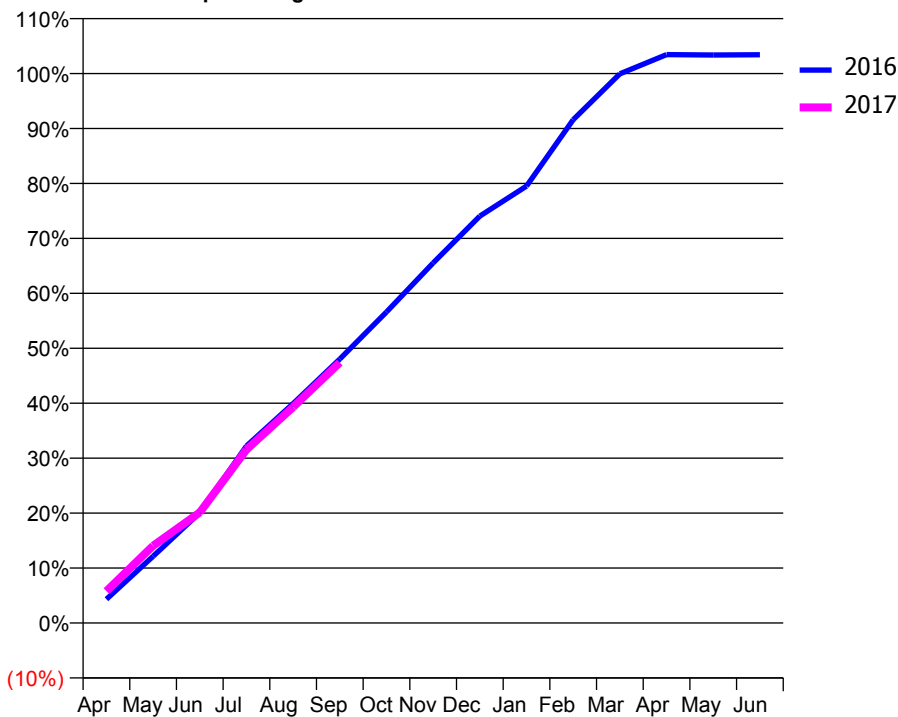
ACCESS*

Patients seen in 24 months	Total	Change since previous quarter
Quarter ending September 2015	5,380	
Quarter ending December 2015	5,375	→
Quarter ending March 2016	5,337	→
Quarter ending June 2016	5,297	→
Quarter ending September 2016	5,291	→
Variance since September 2015	(1.7%)	↓



ACTIVITY

Cumulative percentage of contracted UDA delivered 2016 & 2017



Month	Adjusted Scheduled Activity (UDA)	
	2016	2017
April	700	930
May	1,966	2,247
June	3,248	3,218
July	5,213	5,041
August	6,461	6,282
September	7,773	7,573
October	9,156	
November	10,603	
December	11,982	
January	12,863	
February	14,821	
March	16,170	
April	16,734	
May	16,722	
June	16,732	

QUALITY

	Quantity	Base Number	Contract	AT	Region	England
% of FP17s for the same patient ID Re-attending within 3 months - Children	116	1,119	10.4%	13.0%	13.5%	12.4%
% of FP17s for the same patient ID Re-attending within 3 months - Adults	502	3,335	15.1%	17.5%	17.4%	16.7%
% of FP17s for the same patient ID Re-attending between 3 & 9 months - Children	783	1,119	70.0%	56.6%	59.0%	57.4%
% of FP17s for the same patient ID Re-attending between 3 & 9 months - Adults	2,404	3,335	72.1%	50.5%	52.6%	50.5%
% of FP17s for Band 1 Urgent Courses	322	4,126	7.8%	10.6%	9.4%	9.1%
% of FP17s Relating to Free Repair or Replacements	41	4,126	1.0%	0.9%	1.0%	0.8%
% of FP17s Relating to Continuations	22	4,126	0.5%	1.3%	1.5%	1.3%
% of Patients satisfied with the dentistry they have received	26	26	100.0%	92.8%	93.7%	93.2%
% of Patients satisfied with the time they had to wait for an appointment	26	26	100.0%	88.5%	90.0%	89.0%

* This is based on patients treated on this contract for their most recent course of treatment. Figures in italics indicate the base number of FP17s or Patient Questionnaire responses are less than 100. N/A is shown where the base number of responses is less than 10 during the period. % is calculated as Quantity/Base number*100

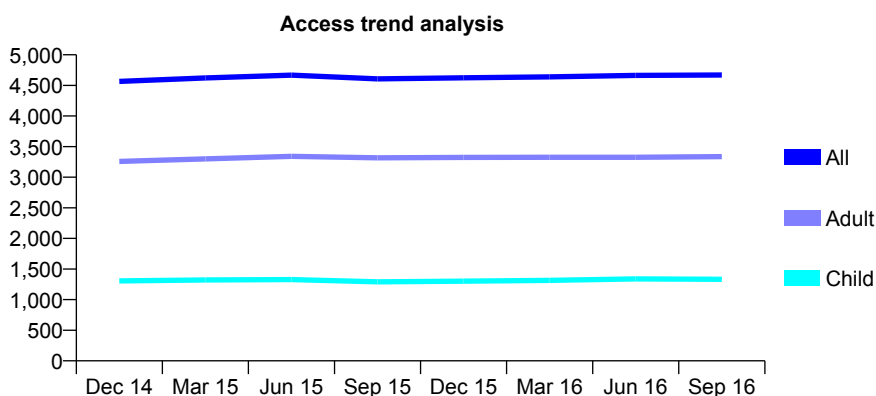
Q46 - Vital Signs At a Glance Contract Report for 325120/0001 - September 2016

Name or company name	MR JC SLATTERY
Contract type name	GDS Contract
Purpose of contract	General
Contract start date	01/04/2006
Contract end date	

16/17 Contracted general activity (UDA)	14,365
Carry forward general activity (UDA)	-266
16/17 Contracted orthodontic activity (UOA)	0
Carry forward orthodontic activity (UOA)	0
Baseline contract value	£391,020.88

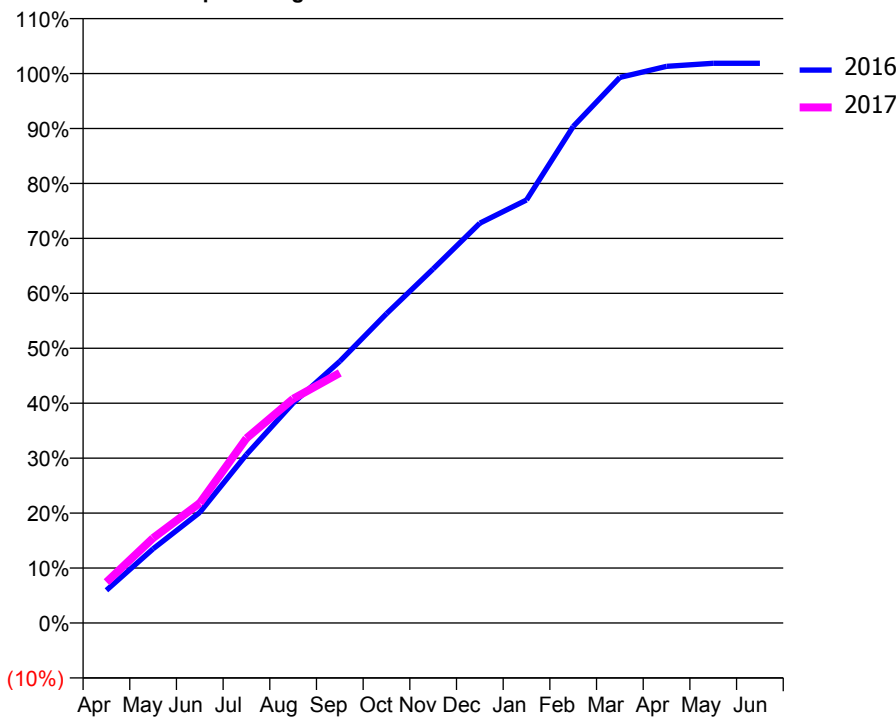
ACCESS*

Patients seen in 24 months	Total	Change since previous quarter
Quarter ending September 2015	4,606	
Quarter ending December 2015	4,625	→
Quarter ending March 2016	4,640	→
Quarter ending June 2016	4,664	→
Quarter ending September 2016	4,670	→
Variance since September 2015	1.4%	→



ACTIVITY

Cumulative percentage of contracted UDA delivered 2016 & 2017



Month	Adjusted Scheduled Activity (UDA)	
	2016	2017
April	855	1,068
May	1,941	2,221
June	2,890	3,134
July	4,406	4,831
August	5,751	5,862
September	6,842	6,538
October	8,084	
November	9,258	
December	10,451	
January	11,059	
February	12,980	
March	14,264	
April	14,553	
May	14,631	
June	14,631	

QUALITY

	Quantity	Base Number	Contract	AT	Region	England
% of FP17s for the same patient ID Re-attending within 3 months - Children	74	829	8.9%	13.0%	13.5%	12.4%
% of FP17s for the same patient ID Re-attending within 3 months - Adults	378	2,021	18.7%	17.5%	17.4%	16.7%
% of FP17s for the same patient ID Re-attending between 3 & 9 months - Children	424	829	51.1%	56.6%	59.0%	57.4%
% of FP17s for the same patient ID Re-attending between 3 & 9 months - Adults	812	2,021	40.2%	50.5%	52.6%	50.5%
% of FP17s for Band 1 Urgent Courses	403	2,675	15.1%	10.6%	9.4%	9.1%
% of FP17s Relating to Free Repair or Replacements	13	2,675	0.5%	0.9%	1.0%	0.8%
% of FP17s Relating to Continuations	73	2,675	2.7%	1.3%	1.5%	1.3%
% of Patients satisfied with the dentistry they have received	1	2	N/A	92.8%	93.7%	93.2%
% of Patients satisfied with the time they had to wait for an appointment	2	2	N/A	88.5%	90.0%	89.0%

* This is based on patients treated on this contract for their most recent course of treatment. Figures in italics indicate the base number of FP17s or Patient Questionnaire responses are less than 100. N/A is shown where the base number of responses is less than 10 during the period. % is calculated as Quantity/Base number*100

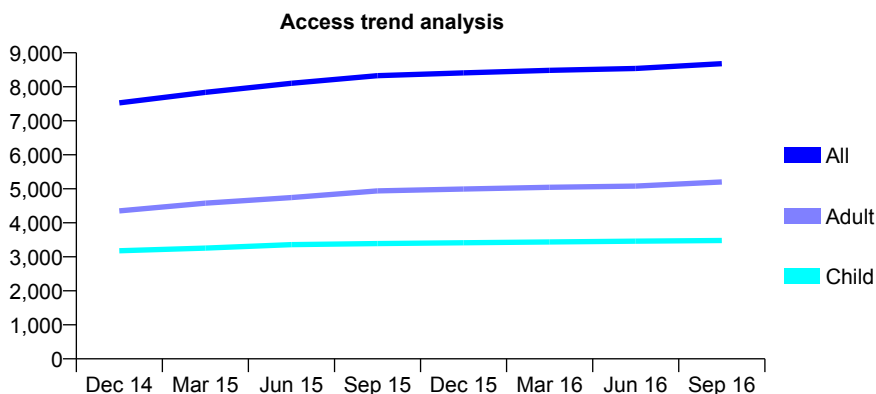
Q46 - Vital Signs At a Glance Contract Report for 326453/0001 - September 2016

Name or company name	MR I SALEEM
Contract type name	GDS Contract
Purpose of contract	General
Contract start date	01/04/2006
Contract end date	

16/17 Contracted general activity (UDA)	20,139
Carry forward general activity (UDA)	181
16/17 Contracted orthodontic activity (UOA)	0
Carry forward orthodontic activity (UOA)	0
Baseline contract value	£689,024.24

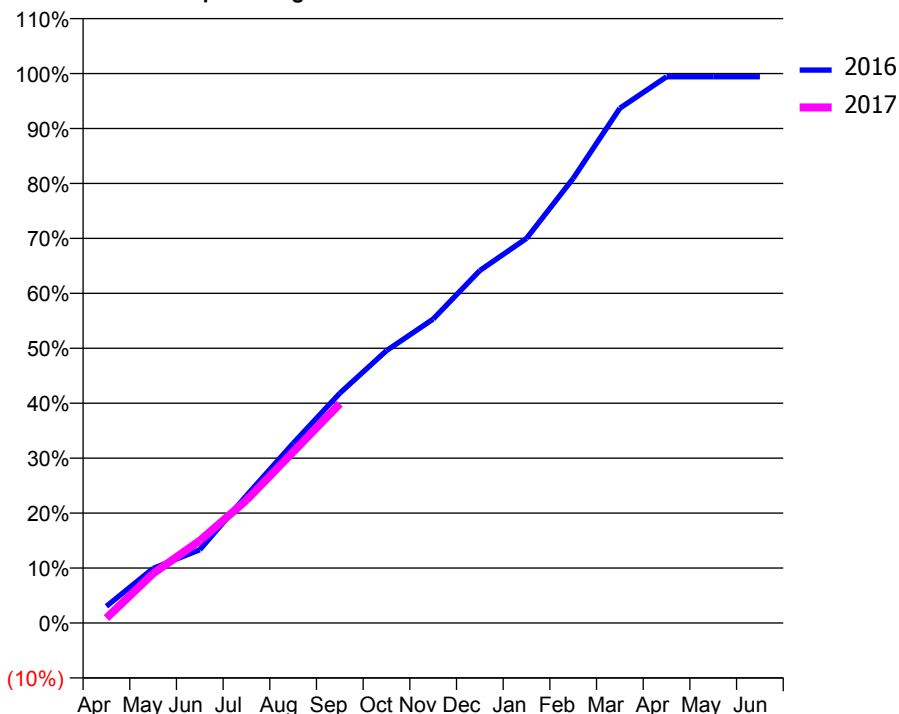
ACCESS*

Patients seen in 24 months	Total	Change since previous quarter
Quarter ending September 2015	8,329	
Quarter ending December 2015	8,410	→
Quarter ending March 2016	8,485	→
Quarter ending June 2016	8,540	→
Quarter ending September 2016	8,682	→
Variance since September 2015	4.2%	↑



ACTIVITY

Cumulative percentage of contracted UDA delivered 2016 & 2017



Month	Adjusted Scheduled Activity (UDA)	
	2016	2017
April	628	183
May	2,057	1,817
June	2,759	3,017
July	4,798	4,503
August	6,768	6,273
September	8,655	8,037
October	10,261	
November	11,450	
December	13,279	
January	14,491	
February	16,748	
March	19,393	
April	20,579	
May	20,579	
June	20,579	

QUALITY

	Quantity	Base Number	Contract	AT	Region	England
% of FP17s for the same patient ID Re-attending within 3 months - Children	72	1,889	3.8%	13.0%	13.5%	12.4%
% of FP17s for the same patient ID Re-attending within 3 months - Adults	179	2,489	7.2%	17.5%	17.4%	16.7%
% of FP17s for the same patient ID Re-attending between 3 & 9 months - Children	919	1,889	48.7%	56.6%	59.0%	57.4%
% of FP17s for the same patient ID Re-attending between 3 & 9 months - Adults	1,034	2,489	41.5%	50.5%	52.6%	50.5%
% of FP17s for Band 1 Urgent Courses	199	3,752	5.3%	10.6%	9.4%	9.1%
% of FP17s Relating to Free Repair or Replacements	2	3,752	0.1%	0.9%	1.0%	0.8%
% of FP17s Relating to Continuations	21	3,752	0.6%	1.3%	1.5%	1.3%
% of Patients satisfied with the dentistry they have received	3	4	N/A	92.8%	93.7%	93.2%
% of Patients satisfied with the time they had to wait for an appointment	2	4	N/A	88.5%	90.0%	89.0%

* This is based on patients treated on this contract for their most recent course of treatment. Figures in italics indicate the base number of FP17s or Patient Questionnaire responses are less than 100. N/A is shown where the base number of responses is less than 10 during the period. % is calculated as Quantity/Base number*100

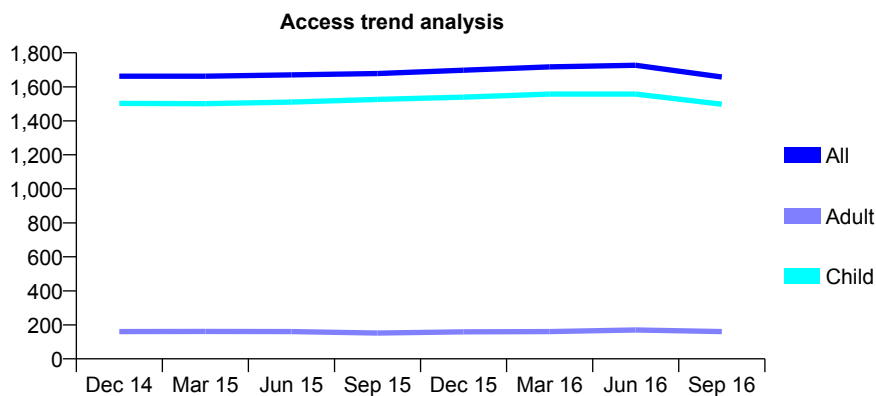
Q46 - Vital Signs At a Glance Contract Report for 329622/0001 - September 2016

Name or company name	MR SD HOWARTH
Contract type name	GDS Contract
Purpose of contract	General
Contract start date	01/04/2006
Contract end date	

16/17 Contracted general activity (UDA)	3,000
Carry forward general activity (UDA)	-60
16/17 Contracted orthodontic activity (UOA)	0
Carry forward orthodontic activity (UOA)	0
Baseline contract value	£73,341.76

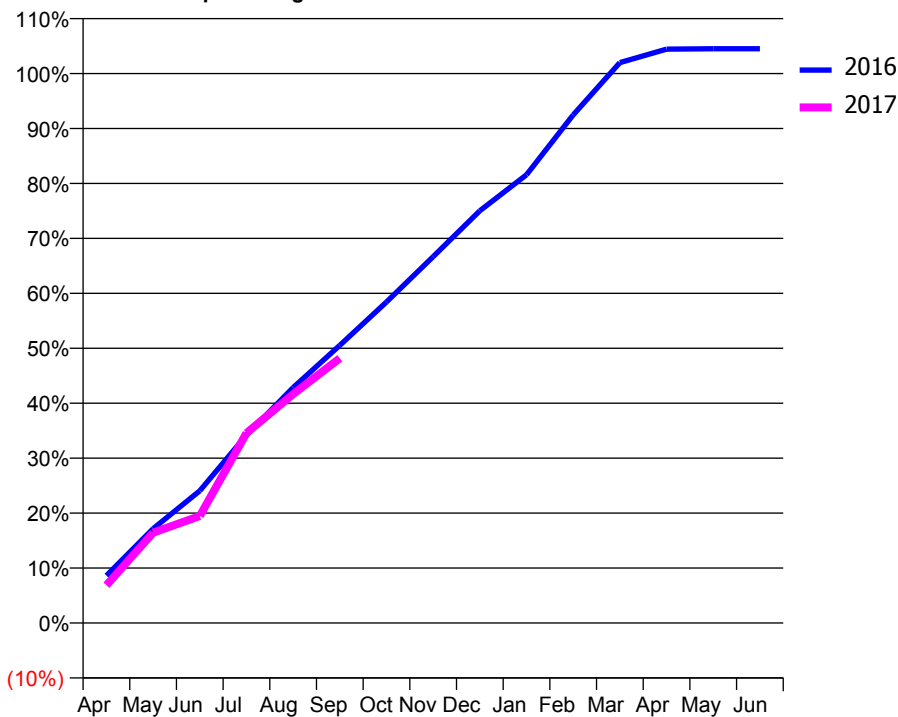
ACCESS*

Patients seen in 24 months	Total	Change since previous quarter
Quarter ending September 2015	1,678	
Quarter ending December 2015	1,698	→
Quarter ending March 2016	1,717	→
Quarter ending June 2016	1,727	→
Quarter ending September 2016	1,658	↓
Variance since September 2015	(1.2%)	↓



ACTIVITY

Cumulative percentage of contracted UDA delivered 2016 & 2017



Adjusted Scheduled Activity (UDA)

Month	2016	2017
April	259	206
May	515	493
June	722	584
July	1,026	1,037
August	1,285	1,250
September	1,516	1,446
October	1,752	
November	2,000	
December	2,251	
January	2,447	
February	2,774	
March	3,060	
April	3,133	
May	3,135	
June	3,135	

QUALITY

	Quantity	Base Number	Contract	AT	Region	England
% of FP17s for the same patient ID Re-attending within 3 months - Children	85	1,167	7.3%	13.0%	13.5%	12.4%
% of FP17s for the same patient ID Re-attending within 3 months - Adults	0	0	N/A	17.5%	17.4%	16.7%
% of FP17s for the same patient ID Re-attending between 3 & 9 months - Children	809	1,167	69.3%	56.6%	59.0%	57.4%
% of FP17s for the same patient ID Re-attending between 3 & 9 months - Adults	0	0	N/A	50.5%	52.6%	50.5%
% of FP17s for Band 1 Urgent Courses	38	1,103	3.4%	10.6%	9.4%	9.1%
% of FP17s Relating to Free Repair or Replacements	0	1,103	0.0%	0.9%	1.0%	0.8%
% of FP17s Relating to Continuations	0	1,103	0.0%	1.3%	1.5%	1.3%
% of Patients satisfied with the dentistry they have received	0	0	N/A	92.8%	93.7%	93.2%
% of Patients satisfied with the time they had to wait for an appointment	0	0	N/A	88.5%	90.0%	89.0%

* This is based on patients treated on this contract for their most recent course of treatment. Figures in italics indicate the base number of FP17s or Patient Questionnaire responses are less than 100. N/A is shown where the base number of responses is less than 10 during the period. % is calculated as Quantity/Base number*100

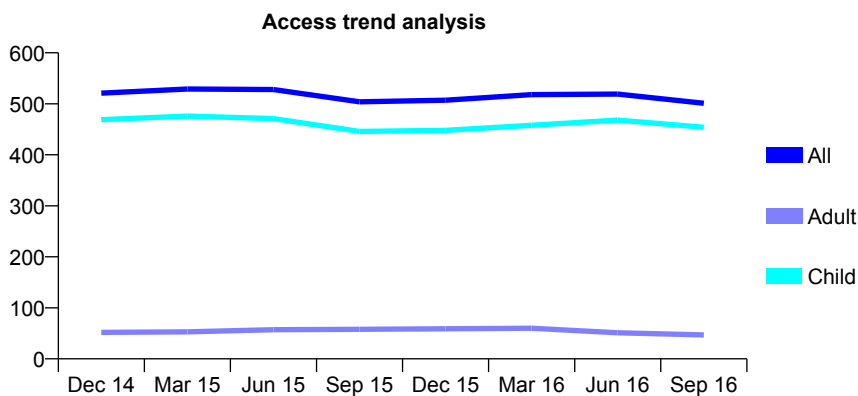
Q46 - Vital Signs At a Glance Contract Report for 333379/0001 - September 2016

Name or company name	MR AK JAIN
Contract type name	GDS Contract
Purpose of contract	General
Contract start date	01/04/2006
Contract end date	

16/17 Contracted general activity (UDA)	1,200
Carry forward general activity (UDA)	40
16/17 Contracted orthodontic activity (UOA)	0
Carry forward orthodontic activity (UOA)	0
Baseline contract value	£29,336.71

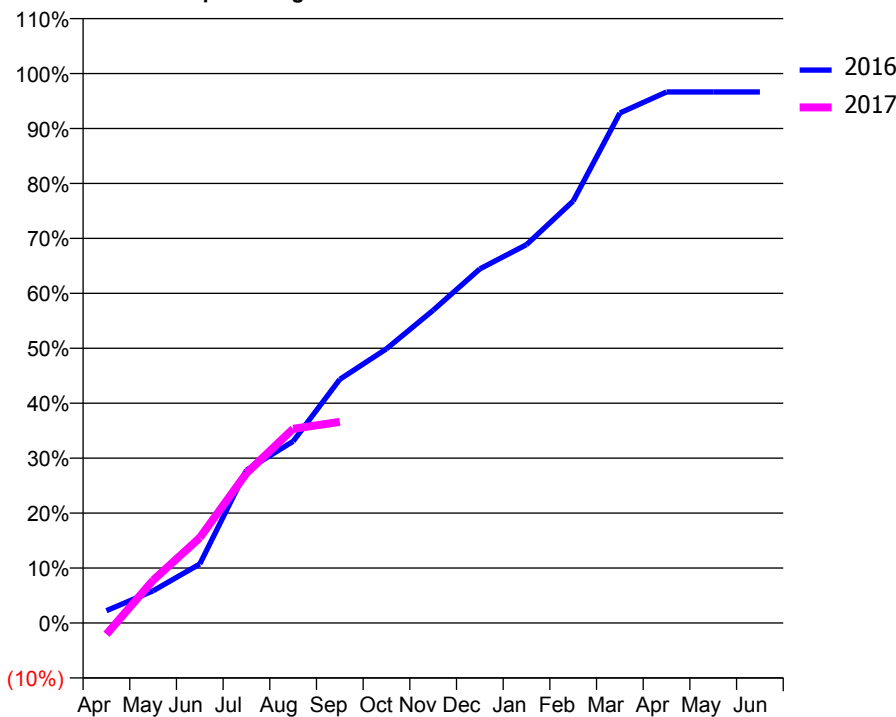
ACCESS*

Patients seen in 24 months	Total	Change since previous quarter
Quarter ending September 2015	504	
Quarter ending December 2015	507	→
Quarter ending March 2016	518	↑
Quarter ending June 2016	519	→
Quarter ending September 2016	501	↓
Variance since September 2015	(0.6%)	→



ACTIVITY

Cumulative percentage of contracted UDA delivered 2016 & 2017



Month	Adjusted Scheduled Activity (UDA)	
	2016	2017
April	27	-25
May	70	93
June	129	186
July	334	327
August	397	424
September	532	439
October	599	
November	683	
December	773	
January	826	
February	921	
March	1,114	
April	1,160	
May	1,160	
June	1,160	

QUALITY

	Quantity	Base Number	Contract	AT	Region	England
% of FP17s for the same patient ID Re-attending within 3 months - Children	17	325	5.2%	13.0%	13.5%	12.4%
% of FP17s for the same patient ID Re-attending within 3 months - Adults	0	8	0.0%	17.5%	17.4%	16.7%
% of FP17s for the same patient ID Re-attending between 3 & 9 months - Children	211	325	64.9%	56.6%	59.0%	57.4%
% of FP17s for the same patient ID Re-attending between 3 & 9 months - Adults	7	8	87.5%	50.5%	52.6%	50.5%
% of FP17s for Band 1 Urgent Courses	1	300	0.3%	10.6%	9.4%	9.1%
% of FP17s Relating to Free Repair or Replacements	0	300	0.0%	0.9%	1.0%	0.8%
% of FP17s Relating to Continuations	0	300	0.0%	1.3%	1.5%	1.3%
% of Patients satisfied with the dentistry they have received	0	0	N/A	92.8%	93.7%	93.2%
% of Patients satisfied with the time they had to wait for an appointment	0	0	N/A	88.5%	90.0%	89.0%

* This is based on patients treated on this contract for their most recent course of treatment. Figures in italics indicate the base number of FP17s or Patient Questionnaire responses are less than 100. N/A is shown where the base number of responses is less than 10 during the period. % is calculated as Quantity/Base number*100

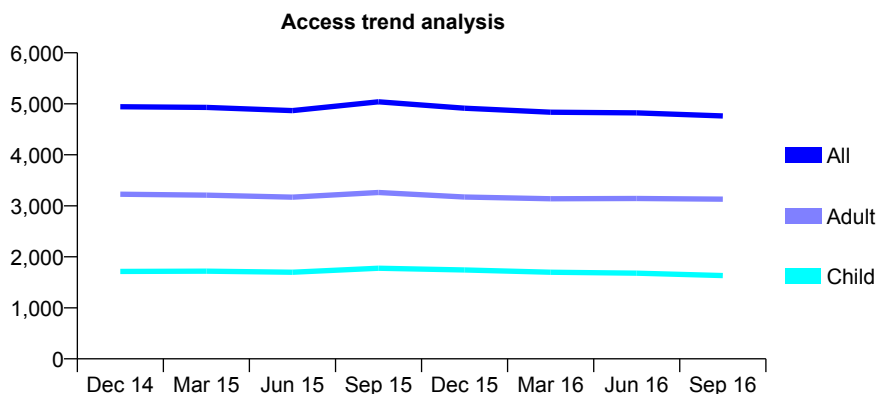
Q46 - Vital Signs At a Glance Contract Report for 336815/0001 - September 2016

Name or company name	MR S PATEL
Contract type name	GDS Contract
Purpose of contract	General
Contract start date	18/03/2010
Contract end date	

16/17 Contracted general activity (UDA)	11,938
Carry forward general activity (UDA)	-104
16/17 Contracted orthodontic activity (UOA)	0
Carry forward orthodontic activity (UOA)	0
Baseline contract value	£327,171.00

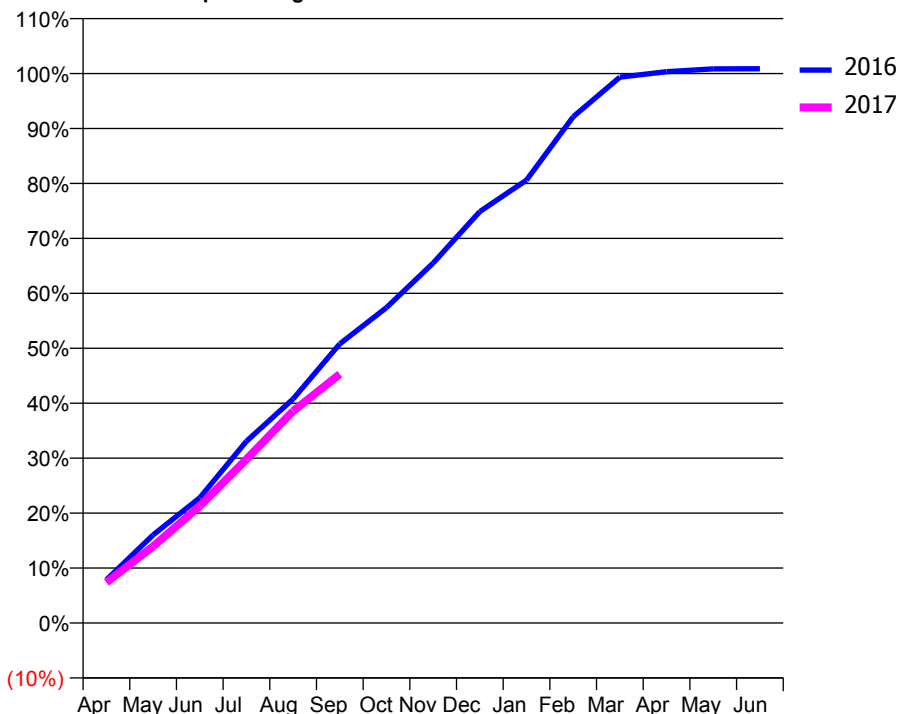
ACCESS*

Patients seen in 24 months	Total	Change since previous quarter
Quarter ending September 2015	5,039	
Quarter ending December 2015	4,915	↓
Quarter ending March 2016	4,836	↓
Quarter ending June 2016	4,823	→
Quarter ending September 2016	4,763	↓
Variance since September 2015	(5.5%)	↓



ACTIVITY

Cumulative percentage of contracted UDA delivered 2016 & 2017



Adjusted Scheduled Activity (UDA)

Month	2016	2017
April	939	882
May	1,913	1,664
June	2,722	2,543
July	3,950	3,558
August	4,869	4,604
September	6,065	5,407
October	6,852	
November	7,820	
December	8,939	
January	9,624	
February	10,998	
March	11,858	
April	11,978	
May	12,040	
June	12,042	

QUALITY

	Quantity	Base Number	Contract	AT	Region	England
% of FP17s for the same patient ID Re-attending within 3 months - Children	138	1,473	9.4%	13.0%	13.5%	12.4%
% of FP17s for the same patient ID Re-attending within 3 months - Adults	488	2,602	18.8%	17.5%	17.4%	16.7%
% of FP17s for the same patient ID Re-attending between 3 & 9 months - Children	998	1,473	67.8%	56.6%	59.0%	57.4%
% of FP17s for the same patient ID Re-attending between 3 & 9 months - Adults	1,438	2,602	55.3%	50.5%	52.6%	50.5%
% of FP17s for Band 1 Urgent Courses	421	3,226	13.1%	10.6%	9.4%	9.1%
% of FP17s Relating to Free Repair or Replacements	8	3,226	0.2%	0.9%	1.0%	0.8%
% of FP17s Relating to Continuations	4	3,226	0.1%	1.3%	1.5%	1.3%
% of Patients satisfied with the dentistry they have received	2	2	N/A	92.8%	93.7%	93.2%
% of Patients satisfied with the time they had to wait for an appointment	2	2	N/A	88.5%	90.0%	89.0%

* This is based on patients treated on this contract for their most recent course of treatment. Figures in italics indicate the base number of FP17s or Patient Questionnaire responses are less than 100. N/A is shown where the base number of responses is less than 10 during the period. % is calculated as Quantity/Base number*100

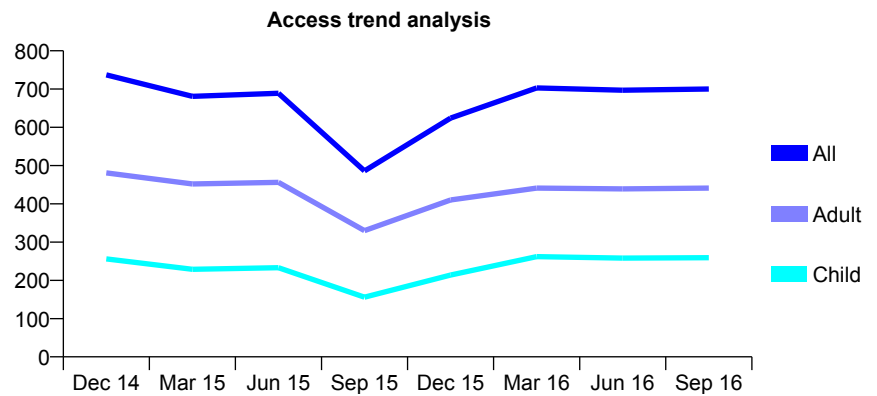
Q46 - Vital Signs At a Glance Contract Report for 336815/0002 - September 2016

Name or company name	MR S PATEL
Contract type name	GDS Contract
Purpose of contract	General
Contract start date	18/03/2010
Contract end date	

16/17 Contracted general activity (UDA)	1,900
Carry forward general activity (UDA)	-14
16/17 Contracted orthodontic activity (UOA)	0
Carry forward orthodontic activity (UOA)	0
Baseline contract value	£44,451.36

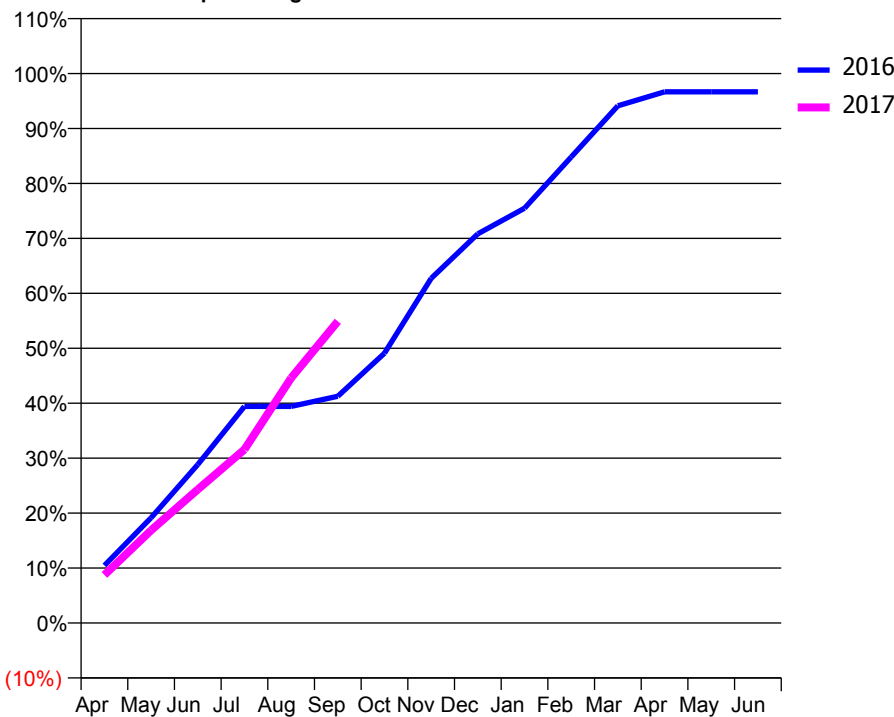
ACCESS*

Patients seen in 24 months	Total	Change since previous quarter
Quarter ending September 2015	486	
Quarter ending December 2015	624	↑
Quarter ending March 2016	703	↑
Quarter ending June 2016	697	→
Quarter ending September 2016	700	→
Variance since September 2015	44.0%	↑



ACTIVITY

Cumulative percentage of contracted UDA delivered 2016 & 2017



Month	Adjusted Scheduled Activity (UDA)	
	2016	2017
April	220	166
May	402	321
June	606	462
July	828	600
August	828	847
September	866	1,043
October	1,031	
November	1,317	
December	1,487	
January	1,585	
February	1,781	
March	1,977	
April	2,030	
May	2,030	
June	2,030	

QUALITY

	Quantity	Base Number	Contract	AT	Region	England
% of FP17s for the same patient ID Re-attending within 3 months - Children	14	246	5.7%	13.0%	13.5%	12.4%
% of FP17s for the same patient ID Re-attending within 3 months - Adults	19	398	4.8%	17.5%	17.4%	16.7%
% of FP17s for the same patient ID Re-attending between 3 & 9 months - Children	53	246	21.5%	56.6%	59.0%	57.4%
% of FP17s for the same patient ID Re-attending between 3 & 9 months - Adults	71	398	17.8%	50.5%	52.6%	50.5%
% of FP17s for Band 1 Urgent Courses	85	621	13.7%	10.6%	9.4%	9.1%
% of FP17s Relating to Free Repair or Replacements	1	621	0.2%	0.9%	1.0%	0.8%
% of FP17s Relating to Continuations	1	621	0.2%	1.3%	1.5%	1.3%
% of Patients satisfied with the dentistry they have received	1	1	N/A	92.8%	93.7%	93.2%
% of Patients satisfied with the time they had to wait for an appointment	0	1	N/A	88.5%	90.0%	89.0%

* This is based on patients treated on this contract for their most recent course of treatment. Figures in italics indicate the base number of FP17s or Patient Questionnaire responses are less than 100. N/A is shown where the base number of responses is less than 10 during the period. % is calculated as Quantity/Base number*100

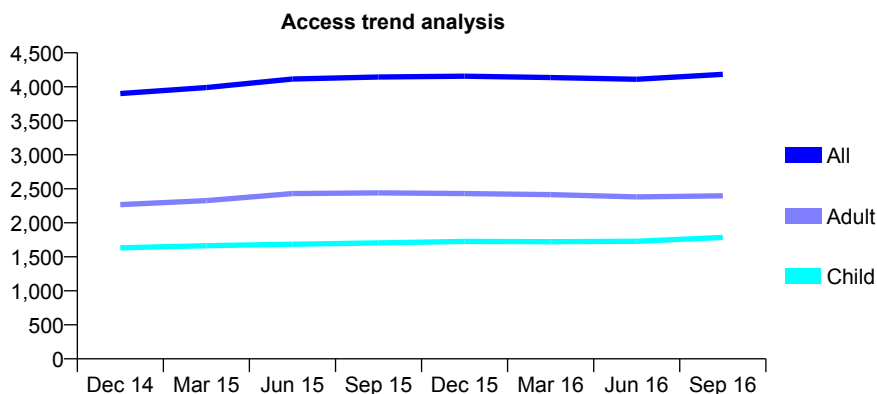
Q46 - Vital Signs At a Glance Contract Report for 339881/0001 - September 2016

Name or company name	MR S MIRTORABI
Contract type name	GDS Contract
Purpose of contract	General
Contract start date	01/04/2006
Contract end date	

16/17 Contracted general activity (UDA)	10,570
Carry forward general activity (UDA)	-156
16/17 Contracted orthodontic activity (UOA)	0
Carry forward orthodontic activity (UOA)	0
Baseline contract value	£334,396.87

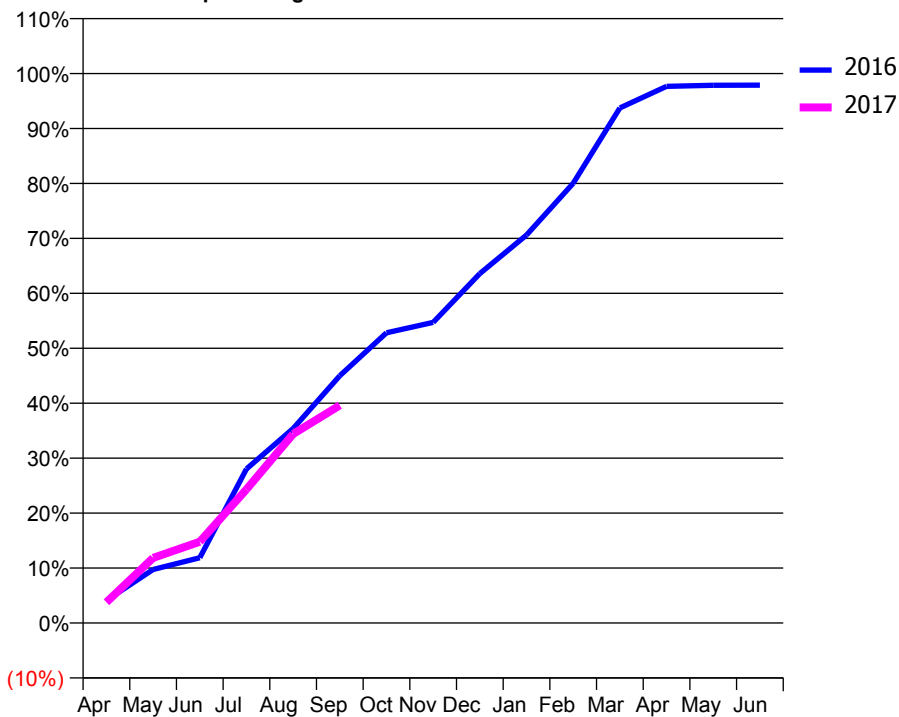
ACCESS*

Patients seen in 24 months	Total	Change since previous quarter
Quarter ending September 2015	4,145	
Quarter ending December 2015	4,156	→
Quarter ending March 2016	4,136	→
Quarter ending June 2016	4,110	→
Quarter ending September 2016	4,184	→
Variance since September 2015	0.9%	→



ACTIVITY

Cumulative percentage of contracted UDA delivered 2016 & 2017



Month	Adjusted Scheduled Activity (UDA)	
	2016	2017
April	435	398
May	1,031	1,252
June	1,256	1,564
July	2,963	2,570
August	3,740	3,637
September	4,756	4,188
October	5,582	
November	5,783	
December	6,720	
January	7,463	
February	8,457	
March	9,906	
April	10,322	
May	10,342	
June	10,345	

QUALITY

	Quantity	Base Number	Contract	AT	Region	England
% of FP17s for the same patient ID Re-attending within 3 months - Children	133	1,235	10.8%	13.0%	13.5%	12.4%
% of FP17s for the same patient ID Re-attending within 3 months - Adults	152	1,161	13.1%	17.5%	17.4%	16.7%
% of FP17s for the same patient ID Re-attending between 3 & 9 months - Children	622	1,235	50.4%	56.6%	59.0%	57.4%
% of FP17s for the same patient ID Re-attending between 3 & 9 months - Adults	463	1,161	39.9%	50.5%	52.6%	50.5%
% of FP17s for Band 1 Urgent Courses	166	1,816	9.1%	10.6%	9.4%	9.1%
% of FP17s Relating to Free Repair or Replacements	3	1,816	0.2%	0.9%	1.0%	0.8%
% of FP17s Relating to Continuations	26	1,816	1.4%	1.3%	1.5%	1.3%
% of Patients satisfied with the dentistry they have received	1	1	N/A	92.8%	93.7%	93.2%
% of Patients satisfied with the time they had to wait for an appointment	1	1	N/A	88.5%	90.0%	89.0%

* This is based on patients treated on this contract for their most recent course of treatment. Figures in italics indicate the base number of FP17s or Patient Questionnaire responses are less than 100. N/A is shown where the base number of responses is less than 10 during the period. % is calculated as Quantity/Base number*100

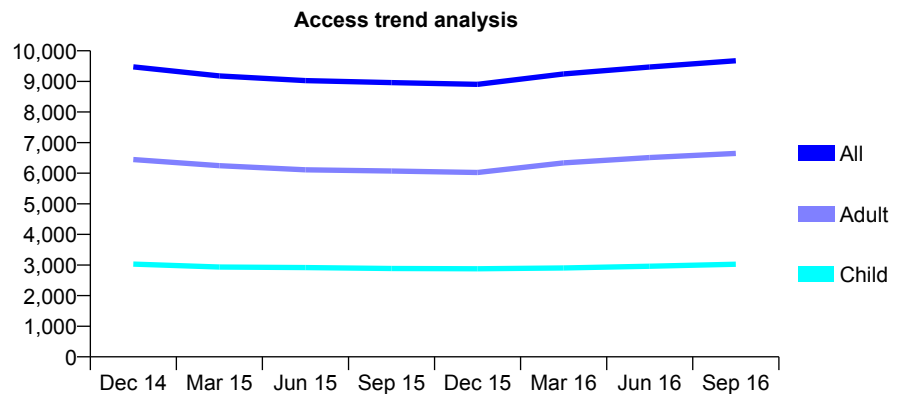
Q46 - Vital Signs At a Glance Contract Report for 342327/0001 - September 2016

Name or company name	MR MK MUSHTAQ
Contract type name	GDS Contract
Purpose of contract	General
Contract start date	01/04/2006
Contract end date	

16/17 Contracted general activity (UDA)	22,660
Carry forward general activity (UDA)	-59
16/17 Contracted orthodontic activity (UOA)	0
Carry forward orthodontic activity (UOA)	0
Baseline contract value	£600,328.12

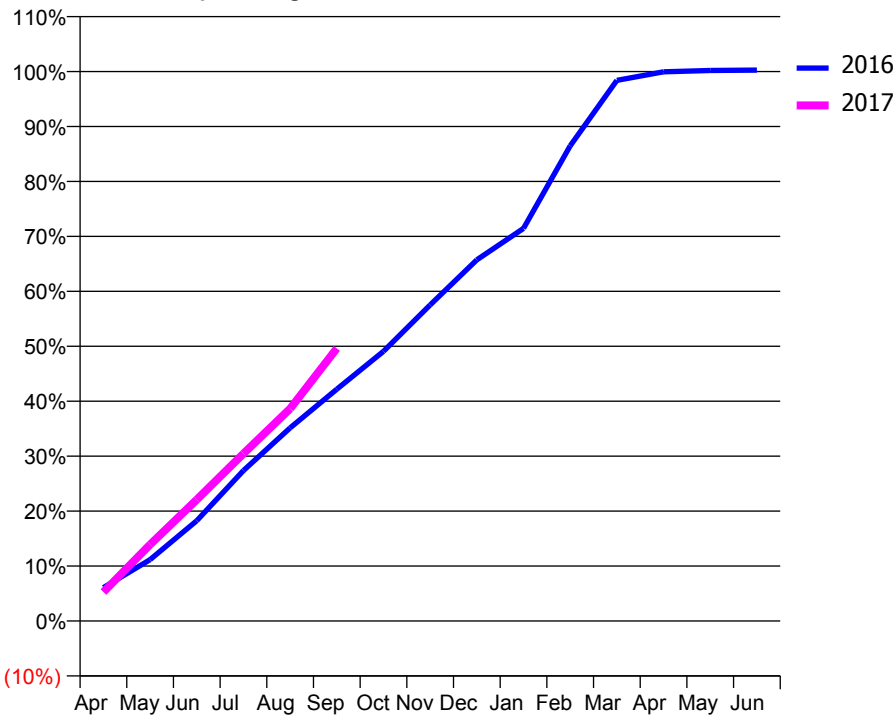
ACCESS*

Patients seen in 24 months	Total	Change since previous quarter
Quarter ending September 2015	8,960	
Quarter ending December 2015	8,902	→
Quarter ending March 2016	9,244	↑
Quarter ending June 2016	9,470	↑
Quarter ending September 2016	9,674	↑
Variance since September 2015	8.0%	↑



ACTIVITY

Cumulative percentage of contracted UDA delivered 2016 & 2017



Month	Adjusted Scheduled Activity (UDA)	
	2016	2017
April	1,393	1,196
May	2,565	3,153
June	4,190	5,005
July	6,284	6,906
August	8,063	8,759
September	9,680	11,240
October	11,261	
November	13,197	
December	15,078	
January	16,390	
February	19,836	
March	22,572	
April	22,928	
May	22,985	
June	22,999	

QUALITY

	Quantity	Base Number	Contract	AT	Region	England
% of FP17s for the same patient ID Re-attending within 3 months - Children	132	1,977	6.7%	13.0%	13.5%	12.4%
% of FP17s for the same patient ID Re-attending within 3 months - Adults	622	4,210	14.8%	17.5%	17.4%	16.7%
% of FP17s for the same patient ID Re-attending between 3 & 9 months - Children	1,007	1,977	50.9%	56.6%	59.0%	57.4%
% of FP17s for the same patient ID Re-attending between 3 & 9 months - Adults	1,850	4,210	43.9%	50.5%	52.6%	50.5%
% of FP17s for Band 1 Urgent Courses	524	5,450	9.6%	10.6%	9.4%	9.1%
% of FP17s Relating to Free Repair or Replacements	54	5,450	1.0%	0.9%	1.0%	0.8%
% of FP17s Relating to Continuations	12	5,450	0.2%	1.3%	1.5%	1.3%
% of Patients satisfied with the dentistry they have received	3	4	N/A	92.8%	93.7%	93.2%
% of Patients satisfied with the time they had to wait for an appointment	2	4	N/A	88.5%	90.0%	89.0%

* This is based on patients treated on this contract for their most recent course of treatment. Figures in italics indicate the base number of FP17s or Patient Questionnaire responses are less than 100. N/A is shown where the base number of responses is less than 10 during the period. % is calculated as Quantity/Base number*100

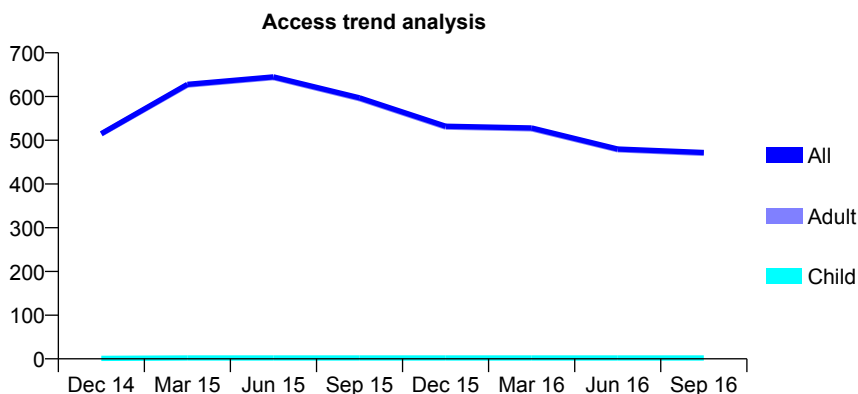
Q46 - Vital Signs At a Glance Contract Report for 342327/0002 - September 2016

Name or company name	MR MK MUSHTAQ
Contract type name	PDS Contract
Purpose of contract	General
Contract start date	01/04/2013
Contract end date	31/03/2017

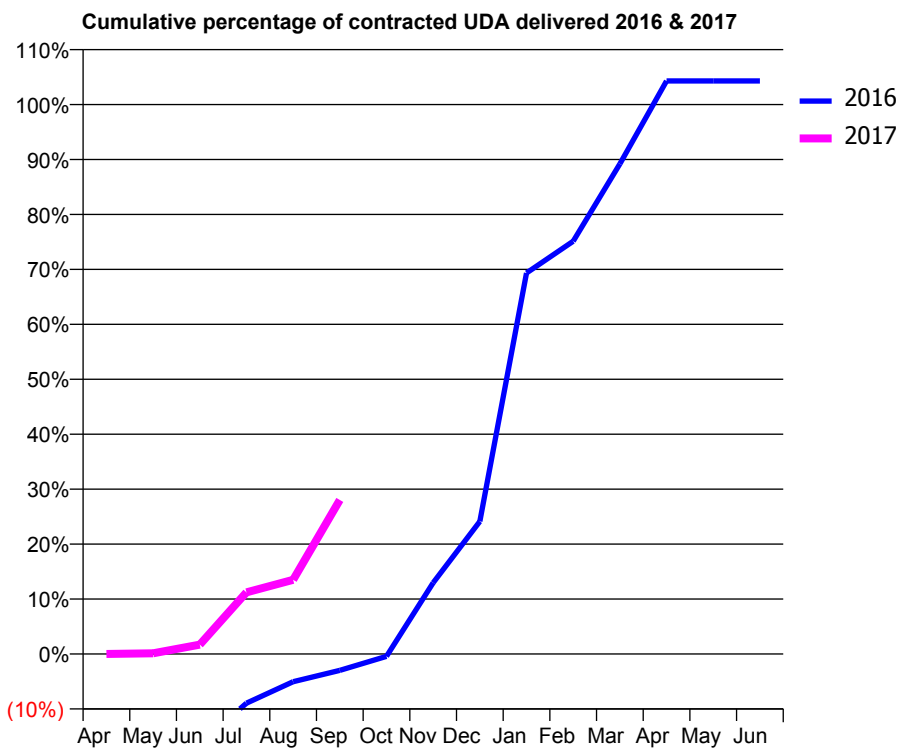
16/17 Contracted general activity (UDA)	700
Carry forward general activity (UDA)	0
16/17 Contracted orthodontic activity (UOA)	0
Carry forward orthodontic activity (UOA)	0
Baseline contract value	£1.00

ACCESS*

Patients seen in 24 months	Total	Change since previous quarter
Quarter ending September 2015	597	
Quarter ending December 2015	532	↓
Quarter ending March 2016	528	→
Quarter ending June 2016	480	↓
Quarter ending September 2016	472	↓
Variance since September 2015	(20.9%)	↓



ACTIVITY



Month	Adjusted Scheduled Activity (UDA)	
	2016	2017
April	-190	0
May	-175	1
June	-116	12
July	-63	79
August	-35	95
September	-21	196
October	-3	
November	91	
December	169	
January	485	
February	526	
March	624	
April	730	
May	730	
June	730	

QUALITY

	Quantity	Base Number	Contract	AT	Region	England
% of FP17s for the same patient ID Re-attending within 3 months - Children	0	0	N/A	13.0%	13.5%	12.4%
% of FP17s for the same patient ID Re-attending within 3 months - Adults	3	104	2.9%	17.5%	17.4%	16.7%
% of FP17s for the same patient ID Re-attending between 3 & 9 months - Children	0	0	N/A	56.6%	59.0%	57.4%
% of FP17s for the same patient ID Re-attending between 3 & 9 months - Adults	5	104	4.8%	50.5%	52.6%	50.5%
% of FP17s for Band 1 Urgent Courses	6	88	6.8%	10.6%	9.4%	9.1%
% of FP17s Relating to Free Repair or Replacements	0	88	0.0%	0.9%	1.0%	0.8%
% of FP17s Relating to Continuations	0	88	0.0%	1.3%	1.5%	1.3%
% of Patients satisfied with the dentistry they have received	0	0	N/A	92.8%	93.7%	93.2%
% of Patients satisfied with the time they had to wait for an appointment	0	0	N/A	88.5%	90.0%	89.0%

* This is based on patients treated on this contract for their most recent course of treatment. Figures in italics indicate the base number of FP17s or Patient Questionnaire responses are less than 100. N/A is shown where the base number of responses is less than 10 during the period. % is calculated as Quantity/Base number*100

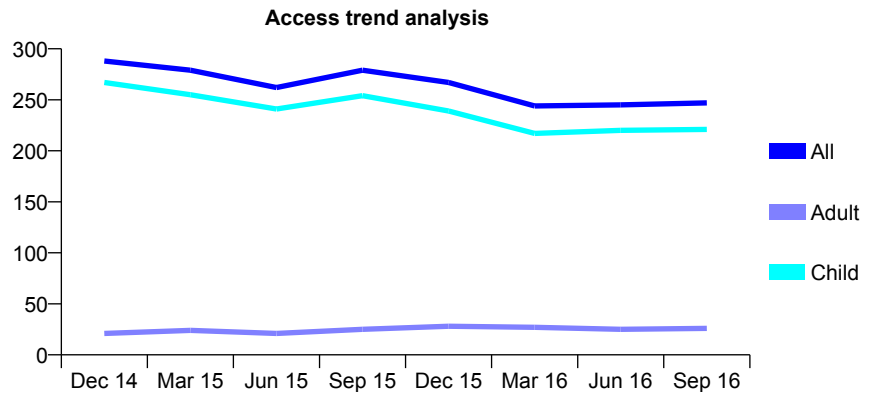
Q46 - Vital Signs At a Glance Contract Report for 351121/0001 - September 2016

Name or company name	MR CJ MICHAELS
Contract type name	GDS Contract
Purpose of contract	General
Contract start date	01/04/2006
Contract end date	

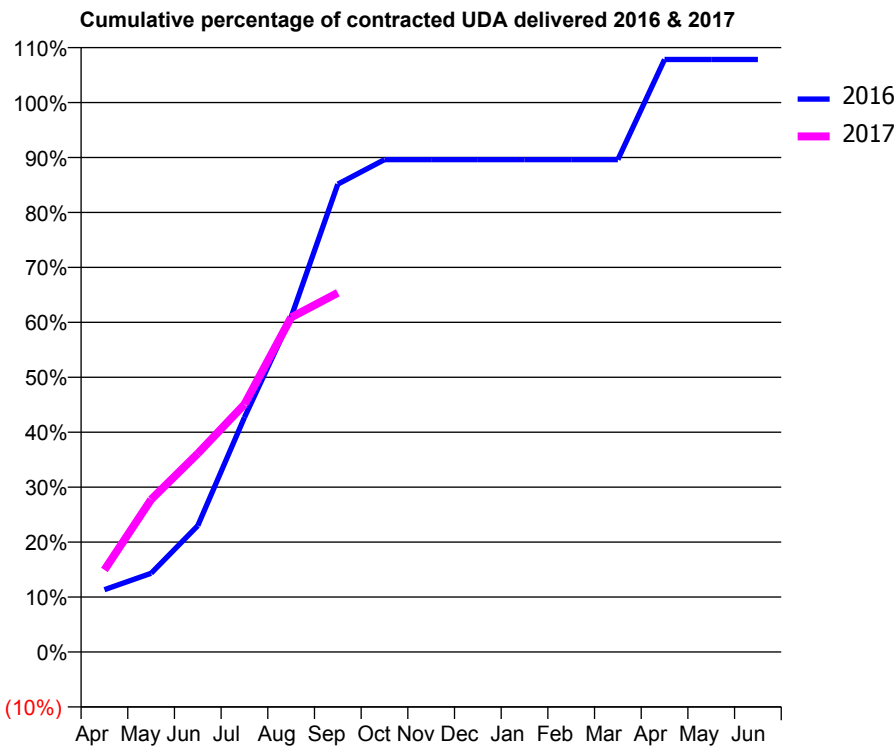
16/17 Contracted general activity (UDA)	335
Carry forward general activity (UDA)	-7
16/17 Contracted orthodontic activity (UOA)	0
Carry forward orthodontic activity (UOA)	0
Baseline contract value	£8,189.83

ACCESS*

Patients seen in 24 months	Total	Change since previous quarter
Quarter ending September 2015	279	
Quarter ending December 2015	267	↓
Quarter ending March 2016	244	↓
Quarter ending June 2016	245	→
Quarter ending September 2016	247	→
Variance since September 2015	(11.5%)	↓



ACTIVITY



Month	Adjusted Scheduled Activity (UDA)	
	2016	2017
April	38	50
May	48	93
June	77	121
July	143	151
August	204	204
September	285	219
October	300	
November	300	
December	300	
January	300	
February	300	
March	300	
April	361	
May	361	
June	361	

QUALITY

	Quantity	Base Number	Contract	AT	Region	England
% of FP17s for the same patient ID Re-attending within 3 months - Children	3	197	1.5%	13.0%	13.5%	12.4%
% of FP17s for the same patient ID Re-attending within 3 months - Adults	0	7	0.0%	17.5%	17.4%	16.7%
% of FP17s for the same patient ID Re-attending between 3 & 9 months - Children	78	197	39.6%	56.6%	59.0%	57.4%
% of FP17s for the same patient ID Re-attending between 3 & 9 months - Adults	2	7	28.6%	50.5%	52.6%	50.5%
% of FP17s for Band 1 Urgent Courses	0	152	0.0%	10.6%	9.4%	9.1%
% of FP17s Relating to Free Repair or Replacements	0	152	0.0%	0.9%	1.0%	0.8%
% of FP17s Relating to Continuations	0	152	0.0%	1.3%	1.5%	1.3%
% of Patients satisfied with the dentistry they have received	0	0	N/A	92.8%	93.7%	93.2%
% of Patients satisfied with the time they had to wait for an appointment	0	0	N/A	88.5%	90.0%	89.0%

* This is based on patients treated on this contract for their most recent course of treatment. Figures in italics indicate the base number of FP17s or Patient Questionnaire responses are less than 100. N/A is shown where the base number of responses is less than 10 during the period. % is calculated as Quantity/Base number*100

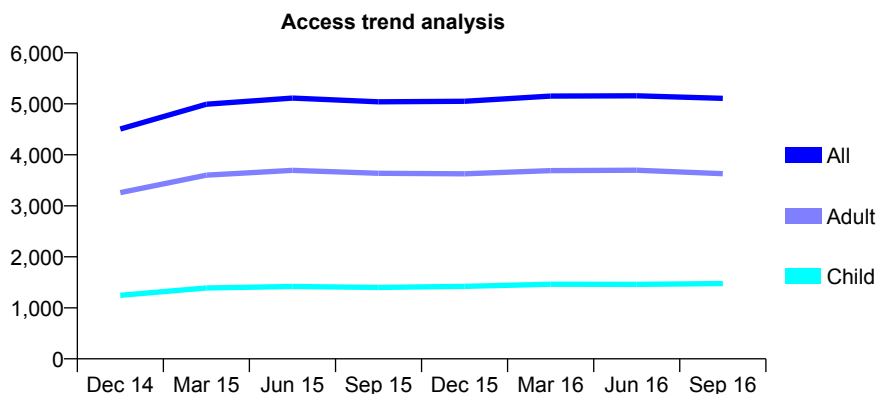
Q46 - Vital Signs At a Glance Contract Report for 356956/0001 - September 2016

Name or company name	MR MJ FERN
Contract type name	GDS Contract
Purpose of contract	General
Contract start date	18/09/2007
Contract end date	

16/17 Contracted general activity (UDA)	10,000
Carry forward general activity (UDA)	-74
16/17 Contracted orthodontic activity (UOA)	0
Carry forward orthodontic activity (UOA)	0
Baseline contract value	£253,830.57

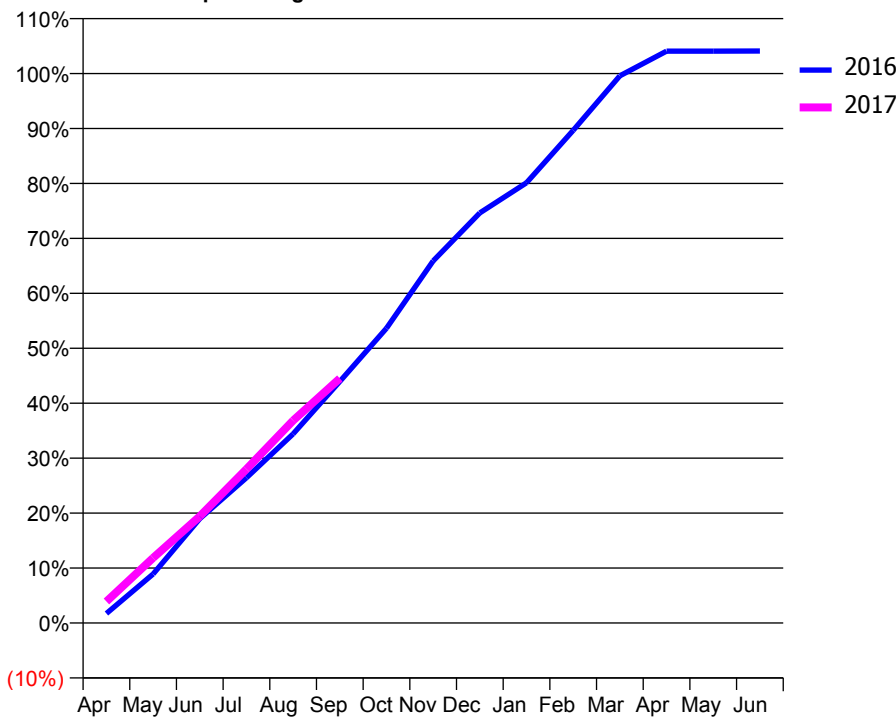
ACCESS*

Patients seen in 24 months	Total	Change since previous quarter
Quarter ending September 2015	5,040	
Quarter ending December 2015	5,050	→
Quarter ending March 2016	5,152	↑
Quarter ending June 2016	5,158	→
Quarter ending September 2016	5,106	↓
Variance since September 2015	1.3%	→



ACTIVITY

Cumulative percentage of contracted UDA delivered 2016 & 2017



Month	Adjusted Scheduled Activity (UDA)	
	2016	2017
April	178	393
May	917	1,185
June	1,953	1,943
July	2,717	2,802
August	3,539	3,684
September	4,518	4,451
October	5,514	
November	6,773	
December	7,672	
January	8,237	
February	9,216	
March	10,237	
April	10,698	
May	10,698	
June	10,701	

QUALITY

	Quantity	Base Number	Contract	AT	Region	England
% of FP17s for the same patient ID Re-attending within 3 months - Children	85	1,117	7.6%	13.0%	13.5%	12.4%
% of FP17s for the same patient ID Re-attending within 3 months - Adults	170	2,300	7.4%	17.5%	17.4%	16.7%
% of FP17s for the same patient ID Re-attending between 3 & 9 months - Children	728	1,117	65.2%	56.6%	59.0%	57.4%
% of FP17s for the same patient ID Re-attending between 3 & 9 months - Adults	1,529	2,300	66.5%	50.5%	52.6%	50.5%
% of FP17s for Band 1 Urgent Courses	98	2,588	3.8%	10.6%	9.4%	9.1%
% of FP17s Relating to Free Repair or Replacements	10	2,588	0.4%	0.9%	1.0%	0.8%
% of FP17s Relating to Continuations	5	2,588	0.2%	1.3%	1.5%	1.3%
% of Patients satisfied with the dentistry they have received	4	5	N/A	92.8%	93.7%	93.2%
% of Patients satisfied with the time they had to wait for an appointment	4	5	N/A	88.5%	90.0%	89.0%

* This is based on patients treated on this contract for their most recent course of treatment. Figures in italics indicate the base number of FP17s or Patient Questionnaire responses are less than 100. N/A is shown where the base number of responses is less than 10 during the period. % is calculated as Quantity/Base number*100

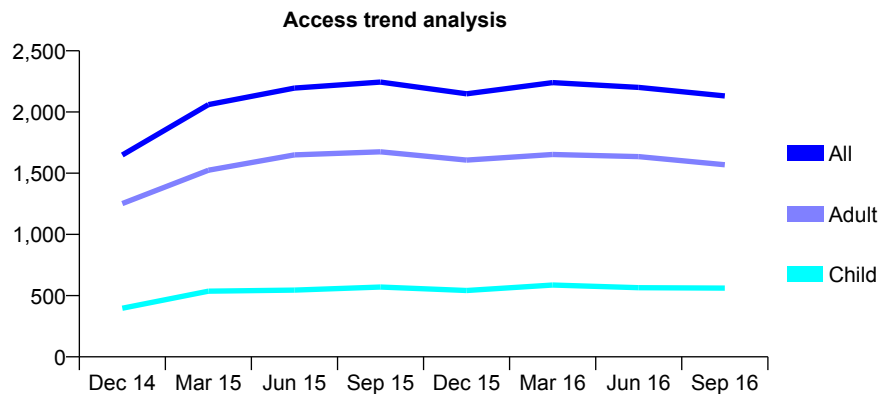
Q46 - Vital Signs At a Glance Contract Report for 356956/0002 - September 2016

Name or company name	MR MJ FERN
Contract type name	GDS Contract
Purpose of contract	General
Contract start date	01/08/2013
Contract end date	

16/17 Contracted general activity (UDA)	5,388
Carry forward general activity (UDA)	81
16/17 Contracted orthodontic activity (UOA)	0
Carry forward orthodontic activity (UOA)	0
Baseline contract value	£147,286.33

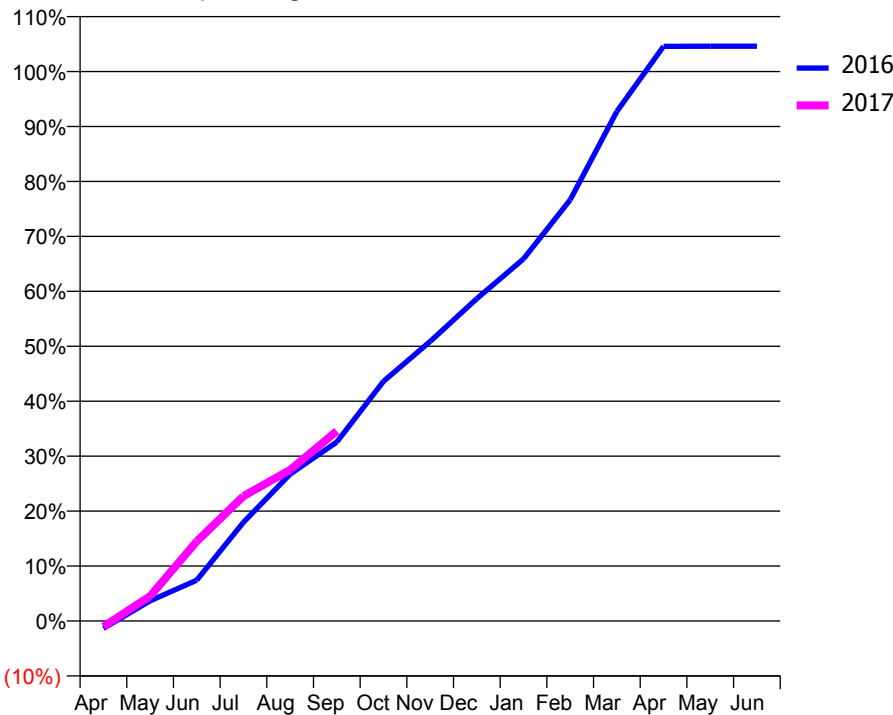
ACCESS*

Patients seen in 24 months	Total	Change since previous quarter
Quarter ending September 2015	2,245	
Quarter ending December 2015	2,149	↓
Quarter ending March 2016	2,240	↑
Quarter ending June 2016	2,201	↓
Quarter ending September 2016	2,131	↓
Variance since September 2015	(5.1%)	↓



ACTIVITY

Cumulative percentage of contracted UDA delivered 2016 & 2017



Month	Adjusted Scheduled Activity (UDA)	
	2016	2017
April	-77	-56
May	208	243
June	421	781
July	1,018	1,225
August	1,515	1,483
September	1,846	1,863
October	2,472	
November	2,883	
December	3,325	
January	3,736	
February	4,345	
March	5,256	
April	5,928	
May	5,929	
June	5,929	

QUALITY

	Quantity	Base Number	Contract	AT	Region	England
% of FP17s for the same patient ID Re-attending within 3 months - Children	15	333	4.5%	13.0%	13.5%	12.4%
% of FP17s for the same patient ID Re-attending within 3 months - Adults	104	875	11.9%	17.5%	17.4%	16.7%
% of FP17s for the same patient ID Re-attending between 3 & 9 months - Children	181	333	54.4%	56.6%	59.0%	57.4%
% of FP17s for the same patient ID Re-attending between 3 & 9 months - Adults	483	875	55.2%	50.5%	52.6%	50.5%
% of FP17s for Band 1 Urgent Courses	40	951	4.2%	10.6%	9.4%	9.1%
% of FP17s Relating to Free Repair or Replacements	7	951	0.7%	0.9%	1.0%	0.8%
% of FP17s Relating to Continuations	1	951	0.1%	1.3%	1.5%	1.3%
% of Patients satisfied with the dentistry they have received	8	8	N/A	92.8%	93.7%	93.2%
% of Patients satisfied with the time they had to wait for an appointment	7	8	N/A	88.5%	90.0%	89.0%

* This is based on patients treated on this contract for their most recent course of treatment. Figures in italics indicate the base number of FP17s or Patient Questionnaire responses are less than 100. N/A is shown where the base number of responses is less than 10 during the period. % is calculated as Quantity/Base number*100

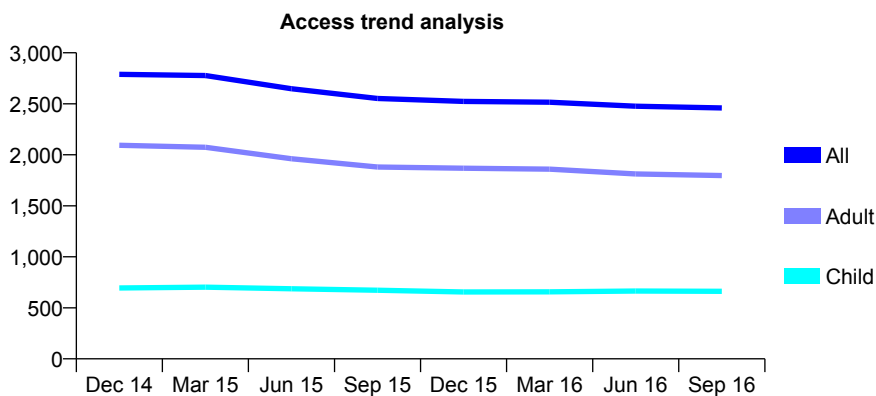
Q46 - Vital Signs At a Glance Contract Report for 358975/0001 - September 2016

Name or company name	MISS P STOREY
Contract type name	GDS Contract
Purpose of contract	General
Contract start date	06/05/2011
Contract end date	

16/17 Contracted general activity (UDA)	6,504
Carry forward general activity (UDA)	0
16/17 Contracted orthodontic activity (UOA)	0
Carry forward orthodontic activity (UOA)	0
Baseline contract value	£181,055.60

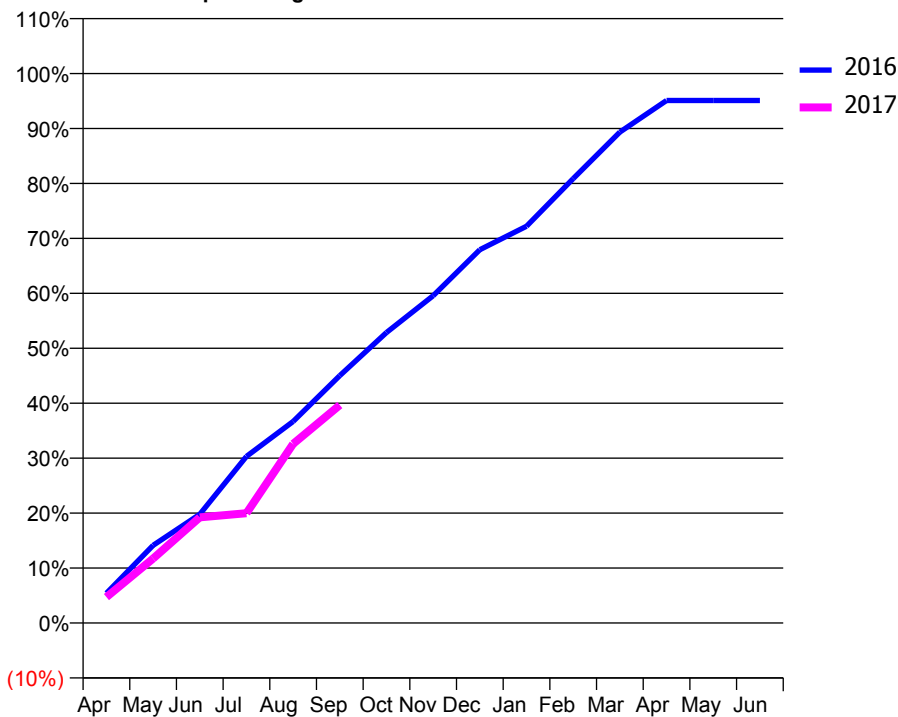
ACCESS*

Patients seen in 24 months	Total	Change since previous quarter
Quarter ending September 2015	2,552	
Quarter ending December 2015	2,524	↓
Quarter ending March 2016	2,516	→
Quarter ending June 2016	2,477	↓
Quarter ending September 2016	2,459	→
Variance since September 2015	(3.6%)	↓



ACTIVITY

Cumulative percentage of contracted UDA delivered 2016 & 2017



Month	Adjusted Scheduled Activity (UDA)	
	2016	2017
April	357	308
May	930	763
June	1,303	1,251
July	1,995	1,300
August	2,413	2,120
September	2,963	2,579
October	3,478	
November	3,918	
December	4,470	
January	4,750	
February	5,320	
March	5,878	
April	6,255	
May	6,255	
June	6,255	

QUALITY

	Quantity	Base Number	Contract	AT	Region	England
% of FP17s for the same patient ID Re-attending within 3 months - Children	24	471	5.1%	13.0%	13.5%	12.4%
% of FP17s for the same patient ID Re-attending within 3 months - Adults	153	1,319	11.6%	17.5%	17.4%	16.7%
% of FP17s for the same patient ID Re-attending between 3 & 9 months - Children	263	471	55.8%	56.6%	59.0%	57.4%
% of FP17s for the same patient ID Re-attending between 3 & 9 months - Adults	828	1,319	62.8%	50.5%	52.6%	50.5%
% of FP17s for Band 1 Urgent Courses	161	1,601	10.1%	10.6%	9.4%	9.1%
% of FP17s Relating to Free Repair or Replacements	7	1,601	0.4%	0.9%	1.0%	0.8%
% of FP17s Relating to Continuations	2	1,601	0.1%	1.3%	1.5%	1.3%
% of Patients satisfied with the dentistry they have received	1	1	N/A	92.8%	93.7%	93.2%
% of Patients satisfied with the time they had to wait for an appointment	1	1	N/A	88.5%	90.0%	89.0%

* This is based on patients treated on this contract for their most recent course of treatment. Figures in italics indicate the base number of FP17s or Patient Questionnaire responses are less than 100. N/A is shown where the base number of responses is less than 10 during the period. % is calculated as Quantity/Base number*100

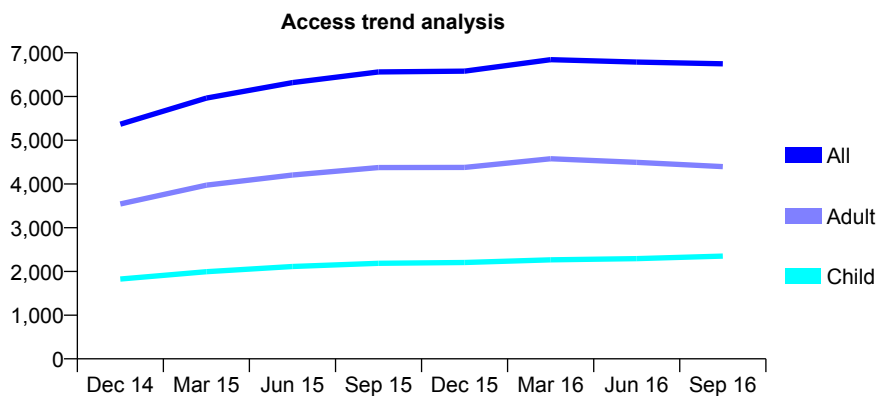
Q46 - Vital Signs At a Glance Contract Report for 367931/0001 - September 2016

Name or company name	MS T KHAN
Contract type name	GDS Contract
Purpose of contract	General
Contract start date	01/08/2007
Contract end date	

16/17 Contracted general activity (UDA)	15,309
Carry forward general activity (UDA)	-306
16/17 Contracted orthodontic activity (UOA)	0
Carry forward orthodontic activity (UOA)	0
Baseline contract value	£431,308.88

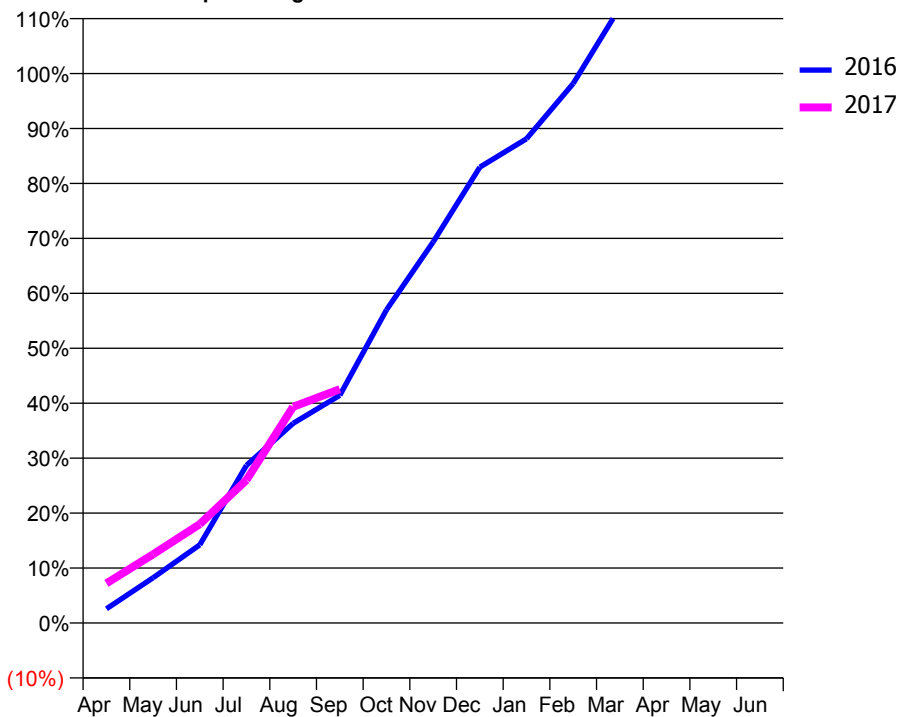
ACCESS*

Patients seen in 24 months	Total	Change since previous quarter
Quarter ending September 2015	6,561	
Quarter ending December 2015	6,581	→
Quarter ending March 2016	6,842	↑
Quarter ending June 2016	6,788	→
Quarter ending September 2016	6,748	→
Variance since September 2015	2.9%	↑



ACTIVITY

Cumulative percentage of contracted UDA delivered 2016 & 2017



Month	Adjusted Scheduled Activity (UDA)	
	2016	2017
April	411	1,106
May	1,308	1,914
June	2,260	2,756
July	4,552	3,985
August	5,767	6,022
September	6,576	6,514
October	9,043	
November	11,002	
December	13,163	
January	13,986	
February	15,579	
March	17,777	
April	18,327	
May	18,326	
June	18,330	

QUALITY

	Quantity	Base Number	Contract	AT	Region	England
% of FP17s for the same patient ID Re-attending within 3 months - Children	114	1,217	9.4%	13.0%	13.5%	12.4%
% of FP17s for the same patient ID Re-attending within 3 months - Adults	419	2,045	20.5%	17.5%	17.4%	16.7%
% of FP17s for the same patient ID Re-attending between 3 & 9 months - Children	592	1,217	48.6%	56.6%	59.0%	57.4%
% of FP17s for the same patient ID Re-attending between 3 & 9 months - Adults	896	2,045	43.8%	50.5%	52.6%	50.5%
% of FP17s for Band 1 Urgent Courses	389	2,975	13.1%	10.6%	9.4%	9.1%
% of FP17s Relating to Free Repair or Replacements	28	2,975	0.9%	0.9%	1.0%	0.8%
% of FP17s Relating to Continuations	19	2,975	0.6%	1.3%	1.5%	1.3%
% of Patients satisfied with the dentistry they have received	4	5	N/A	92.8%	93.7%	93.2%
% of Patients satisfied with the time they had to wait for an appointment	4	5	N/A	88.5%	90.0%	89.0%

* This is based on patients treated on this contract for their most recent course of treatment. Figures in italics indicate the base number of FP17s or Patient Questionnaire responses are less than 100. N/A is shown where the base number of responses is less than 10 during the period. % is calculated as Quantity/Base number*100

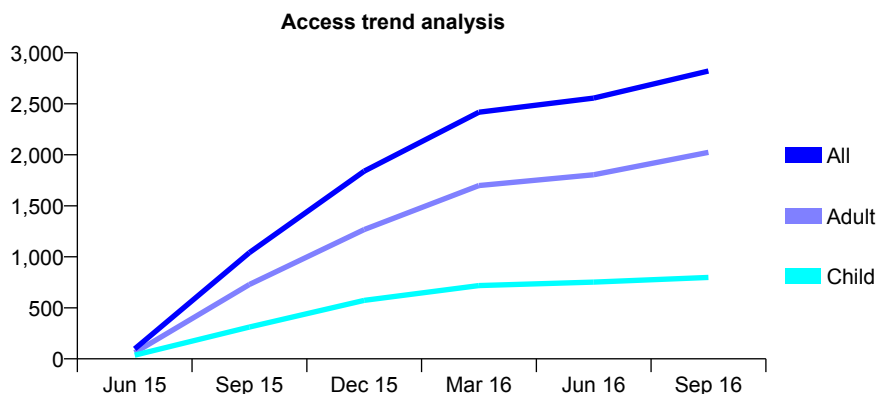
Q46 - Vital Signs At a Glance Contract Report for 367931/0003 - September 2016

Name or company name	MS T KHAN
Contract type name	GDS Contract
Purpose of contract	General
Contract start date	01/06/2015
Contract end date	

16/17 Contracted general activity (UDA)	8,521
Carry forward general activity (UDA)	1,054
16/17 Contracted orthodontic activity (UOA)	0
Carry forward orthodontic activity (UOA)	0
Baseline contract value	£206,247.42

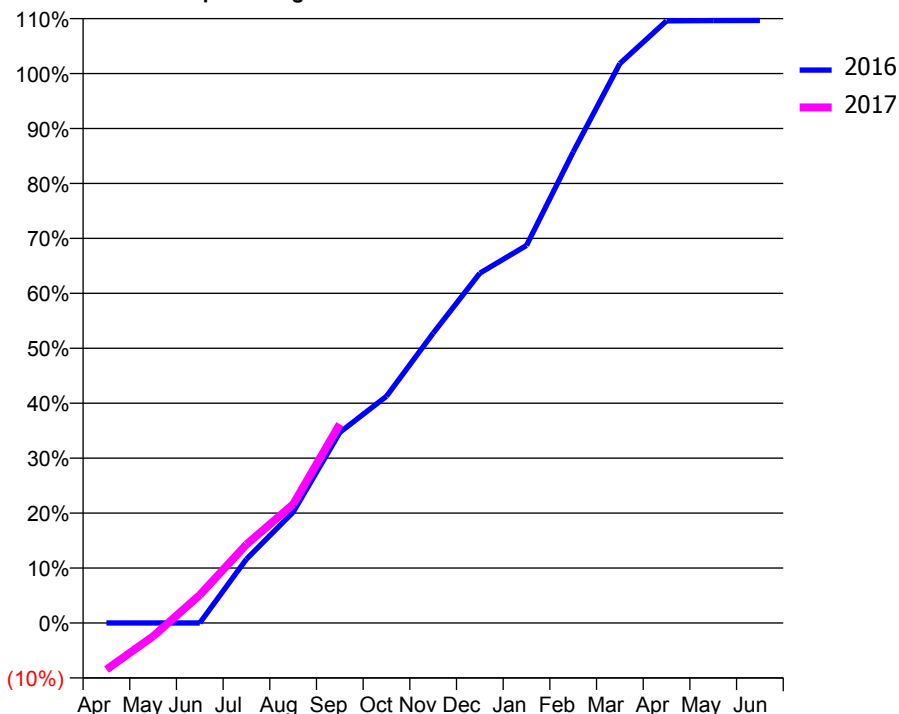
ACCESS*

Patients seen in 24 months	Total	Change since previous quarter
Quarter ending September 2015	1,041	
Quarter ending December 2015	1,840	↑
Quarter ending March 2016	2,417	↑
Quarter ending June 2016	2,556	↑
Quarter ending September 2016	2,822	↑
Variance since September 2015	171.1%	↑



ACTIVITY

Cumulative percentage of contracted UDA delivered 2016 & 2017



Adjusted Scheduled Activity (UDA)

Month	2016	2017
April	0	-723
May	0	-207
June	0	435
July	859	1,219
August	1,489	1,842
September	2,560	3,085
October	3,044	
November	3,892	
December	4,696	
January	5,070	
February	6,324	
March	7,510	
April	8,083	
May	8,086	
June	8,089	

QUALITY

	Quantity	Base Number	Contract	AT	Region	England
% of FP17s for the same patient ID Re-attending within 3 months - Children	42	534	7.9%	13.0%	13.5%	12.4%
% of FP17s for the same patient ID Re-attending within 3 months - Adults	186	1,452	12.8%	17.5%	17.4%	16.7%
% of FP17s for the same patient ID Re-attending between 3 & 9 months - Children	288	534	53.9%	56.6%	59.0%	57.4%
% of FP17s for the same patient ID Re-attending between 3 & 9 months - Adults	746	1,452	51.4%	50.5%	52.6%	50.5%
% of FP17s for Band 1 Urgent Courses	84	1,780	4.7%	10.6%	9.4%	9.1%
% of FP17s Relating to Free Repair or Replacements	24	1,780	1.3%	0.9%	1.0%	0.8%
% of FP17s Relating to Continuations	4	1,780	0.2%	1.3%	1.5%	1.3%
% of Patients satisfied with the dentistry they have received	2	2	N/A	92.8%	93.7%	93.2%
% of Patients satisfied with the time they had to wait for an appointment	2	2	N/A	88.5%	90.0%	89.0%

* This is based on patients treated on this contract for their most recent course of treatment. Figures in italics indicate the base number of FP17s or Patient Questionnaire responses are less than 100. N/A is shown where the base number of responses is less than 10 during the period. % is calculated as Quantity/Base number*100

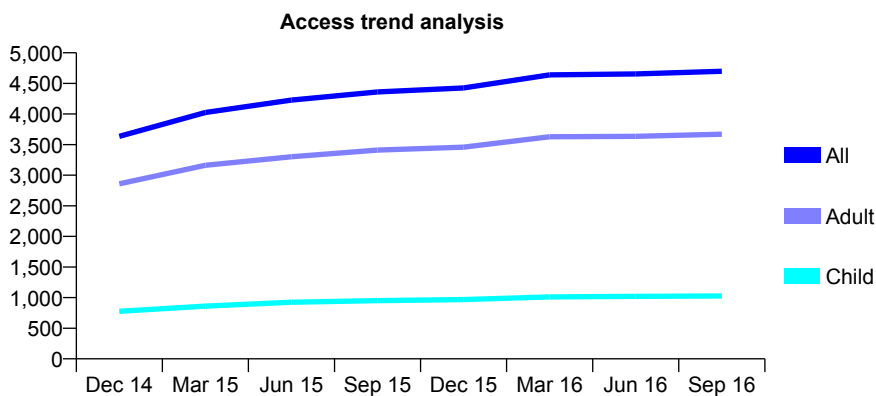
Q46 - Vital Signs At a Glance Contract Report for 383392/0001 - September 2016

Name or company name	MR BS GREWAL
Contract type name	GDS Contract
Purpose of contract	General
Contract start date	01/09/2013
Contract end date	

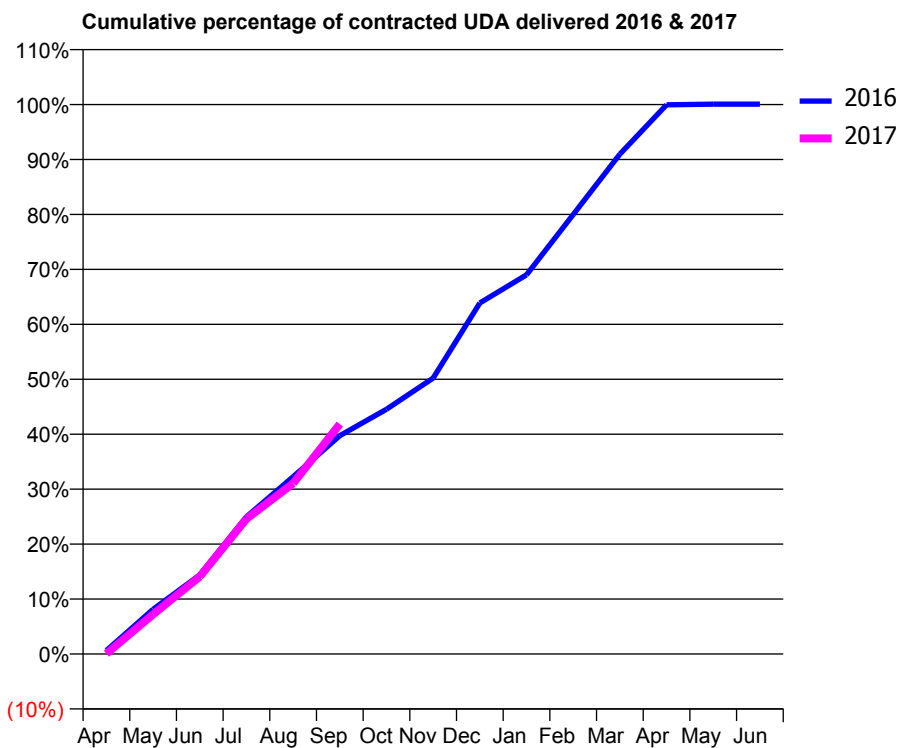
16/17 Contracted general activity (UDA)	11,195
Carry forward general activity (UDA)	-7
16/17 Contracted orthodontic activity (UOA)	0
Carry forward orthodontic activity (UOA)	0
Baseline contract value	£390,066.41

ACCESS*

Patients seen in 24 months	Total	Change since previous quarter
Quarter ending September 2015	4,361	
Quarter ending December 2015	4,427	→
Quarter ending March 2016	4,640	↑
Quarter ending June 2016	4,655	→
Quarter ending September 2016	4,698	→
Variance since September 2015	7.7%	↑



ACTIVITY



Month	Adjusted Scheduled Activity (UDA)	
	2016	2017
April	74	7
May	934	808
June	1,652	1,577
July	2,868	2,752
August	3,702	3,475
September	4,561	4,685
October	5,110	
November	5,763	
December	7,331	
January	7,918	
February	9,177	
March	10,439	
April	11,469	
May	11,483	
June	11,482	

QUALITY

	Quantity	Base Number	Contract	AT	Region	England
% of FP17s for the same patient ID Re-attending within 3 months - Children	63	826	7.6%	13.0%	13.5%	12.4%
% of FP17s for the same patient ID Re-attending within 3 months - Adults	362	2,625	13.8%	17.5%	17.4%	16.7%
% of FP17s for the same patient ID Re-attending between 3 & 9 months - Children	516	826	62.5%	56.6%	59.0%	57.4%
% of FP17s for the same patient ID Re-attending between 3 & 9 months - Adults	1,432	2,625	54.6%	50.5%	52.6%	50.5%
% of FP17s for Band 1 Urgent Courses	203	2,586	7.8%	10.6%	9.4%	9.1%
% of FP17s Relating to Free Repair or Replacements	16	2,586	0.6%	0.9%	1.0%	0.8%
% of FP17s Relating to Continuations	7	2,586	0.3%	1.3%	1.5%	1.3%
% of Patients satisfied with the dentistry they have received	1	1	N/A	92.8%	93.7%	93.2%
% of Patients satisfied with the time they had to wait for an appointment	1	1	N/A	88.5%	90.0%	89.0%

* This is based on patients treated on this contract for their most recent course of treatment. Figures in italics indicate the base number of FP17s or Patient Questionnaire responses are less than 100. N/A is shown where the base number of responses is less than 10 during the period. % is calculated as Quantity/Base number*100

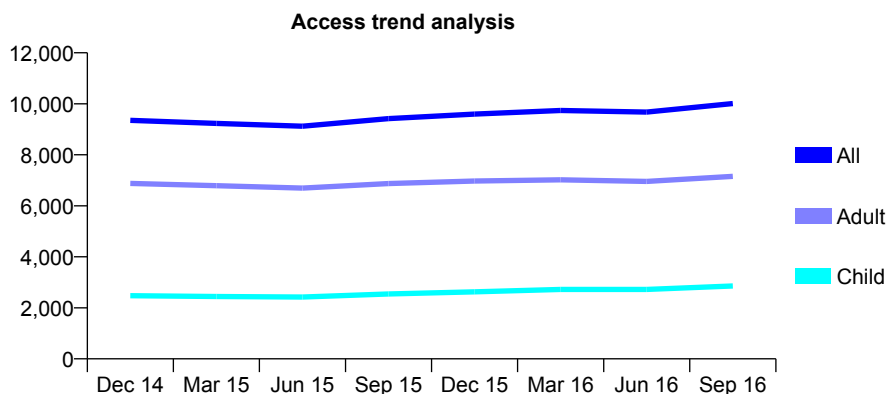
Q46 - Vital Signs At a Glance Contract Report for 392286/0003 - September 2016

Name or company name	MR HL SHOWMAN
Contract type name	GDS Contract
Purpose of contract	General
Contract start date	04/06/2012
Contract end date	

16/17 Contracted general activity (UDA)	30,792
Carry forward general activity (UDA)	2,128
16/17 Contracted orthodontic activity (UOA)	0
Carry forward orthodontic activity (UOA)	0
Baseline contract value	£825,600.05

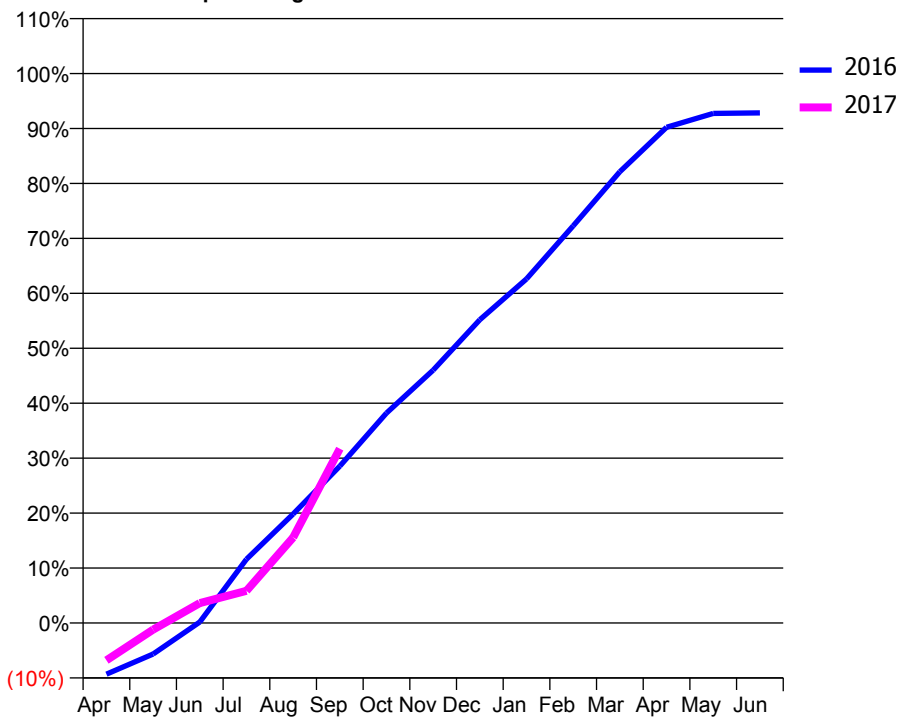
ACCESS*

Patients seen in 24 months	Total	Change since previous quarter
Quarter ending September 2015	9,417	
Quarter ending December 2015	9,597	→
Quarter ending March 2016	9,741	→
Quarter ending June 2016	9,678	→
Quarter ending September 2016	10,012	↑
Variance since September 2015	6.3%	↑



ACTIVITY

Cumulative percentage of contracted UDA delivered 2016 & 2017



Month	Adjusted Scheduled Activity (UDA)	
	2016	2017
April	-2,870	-2,099
May	-1,745	-374
June	53	1,120
July	3,577	1,802
August	6,107	4,790
September	8,791	9,769
October	11,764	
November	14,174	
December	16,998	
January	19,286	
February	22,253	
March	25,290	
April	27,781	
May	28,555	
June	28,582	

QUALITY

	Quantity	Base Number	Contract	AT	Region	England
% of FP17s for the same patient ID Re-attending within 3 months - Children	87	1,599	5.4%	13.0%	13.5%	12.4%
% of FP17s for the same patient ID Re-attending within 3 months - Adults	490	3,807	12.9%	17.5%	17.4%	16.7%
% of FP17s for the same patient ID Re-attending between 3 & 9 months - Children	710	1,599	44.4%	56.6%	59.0%	57.4%
% of FP17s for the same patient ID Re-attending between 3 & 9 months - Adults	1,548	3,807	40.7%	50.5%	52.6%	50.5%
% of FP17s for Band 1 Urgent Courses	335	4,290	7.8%	10.6%	9.4%	9.1%
% of FP17s Relating to Free Repair or Replacements	34	4,290	0.8%	0.9%	1.0%	0.8%
% of FP17s Relating to Continuations	40	4,290	0.9%	1.3%	1.5%	1.3%
% of Patients satisfied with the dentistry they have received	3	4	N/A	92.8%	93.7%	93.2%
% of Patients satisfied with the time they had to wait for an appointment	3	4	N/A	88.5%	90.0%	89.0%

* This is based on patients treated on this contract for their most recent course of treatment. Figures in italics indicate the base number of FP17s or Patient Questionnaire responses are less than 100. N/A is shown where the base number of responses is less than 10 during the period. % is calculated as Quantity/Base number*100

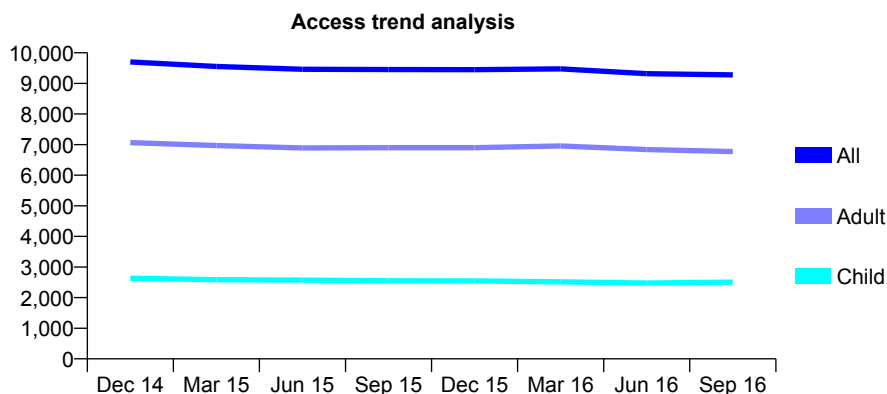
Q46 - Vital Signs At a Glance Contract Report for 392286/0004 - September 2016

Name or company name	MR HL SHOWMAN
Contract type name	GDS Contract
Purpose of contract	General
Contract start date	04/06/2012
Contract end date	

16/17 Contracted general activity (UDA)	29,530
Carry forward general activity (UDA)	571
16/17 Contracted orthodontic activity (UOA)	0
Carry forward orthodontic activity (UOA)	0
Baseline contract value	£821,637.64

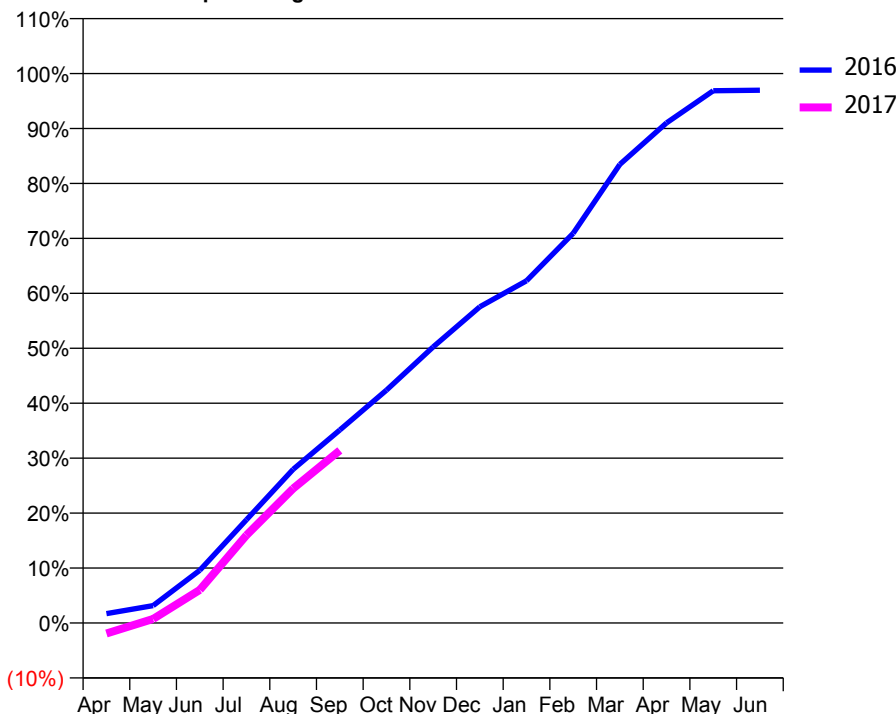
ACCESS*

Patients seen in 24 months	Total	Change since previous quarter
Quarter ending September 2015	9,453	
Quarter ending December 2015	9,450	→
Quarter ending March 2016	9,474	→
Quarter ending June 2016	9,317	↓
Quarter ending September 2016	9,278	→
Variance since September 2015	(1.9%)	↓



ACTIVITY

Cumulative percentage of contracted UDA delivered 2016 & 2017



Month	Adjusted Scheduled Activity (UDA)	
	2016	2017
April	506	-571
May	932	218
June	2,837	1,779
July	5,553	4,722
August	8,260	7,226
September	10,375	9,275
October	12,512	
November	14,834	
December	16,993	
January	18,389	
February	20,942	
March	24,647	
April	26,876	
May	28,601	
June	28,635	

QUALITY

	Quantity	Base Number	Contract	AT	Region	England
% of FP17s for the same patient ID Re-attending within 3 months - Children	90	1,418	6.3%	13.0%	13.5%	12.4%
% of FP17s for the same patient ID Re-attending within 3 months - Adults	462	3,668	12.6%	17.5%	17.4%	16.7%
% of FP17s for the same patient ID Re-attending between 3 & 9 months - Children	669	1,418	47.2%	56.6%	59.0%	57.4%
% of FP17s for the same patient ID Re-attending between 3 & 9 months - Adults	1,483	3,668	40.4%	50.5%	52.6%	50.5%
% of FP17s for Band 1 Urgent Courses	338	3,788	8.9%	10.6%	9.4%	9.1%
% of FP17s Relating to Free Repair or Replacements	25	3,788	0.7%	0.9%	1.0%	0.8%
% of FP17s Relating to Continuations	114	3,788	3.0%	1.3%	1.5%	1.3%
% of Patients satisfied with the dentistry they have received	2	3	N/A	92.8%	93.7%	93.2%
% of Patients satisfied with the time they had to wait for an appointment	3	3	N/A	88.5%	90.0%	89.0%

* This is based on patients treated on this contract for their most recent course of treatment. Figures in italics indicate the base number of FP17s or Patient Questionnaire responses are less than 100. N/A is shown where the base number of responses is less than 10 during the period. % is calculated as Quantity/Base number*100

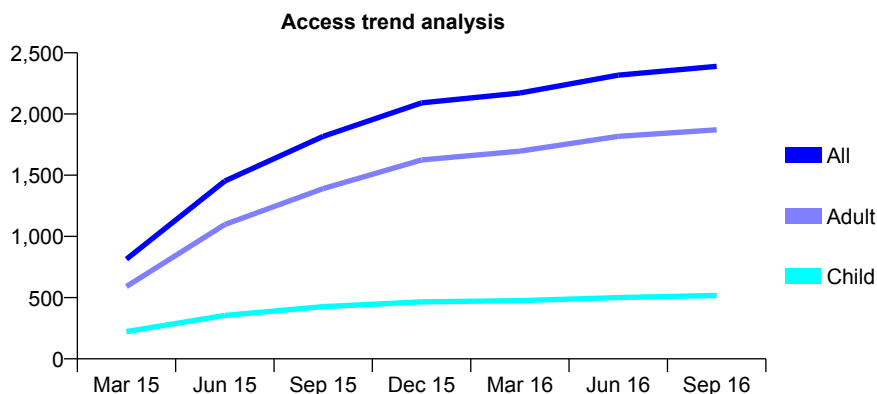
Q46 - Vital Signs At a Glance Contract Report for 398144/0001 - September 2016

Name or company name	Mr G Harper
Contract type name	GDS Contract
Purpose of contract	General
Contract start date	16/01/2015
Contract end date	

16/17 Contracted general activity (UDA)	6,319
Carry forward general activity (UDA)	-125
16/17 Contracted orthodontic activity (UOA)	0
Carry forward orthodontic activity (UOA)	0
Baseline contract value	£175,076.28

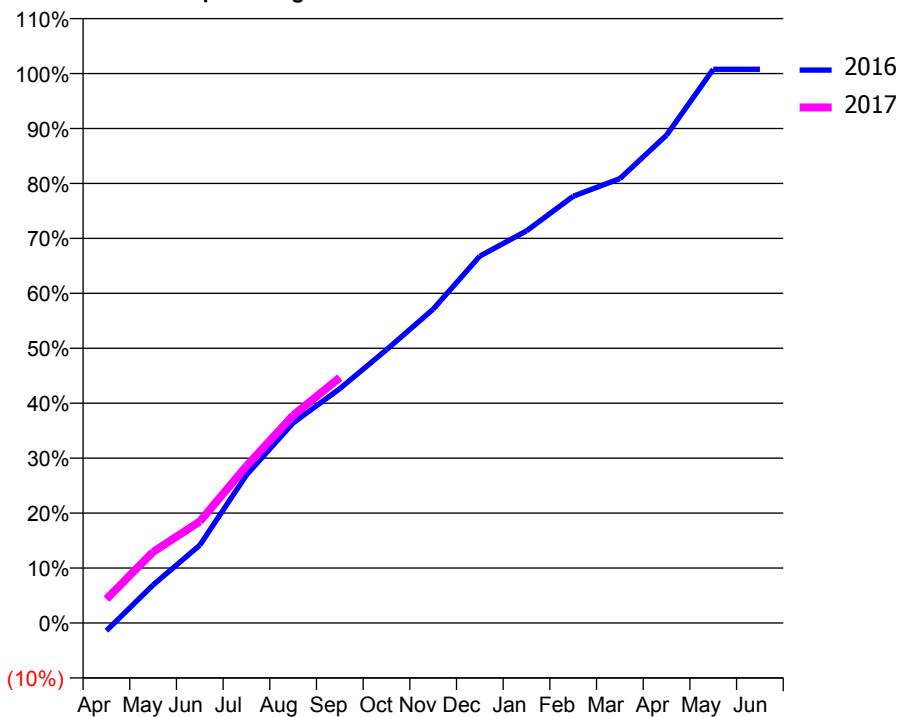
ACCESS*

Patients seen in 24 months	Total	Change since previous quarter
Quarter ending September 2015	1,817	
Quarter ending December 2015	2,091	↑
Quarter ending March 2016	2,172	↑
Quarter ending June 2016	2,317	↑
Quarter ending September 2016	2,389	↑
Variance since September 2015	31.5%	↑



ACTIVITY

Cumulative percentage of contracted UDA delivered 2016 & 2017



Month	Adjusted Scheduled Activity (UDA)	
	2016	2017
April	-89	276
May	438	818
June	895	1,168
July	1,702	1,806
August	2,300	2,389
September	2,695	2,822
October	3,143	
November	3,609	
December	4,219	
January	4,509	
February	4,908	
March	5,111	
April	5,611	
May	6,367	
June	6,367	

QUALITY

	Quantity	Base Number	Contract	AT	Region	England
% of FP17s for the same patient ID Re-attending within 3 months - Children	44	465	9.5%	13.0%	13.5%	12.4%
% of FP17s for the same patient ID Re-attending within 3 months - Adults	220	1,633	13.5%	17.5%	17.4%	16.7%
% of FP17s for the same patient ID Re-attending between 3 & 9 months - Children	257	465	55.3%	56.6%	59.0%	57.4%
% of FP17s for the same patient ID Re-attending between 3 & 9 months - Adults	851	1,633	52.1%	50.5%	52.6%	50.5%
% of FP17s for Band 1 Urgent Courses	101	1,388	7.3%	10.6%	9.4%	9.1%
% of FP17s Relating to Free Repair or Replacements	10	1,388	0.7%	0.9%	1.0%	0.8%
% of FP17s Relating to Continuations	30	1,388	2.2%	1.3%	1.5%	1.3%
% of Patients satisfied with the dentistry they have received	1	1	N/A	92.8%	93.7%	93.2%
% of Patients satisfied with the time they had to wait for an appointment	1	1	N/A	88.5%	90.0%	89.0%

* This is based on patients treated on this contract for their most recent course of treatment. Figures in italics indicate the base number of FP17s or Patient Questionnaire responses are less than 100. N/A is shown where the base number of responses is less than 10 during the period. % is calculated as Quantity/Base number*100

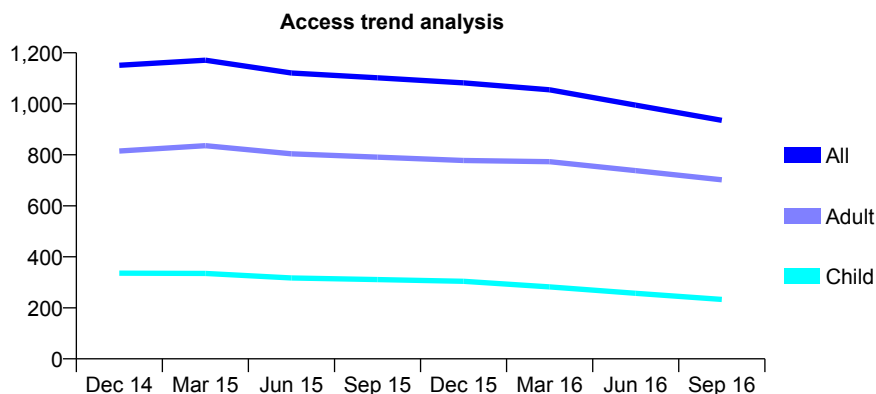
Q46 - Vital Signs At a Glance Contract Report for 560197/0003 - September 2016

Name or company name	MR GT PHILOBBOS
Contract type name	GDS Contract
Purpose of contract	General
Contract start date	14/07/2008
Contract end date	

16/17 Contracted general activity (UDA)	4,314
Carry forward general activity (UDA)	-72
16/17 Contracted orthodontic activity (UOA)	0
Carry forward orthodontic activity (UOA)	0
Baseline contract value	£119,911.67

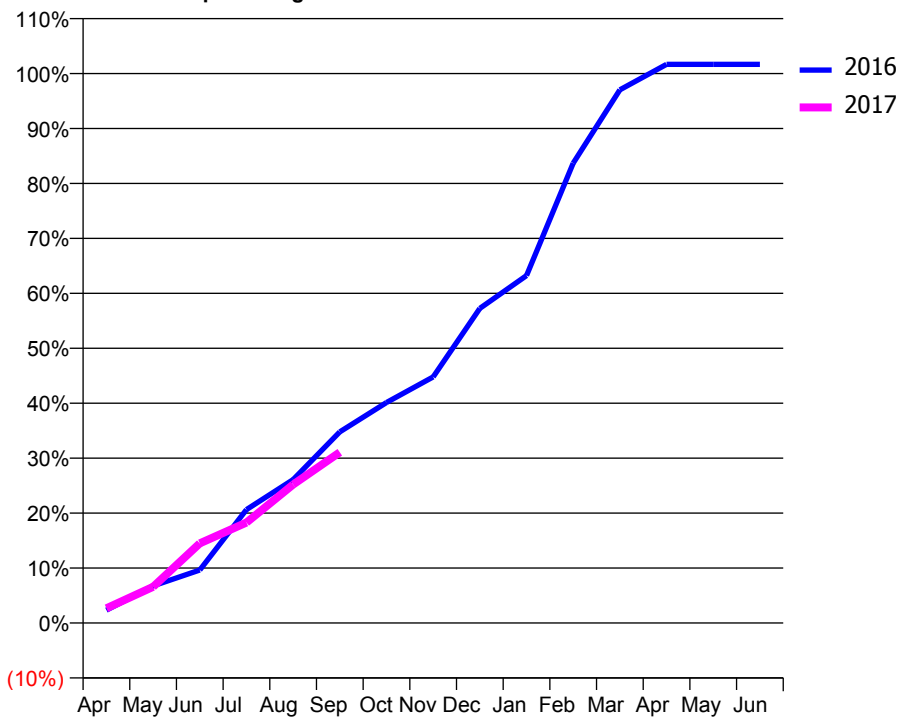
ACCESS*

Patients seen in 24 months	Total	Change since previous quarter
Quarter ending September 2015	1,102	
Quarter ending December 2015	1,082	↓
Quarter ending March 2016	1,055	↓
Quarter ending June 2016	995	↓
Quarter ending September 2016	935	↓
Variance since September 2015	(15.2%)	↓



ACTIVITY

Cumulative percentage of contracted UDA delivered 2016 & 2017



Adjusted Scheduled Activity (UDA)

Month	2016	2017
April	101	116
May	292	284
June	416	626
July	891	789
August	1,126	1,087
September	1,501	1,341
October	1,731	
November	1,932	
December	2,470	
January	2,727	
February	3,611	
March	4,186	
April	4,386	
May	4,386	
June	4,386	

QUALITY

	Quantity	Base Number	Contract	AT	Region	England
% of FP17s for the same patient ID Re-attending within 3 months - Children	4	96	4.2%	13.0%	13.5%	12.4%
% of FP17s for the same patient ID Re-attending within 3 months - Adults	63	348	18.1%	17.5%	17.4%	16.7%
% of FP17s for the same patient ID Re-attending between 3 & 9 months - Children	40	96	41.7%	56.6%	59.0%	57.4%
% of FP17s for the same patient ID Re-attending between 3 & 9 months - Adults	150	348	43.1%	50.5%	52.6%	50.5%
% of FP17s for Band 1 Urgent Courses	34	401	8.5%	10.6%	9.4%	9.1%
% of FP17s Relating to Free Repair or Replacements	0	401	0.0%	0.9%	1.0%	0.8%
% of FP17s Relating to Continuations	9	401	2.2%	1.3%	1.5%	1.3%
% of Patients satisfied with the dentistry they have received	1	1	N/A	92.8%	93.7%	93.2%
% of Patients satisfied with the time they had to wait for an appointment	1	1	N/A	88.5%	90.0%	89.0%

* This is based on patients treated on this contract for their most recent course of treatment. Figures in italics indicate the base number of FP17s or Patient Questionnaire responses are less than 100. N/A is shown where the base number of responses is less than 10 during the period. % is calculated as Quantity/Base number*100

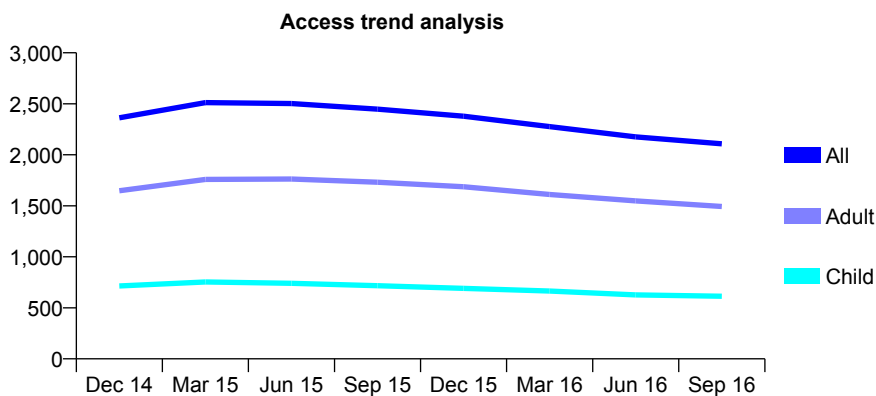
Q46 - Vital Signs At a Glance Contract Report for 565121/0001 - September 2016

Name or company name	MR C POTTS
Contract type name	GDS Contract
Purpose of contract	General
Contract start date	01/04/2006
Contract end date	

16/17 Contracted general activity (UDA)	8,118
Carry forward general activity (UDA)	-87
16/17 Contracted orthodontic activity (UOA)	0
Carry forward orthodontic activity (UOA)	0
Baseline contract value	£264,764.86

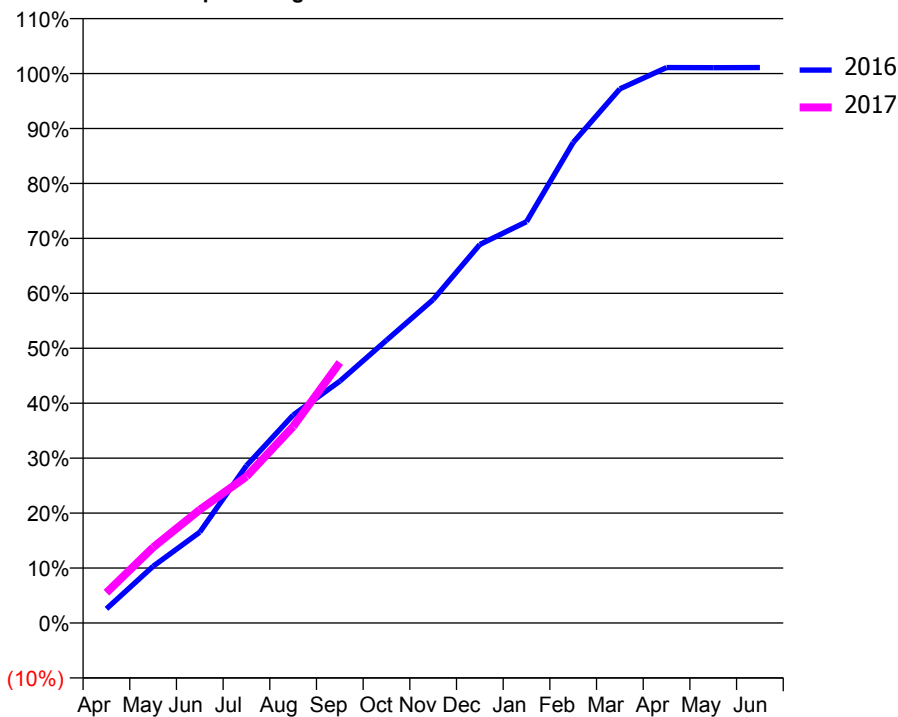
ACCESS*

Patients seen in 24 months	Total	Change since previous quarter
Quarter ending September 2015	2,448	
Quarter ending December 2015	2,378	↓
Quarter ending March 2016	2,276	↓
Quarter ending June 2016	2,176	↓
Quarter ending September 2016	2,108	↓
Variance since September 2015	(13.9%)	↓



ACTIVITY

Cumulative percentage of contracted UDA delivered 2016 & 2017



Adjusted Scheduled Activity (UDA)

Month	2016	2017
April	210	449
May	839	1,118
June	1,343	1,674
July	2,326	2,164
August	3,072	2,903
September	3,573	3,849
October	4,178	
November	4,778	
December	5,592	
January	5,929	
February	7,099	
March	7,890	
April	8,206	
May	8,204	
June	8,205	

QUALITY

	Quantity	Base Number	Contract	AT	Region	England
% of FP17s for the same patient ID Re-attending within 3 months - Children	68	578	11.8%	13.0%	13.5%	12.4%
% of FP17s for the same patient ID Re-attending within 3 months - Adults	136	1,189	11.4%	17.5%	17.4%	16.7%
% of FP17s for the same patient ID Re-attending between 3 & 9 months - Children	433	578	74.9%	56.6%	59.0%	57.4%
% of FP17s for the same patient ID Re-attending between 3 & 9 months - Adults	874	1,189	73.5%	50.5%	52.6%	50.5%
% of FP17s for Band 1 Urgent Courses	50	1,631	3.1%	10.6%	9.4%	9.1%
% of FP17s Relating to Free Repair or Replacements	11	1,631	0.7%	0.9%	1.0%	0.8%
% of FP17s Relating to Continuations	2	1,631	0.1%	1.3%	1.5%	1.3%
% of Patients satisfied with the dentistry they have received	0	0	N/A	92.8%	93.7%	93.2%
% of Patients satisfied with the time they had to wait for an appointment	0	0	N/A	88.5%	90.0%	89.0%

* This is based on patients treated on this contract for their most recent course of treatment. Figures in italics indicate the base number of FP17s or Patient Questionnaire responses are less than 100. N/A is shown where the base number of responses is less than 10 during the period. % is calculated as Quantity/Base number*100

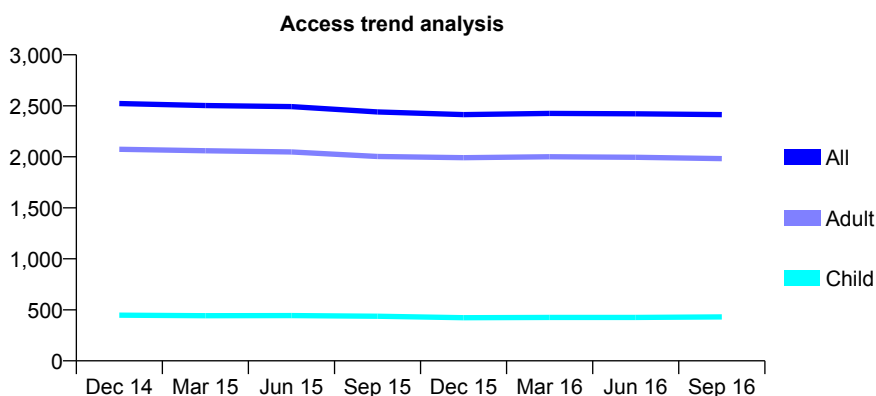
Q46 - Vital Signs At a Glance Contract Report for 566896/0001 - September 2016

Name or company name	MR NE RABBETH
Contract type name	GDS Contract
Purpose of contract	General
Contract start date	01/04/2006
Contract end date	

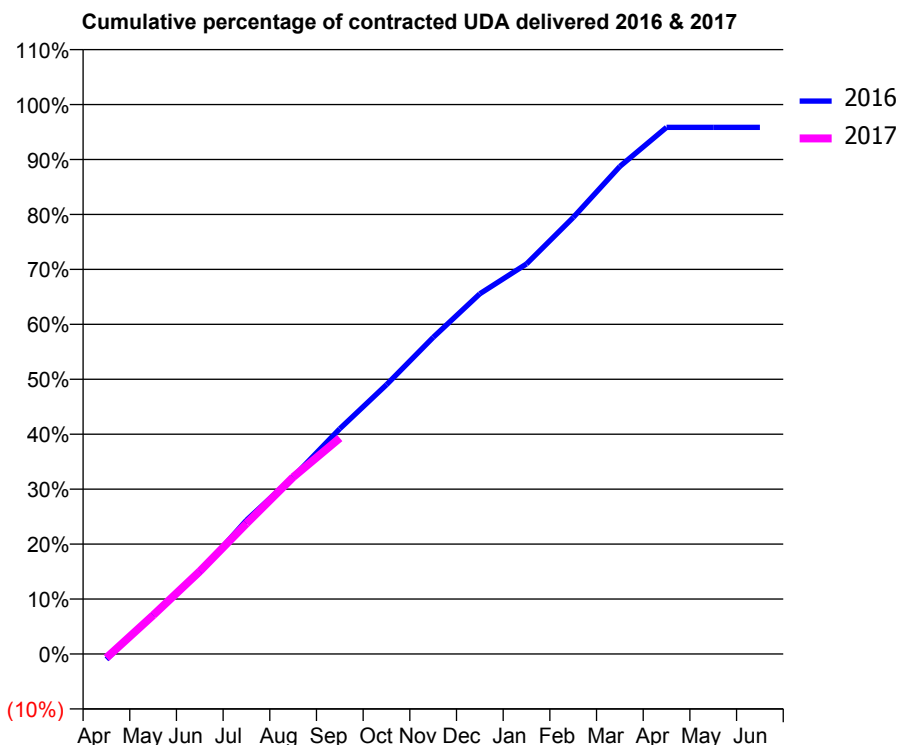
16/17 Contracted general activity (UDA)	7,830
Carry forward general activity (UDA)	326
16/17 Contracted orthodontic activity (UOA)	0
Carry forward orthodontic activity (UOA)	0
Baseline contract value	£209,931.55

ACCESS*

Patients seen in 24 months	Total	Change since previous quarter
Quarter ending September 2015	2,440	
Quarter ending December 2015	2,414	↓
Quarter ending March 2016	2,426	→
Quarter ending June 2016	2,421	→
Quarter ending September 2016	2,414	→
Variance since September 2015	(1.1%)	↓



ACTIVITY



Month	Adjusted Scheduled Activity (UDA)	
	2016	2017
April	-77	-56
May	563	552
June	1,162	1,178
July	1,907	1,859
August	2,523	2,521
September	3,211	3,076
October	3,837	
November	4,512	
December	5,134	
January	5,558	
February	6,221	
March	6,947	
April	7,504	
May	7,504	
June	7,504	

QUALITY

	Quantity	Base Number	Contract	AT	Region	England
% of FP17s for the same patient ID Re-attending within 3 months - Children	31	324	9.6%	13.0%	13.5%	12.4%
% of FP17s for the same patient ID Re-attending within 3 months - Adults	422	1,743	24.2%	17.5%	17.4%	16.7%
% of FP17s for the same patient ID Re-attending between 3 & 9 months - Children	157	324	48.5%	56.6%	59.0%	57.4%
% of FP17s for the same patient ID Re-attending between 3 & 9 months - Adults	762	1,743	43.7%	50.5%	52.6%	50.5%
% of FP17s for Band 1 Urgent Courses	172	1,777	9.7%	10.6%	9.4%	9.1%
% of FP17s Relating to Free Repair or Replacements	103	1,777	5.8%	0.9%	1.0%	0.8%
% of FP17s Relating to Continuations	96	1,777	5.4%	1.3%	1.5%	1.3%
% of Patients satisfied with the dentistry they have received	1	1	N/A	92.8%	93.7%	93.2%
% of Patients satisfied with the time they had to wait for an appointment	1	1	N/A	88.5%	90.0%	89.0%

* This is based on patients treated on this contract for their most recent course of treatment. Figures in italics indicate the base number of FP17s or Patient Questionnaire responses are less than 100. N/A is shown where the base number of responses is less than 10 during the period. % is calculated as Quantity/Base number*100

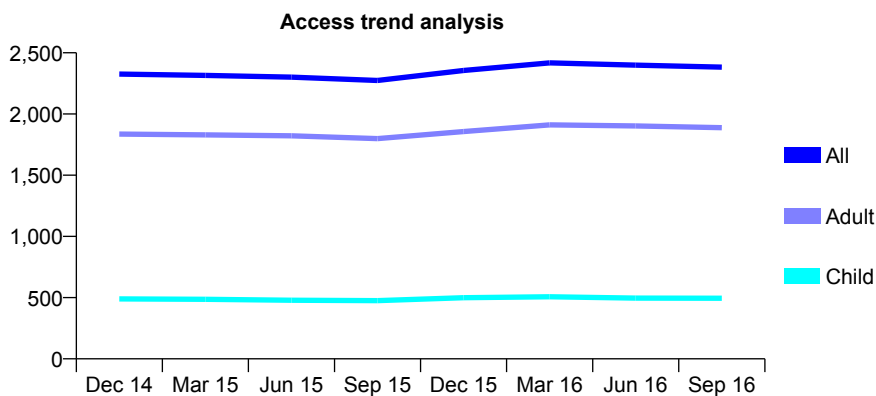
Q46 - Vital Signs At a Glance Contract Report for 567450/0002 - September 2016

Name or company name	MR NV CARROLL
Contract type name	GDS Contract
Purpose of contract	General
Contract start date	01/04/2006
Contract end date	

16/17 Contracted general activity (UDA)	6,150
Carry forward general activity (UDA)	132
16/17 Contracted orthodontic activity (UOA)	0
Carry forward orthodontic activity (UOA)	0
Baseline contract value	£150,350.62

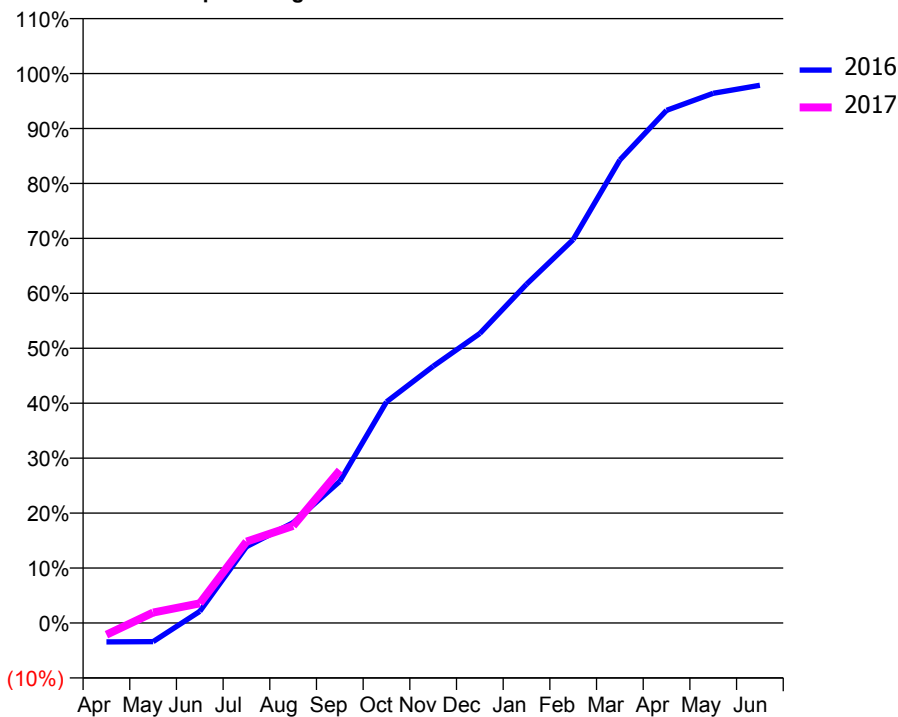
ACCESS*

Patients seen in 24 months	Total	Change since previous quarter
Quarter ending September 2015	2,274	
Quarter ending December 2015	2,356	↑
Quarter ending March 2016	2,418	↑
Quarter ending June 2016	2,399	→
Quarter ending September 2016	2,383	→
Variance since September 2015	4.8%	↑



ACTIVITY

Cumulative percentage of contracted UDA delivered 2016 & 2017



Adjusted Scheduled Activity (UDA)

Month	2016	2017
April	-213	-132
May	-210	118
June	131	220
July	855	911
August	1,123	1,087
September	1,586	1,710
October	2,476	
November	2,874	
December	3,240	
January	3,792	
February	4,291	
March	5,182	
April	5,738	
May	5,928	
June	6,018	

QUALITY

	Quantity	Base Number	Contract	AT	Region	England
% of FP17s for the same patient ID Re-attending within 3 months - Children	8	310	2.6%	13.0%	13.5%	12.4%
% of FP17s for the same patient ID Re-attending within 3 months - Adults	147	1,236	11.9%	17.5%	17.4%	16.7%
% of FP17s for the same patient ID Re-attending between 3 & 9 months - Children	207	310	66.8%	56.6%	59.0%	57.4%
% of FP17s for the same patient ID Re-attending between 3 & 9 months - Adults	780	1,236	63.1%	50.5%	52.6%	50.5%
% of FP17s for Band 1 Urgent Courses	41	881	4.7%	10.6%	9.4%	9.1%
% of FP17s Relating to Free Repair or Replacements	7	881	0.8%	0.9%	1.0%	0.8%
% of FP17s Relating to Continuations	0	881	0.0%	1.3%	1.5%	1.3%
% of Patients satisfied with the dentistry they have received	1	1	N/A	92.8%	93.7%	93.2%
% of Patients satisfied with the time they had to wait for an appointment	1	1	N/A	88.5%	90.0%	89.0%

* This is based on patients treated on this contract for their most recent course of treatment. Figures in italics indicate the base number of FP17s or Patient Questionnaire responses are less than 100. N/A is shown where the base number of responses is less than 10 during the period. % is calculated as Quantity/Base number*100

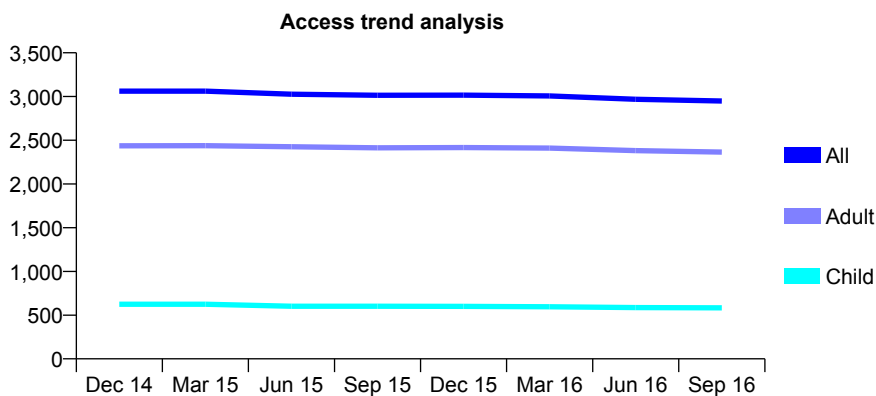
Q46 - Vital Signs At a Glance Contract Report for 568139/0001 - September 2016

Name or company name	MR M POLTAWSKI
Contract type name	GDS Contract
Purpose of contract	General
Contract start date	01/04/2006
Contract end date	

16/17 Contracted general activity (UDA)	10,585
Carry forward general activity (UDA)	0
16/17 Contracted orthodontic activity (UOA)	0
Carry forward orthodontic activity (UOA)	0
Baseline contract value	£240,061.98

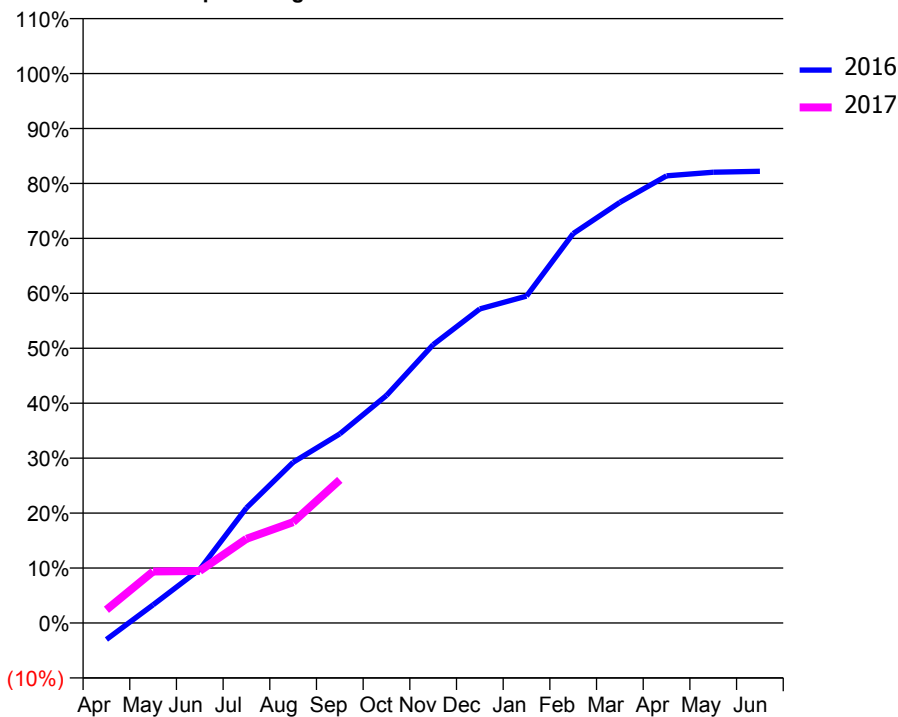
ACCESS*

Patients seen in 24 months	Total	Change since previous quarter
Quarter ending September 2015	3,015	
Quarter ending December 2015	3,016	→
Quarter ending March 2016	3,007	→
Quarter ending June 2016	2,969	↓
Quarter ending September 2016	2,948	→
Variance since September 2015	(2.2%)	↓



ACTIVITY

Cumulative percentage of contracted UDA delivered 2016 & 2017



Month	Adjusted Scheduled Activity (UDA)	
	2016	2017
April	-319	255
May	351	994
June	1,034	1,003
July	2,218	1,622
August	3,096	1,943
September	3,644	2,758
October	4,382	
November	5,361	
December	6,051	
January	6,297	
February	7,501	
March	8,104	
April	8,614	
May	8,683	
June	8,702	

QUALITY

	Quantity	Base Number	Contract	AT	Region	England
% of FP17s for the same patient ID Re-attending within 3 months - Children	37	383	9.7%	13.0%	13.5%	12.4%
% of FP17s for the same patient ID Re-attending within 3 months - Adults	228	1,573	14.5%	17.5%	17.4%	16.7%
% of FP17s for the same patient ID Re-attending between 3 & 9 months - Children	259	383	67.6%	56.6%	59.0%	57.4%
% of FP17s for the same patient ID Re-attending between 3 & 9 months - Adults	914	1,573	58.1%	50.5%	52.6%	50.5%
% of FP17s for Band 1 Urgent Courses	376	1,675	22.4%	10.6%	9.4%	9.1%
% of FP17s Relating to Free Repair or Replacements	14	1,675	0.8%	0.9%	1.0%	0.8%
% of FP17s Relating to Continuations	37	1,675	2.2%	1.3%	1.5%	1.3%
% of Patients satisfied with the dentistry they have received	5	5	N/A	92.8%	93.7%	93.2%
% of Patients satisfied with the time they had to wait for an appointment	5	5	N/A	88.5%	90.0%	89.0%

* This is based on patients treated on this contract for their most recent course of treatment. Figures in italics indicate the base number of FP17s or Patient Questionnaire responses are less than 100. N/A is shown where the base number of responses is less than 10 during the period. % is calculated as Quantity/Base number*100

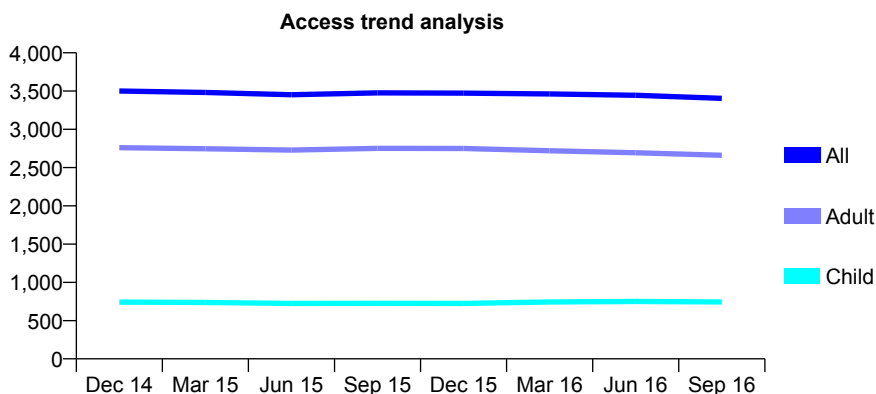
Q46 - Vital Signs At a Glance Contract Report for 571261/0001 - September 2016

Name or company name	MR EN WOODIER
Contract type name	GDS Contract
Purpose of contract	General
Contract start date	01/04/2006
Contract end date	

16/17 Contracted general activity (UDA)	12,668
Carry forward general activity (UDA)	35
16/17 Contracted orthodontic activity (UOA)	0
Carry forward orthodontic activity (UOA)	0
Baseline contract value	£372,938.65

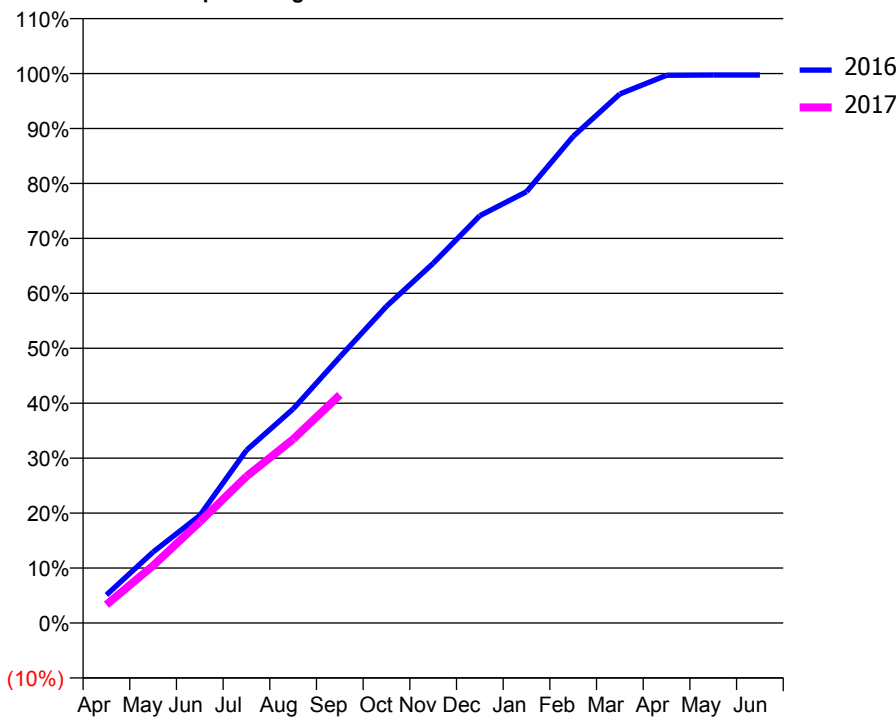
ACCESS*

Patients seen in 24 months	Total	Change since previous quarter
Quarter ending September 2015	3,477	
Quarter ending December 2015	3,473	→
Quarter ending March 2016	3,463	→
Quarter ending June 2016	3,445	→
Quarter ending September 2016	3,405	↓
Variance since September 2015	(2.1%)	↓



ACTIVITY

Cumulative percentage of contracted UDA delivered 2016 & 2017



Adjusted Scheduled Activity (UDA)

Month	2016	2017
April	646	422
May	1,636	1,323
June	2,480	2,331
July	3,983	3,379
August	4,934	4,239
September	6,132	5,259
October	7,301	
November	8,291	
December	9,391	
January	9,943	
February	11,220	
March	12,197	
April	12,626	
May	12,633	
June	12,633	

QUALITY

	Quantity	Base Number	Contract	AT	Region	England
% of FP17s for the same patient ID Re-attending within 3 months - Children	74	486	15.2%	13.0%	13.5%	12.4%
% of FP17s for the same patient ID Re-attending within 3 months - Adults	438	1,720	25.5%	17.5%	17.4%	16.7%
% of FP17s for the same patient ID Re-attending between 3 & 9 months - Children	193	486	39.7%	56.6%	59.0%	57.4%
% of FP17s for the same patient ID Re-attending between 3 & 9 months - Adults	646	1,720	37.6%	50.5%	52.6%	50.5%
% of FP17s for Band 1 Urgent Courses	260	2,051	12.7%	10.6%	9.4%	9.1%
% of FP17s Relating to Free Repair or Replacements	81	2,051	3.9%	0.9%	1.0%	0.8%
% of FP17s Relating to Continuations	119	2,051	5.8%	1.3%	1.5%	1.3%
% of Patients satisfied with the dentistry they have received	4	4	N/A	92.8%	93.7%	93.2%
% of Patients satisfied with the time they had to wait for an appointment	4	4	N/A	88.5%	90.0%	89.0%

* This is based on patients treated on this contract for their most recent course of treatment. Figures in italics indicate the base number of FP17s or Patient Questionnaire responses are less than 100. N/A is shown where the base number of responses is less than 10 during the period. % is calculated as Quantity/Base number*100

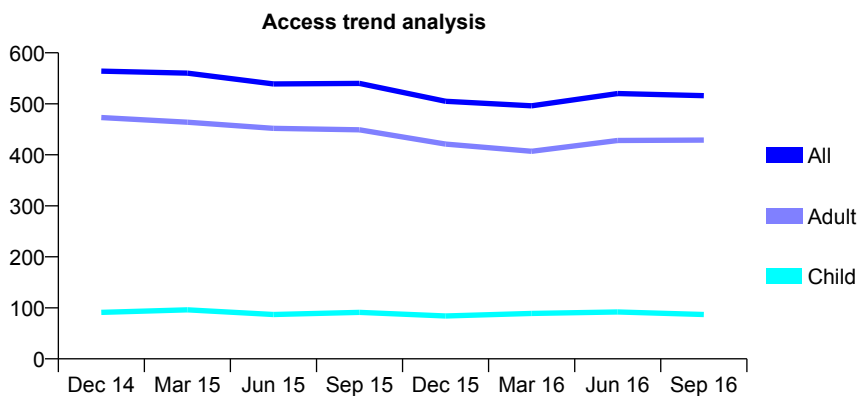
Q46 - Vital Signs At a Glance Contract Report for 571938/0001 - September 2016

Name or company name	MR DT BADROCK
Contract type name	GDS Contract
Purpose of contract	General
Contract start date	01/04/2006
Contract end date	

16/17 Contracted general activity (UDA)	2,062
Carry forward general activity (UDA)	0
16/17 Contracted orthodontic activity (UOA)	0
Carry forward orthodontic activity (UOA)	0
Baseline contract value	£50,980.77

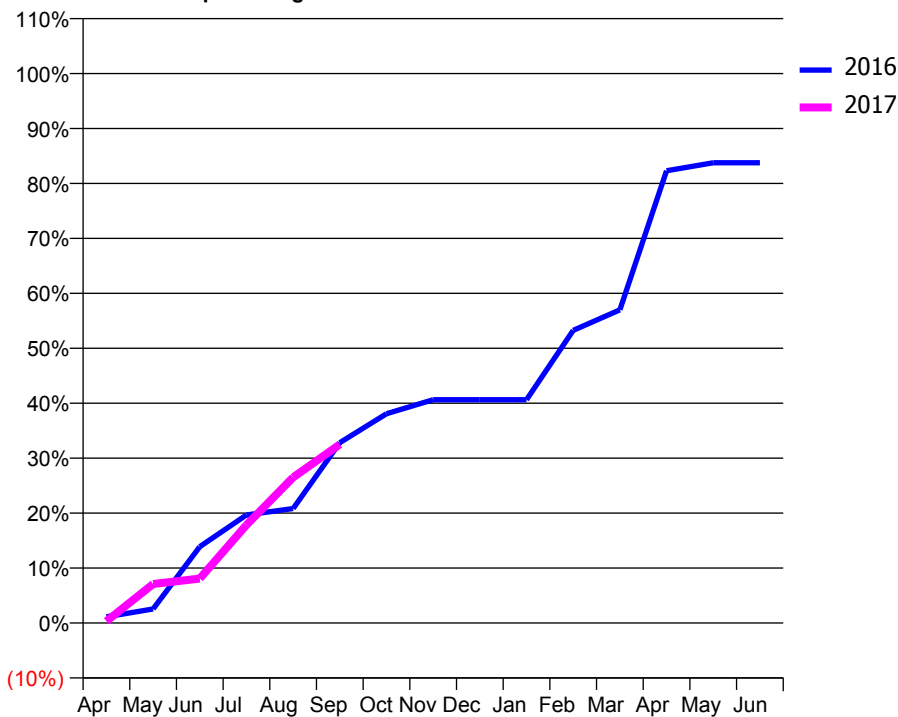
ACCESS*

Patients seen in 24 months	Total	Change since previous quarter
Quarter ending September 2015	540	
Quarter ending December 2015	505	↓
Quarter ending March 2016	496	↓
Quarter ending June 2016	520	↑
Quarter ending September 2016	516	→
Variance since September 2015	(4.4%)	↓



ACTIVITY

Cumulative percentage of contracted UDA delivered 2016 & 2017



Adjusted Scheduled Activity (UDA)

Month	2016	2017
April	23	7
May	53	147
June	286	167
July	405	368
August	430	547
September	677	670
October	785	
November	838	
December	838	
January	838	
February	1,098	
March	1,175	
April	1,697	
May	1,727	
June	1,727	

QUALITY

	Quantity	Base Number	Contract	AT	Region	England
% of FP17s for the same patient ID Re-attending within 3 months - Children	8	61	13.1%	13.0%	13.5%	12.4%
% of FP17s for the same patient ID Re-attending within 3 months - Adults	50	296	16.9%	17.5%	17.4%	16.7%
% of FP17s for the same patient ID Re-attending between 3 & 9 months - Children	17	61	27.9%	56.6%	59.0%	57.4%
% of FP17s for the same patient ID Re-attending between 3 & 9 months - Adults	77	296	26.0%	50.5%	52.6%	50.5%
% of FP17s for Band 1 Urgent Courses	49	264	18.6%	10.6%	9.4%	9.1%
% of FP17s Relating to Free Repair or Replacements	4	264	1.5%	0.9%	1.0%	0.8%
% of FP17s Relating to Continuations	8	264	3.0%	1.3%	1.5%	1.3%
% of Patients satisfied with the dentistry they have received	0	0	N/A	92.8%	93.7%	93.2%
% of Patients satisfied with the time they had to wait for an appointment	0	0	N/A	88.5%	90.0%	89.0%

* This is based on patients treated on this contract for their most recent course of treatment. Figures in italics indicate the base number of FP17s or Patient Questionnaire responses are less than 100. N/A is shown where the base number of responses is less than 10 during the period. % is calculated as Quantity/Base number*100

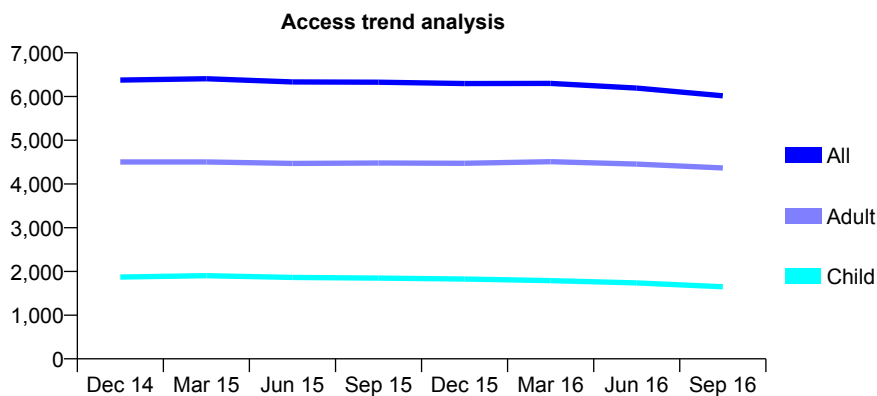
Q46 - Vital Signs At a Glance Contract Report for 572411/0001 - September 2016

Name or company name	MR DM VALLANCE
Contract type name	GDS Contract
Purpose of contract	General
Contract start date	01/04/2006
Contract end date	

16/17 Contracted general activity (UDA)	20,324
Carry forward general activity (UDA)	491
16/17 Contracted orthodontic activity (UOA)	0
Carry forward orthodontic activity (UOA)	0
Baseline contract value	£553,788.72

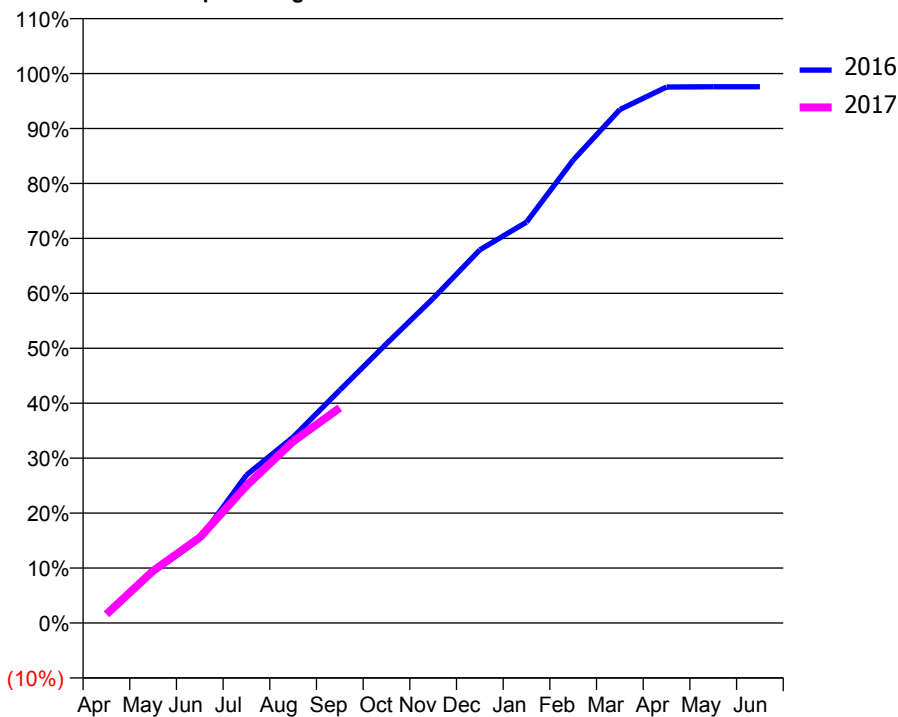
ACCESS*

Patients seen in 24 months	Total	Change since previous quarter
Quarter ending September 2015	6,326	
Quarter ending December 2015	6,298	→
Quarter ending March 2016	6,301	→
Quarter ending June 2016	6,192	↓
Quarter ending September 2016	6,016	↓
Variance since September 2015	(4.9%)	↓



ACTIVITY

Cumulative percentage of contracted UDA delivered 2016 & 2017



Month	Adjusted Scheduled Activity (UDA)	
	2016	2017
April	377	325
May	1,881	1,931
June	3,119	3,162
July	5,472	5,078
August	6,876	6,715
September	8,613	7,958
October	10,330	
November	12,005	
December	13,803	
January	14,830	
February	17,123	
March	18,992	
April	19,826	
May	19,833	
June	19,833	

QUALITY

	Quantity	Base Number	Contract	AT	Region	England
% of FP17s for the same patient ID Re-attending within 3 months - Children	164	1,281	12.8%	13.0%	13.5%	12.4%
% of FP17s for the same patient ID Re-attending within 3 months - Adults	432	2,791	15.5%	17.5%	17.4%	16.7%
% of FP17s for the same patient ID Re-attending between 3 & 9 months - Children	816	1,281	63.7%	56.6%	59.0%	57.4%
% of FP17s for the same patient ID Re-attending between 3 & 9 months - Adults	1,452	2,791	52.0%	50.5%	52.6%	50.5%
% of FP17s for Band 1 Urgent Courses	220	3,730	5.9%	10.6%	9.4%	9.1%
% of FP17s Relating to Free Repair or Replacements	55	3,730	1.5%	0.9%	1.0%	0.8%
% of FP17s Relating to Continuations	116	3,730	3.1%	1.3%	1.5%	1.3%
% of Patients satisfied with the dentistry they have received	4	4	N/A	92.8%	93.7%	93.2%
% of Patients satisfied with the time they had to wait for an appointment	4	4	N/A	88.5%	90.0%	89.0%

* This is based on patients treated on this contract for their most recent course of treatment. Figures in italics indicate the base number of FP17s or Patient Questionnaire responses are less than 100. N/A is shown where the base number of responses is less than 10 during the period. % is calculated as Quantity/Base number*100

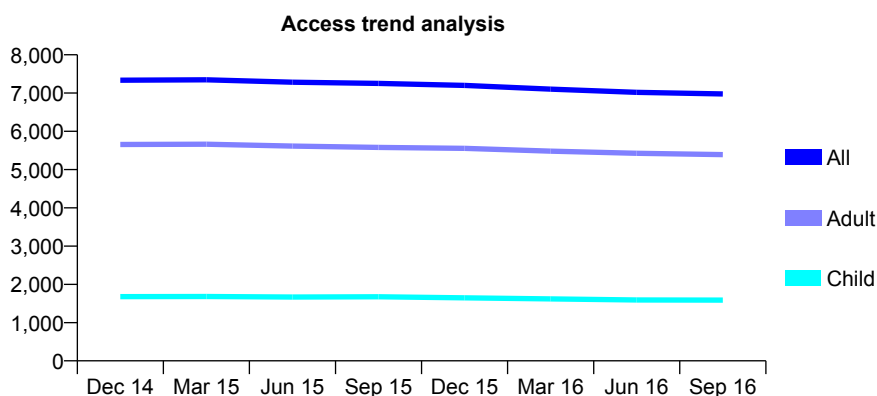
Q46 - Vital Signs At a Glance Contract Report for 572411/0002 - September 2016

Name or company name	MR DM VALLANCE
Contract type name	GDS Contract
Purpose of contract	General
Contract start date	01/04/2006
Contract end date	

16/17 Contracted general activity (UDA)	20,269
Carry forward general activity (UDA)	430
16/17 Contracted orthodontic activity (UOA)	0
Carry forward orthodontic activity (UOA)	0
Baseline contract value	£550,263.29

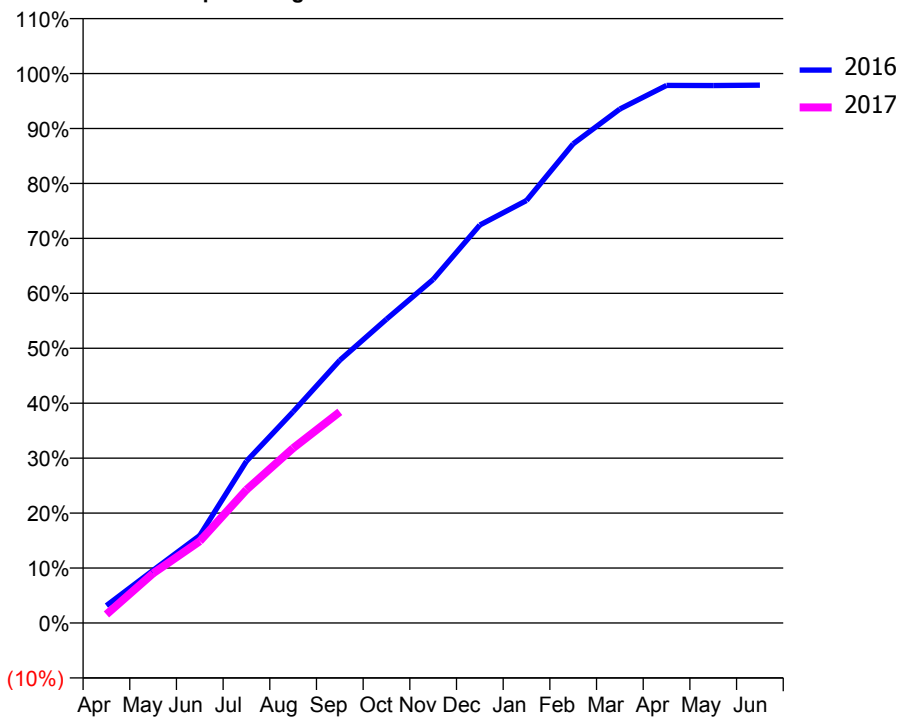
ACCESS*

Patients seen in 24 months	Total	Change since previous quarter
Quarter ending September 2015	7,254	
Quarter ending December 2015	7,200	→
Quarter ending March 2016	7,101	↓
Quarter ending June 2016	7,019	↓
Quarter ending September 2016	6,978	→
Variance since September 2015	(3.8%)	↓



ACTIVITY

Cumulative percentage of contracted UDA delivered 2016 & 2017



Adjusted Scheduled Activity (UDA)

Month	2016	2017
April	643	318
May	1,943	1,834
June	3,228	3,017
July	5,969	4,914
August	7,796	6,450
September	9,691	7,791
October	11,205	
November	12,675	
December	14,680	
January	15,585	
February	17,674	
March	18,958	
April	19,827	
May	19,826	
June	19,839	

QUALITY

	Quantity	Base Number	Contract	AT	Region	England
% of FP17s for the same patient ID Re-attending within 3 months - Children	108	1,123	9.6%	13.0%	13.5%	12.4%
% of FP17s for the same patient ID Re-attending within 3 months - Adults	497	3,285	15.1%	17.5%	17.4%	16.7%
% of FP17s for the same patient ID Re-attending between 3 & 9 months - Children	623	1,123	55.5%	56.6%	59.0%	57.4%
% of FP17s for the same patient ID Re-attending between 3 & 9 months - Adults	1,573	3,285	47.9%	50.5%	52.6%	50.5%
% of FP17s for Band 1 Urgent Courses	347	4,047	8.6%	10.6%	9.4%	9.1%
% of FP17s Relating to Free Repair or Replacements	35	4,047	0.9%	0.9%	1.0%	0.8%
% of FP17s Relating to Continuations	111	4,047	2.7%	1.3%	1.5%	1.3%
% of Patients satisfied with the dentistry they have received	3	3	N/A	92.8%	93.7%	93.2%
% of Patients satisfied with the time they had to wait for an appointment	3	3	N/A	88.5%	90.0%	89.0%

* This is based on patients treated on this contract for their most recent course of treatment. Figures in italics indicate the base number of FP17s or Patient Questionnaire responses are less than 100. N/A is shown where the base number of responses is less than 10 during the period. % is calculated as Quantity/Base number*100

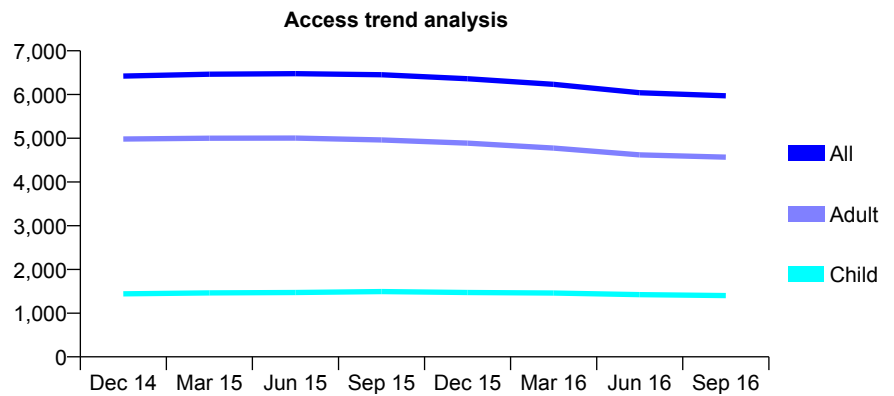
Q46 - Vital Signs At a Glance Contract Report for 572713/0001 - September 2016

Name or company name	MR SJ WARD
Contract type name	GDS Contract
Purpose of contract	General
Contract start date	01/04/2006
Contract end date	

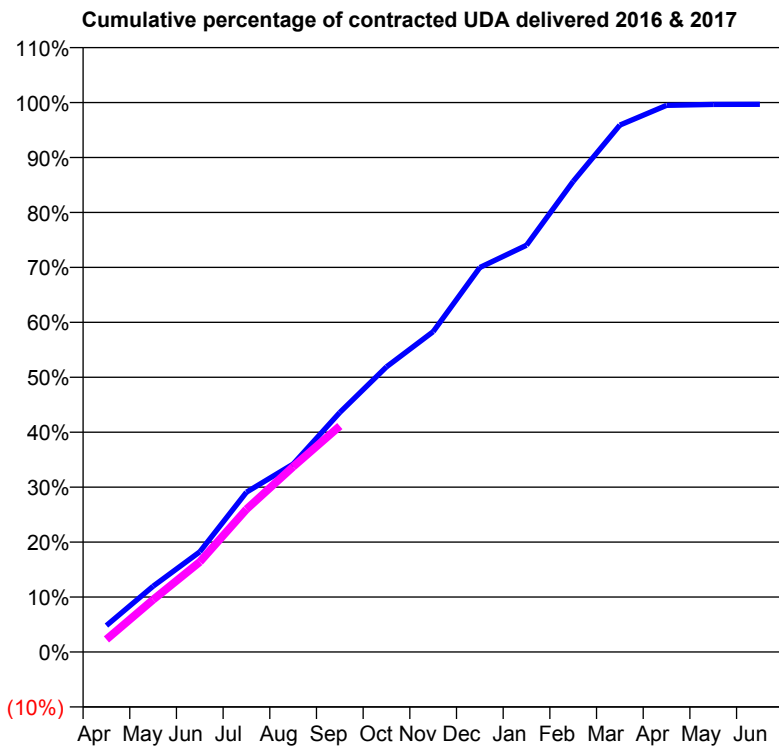
16/17 Contracted general activity (UDA)	17,573
Carry forward general activity (UDA)	48
16/17 Contracted orthodontic activity (UOA)	0
Carry forward orthodontic activity (UOA)	0
Baseline contract value	£573,546.00

ACCESS*

Patients seen in 24 months	Total	Change since previous quarter
Quarter ending September 2015	6,453	
Quarter ending December 2015	6,360	↓
Quarter ending March 2016	6,234	↓
Quarter ending June 2016	6,042	↓
Quarter ending September 2016	5,970	↓
Variance since September 2015	(7.5%)	↓



ACTIVITY



Month	Adjusted Scheduled Activity (UDA)	
	2016	2017
April	846	403
May	2,107	1,672
June	3,205	2,880
July	5,109	4,566
August	6,009	5,926
September	7,661	7,227
October	9,120	
November	10,245	
December	12,295	
January	13,007	
February	15,053	
March	16,852	
April	17,483	
May	17,513	
June	17,516	

QUALITY

	Quantity	Base Number	Contract	AT	Region	England
% of FP17s for the same patient ID Re-attending within 3 months - Children	68	963	7.1%	13.0%	13.5%	12.4%
% of FP17s for the same patient ID Re-attending within 3 months - Adults	564	3,210	17.6%	17.5%	17.4%	16.7%
% of FP17s for the same patient ID Re-attending between 3 & 9 months - Children	414	963	43.0%	56.6%	59.0%	57.4%
% of FP17s for the same patient ID Re-attending between 3 & 9 months - Adults	1,676	3,210	52.2%	50.5%	52.6%	50.5%
% of FP17s for Band 1 Urgent Courses	390	3,806	10.2%	10.6%	9.4%	9.1%
% of FP17s Relating to Free Repair or Replacements	41	3,806	1.1%	0.9%	1.0%	0.8%
% of FP17s Relating to Continuations	81	3,806	2.1%	1.3%	1.5%	1.3%
% of Patients satisfied with the dentistry they have received	4	4	N/A	92.8%	93.7%	93.2%
% of Patients satisfied with the time they had to wait for an appointment	3	4	N/A	88.5%	90.0%	89.0%

* This is based on patients treated on this contract for their most recent course of treatment. Figures in italics indicate the base number of FP17s or Patient Questionnaire responses are less than 100. N/A is shown where the base number of responses is less than 10 during the period. % is calculated as Quantity/Base number*100

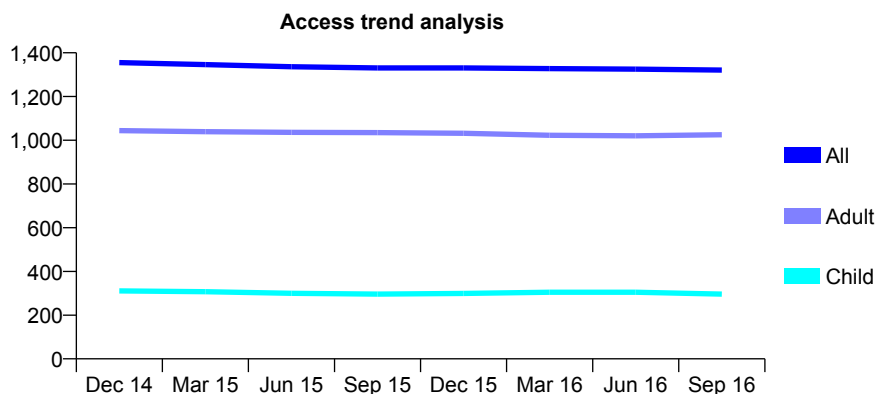
Q46 - Vital Signs At a Glance Contract Report for 576050/0001 - September 2016

Name or company name	MR AJ STOGGALL
Contract type name	GDS Contract
Purpose of contract	General
Contract start date	01/04/2006
Contract end date	

16/17 Contracted general activity (UDA)	4,712
Carry forward general activity (UDA)	-84
16/17 Contracted orthodontic activity (UOA)	0
Carry forward orthodontic activity (UOA)	0
Baseline contract value	£178,657.98

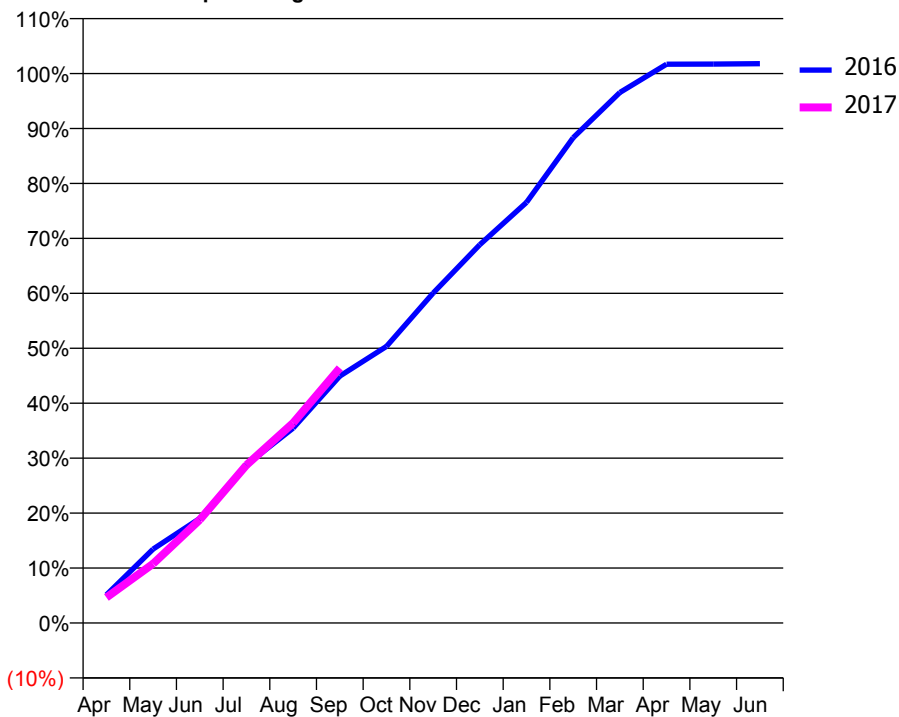
ACCESS*

Patients seen in 24 months	Total	Change since previous quarter
Quarter ending September 2015	1,331	
Quarter ending December 2015	1,331	→
Quarter ending March 2016	1,328	→
Quarter ending June 2016	1,325	→
Quarter ending September 2016	1,321	→
Variance since September 2015	(0.8%)	→



ACTIVITY

Cumulative percentage of contracted UDA delivered 2016 & 2017



Month	Adjusted Scheduled Activity (UDA)	
	2016	2017
April	242	219
May	634	508
June	897	886
July	1,357	1,355
August	1,671	1,716
September	2,117	2,187
October	2,373	
November	2,829	
December	3,244	
January	3,607	
February	4,162	
March	4,549	
April	4,791	
May	4,793	
June	4,796	

QUALITY

	Quantity	Base Number	Contract	AT	Region	England
% of FP17s for the same patient ID Re-attending within 3 months - Children	20	246	8.1%	13.0%	13.5%	12.4%
% of FP17s for the same patient ID Re-attending within 3 months - Adults	135	766	17.6%	17.5%	17.4%	16.7%
% of FP17s for the same patient ID Re-attending between 3 & 9 months - Children	170	246	69.1%	56.6%	59.0%	57.4%
% of FP17s for the same patient ID Re-attending between 3 & 9 months - Adults	455	766	59.4%	50.5%	52.6%	50.5%
% of FP17s for Band 1 Urgent Courses	98	913	10.7%	10.6%	9.4%	9.1%
% of FP17s Relating to Free Repair or Replacements	6	913	0.7%	0.9%	1.0%	0.8%
% of FP17s Relating to Continuations	14	913	1.5%	1.3%	1.5%	1.3%
% of Patients satisfied with the dentistry they have received	5	5	N/A	92.8%	93.7%	93.2%
% of Patients satisfied with the time they had to wait for an appointment	5	5	N/A	88.5%	90.0%	89.0%

* This is based on patients treated on this contract for their most recent course of treatment. Figures in italics indicate the base number of FP17s or Patient Questionnaire responses are less than 100. N/A is shown where the base number of responses is less than 10 during the period. % is calculated as Quantity/Base number*100

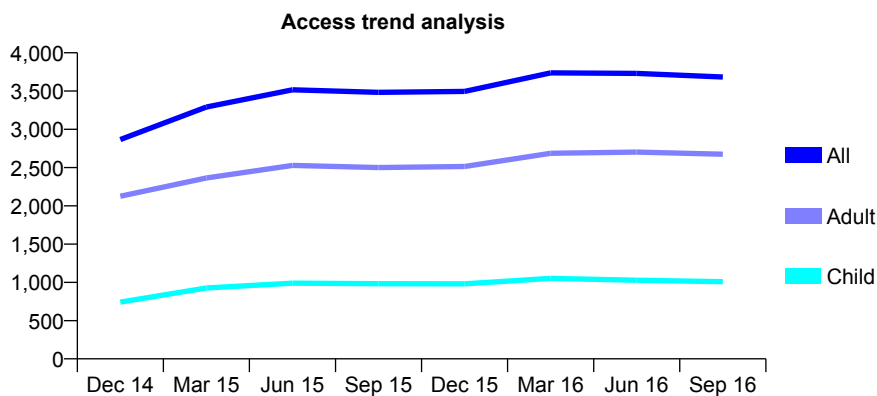
Q46 - Vital Signs At a Glance Contract Report for 610801/0001 - September 2016

Name or company name	MRS KM SHAH
Contract type name	GDS Contract
Purpose of contract	General
Contract start date	21/10/2010
Contract end date	

16/17 Contracted general activity (UDA)	10,334
Carry forward general activity (UDA)	-174
16/17 Contracted orthodontic activity (UOA)	0
Carry forward orthodontic activity (UOA)	0
Baseline contract value	£252,109.52

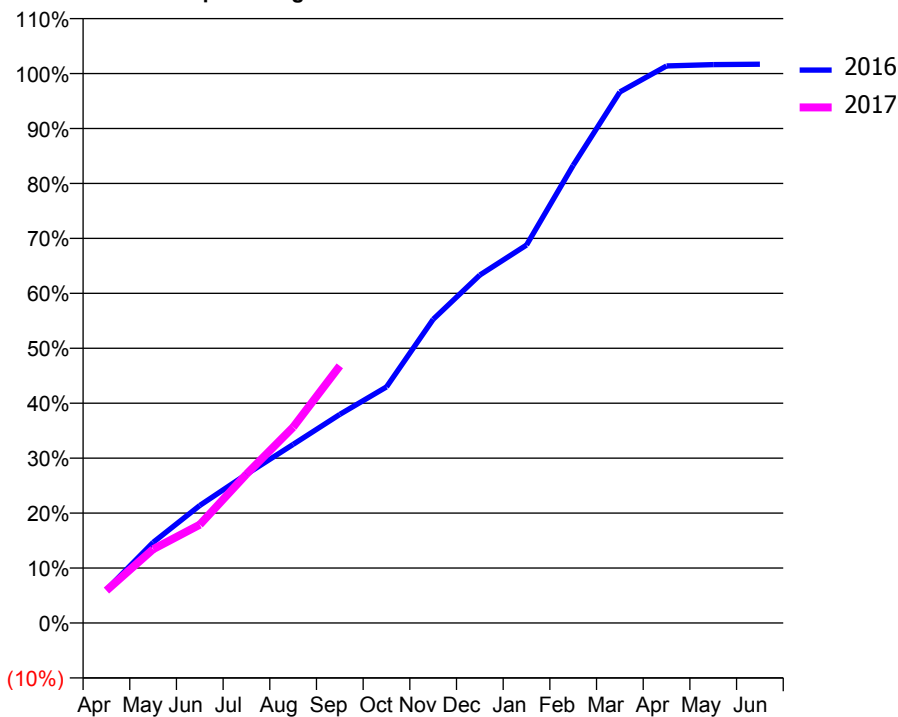
ACCESS*

Patients seen in 24 months	Total	Change since previous quarter
Quarter ending September 2015	3,483	
Quarter ending December 2015	3,495	→
Quarter ending March 2016	3,738	↑
Quarter ending June 2016	3,731	→
Quarter ending September 2016	3,684	↓
Variance since September 2015	5.8%	↑



ACTIVITY

Cumulative percentage of contracted UDA delivered 2016 & 2017



Month	Adjusted Scheduled Activity (UDA)	
	2016	2017
April	626	611
May	1,516	1,388
June	2,211	1,850
July	2,798	2,800
August	3,359	3,684
September	3,923	4,835
October	4,440	
November	5,711	
December	6,543	
January	7,108	
February	8,609	
March	9,987	
April	10,477	
May	10,502	
June	10,508	

QUALITY

	Quantity	Base Number	Contract	AT	Region	England
% of FP17s for the same patient ID Re-attending within 3 months - Children	52	688	7.6%	13.0%	13.5%	12.4%
% of FP17s for the same patient ID Re-attending within 3 months - Adults	228	1,682	13.6%	17.5%	17.4%	16.7%
% of FP17s for the same patient ID Re-attending between 3 & 9 months - Children	419	688	60.9%	56.6%	59.0%	57.4%
% of FP17s for the same patient ID Re-attending between 3 & 9 months - Adults	958	1,682	57.0%	50.5%	52.6%	50.5%
% of FP17s for Band 1 Urgent Courses	87	2,103	4.1%	10.6%	9.4%	9.1%
% of FP17s Relating to Free Repair or Replacements	10	2,103	0.5%	0.9%	1.0%	0.8%
% of FP17s Relating to Continuations	34	2,103	1.6%	1.3%	1.5%	1.3%
% of Patients satisfied with the dentistry they have received	3	4	N/A	92.8%	93.7%	93.2%
% of Patients satisfied with the time they had to wait for an appointment	4	4	N/A	88.5%	90.0%	89.0%

* This is based on patients treated on this contract for their most recent course of treatment. Figures in italics indicate the base number of FP17s or Patient Questionnaire responses are less than 100. N/A is shown where the base number of responses is less than 10 during the period. % is calculated as Quantity/Base number*100

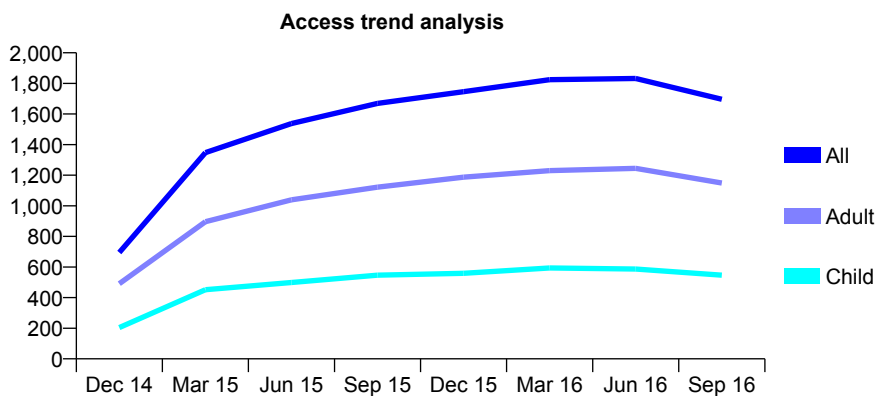
Q46 - Vital Signs At a Glance Contract Report for 613347/0001 - September 2016

Name or company name	MISS AT SARWAR
Contract type name	GDS Contract
Purpose of contract	General
Contract start date	30/06/2014
Contract end date	

16/17 Contracted general activity (UDA)	5,753
Carry forward general activity (UDA)	-115
16/17 Contracted orthodontic activity (UOA)	0
Carry forward orthodontic activity (UOA)	0
Baseline contract value	£139,249.09

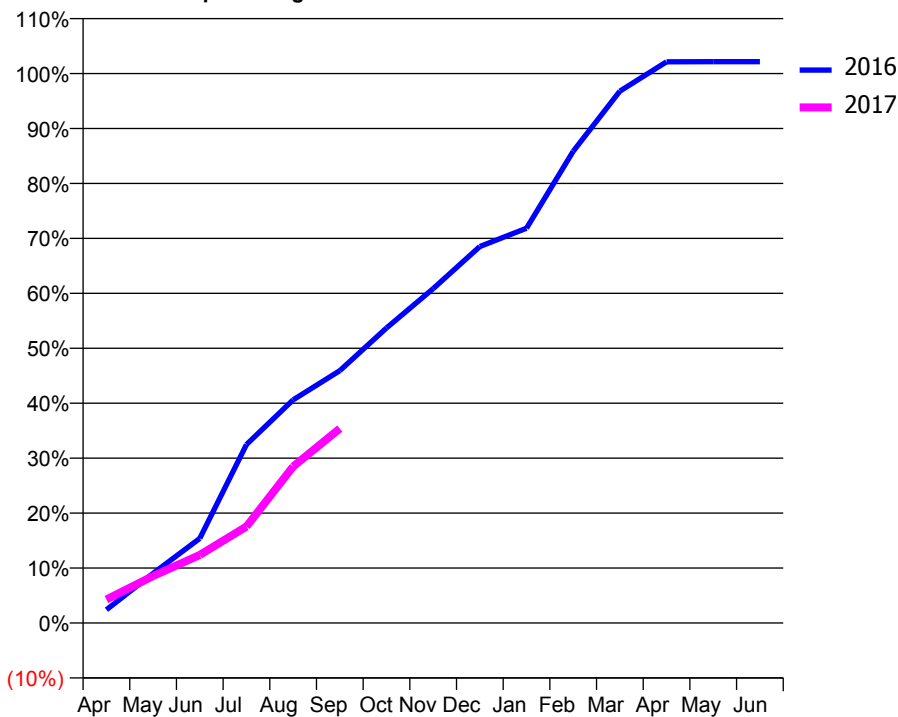
ACCESS*

Patients seen in 24 months	Total	Change since previous quarter
Quarter ending September 2015	1,669	
Quarter ending December 2015	1,746	↑
Quarter ending March 2016	1,824	↑
Quarter ending June 2016	1,832	→
Quarter ending September 2016	1,696	↓
Variance since September 2015	1.6%	→



ACTIVITY

Cumulative percentage of contracted UDA delivered 2016 & 2017



Month	Adjusted Scheduled Activity (UDA)	
	2016	2017
April	139	246
May	519	492
June	886	712
July	1,869	1,010
August	2,336	1,638
September	2,642	2,036
October	3,089	
November	3,501	
December	3,941	
January	4,133	
February	4,939	
March	5,569	
April	5,875	
May	5,877	
June	5,877	

QUALITY

	Quantity	Base Number	Contract	AT	Region	England
% of FP17s for the same patient ID Re-attending within 3 months - Children	23	282	8.2%	13.0%	13.5%	12.4%
% of FP17s for the same patient ID Re-attending within 3 months - Adults	130	688	18.9%	17.5%	17.4%	16.7%
% of FP17s for the same patient ID Re-attending between 3 & 9 months - Children	151	282	53.5%	56.6%	59.0%	57.4%
% of FP17s for the same patient ID Re-attending between 3 & 9 months - Adults	326	688	47.4%	50.5%	52.6%	50.5%
% of FP17s for Band 1 Urgent Courses	118	848	13.9%	10.6%	9.4%	9.1%
% of FP17s Relating to Free Repair or Replacements	12	848	1.4%	0.9%	1.0%	0.8%
% of FP17s Relating to Continuations	6	848	0.7%	1.3%	1.5%	1.3%
% of Patients satisfied with the dentistry they have received	1	1	N/A	92.8%	93.7%	93.2%
% of Patients satisfied with the time they had to wait for an appointment	1	1	N/A	88.5%	90.0%	89.0%

* This is based on patients treated on this contract for their most recent course of treatment. Figures in italics indicate the base number of FP17s or Patient Questionnaire responses are less than 100. N/A is shown where the base number of responses is less than 10 during the period. % is calculated as Quantity/Base number*100

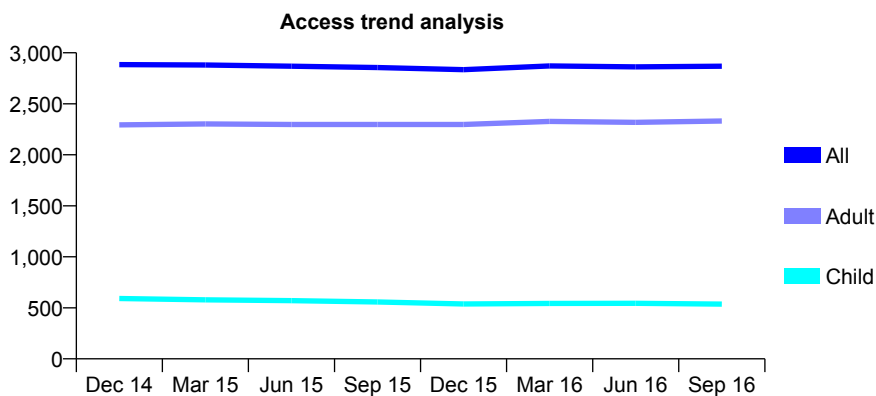
Q46 - Vital Signs At a Glance Contract Report for 620319/0001 - September 2016

Name or company name	MR IG NICOL
Contract type name	GDS Contract
Purpose of contract	General
Contract start date	01/04/2006
Contract end date	

16/17 Contracted general activity (UDA)	10,354
Carry forward general activity (UDA)	35
16/17 Contracted orthodontic activity (UOA)	0
Carry forward orthodontic activity (UOA)	0
Baseline contract value	£205,748.23

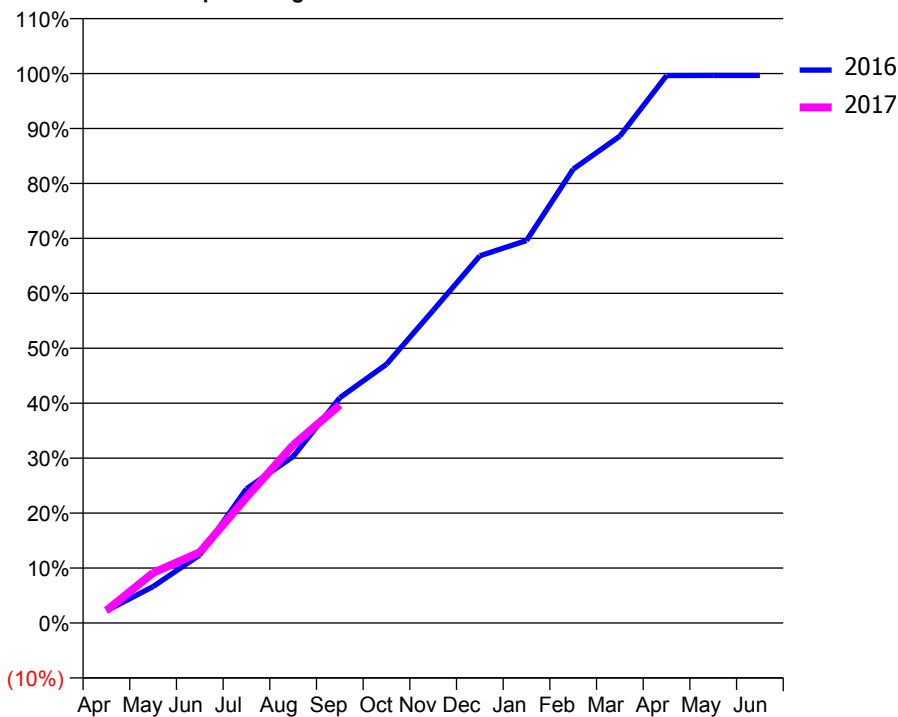
ACCESS*

Patients seen in 24 months	Total	Change since previous quarter
Quarter ending September 2015	2,855	
Quarter ending December 2015	2,835	→
Quarter ending March 2016	2,871	→
Quarter ending June 2016	2,862	→
Quarter ending September 2016	2,868	→
Variance since September 2015	0.5%	→



ACTIVITY

Cumulative percentage of contracted UDA delivered 2016 & 2017



Month	Adjusted Scheduled Activity (UDA)	
	2016	2017
April	229	234
May	687	945
June	1,282	1,333
July	2,528	2,369
August	3,136	3,353
September	4,245	4,107
October	4,876	
November	5,891	
December	6,919	
January	7,208	
February	8,550	
March	9,176	
April	10,316	
May	10,319	
June	10,319	

QUALITY

	Quantity	Base Number	Contract	AT	Region	England
% of FP17s for the same patient ID Re-attending within 3 months - Children	49	550	8.9%	13.0%	13.5%	12.4%
% of FP17s for the same patient ID Re-attending within 3 months - Adults	518	2,467	21.0%	17.5%	17.4%	16.7%
% of FP17s for the same patient ID Re-attending between 3 & 9 months - Children	417	550	75.8%	56.6%	59.0%	57.4%
% of FP17s for the same patient ID Re-attending between 3 & 9 months - Adults	1,654	2,467	67.0%	50.5%	52.6%	50.5%
% of FP17s for Band 1 Urgent Courses	176	2,457	7.2%	10.6%	9.4%	9.1%
% of FP17s Relating to Free Repair or Replacements	50	2,457	2.0%	0.9%	1.0%	0.8%
% of FP17s Relating to Continuations	55	2,457	2.2%	1.3%	1.5%	1.3%
% of Patients satisfied with the dentistry they have received	5	5	N/A	92.8%	93.7%	93.2%
% of Patients satisfied with the time they had to wait for an appointment	5	5	N/A	88.5%	90.0%	89.0%

* This is based on patients treated on this contract for their most recent course of treatment. Figures in italics indicate the base number of FP17s or Patient Questionnaire responses are less than 100. N/A is shown where the base number of responses is less than 10 during the period. % is calculated as Quantity/Base number*100

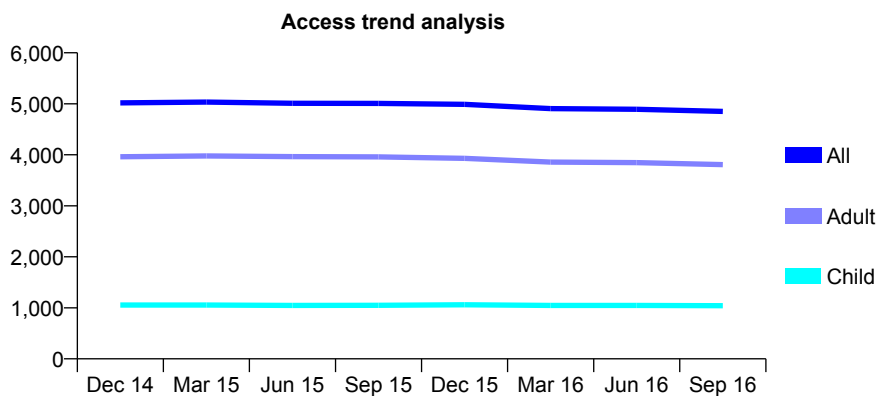
Q46 - Vital Signs At a Glance Contract Report for 620343/0001 - September 2016

Name or company name	MR SD WALMSLEY
Contract type name	GDS Contract
Purpose of contract	General
Contract start date	01/04/2006
Contract end date	

16/17 Contracted general activity (UDA)	13,145
Carry forward general activity (UDA)	0
16/17 Contracted orthodontic activity (UOA)	0
Carry forward orthodontic activity (UOA)	0
Baseline contract value	£365,195.67

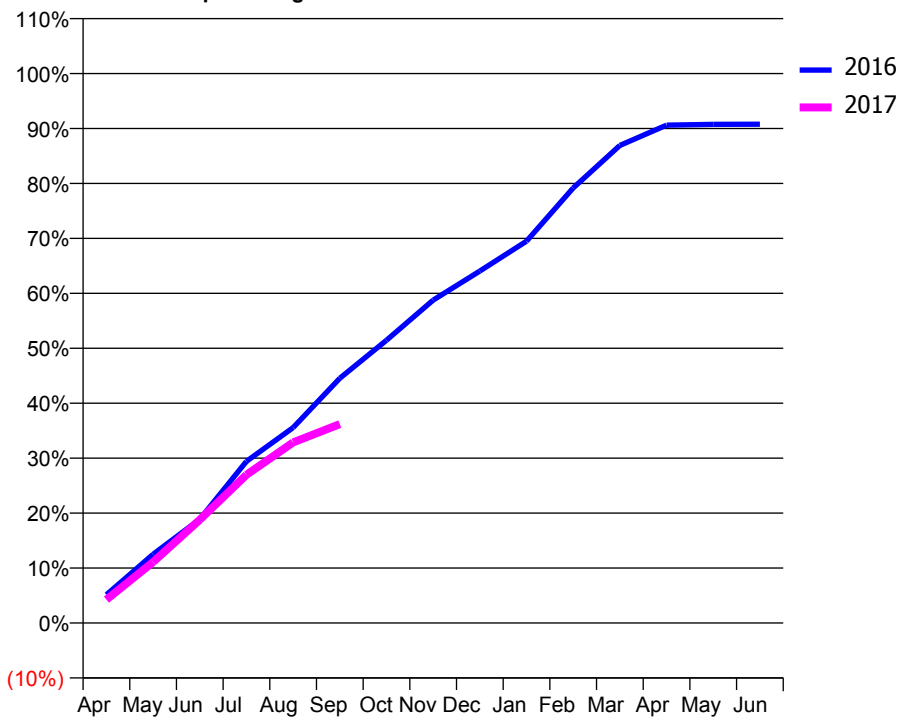
ACCESS*

Patients seen in 24 months	Total	Change since previous quarter
Quarter ending September 2015	5,009	
Quarter ending December 2015	4,989	→
Quarter ending March 2016	4,905	↓
Quarter ending June 2016	4,894	→
Quarter ending September 2016	4,850	→
Variance since September 2015	(3.2%)	↓



ACTIVITY

Cumulative percentage of contracted UDA delivered 2016 & 2017



Month	Adjusted Scheduled Activity (UDA)	
	2016	2017
April	676	559
May	1,646	1,458
June	2,483	2,472
July	3,868	3,545
August	4,674	4,321
September	5,854	4,757
October	6,763	
November	7,723	
December	8,420	
January	9,135	
February	10,408	
March	11,423	
April	11,911	
May	11,928	
June	11,930	

QUALITY

	Quantity	Base Number	Contract	AT	Region	England
% of FP17s for the same patient ID Re-attending within 3 months - Children	29	597	4.9%	13.0%	13.5%	12.4%
% of FP17s for the same patient ID Re-attending within 3 months - Adults	273	2,081	13.1%	17.5%	17.4%	16.7%
% of FP17s for the same patient ID Re-attending between 3 & 9 months - Children	278	597	46.6%	56.6%	59.0%	57.4%
% of FP17s for the same patient ID Re-attending between 3 & 9 months - Adults	861	2,081	41.4%	50.5%	52.6%	50.5%
% of FP17s for Band 1 Urgent Courses	206	2,449	8.4%	10.6%	9.4%	9.1%
% of FP17s Relating to Free Repair or Replacements	9	2,449	0.4%	0.9%	1.0%	0.8%
% of FP17s Relating to Continuations	22	2,449	0.9%	1.3%	1.5%	1.3%
% of Patients satisfied with the dentistry they have received	2	2	N/A	92.8%	93.7%	93.2%
% of Patients satisfied with the time they had to wait for an appointment	2	2	N/A	88.5%	90.0%	89.0%

* This is based on patients treated on this contract for their most recent course of treatment. Figures in italics indicate the base number of FP17s or Patient Questionnaire responses are less than 100. N/A is shown where the base number of responses is less than 10 during the period. % is calculated as Quantity/Base number*100

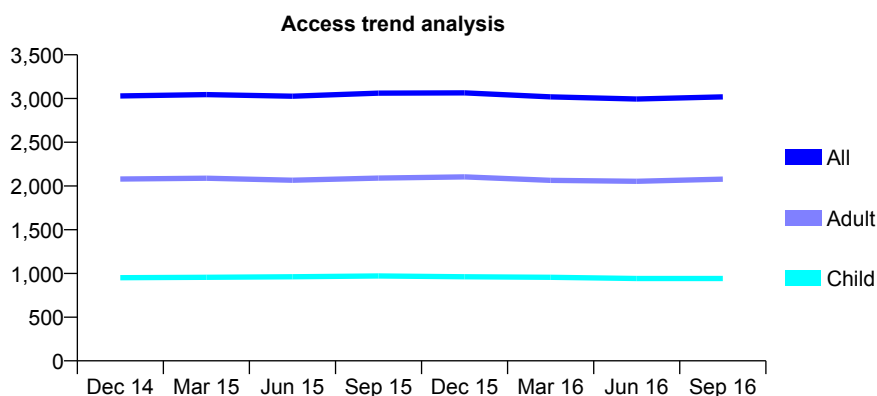
Q46 - Vital Signs At a Glance Contract Report for 628549/0002 - September 2016

Name or company name	MR JA GIBB
Contract type name	GDS Contract
Purpose of contract	General
Contract start date	02/03/2012
Contract end date	

16/17 Contracted general activity (UDA)	8,698
Carry forward general activity (UDA)	-155
16/17 Contracted orthodontic activity (UOA)	0
Carry forward orthodontic activity (UOA)	0
Baseline contract value	£214,992.60

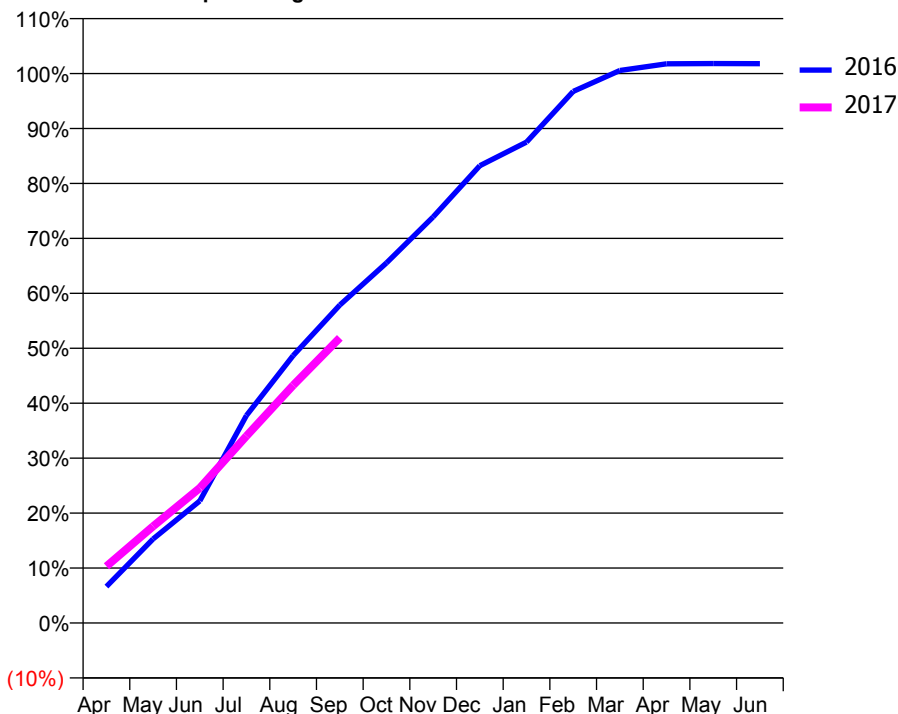
ACCESS*

Patients seen in 24 months	Total	Change since previous quarter
Quarter ending September 2015	3,061	
Quarter ending December 2015	3,065	→
Quarter ending March 2016	3,019	↓
Quarter ending June 2016	2,994	→
Quarter ending September 2016	3,019	→
Variance since September 2015	(1.4%)	↓



ACTIVITY

Cumulative percentage of contracted UDA delivered 2016 & 2017



Adjusted Scheduled Activity (UDA)

Month	2016	2017
April	577	899
May	1,330	1,532
June	1,932	2,137
July	3,286	2,961
August	4,232	3,762
September	5,034	4,514
October	5,700	
November	6,429	
December	7,240	
January	7,612	
February	8,414	
March	8,747	
April	8,851	
May	8,856	
June	8,853	

QUALITY

	Quantity	Base Number	Contract	AT	Region	England
% of FP17s for the same patient ID Re-attending within 3 months - Children	59	781	7.6%	13.0%	13.5%	12.4%
% of FP17s for the same patient ID Re-attending within 3 months - Adults	196	1,461	13.4%	17.5%	17.4%	16.7%
% of FP17s for the same patient ID Re-attending between 3 & 9 months - Children	489	781	62.6%	56.6%	59.0%	57.4%
% of FP17s for the same patient ID Re-attending between 3 & 9 months - Adults	667	1,461	45.7%	50.5%	52.6%	50.5%
% of FP17s for Band 1 Urgent Courses	202	2,172	9.3%	10.6%	9.4%	9.1%
% of FP17s Relating to Free Repair or Replacements	50	2,172	2.3%	0.9%	1.0%	0.8%
% of FP17s Relating to Continuations	8	2,172	0.4%	1.3%	1.5%	1.3%
% of Patients satisfied with the dentistry they have received	0	0	N/A	92.8%	93.7%	93.2%
% of Patients satisfied with the time they had to wait for an appointment	0	0	N/A	88.5%	90.0%	89.0%

* This is based on patients treated on this contract for their most recent course of treatment. Figures in italics indicate the base number of FP17s or Patient Questionnaire responses are less than 100. N/A is shown where the base number of responses is less than 10 during the period. % is calculated as Quantity/Base number*100

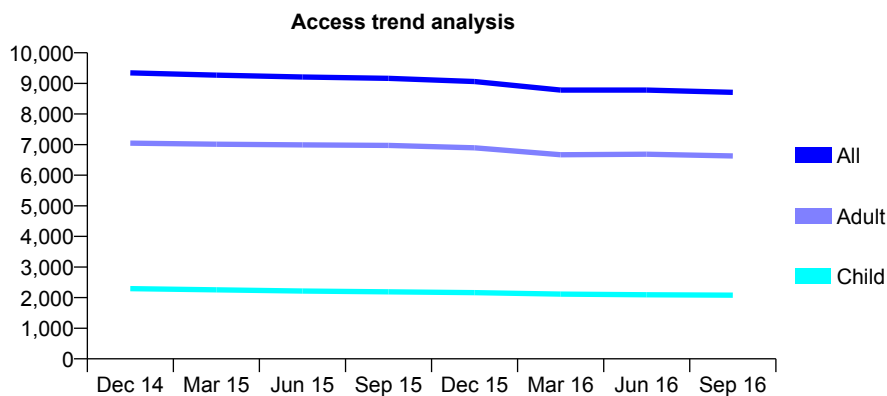
Q46 - Vital Signs At a Glance Contract Report for 631205/0003 - September 2016

Name or company name	Shaw Family Dental Practice Partnership
Contract type name	GDS Contract
Purpose of contract	General
Contract start date	01/04/2006
Contract end date	

16/17 Contracted general activity (UDA)	29,514
Carry forward general activity (UDA)	936
16/17 Contracted orthodontic activity (UOA)	0
Carry forward orthodontic activity (UOA)	0
Baseline contract value	£1,051,505.15

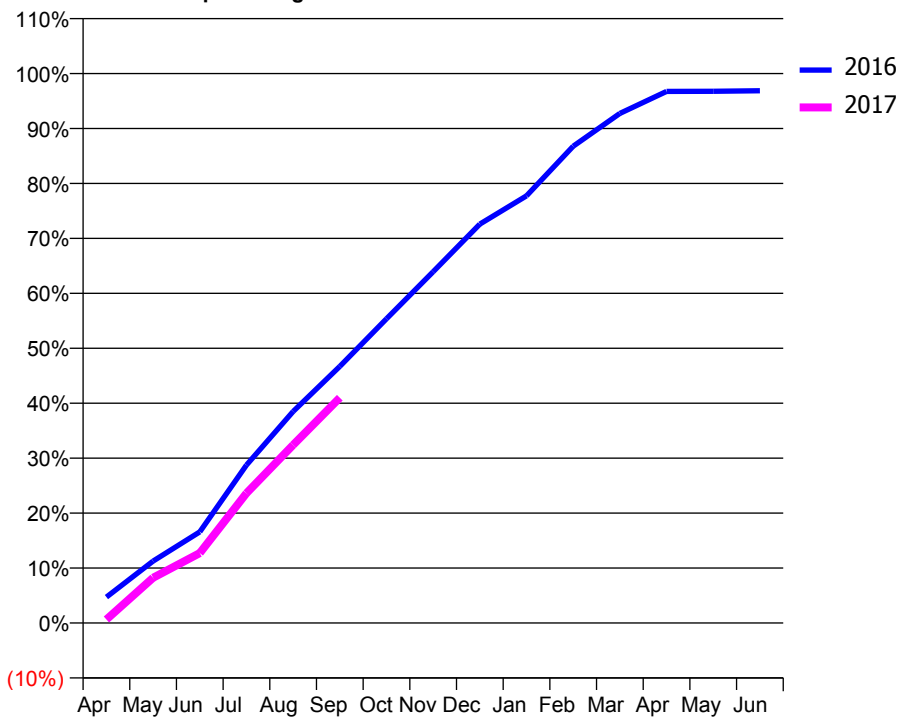
ACCESS*

Patients seen in 24 months	Total	Change since previous quarter
Quarter ending September 2015	9,165	
Quarter ending December 2015	9,059	↓
Quarter ending March 2016	8,783	↓
Quarter ending June 2016	8,781	→
Quarter ending September 2016	8,710	→
Variance since September 2015	(5.0%)	↓



ACTIVITY

Cumulative percentage of contracted UDA delivered 2016 & 2017



Month	Adjusted Scheduled Activity (UDA)	
	2016	2017
April	1,406	191
May	3,360	2,435
June	4,941	3,756
July	8,564	6,974
August	11,472	9,565
September	13,914	12,102
October	16,496	
November	19,048	
December	21,629	
January	23,163	
February	25,848	
March	27,629	
April	28,821	
May	28,834	
June	28,858	

QUALITY

	Quantity	Base Number	Contract	AT	Region	England
% of FP17s for the same patient ID Re-attending within 3 months - Children	179	1,753	10.2%	13.0%	13.5%	12.4%
% of FP17s for the same patient ID Re-attending within 3 months - Adults	680	4,291	15.8%	17.5%	17.4%	16.7%
% of FP17s for the same patient ID Re-attending between 3 & 9 months - Children	1,062	1,753	60.6%	56.6%	59.0%	57.4%
% of FP17s for the same patient ID Re-attending between 3 & 9 months - Adults	1,742	4,291	40.6%	50.5%	52.6%	50.5%
% of FP17s for Band 1 Urgent Courses	338	5,499	6.1%	10.6%	9.4%	9.1%
% of FP17s Relating to Free Repair or Replacements	38	5,499	0.7%	0.9%	1.0%	0.8%
% of FP17s Relating to Continuations	176	5,499	3.2%	1.3%	1.5%	1.3%
% of Patients satisfied with the dentistry they have received	2	2	N/A	92.8%	93.7%	93.2%
% of Patients satisfied with the time they had to wait for an appointment	1	2	N/A	88.5%	90.0%	89.0%

* This is based on patients treated on this contract for their most recent course of treatment. Figures in italics indicate the base number of FP17s or Patient Questionnaire responses are less than 100. N/A is shown where the base number of responses is less than 10 during the period. % is calculated as Quantity/Base number*100

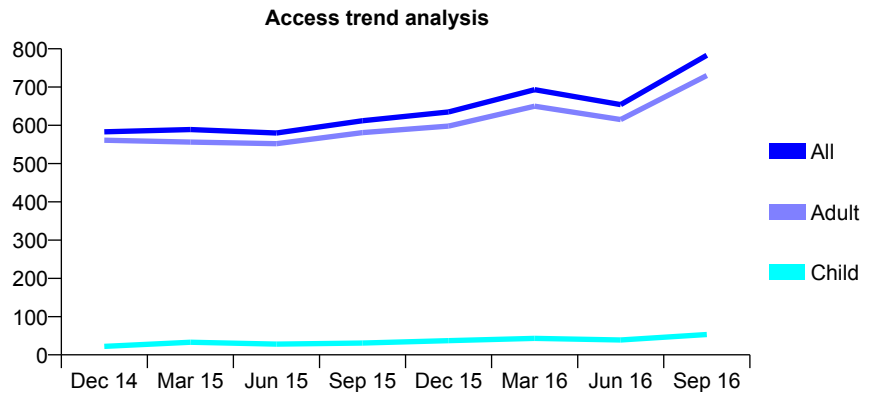
Q46 - Vital Signs At a Glance Contract Report for 631205/0005 - September 2016

Name or company name	MR RA MIZON
Contract type name	PDS Contract
Purpose of contract	General
Contract start date	01/02/2008
Contract end date	30/11/2016

16/17 Contracted general activity (UDA)	2,255
Carry forward general activity (UDA)	92
16/17 Contracted orthodontic activity (UOA)	0
Carry forward orthodontic activity (UOA)	0
Baseline contract value	£133,645.89

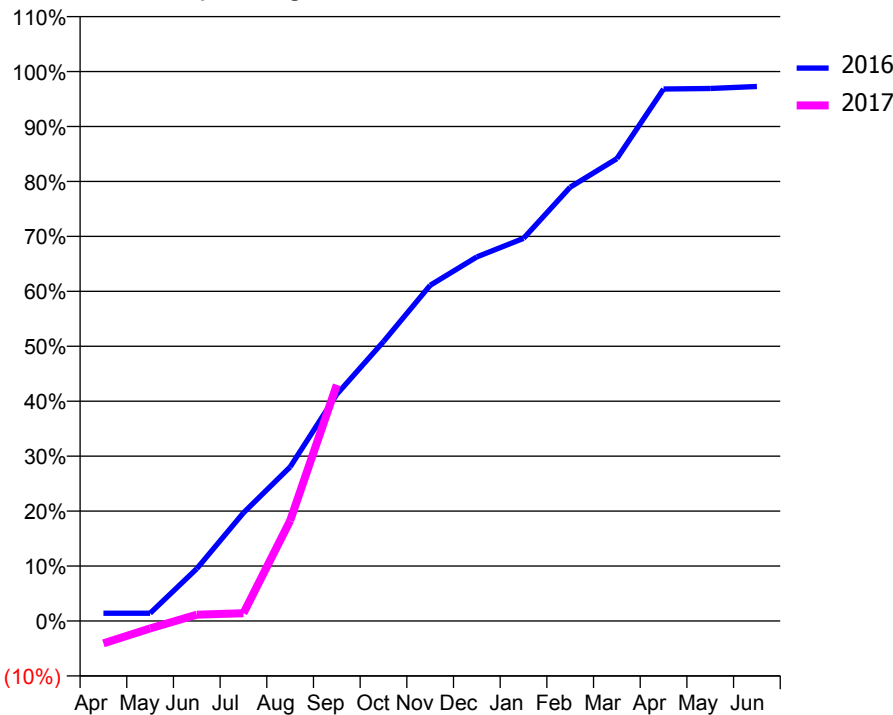
ACCESS*

Patients seen in 24 months	Total	Change since previous quarter
Quarter ending September 2015	612	
Quarter ending December 2015	635	↑
Quarter ending March 2016	693	↑
Quarter ending June 2016	654	↓
Quarter ending September 2016	783	↑
Variance since September 2015	27.9%	↑



ACTIVITY

Cumulative percentage of contracted UDA delivered 2016 & 2017



Month	Adjusted Scheduled Activity (UDA)	
	2016	2017
April	48	-92
May	48	-31
June	322	26
July	666	32
August	948	412
September	1,396	969
October	1,720	
November	2,066	
December	2,241	
January	2,355	
February	2,670	
March	2,846	
April	3,274	
May	3,277	
June	3,290	

QUALITY

	Quantity	Base Number	Contract	AT	Region	England
% of FP17s for the same patient ID Re-attending within 3 months - Children	0	44	0.0%	13.0%	13.5%	12.4%
% of FP17s for the same patient ID Re-attending within 3 months - Adults	10	378	2.6%	17.5%	17.4%	16.7%
% of FP17s for the same patient ID Re-attending between 3 & 9 months - Children	0	44	0.0%	56.6%	59.0%	57.4%
% of FP17s for the same patient ID Re-attending between 3 & 9 months - Adults	8	378	2.1%	50.5%	52.6%	50.5%
% of FP17s for Band 1 Urgent Courses	1	287	0.3%	10.6%	9.4%	9.1%
% of FP17s Relating to Free Repair or Replacements	0	287	0.0%	0.9%	1.0%	0.8%
% of FP17s Relating to Continuations	1	287	0.3%	1.3%	1.5%	1.3%
% of Patients satisfied with the dentistry they have received	0	0	N/A	92.8%	93.7%	93.2%
% of Patients satisfied with the time they had to wait for an appointment	0	0	N/A	88.5%	90.0%	89.0%

* This is based on patients treated on this contract for their most recent course of treatment. Figures in italics indicate the base number of FP17s or Patient Questionnaire responses are less than 100. N/A is shown where the base number of responses is less than 10 during the period. % is calculated as Quantity/Base number*100

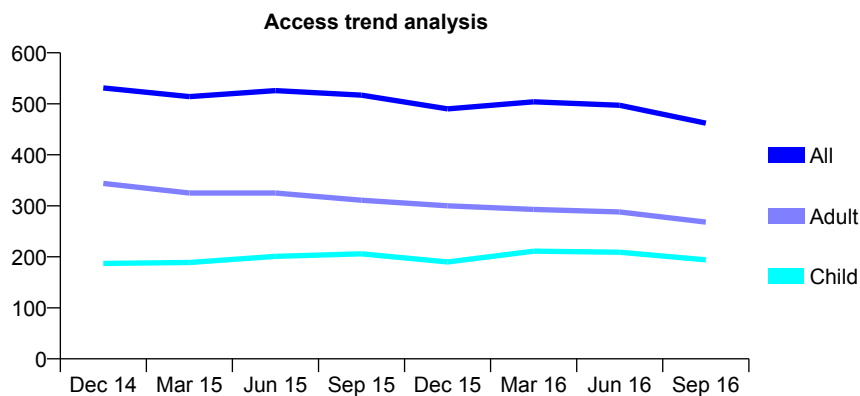
Q46 - Vital Signs At a Glance Contract Report for 632015/0001 - September 2016

Name or company name	Harrison/Kapenda
Contract type name	GDS Contract
Purpose of contract	General
Contract start date	01/04/2006
Contract end date	

16/17 Contracted general activity (UDA)	1,880
Carry forward general activity (UDA)	-38
16/17 Contracted orthodontic activity (UOA)	0
Carry forward orthodontic activity (UOA)	0
Baseline contract value	£52,224.59

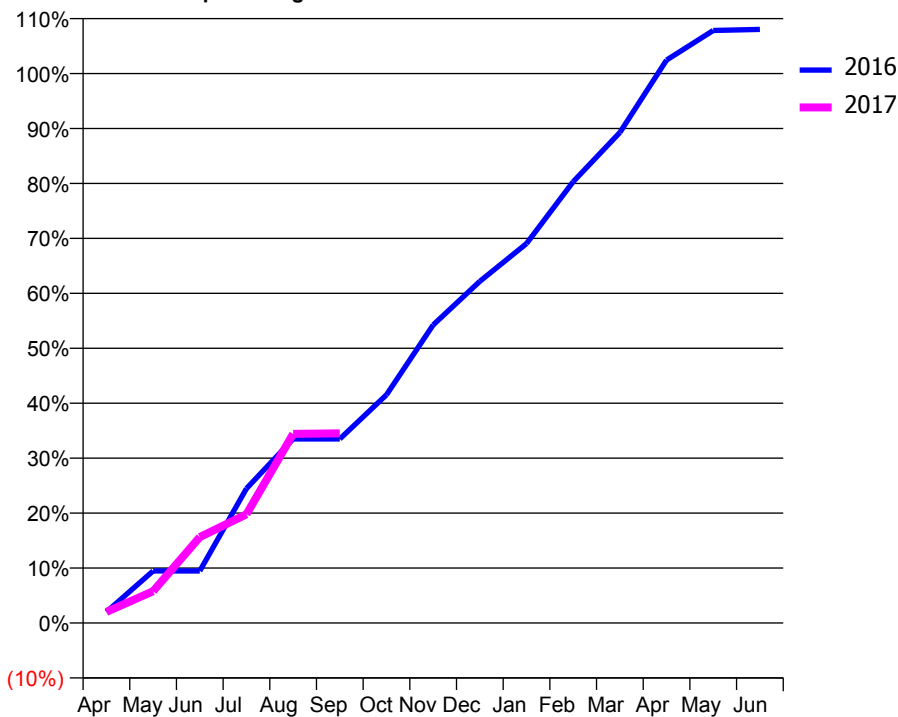
ACCESS*

Patients seen in 24 months	Total	Change since previous quarter
Quarter ending September 2015	517	
Quarter ending December 2015	490	↓
Quarter ending March 2016	504	↑
Quarter ending June 2016	497	↓
Quarter ending September 2016	462	↓
Variance since September 2015	(10.6%)	↓



ACTIVITY

Cumulative percentage of contracted UDA delivered 2016 & 2017



Adjusted Scheduled Activity (UDA)

Month	2016	2017
April	38	38
May	178	109
June	178	294
July	460	372
August	630	647
September	630	649
October	781	
November	1,020	
December	1,169	
January	1,298	
February	1,510	
March	1,678	
April	1,926	
May	2,027	
June	2,031	

QUALITY

	Quantity	Base Number	Contract	AT	Region	England
% of FP17s for the same patient ID Re-attending within 3 months - Children	4	126	3.2%	13.0%	13.5%	12.4%
% of FP17s for the same patient ID Re-attending within 3 months - Adults	14	151	9.3%	17.5%	17.4%	16.7%
% of FP17s for the same patient ID Re-attending between 3 & 9 months - Children	54	126	42.9%	56.6%	59.0%	57.4%
% of FP17s for the same patient ID Re-attending between 3 & 9 months - Adults	61	151	40.4%	50.5%	52.6%	50.5%
% of FP17s for Band 1 Urgent Courses	0	175	0.0%	10.6%	9.4%	9.1%
% of FP17s Relating to Free Repair or Replacements	0	175	0.0%	0.9%	1.0%	0.8%
% of FP17s Relating to Continuations	0	175	0.0%	1.3%	1.5%	1.3%
% of Patients satisfied with the dentistry they have received	2	2	N/A	92.8%	93.7%	93.2%
% of Patients satisfied with the time they had to wait for an appointment	2	2	N/A	88.5%	90.0%	89.0%

* This is based on patients treated on this contract for their most recent course of treatment. Figures in italics indicate the base number of FP17s or Patient Questionnaire responses are less than 100. N/A is shown where the base number of responses is less than 10 during the period. % is calculated as Quantity/Base number*100

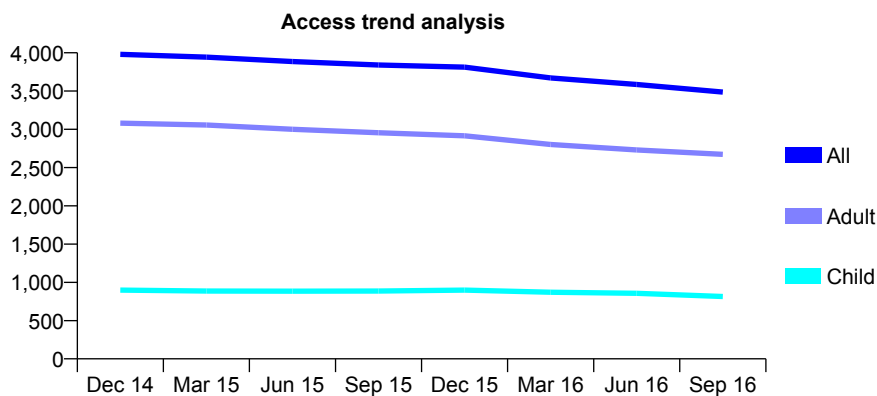
Q46 - Vital Signs At a Glance Contract Report for 632279/0001 - September 2016

Name or company name	MR RL JONES
Contract type name	GDS Contract
Purpose of contract	General
Contract start date	01/04/2006
Contract end date	

16/17 Contracted general activity (UDA)	12,087
Carry forward general activity (UDA)	95
16/17 Contracted orthodontic activity (UOA)	0
Carry forward orthodontic activity (UOA)	0
Baseline contract value	£405,624.04

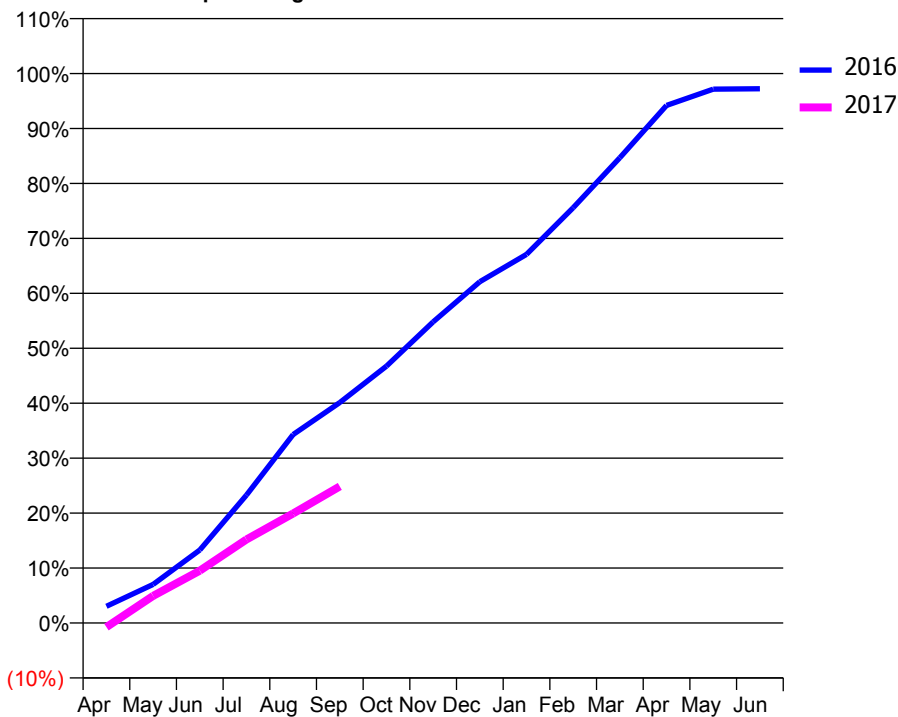
ACCESS*

Patients seen in 24 months	Total	Change since previous quarter
Quarter ending September 2015	3,841	
Quarter ending December 2015	3,813	→
Quarter ending March 2016	3,672	↓
Quarter ending June 2016	3,586	↓
Quarter ending September 2016	3,486	↓
Variance since September 2015	(9.2%)	↓



ACTIVITY

Cumulative percentage of contracted UDA delivered 2016 & 2017



Month	Adjusted Scheduled Activity (UDA)	
	2016	2017
April	368	-94
May	851	597
June	1,607	1,151
July	2,813	1,839
August	4,146	2,410
September	4,849	3,005
October	5,649	
November	6,625	
December	7,507	
January	8,110	
February	9,136	
March	10,235	
April	11,384	
May	11,742	
June	11,752	

QUALITY

	Quantity	Base Number	Contract	AT	Region	England
% of FP17s for the same patient ID Re-attending within 3 months - Children	37	348	10.6%	13.0%	13.5%	12.4%
% of FP17s for the same patient ID Re-attending within 3 months - Adults	426	1,374	31.0%	17.5%	17.4%	16.7%
% of FP17s for the same patient ID Re-attending between 3 & 9 months - Children	100	348	28.7%	56.6%	59.0%	57.4%
% of FP17s for the same patient ID Re-attending between 3 & 9 months - Adults	379	1,374	27.6%	50.5%	52.6%	50.5%
% of FP17s for Band 1 Urgent Courses	212	1,192	17.8%	10.6%	9.4%	9.1%
% of FP17s Relating to Free Repair or Replacements	22	1,192	1.8%	0.9%	1.0%	0.8%
% of FP17s Relating to Continuations	44	1,192	3.7%	1.3%	1.5%	1.3%
% of Patients satisfied with the dentistry they have received	3	3	N/A	92.8%	93.7%	93.2%
% of Patients satisfied with the time they had to wait for an appointment	3	3	N/A	88.5%	90.0%	89.0%

* This is based on patients treated on this contract for their most recent course of treatment. Figures in italics indicate the base number of FP17s or Patient Questionnaire responses are less than 100. N/A is shown where the base number of responses is less than 10 during the period. % is calculated as Quantity/Base number*100

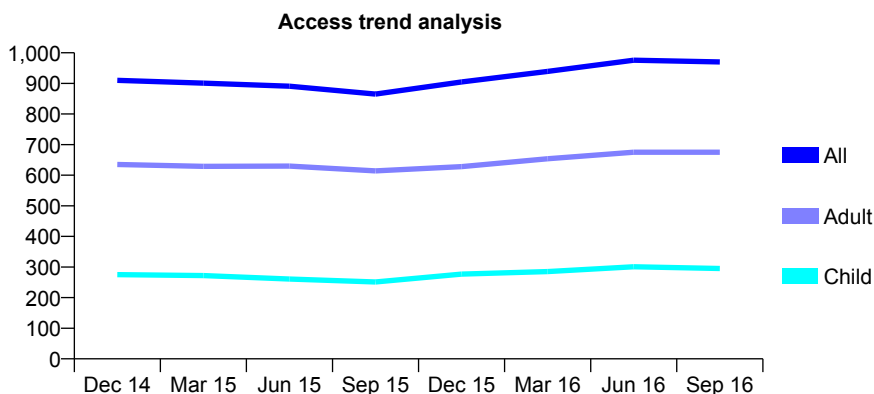
Q46 - Vital Signs At a Glance Contract Report for 635529/0001 - September 2016

Name or company name	MR DI LLEWELLYN
Contract type name	GDS Contract
Purpose of contract	General
Contract start date	01/04/2006
Contract end date	

16/17 Contracted general activity (UDA)	3,000
Carry forward general activity (UDA)	-41
16/17 Contracted orthodontic activity (UOA)	0
Carry forward orthodontic activity (UOA)	0
Baseline contract value	£97,137.27

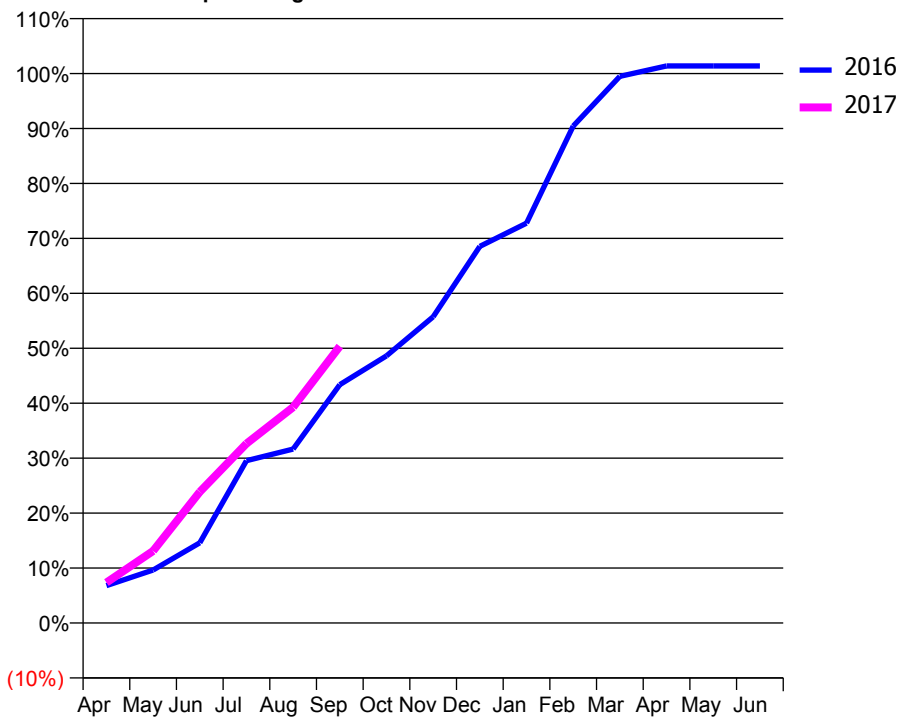
ACCESS*

Patients seen in 24 months	Total	Change since previous quarter
Quarter ending September 2015	865	
Quarter ending December 2015	905	↑
Quarter ending March 2016	939	↑
Quarter ending June 2016	976	↑
Quarter ending September 2016	970	→
Variance since September 2015	12.1%	↑



ACTIVITY

Cumulative percentage of contracted UDA delivered 2016 & 2017



Month	Adjusted Scheduled Activity (UDA)	
	2016	2017
April	204	221
May	290	393
June	438	716
July	886	980
August	950	1,179
September	1,302	1,511
October	1,459	
November	1,672	
December	2,056	
January	2,183	
February	2,713	
March	2,985	
April	3,041	
May	3,041	
June	3,041	

QUALITY

	Quantity	Base Number	Contract	AT	Region	England
% of FP17s for the same patient ID Re-attending within 3 months - Children	22	221	10.0%	13.0%	13.5%	12.4%
% of FP17s for the same patient ID Re-attending within 3 months - Adults	72	370	19.5%	17.5%	17.4%	16.7%
% of FP17s for the same patient ID Re-attending between 3 & 9 months - Children	122	221	55.2%	56.6%	59.0%	57.4%
% of FP17s for the same patient ID Re-attending between 3 & 9 months - Adults	111	370	30.0%	50.5%	52.6%	50.5%
% of FP17s for Band 1 Urgent Courses	29	562	5.2%	10.6%	9.4%	9.1%
% of FP17s Relating to Free Repair or Replacements	0	562	0.0%	0.9%	1.0%	0.8%
% of FP17s Relating to Continuations	5	562	0.9%	1.3%	1.5%	1.3%
% of Patients satisfied with the dentistry they have received	0	0	N/A	92.8%	93.7%	93.2%
% of Patients satisfied with the time they had to wait for an appointment	0	0	N/A	88.5%	90.0%	89.0%

* This is based on patients treated on this contract for their most recent course of treatment. Figures in italics indicate the base number of FP17s or Patient Questionnaire responses are less than 100. N/A is shown where the base number of responses is less than 10 during the period. % is calculated as Quantity/Base number*100

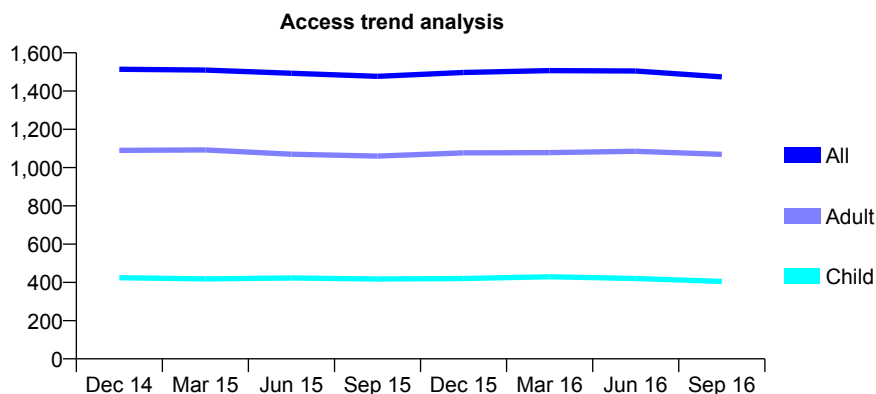
Q46 - Vital Signs At a Glance Contract Report for 638927/0001 - September 2016

Name or company name	MR IA MIRZA
Contract type name	GDS Contract
Purpose of contract	General
Contract start date	01/04/2006
Contract end date	

16/17 Contracted general activity (UDA)	6,277
Carry forward general activity (UDA)	-126
16/17 Contracted orthodontic activity (UOA)	0
Carry forward orthodontic activity (UOA)	0
Baseline contract value	£199,615.48

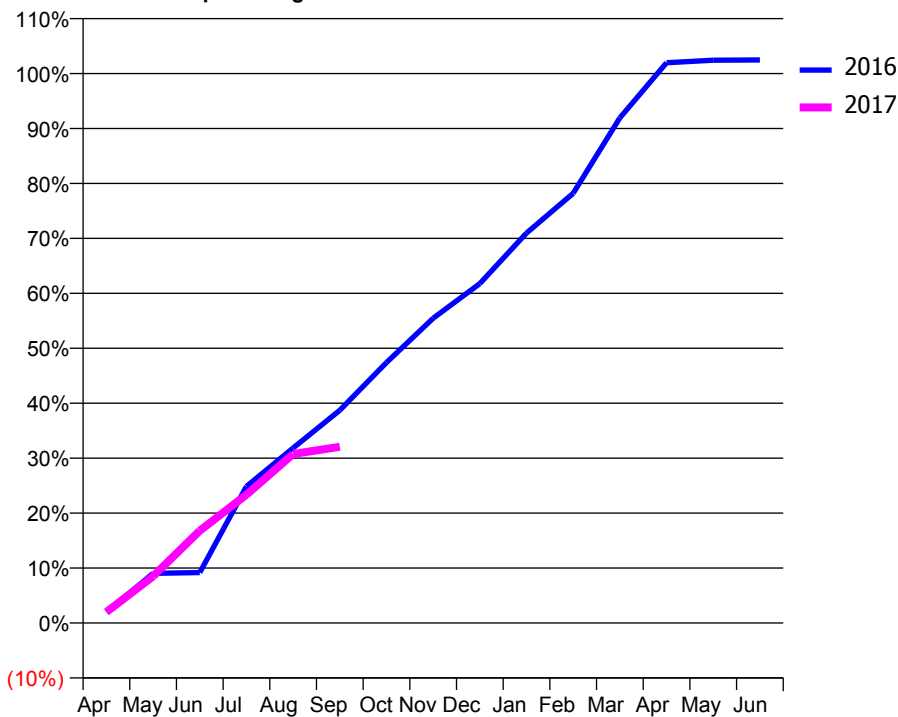
ACCESS*

Patients seen in 24 months	Total	Change since previous quarter
Quarter ending September 2015	1,477	
Quarter ending December 2015	1,497	→
Quarter ending March 2016	1,507	→
Quarter ending June 2016	1,505	→
Quarter ending September 2016	1,474	↓
Variance since September 2015	(0.2%)	→



ACTIVITY

Cumulative percentage of contracted UDA delivered 2016 & 2017



Adjusted Scheduled Activity (UDA)

Month	2016	2017
April	126	126
May	567	534
June	576	1,054
July	1,560	1,465
August	2,000	1,930
September	2,430	2,014
October	2,976	
November	3,482	
December	3,877	
January	4,455	
February	4,909	
March	5,771	
April	6,399	
May	6,428	
June	6,431	

QUALITY

	Quantity	Base Number	Contract	AT	Region	England
% of FP17s for the same patient ID Re-attending within 3 months - Children	26	244	10.7%	13.0%	13.5%	12.4%
% of FP17s for the same patient ID Re-attending within 3 months - Adults	145	668	21.7%	17.5%	17.4%	16.7%
% of FP17s for the same patient ID Re-attending between 3 & 9 months - Children	133	244	54.5%	56.6%	59.0%	57.4%
% of FP17s for the same patient ID Re-attending between 3 & 9 months - Adults	314	668	47.0%	50.5%	52.6%	50.5%
% of FP17s for Band 1 Urgent Courses	63	687	9.2%	10.6%	9.4%	9.1%
% of FP17s Relating to Free Repair or Replacements	7	687	1.0%	0.9%	1.0%	0.8%
% of FP17s Relating to Continuations	8	687	1.2%	1.3%	1.5%	1.3%
% of Patients satisfied with the dentistry they have received	1	1	N/A	92.8%	93.7%	93.2%
% of Patients satisfied with the time they had to wait for an appointment	1	1	N/A	88.5%	90.0%	89.0%

* This is based on patients treated on this contract for their most recent course of treatment. Figures in italics indicate the base number of FP17s or Patient Questionnaire responses are less than 100. N/A is shown where the base number of responses is less than 10 during the period. % is calculated as Quantity/Base number*100

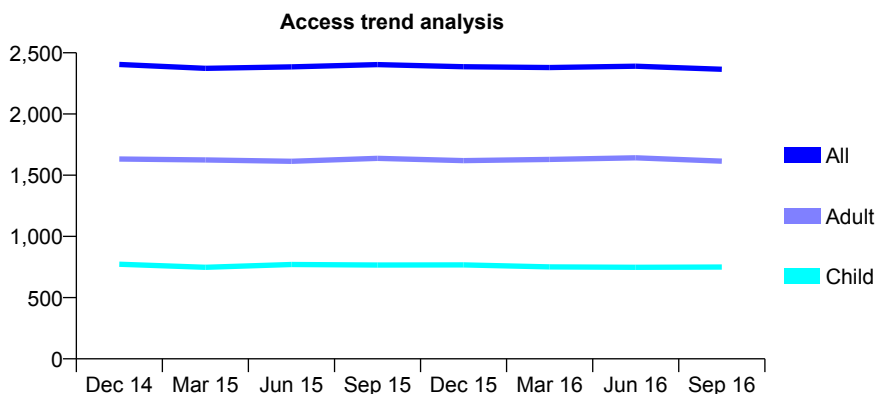
Q46 - Vital Signs At a Glance Contract Report for 639125/0001 - September 2016

Name or company name	MR ND SLATTERY
Contract type name	GDS Contract
Purpose of contract	General
Contract start date	01/04/2006
Contract end date	

16/17 Contracted general activity (UDA)	9,042
Carry forward general activity (UDA)	-181
16/17 Contracted orthodontic activity (UOA)	0
Carry forward orthodontic activity (UOA)	0
Baseline contract value	£401,306.97

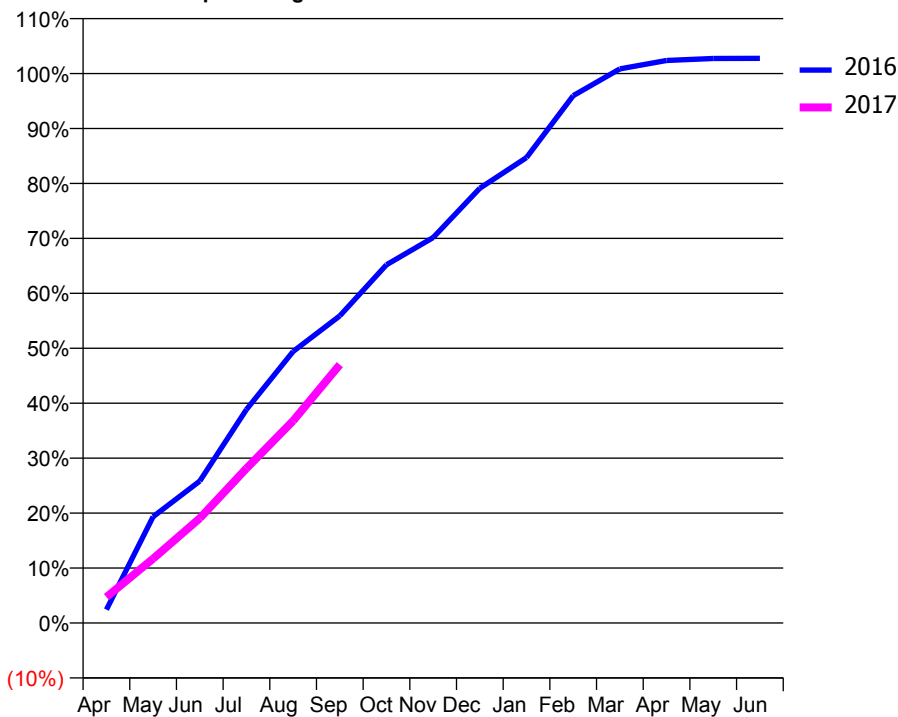
ACCESS*

Patients seen in 24 months	Total	Change since previous quarter
Quarter ending September 2015	2,404	
Quarter ending December 2015	2,386	→
Quarter ending March 2016	2,380	→
Quarter ending June 2016	2,390	→
Quarter ending September 2016	2,365	↓
Variance since September 2015	(1.6%)	↓



ACTIVITY

Cumulative percentage of contracted UDA delivered 2016 & 2017



Adjusted Scheduled Activity (UDA)

Month	2016	2017
April	220	427
May	1,751	1,059
June	2,336	1,724
July	3,514	2,544
August	4,468	3,327
September	5,053	4,252
October	5,895	
November	6,343	
December	7,153	
January	7,659	
February	8,677	
March	9,119	
April	9,256	
May	9,290	
June	9,291	

QUALITY

	Quantity	Base Number	Contract	AT	Region	England
% of FP17s for the same patient ID Re-attending within 3 months - Children	49	683	7.2%	13.0%	13.5%	12.4%
% of FP17s for the same patient ID Re-attending within 3 months - Adults	152	1,235	12.3%	17.5%	17.4%	16.7%
% of FP17s for the same patient ID Re-attending between 3 & 9 months - Children	448	683	65.6%	56.6%	59.0%	57.4%
% of FP17s for the same patient ID Re-attending between 3 & 9 months - Adults	668	1,235	54.1%	50.5%	52.6%	50.5%
% of FP17s for Band 1 Urgent Courses	29	1,857	1.6%	10.6%	9.4%	9.1%
% of FP17s Relating to Free Repair or Replacements	7	1,857	0.4%	0.9%	1.0%	0.8%
% of FP17s Relating to Continuations	11	1,857	0.6%	1.3%	1.5%	1.3%
% of Patients satisfied with the dentistry they have received	1	1	N/A	92.8%	93.7%	93.2%
% of Patients satisfied with the time they had to wait for an appointment	1	1	N/A	88.5%	90.0%	89.0%

* This is based on patients treated on this contract for their most recent course of treatment. Figures in italics indicate the base number of FP17s or Patient Questionnaire responses are less than 100. N/A is shown where the base number of responses is less than 10 during the period. % is calculated as Quantity/Base number*100

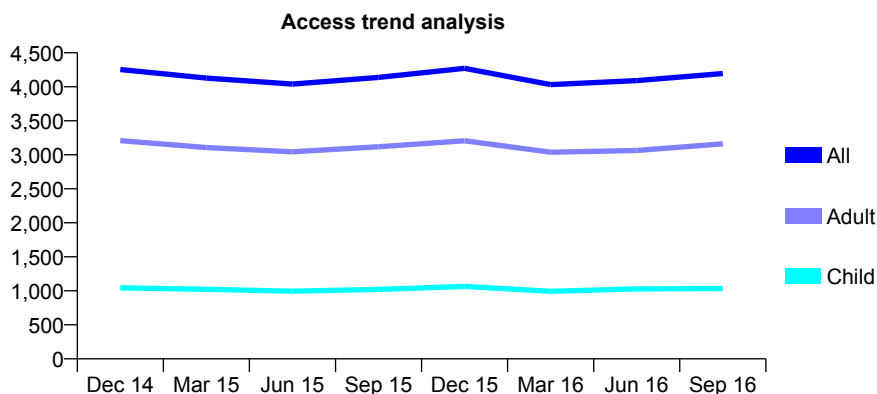
Q46 - Vital Signs At a Glance Contract Report for 643394/0001 - September 2016

Name or company name	MR M GREEN
Contract type name	GDS Contract
Purpose of contract	General
Contract start date	01/04/2006
Contract end date	

16/17 Contracted general activity (UDA)	11,651
Carry forward general activity (UDA)	159
16/17 Contracted orthodontic activity (UOA)	0
Carry forward orthodontic activity (UOA)	0
Baseline contract value	£330,766.49

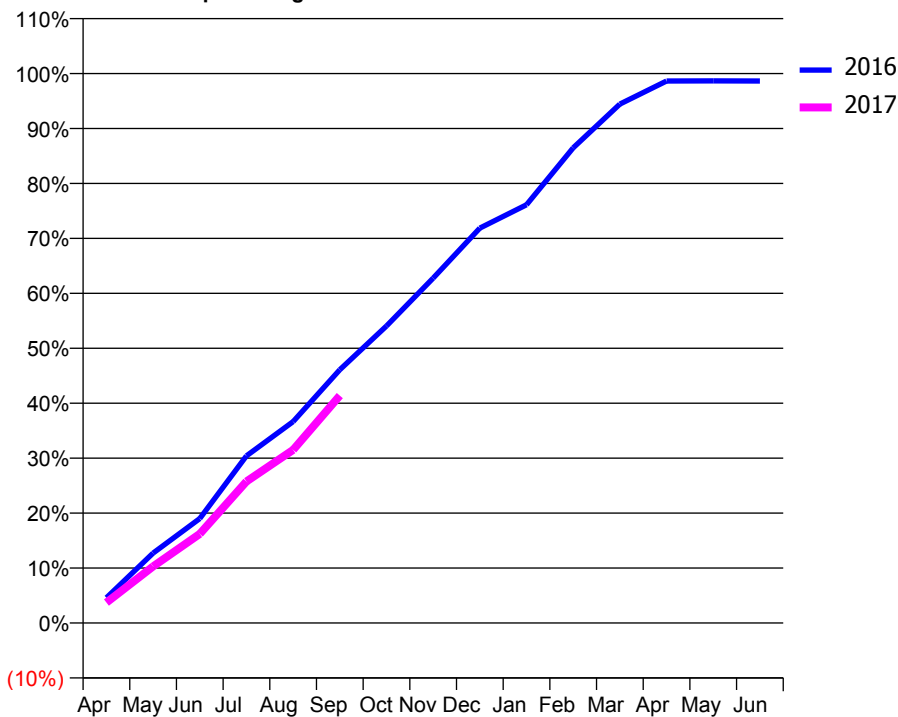
ACCESS*

Patients seen in 24 months	Total	Change since previous quarter
Quarter ending September 2015	4,139	
Quarter ending December 2015	4,271	↑
Quarter ending March 2016	4,033	↓
Quarter ending June 2016	4,092	→
Quarter ending September 2016	4,196	↑
Variance since September 2015	1.4%	→



ACTIVITY

Cumulative percentage of contracted UDA delivered 2016 & 2017



Adjusted Scheduled Activity (UDA)

Month	2016	2017
April	535	435
May	1,483	1,201
June	2,216	1,891
July	3,544	3,001
August	4,269	3,670
September	5,371	4,823
October	6,299	
November	7,314	
December	8,374	
January	8,869	
February	10,076	
March	11,004	
April	11,492	
May	11,493	
June	11,492	

QUALITY

	Quantity	Base Number	Contract	AT	Region	England
% of FP17s for the same patient ID Re-attending within 3 months - Children	80	974	8.2%	13.0%	13.5%	12.4%
% of FP17s for the same patient ID Re-attending within 3 months - Adults	348	2,107	16.5%	17.5%	17.4%	16.7%
% of FP17s for the same patient ID Re-attending between 3 & 9 months - Children	568	974	58.3%	56.6%	59.0%	57.4%
% of FP17s for the same patient ID Re-attending between 3 & 9 months - Adults	691	2,107	32.8%	50.5%	52.6%	50.5%
% of FP17s for Band 1 Urgent Courses	385	2,839	13.6%	10.6%	9.4%	9.1%
% of FP17s Relating to Free Repair or Replacements	11	2,839	0.4%	0.9%	1.0%	0.8%
% of FP17s Relating to Continuations	45	2,839	1.6%	1.3%	1.5%	1.3%
% of Patients satisfied with the dentistry they have received	2	2	N/A	92.8%	93.7%	93.2%
% of Patients satisfied with the time they had to wait for an appointment	2	2	N/A	88.5%	90.0%	89.0%

* This is based on patients treated on this contract for their most recent course of treatment. Figures in italics indicate the base number of FP17s or Patient Questionnaire responses are less than 100. N/A is shown where the base number of responses is less than 10 during the period. % is calculated as Quantity/Base number*100

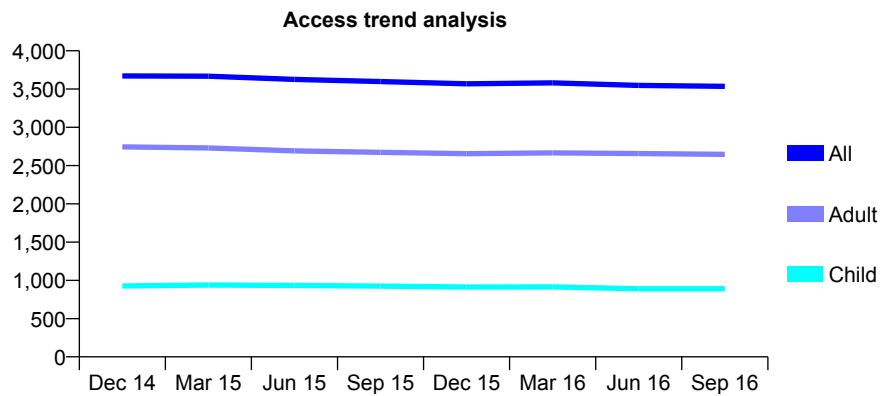
Q46 - Vital Signs At a Glance Contract Report for 643408/0001 - September 2016

Name or company name	MR DP LUSTMAN
Contract type name	GDS Contract
Purpose of contract	General
Contract start date	01/04/2006
Contract end date	

16/17 Contracted general activity (UDA)	11,485
Carry forward general activity (UDA)	78
16/17 Contracted orthodontic activity (UOA)	0
Carry forward orthodontic activity (UOA)	0
Baseline contract value	£283,932.45

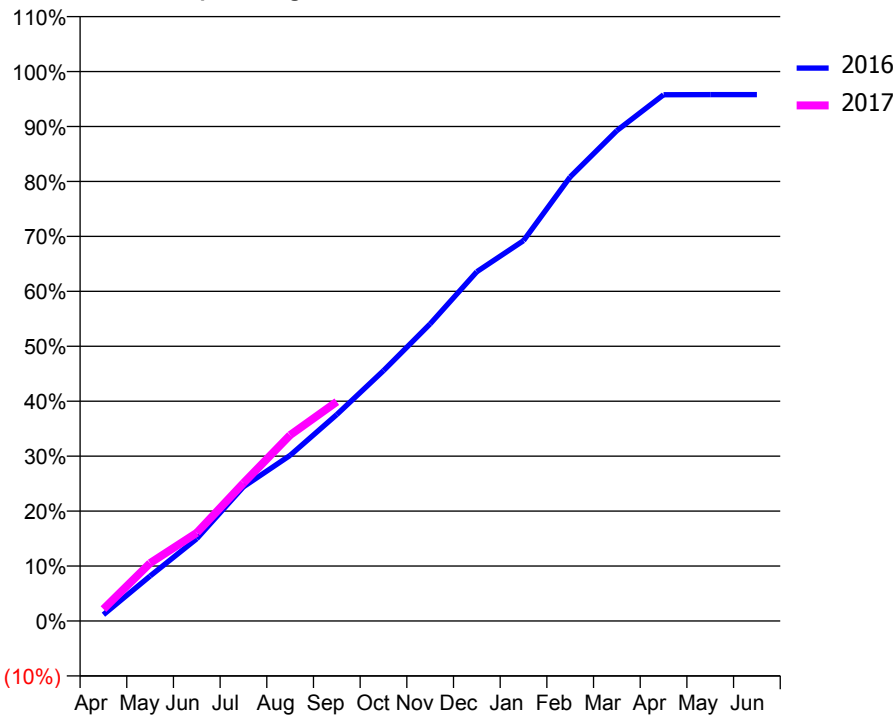
ACCESS*

Patients seen in 24 months	Total	Change since previous quarter
Quarter ending September 2015	3,598	
Quarter ending December 2015	3,569	→
Quarter ending March 2016	3,580	→
Quarter ending June 2016	3,547	→
Quarter ending September 2016	3,535	→
Variance since September 2015	(1.8%)	↓



ACTIVITY

Cumulative percentage of contracted UDA delivered 2016 & 2017



Month	Adjusted Scheduled Activity (UDA)	
	2016	2017
April	131	249
May	940	1,211
June	1,720	1,844
July	2,804	2,883
August	3,462	3,887
September	4,317	4,584
October	5,232	
November	6,212	
December	7,302	
January	7,950	
February	9,282	
March	10,249	
April	11,000	
May	11,002	
June	11,002	

QUALITY

	Quantity	Base Number	Contract	AT	Region	England
% of FP17s for the same patient ID Re-attending within 3 months - Children	63	707	8.9%	13.0%	13.5%	12.4%
% of FP17s for the same patient ID Re-attending within 3 months - Adults	348	2,129	16.3%	17.5%	17.4%	16.7%
% of FP17s for the same patient ID Re-attending between 3 & 9 months - Children	449	707	63.5%	56.6%	59.0%	57.4%
% of FP17s for the same patient ID Re-attending between 3 & 9 months - Adults	1,294	2,129	60.8%	50.5%	52.6%	50.5%
% of FP17s for Band 1 Urgent Courses	170	2,469	6.9%	10.6%	9.4%	9.1%
% of FP17s Relating to Free Repair or Replacements	10	2,469	0.4%	0.9%	1.0%	0.8%
% of FP17s Relating to Continuations	34	2,469	1.4%	1.3%	1.5%	1.3%
% of Patients satisfied with the dentistry they have received	3	3	N/A	92.8%	93.7%	93.2%
% of Patients satisfied with the time they had to wait for an appointment	3	3	N/A	88.5%	90.0%	89.0%

* This is based on patients treated on this contract for their most recent course of treatment. Figures in italics indicate the base number of FP17s or Patient Questionnaire responses are less than 100. N/A is shown where the base number of responses is less than 10 during the period. % is calculated as Quantity/Base number*100

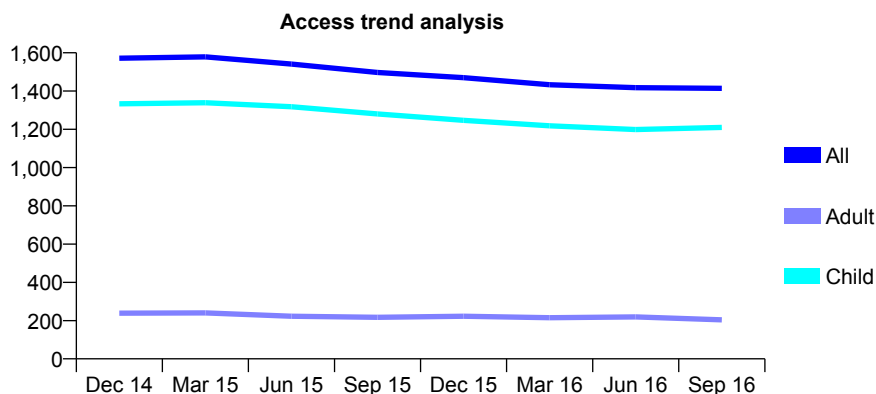
Q46 - Vital Signs At a Glance Contract Report for 643548/0001 - September 2016

Name or company name	MR RW SIMKINS
Contract type name	GDS Contract
Purpose of contract	General
Contract start date	01/04/2006
Contract end date	

16/17 Contracted general activity (UDA)	5,300
Carry forward general activity (UDA)	0
16/17 Contracted orthodontic activity (UOA)	0
Carry forward orthodontic activity (UOA)	0
Baseline contract value	£131,156.80

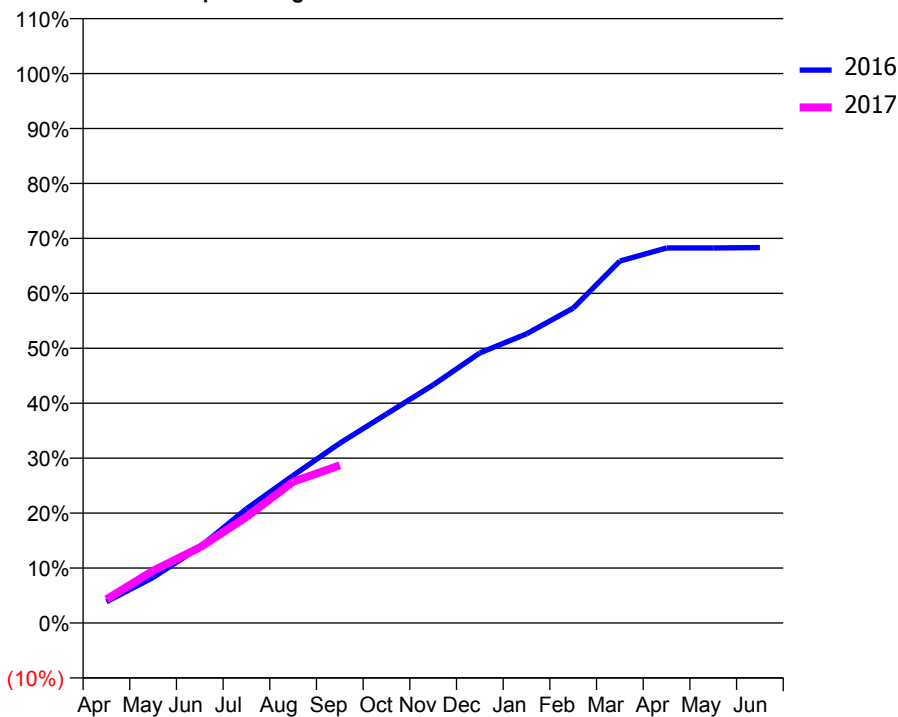
ACCESS*

Patients seen in 24 months	Total	Change since previous quarter
Quarter ending September 2015	1,497	
Quarter ending December 2015	1,470	↓
Quarter ending March 2016	1,433	↓
Quarter ending June 2016	1,418	↓
Quarter ending September 2016	1,414	→
Variance since September 2015	(5.5%)	↓



ACTIVITY

Cumulative percentage of contracted UDA delivered 2016 & 2017



Adjusted Scheduled Activity (UDA)

Month	2016	2017
April	205	229
May	439	505
June	733	729
July	1,101	1,023
August	1,423	1,362
September	1,735	1,521
October	2,016	
November	2,297	
December	2,605	
January	2,789	
February	3,038	
March	3,491	
April	3,618	
May	3,618	
June	3,621	

QUALITY

	Quantity	Base Number	Contract	AT	Region	England
% of FP17s for the same patient ID Re-attending within 3 months - Children	119	957	12.4%	13.0%	13.5%	12.4%
% of FP17s for the same patient ID Re-attending within 3 months - Adults	6	40	15.0%	17.5%	17.4%	16.7%
% of FP17s for the same patient ID Re-attending between 3 & 9 months - Children	570	957	59.6%	56.6%	59.0%	57.4%
% of FP17s for the same patient ID Re-attending between 3 & 9 months - Adults	24	40	60.0%	50.5%	52.6%	50.5%
% of FP17s for Band 1 Urgent Courses	65	910	7.1%	10.6%	9.4%	9.1%
% of FP17s Relating to Free Repair or Replacements	0	910	0.0%	0.9%	1.0%	0.8%
% of FP17s Relating to Continuations	0	910	0.0%	1.3%	1.5%	1.3%
% of Patients satisfied with the dentistry they have received	6	6	N/A	92.8%	93.7%	93.2%
% of Patients satisfied with the time they had to wait for an appointment	5	6	N/A	88.5%	90.0%	89.0%

* This is based on patients treated on this contract for their most recent course of treatment. Figures in italics indicate the base number of FP17s or Patient Questionnaire responses are less than 100. N/A is shown where the base number of responses is less than 10 during the period. % is calculated as Quantity/Base number*100

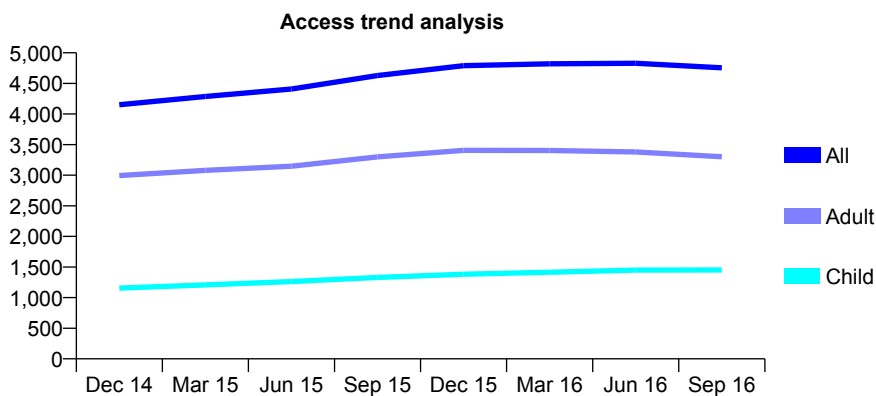
Q46 - Vital Signs At a Glance Contract Report for 643602/0001 - September 2016

Name or company name	MR EF FISHER
Contract type name	GDS Contract
Purpose of contract	General
Contract start date	30/10/2006
Contract end date	

16/17 Contracted general activity (UDA)	15,273
Carry forward general activity (UDA)	0
16/17 Contracted orthodontic activity (UOA)	0
Carry forward orthodontic activity (UOA)	0
Baseline contract value	£390,471.21

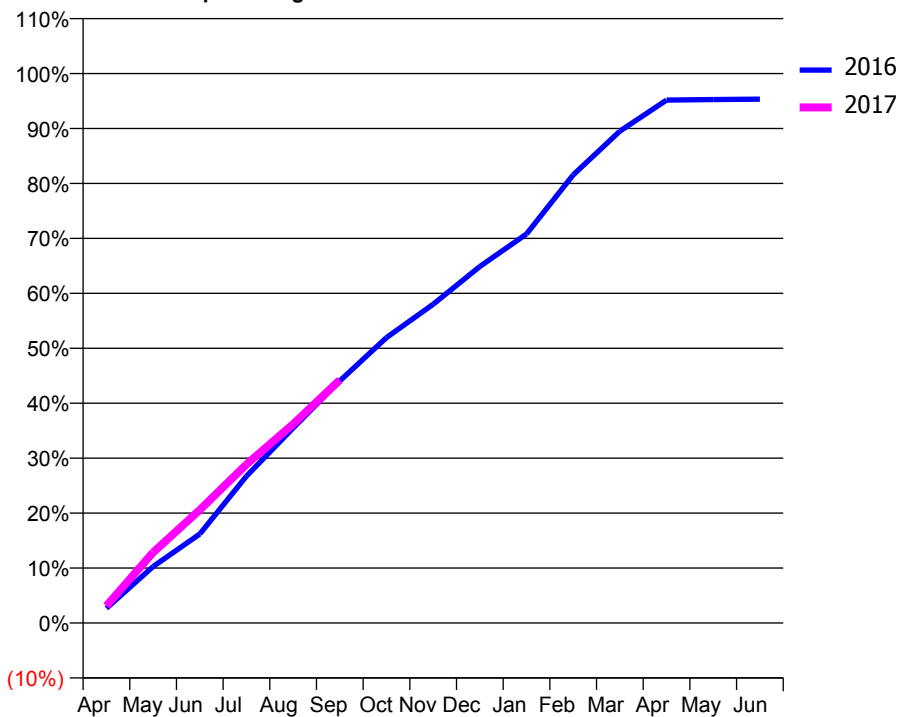
ACCESS*

Patients seen in 24 months	Total	Change since previous quarter
Quarter ending September 2015	4,629	
Quarter ending December 2015	4,789	↑
Quarter ending March 2016	4,821	→
Quarter ending June 2016	4,829	→
Quarter ending September 2016	4,755	↓
Variance since September 2015	2.7%	↑



ACTIVITY

Cumulative percentage of contracted UDA delivered 2016 & 2017



Month	Adjusted Scheduled Activity (UDA)	
	2016	2017
April	408	475
May	1,570	1,962
June	2,473	3,146
July	4,081	4,407
August	5,421	5,529
September	6,730	6,755
October	7,934	
November	8,859	
December	9,907	
January	10,812	
February	12,454	
March	13,669	
April	14,533	
May	14,548	
June	14,561	

QUALITY

	Quantity	Base Number	Contract	AT	Region	England
% of FP17s for the same patient ID Re-attending within 3 months - Children	117	1,018	11.5%	13.0%	13.5%	12.4%
% of FP17s for the same patient ID Re-attending within 3 months - Adults	589	2,314	25.5%	17.5%	17.4%	16.7%
% of FP17s for the same patient ID Re-attending between 3 & 9 months - Children	425	1,018	41.7%	56.6%	59.0%	57.4%
% of FP17s for the same patient ID Re-attending between 3 & 9 months - Adults	916	2,314	39.6%	50.5%	52.6%	50.5%
% of FP17s for Band 1 Urgent Courses	519	3,038	17.1%	10.6%	9.4%	9.1%
% of FP17s Relating to Free Repair or Replacements	58	3,038	1.9%	0.9%	1.0%	0.8%
% of FP17s Relating to Continuations	114	3,038	3.8%	1.3%	1.5%	1.3%
% of Patients satisfied with the dentistry they have received	1	2	N/A	92.8%	93.7%	93.2%
% of Patients satisfied with the time they had to wait for an appointment	2	2	N/A	88.5%	90.0%	89.0%

* This is based on patients treated on this contract for their most recent course of treatment. Figures in italics indicate the base number of FP17s or Patient Questionnaire responses are less than 100. N/A is shown where the base number of responses is less than 10 during the period. % is calculated as Quantity/Base number*100

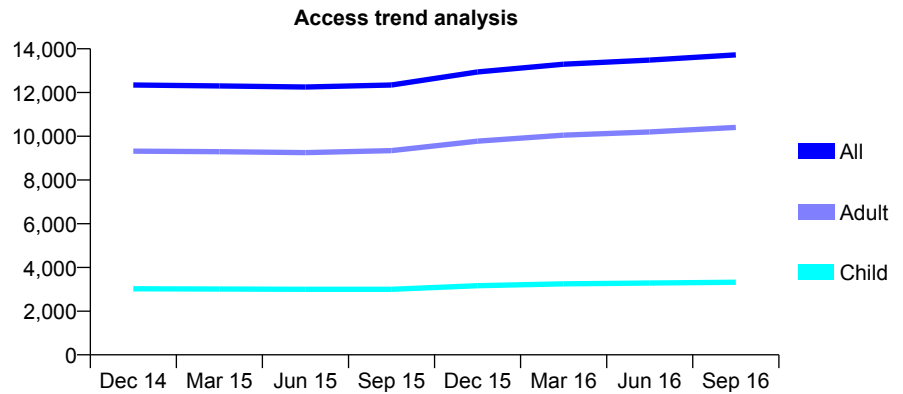
Q46 - Vital Signs At a Glance Contract Report for 649864/0001 - September 2016

Name or company name	MR AH BELL
Contract type name	GDS Contract
Purpose of contract	General
Contract start date	01/04/2006
Contract end date	

16/17 Contracted general activity (UDA)	36,956
Carry forward general activity (UDA)	-667
16/17 Contracted orthodontic activity (UOA)	0
Carry forward orthodontic activity (UOA)	0
Baseline contract value	£1,107,584.66

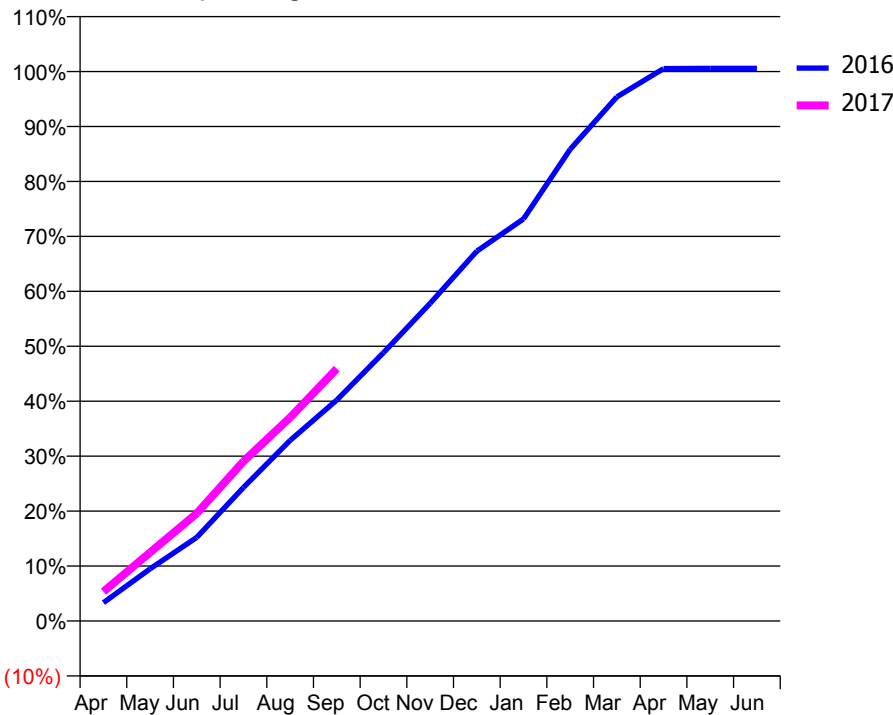
ACCESS*

Patients seen in 24 months	Total	Change since previous quarter
Quarter ending September 2015	12,345	
Quarter ending December 2015	12,940	↑
Quarter ending March 2016	13,298	↑
Quarter ending June 2016	13,486	→
Quarter ending September 2016	13,725	→
Variance since September 2015	11.2%	↑



ACTIVITY

Cumulative percentage of contracted UDA delivered 2016 & 2017



Month	Adjusted Scheduled Activity (UDA)	
	2016	2017
April	1,235	1,979
May	3,514	4,615
June	5,627	7,240
July	8,984	10,736
August	12,146	13,688
September	14,868	16,976
October	18,051	
November	21,363	
December	24,871	
January	27,043	
February	31,722	
March	35,253	
April	37,154	
May	37,165	
June	37,168	

QUALITY

	Quantity	Base Number	Contract	AT	Region	England
% of FP17s for the same patient ID Re-attending within 3 months - Children	212	2,371	8.9%	13.0%	13.5%	12.4%
% of FP17s for the same patient ID Re-attending within 3 months - Adults	940	6,921	13.6%	17.5%	17.4%	16.7%
% of FP17s for the same patient ID Re-attending between 3 & 9 months - Children	1,135	2,371	47.9%	56.6%	59.0%	57.4%
% of FP17s for the same patient ID Re-attending between 3 & 9 months - Adults	2,988	6,921	43.2%	50.5%	52.6%	50.5%
% of FP17s for Band 1 Urgent Courses	1,018	8,494	12.0%	10.6%	9.4%	9.1%
% of FP17s Relating to Free Repair or Replacements	83	8,494	1.0%	0.9%	1.0%	0.8%
% of FP17s Relating to Continuations	103	8,494	1.2%	1.3%	1.5%	1.3%
% of Patients satisfied with the dentistry they have received	5	5	N/A	92.8%	93.7%	93.2%
% of Patients satisfied with the time they had to wait for an appointment	5	5	N/A	88.5%	90.0%	89.0%

* This is based on patients treated on this contract for their most recent course of treatment. Figures in italics indicate the base number of FP17s or Patient Questionnaire responses are less than 100. N/A is shown where the base number of responses is less than 10 during the period. % is calculated as Quantity/Base number*100

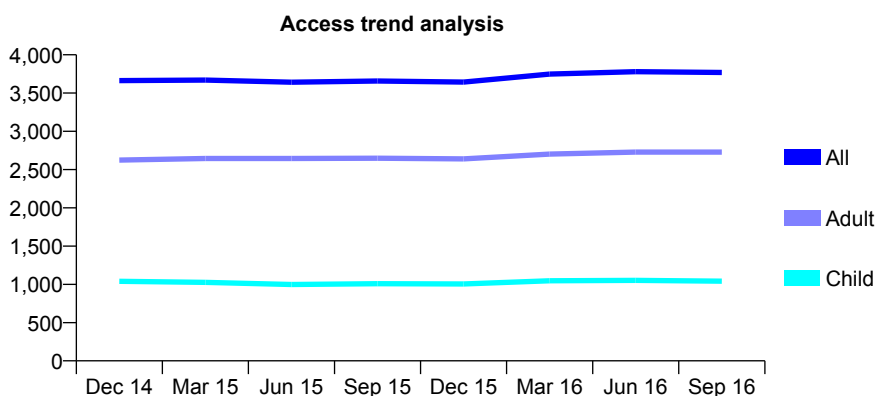
Q46 - Vital Signs At a Glance Contract Report for 653675/0001 - September 2016

Name or company name	MR WA JACK
Contract type name	GDS Contract
Purpose of contract	General
Contract start date	01/04/2006
Contract end date	

16/17 Contracted general activity (UDA)	9,559
Carry forward general activity (UDA)	10
16/17 Contracted orthodontic activity (UOA)	0
Carry forward orthodontic activity (UOA)	0
Baseline contract value	£309,357.76

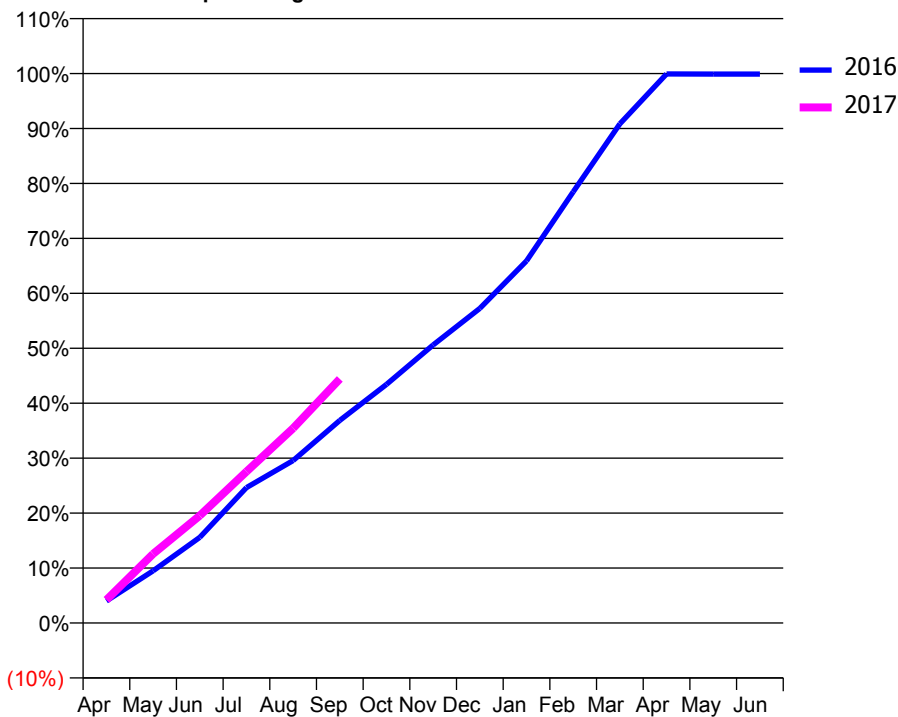
ACCESS*

Patients seen in 24 months	Total	Change since previous quarter
Quarter ending September 2015	3,657	
Quarter ending December 2015	3,643	→
Quarter ending March 2016	3,748	↑
Quarter ending June 2016	3,779	→
Quarter ending September 2016	3,769	→
Variance since September 2015	3.1%	↑



ACTIVITY

Cumulative percentage of contracted UDA delivered 2016 & 2017



Month	Adjusted Scheduled Activity (UDA)	
	2016	2017
April	384	402
May	907	1,203
June	1,490	1,869
July	2,355	2,635
August	2,826	3,389
September	3,524	4,246
October	4,152	
November	4,838	
December	5,474	
January	6,298	
February	7,500	
March	8,684	
April	9,551	
May	9,549	
June	9,549	

QUALITY

	Quantity	Base Number	Contract	AT	Region	England
% of FP17s for the same patient ID Re-attending within 3 months - Children	122	779	15.7%	13.0%	13.5%	12.4%
% of FP17s for the same patient ID Re-attending within 3 months - Adults	495	1,892	26.2%	17.5%	17.4%	16.7%
% of FP17s for the same patient ID Re-attending between 3 & 9 months - Children	393	779	50.4%	56.6%	59.0%	57.4%
% of FP17s for the same patient ID Re-attending between 3 & 9 months - Adults	701	1,892	37.1%	50.5%	52.6%	50.5%
% of FP17s for Band 1 Urgent Courses	321	1,952	16.4%	10.6%	9.4%	9.1%
% of FP17s Relating to Free Repair or Replacements	36	1,952	1.8%	0.9%	1.0%	0.8%
% of FP17s Relating to Continuations	31	1,952	1.6%	1.3%	1.5%	1.3%
% of Patients satisfied with the dentistry they have received	3	3	N/A	92.8%	93.7%	93.2%
% of Patients satisfied with the time they had to wait for an appointment	3	3	N/A	88.5%	90.0%	89.0%

* This is based on patients treated on this contract for their most recent course of treatment. Figures in italics indicate the base number of FP17s or Patient Questionnaire responses are less than 100. N/A is shown where the base number of responses is less than 10 during the period. % is calculated as Quantity/Base number*100

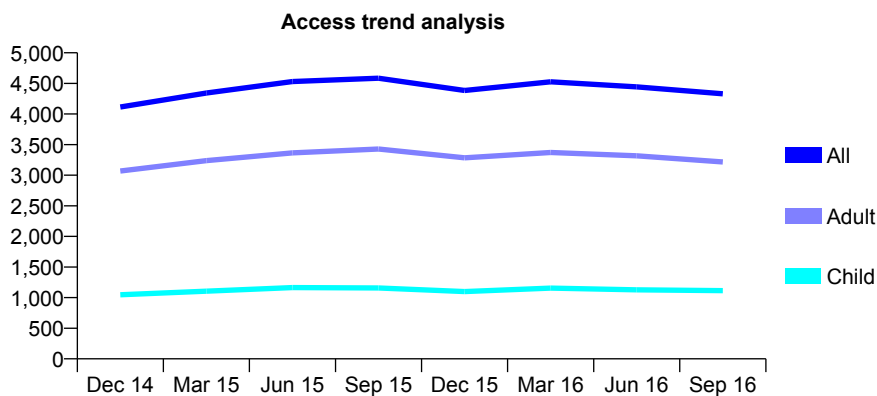
Q46 - Vital Signs At a Glance Contract Report for 654159/0001 - September 2016

Name or company name	MISS SA GREEN
Contract type name	GDS Contract
Purpose of contract	General
Contract start date	01/04/2006
Contract end date	

16/17 Contracted general activity (UDA)	11,993
Carry forward general activity (UDA)	40
16/17 Contracted orthodontic activity (UOA)	0
Carry forward orthodontic activity (UOA)	0
Baseline contract value	£327,787.04

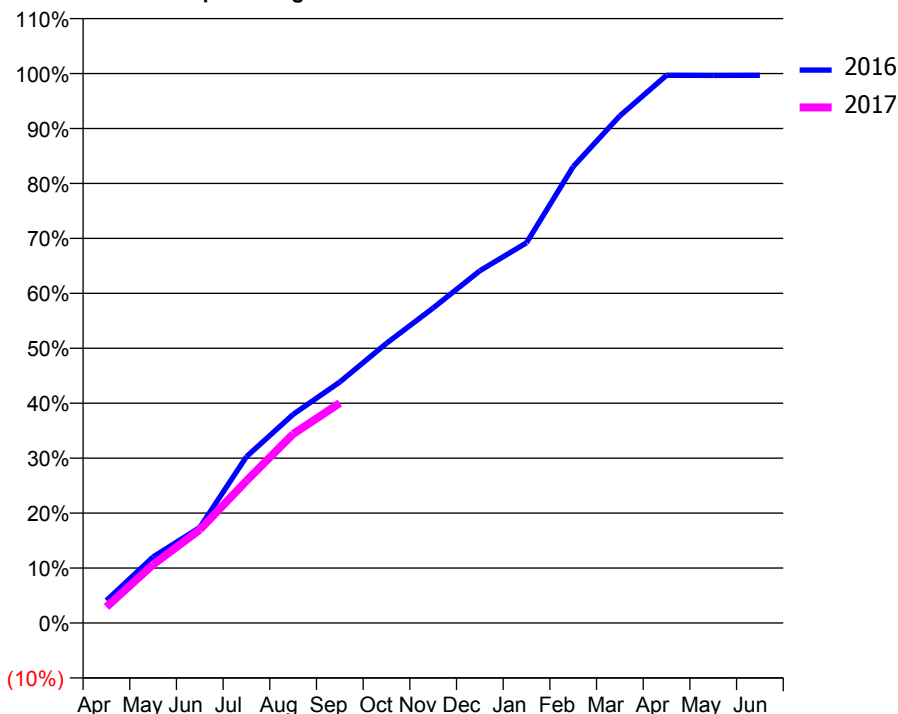
ACCESS*

Patients seen in 24 months	Total	Change since previous quarter
Quarter ending September 2015	4,585	
Quarter ending December 2015	4,384	↓
Quarter ending March 2016	4,526	↑
Quarter ending June 2016	4,443	↓
Quarter ending September 2016	4,331	↓
Variance since September 2015	(5.5%)	↓



ACTIVITY

Cumulative percentage of contracted UDA delivered 2016 & 2017



Month	Adjusted Scheduled Activity (UDA)	
	2016	2017
April	502	352
May	1,477	1,276
June	2,133	2,037
July	3,716	3,105
August	4,658	4,125
September	5,383	4,802
October	6,246	
November	7,035	
December	7,868	
January	8,492	
February	10,194	
March	11,327	
April	12,235	
May	12,232	
June	12,233	

QUALITY

	Quantity	Base Number	Contract	AT	Region	England
% of FP17s for the same patient ID Re-attending within 3 months - Children	126	844	14.9%	13.0%	13.5%	12.4%
% of FP17s for the same patient ID Re-attending within 3 months - Adults	364	2,060	17.7%	17.5%	17.4%	16.7%
% of FP17s for the same patient ID Re-attending between 3 & 9 months - Children	372	844	44.1%	56.6%	59.0%	57.4%
% of FP17s for the same patient ID Re-attending between 3 & 9 months - Adults	775	2,060	37.6%	50.5%	52.6%	50.5%
% of FP17s for Band 1 Urgent Courses	319	2,485	12.8%	10.6%	9.4%	9.1%
% of FP17s Relating to Free Repair or Replacements	26	2,485	1.0%	0.9%	1.0%	0.8%
% of FP17s Relating to Continuations	69	2,485	2.8%	1.3%	1.5%	1.3%
% of Patients satisfied with the dentistry they have received	3	4	N/A	92.8%	93.7%	93.2%
% of Patients satisfied with the time they had to wait for an appointment	3	4	N/A	88.5%	90.0%	89.0%

* This is based on patients treated on this contract for their most recent course of treatment. Figures in italics indicate the base number of FP17s or Patient Questionnaire responses are less than 100. N/A is shown where the base number of responses is less than 10 during the period. % is calculated as Quantity/Base number*100

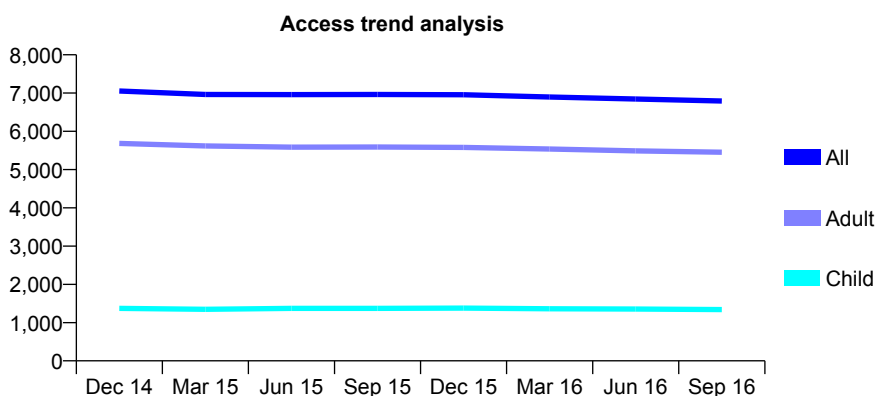
Q46 - Vital Signs At a Glance Contract Report for 654388/0001 - September 2016

Name or company name	MR RJ DUNCALF
Contract type name	GDS Contract
Purpose of contract	General
Contract start date	01/04/2006
Contract end date	

16/17 Contracted general activity (UDA)	18,070
Carry forward general activity (UDA)	-361
16/17 Contracted orthodontic activity (UOA)	0
Carry forward orthodontic activity (UOA)	0
Baseline contract value	£447,947.08

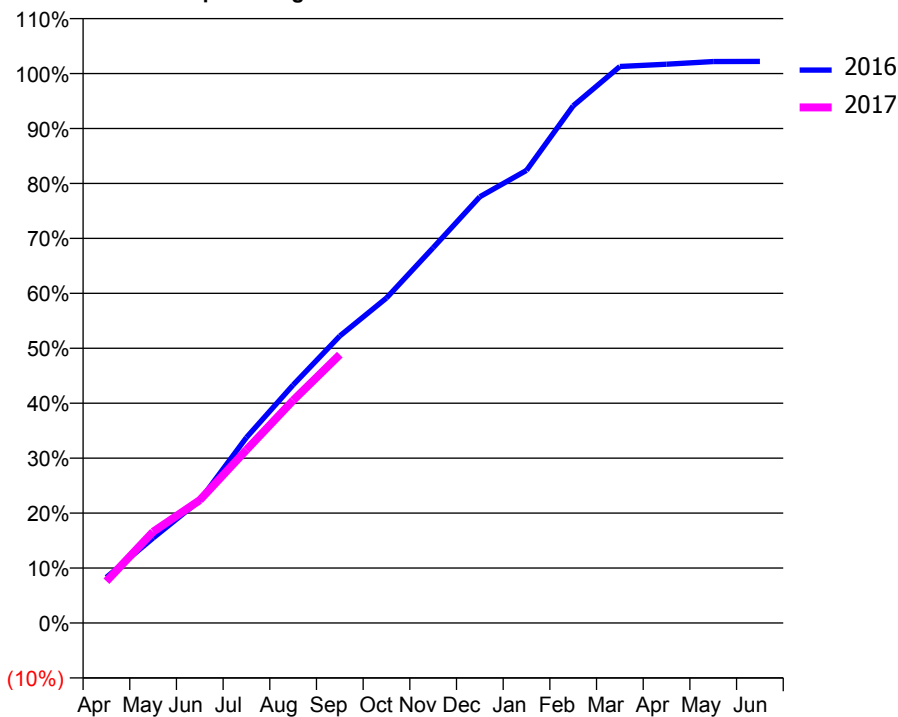
ACCESS*

Patients seen in 24 months	Total	Change since previous quarter
Quarter ending September 2015	6,963	
Quarter ending December 2015	6,955	→
Quarter ending March 2016	6,898	→
Quarter ending June 2016	6,844	→
Quarter ending September 2016	6,791	→
Variance since September 2015	(2.5%)	↓



ACTIVITY

Cumulative percentage of contracted UDA delivered 2016 & 2017



Month	Adjusted Scheduled Activity (UDA)	
	2016	2017
April	1,501	1,376
May	2,797	3,002
June	4,033	4,040
July	6,101	5,695
August	7,831	7,320
September	9,438	8,825
October	10,689	
November	12,342	
December	14,017	
January	14,886	
February	17,006	
March	18,301	
April	18,376	
May	18,464	
June	18,468	

QUALITY

	Quantity	Base Number	Contract	AT	Region	England
% of FP17s for the same patient ID Re-attending within 3 months - Children	119	1,014	11.7%	13.0%	13.5%	12.4%
% of FP17s for the same patient ID Re-attending within 3 months - Adults	710	4,156	17.1%	17.5%	17.4%	16.7%
% of FP17s for the same patient ID Re-attending between 3 & 9 months - Children	617	1,014	60.8%	56.6%	59.0%	57.4%
% of FP17s for the same patient ID Re-attending between 3 & 9 months - Adults	2,475	4,156	59.6%	50.5%	52.6%	50.5%
% of FP17s for Band 1 Urgent Courses	880	5,072	17.4%	10.6%	9.4%	9.1%
% of FP17s Relating to Free Repair or Replacements	69	5,072	1.4%	0.9%	1.0%	0.8%
% of FP17s Relating to Continuations	120	5,072	2.4%	1.3%	1.5%	1.3%
% of Patients satisfied with the dentistry they have received	8	8	N/A	92.8%	93.7%	93.2%
% of Patients satisfied with the time they had to wait for an appointment	8	8	N/A	88.5%	90.0%	89.0%

* This is based on patients treated on this contract for their most recent course of treatment. Figures in italics indicate the base number of FP17s or Patient Questionnaire responses are less than 100. N/A is shown where the base number of responses is less than 10 during the period. % is calculated as Quantity/Base number*100

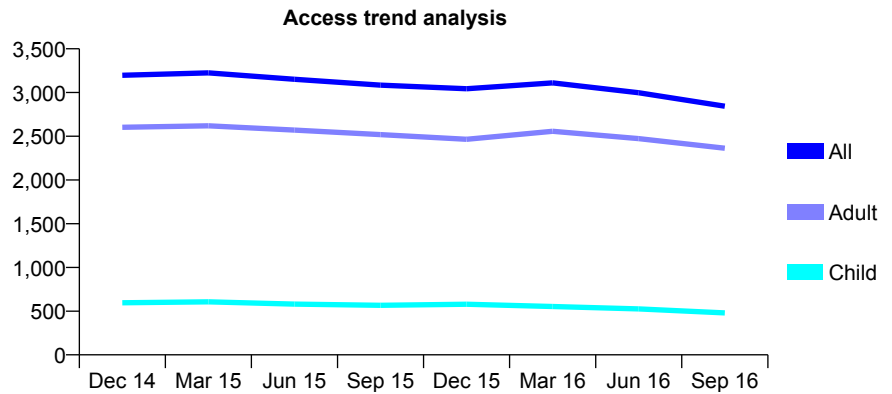
Q46 - Vital Signs At a Glance Contract Report for 656577/0001 - September 2016

Name or company name	MR C CARRE
Contract type name	GDS Contract
Purpose of contract	General
Contract start date	01/04/2006
Contract end date	

16/17 Contracted general activity (UDA)	9,963
Carry forward general activity (UDA)	314
16/17 Contracted orthodontic activity (UOA)	0
Carry forward orthodontic activity (UOA)	0
Baseline contract value	£243,567.99

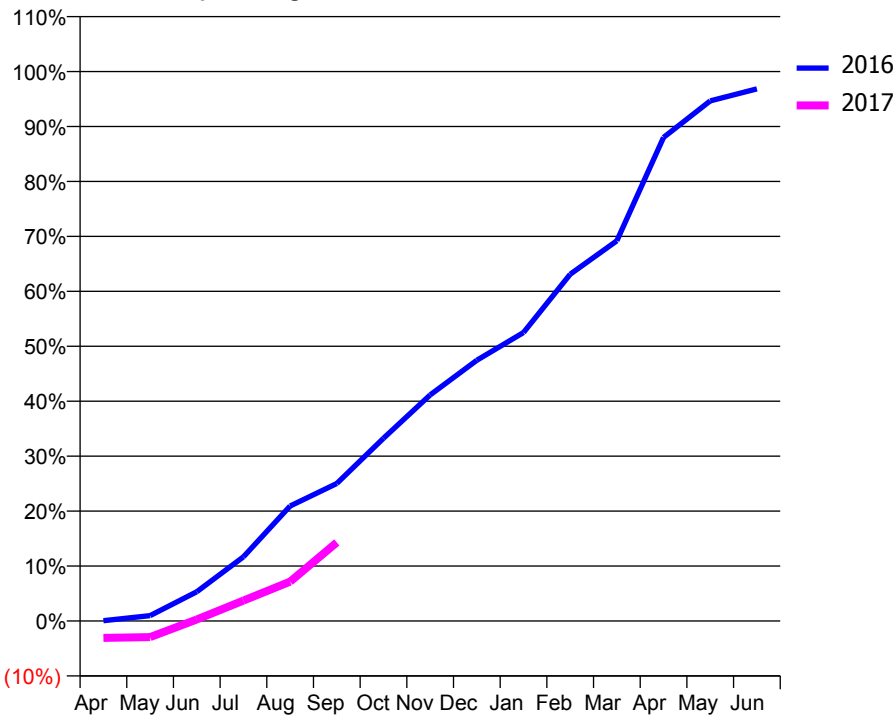
ACCESS*

Patients seen in 24 months	Total	Change since previous quarter
Quarter ending September 2015	3,084	
Quarter ending December 2015	3,043	↓
Quarter ending March 2016	3,110	↑
Quarter ending June 2016	2,998	↓
Quarter ending September 2016	2,843	↓
Variance since September 2015	(7.8%)	↓



ACTIVITY

Cumulative percentage of contracted UDA delivered 2016 & 2017



Month	Adjusted Scheduled Activity (UDA)	
	2016	2017
April	6	-309
May	98	-293
June	531	28
July	1,164	370
August	2,085	716
September	2,495	1,425
October	3,314	
November	4,100	
December	4,727	
January	5,231	
February	6,286	
March	6,893	
April	8,769	
May	9,429	
June	9,649	

QUALITY

	Quantity	Base Number	Contract	AT	Region	England
% of FP17s for the same patient ID Re-attending within 3 months - Children	10	198	5.1%	13.0%	13.5%	12.4%
% of FP17s for the same patient ID Re-attending within 3 months - Adults	207	1,307	15.8%	17.5%	17.4%	16.7%
% of FP17s for the same patient ID Re-attending between 3 & 9 months - Children	58	198	29.3%	56.6%	59.0%	57.4%
% of FP17s for the same patient ID Re-attending between 3 & 9 months - Adults	476	1,307	36.4%	50.5%	52.6%	50.5%
% of FP17s for Band 1 Urgent Courses	29	651	4.5%	10.6%	9.4%	9.1%
% of FP17s Relating to Free Repair or Replacements	4	651	0.6%	0.9%	1.0%	0.8%
% of FP17s Relating to Continuations	14	651	2.2%	1.3%	1.5%	1.3%
% of Patients satisfied with the dentistry they have received	2	2	N/A	92.8%	93.7%	93.2%
% of Patients satisfied with the time they had to wait for an appointment	2	2	N/A	88.5%	90.0%	89.0%

* This is based on patients treated on this contract for their most recent course of treatment. Figures in italics indicate the base number of FP17s or Patient Questionnaire responses are less than 100. N/A is shown where the base number of responses is less than 10 during the period. % is calculated as Quantity/Base number*100

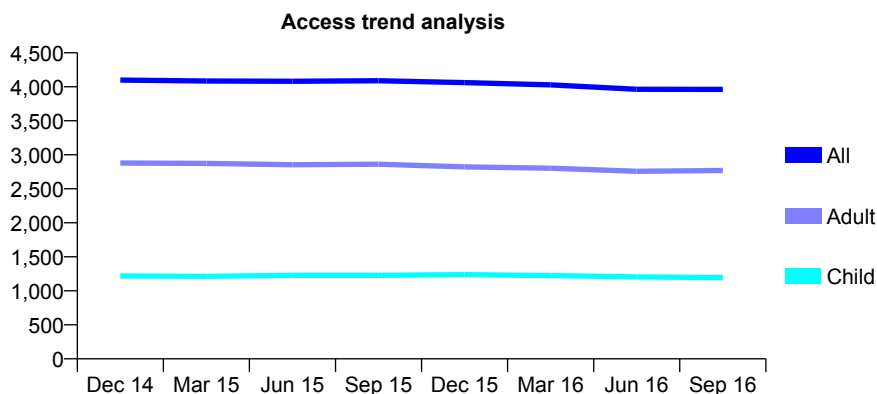
Q46 - Vital Signs At a Glance Contract Report for 676616/0001 - September 2016

Name or company name	MR RJ DORRINGTON
Contract type name	Pilot Contract
Purpose of contract	General and Orthodontic
Contract start date	01/04/2006
Contract end date	

16/17 Contracted general activity (UDA)	13,620
Carry forward general activity (UDA)	0
16/17 Contracted orthodontic activity (UOA)	1,482
Carry forward orthodontic activity (UOA)	0
Baseline contract value	£400,696.34

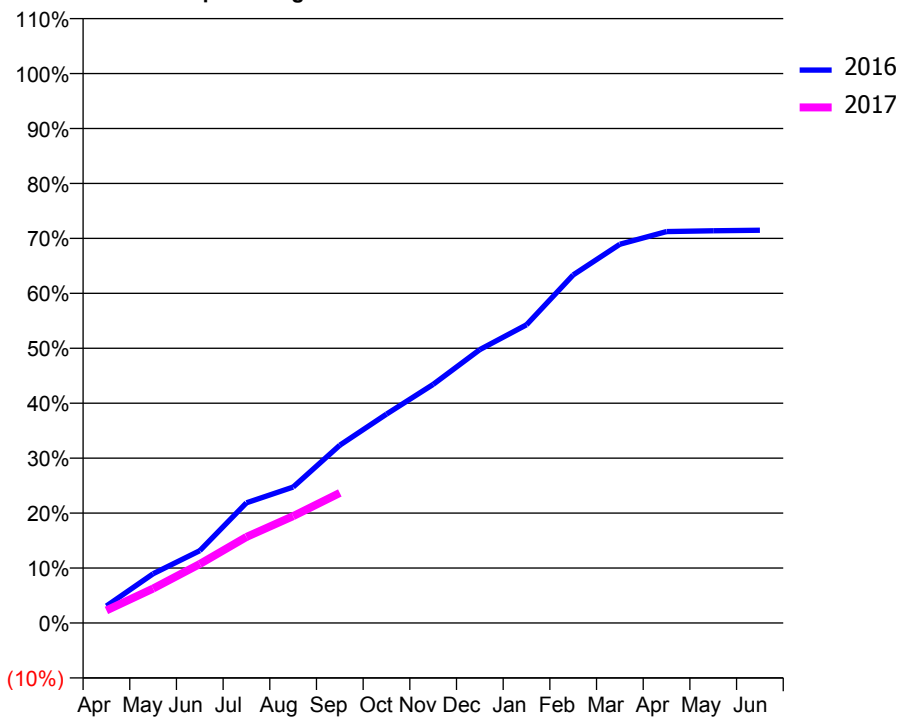
ACCESS*

Patients seen in 24 months	Total	Change since previous quarter
Quarter ending September 2015	4,089	
Quarter ending December 2015	4,061	→
Quarter ending March 2016	4,028	→
Quarter ending June 2016	3,963	↓
Quarter ending September 2016	3,962	→
Variance since September 2015	(3.1%)	↓



ACTIVITY

Cumulative percentage of contracted UDA delivered 2016 & 2017



Month	Adjusted Scheduled Activity (UDA)	
	2016	2017
April	421	311
May	1,221	854
June	1,793	1,462
July	2,978	2,134
August	3,369	2,649
September	4,408	3,223
October	5,177	
November	5,913	
December	6,779	
January	7,391	
February	8,627	
March	9,387	
April	9,701	
May	9,723	
June	9,734	

QUALITY

	Quantity	Base Number	Contract	AT	Region	England
% of FP17s for the same patient ID Re-attending within 3 months - Children	90	742	12.1%	13.0%	13.5%	12.4%
% of FP17s for the same patient ID Re-attending within 3 months - Adults	283	1,358	20.8%	17.5%	17.4%	16.7%
% of FP17s for the same patient ID Re-attending between 3 & 9 months - Children	328	742	44.2%	56.6%	59.0%	57.4%
% of FP17s for the same patient ID Re-attending between 3 & 9 months - Adults	559	1,358	41.2%	50.5%	52.6%	50.5%
% of FP17s for Band 1 Urgent Courses	180	1,752	10.3%	10.6%	9.4%	9.1%
% of FP17s Relating to Free Repair or Replacements	24	1,752	1.4%	0.9%	1.0%	0.8%
% of FP17s Relating to Continuations	19	1,752	1.1%	1.3%	1.5%	1.3%
% of Patients satisfied with the dentistry they have received	15	15	100.0%	92.8%	93.7%	93.2%
% of Patients satisfied with the time they had to wait for an appointment	11	15	73.3%	88.5%	90.0%	89.0%

* This is based on patients treated on this contract for their most recent course of treatment. Figures in italics indicate the base number of FP17s or Patient Questionnaire responses are less than 100. N/A is shown where the base number of responses is less than 10 during the period. % is calculated as Quantity/Base number*100

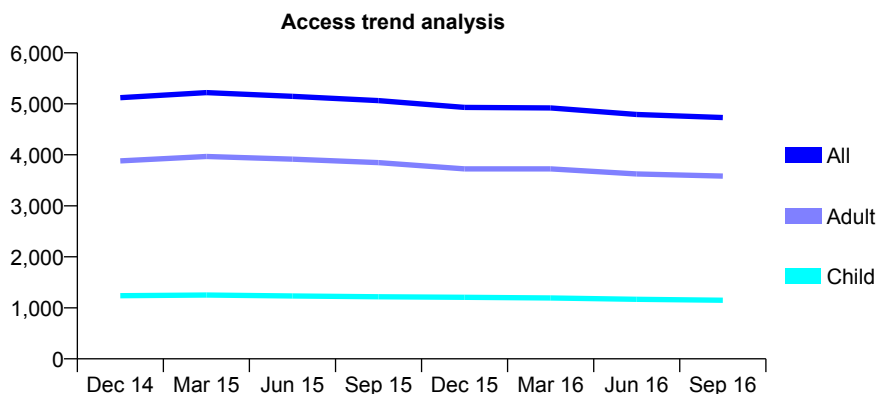
Q46 - Vital Signs At a Glance Contract Report for 678821/0001 - September 2016

Name or company name	MR DB SINGH
Contract type name	GDS Contract
Purpose of contract	General
Contract start date	01/04/2006
Contract end date	

16/17 Contracted general activity (UDA)	16,876
Carry forward general activity (UDA)	-229
16/17 Contracted orthodontic activity (UOA)	0
Carry forward orthodontic activity (UOA)	0
Baseline contract value	£537,727.64

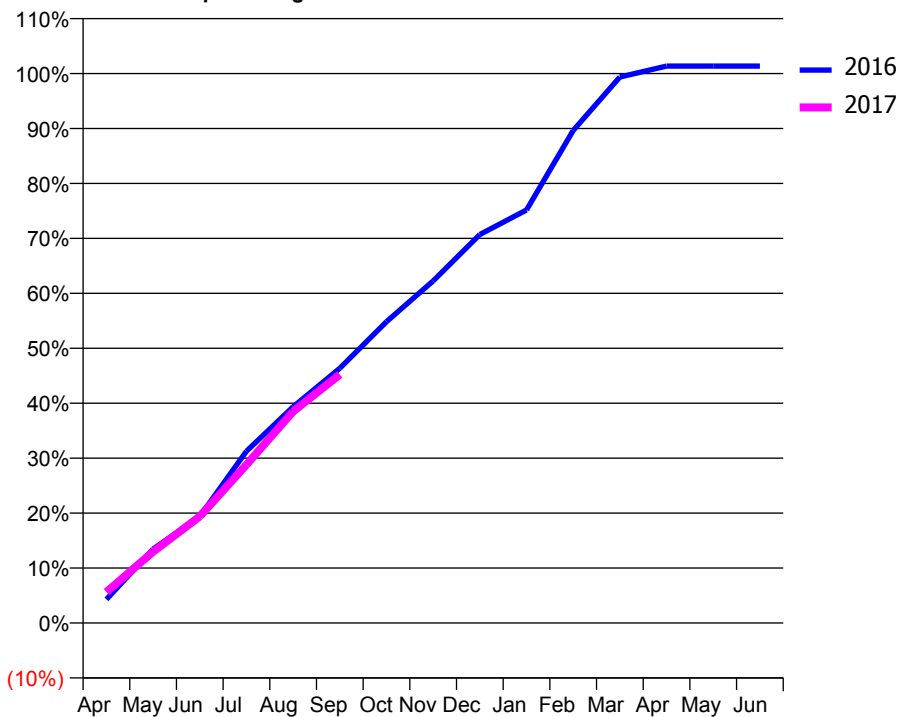
ACCESS*

Patients seen in 24 months	Total	Change since previous quarter
Quarter ending September 2015	5,063	
Quarter ending December 2015	4,930	↓
Quarter ending March 2016	4,918	→
Quarter ending June 2016	4,792	↓
Quarter ending September 2016	4,732	↓
Variance since September 2015	(6.5%)	↓



ACTIVITY

Cumulative percentage of contracted UDA delivered 2016 & 2017



Month	Adjusted Scheduled Activity (UDA)	
	2016	2017
April	726	951
May	2,270	2,191
June	3,274	3,274
July	5,278	4,861
August	6,641	6,496
September	7,823	7,633
October	9,255	
November	10,508	
December	11,931	
January	12,685	
February	15,127	
March	16,769	
April	17,103	
May	17,105	
June	17,105	

QUALITY

	Quantity	Base Number	Contract	AT	Region	England
% of FP17s for the same patient ID Re-attending within 3 months - Children	201	1,024	19.6%	13.0%	13.5%	12.4%
% of FP17s for the same patient ID Re-attending within 3 months - Adults	263	2,319	11.3%	17.5%	17.4%	16.7%
% of FP17s for the same patient ID Re-attending between 3 & 9 months - Children	576	1,024	56.3%	56.6%	59.0%	57.4%
% of FP17s for the same patient ID Re-attending between 3 & 9 months - Adults	1,354	2,319	58.4%	50.5%	52.6%	50.5%
% of FP17s for Band 1 Urgent Courses	248	3,256	7.6%	10.6%	9.4%	9.1%
% of FP17s Relating to Free Repair or Replacements	3	3,256	0.1%	0.9%	1.0%	0.8%
% of FP17s Relating to Continuations	30	3,256	0.9%	1.3%	1.5%	1.3%
% of Patients satisfied with the dentistry they have received	5	5	N/A	92.8%	93.7%	93.2%
% of Patients satisfied with the time they had to wait for an appointment	5	5	N/A	88.5%	90.0%	89.0%

* This is based on patients treated on this contract for their most recent course of treatment. Figures in italics indicate the base number of FP17s or Patient Questionnaire responses are less than 100. N/A is shown where the base number of responses is less than 10 during the period. % is calculated as Quantity/Base number*100

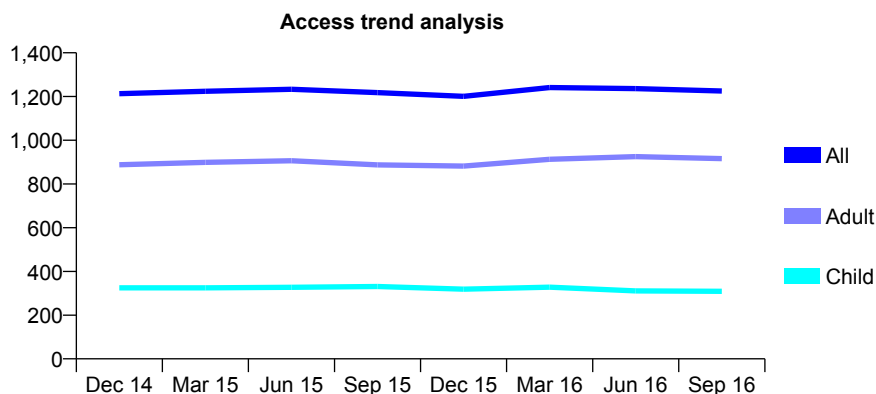
Q46 - Vital Signs At a Glance Contract Report for 679224/0001 - September 2016

Name or company name	MR DR HARROP
Contract type name	GDS Contract
Purpose of contract	General and Orthodontic
Contract start date	01/04/2006
Contract end date	

16/17 Contracted general activity (UDA)	3,916
Carry forward general activity (UDA)	-7
16/17 Contracted orthodontic activity (UOA)	523
Carry forward orthodontic activity (UOA)	0
Baseline contract value	£151,045.26

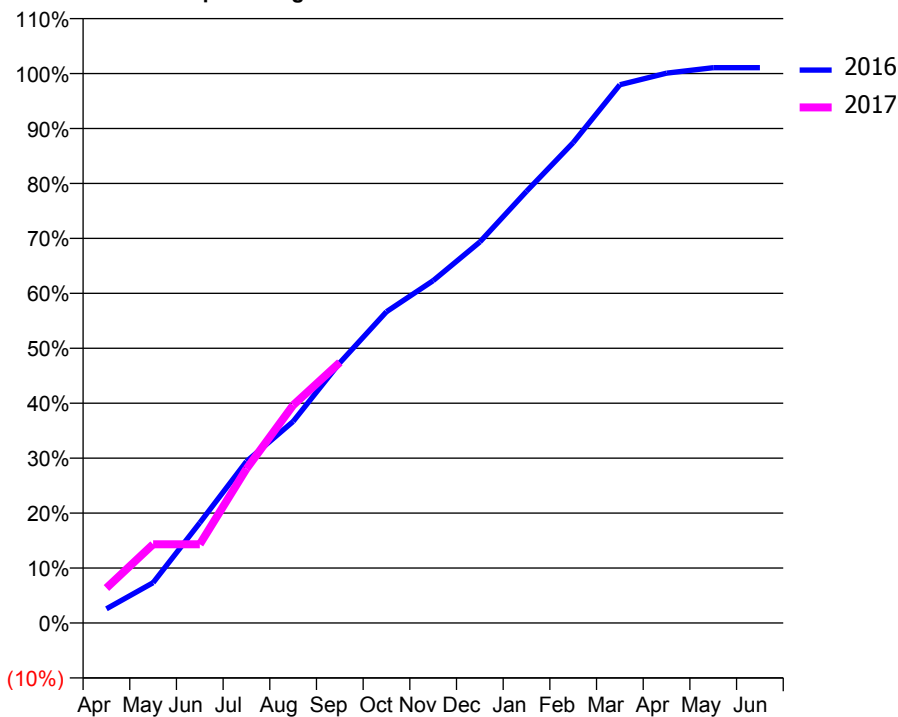
ACCESS*

Patients seen in 24 months	Total	Change since previous quarter
Quarter ending September 2015	1,218	
Quarter ending December 2015	1,201	↓
Quarter ending March 2016	1,241	↑
Quarter ending June 2016	1,236	→
Quarter ending September 2016	1,225	→
Variance since September 2015	0.6%	→



ACTIVITY

Cumulative percentage of contracted UDA delivered 2016 & 2017



Month	Adjusted Scheduled Activity (UDA)	
	2016	2017
April	112	250
May	316	561
June	787	561
July	1,269	1,099
August	1,583	1,552
September	2,045	1,857
October	2,446	
November	2,690	
December	2,994	
January	3,391	
February	3,774	
March	4,228	
April	4,320	
May	4,363	
June	4,363	

QUALITY

	Quantity	Base Number	Contract	AT	Region	England
% of FP17s for the same patient ID Re-attending within 3 months - Children	75	327	22.9%	13.0%	13.5%	12.4%
% of FP17s for the same patient ID Re-attending within 3 months - Adults	115	654	17.6%	17.5%	17.4%	16.7%
% of FP17s for the same patient ID Re-attending between 3 & 9 months - Children	157	327	48.0%	56.6%	59.0%	57.4%
% of FP17s for the same patient ID Re-attending between 3 & 9 months - Adults	365	654	55.8%	50.5%	52.6%	50.5%
% of FP17s for Band 1 Urgent Courses	64	838	7.6%	10.6%	9.4%	9.1%
% of FP17s Relating to Free Repair or Replacements	3	838	0.4%	0.9%	1.0%	0.8%
% of FP17s Relating to Continuations	3	838	0.4%	1.3%	1.5%	1.3%
% of Patients satisfied with the dentistry they have received	0	0	N/A	92.8%	93.7%	93.2%
% of Patients satisfied with the time they had to wait for an appointment	0	0	N/A	88.5%	90.0%	89.0%

* This is based on patients treated on this contract for their most recent course of treatment. Figures in italics indicate the base number of FP17s or Patient Questionnaire responses are less than 100. N/A is shown where the base number of responses is less than 10 during the period. % is calculated as Quantity/Base number*100

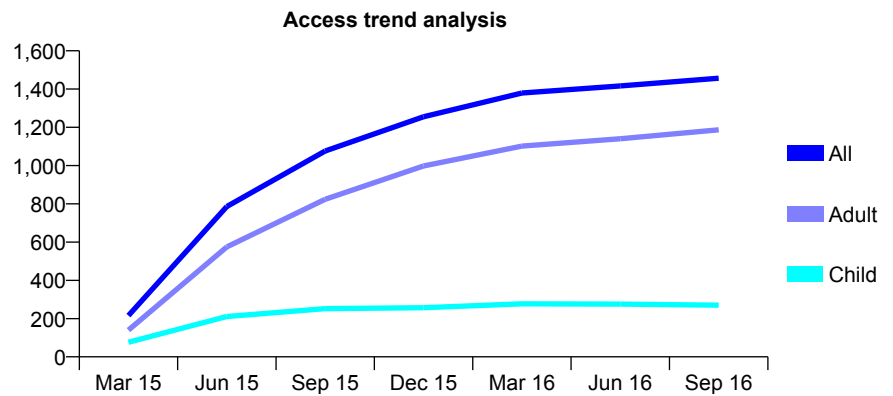
Q46 - Vital Signs At a Glance Contract Report for 682365/0013 - September 2016

Name or company name	MR QM JAFFRI
Contract type name	GDS Contract
Purpose of contract	General
Contract start date	01/01/2015
Contract end date	

16/17 Contracted general activity (UDA)	4,694
Carry forward general activity (UDA)	0
16/17 Contracted orthodontic activity (UOA)	0
Carry forward orthodontic activity (UOA)	0
Baseline contract value	£111,567.80

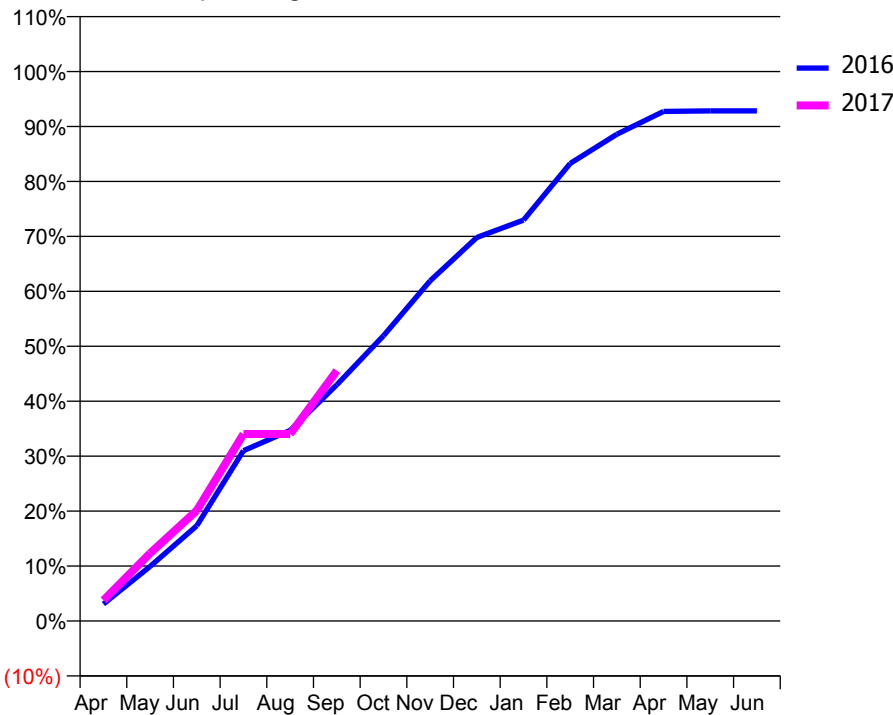
ACCESS*

Patients seen in 24 months	Total	Change since previous quarter
Quarter ending September 2015	1,076	
Quarter ending December 2015	1,255	↑
Quarter ending March 2016	1,379	↑
Quarter ending June 2016	1,416	↑
Quarter ending September 2016	1,457	↑
Variance since September 2015	35.4%	↑



ACTIVITY

Cumulative percentage of contracted UDA delivered 2016 & 2017



Month	Adjusted Scheduled Activity (UDA)	
	2016	2017
April	154	177
May	495	579
June	863	945
July	1,541	1,598
August	1,726	1,598
September	2,139	2,139
October	2,582	
November	3,080	
December	3,472	
January	3,629	
February	4,142	
March	4,406	
April	4,613	
May	4,617	
June	4,617	

QUALITY

	Quantity	Base Number	Contract	AT	Region	England
% of FP17s for the same patient ID Re-attending within 3 months - Children	17	210	8.1%	13.0%	13.5%	12.4%
% of FP17s for the same patient ID Re-attending within 3 months - Adults	92	931	9.9%	17.5%	17.4%	16.7%
% of FP17s for the same patient ID Re-attending between 3 & 9 months - Children	120	210	57.1%	56.6%	59.0%	57.4%
% of FP17s for the same patient ID Re-attending between 3 & 9 months - Adults	575	931	61.8%	50.5%	52.6%	50.5%
% of FP17s for Band 1 Urgent Courses	100	1,061	9.4%	10.6%	9.4%	9.1%
% of FP17s Relating to Free Repair or Replacements	13	1,061	1.2%	0.9%	1.0%	0.8%
% of FP17s Relating to Continuations	3	1,061	0.3%	1.3%	1.5%	1.3%
% of Patients satisfied with the dentistry they have received	0	0	N/A	92.8%	93.7%	93.2%
% of Patients satisfied with the time they had to wait for an appointment	0	0	N/A	88.5%	90.0%	89.0%

* This is based on patients treated on this contract for their most recent course of treatment. Figures in italics indicate the base number of FP17s or Patient Questionnaire responses are less than 100. N/A is shown where the base number of responses is less than 10 during the period. % is calculated as Quantity/Base number*100

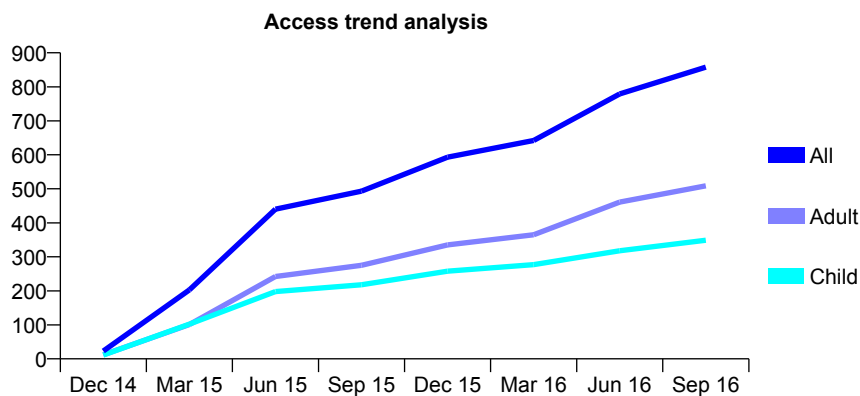
Q46 - Vital Signs At a Glance Contract Report for 683728/0001 - September 2016

Name or company name	MR N KHALID
Contract type name	GDS Contract
Purpose of contract	General
Contract start date	01/11/2014
Contract end date	

16/17 Contracted general activity (UDA)	4,751
Carry forward general activity (UDA)	-95
16/17 Contracted orthodontic activity (UOA)	0
Carry forward orthodontic activity (UOA)	0
Baseline contract value	£157,038.59

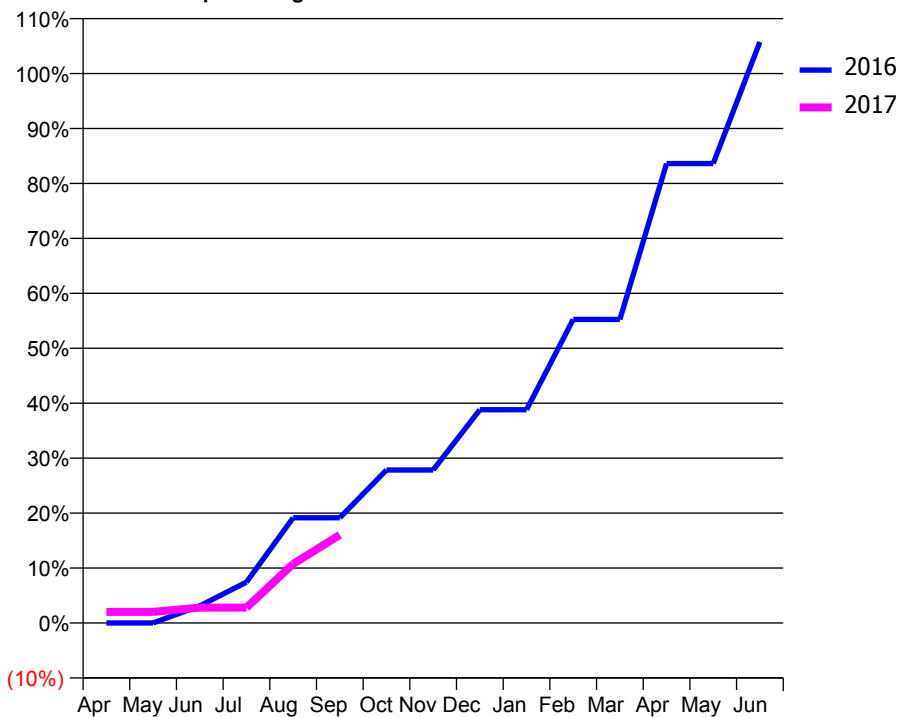
ACCESS*

Patients seen in 24 months	Total	Change since previous quarter
Quarter ending September 2015	493	
Quarter ending December 2015	593	↑
Quarter ending March 2016	642	↑
Quarter ending June 2016	779	↑
Quarter ending September 2016	858	↑
Variance since September 2015	74.0%	↑



ACTIVITY

Cumulative percentage of contracted UDA delivered 2016 & 2017



Adjusted Scheduled Activity (UDA)

Month	2016	2017
April	0	96
May	0	96
June	148	133
July	353	133
August	911	511
September	911	762
October	1,323	
November	1,323	
December	1,844	
January	1,844	
February	2,624	
March	2,624	
April	3,972	
May	3,972	
June	5,024	

QUALITY

	Quantity	Base Number	Contract	AT	Region	England
% of FP17s for the same patient ID Re-attending within 3 months - Children	13	238	5.5%	13.0%	13.5%	12.4%
% of FP17s for the same patient ID Re-attending within 3 months - Adults	28	298	9.4%	17.5%	17.4%	16.7%
% of FP17s for the same patient ID Re-attending between 3 & 9 months - Children	90	238	37.8%	56.6%	59.0%	57.4%
% of FP17s for the same patient ID Re-attending between 3 & 9 months - Adults	85	298	28.5%	50.5%	52.6%	50.5%
% of FP17s for Band 1 Urgent Courses	8	202	4.0%	10.6%	9.4%	9.1%
% of FP17s Relating to Free Repair or Replacements	0	202	0.0%	0.9%	1.0%	0.8%
% of FP17s Relating to Continuations	0	202	0.0%	1.3%	1.5%	1.3%
% of Patients satisfied with the dentistry they have received	0	1	N/A	92.8%	93.7%	93.2%
% of Patients satisfied with the time they had to wait for an appointment	0	1	N/A	88.5%	90.0%	89.0%

* This is based on patients treated on this contract for their most recent course of treatment. Figures in italics indicate the base number of FP17s or Patient Questionnaire responses are less than 100. N/A is shown where the base number of responses is less than 10 during the period. % is calculated as Quantity/Base number*100

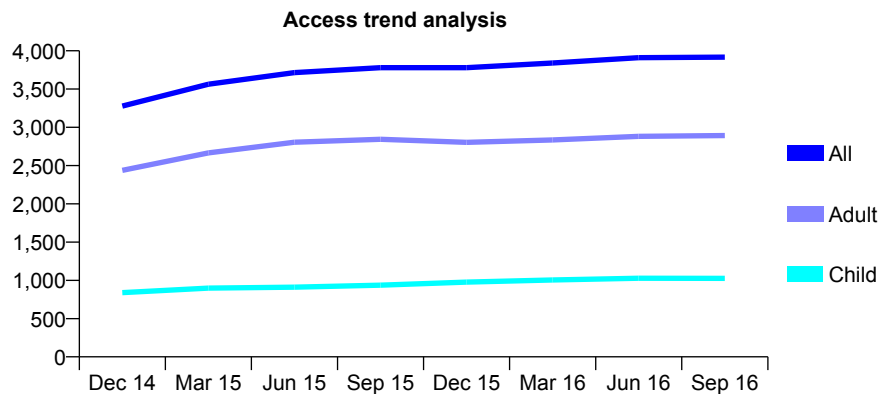
Q46 - Vital Signs At a Glance Contract Report for 683833/0001 - September 2016

Name or company name	MR N ARIF
Contract type name	GDS Contract
Purpose of contract	General
Contract start date	19/12/2012
Contract end date	

16/17 Contracted general activity (UDA)	9,892
Carry forward general activity (UDA)	-111
16/17 Contracted orthodontic activity (UOA)	0
Carry forward orthodontic activity (UOA)	0
Baseline contract value	£233,889.77

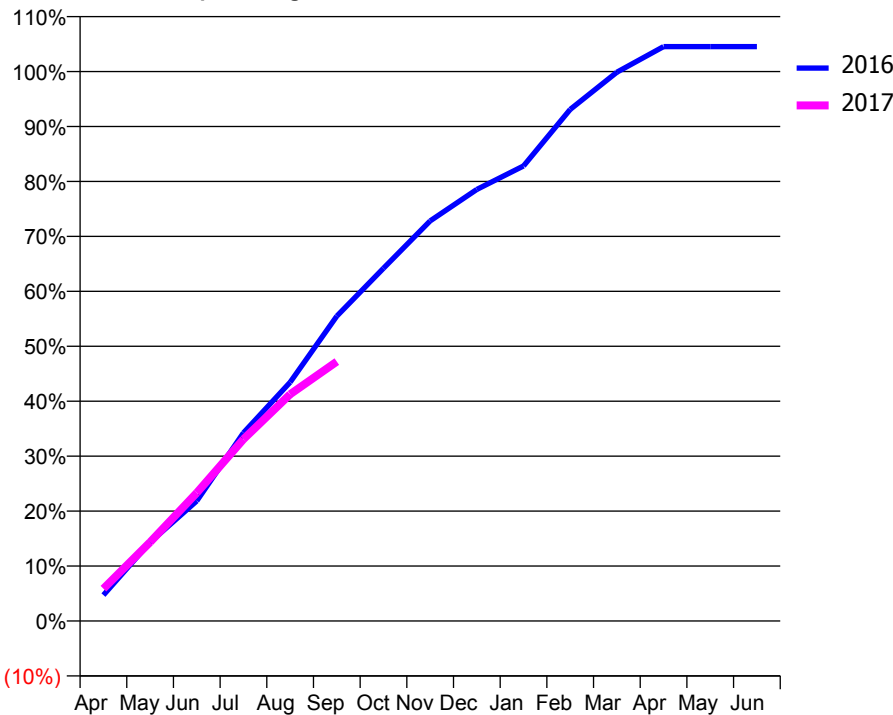
ACCESS*

Patients seen in 24 months	Total	Change since previous quarter
Quarter ending September 2015	3,780	
Quarter ending December 2015	3,780	→
Quarter ending March 2016	3,840	→
Quarter ending June 2016	3,910	→
Quarter ending September 2016	3,917	→
Variance since September 2015	3.6%	↑



ACTIVITY

Cumulative percentage of contracted UDA delivered 2016 & 2017



Month	Adjusted Scheduled Activity (UDA)	
	2016	2017
April	480	582
May	1,457	1,420
June	2,223	2,307
July	3,485	3,273
August	4,419	4,083
September	5,644	4,670
October	6,530	
November	7,407	
December	7,988	
January	8,422	
February	9,470	
March	10,159	
April	10,632	
May	10,632	
June	10,632	

QUALITY

	Quantity	Base Number	Contract	AT	Region	England
% of FP17s for the same patient ID Re-attending within 3 months - Children	47	739	6.4%	13.0%	13.5%	12.4%
% of FP17s for the same patient ID Re-attending within 3 months - Adults	241	1,441	16.7%	17.5%	17.4%	16.7%
% of FP17s for the same patient ID Re-attending between 3 & 9 months - Children	459	739	62.1%	56.6%	59.0%	57.4%
% of FP17s for the same patient ID Re-attending between 3 & 9 months - Adults	538	1,441	37.3%	50.5%	52.6%	50.5%
% of FP17s for Band 1 Urgent Courses	164	1,945	8.4%	10.6%	9.4%	9.1%
% of FP17s Relating to Free Repair or Replacements	13	1,945	0.7%	0.9%	1.0%	0.8%
% of FP17s Relating to Continuations	39	1,945	2.0%	1.3%	1.5%	1.3%
% of Patients satisfied with the dentistry they have received	1	1	N/A	92.8%	93.7%	93.2%
% of Patients satisfied with the time they had to wait for an appointment	1	1	N/A	88.5%	90.0%	89.0%

* This is based on patients treated on this contract for their most recent course of treatment. Figures in italics indicate the base number of FP17s or Patient Questionnaire responses are less than 100. N/A is shown where the base number of responses is less than 10 during the period. % is calculated as Quantity/Base number*100

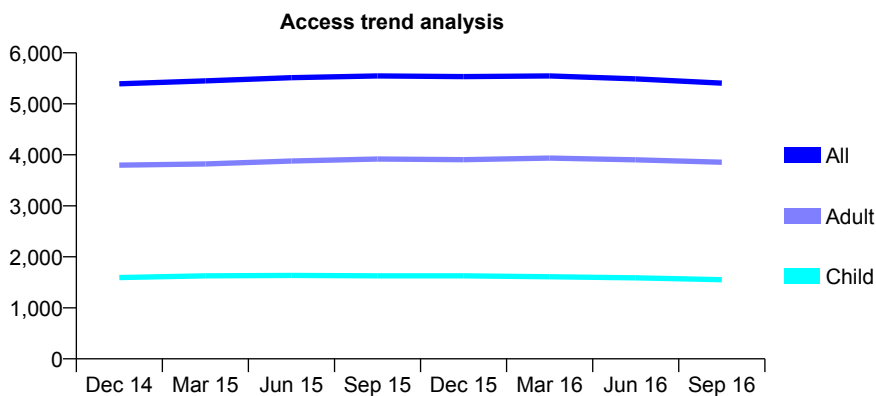
Q46 - Vital Signs At a Glance Contract Report for 684422/0001 - September 2016

Name or company name	MISS R AGGARWAL
Contract type name	GDS Contract
Purpose of contract	General
Contract start date	01/04/2006
Contract end date	

16/17 Contracted general activity (UDA)	16,100
Carry forward general activity (UDA)	0
16/17 Contracted orthodontic activity (UOA)	0
Carry forward orthodontic activity (UOA)	0
Baseline contract value	£448,958.68

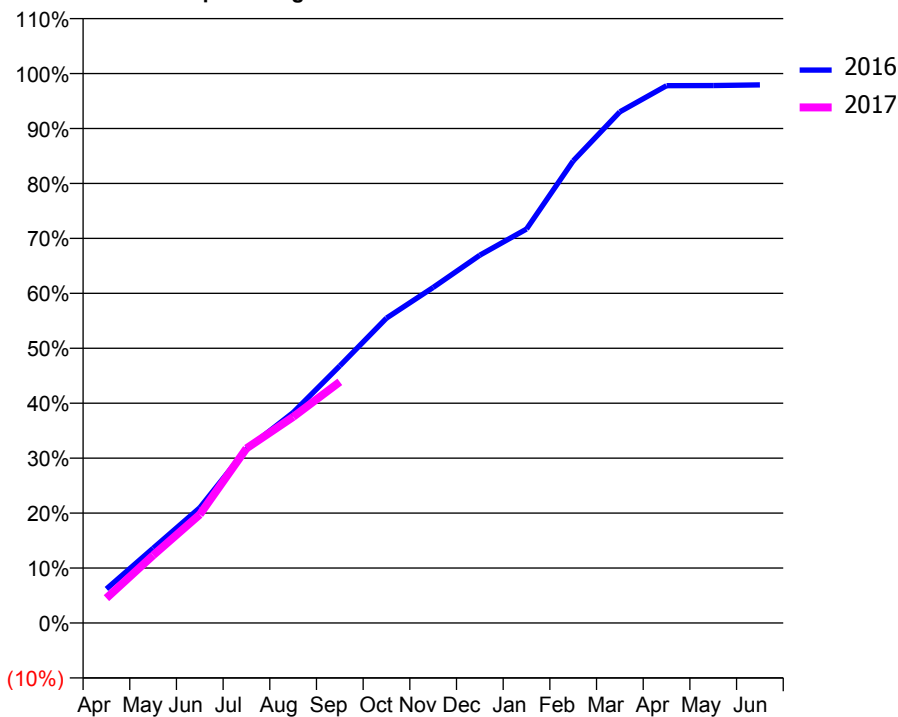
ACCESS*

Patients seen in 24 months	Total	Change since previous quarter
Quarter ending September 2015	5,546	
Quarter ending December 2015	5,533	→
Quarter ending March 2016	5,546	→
Quarter ending June 2016	5,488	↓
Quarter ending September 2016	5,406	↓
Variance since September 2015	(2.5%)	↓



ACTIVITY

Cumulative percentage of contracted UDA delivered 2016 & 2017



Month	Adjusted Scheduled Activity (UDA)	
	2016	2017
April	997	730
May	2,191	1,984
June	3,379	3,177
July	5,098	5,115
August	6,167	6,037
September	7,534	7,065
October	8,935	
November	9,830	
December	10,776	
January	11,543	
February	13,540	
March	14,978	
April	15,742	
May	15,748	
June	15,765	

QUALITY

	Quantity	Base Number	Contract	AT	Region	England
% of FP17s for the same patient ID Re-attending within 3 months - Children	70	1,060	6.6%	13.0%	13.5%	12.4%
% of FP17s for the same patient ID Re-attending within 3 months - Adults	357	2,596	13.8%	17.5%	17.4%	16.7%
% of FP17s for the same patient ID Re-attending between 3 & 9 months - Children	693	1,060	65.4%	56.6%	59.0%	57.4%
% of FP17s for the same patient ID Re-attending between 3 & 9 months - Adults	1,580	2,596	60.9%	50.5%	52.6%	50.5%
% of FP17s for Band 1 Urgent Courses	142	3,345	4.2%	10.6%	9.4%	9.1%
% of FP17s Relating to Free Repair or Replacements	44	3,345	1.3%	0.9%	1.0%	0.8%
% of FP17s Relating to Continuations	33	3,345	1.0%	1.3%	1.5%	1.3%
% of Patients satisfied with the dentistry they have received	4	4	N/A	92.8%	93.7%	93.2%
% of Patients satisfied with the time they had to wait for an appointment	3	4	N/A	88.5%	90.0%	89.0%

* This is based on patients treated on this contract for their most recent course of treatment. Figures in italics indicate the base number of FP17s or Patient Questionnaire responses are less than 100. N/A is shown where the base number of responses is less than 10 during the period. % is calculated as Quantity/Base number*100

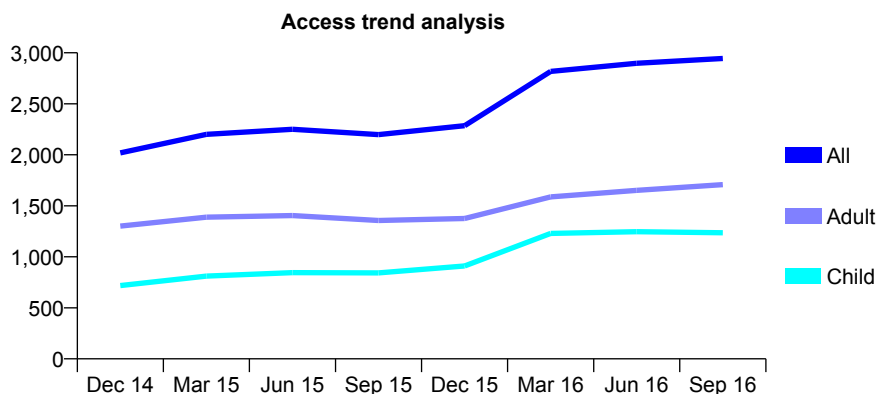
Q46 - Vital Signs At a Glance Contract Report for 685259/0001 - September 2016

Name or company name	MR N MOHAMMAD
Contract type name	GDS Contract
Purpose of contract	General
Contract start date	01/04/2006
Contract end date	

16/17 Contracted general activity (UDA)	6,949
Carry forward general activity (UDA)	-8
16/17 Contracted orthodontic activity (UOA)	0
Carry forward orthodontic activity (UOA)	0
Baseline contract value	£189,813.34

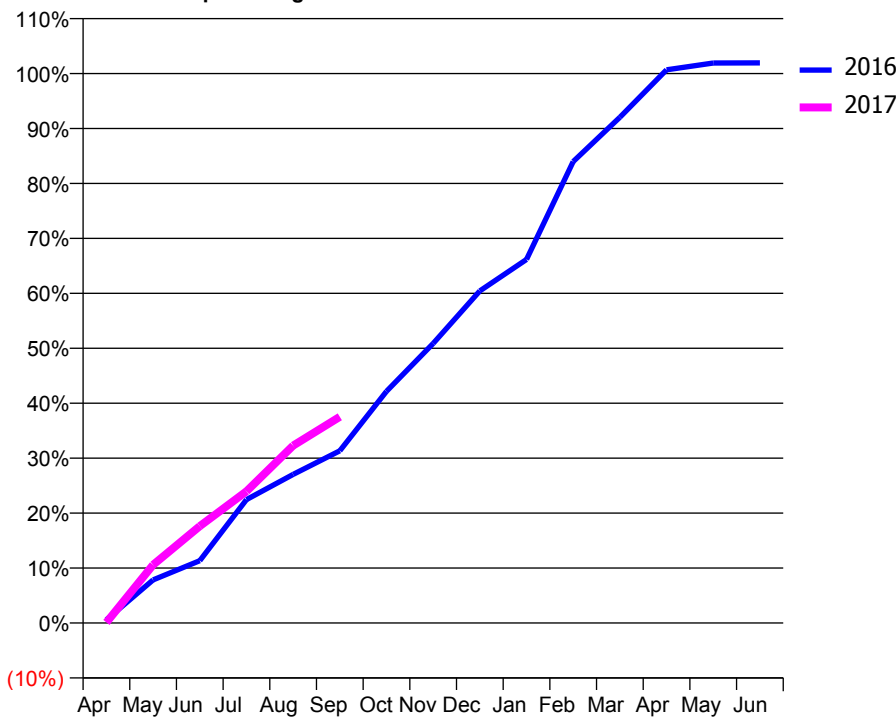
ACCESS*

Patients seen in 24 months	Total	Change since previous quarter
Quarter ending September 2015	2,198	
Quarter ending December 2015	2,286	↑
Quarter ending March 2016	2,818	↑
Quarter ending June 2016	2,897	↑
Quarter ending September 2016	2,944	→
Variance since September 2015	33.9%	↑



ACTIVITY

Cumulative percentage of contracted UDA delivered 2016 & 2017



Adjusted Scheduled Activity (UDA)

Month	2016	2017
April	44	8
May	567	735
June	820	1,224
July	1,623	1,665
August	1,955	2,243
September	2,265	2,608
October	3,048	
November	3,678	
December	4,368	
January	4,783	
February	6,070	
March	6,653	
April	7,277	
May	7,367	
June	7,369	

QUALITY

	Quantity	Base Number	Contract	AT	Region	England
% of FP17s for the same patient ID Re-attending within 3 months - Children	60	1,009	5.9%	13.0%	13.5%	12.4%
% of FP17s for the same patient ID Re-attending within 3 months - Adults	123	1,196	10.3%	17.5%	17.4%	16.7%
% of FP17s for the same patient ID Re-attending between 3 & 9 months - Children	566	1,009	56.1%	56.6%	59.0%	57.4%
% of FP17s for the same patient ID Re-attending between 3 & 9 months - Adults	553	1,196	46.2%	50.5%	52.6%	50.5%
% of FP17s for Band 1 Urgent Courses	76	1,765	4.3%	10.6%	9.4%	9.1%
% of FP17s Relating to Free Repair or Replacements	0	1,765	0.0%	0.9%	1.0%	0.8%
% of FP17s Relating to Continuations	1	1,765	0.1%	1.3%	1.5%	1.3%
% of Patients satisfied with the dentistry they have received	0	0	N/A	92.8%	93.7%	93.2%
% of Patients satisfied with the time they had to wait for an appointment	0	0	N/A	88.5%	90.0%	89.0%

* This is based on patients treated on this contract for their most recent course of treatment. Figures in italics indicate the base number of FP17s or Patient Questionnaire responses are less than 100. N/A is shown where the base number of responses is less than 10 during the period. % is calculated as Quantity/Base number*100

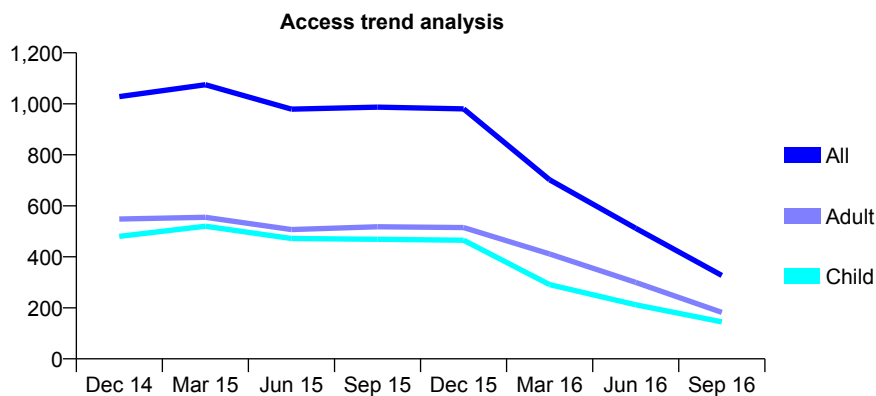
Q46 - Vital Signs At a Glance Contract Report for 685259/0002 - September 2016

Name or company name	MR N MOHAMMAD
Contract type name	GDS Contract
Purpose of contract	General
Contract start date	04/02/2008
Contract end date	

16/17 Contracted general activity (UDA)	1,900
Carry forward general activity (UDA)	0
16/17 Contracted orthodontic activity (UOA)	0
Carry forward orthodontic activity (UOA)	0
Baseline contract value	£44,451.36

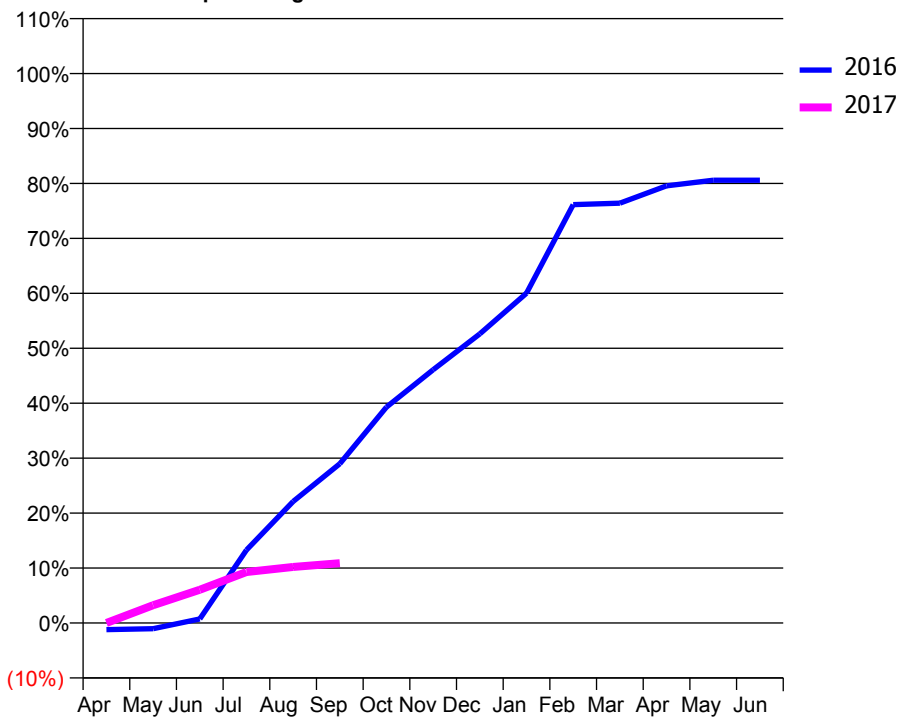
ACCESS*

Patients seen in 24 months	Total	Change since previous quarter
Quarter ending September 2015	987	
Quarter ending December 2015	980	→
Quarter ending March 2016	702	↓
Quarter ending June 2016	512	↓
Quarter ending September 2016	327	↓
Variance since September 2015	(66.9%)	↓



ACTIVITY

Cumulative percentage of contracted UDA delivered 2016 & 2017



Adjusted Scheduled Activity (UDA)

Month	2016	2017
April	-30	0
May	-26	61
June	18	115
July	327	176
August	544	194
September	713	207
October	967	
November	1,134	
December	1,295	
January	1,476	
February	1,873	
March	1,880	
April	1,957	
May	1,982	
June	1,982	

QUALITY

	Quantity	Base Number	Contract	AT	Region	England
% of FP17s for the same patient ID Re-attending within 3 months - Children	3	67	4.5%	13.0%	13.5%	12.4%
% of FP17s for the same patient ID Re-attending within 3 months - Adults	(-1)	42	(2.4%)	17.5%	17.4%	16.7%
% of FP17s for the same patient ID Re-attending between 3 & 9 months - Children	1	67	1.5%	56.6%	59.0%	57.4%
% of FP17s for the same patient ID Re-attending between 3 & 9 months - Adults	0	42	0.0%	50.5%	52.6%	50.5%
% of FP17s for Band 1 Urgent Courses	15	89	16.9%	10.6%	9.4%	9.1%
% of FP17s Relating to Free Repair or Replacements	0	89	0.0%	0.9%	1.0%	0.8%
% of FP17s Relating to Continuations	0	89	0.0%	1.3%	1.5%	1.3%
% of Patients satisfied with the dentistry they have received	0	0	N/A	92.8%	93.7%	93.2%
% of Patients satisfied with the time they had to wait for an appointment	0	0	N/A	88.5%	90.0%	89.0%

* This is based on patients treated on this contract for their most recent course of treatment. Figures in italics indicate the base number of FP17s or Patient Questionnaire responses are less than 100. N/A is shown where the base number of responses is less than 10 during the period. % is calculated as Quantity/Base number*100

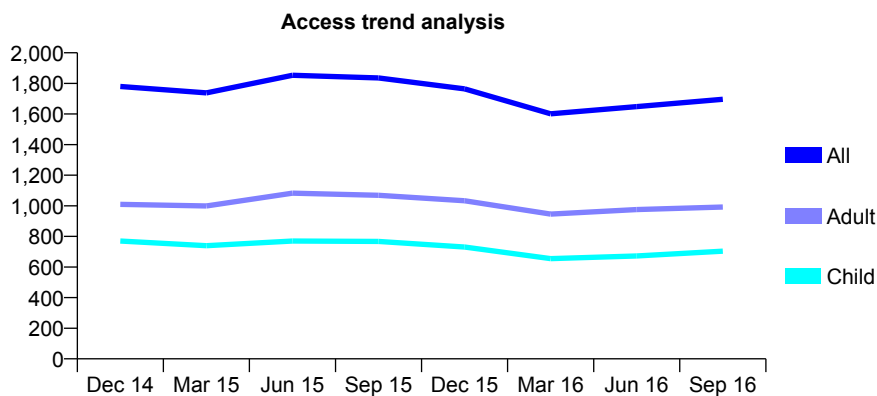
Q46 - Vital Signs At a Glance Contract Report for 685259/0003 - September 2016

Name or company name	MR N MOHAMMAD
Contract type name	GDS Contract
Purpose of contract	General
Contract start date	01/08/2008
Contract end date	

16/17 Contracted general activity (UDA)	4,000
Carry forward general activity (UDA)	-8
16/17 Contracted orthodontic activity (UOA)	0
Carry forward orthodontic activity (UOA)	0
Baseline contract value	£107,474.25

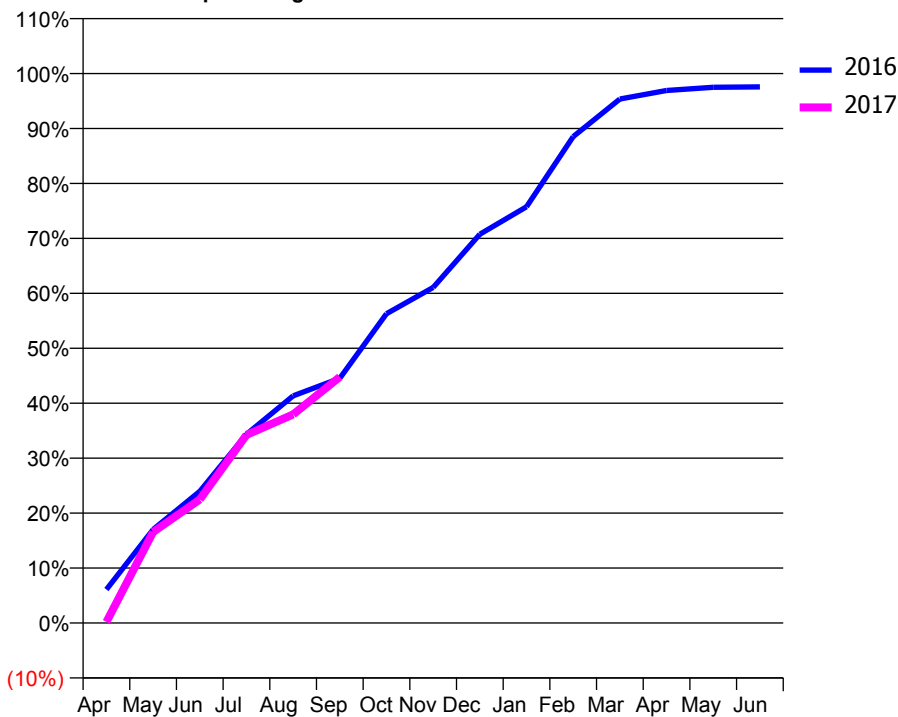
ACCESS*

Patients seen in 24 months	Total	Change since previous quarter
Quarter ending September 2015	1,836	
Quarter ending December 2015	1,764	↓
Quarter ending March 2016	1,601	↓
Quarter ending June 2016	1,648	↑
Quarter ending September 2016	1,696	↑
Variance since September 2015	(7.6%)	↓



ACTIVITY

Cumulative percentage of contracted UDA delivered 2016 & 2017



Month	Adjusted Scheduled Activity (UDA)	
	2016	2017
April	261	8
May	729	663
June	1,026	899
July	1,470	1,369
August	1,770	1,519
September	1,906	1,791
October	2,410	
November	2,614	
December	3,028	
January	3,242	
February	3,788	
March	4,081	
April	4,148	
May	4,173	
June	4,176	

QUALITY

	Quantity	Base Number	Contract	AT	Region	England
% of FP17s for the same patient ID Re-attending within 3 months - Children	31	536	5.8%	13.0%	13.5%	12.4%
% of FP17s for the same patient ID Re-attending within 3 months - Adults	74	693	10.7%	17.5%	17.4%	16.7%
% of FP17s for the same patient ID Re-attending between 3 & 9 months - Children	282	536	52.6%	56.6%	59.0%	57.4%
% of FP17s for the same patient ID Re-attending between 3 & 9 months - Adults	366	693	52.8%	50.5%	52.6%	50.5%
% of FP17s for Band 1 Urgent Courses	120	1,164	10.3%	10.6%	9.4%	9.1%
% of FP17s Relating to Free Repair or Replacements	4	1,164	0.3%	0.9%	1.0%	0.8%
% of FP17s Relating to Continuations	0	1,164	0.0%	1.3%	1.5%	1.3%
% of Patients satisfied with the dentistry they have received	0	0	N/A	92.8%	93.7%	93.2%
% of Patients satisfied with the time they had to wait for an appointment	0	0	N/A	88.5%	90.0%	89.0%

* This is based on patients treated on this contract for their most recent course of treatment. Figures in italics indicate the base number of FP17s or Patient Questionnaire responses are less than 100. N/A is shown where the base number of responses is less than 10 during the period. % is calculated as Quantity/Base number*100

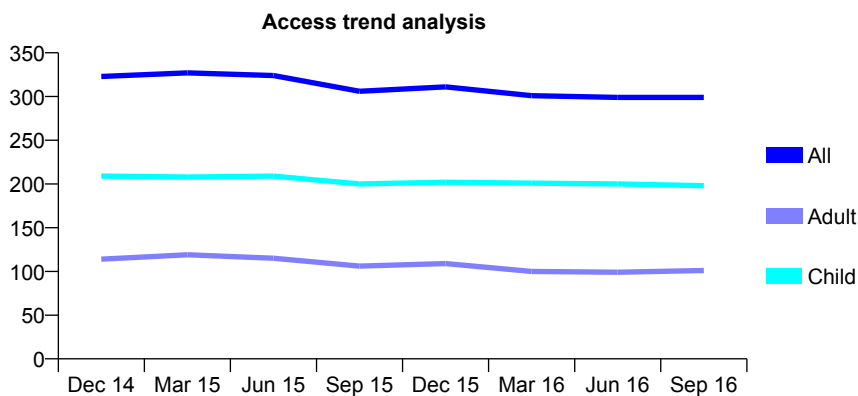
Q46 - Vital Signs At a Glance Contract Report for 686522/0001 - September 2016

Name or company name	MR AC BRISTOW
Contract type name	GDS Contract
Purpose of contract	General
Contract start date	01/04/2006
Contract end date	

16/17 Contracted general activity (UDA)	750
Carry forward general activity (UDA)	0
16/17 Contracted orthodontic activity (UOA)	0
Carry forward orthodontic activity (UOA)	0
Baseline contract value	£15,021.18

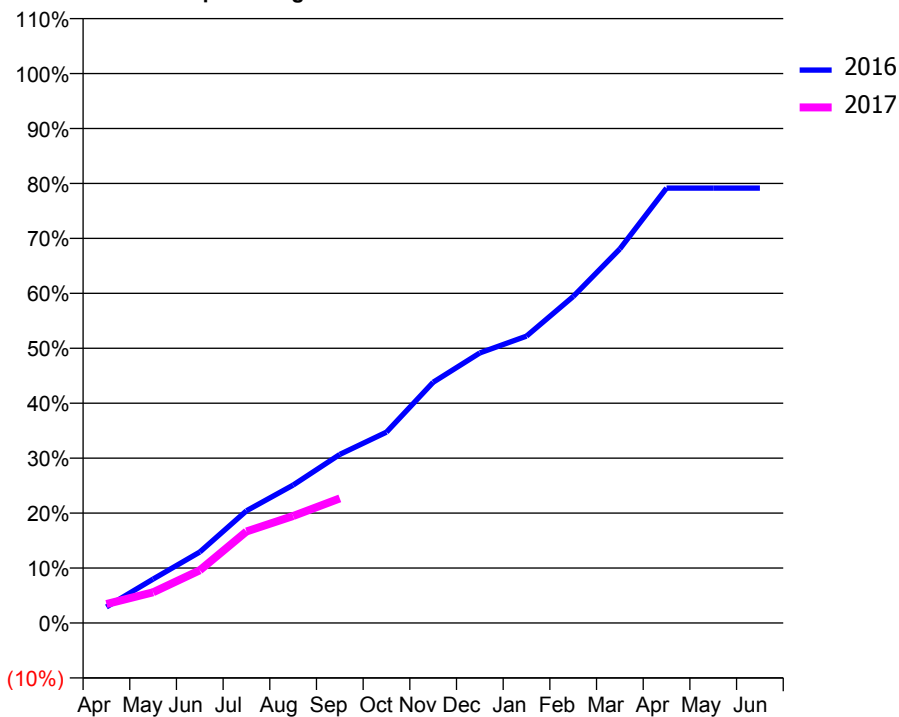
ACCESS*

Patients seen in 24 months	Total	Change since previous quarter
Quarter ending September 2015	306	
Quarter ending December 2015	311	→
Quarter ending March 2016	301	↓
Quarter ending June 2016	299	→
Quarter ending September 2016	299	→
Variance since September 2015	(2.3%)	↓



ACTIVITY

Cumulative percentage of contracted UDA delivered 2016 & 2017



Month	Adjusted Scheduled Activity (UDA)	
	2016	2017
April	22	26
May	60	42
June	97	72
July	153	125
August	188	146
September	230	170
October	261	
November	329	
December	369	
January	392	
February	446	
March	511	
April	594	
May	594	
June	594	

QUALITY

	Quantity	Base Number	Contract	AT	Region	England
% of FP17s for the same patient ID Re-attending within 3 months - Children	2	99	2.0%	13.0%	13.5%	12.4%
% of FP17s for the same patient ID Re-attending within 3 months - Adults	2	33	6.1%	17.5%	17.4%	16.7%
% of FP17s for the same patient ID Re-attending between 3 & 9 months - Children	48	99	48.5%	56.6%	59.0%	57.4%
% of FP17s for the same patient ID Re-attending between 3 & 9 months - Adults	20	33	60.6%	50.5%	52.6%	50.5%
% of FP17s for Band 1 Urgent Courses	0	112	0.0%	10.6%	9.4%	9.1%
% of FP17s Relating to Free Repair or Replacements	0	112	0.0%	0.9%	1.0%	0.8%
% of FP17s Relating to Continuations	1	112	0.9%	1.3%	1.5%	1.3%
% of Patients satisfied with the dentistry they have received	0	0	N/A	92.8%	93.7%	93.2%
% of Patients satisfied with the time they had to wait for an appointment	0	0	N/A	88.5%	90.0%	89.0%

* This is based on patients treated on this contract for their most recent course of treatment. Figures in italics indicate the base number of FP17s or Patient Questionnaire responses are less than 100. N/A is shown where the base number of responses is less than 10 during the period. % is calculated as Quantity/Base number*100

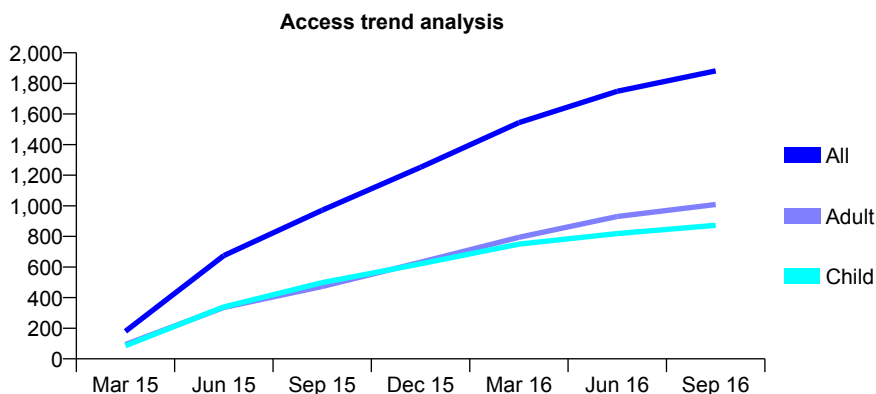
Q46 - Vital Signs At a Glance Contract Report for 688673/0001 - September 2016

Name or company name	MRS S CHOUDHURY
Contract type name	GDS Contract
Purpose of contract	General
Contract start date	01/02/2015
Contract end date	

16/17 Contracted general activity (UDA)	6,323
Carry forward general activity (UDA)	147
16/17 Contracted orthodontic activity (UOA)	0
Carry forward orthodontic activity (UOA)	0
Baseline contract value	£165,055.07

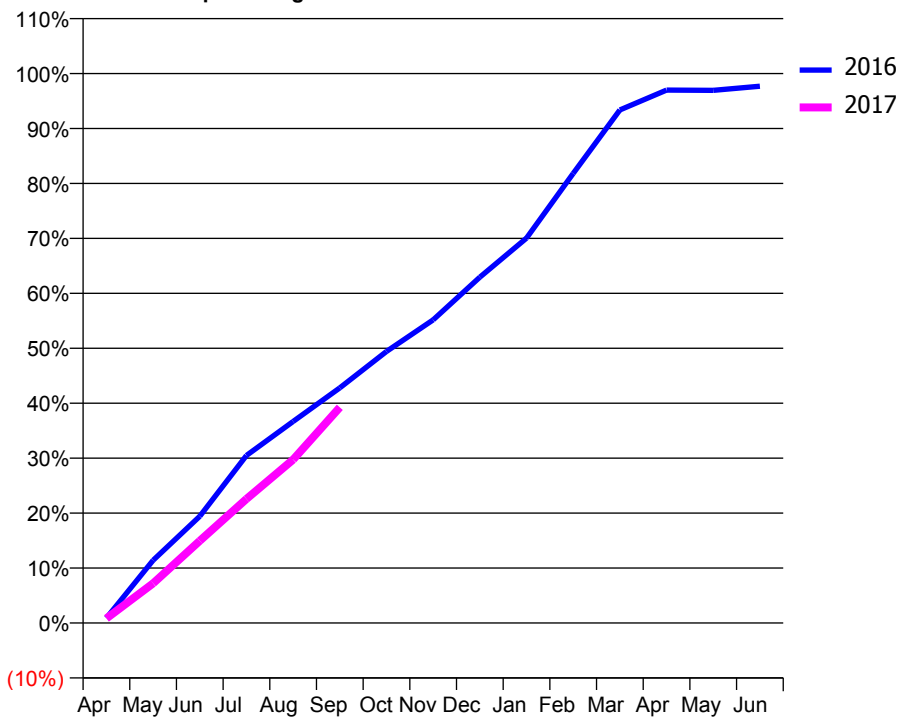
ACCESS*

Patients seen in 24 months	Total	Change since previous quarter
Quarter ending September 2015	971	
Quarter ending December 2015	1,252	↑
Quarter ending March 2016	1,544	↑
Quarter ending June 2016	1,749	↑
Quarter ending September 2016	1,882	↑
Variance since September 2015	93.8%	↑



ACTIVITY

Cumulative percentage of contracted UDA delivered 2016 & 2017



Month	Adjusted Scheduled Activity (UDA)	
	2016	2017
April	58	53
May	722	456
June	1,228	947
July	1,928	1,427
August	2,320	1,880
September	2,706	2,481
October	3,125	
November	3,489	
December	3,980	
January	4,430	
February	5,173	
March	5,903	
April	6,132	
May	6,129	
June	6,176	

QUALITY

	Quantity	Base Number	Contract	AT	Region	England
% of FP17s for the same patient ID Re-attending within 3 months - Children	43	551	7.8%	13.0%	13.5%	12.4%
% of FP17s for the same patient ID Re-attending within 3 months - Adults	134	670	20.0%	17.5%	17.4%	16.7%
% of FP17s for the same patient ID Re-attending between 3 & 9 months - Children	260	551	47.2%	56.6%	59.0%	57.4%
% of FP17s for the same patient ID Re-attending between 3 & 9 months - Adults	247	670	36.9%	50.5%	52.6%	50.5%
% of FP17s for Band 1 Urgent Courses	78	1,107	7.0%	10.6%	9.4%	9.1%
% of FP17s Relating to Free Repair or Replacements	1	1,107	0.1%	0.9%	1.0%	0.8%
% of FP17s Relating to Continuations	17	1,107	1.5%	1.3%	1.5%	1.3%
% of Patients satisfied with the dentistry they have received	8	8	N/A	92.8%	93.7%	93.2%
% of Patients satisfied with the time they had to wait for an appointment	8	8	N/A	88.5%	90.0%	89.0%

* This is based on patients treated on this contract for their most recent course of treatment. Figures in italics indicate the base number of FP17s or Patient Questionnaire responses are less than 100. N/A is shown where the base number of responses is less than 10 during the period. % is calculated as Quantity/Base number*100

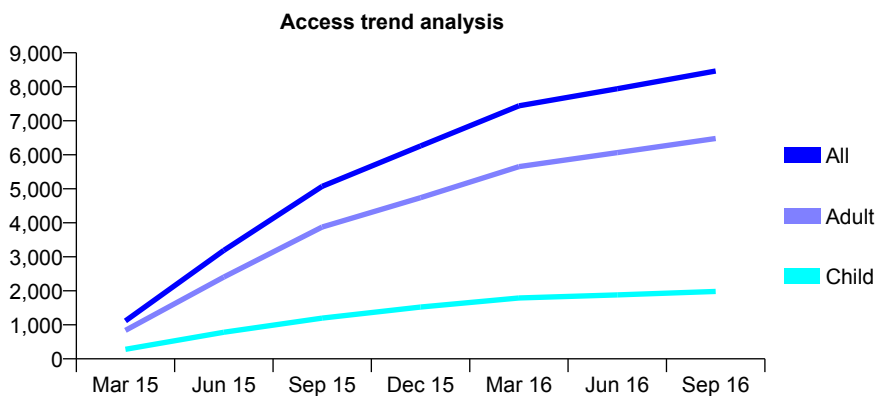
Q46 - Vital Signs At a Glance Contract Report for 709522/0001 - September 2016

Name or company name	MR SJ PATEL
Contract type name	GDS Contract
Purpose of contract	General
Contract start date	01/02/2015
Contract end date	

16/17 Contracted general activity (UDA)	27,224
Carry forward general activity (UDA)	0
16/17 Contracted orthodontic activity (UOA)	0
Carry forward orthodontic activity (UOA)	0
Baseline contract value	£809,582.27

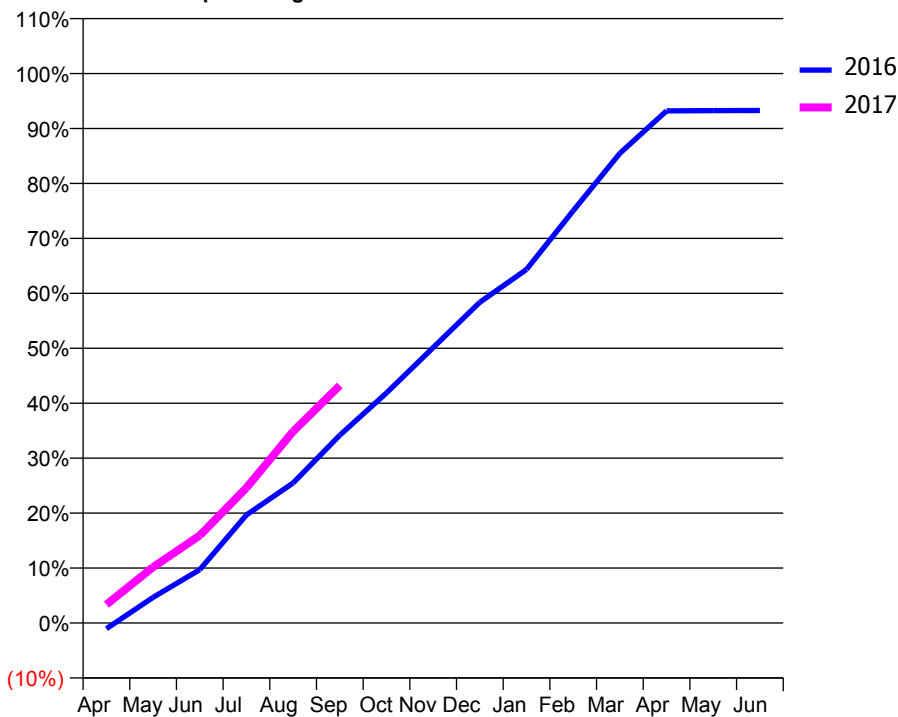
ACCESS*

Patients seen in 24 months	Total	Change since previous quarter
Quarter ending September 2015	5,074	
Quarter ending December 2015	6,262	↑
Quarter ending March 2016	7,442	↑
Quarter ending June 2016	7,944	↑
Quarter ending September 2016	8,466	↑
Variance since September 2015	66.9%	↑



ACTIVITY

Cumulative percentage of contracted UDA delivered 2016 & 2017



Adjusted Scheduled Activity (UDA)

Month	2016	2017
April	-289	914
May	1,272	2,769
June	2,645	4,334
July	5,353	6,701
August	6,942	9,489
September	9,304	11,772
October	11,398	
November	13,643	
December	15,890	
January	17,516	
February	20,427	
March	23,273	
April	25,375	
May	25,388	
June	25,390	

QUALITY

	Quantity	Base Number	Contract	AT	Region	England
% of FP17s for the same patient ID Re-attending within 3 months - Children	109	1,498	7.3%	13.0%	13.5%	12.4%
% of FP17s for the same patient ID Re-attending within 3 months - Adults	706	4,760	14.8%	17.5%	17.4%	16.7%
% of FP17s for the same patient ID Re-attending between 3 & 9 months - Children	708	1,498	47.3%	56.6%	59.0%	57.4%
% of FP17s for the same patient ID Re-attending between 3 & 9 months - Adults	2,135	4,760	44.9%	50.5%	52.6%	50.5%
% of FP17s for Band 1 Urgent Courses	341	5,569	6.1%	10.6%	9.4%	9.1%
% of FP17s Relating to Free Repair or Replacements	41	5,569	0.7%	0.9%	1.0%	0.8%
% of FP17s Relating to Continuations	182	5,569	3.3%	1.3%	1.5%	1.3%
% of Patients satisfied with the dentistry they have received	9	9	N/A	92.8%	93.7%	93.2%
% of Patients satisfied with the time they had to wait for an appointment	8	9	N/A	88.5%	90.0%	89.0%

* This is based on patients treated on this contract for their most recent course of treatment. Figures in italics indicate the base number of FP17s or Patient Questionnaire responses are less than 100. N/A is shown where the base number of responses is less than 10 during the period. % is calculated as Quantity/Base number*100

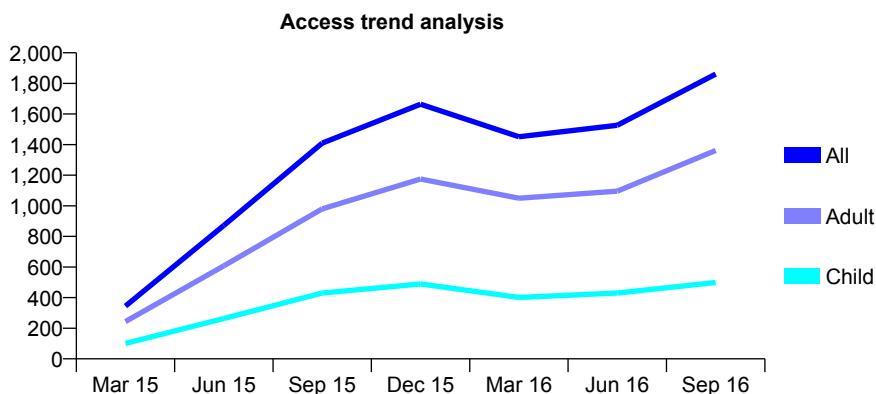
Q46 - Vital Signs At a Glance Contract Report for 709522/0002 - September 2016

Name or company name	MR SJ PATEL
Contract type name	GDS Contract
Purpose of contract	General
Contract start date	01/02/2015
Contract end date	

16/17 Contracted general activity (UDA)	6,300
Carry forward general activity (UDA)	202
16/17 Contracted orthodontic activity (UOA)	0
Carry forward orthodontic activity (UOA)	0
Baseline contract value	£154,017.70

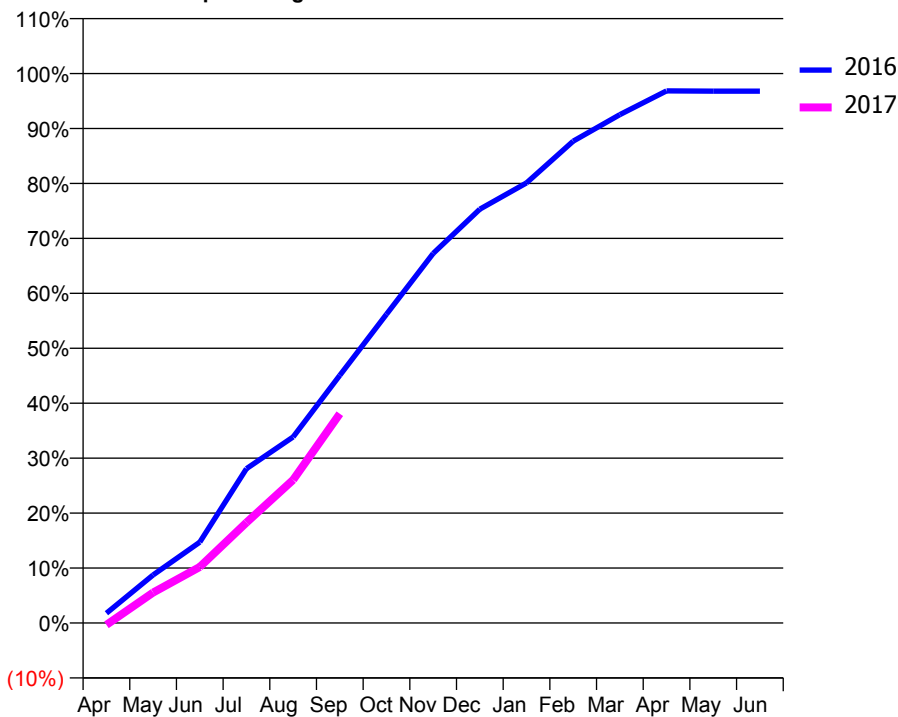
ACCESS*

Patients seen in 24 months	Total	Change since previous quarter
Quarter ending September 2015	1,410	
Quarter ending December 2015	1,664	↑
Quarter ending March 2016	1,451	↓
Quarter ending June 2016	1,526	↑
Quarter ending September 2016	1,861	↑
Variance since September 2015	32.0%	↑



ACTIVITY

Cumulative percentage of contracted UDA delivered 2016 & 2017



Adjusted Scheduled Activity (UDA)

Month	2016	2017
April	113	-23
May	551	350
June	927	643
July	1,770	1,153
August	2,134	1,642
September	2,840	2,400
October	3,540	
November	4,237	
December	4,745	
January	5,045	
February	5,524	
March	5,829	
April	6,100	
May	6,098	
June	6,098	

QUALITY

	Quantity	Base Number	Contract	AT	Region	England
% of FP17s for the same patient ID Re-attending within 3 months - Children	13	380	3.4%	13.0%	13.5%	12.4%
% of FP17s for the same patient ID Re-attending within 3 months - Adults	65	993	6.5%	17.5%	17.4%	16.7%
% of FP17s for the same patient ID Re-attending between 3 & 9 months - Children	105	380	27.6%	56.6%	59.0%	57.4%
% of FP17s for the same patient ID Re-attending between 3 & 9 months - Adults	269	993	27.1%	50.5%	52.6%	50.5%
% of FP17s for Band 1 Urgent Courses	98	1,310	7.5%	10.6%	9.4%	9.1%
% of FP17s Relating to Free Repair or Replacements	9	1,310	0.7%	0.9%	1.0%	0.8%
% of FP17s Relating to Continuations	37	1,310	2.8%	1.3%	1.5%	1.3%
% of Patients satisfied with the dentistry they have received	1	1	N/A	92.8%	93.7%	93.2%
% of Patients satisfied with the time they had to wait for an appointment	1	1	N/A	88.5%	90.0%	89.0%

* This is based on patients treated on this contract for their most recent course of treatment. Figures in italics indicate the base number of FP17s or Patient Questionnaire responses are less than 100. N/A is shown where the base number of responses is less than 10 during the period. % is calculated as Quantity/Base number*100

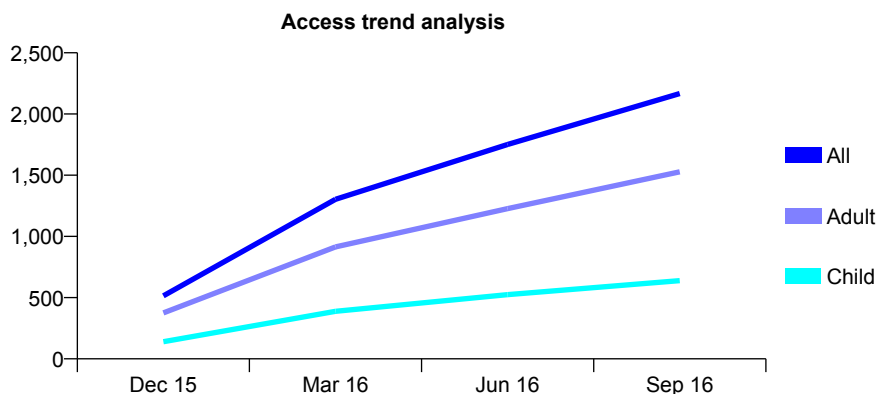
Q46 - Vital Signs At a Glance Contract Report for 718483/0001 - September 2016

Name or company name	MRS R MEHRA
Contract type name	GDS Contract
Purpose of contract	General
Contract start date	01/11/2015
Contract end date	

16/17 Contracted general activity (UDA)	9,767
Carry forward general activity (UDA)	0
16/17 Contracted orthodontic activity (UOA)	0
Carry forward orthodontic activity (UOA)	0
Baseline contract value	£271,347.76

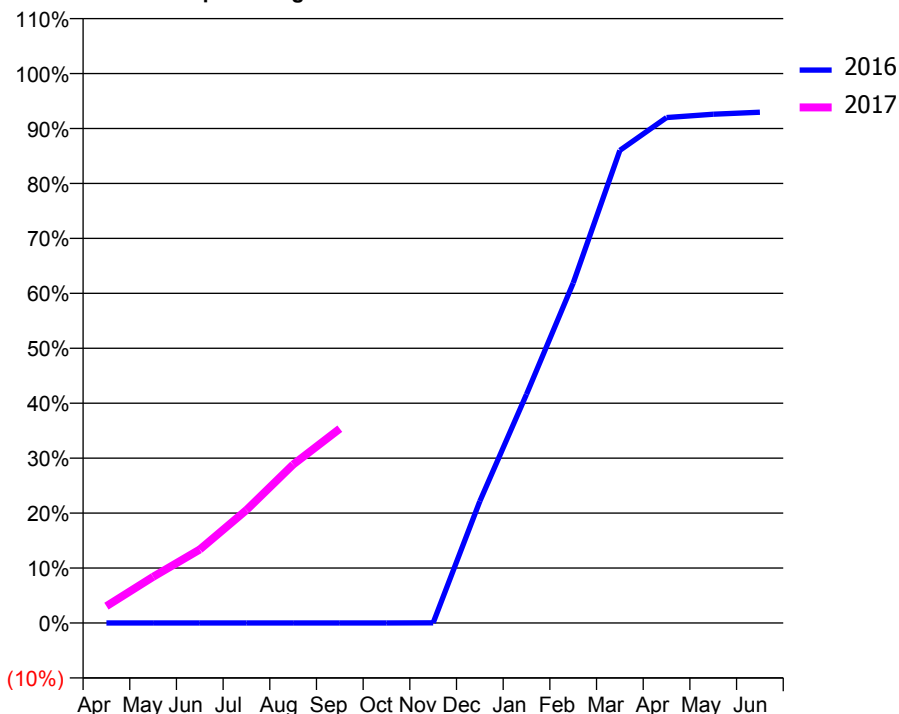
ACCESS*

Patients seen in 24 months	Total	Change since previous quarter
Quarter ending September 2015	0	
Quarter ending December 2015	515	↑
Quarter ending March 2016	1,303	↑
Quarter ending June 2016	1,751	↑
Quarter ending September 2016	2,167	↑
Variance since September 2015	N/A	



ACTIVITY

Cumulative percentage of contracted UDA delivered 2016 & 2017



Adjusted Scheduled Activity (UDA)

Month	2016	2017
April	0	299
May	0	822
June	0	1,306
July	0	2,008
August	0	2,817
September	0	3,454
October	0	
November	1	
December	896	
January	1,682	
February	2,500	
March	3,476	
April	3,717	
May	3,742	
June	3,756	

QUALITY

	Quantity	Base Number	Contract	AT	Region	England
% of FP17s for the same patient ID Re-attending within 3 months - Children	79	488	16.2%	13.0%	13.5%	12.4%
% of FP17s for the same patient ID Re-attending within 3 months - Adults	321	1,340	24.0%	17.5%	17.4%	16.7%
% of FP17s for the same patient ID Re-attending between 3 & 9 months - Children	109	488	22.3%	56.6%	59.0%	57.4%
% of FP17s for the same patient ID Re-attending between 3 & 9 months - Adults	314	1,340	23.4%	50.5%	52.6%	50.5%
% of FP17s for Band 1 Urgent Courses	430	1,697	25.3%	10.6%	9.4%	9.1%
% of FP17s Relating to Free Repair or Replacements	30	1,697	1.8%	0.9%	1.0%	0.8%
% of FP17s Relating to Continuations	29	1,697	1.7%	1.3%	1.5%	1.3%
% of Patients satisfied with the dentistry they have received	1	1	N/A	92.8%	93.7%	93.2%
% of Patients satisfied with the time they had to wait for an appointment	1	1	N/A	88.5%	90.0%	89.0%

* This is based on patients treated on this contract for their most recent course of treatment. Figures in italics indicate the base number of FP17s or Patient Questionnaire responses are less than 100. N/A is shown where the base number of responses is less than 10 during the period. % is calculated as Quantity/Base number*100

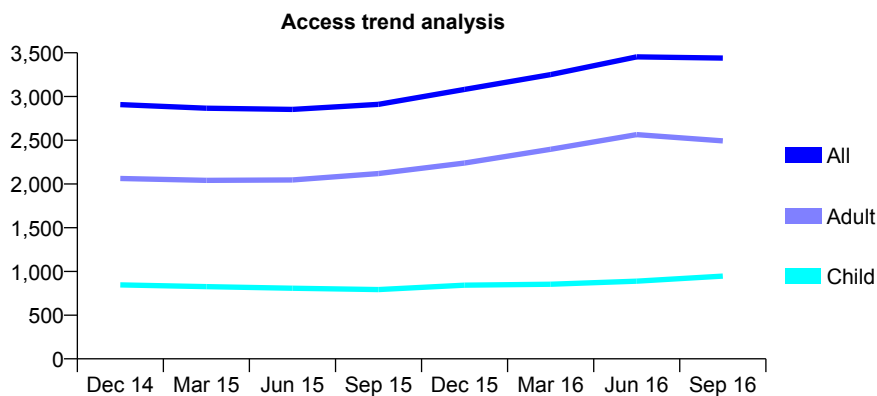
Q46 - Vital Signs At a Glance Contract Report for 729930/0001 - September 2016

Name or company name	MR RW BROWN
Contract type name	GDS Contract
Purpose of contract	General
Contract start date	01/04/2006
Contract end date	

16/17 Contracted general activity (UDA)	11,431
Carry forward general activity (UDA)	-229
16/17 Contracted orthodontic activity (UOA)	0
Carry forward orthodontic activity (UOA)	0
Baseline contract value	£447,525.06

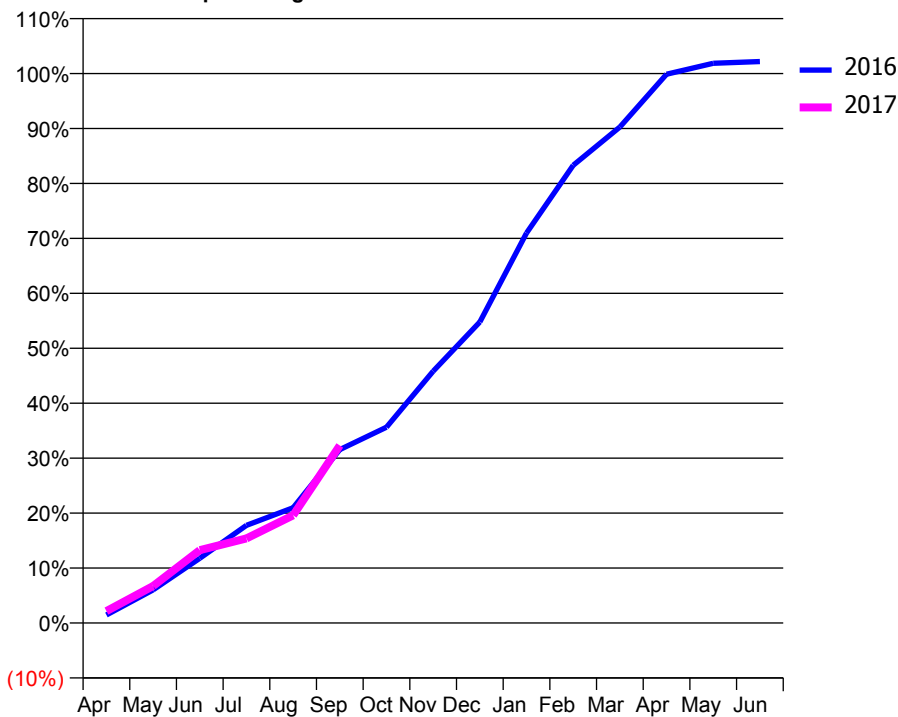
ACCESS*

Patients seen in 24 months	Total	Change since previous quarter
Quarter ending September 2015	2,911	
Quarter ending December 2015	3,082	↑
Quarter ending March 2016	3,250	↑
Quarter ending June 2016	3,453	↑
Quarter ending September 2016	3,440	→
Variance since September 2015	18.2%	↑



ACTIVITY

Cumulative percentage of contracted UDA delivered 2016 & 2017



Month	Adjusted Scheduled Activity (UDA)	
	2016	2017
April	167	247
May	688	769
June	1,346	1,515
July	2,032	1,761
August	2,397	2,240
September	3,608	3,695
October	4,073	
November	5,239	
December	6,262	
January	8,113	
February	9,522	
March	10,317	
April	11,416	
May	11,643	
June	11,680	

QUALITY

	Quantity	Base Number	Contract	AT	Region	England
% of FP17s for the same patient ID Re-attending within 3 months - Children	8	344	2.3%	13.0%	13.5%	12.4%
% of FP17s for the same patient ID Re-attending within 3 months - Adults	29	825	3.5%	17.5%	17.4%	16.7%
% of FP17s for the same patient ID Re-attending between 3 & 9 months - Children	57	344	16.6%	56.6%	59.0%	57.4%
% of FP17s for the same patient ID Re-attending between 3 & 9 months - Adults	105	825	12.7%	50.5%	52.6%	50.5%
% of FP17s for Band 1 Urgent Courses	89	884	10.1%	10.6%	9.4%	9.1%
% of FP17s Relating to Free Repair or Replacements	5	884	0.6%	0.9%	1.0%	0.8%
% of FP17s Relating to Continuations	0	884	0.0%	1.3%	1.5%	1.3%
% of Patients satisfied with the dentistry they have received	1	1	N/A	92.8%	93.7%	93.2%
% of Patients satisfied with the time they had to wait for an appointment	1	1	N/A	88.5%	90.0%	89.0%

* This is based on patients treated on this contract for their most recent course of treatment. Figures in italics indicate the base number of FP17s or Patient Questionnaire responses are less than 100. N/A is shown where the base number of responses is less than 10 during the period. % is calculated as Quantity/Base number*100

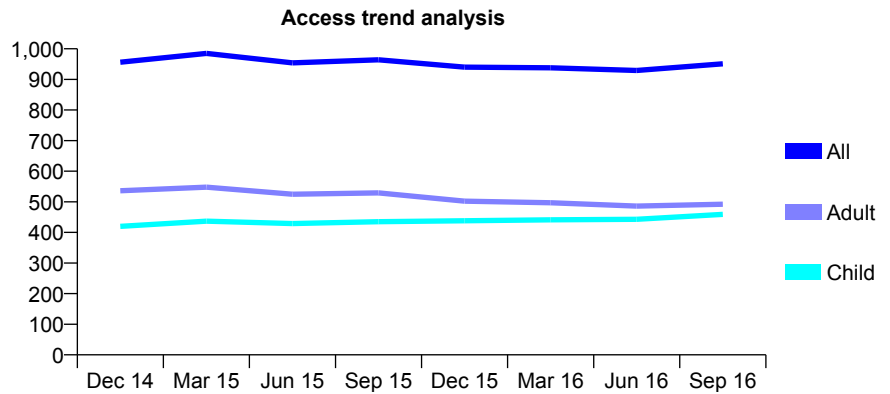
Q46 - Vital Signs At a Glance Contract Report for 731005/0001 - September 2016

Name or company name	MR JA COOPER
Contract type name	GDS Contract
Purpose of contract	General
Contract start date	01/04/2006
Contract end date	

16/17 Contracted general activity (UDA)	3,737
Carry forward general activity (UDA)	-75
16/17 Contracted orthodontic activity (UOA)	0
Carry forward orthodontic activity (UOA)	0
Baseline contract value	£116,052.86

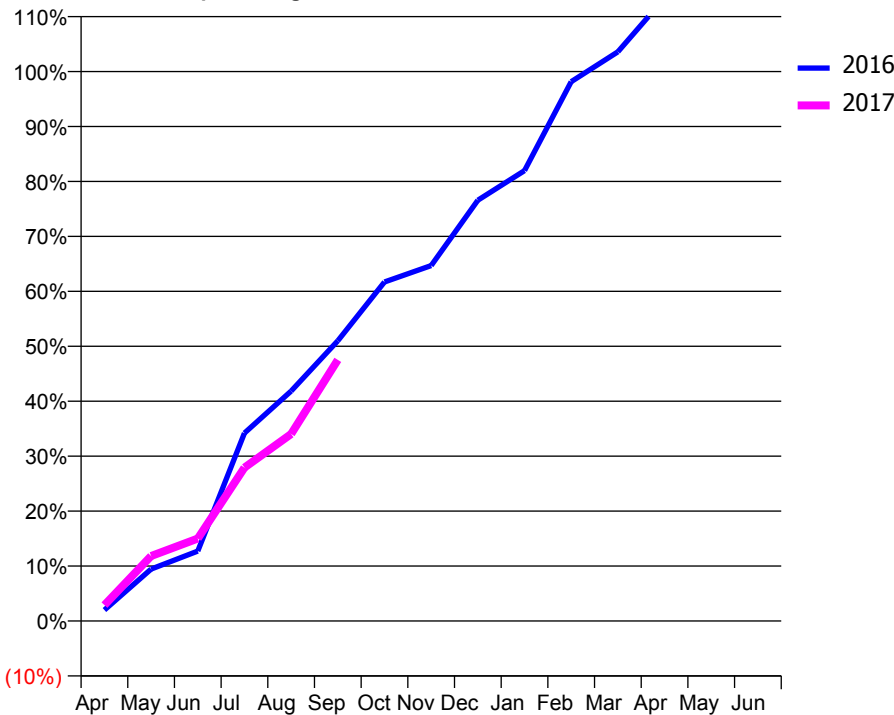
ACCESS*

Patients seen in 24 months	Total	Change since previous quarter
Quarter ending September 2015	964	
Quarter ending December 2015	940	↓
Quarter ending March 2016	938	→
Quarter ending June 2016	929	→
Quarter ending September 2016	951	↑
Variance since September 2015	(1.3%)	↓



ACTIVITY

Cumulative percentage of contracted UDA delivered 2016 & 2017



Adjusted Scheduled Activity (UDA)		
Month	2016	2017
April	75	109
May	353	442
June	475	561
July	1,279	1,043
August	1,564	1,272
September	1,906	1,776
October	2,305	
November	2,417	
December	2,862	
January	3,063	
February	3,668	
March	3,871	
April	4,236	
May	4,298	
June	4,301	

QUALITY

	Quantity	Base Number	Contract	AT	Region	England
% of FP17s for the same patient ID Re-attending within 3 months - Children	60	377	15.9%	13.0%	13.5%	12.4%
% of FP17s for the same patient ID Re-attending within 3 months - Adults	96	356	27.0%	17.5%	17.4%	16.7%
% of FP17s for the same patient ID Re-attending between 3 & 9 months - Children	193	377	51.2%	56.6%	59.0%	57.4%
% of FP17s for the same patient ID Re-attending between 3 & 9 months - Adults	127	356	35.7%	50.5%	52.6%	50.5%
% of FP17s for Band 1 Urgent Courses	95	602	15.8%	10.6%	9.4%	9.1%
% of FP17s Relating to Free Repair or Replacements	0	602	0.0%	0.9%	1.0%	0.8%
% of FP17s Relating to Continuations	0	602	0.0%	1.3%	1.5%	1.3%
% of Patients satisfied with the dentistry they have received	0	0	N/A	92.8%	93.7%	93.2%
% of Patients satisfied with the time they had to wait for an appointment	0	0	N/A	88.5%	90.0%	89.0%

* This is based on patients treated on this contract for their most recent course of treatment. Figures in italics indicate the base number of FP17s or Patient Questionnaire responses are less than 100. N/A is shown where the base number of responses is less than 10 during the period. % is calculated as Quantity/Base number*100

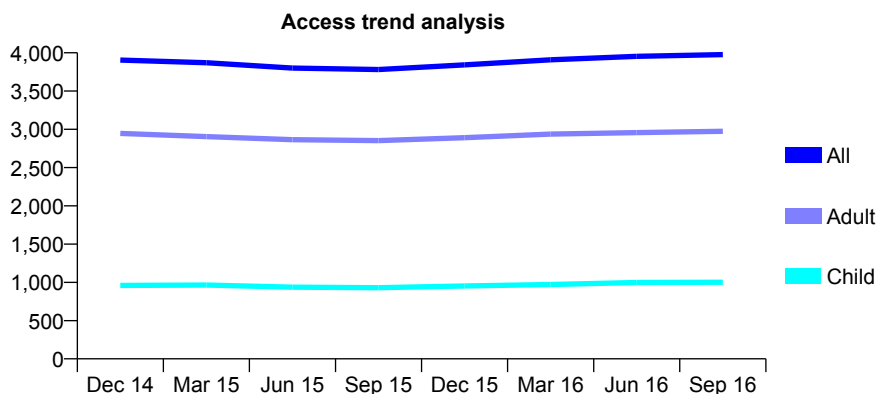
Q46 - Vital Signs At a Glance Contract Report for 732192/0003 - September 2016

Name or company name	Red Rose Dental Group
Contract type name	GDS Contract
Purpose of contract	General
Contract start date	01/04/2006
Contract end date	

16/17 Contracted general activity (UDA)	11,959
Carry forward general activity (UDA)	-49
16/17 Contracted orthodontic activity (UOA)	0
Carry forward orthodontic activity (UOA)	0
Baseline contract value	£353,958.48

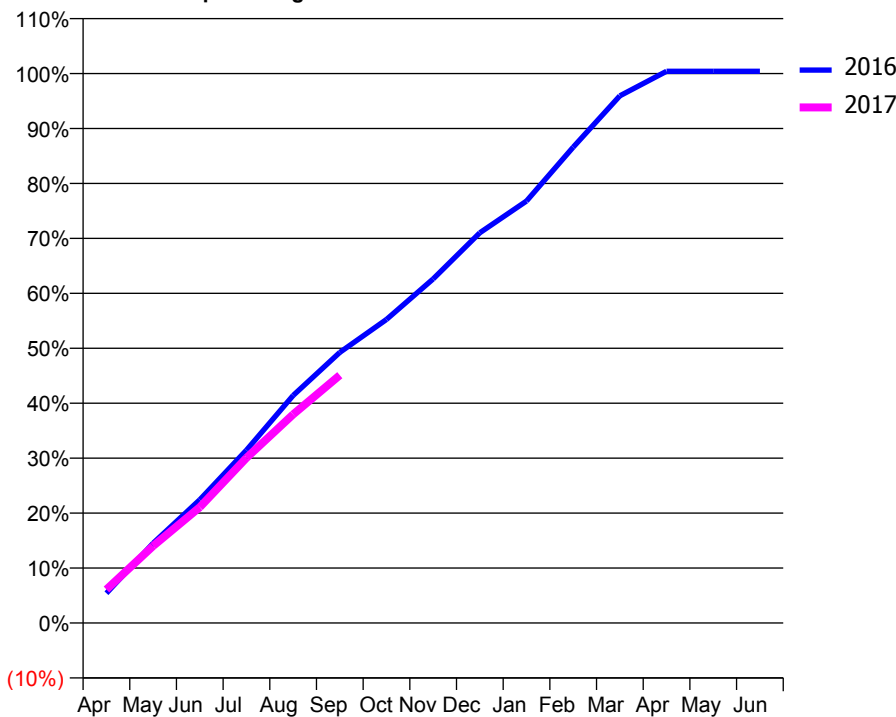
ACCESS*

Patients seen in 24 months	Total	Change since previous quarter
Quarter ending September 2015	3,782	
Quarter ending December 2015	3,843	→
Quarter ending March 2016	3,909	→
Quarter ending June 2016	3,954	→
Quarter ending September 2016	3,977	→
Variance since September 2015	5.2%	↑



ACTIVITY

Cumulative percentage of contracted UDA delivered 2016 & 2017



Adjusted Scheduled Activity (UDA)

Month	2016	2017
April	649	731
May	1,737	1,677
June	2,684	2,520
July	3,763	3,593
August	4,954	4,541
September	5,890	5,393
October	6,608	
November	7,488	
December	8,492	
January	9,184	
February	10,357	
March	11,474	
April	12,006	
May	12,008	
June	12,008	

QUALITY

	Quantity	Base Number	Contract	AT	Region	England
% of FP17s for the same patient ID Re-attending within 3 months - Children	77	805	9.6%	13.0%	13.5%	12.4%
% of FP17s for the same patient ID Re-attending within 3 months - Adults	363	2,282	15.9%	17.5%	17.4%	16.7%
% of FP17s for the same patient ID Re-attending between 3 & 9 months - Children	445	805	55.3%	56.6%	59.0%	57.4%
% of FP17s for the same patient ID Re-attending between 3 & 9 months - Adults	1,087	2,282	47.6%	50.5%	52.6%	50.5%
% of FP17s for Band 1 Urgent Courses	234	2,844	8.2%	10.6%	9.4%	9.1%
% of FP17s Relating to Free Repair or Replacements	36	2,844	1.3%	0.9%	1.0%	0.8%
% of FP17s Relating to Continuations	73	2,844	2.6%	1.3%	1.5%	1.3%
% of Patients satisfied with the dentistry they have received	1	1	N/A	92.8%	93.7%	93.2%
% of Patients satisfied with the time they had to wait for an appointment	1	1	N/A	88.5%	90.0%	89.0%

* This is based on patients treated on this contract for their most recent course of treatment. Figures in italics indicate the base number of FP17s or Patient Questionnaire responses are less than 100. N/A is shown where the base number of responses is less than 10 during the period. % is calculated as Quantity/Base number*100

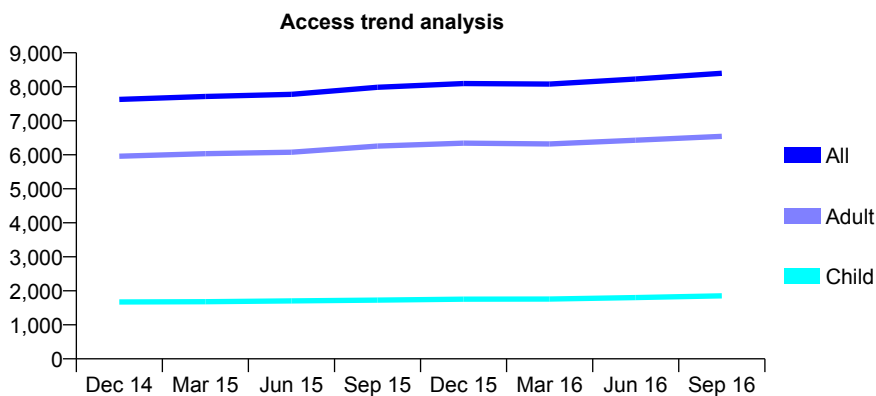
Q46 - Vital Signs At a Glance Contract Report for 732192/0004 - September 2016

Name or company name	Red Rose Dental Group
Contract type name	GDS Contract
Purpose of contract	General
Contract start date	01/10/2007
Contract end date	

16/17 Contracted general activity (UDA)	21,384
Carry forward general activity (UDA)	-95
16/17 Contracted orthodontic activity (UOA)	0
Carry forward orthodontic activity (UOA)	0
Baseline contract value	£632,916.10

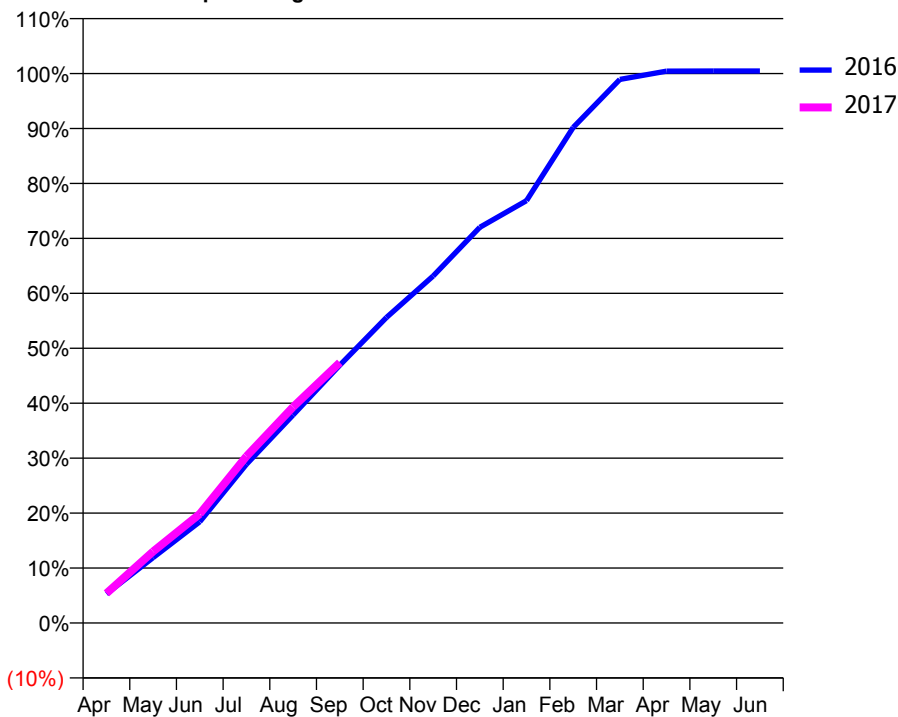
ACCESS*

Patients seen in 24 months	Total	Change since previous quarter
Quarter ending September 2015	7,987	
Quarter ending December 2015	8,097	→
Quarter ending March 2016	8,079	→
Quarter ending June 2016	8,229	→
Quarter ending September 2016	8,399	↑
Variance since September 2015	5.2%	↑



ACTIVITY

Cumulative percentage of contracted UDA delivered 2016 & 2017



Adjusted Scheduled Activity (UDA)

Month	2016	2017
April	1,136	1,153
May	2,546	2,786
June	3,941	4,248
July	6,179	6,488
August	8,100	8,410
September	10,033	10,135
October	11,891	
November	13,506	
December	15,401	
January	16,435	
February	19,287	
March	21,155	
April	21,475	
May	21,479	
June	21,479	

QUALITY

	Quantity	Base Number	Contract	AT	Region	England
% of FP17s for the same patient ID Re-attending within 3 months - Children	105	1,215	8.6%	13.0%	13.5%	12.4%
% of FP17s for the same patient ID Re-attending within 3 months - Adults	620	4,095	15.1%	17.5%	17.4%	16.7%
% of FP17s for the same patient ID Re-attending between 3 & 9 months - Children	614	1,215	50.5%	56.6%	59.0%	57.4%
% of FP17s for the same patient ID Re-attending between 3 & 9 months - Adults	2,134	4,095	52.1%	50.5%	52.6%	50.5%
% of FP17s for Band 1 Urgent Courses	458	5,136	8.9%	10.6%	9.4%	9.1%
% of FP17s Relating to Free Repair or Replacements	52	5,136	1.0%	0.9%	1.0%	0.8%
% of FP17s Relating to Continuations	126	5,136	2.5%	1.3%	1.5%	1.3%
% of Patients satisfied with the dentistry they have received	3	4	N/A	92.8%	93.7%	93.2%
% of Patients satisfied with the time they had to wait for an appointment	3	4	N/A	88.5%	90.0%	89.0%

* This is based on patients treated on this contract for their most recent course of treatment. Figures in italics indicate the base number of FP17s or Patient Questionnaire responses are less than 100. N/A is shown where the base number of responses is less than 10 during the period. % is calculated as Quantity/Base number*100

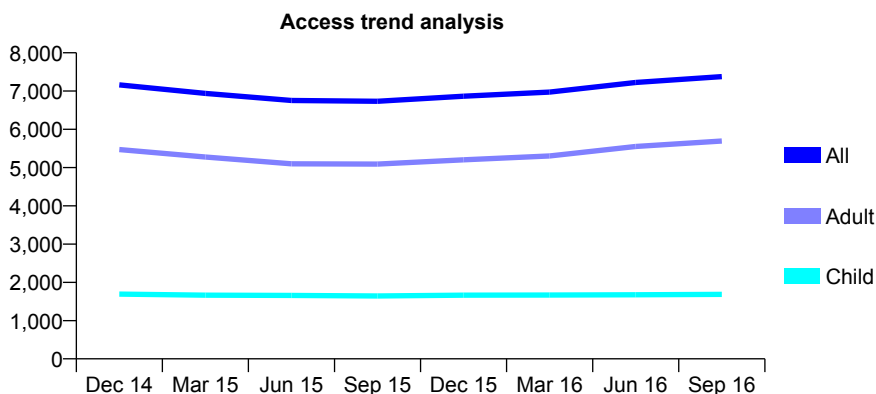
Q46 - Vital Signs At a Glance Contract Report for 732494/0001 - September 2016

Name or company name	MR DN GILL
Contract type name	GDS Contract
Purpose of contract	General
Contract start date	01/04/2006
Contract end date	

16/17 Contracted general activity (UDA)	21,547
Carry forward general activity (UDA)	-141
16/17 Contracted orthodontic activity (UOA)	0
Carry forward orthodontic activity (UOA)	0
Baseline contract value	£537,952.75

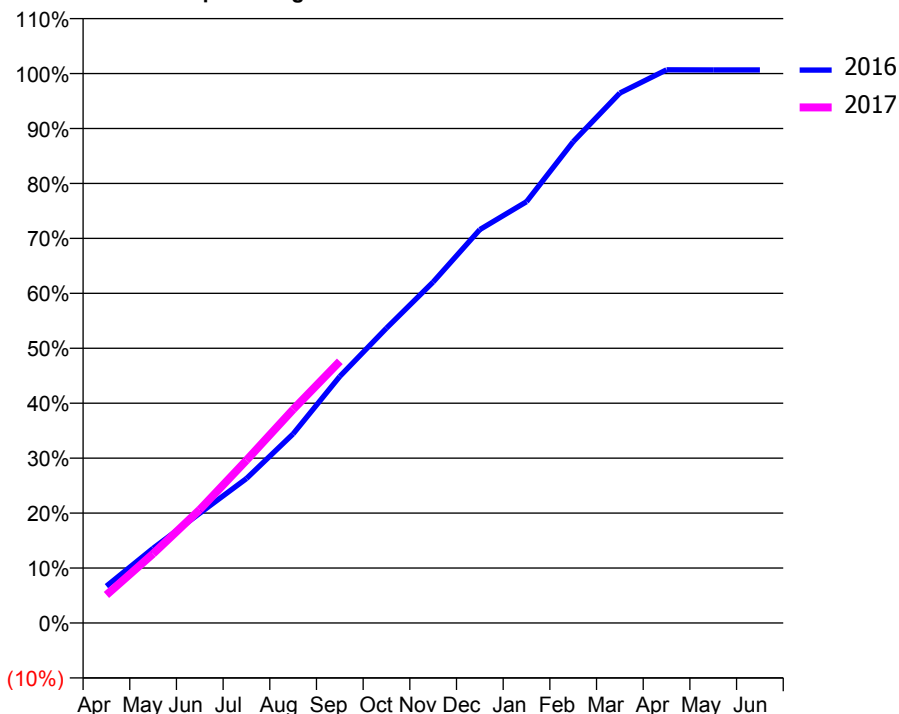
ACCESS*

Patients seen in 24 months	Total	Change since previous quarter
Quarter ending September 2015	6,734	
Quarter ending December 2015	6,867	→
Quarter ending March 2016	6,972	→
Quarter ending June 2016	7,226	↑
Quarter ending September 2016	7,379	↑
Variance since September 2015	9.6%	↑



ACTIVITY

Cumulative percentage of contracted UDA delivered 2016 & 2017



Month	Adjusted Scheduled Activity (UDA)	
	2016	2017
April	1,443	1,103
May	2,933	2,715
June	4,307	4,445
July	5,664	6,384
August	7,419	8,372
September	9,669	10,260
October	11,562	
November	13,372	
December	15,426	
January	16,520	
February	18,875	
March	20,784	
April	21,692	
May	21,688	
June	21,688	

QUALITY

	Quantity	Base Number	Contract	AT	Region	England
% of FP17s for the same patient ID Re-attending within 3 months - Children	330	1,728	19.1%	13.0%	13.5%	12.4%
% of FP17s for the same patient ID Re-attending within 3 months - Adults	397	4,465	8.9%	17.5%	17.4%	16.7%
% of FP17s for the same patient ID Re-attending between 3 & 9 months - Children	1,131	1,728	65.5%	56.6%	59.0%	57.4%
% of FP17s for the same patient ID Re-attending between 3 & 9 months - Adults	2,812	4,465	63.0%	50.5%	52.6%	50.5%
% of FP17s for Band 1 Urgent Courses	212	5,692	3.7%	10.6%	9.4%	9.1%
% of FP17s Relating to Free Repair or Replacements	50	5,692	0.9%	0.9%	1.0%	0.8%
% of FP17s Relating to Continuations	16	5,692	0.3%	1.3%	1.5%	1.3%
% of Patients satisfied with the dentistry they have received	12	12	100.0%	92.8%	93.7%	93.2%
% of Patients satisfied with the time they had to wait for an appointment	12	12	100.0%	88.5%	90.0%	89.0%

* This is based on patients treated on this contract for their most recent course of treatment. Figures in italics indicate the base number of FP17s or Patient Questionnaire responses are less than 100. N/A is shown where the base number of responses is less than 10 during the period. % is calculated as Quantity/Base number*100

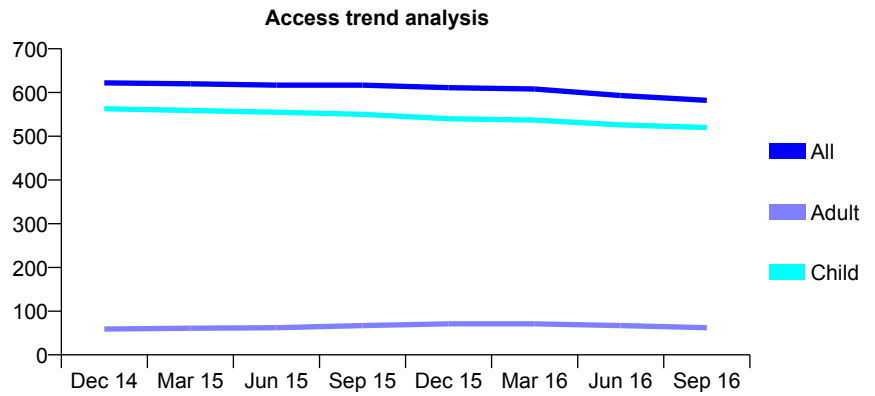
Q46 - Vital Signs At a Glance Contract Report for 732710/0001 - September 2016

Name or company name	MRS DE SLOANE
Contract type name	GDS Contract
Purpose of contract	General
Contract start date	01/04/2006
Contract end date	

16/17 Contracted general activity (UDA)	923
Carry forward general activity (UDA)	-18
16/17 Contracted orthodontic activity (UOA)	0
Carry forward orthodontic activity (UOA)	0
Baseline contract value	£22,826.45

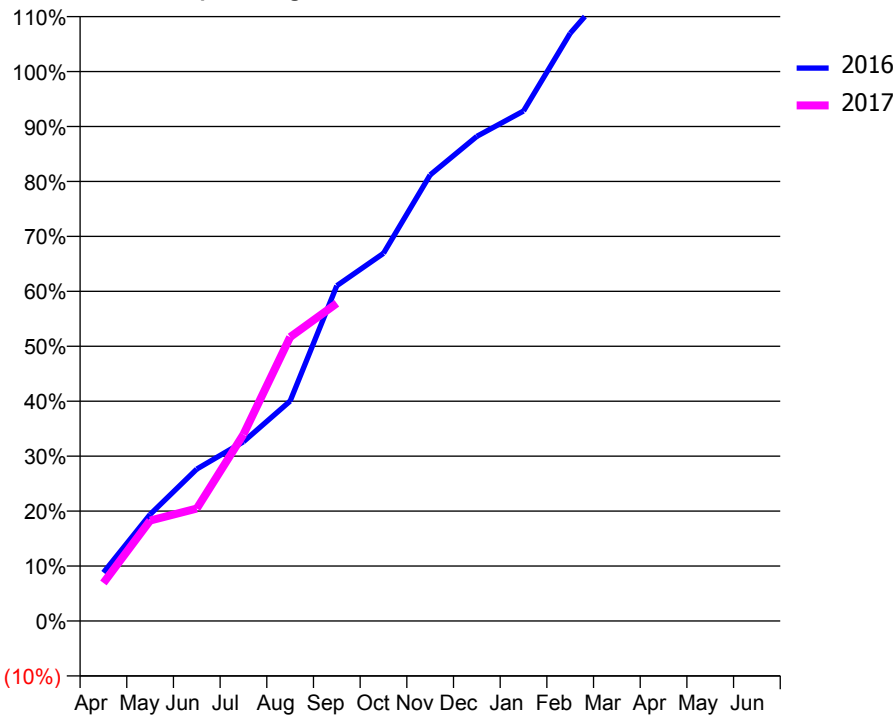
ACCESS*

Patients seen in 24 months	Total	Change since previous quarter
Quarter ending September 2015	617	
Quarter ending December 2015	611	→
Quarter ending March 2016	608	→
Quarter ending June 2016	593	↓
Quarter ending September 2016	582	↓
Variance since September 2015	(5.7%)	↓



ACTIVITY

Cumulative percentage of contracted UDA delivered 2016 & 2017



Month	Adjusted Scheduled Activity (UDA)	
	2016	2017
April	81	64
May	179	169
June	255	189
July	301	313
August	369	477
September	563	534
October	618	
November	749	
December	814	
January	857	
February	987	
March	1,077	
April	1,136	
May	1,136	
June	1,136	

QUALITY

	Quantity	Base Number	Contract	AT	Region	England
% of FP17s for the same patient ID Re-attending within 3 months - Children	35	440	8.0%	13.0%	13.5%	12.4%
% of FP17s for the same patient ID Re-attending within 3 months - Adults	1	16	6.3%	17.5%	17.4%	16.7%
% of FP17s for the same patient ID Re-attending between 3 & 9 months - Children	311	440	70.7%	56.6%	59.0%	57.4%
% of FP17s for the same patient ID Re-attending between 3 & 9 months - Adults	8	16	50.0%	50.5%	52.6%	50.5%
% of FP17s for Band 1 Urgent Courses	18	408	4.4%	10.6%	9.4%	9.1%
% of FP17s Relating to Free Repair or Replacements	0	408	0.0%	0.9%	1.0%	0.8%
% of FP17s Relating to Continuations	0	408	0.0%	1.3%	1.5%	1.3%
% of Patients satisfied with the dentistry they have received	0	0	N/A	92.8%	93.7%	93.2%
% of Patients satisfied with the time they had to wait for an appointment	0	0	N/A	88.5%	90.0%	89.0%

* This is based on patients treated on this contract for their most recent course of treatment. Figures in italics indicate the base number of FP17s or Patient Questionnaire responses are less than 100. N/A is shown where the base number of responses is less than 10 during the period. % is calculated as Quantity/Base number*100

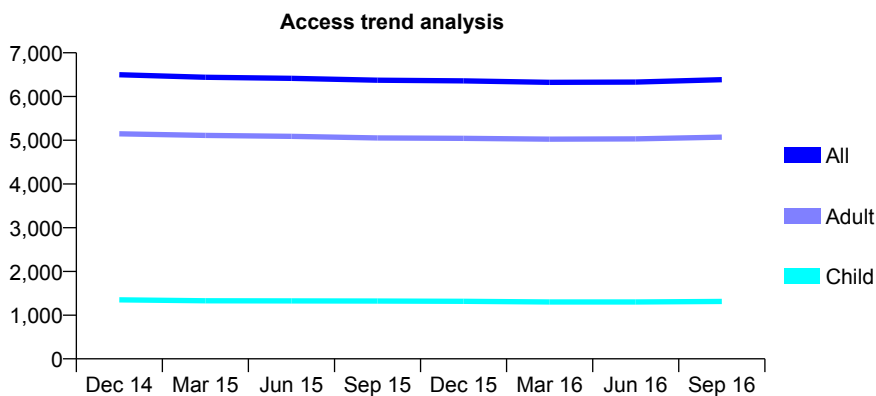
Q46 - Vital Signs At a Glance Contract Report for 738395/0001 - September 2016

Name or company name	MR DM HARPER
Contract type name	GDS Contract
Purpose of contract	General and Orthodontic
Contract start date	01/04/2006
Contract end date	

16/17 Contracted general activity (UDA)	18,039
Carry forward general activity (UDA)	-358
16/17 Contracted orthodontic activity (UOA)	0
Carry forward orthodontic activity (UOA)	0
Baseline contract value	£542,779.71

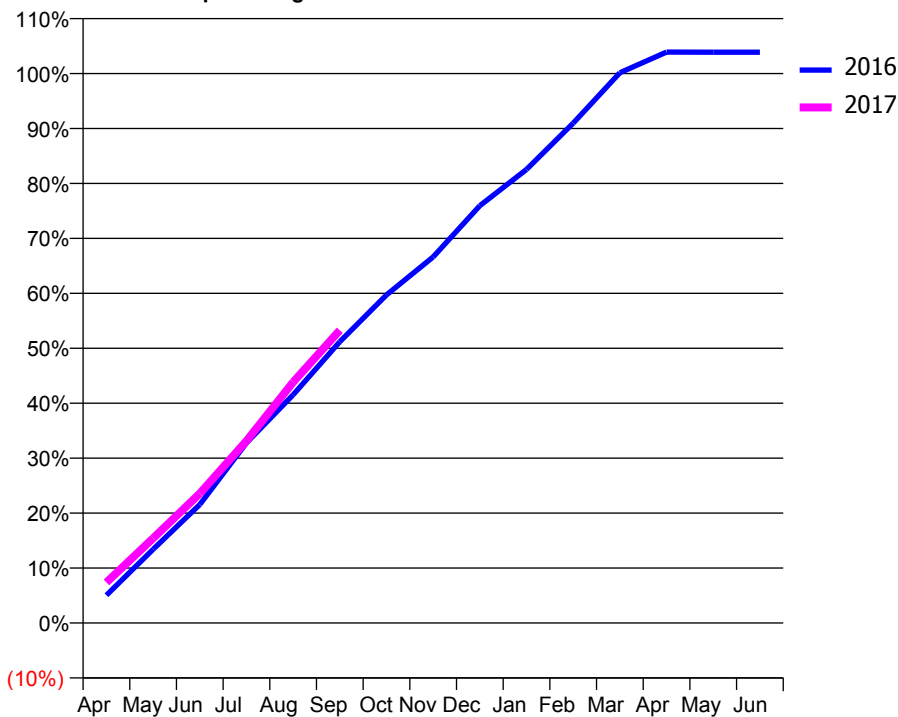
ACCESS*

Patients seen in 24 months	Total	Change since previous quarter
Quarter ending September 2015	6,372	
Quarter ending December 2015	6,357	→
Quarter ending March 2016	6,325	→
Quarter ending June 2016	6,331	→
Quarter ending September 2016	6,385	→
Variance since September 2015	0.2%	→



ACTIVITY

Cumulative percentage of contracted UDA delivered 2016 & 2017



Month	Adjusted Scheduled Activity (UDA)	
	2016	2017
April	911	1,333
May	2,413	2,780
June	3,883	4,255
July	5,900	5,979
August	7,476	7,908
September	9,215	9,609
October	10,749	
November	11,997	
December	13,671	
January	14,859	
February	16,379	
March	18,028	
April	18,704	
May	18,703	
June	18,702	

QUALITY

	Quantity	Base Number	Contract	AT	Region	England
% of FP17s for the same patient ID Re-attending within 3 months - Children	82	1,096	7.5%	13.0%	13.5%	12.4%
% of FP17s for the same patient ID Re-attending within 3 months - Adults	630	3,923	16.1%	17.5%	17.4%	16.7%
% of FP17s for the same patient ID Re-attending between 3 & 9 months - Children	694	1,096	63.3%	56.6%	59.0%	57.4%
% of FP17s for the same patient ID Re-attending between 3 & 9 months - Adults	2,288	3,923	58.3%	50.5%	52.6%	50.5%
% of FP17s for Band 1 Urgent Courses	511	4,729	10.8%	10.6%	9.4%	9.1%
% of FP17s Relating to Free Repair or Replacements	43	4,729	0.9%	0.9%	1.0%	0.8%
% of FP17s Relating to Continuations	47	4,729	1.0%	1.3%	1.5%	1.3%
% of Patients satisfied with the dentistry they have received	2	2	N/A	92.8%	93.7%	93.2%
% of Patients satisfied with the time they had to wait for an appointment	1	2	N/A	88.5%	90.0%	89.0%

* This is based on patients treated on this contract for their most recent course of treatment. Figures in italics indicate the base number of FP17s or Patient Questionnaire responses are less than 100. N/A is shown where the base number of responses is less than 10 during the period. % is calculated as Quantity/Base number*100

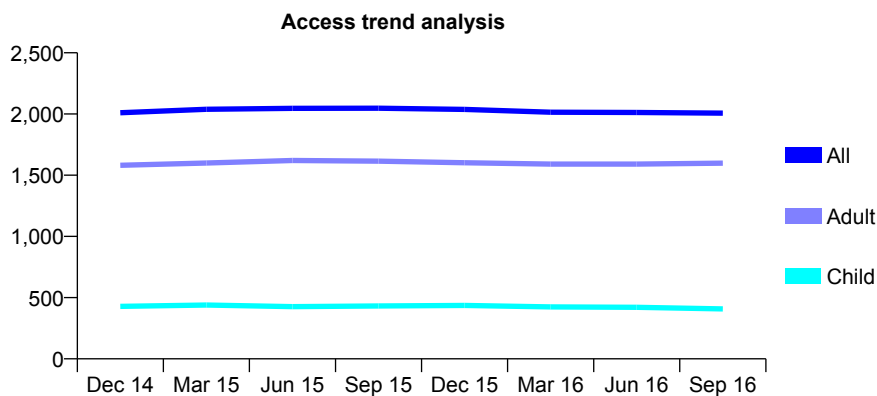
Q46 - Vital Signs At a Glance Contract Report for 738689/0001 - September 2016

Name or company name	MR ID HASKINS
Contract type name	GDS Contract
Purpose of contract	General
Contract start date	01/04/2006
Contract end date	

16/17 Contracted general activity (UDA)	5,000
Carry forward general activity (UDA)	-100
16/17 Contracted orthodontic activity (UOA)	0
Carry forward orthodontic activity (UOA)	0
Baseline contract value	£115,366.60

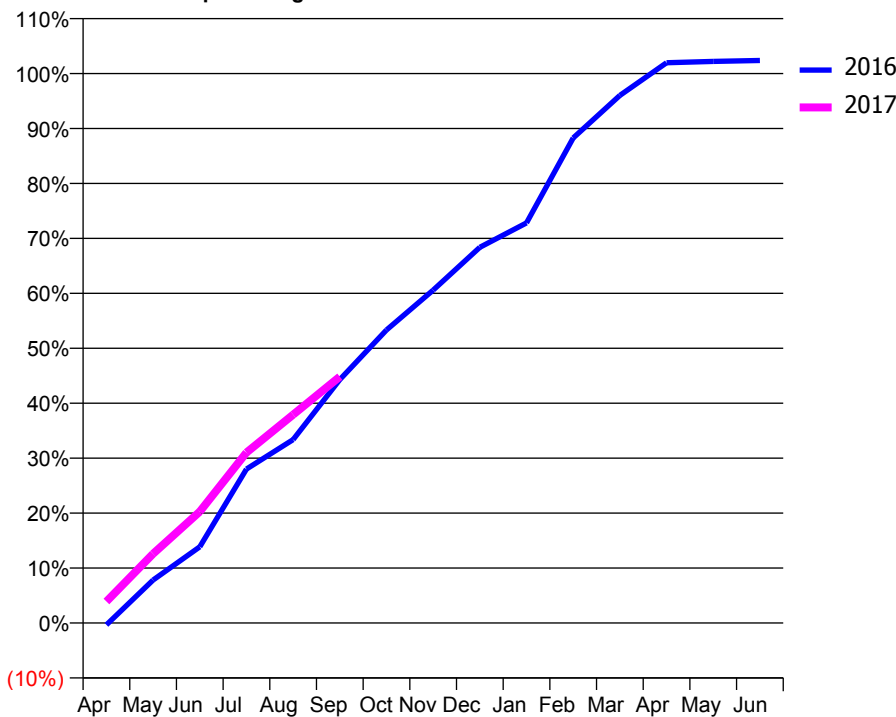
ACCESS*

Patients seen in 24 months	Total	Change since previous quarter
Quarter ending September 2015	2,047	
Quarter ending December 2015	2,038	→
Quarter ending March 2016	2,015	↓
Quarter ending June 2016	2,012	→
Quarter ending September 2016	2,007	→
Variance since September 2015	(2.0%)	↓



ACTIVITY

Cumulative percentage of contracted UDA delivered 2016 & 2017



Adjusted Scheduled Activity (UDA)

Month	2016	2017
April	-17	196
May	392	630
June	693	1,014
July	1,401	1,551
August	1,669	1,896
September	2,215	2,241
October	2,666	
November	3,029	
December	3,419	
January	3,641	
February	4,413	
March	4,801	
April	5,098	
May	5,110	
June	5,119	

QUALITY

	Quantity	Base Number	Contract	AT	Region	England
% of FP17s for the same patient ID Re-attending within 3 months - Children	23	275	8.4%	13.0%	13.5%	12.4%
% of FP17s for the same patient ID Re-attending within 3 months - Adults	210	1,170	17.9%	17.5%	17.4%	16.7%
% of FP17s for the same patient ID Re-attending between 3 & 9 months - Children	166	275	60.4%	56.6%	59.0%	57.4%
% of FP17s for the same patient ID Re-attending between 3 & 9 months - Adults	676	1,170	57.8%	50.5%	52.6%	50.5%
% of FP17s for Band 1 Urgent Courses	81	1,274	6.4%	10.6%	9.4%	9.1%
% of FP17s Relating to Free Repair or Replacements	26	1,274	2.0%	0.9%	1.0%	0.8%
% of FP17s Relating to Continuations	19	1,274	1.5%	1.3%	1.5%	1.3%
% of Patients satisfied with the dentistry they have received	1	1	N/A	92.8%	93.7%	93.2%
% of Patients satisfied with the time they had to wait for an appointment	1	1	N/A	88.5%	90.0%	89.0%

* This is based on patients treated on this contract for their most recent course of treatment. Figures in italics indicate the base number of FP17s or Patient Questionnaire responses are less than 100. N/A is shown where the base number of responses is less than 10 during the period. % is calculated as Quantity/Base number*100

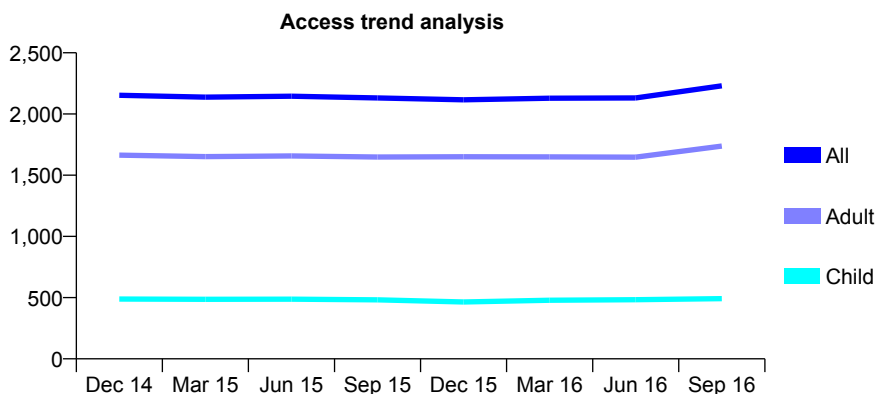
Q46 - Vital Signs At a Glance Contract Report for 739650/0001 - September 2016

Name or company name	O'Reilly & Midha Partnership
Contract type name	GDS Contract
Purpose of contract	General
Contract start date	01/04/2006
Contract end date	

16/17 Contracted general activity (UDA)	8,200
Carry forward general activity (UDA)	0
16/17 Contracted orthodontic activity (UOA)	0
Carry forward orthodontic activity (UOA)	0
Baseline contract value	£179,494.66

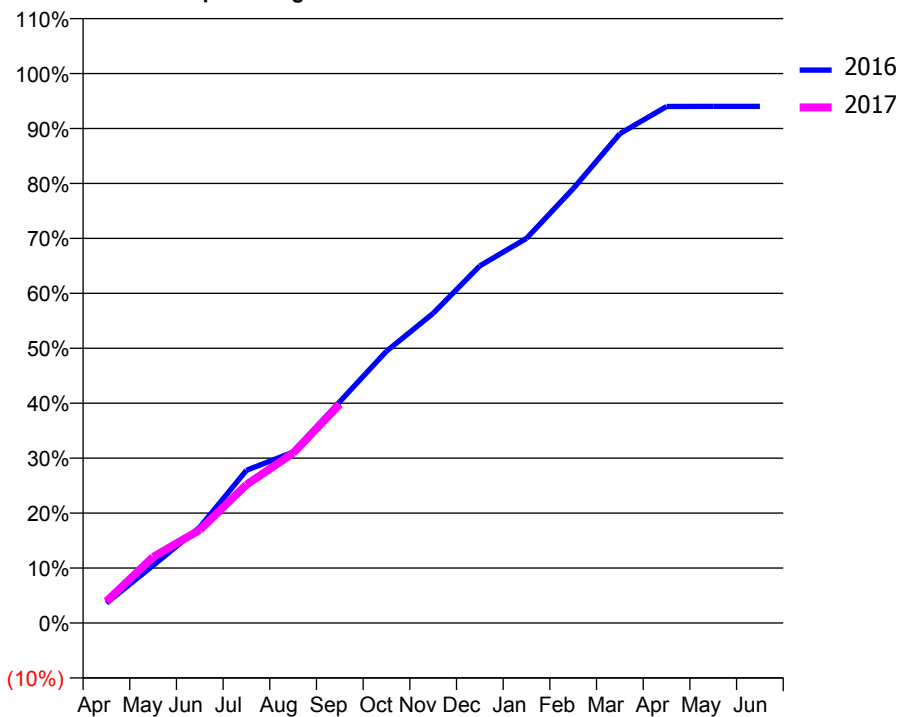
ACCESS*

Patients seen in 24 months	Total	Change since previous quarter
Quarter ending September 2015	2,131	
Quarter ending December 2015	2,116	→
Quarter ending March 2016	2,129	→
Quarter ending June 2016	2,131	→
Quarter ending September 2016	2,230	↑
Variance since September 2015	4.6%	↑



ACTIVITY

Cumulative percentage of contracted UDA delivered 2016 & 2017



Month	Adjusted Scheduled Activity (UDA)	
	2016	2017
April	298	323
May	858	985
June	1,430	1,391
July	2,279	2,064
August	2,551	2,535
September	3,305	3,267
October	4,057	
November	4,622	
December	5,330	
January	5,740	
February	6,483	
March	7,302	
April	7,708	
May	7,710	
June	7,710	

QUALITY

	Quantity	Base Number	Contract	AT	Region	England
% of FP17s for the same patient ID Re-attending within 3 months - Children	47	283	16.6%	13.0%	13.5%	12.4%
% of FP17s for the same patient ID Re-attending within 3 months - Adults	272	1,137	23.9%	17.5%	17.4%	16.7%
% of FP17s for the same patient ID Re-attending between 3 & 9 months - Children	99	283	35.0%	56.6%	59.0%	57.4%
% of FP17s for the same patient ID Re-attending between 3 & 9 months - Adults	388	1,137	34.1%	50.5%	52.6%	50.5%
% of FP17s for Band 1 Urgent Courses	306	1,291	23.7%	10.6%	9.4%	9.1%
% of FP17s Relating to Free Repair or Replacements	17	1,291	1.3%	0.9%	1.0%	0.8%
% of FP17s Relating to Continuations	17	1,291	1.3%	1.3%	1.5%	1.3%
% of Patients satisfied with the dentistry they have received	1	1	N/A	92.8%	93.7%	93.2%
% of Patients satisfied with the time they had to wait for an appointment	1	1	N/A	88.5%	90.0%	89.0%

* This is based on patients treated on this contract for their most recent course of treatment. Figures in italics indicate the base number of FP17s or Patient Questionnaire responses are less than 100. N/A is shown where the base number of responses is less than 10 during the period. % is calculated as Quantity/Base number*100

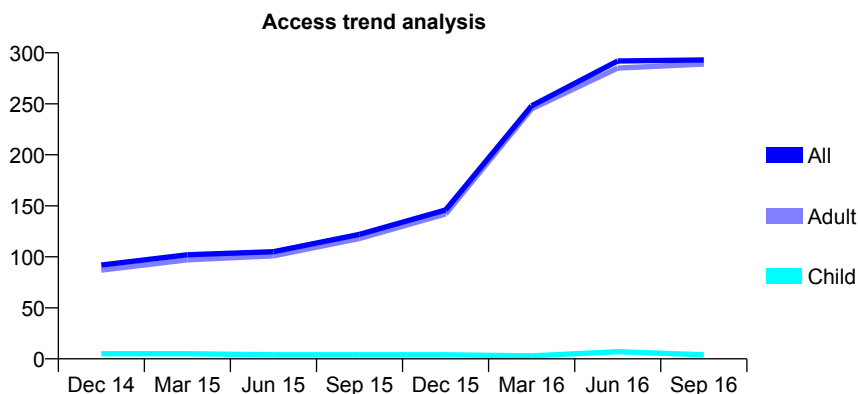
Q46 - Vital Signs At a Glance Contract Report for 741582/0001 - September 2016

Name or company name	Red Rose Dental Group
Contract type name	PDS Contract
Purpose of contract	General
Contract start date	01/09/2007
Contract end date	31/03/2017

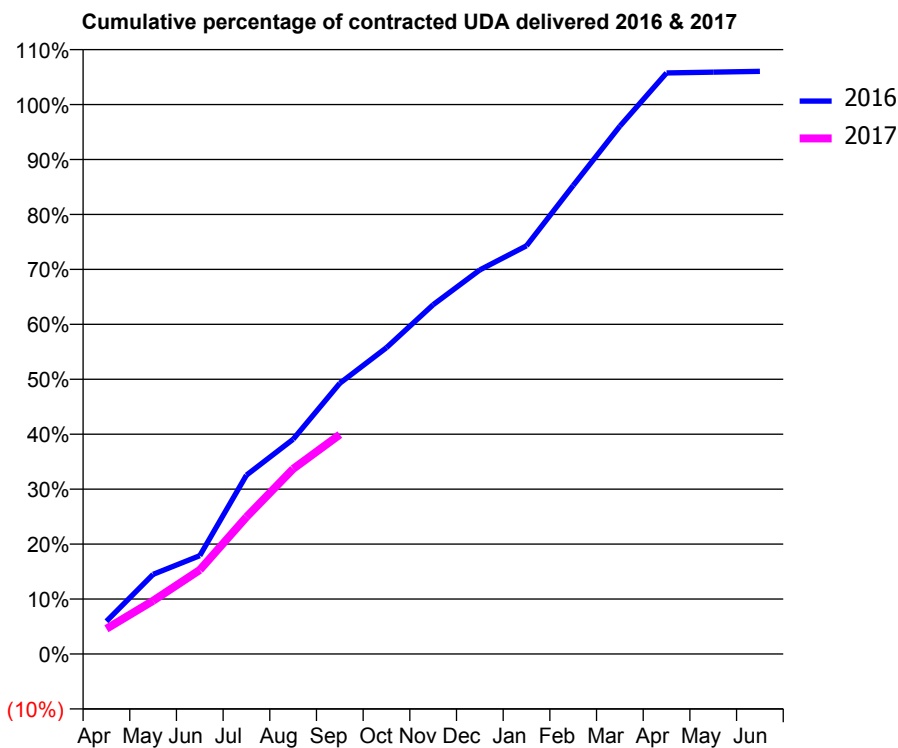
16/17 Contracted general activity (UDA)	1,392
Carry forward general activity (UDA)	0
16/17 Contracted orthodontic activity (UOA)	0
Carry forward orthodontic activity (UOA)	0
Baseline contract value	£250,666.67

ACCESS*

Patients seen in 24 months	Total	Change since previous quarter
Quarter ending September 2015	122	
Quarter ending December 2015	146	↑
Quarter ending March 2016	248	↑
Quarter ending June 2016	292	↑
Quarter ending September 2016	293	→
Variance since September 2015	140.2%	↑



ACTIVITY



Month	Adjusted Scheduled Activity (UDA)	
	2016	2017
April	83	64
May	202	135
June	249	213
July	453	347
August	544	469
September	686	556
October	776	
November	885	
December	973	
January	1,034	
February	1,187	
March	1,337	
April	1,472	
May	1,474	
June	1,476	

QUALITY

	Quantity	Base Number	Contract	AT	Region	England
% of FP17s for the same patient ID Re-attending within 3 months - Children	0	5	0.0%	13.0%	13.5%	12.4%
% of FP17s for the same patient ID Re-attending within 3 months - Adults	5	252	2.0%	17.5%	17.4%	16.7%
% of FP17s for the same patient ID Re-attending between 3 & 9 months - Children	0	5	0.0%	56.6%	59.0%	57.4%
% of FP17s for the same patient ID Re-attending between 3 & 9 months - Adults	1	252	0.4%	50.5%	52.6%	50.5%
% of FP17s for Band 1 Urgent Courses	0	204	0.0%	10.6%	9.4%	9.1%
% of FP17s Relating to Free Repair or Replacements	0	204	0.0%	0.9%	1.0%	0.8%
% of FP17s Relating to Continuations	0	204	0.0%	1.3%	1.5%	1.3%
% of Patients satisfied with the dentistry they have received	0	0	N/A	92.8%	93.7%	93.2%
% of Patients satisfied with the time they had to wait for an appointment	0	0	N/A	88.5%	90.0%	89.0%

* This is based on patients treated on this contract for their most recent course of treatment. Figures in italics indicate the base number of FP17s or Patient Questionnaire responses are less than 100. N/A is shown where the base number of responses is less than 10 during the period. % is calculated as Quantity/Base number*100

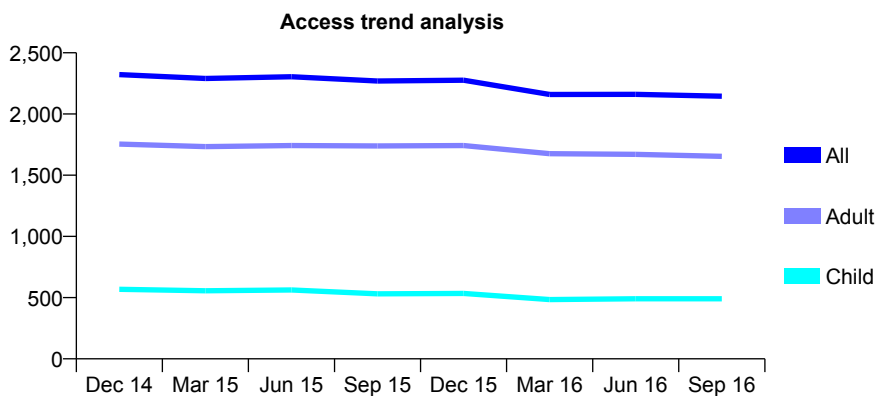
Q46 - Vital Signs At a Glance Contract Report for 742422/0001 - September 2016

Name or company name	MRS JM MASON
Contract type name	GDS Contract
Purpose of contract	General
Contract start date	01/04/2006
Contract end date	

16/17 Contracted general activity (UDA)	7,226
Carry forward general activity (UDA)	-60
16/17 Contracted orthodontic activity (UOA)	0
Carry forward orthodontic activity (UOA)	0
Baseline contract value	£172,407.19

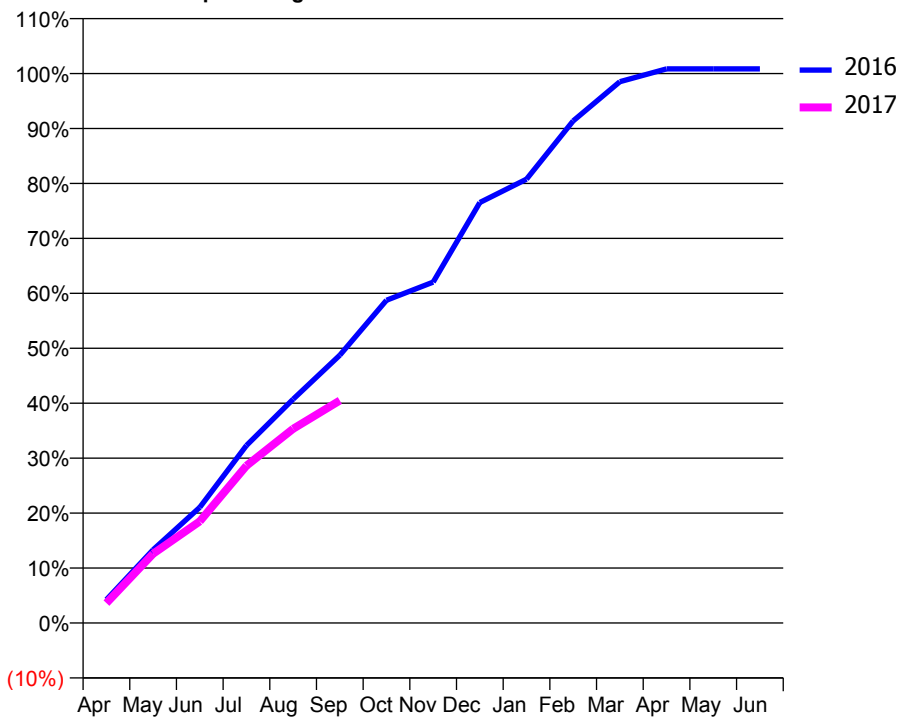
ACCESS*

Patients seen in 24 months	Total	Change since previous quarter
Quarter ending September 2015	2,270	
Quarter ending December 2015	2,276	→
Quarter ending March 2016	2,160	↓
Quarter ending June 2016	2,161	→
Quarter ending September 2016	2,145	→
Variance since September 2015	(5.5%)	↓



ACTIVITY

Cumulative percentage of contracted UDA delivered 2016 & 2017



Adjusted Scheduled Activity (UDA)

Month	2016	2017
April	308	262
May	964	912
June	1,522	1,336
July	2,335	2,069
August	2,943	2,553
September	3,522	2,925
October	4,245	
November	4,483	
December	5,529	
January	5,837	
February	6,603	
March	7,118	
April	7,286	
May	7,286	
June	7,286	

QUALITY

	Quantity	Base Number	Contract	AT	Region	England
% of FP17s for the same patient ID Re-attending within 3 months - Children	21	356	5.9%	13.0%	13.5%	12.4%
% of FP17s for the same patient ID Re-attending within 3 months - Adults	135	1,161	11.6%	17.5%	17.4%	16.7%
% of FP17s for the same patient ID Re-attending between 3 & 9 months - Children	214	356	60.1%	56.6%	59.0%	57.4%
% of FP17s for the same patient ID Re-attending between 3 & 9 months - Adults	657	1,161	56.6%	50.5%	52.6%	50.5%
% of FP17s for Band 1 Urgent Courses	125	1,431	8.7%	10.6%	9.4%	9.1%
% of FP17s Relating to Free Repair or Replacements	50	1,431	3.5%	0.9%	1.0%	0.8%
% of FP17s Relating to Continuations	10	1,431	0.7%	1.3%	1.5%	1.3%
% of Patients satisfied with the dentistry they have received	0	0	N/A	92.8%	93.7%	93.2%
% of Patients satisfied with the time they had to wait for an appointment	0	0	N/A	88.5%	90.0%	89.0%

* This is based on patients treated on this contract for their most recent course of treatment. Figures in italics indicate the base number of FP17s or Patient Questionnaire responses are less than 100. N/A is shown where the base number of responses is less than 10 during the period. % is calculated as Quantity/Base number*100

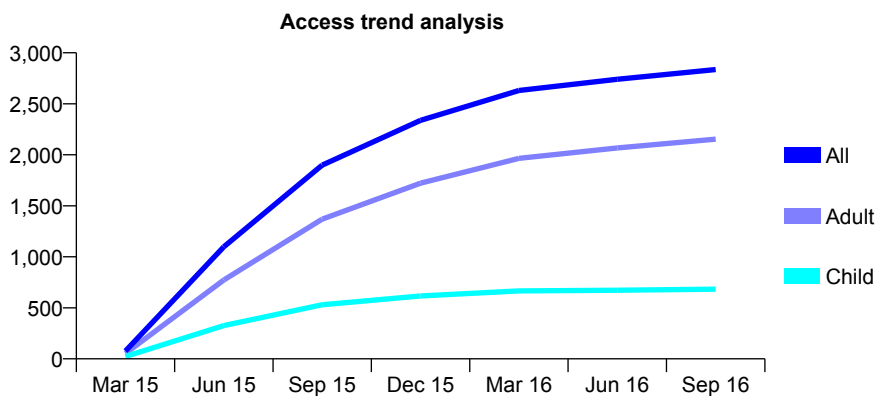
Q46 - Vital Signs At a Glance Contract Report for 746428/0001 - September 2016

Name or company name	MR EH BURKE
Contract type name	GDS Contract
Purpose of contract	General
Contract start date	01/03/2015
Contract end date	

16/17 Contracted general activity (UDA)	8,718
Carry forward general activity (UDA)	287
16/17 Contracted orthodontic activity (UOA)	0
Carry forward orthodontic activity (UOA)	0
Baseline contract value	£274,286.15

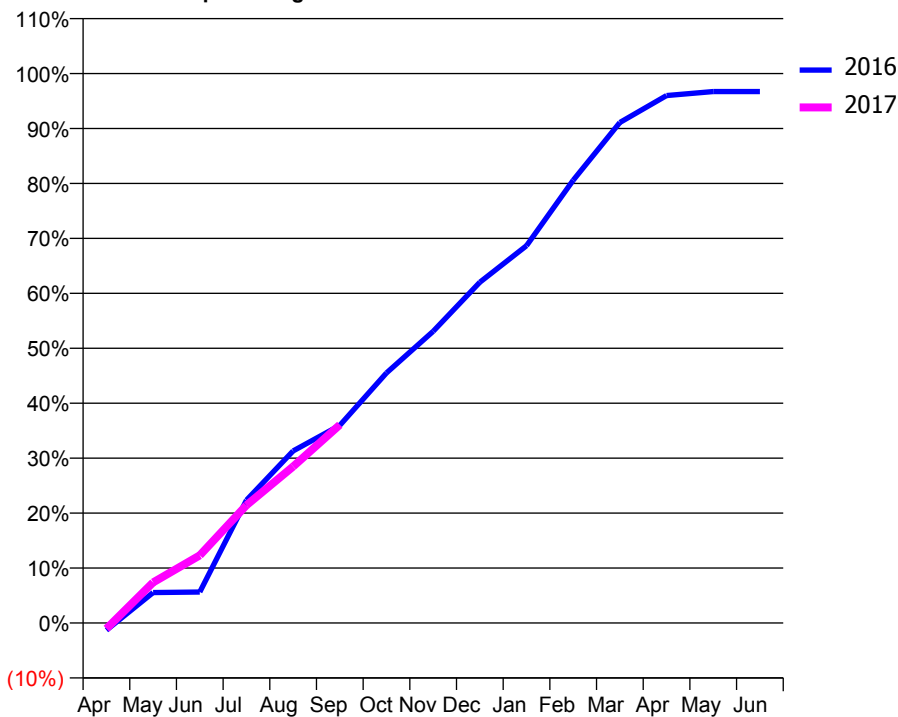
ACCESS*

Patients seen in 24 months	Total	Change since previous quarter
Quarter ending September 2015	1,899	
Quarter ending December 2015	2,338	↑
Quarter ending March 2016	2,631	↑
Quarter ending June 2016	2,740	↑
Quarter ending September 2016	2,836	↑
Variance since September 2015	49.3%	↑



ACTIVITY

Cumulative percentage of contracted UDA delivered 2016 & 2017



Adjusted Scheduled Activity (UDA)

Month	2016	2017
April	-116	-91
May	483	644
June	492	1,074
July	1,949	1,870
August	2,730	2,482
September	3,137	3,146
October	3,968	
November	4,628	
December	5,406	
January	5,986	
February	7,024	
March	7,942	
April	8,368	
May	8,431	
June	8,431	

QUALITY

	Quantity	Base Number	Contract	AT	Region	England
% of FP17s for the same patient ID Re-attending within 3 months - Children	33	560	5.9%	13.0%	13.5%	12.4%
% of FP17s for the same patient ID Re-attending within 3 months - Adults	187	1,537	12.2%	17.5%	17.4%	16.7%
% of FP17s for the same patient ID Re-attending between 3 & 9 months - Children	405	560	72.3%	56.6%	59.0%	57.4%
% of FP17s for the same patient ID Re-attending between 3 & 9 months - Adults	962	1,537	62.6%	50.5%	52.6%	50.5%
% of FP17s for Band 1 Urgent Courses	95	1,893	5.0%	10.6%	9.4%	9.1%
% of FP17s Relating to Free Repair or Replacements	6	1,893	0.3%	0.9%	1.0%	0.8%
% of FP17s Relating to Continuations	22	1,893	1.2%	1.3%	1.5%	1.3%
% of Patients satisfied with the dentistry they have received	2	2	N/A	92.8%	93.7%	93.2%
% of Patients satisfied with the time they had to wait for an appointment	2	2	N/A	88.5%	90.0%	89.0%

* This is based on patients treated on this contract for their most recent course of treatment. Figures in italics indicate the base number of FP17s or Patient Questionnaire responses are less than 100. N/A is shown where the base number of responses is less than 10 during the period. % is calculated as Quantity/Base number*100

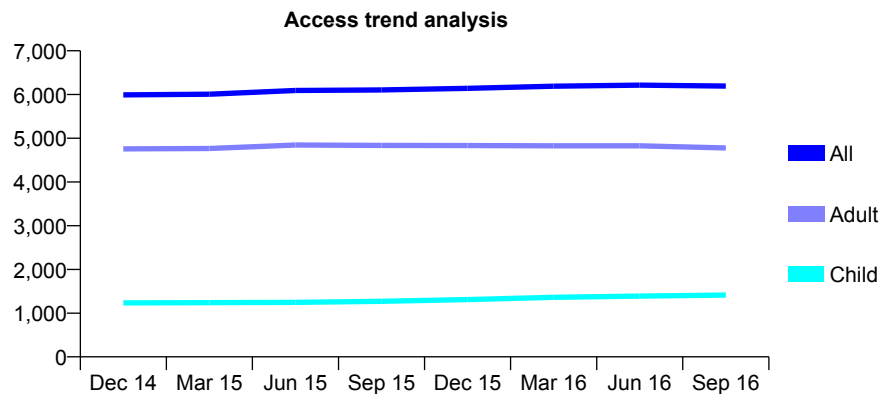
Q46 - Vital Signs At a Glance Contract Report for 749389/0001 - September 2016

Name or company name	MR PJ HUGHES
Contract type name	GDS Contract
Purpose of contract	General
Contract start date	01/02/2008
Contract end date	

16/17 Contracted general activity (UDA)	15,643
Carry forward general activity (UDA)	-105
16/17 Contracted orthodontic activity (UOA)	0
Carry forward orthodontic activity (UOA)	0
Baseline contract value	£419,431.30

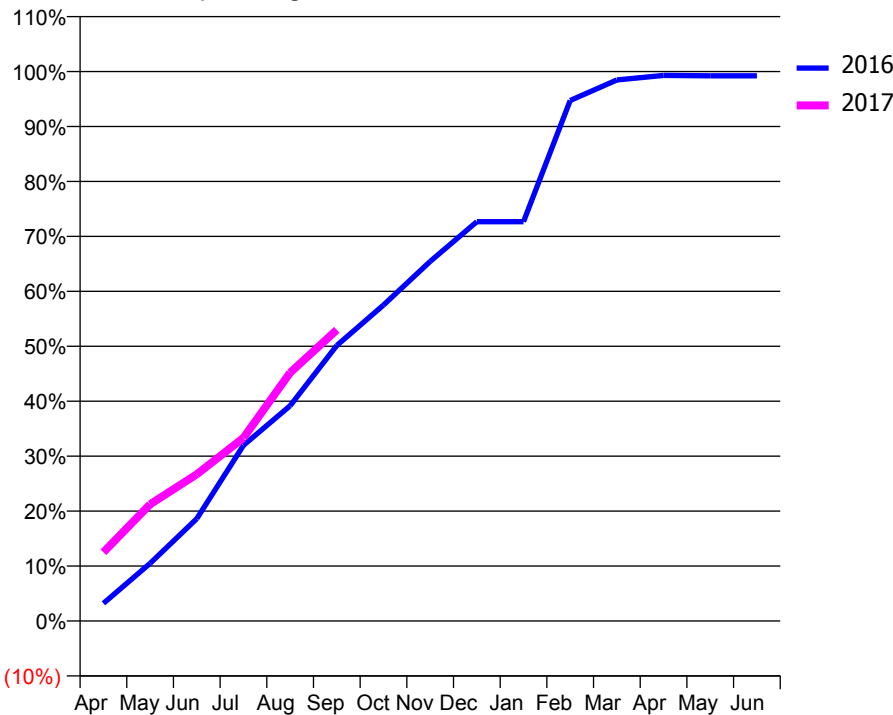
ACCESS*

Patients seen in 24 months	Total	Change since previous quarter
Quarter ending September 2015	6,105	
Quarter ending December 2015	6,142	→
Quarter ending March 2016	6,190	→
Quarter ending June 2016	6,216	→
Quarter ending September 2016	6,192	→
Variance since September 2015	1.4%	→



ACTIVITY

Cumulative percentage of contracted UDA delivered 2016 & 2017



Month	Adjusted Scheduled Activity (UDA)	
	2016	2017
April	511	1,955
May	1,671	3,325
June	2,965	4,178
July	5,092	5,216
August	6,240	7,069
September	7,985	8,290
October	9,155	
November	10,418	
December	11,570	
January	11,570	
February	15,084	
March	15,677	
April	15,811	
May	15,800	
June	15,800	

QUALITY

	Quantity	Base Number	Contract	AT	Region	England
% of FP17s for the same patient ID Re-attending within 3 months - Children	67	1,148	5.8%	13.0%	13.5%	12.4%
% of FP17s for the same patient ID Re-attending within 3 months - Adults	526	3,717	14.2%	17.5%	17.4%	16.7%
% of FP17s for the same patient ID Re-attending between 3 & 9 months - Children	751	1,148	65.4%	56.6%	59.0%	57.4%
% of FP17s for the same patient ID Re-attending between 3 & 9 months - Adults	1,927	3,717	51.8%	50.5%	52.6%	50.5%
% of FP17s for Band 1 Urgent Courses	287	4,762	6.0%	10.6%	9.4%	9.1%
% of FP17s Relating to Free Repair or Replacements	133	4,762	2.8%	0.9%	1.0%	0.8%
% of FP17s Relating to Continuations	44	4,762	0.9%	1.3%	1.5%	1.3%
% of Patients satisfied with the dentistry they have received	5	5	N/A	92.8%	93.7%	93.2%
% of Patients satisfied with the time they had to wait for an appointment	5	5	N/A	88.5%	90.0%	89.0%

* This is based on patients treated on this contract for their most recent course of treatment. Figures in italics indicate the base number of FP17s or Patient Questionnaire responses are less than 100. N/A is shown where the base number of responses is less than 10 during the period. % is calculated as Quantity/Base number*100

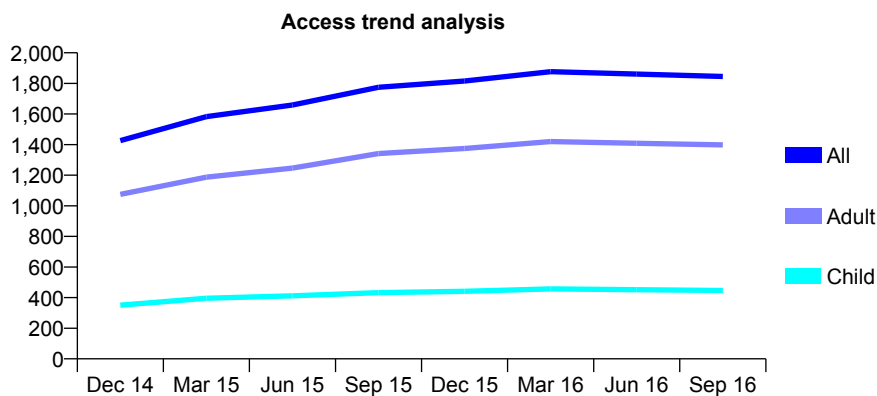
Q46 - Vital Signs At a Glance Contract Report for 749656/0004 - September 2016

Name or company name	MR R HUNTER-JAMES
Contract type name	GDS Contract
Purpose of contract	General
Contract start date	01/04/2006
Contract end date	

16/17 Contracted general activity (UDA)	5,777
Carry forward general activity (UDA)	250
16/17 Contracted orthodontic activity (UOA)	0
Carry forward orthodontic activity (UOA)	0
Baseline contract value	£154,475.31

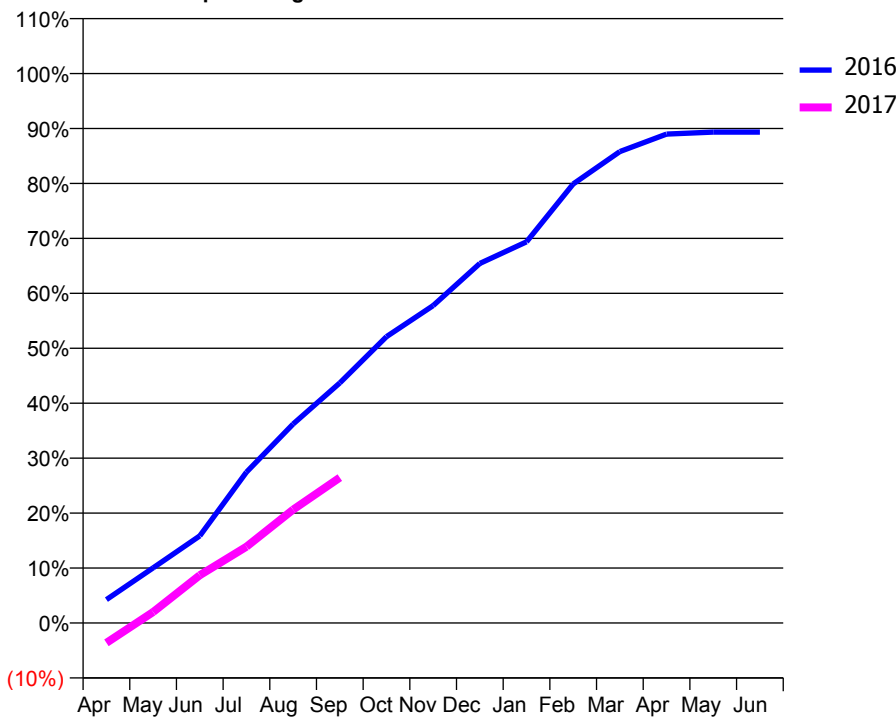
ACCESS*

Patients seen in 24 months	Total	Change since previous quarter
Quarter ending September 2015	1,775	
Quarter ending December 2015	1,816	↑
Quarter ending March 2016	1,877	↑
Quarter ending June 2016	1,861	→
Quarter ending September 2016	1,845	→
Variance since September 2015	3.9%	↑



ACTIVITY

Cumulative percentage of contracted UDA delivered 2016 & 2017



Month	Adjusted Scheduled Activity (UDA)	
	2016	2017
April	246	-210
May	579	116
June	916	503
July	1,587	803
August	2,093	1,192
September	2,524	1,529
October	3,011	
November	3,338	
December	3,780	
January	4,008	
February	4,616	
March	4,957	
April	5,140	
May	5,160	
June	5,160	

QUALITY

	Quantity	Base Number	Contract	AT	Region	England
% of FP17s for the same patient ID Re-attending within 3 months - Children	18	222	8.1%	13.0%	13.5%	12.4%
% of FP17s for the same patient ID Re-attending within 3 months - Adults	148	777	19.0%	17.5%	17.4%	16.7%
% of FP17s for the same patient ID Re-attending between 3 & 9 months - Children	94	222	42.3%	56.6%	59.0%	57.4%
% of FP17s for the same patient ID Re-attending between 3 & 9 months - Adults	252	777	32.4%	50.5%	52.6%	50.5%
% of FP17s for Band 1 Urgent Courses	203	923	22.0%	10.6%	9.4%	9.1%
% of FP17s Relating to Free Repair or Replacements	15	923	1.6%	0.9%	1.0%	0.8%
% of FP17s Relating to Continuations	0	923	0.0%	1.3%	1.5%	1.3%
% of Patients satisfied with the dentistry they have received	0	1	N/A	92.8%	93.7%	93.2%
% of Patients satisfied with the time they had to wait for an appointment	1	1	N/A	88.5%	90.0%	89.0%

* This is based on patients treated on this contract for their most recent course of treatment. Figures in italics indicate the base number of FP17s or Patient Questionnaire responses are less than 100. N/A is shown where the base number of responses is less than 10 during the period. % is calculated as Quantity/Base number*100

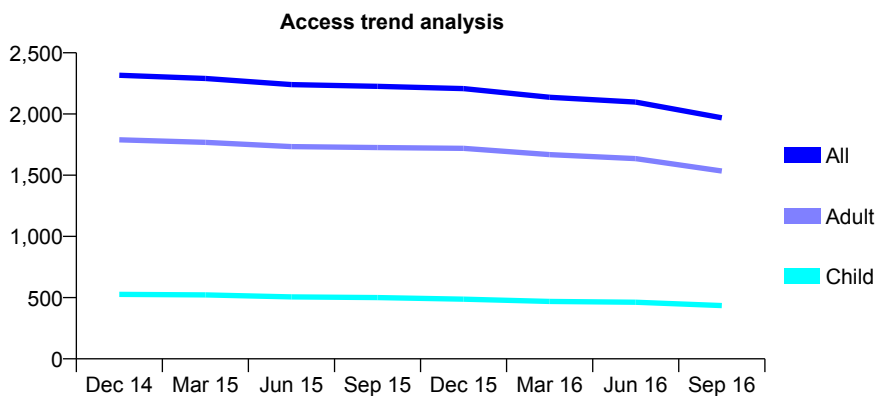
Q46 - Vital Signs At a Glance Contract Report for 752193/0002 - September 2016

Name or company name	Hill & Midha Partnership
Contract type name	GDS Contract
Purpose of contract	General
Contract start date	01/04/2006
Contract end date	

16/17 Contracted general activity (UDA)	7,834
Carry forward general activity (UDA)	0
16/17 Contracted orthodontic activity (UOA)	0
Carry forward orthodontic activity (UOA)	0
Baseline contract value	£189,664.70

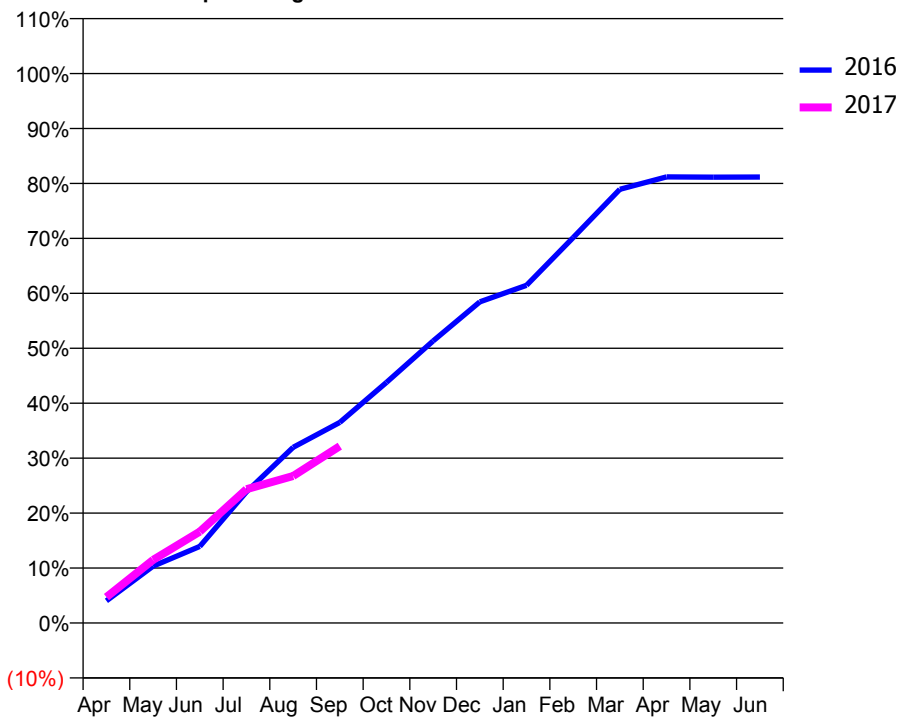
ACCESS*

Patients seen in 24 months	Total	Change since previous quarter
Quarter ending September 2015	2,226	
Quarter ending December 2015	2,207	→
Quarter ending March 2016	2,137	↓
Quarter ending June 2016	2,098	↓
Quarter ending September 2016	1,969	↓
Variance since September 2015	(11.5%)	↓



ACTIVITY

Cumulative percentage of contracted UDA delivered 2016 & 2017



Month	Adjusted Scheduled Activity (UDA)	
	2016	2017
April	317	370
May	811	901
June	1,093	1,303
July	1,869	1,907
August	2,505	2,097
September	2,860	2,522
October	3,430	
November	4,022	
December	4,578	
January	4,814	
February	5,495	
March	6,184	
April	6,360	
May	6,356	
June	6,358	

QUALITY

	Quantity	Base Number	Contract	AT	Region	England
% of FP17s for the same patient ID Re-attending within 3 months - Children	28	249	11.2%	13.0%	13.5%	12.4%
% of FP17s for the same patient ID Re-attending within 3 months - Adults	159	982	16.2%	17.5%	17.4%	16.7%
% of FP17s for the same patient ID Re-attending between 3 & 9 months - Children	117	249	47.0%	56.6%	59.0%	57.4%
% of FP17s for the same patient ID Re-attending between 3 & 9 months - Adults	494	982	50.3%	50.5%	52.6%	50.5%
% of FP17s for Band 1 Urgent Courses	86	1,176	7.3%	10.6%	9.4%	9.1%
% of FP17s Relating to Free Repair or Replacements	15	1,176	1.3%	0.9%	1.0%	0.8%
% of FP17s Relating to Continuations	32	1,176	2.7%	1.3%	1.5%	1.3%
% of Patients satisfied with the dentistry they have received	0	0	N/A	92.8%	93.7%	93.2%
% of Patients satisfied with the time they had to wait for an appointment	0	0	N/A	88.5%	90.0%	89.0%

* This is based on patients treated on this contract for their most recent course of treatment. Figures in italics indicate the base number of FP17s or Patient Questionnaire responses are less than 100. N/A is shown where the base number of responses is less than 10 during the period. % is calculated as Quantity/Base number*100

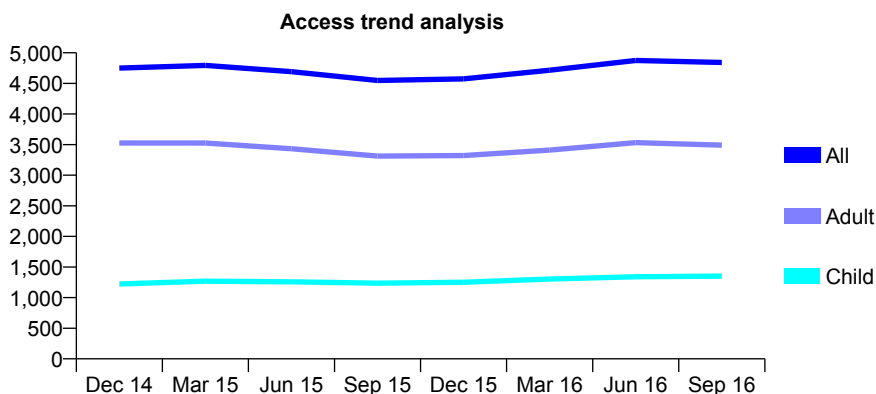
Q46 - Vital Signs At a Glance Contract Report for 755931/0003 - September 2016

Name or company name	MISS R DHARIWAL
Contract type name	GDS Contract
Purpose of contract	General
Contract start date	07/12/2009
Contract end date	

16/17 Contracted general activity (UDA)	13,345
Carry forward general activity (UDA)	0
16/17 Contracted orthodontic activity (UOA)	0
Carry forward orthodontic activity (UOA)	0
Baseline contract value	£326,248.62

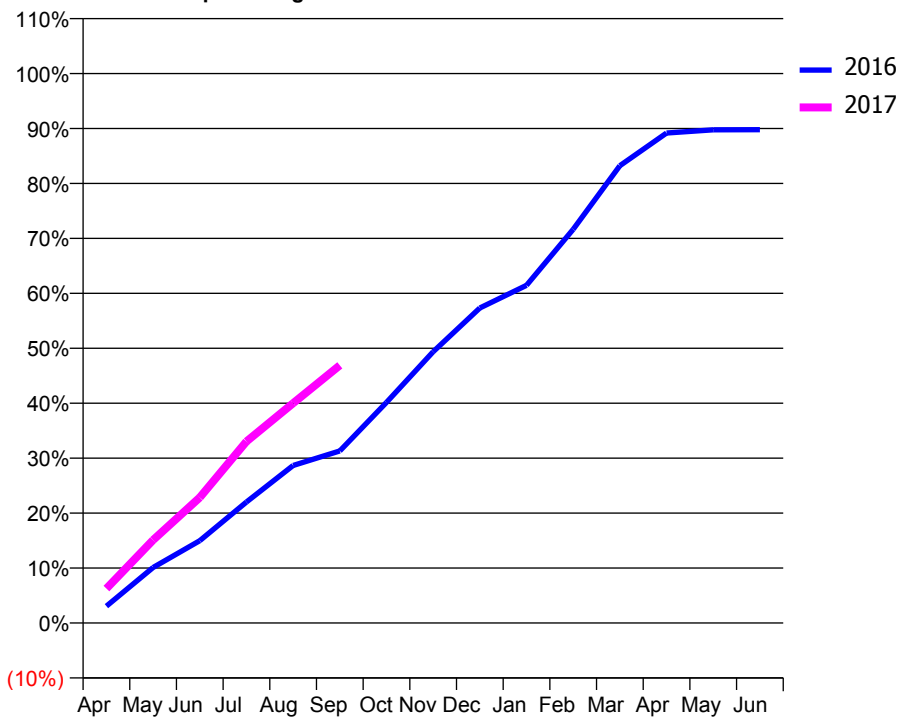
ACCESS*

Patients seen in 24 months	Total	Change since previous quarter
Quarter ending September 2015	4,549	
Quarter ending December 2015	4,573	→
Quarter ending March 2016	4,715	↑
Quarter ending June 2016	4,874	↑
Quarter ending September 2016	4,843	→
Variance since September 2015	6.5%	↑



ACTIVITY

Cumulative percentage of contracted UDA delivered 2016 & 2017



Adjusted Scheduled Activity (UDA)

Month	2016	2017
April	411	837
May	1,349	2,016
June	1,998	3,050
July	2,938	4,410
August	3,826	5,339
September	4,180	6,257
October	5,356	
November	6,589	
December	7,650	
January	8,202	
February	9,561	
March	11,107	
April	11,900	
May	11,978	
June	11,979	

QUALITY

	Quantity	Base Number	Contract	AT	Region	England
% of FP17s for the same patient ID Re-attending within 3 months - Children	262	1,460	17.9%	13.0%	13.5%	12.4%
% of FP17s for the same patient ID Re-attending within 3 months - Adults	292	1,677	17.4%	17.5%	17.4%	16.7%
% of FP17s for the same patient ID Re-attending between 3 & 9 months - Children	806	1,460	55.2%	56.6%	59.0%	57.4%
% of FP17s for the same patient ID Re-attending between 3 & 9 months - Adults	586	1,677	34.9%	50.5%	52.6%	50.5%
% of FP17s for Band 1 Urgent Courses	211	2,723	7.7%	10.6%	9.4%	9.1%
% of FP17s Relating to Free Repair or Replacements	6	2,723	0.2%	0.9%	1.0%	0.8%
% of FP17s Relating to Continuations	64	2,723	2.4%	1.3%	1.5%	1.3%
% of Patients satisfied with the dentistry they have received	0	1	N/A	92.8%	93.7%	93.2%
% of Patients satisfied with the time they had to wait for an appointment	0	1	N/A	88.5%	90.0%	89.0%

* This is based on patients treated on this contract for their most recent course of treatment. Figures in italics indicate the base number of FP17s or Patient Questionnaire responses are less than 100. N/A is shown where the base number of responses is less than 10 during the period. % is calculated as Quantity/Base number*100

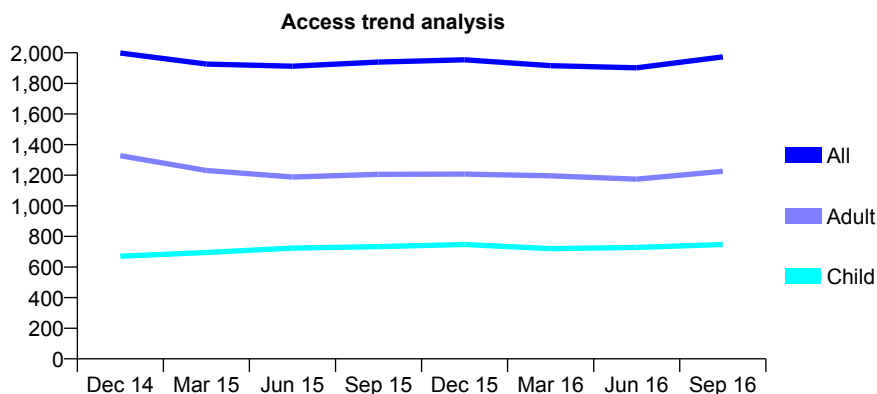
Q46 - Vital Signs At a Glance Contract Report for 755931/0006 - September 2016

Name or company name	MISS R DHARIWAL
Contract type name	GDS Contract
Purpose of contract	General
Contract start date	01/02/2012
Contract end date	

16/17 Contracted general activity (UDA)	4,340
Carry forward general activity (UDA)	7
16/17 Contracted orthodontic activity (UOA)	0
Carry forward orthodontic activity (UOA)	0
Baseline contract value	£106,106.84

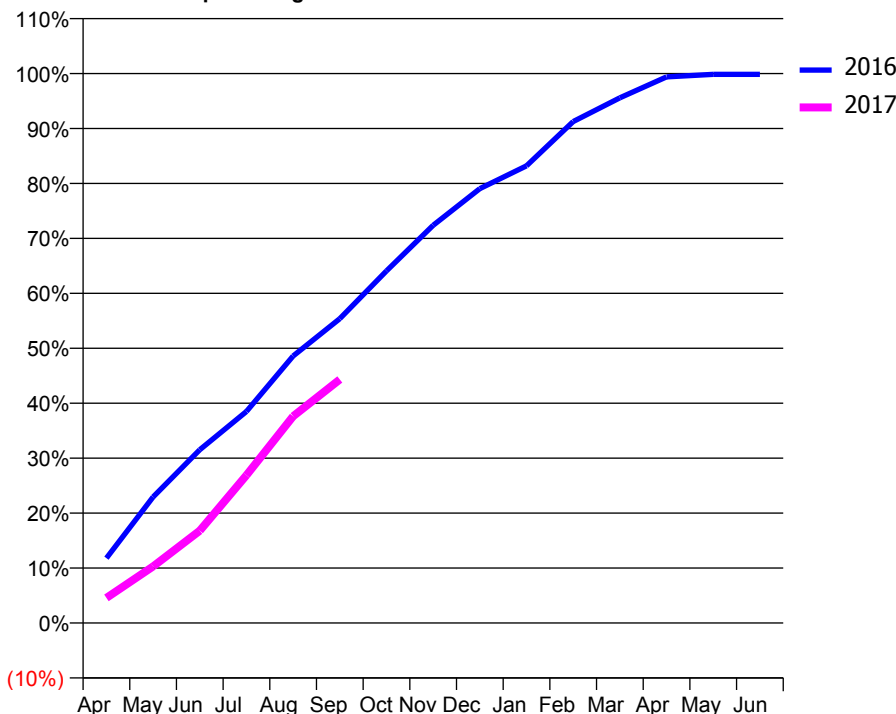
ACCESS*

Patients seen in 24 months	Total	Change since previous quarter
Quarter ending September 2015	1,939	
Quarter ending December 2015	1,954	→
Quarter ending March 2016	1,916	↓
Quarter ending June 2016	1,902	→
Quarter ending September 2016	1,973	↑
Variance since September 2015	1.8%	→



ACTIVITY

Cumulative percentage of contracted UDA delivered 2016 & 2017



Adjusted Scheduled Activity (UDA)

Month	2016	2017
April	512	199
May	996	447
June	1,369	730
July	1,671	1,168
August	2,109	1,633
September	2,404	1,924
October	2,781	
November	3,141	
December	3,431	
January	3,610	
February	3,961	
March	4,148	
April	4,313	
May	4,333	
June	4,333	

QUALITY

	Quantity	Base Number	Contract	AT	Region	England
% of FP17s for the same patient ID Re-attending within 3 months - Children	17	405	4.2%	13.0%	13.5%	12.4%
% of FP17s for the same patient ID Re-attending within 3 months - Adults	70	498	14.1%	17.5%	17.4%	16.7%
% of FP17s for the same patient ID Re-attending between 3 & 9 months - Children	164	405	40.5%	56.6%	59.0%	57.4%
% of FP17s for the same patient ID Re-attending between 3 & 9 months - Adults	118	498	23.7%	50.5%	52.6%	50.5%
% of FP17s for Band 1 Urgent Courses	114	824	13.8%	10.6%	9.4%	9.1%
% of FP17s Relating to Free Repair or Replacements	0	824	0.0%	0.9%	1.0%	0.8%
% of FP17s Relating to Continuations	1	824	0.1%	1.3%	1.5%	1.3%
% of Patients satisfied with the dentistry they have received	1	1	N/A	92.8%	93.7%	93.2%
% of Patients satisfied with the time they had to wait for an appointment	1	1	N/A	88.5%	90.0%	89.0%

* This is based on patients treated on this contract for their most recent course of treatment. Figures in italics indicate the base number of FP17s or Patient Questionnaire responses are less than 100. N/A is shown where the base number of responses is less than 10 during the period. % is calculated as Quantity/Base number*100

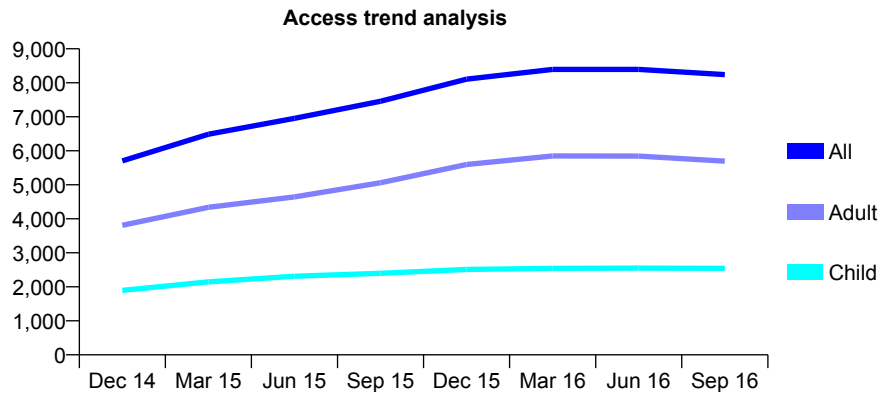
Q46 - Vital Signs At a Glance Contract Report for 755931/0008 - September 2016

Name or company name	MISS R DHARIWAL
Contract type name	GDS Contract
Purpose of contract	General
Contract start date	01/02/2014
Contract end date	

16/17 Contracted general activity (UDA)	22,713
Carry forward general activity (UDA)	44
16/17 Contracted orthodontic activity (UOA)	0
Carry forward orthodontic activity (UOA)	0
Baseline contract value	£631,149.94

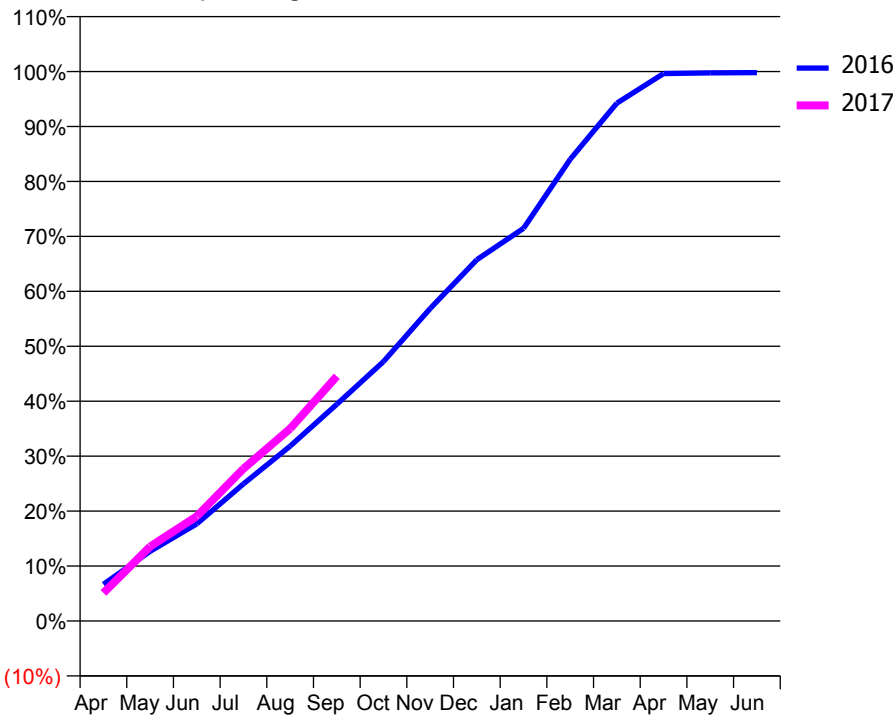
ACCESS*

Patients seen in 24 months	Total	Change since previous quarter
Quarter ending September 2015	7,458	
Quarter ending December 2015	8,109	↑
Quarter ending March 2016	8,393	↑
Quarter ending June 2016	8,396	→
Quarter ending September 2016	8,243	↓
Variance since September 2015	10.5%	↑



ACTIVITY

Cumulative percentage of contracted UDA delivered 2016 & 2017



Month	Adjusted Scheduled Activity (UDA)	
	2016	2017
April	1,517	1,161
May	2,882	3,078
June	4,016	4,331
July	5,671	6,300
August	7,229	7,953
September	8,958	10,118
October	10,724	
November	12,916	
December	14,934	
January	16,231	
February	19,082	
March	21,403	
April	22,631	
May	22,654	
June	22,669	

QUALITY

	Quantity	Base Number	Contract	AT	Region	England
% of FP17s for the same patient ID Re-attending within 3 months - Children	214	1,757	12.2%	13.0%	13.5%	12.4%
% of FP17s for the same patient ID Re-attending within 3 months - Adults	632	3,185	19.8%	17.5%	17.4%	16.7%
% of FP17s for the same patient ID Re-attending between 3 & 9 months - Children	876	1,757	49.9%	56.6%	59.0%	57.4%
% of FP17s for the same patient ID Re-attending between 3 & 9 months - Adults	1,345	3,185	42.2%	50.5%	52.6%	50.5%
% of FP17s for Band 1 Urgent Courses	922	4,421	20.9%	10.6%	9.4%	9.1%
% of FP17s Relating to Free Repair or Replacements	10	4,421	0.2%	0.9%	1.0%	0.8%
% of FP17s Relating to Continuations	22	4,421	0.5%	1.3%	1.5%	1.3%
% of Patients satisfied with the dentistry they have received	1	1	N/A	92.8%	93.7%	93.2%
% of Patients satisfied with the time they had to wait for an appointment	1	1	N/A	88.5%	90.0%	89.0%

* This is based on patients treated on this contract for their most recent course of treatment. Figures in italics indicate the base number of FP17s or Patient Questionnaire responses are less than 100. N/A is shown where the base number of responses is less than 10 during the period. % is calculated as Quantity/Base number*100

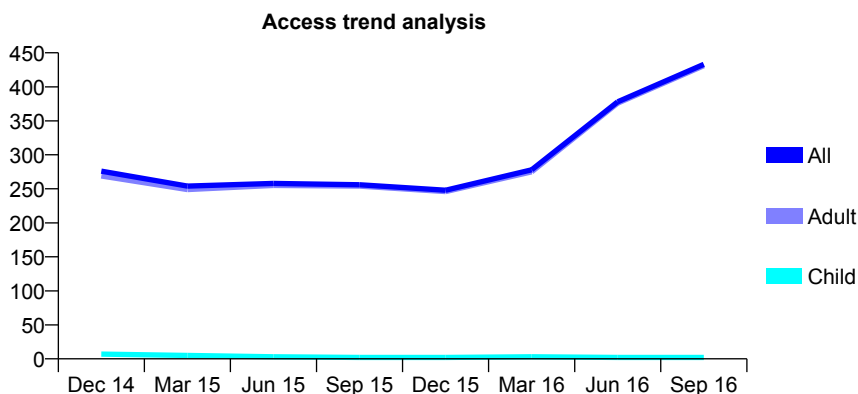
Q46 - Vital Signs At a Glance Contract Report for 755982/0001 - September 2016

Name or company name	MR BA AL-KASSAB
Contract type name	GDS Contract
Purpose of contract	General
Contract start date	01/04/2006
Contract end date	

16/17 Contracted general activity (UDA)	1,461
Carry forward general activity (UDA)	-15
16/17 Contracted orthodontic activity (UOA)	0
Carry forward orthodontic activity (UOA)	0
Baseline contract value	£82,608.88

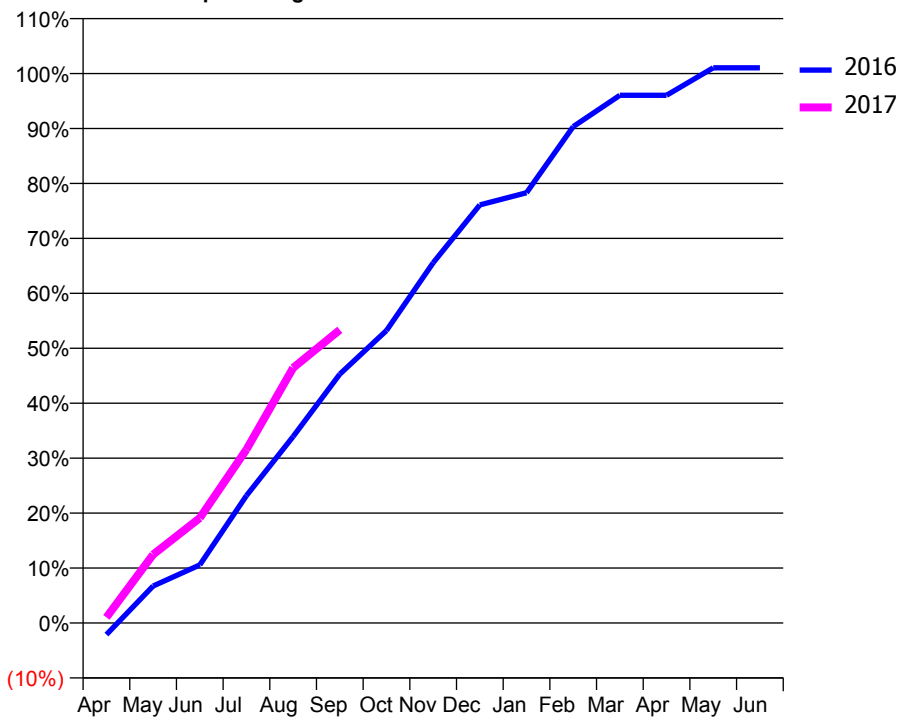
ACCESS*

Patients seen in 24 months	Total	Change since previous quarter
Quarter ending September 2015	256	
Quarter ending December 2015	248	↓
Quarter ending March 2016	278	↑
Quarter ending June 2016	378	↑
Quarter ending September 2016	433	↑
Variance since September 2015	69.1%	↑



ACTIVITY

Cumulative percentage of contracted UDA delivered 2016 & 2017



Month	Adjusted Scheduled Activity (UDA)	
	2016	2017
April	-31	15
May	98	182
June	154	279
July	339	461
August	496	678
September	662	779
October	778	
November	958	
December	1,112	
January	1,144	
February	1,320	
March	1,403	
April	1,403	
May	1,476	
June	1,476	

QUALITY

	Quantity	Base Number	Contract	AT	Region	England
% of FP17s for the same patient ID Re-attending within 3 months - Children	0	2	0.0%	13.0%	13.5%	12.4%
% of FP17s for the same patient ID Re-attending within 3 months - Adults	3	309	1.0%	17.5%	17.4%	16.7%
% of FP17s for the same patient ID Re-attending between 3 & 9 months - Children	0	2	0.0%	56.6%	59.0%	57.4%
% of FP17s for the same patient ID Re-attending between 3 & 9 months - Adults	2	309	0.6%	50.5%	52.6%	50.5%
% of FP17s for Band 1 Urgent Courses	2	284	0.7%	10.6%	9.4%	9.1%
% of FP17s Relating to Free Repair or Replacements	0	284	0.0%	0.9%	1.0%	0.8%
% of FP17s Relating to Continuations	0	284	0.0%	1.3%	1.5%	1.3%
% of Patients satisfied with the dentistry they have received	0	0	N/A	92.8%	93.7%	93.2%
% of Patients satisfied with the time they had to wait for an appointment	0	0	N/A	88.5%	90.0%	89.0%

* This is based on patients treated on this contract for their most recent course of treatment. Figures in italics indicate the base number of FP17s or Patient Questionnaire responses are less than 100. N/A is shown where the base number of responses is less than 10 during the period. % is calculated as Quantity/Base number*100

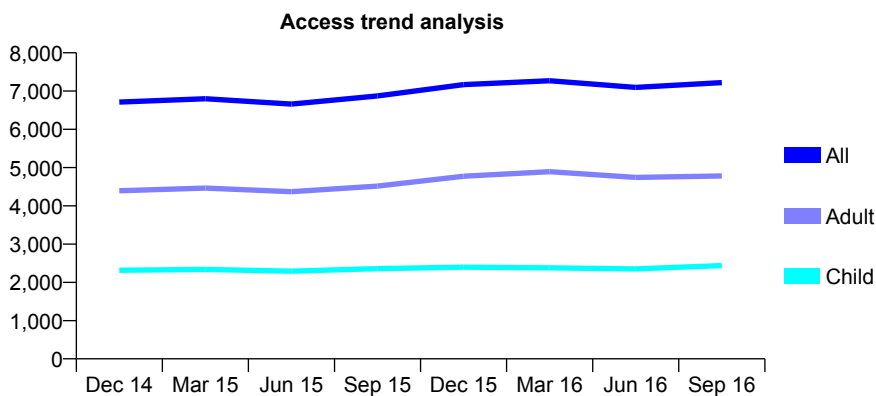
Q46 - Vital Signs At a Glance Contract Report for 757799/0001 - September 2016

Name or company name	MR N JAVEID
Contract type name	GDS Contract
Purpose of contract	General
Contract start date	02/06/2010
Contract end date	

16/17 Contracted general activity (UDA)	31,087
Carry forward general activity (UDA)	-616
16/17 Contracted orthodontic activity (UOA)	0
Carry forward orthodontic activity (UOA)	0
Baseline contract value	£1,038,943.71

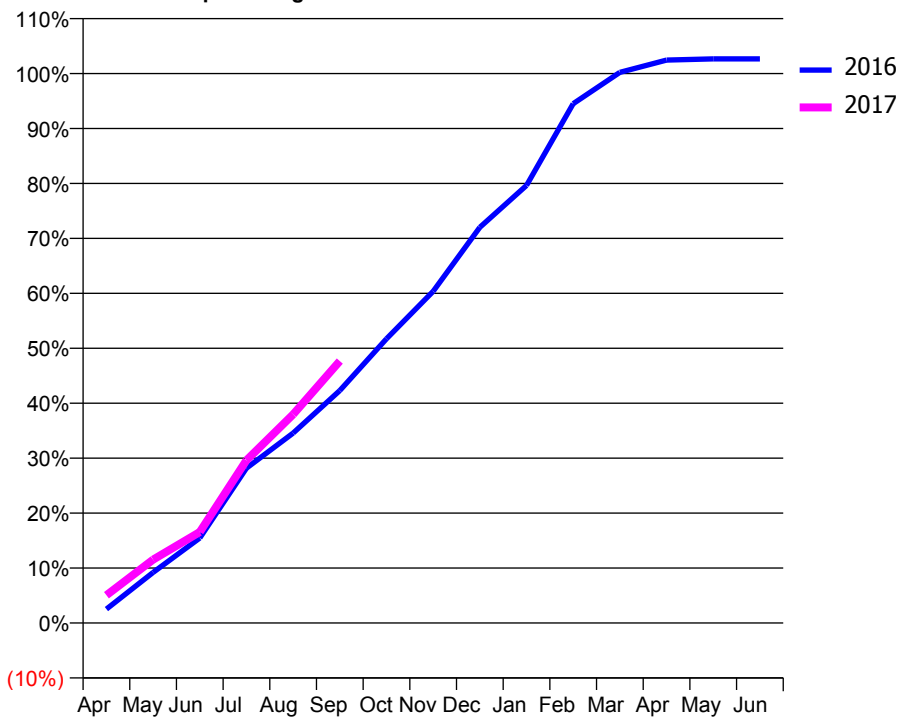
ACCESS*

Patients seen in 24 months	Total	Change since previous quarter
Quarter ending September 2015	6,874	
Quarter ending December 2015	7,168	↑
Quarter ending March 2016	7,270	→
Quarter ending June 2016	7,095	↓
Quarter ending September 2016	7,220	→
Variance since September 2015	5.0%	↑



ACTIVITY

Cumulative percentage of contracted UDA delivered 2016 & 2017



Month	Adjusted Scheduled Activity (UDA)	
	2016	2017
April	788	1,573
May	2,859	3,589
June	4,810	5,151
July	8,764	9,206
August	10,744	11,804
September	13,155	14,822
October	16,080	
November	18,763	
December	22,385	
January	24,752	
February	29,383	
March	31,154	
April	31,843	
May	31,916	
June	31,917	

QUALITY

	Quantity	Base Number	Contract	AT	Region	England
% of FP17s for the same patient ID Re-attending within 3 months - Children	165	1,565	10.5%	13.0%	13.5%	12.4%
% of FP17s for the same patient ID Re-attending within 3 months - Adults	597	2,521	23.7%	17.5%	17.4%	16.7%
% of FP17s for the same patient ID Re-attending between 3 & 9 months - Children	696	1,565	44.5%	56.6%	59.0%	57.4%
% of FP17s for the same patient ID Re-attending between 3 & 9 months - Adults	843	2,521	33.4%	50.5%	52.6%	50.5%
% of FP17s for Band 1 Urgent Courses	536	3,814	14.1%	10.6%	9.4%	9.1%
% of FP17s Relating to Free Repair or Replacements	39	3,814	1.0%	0.9%	1.0%	0.8%
% of FP17s Relating to Continuations	22	3,814	0.6%	1.3%	1.5%	1.3%
% of Patients satisfied with the dentistry they have received	1	1	N/A	92.8%	93.7%	93.2%
% of Patients satisfied with the time they had to wait for an appointment	1	1	N/A	88.5%	90.0%	89.0%

* This is based on patients treated on this contract for their most recent course of treatment. Figures in italics indicate the base number of FP17s or Patient Questionnaire responses are less than 100. N/A is shown where the base number of responses is less than 10 during the period. % is calculated as Quantity/Base number*100

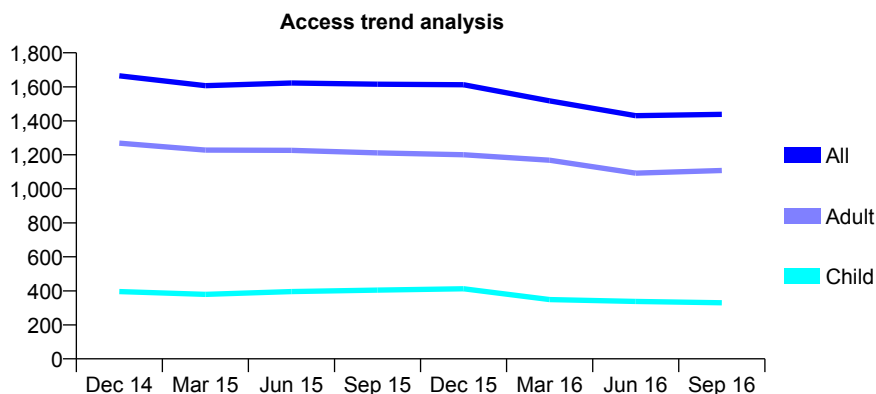
Q46 - Vital Signs At a Glance Contract Report for 760927/0002 - September 2016

Name or company name	MRS DL CAIL
Contract type name	GDS Contract
Purpose of contract	General
Contract start date	01/04/2006
Contract end date	

16/17 Contracted general activity (UDA)	5,376
Carry forward general activity (UDA)	187
16/17 Contracted orthodontic activity (UOA)	0
Carry forward orthodontic activity (UOA)	0
Baseline contract value	£117,961.34

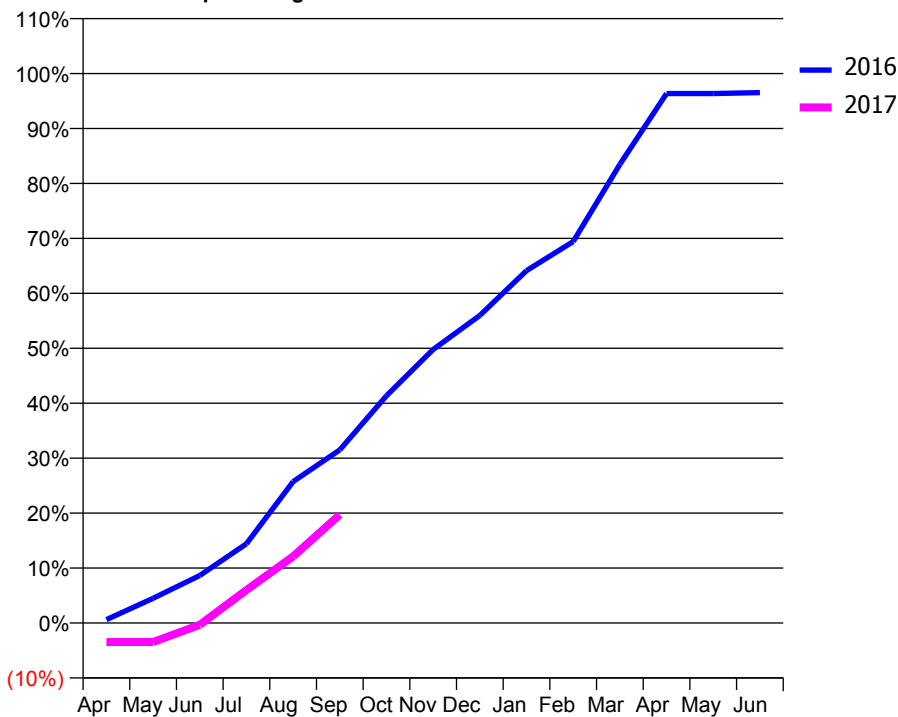
ACCESS*

Patients seen in 24 months	Total	Change since previous quarter
Quarter ending September 2015	1,615	
Quarter ending December 2015	1,612	→
Quarter ending March 2016	1,517	↓
Quarter ending June 2016	1,430	↓
Quarter ending September 2016	1,438	→
Variance since September 2015	(11.0%)	↓



ACTIVITY

Cumulative percentage of contracted UDA delivered 2016 & 2017



Adjusted Scheduled Activity (UDA)

Month	2016	2017
April	33	-187
May	242	-187
June	465	-19
July	776	322
August	1,383	652
September	1,694	1,060
October	2,224	
November	2,676	
December	3,009	
January	3,448	
February	3,732	
March	4,487	
April	5,180	
May	5,180	
June	5,189	

QUALITY

	Quantity	Base Number	Contract	AT	Region	England
% of FP17s for the same patient ID Re-attending within 3 months - Children	23	213	10.8%	13.0%	13.5%	12.4%
% of FP17s for the same patient ID Re-attending within 3 months - Adults	71	562	12.6%	17.5%	17.4%	16.7%
% of FP17s for the same patient ID Re-attending between 3 & 9 months - Children	76	213	35.7%	56.6%	59.0%	57.4%
% of FP17s for the same patient ID Re-attending between 3 & 9 months - Adults	218	562	38.8%	50.5%	52.6%	50.5%
% of FP17s for Band 1 Urgent Courses	18	492	3.7%	10.6%	9.4%	9.1%
% of FP17s Relating to Free Repair or Replacements	5	492	1.0%	0.9%	1.0%	0.8%
% of FP17s Relating to Continuations	3	492	0.6%	1.3%	1.5%	1.3%
% of Patients satisfied with the dentistry they have received	0	0	N/A	92.8%	93.7%	93.2%
% of Patients satisfied with the time they had to wait for an appointment	0	0	N/A	88.5%	90.0%	89.0%

* This is based on patients treated on this contract for their most recent course of treatment. Figures in italics indicate the base number of FP17s or Patient Questionnaire responses are less than 100. N/A is shown where the base number of responses is less than 10 during the period. % is calculated as Quantity/Base number*100

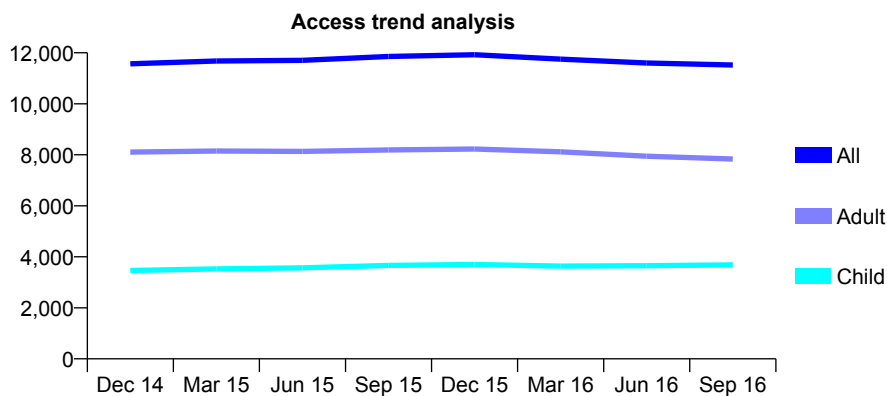
Q46 - Vital Signs At a Glance Contract Report for 764582/0001 - September 2016

Name or company name	MRS SC ROCHFORD
Contract type name	GDS Contract
Purpose of contract	General
Contract start date	01/04/2006
Contract end date	

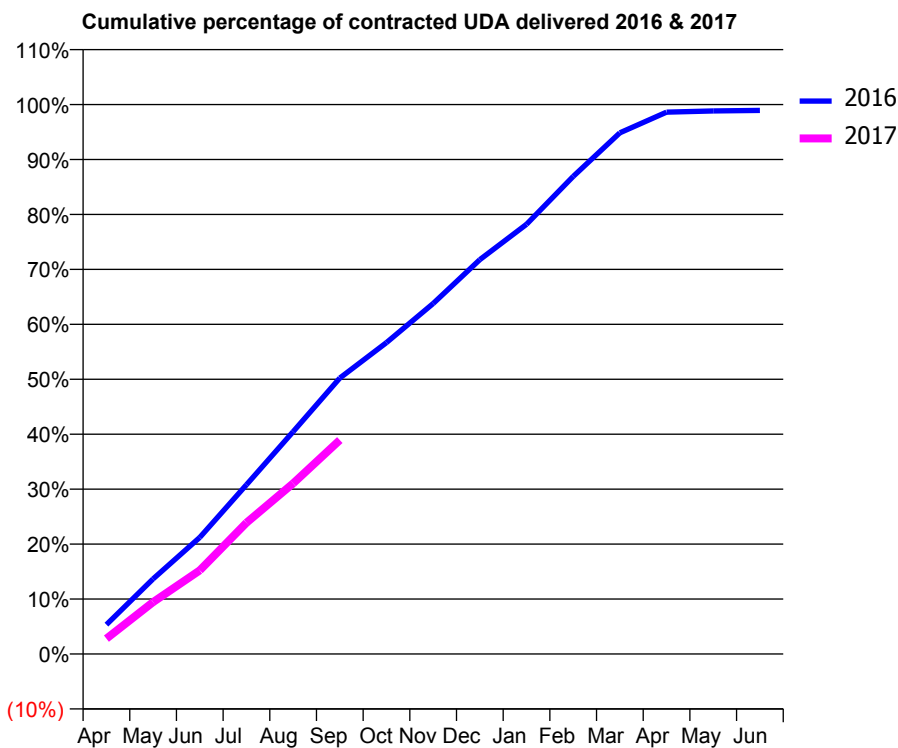
16/17 Contracted general activity (UDA)	33,180
Carry forward general activity (UDA)	491
16/17 Contracted orthodontic activity (UOA)	0
Carry forward orthodontic activity (UOA)	0
Baseline contract value	£832,243.06

ACCESS*

Patients seen in 24 months	Total	Change since previous quarter
Quarter ending September 2015	11,856	
Quarter ending December 2015	11,924	→
Quarter ending March 2016	11,753	↓
Quarter ending June 2016	11,599	↓
Quarter ending September 2016	11,521	→
Variance since September 2015	(2.8%)	↓



ACTIVITY



Month	Adjusted Scheduled Activity (UDA)	
	2016	2017
April	1,761	931
May	4,493	3,132
June	6,972	5,051
July	10,125	7,927
August	13,293	10,299
September	16,498	12,917
October	18,620	
November	20,958	
December	23,586	
January	25,693	
February	28,557	
March	31,167	
April	32,403	
May	32,470	
June	32,503	

QUALITY

	Quantity	Base Number	Contract	AT	Region	England
% of FP17s for the same patient ID Re-attending within 3 months - Children	279	2,268	12.3%	13.0%	13.5%	12.4%
% of FP17s for the same patient ID Re-attending within 3 months - Adults	723	4,038	17.9%	17.5%	17.4%	16.7%
% of FP17s for the same patient ID Re-attending between 3 & 9 months - Children	897	2,268	39.6%	56.6%	59.0%	57.4%
% of FP17s for the same patient ID Re-attending between 3 & 9 months - Adults	1,224	4,038	30.3%	50.5%	52.6%	50.5%
% of FP17s for Band 1 Urgent Courses	804	5,816	13.8%	10.6%	9.4%	9.1%
% of FP17s Relating to Free Repair or Replacements	65	5,816	1.1%	0.9%	1.0%	0.8%
% of FP17s Relating to Continuations	27	5,816	0.5%	1.3%	1.5%	1.3%
% of Patients satisfied with the dentistry they have received	2	2	N/A	92.8%	93.7%	93.2%
% of Patients satisfied with the time they had to wait for an appointment	2	2	N/A	88.5%	90.0%	89.0%

* This is based on patients treated on this contract for their most recent course of treatment. Figures in italics indicate the base number of FP17s or Patient Questionnaire responses are less than 100. N/A is shown where the base number of responses is less than 10 during the period. % is calculated as Quantity/Base number*100

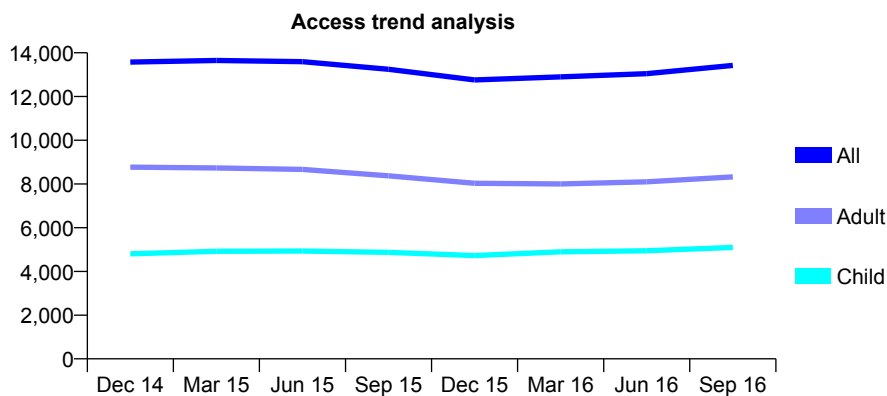
Q46 - Vital Signs At a Glance Contract Report for 764582/0002 - September 2016

Name or company name	MRS SC ROCHFORD
Contract type name	GDS Contract
Purpose of contract	General
Contract start date	01/04/2006
Contract end date	

16/17 Contracted general activity (UDA)	41,734
Carry forward general activity (UDA)	704
16/17 Contracted orthodontic activity (UOA)	0
Carry forward orthodontic activity (UOA)	0
Baseline contract value	£1,102,909.96

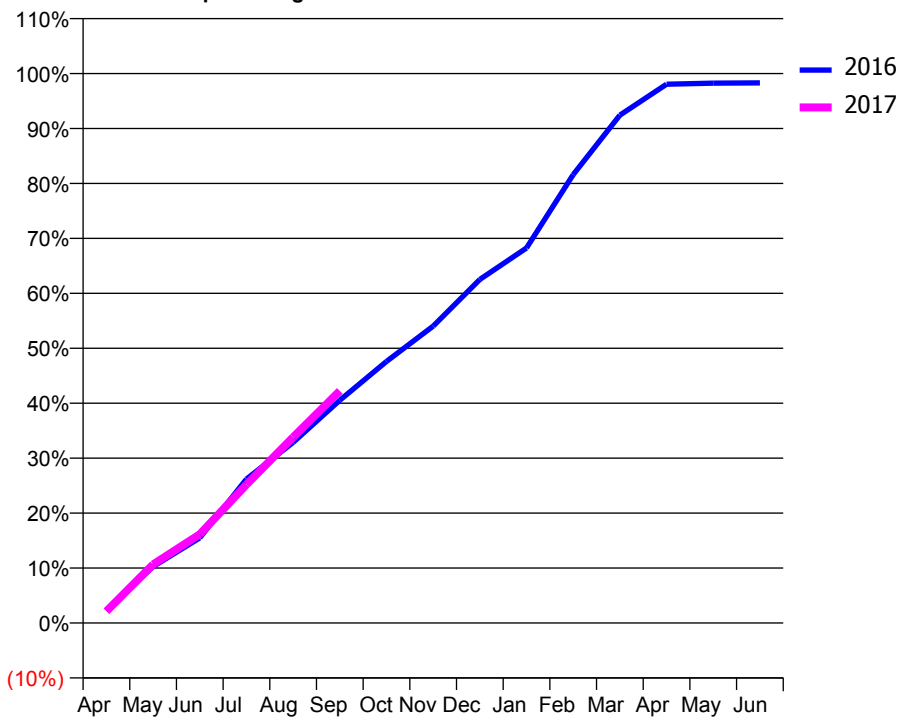
ACCESS*

Patients seen in 24 months	Total	Change since previous quarter
Quarter ending September 2015	13,244	
Quarter ending December 2015	12,759	↓
Quarter ending March 2016	12,901	→
Quarter ending June 2016	13,046	→
Quarter ending September 2016	13,421	↑
Variance since September 2015	1.3%	→



ACTIVITY

Cumulative percentage of contracted UDA delivered 2016 & 2017



Month	Adjusted Scheduled Activity (UDA)	
	2016	2017
April	943	895
May	4,237	4,447
June	6,388	6,735
July	10,805	10,515
August	13,549	14,111
September	16,716	17,629
October	19,630	
November	22,278	
December	25,781	
January	28,145	
February	33,645	
March	38,104	
April	40,423	
May	40,505	
June	40,527	

QUALITY

	Quantity	Base Number	Contract	AT	Region	England
% of FP17s for the same patient ID Re-attending within 3 months - Children	365	3,225	11.3%	13.0%	13.5%	12.4%
% of FP17s for the same patient ID Re-attending within 3 months - Adults	977	5,285	18.5%	17.5%	17.4%	16.7%
% of FP17s for the same patient ID Re-attending between 3 & 9 months - Children	1,092	3,225	33.9%	56.6%	59.0%	57.4%
% of FP17s for the same patient ID Re-attending between 3 & 9 months - Adults	1,697	5,285	32.1%	50.5%	52.6%	50.5%
% of FP17s for Band 1 Urgent Courses	1,077	7,482	14.4%	10.6%	9.4%	9.1%
% of FP17s Relating to Free Repair or Replacements	73	7,482	1.0%	0.9%	1.0%	0.8%
% of FP17s Relating to Continuations	47	7,482	0.6%	1.3%	1.5%	1.3%
% of Patients satisfied with the dentistry they have received	8	11	72.7%	92.8%	93.7%	93.2%
% of Patients satisfied with the time they had to wait for an appointment	9	11	81.8%	88.5%	90.0%	89.0%

* This is based on patients treated on this contract for their most recent course of treatment. Figures in italics indicate the base number of FP17s or Patient Questionnaire responses are less than 100. N/A is shown where the base number of responses is less than 10 during the period. % is calculated as Quantity/Base number*100

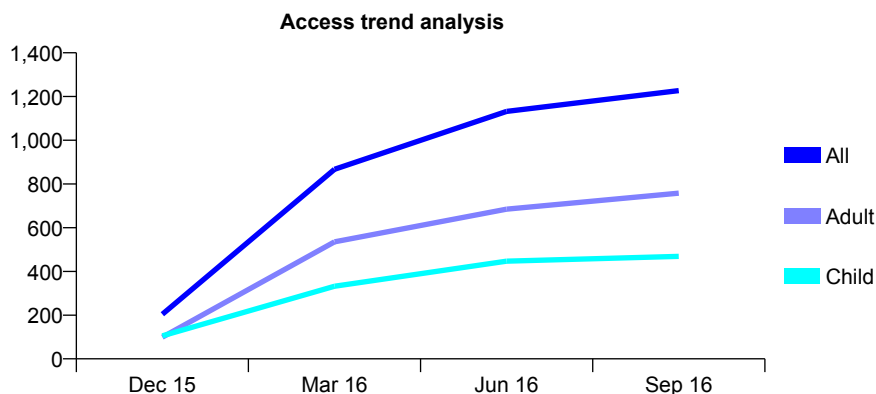
Q46 - Vital Signs At a Glance Contract Report for 764582/0005 - September 2016

Name or company name	MRS SC ROCHFORD
Contract type name	GDS Contract
Purpose of contract	General
Contract start date	01/12/2015
Contract end date	

16/17 Contracted general activity (UDA)	5,611
Carry forward general activity (UDA)	0
16/17 Contracted orthodontic activity (UOA)	0
Carry forward orthodontic activity (UOA)	0
Baseline contract value	£181,990.92

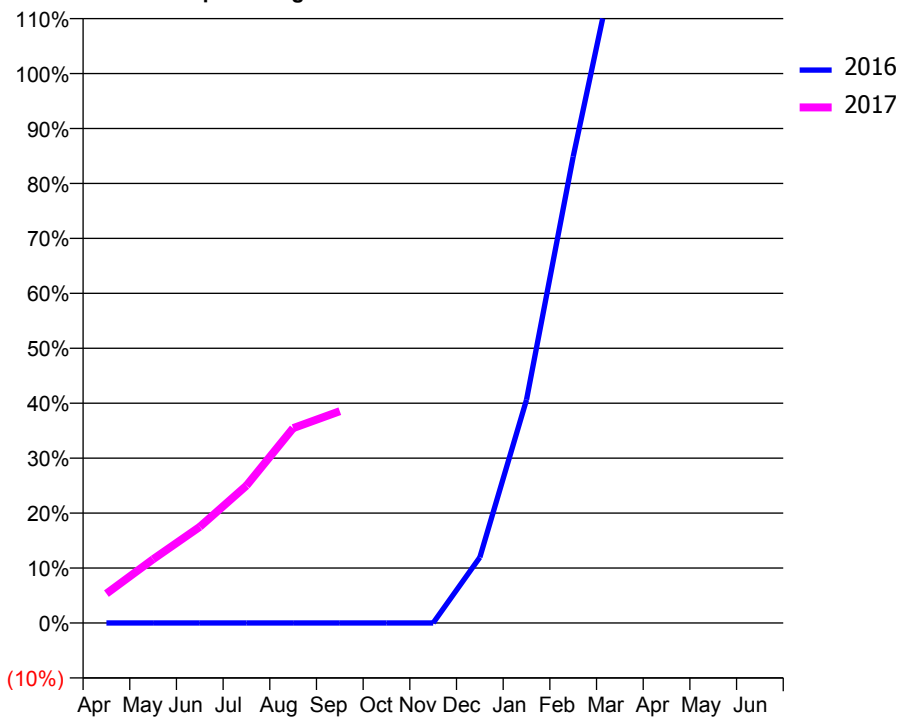
ACCESS*

Patients seen in 24 months	Total	Change since previous quarter
Quarter ending September 2015	0	
Quarter ending December 2015	204	↑
Quarter ending March 2016	867	↑
Quarter ending June 2016	1,132	↑
Quarter ending September 2016	1,227	↑
Variance since September 2015	N/A	



ACTIVITY

Cumulative percentage of contracted UDA delivered 2016 & 2017



Adjusted Scheduled Activity (UDA)

Month	2016	2017
April	0	300
May	0	652
June	0	982
July	0	1,403
August	0	1,990
September	0	2,163
October	0	
November	0	
December	186	
January	633	
February	1,322	
March	1,940	
April	2,357	
May	2,360	
June	2,360	

QUALITY

	Quantity	Base Number	Contract	AT	Region	England
% of FP17s for the same patient ID Re-attending within 3 months - Children	9	320	2.8%	13.0%	13.5%	12.4%
% of FP17s for the same patient ID Re-attending within 3 months - Adults	59	622	9.5%	17.5%	17.4%	16.7%
% of FP17s for the same patient ID Re-attending between 3 & 9 months - Children	27	320	8.4%	56.6%	59.0%	57.4%
% of FP17s for the same patient ID Re-attending between 3 & 9 months - Adults	45	622	7.2%	50.5%	52.6%	50.5%
% of FP17s for Band 1 Urgent Courses	136	787	17.3%	10.6%	9.4%	9.1%
% of FP17s Relating to Free Repair or Replacements	14	787	1.8%	0.9%	1.0%	0.8%
% of FP17s Relating to Continuations	12	787	1.5%	1.3%	1.5%	1.3%
% of Patients satisfied with the dentistry they have received	1	1	N/A	92.8%	93.7%	93.2%
% of Patients satisfied with the time they had to wait for an appointment	1	1	N/A	88.5%	90.0%	89.0%

* This is based on patients treated on this contract for their most recent course of treatment. Figures in italics indicate the base number of FP17s or Patient Questionnaire responses are less than 100. N/A is shown where the base number of responses is less than 10 during the period. % is calculated as Quantity/Base number*100

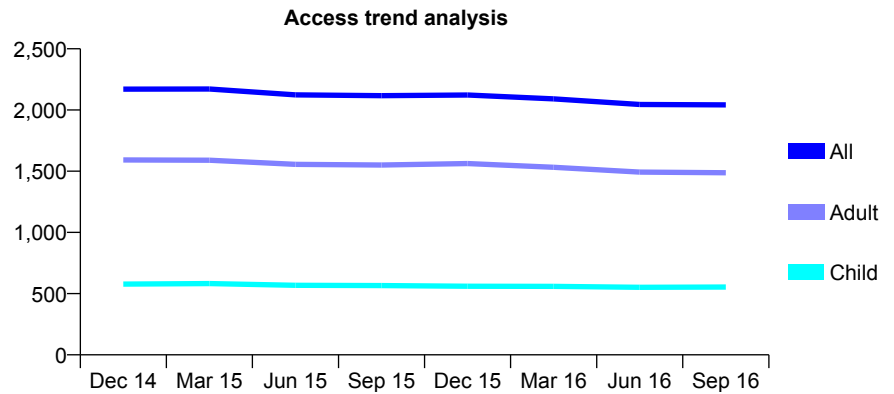
Q46 - Vital Signs At a Glance Contract Report for 765635/0001 - September 2016

Name or company name	MR R ROKNI
Contract type name	GDS Contract
Purpose of contract	General
Contract start date	01/04/2006
Contract end date	

16/17 Contracted general activity (UDA)	11,289
Carry forward general activity (UDA)	-3
16/17 Contracted orthodontic activity (UOA)	0
Carry forward orthodontic activity (UOA)	0
Baseline contract value	£288,337.06

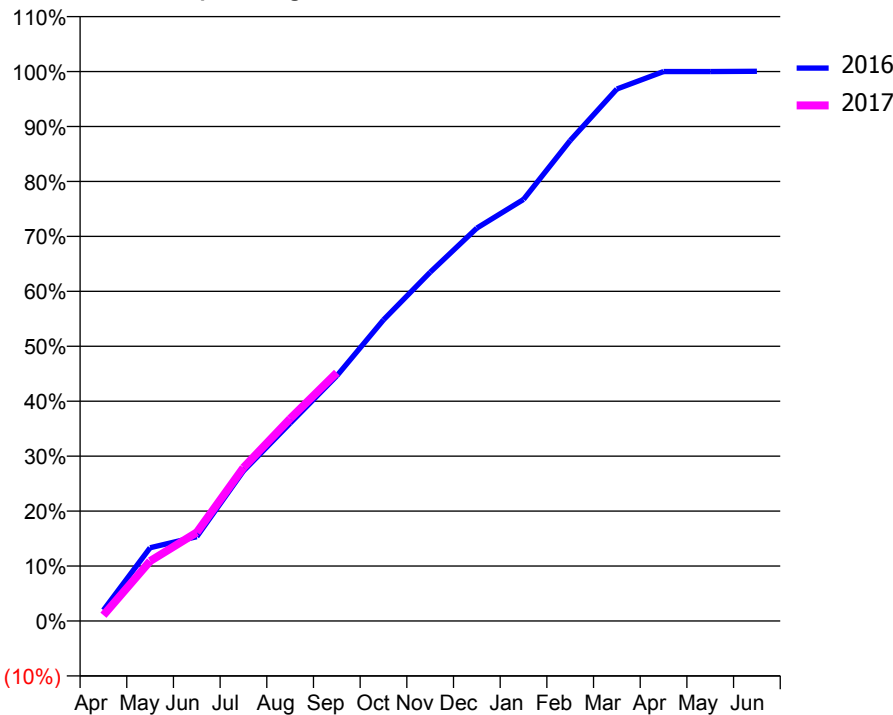
ACCESS*

Patients seen in 24 months	Total	Change since previous quarter
Quarter ending September 2015	2,117	
Quarter ending December 2015	2,123	→
Quarter ending March 2016	2,091	↓
Quarter ending June 2016	2,045	↓
Quarter ending September 2016	2,042	→
Variance since September 2015	(3.5%)	↓



ACTIVITY

Cumulative percentage of contracted UDA delivered 2016 & 2017



Month	Adjusted Scheduled Activity (UDA)	
	2016	2017
April	223	119
May	1,505	1,232
June	1,732	1,821
July	3,085	3,151
August	4,064	4,158
September	5,037	5,101
October	6,188	
November	7,164	
December	8,071	
January	8,661	
February	9,871	
March	10,929	
April	11,289	
May	11,289	
June	11,292	

QUALITY

	Quantity	Base Number	Contract	AT	Region	England
% of FP17s for the same patient ID Re-attending within 3 months - Children	55	387	14.2%	13.0%	13.5%	12.4%
% of FP17s for the same patient ID Re-attending within 3 months - Adults	325	1,109	29.3%	17.5%	17.4%	16.7%
% of FP17s for the same patient ID Re-attending between 3 & 9 months - Children	225	387	58.1%	56.6%	59.0%	57.4%
% of FP17s for the same patient ID Re-attending between 3 & 9 months - Adults	467	1,109	42.1%	50.5%	52.6%	50.5%
% of FP17s for Band 1 Urgent Courses	311	1,399	22.2%	10.6%	9.4%	9.1%
% of FP17s Relating to Free Repair or Replacements	10	1,399	0.7%	0.9%	1.0%	0.8%
% of FP17s Relating to Continuations	18	1,399	1.3%	1.3%	1.5%	1.3%
% of Patients satisfied with the dentistry they have received	0	0	N/A	92.8%	93.7%	93.2%
% of Patients satisfied with the time they had to wait for an appointment	0	0	N/A	88.5%	90.0%	89.0%

* This is based on patients treated on this contract for their most recent course of treatment. Figures in italics indicate the base number of FP17s or Patient Questionnaire responses are less than 100. N/A is shown where the base number of responses is less than 10 during the period. % is calculated as Quantity/Base number*100

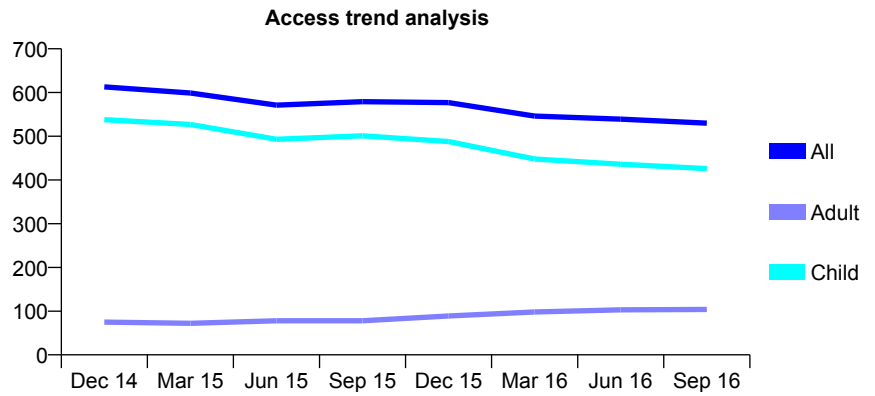
Q46 - Vital Signs At a Glance Contract Report for 766224/0001 - September 2016

Name or company name	MR SM KHONSARY
Contract type name	GDS Contract
Purpose of contract	General
Contract start date	01/04/2006
Contract end date	

16/17 Contracted general activity (UDA)	1,720
Carry forward general activity (UDA)	27
16/17 Contracted orthodontic activity (UOA)	0
Carry forward orthodontic activity (UOA)	0
Baseline contract value	£42,529.72

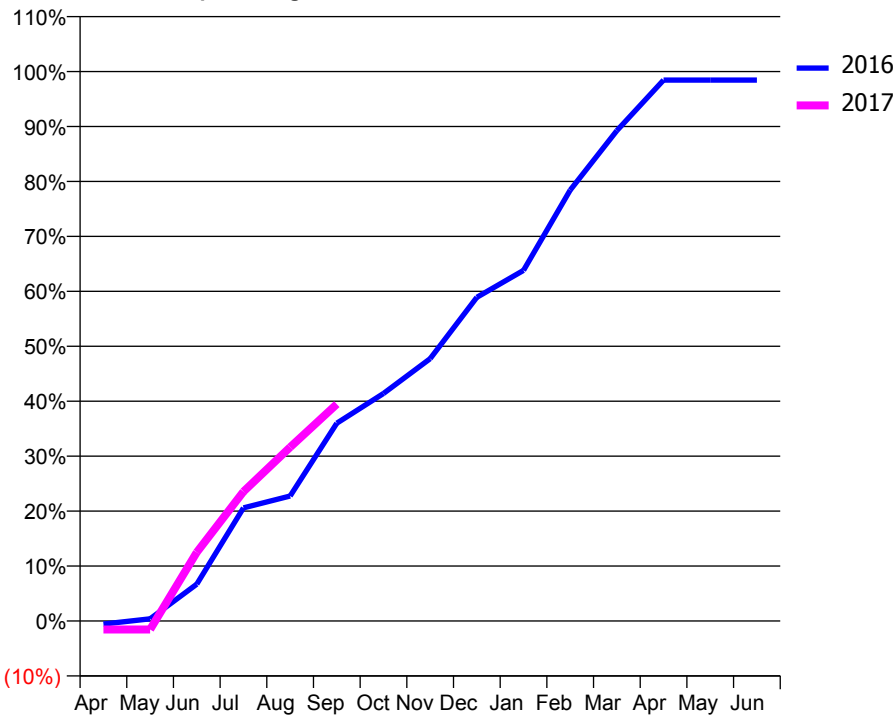
ACCESS*

Patients seen in 24 months	Total	Change since previous quarter
Quarter ending September 2015	579	
Quarter ending December 2015	577	→
Quarter ending March 2016	546	↓
Quarter ending June 2016	539	↓
Quarter ending September 2016	530	↓
Variance since September 2015	(8.5%)	↓



ACTIVITY

Cumulative percentage of contracted UDA delivered 2016 & 2017



Month	Adjusted Scheduled Activity (UDA)	
	2016	2017
April	-10	-27
May	7	-27
June	115	215
July	354	405
August	391	544
September	619	679
October	712	
November	821	
December	1,013	
January	1,098	
February	1,349	
March	1,535	
April	1,693	
May	1,693	
June	1,693	

QUALITY

	Quantity	Base Number	Contract	AT	Region	England
% of FP17s for the same patient ID Re-attending within 3 months - Children	45	356	12.6%	13.0%	13.5%	12.4%
% of FP17s for the same patient ID Re-attending within 3 months - Adults	10	47	21.3%	17.5%	17.4%	16.7%
% of FP17s for the same patient ID Re-attending between 3 & 9 months - Children	221	356	62.1%	56.6%	59.0%	57.4%
% of FP17s for the same patient ID Re-attending between 3 & 9 months - Adults	22	47	46.8%	50.5%	52.6%	50.5%
% of FP17s for Band 1 Urgent Courses	0	341	0.0%	10.6%	9.4%	9.1%
% of FP17s Relating to Free Repair or Replacements	0	341	0.0%	0.9%	1.0%	0.8%
% of FP17s Relating to Continuations	4	341	1.2%	1.3%	1.5%	1.3%
% of Patients satisfied with the dentistry they have received	0	0	N/A	92.8%	93.7%	93.2%
% of Patients satisfied with the time they had to wait for an appointment	0	0	N/A	88.5%	90.0%	89.0%

* This is based on patients treated on this contract for their most recent course of treatment. Figures in italics indicate the base number of FP17s or Patient Questionnaire responses are less than 100. N/A is shown where the base number of responses is less than 10 during the period. % is calculated as Quantity/Base number*100

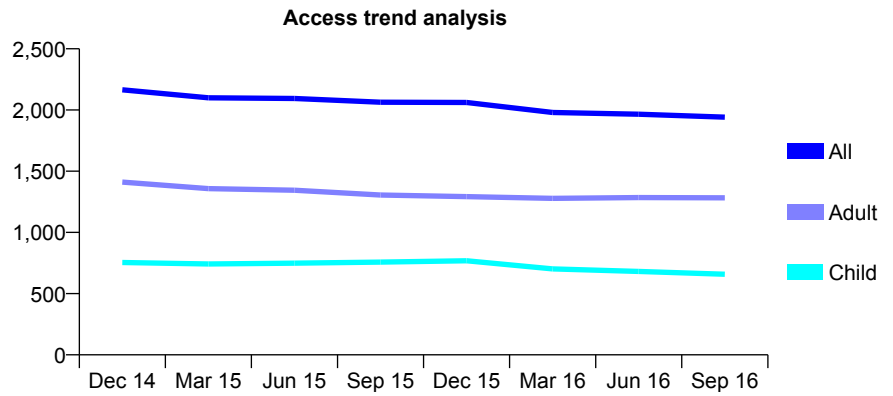
Q46 - Vital Signs At a Glance Contract Report for 766224/0002 - September 2016

Name or company name	MR SM KHONSARY
Contract type name	GDS Contract
Purpose of contract	General
Contract start date	01/07/2012
Contract end date	

16/17 Contracted general activity (UDA)	5,633
Carry forward general activity (UDA)	85
16/17 Contracted orthodontic activity (UOA)	0
Carry forward orthodontic activity (UOA)	0
Baseline contract value	£156,067.81

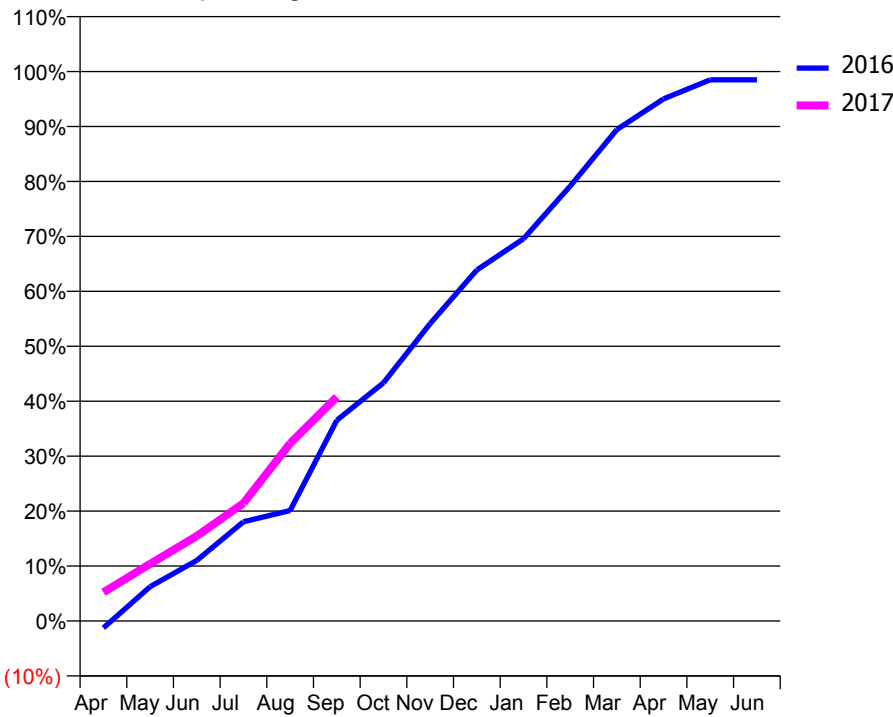
ACCESS*

Patients seen in 24 months	Total	Change since previous quarter
Quarter ending September 2015	2,064	
Quarter ending December 2015	2,062	→
Quarter ending March 2016	1,980	↓
Quarter ending June 2016	1,966	→
Quarter ending September 2016	1,942	↓
Variance since September 2015	(5.9%)	↓



ACTIVITY

Cumulative percentage of contracted UDA delivered 2016 & 2017



Month	Adjusted Scheduled Activity (UDA)	
	2016	2017
April	-72	295
May	353	585
June	621	871
July	1,017	1,208
August	1,133	1,822
September	2,058	2,297
October	2,442	
November	3,049	
December	3,599	
January	3,919	
February	4,459	
March	5,039	
April	5,353	
May	5,548	
June	5,548	

QUALITY

	Quantity	Base Number	Contract	AT	Region	England
% of FP17s for the same patient ID Re-attending within 3 months - Children	30	519	5.8%	13.0%	13.5%	12.4%
% of FP17s for the same patient ID Re-attending within 3 months - Adults	101	979	10.3%	17.5%	17.4%	16.7%
% of FP17s for the same patient ID Re-attending between 3 & 9 months - Children	338	519	65.1%	56.6%	59.0%	57.4%
% of FP17s for the same patient ID Re-attending between 3 & 9 months - Adults	652	979	66.6%	50.5%	52.6%	50.5%
% of FP17s for Band 1 Urgent Courses	69	1,325	5.2%	10.6%	9.4%	9.1%
% of FP17s Relating to Free Repair or Replacements	0	1,325	0.0%	0.9%	1.0%	0.8%
% of FP17s Relating to Continuations	16	1,325	1.2%	1.3%	1.5%	1.3%
% of Patients satisfied with the dentistry they have received	0	0	N/A	92.8%	93.7%	93.2%
% of Patients satisfied with the time they had to wait for an appointment	0	0	N/A	88.5%	90.0%	89.0%

* This is based on patients treated on this contract for their most recent course of treatment. Figures in italics indicate the base number of FP17s or Patient Questionnaire responses are less than 100. N/A is shown where the base number of responses is less than 10 during the period. % is calculated as Quantity/Base number*100

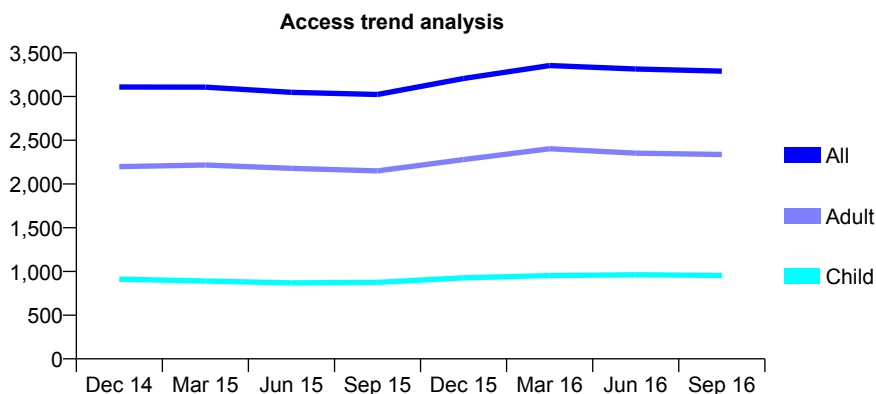
Q46 - Vital Signs At a Glance Contract Report for 769126/0001 - September 2016

Name or company name	MISS S AHMAD
Contract type name	GDS Contract
Purpose of contract	General
Contract start date	10/09/2012
Contract end date	

16/17 Contracted general activity (UDA)	10,336
Carry forward general activity (UDA)	-27
16/17 Contracted orthodontic activity (UOA)	0
Carry forward orthodontic activity (UOA)	0
Baseline contract value	£277,575.50

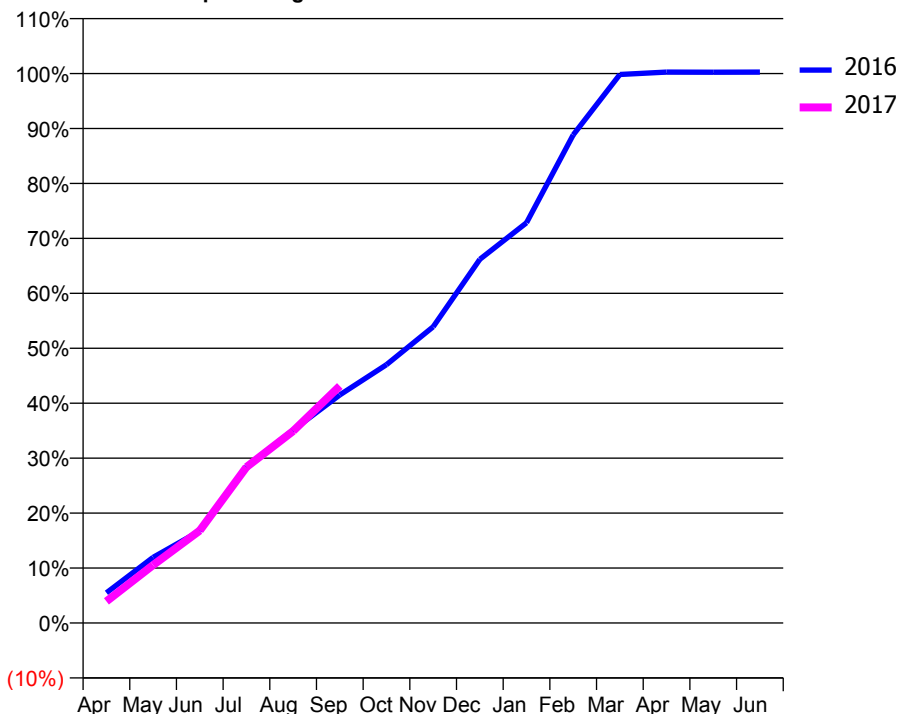
ACCESS*

Patients seen in 24 months	Total	Change since previous quarter
Quarter ending September 2015	3,024	
Quarter ending December 2015	3,206	↑
Quarter ending March 2016	3,355	↑
Quarter ending June 2016	3,314	↓
Quarter ending September 2016	3,291	→
Variance since September 2015	8.8%	↑



ACTIVITY

Cumulative percentage of contracted UDA delivered 2016 & 2017



Month	Adjusted Scheduled Activity (UDA)	
	2016	2017
April	568	407
May	1,235	1,090
June	1,731	1,738
July	2,941	2,933
August	3,630	3,611
September	4,290	4,459
October	4,860	
November	5,571	
December	6,842	
January	7,529	
February	9,181	
March	10,316	
April	10,362	
May	10,359	
June	10,363	

QUALITY

	Quantity	Base Number	Contract	AT	Region	England
% of FP17s for the same patient ID Re-attending within 3 months - Children	50	720	6.9%	13.0%	13.5%	12.4%
% of FP17s for the same patient ID Re-attending within 3 months - Adults	268	1,665	16.1%	17.5%	17.4%	16.7%
% of FP17s for the same patient ID Re-attending between 3 & 9 months - Children	472	720	65.6%	56.6%	59.0%	57.4%
% of FP17s for the same patient ID Re-attending between 3 & 9 months - Adults	998	1,665	59.9%	50.5%	52.6%	50.5%
% of FP17s for Band 1 Urgent Courses	279	2,365	11.8%	10.6%	9.4%	9.1%
% of FP17s Relating to Free Repair or Replacements	32	2,365	1.4%	0.9%	1.0%	0.8%
% of FP17s Relating to Continuations	32	2,365	1.4%	1.3%	1.5%	1.3%
% of Patients satisfied with the dentistry they have received	0	0	N/A	92.8%	93.7%	93.2%
% of Patients satisfied with the time they had to wait for an appointment	0	0	N/A	88.5%	90.0%	89.0%

* This is based on patients treated on this contract for their most recent course of treatment. Figures in italics indicate the base number of FP17s or Patient Questionnaire responses are less than 100. N/A is shown where the base number of responses is less than 10 during the period. % is calculated as Quantity/Base number*100

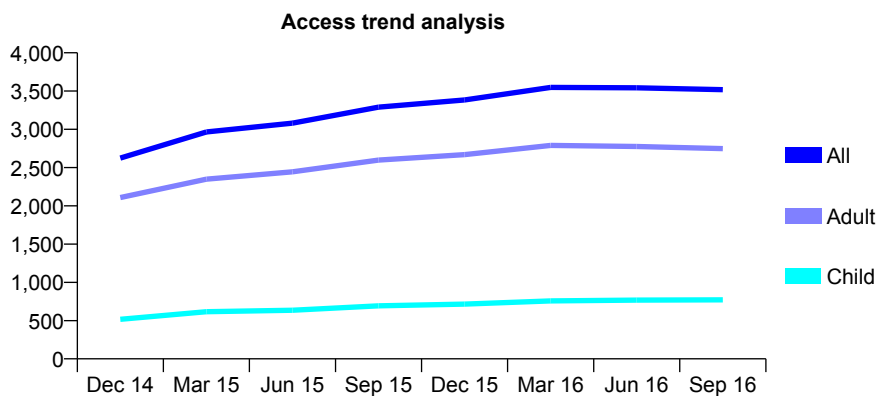
Q46 - Vital Signs At a Glance Contract Report for 769126/0002 - September 2016

Name or company name	MISS S AHMAD
Contract type name	GDS Contract
Purpose of contract	General
Contract start date	15/07/2013
Contract end date	

16/17 Contracted general activity (UDA)	13,017
Carry forward general activity (UDA)	0
16/17 Contracted orthodontic activity (UOA)	0
Carry forward orthodontic activity (UOA)	0
Baseline contract value	£321,688.84

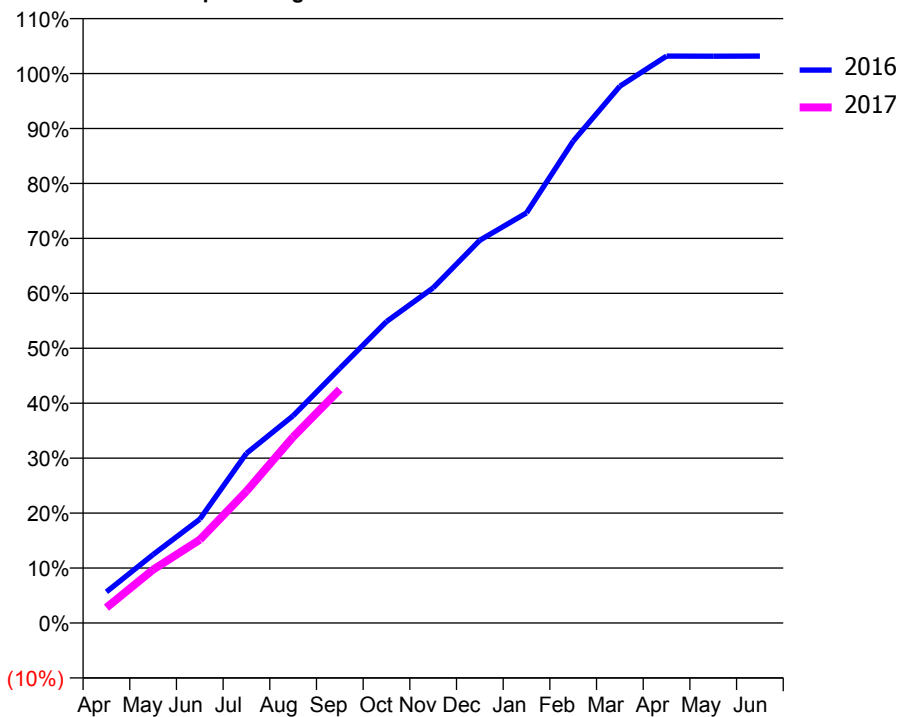
ACCESS*

Patients seen in 24 months	Total	Change since previous quarter
Quarter ending September 2015	3,289	
Quarter ending December 2015	3,384	↑
Quarter ending March 2016	3,548	↑
Quarter ending June 2016	3,543	→
Quarter ending September 2016	3,518	→
Variance since September 2015	7.0%	↑



ACTIVITY

Cumulative percentage of contracted UDA delivered 2016 & 2017



Month	Adjusted Scheduled Activity (UDA)	
	2016	2017
April	737	366
May	1,622	1,267
June	2,458	1,972
July	4,020	3,123
August	4,910	4,409
September	6,033	5,532
October	7,139	
November	7,940	
December	9,069	
January	9,715	
February	11,415	
March	12,717	
April	13,429	
May	13,425	
June	13,428	

QUALITY

	Quantity	Base Number	Contract	AT	Region	England
% of FP17s for the same patient ID Re-attending within 3 months - Children	65	637	10.2%	13.0%	13.5%	12.4%
% of FP17s for the same patient ID Re-attending within 3 months - Adults	368	2,170	17.0%	17.5%	17.4%	16.7%
% of FP17s for the same patient ID Re-attending between 3 & 9 months - Children	415	637	65.1%	56.6%	59.0%	57.4%
% of FP17s for the same patient ID Re-attending between 3 & 9 months - Adults	1,396	2,170	64.3%	50.5%	52.6%	50.5%
% of FP17s for Band 1 Urgent Courses	209	2,567	8.1%	10.6%	9.4%	9.1%
% of FP17s Relating to Free Repair or Replacements	88	2,567	3.4%	0.9%	1.0%	0.8%
% of FP17s Relating to Continuations	60	2,567	2.3%	1.3%	1.5%	1.3%
% of Patients satisfied with the dentistry they have received	4	6	N/A	92.8%	93.7%	93.2%
% of Patients satisfied with the time they had to wait for an appointment	6	6	N/A	88.5%	90.0%	89.0%

* This is based on patients treated on this contract for their most recent course of treatment. Figures in italics indicate the base number of FP17s or Patient Questionnaire responses are less than 100. N/A is shown where the base number of responses is less than 10 during the period. % is calculated as Quantity/Base number*100

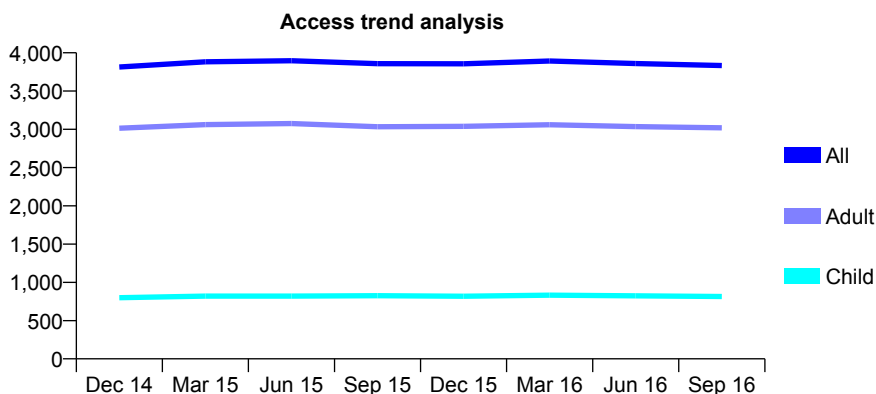
Q46 - Vital Signs At a Glance Contract Report for 769339/0001 - September 2016

Name or company name	MS H LUPSON
Contract type name	GDS Contract
Purpose of contract	General
Contract start date	01/04/2006
Contract end date	

16/17 Contracted general activity (UDA)	12,042
Carry forward general activity (UDA)	184
16/17 Contracted orthodontic activity (UOA)	0
Carry forward orthodontic activity (UOA)	0
Baseline contract value	£288,185.83

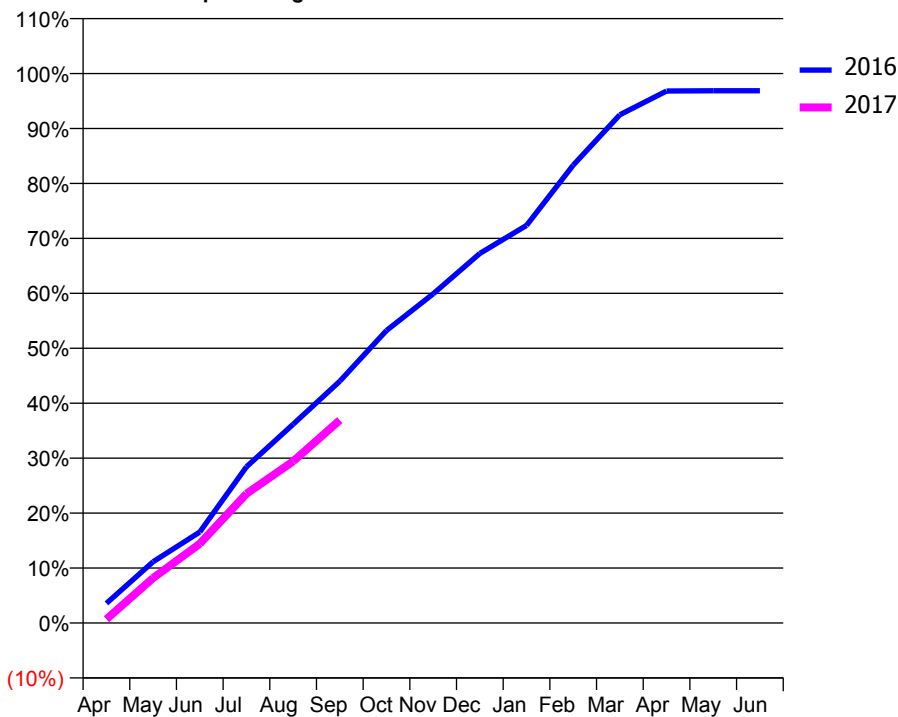
ACCESS*

Patients seen in 24 months	Total	Change since previous quarter
Quarter ending September 2015	3,858	
Quarter ending December 2015	3,856	→
Quarter ending March 2016	3,892	→
Quarter ending June 2016	3,859	→
Quarter ending September 2016	3,834	→
Variance since September 2015	(0.6%)	→



ACTIVITY

Cumulative percentage of contracted UDA delivered 2016 & 2017



Month	Adjusted Scheduled Activity (UDA)	
	2016	2017
April	437	85
May	1,364	986
June	2,026	1,738
July	3,481	2,833
August	4,427	3,544
September	5,388	4,447
October	6,518	
November	7,332	
December	8,233	
January	8,858	
February	10,199	
March	11,323	
April	11,853	
May	11,858	
June	11,858	

QUALITY

	Quantity	Base Number	Contract	AT	Region	England
% of FP17s for the same patient ID Re-attending within 3 months - Children	68	713	9.5%	13.0%	13.5%	12.4%
% of FP17s for the same patient ID Re-attending within 3 months - Adults	428	2,460	17.4%	17.5%	17.4%	16.7%
% of FP17s for the same patient ID Re-attending between 3 & 9 months - Children	533	713	74.8%	56.6%	59.0%	57.4%
% of FP17s for the same patient ID Re-attending between 3 & 9 months - Adults	1,559	2,460	63.4%	50.5%	52.6%	50.5%
% of FP17s for Band 1 Urgent Courses	260	2,826	9.2%	10.6%	9.4%	9.1%
% of FP17s Relating to Free Repair or Replacements	36	2,826	1.3%	0.9%	1.0%	0.8%
% of FP17s Relating to Continuations	18	2,826	0.6%	1.3%	1.5%	1.3%
% of Patients satisfied with the dentistry they have received	2	2	N/A	92.8%	93.7%	93.2%
% of Patients satisfied with the time they had to wait for an appointment	2	2	N/A	88.5%	90.0%	89.0%

* This is based on patients treated on this contract for their most recent course of treatment. Figures in italics indicate the base number of FP17s or Patient Questionnaire responses are less than 100. N/A is shown where the base number of responses is less than 10 during the period. % is calculated as Quantity/Base number*100

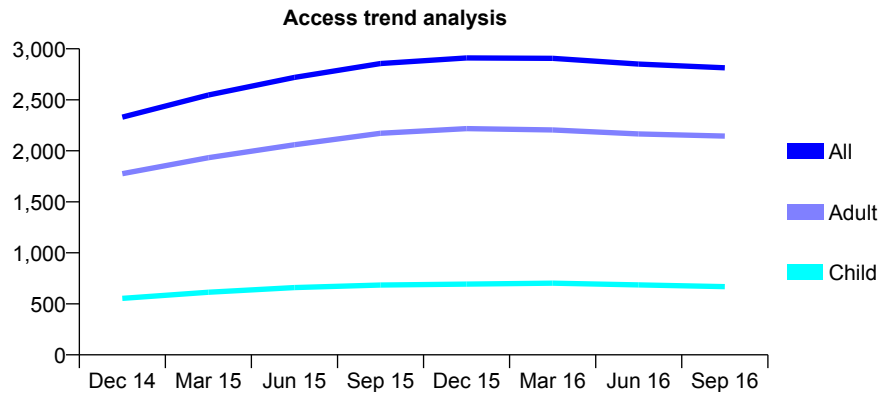
Q46 - Vital Signs At a Glance Contract Report for 770795/0001 - September 2016

Name or company name	MR AR ULLATHORNE
Contract type name	GDS Contract
Purpose of contract	General and Orthodontic
Contract start date	01/12/2013
Contract end date	

16/17 Contracted general activity (UDA)	10,925
Carry forward general activity (UDA)	0
16/17 Contracted orthodontic activity (UOA)	380
Carry forward orthodontic activity (UOA)	0
Baseline contract value	£301,026.15

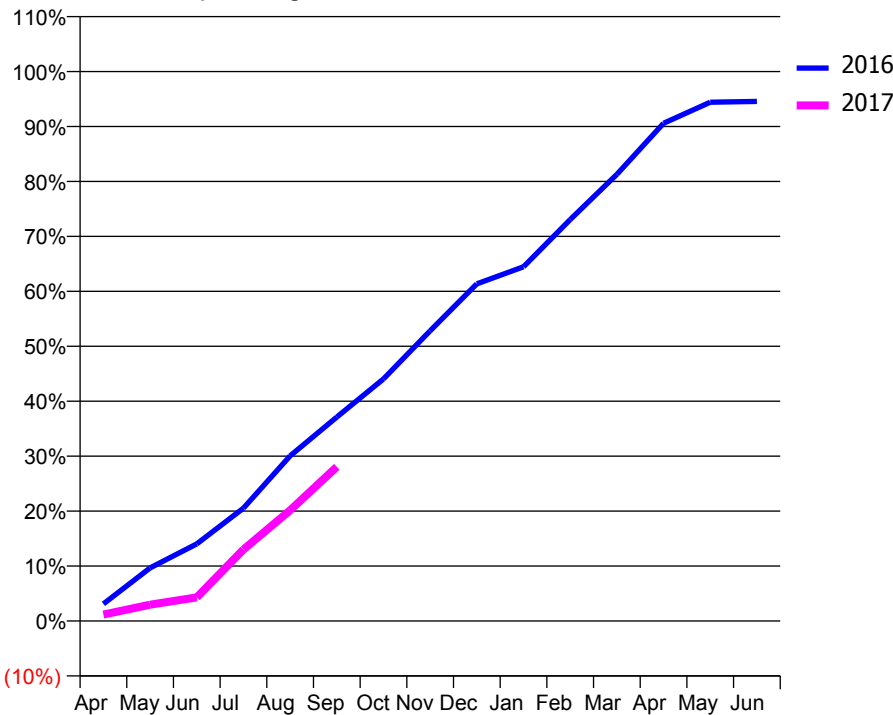
ACCESS*

Patients seen in 24 months	Total	Change since previous quarter
Quarter ending September 2015	2,856	
Quarter ending December 2015	2,910	→
Quarter ending March 2016	2,906	→
Quarter ending June 2016	2,850	↓
Quarter ending September 2016	2,814	↓
Variance since September 2015	(1.5%)	↓



ACTIVITY

Cumulative percentage of contracted UDA delivered 2016 & 2017



Month	Adjusted Scheduled Activity (UDA)	
	2016	2017
April	341	129
May	1,057	325
June	1,535	470
July	2,244	1,421
August	3,284	2,202
September	4,055	3,065
October	4,814	
November	5,770	
December	6,704	
January	7,042	
February	7,981	
March	8,881	
April	9,895	
May	10,314	
June	10,330	

QUALITY

	Quantity	Base Number	Contract	AT	Region	England
% of FP17s for the same patient ID Re-attending within 3 months - Children	38	470	8.1%	13.0%	13.5%	12.4%
% of FP17s for the same patient ID Re-attending within 3 months - Adults	218	1,339	16.3%	17.5%	17.4%	16.7%
% of FP17s for the same patient ID Re-attending between 3 & 9 months - Children	245	470	52.1%	56.6%	59.0%	57.4%
% of FP17s for the same patient ID Re-attending between 3 & 9 months - Adults	631	1,339	47.1%	50.5%	52.6%	50.5%
% of FP17s for Band 1 Urgent Courses	122	1,271	9.6%	10.6%	9.4%	9.1%
% of FP17s Relating to Free Repair or Replacements	19	1,271	1.5%	0.9%	1.0%	0.8%
% of FP17s Relating to Continuations	6	1,271	0.5%	1.3%	1.5%	1.3%
% of Patients satisfied with the dentistry they have received	2	2	N/A	92.8%	93.7%	93.2%
% of Patients satisfied with the time they had to wait for an appointment	2	2	N/A	88.5%	90.0%	89.0%

* This is based on patients treated on this contract for their most recent course of treatment. Figures in italics indicate the base number of FP17s or Patient Questionnaire responses are less than 100. N/A is shown where the base number of responses is less than 10 during the period. % is calculated as Quantity/Base number*100

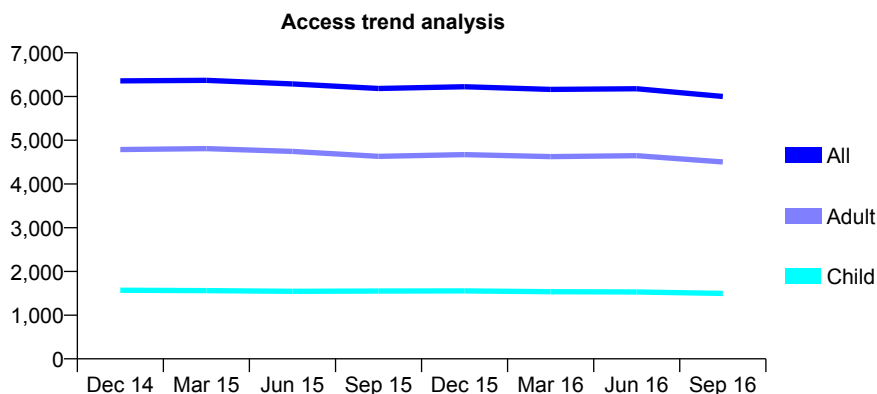
Q46 - Vital Signs At a Glance Contract Report for 770973/0001 - September 2016

Name or company name	MR CD AINSWORTH
Contract type name	GDS Contract
Purpose of contract	General
Contract start date	01/04/2006
Contract end date	

16/17 Contracted general activity (UDA)	20,430
Carry forward general activity (UDA)	-81
16/17 Contracted orthodontic activity (UOA)	0
Carry forward orthodontic activity (UOA)	0
Baseline contract value	£615,567.55

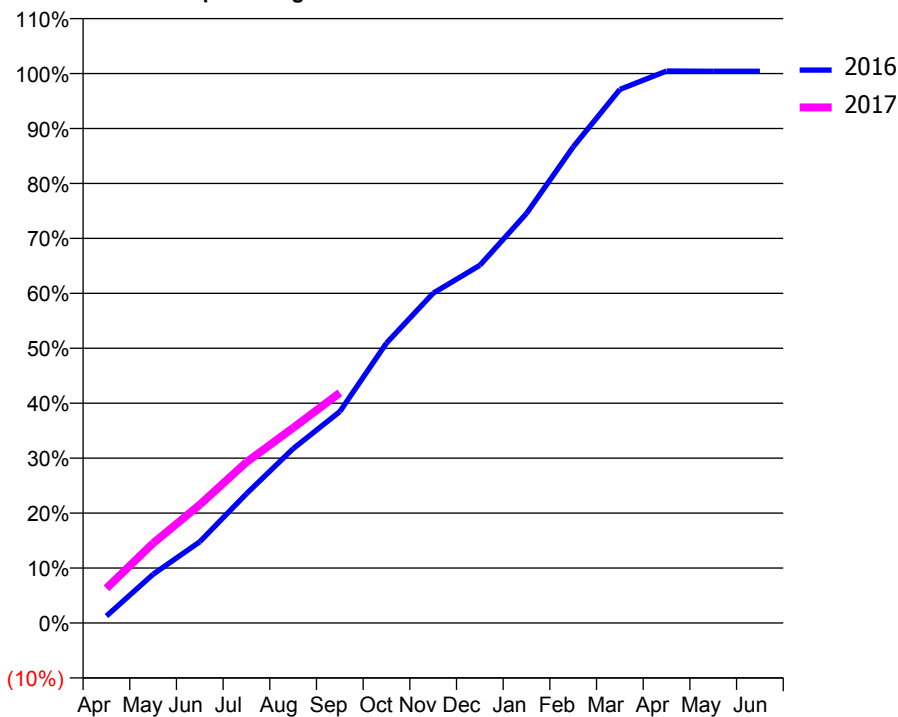
ACCESS*

Patients seen in 24 months	Total	Change since previous quarter
Quarter ending September 2015	6,183	
Quarter ending December 2015	6,225	→
Quarter ending March 2016	6,164	→
Quarter ending June 2016	6,177	→
Quarter ending September 2016	6,001	↓
Variance since September 2015	(2.9%)	↓



ACTIVITY

Cumulative percentage of contracted UDA delivered 2016 & 2017



Adjusted Scheduled Activity (UDA)

Month	2016	2017
April	259	1,293
May	1,811	2,966
June	3,023	4,402
July	4,806	5,983
August	6,481	7,258
September	7,862	8,558
October	10,408	
November	12,264	
December	13,297	
January	15,227	
February	17,699	
March	19,840	
April	20,520	
May	20,512	
June	20,511	

QUALITY

	Quantity	Base Number	Contract	AT	Region	England
% of FP17s for the same patient ID Re-attending within 3 months - Children	124	1,070	11.6%	13.0%	13.5%	12.4%
% of FP17s for the same patient ID Re-attending within 3 months - Adults	540	3,070	17.6%	17.5%	17.4%	16.7%
% of FP17s for the same patient ID Re-attending between 3 & 9 months - Children	670	1,070	62.6%	56.6%	59.0%	57.4%
% of FP17s for the same patient ID Re-attending between 3 & 9 months - Adults	1,685	3,070	54.9%	50.5%	52.6%	50.5%
% of FP17s for Band 1 Urgent Courses	651	3,826	17.0%	10.6%	9.4%	9.1%
% of FP17s Relating to Free Repair or Replacements	34	3,826	0.9%	0.9%	1.0%	0.8%
% of FP17s Relating to Continuations	9	3,826	0.2%	1.3%	1.5%	1.3%
% of Patients satisfied with the dentistry they have received	3	3	N/A	92.8%	93.7%	93.2%
% of Patients satisfied with the time they had to wait for an appointment	3	3	N/A	88.5%	90.0%	89.0%

* This is based on patients treated on this contract for their most recent course of treatment. Figures in italics indicate the base number of FP17s or Patient Questionnaire responses are less than 100. N/A is shown where the base number of responses is less than 10 during the period. % is calculated as Quantity/Base number*100

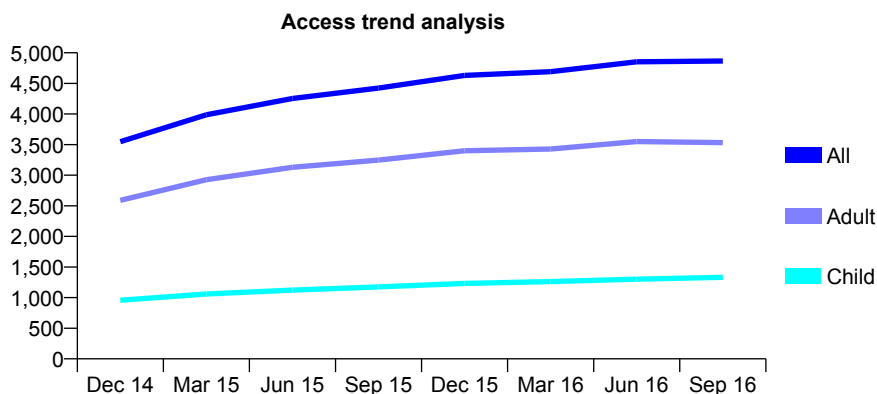
Q46 - Vital Signs At a Glance Contract Report for 772194/0002 - September 2016

Name or company name	MR B AMOZANDEH
Contract type name	GDS Contract
Purpose of contract	General
Contract start date	01/06/2008
Contract end date	

16/17 Contracted general activity (UDA)	19,610
Carry forward general activity (UDA)	55
16/17 Contracted orthodontic activity (UOA)	0
Carry forward orthodontic activity (UOA)	0
Baseline contract value	£545,412.14

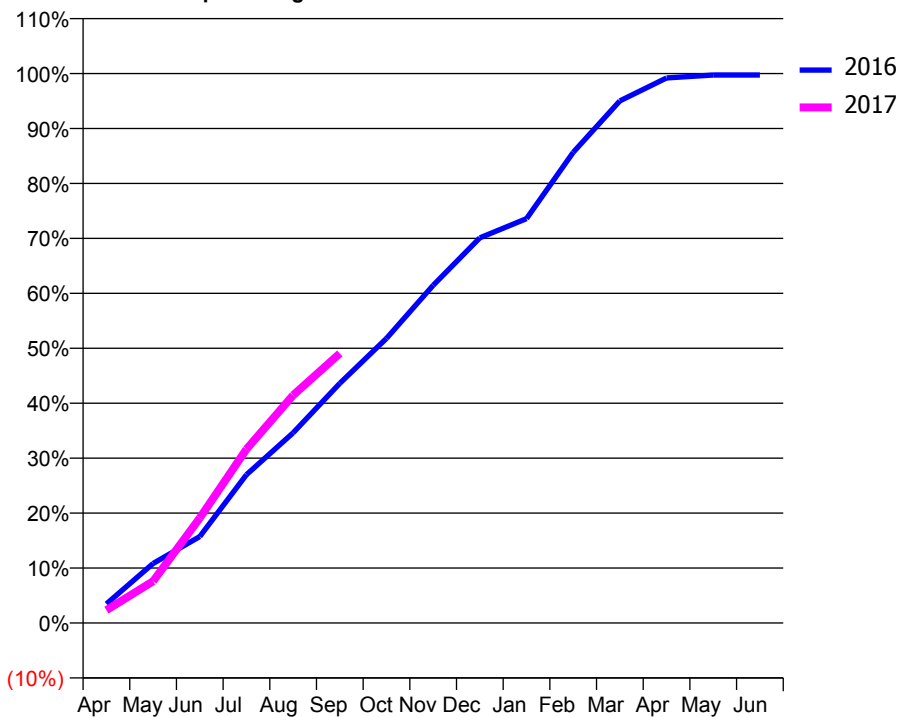
ACCESS*

Patients seen in 24 months	Total	Change since previous quarter
Quarter ending September 2015	4,423	
Quarter ending December 2015	4,631	↑
Quarter ending March 2016	4,691	→
Quarter ending June 2016	4,852	↑
Quarter ending September 2016	4,865	→
Variance since September 2015	10.0%	↑



ACTIVITY

Cumulative percentage of contracted UDA delivered 2016 & 2017



Month	Adjusted Scheduled Activity (UDA)	
	2016	2017
April	681	460
May	2,124	1,490
June	3,084	3,747
July	5,295	6,201
August	6,790	8,129
September	8,553	9,621
October	10,157	
November	12,050	
December	13,744	
January	14,432	
February	16,796	
March	18,633	
April	19,452	
May	19,555	
June	19,555	

QUALITY

	Quantity	Base Number	Contract	AT	Region	England
% of FP17s for the same patient ID Re-attending within 3 months - Children	113	1,056	10.7%	13.0%	13.5%	12.4%
% of FP17s for the same patient ID Re-attending within 3 months - Adults	647	2,812	23.0%	17.5%	17.4%	16.7%
% of FP17s for the same patient ID Re-attending between 3 & 9 months - Children	621	1,056	58.8%	56.6%	59.0%	57.4%
% of FP17s for the same patient ID Re-attending between 3 & 9 months - Adults	1,256	2,812	44.7%	50.5%	52.6%	50.5%
% of FP17s for Band 1 Urgent Courses	463	3,543	13.1%	10.6%	9.4%	9.1%
% of FP17s Relating to Free Repair or Replacements	19	3,543	0.5%	0.9%	1.0%	0.8%
% of FP17s Relating to Continuations	51	3,543	1.4%	1.3%	1.5%	1.3%
% of Patients satisfied with the dentistry they have received	1	1	N/A	92.8%	93.7%	93.2%
% of Patients satisfied with the time they had to wait for an appointment	1	1	N/A	88.5%	90.0%	89.0%

* This is based on patients treated on this contract for their most recent course of treatment. Figures in italics indicate the base number of FP17s or Patient Questionnaire responses are less than 100. N/A is shown where the base number of responses is less than 10 during the period. % is calculated as Quantity/Base number*100

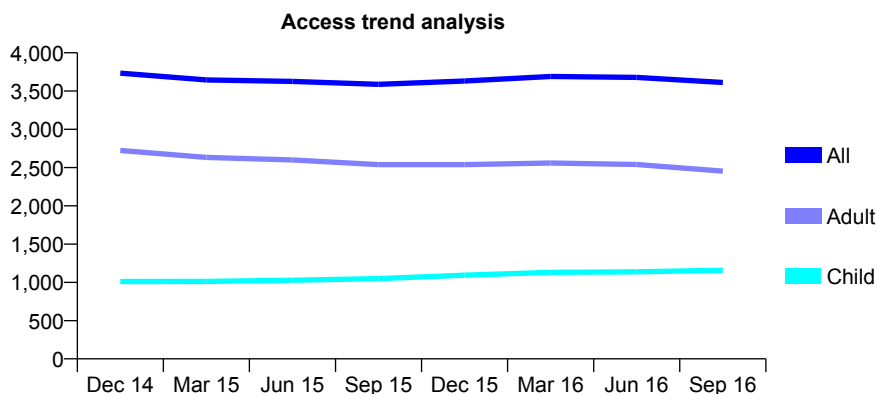
Q46 - Vital Signs At a Glance Contract Report for 772895/0001 - September 2016

Name or company name	MR CE CRAWFORD
Contract type name	GDS Contract
Purpose of contract	General
Contract start date	13/10/2009
Contract end date	

16/17 Contracted general activity (UDA)	6,773
Carry forward general activity (UDA)	-135
16/17 Contracted orthodontic activity (UOA)	0
Carry forward orthodontic activity (UOA)	0
Baseline contract value	£165,581.25

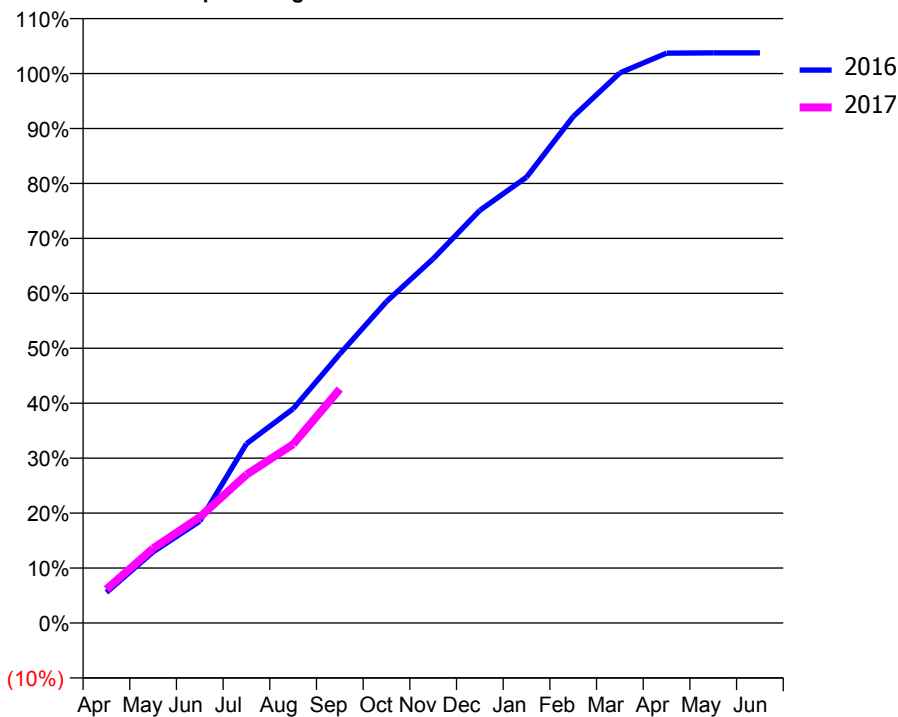
ACCESS*

Patients seen in 24 months	Total	Change since previous quarter
Quarter ending September 2015	3,588	
Quarter ending December 2015	3,631	→
Quarter ending March 2016	3,690	→
Quarter ending June 2016	3,679	→
Quarter ending September 2016	3,612	↓
Variance since September 2015	0.7%	→



ACTIVITY

Cumulative percentage of contracted UDA delivered 2016 & 2017



Month	Adjusted Scheduled Activity (UDA)	
	2016	2017
April	384	417
May	893	920
June	1,277	1,306
July	2,249	1,829
August	2,688	2,204
September	3,375	2,883
October	4,032	
November	4,569	
December	5,175	
January	5,593	
February	6,353	
March	6,901	
April	7,148	
May	7,152	
June	7,152	

QUALITY

	Quantity	Base Number	Contract	AT	Region	England
% of FP17s for the same patient ID Re-attending within 3 months - Children	64	1,000	6.4%	13.0%	13.5%	12.4%
% of FP17s for the same patient ID Re-attending within 3 months - Adults	125	1,103	11.3%	17.5%	17.4%	16.7%
% of FP17s for the same patient ID Re-attending between 3 & 9 months - Children	690	1,000	69.0%	56.6%	59.0%	57.4%
% of FP17s for the same patient ID Re-attending between 3 & 9 months - Adults	589	1,103	53.4%	50.5%	52.6%	50.5%
% of FP17s for Band 1 Urgent Courses	65	1,456	4.5%	10.6%	9.4%	9.1%
% of FP17s Relating to Free Repair or Replacements	5	1,456	0.3%	0.9%	1.0%	0.8%
% of FP17s Relating to Continuations	23	1,456	1.6%	1.3%	1.5%	1.3%
% of Patients satisfied with the dentistry they have received	2	2	N/A	92.8%	93.7%	93.2%
% of Patients satisfied with the time they had to wait for an appointment	2	2	N/A	88.5%	90.0%	89.0%

* This is based on patients treated on this contract for their most recent course of treatment. Figures in italics indicate the base number of FP17s or Patient Questionnaire responses are less than 100. N/A is shown where the base number of responses is less than 10 during the period. % is calculated as Quantity/Base number*100

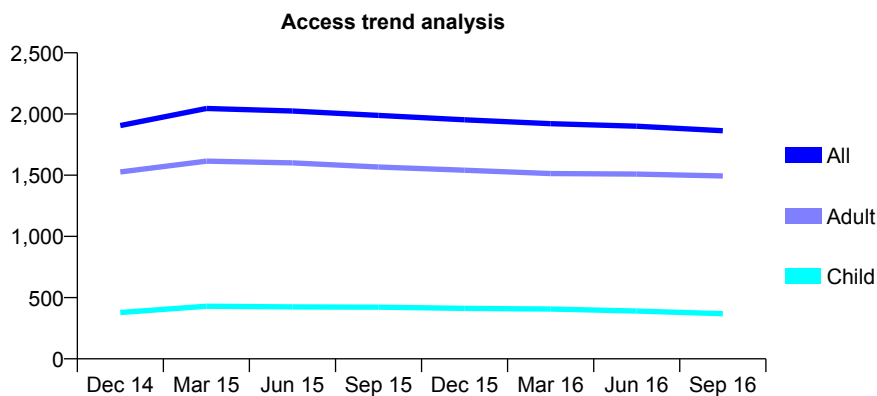
Q46 - Vital Signs At a Glance Contract Report for 772968/0001 - September 2016

Name or company name	MISS SN HUSSAIN
Contract type name	GDS Contract
Purpose of contract	General
Contract start date	19/04/2011
Contract end date	

16/17 Contracted general activity (UDA)	4,906
Carry forward general activity (UDA)	92
16/17 Contracted orthodontic activity (UOA)	0
Carry forward orthodontic activity (UOA)	0
Baseline contract value	£119,195.25

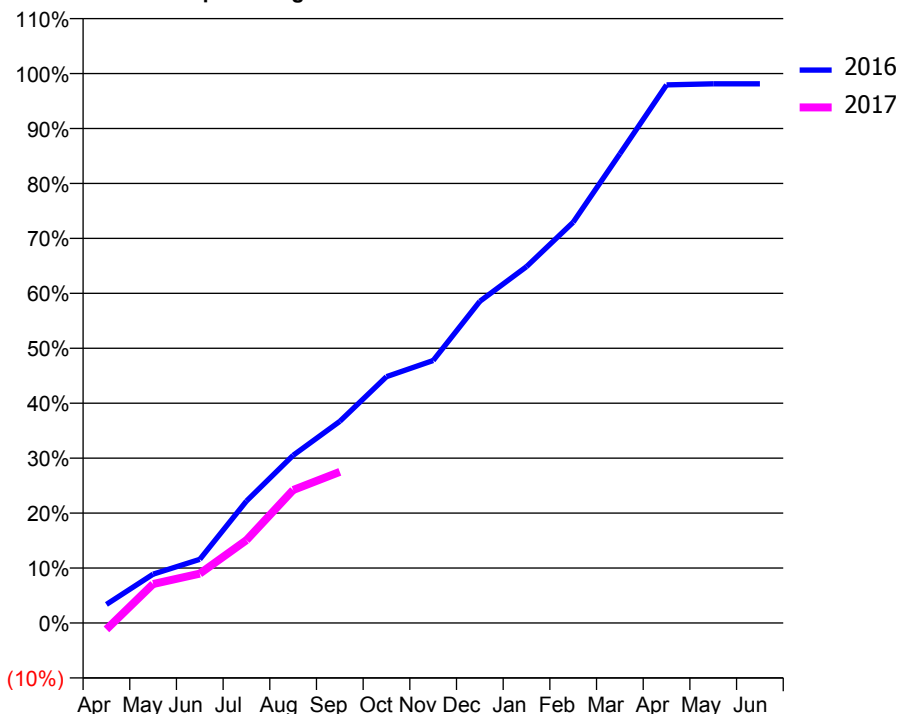
ACCESS*

Patients seen in 24 months	Total	Change since previous quarter
Quarter ending September 2015	1,989	
Quarter ending December 2015	1,953	↓
Quarter ending March 2016	1,921	↓
Quarter ending June 2016	1,900	↓
Quarter ending September 2016	1,863	↓
Variance since September 2015	(6.3%)	↓



ACTIVITY

Cumulative percentage of contracted UDA delivered 2016 & 2017



Month	Adjusted Scheduled Activity (UDA)	
	2016	2017
April	167	-57
May	437	348
June	569	441
July	1,088	740
August	1,497	1,187
September	1,800	1,349
October	2,199	
November	2,343	
December	2,872	
January	3,182	
February	3,579	
March	4,189	
April	4,805	
May	4,814	
June	4,814	

QUALITY

	Quantity	Base Number	Contract	AT	Region	England
% of FP17s for the same patient ID Re-attending within 3 months - Children	24	296	8.1%	13.0%	13.5%	12.4%
% of FP17s for the same patient ID Re-attending within 3 months - Adults	175	1,078	16.2%	17.5%	17.4%	16.7%
% of FP17s for the same patient ID Re-attending between 3 & 9 months - Children	219	296	74.0%	56.6%	59.0%	57.4%
% of FP17s for the same patient ID Re-attending between 3 & 9 months - Adults	697	1,078	64.7%	50.5%	52.6%	50.5%
% of FP17s for Band 1 Urgent Courses	56	721	7.8%	10.6%	9.4%	9.1%
% of FP17s Relating to Free Repair or Replacements	14	721	1.9%	0.9%	1.0%	0.8%
% of FP17s Relating to Continuations	13	721	1.8%	1.3%	1.5%	1.3%
% of Patients satisfied with the dentistry they have received	5	5	N/A	92.8%	93.7%	93.2%
% of Patients satisfied with the time they had to wait for an appointment	5	5	N/A	88.5%	90.0%	89.0%

* This is based on patients treated on this contract for their most recent course of treatment. Figures in italics indicate the base number of FP17s or Patient Questionnaire responses are less than 100. N/A is shown where the base number of responses is less than 10 during the period. % is calculated as Quantity/Base number*100

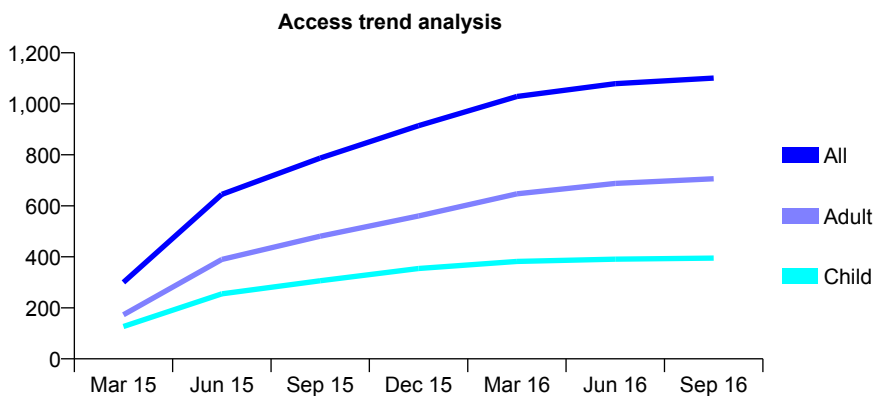
Q46 - Vital Signs At a Glance Contract Report for 772968/0003 - September 2016

Name or company name	MISS SN HUSSAIN
Contract type name	GDS Contract
Purpose of contract	General
Contract start date	01/01/2015
Contract end date	

16/17 Contracted general activity (UDA)	2,213
Carry forward general activity (UDA)	-38
16/17 Contracted orthodontic activity (UOA)	0
Carry forward orthodontic activity (UOA)	0
Baseline contract value	£60,310.41

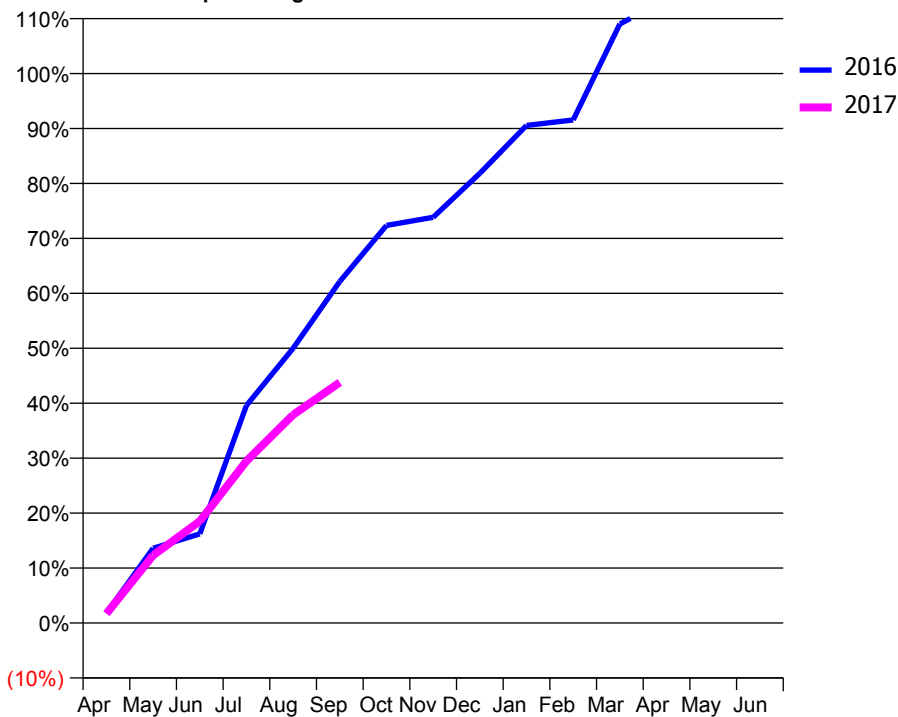
ACCESS*

Patients seen in 24 months	Total	Change since previous quarter
Quarter ending September 2015	787	
Quarter ending December 2015	914	↑
Quarter ending March 2016	1,029	↑
Quarter ending June 2016	1,079	↑
Quarter ending September 2016	1,101	↑
Variance since September 2015	39.9%	↑



ACTIVITY

Cumulative percentage of contracted UDA delivered 2016 & 2017



Adjusted Scheduled Activity (UDA)

Month	2016	2017
April	44	38
May	321	273
June	384	410
July	936	652
August	1,182	838
September	1,469	969
October	1,710	
November	1,746	
December	1,935	
January	2,141	
February	2,164	
March	2,577	
April	2,681	
May	2,682	
June	2,682	

QUALITY

	Quantity	Base Number	Contract	AT	Region	England
% of FP17s for the same patient ID Re-attending within 3 months - Children	31	349	8.9%	13.0%	13.5%	12.4%
% of FP17s for the same patient ID Re-attending within 3 months - Adults	97	603	16.1%	17.5%	17.4%	16.7%
% of FP17s for the same patient ID Re-attending between 3 & 9 months - Children	246	349	70.5%	56.6%	59.0%	57.4%
% of FP17s for the same patient ID Re-attending between 3 & 9 months - Adults	386	603	64.0%	50.5%	52.6%	50.5%
% of FP17s for Band 1 Urgent Courses	39	525	7.4%	10.6%	9.4%	9.1%
% of FP17s Relating to Free Repair or Replacements	4	525	0.8%	0.9%	1.0%	0.8%
% of FP17s Relating to Continuations	9	525	1.7%	1.3%	1.5%	1.3%
% of Patients satisfied with the dentistry they have received	0	0	N/A	92.8%	93.7%	93.2%
% of Patients satisfied with the time they had to wait for an appointment	0	0	N/A	88.5%	90.0%	89.0%

* This is based on patients treated on this contract for their most recent course of treatment. Figures in italics indicate the base number of FP17s or Patient Questionnaire responses are less than 100. N/A is shown where the base number of responses is less than 10 during the period. % is calculated as Quantity/Base number*100

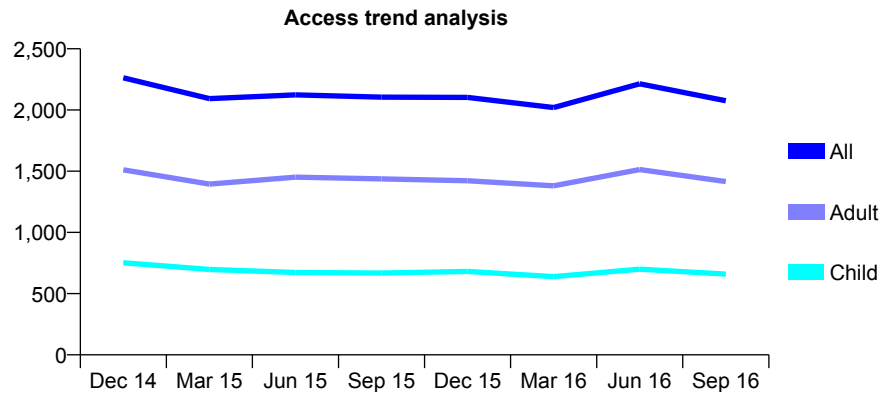
Q46 - Vital Signs At a Glance Contract Report for 773174/0001 - September 2016

Name or company name	MR S AHMED
Contract type name	GDS Contract
Purpose of contract	General
Contract start date	01/04/2006
Contract end date	

16/17 Contracted general activity (UDA)	8,304
Carry forward general activity (UDA)	0
16/17 Contracted orthodontic activity (UOA)	0
Carry forward orthodontic activity (UOA)	0
Baseline contract value	£275,717.49

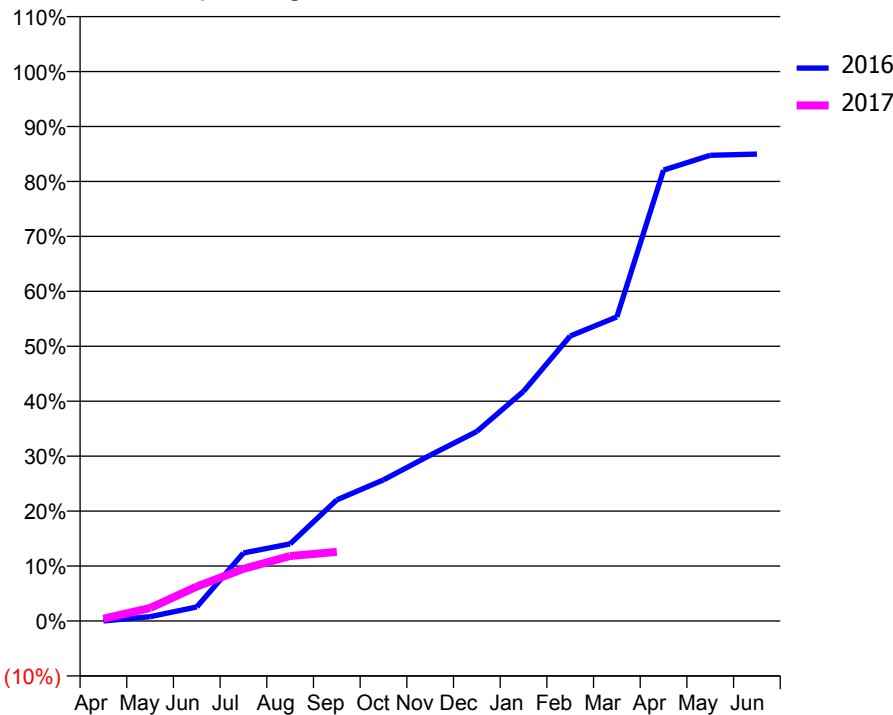
ACCESS*

Patients seen in 24 months	Total	Change since previous quarter
Quarter ending September 2015	2,105	
Quarter ending December 2015	2,103	→
Quarter ending March 2016	2,020	↓
Quarter ending June 2016	2,214	↑
Quarter ending September 2016	2,076	↓
Variance since September 2015	(1.4%)	↓



ACTIVITY

Cumulative percentage of contracted UDA delivered 2016 & 2017



Month	Adjusted Scheduled Activity (UDA)	
	2016	2017
April	0	34
May	66	196
June	212	522
July	1,030	790
August	1,165	982
September	1,831	1,044
October	2,132	
November	2,507	
December	2,864	
January	3,471	
February	4,308	
March	4,595	
April	6,813	
May	7,038	
June	7,057	

QUALITY

	Quantity	Base Number	Contract	AT	Region	England
% of FP17s for the same patient ID Re-attending within 3 months - Children	17	269	6.3%	13.0%	13.5%	12.4%
% of FP17s for the same patient ID Re-attending within 3 months - Adults	88	594	14.8%	17.5%	17.4%	16.7%
% of FP17s for the same patient ID Re-attending between 3 & 9 months - Children	59	269	21.9%	56.6%	59.0%	57.4%
% of FP17s for the same patient ID Re-attending between 3 & 9 months - Adults	134	594	22.6%	50.5%	52.6%	50.5%
% of FP17s for Band 1 Urgent Courses	41	394	10.4%	10.6%	9.4%	9.1%
% of FP17s Relating to Free Repair or Replacements	4	394	1.0%	0.9%	1.0%	0.8%
% of FP17s Relating to Continuations	0	394	0.0%	1.3%	1.5%	1.3%
% of Patients satisfied with the dentistry they have received	0	0	N/A	92.8%	93.7%	93.2%
% of Patients satisfied with the time they had to wait for an appointment	0	0	N/A	88.5%	90.0%	89.0%

* This is based on patients treated on this contract for their most recent course of treatment. Figures in italics indicate the base number of FP17s or Patient Questionnaire responses are less than 100. N/A is shown where the base number of responses is less than 10 during the period. % is calculated as Quantity/Base number*100

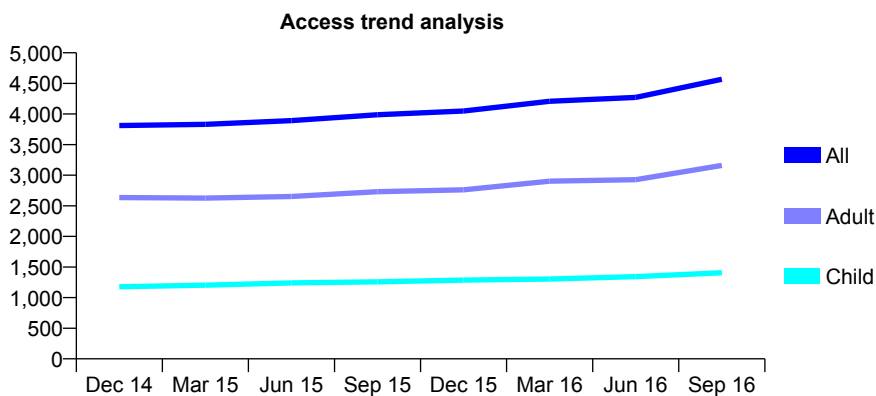
Q46 - Vital Signs At a Glance Contract Report for 780871/0001 - September 2016

Name or company name	MR R KHAN
Contract type name	GDS Contract
Purpose of contract	General
Contract start date	01/04/2006
Contract end date	

16/17 Contracted general activity (UDA)	24,622
Carry forward general activity (UDA)	-179
16/17 Contracted orthodontic activity (UOA)	0
Carry forward orthodontic activity (UOA)	0
Baseline contract value	£699,624.26

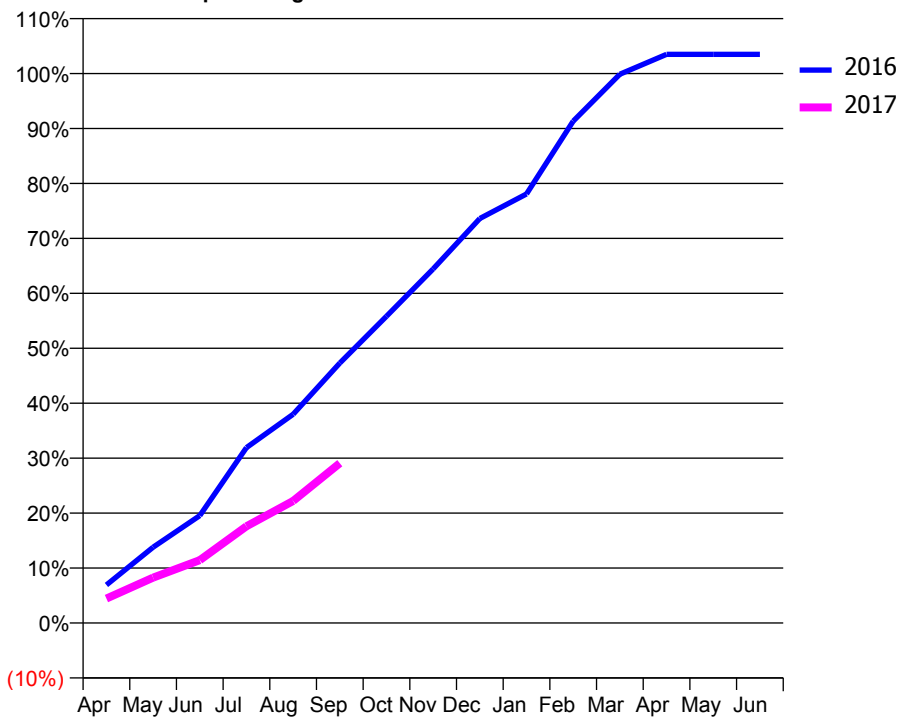
ACCESS*

Patients seen in 24 months	Total	Change since previous quarter
Quarter ending September 2015	3,989	
Quarter ending December 2015	4,048	→
Quarter ending March 2016	4,208	↑
Quarter ending June 2016	4,271	→
Quarter ending September 2016	4,567	↑
Variance since September 2015	14.5%	↑



ACTIVITY

Cumulative percentage of contracted UDA delivered 2016 & 2017



Month	Adjusted Scheduled Activity (UDA)	
	2016	2017
April	953	1,097
May	1,896	2,033
June	2,687	2,816
July	4,384	4,333
August	5,221	5,471
September	6,501	7,159
October	7,670	
November	8,854	
December	10,113	
January	10,728	
February	12,547	
March	13,723	
April	14,218	
May	14,218	
June	14,218	

QUALITY

	Quantity	Base Number	Contract	AT	Region	England
% of FP17s for the same patient ID Re-attending within 3 months - Children	120	1,120	10.7%	13.0%	13.5%	12.4%
% of FP17s for the same patient ID Re-attending within 3 months - Adults	415	2,578	16.1%	17.5%	17.4%	16.7%
% of FP17s for the same patient ID Re-attending between 3 & 9 months - Children	578	1,120	51.6%	56.6%	59.0%	57.4%
% of FP17s for the same patient ID Re-attending between 3 & 9 months - Adults	1,330	2,578	51.6%	50.5%	52.6%	50.5%
% of FP17s for Band 1 Urgent Courses	436	3,516	12.4%	10.6%	9.4%	9.1%
% of FP17s Relating to Free Repair or Replacements	32	3,516	0.9%	0.9%	1.0%	0.8%
% of FP17s Relating to Continuations	22	3,516	0.6%	1.3%	1.5%	1.3%
% of Patients satisfied with the dentistry they have received	1	1	N/A	92.8%	93.7%	93.2%
% of Patients satisfied with the time they had to wait for an appointment	1	1	N/A	88.5%	90.0%	89.0%

* This is based on patients treated on this contract for their most recent course of treatment. Figures in italics indicate the base number of FP17s or Patient Questionnaire responses are less than 100. N/A is shown where the base number of responses is less than 10 during the period. % is calculated as Quantity/Base number*100

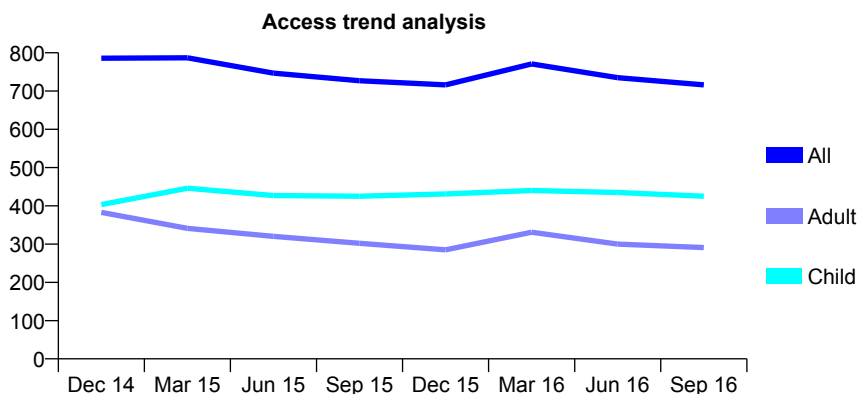
Q46 - Vital Signs At a Glance Contract Report for 803375/0001 - September 2016

Name or company name	MISS SR WOOLF
Contract type name	GDS Contract
Purpose of contract	General
Contract start date	01/04/2006
Contract end date	

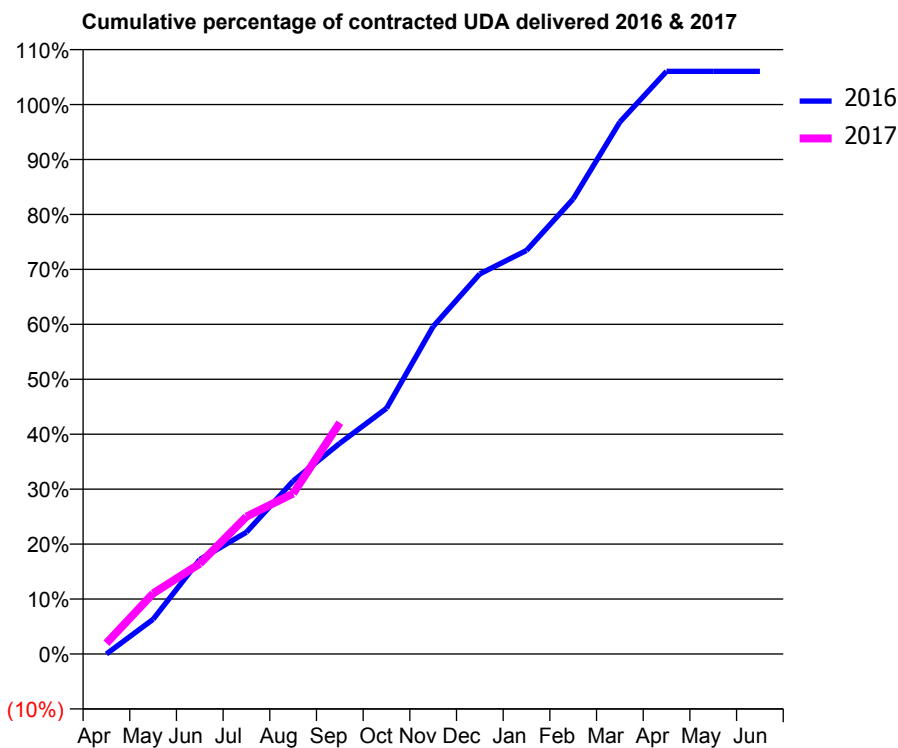
16/17 Contracted general activity (UDA)	1,715
Carry forward general activity (UDA)	-34
16/17 Contracted orthodontic activity (UOA)	0
Carry forward orthodontic activity (UOA)	0
Baseline contract value	£64,313.67

ACCESS*

Patients seen in 24 months	Total	Change since previous quarter
Quarter ending September 2015	727	
Quarter ending December 2015	716	↓
Quarter ending March 2016	771	↑
Quarter ending June 2016	735	↓
Quarter ending September 2016	716	↓
Variance since September 2015	(1.5%)	↓



ACTIVITY



Month	Adjusted Scheduled Activity (UDA)	
	2016	2017
April	0	34
May	126	189
June	343	282
July	442	429
August	628	501
September	765	722
October	892	
November	1,189	
December	1,380	
January	1,465	
February	1,652	
March	1,931	
April	2,115	
May	2,115	
June	2,115	

QUALITY

	Quantity	Base Number	Contract	AT	Region	England
% of FP17s for the same patient ID Re-attending within 3 months - Children	24	212	11.3%	13.0%	13.5%	12.4%
% of FP17s for the same patient ID Re-attending within 3 months - Adults	10	91	11.0%	17.5%	17.4%	16.7%
% of FP17s for the same patient ID Re-attending between 3 & 9 months - Children	100	212	47.2%	56.6%	59.0%	57.4%
% of FP17s for the same patient ID Re-attending between 3 & 9 months - Adults	16	91	17.6%	50.5%	52.6%	50.5%
% of FP17s for Band 1 Urgent Courses	0	257	0.0%	10.6%	9.4%	9.1%
% of FP17s Relating to Free Repair or Replacements	0	257	0.0%	0.9%	1.0%	0.8%
% of FP17s Relating to Continuations	10	257	3.9%	1.3%	1.5%	1.3%
% of Patients satisfied with the dentistry they have received	1	1	N/A	92.8%	93.7%	93.2%
% of Patients satisfied with the time they had to wait for an appointment	1	1	N/A	88.5%	90.0%	89.0%

* This is based on patients treated on this contract for their most recent course of treatment. Figures in italics indicate the base number of FP17s or Patient Questionnaire responses are less than 100. N/A is shown where the base number of responses is less than 10 during the period. % is calculated as Quantity/Base number*100

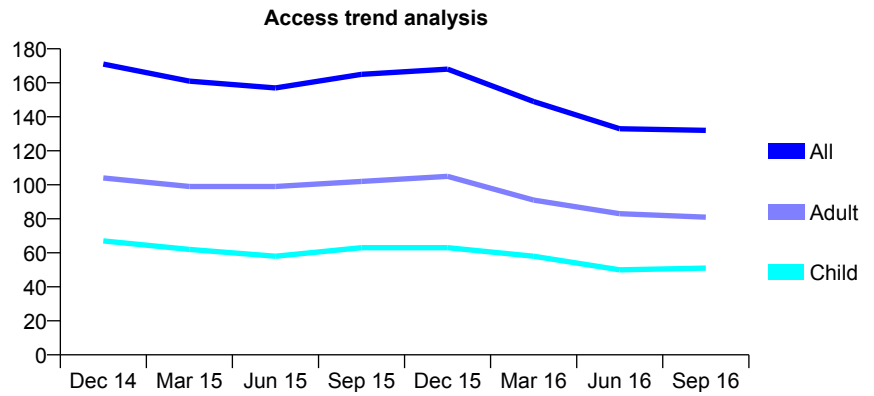
Q46 - Vital Signs At a Glance Contract Report for 816213/0002 - September 2016

Name or company name	MR S SHIMBERG
Contract type name	GDS Contract
Purpose of contract	General
Contract start date	01/04/2006
Contract end date	

16/17 Contracted general activity (UDA)	886
Carry forward general activity (UDA)	0
16/17 Contracted orthodontic activity (UOA)	0
Carry forward orthodontic activity (UOA)	0
Baseline contract value	£24,037.28

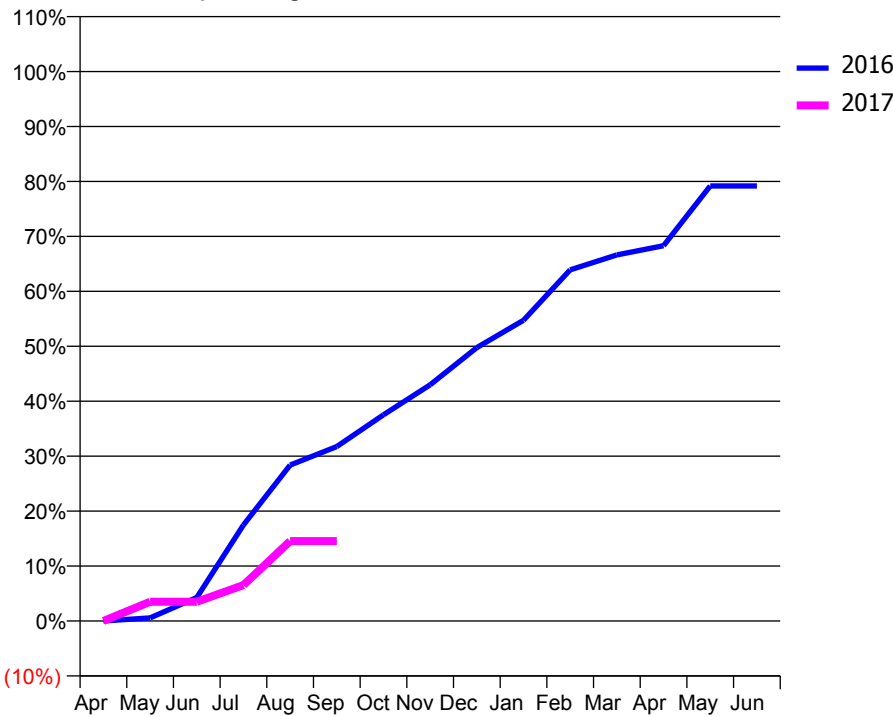
ACCESS*

Patients seen in 24 months	Total	Change since previous quarter
Quarter ending September 2015	165	
Quarter ending December 2015	168	→
Quarter ending March 2016	149	↓
Quarter ending June 2016	133	↓
Quarter ending September 2016	132	→
Variance since September 2015	(20.0%)	↓



ACTIVITY

Cumulative percentage of contracted UDA delivered 2016 & 2017



Month	Adjusted Scheduled Activity (UDA)	
	2016	2017
April	0	0
May	5	31
June	38	31
July	155	58
August	251	129
September	281	129
October	332	
November	381	
December	441	
January	485	
February	566	
March	590	
April	605	
May	701	
June	701	

QUALITY

	Quantity	Base Number	Contract	AT	Region	England
% of FP17s for the same patient ID Re-attending within 3 months - Children	1	20	5.0%	13.0%	13.5%	12.4%
% of FP17s for the same patient ID Re-attending within 3 months - Adults	7	27	25.9%	17.5%	17.4%	16.7%
% of FP17s for the same patient ID Re-attending between 3 & 9 months - Children	2	20	10.0%	56.6%	59.0%	57.4%
% of FP17s for the same patient ID Re-attending between 3 & 9 months - Adults	8	27	29.6%	50.5%	52.6%	50.5%
% of FP17s for Band 1 Urgent Courses	4	30	13.3%	10.6%	9.4%	9.1%
% of FP17s Relating to Free Repair or Replacements	0	30	0.0%	0.9%	1.0%	0.8%
% of FP17s Relating to Continuations	0	30	0.0%	1.3%	1.5%	1.3%
% of Patients satisfied with the dentistry they have received	0	0	N/A	92.8%	93.7%	93.2%
% of Patients satisfied with the time they had to wait for an appointment	0	0	N/A	88.5%	90.0%	89.0%

* This is based on patients treated on this contract for their most recent course of treatment. Figures in italics indicate the base number of FP17s or Patient Questionnaire responses are less than 100. N/A is shown where the base number of responses is less than 10 during the period. % is calculated as Quantity/Base number*100

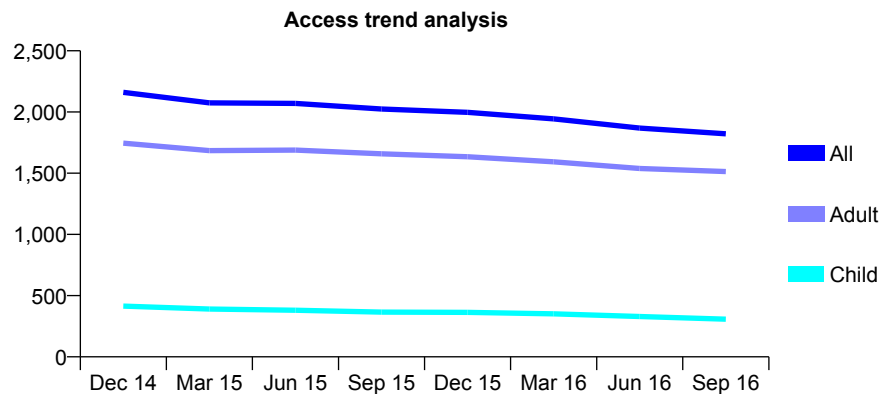
Q46 - Vital Signs At a Glance Contract Report for 819883/0002 - September 2016

Name or company name	MR AJ TAYLOR
Contract type name	GDS Contract
Purpose of contract	General
Contract start date	01/04/2006
Contract end date	

16/17 Contracted general activity (UDA)	6,065
Carry forward general activity (UDA)	0
16/17 Contracted orthodontic activity (UOA)	0
Carry forward orthodontic activity (UOA)	0
Baseline contract value	£138,910.36

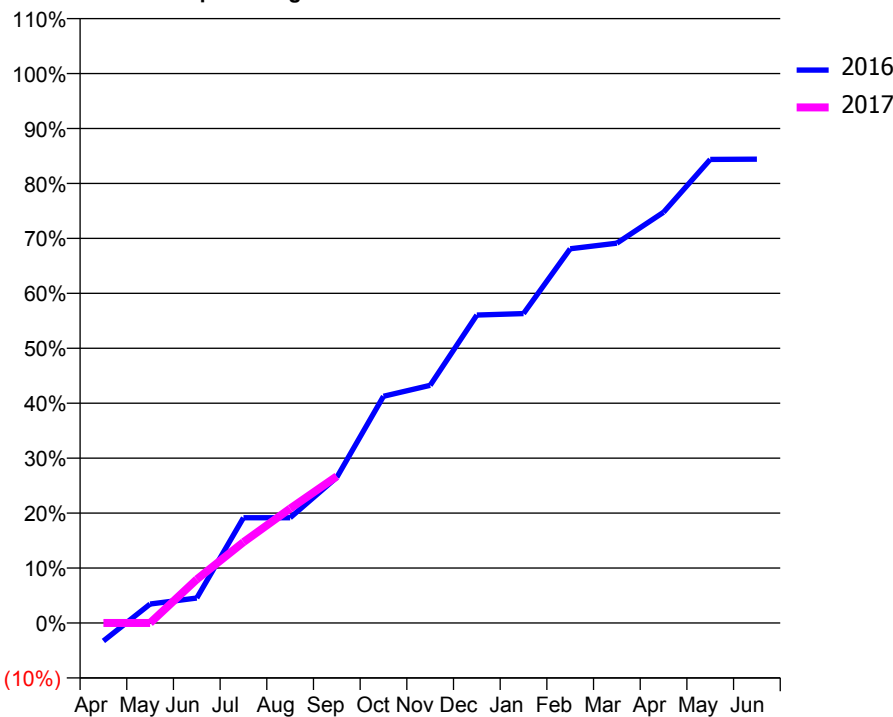
ACCESS*

Patients seen in 24 months	Total	Change since previous quarter
Quarter ending September 2015	2,024	
Quarter ending December 2015	1,997	↓
Quarter ending March 2016	1,944	↓
Quarter ending June 2016	1,869	↓
Quarter ending September 2016	1,822	↓
Variance since September 2015	(10.0%)	↓



ACTIVITY

Cumulative percentage of contracted UDA delivered 2016 & 2017



Month	Adjusted Scheduled Activity (UDA)	
	2016	2017
April	-200	0
May	209	0
June	277	482
July	1,162	892
August	1,162	1,263
September	1,608	1,619
October	2,503	
November	2,623	
December	3,400	
January	3,416	
February	4,131	
March	4,193	
April	4,533	
May	5,116	
June	5,120	

QUALITY

	Quantity	Base Number	Contract	AT	Region	England
% of FP17s for the same patient ID Re-attending within 3 months - Children	10	234	4.3%	13.0%	13.5%	12.4%
% of FP17s for the same patient ID Re-attending within 3 months - Adults	151	1,120	13.5%	17.5%	17.4%	16.7%
% of FP17s for the same patient ID Re-attending between 3 & 9 months - Children	158	234	67.5%	56.6%	59.0%	57.4%
% of FP17s for the same patient ID Re-attending between 3 & 9 months - Adults	756	1,120	67.5%	50.5%	52.6%	50.5%
% of FP17s for Band 1 Urgent Courses	79	881	9.0%	10.6%	9.4%	9.1%
% of FP17s Relating to Free Repair or Replacements	2	881	0.2%	0.9%	1.0%	0.8%
% of FP17s Relating to Continuations	2	881	0.2%	1.3%	1.5%	1.3%
% of Patients satisfied with the dentistry they have received	3	3	N/A	92.8%	93.7%	93.2%
% of Patients satisfied with the time they had to wait for an appointment	3	3	N/A	88.5%	90.0%	89.0%

* This is based on patients treated on this contract for their most recent course of treatment. Figures in italics indicate the base number of FP17s or Patient Questionnaire responses are less than 100. N/A is shown where the base number of responses is less than 10 during the period. % is calculated as Quantity/Base number*100

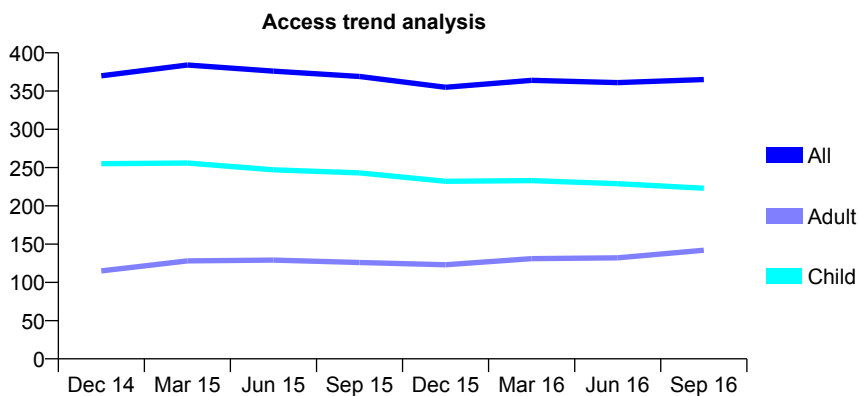
Q46 - Vital Signs At a Glance Contract Report for 824372/0001 - September 2016

Name or company name	MRS LR DOVER
Contract type name	GDS Contract
Purpose of contract	General and Orthodontic
Contract start date	01/04/2006
Contract end date	

16/17 Contracted general activity (UDA)	760
Carry forward general activity (UDA)	0
16/17 Contracted orthodontic activity (UOA)	397
Carry forward orthodontic activity (UOA)	-8
Baseline contract value	£34,504.02

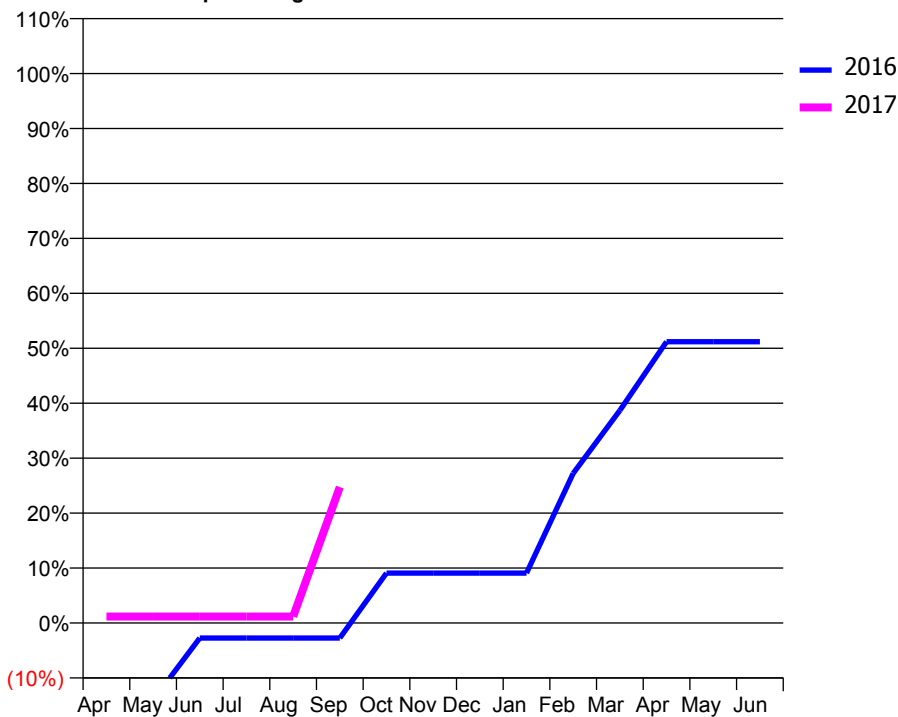
ACCESS*

Patients seen in 24 months	Total	Change since previous quarter
Quarter ending September 2015	369	
Quarter ending December 2015	355	↓
Quarter ending March 2016	364	↑
Quarter ending June 2016	361	→
Quarter ending September 2016	365	→
Variance since September 2015	(1.1%)	↓



ACTIVITY

Cumulative percentage of contracted UDA delivered 2016 & 2017



Adjusted Scheduled Activity (UDA)

Month	2016	2017
April	-107	9
May	-107	9
June	-21	9
July	-21	9
August	-21	9
September	-21	188
October	69	
November	69	
December	69	
January	69	
February	207	
March	294	
April	389	
May	389	
June	389	

QUALITY

	Quantity	Base Number	Contract	AT	Region	England
% of FP17s for the same patient ID Re-attending within 3 months - Children	2	149	1.3%	13.0%	13.5%	12.4%
% of FP17s for the same patient ID Re-attending within 3 months - Adults	9	60	15.0%	17.5%	17.4%	16.7%
% of FP17s for the same patient ID Re-attending between 3 & 9 months - Children	90	149	60.4%	56.6%	59.0%	57.4%
% of FP17s for the same patient ID Re-attending between 3 & 9 months - Adults	21	60	35.0%	50.5%	52.6%	50.5%
% of FP17s for Band 1 Urgent Courses	0	118	0.0%	10.6%	9.4%	9.1%
% of FP17s Relating to Free Repair or Replacements	0	118	0.0%	0.9%	1.0%	0.8%
% of FP17s Relating to Continuations	2	118	1.7%	1.3%	1.5%	1.3%
% of Patients satisfied with the dentistry they have received	1	1	N/A	92.8%	93.7%	93.2%
% of Patients satisfied with the time they had to wait for an appointment	1	1	N/A	88.5%	90.0%	89.0%

* This is based on patients treated on this contract for their most recent course of treatment. Figures in italics indicate the base number of FP17s or Patient Questionnaire responses are less than 100. N/A is shown where the base number of responses is less than 10 during the period. % is calculated as Quantity/Base number*100

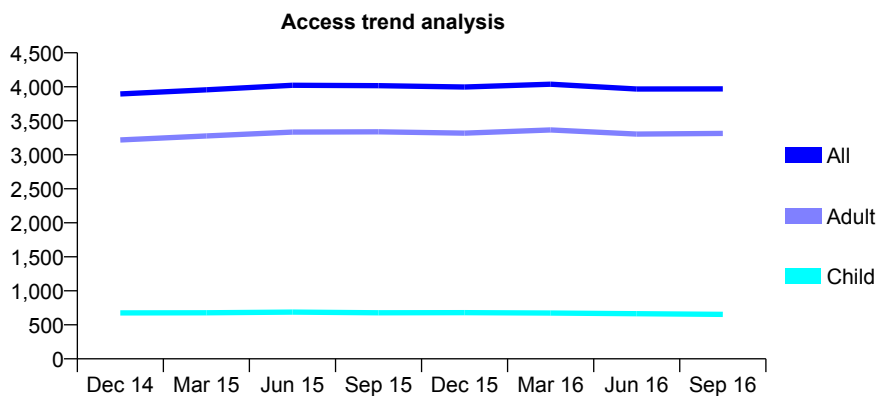
Q46 - Vital Signs At a Glance Contract Report for 825093/0002 - September 2016

Name or company name	MR MA NASEEM
Contract type name	GDS Contract
Purpose of contract	General
Contract start date	01/04/2006
Contract end date	

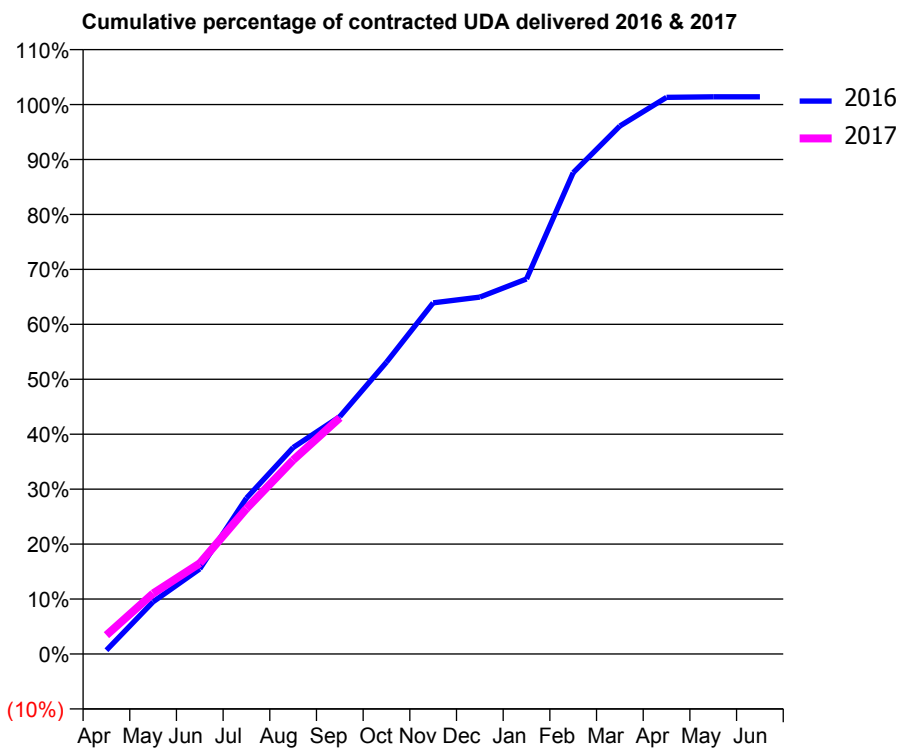
16/17 Contracted general activity (UDA)	13,932
Carry forward general activity (UDA)	-195
16/17 Contracted orthodontic activity (UOA)	0
Carry forward orthodontic activity (UOA)	0
Baseline contract value	£323,424.24

ACCESS*

Patients seen in 24 months	Total	Change since previous quarter
Quarter ending September 2015	4,016	
Quarter ending December 2015	3,998	→
Quarter ending March 2016	4,039	→
Quarter ending June 2016	3,968	↓
Quarter ending September 2016	3,969	→
Variance since September 2015	(1.2%)	↓



ACTIVITY



Month	Adjusted Scheduled Activity (UDA)	
	2016	2017
April	98	477
May	1,322	1,536
June	2,160	2,301
July	3,952	3,686
August	5,236	4,917
September	6,020	5,991
October	7,400	
November	8,903	
December	9,048	
January	9,508	
February	12,202	
March	13,386	
April	14,115	
May	14,127	
June	14,127	

QUALITY

	Quantity	Base Number	Contract	AT	Region	England
% of FP17s for the same patient ID Re-attending within 3 months - Children	21	379	5.5%	13.0%	13.5%	12.4%
% of FP17s for the same patient ID Re-attending within 3 months - Adults	270	2,037	13.3%	17.5%	17.4%	16.7%
% of FP17s for the same patient ID Re-attending between 3 & 9 months - Children	232	379	61.2%	56.6%	59.0%	57.4%
% of FP17s for the same patient ID Re-attending between 3 & 9 months - Adults	1,173	2,037	57.6%	50.5%	52.6%	50.5%
% of FP17s for Band 1 Urgent Courses	24	2,181	1.1%	10.6%	9.4%	9.1%
% of FP17s Relating to Free Repair or Replacements	27	2,181	1.2%	0.9%	1.0%	0.8%
% of FP17s Relating to Continuations	17	2,181	0.8%	1.3%	1.5%	1.3%
% of Patients satisfied with the dentistry they have received	5	5	N/A	92.8%	93.7%	93.2%
% of Patients satisfied with the time they had to wait for an appointment	5	5	N/A	88.5%	90.0%	89.0%

* This is based on patients treated on this contract for their most recent course of treatment. Figures in italics indicate the base number of FP17s or Patient Questionnaire responses are less than 100. N/A is shown where the base number of responses is less than 10 during the period. % is calculated as Quantity/Base number*100

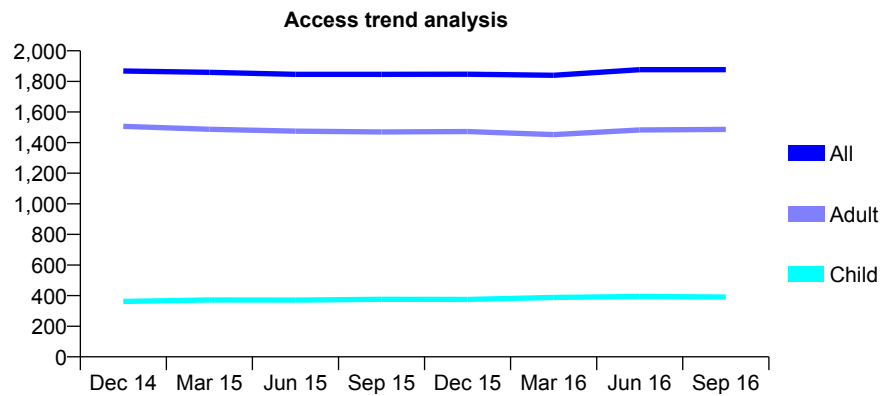
Q46 - Vital Signs At a Glance Contract Report for 830690/0001 - September 2016

Name or company name	MR MF MOHAMMED
Contract type name	GDS Contract
Purpose of contract	General
Contract start date	07/04/2006
Contract end date	

16/17 Contracted general activity (UDA)	5,878
Carry forward general activity (UDA)	-34
16/17 Contracted orthodontic activity (UOA)	0
Carry forward orthodontic activity (UOA)	0
Baseline contract value	£182,769.32

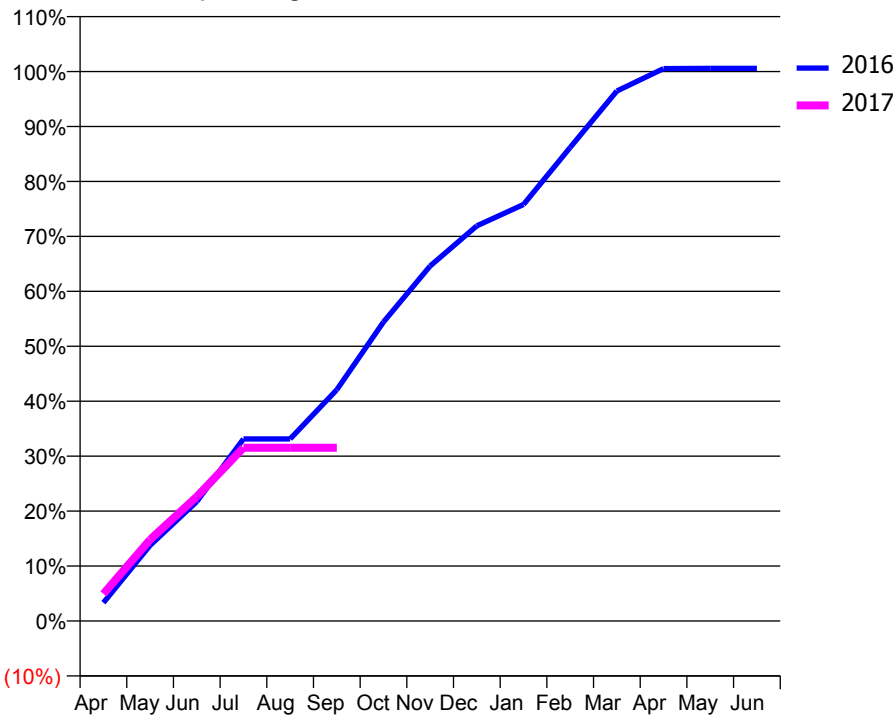
ACCESS*

Patients seen in 24 months	Total	Change since previous quarter
Quarter ending September 2015	1,846	
Quarter ending December 2015	1,847	→
Quarter ending March 2016	1,840	→
Quarter ending June 2016	1,877	↑
Quarter ending September 2016	1,877	→
Variance since September 2015	1.7%	→



ACTIVITY

Cumulative percentage of contracted UDA delivered 2016 & 2017



Month	Adjusted Scheduled Activity (UDA)	
	2016	2017
April	196	290
May	809	871
June	1,278	1,331
July	1,948	1,853
August	1,948	1,853
September	2,474	1,853
October	3,199	
November	3,798	
December	4,227	
January	4,456	
February	5,067	
March	5,669	
April	5,910	
May	5,912	
June	5,912	

QUALITY

	Quantity	Base Number	Contract	AT	Region	England
% of FP17s for the same patient ID Re-attending within 3 months - Children	31	171	18.1%	13.0%	13.5%	12.4%
% of FP17s for the same patient ID Re-attending within 3 months - Adults	101	635	15.9%	17.5%	17.4%	16.7%
% of FP17s for the same patient ID Re-attending between 3 & 9 months - Children	86	171	50.3%	56.6%	59.0%	57.4%
% of FP17s for the same patient ID Re-attending between 3 & 9 months - Adults	297	635	46.8%	50.5%	52.6%	50.5%
% of FP17s for Band 1 Urgent Courses	36	693	5.2%	10.6%	9.4%	9.1%
% of FP17s Relating to Free Repair or Replacements	9	693	1.3%	0.9%	1.0%	0.8%
% of FP17s Relating to Continuations	17	693	2.5%	1.3%	1.5%	1.3%
% of Patients satisfied with the dentistry they have received	1	1	N/A	92.8%	93.7%	93.2%
% of Patients satisfied with the time they had to wait for an appointment	1	1	N/A	88.5%	90.0%	89.0%

* This is based on patients treated on this contract for their most recent course of treatment. Figures in italics indicate the base number of FP17s or Patient Questionnaire responses are less than 100. N/A is shown where the base number of responses is less than 10 during the period. % is calculated as Quantity/Base number*100

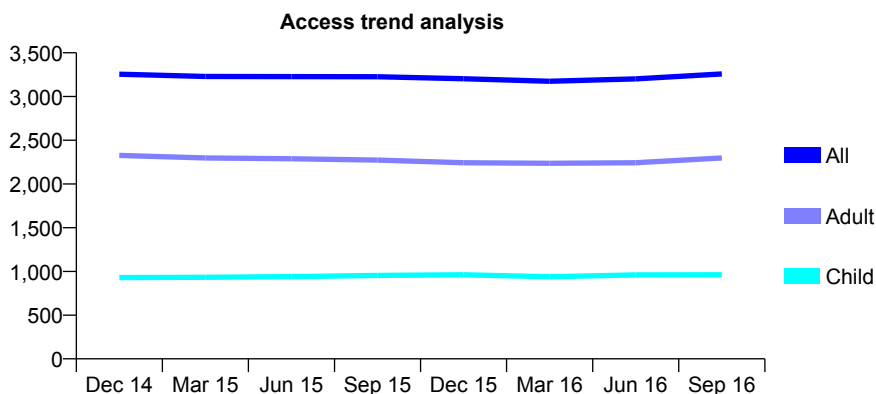
Q46 - Vital Signs At a Glance Contract Report for 830690/0002 - September 2016

Name or company name	MR MF MOHAMMED
Contract type name	GDS Contract
Purpose of contract	General
Contract start date	01/10/2008
Contract end date	

16/17 Contracted general activity (UDA)	8,000
Carry forward general activity (UDA)	-101
16/17 Contracted orthodontic activity (UOA)	0
Carry forward orthodontic activity (UOA)	0
Baseline contract value	£214,948.53

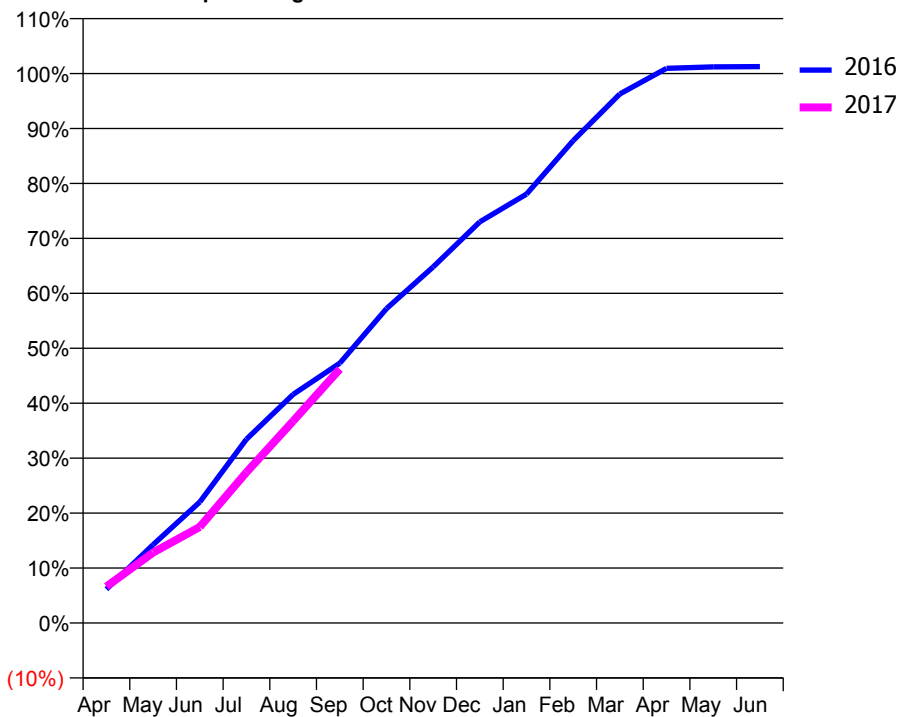
ACCESS*

Patients seen in 24 months	Total	Change since previous quarter
Quarter ending September 2015	3,227	
Quarter ending December 2015	3,203	→
Quarter ending March 2016	3,174	→
Quarter ending June 2016	3,202	→
Quarter ending September 2016	3,259	→
Variance since September 2015	1.0%	→



ACTIVITY

Cumulative percentage of contracted UDA delivered 2016 & 2017



Adjusted Scheduled Activity (UDA)

Month	2016	2017
April	491	530
May	1,140	1,026
June	1,762	1,399
July	2,677	2,196
August	3,329	2,940
September	3,782	3,697
October	4,577	
November	5,185	
December	5,840	
January	6,244	
February	7,023	
March	7,701	
April	8,076	
May	8,097	
June	8,101	

QUALITY

	Quantity	Base Number	Contract	AT	Region	England
% of FP17s for the same patient ID Re-attending within 3 months - Children	42	714	5.9%	13.0%	13.5%	12.4%
% of FP17s for the same patient ID Re-attending within 3 months - Adults	128	1,557	8.2%	17.5%	17.4%	16.7%
% of FP17s for the same patient ID Re-attending between 3 & 9 months - Children	441	714	61.8%	56.6%	59.0%	57.4%
% of FP17s for the same patient ID Re-attending between 3 & 9 months - Adults	855	1,557	54.9%	50.5%	52.6%	50.5%
% of FP17s for Band 1 Urgent Courses	117	2,087	5.6%	10.6%	9.4%	9.1%
% of FP17s Relating to Free Repair or Replacements	12	2,087	0.6%	0.9%	1.0%	0.8%
% of FP17s Relating to Continuations	7	2,087	0.3%	1.3%	1.5%	1.3%
% of Patients satisfied with the dentistry they have received	4	4	N/A	92.8%	93.7%	93.2%
% of Patients satisfied with the time they had to wait for an appointment	4	4	N/A	88.5%	90.0%	89.0%

* This is based on patients treated on this contract for their most recent course of treatment. Figures in italics indicate the base number of FP17s or Patient Questionnaire responses are less than 100. N/A is shown where the base number of responses is less than 10 during the period. % is calculated as Quantity/Base number*100

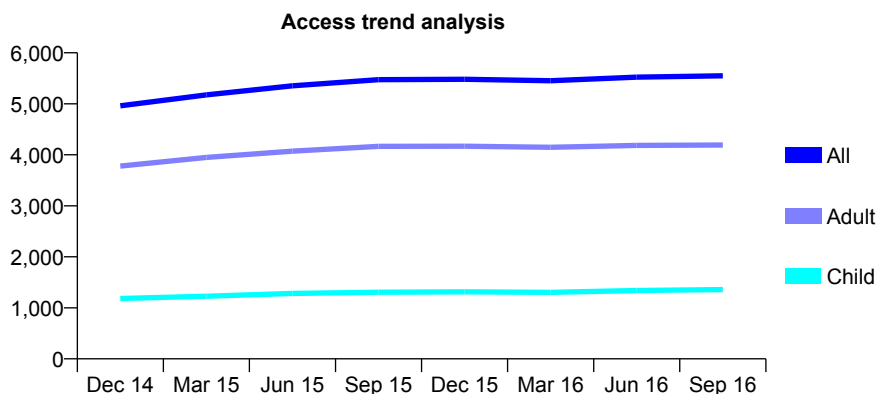
Q46 - Vital Signs At a Glance Contract Report for 830739/0001 - September 2016

Name or company name	MR AC MOSS
Contract type name	GDS Contract
Purpose of contract	General
Contract start date	01/04/2006
Contract end date	

16/17 Contracted general activity (UDA)	15,000
Carry forward general activity (UDA)	0
16/17 Contracted orthodontic activity (UOA)	0
Carry forward orthodontic activity (UOA)	0
Baseline contract value	£401,812.54

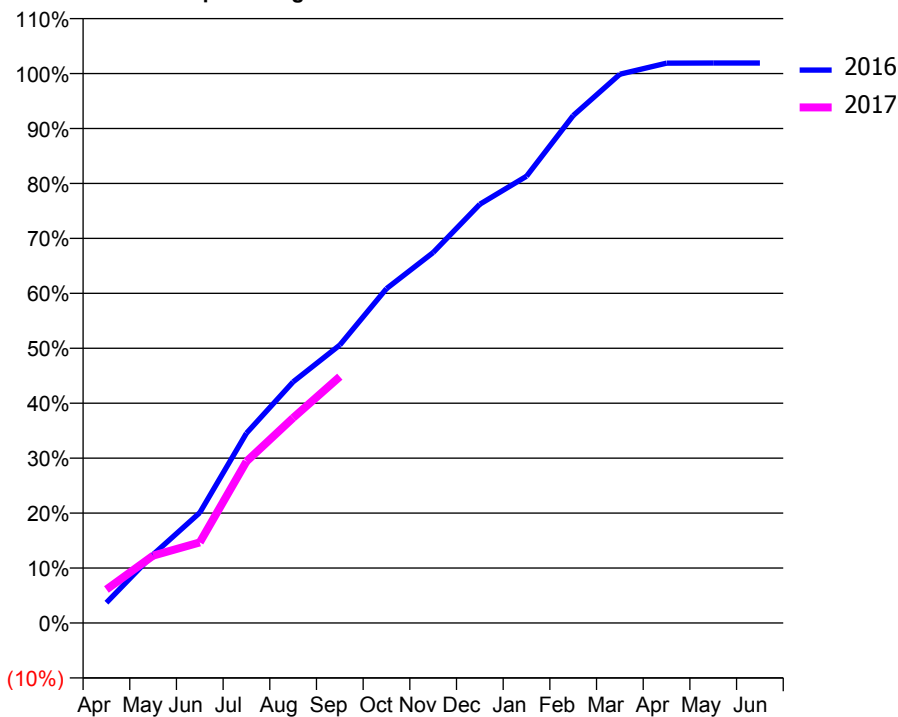
ACCESS*

Patients seen in 24 months	Total	Change since previous quarter
Quarter ending September 2015	5,472	
Quarter ending December 2015	5,482	→
Quarter ending March 2016	5,452	→
Quarter ending June 2016	5,524	→
Quarter ending September 2016	5,550	→
Variance since September 2015	1.4%	→



ACTIVITY

Cumulative percentage of contracted UDA delivered 2016 & 2017



Month	Adjusted Scheduled Activity (UDA)	
	2016	2017
April	560	916
May	1,887	1,840
June	3,043	2,201
July	5,233	4,409
August	6,648	5,598
September	7,663	6,724
October	9,219	
November	10,217	
December	11,545	
January	12,320	
February	13,992	
March	15,130	
April	15,437	
May	15,442	
June	15,439	

QUALITY

	Quantity	Base Number	Contract	AT	Region	England
% of FP17s for the same patient ID Re-attending within 3 months - Children	72	977	7.4%	13.0%	13.5%	12.4%
% of FP17s for the same patient ID Re-attending within 3 months - Adults	434	2,823	15.4%	17.5%	17.4%	16.7%
% of FP17s for the same patient ID Re-attending between 3 & 9 months - Children	537	977	55.0%	56.6%	59.0%	57.4%
% of FP17s for the same patient ID Re-attending between 3 & 9 months - Adults	1,527	2,823	54.1%	50.5%	52.6%	50.5%
% of FP17s for Band 1 Urgent Courses	216	3,609	6.0%	10.6%	9.4%	9.1%
% of FP17s Relating to Free Repair or Replacements	33	3,609	0.9%	0.9%	1.0%	0.8%
% of FP17s Relating to Continuations	30	3,609	0.8%	1.3%	1.5%	1.3%
% of Patients satisfied with the dentistry they have received	3	3	N/A	92.8%	93.7%	93.2%
% of Patients satisfied with the time they had to wait for an appointment	3	3	N/A	88.5%	90.0%	89.0%

* This is based on patients treated on this contract for their most recent course of treatment. Figures in italics indicate the base number of FP17s or Patient Questionnaire responses are less than 100. N/A is shown where the base number of responses is less than 10 during the period. % is calculated as Quantity/Base number*100

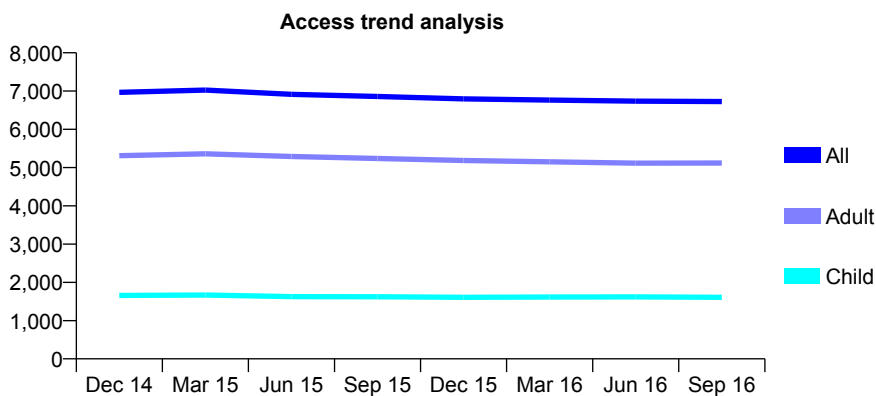
Q46 - Vital Signs At a Glance Contract Report for 839183/0001 - September 2016

Name or company name	MR TP BARNETT
Contract type name	GDS Contract
Purpose of contract	General
Contract start date	01/04/2006
Contract end date	

16/17 Contracted general activity (UDA)	25,728
Carry forward general activity (UDA)	0
16/17 Contracted orthodontic activity (UOA)	0
Carry forward orthodontic activity (UOA)	0
Baseline contract value	£731,332.15

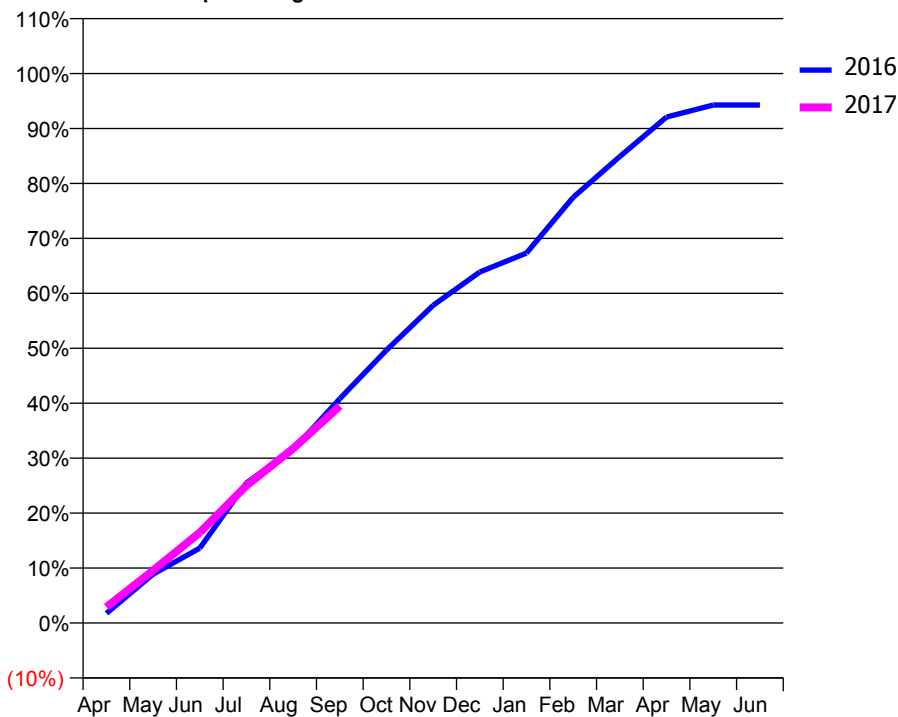
ACCESS*

Patients seen in 24 months	Total	Change since previous quarter
Quarter ending September 2015	6,859	
Quarter ending December 2015	6,794	→
Quarter ending March 2016	6,765	→
Quarter ending June 2016	6,735	→
Quarter ending September 2016	6,727	→
Variance since September 2015	(1.9%)	↓



ACTIVITY

Cumulative percentage of contracted UDA delivered 2016 & 2017



Month	Adjusted Scheduled Activity (UDA)	
	2016	2017
April	454	749
May	2,286	2,464
June	3,506	4,235
July	6,559	6,435
August	8,120	8,172
September	10,506	10,163
October	12,775	
November	14,878	
December	16,434	
January	17,324	
February	19,935	
March	21,840	
April	23,694	
May	24,250	
June	24,252	

QUALITY

	Quantity	Base Number	Contract	AT	Region	England
% of FP17s for the same patient ID Re-attending within 3 months - Children	216	1,444	15.0%	13.0%	13.5%	12.4%
% of FP17s for the same patient ID Re-attending within 3 months - Adults	960	4,573	21.0%	17.5%	17.4%	16.7%
% of FP17s for the same patient ID Re-attending between 3 & 9 months - Children	801	1,444	55.5%	56.6%	59.0%	57.4%
% of FP17s for the same patient ID Re-attending between 3 & 9 months - Adults	2,573	4,573	56.3%	50.5%	52.6%	50.5%
% of FP17s for Band 1 Urgent Courses	431	4,921	8.8%	10.6%	9.4%	9.1%
% of FP17s Relating to Free Repair or Replacements	104	4,921	2.1%	0.9%	1.0%	0.8%
% of FP17s Relating to Continuations	94	4,921	1.9%	1.3%	1.5%	1.3%
% of Patients satisfied with the dentistry they have received	5	6	N/A	92.8%	93.7%	93.2%
% of Patients satisfied with the time they had to wait for an appointment	5	6	N/A	88.5%	90.0%	89.0%

* This is based on patients treated on this contract for their most recent course of treatment. Figures in italics indicate the base number of FP17s or Patient Questionnaire responses are less than 100. N/A is shown where the base number of responses is less than 10 during the period. % is calculated as Quantity/Base number*100

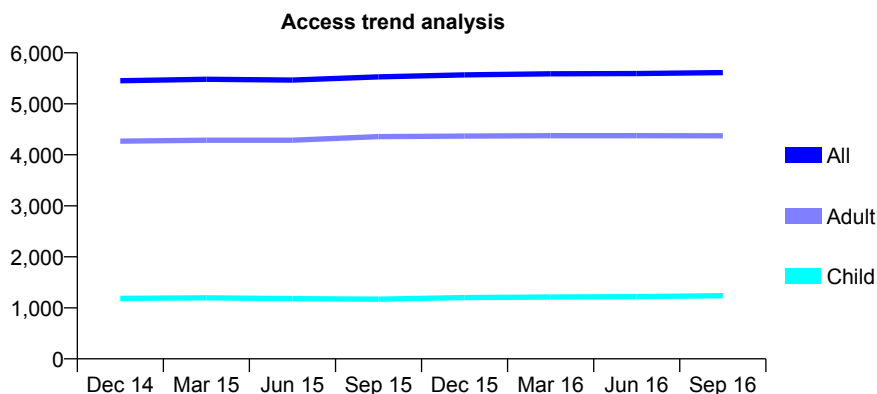
Q46 - Vital Signs At a Glance Contract Report for 839191/0001 - September 2016

Name or company name	MISS LA FITZPATRICK
Contract type name	GDS Contract
Purpose of contract	General
Contract start date	01/04/2006
Contract end date	

16/17 Contracted general activity (UDA)	17,403
Carry forward general activity (UDA)	-13
16/17 Contracted orthodontic activity (UOA)	0
Carry forward orthodontic activity (UOA)	0
Baseline contract value	£386,712.28

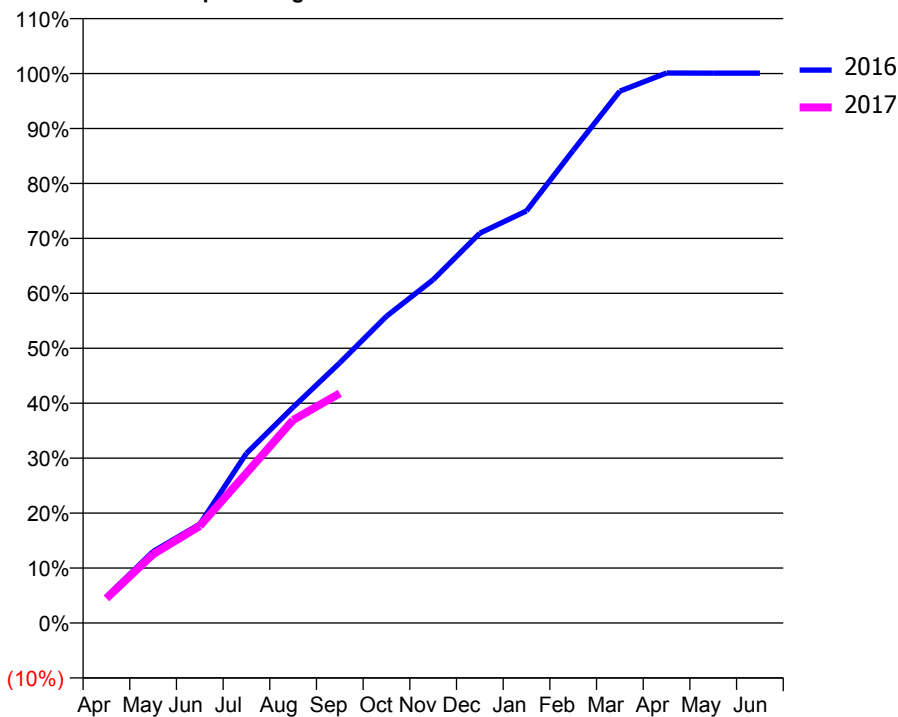
ACCESS*

Patients seen in 24 months	Total	Change since previous quarter
Quarter ending September 2015	5,528	
Quarter ending December 2015	5,568	→
Quarter ending March 2016	5,589	→
Quarter ending June 2016	5,594	→
Quarter ending September 2016	5,611	→
Variance since September 2015	1.5%	→



ACTIVITY

Cumulative percentage of contracted UDA delivered 2016 & 2017



Month	Adjusted Scheduled Activity (UDA)	
	2016	2017
April	829	779
May	2,268	2,178
June	3,133	3,072
July	5,375	4,749
August	6,836	6,428
September	8,243	7,274
October	9,715	
November	10,871	
December	12,348	
January	13,051	
February	14,967	
March	16,843	
April	17,419	
May	17,416	
June	17,416	

QUALITY

	Quantity	Base Number	Contract	AT	Region	England
% of FP17s for the same patient ID Re-attending within 3 months - Children	584	1,352	43.2%	13.0%	13.5%	12.4%
% of FP17s for the same patient ID Re-attending within 3 months - Adults	353	2,877	12.3%	17.5%	17.4%	16.7%
% of FP17s for the same patient ID Re-attending between 3 & 9 months - Children	524	1,352	38.8%	56.6%	59.0%	57.4%
% of FP17s for the same patient ID Re-attending between 3 & 9 months - Adults	1,440	2,877	50.1%	50.5%	52.6%	50.5%
% of FP17s for Band 1 Urgent Courses	121	3,946	3.1%	10.6%	9.4%	9.1%
% of FP17s Relating to Free Repair or Replacements	24	3,946	0.6%	0.9%	1.0%	0.8%
% of FP17s Relating to Continuations	16	3,946	0.4%	1.3%	1.5%	1.3%
% of Patients satisfied with the dentistry they have received	4	5	N/A	92.8%	93.7%	93.2%
% of Patients satisfied with the time they had to wait for an appointment	4	5	N/A	88.5%	90.0%	89.0%

* This is based on patients treated on this contract for their most recent course of treatment. Figures in italics indicate the base number of FP17s or Patient Questionnaire responses are less than 100. N/A is shown where the base number of responses is less than 10 during the period. % is calculated as Quantity/Base number*100

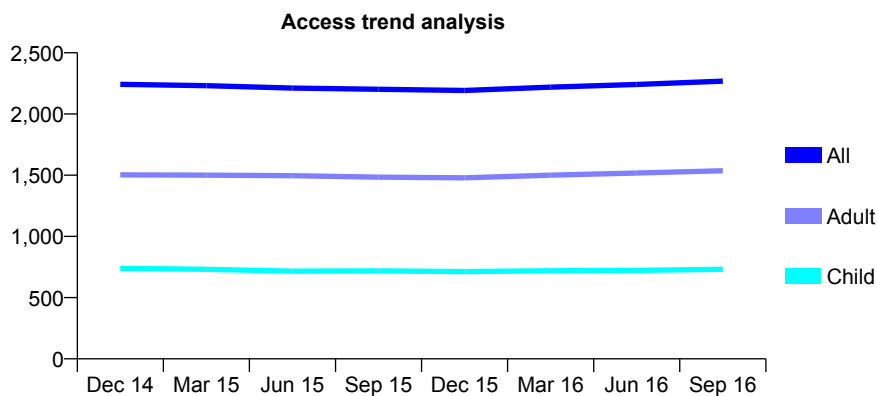
Q46 - Vital Signs At a Glance Contract Report for 840068/0001 - September 2016

Name or company name	MR S LOMAS
Contract type name	GDS Contract
Purpose of contract	General
Contract start date	01/04/2006
Contract end date	

16/17 Contracted general activity (UDA)	7,003
Carry forward general activity (UDA)	0
16/17 Contracted orthodontic activity (UOA)	0
Carry forward orthodontic activity (UOA)	0
Baseline contract value	£182,845.49

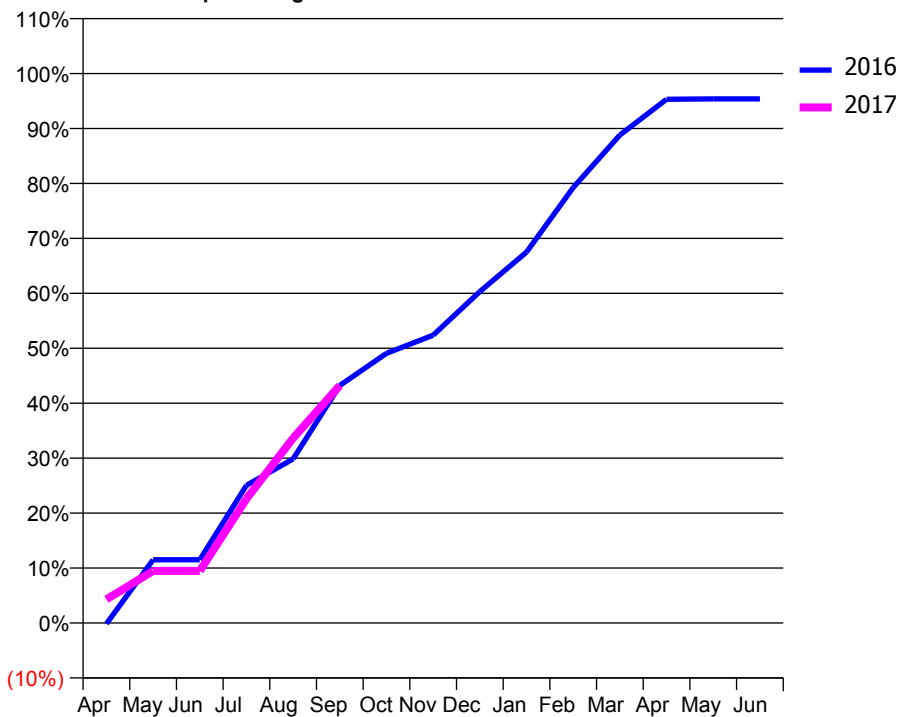
ACCESS*

Patients seen in 24 months	Total	Change since previous quarter
Quarter ending September 2015	2,202	
Quarter ending December 2015	2,192	→
Quarter ending March 2016	2,219	→
Quarter ending June 2016	2,241	→
Quarter ending September 2016	2,268	→
Variance since September 2015	3.0%	↑



ACTIVITY

Cumulative percentage of contracted UDA delivered 2016 & 2017



Month	Adjusted Scheduled Activity (UDA)	
	2016	2017
April	-11	302
May	806	663
June	806	663
July	1,755	1,583
August	2,090	2,356
September	3,027	3,027
October	3,437	
November	3,667	
December	4,224	
January	4,728	
February	5,550	
March	6,219	
April	6,675	
May	6,679	
June	6,679	

QUALITY

	Quantity	Base Number	Contract	AT	Region	England
% of FP17s for the same patient ID Re-attending within 3 months - Children	33	611	5.4%	13.0%	13.5%	12.4%
% of FP17s for the same patient ID Re-attending within 3 months - Adults	159	1,232	12.9%	17.5%	17.4%	16.7%
% of FP17s for the same patient ID Re-attending between 3 & 9 months - Children	391	611	64.0%	56.6%	59.0%	57.4%
% of FP17s for the same patient ID Re-attending between 3 & 9 months - Adults	800	1,232	64.9%	50.5%	52.6%	50.5%
% of FP17s for Band 1 Urgent Courses	75	1,602	4.7%	10.6%	9.4%	9.1%
% of FP17s Relating to Free Repair or Replacements	13	1,602	0.8%	0.9%	1.0%	0.8%
% of FP17s Relating to Continuations	18	1,602	1.1%	1.3%	1.5%	1.3%
% of Patients satisfied with the dentistry they have received	2	2	N/A	92.8%	93.7%	93.2%
% of Patients satisfied with the time they had to wait for an appointment	2	2	N/A	88.5%	90.0%	89.0%

* This is based on patients treated on this contract for their most recent course of treatment. Figures in italics indicate the base number of FP17s or Patient Questionnaire responses are less than 100. N/A is shown where the base number of responses is less than 10 during the period. % is calculated as Quantity/Base number*100

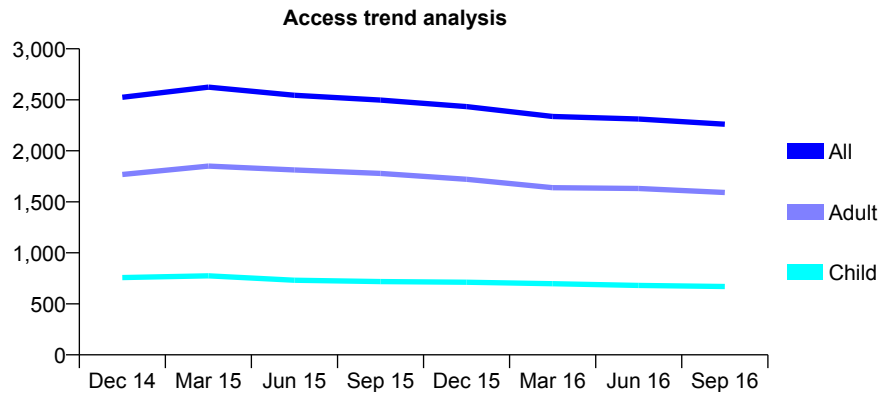
Q46 - Vital Signs At a Glance Contract Report for 840696/0001 - September 2016

Name or company name	MR MJ KELLY
Contract type name	GDS Contract
Purpose of contract	General and Orthodontic
Contract start date	01/04/2006
Contract end date	

16/17 Contracted general activity (UDA)	7,750
Carry forward general activity (UDA)	0
16/17 Contracted orthodontic activity (UOA)	3,035
Carry forward orthodontic activity (UOA)	0
Baseline contract value	£408,402.30

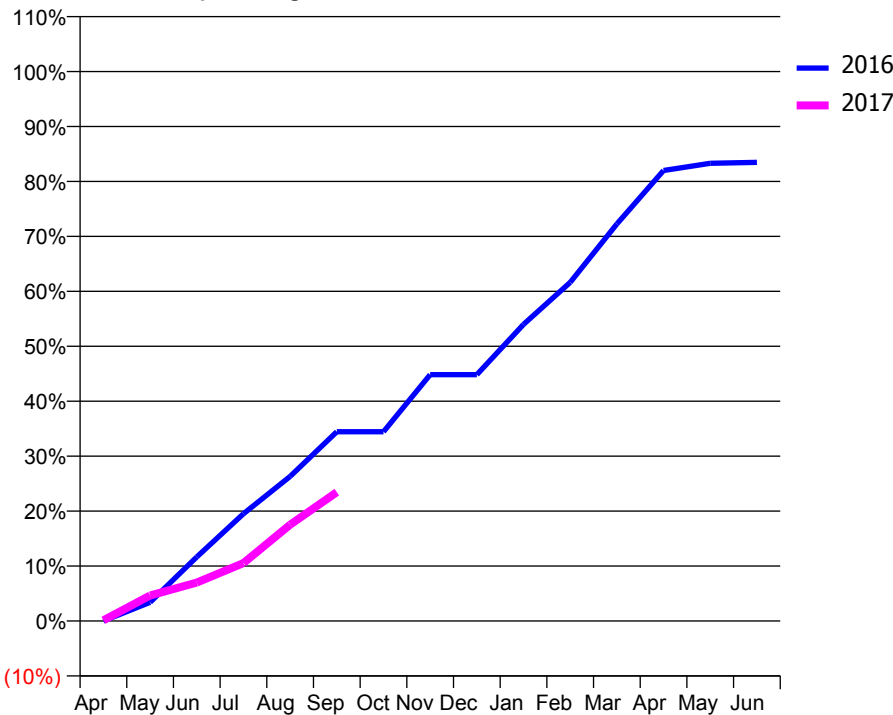
ACCESS*

Patients seen in 24 months	Total	Change since previous quarter
Quarter ending September 2015	2,497	
Quarter ending December 2015	2,433	↓
Quarter ending March 2016	2,337	↓
Quarter ending June 2016	2,312	↓
Quarter ending September 2016	2,261	↓
Variance since September 2015	(9.5%)	↓



ACTIVITY

Cumulative percentage of contracted UDA delivered 2016 & 2017



Month	Adjusted Scheduled Activity (UDA)	
	2016	2017
April	0	10
May	264	360
June	904	543
July	1,513	817
August	2,039	1,358
September	2,670	1,818
October	2,670	
November	3,474	
December	3,474	
January	4,183	
February	4,776	
March	5,600	
April	6,354	
May	6,455	
June	6,469	

QUALITY

	Quantity	Base Number	Contract	AT	Region	England
% of FP17s for the same patient ID Re-attending within 3 months - Children	32	449	7.1%	13.0%	13.5%	12.4%
% of FP17s for the same patient ID Re-attending within 3 months - Adults	180	1,061	17.0%	17.5%	17.4%	16.7%
% of FP17s for the same patient ID Re-attending between 3 & 9 months - Children	163	449	36.3%	56.6%	59.0%	57.4%
% of FP17s for the same patient ID Re-attending between 3 & 9 months - Adults	495	1,061	46.7%	50.5%	52.6%	50.5%
% of FP17s for Band 1 Urgent Courses	44	954	4.6%	10.6%	9.4%	9.1%
% of FP17s Relating to Free Repair or Replacements	3	954	0.3%	0.9%	1.0%	0.8%
% of FP17s Relating to Continuations	36	954	3.8%	1.3%	1.5%	1.3%
% of Patients satisfied with the dentistry they have received	2	3	N/A	92.8%	93.7%	93.2%
% of Patients satisfied with the time they had to wait for an appointment	2	3	N/A	88.5%	90.0%	89.0%

* This is based on patients treated on this contract for their most recent course of treatment. Figures in italics indicate the base number of FP17s or Patient Questionnaire responses are less than 100. N/A is shown where the base number of responses is less than 10 during the period. % is calculated as Quantity/Base number*100

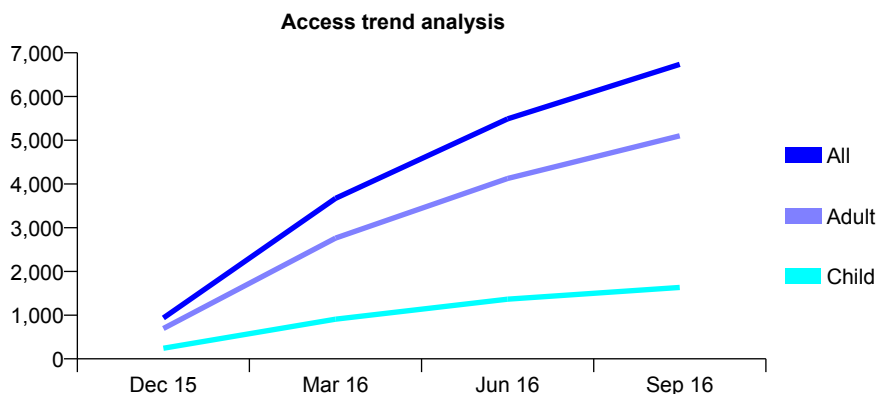
Q46 - Vital Signs At a Glance Contract Report for 847216/0003 - September 2016

Name or company name	MR AJ JOUBERT
Contract type name	GDS Contract
Purpose of contract	General
Contract start date	01/12/2015
Contract end date	

16/17 Contracted general activity (UDA)	27,629
Carry forward general activity (UDA)	0
16/17 Contracted orthodontic activity (UOA)	0
Carry forward orthodontic activity (UOA)	0
Baseline contract value	£737,376.48

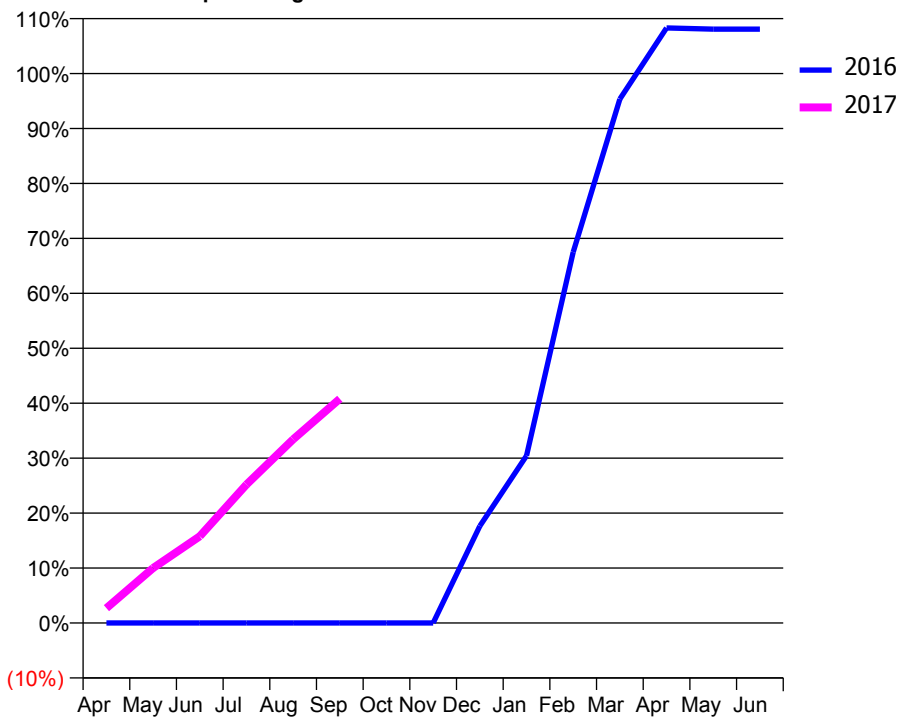
ACCESS*

Patients seen in 24 months	Total	Change since previous quarter
Quarter ending September 2015	0	
Quarter ending December 2015	935	↑
Quarter ending March 2016	3,670	↑
Quarter ending June 2016	5,490	↑
Quarter ending September 2016	6,735	↑
Variance since September 2015	N/A	



ACTIVITY

Cumulative percentage of contracted UDA delivered 2016 & 2017



Adjusted Scheduled Activity (UDA)

Month	2016	2017
April	0	750
May	0	2,766
June	0	4,359
July	0	6,962
August	0	9,234
September	0	11,277
October	0	
November	0	
December	1,667	
January	2,874	
February	6,372	
March	9,000	
April	10,222	
May	10,200	
June	10,200	

QUALITY

	Quantity	Base Number	Contract	AT	Region	England
% of FP17s for the same patient ID Re-attending within 3 months - Children	165	1,489	11.1%	13.0%	13.5%	12.4%
% of FP17s for the same patient ID Re-attending within 3 months - Adults	912	4,852	18.8%	17.5%	17.4%	16.7%
% of FP17s for the same patient ID Re-attending between 3 & 9 months - Children	468	1,489	31.4%	56.6%	59.0%	57.4%
% of FP17s for the same patient ID Re-attending between 3 & 9 months - Adults	1,342	4,852	27.7%	50.5%	52.6%	50.5%
% of FP17s for Band 1 Urgent Courses	783	5,745	13.6%	10.6%	9.4%	9.1%
% of FP17s Relating to Free Repair or Replacements	85	5,745	1.5%	0.9%	1.0%	0.8%
% of FP17s Relating to Continuations	56	5,745	1.0%	1.3%	1.5%	1.3%
% of Patients satisfied with the dentistry they have received	0	0	N/A	92.8%	93.7%	93.2%
% of Patients satisfied with the time they had to wait for an appointment	0	0	N/A	88.5%	90.0%	89.0%

* This is based on patients treated on this contract for their most recent course of treatment. Figures in italics indicate the base number of FP17s or Patient Questionnaire responses are less than 100. N/A is shown where the base number of responses is less than 10 during the period. % is calculated as Quantity/Base number*100

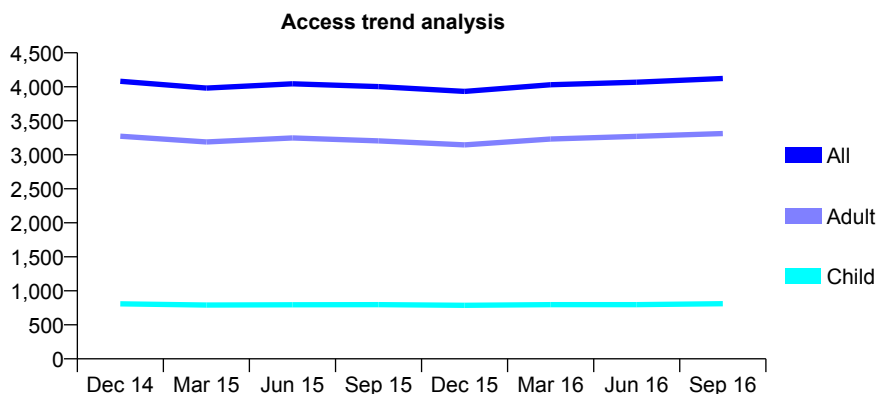
Q46 - Vital Signs At a Glance Contract Report for 856916/0001 - September 2016

Name or company name	MR MA BUTT
Contract type name	GDS Contract
Purpose of contract	General
Contract start date	01/11/2009
Contract end date	

16/17 Contracted general activity (UDA)	10,518
Carry forward general activity (UDA)	-69
16/17 Contracted orthodontic activity (UOA)	0
Carry forward orthodontic activity (UOA)	0
Baseline contract value	£304,163.80

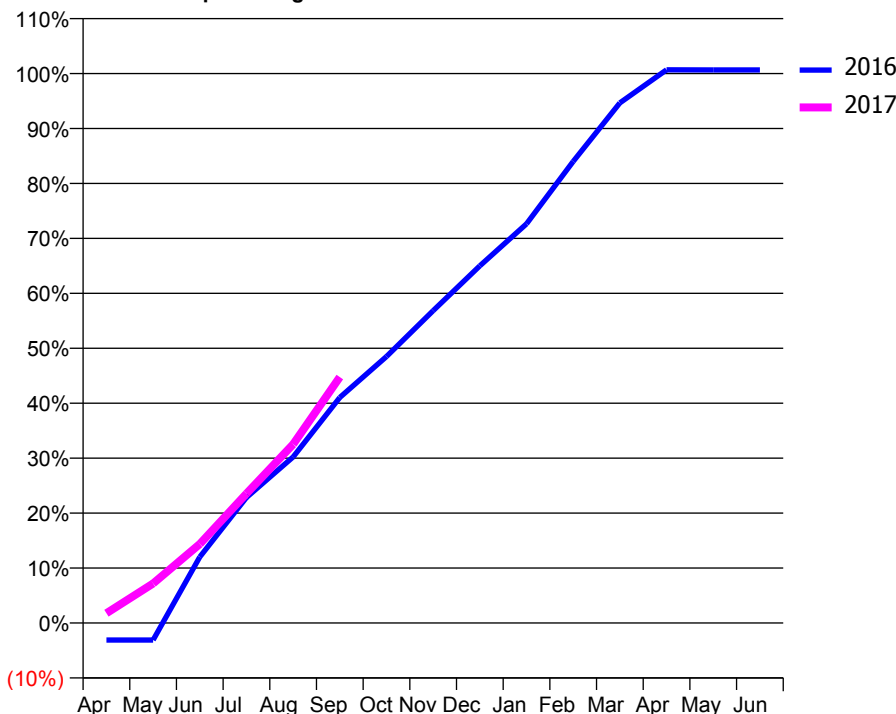
ACCESS*

Patients seen in 24 months	Total	Change since previous quarter
Quarter ending September 2015	4,002	
Quarter ending December 2015	3,933	↓
Quarter ending March 2016	4,030	↑
Quarter ending June 2016	4,068	→
Quarter ending September 2016	4,123	→
Variance since September 2015	3.0%	↑



ACTIVITY

Cumulative percentage of contracted UDA delivered 2016 & 2017



Adjusted Scheduled Activity (UDA)

Month	2016	2017
April	-327	186
May	-327	757
June	1,265	1,512
July	2,403	2,478
August	3,178	3,422
September	4,317	4,707
October	5,101	
November	5,980	
December	6,837	
January	7,641	
February	8,835	
March	9,954	
April	10,588	
May	10,587	
June	10,587	

QUALITY

	Quantity	Base Number	Contract	AT	Region	England
% of FP17s for the same patient ID Re-attending within 3 months - Children	60	627	9.6%	13.0%	13.5%	12.4%
% of FP17s for the same patient ID Re-attending within 3 months - Adults	427	2,370	18.0%	17.5%	17.4%	16.7%
% of FP17s for the same patient ID Re-attending between 3 & 9 months - Children	361	627	57.6%	56.6%	59.0%	57.4%
% of FP17s for the same patient ID Re-attending between 3 & 9 months - Adults	1,055	2,370	44.5%	50.5%	52.6%	50.5%
% of FP17s for Band 1 Urgent Courses	360	2,429	14.8%	10.6%	9.4%	9.1%
% of FP17s Relating to Free Repair or Replacements	41	2,429	1.7%	0.9%	1.0%	0.8%
% of FP17s Relating to Continuations	20	2,429	0.8%	1.3%	1.5%	1.3%
% of Patients satisfied with the dentistry they have received	3	3	N/A	92.8%	93.7%	93.2%
% of Patients satisfied with the time they had to wait for an appointment	3	3	N/A	88.5%	90.0%	89.0%

* This is based on patients treated on this contract for their most recent course of treatment. Figures in italics indicate the base number of FP17s or Patient Questionnaire responses are less than 100. N/A is shown where the base number of responses is less than 10 during the period. % is calculated as Quantity/Base number*100

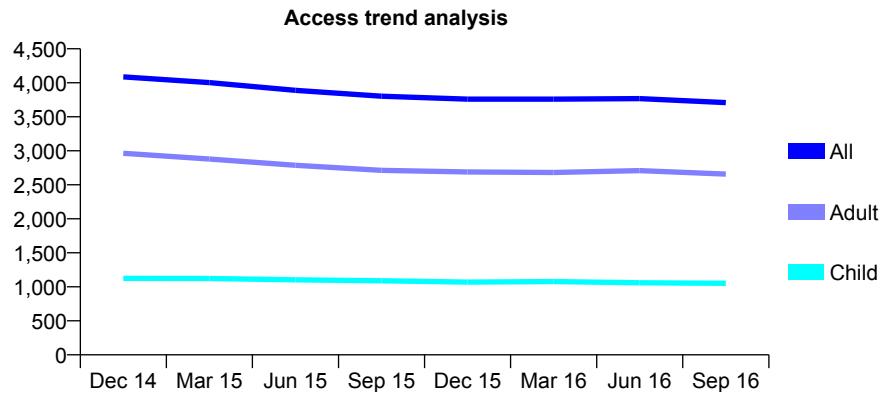
Q46 - Vital Signs At a Glance Contract Report for 859273/0001 - September 2016

Name or company name	MR R JOYE
Contract type name	GDS Contract
Purpose of contract	General
Contract start date	11/12/2012
Contract end date	

16/17 Contracted general activity (UDA)	11,795
Carry forward general activity (UDA)	428
16/17 Contracted orthodontic activity (UOA)	0
Carry forward orthodontic activity (UOA)	0
Baseline contract value	£330,798.14

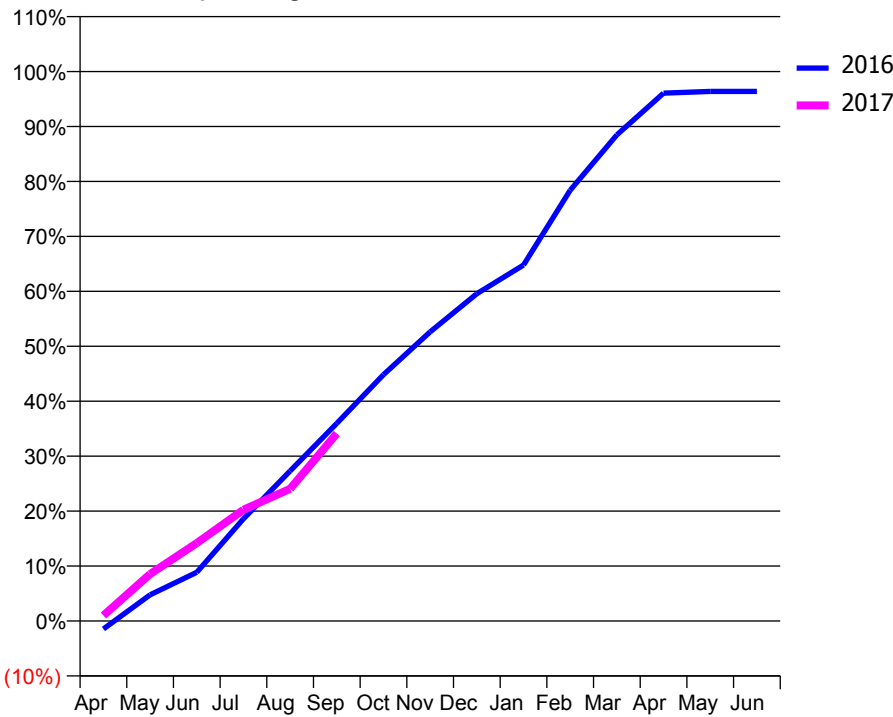
ACCESS*

Patients seen in 24 months	Total	Change since previous quarter
Quarter ending September 2015	3,802	
Quarter ending December 2015	3,759	↓
Quarter ending March 2016	3,759	→
Quarter ending June 2016	3,768	→
Quarter ending September 2016	3,709	↓
Variance since September 2015	(2.4%)	↓



ACTIVITY

Cumulative percentage of contracted UDA delivered 2016 & 2017



Month	Adjusted Scheduled Activity (UDA)	
	2016	2017
April	-173	119
May	563	1,009
June	1,045	1,673
July	2,193	2,388
August	3,221	2,838
September	4,242	4,027
October	5,287	
November	6,207	
December	7,026	
January	7,642	
February	9,248	
March	10,434	
April	11,331	
May	11,367	
June	11,367	

QUALITY

	Quantity	Base Number	Contract	AT	Region	England
% of FP17s for the same patient ID Re-attending within 3 months - Children	73	841	8.7%	13.0%	13.5%	12.4%
% of FP17s for the same patient ID Re-attending within 3 months - Adults	272	1,829	14.9%	17.5%	17.4%	16.7%
% of FP17s for the same patient ID Re-attending between 3 & 9 months - Children	577	841	68.6%	56.6%	59.0%	57.4%
% of FP17s for the same patient ID Re-attending between 3 & 9 months - Adults	999	1,829	54.6%	50.5%	52.6%	50.5%
% of FP17s for Band 1 Urgent Courses	216	2,339	9.2%	10.6%	9.4%	9.1%
% of FP17s Relating to Free Repair or Replacements	21	2,339	0.9%	0.9%	1.0%	0.8%
% of FP17s Relating to Continuations	34	2,339	1.5%	1.3%	1.5%	1.3%
% of Patients satisfied with the dentistry they have received	1	1	N/A	92.8%	93.7%	93.2%
% of Patients satisfied with the time they had to wait for an appointment	1	1	N/A	88.5%	90.0%	89.0%

* This is based on patients treated on this contract for their most recent course of treatment. Figures in italics indicate the base number of FP17s or Patient Questionnaire responses are less than 100. N/A is shown where the base number of responses is less than 10 during the period. % is calculated as Quantity/Base number*100

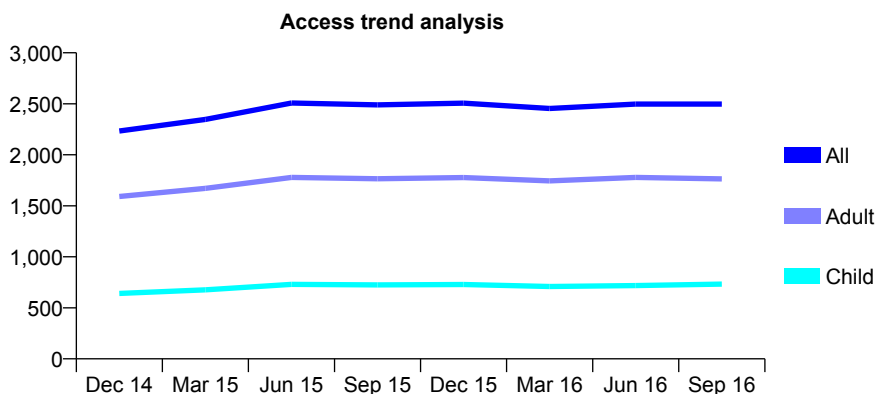
Q46 - Vital Signs At a Glance Contract Report for 860441/0001 - September 2016

Name or company name	MR GJ PAYSDEN
Contract type name	GDS Contract
Purpose of contract	General
Contract start date	21/10/2011
Contract end date	

16/17 Contracted general activity (UDA)	9,756
Carry forward general activity (UDA)	343
16/17 Contracted orthodontic activity (UOA)	0
Carry forward orthodontic activity (UOA)	0
Baseline contract value	£277,056.75

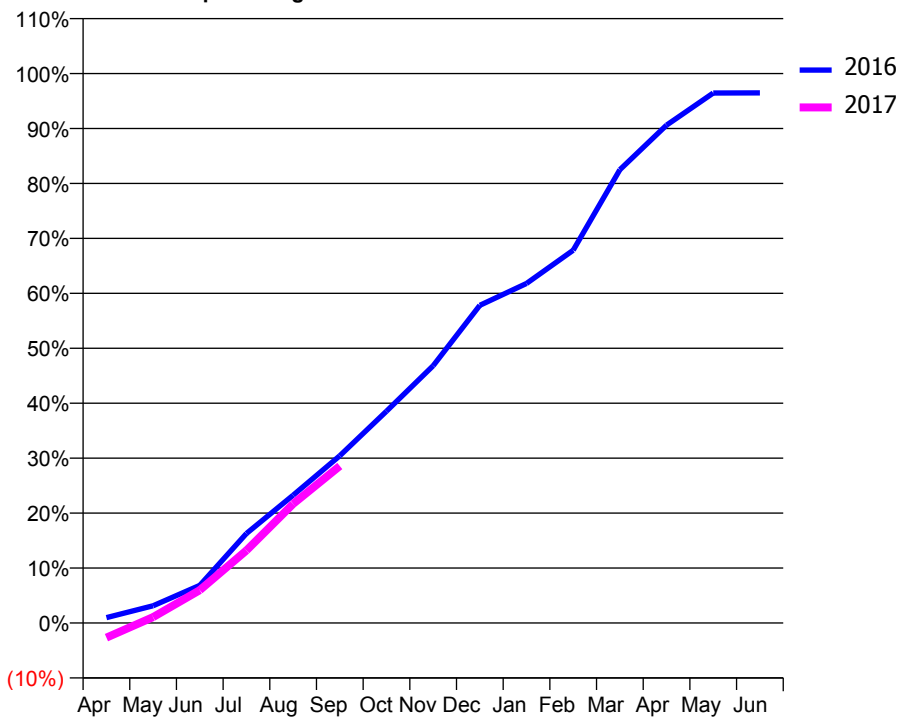
ACCESS*

Patients seen in 24 months	Total	Change since previous quarter
Quarter ending September 2015	2,490	
Quarter ending December 2015	2,506	→
Quarter ending March 2016	2,454	↓
Quarter ending June 2016	2,497	→
Quarter ending September 2016	2,497	→
Variance since September 2015	0.3%	→



ACTIVITY

Cumulative percentage of contracted UDA delivered 2016 & 2017



Month	Adjusted Scheduled Activity (UDA)	
	2016	2017
April	97	-262
May	306	105
June	669	584
July	1,590	1,289
August	2,270	2,115
September	2,969	2,787
October	3,760	
November	4,568	
December	5,641	
January	6,028	
February	6,618	
March	8,049	
April	8,839	
May	9,410	
June	9,413	

QUALITY

	Quantity	Base Number	Contract	AT	Region	England
% of FP17s for the same patient ID Re-attending within 3 months - Children	59	506	11.7%	13.0%	13.5%	12.4%
% of FP17s for the same patient ID Re-attending within 3 months - Adults	229	1,230	18.6%	17.5%	17.4%	16.7%
% of FP17s for the same patient ID Re-attending between 3 & 9 months - Children	227	506	44.9%	56.6%	59.0%	57.4%
% of FP17s for the same patient ID Re-attending between 3 & 9 months - Adults	611	1,230	49.7%	50.5%	52.6%	50.5%
% of FP17s for Band 1 Urgent Courses	157	1,241	12.7%	10.6%	9.4%	9.1%
% of FP17s Relating to Free Repair or Replacements	28	1,241	2.3%	0.9%	1.0%	0.8%
% of FP17s Relating to Continuations	18	1,241	1.5%	1.3%	1.5%	1.3%
% of Patients satisfied with the dentistry they have received	0	0	N/A	92.8%	93.7%	93.2%
% of Patients satisfied with the time they had to wait for an appointment	0	0	N/A	88.5%	90.0%	89.0%

* This is based on patients treated on this contract for their most recent course of treatment. Figures in italics indicate the base number of FP17s or Patient Questionnaire responses are less than 100. N/A is shown where the base number of responses is less than 10 during the period. % is calculated as Quantity/Base number*100

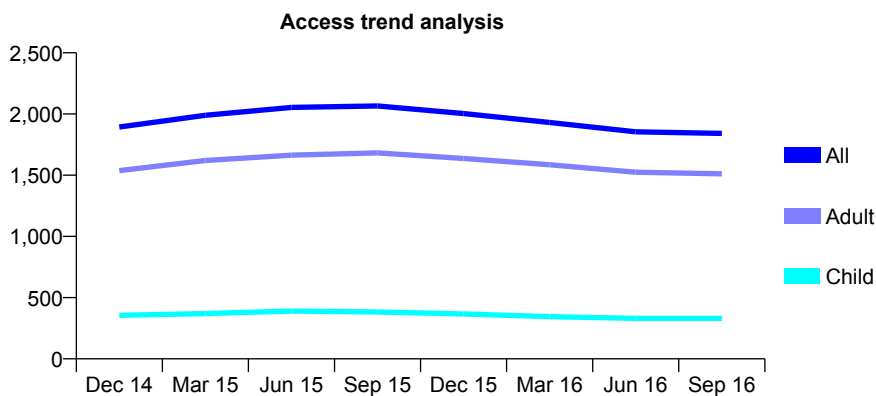
Q46 - Vital Signs At a Glance Contract Report for 867128/0001 - September 2016

Name or company name	MRS A PATIL
Contract type name	GDS Contract
Purpose of contract	General
Contract start date	01/10/2013
Contract end date	

16/17 Contracted general activity (UDA)	6,207
Carry forward general activity (UDA)	-124
16/17 Contracted orthodontic activity (UOA)	0
Carry forward orthodontic activity (UOA)	0
Baseline contract value	£196,019.42

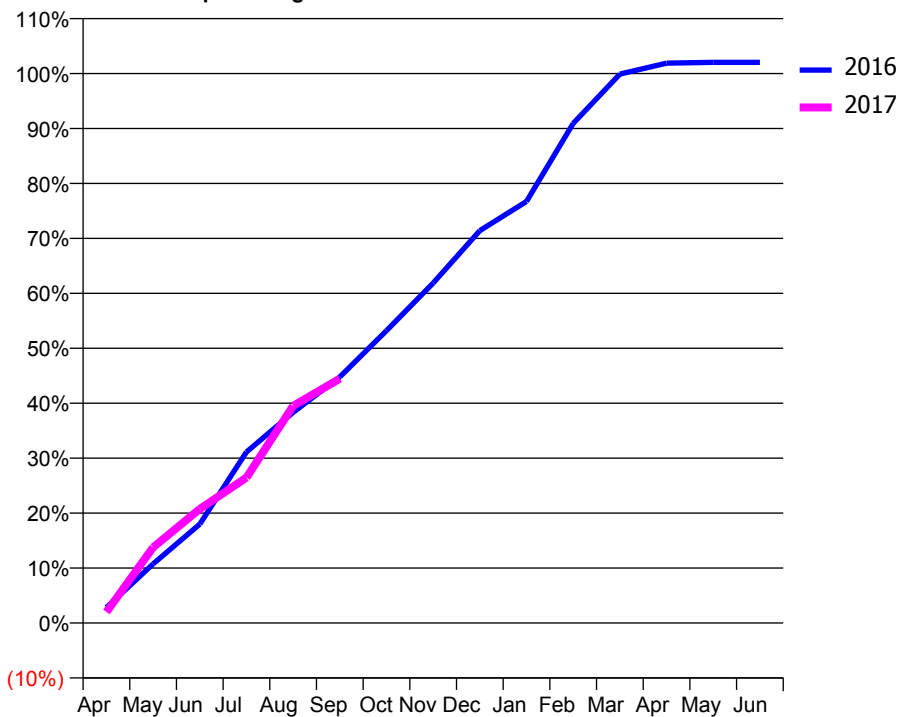
ACCESS*

Patients seen in 24 months	Total	Change since previous quarter
Quarter ending September 2015	2,066	
Quarter ending December 2015	2,004	↓
Quarter ending March 2016	1,931	↓
Quarter ending June 2016	1,855	↓
Quarter ending September 2016	1,842	→
Variance since September 2015	(10.8%)	↓



ACTIVITY

Cumulative percentage of contracted UDA delivered 2016 & 2017



Adjusted Scheduled Activity (UDA)

Month	2016	2017
April	175	124
May	667	855
June	1,117	1,288
July	1,932	1,643
August	2,379	2,453
September	2,780	2,760
October	3,302	
November	3,840	
December	4,433	
January	4,761	
February	5,643	
March	6,200	
April	6,323	
May	6,333	
June	6,333	

QUALITY

	Quantity	Base Number	Contract	AT	Region	England
% of FP17s for the same patient ID Re-attending within 3 months - Children	29	290	10.0%	13.0%	13.5%	12.4%
% of FP17s for the same patient ID Re-attending within 3 months - Adults	154	1,129	13.6%	17.5%	17.4%	16.7%
% of FP17s for the same patient ID Re-attending between 3 & 9 months - Children	199	290	68.6%	56.6%	59.0%	57.4%
% of FP17s for the same patient ID Re-attending between 3 & 9 months - Adults	711	1,129	63.0%	50.5%	52.6%	50.5%
% of FP17s for Band 1 Urgent Courses	106	1,357	7.8%	10.6%	9.4%	9.1%
% of FP17s Relating to Free Repair or Replacements	10	1,357	0.7%	0.9%	1.0%	0.8%
% of FP17s Relating to Continuations	12	1,357	0.9%	1.3%	1.5%	1.3%
% of Patients satisfied with the dentistry they have received	0	0	N/A	92.8%	93.7%	93.2%
% of Patients satisfied with the time they had to wait for an appointment	0	0	N/A	88.5%	90.0%	89.0%

* This is based on patients treated on this contract for their most recent course of treatment. Figures in italics indicate the base number of FP17s or Patient Questionnaire responses are less than 100. N/A is shown where the base number of responses is less than 10 during the period. % is calculated as Quantity/Base number*100

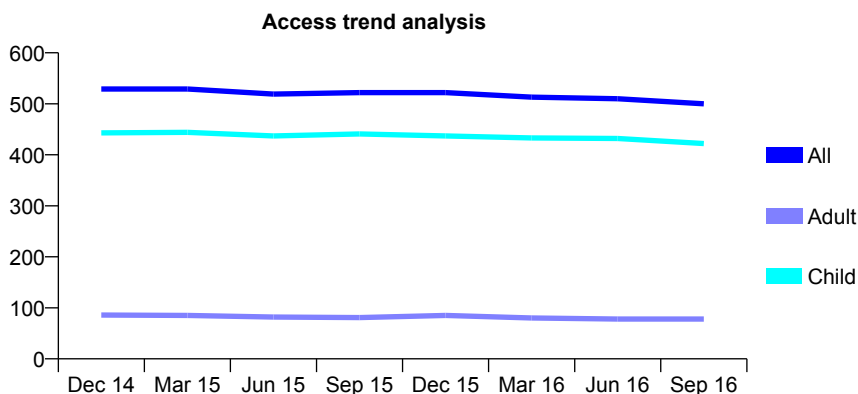
Q46 - Vital Signs At a Glance Contract Report for 869651/0001 - September 2016

Name or company name	MR IJ SMITH
Contract type name	GDS Contract
Purpose of contract	General
Contract start date	01/04/2006
Contract end date	

16/17 Contracted general activity (UDA)	1,147
Carry forward general activity (UDA)	-23
16/17 Contracted orthodontic activity (UOA)	0
Carry forward orthodontic activity (UOA)	0
Baseline contract value	£24,597.93

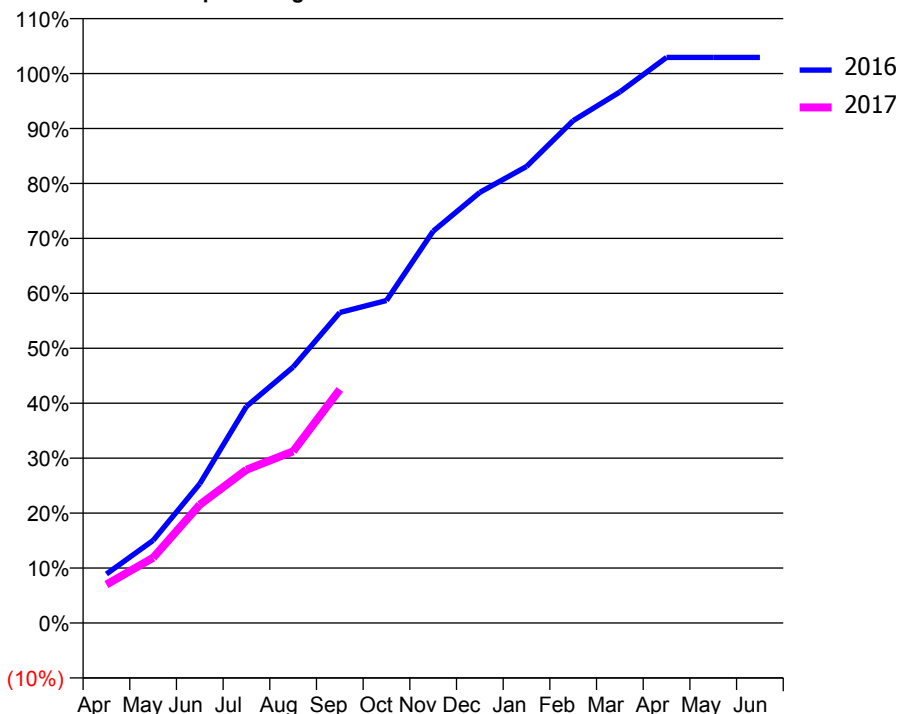
ACCESS*

Patients seen in 24 months	Total	Change since previous quarter
Quarter ending September 2015	522	
Quarter ending December 2015	522	→
Quarter ending March 2016	513	↓
Quarter ending June 2016	510	→
Quarter ending September 2016	500	↓
Variance since September 2015	(4.2%)	↓



ACTIVITY

Cumulative percentage of contracted UDA delivered 2016 & 2017



Adjusted Scheduled Activity (UDA)

Month	2016	2017
April	102	80
May	172	136
June	291	247
July	452	320
August	534	358
September	648	487
October	673	
November	818	
December	899	
January	953	
February	1,049	
March	1,109	
April	1,181	
May	1,181	
June	1,181	

QUALITY

	Quantity	Base Number	Contract	AT	Region	England
% of FP17s for the same patient ID Re-attending within 3 months - Children	23	332	6.9%	13.0%	13.5%	12.4%
% of FP17s for the same patient ID Re-attending within 3 months - Adults	1	24	4.2%	17.5%	17.4%	16.7%
% of FP17s for the same patient ID Re-attending between 3 & 9 months - Children	212	332	63.9%	56.6%	59.0%	57.4%
% of FP17s for the same patient ID Re-attending between 3 & 9 months - Adults	16	24	66.7%	50.5%	52.6%	50.5%
% of FP17s for Band 1 Urgent Courses	7	310	2.3%	10.6%	9.4%	9.1%
% of FP17s Relating to Free Repair or Replacements	0	310	0.0%	0.9%	1.0%	0.8%
% of FP17s Relating to Continuations	0	310	0.0%	1.3%	1.5%	1.3%
% of Patients satisfied with the dentistry they have received	0	0	N/A	92.8%	93.7%	93.2%
% of Patients satisfied with the time they had to wait for an appointment	0	0	N/A	88.5%	90.0%	89.0%

* This is based on patients treated on this contract for their most recent course of treatment. Figures in italics indicate the base number of FP17s or Patient Questionnaire responses are less than 100. N/A is shown where the base number of responses is less than 10 during the period. % is calculated as Quantity/Base number*100

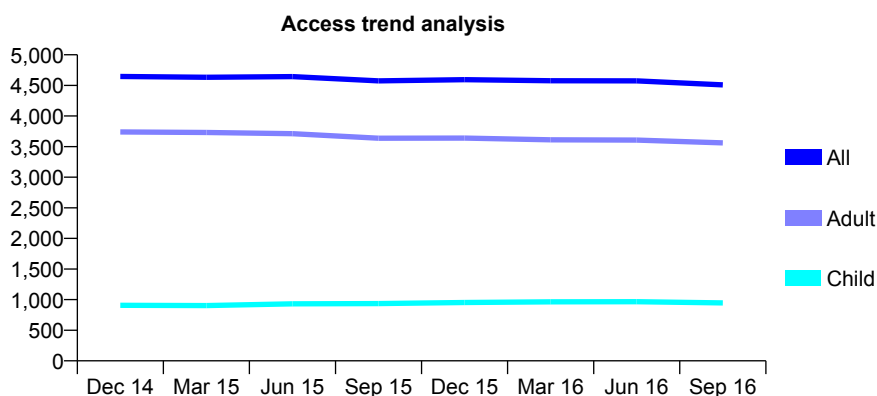
Q46 - Vital Signs At a Glance Contract Report for 869813/0001 - September 2016

Name or company name	MR GJ FIELDING
Contract type name	GDS Contract
Purpose of contract	General
Contract start date	01/04/2006
Contract end date	

16/17 Contracted general activity (UDA)	9,002
Carry forward general activity (UDA)	223
16/17 Contracted orthodontic activity (UOA)	0
Carry forward orthodontic activity (UOA)	0
Baseline contract value	£224,003.32

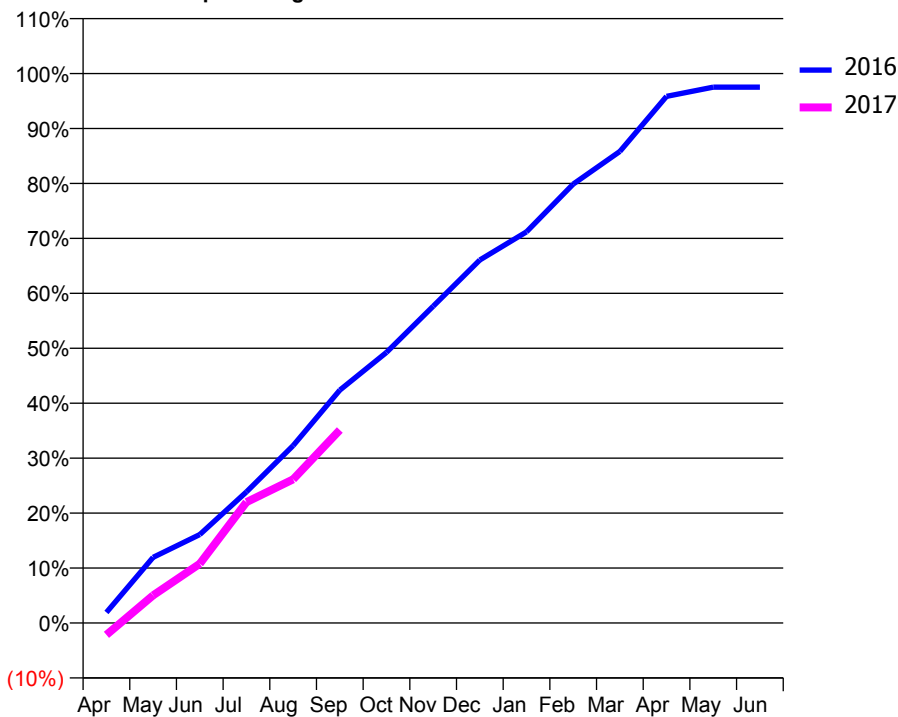
ACCESS*

Patients seen in 24 months	Total	Change since previous quarter
Quarter ending September 2015	4,574	
Quarter ending December 2015	4,594	→
Quarter ending March 2016	4,577	→
Quarter ending June 2016	4,573	→
Quarter ending September 2016	4,508	↓
Variance since September 2015	(1.4%)	↓



ACTIVITY

Cumulative percentage of contracted UDA delivered 2016 & 2017



Adjusted Scheduled Activity (UDA)

Month	2016	2017
April	174	-197
May	1,076	452
June	1,450	970
July	2,149	1,979
August	2,905	2,355
September	3,815	3,163
October	4,433	
November	5,189	
December	5,948	
January	6,408	
February	7,191	
March	7,725	
April	8,627	
May	8,779	
June	8,779	

QUALITY

	Quantity	Base Number	Contract	AT	Region	England
% of FP17s for the same patient ID Re-attending within 3 months - Children	18	594	3.0%	13.0%	13.5%	12.4%
% of FP17s for the same patient ID Re-attending within 3 months - Adults	189	1,906	9.9%	17.5%	17.4%	16.7%
% of FP17s for the same patient ID Re-attending between 3 & 9 months - Children	325	594	54.7%	56.6%	59.0%	57.4%
% of FP17s for the same patient ID Re-attending between 3 & 9 months - Adults	732	1,906	38.4%	50.5%	52.6%	50.5%
% of FP17s for Band 1 Urgent Courses	189	1,931	9.8%	10.6%	9.4%	9.1%
% of FP17s Relating to Free Repair or Replacements	8	1,931	0.4%	0.9%	1.0%	0.8%
% of FP17s Relating to Continuations	4	1,931	0.2%	1.3%	1.5%	1.3%
% of Patients satisfied with the dentistry they have received	2	2	N/A	92.8%	93.7%	93.2%
% of Patients satisfied with the time they had to wait for an appointment	2	2	N/A	88.5%	90.0%	89.0%

* This is based on patients treated on this contract for their most recent course of treatment. Figures in italics indicate the base number of FP17s or Patient Questionnaire responses are less than 100. N/A is shown where the base number of responses is less than 10 during the period. % is calculated as Quantity/Base number*100

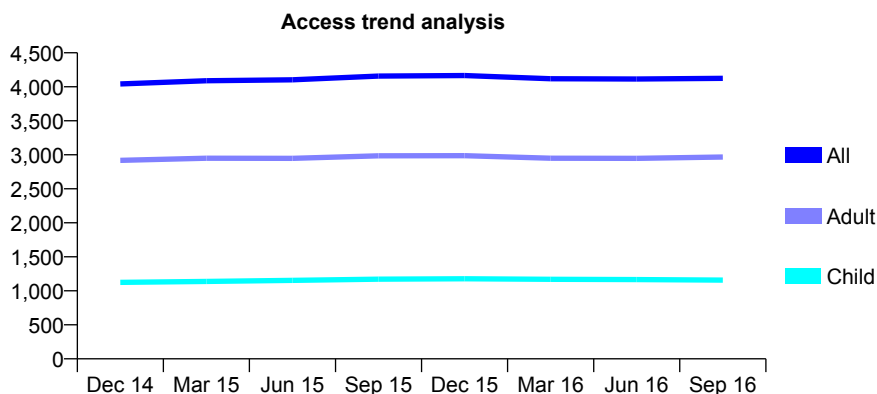
Q46 - Vital Signs At a Glance Contract Report for 886483/0001 - September 2016

Name or company name	MR S HAFIZ
Contract type name	GDS Contract
Purpose of contract	General
Contract start date	01/04/2012
Contract end date	

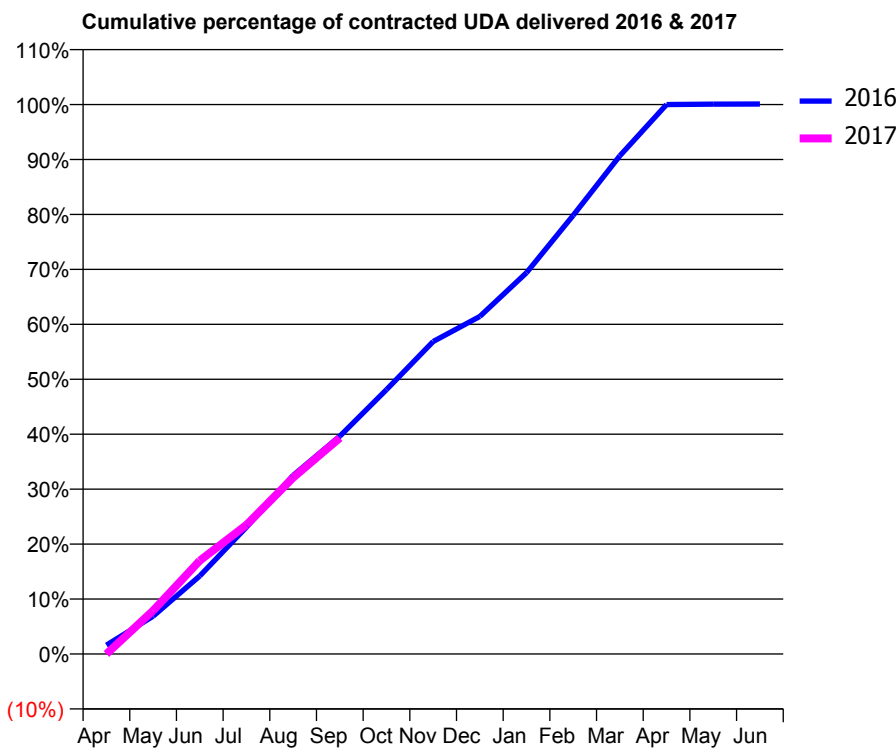
16/17 Contracted general activity (UDA)	11,970
Carry forward general activity (UDA)	0
16/17 Contracted orthodontic activity (UOA)	0
Carry forward orthodontic activity (UOA)	0
Baseline contract value	£393,236.99

ACCESS*

Patients seen in 24 months	Total	Change since previous quarter
Quarter ending September 2015	4,157	
Quarter ending December 2015	4,166	→
Quarter ending March 2016	4,119	↓
Quarter ending June 2016	4,114	→
Quarter ending September 2016	4,125	→
Variance since September 2015	(0.8%)	→



ACTIVITY



Month	Adjusted Scheduled Activity (UDA)	
	2016	2017
April	193	0
May	822	946
June	1,701	2,036
July	2,763	2,815
August	3,890	3,841
September	4,745	4,706
October	5,760	
November	6,808	
December	7,353	
January	8,307	
February	9,556	
March	10,852	
April	11,969	
May	11,977	
June	11,980	

QUALITY

	Quantity	Base Number	Contract	AT	Region	England
% of FP17s for the same patient ID Re-attending within 3 months - Children	45	712	6.3%	13.0%	13.5%	12.4%
% of FP17s for the same patient ID Re-attending within 3 months - Adults	164	1,693	9.7%	17.5%	17.4%	16.7%
% of FP17s for the same patient ID Re-attending between 3 & 9 months - Children	318	712	44.7%	56.6%	59.0%	57.4%
% of FP17s for the same patient ID Re-attending between 3 & 9 months - Adults	798	1,693	47.1%	50.5%	52.6%	50.5%
% of FP17s for Band 1 Urgent Courses	131	2,030	6.5%	10.6%	9.4%	9.1%
% of FP17s Relating to Free Repair or Replacements	6	2,030	0.3%	0.9%	1.0%	0.8%
% of FP17s Relating to Continuations	20	2,030	1.0%	1.3%	1.5%	1.3%
% of Patients satisfied with the dentistry they have received	1	1	N/A	92.8%	93.7%	93.2%
% of Patients satisfied with the time they had to wait for an appointment	1	1	N/A	88.5%	90.0%	89.0%

* This is based on patients treated on this contract for their most recent course of treatment. Figures in italics indicate the base number of FP17s or Patient Questionnaire responses are less than 100. N/A is shown where the base number of responses is less than 10 during the period. % is calculated as Quantity/Base number*100

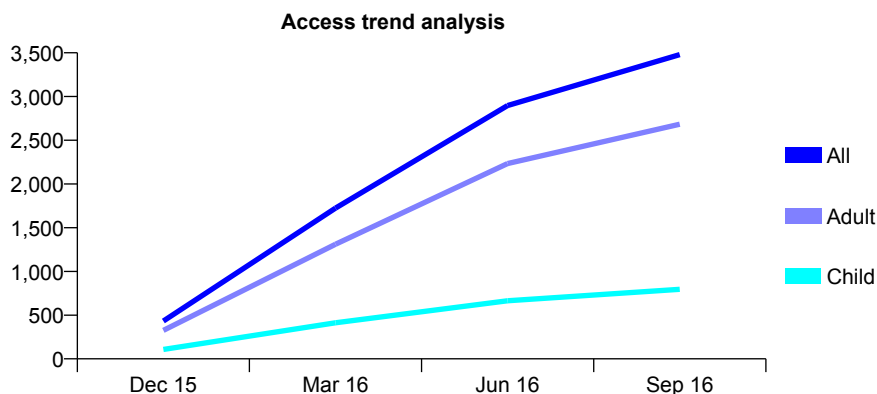
Q46 - Vital Signs At a Glance Contract Report for 897515/0001 - September 2016

Name or company name	MR SW LAI
Contract type name	GDS Contract
Purpose of contract	General
Contract start date	01/12/2015
Contract end date	

16/17 Contracted general activity (UDA)	13,768
Carry forward general activity (UDA)	-275
16/17 Contracted orthodontic activity (UOA)	0
Carry forward orthodontic activity (UOA)	0
Baseline contract value	£341,249.03

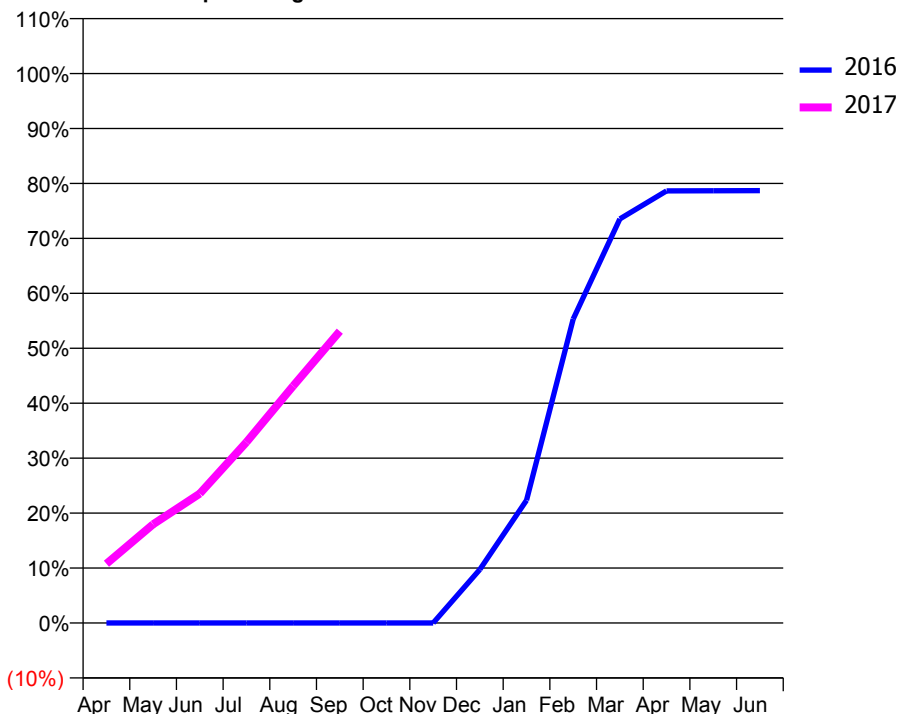
ACCESS*

Patients seen in 24 months	Total	Change since previous quarter
Quarter ending September 2015	0	
Quarter ending December 2015	432	↑
Quarter ending March 2016	1,724	↑
Quarter ending June 2016	2,897	↑
Quarter ending September 2016	3,480	↑
Variance since September 2015	N/A	



ACTIVITY

Cumulative percentage of contracted UDA delivered 2016 & 2017



Adjusted Scheduled Activity (UDA)

Month	2016	2017
April	0	1,484
May	0	2,473
June	0	3,242
July	0	4,533
August	0	5,937
September	0	7,312
October	0	
November	0	
December	472	
January	1,082	
February	2,680	
March	3,562	
April	3,809	
May	3,811	
June	3,812	

QUALITY

	Quantity	Base Number	Contract	AT	Region	England
% of FP17s for the same patient ID Re-attending within 3 months - Children	70	773	9.1%	13.0%	13.5%	12.4%
% of FP17s for the same patient ID Re-attending within 3 months - Adults	410	2,753	14.9%	17.5%	17.4%	16.7%
% of FP17s for the same patient ID Re-attending between 3 & 9 months - Children	283	773	36.6%	56.6%	59.0%	57.4%
% of FP17s for the same patient ID Re-attending between 3 & 9 months - Adults	945	2,753	34.3%	50.5%	52.6%	50.5%
% of FP17s for Band 1 Urgent Courses	139	3,392	4.1%	10.6%	9.4%	9.1%
% of FP17s Relating to Free Repair or Replacements	31	3,392	0.9%	0.9%	1.0%	0.8%
% of FP17s Relating to Continuations	50	3,392	1.5%	1.3%	1.5%	1.3%
% of Patients satisfied with the dentistry they have received	1	1	N/A	92.8%	93.7%	93.2%
% of Patients satisfied with the time they had to wait for an appointment	1	1	N/A	88.5%	90.0%	89.0%

* This is based on patients treated on this contract for their most recent course of treatment. Figures in italics indicate the base number of FP17s or Patient Questionnaire responses are less than 100. N/A is shown where the base number of responses is less than 10 during the period. % is calculated as Quantity/Base number*100

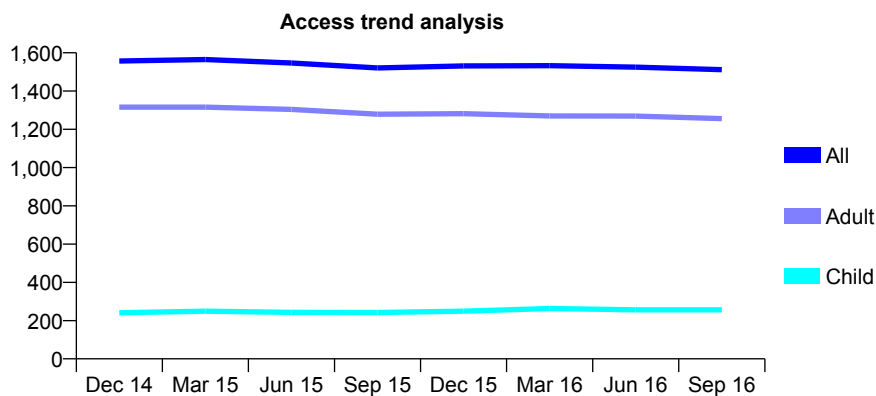
Q46 - Vital Signs At a Glance Contract Report for 898457/0002 - September 2016

Name or company name	MR ND MCLEAN
Contract type name	GDS Contract
Purpose of contract	General
Contract start date	01/04/2006
Contract end date	

16/17 Contracted general activity (UDA)	5,215
Carry forward general activity (UDA)	0
16/17 Contracted orthodontic activity (UOA)	0
Carry forward orthodontic activity (UOA)	0
Baseline contract value	£127,492.42

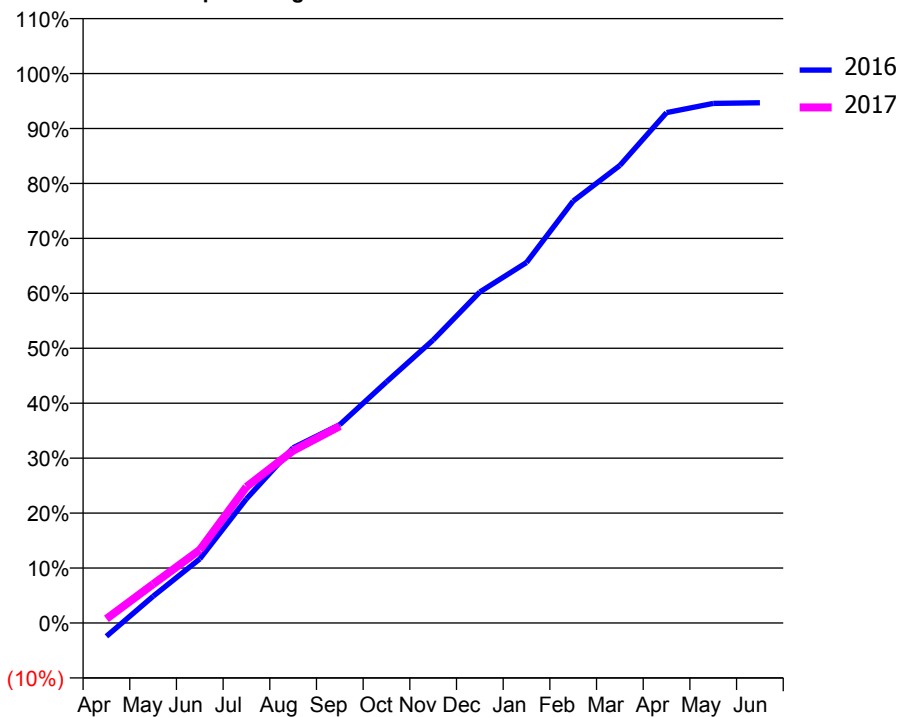
ACCESS*

Patients seen in 24 months	Total	Change since previous quarter
Quarter ending September 2015	1,521	
Quarter ending December 2015	1,531	→
Quarter ending March 2016	1,533	→
Quarter ending June 2016	1,525	→
Quarter ending September 2016	1,512	→
Variance since September 2015	(0.6%)	→



ACTIVITY

Cumulative percentage of contracted UDA delivered 2016 & 2017



Adjusted Scheduled Activity (UDA)

Month	2016	2017
April	-128	40
May	253	369
June	608	694
July	1,179	1,292
August	1,664	1,636
September	1,883	1,869
October	2,289	
November	2,687	
December	3,142	
January	3,422	
February	4,004	
March	4,342	
April	4,844	
May	4,931	
June	4,937	

QUALITY

	Quantity	Base Number	Contract	AT	Region	England
% of FP17s for the same patient ID Re-attending within 3 months - Children	8	189	4.2%	13.0%	13.5%	12.4%
% of FP17s for the same patient ID Re-attending within 3 months - Adults	278	1,126	24.7%	17.5%	17.4%	16.7%
% of FP17s for the same patient ID Re-attending between 3 & 9 months - Children	141	189	74.6%	56.6%	59.0%	57.4%
% of FP17s for the same patient ID Re-attending between 3 & 9 months - Adults	664	1,126	59.0%	50.5%	52.6%	50.5%
% of FP17s for Band 1 Urgent Courses	160	1,047	15.3%	10.6%	9.4%	9.1%
% of FP17s Relating to Free Repair or Replacements	47	1,047	4.5%	0.9%	1.0%	0.8%
% of FP17s Relating to Continuations	14	1,047	1.3%	1.3%	1.5%	1.3%
% of Patients satisfied with the dentistry they have received	6	7	N/A	92.8%	93.7%	93.2%
% of Patients satisfied with the time they had to wait for an appointment	7	7	N/A	88.5%	90.0%	89.0%

* This is based on patients treated on this contract for their most recent course of treatment. Figures in italics indicate the base number of FP17s or Patient Questionnaire responses are less than 100. N/A is shown where the base number of responses is less than 10 during the period. % is calculated as Quantity/Base number*100

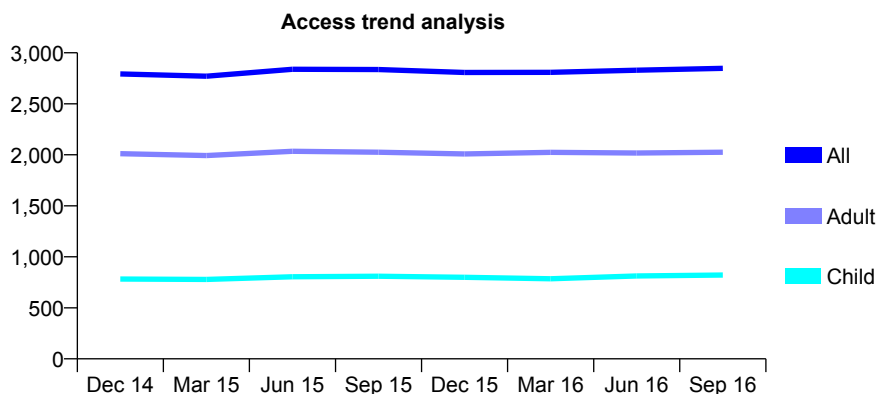
Q46 - Vital Signs At a Glance Contract Report for 907359/0001 - September 2016

Name or company name	MR MP GEORGESON
Contract type name	GDS Contract
Purpose of contract	General and Orthodontic
Contract start date	01/04/2006
Contract end date	

16/17 Contracted general activity (UDA)	8,950
Carry forward general activity (UDA)	-41
16/17 Contracted orthodontic activity (UOA)	1,361
Carry forward orthodontic activity (UOA)	-27
Baseline contract value	£294,460.72

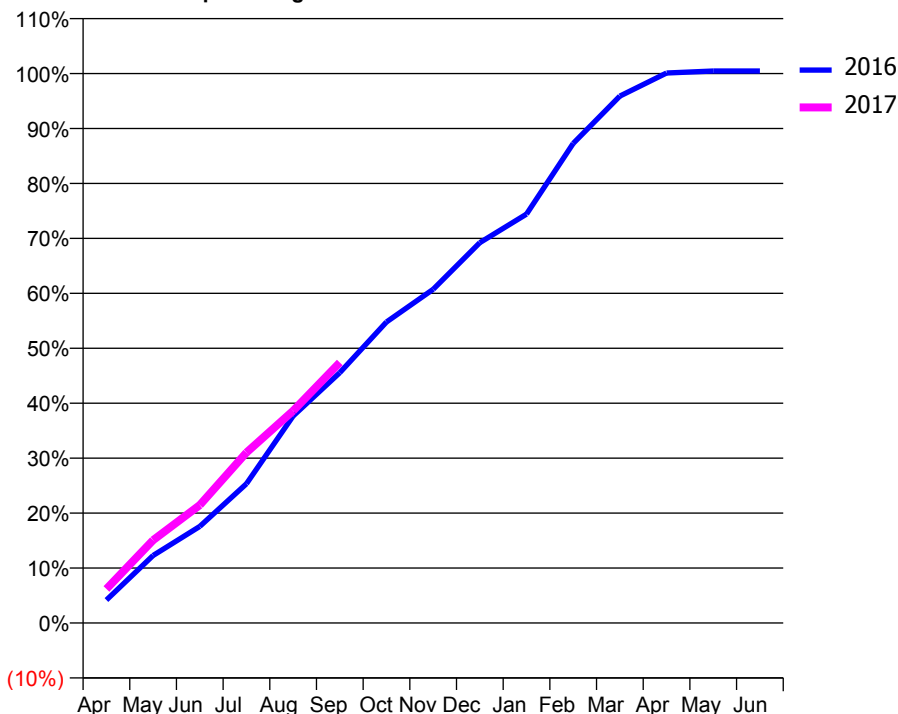
ACCESS*

Patients seen in 24 months	Total	Change since previous quarter
Quarter ending September 2015	2,836	
Quarter ending December 2015	2,807	↓
Quarter ending March 2016	2,809	→
Quarter ending June 2016	2,829	→
Quarter ending September 2016	2,848	→
Variance since September 2015	0.4%	→



ACTIVITY

Cumulative percentage of contracted UDA delivered 2016 & 2017



Month	Adjusted Scheduled Activity (UDA)	
	2016	2017
April	374	554
May	1,101	1,351
June	1,574	1,920
July	2,268	2,777
August	3,373	3,456
September	4,078	4,244
October	4,902	
November	5,436	
December	6,196	
January	6,659	
February	7,811	
March	8,582	
April	8,958	
May	8,991	
June	8,991	

QUALITY

	Quantity	Base Number	Contract	AT	Region	England
% of FP17s for the same patient ID Re-attending within 3 months - Children	70	659	10.6%	13.0%	13.5%	12.4%
% of FP17s for the same patient ID Re-attending within 3 months - Adults	292	1,566	18.6%	17.5%	17.4%	16.7%
% of FP17s for the same patient ID Re-attending between 3 & 9 months - Children	311	659	47.2%	56.6%	59.0%	57.4%
% of FP17s for the same patient ID Re-attending between 3 & 9 months - Adults	797	1,566	50.9%	50.5%	52.6%	50.5%
% of FP17s for Band 1 Urgent Courses	203	1,960	10.4%	10.6%	9.4%	9.1%
% of FP17s Relating to Free Repair or Replacements	40	1,960	2.0%	0.9%	1.0%	0.8%
% of FP17s Relating to Continuations	12	1,960	0.6%	1.3%	1.5%	1.3%
% of Patients satisfied with the dentistry they have received	1	1	N/A	92.8%	93.7%	93.2%
% of Patients satisfied with the time they had to wait for an appointment	1	1	N/A	88.5%	90.0%	89.0%

* This is based on patients treated on this contract for their most recent course of treatment. Figures in italics indicate the base number of FP17s or Patient Questionnaire responses are less than 100. N/A is shown where the base number of responses is less than 10 during the period. % is calculated as Quantity/Base number*100

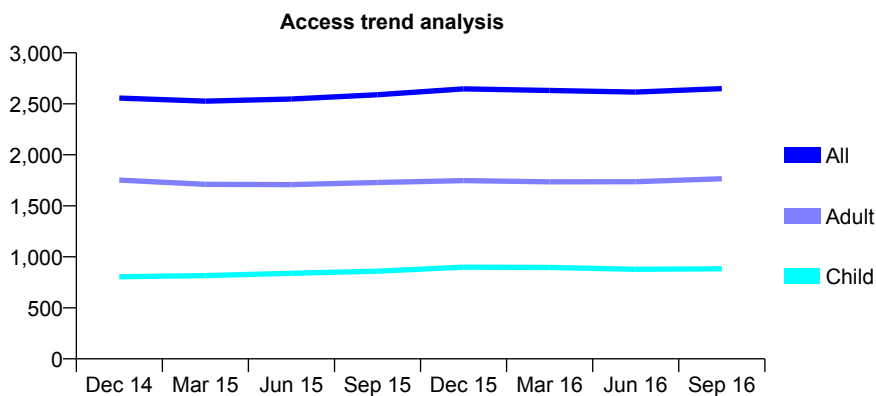
Q46 - Vital Signs At a Glance Contract Report for 908673/0001 - September 2016

Name or company name	DR PV MCCRORY
Contract type name	GDS Contract
Purpose of contract	General
Contract start date	01/04/2006
Contract end date	

16/17 Contracted general activity (UDA)	7,000
Carry forward general activity (UDA)	-63
16/17 Contracted orthodontic activity (UOA)	0
Carry forward orthodontic activity (UOA)	0
Baseline contract value	£211,552.32

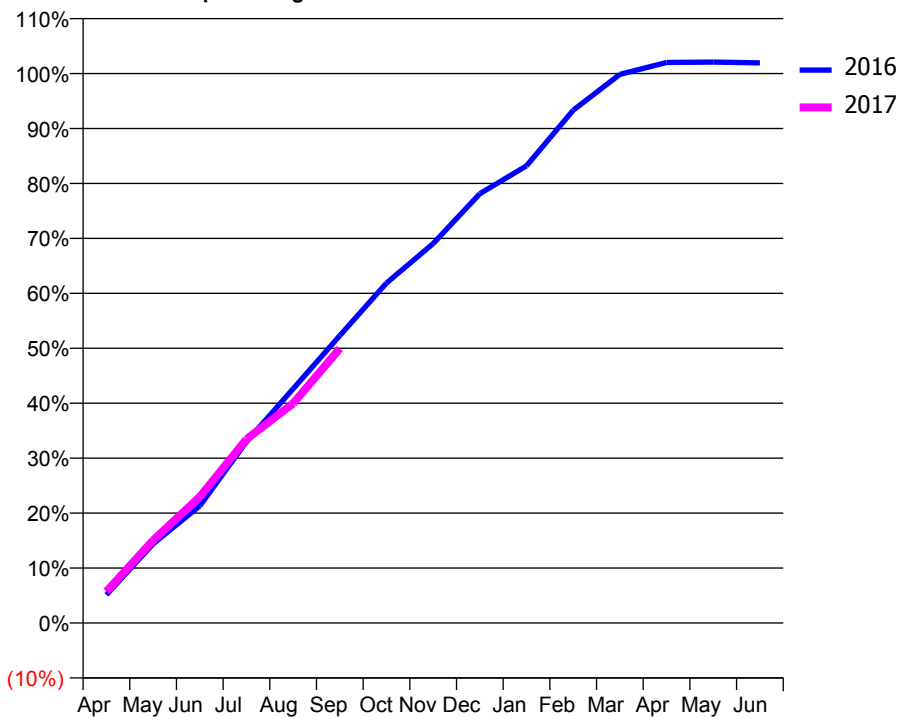
ACCESS*

Patients seen in 24 months	Total	Change since previous quarter
Quarter ending September 2015	2,589	
Quarter ending December 2015	2,646	↑
Quarter ending March 2016	2,631	→
Quarter ending June 2016	2,615	→
Quarter ending September 2016	2,649	→
Variance since September 2015	2.3%	↑



ACTIVITY

Cumulative percentage of contracted UDA delivered 2016 & 2017



Month	Adjusted Scheduled Activity (UDA)	
	2016	2017
April	374	401
May	1,049	1,055
June	1,552	1,608
July	2,401	2,342
August	3,103	2,797
September	3,808	3,497
October	4,504	
November	5,026	
December	5,687	
January	6,057	
February	6,794	
March	7,269	
April	7,427	
May	7,431	
June	7,422	

QUALITY

	Quantity	Base Number	Contract	AT	Region	England
% of FP17s for the same patient ID Re-attending within 3 months - Children	47	597	7.9%	13.0%	13.5%	12.4%
% of FP17s for the same patient ID Re-attending within 3 months - Adults	91	997	9.1%	17.5%	17.4%	16.7%
% of FP17s for the same patient ID Re-attending between 3 & 9 months - Children	328	597	54.9%	56.6%	59.0%	57.4%
% of FP17s for the same patient ID Re-attending between 3 & 9 months - Adults	474	997	47.5%	50.5%	52.6%	50.5%
% of FP17s for Band 1 Urgent Courses	176	1,546	11.4%	10.6%	9.4%	9.1%
% of FP17s Relating to Free Repair or Replacements	5	1,546	0.3%	0.9%	1.0%	0.8%
% of FP17s Relating to Continuations	2	1,546	0.1%	1.3%	1.5%	1.3%
% of Patients satisfied with the dentistry they have received	0	0	N/A	92.8%	93.7%	93.2%
% of Patients satisfied with the time they had to wait for an appointment	0	0	N/A	88.5%	90.0%	89.0%

* This is based on patients treated on this contract for their most recent course of treatment. Figures in italics indicate the base number of FP17s or Patient Questionnaire responses are less than 100. N/A is shown where the base number of responses is less than 10 during the period. % is calculated as Quantity/Base number*100

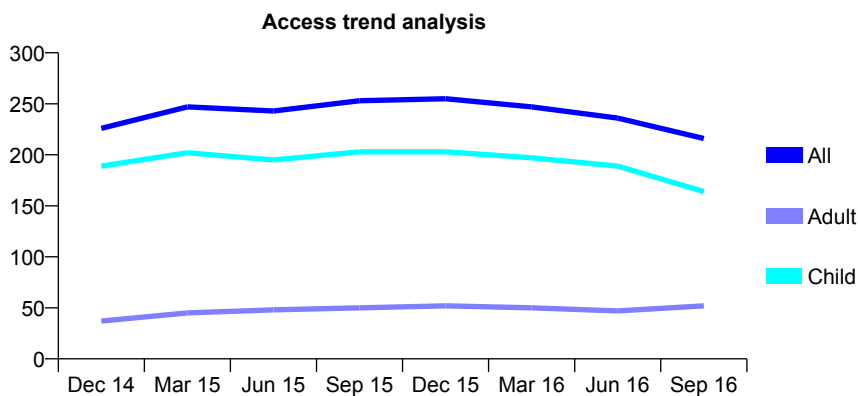
Q46 - Vital Signs At a Glance Contract Report for 909580/0001 - September 2016

Name or company name	P&J Noble Dental Practice
Contract type name	GDS Contract
Purpose of contract	General
Contract start date	01/04/2006
Contract end date	31/07/2016

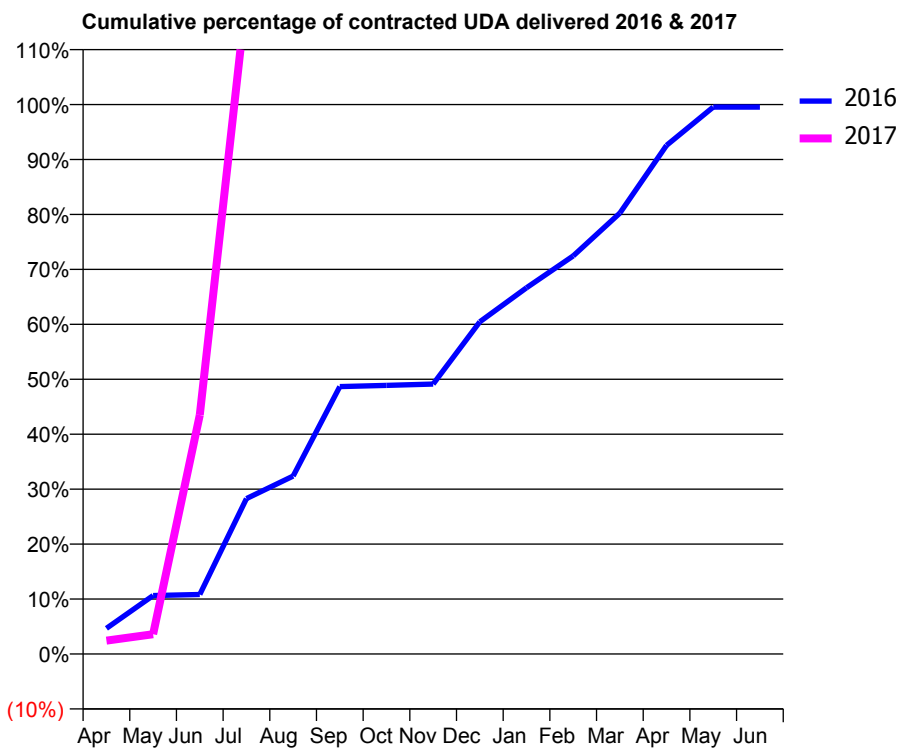
16/17 Contracted general activity (UDA)	172
Carry forward general activity (UDA)	0
16/17 Contracted orthodontic activity (UOA)	0
Carry forward orthodontic activity (UOA)	0
Baseline contract value	£4,776.42

ACCESS*

Patients seen in 24 months	Total	Change since previous quarter
Quarter ending September 2015	253	
Quarter ending December 2015	255	→
Quarter ending March 2016	247	↓
Quarter ending June 2016	236	↓
Quarter ending September 2016	216	↓
Variance since September 2015	(14.6%)	↓



ACTIVITY



Month	Adjusted Scheduled Activity (UDA)	
	2016	2017
April	24	4
May	55	6
June	56	75
July	146	206
August	167	239
September	252	240
October	253	
November	254	
December	313	
January	345	
February	375	
March	415	
April	479	
May	515	
June	515	

QUALITY

	Quantity	Base Number	Contract	AT	Region	England
% of FP17s for the same patient ID Re-attending within 3 months - Children	19	205	9.3%	13.0%	13.5%	12.4%
% of FP17s for the same patient ID Re-attending within 3 months - Adults	2	38	5.3%	17.5%	17.4%	16.7%
% of FP17s for the same patient ID Re-attending between 3 & 9 months - Children	95	205	46.3%	56.6%	59.0%	57.4%
% of FP17s for the same patient ID Re-attending between 3 & 9 months - Adults	11	38	28.9%	50.5%	52.6%	50.5%
% of FP17s for Band 1 Urgent Courses	9	173	5.2%	10.6%	9.4%	9.1%
% of FP17s Relating to Free Repair or Replacements	0	173	0.0%	0.9%	1.0%	0.8%
% of FP17s Relating to Continuations	0	173	0.0%	1.3%	1.5%	1.3%
% of Patients satisfied with the dentistry they have received	0	0	N/A	92.8%	93.7%	93.2%
% of Patients satisfied with the time they had to wait for an appointment	0	0	N/A	88.5%	90.0%	89.0%

* This is based on patients treated on this contract for their most recent course of treatment. Figures in italics indicate the base number of FP17s or Patient Questionnaire responses are less than 100. N/A is shown where the base number of responses is less than 10 during the period. % is calculated as Quantity/Base number*100

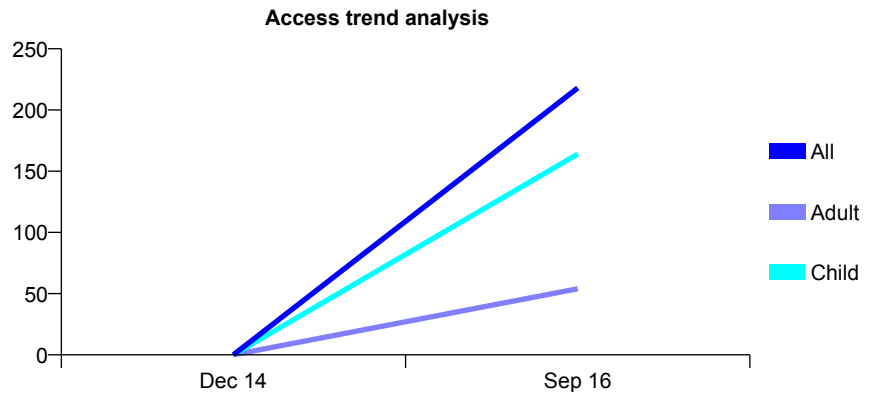
Q46 - Vital Signs At a Glance Contract Report for 909580/0002 - September 2016

Name or company name	P&J Noble Dental Practice
Contract type name	GDS Contract
Purpose of contract	General and Orthodontic
Contract start date	01/04/2007
Contract end date	

16/17 Contracted general activity (UDA)	1,137
Carry forward general activity (UDA)	0
16/17 Contracted orthodontic activity (UOA)	340
Carry forward orthodontic activity (UOA)	0
Baseline contract value	£50,258.51

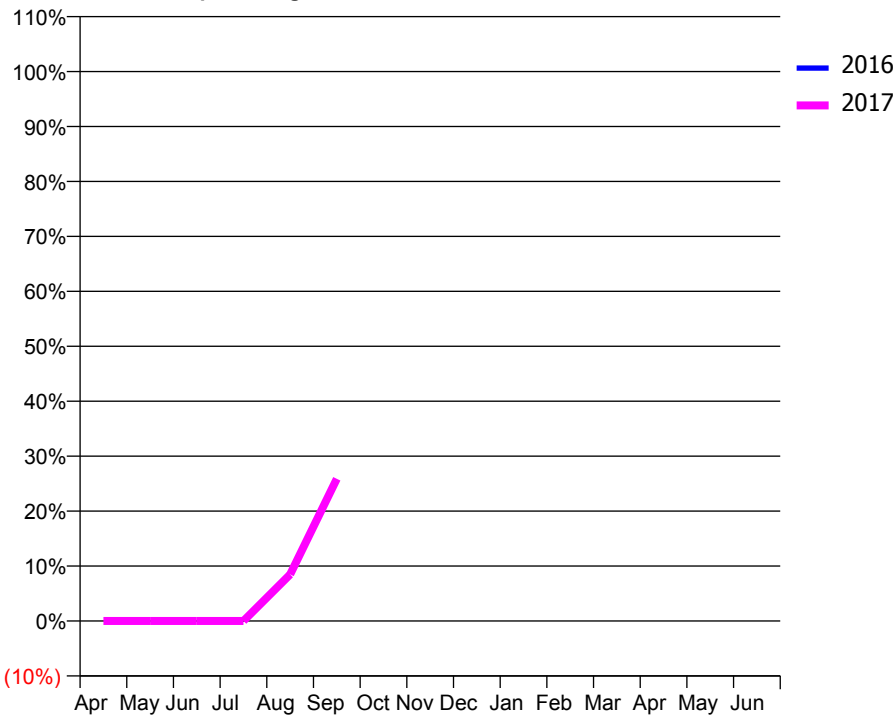
ACCESS*

Patients seen in 24 months	Total	Change since previous quarter
Quarter ending September 2015	0	
Quarter ending December 2015	0	
Quarter ending March 2016	0	
Quarter ending June 2016	0	
Quarter ending September 2016	218	↑
Variance since September 2015	N/A	



ACTIVITY

Cumulative percentage of contracted UDA delivered 2016 & 2017



Month	Adjusted Scheduled Activity (UDA)	
	2016	2017
April	0	0
May	0	0
June	0	0
July	0	0
August	0	96
September	0	294
October	0	
November	0	
December	0	
January	0	
February	0	
March	0	
April	0	
May	0	
June	0	

QUALITY

	Quantity	Base Number	Contract	AT	Region	England
% of FP17s for the same patient ID Re-attending within 3 months - Children	4	157	2.5%	13.0%	13.5%	12.4%
% of FP17s for the same patient ID Re-attending within 3 months - Adults	1	49	2.0%	17.5%	17.4%	16.7%
% of FP17s for the same patient ID Re-attending between 3 & 9 months - Children	0	157	0.0%	56.6%	59.0%	57.4%
% of FP17s for the same patient ID Re-attending between 3 & 9 months - Adults	0	49	0.0%	50.5%	52.6%	50.5%
% of FP17s for Band 1 Urgent Courses	7	193	3.6%	10.6%	9.4%	9.1%
% of FP17s Relating to Free Repair or Replacements	1	193	0.5%	0.9%	1.0%	0.8%
% of FP17s Relating to Continuations	0	193	0.0%	1.3%	1.5%	1.3%
% of Patients satisfied with the dentistry they have received	0	0	N/A	92.8%	93.7%	93.2%
% of Patients satisfied with the time they had to wait for an appointment	0	0	N/A	88.5%	90.0%	89.0%

* This is based on patients treated on this contract for their most recent course of treatment. Figures in italics indicate the base number of FP17s or Patient Questionnaire responses are less than 100. N/A is shown where the base number of responses is less than 10 during the period. % is calculated as Quantity/Base number*100

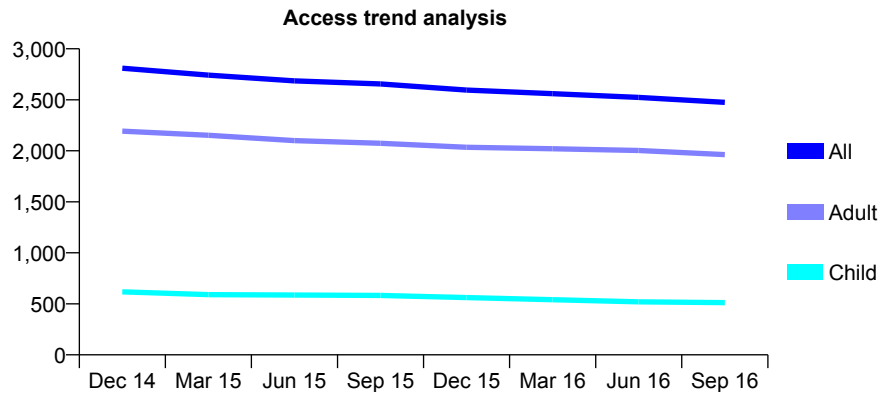
Q46 - Vital Signs At a Glance Contract Report for 910104/0002 - September 2016

Name or company name	MR DJ GRIFFITHS
Contract type name	GDS Contract
Purpose of contract	General
Contract start date	02/01/2007
Contract end date	

16/17 Contracted general activity (UDA)	8,178
Carry forward general activity (UDA)	-87
16/17 Contracted orthodontic activity (UOA)	0
Carry forward orthodontic activity (UOA)	0
Baseline contract value	£176,869.72

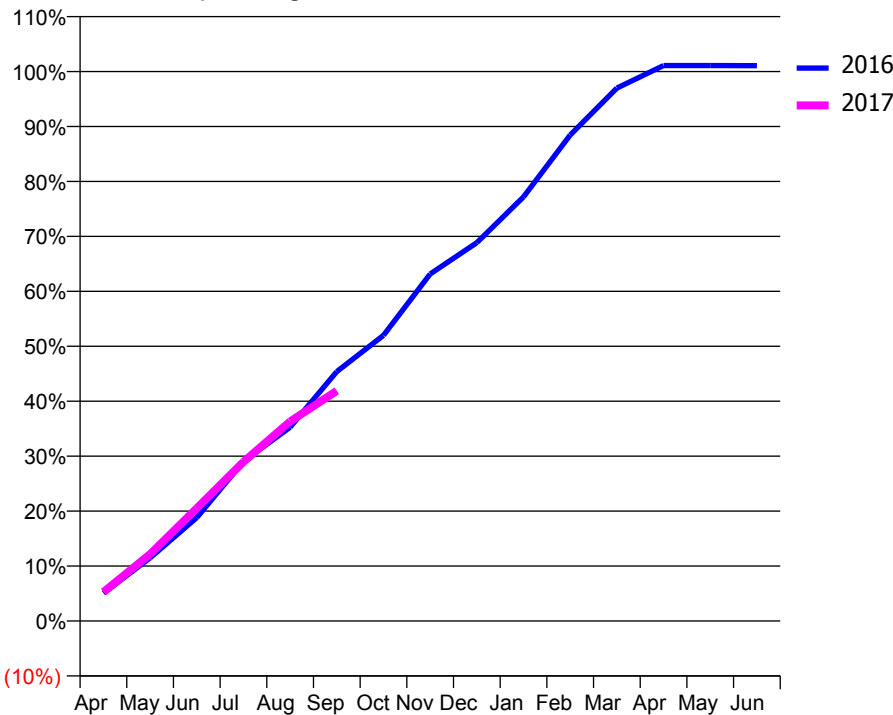
ACCESS*

Patients seen in 24 months	Total	Change since previous quarter
Quarter ending September 2015	2,656	
Quarter ending December 2015	2,596	↓
Quarter ending March 2016	2,560	↓
Quarter ending June 2016	2,523	↓
Quarter ending September 2016	2,475	↓
Variance since September 2015	(6.8%)	↓



ACTIVITY

Cumulative percentage of contracted UDA delivered 2016 & 2017



Month	Adjusted Scheduled Activity (UDA)	
	2016	2017
April	413	431
May	940	995
June	1,540	1,678
July	2,375	2,368
August	2,885	2,970
September	3,711	3,426
October	4,252	
November	5,165	
December	5,631	
January	6,312	
February	7,233	
March	7,932	
April	8,267	
May	8,267	
June	8,265	

QUALITY

	Quantity	Base Number	Contract	AT	Region	England
% of FP17s for the same patient ID Re-attending within 3 months - Children	46	407	11.3%	13.0%	13.5%	12.4%
% of FP17s for the same patient ID Re-attending within 3 months - Adults	295	1,470	20.1%	17.5%	17.4%	16.7%
% of FP17s for the same patient ID Re-attending between 3 & 9 months - Children	280	407	68.8%	56.6%	59.0%	57.4%
% of FP17s for the same patient ID Re-attending between 3 & 9 months - Adults	787	1,470	53.5%	50.5%	52.6%	50.5%
% of FP17s for Band 1 Urgent Courses	102	1,725	5.9%	10.6%	9.4%	9.1%
% of FP17s Relating to Free Repair or Replacements	75	1,725	4.3%	0.9%	1.0%	0.8%
% of FP17s Relating to Continuations	13	1,725	0.8%	1.3%	1.5%	1.3%
% of Patients satisfied with the dentistry they have received	2	2	N/A	92.8%	93.7%	93.2%
% of Patients satisfied with the time they had to wait for an appointment	2	2	N/A	88.5%	90.0%	89.0%

* This is based on patients treated on this contract for their most recent course of treatment. Figures in italics indicate the base number of FP17s or Patient Questionnaire responses are less than 100. N/A is shown where the base number of responses is less than 10 during the period. % is calculated as Quantity/Base number*100

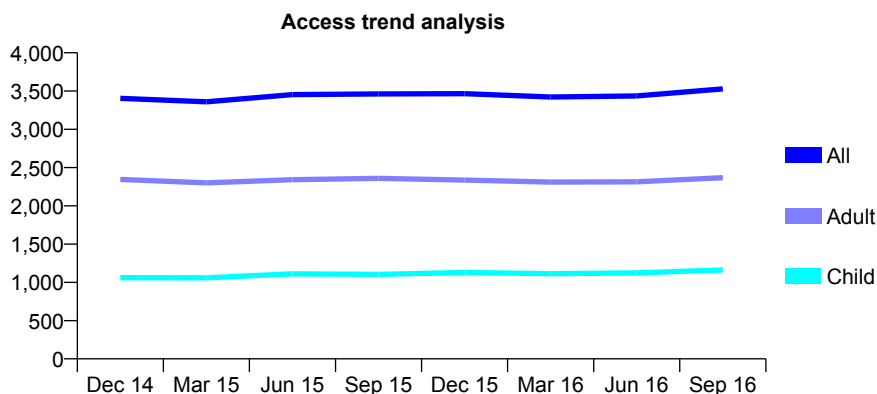
Q46 - Vital Signs At a Glance Contract Report for 910864/0001 - September 2016

Name or company name	MR D END
Contract type name	GDS Contract
Purpose of contract	General and Orthodontic
Contract start date	01/04/2006
Contract end date	

16/17 Contracted general activity (UDA)	9,584
Carry forward general activity (UDA)	-150
16/17 Contracted orthodontic activity (UOA)	400
Carry forward orthodontic activity (UOA)	-8
Baseline contract value	£327,006.39

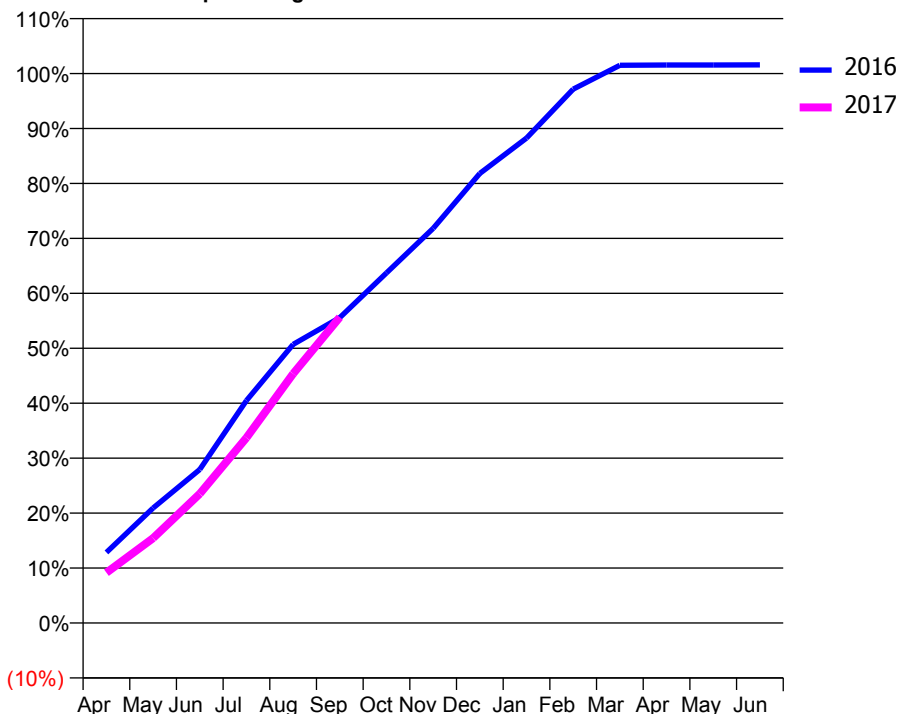
ACCESS*

Patients seen in 24 months	Total	Change since previous quarter
Quarter ending September 2015	3,463	
Quarter ending December 2015	3,465	→
Quarter ending March 2016	3,423	↓
Quarter ending June 2016	3,437	→
Quarter ending September 2016	3,529	↑
Variance since September 2015	1.9%	→



ACTIVITY

Cumulative percentage of contracted UDA delivered 2016 & 2017



Adjusted Scheduled Activity (UDA)

Month	2016	2017
April	1,231	878
May	2,005	1,480
June	2,679	2,254
July	3,881	3,231
August	4,860	4,347
September	5,326	5,334
October	6,106	
November	6,882	
December	7,840	
January	8,458	
February	9,310	
March	9,726	
April	9,731	
May	9,731	
June	9,734	

QUALITY

	Quantity	Base Number	Contract	AT	Region	England
% of FP17s for the same patient ID Re-attending within 3 months - Children	46	663	6.9%	13.0%	13.5%	12.4%
% of FP17s for the same patient ID Re-attending within 3 months - Adults	161	1,327	12.1%	17.5%	17.4%	16.7%
% of FP17s for the same patient ID Re-attending between 3 & 9 months - Children	199	663	30.0%	56.6%	59.0%	57.4%
% of FP17s for the same patient ID Re-attending between 3 & 9 months - Adults	391	1,327	29.5%	50.5%	52.6%	50.5%
% of FP17s for Band 1 Urgent Courses	0	1,961	0.0%	10.6%	9.4%	9.1%
% of FP17s Relating to Free Repair or Replacements	4	1,961	0.2%	0.9%	1.0%	0.8%
% of FP17s Relating to Continuations	6	1,961	0.3%	1.3%	1.5%	1.3%
% of Patients satisfied with the dentistry they have received	1	2	N/A	92.8%	93.7%	93.2%
% of Patients satisfied with the time they had to wait for an appointment	2	2	N/A	88.5%	90.0%	89.0%

* This is based on patients treated on this contract for their most recent course of treatment. Figures in italics indicate the base number of FP17s or Patient Questionnaire responses are less than 100. N/A is shown where the base number of responses is less than 10 during the period. % is calculated as Quantity/Base number*100

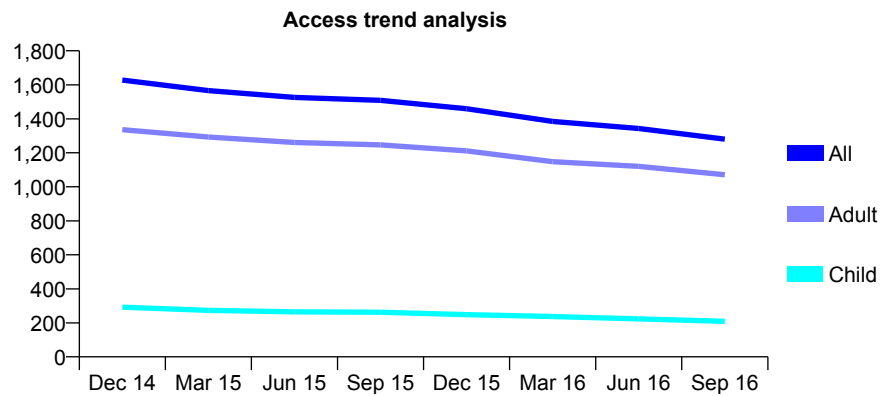
Q46 - Vital Signs At a Glance Contract Report for 913995/0001 - September 2016

Name or company name	MR JJ KEAVNEY
Contract type name	GDS Contract
Purpose of contract	General
Contract start date	01/04/2006
Contract end date	

16/17 Contracted general activity (UDA)	7,018
Carry forward general activity (UDA)	0
16/17 Contracted orthodontic activity (UOA)	0
Carry forward orthodontic activity (UOA)	0
Baseline contract value	£228,935.16

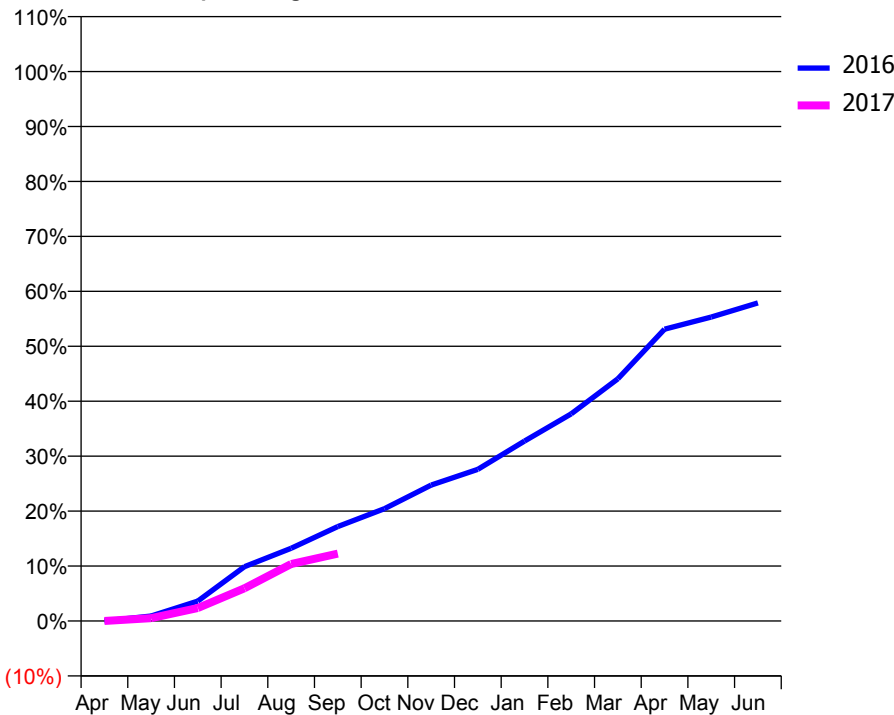
ACCESS*

Patients seen in 24 months	Total	Change since previous quarter
Quarter ending September 2015	1,509	
Quarter ending December 2015	1,459	↓
Quarter ending March 2016	1,385	↓
Quarter ending June 2016	1,343	↓
Quarter ending September 2016	1,280	↓
Variance since September 2015	(15.2%)	↓



ACTIVITY

Cumulative percentage of contracted UDA delivered 2016 & 2017



Month	Adjusted Scheduled Activity (UDA)	
	2016	2017
April	0	1
May	64	37
June	255	165
July	694	418
August	930	727
September	1,207	862
October	1,435	
November	1,736	
December	1,937	
January	2,299	
February	2,646	
March	3,093	
April	3,727	
May	3,882	
June	4,063	

QUALITY

	Quantity	Base Number	Contract	AT	Region	England
% of FP17s for the same patient ID Re-attending within 3 months - Children	6	125	4.8%	13.0%	13.5%	12.4%
% of FP17s for the same patient ID Re-attending within 3 months - Adults	120	625	19.2%	17.5%	17.4%	16.7%
% of FP17s for the same patient ID Re-attending between 3 & 9 months - Children	44	125	35.2%	56.6%	59.0%	57.4%
% of FP17s for the same patient ID Re-attending between 3 & 9 months - Adults	229	625	36.6%	50.5%	52.6%	50.5%
% of FP17s for Band 1 Urgent Courses	48	431	11.1%	10.6%	9.4%	9.1%
% of FP17s Relating to Free Repair or Replacements	5	431	1.2%	0.9%	1.0%	0.8%
% of FP17s Relating to Continuations	11	431	2.6%	1.3%	1.5%	1.3%
% of Patients satisfied with the dentistry they have received	6	6	N/A	92.8%	93.7%	93.2%
% of Patients satisfied with the time they had to wait for an appointment	4	6	N/A	88.5%	90.0%	89.0%

* This is based on patients treated on this contract for their most recent course of treatment. Figures in italics indicate the base number of FP17s or Patient Questionnaire responses are less than 100. N/A is shown where the base number of responses is less than 10 during the period. % is calculated as Quantity/Base number*100

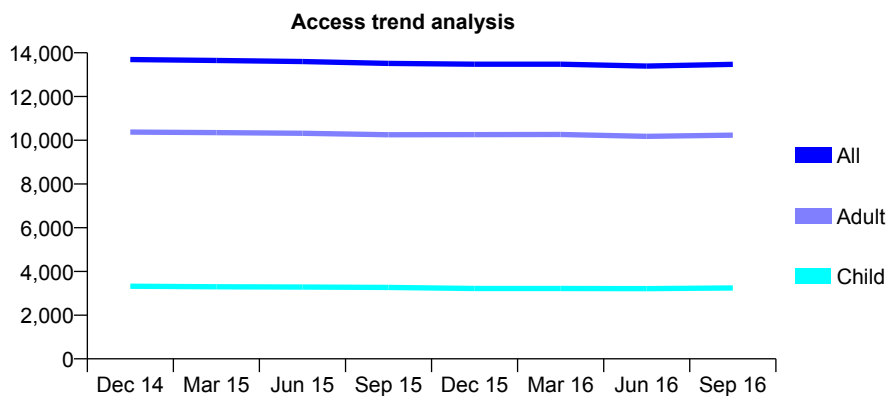
Q46 - Vital Signs At a Glance Contract Report for 918059/0001 - September 2016

Name or company name	MR JP BECKER-LE CERF
Contract type name	GDS Contract
Purpose of contract	General
Contract start date	01/04/2006
Contract end date	

16/17 Contracted general activity (UDA)	39,600
Carry forward general activity (UDA)	1,496
16/17 Contracted orthodontic activity (UOA)	0
Carry forward orthodontic activity (UOA)	0
Baseline contract value	£1,159,342.27

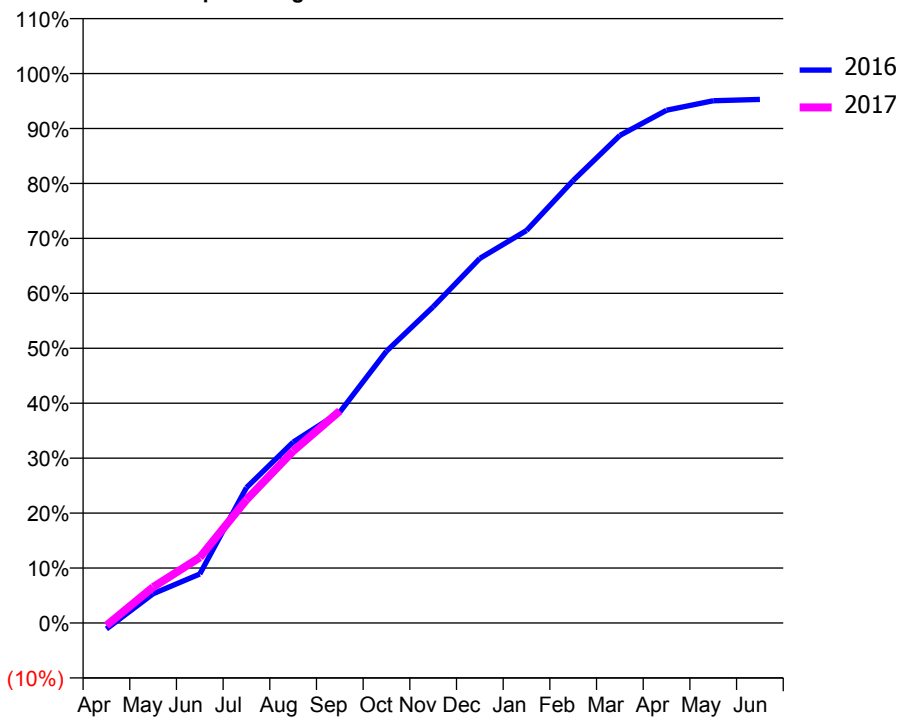
ACCESS*

Patients seen in 24 months	Total	Change since previous quarter
Quarter ending September 2015	13,516	
Quarter ending December 2015	13,478	→
Quarter ending March 2016	13,481	→
Quarter ending June 2016	13,390	→
Quarter ending September 2016	13,475	→
Variance since September 2015	(0.3%)	→



ACTIVITY

Cumulative percentage of contracted UDA delivered 2016 & 2017



Month	Adjusted Scheduled Activity (UDA)	
	2016	2017
April	-439	-186
May	2,113	2,586
June	3,533	4,726
July	9,762	8,887
August	13,034	12,389
September	15,198	15,288
October	19,593	
November	22,785	
December	26,277	
January	28,290	
February	31,887	
March	35,139	
April	36,950	
May	37,637	
June	37,731	

QUALITY

	Quantity	Base Number	Contract	AT	Region	England
% of FP17s for the same patient ID Re-attending within 3 months - Children	435	2,747	15.8%	13.0%	13.5%	12.4%
% of FP17s for the same patient ID Re-attending within 3 months - Adults	1,138	6,474	17.6%	17.5%	17.4%	16.7%
% of FP17s for the same patient ID Re-attending between 3 & 9 months - Children	1,410	2,747	51.3%	56.6%	59.0%	57.4%
% of FP17s for the same patient ID Re-attending between 3 & 9 months - Adults	2,627	6,474	40.6%	50.5%	52.6%	50.5%
% of FP17s for Band 1 Urgent Courses	615	8,191	7.5%	10.6%	9.4%	9.1%
% of FP17s Relating to Free Repair or Replacements	134	8,191	1.6%	0.9%	1.0%	0.8%
% of FP17s Relating to Continuations	310	8,191	3.8%	1.3%	1.5%	1.3%
% of Patients satisfied with the dentistry they have received	5	5	N/A	92.8%	93.7%	93.2%
% of Patients satisfied with the time they had to wait for an appointment	4	5	N/A	88.5%	90.0%	89.0%

* This is based on patients treated on this contract for their most recent course of treatment. Figures in italics indicate the base number of FP17s or Patient Questionnaire responses are less than 100. N/A is shown where the base number of responses is less than 10 during the period. % is calculated as Quantity/Base number*100

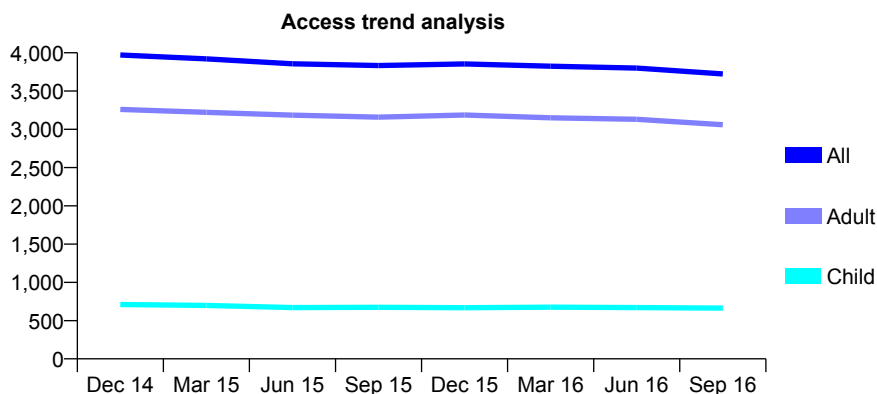
Q46 - Vital Signs At a Glance Contract Report for 918113/0001 - September 2016

Name or company name	MR JA LEE
Contract type name	GDS Contract
Purpose of contract	General
Contract start date	01/04/2006
Contract end date	

16/17 Contracted general activity (UDA)	10,653
Carry forward general activity (UDA)	-148
16/17 Contracted orthodontic activity (UOA)	0
Carry forward orthodontic activity (UOA)	0
Baseline contract value	£327,591.89

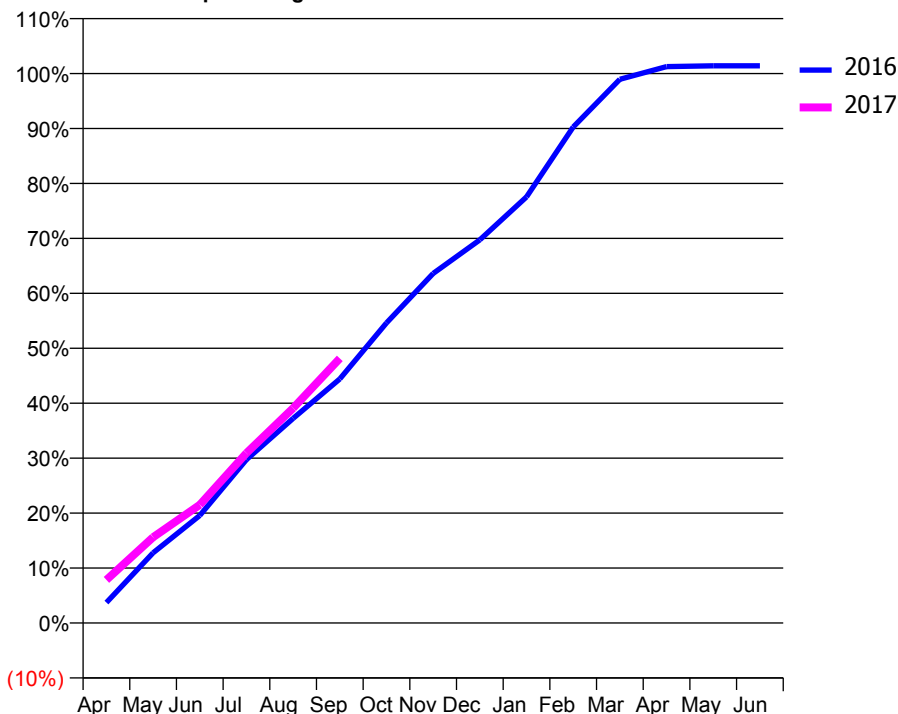
ACCESS*

Patients seen in 24 months	Total	Change since previous quarter
Quarter ending September 2015	3,833	
Quarter ending December 2015	3,855	→
Quarter ending March 2016	3,825	→
Quarter ending June 2016	3,801	→
Quarter ending September 2016	3,724	↓
Variance since September 2015	(2.8%)	↓



ACTIVITY

Cumulative percentage of contracted UDA delivered 2016 & 2017



Month	Adjusted Scheduled Activity (UDA)	
	2016	2017
April	397	836
May	1,361	1,663
June	2,084	2,292
July	3,168	3,294
August	3,966	4,166
September	4,733	5,131
October	5,817	
November	6,776	
December	7,428	
January	8,262	
February	9,616	
March	10,541	
April	10,787	
May	10,801	
June	10,801	

QUALITY

	Quantity	Base Number	Contract	AT	Region	England
% of FP17s for the same patient ID Re-attending within 3 months - Children	98	620	15.8%	13.0%	13.5%	12.4%
% of FP17s for the same patient ID Re-attending within 3 months - Adults	468	2,001	23.4%	17.5%	17.4%	16.7%
% of FP17s for the same patient ID Re-attending between 3 & 9 months - Children	404	620	65.2%	56.6%	59.0%	57.4%
% of FP17s for the same patient ID Re-attending between 3 & 9 months - Adults	877	2,001	43.8%	50.5%	52.6%	50.5%
% of FP17s for Band 1 Urgent Courses	470	2,482	18.9%	10.6%	9.4%	9.1%
% of FP17s Relating to Free Repair or Replacements	67	2,482	2.7%	0.9%	1.0%	0.8%
% of FP17s Relating to Continuations	22	2,482	0.9%	1.3%	1.5%	1.3%
% of Patients satisfied with the dentistry they have received	4	4	N/A	92.8%	93.7%	93.2%
% of Patients satisfied with the time they had to wait for an appointment	4	4	N/A	88.5%	90.0%	89.0%

* This is based on patients treated on this contract for their most recent course of treatment. Figures in italics indicate the base number of FP17s or Patient Questionnaire responses are less than 100. N/A is shown where the base number of responses is less than 10 during the period. % is calculated as Quantity/Base number*100

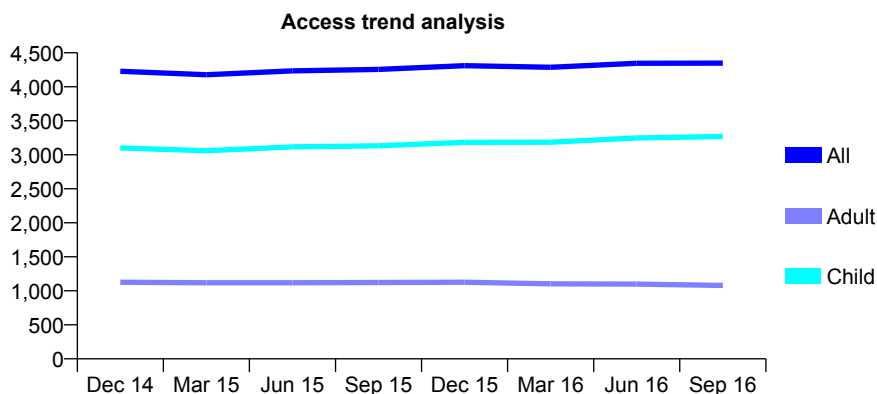
Q46 - Vital Signs At a Glance Contract Report for 919160/0002 - September 2016

Name or company name	MR CH HEWITT
Contract type name	GDS Contract
Purpose of contract	General and Orthodontic
Contract start date	01/02/2011
Contract end date	

16/17 Contracted general activity (UDA)	14,632
Carry forward general activity (UDA)	0
16/17 Contracted orthodontic activity (UOA)	1,564
Carry forward orthodontic activity (UOA)	0
Baseline contract value	£462,345.22

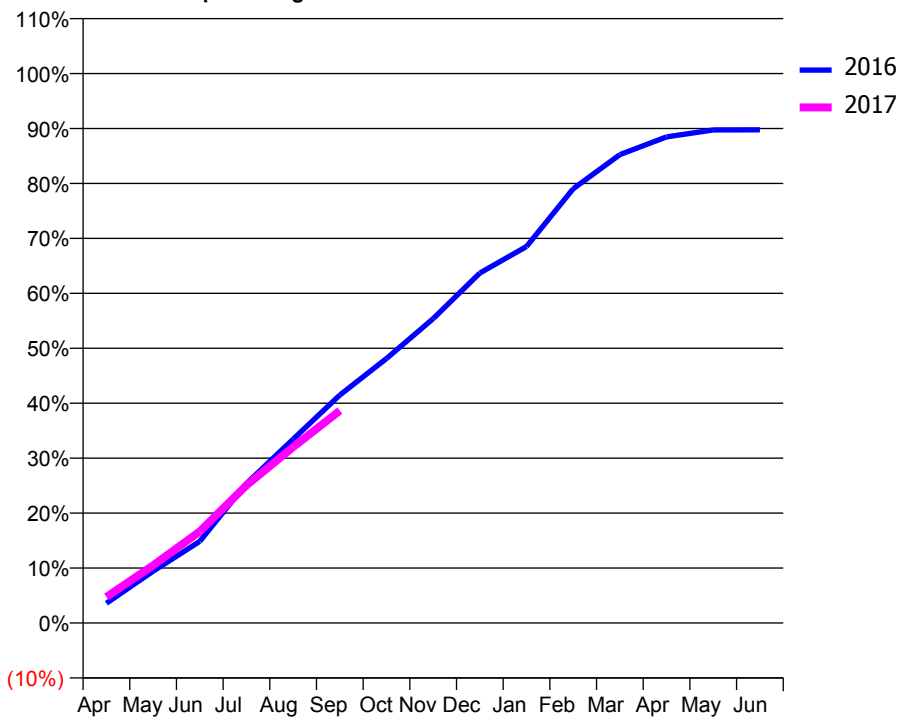
ACCESS*

Patients seen in 24 months	Total	Change since previous quarter
Quarter ending September 2015	4,255	
Quarter ending December 2015	4,310	→
Quarter ending March 2016	4,288	→
Quarter ending June 2016	4,347	→
Quarter ending September 2016	4,348	→
Variance since September 2015	2.2%	↑



ACTIVITY

Cumulative percentage of contracted UDA delivered 2016 & 2017



Month	Adjusted Scheduled Activity (UDA)	
	2016	2017
April	528	696
May	1,378	1,536
June	2,174	2,439
July	3,717	3,667
August	4,896	4,684
September	6,071	5,654
October	7,045	
November	8,106	
December	9,318	
January	10,024	
February	11,564	
March	12,473	
April	12,943	
May	13,130	
June	13,131	

QUALITY

	Quantity	Base Number	Contract	AT	Region	England
% of FP17s for the same patient ID Re-attending within 3 months - Children	520	3,118	16.7%	13.0%	13.5%	12.4%
% of FP17s for the same patient ID Re-attending within 3 months - Adults	181	693	26.1%	17.5%	17.4%	16.7%
% of FP17s for the same patient ID Re-attending between 3 & 9 months - Children	1,912	3,118	61.3%	56.6%	59.0%	57.4%
% of FP17s for the same patient ID Re-attending between 3 & 9 months - Adults	388	693	56.0%	50.5%	52.6%	50.5%
% of FP17s for Band 1 Urgent Courses	265	3,377	7.8%	10.6%	9.4%	9.1%
% of FP17s Relating to Free Repair or Replacements	0	3,377	0.0%	0.9%	1.0%	0.8%
% of FP17s Relating to Continuations	0	3,377	0.0%	1.3%	1.5%	1.3%
% of Patients satisfied with the dentistry they have received	3	3	N/A	92.8%	93.7%	93.2%
% of Patients satisfied with the time they had to wait for an appointment	2	3	N/A	88.5%	90.0%	89.0%

* This is based on patients treated on this contract for their most recent course of treatment. Figures in italics indicate the base number of FP17s or Patient Questionnaire responses are less than 100. N/A is shown where the base number of responses is less than 10 during the period. % is calculated as Quantity/Base number*100

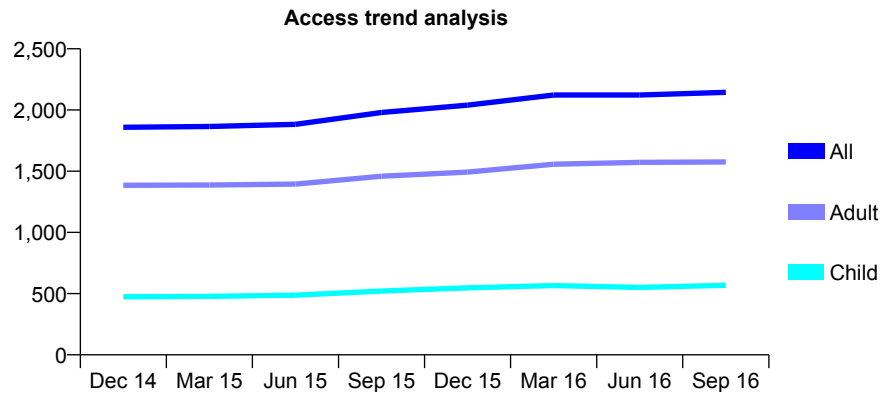
Q46 - Vital Signs At a Glance Contract Report for 919926/0001 - September 2016

Name or company name	MR DP FLATTERY
Contract type name	GDS Contract
Purpose of contract	General
Contract start date	29/04/2010
Contract end date	

16/17 Contracted general activity (UDA)	5,922
Carry forward general activity (UDA)	-118
16/17 Contracted orthodontic activity (UOA)	0
Carry forward orthodontic activity (UOA)	0
Baseline contract value	£144,776.64

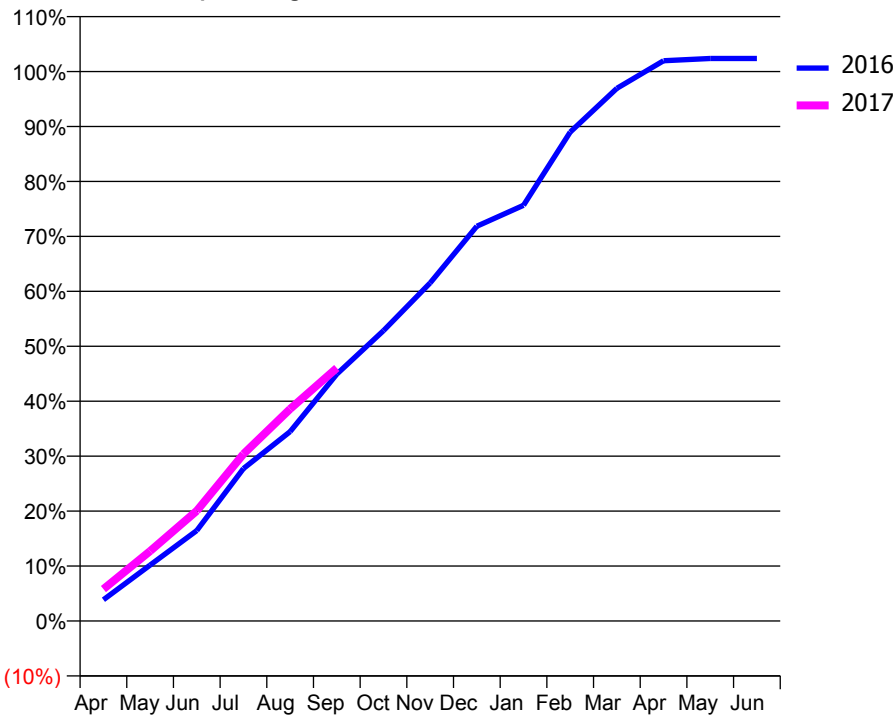
ACCESS*

Patients seen in 24 months	Total	Change since previous quarter
Quarter ending September 2015	1,980	
Quarter ending December 2015	2,040	↑
Quarter ending March 2016	2,123	↑
Quarter ending June 2016	2,123	→
Quarter ending September 2016	2,144	→
Variance since September 2015	8.3%	↑



ACTIVITY

Cumulative percentage of contracted UDA delivered 2016 & 2017



Month	Adjusted Scheduled Activity (UDA)	
	2016	2017
April	240	344
May	631	753
June	1,021	1,188
July	1,721	1,799
August	2,138	2,285
September	2,786	2,727
October	3,277	
November	3,816	
December	4,455	
January	4,692	
February	5,519	
March	6,012	
April	6,324	
May	6,349	
June	6,349	

QUALITY

	Quantity	Base Number	Contract	AT	Region	England
% of FP17s for the same patient ID Re-attending within 3 months - Children	23	476	4.8%	13.0%	13.5%	12.4%
% of FP17s for the same patient ID Re-attending within 3 months - Adults	174	1,309	13.3%	17.5%	17.4%	16.7%
% of FP17s for the same patient ID Re-attending between 3 & 9 months - Children	314	476	66.0%	56.6%	59.0%	57.4%
% of FP17s for the same patient ID Re-attending between 3 & 9 months - Adults	826	1,309	63.1%	50.5%	52.6%	50.5%
% of FP17s for Band 1 Urgent Courses	63	1,595	3.9%	10.6%	9.4%	9.1%
% of FP17s Relating to Free Repair or Replacements	4	1,595	0.3%	0.9%	1.0%	0.8%
% of FP17s Relating to Continuations	44	1,595	2.8%	1.3%	1.5%	1.3%
% of Patients satisfied with the dentistry they have received	2	3	N/A	92.8%	93.7%	93.2%
% of Patients satisfied with the time they had to wait for an appointment	2	3	N/A	88.5%	90.0%	89.0%

* This is based on patients treated on this contract for their most recent course of treatment. Figures in italics indicate the base number of FP17s or Patient Questionnaire responses are less than 100. N/A is shown where the base number of responses is less than 10 during the period. % is calculated as Quantity/Base number*100

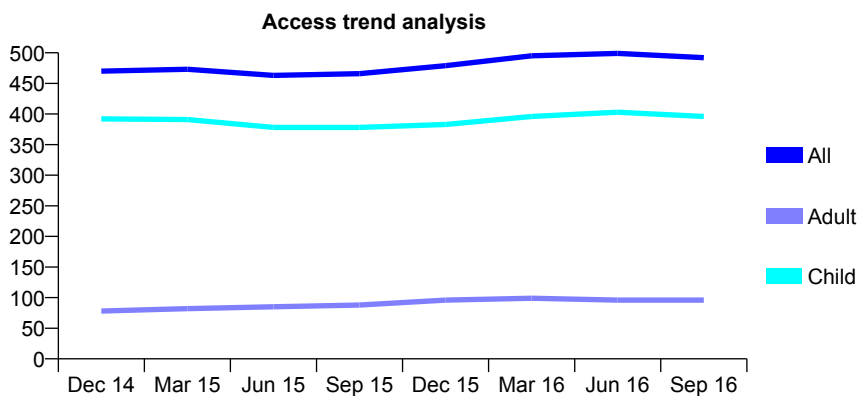
Q46 - Vital Signs At a Glance Contract Report for 919942/0001 - September 2016

Name or company name	MR N NAEEM
Contract type name	GDS Contract
Purpose of contract	General
Contract start date	01/04/2006
Contract end date	

16/17 Contracted general activity (UDA)	1,500
Carry forward general activity (UDA)	44
16/17 Contracted orthodontic activity (UOA)	0
Carry forward orthodontic activity (UOA)	0
Baseline contract value	£35,367.71

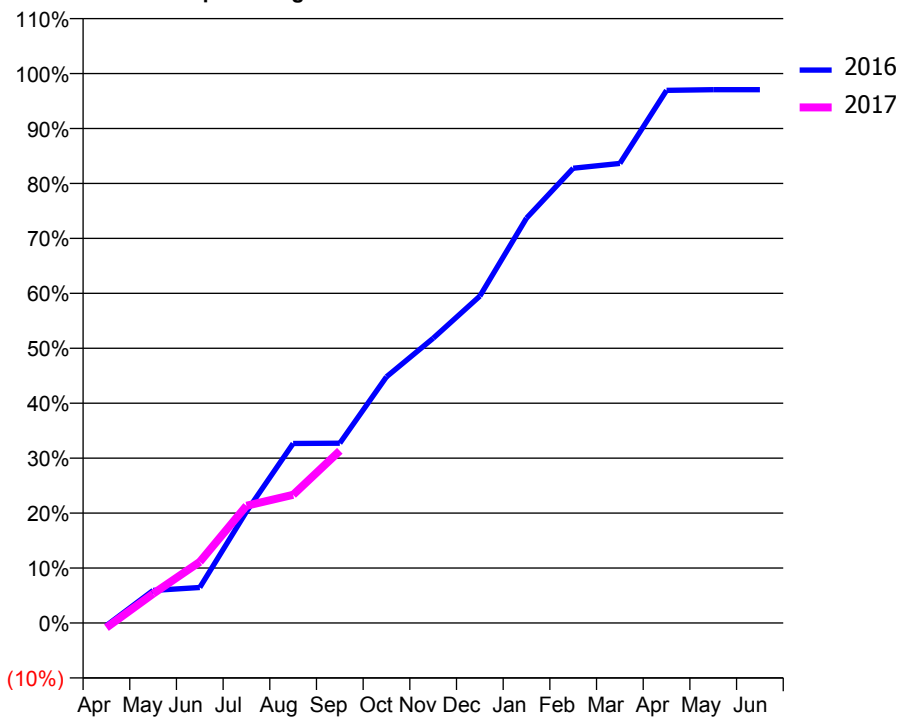
ACCESS*

Patients seen in 24 months	Total	Change since previous quarter
Quarter ending September 2015	466	
Quarter ending December 2015	479	↑
Quarter ending March 2016	495	↑
Quarter ending June 2016	499	→
Quarter ending September 2016	492	↓
Variance since September 2015	5.6%	↑



ACTIVITY

Cumulative percentage of contracted UDA delivered 2016 & 2017



Adjusted Scheduled Activity (UDA)

Month	2016	2017
April	-7	-13
May	89	80
June	97	167
July	304	320
August	490	350
September	491	470
October	672	
November	777	
December	892	
January	1,105	
February	1,242	
March	1,255	
April	1,454	
May	1,456	
June	1,456	

QUALITY

	Quantity	Base Number	Contract	AT	Region	England
% of FP17s for the same patient ID Re-attending within 3 months - Children	119	525	22.7%	13.0%	13.5%	12.4%
% of FP17s for the same patient ID Re-attending within 3 months - Adults	5	27	18.5%	17.5%	17.4%	16.7%
% of FP17s for the same patient ID Re-attending between 3 & 9 months - Children	345	525	65.7%	56.6%	59.0%	57.4%
% of FP17s for the same patient ID Re-attending between 3 & 9 months - Adults	14	27	51.9%	50.5%	52.6%	50.5%
% of FP17s for Band 1 Urgent Courses	1	388	0.3%	10.6%	9.4%	9.1%
% of FP17s Relating to Free Repair or Replacements	0	388	0.0%	0.9%	1.0%	0.8%
% of FP17s Relating to Continuations	0	388	0.0%	1.3%	1.5%	1.3%
% of Patients satisfied with the dentistry they have received	0	0	N/A	92.8%	93.7%	93.2%
% of Patients satisfied with the time they had to wait for an appointment	0	0	N/A	88.5%	90.0%	89.0%

* This is based on patients treated on this contract for their most recent course of treatment. Figures in italics indicate the base number of FP17s or Patient Questionnaire responses are less than 100. N/A is shown where the base number of responses is less than 10 during the period. % is calculated as Quantity/Base number*100

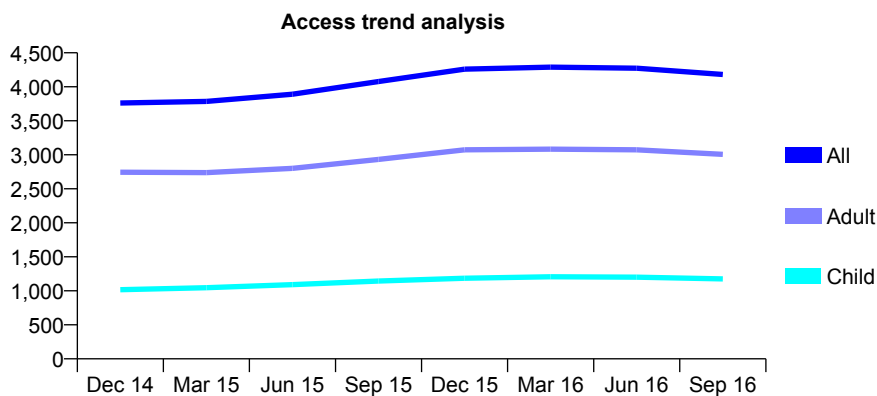
Q46 - Vital Signs At a Glance Contract Report for 920037/0001 - September 2016

Name or company name	MR C EDWARDS
Contract type name	GDS Contract
Purpose of contract	General
Contract start date	01/04/2012
Contract end date	

16/17 Contracted general activity (UDA)	12,979
Carry forward general activity (UDA)	291
16/17 Contracted orthodontic activity (UOA)	0
Carry forward orthodontic activity (UOA)	0
Baseline contract value	£388,038.60

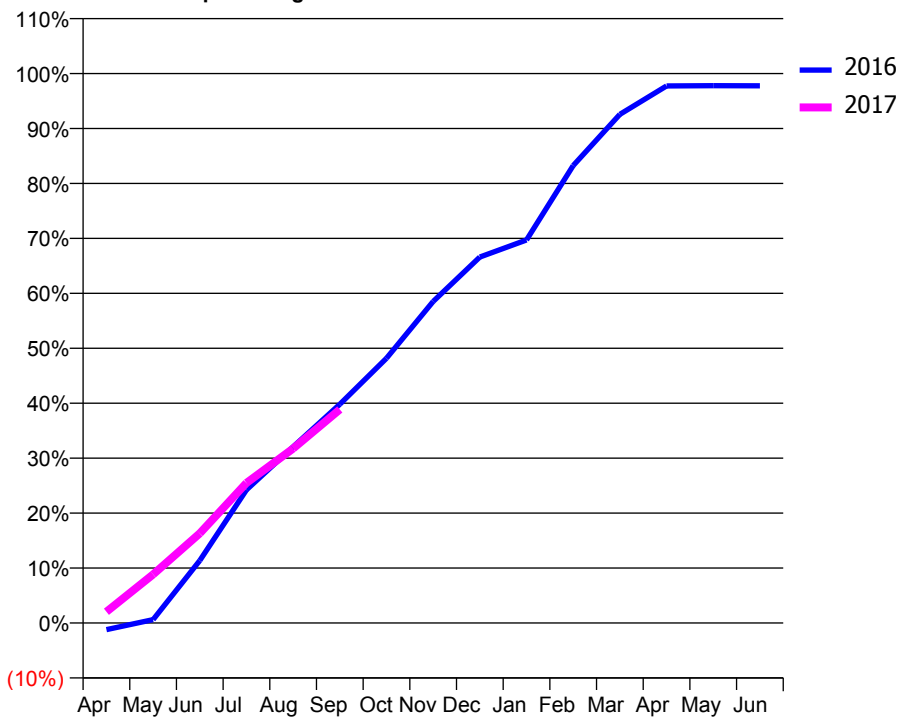
ACCESS*

Patients seen in 24 months	Total	Change since previous quarter
Quarter ending September 2015	4,077	
Quarter ending December 2015	4,259	↑
Quarter ending March 2016	4,290	→
Quarter ending June 2016	4,274	→
Quarter ending September 2016	4,182	↓
Variance since September 2015	2.6%	↑



ACTIVITY

Cumulative percentage of contracted UDA delivered 2016 & 2017



Month	Adjusted Scheduled Activity (UDA)	
	2016	2017
April	-160	265
May	79	1,149
June	1,475	2,119
July	3,146	3,309
August	4,163	4,122
September	5,168	5,044
October	6,253	
November	7,594	
December	8,646	
January	9,048	
February	10,803	
March	12,013	
April	12,685	
May	12,691	
June	12,688	

QUALITY

	Quantity	Base Number	Contract	AT	Region	England
% of FP17s for the same patient ID Re-attending within 3 months - Children	65	854	7.6%	13.0%	13.5%	12.4%
% of FP17s for the same patient ID Re-attending within 3 months - Adults	280	1,821	15.4%	17.5%	17.4%	16.7%
% of FP17s for the same patient ID Re-attending between 3 & 9 months - Children	581	854	68.0%	56.6%	59.0%	57.4%
% of FP17s for the same patient ID Re-attending between 3 & 9 months - Adults	898	1,821	49.3%	50.5%	52.6%	50.5%
% of FP17s for Band 1 Urgent Courses	268	2,426	11.0%	10.6%	9.4%	9.1%
% of FP17s Relating to Free Repair or Replacements	18	2,426	0.7%	0.9%	1.0%	0.8%
% of FP17s Relating to Continuations	10	2,426	0.4%	1.3%	1.5%	1.3%
% of Patients satisfied with the dentistry they have received	3	3	N/A	92.8%	93.7%	93.2%
% of Patients satisfied with the time they had to wait for an appointment	3	3	N/A	88.5%	90.0%	89.0%

* This is based on patients treated on this contract for their most recent course of treatment. Figures in italics indicate the base number of FP17s or Patient Questionnaire responses are less than 100. N/A is shown where the base number of responses is less than 10 during the period. % is calculated as Quantity/Base number*100

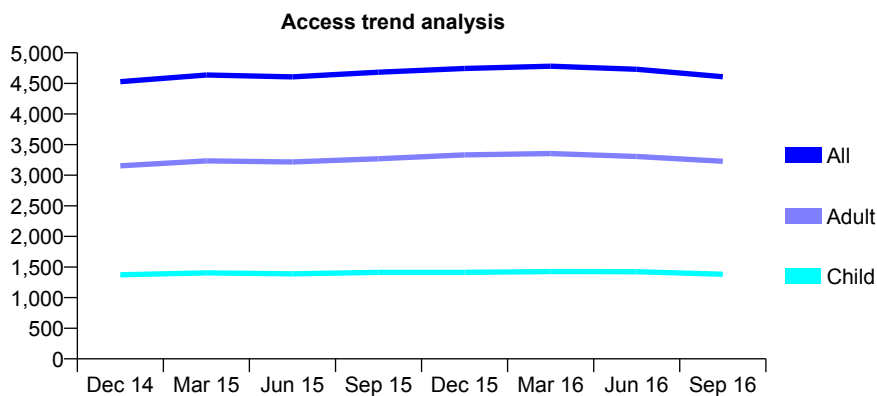
Q46 - Vital Signs At a Glance Contract Report for 920932/0001 - September 2016

Name or company name	MR AM ENTWISTLE
Contract type name	GDS Contract
Purpose of contract	General
Contract start date	01/04/2006
Contract end date	

16/17 Contracted general activity (UDA)	16,128
Carry forward general activity (UDA)	47
16/17 Contracted orthodontic activity (UOA)	0
Carry forward orthodontic activity (UOA)	0
Baseline contract value	£388,427.27

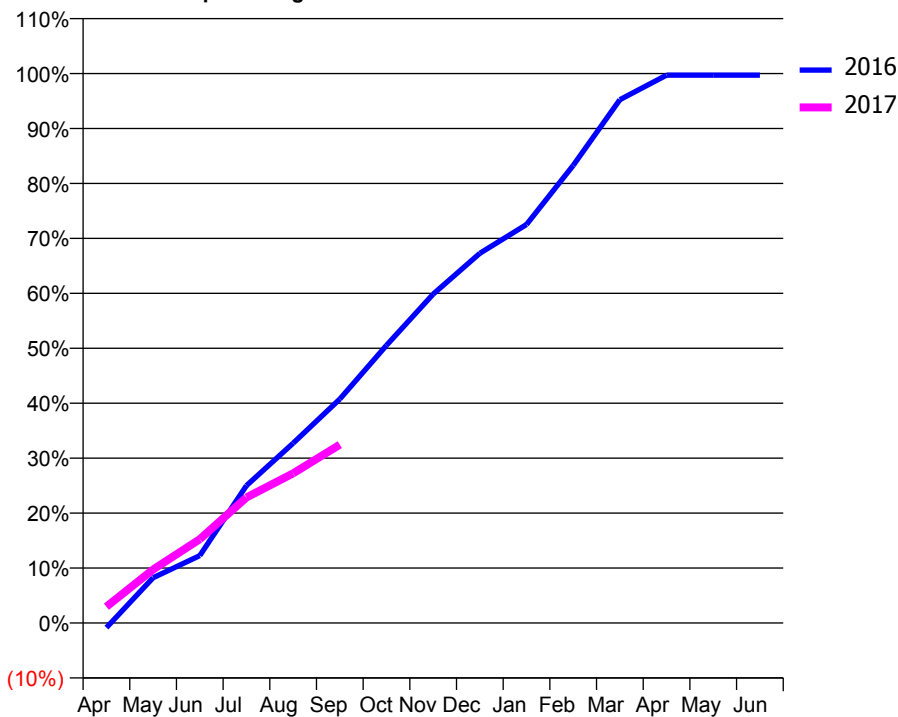
ACCESS*

Patients seen in 24 months	Total	Change since previous quarter
Quarter ending September 2015	4,682	
Quarter ending December 2015	4,745	→
Quarter ending March 2016	4,781	→
Quarter ending June 2016	4,730	↓
Quarter ending September 2016	4,610	↓
Variance since September 2015	(1.5%)	↓



ACTIVITY

Cumulative percentage of contracted UDA delivered 2016 & 2017



Adjusted Scheduled Activity (UDA)

Month	2016	2017
April	-138	480
May	1,329	1,571
June	1,980	2,460
July	4,032	3,686
August	5,279	4,393
September	6,573	5,234
October	8,150	
November	9,652	
December	10,852	
January	11,696	
February	13,430	
March	15,360	
April	16,081	
May	16,081	
June	16,081	

QUALITY

	Quantity	Base Number	Contract	AT	Region	England
% of FP17s for the same patient ID Re-attending within 3 months - Children	19	607	3.1%	13.0%	13.5%	12.4%
% of FP17s for the same patient ID Re-attending within 3 months - Adults	146	1,372	10.6%	17.5%	17.4%	16.7%
% of FP17s for the same patient ID Re-attending between 3 & 9 months - Children	263	607	43.3%	56.6%	59.0%	57.4%
% of FP17s for the same patient ID Re-attending between 3 & 9 months - Adults	609	1,372	44.4%	50.5%	52.6%	50.5%
% of FP17s for Band 1 Urgent Courses	79	1,734	4.6%	10.6%	9.4%	9.1%
% of FP17s Relating to Free Repair or Replacements	27	1,734	1.6%	0.9%	1.0%	0.8%
% of FP17s Relating to Continuations	26	1,734	1.5%	1.3%	1.5%	1.3%
% of Patients satisfied with the dentistry they have received	4	4	N/A	92.8%	93.7%	93.2%
% of Patients satisfied with the time they had to wait for an appointment	3	4	N/A	88.5%	90.0%	89.0%

* This is based on patients treated on this contract for their most recent course of treatment. Figures in italics indicate the base number of FP17s or Patient Questionnaire responses are less than 100. N/A is shown where the base number of responses is less than 10 during the period. % is calculated as Quantity/Base number*100

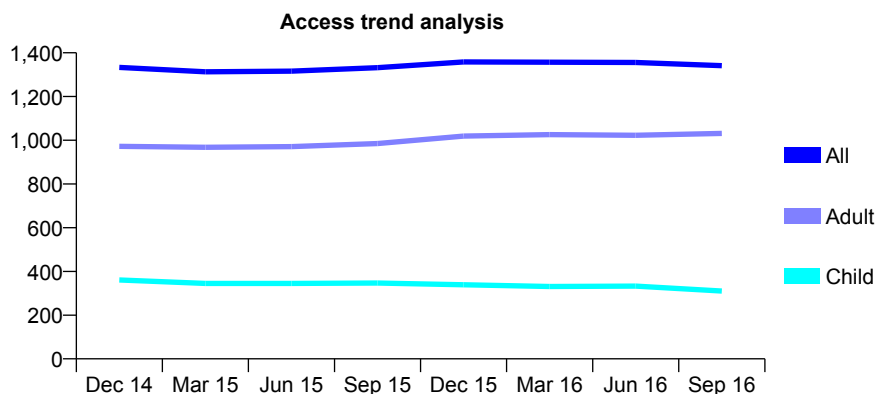
Q46 - Vital Signs At a Glance Contract Report for 921203/0001 - September 2016

Name or company name	MRS KV DISS
Contract type name	GDS Contract
Purpose of contract	General
Contract start date	01/04/2006
Contract end date	

16/17 Contracted general activity (UDA)	3,718
Carry forward general activity (UDA)	0
16/17 Contracted orthodontic activity (UOA)	0
Carry forward orthodontic activity (UOA)	0
Baseline contract value	£90,894.89

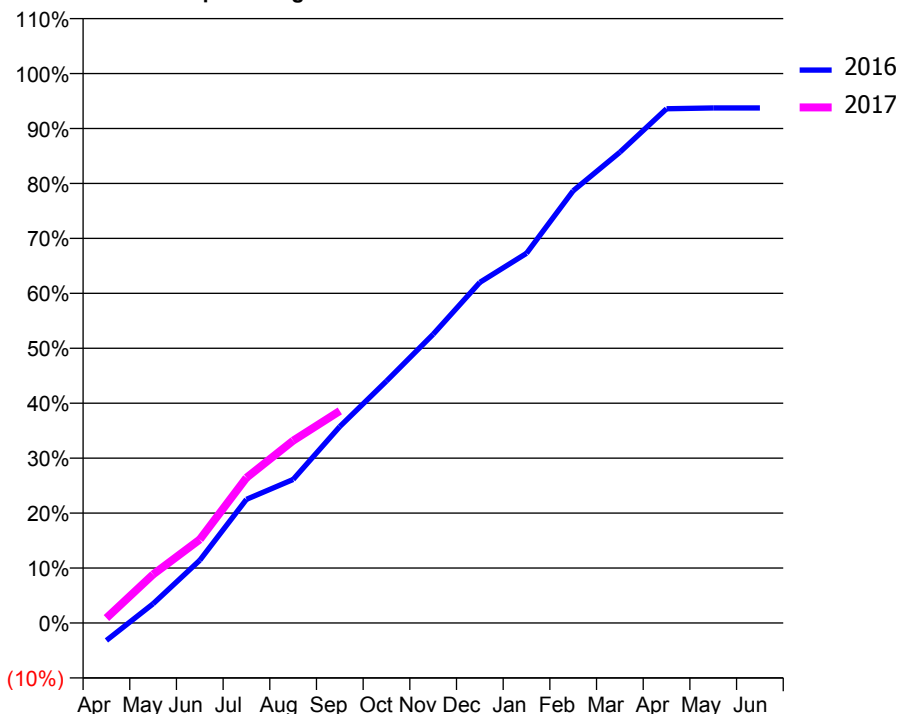
ACCESS*

Patients seen in 24 months	Total	Change since previous quarter
Quarter ending September 2015	1,332	
Quarter ending December 2015	1,358	→
Quarter ending March 2016	1,357	→
Quarter ending June 2016	1,356	→
Quarter ending September 2016	1,341	↓
Variance since September 2015	0.7%	→



ACTIVITY

Cumulative percentage of contracted UDA delivered 2016 & 2017



Adjusted Scheduled Activity (UDA)

Month	2016	2017
April	-119	33
May	130	329
June	424	565
July	837	983
August	971	1,233
September	1,329	1,435
October	1,637	
November	1,954	
December	2,304	
January	2,501	
February	2,924	
March	3,186	
April	3,480	
May	3,485	
June	3,485	

QUALITY

	Quantity	Base Number	Contract	AT	Region	England
% of FP17s for the same patient ID Re-attending within 3 months - Children	17	250	6.8%	13.0%	13.5%	12.4%
% of FP17s for the same patient ID Re-attending within 3 months - Adults	121	805	15.0%	17.5%	17.4%	16.7%
% of FP17s for the same patient ID Re-attending between 3 & 9 months - Children	165	250	66.0%	56.6%	59.0%	57.4%
% of FP17s for the same patient ID Re-attending between 3 & 9 months - Adults	526	805	65.3%	50.5%	52.6%	50.5%
% of FP17s for Band 1 Urgent Courses	69	894	7.7%	10.6%	9.4%	9.1%
% of FP17s Relating to Free Repair or Replacements	24	894	2.7%	0.9%	1.0%	0.8%
% of FP17s Relating to Continuations	8	894	0.9%	1.3%	1.5%	1.3%
% of Patients satisfied with the dentistry they have received	3	3	N/A	92.8%	93.7%	93.2%
% of Patients satisfied with the time they had to wait for an appointment	3	3	N/A	88.5%	90.0%	89.0%

* This is based on patients treated on this contract for their most recent course of treatment. Figures in italics indicate the base number of FP17s or Patient Questionnaire responses are less than 100. N/A is shown where the base number of responses is less than 10 during the period. % is calculated as Quantity/Base number*100

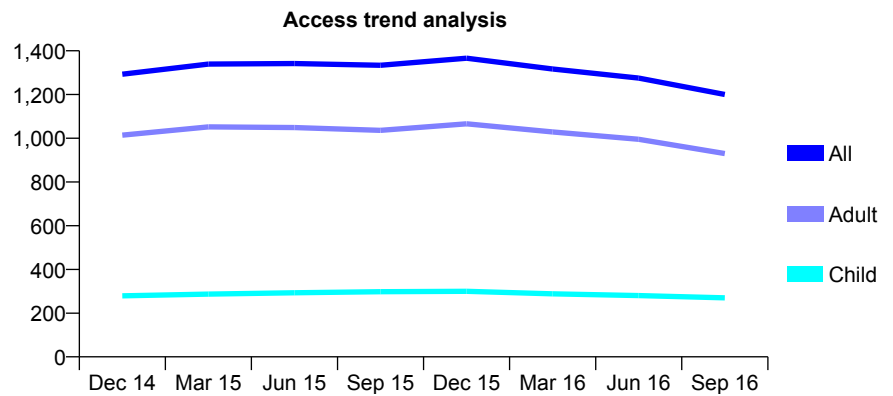
Q46 - Vital Signs At a Glance Contract Report for 927066/0001 - September 2016

Name or company name	MR K SEDEHIZADEH
Contract type name	GDS Contract
Purpose of contract	General
Contract start date	01/04/2006
Contract end date	

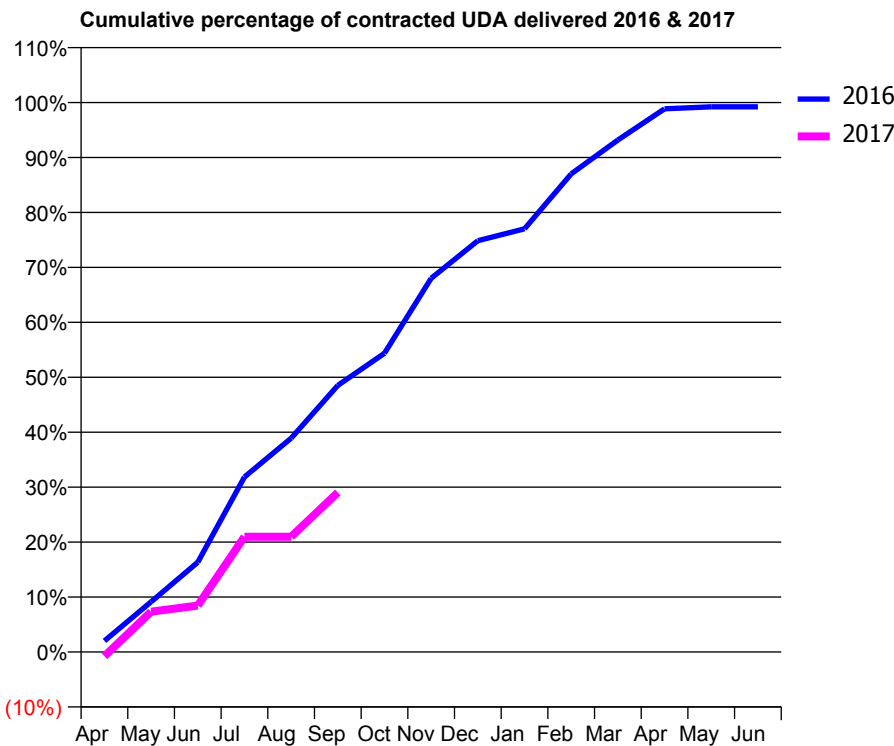
16/17 Contracted general activity (UDA)	4,078
Carry forward general activity (UDA)	32
16/17 Contracted orthodontic activity (UOA)	0
Carry forward orthodontic activity (UOA)	0
Baseline contract value	£127,891.77

ACCESS*

Patients seen in 24 months	Total	Change since previous quarter
Quarter ending September 2015	1,334	
Quarter ending December 2015	1,366	↑
Quarter ending March 2016	1,317	↓
Quarter ending June 2016	1,275	↓
Quarter ending September 2016	1,200	↓
Variance since September 2015	(10.0%)	↓



ACTIVITY



Month	Adjusted Scheduled Activity (UDA)	
	2016	2017
April	83	-32
May	373	299
June	666	345
July	1,299	856
August	1,587	856
September	1,979	1,184
October	2,217	
November	2,774	
December	3,053	
January	3,140	
February	3,548	
March	3,800	
April	4,032	
May	4,046	
June	4,046	

QUALITY

	Quantity	Base Number	Contract	AT	Region	England
% of FP17s for the same patient ID Re-attending within 3 months - Children	6	109	5.5%	13.0%	13.5%	12.4%
% of FP17s for the same patient ID Re-attending within 3 months - Adults	68	452	15.0%	17.5%	17.4%	16.7%
% of FP17s for the same patient ID Re-attending between 3 & 9 months - Children	70	109	64.2%	56.6%	59.0%	57.4%
% of FP17s for the same patient ID Re-attending between 3 & 9 months - Adults	148	452	32.7%	50.5%	52.6%	50.5%
% of FP17s for Band 1 Urgent Courses	94	474	19.8%	10.6%	9.4%	9.1%
% of FP17s Relating to Free Repair or Replacements	0	474	0.0%	0.9%	1.0%	0.8%
% of FP17s Relating to Continuations	7	474	1.5%	1.3%	1.5%	1.3%
% of Patients satisfied with the dentistry they have received	0	0	N/A	92.8%	93.7%	93.2%
% of Patients satisfied with the time they had to wait for an appointment	0	0	N/A	88.5%	90.0%	89.0%

* This is based on patients treated on this contract for their most recent course of treatment. Figures in italics indicate the base number of FP17s or Patient Questionnaire responses are less than 100. N/A is shown where the base number of responses is less than 10 during the period. % is calculated as Quantity/Base number*100

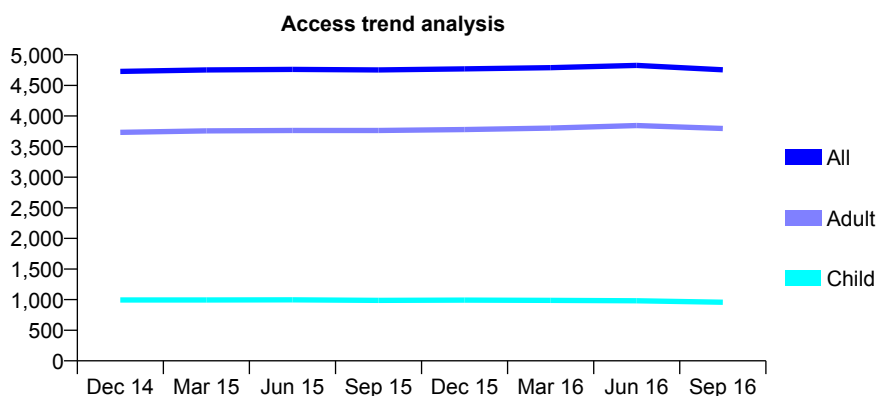
Q46 - Vital Signs At a Glance Contract Report for 931594/0001 - September 2016

Name or company name	MISS SL WATSON
Contract type name	GDS Contract
Purpose of contract	General
Contract start date	01/04/2006
Contract end date	

16/17 Contracted general activity (UDA)	14,492
Carry forward general activity (UDA)	111
16/17 Contracted orthodontic activity (UOA)	0
Carry forward orthodontic activity (UOA)	0
Baseline contract value	£339,071.43

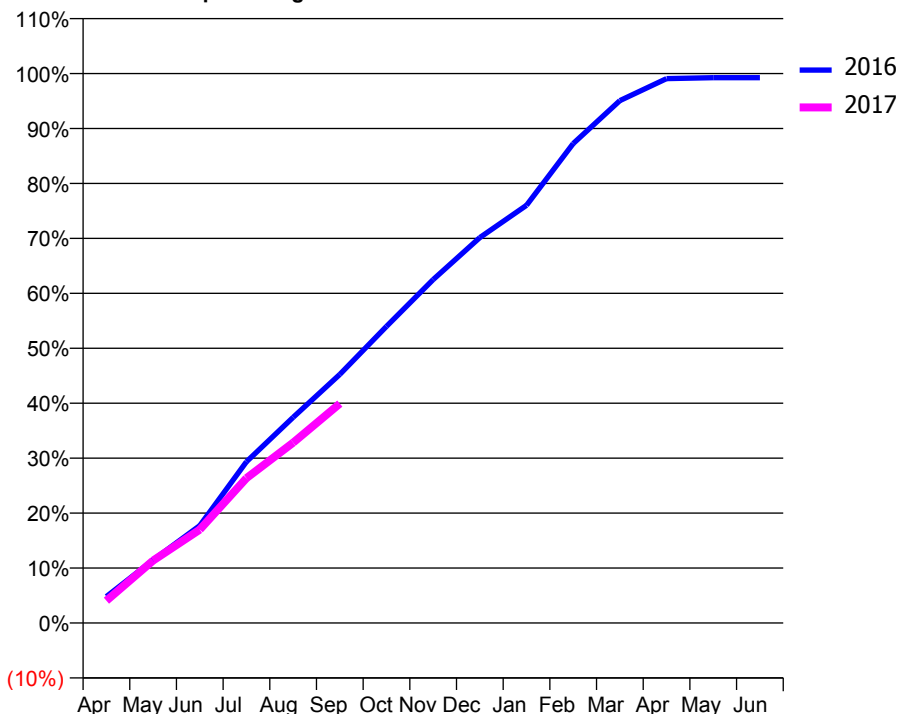
ACCESS*

Patients seen in 24 months	Total	Change since previous quarter
Quarter ending September 2015	4,753	
Quarter ending December 2015	4,771	→
Quarter ending March 2016	4,789	→
Quarter ending June 2016	4,826	→
Quarter ending September 2016	4,755	↓
Variance since September 2015	0.0%	→



ACTIVITY

Cumulative percentage of contracted UDA delivered 2016 & 2017



Adjusted Scheduled Activity (UDA)

Month	2016	2017
April	698	588
May	1,660	1,647
June	2,570	2,464
July	4,252	3,821
August	5,425	4,755
September	6,558	5,785
October	7,823	
November	9,058	
December	10,165	
January	11,017	
February	12,644	
March	13,775	
April	14,357	
May	14,381	
June	14,381	

QUALITY

	Quantity	Base Number	Contract	AT	Region	England
% of FP17s for the same patient ID Re-attending within 3 months - Children	47	695	6.8%	13.0%	13.5%	12.4%
% of FP17s for the same patient ID Re-attending within 3 months - Adults	543	2,765	19.6%	17.5%	17.4%	16.7%
% of FP17s for the same patient ID Re-attending between 3 & 9 months - Children	507	695	72.9%	56.6%	59.0%	57.4%
% of FP17s for the same patient ID Re-attending between 3 & 9 months - Adults	1,564	2,765	56.6%	50.5%	52.6%	50.5%
% of FP17s for Band 1 Urgent Courses	371	3,107	11.9%	10.6%	9.4%	9.1%
% of FP17s Relating to Free Repair or Replacements	34	3,107	1.1%	0.9%	1.0%	0.8%
% of FP17s Relating to Continuations	79	3,107	2.5%	1.3%	1.5%	1.3%
% of Patients satisfied with the dentistry they have received	2	2	N/A	92.8%	93.7%	93.2%
% of Patients satisfied with the time they had to wait for an appointment	1	2	N/A	88.5%	90.0%	89.0%

* This is based on patients treated on this contract for their most recent course of treatment. Figures in italics indicate the base number of FP17s or Patient Questionnaire responses are less than 100. N/A is shown where the base number of responses is less than 10 during the period. % is calculated as Quantity/Base number*100

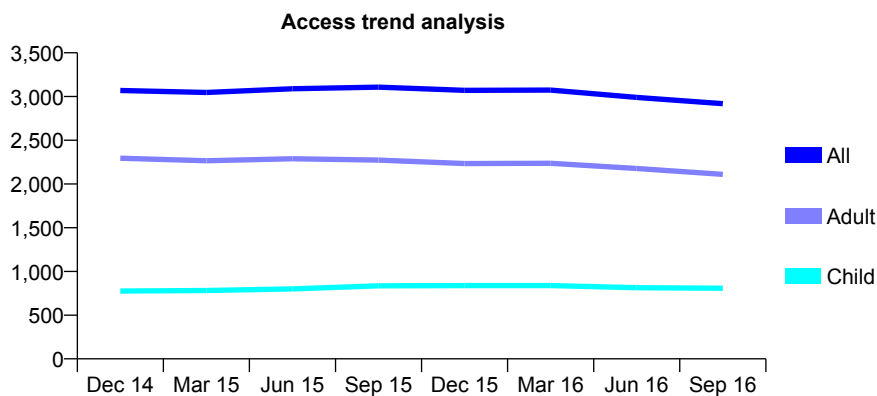
Q46 - Vital Signs At a Glance Contract Report for 932841/0001 - September 2016

Name or company name	MR HR HABIBI
Contract type name	GDS Contract
Purpose of contract	General
Contract start date	01/04/2006
Contract end date	

16/17 Contracted general activity (UDA)	9,416
Carry forward general activity (UDA)	0
16/17 Contracted orthodontic activity (UOA)	0
Carry forward orthodontic activity (UOA)	0
Baseline contract value	£303,419.51

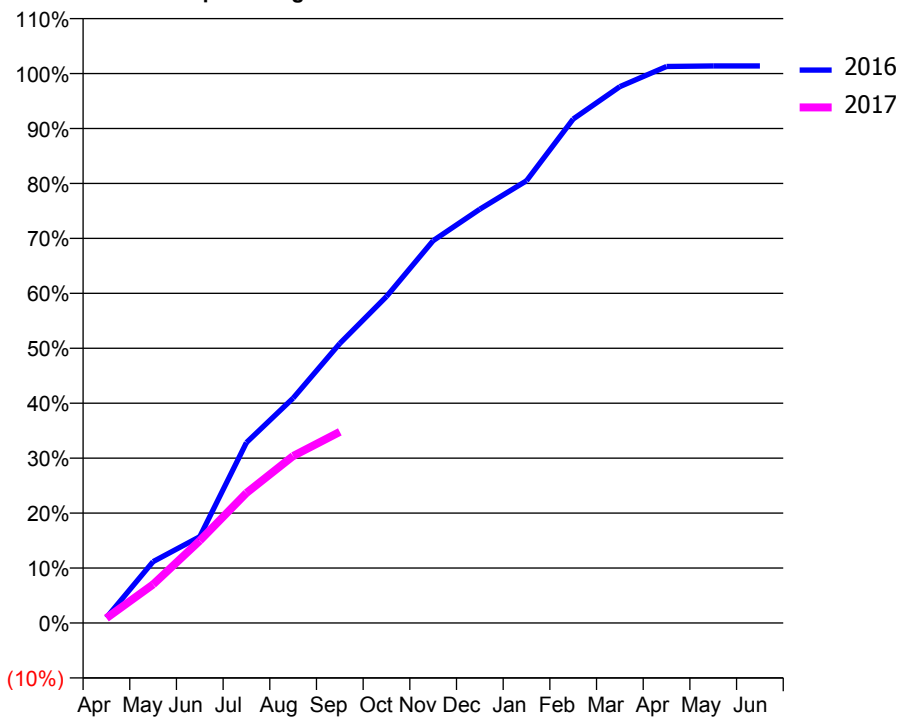
ACCESS*

Patients seen in 24 months	Total	Change since previous quarter
Quarter ending September 2015	3,108	
Quarter ending December 2015	3,071	↓
Quarter ending March 2016	3,074	→
Quarter ending June 2016	2,990	↓
Quarter ending September 2016	2,918	↓
Variance since September 2015	(6.1%)	↓



ACTIVITY

Cumulative percentage of contracted UDA delivered 2016 & 2017



Adjusted Scheduled Activity (UDA)

Month	2016	2017
April	91	84
May	1,052	662
June	1,480	1,411
July	3,093	2,230
August	3,854	2,861
September	4,790	3,276
October	5,595	
November	6,553	
December	7,091	
January	7,577	
February	8,637	
March	9,192	
April	9,536	
May	9,546	
June	9,546	

QUALITY

	Quantity	Base Number	Contract	AT	Region	England
% of FP17s for the same patient ID Re-attending within 3 months - Children	49	438	11.2%	13.0%	13.5%	12.4%
% of FP17s for the same patient ID Re-attending within 3 months - Adults	239	1,218	19.6%	17.5%	17.4%	16.7%
% of FP17s for the same patient ID Re-attending between 3 & 9 months - Children	216	438	49.3%	56.6%	59.0%	57.4%
% of FP17s for the same patient ID Re-attending between 3 & 9 months - Adults	636	1,218	52.2%	50.5%	52.6%	50.5%
% of FP17s for Band 1 Urgent Courses	162	1,501	10.8%	10.6%	9.4%	9.1%
% of FP17s Relating to Free Repair or Replacements	19	1,501	1.3%	0.9%	1.0%	0.8%
% of FP17s Relating to Continuations	31	1,501	2.1%	1.3%	1.5%	1.3%
% of Patients satisfied with the dentistry they have received	0	0	N/A	92.8%	93.7%	93.2%
% of Patients satisfied with the time they had to wait for an appointment	0	0	N/A	88.5%	90.0%	89.0%

* This is based on patients treated on this contract for their most recent course of treatment. Figures in italics indicate the base number of FP17s or Patient Questionnaire responses are less than 100. N/A is shown where the base number of responses is less than 10 during the period. % is calculated as Quantity/Base number*100

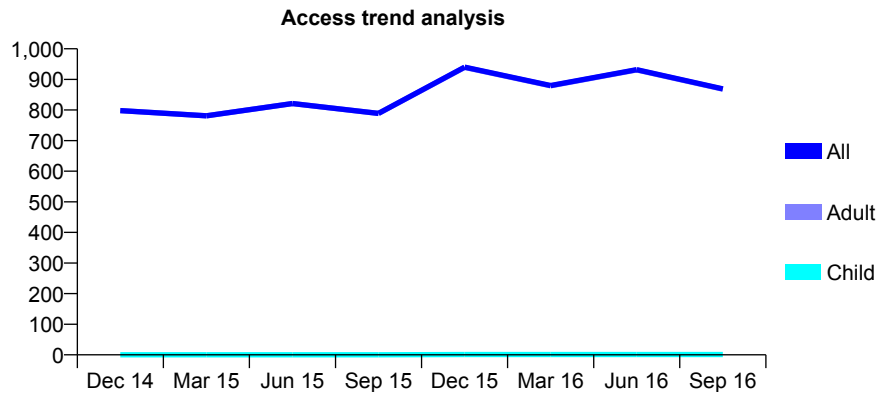
Q46 - Vital Signs At a Glance Contract Report for 935581/0001 - September 2016

Name or company name	MR MH AL-SHARKAWI
Contract type name	GDS Contract
Purpose of contract	General
Contract start date	01/04/2006
Contract end date	

16/17 Contracted general activity (UDA)	2,987
Carry forward general activity (UDA)	45
16/17 Contracted orthodontic activity (UOA)	0
Carry forward orthodontic activity (UOA)	0
Baseline contract value	£98,254.93

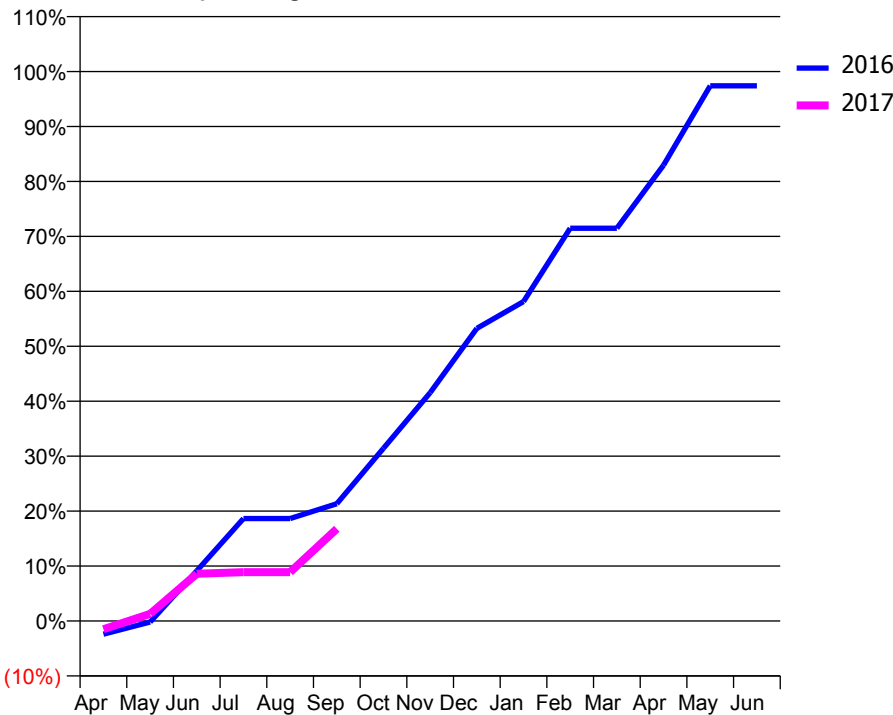
ACCESS*

Patients seen in 24 months	Total	Change since previous quarter
Quarter ending September 2015	789	
Quarter ending December 2015	940	↑
Quarter ending March 2016	880	↓
Quarter ending June 2016	932	↑
Quarter ending September 2016	869	↓
Variance since September 2015	10.1%	↑



ACTIVITY

Cumulative percentage of contracted UDA delivered 2016 & 2017



Month	Adjusted Scheduled Activity (UDA)	
	2016	2017
April	-72	-45
May	-6	39
June	273	257
July	557	266
August	557	266
September	638	501
October	939	
November	1,241	
December	1,591	
January	1,737	
February	2,135	
March	2,135	
April	2,478	
May	2,909	
June	2,909	

QUALITY

	Quantity	Base Number	Contract	AT	Region	England
% of FP17s for the same patient ID Re-attending within 3 months - Children	0	0	N/A	13.0%	13.5%	12.4%
% of FP17s for the same patient ID Re-attending within 3 months - Adults	16	230	7.0%	17.5%	17.4%	16.7%
% of FP17s for the same patient ID Re-attending between 3 & 9 months - Children	0	0	N/A	56.6%	59.0%	57.4%
% of FP17s for the same patient ID Re-attending between 3 & 9 months - Adults	14	230	6.1%	50.5%	52.6%	50.5%
% of FP17s for Band 1 Urgent Courses	11	119	9.2%	10.6%	9.4%	9.1%
% of FP17s Relating to Free Repair or Replacements	0	119	0.0%	0.9%	1.0%	0.8%
% of FP17s Relating to Continuations	0	119	0.0%	1.3%	1.5%	1.3%
% of Patients satisfied with the dentistry they have received	0	0	N/A	92.8%	93.7%	93.2%
% of Patients satisfied with the time they had to wait for an appointment	0	0	N/A	88.5%	90.0%	89.0%

* This is based on patients treated on this contract for their most recent course of treatment. Figures in italics indicate the base number of FP17s or Patient Questionnaire responses are less than 100. N/A is shown where the base number of responses is less than 10 during the period. % is calculated as Quantity/Base number*100

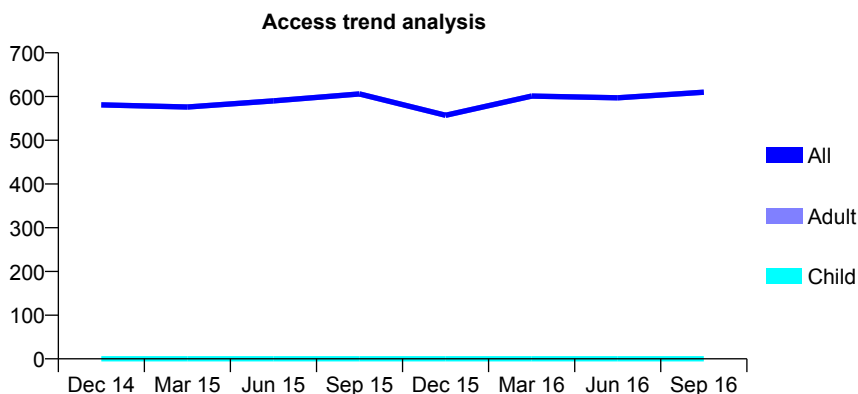
Q46 - Vital Signs At a Glance Contract Report for 935581/0004 - September 2016

Name or company name	MR MH AL-SHARKAWI
Contract type name	GDS Contract
Purpose of contract	General
Contract start date	01/05/2010
Contract end date	

16/17 Contracted general activity (UDA)	2,000
Carry forward general activity (UDA)	45
16/17 Contracted orthodontic activity (UOA)	0
Carry forward orthodontic activity (UOA)	0
Baseline contract value	£53,813.46

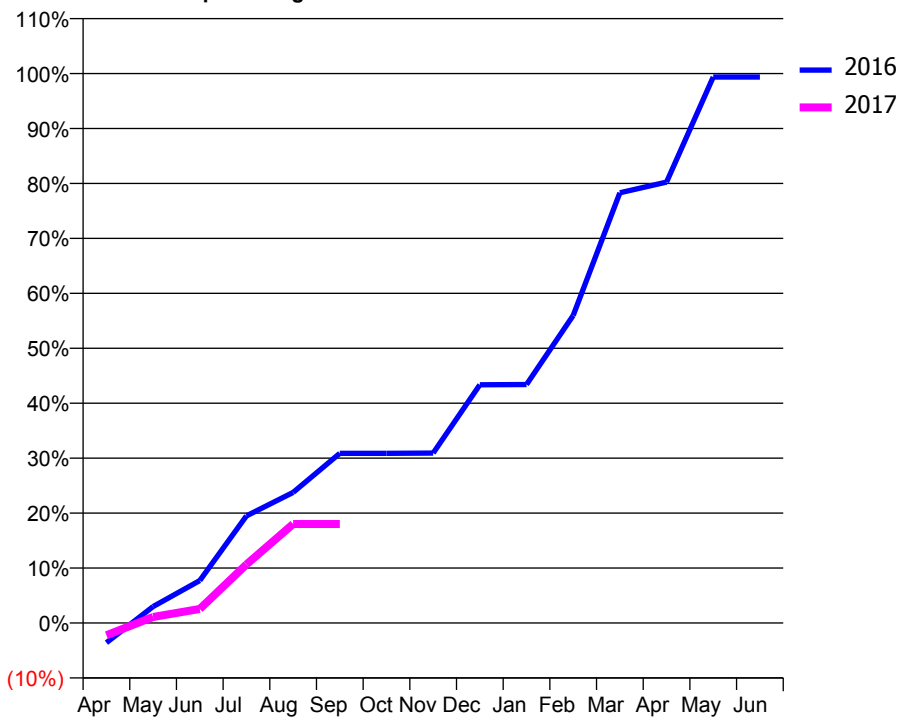
ACCESS*

Patients seen in 24 months	Total	Change since previous quarter
Quarter ending September 2015	606	
Quarter ending December 2015	557	↓
Quarter ending March 2016	601	↑
Quarter ending June 2016	597	→
Quarter ending September 2016	610	↑
Variance since September 2015	0.7%	→



ACTIVITY

Cumulative percentage of contracted UDA delivered 2016 & 2017



Adjusted Scheduled Activity (UDA)

Month	2016	2017
April	-72	-45
May	60	22
June	155	51
July	390	213
August	475	360
September	618	360
October	618	
November	619	
December	867	
January	868	
February	1,120	
March	1,566	
April	1,605	
May	1,987	
June	1,987	

QUALITY

	Quantity	Base Number	Contract	AT	Region	England
% of FP17s for the same patient ID Re-attending within 3 months - Children	0	0	N/A	13.0%	13.5%	12.4%
% of FP17s for the same patient ID Re-attending within 3 months - Adults	10	155	6.5%	17.5%	17.4%	16.7%
% of FP17s for the same patient ID Re-attending between 3 & 9 months - Children	0	0	N/A	56.6%	59.0%	57.4%
% of FP17s for the same patient ID Re-attending between 3 & 9 months - Adults	8	155	5.2%	50.5%	52.6%	50.5%
% of FP17s for Band 1 Urgent Courses	7	97	7.2%	10.6%	9.4%	9.1%
% of FP17s Relating to Free Repair or Replacements	0	97	0.0%	0.9%	1.0%	0.8%
% of FP17s Relating to Continuations	0	97	0.0%	1.3%	1.5%	1.3%
% of Patients satisfied with the dentistry they have received	0	0	N/A	92.8%	93.7%	93.2%
% of Patients satisfied with the time they had to wait for an appointment	0	0	N/A	88.5%	90.0%	89.0%

* This is based on patients treated on this contract for their most recent course of treatment. Figures in italics indicate the base number of FP17s or Patient Questionnaire responses are less than 100. N/A is shown where the base number of responses is less than 10 during the period. % is calculated as Quantity/Base number*100

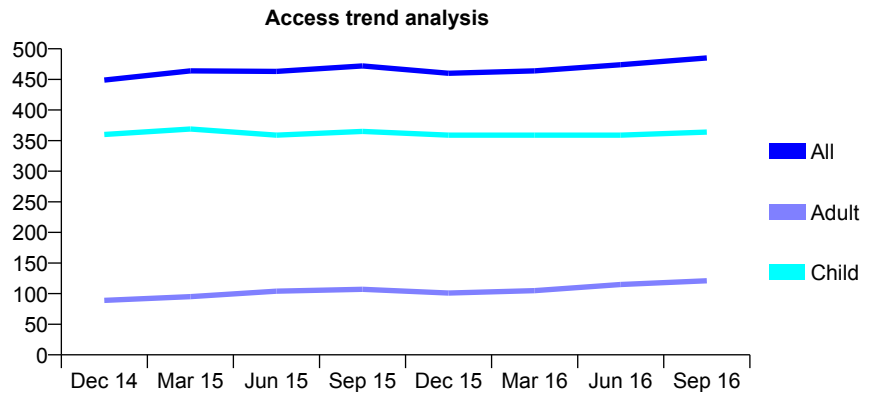
Q46 - Vital Signs At a Glance Contract Report for 951366/0001 - September 2016

Name or company name	MR T IDREES
Contract type name	GDS Contract
Purpose of contract	General
Contract start date	01/10/2009
Contract end date	

16/17 Contracted general activity (UDA)	1,140
Carry forward general activity (UDA)	-23
16/17 Contracted orthodontic activity (UOA)	0
Carry forward orthodontic activity (UOA)	0
Baseline contract value	£28,120.70

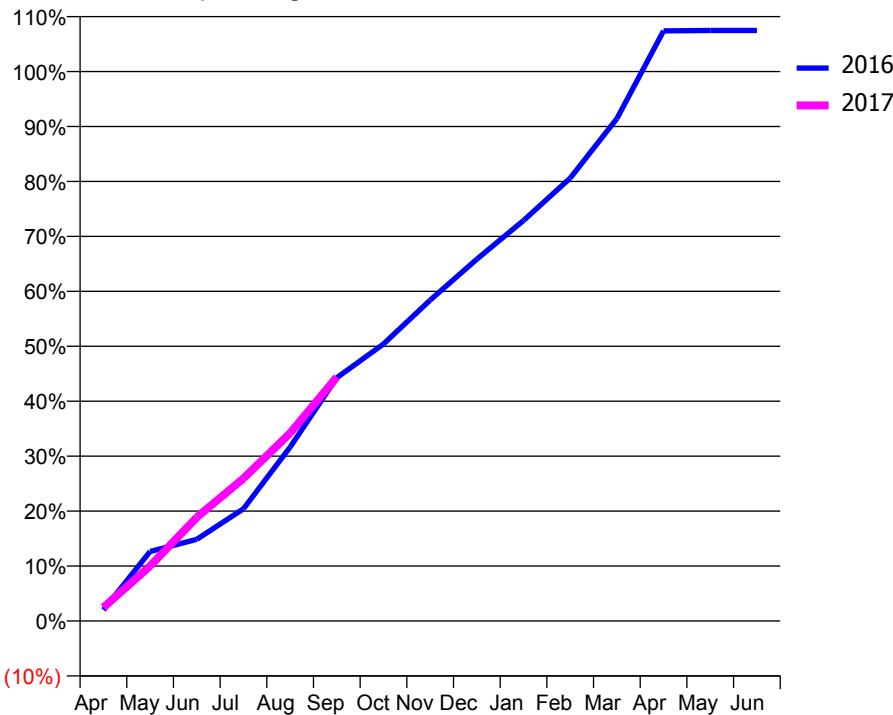
ACCESS*

Patients seen in 24 months	Total	Change since previous quarter
Quarter ending September 2015	472	
Quarter ending December 2015	460	↓
Quarter ending March 2016	464	→
Quarter ending June 2016	474	↑
Quarter ending September 2016	485	↑
Variance since September 2015	2.8%	↑



ACTIVITY

Cumulative percentage of contracted UDA delivered 2016 & 2017



Month	Adjusted Scheduled Activity (UDA)	
	2016	2017
April	23	28
May	144	114
June	169	215
July	233	296
August	361	390
September	505	506
October	575	
November	666	
December	751	
January	831	
February	919	
March	1,042	
April	1,224	
May	1,225	
June	1,225	

QUALITY

	Quantity	Base Number	Contract	AT	Region	England
% of FP17s for the same patient ID Re-attending within 3 months - Children	15	294	5.1%	13.0%	13.5%	12.4%
% of FP17s for the same patient ID Re-attending within 3 months - Adults	0	43	0.0%	17.5%	17.4%	16.7%
% of FP17s for the same patient ID Re-attending between 3 & 9 months - Children	209	294	71.1%	56.6%	59.0%	57.4%
% of FP17s for the same patient ID Re-attending between 3 & 9 months - Adults	24	43	55.8%	50.5%	52.6%	50.5%
% of FP17s for Band 1 Urgent Courses	0	264	0.0%	10.6%	9.4%	9.1%
% of FP17s Relating to Free Repair or Replacements	0	264	0.0%	0.9%	1.0%	0.8%
% of FP17s Relating to Continuations	0	264	0.0%	1.3%	1.5%	1.3%
% of Patients satisfied with the dentistry they have received	0	0	N/A	92.8%	93.7%	93.2%
% of Patients satisfied with the time they had to wait for an appointment	0	0	N/A	88.5%	90.0%	89.0%

* This is based on patients treated on this contract for their most recent course of treatment. Figures in italics indicate the base number of FP17s or Patient Questionnaire responses are less than 100. N/A is shown where the base number of responses is less than 10 during the period. % is calculated as Quantity/Base number*100

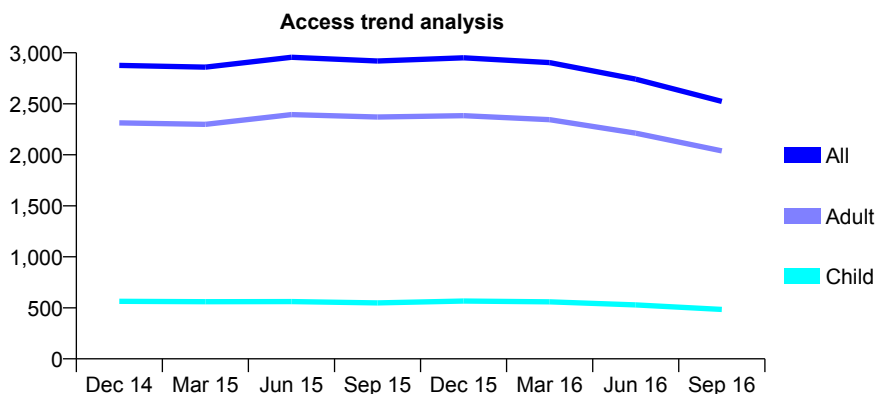
Q46 - Vital Signs At a Glance Contract Report for 951404/0001 - September 2016

Name or company name	MR L KNIGHT
Contract type name	GDS Contract
Purpose of contract	General
Contract start date	01/04/2006
Contract end date	

16/17 Contracted general activity (UDA)	7,792
Carry forward general activity (UDA)	0
16/17 Contracted orthodontic activity (UOA)	0
Carry forward orthodontic activity (UOA)	0
Baseline contract value	£188,602.27

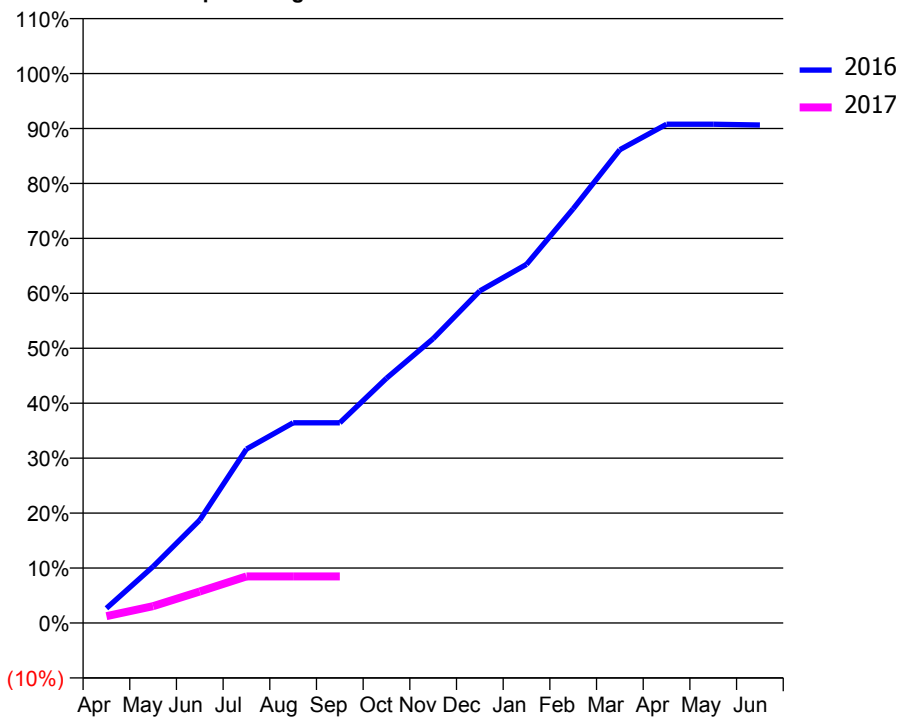
ACCESS*

Patients seen in 24 months	Total	Change since previous quarter
Quarter ending September 2015	2,919	
Quarter ending December 2015	2,951	→
Quarter ending March 2016	2,904	↓
Quarter ending June 2016	2,742	↓
Quarter ending September 2016	2,523	↓
Variance since September 2015	(13.6%)	↓



ACTIVITY

Cumulative percentage of contracted UDA delivered 2016 & 2017



Month	Adjusted Scheduled Activity (UDA)	
	2016	2017
April	209	97
May	800	238
June	1,461	446
July	2,466	661
August	2,840	661
September	2,840	661
October	3,471	
November	4,033	
December	4,710	
January	5,086	
February	5,874	
March	6,711	
April	7,072	
May	7,072	
June	7,062	

QUALITY

	Quantity	Base Number	Contract	AT	Region	England
% of FP17s for the same patient ID Re-attending within 3 months - Children	7	81	8.6%	13.0%	13.5%	12.4%
% of FP17s for the same patient ID Re-attending within 3 months - Adults	49	341	14.4%	17.5%	17.4%	16.7%
% of FP17s for the same patient ID Re-attending between 3 & 9 months - Children	39	81	48.1%	56.6%	59.0%	57.4%
% of FP17s for the same patient ID Re-attending between 3 & 9 months - Adults	136	341	39.9%	50.5%	52.6%	50.5%
% of FP17s for Band 1 Urgent Courses	42	288	14.6%	10.6%	9.4%	9.1%
% of FP17s Relating to Free Repair or Replacements	1	288	0.3%	0.9%	1.0%	0.8%
% of FP17s Relating to Continuations	0	288	0.0%	1.3%	1.5%	1.3%
% of Patients satisfied with the dentistry they have received	2	2	N/A	92.8%	93.7%	93.2%
% of Patients satisfied with the time they had to wait for an appointment	2	2	N/A	88.5%	90.0%	89.0%

* This is based on patients treated on this contract for their most recent course of treatment. Figures in italics indicate the base number of FP17s or Patient Questionnaire responses are less than 100. N/A is shown where the base number of responses is less than 10 during the period. % is calculated as Quantity/Base number*100

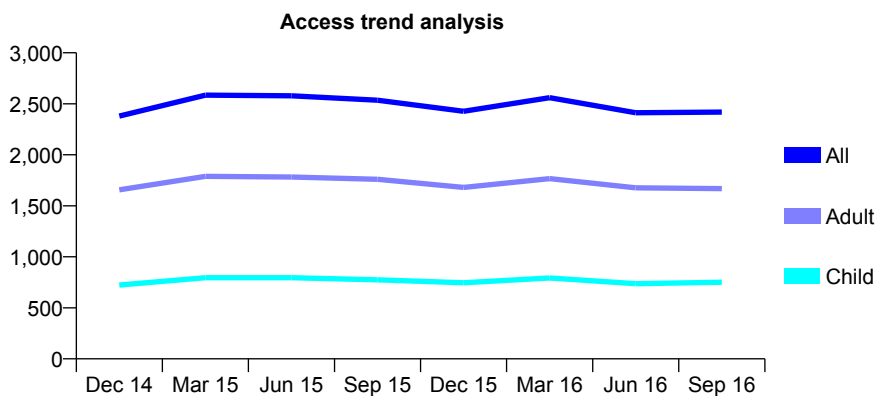
Q46 - Vital Signs At a Glance Contract Report for 959588/0001 - September 2016

Name or company name	MR A KHAN
Contract type name	GDS Contract
Purpose of contract	General
Contract start date	01/04/2006
Contract end date	

16/17 Contracted general activity (UDA)	7,081
Carry forward general activity (UDA)	-85
16/17 Contracted orthodontic activity (UOA)	0
Carry forward orthodontic activity (UOA)	0
Baseline contract value	£208,937.33

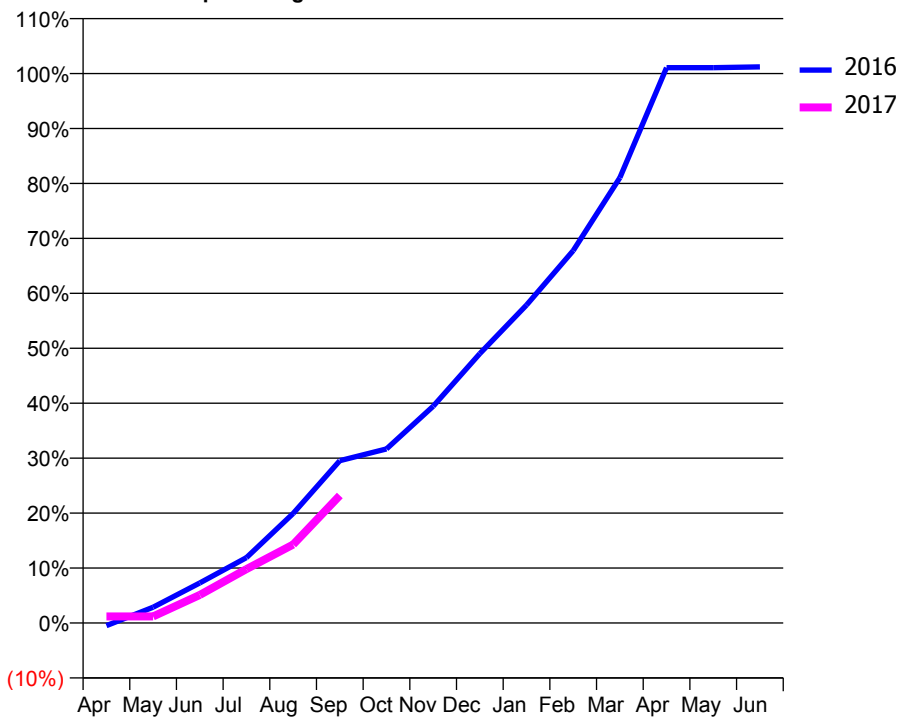
ACCESS*

Patients seen in 24 months	Total	Change since previous quarter
Quarter ending September 2015	2,535	
Quarter ending December 2015	2,427	↓
Quarter ending March 2016	2,560	↑
Quarter ending June 2016	2,413	↓
Quarter ending September 2016	2,419	→
Variance since September 2015	(4.6%)	↓



ACTIVITY

Cumulative percentage of contracted UDA delivered 2016 & 2017



Month	Adjusted Scheduled Activity (UDA)	
	2016	2017
April	-36	85
May	204	85
June	517	361
July	842	694
August	1,412	1,010
September	2,092	1,644
October	2,244	
November	2,793	
December	3,472	
January	4,098	
February	4,798	
March	5,738	
April	7,156	
May	7,156	
June	7,166	

QUALITY

	Quantity	Base Number	Contract	AT	Region	England
% of FP17s for the same patient ID Re-attending within 3 months - Children	72	494	14.6%	13.0%	13.5%	12.4%
% of FP17s for the same patient ID Re-attending within 3 months - Adults	148	876	16.9%	17.5%	17.4%	16.7%
% of FP17s for the same patient ID Re-attending between 3 & 9 months - Children	210	494	42.5%	56.6%	59.0%	57.4%
% of FP17s for the same patient ID Re-attending between 3 & 9 months - Adults	328	876	37.4%	50.5%	52.6%	50.5%
% of FP17s for Band 1 Urgent Courses	70	744	9.4%	10.6%	9.4%	9.1%
% of FP17s Relating to Free Repair or Replacements	9	744	1.2%	0.9%	1.0%	0.8%
% of FP17s Relating to Continuations	1	744	0.1%	1.3%	1.5%	1.3%
% of Patients satisfied with the dentistry they have received	1	1	N/A	92.8%	93.7%	93.2%
% of Patients satisfied with the time they had to wait for an appointment	1	1	N/A	88.5%	90.0%	89.0%

* This is based on patients treated on this contract for their most recent course of treatment. Figures in italics indicate the base number of FP17s or Patient Questionnaire responses are less than 100. N/A is shown where the base number of responses is less than 10 during the period. % is calculated as Quantity/Base number*100

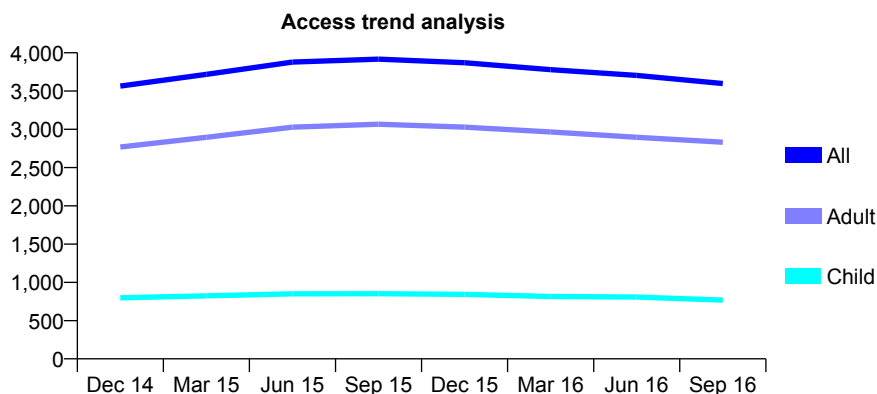
Q46 - Vital Signs At a Glance Contract Report for 959782/0003 - September 2016

Name or company name	MR J MUSA
Contract type name	GDS Contract
Purpose of contract	General
Contract start date	01/09/2013
Contract end date	

16/17 Contracted general activity (UDA)	14,431
Carry forward general activity (UDA)	-150
16/17 Contracted orthodontic activity (UOA)	0
Carry forward orthodontic activity (UOA)	0
Baseline contract value	£384,714.35

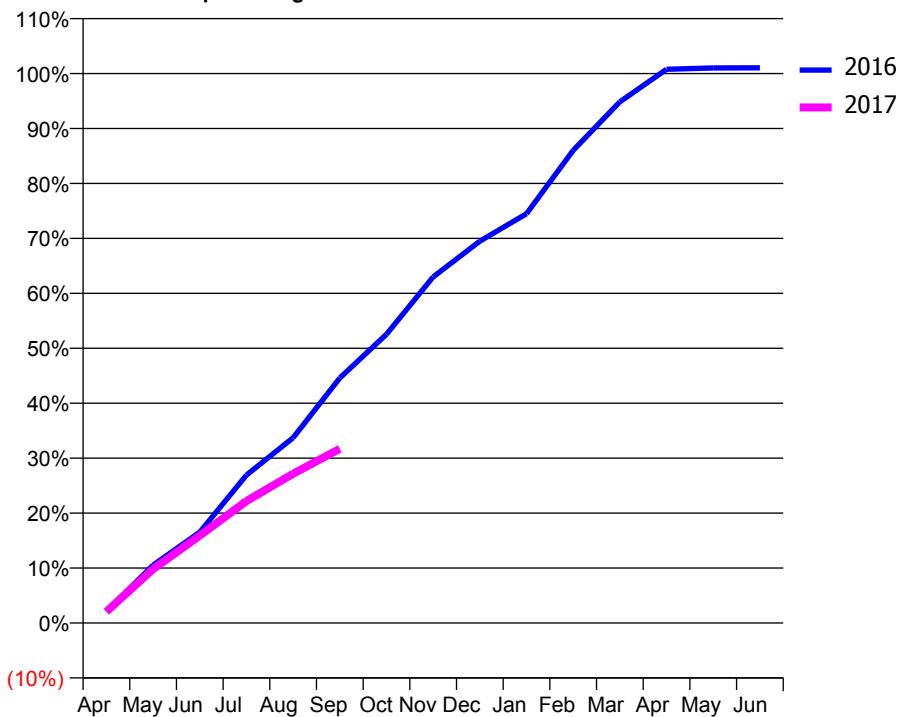
ACCESS*

Patients seen in 24 months	Total	Change since previous quarter
Quarter ending September 2015	3,917	
Quarter ending December 2015	3,870	↓
Quarter ending March 2016	3,780	↓
Quarter ending June 2016	3,704	↓
Quarter ending September 2016	3,599	↓
Variance since September 2015	(8.1%)	↓



ACTIVITY

Cumulative percentage of contracted UDA delivered 2016 & 2017



Adjusted Scheduled Activity (UDA)

Month	2016	2017
April	307	298
May	1,523	1,418
June	2,387	2,297
July	3,887	3,204
August	4,865	3,919
September	6,434	4,576
October	7,584	
November	9,088	
December	10,028	
January	10,748	
February	12,414	
March	13,688	
April	14,543	
May	14,578	
June	14,581	

QUALITY

	Quantity	Base Number	Contract	AT	Region	England
% of FP17s for the same patient ID Re-attending within 3 months - Children	44	489	9.0%	13.0%	13.5%	12.4%
% of FP17s for the same patient ID Re-attending within 3 months - Adults	370	1,857	19.9%	17.5%	17.4%	16.7%
% of FP17s for the same patient ID Re-attending between 3 & 9 months - Children	315	489	64.4%	56.6%	59.0%	57.4%
% of FP17s for the same patient ID Re-attending between 3 & 9 months - Adults	1,071	1,857	57.7%	50.5%	52.6%	50.5%
% of FP17s for Band 1 Urgent Courses	126	1,964	6.4%	10.6%	9.4%	9.1%
% of FP17s Relating to Free Repair or Replacements	53	1,964	2.7%	0.9%	1.0%	0.8%
% of FP17s Relating to Continuations	17	1,964	0.9%	1.3%	1.5%	1.3%
% of Patients satisfied with the dentistry they have received	1	1	N/A	92.8%	93.7%	93.2%
% of Patients satisfied with the time they had to wait for an appointment	1	1	N/A	88.5%	90.0%	89.0%

* This is based on patients treated on this contract for their most recent course of treatment. Figures in italics indicate the base number of FP17s or Patient Questionnaire responses are less than 100. N/A is shown where the base number of responses is less than 10 during the period. % is calculated as Quantity/Base number*100

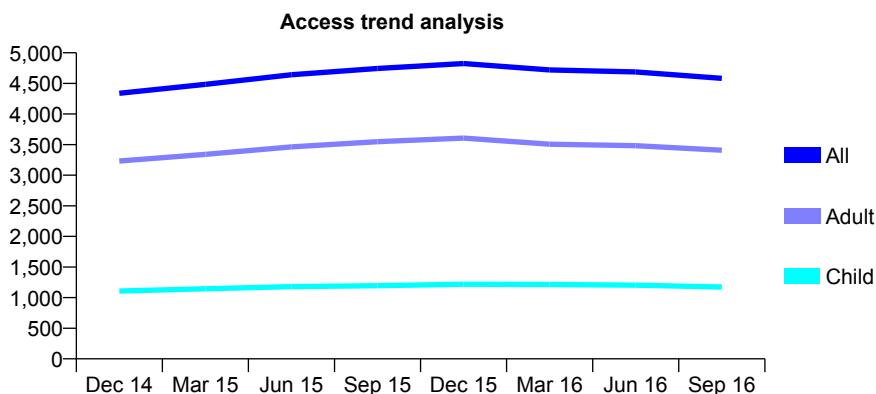
Q46 - Vital Signs At a Glance Contract Report for 959782/0004 - September 2016

Name or company name	MR J MUSA
Contract type name	GDS Contract
Purpose of contract	General
Contract start date	01/09/2013
Contract end date	

16/17 Contracted general activity (UDA)	16,900
Carry forward general activity (UDA)	1,899
16/17 Contracted orthodontic activity (UOA)	0
Carry forward orthodontic activity (UOA)	0
Baseline contract value	£410,413.80

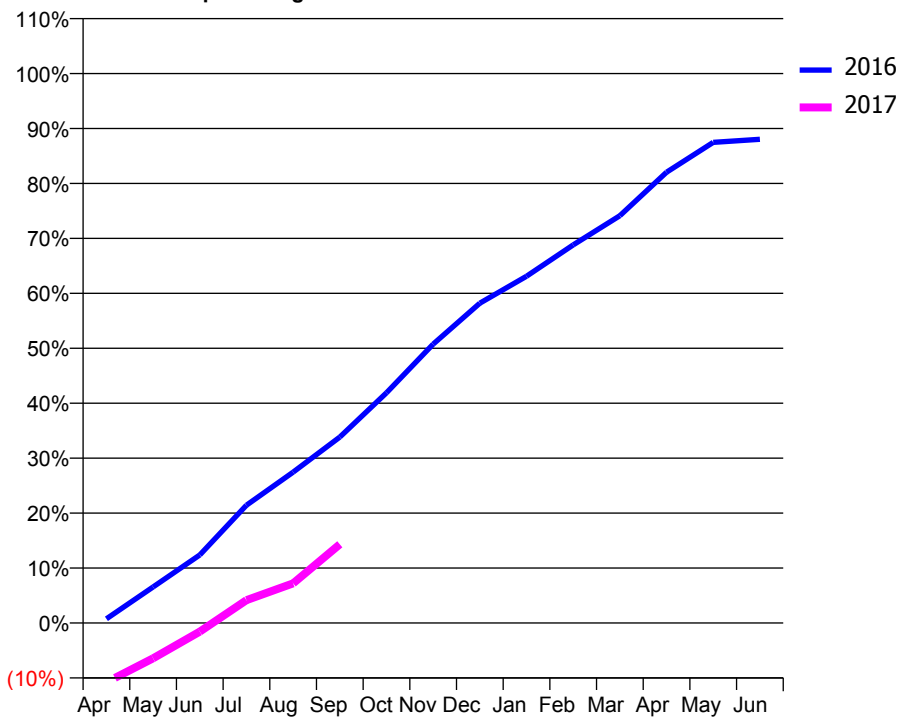
ACCESS*

Patients seen in 24 months	Total	Change since previous quarter
Quarter ending September 2015	4,743	
Quarter ending December 2015	4,825	→
Quarter ending March 2016	4,721	↓
Quarter ending June 2016	4,687	→
Quarter ending September 2016	4,583	↓
Variance since September 2015	(3.4%)	↓



ACTIVITY

Cumulative percentage of contracted UDA delivered 2016 & 2017



Month	Adjusted Scheduled Activity (UDA)	
	2016	2017
April	127	-1,827
May	1,110	-1,090
June	2,093	-268
July	3,623	705
August	4,642	1,221
September	5,720	2,422
October	7,079	
November	8,577	
December	9,838	
January	10,666	
February	11,631	
March	12,529	
April	13,865	
May	14,784	
June	14,875	

QUALITY

	Quantity	Base Number	Contract	AT	Region	England
% of FP17s for the same patient ID Re-attending within 3 months - Children	91	908	10.0%	13.0%	13.5%	12.4%
% of FP17s for the same patient ID Re-attending within 3 months - Adults	388	2,566	15.1%	17.5%	17.4%	16.7%
% of FP17s for the same patient ID Re-attending between 3 & 9 months - Children	601	908	66.2%	56.6%	59.0%	57.4%
% of FP17s for the same patient ID Re-attending between 3 & 9 months - Adults	1,695	2,566	66.1%	50.5%	52.6%	50.5%
% of FP17s for Band 1 Urgent Courses	235	2,350	10.0%	10.6%	9.4%	9.1%
% of FP17s Relating to Free Repair or Replacements	52	2,350	2.2%	0.9%	1.0%	0.8%
% of FP17s Relating to Continuations	24	2,350	1.0%	1.3%	1.5%	1.3%
% of Patients satisfied with the dentistry they have received	3	3	N/A	92.8%	93.7%	93.2%
% of Patients satisfied with the time they had to wait for an appointment	3	3	N/A	88.5%	90.0%	89.0%

* This is based on patients treated on this contract for their most recent course of treatment. Figures in italics indicate the base number of FP17s or Patient Questionnaire responses are less than 100. N/A is shown where the base number of responses is less than 10 during the period. % is calculated as Quantity/Base number*100

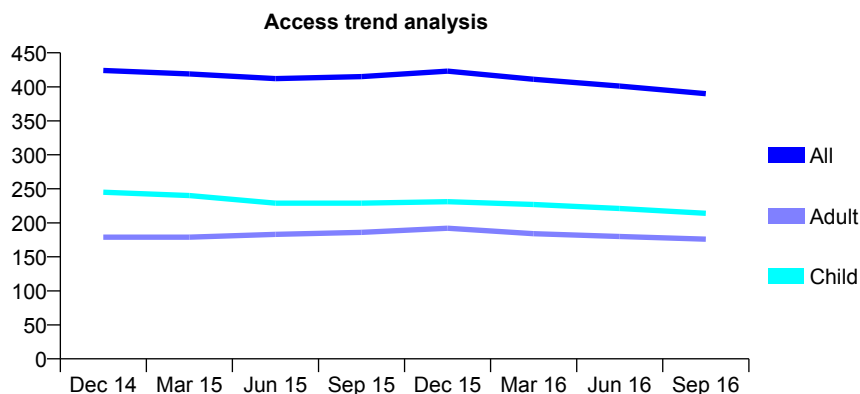
Q46 - Vital Signs At a Glance Contract Report for 960888/0001 - September 2016

Name or company name	MR SW ANDERTON
Contract type name	GDS Contract
Purpose of contract	General
Contract start date	01/12/2007
Contract end date	

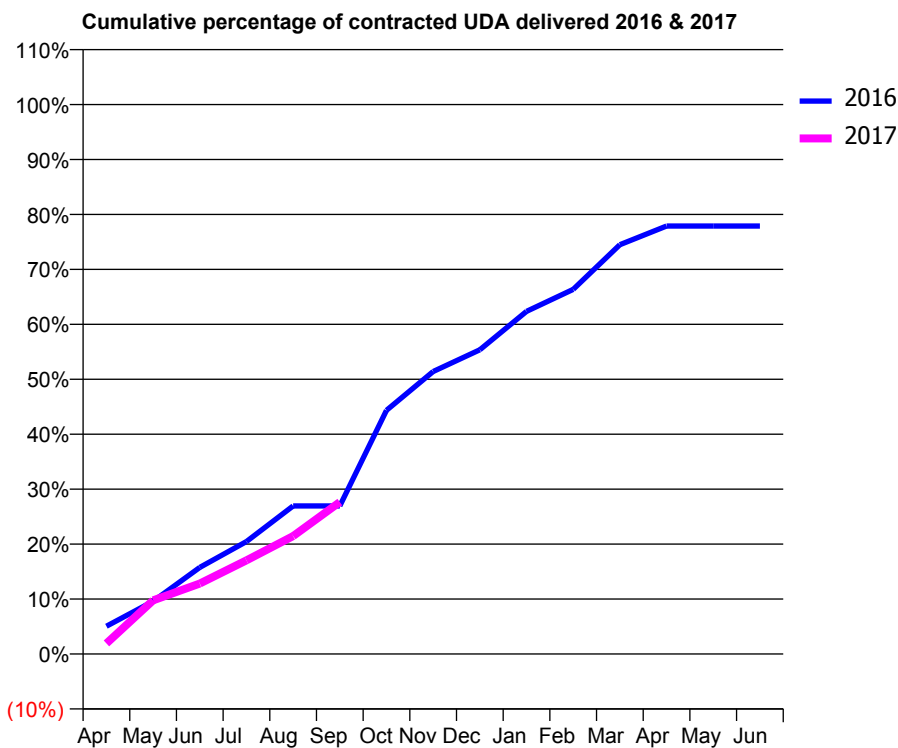
16/17 Contracted general activity (UDA)	1,700
Carry forward general activity (UDA)	0
16/17 Contracted orthodontic activity (UOA)	0
Carry forward orthodontic activity (UOA)	0
Baseline contract value	£35,370.63

ACCESS*

Patients seen in 24 months	Total	Change since previous quarter
Quarter ending September 2015	415	
Quarter ending December 2015	423	→
Quarter ending March 2016	411	↓
Quarter ending June 2016	401	↓
Quarter ending September 2016	390	↓
Variance since September 2015	(6.0%)	↓



ACTIVITY



Adjusted Scheduled Activity (UDA)		
Month	2016	2017
April	86	33
May	163	166
June	268	218
July	348	290
August	458	365
September	458	470
October	754	
November	874	
December	941	
January	1,060	
February	1,128	
March	1,266	
April	1,324	
May	1,324	
June	1,324	

QUALITY

	Quantity	Base Number	Contract	AT	Region	England
% of FP17s for the same patient ID Re-attending within 3 months - Children	5	197	2.5%	13.0%	13.5%	12.4%
% of FP17s for the same patient ID Re-attending within 3 months - Adults	6	108	5.6%	17.5%	17.4%	16.7%
% of FP17s for the same patient ID Re-attending between 3 & 9 months - Children	160	197	81.2%	56.6%	59.0%	57.4%
% of FP17s for the same patient ID Re-attending between 3 & 9 months - Adults	85	108	78.7%	50.5%	52.6%	50.5%
% of FP17s for Band 1 Urgent Courses	0	265	0.0%	10.6%	9.4%	9.1%
% of FP17s Relating to Free Repair or Replacements	0	265	0.0%	0.9%	1.0%	0.8%
% of FP17s Relating to Continuations	0	265	0.0%	1.3%	1.5%	1.3%
% of Patients satisfied with the dentistry they have received	0	0	N/A	92.8%	93.7%	93.2%
% of Patients satisfied with the time they had to wait for an appointment	0	0	N/A	88.5%	90.0%	89.0%

* This is based on patients treated on this contract for their most recent course of treatment. Figures in italics indicate the base number of FP17s or Patient Questionnaire responses are less than 100. N/A is shown where the base number of responses is less than 10 during the period. % is calculated as Quantity/Base number*100

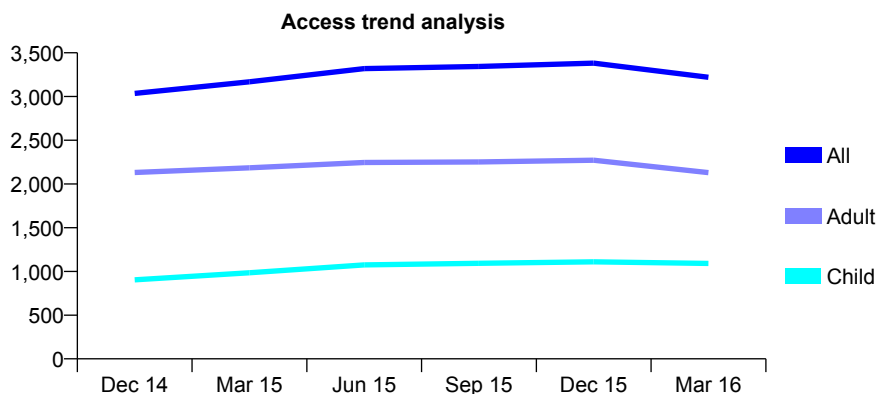
Q46 - Vital Signs At a Glance Contract Report for 962872/0001 - September 2016

Name or company name	MR SC LI
Contract type name	GDS Contract
Purpose of contract	General
Contract start date	01/10/2011
Contract end date	

16/17 Contracted general activity (UDA)	10,303
Carry forward general activity (UDA)	291
16/17 Contracted orthodontic activity (UOA)	0
Carry forward orthodontic activity (UOA)	0
Baseline contract value	£365,508.24

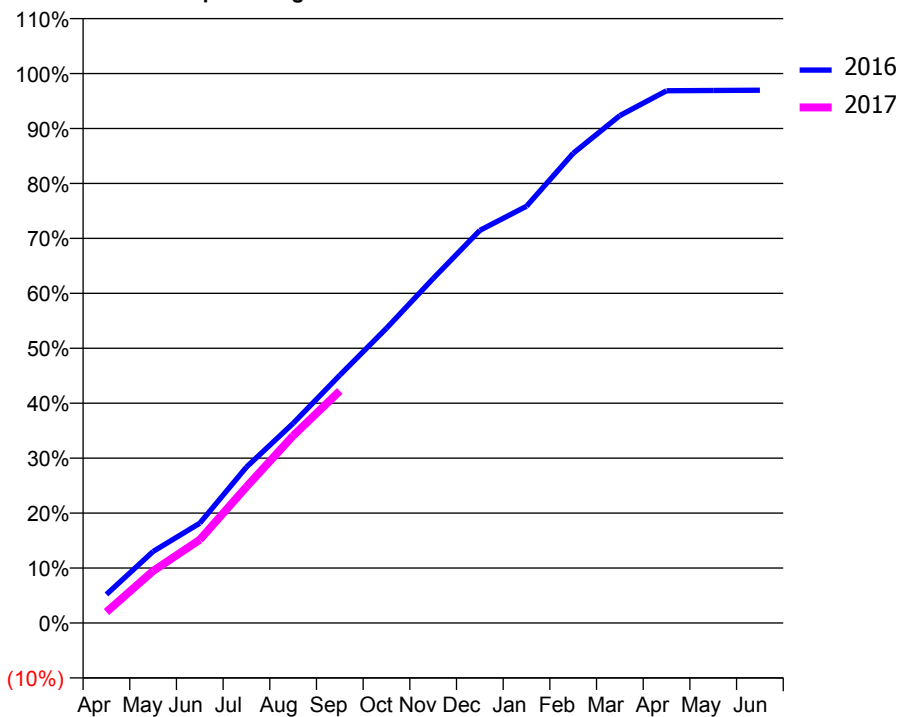
ACCESS*

Patients seen in 24 months	Total	Change since previous quarter
Quarter ending September 2015	3,343	
Quarter ending December 2015	3,382	→
Quarter ending March 2016	3,220	↓
Quarter ending June 2016	0	
Quarter ending September 2016	0	
Variance since September 2015	N/A	



ACTIVITY

Cumulative percentage of contracted UDA delivered 2016 & 2017



Adjusted Scheduled Activity (UDA)

Month	2016	2017
April	535	207
May	1,341	977
June	1,873	1,560
July	2,924	2,553
August	3,743	3,512
September	4,646	4,352
October	5,526	
November	6,460	
December	7,361	
January	7,815	
February	8,807	
March	9,514	
April	9,979	
May	9,983	
June	9,988	

QUALITY

	Quantity	Base Number	Contract	AT	Region	England
% of FP17s for the same patient ID Re-attending within 3 months - Children	76	958	7.9%	13.0%	13.5%	12.4%
% of FP17s for the same patient ID Re-attending within 3 months - Adults	209	1,669	12.5%	17.5%	17.4%	16.7%
% of FP17s for the same patient ID Re-attending between 3 & 9 months - Children	508	958	53.0%	56.6%	59.0%	57.4%
% of FP17s for the same patient ID Re-attending between 3 & 9 months - Adults	918	1,669	55.0%	50.5%	52.6%	50.5%
% of FP17s for Band 1 Urgent Courses	210	2,451	8.6%	10.6%	9.4%	9.1%
% of FP17s Relating to Free Repair or Replacements	10	2,451	0.4%	0.9%	1.0%	0.8%
% of FP17s Relating to Continuations	6	2,451	0.2%	1.3%	1.5%	1.3%
% of Patients satisfied with the dentistry they have received	2	2	N/A	92.8%	93.7%	93.2%
% of Patients satisfied with the time they had to wait for an appointment	2	2	N/A	88.5%	90.0%	89.0%

* This is based on patients treated on this contract for their most recent course of treatment. Figures in italics indicate the base number of FP17s or Patient Questionnaire responses are less than 100. N/A is shown where the base number of responses is less than 10 during the period. % is calculated as Quantity/Base number*100

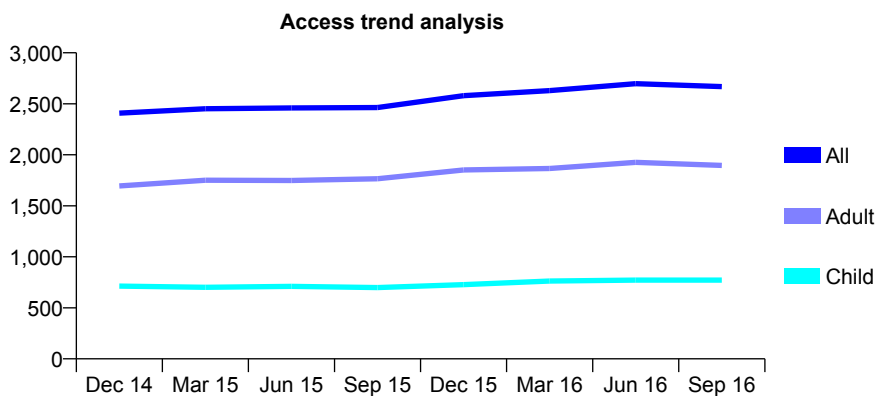
Q46 - Vital Signs At a Glance Contract Report for 967378/0001 - September 2016

Name or company name	MRS A VITKUNIENE
Contract type name	GDS Contract
Purpose of contract	General
Contract start date	01/04/2006
Contract end date	

16/17 Contracted general activity (UDA)	8,185
Carry forward general activity (UDA)	21
16/17 Contracted orthodontic activity (UOA)	0
Carry forward orthodontic activity (UOA)	0
Baseline contract value	£221,932.30

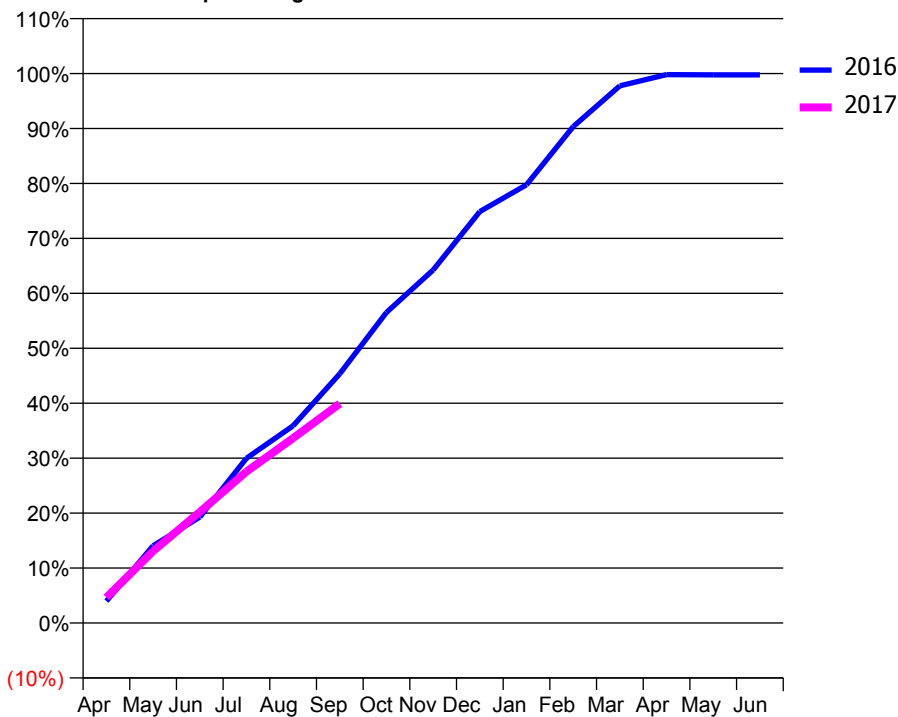
ACCESS*

Patients seen in 24 months	Total	Change since previous quarter
Quarter ending September 2015	2,464	
Quarter ending December 2015	2,580	↑
Quarter ending March 2016	2,629	→
Quarter ending June 2016	2,698	↑
Quarter ending September 2016	2,668	↓
Variance since September 2015	8.3%	↑



ACTIVITY

Cumulative percentage of contracted UDA delivered 2016 & 2017



Adjusted Scheduled Activity (UDA)

Month	2016	2017
April	327	380
May	1,151	1,071
June	1,578	1,653
July	2,455	2,256
August	2,938	2,753
September	3,713	3,269
October	4,626	
November	5,258	
December	6,128	
January	6,528	
February	7,394	
March	8,001	
April	8,169	
May	8,164	
June	8,164	

QUALITY

	Quantity	Base Number	Contract	AT	Region	England
% of FP17s for the same patient ID Re-attending within 3 months - Children	55	397	13.9%	13.0%	13.5%	12.4%
% of FP17s for the same patient ID Re-attending within 3 months - Adults	164	891	18.4%	17.5%	17.4%	16.7%
% of FP17s for the same patient ID Re-attending between 3 & 9 months - Children	121	397	30.5%	56.6%	59.0%	57.4%
% of FP17s for the same patient ID Re-attending between 3 & 9 months - Adults	242	891	27.2%	50.5%	52.6%	50.5%
% of FP17s for Band 1 Urgent Courses	283	1,224	23.1%	10.6%	9.4%	9.1%
% of FP17s Relating to Free Repair or Replacements	11	1,224	0.9%	0.9%	1.0%	0.8%
% of FP17s Relating to Continuations	3	1,224	0.2%	1.3%	1.5%	1.3%
% of Patients satisfied with the dentistry they have received	1	1	N/A	92.8%	93.7%	93.2%
% of Patients satisfied with the time they had to wait for an appointment	0	1	N/A	88.5%	90.0%	89.0%

* This is based on patients treated on this contract for their most recent course of treatment. Figures in italics indicate the base number of FP17s or Patient Questionnaire responses are less than 100. N/A is shown where the base number of responses is less than 10 during the period. % is calculated as Quantity/Base number*100

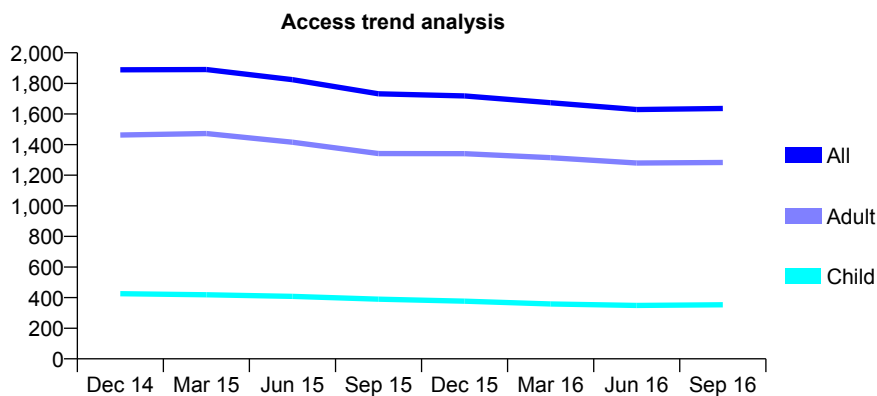
Q46 - Vital Signs At a Glance Contract Report for 982830/0001 - September 2016

Name or company name	MR GT BENNETT
Contract type name	GDS Contract
Purpose of contract	General
Contract start date	01/04/2006
Contract end date	

16/17 Contracted general activity (UDA)	6,562
Carry forward general activity (UDA)	0
16/17 Contracted orthodontic activity (UOA)	0
Carry forward orthodontic activity (UOA)	0
Baseline contract value	£162,219.68

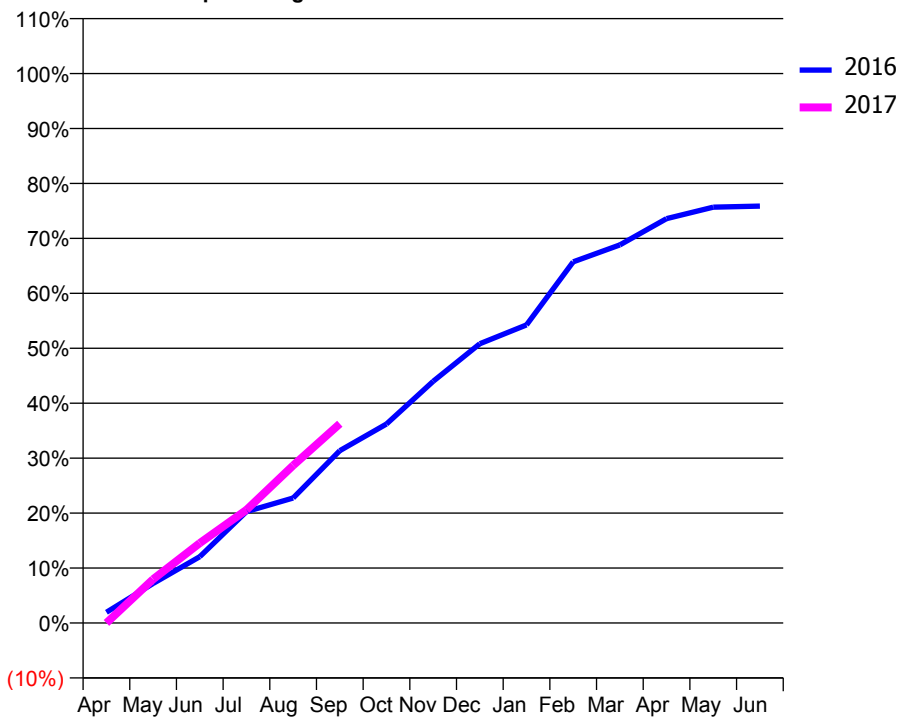
ACCESS*

Patients seen in 24 months	Total	Change since previous quarter
Quarter ending September 2015	1,732	
Quarter ending December 2015	1,718	→
Quarter ending March 2016	1,674	↓
Quarter ending June 2016	1,629	↓
Quarter ending September 2016	1,636	→
Variance since September 2015	(5.5%)	↓



ACTIVITY

Cumulative percentage of contracted UDA delivered 2016 & 2017



Month	Adjusted Scheduled Activity (UDA)	
	2016	2017
April	127	0
May	472	523
June	792	954
July	1,330	1,351
August	1,493	1,881
September	2,058	2,380
October	2,376	
November	2,886	
December	3,335	
January	3,559	
February	4,313	
March	4,515	
April	4,829	
May	4,965	
June	4,978	

QUALITY

	Quantity	Base Number	Contract	AT	Region	England
% of FP17s for the same patient ID Re-attending within 3 months - Children	16	187	8.6%	13.0%	13.5%	12.4%
% of FP17s for the same patient ID Re-attending within 3 months - Adults	131	742	17.7%	17.5%	17.4%	16.7%
% of FP17s for the same patient ID Re-attending between 3 & 9 months - Children	53	187	28.3%	56.6%	59.0%	57.4%
% of FP17s for the same patient ID Re-attending between 3 & 9 months - Adults	195	742	26.3%	50.5%	52.6%	50.5%
% of FP17s for Band 1 Urgent Courses	113	772	14.6%	10.6%	9.4%	9.1%
% of FP17s Relating to Free Repair or Replacements	10	772	1.3%	0.9%	1.0%	0.8%
% of FP17s Relating to Continuations	21	772	2.7%	1.3%	1.5%	1.3%
% of Patients satisfied with the dentistry they have received	0	0	N/A	92.8%	93.7%	93.2%
% of Patients satisfied with the time they had to wait for an appointment	0	0	N/A	88.5%	90.0%	89.0%

* This is based on patients treated on this contract for their most recent course of treatment. Figures in italics indicate the base number of FP17s or Patient Questionnaire responses are less than 100. N/A is shown where the base number of responses is less than 10 during the period. % is calculated as Quantity/Base number*100

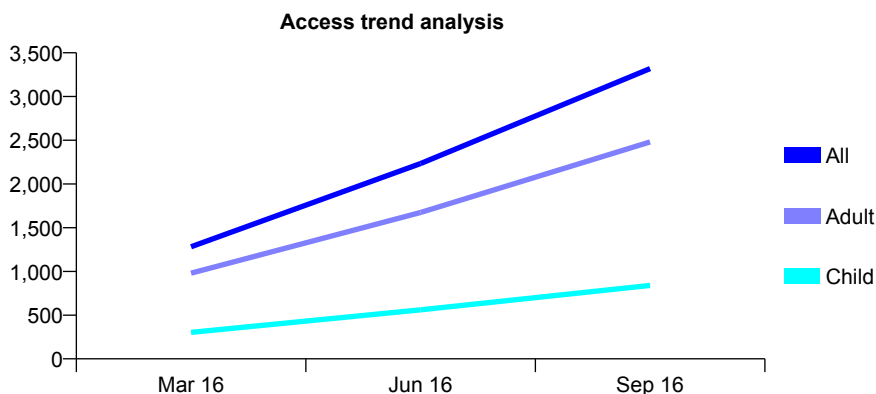
Q46 - Vital Signs At a Glance Contract Report for 990744/0002 - September 2016

Name or company name	MR SF AHMED
Contract type name	GDS Contract
Purpose of contract	General
Contract start date	01/01/2016
Contract end date	

16/17 Contracted general activity (UDA)	23,529
Carry forward general activity (UDA)	441
16/17 Contracted orthodontic activity (UOA)	0
Carry forward orthodontic activity (UOA)	0
Baseline contract value	£791,645.29

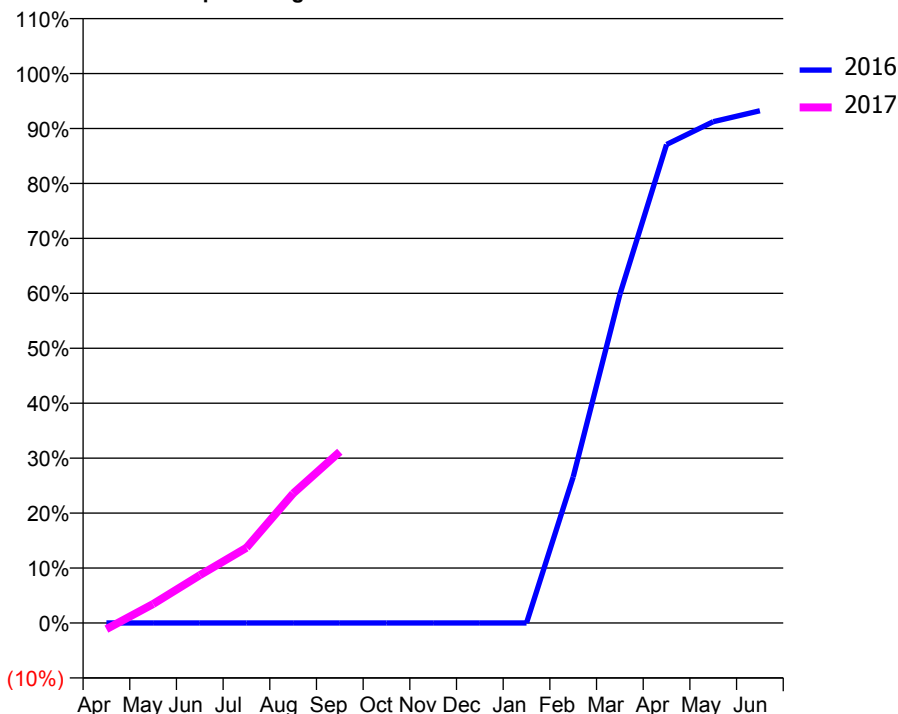
ACCESS*

Patients seen in 24 months	Total	Change since previous quarter
Quarter ending September 2015	0	
Quarter ending December 2015	0	
Quarter ending March 2016	1,282	
Quarter ending June 2016	2,234	↑
Quarter ending September 2016	3,319	↑
Variance since September 2015	N/A	



ACTIVITY

Cumulative percentage of contracted UDA delivered 2016 & 2017



Month	Adjusted Scheduled Activity (UDA)	
	2016	2017
April	0	-267
May	0	816
June	0	2,045
July	0	3,224
August	0	5,545
September	0	7,337
October	0	
November	0	
December	0	
January	0	
February	1,555	
March	3,499	
April	5,095	
May	5,336	
June	5,453	

QUALITY

	Quantity	Base Number	Contract	AT	Region	England
% of FP17s for the same patient ID Re-attending within 3 months - Children	43	723	5.9%	13.0%	13.5%	12.4%
% of FP17s for the same patient ID Re-attending within 3 months - Adults	235	2,177	10.8%	17.5%	17.4%	16.7%
% of FP17s for the same patient ID Re-attending between 3 & 9 months - Children	48	723	6.6%	56.6%	59.0%	57.4%
% of FP17s for the same patient ID Re-attending between 3 & 9 months - Adults	144	2,177	6.6%	50.5%	52.6%	50.5%
% of FP17s for Band 1 Urgent Courses	102	2,245	4.5%	10.6%	9.4%	9.1%
% of FP17s Relating to Free Repair or Replacements	10	2,245	0.4%	0.9%	1.0%	0.8%
% of FP17s Relating to Continuations	11	2,245	0.5%	1.3%	1.5%	1.3%
% of Patients satisfied with the dentistry they have received	0	0	N/A	92.8%	93.7%	93.2%
% of Patients satisfied with the time they had to wait for an appointment	0	0	N/A	88.5%	90.0%	89.0%

* This is based on patients treated on this contract for their most recent course of treatment. Figures in italics indicate the base number of FP17s or Patient Questionnaire responses are less than 100. N/A is shown where the base number of responses is less than 10 during the period. % is calculated as Quantity/Base number*100