

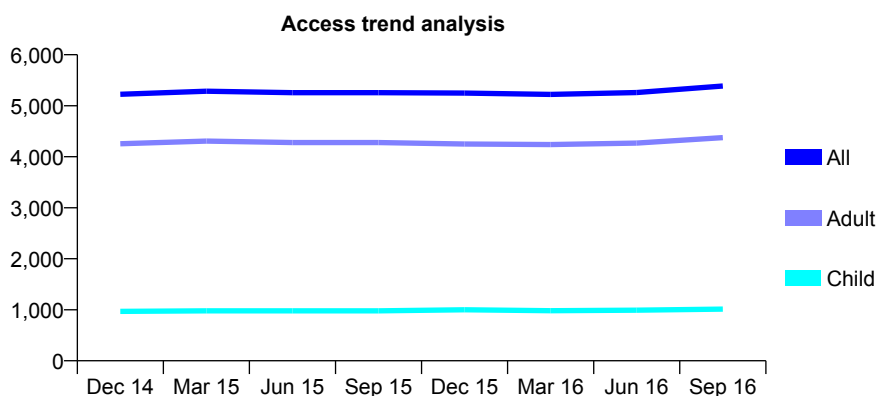
Q47 - Vital Signs At a Glance Contract Report for 101281/0014 - September 2016

Name or company name	OASIS DENTAL CARE LTD
Contract type name	Pilot Contract
Purpose of contract	General
Contract start date	01/04/2006
Contract end date	

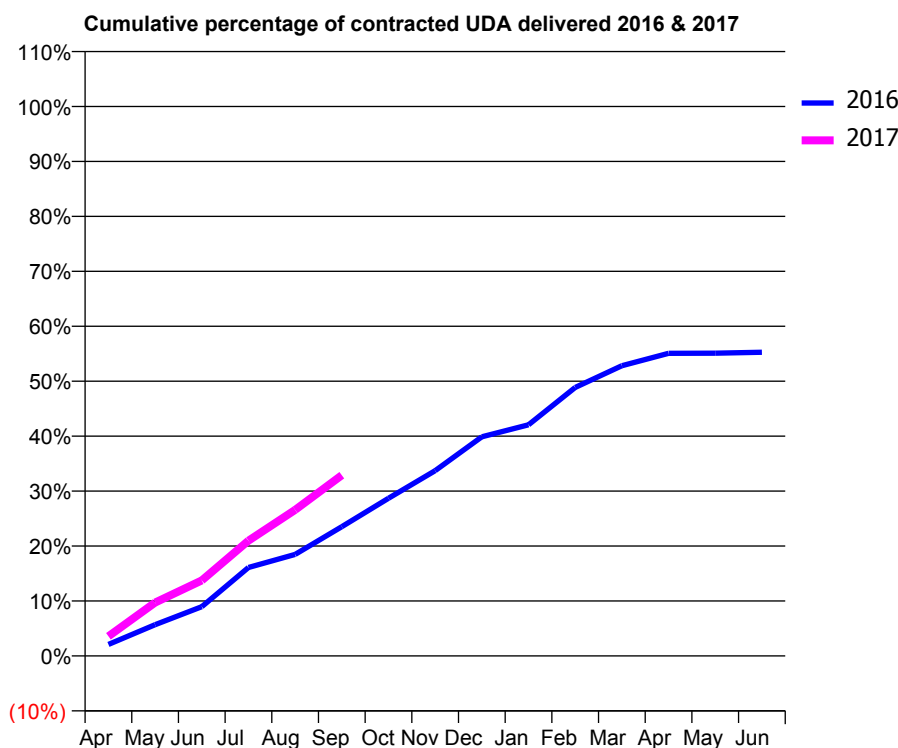
16/17 Contracted general activity (UDA)	23,097
Carry forward general activity (UDA)	0
16/17 Contracted orthodontic activity (UOA)	0
Carry forward orthodontic activity (UOA)	0
Baseline contract value	£677,974.58

ACCESS*

Patients seen in 24 months	Total	Change since previous quarter
Quarter ending September 2015	5,257	
Quarter ending December 2015	5,249	→
Quarter ending March 2016	5,221	→
Quarter ending June 2016	5,258	→
Quarter ending September 2016	5,388	↑
Variance since September 2015	2.5%	↑



ACTIVITY



Month	Adjusted Scheduled Activity (UDA)	
	2016	2017
April	484	827
May	1,316	2,244
June	2,074	3,177
July	3,720	4,846
August	4,268	6,142
September	5,434	7,600
October	6,626	
November	7,790	
December	9,209	
January	9,714	
February	11,287	
March	12,197	
April	12,720	
May	12,726	
June	12,767	

QUALITY

	Quantity	Base Number	Contract	AT	Region	England
% of FP17s for the same patient ID Re-attending within 3 months - Children	28	811	3.5%	13.0%	13.5%	12.4%
% of FP17s for the same patient ID Re-attending within 3 months - Adults	343	3,503	9.8%	17.5%	17.4%	16.7%
% of FP17s for the same patient ID Re-attending between 3 & 9 months - Children	551	811	67.9%	57.2%	59.0%	57.4%
% of FP17s for the same patient ID Re-attending between 3 & 9 months - Adults	2,420	3,503	69.1%	51.0%	52.6%	50.5%
% of FP17s for Band 1 Urgent Courses	78	3,935	2.0%	11.0%	9.4%	9.1%
% of FP17s Relating to Free Repair or Replacements	79	3,935	2.0%	0.9%	1.0%	0.8%
% of FP17s Relating to Continuations	26	3,935	0.7%	1.3%	1.5%	1.3%
% of Patients satisfied with the dentistry they have received	6	6	N/A	93.4%	93.7%	93.2%
% of Patients satisfied with the time they had to wait for an appointment	6	6	N/A	89.9%	90.0%	89.0%

* This is based on patients treated on this contract for their most recent course of treatment. Figures in italics indicate the base number of FP17s or Patient Questionnaire responses are less than 100. N/A is shown where the base number of responses is less than 10 during the period. % is calculated as Quantity/Base number*100

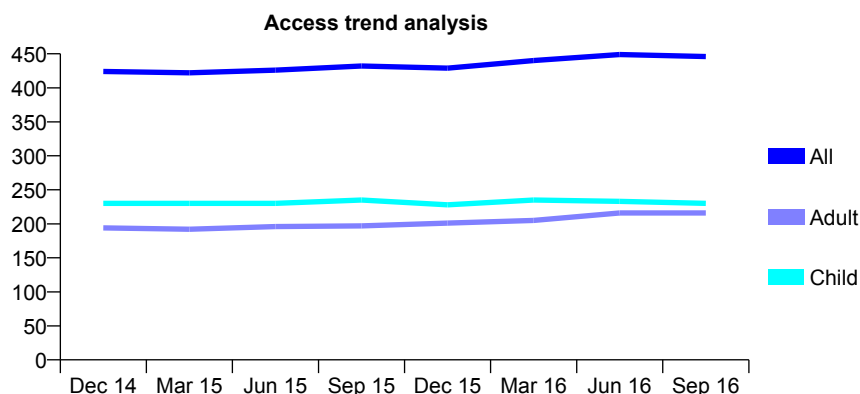
Q47 - Vital Signs At a Glance Contract Report for 101281/0020 - September 2016

Name or company name	OASIS DENTAL CARE LTD
Contract type name	GDS Contract
Purpose of contract	General
Contract start date	01/04/2006
Contract end date	

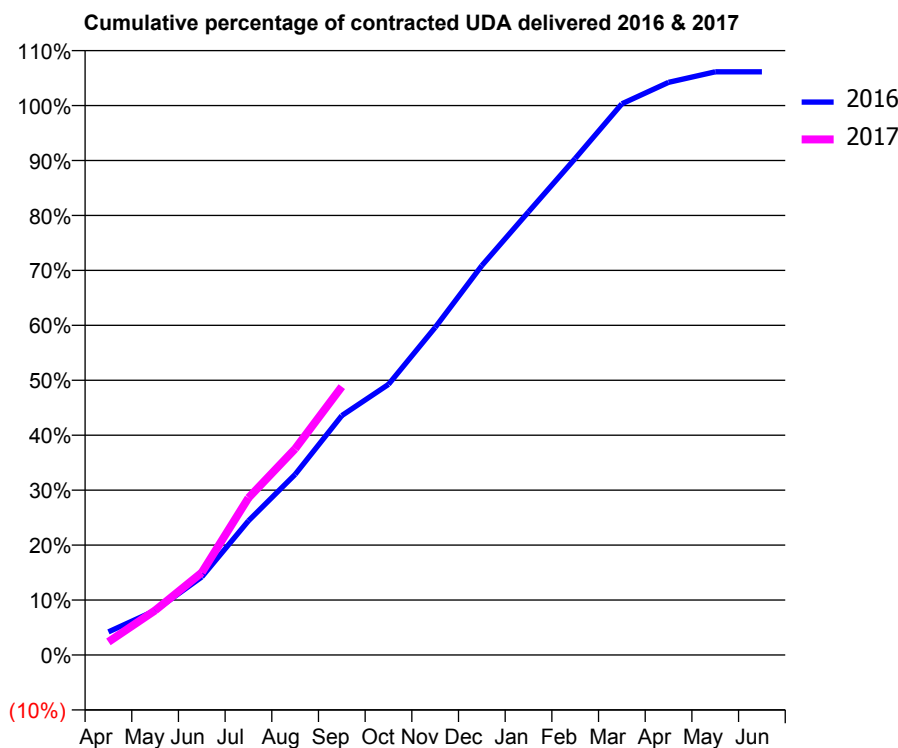
16/17 Contracted general activity (UDA)	1,000
Carry forward general activity (UDA)	0
16/17 Contracted orthodontic activity (UOA)	0
Carry forward orthodontic activity (UOA)	0
Baseline contract value	£32,874.78

ACCESS*

Patients seen in 24 months	Total	Change since previous quarter
Quarter ending September 2015	432	
Quarter ending December 2015	429	→
Quarter ending March 2016	440	↑
Quarter ending June 2016	449	↑
Quarter ending September 2016	446	→
Variance since September 2015	3.2%	↑



ACTIVITY



Month	Adjusted Scheduled Activity (UDA)	
	2016	2017
April	42	24
May	81	81
June	142	150
July	244	286
August	329	375
September	436	488
October	493	
November	596	
December	709	
January	807	
February	904	
March	1,003	
April	1,042	
May	1,061	
June	1,061	

QUALITY

	Quantity	Base Number	Contract	AT	Region	England
% of FP17s for the same patient ID Re-attending within 3 months - Children	12	203	5.9%	13.0%	13.5%	12.4%
% of FP17s for the same patient ID Re-attending within 3 months - Adults	8	138	5.8%	17.5%	17.4%	16.7%
% of FP17s for the same patient ID Re-attending between 3 & 9 months - Children	147	203	72.4%	57.2%	59.0%	57.4%
% of FP17s for the same patient ID Re-attending between 3 & 9 months - Adults	81	138	58.7%	51.0%	52.6%	50.5%
% of FP17s for Band 1 Urgent Courses	8	306	2.6%	11.0%	9.4%	9.1%
% of FP17s Relating to Free Repair or Replacements	0	306	0.0%	0.9%	1.0%	0.8%
% of FP17s Relating to Continuations	0	306	0.0%	1.3%	1.5%	1.3%
% of Patients satisfied with the dentistry they have received	0	0	N/A	93.4%	93.7%	93.2%
% of Patients satisfied with the time they had to wait for an appointment	0	0	N/A	89.9%	90.0%	89.0%

* This is based on patients treated on this contract for their most recent course of treatment. Figures in italics indicate the base number of FP17s or Patient Questionnaire responses are less than 100. N/A is shown where the base number of responses is less than 10 during the period. % is calculated as Quantity/Base number*100

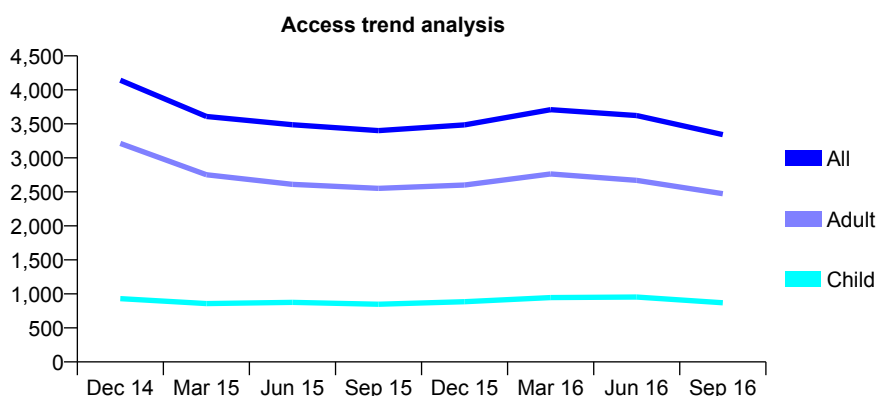
Q47 - Vital Signs At a Glance Contract Report for 101281/0021 - September 2016

Name or company name	OASIS DENTAL CARE LTD
Contract type name	GDS Contract
Purpose of contract	General
Contract start date	01/04/2006
Contract end date	

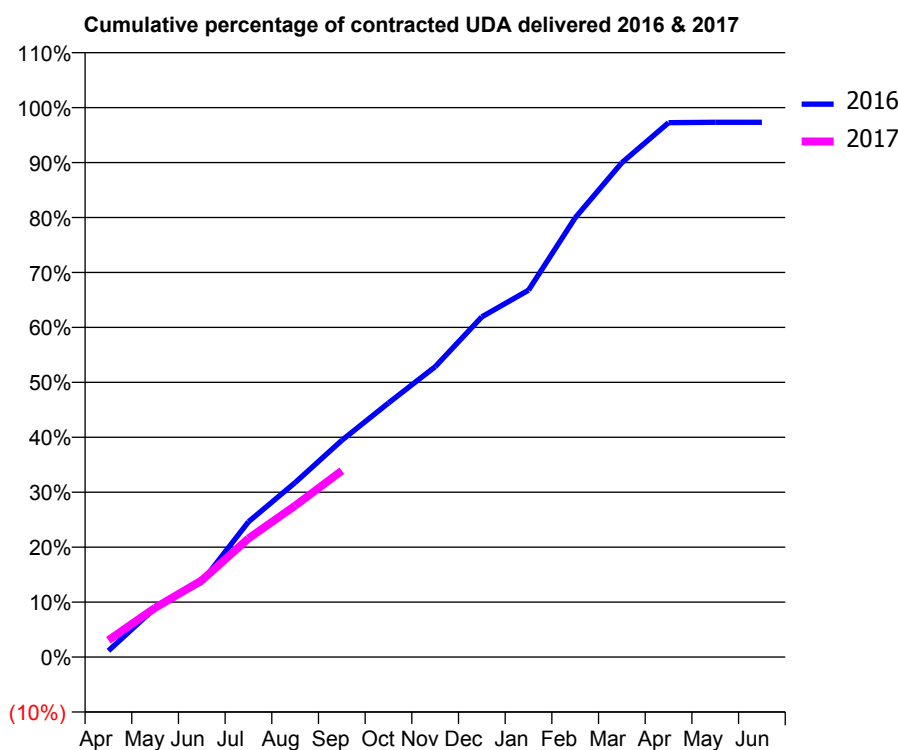
16/17 Contracted general activity (UDA)	12,500
Carry forward general activity (UDA)	0
16/17 Contracted orthodontic activity (UOA)	0
Carry forward orthodontic activity (UOA)	0
Baseline contract value	£293,942.09

ACCESS*

Patients seen in 24 months	Total	Change since previous quarter
Quarter ending September 2015	3,400	
Quarter ending December 2015	3,486	↑
Quarter ending March 2016	3,709	↑
Quarter ending June 2016	3,623	↓
Quarter ending September 2016	3,342	↓
Variance since September 2015	(1.7%)	↓



ACTIVITY



Month	Adjusted Scheduled Activity (UDA)	
	2016	2017
April	144	383
May	1,117	1,121
June	1,710	1,746
July	3,078	2,699
August	3,968	3,443
September	4,932	4,239
October	5,781	
November	6,605	
December	7,738	
January	8,346	
February	9,993	
March	11,248	
April	12,156	
May	12,166	
June	12,166	

QUALITY

	Quantity	Base Number	Contract	AT	Region	England
% of FP17s for the same patient ID Re-attending within 3 months - Children	41	559	7.3%	13.0%	13.5%	12.4%
% of FP17s for the same patient ID Re-attending within 3 months - Adults	286	1,605	17.8%	17.5%	17.4%	16.7%
% of FP17s for the same patient ID Re-attending between 3 & 9 months - Children	274	559	49.0%	57.2%	59.0%	57.4%
% of FP17s for the same patient ID Re-attending between 3 & 9 months - Adults	711	1,605	44.3%	51.0%	52.6%	50.5%
% of FP17s for Band 1 Urgent Courses	187	1,791	10.4%	11.0%	9.4%	9.1%
% of FP17s Relating to Free Repair or Replacements	16	1,791	0.9%	0.9%	1.0%	0.8%
% of FP17s Relating to Continuations	49	1,791	2.7%	1.3%	1.5%	1.3%
% of Patients satisfied with the dentistry they have received	6	6	N/A	93.4%	93.7%	93.2%
% of Patients satisfied with the time they had to wait for an appointment	5	6	N/A	89.9%	90.0%	89.0%

* This is based on patients treated on this contract for their most recent course of treatment. Figures in italics indicate the base number of FP17s or Patient Questionnaire responses are less than 100. N/A is shown where the base number of responses is less than 10 during the period. % is calculated as Quantity/Base number*100

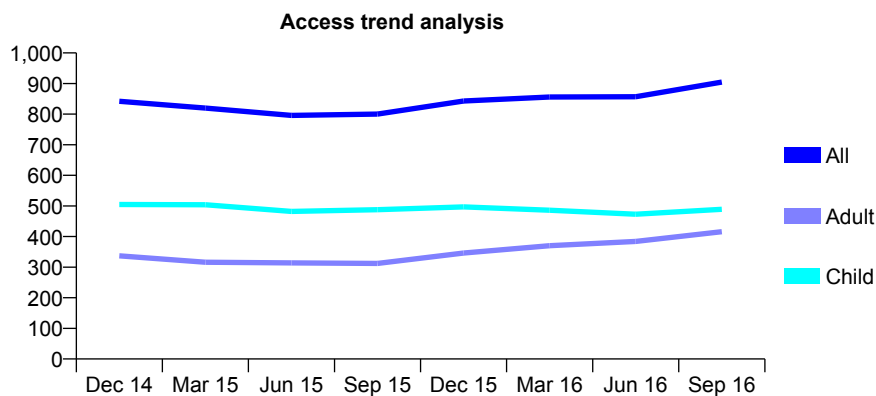
Q47 - Vital Signs At a Glance Contract Report for 101281/0066 - September 2016

Name or company name	OASIS DENTAL CARE LTD
Contract type name	GDS Contract
Purpose of contract	General
Contract start date	01/04/2006
Contract end date	

16/17 Contracted general activity (UDA)	2,200
Carry forward general activity (UDA)	0
16/17 Contracted orthodontic activity (UOA)	0
Carry forward orthodontic activity (UOA)	0
Baseline contract value	£55,422.32

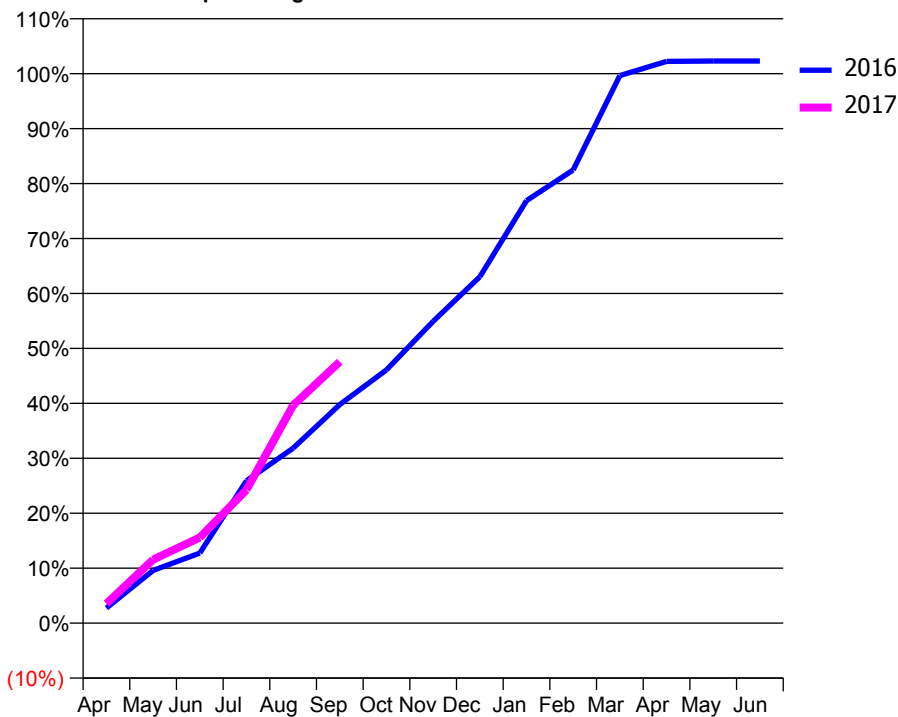
ACCESS*

Patients seen in 24 months	Total	Change since previous quarter
Quarter ending September 2015	800	
Quarter ending December 2015	843	↑
Quarter ending March 2016	856	→
Quarter ending June 2016	857	→
Quarter ending September 2016	905	↑
Variance since September 2015	13.1%	↑



ACTIVITY

Cumulative percentage of contracted UDA delivered 2016 & 2017



Month	Adjusted Scheduled Activity (UDA)	
	2016	2017
April	61	78
May	211	254
June	281	343
July	570	533
August	701	872
September	875	1,046
October	1,014	
November	1,208	
December	1,387	
January	1,692	
February	1,814	
March	2,192	
April	2,249	
May	2,251	
June	2,251	

QUALITY

	Quantity	Base Number	Contract	AT	Region	England
% of FP17s for the same patient ID Re-attending within 3 months - Children	29	365	7.9%	13.0%	13.5%	12.4%
% of FP17s for the same patient ID Re-attending within 3 months - Adults	46	287	16.0%	17.5%	17.4%	16.7%
% of FP17s for the same patient ID Re-attending between 3 & 9 months - Children	230	365	63.0%	57.2%	59.0%	57.4%
% of FP17s for the same patient ID Re-attending between 3 & 9 months - Adults	138	287	48.1%	51.0%	52.6%	50.5%
% of FP17s for Band 1 Urgent Courses	22	617	3.6%	11.0%	9.4%	9.1%
% of FP17s Relating to Free Repair or Replacements	5	617	0.8%	0.9%	1.0%	0.8%
% of FP17s Relating to Continuations	12	617	1.9%	1.3%	1.5%	1.3%
% of Patients satisfied with the dentistry they have received	1	1	N/A	93.4%	93.7%	93.2%
% of Patients satisfied with the time they had to wait for an appointment	1	1	N/A	89.9%	90.0%	89.0%

* This is based on patients treated on this contract for their most recent course of treatment. Figures in italics indicate the base number of FP17s or Patient Questionnaire responses are less than 100. N/A is shown where the base number of responses is less than 10 during the period. % is calculated as Quantity/Base number*100

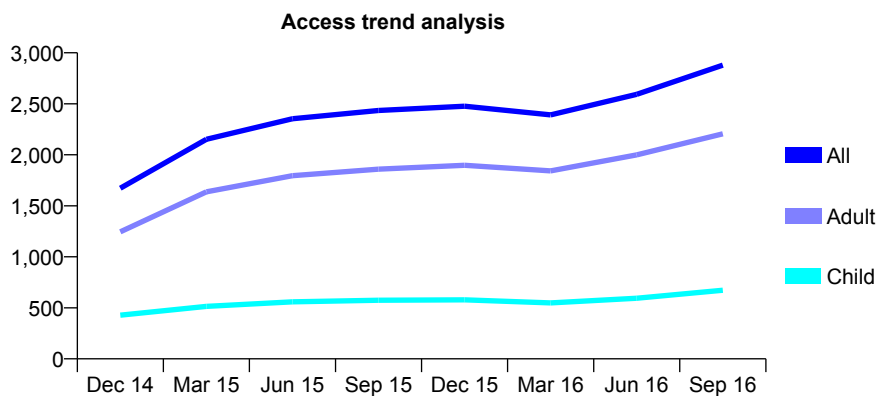
Q47 - Vital Signs At a Glance Contract Report for 101281/0101 - September 2016

Name or company name	OASIS DENTAL CARE LTD
Contract type name	GDS Contract
Purpose of contract	General
Contract start date	01/04/2006
Contract end date	

16/17 Contracted general activity (UDA)	6,721
Carry forward general activity (UDA)	0
16/17 Contracted orthodontic activity (UOA)	0
Carry forward orthodontic activity (UOA)	0
Baseline contract value	£160,289.70

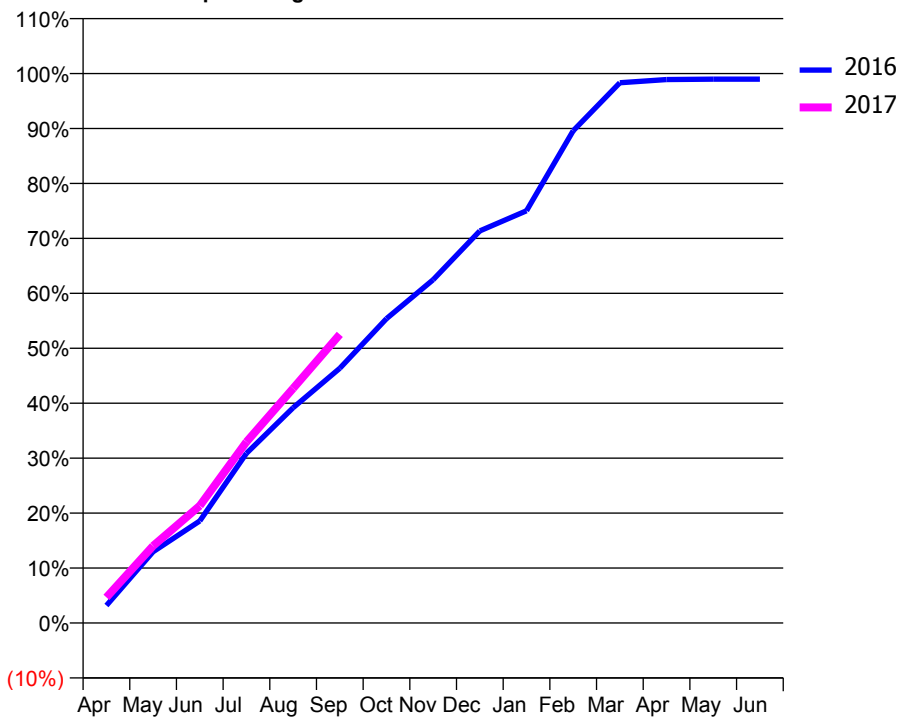
ACCESS*

Patients seen in 24 months	Total	Change since previous quarter
Quarter ending September 2015	2,434	
Quarter ending December 2015	2,477	→
Quarter ending March 2016	2,391	↓
Quarter ending June 2016	2,593	↑
Quarter ending September 2016	2,879	↑
Variance since September 2015	18.3%	↑



ACTIVITY

Cumulative percentage of contracted UDA delivered 2016 & 2017



Month	Adjusted Scheduled Activity (UDA)	
	2016	2017
April	214	314
May	871	944
June	1,248	1,435
July	2,075	2,216
August	2,634	2,870
September	3,116	3,530
October	3,723	
November	4,199	
December	4,795	
January	5,043	
February	6,021	
March	6,608	
April	6,647	
May	6,653	
June	6,653	

QUALITY

	Quantity	Base Number	Contract	AT	Region	England
% of FP17s for the same patient ID Re-attending within 3 months - Children	18	467	3.9%	13.0%	13.5%	12.4%
% of FP17s for the same patient ID Re-attending within 3 months - Adults	165	1,422	11.6%	17.5%	17.4%	16.7%
% of FP17s for the same patient ID Re-attending between 3 & 9 months - Children	170	467	36.4%	57.2%	59.0%	57.4%
% of FP17s for the same patient ID Re-attending between 3 & 9 months - Adults	554	1,422	39.0%	51.0%	52.6%	50.5%
% of FP17s for Band 1 Urgent Courses	138	1,879	7.3%	11.0%	9.4%	9.1%
% of FP17s Relating to Free Repair or Replacements	17	1,879	0.9%	0.9%	1.0%	0.8%
% of FP17s Relating to Continuations	33	1,879	1.8%	1.3%	1.5%	1.3%
% of Patients satisfied with the dentistry they have received	4	4	N/A	93.4%	93.7%	93.2%
% of Patients satisfied with the time they had to wait for an appointment	4	4	N/A	89.9%	90.0%	89.0%

* This is based on patients treated on this contract for their most recent course of treatment. Figures in italics indicate the base number of FP17s or Patient Questionnaire responses are less than 100. N/A is shown where the base number of responses is less than 10 during the period. % is calculated as Quantity/Base number*100

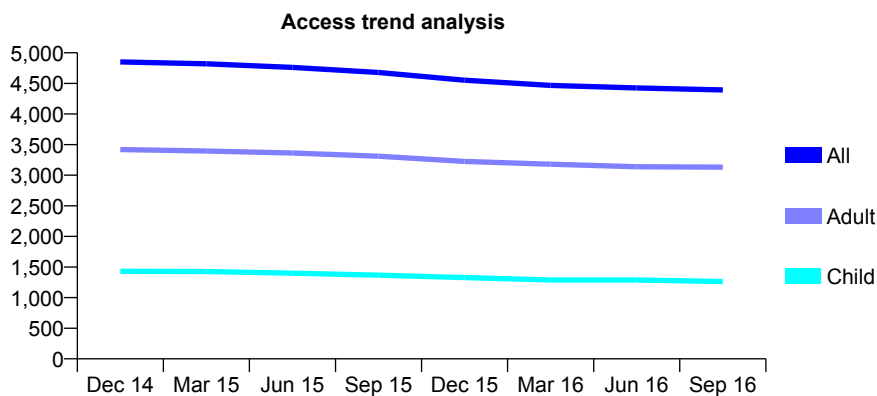
Q47 - Vital Signs At a Glance Contract Report for 101281/0150 - September 2016

Name or company name	OASIS DENTAL CARE LTD
Contract type name	GDS Contract
Purpose of contract	General
Contract start date	01/04/2006
Contract end date	

16/17 Contracted general activity (UDA)	13,814
Carry forward general activity (UDA)	-128
16/17 Contracted orthodontic activity (UOA)	0
Carry forward orthodontic activity (UOA)	0
Baseline contract value	£369,767.76

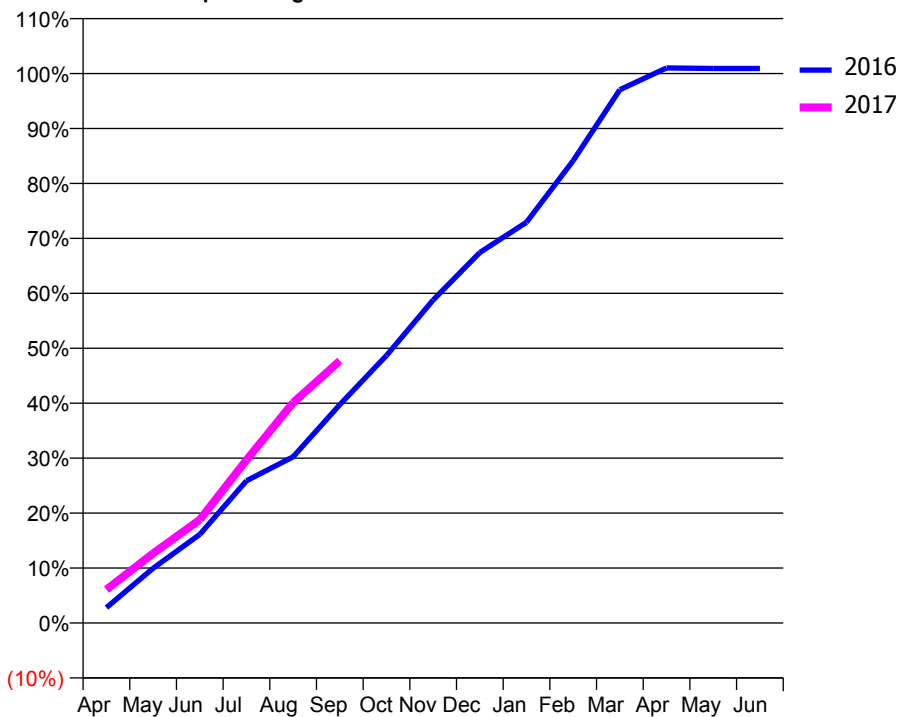
ACCESS*

Patients seen in 24 months	Total	Change since previous quarter
Quarter ending September 2015	4,679	
Quarter ending December 2015	4,552	↓
Quarter ending March 2016	4,468	↓
Quarter ending June 2016	4,427	→
Quarter ending September 2016	4,393	→
Variance since September 2015	(6.1%)	↓



ACTIVITY

Cumulative percentage of contracted UDA delivered 2016 & 2017



Month	Adjusted Scheduled Activity (UDA)	
	2016	2017
April	388	840
May	1,376	1,751
June	2,228	2,597
July	3,575	4,097
August	4,180	5,540
September	5,490	6,592
October	6,727	
November	8,120	
December	9,314	
January	10,076	
February	11,622	
March	13,407	
April	13,953	
May	13,942	
June	13,942	

QUALITY

	Quantity	Base Number	Contract	AT	Region	England
% of FP17s for the same patient ID Re-attending within 3 months - Children	97	1,093	8.9%	13.0%	13.5%	12.4%
% of FP17s for the same patient ID Re-attending within 3 months - Adults	399	2,603	15.3%	17.5%	17.4%	16.7%
% of FP17s for the same patient ID Re-attending between 3 & 9 months - Children	570	1,093	52.2%	57.2%	59.0%	57.4%
% of FP17s for the same patient ID Re-attending between 3 & 9 months - Adults	1,511	2,603	58.0%	51.0%	52.6%	50.5%
% of FP17s for Band 1 Urgent Courses	197	3,503	5.6%	11.0%	9.4%	9.1%
% of FP17s Relating to Free Repair or Replacements	44	3,503	1.3%	0.9%	1.0%	0.8%
% of FP17s Relating to Continuations	76	3,503	2.2%	1.3%	1.5%	1.3%
% of Patients satisfied with the dentistry they have received	4	4	N/A	93.4%	93.7%	93.2%
% of Patients satisfied with the time they had to wait for an appointment	4	4	N/A	89.9%	90.0%	89.0%

* This is based on patients treated on this contract for their most recent course of treatment. Figures in italics indicate the base number of FP17s or Patient Questionnaire responses are less than 100. N/A is shown where the base number of responses is less than 10 during the period. % is calculated as Quantity/Base number*100

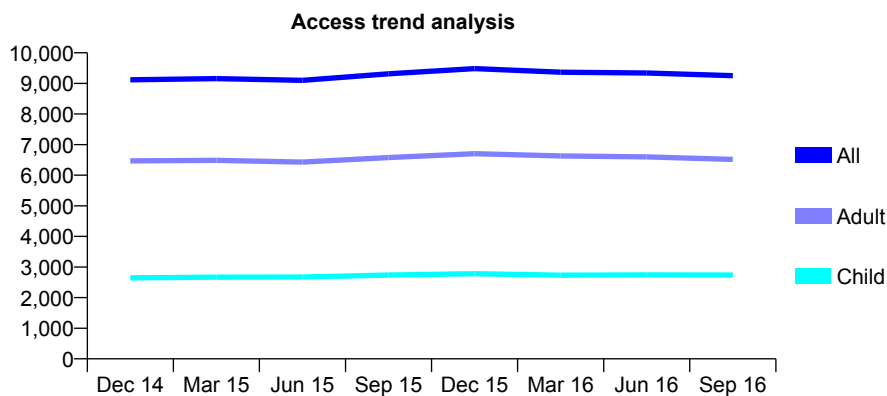
Q47 - Vital Signs At a Glance Contract Report for 101338/0017 - September 2016

Name or company name	Whitecross Dental Care Limited
Contract type name	GDS Contract
Purpose of contract	General
Contract start date	01/04/2006
Contract end date	

16/17 Contracted general activity (UDA)	30,208
Carry forward general activity (UDA)	0
16/17 Contracted orthodontic activity (UOA)	0
Carry forward orthodontic activity (UOA)	0
Baseline contract value	£931,455.49

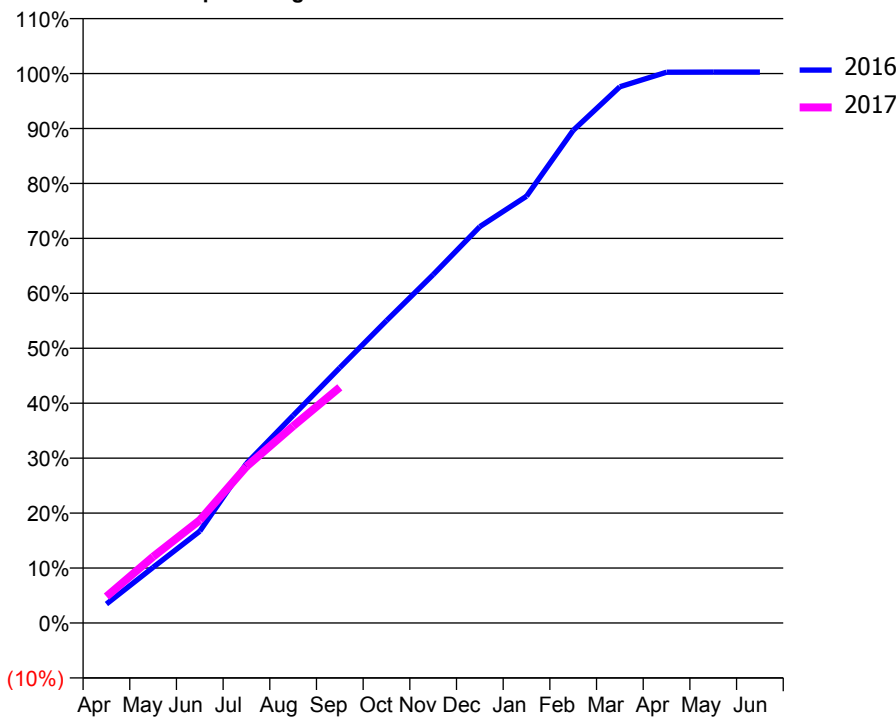
ACCESS*

Patients seen in 24 months	Total	Change since previous quarter
Quarter ending September 2015	9,315	
Quarter ending December 2015	9,483	→
Quarter ending March 2016	9,365	↓
Quarter ending June 2016	9,341	→
Quarter ending September 2016	9,254	→
Variance since September 2015	(0.7%)	→



ACTIVITY

Cumulative percentage of contracted UDA delivered 2016 & 2017



Adjusted Scheduled Activity (UDA)

Month	2016	2017
April	1,042	1,457
May	3,064	3,649
June	5,047	5,656
July	8,768	8,604
August	11,409	10,822
September	14,033	12,959
October	16,621	
November	19,152	
December	21,787	
January	23,464	
February	27,083	
March	29,480	
April	30,280	
May	30,283	
June	30,286	

QUALITY

	Quantity	Base Number	Contract	AT	Region	England
% of FP17s for the same patient ID Re-attending within 3 months - Children	93	1,690	5.5%	13.0%	13.5%	12.4%
% of FP17s for the same patient ID Re-attending within 3 months - Adults	475	3,760	12.6%	17.5%	17.4%	16.7%
% of FP17s for the same patient ID Re-attending between 3 & 9 months - Children	846	1,690	50.1%	57.2%	59.0%	57.4%
% of FP17s for the same patient ID Re-attending between 3 & 9 months - Adults	1,824	3,760	48.5%	51.0%	52.6%	50.5%
% of FP17s for Band 1 Urgent Courses	416	5,143	8.1%	11.0%	9.4%	9.1%
% of FP17s Relating to Free Repair or Replacements	24	5,143	0.5%	0.9%	1.0%	0.8%
% of FP17s Relating to Continuations	61	5,143	1.2%	1.3%	1.5%	1.3%
% of Patients satisfied with the dentistry they have received	8	8	N/A	93.4%	93.7%	93.2%
% of Patients satisfied with the time they had to wait for an appointment	7	8	N/A	89.9%	90.0%	89.0%

* This is based on patients treated on this contract for their most recent course of treatment. Figures in italics indicate the base number of FP17s or Patient Questionnaire responses are less than 100. N/A is shown where the base number of responses is less than 10 during the period. % is calculated as Quantity/Base number*100

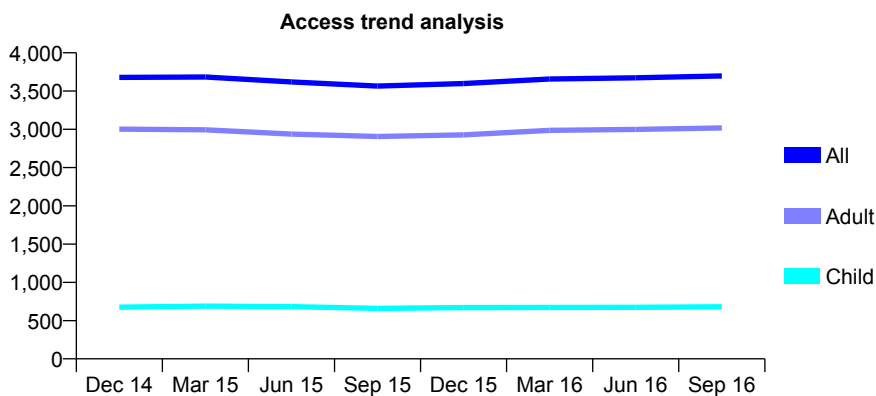
Q47 - Vital Signs At a Glance Contract Report for 101338/0023 - September 2016

Name or company name	Whitecross Dental Care Limited
Contract type name	GDS Contract
Purpose of contract	General
Contract start date	01/04/2006
Contract end date	

16/17 Contracted general activity (UDA)	12,500
Carry forward general activity (UDA)	0
16/17 Contracted orthodontic activity (UOA)	0
Carry forward orthodontic activity (UOA)	0
Baseline contract value	£301,637.93

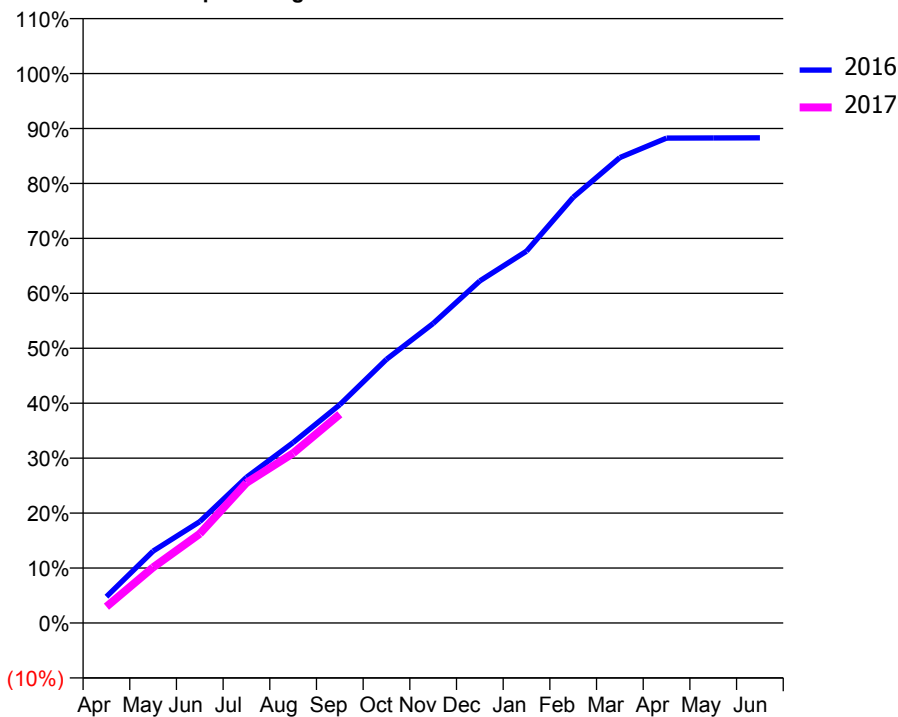
ACCESS*

Patients seen in 24 months	Total	Change since previous quarter
Quarter ending September 2015	3,566	
Quarter ending December 2015	3,598	→
Quarter ending March 2016	3,658	→
Quarter ending June 2016	3,673	→
Quarter ending September 2016	3,698	→
Variance since September 2015	3.7%	↑



ACTIVITY

Cumulative percentage of contracted UDA delivered 2016 & 2017



QUALITY

	Quantity	Base Number	Contract	AT	Region	England
% of FP17s for the same patient ID Re-attending within 3 months - Children	25	492	5.1%	13.0%	13.5%	12.4%
% of FP17s for the same patient ID Re-attending within 3 months - Adults	244	1,901	12.8%	17.5%	17.4%	16.7%
% of FP17s for the same patient ID Re-attending between 3 & 9 months - Children	257	492	52.2%	57.2%	59.0%	57.4%
% of FP17s for the same patient ID Re-attending between 3 & 9 months - Adults	885	1,901	46.6%	51.0%	52.6%	50.5%
% of FP17s for Band 1 Urgent Courses	132	2,214	6.0%	11.0%	9.4%	9.1%
% of FP17s Relating to Free Repair or Replacements	32	2,214	1.4%	0.9%	1.0%	0.8%
% of FP17s Relating to Continuations	81	2,214	3.7%	1.3%	1.5%	1.3%
% of Patients satisfied with the dentistry they have received	3	3	N/A	93.4%	93.7%	93.2%
% of Patients satisfied with the time they had to wait for an appointment	3	3	N/A	89.9%	90.0%	89.0%

* This is based on patients treated on this contract for their most recent course of treatment. Figures in italics indicate the base number of FP17s or Patient Questionnaire responses are less than 100. N/A is shown where the base number of responses is less than 10 during the period. % is calculated as Quantity/Base number*100

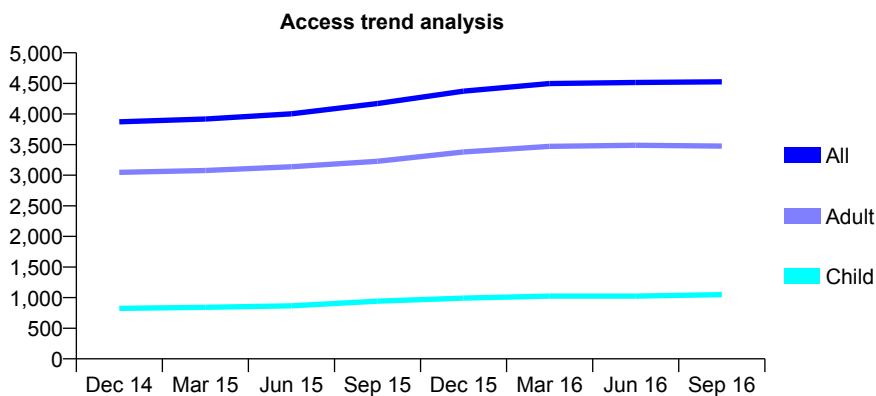
Q47 - Vital Signs At a Glance Contract Report for 101338/0044 - September 2016

Name or company name	Whitecross Dental Care Limited
Contract type name	GDS Contract
Purpose of contract	General
Contract start date	01/10/2006
Contract end date	

16/17 Contracted general activity (UDA)	12,726
Carry forward general activity (UDA)	0
16/17 Contracted orthodontic activity (UOA)	0
Carry forward orthodontic activity (UOA)	0
Baseline contract value	£352,304.46

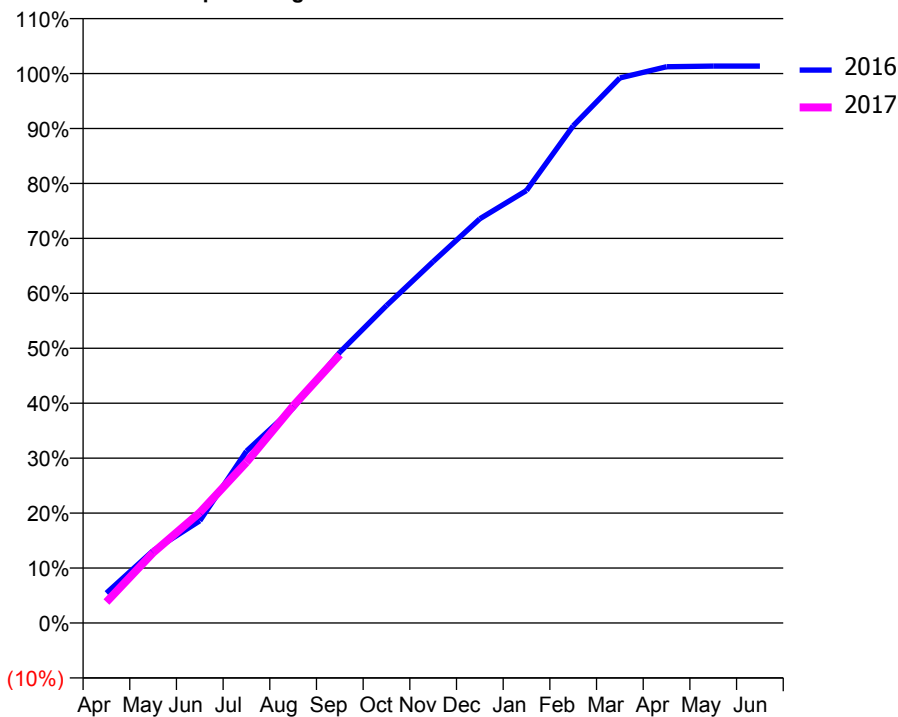
ACCESS*

Patients seen in 24 months	Total	Change since previous quarter
Quarter ending September 2015	4,170	
Quarter ending December 2015	4,373	↑
Quarter ending March 2016	4,498	↑
Quarter ending June 2016	4,515	→
Quarter ending September 2016	4,527	→
Variance since September 2015	8.6%	↑



ACTIVITY

Cumulative percentage of contracted UDA delivered 2016 & 2017



Month	Adjusted Scheduled Activity (UDA)	
	2016	2017
April	692	488
May	1,676	1,628
June	2,367	2,558
July	3,980	3,724
August	4,980	5,025
September	6,270	6,216
October	7,353	
November	8,370	
December	9,362	
January	10,018	
February	11,515	
March	12,623	
April	12,883	
May	12,898	
June	12,899	

QUALITY

	Quantity	Base Number	Contract	AT	Region	England
% of FP17s for the same patient ID Re-attending within 3 months - Children	40	753	5.3%	13.0%	13.5%	12.4%
% of FP17s for the same patient ID Re-attending within 3 months - Adults	314	2,459	12.8%	17.5%	17.4%	16.7%
% of FP17s for the same patient ID Re-attending between 3 & 9 months - Children	401	753	53.3%	57.2%	59.0%	57.4%
% of FP17s for the same patient ID Re-attending between 3 & 9 months - Adults	1,389	2,459	56.5%	51.0%	52.6%	50.5%
% of FP17s for Band 1 Urgent Courses	252	3,065	8.2%	11.0%	9.4%	9.1%
% of FP17s Relating to Free Repair or Replacements	43	3,065	1.4%	0.9%	1.0%	0.8%
% of FP17s Relating to Continuations	44	3,065	1.4%	1.3%	1.5%	1.3%
% of Patients satisfied with the dentistry they have received	3	3	N/A	93.4%	93.7%	93.2%
% of Patients satisfied with the time they had to wait for an appointment	3	3	N/A	89.9%	90.0%	89.0%

* This is based on patients treated on this contract for their most recent course of treatment. Figures in italics indicate the base number of FP17s or Patient Questionnaire responses are less than 100. N/A is shown where the base number of responses is less than 10 during the period. % is calculated as Quantity/Base number*100

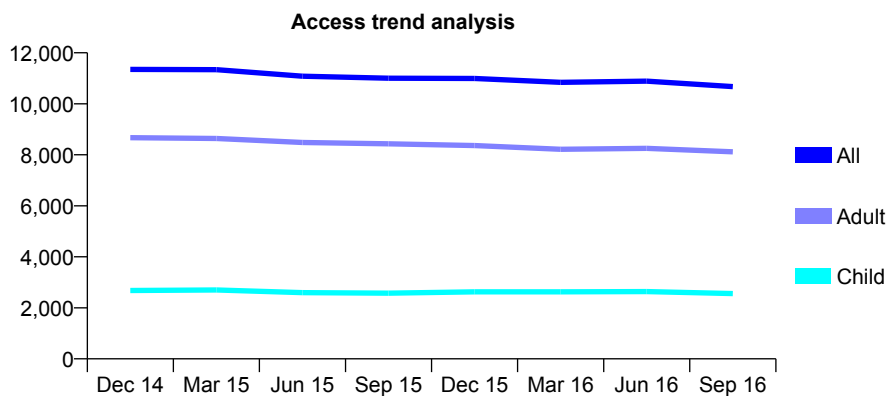
Q47 - Vital Signs At a Glance Contract Report for 101338/0115 - September 2016

Name or company name	Whitecross Dental Care Limited
Contract type name	GDS Contract
Purpose of contract	General
Contract start date	04/01/2010
Contract end date	

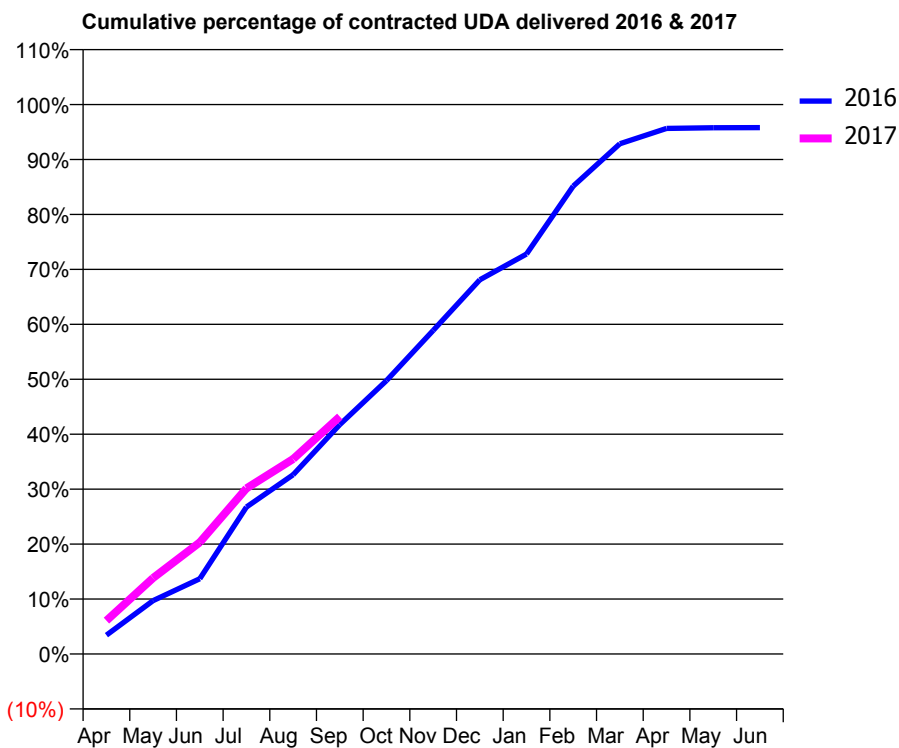
16/17 Contracted general activity (UDA)	31,263
Carry forward general activity (UDA)	0
16/17 Contracted orthodontic activity (UOA)	0
Carry forward orthodontic activity (UOA)	0
Baseline contract value	£909,065.94

ACCESS*

Patients seen in 24 months	Total	Change since previous quarter
Quarter ending September 2015	11,004	
Quarter ending December 2015	10,991	→
Quarter ending March 2016	10,844	↓
Quarter ending June 2016	10,891	→
Quarter ending September 2016	10,674	↓
Variance since September 2015	(3.0%)	↓



ACTIVITY



Month	Adjusted Scheduled Activity (UDA)	
	2016	2017
April	1,070	1,901
May	3,041	4,327
June	4,280	6,357
July	8,367	9,427
August	10,199	11,097
September	13,050	13,510
October	15,554	
November	18,407	
December	21,291	
January	22,756	
February	26,616	
March	29,031	
April	29,900	
May	29,943	
June	29,944	

QUALITY

	Quantity	Base Number	Contract	AT	Region	England
% of FP17s for the same patient ID Re-attending within 3 months - Children	88	1,615	5.4%	13.0%	13.5%	12.4%
% of FP17s for the same patient ID Re-attending within 3 months - Adults	650	4,407	14.7%	17.5%	17.4%	16.7%
% of FP17s for the same patient ID Re-attending between 3 & 9 months - Children	812	1,615	50.3%	57.2%	59.0%	57.4%
% of FP17s for the same patient ID Re-attending between 3 & 9 months - Adults	1,681	4,407	38.1%	51.0%	52.6%	50.5%
% of FP17s for Band 1 Urgent Courses	391	5,614	7.0%	11.0%	9.4%	9.1%
% of FP17s Relating to Free Repair or Replacements	45	5,614	0.8%	0.9%	1.0%	0.8%
% of FP17s Relating to Continuations	143	5,614	2.5%	1.3%	1.5%	1.3%
% of Patients satisfied with the dentistry they have received	14	15	93.3%	93.4%	93.7%	93.2%
% of Patients satisfied with the time they had to wait for an appointment	13	15	86.7%	89.9%	90.0%	89.0%

* This is based on patients treated on this contract for their most recent course of treatment. Figures in italics indicate the base number of FP17s or Patient Questionnaire responses are less than 100. N/A is shown where the base number of responses is less than 10 during the period. % is calculated as Quantity/Base number*100

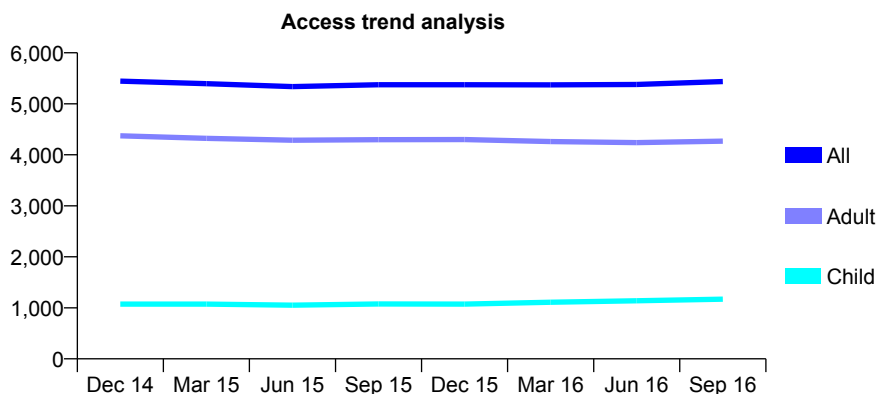
Q47 - Vital Signs At a Glance Contract Report for 101338/0123 - September 2016

Name or company name	Whitecross Dental Care Limited
Contract type name	GDS Contract
Purpose of contract	General
Contract start date	19/05/2010
Contract end date	

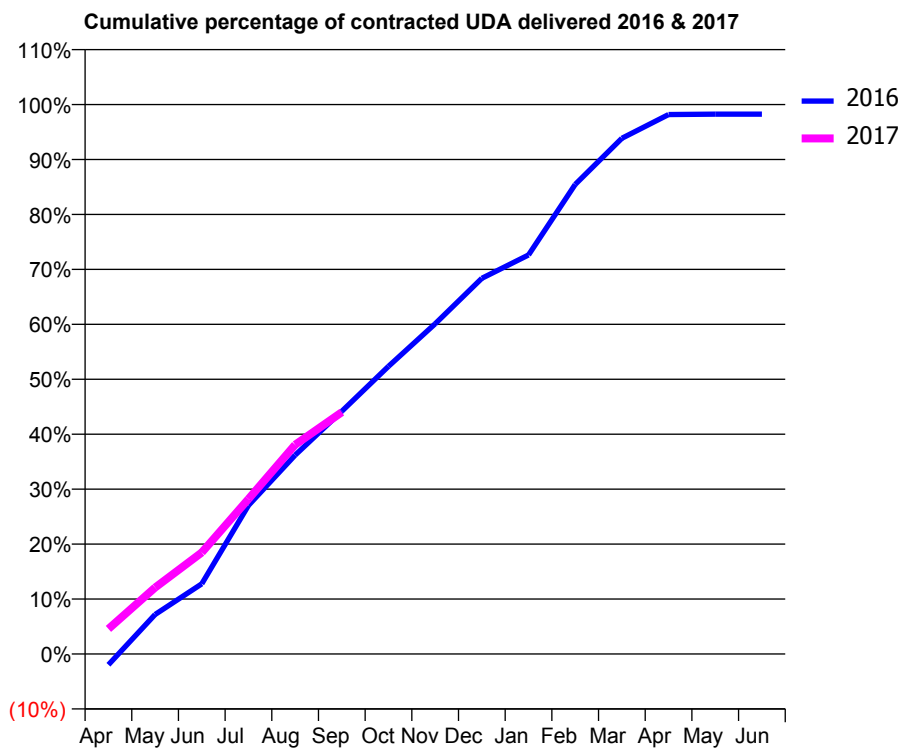
16/17 Contracted general activity (UDA)	17,100
Carry forward general activity (UDA)	0
16/17 Contracted orthodontic activity (UOA)	0
Carry forward orthodontic activity (UOA)	0
Baseline contract value	£511,834.51

ACCESS*

Patients seen in 24 months	Total	Change since previous quarter
Quarter ending September 2015	5,373	
Quarter ending December 2015	5,373	→
Quarter ending March 2016	5,371	→
Quarter ending June 2016	5,378	→
Quarter ending September 2016	5,436	→
Variance since September 2015	1.2%	→



ACTIVITY



Month	Adjusted Scheduled Activity (UDA)	
	2016	2017
April	-337	784
May	1,231	2,067
June	2,185	3,161
July	4,624	4,825
August	6,189	6,512
September	7,553	7,525
October	8,955	
November	10,279	
December	11,690	
January	12,418	
February	14,614	
March	16,049	
April	16,786	
May	16,798	
June	16,798	

QUALITY

	Quantity	Base Number	Contract	AT	Region	England
% of FP17s for the same patient ID Re-attending within 3 months - Children	105	1,019	10.3%	13.0%	13.5%	12.4%
% of FP17s for the same patient ID Re-attending within 3 months - Adults	313	2,543	12.3%	17.5%	17.4%	16.7%
% of FP17s for the same patient ID Re-attending between 3 & 9 months - Children	590	1,019	57.9%	57.2%	59.0%	57.4%
% of FP17s for the same patient ID Re-attending between 3 & 9 months - Adults	1,162	2,543	45.7%	51.0%	52.6%	50.5%
% of FP17s for Band 1 Urgent Courses	212	3,273	6.5%	11.0%	9.4%	9.1%
% of FP17s Relating to Free Repair or Replacements	39	3,273	1.2%	0.9%	1.0%	0.8%
% of FP17s Relating to Continuations	78	3,273	2.4%	1.3%	1.5%	1.3%
% of Patients satisfied with the dentistry they have received	7	7	N/A	93.4%	93.7%	93.2%
% of Patients satisfied with the time they had to wait for an appointment	7	7	N/A	89.9%	90.0%	89.0%

* This is based on patients treated on this contract for their most recent course of treatment. Figures in italics indicate the base number of FP17s or Patient Questionnaire responses are less than 100. N/A is shown where the base number of responses is less than 10 during the period. % is calculated as Quantity/Base number*100

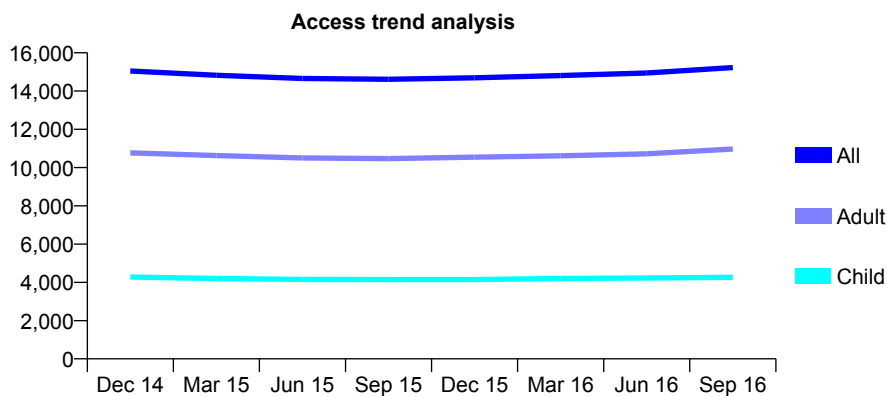
Q47 - Vital Signs At a Glance Contract Report for 101370/0021 - September 2016

Name or company name	Petrie Tucker & Partners Ltd
Contract type name	GDS Contract
Purpose of contract	General
Contract start date	01/04/2006
Contract end date	

16/17 Contracted general activity (UDA)	47,600
Carry forward general activity (UDA)	0
16/17 Contracted orthodontic activity (UOA)	0
Carry forward orthodontic activity (UOA)	0
Baseline contract value	£1,262,085.57

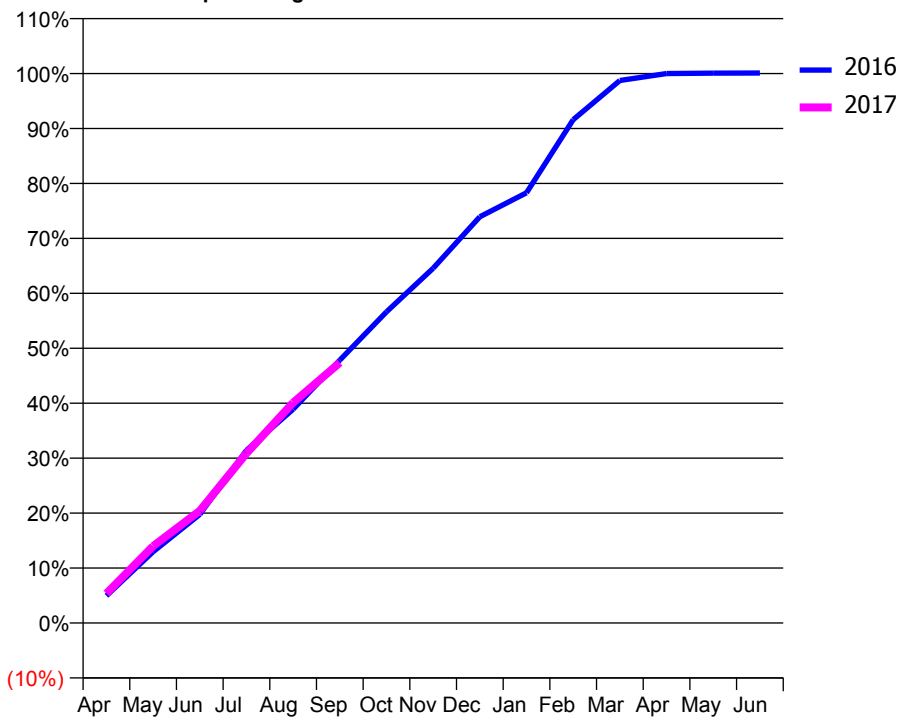
ACCESS*

Patients seen in 24 months	Total	Change since previous quarter
Quarter ending September 2015	14,615	
Quarter ending December 2015	14,691	→
Quarter ending March 2016	14,811	→
Quarter ending June 2016	14,945	→
Quarter ending September 2016	15,232	→
Variance since September 2015	4.2%	↑



ACTIVITY

Cumulative percentage of contracted UDA delivered 2016 & 2017



Month	Adjusted Scheduled Activity (UDA)	
	2016	2017
April	2,360	2,561
May	6,178	6,655
June	9,406	9,717
July	14,967	14,697
August	18,524	19,091
September	22,777	22,551
October	26,960	
November	30,733	
December	35,195	
January	37,268	
February	43,600	
March	46,994	
April	47,599	
May	47,635	
June	47,642	

QUALITY

	Quantity	Base Number	Contract	AT	Region	England
% of FP17s for the same patient ID Re-attending within 3 months - Children	258	3,276	7.9%	13.0%	13.5%	12.4%
% of FP17s for the same patient ID Re-attending within 3 months - Adults	924	6,930	13.3%	17.5%	17.4%	16.7%
% of FP17s for the same patient ID Re-attending between 3 & 9 months - Children	1,873	3,276	57.2%	57.2%	59.0%	57.4%
% of FP17s for the same patient ID Re-attending between 3 & 9 months - Adults	3,484	6,930	50.3%	51.0%	52.6%	50.5%
% of FP17s for Band 1 Urgent Courses	691	9,915	7.0%	11.0%	9.4%	9.1%
% of FP17s Relating to Free Repair or Replacements	52	9,915	0.5%	0.9%	1.0%	0.8%
% of FP17s Relating to Continuations	180	9,915	1.8%	1.3%	1.5%	1.3%
% of Patients satisfied with the dentistry they have received	12	12	100.0%	93.4%	93.7%	93.2%
% of Patients satisfied with the time they had to wait for an appointment	10	12	83.3%	89.9%	90.0%	89.0%

* This is based on patients treated on this contract for their most recent course of treatment. Figures in italics indicate the base number of FP17s or Patient Questionnaire responses are less than 100. N/A is shown where the base number of responses is less than 10 during the period. % is calculated as Quantity/Base number*100

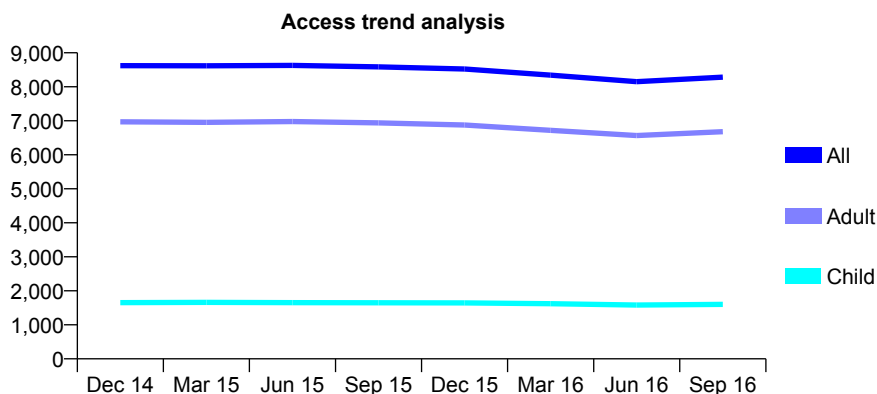
Q47 - Vital Signs At a Glance Contract Report for 101370/0043 - September 2016

Name or company name	Petrie Tucker & Partners Ltd
Contract type name	GDS Contract
Purpose of contract	General
Contract start date	01/04/2006
Contract end date	

16/17 Contracted general activity (UDA)	27,015
Carry forward general activity (UDA)	0
16/17 Contracted orthodontic activity (UOA)	0
Carry forward orthodontic activity (UOA)	0
Baseline contract value	£762,795.14

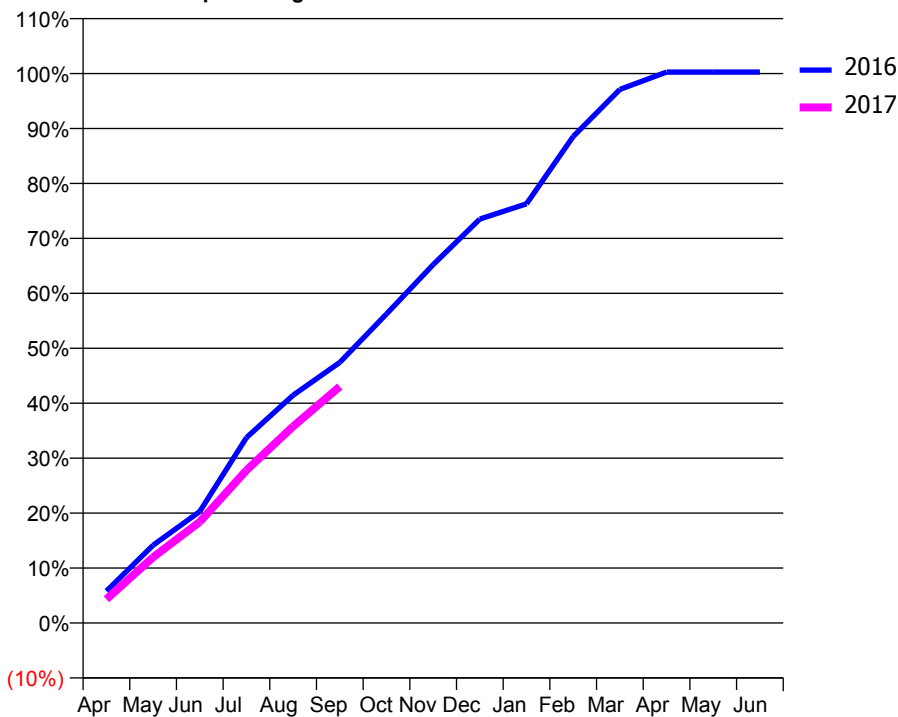
ACCESS*

Patients seen in 24 months	Total	Change since previous quarter
Quarter ending September 2015	8,587	
Quarter ending December 2015	8,522	→
Quarter ending March 2016	8,344	↓
Quarter ending June 2016	8,151	↓
Quarter ending September 2016	8,283	→
Variance since September 2015	(3.5%)	↓



ACTIVITY

Cumulative percentage of contracted UDA delivered 2016 & 2017



Month	Adjusted Scheduled Activity (UDA)	
	2016	2017
April	1,571	1,168
May	3,827	3,233
June	5,481	4,976
July	9,118	7,511
August	11,203	9,665
September	12,813	11,626
October	15,193	
November	17,617	
December	19,863	
January	20,608	
February	23,916	
March	26,233	
April	27,082	
May	27,083	
June	27,083	

QUALITY

	Quantity	Base Number	Contract	AT	Region	England
% of FP17s for the same patient ID Re-attending within 3 months - Children	81	1,133	7.1%	13.0%	13.5%	12.4%
% of FP17s for the same patient ID Re-attending within 3 months - Adults	591	4,449	13.3%	17.5%	17.4%	16.7%
% of FP17s for the same patient ID Re-attending between 3 & 9 months - Children	623	1,133	55.0%	57.2%	59.0%	57.4%
% of FP17s for the same patient ID Re-attending between 3 & 9 months - Adults	2,184	4,449	49.1%	51.0%	52.6%	50.5%
% of FP17s for Band 1 Urgent Courses	295	5,153	5.7%	11.0%	9.4%	9.1%
% of FP17s Relating to Free Repair or Replacements	85	5,153	1.6%	0.9%	1.0%	0.8%
% of FP17s Relating to Continuations	121	5,153	2.3%	1.3%	1.5%	1.3%
% of Patients satisfied with the dentistry they have received	5	6	N/A	93.4%	93.7%	93.2%
% of Patients satisfied with the time they had to wait for an appointment	6	6	N/A	89.9%	90.0%	89.0%

* This is based on patients treated on this contract for their most recent course of treatment. Figures in italics indicate the base number of FP17s or Patient Questionnaire responses are less than 100. N/A is shown where the base number of responses is less than 10 during the period. % is calculated as Quantity/Base number*100

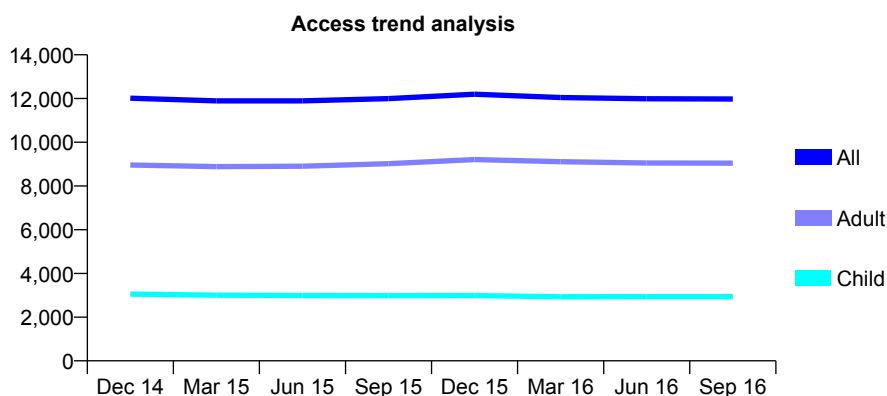
Q47 - Vital Signs At a Glance Contract Report for 101370/0084 - September 2016

Name or company name	Petrie Tucker & Partners Ltd
Contract type name	GDS Contract
Purpose of contract	General
Contract start date	01/04/2007
Contract end date	

16/17 Contracted general activity (UDA)	33,780
Carry forward general activity (UDA)	0
16/17 Contracted orthodontic activity (UOA)	0
Carry forward orthodontic activity (UOA)	0
Baseline contract value	£1,021,468.48

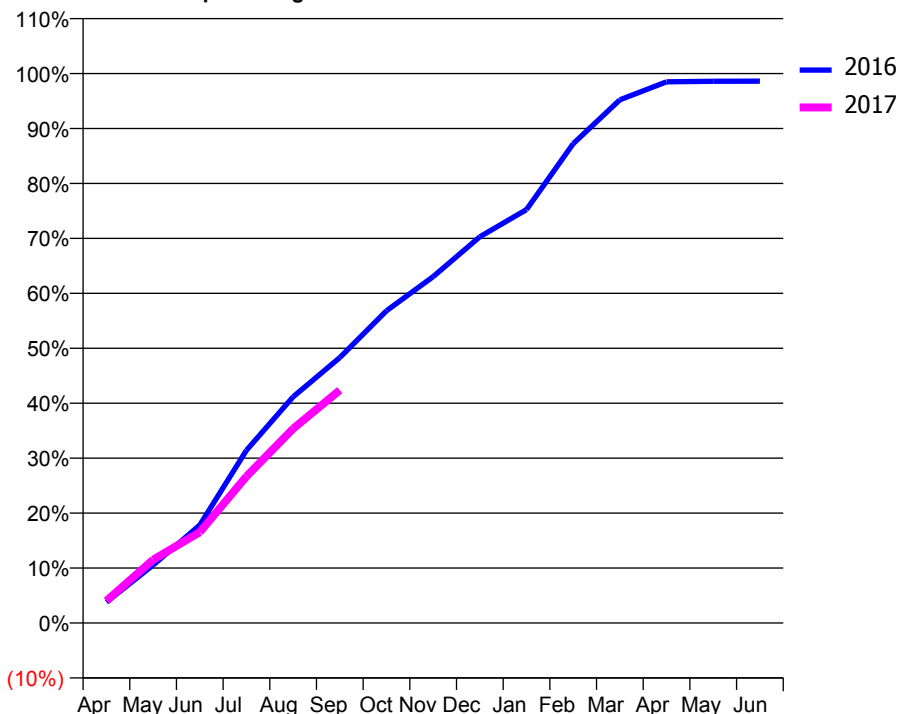
ACCESS*

Patients seen in 24 months	Total	Change since previous quarter
Quarter ending September 2015	11,995	
Quarter ending December 2015	12,199	→
Quarter ending March 2016	12,046	↓
Quarter ending June 2016	11,988	→
Quarter ending September 2016	11,979	→
Variance since September 2015	(0.1%)	→



ACTIVITY

Cumulative percentage of contracted UDA delivered 2016 & 2017



Month	Adjusted Scheduled Activity (UDA)	
	2016	2017
April	1,283	1,361
May	3,563	3,890
June	6,017	5,587
July	10,617	9,015
August	13,904	11,946
September	16,316	14,316
October	19,191	
November	21,294	
December	23,740	
January	25,418	
February	29,463	
March	32,166	
April	33,266	
May	33,302	
June	33,309	

QUALITY

	Quantity	Base Number	Contract	AT	Region	England
% of FP17s for the same patient ID Re-attending within 3 months - Children	130	1,834	7.1%	13.0%	13.5%	12.4%
% of FP17s for the same patient ID Re-attending within 3 months - Adults	887	5,323	16.7%	17.5%	17.4%	16.7%
% of FP17s for the same patient ID Re-attending between 3 & 9 months - Children	802	1,834	43.7%	57.2%	59.0%	57.4%
% of FP17s for the same patient ID Re-attending between 3 & 9 months - Adults	2,214	5,323	41.6%	51.0%	52.6%	50.5%
% of FP17s for Band 1 Urgent Courses	652	6,562	9.9%	11.0%	9.4%	9.1%
% of FP17s Relating to Free Repair or Replacements	57	6,562	0.9%	0.9%	1.0%	0.8%
% of FP17s Relating to Continuations	213	6,562	3.2%	1.3%	1.5%	1.3%
% of Patients satisfied with the dentistry they have received	15	16	93.8%	93.4%	93.7%	93.2%
% of Patients satisfied with the time they had to wait for an appointment	13	16	81.3%	89.9%	90.0%	89.0%

* This is based on patients treated on this contract for their most recent course of treatment. Figures in italics indicate the base number of FP17s or Patient Questionnaire responses are less than 100. N/A is shown where the base number of responses is less than 10 during the period. % is calculated as Quantity/Base number*100

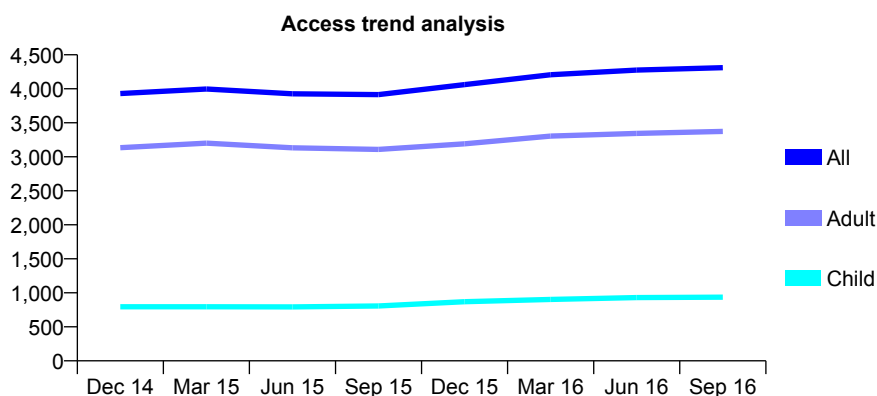
Q47 - Vital Signs At a Glance Contract Report for 101435/0096 - September 2016

Name or company name	IDH Limited
Contract type name	GDS Contract
Purpose of contract	General
Contract start date	25/04/2008
Contract end date	

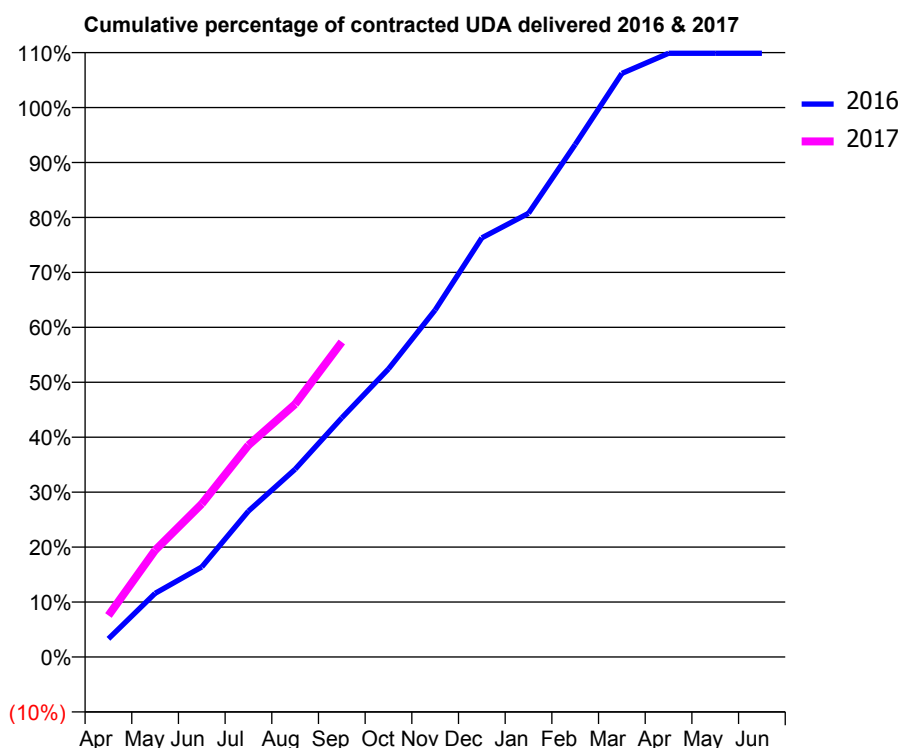
16/17 Contracted general activity (UDA)	13,242
Carry forward general activity (UDA)	0
16/17 Contracted orthodontic activity (UOA)	0
Carry forward orthodontic activity (UOA)	0
Baseline contract value	£323,377.67

ACCESS*

Patients seen in 24 months	Total	Change since previous quarter
Quarter ending September 2015	3,915	
Quarter ending December 2015	4,061	↑
Quarter ending March 2016	4,207	↑
Quarter ending June 2016	4,275	→
Quarter ending September 2016	4,310	→
Variance since September 2015	10.1%	↑



ACTIVITY



Month	Adjusted Scheduled Activity (UDA)	
	2016	2017
April	439	1,000
May	1,535	2,571
June	2,171	3,691
July	3,518	5,105
August	4,525	6,094
September	5,762	7,591
October	6,944	
November	8,362	
December	10,102	
January	10,694	
February	12,352	
March	14,062	
April	14,548	
May	14,548	
June	14,548	

QUALITY

	Quantity	Base Number	Contract	AT	Region	England
% of FP17s for the same patient ID Re-attending within 3 months - Children	37	569	6.5%	13.0%	13.5%	12.4%
% of FP17s for the same patient ID Re-attending within 3 months - Adults	345	2,153	16.0%	17.5%	17.4%	16.7%
% of FP17s for the same patient ID Re-attending between 3 & 9 months - Children	226	569	39.7%	57.2%	59.0%	57.4%
% of FP17s for the same patient ID Re-attending between 3 & 9 months - Adults	867	2,153	40.3%	51.0%	52.6%	50.5%
% of FP17s for Band 1 Urgent Courses	267	2,607	10.2%	11.0%	9.4%	9.1%
% of FP17s Relating to Free Repair or Replacements	25	2,607	1.0%	0.9%	1.0%	0.8%
% of FP17s Relating to Continuations	42	2,607	1.6%	1.3%	1.5%	1.3%
% of Patients satisfied with the dentistry they have received	17	18	94.4%	93.4%	93.7%	93.2%
% of Patients satisfied with the time they had to wait for an appointment	15	18	83.3%	89.9%	90.0%	89.0%

* This is based on patients treated on this contract for their most recent course of treatment. Figures in italics indicate the base number of FP17s or Patient Questionnaire responses are less than 100. N/A is shown where the base number of responses is less than 10 during the period. % is calculated as Quantity/Base number*100

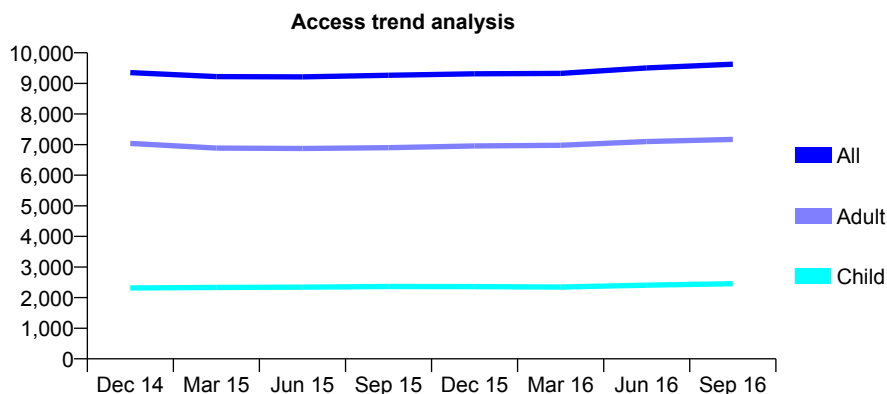
Q47 - Vital Signs At a Glance Contract Report for 101435/0097 - September 2016

Name or company name	IDH Limited
Contract type name	GDS Contract
Purpose of contract	General
Contract start date	07/05/2008
Contract end date	

16/17 Contracted general activity (UDA)	25,500
Carry forward general activity (UDA)	0
16/17 Contracted orthodontic activity (UOA)	0
Carry forward orthodontic activity (UOA)	0
Baseline contract value	£563,546.29

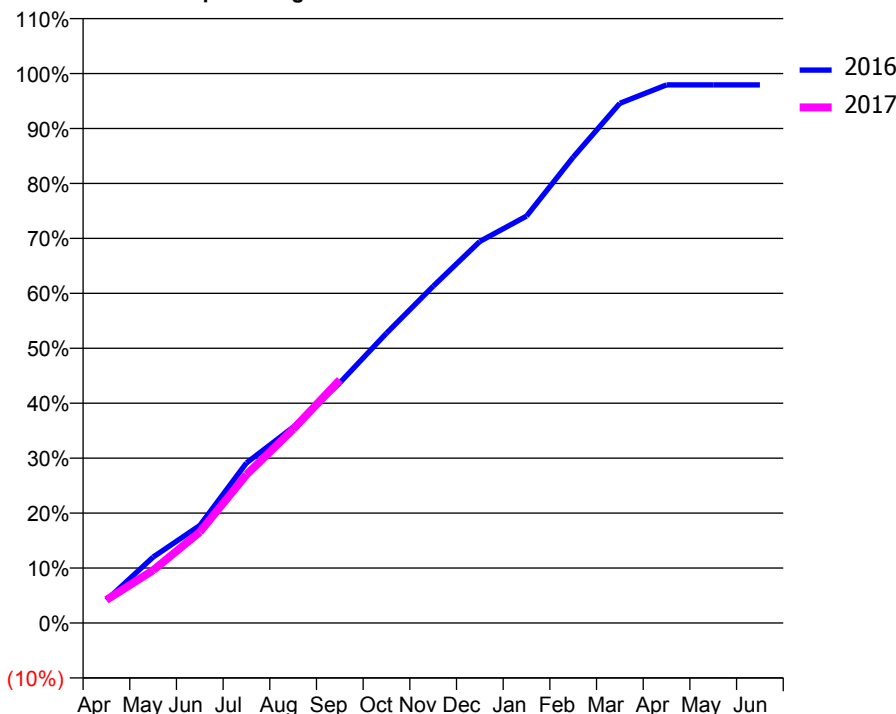
ACCESS*

Patients seen in 24 months	Total	Change since previous quarter
Quarter ending September 2015	9,266	
Quarter ending December 2015	9,314	→
Quarter ending March 2016	9,328	→
Quarter ending June 2016	9,506	→
Quarter ending September 2016	9,626	→
Variance since September 2015	3.9%	↑



ACTIVITY

Cumulative percentage of contracted UDA delivered 2016 & 2017



Month	Adjusted Scheduled Activity (UDA)	
	2016	2017
April	1,059	1,075
May	3,057	2,445
June	4,529	4,223
July	7,429	6,886
August	9,090	8,997
September	11,146	11,286
October	13,447	
November	15,627	
December	17,706	
January	18,881	
February	21,617	
March	24,118	
April	24,972	
May	24,972	
June	24,972	

QUALITY

	Quantity	Base Number	Contract	AT	Region	England
% of FP17s for the same patient ID Re-attending within 3 months - Children	64	1,518	4.2%	13.0%	13.5%	12.4%
% of FP17s for the same patient ID Re-attending within 3 months - Adults	361	3,907	9.2%	17.5%	17.4%	16.7%
% of FP17s for the same patient ID Re-attending between 3 & 9 months - Children	703	1,518	46.3%	57.2%	59.0%	57.4%
% of FP17s for the same patient ID Re-attending between 3 & 9 months - Adults	1,758	3,907	45.0%	51.0%	52.6%	50.5%
% of FP17s for Band 1 Urgent Courses	228	5,130	4.4%	11.0%	9.4%	9.1%
% of FP17s Relating to Free Repair or Replacements	47	5,130	0.9%	0.9%	1.0%	0.8%
% of FP17s Relating to Continuations	63	5,130	1.2%	1.3%	1.5%	1.3%
% of Patients satisfied with the dentistry they have received	6	6	N/A	93.4%	93.7%	93.2%
% of Patients satisfied with the time they had to wait for an appointment	6	6	N/A	89.9%	90.0%	89.0%

* This is based on patients treated on this contract for their most recent course of treatment. Figures in italics indicate the base number of FP17s or Patient Questionnaire responses are less than 100. N/A is shown where the base number of responses is less than 10 during the period. % is calculated as Quantity/Base number*100

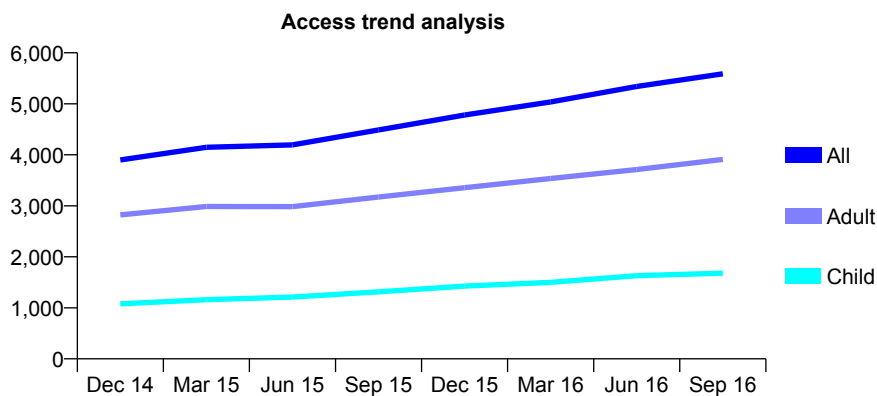
Q47 - Vital Signs At a Glance Contract Report for 101435/0144 - September 2016

Name or company name	IDH Limited
Contract type name	GDS Contract
Purpose of contract	General
Contract start date	01/12/2012
Contract end date	

16/17 Contracted general activity (UDA)	11,252
Carry forward general activity (UDA)	0
16/17 Contracted orthodontic activity (UOA)	0
Carry forward orthodontic activity (UOA)	0
Baseline contract value	£331,556.75

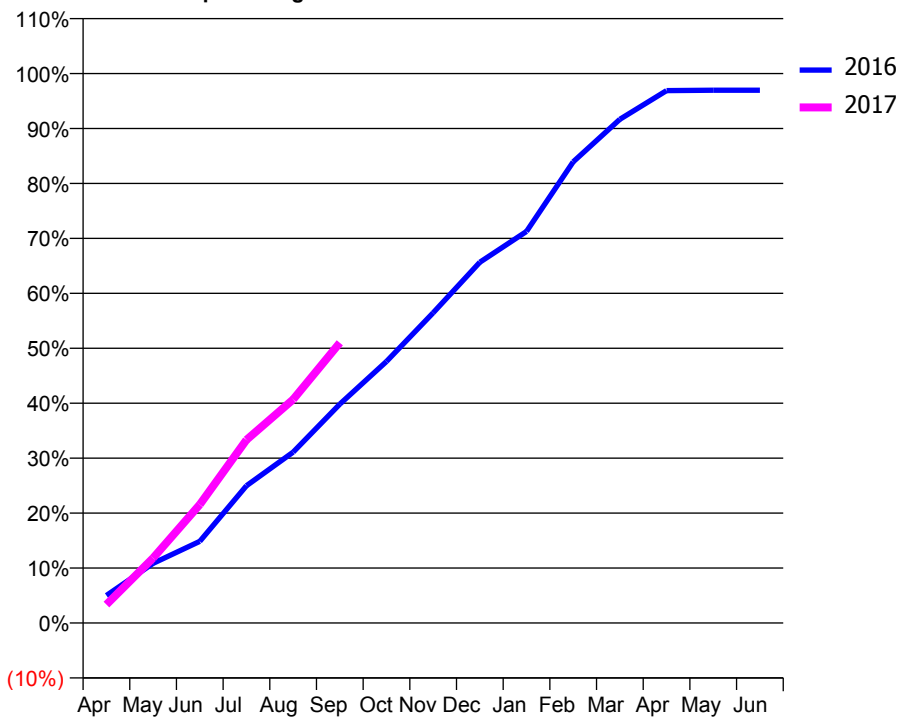
ACCESS*

Patients seen in 24 months	Total	Change since previous quarter
Quarter ending September 2015	4,487	
Quarter ending December 2015	4,780	↑
Quarter ending March 2016	5,036	↑
Quarter ending June 2016	5,340	↑
Quarter ending September 2016	5,589	↑
Variance since September 2015	24.6%	↑



ACTIVITY

Cumulative percentage of contracted UDA delivered 2016 & 2017



Month	Adjusted Scheduled Activity (UDA)	
	2016	2017
April	564	378
May	1,223	1,332
June	1,672	2,427
July	2,811	3,751
August	3,500	4,578
September	4,483	5,739
October	5,357	
November	6,354	
December	7,388	
January	8,019	
February	9,444	
March	10,313	
April	10,901	
May	10,910	
June	10,910	

QUALITY

	Quantity	Base Number	Contract	AT	Region	England
% of FP17s for the same patient ID Re-attending within 3 months - Children	50	1,216	4.1%	13.0%	13.5%	12.4%
% of FP17s for the same patient ID Re-attending within 3 months - Adults	174	2,282	7.6%	17.5%	17.4%	16.7%
% of FP17s for the same patient ID Re-attending between 3 & 9 months - Children	643	1,216	52.9%	57.2%	59.0%	57.4%
% of FP17s for the same patient ID Re-attending between 3 & 9 months - Adults	845	2,282	37.0%	51.0%	52.6%	50.5%
% of FP17s for Band 1 Urgent Courses	130	3,179	4.1%	11.0%	9.4%	9.1%
% of FP17s Relating to Free Repair or Replacements	17	3,179	0.5%	0.9%	1.0%	0.8%
% of FP17s Relating to Continuations	34	3,179	1.1%	1.3%	1.5%	1.3%
% of Patients satisfied with the dentistry they have received	4	4	N/A	93.4%	93.7%	93.2%
% of Patients satisfied with the time they had to wait for an appointment	4	4	N/A	89.9%	90.0%	89.0%

* This is based on patients treated on this contract for their most recent course of treatment. Figures in italics indicate the base number of FP17s or Patient Questionnaire responses are less than 100. N/A is shown where the base number of responses is less than 10 during the period. % is calculated as Quantity/Base number*100

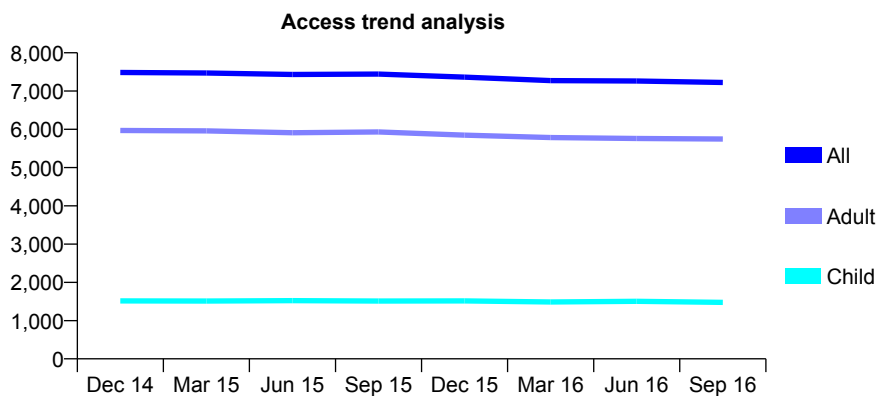
Q47 - Vital Signs At a Glance Contract Report for 102350/0001 - September 2016

Name or company name	Complete Dental
Contract type name	GDS Contract
Purpose of contract	General
Contract start date	01/04/2006
Contract end date	

16/17 Contracted general activity (UDA)	24,000
Carry forward general activity (UDA)	-38
16/17 Contracted orthodontic activity (UOA)	0
Carry forward orthodontic activity (UOA)	0
Baseline contract value	£575,884.09

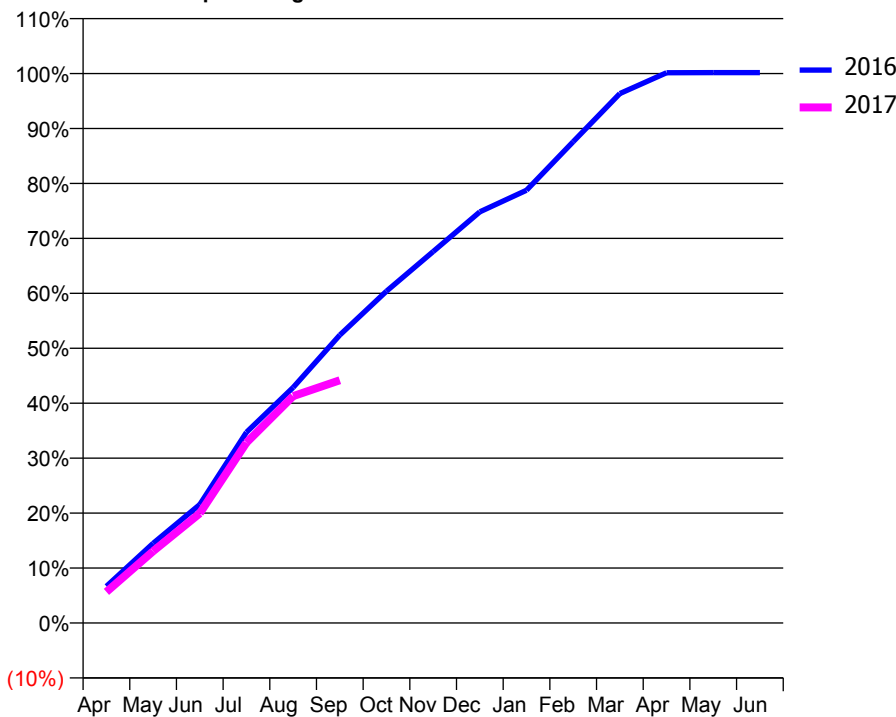
ACCESS*

Patients seen in 24 months	Total	Change since previous quarter
Quarter ending September 2015	7,443	
Quarter ending December 2015	7,363	↓
Quarter ending March 2016	7,272	↓
Quarter ending June 2016	7,263	→
Quarter ending September 2016	7,224	→
Variance since September 2015	(2.9%)	↓



ACTIVITY

Cumulative percentage of contracted UDA delivered 2016 & 2017



Adjusted Scheduled Activity (UDA)

Month	2016	2017
April	1,602	1,361
May	3,478	3,135
June	5,176	4,790
July	8,333	7,874
August	10,291	9,912
September	12,578	10,603
October	14,492	
November	16,220	
December	17,961	
January	18,905	
February	21,024	
March	23,122	
April	24,035	
May	24,038	
June	24,038	

QUALITY

	Quantity	Base Number	Contract	AT	Region	England
% of FP17s for the same patient ID Re-attending within 3 months - Children	106	1,188	8.9%	13.0%	13.5%	12.4%
% of FP17s for the same patient ID Re-attending within 3 months - Adults	660	4,391	15.0%	17.5%	17.4%	16.7%
% of FP17s for the same patient ID Re-attending between 3 & 9 months - Children	788	1,188	66.3%	57.2%	59.0%	57.4%
% of FP17s for the same patient ID Re-attending between 3 & 9 months - Adults	2,319	4,391	52.8%	51.0%	52.6%	50.5%
% of FP17s for Band 1 Urgent Courses	260	5,161	5.0%	11.0%	9.4%	9.1%
% of FP17s Relating to Free Repair or Replacements	101	5,161	2.0%	0.9%	1.0%	0.8%
% of FP17s Relating to Continuations	92	5,161	1.8%	1.3%	1.5%	1.3%
% of Patients satisfied with the dentistry they have received	14	14	100.0%	93.4%	93.7%	93.2%
% of Patients satisfied with the time they had to wait for an appointment	13	14	92.9%	89.9%	90.0%	89.0%

* This is based on patients treated on this contract for their most recent course of treatment. Figures in italics indicate the base number of FP17s or Patient Questionnaire responses are less than 100. N/A is shown where the base number of responses is less than 10 during the period. % is calculated as Quantity/Base number*100

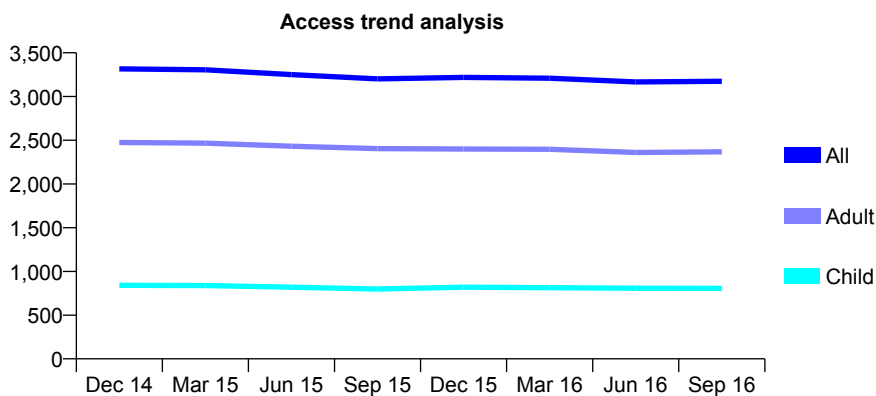
Q47 - Vital Signs At a Glance Contract Report for 103578/0001 - September 2016

Name or company name	Lostock Hall Dental Care Ltd
Contract type name	GDS Contract
Purpose of contract	General
Contract start date	01/11/2009
Contract end date	

16/17 Contracted general activity (UDA)	9,683
Carry forward general activity (UDA)	223
16/17 Contracted orthodontic activity (UOA)	0
Carry forward orthodontic activity (UOA)	0
Baseline contract value	£259,973.54

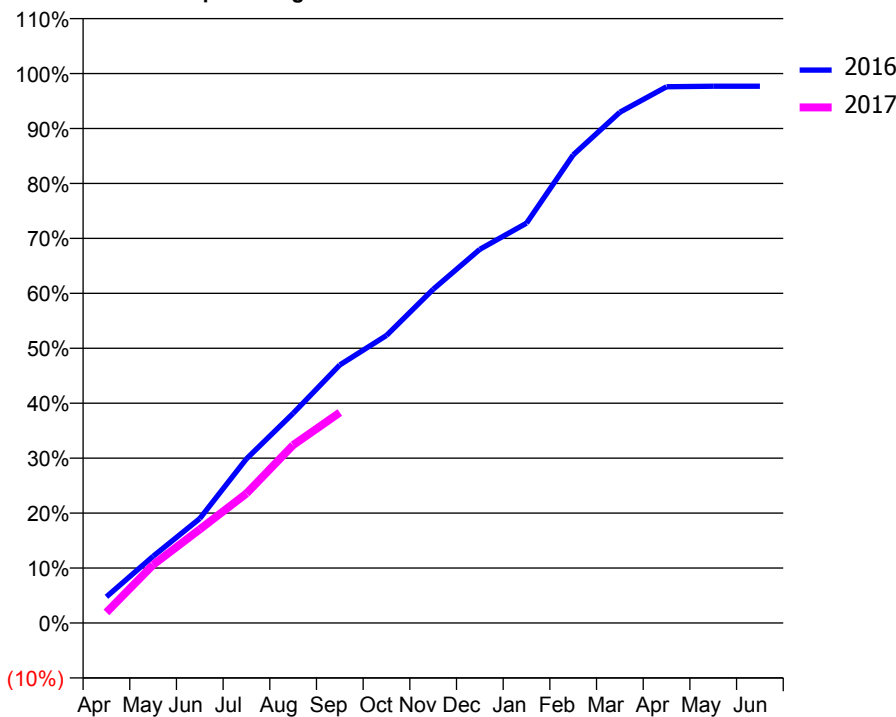
ACCESS*

Patients seen in 24 months	Total	Change since previous quarter
Quarter ending September 2015	3,202	
Quarter ending December 2015	3,219	→
Quarter ending March 2016	3,210	→
Quarter ending June 2016	3,167	↓
Quarter ending September 2016	3,174	→
Variance since September 2015	(0.9%)	→



ACTIVITY

Cumulative percentage of contracted UDA delivered 2016 & 2017



Adjusted Scheduled Activity (UDA)

Month	2016	2017
April	462	187
May	1,177	1,027
June	1,842	1,650
July	2,894	2,282
August	3,695	3,135
September	4,549	3,710
October	5,068	
November	5,881	
December	6,585	
January	7,046	
February	8,248	
March	9,002	
April	9,450	
May	9,459	
June	9,460	

QUALITY

	Quantity	Base Number	Contract	AT	Region	England
% of FP17s for the same patient ID Re-attending within 3 months - Children	34	620	5.5%	13.0%	13.5%	12.4%
% of FP17s for the same patient ID Re-attending within 3 months - Adults	296	1,789	16.5%	17.5%	17.4%	16.7%
% of FP17s for the same patient ID Re-attending between 3 & 9 months - Children	434	620	70.0%	57.2%	59.0%	57.4%
% of FP17s for the same patient ID Re-attending between 3 & 9 months - Adults	1,119	1,789	62.5%	51.0%	52.6%	50.5%
% of FP17s for Band 1 Urgent Courses	180	2,162	8.3%	11.0%	9.4%	9.1%
% of FP17s Relating to Free Repair or Replacements	43	2,162	2.0%	0.9%	1.0%	0.8%
% of FP17s Relating to Continuations	14	2,162	0.6%	1.3%	1.5%	1.3%
% of Patients satisfied with the dentistry they have received	9	9	N/A	93.4%	93.7%	93.2%
% of Patients satisfied with the time they had to wait for an appointment	8	9	N/A	89.9%	90.0%	89.0%

* This is based on patients treated on this contract for their most recent course of treatment. Figures in italics indicate the base number of FP17s or Patient Questionnaire responses are less than 100. N/A is shown where the base number of responses is less than 10 during the period. % is calculated as Quantity/Base number*100

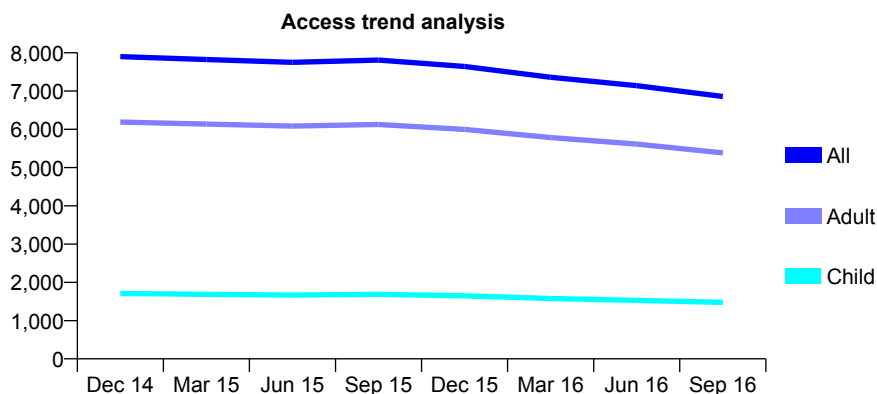
Q47 - Vital Signs At a Glance Contract Report for 105198/0001 - September 2016

Name or company name	Stacksteads Dental Practice
Contract type name	GDS Contract
Purpose of contract	General
Contract start date	01/04/2009
Contract end date	

16/17 Contracted general activity (UDA)	18,100
Carry forward general activity (UDA)	0
16/17 Contracted orthodontic activity (UOA)	0
Carry forward orthodontic activity (UOA)	0
Baseline contract value	£547,182.12

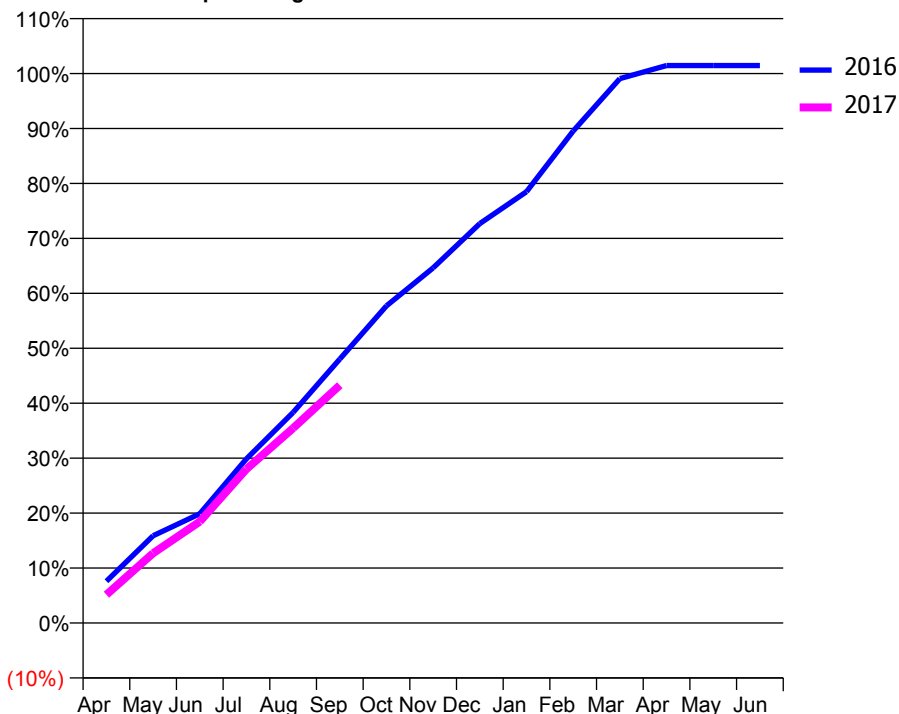
ACCESS*

Patients seen in 24 months	Total	Change since previous quarter
Quarter ending September 2015	7,811	
Quarter ending December 2015	7,643	↓
Quarter ending March 2016	7,362	↓
Quarter ending June 2016	7,141	↓
Quarter ending September 2016	6,860	↓
Variance since September 2015	(12.2%)	↓



ACTIVITY

Cumulative percentage of contracted UDA delivered 2016 & 2017



Adjusted Scheduled Activity (UDA)

Month	2016	2017
April	1,377	931
May	2,877	2,301
June	3,598	3,341
July	5,411	5,070
August	6,936	6,418
September	8,692	7,836
October	10,445	
November	11,700	
December	13,158	
January	14,205	
February	16,206	
March	17,933	
April	18,361	
May	18,362	
June	18,363	

QUALITY

	Quantity	Base Number	Contract	AT	Region	England
% of FP17s for the same patient ID Re-attending within 3 months - Children	73	973	7.5%	13.0%	13.5%	12.4%
% of FP17s for the same patient ID Re-attending within 3 months - Adults	392	3,451	11.4%	17.5%	17.4%	16.7%
% of FP17s for the same patient ID Re-attending between 3 & 9 months - Children	567	973	58.3%	57.2%	59.0%	57.4%
% of FP17s for the same patient ID Re-attending between 3 & 9 months - Adults	2,085	3,451	60.4%	51.0%	52.6%	50.5%
% of FP17s for Band 1 Urgent Courses	228	4,217	5.4%	11.0%	9.4%	9.1%
% of FP17s Relating to Free Repair or Replacements	29	4,217	0.7%	0.9%	1.0%	0.8%
% of FP17s Relating to Continuations	16	4,217	0.4%	1.3%	1.5%	1.3%
% of Patients satisfied with the dentistry they have received	11	11	100.0%	93.4%	93.7%	93.2%
% of Patients satisfied with the time they had to wait for an appointment	8	11	72.7%	89.9%	90.0%	89.0%

* This is based on patients treated on this contract for their most recent course of treatment. Figures in italics indicate the base number of FP17s or Patient Questionnaire responses are less than 100. N/A is shown where the base number of responses is less than 10 during the period. % is calculated as Quantity/Base number*100

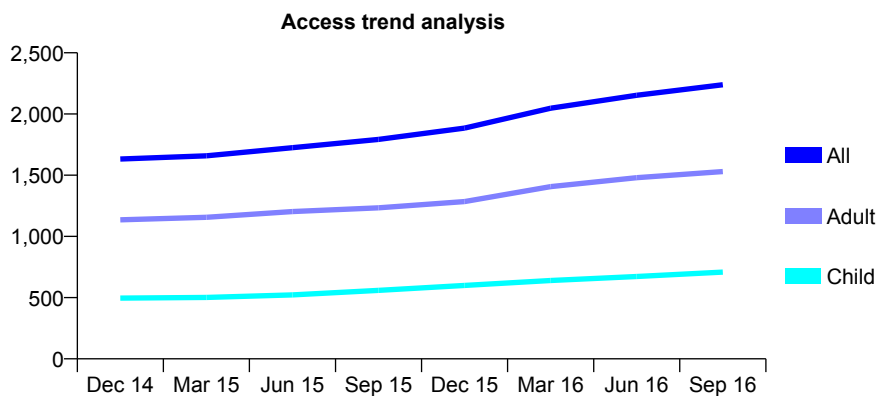
Q47 - Vital Signs At a Glance Contract Report for 105406/0001 - September 2016

Name or company name	Clayton Brook Dental Surgery
Contract type name	GDS Contract
Purpose of contract	General
Contract start date	01/06/2010
Contract end date	

16/17 Contracted general activity (UDA)	7,000
Carry forward general activity (UDA)	0
16/17 Contracted orthodontic activity (UOA)	0
Carry forward orthodontic activity (UOA)	0
Baseline contract value	£138,962.58

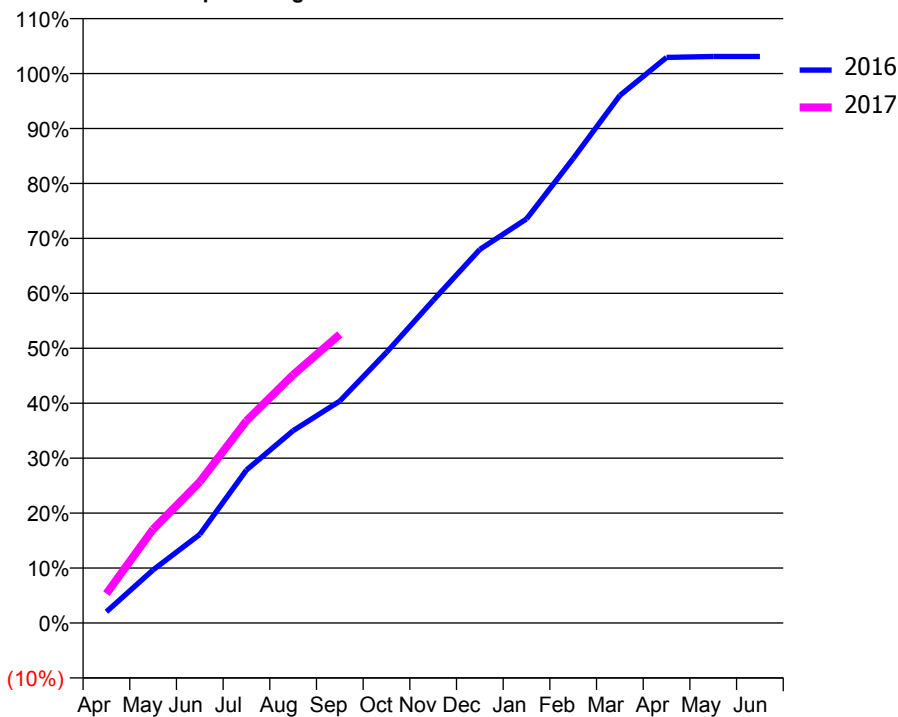
ACCESS*

Patients seen in 24 months	Total	Change since previous quarter
Quarter ending September 2015	1,793	
Quarter ending December 2015	1,885	↑
Quarter ending March 2016	2,047	↑
Quarter ending June 2016	2,153	↑
Quarter ending September 2016	2,239	↑
Variance since September 2015	24.9%	↑



ACTIVITY

Cumulative percentage of contracted UDA delivered 2016 & 2017



Adjusted Scheduled Activity (UDA)

Month	2016	2017
April	144	375
May	676	1,195
June	1,128	1,797
July	1,949	2,577
August	2,450	3,162
September	2,827	3,677
October	3,448	
November	4,109	
December	4,759	
January	5,148	
February	5,917	
March	6,720	
April	7,204	
May	7,216	
June	7,217	

QUALITY

	Quantity	Base Number	Contract	AT	Region	England
% of FP17s for the same patient ID Re-attending within 3 months - Children	87	659	13.2%	13.0%	13.5%	12.4%
% of FP17s for the same patient ID Re-attending within 3 months - Adults	279	1,232	22.6%	17.5%	17.4%	16.7%
% of FP17s for the same patient ID Re-attending between 3 & 9 months - Children	387	659	58.7%	57.2%	59.0%	57.4%
% of FP17s for the same patient ID Re-attending between 3 & 9 months - Adults	582	1,232	47.2%	51.0%	52.6%	50.5%
% of FP17s for Band 1 Urgent Courses	123	1,667	7.4%	11.0%	9.4%	9.1%
% of FP17s Relating to Free Repair or Replacements	35	1,667	2.1%	0.9%	1.0%	0.8%
% of FP17s Relating to Continuations	79	1,667	4.7%	1.3%	1.5%	1.3%
% of Patients satisfied with the dentistry they have received	4	4	N/A	93.4%	93.7%	93.2%
% of Patients satisfied with the time they had to wait for an appointment	4	4	N/A	89.9%	90.0%	89.0%

* This is based on patients treated on this contract for their most recent course of treatment. Figures in italics indicate the base number of FP17s or Patient Questionnaire responses are less than 100. N/A is shown where the base number of responses is less than 10 during the period. % is calculated as Quantity/Base number*100

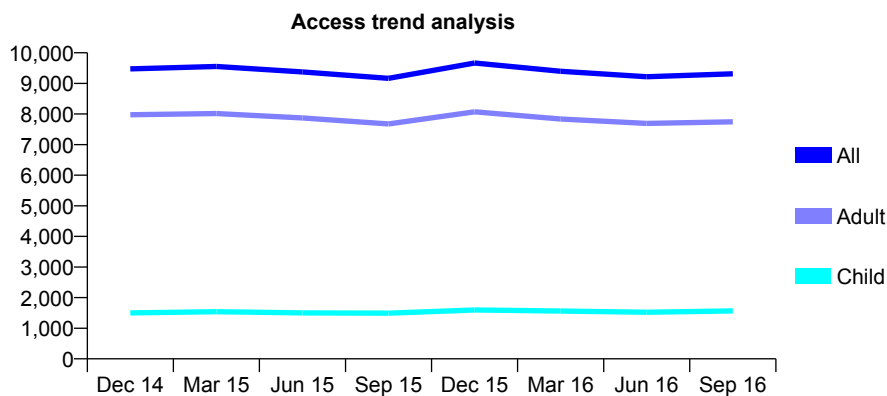
Q47 - Vital Signs At a Glance Contract Report for 106984/0002 - September 2016

Name or company name	Ravat & Ray Dental Care
Contract type name	GDS Contract
Purpose of contract	General
Contract start date	01/09/2009
Contract end date	

16/17 Contracted general activity (UDA)	31,670
Carry forward general activity (UDA)	0
16/17 Contracted orthodontic activity (UOA)	0
Carry forward orthodontic activity (UOA)	0
Baseline contract value	£1,132,782.31

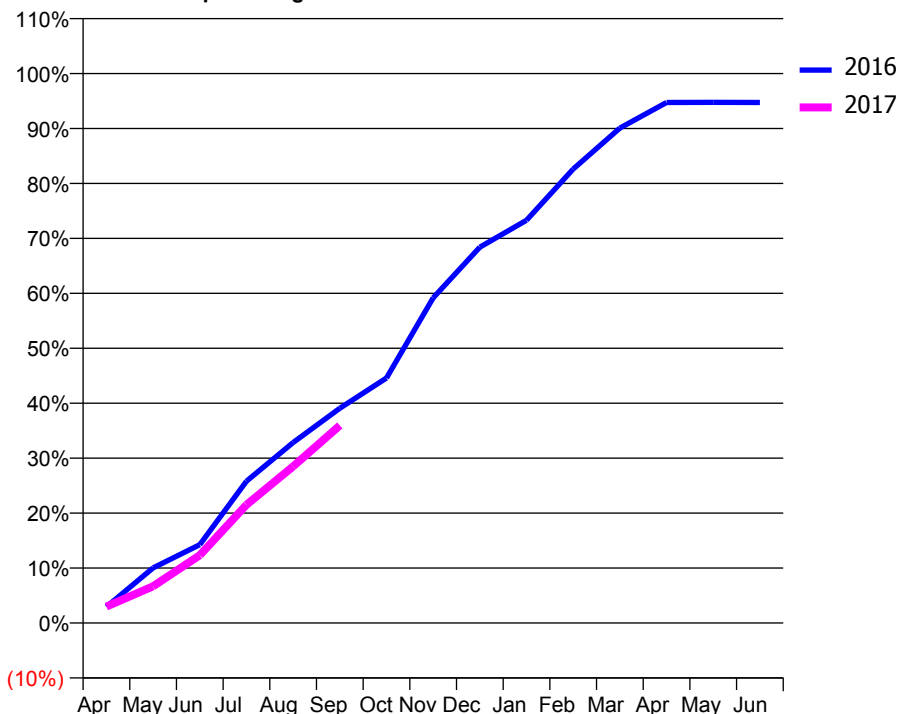
ACCESS*

Patients seen in 24 months	Total	Change since previous quarter
Quarter ending September 2015	9,166	
Quarter ending December 2015	9,668	↑
Quarter ending March 2016	9,397	↓
Quarter ending June 2016	9,218	↓
Quarter ending September 2016	9,314	→
Variance since September 2015	1.6%	→



ACTIVITY

Cumulative percentage of contracted UDA delivered 2016 & 2017



Month	Adjusted Scheduled Activity (UDA)	
	2016	2017
April	930	950
May	3,178	2,116
June	4,518	3,906
July	8,171	6,811
August	10,400	9,023
September	12,374	11,382
October	14,121	
November	18,744	
December	21,660	
January	23,214	
February	26,163	
March	28,524	
April	30,001	
May	30,007	
June	30,003	

QUALITY

	Quantity	Base Number	Contract	AT	Region	England
% of FP17s for the same patient ID Re-attending within 3 months - Children	83	1,170	7.1%	13.0%	13.5%	12.4%
% of FP17s for the same patient ID Re-attending within 3 months - Adults	1,078	5,838	18.5%	17.5%	17.4%	16.7%
% of FP17s for the same patient ID Re-attending between 3 & 9 months - Children	702	1,170	60.0%	57.2%	59.0%	57.4%
% of FP17s for the same patient ID Re-attending between 3 & 9 months - Adults	3,153	5,838	54.0%	51.0%	52.6%	50.5%
% of FP17s for Band 1 Urgent Courses	1,185	6,362	18.6%	11.0%	9.4%	9.1%
% of FP17s Relating to Free Repair or Replacements	104	6,362	1.6%	0.9%	1.0%	0.8%
% of FP17s Relating to Continuations	13	6,362	0.2%	1.3%	1.5%	1.3%
% of Patients satisfied with the dentistry they have received	10	10	100.0%	93.4%	93.7%	93.2%
% of Patients satisfied with the time they had to wait for an appointment	10	10	100.0%	89.9%	90.0%	89.0%

* This is based on patients treated on this contract for their most recent course of treatment. Figures in italics indicate the base number of FP17s or Patient Questionnaire responses are less than 100. N/A is shown where the base number of responses is less than 10 during the period. % is calculated as Quantity/Base number*100

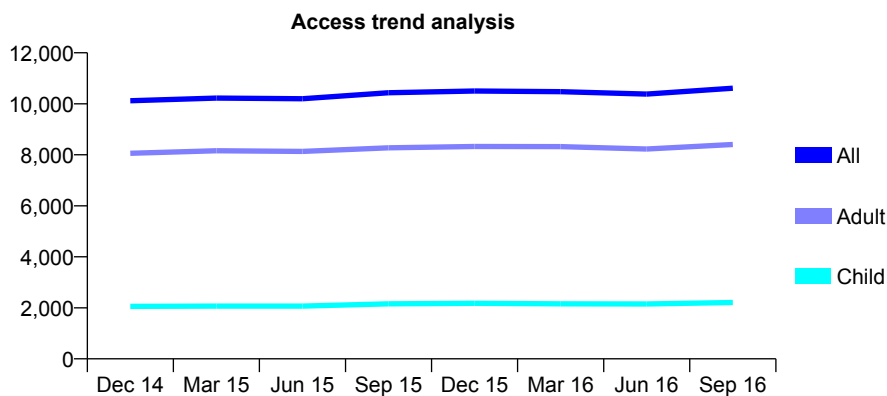
Q47 - Vital Signs At a Glance Contract Report for 106984/0003 - September 2016

Name or company name	Ravat & Ray Dental Care
Contract type name	GDS Contract
Purpose of contract	General
Contract start date	01/09/2009
Contract end date	

16/17 Contracted general activity (UDA)	24,300
Carry forward general activity (UDA)	0
16/17 Contracted orthodontic activity (UOA)	0
Carry forward orthodontic activity (UOA)	0
Baseline contract value	£791,772.54

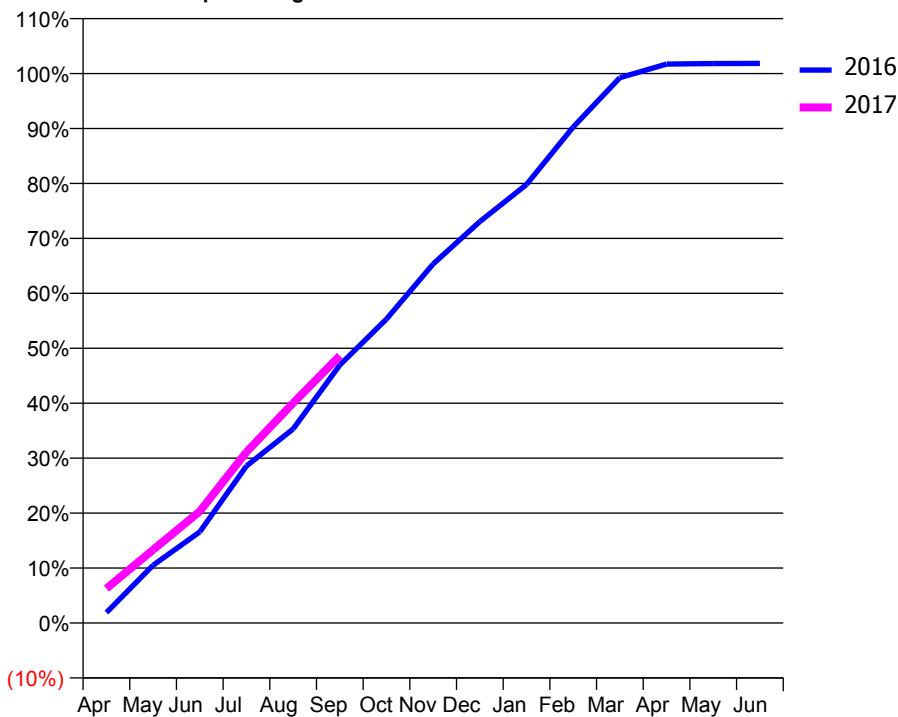
ACCESS*

Patients seen in 24 months	Total	Change since previous quarter
Quarter ending September 2015	10,434	
Quarter ending December 2015	10,504	→
Quarter ending March 2016	10,476	→
Quarter ending June 2016	10,380	→
Quarter ending September 2016	10,614	↑
Variance since September 2015	1.7%	→



ACTIVITY

Cumulative percentage of contracted UDA delivered 2016 & 2017



Adjusted Scheduled Activity (UDA)

Month	2016	2017
April	461	1,524
May	2,557	3,240
June	4,029	4,940
July	6,941	7,561
August	8,585	9,728
September	11,407	11,820
October	13,444	
November	15,878	
December	17,754	
January	19,390	
February	21,931	
March	24,116	
April	24,720	
May	24,743	
June	24,746	

QUALITY

	Quantity	Base Number	Contract	AT	Region	England
% of FP17s for the same patient ID Re-attending within 3 months - Children	227	1,996	11.4%	13.0%	13.5%	12.4%
% of FP17s for the same patient ID Re-attending within 3 months - Adults	670	5,555	12.1%	17.5%	17.4%	16.7%
% of FP17s for the same patient ID Re-attending between 3 & 9 months - Children	1,153	1,996	57.8%	57.2%	59.0%	57.4%
% of FP17s for the same patient ID Re-attending between 3 & 9 months - Adults	2,360	5,555	42.5%	51.0%	52.6%	50.5%
% of FP17s for Band 1 Urgent Courses	2,159	7,100	30.4%	11.0%	9.4%	9.1%
% of FP17s Relating to Free Repair or Replacements	46	7,100	0.6%	0.9%	1.0%	0.8%
% of FP17s Relating to Continuations	19	7,100	0.3%	1.3%	1.5%	1.3%
% of Patients satisfied with the dentistry they have received	4	4	N/A	93.4%	93.7%	93.2%
% of Patients satisfied with the time they had to wait for an appointment	4	4	N/A	89.9%	90.0%	89.0%

* This is based on patients treated on this contract for their most recent course of treatment. Figures in italics indicate the base number of FP17s or Patient Questionnaire responses are less than 100. N/A is shown where the base number of responses is less than 10 during the period. % is calculated as Quantity/Base number*100

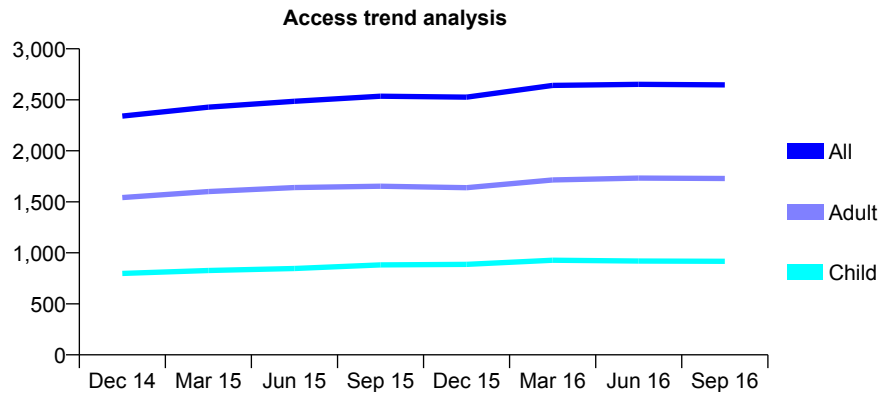
Q47 - Vital Signs At a Glance Contract Report for 106984/0005 - September 2016

Name or company name	Ravat & Ray Dental Care
Contract type name	GDS Contract
Purpose of contract	General
Contract start date	01/10/2011
Contract end date	

16/17 Contracted general activity (UDA)	7,250
Carry forward general activity (UDA)	0
16/17 Contracted orthodontic activity (UOA)	0
Carry forward orthodontic activity (UOA)	0
Baseline contract value	£388,522.54

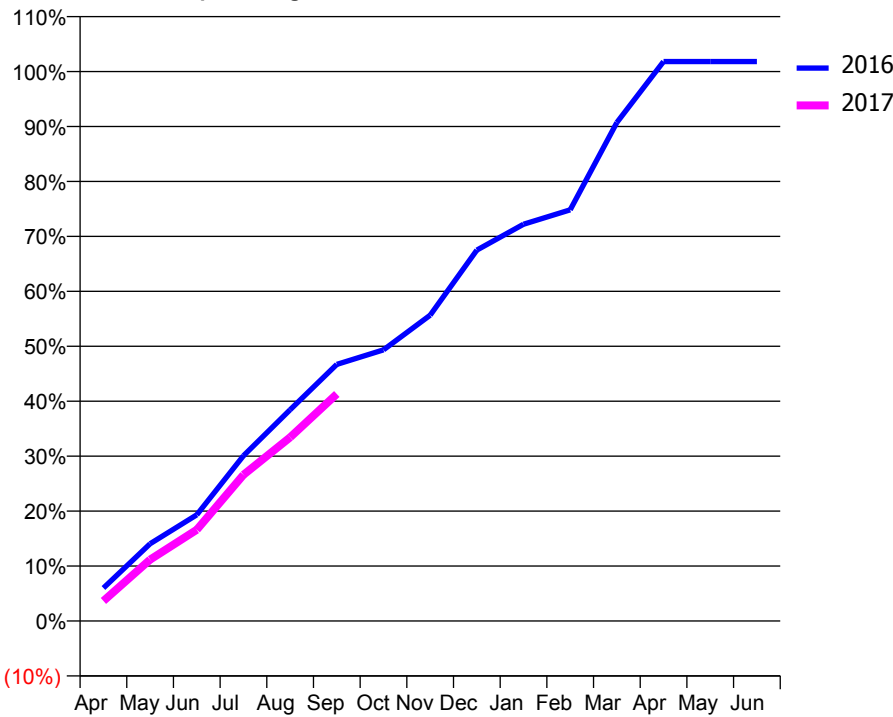
ACCESS*

Patients seen in 24 months	Total	Change since previous quarter
Quarter ending September 2015	2,535	
Quarter ending December 2015	2,526	→
Quarter ending March 2016	2,641	↑
Quarter ending June 2016	2,652	→
Quarter ending September 2016	2,646	→
Variance since September 2015	4.4%	↑



ACTIVITY

Cumulative percentage of contracted UDA delivered 2016 & 2017



Month	Adjusted Scheduled Activity (UDA)	
	2016	2017
April	435	265
May	1,020	810
June	1,402	1,204
July	2,181	1,930
August	2,787	2,423
September	3,386	2,995
October	3,577	
November	4,035	
December	4,894	
January	5,235	
February	5,426	
March	6,577	
April	7,381	
May	7,381	
June	7,381	

QUALITY

	Quantity	Base Number	Contract	AT	Region	England
% of FP17s for the same patient ID Re-attending within 3 months - Children	33	712	4.6%	13.0%	13.5%	12.4%
% of FP17s for the same patient ID Re-attending within 3 months - Adults	138	1,170	11.8%	17.5%	17.4%	16.7%
% of FP17s for the same patient ID Re-attending between 3 & 9 months - Children	385	712	54.1%	57.2%	59.0%	57.4%
% of FP17s for the same patient ID Re-attending between 3 & 9 months - Adults	562	1,170	48.0%	51.0%	52.6%	50.5%
% of FP17s for Band 1 Urgent Courses	201	1,507	13.3%	11.0%	9.4%	9.1%
% of FP17s Relating to Free Repair or Replacements	2	1,507	0.1%	0.9%	1.0%	0.8%
% of FP17s Relating to Continuations	1	1,507	0.1%	1.3%	1.5%	1.3%
% of Patients satisfied with the dentistry they have received	1	1	N/A	93.4%	93.7%	93.2%
% of Patients satisfied with the time they had to wait for an appointment	1	1	N/A	89.9%	90.0%	89.0%

* This is based on patients treated on this contract for their most recent course of treatment. Figures in italics indicate the base number of FP17s or Patient Questionnaire responses are less than 100. N/A is shown where the base number of responses is less than 10 during the period. % is calculated as Quantity/Base number*100

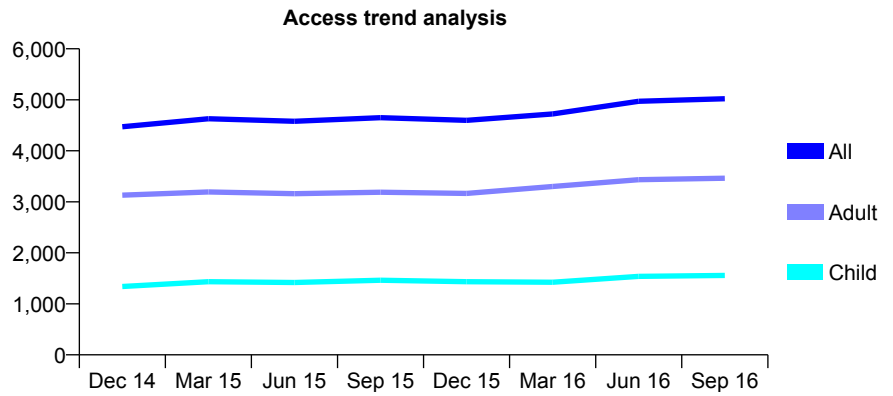
Q47 - Vital Signs At a Glance Contract Report for 107611/0001 - September 2016

Name or company name	Synergy Dental CLinic Ltd
Contract type name	GDS Contract
Purpose of contract	General
Contract start date	01/04/2008
Contract end date	

16/17 Contracted general activity (UDA)	17,552
Carry forward general activity (UDA)	13
16/17 Contracted orthodontic activity (UOA)	0
Carry forward orthodontic activity (UOA)	0
Baseline contract value	£429,801.29

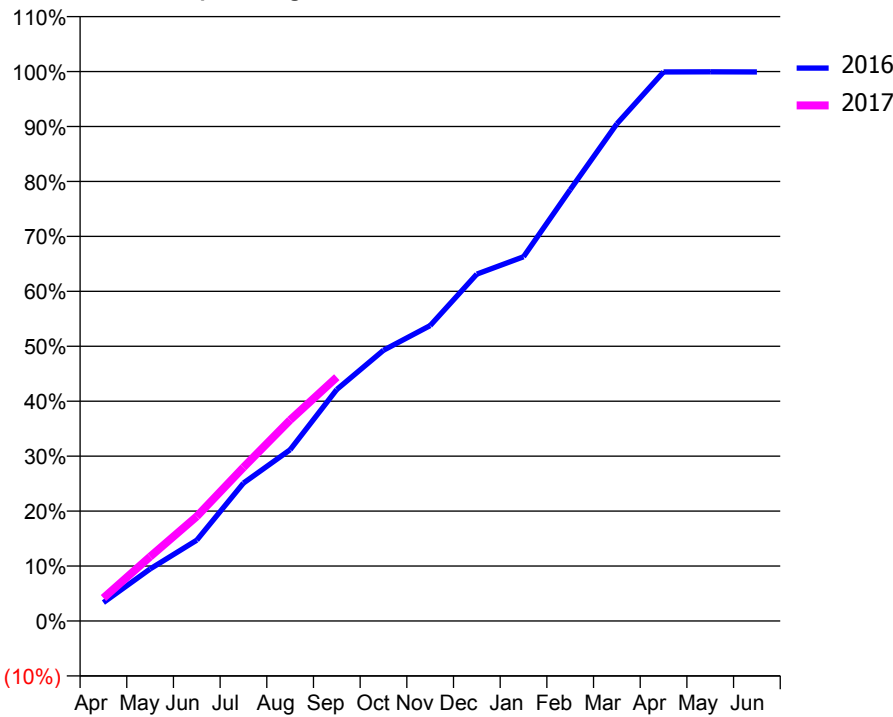
ACCESS*

Patients seen in 24 months	Total	Change since previous quarter
Quarter ending September 2015	4,649	
Quarter ending December 2015	4,597	↓
Quarter ending March 2016	4,724	↑
Quarter ending June 2016	4,971	↑
Quarter ending September 2016	5,021	→
Variance since September 2015	8.0%	↑



ACTIVITY

Cumulative percentage of contracted UDA delivered 2016 & 2017



Month	Adjusted Scheduled Activity (UDA)	
	2016	2017
April	590	733
May	1,665	2,055
June	2,582	3,341
July	4,405	4,908
August	5,473	6,421
September	7,395	7,790
October	8,651	
November	9,438	
December	11,083	
January	11,634	
February	13,777	
March	15,881	
April	17,538	
May	17,540	
June	17,539	

QUALITY

	Quantity	Base Number	Contract	AT	Region	England
% of FP17s for the same patient ID Re-attending within 3 months - Children	124	1,311	9.5%	13.0%	13.5%	12.4%
% of FP17s for the same patient ID Re-attending within 3 months - Adults	435	2,831	15.4%	17.5%	17.4%	16.7%
% of FP17s for the same patient ID Re-attending between 3 & 9 months - Children	688	1,311	52.5%	57.2%	59.0%	57.4%
% of FP17s for the same patient ID Re-attending between 3 & 9 months - Adults	1,477	2,831	52.2%	51.0%	52.6%	50.5%
% of FP17s for Band 1 Urgent Courses	149	3,645	4.1%	11.0%	9.4%	9.1%
% of FP17s Relating to Free Repair or Replacements	10	3,645	0.3%	0.9%	1.0%	0.8%
% of FP17s Relating to Continuations	40	3,645	1.1%	1.3%	1.5%	1.3%
% of Patients satisfied with the dentistry they have received	9	9	N/A	93.4%	93.7%	93.2%
% of Patients satisfied with the time they had to wait for an appointment	8	9	N/A	89.9%	90.0%	89.0%

* This is based on patients treated on this contract for their most recent course of treatment. Figures in italics indicate the base number of FP17s or Patient Questionnaire responses are less than 100. N/A is shown where the base number of responses is less than 10 during the period. % is calculated as Quantity/Base number*100

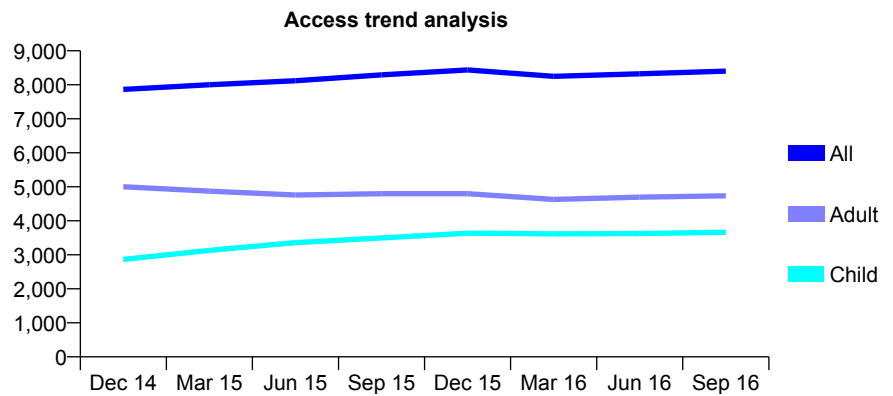
Q47 - Vital Signs At a Glance Contract Report for 108006/0001 - September 2016

Name or company name	Redbridge Associates Ltd
Contract type name	GDS Contract
Purpose of contract	General
Contract start date	06/09/2010
Contract end date	

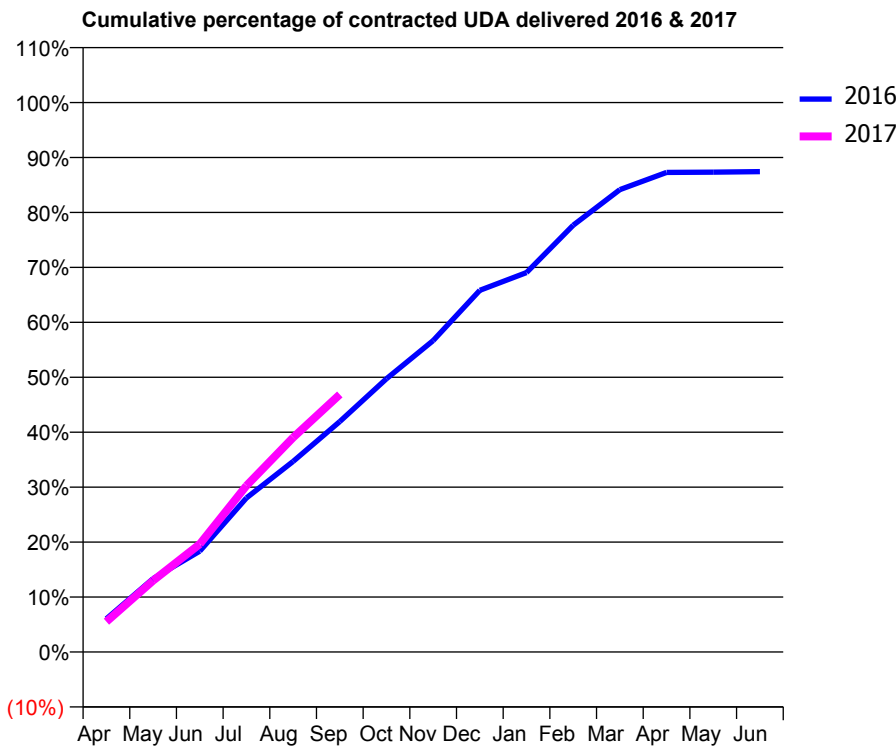
16/17 Contracted general activity (UDA)	26,020
Carry forward general activity (UDA)	0
16/17 Contracted orthodontic activity (UOA)	0
Carry forward orthodontic activity (UOA)	0
Baseline contract value	£633,785.79

ACCESS*

Patients seen in 24 months	Total	Change since previous quarter
Quarter ending September 2015	8,294	
Quarter ending December 2015	8,437	→
Quarter ending March 2016	8,249	↓
Quarter ending June 2016	8,323	→
Quarter ending September 2016	8,400	→
Variance since September 2015	1.3%	→



ACTIVITY



Month	Adjusted Scheduled Activity (UDA)	
	2016	2017
April	1,970	1,434
May	4,351	3,380
June	5,976	5,113
July	9,130	7,875
August	11,289	10,157
September	13,656	12,195
October	16,193	
November	18,445	
December	21,428	
January	22,476	
February	25,284	
March	27,388	
April	28,408	
May	28,429	
June	28,453	

QUALITY

	Quantity	Base Number	Contract	AT	Region	England
% of FP17s for the same patient ID Re-attending within 3 months - Children	273	2,611	10.5%	13.0%	13.5%	12.4%
% of FP17s for the same patient ID Re-attending within 3 months - Adults	545	2,489	21.9%	17.5%	17.4%	16.7%
% of FP17s for the same patient ID Re-attending between 3 & 9 months - Children	1,513	2,611	57.9%	57.2%	59.0%	57.4%
% of FP17s for the same patient ID Re-attending between 3 & 9 months - Adults	1,096	2,489	44.0%	51.0%	52.6%	50.5%
% of FP17s for Band 1 Urgent Courses	568	4,699	12.1%	11.0%	9.4%	9.1%
% of FP17s Relating to Free Repair or Replacements	1	4,699	0.0%	0.9%	1.0%	0.8%
% of FP17s Relating to Continuations	124	4,699	2.6%	1.3%	1.5%	1.3%
% of Patients satisfied with the dentistry they have received	3	5	N/A	93.4%	93.7%	93.2%
% of Patients satisfied with the time they had to wait for an appointment	3	5	N/A	89.9%	90.0%	89.0%

* This is based on patients treated on this contract for their most recent course of treatment. Figures in italics indicate the base number of FP17s or Patient Questionnaire responses are less than 100. N/A is shown where the base number of responses is less than 10 during the period. % is calculated as Quantity/Base number*100

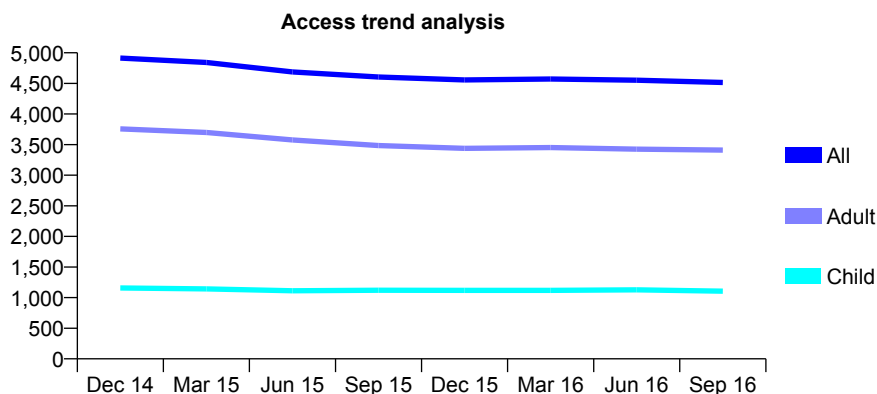
Q47 - Vital Signs At a Glance Contract Report for 109304/0001 - September 2016

Name or company name	St Raphael's Dental Practice Limited
Contract type name	GDS Contract
Purpose of contract	General
Contract start date	01/10/2009
Contract end date	

16/17 Contracted general activity (UDA)	14,000
Carry forward general activity (UDA)	365
16/17 Contracted orthodontic activity (UOA)	0
Carry forward orthodontic activity (UOA)	0
Baseline contract value	£388,885.02

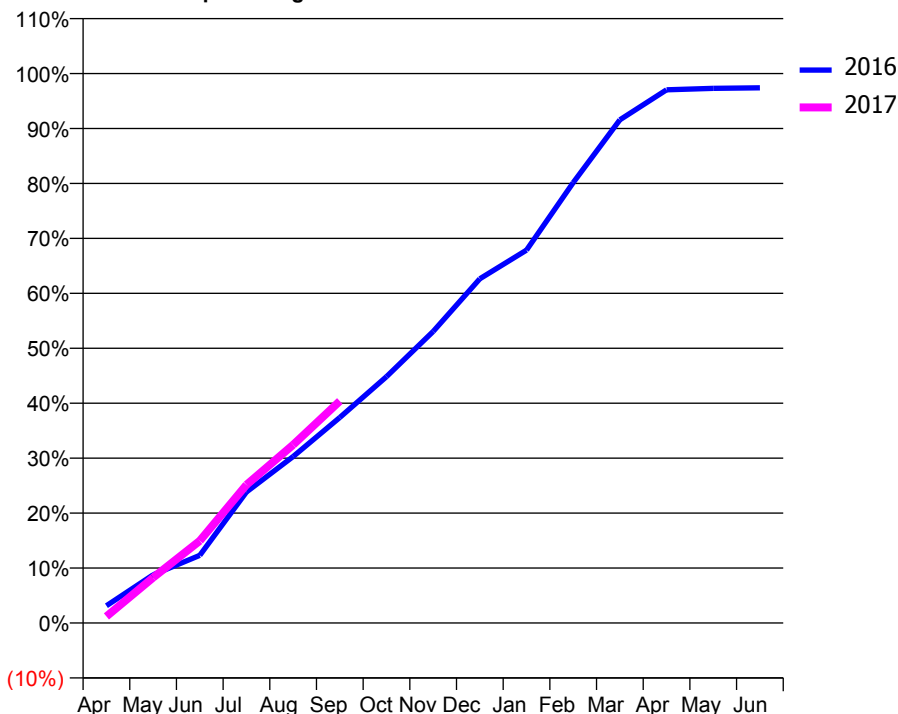
ACCESS*

Patients seen in 24 months	Total	Change since previous quarter
Quarter ending September 2015	4,605	
Quarter ending December 2015	4,557	↓
Quarter ending March 2016	4,571	→
Quarter ending June 2016	4,553	→
Quarter ending September 2016	4,516	→
Variance since September 2015	(1.9%)	↓



ACTIVITY

Cumulative percentage of contracted UDA delivered 2016 & 2017



Adjusted Scheduled Activity (UDA)

Month	2016	2017
April	439	169
May	1,228	1,158
June	1,724	2,094
July	3,337	3,521
August	4,243	4,542
September	5,235	5,653
October	6,275	
November	7,428	
December	8,770	
January	9,501	
February	11,221	
March	12,819	
April	13,585	
May	13,623	
June	13,635	

QUALITY

	Quantity	Base Number	Contract	AT	Region	England
% of FP17s for the same patient ID Re-attending within 3 months - Children	73	727	10.0%	13.0%	13.5%	12.4%
% of FP17s for the same patient ID Re-attending within 3 months - Adults	336	2,064	16.3%	17.5%	17.4%	16.7%
% of FP17s for the same patient ID Re-attending between 3 & 9 months - Children	365	727	50.2%	57.2%	59.0%	57.4%
% of FP17s for the same patient ID Re-attending between 3 & 9 months - Adults	961	2,064	46.6%	51.0%	52.6%	50.5%
% of FP17s for Band 1 Urgent Courses	212	2,504	8.5%	11.0%	9.4%	9.1%
% of FP17s Relating to Free Repair or Replacements	31	2,504	1.2%	0.9%	1.0%	0.8%
% of FP17s Relating to Continuations	27	2,504	1.1%	1.3%	1.5%	1.3%
% of Patients satisfied with the dentistry they have received	7	7	N/A	93.4%	93.7%	93.2%
% of Patients satisfied with the time they had to wait for an appointment	6	7	N/A	89.9%	90.0%	89.0%

* This is based on patients treated on this contract for their most recent course of treatment. Figures in italics indicate the base number of FP17s or Patient Questionnaire responses are less than 100. N/A is shown where the base number of responses is less than 10 during the period. % is calculated as Quantity/Base number*100

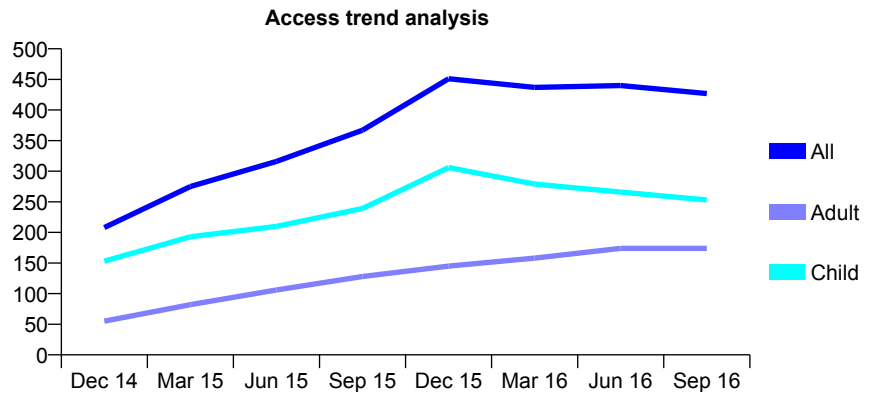
Q47 - Vital Signs At a Glance Contract Report for 110302/0001 - September 2016

Name or company name	Kirkham Dental Care
Contract type name	GDS Contract
Purpose of contract	General
Contract start date	01/08/2014
Contract end date	

16/17 Contracted general activity (UDA)	1,500
Carry forward general activity (UDA)	0
16/17 Contracted orthodontic activity (UOA)	0
Carry forward orthodontic activity (UOA)	0
Baseline contract value	£47,745.53

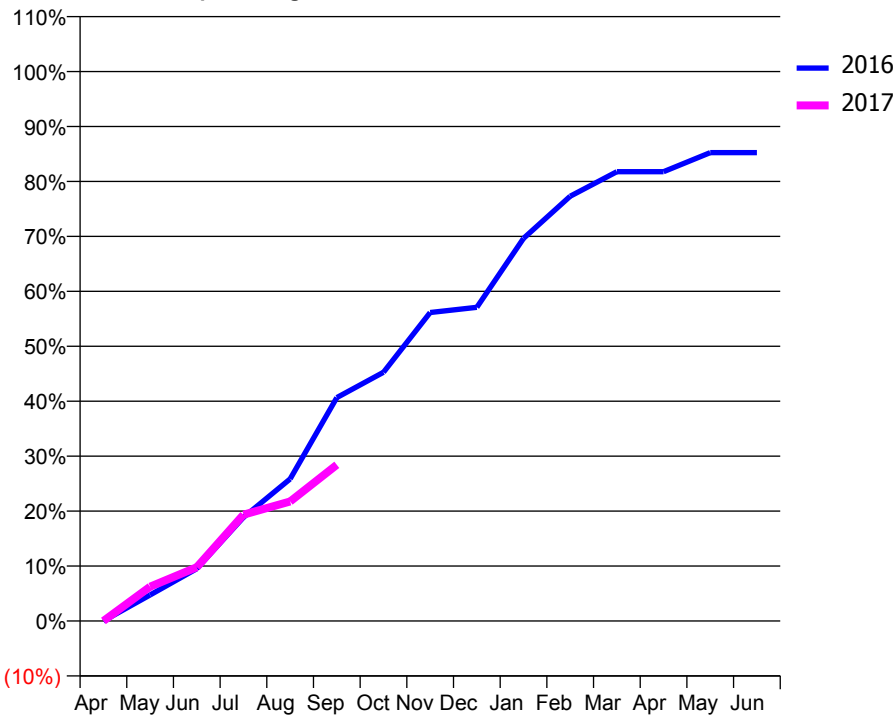
ACCESS*

Patients seen in 24 months	Total	Change since previous quarter
Quarter ending September 2015	367	
Quarter ending December 2015	451	↑
Quarter ending March 2016	437	↓
Quarter ending June 2016	440	→
Quarter ending September 2016	427	↓
Variance since September 2015	16.3%	↑



ACTIVITY

Cumulative percentage of contracted UDA delivered 2016 & 2017



Month	Adjusted Scheduled Activity (UDA)	
	2016	2017
April	0	0
May	71	94
June	143	147
July	283	290
August	388	326
September	610	426
October	679	
November	842	
December	856	
January	1,045	
February	1,160	
March	1,227	
April	1,227	
May	1,279	
June	1,279	

QUALITY

	Quantity	Base Number	Contract	AT	Region	England
% of FP17s for the same patient ID Re-attending within 3 months - Children	14	197	7.1%	13.0%	13.5%	12.4%
% of FP17s for the same patient ID Re-attending within 3 months - Adults	15	85	17.6%	17.5%	17.4%	16.7%
% of FP17s for the same patient ID Re-attending between 3 & 9 months - Children	125	197	63.5%	57.2%	59.0%	57.4%
% of FP17s for the same patient ID Re-attending between 3 & 9 months - Adults	36	85	42.4%	51.0%	52.6%	50.5%
% of FP17s for Band 1 Urgent Courses	7	254	2.8%	11.0%	9.4%	9.1%
% of FP17s Relating to Free Repair or Replacements	0	254	0.0%	0.9%	1.0%	0.8%
% of FP17s Relating to Continuations	11	254	4.3%	1.3%	1.5%	1.3%
% of Patients satisfied with the dentistry they have received	4	4	N/A	93.4%	93.7%	93.2%
% of Patients satisfied with the time they had to wait for an appointment	4	4	N/A	89.9%	90.0%	89.0%

* This is based on patients treated on this contract for their most recent course of treatment. Figures in italics indicate the base number of FP17s or Patient Questionnaire responses are less than 100. N/A is shown where the base number of responses is less than 10 during the period. % is calculated as Quantity/Base number*100

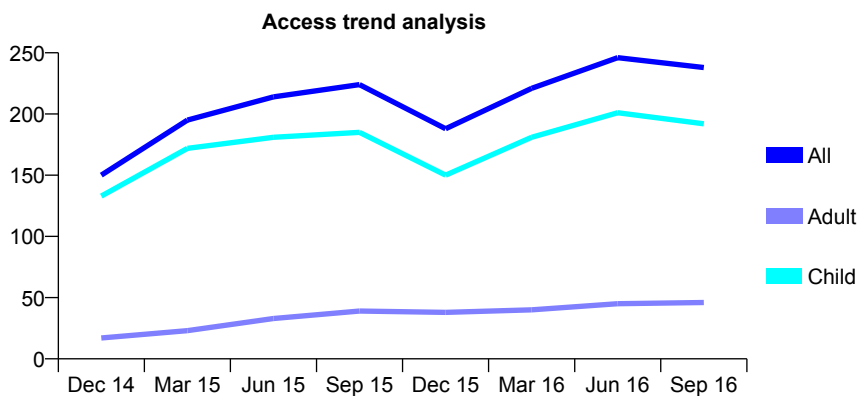
Q47 - Vital Signs At a Glance Contract Report for 110302/0002 - September 2016

Name or company name	Kirkham Dental Care
Contract type name	GDS Contract
Purpose of contract	General
Contract start date	01/08/2014
Contract end date	

16/17 Contracted general activity (UDA)	850
Carry forward general activity (UDA)	0
16/17 Contracted orthodontic activity (UOA)	0
Carry forward orthodontic activity (UOA)	0
Baseline contract value	£19,028.96

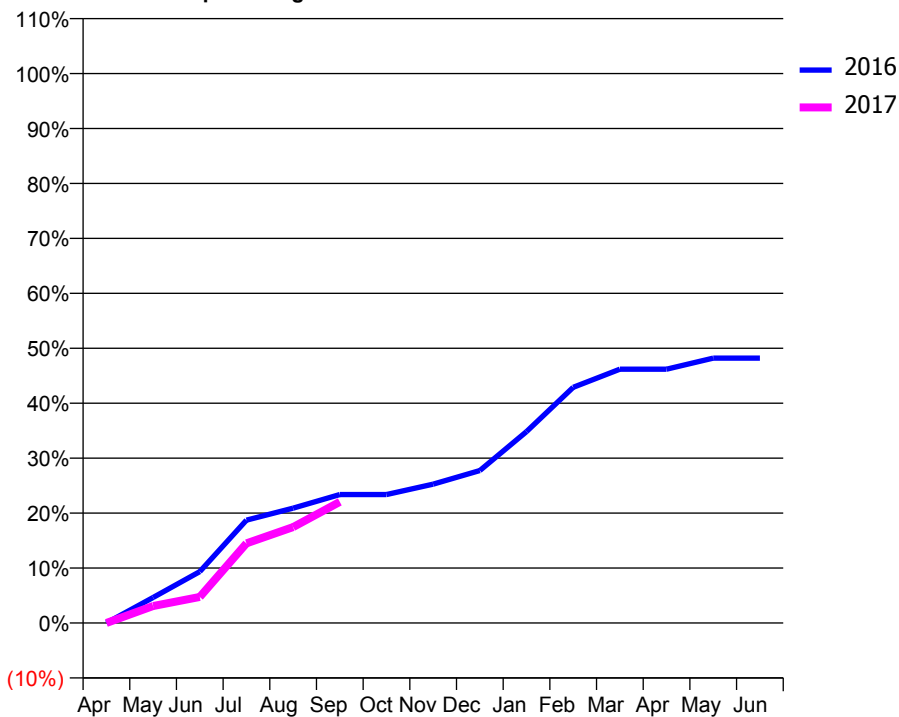
ACCESS*

Patients seen in 24 months	Total	Change since previous quarter
Quarter ending September 2015	224	
Quarter ending December 2015	188	↓
Quarter ending March 2016	221	↑
Quarter ending June 2016	246	↑
Quarter ending September 2016	238	↓
Variance since September 2015	6.3%	↑



ACTIVITY

Cumulative percentage of contracted UDA delivered 2016 & 2017



Month	Adjusted Scheduled Activity (UDA)	
	2016	2017
April	0	0
May	39	26
June	80	40
July	159	123
August	178	148
September	199	187
October	199	
November	215	
December	236	
January	296	
February	365	
March	393	
April	393	
May	410	
June	410	

QUALITY

	Quantity	Base Number	Contract	AT	Region	England
% of FP17s for the same patient ID Re-attending within 3 months - Children	10	166	6.0%	13.0%	13.5%	12.4%
% of FP17s for the same patient ID Re-attending within 3 months - Adults	0	9	0.0%	17.5%	17.4%	16.7%
% of FP17s for the same patient ID Re-attending between 3 & 9 months - Children	93	166	56.0%	57.2%	59.0%	57.4%
% of FP17s for the same patient ID Re-attending between 3 & 9 months - Adults	5	9	55.6%	51.0%	52.6%	50.5%
% of FP17s for Band 1 Urgent Courses	7	158	4.4%	11.0%	9.4%	9.1%
% of FP17s Relating to Free Repair or Replacements	0	158	0.0%	0.9%	1.0%	0.8%
% of FP17s Relating to Continuations	4	158	2.5%	1.3%	1.5%	1.3%
% of Patients satisfied with the dentistry they have received	0	0	N/A	93.4%	93.7%	93.2%
% of Patients satisfied with the time they had to wait for an appointment	0	0	N/A	89.9%	90.0%	89.0%

* This is based on patients treated on this contract for their most recent course of treatment. Figures in italics indicate the base number of FP17s or Patient Questionnaire responses are less than 100. N/A is shown where the base number of responses is less than 10 during the period. % is calculated as Quantity/Base number*100

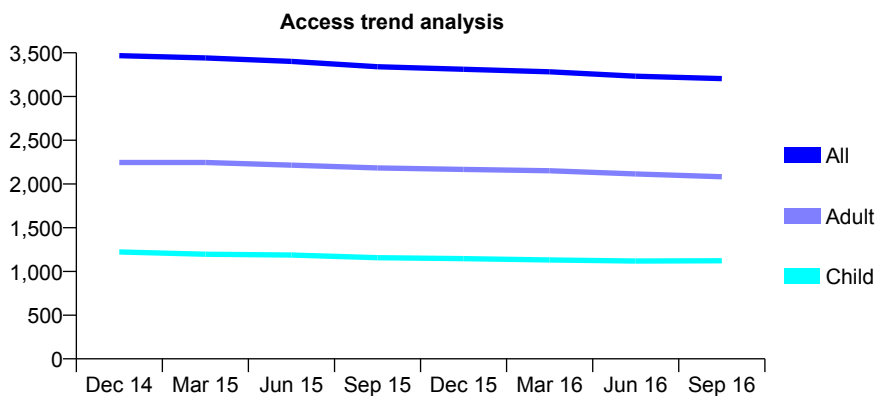
Q47 - Vital Signs At a Glance Contract Report for 111198/0001 - September 2016

Name or company name	Barrowford Dental Practice
Contract type name	GDS Contract
Purpose of contract	General
Contract start date	01/08/2009
Contract end date	

16/17 Contracted general activity (UDA)	8,000
Carry forward general activity (UDA)	0
16/17 Contracted orthodontic activity (UOA)	0
Carry forward orthodontic activity (UOA)	0
Baseline contract value	£233,394.51

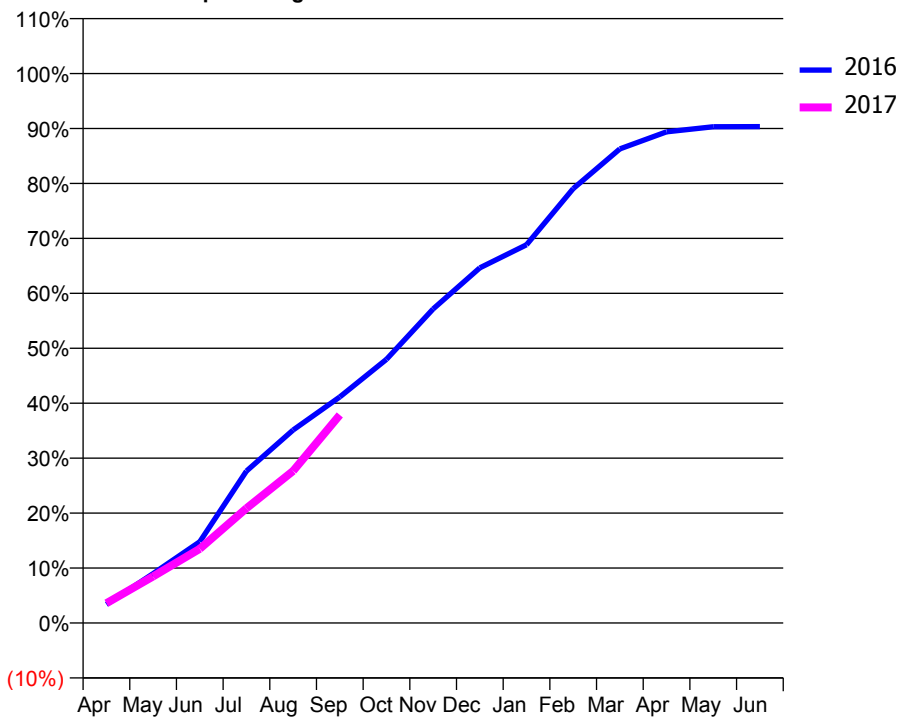
ACCESS*

Patients seen in 24 months	Total	Change since previous quarter
Quarter ending September 2015	3,340	
Quarter ending December 2015	3,312	→
Quarter ending March 2016	3,282	→
Quarter ending June 2016	3,233	↓
Quarter ending September 2016	3,205	→
Variance since September 2015	(4.0%)	↓



ACTIVITY

Cumulative percentage of contracted UDA delivered 2016 & 2017



Month	Adjusted Scheduled Activity (UDA)	
	2016	2017
April	270	288
May	719	678
June	1,184	1,080
July	2,212	1,670
August	2,810	2,215
September	3,292	3,029
October	3,840	
November	4,573	
December	5,171	
January	5,507	
February	6,324	
March	6,903	
April	7,151	
May	7,225	
June	7,226	

QUALITY

	Quantity	Base Number	Contract	AT	Region	England
% of FP17s for the same patient ID Re-attending within 3 months - Children	68	847	8.0%	13.0%	13.5%	12.4%
% of FP17s for the same patient ID Re-attending within 3 months - Adults	193	1,348	14.3%	17.5%	17.4%	16.7%
% of FP17s for the same patient ID Re-attending between 3 & 9 months - Children	472	847	55.7%	57.2%	59.0%	57.4%
% of FP17s for the same patient ID Re-attending between 3 & 9 months - Adults	708	1,348	52.5%	51.0%	52.6%	50.5%
% of FP17s for Band 1 Urgent Courses	184	1,599	11.5%	11.0%	9.4%	9.1%
% of FP17s Relating to Free Repair or Replacements	19	1,599	1.2%	0.9%	1.0%	0.8%
% of FP17s Relating to Continuations	8	1,599	0.5%	1.3%	1.5%	1.3%
% of Patients satisfied with the dentistry they have received	5	5	N/A	93.4%	93.7%	93.2%
% of Patients satisfied with the time they had to wait for an appointment	5	5	N/A	89.9%	90.0%	89.0%

* This is based on patients treated on this contract for their most recent course of treatment. Figures in italics indicate the base number of FP17s or Patient Questionnaire responses are less than 100. N/A is shown where the base number of responses is less than 10 during the period. % is calculated as Quantity/Base number*100

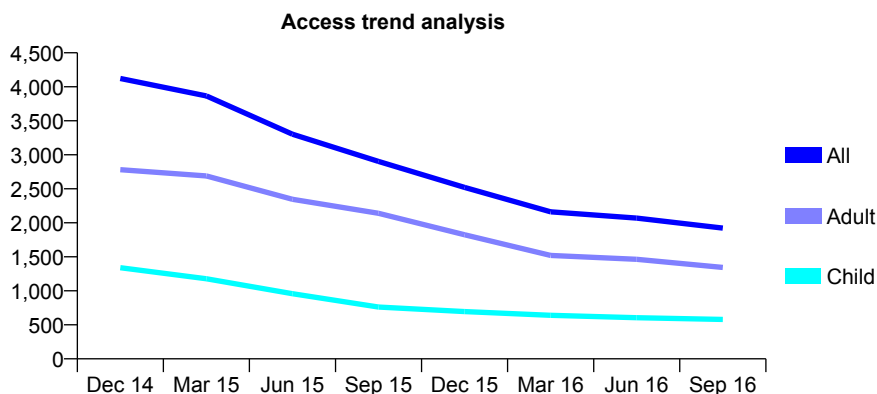
Q47 - Vital Signs At a Glance Contract Report for 111228/0001 - September 2016

Name or company name	Deepdale Dental
Contract type name	GDS Contract
Purpose of contract	General
Contract start date	01/07/2010
Contract end date	

16/17 Contracted general activity (UDA)	10,471
Carry forward general activity (UDA)	0
16/17 Contracted orthodontic activity (UOA)	0
Carry forward orthodontic activity (UOA)	0
Baseline contract value	£251,660.93

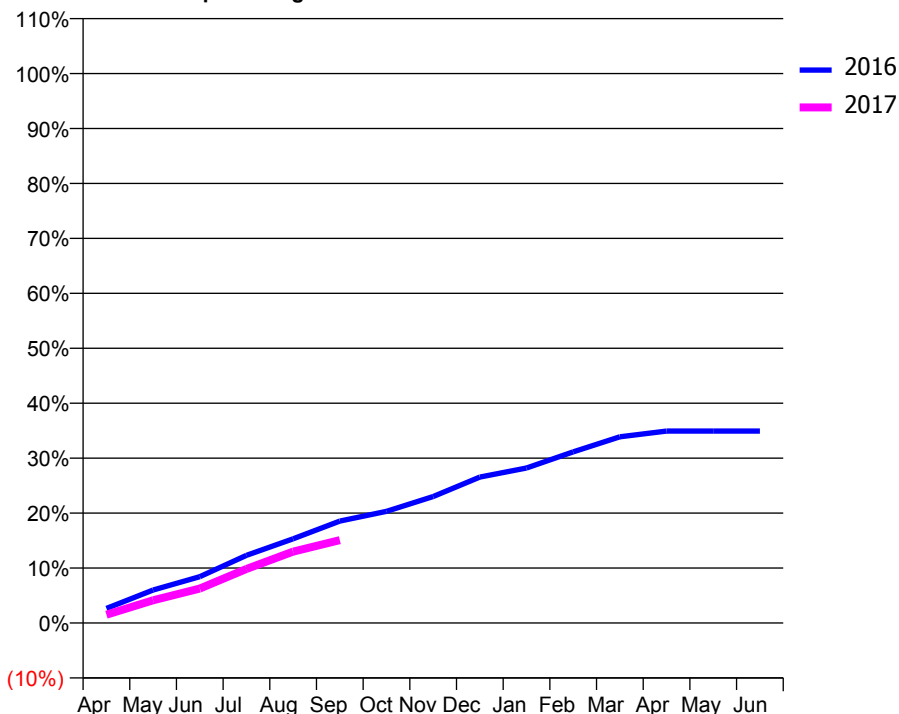
ACCESS*

Patients seen in 24 months	Total	Change since previous quarter
Quarter ending September 2015	2,902	
Quarter ending December 2015	2,521	↓
Quarter ending March 2016	2,161	↓
Quarter ending June 2016	2,069	↓
Quarter ending September 2016	1,923	↓
Variance since September 2015	(33.7%)	↓



ACTIVITY

Cumulative percentage of contracted UDA delivered 2016 & 2017



Adjusted Scheduled Activity (UDA)

Month	2016	2017
April	277	159
May	629	433
June	883	658
July	1,291	1,029
August	1,605	1,361
September	1,942	1,579
October	2,129	
November	2,409	
December	2,782	
January	2,955	
February	3,262	
March	3,549	
April	3,659	
May	3,659	
June	3,659	

QUALITY

	Quantity	Base Number	Contract	AT	Region	England
% of FP17s for the same patient ID Re-attending within 3 months - Children	29	425	6.8%	13.0%	13.5%	12.4%
% of FP17s for the same patient ID Re-attending within 3 months - Adults	88	437	20.1%	17.5%	17.4%	16.7%
% of FP17s for the same patient ID Re-attending between 3 & 9 months - Children	266	425	62.6%	57.2%	59.0%	57.4%
% of FP17s for the same patient ID Re-attending between 3 & 9 months - Adults	234	437	53.5%	51.0%	52.6%	50.5%
% of FP17s for Band 1 Urgent Courses	77	807	9.5%	11.0%	9.4%	9.1%
% of FP17s Relating to Free Repair or Replacements	0	807	0.0%	0.9%	1.0%	0.8%
% of FP17s Relating to Continuations	24	807	3.0%	1.3%	1.5%	1.3%
% of Patients satisfied with the dentistry they have received	3	3	N/A	93.4%	93.7%	93.2%
% of Patients satisfied with the time they had to wait for an appointment	2	3	N/A	89.9%	90.0%	89.0%

* This is based on patients treated on this contract for their most recent course of treatment. Figures in italics indicate the base number of FP17s or Patient Questionnaire responses are less than 100. N/A is shown where the base number of responses is less than 10 during the period. % is calculated as Quantity/Base number*100

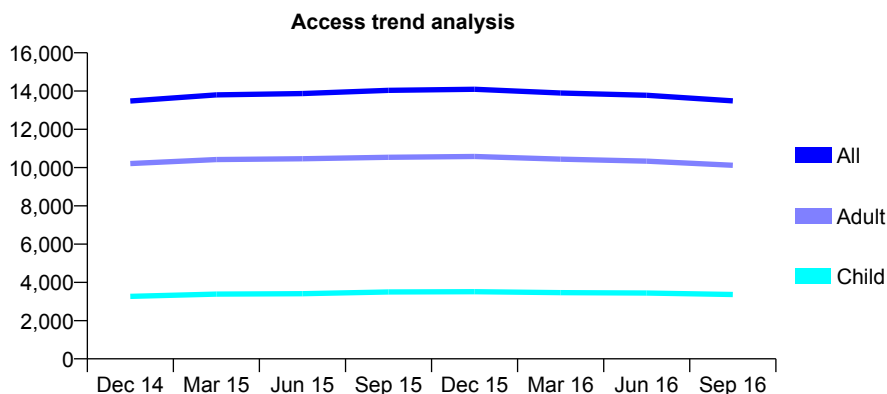
Q47 - Vital Signs At a Glance Contract Report for 111341/0001 - September 2016

Name or company name	Quest Dental
Contract type name	GDS Contract
Purpose of contract	General
Contract start date	01/12/2009
Contract end date	

16/17 Contracted general activity (UDA)	39,000
Carry forward general activity (UDA)	-780
16/17 Contracted orthodontic activity (UOA)	0
Carry forward orthodontic activity (UOA)	0
Baseline contract value	£1,602,125.77

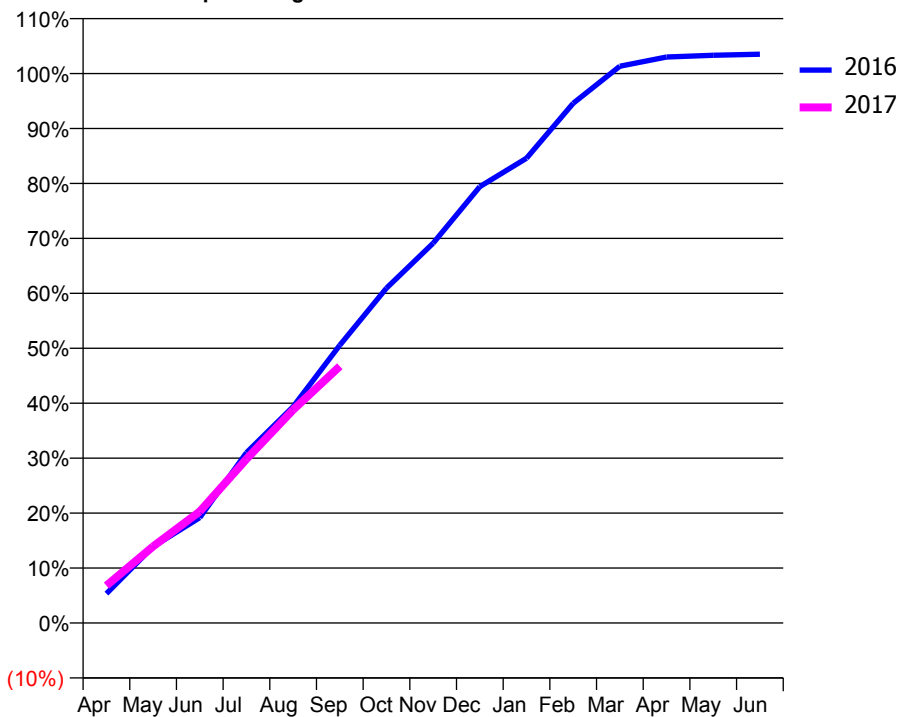
ACCESS*

Patients seen in 24 months	Total	Change since previous quarter
Quarter ending September 2015	14,035	
Quarter ending December 2015	14,091	→
Quarter ending March 2016	13,901	↓
Quarter ending June 2016	13,778	→
Quarter ending September 2016	13,488	↓
Variance since September 2015	(3.9%)	↓



ACTIVITY

Cumulative percentage of contracted UDA delivered 2016 & 2017



Month	Adjusted Scheduled Activity (UDA)	
	2016	2017
April	2,087	2,654
May	5,419	5,434
June	7,480	7,918
July	12,088	11,632
August	15,356	15,132
September	19,714	18,222
October	23,771	
November	26,963	
December	30,971	
January	32,989	
February	36,883	
March	39,520	
April	40,172	
May	40,290	
June	40,365	

QUALITY

	Quantity	Base Number	Contract	AT	Region	England
% of FP17s for the same patient ID Re-attending within 3 months - Children	188	2,417	7.8%	13.0%	13.5%	12.4%
% of FP17s for the same patient ID Re-attending within 3 months - Adults	1,198	6,783	17.7%	17.5%	17.4%	16.7%
% of FP17s for the same patient ID Re-attending between 3 & 9 months - Children	1,476	2,417	61.1%	57.2%	59.0%	57.4%
% of FP17s for the same patient ID Re-attending between 3 & 9 months - Adults	3,649	6,783	53.8%	51.0%	52.6%	50.5%
% of FP17s for Band 1 Urgent Courses	1,182	8,708	13.6%	11.0%	9.4%	9.1%
% of FP17s Relating to Free Repair or Replacements	136	8,708	1.6%	0.9%	1.0%	0.8%
% of FP17s Relating to Continuations	68	8,708	0.8%	1.3%	1.5%	1.3%
% of Patients satisfied with the dentistry they have received	12	12	100.0%	93.4%	93.7%	93.2%
% of Patients satisfied with the time they had to wait for an appointment	12	12	100.0%	89.9%	90.0%	89.0%

* This is based on patients treated on this contract for their most recent course of treatment. Figures in italics indicate the base number of FP17s or Patient Questionnaire responses are less than 100. N/A is shown where the base number of responses is less than 10 during the period. % is calculated as Quantity/Base number*100

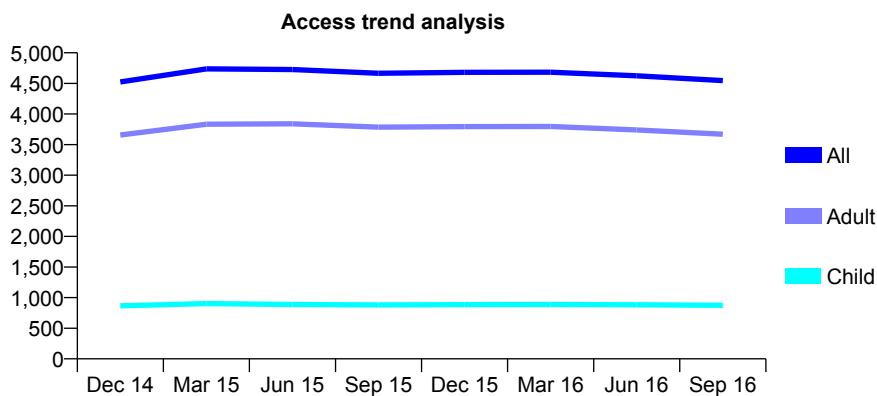
Q47 - Vital Signs At a Glance Contract Report for 113107/0001 - September 2016

Name or company name	Moor Park Dental Surgery
Contract type name	GDS Contract
Purpose of contract	General
Contract start date	01/04/2013
Contract end date	

16/17 Contracted general activity (UDA)	15,830
Carry forward general activity (UDA)	0
16/17 Contracted orthodontic activity (UOA)	0
Carry forward orthodontic activity (UOA)	0
Baseline contract value	£355,165.84

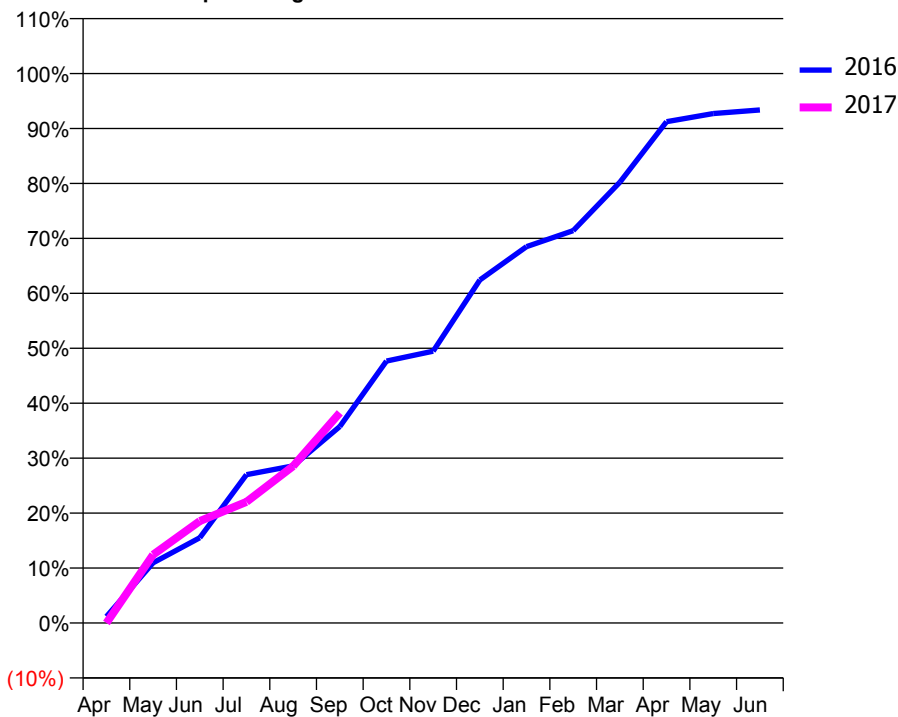
ACCESS*

Patients seen in 24 months	Total	Change since previous quarter
Quarter ending September 2015	4,666	
Quarter ending December 2015	4,680	→
Quarter ending March 2016	4,684	→
Quarter ending June 2016	4,624	↓
Quarter ending September 2016	4,545	↓
Variance since September 2015	(2.6%)	↓



ACTIVITY

Cumulative percentage of contracted UDA delivered 2016 & 2017



Month	Adjusted Scheduled Activity (UDA)	
	2016	2017
April	185	0
May	1,734	1,968
June	2,458	2,938
July	4,272	3,492
August	4,526	4,521
September	5,661	6,057
October	7,548	
November	7,829	
December	9,882	
January	10,843	
February	11,304	
March	12,698	
April	14,443	
May	14,676	
June	14,779	

QUALITY

	Quantity	Base Number	Contract	AT	Region	England
% of FP17s for the same patient ID Re-attending within 3 months - Children	74	697	10.6%	13.0%	13.5%	12.4%
% of FP17s for the same patient ID Re-attending within 3 months - Adults	478	2,612	18.3%	17.5%	17.4%	16.7%
% of FP17s for the same patient ID Re-attending between 3 & 9 months - Children	372	697	53.4%	57.2%	59.0%	57.4%
% of FP17s for the same patient ID Re-attending between 3 & 9 months - Adults	1,277	2,612	48.9%	51.0%	52.6%	50.5%
% of FP17s for Band 1 Urgent Courses	256	2,533	10.1%	11.0%	9.4%	9.1%
% of FP17s Relating to Free Repair or Replacements	82	2,533	3.2%	0.9%	1.0%	0.8%
% of FP17s Relating to Continuations	17	2,533	0.7%	1.3%	1.5%	1.3%
% of Patients satisfied with the dentistry they have received	5	5	N/A	93.4%	93.7%	93.2%
% of Patients satisfied with the time they had to wait for an appointment	4	5	N/A	89.9%	90.0%	89.0%

* This is based on patients treated on this contract for their most recent course of treatment. Figures in italics indicate the base number of FP17s or Patient Questionnaire responses are less than 100. N/A is shown where the base number of responses is less than 10 during the period. % is calculated as Quantity/Base number*100

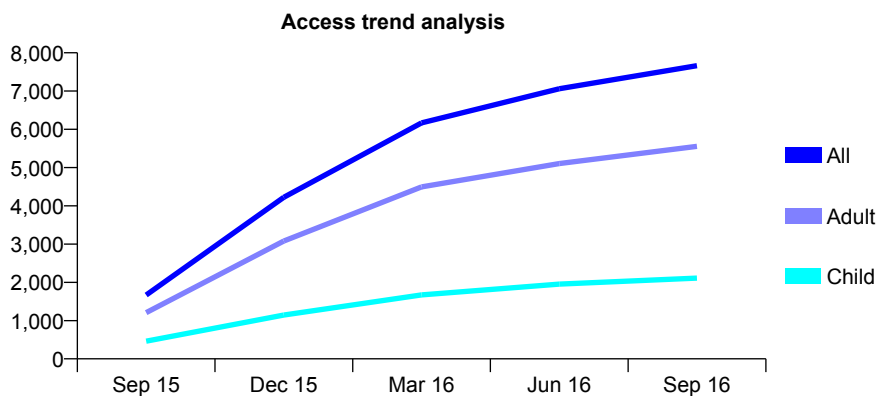
Q47 - Vital Signs At a Glance Contract Report for 117382/0001 - September 2016

Name or company name	Drakes Dental Care
Contract type name	GDS Contract
Purpose of contract	General
Contract start date	01/08/2015
Contract end date	

16/17 Contracted general activity (UDA)	28,636
Carry forward general activity (UDA)	129
16/17 Contracted orthodontic activity (UOA)	0
Carry forward orthodontic activity (UOA)	0
Baseline contract value	£654,941.98

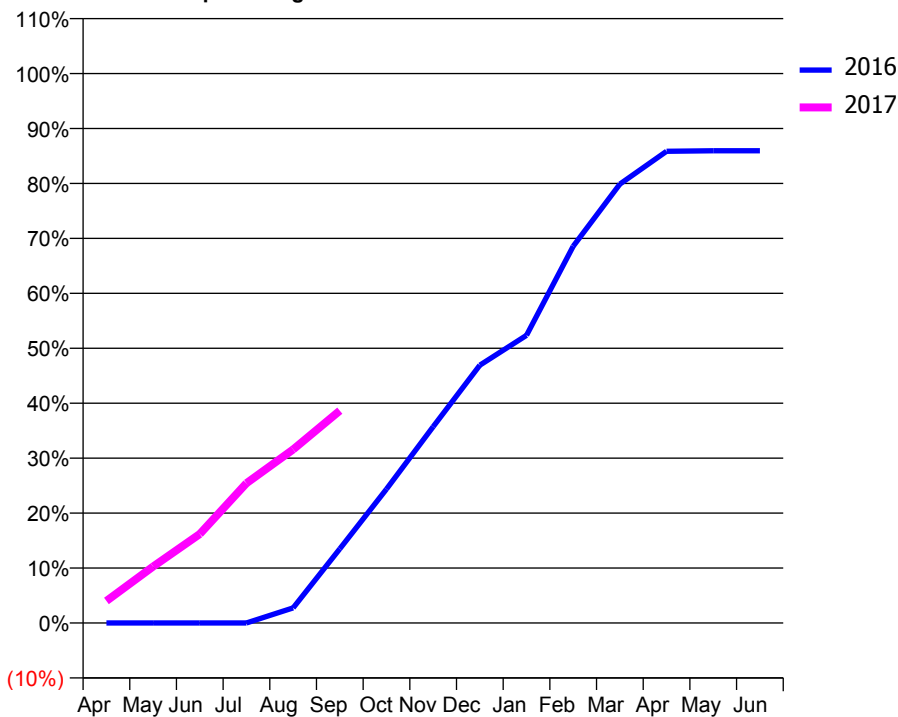
ACCESS*

Patients seen in 24 months	Total	Change since previous quarter
Quarter ending September 2015	1,669	
Quarter ending December 2015	4,224	↑
Quarter ending March 2016	6,167	↑
Quarter ending June 2016	7,059	↑
Quarter ending September 2016	7,664	↑
Variance since September 2015	359.2%	↑



ACTIVITY

Cumulative percentage of contracted UDA delivered 2016 & 2017



Month	Adjusted Scheduled Activity (UDA)	
	2016	2017
April	0	1,147
May	0	2,945
June	0	4,636
July	0	7,288
August	501	9,044
September	2,465	11,065
October	4,450	
November	6,523	
December	8,565	
January	9,556	
February	12,517	
March	14,582	
April	15,670	
May	15,687	
June	15,687	

QUALITY

	Quantity	Base Number	Contract	AT	Region	England
% of FP17s for the same patient ID Re-attending within 3 months - Children	131	1,757	7.5%	13.0%	13.5%	12.4%
% of FP17s for the same patient ID Re-attending within 3 months - Adults	606	4,698	12.9%	17.5%	17.4%	16.7%
% of FP17s for the same patient ID Re-attending between 3 & 9 months - Children	956	1,757	54.4%	57.2%	59.0%	57.4%
% of FP17s for the same patient ID Re-attending between 3 & 9 months - Adults	2,650	4,698	56.4%	51.0%	52.6%	50.5%
% of FP17s for Band 1 Urgent Courses	377	5,951	6.3%	11.0%	9.4%	9.1%
% of FP17s Relating to Free Repair or Replacements	106	5,951	1.8%	0.9%	1.0%	0.8%
% of FP17s Relating to Continuations	24	5,951	0.4%	1.3%	1.5%	1.3%
% of Patients satisfied with the dentistry they have received	10	13	76.9%	93.4%	93.7%	93.2%
% of Patients satisfied with the time they had to wait for an appointment	9	13	69.2%	89.9%	90.0%	89.0%

* This is based on patients treated on this contract for their most recent course of treatment. Figures in italics indicate the base number of FP17s or Patient Questionnaire responses are less than 100. N/A is shown where the base number of responses is less than 10 during the period. % is calculated as Quantity/Base number*100

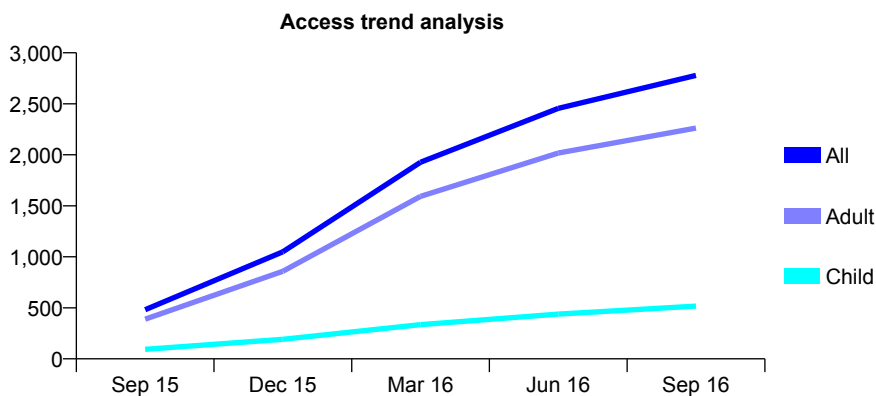
Q47 - Vital Signs At a Glance Contract Report for 117730/0001 - September 2016

Name or company name	Synergy Dental Clinic Ormskirk Ltd
Contract type name	GDS Contract
Purpose of contract	General
Contract start date	01/08/2015
Contract end date	

16/17 Contracted general activity (UDA)	10,500
Carry forward general activity (UDA)	0
16/17 Contracted orthodontic activity (UOA)	0
Carry forward orthodontic activity (UOA)	0
Baseline contract value	£296,051.23

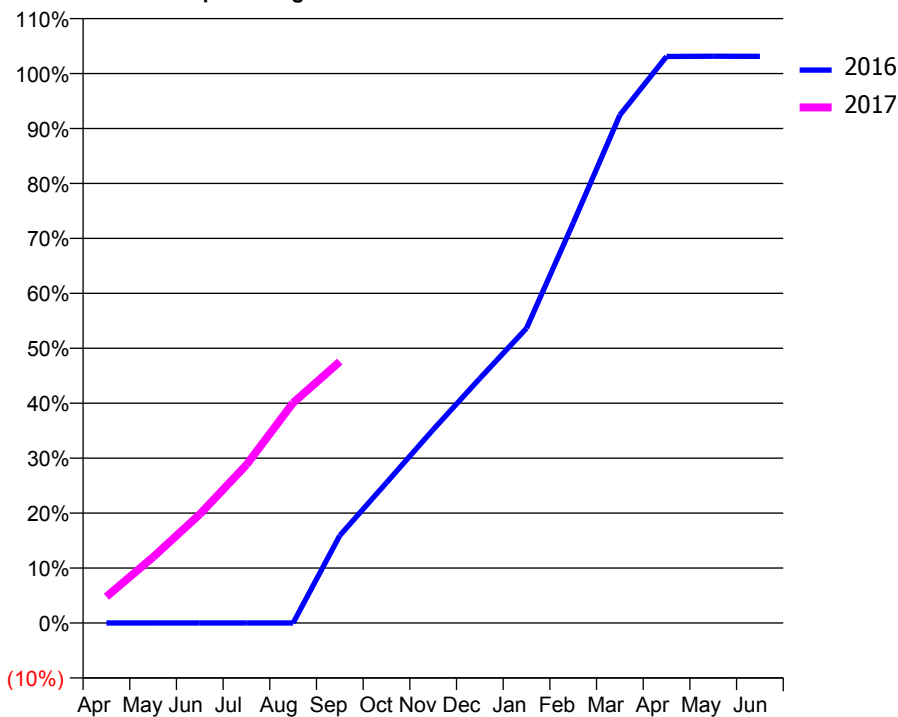
ACCESS*

Patients seen in 24 months	Total	Change since previous quarter
Quarter ending September 2015	482	
Quarter ending December 2015	1,049	↑
Quarter ending March 2016	1,928	↑
Quarter ending June 2016	2,456	↑
Quarter ending September 2016	2,779	↑
Variance since September 2015	476.6%	↑



ACTIVITY

Cumulative percentage of contracted UDA delivered 2016 & 2017



Month	Adjusted Scheduled Activity (UDA)	
	2016	2017
April	0	502
May	0	1,261
June	0	2,077
July	0	3,022
August	0	4,209
September	1,115	4,995
October	1,788	
November	2,465	
December	3,116	
January	3,756	
February	5,095	
March	6,471	
April	7,217	
May	7,220	
June	7,219	

QUALITY

	Quantity	Base Number	Contract	AT	Region	England
% of FP17s for the same patient ID Re-attending within 3 months - Children	31	424	7.3%	13.0%	13.5%	12.4%
% of FP17s for the same patient ID Re-attending within 3 months - Adults	264	1,958	13.5%	17.5%	17.4%	16.7%
% of FP17s for the same patient ID Re-attending between 3 & 9 months - Children	156	424	36.8%	57.2%	59.0%	57.4%
% of FP17s for the same patient ID Re-attending between 3 & 9 months - Adults	866	1,958	44.2%	51.0%	52.6%	50.5%
% of FP17s for Band 1 Urgent Courses	83	2,148	3.9%	11.0%	9.4%	9.1%
% of FP17s Relating to Free Repair or Replacements	39	2,148	1.8%	0.9%	1.0%	0.8%
% of FP17s Relating to Continuations	55	2,148	2.6%	1.3%	1.5%	1.3%
% of Patients satisfied with the dentistry they have received	10	11	90.9%	93.4%	93.7%	93.2%
% of Patients satisfied with the time they had to wait for an appointment	10	11	90.9%	89.9%	90.0%	89.0%

* This is based on patients treated on this contract for their most recent course of treatment. Figures in italics indicate the base number of FP17s or Patient Questionnaire responses are less than 100. N/A is shown where the base number of responses is less than 10 during the period. % is calculated as Quantity/Base number*100

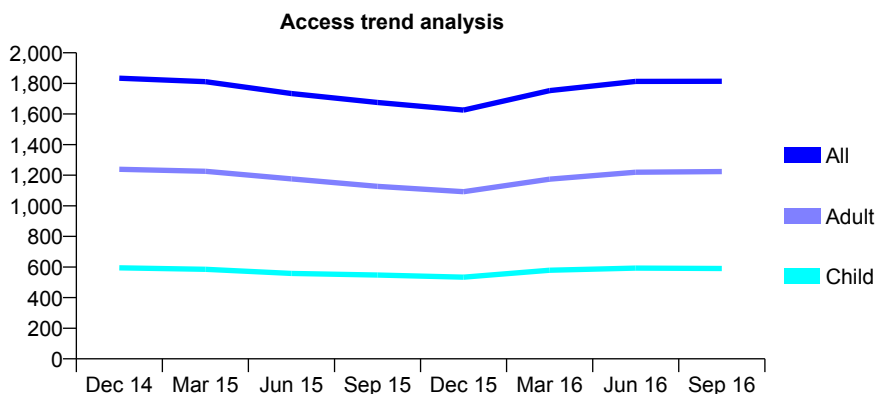
Q47 - Vital Signs At a Glance Contract Report for 118060/0021 - September 2016

Name or company name	Genix Healthcare Ltd
Contract type name	PDS Contract
Purpose of contract	General
Contract start date	20/09/2010
Contract end date	19/09/2020

16/17 Contracted general activity (UDA)	5,940
Carry forward general activity (UDA)	0
16/17 Contracted orthodontic activity (UOA)	0
Carry forward orthodontic activity (UOA)	0
Baseline contract value	£294,844.21

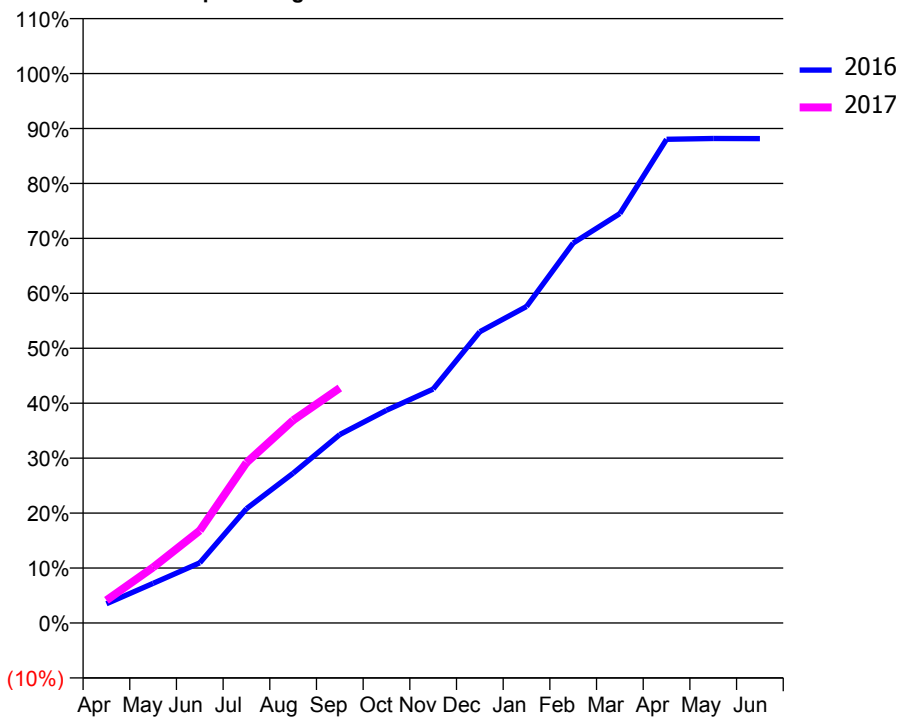
ACCESS*

Patients seen in 24 months	Total	Change since previous quarter
Quarter ending September 2015	1,675	
Quarter ending December 2015	1,626	↓
Quarter ending March 2016	1,753	↑
Quarter ending June 2016	1,813	↑
Quarter ending September 2016	1,814	→
Variance since September 2015	8.3%	↑



ACTIVITY

Cumulative percentage of contracted UDA delivered 2016 & 2017



Month	Adjusted Scheduled Activity (UDA)	
	2016	2017
April	190	246
May	390	601
June	592	1,000
July	1,124	1,733
August	1,472	2,192
September	1,853	2,541
October	2,091	
November	2,299	
December	2,863	
January	3,111	
February	3,734	
March	4,023	
April	4,753	
May	4,761	
June	4,760	

QUALITY

	Quantity	Base Number	Contract	AT	Region	England
% of FP17s for the same patient ID Re-attending within 3 months - Children	77	574	13.4%	13.0%	13.5%	12.4%
% of FP17s for the same patient ID Re-attending within 3 months - Adults	259	1,141	22.7%	17.5%	17.4%	16.7%
% of FP17s for the same patient ID Re-attending between 3 & 9 months - Children	247	574	43.0%	57.2%	59.0%	57.4%
% of FP17s for the same patient ID Re-attending between 3 & 9 months - Adults	405	1,141	35.5%	51.0%	52.6%	50.5%
% of FP17s for Band 1 Urgent Courses	144	1,166	12.3%	11.0%	9.4%	9.1%
% of FP17s Relating to Free Repair or Replacements	9	1,166	0.8%	0.9%	1.0%	0.8%
% of FP17s Relating to Continuations	13	1,166	1.1%	1.3%	1.5%	1.3%
% of Patients satisfied with the dentistry they have received	1	1	N/A	93.4%	93.7%	93.2%
% of Patients satisfied with the time they had to wait for an appointment	1	1	N/A	89.9%	90.0%	89.0%

* This is based on patients treated on this contract for their most recent course of treatment. Figures in italics indicate the base number of FP17s or Patient Questionnaire responses are less than 100. N/A is shown where the base number of responses is less than 10 during the period. % is calculated as Quantity/Base number*100

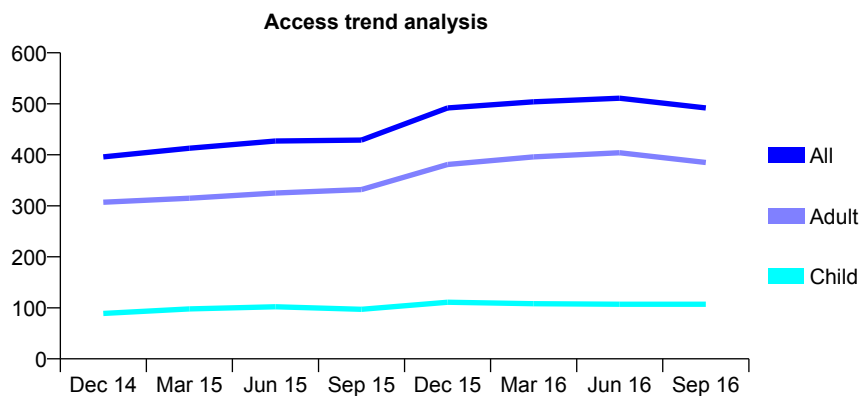
Q47 - Vital Signs At a Glance Contract Report for 118060/0022 - September 2016

Name or company name	Genix Healthcare Ltd
Contract type name	PDS Contract
Purpose of contract	General
Contract start date	20/09/2010
Contract end date	

16/17 Contracted general activity (UDA)	4,100
Carry forward general activity (UDA)	0
16/17 Contracted orthodontic activity (UOA)	0
Carry forward orthodontic activity (UOA)	0
Baseline contract value	£213,541.44

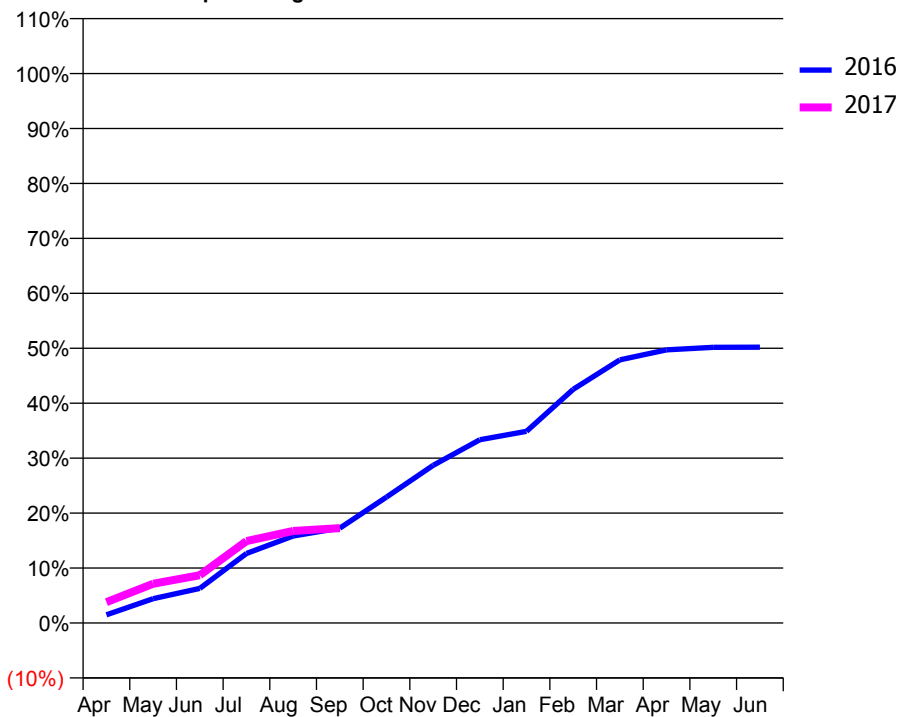
ACCESS*

Patients seen in 24 months	Total	Change since previous quarter
Quarter ending September 2015	429	
Quarter ending December 2015	492	↑
Quarter ending March 2016	504	↑
Quarter ending June 2016	511	→
Quarter ending September 2016	492	↓
Variance since September 2015	14.7%	↑



ACTIVITY

Cumulative percentage of contracted UDA delivered 2016 & 2017



Month	Adjusted Scheduled Activity (UDA)	
	2016	2017
April	61	156
May	181	293
June	258	357
July	519	612
August	649	687
September	708	708
October	940	
November	1,177	
December	1,367	
January	1,430	
February	1,744	
March	1,964	
April	2,038	
May	2,057	
June	2,058	

QUALITY

	Quantity	Base Number	Contract	AT	Region	England
% of FP17s for the same patient ID Re-attending within 3 months - Children	9	67	13.4%	13.0%	13.5%	12.4%
% of FP17s for the same patient ID Re-attending within 3 months - Adults	20	181	11.0%	17.5%	17.4%	16.7%
% of FP17s for the same patient ID Re-attending between 3 & 9 months - Children	15	67	22.4%	57.2%	59.0%	57.4%
% of FP17s for the same patient ID Re-attending between 3 & 9 months - Adults	49	181	27.1%	51.0%	52.6%	50.5%
% of FP17s for Band 1 Urgent Courses	21	226	9.3%	11.0%	9.4%	9.1%
% of FP17s Relating to Free Repair or Replacements	4	226	1.8%	0.9%	1.0%	0.8%
% of FP17s Relating to Continuations	4	226	1.8%	1.3%	1.5%	1.3%
% of Patients satisfied with the dentistry they have received	0	0	N/A	93.4%	93.7%	93.2%
% of Patients satisfied with the time they had to wait for an appointment	0	0	N/A	89.9%	90.0%	89.0%

* This is based on patients treated on this contract for their most recent course of treatment. Figures in italics indicate the base number of FP17s or Patient Questionnaire responses are less than 100. N/A is shown where the base number of responses is less than 10 during the period. % is calculated as Quantity/Base number*100

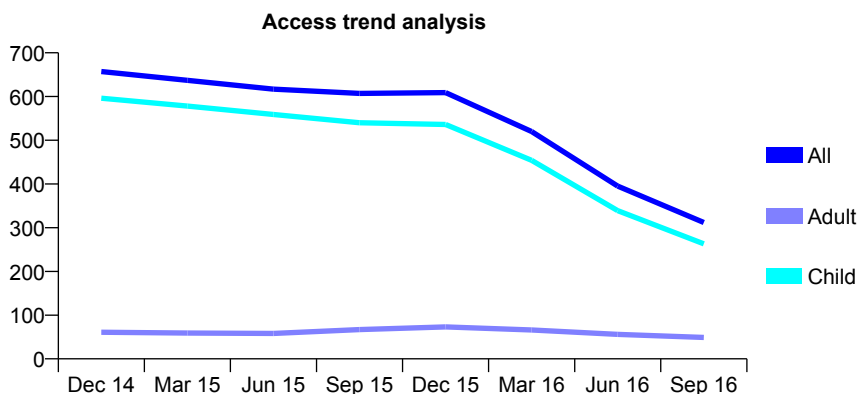
Q47 - Vital Signs At a Glance Contract Report for 120278/0005 - September 2016

Name or company name	Central Lancashire PCT Dental Service
Contract type name	PDS Contract
Purpose of contract	General
Contract start date	01/07/2006
Contract end date	30/06/2016

16/17 Contracted general activity (UDA)	650
Carry forward general activity (UDA)	0
16/17 Contracted orthodontic activity (UOA)	0
Carry forward orthodontic activity (UOA)	0
Baseline contract value	£0.00

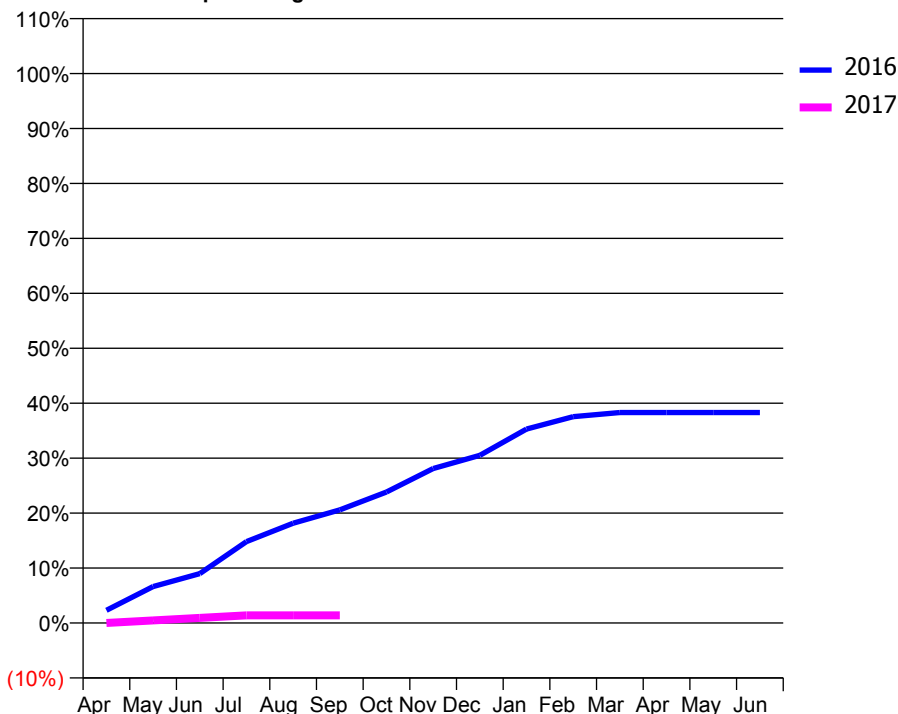
ACCESS*

Patients seen in 24 months	Total	Change since previous quarter
Quarter ending September 2015	607	
Quarter ending December 2015	609	→
Quarter ending March 2016	520	↓
Quarter ending June 2016	395	↓
Quarter ending September 2016	312	↓
Variance since September 2015	(48.6%)	↓



ACTIVITY

Cumulative percentage of contracted UDA delivered 2016 & 2017



Month	Adjusted Scheduled Activity (UDA)	
	2016	2017
April	60	0
May	173	3
June	234	6
July	385	9
August	472	9
September	536	9
October	620	
November	731	
December	793	
January	918	
February	976	
March	996	
April	996	
May	996	
June	996	

QUALITY

	Quantity	Base Number	Contract	AT	Region	England
% of FP17s for the same patient ID Re-attending within 3 months - Children	0	3	0.0%	13.0%	13.5%	12.4%
% of FP17s for the same patient ID Re-attending within 3 months - Adults	0	0	N/A	17.5%	17.4%	16.7%
% of FP17s for the same patient ID Re-attending between 3 & 9 months - Children	1	3	33.3%	57.2%	59.0%	57.4%
% of FP17s for the same patient ID Re-attending between 3 & 9 months - Adults	0	0	N/A	51.0%	52.6%	50.5%
% of FP17s for Band 1 Urgent Courses	0	3	0.0%	11.0%	9.4%	9.1%
% of FP17s Relating to Free Repair or Replacements	0	3	0.0%	0.9%	1.0%	0.8%
% of FP17s Relating to Continuations	0	3	0.0%	1.3%	1.5%	1.3%
% of Patients satisfied with the dentistry they have received	0	0	N/A	93.4%	93.7%	93.2%
% of Patients satisfied with the time they had to wait for an appointment	0	0	N/A	89.9%	90.0%	89.0%

* This is based on patients treated on this contract for their most recent course of treatment. Figures in italics indicate the base number of FP17s or Patient Questionnaire responses are less than 100. N/A is shown where the base number of responses is less than 10 during the period. % is calculated as Quantity/Base number*100

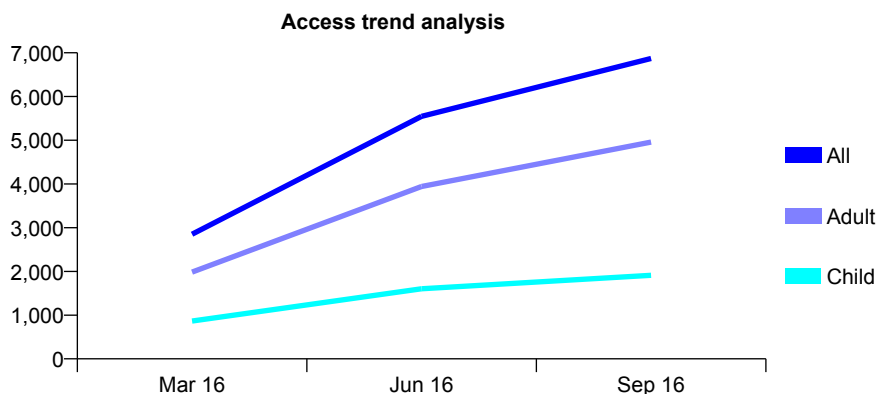
Q47 - Vital Signs At a Glance Contract Report for 121282/0001 - September 2016

Name or company name	Sandy Lane Dental Practice
Contract type name	GDS Contract
Purpose of contract	General and Orthodontic
Contract start date	19/01/2016
Contract end date	

16/17 Contracted general activity (UDA)	25,460
Carry forward general activity (UDA)	0
16/17 Contracted orthodontic activity (UOA)	322
Carry forward orthodontic activity (UOA)	0
Baseline contract value	£755,965.37

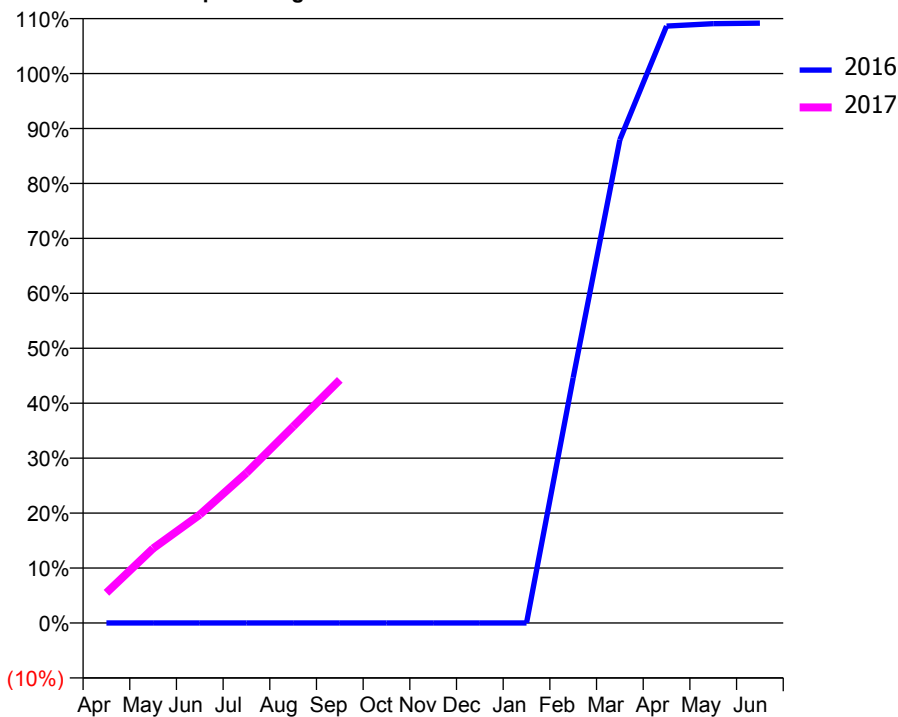
ACCESS*

Patients seen in 24 months	Total	Change since previous quarter
Quarter ending September 2015	0	
Quarter ending December 2015	0	
Quarter ending March 2016	2,851	
Quarter ending June 2016	5,546	↑
Quarter ending September 2016	6,870	↑
Variance since September 2015	N/A	



ACTIVITY

Cumulative percentage of contracted UDA delivered 2016 & 2017



Adjusted Scheduled Activity (UDA)

Month	2016	2017
April	0	1,399
May	0	3,457
June	0	5,017
July	0	6,956
August	0	9,103
September	0	11,266
October	0	
November	0	
December	0	
January	0	
February	2,292	
March	4,515	
April	5,576	
May	5,599	
June	5,603	

QUALITY

	Quantity	Base Number	Contract	AT	Region	England
% of FP17s for the same patient ID Re-attending within 3 months - Children	319	2,090	15.3%	13.0%	13.5%	12.4%
% of FP17s for the same patient ID Re-attending within 3 months - Adults	1,064	5,493	19.4%	17.5%	17.4%	16.7%
% of FP17s for the same patient ID Re-attending between 3 & 9 months - Children	508	2,090	24.3%	57.2%	59.0%	57.4%
% of FP17s for the same patient ID Re-attending between 3 & 9 months - Adults	1,132	5,493	20.6%	51.0%	52.6%	50.5%
% of FP17s for Band 1 Urgent Courses	512	6,591	7.8%	11.0%	9.4%	9.1%
% of FP17s Relating to Free Repair or Replacements	75	6,591	1.1%	0.9%	1.0%	0.8%
% of FP17s Relating to Continuations	56	6,591	0.8%	1.3%	1.5%	1.3%
% of Patients satisfied with the dentistry they have received	0	0	N/A	93.4%	93.7%	93.2%
% of Patients satisfied with the time they had to wait for an appointment	0	0	N/A	89.9%	90.0%	89.0%

* This is based on patients treated on this contract for their most recent course of treatment. Figures in italics indicate the base number of FP17s or Patient Questionnaire responses are less than 100. N/A is shown where the base number of responses is less than 10 during the period. % is calculated as Quantity/Base number*100

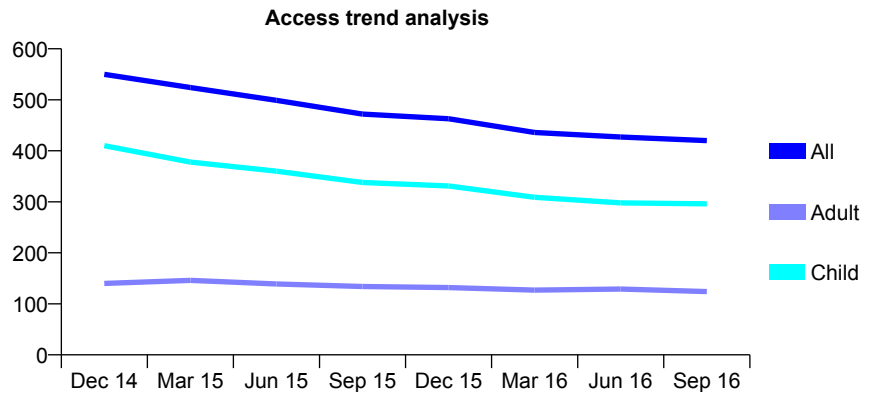
Q47 - Vital Signs At a Glance Contract Report for 123188/0001 - September 2016

Name or company name	Cramond House Dental Practice
Contract type name	GDS Contract
Purpose of contract	General and Orthodontic
Contract start date	01/04/2011
Contract end date	

16/17 Contracted general activity (UDA)	1,820
Carry forward general activity (UDA)	0
16/17 Contracted orthodontic activity (UOA)	340
Carry forward orthodontic activity (UOA)	0
Baseline contract value	£62,899.68

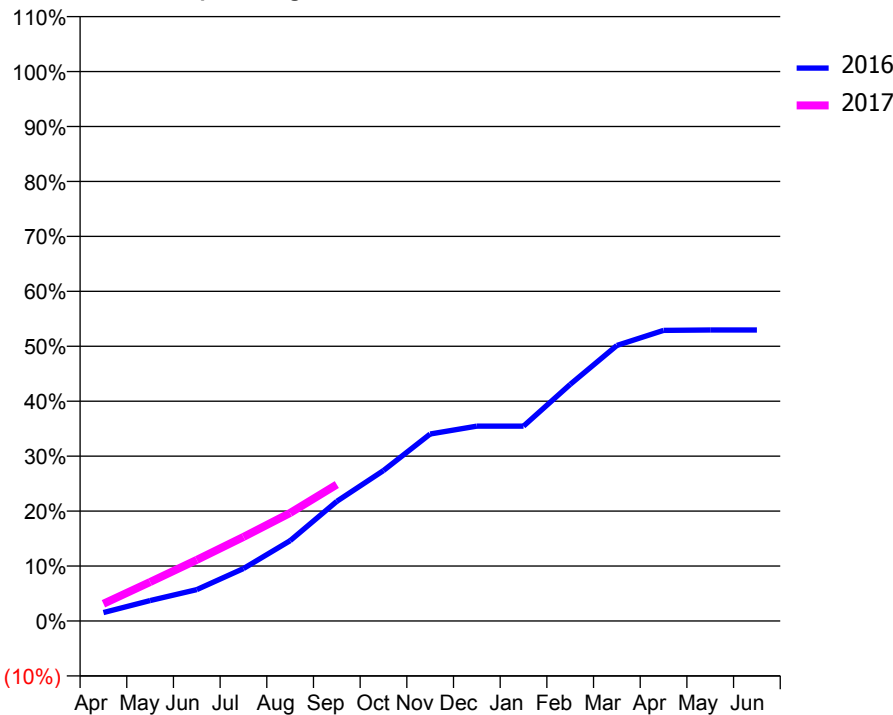
ACCESS*

Patients seen in 24 months	Total	Change since previous quarter
Quarter ending September 2015	472	
Quarter ending December 2015	463	↓
Quarter ending March 2016	436	↓
Quarter ending June 2016	427	↓
Quarter ending September 2016	420	↓
Variance since September 2015	(11.0%)	↓



ACTIVITY

Cumulative percentage of contracted UDA delivered 2016 & 2017



Month	Adjusted Scheduled Activity (UDA)	
	2016	2017
April	28	57
May	68	129
June	104	202
July	174	279
August	266	358
September	396	452
October	498	
November	619	
December	646	
January	646	
February	784	
March	913	
April	963	
May	964	
June	964	

QUALITY

	Quantity	Base Number	Contract	AT	Region	England
% of FP17s for the same patient ID Re-attending within 3 months - Children	28	264	10.6%	13.0%	13.5%	12.4%
% of FP17s for the same patient ID Re-attending within 3 months - Adults	5	50	10.0%	17.5%	17.4%	16.7%
% of FP17s for the same patient ID Re-attending between 3 & 9 months - Children	181	264	68.6%	57.2%	59.0%	57.4%
% of FP17s for the same patient ID Re-attending between 3 & 9 months - Adults	33	50	66.0%	51.0%	52.6%	50.5%
% of FP17s for Band 1 Urgent Courses	5	259	1.9%	11.0%	9.4%	9.1%
% of FP17s Relating to Free Repair or Replacements	0	259	0.0%	0.9%	1.0%	0.8%
% of FP17s Relating to Continuations	0	259	0.0%	1.3%	1.5%	1.3%
% of Patients satisfied with the dentistry they have received	0	0	N/A	93.4%	93.7%	93.2%
% of Patients satisfied with the time they had to wait for an appointment	0	0	N/A	89.9%	90.0%	89.0%

* This is based on patients treated on this contract for their most recent course of treatment. Figures in italics indicate the base number of FP17s or Patient Questionnaire responses are less than 100. N/A is shown where the base number of responses is less than 10 during the period. % is calculated as Quantity/Base number*100

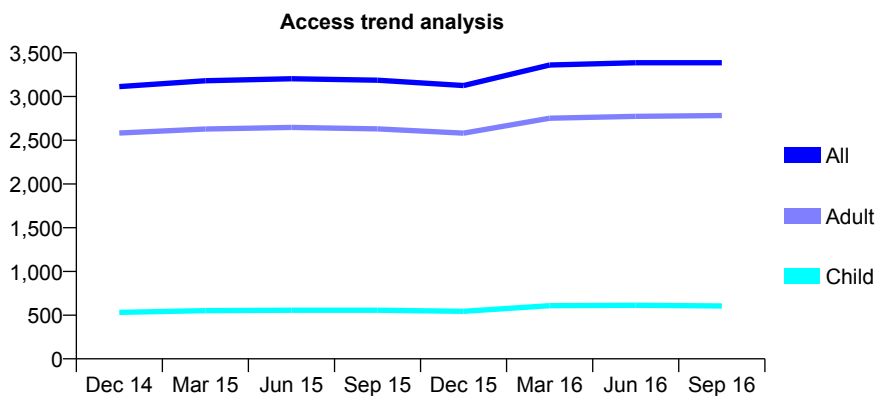
Q47 - Vital Signs At a Glance Contract Report for 123234/0001 - September 2016

Name or company name	Mr N. Gokul
Contract type name	GDS Contract
Purpose of contract	General
Contract start date	05/01/2009
Contract end date	

16/17 Contracted general activity (UDA)	13,136
Carry forward general activity (UDA)	0
16/17 Contracted orthodontic activity (UOA)	0
Carry forward orthodontic activity (UOA)	0
Baseline contract value	£293,720.56

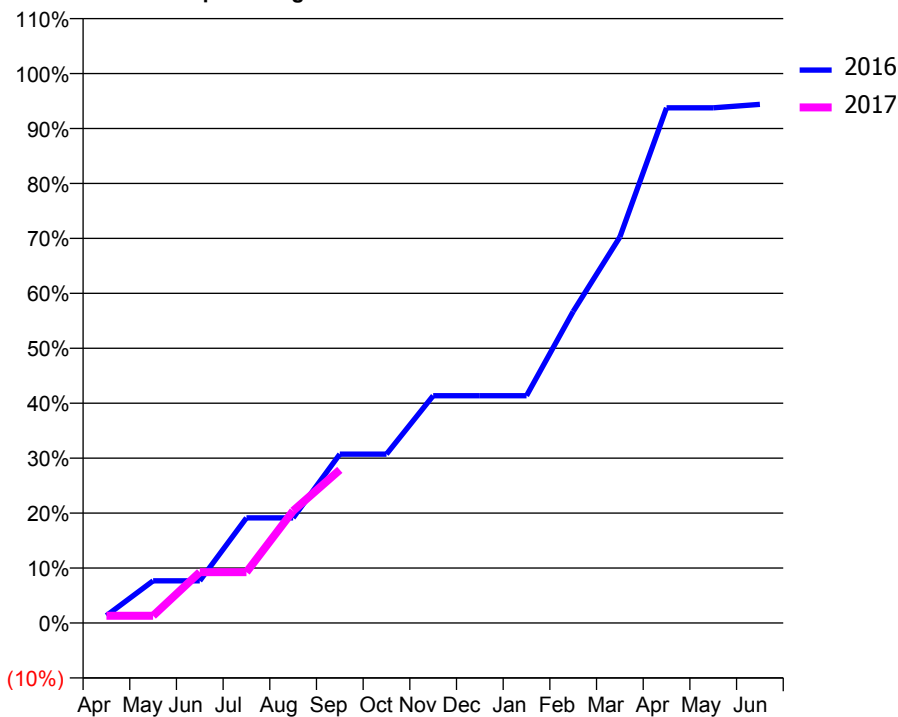
ACCESS*

Patients seen in 24 months	Total	Change since previous quarter
Quarter ending September 2015	3,186	
Quarter ending December 2015	3,125	↓
Quarter ending March 2016	3,360	↑
Quarter ending June 2016	3,386	→
Quarter ending September 2016	3,387	→
Variance since September 2015	6.3%	↑



ACTIVITY

Cumulative percentage of contracted UDA delivered 2016 & 2017



Adjusted Scheduled Activity (UDA)

Month	2016	2017
April	178	174
May	1,010	174
June	1,010	1,217
July	2,514	1,217
August	2,514	2,684
September	4,037	3,660
October	4,037	
November	5,433	
December	5,433	
January	5,433	
February	7,448	
March	9,227	
April	12,317	
May	12,317	
June	12,397	

QUALITY

	Quantity	Base Number	Contract	AT	Region	England
% of FP17s for the same patient ID Re-attending within 3 months - Children	24	508	4.7%	13.0%	13.5%	12.4%
% of FP17s for the same patient ID Re-attending within 3 months - Adults	467	2,674	17.5%	17.5%	17.4%	16.7%
% of FP17s for the same patient ID Re-attending between 3 & 9 months - Children	318	508	62.6%	57.2%	59.0%	57.4%
% of FP17s for the same patient ID Re-attending between 3 & 9 months - Adults	1,661	2,674	62.1%	51.0%	52.6%	50.5%
% of FP17s for Band 1 Urgent Courses	117	2,156	5.4%	11.0%	9.4%	9.1%
% of FP17s Relating to Free Repair or Replacements	34	2,156	1.6%	0.9%	1.0%	0.8%
% of FP17s Relating to Continuations	49	2,156	2.3%	1.3%	1.5%	1.3%
% of Patients satisfied with the dentistry they have received	23	26	88.5%	93.4%	93.7%	93.2%
% of Patients satisfied with the time they had to wait for an appointment	24	26	92.3%	89.9%	90.0%	89.0%

* This is based on patients treated on this contract for their most recent course of treatment. Figures in italics indicate the base number of FP17s or Patient Questionnaire responses are less than 100. N/A is shown where the base number of responses is less than 10 during the period. % is calculated as Quantity/Base number*100

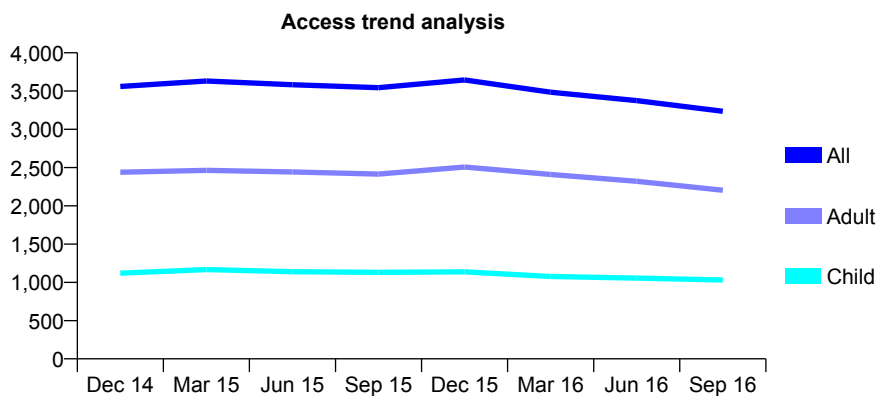
Q47 - Vital Signs At a Glance Contract Report for 123935/0001 - September 2016

Name or company name	The Smile Clinic Ltd
Contract type name	GDS Contract
Purpose of contract	General
Contract start date	01/04/2012
Contract end date	

16/17 Contracted general activity (UDA)	12,250
Carry forward general activity (UDA)	0
16/17 Contracted orthodontic activity (UOA)	0
Carry forward orthodontic activity (UOA)	0
Baseline contract value	£272,264.55

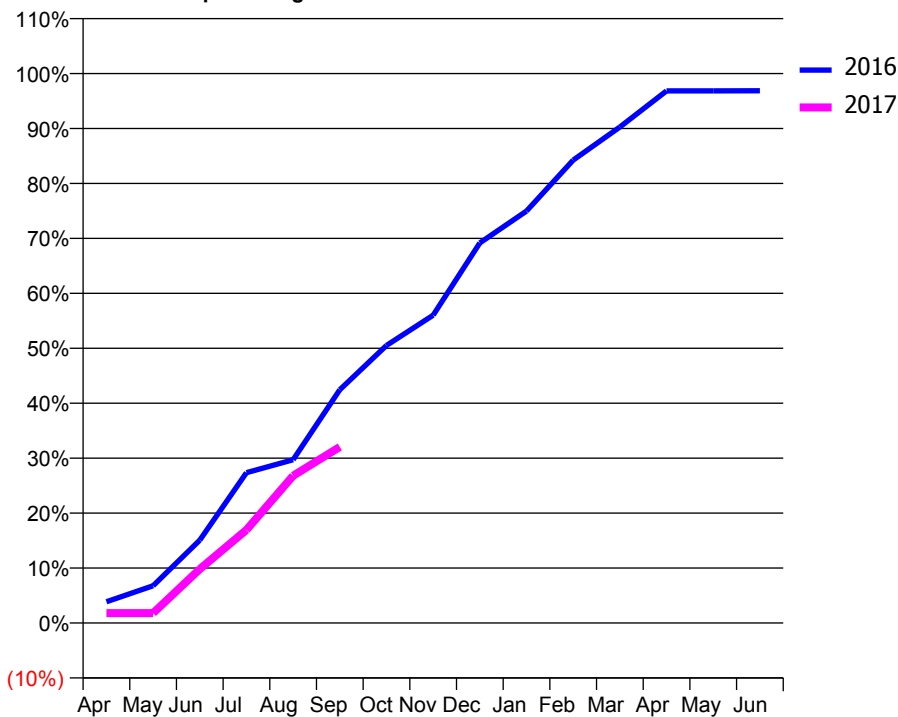
ACCESS*

Patients seen in 24 months	Total	Change since previous quarter
Quarter ending September 2015	3,544	
Quarter ending December 2015	3,645	↑
Quarter ending March 2016	3,485	↓
Quarter ending June 2016	3,376	↓
Quarter ending September 2016	3,235	↓
Variance since September 2015	(8.7%)	↓



ACTIVITY

Cumulative percentage of contracted UDA delivered 2016 & 2017



Month	Adjusted Scheduled Activity (UDA)	
	2016	2017
April	473	222
May	831	222
June	1,847	1,203
July	3,351	2,078
August	3,641	3,283
September	5,200	3,924
October	6,188	
November	6,863	
December	8,473	
January	9,184	
February	10,319	
March	11,057	
April	11,861	
May	11,861	
June	11,865	

QUALITY

	Quantity	Base Number	Contract	AT	Region	England
% of FP17s for the same patient ID Re-attending within 3 months - Children	68	737	9.2%	13.0%	13.5%	12.4%
% of FP17s for the same patient ID Re-attending within 3 months - Adults	249	1,462	17.0%	17.5%	17.4%	16.7%
% of FP17s for the same patient ID Re-attending between 3 & 9 months - Children	450	737	61.1%	57.2%	59.0%	57.4%
% of FP17s for the same patient ID Re-attending between 3 & 9 months - Adults	823	1,462	56.3%	51.0%	52.6%	50.5%
% of FP17s for Band 1 Urgent Courses	107	1,861	5.7%	11.0%	9.4%	9.1%
% of FP17s Relating to Free Repair or Replacements	32	1,861	1.7%	0.9%	1.0%	0.8%
% of FP17s Relating to Continuations	45	1,861	2.4%	1.3%	1.5%	1.3%
% of Patients satisfied with the dentistry they have received	4	4	N/A	93.4%	93.7%	93.2%
% of Patients satisfied with the time they had to wait for an appointment	3	4	N/A	89.9%	90.0%	89.0%

* This is based on patients treated on this contract for their most recent course of treatment. Figures in italics indicate the base number of FP17s or Patient Questionnaire responses are less than 100. N/A is shown where the base number of responses is less than 10 during the period. % is calculated as Quantity/Base number*100

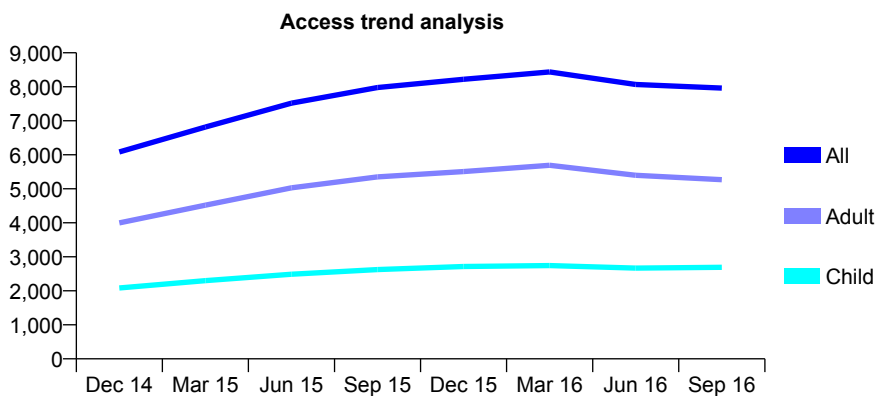
Q47 - Vital Signs At a Glance Contract Report for 125652/0001 - September 2016

Name or company name	Park House
Contract type name	GDS Contract
Purpose of contract	General
Contract start date	01/04/2014
Contract end date	

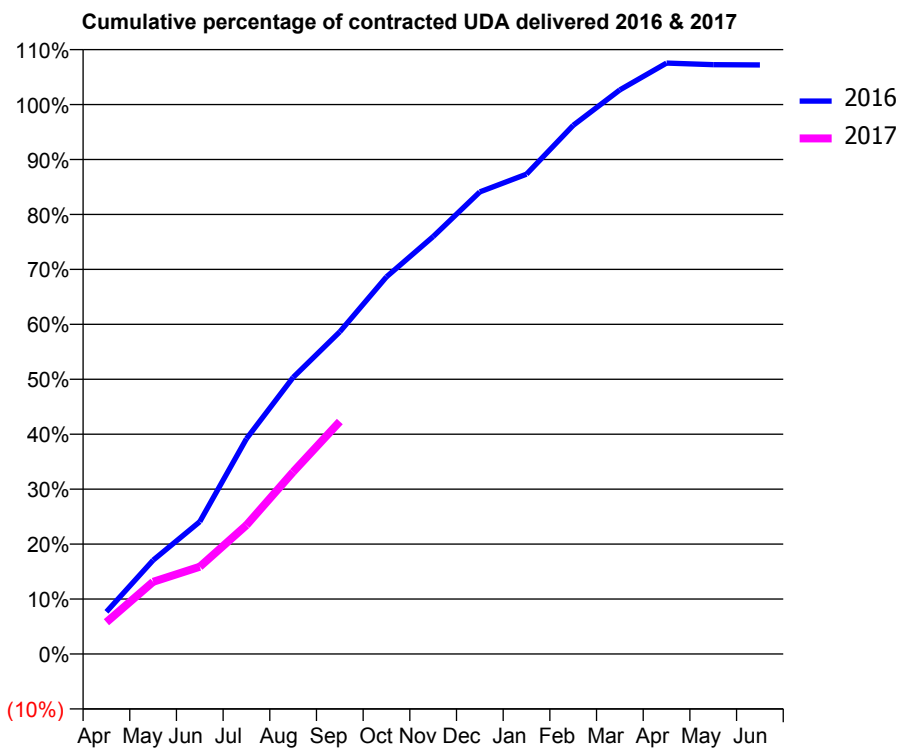
16/17 Contracted general activity (UDA)	25,000
Carry forward general activity (UDA)	-500
16/17 Contracted orthodontic activity (UOA)	0
Carry forward orthodontic activity (UOA)	0
Baseline contract value	£667,453.97

ACCESS*

Patients seen in 24 months	Total	Change since previous quarter
Quarter ending September 2015	7,979	
Quarter ending December 2015	8,222	↑
Quarter ending March 2016	8,437	↑
Quarter ending June 2016	8,069	↓
Quarter ending September 2016	7,961	↓
Variance since September 2015	(0.2%)	→



ACTIVITY



Month	Adjusted Scheduled Activity (UDA)	
	2016	2017
April	1,920	1,449
May	4,266	3,287
June	6,022	3,973
July	9,794	5,864
August	12,586	8,281
September	14,663	10,575
October	17,159	
November	18,993	
December	21,027	
January	21,832	
February	24,054	
March	25,664	
April	26,884	
May	26,813	
June	26,799	

QUALITY

	Quantity	Base Number	Contract	AT	Region	England
% of FP17s for the same patient ID Re-attending within 3 months - Children	217	2,309	9.4%	13.0%	13.5%	12.4%
% of FP17s for the same patient ID Re-attending within 3 months - Adults	518	3,556	14.6%	17.5%	17.4%	16.7%
% of FP17s for the same patient ID Re-attending between 3 & 9 months - Children	1,333	2,309	57.7%	57.2%	59.0%	57.4%
% of FP17s for the same patient ID Re-attending between 3 & 9 months - Adults	1,674	3,556	47.1%	51.0%	52.6%	50.5%
% of FP17s for Band 1 Urgent Courses	315	5,365	5.9%	11.0%	9.4%	9.1%
% of FP17s Relating to Free Repair or Replacements	55	5,365	1.0%	0.9%	1.0%	0.8%
% of FP17s Relating to Continuations	28	5,365	0.5%	1.3%	1.5%	1.3%
% of Patients satisfied with the dentistry they have received	5	6	N/A	93.4%	93.7%	93.2%
% of Patients satisfied with the time they had to wait for an appointment	6	6	N/A	89.9%	90.0%	89.0%

* This is based on patients treated on this contract for their most recent course of treatment. Figures in italics indicate the base number of FP17s or Patient Questionnaire responses are less than 100. N/A is shown where the base number of responses is less than 10 during the period. % is calculated as Quantity/Base number*100

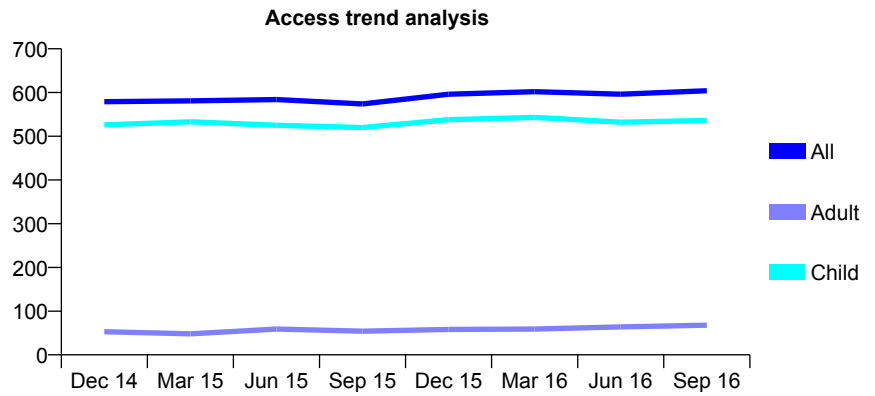
Q47 - Vital Signs At a Glance Contract Report for 126152/0001 - September 2016

Name or company name	Debra Jones
Contract type name	GDS Contract
Purpose of contract	General
Contract start date	01/04/2011
Contract end date	

16/17 Contracted general activity (UDA)	2,000
Carry forward general activity (UDA)	0
16/17 Contracted orthodontic activity (UOA)	0
Carry forward orthodontic activity (UOA)	0
Baseline contract value	£43,348.11

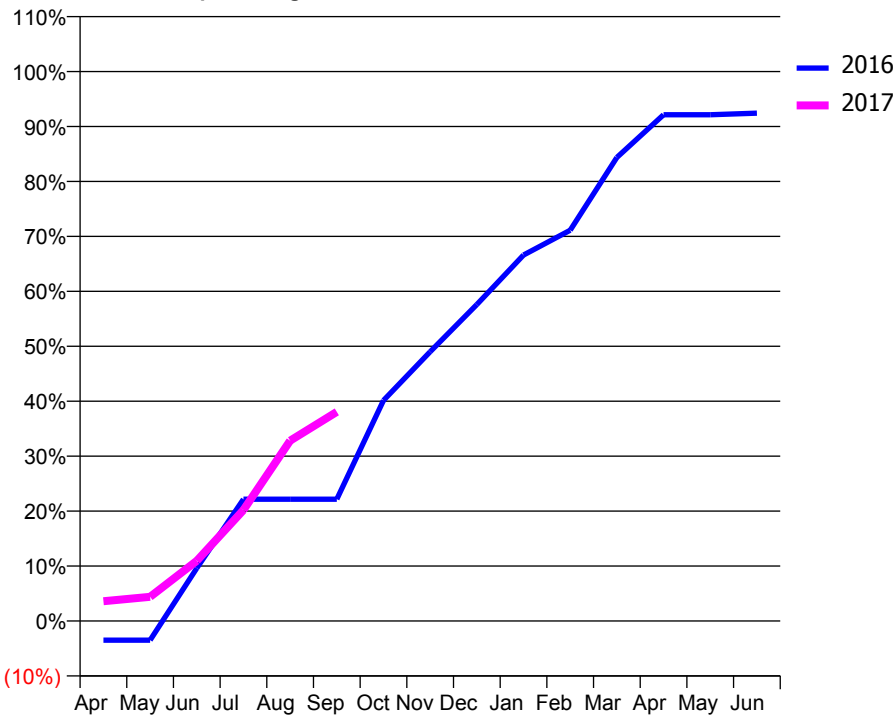
ACCESS*

Patients seen in 24 months	Total	Change since previous quarter
Quarter ending September 2015	574	
Quarter ending December 2015	596	↑
Quarter ending March 2016	602	→
Quarter ending June 2016	596	→
Quarter ending September 2016	604	→
Variance since September 2015	5.2%	↑



ACTIVITY

Cumulative percentage of contracted UDA delivered 2016 & 2017



Month	Adjusted Scheduled Activity (UDA)	
	2016	2017
April	-70	72
May	-70	88
June	192	219
July	443	404
August	443	656
September	443	761
October	803	
November	980	
December	1,152	
January	1,332	
February	1,422	
March	1,687	
April	1,842	
May	1,842	
June	1,848	

QUALITY

	Quantity	Base Number	Contract	AT	Region	England
% of FP17s for the same patient ID Re-attending within 3 months - Children	81	508	15.9%	13.0%	13.5%	12.4%
% of FP17s for the same patient ID Re-attending within 3 months - Adults	0	1	0.0%	17.5%	17.4%	16.7%
% of FP17s for the same patient ID Re-attending between 3 & 9 months - Children	339	508	66.7%	57.2%	59.0%	57.4%
% of FP17s for the same patient ID Re-attending between 3 & 9 months - Adults	0	1	0.0%	51.0%	52.6%	50.5%
% of FP17s for Band 1 Urgent Courses	2	433	0.5%	11.0%	9.4%	9.1%
% of FP17s Relating to Free Repair or Replacements	0	433	0.0%	0.9%	1.0%	0.8%
% of FP17s Relating to Continuations	13	433	3.0%	1.3%	1.5%	1.3%
% of Patients satisfied with the dentistry they have received	0	0	N/A	93.4%	93.7%	93.2%
% of Patients satisfied with the time they had to wait for an appointment	0	0	N/A	89.9%	90.0%	89.0%

* This is based on patients treated on this contract for their most recent course of treatment. Figures in italics indicate the base number of FP17s or Patient Questionnaire responses are less than 100. N/A is shown where the base number of responses is less than 10 during the period. % is calculated as Quantity/Base number*100

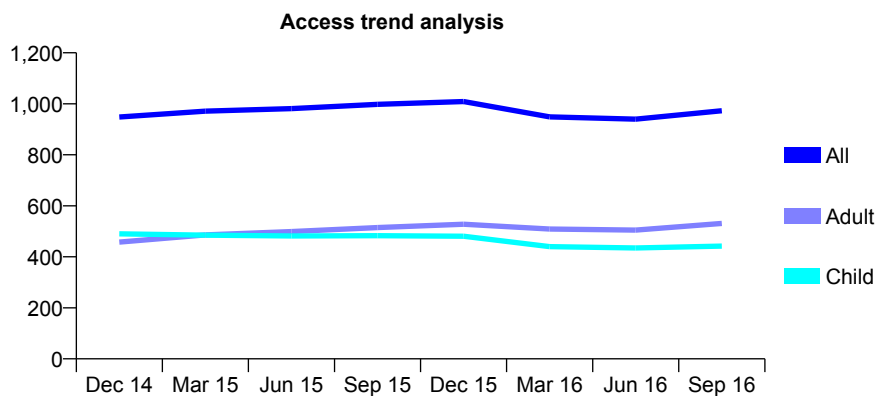
Q47 - Vital Signs At a Glance Contract Report for 126691/0001 - September 2016

Name or company name	Diamond Smiles Dental Centre
Contract type name	GDS Contract
Purpose of contract	General and Orthodontic
Contract start date	01/07/2009
Contract end date	

16/17 Contracted general activity (UDA)	3,299
Carry forward general activity (UDA)	0
16/17 Contracted orthodontic activity (UOA)	438
Carry forward orthodontic activity (UOA)	0
Baseline contract value	£104,984.15

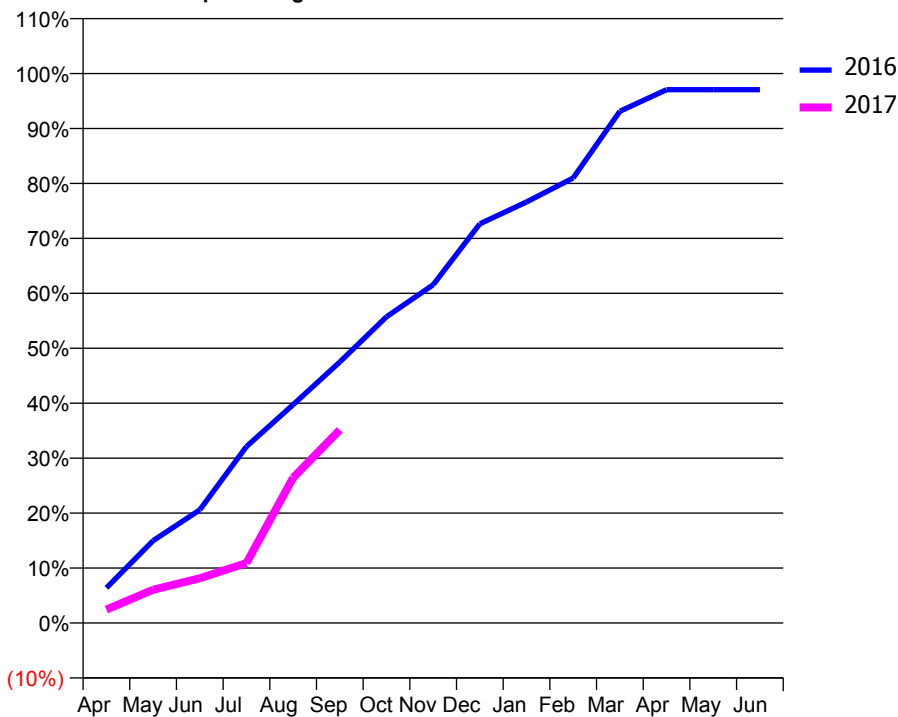
ACCESS*

Patients seen in 24 months	Total	Change since previous quarter
Quarter ending September 2015	998	
Quarter ending December 2015	1,009	→
Quarter ending March 2016	949	↓
Quarter ending June 2016	940	→
Quarter ending September 2016	973	↑
Variance since September 2015	(2.5%)	↓



ACTIVITY

Cumulative percentage of contracted UDA delivered 2016 & 2017



Month	Adjusted Scheduled Activity (UDA)	
	2016	2017
April	211	80
May	494	200
June	679	269
July	1,060	360
August	1,311	872
September	1,567	1,160
October	1,839	
November	2,031	
December	2,397	
January	2,528	
February	2,672	
March	3,072	
April	3,202	
May	3,202	
June	3,202	

QUALITY

	Quantity	Base Number	Contract	AT	Region	England
% of FP17s for the same patient ID Re-attending within 3 months - Children	27	342	7.9%	13.0%	13.5%	12.4%
% of FP17s for the same patient ID Re-attending within 3 months - Adults	33	285	11.6%	17.5%	17.4%	16.7%
% of FP17s for the same patient ID Re-attending between 3 & 9 months - Children	211	342	61.7%	57.2%	59.0%	57.4%
% of FP17s for the same patient ID Re-attending between 3 & 9 months - Adults	129	285	45.3%	51.0%	52.6%	50.5%
% of FP17s for Band 1 Urgent Courses	50	584	8.6%	11.0%	9.4%	9.1%
% of FP17s Relating to Free Repair or Replacements	4	584	0.7%	0.9%	1.0%	0.8%
% of FP17s Relating to Continuations	0	584	0.0%	1.3%	1.5%	1.3%
% of Patients satisfied with the dentistry they have received	0	0	N/A	93.4%	93.7%	93.2%
% of Patients satisfied with the time they had to wait for an appointment	0	0	N/A	89.9%	90.0%	89.0%

* This is based on patients treated on this contract for their most recent course of treatment. Figures in italics indicate the base number of FP17s or Patient Questionnaire responses are less than 100. N/A is shown where the base number of responses is less than 10 during the period. % is calculated as Quantity/Base number*100

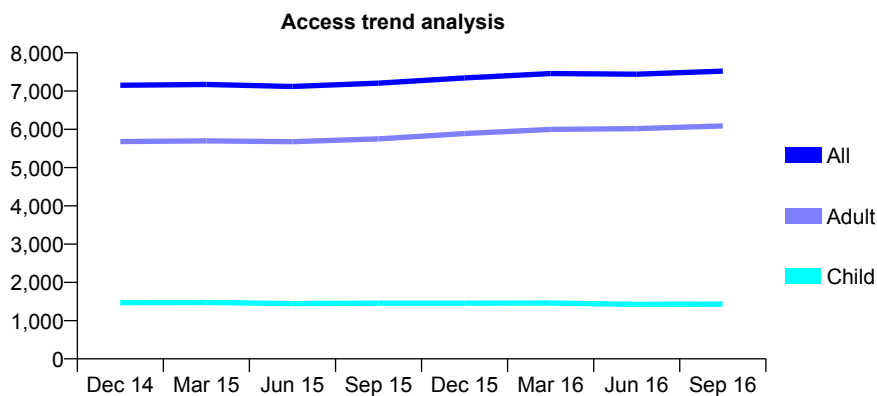
Q47 - Vital Signs At a Glance Contract Report for 127345/0001 - September 2016

Name or company name	Red Rose Dental
Contract type name	GDS Contract
Purpose of contract	General
Contract start date	01/09/2010
Contract end date	

16/17 Contracted general activity (UDA)	23,201
Carry forward general activity (UDA)	0
16/17 Contracted orthodontic activity (UOA)	0
Carry forward orthodontic activity (UOA)	0
Baseline contract value	£624,186.39

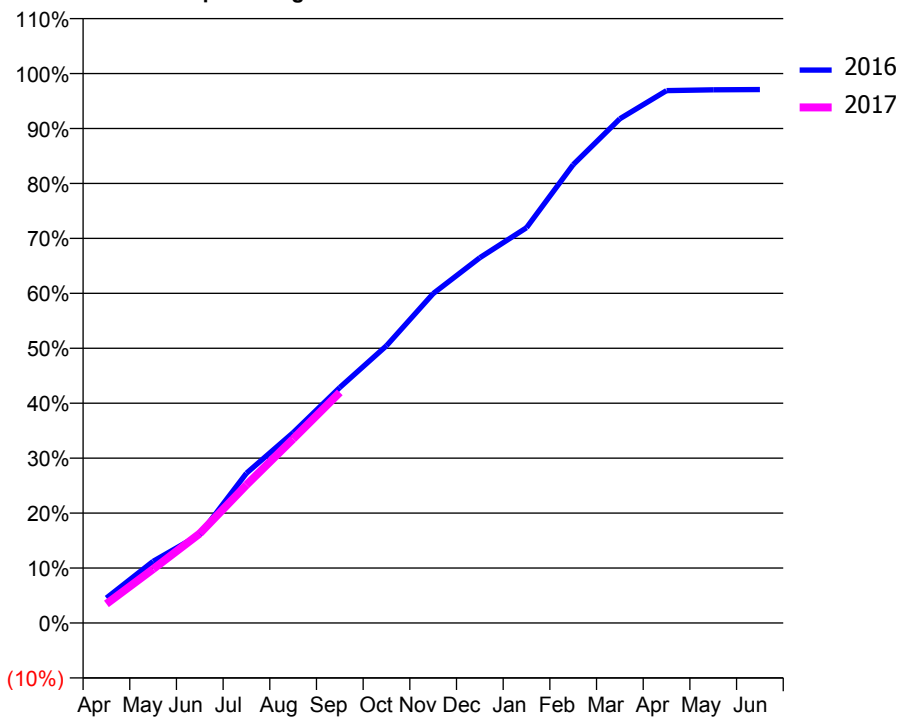
ACCESS*

Patients seen in 24 months	Total	Change since previous quarter
Quarter ending September 2015	7,206	
Quarter ending December 2015	7,344	→
Quarter ending March 2016	7,458	→
Quarter ending June 2016	7,442	→
Quarter ending September 2016	7,520	→
Variance since September 2015	4.4%	↑



ACTIVITY

Cumulative percentage of contracted UDA delivered 2016 & 2017



Month	Adjusted Scheduled Activity (UDA)	
	2016	2017
April	1,057	808
May	2,605	2,280
June	3,734	3,779
July	6,326	5,832
August	8,037	7,775
September	9,948	9,738
October	11,707	
November	13,908	
December	15,424	
January	16,689	
February	19,353	
March	21,291	
April	22,480	
May	22,511	
June	22,522	

QUALITY

	Quantity	Base Number	Contract	AT	Region	England
% of FP17s for the same patient ID Re-attending within 3 months - Children	71	1,076	6.6%	13.0%	13.5%	12.4%
% of FP17s for the same patient ID Re-attending within 3 months - Adults	658	4,614	14.3%	17.5%	17.4%	16.7%
% of FP17s for the same patient ID Re-attending between 3 & 9 months - Children	604	1,076	56.1%	57.2%	59.0%	57.4%
% of FP17s for the same patient ID Re-attending between 3 & 9 months - Adults	2,615	4,614	56.7%	51.0%	52.6%	50.5%
% of FP17s for Band 1 Urgent Courses	366	5,134	7.1%	11.0%	9.4%	9.1%
% of FP17s Relating to Free Repair or Replacements	41	5,134	0.8%	0.9%	1.0%	0.8%
% of FP17s Relating to Continuations	125	5,134	2.4%	1.3%	1.5%	1.3%
% of Patients satisfied with the dentistry they have received	9	9	N/A	93.4%	93.7%	93.2%
% of Patients satisfied with the time they had to wait for an appointment	8	9	N/A	89.9%	90.0%	89.0%

* This is based on patients treated on this contract for their most recent course of treatment. Figures in italics indicate the base number of FP17s or Patient Questionnaire responses are less than 100. N/A is shown where the base number of responses is less than 10 during the period. % is calculated as Quantity/Base number*100

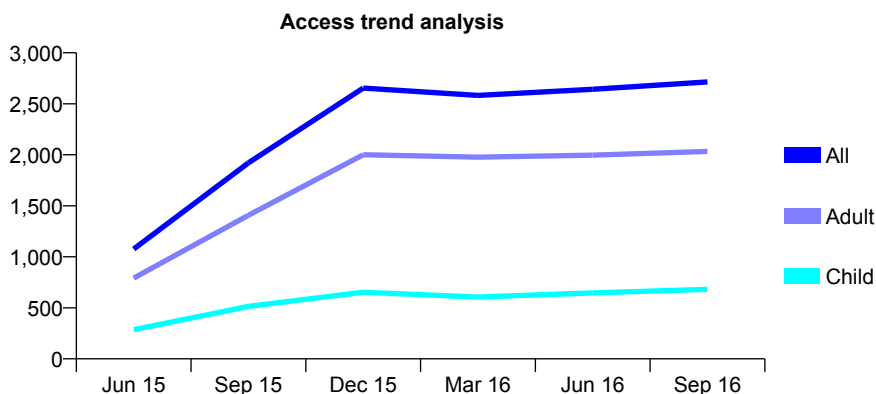
Q47 - Vital Signs At a Glance Contract Report for 129003/0001 - September 2016

Name or company name	The Grove Dental Partnership
Contract type name	GDS Contract
Purpose of contract	General
Contract start date	01/04/2015
Contract end date	

16/17 Contracted general activity (UDA)	8,874
Carry forward general activity (UDA)	31
16/17 Contracted orthodontic activity (UOA)	0
Carry forward orthodontic activity (UOA)	0
Baseline contract value	£165,074.90

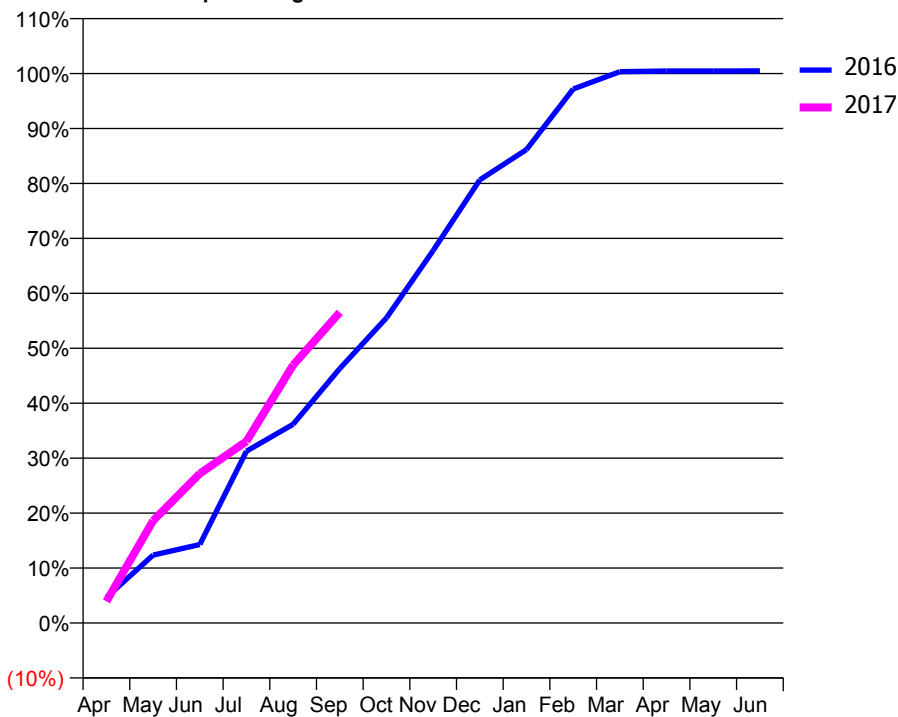
ACCESS*

Patients seen in 24 months	Total	Change since previous quarter
Quarter ending September 2015	1,921	
Quarter ending December 2015	2,654	↑
Quarter ending March 2016	2,583	↓
Quarter ending June 2016	2,643	↑
Quarter ending September 2016	2,715	↑
Variance since September 2015	41.3%	↑



ACTIVITY

Cumulative percentage of contracted UDA delivered 2016 & 2017



Month	Adjusted Scheduled Activity (UDA)	
	2016	2017
April	407	350
May	1,074	1,653
June	1,242	2,413
July	2,720	2,933
August	3,145	4,166
September	4,028	5,017
October	4,831	
November	5,895	
December	7,013	
January	7,493	
February	8,451	
March	8,725	
April	8,737	
May	8,737	
June	8,739	

QUALITY

	Quantity	Base Number	Contract	AT	Region	England
% of FP17s for the same patient ID Re-attending within 3 months - Children	67	690	9.7%	13.0%	13.5%	12.4%
% of FP17s for the same patient ID Re-attending within 3 months - Adults	244	1,901	12.8%	17.5%	17.4%	16.7%
% of FP17s for the same patient ID Re-attending between 3 & 9 months - Children	393	690	57.0%	57.2%	59.0%	57.4%
% of FP17s for the same patient ID Re-attending between 3 & 9 months - Adults	1,043	1,901	54.9%	51.0%	52.6%	50.5%
% of FP17s for Band 1 Urgent Courses	139	2,590	5.4%	11.0%	9.4%	9.1%
% of FP17s Relating to Free Repair or Replacements	49	2,590	1.9%	0.9%	1.0%	0.8%
% of FP17s Relating to Continuations	23	2,590	0.9%	1.3%	1.5%	1.3%
% of Patients satisfied with the dentistry they have received	7	7	N/A	93.4%	93.7%	93.2%
% of Patients satisfied with the time they had to wait for an appointment	6	7	N/A	89.9%	90.0%	89.0%

* This is based on patients treated on this contract for their most recent course of treatment. Figures in italics indicate the base number of FP17s or Patient Questionnaire responses are less than 100. N/A is shown where the base number of responses is less than 10 during the period. % is calculated as Quantity/Base number*100

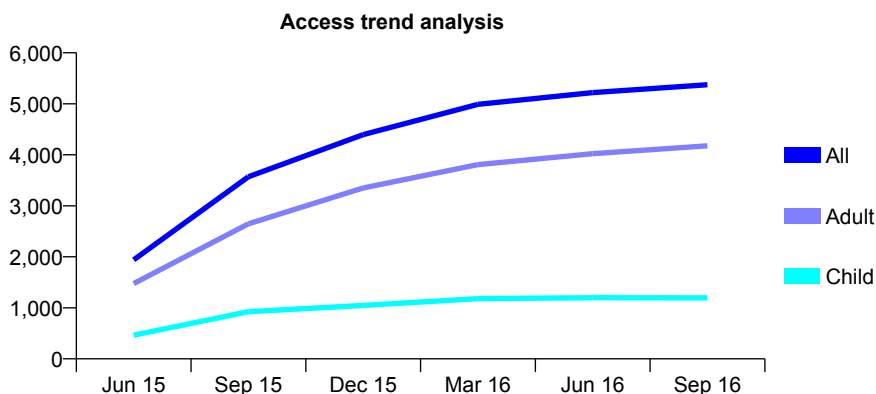
Q47 - Vital Signs At a Glance Contract Report for 129003/0002 - September 2016

Name or company name	The Grove Dental Partnership
Contract type name	GDS Contract
Purpose of contract	General
Contract start date	01/04/2015
Contract end date	

16/17 Contracted general activity (UDA)	19,250
Carry forward general activity (UDA)	0
16/17 Contracted orthodontic activity (UOA)	0
Carry forward orthodontic activity (UOA)	0
Baseline contract value	£425,592.11

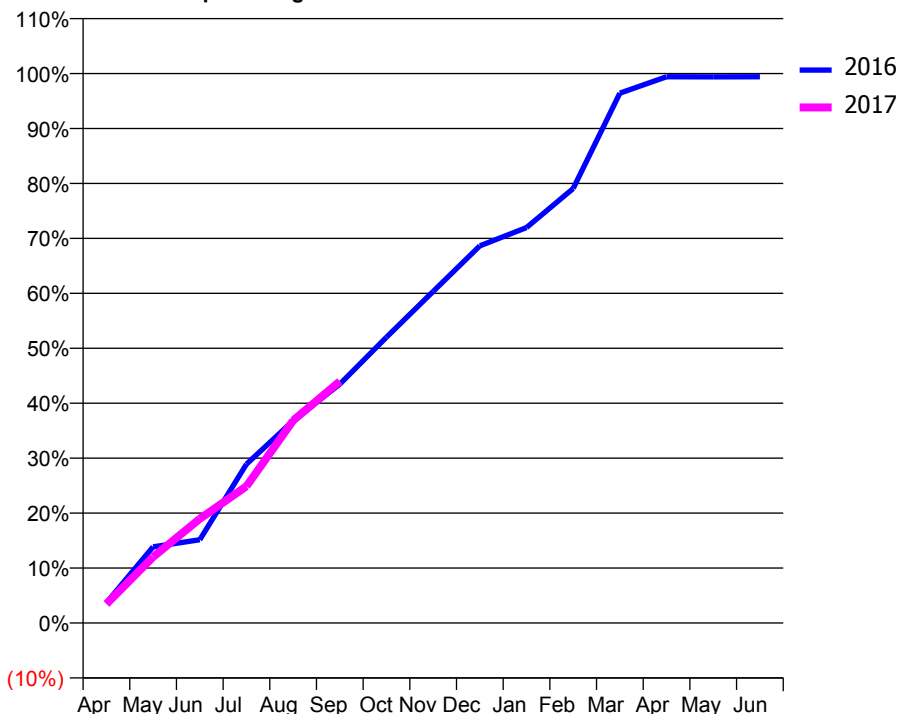
ACCESS*

Patients seen in 24 months	Total	Change since previous quarter
Quarter ending September 2015	3,571	
Quarter ending December 2015	4,397	↑
Quarter ending March 2016	4,989	↑
Quarter ending June 2016	5,219	↑
Quarter ending September 2016	5,374	↑
Variance since September 2015	50.5%	↑



ACTIVITY

Cumulative percentage of contracted UDA delivered 2016 & 2017



Adjusted Scheduled Activity (UDA)

Month	2016	2017
April	699	666
May	2,617	2,313
June	2,862	3,649
July	5,456	4,793
August	6,946	7,093
September	8,205	8,465
October	9,817	
November	11,389	
December	12,955	
January	13,583	
February	14,925	
March	18,200	
April	18,762	
May	18,757	
June	18,762	

QUALITY

	Quantity	Base Number	Contract	AT	Region	England
% of FP17s for the same patient ID Re-attending within 3 months - Children	136	1,123	12.1%	13.0%	13.5%	12.4%
% of FP17s for the same patient ID Re-attending within 3 months - Adults	621	3,796	16.4%	17.5%	17.4%	16.7%
% of FP17s for the same patient ID Re-attending between 3 & 9 months - Children	688	1,123	61.3%	57.2%	59.0%	57.4%
% of FP17s for the same patient ID Re-attending between 3 & 9 months - Adults	2,083	3,796	54.9%	51.0%	52.6%	50.5%
% of FP17s for Band 1 Urgent Courses	273	4,608	5.9%	11.0%	9.4%	9.1%
% of FP17s Relating to Free Repair or Replacements	148	4,608	3.2%	0.9%	1.0%	0.8%
% of FP17s Relating to Continuations	70	4,608	1.5%	1.3%	1.5%	1.3%
% of Patients satisfied with the dentistry they have received	6	7	N/A	93.4%	93.7%	93.2%
% of Patients satisfied with the time they had to wait for an appointment	6	7	N/A	89.9%	90.0%	89.0%

* This is based on patients treated on this contract for their most recent course of treatment. Figures in italics indicate the base number of FP17s or Patient Questionnaire responses are less than 100. N/A is shown where the base number of responses is less than 10 during the period. % is calculated as Quantity/Base number*100

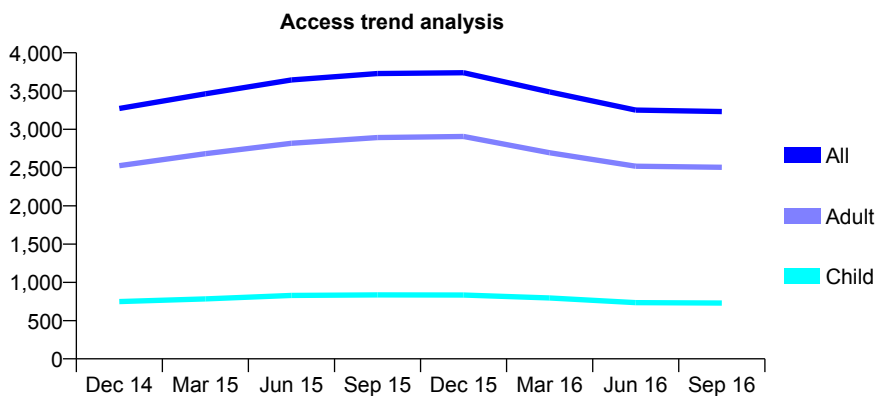
Q47 - Vital Signs At a Glance Contract Report for 129623/0002 - September 2016

Name or company name	Diamond Dental Care
Contract type name	GDS Contract
Purpose of contract	General
Contract start date	01/12/2013
Contract end date	

16/17 Contracted general activity (UDA)	10,465
Carry forward general activity (UDA)	0
16/17 Contracted orthodontic activity (UOA)	0
Carry forward orthodontic activity (UOA)	0
Baseline contract value	£224,481.05

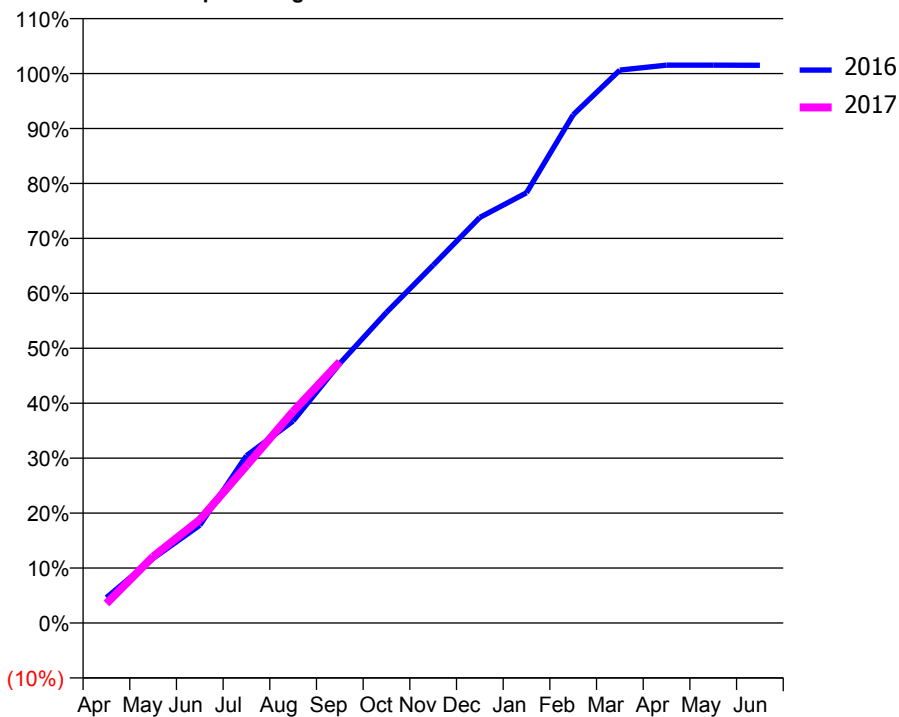
ACCESS*

Patients seen in 24 months	Total	Change since previous quarter
Quarter ending September 2015	3,729	
Quarter ending December 2015	3,740	→
Quarter ending March 2016	3,489	↓
Quarter ending June 2016	3,251	↓
Quarter ending September 2016	3,233	→
Variance since September 2015	(13.3%)	↓



ACTIVITY

Cumulative percentage of contracted UDA delivered 2016 & 2017



Month	Adjusted Scheduled Activity (UDA)	
	2016	2017
April	484	373
May	1,230	1,266
June	1,862	1,968
July	3,186	2,995
August	3,847	4,028
September	4,943	4,973
October	5,915	
November	6,815	
December	7,723	
January	8,195	
February	9,681	
March	10,530	
April	10,624	
May	10,623	
June	10,622	

QUALITY

	Quantity	Base Number	Contract	AT	Region	England
% of FP17s for the same patient ID Re-attending within 3 months - Children	33	527	6.3%	13.0%	13.5%	12.4%
% of FP17s for the same patient ID Re-attending within 3 months - Adults	249	1,866	13.3%	17.5%	17.4%	16.7%
% of FP17s for the same patient ID Re-attending between 3 & 9 months - Children	324	527	61.5%	57.2%	59.0%	57.4%
% of FP17s for the same patient ID Re-attending between 3 & 9 months - Adults	1,186	1,866	63.6%	51.0%	52.6%	50.5%
% of FP17s for Band 1 Urgent Courses	167	2,338	7.1%	11.0%	9.4%	9.1%
% of FP17s Relating to Free Repair or Replacements	18	2,338	0.8%	0.9%	1.0%	0.8%
% of FP17s Relating to Continuations	42	2,338	1.8%	1.3%	1.5%	1.3%
% of Patients satisfied with the dentistry they have received	4	4	N/A	93.4%	93.7%	93.2%
% of Patients satisfied with the time they had to wait for an appointment	4	4	N/A	89.9%	90.0%	89.0%

* This is based on patients treated on this contract for their most recent course of treatment. Figures in italics indicate the base number of FP17s or Patient Questionnaire responses are less than 100. N/A is shown where the base number of responses is less than 10 during the period. % is calculated as Quantity/Base number*100

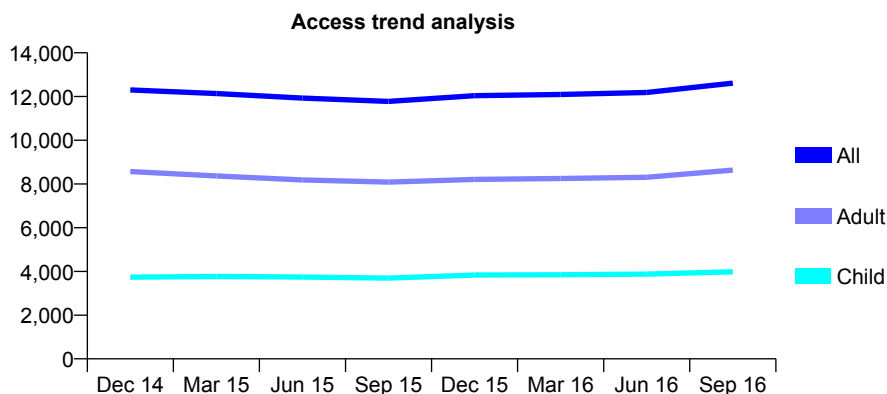
Q47 - Vital Signs At a Glance Contract Report for 131423/0001 - September 2016

Name or company name	Railway Road Dental Practice Partnership
Contract type name	GDS Contract
Purpose of contract	General
Contract start date	01/04/2010
Contract end date	

16/17 Contracted general activity (UDA)	39,500
Carry forward general activity (UDA)	0
16/17 Contracted orthodontic activity (UOA)	0
Carry forward orthodontic activity (UOA)	0
Baseline contract value	£1,093,575.77

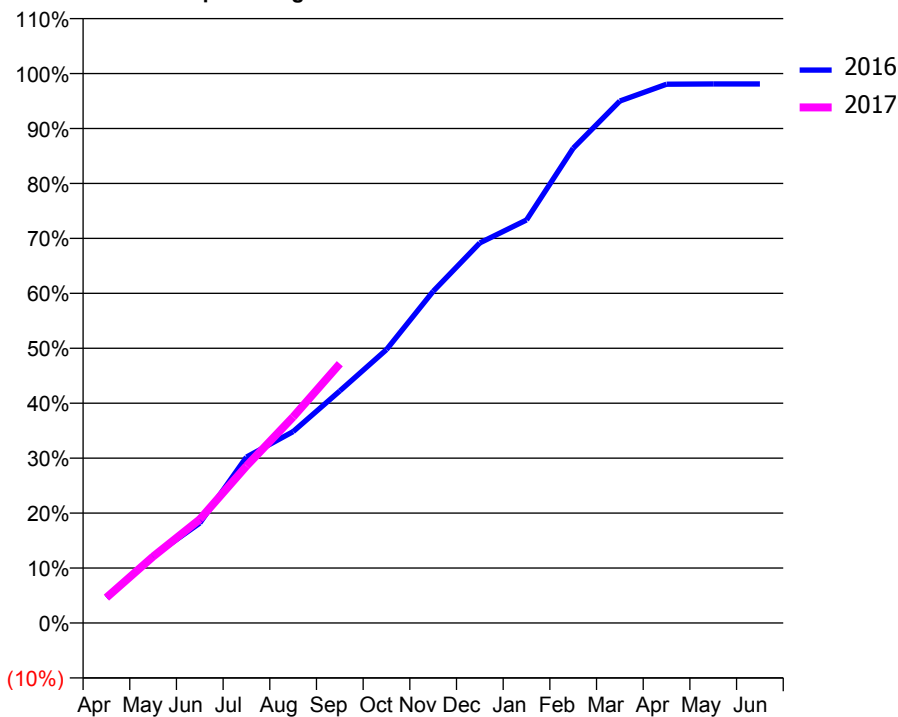
ACCESS*

Patients seen in 24 months	Total	Change since previous quarter
Quarter ending September 2015	11,775	
Quarter ending December 2015	12,041	↑
Quarter ending March 2016	12,096	→
Quarter ending June 2016	12,184	→
Quarter ending September 2016	12,613	↑
Variance since September 2015	7.1%	↑



ACTIVITY

Cumulative percentage of contracted UDA delivered 2016 & 2017



Month	Adjusted Scheduled Activity (UDA)	
	2016	2017
April	1,840	1,831
May	4,810	4,779
June	7,187	7,450
July	11,925	11,291
August	13,764	14,816
September	16,684	18,641
October	19,659	
November	23,844	
December	27,327	
January	28,974	
February	34,132	
March	37,518	
April	38,731	
May	38,746	
June	38,750	

QUALITY

	Quantity	Base Number	Contract	AT	Region	England
% of FP17s for the same patient ID Re-attending within 3 months - Children	144	2,399	6.0%	13.0%	13.5%	12.4%
% of FP17s for the same patient ID Re-attending within 3 months - Adults	593	4,767	12.4%	17.5%	17.4%	16.7%
% of FP17s for the same patient ID Re-attending between 3 & 9 months - Children	951	2,399	39.6%	57.2%	59.0%	57.4%
% of FP17s for the same patient ID Re-attending between 3 & 9 months - Adults	1,690	4,767	35.5%	51.0%	52.6%	50.5%
% of FP17s for Band 1 Urgent Courses	515	6,723	7.7%	11.0%	9.4%	9.1%
% of FP17s Relating to Free Repair or Replacements	33	6,723	0.5%	0.9%	1.0%	0.8%
% of FP17s Relating to Continuations	115	6,723	1.7%	1.3%	1.5%	1.3%
% of Patients satisfied with the dentistry they have received	17	20	85.0%	93.4%	93.7%	93.2%
% of Patients satisfied with the time they had to wait for an appointment	17	20	85.0%	89.9%	90.0%	89.0%

* This is based on patients treated on this contract for their most recent course of treatment. Figures in italics indicate the base number of FP17s or Patient Questionnaire responses are less than 100. N/A is shown where the base number of responses is less than 10 during the period. % is calculated as Quantity/Base number*100

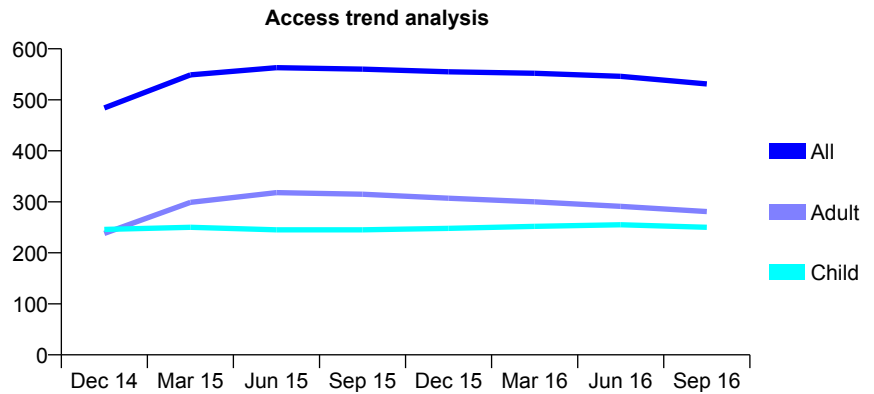
Q47 - Vital Signs At a Glance Contract Report for 131555/0001 - September 2016

Name or company name	Station House Dental Practice
Contract type name	GDS Contract
Purpose of contract	General
Contract start date	07/02/2011
Contract end date	

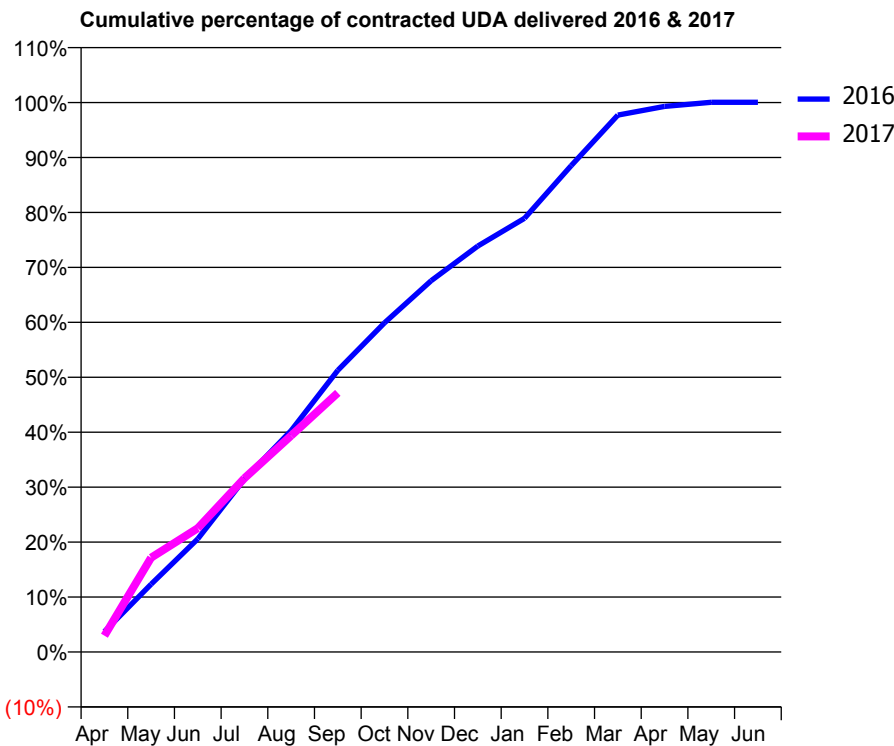
16/17 Contracted general activity (UDA)	1,600
Carry forward general activity (UDA)	-1
16/17 Contracted orthodontic activity (UOA)	0
Carry forward orthodontic activity (UOA)	0
Baseline contract value	£39,720.80

ACCESS*

Patients seen in 24 months	Total	Change since previous quarter
Quarter ending September 2015	560	
Quarter ending December 2015	555	→
Quarter ending March 2016	552	→
Quarter ending June 2016	546	↓
Quarter ending September 2016	531	↓
Variance since September 2015	(5.2%)	↓



ACTIVITY



Month	Adjusted Scheduled Activity (UDA)	
	2016	2017
April	60	48
May	198	275
June	329	360
July	504	506
August	645	630
September	820	755
October	958	
November	1,081	
December	1,182	
January	1,263	
February	1,416	
March	1,563	
April	1,589	
May	1,601	
June	1,601	

QUALITY

	Quantity	Base Number	Contract	AT	Region	England
% of FP17s for the same patient ID Re-attending within 3 months - Children	57	275	20.7%	13.0%	13.5%	12.4%
% of FP17s for the same patient ID Re-attending within 3 months - Adults	47	194	24.2%	17.5%	17.4%	16.7%
% of FP17s for the same patient ID Re-attending between 3 & 9 months - Children	164	275	59.6%	57.2%	59.0%	57.4%
% of FP17s for the same patient ID Re-attending between 3 & 9 months - Adults	116	194	59.8%	51.0%	52.6%	50.5%
% of FP17s for Band 1 Urgent Courses	53	449	11.8%	11.0%	9.4%	9.1%
% of FP17s Relating to Free Repair or Replacements	6	449	1.3%	0.9%	1.0%	0.8%
% of FP17s Relating to Continuations	0	449	0.0%	1.3%	1.5%	1.3%
% of Patients satisfied with the dentistry they have received	3	3	N/A	93.4%	93.7%	93.2%
% of Patients satisfied with the time they had to wait for an appointment	3	3	N/A	89.9%	90.0%	89.0%

* This is based on patients treated on this contract for their most recent course of treatment. Figures in italics indicate the base number of FP17s or Patient Questionnaire responses are less than 100. N/A is shown where the base number of responses is less than 10 during the period. % is calculated as Quantity/Base number*100

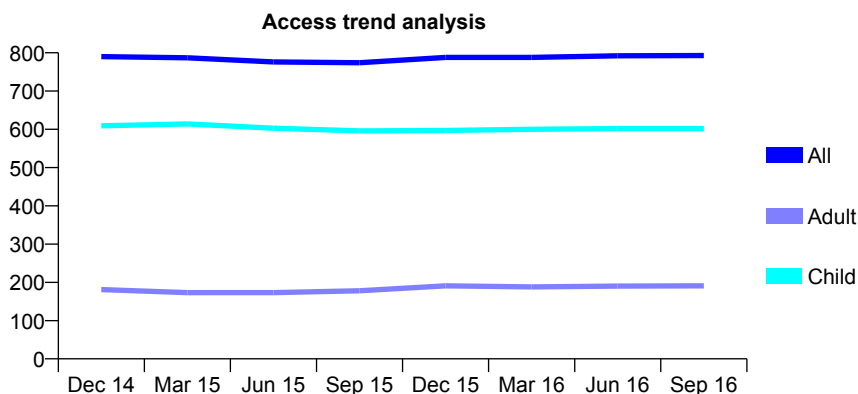
Q47 - Vital Signs At a Glance Contract Report for 134341/0001 - September 2016

Name or company name	The Macfarlane Dental Partnership
Contract type name	GDS Contract
Purpose of contract	General and Orthodontic
Contract start date	01/01/2012
Contract end date	

16/17 Contracted general activity (UDA)	2,016
Carry forward general activity (UDA)	-40
16/17 Contracted orthodontic activity (UOA)	576
Carry forward orthodontic activity (UOA)	-3
Baseline contract value	£94,252.35

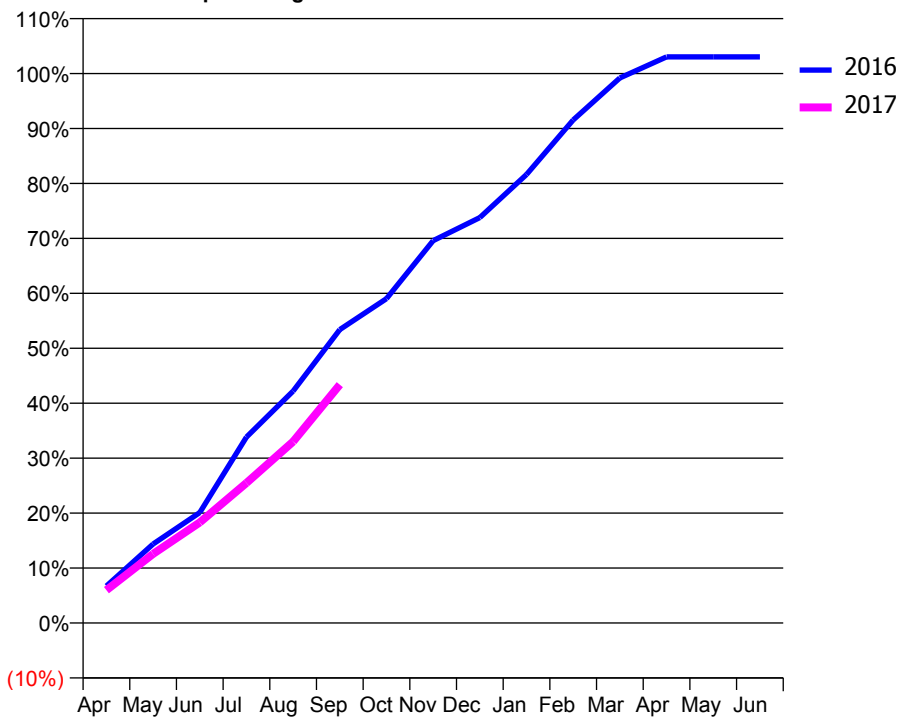
ACCESS*

Patients seen in 24 months	Total	Change since previous quarter
Quarter ending September 2015	774	
Quarter ending December 2015	788	→
Quarter ending March 2016	788	→
Quarter ending June 2016	792	→
Quarter ending September 2016	793	→
Variance since September 2015	2.5%	↑



ACTIVITY

Cumulative percentage of contracted UDA delivered 2016 & 2017



Adjusted Scheduled Activity (UDA)

Month	2016	2017
April	136	121
May	290	254
June	405	369
July	682	514
August	851	666
September	1,077	874
October	1,190	
November	1,403	
December	1,488	
January	1,645	
February	1,846	
March	2,000	
April	2,077	
May	2,077	
June	2,077	

QUALITY

	Quantity	Base Number	Contract	AT	Region	England
% of FP17s for the same patient ID Re-attending within 3 months - Children	60	549	10.9%	13.0%	13.5%	12.4%
% of FP17s for the same patient ID Re-attending within 3 months - Adults	9	111	8.1%	17.5%	17.4%	16.7%
% of FP17s for the same patient ID Re-attending between 3 & 9 months - Children	404	549	73.6%	57.2%	59.0%	57.4%
% of FP17s for the same patient ID Re-attending between 3 & 9 months - Adults	77	111	69.4%	51.0%	52.6%	50.5%
% of FP17s for Band 1 Urgent Courses	32	590	5.4%	11.0%	9.4%	9.1%
% of FP17s Relating to Free Repair or Replacements	0	590	0.0%	0.9%	1.0%	0.8%
% of FP17s Relating to Continuations	7	590	1.2%	1.3%	1.5%	1.3%
% of Patients satisfied with the dentistry they have received	1	1	N/A	93.4%	93.7%	93.2%
% of Patients satisfied with the time they had to wait for an appointment	1	1	N/A	89.9%	90.0%	89.0%

* This is based on patients treated on this contract for their most recent course of treatment. Figures in italics indicate the base number of FP17s or Patient Questionnaire responses are less than 100. N/A is shown where the base number of responses is less than 10 during the period. % is calculated as Quantity/Base number*100

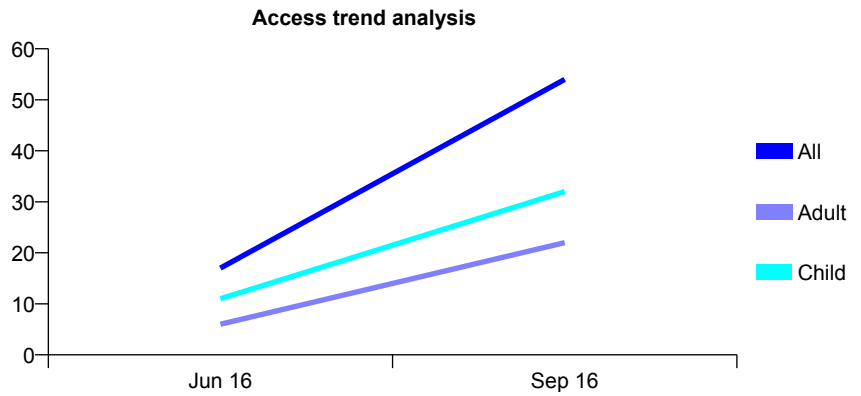
Q47 - Vital Signs At a Glance Contract Report for 135836/0001 - September 2016

Name or company name	N M Ward Associates Ltd
Contract type name	GDS Contract
Purpose of contract	General
Contract start date	01/12/2015
Contract end date	

16/17 Contracted general activity (UDA)	250
Carry forward general activity (UDA)	0
16/17 Contracted orthodontic activity (UOA)	0
Carry forward orthodontic activity (UOA)	0
Baseline contract value	£12,636.90

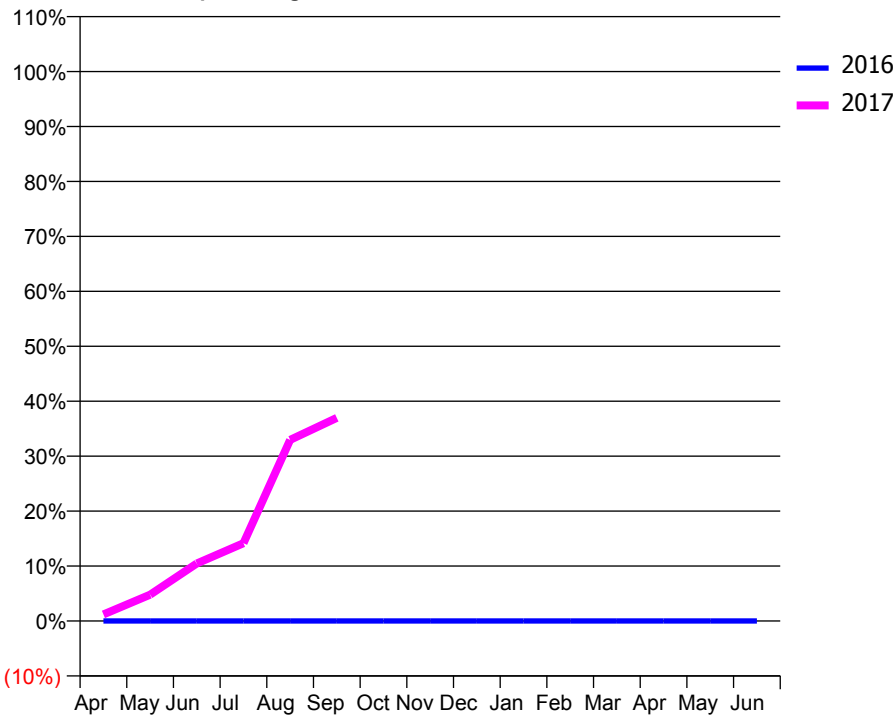
ACCESS*

Patients seen in 24 months	Total	Change since previous quarter
Quarter ending September 2015	0	
Quarter ending December 2015	0	
Quarter ending March 2016	0	
Quarter ending June 2016	17	↑
Quarter ending September 2016	54	↑
Variance since September 2015	N/A	



ACTIVITY

Cumulative percentage of contracted UDA delivered 2016 & 2017



Month	Adjusted Scheduled Activity (UDA)	
	2016	2017
April	0	3
May	0	12
June	0	26
July	0	35
August	0	82
September	0	92
October	0	
November	0	
December	0	
January	0	
February	0	
March	0	
April	0	
May	0	
June	0	

QUALITY

	Quantity	Base Number	Contract	AT	Region	England
% of FP17s for the same patient ID Re-attending within 3 months - Children	0	39	0.0%	13.0%	13.5%	12.4%
% of FP17s for the same patient ID Re-attending within 3 months - Adults	1	21	4.8%	17.5%	17.4%	16.7%
% of FP17s for the same patient ID Re-attending between 3 & 9 months - Children	1	39	2.6%	57.2%	59.0%	57.4%
% of FP17s for the same patient ID Re-attending between 3 & 9 months - Adults	1	21	4.8%	51.0%	52.6%	50.5%
% of FP17s for Band 1 Urgent Courses	2	60	3.3%	11.0%	9.4%	9.1%
% of FP17s Relating to Free Repair or Replacements	0	60	0.0%	0.9%	1.0%	0.8%
% of FP17s Relating to Continuations	1	60	1.7%	1.3%	1.5%	1.3%
% of Patients satisfied with the dentistry they have received	0	0	N/A	93.4%	93.7%	93.2%
% of Patients satisfied with the time they had to wait for an appointment	0	0	N/A	89.9%	90.0%	89.0%

* This is based on patients treated on this contract for their most recent course of treatment. Figures in italics indicate the base number of FP17s or Patient Questionnaire responses are less than 100. N/A is shown where the base number of responses is less than 10 during the period. % is calculated as Quantity/Base number*100

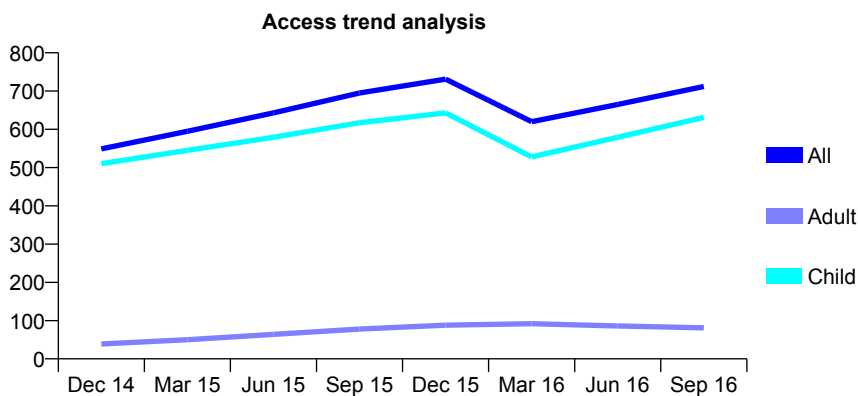
Q47 - Vital Signs At a Glance Contract Report for 137162/0001 - September 2016

Name or company name	Oakland Family Dental Practice
Contract type name	GDS Contract
Purpose of contract	General and Orthodontic
Contract start date	01/04/2014
Contract end date	

16/17 Contracted general activity (UDA)	1,800
Carry forward general activity (UDA)	0
16/17 Contracted orthodontic activity (UOA)	877
Carry forward orthodontic activity (UOA)	0
Baseline contract value	£103,502.11

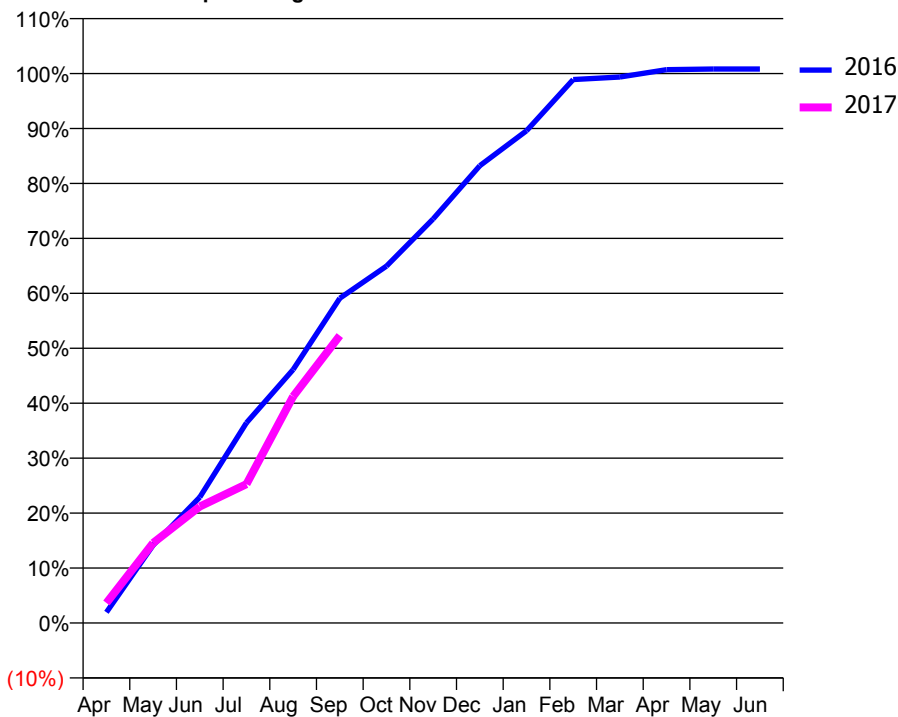
ACCESS*

Patients seen in 24 months	Total	Change since previous quarter
Quarter ending September 2015	695	
Quarter ending December 2015	731	↑
Quarter ending March 2016	620	↓
Quarter ending June 2016	665	↑
Quarter ending September 2016	712	↑
Variance since September 2015	2.4%	↑



ACTIVITY

Cumulative percentage of contracted UDA delivered 2016 & 2017



Adjusted Scheduled Activity (UDA)

Month	2016	2017
April	35	66
May	255	262
June	412	381
July	656	455
August	830	742
September	1,064	941
October	1,169	
November	1,324	
December	1,498	
January	1,612	
February	1,780	
March	1,788	
April	1,813	
May	1,815	
June	1,815	

QUALITY

	Quantity	Base Number	Contract	AT	Region	England
% of FP17s for the same patient ID Re-attending within 3 months - Children	116	731	15.9%	13.0%	13.5%	12.4%
% of FP17s for the same patient ID Re-attending within 3 months - Adults	4	23	17.4%	17.5%	17.4%	16.7%
% of FP17s for the same patient ID Re-attending between 3 & 9 months - Children	298	731	40.8%	57.2%	59.0%	57.4%
% of FP17s for the same patient ID Re-attending between 3 & 9 months - Adults	9	23	39.1%	51.0%	52.6%	50.5%
% of FP17s for Band 1 Urgent Courses	22	645	3.4%	11.0%	9.4%	9.1%
% of FP17s Relating to Free Repair or Replacements	0	645	0.0%	0.9%	1.0%	0.8%
% of FP17s Relating to Continuations	0	645	0.0%	1.3%	1.5%	1.3%
% of Patients satisfied with the dentistry they have received	1	1	N/A	93.4%	93.7%	93.2%
% of Patients satisfied with the time they had to wait for an appointment	1	1	N/A	89.9%	90.0%	89.0%

* This is based on patients treated on this contract for their most recent course of treatment. Figures in italics indicate the base number of FP17s or Patient Questionnaire responses are less than 100. N/A is shown where the base number of responses is less than 10 during the period. % is calculated as Quantity/Base number*100

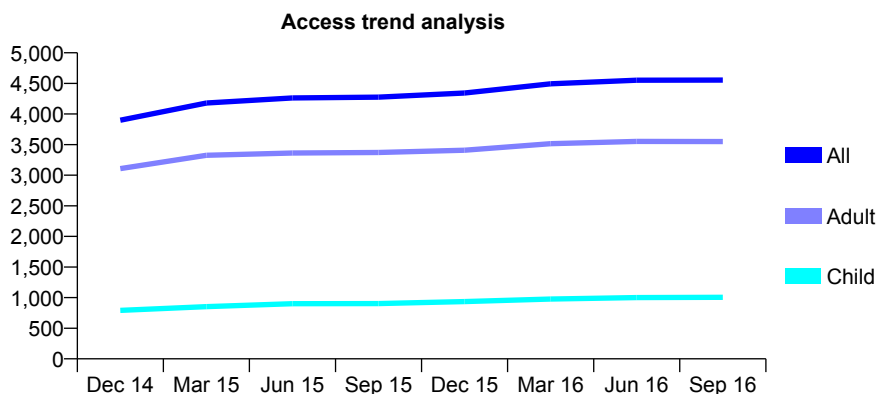
Q47 - Vital Signs At a Glance Contract Report for 140104/0001 - September 2016

Name or company name	York Dental Practice
Contract type name	GDS Contract
Purpose of contract	General
Contract start date	01/04/2013
Contract end date	

16/17 Contracted general activity (UDA)	13,865
Carry forward general activity (UDA)	0
16/17 Contracted orthodontic activity (UOA)	0
Carry forward orthodontic activity (UOA)	0
Baseline contract value	£397,123.86

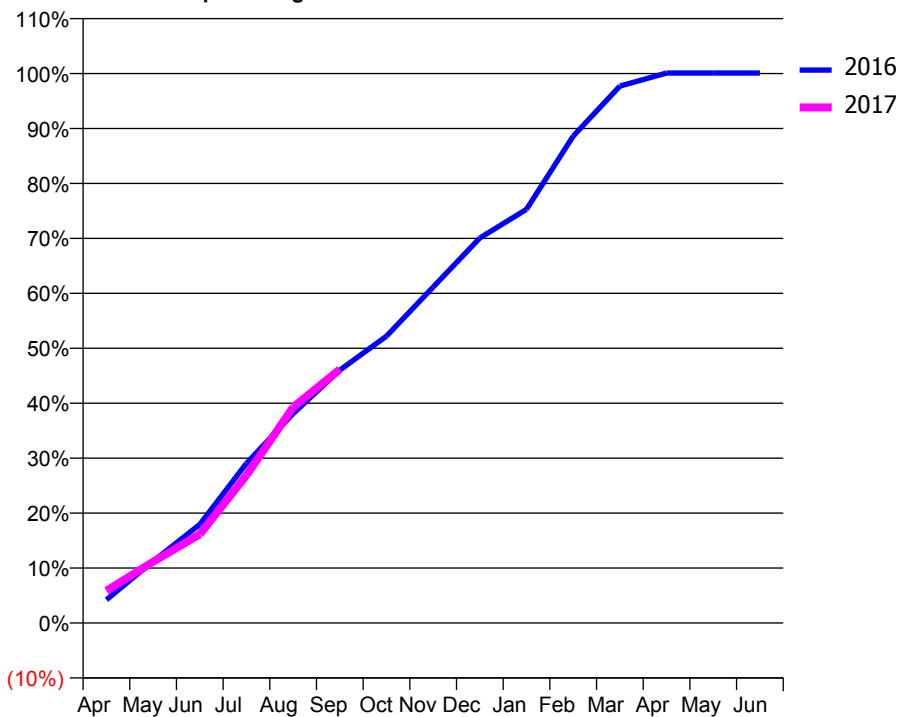
ACCESS*

Patients seen in 24 months	Total	Change since previous quarter
Quarter ending September 2015	4,275	
Quarter ending December 2015	4,343	→
Quarter ending March 2016	4,493	↑
Quarter ending June 2016	4,553	→
Quarter ending September 2016	4,555	→
Variance since September 2015	6.5%	↑



ACTIVITY

Cumulative percentage of contracted UDA delivered 2016 & 2017



Month	Adjusted Scheduled Activity (UDA)	
	2016	2017
April	589	814
May	1,560	1,547
June	2,489	2,239
July	4,028	3,729
August	5,283	5,445
September	6,380	6,401
October	7,240	
November	8,479	
December	9,715	
January	10,440	
February	12,286	
March	13,548	
April	13,876	
May	13,876	
June	13,876	

QUALITY

	Quantity	Base Number	Contract	AT	Region	England
% of FP17s for the same patient ID Re-attending within 3 months - Children	98	827	11.9%	13.0%	13.5%	12.4%
% of FP17s for the same patient ID Re-attending within 3 months - Adults	364	2,583	14.1%	17.5%	17.4%	16.7%
% of FP17s for the same patient ID Re-attending between 3 & 9 months - Children	474	827	57.3%	57.2%	59.0%	57.4%
% of FP17s for the same patient ID Re-attending between 3 & 9 months - Adults	1,495	2,583	57.9%	51.0%	52.6%	50.5%
% of FP17s for Band 1 Urgent Courses	267	3,263	8.2%	11.0%	9.4%	9.1%
% of FP17s Relating to Free Repair or Replacements	41	3,263	1.3%	0.9%	1.0%	0.8%
% of FP17s Relating to Continuations	11	3,263	0.3%	1.3%	1.5%	1.3%
% of Patients satisfied with the dentistry they have received	6	8	N/A	93.4%	93.7%	93.2%
% of Patients satisfied with the time they had to wait for an appointment	8	8	N/A	89.9%	90.0%	89.0%

* This is based on patients treated on this contract for their most recent course of treatment. Figures in italics indicate the base number of FP17s or Patient Questionnaire responses are less than 100. N/A is shown where the base number of responses is less than 10 during the period. % is calculated as Quantity/Base number*100

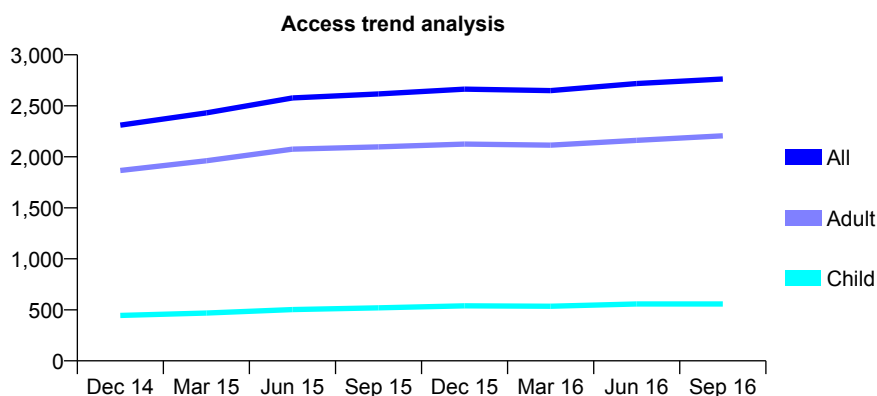
Q47 - Vital Signs At a Glance Contract Report for 141674/0001 - September 2016

Name or company name	Aesthetic Dental Solutions
Contract type name	GDS Contract
Purpose of contract	General
Contract start date	18/11/2009
Contract end date	

16/17 Contracted general activity (UDA)	9,841
Carry forward general activity (UDA)	-197
16/17 Contracted orthodontic activity (UOA)	0
Carry forward orthodontic activity (UOA)	0
Baseline contract value	£244,271.08

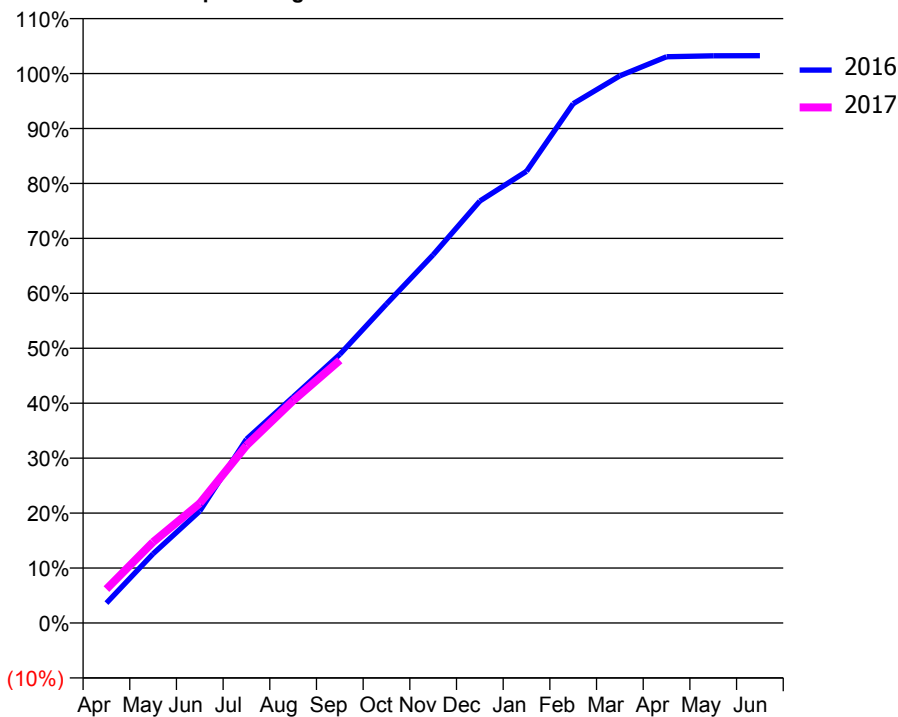
ACCESS*

Patients seen in 24 months	Total	Change since previous quarter
Quarter ending September 2015	2,616	
Quarter ending December 2015	2,664	→
Quarter ending March 2016	2,649	→
Quarter ending June 2016	2,718	↑
Quarter ending September 2016	2,763	→
Variance since September 2015	5.6%	↑



ACTIVITY

Cumulative percentage of contracted UDA delivered 2016 & 2017



Month	Adjusted Scheduled Activity (UDA)	
	2016	2017
April	357	609
May	1,241	1,451
June	2,004	2,143
July	3,293	3,180
August	4,050	3,983
September	4,812	4,705
October	5,713	
November	6,595	
December	7,556	
January	8,089	
February	9,301	
March	9,799	
April	10,141	
May	10,158	
June	10,159	

QUALITY

	Quantity	Base Number	Contract	AT	Region	England
% of FP17s for the same patient ID Re-attending within 3 months - Children	56	486	11.5%	13.0%	13.5%	12.4%
% of FP17s for the same patient ID Re-attending within 3 months - Adults	331	1,781	18.6%	17.5%	17.4%	16.7%
% of FP17s for the same patient ID Re-attending between 3 & 9 months - Children	269	486	55.3%	57.2%	59.0%	57.4%
% of FP17s for the same patient ID Re-attending between 3 & 9 months - Adults	996	1,781	55.9%	51.0%	52.6%	50.5%
% of FP17s for Band 1 Urgent Courses	238	2,102	11.3%	11.0%	9.4%	9.1%
% of FP17s Relating to Free Repair or Replacements	25	2,102	1.2%	0.9%	1.0%	0.8%
% of FP17s Relating to Continuations	25	2,102	1.2%	1.3%	1.5%	1.3%
% of Patients satisfied with the dentistry they have received	2	3	N/A	93.4%	93.7%	93.2%
% of Patients satisfied with the time they had to wait for an appointment	3	3	N/A	89.9%	90.0%	89.0%

* This is based on patients treated on this contract for their most recent course of treatment. Figures in italics indicate the base number of FP17s or Patient Questionnaire responses are less than 100. N/A is shown where the base number of responses is less than 10 during the period. % is calculated as Quantity/Base number*100

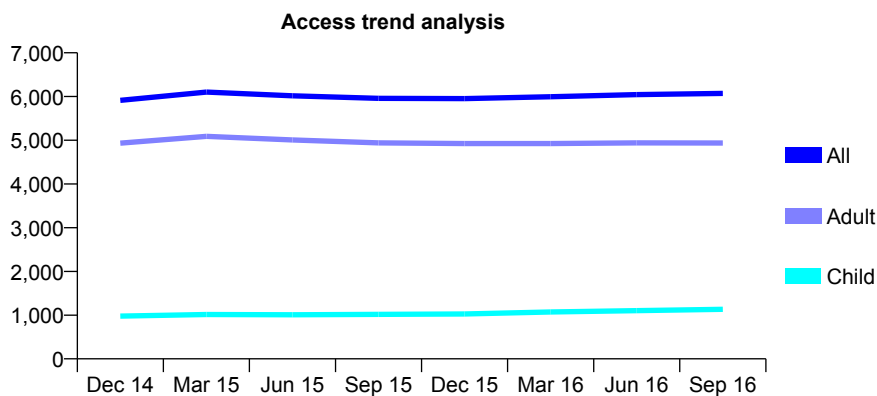
Q47 - Vital Signs At a Glance Contract Report for 144835/0001 - September 2016

Name or company name	Skipton Road Dental Practice
Contract type name	Pilot Contract
Purpose of contract	General
Contract start date	01/04/2013
Contract end date	

16/17 Contracted general activity (UDA)	22,500
Carry forward general activity (UDA)	0
16/17 Contracted orthodontic activity (UOA)	0
Carry forward orthodontic activity (UOA)	0
Baseline contract value	£742,199.74

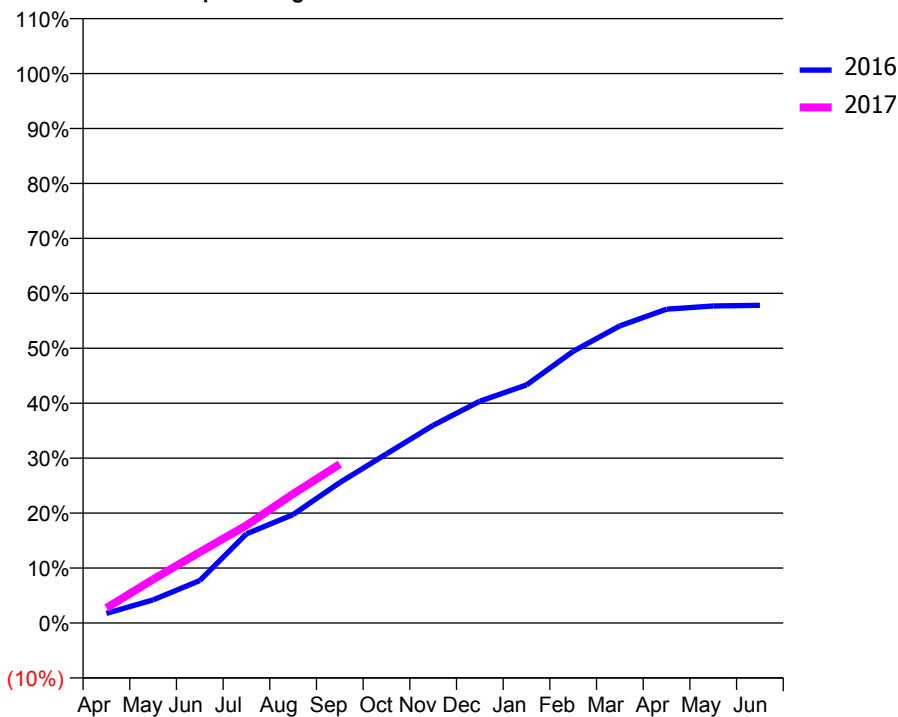
ACCESS*

Patients seen in 24 months	Total	Change since previous quarter
Quarter ending September 2015	5,957	
Quarter ending December 2015	5,951	→
Quarter ending March 2016	5,996	→
Quarter ending June 2016	6,043	→
Quarter ending September 2016	6,070	→
Variance since September 2015	1.9%	→



ACTIVITY

Cumulative percentage of contracted UDA delivered 2016 & 2017



Month	Adjusted Scheduled Activity (UDA)	
	2016	2017
April	395	612
May	948	1,787
June	1,740	2,903
July	3,649	4,001
August	4,444	5,289
September	5,751	6,506
October	6,929	
November	8,094	
December	9,082	
January	9,748	
February	11,127	
March	12,166	
April	12,853	
May	12,980	
June	13,011	

QUALITY

	Quantity	Base Number	Contract	AT	Region	England
% of FP17s for the same patient ID Re-attending within 3 months - Children	31	748	4.1%	13.0%	13.5%	12.4%
% of FP17s for the same patient ID Re-attending within 3 months - Adults	289	2,766	10.4%	17.5%	17.4%	16.7%
% of FP17s for the same patient ID Re-attending between 3 & 9 months - Children	319	748	42.6%	57.2%	59.0%	57.4%
% of FP17s for the same patient ID Re-attending between 3 & 9 months - Adults	974	2,766	35.2%	51.0%	52.6%	50.5%
% of FP17s for Band 1 Urgent Courses	100	2,876	3.5%	11.0%	9.4%	9.1%
% of FP17s Relating to Free Repair or Replacements	39	2,876	1.4%	0.9%	1.0%	0.8%
% of FP17s Relating to Continuations	11	2,876	0.4%	1.3%	1.5%	1.3%
% of Patients satisfied with the dentistry they have received	3	3	N/A	93.4%	93.7%	93.2%
% of Patients satisfied with the time they had to wait for an appointment	2	3	N/A	89.9%	90.0%	89.0%

* This is based on patients treated on this contract for their most recent course of treatment. Figures in italics indicate the base number of FP17s or Patient Questionnaire responses are less than 100. N/A is shown where the base number of responses is less than 10 during the period. % is calculated as Quantity/Base number*100

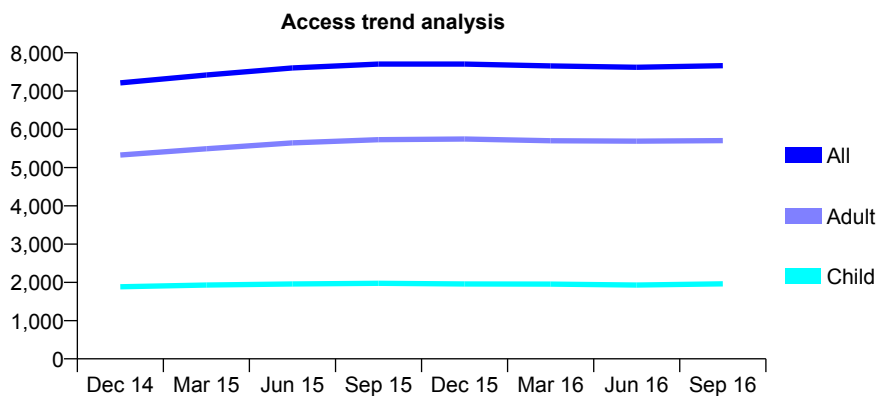
Q47 - Vital Signs At a Glance Contract Report for 145432/0001 - September 2016

Name or company name	Michael C Jolly and Thomas Gacesa
Contract type name	GDS Contract
Purpose of contract	General
Contract start date	01/11/2013
Contract end date	

16/17 Contracted general activity (UDA)	26,088
Carry forward general activity (UDA)	-414
16/17 Contracted orthodontic activity (UOA)	0
Carry forward orthodontic activity (UOA)	0
Baseline contract value	£777,628.43

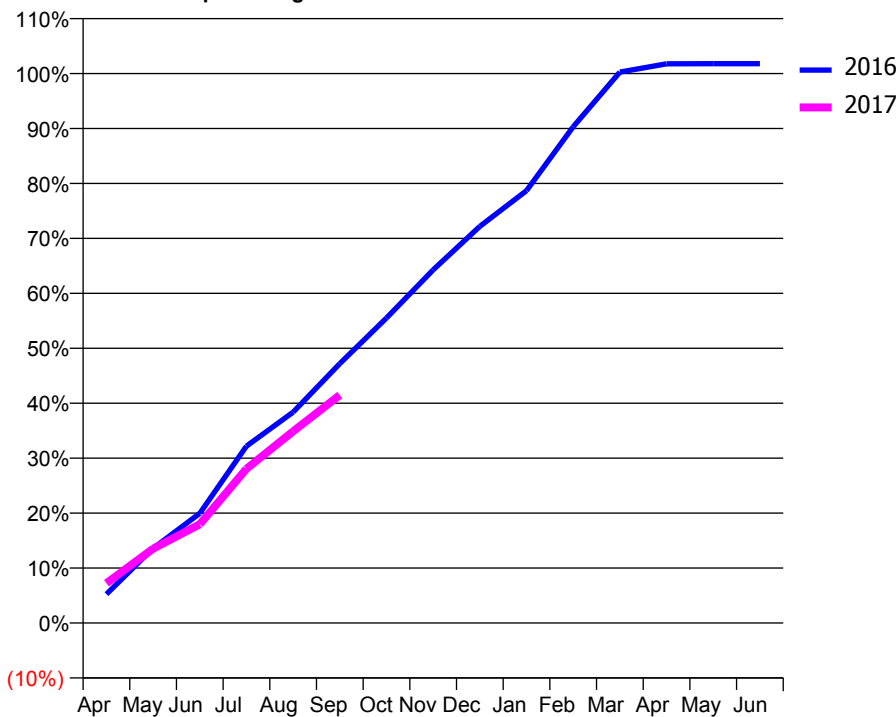
ACCESS*

Patients seen in 24 months	Total	Change since previous quarter
Quarter ending September 2015	7,704	
Quarter ending December 2015	7,705	→
Quarter ending March 2016	7,656	→
Quarter ending June 2016	7,622	→
Quarter ending September 2016	7,665	→
Variance since September 2015	(0.5%)	→



ACTIVITY

Cumulative percentage of contracted UDA delivered 2016 & 2017



Month	Adjusted Scheduled Activity (UDA)	
	2016	2017
April	1,224	1,892
May	3,164	3,529
June	4,649	4,691
July	7,493	7,323
August	8,937	9,100
September	10,992	10,822
October	12,920	
November	14,963	
December	16,806	
January	18,316	
February	21,023	
March	23,340	
April	23,693	
May	23,694	
June	23,694	

QUALITY

	Quantity	Base Number	Contract	AT	Region	England
% of FP17s for the same patient ID Re-attending within 3 months - Children	130	1,721	7.6%	13.0%	13.5%	12.4%
% of FP17s for the same patient ID Re-attending within 3 months - Adults	493	4,586	10.8%	17.5%	17.4%	16.7%
% of FP17s for the same patient ID Re-attending between 3 & 9 months - Children	1,292	1,721	75.1%	57.2%	59.0%	57.4%
% of FP17s for the same patient ID Re-attending between 3 & 9 months - Adults	3,355	4,586	73.2%	51.0%	52.6%	50.5%
% of FP17s for Band 1 Urgent Courses	197	6,049	3.3%	11.0%	9.4%	9.1%
% of FP17s Relating to Free Repair or Replacements	8	6,049	0.1%	0.9%	1.0%	0.8%
% of FP17s Relating to Continuations	104	6,049	1.7%	1.3%	1.5%	1.3%
% of Patients satisfied with the dentistry they have received	12	13	92.3%	93.4%	93.7%	93.2%
% of Patients satisfied with the time they had to wait for an appointment	13	13	100.0%	89.9%	90.0%	89.0%

* This is based on patients treated on this contract for their most recent course of treatment. Figures in italics indicate the base number of FP17s or Patient Questionnaire responses are less than 100. N/A is shown where the base number of responses is less than 10 during the period. % is calculated as Quantity/Base number*100

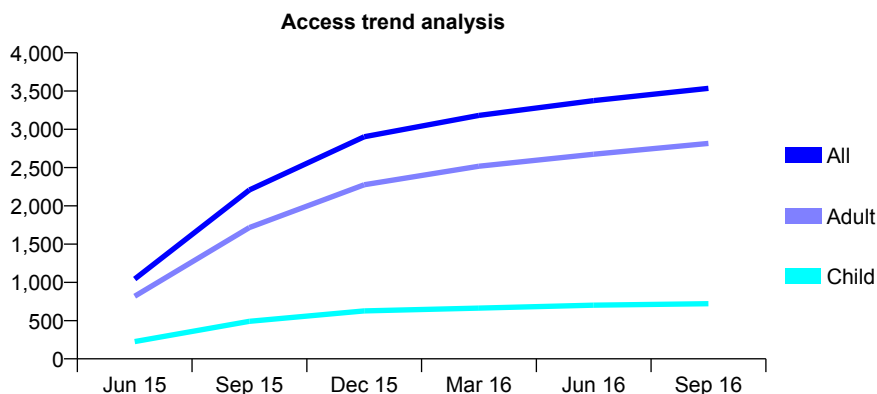
Q47 - Vital Signs At a Glance Contract Report for 146412/0001 - September 2016

Name or company name	Taghi Khodarahmi
Contract type name	GDS Contract
Purpose of contract	General
Contract start date	01/04/2015
Contract end date	

16/17 Contracted general activity (UDA)	12,500
Carry forward general activity (UDA)	-80
16/17 Contracted orthodontic activity (UOA)	0
Carry forward orthodontic activity (UOA)	0
Baseline contract value	£270,171.52

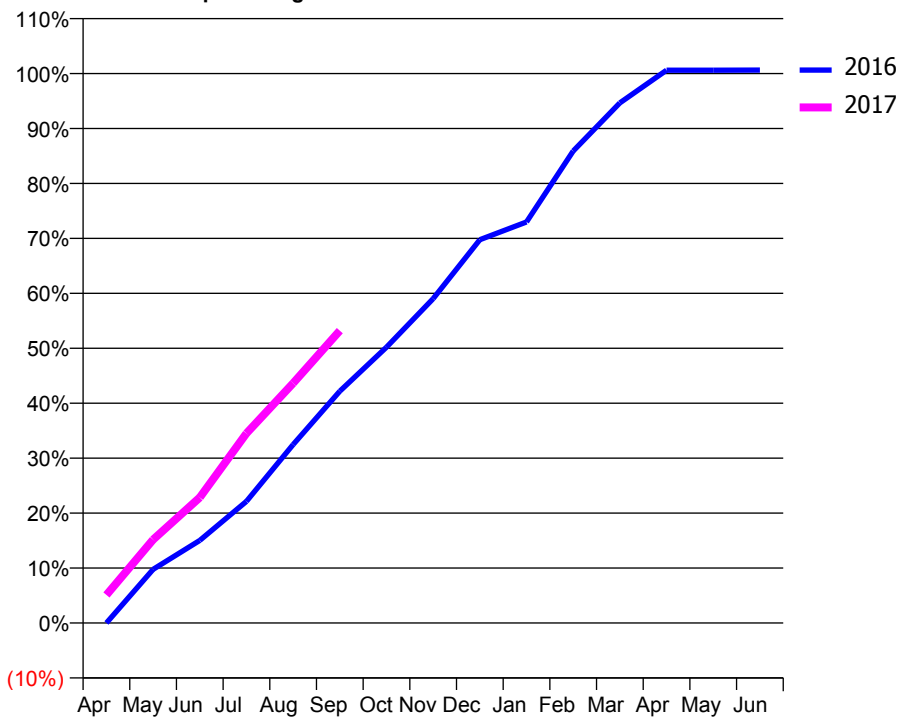
ACCESS*

Patients seen in 24 months	Total	Change since previous quarter
Quarter ending September 2015	2,207	
Quarter ending December 2015	2,902	↑
Quarter ending March 2016	3,181	↑
Quarter ending June 2016	3,375	↑
Quarter ending September 2016	3,536	↑
Variance since September 2015	60.2%	↑



ACTIVITY

Cumulative percentage of contracted UDA delivered 2016 & 2017



Month	Adjusted Scheduled Activity (UDA)	
	2016	2017
April	0	638
May	1,271	1,896
June	1,956	2,856
July	2,878	4,314
August	4,221	5,455
September	5,483	6,650
October	6,527	
November	7,673	
December	9,067	
January	9,487	
February	11,165	
March	12,305	
April	13,078	
May	13,078	
June	13,080	

QUALITY

	Quantity	Base Number	Contract	AT	Region	England
% of FP17s for the same patient ID Re-attending within 3 months - Children	37	614	6.0%	13.0%	13.5%	12.4%
% of FP17s for the same patient ID Re-attending within 3 months - Adults	324	2,411	13.4%	17.5%	17.4%	16.7%
% of FP17s for the same patient ID Re-attending between 3 & 9 months - Children	409	614	66.6%	57.2%	59.0%	57.4%
% of FP17s for the same patient ID Re-attending between 3 & 9 months - Adults	1,551	2,411	64.3%	51.0%	52.6%	50.5%
% of FP17s for Band 1 Urgent Courses	167	2,707	6.2%	11.0%	9.4%	9.1%
% of FP17s Relating to Free Repair or Replacements	17	2,707	0.6%	0.9%	1.0%	0.8%
% of FP17s Relating to Continuations	32	2,707	1.2%	1.3%	1.5%	1.3%
% of Patients satisfied with the dentistry they have received	11	11	100.0%	93.4%	93.7%	93.2%
% of Patients satisfied with the time they had to wait for an appointment	11	11	100.0%	89.9%	90.0%	89.0%

* This is based on patients treated on this contract for their most recent course of treatment. Figures in italics indicate the base number of FP17s or Patient Questionnaire responses are less than 100. N/A is shown where the base number of responses is less than 10 during the period. % is calculated as Quantity/Base number*100

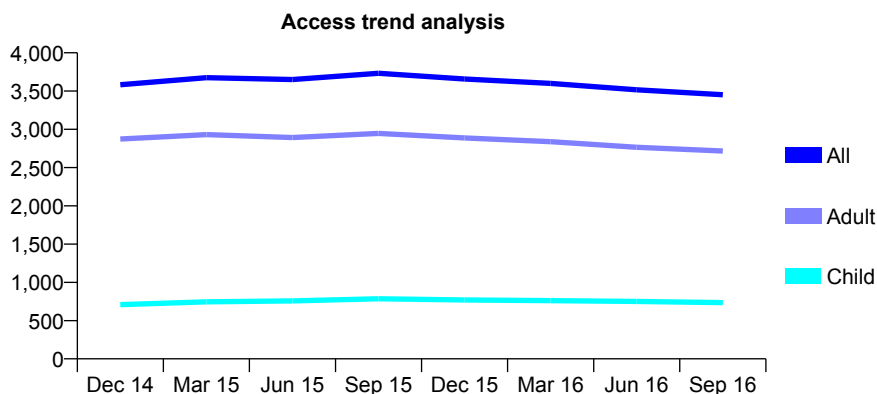
Q47 - Vital Signs At a Glance Contract Report for 147125/0001 - September 2016

Name or company name	Piotr Drozynski and Grazyna Barbara Droz
Contract type name	GDS Contract
Purpose of contract	General
Contract start date	07/12/2008
Contract end date	

16/17 Contracted general activity (UDA)	12,076
Carry forward general activity (UDA)	-69
16/17 Contracted orthodontic activity (UOA)	0
Carry forward orthodontic activity (UOA)	0
Baseline contract value	£363,121.17

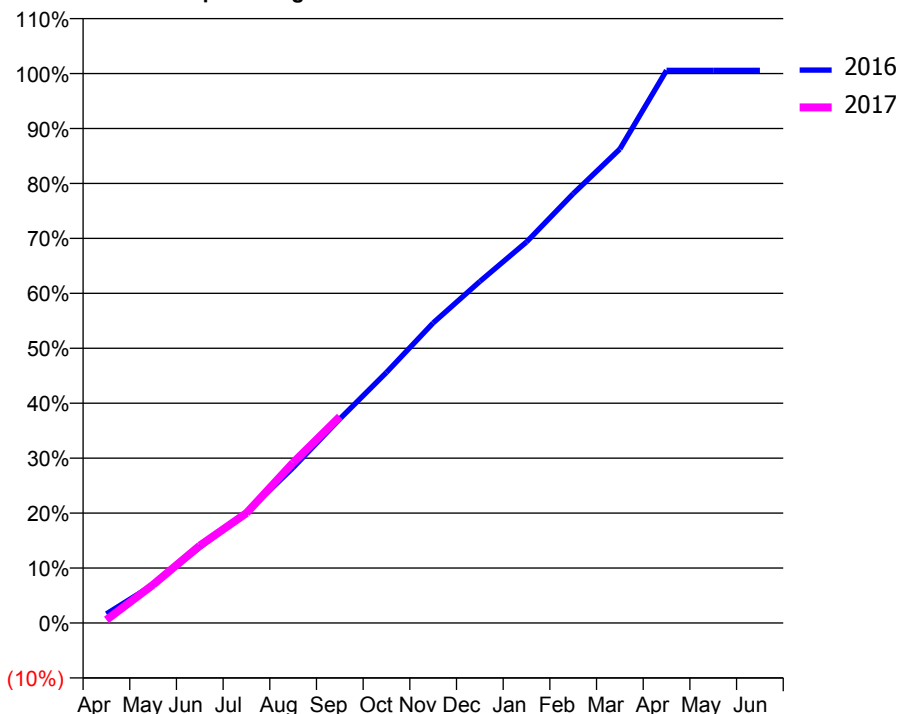
ACCESS*

Patients seen in 24 months	Total	Change since previous quarter
Quarter ending September 2015	3,732	
Quarter ending December 2015	3,657	↓
Quarter ending March 2016	3,600	↓
Quarter ending June 2016	3,517	↓
Quarter ending September 2016	3,451	↓
Variance since September 2015	(7.5%)	↓



ACTIVITY

Cumulative percentage of contracted UDA delivered 2016 & 2017



Adjusted Scheduled Activity (UDA)

Month	2016	2017
April	202	69
May	843	842
June	1,663	1,700
July	2,425	2,417
August	3,416	3,525
September	4,486	4,534
October	5,508	
November	6,594	
December	7,506	
January	8,373	
February	9,434	
March	10,416	
April	12,145	
May	12,145	
June	12,145	

QUALITY

	Quantity	Base Number	Contract	AT	Region	England
% of FP17s for the same patient ID Re-attending within 3 months - Children	95	669	14.2%	13.0%	13.5%	12.4%
% of FP17s for the same patient ID Re-attending within 3 months - Adults	548	2,387	23.0%	17.5%	17.4%	16.7%
% of FP17s for the same patient ID Re-attending between 3 & 9 months - Children	391	669	58.4%	57.2%	59.0%	57.4%
% of FP17s for the same patient ID Re-attending between 3 & 9 months - Adults	1,417	2,387	59.4%	51.0%	52.6%	50.5%
% of FP17s for Band 1 Urgent Courses	268	2,453	10.9%	11.0%	9.4%	9.1%
% of FP17s Relating to Free Repair or Replacements	14	2,453	0.6%	0.9%	1.0%	0.8%
% of FP17s Relating to Continuations	49	2,453	2.0%	1.3%	1.5%	1.3%
% of Patients satisfied with the dentistry they have received	3	3	N/A	93.4%	93.7%	93.2%
% of Patients satisfied with the time they had to wait for an appointment	3	3	N/A	89.9%	90.0%	89.0%

* This is based on patients treated on this contract for their most recent course of treatment. Figures in italics indicate the base number of FP17s or Patient Questionnaire responses are less than 100. N/A is shown where the base number of responses is less than 10 during the period. % is calculated as Quantity/Base number*100

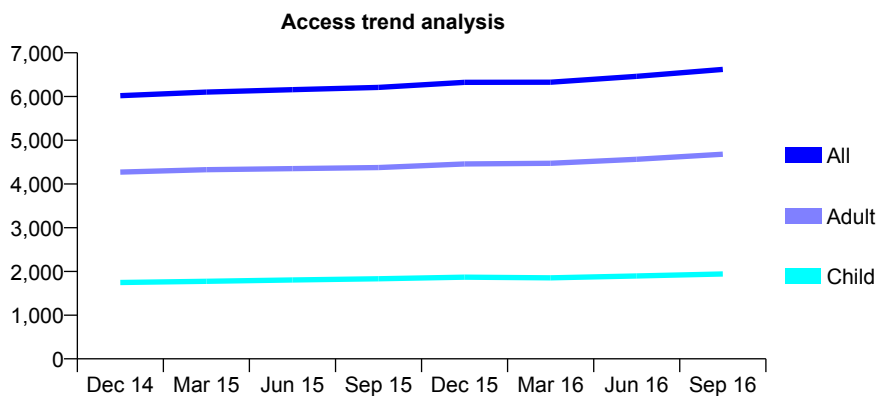
Q47 - Vital Signs At a Glance Contract Report for 148253/0001 - September 2016

Name or company name	Whitecross
Contract type name	GDS Contract
Purpose of contract	General
Contract start date	01/12/2009
Contract end date	

16/17 Contracted general activity (UDA)	21,743
Carry forward general activity (UDA)	0
16/17 Contracted orthodontic activity (UOA)	0
Carry forward orthodontic activity (UOA)	0
Baseline contract value	£511,909.80

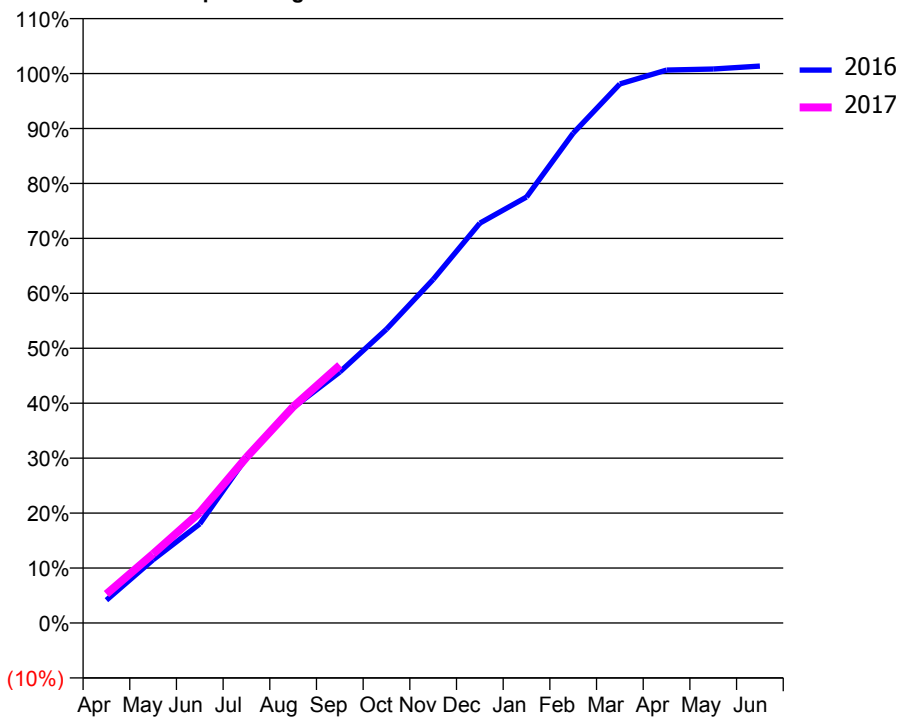
ACCESS*

Patients seen in 24 months	Total	Change since previous quarter
Quarter ending September 2015	6,208	
Quarter ending December 2015	6,325	→
Quarter ending March 2016	6,326	→
Quarter ending June 2016	6,461	↑
Quarter ending September 2016	6,621	↑
Variance since September 2015	6.7%	↑



ACTIVITY

Cumulative percentage of contracted UDA delivered 2016 & 2017



Adjusted Scheduled Activity (UDA)

Month	2016	2017
April	905	1,149
May	2,503	2,737
June	3,924	4,375
July	6,548	6,554
August	8,525	8,555
September	9,932	10,201
October	11,628	
November	13,595	
December	15,823	
January	16,857	
February	19,383	
March	21,328	
April	21,878	
May	21,918	
June	22,038	

QUALITY

	Quantity	Base Number	Contract	AT	Region	England
% of FP17s for the same patient ID Re-attending within 3 months - Children	145	1,562	9.3%	13.0%	13.5%	12.4%
% of FP17s for the same patient ID Re-attending within 3 months - Adults	489	3,383	14.5%	17.5%	17.4%	16.7%
% of FP17s for the same patient ID Re-attending between 3 & 9 months - Children	960	1,562	61.5%	57.2%	59.0%	57.4%
% of FP17s for the same patient ID Re-attending between 3 & 9 months - Adults	1,960	3,383	57.9%	51.0%	52.6%	50.5%
% of FP17s for Band 1 Urgent Courses	225	4,706	4.8%	11.0%	9.4%	9.1%
% of FP17s Relating to Free Repair or Replacements	34	4,706	0.7%	0.9%	1.0%	0.8%
% of FP17s Relating to Continuations	95	4,706	2.0%	1.3%	1.5%	1.3%
% of Patients satisfied with the dentistry they have received	4	4	N/A	93.4%	93.7%	93.2%
% of Patients satisfied with the time they had to wait for an appointment	3	4	N/A	89.9%	90.0%	89.0%

* This is based on patients treated on this contract for their most recent course of treatment. Figures in italics indicate the base number of FP17s or Patient Questionnaire responses are less than 100. N/A is shown where the base number of responses is less than 10 during the period. % is calculated as Quantity/Base number*100

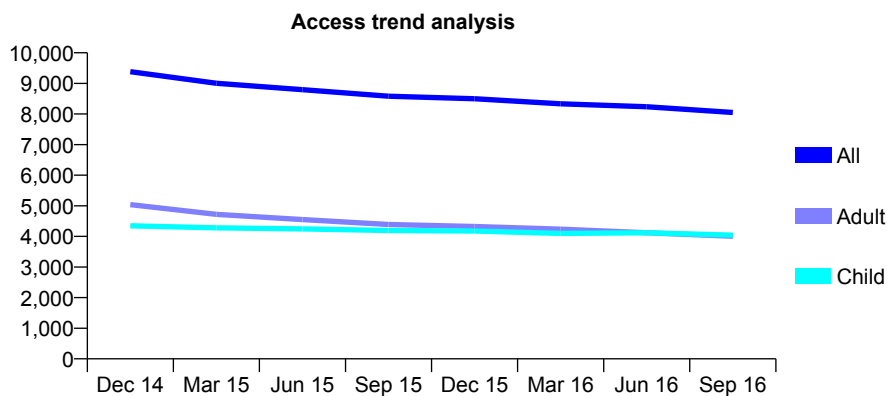
Q47 - Vital Signs At a Glance Contract Report for 148601/0001 - September 2016

Name or company name	Redbridge Associates Ltd.
Contract type name	GDS Contract
Purpose of contract	General
Contract start date	01/04/2007
Contract end date	

16/17 Contracted general activity (UDA)	28,527
Carry forward general activity (UDA)	0
16/17 Contracted orthodontic activity (UOA)	0
Carry forward orthodontic activity (UOA)	0
Baseline contract value	£781,657.31

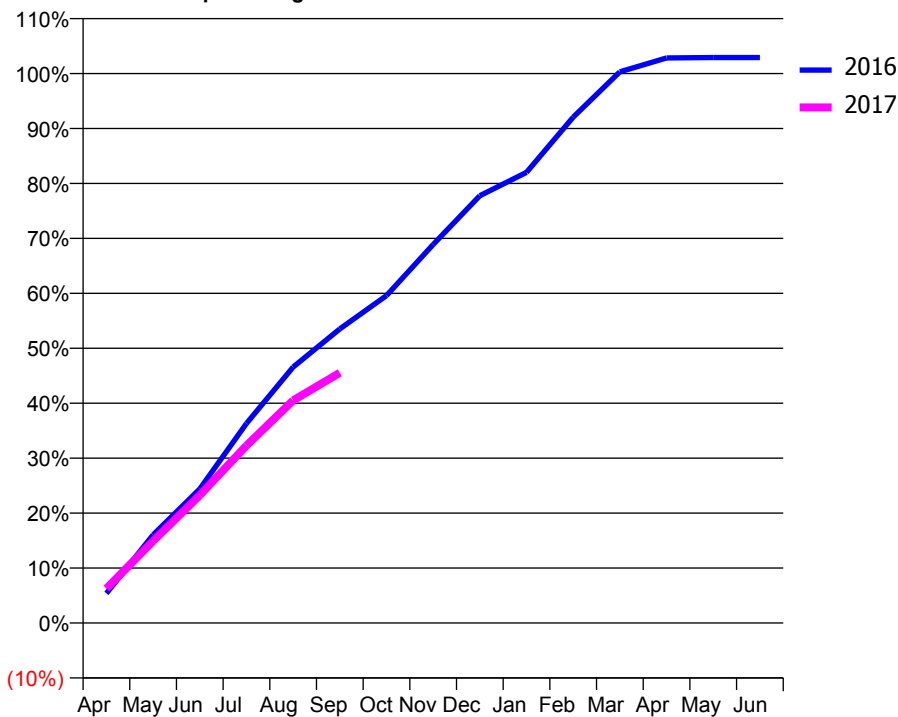
ACCESS*

Patients seen in 24 months	Total	Change since previous quarter
Quarter ending September 2015	8,581	
Quarter ending December 2015	8,501	→
Quarter ending March 2016	8,333	↓
Quarter ending June 2016	8,239	↓
Quarter ending September 2016	8,050	↓
Variance since September 2015	(6.2%)	↓



ACTIVITY

Cumulative percentage of contracted UDA delivered 2016 & 2017



Month	Adjusted Scheduled Activity (UDA)	
	2016	2017
April	1,543	1,789
May	4,578	4,255
June	6,958	6,635
July	10,358	9,209
August	13,287	11,556
September	15,266	12,993
October	16,996	
November	19,648	
December	22,182	
January	23,395	
February	26,264	
March	28,614	
April	29,332	
May	29,356	
June	29,357	

QUALITY

	Quantity	Base Number	Contract	AT	Region	England
% of FP17s for the same patient ID Re-attending within 3 months - Children	292	2,737	10.7%	13.0%	13.5%	12.4%
% of FP17s for the same patient ID Re-attending within 3 months - Adults	654	2,611	25.0%	17.5%	17.4%	16.7%
% of FP17s for the same patient ID Re-attending between 3 & 9 months - Children	1,180	2,737	43.1%	57.2%	59.0%	57.4%
% of FP17s for the same patient ID Re-attending between 3 & 9 months - Adults	942	2,611	36.1%	51.0%	52.6%	50.5%
% of FP17s for Band 1 Urgent Courses	886	5,033	17.6%	11.0%	9.4%	9.1%
% of FP17s Relating to Free Repair or Replacements	2	5,033	0.0%	0.9%	1.0%	0.8%
% of FP17s Relating to Continuations	93	5,033	1.8%	1.3%	1.5%	1.3%
% of Patients satisfied with the dentistry they have received	4	4	N/A	93.4%	93.7%	93.2%
% of Patients satisfied with the time they had to wait for an appointment	4	4	N/A	89.9%	90.0%	89.0%

* This is based on patients treated on this contract for their most recent course of treatment. Figures in italics indicate the base number of FP17s or Patient Questionnaire responses are less than 100. N/A is shown where the base number of responses is less than 10 during the period. % is calculated as Quantity/Base number*100

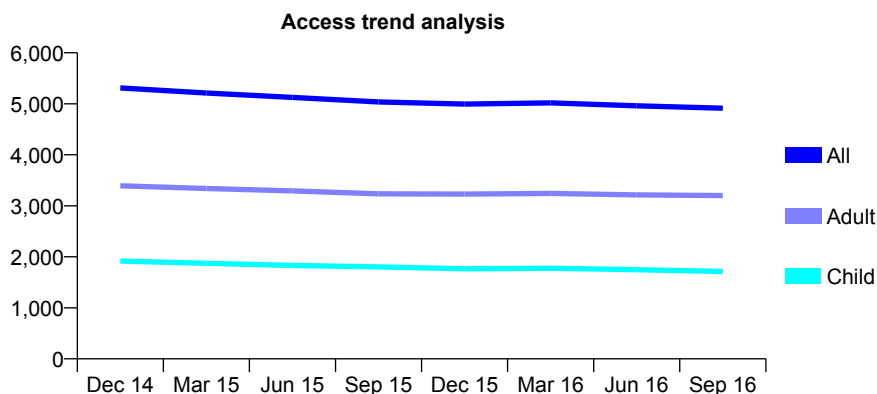
Q47 - Vital Signs At a Glance Contract Report for 149276/0001 - September 2016

Name or company name	Ivory Dental Care
Contract type name	GDS Contract
Purpose of contract	General
Contract start date	01/04/2012
Contract end date	

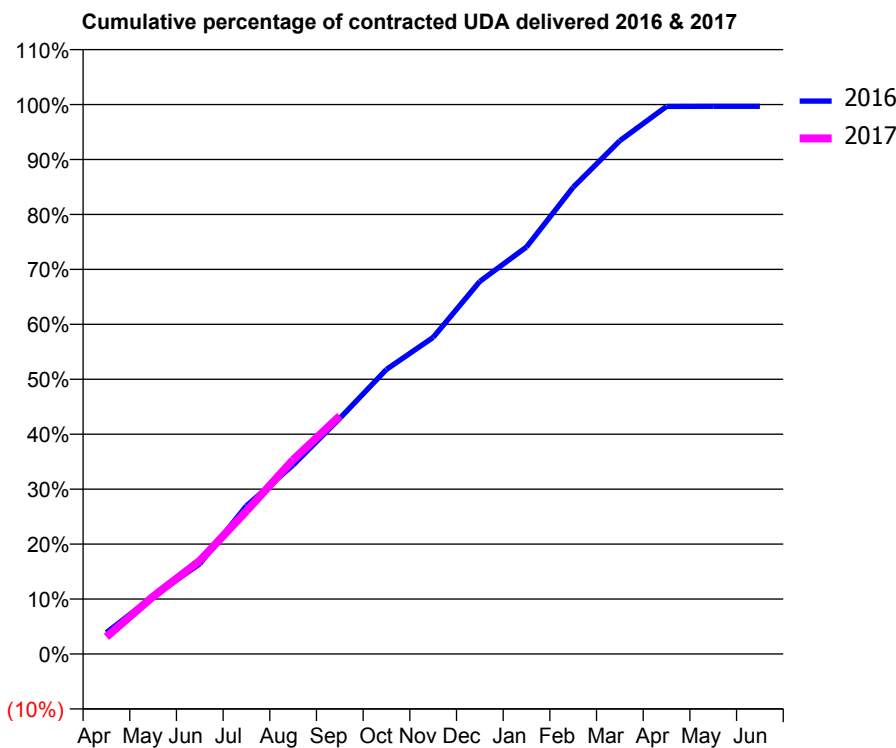
16/17 Contracted general activity (UDA)	14,200
Carry forward general activity (UDA)	47
16/17 Contracted orthodontic activity (UOA)	0
Carry forward orthodontic activity (UOA)	0
Baseline contract value	£432,120.84

ACCESS*

Patients seen in 24 months	Total	Change since previous quarter
Quarter ending September 2015	5,036	
Quarter ending December 2015	4,995	→
Quarter ending March 2016	5,019	→
Quarter ending June 2016	4,962	↓
Quarter ending September 2016	4,915	→
Variance since September 2015	(2.4%)	↓



ACTIVITY



Month	Adjusted Scheduled Activity (UDA)	
	2016	2017
April	554	444
May	1,489	1,487
June	2,330	2,412
July	3,829	3,695
August	4,885	5,019
September	6,091	6,151
October	7,356	
November	8,183	
December	9,631	
January	10,520	
February	12,062	
March	13,266	
April	14,151	
May	14,153	
June	14,153	

QUALITY

	Quantity	Base Number	Contract	AT	Region	England
% of FP17s for the same patient ID Re-attending within 3 months - Children	109	1,363	8.0%	13.0%	13.5%	12.4%
% of FP17s for the same patient ID Re-attending within 3 months - Adults	497	2,555	19.5%	17.5%	17.4%	16.7%
% of FP17s for the same patient ID Re-attending between 3 & 9 months - Children	921	1,363	67.6%	57.2%	59.0%	57.4%
% of FP17s for the same patient ID Re-attending between 3 & 9 months - Adults	1,563	2,555	61.2%	51.0%	52.6%	50.5%
% of FP17s for Band 1 Urgent Courses	322	3,480	9.3%	11.0%	9.4%	9.1%
% of FP17s Relating to Free Repair or Replacements	23	3,480	0.7%	0.9%	1.0%	0.8%
% of FP17s Relating to Continuations	65	3,480	1.9%	1.3%	1.5%	1.3%
% of Patients satisfied with the dentistry they have received	7	8	N/A	93.4%	93.7%	93.2%
% of Patients satisfied with the time they had to wait for an appointment	8	8	N/A	89.9%	90.0%	89.0%

* This is based on patients treated on this contract for their most recent course of treatment. Figures in italics indicate the base number of FP17s or Patient Questionnaire responses are less than 100. N/A is shown where the base number of responses is less than 10 during the period. % is calculated as Quantity/Base number*100

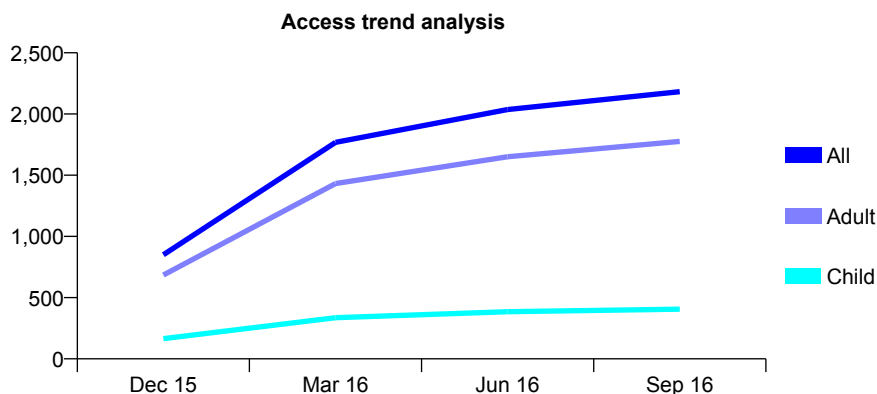
Q47 - Vital Signs At a Glance Contract Report for 151238/0001 - September 2016

Name or company name	Synergy Dental Clinic Preston Ltd
Contract type name	GDS Contract
Purpose of contract	General
Contract start date	01/09/2015
Contract end date	

16/17 Contracted general activity (UDA)	10,460
Carry forward general activity (UDA)	-157
16/17 Contracted orthodontic activity (UOA)	0
Carry forward orthodontic activity (UOA)	0
Baseline contract value	£217,273.86

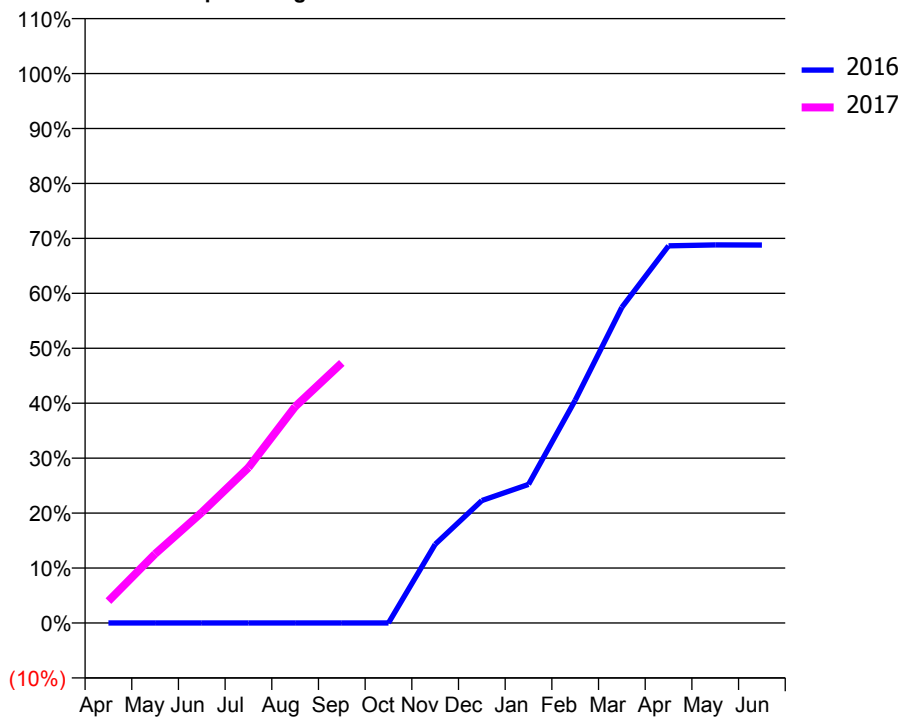
ACCESS*

Patients seen in 24 months	Total	Change since previous quarter
Quarter ending September 2015	0	
Quarter ending December 2015	850	↑
Quarter ending March 2016	1,768	↑
Quarter ending June 2016	2,036	↑
Quarter ending September 2016	2,182	↑
Variance since September 2015	N/A	



ACTIVITY

Cumulative percentage of contracted UDA delivered 2016 & 2017



Month	Adjusted Scheduled Activity (UDA)	
	2016	2017
April	0	416
May	0	1,316
June	0	2,105
July	0	2,959
August	0	4,117
September	0	4,950
October	0	
November	1,413	
December	2,199	
January	2,487	
February	3,997	
March	5,666	
April	6,769	
May	6,786	
June	6,783	

QUALITY

	Quantity	Base Number	Contract	AT	Region	England
% of FP17s for the same patient ID Re-attending within 3 months - Children	65	363	17.9%	13.0%	13.5%	12.4%
% of FP17s for the same patient ID Re-attending within 3 months - Adults	473	1,734	27.3%	17.5%	17.4%	16.7%
% of FP17s for the same patient ID Re-attending between 3 & 9 months - Children	166	363	45.7%	57.2%	59.0%	57.4%
% of FP17s for the same patient ID Re-attending between 3 & 9 months - Adults	723	1,734	41.7%	51.0%	52.6%	50.5%
% of FP17s for Band 1 Urgent Courses	127	1,825	7.0%	11.0%	9.4%	9.1%
% of FP17s Relating to Free Repair or Replacements	19	1,825	1.0%	0.9%	1.0%	0.8%
% of FP17s Relating to Continuations	20	1,825	1.1%	1.3%	1.5%	1.3%
% of Patients satisfied with the dentistry they have received	4	4	N/A	93.4%	93.7%	93.2%
% of Patients satisfied with the time they had to wait for an appointment	4	4	N/A	89.9%	90.0%	89.0%

* This is based on patients treated on this contract for their most recent course of treatment. Figures in italics indicate the base number of FP17s or Patient Questionnaire responses are less than 100. N/A is shown where the base number of responses is less than 10 during the period. % is calculated as Quantity/Base number*100

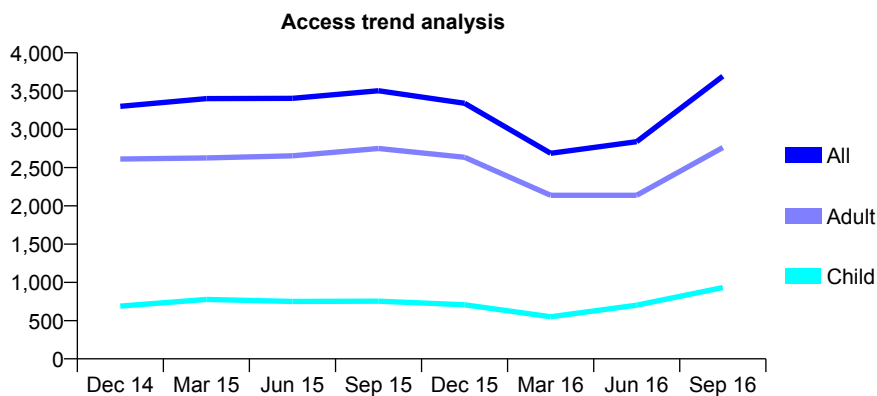
Q47 - Vital Signs At a Glance Contract Report for 151831/0001 - September 2016

Name or company name	Whitworth Dental Care
Contract type name	GDS Contract
Purpose of contract	General
Contract start date	26/08/2011
Contract end date	

16/17 Contracted general activity (UDA)	10,612
Carry forward general activity (UDA)	381
16/17 Contracted orthodontic activity (UOA)	0
Carry forward orthodontic activity (UOA)	0
Baseline contract value	£342,126.15

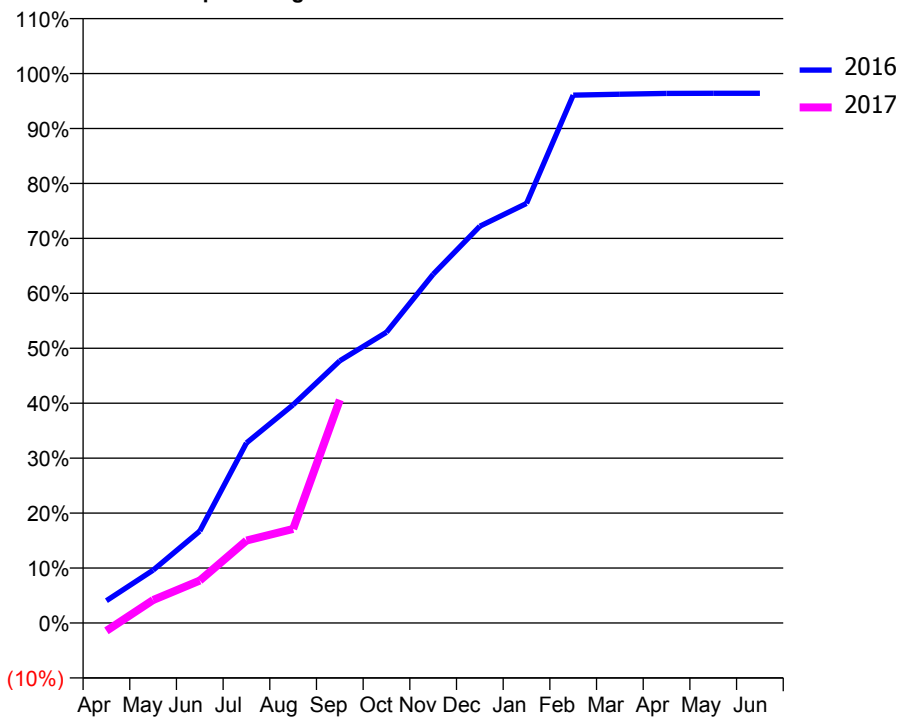
ACCESS*

Patients seen in 24 months	Total	Change since previous quarter
Quarter ending September 2015	3,504	
Quarter ending December 2015	3,340	↓
Quarter ending March 2016	2,687	↓
Quarter ending June 2016	2,839	↑
Quarter ending September 2016	3,694	↑
Variance since September 2015	5.4%	↑



ACTIVITY

Cumulative percentage of contracted UDA delivered 2016 & 2017



Month	Adjusted Scheduled Activity (UDA)	
	2016	2017
April	432	-154
May	1,020	444
June	1,775	821
July	3,477	1,592
August	4,214	1,818
September	5,064	4,310
October	5,616	
November	6,735	
December	7,662	
January	8,102	
February	10,193	
March	10,211	
April	10,228	
May	10,231	
June	10,231	

QUALITY

	Quantity	Base Number	Contract	AT	Region	England
% of FP17s for the same patient ID Re-attending within 3 months - Children	71	951	7.5%	13.0%	13.5%	12.4%
% of FP17s for the same patient ID Re-attending within 3 months - Adults	134	1,967	6.8%	17.5%	17.4%	16.7%
% of FP17s for the same patient ID Re-attending between 3 & 9 months - Children	259	951	27.2%	57.2%	59.0%	57.4%
% of FP17s for the same patient ID Re-attending between 3 & 9 months - Adults	605	1,967	30.8%	51.0%	52.6%	50.5%
% of FP17s for Band 1 Urgent Courses	158	2,520	6.3%	11.0%	9.4%	9.1%
% of FP17s Relating to Free Repair or Replacements	7	2,520	0.3%	0.9%	1.0%	0.8%
% of FP17s Relating to Continuations	5	2,520	0.2%	1.3%	1.5%	1.3%
% of Patients satisfied with the dentistry they have received	4	5	N/A	93.4%	93.7%	93.2%
% of Patients satisfied with the time they had to wait for an appointment	5	5	N/A	89.9%	90.0%	89.0%

* This is based on patients treated on this contract for their most recent course of treatment. Figures in italics indicate the base number of FP17s or Patient Questionnaire responses are less than 100. N/A is shown where the base number of responses is less than 10 during the period. % is calculated as Quantity/Base number*100

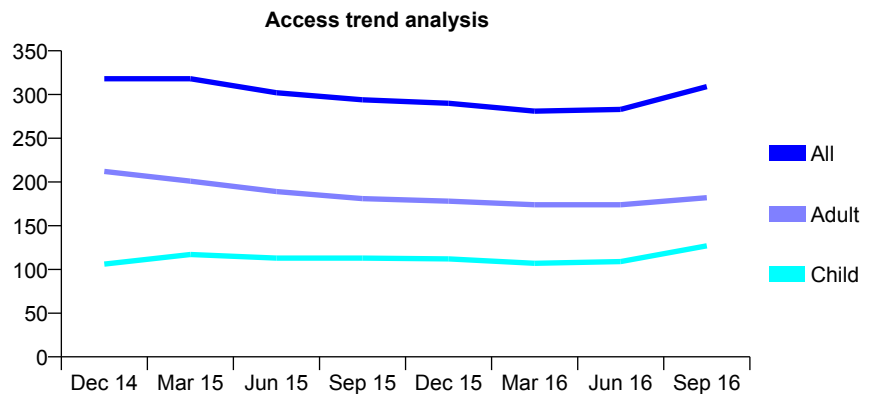
Q47 - Vital Signs At a Glance Contract Report for 152846/0001 - September 2016

Name or company name	Poulton Practice Ltd
Contract type name	GDS Contract
Purpose of contract	General
Contract start date	02/12/2009
Contract end date	

16/17 Contracted general activity (UDA)	900
Carry forward general activity (UDA)	-2
16/17 Contracted orthodontic activity (UOA)	0
Carry forward orthodontic activity (UOA)	0
Baseline contract value	£25,415.98

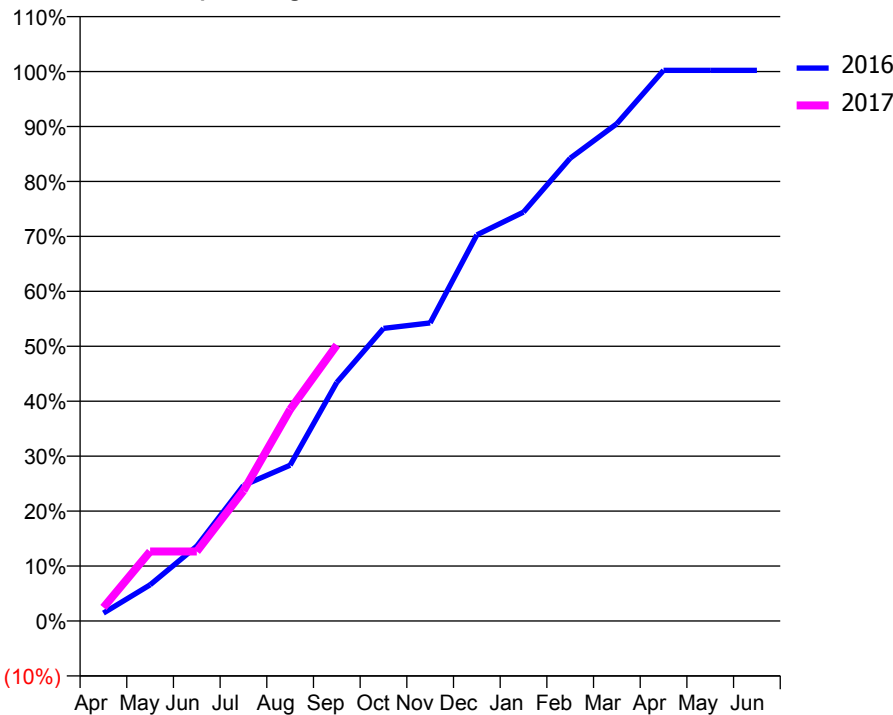
ACCESS*

Patients seen in 24 months	Total	Change since previous quarter
Quarter ending September 2015	294	
Quarter ending December 2015	290	↓
Quarter ending March 2016	281	↓
Quarter ending June 2016	283	→
Quarter ending September 2016	309	↑
Variance since September 2015	5.1%	↑



ACTIVITY

Cumulative percentage of contracted UDA delivered 2016 & 2017



Month	Adjusted Scheduled Activity (UDA)	
	2016	2017
April	13	22
May	59	114
June	123	114
July	222	213
August	255	346
September	391	452
October	479	
November	488	
December	632	
January	670	
February	758	
March	815	
April	902	
May	902	
June	902	

QUALITY

	Quantity	Base Number	Contract	AT	Region	England
% of FP17s for the same patient ID Re-attending within 3 months - Children	6	112	5.4%	13.0%	13.5%	12.4%
% of FP17s for the same patient ID Re-attending within 3 months - Adults	20	170	11.8%	17.5%	17.4%	16.7%
% of FP17s for the same patient ID Re-attending between 3 & 9 months - Children	63	112	56.3%	57.2%	59.0%	57.4%
% of FP17s for the same patient ID Re-attending between 3 & 9 months - Adults	110	170	64.7%	51.0%	52.6%	50.5%
% of FP17s for Band 1 Urgent Courses	15	235	6.4%	11.0%	9.4%	9.1%
% of FP17s Relating to Free Repair or Replacements	1	235	0.4%	0.9%	1.0%	0.8%
% of FP17s Relating to Continuations	4	235	1.7%	1.3%	1.5%	1.3%
% of Patients satisfied with the dentistry they have received	1	1	N/A	93.4%	93.7%	93.2%
% of Patients satisfied with the time they had to wait for an appointment	1	1	N/A	89.9%	90.0%	89.0%

* This is based on patients treated on this contract for their most recent course of treatment. Figures in italics indicate the base number of FP17s or Patient Questionnaire responses are less than 100. N/A is shown where the base number of responses is less than 10 during the period. % is calculated as Quantity/Base number*100

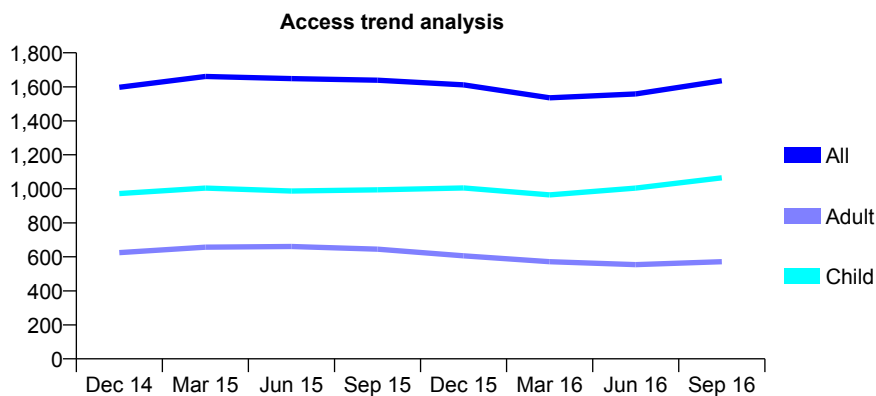
Q47 - Vital Signs At a Glance Contract Report for 155810/0001 - September 2016

Name or company name	Antley Villa
Contract type name	GDS Contract
Purpose of contract	General
Contract start date	01/04/2010
Contract end date	

16/17 Contracted general activity (UDA)	5,201
Carry forward general activity (UDA)	115
16/17 Contracted orthodontic activity (UOA)	0
Carry forward orthodontic activity (UOA)	0
Baseline contract value	£112,558.48

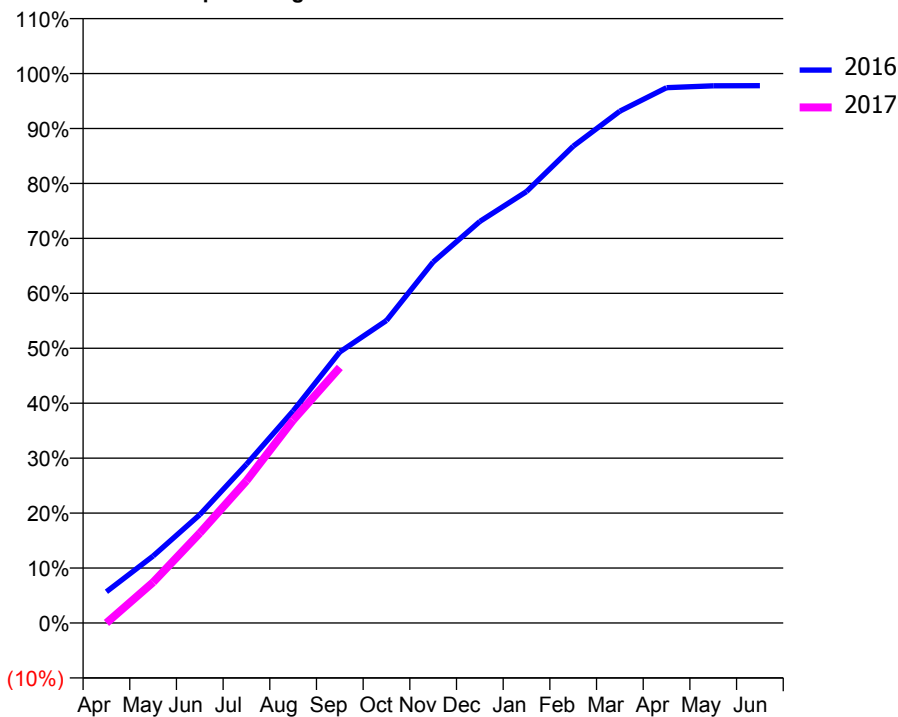
ACCESS*

Patients seen in 24 months	Total	Change since previous quarter
Quarter ending September 2015	1,639	
Quarter ending December 2015	1,611	↓
Quarter ending March 2016	1,535	↓
Quarter ending June 2016	1,558	→
Quarter ending September 2016	1,636	↑
Variance since September 2015	(0.2%)	→



ACTIVITY

Cumulative percentage of contracted UDA delivered 2016 & 2017



Month	Adjusted Scheduled Activity (UDA)	
	2016	2017
April	296	1
May	634	385
June	1,026	851
July	1,503	1,347
August	2,008	1,921
September	2,565	2,419
October	2,863	
November	3,417	
December	3,801	
January	4,084	
February	4,513	
March	4,844	
April	5,067	
May	5,085	
June	5,086	

QUALITY

	Quantity	Base Number	Contract	AT	Region	England
% of FP17s for the same patient ID Re-attending within 3 months - Children	182	1,129	16.1%	13.0%	13.5%	12.4%
% of FP17s for the same patient ID Re-attending within 3 months - Adults	66	384	17.2%	17.5%	17.4%	16.7%
% of FP17s for the same patient ID Re-attending between 3 & 9 months - Children	641	1,129	56.8%	57.2%	59.0%	57.4%
% of FP17s for the same patient ID Re-attending between 3 & 9 months - Adults	231	384	60.2%	51.0%	52.6%	50.5%
% of FP17s for Band 1 Urgent Courses	67	1,394	4.8%	11.0%	9.4%	9.1%
% of FP17s Relating to Free Repair or Replacements	0	1,394	0.0%	0.9%	1.0%	0.8%
% of FP17s Relating to Continuations	25	1,394	1.8%	1.3%	1.5%	1.3%
% of Patients satisfied with the dentistry they have received	0	0	N/A	93.4%	93.7%	93.2%
% of Patients satisfied with the time they had to wait for an appointment	0	0	N/A	89.9%	90.0%	89.0%

* This is based on patients treated on this contract for their most recent course of treatment. Figures in italics indicate the base number of FP17s or Patient Questionnaire responses are less than 100. N/A is shown where the base number of responses is less than 10 during the period. % is calculated as Quantity/Base number*100

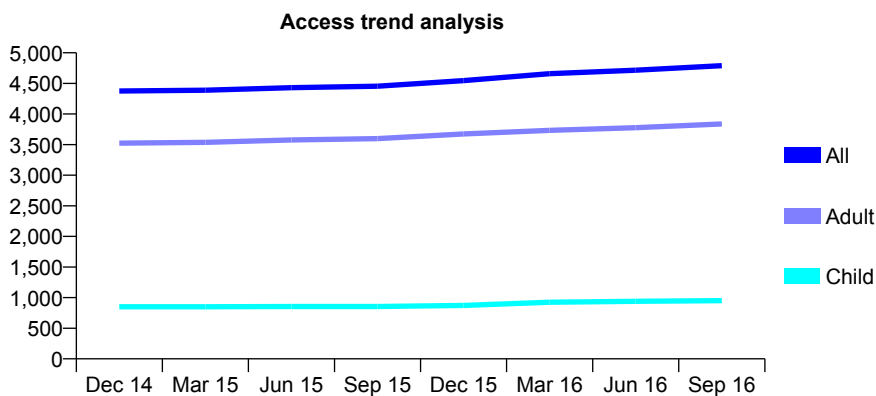
Q47 - Vital Signs At a Glance Contract Report for 156507/0001 - September 2016

Name or company name	Padiham Dental Practice
Contract type name	GDS Contract
Purpose of contract	General
Contract start date	01/11/2012
Contract end date	

16/17 Contracted general activity (UDA)	18,384
Carry forward general activity (UDA)	0
16/17 Contracted orthodontic activity (UOA)	0
Carry forward orthodontic activity (UOA)	0
Baseline contract value	£530,470.51

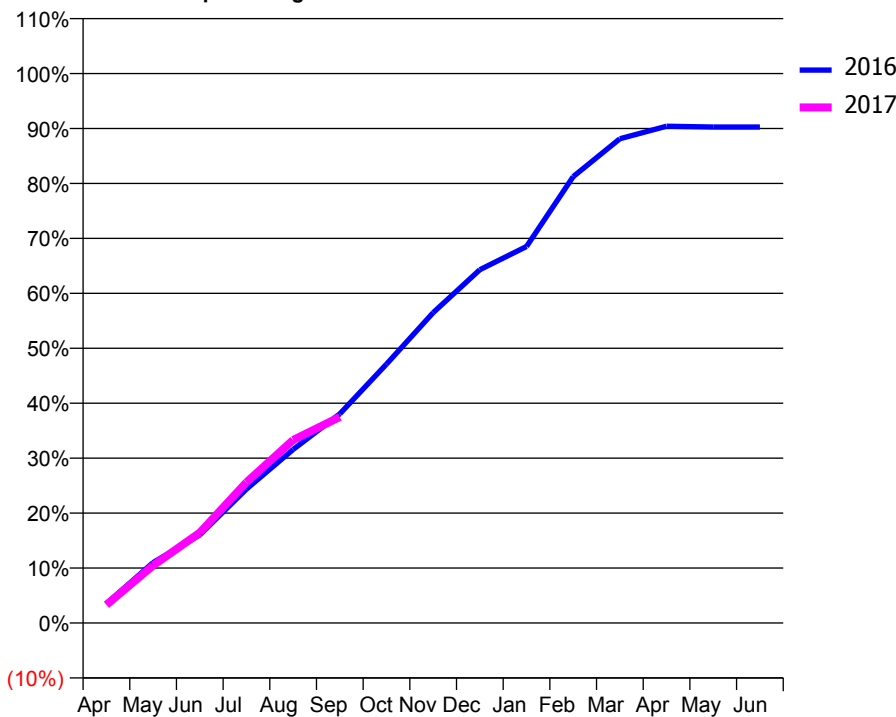
ACCESS*

Patients seen in 24 months	Total	Change since previous quarter
Quarter ending September 2015	4,455	
Quarter ending December 2015	4,546	↑
Quarter ending March 2016	4,658	↑
Quarter ending June 2016	4,716	→
Quarter ending September 2016	4,790	→
Variance since September 2015	7.5%	↑



ACTIVITY

Cumulative percentage of contracted UDA delivered 2016 & 2017



Adjusted Scheduled Activity (UDA)

Month	2016	2017
April	648	611
May	2,024	1,926
June	2,947	3,023
July	4,482	4,709
August	5,806	6,123
September	6,996	6,897
October	8,662	
November	10,382	
December	11,821	
January	12,596	
February	14,933	
March	16,201	
April	16,620	
May	16,595	
June	16,594	

QUALITY

	Quantity	Base Number	Contract	AT	Region	England
% of FP17s for the same patient ID Re-attending within 3 months - Children	52	691	7.5%	13.0%	13.5%	12.4%
% of FP17s for the same patient ID Re-attending within 3 months - Adults	333	2,731	12.2%	17.5%	17.4%	16.7%
% of FP17s for the same patient ID Re-attending between 3 & 9 months - Children	449	691	65.0%	57.2%	59.0%	57.4%
% of FP17s for the same patient ID Re-attending between 3 & 9 months - Adults	1,758	2,731	64.4%	51.0%	52.6%	50.5%
% of FP17s for Band 1 Urgent Courses	114	3,236	3.5%	11.0%	9.4%	9.1%
% of FP17s Relating to Free Repair or Replacements	35	3,236	1.1%	0.9%	1.0%	0.8%
% of FP17s Relating to Continuations	47	3,236	1.5%	1.3%	1.5%	1.3%
% of Patients satisfied with the dentistry they have received	5	5	N/A	93.4%	93.7%	93.2%
% of Patients satisfied with the time they had to wait for an appointment	4	5	N/A	89.9%	90.0%	89.0%

* This is based on patients treated on this contract for their most recent course of treatment. Figures in italics indicate the base number of FP17s or Patient Questionnaire responses are less than 100. N/A is shown where the base number of responses is less than 10 during the period. % is calculated as Quantity/Base number*100

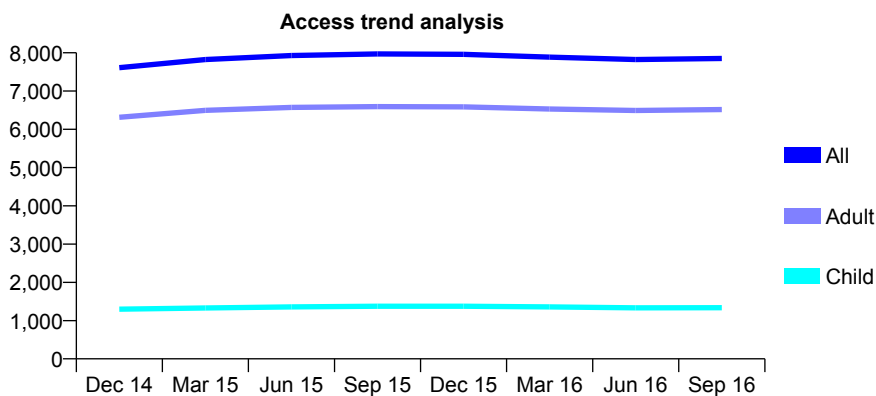
Q47 - Vital Signs At a Glance Contract Report for 157228/0001 - September 2016

Name or company name	Safehands Dental Care
Contract type name	GDS Contract
Purpose of contract	General
Contract start date	01/04/2013
Contract end date	

16/17 Contracted general activity (UDA)	24,091
Carry forward general activity (UDA)	0
16/17 Contracted orthodontic activity (UOA)	0
Carry forward orthodontic activity (UOA)	0
Baseline contract value	£530,550.84

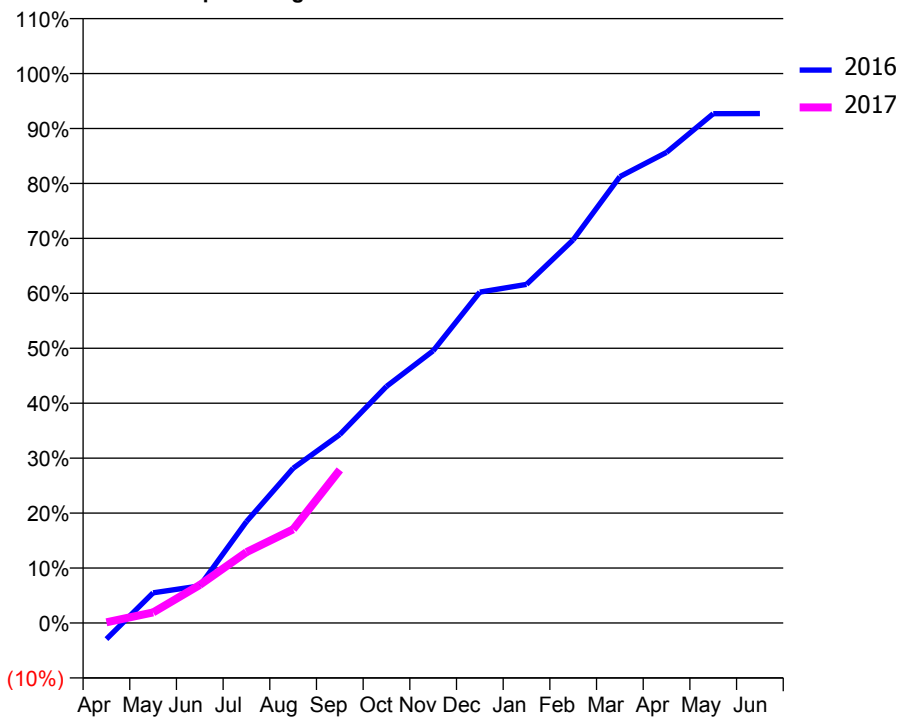
ACCESS*

Patients seen in 24 months	Total	Change since previous quarter
Quarter ending September 2015	7,969	
Quarter ending December 2015	7,960	→
Quarter ending March 2016	7,887	→
Quarter ending June 2016	7,825	→
Quarter ending September 2016	7,853	→
Variance since September 2015	(1.5%)	↓



ACTIVITY

Cumulative percentage of contracted UDA delivered 2016 & 2017



Month	Adjusted Scheduled Activity (UDA)	
	2016	2017
April	-711	30
May	1,323	463
June	1,630	1,671
July	4,445	3,109
August	6,783	4,105
September	8,262	6,712
October	10,377	
November	11,937	
December	14,508	
January	14,846	
February	16,800	
March	19,573	
April	20,636	
May	22,328	
June	22,334	

QUALITY

	Quantity	Base Number	Contract	AT	Region	England
% of FP17s for the same patient ID Re-attending within 3 months - Children	44	749	5.9%	13.0%	13.5%	12.4%
% of FP17s for the same patient ID Re-attending within 3 months - Adults	530	3,702	14.3%	17.5%	17.4%	16.7%
% of FP17s for the same patient ID Re-attending between 3 & 9 months - Children	308	749	41.1%	57.2%	59.0%	57.4%
% of FP17s for the same patient ID Re-attending between 3 & 9 months - Adults	1,538	3,702	41.5%	51.0%	52.6%	50.5%
% of FP17s for Band 1 Urgent Courses	440	3,199	13.8%	11.0%	9.4%	9.1%
% of FP17s Relating to Free Repair or Replacements	18	3,199	0.6%	0.9%	1.0%	0.8%
% of FP17s Relating to Continuations	12	3,199	0.4%	1.3%	1.5%	1.3%
% of Patients satisfied with the dentistry they have received	7	7	N/A	93.4%	93.7%	93.2%
% of Patients satisfied with the time they had to wait for an appointment	7	7	N/A	89.9%	90.0%	89.0%

* This is based on patients treated on this contract for their most recent course of treatment. Figures in italics indicate the base number of FP17s or Patient Questionnaire responses are less than 100. N/A is shown where the base number of responses is less than 10 during the period. % is calculated as Quantity/Base number*100

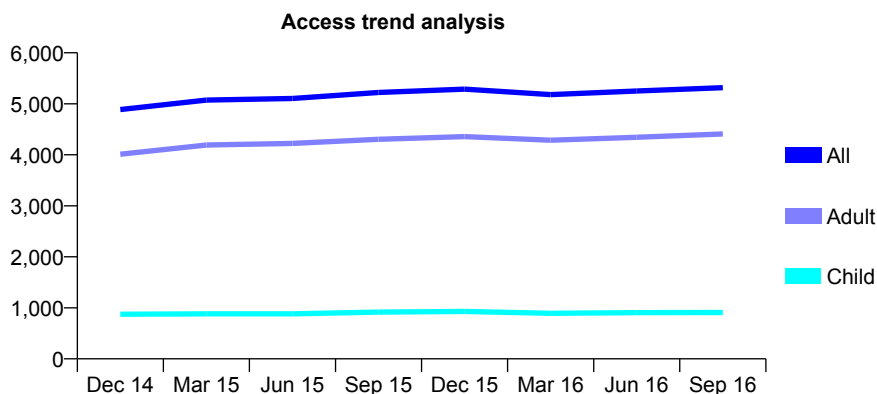
Q47 - Vital Signs At a Glance Contract Report for 157333/0001 - September 2016

Name or company name	IDH
Contract type name	GDS Contract
Purpose of contract	General
Contract start date	01/04/2013
Contract end date	

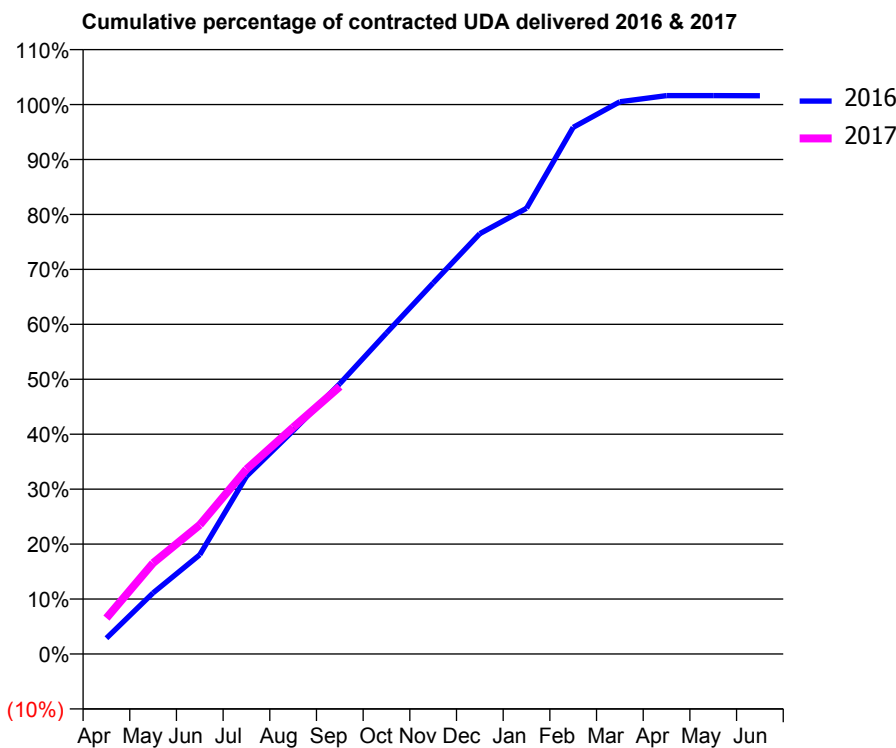
16/17 Contracted general activity (UDA)	15,064
Carry forward general activity (UDA)	0
16/17 Contracted orthodontic activity (UOA)	0
Carry forward orthodontic activity (UOA)	0
Baseline contract value	£328,899.94

ACCESS*

Patients seen in 24 months	Total	Change since previous quarter
Quarter ending September 2015	5,222	
Quarter ending December 2015	5,287	→
Quarter ending March 2016	5,180	↓
Quarter ending June 2016	5,251	→
Quarter ending September 2016	5,316	→
Variance since September 2015	1.8%	→



ACTIVITY



Month	Adjusted Scheduled Activity (UDA)	
	2016	2017
April	432	987
May	1,677	2,495
June	2,720	3,539
July	4,872	5,063
August	6,121	6,214
September	7,413	7,332
October	8,801	
November	10,172	
December	11,525	
January	12,218	
February	14,437	
March	15,141	
April	15,306	
May	15,306	
June	15,304	

QUALITY

	Quantity	Base Number	Contract	AT	Region	England
% of FP17s for the same patient ID Re-attending within 3 months - Children	40	702	5.7%	13.0%	13.5%	12.4%
% of FP17s for the same patient ID Re-attending within 3 months - Adults	405	3,053	13.3%	17.5%	17.4%	16.7%
% of FP17s for the same patient ID Re-attending between 3 & 9 months - Children	445	702	63.4%	57.2%	59.0%	57.4%
% of FP17s for the same patient ID Re-attending between 3 & 9 months - Adults	1,563	3,053	51.2%	51.0%	52.6%	50.5%
% of FP17s for Band 1 Urgent Courses	171	3,670	4.7%	11.0%	9.4%	9.1%
% of FP17s Relating to Free Repair or Replacements	23	3,670	0.6%	0.9%	1.0%	0.8%
% of FP17s Relating to Continuations	111	3,670	3.0%	1.3%	1.5%	1.3%
% of Patients satisfied with the dentistry they have received	14	14	100.0%	93.4%	93.7%	93.2%
% of Patients satisfied with the time they had to wait for an appointment	14	14	100.0%	89.9%	90.0%	89.0%

* This is based on patients treated on this contract for their most recent course of treatment. Figures in italics indicate the base number of FP17s or Patient Questionnaire responses are less than 100. N/A is shown where the base number of responses is less than 10 during the period. % is calculated as Quantity/Base number*100

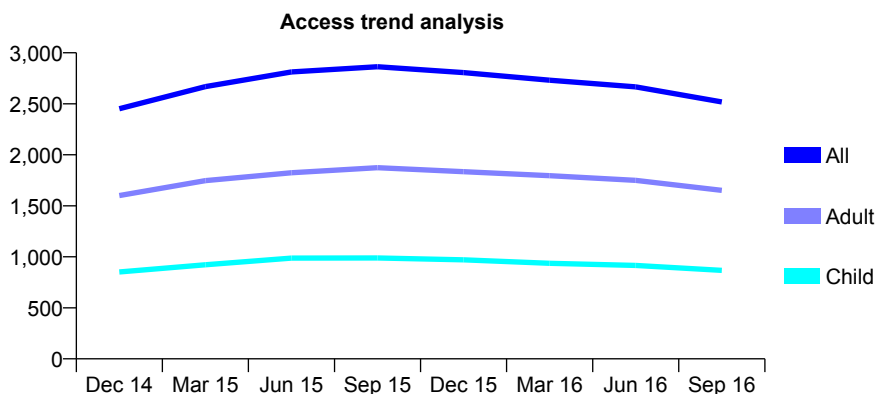
Q47 - Vital Signs At a Glance Contract Report for 157368/0024 - September 2016

Name or company name	East Lancashire Dental Service
Contract type name	PDS Contract
Purpose of contract	General
Contract start date	01/06/2011
Contract end date	31/05/2021

16/17 Contracted general activity (UDA)	5,000
Carry forward general activity (UDA)	0
16/17 Contracted orthodontic activity (UOA)	0
Carry forward orthodontic activity (UOA)	0
Baseline contract value	£0.00

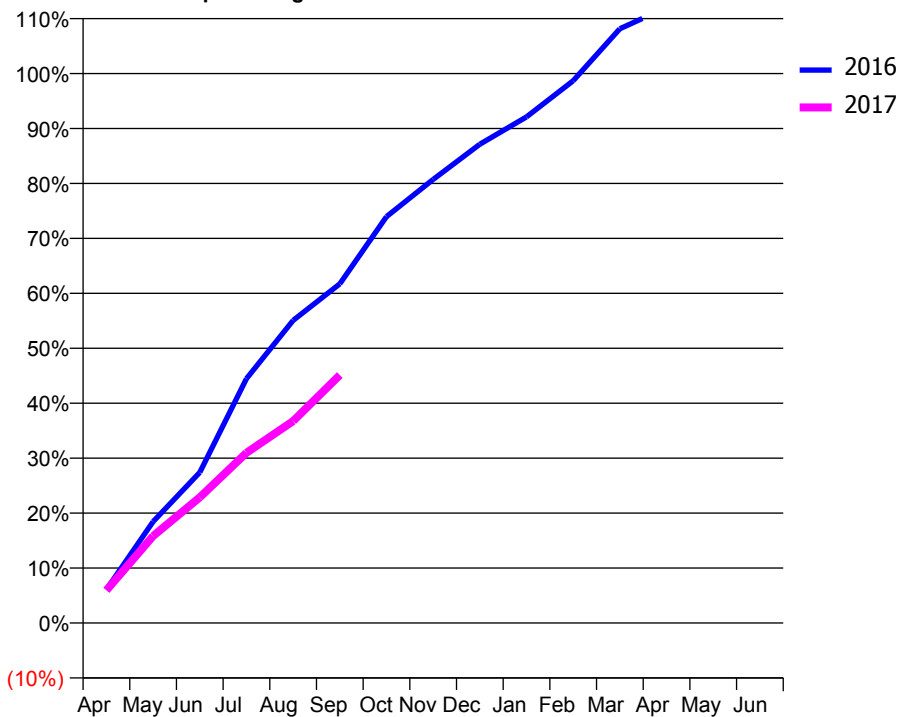
ACCESS*

Patients seen in 24 months	Total	Change since previous quarter
Quarter ending September 2015	2,863	
Quarter ending December 2015	2,806	↓
Quarter ending March 2016	2,731	↓
Quarter ending June 2016	2,666	↓
Quarter ending September 2016	2,518	↓
Variance since September 2015	(12.1%)	↓



ACTIVITY

Cumulative percentage of contracted UDA delivered 2016 & 2017



Month	Adjusted Scheduled Activity (UDA)	
	2016	2017
April	306	298
May	923	792
June	1,371	1,143
July	2,224	1,549
August	2,753	1,838
September	3,086	2,257
October	3,698	
November	4,036	
December	4,356	
January	4,605	
February	4,935	
March	5,407	
April	5,600	
May	5,639	
June	5,642	

QUALITY

	Quantity	Base Number	Contract	AT	Region	England
% of FP17s for the same patient ID Re-attending within 3 months - Children	22	500	4.4%	13.0%	13.5%	12.4%
% of FP17s for the same patient ID Re-attending within 3 months - Adults	97	796	12.2%	17.5%	17.4%	16.7%
% of FP17s for the same patient ID Re-attending between 3 & 9 months - Children	150	500	30.0%	57.2%	59.0%	57.4%
% of FP17s for the same patient ID Re-attending between 3 & 9 months - Adults	223	796	28.0%	51.0%	52.6%	50.5%
% of FP17s for Band 1 Urgent Courses	253	1,166	21.7%	11.0%	9.4%	9.1%
% of FP17s Relating to Free Repair or Replacements	14	1,166	1.2%	0.9%	1.0%	0.8%
% of FP17s Relating to Continuations	3	1,166	0.3%	1.3%	1.5%	1.3%
% of Patients satisfied with the dentistry they have received	0	1	N/A	93.4%	93.7%	93.2%
% of Patients satisfied with the time they had to wait for an appointment	0	1	N/A	89.9%	90.0%	89.0%

* This is based on patients treated on this contract for their most recent course of treatment. Figures in italics indicate the base number of FP17s or Patient Questionnaire responses are less than 100. N/A is shown where the base number of responses is less than 10 during the period. % is calculated as Quantity/Base number*100

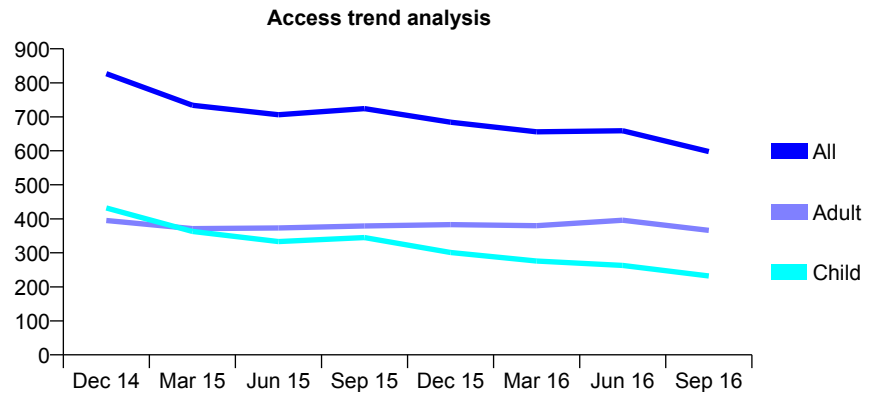
Q47 - Vital Signs At a Glance Contract Report for 158240/0011 - September 2016

Name or company name	East Lancashire Dental Service
Contract type name	PDS Contract
Purpose of contract	General and Orthodontic
Contract start date	01/04/2009
Contract end date	31/03/2019

16/17 Contracted general activity (UDA)	3,150
Carry forward general activity (UDA)	0
16/17 Contracted orthodontic activity (UOA)	3,150
Carry forward orthodontic activity (UOA)	0
Baseline contract value	£0.00

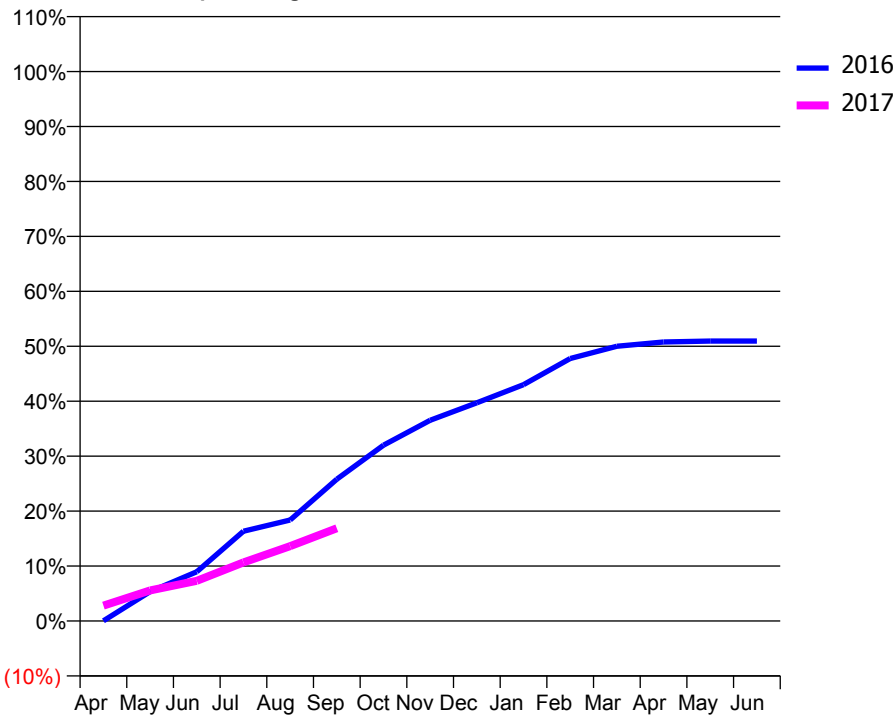
ACCESS*

Patients seen in 24 months	Total	Change since previous quarter
Quarter ending September 2015	724	
Quarter ending December 2015	684	↓
Quarter ending March 2016	656	↓
Quarter ending June 2016	659	→
Quarter ending September 2016	598	↓
Variance since September 2015	(17.4%)	↓



ACTIVITY

Cumulative percentage of contracted UDA delivered 2016 & 2017



Month	Adjusted Scheduled Activity (UDA)	
	2016	2017
April	1	88
May	168	176
June	282	231
July	515	336
August	579	429
September	813	532
October	1,008	
November	1,151	
December	1,251	
January	1,355	
February	1,505	
March	1,575	
April	1,600	
May	1,605	
June	1,605	

QUALITY

	Quantity	Base Number	Contract	AT	Region	England
% of FP17s for the same patient ID Re-attending within 3 months - Children	13	241	5.4%	13.0%	13.5%	12.4%
% of FP17s for the same patient ID Re-attending within 3 months - Adults	14	161	8.7%	17.5%	17.4%	16.7%
% of FP17s for the same patient ID Re-attending between 3 & 9 months - Children	36	241	14.9%	57.2%	59.0%	57.4%
% of FP17s for the same patient ID Re-attending between 3 & 9 months - Adults	56	161	34.8%	51.0%	52.6%	50.5%
% of FP17s for Band 1 Urgent Courses	20	320	6.3%	11.0%	9.4%	9.1%
% of FP17s Relating to Free Repair or Replacements	0	320	0.0%	0.9%	1.0%	0.8%
% of FP17s Relating to Continuations	0	320	0.0%	1.3%	1.5%	1.3%
% of Patients satisfied with the dentistry they have received	0	0	N/A	93.4%	93.7%	93.2%
% of Patients satisfied with the time they had to wait for an appointment	0	0	N/A	89.9%	90.0%	89.0%

* This is based on patients treated on this contract for their most recent course of treatment. Figures in italics indicate the base number of FP17s or Patient Questionnaire responses are less than 100. N/A is shown where the base number of responses is less than 10 during the period. % is calculated as Quantity/Base number*100

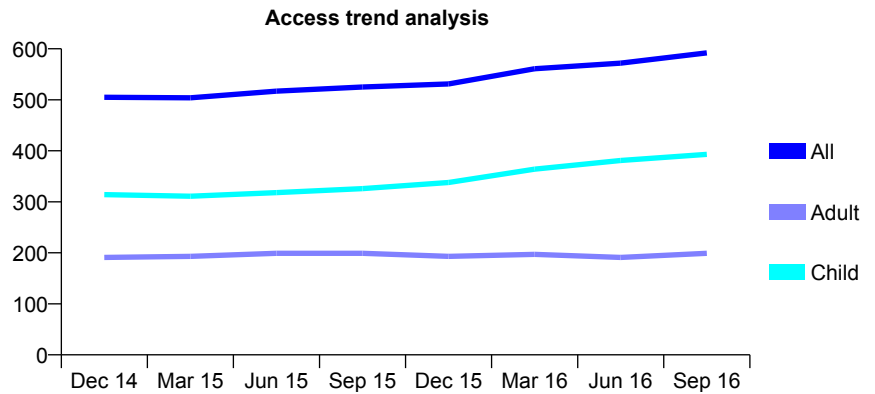
Q47 - Vital Signs At a Glance Contract Report for 158739/0001 - September 2016

Name or company name	Colne Dental Care
Contract type name	GDS Contract
Purpose of contract	General
Contract start date	01/04/2009
Contract end date	

16/17 Contracted general activity (UDA)	2,150
Carry forward general activity (UDA)	0
16/17 Contracted orthodontic activity (UOA)	0
Carry forward orthodontic activity (UOA)	0
Baseline contract value	£49,117.04

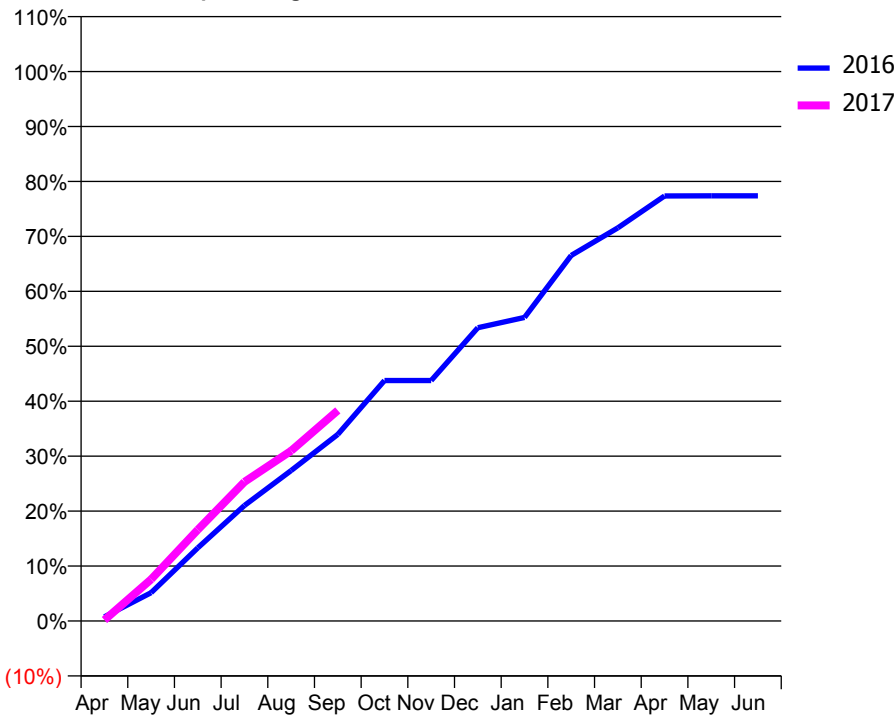
ACCESS*

Patients seen in 24 months	Total	Change since previous quarter
Quarter ending September 2015	525	
Quarter ending December 2015	531	→
Quarter ending March 2016	561	↑
Quarter ending June 2016	572	→
Quarter ending September 2016	592	↑
Variance since September 2015	12.8%	↑



ACTIVITY

Cumulative percentage of contracted UDA delivered 2016 & 2017



Adjusted Scheduled Activity (UDA)		
Month	2016	2017
April	16	4
May	111	163
June	286	357
July	452	545
August	589	666
September	730	824
October	941	
November	941	
December	1,147	
January	1,188	
February	1,430	
March	1,538	
April	1,663	
May	1,664	
June	1,664	

QUALITY

	Quantity	Base Number	Contract	AT	Region	England
% of FP17s for the same patient ID Re-attending within 3 months - Children	91	401	22.7%	13.0%	13.5%	12.4%
% of FP17s for the same patient ID Re-attending within 3 months - Adults	26	122	21.3%	17.5%	17.4%	16.7%
% of FP17s for the same patient ID Re-attending between 3 & 9 months - Children	198	401	49.4%	57.2%	59.0%	57.4%
% of FP17s for the same patient ID Re-attending between 3 & 9 months - Adults	55	122	45.1%	51.0%	52.6%	50.5%
% of FP17s for Band 1 Urgent Courses	35	443	7.9%	11.0%	9.4%	9.1%
% of FP17s Relating to Free Repair or Replacements	0	443	0.0%	0.9%	1.0%	0.8%
% of FP17s Relating to Continuations	2	443	0.5%	1.3%	1.5%	1.3%
% of Patients satisfied with the dentistry they have received	2	2	N/A	93.4%	93.7%	93.2%
% of Patients satisfied with the time they had to wait for an appointment	2	2	N/A	89.9%	90.0%	89.0%

* This is based on patients treated on this contract for their most recent course of treatment. Figures in italics indicate the base number of FP17s or Patient Questionnaire responses are less than 100. N/A is shown where the base number of responses is less than 10 during the period. % is calculated as Quantity/Base number*100

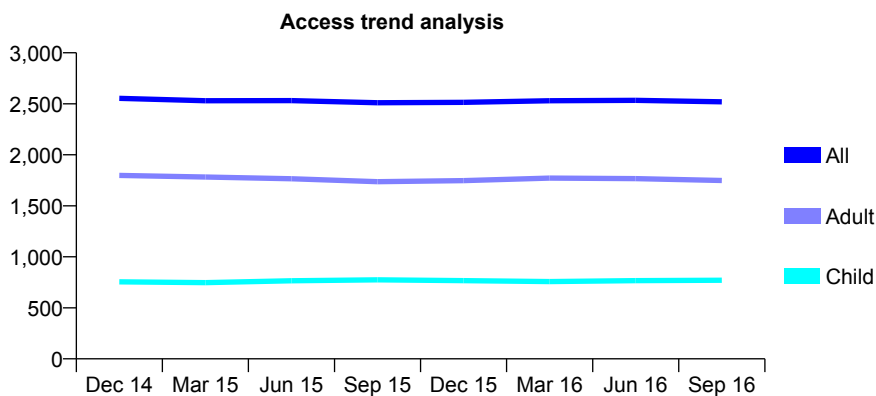
Q47 - Vital Signs At a Glance Contract Report for 159468/0001 - September 2016

Name or company name	Eccleston Dental Practice (Ltd)
Contract type name	GDS Contract
Purpose of contract	General
Contract start date	01/04/2008
Contract end date	

16/17 Contracted general activity (UDA)	10,559
Carry forward general activity (UDA)	-196
16/17 Contracted orthodontic activity (UOA)	0
Carry forward orthodontic activity (UOA)	0
Baseline contract value	£287,128.44

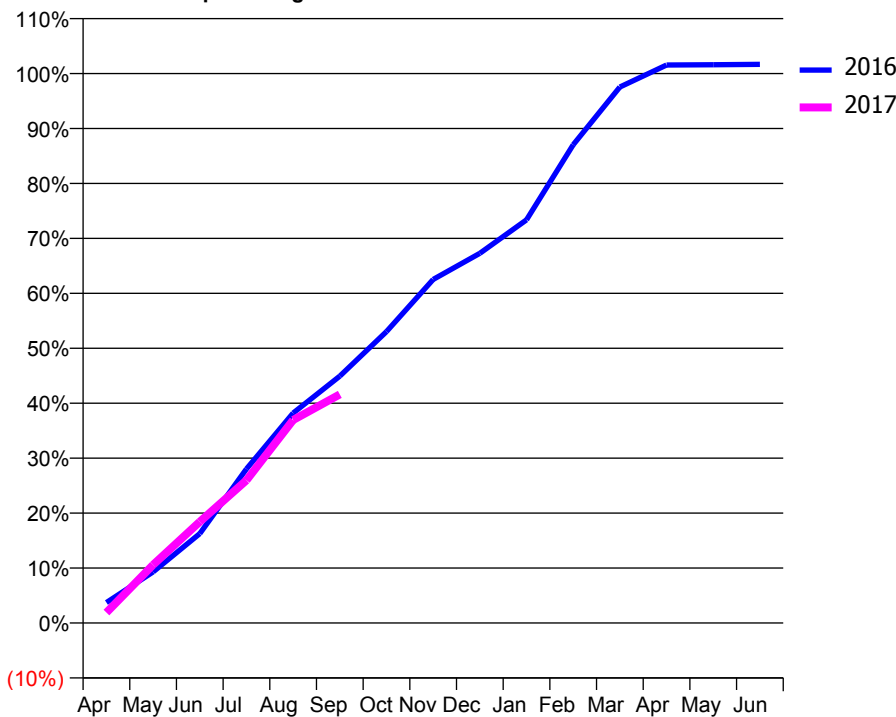
ACCESS*

Patients seen in 24 months	Total	Change since previous quarter
Quarter ending September 2015	2,510	
Quarter ending December 2015	2,514	→
Quarter ending March 2016	2,530	→
Quarter ending June 2016	2,534	→
Quarter ending September 2016	2,519	→
Variance since September 2015	0.4%	→



ACTIVITY

Cumulative percentage of contracted UDA delivered 2016 & 2017



QUALITY

	Quantity	Base Number	Contract	AT	Region	England
% of FP17s for the same patient ID Re-attending within 3 months - Children	64	535	12.0%	13.0%	13.5%	12.4%
% of FP17s for the same patient ID Re-attending within 3 months - Adults	350	1,379	25.4%	17.5%	17.4%	16.7%
% of FP17s for the same patient ID Re-attending between 3 & 9 months - Children	268	535	50.1%	57.2%	59.0%	57.4%
% of FP17s for the same patient ID Re-attending between 3 & 9 months - Adults	724	1,379	52.5%	51.0%	52.6%	50.5%
% of FP17s for Band 1 Urgent Courses	144	1,748	8.2%	11.0%	9.4%	9.1%
% of FP17s Relating to Free Repair or Replacements	30	1,748	1.7%	0.9%	1.0%	0.8%
% of FP17s Relating to Continuations	70	1,748	4.0%	1.3%	1.5%	1.3%
% of Patients satisfied with the dentistry they have received	4	4	N/A	93.4%	93.7%	93.2%
% of Patients satisfied with the time they had to wait for an appointment	4	4	N/A	89.9%	90.0%	89.0%

* This is based on patients treated on this contract for their most recent course of treatment. Figures in italics indicate the base number of FP17s or Patient Questionnaire responses are less than 100. N/A is shown where the base number of responses is less than 10 during the period. % is calculated as Quantity/Base number*100

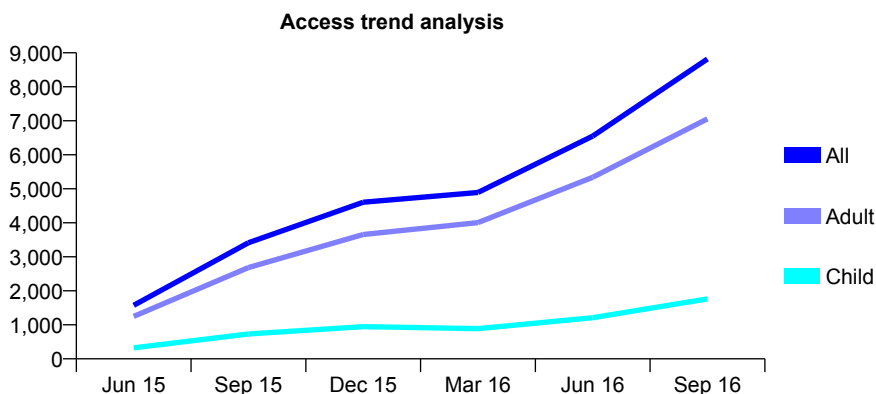
Q47 - Vital Signs At a Glance Contract Report for 159859/0001 - September 2016

Name or company name	Hardhorn Dental Practice
Contract type name	GDS Contract
Purpose of contract	General
Contract start date	01/04/2015
Contract end date	

16/17 Contracted general activity (UDA)	39,516
Carry forward general activity (UDA)	-17
16/17 Contracted orthodontic activity (UOA)	0
Carry forward orthodontic activity (UOA)	0
Baseline contract value	£1,137,220.75

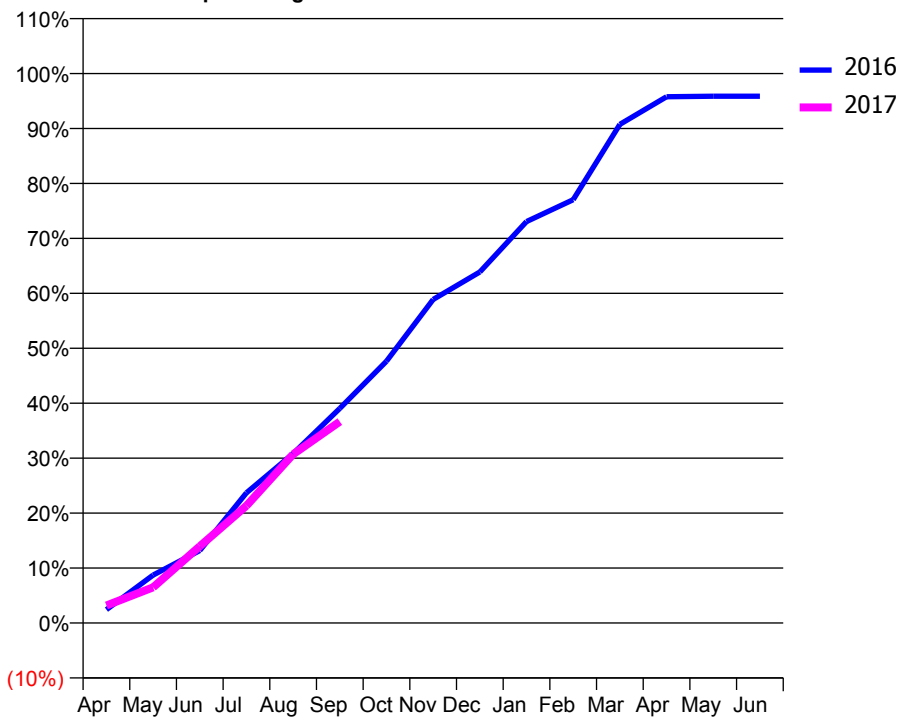
ACCESS*

Patients seen in 24 months	Total	Change since previous quarter
Quarter ending September 2015	3,415	
Quarter ending December 2015	4,606	↑
Quarter ending March 2016	4,892	↑
Quarter ending June 2016	6,550	↑
Quarter ending September 2016	8,819	↑
Variance since September 2015	158.2%	↑



ACTIVITY

Cumulative percentage of contracted UDA delivered 2016 & 2017



Month	Adjusted Scheduled Activity (UDA)	
	2016	2017
April	441	1,262
May	1,572	2,568
June	2,374	5,518
July	4,264	8,434
August	5,549	12,133
September	7,028	14,482
October	8,575	
November	10,594	
December	11,496	
January	13,143	
February	13,860	
March	16,327	
April	17,231	
May	17,249	
June	17,248	

QUALITY

	Quantity	Base Number	Contract	AT	Region	England
% of FP17s for the same patient ID Re-attending within 3 months - Children	75	1,436	5.2%	13.0%	13.5%	12.4%
% of FP17s for the same patient ID Re-attending within 3 months - Adults	771	5,977	12.9%	17.5%	17.4%	16.7%
% of FP17s for the same patient ID Re-attending between 3 & 9 months - Children	328	1,436	22.8%	57.2%	59.0%	57.4%
% of FP17s for the same patient ID Re-attending between 3 & 9 months - Adults	1,663	5,977	27.8%	51.0%	52.6%	50.5%
% of FP17s for Band 1 Urgent Courses	497	6,755	7.4%	11.0%	9.4%	9.1%
% of FP17s Relating to Free Repair or Replacements	53	6,755	0.8%	0.9%	1.0%	0.8%
% of FP17s Relating to Continuations	37	6,755	0.5%	1.3%	1.5%	1.3%
% of Patients satisfied with the dentistry they have received	14	15	93.3%	93.4%	93.7%	93.2%
% of Patients satisfied with the time they had to wait for an appointment	12	15	80.0%	89.9%	90.0%	89.0%

* This is based on patients treated on this contract for their most recent course of treatment. Figures in italics indicate the base number of FP17s or Patient Questionnaire responses are less than 100. N/A is shown where the base number of responses is less than 10 during the period. % is calculated as Quantity/Base number*100

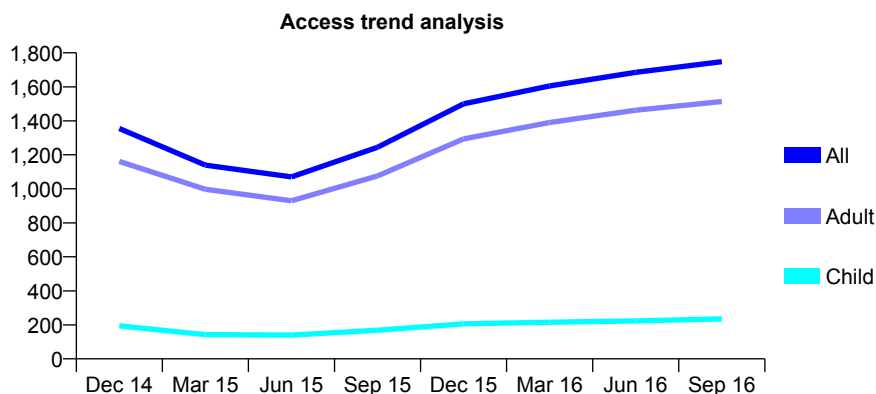
Q47 - Vital Signs At a Glance Contract Report for 160660/0001 - September 2016

Name or company name	Blackpool PCT
Contract type name	PDS Contract
Purpose of contract	General
Contract start date	01/04/2006
Contract end date	

16/17 Contracted general activity (UDA)	6,200
Carry forward general activity (UDA)	0
16/17 Contracted orthodontic activity (UOA)	0
Carry forward orthodontic activity (UOA)	0
Baseline contract value	£0.00

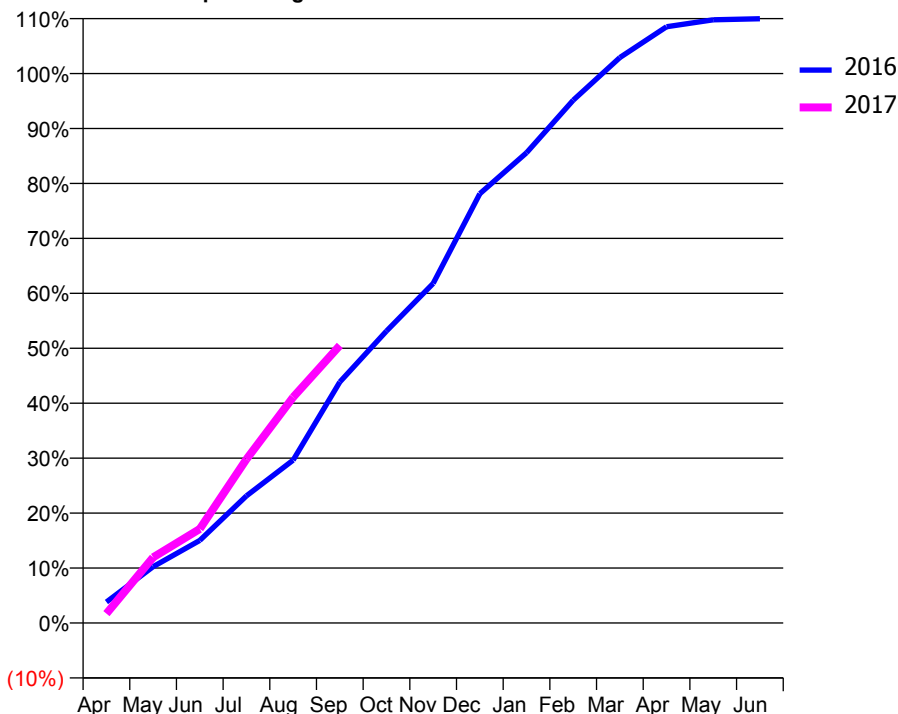
ACCESS*

Patients seen in 24 months	Total	Change since previous quarter
Quarter ending September 2015	1,244	
Quarter ending December 2015	1,500	↑
Quarter ending March 2016	1,605	↑
Quarter ending June 2016	1,685	↑
Quarter ending September 2016	1,748	↑
Variance since September 2015	40.5%	↑



ACTIVITY

Cumulative percentage of contracted UDA delivered 2016 & 2017



Month	Adjusted Scheduled Activity (UDA)	
	2016	2017
April	237	106
May	635	741
June	932	1,061
July	1,435	1,849
August	1,838	2,549
September	2,720	3,131
October	3,294	
November	3,831	
December	4,844	
January	5,306	
February	5,898	
March	6,381	
April	6,727	
May	6,806	
June	6,818	

QUALITY

	Quantity	Base Number	Contract	AT	Region	England
% of FP17s for the same patient ID Re-attending within 3 months - Children	12	155	7.7%	13.0%	13.5%	12.4%
% of FP17s for the same patient ID Re-attending within 3 months - Adults	180	1,068	16.9%	17.5%	17.4%	16.7%
% of FP17s for the same patient ID Re-attending between 3 & 9 months - Children	57	155	36.8%	57.2%	59.0%	57.4%
% of FP17s for the same patient ID Re-attending between 3 & 9 months - Adults	469	1,068	43.9%	51.0%	52.6%	50.5%
% of FP17s for Band 1 Urgent Courses	70	1,080	6.5%	11.0%	9.4%	9.1%
% of FP17s Relating to Free Repair or Replacements	51	1,080	4.7%	0.9%	1.0%	0.8%
% of FP17s Relating to Continuations	35	1,080	3.2%	1.3%	1.5%	1.3%
% of Patients satisfied with the dentistry they have received	1	1	N/A	93.4%	93.7%	93.2%
% of Patients satisfied with the time they had to wait for an appointment	1	1	N/A	89.9%	90.0%	89.0%

* This is based on patients treated on this contract for their most recent course of treatment. Figures in italics indicate the base number of FP17s or Patient Questionnaire responses are less than 100. N/A is shown where the base number of responses is less than 10 during the period. % is calculated as Quantity/Base number*100

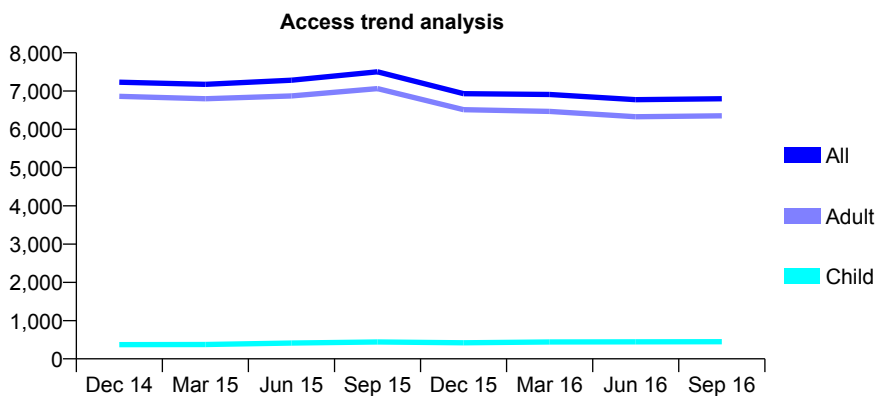
Q47 - Vital Signs At a Glance Contract Report for 160660/0002 - September 2016

Name or company name	Blackpool PCT
Contract type name	PDS Contract
Purpose of contract	General
Contract start date	01/04/2006
Contract end date	

16/17 Contracted general activity (UDA)	12,480
Carry forward general activity (UDA)	0
16/17 Contracted orthodontic activity (UOA)	0
Carry forward orthodontic activity (UOA)	0
Baseline contract value	£0.00

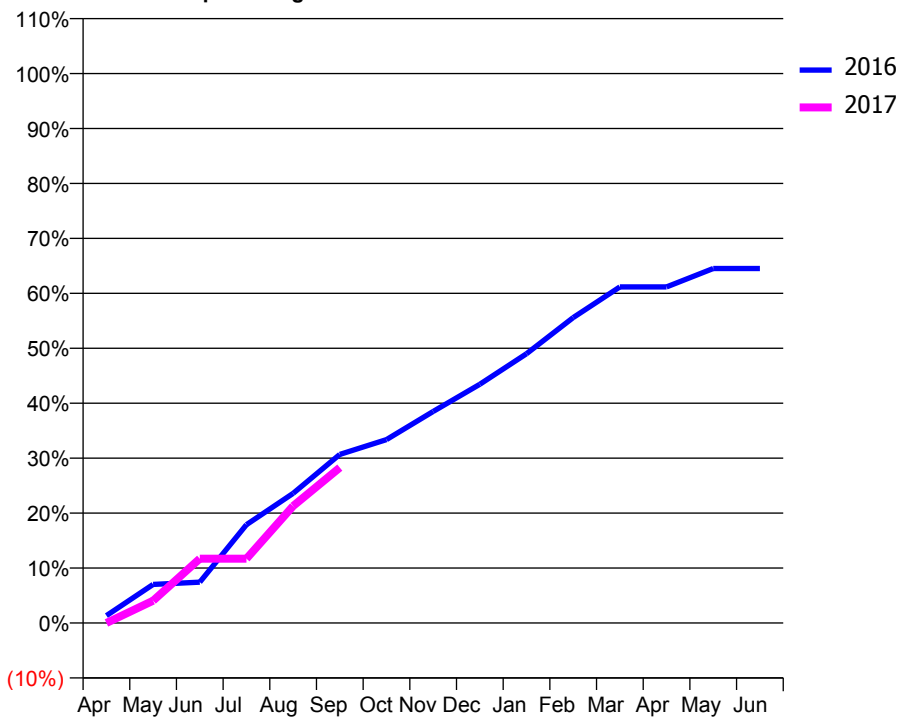
ACCESS*

Patients seen in 24 months	Total	Change since previous quarter
Quarter ending September 2015	7,504	
Quarter ending December 2015	6,933	↓
Quarter ending March 2016	6,909	→
Quarter ending June 2016	6,773	↓
Quarter ending September 2016	6,799	→
Variance since September 2015	(9.4%)	↓



ACTIVITY

Cumulative percentage of contracted UDA delivered 2016 & 2017



Month	Adjusted Scheduled Activity (UDA)	
	2016	2017
April	167	0
May	878	506
June	929	1,461
July	2,232	1,461
August	2,944	2,659
September	3,829	3,530
October	4,166	
November	4,806	
December	5,422	
January	6,116	
February	6,936	
March	7,634	
April	7,634	
May	8,052	
June	8,052	

QUALITY

	Quantity	Base Number	Contract	AT	Region	England
% of FP17s for the same patient ID Re-attending within 3 months - Children	23	324	7.1%	13.0%	13.5%	12.4%
% of FP17s for the same patient ID Re-attending within 3 months - Adults	260	2,944	8.8%	17.5%	17.4%	16.7%
% of FP17s for the same patient ID Re-attending between 3 & 9 months - Children	9	324	2.8%	57.2%	59.0%	57.4%
% of FP17s for the same patient ID Re-attending between 3 & 9 months - Adults	143	2,944	4.9%	51.0%	52.6%	50.5%
% of FP17s for Band 1 Urgent Courses	2,884	2,910	99.1%	11.0%	9.4%	9.1%
% of FP17s Relating to Free Repair or Replacements	0	2,910	0.0%	0.9%	1.0%	0.8%
% of FP17s Relating to Continuations	0	2,910	0.0%	1.3%	1.5%	1.3%
% of Patients satisfied with the dentistry they have received	1	1	N/A	93.4%	93.7%	93.2%
% of Patients satisfied with the time they had to wait for an appointment	1	1	N/A	89.9%	90.0%	89.0%

* This is based on patients treated on this contract for their most recent course of treatment. Figures in italics indicate the base number of FP17s or Patient Questionnaire responses are less than 100. N/A is shown where the base number of responses is less than 10 during the period. % is calculated as Quantity/Base number*100

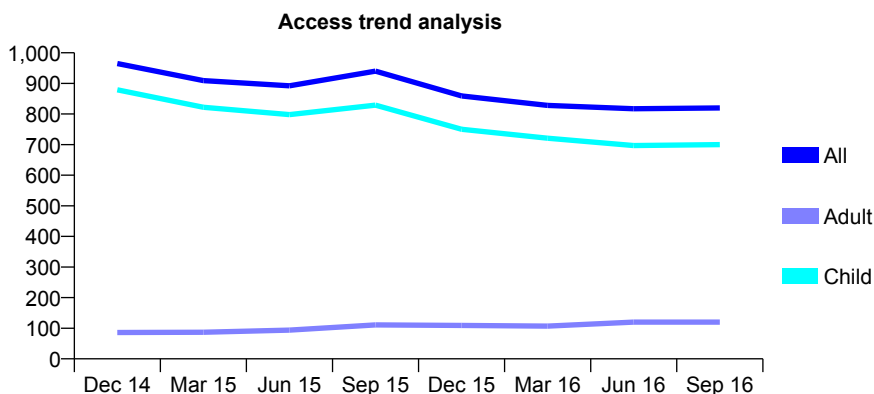
Q47 - Vital Signs At a Glance Contract Report for 160660/0005 - September 2016

Name or company name	Blackpool PCT
Contract type name	PDS Contract
Purpose of contract	General
Contract start date	01/04/2006
Contract end date	

16/17 Contracted general activity (UDA)	1,460
Carry forward general activity (UDA)	0
16/17 Contracted orthodontic activity (UOA)	0
Carry forward orthodontic activity (UOA)	0
Baseline contract value	£0.00

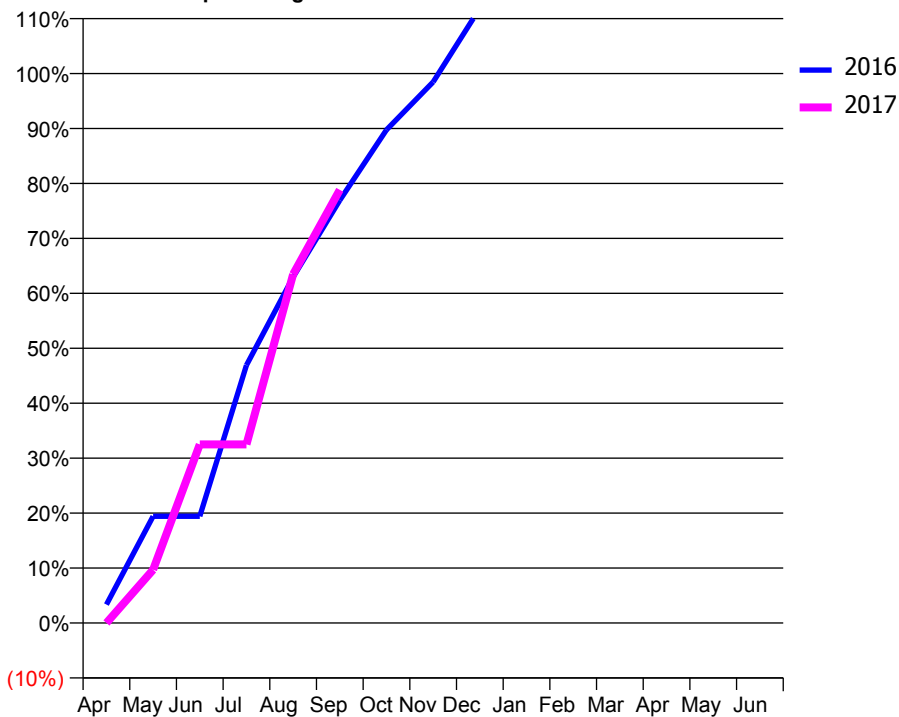
ACCESS*

Patients seen in 24 months	Total	Change since previous quarter
Quarter ending September 2015	940	
Quarter ending December 2015	859	↓
Quarter ending March 2016	828	↓
Quarter ending June 2016	817	↓
Quarter ending September 2016	820	→
Variance since September 2015	(12.8%)	↓



ACTIVITY

Cumulative percentage of contracted UDA delivered 2016 & 2017



Month	Adjusted Scheduled Activity (UDA)	
	2016	2017
April	49	0
May	284	141
June	284	475
July	685	475
August	919	927
September	1,123	1,151
October	1,310	
November	1,438	
December	1,633	
January	1,889	
February	2,036	
March	2,290	
April	2,293	
May	2,428	
June	2,429	

QUALITY

	Quantity	Base Number	Contract	AT	Region	England
% of FP17s for the same patient ID Re-attending within 3 months - Children	5	422	1.2%	13.0%	13.5%	12.4%
% of FP17s for the same patient ID Re-attending within 3 months - Adults	1	59	1.7%	17.5%	17.4%	16.7%
% of FP17s for the same patient ID Re-attending between 3 & 9 months - Children	3	422	0.7%	57.2%	59.0%	57.4%
% of FP17s for the same patient ID Re-attending between 3 & 9 months - Adults	1	59	1.7%	51.0%	52.6%	50.5%
% of FP17s for Band 1 Urgent Courses	5	429	1.2%	11.0%	9.4%	9.1%
% of FP17s Relating to Free Repair or Replacements	0	429	0.0%	0.9%	1.0%	0.8%
% of FP17s Relating to Continuations	1	429	0.2%	1.3%	1.5%	1.3%
% of Patients satisfied with the dentistry they have received	0	0	N/A	93.4%	93.7%	93.2%
% of Patients satisfied with the time they had to wait for an appointment	0	0	N/A	89.9%	90.0%	89.0%

* This is based on patients treated on this contract for their most recent course of treatment. Figures in italics indicate the base number of FP17s or Patient Questionnaire responses are less than 100. N/A is shown where the base number of responses is less than 10 during the period. % is calculated as Quantity/Base number*100

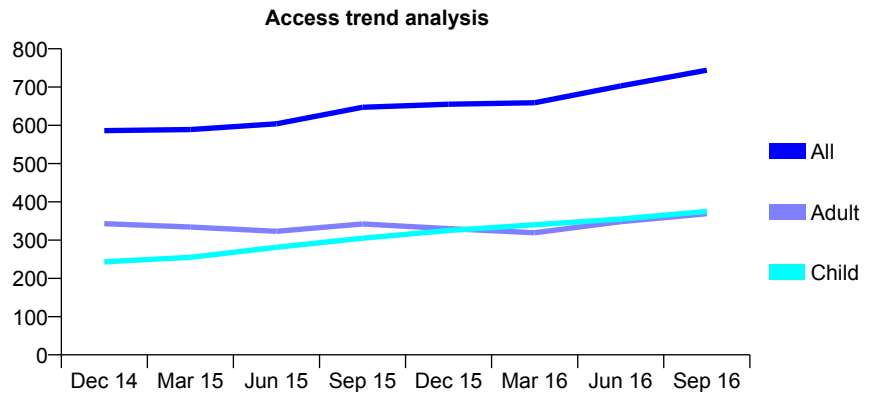
Q47 - Vital Signs At a Glance Contract Report for 160660/0008 - September 2016

Name or company name	Blackpool PCT
Contract type name	PDS Contract
Purpose of contract	General
Contract start date	01/04/2006
Contract end date	

16/17 Contracted general activity (UDA)	2,903
Carry forward general activity (UDA)	0
16/17 Contracted orthodontic activity (UOA)	0
Carry forward orthodontic activity (UOA)	0
Baseline contract value	£0.00

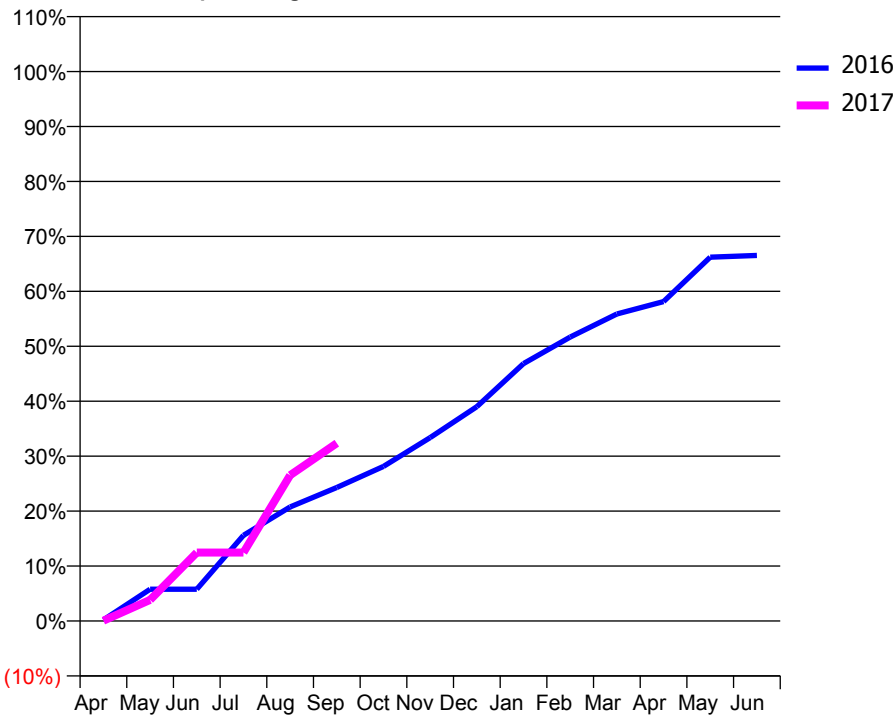
ACCESS*

Patients seen in 24 months	Total	Change since previous quarter
Quarter ending September 2015	647	
Quarter ending December 2015	655	→
Quarter ending March 2016	659	→
Quarter ending June 2016	703	↑
Quarter ending September 2016	744	↑
Variance since September 2015	15.0%	↑



ACTIVITY

Cumulative percentage of contracted UDA delivered 2016 & 2017



Month	Adjusted Scheduled Activity (UDA)	
	2016	2017
April	6	2
May	168	112
June	168	362
July	453	362
August	603	770
September	705	939
October	817	
November	969	
December	1,132	
January	1,360	
February	1,500	
March	1,622	
April	1,688	
May	1,922	
June	1,931	

QUALITY

	Quantity	Base Number	Contract	AT	Region	England
% of FP17s for the same patient ID Re-attending within 3 months - Children	14	346	4.0%	13.0%	13.5%	12.4%
% of FP17s for the same patient ID Re-attending within 3 months - Adults	45	365	12.3%	17.5%	17.4%	16.7%
% of FP17s for the same patient ID Re-attending between 3 & 9 months - Children	182	346	52.6%	57.2%	59.0%	57.4%
% of FP17s for the same patient ID Re-attending between 3 & 9 months - Adults	178	365	48.8%	51.0%	52.6%	50.5%
% of FP17s for Band 1 Urgent Courses	22	556	4.0%	11.0%	9.4%	9.1%
% of FP17s Relating to Free Repair or Replacements	1	556	0.2%	0.9%	1.0%	0.8%
% of FP17s Relating to Continuations	0	556	0.0%	1.3%	1.5%	1.3%
% of Patients satisfied with the dentistry they have received	1	1	N/A	93.4%	93.7%	93.2%
% of Patients satisfied with the time they had to wait for an appointment	1	1	N/A	89.9%	90.0%	89.0%

* This is based on patients treated on this contract for their most recent course of treatment. Figures in italics indicate the base number of FP17s or Patient Questionnaire responses are less than 100. N/A is shown where the base number of responses is less than 10 during the period. % is calculated as Quantity/Base number*100

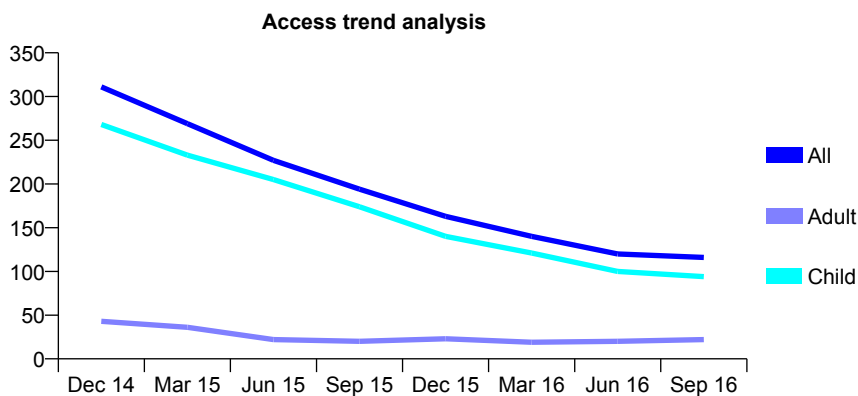
Q47 - Vital Signs At a Glance Contract Report for 160660/0009 - September 2016

Name or company name	Blackpool PCT
Contract type name	PDS Contract
Purpose of contract	General
Contract start date	01/04/2006
Contract end date	

16/17 Contracted general activity (UDA)	2,208
Carry forward general activity (UDA)	0
16/17 Contracted orthodontic activity (UOA)	0
Carry forward orthodontic activity (UOA)	0
Baseline contract value	£0.00

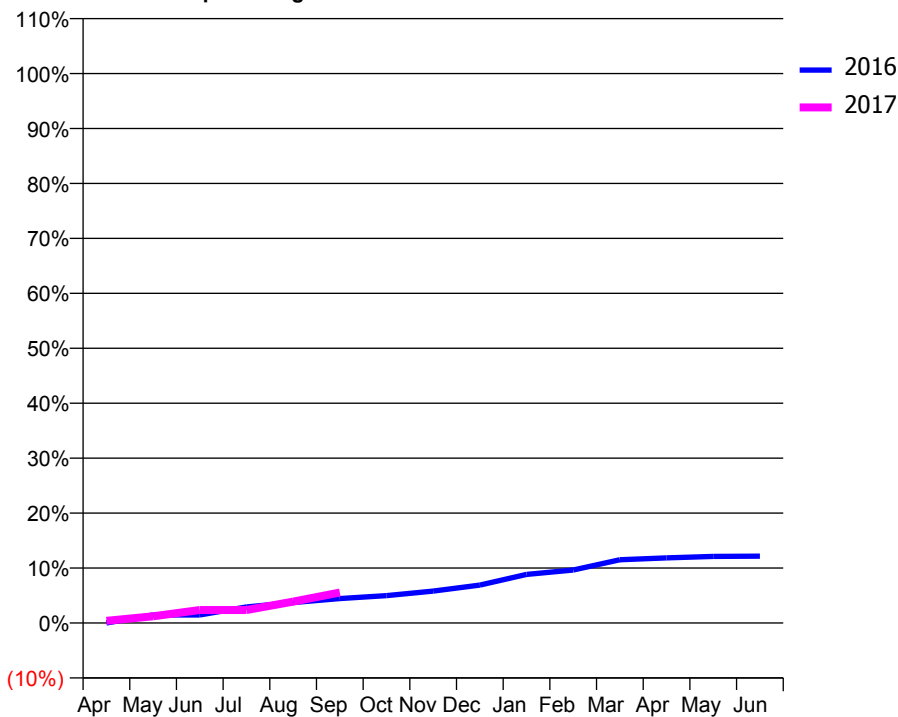
ACCESS*

Patients seen in 24 months	Total	Change since previous quarter
Quarter ending September 2015	194	
Quarter ending December 2015	163	↓
Quarter ending March 2016	140	↓
Quarter ending June 2016	120	↓
Quarter ending September 2016	116	↓
Variance since September 2015	(40.2%)	↓



ACTIVITY

Cumulative percentage of contracted UDA delivered 2016 & 2017



Month	Adjusted Scheduled Activity (UDA)	
	2016	2017
April	0	9
May	32	27
June	32	52
July	65	52
August	82	86
September	98	122
October	110	
November	128	
December	152	
January	195	
February	213	
March	254	
April	262	
May	268	
June	269	

QUALITY

	Quantity	Base Number	Contract	AT	Region	England
% of FP17s for the same patient ID Re-attending within 3 months - Children	0	47	0.0%	13.0%	13.5%	12.4%
% of FP17s for the same patient ID Re-attending within 3 months - Adults	0	10	0.0%	17.5%	17.4%	16.7%
% of FP17s for the same patient ID Re-attending between 3 & 9 months - Children	1	47	2.1%	57.2%	59.0%	57.4%
% of FP17s for the same patient ID Re-attending between 3 & 9 months - Adults	0	10	0.0%	51.0%	52.6%	50.5%
% of FP17s for Band 1 Urgent Courses	1	49	2.0%	11.0%	9.4%	9.1%
% of FP17s Relating to Free Repair or Replacements	0	49	0.0%	0.9%	1.0%	0.8%
% of FP17s Relating to Continuations	0	49	0.0%	1.3%	1.5%	1.3%
% of Patients satisfied with the dentistry they have received	0	0	N/A	93.4%	93.7%	93.2%
% of Patients satisfied with the time they had to wait for an appointment	0	0	N/A	89.9%	90.0%	89.0%

* This is based on patients treated on this contract for their most recent course of treatment. Figures in italics indicate the base number of FP17s or Patient Questionnaire responses are less than 100. N/A is shown where the base number of responses is less than 10 during the period. % is calculated as Quantity/Base number*100

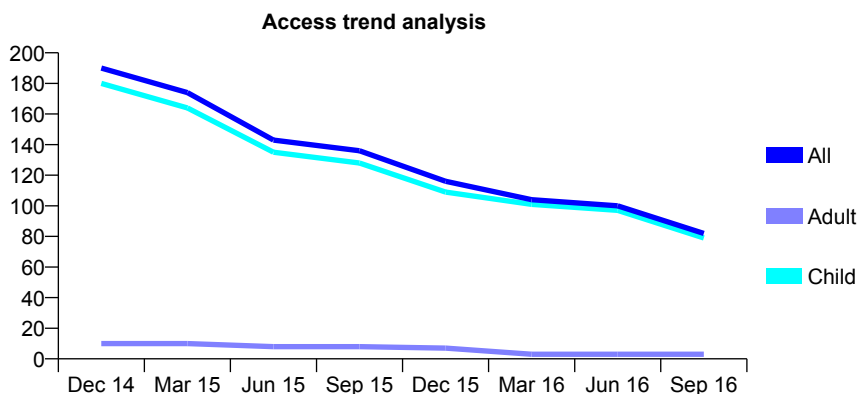
Q47 - Vital Signs At a Glance Contract Report for 160660/0011 - September 2016

Name or company name	Blackpool PCT
Contract type name	PDS Contract
Purpose of contract	General
Contract start date	17/09/2009
Contract end date	

16/17 Contracted general activity (UDA)	3,390
Carry forward general activity (UDA)	0
16/17 Contracted orthodontic activity (UOA)	0
Carry forward orthodontic activity (UOA)	0
Baseline contract value	£0.00

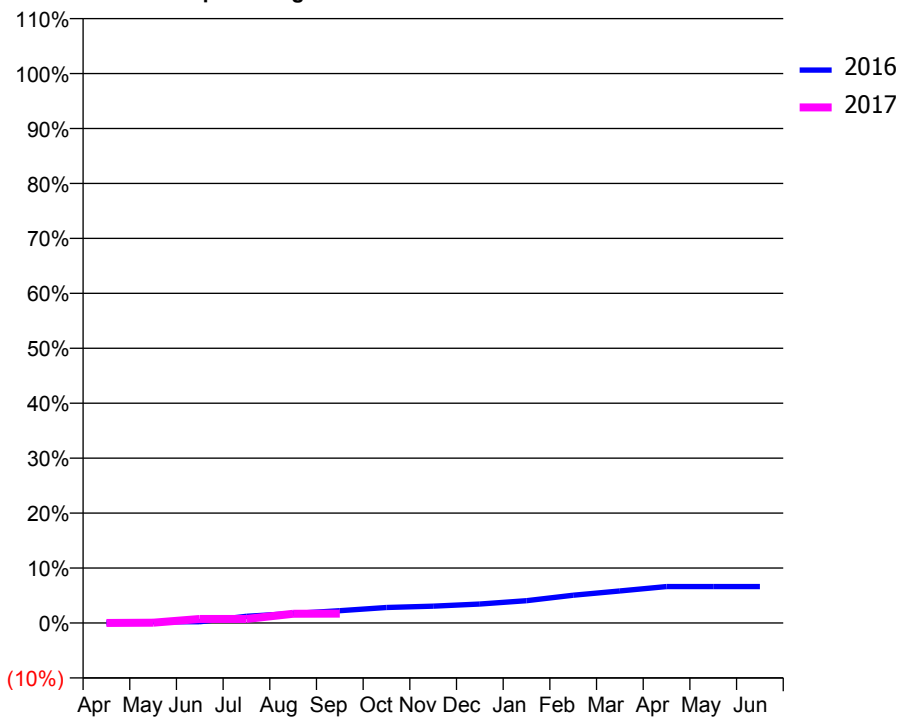
ACCESS*

Patients seen in 24 months	Total	Change since previous quarter
Quarter ending September 2015	136	
Quarter ending December 2015	116	↓
Quarter ending March 2016	104	↓
Quarter ending June 2016	100	↓
Quarter ending September 2016	82	↓
Variance since September 2015	(39.7%)	↓



ACTIVITY

Cumulative percentage of contracted UDA delivered 2016 & 2017



Adjusted Scheduled Activity (UDA)

Month	2016	2017
April	0	0
May	8	2
June	8	25
July	42	25
August	59	57
September	76	58
October	96	
November	104	
December	117	
January	138	
February	171	
March	198	
April	225	
May	225	
June	225	

QUALITY

	Quantity	Base Number	Contract	AT	Region	England
% of FP17s for the same patient ID Re-attending within 3 months - Children	3	42	7.1%	13.0%	13.5%	12.4%
% of FP17s for the same patient ID Re-attending within 3 months - Adults	0	2	0.0%	17.5%	17.4%	16.7%
% of FP17s for the same patient ID Re-attending between 3 & 9 months - Children	15	42	35.7%	57.2%	59.0%	57.4%
% of FP17s for the same patient ID Re-attending between 3 & 9 months - Adults	0	2	0.0%	51.0%	52.6%	50.5%
% of FP17s for Band 1 Urgent Courses	0	31	0.0%	11.0%	9.4%	9.1%
% of FP17s Relating to Free Repair or Replacements	0	31	0.0%	0.9%	1.0%	0.8%
% of FP17s Relating to Continuations	0	31	0.0%	1.3%	1.5%	1.3%
% of Patients satisfied with the dentistry they have received	0	0	N/A	93.4%	93.7%	93.2%
% of Patients satisfied with the time they had to wait for an appointment	0	0	N/A	89.9%	90.0%	89.0%

* This is based on patients treated on this contract for their most recent course of treatment. Figures in italics indicate the base number of FP17s or Patient Questionnaire responses are less than 100. N/A is shown where the base number of responses is less than 10 during the period. % is calculated as Quantity/Base number*100

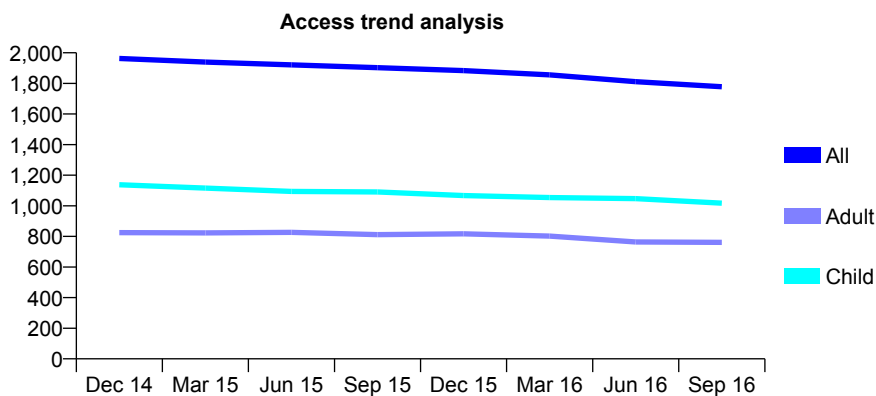
Q47 - Vital Signs At a Glance Contract Report for 161470/0001 - September 2016

Name or company name	Cottage Dental Practice
Contract type name	GDS Contract
Purpose of contract	General
Contract start date	01/01/2011
Contract end date	

16/17 Contracted general activity (UDA)	5,004
Carry forward general activity (UDA)	110
16/17 Contracted orthodontic activity (UOA)	0
Carry forward orthodontic activity (UOA)	0
Baseline contract value	£145,812.02

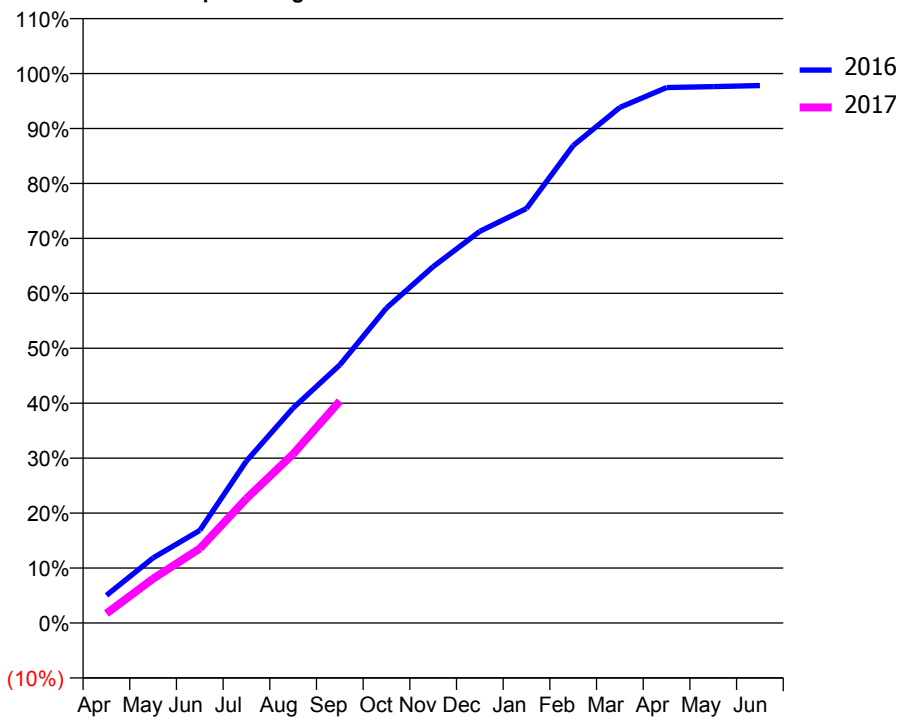
ACCESS*

Patients seen in 24 months	Total	Change since previous quarter
Quarter ending September 2015	1,903	
Quarter ending December 2015	1,884	→
Quarter ending March 2016	1,856	↓
Quarter ending June 2016	1,811	↓
Quarter ending September 2016	1,778	↓
Variance since September 2015	(6.6%)	↓



ACTIVITY

Cumulative percentage of contracted UDA delivered 2016 & 2017



Month	Adjusted Scheduled Activity (UDA)	
	2016	2017
April	252	86
May	593	404
June	843	678
July	1,477	1,133
August	1,958	1,539
September	2,350	2,021
October	2,868	
November	3,245	
December	3,567	
January	3,775	
February	4,348	
March	4,695	
April	4,876	
May	4,884	
June	4,894	

QUALITY

	Quantity	Base Number	Contract	AT	Region	England
% of FP17s for the same patient ID Re-attending within 3 months - Children	171	1,092	15.7%	13.0%	13.5%	12.4%
% of FP17s for the same patient ID Re-attending within 3 months - Adults	81	542	14.9%	17.5%	17.4%	16.7%
% of FP17s for the same patient ID Re-attending between 3 & 9 months - Children	764	1,092	70.0%	57.2%	59.0%	57.4%
% of FP17s for the same patient ID Re-attending between 3 & 9 months - Adults	356	542	65.7%	51.0%	52.6%	50.5%
% of FP17s for Band 1 Urgent Courses	56	1,481	3.8%	11.0%	9.4%	9.1%
% of FP17s Relating to Free Repair or Replacements	1	1,481	0.1%	0.9%	1.0%	0.8%
% of FP17s Relating to Continuations	8	1,481	0.5%	1.3%	1.5%	1.3%
% of Patients satisfied with the dentistry they have received	3	3	N/A	93.4%	93.7%	93.2%
% of Patients satisfied with the time they had to wait for an appointment	3	3	N/A	89.9%	90.0%	89.0%

* This is based on patients treated on this contract for their most recent course of treatment. Figures in italics indicate the base number of FP17s or Patient Questionnaire responses are less than 100. N/A is shown where the base number of responses is less than 10 during the period. % is calculated as Quantity/Base number*100

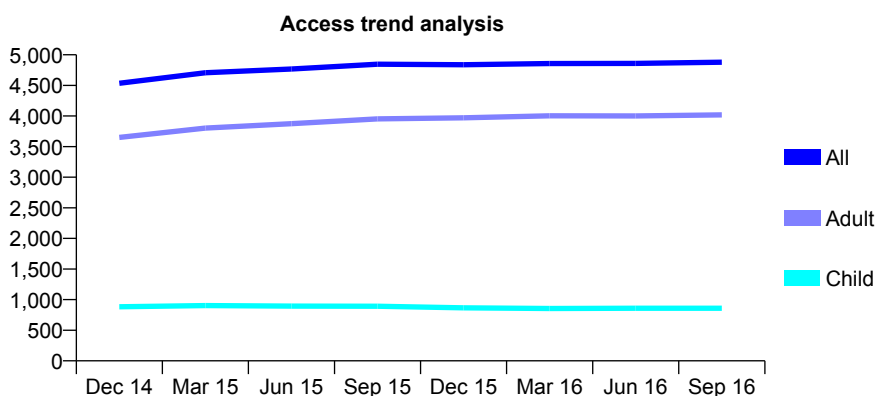
Q47 - Vital Signs At a Glance Contract Report for 164143/0001 - September 2016

Name or company name	Warner Dental Practice Partnership
Contract type name	GDS Contract
Purpose of contract	General
Contract start date	01/08/2013
Contract end date	

16/17 Contracted general activity (UDA)	15,296
Carry forward general activity (UDA)	0
16/17 Contracted orthodontic activity (UOA)	0
Carry forward orthodontic activity (UOA)	0
Baseline contract value	£395,550.89

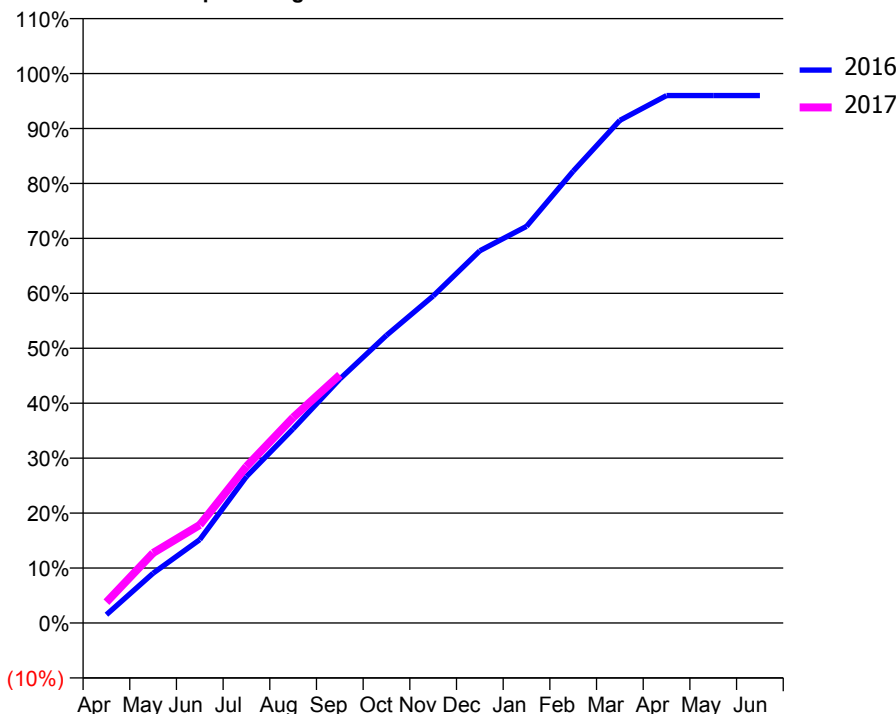
ACCESS*

Patients seen in 24 months	Total	Change since previous quarter
Quarter ending September 2015	4,846	
Quarter ending December 2015	4,837	→
Quarter ending March 2016	4,858	→
Quarter ending June 2016	4,859	→
Quarter ending September 2016	4,879	→
Variance since September 2015	0.7%	→



ACTIVITY

Cumulative percentage of contracted UDA delivered 2016 & 2017



Month	Adjusted Scheduled Activity (UDA)	
	2016	2017
April	233	583
May	1,387	1,951
June	2,321	2,728
July	4,077	4,359
August	5,407	5,722
September	6,789	6,906
October	8,010	
November	9,105	
December	10,361	
January	11,043	
February	12,576	
March	13,992	
April	14,681	
May	14,683	
June	14,684	

QUALITY

	Quantity	Base Number	Contract	AT	Region	England
% of FP17s for the same patient ID Re-attending within 3 months - Children	36	619	5.8%	13.0%	13.5%	12.4%
% of FP17s for the same patient ID Re-attending within 3 months - Adults	427	2,863	14.9%	17.5%	17.4%	16.7%
% of FP17s for the same patient ID Re-attending between 3 & 9 months - Children	318	619	51.4%	57.2%	59.0%	57.4%
% of FP17s for the same patient ID Re-attending between 3 & 9 months - Adults	1,343	2,863	46.9%	51.0%	52.6%	50.5%
% of FP17s for Band 1 Urgent Courses	292	3,187	9.2%	11.0%	9.4%	9.1%
% of FP17s Relating to Free Repair or Replacements	25	3,187	0.8%	0.9%	1.0%	0.8%
% of FP17s Relating to Continuations	83	3,187	2.6%	1.3%	1.5%	1.3%
% of Patients satisfied with the dentistry they have received	2	2	N/A	93.4%	93.7%	93.2%
% of Patients satisfied with the time they had to wait for an appointment	2	2	N/A	89.9%	90.0%	89.0%

* This is based on patients treated on this contract for their most recent course of treatment. Figures in italics indicate the base number of FP17s or Patient Questionnaire responses are less than 100. N/A is shown where the base number of responses is less than 10 during the period. % is calculated as Quantity/Base number*100

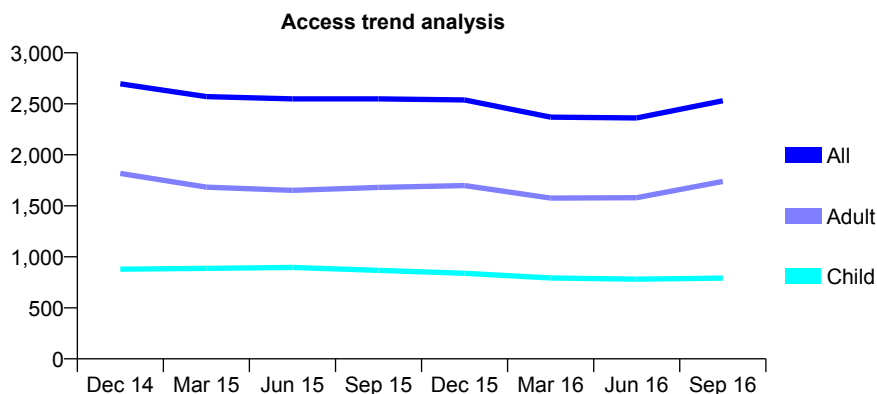
Q47 - Vital Signs At a Glance Contract Report for 166537/0001 - September 2016

Name or company name	Shaw and Dhariwal - Rishton Dental Centre
Contract type name	GDS Contract
Purpose of contract	General and Orthodontic
Contract start date	01/08/2010
Contract end date	

16/17 Contracted general activity (UDA)	6,200
Carry forward general activity (UDA)	0
16/17 Contracted orthodontic activity (UOA)	146
Carry forward orthodontic activity (UOA)	0
Baseline contract value	£200,505.15

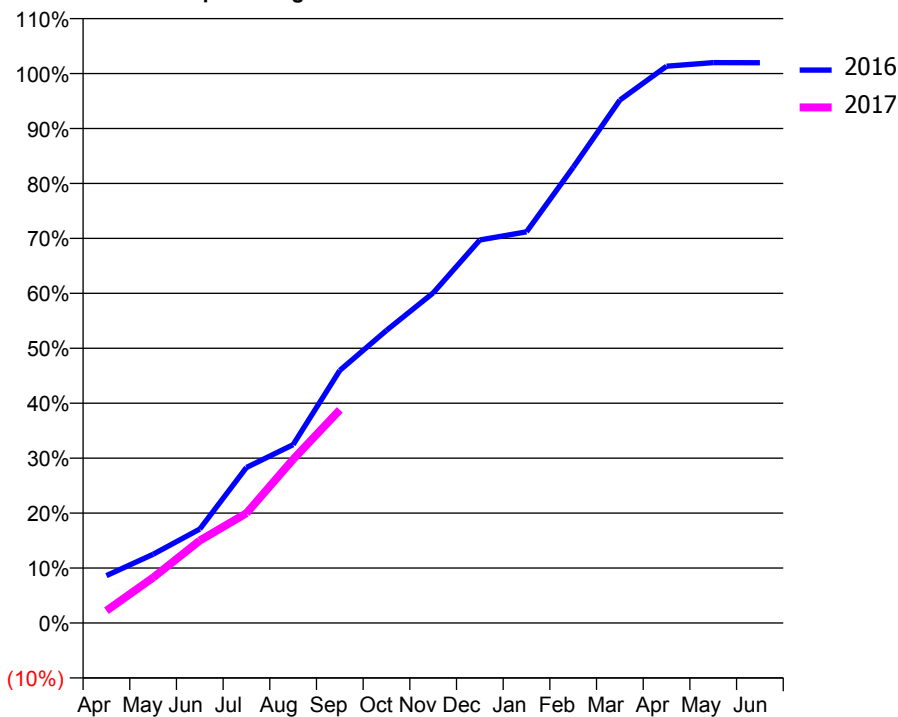
ACCESS*

Patients seen in 24 months	Total	Change since previous quarter
Quarter ending September 2015	2,548	
Quarter ending December 2015	2,538	→
Quarter ending March 2016	2,369	↓
Quarter ending June 2016	2,361	→
Quarter ending September 2016	2,530	↑
Variance since September 2015	(0.7%)	→



ACTIVITY

Cumulative percentage of contracted UDA delivered 2016 & 2017



Adjusted Scheduled Activity (UDA)

Month	2016	2017
April	535	139
May	775	513
June	1,060	931
July	1,754	1,239
August	2,013	1,846
September	2,850	2,405
October	3,301	
November	3,725	
December	4,322	
January	4,414	
February	5,142	
March	5,900	
April	6,282	
May	6,323	
June	6,321	

QUALITY

	Quantity	Base Number	Contract	AT	Region	England
% of FP17s for the same patient ID Re-attending within 3 months - Children	23	360	6.4%	13.0%	13.5%	12.4%
% of FP17s for the same patient ID Re-attending within 3 months - Adults	127	819	15.5%	17.5%	17.4%	16.7%
% of FP17s for the same patient ID Re-attending between 3 & 9 months - Children	145	360	40.3%	57.2%	59.0%	57.4%
% of FP17s for the same patient ID Re-attending between 3 & 9 months - Adults	189	819	23.1%	51.0%	52.6%	50.5%
% of FP17s for Band 1 Urgent Courses	174	1,051	16.6%	11.0%	9.4%	9.1%
% of FP17s Relating to Free Repair or Replacements	0	1,051	0.0%	0.9%	1.0%	0.8%
% of FP17s Relating to Continuations	6	1,051	0.6%	1.3%	1.5%	1.3%
% of Patients satisfied with the dentistry they have received	3	3	N/A	93.4%	93.7%	93.2%
% of Patients satisfied with the time they had to wait for an appointment	3	3	N/A	89.9%	90.0%	89.0%

* This is based on patients treated on this contract for their most recent course of treatment. Figures in italics indicate the base number of FP17s or Patient Questionnaire responses are less than 100. N/A is shown where the base number of responses is less than 10 during the period. % is calculated as Quantity/Base number*100

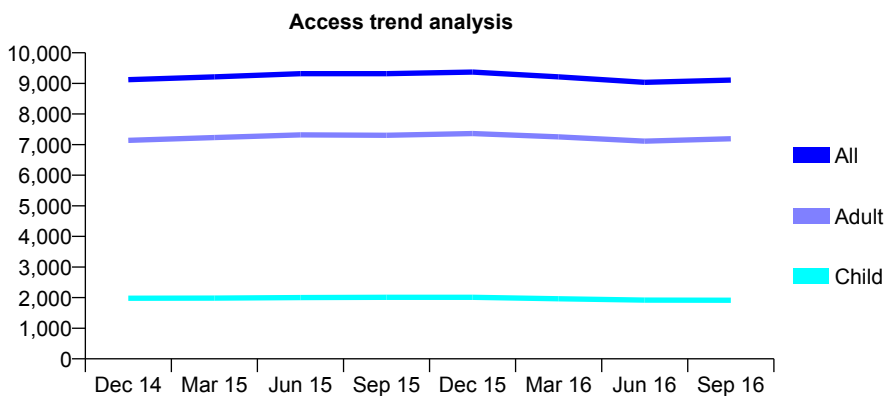
Q47 - Vital Signs At a Glance Contract Report for 167339/0001 - September 2016

Name or company name	St Annes Dental Clinic Ltd
Contract type name	GDS Contract
Purpose of contract	General
Contract start date	06/04/2013
Contract end date	

16/17 Contracted general activity (UDA)	27,421
Carry forward general activity (UDA)	-529
16/17 Contracted orthodontic activity (UOA)	0
Carry forward orthodontic activity (UOA)	0
Baseline contract value	£866,076.74

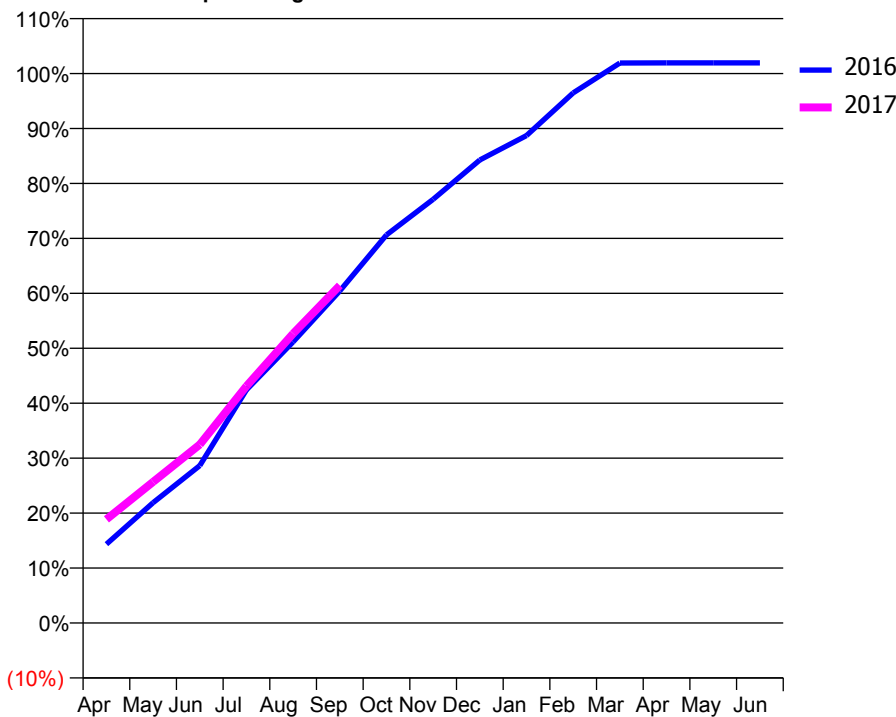
ACCESS*

Patients seen in 24 months	Total	Change since previous quarter
Quarter ending September 2015	9,318	
Quarter ending December 2015	9,370	→
Quarter ending March 2016	9,214	↓
Quarter ending June 2016	9,035	↓
Quarter ending September 2016	9,108	→
Variance since September 2015	(2.3%)	↓



ACTIVITY

Cumulative percentage of contracted UDA delivered 2016 & 2017



Month	Adjusted Scheduled Activity (UDA)	
	2016	2017
April	3,938	5,175
May	6,004	7,044
June	7,852	8,908
July	11,635	11,822
August	14,028	14,443
September	16,570	16,845
October	19,369	
November	21,146	
December	23,107	
January	24,322	
February	26,452	
March	27,943	
April	27,954	
May	27,951	
June	27,950	

QUALITY

	Quantity	Base Number	Contract	AT	Region	England
% of FP17s for the same patient ID Re-attending within 3 months - Children	104	1,573	6.6%	13.0%	13.5%	12.4%
% of FP17s for the same patient ID Re-attending within 3 months - Adults	853	5,976	14.3%	17.5%	17.4%	16.7%
% of FP17s for the same patient ID Re-attending between 3 & 9 months - Children	898	1,573	57.1%	57.2%	59.0%	57.4%
% of FP17s for the same patient ID Re-attending between 3 & 9 months - Adults	3,310	5,976	55.4%	51.0%	52.6%	50.5%
% of FP17s for Band 1 Urgent Courses	497	7,543	6.6%	11.0%	9.4%	9.1%
% of FP17s Relating to Free Repair or Replacements	48	7,543	0.6%	0.9%	1.0%	0.8%
% of FP17s Relating to Continuations	71	7,543	0.9%	1.3%	1.5%	1.3%
% of Patients satisfied with the dentistry they have received	14	17	82.4%	93.4%	93.7%	93.2%
% of Patients satisfied with the time they had to wait for an appointment	15	17	88.2%	89.9%	90.0%	89.0%

* This is based on patients treated on this contract for their most recent course of treatment. Figures in italics indicate the base number of FP17s or Patient Questionnaire responses are less than 100. N/A is shown where the base number of responses is less than 10 during the period. % is calculated as Quantity/Base number*100

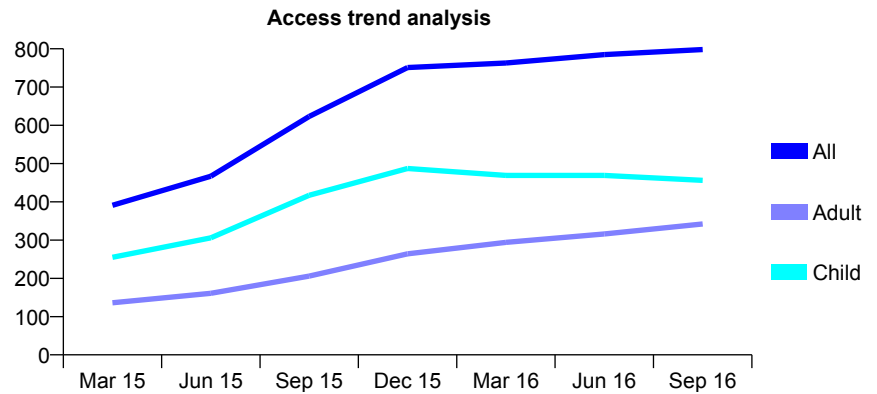
Q47 - Vital Signs At a Glance Contract Report for 167711/0001 - September 2016

Name or company name	Bridge Dental Practice
Contract type name	GDS Contract
Purpose of contract	General and Orthodontic
Contract start date	01/09/2014
Contract end date	

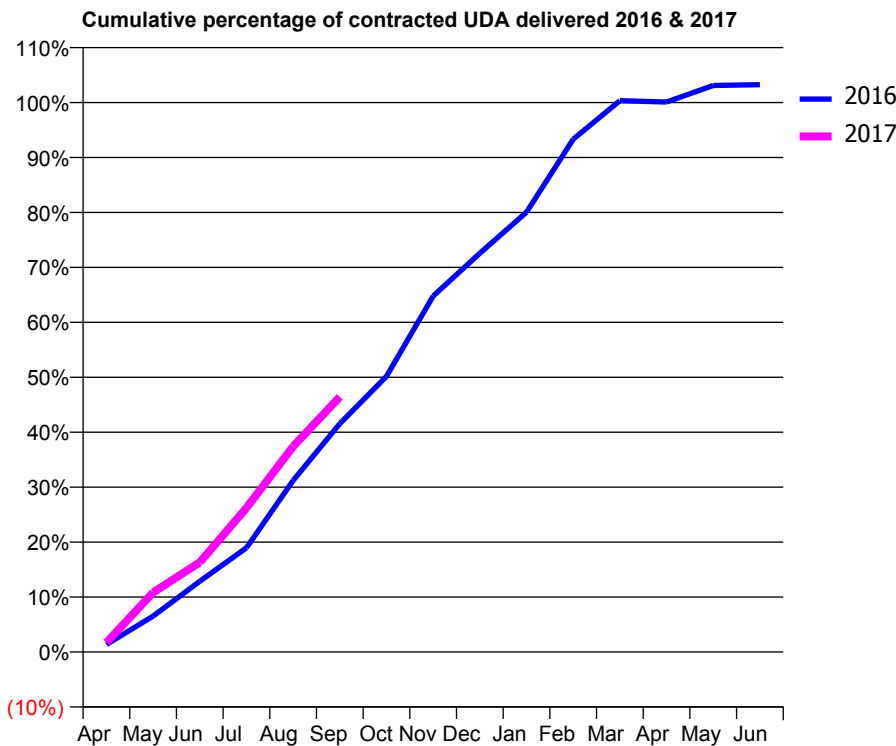
16/17 Contracted general activity (UDA)	2,000
Carry forward general activity (UDA)	0
16/17 Contracted orthodontic activity (UOA)	617
Carry forward orthodontic activity (UOA)	0
Baseline contract value	£80,887.20

ACCESS*

Patients seen in 24 months	Total	Change since previous quarter
Quarter ending September 2015	623	
Quarter ending December 2015	751	↑
Quarter ending March 2016	763	→
Quarter ending June 2016	785	↑
Quarter ending September 2016	798	→
Variance since September 2015	28.1%	↑



ACTIVITY



Month	Adjusted Scheduled Activity (UDA)	
	2016	2017
April	27	34
May	131	217
June	257	326
July	379	524
August	624	748
September	831	929
October	1,003	
November	1,296	
December	1,451	
January	1,601	
February	1,866	
March	2,007	
April	2,002	
May	2,062	
June	2,065	

QUALITY

	Quantity	Base Number	Contract	AT	Region	England
% of FP17s for the same patient ID Re-attending within 3 months - Children	49	328	14.9%	13.0%	13.5%	12.4%
% of FP17s for the same patient ID Re-attending within 3 months - Adults	49	232	21.1%	17.5%	17.4%	16.7%
% of FP17s for the same patient ID Re-attending between 3 & 9 months - Children	156	328	47.6%	57.2%	59.0%	57.4%
% of FP17s for the same patient ID Re-attending between 3 & 9 months - Adults	105	232	45.3%	51.0%	52.6%	50.5%
% of FP17s for Band 1 Urgent Courses	48	494	9.7%	11.0%	9.4%	9.1%
% of FP17s Relating to Free Repair or Replacements	0	494	0.0%	0.9%	1.0%	0.8%
% of FP17s Relating to Continuations	0	494	0.0%	1.3%	1.5%	1.3%
% of Patients satisfied with the dentistry they have received	0	0	N/A	93.4%	93.7%	93.2%
% of Patients satisfied with the time they had to wait for an appointment	0	0	N/A	89.9%	90.0%	89.0%

* This is based on patients treated on this contract for their most recent course of treatment. Figures in italics indicate the base number of FP17s or Patient Questionnaire responses are less than 100. N/A is shown where the base number of responses is less than 10 during the period. % is calculated as Quantity/Base number*100

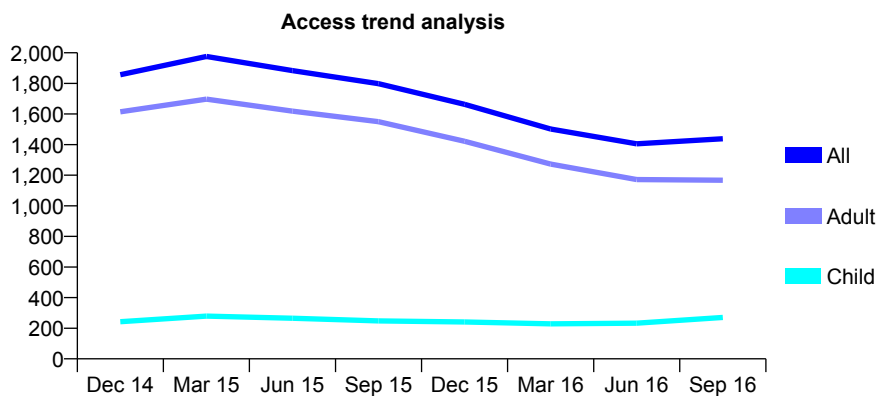
Q47 - Vital Signs At a Glance Contract Report for 168416/0001 - September 2016

Name or company name	Nelson Centre Dental Practice
Contract type name	GDS Contract
Purpose of contract	General
Contract start date	01/04/2013
Contract end date	

16/17 Contracted general activity (UDA)	5,750
Carry forward general activity (UDA)	-115
16/17 Contracted orthodontic activity (UOA)	0
Carry forward orthodontic activity (UOA)	0
Baseline contract value	£185,371.31

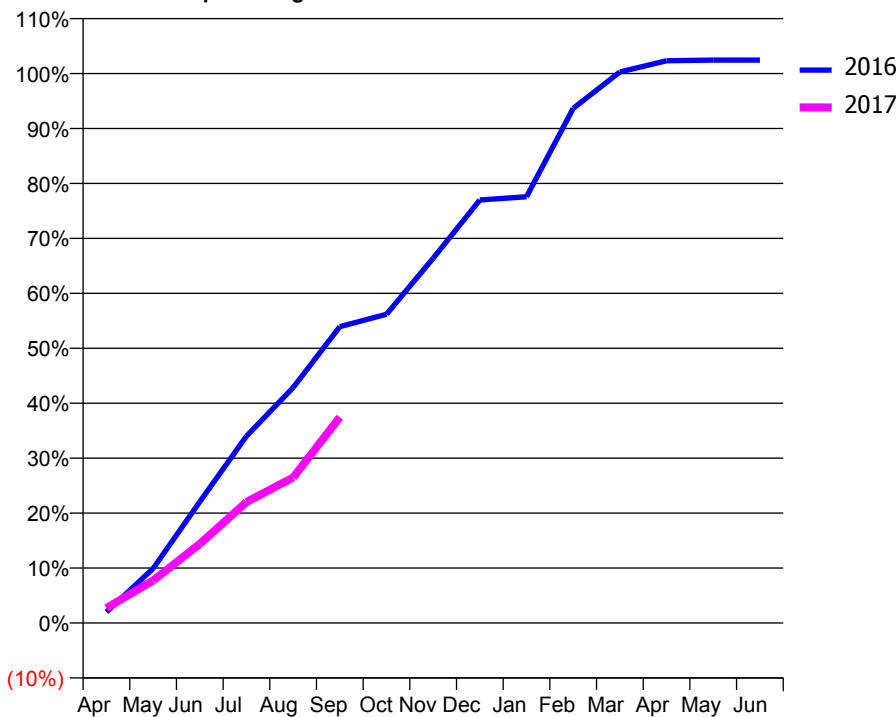
ACCESS*

Patients seen in 24 months	Total	Change since previous quarter
Quarter ending September 2015	1,798	
Quarter ending December 2015	1,663	↓
Quarter ending March 2016	1,502	↓
Quarter ending June 2016	1,405	↓
Quarter ending September 2016	1,438	↑
Variance since September 2015	(20.0%)	↓



ACTIVITY

Cumulative percentage of contracted UDA delivered 2016 & 2017



Month	Adjusted Scheduled Activity (UDA)	
	2016	2017
April	115	157
May	570	444
June	1,270	828
July	1,956	1,266
August	2,463	1,523
September	3,102	2,153
October	3,231	
November	3,816	
December	4,426	
January	4,460	
February	5,386	
March	5,767	
April	5,883	
May	5,890	
June	5,890	

QUALITY

	Quantity	Base Number	Contract	AT	Region	England
% of FP17s for the same patient ID Re-attending within 3 months - Children	12	215	5.6%	13.0%	13.5%	12.4%
% of FP17s for the same patient ID Re-attending within 3 months - Adults	71	702	10.1%	17.5%	17.4%	16.7%
% of FP17s for the same patient ID Re-attending between 3 & 9 months - Children	102	215	47.4%	57.2%	59.0%	57.4%
% of FP17s for the same patient ID Re-attending between 3 & 9 months - Adults	346	702	49.3%	51.0%	52.6%	50.5%
% of FP17s for Band 1 Urgent Courses	66	883	7.5%	11.0%	9.4%	9.1%
% of FP17s Relating to Free Repair or Replacements	12	883	1.4%	0.9%	1.0%	0.8%
% of FP17s Relating to Continuations	18	883	2.0%	1.3%	1.5%	1.3%
% of Patients satisfied with the dentistry they have received	15	16	93.8%	93.4%	93.7%	93.2%
% of Patients satisfied with the time they had to wait for an appointment	16	16	100.0%	89.9%	90.0%	89.0%

* This is based on patients treated on this contract for their most recent course of treatment. Figures in italics indicate the base number of FP17s or Patient Questionnaire responses are less than 100. N/A is shown where the base number of responses is less than 10 during the period. % is calculated as Quantity/Base number*100

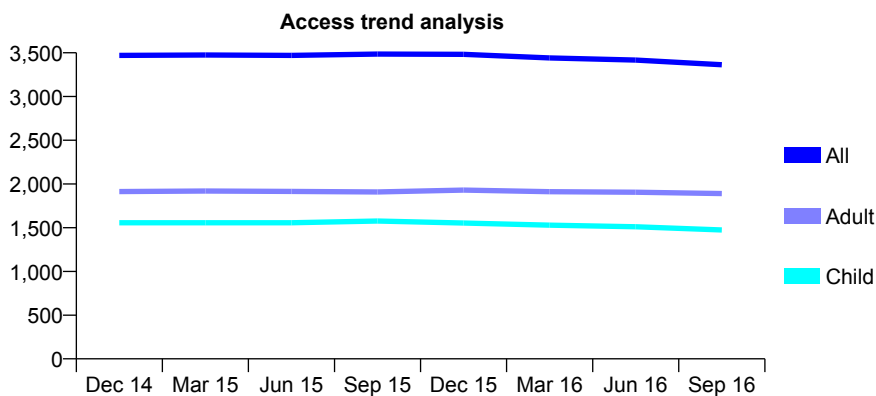
Q47 - Vital Signs At a Glance Contract Report for 168467/0001 - September 2016

Name or company name	Schofield & Pickup
Contract type name	GDS Contract
Purpose of contract	General
Contract start date	22/10/2012
Contract end date	

16/17 Contracted general activity (UDA)	9,500
Carry forward general activity (UDA)	0
16/17 Contracted orthodontic activity (UOA)	0
Carry forward orthodontic activity (UOA)	0
Baseline contract value	£253,517.01

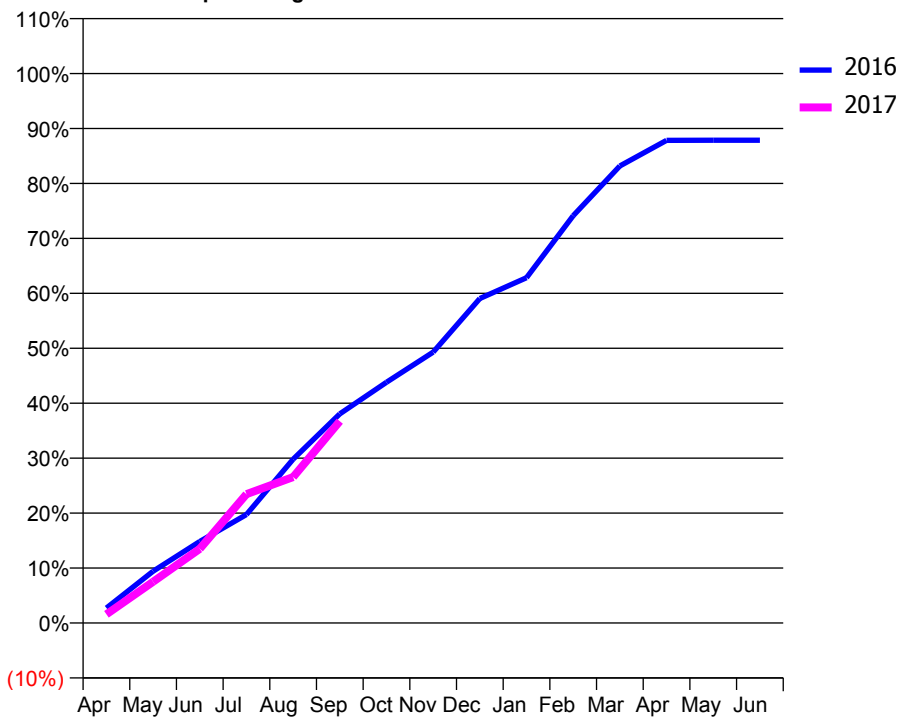
ACCESS*

Patients seen in 24 months	Total	Change since previous quarter
Quarter ending September 2015	3,485	
Quarter ending December 2015	3,483	→
Quarter ending March 2016	3,441	↓
Quarter ending June 2016	3,417	→
Quarter ending September 2016	3,364	↓
Variance since September 2015	(3.5%)	↓



ACTIVITY

Cumulative percentage of contracted UDA delivered 2016 & 2017



Adjusted Scheduled Activity (UDA)

Month	2016	2017
April	260	151
May	897	713
June	1,409	1,284
July	1,875	2,227
August	2,833	2,524
September	3,616	3,489
October	4,162	
November	4,684	
December	5,610	
January	5,970	
February	7,041	
March	7,902	
April	8,345	
May	8,347	
June	8,347	

QUALITY

	Quantity	Base Number	Contract	AT	Region	England
% of FP17s for the same patient ID Re-attending within 3 months - Children	127	1,278	9.9%	13.0%	13.5%	12.4%
% of FP17s for the same patient ID Re-attending within 3 months - Adults	138	1,189	11.6%	17.5%	17.4%	16.7%
% of FP17s for the same patient ID Re-attending between 3 & 9 months - Children	862	1,278	67.4%	57.2%	59.0%	57.4%
% of FP17s for the same patient ID Re-attending between 3 & 9 months - Adults	747	1,189	62.8%	51.0%	52.6%	50.5%
% of FP17s for Band 1 Urgent Courses	124	2,197	5.6%	11.0%	9.4%	9.1%
% of FP17s Relating to Free Repair or Replacements	10	2,197	0.5%	0.9%	1.0%	0.8%
% of FP17s Relating to Continuations	28	2,197	1.3%	1.3%	1.5%	1.3%
% of Patients satisfied with the dentistry they have received	3	3	N/A	93.4%	93.7%	93.2%
% of Patients satisfied with the time they had to wait for an appointment	3	3	N/A	89.9%	90.0%	89.0%

* This is based on patients treated on this contract for their most recent course of treatment. Figures in italics indicate the base number of FP17s or Patient Questionnaire responses are less than 100. N/A is shown where the base number of responses is less than 10 during the period. % is calculated as Quantity/Base number*100

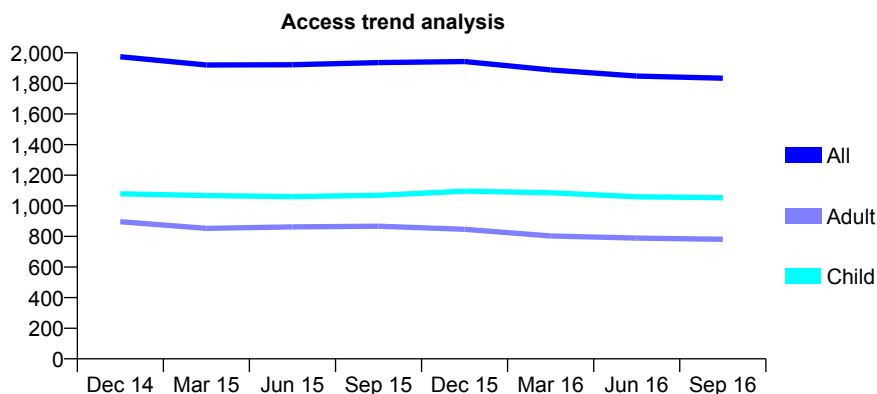
Q47 - Vital Signs At a Glance Contract Report for 171859/0004 - September 2016

Name or company name	Oak Dental Care Limited
Contract type name	GDS Contract
Purpose of contract	General and Orthodontic
Contract start date	01/04/2009
Contract end date	

16/17 Contracted general activity (UDA)	4,600
Carry forward general activity (UDA)	29
16/17 Contracted orthodontic activity (UOA)	1,000
Carry forward orthodontic activity (UOA)	-20
Baseline contract value	£199,727.46

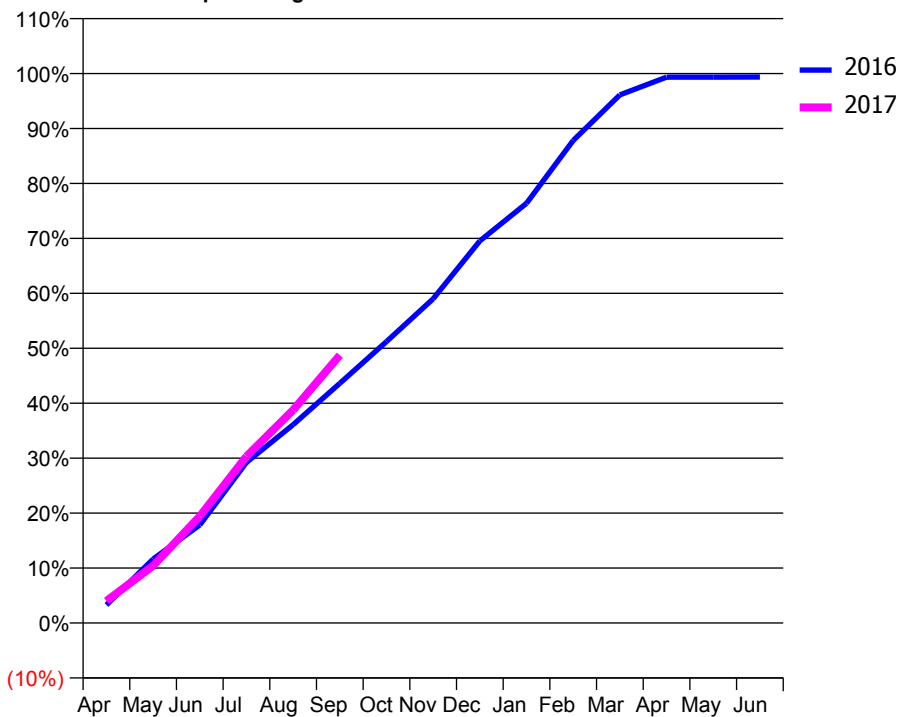
ACCESS*

Patients seen in 24 months	Total	Change since previous quarter
Quarter ending September 2015	1,936	
Quarter ending December 2015	1,943	→
Quarter ending March 2016	1,888	↓
Quarter ending June 2016	1,848	↓
Quarter ending September 2016	1,834	→
Variance since September 2015	(5.3%)	↓



ACTIVITY

Cumulative percentage of contracted UDA delivered 2016 & 2017



Adjusted Scheduled Activity (UDA)

Month	2016	2017
April	152	185
May	535	479
June	821	894
July	1,345	1,395
August	1,660	1,783
September	2,006	2,242
October	2,356	
November	2,715	
December	3,198	
January	3,514	
February	4,039	
March	4,421	
April	4,570	
May	4,570	
June	4,571	

QUALITY

	Quantity	Base Number	Contract	AT	Region	England
% of FP17s for the same patient ID Re-attending within 3 months - Children	72	771	9.3%	13.0%	13.5%	12.4%
% of FP17s for the same patient ID Re-attending within 3 months - Adults	110	446	24.7%	17.5%	17.4%	16.7%
% of FP17s for the same patient ID Re-attending between 3 & 9 months - Children	448	771	58.1%	57.2%	59.0%	57.4%
% of FP17s for the same patient ID Re-attending between 3 & 9 months - Adults	165	446	37.0%	51.0%	52.6%	50.5%
% of FP17s for Band 1 Urgent Courses	103	1,092	9.4%	11.0%	9.4%	9.1%
% of FP17s Relating to Free Repair or Replacements	0	1,092	0.0%	0.9%	1.0%	0.8%
% of FP17s Relating to Continuations	12	1,092	1.1%	1.3%	1.5%	1.3%
% of Patients satisfied with the dentistry they have received	2	2	N/A	93.4%	93.7%	93.2%
% of Patients satisfied with the time they had to wait for an appointment	2	2	N/A	89.9%	90.0%	89.0%

* This is based on patients treated on this contract for their most recent course of treatment. Figures in italics indicate the base number of FP17s or Patient Questionnaire responses are less than 100. N/A is shown where the base number of responses is less than 10 during the period. % is calculated as Quantity/Base number*100

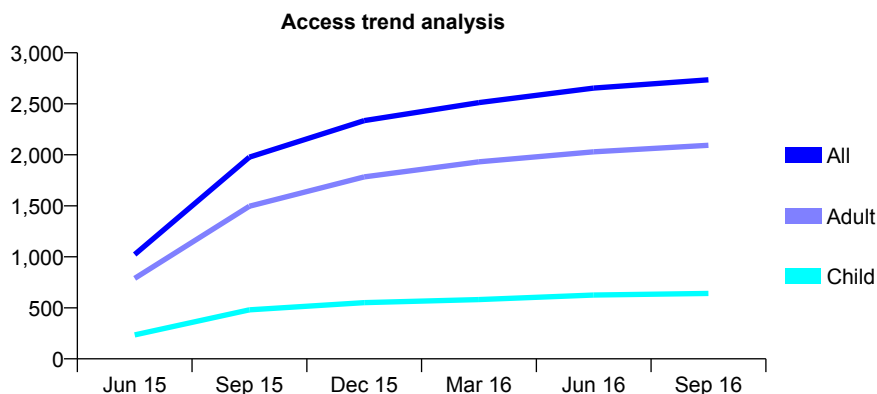
Q47 - Vital Signs At a Glance Contract Report for 175161/0001 - September 2016

Name or company name	Arena Dental Care
Contract type name	GDS Contract
Purpose of contract	General
Contract start date	01/04/2015
Contract end date	

16/17 Contracted general activity (UDA)	10,034
Carry forward general activity (UDA)	0
16/17 Contracted orthodontic activity (UOA)	0
Carry forward orthodontic activity (UOA)	0
Baseline contract value	£244,501.25

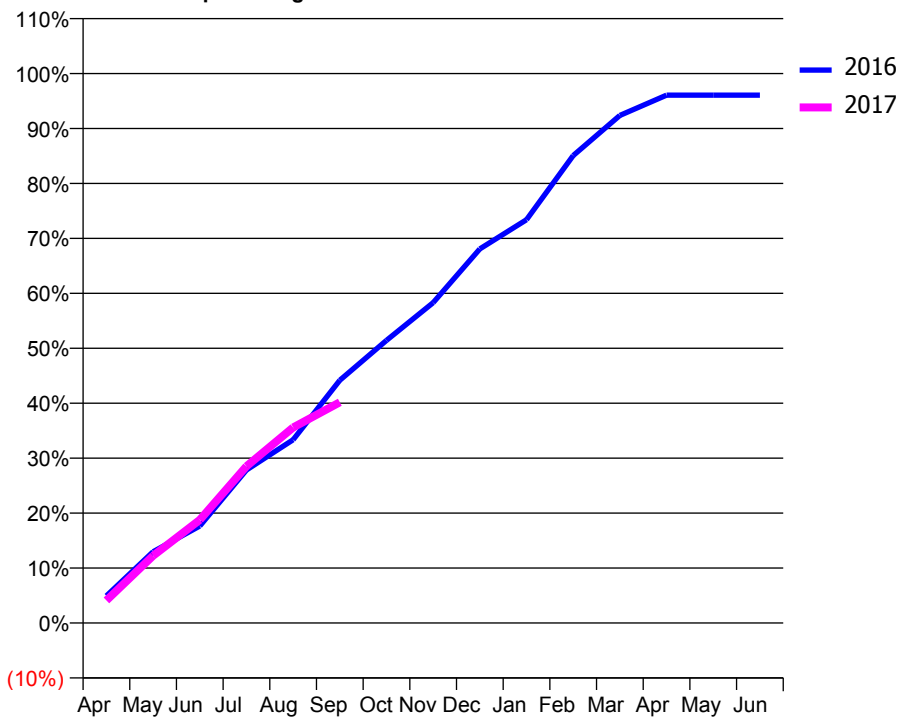
ACCESS*

Patients seen in 24 months	Total	Change since previous quarter
Quarter ending September 2015	1,977	
Quarter ending December 2015	2,335	↑
Quarter ending March 2016	2,512	↑
Quarter ending June 2016	2,654	↑
Quarter ending September 2016	2,735	↑
Variance since September 2015	38.3%	↑



ACTIVITY

Cumulative percentage of contracted UDA delivered 2016 & 2017



Adjusted Scheduled Activity (UDA)

Month	2016	2017
April	494	412
May	1,300	1,228
June	1,770	1,883
July	2,792	2,862
August	3,344	3,570
September	4,429	4,031
October	5,156	
November	5,843	
December	6,824	
January	7,358	
February	8,526	
March	9,260	
April	9,630	
May	9,630	
June	9,630	

QUALITY

	Quantity	Base Number	Contract	AT	Region	England
% of FP17s for the same patient ID Re-attending within 3 months - Children	33	523	6.3%	13.0%	13.5%	12.4%
% of FP17s for the same patient ID Re-attending within 3 months - Adults	281	1,693	16.6%	17.5%	17.4%	16.7%
% of FP17s for the same patient ID Re-attending between 3 & 9 months - Children	339	523	64.8%	57.2%	59.0%	57.4%
% of FP17s for the same patient ID Re-attending between 3 & 9 months - Adults	1,074	1,693	63.4%	51.0%	52.6%	50.5%
% of FP17s for Band 1 Urgent Courses	134	2,070	6.5%	11.0%	9.4%	9.1%
% of FP17s Relating to Free Repair or Replacements	17	2,070	0.8%	0.9%	1.0%	0.8%
% of FP17s Relating to Continuations	25	2,070	1.2%	1.3%	1.5%	1.3%
% of Patients satisfied with the dentistry they have received	1	1	N/A	93.4%	93.7%	93.2%
% of Patients satisfied with the time they had to wait for an appointment	1	1	N/A	89.9%	90.0%	89.0%

* This is based on patients treated on this contract for their most recent course of treatment. Figures in italics indicate the base number of FP17s or Patient Questionnaire responses are less than 100. N/A is shown where the base number of responses is less than 10 during the period. % is calculated as Quantity/Base number*100

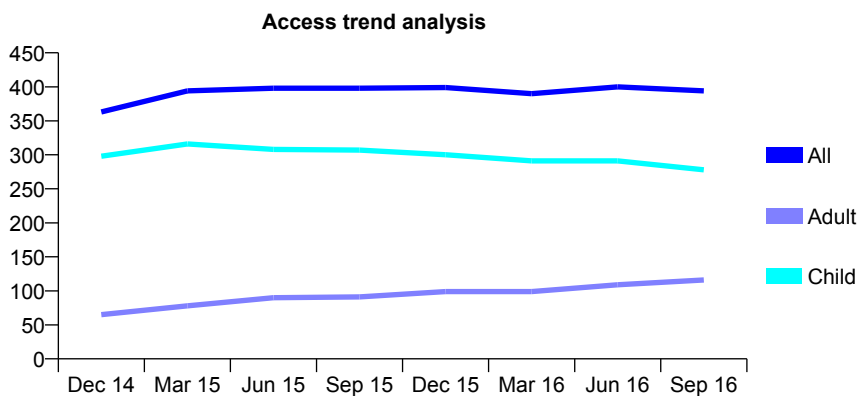
Q47 - Vital Signs At a Glance Contract Report for 176788/0001 - September 2016

Name or company name	Parbold Dental Practice
Contract type name	GDS Contract
Purpose of contract	General
Contract start date	01/04/2012
Contract end date	

16/17 Contracted general activity (UDA)	950
Carry forward general activity (UDA)	-19
16/17 Contracted orthodontic activity (UOA)	0
Carry forward orthodontic activity (UOA)	0
Baseline contract value	£23,613.26

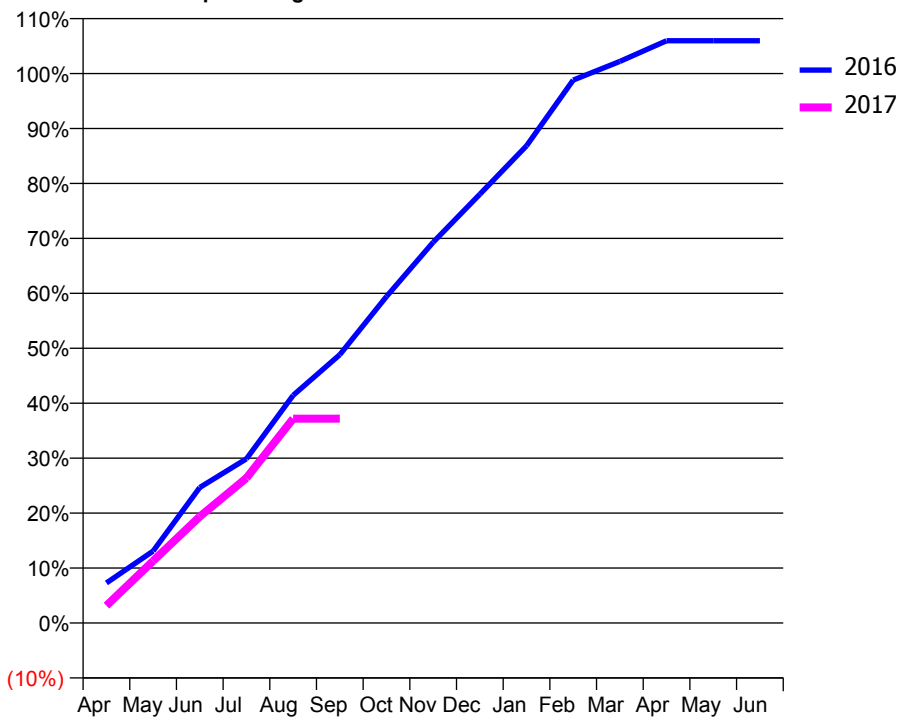
ACCESS*

Patients seen in 24 months	Total	Change since previous quarter
Quarter ending September 2015	398	
Quarter ending December 2015	399	→
Quarter ending March 2016	390	↓
Quarter ending June 2016	400	↑
Quarter ending September 2016	394	↓
Variance since September 2015	(1.0%)	↓



ACTIVITY

Cumulative percentage of contracted UDA delivered 2016 & 2017



Month	Adjusted Scheduled Activity (UDA)	
	2016	2017
April	69	30
May	124	107
June	234	184
July	284	251
August	394	353
September	464	353
October	564	
November	658	
December	741	
January	825	
February	939	
March	971	
April	1,007	
May	1,007	
June	1,007	

QUALITY

	Quantity	Base Number	Contract	AT	Region	England
% of FP17s for the same patient ID Re-attending within 3 months - Children	38	247	15.4%	13.0%	13.5%	12.4%
% of FP17s for the same patient ID Re-attending within 3 months - Adults	3	45	6.7%	17.5%	17.4%	16.7%
% of FP17s for the same patient ID Re-attending between 3 & 9 months - Children	153	247	61.9%	57.2%	59.0%	57.4%
% of FP17s for the same patient ID Re-attending between 3 & 9 months - Adults	25	45	55.6%	51.0%	52.6%	50.5%
% of FP17s for Band 1 Urgent Courses	11	260	4.2%	11.0%	9.4%	9.1%
% of FP17s Relating to Free Repair or Replacements	1	260	0.4%	0.9%	1.0%	0.8%
% of FP17s Relating to Continuations	1	260	0.4%	1.3%	1.5%	1.3%
% of Patients satisfied with the dentistry they have received	0	0	N/A	93.4%	93.7%	93.2%
% of Patients satisfied with the time they had to wait for an appointment	0	0	N/A	89.9%	90.0%	89.0%

* This is based on patients treated on this contract for their most recent course of treatment. Figures in italics indicate the base number of FP17s or Patient Questionnaire responses are less than 100. N/A is shown where the base number of responses is less than 10 during the period. % is calculated as Quantity/Base number*100

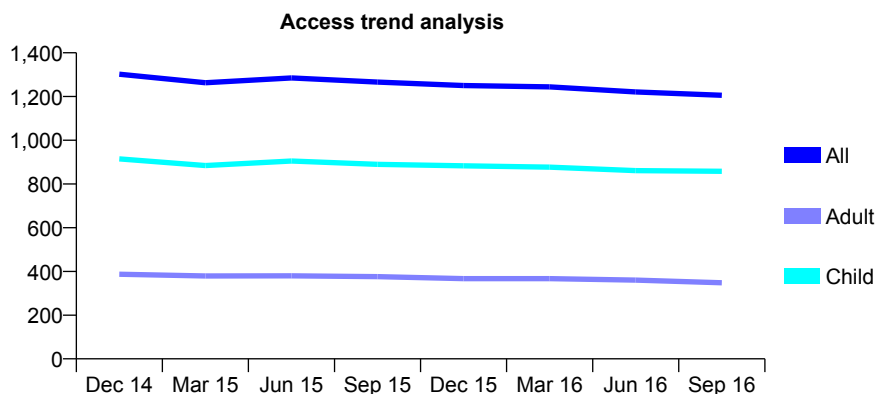
Q47 - Vital Signs At a Glance Contract Report for 177539/0001 - September 2016

Name or company name	Bank View Smile Studios
Contract type name	GDS Contract
Purpose of contract	General
Contract start date	01/02/2010
Contract end date	

16/17 Contracted general activity (UDA)	4,177
Carry forward general activity (UDA)	-84
16/17 Contracted orthodontic activity (UOA)	0
Carry forward orthodontic activity (UOA)	0
Baseline contract value	£98,486.37

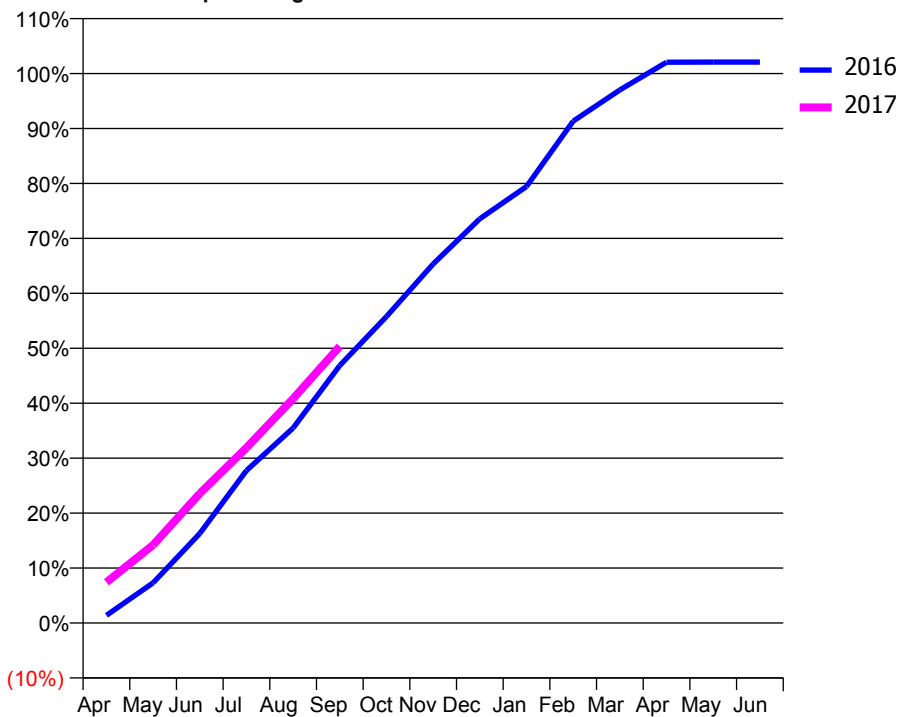
ACCESS*

Patients seen in 24 months	Total	Change since previous quarter
Quarter ending September 2015	1,266	
Quarter ending December 2015	1,250	↓
Quarter ending March 2016	1,244	→
Quarter ending June 2016	1,221	↓
Quarter ending September 2016	1,206	↓
Variance since September 2015	(4.7%)	↓



ACTIVITY

Cumulative percentage of contracted UDA delivered 2016 & 2017



Adjusted Scheduled Activity (UDA)

Month	2016	2017
April	58	309
May	305	593
June	681	984
July	1,159	1,332
August	1,482	1,706
September	1,958	2,104
October	2,330	
November	2,729	
December	3,073	
January	3,318	
February	3,815	
March	4,052	
April	4,263	
May	4,264	
June	4,264	

QUALITY

	Quantity	Base Number	Contract	AT	Region	England
% of FP17s for the same patient ID Re-attending within 3 months - Children	174	998	17.4%	13.0%	13.5%	12.4%
% of FP17s for the same patient ID Re-attending within 3 months - Adults	29	248	11.7%	17.5%	17.4%	16.7%
% of FP17s for the same patient ID Re-attending between 3 & 9 months - Children	676	998	67.7%	57.2%	59.0%	57.4%
% of FP17s for the same patient ID Re-attending between 3 & 9 months - Adults	176	248	71.0%	51.0%	52.6%	50.5%
% of FP17s for Band 1 Urgent Courses	65	1,126	5.8%	11.0%	9.4%	9.1%
% of FP17s Relating to Free Repair or Replacements	0	1,126	0.0%	0.9%	1.0%	0.8%
% of FP17s Relating to Continuations	0	1,126	0.0%	1.3%	1.5%	1.3%
% of Patients satisfied with the dentistry they have received	1	1	N/A	93.4%	93.7%	93.2%
% of Patients satisfied with the time they had to wait for an appointment	1	1	N/A	89.9%	90.0%	89.0%

* This is based on patients treated on this contract for their most recent course of treatment. Figures in italics indicate the base number of FP17s or Patient Questionnaire responses are less than 100. N/A is shown where the base number of responses is less than 10 during the period. % is calculated as Quantity/Base number*100

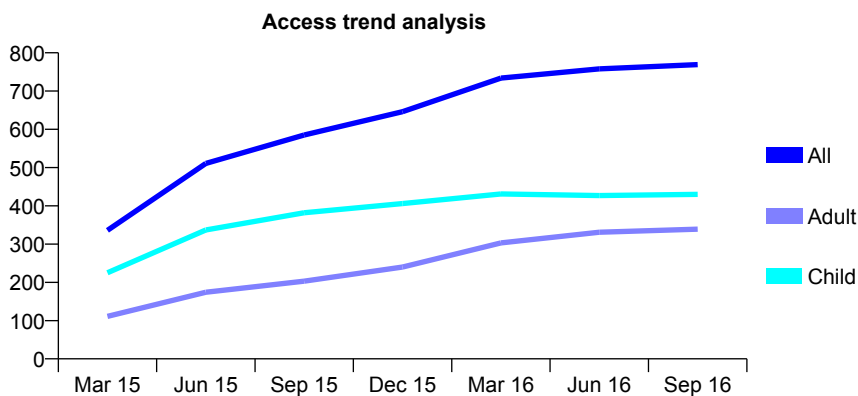
Q47 - Vital Signs At a Glance Contract Report for 181838/0001 - September 2016

Name or company name	Mansion House Dental Practice
Contract type name	GDS Contract
Purpose of contract	General
Contract start date	01/12/2014
Contract end date	

16/17 Contracted general activity (UDA)	2,250
Carry forward general activity (UDA)	0
16/17 Contracted orthodontic activity (UOA)	0
Carry forward orthodontic activity (UOA)	0
Baseline contract value	£62,525.58

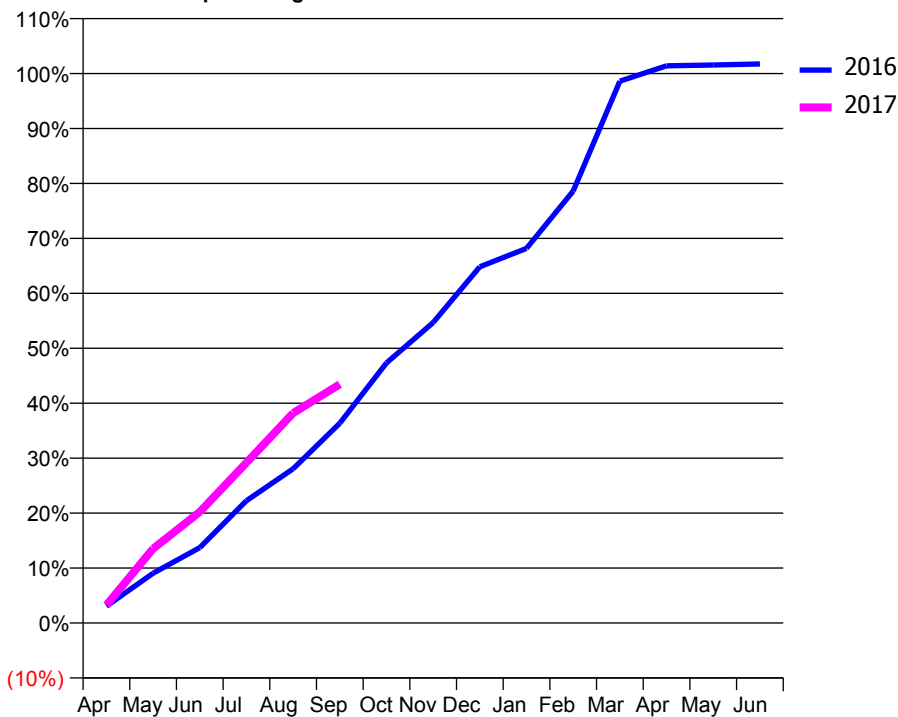
ACCESS*

Patients seen in 24 months	Total	Change since previous quarter
Quarter ending September 2015	585	
Quarter ending December 2015	646	↑
Quarter ending March 2016	734	↑
Quarter ending June 2016	758	↑
Quarter ending September 2016	769	→
Variance since September 2015	31.5%	↑



ACTIVITY

Cumulative percentage of contracted UDA delivered 2016 & 2017



Month	Adjusted Scheduled Activity (UDA)	
	2016	2017
April	69	73
May	204	304
June	309	455
July	501	657
August	631	860
September	818	978
October	1,065	
November	1,231	
December	1,459	
January	1,534	
February	1,769	
March	2,219	
April	2,282	
May	2,285	
June	2,289	

QUALITY

	Quantity	Base Number	Contract	AT	Region	England
% of FP17s for the same patient ID Re-attending within 3 months - Children	44	345	12.8%	13.0%	13.5%	12.4%
% of FP17s for the same patient ID Re-attending within 3 months - Adults	34	197	17.3%	17.5%	17.4%	16.7%
% of FP17s for the same patient ID Re-attending between 3 & 9 months - Children	244	345	70.7%	57.2%	59.0%	57.4%
% of FP17s for the same patient ID Re-attending between 3 & 9 months - Adults	93	197	47.2%	51.0%	52.6%	50.5%
% of FP17s for Band 1 Urgent Courses	44	521	8.4%	11.0%	9.4%	9.1%
% of FP17s Relating to Free Repair or Replacements	1	521	0.2%	0.9%	1.0%	0.8%
% of FP17s Relating to Continuations	8	521	1.5%	1.3%	1.5%	1.3%
% of Patients satisfied with the dentistry they have received	4	4	N/A	93.4%	93.7%	93.2%
% of Patients satisfied with the time they had to wait for an appointment	4	4	N/A	89.9%	90.0%	89.0%

* This is based on patients treated on this contract for their most recent course of treatment. Figures in italics indicate the base number of FP17s or Patient Questionnaire responses are less than 100. N/A is shown where the base number of responses is less than 10 during the period. % is calculated as Quantity/Base number*100

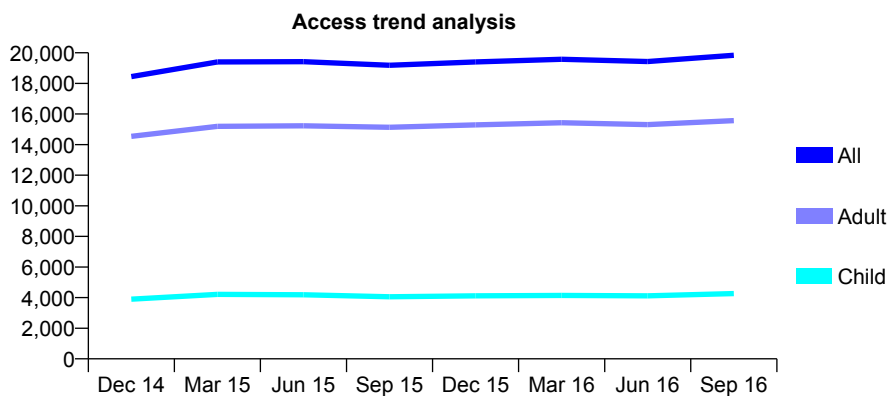
Q47 - Vital Signs At a Glance Contract Report for 182265/0001 - September 2016

Name or company name	King Street Dental Surgery
Contract type name	GDS Contract
Purpose of contract	General
Contract start date	01/04/2009
Contract end date	

16/17 Contracted general activity (UDA)	74,660
Carry forward general activity (UDA)	0
16/17 Contracted orthodontic activity (UOA)	0
Carry forward orthodontic activity (UOA)	0
Baseline contract value	£2,133,691.68

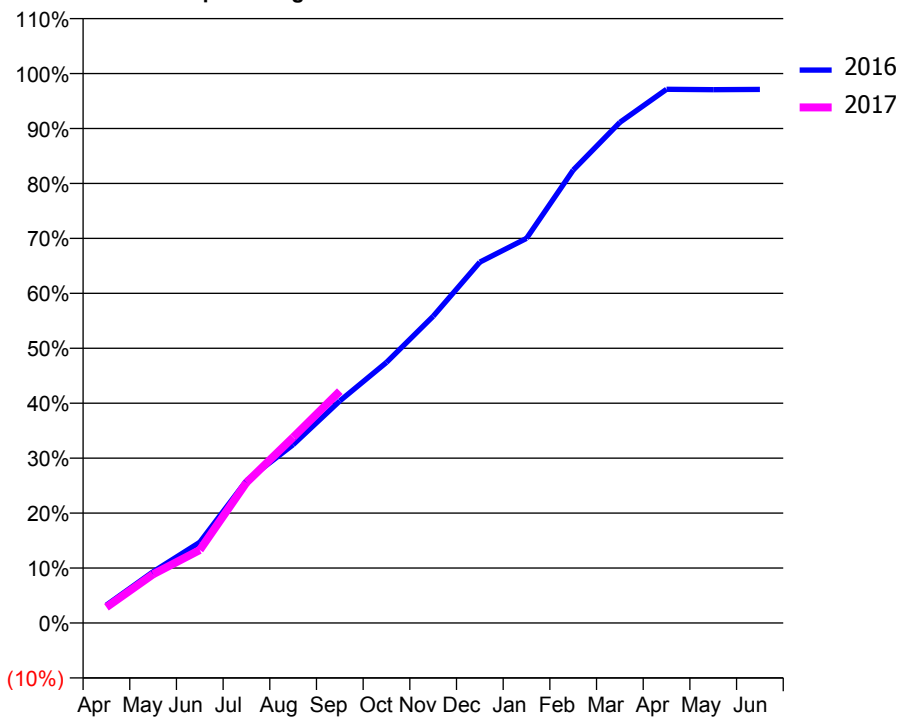
ACCESS*

Patients seen in 24 months	Total	Change since previous quarter
Quarter ending September 2015	19,186	
Quarter ending December 2015	19,407	→
Quarter ending March 2016	19,574	→
Quarter ending June 2016	19,428	→
Quarter ending September 2016	19,840	↑
Variance since September 2015	3.4%	↑



ACTIVITY

Cumulative percentage of contracted UDA delivered 2016 & 2017



Month	Adjusted Scheduled Activity (UDA)	
	2016	2017
April	2,356	2,150
May	6,720	6,620
June	10,570	9,917
July	18,650	19,079
August	23,369	25,221
September	29,092	31,490
October	34,144	
November	40,191	
December	47,276	
January	50,393	
February	59,338	
March	65,585	
April	69,924	
May	69,881	
June	69,903	

QUALITY

	Quantity	Base Number	Contract	AT	Region	England
% of FP17s for the same patient ID Re-attending within 3 months - Children	306	3,270	9.4%	13.0%	13.5%	12.4%
% of FP17s for the same patient ID Re-attending within 3 months - Adults	2,232	12,337	18.1%	17.5%	17.4%	16.7%
% of FP17s for the same patient ID Re-attending between 3 & 9 months - Children	1,829	3,270	55.9%	57.2%	59.0%	57.4%
% of FP17s for the same patient ID Re-attending between 3 & 9 months - Adults	7,123	12,337	57.7%	51.0%	52.6%	50.5%
% of FP17s for Band 1 Urgent Courses	1,436	14,086	10.2%	11.0%	9.4%	9.1%
% of FP17s Relating to Free Repair or Replacements	223	14,086	1.6%	0.9%	1.0%	0.8%
% of FP17s Relating to Continuations	149	14,086	1.1%	1.3%	1.5%	1.3%
% of Patients satisfied with the dentistry they have received	22	23	95.7%	93.4%	93.7%	93.2%
% of Patients satisfied with the time they had to wait for an appointment	22	23	95.7%	89.9%	90.0%	89.0%

* This is based on patients treated on this contract for their most recent course of treatment. Figures in italics indicate the base number of FP17s or Patient Questionnaire responses are less than 100. N/A is shown where the base number of responses is less than 10 during the period. % is calculated as Quantity/Base number*100

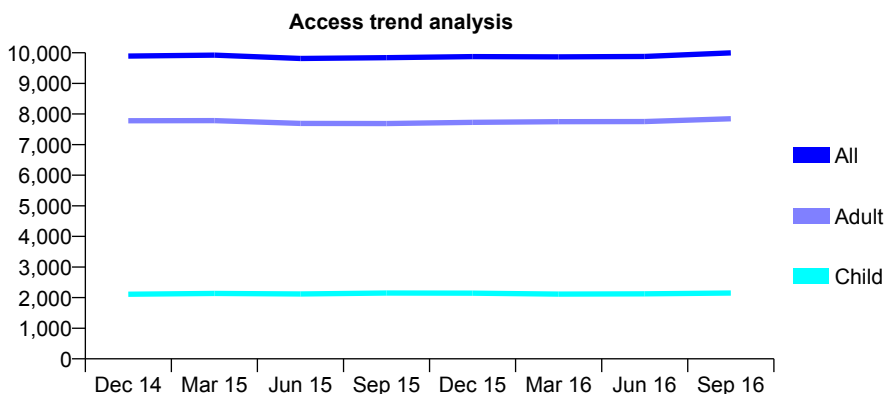
Q47 - Vital Signs At a Glance Contract Report for 183490/0001 - September 2016

Name or company name	MAINSTREAM DENTAL CARE LTD
Contract type name	GDS Contract
Purpose of contract	General
Contract start date	01/04/2010
Contract end date	

16/17 Contracted general activity (UDA)	31,462
Carry forward general activity (UDA)	-428
16/17 Contracted orthodontic activity (UOA)	0
Carry forward orthodontic activity (UOA)	0
Baseline contract value	£915,025.26

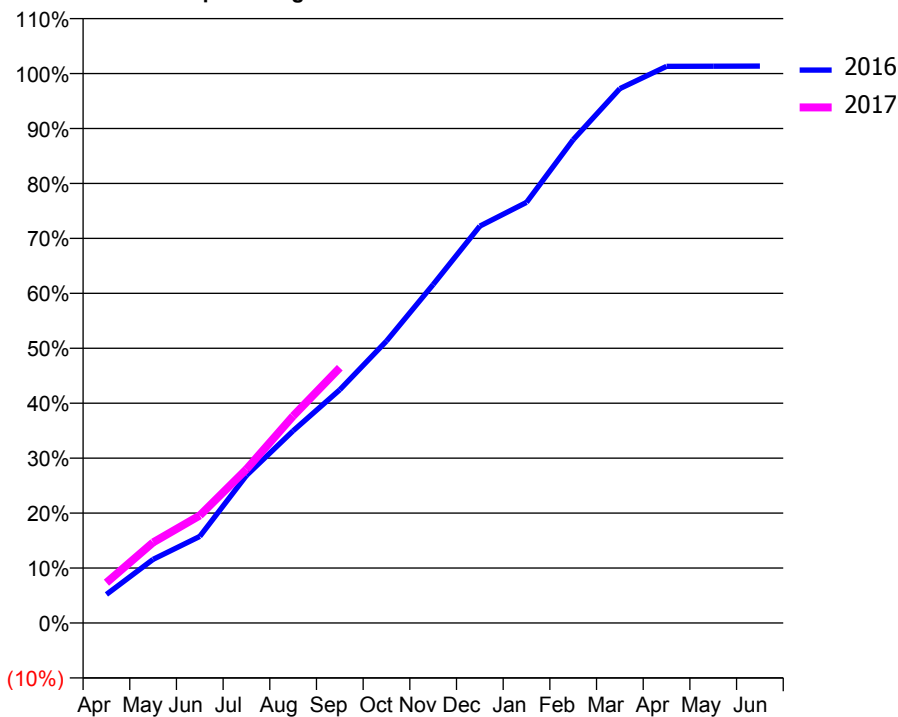
ACCESS*

Patients seen in 24 months	Total	Change since previous quarter
Quarter ending September 2015	9,840	
Quarter ending December 2015	9,876	→
Quarter ending March 2016	9,865	→
Quarter ending June 2016	9,879	→
Quarter ending September 2016	9,996	→
Variance since September 2015	1.6%	→



ACTIVITY

Cumulative percentage of contracted UDA delivered 2016 & 2017



Month	Adjusted Scheduled Activity (UDA)	
	2016	2017
April	1,634	2,312
May	3,648	4,619
June	4,958	6,157
July	8,450	8,810
August	11,003	11,853
September	13,355	14,620
October	16,142	
November	19,380	
December	22,723	
January	24,087	
February	27,669	
March	30,599	
April	31,869	
May	31,878	
June	31,890	

QUALITY

	Quantity	Base Number	Contract	AT	Region	England
% of FP17s for the same patient ID Re-attending within 3 months - Children	164	1,885	8.7%	13.0%	13.5%	12.4%
% of FP17s for the same patient ID Re-attending within 3 months - Adults	787	6,048	13.0%	17.5%	17.4%	16.7%
% of FP17s for the same patient ID Re-attending between 3 & 9 months - Children	1,173	1,885	62.2%	57.2%	59.0%	57.4%
% of FP17s for the same patient ID Re-attending between 3 & 9 months - Adults	3,742	6,048	61.9%	51.0%	52.6%	50.5%
% of FP17s for Band 1 Urgent Courses	553	7,210	7.7%	11.0%	9.4%	9.1%
% of FP17s Relating to Free Repair or Replacements	128	7,210	1.8%	0.9%	1.0%	0.8%
% of FP17s Relating to Continuations	62	7,210	0.9%	1.3%	1.5%	1.3%
% of Patients satisfied with the dentistry they have received	14	14	100.0%	93.4%	93.7%	93.2%
% of Patients satisfied with the time they had to wait for an appointment	11	14	78.6%	89.9%	90.0%	89.0%

* This is based on patients treated on this contract for their most recent course of treatment. Figures in italics indicate the base number of FP17s or Patient Questionnaire responses are less than 100. N/A is shown where the base number of responses is less than 10 during the period. % is calculated as Quantity/Base number*100

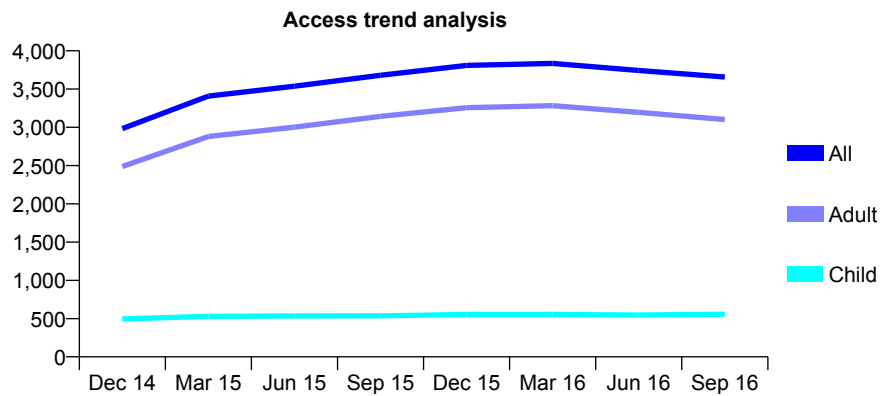
Q47 - Vital Signs At a Glance Contract Report for 183741/0001 - September 2016

Name or company name	Windmill Dental Practice
Contract type name	GDS Contract
Purpose of contract	General
Contract start date	09/09/2013
Contract end date	

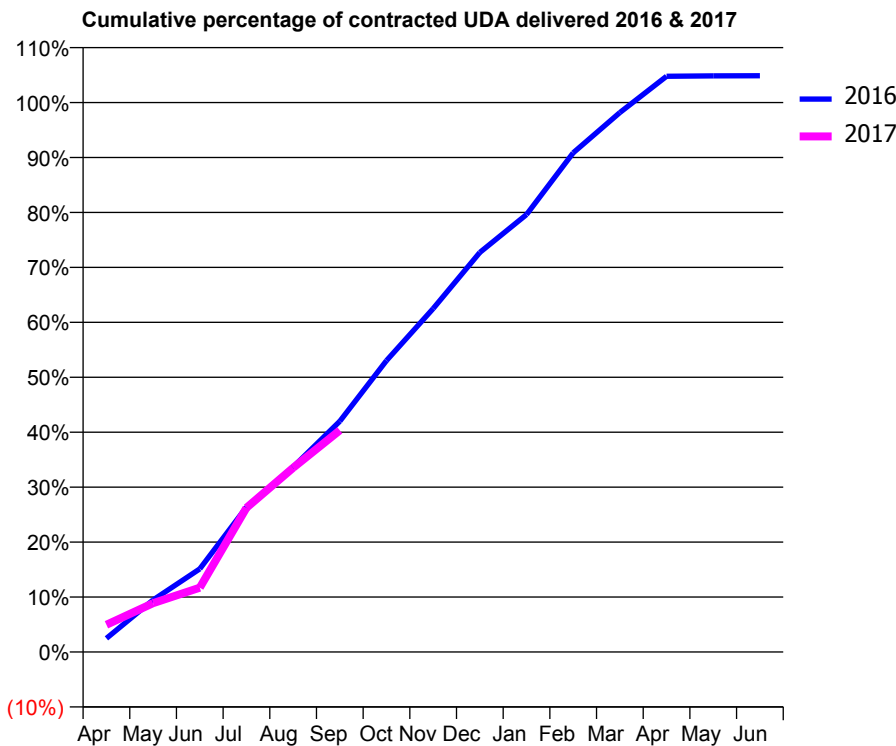
16/17 Contracted general activity (UDA)	12,522
Carry forward general activity (UDA)	-250
16/17 Contracted orthodontic activity (UOA)	0
Carry forward orthodontic activity (UOA)	0
Baseline contract value	£276,593.55

ACCESS*

Patients seen in 24 months	Total	Change since previous quarter
Quarter ending September 2015	3,680	
Quarter ending December 2015	3,809	↑
Quarter ending March 2016	3,835	→
Quarter ending June 2016	3,743	↓
Quarter ending September 2016	3,658	↓
Variance since September 2015	(0.6%)	→



ACTIVITY



Month	Adjusted Scheduled Activity (UDA)	
	2016	2017
April	310	622
May	1,186	1,113
June	1,896	1,465
July	3,303	3,287
August	4,217	4,199
September	5,258	5,051
October	6,640	
November	7,826	
December	9,106	
January	9,970	
February	11,375	
March	12,294	
April	13,121	
May	13,129	
June	13,132	

QUALITY

	Quantity	Base Number	Contract	AT	Region	England
% of FP17s for the same patient ID Re-attending within 3 months - Children	44	476	9.2%	13.0%	13.5%	12.4%
% of FP17s for the same patient ID Re-attending within 3 months - Adults	431	2,470	17.4%	17.5%	17.4%	16.7%
% of FP17s for the same patient ID Re-attending between 3 & 9 months - Children	294	476	61.8%	57.2%	59.0%	57.4%
% of FP17s for the same patient ID Re-attending between 3 & 9 months - Adults	1,656	2,470	67.0%	51.0%	52.6%	50.5%
% of FP17s for Band 1 Urgent Courses	263	2,614	10.1%	11.0%	9.4%	9.1%
% of FP17s Relating to Free Repair or Replacements	6	2,614	0.2%	0.9%	1.0%	0.8%
% of FP17s Relating to Continuations	12	2,614	0.5%	1.3%	1.5%	1.3%
% of Patients satisfied with the dentistry they have received	5	6	N/A	93.4%	93.7%	93.2%
% of Patients satisfied with the time they had to wait for an appointment	6	6	N/A	89.9%	90.0%	89.0%

* This is based on patients treated on this contract for their most recent course of treatment. Figures in italics indicate the base number of FP17s or Patient Questionnaire responses are less than 100. N/A is shown where the base number of responses is less than 10 during the period. % is calculated as Quantity/Base number*100

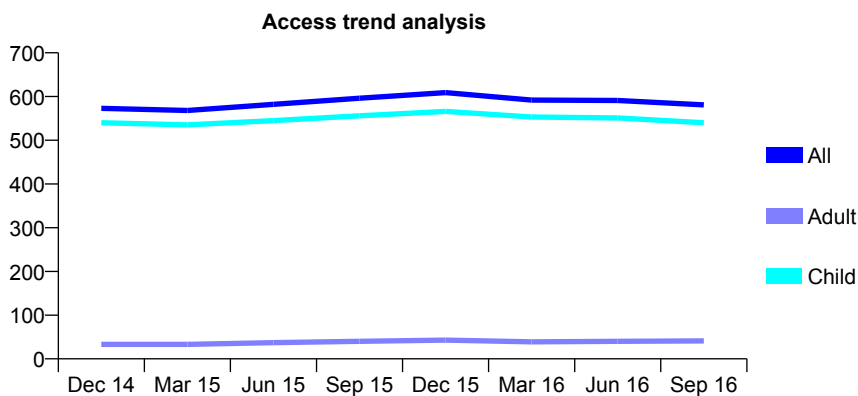
Q47 - Vital Signs At a Glance Contract Report for 183911/0001 - September 2016

Name or company name	Southport Road Dental Practice
Contract type name	GDS Contract
Purpose of contract	General
Contract start date	28/05/2010
Contract end date	

16/17 Contracted general activity (UDA)	1,367
Carry forward general activity (UDA)	0
16/17 Contracted orthodontic activity (UOA)	0
Carry forward orthodontic activity (UOA)	0
Baseline contract value	£32,616.36

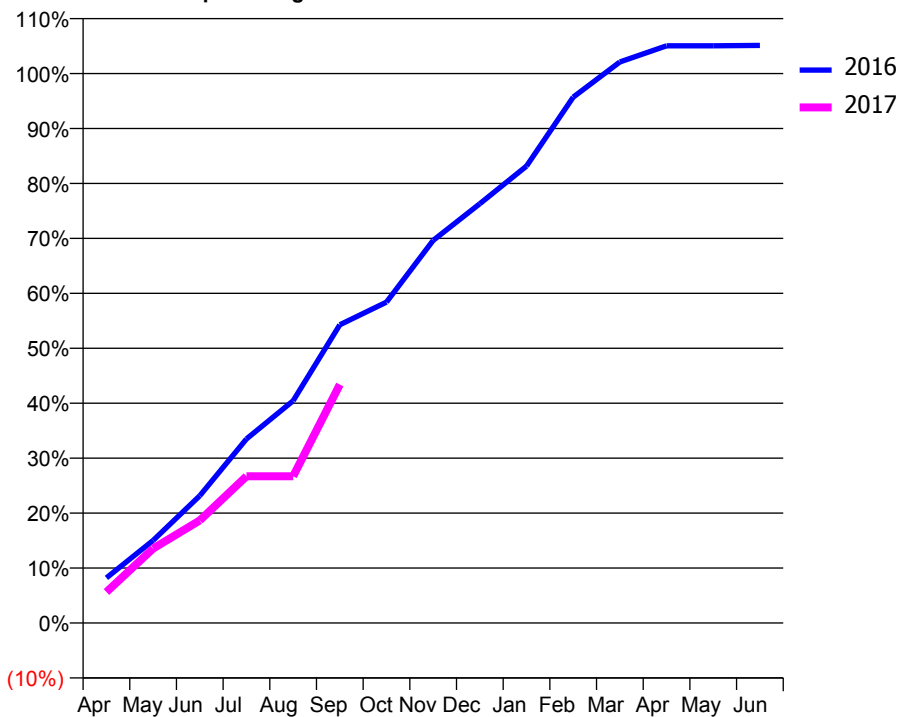
ACCESS*

Patients seen in 24 months	Total	Change since previous quarter
Quarter ending September 2015	596	
Quarter ending December 2015	609	↑
Quarter ending March 2016	592	↓
Quarter ending June 2016	591	→
Quarter ending September 2016	581	↓
Variance since September 2015	(2.5%)	↓



ACTIVITY

Cumulative percentage of contracted UDA delivered 2016 & 2017



Month	Adjusted Scheduled Activity (UDA)	
	2016	2017
April	112	77
May	205	185
June	317	255
July	458	365
August	553	365
September	742	593
October	798	
November	952	
December	1,043	
January	1,137	
February	1,308	
March	1,396	
April	1,436	
May	1,436	
June	1,437	

QUALITY

	Quantity	Base Number	Contract	AT	Region	England
% of FP17s for the same patient ID Re-attending within 3 months - Children	45	485	9.3%	13.0%	13.5%	12.4%
% of FP17s for the same patient ID Re-attending within 3 months - Adults	0	0	N/A	17.5%	17.4%	16.7%
% of FP17s for the same patient ID Re-attending between 3 & 9 months - Children	344	485	70.9%	57.2%	59.0%	57.4%
% of FP17s for the same patient ID Re-attending between 3 & 9 months - Adults	0	0	N/A	51.0%	52.6%	50.5%
% of FP17s for Band 1 Urgent Courses	17	446	3.8%	11.0%	9.4%	9.1%
% of FP17s Relating to Free Repair or Replacements	0	446	0.0%	0.9%	1.0%	0.8%
% of FP17s Relating to Continuations	0	446	0.0%	1.3%	1.5%	1.3%
% of Patients satisfied with the dentistry they have received	0	0	N/A	93.4%	93.7%	93.2%
% of Patients satisfied with the time they had to wait for an appointment	0	0	N/A	89.9%	90.0%	89.0%

* This is based on patients treated on this contract for their most recent course of treatment. Figures in italics indicate the base number of FP17s or Patient Questionnaire responses are less than 100. N/A is shown where the base number of responses is less than 10 during the period. % is calculated as Quantity/Base number*100

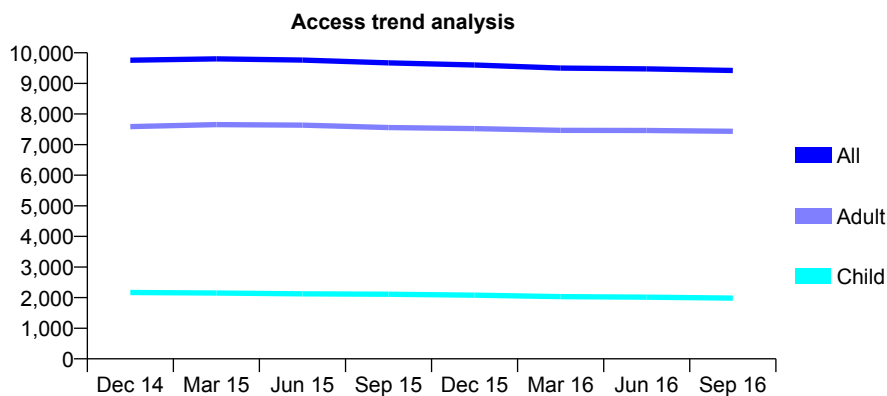
Q47 - Vital Signs At a Glance Contract Report for 184705/0001 - September 2016

Name or company name	Hesketh Lane Dental Practice
Contract type name	GDS Contract
Purpose of contract	General
Contract start date	01/04/2013
Contract end date	

16/17 Contracted general activity (UDA)	27,309
Carry forward general activity (UDA)	284
16/17 Contracted orthodontic activity (UOA)	0
Carry forward orthodontic activity (UOA)	0
Baseline contract value	£766,817.07

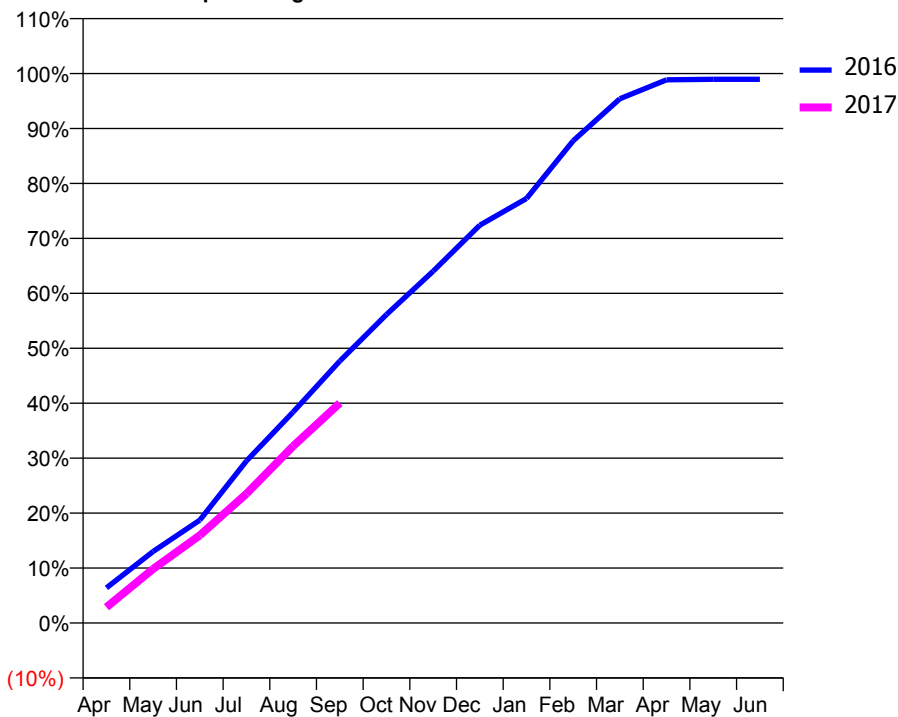
ACCESS*

Patients seen in 24 months	Total	Change since previous quarter
Quarter ending September 2015	9,670	
Quarter ending December 2015	9,603	→
Quarter ending March 2016	9,499	↓
Quarter ending June 2016	9,477	→
Quarter ending September 2016	9,423	→
Variance since September 2015	(2.6%)	↓



ACTIVITY

Cumulative percentage of contracted UDA delivered 2016 & 2017



Month	Adjusted Scheduled Activity (UDA)	
	2016	2017
April	1,748	787
May	3,557	2,687
June	5,113	4,358
July	8,057	6,422
August	10,485	8,789
September	13,019	10,935
October	15,331	
November	17,483	
December	19,773	
January	21,098	
February	23,964	
March	26,055	
April	26,996	
May	27,021	
June	27,025	

QUALITY

	Quantity	Base Number	Contract	AT	Region	England
% of FP17s for the same patient ID Re-attending within 3 months - Children	173	1,766	9.8%	13.0%	13.5%	12.4%
% of FP17s for the same patient ID Re-attending within 3 months - Adults	1,003	6,035	16.6%	17.5%	17.4%	16.7%
% of FP17s for the same patient ID Re-attending between 3 & 9 months - Children	1,151	1,766	65.2%	57.2%	59.0%	57.4%
% of FP17s for the same patient ID Re-attending between 3 & 9 months - Adults	3,486	6,035	57.8%	51.0%	52.6%	50.5%
% of FP17s for Band 1 Urgent Courses	443	6,604	6.7%	11.0%	9.4%	9.1%
% of FP17s Relating to Free Repair or Replacements	18	6,604	0.3%	0.9%	1.0%	0.8%
% of FP17s Relating to Continuations	122	6,604	1.8%	1.3%	1.5%	1.3%
% of Patients satisfied with the dentistry they have received	9	10	90.0%	93.4%	93.7%	93.2%
% of Patients satisfied with the time they had to wait for an appointment	10	10	100.0%	89.9%	90.0%	89.0%

* This is based on patients treated on this contract for their most recent course of treatment. Figures in italics indicate the base number of FP17s or Patient Questionnaire responses are less than 100. N/A is shown where the base number of responses is less than 10 during the period. % is calculated as Quantity/Base number*100

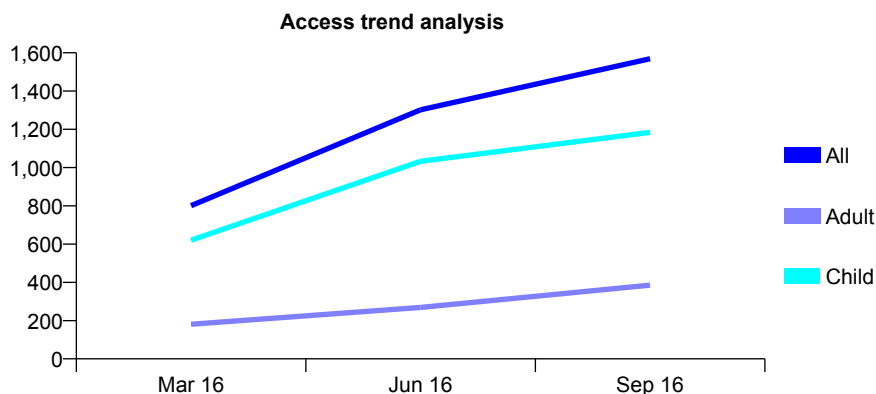
Q47 - Vital Signs At a Glance Contract Report for 185450/0001 - September 2016

Name or company name	Matterson and Partners
Contract type name	GDS Contract
Purpose of contract	General and Orthodontic
Contract start date	01/01/2016
Contract end date	

16/17 Contracted general activity (UDA)	5,600
Carry forward general activity (UDA)	0
16/17 Contracted orthodontic activity (UOA)	2,007
Carry forward orthodontic activity (UOA)	0
Baseline contract value	£273,248.96

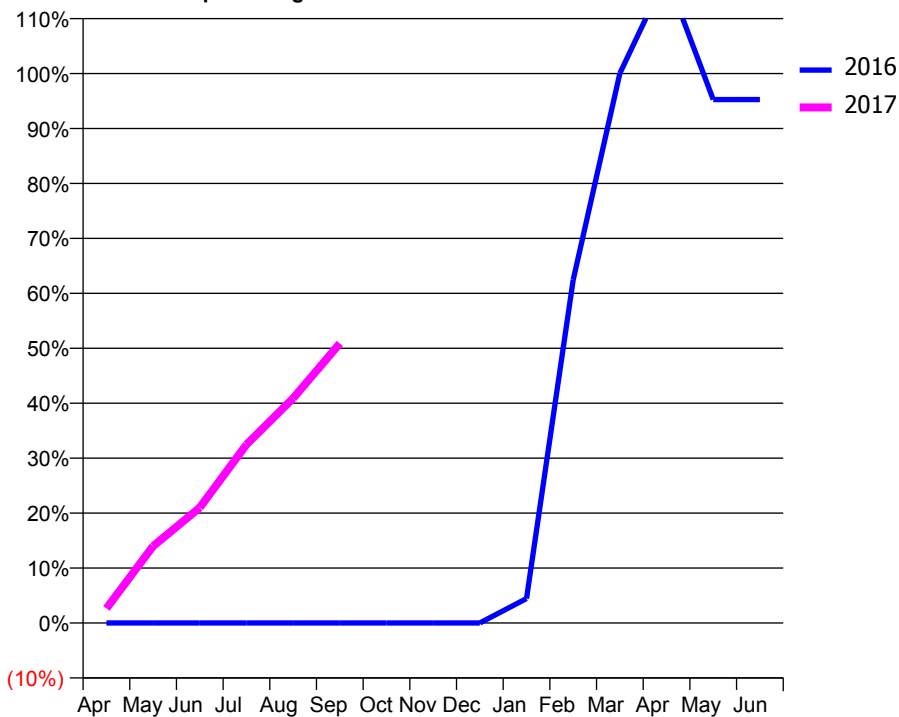
ACCESS*

Patients seen in 24 months	Total	Change since previous quarter
Quarter ending September 2015	0	
Quarter ending December 2015	0	
Quarter ending March 2016	801	
Quarter ending June 2016	1,302	↑
Quarter ending September 2016	1,569	↑
Variance since September 2015	N/A	



ACTIVITY

Cumulative percentage of contracted UDA delivered 2016 & 2017



Month	Adjusted Scheduled Activity (UDA)	
	2016	2017
April	0	149
May	0	783
June	0	1,177
July	0	1,819
August	0	2,291
September	0	2,849
October	0	
November	0	
December	0	
January	62	
February	874	
March	1,400	
April	1,650	
May	1,334	
June	1,334	

QUALITY

	Quantity	Base Number	Contract	AT	Region	England
% of FP17s for the same patient ID Re-attending within 3 months - Children	184	1,472	12.5%	13.0%	13.5%	12.4%
% of FP17s for the same patient ID Re-attending within 3 months - Adults	58	331	17.5%	17.5%	17.4%	16.7%
% of FP17s for the same patient ID Re-attending between 3 & 9 months - Children	366	1,472	24.9%	57.2%	59.0%	57.4%
% of FP17s for the same patient ID Re-attending between 3 & 9 months - Adults	89	331	26.9%	51.0%	52.6%	50.5%
% of FP17s for Band 1 Urgent Courses	102	1,681	6.1%	11.0%	9.4%	9.1%
% of FP17s Relating to Free Repair or Replacements	0	1,681	0.0%	0.9%	1.0%	0.8%
% of FP17s Relating to Continuations	2	1,681	0.1%	1.3%	1.5%	1.3%
% of Patients satisfied with the dentistry they have received	0	0	N/A	93.4%	93.7%	93.2%
% of Patients satisfied with the time they had to wait for an appointment	0	0	N/A	89.9%	90.0%	89.0%

* This is based on patients treated on this contract for their most recent course of treatment. Figures in italics indicate the base number of FP17s or Patient Questionnaire responses are less than 100. N/A is shown where the base number of responses is less than 10 during the period. % is calculated as Quantity/Base number*100

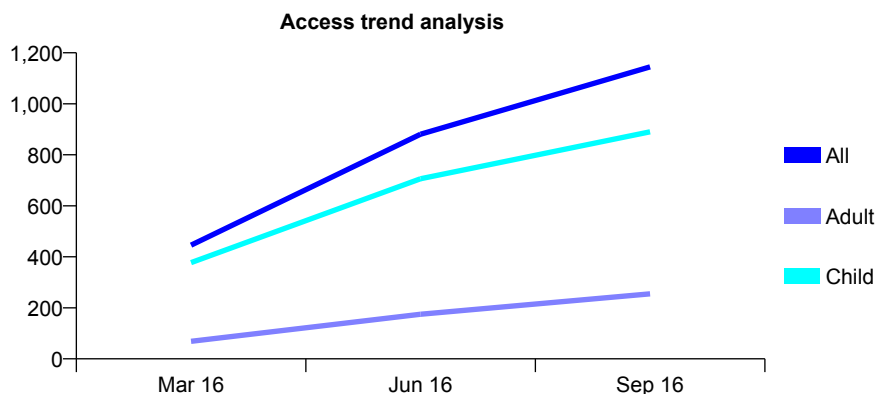
Q47 - Vital Signs At a Glance Contract Report for 185450/0002 - September 2016

Name or company name	Matterson and Partners
Contract type name	GDS Contract
Purpose of contract	General and Orthodontic
Contract start date	01/01/2016
Contract end date	

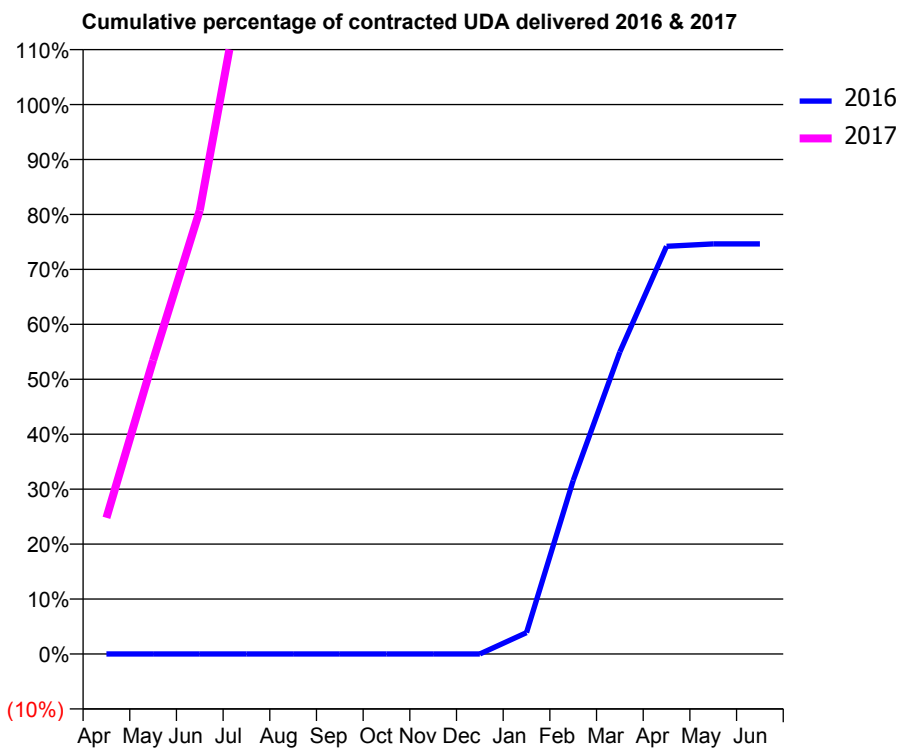
16/17 Contracted general activity (UDA)	925
Carry forward general activity (UDA)	0
16/17 Contracted orthodontic activity (UOA)	1,299
Carry forward orthodontic activity (UOA)	0
Baseline contract value	£420,190.22

ACCESS*

Patients seen in 24 months	Total	Change since previous quarter
Quarter ending September 2015	0	
Quarter ending December 2015	0	
Quarter ending March 2016	446	
Quarter ending June 2016	881	↑
Quarter ending September 2016	1,145	↑
Variance since September 2015	N/A	



ACTIVITY



Month	Adjusted Scheduled Activity (UDA)	
	2016	2017
April	0	229
May	0	494
June	0	747
July	0	1,172
August	0	1,549
September	0	1,948
October	0	
November	0	
December	0	
January	36	
February	292	
March	509	
April	686	
May	690	
June	690	

QUALITY

	Quantity	Base Number	Contract	AT	Region	England
% of FP17s for the same patient ID Re-attending within 3 months - Children	196	1,525	12.9%	13.0%	13.5%	12.4%
% of FP17s for the same patient ID Re-attending within 3 months - Adults	49	304	16.1%	17.5%	17.4%	16.7%
% of FP17s for the same patient ID Re-attending between 3 & 9 months - Children	264	1,525	17.3%	57.2%	59.0%	57.4%
% of FP17s for the same patient ID Re-attending between 3 & 9 months - Adults	56	304	18.4%	51.0%	52.6%	50.5%
% of FP17s for Band 1 Urgent Courses	101	1,412	7.2%	11.0%	9.4%	9.1%
% of FP17s Relating to Free Repair or Replacements	1	1,412	0.1%	0.9%	1.0%	0.8%
% of FP17s Relating to Continuations	4	1,412	0.3%	1.3%	1.5%	1.3%
% of Patients satisfied with the dentistry they have received	0	0	N/A	93.4%	93.7%	93.2%
% of Patients satisfied with the time they had to wait for an appointment	0	0	N/A	89.9%	90.0%	89.0%

* This is based on patients treated on this contract for their most recent course of treatment. Figures in italics indicate the base number of FP17s or Patient Questionnaire responses are less than 100. N/A is shown where the base number of responses is less than 10 during the period. % is calculated as Quantity/Base number*100

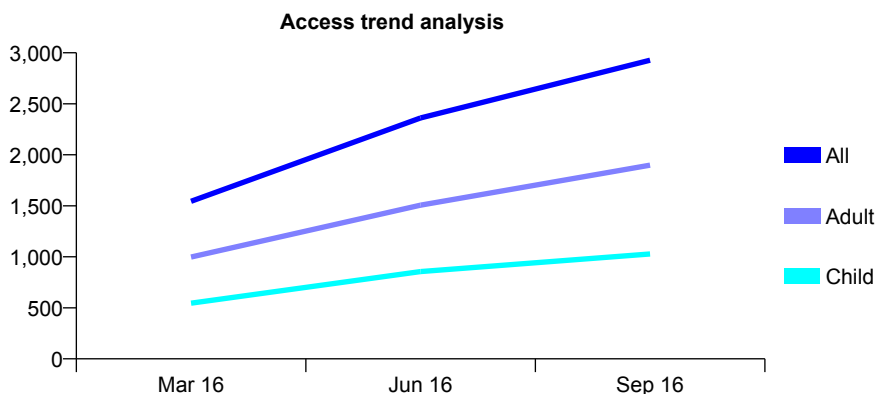
Q47 - Vital Signs At a Glance Contract Report for 185450/0003 - September 2016

Name or company name	Matterson and Partners
Contract type name	GDS Contract
Purpose of contract	General
Contract start date	01/01/2016
Contract end date	

16/17 Contracted general activity (UDA)	13,650
Carry forward general activity (UDA)	0
16/17 Contracted orthodontic activity (UOA)	0
Carry forward orthodontic activity (UOA)	0
Baseline contract value	£379,026.03

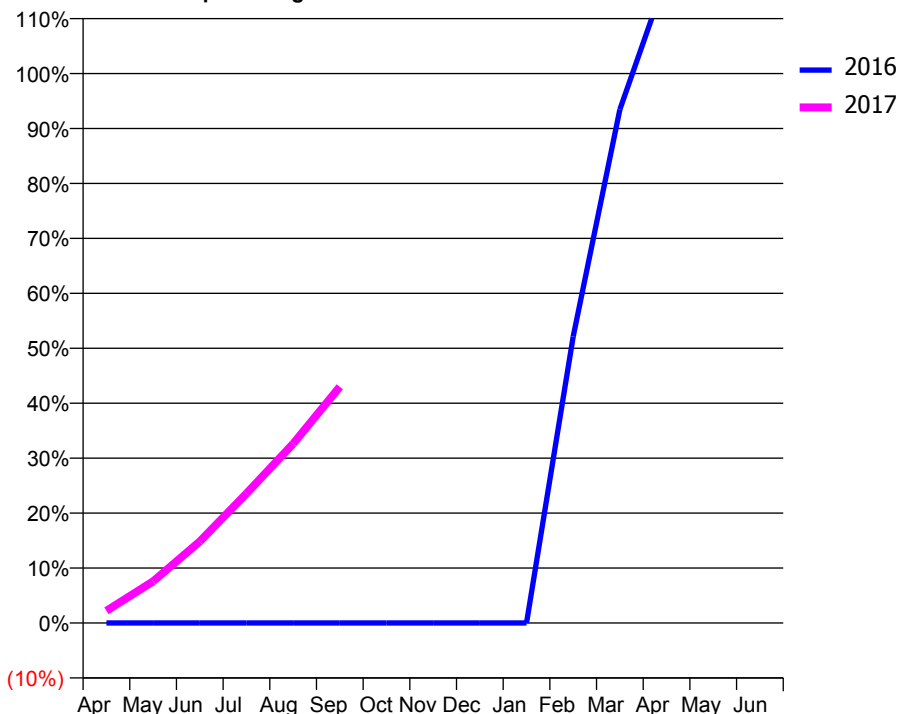
ACCESS*

Patients seen in 24 months	Total	Change since previous quarter
Quarter ending September 2015	0	
Quarter ending December 2015	0	
Quarter ending March 2016	1,544	
Quarter ending June 2016	2,362	↑
Quarter ending September 2016	2,927	↑
Variance since September 2015	N/A	



ACTIVITY

Cumulative percentage of contracted UDA delivered 2016 & 2017



Month	Adjusted Scheduled Activity (UDA)	
	2016	2017
April	0	304
May	0	1,034
June	0	2,027
July	0	3,217
August	0	4,452
September	0	5,868
October	0	
November	0	
December	0	
January	0	
February	1,780	
March	3,190	
April	4,017	
May	4,023	
June	4,028	

QUALITY

	Quantity	Base Number	Contract	AT	Region	England
% of FP17s for the same patient ID Re-attending within 3 months - Children	132	1,166	11.3%	13.0%	13.5%	12.4%
% of FP17s for the same patient ID Re-attending within 3 months - Adults	290	1,826	15.9%	17.5%	17.4%	16.7%
% of FP17s for the same patient ID Re-attending between 3 & 9 months - Children	385	1,166	33.0%	57.2%	59.0%	57.4%
% of FP17s for the same patient ID Re-attending between 3 & 9 months - Adults	435	1,826	23.8%	51.0%	52.6%	50.5%
% of FP17s for Band 1 Urgent Courses	173	2,694	6.4%	11.0%	9.4%	9.1%
% of FP17s Relating to Free Repair or Replacements	26	2,694	1.0%	0.9%	1.0%	0.8%
% of FP17s Relating to Continuations	16	2,694	0.6%	1.3%	1.5%	1.3%
% of Patients satisfied with the dentistry they have received	0	0	N/A	93.4%	93.7%	93.2%
% of Patients satisfied with the time they had to wait for an appointment	0	0	N/A	89.9%	90.0%	89.0%

* This is based on patients treated on this contract for their most recent course of treatment. Figures in italics indicate the base number of FP17s or Patient Questionnaire responses are less than 100. N/A is shown where the base number of responses is less than 10 during the period. % is calculated as Quantity/Base number*100

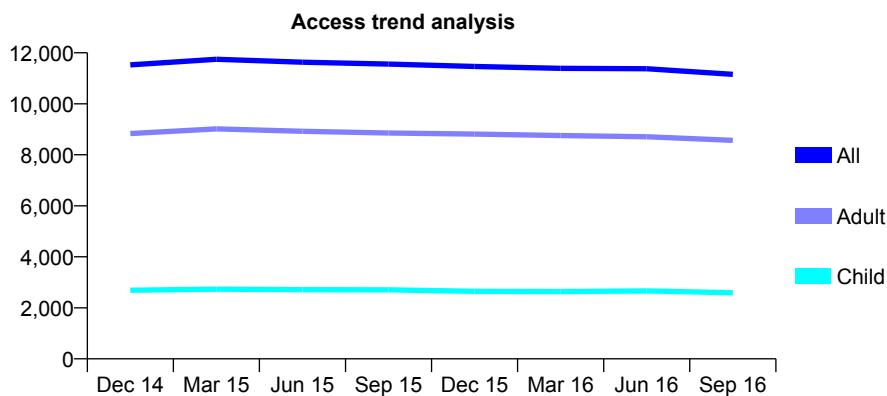
Q47 - Vital Signs At a Glance Contract Report for 188433/0002 - September 2016

Name or company name	Fleetwood Practice Ltd
Contract type name	GDS Contract
Purpose of contract	General
Contract start date	01/04/2013
Contract end date	

16/17 Contracted general activity (UDA)	44,423
Carry forward general activity (UDA)	0
16/17 Contracted orthodontic activity (UOA)	0
Carry forward orthodontic activity (UOA)	0
Baseline contract value	£1,276,671.87

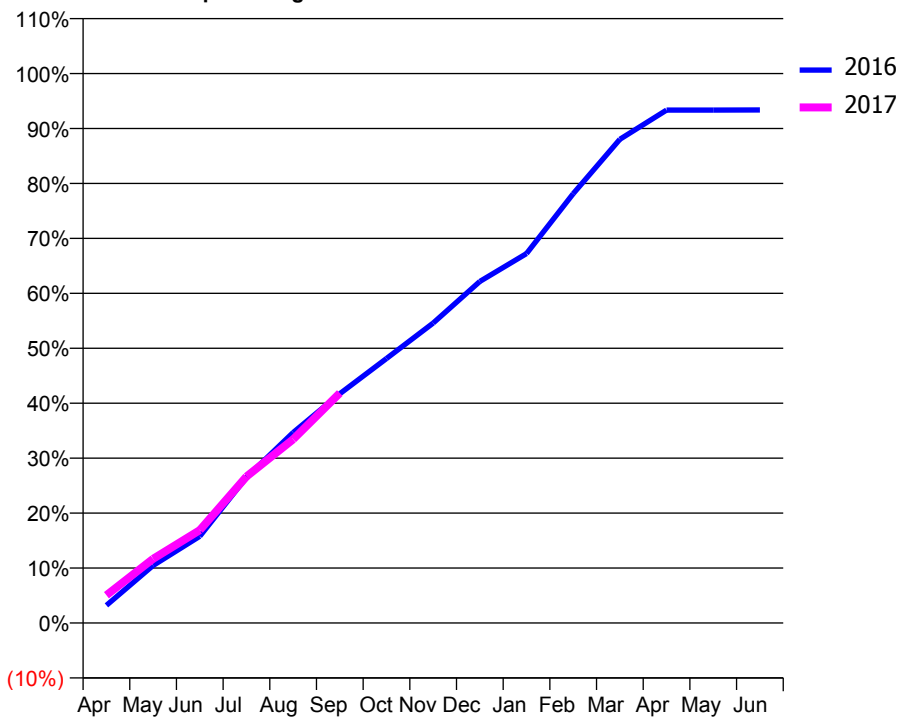
ACCESS*

Patients seen in 24 months	Total	Change since previous quarter
Quarter ending September 2015	11,560	
Quarter ending December 2015	11,465	→
Quarter ending March 2016	11,392	→
Quarter ending June 2016	11,376	→
Quarter ending September 2016	11,157	↓
Variance since September 2015	(3.5%)	↓



ACTIVITY

Cumulative percentage of contracted UDA delivered 2016 & 2017



Month	Adjusted Scheduled Activity (UDA)	
	2016	2017
April	1,433	2,252
May	4,652	5,194
June	7,010	7,514
July	11,772	11,843
August	15,397	14,847
September	18,535	18,588
October	21,382	
November	24,253	
December	27,609	
January	29,862	
February	34,710	
March	39,110	
April	41,468	
May	41,466	
June	41,478	

QUALITY

	Quantity	Base Number	Contract	AT	Region	England
% of FP17s for the same patient ID Re-attending within 3 months - Children	144	2,110	6.8%	13.0%	13.5%	12.4%
% of FP17s for the same patient ID Re-attending within 3 months - Adults	994	6,856	14.5%	17.5%	17.4%	16.7%
% of FP17s for the same patient ID Re-attending between 3 & 9 months - Children	1,378	2,110	65.3%	57.2%	59.0%	57.4%
% of FP17s for the same patient ID Re-attending between 3 & 9 months - Adults	4,256	6,856	62.1%	51.0%	52.6%	50.5%
% of FP17s for Band 1 Urgent Courses	558	7,901	7.1%	11.0%	9.4%	9.1%
% of FP17s Relating to Free Repair or Replacements	56	7,901	0.7%	0.9%	1.0%	0.8%
% of FP17s Relating to Continuations	181	7,901	2.3%	1.3%	1.5%	1.3%
% of Patients satisfied with the dentistry they have received	15	17	88.2%	93.4%	93.7%	93.2%
% of Patients satisfied with the time they had to wait for an appointment	16	17	94.1%	89.9%	90.0%	89.0%

* This is based on patients treated on this contract for their most recent course of treatment. Figures in italics indicate the base number of FP17s or Patient Questionnaire responses are less than 100. N/A is shown where the base number of responses is less than 10 during the period. % is calculated as Quantity/Base number*100

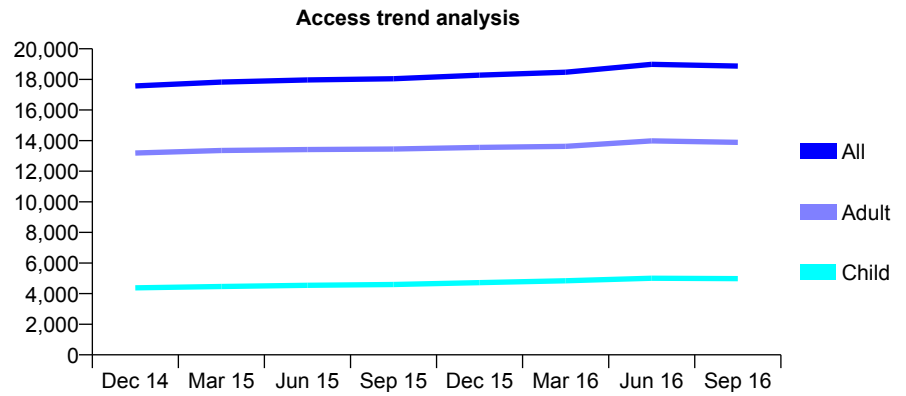
Q47 - Vital Signs At a Glance Contract Report for 189421/0002 - September 2016

Name or company name	Mayo Dental Clinic
Contract type name	GDS Contract
Purpose of contract	General
Contract start date	01/01/2012
Contract end date	

16/17 Contracted general activity (UDA)	61,000
Carry forward general activity (UDA)	0
16/17 Contracted orthodontic activity (UOA)	0
Carry forward orthodontic activity (UOA)	0
Baseline contract value	£1,565,732.41

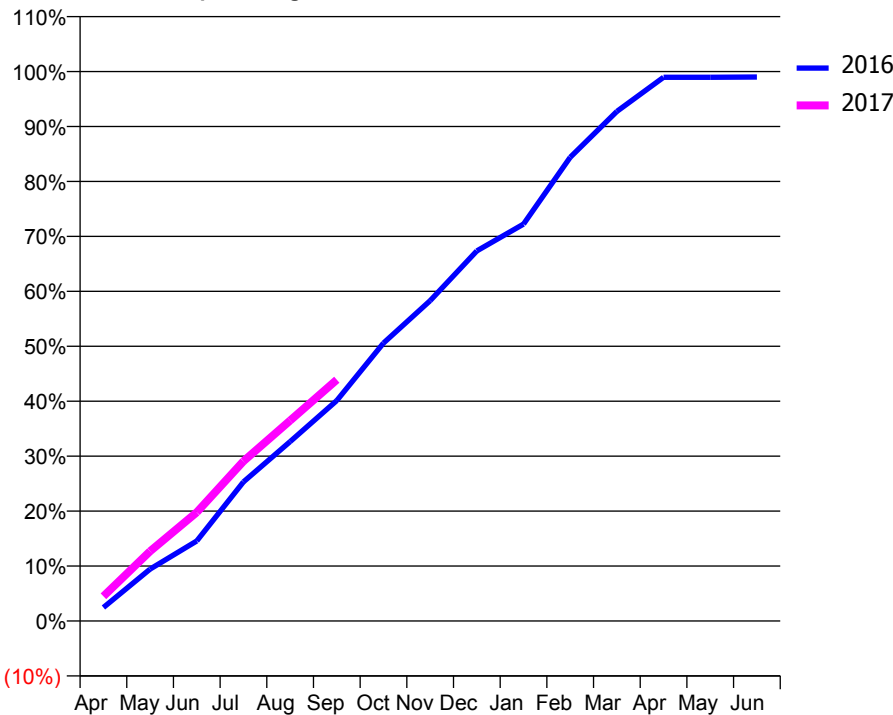
ACCESS*

Patients seen in 24 months	Total	Change since previous quarter
Quarter ending September 2015	18,044	
Quarter ending December 2015	18,275	→
Quarter ending March 2016	18,474	→
Quarter ending June 2016	18,985	↑
Quarter ending September 2016	18,868	→
Variance since September 2015	4.6%	↑



ACTIVITY

Cumulative percentage of contracted UDA delivered 2016 & 2017



Month	Adjusted Scheduled Activity (UDA)	
	2016	2017
April	1,507	2,750
May	5,765	7,754
June	8,883	12,070
July	15,447	17,744
August	19,916	22,262
September	24,475	26,785
October	30,850	
November	35,566	
December	41,087	
January	44,061	
February	51,477	
March	56,563	
April	60,353	
May	60,357	
June	60,388	

QUALITY

	Quantity	Base Number	Contract	AT	Region	England
% of FP17s for the same patient ID Re-attending within 3 months - Children	260	3,541	7.3%	13.0%	13.5%	12.4%
% of FP17s for the same patient ID Re-attending within 3 months - Adults	1,773	10,336	17.2%	17.5%	17.4%	16.7%
% of FP17s for the same patient ID Re-attending between 3 & 9 months - Children	2,014	3,541	56.9%	57.2%	59.0%	57.4%
% of FP17s for the same patient ID Re-attending between 3 & 9 months - Adults	5,646	10,336	54.6%	51.0%	52.6%	50.5%
% of FP17s for Band 1 Urgent Courses	1,483	12,283	12.1%	11.0%	9.4%	9.1%
% of FP17s Relating to Free Repair or Replacements	89	12,283	0.7%	0.9%	1.0%	0.8%
% of FP17s Relating to Continuations	205	12,283	1.7%	1.3%	1.5%	1.3%
% of Patients satisfied with the dentistry they have received	24	26	92.3%	93.4%	93.7%	93.2%
% of Patients satisfied with the time they had to wait for an appointment	22	26	84.6%	89.9%	90.0%	89.0%

* This is based on patients treated on this contract for their most recent course of treatment. Figures in italics indicate the base number of FP17s or Patient Questionnaire responses are less than 100. N/A is shown where the base number of responses is less than 10 during the period. % is calculated as Quantity/Base number*100

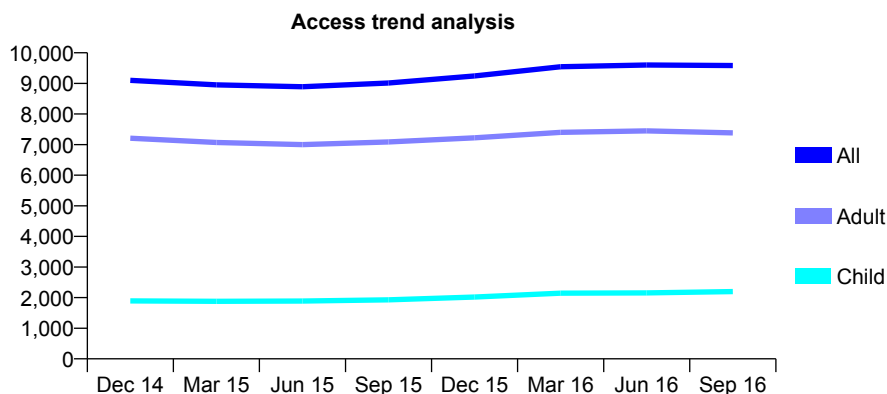
Q47 - Vital Signs At a Glance Contract Report for 191035/0001 - September 2016

Name or company name	Colne and Earby Dental Practice
Contract type name	GDS Contract
Purpose of contract	General
Contract start date	14/12/2009
Contract end date	

16/17 Contracted general activity (UDA)	27,500
Carry forward general activity (UDA)	0
16/17 Contracted orthodontic activity (UOA)	0
Carry forward orthodontic activity (UOA)	0
Baseline contract value	£854,185.50

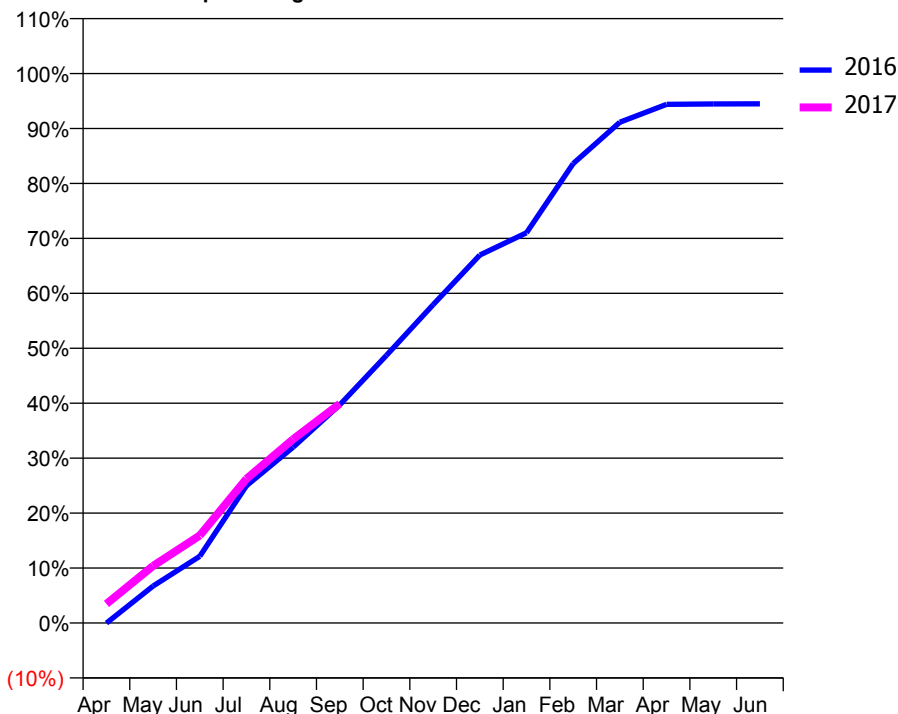
ACCESS*

Patients seen in 24 months	Total	Change since previous quarter
Quarter ending September 2015	9,015	
Quarter ending December 2015	9,244	↑
Quarter ending March 2016	9,545	↑
Quarter ending June 2016	9,601	→
Quarter ending September 2016	9,583	→
Variance since September 2015	6.3%	↑



ACTIVITY

Cumulative percentage of contracted UDA delivered 2016 & 2017



Month	Adjusted Scheduled Activity (UDA)	
	2016	2017
April	-9	958
May	1,852	2,860
June	3,339	4,380
July	6,874	7,215
August	8,802	9,196
September	10,920	10,971
October	13,395	
November	15,934	
December	18,419	
January	19,531	
February	22,996	
March	25,063	
April	25,955	
May	25,977	
June	25,985	

QUALITY

	Quantity	Base Number	Contract	AT	Region	England
% of FP17s for the same patient ID Re-attending within 3 months - Children	73	1,160	6.3%	13.0%	13.5%	12.4%
% of FP17s for the same patient ID Re-attending within 3 months - Adults	418	3,773	11.1%	17.5%	17.4%	16.7%
% of FP17s for the same patient ID Re-attending between 3 & 9 months - Children	387	1,160	33.4%	57.2%	59.0%	57.4%
% of FP17s for the same patient ID Re-attending between 3 & 9 months - Adults	1,459	3,773	38.7%	51.0%	52.6%	50.5%
% of FP17s for Band 1 Urgent Courses	156	4,484	3.5%	11.0%	9.4%	9.1%
% of FP17s Relating to Free Repair or Replacements	46	4,484	1.0%	0.9%	1.0%	0.8%
% of FP17s Relating to Continuations	94	4,484	2.1%	1.3%	1.5%	1.3%
% of Patients satisfied with the dentistry they have received	9	10	90.0%	93.4%	93.7%	93.2%
% of Patients satisfied with the time they had to wait for an appointment	8	10	80.0%	89.9%	90.0%	89.0%

* This is based on patients treated on this contract for their most recent course of treatment. Figures in italics indicate the base number of FP17s or Patient Questionnaire responses are less than 100. N/A is shown where the base number of responses is less than 10 during the period. % is calculated as Quantity/Base number*100

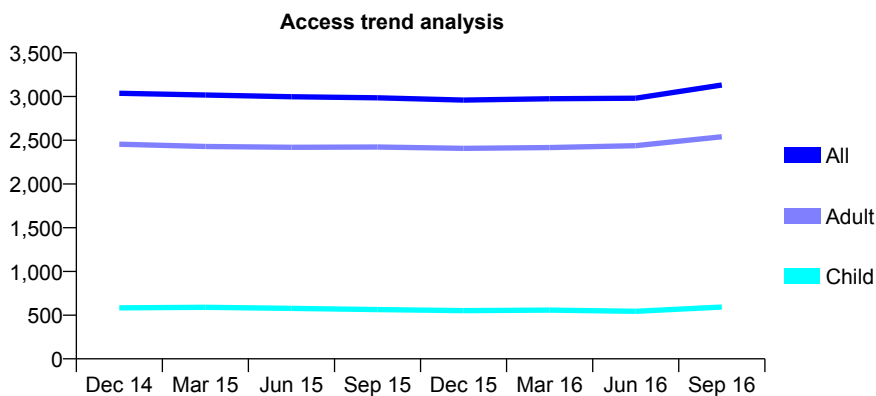
Q47 - Vital Signs At a Glance Contract Report for 191035/0002 - September 2016

Name or company name	Colne and Earby Dental Practice
Contract type name	GDS Contract
Purpose of contract	General
Contract start date	14/12/2009
Contract end date	

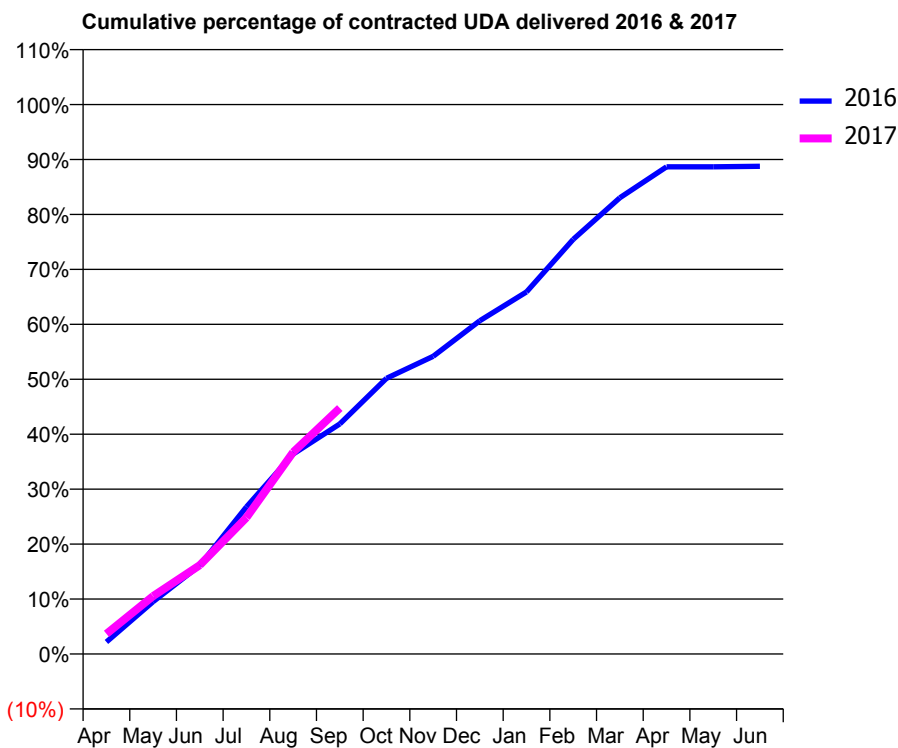
16/17 Contracted general activity (UDA)	10,200
Carry forward general activity (UDA)	0
16/17 Contracted orthodontic activity (UOA)	0
Carry forward orthodontic activity (UOA)	0
Baseline contract value	£254,262.53

ACCESS*

Patients seen in 24 months	Total	Change since previous quarter
Quarter ending September 2015	2,986	
Quarter ending December 2015	2,959	→
Quarter ending March 2016	2,974	→
Quarter ending June 2016	2,981	→
Quarter ending September 2016	3,132	↑
Variance since September 2015	4.9%	↑



ACTIVITY



Month	Adjusted Scheduled Activity (UDA)	
	2016	2017
April	225	375
May	971	1,075
June	1,646	1,649
July	2,731	2,533
August	3,710	3,745
September	4,271	4,565
October	5,117	
November	5,525	
December	6,188	
January	6,721	
February	7,697	
March	8,469	
April	9,044	
May	9,044	
June	9,053	

QUALITY

	Quantity	Base Number	Contract	AT	Region	England
% of FP17s for the same patient ID Re-attending within 3 months - Children	21	427	4.9%	13.0%	13.5%	12.4%
% of FP17s for the same patient ID Re-attending within 3 months - Adults	280	1,879	14.9%	17.5%	17.4%	16.7%
% of FP17s for the same patient ID Re-attending between 3 & 9 months - Children	202	427	47.3%	57.2%	59.0%	57.4%
% of FP17s for the same patient ID Re-attending between 3 & 9 months - Adults	823	1,879	43.8%	51.0%	52.6%	50.5%
% of FP17s for Band 1 Urgent Courses	102	2,042	5.0%	11.0%	9.4%	9.1%
% of FP17s Relating to Free Repair or Replacements	34	2,042	1.7%	0.9%	1.0%	0.8%
% of FP17s Relating to Continuations	53	2,042	2.6%	1.3%	1.5%	1.3%
% of Patients satisfied with the dentistry they have received	8	8	N/A	93.4%	93.7%	93.2%
% of Patients satisfied with the time they had to wait for an appointment	8	8	N/A	89.9%	90.0%	89.0%

* This is based on patients treated on this contract for their most recent course of treatment. Figures in italics indicate the base number of FP17s or Patient Questionnaire responses are less than 100. N/A is shown where the base number of responses is less than 10 during the period. % is calculated as Quantity/Base number*100

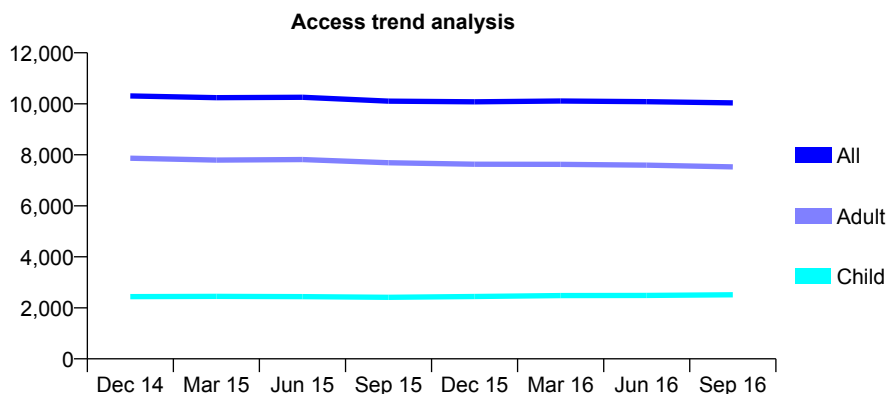
Q47 - Vital Signs At a Glance Contract Report for 191493/0001 - September 2016

Name or company name	Euxton (No1) Limited
Contract type name	GDS Contract
Purpose of contract	General
Contract start date	01/11/2007
Contract end date	

16/17 Contracted general activity (UDA)	28,458
Carry forward general activity (UDA)	0
16/17 Contracted orthodontic activity (UOA)	0
Carry forward orthodontic activity (UOA)	0
Baseline contract value	£763,511.49

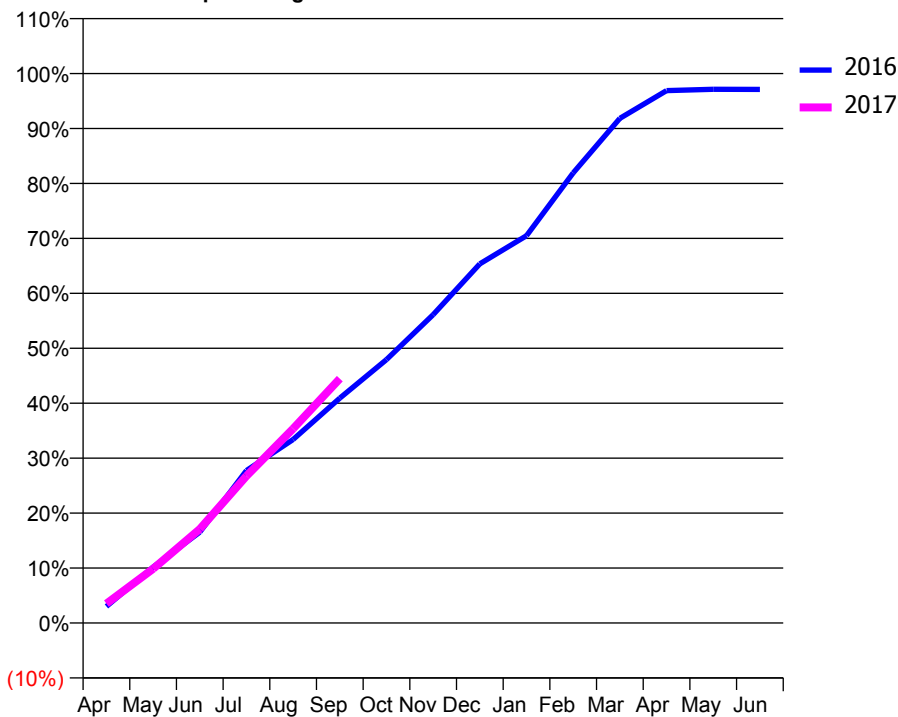
ACCESS*

Patients seen in 24 months	Total	Change since previous quarter
Quarter ending September 2015	10,103	
Quarter ending December 2015	10,076	→
Quarter ending March 2016	10,108	→
Quarter ending June 2016	10,084	→
Quarter ending September 2016	10,039	→
Variance since September 2015	(0.6%)	→



ACTIVITY

Cumulative percentage of contracted UDA delivered 2016 & 2017



Month	Adjusted Scheduled Activity (UDA)	
	2016	2017
April	857	1,008
May	2,897	2,809
June	4,708	4,864
July	7,896	7,612
August	9,506	10,065
September	11,646	12,652
October	13,639	
November	15,973	
December	18,599	
January	20,057	
February	23,312	
March	26,133	
April	27,569	
May	27,638	
June	27,637	

QUALITY

	Quantity	Base Number	Contract	AT	Region	England
% of FP17s for the same patient ID Re-attending within 3 months - Children	177	1,969	9.0%	13.0%	13.5%	12.4%
% of FP17s for the same patient ID Re-attending within 3 months - Adults	667	5,012	13.3%	17.5%	17.4%	16.7%
% of FP17s for the same patient ID Re-attending between 3 & 9 months - Children	1,128	1,969	57.3%	57.2%	59.0%	57.4%
% of FP17s for the same patient ID Re-attending between 3 & 9 months - Adults	2,788	5,012	55.6%	51.0%	52.6%	50.5%
% of FP17s for Band 1 Urgent Courses	320	6,412	5.0%	11.0%	9.4%	9.1%
% of FP17s Relating to Free Repair or Replacements	90	6,412	1.4%	0.9%	1.0%	0.8%
% of FP17s Relating to Continuations	202	6,412	3.2%	1.3%	1.5%	1.3%
% of Patients satisfied with the dentistry they have received	10	11	90.9%	93.4%	93.7%	93.2%
% of Patients satisfied with the time they had to wait for an appointment	9	11	81.8%	89.9%	90.0%	89.0%

* This is based on patients treated on this contract for their most recent course of treatment. Figures in italics indicate the base number of FP17s or Patient Questionnaire responses are less than 100. N/A is shown where the base number of responses is less than 10 during the period. % is calculated as Quantity/Base number*100

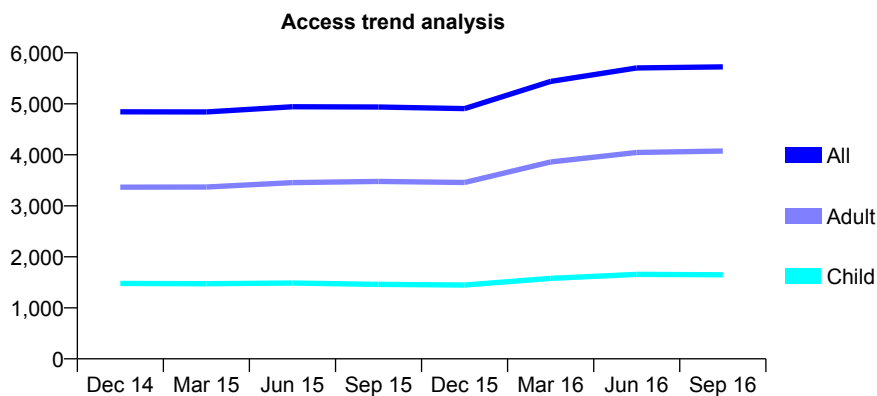
Q47 - Vital Signs At a Glance Contract Report for 194573/0001 - September 2016

Name or company name	Jones Dental Practice
Contract type name	GDS Contract
Purpose of contract	General
Contract start date	01/06/2010
Contract end date	

16/17 Contracted general activity (UDA)	16,357
Carry forward general activity (UDA)	0
16/17 Contracted orthodontic activity (UOA)	0
Carry forward orthodontic activity (UOA)	0
Baseline contract value	£438,111.58

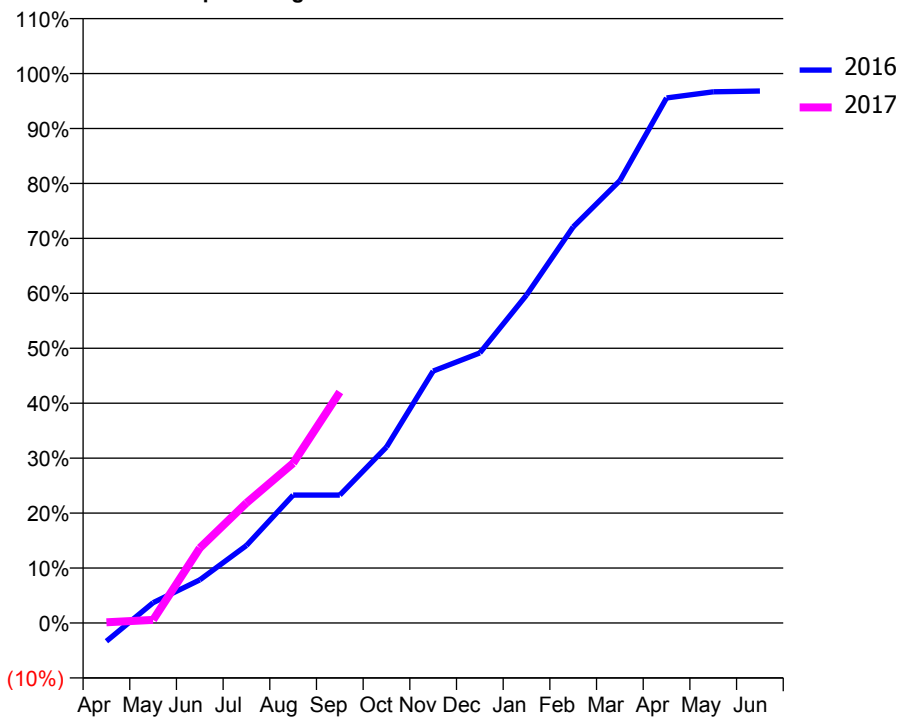
ACCESS*

Patients seen in 24 months	Total	Change since previous quarter
Quarter ending September 2015	4,937	
Quarter ending December 2015	4,906	→
Quarter ending March 2016	5,438	↑
Quarter ending June 2016	5,702	↑
Quarter ending September 2016	5,723	→
Variance since September 2015	15.9%	↑



ACTIVITY

Cumulative percentage of contracted UDA delivered 2016 & 2017



Month	Adjusted Scheduled Activity (UDA)	
	2016	2017
April	-546	21
May	606	94
June	1,285	2,233
July	2,310	3,576
August	3,808	4,758
September	3,808	6,878
October	5,238	
November	7,499	
December	8,040	
January	9,761	
February	11,790	
March	13,168	
April	15,630	
May	15,813	
June	15,834	

QUALITY

	Quantity	Base Number	Contract	AT	Region	England
% of FP17s for the same patient ID Re-attending within 3 months - Children	426	1,846	23.1%	13.0%	13.5%	12.4%
% of FP17s for the same patient ID Re-attending within 3 months - Adults	617	3,674	16.8%	17.5%	17.4%	16.7%
% of FP17s for the same patient ID Re-attending between 3 & 9 months - Children	1,010	1,846	54.7%	57.2%	59.0%	57.4%
% of FP17s for the same patient ID Re-attending between 3 & 9 months - Adults	2,066	3,674	56.2%	51.0%	52.6%	50.5%
% of FP17s for Band 1 Urgent Courses	201	3,417	5.9%	11.0%	9.4%	9.1%
% of FP17s Relating to Free Repair or Replacements	16	3,417	0.5%	0.9%	1.0%	0.8%
% of FP17s Relating to Continuations	14	3,417	0.4%	1.3%	1.5%	1.3%
% of Patients satisfied with the dentistry they have received	8	9	N/A	93.4%	93.7%	93.2%
% of Patients satisfied with the time they had to wait for an appointment	7	9	N/A	89.9%	90.0%	89.0%

* This is based on patients treated on this contract for their most recent course of treatment. Figures in italics indicate the base number of FP17s or Patient Questionnaire responses are less than 100. N/A is shown where the base number of responses is less than 10 during the period. % is calculated as Quantity/Base number*100

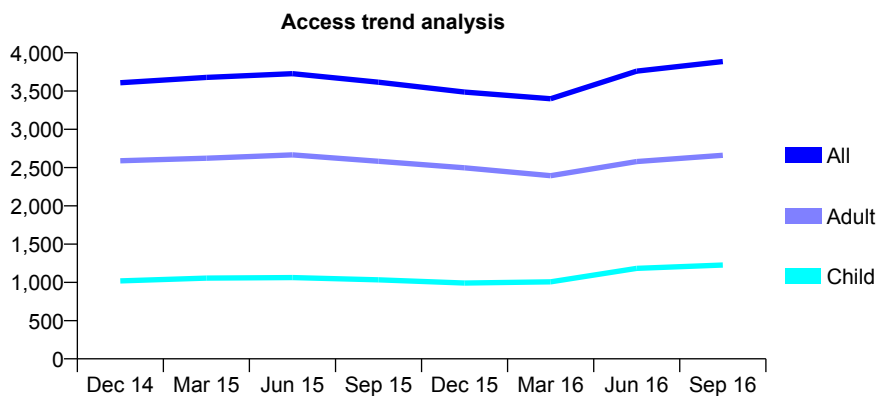
Q47 - Vital Signs At a Glance Contract Report for 197211/0001 - September 2016

Name or company name	Drakes Dental Care
Contract type name	GDS Contract
Purpose of contract	General
Contract start date	26/12/2012
Contract end date	

16/17 Contracted general activity (UDA)	14,000
Carry forward general activity (UDA)	0
16/17 Contracted orthodontic activity (UOA)	0
Carry forward orthodontic activity (UOA)	0
Baseline contract value	£350,846.18

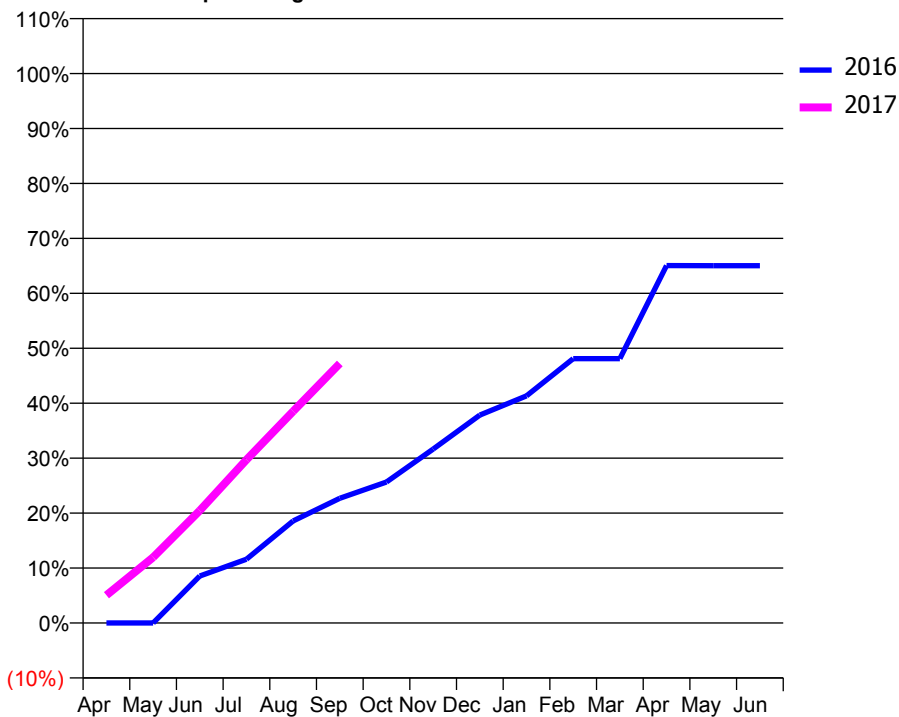
ACCESS*

Patients seen in 24 months	Total	Change since previous quarter
Quarter ending September 2015	3,615	
Quarter ending December 2015	3,487	↓
Quarter ending March 2016	3,400	↓
Quarter ending June 2016	3,761	↑
Quarter ending September 2016	3,886	↑
Variance since September 2015	7.5%	↑



ACTIVITY

Cumulative percentage of contracted UDA delivered 2016 & 2017



Month	Adjusted Scheduled Activity (UDA)	
	2016	2017
April	0	709
May	0	1,673
June	1,198	2,866
July	1,625	4,160
August	2,600	5,393
September	3,178	6,612
October	3,594	
November	4,431	
December	5,298	
January	5,789	
February	6,734	
March	6,734	
April	9,105	
May	9,102	
June	9,102	

QUALITY

	Quantity	Base Number	Contract	AT	Region	England
% of FP17s for the same patient ID Re-attending within 3 months - Children	109	1,341	8.1%	13.0%	13.5%	12.4%
% of FP17s for the same patient ID Re-attending within 3 months - Adults	488	2,695	18.1%	17.5%	17.4%	16.7%
% of FP17s for the same patient ID Re-attending between 3 & 9 months - Children	514	1,341	38.3%	57.2%	59.0%	57.4%
% of FP17s for the same patient ID Re-attending between 3 & 9 months - Adults	1,115	2,695	41.4%	51.0%	52.6%	50.5%
% of FP17s for Band 1 Urgent Courses	296	3,049	9.7%	11.0%	9.4%	9.1%
% of FP17s Relating to Free Repair or Replacements	23	3,049	0.8%	0.9%	1.0%	0.8%
% of FP17s Relating to Continuations	17	3,049	0.6%	1.3%	1.5%	1.3%
% of Patients satisfied with the dentistry they have received	4	6	N/A	93.4%	93.7%	93.2%
% of Patients satisfied with the time they had to wait for an appointment	5	6	N/A	89.9%	90.0%	89.0%

* This is based on patients treated on this contract for their most recent course of treatment. Figures in italics indicate the base number of FP17s or Patient Questionnaire responses are less than 100. N/A is shown where the base number of responses is less than 10 during the period. % is calculated as Quantity/Base number*100

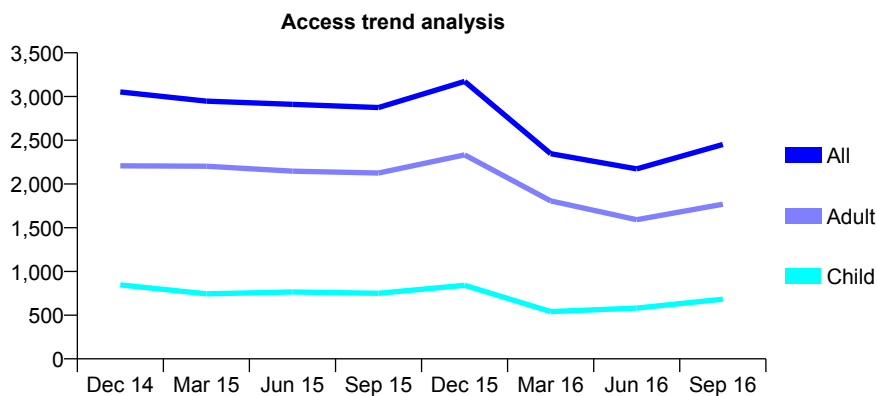
Q47 - Vital Signs At a Glance Contract Report for 197416/0002 - September 2016

Name or company name	Individual Dental
Contract type name	GDS Contract
Purpose of contract	General
Contract start date	01/04/2013
Contract end date	

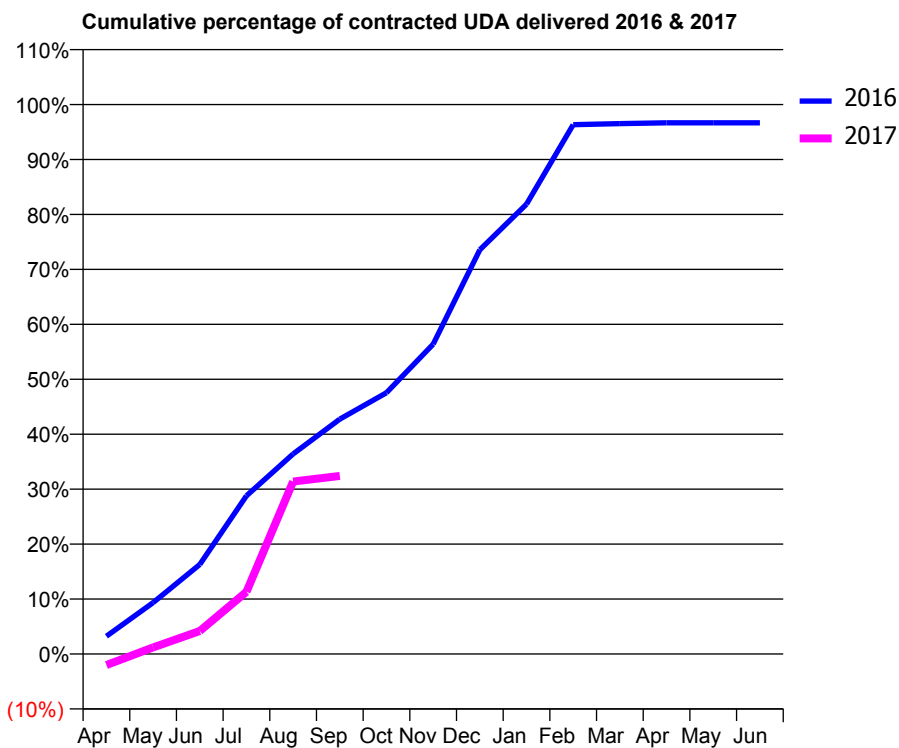
16/17 Contracted general activity (UDA)	9,000
Carry forward general activity (UDA)	299
16/17 Contracted orthodontic activity (UOA)	0
Carry forward orthodontic activity (UOA)	0
Baseline contract value	£290,180.50

ACCESS*

Patients seen in 24 months	Total	Change since previous quarter
Quarter ending September 2015	2,874	
Quarter ending December 2015	3,173	↑
Quarter ending March 2016	2,346	↓
Quarter ending June 2016	2,172	↓
Quarter ending September 2016	2,452	↑
Variance since September 2015	(14.7%)	↓



ACTIVITY



Month	Adjusted Scheduled Activity (UDA)	
	2016	2017
April	291	-182
May	841	108
June	1,466	377
July	2,591	1,019
August	3,277	2,824
September	3,847	2,917
October	4,281	
November	5,074	
December	6,621	
January	7,367	
February	8,670	
March	8,688	
April	8,701	
May	8,701	
June	8,701	

QUALITY

	Quantity	Base Number	Contract	AT	Region	England
% of FP17s for the same patient ID Re-attending within 3 months - Children	22	686	3.2%	13.0%	13.5%	12.4%
% of FP17s for the same patient ID Re-attending within 3 months - Adults	33	1,069	3.1%	17.5%	17.4%	16.7%
% of FP17s for the same patient ID Re-attending between 3 & 9 months - Children	213	686	31.0%	57.2%	59.0%	57.4%
% of FP17s for the same patient ID Re-attending between 3 & 9 months - Adults	400	1,069	37.4%	51.0%	52.6%	50.5%
% of FP17s for Band 1 Urgent Courses	94	1,753	5.4%	11.0%	9.4%	9.1%
% of FP17s Relating to Free Repair or Replacements	4	1,753	0.2%	0.9%	1.0%	0.8%
% of FP17s Relating to Continuations	1	1,753	0.1%	1.3%	1.5%	1.3%
% of Patients satisfied with the dentistry they have received	1	1	N/A	93.4%	93.7%	93.2%
% of Patients satisfied with the time they had to wait for an appointment	0	1	N/A	89.9%	90.0%	89.0%

* This is based on patients treated on this contract for their most recent course of treatment. Figures in italics indicate the base number of FP17s or Patient Questionnaire responses are less than 100. N/A is shown where the base number of responses is less than 10 during the period. % is calculated as Quantity/Base number*100

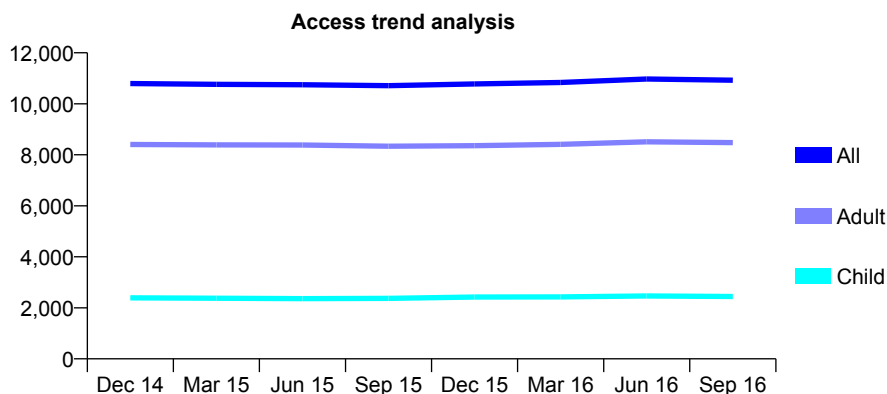
Q47 - Vital Signs At a Glance Contract Report for 198447/0001 - September 2016

Name or company name	Dentistry 4 All
Contract type name	Pilot Contract
Purpose of contract	General and Orthodontic
Contract start date	01/04/2009
Contract end date	

16/17 Contracted general activity (UDA)	34,000
Carry forward general activity (UDA)	0
16/17 Contracted orthodontic activity (UOA)	1,000
Carry forward orthodontic activity (UOA)	0
Baseline contract value	£1,146,258.20

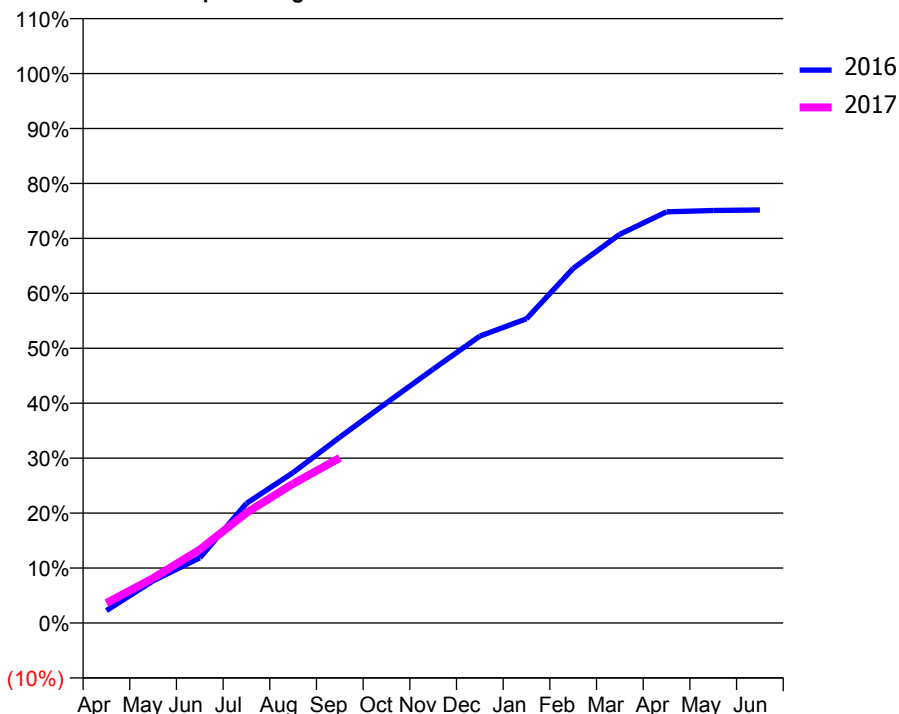
ACCESS*

Patients seen in 24 months	Total	Change since previous quarter
Quarter ending September 2015	10,710	
Quarter ending December 2015	10,779	→
Quarter ending March 2016	10,837	→
Quarter ending June 2016	10,975	→
Quarter ending September 2016	10,923	→
Variance since September 2015	2.0%	→



ACTIVITY

Cumulative percentage of contracted UDA delivered 2016 & 2017



Month	Adjusted Scheduled Activity (UDA)	
	2016	2017
April	769	1,230
May	2,615	2,775
June	4,030	4,543
July	7,401	6,817
August	9,307	8,619
September	11,499	10,220
October	13,617	
November	15,707	
December	17,755	
January	18,825	
February	21,943	
March	24,053	
April	25,438	
May	25,526	
June	25,560	

QUALITY

	Quantity	Base Number	Contract	AT	Region	England
% of FP17s for the same patient ID Re-attending within 3 months - Children	211	1,956	10.8%	13.0%	13.5%	12.4%
% of FP17s for the same patient ID Re-attending within 3 months - Adults	814	5,308	15.3%	17.5%	17.4%	16.7%
% of FP17s for the same patient ID Re-attending between 3 & 9 months - Children	1,075	1,956	55.0%	57.2%	59.0%	57.4%
% of FP17s for the same patient ID Re-attending between 3 & 9 months - Adults	2,358	5,308	44.4%	51.0%	52.6%	50.5%
% of FP17s for Band 1 Urgent Courses	415	5,470	7.6%	11.0%	9.4%	9.1%
% of FP17s Relating to Free Repair or Replacements	17	5,470	0.3%	0.9%	1.0%	0.8%
% of FP17s Relating to Continuations	18	5,470	0.3%	1.3%	1.5%	1.3%
% of Patients satisfied with the dentistry they have received	10	10	100.0%	93.4%	93.7%	93.2%
% of Patients satisfied with the time they had to wait for an appointment	9	10	90.0%	89.9%	90.0%	89.0%

* This is based on patients treated on this contract for their most recent course of treatment. Figures in italics indicate the base number of FP17s or Patient Questionnaire responses are less than 100. N/A is shown where the base number of responses is less than 10 during the period. % is calculated as Quantity/Base number*100

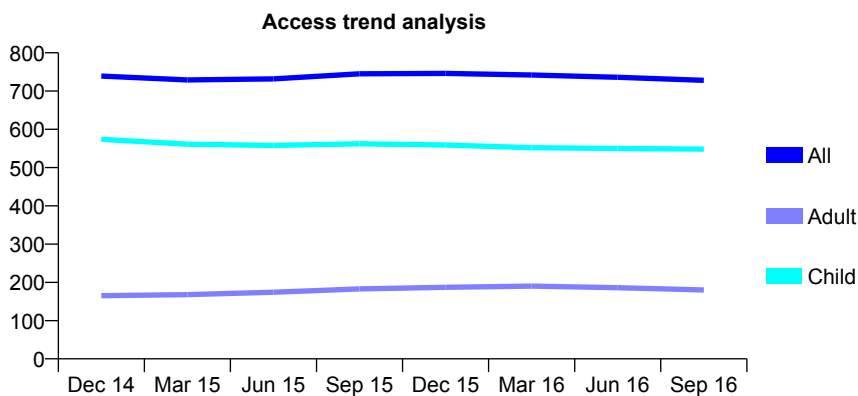
Q47 - Vital Signs At a Glance Contract Report for 199095/0001 - September 2016

Name or company name	Aughton Dental Practice
Contract type name	GDS Contract
Purpose of contract	General
Contract start date	31/08/2012
Contract end date	

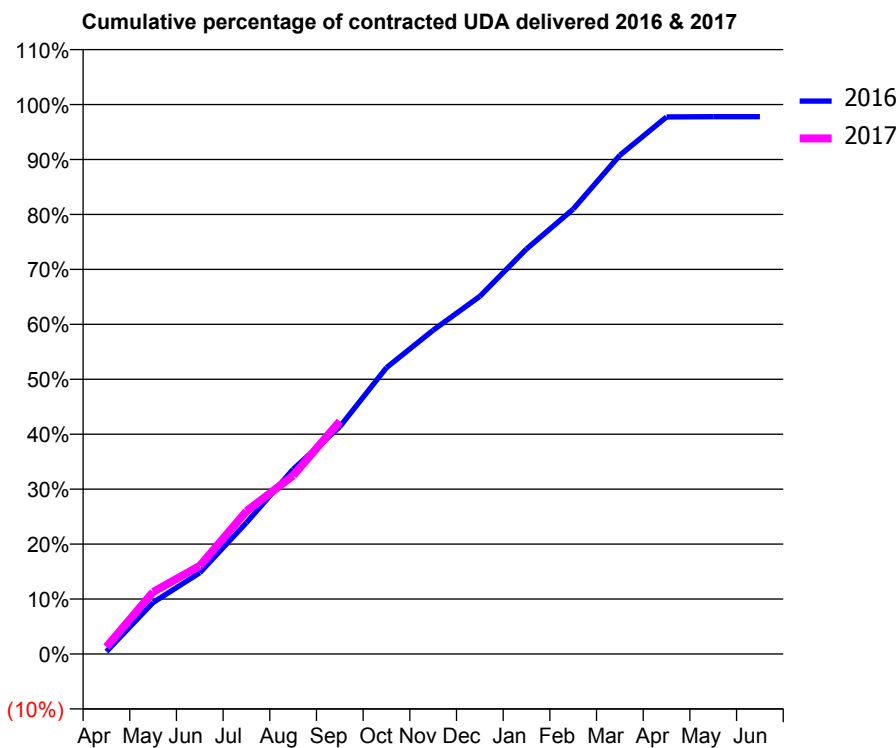
16/17 Contracted general activity (UDA)	2,000
Carry forward general activity (UDA)	44
16/17 Contracted orthodontic activity (UOA)	0
Carry forward orthodontic activity (UOA)	0
Baseline contract value	£57,887.00

ACCESS*

Patients seen in 24 months	Total	Change since previous quarter
Quarter ending September 2015	745	
Quarter ending December 2015	746	→
Quarter ending March 2016	742	→
Quarter ending June 2016	736	→
Quarter ending September 2016	728	↓
Variance since September 2015	(2.3%)	↓



ACTIVITY



Month	Adjusted Scheduled Activity (UDA)	
	2016	2017
April	9	26
May	187	226
June	296	321
July	478	520
August	672	650
September	827	847
October	1,042	
November	1,179	
December	1,302	
January	1,474	
February	1,619	
March	1,816	
April	1,955	
May	1,956	
June	1,956	

QUALITY

	Quantity	Base Number	Contract	AT	Region	England
% of FP17s for the same patient ID Re-attending within 3 months - Children	137	648	21.1%	13.0%	13.5%	12.4%
% of FP17s for the same patient ID Re-attending within 3 months - Adults	9	108	8.3%	17.5%	17.4%	16.7%
% of FP17s for the same patient ID Re-attending between 3 & 9 months - Children	407	648	62.8%	57.2%	59.0%	57.4%
% of FP17s for the same patient ID Re-attending between 3 & 9 months - Adults	63	108	58.3%	51.0%	52.6%	50.5%
% of FP17s for Band 1 Urgent Courses	17	657	2.6%	11.0%	9.4%	9.1%
% of FP17s Relating to Free Repair or Replacements	0	657	0.0%	0.9%	1.0%	0.8%
% of FP17s Relating to Continuations	12	657	1.8%	1.3%	1.5%	1.3%
% of Patients satisfied with the dentistry they have received	1	1	N/A	93.4%	93.7%	93.2%
% of Patients satisfied with the time they had to wait for an appointment	1	1	N/A	89.9%	90.0%	89.0%

* This is based on patients treated on this contract for their most recent course of treatment. Figures in italics indicate the base number of FP17s or Patient Questionnaire responses are less than 100. N/A is shown where the base number of responses is less than 10 during the period. % is calculated as Quantity/Base number*100

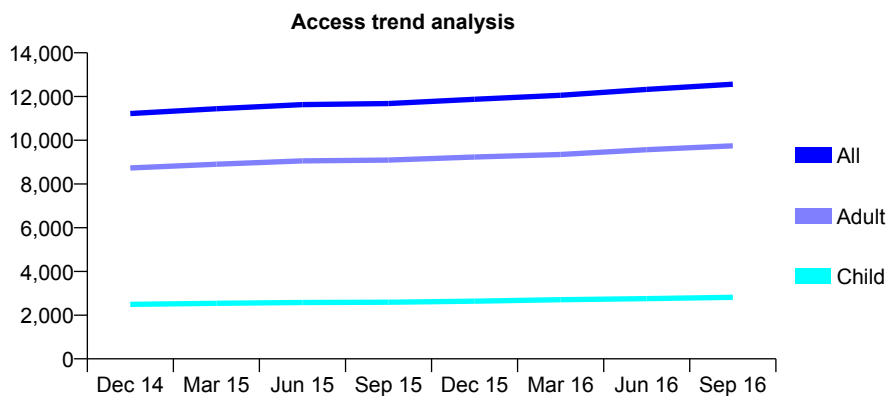
Q47 - Vital Signs At a Glance Contract Report for 199710/0001 - September 2016

Name or company name	BROCK STREET DENTAL PRACTICE LTI
Contract type name	GDS Contract
Purpose of contract	General
Contract start date	01/04/2010
Contract end date	

16/17 Contracted general activity (UDA)	36,251
Carry forward general activity (UDA)	608
16/17 Contracted orthodontic activity (UOA)	0
Carry forward orthodontic activity (UOA)	0
Baseline contract value	£1,043,044.50

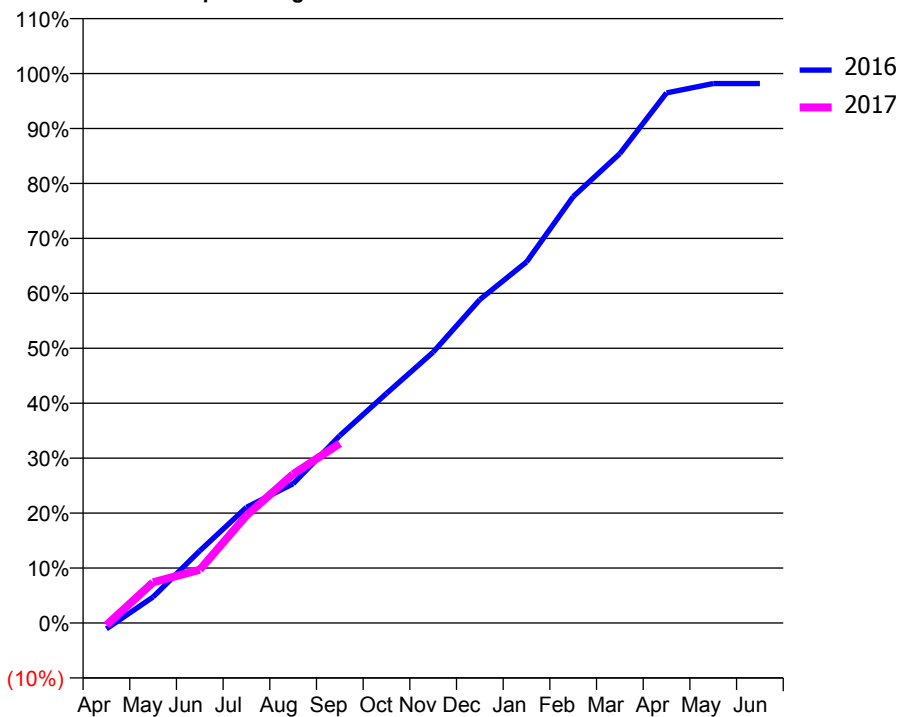
ACCESS*

Patients seen in 24 months	Total	Change since previous quarter
Quarter ending September 2015	11,679	
Quarter ending December 2015	11,873	→
Quarter ending March 2016	12,059	→
Quarter ending June 2016	12,324	↑
Quarter ending September 2016	12,561	→
Variance since September 2015	7.6%	↑



ACTIVITY

Cumulative percentage of contracted UDA delivered 2016 & 2017



Month	Adjusted Scheduled Activity (UDA)	
	2016	2017
April	-360	-143
May	1,586	2,685
June	4,399	3,515
July	7,044	7,094
August	8,482	9,820
September	11,405	11,849
October	13,978	
November	16,492	
December	19,686	
January	21,981	
February	25,955	
March	28,574	
April	32,270	
May	32,839	
June	32,843	

QUALITY

	Quantity	Base Number	Contract	AT	Region	England
% of FP17s for the same patient ID Re-attending within 3 months - Children	189	2,264	8.3%	13.0%	13.5%	12.4%
% of FP17s for the same patient ID Re-attending within 3 months - Adults	1,392	6,576	21.2%	17.5%	17.4%	16.7%
% of FP17s for the same patient ID Re-attending between 3 & 9 months - Children	1,413	2,264	62.4%	57.2%	59.0%	57.4%
% of FP17s for the same patient ID Re-attending between 3 & 9 months - Adults	2,426	6,576	36.9%	51.0%	52.6%	50.5%
% of FP17s for Band 1 Urgent Courses	1,014	6,504	15.6%	11.0%	9.4%	9.1%
% of FP17s Relating to Free Repair or Replacements	103	6,504	1.6%	0.9%	1.0%	0.8%
% of FP17s Relating to Continuations	60	6,504	0.9%	1.3%	1.5%	1.3%
% of Patients satisfied with the dentistry they have received	13	13	100.0%	93.4%	93.7%	93.2%
% of Patients satisfied with the time they had to wait for an appointment	13	13	100.0%	89.9%	90.0%	89.0%

* This is based on patients treated on this contract for their most recent course of treatment. Figures in italics indicate the base number of FP17s or Patient Questionnaire responses are less than 100. N/A is shown where the base number of responses is less than 10 during the period. % is calculated as Quantity/Base number*100

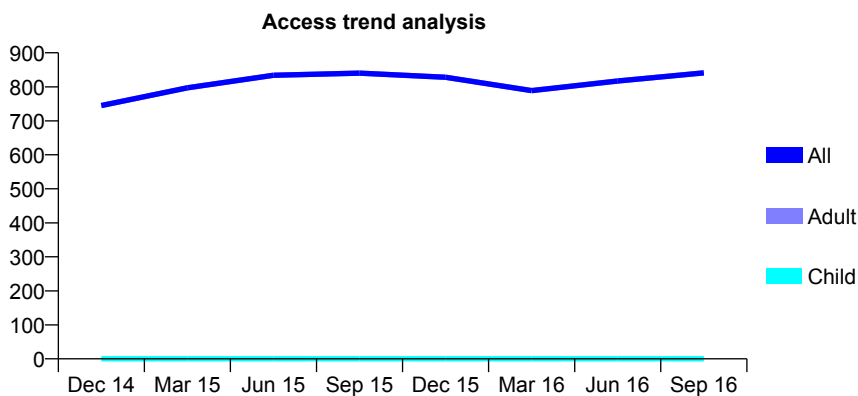
Q47 - Vital Signs At a Glance Contract Report for 206040/0004 - September 2016

Name or company name	MR MJ CHEADLE
Contract type name	GDS Contract
Purpose of contract	General
Contract start date	08/05/2013
Contract end date	29/09/2016

16/17 Contracted general activity (UDA)	1,492
Carry forward general activity (UDA)	111
16/17 Contracted orthodontic activity (UOA)	0
Carry forward orthodontic activity (UOA)	0
Baseline contract value	£43,483.46

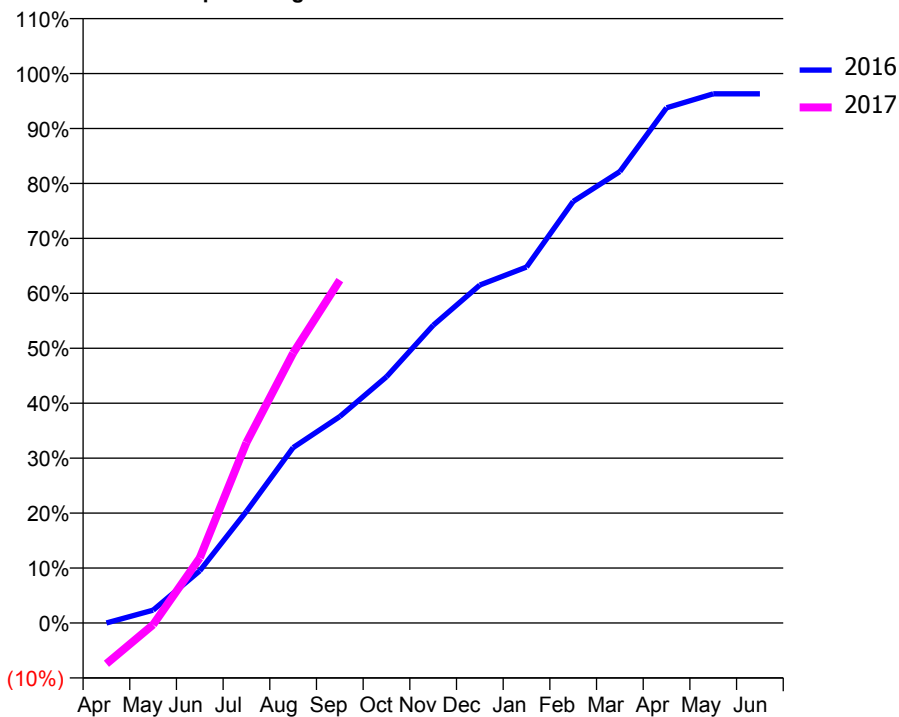
ACCESS*

Patients seen in 24 months	Total	Change since previous quarter
Quarter ending September 2015	840	
Quarter ending December 2015	828	↓
Quarter ending March 2016	789	↓
Quarter ending June 2016	817	↑
Quarter ending September 2016	841	↑
Variance since September 2015	0.1%	→



ACTIVITY

Cumulative percentage of contracted UDA delivered 2016 & 2017



Month	Adjusted Scheduled Activity (UDA)	
	2016	2017
April	0	-111
May	70	-5
June	285	177
July	610	490
August	958	733
September	1,127	931
October	1,344	
November	1,625	
December	1,845	
January	1,943	
February	2,301	
March	2,464	
April	2,812	
May	2,889	
June	2,889	

QUALITY

	Quantity	Base Number	Contract	AT	Region	England
% of FP17s for the same patient ID Re-attending within 3 months - Children	0	0	N/A	13.0%	13.5%	12.4%
% of FP17s for the same patient ID Re-attending within 3 months - Adults	55	366	15.0%	17.5%	17.4%	16.7%
% of FP17s for the same patient ID Re-attending between 3 & 9 months - Children	0	0	N/A	57.2%	59.0%	57.4%
% of FP17s for the same patient ID Re-attending between 3 & 9 months - Adults	64	366	17.5%	51.0%	52.6%	50.5%
% of FP17s for Band 1 Urgent Courses	0	265	0.0%	11.0%	9.4%	9.1%
% of FP17s Relating to Free Repair or Replacements	0	265	0.0%	0.9%	1.0%	0.8%
% of FP17s Relating to Continuations	5	265	1.9%	1.3%	1.5%	1.3%
% of Patients satisfied with the dentistry they have received	7	7	N/A	93.4%	93.7%	93.2%
% of Patients satisfied with the time they had to wait for an appointment	6	7	N/A	89.9%	90.0%	89.0%

* This is based on patients treated on this contract for their most recent course of treatment. Figures in italics indicate the base number of FP17s or Patient Questionnaire responses are less than 100. N/A is shown where the base number of responses is less than 10 during the period. % is calculated as Quantity/Base number*100

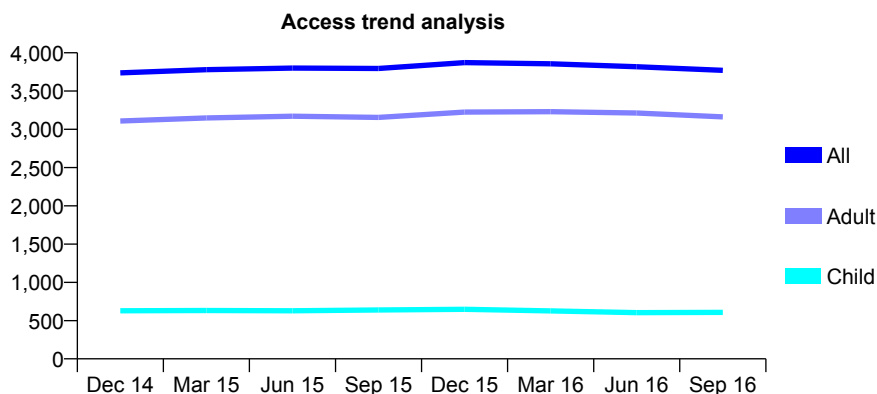
Q47 - Vital Signs At a Glance Contract Report for 208582/0001 - September 2016

Name or company name	MR S DITCHFIELD
Contract type name	GDS Contract
Purpose of contract	General
Contract start date	01/04/2006
Contract end date	

16/17 Contracted general activity (UDA)	11,235
Carry forward general activity (UDA)	0
16/17 Contracted orthodontic activity (UOA)	0
Carry forward orthodontic activity (UOA)	0
Baseline contract value	£362,246.38

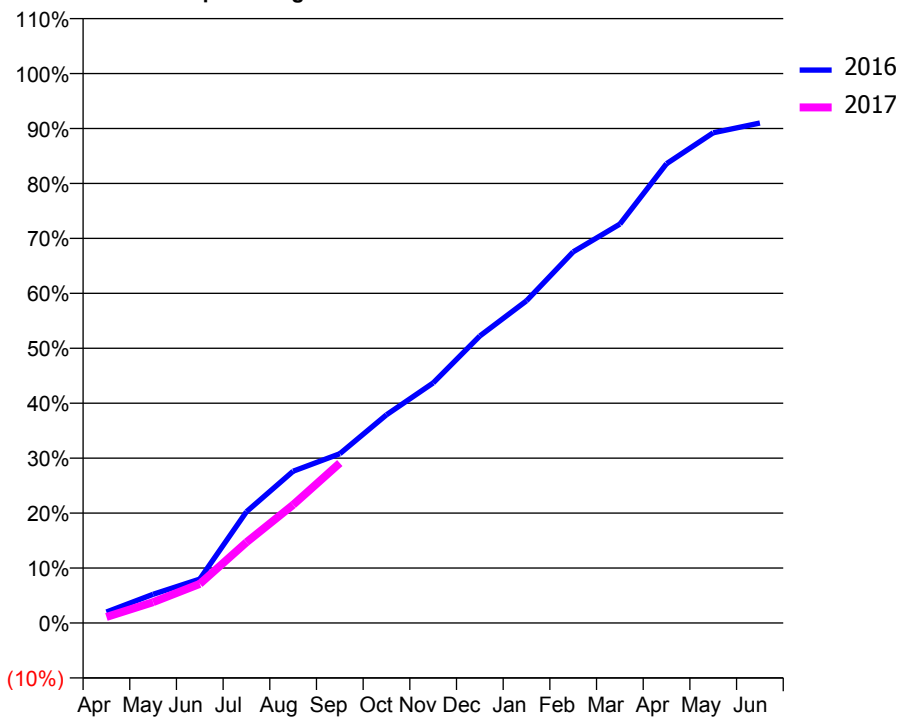
ACCESS*

Patients seen in 24 months	Total	Change since previous quarter
Quarter ending September 2015	3,795	
Quarter ending December 2015	3,872	↑
Quarter ending March 2016	3,857	→
Quarter ending June 2016	3,817	↓
Quarter ending September 2016	3,770	↓
Variance since September 2015	(0.7%)	→



ACTIVITY

Cumulative percentage of contracted UDA delivered 2016 & 2017



Month	Adjusted Scheduled Activity (UDA)	
	2016	2017
April	225	124
May	586	426
June	898	800
July	2,276	1,651
August	3,103	2,416
September	3,461	3,270
October	4,257	
November	4,909	
December	5,869	
January	6,589	
February	7,588	
March	8,157	
April	9,392	
May	10,024	
June	10,223	

QUALITY

	Quantity	Base Number	Contract	AT	Region	England
% of FP17s for the same patient ID Re-attending within 3 months - Children	17	365	4.7%	13.0%	13.5%	12.4%
% of FP17s for the same patient ID Re-attending within 3 months - Adults	235	2,305	10.2%	17.5%	17.4%	16.7%
% of FP17s for the same patient ID Re-attending between 3 & 9 months - Children	118	365	32.3%	57.2%	59.0%	57.4%
% of FP17s for the same patient ID Re-attending between 3 & 9 months - Adults	1,247	2,305	54.1%	51.0%	52.6%	50.5%
% of FP17s for Band 1 Urgent Courses	104	1,738	6.0%	11.0%	9.4%	9.1%
% of FP17s Relating to Free Repair or Replacements	10	1,738	0.6%	0.9%	1.0%	0.8%
% of FP17s Relating to Continuations	26	1,738	1.5%	1.3%	1.5%	1.3%
% of Patients satisfied with the dentistry they have received	21	24	87.5%	93.4%	93.7%	93.2%
% of Patients satisfied with the time they had to wait for an appointment	23	24	95.8%	89.9%	90.0%	89.0%

* This is based on patients treated on this contract for their most recent course of treatment. Figures in italics indicate the base number of FP17s or Patient Questionnaire responses are less than 100. N/A is shown where the base number of responses is less than 10 during the period. % is calculated as Quantity/Base number*100

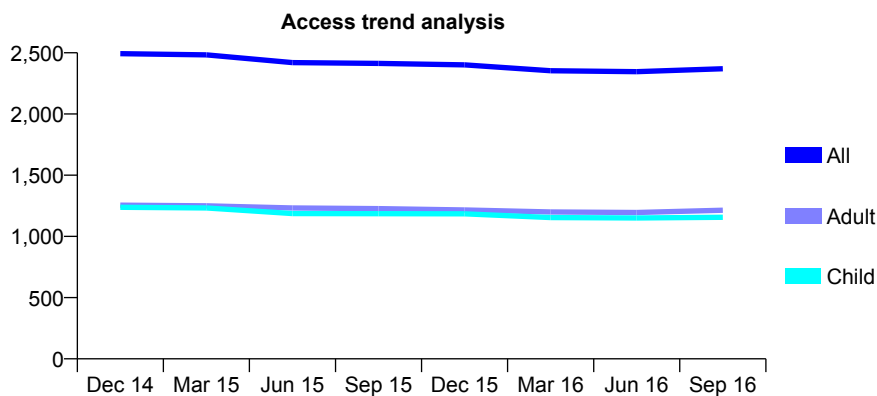
Q47 - Vital Signs At a Glance Contract Report for 208949/0001 - September 2016

Name or company name	MR RW SHIMMIN
Contract type name	GDS Contract
Purpose of contract	General
Contract start date	01/04/2006
Contract end date	

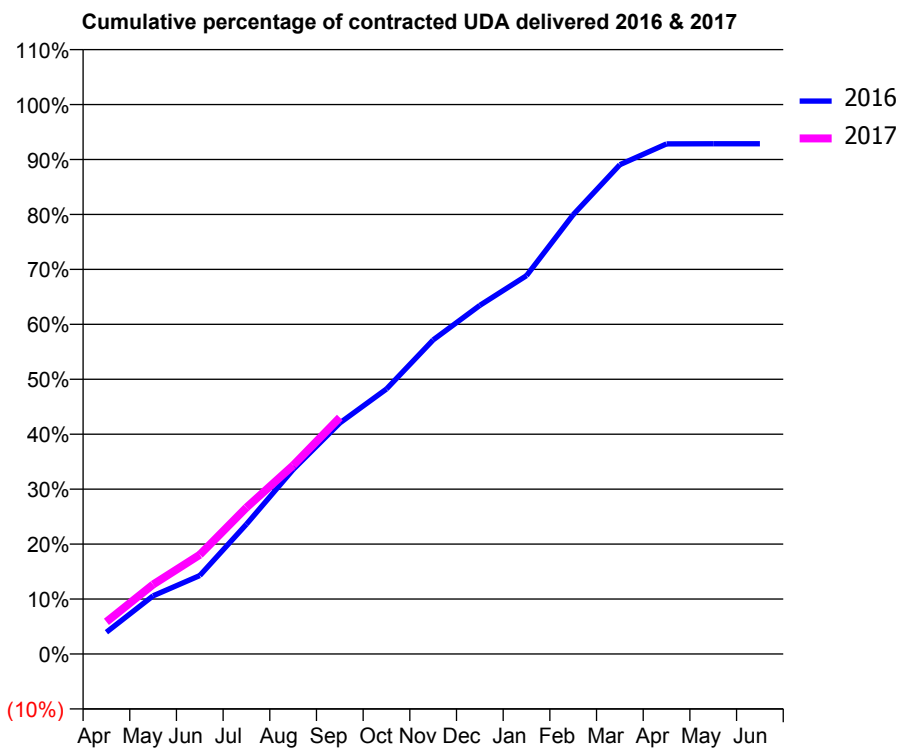
16/17 Contracted general activity (UDA)	6,500
Carry forward general activity (UDA)	0
16/17 Contracted orthodontic activity (UOA)	0
Carry forward orthodontic activity (UOA)	0
Baseline contract value	£139,728.45

ACCESS*

Patients seen in 24 months	Total	Change since previous quarter
Quarter ending September 2015	2,413	
Quarter ending December 2015	2,401	→
Quarter ending March 2016	2,354	↓
Quarter ending June 2016	2,346	→
Quarter ending September 2016	2,370	→
Variance since September 2015	(1.8%)	↓



ACTIVITY



Adjusted Scheduled Activity (UDA)		
Month	2016	2017
April	258	381
May	689	823
June	929	1,174
July	1,535	1,733
August	2,182	2,231
September	2,733	2,798
October	3,135	
November	3,716	
December	4,124	
January	4,476	
February	5,197	
March	5,788	
April	6,034	
May	6,035	
June	6,035	

QUALITY

	Quantity	Base Number	Contract	AT	Region	England
% of FP17s for the same patient ID Re-attending within 3 months - Children	85	995	8.5%	13.0%	13.5%	12.4%
% of FP17s for the same patient ID Re-attending within 3 months - Adults	122	894	13.6%	17.5%	17.4%	16.7%
% of FP17s for the same patient ID Re-attending between 3 & 9 months - Children	666	995	66.9%	57.2%	59.0%	57.4%
% of FP17s for the same patient ID Re-attending between 3 & 9 months - Adults	581	894	65.0%	51.0%	52.6%	50.5%
% of FP17s for Band 1 Urgent Courses	68	1,729	3.9%	11.0%	9.4%	9.1%
% of FP17s Relating to Free Repair or Replacements	0	1,729	0.0%	0.9%	1.0%	0.8%
% of FP17s Relating to Continuations	2	1,729	0.1%	1.3%	1.5%	1.3%
% of Patients satisfied with the dentistry they have received	1	1	N/A	93.4%	93.7%	93.2%
% of Patients satisfied with the time they had to wait for an appointment	1	1	N/A	89.9%	90.0%	89.0%

* This is based on patients treated on this contract for their most recent course of treatment. Figures in italics indicate the base number of FP17s or Patient Questionnaire responses are less than 100. N/A is shown where the base number of responses is less than 10 during the period. % is calculated as Quantity/Base number*100

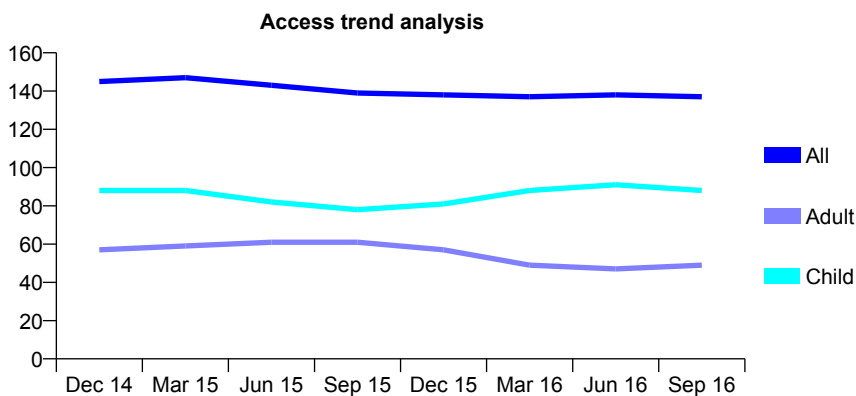
Q47 - Vital Signs At a Glance Contract Report for 215694/0001 - September 2016

Name or company name	MISS SL CARO
Contract type name	GDS Contract
Purpose of contract	General
Contract start date	01/04/2006
Contract end date	

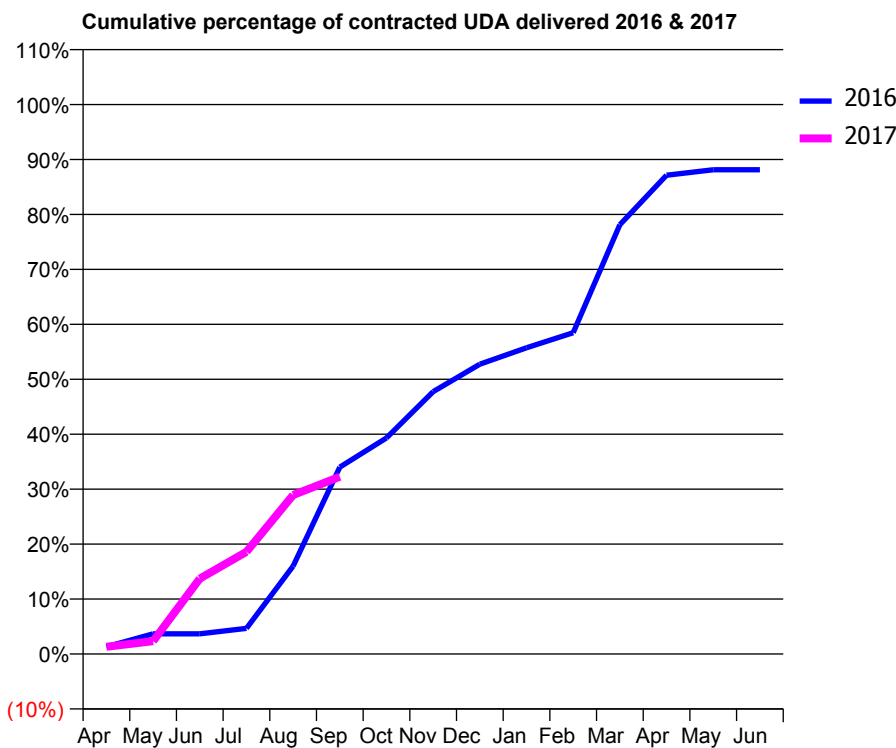
16/17 Contracted general activity (UDA)	300
Carry forward general activity (UDA)	0
16/17 Contracted orthodontic activity (UOA)	0
Carry forward orthodontic activity (UOA)	0
Baseline contract value	£6,385.60

ACCESS*

Patients seen in 24 months	Total	Change since previous quarter
Quarter ending September 2015	139	
Quarter ending December 2015	138	→
Quarter ending March 2016	137	→
Quarter ending June 2016	138	→
Quarter ending September 2016	137	→
Variance since September 2015	(1.4%)	↓



ACTIVITY



Month	Adjusted Scheduled Activity (UDA)	
	2016	2017
April	4	4
May	11	7
June	11	41
July	14	56
August	48	87
September	102	97
October	118	
November	143	
December	158	
January	167	
February	175	
March	234	
April	261	
May	264	
June	264	

QUALITY

	Quantity	Base Number	Contract	AT	Region	England
% of FP17s for the same patient ID Re-attending within 3 months - Children	1	50	2.0%	13.0%	13.5%	12.4%
% of FP17s for the same patient ID Re-attending within 3 months - Adults	2	23	8.7%	17.5%	17.4%	16.7%
% of FP17s for the same patient ID Re-attending between 3 & 9 months - Children	32	50	64.0%	57.2%	59.0%	57.4%
% of FP17s for the same patient ID Re-attending between 3 & 9 months - Adults	13	23	56.5%	51.0%	52.6%	50.5%
% of FP17s for Band 1 Urgent Courses	4	58	6.9%	11.0%	9.4%	9.1%
% of FP17s Relating to Free Repair or Replacements	0	58	0.0%	0.9%	1.0%	0.8%
% of FP17s Relating to Continuations	0	58	0.0%	1.3%	1.5%	1.3%
% of Patients satisfied with the dentistry they have received	0	0	N/A	93.4%	93.7%	93.2%
% of Patients satisfied with the time they had to wait for an appointment	0	0	N/A	89.9%	90.0%	89.0%

* This is based on patients treated on this contract for their most recent course of treatment. Figures in italics indicate the base number of FP17s or Patient Questionnaire responses are less than 100. N/A is shown where the base number of responses is less than 10 during the period. % is calculated as Quantity/Base number*100

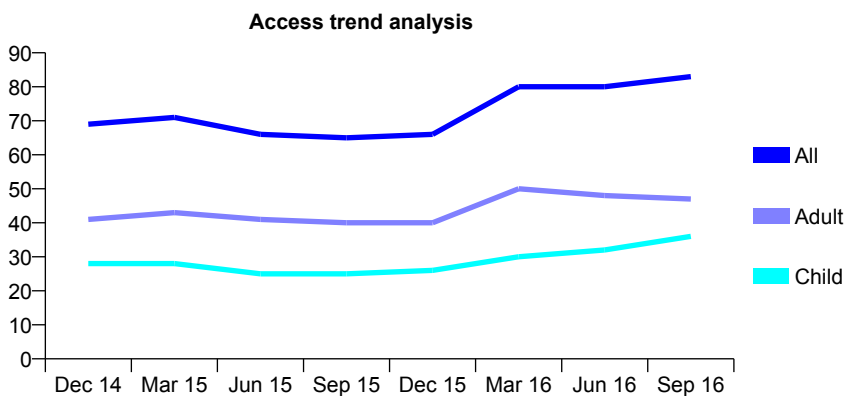
Q47 - Vital Signs At a Glance Contract Report for 215694/0002 - September 2016

Name or company name	MISS SL CARO
Contract type name	GDS Contract
Purpose of contract	General
Contract start date	01/01/2012
Contract end date	

16/17 Contracted general activity (UDA)	150
Carry forward general activity (UDA)	-3
16/17 Contracted orthodontic activity (UOA)	0
Carry forward orthodontic activity (UOA)	0
Baseline contract value	£2,960.07

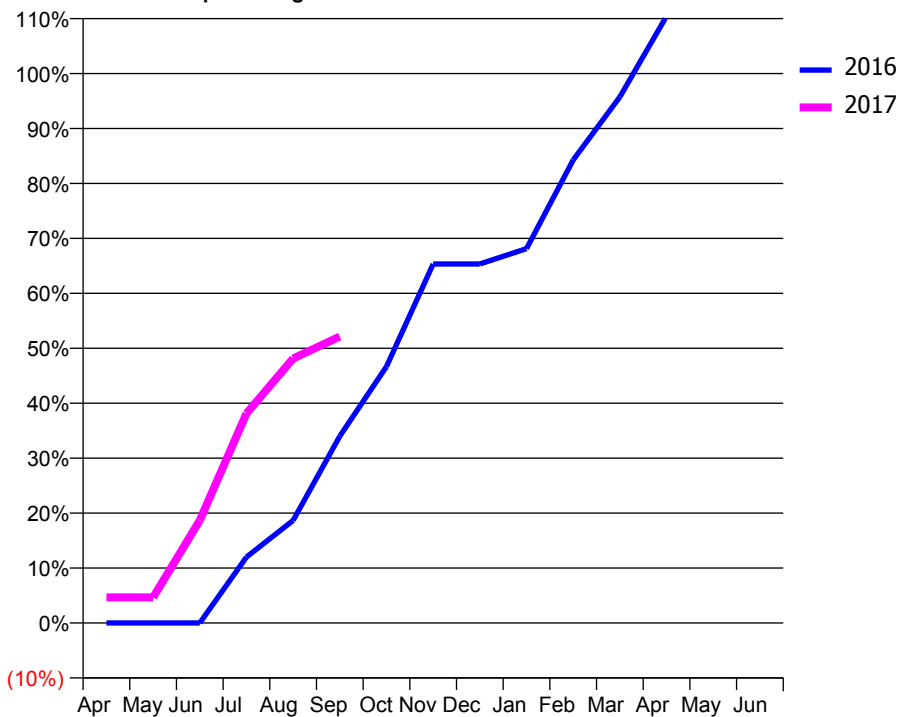
ACCESS*

Patients seen in 24 months	Total	Change since previous quarter
Quarter ending September 2015	65	
Quarter ending December 2015	66	→
Quarter ending March 2016	80	↑
Quarter ending June 2016	80	→
Quarter ending September 2016	83	↑
Variance since September 2015	27.7%	↑



ACTIVITY

Cumulative percentage of contracted UDA delivered 2016 & 2017



Month	Adjusted Scheduled Activity (UDA)	
	2016	2017
April	0	7
May	0	7
June	0	28
July	18	57
August	28	72
September	51	78
October	70	
November	98	
December	98	
January	102	
February	126	
March	144	
April	166	
May	166	
June	169	

QUALITY

	Quantity	Base Number	Contract	AT	Region	England
% of FP17s for the same patient ID Re-attending within 3 months - Children	0	23	0.0%	13.0%	13.5%	12.4%
% of FP17s for the same patient ID Re-attending within 3 months - Adults	1	34	2.9%	17.5%	17.4%	16.7%
% of FP17s for the same patient ID Re-attending between 3 & 9 months - Children	12	23	52.2%	57.2%	59.0%	57.4%
% of FP17s for the same patient ID Re-attending between 3 & 9 months - Adults	20	34	58.8%	51.0%	52.6%	50.5%
% of FP17s for Band 1 Urgent Courses	1	48	2.1%	11.0%	9.4%	9.1%
% of FP17s Relating to Free Repair or Replacements	0	48	0.0%	0.9%	1.0%	0.8%
% of FP17s Relating to Continuations	0	48	0.0%	1.3%	1.5%	1.3%
% of Patients satisfied with the dentistry they have received	0	0	N/A	93.4%	93.7%	93.2%
% of Patients satisfied with the time they had to wait for an appointment	0	0	N/A	89.9%	90.0%	89.0%

* This is based on patients treated on this contract for their most recent course of treatment. Figures in italics indicate the base number of FP17s or Patient Questionnaire responses are less than 100. N/A is shown where the base number of responses is less than 10 during the period. % is calculated as Quantity/Base number*100

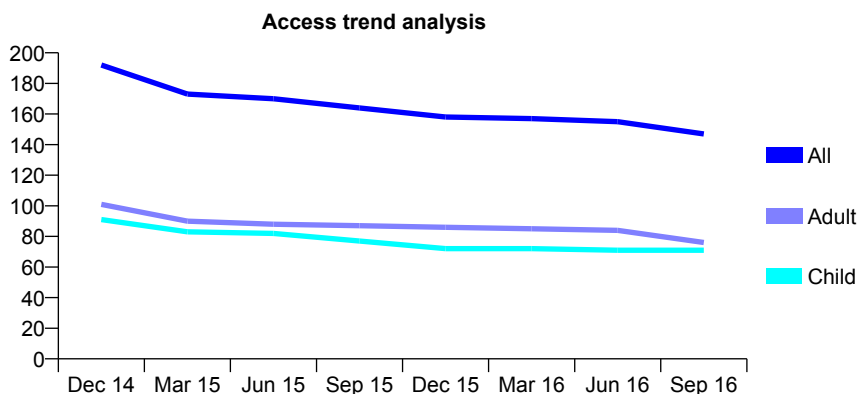
Q47 - Vital Signs At a Glance Contract Report for 221236/0002 - September 2016

Name or company name	MR PG WINSTANLEY
Contract type name	GDS Contract
Purpose of contract	General
Contract start date	01/05/2012
Contract end date	

16/17 Contracted general activity (UDA)	342
Carry forward general activity (UDA)	0
16/17 Contracted orthodontic activity (UOA)	0
Carry forward orthodontic activity (UOA)	0
Baseline contract value	£12,617.48

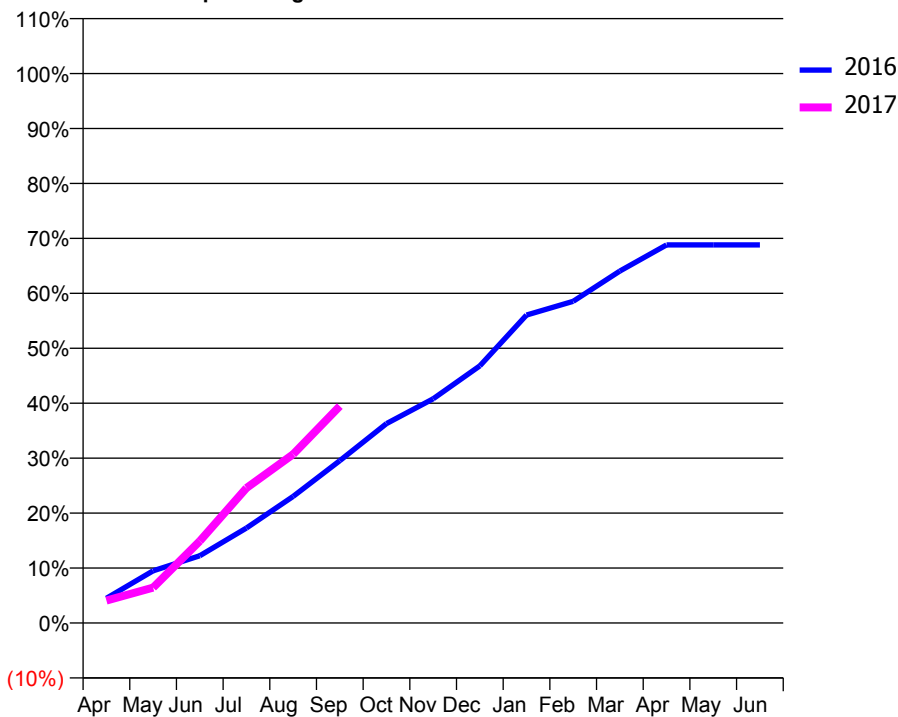
ACCESS*

Patients seen in 24 months	Total	Change since previous quarter
Quarter ending September 2015	164	
Quarter ending December 2015	158	↓
Quarter ending March 2016	157	→
Quarter ending June 2016	155	↓
Quarter ending September 2016	147	↓
Variance since September 2015	(10.4%)	↓



ACTIVITY

Cumulative percentage of contracted UDA delivered 2016 & 2017



Adjusted Scheduled Activity (UDA)

Month	2016	2017
April	18	14
May	38	22
June	49	51
July	69	84
August	92	105
September	118	135
October	145	
November	163	
December	187	
January	224	
February	234	
March	256	
April	275	
May	275	
June	275	

QUALITY

	Quantity	Base Number	Contract	AT	Region	England
% of FP17s for the same patient ID Re-attending within 3 months - Children	0	59	0.0%	13.0%	13.5%	12.4%
% of FP17s for the same patient ID Re-attending within 3 months - Adults	3	49	6.1%	17.5%	17.4%	16.7%
% of FP17s for the same patient ID Re-attending between 3 & 9 months - Children	45	59	76.3%	57.2%	59.0%	57.4%
% of FP17s for the same patient ID Re-attending between 3 & 9 months - Adults	35	49	71.4%	51.0%	52.6%	50.5%
% of FP17s for Band 1 Urgent Courses	0	93	0.0%	11.0%	9.4%	9.1%
% of FP17s Relating to Free Repair or Replacements	0	93	0.0%	0.9%	1.0%	0.8%
% of FP17s Relating to Continuations	0	93	0.0%	1.3%	1.5%	1.3%
% of Patients satisfied with the dentistry they have received	1	1	N/A	93.4%	93.7%	93.2%
% of Patients satisfied with the time they had to wait for an appointment	1	1	N/A	89.9%	90.0%	89.0%

* This is based on patients treated on this contract for their most recent course of treatment. Figures in italics indicate the base number of FP17s or Patient Questionnaire responses are less than 100. N/A is shown where the base number of responses is less than 10 during the period. % is calculated as Quantity/Base number*100

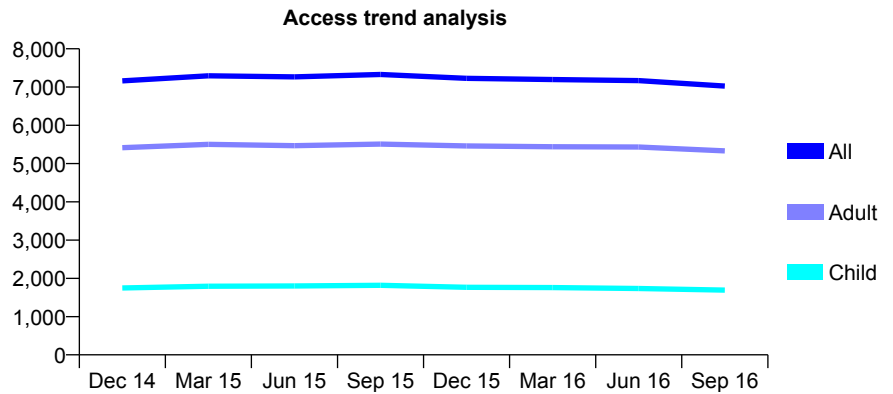
Q47 - Vital Signs At a Glance Contract Report for 222003/0001 - September 2016

Name or company name	MISS LA SOUTHWORTH
Contract type name	GDS Contract
Purpose of contract	General
Contract start date	01/04/2006
Contract end date	

16/17 Contracted general activity (UDA)	24,250
Carry forward general activity (UDA)	0
16/17 Contracted orthodontic activity (UOA)	0
Carry forward orthodontic activity (UOA)	0
Baseline contract value	£587,752.24

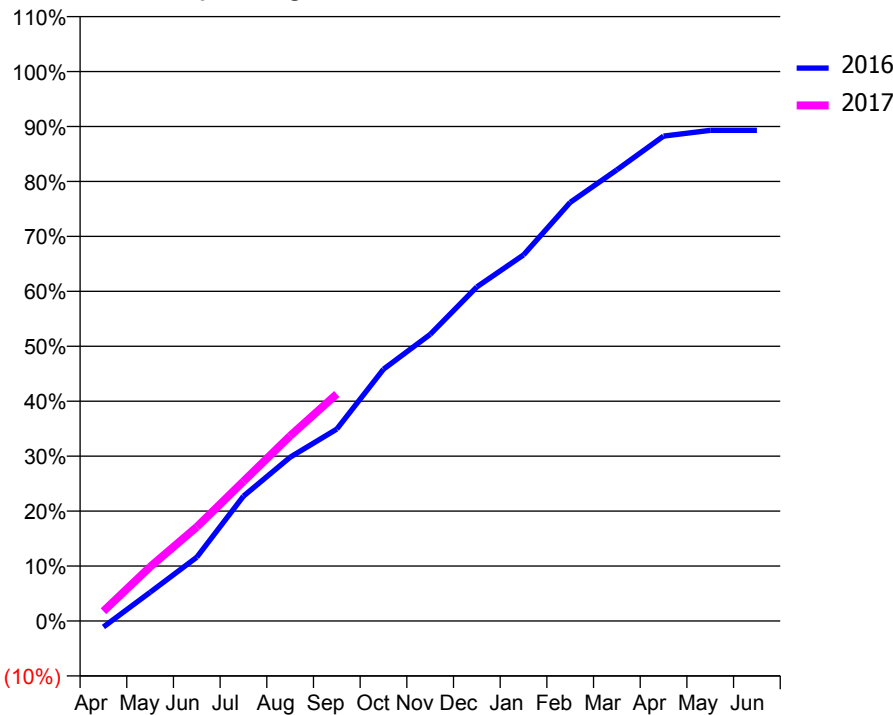
ACCESS*

Patients seen in 24 months	Total	Change since previous quarter
Quarter ending September 2015	7,330	
Quarter ending December 2015	7,228	↓
Quarter ending March 2016	7,196	→
Quarter ending June 2016	7,167	→
Quarter ending September 2016	7,025	↓
Variance since September 2015	(4.2%)	↓



ACTIVITY

Cumulative percentage of contracted UDA delivered 2016 & 2017



Month	Adjusted Scheduled Activity (UDA)	
	2016	2017
April	-266	433
May	1,268	2,393
June	2,816	4,152
July	5,510	6,164
August	7,228	8,169
September	8,472	10,018
October	11,116	
November	12,650	
December	14,746	
January	16,155	
February	18,478	
March	19,913	
April	21,397	
May	21,651	
June	21,651	

QUALITY

	Quantity	Base Number	Contract	AT	Region	England
% of FP17s for the same patient ID Re-attending within 3 months - Children	214	1,676	12.8%	13.0%	13.5%	12.4%
% of FP17s for the same patient ID Re-attending within 3 months - Adults	889	4,408	20.2%	17.5%	17.4%	16.7%
% of FP17s for the same patient ID Re-attending between 3 & 9 months - Children	1,009	1,676	60.2%	57.2%	59.0%	57.4%
% of FP17s for the same patient ID Re-attending between 3 & 9 months - Adults	2,512	4,408	57.0%	51.0%	52.6%	50.5%
% of FP17s for Band 1 Urgent Courses	633	5,216	12.1%	11.0%	9.4%	9.1%
% of FP17s Relating to Free Repair or Replacements	70	5,216	1.3%	0.9%	1.0%	0.8%
% of FP17s Relating to Continuations	27	5,216	0.5%	1.3%	1.5%	1.3%
% of Patients satisfied with the dentistry they have received	4	4	N/A	93.4%	93.7%	93.2%
% of Patients satisfied with the time they had to wait for an appointment	4	4	N/A	89.9%	90.0%	89.0%

* This is based on patients treated on this contract for their most recent course of treatment. Figures in italics indicate the base number of FP17s or Patient Questionnaire responses are less than 100. N/A is shown where the base number of responses is less than 10 during the period. % is calculated as Quantity/Base number*100

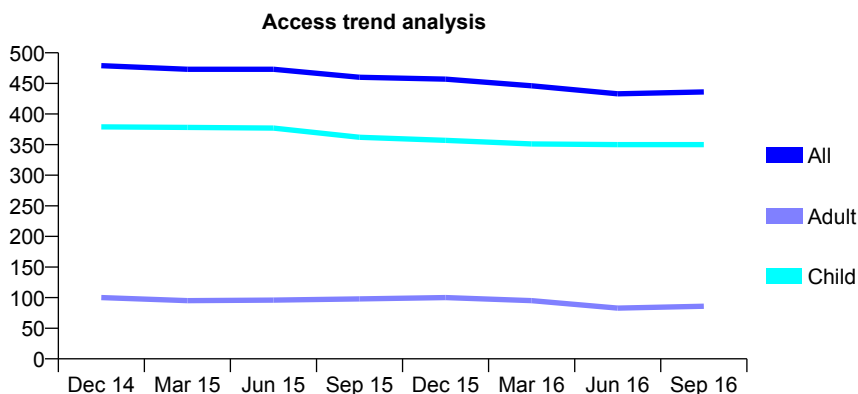
Q47 - Vital Signs At a Glance Contract Report for 229555/0001 - September 2016

Name or company name	MR D ALLEN
Contract type name	GDS Contract
Purpose of contract	General
Contract start date	01/04/2006
Contract end date	

16/17 Contracted general activity (UDA)	1,600
Carry forward general activity (UDA)	0
16/17 Contracted orthodontic activity (UOA)	0
Carry forward orthodontic activity (UOA)	0
Baseline contract value	£35,182.78

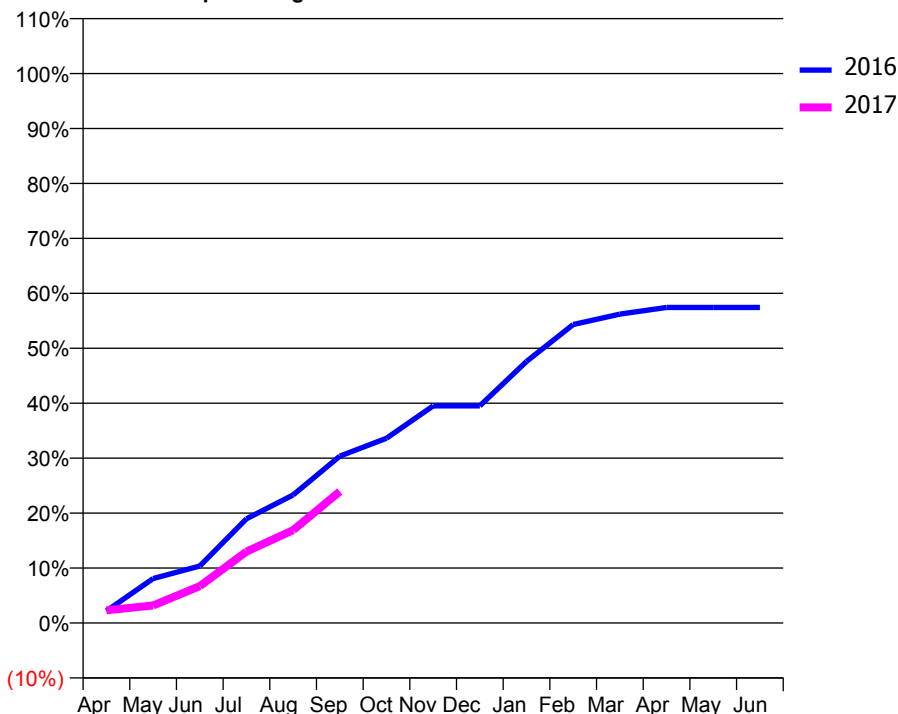
ACCESS*

Patients seen in 24 months	Total	Change since previous quarter
Quarter ending September 2015	460	
Quarter ending December 2015	457	→
Quarter ending March 2016	446	↓
Quarter ending June 2016	433	↓
Quarter ending September 2016	436	→
Variance since September 2015	(5.2%)	↓



ACTIVITY

Cumulative percentage of contracted UDA delivered 2016 & 2017



Month	Adjusted Scheduled Activity (UDA)	
	2016	2017
April	35	37
May	129	51
June	166	107
July	304	208
August	373	270
September	486	383
October	538	
November	632	
December	632	
January	762	
February	869	
March	899	
April	919	
May	919	
June	919	

QUALITY

	Quantity	Base Number	Contract	AT	Region	England
% of FP17s for the same patient ID Re-attending within 3 months - Children	16	294	5.4%	13.0%	13.5%	12.4%
% of FP17s for the same patient ID Re-attending within 3 months - Adults	4	29	13.8%	17.5%	17.4%	16.7%
% of FP17s for the same patient ID Re-attending between 3 & 9 months - Children	196	294	66.7%	57.2%	59.0%	57.4%
% of FP17s for the same patient ID Re-attending between 3 & 9 months - Adults	19	29	65.5%	51.0%	52.6%	50.5%
% of FP17s for Band 1 Urgent Courses	10	302	3.3%	11.0%	9.4%	9.1%
% of FP17s Relating to Free Repair or Replacements	0	302	0.0%	0.9%	1.0%	0.8%
% of FP17s Relating to Continuations	0	302	0.0%	1.3%	1.5%	1.3%
% of Patients satisfied with the dentistry they have received	1	1	N/A	93.4%	93.7%	93.2%
% of Patients satisfied with the time they had to wait for an appointment	1	1	N/A	89.9%	90.0%	89.0%

* This is based on patients treated on this contract for their most recent course of treatment. Figures in italics indicate the base number of FP17s or Patient Questionnaire responses are less than 100. N/A is shown where the base number of responses is less than 10 during the period. % is calculated as Quantity/Base number*100

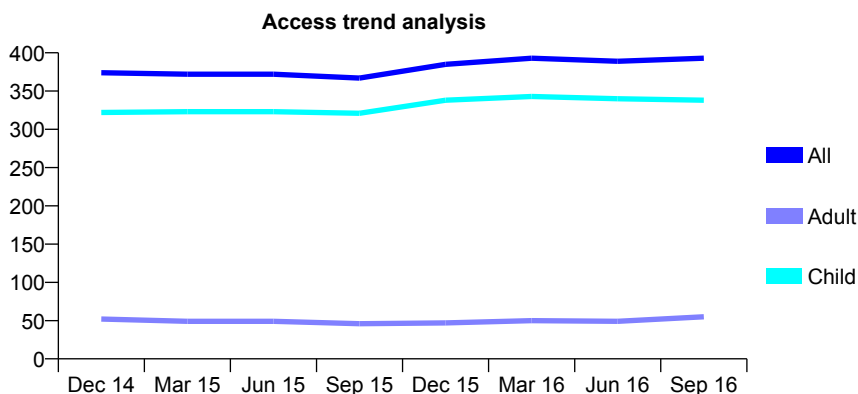
Q47 - Vital Signs At a Glance Contract Report for 230766/0001 - September 2016

Name or company name	MR CJ BROADBENT
Contract type name	GDS Contract
Purpose of contract	General
Contract start date	01/04/2006
Contract end date	

16/17 Contracted general activity (UDA)	800
Carry forward general activity (UDA)	0
16/17 Contracted orthodontic activity (UOA)	0
Carry forward orthodontic activity (UOA)	0
Baseline contract value	£15,661.15

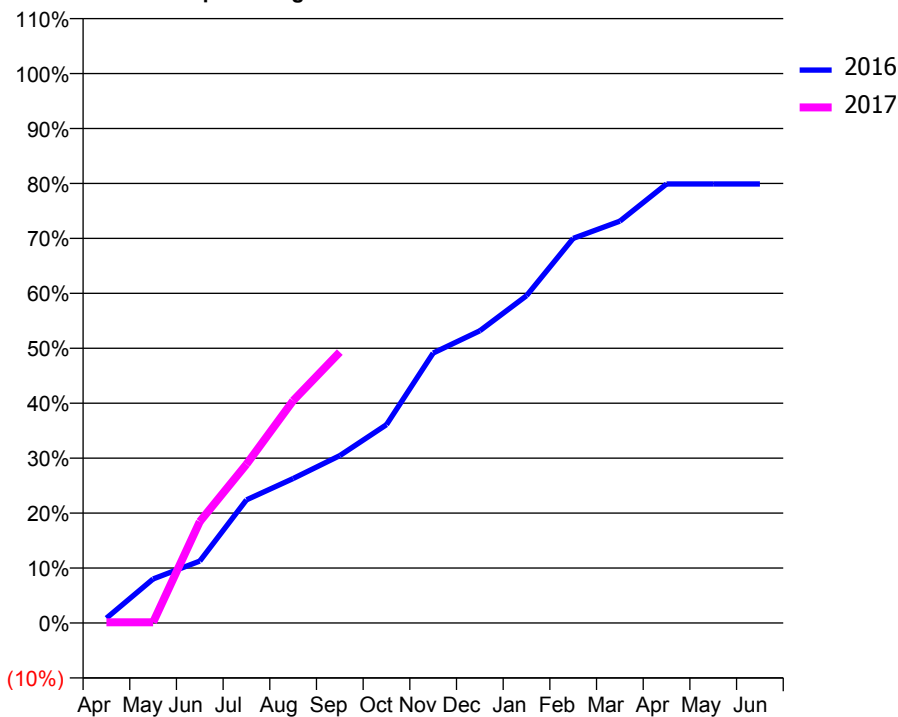
ACCESS*

Patients seen in 24 months	Total	Change since previous quarter
Quarter ending September 2015	367	
Quarter ending December 2015	385	↑
Quarter ending March 2016	393	↑
Quarter ending June 2016	389	↓
Quarter ending September 2016	393	→
Variance since September 2015	7.1%	↑



ACTIVITY

Cumulative percentage of contracted UDA delivered 2016 & 2017



Month	Adjusted Scheduled Activity (UDA)	
	2016	2017
April	7	1
May	64	1
June	90	148
July	179	231
August	210	324
September	244	394
October	289	
November	393	
December	425	
January	477	
February	560	
March	585	
April	639	
May	639	
June	639	

QUALITY

	Quantity	Base Number	Contract	AT	Region	England
% of FP17s for the same patient ID Re-attending within 3 months - Children	25	313	8.0%	13.0%	13.5%	12.4%
% of FP17s for the same patient ID Re-attending within 3 months - Adults	0	1	0.0%	17.5%	17.4%	16.7%
% of FP17s for the same patient ID Re-attending between 3 & 9 months - Children	185	313	59.1%	57.2%	59.0%	57.4%
% of FP17s for the same patient ID Re-attending between 3 & 9 months - Adults	1	1	100.0%	51.0%	52.6%	50.5%
% of FP17s for Band 1 Urgent Courses	12	275	4.4%	11.0%	9.4%	9.1%
% of FP17s Relating to Free Repair or Replacements	0	275	0.0%	0.9%	1.0%	0.8%
% of FP17s Relating to Continuations	0	275	0.0%	1.3%	1.5%	1.3%
% of Patients satisfied with the dentistry they have received	0	0	N/A	93.4%	93.7%	93.2%
% of Patients satisfied with the time they had to wait for an appointment	0	0	N/A	89.9%	90.0%	89.0%

* This is based on patients treated on this contract for their most recent course of treatment. Figures in italics indicate the base number of FP17s or Patient Questionnaire responses are less than 100. N/A is shown where the base number of responses is less than 10 during the period. % is calculated as Quantity/Base number*100

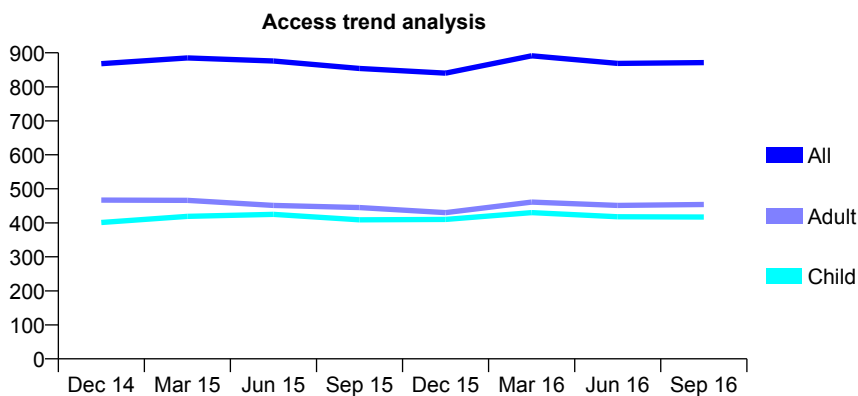
Q47 - Vital Signs At a Glance Contract Report for 235474/0001 - September 2016

Name or company name	MR MS COLLINSON
Contract type name	GDS Contract
Purpose of contract	General
Contract start date	01/04/2006
Contract end date	

16/17 Contracted general activity (UDA)	1,770
Carry forward general activity (UDA)	-35
16/17 Contracted orthodontic activity (UOA)	0
Carry forward orthodontic activity (UOA)	0
Baseline contract value	£39,377.20

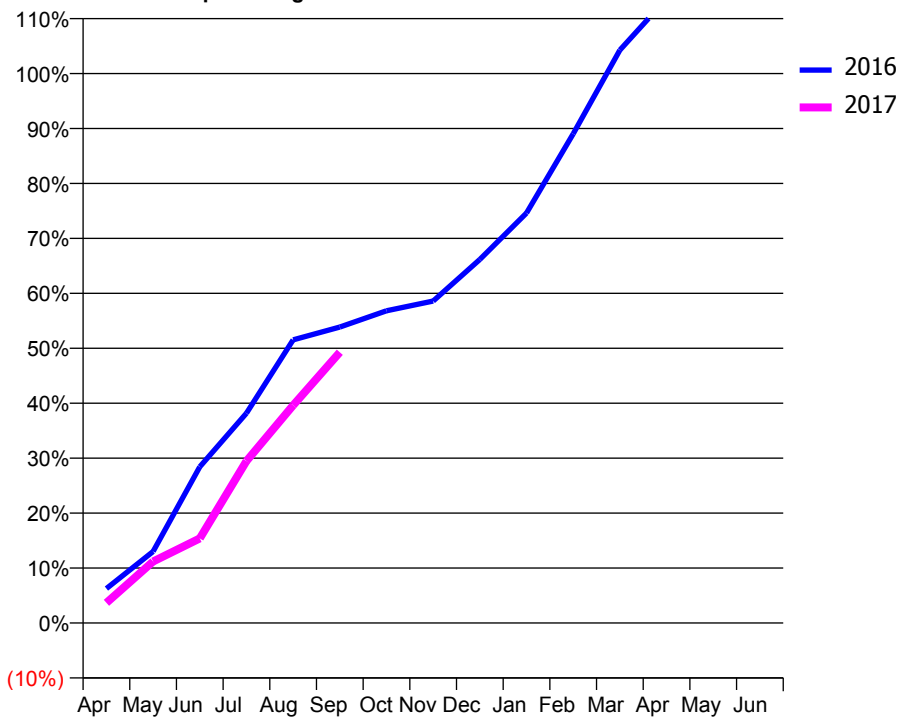
ACCESS*

Patients seen in 24 months	Total	Change since previous quarter
Quarter ending September 2015	854	
Quarter ending December 2015	840	↓
Quarter ending March 2016	891	↑
Quarter ending June 2016	869	↓
Quarter ending September 2016	871	→
Variance since September 2015	2.0%	→



ACTIVITY

Cumulative percentage of contracted UDA delivered 2016 & 2017



Adjusted Scheduled Activity (UDA)

Month	2016	2017
April	111	65
May	230	198
June	503	272
July	676	522
August	912	701
September	953	872
October	1,006	
November	1,037	
December	1,171	
January	1,320	
February	1,576	
March	1,846	
April	2,011	
May	2,011	
June	2,014	

QUALITY

	Quantity	Base Number	Contract	AT	Region	England
% of FP17s for the same patient ID Re-attending within 3 months - Children	16	248	6.5%	13.0%	13.5%	12.4%
% of FP17s for the same patient ID Re-attending within 3 months - Adults	21	226	9.3%	17.5%	17.4%	16.7%
% of FP17s for the same patient ID Re-attending between 3 & 9 months - Children	151	248	60.9%	57.2%	59.0%	57.4%
% of FP17s for the same patient ID Re-attending between 3 & 9 months - Adults	129	226	57.1%	51.0%	52.6%	50.5%
% of FP17s for Band 1 Urgent Courses	5	396	1.3%	11.0%	9.4%	9.1%
% of FP17s Relating to Free Repair or Replacements	0	396	0.0%	0.9%	1.0%	0.8%
% of FP17s Relating to Continuations	12	396	3.0%	1.3%	1.5%	1.3%
% of Patients satisfied with the dentistry they have received	0	1	N/A	93.4%	93.7%	93.2%
% of Patients satisfied with the time they had to wait for an appointment	0	1	N/A	89.9%	90.0%	89.0%

* This is based on patients treated on this contract for their most recent course of treatment. Figures in italics indicate the base number of FP17s or Patient Questionnaire responses are less than 100. N/A is shown where the base number of responses is less than 10 during the period. % is calculated as Quantity/Base number*100

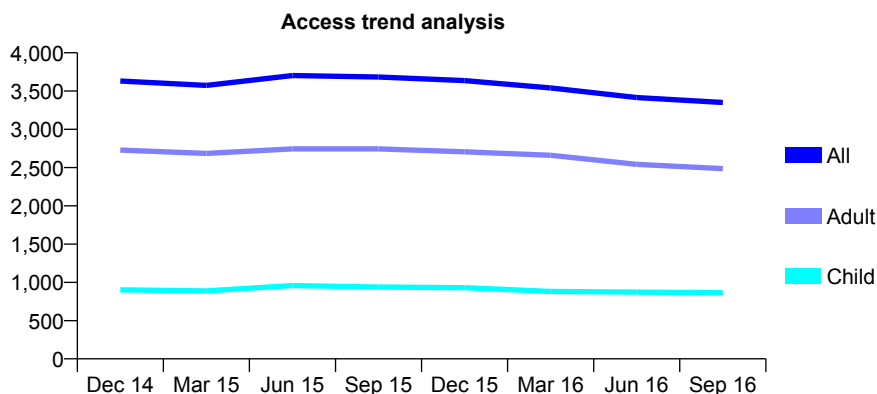
Q47 - Vital Signs At a Glance Contract Report for 235903/0001 - September 2016

Name or company name	MR J IKRAM
Contract type name	GDS Contract
Purpose of contract	General
Contract start date	02/11/2012
Contract end date	

16/17 Contracted general activity (UDA)	11,181
Carry forward general activity (UDA)	-20
16/17 Contracted orthodontic activity (UOA)	0
Carry forward orthodontic activity (UOA)	0
Baseline contract value	£252,278.22

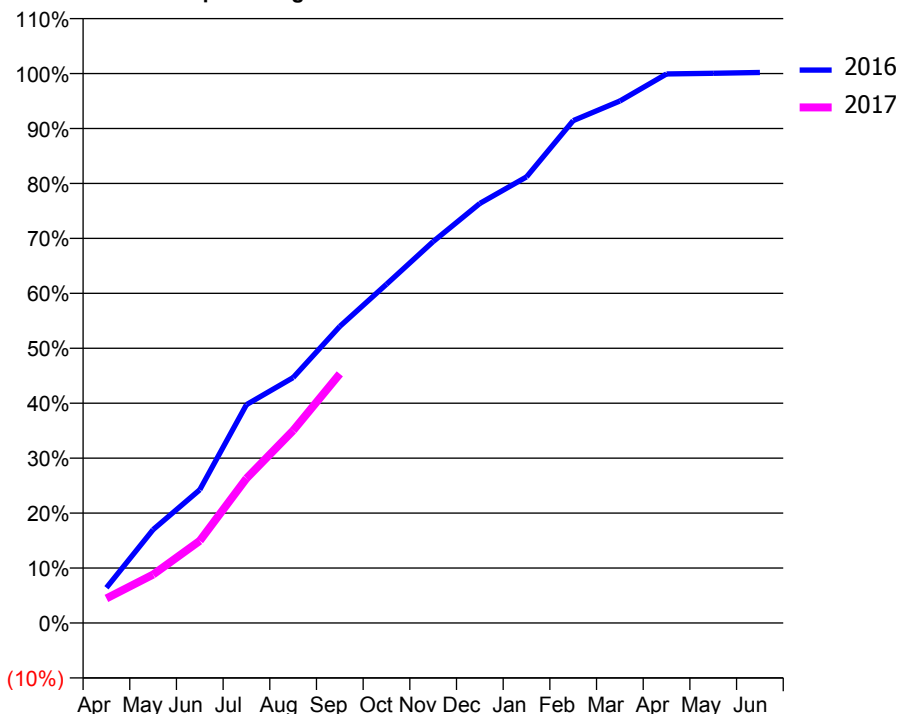
ACCESS*

Patients seen in 24 months	Total	Change since previous quarter
Quarter ending September 2015	3,683	
Quarter ending December 2015	3,636	↓
Quarter ending March 2016	3,541	↓
Quarter ending June 2016	3,415	↓
Quarter ending September 2016	3,351	↓
Variance since September 2015	(9.0%)	↓



ACTIVITY

Cumulative percentage of contracted UDA delivered 2016 & 2017



Adjusted Scheduled Activity (UDA)

Month	2016	2017
April	718	499
May	1,901	986
June	2,712	1,672
July	4,444	2,941
August	4,993	3,917
September	6,037	5,070
October	6,894	
November	7,760	
December	8,538	
January	9,078	
February	10,223	
March	10,621	
April	11,172	
May	11,187	
June	11,201	

QUALITY

	Quantity	Base Number	Contract	AT	Region	England
% of FP17s for the same patient ID Re-attending within 3 months - Children	83	635	13.1%	13.0%	13.5%	12.4%
% of FP17s for the same patient ID Re-attending within 3 months - Adults	376	1,868	20.1%	17.5%	17.4%	16.7%
% of FP17s for the same patient ID Re-attending between 3 & 9 months - Children	287	635	45.2%	57.2%	59.0%	57.4%
% of FP17s for the same patient ID Re-attending between 3 & 9 months - Adults	945	1,868	50.6%	51.0%	52.6%	50.5%
% of FP17s for Band 1 Urgent Courses	299	2,197	13.6%	11.0%	9.4%	9.1%
% of FP17s Relating to Free Repair or Replacements	7	2,197	0.3%	0.9%	1.0%	0.8%
% of FP17s Relating to Continuations	16	2,197	0.7%	1.3%	1.5%	1.3%
% of Patients satisfied with the dentistry they have received	4	4	N/A	93.4%	93.7%	93.2%
% of Patients satisfied with the time they had to wait for an appointment	4	4	N/A	89.9%	90.0%	89.0%

* This is based on patients treated on this contract for their most recent course of treatment. Figures in italics indicate the base number of FP17s or Patient Questionnaire responses are less than 100. N/A is shown where the base number of responses is less than 10 during the period. % is calculated as Quantity/Base number*100

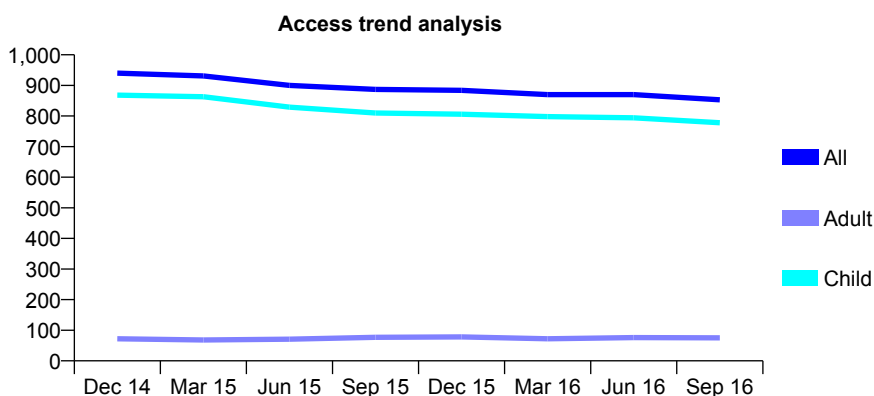
Q47 - Vital Signs At a Glance Contract Report for 245305/0001 - September 2016

Name or company name	MR DJ PATTISON
Contract type name	GDS Contract
Purpose of contract	General
Contract start date	01/04/2006
Contract end date	

16/17 Contracted general activity (UDA)	1,800
Carry forward general activity (UDA)	0
16/17 Contracted orthodontic activity (UOA)	0
Carry forward orthodontic activity (UOA)	0
Baseline contract value	£43,232.83

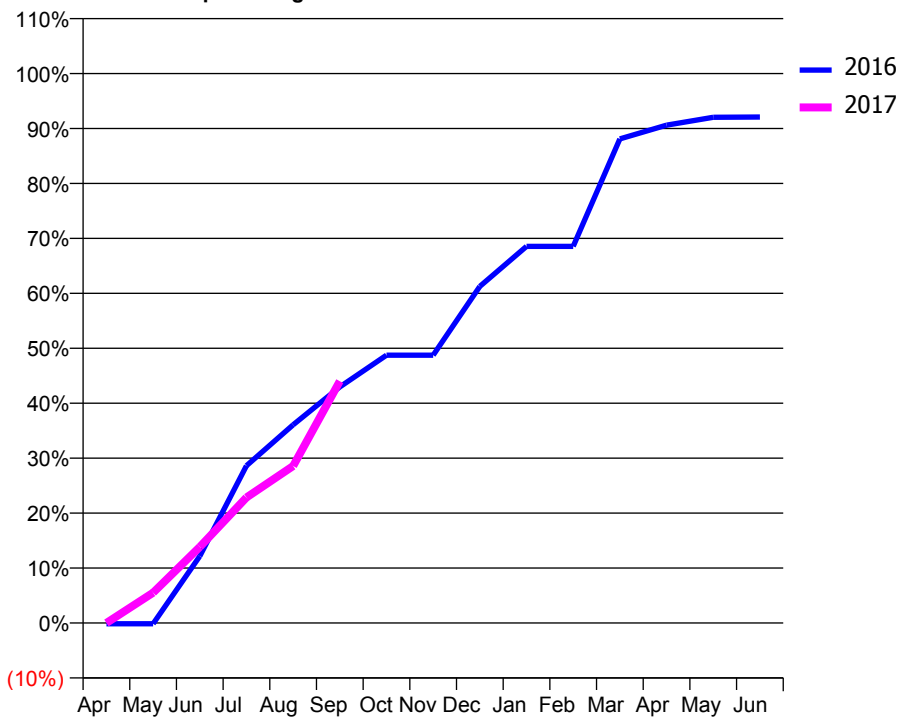
ACCESS*

Patients seen in 24 months	Total	Change since previous quarter
Quarter ending September 2015	887	
Quarter ending December 2015	884	→
Quarter ending March 2016	870	↓
Quarter ending June 2016	870	→
Quarter ending September 2016	853	↓
Variance since September 2015	(3.8%)	↓



ACTIVITY

Cumulative percentage of contracted UDA delivered 2016 & 2017



Month	Adjusted Scheduled Activity (UDA)	
	2016	2017
April	-3	0
May	-3	99
June	219	249
July	515	411
August	649	514
September	773	792
October	877	
November	877	
December	1,103	
January	1,234	
February	1,234	
March	1,586	
April	1,631	
May	1,656	
June	1,657	

QUALITY

	Quantity	Base Number	Contract	AT	Region	England
% of FP17s for the same patient ID Re-attending within 3 months - Children	42	675	6.2%	13.0%	13.5%	12.4%
% of FP17s for the same patient ID Re-attending within 3 months - Adults	0	2	0.0%	17.5%	17.4%	16.7%
% of FP17s for the same patient ID Re-attending between 3 & 9 months - Children	503	675	74.5%	57.2%	59.0%	57.4%
% of FP17s for the same patient ID Re-attending between 3 & 9 months - Adults	2	2	100.0%	51.0%	52.6%	50.5%
% of FP17s for Band 1 Urgent Courses	1	620	0.2%	11.0%	9.4%	9.1%
% of FP17s Relating to Free Repair or Replacements	0	620	0.0%	0.9%	1.0%	0.8%
% of FP17s Relating to Continuations	0	620	0.0%	1.3%	1.5%	1.3%
% of Patients satisfied with the dentistry they have received	0	0	N/A	93.4%	93.7%	93.2%
% of Patients satisfied with the time they had to wait for an appointment	0	0	N/A	89.9%	90.0%	89.0%

* This is based on patients treated on this contract for their most recent course of treatment. Figures in italics indicate the base number of FP17s or Patient Questionnaire responses are less than 100. N/A is shown where the base number of responses is less than 10 during the period. % is calculated as Quantity/Base number*100

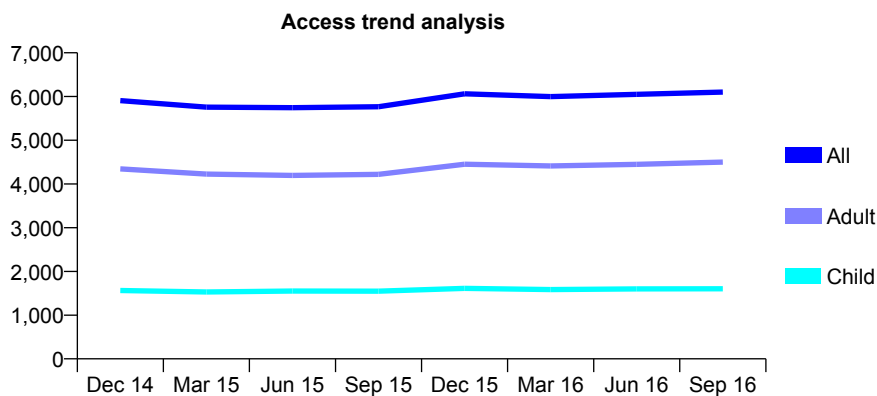
Q47 - Vital Signs At a Glance Contract Report for 258733/0001 - September 2016

Name or company name	MR A GHAFLOOR
Contract type name	GDS Contract
Purpose of contract	General
Contract start date	01/04/2006
Contract end date	

16/17 Contracted general activity (UDA)	19,515
Carry forward general activity (UDA)	0
16/17 Contracted orthodontic activity (UOA)	0
Carry forward orthodontic activity (UOA)	0
Baseline contract value	£598,491.37

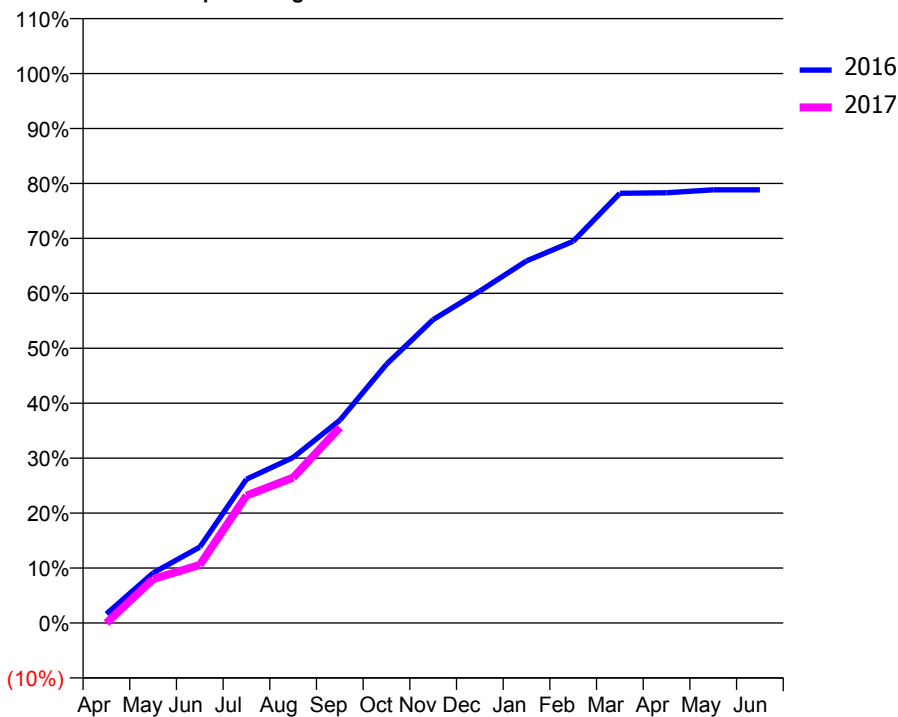
ACCESS*

Patients seen in 24 months	Total	Change since previous quarter
Quarter ending September 2015	5,767	
Quarter ending December 2015	6,063	↑
Quarter ending March 2016	5,998	↓
Quarter ending June 2016	6,051	→
Quarter ending September 2016	6,101	→
Variance since September 2015	5.8%	↑



ACTIVITY

Cumulative percentage of contracted UDA delivered 2016 & 2017



Month	Adjusted Scheduled Activity (UDA)	
	2016	2017
April	323	0
May	1,777	1,562
June	2,696	2,063
July	5,110	4,523
August	5,881	5,166
September	7,200	6,945
October	9,191	
November	10,778	
December	11,791	
January	12,861	
February	13,557	
March	15,262	
April	15,282	
May	15,383	
June	15,383	

QUALITY

	Quantity	Base Number	Contract	AT	Region	England
% of FP17s for the same patient ID Re-attending within 3 months - Children	283	1,503	18.8%	13.0%	13.5%	12.4%
% of FP17s for the same patient ID Re-attending within 3 months - Adults	573	3,387	16.9%	17.5%	17.4%	16.7%
% of FP17s for the same patient ID Re-attending between 3 & 9 months - Children	924	1,503	61.5%	57.2%	59.0%	57.4%
% of FP17s for the same patient ID Re-attending between 3 & 9 months - Adults	2,037	3,387	60.1%	51.0%	52.6%	50.5%
% of FP17s for Band 1 Urgent Courses	179	4,375	4.1%	11.0%	9.4%	9.1%
% of FP17s Relating to Free Repair or Replacements	19	4,375	0.4%	0.9%	1.0%	0.8%
% of FP17s Relating to Continuations	18	4,375	0.4%	1.3%	1.5%	1.3%
% of Patients satisfied with the dentistry they have received	4	4	N/A	93.4%	93.7%	93.2%
% of Patients satisfied with the time they had to wait for an appointment	4	4	N/A	89.9%	90.0%	89.0%

* This is based on patients treated on this contract for their most recent course of treatment. Figures in italics indicate the base number of FP17s or Patient Questionnaire responses are less than 100. N/A is shown where the base number of responses is less than 10 during the period. % is calculated as Quantity/Base number*100

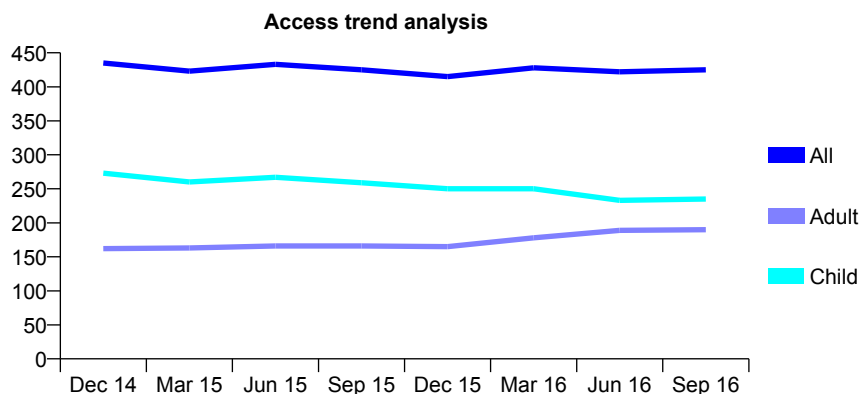
Q47 - Vital Signs At a Glance Contract Report for 293172/0002 - September 2016

Name or company name	MR DE BOWLES
Contract type name	GDS Contract
Purpose of contract	General
Contract start date	01/04/2006
Contract end date	

16/17 Contracted general activity (UDA)	1,830
Carry forward general activity (UDA)	0
16/17 Contracted orthodontic activity (UOA)	0
Carry forward orthodontic activity (UOA)	0
Baseline contract value	£35,891.23

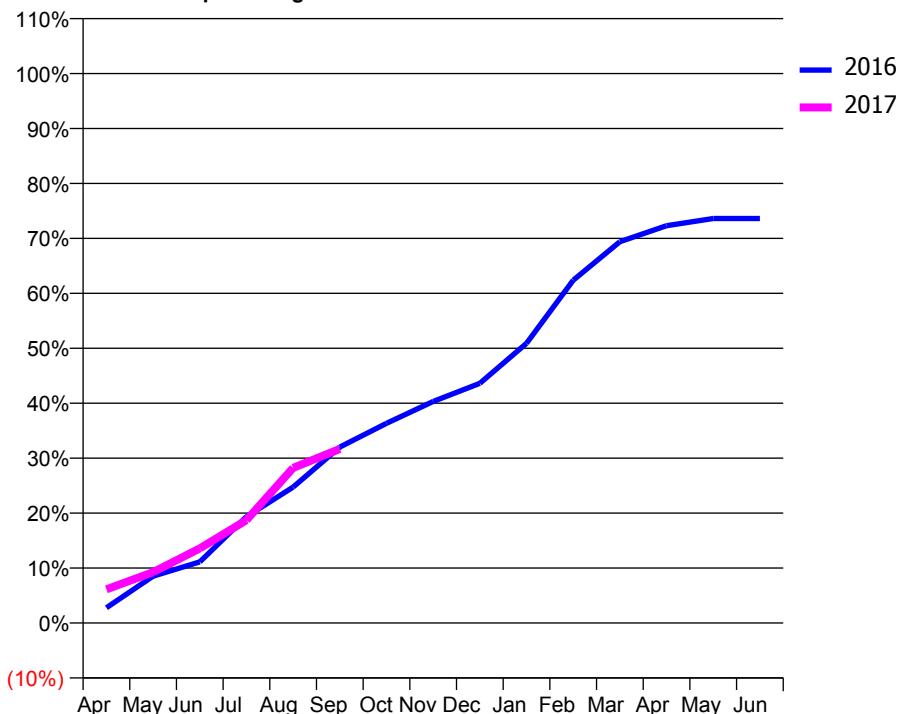
ACCESS*

Patients seen in 24 months	Total	Change since previous quarter
Quarter ending September 2015	425	
Quarter ending December 2015	415	↓
Quarter ending March 2016	428	↑
Quarter ending June 2016	422	↓
Quarter ending September 2016	425	→
Variance since September 2015	0.0%	→



ACTIVITY

Cumulative percentage of contracted UDA delivered 2016 & 2017



Adjusted Scheduled Activity (UDA)

Month	2016	2017
April	51	112
May	156	169
June	204	248
July	354	342
August	453	517
September	586	580
October	665	
November	738	
December	798	
January	931	
February	1,141	
March	1,270	
April	1,323	
May	1,347	
June	1,347	

QUALITY

	Quantity	Base Number	Contract	AT	Region	England
% of FP17s for the same patient ID Re-attending within 3 months - Children	17	190	8.9%	13.0%	13.5%	12.4%
% of FP17s for the same patient ID Re-attending within 3 months - Adults	21	130	16.2%	17.5%	17.4%	16.7%
% of FP17s for the same patient ID Re-attending between 3 & 9 months - Children	130	190	68.4%	57.2%	59.0%	57.4%
% of FP17s for the same patient ID Re-attending between 3 & 9 months - Adults	78	130	60.0%	51.0%	52.6%	50.5%
% of FP17s for Band 1 Urgent Courses	4	288	1.4%	11.0%	9.4%	9.1%
% of FP17s Relating to Free Repair or Replacements	0	288	0.0%	0.9%	1.0%	0.8%
% of FP17s Relating to Continuations	14	288	4.9%	1.3%	1.5%	1.3%
% of Patients satisfied with the dentistry they have received	2	2	N/A	93.4%	93.7%	93.2%
% of Patients satisfied with the time they had to wait for an appointment	2	2	N/A	89.9%	90.0%	89.0%

* This is based on patients treated on this contract for their most recent course of treatment. Figures in italics indicate the base number of FP17s or Patient Questionnaire responses are less than 100. N/A is shown where the base number of responses is less than 10 during the period. % is calculated as Quantity/Base number*100

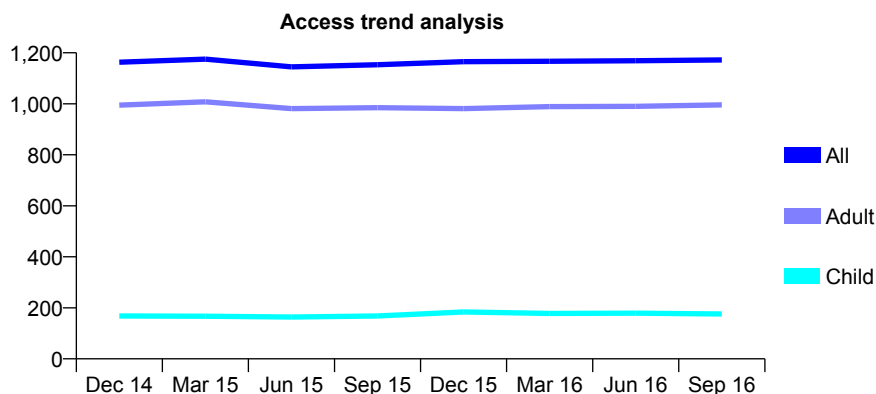
Q47 - Vital Signs At a Glance Contract Report for 310395/0001 - September 2016

Name or company name	MR PD MITCHELL
Contract type name	GDS Contract
Purpose of contract	General
Contract start date	01/04/2006
Contract end date	

16/17 Contracted general activity (UDA)	4,491
Carry forward general activity (UDA)	0
16/17 Contracted orthodontic activity (UOA)	0
Carry forward orthodontic activity (UOA)	0
Baseline contract value	£106,260.11

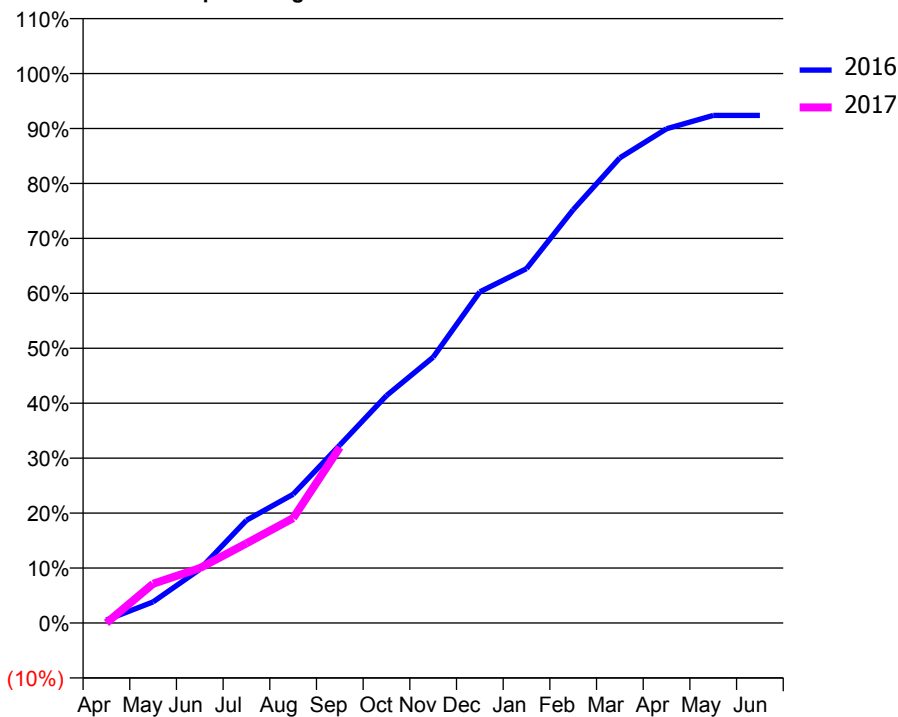
ACCESS*

Patients seen in 24 months	Total	Change since previous quarter
Quarter ending September 2015	1,153	
Quarter ending December 2015	1,165	→
Quarter ending March 2016	1,167	→
Quarter ending June 2016	1,169	→
Quarter ending September 2016	1,172	→
Variance since September 2015	1.6%	→



ACTIVITY

Cumulative percentage of contracted UDA delivered 2016 & 2017



Adjusted Scheduled Activity (UDA)

Month	2016	2017
April	25	0
May	172	321
June	439	449
July	840	652
August	1,052	857
September	1,455	1,436
October	1,859	
November	2,173	
December	2,706	
January	2,896	
February	3,378	
March	3,802	
April	4,039	
May	4,148	
June	4,148	

QUALITY

	Quantity	Base Number	Contract	AT	Region	England
% of FP17s for the same patient ID Re-attending within 3 months - Children	6	120	5.0%	13.0%	13.5%	12.4%
% of FP17s for the same patient ID Re-attending within 3 months - Adults	112	693	16.2%	17.5%	17.4%	16.7%
% of FP17s for the same patient ID Re-attending between 3 & 9 months - Children	72	120	60.0%	57.2%	59.0%	57.4%
% of FP17s for the same patient ID Re-attending between 3 & 9 months - Adults	418	693	60.3%	51.0%	52.6%	50.5%
% of FP17s for Band 1 Urgent Courses	23	646	3.6%	11.0%	9.4%	9.1%
% of FP17s Relating to Free Repair or Replacements	12	646	1.9%	0.9%	1.0%	0.8%
% of FP17s Relating to Continuations	10	646	1.5%	1.3%	1.5%	1.3%
% of Patients satisfied with the dentistry they have received	2	2	N/A	93.4%	93.7%	93.2%
% of Patients satisfied with the time they had to wait for an appointment	2	2	N/A	89.9%	90.0%	89.0%

* This is based on patients treated on this contract for their most recent course of treatment. Figures in italics indicate the base number of FP17s or Patient Questionnaire responses are less than 100. N/A is shown where the base number of responses is less than 10 during the period. % is calculated as Quantity/Base number*100

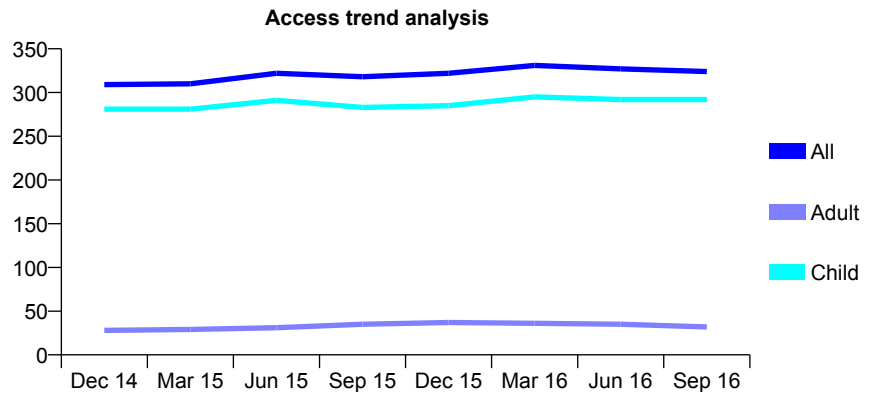
Q47 - Vital Signs At a Glance Contract Report for 322938/0001 - September 2016

Name or company name	MISS DE HASLEHURST
Contract type name	GDS Contract
Purpose of contract	General
Contract start date	01/04/2006
Contract end date	

16/17 Contracted general activity (UDA)	785
Carry forward general activity (UDA)	0
16/17 Contracted orthodontic activity (UOA)	0
Carry forward orthodontic activity (UOA)	0
Baseline contract value	£18,064.11

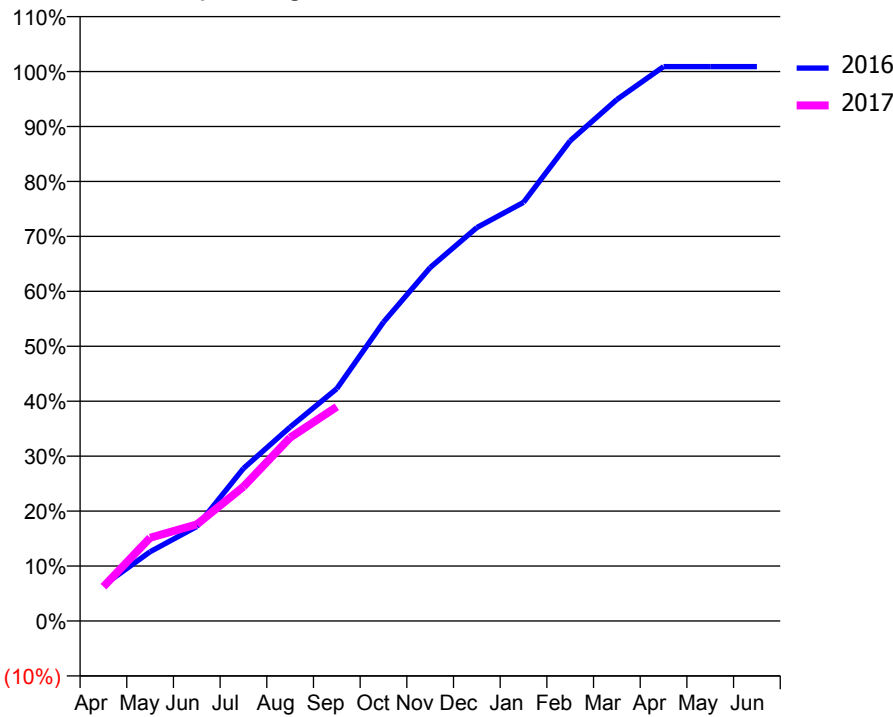
ACCESS*

Patients seen in 24 months	Total	Change since previous quarter
Quarter ending September 2015	318	
Quarter ending December 2015	322	→
Quarter ending March 2016	331	↑
Quarter ending June 2016	327	↓
Quarter ending September 2016	324	→
Variance since September 2015	1.9%	→



ACTIVITY

Cumulative percentage of contracted UDA delivered 2016 & 2017



Month	Adjusted Scheduled Activity (UDA)	
	2016	2017
April	51	49
May	99	119
June	135	138
July	218	192
August	277	262
September	332	306
October	427	
November	505	
December	562	
January	598	
February	686	
March	745	
April	792	
May	792	
June	792	

QUALITY

	Quantity	Base Number	Contract	AT	Region	England
% of FP17s for the same patient ID Re-attending within 3 months - Children	29	261	11.1%	13.0%	13.5%	12.4%
% of FP17s for the same patient ID Re-attending within 3 months - Adults	0	0	N/A	17.5%	17.4%	16.7%
% of FP17s for the same patient ID Re-attending between 3 & 9 months - Children	187	261	71.6%	57.2%	59.0%	57.4%
% of FP17s for the same patient ID Re-attending between 3 & 9 months - Adults	0	0	N/A	51.0%	52.6%	50.5%
% of FP17s for Band 1 Urgent Courses	0	224	0.0%	11.0%	9.4%	9.1%
% of FP17s Relating to Free Repair or Replacements	0	224	0.0%	0.9%	1.0%	0.8%
% of FP17s Relating to Continuations	2	224	0.9%	1.3%	1.5%	1.3%
% of Patients satisfied with the dentistry they have received	0	0	N/A	93.4%	93.7%	93.2%
% of Patients satisfied with the time they had to wait for an appointment	0	0	N/A	89.9%	90.0%	89.0%

* This is based on patients treated on this contract for their most recent course of treatment. Figures in italics indicate the base number of FP17s or Patient Questionnaire responses are less than 100. N/A is shown where the base number of responses is less than 10 during the period. % is calculated as Quantity/Base number*100

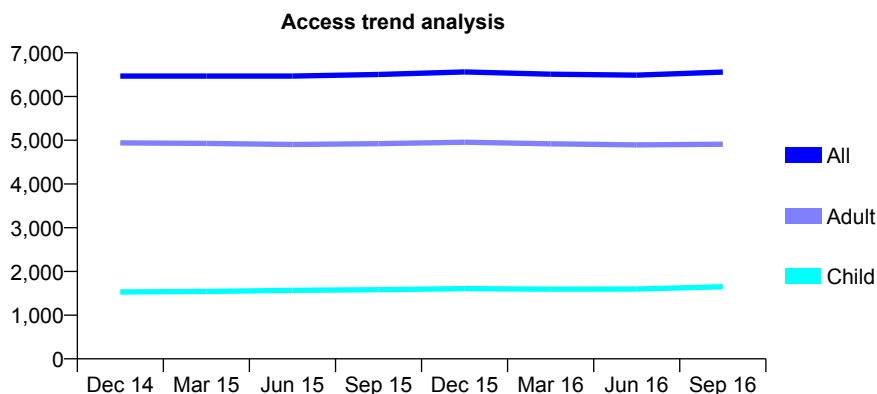
Q47 - Vital Signs At a Glance Contract Report for 323918/0001 - September 2016

Name or company name	MR K NANTHEESAN
Contract type name	GDS Contract
Purpose of contract	General
Contract start date	01/04/2006
Contract end date	

16/17 Contracted general activity (UDA)	23,517
Carry forward general activity (UDA)	0
16/17 Contracted orthodontic activity (UOA)	0
Carry forward orthodontic activity (UOA)	0
Baseline contract value	£647,021.19

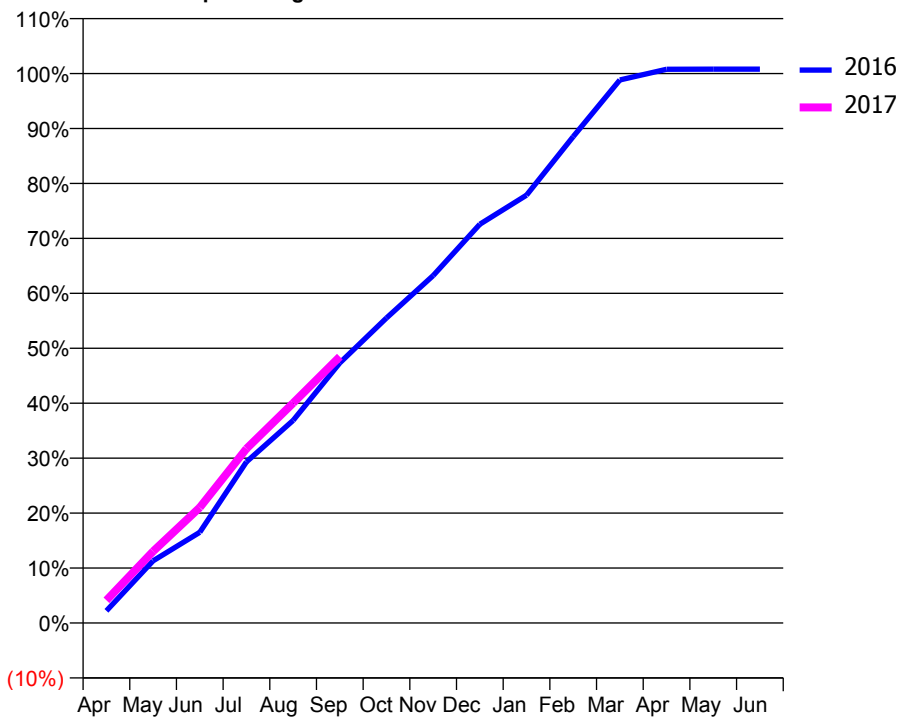
ACCESS*

Patients seen in 24 months	Total	Change since previous quarter
Quarter ending September 2015	6,503	
Quarter ending December 2015	6,561	→
Quarter ending March 2016	6,511	→
Quarter ending June 2016	6,490	→
Quarter ending September 2016	6,558	→
Variance since September 2015	0.8%	→



ACTIVITY

Cumulative percentage of contracted UDA delivered 2016 & 2017



Adjusted Scheduled Activity (UDA)

Month	2016	2017
April	522	974
May	2,661	3,070
June	3,883	4,945
July	6,899	7,463
August	8,671	9,414
September	11,130	11,402
October	13,052	
November	14,871	
December	17,068	
January	18,309	
February	20,816	
March	23,239	
April	23,695	
May	23,704	
June	23,705	

QUALITY

	Quantity	Base Number	Contract	AT	Region	England
% of FP17s for the same patient ID Re-attending within 3 months - Children	61	1,176	5.2%	13.0%	13.5%	12.4%
% of FP17s for the same patient ID Re-attending within 3 months - Adults	446	3,286	13.6%	17.5%	17.4%	16.7%
% of FP17s for the same patient ID Re-attending between 3 & 9 months - Children	682	1,176	58.0%	57.2%	59.0%	57.4%
% of FP17s for the same patient ID Re-attending between 3 & 9 months - Adults	1,798	3,286	54.7%	51.0%	52.6%	50.5%
% of FP17s for Band 1 Urgent Courses	254	4,245	6.0%	11.0%	9.4%	9.1%
% of FP17s Relating to Free Repair or Replacements	31	4,245	0.7%	0.9%	1.0%	0.8%
% of FP17s Relating to Continuations	20	4,245	0.5%	1.3%	1.5%	1.3%
% of Patients satisfied with the dentistry they have received	14	14	100.0%	93.4%	93.7%	93.2%
% of Patients satisfied with the time they had to wait for an appointment	13	14	92.9%	89.9%	90.0%	89.0%

* This is based on patients treated on this contract for their most recent course of treatment. Figures in italics indicate the base number of FP17s or Patient Questionnaire responses are less than 100. N/A is shown where the base number of responses is less than 10 during the period. % is calculated as Quantity/Base number*100

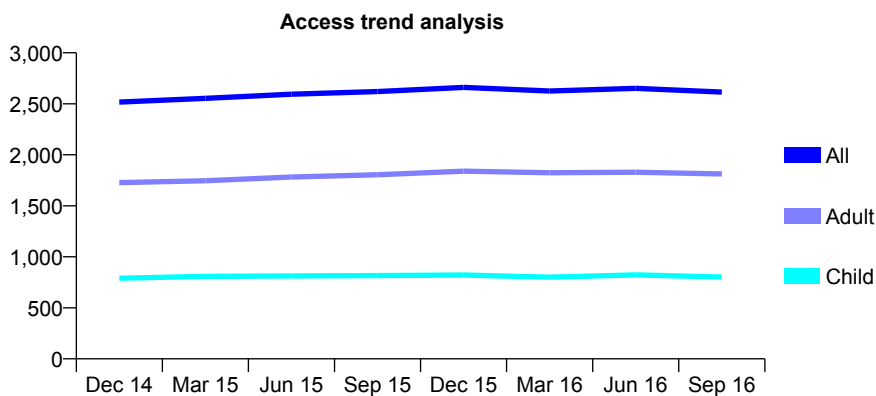
Q47 - Vital Signs At a Glance Contract Report for 330426/0001 - September 2016

Name or company name	MR P BARRAND
Contract type name	GDS Contract
Purpose of contract	General
Contract start date	01/04/2006
Contract end date	

16/17 Contracted general activity (UDA)	7,666
Carry forward general activity (UDA)	101
16/17 Contracted orthodontic activity (UOA)	0
Carry forward orthodontic activity (UOA)	0
Baseline contract value	£214,970.50

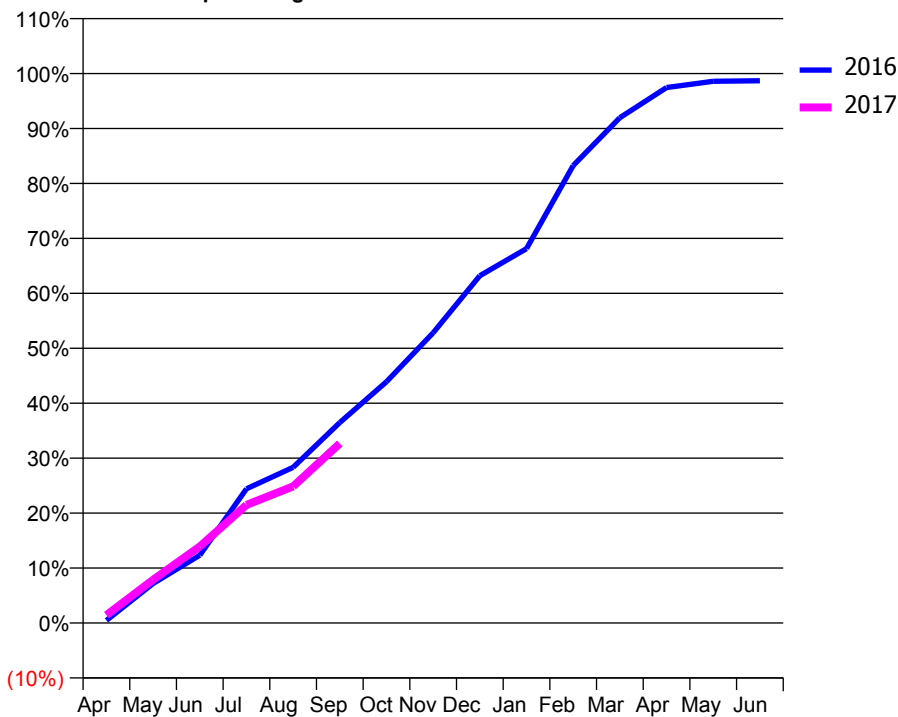
ACCESS*

Patients seen in 24 months	Total	Change since previous quarter
Quarter ending September 2015	2,620	
Quarter ending December 2015	2,661	→
Quarter ending March 2016	2,625	↓
Quarter ending June 2016	2,652	→
Quarter ending September 2016	2,615	↓
Variance since September 2015	(0.2%)	→



ACTIVITY

Cumulative percentage of contracted UDA delivered 2016 & 2017



Month	Adjusted Scheduled Activity (UDA)	
	2016	2017
April	37	110
May	552	604
June	946	1,068
July	1,872	1,646
August	2,172	1,905
September	2,797	2,505
October	3,366	
November	4,049	
December	4,846	
January	5,222	
February	6,381	
March	7,049	
April	7,470	
May	7,558	
June	7,565	

QUALITY

	Quantity	Base Number	Contract	AT	Region	England
% of FP17s for the same patient ID Re-attending within 3 months - Children	38	462	8.2%	13.0%	13.5%	12.4%
% of FP17s for the same patient ID Re-attending within 3 months - Adults	100	846	11.8%	17.5%	17.4%	16.7%
% of FP17s for the same patient ID Re-attending between 3 & 9 months - Children	229	462	49.6%	57.2%	59.0%	57.4%
% of FP17s for the same patient ID Re-attending between 3 & 9 months - Adults	309	846	36.5%	51.0%	52.6%	50.5%
% of FP17s for Band 1 Urgent Courses	59	1,108	5.3%	11.0%	9.4%	9.1%
% of FP17s Relating to Free Repair or Replacements	2	1,108	0.2%	0.9%	1.0%	0.8%
% of FP17s Relating to Continuations	14	1,108	1.3%	1.3%	1.5%	1.3%
% of Patients satisfied with the dentistry they have received	5	5	N/A	93.4%	93.7%	93.2%
% of Patients satisfied with the time they had to wait for an appointment	5	5	N/A	89.9%	90.0%	89.0%

* This is based on patients treated on this contract for their most recent course of treatment. Figures in italics indicate the base number of FP17s or Patient Questionnaire responses are less than 100. N/A is shown where the base number of responses is less than 10 during the period. % is calculated as Quantity/Base number*100

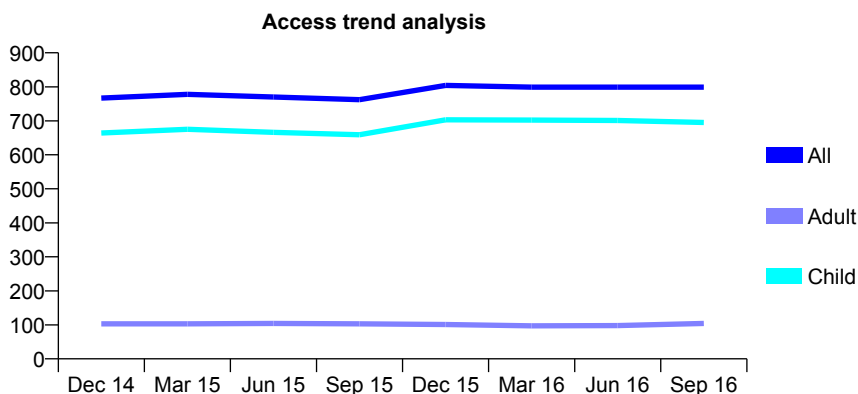
Q47 - Vital Signs At a Glance Contract Report for 330892/0001 - September 2016

Name or company name	MISS KG LAMB
Contract type name	GDS Contract
Purpose of contract	General
Contract start date	01/04/2006
Contract end date	

16/17 Contracted general activity (UDA)	1,500
Carry forward general activity (UDA)	0
16/17 Contracted orthodontic activity (UOA)	0
Carry forward orthodontic activity (UOA)	0
Baseline contract value	£35,368.97

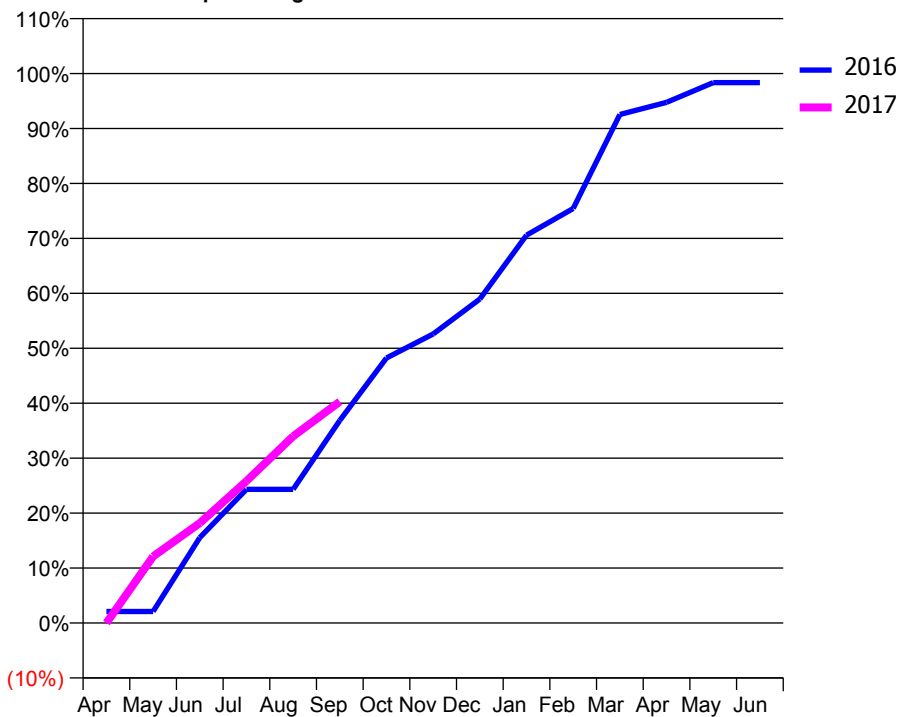
ACCESS*

Patients seen in 24 months	Total	Change since previous quarter
Quarter ending September 2015	762	
Quarter ending December 2015	804	↑
Quarter ending March 2016	799	→
Quarter ending June 2016	799	→
Quarter ending September 2016	799	→
Variance since September 2015	4.9%	↑



ACTIVITY

Cumulative percentage of contracted UDA delivered 2016 & 2017



Month	Adjusted Scheduled Activity (UDA)	
	2016	2017
April	31	0
May	31	182
June	233	273
July	365	388
August	365	510
September	553	605
October	723	
November	789	
December	884	
January	1,059	
February	1,131	
March	1,388	
April	1,421	
May	1,475	
June	1,475	

QUALITY

	Quantity	Base Number	Contract	AT	Region	England
% of FP17s for the same patient ID Re-attending within 3 months - Children	35	494	7.1%	13.0%	13.5%	12.4%
% of FP17s for the same patient ID Re-attending within 3 months - Adults	0	26	0.0%	17.5%	17.4%	16.7%
% of FP17s for the same patient ID Re-attending between 3 & 9 months - Children	322	494	65.2%	57.2%	59.0%	57.4%
% of FP17s for the same patient ID Re-attending between 3 & 9 months - Adults	17	26	65.4%	51.0%	52.6%	50.5%
% of FP17s for Band 1 Urgent Courses	23	454	5.1%	11.0%	9.4%	9.1%
% of FP17s Relating to Free Repair or Replacements	0	454	0.0%	0.9%	1.0%	0.8%
% of FP17s Relating to Continuations	2	454	0.4%	1.3%	1.5%	1.3%
% of Patients satisfied with the dentistry they have received	1	1	N/A	93.4%	93.7%	93.2%
% of Patients satisfied with the time they had to wait for an appointment	1	1	N/A	89.9%	90.0%	89.0%

* This is based on patients treated on this contract for their most recent course of treatment. Figures in italics indicate the base number of FP17s or Patient Questionnaire responses are less than 100. N/A is shown where the base number of responses is less than 10 during the period. % is calculated as Quantity/Base number*100

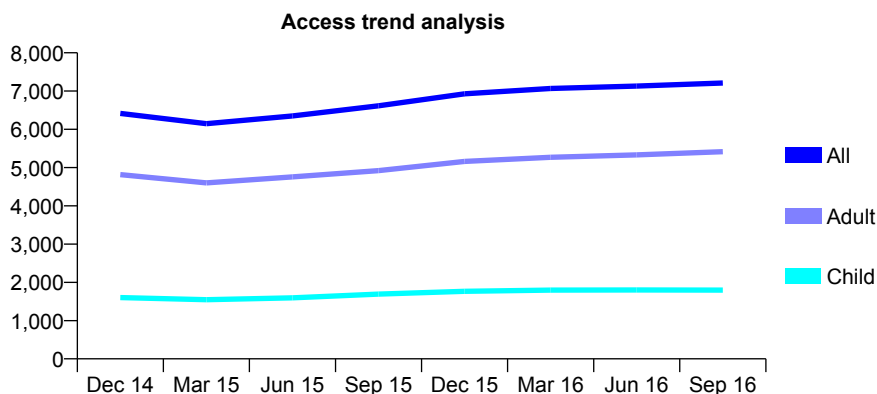
Q47 - Vital Signs At a Glance Contract Report for 339717/0001 - September 2016

Name or company name	MR IC WALSH
Contract type name	Pilot Contract
Purpose of contract	General
Contract start date	01/04/2006
Contract end date	

16/17 Contracted general activity (UDA)	26,877
Carry forward general activity (UDA)	0
16/17 Contracted orthodontic activity (UOA)	0
Carry forward orthodontic activity (UOA)	0
Baseline contract value	£754,142.40

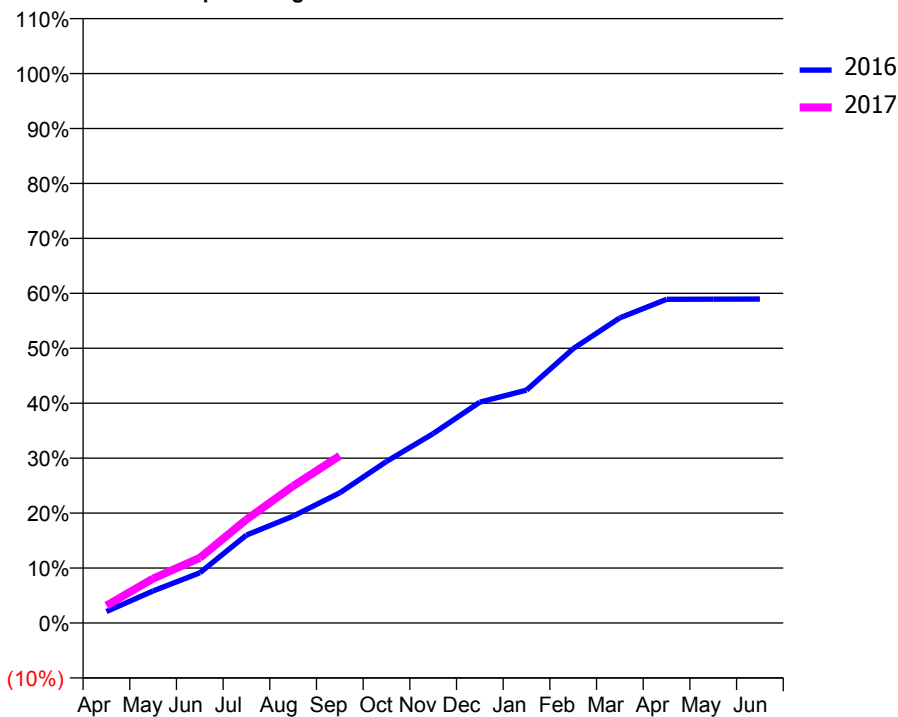
ACCESS*

Patients seen in 24 months	Total	Change since previous quarter
Quarter ending September 2015	6,615	
Quarter ending December 2015	6,928	↑
Quarter ending March 2016	7,068	↑
Quarter ending June 2016	7,131	→
Quarter ending September 2016	7,210	→
Variance since September 2015	9.0%	↑



ACTIVITY

Cumulative percentage of contracted UDA delivered 2016 & 2017



Month	Adjusted Scheduled Activity (UDA)	
	2016	2017
April	565	852
May	1,569	2,173
June	2,455	3,185
July	4,300	5,065
August	5,231	6,700
September	6,366	8,180
October	7,899	
November	9,262	
December	10,802	
January	11,391	
February	13,417	
March	14,928	
April	15,833	
May	15,841	
June	15,847	

QUALITY

	Quantity	Base Number	Contract	AT	Region	England
% of FP17s for the same patient ID Re-attending within 3 months - Children	139	1,318	10.5%	13.0%	13.5%	12.4%
% of FP17s for the same patient ID Re-attending within 3 months - Adults	564	3,166	17.8%	17.5%	17.4%	16.7%
% of FP17s for the same patient ID Re-attending between 3 & 9 months - Children	686	1,318	52.0%	57.2%	59.0%	57.4%
% of FP17s for the same patient ID Re-attending between 3 & 9 months - Adults	1,001	3,166	31.6%	51.0%	52.6%	50.5%
% of FP17s for Band 1 Urgent Courses	351	4,084	8.6%	11.0%	9.4%	9.1%
% of FP17s Relating to Free Repair or Replacements	79	4,084	1.9%	0.9%	1.0%	0.8%
% of FP17s Relating to Continuations	37	4,084	0.9%	1.3%	1.5%	1.3%
% of Patients satisfied with the dentistry they have received	3	4	N/A	93.4%	93.7%	93.2%
% of Patients satisfied with the time they had to wait for an appointment	4	4	N/A	89.9%	90.0%	89.0%

* This is based on patients treated on this contract for their most recent course of treatment. Figures in italics indicate the base number of FP17s or Patient Questionnaire responses are less than 100. N/A is shown where the base number of responses is less than 10 during the period. % is calculated as Quantity/Base number*100

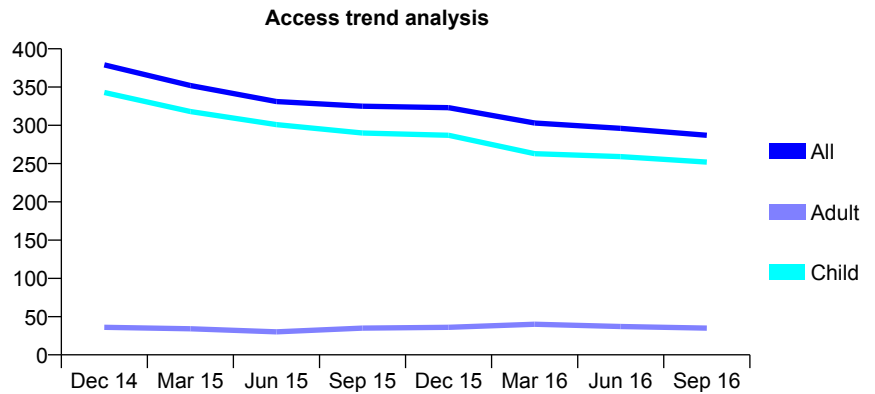
Q47 - Vital Signs At a Glance Contract Report for 356093/0001 - September 2016

Name or company name	MR K KHAN
Contract type name	GDS Contract
Purpose of contract	General
Contract start date	01/01/2010
Contract end date	

16/17 Contracted general activity (UDA)	1,491
Carry forward general activity (UDA)	0
16/17 Contracted orthodontic activity (UOA)	0
Carry forward orthodontic activity (UOA)	0
Baseline contract value	£35,322.96

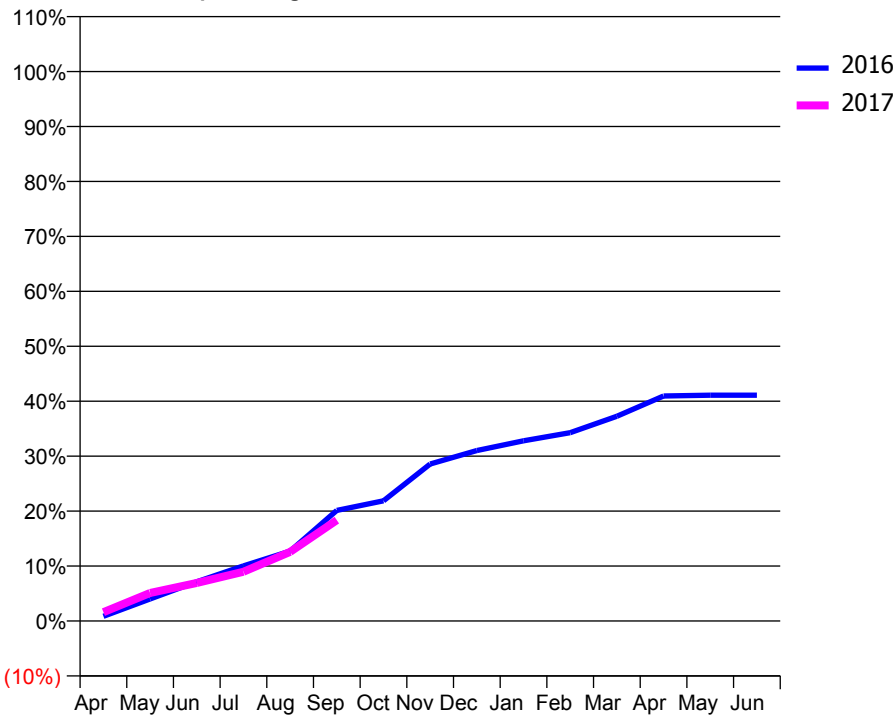
ACCESS*

Patients seen in 24 months	Total	Change since previous quarter
Quarter ending September 2015	325	
Quarter ending December 2015	323	→
Quarter ending March 2016	303	↓
Quarter ending June 2016	296	↓
Quarter ending September 2016	287	↓
Variance since September 2015	(11.7%)	↓



ACTIVITY

Cumulative percentage of contracted UDA delivered 2016 & 2017



Month	Adjusted Scheduled Activity (UDA)	
	2016	2017
April	13	24
May	60	76
June	107	103
July	150	134
August	190	188
September	300	274
October	326	
November	426	
December	463	
January	489	
February	511	
March	556	
April	611	
May	613	
June	613	

QUALITY

	Quantity	Base Number	Contract	AT	Region	England
% of FP17s for the same patient ID Re-attending within 3 months - Children	16	218	7.3%	13.0%	13.5%	12.4%
% of FP17s for the same patient ID Re-attending within 3 months - Adults	0	0	N/A	17.5%	17.4%	16.7%
% of FP17s for the same patient ID Re-attending between 3 & 9 months - Children	137	218	62.8%	57.2%	59.0%	57.4%
% of FP17s for the same patient ID Re-attending between 3 & 9 months - Adults	0	0	N/A	51.0%	52.6%	50.5%
% of FP17s for Band 1 Urgent Courses	9	177	5.1%	11.0%	9.4%	9.1%
% of FP17s Relating to Free Repair or Replacements	0	177	0.0%	0.9%	1.0%	0.8%
% of FP17s Relating to Continuations	0	177	0.0%	1.3%	1.5%	1.3%
% of Patients satisfied with the dentistry they have received	0	0	N/A	93.4%	93.7%	93.2%
% of Patients satisfied with the time they had to wait for an appointment	0	0	N/A	89.9%	90.0%	89.0%

* This is based on patients treated on this contract for their most recent course of treatment. Figures in italics indicate the base number of FP17s or Patient Questionnaire responses are less than 100. N/A is shown where the base number of responses is less than 10 during the period. % is calculated as Quantity/Base number*100

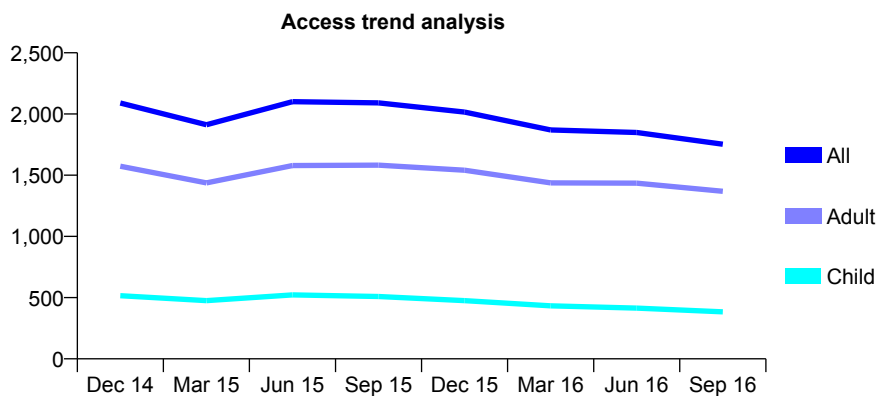
Q47 - Vital Signs At a Glance Contract Report for 364525/0001 - September 2016

Name or company name	MR R GAIZIUNAS
Contract type name	GDS Contract
Purpose of contract	General
Contract start date	01/07/2007
Contract end date	

16/17 Contracted general activity (UDA)	10,662
Carry forward general activity (UDA)	0
16/17 Contracted orthodontic activity (UOA)	0
Carry forward orthodontic activity (UOA)	0
Baseline contract value	£300,235.42

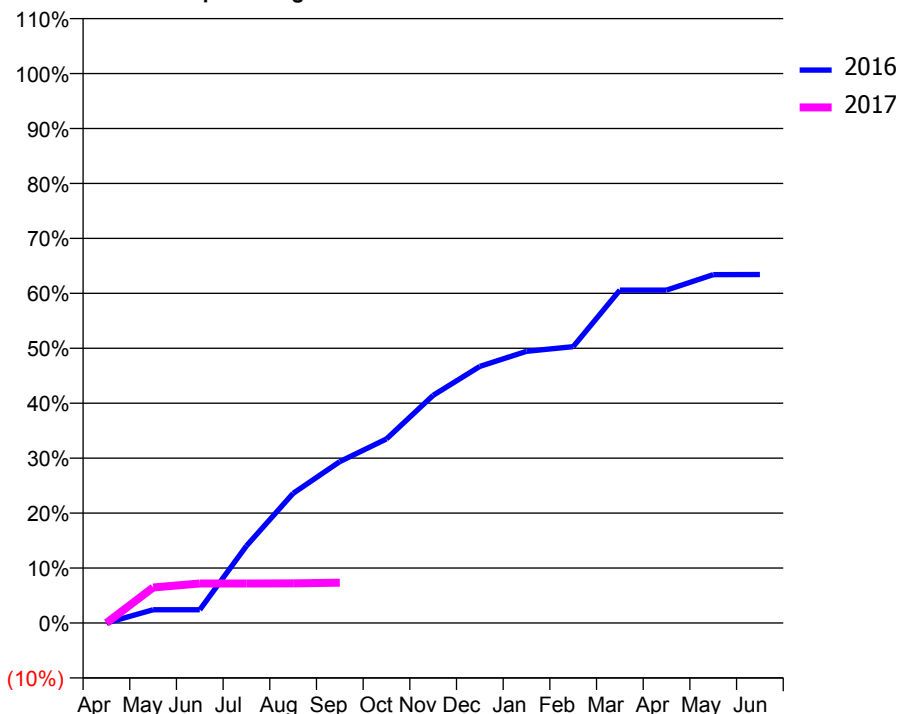
ACCESS*

Patients seen in 24 months	Total	Change since previous quarter
Quarter ending September 2015	2,091	
Quarter ending December 2015	2,016	↓
Quarter ending March 2016	1,870	↓
Quarter ending June 2016	1,849	↓
Quarter ending September 2016	1,753	↓
Variance since September 2015	(16.2%)	↓



ACTIVITY

Cumulative percentage of contracted UDA delivered 2016 & 2017



Month	Adjusted Scheduled Activity (UDA)	
	2016	2017
April	0	0
May	257	690
June	257	768
July	1,496	768
August	2,516	771
September	3,132	784
October	3,572	
November	4,418	
December	4,978	
January	5,273	
February	5,362	
March	6,460	
April	6,460	
May	6,760	
June	6,761	

QUALITY

	Quantity	Base Number	Contract	AT	Region	England
% of FP17s for the same patient ID Re-attending within 3 months - Children	1	109	0.9%	13.0%	13.5%	12.4%
% of FP17s for the same patient ID Re-attending within 3 months - Adults	37	376	9.8%	17.5%	17.4%	16.7%
% of FP17s for the same patient ID Re-attending between 3 & 9 months - Children	73	109	67.0%	57.2%	59.0%	57.4%
% of FP17s for the same patient ID Re-attending between 3 & 9 months - Adults	170	376	45.2%	51.0%	52.6%	50.5%
% of FP17s for Band 1 Urgent Courses	44	375	11.7%	11.0%	9.4%	9.1%
% of FP17s Relating to Free Repair or Replacements	0	375	0.0%	0.9%	1.0%	0.8%
% of FP17s Relating to Continuations	0	375	0.0%	1.3%	1.5%	1.3%
% of Patients satisfied with the dentistry they have received	1	1	N/A	93.4%	93.7%	93.2%
% of Patients satisfied with the time they had to wait for an appointment	1	1	N/A	89.9%	90.0%	89.0%

* This is based on patients treated on this contract for their most recent course of treatment. Figures in italics indicate the base number of FP17s or Patient Questionnaire responses are less than 100. N/A is shown where the base number of responses is less than 10 during the period. % is calculated as Quantity/Base number*100

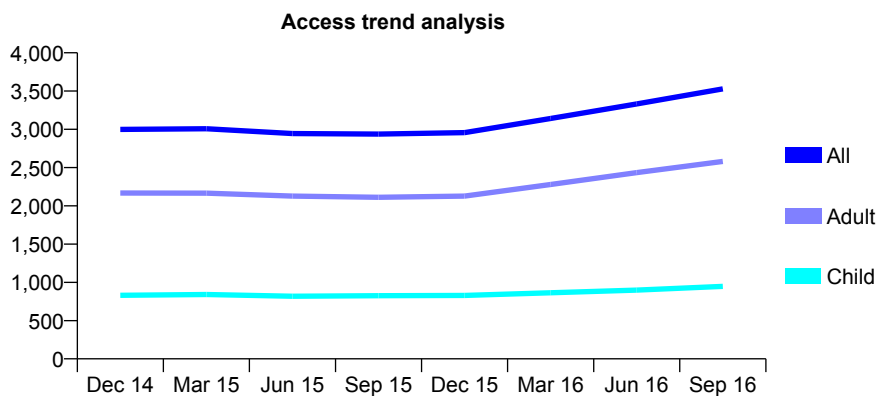
Q47 - Vital Signs At a Glance Contract Report for 366102/0001 - September 2016

Name or company name	MR A RAFIQ
Contract type name	GDS Contract
Purpose of contract	General
Contract start date	01/02/2008
Contract end date	

16/17 Contracted general activity (UDA)	10,412
Carry forward general activity (UDA)	0
16/17 Contracted orthodontic activity (UOA)	0
Carry forward orthodontic activity (UOA)	0
Baseline contract value	£288,664.29

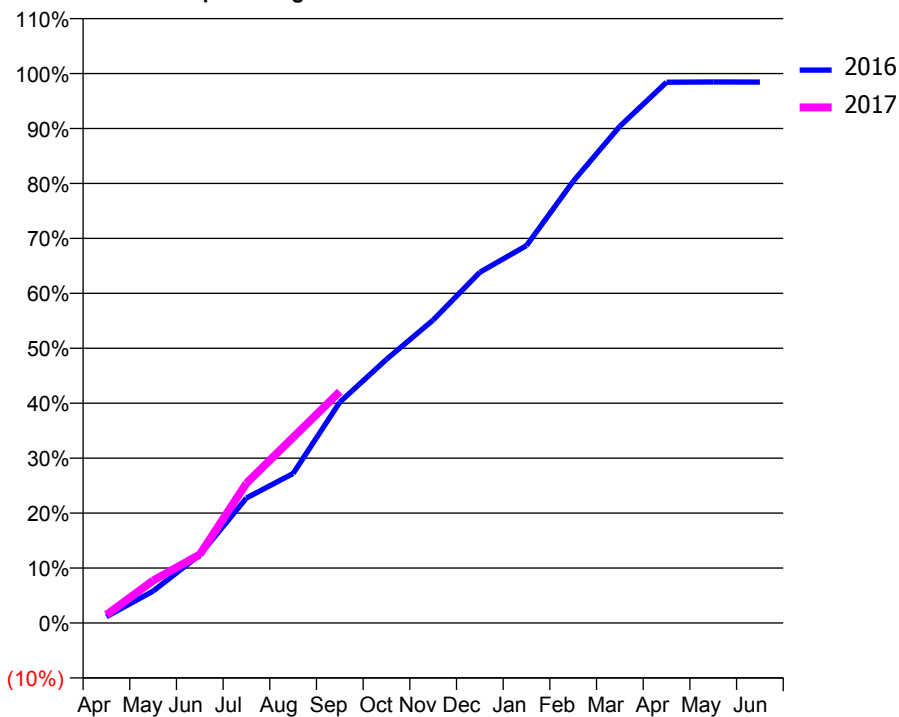
ACCESS*

Patients seen in 24 months	Total	Change since previous quarter
Quarter ending September 2015	2,938	
Quarter ending December 2015	2,957	→
Quarter ending March 2016	3,142	↑
Quarter ending June 2016	3,332	↑
Quarter ending September 2016	3,529	↑
Variance since September 2015	20.1%	↑



ACTIVITY

Cumulative percentage of contracted UDA delivered 2016 & 2017



Month	Adjusted Scheduled Activity (UDA)	
	2016	2017
April	110	157
May	550	806
June	1,172	1,297
July	2,149	2,648
August	2,572	3,518
September	3,799	4,386
October	4,534	
November	5,212	
December	6,032	
January	6,491	
February	7,597	
March	8,544	
April	9,301	
May	9,305	
June	9,302	

QUALITY

	Quantity	Base Number	Contract	AT	Region	England
% of FP17s for the same patient ID Re-attending within 3 months - Children	62	725	8.6%	13.0%	13.5%	12.4%
% of FP17s for the same patient ID Re-attending within 3 months - Adults	216	1,964	11.0%	17.5%	17.4%	16.7%
% of FP17s for the same patient ID Re-attending between 3 & 9 months - Children	390	725	53.8%	57.2%	59.0%	57.4%
% of FP17s for the same patient ID Re-attending between 3 & 9 months - Adults	1,020	1,964	51.9%	51.0%	52.6%	50.5%
% of FP17s for Band 1 Urgent Courses	108	2,300	4.7%	11.0%	9.4%	9.1%
% of FP17s Relating to Free Repair or Replacements	35	2,300	1.5%	0.9%	1.0%	0.8%
% of FP17s Relating to Continuations	14	2,300	0.6%	1.3%	1.5%	1.3%
% of Patients satisfied with the dentistry they have received	2	2	N/A	93.4%	93.7%	93.2%
% of Patients satisfied with the time they had to wait for an appointment	2	2	N/A	89.9%	90.0%	89.0%

* This is based on patients treated on this contract for their most recent course of treatment. Figures in italics indicate the base number of FP17s or Patient Questionnaire responses are less than 100. N/A is shown where the base number of responses is less than 10 during the period. % is calculated as Quantity/Base number*100

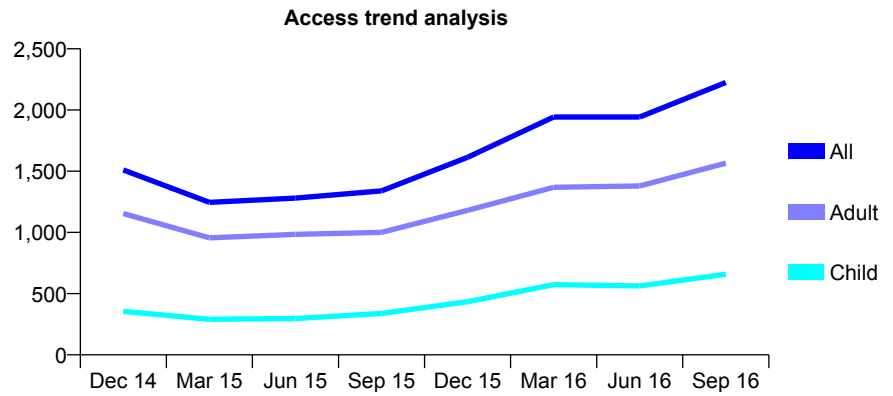
Q47 - Vital Signs At a Glance Contract Report for 366102/0002 - September 2016

Name or company name	MR A RAFIQ
Contract type name	GDS Contract
Purpose of contract	General
Contract start date	01/04/2008
Contract end date	

16/17 Contracted general activity (UDA)	6,860
Carry forward general activity (UDA)	0
16/17 Contracted orthodontic activity (UOA)	0
Carry forward orthodontic activity (UOA)	0
Baseline contract value	£164,892.54

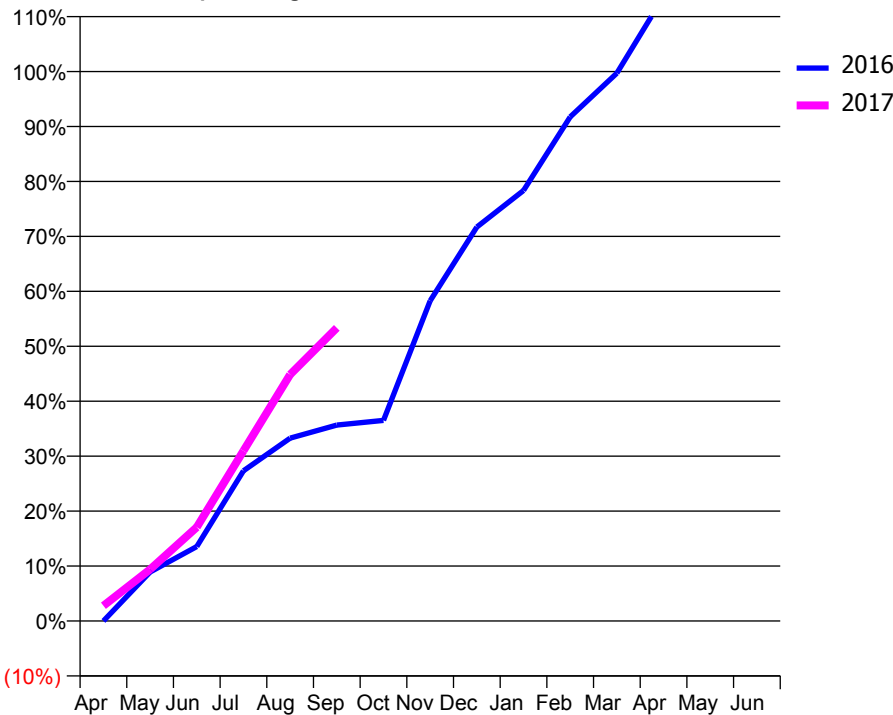
ACCESS*

Patients seen in 24 months	Total	Change since previous quarter
Quarter ending September 2015	1,339	
Quarter ending December 2015	1,614	↑
Quarter ending March 2016	1,943	↑
Quarter ending June 2016	1,943	→
Quarter ending September 2016	2,225	↑
Variance since September 2015	66.2%	↑



ACTIVITY

Cumulative percentage of contracted UDA delivered 2016 & 2017



Month	Adjusted Scheduled Activity (UDA)	
	2016	2017
April	0	191
May	611	645
June	930	1,172
July	1,876	2,125
August	2,283	3,077
September	2,447	3,660
October	2,504	
November	3,998	
December	4,918	
January	5,375	
February	6,294	
March	6,839	
April	7,795	
May	7,802	
June	7,803	

QUALITY

	Quantity	Base Number	Contract	AT	Region	England
% of FP17s for the same patient ID Re-attending within 3 months - Children	39	635	6.1%	13.0%	13.5%	12.4%
% of FP17s for the same patient ID Re-attending within 3 months - Adults	160	1,377	11.6%	17.5%	17.4%	16.7%
% of FP17s for the same patient ID Re-attending between 3 & 9 months - Children	228	635	35.9%	57.2%	59.0%	57.4%
% of FP17s for the same patient ID Re-attending between 3 & 9 months - Adults	519	1,377	37.7%	51.0%	52.6%	50.5%
% of FP17s for Band 1 Urgent Courses	134	1,705	7.9%	11.0%	9.4%	9.1%
% of FP17s Relating to Free Repair or Replacements	13	1,705	0.8%	0.9%	1.0%	0.8%
% of FP17s Relating to Continuations	9	1,705	0.5%	1.3%	1.5%	1.3%
% of Patients satisfied with the dentistry they have received	4	4	N/A	93.4%	93.7%	93.2%
% of Patients satisfied with the time they had to wait for an appointment	4	4	N/A	89.9%	90.0%	89.0%

* This is based on patients treated on this contract for their most recent course of treatment. Figures in italics indicate the base number of FP17s or Patient Questionnaire responses are less than 100. N/A is shown where the base number of responses is less than 10 during the period. % is calculated as Quantity/Base number*100

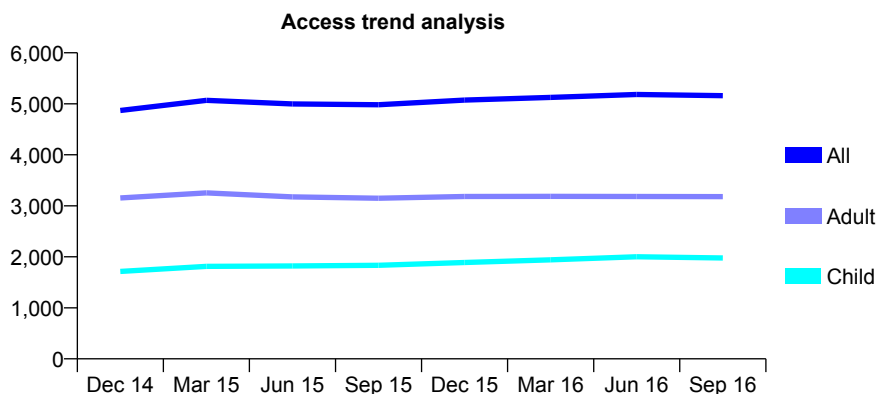
Q47 - Vital Signs At a Glance Contract Report for 366102/0003 - September 2016

Name or company name	MR A RAFIQ
Contract type name	GDS Contract
Purpose of contract	General
Contract start date	01/02/2010
Contract end date	

16/17 Contracted general activity (UDA)	15,000
Carry forward general activity (UDA)	-205
16/17 Contracted orthodontic activity (UOA)	0
Carry forward orthodontic activity (UOA)	0
Baseline contract value	£402,859.56

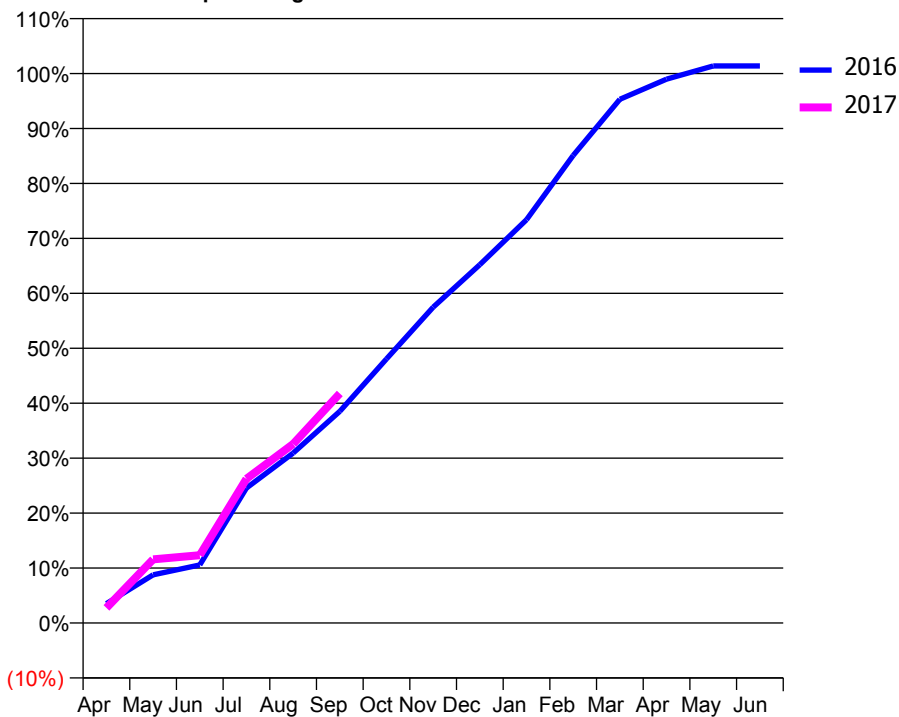
ACCESS*

Patients seen in 24 months	Total	Change since previous quarter
Quarter ending September 2015	4,983	
Quarter ending December 2015	5,072	→
Quarter ending March 2016	5,126	→
Quarter ending June 2016	5,184	→
Quarter ending September 2016	5,159	→
Variance since September 2015	3.5%	↑



ACTIVITY

Cumulative percentage of contracted UDA delivered 2016 & 2017



Month	Adjusted Scheduled Activity (UDA)	
	2016	2017
April	529	413
May	1,317	1,739
June	1,585	1,849
July	3,687	3,938
August	4,638	4,886
September	5,779	6,268
October	7,208	
November	8,620	
December	9,782	
January	11,010	
February	12,763	
March	14,296	
April	14,847	
May	15,205	
June	15,205	

QUALITY

	Quantity	Base Number	Contract	AT	Region	England
% of FP17s for the same patient ID Re-attending within 3 months - Children	156	1,360	11.5%	13.0%	13.5%	12.4%
% of FP17s for the same patient ID Re-attending within 3 months - Adults	312	1,957	15.9%	17.5%	17.4%	16.7%
% of FP17s for the same patient ID Re-attending between 3 & 9 months - Children	787	1,360	57.9%	57.2%	59.0%	57.4%
% of FP17s for the same patient ID Re-attending between 3 & 9 months - Adults	1,075	1,957	54.9%	51.0%	52.6%	50.5%
% of FP17s for Band 1 Urgent Courses	265	2,924	9.1%	11.0%	9.4%	9.1%
% of FP17s Relating to Free Repair or Replacements	31	2,924	1.1%	0.9%	1.0%	0.8%
% of FP17s Relating to Continuations	9	2,924	0.3%	1.3%	1.5%	1.3%
% of Patients satisfied with the dentistry they have received	3	4	N/A	93.4%	93.7%	93.2%
% of Patients satisfied with the time they had to wait for an appointment	3	4	N/A	89.9%	90.0%	89.0%

* This is based on patients treated on this contract for their most recent course of treatment. Figures in italics indicate the base number of FP17s or Patient Questionnaire responses are less than 100. N/A is shown where the base number of responses is less than 10 during the period. % is calculated as Quantity/Base number*100

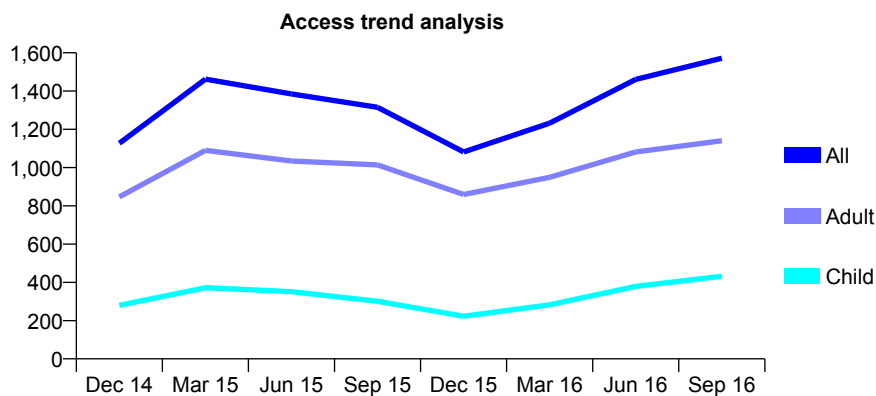
Q47 - Vital Signs At a Glance Contract Report for 366102/0004 - September 2016

Name or company name	MR A RAFIQ
Contract type name	GDS Contract
Purpose of contract	General
Contract start date	17/12/2010
Contract end date	

16/17 Contracted general activity (UDA)	5,258
Carry forward general activity (UDA)	128
16/17 Contracted orthodontic activity (UOA)	0
Carry forward orthodontic activity (UOA)	0
Baseline contract value	£124,071.91

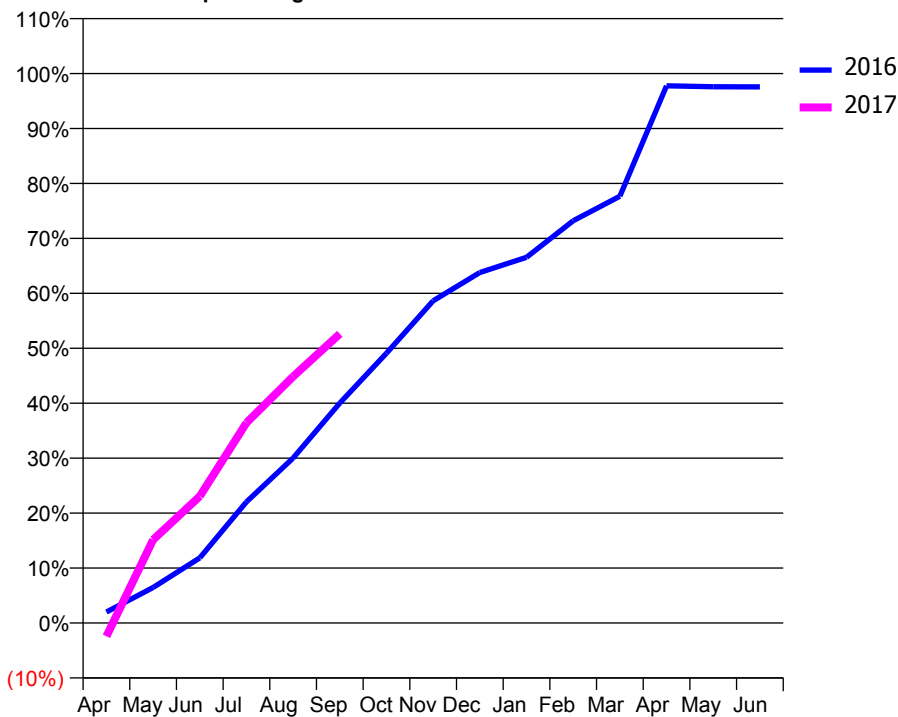
ACCESS*

Patients seen in 24 months	Total	Change since previous quarter
Quarter ending September 2015	1,315	
Quarter ending December 2015	1,082	↓
Quarter ending March 2016	1,232	↑
Quarter ending June 2016	1,461	↑
Quarter ending September 2016	1,572	↑
Variance since September 2015	19.5%	↑



ACTIVITY

Cumulative percentage of contracted UDA delivered 2016 & 2017



Month	Adjusted Scheduled Activity (UDA)	
	2016	2017
April	105	-128
May	340	797
June	623	1,213
July	1,159	1,916
August	1,579	2,359
September	2,104	2,767
October	2,581	
November	3,083	
December	3,354	
January	3,499	
February	3,849	
March	4,084	
April	5,140	
May	5,131	
June	5,130	

QUALITY

	Quantity	Base Number	Contract	AT	Region	England
% of FP17s for the same patient ID Re-attending within 3 months - Children	14	456	3.1%	13.0%	13.5%	12.4%
% of FP17s for the same patient ID Re-attending within 3 months - Adults	107	1,079	9.9%	17.5%	17.4%	16.7%
% of FP17s for the same patient ID Re-attending between 3 & 9 months - Children	77	456	16.9%	57.2%	59.0%	57.4%
% of FP17s for the same patient ID Re-attending between 3 & 9 months - Adults	298	1,079	27.6%	51.0%	52.6%	50.5%
% of FP17s for Band 1 Urgent Courses	65	1,106	5.9%	11.0%	9.4%	9.1%
% of FP17s Relating to Free Repair or Replacements	8	1,106	0.7%	0.9%	1.0%	0.8%
% of FP17s Relating to Continuations	7	1,106	0.6%	1.3%	1.5%	1.3%
% of Patients satisfied with the dentistry they have received	1	1	N/A	93.4%	93.7%	93.2%
% of Patients satisfied with the time they had to wait for an appointment	1	1	N/A	89.9%	90.0%	89.0%

* This is based on patients treated on this contract for their most recent course of treatment. Figures in italics indicate the base number of FP17s or Patient Questionnaire responses are less than 100. N/A is shown where the base number of responses is less than 10 during the period. % is calculated as Quantity/Base number*100

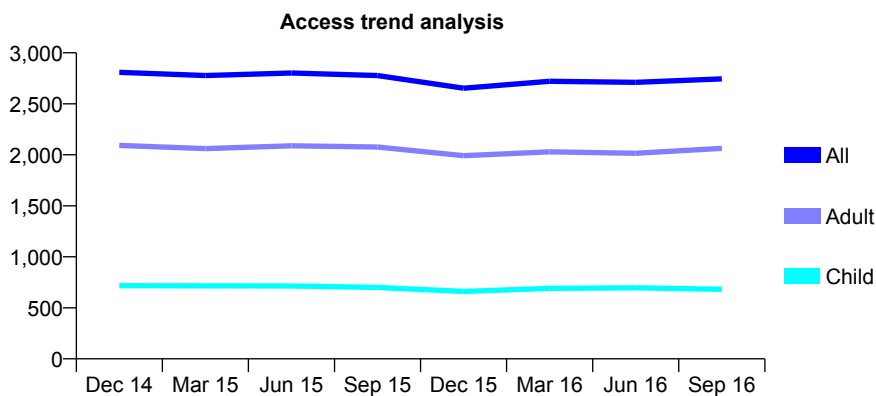
Q47 - Vital Signs At a Glance Contract Report for 565938/0001 - September 2016

Name or company name	MR SR BASS
Contract type name	GDS Contract
Purpose of contract	General
Contract start date	01/04/2006
Contract end date	

16/17 Contracted general activity (UDA)	8,759
Carry forward general activity (UDA)	0
16/17 Contracted orthodontic activity (UOA)	0
Carry forward orthodontic activity (UOA)	0
Baseline contract value	£250,077.28

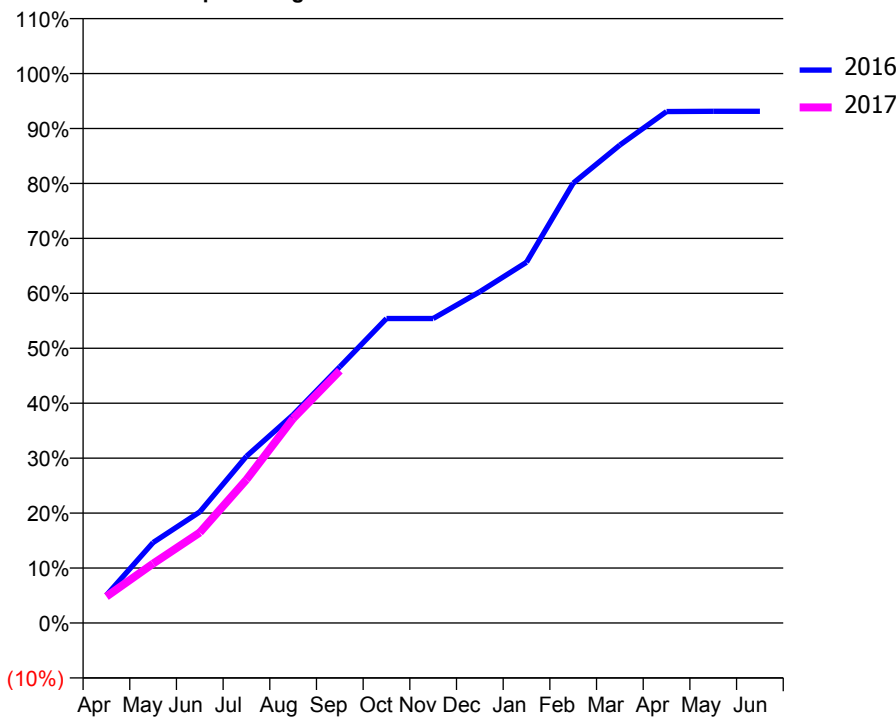
ACCESS*

Patients seen in 24 months	Total	Change since previous quarter
Quarter ending September 2015	2,777	
Quarter ending December 2015	2,653	↓
Quarter ending March 2016	2,721	↑
Quarter ending June 2016	2,711	→
Quarter ending September 2016	2,745	→
Variance since September 2015	(1.2%)	↓



ACTIVITY

Cumulative percentage of contracted UDA delivered 2016 & 2017



Month	Adjusted Scheduled Activity (UDA)	
	2016	2017
April	443	422
May	1,283	948
June	1,771	1,441
July	2,658	2,286
August	3,319	3,260
September	4,085	4,023
October	4,853	
November	4,853	
December	5,281	
January	5,751	
February	7,011	
March	7,618	
April	8,152	
May	8,157	
June	8,157	

QUALITY

	Quantity	Base Number	Contract	AT	Region	England
% of FP17s for the same patient ID Re-attending within 3 months - Children	72	510	14.1%	13.0%	13.5%	12.4%
% of FP17s for the same patient ID Re-attending within 3 months - Adults	199	1,297	15.3%	17.5%	17.4%	16.7%
% of FP17s for the same patient ID Re-attending between 3 & 9 months - Children	230	510	45.1%	57.2%	59.0%	57.4%
% of FP17s for the same patient ID Re-attending between 3 & 9 months - Adults	435	1,297	33.5%	51.0%	52.6%	50.5%
% of FP17s for Band 1 Urgent Courses	129	1,588	8.1%	11.0%	9.4%	9.1%
% of FP17s Relating to Free Repair or Replacements	17	1,588	1.1%	0.9%	1.0%	0.8%
% of FP17s Relating to Continuations	35	1,588	2.2%	1.3%	1.5%	1.3%
% of Patients satisfied with the dentistry they have received	2	3	N/A	93.4%	93.7%	93.2%
% of Patients satisfied with the time they had to wait for an appointment	3	3	N/A	89.9%	90.0%	89.0%

* This is based on patients treated on this contract for their most recent course of treatment. Figures in italics indicate the base number of FP17s or Patient Questionnaire responses are less than 100. N/A is shown where the base number of responses is less than 10 during the period. % is calculated as Quantity/Base number*100

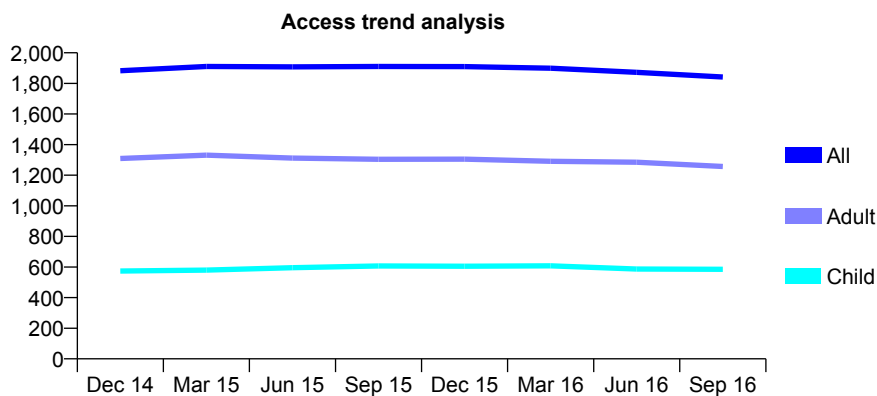
Q47 - Vital Signs At a Glance Contract Report for 565938/0002 - September 2016

Name or company name	MR SR BASS
Contract type name	GDS Contract
Purpose of contract	General
Contract start date	20/08/2007
Contract end date	

16/17 Contracted general activity (UDA)	6,003
Carry forward general activity (UDA)	40
16/17 Contracted orthodontic activity (UOA)	0
Carry forward orthodontic activity (UOA)	0
Baseline contract value	£155,936.01

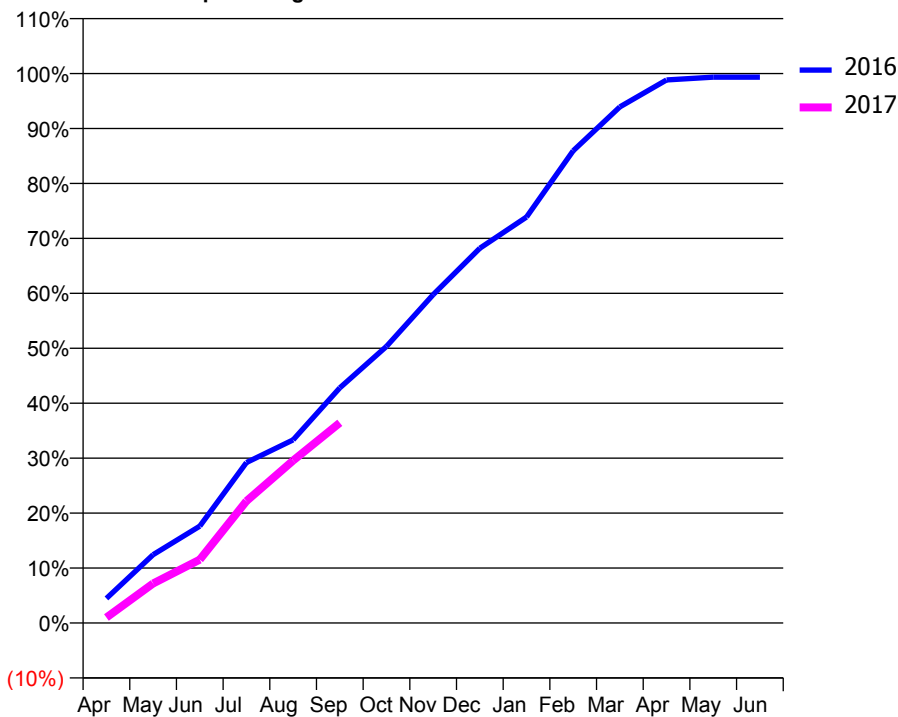
ACCESS*

Patients seen in 24 months	Total	Change since previous quarter
Quarter ending September 2015	1,911	
Quarter ending December 2015	1,910	→
Quarter ending March 2016	1,899	→
Quarter ending June 2016	1,872	↓
Quarter ending September 2016	1,842	↓
Variance since September 2015	(3.6%)	↓



ACTIVITY

Cumulative percentage of contracted UDA delivered 2016 & 2017



Month	Adjusted Scheduled Activity (UDA)	
	2016	2017
April	269	60
May	746	432
June	1,058	692
July	1,754	1,332
August	2,000	1,775
September	2,569	2,188
October	3,022	
November	3,587	
December	4,094	
January	4,436	
February	5,159	
March	5,639	
April	5,933	
May	5,963	
June	5,963	

QUALITY

	Quantity	Base Number	Contract	AT	Region	England
% of FP17s for the same patient ID Re-attending within 3 months - Children	28	341	8.2%	13.0%	13.5%	12.4%
% of FP17s for the same patient ID Re-attending within 3 months - Adults	104	717	14.5%	17.5%	17.4%	16.7%
% of FP17s for the same patient ID Re-attending between 3 & 9 months - Children	165	341	48.4%	57.2%	59.0%	57.4%
% of FP17s for the same patient ID Re-attending between 3 & 9 months - Adults	274	717	38.2%	51.0%	52.6%	50.5%
% of FP17s for Band 1 Urgent Courses	53	930	5.7%	11.0%	9.4%	9.1%
% of FP17s Relating to Free Repair or Replacements	6	930	0.6%	0.9%	1.0%	0.8%
% of FP17s Relating to Continuations	19	930	2.0%	1.3%	1.5%	1.3%
% of Patients satisfied with the dentistry they have received	3	3	N/A	93.4%	93.7%	93.2%
% of Patients satisfied with the time they had to wait for an appointment	3	3	N/A	89.9%	90.0%	89.0%

* This is based on patients treated on this contract for their most recent course of treatment. Figures in italics indicate the base number of FP17s or Patient Questionnaire responses are less than 100. N/A is shown where the base number of responses is less than 10 during the period. % is calculated as Quantity/Base number*100

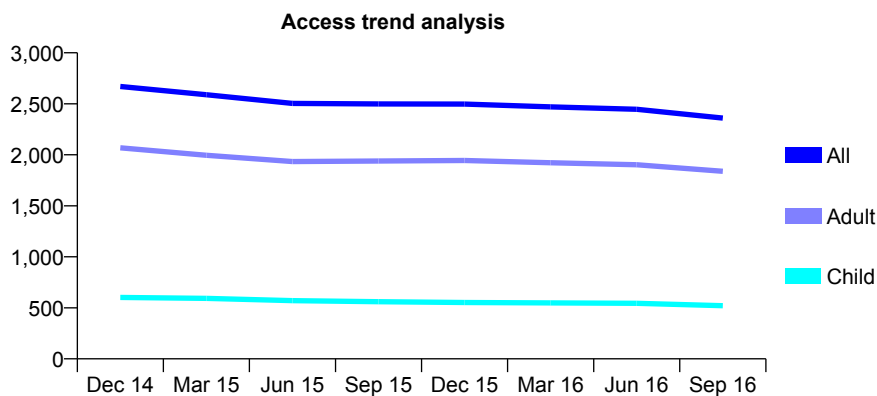
Q47 - Vital Signs At a Glance Contract Report for 567256/0001 - September 2016

Name or company name	MR A CUYES
Contract type name	GDS Contract
Purpose of contract	General
Contract start date	01/04/2006
Contract end date	

16/17 Contracted general activity (UDA)	7,600
Carry forward general activity (UDA)	50
16/17 Contracted orthodontic activity (UOA)	0
Carry forward orthodontic activity (UOA)	0
Baseline contract value	£186,970.31

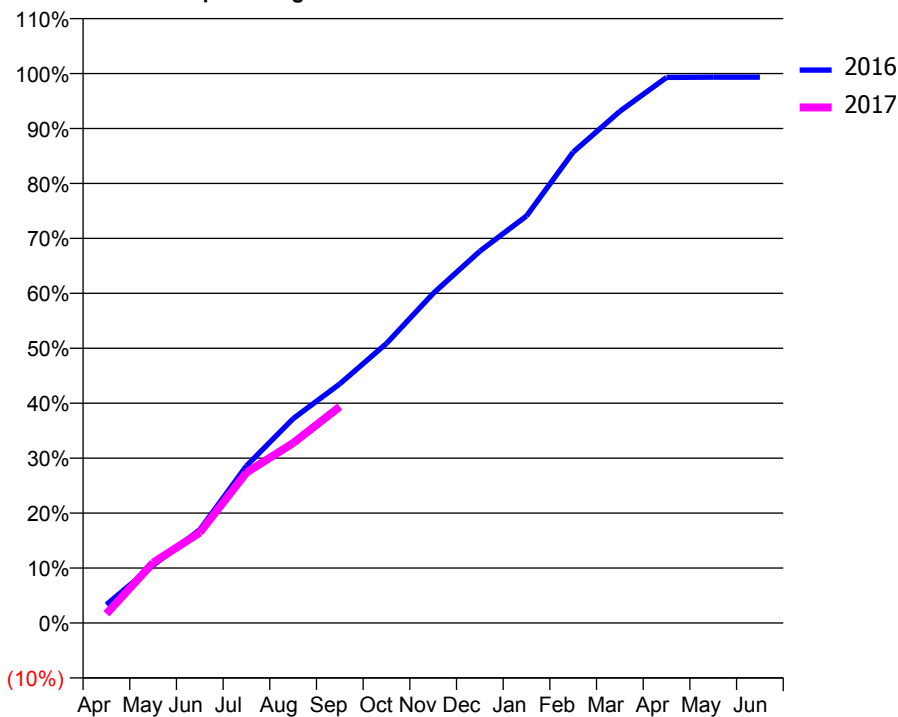
ACCESS*

Patients seen in 24 months	Total	Change since previous quarter
Quarter ending September 2015	2,499	
Quarter ending December 2015	2,497	→
Quarter ending March 2016	2,470	↓
Quarter ending June 2016	2,446	→
Quarter ending September 2016	2,360	↓
Variance since September 2015	(5.6%)	↓



ACTIVITY

Cumulative percentage of contracted UDA delivered 2016 & 2017



Adjusted Scheduled Activity (UDA)

Month	2016	2017
April	253	128
May	798	835
June	1,290	1,251
July	2,174	2,082
August	2,827	2,489
September	3,308	2,993
October	3,866	
November	4,559	
December	5,144	
January	5,629	
February	6,513	
March	7,078	
April	7,546	
May	7,550	
June	7,550	

QUALITY

	Quantity	Base Number	Contract	AT	Region	England
% of FP17s for the same patient ID Re-attending within 3 months - Children	20	291	6.9%	13.0%	13.5%	12.4%
% of FP17s for the same patient ID Re-attending within 3 months - Adults	251	1,127	22.3%	17.5%	17.4%	16.7%
% of FP17s for the same patient ID Re-attending between 3 & 9 months - Children	150	291	51.5%	57.2%	59.0%	57.4%
% of FP17s for the same patient ID Re-attending between 3 & 9 months - Adults	442	1,127	39.2%	51.0%	52.6%	50.5%
% of FP17s for Band 1 Urgent Courses	81	1,227	6.6%	11.0%	9.4%	9.1%
% of FP17s Relating to Free Repair or Replacements	22	1,227	1.8%	0.9%	1.0%	0.8%
% of FP17s Relating to Continuations	24	1,227	2.0%	1.3%	1.5%	1.3%
% of Patients satisfied with the dentistry they have received	4	4	N/A	93.4%	93.7%	93.2%
% of Patients satisfied with the time they had to wait for an appointment	4	4	N/A	89.9%	90.0%	89.0%

* This is based on patients treated on this contract for their most recent course of treatment. Figures in italics indicate the base number of FP17s or Patient Questionnaire responses are less than 100. N/A is shown where the base number of responses is less than 10 during the period. % is calculated as Quantity/Base number*100

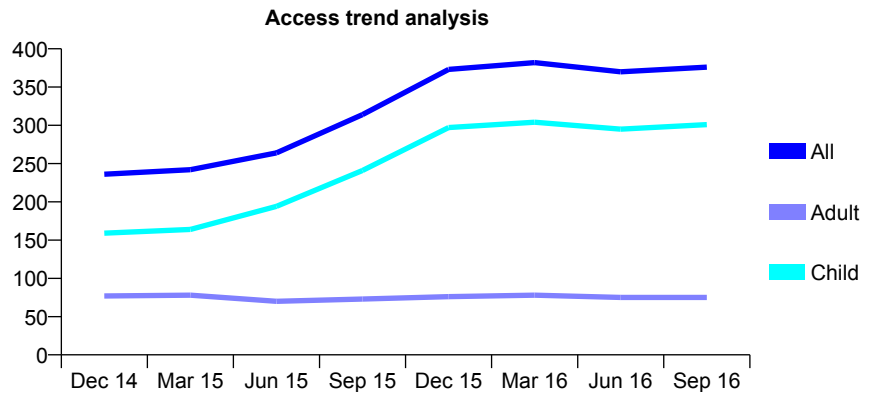
Q47 - Vital Signs At a Glance Contract Report for 570656/0001 - September 2016

Name or company name	MR M WILKINSON
Contract type name	GDS Contract
Purpose of contract	General
Contract start date	01/04/2006
Contract end date	

16/17 Contracted general activity (UDA)	720
Carry forward general activity (UDA)	0
16/17 Contracted orthodontic activity (UOA)	0
Carry forward orthodontic activity (UOA)	0
Baseline contract value	£16,304.27

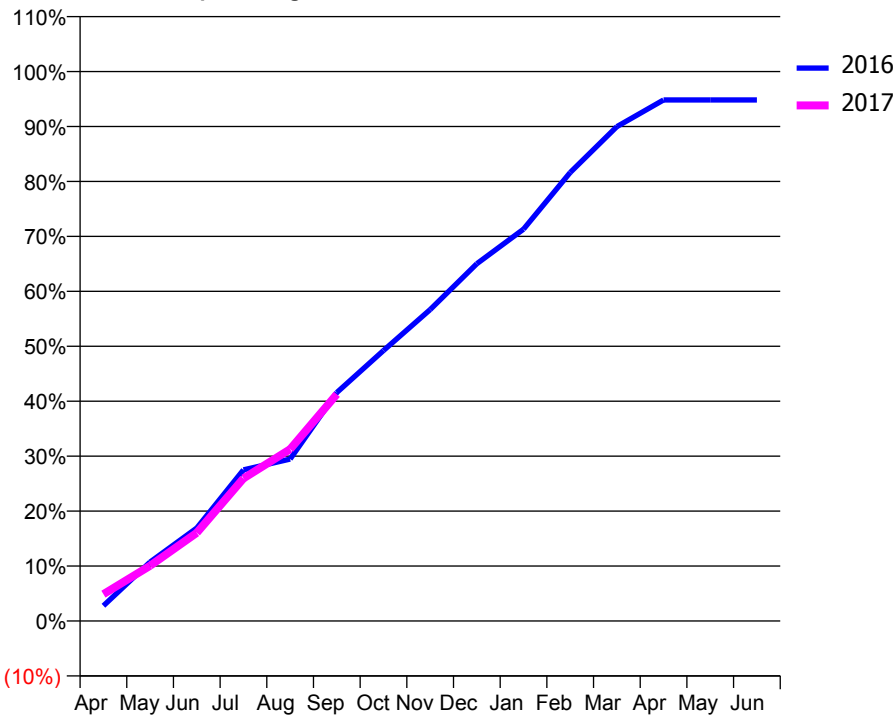
ACCESS*

Patients seen in 24 months	Total	Change since previous quarter
Quarter ending September 2015	314	
Quarter ending December 2015	373	↑
Quarter ending March 2016	382	↑
Quarter ending June 2016	370	↓
Quarter ending September 2016	376	→
Variance since September 2015	19.7%	↑



ACTIVITY

Cumulative percentage of contracted UDA delivered 2016 & 2017



Month	Adjusted Scheduled Activity (UDA)	
	2016	2017
April	20	35
May	77	72
June	122	116
July	198	187
August	212	225
September	299	297
October	354	
November	408	
December	468	
January	513	
February	588	
March	648	
April	683	
May	683	
June	683	

QUALITY

	Quantity	Base Number	Contract	AT	Region	England
% of FP17s for the same patient ID Re-attending within 3 months - Children	18	257	7.0%	13.0%	13.5%	12.4%
% of FP17s for the same patient ID Re-attending within 3 months - Adults	2	33	6.1%	17.5%	17.4%	16.7%
% of FP17s for the same patient ID Re-attending between 3 & 9 months - Children	186	257	72.4%	57.2%	59.0%	57.4%
% of FP17s for the same patient ID Re-attending between 3 & 9 months - Adults	22	33	66.7%	51.0%	52.6%	50.5%
% of FP17s for Band 1 Urgent Courses	11	261	4.2%	11.0%	9.4%	9.1%
% of FP17s Relating to Free Repair or Replacements	0	261	0.0%	0.9%	1.0%	0.8%
% of FP17s Relating to Continuations	0	261	0.0%	1.3%	1.5%	1.3%
% of Patients satisfied with the dentistry they have received	2	2	N/A	93.4%	93.7%	93.2%
% of Patients satisfied with the time they had to wait for an appointment	2	2	N/A	89.9%	90.0%	89.0%

* This is based on patients treated on this contract for their most recent course of treatment. Figures in italics indicate the base number of FP17s or Patient Questionnaire responses are less than 100. N/A is shown where the base number of responses is less than 10 during the period. % is calculated as Quantity/Base number*100

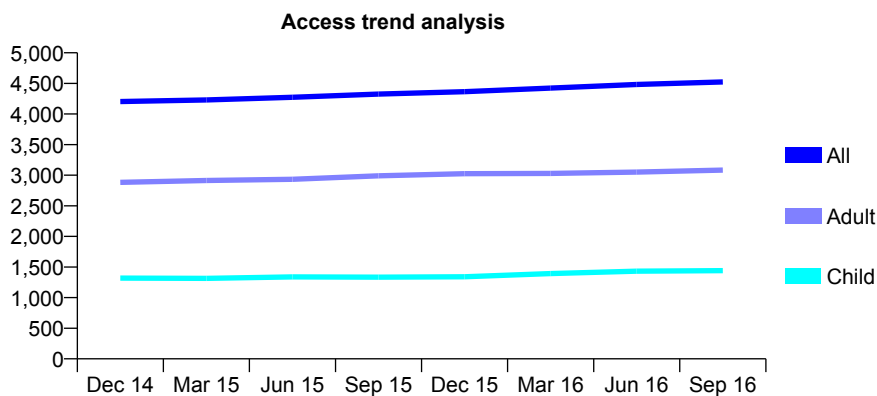
Q47 - Vital Signs At a Glance Contract Report for 572608/0001 - September 2016

Name or company name	Malik and Smith
Contract type name	GDS Contract
Purpose of contract	General
Contract start date	01/04/2006
Contract end date	

16/17 Contracted general activity (UDA)	12,946
Carry forward general activity (UDA)	-242
16/17 Contracted orthodontic activity (UOA)	0
Carry forward orthodontic activity (UOA)	0
Baseline contract value	£369,651.83

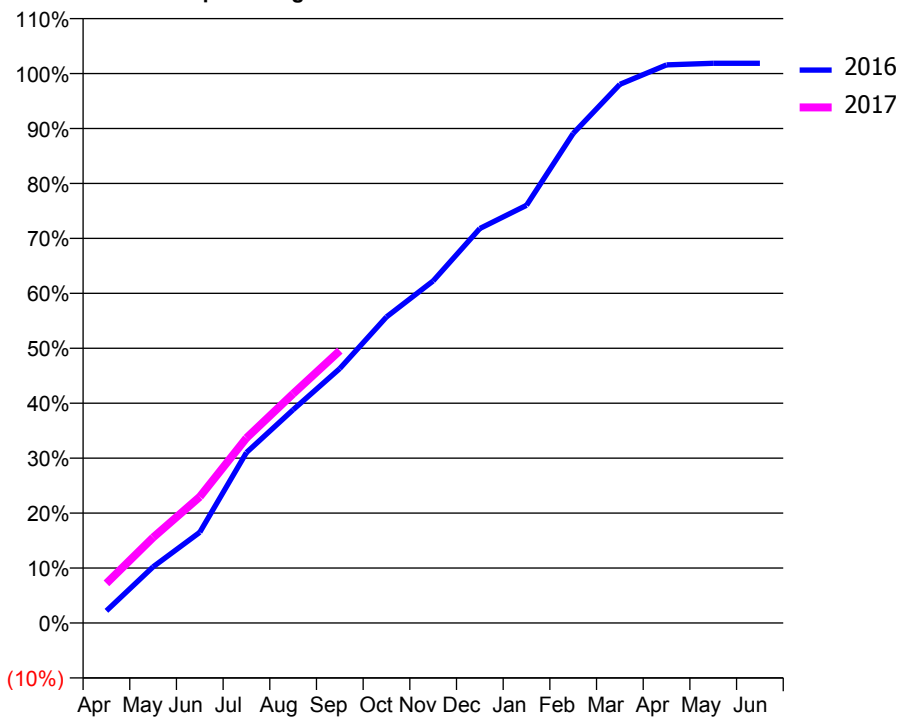
ACCESS*

Patients seen in 24 months	Total	Change since previous quarter
Quarter ending September 2015	4,325	
Quarter ending December 2015	4,365	→
Quarter ending March 2016	4,423	→
Quarter ending June 2016	4,483	→
Quarter ending September 2016	4,524	→
Variance since September 2015	4.6%	↑



ACTIVITY

Cumulative percentage of contracted UDA delivered 2016 & 2017



Month	Adjusted Scheduled Activity (UDA)	
	2016	2017
April	288	934
May	1,323	2,016
June	2,138	2,972
July	4,016	4,359
August	5,024	5,403
September	5,996	6,416
October	7,210	
November	8,059	
December	9,294	
January	9,840	
February	11,535	
March	12,689	
April	13,148	
May	13,186	
June	13,188	

QUALITY

	Quantity	Base Number	Contract	AT	Region	England
% of FP17s for the same patient ID Re-attending within 3 months - Children	87	974	8.9%	13.0%	13.5%	12.4%
% of FP17s for the same patient ID Re-attending within 3 months - Adults	363	1,990	18.2%	17.5%	17.4%	16.7%
% of FP17s for the same patient ID Re-attending between 3 & 9 months - Children	478	974	49.1%	57.2%	59.0%	57.4%
% of FP17s for the same patient ID Re-attending between 3 & 9 months - Adults	878	1,990	44.1%	51.0%	52.6%	50.5%
% of FP17s for Band 1 Urgent Courses	319	2,699	11.8%	11.0%	9.4%	9.1%
% of FP17s Relating to Free Repair or Replacements	20	2,699	0.7%	0.9%	1.0%	0.8%
% of FP17s Relating to Continuations	37	2,699	1.4%	1.3%	1.5%	1.3%
% of Patients satisfied with the dentistry they have received	0	1	N/A	93.4%	93.7%	93.2%
% of Patients satisfied with the time they had to wait for an appointment	0	1	N/A	89.9%	90.0%	89.0%

* This is based on patients treated on this contract for their most recent course of treatment. Figures in italics indicate the base number of FP17s or Patient Questionnaire responses are less than 100. N/A is shown where the base number of responses is less than 10 during the period. % is calculated as Quantity/Base number*100

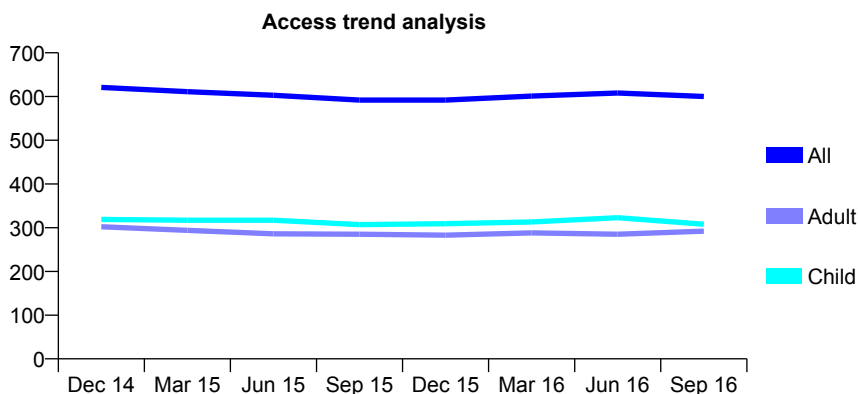
Q47 - Vital Signs At a Glance Contract Report for 574651/0001 - September 2016

Name or company name	MISS CL ALLEN
Contract type name	GDS Contract
Purpose of contract	General
Contract start date	01/04/2006
Contract end date	

16/17 Contracted general activity (UDA)	1,561
Carry forward general activity (UDA)	-9
16/17 Contracted orthodontic activity (UOA)	0
Carry forward orthodontic activity (UOA)	0
Baseline contract value	£42,105.06

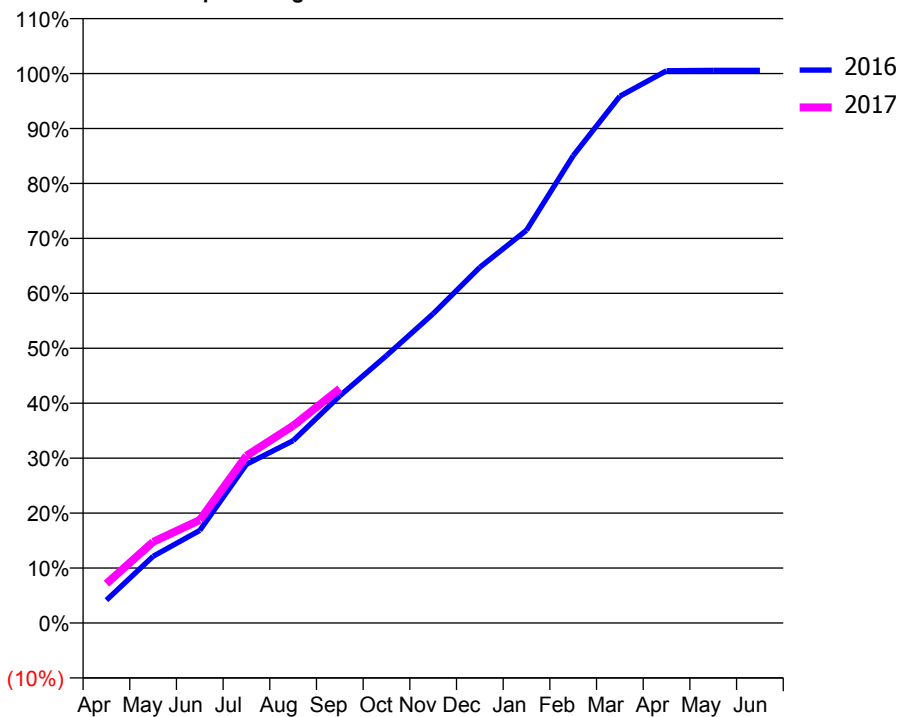
ACCESS*

Patients seen in 24 months	Total	Change since previous quarter
Quarter ending September 2015	592	
Quarter ending December 2015	592	→
Quarter ending March 2016	601	→
Quarter ending June 2016	608	→
Quarter ending September 2016	600	↓
Variance since September 2015	1.4%	→



ACTIVITY

Cumulative percentage of contracted UDA delivered 2016 & 2017



Adjusted Scheduled Activity (UDA)

Month	2016	2017
April	65	112
May	190	230
June	263	293
July	451	475
August	518	561
September	645	666
October	760	
November	879	
December	1,011	
January	1,116	
February	1,327	
March	1,496	
April	1,569	
May	1,570	
June	1,570	

QUALITY

	Quantity	Base Number	Contract	AT	Region	England
% of FP17s for the same patient ID Re-attending within 3 months - Children	33	282	11.7%	13.0%	13.5%	12.4%
% of FP17s for the same patient ID Re-attending within 3 months - Adults	23	182	12.6%	17.5%	17.4%	16.7%
% of FP17s for the same patient ID Re-attending between 3 & 9 months - Children	207	282	73.4%	57.2%	59.0%	57.4%
% of FP17s for the same patient ID Re-attending between 3 & 9 months - Adults	108	182	59.3%	51.0%	52.6%	50.5%
% of FP17s for Band 1 Urgent Courses	19	415	4.6%	11.0%	9.4%	9.1%
% of FP17s Relating to Free Repair or Replacements	0	415	0.0%	0.9%	1.0%	0.8%
% of FP17s Relating to Continuations	0	415	0.0%	1.3%	1.5%	1.3%
% of Patients satisfied with the dentistry they have received	1	1	N/A	93.4%	93.7%	93.2%
% of Patients satisfied with the time they had to wait for an appointment	1	1	N/A	89.9%	90.0%	89.0%

* This is based on patients treated on this contract for their most recent course of treatment. Figures in italics indicate the base number of FP17s or Patient Questionnaire responses are less than 100. N/A is shown where the base number of responses is less than 10 during the period. % is calculated as Quantity/Base number*100

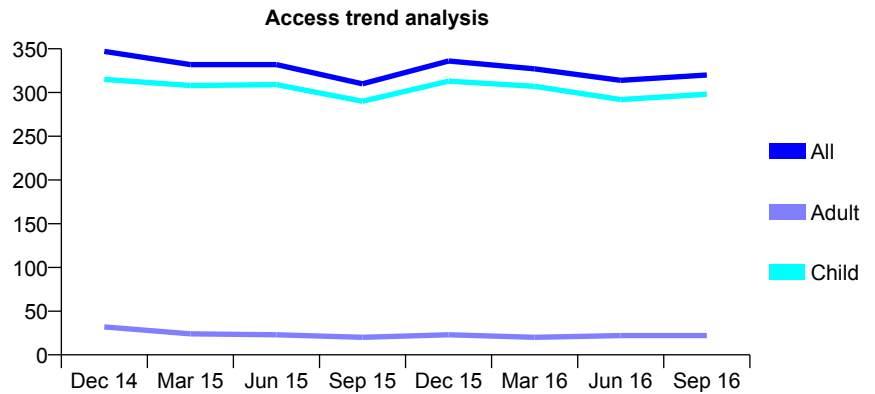
Q47 - Vital Signs At a Glance Contract Report for 575577/0001 - September 2016

Name or company name	MR JR VALENTINE
Contract type name	GDS Contract
Purpose of contract	General
Contract start date	01/04/2006
Contract end date	

16/17 Contracted general activity (UDA)	1,100
Carry forward general activity (UDA)	0
16/17 Contracted orthodontic activity (UOA)	0
Carry forward orthodontic activity (UOA)	0
Baseline contract value	£20,142.44

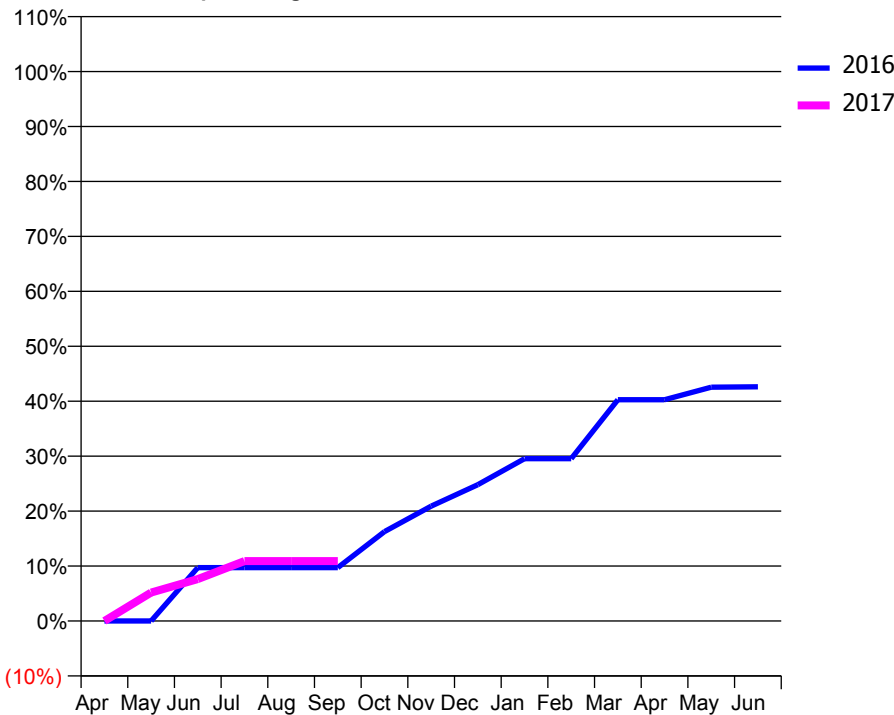
ACCESS*

Patients seen in 24 months	Total	Change since previous quarter
Quarter ending September 2015	310	
Quarter ending December 2015	336	↑
Quarter ending March 2016	327	↓
Quarter ending June 2016	314	↓
Quarter ending September 2016	320	→
Variance since September 2015	3.2%	↑



ACTIVITY

Cumulative percentage of contracted UDA delivered 2016 & 2017



Month	Adjusted Scheduled Activity (UDA)	
	2016	2017
April	0	0
May	0	57
June	107	84
July	107	120
August	107	120
September	107	120
October	179	
November	230	
December	273	
January	325	
February	325	
March	443	
April	443	
May	468	
June	469	

QUALITY

	Quantity	Base Number	Contract	AT	Region	England
% of FP17s for the same patient ID Re-attending within 3 months - Children	11	123	8.9%	13.0%	13.5%	12.4%
% of FP17s for the same patient ID Re-attending within 3 months - Adults	0	1	0.0%	17.5%	17.4%	16.7%
% of FP17s for the same patient ID Re-attending between 3 & 9 months - Children	70	123	56.9%	57.2%	59.0%	57.4%
% of FP17s for the same patient ID Re-attending between 3 & 9 months - Adults	1	1	100.0%	51.0%	52.6%	50.5%
% of FP17s for Band 1 Urgent Courses	0	104	0.0%	11.0%	9.4%	9.1%
% of FP17s Relating to Free Repair or Replacements	0	104	0.0%	0.9%	1.0%	0.8%
% of FP17s Relating to Continuations	0	104	0.0%	1.3%	1.5%	1.3%
% of Patients satisfied with the dentistry they have received	0	0	N/A	93.4%	93.7%	93.2%
% of Patients satisfied with the time they had to wait for an appointment	0	0	N/A	89.9%	90.0%	89.0%

* This is based on patients treated on this contract for their most recent course of treatment. Figures in italics indicate the base number of FP17s or Patient Questionnaire responses are less than 100. N/A is shown where the base number of responses is less than 10 during the period. % is calculated as Quantity/Base number*100

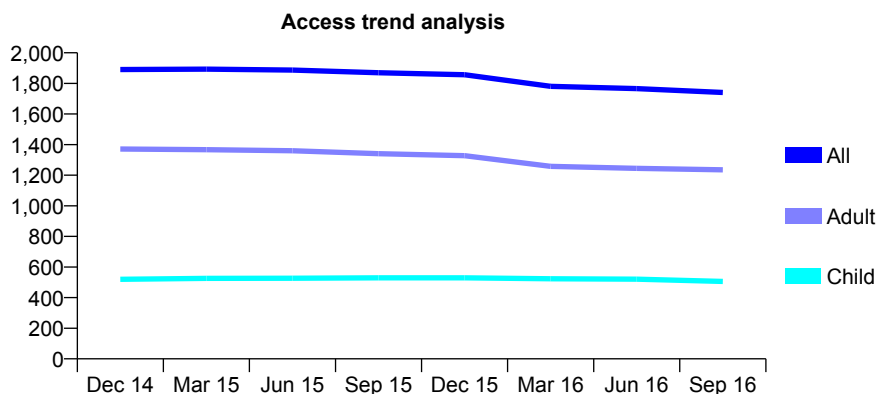
Q47 - Vital Signs At a Glance Contract Report for 604860/0001 - September 2016

Name or company name	MR SA BATE
Contract type name	GDS Contract
Purpose of contract	General
Contract start date	01/10/2010
Contract end date	

16/17 Contracted general activity (UDA)	7,000
Carry forward general activity (UDA)	0
16/17 Contracted orthodontic activity (UOA)	0
Carry forward orthodontic activity (UOA)	0
Baseline contract value	£171,130.78

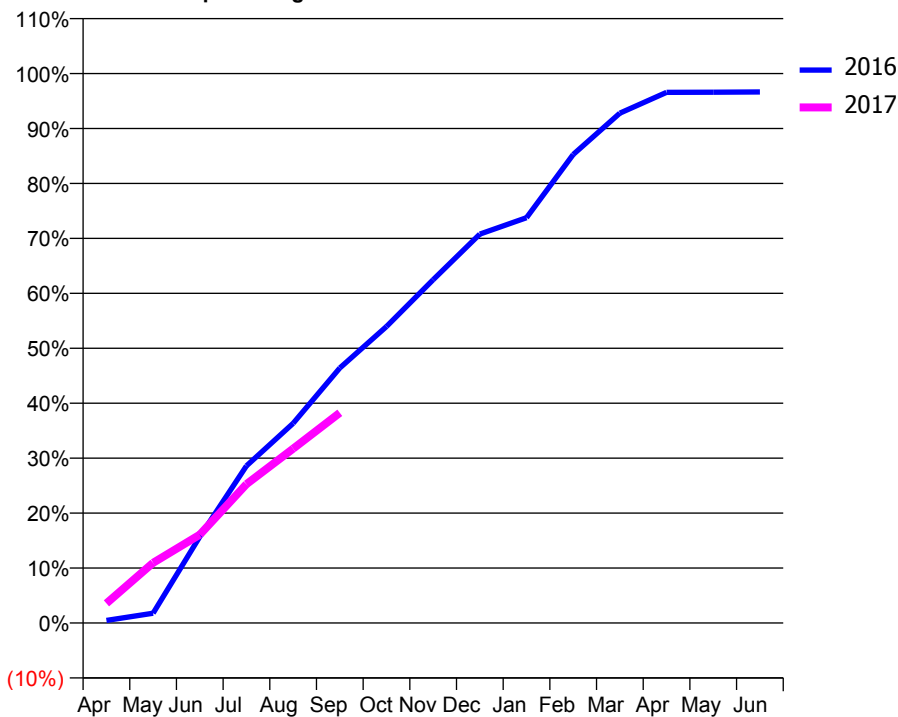
ACCESS*

Patients seen in 24 months	Total	Change since previous quarter
Quarter ending September 2015	1,870	
Quarter ending December 2015	1,857	→
Quarter ending March 2016	1,781	↓
Quarter ending June 2016	1,766	→
Quarter ending September 2016	1,741	↓
Variance since September 2015	(6.9%)	↓



ACTIVITY

Cumulative percentage of contracted UDA delivered 2016 & 2017



Month	Adjusted Scheduled Activity (UDA)	
	2016	2017
April	32	251
May	125	767
June	1,100	1,125
July	2,002	1,769
August	2,545	2,221
September	3,248	2,678
October	3,777	
November	4,373	
December	4,953	
January	5,163	
February	5,969	
March	6,495	
April	6,760	
May	6,761	
June	6,764	

QUALITY

	Quantity	Base Number	Contract	AT	Region	England
% of FP17s for the same patient ID Re-attending within 3 months - Children	74	532	13.9%	13.0%	13.5%	12.4%
% of FP17s for the same patient ID Re-attending within 3 months - Adults	211	1,072	19.7%	17.5%	17.4%	16.7%
% of FP17s for the same patient ID Re-attending between 3 & 9 months - Children	370	532	69.5%	57.2%	59.0%	57.4%
% of FP17s for the same patient ID Re-attending between 3 & 9 months - Adults	641	1,072	59.8%	51.0%	52.6%	50.5%
% of FP17s for Band 1 Urgent Courses	97	1,466	6.6%	11.0%	9.4%	9.1%
% of FP17s Relating to Free Repair or Replacements	20	1,466	1.4%	0.9%	1.0%	0.8%
% of FP17s Relating to Continuations	15	1,466	1.0%	1.3%	1.5%	1.3%
% of Patients satisfied with the dentistry they have received	3	3	N/A	93.4%	93.7%	93.2%
% of Patients satisfied with the time they had to wait for an appointment	3	3	N/A	89.9%	90.0%	89.0%

* This is based on patients treated on this contract for their most recent course of treatment. Figures in italics indicate the base number of FP17s or Patient Questionnaire responses are less than 100. N/A is shown where the base number of responses is less than 10 during the period. % is calculated as Quantity/Base number*100

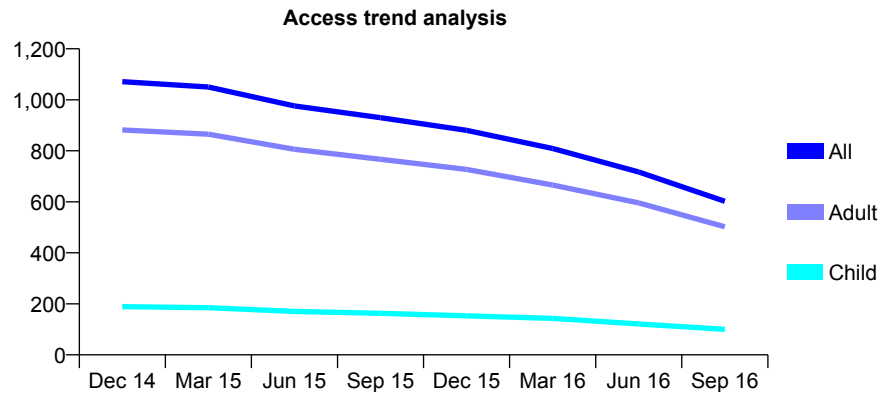
Q47 - Vital Signs At a Glance Contract Report for 629081/0001 - September 2016

Name or company name	MR JM MUSGRAVE
Contract type name	GDS Contract
Purpose of contract	General
Contract start date	01/04/2006
Contract end date	

16/17 Contracted general activity (UDA)	5,275
Carry forward general activity (UDA)	0
16/17 Contracted orthodontic activity (UOA)	0
Carry forward orthodontic activity (UOA)	0
Baseline contract value	£121,995.80

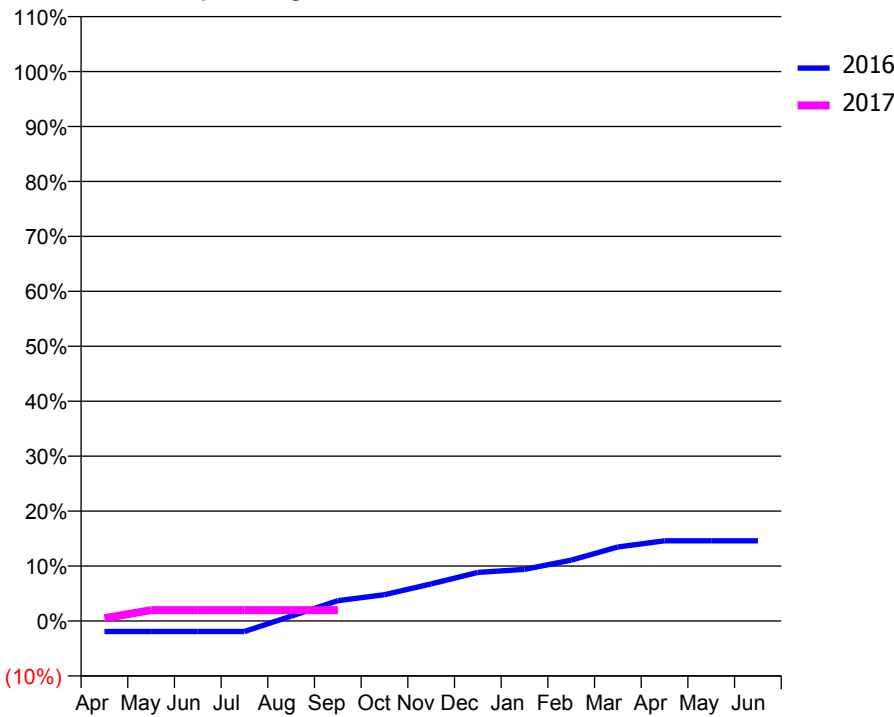
ACCESS*

Patients seen in 24 months	Total	Change since previous quarter
Quarter ending September 2015	930	
Quarter ending December 2015	880	↓
Quarter ending March 2016	809	↓
Quarter ending June 2016	717	↓
Quarter ending September 2016	602	↓
Variance since September 2015	(35.3%)	↓



ACTIVITY

Cumulative percentage of contracted UDA delivered 2016 & 2017



Month	Adjusted Scheduled Activity (UDA)	
	2016	2017
April	-102	27
May	-102	104
June	-102	104
July	-102	104
August	47	104
September	195	104
October	253	
November	357	
December	466	
January	496	
February	585	
March	711	
April	770	
May	770	
June	770	

QUALITY

	Quantity	Base Number	Contract	AT	Region	England
% of FP17s for the same patient ID Re-attending within 3 months - Children	0	14	0.0%	13.0%	13.5%	12.4%
% of FP17s for the same patient ID Re-attending within 3 months - Adults	4	62	6.5%	17.5%	17.4%	16.7%
% of FP17s for the same patient ID Re-attending between 3 & 9 months - Children	8	14	57.1%	57.2%	59.0%	57.4%
% of FP17s for the same patient ID Re-attending between 3 & 9 months - Adults	28	62	45.2%	51.0%	52.6%	50.5%
% of FP17s for Band 1 Urgent Courses	6	53	11.3%	11.0%	9.4%	9.1%
% of FP17s Relating to Free Repair or Replacements	0	53	0.0%	0.9%	1.0%	0.8%
% of FP17s Relating to Continuations	1	53	1.9%	1.3%	1.5%	1.3%
% of Patients satisfied with the dentistry they have received	0	0	N/A	93.4%	93.7%	93.2%
% of Patients satisfied with the time they had to wait for an appointment	0	0	N/A	89.9%	90.0%	89.0%

* This is based on patients treated on this contract for their most recent course of treatment. Figures in italics indicate the base number of FP17s or Patient Questionnaire responses are less than 100. N/A is shown where the base number of responses is less than 10 during the period. % is calculated as Quantity/Base number*100

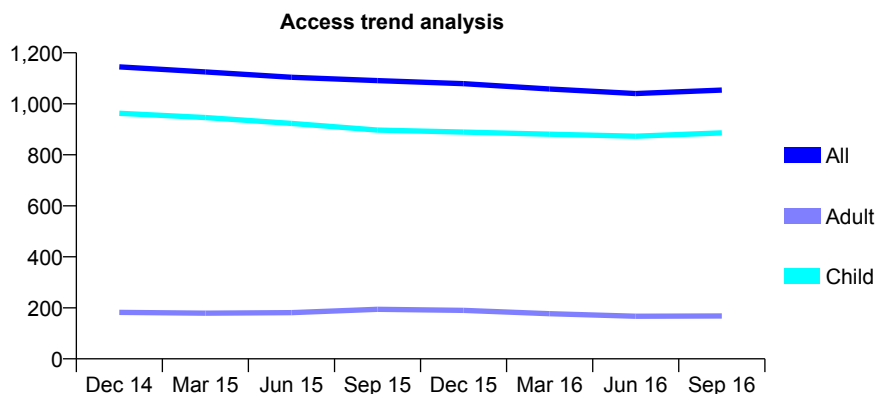
Q47 - Vital Signs At a Glance Contract Report for 629154/0003 - September 2016

Name or company name	MR M DUFFY
Contract type name	GDS Contract
Purpose of contract	General and Orthodontic
Contract start date	01/06/2008
Contract end date	

16/17 Contracted general activity (UDA)	3,050
Carry forward general activity (UDA)	0
16/17 Contracted orthodontic activity (UOA)	1,150
Carry forward orthodontic activity (UOA)	0
Baseline contract value	£154,438.72

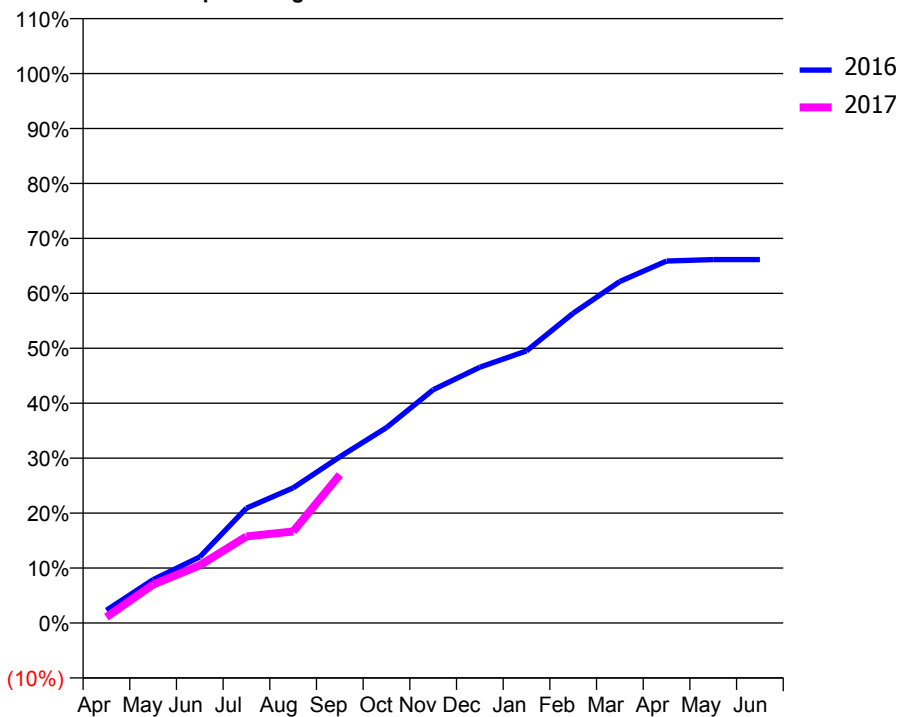
ACCESS*

Patients seen in 24 months	Total	Change since previous quarter
Quarter ending September 2015	1,091	
Quarter ending December 2015	1,079	↓
Quarter ending March 2016	1,058	↓
Quarter ending June 2016	1,040	↓
Quarter ending September 2016	1,054	→
Variance since September 2015	(3.4%)	↓



ACTIVITY

Cumulative percentage of contracted UDA delivered 2016 & 2017



Adjusted Scheduled Activity (UDA)

Month	2016	2017
April	71	33
May	241	213
June	367	320
July	638	480
August	750	508
September	922	823
October	1,085	
November	1,295	
December	1,420	
January	1,510	
February	1,719	
March	1,896	
April	2,009	
May	2,017	
June	2,017	

QUALITY

	Quantity	Base Number	Contract	AT	Region	England
% of FP17s for the same patient ID Re-attending within 3 months - Children	101	756	13.4%	13.0%	13.5%	12.4%
% of FP17s for the same patient ID Re-attending within 3 months - Adults	0	14	0.0%	17.5%	17.4%	16.7%
% of FP17s for the same patient ID Re-attending between 3 & 9 months - Children	384	756	50.8%	57.2%	59.0%	57.4%
% of FP17s for the same patient ID Re-attending between 3 & 9 months - Adults	6	14	42.9%	51.0%	52.6%	50.5%
% of FP17s for Band 1 Urgent Courses	21	619	3.4%	11.0%	9.4%	9.1%
% of FP17s Relating to Free Repair or Replacements	0	619	0.0%	0.9%	1.0%	0.8%
% of FP17s Relating to Continuations	0	619	0.0%	1.3%	1.5%	1.3%
% of Patients satisfied with the dentistry they have received	0	0	N/A	93.4%	93.7%	93.2%
% of Patients satisfied with the time they had to wait for an appointment	0	0	N/A	89.9%	90.0%	89.0%

* This is based on patients treated on this contract for their most recent course of treatment. Figures in italics indicate the base number of FP17s or Patient Questionnaire responses are less than 100. N/A is shown where the base number of responses is less than 10 during the period. % is calculated as Quantity/Base number*100

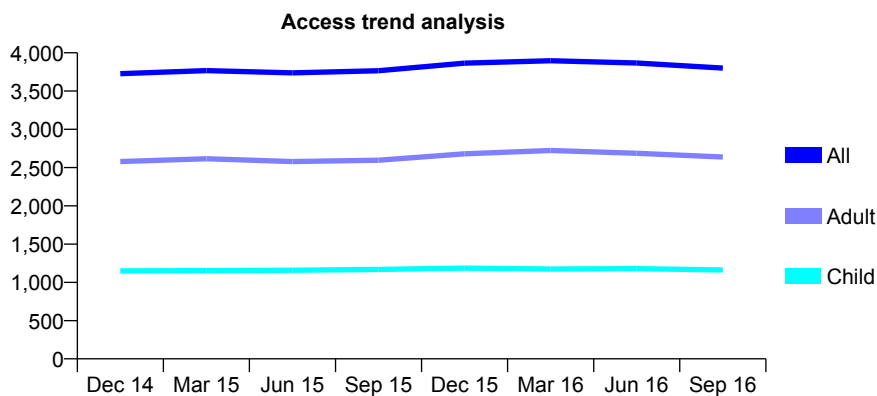
Q47 - Vital Signs At a Glance Contract Report for 629316/0001 - September 2016

Name or company name	Clough and Mohammed Dental Practice
Contract type name	GDS Contract
Purpose of contract	General
Contract start date	01/04/2006
Contract end date	

16/17 Contracted general activity (UDA)	13,319
Carry forward general activity (UDA)	-84
16/17 Contracted orthodontic activity (UOA)	0
Carry forward orthodontic activity (UOA)	0
Baseline contract value	£397,229.95

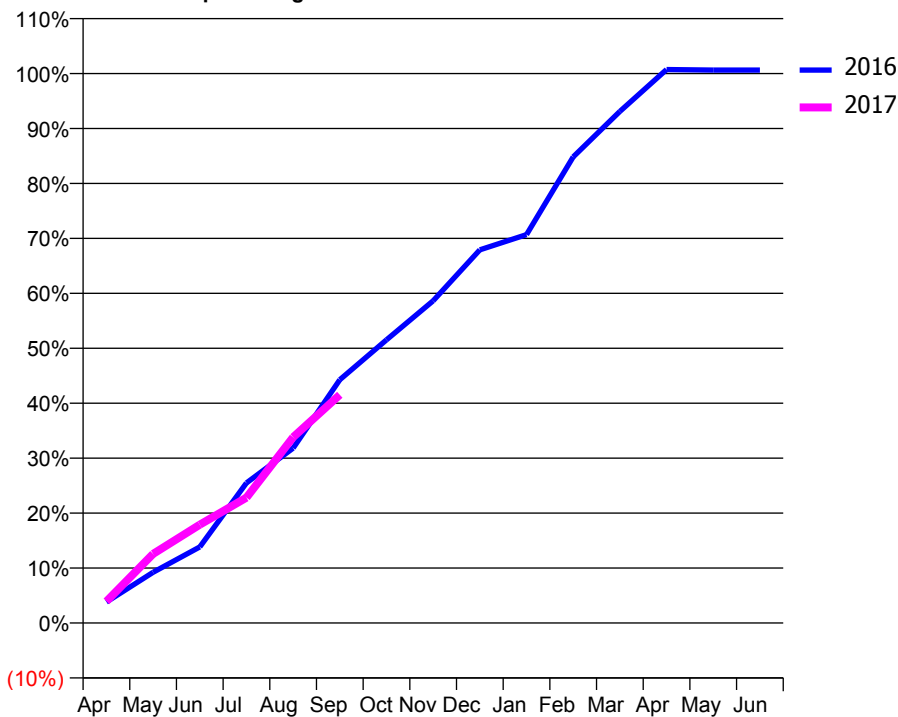
ACCESS*

Patients seen in 24 months	Total	Change since previous quarter
Quarter ending September 2015	3,765	
Quarter ending December 2015	3,865	↑
Quarter ending March 2016	3,897	→
Quarter ending June 2016	3,866	→
Quarter ending September 2016	3,800	↓
Variance since September 2015	0.9%	→



ACTIVITY

Cumulative percentage of contracted UDA delivered 2016 & 2017



Adjusted Scheduled Activity (UDA)

Month	2016	2017
April	508	526
May	1,229	1,676
June	1,845	2,384
July	3,396	3,039
August	4,239	4,504
September	5,895	5,531
October	6,864	
November	7,810	
December	9,045	
January	9,414	
February	11,299	
March	12,401	
April	13,414	
May	13,403	
June	13,403	

QUALITY

	Quantity	Base Number	Contract	AT	Region	England
% of FP17s for the same patient ID Re-attending within 3 months - Children	62	822	7.5%	13.0%	13.5%	12.4%
% of FP17s for the same patient ID Re-attending within 3 months - Adults	315	1,762	17.9%	17.5%	17.4%	16.7%
% of FP17s for the same patient ID Re-attending between 3 & 9 months - Children	451	822	54.9%	57.2%	59.0%	57.4%
% of FP17s for the same patient ID Re-attending between 3 & 9 months - Adults	814	1,762	46.2%	51.0%	52.6%	50.5%
% of FP17s for Band 1 Urgent Courses	283	2,209	12.8%	11.0%	9.4%	9.1%
% of FP17s Relating to Free Repair or Replacements	12	2,209	0.5%	0.9%	1.0%	0.8%
% of FP17s Relating to Continuations	48	2,209	2.2%	1.3%	1.5%	1.3%
% of Patients satisfied with the dentistry they have received	19	20	95.0%	93.4%	93.7%	93.2%
% of Patients satisfied with the time they had to wait for an appointment	19	20	95.0%	89.9%	90.0%	89.0%

* This is based on patients treated on this contract for their most recent course of treatment. Figures in italics indicate the base number of FP17s or Patient Questionnaire responses are less than 100. N/A is shown where the base number of responses is less than 10 during the period. % is calculated as Quantity/Base number*100

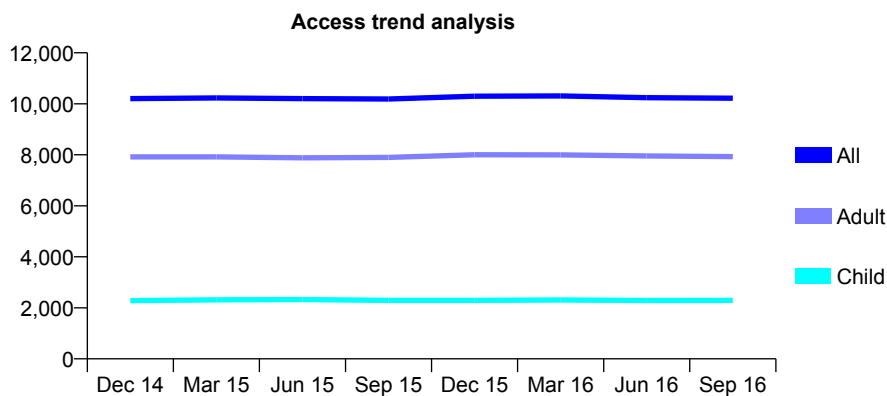
Q47 - Vital Signs At a Glance Contract Report for 635944/0001 - September 2016

Name or company name	MR JE CORNALL
Contract type name	GDS Contract
Purpose of contract	General
Contract start date	01/04/2006
Contract end date	

16/17 Contracted general activity (UDA)	23,341
Carry forward general activity (UDA)	959
16/17 Contracted orthodontic activity (UOA)	0
Carry forward orthodontic activity (UOA)	0
Baseline contract value	£583,026.43

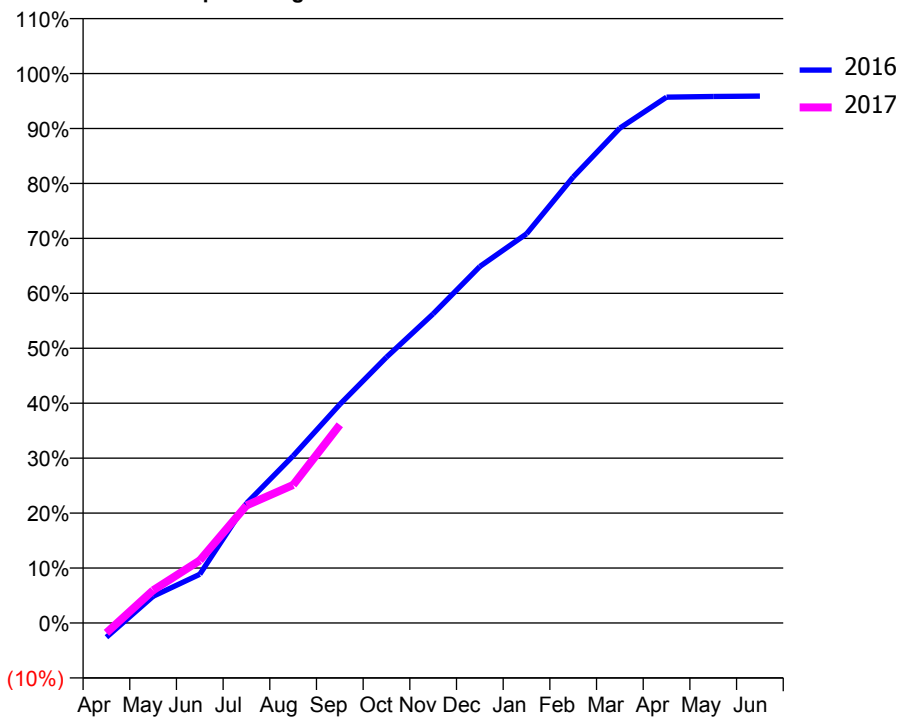
ACCESS*

Patients seen in 24 months	Total	Change since previous quarter
Quarter ending September 2015	10,190	
Quarter ending December 2015	10,297	→
Quarter ending March 2016	10,308	→
Quarter ending June 2016	10,238	→
Quarter ending September 2016	10,220	→
Variance since September 2015	0.3%	→



ACTIVITY

Cumulative percentage of contracted UDA delivered 2016 & 2017



Month	Adjusted Scheduled Activity (UDA)	
	2016	2017
April	-607	-423
May	1,134	1,389
June	2,072	2,661
July	5,084	4,990
August	7,099	5,863
September	9,286	8,420
October	11,289	
November	13,132	
December	15,144	
January	16,534	
February	18,941	
March	21,023	
April	22,336	
May	22,364	
June	22,382	

QUALITY

	Quantity	Base Number	Contract	AT	Region	England
% of FP17s for the same patient ID Re-attending within 3 months - Children	91	1,412	6.4%	13.0%	13.5%	12.4%
% of FP17s for the same patient ID Re-attending within 3 months - Adults	786	4,623	17.0%	17.5%	17.4%	16.7%
% of FP17s for the same patient ID Re-attending between 3 & 9 months - Children	687	1,412	48.7%	57.2%	59.0%	57.4%
% of FP17s for the same patient ID Re-attending between 3 & 9 months - Adults	1,784	4,623	38.6%	51.0%	52.6%	50.5%
% of FP17s for Band 1 Urgent Courses	956	5,326	17.9%	11.0%	9.4%	9.1%
% of FP17s Relating to Free Repair or Replacements	12	5,326	0.2%	0.9%	1.0%	0.8%
% of FP17s Relating to Continuations	41	5,326	0.8%	1.3%	1.5%	1.3%
% of Patients satisfied with the dentistry they have received	29	30	96.7%	93.4%	93.7%	93.2%
% of Patients satisfied with the time they had to wait for an appointment	29	30	96.7%	89.9%	90.0%	89.0%

* This is based on patients treated on this contract for their most recent course of treatment. Figures in italics indicate the base number of FP17s or Patient Questionnaire responses are less than 100. N/A is shown where the base number of responses is less than 10 during the period. % is calculated as Quantity/Base number*100

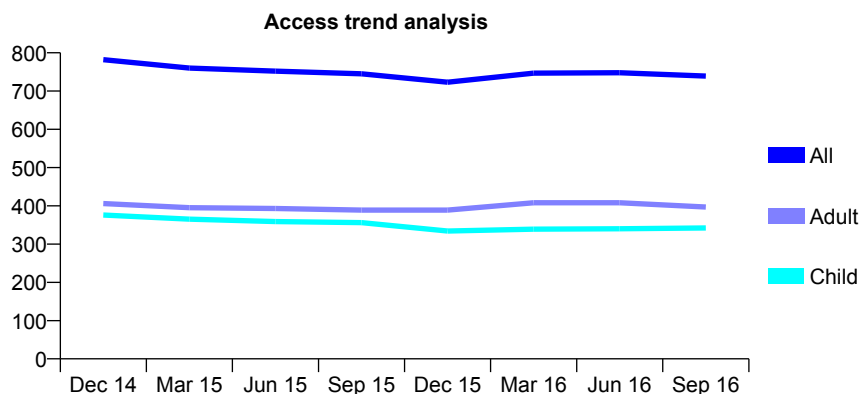
Q47 - Vital Signs At a Glance Contract Report for 635960/0001 - September 2016

Name or company name	MR AP OVENDEN
Contract type name	GDS Contract
Purpose of contract	General
Contract start date	01/04/2006
Contract end date	

16/17 Contracted general activity (UDA)	2,076
Carry forward general activity (UDA)	0
16/17 Contracted orthodontic activity (UOA)	0
Carry forward orthodontic activity (UOA)	0
Baseline contract value	£55,889.99

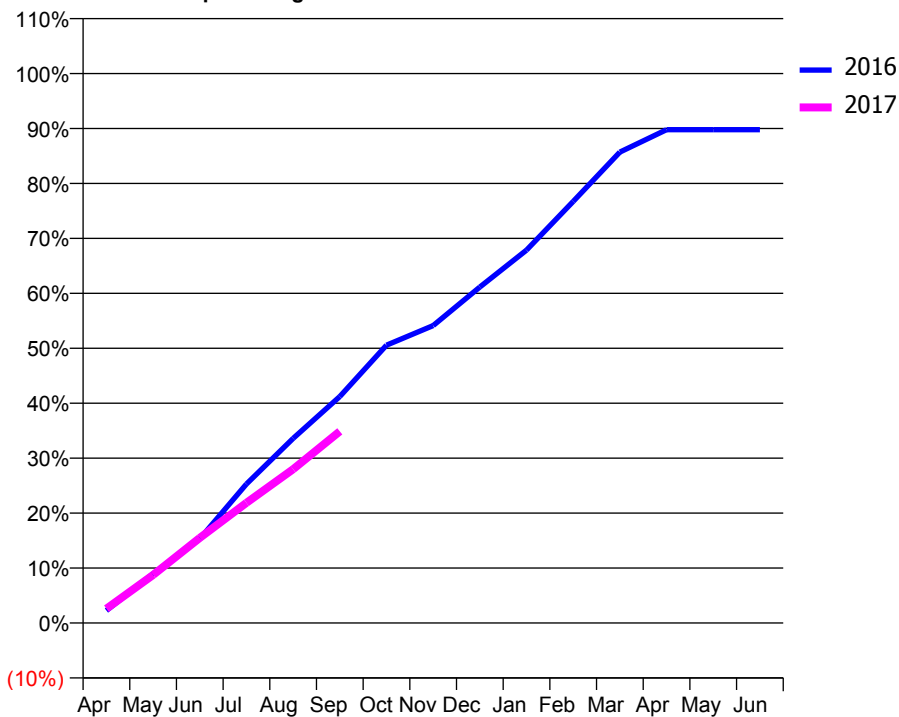
ACCESS*

Patients seen in 24 months	Total	Change since previous quarter
Quarter ending September 2015	745	
Quarter ending December 2015	723	↓
Quarter ending March 2016	747	↑
Quarter ending June 2016	748	→
Quarter ending September 2016	739	↓
Variance since September 2015	(0.8%)	→



ACTIVITY

Cumulative percentage of contracted UDA delivered 2016 & 2017



Adjusted Scheduled Activity (UDA)

Month	2016	2017
April	47	54
May	186	181
June	318	322
July	525	454
August	697	581
September	856	724
October	1,050	
November	1,124	
December	1,269	
January	1,409	
February	1,593	
March	1,779	
April	1,864	
May	1,864	
June	1,864	

QUALITY

	Quantity	Base Number	Contract	AT	Region	England
% of FP17s for the same patient ID Re-attending within 3 months - Children	10	271	3.7%	13.0%	13.5%	12.4%
% of FP17s for the same patient ID Re-attending within 3 months - Adults	24	253	9.5%	17.5%	17.4%	16.7%
% of FP17s for the same patient ID Re-attending between 3 & 9 months - Children	212	271	78.2%	57.2%	59.0%	57.4%
% of FP17s for the same patient ID Re-attending between 3 & 9 months - Adults	161	253	63.6%	51.0%	52.6%	50.5%
% of FP17s for Band 1 Urgent Courses	6	471	1.3%	11.0%	9.4%	9.1%
% of FP17s Relating to Free Repair or Replacements	0	471	0.0%	0.9%	1.0%	0.8%
% of FP17s Relating to Continuations	0	471	0.0%	1.3%	1.5%	1.3%
% of Patients satisfied with the dentistry they have received	0	0	N/A	93.4%	93.7%	93.2%
% of Patients satisfied with the time they had to wait for an appointment	0	0	N/A	89.9%	90.0%	89.0%

* This is based on patients treated on this contract for their most recent course of treatment. Figures in italics indicate the base number of FP17s or Patient Questionnaire responses are less than 100. N/A is shown where the base number of responses is less than 10 during the period. % is calculated as Quantity/Base number*100

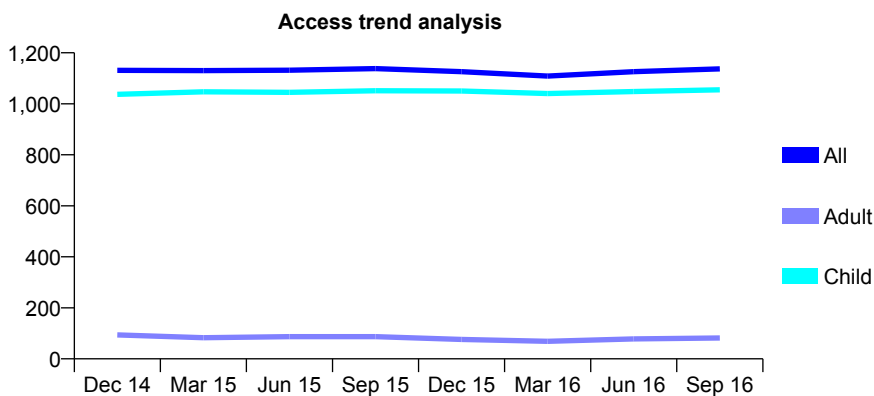
Q47 - Vital Signs At a Glance Contract Report for 638552/0001 - September 2016

Name or company name	MR PM BROOKS
Contract type name	GDS Contract
Purpose of contract	General
Contract start date	01/04/2006
Contract end date	

16/17 Contracted general activity (UDA)	2,300
Carry forward general activity (UDA)	0
16/17 Contracted orthodontic activity (UOA)	0
Carry forward orthodontic activity (UOA)	0
Baseline contract value	£49,384.94

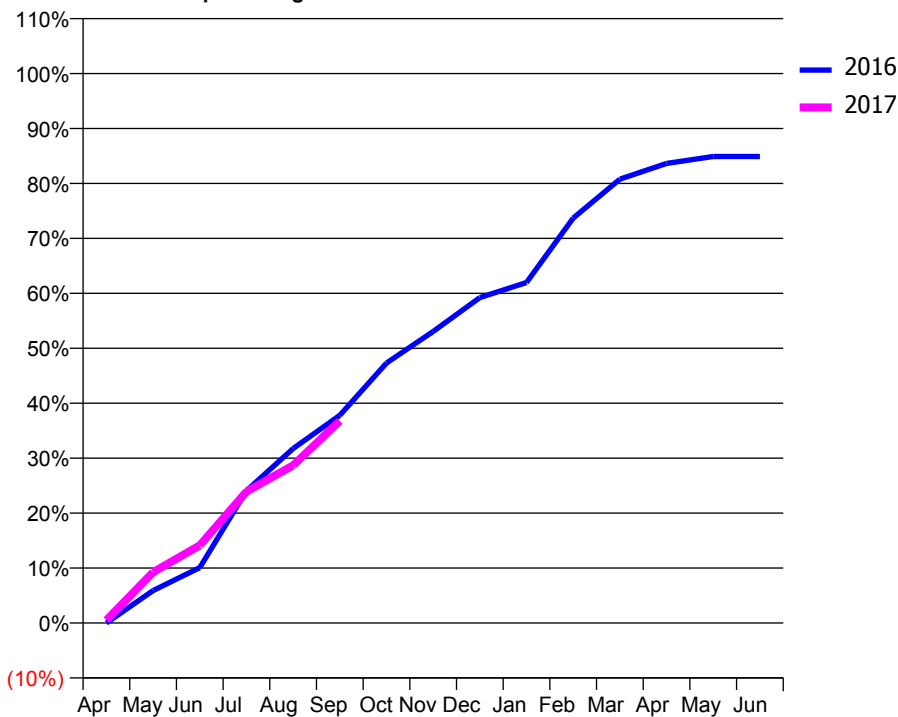
ACCESS*

Patients seen in 24 months	Total	Change since previous quarter
Quarter ending September 2015	1,138	
Quarter ending December 2015	1,126	↓
Quarter ending March 2016	1,109	↓
Quarter ending June 2016	1,126	→
Quarter ending September 2016	1,137	→
Variance since September 2015	(0.1%)	→



ACTIVITY

Cumulative percentage of contracted UDA delivered 2016 & 2017



Adjusted Scheduled Activity (UDA)

Month	2016	2017
April	0	12
May	136	213
June	232	325
July	554	550
August	730	660
September	869	846
October	1,088	
November	1,220	
December	1,362	
January	1,425	
February	1,695	
March	1,858	
April	1,924	
May	1,953	
June	1,953	

QUALITY

	Quantity	Base Number	Contract	AT	Region	England
% of FP17s for the same patient ID Re-attending within 3 months - Children	25	643	3.9%	13.0%	13.5%	12.4%
% of FP17s for the same patient ID Re-attending within 3 months - Adults	0	0	N/A	17.5%	17.4%	16.7%
% of FP17s for the same patient ID Re-attending between 3 & 9 months - Children	350	643	54.4%	57.2%	59.0%	57.4%
% of FP17s for the same patient ID Re-attending between 3 & 9 months - Adults	0	0	N/A	51.0%	52.6%	50.5%
% of FP17s for Band 1 Urgent Courses	0	574	0.0%	11.0%	9.4%	9.1%
% of FP17s Relating to Free Repair or Replacements	0	574	0.0%	0.9%	1.0%	0.8%
% of FP17s Relating to Continuations	0	574	0.0%	1.3%	1.5%	1.3%
% of Patients satisfied with the dentistry they have received	3	3	N/A	93.4%	93.7%	93.2%
% of Patients satisfied with the time they had to wait for an appointment	3	3	N/A	89.9%	90.0%	89.0%

* This is based on patients treated on this contract for their most recent course of treatment. Figures in italics indicate the base number of FP17s or Patient Questionnaire responses are less than 100. N/A is shown where the base number of responses is less than 10 during the period. % is calculated as Quantity/Base number*100

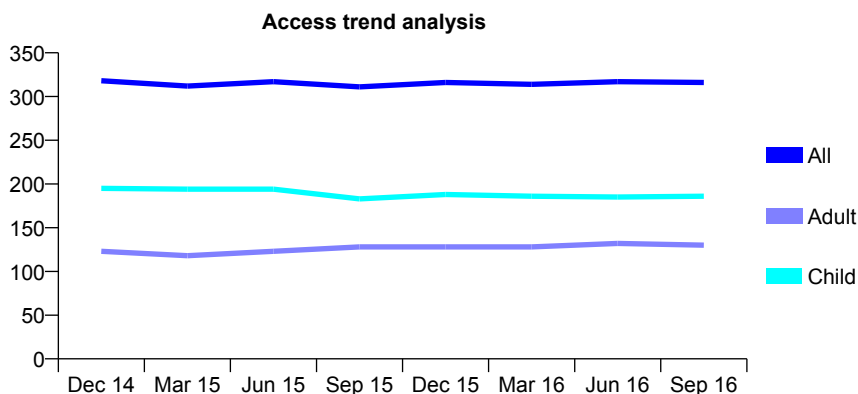
Q47 - Vital Signs At a Glance Contract Report for 641812/0001 - September 2016

Name or company name	MR C WOODALL
Contract type name	GDS Contract
Purpose of contract	General
Contract start date	01/04/2006
Contract end date	

16/17 Contracted general activity (UDA)	600
Carry forward general activity (UDA)	-12
16/17 Contracted orthodontic activity (UOA)	0
Carry forward orthodontic activity (UOA)	0
Baseline contract value	£16,284.44

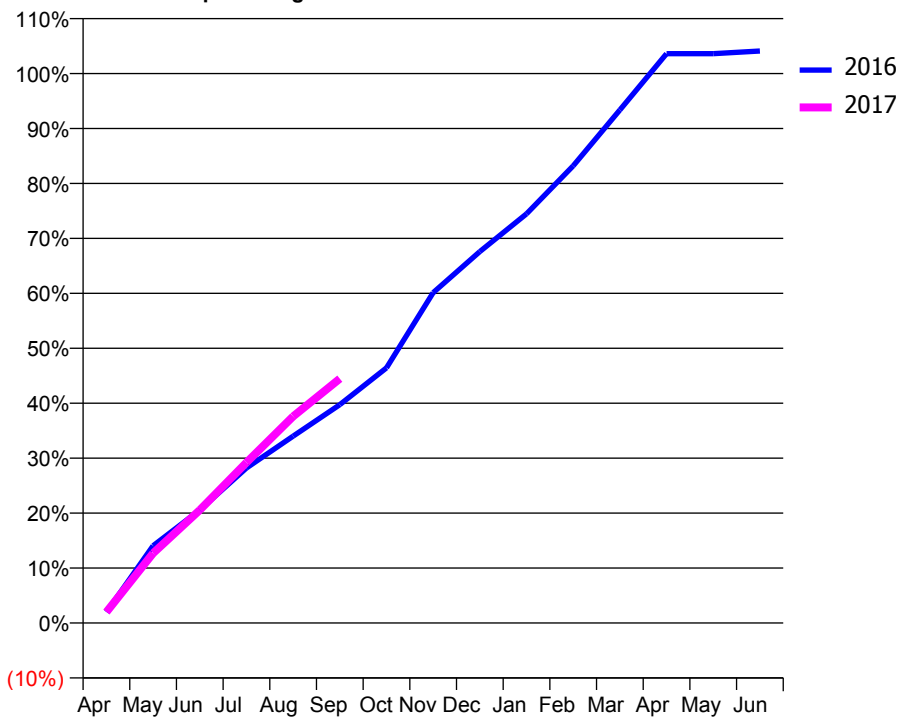
ACCESS*

Patients seen in 24 months	Total	Change since previous quarter
Quarter ending September 2015	311	
Quarter ending December 2015	316	→
Quarter ending March 2016	314	→
Quarter ending June 2016	317	→
Quarter ending September 2016	316	→
Variance since September 2015	1.6%	→



ACTIVITY

Cumulative percentage of contracted UDA delivered 2016 & 2017



Month	Adjusted Scheduled Activity (UDA)	
	2016	2017
April	12	12
May	84	76
June	123	123
July	169	175
August	204	226
September	238	267
October	279	
November	361	
December	406	
January	447	
February	499	
March	560	
April	622	
May	622	
June	625	

QUALITY

	Quantity	Base Number	Contract	AT	Region	England
% of FP17s for the same patient ID Re-attending within 3 months - Children	11	156	7.1%	13.0%	13.5%	12.4%
% of FP17s for the same patient ID Re-attending within 3 months - Adults	5	87	5.7%	17.5%	17.4%	16.7%
% of FP17s for the same patient ID Re-attending between 3 & 9 months - Children	111	156	71.2%	57.2%	59.0%	57.4%
% of FP17s for the same patient ID Re-attending between 3 & 9 months - Adults	59	87	67.8%	51.0%	52.6%	50.5%
% of FP17s for Band 1 Urgent Courses	9	201	4.5%	11.0%	9.4%	9.1%
% of FP17s Relating to Free Repair or Replacements	0	201	0.0%	0.9%	1.0%	0.8%
% of FP17s Relating to Continuations	0	201	0.0%	1.3%	1.5%	1.3%
% of Patients satisfied with the dentistry they have received	0	0	N/A	93.4%	93.7%	93.2%
% of Patients satisfied with the time they had to wait for an appointment	0	0	N/A	89.9%	90.0%	89.0%

* This is based on patients treated on this contract for their most recent course of treatment. Figures in italics indicate the base number of FP17s or Patient Questionnaire responses are less than 100. N/A is shown where the base number of responses is less than 10 during the period. % is calculated as Quantity/Base number*100

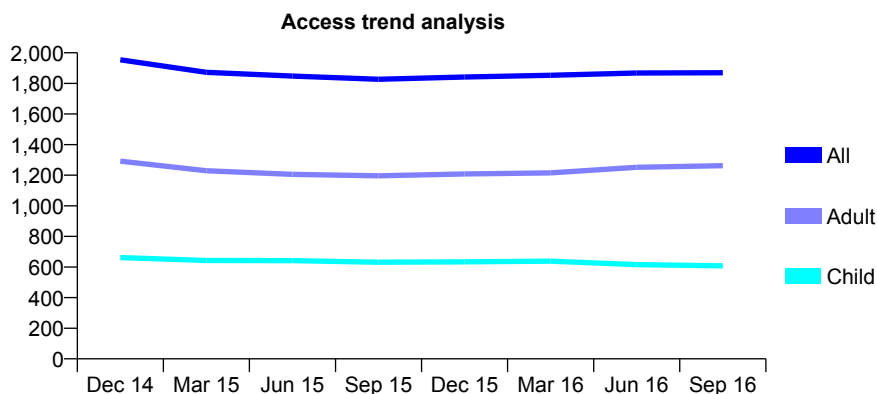
Q47 - Vital Signs At a Glance Contract Report for 643157/0001 - September 2016

Name or company name	MR AJ HARVEY
Contract type name	GDS Contract
Purpose of contract	General
Contract start date	01/04/2006
Contract end date	

16/17 Contracted general activity (UDA)	6,780
Carry forward general activity (UDA)	203
16/17 Contracted orthodontic activity (UOA)	0
Carry forward orthodontic activity (UOA)	0
Baseline contract value	£203,581.30

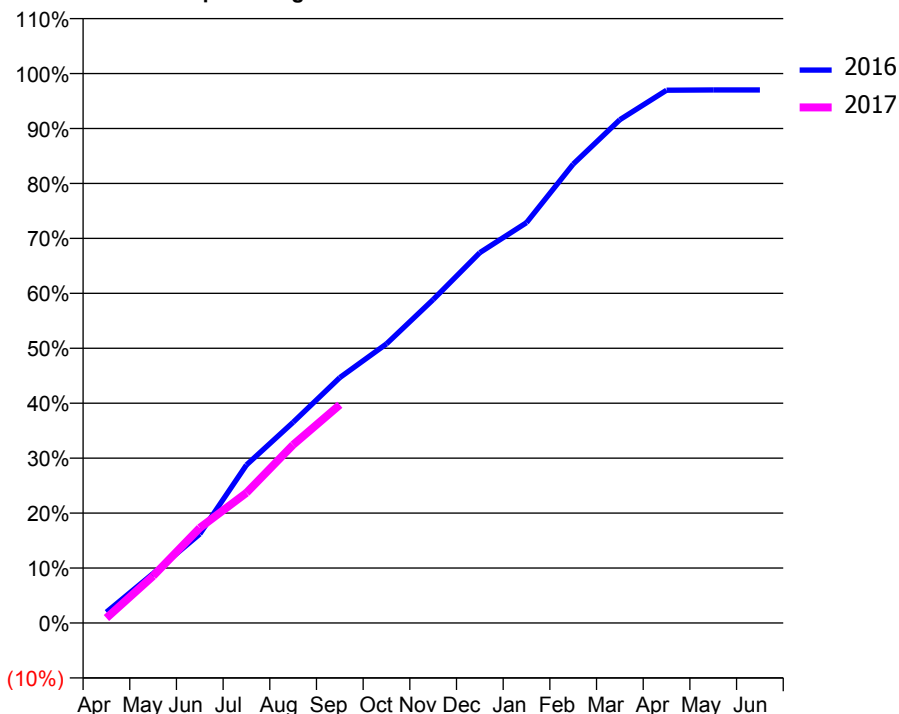
ACCESS*

Patients seen in 24 months	Total	Change since previous quarter
Quarter ending September 2015	1,827	
Quarter ending December 2015	1,842	→
Quarter ending March 2016	1,853	→
Quarter ending June 2016	1,868	→
Quarter ending September 2016	1,870	→
Variance since September 2015	2.4%	↑



ACTIVITY

Cumulative percentage of contracted UDA delivered 2016 & 2017



Month	Adjusted Scheduled Activity (UDA)	
	2016	2017
April	134	62
May	611	580
June	1,098	1,175
July	1,951	1,607
August	2,477	2,199
September	3,028	2,693
October	3,444	
November	3,991	
December	4,570	
January	4,939	
February	5,662	
March	6,209	
April	6,573	
May	6,577	
June	6,577	

QUALITY

	Quantity	Base Number	Contract	AT	Region	England
% of FP17s for the same patient ID Re-attending within 3 months - Children	61	469	13.0%	13.0%	13.5%	12.4%
% of FP17s for the same patient ID Re-attending within 3 months - Adults	170	905	18.8%	17.5%	17.4%	16.7%
% of FP17s for the same patient ID Re-attending between 3 & 9 months - Children	275	469	58.6%	57.2%	59.0%	57.4%
% of FP17s for the same patient ID Re-attending between 3 & 9 months - Adults	415	905	45.9%	51.0%	52.6%	50.5%
% of FP17s for Band 1 Urgent Courses	95	1,221	7.8%	11.0%	9.4%	9.1%
% of FP17s Relating to Free Repair or Replacements	9	1,221	0.7%	0.9%	1.0%	0.8%
% of FP17s Relating to Continuations	13	1,221	1.1%	1.3%	1.5%	1.3%
% of Patients satisfied with the dentistry they have received	2	2	N/A	93.4%	93.7%	93.2%
% of Patients satisfied with the time they had to wait for an appointment	2	2	N/A	89.9%	90.0%	89.0%

* This is based on patients treated on this contract for their most recent course of treatment. Figures in italics indicate the base number of FP17s or Patient Questionnaire responses are less than 100. N/A is shown where the base number of responses is less than 10 during the period. % is calculated as Quantity/Base number*100

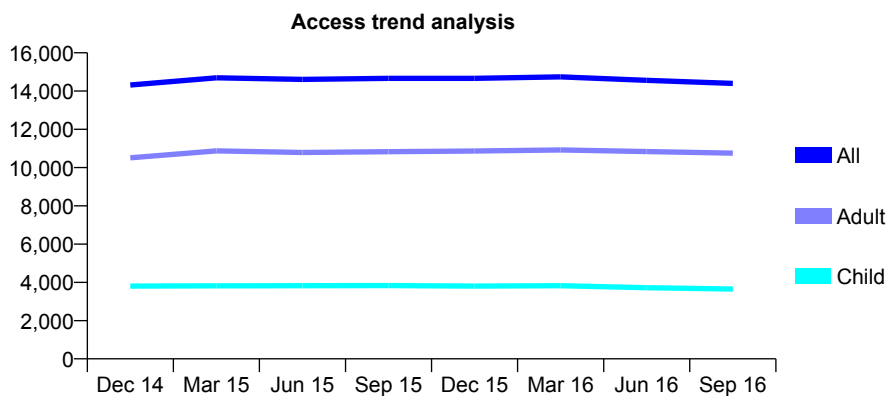
Q47 - Vital Signs At a Glance Contract Report for 649295/0001 - September 2016

Name or company name	MR YM CAMUS
Contract type name	Pilot Contract
Purpose of contract	General and Orthodontic
Contract start date	01/04/2006
Contract end date	

16/17 Contracted general activity (UDA)	55,732
Carry forward general activity (UDA)	0
16/17 Contracted orthodontic activity (UOA)	2,904
Carry forward orthodontic activity (UOA)	0
Baseline contract value	£1,515,936.17

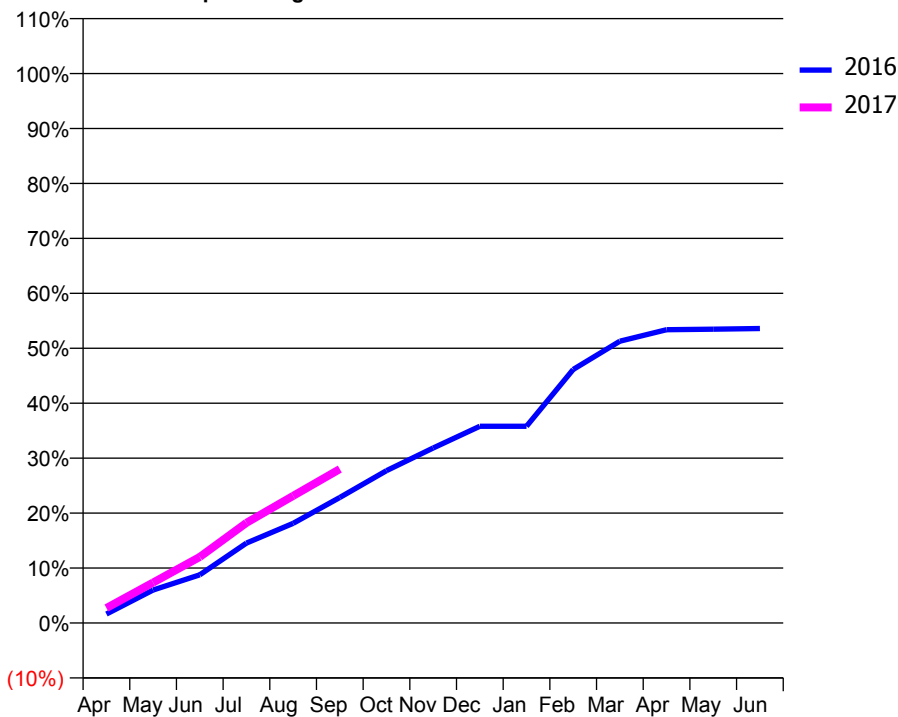
ACCESS*

Patients seen in 24 months	Total	Change since previous quarter
Quarter ending September 2015	14,663	
Quarter ending December 2015	14,666	→
Quarter ending March 2016	14,745	→
Quarter ending June 2016	14,559	↓
Quarter ending September 2016	14,398	↓
Variance since September 2015	(1.8%)	↓



ACTIVITY

Cumulative percentage of contracted UDA delivered 2016 & 2017



Month	Adjusted Scheduled Activity (UDA)	
	2016	2017
April	911	1,522
May	3,341	4,111
June	4,895	6,707
July	8,114	10,161
August	10,116	12,900
September	12,728	15,611
October	15,447	
November	17,757	
December	19,961	
January	19,953	
February	25,721	
March	28,589	
April	29,752	
May	29,804	
June	29,867	

QUALITY

	Quantity	Base Number	Contract	AT	Region	England
% of FP17s for the same patient ID Re-attending within 3 months - Children	248	2,561	9.7%	13.0%	13.5%	12.4%
% of FP17s for the same patient ID Re-attending within 3 months - Adults	988	6,370	15.5%	17.5%	17.4%	16.7%
% of FP17s for the same patient ID Re-attending between 3 & 9 months - Children	1,231	2,561	48.1%	57.2%	59.0%	57.4%
% of FP17s for the same patient ID Re-attending between 3 & 9 months - Adults	2,295	6,370	36.0%	51.0%	52.6%	50.5%
% of FP17s for Band 1 Urgent Courses	844	7,950	10.6%	11.0%	9.4%	9.1%
% of FP17s Relating to Free Repair or Replacements	44	7,950	0.6%	0.9%	1.0%	0.8%
% of FP17s Relating to Continuations	10	7,950	0.1%	1.3%	1.5%	1.3%
% of Patients satisfied with the dentistry they have received	16	17	94.1%	93.4%	93.7%	93.2%
% of Patients satisfied with the time they had to wait for an appointment	13	17	76.5%	89.9%	90.0%	89.0%

* This is based on patients treated on this contract for their most recent course of treatment. Figures in italics indicate the base number of FP17s or Patient Questionnaire responses are less than 100. N/A is shown where the base number of responses is less than 10 during the period. % is calculated as Quantity/Base number*100

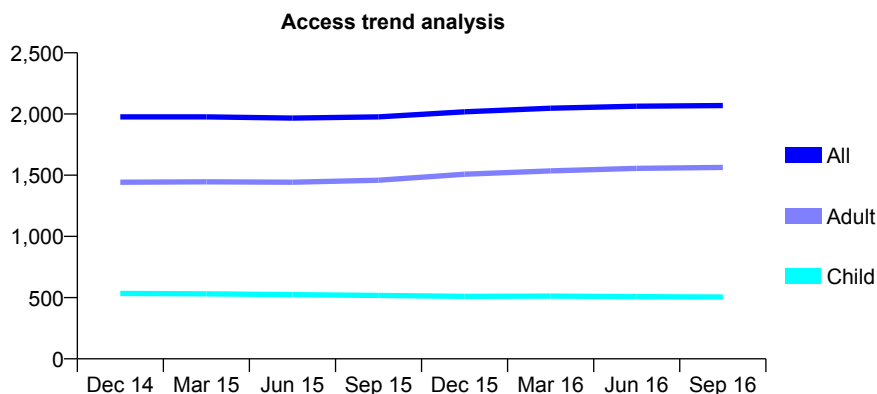
Q47 - Vital Signs At a Glance Contract Report for 652229/0001 - September 2016

Name or company name	MR AK RAO
Contract type name	GDS Contract
Purpose of contract	General
Contract start date	01/04/2006
Contract end date	

16/17 Contracted general activity (UDA)	7,598
Carry forward general activity (UDA)	222
16/17 Contracted orthodontic activity (UOA)	0
Carry forward orthodontic activity (UOA)	0
Baseline contract value	£213,806.10

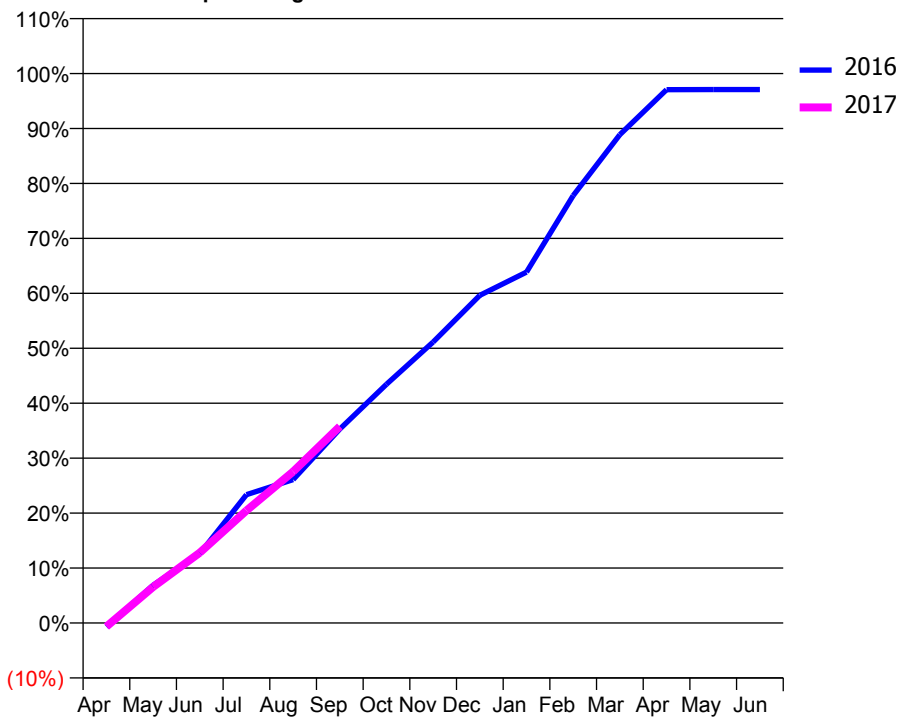
ACCESS*

Patients seen in 24 months	Total	Change since previous quarter
Quarter ending September 2015	1,977	
Quarter ending December 2015	2,018	↑
Quarter ending March 2016	2,047	→
Quarter ending June 2016	2,064	→
Quarter ending September 2016	2,069	→
Variance since September 2015	4.7%	↑



ACTIVITY

Cumulative percentage of contracted UDA delivered 2016 & 2017



Month	Adjusted Scheduled Activity (UDA)	
	2016	2017
April	-54	-51
May	522	499
June	960	973
July	1,774	1,556
August	1,983	2,094
September	2,683	2,719
October	3,302	
November	3,886	
December	4,531	
January	4,852	
February	5,910	
March	6,753	
April	7,375	
May	7,376	
June	7,376	

QUALITY

	Quantity	Base Number	Contract	AT	Region	England
% of FP17s for the same patient ID Re-attending within 3 months - Children	28	332	8.4%	13.0%	13.5%	12.4%
% of FP17s for the same patient ID Re-attending within 3 months - Adults	183	957	19.1%	17.5%	17.4%	16.7%
% of FP17s for the same patient ID Re-attending between 3 & 9 months - Children	140	332	42.2%	57.2%	59.0%	57.4%
% of FP17s for the same patient ID Re-attending between 3 & 9 months - Adults	391	957	40.9%	51.0%	52.6%	50.5%
% of FP17s for Band 1 Urgent Courses	131	1,117	11.7%	11.0%	9.4%	9.1%
% of FP17s Relating to Free Repair or Replacements	11	1,117	1.0%	0.9%	1.0%	0.8%
% of FP17s Relating to Continuations	16	1,117	1.4%	1.3%	1.5%	1.3%
% of Patients satisfied with the dentistry they have received	4	4	N/A	93.4%	93.7%	93.2%
% of Patients satisfied with the time they had to wait for an appointment	4	4	N/A	89.9%	90.0%	89.0%

* This is based on patients treated on this contract for their most recent course of treatment. Figures in italics indicate the base number of FP17s or Patient Questionnaire responses are less than 100. N/A is shown where the base number of responses is less than 10 during the period. % is calculated as Quantity/Base number*100

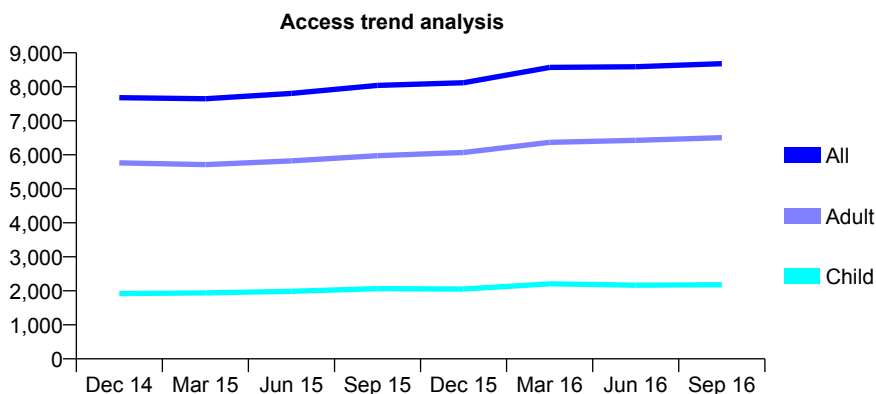
Q47 - Vital Signs At a Glance Contract Report for 653543/0001 - September 2016

Name or company name	MR K POWELL
Contract type name	GDS Contract
Purpose of contract	General
Contract start date	10/07/2006
Contract end date	

16/17 Contracted general activity (UDA)	28,000
Carry forward general activity (UDA)	357
16/17 Contracted orthodontic activity (UOA)	0
Carry forward orthodontic activity (UOA)	0
Baseline contract value	£744,646.79

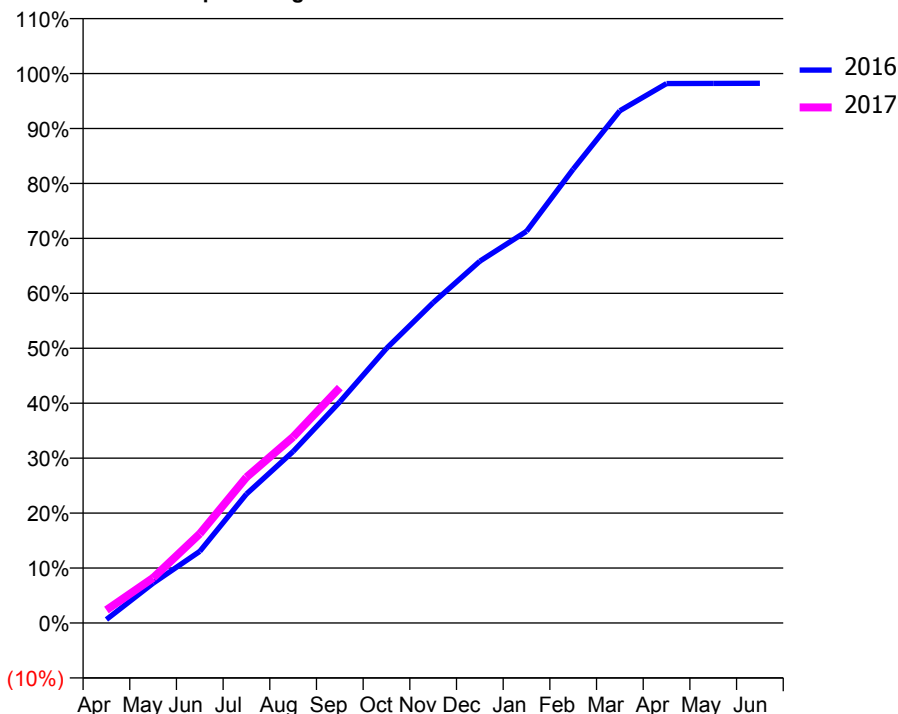
ACCESS*

Patients seen in 24 months	Total	Change since previous quarter
Quarter ending September 2015	8,040	
Quarter ending December 2015	8,120	→
Quarter ending March 2016	8,571	↑
Quarter ending June 2016	8,591	→
Quarter ending September 2016	8,680	→
Variance since September 2015	8.0%	↑



ACTIVITY

Cumulative percentage of contracted UDA delivered 2016 & 2017



Adjusted Scheduled Activity (UDA)

Month	2016	2017
April	179	663
May	2,026	2,303
June	3,655	4,552
July	6,576	7,429
August	8,743	9,482
September	11,268	11,995
October	13,995	
November	16,323	
December	18,436	
January	19,956	
February	23,123	
March	26,099	
April	27,488	
May	27,497	
June	27,500	

QUALITY

	Quantity	Base Number	Contract	AT	Region	England
% of FP17s for the same patient ID Re-attending within 3 months - Children	275	2,193	12.5%	13.0%	13.5%	12.4%
% of FP17s for the same patient ID Re-attending within 3 months - Adults	872	5,169	16.9%	17.5%	17.4%	16.7%
% of FP17s for the same patient ID Re-attending between 3 & 9 months - Children	1,478	2,193	67.4%	57.2%	59.0%	57.4%
% of FP17s for the same patient ID Re-attending between 3 & 9 months - Adults	2,832	5,169	54.8%	51.0%	52.6%	50.5%
% of FP17s for Band 1 Urgent Courses	353	6,686	5.3%	11.0%	9.4%	9.1%
% of FP17s Relating to Free Repair or Replacements	40	6,686	0.6%	0.9%	1.0%	0.8%
% of FP17s Relating to Continuations	175	6,686	2.6%	1.3%	1.5%	1.3%
% of Patients satisfied with the dentistry they have received	9	12	75.0%	93.4%	93.7%	93.2%
% of Patients satisfied with the time they had to wait for an appointment	12	12	100.0%	89.9%	90.0%	89.0%

* This is based on patients treated on this contract for their most recent course of treatment. Figures in italics indicate the base number of FP17s or Patient Questionnaire responses are less than 100. N/A is shown where the base number of responses is less than 10 during the period. % is calculated as Quantity/Base number*100

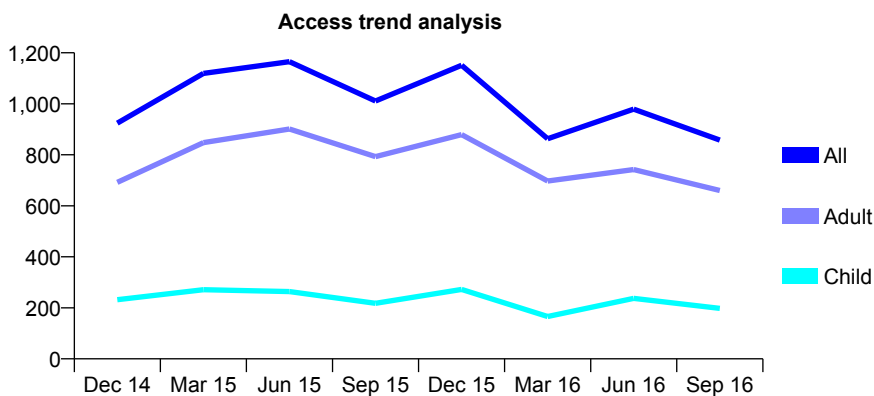
Q47 - Vital Signs At a Glance Contract Report for 653543/0002 - September 2016

Name or company name	MR K POWELL
Contract type name	GDS Contract
Purpose of contract	General
Contract start date	01/06/2013
Contract end date	

16/17 Contracted general activity (UDA)	4,240
Carry forward general activity (UDA)	0
16/17 Contracted orthodontic activity (UOA)	0
Carry forward orthodontic activity (UOA)	0
Baseline contract value	£116,356.08

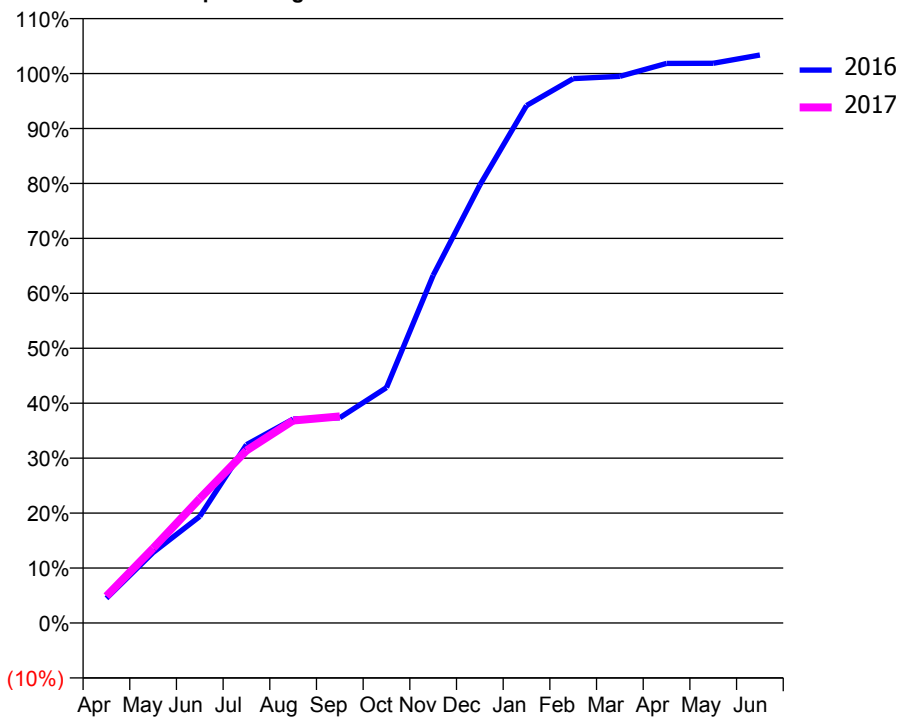
ACCESS*

Patients seen in 24 months	Total	Change since previous quarter
Quarter ending September 2015	1,011	
Quarter ending December 2015	1,151	↑
Quarter ending March 2016	863	↓
Quarter ending June 2016	979	↑
Quarter ending September 2016	858	↓
Variance since September 2015	(15.1%)	↓



ACTIVITY

Cumulative percentage of contracted UDA delivered 2016 & 2017



Month	Adjusted Scheduled Activity (UDA)	
	2016	2017
April	191	207
May	544	576
June	822	960
July	1,376	1,331
August	1,574	1,562
September	1,584	1,594
October	1,816	
November	2,683	
December	3,379	
January	3,993	
February	4,200	
March	4,218	
April	4,318	
May	4,319	
June	4,382	

QUALITY

	Quantity	Base Number	Contract	AT	Region	England
% of FP17s for the same patient ID Re-attending within 3 months - Children	2	203	1.0%	13.0%	13.5%	12.4%
% of FP17s for the same patient ID Re-attending within 3 months - Adults	50	529	9.5%	17.5%	17.4%	16.7%
% of FP17s for the same patient ID Re-attending between 3 & 9 months - Children	33	203	16.3%	57.2%	59.0%	57.4%
% of FP17s for the same patient ID Re-attending between 3 & 9 months - Adults	90	529	17.0%	51.0%	52.6%	50.5%
% of FP17s for Band 1 Urgent Courses	45	651	6.9%	11.0%	9.4%	9.1%
% of FP17s Relating to Free Repair or Replacements	7	651	1.1%	0.9%	1.0%	0.8%
% of FP17s Relating to Continuations	23	651	3.5%	1.3%	1.5%	1.3%
% of Patients satisfied with the dentistry they have received	1	1	N/A	93.4%	93.7%	93.2%
% of Patients satisfied with the time they had to wait for an appointment	1	1	N/A	89.9%	90.0%	89.0%

* This is based on patients treated on this contract for their most recent course of treatment. Figures in italics indicate the base number of FP17s or Patient Questionnaire responses are less than 100. N/A is shown where the base number of responses is less than 10 during the period. % is calculated as Quantity/Base number*100

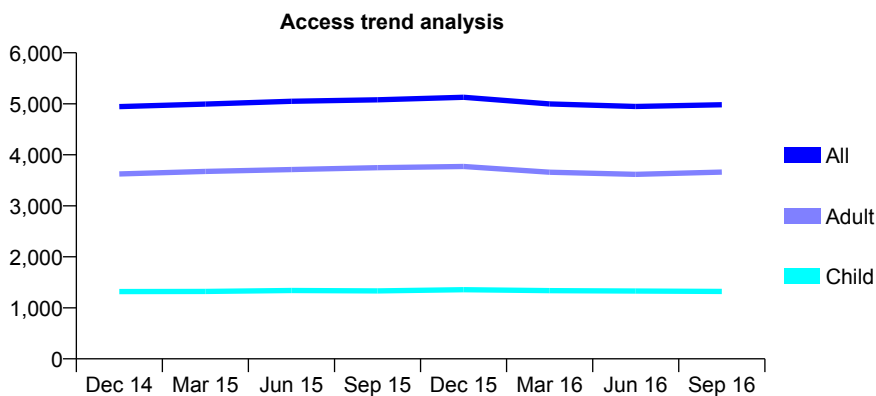
Q47 - Vital Signs At a Glance Contract Report for 675695/0001 - September 2016

Name or company name	MR F PATEL
Contract type name	GDS Contract
Purpose of contract	General
Contract start date	01/04/2006
Contract end date	

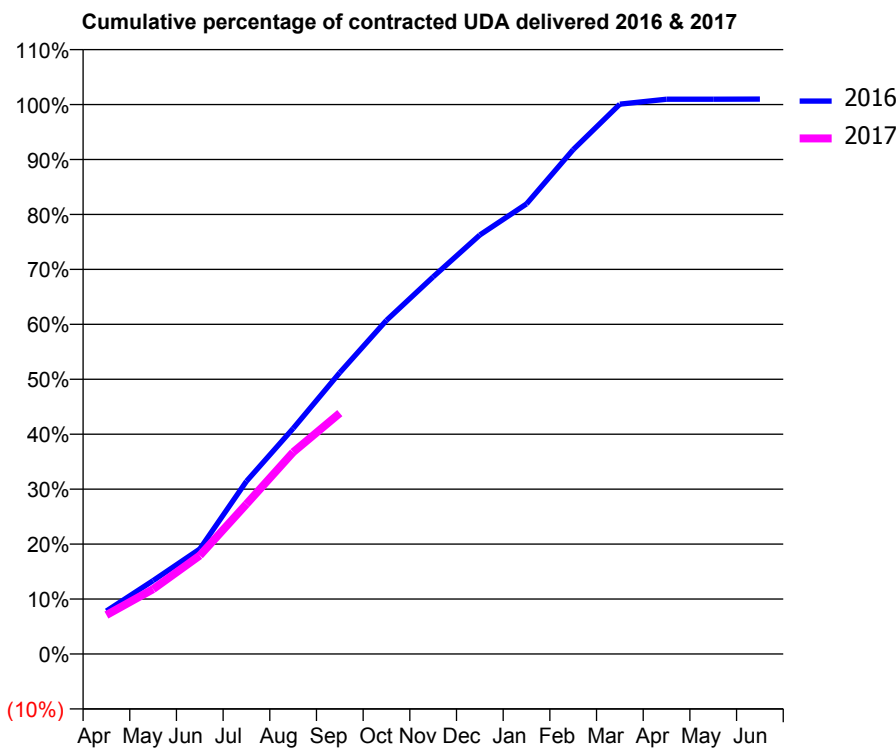
16/17 Contracted general activity (UDA)	16,658
Carry forward general activity (UDA)	-150
16/17 Contracted orthodontic activity (UOA)	0
Carry forward orthodontic activity (UOA)	0
Baseline contract value	£383,894.28

ACCESS*

Patients seen in 24 months	Total	Change since previous quarter
Quarter ending September 2015	5,078	
Quarter ending December 2015	5,128	→
Quarter ending March 2016	4,998	↓
Quarter ending June 2016	4,948	↓
Quarter ending September 2016	4,982	→
Variance since September 2015	(1.9%)	↓



ACTIVITY



Adjusted Scheduled Activity (UDA)		
Month	2016	2017
April	1,195	1,184
May	2,041	1,965
June	2,919	2,987
July	4,801	4,547
August	6,268	6,118
September	7,822	7,302
October	9,276	
November	10,483	
December	11,648	
January	12,509	
February	14,017	
March	15,281	
April	15,418	
May	15,418	
June	15,422	

QUALITY

	Quantity	Base Number	Contract	AT	Region	England
% of FP17s for the same patient ID Re-attending within 3 months - Children	84	1,018	8.3%	13.0%	13.5%	12.4%
% of FP17s for the same patient ID Re-attending within 3 months - Adults	394	2,649	14.9%	17.5%	17.4%	16.7%
% of FP17s for the same patient ID Re-attending between 3 & 9 months - Children	628	1,018	61.7%	57.2%	59.0%	57.4%
% of FP17s for the same patient ID Re-attending between 3 & 9 months - Adults	1,492	2,649	56.3%	51.0%	52.6%	50.5%
% of FP17s for Band 1 Urgent Courses	263	3,579	7.3%	11.0%	9.4%	9.1%
% of FP17s Relating to Free Repair or Replacements	34	3,579	0.9%	0.9%	1.0%	0.8%
% of FP17s Relating to Continuations	15	3,579	0.4%	1.3%	1.5%	1.3%
% of Patients satisfied with the dentistry they have received	4	5	N/A	93.4%	93.7%	93.2%
% of Patients satisfied with the time they had to wait for an appointment	4	5	N/A	89.9%	90.0%	89.0%

* This is based on patients treated on this contract for their most recent course of treatment. Figures in italics indicate the base number of FP17s or Patient Questionnaire responses are less than 100. N/A is shown where the base number of responses is less than 10 during the period. % is calculated as Quantity/Base number*100

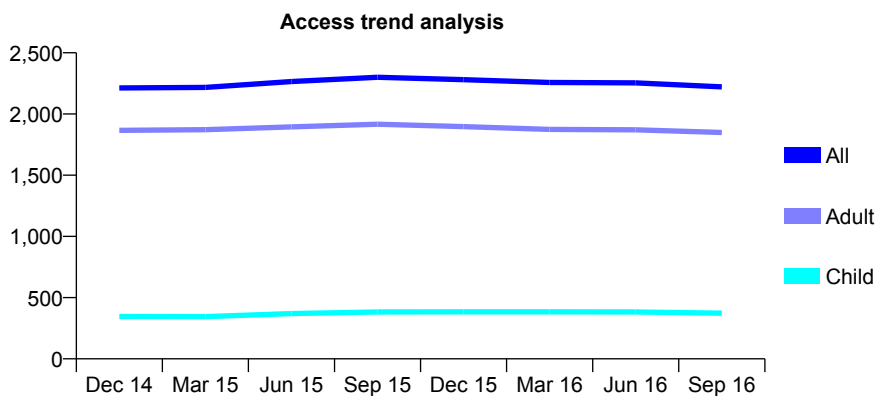
Q47 - Vital Signs At a Glance Contract Report for 675733/0001 - September 2016

Name or company name	MR M DUNKOW
Contract type name	GDS Contract
Purpose of contract	General
Contract start date	01/04/2006
Contract end date	

16/17 Contracted general activity (UDA)	7,200
Carry forward general activity (UDA)	0
16/17 Contracted orthodontic activity (UOA)	0
Carry forward orthodontic activity (UOA)	0
Baseline contract value	£252,985.27

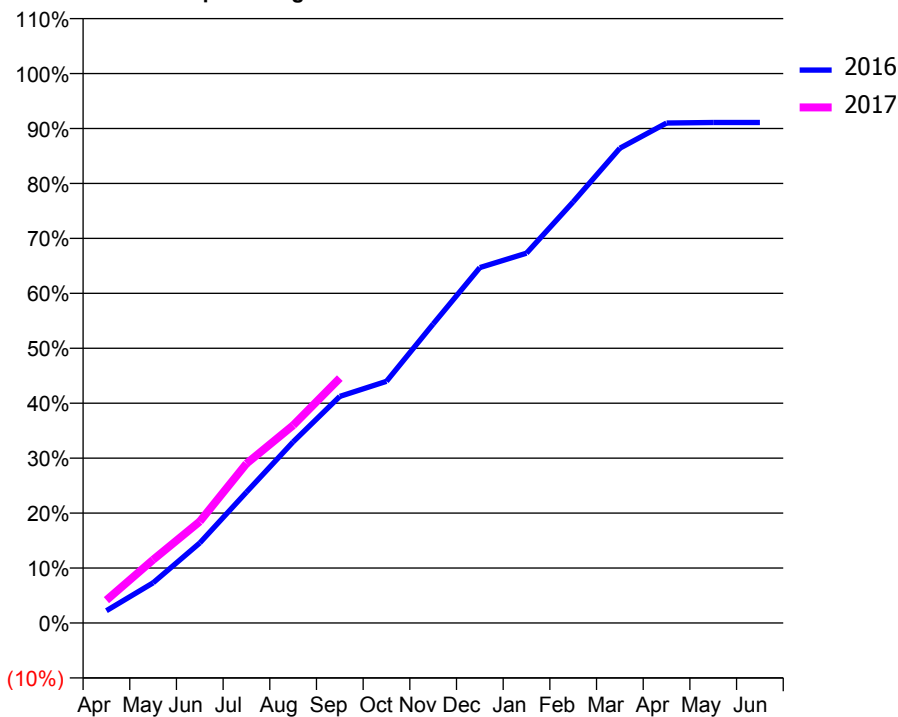
ACCESS*

Patients seen in 24 months	Total	Change since previous quarter
Quarter ending September 2015	2,300	
Quarter ending December 2015	2,281	→
Quarter ending March 2016	2,258	↓
Quarter ending June 2016	2,254	→
Quarter ending September 2016	2,222	↓
Variance since September 2015	(3.4%)	↓



ACTIVITY

Cumulative percentage of contracted UDA delivered 2016 & 2017



Month	Adjusted Scheduled Activity (UDA)	
	2016	2017
April	161	299
May	526	828
June	1,049	1,331
July	1,715	2,089
August	2,374	2,591
September	2,970	3,208
October	3,167	
November	3,918	
December	4,657	
January	4,846	
February	5,518	
March	6,221	
April	6,552	
May	6,558	
June	6,558	

QUALITY

	Quantity	Base Number	Contract	AT	Region	England
% of FP17s for the same patient ID Re-attending within 3 months - Children	8	278	2.9%	13.0%	13.5%	12.4%
% of FP17s for the same patient ID Re-attending within 3 months - Adults	166	1,345	12.3%	17.5%	17.4%	16.7%
% of FP17s for the same patient ID Re-attending between 3 & 9 months - Children	187	278	67.3%	57.2%	59.0%	57.4%
% of FP17s for the same patient ID Re-attending between 3 & 9 months - Adults	612	1,345	45.5%	51.0%	52.6%	50.5%
% of FP17s for Band 1 Urgent Courses	90	1,514	5.9%	11.0%	9.4%	9.1%
% of FP17s Relating to Free Repair or Replacements	15	1,514	1.0%	0.9%	1.0%	0.8%
% of FP17s Relating to Continuations	11	1,514	0.7%	1.3%	1.5%	1.3%
% of Patients satisfied with the dentistry they have received	3	3	N/A	93.4%	93.7%	93.2%
% of Patients satisfied with the time they had to wait for an appointment	3	3	N/A	89.9%	90.0%	89.0%

* This is based on patients treated on this contract for their most recent course of treatment. Figures in italics indicate the base number of FP17s or Patient Questionnaire responses are less than 100. N/A is shown where the base number of responses is less than 10 during the period. % is calculated as Quantity/Base number*100

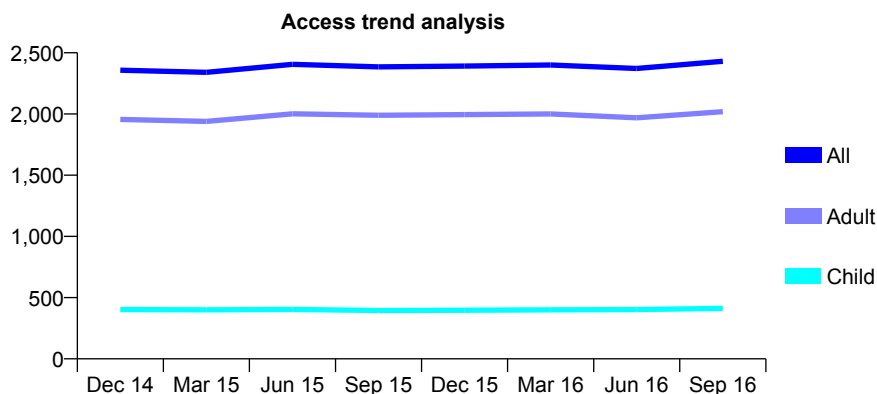
Q47 - Vital Signs At a Glance Contract Report for 675830/0001 - September 2016

Name or company name	MR JL COOPER
Contract type name	GDS Contract
Purpose of contract	General
Contract start date	01/04/2006
Contract end date	

16/17 Contracted general activity (UDA)	7,034
Carry forward general activity (UDA)	137
16/17 Contracted orthodontic activity (UOA)	0
Carry forward orthodontic activity (UOA)	0
Baseline contract value	£252,985.27

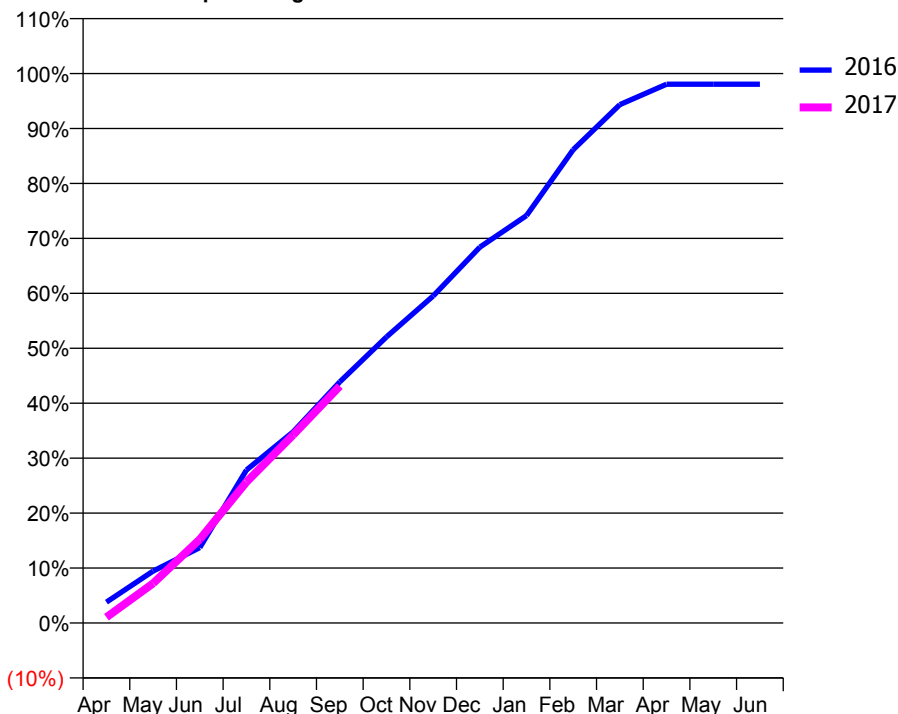
ACCESS*

Patients seen in 24 months	Total	Change since previous quarter
Quarter ending September 2015	2,385	
Quarter ending December 2015	2,392	→
Quarter ending March 2016	2,400	→
Quarter ending June 2016	2,372	↓
Quarter ending September 2016	2,431	↑
Variance since September 2015	1.9%	→



ACTIVITY

Cumulative percentage of contracted UDA delivered 2016 & 2017



Month	Adjusted Scheduled Activity (UDA)	
	2016	2017
April	268	73
May	665	508
June	965	1,072
July	1,958	1,806
August	2,447	2,408
September	3,086	3,033
October	3,663	
November	4,187	
December	4,811	
January	5,216	
February	6,059	
March	6,635	
April	6,897	
May	6,897	
June	6,897	

QUALITY

	Quantity	Base Number	Contract	AT	Region	England
% of FP17s for the same patient ID Re-attending within 3 months - Children	11	327	3.4%	13.0%	13.5%	12.4%
% of FP17s for the same patient ID Re-attending within 3 months - Adults	180	1,510	11.9%	17.5%	17.4%	16.7%
% of FP17s for the same patient ID Re-attending between 3 & 9 months - Children	227	327	69.4%	57.2%	59.0%	57.4%
% of FP17s for the same patient ID Re-attending between 3 & 9 months - Adults	915	1,510	60.6%	51.0%	52.6%	50.5%
% of FP17s for Band 1 Urgent Courses	88	1,713	5.1%	11.0%	9.4%	9.1%
% of FP17s Relating to Free Repair or Replacements	7	1,713	0.4%	0.9%	1.0%	0.8%
% of FP17s Relating to Continuations	32	1,713	1.9%	1.3%	1.5%	1.3%
% of Patients satisfied with the dentistry they have received	3	3	N/A	93.4%	93.7%	93.2%
% of Patients satisfied with the time they had to wait for an appointment	3	3	N/A	89.9%	90.0%	89.0%

* This is based on patients treated on this contract for their most recent course of treatment. Figures in italics indicate the base number of FP17s or Patient Questionnaire responses are less than 100. N/A is shown where the base number of responses is less than 10 during the period. % is calculated as Quantity/Base number*100

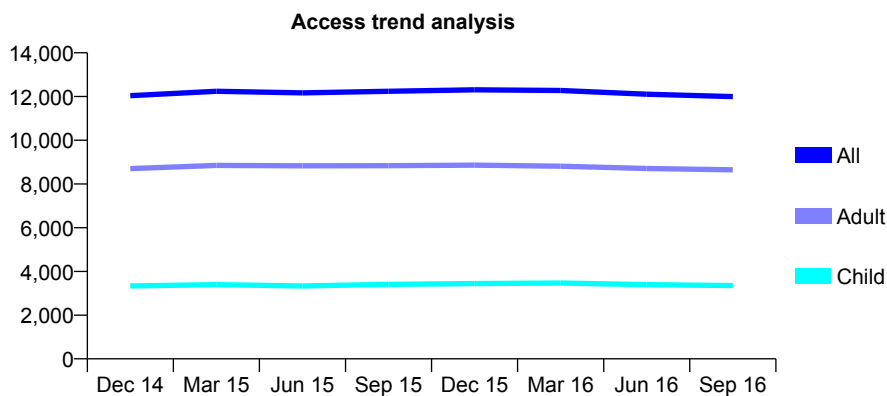
Q47 - Vital Signs At a Glance Contract Report for 676209/0001 - September 2016

Name or company name	MR SL MORGAN
Contract type name	GDS Contract
Purpose of contract	General and Orthodontic
Contract start date	01/04/2006
Contract end date	

16/17 Contracted general activity (UDA)	38,336
Carry forward general activity (UDA)	0
16/17 Contracted orthodontic activity (UOA)	6,289
Carry forward orthodontic activity (UOA)	0
Baseline contract value	£1,376,986.04

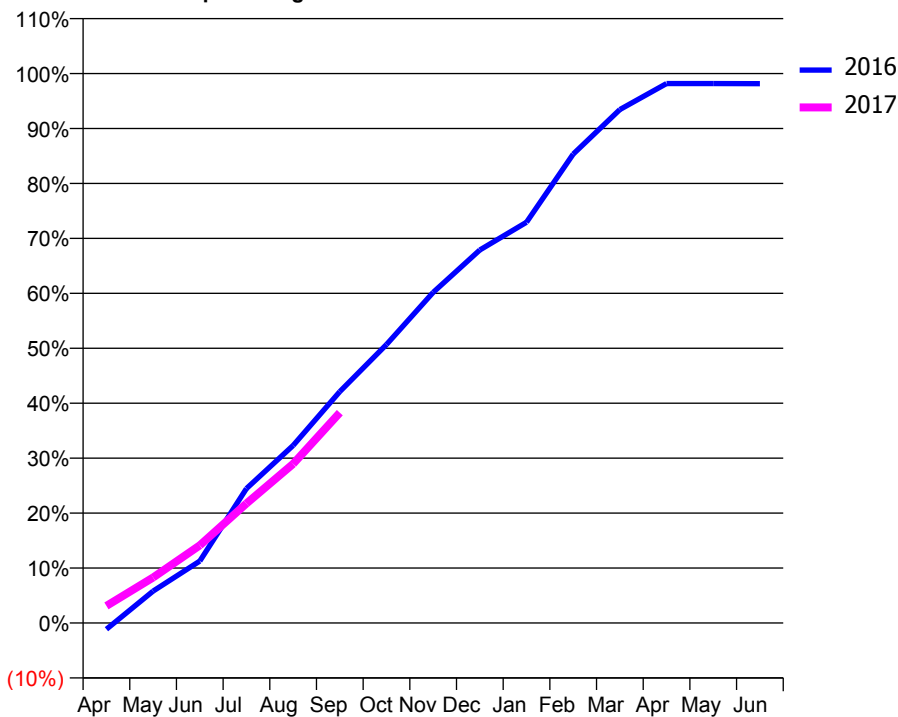
ACCESS*

Patients seen in 24 months	Total	Change since previous quarter
Quarter ending September 2015	12,243	
Quarter ending December 2015	12,306	→
Quarter ending March 2016	12,278	→
Quarter ending June 2016	12,103	↓
Quarter ending September 2016	11,998	→
Variance since September 2015	(2.0%)	↓



ACTIVITY

Cumulative percentage of contracted UDA delivered 2016 & 2017



Adjusted Scheduled Activity (UDA)

Month	2016	2017
April	-437	1,199
May	2,232	3,175
June	4,317	5,424
July	9,380	8,337
August	12,387	11,099
September	16,148	14,672
October	19,427	
November	23,062	
December	26,027	
January	27,958	
February	32,712	
March	35,821	
April	37,631	
May	37,631	
June	37,628	

QUALITY

	Quantity	Base Number	Contract	AT	Region	England
% of FP17s for the same patient ID Re-attending within 3 months - Children	226	2,573	8.8%	13.0%	13.5%	12.4%
% of FP17s for the same patient ID Re-attending within 3 months - Adults	874	5,786	15.1%	17.5%	17.4%	16.7%
% of FP17s for the same patient ID Re-attending between 3 & 9 months - Children	1,618	2,573	62.9%	57.2%	59.0%	57.4%
% of FP17s for the same patient ID Re-attending between 3 & 9 months - Adults	3,369	5,786	58.2%	51.0%	52.6%	50.5%
% of FP17s for Band 1 Urgent Courses	596	6,936	8.6%	11.0%	9.4%	9.1%
% of FP17s Relating to Free Repair or Replacements	119	6,936	1.7%	0.9%	1.0%	0.8%
% of FP17s Relating to Continuations	117	6,936	1.7%	1.3%	1.5%	1.3%
% of Patients satisfied with the dentistry they have received	13	14	92.9%	93.4%	93.7%	93.2%
% of Patients satisfied with the time they had to wait for an appointment	10	14	71.4%	89.9%	90.0%	89.0%

* This is based on patients treated on this contract for their most recent course of treatment. Figures in italics indicate the base number of FP17s or Patient Questionnaire responses are less than 100. N/A is shown where the base number of responses is less than 10 during the period. % is calculated as Quantity/Base number*100

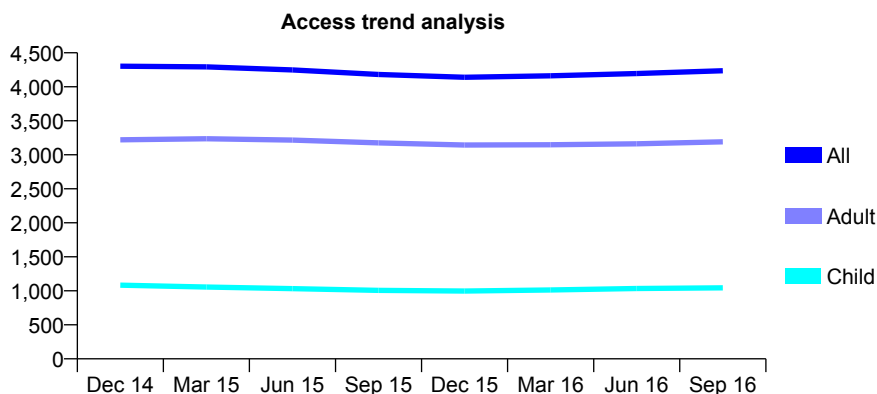
Q47 - Vital Signs At a Glance Contract Report for 676306/0001 - September 2016

Name or company name	MR BS AARON
Contract type name	GDS Contract
Purpose of contract	General
Contract start date	01/04/2006
Contract end date	

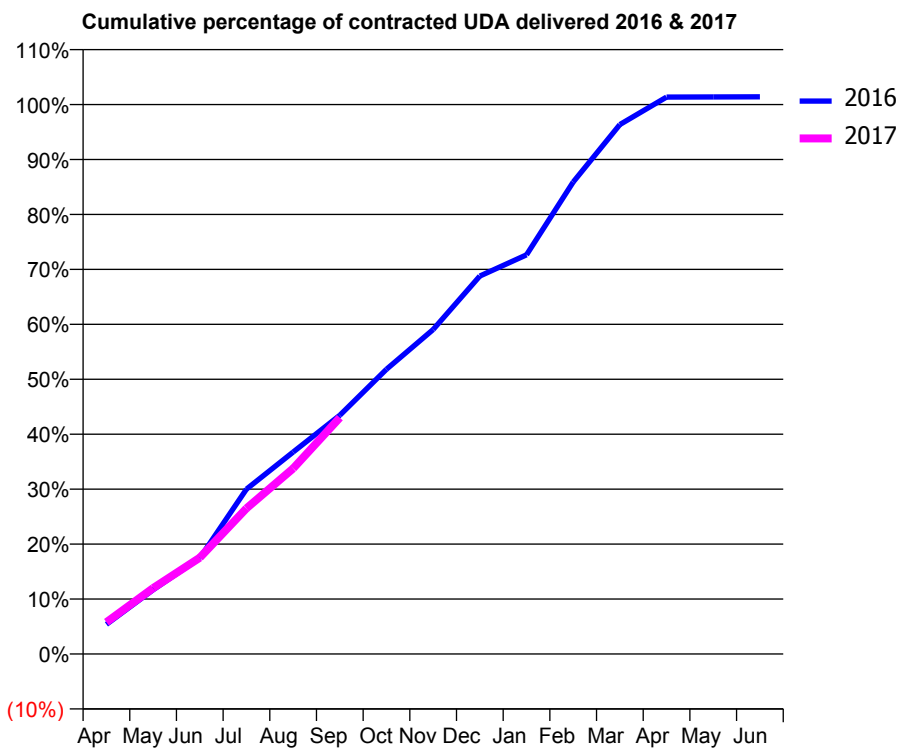
16/17 Contracted general activity (UDA)	12,200
Carry forward general activity (UDA)	-170
16/17 Contracted orthodontic activity (UOA)	0
Carry forward orthodontic activity (UOA)	0
Baseline contract value	£379,095.28

ACCESS*

Patients seen in 24 months	Total	Change since previous quarter
Quarter ending September 2015	4,182	
Quarter ending December 2015	4,141	→
Quarter ending March 2016	4,161	→
Quarter ending June 2016	4,196	→
Quarter ending September 2016	4,236	→
Variance since September 2015	1.3%	→



ACTIVITY



Month	Adjusted Scheduled Activity (UDA)	
	2016	2017
April	660	705
May	1,426	1,464
June	2,131	2,138
July	3,661	3,234
August	4,483	4,121
September	5,301	5,249
October	6,321	
November	7,204	
December	8,391	
January	8,861	
February	10,478	
March	11,755	
April	12,364	
May	12,367	
June	12,370	

QUALITY

	Quantity	Base Number	Contract	AT	Region	England
% of FP17s for the same patient ID Re-attending within 3 months - Children	56	897	6.2%	13.0%	13.5%	12.4%
% of FP17s for the same patient ID Re-attending within 3 months - Adults	215	2,426	8.9%	17.5%	17.4%	16.7%
% of FP17s for the same patient ID Re-attending between 3 & 9 months - Children	595	897	66.3%	57.2%	59.0%	57.4%
% of FP17s for the same patient ID Re-attending between 3 & 9 months - Adults	1,752	2,426	72.2%	51.0%	52.6%	50.5%
% of FP17s for Band 1 Urgent Courses	150	2,718	5.5%	11.0%	9.4%	9.1%
% of FP17s Relating to Free Repair or Replacements	27	2,718	1.0%	0.9%	1.0%	0.8%
% of FP17s Relating to Continuations	10	2,718	0.4%	1.3%	1.5%	1.3%
% of Patients satisfied with the dentistry they have received	10	10	100.0%	93.4%	93.7%	93.2%
% of Patients satisfied with the time they had to wait for an appointment	10	10	100.0%	89.9%	90.0%	89.0%

* This is based on patients treated on this contract for their most recent course of treatment. Figures in italics indicate the base number of FP17s or Patient Questionnaire responses are less than 100. N/A is shown where the base number of responses is less than 10 during the period. % is calculated as Quantity/Base number*100

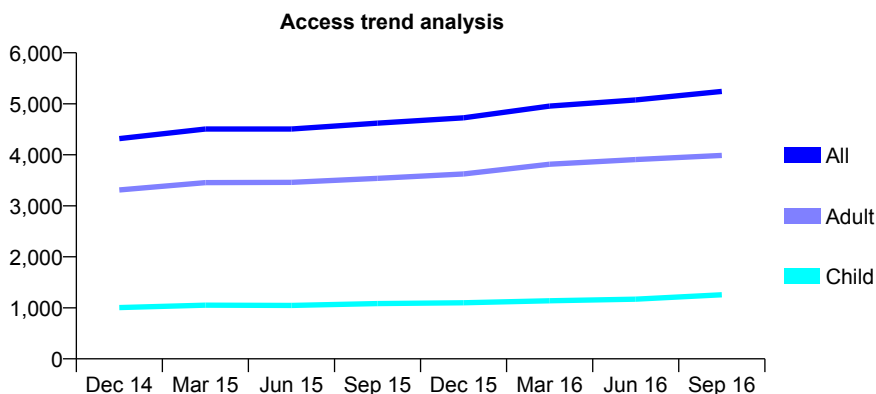
Q47 - Vital Signs At a Glance Contract Report for 676659/0001 - September 2016

Name or company name	MR H NAYAR
Contract type name	GDS Contract
Purpose of contract	General
Contract start date	01/04/2006
Contract end date	

16/17 Contracted general activity (UDA)	14,620
Carry forward general activity (UDA)	-292
16/17 Contracted orthodontic activity (UOA)	0
Carry forward orthodontic activity (UOA)	0
Baseline contract value	£416,229.10

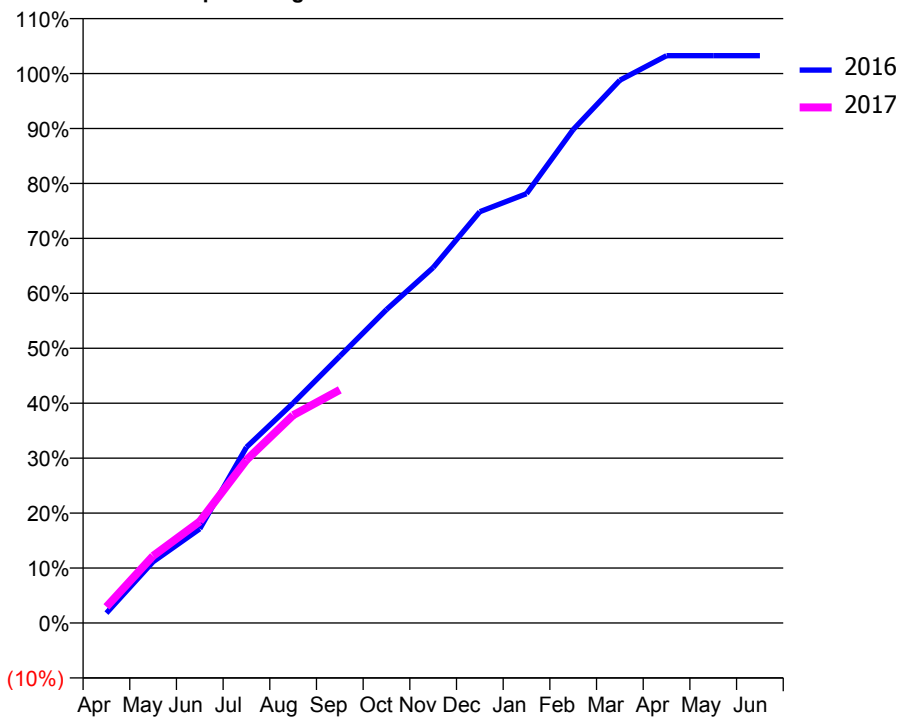
ACCESS*

Patients seen in 24 months	Total	Change since previous quarter
Quarter ending September 2015	4,622	
Quarter ending December 2015	4,726	↑
Quarter ending March 2016	4,955	↑
Quarter ending June 2016	5,076	↑
Quarter ending September 2016	5,244	↑
Variance since September 2015	13.5%	↑



ACTIVITY

Cumulative percentage of contracted UDA delivered 2016 & 2017



Month	Adjusted Scheduled Activity (UDA)	
	2016	2017
April	266	431
May	1,630	1,786
June	2,507	2,702
July	4,677	4,337
August	5,852	5,528
September	7,097	6,205
October	8,340	
November	9,456	
December	10,943	
January	11,422	
February	13,129	
March	14,443	
April	15,095	
May	15,094	
June	15,094	

QUALITY

	Quantity	Base Number	Contract	AT	Region	England
% of FP17s for the same patient ID Re-attending within 3 months - Children	46	768	6.0%	13.0%	13.5%	12.4%
% of FP17s for the same patient ID Re-attending within 3 months - Adults	271	2,387	11.4%	17.5%	17.4%	16.7%
% of FP17s for the same patient ID Re-attending between 3 & 9 months - Children	305	768	39.7%	57.2%	59.0%	57.4%
% of FP17s for the same patient ID Re-attending between 3 & 9 months - Adults	1,090	2,387	45.7%	51.0%	52.6%	50.5%
% of FP17s for Band 1 Urgent Courses	183	2,840	6.4%	11.0%	9.4%	9.1%
% of FP17s Relating to Free Repair or Replacements	23	2,840	0.8%	0.9%	1.0%	0.8%
% of FP17s Relating to Continuations	49	2,840	1.7%	1.3%	1.5%	1.3%
% of Patients satisfied with the dentistry they have received	3	3	N/A	93.4%	93.7%	93.2%
% of Patients satisfied with the time they had to wait for an appointment	1	3	N/A	89.9%	90.0%	89.0%

* This is based on patients treated on this contract for their most recent course of treatment. Figures in italics indicate the base number of FP17s or Patient Questionnaire responses are less than 100. N/A is shown where the base number of responses is less than 10 during the period. % is calculated as Quantity/Base number*100

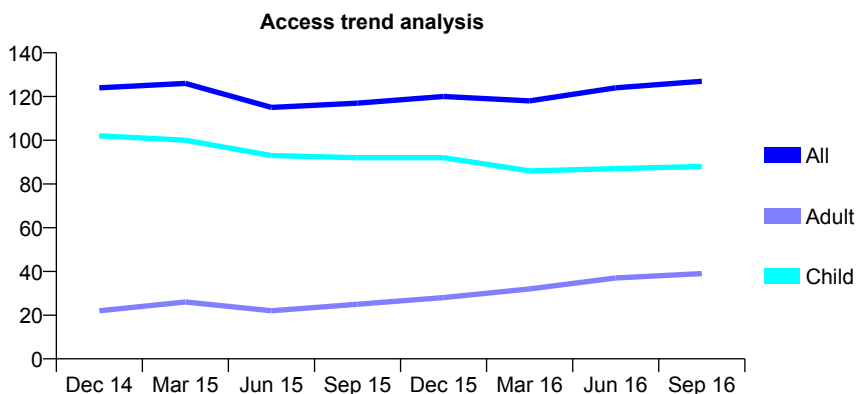
Q47 - Vital Signs At a Glance Contract Report for 677612/0001 - September 2016

Name or company name	MR S ALLAN
Contract type name	GDS Contract
Purpose of contract	General
Contract start date	01/04/2006
Contract end date	

16/17 Contracted general activity (UDA)	400
Carry forward general activity (UDA)	0
16/17 Contracted orthodontic activity (UOA)	0
Carry forward orthodontic activity (UOA)	0
Baseline contract value	£9,004.98

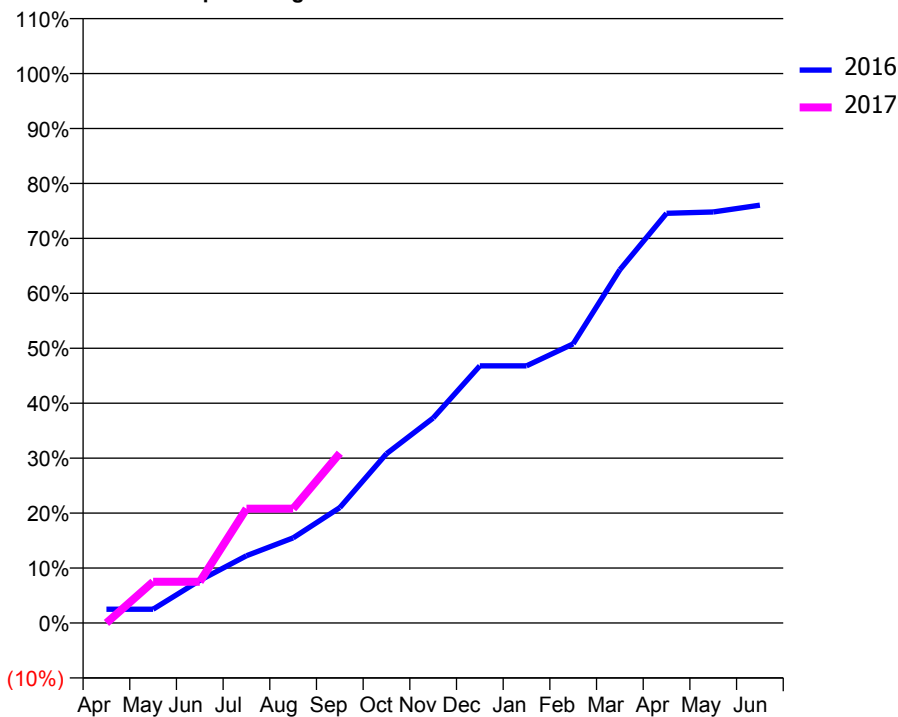
ACCESS*

Patients seen in 24 months	Total	Change since previous quarter
Quarter ending September 2015	117	
Quarter ending December 2015	120	↑
Quarter ending March 2016	118	↓
Quarter ending June 2016	124	↑
Quarter ending September 2016	127	↑
Variance since September 2015	8.5%	↑



ACTIVITY

Cumulative percentage of contracted UDA delivered 2016 & 2017



Adjusted Scheduled Activity (UDA)

Month	2016	2017
April	10	0
May	10	30
June	31	30
July	49	83
August	62	83
September	84	124
October	123	
November	149	
December	187	
January	187	
February	203	
March	257	
April	298	
May	299	
June	304	

QUALITY

	Quantity	Base Number	Contract	AT	Region	England
% of FP17s for the same patient ID Re-attending within 3 months - Children	3	55	5.5%	13.0%	13.5%	12.4%
% of FP17s for the same patient ID Re-attending within 3 months - Adults	2	18	11.1%	17.5%	17.4%	16.7%
% of FP17s for the same patient ID Re-attending between 3 & 9 months - Children	26	55	47.3%	57.2%	59.0%	57.4%
% of FP17s for the same patient ID Re-attending between 3 & 9 months - Adults	5	18	27.8%	51.0%	52.6%	50.5%
% of FP17s for Band 1 Urgent Courses	3	54	5.6%	11.0%	9.4%	9.1%
% of FP17s Relating to Free Repair or Replacements	0	54	0.0%	0.9%	1.0%	0.8%
% of FP17s Relating to Continuations	0	54	0.0%	1.3%	1.5%	1.3%
% of Patients satisfied with the dentistry they have received	2	2	N/A	93.4%	93.7%	93.2%
% of Patients satisfied with the time they had to wait for an appointment	2	2	N/A	89.9%	90.0%	89.0%

* This is based on patients treated on this contract for their most recent course of treatment. Figures in italics indicate the base number of FP17s or Patient Questionnaire responses are less than 100. N/A is shown where the base number of responses is less than 10 during the period. % is calculated as Quantity/Base number*100

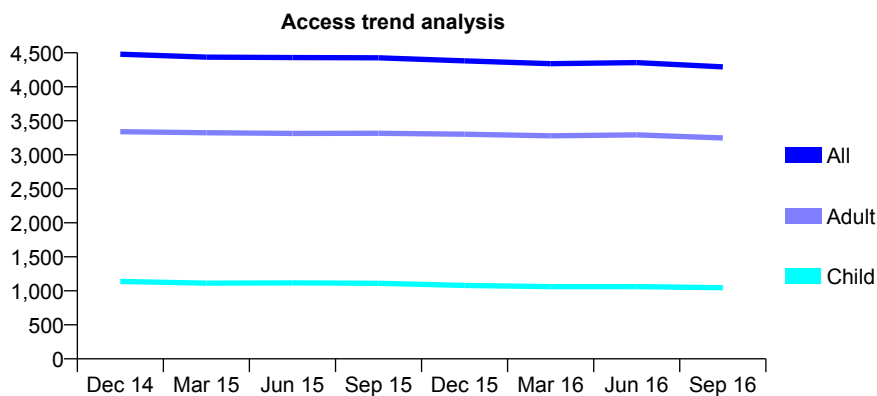
Q47 - Vital Signs At a Glance Contract Report for 679313/0001 - September 2016

Name or company name	MR CS WONG
Contract type name	GDS Contract
Purpose of contract	General
Contract start date	01/06/2008
Contract end date	

16/17 Contracted general activity (UDA)	16,856
Carry forward general activity (UDA)	648
16/17 Contracted orthodontic activity (UOA)	0
Carry forward orthodontic activity (UOA)	0
Baseline contract value	£505,771.79

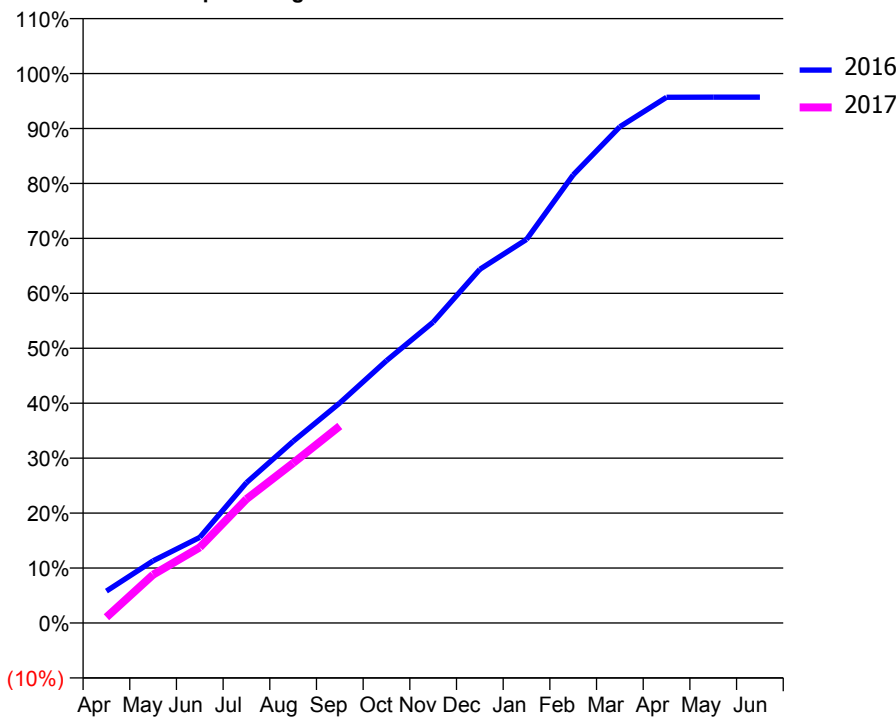
ACCESS*

Patients seen in 24 months	Total	Change since previous quarter
Quarter ending September 2015	4,427	
Quarter ending December 2015	4,382	↓
Quarter ending March 2016	4,341	→
Quarter ending June 2016	4,356	→
Quarter ending September 2016	4,294	↓
Variance since September 2015	(3.0%)	↓



ACTIVITY

Cumulative percentage of contracted UDA delivered 2016 & 2017



Adjusted Scheduled Activity (UDA)

Month	2016	2017
April	873	180
May	1,700	1,483
June	2,342	2,322
July	3,840	3,801
August	4,968	4,907
September	6,018	6,043
October	7,175	
November	8,231	
December	9,673	
January	10,491	
February	12,255	
March	13,575	
April	14,380	
May	14,385	
June	14,382	

QUALITY

	Quantity	Base Number	Contract	AT	Region	England
% of FP17s for the same patient ID Re-attending within 3 months - Children	73	799	9.1%	13.0%	13.5%	12.4%
% of FP17s for the same patient ID Re-attending within 3 months - Adults	377	2,538	14.9%	17.5%	17.4%	16.7%
% of FP17s for the same patient ID Re-attending between 3 & 9 months - Children	469	799	58.7%	57.2%	59.0%	57.4%
% of FP17s for the same patient ID Re-attending between 3 & 9 months - Adults	1,570	2,538	61.9%	51.0%	52.6%	50.5%
% of FP17s for Band 1 Urgent Courses	243	2,931	8.3%	11.0%	9.4%	9.1%
% of FP17s Relating to Free Repair or Replacements	24	2,931	0.8%	0.9%	1.0%	0.8%
% of FP17s Relating to Continuations	71	2,931	2.4%	1.3%	1.5%	1.3%
% of Patients satisfied with the dentistry they have received	6	8	N/A	93.4%	93.7%	93.2%
% of Patients satisfied with the time they had to wait for an appointment	6	8	N/A	89.9%	90.0%	89.0%

* This is based on patients treated on this contract for their most recent course of treatment. Figures in italics indicate the base number of FP17s or Patient Questionnaire responses are less than 100. N/A is shown where the base number of responses is less than 10 during the period. % is calculated as Quantity/Base number*100

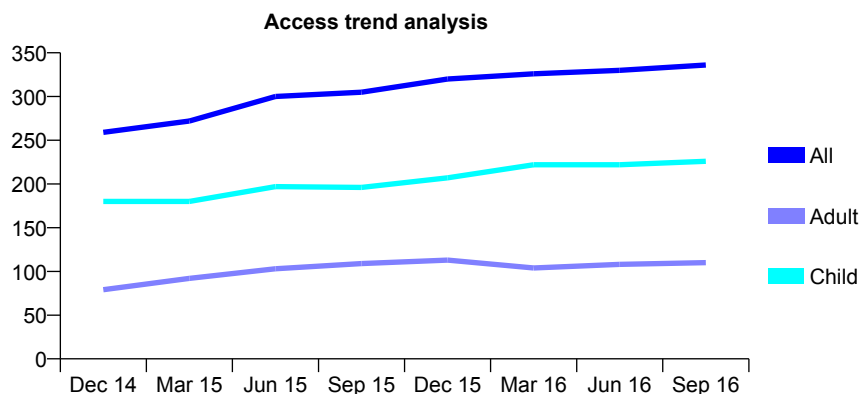
Q47 - Vital Signs At a Glance Contract Report for 680214/0001 - September 2016

Name or company name	MR JA SILCOX
Contract type name	GDS Contract
Purpose of contract	General
Contract start date	01/04/2008
Contract end date	

16/17 Contracted general activity (UDA)	910
Carry forward general activity (UDA)	13
16/17 Contracted orthodontic activity (UOA)	0
Carry forward orthodontic activity (UOA)	0
Baseline contract value	£25,001.13

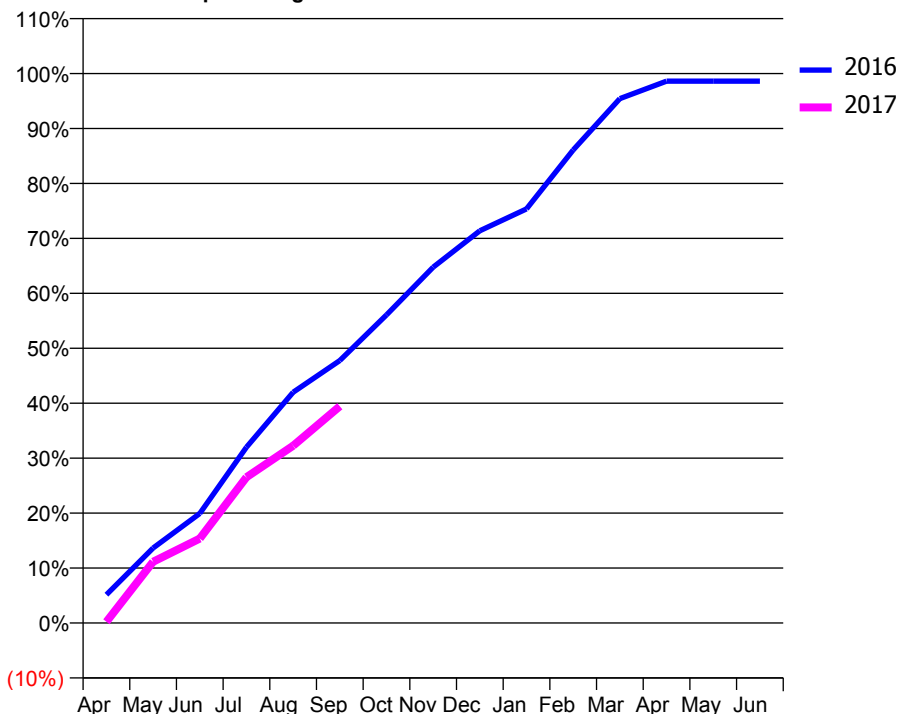
ACCESS*

Patients seen in 24 months	Total	Change since previous quarter
Quarter ending September 2015	305	
Quarter ending December 2015	320	↑
Quarter ending March 2016	326	→
Quarter ending June 2016	330	→
Quarter ending September 2016	336	→
Variance since September 2015	10.2%	↑



ACTIVITY

Cumulative percentage of contracted UDA delivered 2016 & 2017



Adjusted Scheduled Activity (UDA)

Month	2016	2017
April	47	2
May	124	101
June	181	140
July	291	241
August	382	294
September	435	359
October	510	
November	589	
December	650	
January	686	
February	783	
March	868	
April	897	
May	897	
June	897	

QUALITY

	Quantity	Base Number	Contract	AT	Region	England
% of FP17s for the same patient ID Re-attending within 3 months - Children	9	194	4.6%	13.0%	13.5%	12.4%
% of FP17s for the same patient ID Re-attending within 3 months - Adults	3	75	4.0%	17.5%	17.4%	16.7%
% of FP17s for the same patient ID Re-attending between 3 & 9 months - Children	142	194	73.2%	57.2%	59.0%	57.4%
% of FP17s for the same patient ID Re-attending between 3 & 9 months - Adults	41	75	54.7%	51.0%	52.6%	50.5%
% of FP17s for Band 1 Urgent Courses	15	244	6.1%	11.0%	9.4%	9.1%
% of FP17s Relating to Free Repair or Replacements	0	244	0.0%	0.9%	1.0%	0.8%
% of FP17s Relating to Continuations	0	244	0.0%	1.3%	1.5%	1.3%
% of Patients satisfied with the dentistry they have received	1	1	N/A	93.4%	93.7%	93.2%
% of Patients satisfied with the time they had to wait for an appointment	1	1	N/A	89.9%	90.0%	89.0%

* This is based on patients treated on this contract for their most recent course of treatment. Figures in italics indicate the base number of FP17s or Patient Questionnaire responses are less than 100. N/A is shown where the base number of responses is less than 10 during the period. % is calculated as Quantity/Base number*100

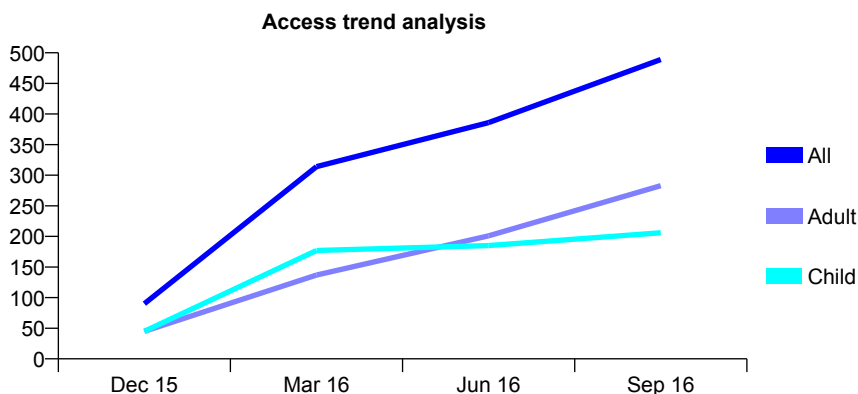
Q47 - Vital Signs At a Glance Contract Report for 696293/0001 - September 2016

Name or company name	MR V PATEL
Contract type name	GDS Contract
Purpose of contract	General
Contract start date	01/11/2015
Contract end date	

16/17 Contracted general activity (UDA)	2,790
Carry forward general activity (UDA)	-3
16/17 Contracted orthodontic activity (UOA)	0
Carry forward orthodontic activity (UOA)	0
Baseline contract value	£60,699.06

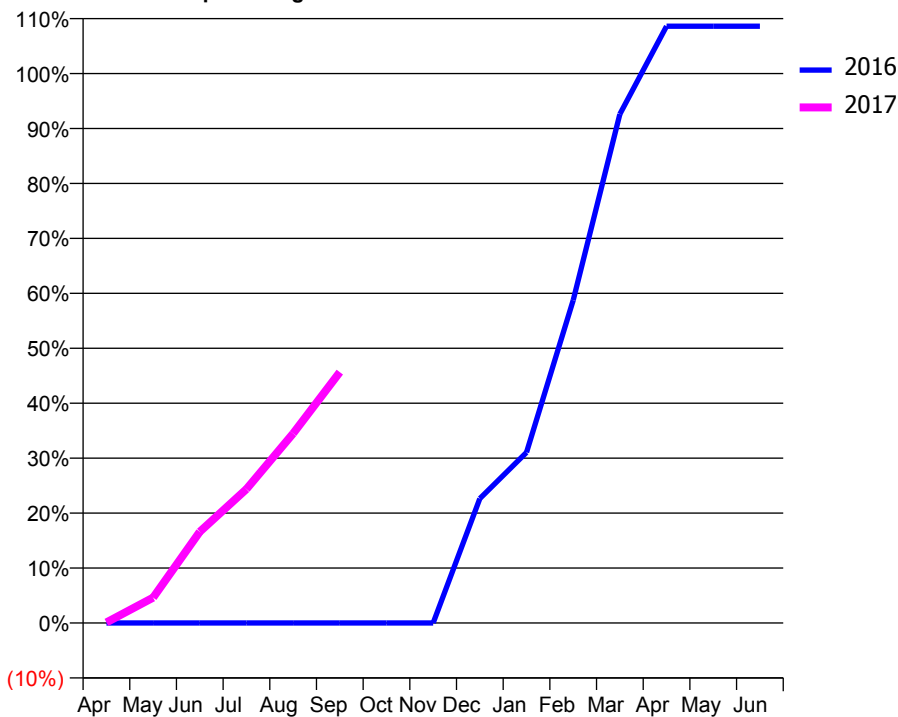
ACCESS*

Patients seen in 24 months	Total	Change since previous quarter
Quarter ending September 2015	0	
Quarter ending December 2015	90	↑
Quarter ending March 2016	314	↑
Quarter ending June 2016	386	↑
Quarter ending September 2016	489	↑
Variance since September 2015	N/A	



ACTIVITY

Cumulative percentage of contracted UDA delivered 2016 & 2017



Month	Adjusted Scheduled Activity (UDA)	
	2016	2017
April	0	3
May	0	129
June	0	464
July	0	680
August	0	962
September	0	1,274
October	0	
November	0	
December	263	
January	361	
February	683	
March	1,077	
April	1,263	
May	1,263	
June	1,263	

QUALITY

	Quantity	Base Number	Contract	AT	Region	England
% of FP17s for the same patient ID Re-attending within 3 months - Children	17	180	9.4%	13.0%	13.5%	12.4%
% of FP17s for the same patient ID Re-attending within 3 months - Adults	28	221	12.7%	17.5%	17.4%	16.7%
% of FP17s for the same patient ID Re-attending between 3 & 9 months - Children	92	180	51.1%	57.2%	59.0%	57.4%
% of FP17s for the same patient ID Re-attending between 3 & 9 months - Adults	45	221	20.4%	51.0%	52.6%	50.5%
% of FP17s for Band 1 Urgent Courses	11	361	3.0%	11.0%	9.4%	9.1%
% of FP17s Relating to Free Repair or Replacements	0	361	0.0%	0.9%	1.0%	0.8%
% of FP17s Relating to Continuations	1	361	0.3%	1.3%	1.5%	1.3%
% of Patients satisfied with the dentistry they have received	0	0	N/A	93.4%	93.7%	93.2%
% of Patients satisfied with the time they had to wait for an appointment	0	0	N/A	89.9%	90.0%	89.0%

* This is based on patients treated on this contract for their most recent course of treatment. Figures in italics indicate the base number of FP17s or Patient Questionnaire responses are less than 100. N/A is shown where the base number of responses is less than 10 during the period. % is calculated as Quantity/Base number*100

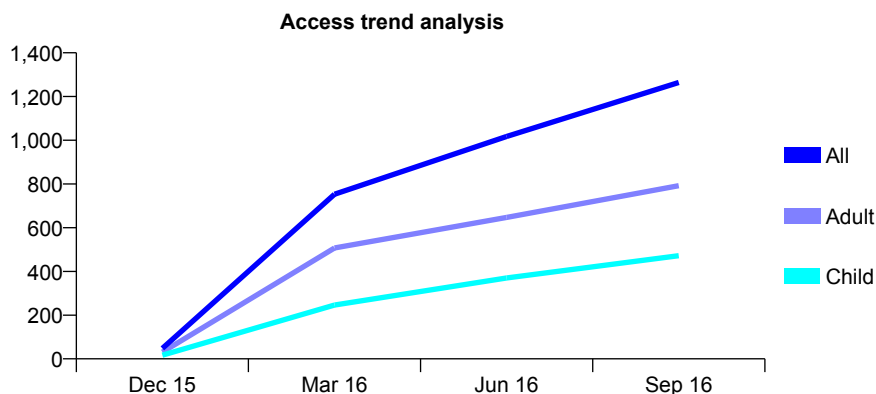
Q47 - Vital Signs At a Glance Contract Report for 723967/0002 - September 2016

Name or company name	Lowerbank Dental Practice
Contract type name	GDS Contract
Purpose of contract	General
Contract start date	21/12/2015
Contract end date	

16/17 Contracted general activity (UDA)	4,446
Carry forward general activity (UDA)	0
16/17 Contracted orthodontic activity (UOA)	0
Carry forward orthodontic activity (UOA)	0
Baseline contract value	£119,235.80

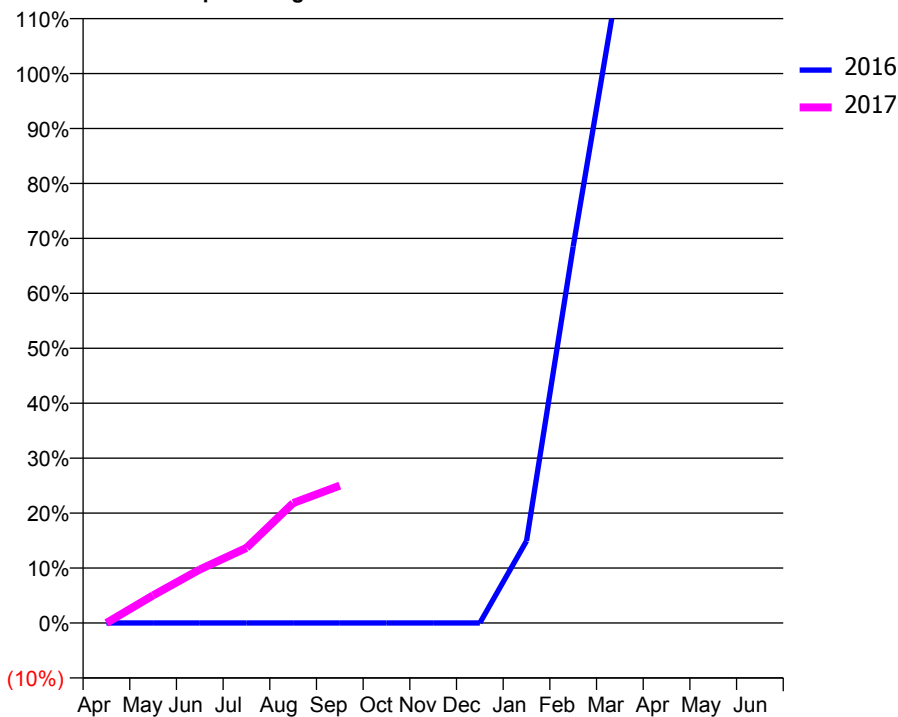
ACCESS*

Patients seen in 24 months	Total	Change since previous quarter
Quarter ending September 2015	0	
Quarter ending December 2015	48	↑
Quarter ending March 2016	753	↑
Quarter ending June 2016	1,017	↑
Quarter ending September 2016	1,264	↑
Variance since September 2015	N/A	



ACTIVITY

Cumulative percentage of contracted UDA delivered 2016 & 2017



Month	Adjusted Scheduled Activity (UDA)	
	2016	2017
April	0	0
May	0	224
June	0	434
July	0	608
August	0	971
September	0	1,112
October	0	
November	0	
December	0	
January	166	
February	762	
March	1,320	
April	1,530	
May	1,530	
June	1,530	

QUALITY

	Quantity	Base Number	Contract	AT	Region	England
% of FP17s for the same patient ID Re-attending within 3 months - Children	13	320	4.1%	13.0%	13.5%	12.4%
% of FP17s for the same patient ID Re-attending within 3 months - Adults	48	485	9.9%	17.5%	17.4%	16.7%
% of FP17s for the same patient ID Re-attending between 3 & 9 months - Children	38	320	11.9%	57.2%	59.0%	57.4%
% of FP17s for the same patient ID Re-attending between 3 & 9 months - Adults	78	485	16.1%	51.0%	52.6%	50.5%
% of FP17s for Band 1 Urgent Courses	56	694	8.1%	11.0%	9.4%	9.1%
% of FP17s Relating to Free Repair or Replacements	0	694	0.0%	0.9%	1.0%	0.8%
% of FP17s Relating to Continuations	3	694	0.4%	1.3%	1.5%	1.3%
% of Patients satisfied with the dentistry they have received	0	0	N/A	93.4%	93.7%	93.2%
% of Patients satisfied with the time they had to wait for an appointment	0	0	N/A	89.9%	90.0%	89.0%

* This is based on patients treated on this contract for their most recent course of treatment. Figures in italics indicate the base number of FP17s or Patient Questionnaire responses are less than 100. N/A is shown where the base number of responses is less than 10 during the period. % is calculated as Quantity/Base number*100

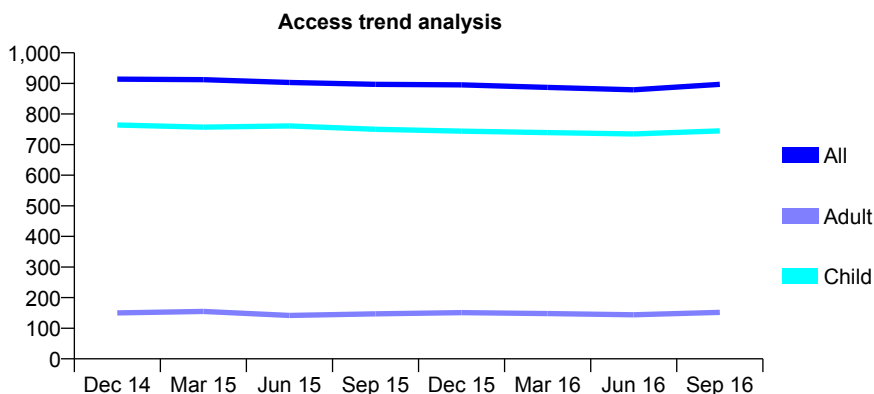
Q47 - Vital Signs At a Glance Contract Report for 729272/0001 - September 2016

Name or company name	MR MP LANE
Contract type name	GDS Contract
Purpose of contract	General
Contract start date	01/04/2006
Contract end date	

16/17 Contracted general activity (UDA)	2,485
Carry forward general activity (UDA)	0
16/17 Contracted orthodontic activity (UOA)	0
Carry forward orthodontic activity (UOA)	0
Baseline contract value	£55,800.41

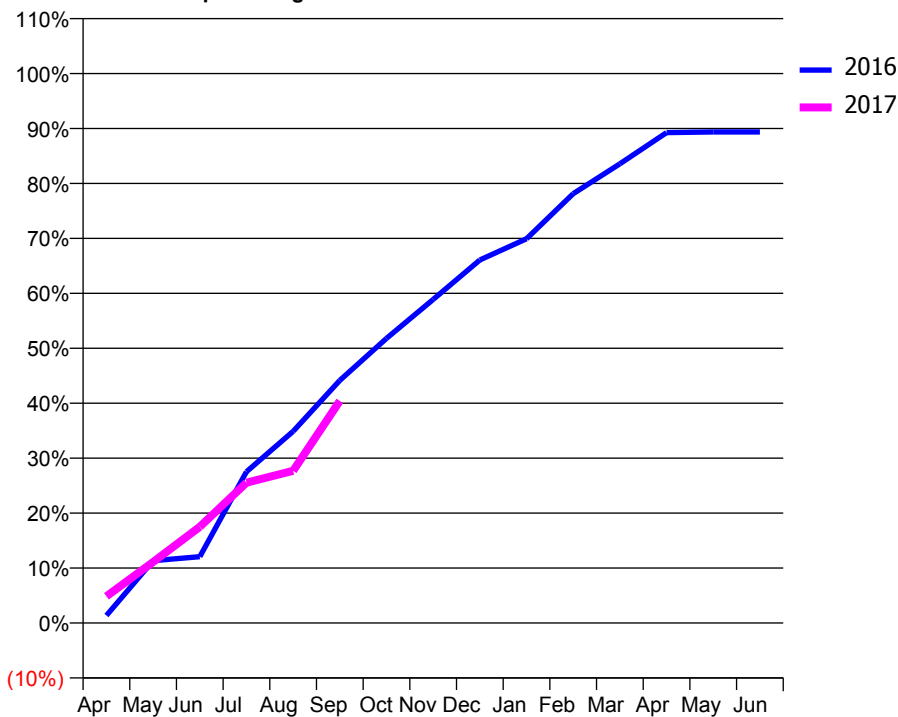
ACCESS*

Patients seen in 24 months	Total	Change since previous quarter
Quarter ending September 2015	897	
Quarter ending December 2015	895	→
Quarter ending March 2016	887	→
Quarter ending June 2016	879	→
Quarter ending September 2016	897	↑
Variance since September 2015	0.0%	→



ACTIVITY

Cumulative percentage of contracted UDA delivered 2016 & 2017



Month	Adjusted Scheduled Activity (UDA)	
	2016	2017
April	34	121
May	282	276
June	300	435
July	684	635
August	867	688
September	1,097	1,004
October	1,287	
November	1,463	
December	1,642	
January	1,738	
February	1,941	
March	2,077	
April	2,218	
May	2,221	
June	2,221	

QUALITY

	Quantity	Base Number	Contract	AT	Region	England
% of FP17s for the same patient ID Re-attending within 3 months - Children	50	646	7.7%	13.0%	13.5%	12.4%
% of FP17s for the same patient ID Re-attending within 3 months - Adults	12	91	13.2%	17.5%	17.4%	16.7%
% of FP17s for the same patient ID Re-attending between 3 & 9 months - Children	436	646	67.5%	57.2%	59.0%	57.4%
% of FP17s for the same patient ID Re-attending between 3 & 9 months - Adults	67	91	73.6%	51.0%	52.6%	50.5%
% of FP17s for Band 1 Urgent Courses	32	644	5.0%	11.0%	9.4%	9.1%
% of FP17s Relating to Free Repair or Replacements	0	644	0.0%	0.9%	1.0%	0.8%
% of FP17s Relating to Continuations	0	644	0.0%	1.3%	1.5%	1.3%
% of Patients satisfied with the dentistry they have received	1	1	N/A	93.4%	93.7%	93.2%
% of Patients satisfied with the time they had to wait for an appointment	1	1	N/A	89.9%	90.0%	89.0%

* This is based on patients treated on this contract for their most recent course of treatment. Figures in italics indicate the base number of FP17s or Patient Questionnaire responses are less than 100. N/A is shown where the base number of responses is less than 10 during the period. % is calculated as Quantity/Base number*100

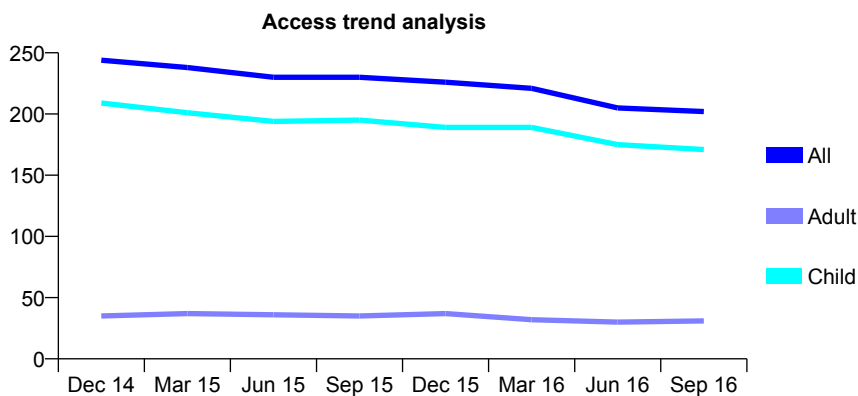
Q47 - Vital Signs At a Glance Contract Report for 731501/0001 - September 2016

Name or company name	MR MJ GLOVER
Contract type name	GDS Contract
Purpose of contract	General
Contract start date	01/04/2006
Contract end date	

16/17 Contracted general activity (UDA)	1,100
Carry forward general activity (UDA)	0
16/17 Contracted orthodontic activity (UOA)	0
Carry forward orthodontic activity (UOA)	0
Baseline contract value	£22,580.34

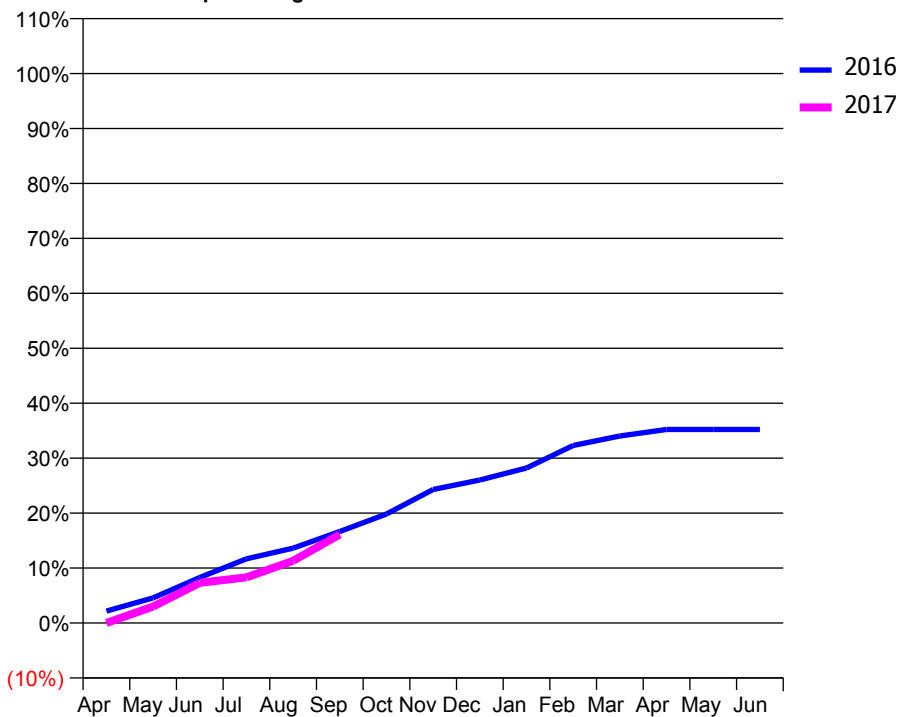
ACCESS*

Patients seen in 24 months	Total	Change since previous quarter
Quarter ending September 2015	230	
Quarter ending December 2015	226	↓
Quarter ending March 2016	221	↓
Quarter ending June 2016	205	↓
Quarter ending September 2016	202	↓
Variance since September 2015	(12.2%)	↓



ACTIVITY

Cumulative percentage of contracted UDA delivered 2016 & 2017



Adjusted Scheduled Activity (UDA)

Month	2016	2017
April	24	0
May	50	33
June	91	80
July	129	91
August	150	124
September	183	177
October	218	
November	267	
December	286	
January	310	
February	355	
March	374	
April	387	
May	387	
June	387	

QUALITY

	Quantity	Base Number	Contract	AT	Region	England
% of FP17s for the same patient ID Re-attending within 3 months - Children	10	130	7.7%	13.0%	13.5%	12.4%
% of FP17s for the same patient ID Re-attending within 3 months - Adults	0	0	N/A	17.5%	17.4%	16.7%
% of FP17s for the same patient ID Re-attending between 3 & 9 months - Children	85	130	65.4%	57.2%	59.0%	57.4%
% of FP17s for the same patient ID Re-attending between 3 & 9 months - Adults	0	0	N/A	51.0%	52.6%	50.5%
% of FP17s for Band 1 Urgent Courses	2	117	1.7%	11.0%	9.4%	9.1%
% of FP17s Relating to Free Repair or Replacements	0	117	0.0%	0.9%	1.0%	0.8%
% of FP17s Relating to Continuations	0	117	0.0%	1.3%	1.5%	1.3%
% of Patients satisfied with the dentistry they have received	0	0	N/A	93.4%	93.7%	93.2%
% of Patients satisfied with the time they had to wait for an appointment	0	0	N/A	89.9%	90.0%	89.0%

* This is based on patients treated on this contract for their most recent course of treatment. Figures in italics indicate the base number of FP17s or Patient Questionnaire responses are less than 100. N/A is shown where the base number of responses is less than 10 during the period. % is calculated as Quantity/Base number*100

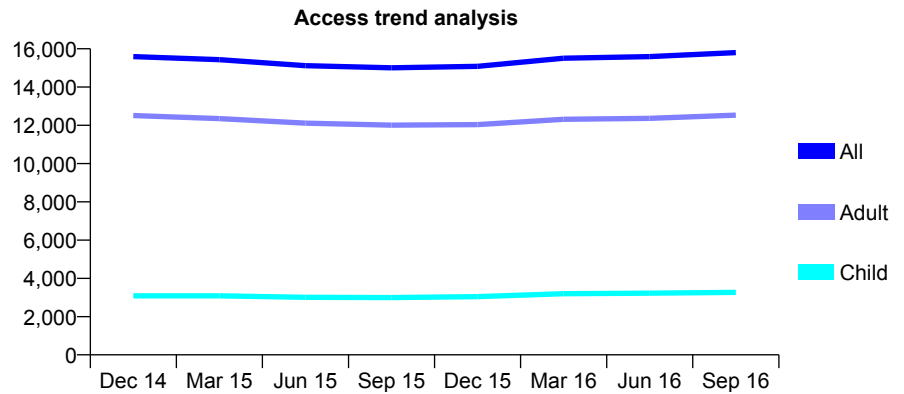
Q47 - Vital Signs At a Glance Contract Report for 732141/0001 - September 2016

Name or company name	MR MJ KENYON
Contract type name	GDS Contract
Purpose of contract	General
Contract start date	01/04/2006
Contract end date	

16/17 Contracted general activity (UDA)	45,968
Carry forward general activity (UDA)	0
16/17 Contracted orthodontic activity (UOA)	0
Carry forward orthodontic activity (UOA)	0
Baseline contract value	£1,661,279.26

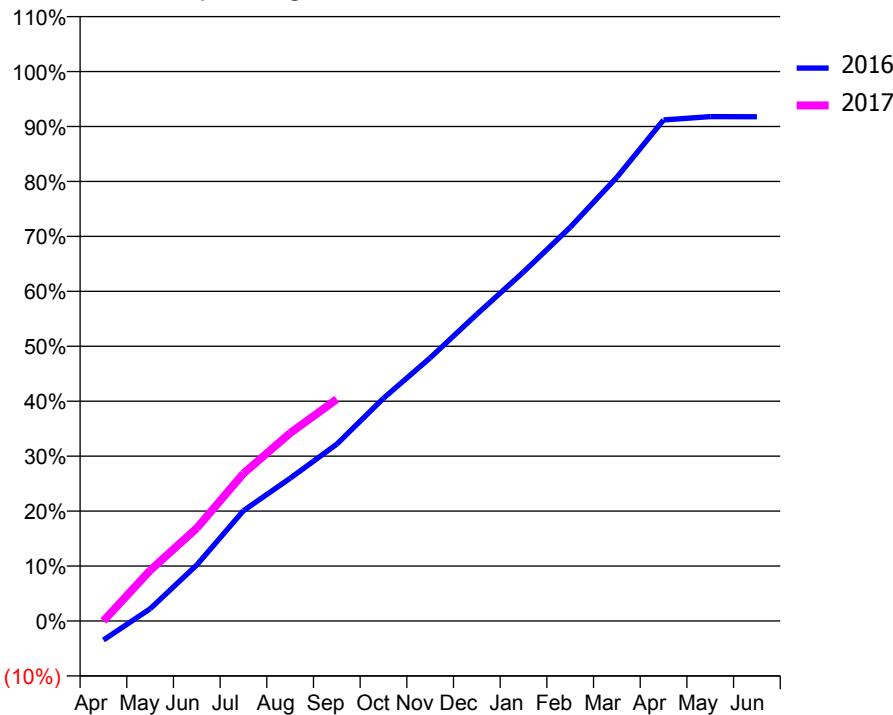
ACCESS*

Patients seen in 24 months	Total	Change since previous quarter
Quarter ending September 2015	15,006	
Quarter ending December 2015	15,081	→
Quarter ending March 2016	15,507	↑
Quarter ending June 2016	15,589	→
Quarter ending September 2016	15,801	→
Variance since September 2015	5.3%	↑



ACTIVITY

Cumulative percentage of contracted UDA delivered 2016 & 2017



Month	Adjusted Scheduled Activity (UDA)	
	2016	2017
April	-1,600	0
May	1,025	4,230
June	4,685	7,773
July	9,232	12,342
August	11,943	15,719
September	14,795	18,554
October	18,639	
November	22,014	
December	25,667	
January	29,193	
February	32,937	
March	37,119	
April	41,914	
May	42,194	
June	42,188	

QUALITY

	Quantity	Base Number	Contract	AT	Region	England
% of FP17s for the same patient ID Re-attending within 3 months - Children	231	2,436	9.5%	13.0%	13.5%	12.4%
% of FP17s for the same patient ID Re-attending within 3 months - Adults	1,175	8,593	13.7%	17.5%	17.4%	16.7%
% of FP17s for the same patient ID Re-attending between 3 & 9 months - Children	992	2,436	40.7%	57.2%	59.0%	57.4%
% of FP17s for the same patient ID Re-attending between 3 & 9 months - Adults	4,412	8,593	51.3%	51.0%	52.6%	50.5%
% of FP17s for Band 1 Urgent Courses	296	8,763	3.4%	11.0%	9.4%	9.1%
% of FP17s Relating to Free Repair or Replacements	22	8,763	0.3%	0.9%	1.0%	0.8%
% of FP17s Relating to Continuations	285	8,763	3.3%	1.3%	1.5%	1.3%
% of Patients satisfied with the dentistry they have received	38	39	97.4%	93.4%	93.7%	93.2%
% of Patients satisfied with the time they had to wait for an appointment	37	39	94.9%	89.9%	90.0%	89.0%

* This is based on patients treated on this contract for their most recent course of treatment. Figures in italics indicate the base number of FP17s or Patient Questionnaire responses are less than 100. N/A is shown where the base number of responses is less than 10 during the period. % is calculated as Quantity/Base number*100

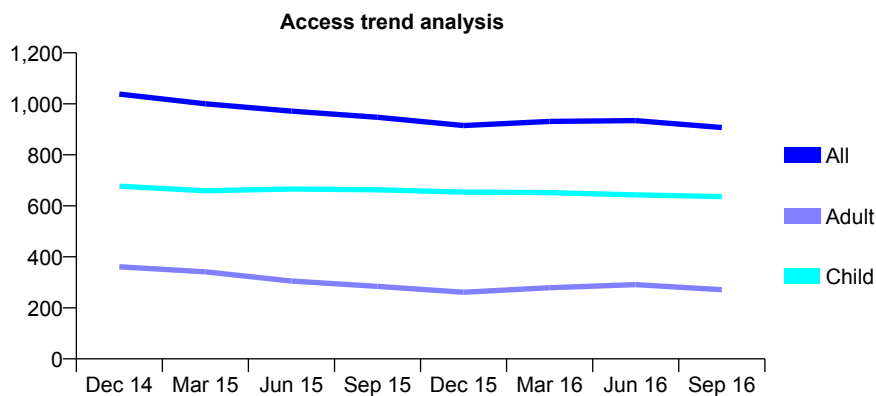
Q47 - Vital Signs At a Glance Contract Report for 736554/0001 - September 2016

Name or company name	MR NM GOODWIN
Contract type name	GDS Contract
Purpose of contract	General
Contract start date	01/04/2006
Contract end date	

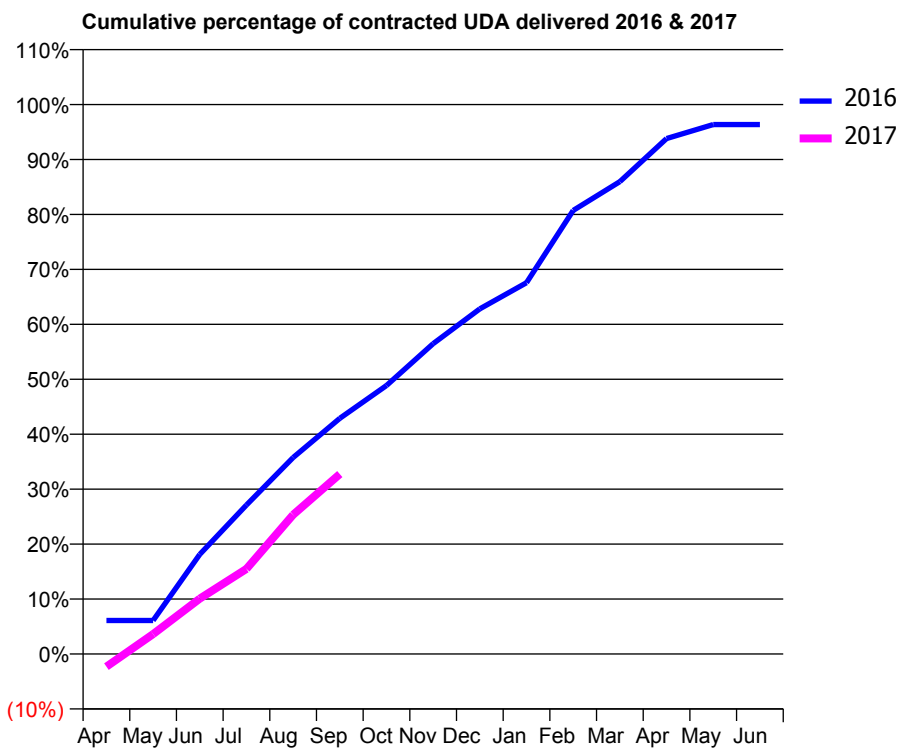
16/17 Contracted general activity (UDA)	3,000
Carry forward general activity (UDA)	109
16/17 Contracted orthodontic activity (UOA)	0
Carry forward orthodontic activity (UOA)	0
Baseline contract value	£70,806.09

ACCESS*

Patients seen in 24 months	Total	Change since previous quarter
Quarter ending September 2015	947	
Quarter ending December 2015	915	↓
Quarter ending March 2016	931	→
Quarter ending June 2016	934	→
Quarter ending September 2016	907	↓
Variance since September 2015	(4.2%)	↓



ACTIVITY



Month	Adjusted Scheduled Activity (UDA)	
	2016	2017
April	183	-69
May	183	109
June	544	303
July	814	465
August	1,073	761
September	1,286	982
October	1,466	
November	1,694	
December	1,885	
January	2,027	
February	2,421	
March	2,579	
April	2,814	
May	2,891	
June	2,891	

QUALITY

	Quantity	Base Number	Contract	AT	Region	England
% of FP17s for the same patient ID Re-attending within 3 months - Children	106	560	18.9%	13.0%	13.5%	12.4%
% of FP17s for the same patient ID Re-attending within 3 months - Adults	22	137	16.1%	17.5%	17.4%	16.7%
% of FP17s for the same patient ID Re-attending between 3 & 9 months - Children	281	560	50.2%	57.2%	59.0%	57.4%
% of FP17s for the same patient ID Re-attending between 3 & 9 months - Adults	31	137	22.6%	51.0%	52.6%	50.5%
% of FP17s for Band 1 Urgent Courses	37	583	6.3%	11.0%	9.4%	9.1%
% of FP17s Relating to Free Repair or Replacements	1	583	0.2%	0.9%	1.0%	0.8%
% of FP17s Relating to Continuations	2	583	0.3%	1.3%	1.5%	1.3%
% of Patients satisfied with the dentistry they have received	2	2	N/A	93.4%	93.7%	93.2%
% of Patients satisfied with the time they had to wait for an appointment	1	2	N/A	89.9%	90.0%	89.0%

* This is based on patients treated on this contract for their most recent course of treatment. Figures in italics indicate the base number of FP17s or Patient Questionnaire responses are less than 100. N/A is shown where the base number of responses is less than 10 during the period. % is calculated as Quantity/Base number*100

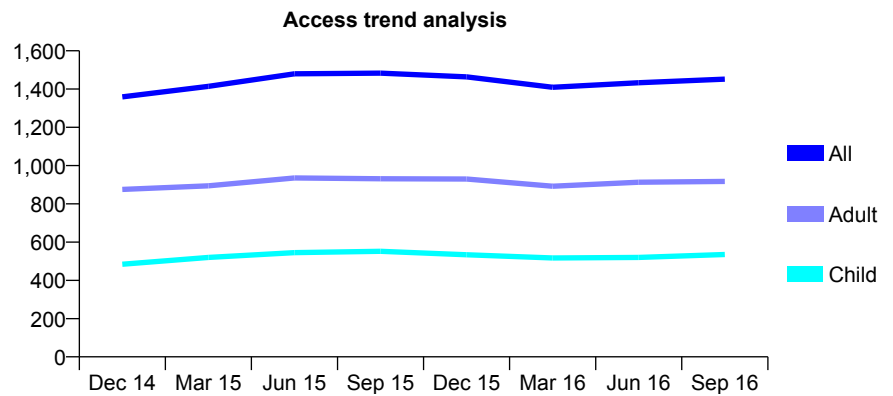
Q47 - Vital Signs At a Glance Contract Report for 739693/0001 - September 2016

Name or company name	MR JC LORD
Contract type name	GDS Contract
Purpose of contract	General
Contract start date	01/04/2006
Contract end date	

16/17 Contracted general activity (UDA)	1,760
Carry forward general activity (UDA)	-7
16/17 Contracted orthodontic activity (UOA)	0
Carry forward orthodontic activity (UOA)	0
Baseline contract value	£41,697.89

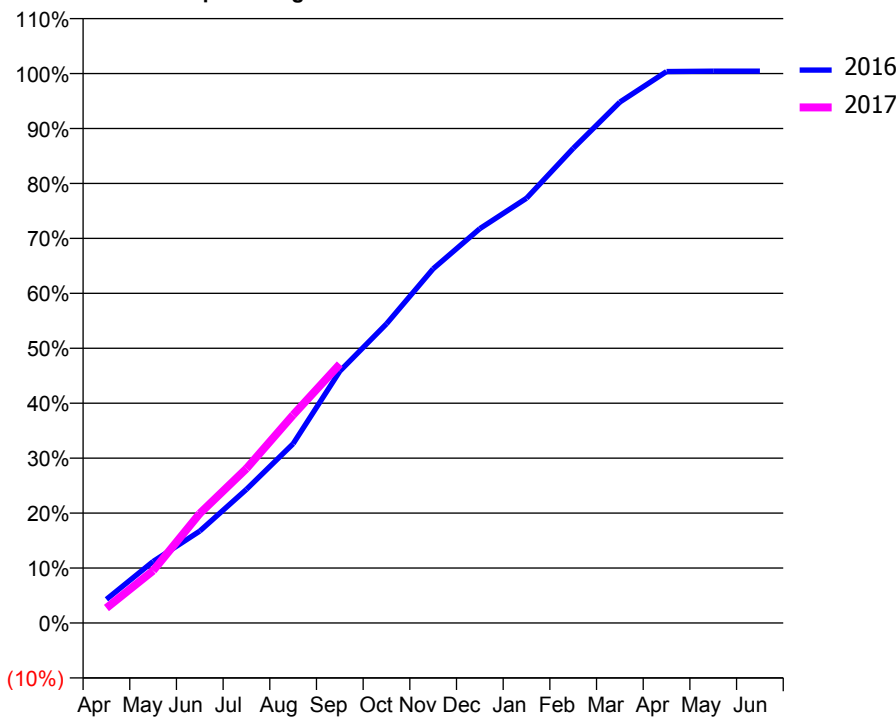
ACCESS*

Patients seen in 24 months	Total	Change since previous quarter
Quarter ending September 2015	1,483	
Quarter ending December 2015	1,464	↓
Quarter ending March 2016	1,409	↓
Quarter ending June 2016	1,433	→
Quarter ending September 2016	1,452	→
Variance since September 2015	(2.1%)	↓



ACTIVITY

Cumulative percentage of contracted UDA delivered 2016 & 2017



Month	Adjusted Scheduled Activity (UDA)	
	2016	2017
April	69	48
May	179	168
June	268	351
July	389	495
August	522	666
September	733	829
October	871	
November	1,032	
December	1,148	
January	1,237	
February	1,382	
March	1,517	
April	1,606	
May	1,607	
June	1,607	

QUALITY

	Quantity	Base Number	Contract	AT	Region	England
% of FP17s for the same patient ID Re-attending within 3 months - Children	19	348	5.5%	13.0%	13.5%	12.4%
% of FP17s for the same patient ID Re-attending within 3 months - Adults	87	649	13.4%	17.5%	17.4%	16.7%
% of FP17s for the same patient ID Re-attending between 3 & 9 months - Children	131	348	37.6%	57.2%	59.0%	57.4%
% of FP17s for the same patient ID Re-attending between 3 & 9 months - Adults	295	649	45.5%	51.0%	52.6%	50.5%
% of FP17s for Band 1 Urgent Courses	20	485	4.1%	11.0%	9.4%	9.1%
% of FP17s Relating to Free Repair or Replacements	0	485	0.0%	0.9%	1.0%	0.8%
% of FP17s Relating to Continuations	10	485	2.1%	1.3%	1.5%	1.3%
% of Patients satisfied with the dentistry they have received	3	3	N/A	93.4%	93.7%	93.2%
% of Patients satisfied with the time they had to wait for an appointment	3	3	N/A	89.9%	90.0%	89.0%

* This is based on patients treated on this contract for their most recent course of treatment. Figures in italics indicate the base number of FP17s or Patient Questionnaire responses are less than 100. N/A is shown where the base number of responses is less than 10 during the period. % is calculated as Quantity/Base number*100

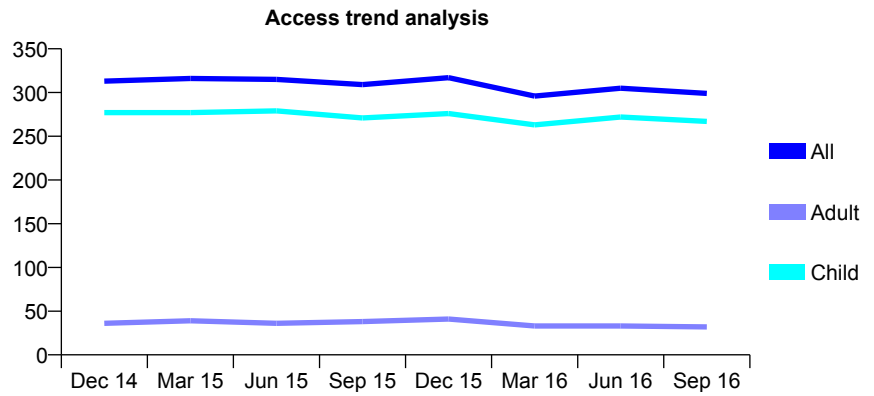
Q47 - Vital Signs At a Glance Contract Report for 740756/0002 - September 2016

Name or company name	MR MP COYLE
Contract type name	GDS Contract
Purpose of contract	General
Contract start date	01/04/2012
Contract end date	

16/17 Contracted general activity (UDA)	1,400
Carry forward general activity (UDA)	0
16/17 Contracted orthodontic activity (UOA)	0
Carry forward orthodontic activity (UOA)	0
Baseline contract value	£31,724.69

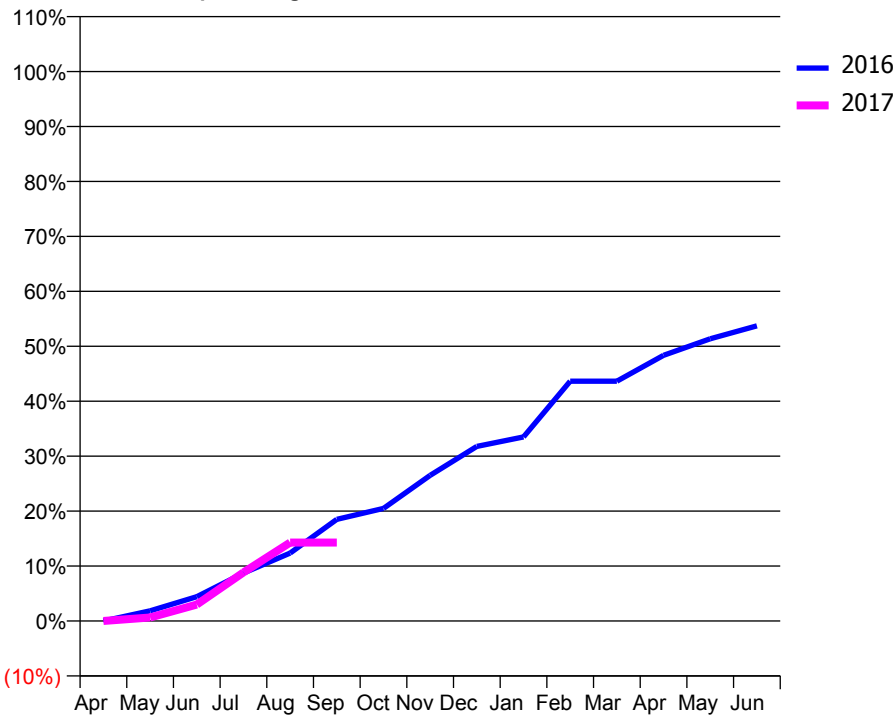
ACCESS*

Patients seen in 24 months	Total	Change since previous quarter
Quarter ending September 2015	309	
Quarter ending December 2015	317	↑
Quarter ending March 2016	296	↓
Quarter ending June 2016	305	↑
Quarter ending September 2016	299	↓
Variance since September 2015	(3.2%)	↓



ACTIVITY

Cumulative percentage of contracted UDA delivered 2016 & 2017



Month	Adjusted Scheduled Activity (UDA)	
	2016	2017
April	0	0
May	26	9
June	62	42
July	122	124
August	173	200
September	259	200
October	287	
November	371	
December	445	
January	469	
February	611	
March	611	
April	677	
May	719	
June	752	

QUALITY

	Quantity	Base Number	Contract	AT	Region	England
% of FP17s for the same patient ID Re-attending within 3 months - Children	20	182	11.0%	13.0%	13.5%	12.4%
% of FP17s for the same patient ID Re-attending within 3 months - Adults	0	0	N/A	17.5%	17.4%	16.7%
% of FP17s for the same patient ID Re-attending between 3 & 9 months - Children	91	182	50.0%	57.2%	59.0%	57.4%
% of FP17s for the same patient ID Re-attending between 3 & 9 months - Adults	0	0	N/A	51.0%	52.6%	50.5%
% of FP17s for Band 1 Urgent Courses	0	112	0.0%	11.0%	9.4%	9.1%
% of FP17s Relating to Free Repair or Replacements	0	112	0.0%	0.9%	1.0%	0.8%
% of FP17s Relating to Continuations	0	112	0.0%	1.3%	1.5%	1.3%
% of Patients satisfied with the dentistry they have received	0	0	N/A	93.4%	93.7%	93.2%
% of Patients satisfied with the time they had to wait for an appointment	0	0	N/A	89.9%	90.0%	89.0%

* This is based on patients treated on this contract for their most recent course of treatment. Figures in italics indicate the base number of FP17s or Patient Questionnaire responses are less than 100. N/A is shown where the base number of responses is less than 10 during the period. % is calculated as Quantity/Base number*100

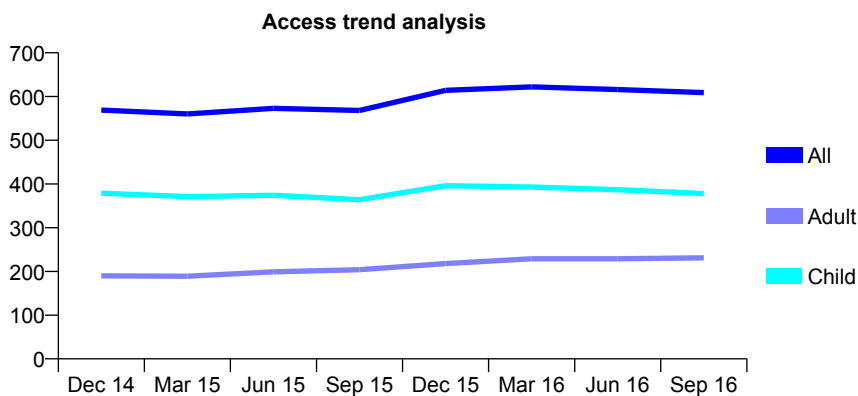
Q47 - Vital Signs At a Glance Contract Report for 741493/0001 - September 2016

Name or company name	MISS IE GOTT
Contract type name	GDS Contract
Purpose of contract	General
Contract start date	01/04/2006
Contract end date	

16/17 Contracted general activity (UDA)	1,370
Carry forward general activity (UDA)	0
16/17 Contracted orthodontic activity (UOA)	0
Carry forward orthodontic activity (UOA)	0
Baseline contract value	£28,755.91

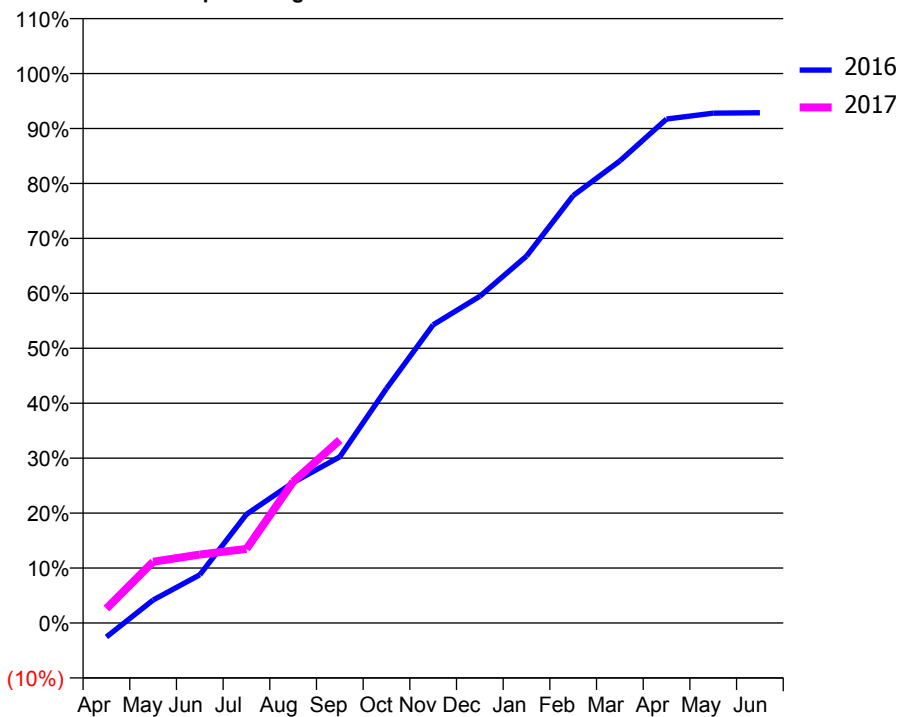
ACCESS*

Patients seen in 24 months	Total	Change since previous quarter
Quarter ending September 2015	568	
Quarter ending December 2015	614	↑
Quarter ending March 2016	622	→
Quarter ending June 2016	616	→
Quarter ending September 2016	609	↓
Variance since September 2015	7.2%	↑



ACTIVITY

Cumulative percentage of contracted UDA delivered 2016 & 2017



Adjusted Scheduled Activity (UDA)

Month	2016	2017
April	-35	36
May	57	153
June	120	171
July	271	185
August	350	352
September	414	456
October	585	
November	744	
December	815	
January	915	
February	1,066	
March	1,152	
April	1,256	
May	1,271	
June	1,272	

QUALITY

	Quantity	Base Number	Contract	AT	Region	England
% of FP17s for the same patient ID Re-attending within 3 months - Children	25	258	9.7%	13.0%	13.5%	12.4%
% of FP17s for the same patient ID Re-attending within 3 months - Adults	22	88	25.0%	17.5%	17.4%	16.7%
% of FP17s for the same patient ID Re-attending between 3 & 9 months - Children	139	258	53.9%	57.2%	59.0%	57.4%
% of FP17s for the same patient ID Re-attending between 3 & 9 months - Adults	30	88	34.1%	51.0%	52.6%	50.5%
% of FP17s for Band 1 Urgent Courses	22	273	8.1%	11.0%	9.4%	9.1%
% of FP17s Relating to Free Repair or Replacements	0	273	0.0%	0.9%	1.0%	0.8%
% of FP17s Relating to Continuations	1	273	0.4%	1.3%	1.5%	1.3%
% of Patients satisfied with the dentistry they have received	1	1	N/A	93.4%	93.7%	93.2%
% of Patients satisfied with the time they had to wait for an appointment	1	1	N/A	89.9%	90.0%	89.0%

* This is based on patients treated on this contract for their most recent course of treatment. Figures in italics indicate the base number of FP17s or Patient Questionnaire responses are less than 100. N/A is shown where the base number of responses is less than 10 during the period. % is calculated as Quantity/Base number*100

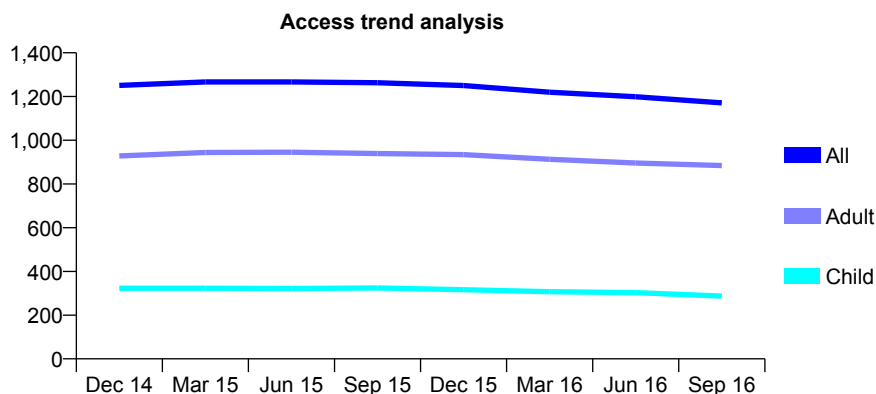
Q47 - Vital Signs At a Glance Contract Report for 743313/0002 - September 2016

Name or company name	Mr David Melia, Mr Frederick Reeves, and I
Contract type name	GDS Contract
Purpose of contract	General
Contract start date	15/06/2013
Contract end date	

16/17 Contracted general activity (UDA)	3,246
Carry forward general activity (UDA)	45
16/17 Contracted orthodontic activity (UOA)	0
Carry forward orthodontic activity (UOA)	0
Baseline contract value	£74,342.01

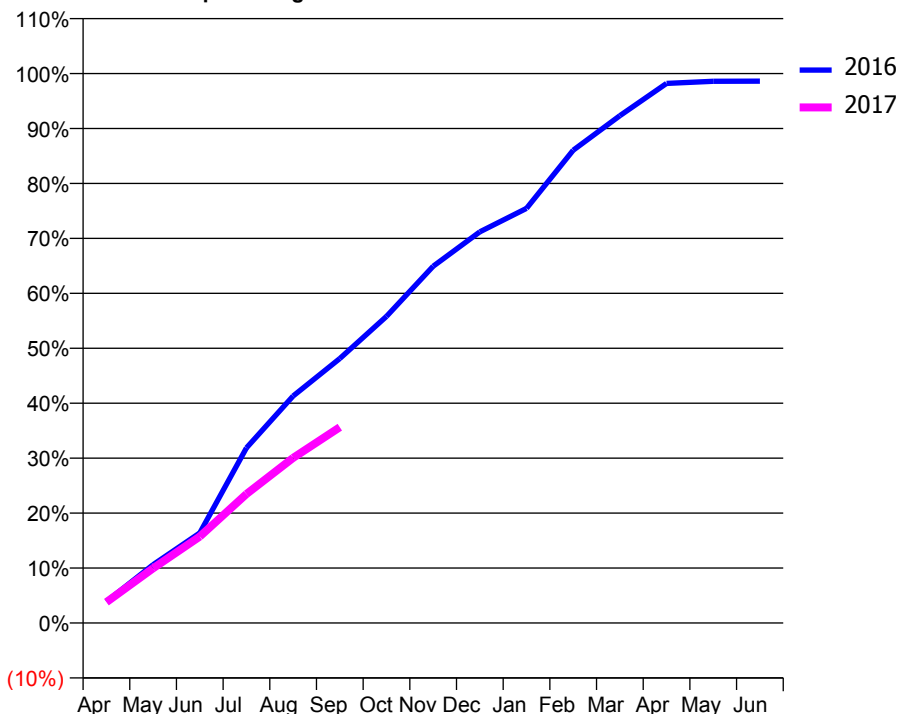
ACCESS*

Patients seen in 24 months	Total	Change since previous quarter
Quarter ending September 2015	1,263	
Quarter ending December 2015	1,250	↓
Quarter ending March 2016	1,220	↓
Quarter ending June 2016	1,199	↓
Quarter ending September 2016	1,171	↓
Variance since September 2015	(7.3%)	↓



ACTIVITY

Cumulative percentage of contracted UDA delivered 2016 & 2017



Month	Adjusted Scheduled Activity (UDA)	
	2016	2017
April	127	124
May	345	323
June	532	511
July	1,035	762
August	1,341	975
September	1,563	1,156
October	1,811	
November	2,108	
December	2,311	
January	2,449	
February	2,793	
March	2,997	
April	3,188	
May	3,200	
June	3,201	

QUALITY

	Quantity	Base Number	Contract	AT	Region	England
% of FP17s for the same patient ID Re-attending within 3 months - Children	12	225	5.3%	13.0%	13.5%	12.4%
% of FP17s for the same patient ID Re-attending within 3 months - Adults	48	606	7.9%	17.5%	17.4%	16.7%
% of FP17s for the same patient ID Re-attending between 3 & 9 months - Children	172	225	76.4%	57.2%	59.0%	57.4%
% of FP17s for the same patient ID Re-attending between 3 & 9 months - Adults	339	606	55.9%	51.0%	52.6%	50.5%
% of FP17s for Band 1 Urgent Courses	17	741	2.3%	11.0%	9.4%	9.1%
% of FP17s Relating to Free Repair or Replacements	4	741	0.5%	0.9%	1.0%	0.8%
% of FP17s Relating to Continuations	5	741	0.7%	1.3%	1.5%	1.3%
% of Patients satisfied with the dentistry they have received	3	3	N/A	93.4%	93.7%	93.2%
% of Patients satisfied with the time they had to wait for an appointment	3	3	N/A	89.9%	90.0%	89.0%

* This is based on patients treated on this contract for their most recent course of treatment. Figures in italics indicate the base number of FP17s or Patient Questionnaire responses are less than 100. N/A is shown where the base number of responses is less than 10 during the period. % is calculated as Quantity/Base number*100

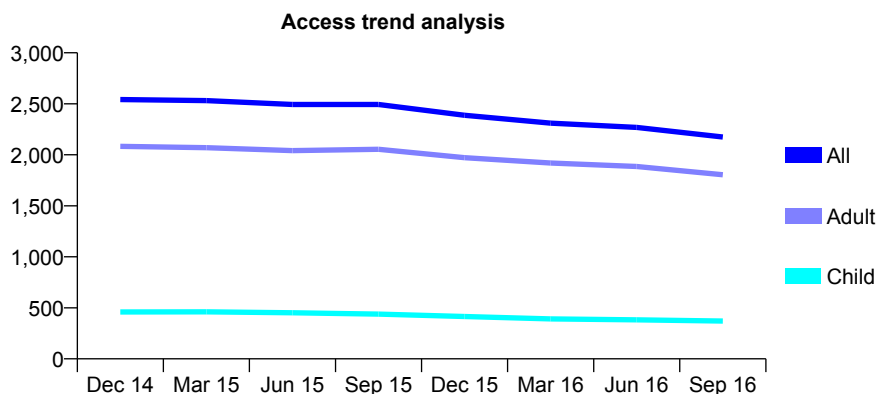
Q47 - Vital Signs At a Glance Contract Report for 748501/0001 - September 2016

Name or company name	Miss K Mayle and Mr J Tidswell
Contract type name	GDS Contract
Purpose of contract	General
Contract start date	01/04/2006
Contract end date	

16/17 Contracted general activity (UDA)	6,998
Carry forward general activity (UDA)	0
16/17 Contracted orthodontic activity (UOA)	0
Carry forward orthodontic activity (UOA)	0
Baseline contract value	£161,349.42

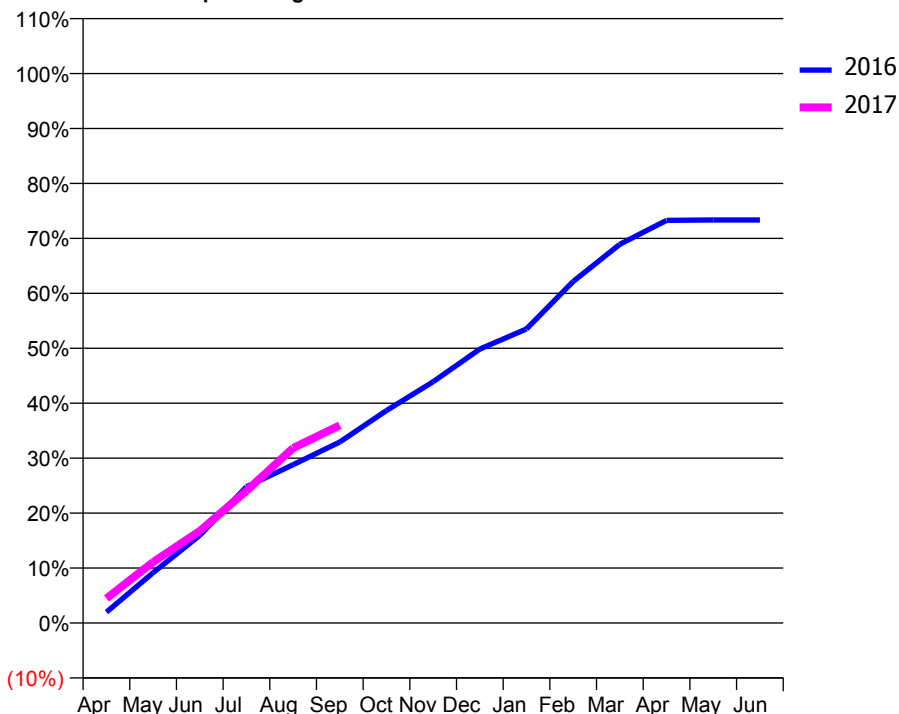
ACCESS*

Patients seen in 24 months	Total	Change since previous quarter
Quarter ending September 2015	2,493	
Quarter ending December 2015	2,387	↓
Quarter ending March 2016	2,311	↓
Quarter ending June 2016	2,268	↓
Quarter ending September 2016	2,175	↓
Variance since September 2015	(12.8%)	↓



ACTIVITY

Cumulative percentage of contracted UDA delivered 2016 & 2017



Month	Adjusted Scheduled Activity (UDA)	
	2016	2017
April	138	313
May	641	778
June	1,116	1,172
July	1,735	1,684
August	2,017	2,228
September	2,306	2,517
October	2,706	
November	3,072	
December	3,490	
January	3,746	
February	4,351	
March	4,824	
April	5,128	
May	5,133	
June	5,133	

QUALITY

	Quantity	Base Number	Contract	AT	Region	England
% of FP17s for the same patient ID Re-attending within 3 months - Children	11	239	4.6%	13.0%	13.5%	12.4%
% of FP17s for the same patient ID Re-attending within 3 months - Adults	116	1,140	10.2%	17.5%	17.4%	16.7%
% of FP17s for the same patient ID Re-attending between 3 & 9 months - Children	104	239	43.5%	57.2%	59.0%	57.4%
% of FP17s for the same patient ID Re-attending between 3 & 9 months - Adults	481	1,140	42.2%	51.0%	52.6%	50.5%
% of FP17s for Band 1 Urgent Courses	74	1,265	5.8%	11.0%	9.4%	9.1%
% of FP17s Relating to Free Repair or Replacements	5	1,265	0.4%	0.9%	1.0%	0.8%
% of FP17s Relating to Continuations	21	1,265	1.7%	1.3%	1.5%	1.3%
% of Patients satisfied with the dentistry they have received	3	3	N/A	93.4%	93.7%	93.2%
% of Patients satisfied with the time they had to wait for an appointment	2	3	N/A	89.9%	90.0%	89.0%

* This is based on patients treated on this contract for their most recent course of treatment. Figures in italics indicate the base number of FP17s or Patient Questionnaire responses are less than 100. N/A is shown where the base number of responses is less than 10 during the period. % is calculated as Quantity/Base number*100

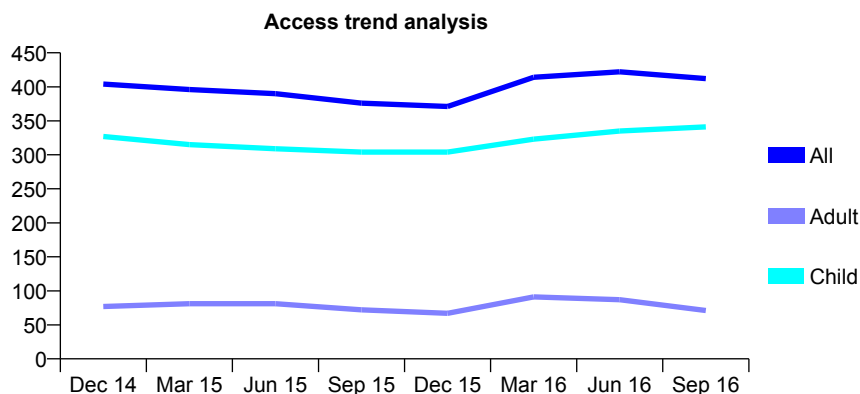
Q47 - Vital Signs At a Glance Contract Report for 751650/0001 - September 2016

Name or company name	MISS ST KHAN
Contract type name	GDS Contract
Purpose of contract	General
Contract start date	01/07/2010
Contract end date	

16/17 Contracted general activity (UDA)	1,128
Carry forward general activity (UDA)	20
16/17 Contracted orthodontic activity (UOA)	0
Carry forward orthodontic activity (UOA)	0
Baseline contract value	£26,626.87

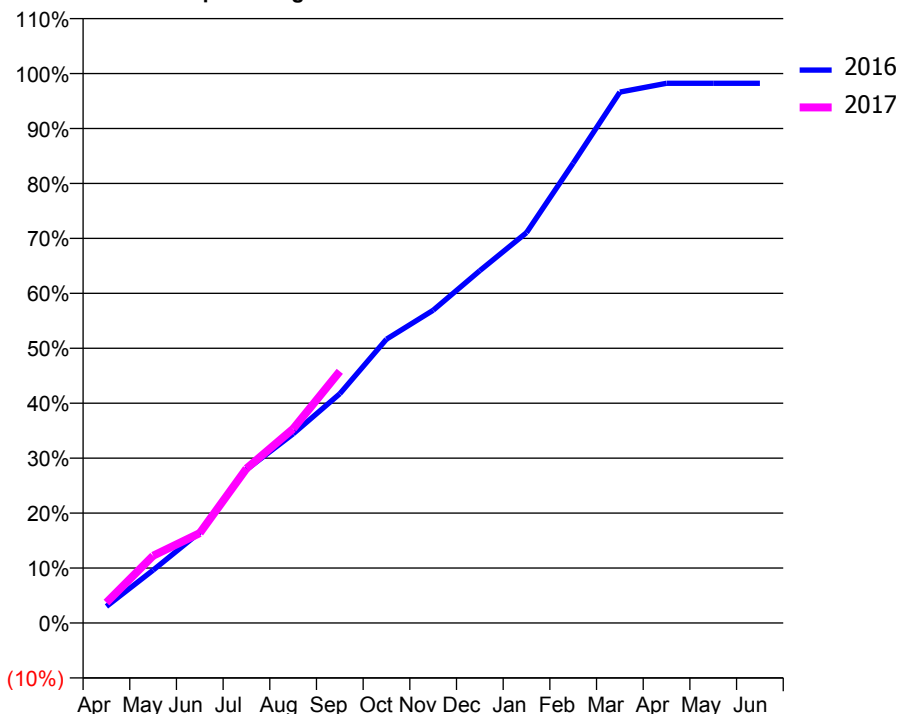
ACCESS*

Patients seen in 24 months	Total	Change since previous quarter
Quarter ending September 2015	376	
Quarter ending December 2015	371	↓
Quarter ending March 2016	414	↑
Quarter ending June 2016	422	→
Quarter ending September 2016	412	↓
Variance since September 2015	9.6%	↑



ACTIVITY

Cumulative percentage of contracted UDA delivered 2016 & 2017



Month	Adjusted Scheduled Activity (UDA)	
	2016	2017
April	34	42
May	108	138
June	186	185
July	315	317
August	388	399
September	471	517
October	583	
November	642	
December	723	
January	801	
February	944	
March	1,090	
April	1,108	
May	1,108	
June	1,108	

QUALITY

	Quantity	Base Number	Contract	AT	Region	England
% of FP17s for the same patient ID Re-attending within 3 months - Children	40	347	11.5%	13.0%	13.5%	12.4%
% of FP17s for the same patient ID Re-attending within 3 months - Adults	2	22	9.1%	17.5%	17.4%	16.7%
% of FP17s for the same patient ID Re-attending between 3 & 9 months - Children	244	347	70.3%	57.2%	59.0%	57.4%
% of FP17s for the same patient ID Re-attending between 3 & 9 months - Adults	2	22	9.1%	51.0%	52.6%	50.5%
% of FP17s for Band 1 Urgent Courses	9	357	2.5%	11.0%	9.4%	9.1%
% of FP17s Relating to Free Repair or Replacements	0	357	0.0%	0.9%	1.0%	0.8%
% of FP17s Relating to Continuations	0	357	0.0%	1.3%	1.5%	1.3%
% of Patients satisfied with the dentistry they have received	0	0	N/A	93.4%	93.7%	93.2%
% of Patients satisfied with the time they had to wait for an appointment	0	0	N/A	89.9%	90.0%	89.0%

* This is based on patients treated on this contract for their most recent course of treatment. Figures in italics indicate the base number of FP17s or Patient Questionnaire responses are less than 100. N/A is shown where the base number of responses is less than 10 during the period. % is calculated as Quantity/Base number*100

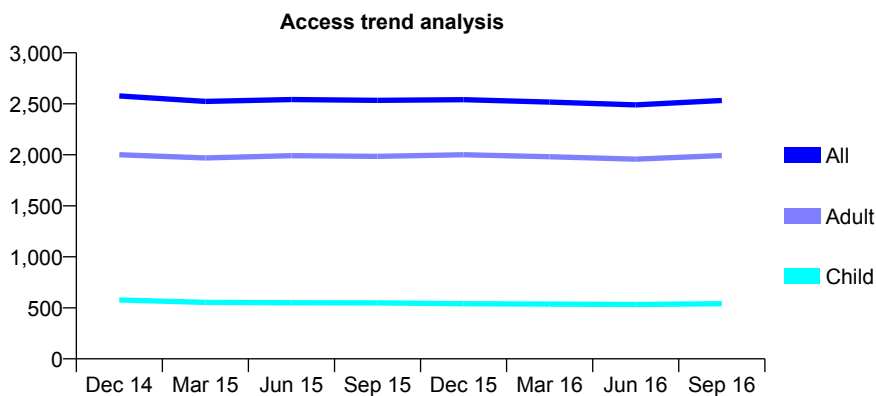
Q47 - Vital Signs At a Glance Contract Report for 751650/0002 - September 2016

Name or company name	MISS ST KHAN
Contract type name	GDS Contract
Purpose of contract	General
Contract start date	01/08/2010
Contract end date	

16/17 Contracted general activity (UDA)	8,613
Carry forward general activity (UDA)	55
16/17 Contracted orthodontic activity (UOA)	0
Carry forward orthodontic activity (UOA)	0
Baseline contract value	£211,343.60

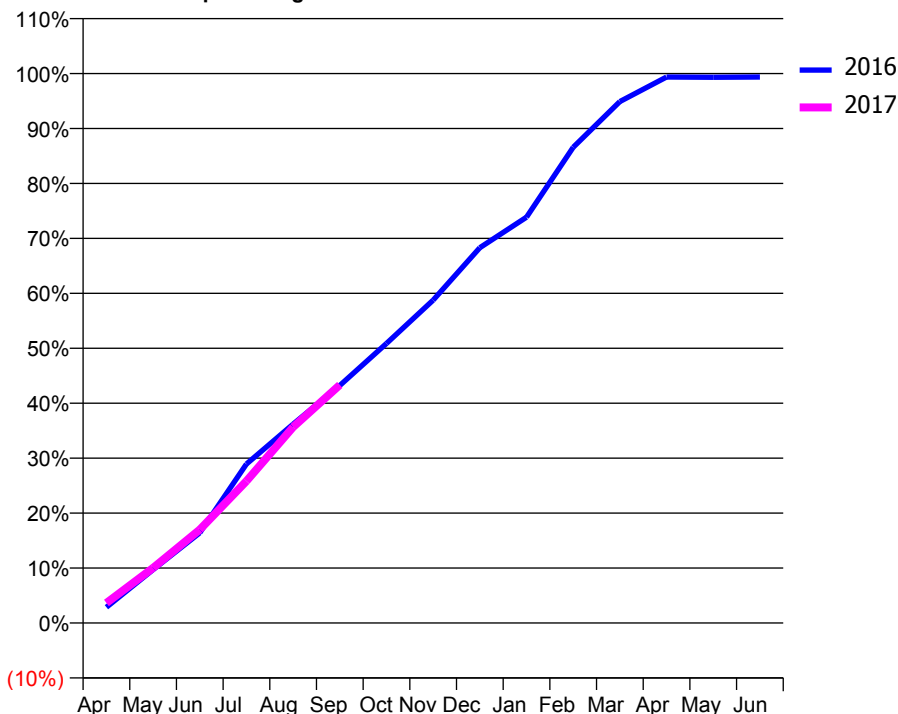
ACCESS*

Patients seen in 24 months	Total	Change since previous quarter
Quarter ending September 2015	2,534	
Quarter ending December 2015	2,541	→
Quarter ending March 2016	2,517	→
Quarter ending June 2016	2,490	↓
Quarter ending September 2016	2,533	→
Variance since September 2015	(0.0%)	→



ACTIVITY

Cumulative percentage of contracted UDA delivered 2016 & 2017



Adjusted Scheduled Activity (UDA)

Month	2016	2017
April	247	315
May	836	864
June	1,414	1,463
July	2,493	2,224
August	3,117	3,071
September	3,723	3,733
October	4,382	
November	5,062	
December	5,883	
January	6,360	
February	7,457	
March	8,173	
April	8,558	
May	8,555	
June	8,558	

QUALITY

	Quantity	Base Number	Contract	AT	Region	England
% of FP17s for the same patient ID Re-attending within 3 months - Children	81	519	15.6%	13.0%	13.5%	12.4%
% of FP17s for the same patient ID Re-attending within 3 months - Adults	290	1,780	16.3%	17.5%	17.4%	16.7%
% of FP17s for the same patient ID Re-attending between 3 & 9 months - Children	336	519	64.7%	57.2%	59.0%	57.4%
% of FP17s for the same patient ID Re-attending between 3 & 9 months - Adults	1,213	1,780	68.1%	51.0%	52.6%	50.5%
% of FP17s for Band 1 Urgent Courses	84	2,124	4.0%	11.0%	9.4%	9.1%
% of FP17s Relating to Free Repair or Replacements	24	2,124	1.1%	0.9%	1.0%	0.8%
% of FP17s Relating to Continuations	6	2,124	0.3%	1.3%	1.5%	1.3%
% of Patients satisfied with the dentistry they have received	4	4	N/A	93.4%	93.7%	93.2%
% of Patients satisfied with the time they had to wait for an appointment	4	4	N/A	89.9%	90.0%	89.0%

* This is based on patients treated on this contract for their most recent course of treatment. Figures in italics indicate the base number of FP17s or Patient Questionnaire responses are less than 100. N/A is shown where the base number of responses is less than 10 during the period. % is calculated as Quantity/Base number*100

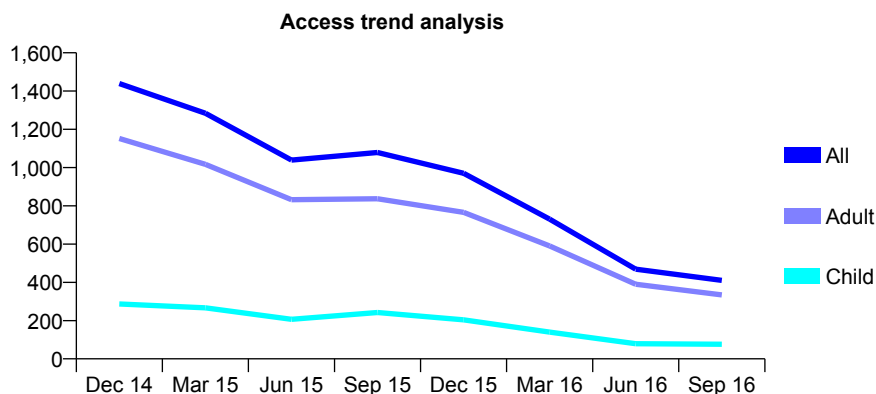
Q47 - Vital Signs At a Glance Contract Report for 752398/0002 - September 2016

Name or company name	MISS KE MAYLE
Contract type name	GDS Contract
Purpose of contract	General
Contract start date	01/04/2006
Contract end date	

16/17 Contracted general activity (UDA)	2,409
Carry forward general activity (UDA)	0
16/17 Contracted orthodontic activity (UOA)	0
Carry forward orthodontic activity (UOA)	0
Baseline contract value	£53,698.39

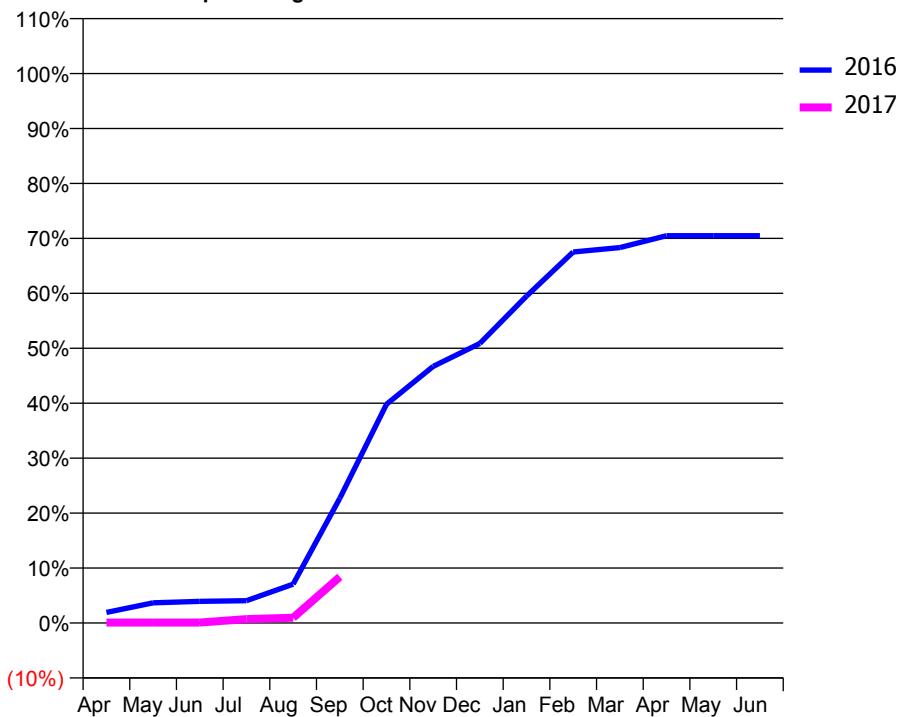
ACCESS*

Patients seen in 24 months	Total	Change since previous quarter
Quarter ending September 2015	1,079	
Quarter ending December 2015	970	↓
Quarter ending March 2016	730	↓
Quarter ending June 2016	469	↓
Quarter ending September 2016	410	↓
Variance since September 2015	(62.0%)	↓



ACTIVITY

Cumulative percentage of contracted UDA delivered 2016 & 2017



Adjusted Scheduled Activity (UDA)

Month	2016	2017
April	47	2
May	89	2
June	95	2
July	98	17
August	170	23
September	547	202
October	959	
November	1,125	
December	1,226	
January	1,433	
February	1,627	
March	1,646	
April	1,698	
May	1,698	
June	1,698	

QUALITY

	Quantity	Base Number	Contract	AT	Region	England
% of FP17s for the same patient ID Re-attending within 3 months - Children	0	28	0.0%	13.0%	13.5%	12.4%
% of FP17s for the same patient ID Re-attending within 3 months - Adults	3	92	3.3%	17.5%	17.4%	16.7%
% of FP17s for the same patient ID Re-attending between 3 & 9 months - Children	1	28	3.6%	57.2%	59.0%	57.4%
% of FP17s for the same patient ID Re-attending between 3 & 9 months - Adults	1	92	1.1%	51.0%	52.6%	50.5%
% of FP17s for Band 1 Urgent Courses	12	94	12.8%	11.0%	9.4%	9.1%
% of FP17s Relating to Free Repair or Replacements	0	94	0.0%	0.9%	1.0%	0.8%
% of FP17s Relating to Continuations	0	94	0.0%	1.3%	1.5%	1.3%
% of Patients satisfied with the dentistry they have received	1	1	N/A	93.4%	93.7%	93.2%
% of Patients satisfied with the time they had to wait for an appointment	1	1	N/A	89.9%	90.0%	89.0%

* This is based on patients treated on this contract for their most recent course of treatment. Figures in italics indicate the base number of FP17s or Patient Questionnaire responses are less than 100. N/A is shown where the base number of responses is less than 10 during the period. % is calculated as Quantity/Base number*100

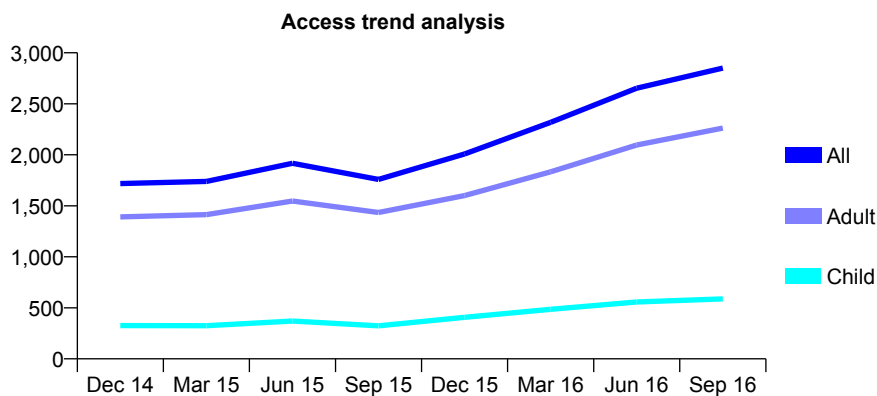
Q47 - Vital Signs At a Glance Contract Report for 752398/0003 - September 2016

Name or company name	MISS KE MAYLE
Contract type name	GDS Contract
Purpose of contract	General
Contract start date	31/08/2011
Contract end date	

16/17 Contracted general activity (UDA)	4,800
Carry forward general activity (UDA)	-25
16/17 Contracted orthodontic activity (UOA)	0
Carry forward orthodontic activity (UOA)	0
Baseline contract value	£126,346.10

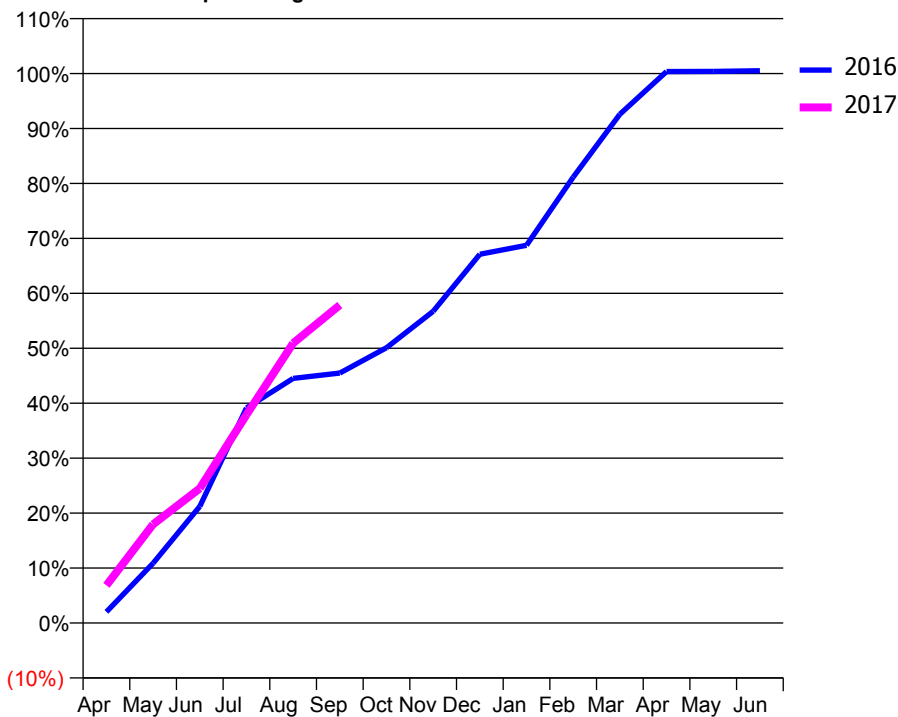
ACCESS*

Patients seen in 24 months	Total	Change since previous quarter
Quarter ending September 2015	1,759	
Quarter ending December 2015	2,008	↑
Quarter ending March 2016	2,318	↑
Quarter ending June 2016	2,653	↑
Quarter ending September 2016	2,850	↑
Variance since September 2015	62.0%	↑



ACTIVITY

Cumulative percentage of contracted UDA delivered 2016 & 2017



Month	Adjusted Scheduled Activity (UDA)	
	2016	2017
April	98	329
May	522	863
June	1,019	1,176
July	1,879	1,819
August	2,137	2,445
September	2,183	2,777
October	2,405	
November	2,722	
December	3,221	
January	3,299	
February	3,894	
March	4,445	
April	4,818	
May	4,819	
June	4,825	

QUALITY

	Quantity	Base Number	Contract	AT	Region	England
% of FP17s for the same patient ID Re-attending within 3 months - Children	33	479	6.9%	13.0%	13.5%	12.4%
% of FP17s for the same patient ID Re-attending within 3 months - Adults	212	1,707	12.4%	17.5%	17.4%	16.7%
% of FP17s for the same patient ID Re-attending between 3 & 9 months - Children	211	479	44.1%	57.2%	59.0%	57.4%
% of FP17s for the same patient ID Re-attending between 3 & 9 months - Adults	520	1,707	30.5%	51.0%	52.6%	50.5%
% of FP17s for Band 1 Urgent Courses	106	1,565	6.8%	11.0%	9.4%	9.1%
% of FP17s Relating to Free Repair or Replacements	27	1,565	1.7%	0.9%	1.0%	0.8%
% of FP17s Relating to Continuations	39	1,565	2.5%	1.3%	1.5%	1.3%
% of Patients satisfied with the dentistry they have received	2	4	N/A	93.4%	93.7%	93.2%
% of Patients satisfied with the time they had to wait for an appointment	3	4	N/A	89.9%	90.0%	89.0%

* This is based on patients treated on this contract for their most recent course of treatment. Figures in italics indicate the base number of FP17s or Patient Questionnaire responses are less than 100. N/A is shown where the base number of responses is less than 10 during the period. % is calculated as Quantity/Base number*100

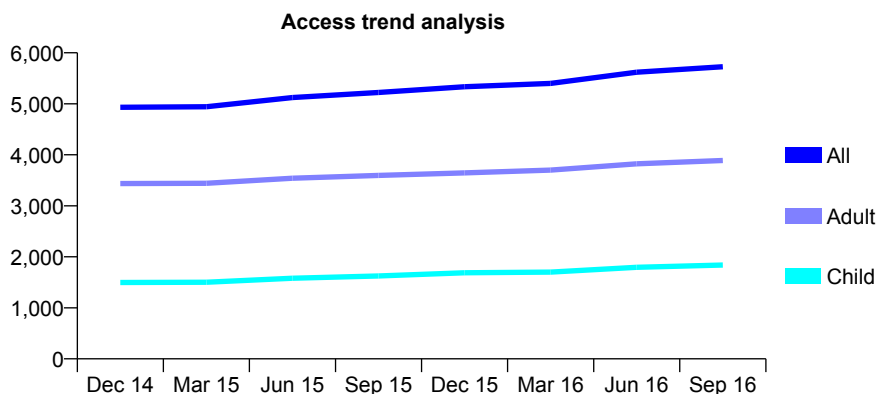
Q47 - Vital Signs At a Glance Contract Report for 755125/0003 - September 2016

Name or company name	MR AM MALIK
Contract type name	GDS Contract
Purpose of contract	General
Contract start date	01/04/2006
Contract end date	

16/17 Contracted general activity (UDA)	15,265
Carry forward general activity (UDA)	-270
16/17 Contracted orthodontic activity (UOA)	0
Carry forward orthodontic activity (UOA)	0
Baseline contract value	£396,872.95

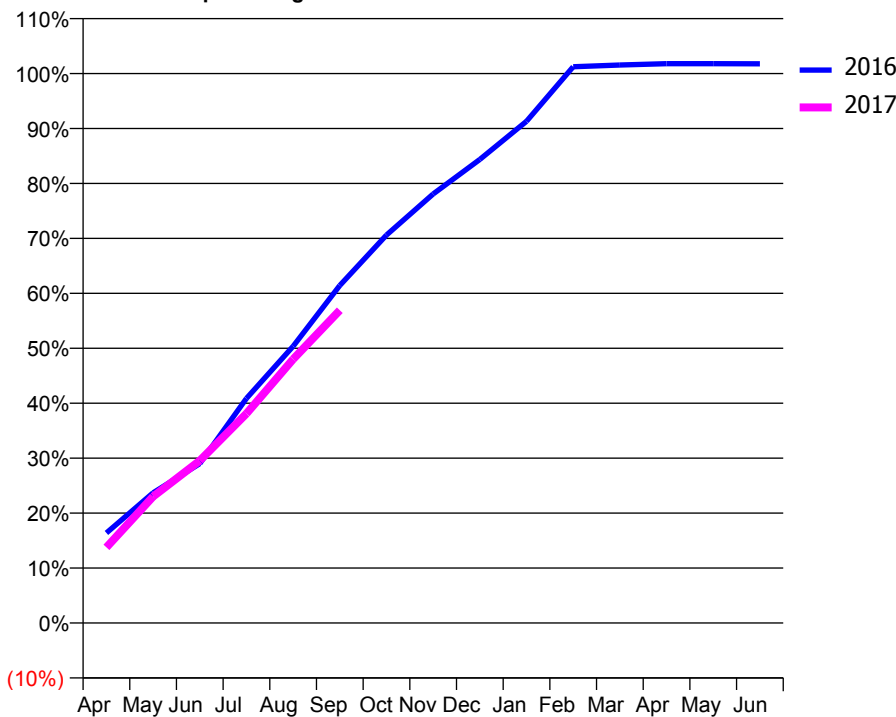
ACCESS*

Patients seen in 24 months	Total	Change since previous quarter
Quarter ending September 2015	5,222	
Quarter ending December 2015	5,334	↑
Quarter ending March 2016	5,401	→
Quarter ending June 2016	5,619	↑
Quarter ending September 2016	5,728	→
Variance since September 2015	9.7%	↑



ACTIVITY

Cumulative percentage of contracted UDA delivered 2016 & 2017



Month	Adjusted Scheduled Activity (UDA)	
	2016	2017
April	2,501	2,101
May	3,617	3,513
June	4,429	4,509
July	6,239	5,817
August	7,690	7,330
September	9,377	8,688
October	10,777	
November	11,918	
December	12,878	
January	13,938	
February	15,452	
March	15,502	
April	15,537	
May	15,536	
June	15,535	

QUALITY

	Quantity	Base Number	Contract	AT	Region	England
% of FP17s for the same patient ID Re-attending within 3 months - Children	126	1,512	8.3%	13.0%	13.5%	12.4%
% of FP17s for the same patient ID Re-attending within 3 months - Adults	654	3,044	21.5%	17.5%	17.4%	16.7%
% of FP17s for the same patient ID Re-attending between 3 & 9 months - Children	720	1,512	47.6%	57.2%	59.0%	57.4%
% of FP17s for the same patient ID Re-attending between 3 & 9 months - Adults	1,318	3,044	43.3%	51.0%	52.6%	50.5%
% of FP17s for Band 1 Urgent Courses	588	3,877	15.2%	11.0%	9.4%	9.1%
% of FP17s Relating to Free Repair or Replacements	17	3,877	0.4%	0.9%	1.0%	0.8%
% of FP17s Relating to Continuations	17	3,877	0.4%	1.3%	1.5%	1.3%
% of Patients satisfied with the dentistry they have received	2	2	N/A	93.4%	93.7%	93.2%
% of Patients satisfied with the time they had to wait for an appointment	1	2	N/A	89.9%	90.0%	89.0%

* This is based on patients treated on this contract for their most recent course of treatment. Figures in italics indicate the base number of FP17s or Patient Questionnaire responses are less than 100. N/A is shown where the base number of responses is less than 10 during the period. % is calculated as Quantity/Base number*100

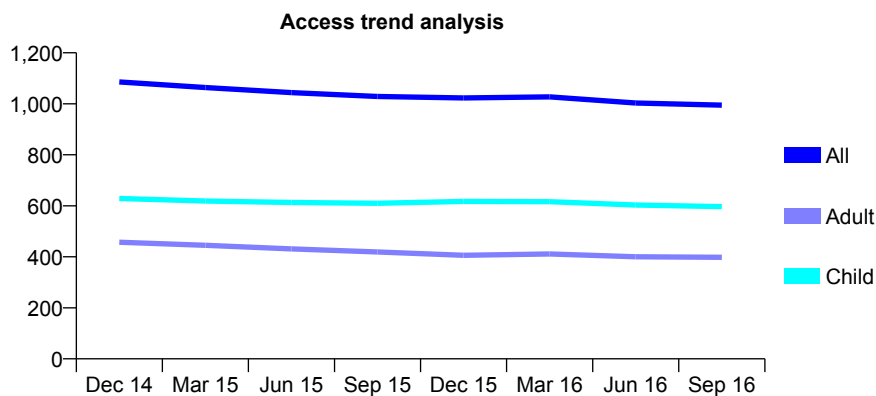
Q47 - Vital Signs At a Glance Contract Report for 75559/0001 - September 2016

Name or company name	MR SA DADABHAI
Contract type name	GDS Contract
Purpose of contract	General
Contract start date	01/04/2006
Contract end date	

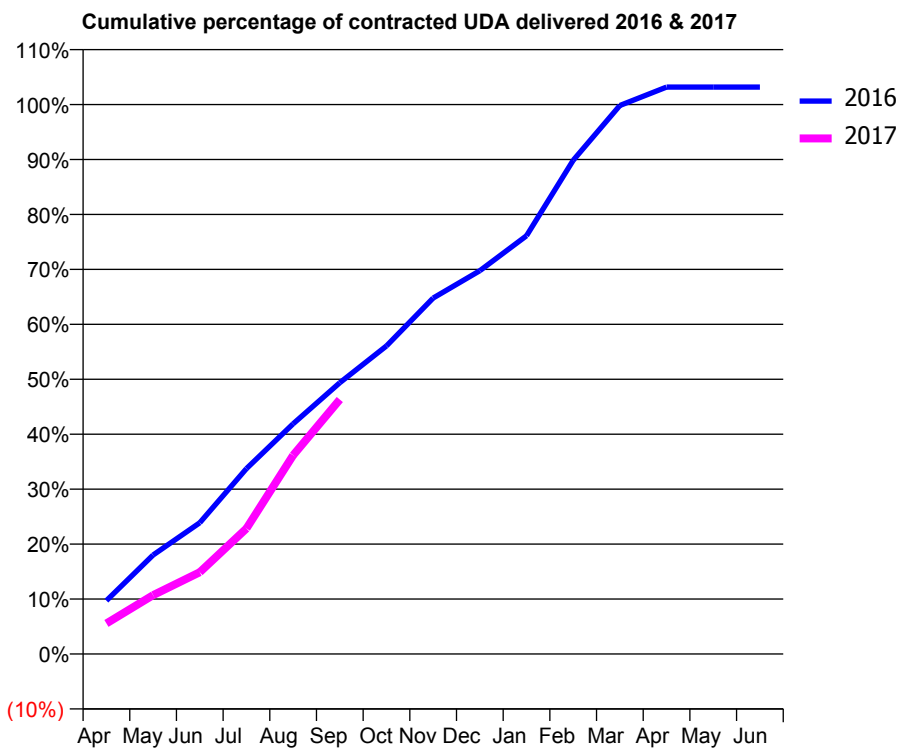
16/17 Contracted general activity (UDA)	3,006
Carry forward general activity (UDA)	-60
16/17 Contracted orthodontic activity (UOA)	0
Carry forward orthodontic activity (UOA)	0
Baseline contract value	£75,696.42

ACCESS*

Patients seen in 24 months	Total	Change since previous quarter
Quarter ending September 2015	1,029	
Quarter ending December 2015	1,023	→
Quarter ending March 2016	1,027	→
Quarter ending June 2016	1,003	↓
Quarter ending September 2016	995	→
Variance since September 2015	(3.3%)	↓



ACTIVITY



Month	Adjusted Scheduled Activity (UDA)	
	2016	2017
April	292	167
May	542	322
June	718	448
July	1,014	687
August	1,259	1,087
September	1,484	1,392
October	1,686	
November	1,947	
December	2,097	
January	2,288	
February	2,701	
March	3,001	
April	3,101	
May	3,101	
June	3,101	

QUALITY

	Quantity	Base Number	Contract	AT	Region	England
% of FP17s for the same patient ID Re-attending within 3 months - Children	81	559	14.5%	13.0%	13.5%	12.4%
% of FP17s for the same patient ID Re-attending within 3 months - Adults	33	260	12.7%	17.5%	17.4%	16.7%
% of FP17s for the same patient ID Re-attending between 3 & 9 months - Children	379	559	67.8%	57.2%	59.0%	57.4%
% of FP17s for the same patient ID Re-attending between 3 & 9 months - Adults	152	260	58.5%	51.0%	52.6%	50.5%
% of FP17s for Band 1 Urgent Courses	30	769	3.9%	11.0%	9.4%	9.1%
% of FP17s Relating to Free Repair or Replacements	0	769	0.0%	0.9%	1.0%	0.8%
% of FP17s Relating to Continuations	0	769	0.0%	1.3%	1.5%	1.3%
% of Patients satisfied with the dentistry they have received	1	1	N/A	93.4%	93.7%	93.2%
% of Patients satisfied with the time they had to wait for an appointment	1	1	N/A	89.9%	90.0%	89.0%

* This is based on patients treated on this contract for their most recent course of treatment. Figures in italics indicate the base number of FP17s or Patient Questionnaire responses are less than 100. N/A is shown where the base number of responses is less than 10 during the period. % is calculated as Quantity/Base number*100

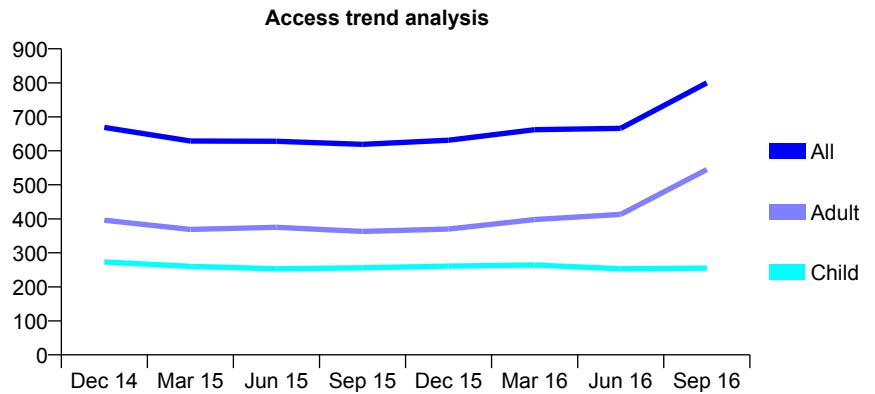
Q47 - Vital Signs At a Glance Contract Report for 779490/0001 - September 2016

Name or company name	MR M RADOVANOVICH
Contract type name	GDS Contract
Purpose of contract	General
Contract start date	05/05/2006
Contract end date	

16/17 Contracted general activity (UDA)	2,315
Carry forward general activity (UDA)	0
16/17 Contracted orthodontic activity (UOA)	0
Carry forward orthodontic activity (UOA)	0
Baseline contract value	£51,136.15

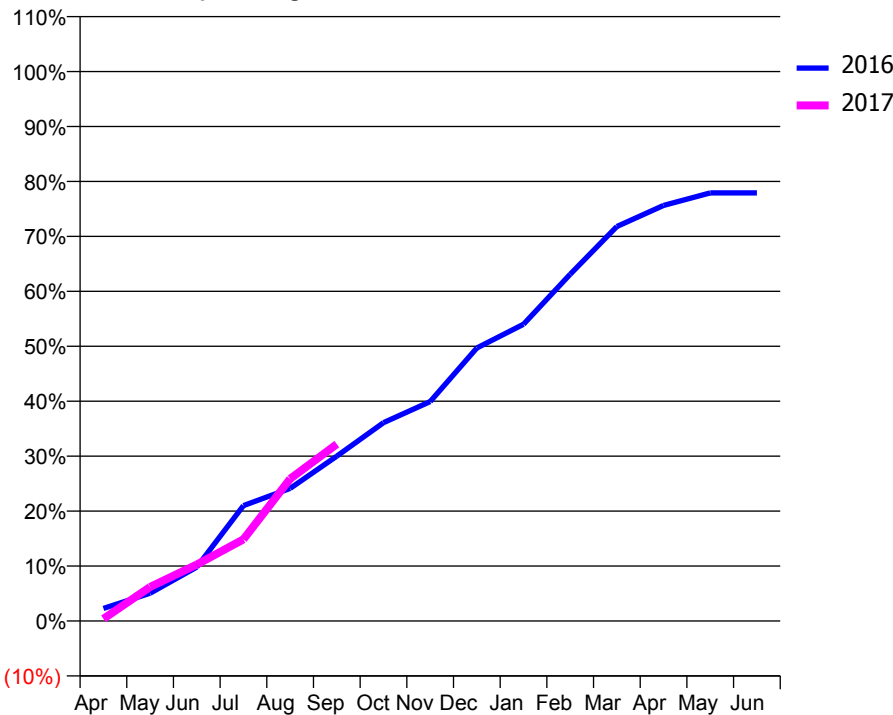
ACCESS*

Patients seen in 24 months	Total	Change since previous quarter
Quarter ending September 2015	619	
Quarter ending December 2015	631	→
Quarter ending March 2016	662	↑
Quarter ending June 2016	666	→
Quarter ending September 2016	800	↑
Variance since September 2015	29.2%	↑



ACTIVITY

Cumulative percentage of contracted UDA delivered 2016 & 2017



Month	Adjusted Scheduled Activity (UDA)	
	2016	2017
April	53	9
May	117	144
June	227	238
July	486	344
August	559	599
September	695	745
October	836	
November	924	
December	1,150	
January	1,250	
February	1,461	
March	1,662	
April	1,751	
May	1,804	
June	1,804	

QUALITY

	Quantity	Base Number	Contract	AT	Region	England
% of FP17s for the same patient ID Re-attending within 3 months - Children	15	186	8.1%	13.0%	13.5%	12.4%
% of FP17s for the same patient ID Re-attending within 3 months - Adults	31	319	9.7%	17.5%	17.4%	16.7%
% of FP17s for the same patient ID Re-attending between 3 & 9 months - Children	128	186	68.8%	57.2%	59.0%	57.4%
% of FP17s for the same patient ID Re-attending between 3 & 9 months - Adults	100	319	31.3%	51.0%	52.6%	50.5%
% of FP17s for Band 1 Urgent Courses	6	448	1.3%	11.0%	9.4%	9.1%
% of FP17s Relating to Free Repair or Replacements	0	448	0.0%	0.9%	1.0%	0.8%
% of FP17s Relating to Continuations	0	448	0.0%	1.3%	1.5%	1.3%
% of Patients satisfied with the dentistry they have received	0	0	N/A	93.4%	93.7%	93.2%
% of Patients satisfied with the time they had to wait for an appointment	0	0	N/A	89.9%	90.0%	89.0%

* This is based on patients treated on this contract for their most recent course of treatment. Figures in italics indicate the base number of FP17s or Patient Questionnaire responses are less than 100. N/A is shown where the base number of responses is less than 10 during the period. % is calculated as Quantity/Base number*100

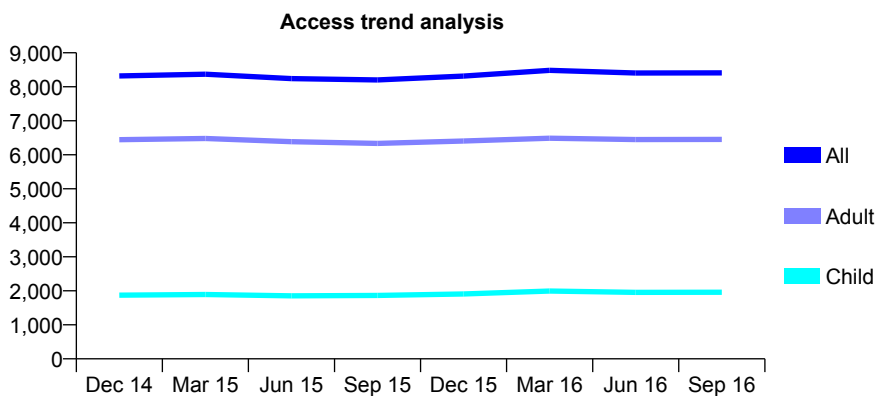
Q47 - Vital Signs At a Glance Contract Report for 788511/0001 - September 2016

Name or company name	MR MA BEST
Contract type name	GDS Contract
Purpose of contract	General
Contract start date	01/09/2011
Contract end date	

16/17 Contracted general activity (UDA)	21,247
Carry forward general activity (UDA)	0
16/17 Contracted orthodontic activity (UOA)	0
Carry forward orthodontic activity (UOA)	0
Baseline contract value	£765,360.42

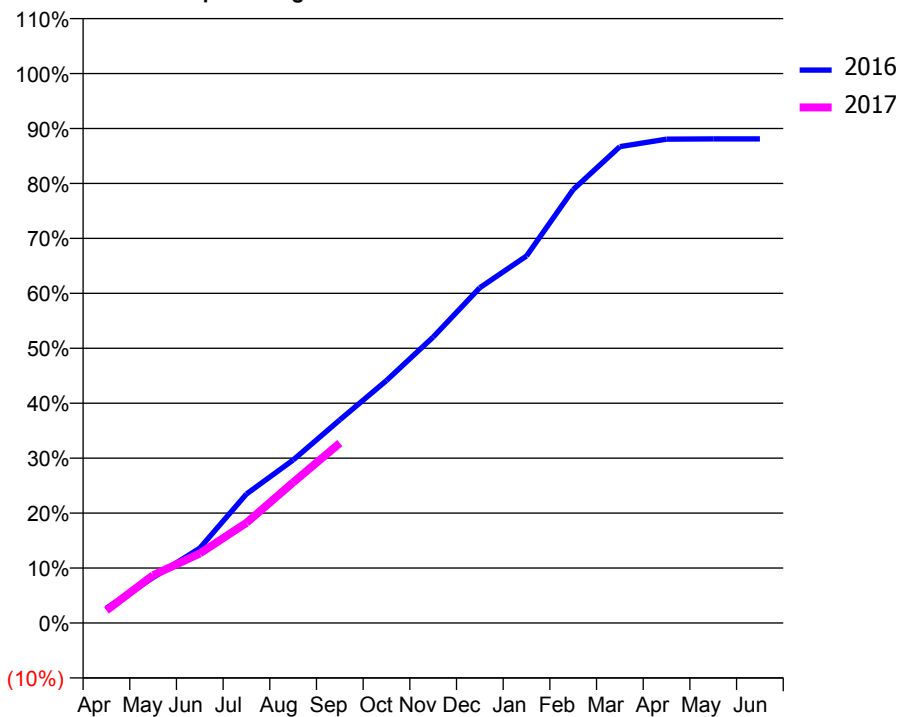
ACCESS*

Patients seen in 24 months	Total	Change since previous quarter
Quarter ending September 2015	8,200	
Quarter ending December 2015	8,314	→
Quarter ending March 2016	8,483	↑
Quarter ending June 2016	8,404	→
Quarter ending September 2016	8,408	→
Variance since September 2015	2.5%	↑



ACTIVITY

Cumulative percentage of contracted UDA delivered 2016 & 2017



Month	Adjusted Scheduled Activity (UDA)	
	2016	2017
April	637	487
May	1,949	1,847
June	3,201	2,688
July	5,517	3,873
August	6,974	5,439
September	8,690	6,958
October	10,373	
November	12,229	
December	14,342	
January	15,698	
February	18,537	
March	20,371	
April	20,690	
May	20,704	
June	20,704	

QUALITY

	Quantity	Base Number	Contract	AT	Region	England
% of FP17s for the same patient ID Re-attending within 3 months - Children	193	1,296	14.9%	13.0%	13.5%	12.4%
% of FP17s for the same patient ID Re-attending within 3 months - Adults	542	3,248	16.7%	17.5%	17.4%	16.7%
% of FP17s for the same patient ID Re-attending between 3 & 9 months - Children	729	1,296	56.3%	57.2%	59.0%	57.4%
% of FP17s for the same patient ID Re-attending between 3 & 9 months - Adults	1,293	3,248	39.8%	51.0%	52.6%	50.5%
% of FP17s for Band 1 Urgent Courses	379	3,780	10.0%	11.0%	9.4%	9.1%
% of FP17s Relating to Free Repair or Replacements	22	3,780	0.6%	0.9%	1.0%	0.8%
% of FP17s Relating to Continuations	51	3,780	1.3%	1.3%	1.5%	1.3%
% of Patients satisfied with the dentistry they have received	6	6	N/A	93.4%	93.7%	93.2%
% of Patients satisfied with the time they had to wait for an appointment	6	6	N/A	89.9%	90.0%	89.0%

* This is based on patients treated on this contract for their most recent course of treatment. Figures in italics indicate the base number of FP17s or Patient Questionnaire responses are less than 100. N/A is shown where the base number of responses is less than 10 during the period. % is calculated as Quantity/Base number*100

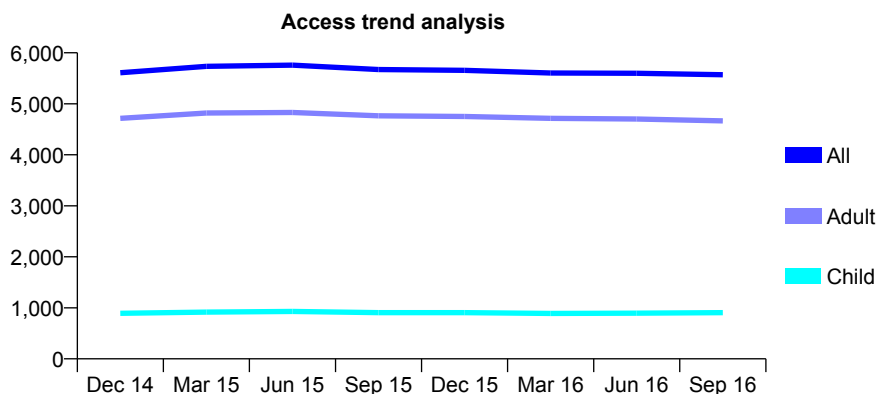
Q47 - Vital Signs At a Glance Contract Report for 801968/0001 - September 2016

Name or company name	MR J BENSON
Contract type name	GDS Contract
Purpose of contract	General
Contract start date	01/04/2006
Contract end date	

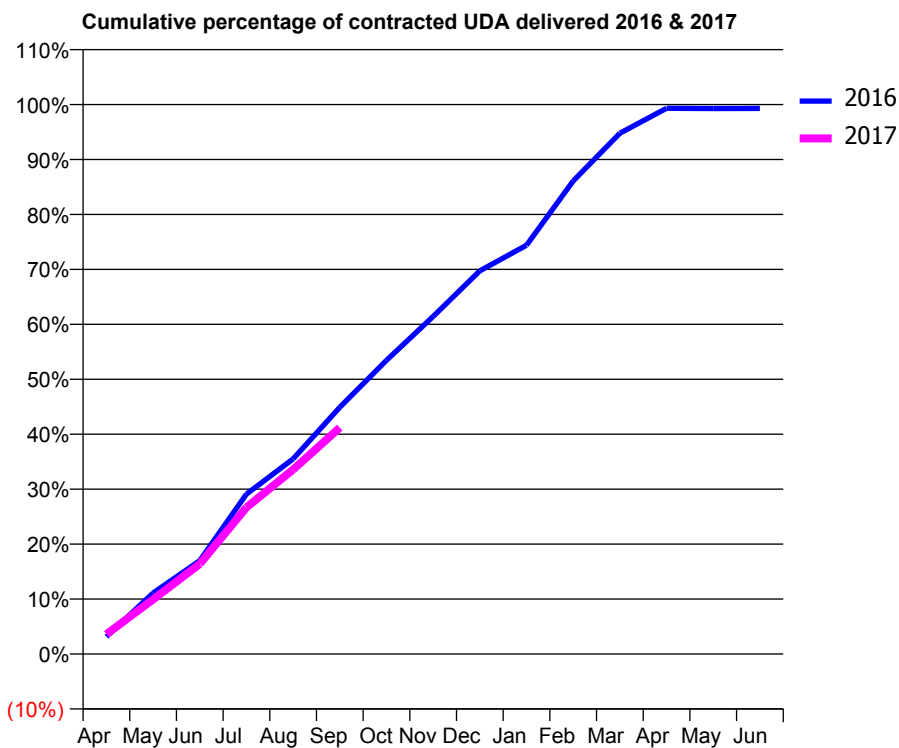
16/17 Contracted general activity (UDA)	18,391
Carry forward general activity (UDA)	133
16/17 Contracted orthodontic activity (UOA)	0
Carry forward orthodontic activity (UOA)	0
Baseline contract value	£449,119.36

ACCESS*

Patients seen in 24 months	Total	Change since previous quarter
Quarter ending September 2015	5,671	
Quarter ending December 2015	5,657	→
Quarter ending March 2016	5,605	→
Quarter ending June 2016	5,599	→
Quarter ending September 2016	5,571	→
Variance since September 2015	(1.8%)	↓



ACTIVITY



Month	Adjusted Scheduled Activity (UDA)	
	2016	2017
April	582	662
May	2,040	1,827
June	3,127	3,016
July	5,353	4,906
August	6,534	6,176
September	8,258	7,577
October	9,828	
November	11,299	
December	12,825	
January	13,682	
February	15,831	
March	17,429	
April	18,266	
May	18,256	
June	18,258	

QUALITY

	Quantity	Base Number	Contract	AT	Region	England
% of FP17s for the same patient ID Re-attending within 3 months - Children	37	664	5.6%	13.0%	13.5%	12.4%
% of FP17s for the same patient ID Re-attending within 3 months - Adults	510	3,471	14.7%	17.5%	17.4%	16.7%
% of FP17s for the same patient ID Re-attending between 3 & 9 months - Children	402	664	60.5%	57.2%	59.0%	57.4%
% of FP17s for the same patient ID Re-attending between 3 & 9 months - Adults	2,127	3,471	61.3%	51.0%	52.6%	50.5%
% of FP17s for Band 1 Urgent Courses	132	3,821	3.5%	11.0%	9.4%	9.1%
% of FP17s Relating to Free Repair or Replacements	66	3,821	1.7%	0.9%	1.0%	0.8%
% of FP17s Relating to Continuations	33	3,821	0.9%	1.3%	1.5%	1.3%
% of Patients satisfied with the dentistry they have received	12	13	92.3%	93.4%	93.7%	93.2%
% of Patients satisfied with the time they had to wait for an appointment	12	13	92.3%	89.9%	90.0%	89.0%

* This is based on patients treated on this contract for their most recent course of treatment. Figures in italics indicate the base number of FP17s or Patient Questionnaire responses are less than 100. N/A is shown where the base number of responses is less than 10 during the period. % is calculated as Quantity/Base number*100

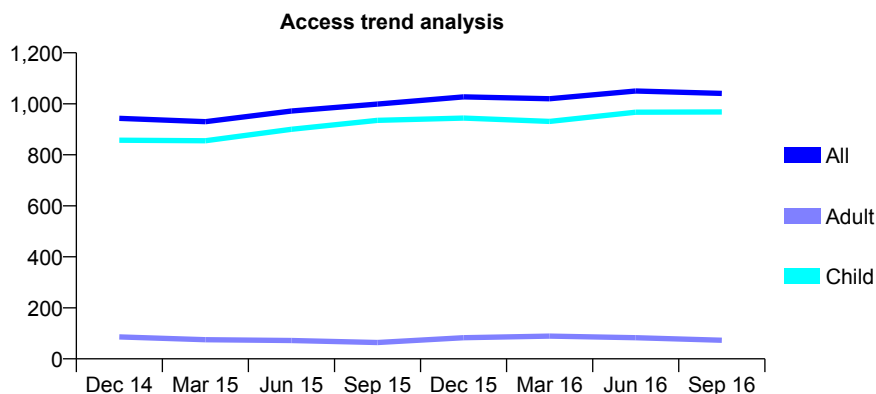
Q47 - Vital Signs At a Glance Contract Report for 814296/0001 - September 2016

Name or company name	MR AW ROBINSON
Contract type name	GDS Contract
Purpose of contract	General
Contract start date	01/04/2006
Contract end date	

16/17 Contracted general activity (UDA)	1,500
Carry forward general activity (UDA)	0
16/17 Contracted orthodontic activity (UOA)	0
Carry forward orthodontic activity (UOA)	0
Baseline contract value	£43,853.84

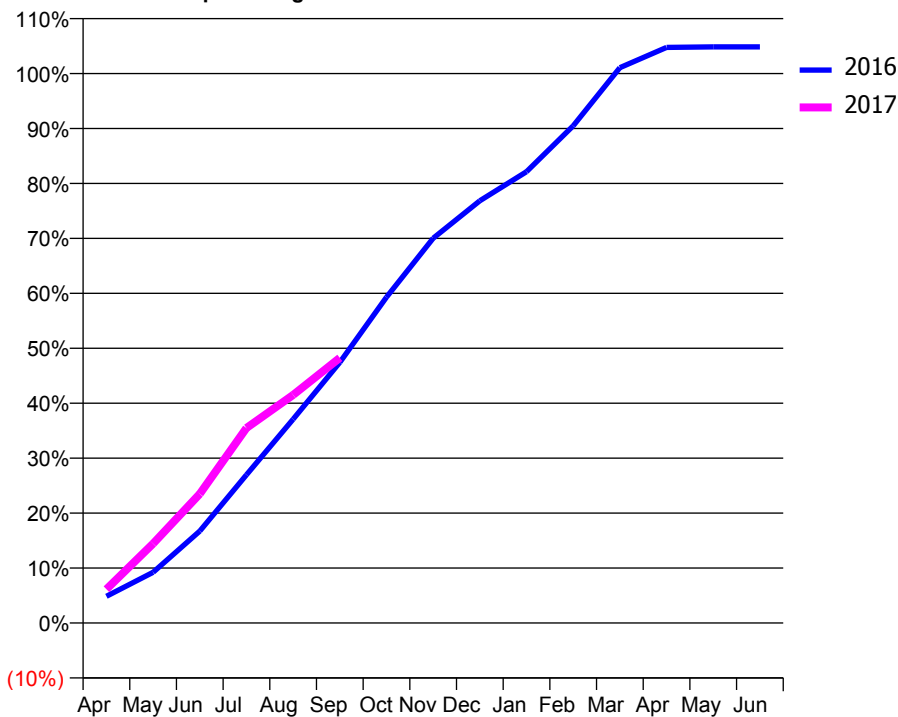
ACCESS*

Patients seen in 24 months	Total	Change since previous quarter
Quarter ending September 2015	999	
Quarter ending December 2015	1,027	↑
Quarter ending March 2016	1,020	→
Quarter ending June 2016	1,050	↑
Quarter ending September 2016	1,041	→
Variance since September 2015	4.2%	↑



ACTIVITY

Cumulative percentage of contracted UDA delivered 2016 & 2017



Month	Adjusted Scheduled Activity (UDA)	
	2016	2017
April	73	92
May	139	217
June	251	353
July	405	532
August	556	623
September	712	724
October	889	
November	1,050	
December	1,153	
January	1,232	
February	1,357	
March	1,516	
April	1,571	
May	1,573	
June	1,573	

QUALITY

	Quantity	Base Number	Contract	AT	Region	England
% of FP17s for the same patient ID Re-attending within 3 months - Children	47	575	8.2%	13.0%	13.5%	12.4%
% of FP17s for the same patient ID Re-attending within 3 months - Adults	0	0	N/A	17.5%	17.4%	16.7%
% of FP17s for the same patient ID Re-attending between 3 & 9 months - Children	298	575	51.8%	57.2%	59.0%	57.4%
% of FP17s for the same patient ID Re-attending between 3 & 9 months - Adults	0	0	N/A	51.0%	52.6%	50.5%
% of FP17s for Band 1 Urgent Courses	45	526	8.6%	11.0%	9.4%	9.1%
% of FP17s Relating to Free Repair or Replacements	0	526	0.0%	0.9%	1.0%	0.8%
% of FP17s Relating to Continuations	0	526	0.0%	1.3%	1.5%	1.3%
% of Patients satisfied with the dentistry they have received	0	0	N/A	93.4%	93.7%	93.2%
% of Patients satisfied with the time they had to wait for an appointment	0	0	N/A	89.9%	90.0%	89.0%

* This is based on patients treated on this contract for their most recent course of treatment. Figures in italics indicate the base number of FP17s or Patient Questionnaire responses are less than 100. N/A is shown where the base number of responses is less than 10 during the period. % is calculated as Quantity/Base number*100

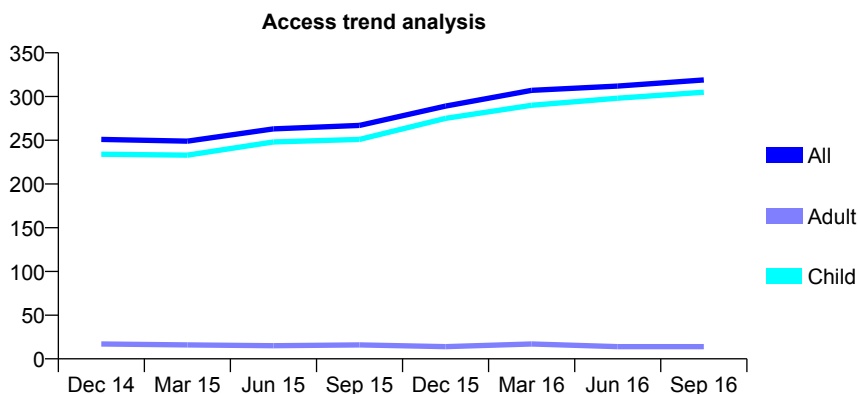
Q47 - Vital Signs At a Glance Contract Report for 814490/0001 - September 2016

Name or company name	MR MA POWELL
Contract type name	GDS Contract
Purpose of contract	General
Contract start date	01/04/2006
Contract end date	

16/17 Contracted general activity (UDA)	795
Carry forward general activity (UDA)	-3
16/17 Contracted orthodontic activity (UOA)	0
Carry forward orthodontic activity (UOA)	0
Baseline contract value	£18,815.74

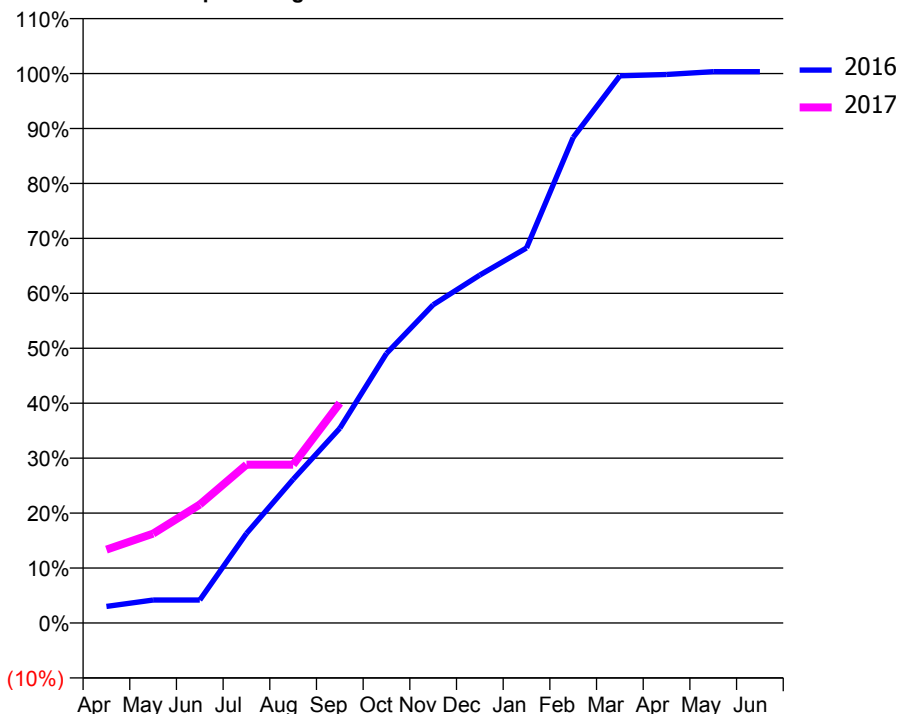
ACCESS*

Patients seen in 24 months	Total	Change since previous quarter
Quarter ending September 2015	267	
Quarter ending December 2015	289	↑
Quarter ending March 2016	307	↑
Quarter ending June 2016	312	→
Quarter ending September 2016	319	↑
Variance since September 2015	19.5%	↑



ACTIVITY

Cumulative percentage of contracted UDA delivered 2016 & 2017



Adjusted Scheduled Activity (UDA)

Month	2016	2017
April	24	106
May	33	129
June	33	171
July	130	229
August	208	229
September	282	318
October	390	
November	460	
December	503	
January	543	
February	703	
March	792	
April	794	
May	798	
June	798	

QUALITY

	Quantity	Base Number	Contract	AT	Region	England
% of FP17s for the same patient ID Re-attending within 3 months - Children	25	206	12.1%	13.0%	13.5%	12.4%
% of FP17s for the same patient ID Re-attending within 3 months - Adults	0	0	N/A	17.5%	17.4%	16.7%
% of FP17s for the same patient ID Re-attending between 3 & 9 months - Children	123	206	59.7%	57.2%	59.0%	57.4%
% of FP17s for the same patient ID Re-attending between 3 & 9 months - Adults	0	0	N/A	51.0%	52.6%	50.5%
% of FP17s for Band 1 Urgent Courses	6	202	3.0%	11.0%	9.4%	9.1%
% of FP17s Relating to Free Repair or Replacements	0	202	0.0%	0.9%	1.0%	0.8%
% of FP17s Relating to Continuations	0	202	0.0%	1.3%	1.5%	1.3%
% of Patients satisfied with the dentistry they have received	0	0	N/A	93.4%	93.7%	93.2%
% of Patients satisfied with the time they had to wait for an appointment	0	0	N/A	89.9%	90.0%	89.0%

* This is based on patients treated on this contract for their most recent course of treatment. Figures in italics indicate the base number of FP17s or Patient Questionnaire responses are less than 100. N/A is shown where the base number of responses is less than 10 during the period. % is calculated as Quantity/Base number*100

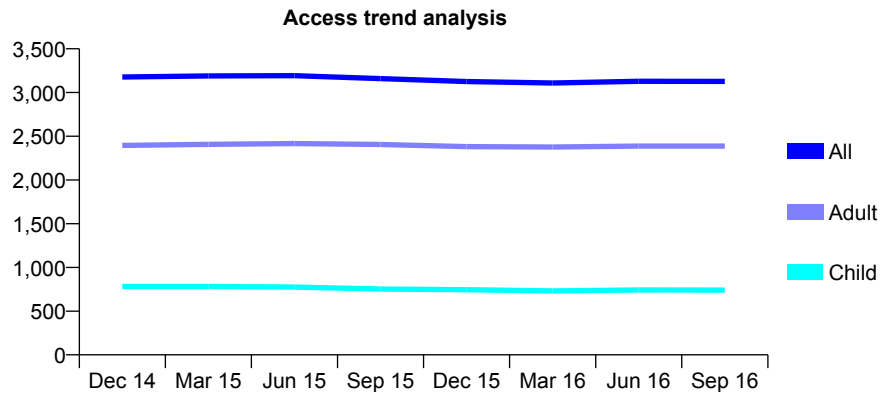
Q47 - Vital Signs At a Glance Contract Report for 819964/0001 - September 2016

Name or company name	MRS A KING
Contract type name	GDS Contract
Purpose of contract	General
Contract start date	01/04/2006
Contract end date	

16/17 Contracted general activity (UDA)	10,098
Carry forward general activity (UDA)	143
16/17 Contracted orthodontic activity (UOA)	0
Carry forward orthodontic activity (UOA)	0
Baseline contract value	£287,353.45

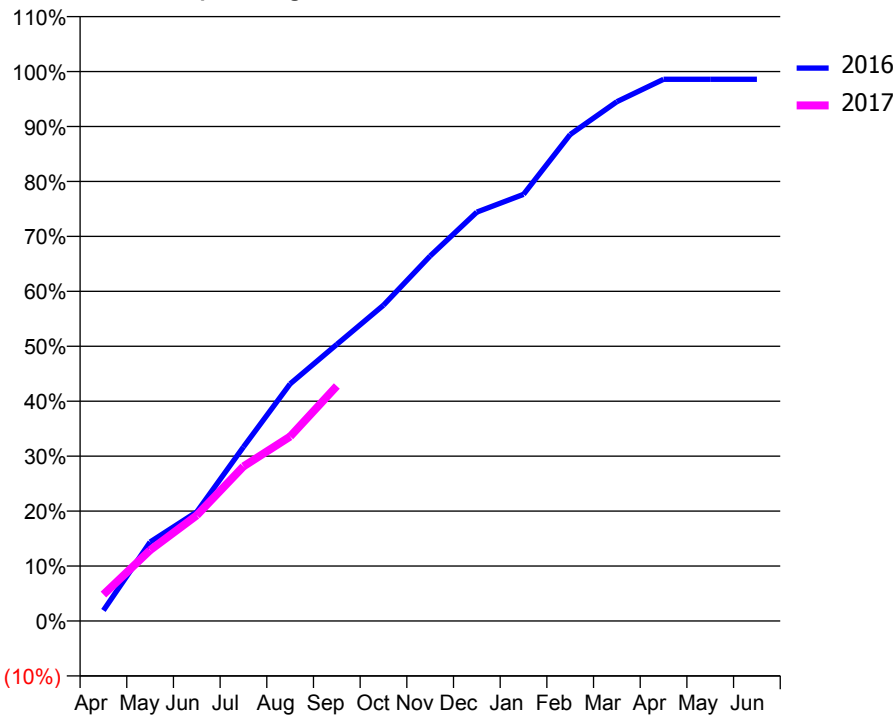
ACCESS*

Patients seen in 24 months	Total	Change since previous quarter
Quarter ending September 2015	3,159	
Quarter ending December 2015	3,126	↓
Quarter ending March 2016	3,109	→
Quarter ending June 2016	3,129	→
Quarter ending September 2016	3,127	→
Variance since September 2015	(1.0%)	↓



ACTIVITY

Cumulative percentage of contracted UDA delivered 2016 & 2017



Month	Adjusted Scheduled Activity (UDA)	
	2016	2017
April	196	488
May	1,451	1,303
June	2,006	1,941
July	3,198	2,841
August	4,358	3,390
September	5,084	4,318
October	5,804	
November	6,709	
December	7,516	
January	7,840	
February	8,942	
March	9,544	
April	9,955	
May	9,955	
June	9,955	

QUALITY

	Quantity	Base Number	Contract	AT	Region	England
% of FP17s for the same patient ID Re-attending within 3 months - Children	107	786	13.6%	13.0%	13.5%	12.4%
% of FP17s for the same patient ID Re-attending within 3 months - Adults	300	2,224	13.5%	17.5%	17.4%	16.7%
% of FP17s for the same patient ID Re-attending between 3 & 9 months - Children	507	786	64.5%	57.2%	59.0%	57.4%
% of FP17s for the same patient ID Re-attending between 3 & 9 months - Adults	1,582	2,224	71.1%	51.0%	52.6%	50.5%
% of FP17s for Band 1 Urgent Courses	145	2,747	5.3%	11.0%	9.4%	9.1%
% of FP17s Relating to Free Repair or Replacements	18	2,747	0.7%	0.9%	1.0%	0.8%
% of FP17s Relating to Continuations	87	2,747	3.2%	1.3%	1.5%	1.3%
% of Patients satisfied with the dentistry they have received	4	4	N/A	93.4%	93.7%	93.2%
% of Patients satisfied with the time they had to wait for an appointment	4	4	N/A	89.9%	90.0%	89.0%

* This is based on patients treated on this contract for their most recent course of treatment. Figures in italics indicate the base number of FP17s or Patient Questionnaire responses are less than 100. N/A is shown where the base number of responses is less than 10 during the period. % is calculated as Quantity/Base number*100

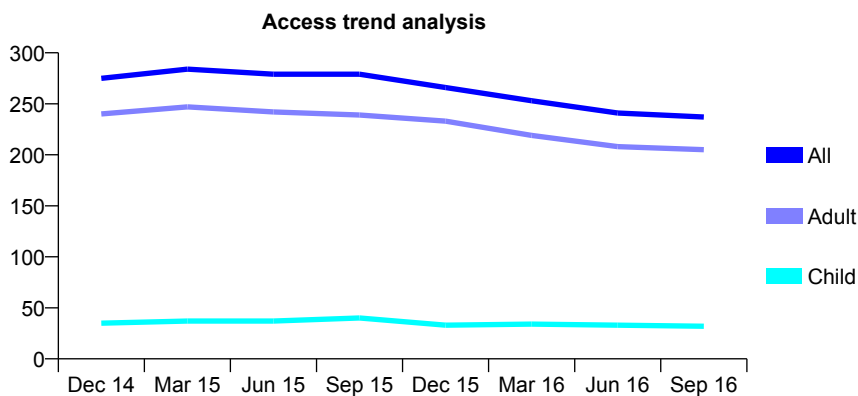
Q47 - Vital Signs At a Glance Contract Report for 819964/0003 - September 2016

Name or company name	MRS A KING
Contract type name	GDS Contract
Purpose of contract	General
Contract start date	01/04/2013
Contract end date	

16/17 Contracted general activity (UDA)	594
Carry forward general activity (UDA)	-12
16/17 Contracted orthodontic activity (UOA)	0
Carry forward orthodontic activity (UOA)	0
Baseline contract value	£56,314.80

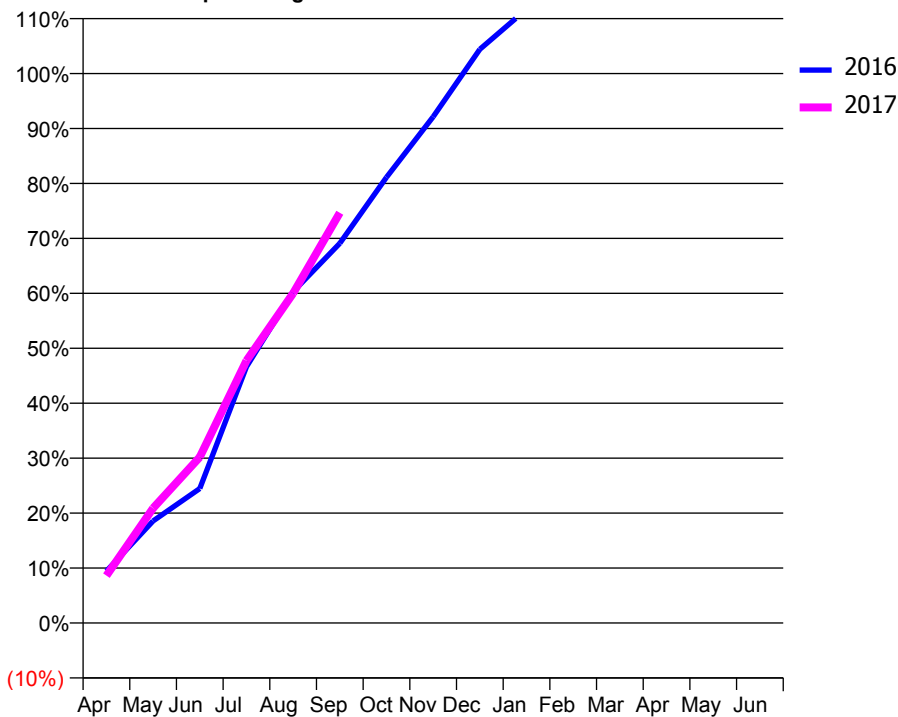
ACCESS*

Patients seen in 24 months	Total	Change since previous quarter
Quarter ending September 2015	279	
Quarter ending December 2015	266	↓
Quarter ending March 2016	253	↓
Quarter ending June 2016	241	↓
Quarter ending September 2016	237	↓
Variance since September 2015	(15.1%)	↓



ACTIVITY

Cumulative percentage of contracted UDA delivered 2016 & 2017



Month	Adjusted Scheduled Activity (UDA)	
	2016	2017
April	56	51
May	110	124
June	145	179
July	277	284
August	358	356
September	410	443
October	482	
November	547	
December	620	
January	663	
February	747	
March	771	
April	790	
May	790	
June	790	

QUALITY

	Quantity	Base Number	Contract	AT	Region	England
% of FP17s for the same patient ID Re-attending within 3 months - Children	16	44	36.4%	13.0%	13.5%	12.4%
% of FP17s for the same patient ID Re-attending within 3 months - Adults	37	193	19.2%	17.5%	17.4%	16.7%
% of FP17s for the same patient ID Re-attending between 3 & 9 months - Children	12	44	27.3%	57.2%	59.0%	57.4%
% of FP17s for the same patient ID Re-attending between 3 & 9 months - Adults	110	193	57.0%	51.0%	52.6%	50.5%
% of FP17s for Band 1 Urgent Courses	22	224	9.8%	11.0%	9.4%	9.1%
% of FP17s Relating to Free Repair or Replacements	2	224	0.9%	0.9%	1.0%	0.8%
% of FP17s Relating to Continuations	10	224	4.5%	1.3%	1.5%	1.3%
% of Patients satisfied with the dentistry they have received	1	1	N/A	93.4%	93.7%	93.2%
% of Patients satisfied with the time they had to wait for an appointment	1	1	N/A	89.9%	90.0%	89.0%

* This is based on patients treated on this contract for their most recent course of treatment. Figures in italics indicate the base number of FP17s or Patient Questionnaire responses are less than 100. N/A is shown where the base number of responses is less than 10 during the period. % is calculated as Quantity/Base number*100

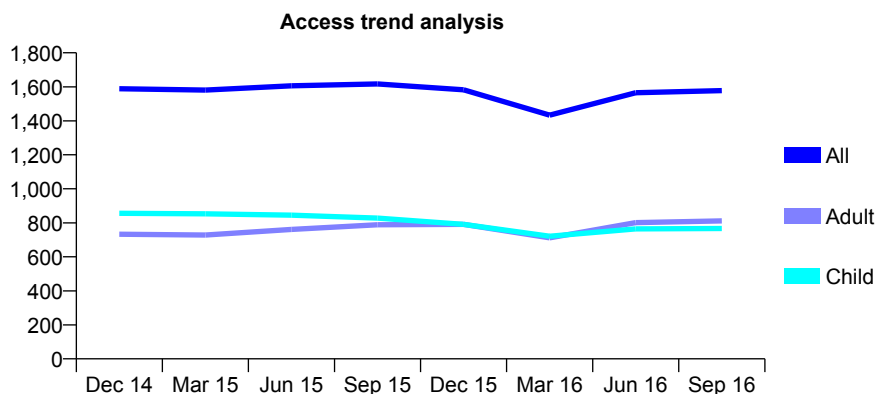
Q47 - Vital Signs At a Glance Contract Report for 821969/0003 - September 2016

Name or company name	MRS H BURNS
Contract type name	GDS Contract
Purpose of contract	General
Contract start date	04/05/2009
Contract end date	

16/17 Contracted general activity (UDA)	6,025
Carry forward general activity (UDA)	0
16/17 Contracted orthodontic activity (UOA)	0
Carry forward orthodontic activity (UOA)	0
Baseline contract value	£110,077.60

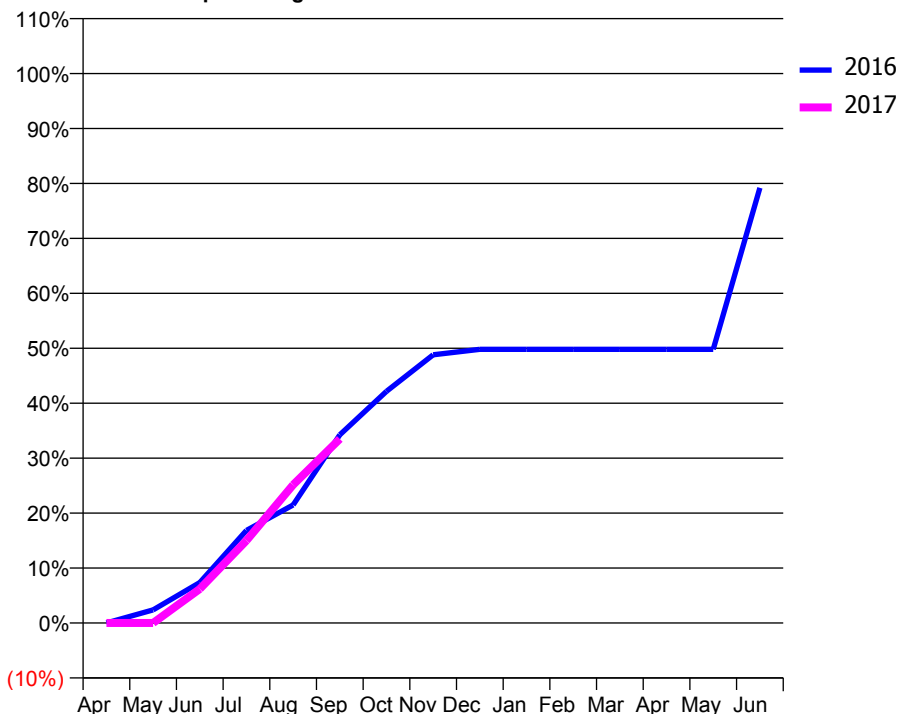
ACCESS*

Patients seen in 24 months	Total	Change since previous quarter
Quarter ending September 2015	1,617	
Quarter ending December 2015	1,582	↓
Quarter ending March 2016	1,433	↓
Quarter ending June 2016	1,565	↑
Quarter ending September 2016	1,578	→
Variance since September 2015	(2.4%)	↓



ACTIVITY

Cumulative percentage of contracted UDA delivered 2016 & 2017



Adjusted Scheduled Activity (UDA)

Month	2016	2017
April	0	0
May	144	0
June	443	374
July	1,015	904
August	1,294	1,515
September	2,064	2,018
October	2,541	
November	2,941	
December	3,002	
January	3,002	
February	3,002	
March	3,002	
April	3,002	
May	3,002	
June	4,771	

QUALITY

	Quantity	Base Number	Contract	AT	Region	England
% of FP17s for the same patient ID Re-attending within 3 months - Children	7	734	1.0%	13.0%	13.5%	12.4%
% of FP17s for the same patient ID Re-attending within 3 months - Adults	27	608	4.4%	17.5%	17.4%	16.7%
% of FP17s for the same patient ID Re-attending between 3 & 9 months - Children	356	734	48.5%	57.2%	59.0%	57.4%
% of FP17s for the same patient ID Re-attending between 3 & 9 months - Adults	248	608	40.8%	51.0%	52.6%	50.5%
% of FP17s for Band 1 Urgent Courses	5	608	0.8%	11.0%	9.4%	9.1%
% of FP17s Relating to Free Repair or Replacements	0	608	0.0%	0.9%	1.0%	0.8%
% of FP17s Relating to Continuations	0	608	0.0%	1.3%	1.5%	1.3%
% of Patients satisfied with the dentistry they have received	2	2	N/A	93.4%	93.7%	93.2%
% of Patients satisfied with the time they had to wait for an appointment	1	2	N/A	89.9%	90.0%	89.0%

* This is based on patients treated on this contract for their most recent course of treatment. Figures in italics indicate the base number of FP17s or Patient Questionnaire responses are less than 100. N/A is shown where the base number of responses is less than 10 during the period. % is calculated as Quantity/Base number*100

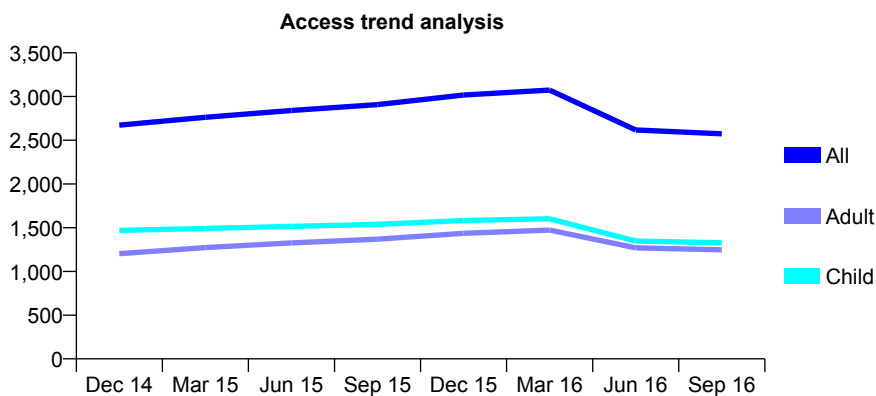
Q47 - Vital Signs At a Glance Contract Report for 842540/0006 - September 2016

Name or company name	MISS JS PRASAD
Contract type name	GDS Contract
Purpose of contract	General
Contract start date	01/04/2014
Contract end date	

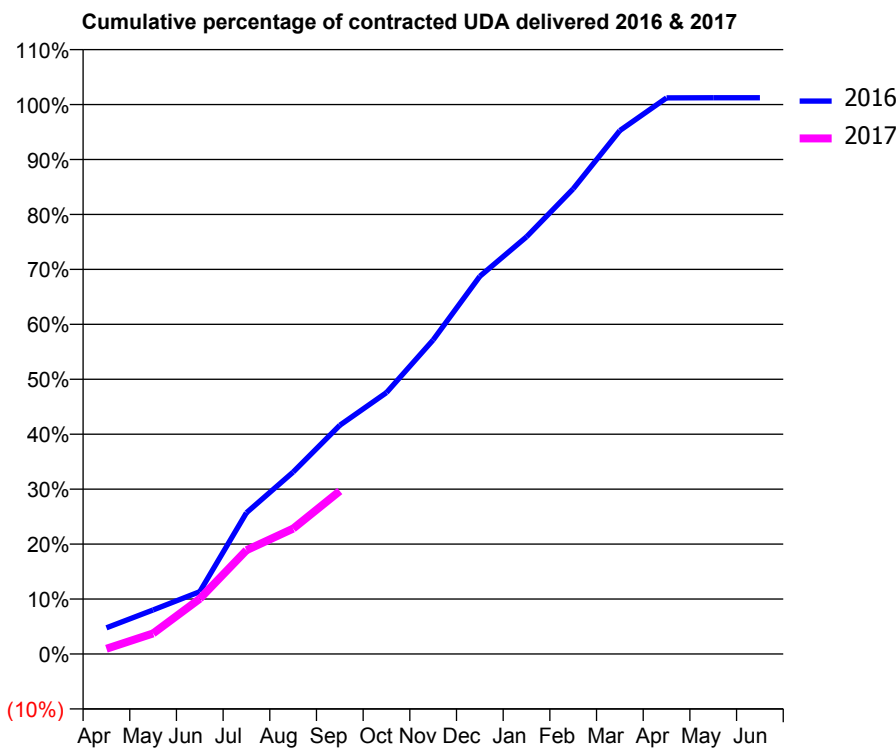
16/17 Contracted general activity (UDA)	10,071
Carry forward general activity (UDA)	0
16/17 Contracted orthodontic activity (UOA)	0
Carry forward orthodontic activity (UOA)	0
Baseline contract value	£234,105.86

ACCESS*

Patients seen in 24 months	Total	Change since previous quarter
Quarter ending September 2015	2,907	
Quarter ending December 2015	3,018	↑
Quarter ending March 2016	3,074	→
Quarter ending June 2016	2,617	↓
Quarter ending September 2016	2,574	↓
Variance since September 2015	(11.5%)	↓



ACTIVITY



Month	Adjusted Scheduled Activity (UDA)	
	2016	2017
April	481	97
May	808	377
June	1,144	1,013
July	2,589	1,902
August	3,336	2,298
September	4,193	2,988
October	4,792	
November	5,756	
December	6,922	
January	7,646	
February	8,525	
March	9,593	
April	10,191	
May	10,195	
June	10,195	

QUALITY

	Quantity	Base Number	Contract	AT	Region	England
% of FP17s for the same patient ID Re-attending within 3 months - Children	104	1,013	10.3%	13.0%	13.5%	12.4%
% of FP17s for the same patient ID Re-attending within 3 months - Adults	172	850	20.2%	17.5%	17.4%	16.7%
% of FP17s for the same patient ID Re-attending between 3 & 9 months - Children	645	1,013	63.7%	57.2%	59.0%	57.4%
% of FP17s for the same patient ID Re-attending between 3 & 9 months - Adults	471	850	55.4%	51.0%	52.6%	50.5%
% of FP17s for Band 1 Urgent Courses	92	1,591	5.8%	11.0%	9.4%	9.1%
% of FP17s Relating to Free Repair or Replacements	0	1,591	0.0%	0.9%	1.0%	0.8%
% of FP17s Relating to Continuations	1	1,591	0.1%	1.3%	1.5%	1.3%
% of Patients satisfied with the dentistry they have received	3	3	N/A	93.4%	93.7%	93.2%
% of Patients satisfied with the time they had to wait for an appointment	2	3	N/A	89.9%	90.0%	89.0%

* This is based on patients treated on this contract for their most recent course of treatment. Figures in italics indicate the base number of FP17s or Patient Questionnaire responses are less than 100. N/A is shown where the base number of responses is less than 10 during the period. % is calculated as Quantity/Base number*100

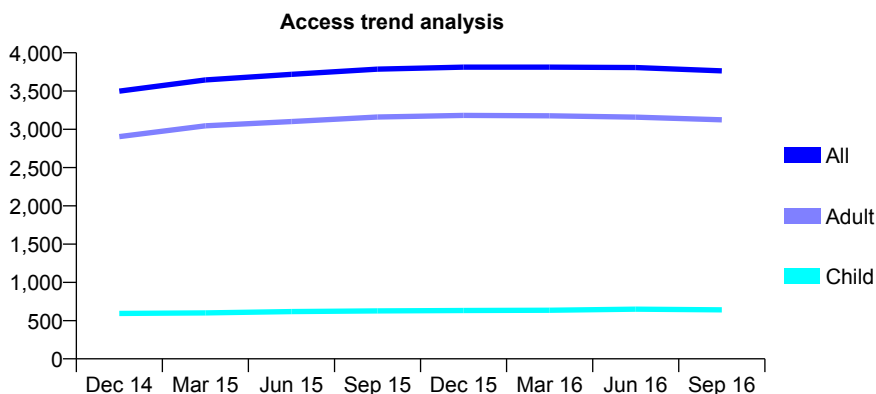
Q47 - Vital Signs At a Glance Contract Report for 865087/0001 - September 2016

Name or company name	MR VB SOMISETTY
Contract type name	GDS Contract
Purpose of contract	General
Contract start date	01/11/2013
Contract end date	

16/17 Contracted general activity (UDA)	15,000
Carry forward general activity (UDA)	0
16/17 Contracted orthodontic activity (UOA)	0
Carry forward orthodontic activity (UOA)	0
Baseline contract value	£410,944.06

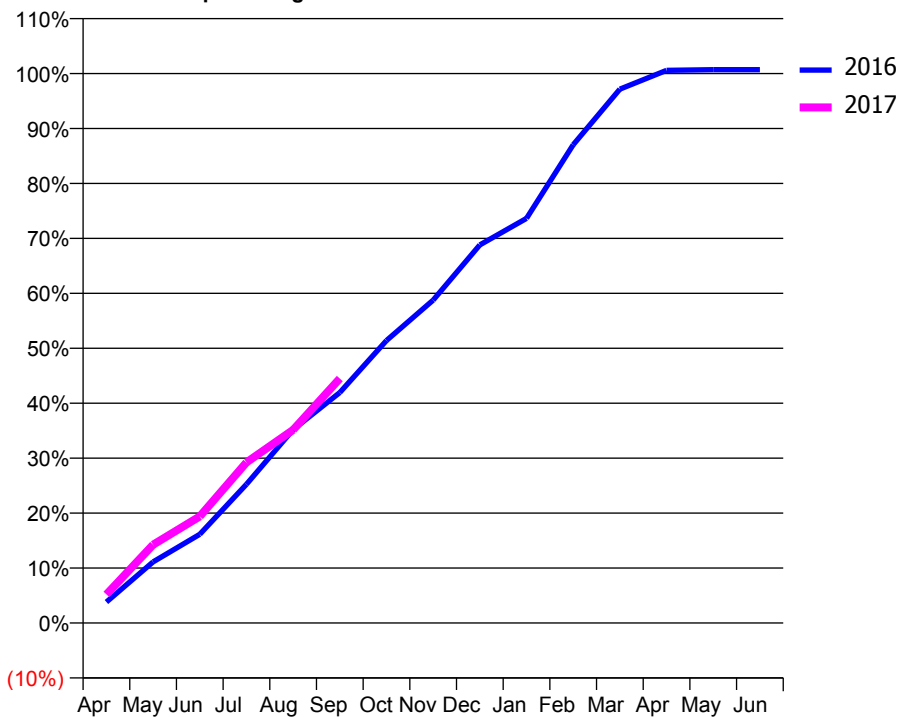
ACCESS*

Patients seen in 24 months	Total	Change since previous quarter
Quarter ending September 2015	3,786	
Quarter ending December 2015	3,813	→
Quarter ending March 2016	3,812	→
Quarter ending June 2016	3,808	→
Quarter ending September 2016	3,764	↓
Variance since September 2015	(0.6%)	→



ACTIVITY

Cumulative percentage of contracted UDA delivered 2016 & 2017



Month	Adjusted Scheduled Activity (UDA)	
	2016	2017
April	574	781
May	1,667	2,139
June	2,423	2,910
July	3,787	4,386
August	5,280	5,271
September	6,292	6,674
October	7,710	
November	8,814	
December	10,321	
January	11,044	
February	13,055	
March	14,573	
April	15,088	
May	15,103	
June	15,103	

QUALITY

	Quantity	Base Number	Contract	AT	Region	England
% of FP17s for the same patient ID Re-attending within 3 months - Children	32	520	6.2%	13.0%	13.5%	12.4%
% of FP17s for the same patient ID Re-attending within 3 months - Adults	410	2,491	16.5%	17.5%	17.4%	16.7%
% of FP17s for the same patient ID Re-attending between 3 & 9 months - Children	330	520	63.5%	57.2%	59.0%	57.4%
% of FP17s for the same patient ID Re-attending between 3 & 9 months - Adults	1,608	2,491	64.6%	51.0%	52.6%	50.5%
% of FP17s for Band 1 Urgent Courses	173	2,755	6.3%	11.0%	9.4%	9.1%
% of FP17s Relating to Free Repair or Replacements	39	2,755	1.4%	0.9%	1.0%	0.8%
% of FP17s Relating to Continuations	72	2,755	2.6%	1.3%	1.5%	1.3%
% of Patients satisfied with the dentistry they have received	19	19	100.0%	93.4%	93.7%	93.2%
% of Patients satisfied with the time they had to wait for an appointment	19	19	100.0%	89.9%	90.0%	89.0%

* This is based on patients treated on this contract for their most recent course of treatment. Figures in italics indicate the base number of FP17s or Patient Questionnaire responses are less than 100. N/A is shown where the base number of responses is less than 10 during the period. % is calculated as Quantity/Base number*100

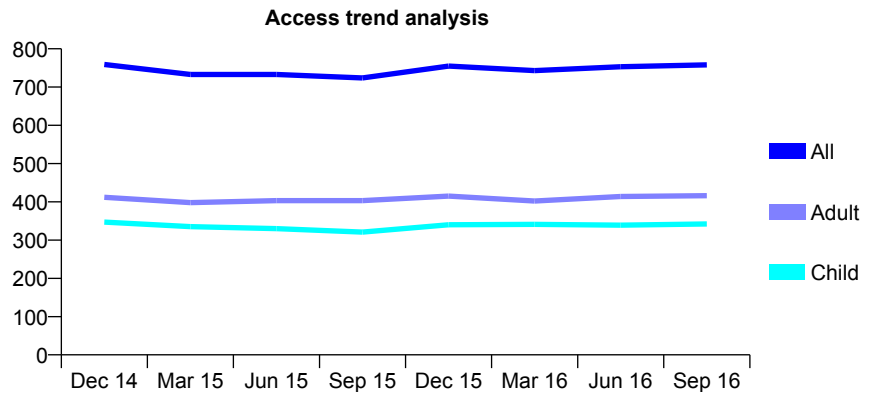
Q47 - Vital Signs At a Glance Contract Report for 908851/0002 - September 2016

Name or company name	MR A SARAVANAMUTTU
Contract type name	GDS Contract
Purpose of contract	General
Contract start date	02/06/2009
Contract end date	

16/17 Contracted general activity (UDA)	3,550
Carry forward general activity (UDA)	0
16/17 Contracted orthodontic activity (UOA)	0
Carry forward orthodontic activity (UOA)	0
Baseline contract value	£102,010.81

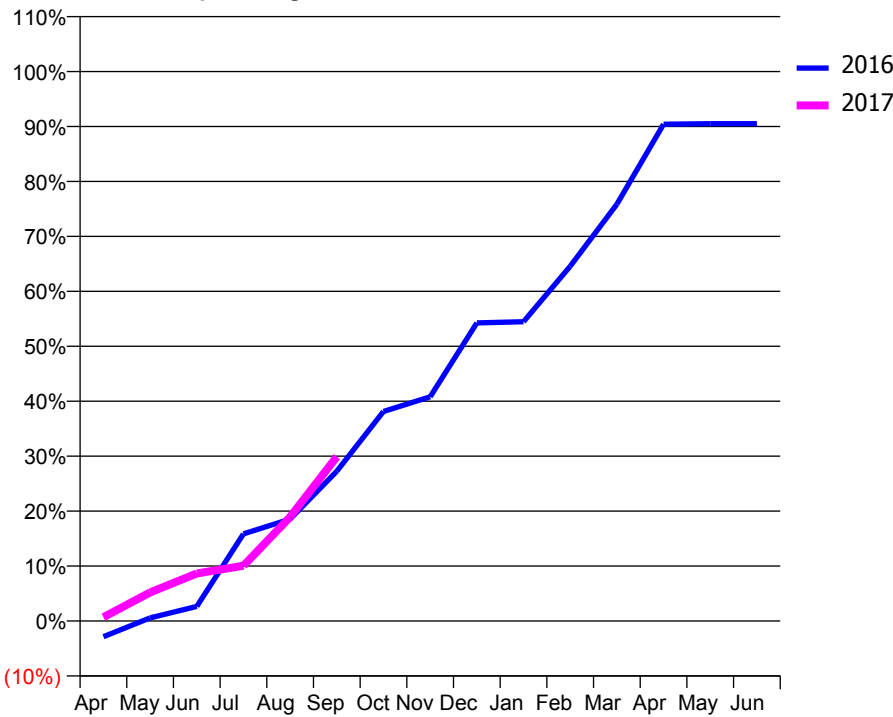
ACCESS*

Patients seen in 24 months	Total	Change since previous quarter
Quarter ending September 2015	724	
Quarter ending December 2015	755	↑
Quarter ending March 2016	743	↓
Quarter ending June 2016	753	→
Quarter ending September 2016	758	→
Variance since September 2015	4.7%	↑



ACTIVITY

Cumulative percentage of contracted UDA delivered 2016 & 2017



Month	Adjusted Scheduled Activity (UDA)	
	2016	2017
April	-102	24
May	20	184
June	94	307
July	563	357
August	658	672
September	968	1,062
October	1,354	
November	1,449	
December	1,926	
January	1,934	
February	2,292	
March	2,693	
April	3,209	
May	3,213	
June	3,213	

QUALITY

	Quantity	Base Number	Contract	AT	Region	England
% of FP17s for the same patient ID Re-attending within 3 months - Children	15	230	6.5%	13.0%	13.5%	12.4%
% of FP17s for the same patient ID Re-attending within 3 months - Adults	61	275	22.2%	17.5%	17.4%	16.7%
% of FP17s for the same patient ID Re-attending between 3 & 9 months - Children	141	230	61.3%	57.2%	59.0%	57.4%
% of FP17s for the same patient ID Re-attending between 3 & 9 months - Adults	112	275	40.7%	51.0%	52.6%	50.5%
% of FP17s for Band 1 Urgent Courses	14	366	3.8%	11.0%	9.4%	9.1%
% of FP17s Relating to Free Repair or Replacements	0	366	0.0%	0.9%	1.0%	0.8%
% of FP17s Relating to Continuations	3	366	0.8%	1.3%	1.5%	1.3%
% of Patients satisfied with the dentistry they have received	1	1	N/A	93.4%	93.7%	93.2%
% of Patients satisfied with the time they had to wait for an appointment	1	1	N/A	89.9%	90.0%	89.0%

* This is based on patients treated on this contract for their most recent course of treatment. Figures in italics indicate the base number of FP17s or Patient Questionnaire responses are less than 100. N/A is shown where the base number of responses is less than 10 during the period. % is calculated as Quantity/Base number*100

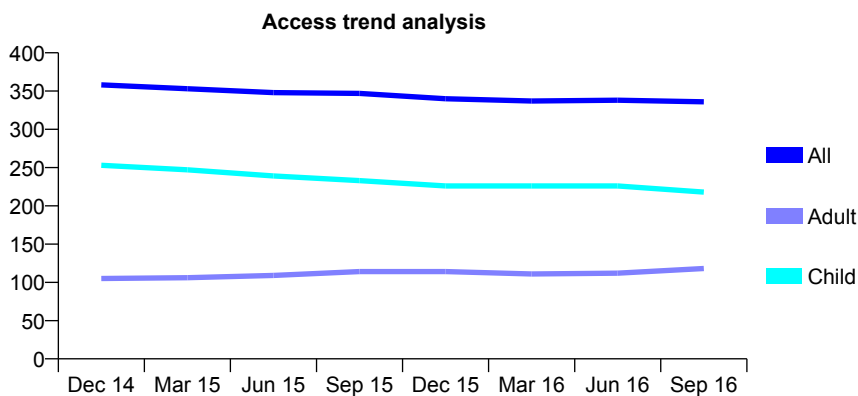
Q47 - Vital Signs At a Glance Contract Report for 911461/0001 - September 2016

Name or company name	MISS GM LAWSON
Contract type name	GDS Contract
Purpose of contract	General
Contract start date	01/04/2006
Contract end date	

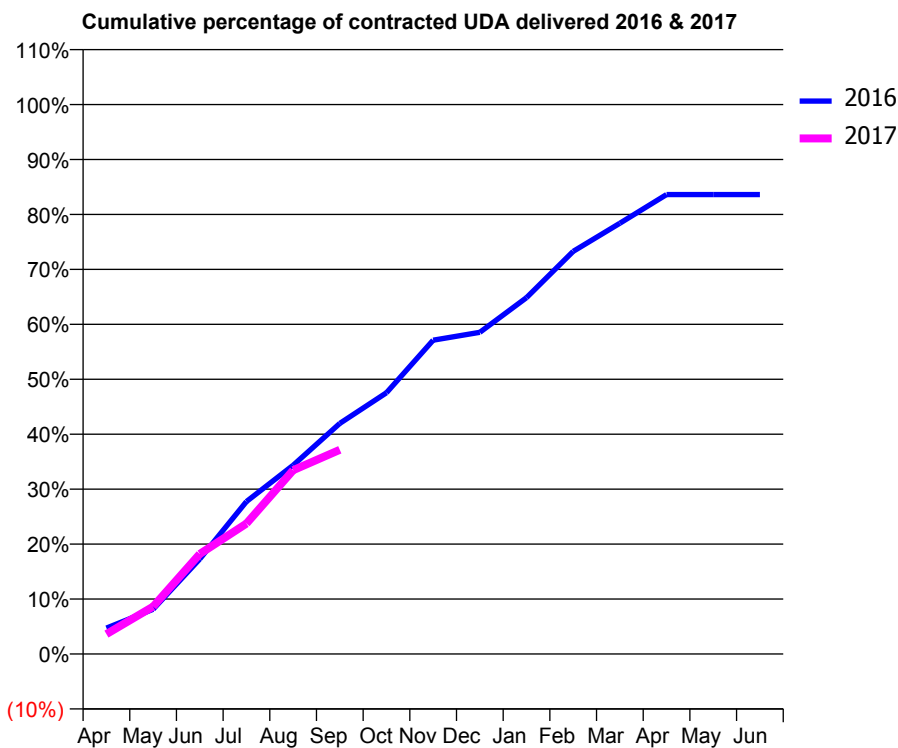
16/17 Contracted general activity (UDA)	1,000
Carry forward general activity (UDA)	0
16/17 Contracted orthodontic activity (UOA)	0
Carry forward orthodontic activity (UOA)	0
Baseline contract value	£22,064.47

ACCESS*

Patients seen in 24 months	Total	Change since previous quarter
Quarter ending September 2015	347	
Quarter ending December 2015	340	↓
Quarter ending March 2016	337	→
Quarter ending June 2016	338	→
Quarter ending September 2016	336	→
Variance since September 2015	(3.2%)	↓



ACTIVITY



Month	Adjusted Scheduled Activity (UDA)	
	2016	2017
April	47	36
May	81	86
June	173	182
July	277	237
August	344	335
September	420	372
October	476	
November	571	
December	585	
January	649	
February	733	
March	784	
April	836	
May	836	
June	836	

QUALITY

	Quantity	Base Number	Contract	AT	Region	England
% of FP17s for the same patient ID Re-attending within 3 months - Children	9	186	4.8%	13.0%	13.5%	12.4%
% of FP17s for the same patient ID Re-attending within 3 months - Adults	6	73	8.2%	17.5%	17.4%	16.7%
% of FP17s for the same patient ID Re-attending between 3 & 9 months - Children	147	186	79.0%	57.2%	59.0%	57.4%
% of FP17s for the same patient ID Re-attending between 3 & 9 months - Adults	42	73	57.5%	51.0%	52.6%	50.5%
% of FP17s for Band 1 Urgent Courses	3	224	1.3%	11.0%	9.4%	9.1%
% of FP17s Relating to Free Repair or Replacements	0	224	0.0%	0.9%	1.0%	0.8%
% of FP17s Relating to Continuations	3	224	1.3%	1.3%	1.5%	1.3%
% of Patients satisfied with the dentistry they have received	1	1	N/A	93.4%	93.7%	93.2%
% of Patients satisfied with the time they had to wait for an appointment	1	1	N/A	89.9%	90.0%	89.0%

* This is based on patients treated on this contract for their most recent course of treatment. Figures in italics indicate the base number of FP17s or Patient Questionnaire responses are less than 100. N/A is shown where the base number of responses is less than 10 during the period. % is calculated as Quantity/Base number*100

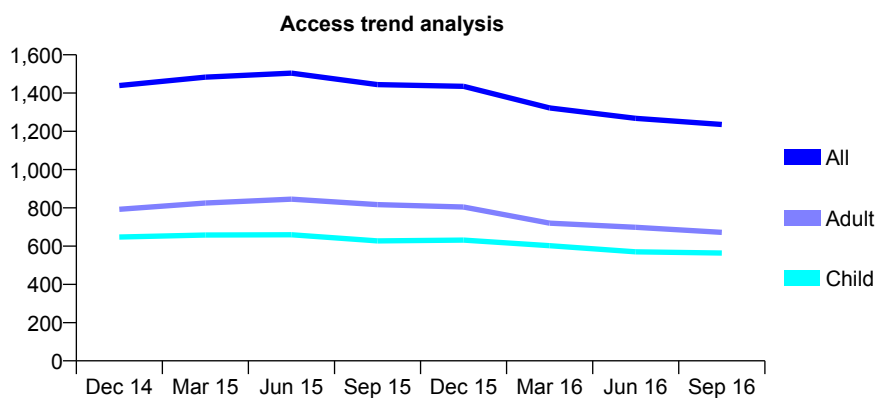
Q47 - Vital Signs At a Glance Contract Report for 913529/0002 - September 2016

Name or company name	MR PH THOMPSON
Contract type name	GDS Contract
Purpose of contract	General
Contract start date	01/12/2011
Contract end date	

16/17 Contracted general activity (UDA)	2,500
Carry forward general activity (UDA)	-50
16/17 Contracted orthodontic activity (UOA)	0
Carry forward orthodontic activity (UOA)	0
Baseline contract value	£71,839.92

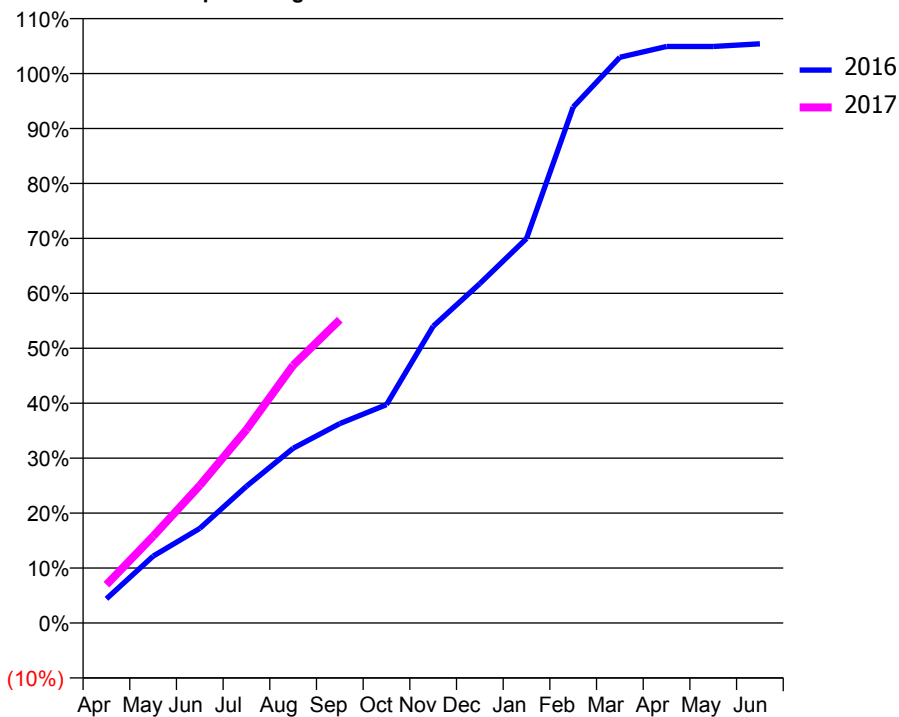
ACCESS*

Patients seen in 24 months	Total	Change since previous quarter
Quarter ending September 2015	1,444	
Quarter ending December 2015	1,435	→
Quarter ending March 2016	1,322	↓
Quarter ending June 2016	1,268	↓
Quarter ending September 2016	1,236	↓
Variance since September 2015	(14.4%)	↓



ACTIVITY

Cumulative percentage of contracted UDA delivered 2016 & 2017



Month	Adjusted Scheduled Activity (UDA)	
	2016	2017
April	110	174
May	304	395
June	431	626
July	622	880
August	795	1,173
September	907	1,380
October	994	
November	1,350	
December	1,544	
January	1,749	
February	2,348	
March	2,574	
April	2,623	
May	2,623	
June	2,635	

QUALITY

	Quantity	Base Number	Contract	AT	Region	England
% of FP17s for the same patient ID Re-attending within 3 months - Children	27	406	6.7%	13.0%	13.5%	12.4%
% of FP17s for the same patient ID Re-attending within 3 months - Adults	56	312	17.9%	17.5%	17.4%	16.7%
% of FP17s for the same patient ID Re-attending between 3 & 9 months - Children	277	406	68.2%	57.2%	59.0%	57.4%
% of FP17s for the same patient ID Re-attending between 3 & 9 months - Adults	186	312	59.6%	51.0%	52.6%	50.5%
% of FP17s for Band 1 Urgent Courses	30	676	4.4%	11.0%	9.4%	9.1%
% of FP17s Relating to Free Repair or Replacements	4	676	0.6%	0.9%	1.0%	0.8%
% of FP17s Relating to Continuations	0	676	0.0%	1.3%	1.5%	1.3%
% of Patients satisfied with the dentistry they have received	1	1	N/A	93.4%	93.7%	93.2%
% of Patients satisfied with the time they had to wait for an appointment	1	1	N/A	89.9%	90.0%	89.0%

* This is based on patients treated on this contract for their most recent course of treatment. Figures in italics indicate the base number of FP17s or Patient Questionnaire responses are less than 100. N/A is shown where the base number of responses is less than 10 during the period. % is calculated as Quantity/Base number*100

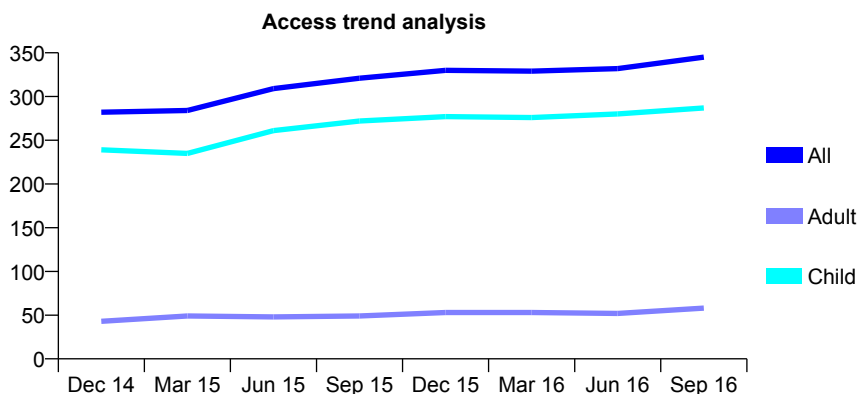
Q47 - Vital Signs At a Glance Contract Report for 913774/0001 - September 2016

Name or company name	MISS DE BROOKS
Contract type name	GDS Contract
Purpose of contract	General
Contract start date	01/04/2006
Contract end date	

16/17 Contracted general activity (UDA)	770
Carry forward general activity (UDA)	0
16/17 Contracted orthodontic activity (UOA)	0
Carry forward orthodontic activity (UOA)	0
Baseline contract value	£17,875.12

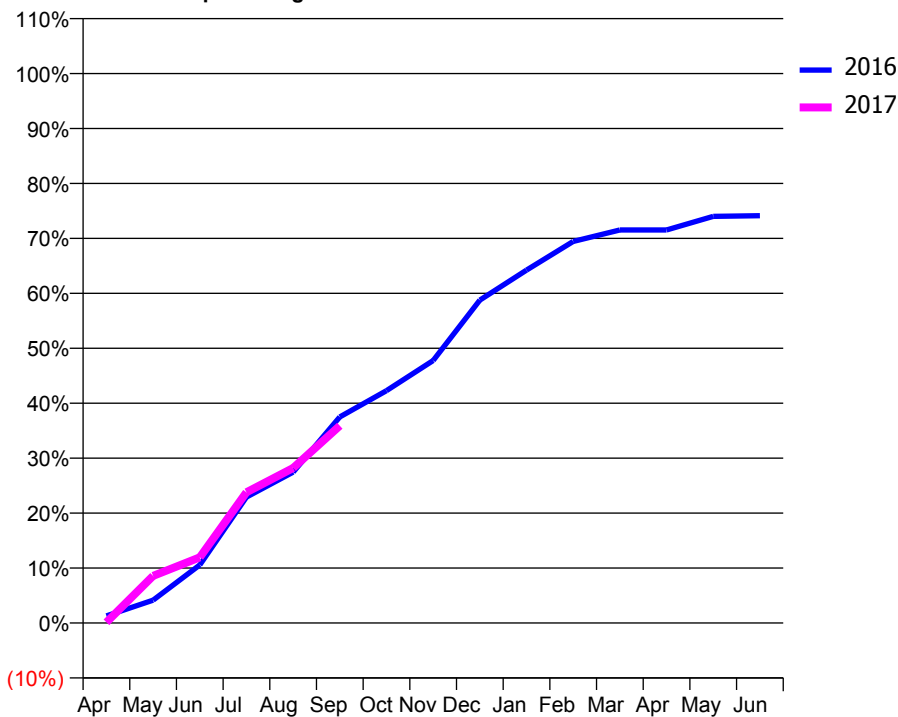
ACCESS*

Patients seen in 24 months	Total	Change since previous quarter
Quarter ending September 2015	321	
Quarter ending December 2015	330	↑
Quarter ending March 2016	329	→
Quarter ending June 2016	332	→
Quarter ending September 2016	345	↑
Variance since September 2015	7.5%	↑



ACTIVITY

Cumulative percentage of contracted UDA delivered 2016 & 2017



Adjusted Scheduled Activity (UDA)

Month	2016	2017
April	10	1
May	32	66
June	81	92
July	176	183
August	211	217
September	289	276
October	326	
November	368	
December	452	
January	495	
February	535	
March	551	
April	551	
May	570	
June	571	

QUALITY

	Quantity	Base Number	Contract	AT	Region	England
% of FP17s for the same patient ID Re-attending within 3 months - Children	5	233	2.1%	13.0%	13.5%	12.4%
% of FP17s for the same patient ID Re-attending within 3 months - Adults	0	20	0.0%	17.5%	17.4%	16.7%
% of FP17s for the same patient ID Re-attending between 3 & 9 months - Children	149	233	63.9%	57.2%	59.0%	57.4%
% of FP17s for the same patient ID Re-attending between 3 & 9 months - Adults	14	20	70.0%	51.0%	52.6%	50.5%
% of FP17s for Band 1 Urgent Courses	2	194	1.0%	11.0%	9.4%	9.1%
% of FP17s Relating to Free Repair or Replacements	0	194	0.0%	0.9%	1.0%	0.8%
% of FP17s Relating to Continuations	0	194	0.0%	1.3%	1.5%	1.3%
% of Patients satisfied with the dentistry they have received	0	0	N/A	93.4%	93.7%	93.2%
% of Patients satisfied with the time they had to wait for an appointment	0	0	N/A	89.9%	90.0%	89.0%

* This is based on patients treated on this contract for their most recent course of treatment. Figures in italics indicate the base number of FP17s or Patient Questionnaire responses are less than 100. N/A is shown where the base number of responses is less than 10 during the period. % is calculated as Quantity/Base number*100

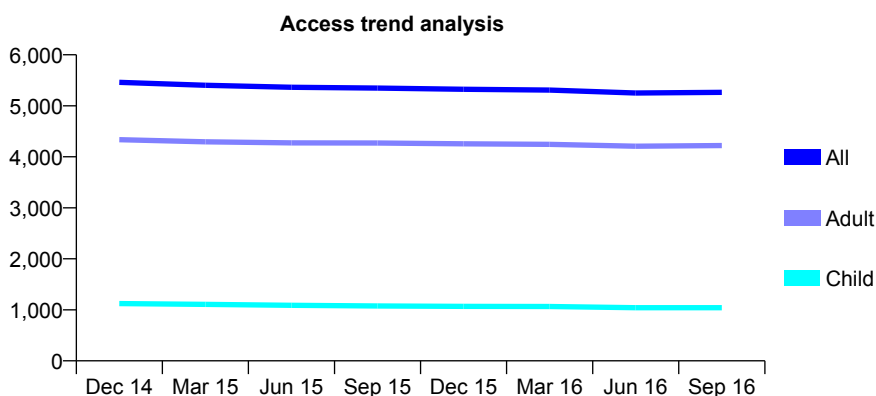
Q47 - Vital Signs At a Glance Contract Report for 916455/0001 - September 2016

Name or company name	Ellison, Griffiths, Schonberg and Stanevicia
Contract type name	GDS Contract
Purpose of contract	General
Contract start date	01/04/2006
Contract end date	

16/17 Contracted general activity (UDA)	18,751
Carry forward general activity (UDA)	0
16/17 Contracted orthodontic activity (UOA)	0
Carry forward orthodontic activity (UOA)	0
Baseline contract value	£573,690.48

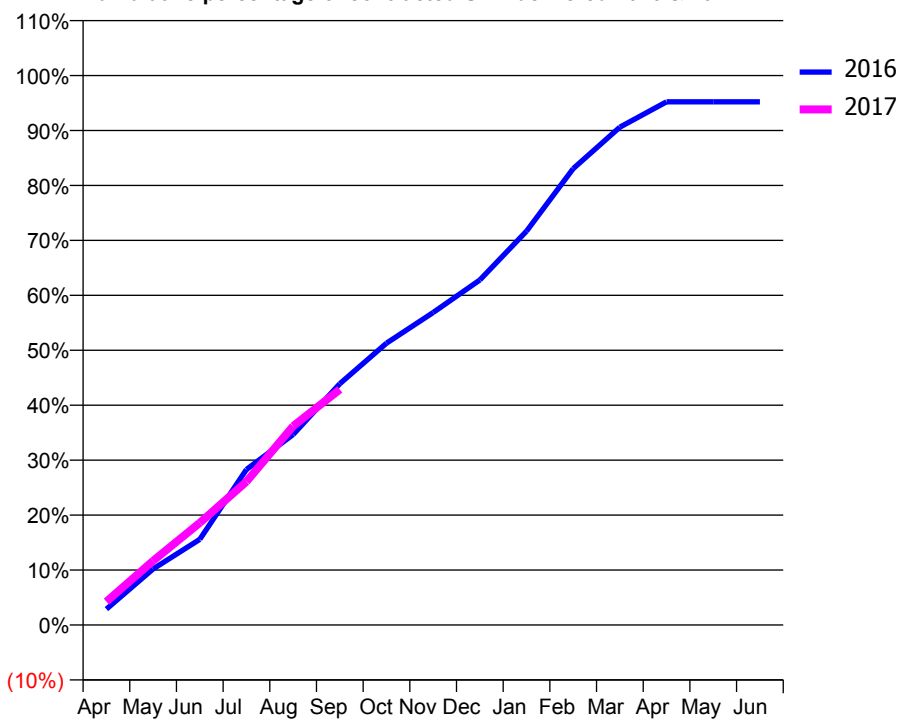
ACCESS*

Patients seen in 24 months	Total	Change since previous quarter
Quarter ending September 2015	5,347	
Quarter ending December 2015	5,323	→
Quarter ending March 2016	5,309	→
Quarter ending June 2016	5,250	↓
Quarter ending September 2016	5,265	→
Variance since September 2015	(1.5%)	↓



ACTIVITY

Cumulative percentage of contracted UDA delivered 2016 & 2017



Adjusted Scheduled Activity (UDA)

Month	2016	2017
April	542	797
May	1,913	2,192
June	2,924	3,488
July	5,308	4,892
August	6,500	6,785
September	8,233	8,038
October	9,615	
November	10,662	
December	11,775	
January	13,441	
February	15,575	
March	16,987	
April	17,853	
May	17,853	
June	17,853	

QUALITY

	Quantity	Base Number	Contract	AT	Region	England
% of FP17s for the same patient ID Re-attending within 3 months - Children	72	933	7.7%	13.0%	13.5%	12.4%
% of FP17s for the same patient ID Re-attending within 3 months - Adults	731	3,799	19.2%	17.5%	17.4%	16.7%
% of FP17s for the same patient ID Re-attending between 3 & 9 months - Children	472	933	50.6%	57.2%	59.0%	57.4%
% of FP17s for the same patient ID Re-attending between 3 & 9 months - Adults	1,872	3,799	49.3%	51.0%	52.6%	50.5%
% of FP17s for Band 1 Urgent Courses	484	4,280	11.3%	11.0%	9.4%	9.1%
% of FP17s Relating to Free Repair or Replacements	133	4,280	3.1%	0.9%	1.0%	0.8%
% of FP17s Relating to Continuations	100	4,280	2.3%	1.3%	1.5%	1.3%
% of Patients satisfied with the dentistry they have received	10	10	100.0%	93.4%	93.7%	93.2%
% of Patients satisfied with the time they had to wait for an appointment	9	10	90.0%	89.9%	90.0%	89.0%

* This is based on patients treated on this contract for their most recent course of treatment. Figures in italics indicate the base number of FP17s or Patient Questionnaire responses are less than 100. N/A is shown where the base number of responses is less than 10 during the period. % is calculated as Quantity/Base number*100

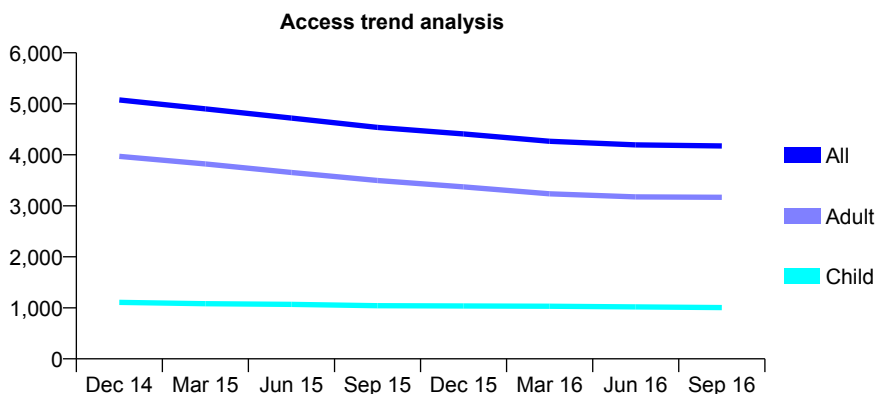
Q47 - Vital Signs At a Glance Contract Report for 917389/0002 - September 2016

Name or company name	MR GN BARLOW
Contract type name	GDS Contract
Purpose of contract	General
Contract start date	01/04/2006
Contract end date	

16/17 Contracted general activity (UDA)	13,141
Carry forward general activity (UDA)	-150
16/17 Contracted orthodontic activity (UOA)	0
Carry forward orthodontic activity (UOA)	0
Baseline contract value	£365,282.87

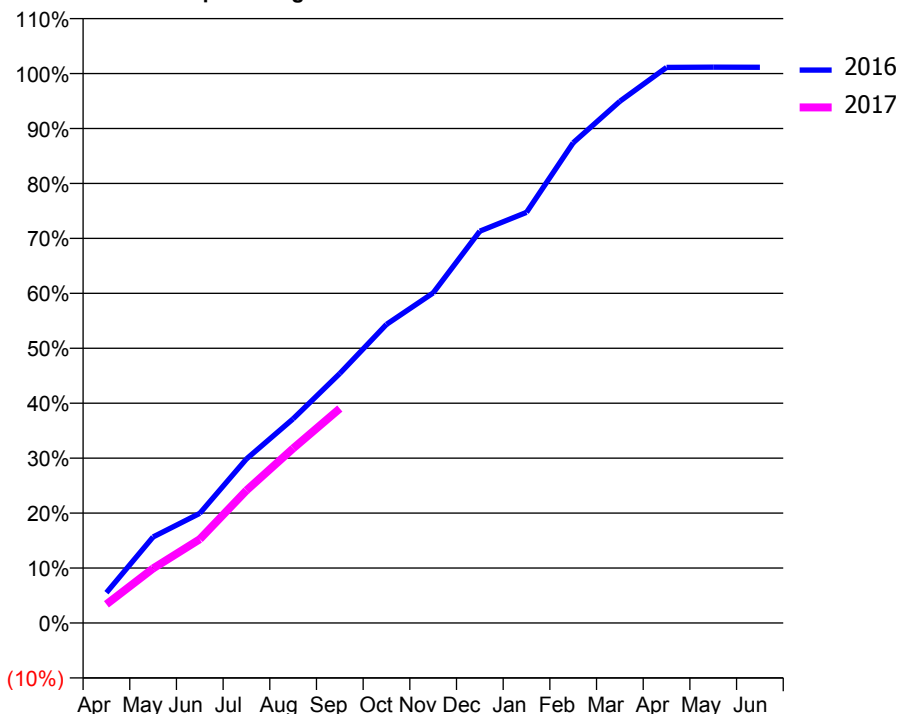
ACCESS*

Patients seen in 24 months	Total	Change since previous quarter
Quarter ending September 2015	4,538	
Quarter ending December 2015	4,408	↓
Quarter ending March 2016	4,266	↓
Quarter ending June 2016	4,195	↓
Quarter ending September 2016	4,173	→
Variance since September 2015	(8.0%)	↓



ACTIVITY

Cumulative percentage of contracted UDA delivered 2016 & 2017



Month	Adjusted Scheduled Activity (UDA)	
	2016	2017
April	727	447
May	2,058	1,305
June	2,624	2,004
July	3,923	3,170
August	4,885	4,175
September	5,967	5,131
October	7,142	
November	7,895	
December	9,370	
January	9,821	
February	11,484	
March	12,476	
April	13,287	
May	13,292	
June	13,291	

QUALITY

	Quantity	Base Number	Contract	AT	Region	England
% of FP17s for the same patient ID Re-attending within 3 months - Children	72	686	10.5%	13.0%	13.5%	12.4%
% of FP17s for the same patient ID Re-attending within 3 months - Adults	438	2,043	21.4%	17.5%	17.4%	16.7%
% of FP17s for the same patient ID Re-attending between 3 & 9 months - Children	298	686	43.4%	57.2%	59.0%	57.4%
% of FP17s for the same patient ID Re-attending between 3 & 9 months - Adults	747	2,043	36.6%	51.0%	52.6%	50.5%
% of FP17s for Band 1 Urgent Courses	234	2,407	9.7%	11.0%	9.4%	9.1%
% of FP17s Relating to Free Repair or Replacements	77	2,407	3.2%	0.9%	1.0%	0.8%
% of FP17s Relating to Continuations	52	2,407	2.2%	1.3%	1.5%	1.3%
% of Patients satisfied with the dentistry they have received	10	10	100.0%	93.4%	93.7%	93.2%
% of Patients satisfied with the time they had to wait for an appointment	7	10	70.0%	89.9%	90.0%	89.0%

* This is based on patients treated on this contract for their most recent course of treatment. Figures in italics indicate the base number of FP17s or Patient Questionnaire responses are less than 100. N/A is shown where the base number of responses is less than 10 during the period. % is calculated as Quantity/Base number*100

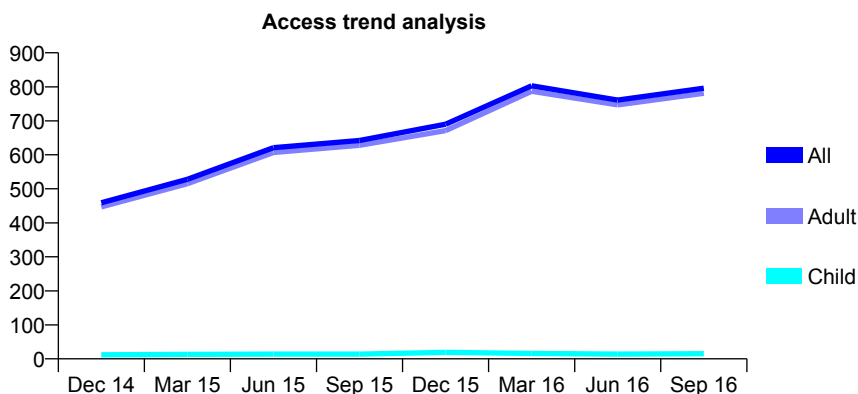
Q47 - Vital Signs At a Glance Contract Report for 917389/0003 - September 2016

Name or company name	MR GN BARLOW
Contract type name	GDS Contract
Purpose of contract	General
Contract start date	01/04/2014
Contract end date	

16/17 Contracted general activity (UDA)	3,124
Carry forward general activity (UDA)	54
16/17 Contracted orthodontic activity (UOA)	0
Carry forward orthodontic activity (UOA)	0
Baseline contract value	£295,154.99

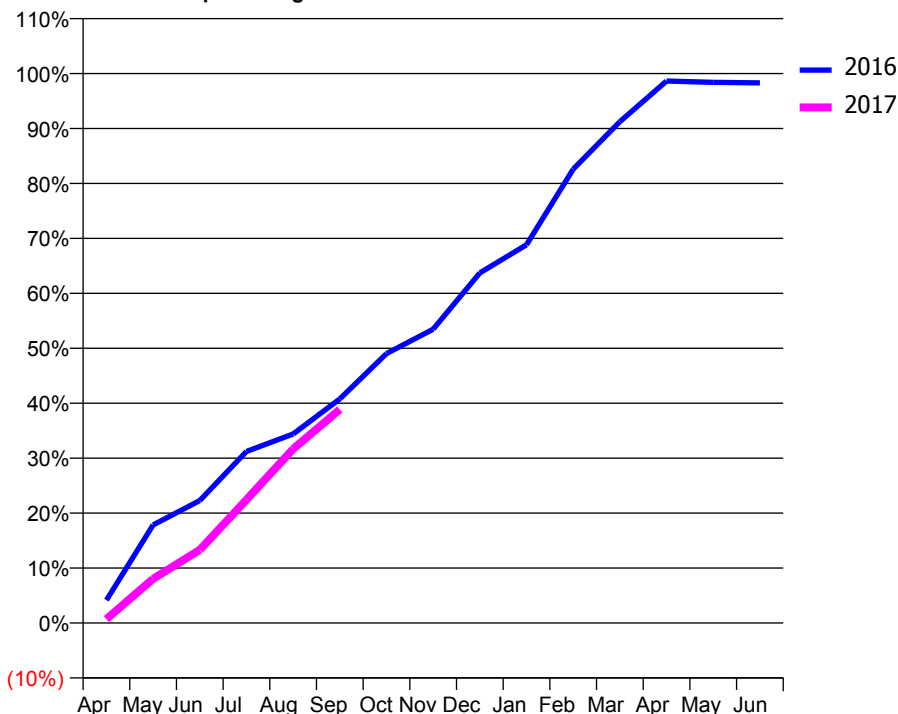
ACCESS*

Patients seen in 24 months	Total	Change since previous quarter
Quarter ending September 2015	642	
Quarter ending December 2015	690	↑
Quarter ending March 2016	803	↑
Quarter ending June 2016	761	↓
Quarter ending September 2016	796	↑
Variance since September 2015	24.0%	↑



ACTIVITY

Cumulative percentage of contracted UDA delivered 2016 & 2017



Adjusted Scheduled Activity (UDA)

Month	2016	2017
April	130	22
May	558	251
June	696	416
July	975	701
August	1,075	990
September	1,274	1,214
October	1,532	
November	1,671	
December	1,990	
January	2,150	
February	2,580	
March	2,850	
April	3,081	
May	3,073	
June	3,070	

QUALITY

	Quantity	Base Number	Contract	AT	Region	England
% of FP17s for the same patient ID Re-attending within 3 months - Children	6	13	46.2%	13.0%	13.5%	12.4%
% of FP17s for the same patient ID Re-attending within 3 months - Adults	52	456	11.4%	17.5%	17.4%	16.7%
% of FP17s for the same patient ID Re-attending between 3 & 9 months - Children	0	13	0.0%	57.2%	59.0%	57.4%
% of FP17s for the same patient ID Re-attending between 3 & 9 months - Adults	12	456	2.6%	51.0%	52.6%	50.5%
% of FP17s for Band 1 Urgent Courses	40	401	10.0%	11.0%	9.4%	9.1%
% of FP17s Relating to Free Repair or Replacements	0	401	0.0%	0.9%	1.0%	0.8%
% of FP17s Relating to Continuations	9	401	2.2%	1.3%	1.5%	1.3%
% of Patients satisfied with the dentistry they have received	0	0	N/A	93.4%	93.7%	93.2%
% of Patients satisfied with the time they had to wait for an appointment	0	0	N/A	89.9%	90.0%	89.0%

* This is based on patients treated on this contract for their most recent course of treatment. Figures in italics indicate the base number of FP17s or Patient Questionnaire responses are less than 100. N/A is shown where the base number of responses is less than 10 during the period. % is calculated as Quantity/Base number*100

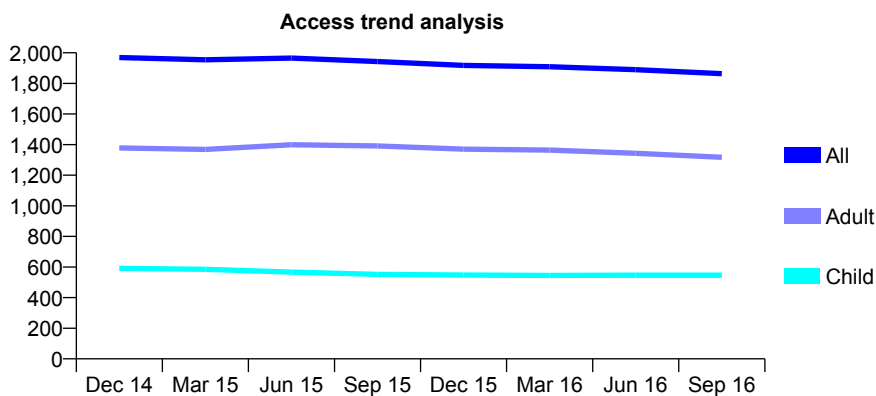
Q47 - Vital Signs At a Glance Contract Report for 917672/0001 - September 2016

Name or company name	MR MJ HOLYOAK
Contract type name	GDS Contract
Purpose of contract	General
Contract start date	01/04/2006
Contract end date	

16/17 Contracted general activity (UDA)	4,900
Carry forward general activity (UDA)	0
16/17 Contracted orthodontic activity (UOA)	0
Carry forward orthodontic activity (UOA)	0
Baseline contract value	£101,269.77

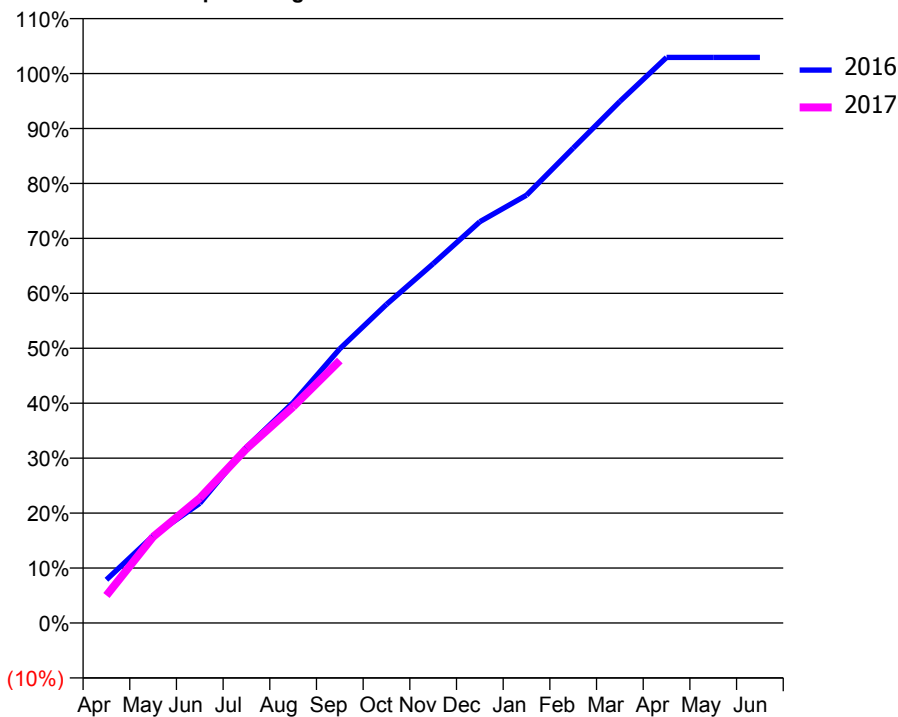
ACCESS*

Patients seen in 24 months	Total	Change since previous quarter
Quarter ending September 2015	1,943	
Quarter ending December 2015	1,918	↓
Quarter ending March 2016	1,909	→
Quarter ending June 2016	1,890	→
Quarter ending September 2016	1,864	↓
Variance since September 2015	(4.1%)	↓



ACTIVITY

Cumulative percentage of contracted UDA delivered 2016 & 2017



Month	Adjusted Scheduled Activity (UDA)	
	2016	2017
April	386	245
May	777	769
June	1,067	1,114
July	1,566	1,554
August	1,967	1,928
September	2,446	2,340
October	2,841	
November	3,204	
December	3,578	
January	3,815	
February	4,234	
March	4,651	
April	5,043	
May	5,044	
June	5,044	

QUALITY

	Quantity	Base Number	Contract	AT	Region	England
% of FP17s for the same patient ID Re-attending within 3 months - Children	38	477	8.0%	13.0%	13.5%	12.4%
% of FP17s for the same patient ID Re-attending within 3 months - Adults	172	1,107	15.5%	17.5%	17.4%	16.7%
% of FP17s for the same patient ID Re-attending between 3 & 9 months - Children	306	477	64.2%	57.2%	59.0%	57.4%
% of FP17s for the same patient ID Re-attending between 3 & 9 months - Adults	706	1,107	63.8%	51.0%	52.6%	50.5%
% of FP17s for Band 1 Urgent Courses	37	1,351	2.7%	11.0%	9.4%	9.1%
% of FP17s Relating to Free Repair or Replacements	4	1,351	0.3%	0.9%	1.0%	0.8%
% of FP17s Relating to Continuations	58	1,351	4.3%	1.3%	1.5%	1.3%
% of Patients satisfied with the dentistry they have received	5	5	N/A	93.4%	93.7%	93.2%
% of Patients satisfied with the time they had to wait for an appointment	5	5	N/A	89.9%	90.0%	89.0%

* This is based on patients treated on this contract for their most recent course of treatment. Figures in italics indicate the base number of FP17s or Patient Questionnaire responses are less than 100. N/A is shown where the base number of responses is less than 10 during the period. % is calculated as Quantity/Base number*100

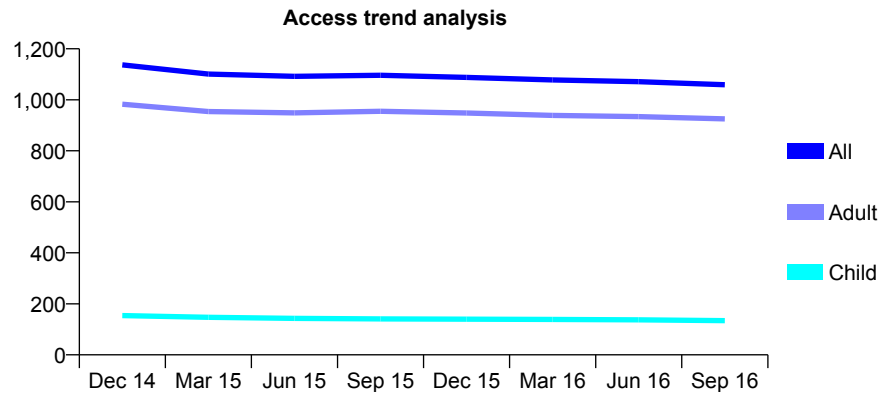
Q47 - Vital Signs At a Glance Contract Report for 928429/0001 - September 2016

Name or company name	MRS SJ WOODHEAD
Contract type name	GDS Contract
Purpose of contract	General
Contract start date	01/04/2006
Contract end date	

16/17 Contracted general activity (UDA)	6,000
Carry forward general activity (UDA)	0
16/17 Contracted orthodontic activity (UOA)	0
Carry forward orthodontic activity (UOA)	0
Baseline contract value	£128,969.11

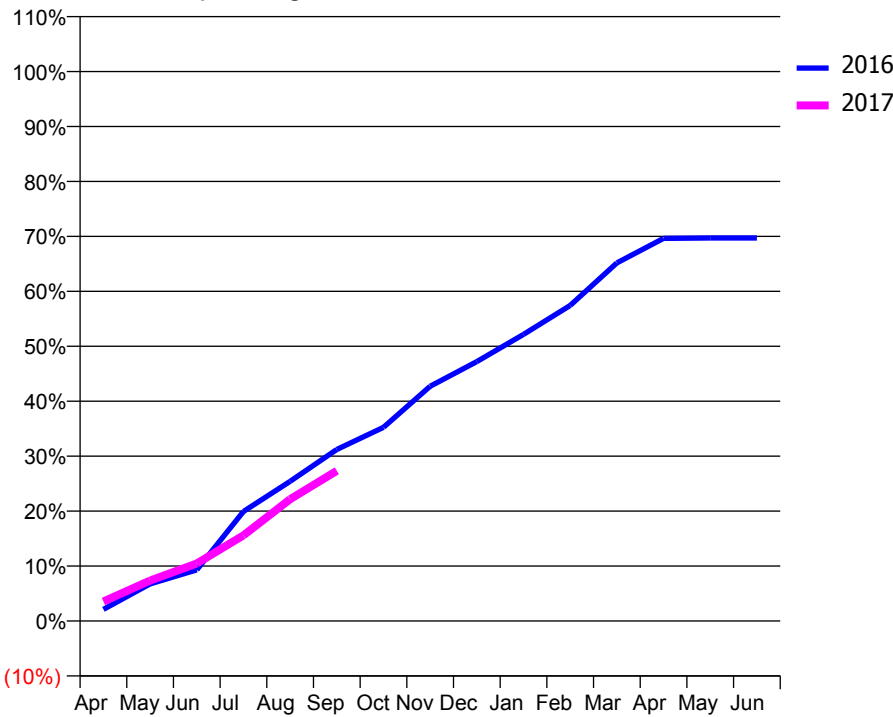
ACCESS*

Patients seen in 24 months	Total	Change since previous quarter
Quarter ending September 2015	1,096	
Quarter ending December 2015	1,088	→
Quarter ending March 2016	1,078	→
Quarter ending June 2016	1,071	→
Quarter ending September 2016	1,059	↓
Variance since September 2015	(3.4%)	↓



ACTIVITY

Cumulative percentage of contracted UDA delivered 2016 & 2017



Month	Adjusted Scheduled Activity (UDA)	
	2016	2017
April	128	213
May	406	443
June	559	628
July	1,196	935
August	1,525	1,330
September	1,873	1,640
October	2,115	
November	2,563	
December	2,832	
January	3,129	
February	3,446	
March	3,910	
April	4,178	
May	4,182	
June	4,182	

QUALITY

	Quantity	Base Number	Contract	AT	Region	England
% of FP17s for the same patient ID Re-attending within 3 months - Children	5	71	7.0%	13.0%	13.5%	12.4%
% of FP17s for the same patient ID Re-attending within 3 months - Adults	202	699	28.9%	17.5%	17.4%	16.7%
% of FP17s for the same patient ID Re-attending between 3 & 9 months - Children	44	71	62.0%	57.2%	59.0%	57.4%
% of FP17s for the same patient ID Re-attending between 3 & 9 months - Adults	298	699	42.6%	51.0%	52.6%	50.5%
% of FP17s for Band 1 Urgent Courses	79	679	11.6%	11.0%	9.4%	9.1%
% of FP17s Relating to Free Repair or Replacements	56	679	8.2%	0.9%	1.0%	0.8%
% of FP17s Relating to Continuations	30	679	4.4%	1.3%	1.5%	1.3%
% of Patients satisfied with the dentistry they have received	0	0	N/A	93.4%	93.7%	93.2%
% of Patients satisfied with the time they had to wait for an appointment	0	0	N/A	89.9%	90.0%	89.0%

* This is based on patients treated on this contract for their most recent course of treatment. Figures in italics indicate the base number of FP17s or Patient Questionnaire responses are less than 100. N/A is shown where the base number of responses is less than 10 during the period. % is calculated as Quantity/Base number*100

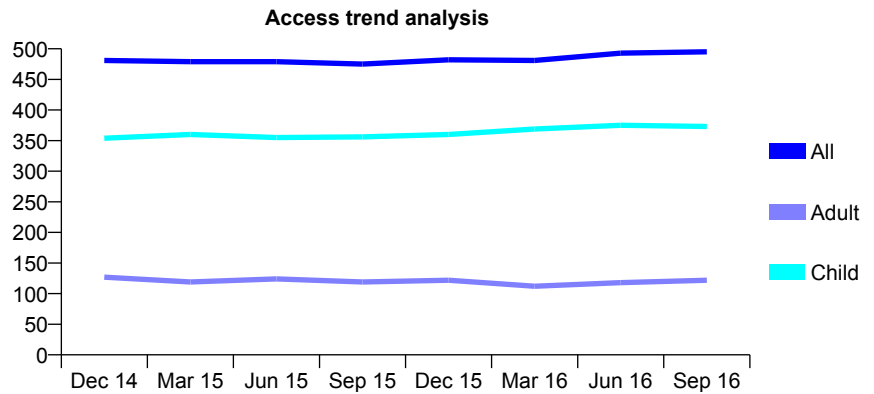
Q47 - Vital Signs At a Glance Contract Report for 931195/0001 - September 2016

Name or company name	MR DJ QUINN
Contract type name	GDS Contract
Purpose of contract	General
Contract start date	05/05/2009
Contract end date	

16/17 Contracted general activity (UDA)	1,281
Carry forward general activity (UDA)	0
16/17 Contracted orthodontic activity (UOA)	0
Carry forward orthodontic activity (UOA)	0
Baseline contract value	£34,608.51

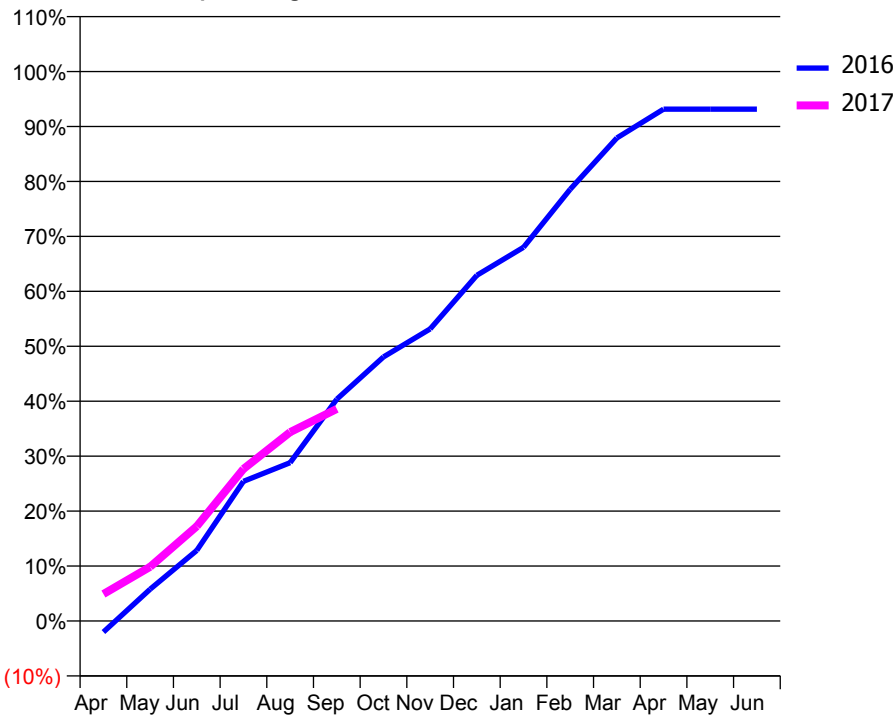
ACCESS*

Patients seen in 24 months	Total	Change since previous quarter
Quarter ending September 2015	475	
Quarter ending December 2015	482	→
Quarter ending March 2016	481	→
Quarter ending June 2016	493	↑
Quarter ending September 2016	495	→
Variance since September 2015	4.2%	↑



ACTIVITY

Cumulative percentage of contracted UDA delivered 2016 & 2017



Month	Adjusted Scheduled Activity (UDA)	
	2016	2017
April	-26	63
May	74	126
June	165	221
July	326	354
August	369	440
September	517	494
October	616	
November	681	
December	806	
January	871	
February	1,006	
March	1,126	
April	1,193	
May	1,193	
June	1,193	

QUALITY

	Quantity	Base Number	Contract	AT	Region	England
% of FP17s for the same patient ID Re-attending within 3 months - Children	14	293	4.8%	13.0%	13.5%	12.4%
% of FP17s for the same patient ID Re-attending within 3 months - Adults	5	83	6.0%	17.5%	17.4%	16.7%
% of FP17s for the same patient ID Re-attending between 3 & 9 months - Children	203	293	69.3%	57.2%	59.0%	57.4%
% of FP17s for the same patient ID Re-attending between 3 & 9 months - Adults	47	83	56.6%	51.0%	52.6%	50.5%
% of FP17s for Band 1 Urgent Courses	7	332	2.1%	11.0%	9.4%	9.1%
% of FP17s Relating to Free Repair or Replacements	0	332	0.0%	0.9%	1.0%	0.8%
% of FP17s Relating to Continuations	0	332	0.0%	1.3%	1.5%	1.3%
% of Patients satisfied with the dentistry they have received	0	0	N/A	93.4%	93.7%	93.2%
% of Patients satisfied with the time they had to wait for an appointment	0	0	N/A	89.9%	90.0%	89.0%

* This is based on patients treated on this contract for their most recent course of treatment. Figures in italics indicate the base number of FP17s or Patient Questionnaire responses are less than 100. N/A is shown where the base number of responses is less than 10 during the period. % is calculated as Quantity/Base number*100

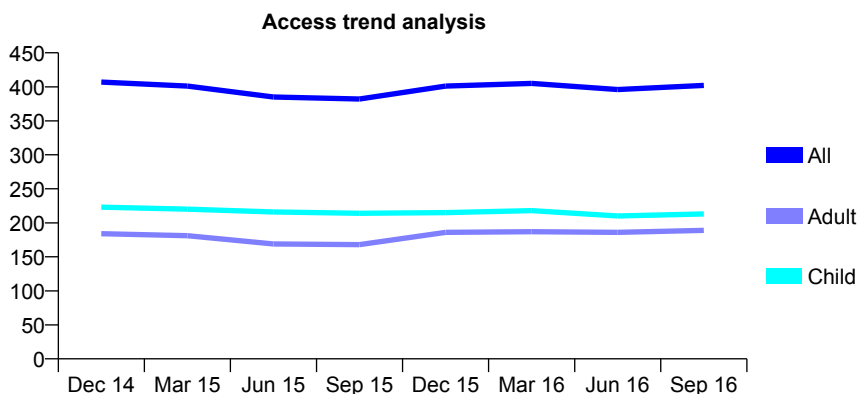
Q47 - Vital Signs At a Glance Contract Report for 934658/0001 - September 2016

Name or company name	MS LA BANNER
Contract type name	GDS Contract
Purpose of contract	General
Contract start date	01/04/2006
Contract end date	

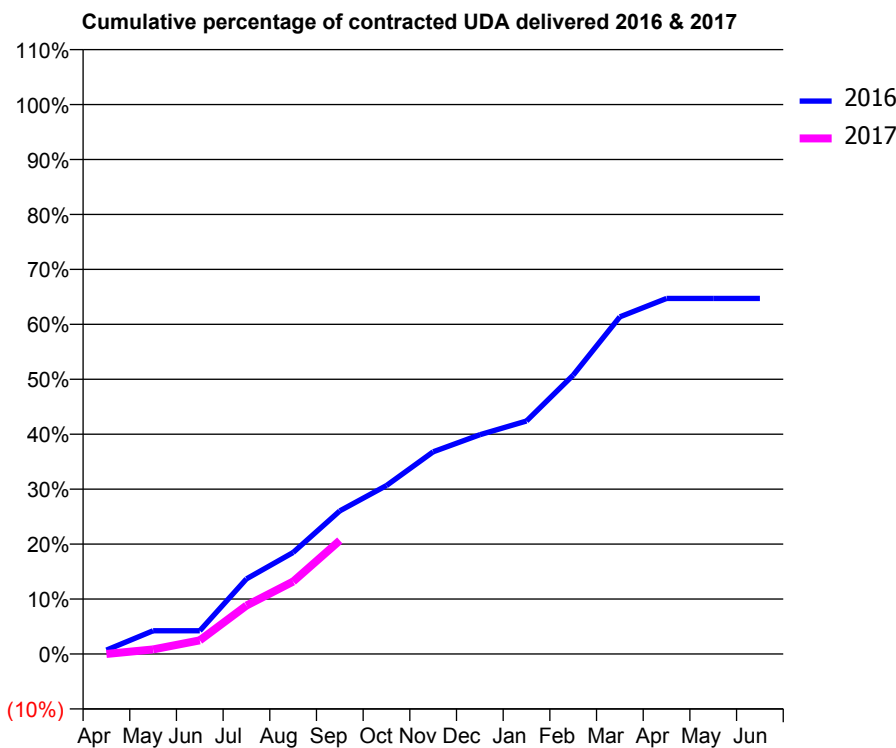
16/17 Contracted general activity (UDA)	2,544
Carry forward general activity (UDA)	0
16/17 Contracted orthodontic activity (UOA)	0
Carry forward orthodontic activity (UOA)	0
Baseline contract value	£68,353.63

ACCESS*

Patients seen in 24 months	Total	Change since previous quarter
Quarter ending September 2015	382	
Quarter ending December 2015	401	↑
Quarter ending March 2016	405	→
Quarter ending June 2016	396	↓
Quarter ending September 2016	402	→
Variance since September 2015	5.2%	↑



ACTIVITY



Month	Adjusted Scheduled Activity (UDA)	
	2016	2017
April	18	0
May	108	21
June	108	63
July	348	225
August	470	336
September	663	526
October	780	
November	936	
December	1,015	
January	1,079	
February	1,291	
March	1,561	
April	1,646	
May	1,646	
June	1,646	

QUALITY

	Quantity	Base Number	Contract	AT	Region	England
% of FP17s for the same patient ID Re-attending within 3 months - Children	9	126	7.1%	13.0%	13.5%	12.4%
% of FP17s for the same patient ID Re-attending within 3 months - Adults	23	105	21.9%	17.5%	17.4%	16.7%
% of FP17s for the same patient ID Re-attending between 3 & 9 months - Children	66	126	52.4%	57.2%	59.0%	57.4%
% of FP17s for the same patient ID Re-attending between 3 & 9 months - Adults	57	105	54.3%	51.0%	52.6%	50.5%
% of FP17s for Band 1 Urgent Courses	4	193	2.1%	11.0%	9.4%	9.1%
% of FP17s Relating to Free Repair or Replacements	0	193	0.0%	0.9%	1.0%	0.8%
% of FP17s Relating to Continuations	2	193	1.0%	1.3%	1.5%	1.3%
% of Patients satisfied with the dentistry they have received	0	0	N/A	93.4%	93.7%	93.2%
% of Patients satisfied with the time they had to wait for an appointment	0	0	N/A	89.9%	90.0%	89.0%

* This is based on patients treated on this contract for their most recent course of treatment. Figures in italics indicate the base number of FP17s or Patient Questionnaire responses are less than 100. N/A is shown where the base number of responses is less than 10 during the period. % is calculated as Quantity/Base number*100

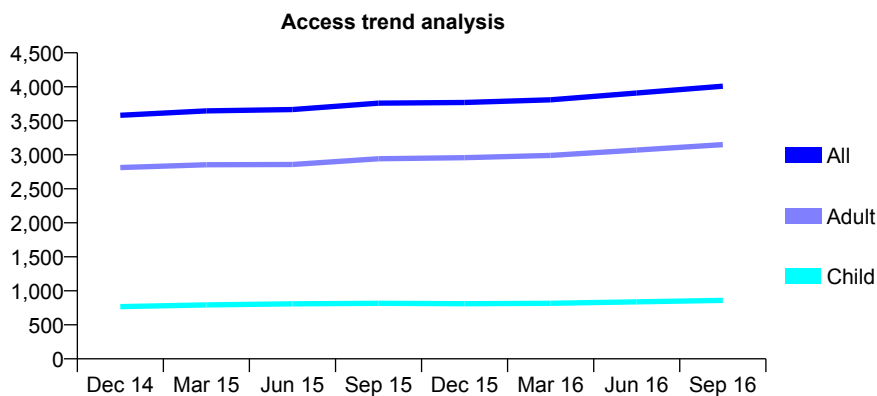
Q47 - Vital Signs At a Glance Contract Report for 942235/0001 - September 2016

Name or company name	MRS CA LEADBETTER
Contract type name	GDS Contract
Purpose of contract	General
Contract start date	01/04/2006
Contract end date	

16/17 Contracted general activity (UDA)	10,453
Carry forward general activity (UDA)	187
16/17 Contracted orthodontic activity (UOA)	0
Carry forward orthodontic activity (UOA)	0
Baseline contract value	£224,440.60

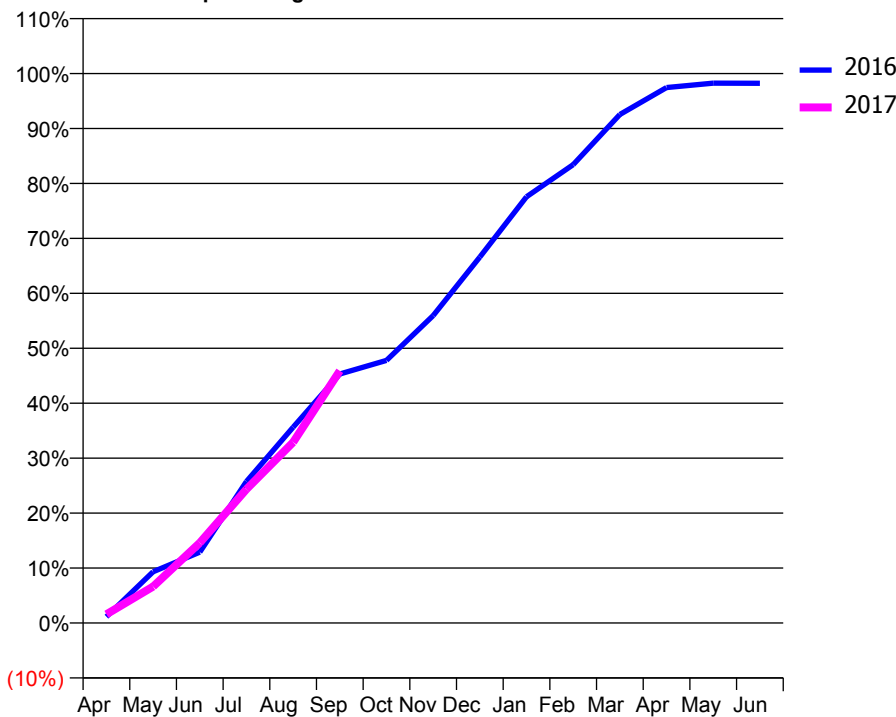
ACCESS*

Patients seen in 24 months	Total	Change since previous quarter
Quarter ending September 2015	3,759	
Quarter ending December 2015	3,769	→
Quarter ending March 2016	3,808	→
Quarter ending June 2016	3,908	↑
Quarter ending September 2016	4,009	↑
Variance since September 2015	6.7%	↑



ACTIVITY

Cumulative percentage of contracted UDA delivered 2016 & 2017



Adjusted Scheduled Activity (UDA)

Month	2016	2017
April	120	167
May	975	695
June	1,348	1,526
July	2,692	2,547
August	3,725	3,438
September	4,737	4,799
October	4,996	
November	5,849	
December	6,962	
January	8,107	
February	8,721	
March	9,673	
April	10,185	
May	10,269	
June	10,266	

QUALITY

	Quantity	Base Number	Contract	AT	Region	England
% of FP17s for the same patient ID Re-attending within 3 months - Children	40	585	6.8%	13.0%	13.5%	12.4%
% of FP17s for the same patient ID Re-attending within 3 months - Adults	306	2,423	12.6%	17.5%	17.4%	16.7%
% of FP17s for the same patient ID Re-attending between 3 & 9 months - Children	344	585	58.8%	57.2%	59.0%	57.4%
% of FP17s for the same patient ID Re-attending between 3 & 9 months - Adults	1,271	2,423	52.5%	51.0%	52.6%	50.5%
% of FP17s for Band 1 Urgent Courses	373	2,714	13.7%	11.0%	9.4%	9.1%
% of FP17s Relating to Free Repair or Replacements	41	2,714	1.5%	0.9%	1.0%	0.8%
% of FP17s Relating to Continuations	35	2,714	1.3%	1.3%	1.5%	1.3%
% of Patients satisfied with the dentistry they have received	4	4	N/A	93.4%	93.7%	93.2%
% of Patients satisfied with the time they had to wait for an appointment	4	4	N/A	89.9%	90.0%	89.0%

* This is based on patients treated on this contract for their most recent course of treatment. Figures in italics indicate the base number of FP17s or Patient Questionnaire responses are less than 100. N/A is shown where the base number of responses is less than 10 during the period. % is calculated as Quantity/Base number*100

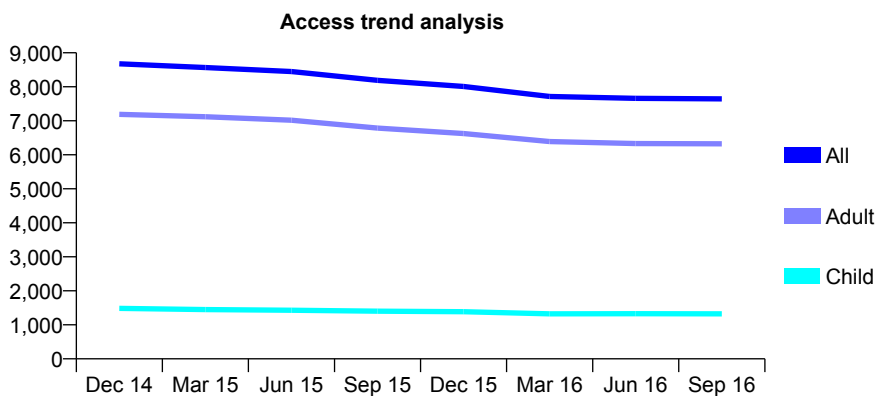
Q47 - Vital Signs At a Glance Contract Report for 997307/0001 - September 2016

Name or company name	MR SH HANLON
Contract type name	GDS Contract
Purpose of contract	General
Contract start date	01/04/2006
Contract end date	

16/17 Contracted general activity (UDA)	21,231
Carry forward general activity (UDA)	-152
16/17 Contracted orthodontic activity (UOA)	0
Carry forward orthodontic activity (UOA)	0
Baseline contract value	£572,069.12

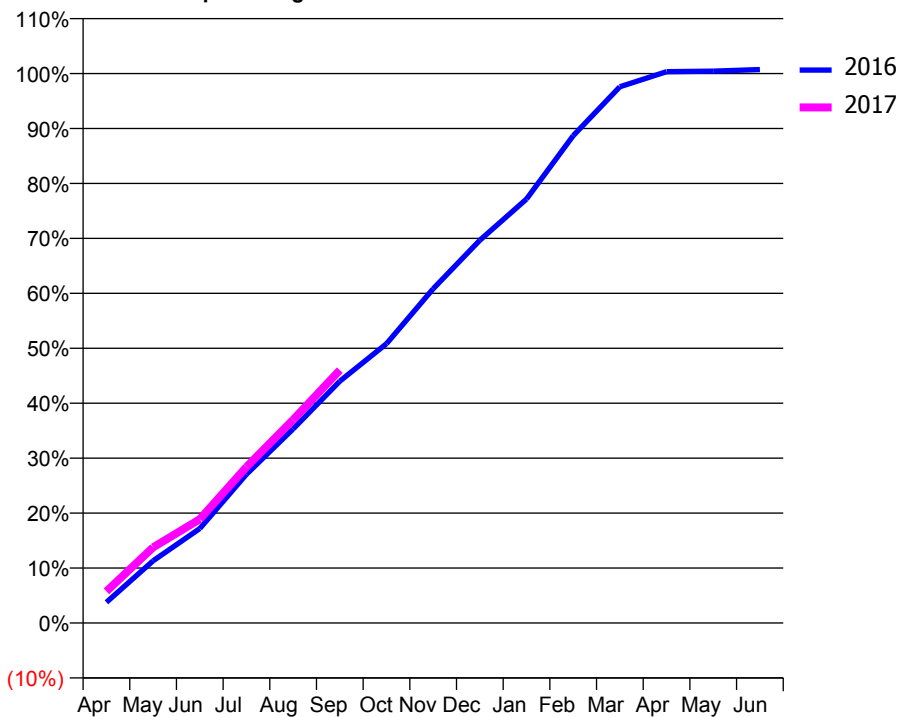
ACCESS*

Patients seen in 24 months	Total	Change since previous quarter
Quarter ending September 2015	8,190	
Quarter ending December 2015	8,010	↓
Quarter ending March 2016	7,716	↓
Quarter ending June 2016	7,662	→
Quarter ending September 2016	7,647	→
Variance since September 2015	(6.6%)	↓



ACTIVITY

Cumulative percentage of contracted UDA delivered 2016 & 2017



Adjusted Scheduled Activity (UDA)

Month	2016	2017
April	801	1,226
May	2,402	2,925
June	3,650	4,011
July	5,747	6,032
August	7,497	7,853
September	9,341	9,769
October	10,791	
November	12,911	
December	14,787	
January	16,380	
February	18,830	
March	20,717	
April	21,301	
May	21,323	
June	21,383	

QUALITY

	Quantity	Base Number	Contract	AT	Region	England
% of FP17s for the same patient ID Re-attending within 3 months - Children	81	1,140	7.1%	13.0%	13.5%	12.4%
% of FP17s for the same patient ID Re-attending within 3 months - Adults	892	4,952	18.0%	17.5%	17.4%	16.7%
% of FP17s for the same patient ID Re-attending between 3 & 9 months - Children	778	1,140	68.2%	57.2%	59.0%	57.4%
% of FP17s for the same patient ID Re-attending between 3 & 9 months - Adults	2,615	4,952	52.8%	51.0%	52.6%	50.5%
% of FP17s for Band 1 Urgent Courses	539	5,680	9.5%	11.0%	9.4%	9.1%
% of FP17s Relating to Free Repair or Replacements	81	5,680	1.4%	0.9%	1.0%	0.8%
% of FP17s Relating to Continuations	27	5,680	0.5%	1.3%	1.5%	1.3%
% of Patients satisfied with the dentistry they have received	10	12	83.3%	93.4%	93.7%	93.2%
% of Patients satisfied with the time they had to wait for an appointment	11	12	91.7%	89.9%	90.0%	89.0%

* This is based on patients treated on this contract for their most recent course of treatment. Figures in italics indicate the base number of FP17s or Patient Questionnaire responses are less than 100. N/A is shown where the base number of responses is less than 10 during the period. % is calculated as Quantity/Base number*100

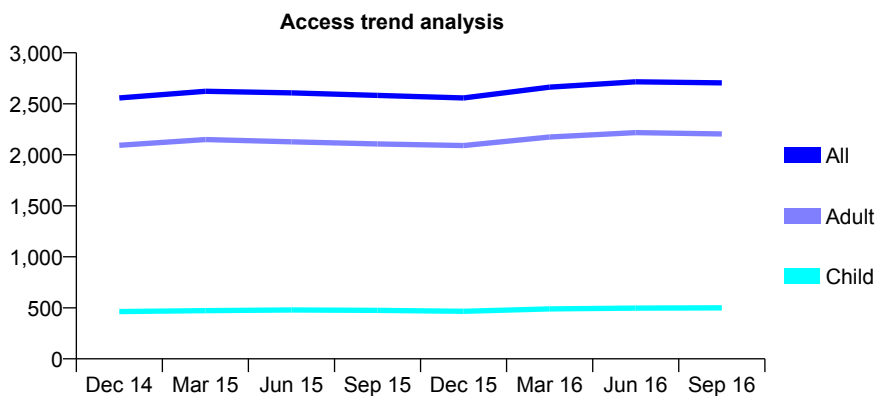
Q47 - Vital Signs At a Glance Contract Report for 999350/0001 - September 2016

Name or company name	MISS EA LEAVER
Contract type name	GDS Contract
Purpose of contract	General
Contract start date	01/04/2006
Contract end date	

16/17 Contracted general activity (UDA)	8,727
Carry forward general activity (UDA)	35
16/17 Contracted orthodontic activity (UOA)	0
Carry forward orthodontic activity (UOA)	0
Baseline contract value	£167,605.19

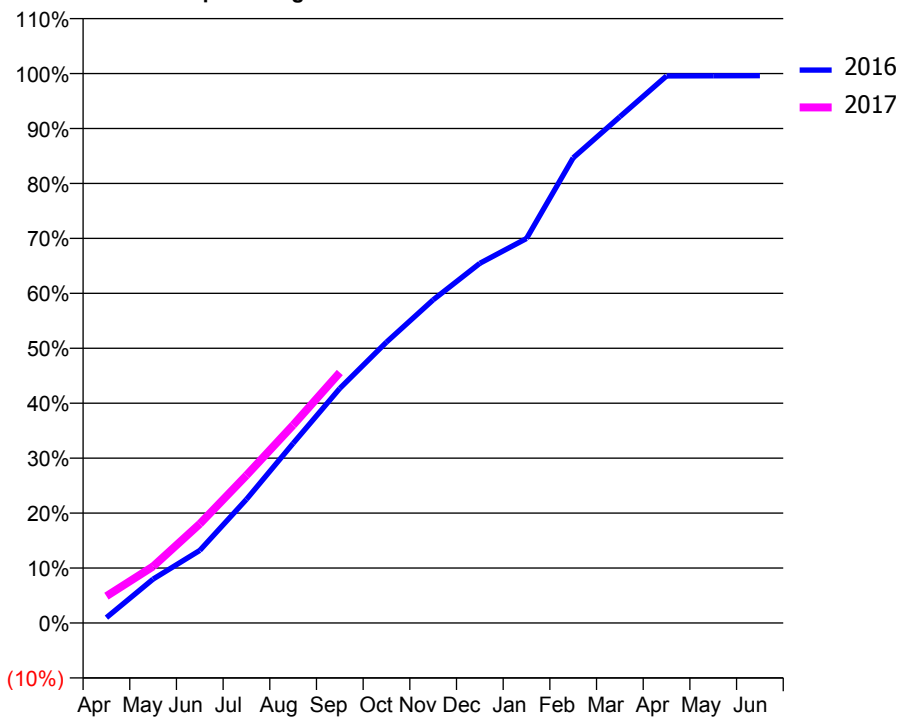
ACCESS*

Patients seen in 24 months	Total	Change since previous quarter
Quarter ending September 2015	2,582	
Quarter ending December 2015	2,557	→
Quarter ending March 2016	2,664	↑
Quarter ending June 2016	2,716	→
Quarter ending September 2016	2,705	→
Variance since September 2015	4.8%	↑



ACTIVITY

Cumulative percentage of contracted UDA delivered 2016 & 2017



Adjusted Scheduled Activity (UDA)

Month	2016	2017
April	87	426
May	698	899
June	1,153	1,575
July	1,963	2,345
August	2,854	3,143
September	3,727	3,978
October	4,462	
November	5,132	
December	5,713	
January	6,106	
February	7,389	
March	8,040	
April	8,689	
May	8,690	
June	8,692	

QUALITY

	Quantity	Base Number	Contract	AT	Region	England
% of FP17s for the same patient ID Re-attending within 3 months - Children	43	465	9.2%	13.0%	13.5%	12.4%
% of FP17s for the same patient ID Re-attending within 3 months - Adults	363	1,937	18.7%	17.5%	17.4%	16.7%
% of FP17s for the same patient ID Re-attending between 3 & 9 months - Children	274	465	58.9%	57.2%	59.0%	57.4%
% of FP17s for the same patient ID Re-attending between 3 & 9 months - Adults	950	1,937	49.0%	51.0%	52.6%	50.5%
% of FP17s for Band 1 Urgent Courses	325	2,072	15.7%	11.0%	9.4%	9.1%
% of FP17s Relating to Free Repair or Replacements	0	2,072	0.0%	0.9%	1.0%	0.8%
% of FP17s Relating to Continuations	11	2,072	0.5%	1.3%	1.5%	1.3%
% of Patients satisfied with the dentistry they have received	7	9	N/A	93.4%	93.7%	93.2%
% of Patients satisfied with the time they had to wait for an appointment	7	9	N/A	89.9%	90.0%	89.0%

* This is based on patients treated on this contract for their most recent course of treatment. Figures in italics indicate the base number of FP17s or Patient Questionnaire responses are less than 100. N/A is shown where the base number of responses is less than 10 during the period. % is calculated as Quantity/Base number*100

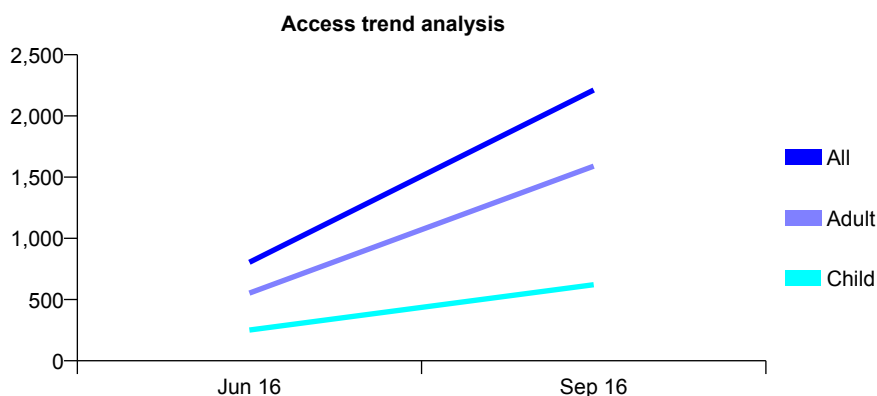
Q48 - Vital Signs At a Glance Contract Report for 100096/0000 - September 2016

Name or company name	Care (Lancashire) Ltd
Contract type name	GDS Contract
Purpose of contract	General
Contract start date	01/04/2016
Contract end date	

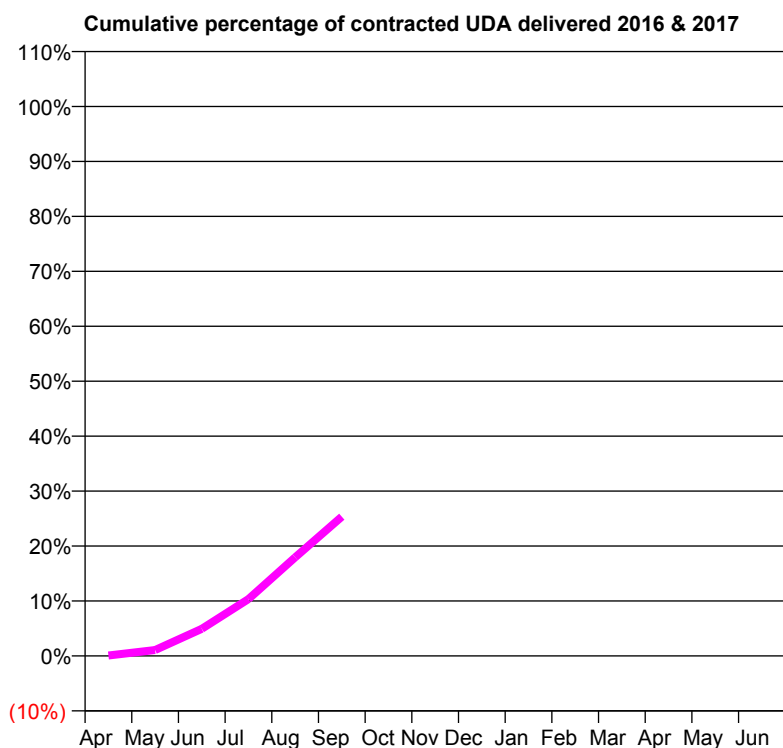
16/17 Contracted general activity (UDA)	19,000
Carry forward general activity (UDA)	0
16/17 Contracted orthodontic activity (UOA)	0
Carry forward orthodontic activity (UOA)	0
Baseline contract value	£382,879.07

ACCESS*

Patients seen in 24 months	Total	Change since previous quarter
Quarter ending September 2015	0	
Quarter ending December 2015	0	
Quarter ending March 2016	0	
Quarter ending June 2016	804	↑
Quarter ending September 2016	2,212	↑
Variance since September 2015	N/A	



ACTIVITY



Month	Adjusted Scheduled Activity (UDA)	
	2016	2017
April	0	15
May	0	205
June	0	937
July	0	1,966
August	0	3,409
September	0	4,816
October	0	
November	0	
December	0	
January	0	
February	0	
March	0	
April	0	
May	0	
June	0	

QUALITY

	Quantity	Base Number	Contract	AT	Region	England
% of FP17s for the same patient ID Re-attending within 3 months - Children	27	603	4.5%	12.7%	13.5%	12.4%
% of FP17s for the same patient ID Re-attending within 3 months - Adults	113	1,559	7.2%	17.7%	17.4%	16.7%
% of FP17s for the same patient ID Re-attending between 3 & 9 months - Children	14	603	2.3%	53.6%	59.0%	57.4%
% of FP17s for the same patient ID Re-attending between 3 & 9 months - Adults	43	1,559	2.8%	45.0%	52.6%	50.5%
% of FP17s for Band 1 Urgent Courses	150	2,162	6.9%	11.7%	9.4%	9.1%
% of FP17s Relating to Free Repair or Replacements	5	2,162	0.2%	1.0%	1.0%	0.8%
% of FP17s Relating to Continuations	36	2,162	1.7%	1.4%	1.5%	1.3%
% of Patients satisfied with the dentistry they have received	0	0	N/A	94.0%	93.7%	93.2%
% of Patients satisfied with the time they had to wait for an appointment	0	0	N/A	89.1%	90.0%	89.0%

* This is based on patients treated on this contract for their most recent course of treatment. Figures in italics indicate the base number of FP17s or Patient Questionnaire responses are less than 100. N/A is shown where the base number of responses is less than 10 during the period. % is calculated as Quantity/Base number*100

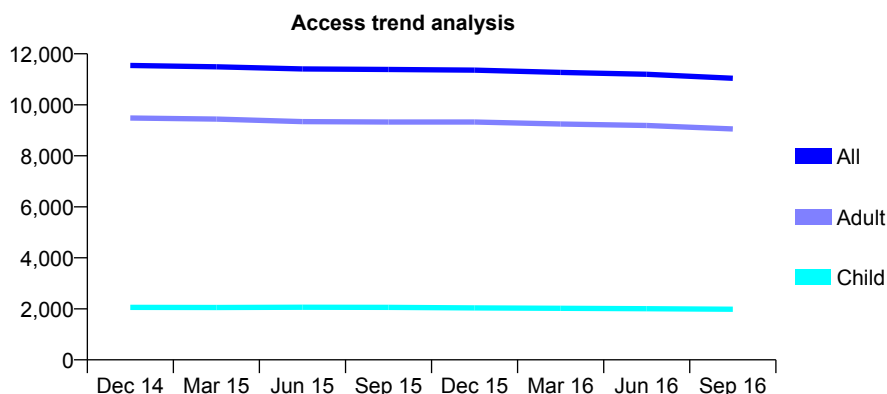
Q48 - Vital Signs At a Glance Contract Report for 101281/0115 - September 2016

Name or company name	OASIS DENTAL CARE LTD
Contract type name	GDS Contract
Purpose of contract	General
Contract start date	01/04/2006
Contract end date	

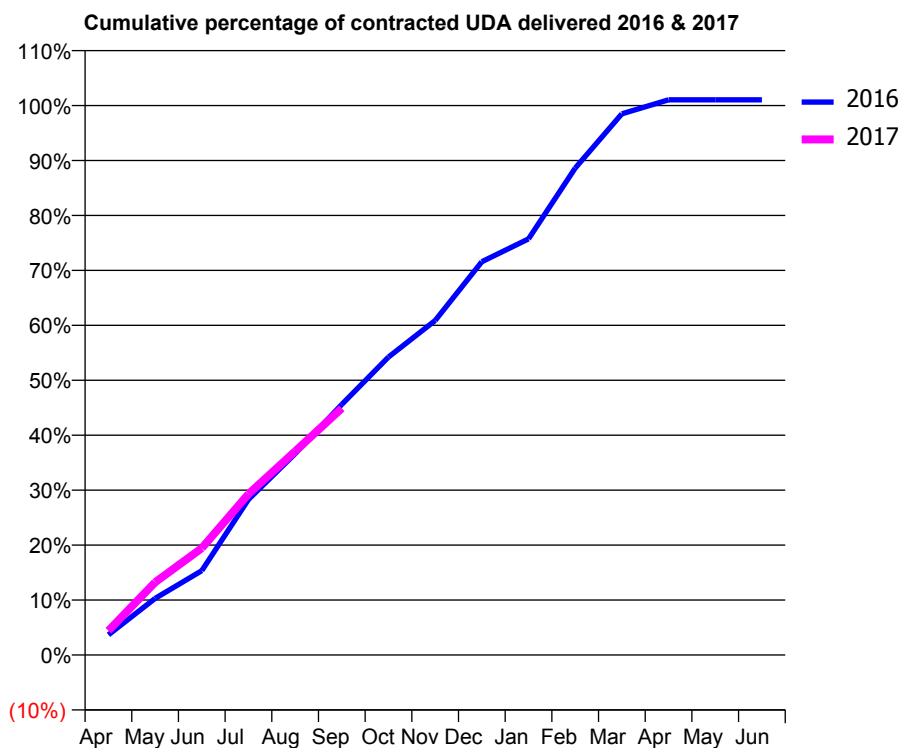
16/17 Contracted general activity (UDA)	34,474
Carry forward general activity (UDA)	0
16/17 Contracted orthodontic activity (UOA)	0
Carry forward orthodontic activity (UOA)	0
Baseline contract value	£947,884.99

ACCESS*

Patients seen in 24 months	Total	Change since previous quarter
Quarter ending September 2015	11,385	
Quarter ending December 2015	11,362	→
Quarter ending March 2016	11,270	→
Quarter ending June 2016	11,195	→
Quarter ending September 2016	11,039	↓
Variance since September 2015	(3.0%)	↓



ACTIVITY



Month	Adjusted Scheduled Activity (UDA)	
	2016	2017
April	1,268	1,527
May	3,550	4,563
June	5,288	6,704
July	9,763	10,104
August	12,629	12,778
September	15,723	15,480
October	18,690	
November	20,983	
December	24,676	
January	26,106	
February	30,551	
March	33,950	
April	34,828	
May	34,828	
June	34,829	

QUALITY

	Quantity	Base Number	Contract	AT	Region	England
% of FP17s for the same patient ID Re-attending within 3 months - Children	161	1,708	9.4%	12.7%	13.5%	12.4%
% of FP17s for the same patient ID Re-attending within 3 months - Adults	1,258	7,411	17.0%	17.7%	17.4%	16.7%
% of FP17s for the same patient ID Re-attending between 3 & 9 months - Children	1,230	1,708	72.0%	53.6%	59.0%	57.4%
% of FP17s for the same patient ID Re-attending between 3 & 9 months - Adults	4,823	7,411	65.1%	45.0%	52.6%	50.5%
% of FP17s for Band 1 Urgent Courses	548	8,598	6.4%	11.7%	9.4%	9.1%
% of FP17s Relating to Free Repair or Replacements	205	8,598	2.4%	1.0%	1.0%	0.8%
% of FP17s Relating to Continuations	140	8,598	1.6%	1.4%	1.5%	1.3%
% of Patients satisfied with the dentistry they have received	22	23	95.7%	94.0%	93.7%	93.2%
% of Patients satisfied with the time they had to wait for an appointment	18	23	78.3%	89.1%	90.0%	89.0%

* This is based on patients treated on this contract for their most recent course of treatment. Figures in italics indicate the base number of FP17s or Patient Questionnaire responses are less than 100. N/A is shown where the base number of responses is less than 10 during the period. % is calculated as Quantity/Base number*100

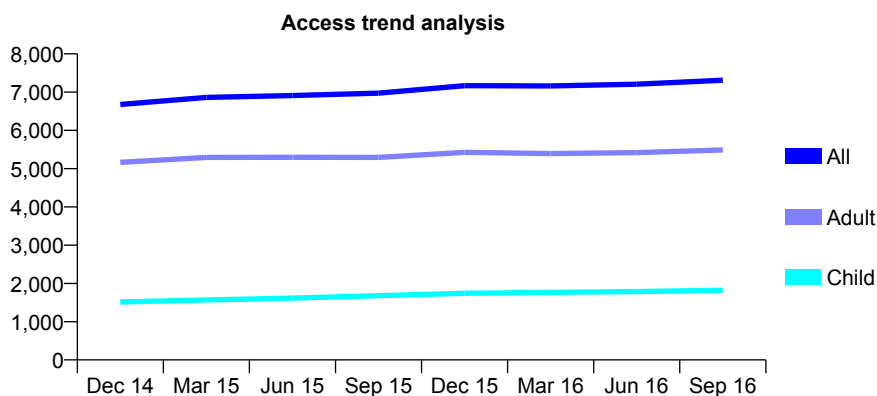
Q48 - Vital Signs At a Glance Contract Report for 101281/0168 - September 2016

Name or company name	OASIS DENTAL CARE LTD
Contract type name	GDS Contract
Purpose of contract	General
Contract start date	29/05/2007
Contract end date	

16/17 Contracted general activity (UDA)	20,675
Carry forward general activity (UDA)	0
16/17 Contracted orthodontic activity (UOA)	0
Carry forward orthodontic activity (UOA)	0
Baseline contract value	£562,627.31

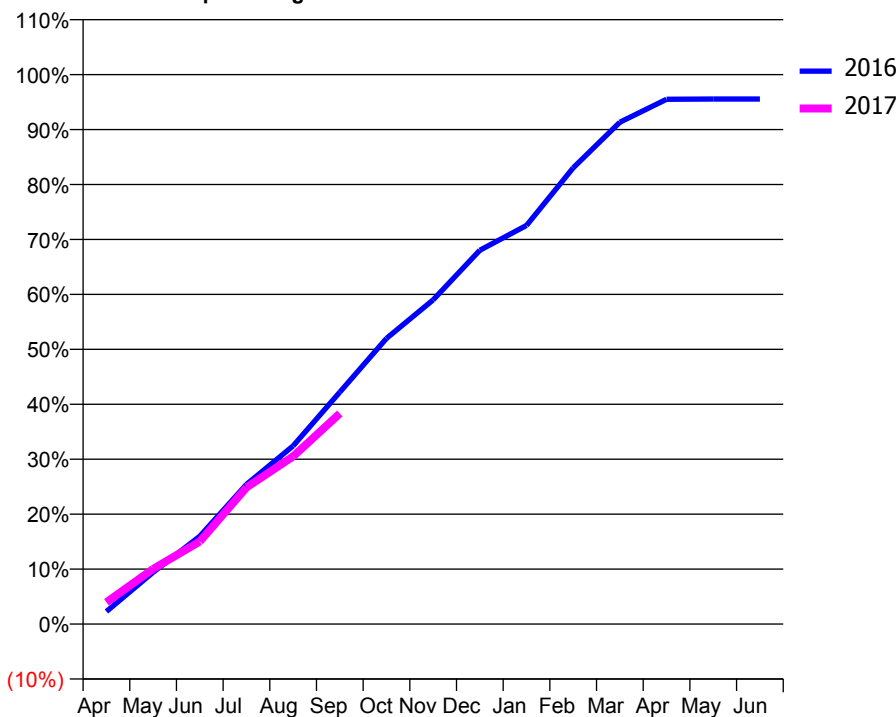
ACCESS*

Patients seen in 24 months	Total	Change since previous quarter
Quarter ending September 2015	6,974	
Quarter ending December 2015	7,167	↑
Quarter ending March 2016	7,161	→
Quarter ending June 2016	7,207	→
Quarter ending September 2016	7,310	→
Variance since September 2015	4.8%	↑



ACTIVITY

Cumulative percentage of contracted UDA delivered 2016 & 2017



Adjusted Scheduled Activity (UDA)

Month	2016	2017
April	473	820
May	1,950	2,077
June	3,305	3,107
July	5,253	5,141
August	6,706	6,309
September	8,730	7,923
October	10,749	
November	12,199	
December	14,064	
January	15,001	
February	17,164	
March	18,880	
April	19,747	
May	19,754	
June	19,757	

QUALITY

	Quantity	Base Number	Contract	AT	Region	England
% of FP17s for the same patient ID Re-attending within 3 months - Children	120	1,215	9.9%	12.7%	13.5%	12.4%
% of FP17s for the same patient ID Re-attending within 3 months - Adults	447	3,252	13.7%	17.7%	17.4%	16.7%
% of FP17s for the same patient ID Re-attending between 3 & 9 months - Children	617	1,215	50.8%	53.6%	59.0%	57.4%
% of FP17s for the same patient ID Re-attending between 3 & 9 months - Adults	1,491	3,252	45.8%	45.0%	52.6%	50.5%
% of FP17s for Band 1 Urgent Courses	927	4,106	22.6%	11.7%	9.4%	9.1%
% of FP17s Relating to Free Repair or Replacements	18	4,106	0.4%	1.0%	1.0%	0.8%
% of FP17s Relating to Continuations	51	4,106	1.2%	1.4%	1.5%	1.3%
% of Patients satisfied with the dentistry they have received	5	5	N/A	94.0%	93.7%	93.2%
% of Patients satisfied with the time they had to wait for an appointment	5	5	N/A	89.1%	90.0%	89.0%

* This is based on patients treated on this contract for their most recent course of treatment. Figures in italics indicate the base number of FP17s or Patient Questionnaire responses are less than 100. N/A is shown where the base number of responses is less than 10 during the period. % is calculated as Quantity/Base number*100

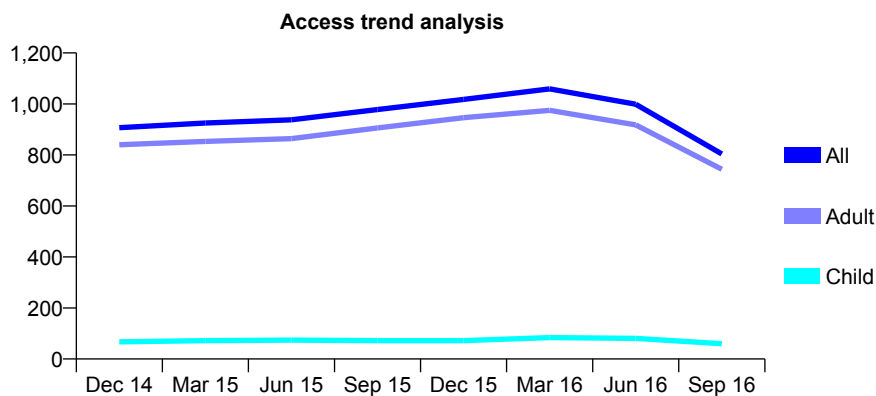
Q48 - Vital Signs At a Glance Contract Report for 101281/0174 - September 2016

Name or company name	OASIS DENTAL CARE LTD
Contract type name	GDS Contract
Purpose of contract	General
Contract start date	08/10/2007
Contract end date	31/05/2016

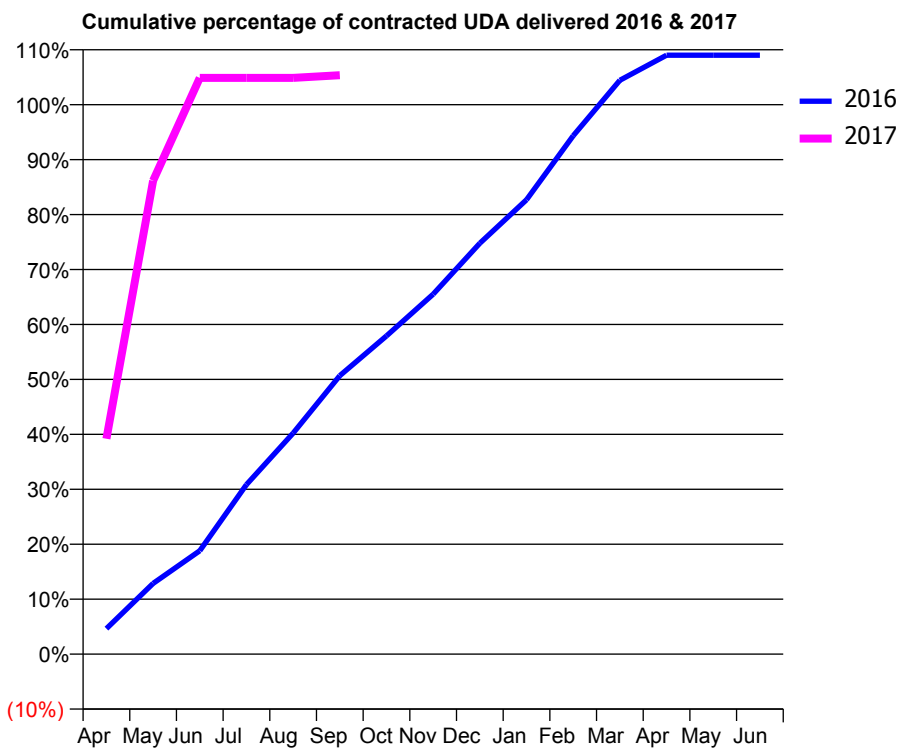
16/17 Contracted general activity (UDA)	250
Carry forward general activity (UDA)	0
16/17 Contracted orthodontic activity (UOA)	0
Carry forward orthodontic activity (UOA)	0
Baseline contract value	£13,020.66

ACCESS*

Patients seen in 24 months	Total	Change since previous quarter
Quarter ending September 2015	978	
Quarter ending December 2015	1,018	↑
Quarter ending March 2016	1,059	↑
Quarter ending June 2016	999	↓
Quarter ending September 2016	804	↓
Variance since September 2015	(17.8%)	↓



ACTIVITY



Month	Adjusted Scheduled Activity (UDA)	
	2016	2017
April	70	98
May	193	215
June	282	262
July	463	262
August	603	262
September	760	263
October	869	
November	983	
December	1,122	
January	1,240	
February	1,415	
March	1,566	
April	1,635	
May	1,635	
June	1,635	

QUALITY

	Quantity	Base Number	Contract	AT	Region	England
% of FP17s for the same patient ID Re-attending within 3 months - Children	1	22	4.5%	12.7%	13.5%	12.4%
% of FP17s for the same patient ID Re-attending within 3 months - Adults	34	260	13.1%	17.7%	17.4%	16.7%
% of FP17s for the same patient ID Re-attending between 3 & 9 months - Children	0	22	0.0%	53.6%	59.0%	57.4%
% of FP17s for the same patient ID Re-attending between 3 & 9 months - Adults	12	260	4.6%	45.0%	52.6%	50.5%
% of FP17s for Band 1 Urgent Courses	212	225	94.2%	11.7%	9.4%	9.1%
% of FP17s Relating to Free Repair or Replacements	0	225	0.0%	1.0%	1.0%	0.8%
% of FP17s Relating to Continuations	0	225	0.0%	1.4%	1.5%	1.3%
% of Patients satisfied with the dentistry they have received	0	0	N/A	94.0%	93.7%	93.2%
% of Patients satisfied with the time they had to wait for an appointment	0	0	N/A	89.1%	90.0%	89.0%

* This is based on patients treated on this contract for their most recent course of treatment. Figures in italics indicate the base number of FP17s or Patient Questionnaire responses are less than 100. N/A is shown where the base number of responses is less than 10 during the period. % is calculated as Quantity/Base number*100

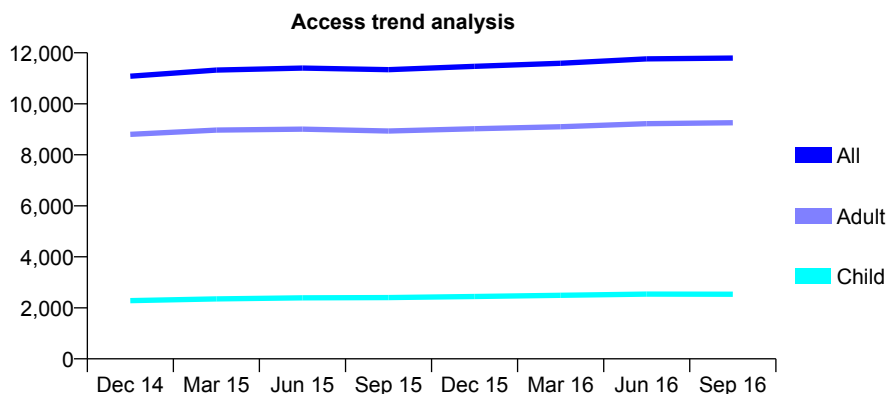
Q48 - Vital Signs At a Glance Contract Report for 101338/0039 - September 2016

Name or company name	Whitecross Dental Care Limited
Contract type name	GDS Contract
Purpose of contract	General
Contract start date	01/04/2006
Contract end date	

16/17 Contracted general activity (UDA)	39,698
Carry forward general activity (UDA)	215
16/17 Contracted orthodontic activity (UOA)	0
Carry forward orthodontic activity (UOA)	0
Baseline contract value	£1,012,703.04

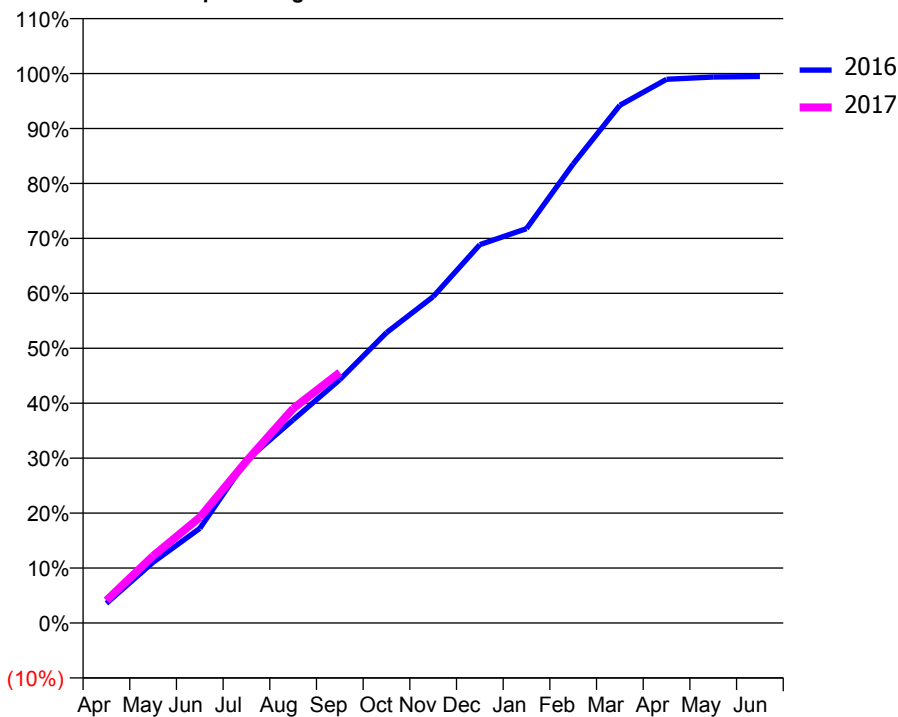
ACCESS*

Patients seen in 24 months	Total	Change since previous quarter
Quarter ending September 2015	11,336	
Quarter ending December 2015	11,471	→
Quarter ending March 2016	11,590	→
Quarter ending June 2016	11,760	→
Quarter ending September 2016	11,793	→
Variance since September 2015	4.0%	↑



ACTIVITY

Cumulative percentage of contracted UDA delivered 2016 & 2017



Month	Adjusted Scheduled Activity (UDA)	
	2016	2017
April	1,420	1,629
May	4,385	4,852
June	6,838	7,632
July	11,762	11,701
August	14,672	15,491
September	17,584	18,106
October	20,973	
November	23,583	
December	27,334	
January	28,493	
February	33,166	
March	37,406	
April	39,276	
May	39,440	
June	39,483	

QUALITY

	Quantity	Base Number	Contract	AT	Region	England
% of FP17s for the same patient ID Re-attending within 3 months - Children	166	1,597	10.4%	12.7%	13.5%	12.4%
% of FP17s for the same patient ID Re-attending within 3 months - Adults	865	5,579	15.5%	17.7%	17.4%	16.7%
% of FP17s for the same patient ID Re-attending between 3 & 9 months - Children	716	1,597	44.8%	53.6%	59.0%	57.4%
% of FP17s for the same patient ID Re-attending between 3 & 9 months - Adults	2,323	5,579	41.6%	45.0%	52.6%	50.5%
% of FP17s for Band 1 Urgent Courses	570	6,439	8.9%	11.7%	9.4%	9.1%
% of FP17s Relating to Free Repair or Replacements	31	6,439	0.5%	1.0%	1.0%	0.8%
% of FP17s Relating to Continuations	111	6,439	1.7%	1.4%	1.5%	1.3%
% of Patients satisfied with the dentistry they have received	17	20	85.0%	94.0%	93.7%	93.2%
% of Patients satisfied with the time they had to wait for an appointment	18	20	90.0%	89.1%	90.0%	89.0%

* This is based on patients treated on this contract for their most recent course of treatment. Figures in italics indicate the base number of FP17s or Patient Questionnaire responses are less than 100. N/A is shown where the base number of responses is less than 10 during the period. % is calculated as Quantity/Base number*100

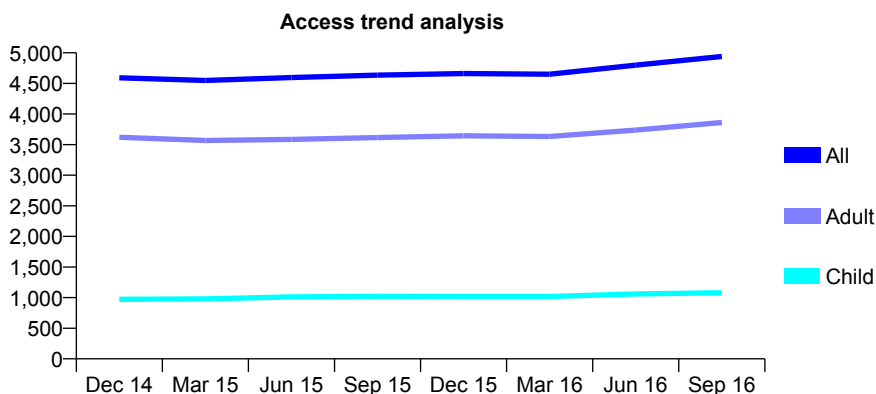
Q48 - Vital Signs At a Glance Contract Report for 101338/0061 - September 2016

Name or company name	Whitecross Dental Care Limited
Contract type name	GDS Contract
Purpose of contract	General
Contract start date	01/03/2008
Contract end date	

16/17 Contracted general activity (UDA)	18,976
Carry forward general activity (UDA)	0
16/17 Contracted orthodontic activity (UOA)	0
Carry forward orthodontic activity (UOA)	0
Baseline contract value	£484,187.27

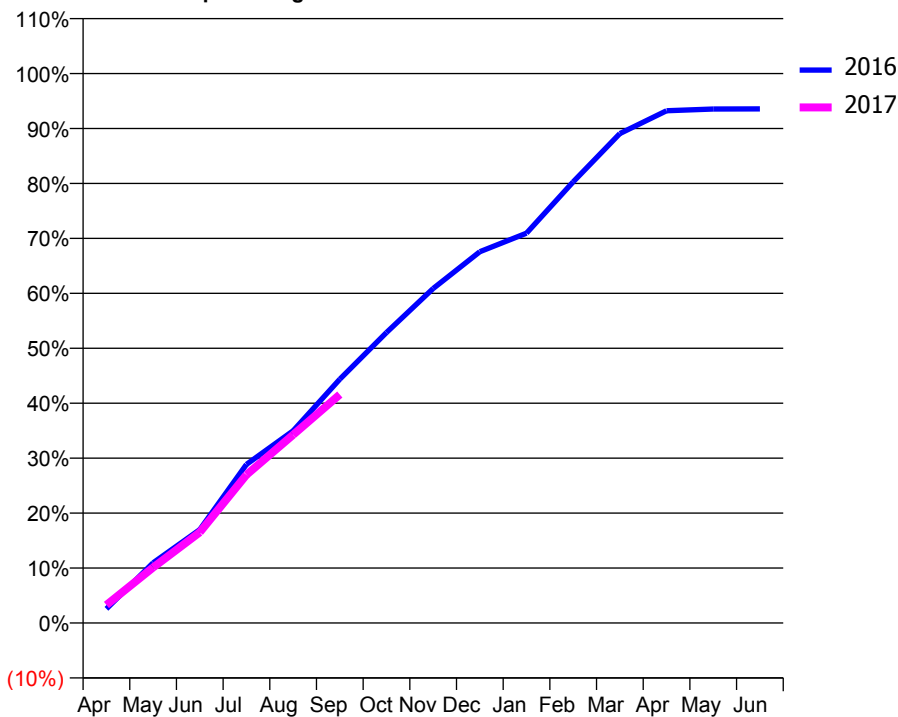
ACCESS*

Patients seen in 24 months	Total	Change since previous quarter
Quarter ending September 2015	4,636	
Quarter ending December 2015	4,662	→
Quarter ending March 2016	4,651	→
Quarter ending June 2016	4,798	↑
Quarter ending September 2016	4,941	↑
Variance since September 2015	6.6%	↑



ACTIVITY

Cumulative percentage of contracted UDA delivered 2016 & 2017



Month	Adjusted Scheduled Activity (UDA)	
	2016	2017
April	492	622
May	2,079	1,917
June	3,225	3,132
July	5,477	5,117
August	6,638	6,501
September	8,418	7,891
October	10,030	
November	11,551	
December	12,821	
January	13,465	
February	15,236	
March	16,902	
April	17,690	
May	17,751	
June	17,752	

QUALITY

	Quantity	Base Number	Contract	AT	Region	England
% of FP17s for the same patient ID Re-attending within 3 months - Children	69	725	9.5%	12.7%	13.5%	12.4%
% of FP17s for the same patient ID Re-attending within 3 months - Adults	318	2,155	14.8%	17.7%	17.4%	16.7%
% of FP17s for the same patient ID Re-attending between 3 & 9 months - Children	317	725	43.7%	53.6%	59.0%	57.4%
% of FP17s for the same patient ID Re-attending between 3 & 9 months - Adults	796	2,155	36.9%	45.0%	52.6%	50.5%
% of FP17s for Band 1 Urgent Courses	212	2,648	8.0%	11.7%	9.4%	9.1%
% of FP17s Relating to Free Repair or Replacements	33	2,648	1.2%	1.0%	1.0%	0.8%
% of FP17s Relating to Continuations	50	2,648	1.9%	1.4%	1.5%	1.3%
% of Patients satisfied with the dentistry they have received	8	8	N/A	94.0%	93.7%	93.2%
% of Patients satisfied with the time they had to wait for an appointment	8	8	N/A	89.1%	90.0%	89.0%

* This is based on patients treated on this contract for their most recent course of treatment. Figures in italics indicate the base number of FP17s or Patient Questionnaire responses are less than 100. N/A is shown where the base number of responses is less than 10 during the period. % is calculated as Quantity/Base number*100

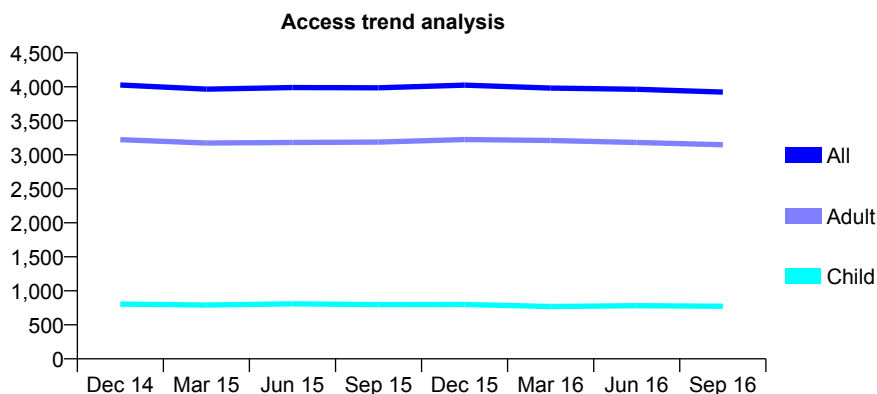
Q48 - Vital Signs At a Glance Contract Report for 101338/0063 - September 2016

Name or company name	Whitecross Dental Care Limited
Contract type name	GDS Contract
Purpose of contract	General
Contract start date	01/04/2008
Contract end date	

16/17 Contracted general activity (UDA)	13,627
Carry forward general activity (UDA)	0
16/17 Contracted orthodontic activity (UOA)	0
Carry forward orthodontic activity (UOA)	0
Baseline contract value	£351,940.61

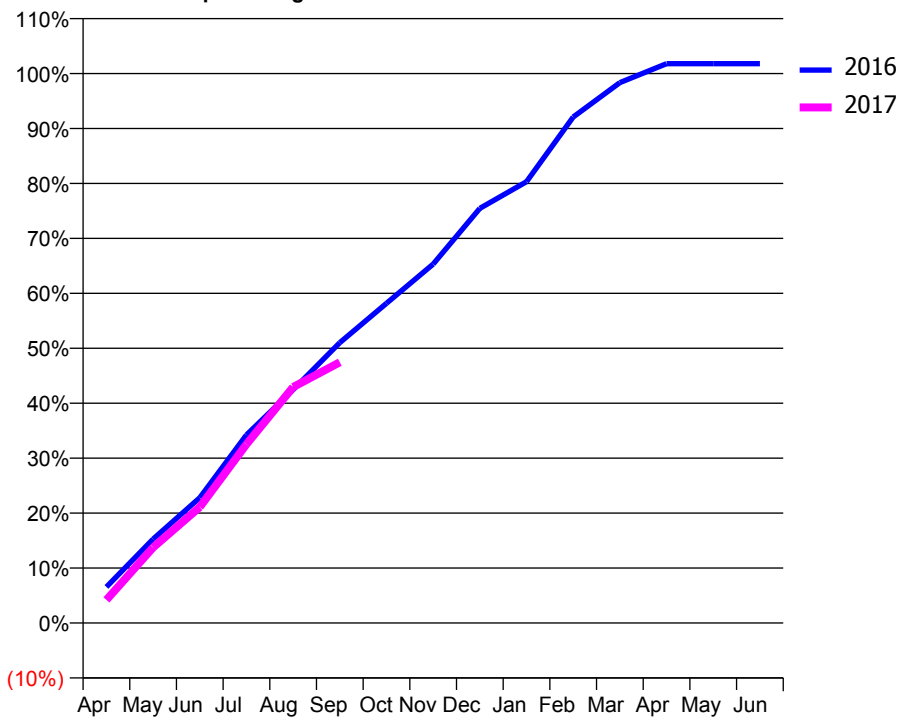
ACCESS*

Patients seen in 24 months	Total	Change since previous quarter
Quarter ending September 2015	3,985	
Quarter ending December 2015	4,024	→
Quarter ending March 2016	3,981	↓
Quarter ending June 2016	3,963	→
Quarter ending September 2016	3,923	↓
Variance since September 2015	(1.6%)	↓



ACTIVITY

Cumulative percentage of contracted UDA delivered 2016 & 2017



Adjusted Scheduled Activity (UDA)

Month	2016	2017
April	893	574
May	2,082	1,873
June	3,105	2,876
July	4,663	4,433
August	5,786	5,852
September	6,952	6,467
October	7,927	
November	8,901	
December	10,284	
January	10,945	
February	12,549	
March	13,402	
April	13,871	
May	13,871	
June	13,872	

QUALITY

	Quantity	Base Number	Contract	AT	Region	England
% of FP17s for the same patient ID Re-attending within 3 months - Children	26	475	5.5%	12.7%	13.5%	12.4%
% of FP17s for the same patient ID Re-attending within 3 months - Adults	186	1,802	10.3%	17.7%	17.4%	16.7%
% of FP17s for the same patient ID Re-attending between 3 & 9 months - Children	221	475	46.5%	53.6%	59.0%	57.4%
% of FP17s for the same patient ID Re-attending between 3 & 9 months - Adults	897	1,802	49.8%	45.0%	52.6%	50.5%
% of FP17s for Band 1 Urgent Courses	48	2,153	2.2%	11.7%	9.4%	9.1%
% of FP17s Relating to Free Repair or Replacements	18	2,153	0.8%	1.0%	1.0%	0.8%
% of FP17s Relating to Continuations	24	2,153	1.1%	1.4%	1.5%	1.3%
% of Patients satisfied with the dentistry they have received	5	6	N/A	94.0%	93.7%	93.2%
% of Patients satisfied with the time they had to wait for an appointment	6	6	N/A	89.1%	90.0%	89.0%

* This is based on patients treated on this contract for their most recent course of treatment. Figures in italics indicate the base number of FP17s or Patient Questionnaire responses are less than 100. N/A is shown where the base number of responses is less than 10 during the period. % is calculated as Quantity/Base number*100

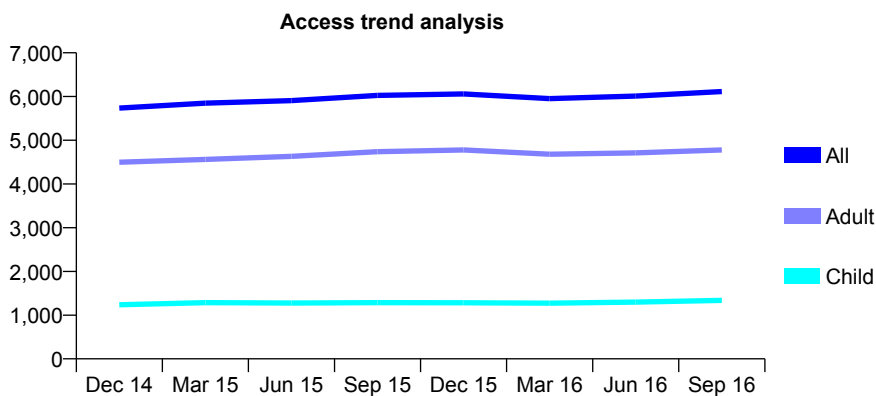
Q48 - Vital Signs At a Glance Contract Report for 101370/0051 - September 2016

Name or company name	Petrie Tucker & Partners Ltd
Contract type name	GDS Contract
Purpose of contract	General
Contract start date	01/04/2006
Contract end date	

16/17 Contracted general activity (UDA)	20,143
Carry forward general activity (UDA)	0
16/17 Contracted orthodontic activity (UOA)	0
Carry forward orthodontic activity (UOA)	0
Baseline contract value	£513,854.39

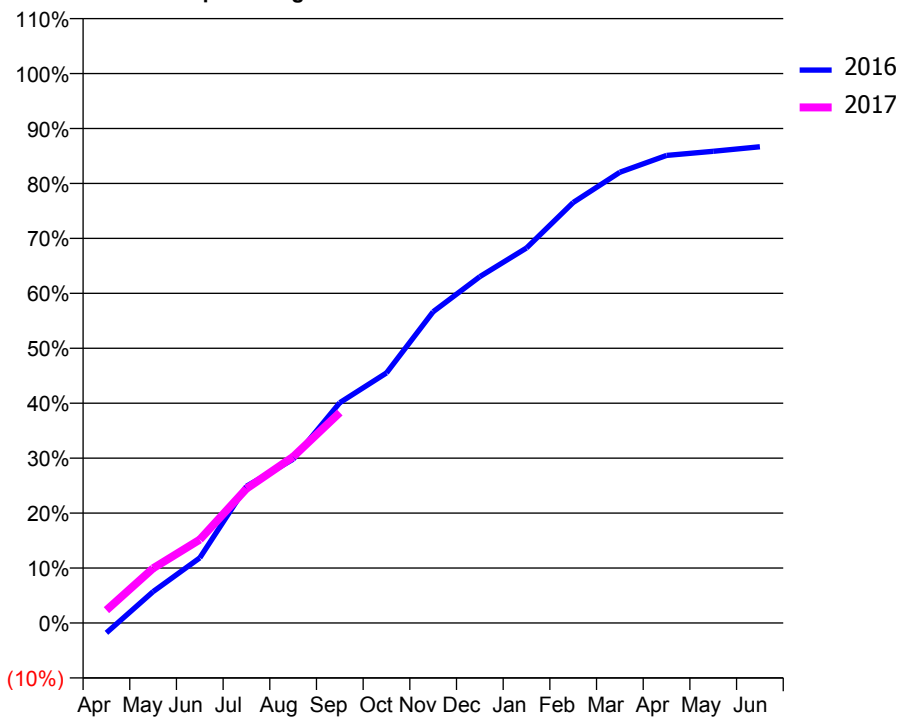
ACCESS*

Patients seen in 24 months	Total	Change since previous quarter
Quarter ending September 2015	6,024	
Quarter ending December 2015	6,059	→
Quarter ending March 2016	5,953	↓
Quarter ending June 2016	6,009	→
Quarter ending September 2016	6,115	→
Variance since September 2015	1.5%	→



ACTIVITY

Cumulative percentage of contracted UDA delivered 2016 & 2017



Month	Adjusted Scheduled Activity (UDA)	
	2016	2017
April	-362	469
May	1,149	2,006
June	2,389	3,057
July	5,011	4,923
August	6,006	6,092
September	8,078	7,714
October	9,169	
November	11,410	
December	12,697	
January	13,749	
February	15,413	
March	16,526	
April	17,139	
May	17,292	
June	17,458	

QUALITY

	Quantity	Base Number	Contract	AT	Region	England
% of FP17s for the same patient ID Re-attending within 3 months - Children	52	797	6.5%	12.7%	13.5%	12.4%
% of FP17s for the same patient ID Re-attending within 3 months - Adults	434	2,688	16.1%	17.7%	17.4%	16.7%
% of FP17s for the same patient ID Re-attending between 3 & 9 months - Children	344	797	43.2%	53.6%	59.0%	57.4%
% of FP17s for the same patient ID Re-attending between 3 & 9 months - Adults	1,037	2,688	38.6%	45.0%	52.6%	50.5%
% of FP17s for Band 1 Urgent Courses	256	3,089	8.3%	11.7%	9.4%	9.1%
% of FP17s Relating to Free Repair or Replacements	16	3,089	0.5%	1.0%	1.0%	0.8%
% of FP17s Relating to Continuations	102	3,089	3.3%	1.4%	1.5%	1.3%
% of Patients satisfied with the dentistry they have received	3	4	N/A	94.0%	93.7%	93.2%
% of Patients satisfied with the time they had to wait for an appointment	3	4	N/A	89.1%	90.0%	89.0%

* This is based on patients treated on this contract for their most recent course of treatment. Figures in italics indicate the base number of FP17s or Patient Questionnaire responses are less than 100. N/A is shown where the base number of responses is less than 10 during the period. % is calculated as Quantity/Base number*100

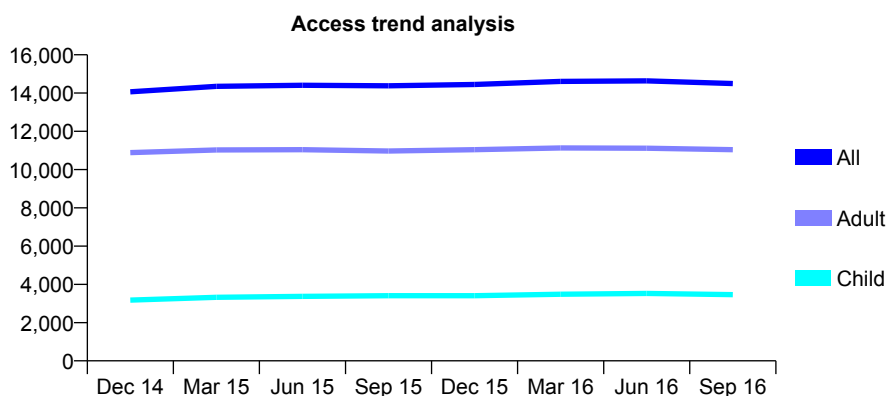
Q48 - Vital Signs At a Glance Contract Report for 101370/0052 - September 2016

Name or company name	Petrie Tucker & Partners Ltd
Contract type name	GDS Contract
Purpose of contract	General
Contract start date	01/04/2006
Contract end date	

16/17 Contracted general activity (UDA)	49,672
Carry forward general activity (UDA)	-44
16/17 Contracted orthodontic activity (UOA)	0
Carry forward orthodontic activity (UOA)	0
Baseline contract value	£1,267,141.55

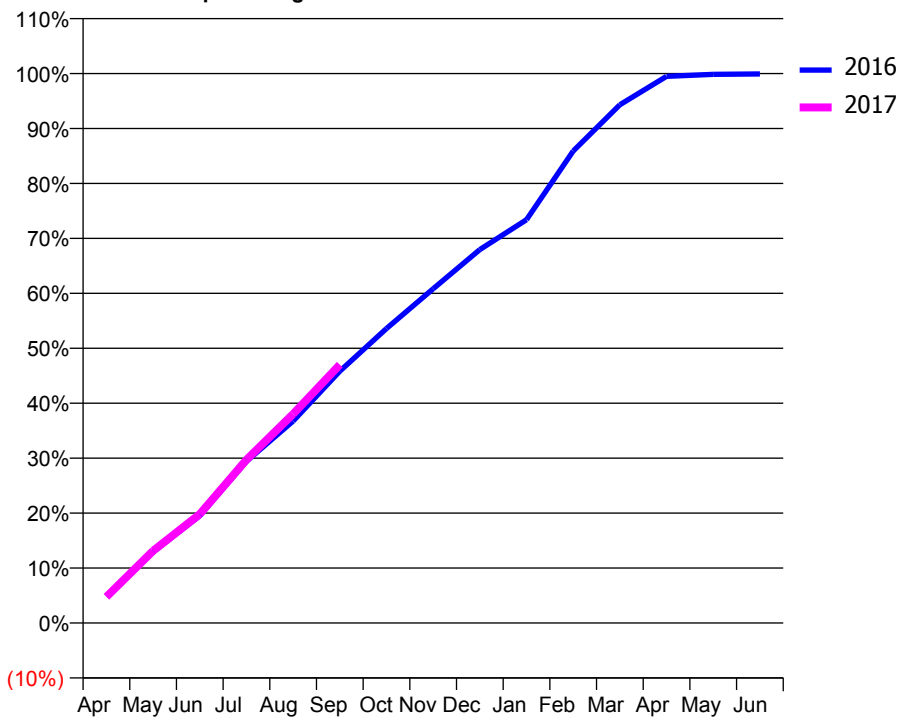
ACCESS*

Patients seen in 24 months	Total	Change since previous quarter
Quarter ending September 2015	14,377	
Quarter ending December 2015	14,449	→
Quarter ending March 2016	14,612	→
Quarter ending June 2016	14,638	→
Quarter ending September 2016	14,498	→
Variance since September 2015	0.8%	→



ACTIVITY

Cumulative percentage of contracted UDA delivered 2016 & 2017



Month	Adjusted Scheduled Activity (UDA)	
	2016	2017
April	2,417	2,373
May	6,431	6,521
June	9,699	9,840
July	14,617	14,760
August	18,257	18,895
September	22,759	23,358
October	26,622	
November	30,216	
December	33,760	
January	36,459	
February	42,664	
March	46,842	
April	49,416	
May	49,600	
June	49,628	

QUALITY

	Quantity	Base Number	Contract	AT	Region	England
% of FP17s for the same patient ID Re-attending within 3 months - Children	183	2,306	7.9%	12.7%	13.5%	12.4%
% of FP17s for the same patient ID Re-attending within 3 months - Adults	831	6,247	13.3%	17.7%	17.4%	16.7%
% of FP17s for the same patient ID Re-attending between 3 & 9 months - Children	1,082	2,306	46.9%	53.6%	59.0%	57.4%
% of FP17s for the same patient ID Re-attending between 3 & 9 months - Adults	2,620	6,247	41.9%	45.0%	52.6%	50.5%
% of FP17s for Band 1 Urgent Courses	628	7,730	8.1%	11.7%	9.4%	9.1%
% of FP17s Relating to Free Repair or Replacements	42	7,730	0.5%	1.0%	1.0%	0.8%
% of FP17s Relating to Continuations	104	7,730	1.3%	1.4%	1.5%	1.3%
% of Patients satisfied with the dentistry they have received	13	14	92.9%	94.0%	93.7%	93.2%
% of Patients satisfied with the time they had to wait for an appointment	14	14	100.0%	89.1%	90.0%	89.0%

* This is based on patients treated on this contract for their most recent course of treatment. Figures in italics indicate the base number of FP17s or Patient Questionnaire responses are less than 100. N/A is shown where the base number of responses is less than 10 during the period. % is calculated as Quantity/Base number*100

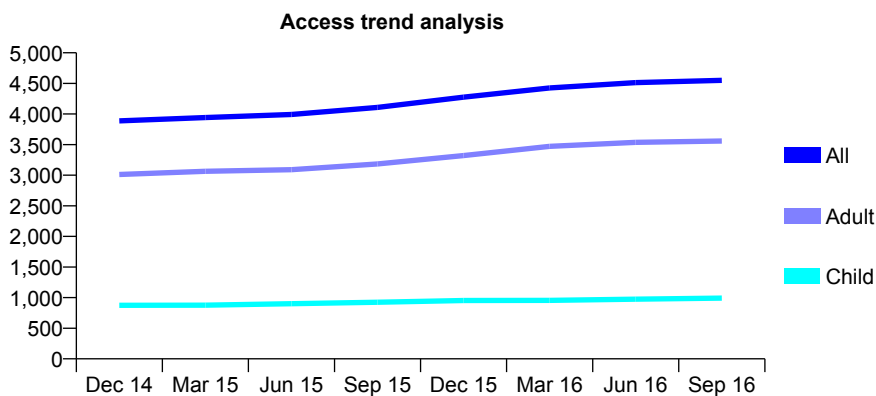
Q48 - Vital Signs At a Glance Contract Report for 101370/0059 - September 2016

Name or company name	Petrie Tucker & Partners Ltd
Contract type name	GDS Contract
Purpose of contract	General
Contract start date	01/04/2006
Contract end date	

16/17 Contracted general activity (UDA)	15,940
Carry forward general activity (UDA)	0
16/17 Contracted orthodontic activity (UOA)	0
Carry forward orthodontic activity (UOA)	0
Baseline contract value	£440,544.98

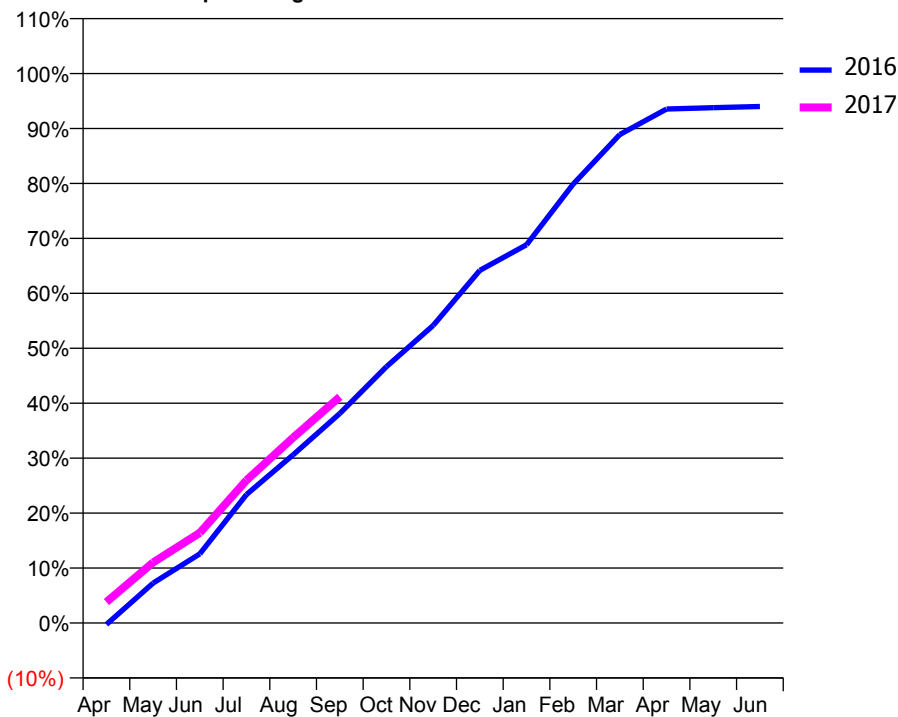
ACCESS*

Patients seen in 24 months	Total	Change since previous quarter
Quarter ending September 2015	4,108	
Quarter ending December 2015	4,275	↑
Quarter ending March 2016	4,426	↑
Quarter ending June 2016	4,514	→
Quarter ending September 2016	4,551	→
Variance since September 2015	10.8%	↑



ACTIVITY

Cumulative percentage of contracted UDA delivered 2016 & 2017



Month	Adjusted Scheduled Activity (UDA)	
	2016	2017
April	-43	610
May	1,158	1,758
June	2,005	2,617
July	3,728	4,141
August	4,878	5,380
September	6,079	6,562
October	7,437	
November	8,631	
December	10,229	
January	10,973	
February	12,733	
March	14,171	
April	14,910	
May	14,948	
June	14,982	

QUALITY

	Quantity	Base Number	Contract	AT	Region	England
% of FP17s for the same patient ID Re-attending within 3 months - Children	61	722	8.4%	12.7%	13.5%	12.4%
% of FP17s for the same patient ID Re-attending within 3 months - Adults	288	2,098	13.7%	17.7%	17.4%	16.7%
% of FP17s for the same patient ID Re-attending between 3 & 9 months - Children	371	722	51.4%	53.6%	59.0%	57.4%
% of FP17s for the same patient ID Re-attending between 3 & 9 months - Adults	919	2,098	43.8%	45.0%	52.6%	50.5%
% of FP17s for Band 1 Urgent Courses	175	2,573	6.8%	11.7%	9.4%	9.1%
% of FP17s Relating to Free Repair or Replacements	12	2,573	0.5%	1.0%	1.0%	0.8%
% of FP17s Relating to Continuations	57	2,573	2.2%	1.4%	1.5%	1.3%
% of Patients satisfied with the dentistry they have received	5	5	N/A	94.0%	93.7%	93.2%
% of Patients satisfied with the time they had to wait for an appointment	5	5	N/A	89.1%	90.0%	89.0%

* This is based on patients treated on this contract for their most recent course of treatment. Figures in italics indicate the base number of FP17s or Patient Questionnaire responses are less than 100. N/A is shown where the base number of responses is less than 10 during the period. % is calculated as Quantity/Base number*100

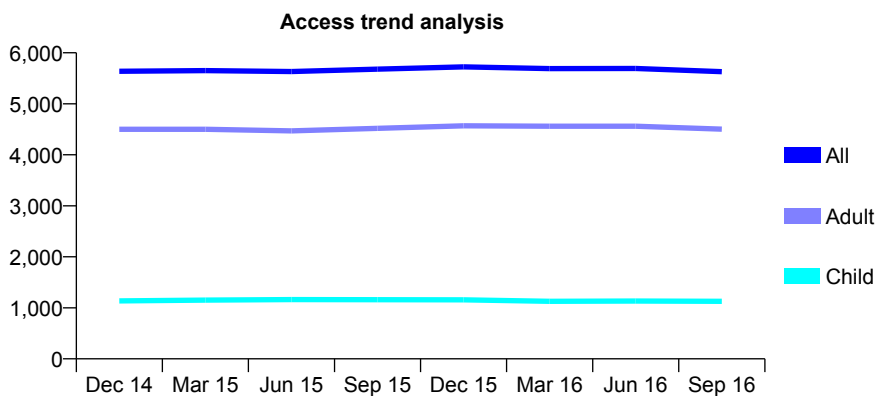
Q48 - Vital Signs At a Glance Contract Report for 101370/0060 - September 2016

Name or company name	Petrie Tucker & Partners Ltd
Contract type name	GDS Contract
Purpose of contract	General
Contract start date	01/04/2006
Contract end date	

16/17 Contracted general activity (UDA)	15,393
Carry forward general activity (UDA)	0
16/17 Contracted orthodontic activity (UOA)	0
Carry forward orthodontic activity (UOA)	0
Baseline contract value	£474,220.92

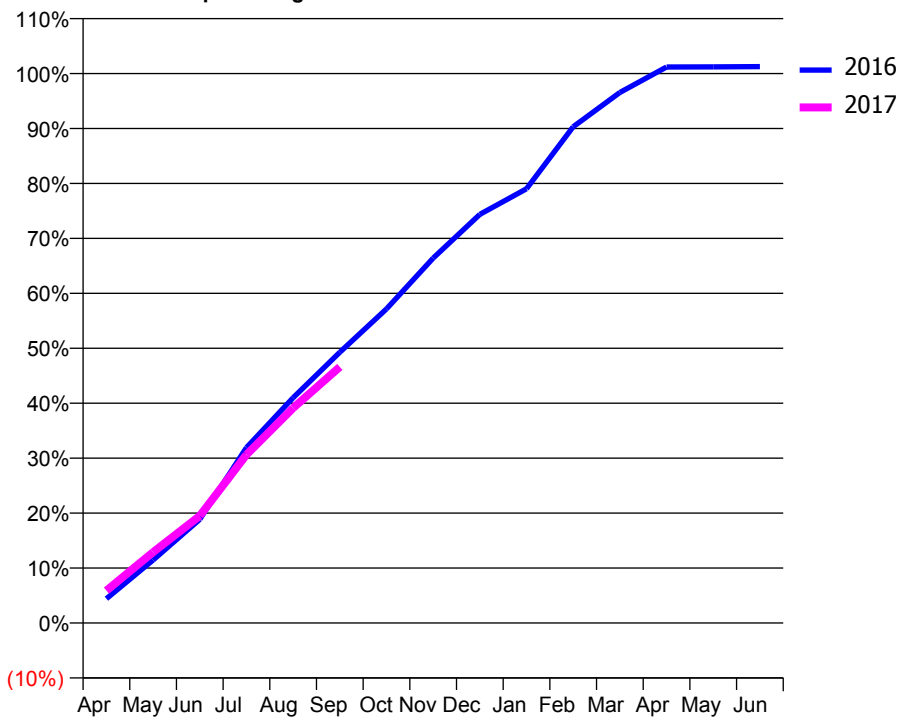
ACCESS*

Patients seen in 24 months	Total	Change since previous quarter
Quarter ending September 2015	5,679	
Quarter ending December 2015	5,725	→
Quarter ending March 2016	5,691	→
Quarter ending June 2016	5,694	→
Quarter ending September 2016	5,631	↓
Variance since September 2015	(0.8%)	→



ACTIVITY

Cumulative percentage of contracted UDA delivered 2016 & 2017



Month	Adjusted Scheduled Activity (UDA)	
	2016	2017
April	681	910
May	1,765	1,984
June	2,905	3,002
July	4,914	4,715
August	6,310	6,025
September	7,586	7,174
October	8,799	
November	10,223	
December	11,447	
January	12,166	
February	13,901	
March	14,863	
April	15,574	
May	15,578	
June	15,586	

QUALITY

	Quantity	Base Number	Contract	AT	Region	England
% of FP17s for the same patient ID Re-attending within 3 months - Children	33	780	4.2%	12.7%	13.5%	12.4%
% of FP17s for the same patient ID Re-attending within 3 months - Adults	215	2,451	8.8%	17.7%	17.4%	16.7%
% of FP17s for the same patient ID Re-attending between 3 & 9 months - Children	425	780	54.5%	53.6%	59.0%	57.4%
% of FP17s for the same patient ID Re-attending between 3 & 9 months - Adults	1,084	2,451	44.2%	45.0%	52.6%	50.5%
% of FP17s for Band 1 Urgent Courses	210	2,927	7.2%	11.7%	9.4%	9.1%
% of FP17s Relating to Free Repair or Replacements	4	2,927	0.1%	1.0%	1.0%	0.8%
% of FP17s Relating to Continuations	14	2,927	0.5%	1.4%	1.5%	1.3%
% of Patients satisfied with the dentistry they have received	6	6	N/A	94.0%	93.7%	93.2%
% of Patients satisfied with the time they had to wait for an appointment	6	6	N/A	89.1%	90.0%	89.0%

* This is based on patients treated on this contract for their most recent course of treatment. Figures in italics indicate the base number of FP17s or Patient Questionnaire responses are less than 100. N/A is shown where the base number of responses is less than 10 during the period. % is calculated as Quantity/Base number*100

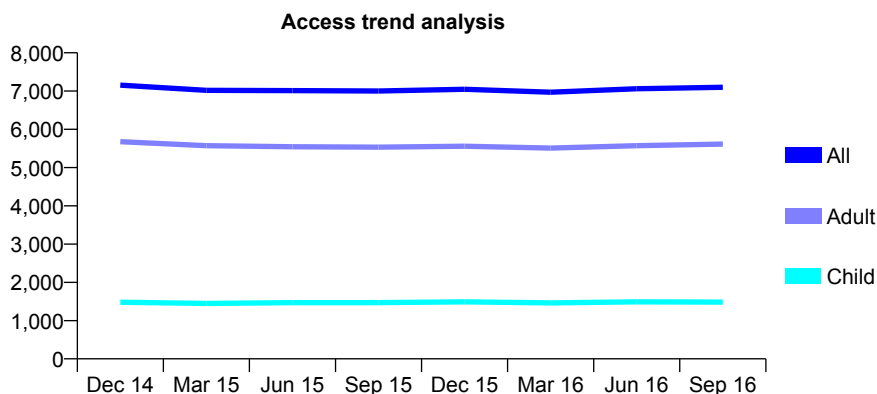
Q48 - Vital Signs At a Glance Contract Report for 103071/0001 - September 2016

Name or company name	200 Picton Road
Contract type name	GDS Contract
Purpose of contract	General
Contract start date	01/07/2009
Contract end date	

16/17 Contracted general activity (UDA)	24,363
Carry forward general activity (UDA)	0
16/17 Contracted orthodontic activity (UOA)	0
Carry forward orthodontic activity (UOA)	0
Baseline contract value	£621,520.25

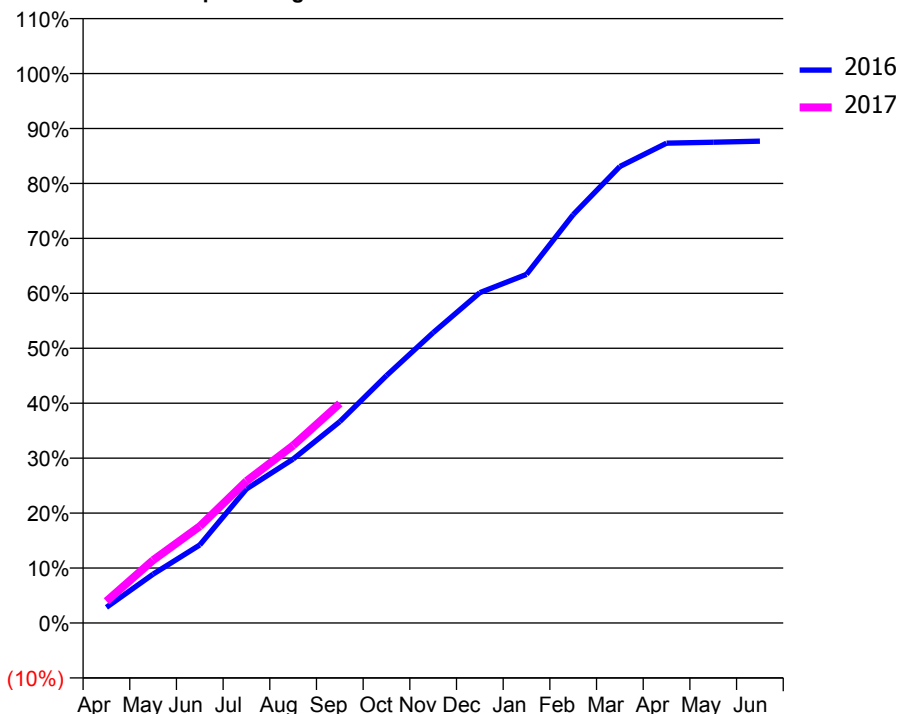
ACCESS*

Patients seen in 24 months	Total	Change since previous quarter
Quarter ending September 2015	7,002	
Quarter ending December 2015	7,048	→
Quarter ending March 2016	6,971	↓
Quarter ending June 2016	7,062	→
Quarter ending September 2016	7,098	→
Variance since September 2015	1.4%	→



ACTIVITY

Cumulative percentage of contracted UDA delivered 2016 & 2017



Month	Adjusted Scheduled Activity (UDA)	
	2016	2017
April	694	966
May	2,164	2,788
June	3,464	4,291
July	5,945	6,291
August	7,266	7,870
September	8,929	9,734
October	10,968	
November	12,874	
December	14,648	
January	15,460	
February	18,106	
March	20,237	
April	21,277	
May	21,316	
June	21,363	

QUALITY

	Quantity	Base Number	Contract	AT	Region	England
% of FP17s for the same patient ID Re-attending within 3 months - Children	70	845	8.3%	12.7%	13.5%	12.4%
% of FP17s for the same patient ID Re-attending within 3 months - Adults	287	2,728	10.5%	17.7%	17.4%	16.7%
% of FP17s for the same patient ID Re-attending between 3 & 9 months - Children	361	845	42.7%	53.6%	59.0%	57.4%
% of FP17s for the same patient ID Re-attending between 3 & 9 months - Adults	956	2,728	35.0%	45.0%	52.6%	50.5%
% of FP17s for Band 1 Urgent Courses	180	3,269	5.5%	11.7%	9.4%	9.1%
% of FP17s Relating to Free Repair or Replacements	11	3,269	0.3%	1.0%	1.0%	0.8%
% of FP17s Relating to Continuations	48	3,269	1.5%	1.4%	1.5%	1.3%
% of Patients satisfied with the dentistry they have received	7	8	N/A	94.0%	93.7%	93.2%
% of Patients satisfied with the time they had to wait for an appointment	8	8	N/A	89.1%	90.0%	89.0%

* This is based on patients treated on this contract for their most recent course of treatment. Figures in italics indicate the base number of FP17s or Patient Questionnaire responses are less than 100. N/A is shown where the base number of responses is less than 10 during the period. % is calculated as Quantity/Base number*100

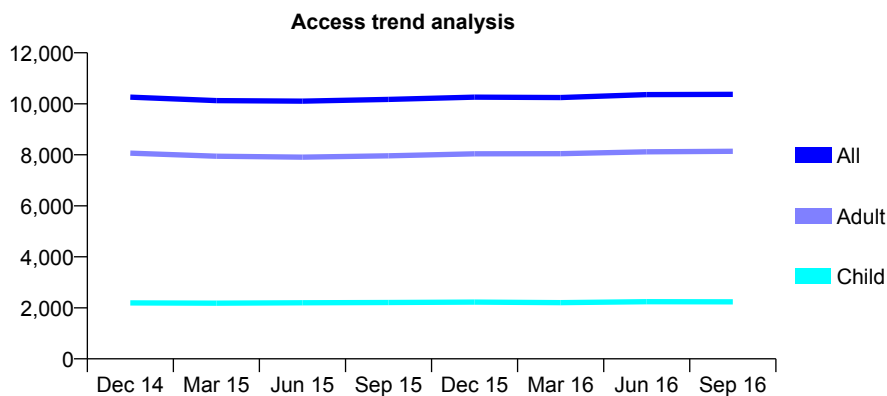
Q48 - Vital Signs At a Glance Contract Report for 107050/0001 - September 2016

Name or company name	BARSCO
Contract type name	GDS Contract
Purpose of contract	General
Contract start date	01/09/2009
Contract end date	

16/17 Contracted general activity (UDA)	30,500
Carry forward general activity (UDA)	0
16/17 Contracted orthodontic activity (UOA)	0
Carry forward orthodontic activity (UOA)	0
Baseline contract value	£742,780.80

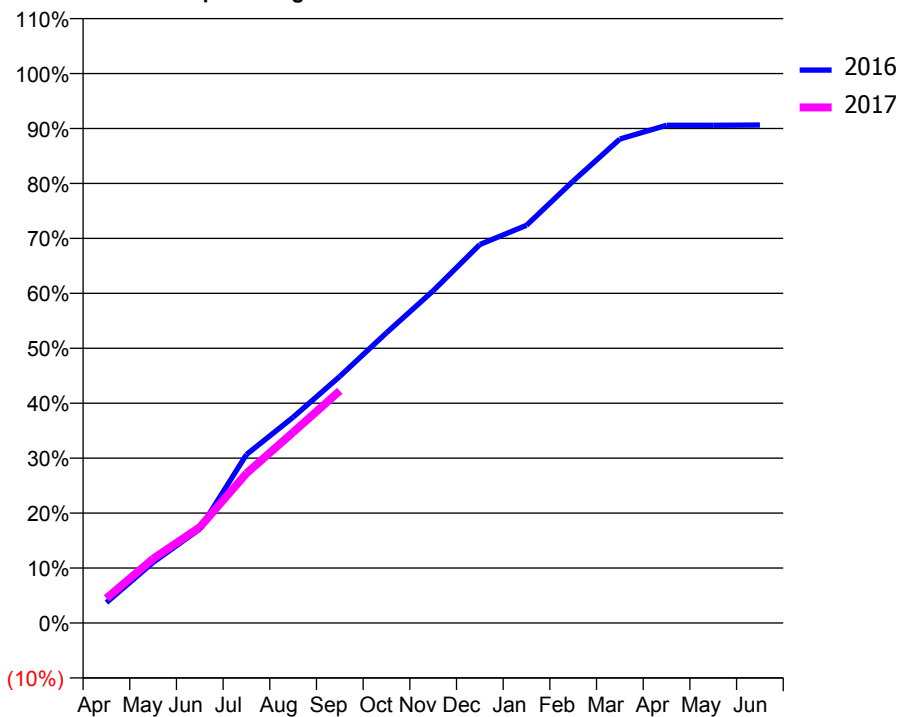
ACCESS*

Patients seen in 24 months	Total	Change since previous quarter
Quarter ending September 2015	10,174	
Quarter ending December 2015	10,264	→
Quarter ending March 2016	10,248	→
Quarter ending June 2016	10,359	→
Quarter ending September 2016	10,373	→
Variance since September 2015	2.0%	→



ACTIVITY

Cumulative percentage of contracted UDA delivered 2016 & 2017



Month	Adjusted Scheduled Activity (UDA)	
	2016	2017
April	1,133	1,371
May	3,361	3,571
June	5,224	5,315
July	9,348	8,306
August	11,425	10,589
September	13,689	12,890
October	16,110	
November	18,442	
December	21,006	
January	22,074	
February	24,530	
March	26,864	
April	27,623	
May	27,627	
June	27,638	

QUALITY

	Quantity	Base Number	Contract	AT	Region	England
% of FP17s for the same patient ID Re-attending within 3 months - Children	122	1,628	7.5%	12.7%	13.5%	12.4%
% of FP17s for the same patient ID Re-attending within 3 months - Adults	660	4,652	14.2%	17.7%	17.4%	16.7%
% of FP17s for the same patient ID Re-attending between 3 & 9 months - Children	835	1,628	51.3%	53.6%	59.0%	57.4%
% of FP17s for the same patient ID Re-attending between 3 & 9 months - Adults	1,514	4,652	32.5%	45.0%	52.6%	50.5%
% of FP17s for Band 1 Urgent Courses	485	5,913	8.2%	11.7%	9.4%	9.1%
% of FP17s Relating to Free Repair or Replacements	41	5,913	0.7%	1.0%	1.0%	0.8%
% of FP17s Relating to Continuations	146	5,913	2.5%	1.4%	1.5%	1.3%
% of Patients satisfied with the dentistry they have received	21	21	100.0%	94.0%	93.7%	93.2%
% of Patients satisfied with the time they had to wait for an appointment	17	21	81.0%	89.1%	90.0%	89.0%

* This is based on patients treated on this contract for their most recent course of treatment. Figures in italics indicate the base number of FP17s or Patient Questionnaire responses are less than 100. N/A is shown where the base number of responses is less than 10 during the period. % is calculated as Quantity/Base number*100

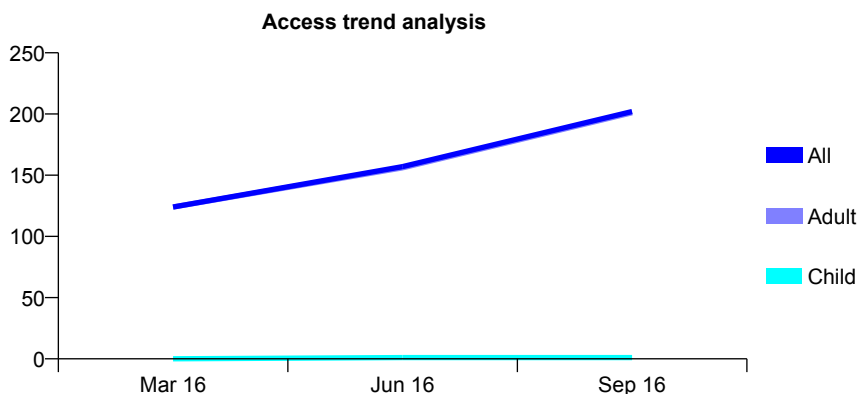
Q48 - Vital Signs At a Glance Contract Report for 107735/0001 - September 2016

Name or company name	Deysbrook Lane Partnership
Contract type name	PDS Contract
Purpose of contract	General
Contract start date	01/10/2015
Contract end date	31/03/2017

16/17 Contracted general activity (UDA)	800
Carry forward general activity (UDA)	0
16/17 Contracted orthodontic activity (UOA)	0
Carry forward orthodontic activity (UOA)	0
Baseline contract value	£25,383.27

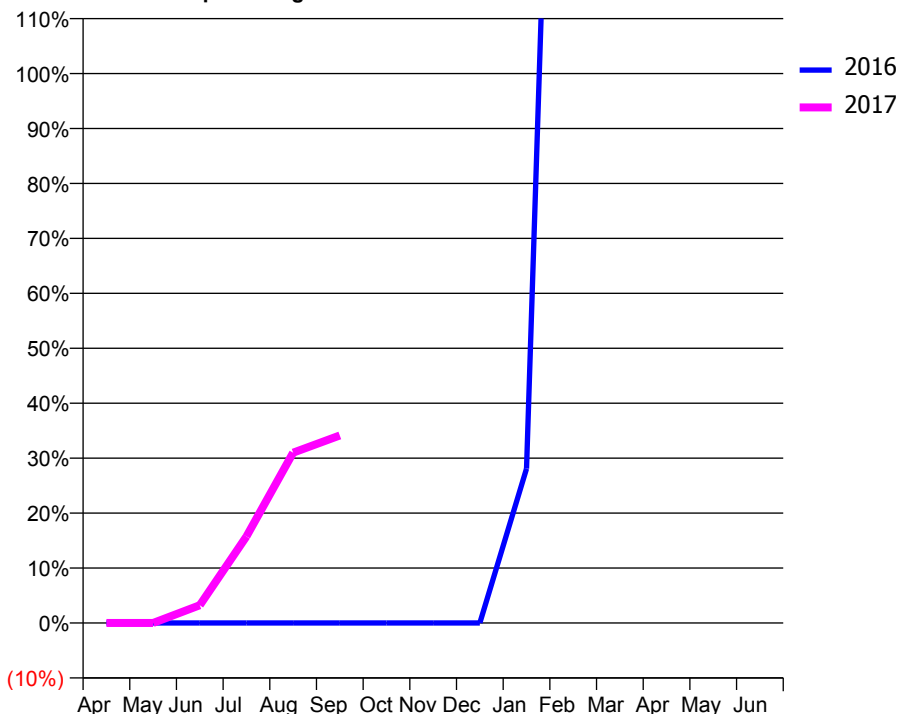
ACCESS*

Patients seen in 24 months	Total	Change since previous quarter
Quarter ending September 2015	0	
Quarter ending December 2015	0	
Quarter ending March 2016	124	
Quarter ending June 2016	157	↑
Quarter ending September 2016	202	↑
Variance since September 2015	N/A	



ACTIVITY

Cumulative percentage of contracted UDA delivered 2016 & 2017



Month	Adjusted Scheduled Activity (UDA)	
	2016	2017
April	0	0
May	0	0
June	0	26
July	0	126
August	0	248
September	0	273
October	0	
November	0	
December	0	
January	56	
February	578	
March	703	
April	703	
May	704	
June	704	

QUALITY

	Quantity	Base Number	Contract	AT	Region	England
% of FP17s for the same patient ID Re-attending within 3 months - Children	0	1	0.0%	12.7%	13.5%	12.4%
% of FP17s for the same patient ID Re-attending within 3 months - Adults	8	96	8.3%	17.7%	17.4%	16.7%
% of FP17s for the same patient ID Re-attending between 3 & 9 months - Children	0	1	0.0%	53.6%	59.0%	57.4%
% of FP17s for the same patient ID Re-attending between 3 & 9 months - Adults	16	96	16.7%	45.0%	52.6%	50.5%
% of FP17s for Band 1 Urgent Courses	15	96	15.6%	11.7%	9.4%	9.1%
% of FP17s Relating to Free Repair or Replacements	0	96	0.0%	1.0%	1.0%	0.8%
% of FP17s Relating to Continuations	0	96	0.0%	1.4%	1.5%	1.3%
% of Patients satisfied with the dentistry they have received	0	0	N/A	94.0%	93.7%	93.2%
% of Patients satisfied with the time they had to wait for an appointment	0	0	N/A	89.1%	90.0%	89.0%

* This is based on patients treated on this contract for their most recent course of treatment. Figures in italics indicate the base number of FP17s or Patient Questionnaire responses are less than 100. N/A is shown where the base number of responses is less than 10 during the period. % is calculated as Quantity/Base number*100

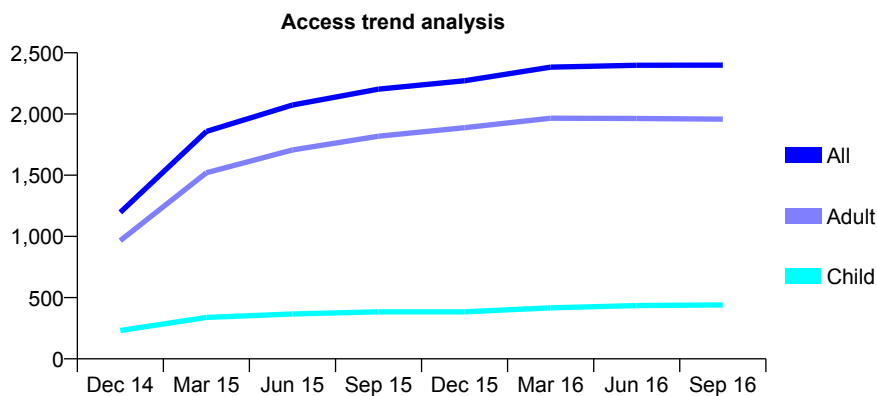
Q48 - Vital Signs At a Glance Contract Report for 108073/0001 - September 2016

Name or company name	Esteem Dental Care Limited
Contract type name	GDS Contract
Purpose of contract	General
Contract start date	01/04/2014
Contract end date	

16/17 Contracted general activity (UDA)	7,971
Carry forward general activity (UDA)	0
16/17 Contracted orthodontic activity (UOA)	0
Carry forward orthodontic activity (UOA)	0
Baseline contract value	£203,341.63

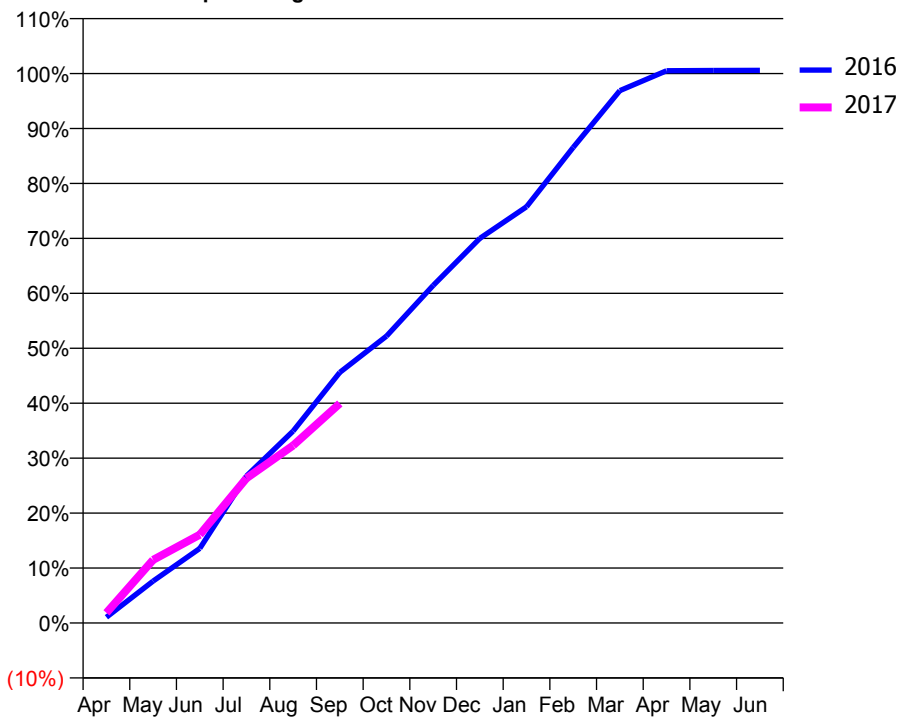
ACCESS*

Patients seen in 24 months	Total	Change since previous quarter
Quarter ending September 2015	2,203	
Quarter ending December 2015	2,272	↑
Quarter ending March 2016	2,383	↑
Quarter ending June 2016	2,398	→
Quarter ending September 2016	2,399	→
Variance since September 2015	8.9%	↑



ACTIVITY

Cumulative percentage of contracted UDA delivered 2016 & 2017



Month	Adjusted Scheduled Activity (UDA)	
	2016	2017
April	84	149
May	608	917
June	1,083	1,282
July	2,133	2,099
August	2,785	2,576
September	3,635	3,185
October	4,161	
November	4,896	
December	5,580	
January	6,038	
February	6,899	
March	7,723	
April	8,010	
May	8,015	
June	8,017	

QUALITY

	Quantity	Base Number	Contract	AT	Region	England
% of FP17s for the same patient ID Re-attending within 3 months - Children	35	361	9.7%	12.7%	13.5%	12.4%
% of FP17s for the same patient ID Re-attending within 3 months - Adults	165	1,119	14.7%	17.7%	17.4%	16.7%
% of FP17s for the same patient ID Re-attending between 3 & 9 months - Children	201	361	55.7%	53.6%	59.0%	57.4%
% of FP17s for the same patient ID Re-attending between 3 & 9 months - Adults	447	1,119	39.9%	45.0%	52.6%	50.5%
% of FP17s for Band 1 Urgent Courses	141	1,341	10.5%	11.7%	9.4%	9.1%
% of FP17s Relating to Free Repair or Replacements	12	1,341	0.9%	1.0%	1.0%	0.8%
% of FP17s Relating to Continuations	15	1,341	1.1%	1.4%	1.5%	1.3%
% of Patients satisfied with the dentistry they have received	6	6	N/A	94.0%	93.7%	93.2%
% of Patients satisfied with the time they had to wait for an appointment	6	6	N/A	89.1%	90.0%	89.0%

* This is based on patients treated on this contract for their most recent course of treatment. Figures in italics indicate the base number of FP17s or Patient Questionnaire responses are less than 100. N/A is shown where the base number of responses is less than 10 during the period. % is calculated as Quantity/Base number*100

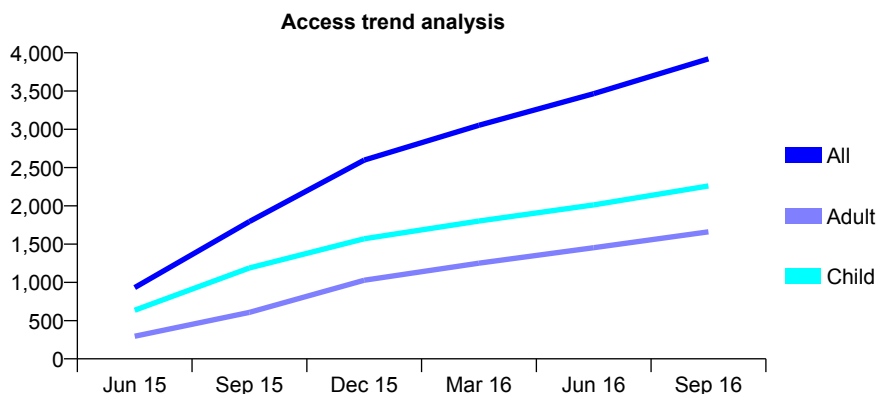
Q48 - Vital Signs At a Glance Contract Report for 109525/0005 - September 2016

Name or company name	Liverpool Dental Directorate
Contract type name	PDS Contract
Purpose of contract	General
Contract start date	01/04/2015
Contract end date	31/03/2018

16/17 Contracted general activity (UDA)	5,695
Carry forward general activity (UDA)	0
16/17 Contracted orthodontic activity (UOA)	0
Carry forward orthodontic activity (UOA)	0
Baseline contract value	£1,981,398.93

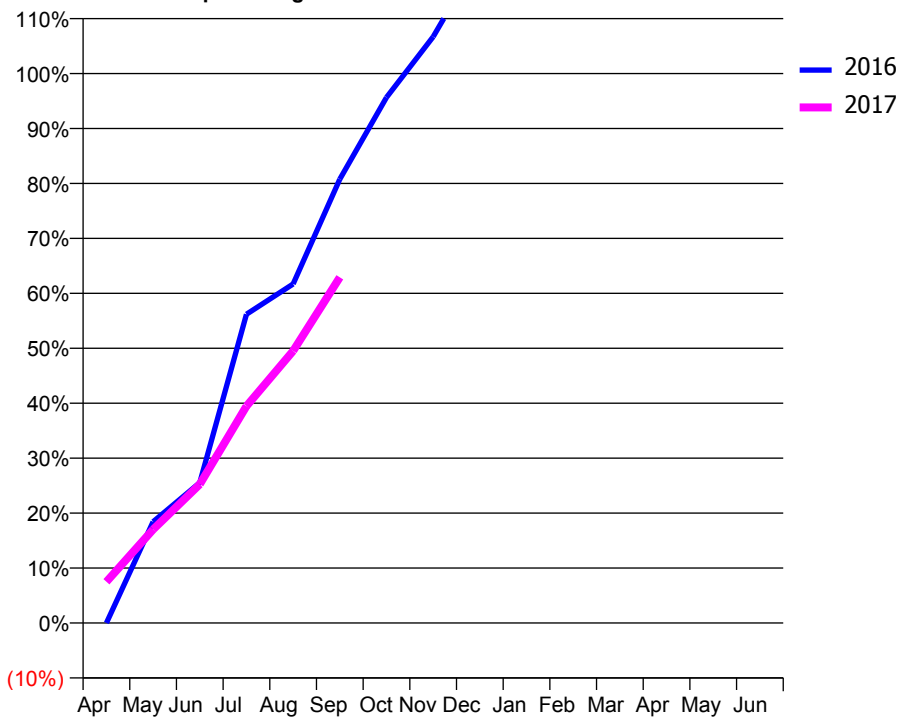
ACCESS*

Patients seen in 24 months	Total	Change since previous quarter
Quarter ending September 2015	1,794	
Quarter ending December 2015	2,597	↑
Quarter ending March 2016	3,052	↑
Quarter ending June 2016	3,465	↑
Quarter ending September 2016	3,921	↑
Variance since September 2015	118.6%	↑



ACTIVITY

Cumulative percentage of contracted UDA delivered 2016 & 2017



Adjusted Scheduled Activity (UDA)

Month	2016	2017
April	1	428
May	1,050	969
June	1,455	1,438
July	3,200	2,248
August	3,513	2,820
September	4,600	3,583
October	5,447	
November	6,076	
December	6,895	
January	7,366	
February	8,160	
March	8,900	
April	9,122	
May	9,160	
June	9,184	

QUALITY

	Quantity	Base Number	Contract	AT	Region	England
% of FP17s for the same patient ID Re-attending within 3 months - Children	78	1,481	5.3%	12.7%	13.5%	12.4%
% of FP17s for the same patient ID Re-attending within 3 months - Adults	95	1,003	9.5%	17.7%	17.4%	16.7%
% of FP17s for the same patient ID Re-attending between 3 & 9 months - Children	317	1,481	21.4%	53.6%	59.0%	57.4%
% of FP17s for the same patient ID Re-attending between 3 & 9 months - Adults	334	1,003	33.3%	45.0%	52.6%	50.5%
% of FP17s for Band 1 Urgent Courses	135	2,046	6.6%	11.7%	9.4%	9.1%
% of FP17s Relating to Free Repair or Replacements	0	2,046	0.0%	1.0%	1.0%	0.8%
% of FP17s Relating to Continuations	4	2,046	0.2%	1.4%	1.5%	1.3%
% of Patients satisfied with the dentistry they have received	1	1	N/A	94.0%	93.7%	93.2%
% of Patients satisfied with the time they had to wait for an appointment	1	1	N/A	89.1%	90.0%	89.0%

* This is based on patients treated on this contract for their most recent course of treatment. Figures in italics indicate the base number of FP17s or Patient Questionnaire responses are less than 100. N/A is shown where the base number of responses is less than 10 during the period. % is calculated as Quantity/Base number*100

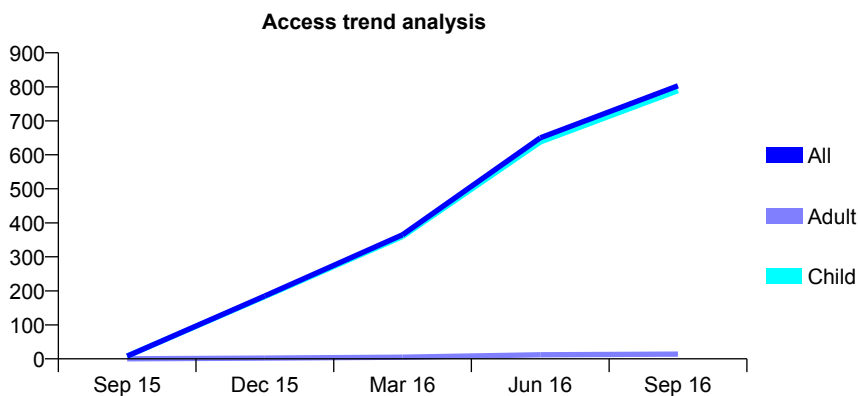
Q48 - Vital Signs At a Glance Contract Report for 109525/0006 - September 2016

Name or company name	Liverpool Dental Directorate
Contract type name	PDS Contract
Purpose of contract	General
Contract start date	01/04/2015
Contract end date	31/03/2018

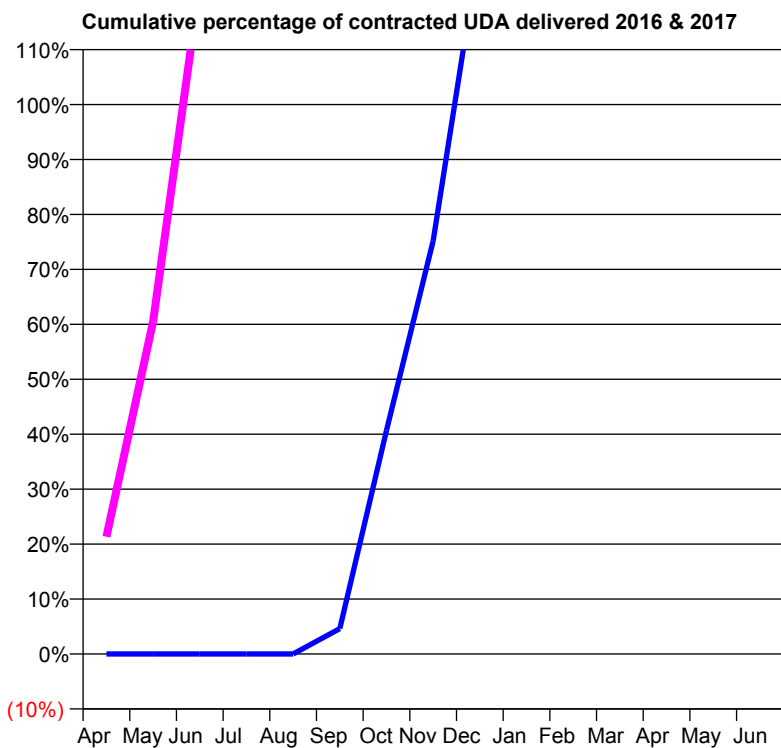
16/17 Contracted general activity (UDA)	433
Carry forward general activity (UDA)	0
16/17 Contracted orthodontic activity (UOA)	0
Carry forward orthodontic activity (UOA)	0
Baseline contract value	£826,832.66

ACCESS*

Patients seen in 24 months	Total	Change since previous quarter
Quarter ending September 2015	8	
Quarter ending December 2015	185	↑
Quarter ending March 2016	365	↑
Quarter ending June 2016	650	↑
Quarter ending September 2016	803	↑
Variance since September 2015	9937.5%	↑



ACTIVITY



Month	Adjusted Scheduled Activity (UDA)	
	2016	2017
April	0	92
May	0	262
June	0	528
July	0	747
August	0	906
September	20	1,218
October	176	
November	326	
December	559	
January	683	
February	923	
March	1,184	
April	1,524	
May	1,530	
June	1,563	

QUALITY

	Quantity	Base Number	Contract	AT	Region	England
% of FP17s for the same patient ID Re-attending within 3 months - Children	8	700	1.1%	12.7%	13.5%	12.4%
% of FP17s for the same patient ID Re-attending within 3 months - Adults	0	11	0.0%	17.7%	17.4%	16.7%
% of FP17s for the same patient ID Re-attending between 3 & 9 months - Children	2	700	0.3%	53.6%	59.0%	57.4%
% of FP17s for the same patient ID Re-attending between 3 & 9 months - Adults	0	11	0.0%	45.0%	52.6%	50.5%
% of FP17s for Band 1 Urgent Courses	12	496	2.4%	11.7%	9.4%	9.1%
% of FP17s Relating to Free Repair or Replacements	0	496	0.0%	1.0%	1.0%	0.8%
% of FP17s Relating to Continuations	0	496	0.0%	1.4%	1.5%	1.3%
% of Patients satisfied with the dentistry they have received	0	0	N/A	94.0%	93.7%	93.2%
% of Patients satisfied with the time they had to wait for an appointment	0	0	N/A	89.1%	90.0%	89.0%

* This is based on patients treated on this contract for their most recent course of treatment. Figures in italics indicate the base number of FP17s or Patient Questionnaire responses are less than 100. N/A is shown where the base number of responses is less than 10 during the period. % is calculated as Quantity/Base number*100

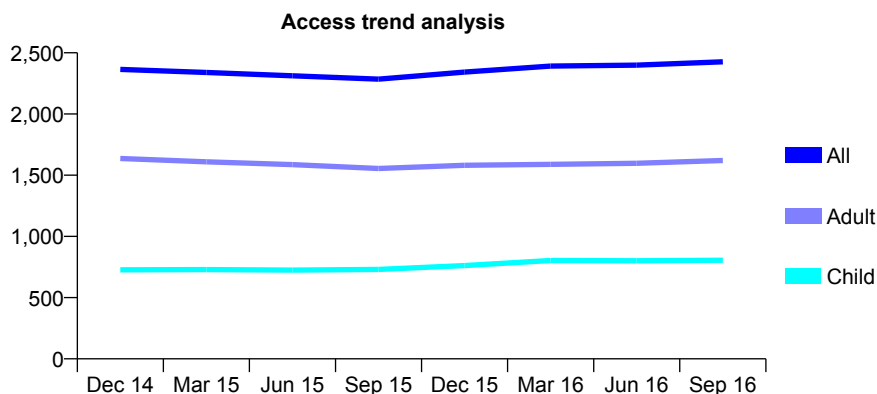
Q48 - Vital Signs At a Glance Contract Report for 109568/0001 - September 2016

Name or company name	Childwall Fiveways Dental Practice
Contract type name	GDS Contract
Purpose of contract	General
Contract start date	05/10/2012
Contract end date	

16/17 Contracted general activity (UDA)	8,307
Carry forward general activity (UDA)	304
16/17 Contracted orthodontic activity (UOA)	0
Carry forward orthodontic activity (UOA)	0
Baseline contract value	£211,913.04

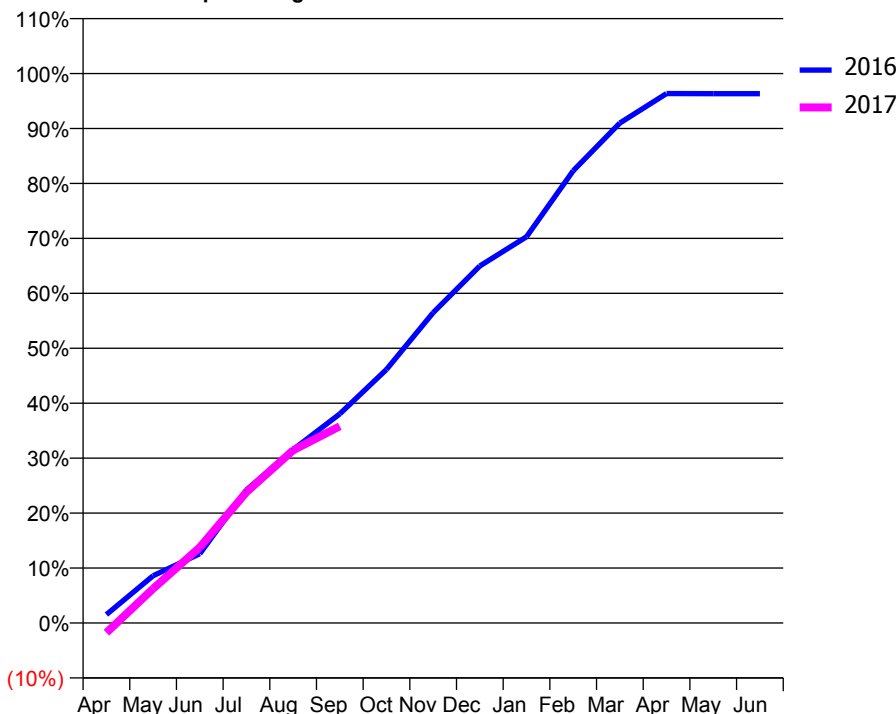
ACCESS*

Patients seen in 24 months	Total	Change since previous quarter
Quarter ending September 2015	2,285	
Quarter ending December 2015	2,343	↑
Quarter ending March 2016	2,392	↑
Quarter ending June 2016	2,399	→
Quarter ending September 2016	2,426	→
Variance since September 2015	6.2%	↑



ACTIVITY

Cumulative percentage of contracted UDA delivered 2016 & 2017



Adjusted Scheduled Activity (UDA)

Month	2016	2017
April	129	-148
May	716	520
June	1,047	1,144
July	2,010	1,978
August	2,623	2,611
September	3,163	2,975
October	3,833	
November	4,692	
December	5,397	
January	5,839	
February	6,837	
March	7,559	
April	8,004	
May	8,003	
June	8,003	

QUALITY

	Quantity	Base Number	Contract	AT	Region	England
% of FP17s for the same patient ID Re-attending within 3 months - Children	73	885	8.2%	12.7%	13.5%	12.4%
% of FP17s for the same patient ID Re-attending within 3 months - Adults	135	1,121	12.0%	17.7%	17.4%	16.7%
% of FP17s for the same patient ID Re-attending between 3 & 9 months - Children	649	885	73.3%	53.6%	59.0%	57.4%
% of FP17s for the same patient ID Re-attending between 3 & 9 months - Adults	675	1,121	60.2%	45.0%	52.6%	50.5%
% of FP17s for Band 1 Urgent Courses	121	1,828	6.6%	11.7%	9.4%	9.1%
% of FP17s Relating to Free Repair or Replacements	19	1,828	1.0%	1.0%	1.0%	0.8%
% of FP17s Relating to Continuations	3	1,828	0.2%	1.4%	1.5%	1.3%
% of Patients satisfied with the dentistry they have received	8	9	N/A	94.0%	93.7%	93.2%
% of Patients satisfied with the time they had to wait for an appointment	9	9	N/A	89.1%	90.0%	89.0%

* This is based on patients treated on this contract for their most recent course of treatment. Figures in italics indicate the base number of FP17s or Patient Questionnaire responses are less than 100. N/A is shown where the base number of responses is less than 10 during the period. % is calculated as Quantity/Base number*100

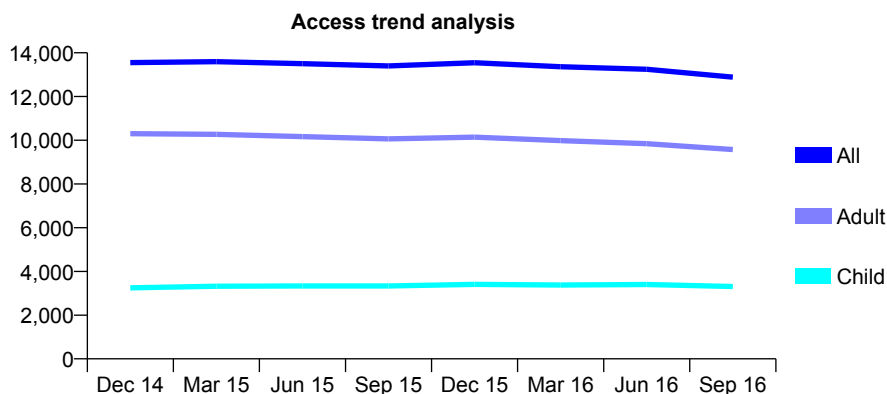
Q48 - Vital Signs At a Glance Contract Report for 111716/0001 - September 2016

Name or company name	Church St Dentists Ltd
Contract type name	GDS Contract
Purpose of contract	General
Contract start date	01/01/2011
Contract end date	

16/17 Contracted general activity (UDA)	53,000
Carry forward general activity (UDA)	0
16/17 Contracted orthodontic activity (UOA)	0
Carry forward orthodontic activity (UOA)	0
Baseline contract value	£1,425,274.89

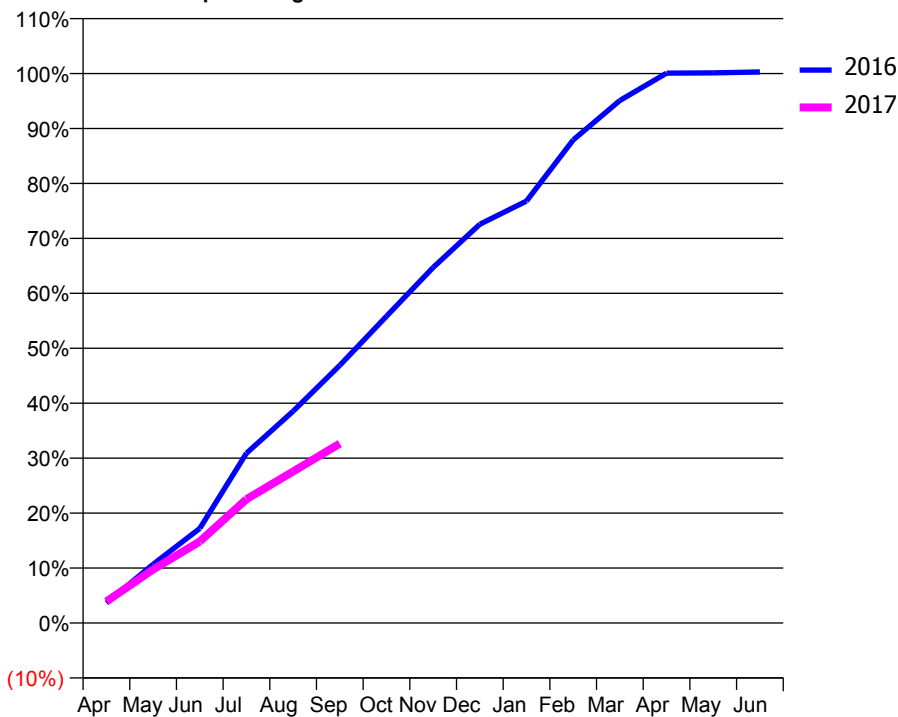
ACCESS*

Patients seen in 24 months	Total	Change since previous quarter
Quarter ending September 2015	13,400	
Quarter ending December 2015	13,548	→
Quarter ending March 2016	13,365	↓
Quarter ending June 2016	13,244	→
Quarter ending September 2016	12,886	↓
Variance since September 2015	(3.8%)	↓



ACTIVITY

Cumulative percentage of contracted UDA delivered 2016 & 2017



Month	Adjusted Scheduled Activity (UDA)	
	2016	2017
April	1,646	2,076
May	4,814	5,164
June	7,753	7,860
July	13,905	11,938
August	17,350	14,614
September	21,102	17,302
October	25,125	
November	29,119	
December	32,660	
January	34,560	
February	39,558	
March	42,795	
April	45,031	
May	45,055	
June	45,128	

QUALITY

	Quantity	Base Number	Contract	AT	Region	England
% of FP17s for the same patient ID Re-attending within 3 months - Children	224	2,649	8.5%	12.7%	13.5%	12.4%
% of FP17s for the same patient ID Re-attending within 3 months - Adults	1,097	6,149	17.8%	17.7%	17.4%	16.7%
% of FP17s for the same patient ID Re-attending between 3 & 9 months - Children	1,695	2,649	64.0%	53.6%	59.0%	57.4%
% of FP17s for the same patient ID Re-attending between 3 & 9 months - Adults	3,377	6,149	54.9%	45.0%	52.6%	50.5%
% of FP17s for Band 1 Urgent Courses	857	7,764	11.0%	11.7%	9.4%	9.1%
% of FP17s Relating to Free Repair or Replacements	81	7,764	1.0%	1.0%	1.0%	0.8%
% of FP17s Relating to Continuations	122	7,764	1.6%	1.4%	1.5%	1.3%
% of Patients satisfied with the dentistry they have received	8	8	N/A	94.0%	93.7%	93.2%
% of Patients satisfied with the time they had to wait for an appointment	8	8	N/A	89.1%	90.0%	89.0%

* This is based on patients treated on this contract for their most recent course of treatment. Figures in italics indicate the base number of FP17s or Patient Questionnaire responses are less than 100. N/A is shown where the base number of responses is less than 10 during the period. % is calculated as Quantity/Base number*100

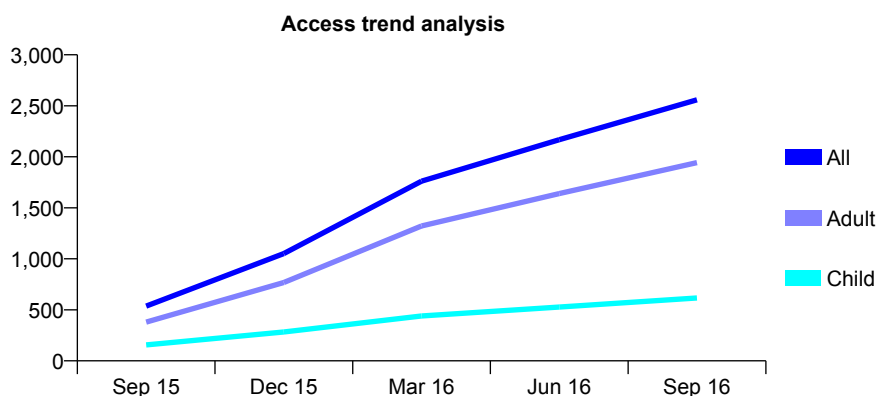
Q48 - Vital Signs At a Glance Contract Report for 112046/0001 - September 2016

Name or company name	Whiston Village Dental Practice Partnership
Contract type name	GDS Contract
Purpose of contract	General
Contract start date	27/03/2015
Contract end date	

16/17 Contracted general activity (UDA)	13,431
Carry forward general activity (UDA)	0
16/17 Contracted orthodontic activity (UOA)	0
Carry forward orthodontic activity (UOA)	0
Baseline contract value	£353,921.82

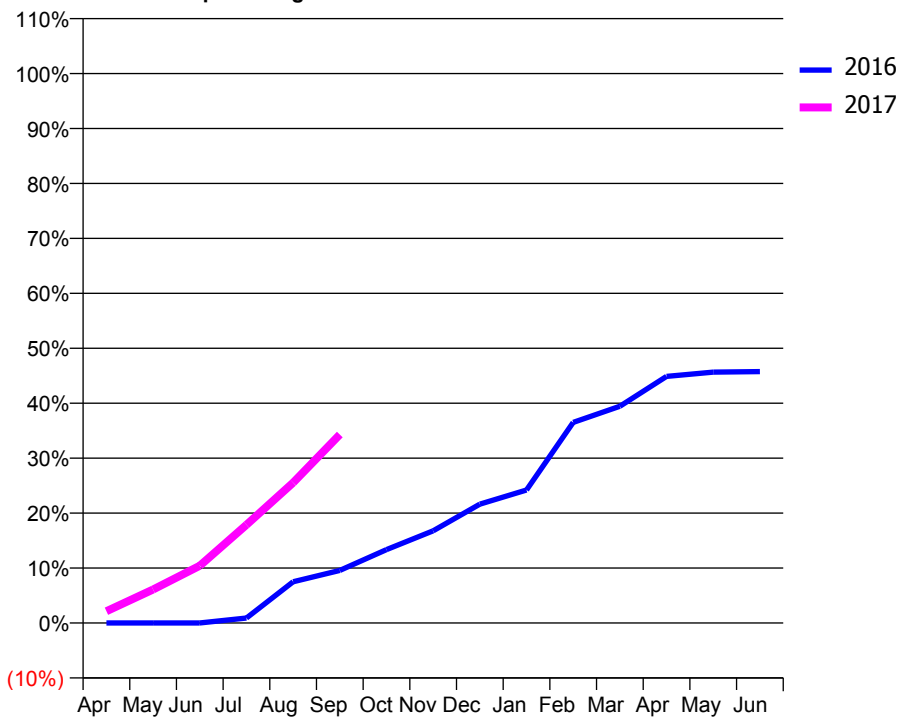
ACCESS*

Patients seen in 24 months	Total	Change since previous quarter
Quarter ending September 2015	536	
Quarter ending December 2015	1,051	↑
Quarter ending March 2016	1,762	↑
Quarter ending June 2016	2,168	↑
Quarter ending September 2016	2,559	↑
Variance since September 2015	377.4%	↑



ACTIVITY

Cumulative percentage of contracted UDA delivered 2016 & 2017



Adjusted Scheduled Activity (UDA)

Month	2016	2017
April	0	290
May	0	819
June	0	1,400
July	122	2,400
August	1,007	3,430
September	1,287	4,606
October	1,794	
November	2,253	
December	2,905	
January	3,251	
February	4,903	
March	5,298	
April	6,028	
May	6,133	
June	6,145	

QUALITY

	Quantity	Base Number	Contract	AT	Region	England
% of FP17s for the same patient ID Re-attending within 3 months - Children	32	514	6.2%	12.7%	13.5%	12.4%
% of FP17s for the same patient ID Re-attending within 3 months - Adults	220	1,639	13.4%	17.7%	17.4%	16.7%
% of FP17s for the same patient ID Re-attending between 3 & 9 months - Children	149	514	29.0%	53.6%	59.0%	57.4%
% of FP17s for the same patient ID Re-attending between 3 & 9 months - Adults	582	1,639	35.5%	45.0%	52.6%	50.5%
% of FP17s for Band 1 Urgent Courses	151	1,767	8.5%	11.7%	9.4%	9.1%
% of FP17s Relating to Free Repair or Replacements	4	1,767	0.2%	1.0%	1.0%	0.8%
% of FP17s Relating to Continuations	30	1,767	1.7%	1.4%	1.5%	1.3%
% of Patients satisfied with the dentistry they have received	3	3	N/A	94.0%	93.7%	93.2%
% of Patients satisfied with the time they had to wait for an appointment	3	3	N/A	89.1%	90.0%	89.0%

* This is based on patients treated on this contract for their most recent course of treatment. Figures in italics indicate the base number of FP17s or Patient Questionnaire responses are less than 100. N/A is shown where the base number of responses is less than 10 during the period. % is calculated as Quantity/Base number*100

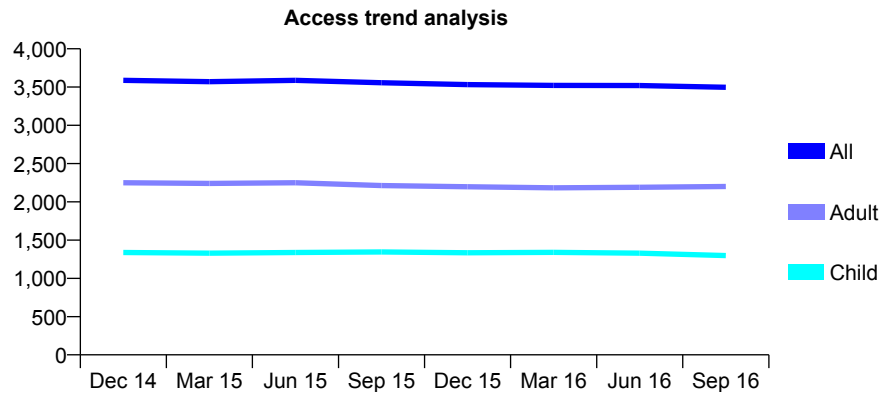
Q48 - Vital Signs At a Glance Contract Report for 113433/0001 - September 2016

Name or company name	Deysbrook Lane Partnership
Contract type name	GDS Contract
Purpose of contract	General
Contract start date	01/07/2011
Contract end date	

16/17 Contracted general activity (UDA)	11,000
Carry forward general activity (UDA)	62
16/17 Contracted orthodontic activity (UOA)	0
Carry forward orthodontic activity (UOA)	0
Baseline contract value	£280,611.96

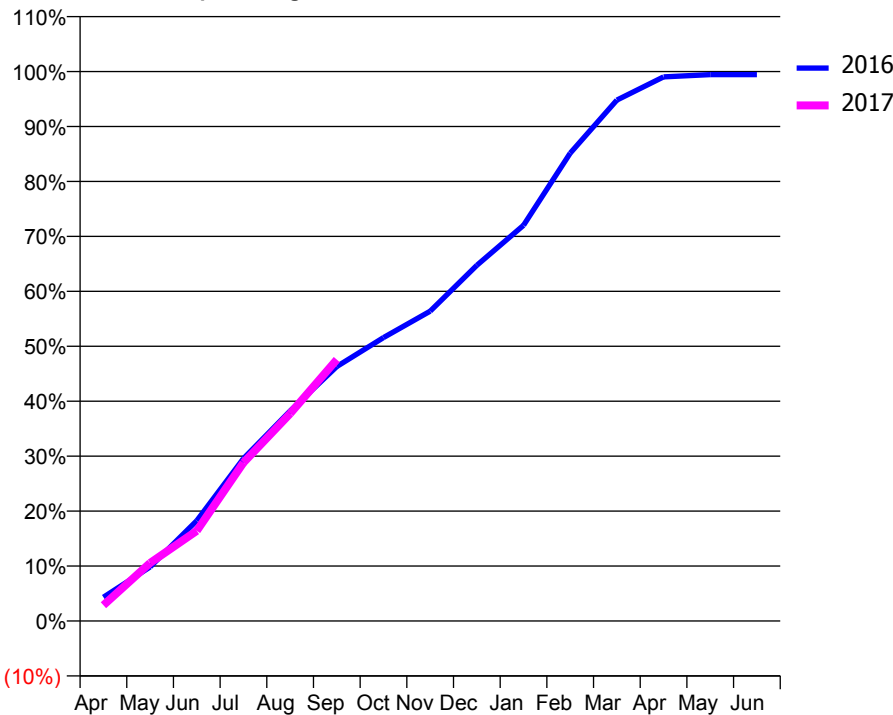
ACCESS*

Patients seen in 24 months	Total	Change since previous quarter
Quarter ending September 2015	3,557	
Quarter ending December 2015	3,532	→
Quarter ending March 2016	3,522	→
Quarter ending June 2016	3,519	→
Quarter ending September 2016	3,497	→
Variance since September 2015	(1.7%)	↓



ACTIVITY

Cumulative percentage of contracted UDA delivered 2016 & 2017



Month	Adjusted Scheduled Activity (UDA)	
	2016	2017
April	477	316
May	1,082	1,161
June	2,009	1,807
July	3,254	3,170
August	4,206	4,153
September	5,096	5,233
October	5,674	
November	6,201	
December	7,121	
January	7,921	
February	9,366	
March	10,429	
April	10,893	
May	10,938	
June	10,938	

QUALITY

	Quantity	Base Number	Contract	AT	Region	England
% of FP17s for the same patient ID Re-attending within 3 months - Children	99	1,016	9.7%	12.7%	13.5%	12.4%
% of FP17s for the same patient ID Re-attending within 3 months - Adults	307	1,542	19.9%	17.7%	17.4%	16.7%
% of FP17s for the same patient ID Re-attending between 3 & 9 months - Children	612	1,016	60.2%	53.6%	59.0%	57.4%
% of FP17s for the same patient ID Re-attending between 3 & 9 months - Adults	720	1,542	46.7%	45.0%	52.6%	50.5%
% of FP17s for Band 1 Urgent Courses	247	2,352	10.5%	11.7%	9.4%	9.1%
% of FP17s Relating to Free Repair or Replacements	29	2,352	1.2%	1.0%	1.0%	0.8%
% of FP17s Relating to Continuations	3	2,352	0.1%	1.4%	1.5%	1.3%
% of Patients satisfied with the dentistry they have received	5	6	N/A	94.0%	93.7%	93.2%
% of Patients satisfied with the time they had to wait for an appointment	4	6	N/A	89.1%	90.0%	89.0%

* This is based on patients treated on this contract for their most recent course of treatment. Figures in italics indicate the base number of FP17s or Patient Questionnaire responses are less than 100. N/A is shown where the base number of responses is less than 10 during the period. % is calculated as Quantity/Base number*100

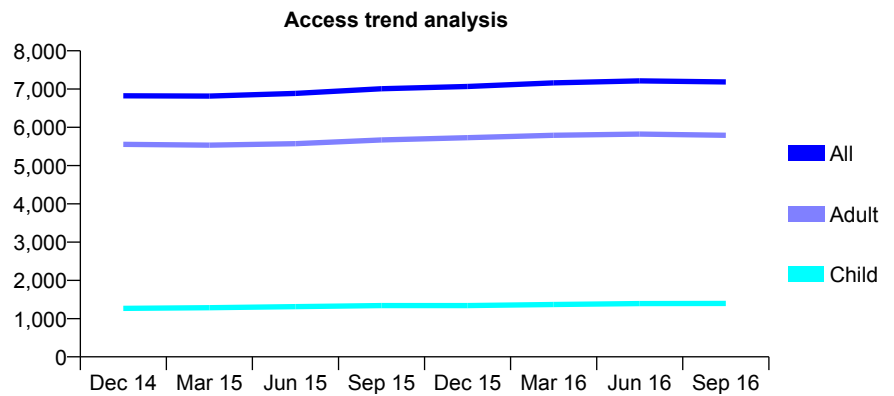
Q48 - Vital Signs At a Glance Contract Report for 116467/0001 - September 2016

Name or company name	Billinge DP Limited
Contract type name	GDS Contract
Purpose of contract	General
Contract start date	01/01/2010
Contract end date	

16/17 Contracted general activity (UDA)	19,900
Carry forward general activity (UDA)	0
16/17 Contracted orthodontic activity (UOA)	0
Carry forward orthodontic activity (UOA)	0
Baseline contract value	£469,749.71

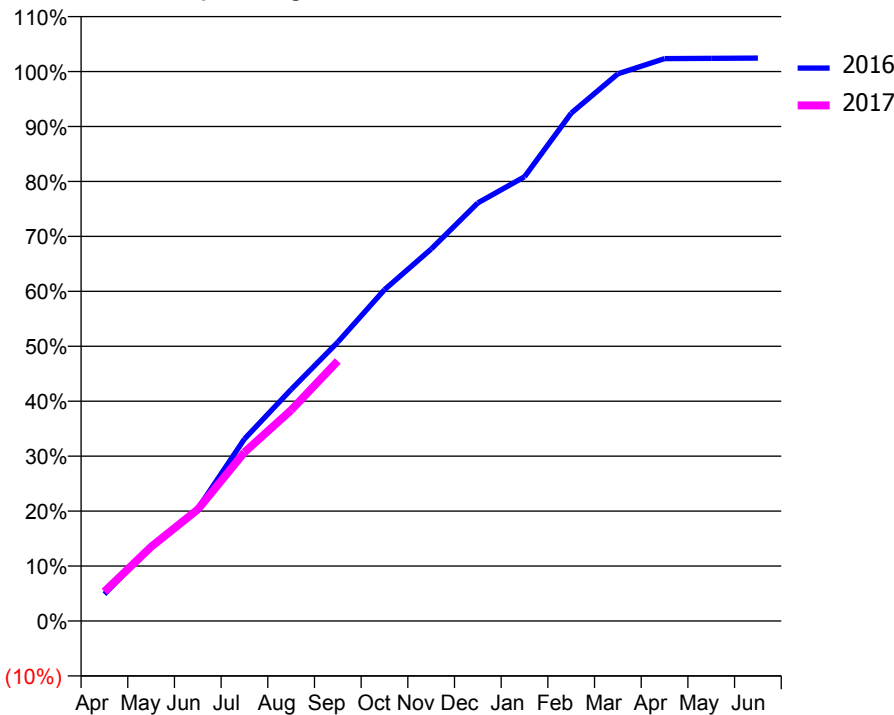
ACCESS*

Patients seen in 24 months	Total	Change since previous quarter
Quarter ending September 2015	7,010	
Quarter ending December 2015	7,068	→
Quarter ending March 2016	7,162	→
Quarter ending June 2016	7,215	→
Quarter ending September 2016	7,187	→
Variance since September 2015	2.5%	↑



ACTIVITY

Cumulative percentage of contracted UDA delivered 2016 & 2017



Month	Adjusted Scheduled Activity (UDA)	
	2016	2017
April	971	1,063
May	2,721	2,689
June	4,068	4,040
July	6,592	6,113
August	8,386	7,638
September	10,102	9,421
October	11,997	
November	13,471	
December	15,142	
January	16,089	
February	18,391	
March	19,818	
April	20,366	
May	20,375	
June	20,386	

QUALITY

	Quantity	Base Number	Contract	AT	Region	England
% of FP17s for the same patient ID Re-attending within 3 months - Children	63	1,053	6.0%	12.7%	13.5%	12.4%
% of FP17s for the same patient ID Re-attending within 3 months - Adults	536	3,816	14.0%	17.7%	17.4%	16.7%
% of FP17s for the same patient ID Re-attending between 3 & 9 months - Children	640	1,053	60.8%	53.6%	59.0%	57.4%
% of FP17s for the same patient ID Re-attending between 3 & 9 months - Adults	1,847	3,816	48.4%	45.0%	52.6%	50.5%
% of FP17s for Band 1 Urgent Courses	273	4,564	6.0%	11.7%	9.4%	9.1%
% of FP17s Relating to Free Repair or Replacements	44	4,564	1.0%	1.0%	1.0%	0.8%
% of FP17s Relating to Continuations	135	4,564	3.0%	1.4%	1.5%	1.3%
% of Patients satisfied with the dentistry they have received	14	14	100.0%	94.0%	93.7%	93.2%
% of Patients satisfied with the time they had to wait for an appointment	14	14	100.0%	89.1%	90.0%	89.0%

* This is based on patients treated on this contract for their most recent course of treatment. Figures in italics indicate the base number of FP17s or Patient Questionnaire responses are less than 100. N/A is shown where the base number of responses is less than 10 during the period. % is calculated as Quantity/Base number*100

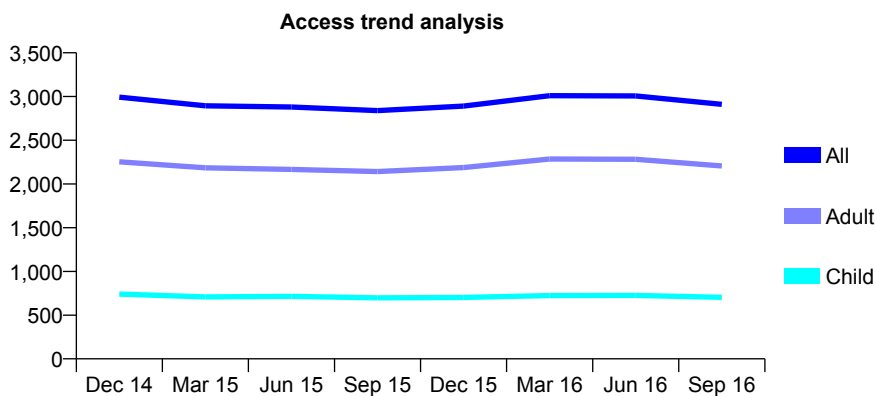
Q48 - Vital Signs At a Glance Contract Report for 117005/0001 - September 2016

Name or company name	Stecewicz
Contract type name	GDS Contract
Purpose of contract	General
Contract start date	01/04/2012
Contract end date	

16/17 Contracted general activity (UDA)	10,700
Carry forward general activity (UDA)	0
16/17 Contracted orthodontic activity (UOA)	0
Carry forward orthodontic activity (UOA)	0
Baseline contract value	£234,651.30

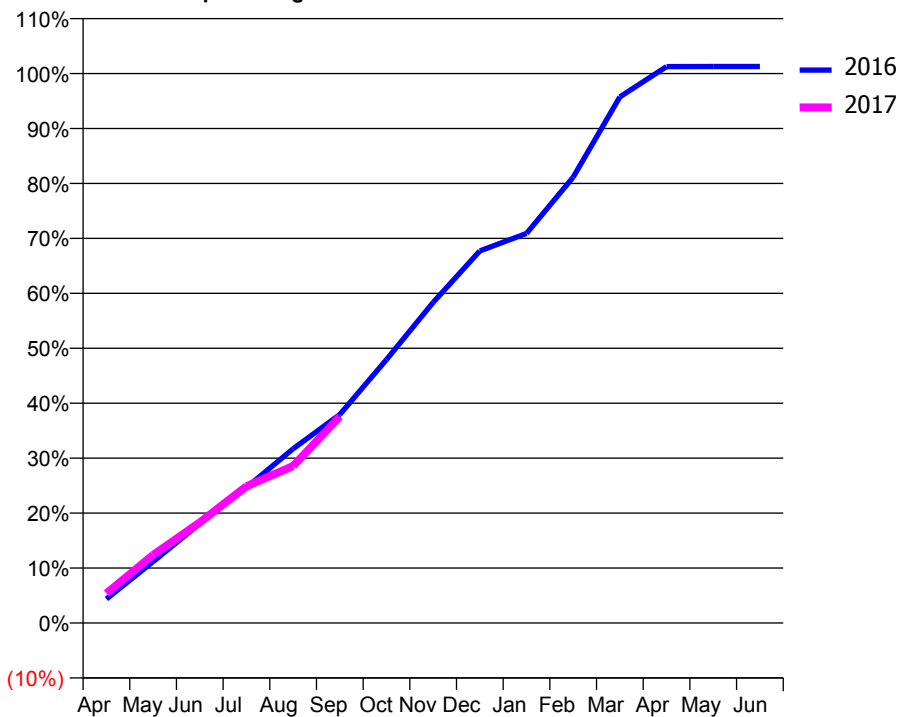
ACCESS*

Patients seen in 24 months	Total	Change since previous quarter
Quarter ending September 2015	2,839	
Quarter ending December 2015	2,891	→
Quarter ending March 2016	3,010	↑
Quarter ending June 2016	3,007	→
Quarter ending September 2016	2,910	↓
Variance since September 2015	2.5%	↑



ACTIVITY

Cumulative percentage of contracted UDA delivered 2016 & 2017



Month	Adjusted Scheduled Activity (UDA)	
	2016	2017
April	468	577
May	1,196	1,325
June	1,935	1,959
July	2,638	2,662
August	3,391	3,058
September	4,059	4,021
October	5,130	
November	6,245	
December	7,246	
January	7,587	
February	8,680	
March	10,245	
April	10,833	
May	10,836	
June	10,836	

QUALITY

	Quantity	Base Number	Contract	AT	Region	England
% of FP17s for the same patient ID Re-attending within 3 months - Children	41	430	9.5%	12.7%	13.5%	12.4%
% of FP17s for the same patient ID Re-attending within 3 months - Adults	162	1,186	13.7%	17.7%	17.4%	16.7%
% of FP17s for the same patient ID Re-attending between 3 & 9 months - Children	199	430	46.3%	53.6%	59.0%	57.4%
% of FP17s for the same patient ID Re-attending between 3 & 9 months - Adults	545	1,186	46.0%	45.0%	52.6%	50.5%
% of FP17s for Band 1 Urgent Courses	136	1,422	9.6%	11.7%	9.4%	9.1%
% of FP17s Relating to Free Repair or Replacements	7	1,422	0.5%	1.0%	1.0%	0.8%
% of FP17s Relating to Continuations	8	1,422	0.6%	1.4%	1.5%	1.3%
% of Patients satisfied with the dentistry they have received	22	23	95.7%	94.0%	93.7%	93.2%
% of Patients satisfied with the time they had to wait for an appointment	19	23	82.6%	89.1%	90.0%	89.0%

* This is based on patients treated on this contract for their most recent course of treatment. Figures in italics indicate the base number of FP17s or Patient Questionnaire responses are less than 100. N/A is shown where the base number of responses is less than 10 during the period. % is calculated as Quantity/Base number*100

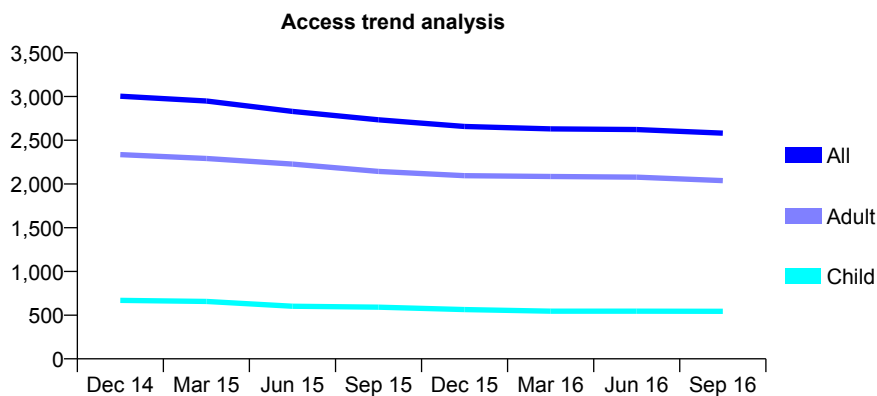
Q48 - Vital Signs At a Glance Contract Report for 121355/0001 - September 2016

Name or company name	J Walker & A Dunn
Contract type name	GDS Contract
Purpose of contract	General
Contract start date	01/04/2007
Contract end date	

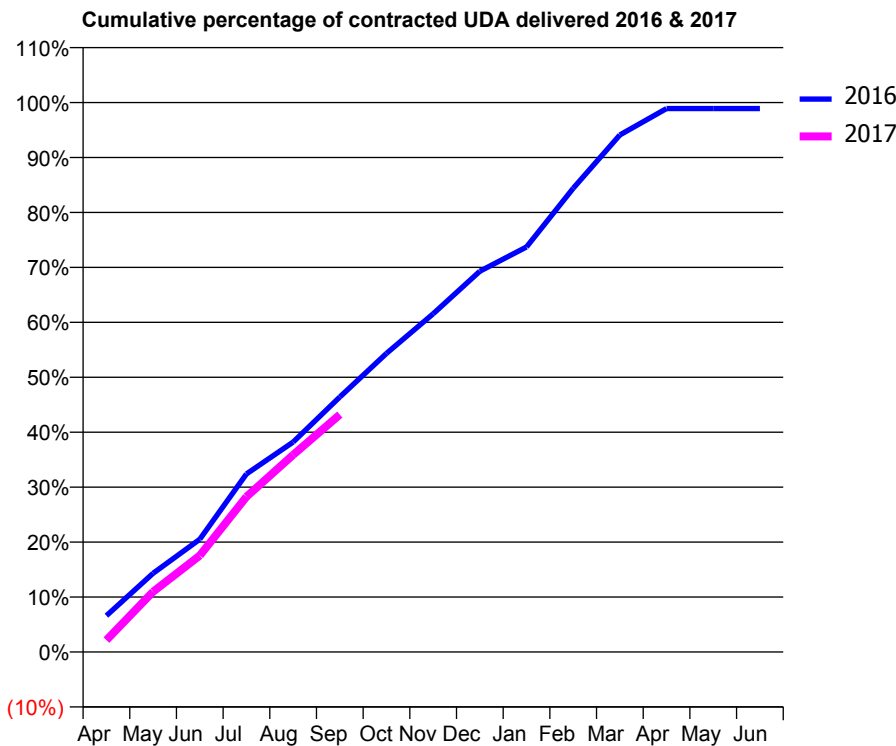
16/17 Contracted general activity (UDA)	9,392
Carry forward general activity (UDA)	104
16/17 Contracted orthodontic activity (UOA)	0
Carry forward orthodontic activity (UOA)	0
Baseline contract value	£239,591.59

ACCESS*

Patients seen in 24 months	Total	Change since previous quarter
Quarter ending September 2015	2,734	
Quarter ending December 2015	2,658	↓
Quarter ending March 2016	2,630	↓
Quarter ending June 2016	2,623	→
Quarter ending September 2016	2,581	↓
Variance since September 2015	(5.6%)	↓



ACTIVITY



Month	Adjusted Scheduled Activity (UDA)	
	2016	2017
April	622	204
May	1,346	1,031
June	1,927	1,649
July	3,043	2,654
August	3,588	3,369
September	4,359	4,058
October	5,104	
November	5,780	
December	6,509	
January	6,923	
February	7,925	
March	8,837	
April	9,288	
May	9,288	
June	9,288	

QUALITY

	Quantity	Base Number	Contract	AT	Region	England
% of FP17s for the same patient ID Re-attending within 3 months - Children	38	387	9.8%	12.7%	13.5%	12.4%
% of FP17s for the same patient ID Re-attending within 3 months - Adults	421	1,649	25.5%	17.7%	17.4%	16.7%
% of FP17s for the same patient ID Re-attending between 3 & 9 months - Children	200	387	51.7%	53.6%	59.0%	57.4%
% of FP17s for the same patient ID Re-attending between 3 & 9 months - Adults	742	1,649	45.0%	45.0%	52.6%	50.5%
% of FP17s for Band 1 Urgent Courses	318	1,854	17.2%	11.7%	9.4%	9.1%
% of FP17s Relating to Free Repair or Replacements	5	1,854	0.3%	1.0%	1.0%	0.8%
% of FP17s Relating to Continuations	53	1,854	2.9%	1.4%	1.5%	1.3%
% of Patients satisfied with the dentistry they have received	3	3	N/A	94.0%	93.7%	93.2%
% of Patients satisfied with the time they had to wait for an appointment	3	3	N/A	89.1%	90.0%	89.0%

* This is based on patients treated on this contract for their most recent course of treatment. Figures in italics indicate the base number of FP17s or Patient Questionnaire responses are less than 100. N/A is shown where the base number of responses is less than 10 during the period. % is calculated as Quantity/Base number*100

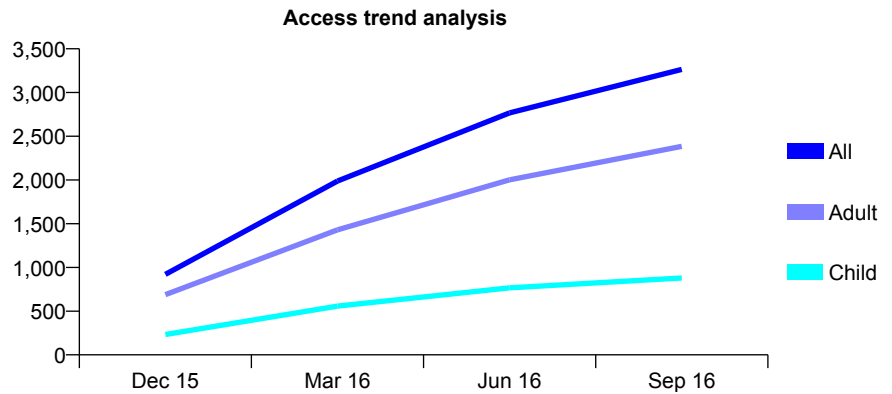
Q48 - Vital Signs At a Glance Contract Report for 121681/0001 - September 2016

Name or company name	Laurel Villa Dental
Contract type name	GDS Contract
Purpose of contract	General
Contract start date	01/10/2015
Contract end date	

16/17 Contracted general activity (UDA)	16,000
Carry forward general activity (UDA)	0
16/17 Contracted orthodontic activity (UOA)	0
Carry forward orthodontic activity (UOA)	0
Baseline contract value	£386,904.36

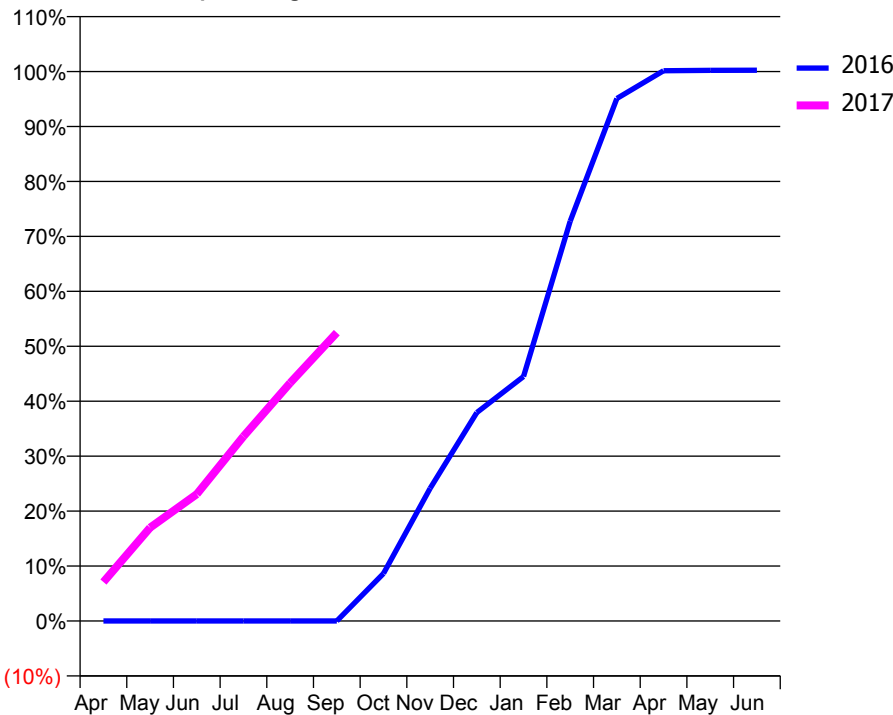
ACCESS*

Patients seen in 24 months	Total	Change since previous quarter
Quarter ending September 2015	0	
Quarter ending December 2015	920	↑
Quarter ending March 2016	1,988	↑
Quarter ending June 2016	2,767	↑
Quarter ending September 2016	3,264	↑
Variance since September 2015	N/A	



ACTIVITY

Cumulative percentage of contracted UDA delivered 2016 & 2017



Month	Adjusted Scheduled Activity (UDA)	
	2016	2017
April	0	1,134
May	0	2,719
June	0	3,695
July	0	5,377
August	0	6,933
September	0	8,397
October	692	
November	1,932	
December	3,035	
January	3,559	
February	5,821	
March	7,607	
April	8,011	
May	8,017	
June	8,018	

QUALITY

	Quantity	Base Number	Contract	AT	Region	England
% of FP17s for the same patient ID Re-attending within 3 months - Children	76	719	10.6%	12.7%	13.5%	12.4%
% of FP17s for the same patient ID Re-attending within 3 months - Adults	490	2,156	22.7%	17.7%	17.4%	16.7%
% of FP17s for the same patient ID Re-attending between 3 & 9 months - Children	265	719	36.9%	53.6%	59.0%	57.4%
% of FP17s for the same patient ID Re-attending between 3 & 9 months - Adults	654	2,156	30.3%	45.0%	52.6%	50.5%
% of FP17s for Band 1 Urgent Courses	359	2,753	13.0%	11.7%	9.4%	9.1%
% of FP17s Relating to Free Repair or Replacements	30	2,753	1.1%	1.0%	1.0%	0.8%
% of FP17s Relating to Continuations	50	2,753	1.8%	1.4%	1.5%	1.3%
% of Patients satisfied with the dentistry they have received	4	4	N/A	94.0%	93.7%	93.2%
% of Patients satisfied with the time they had to wait for an appointment	2	4	N/A	89.1%	90.0%	89.0%

* This is based on patients treated on this contract for their most recent course of treatment. Figures in italics indicate the base number of FP17s or Patient Questionnaire responses are less than 100. N/A is shown where the base number of responses is less than 10 during the period. % is calculated as Quantity/Base number*100

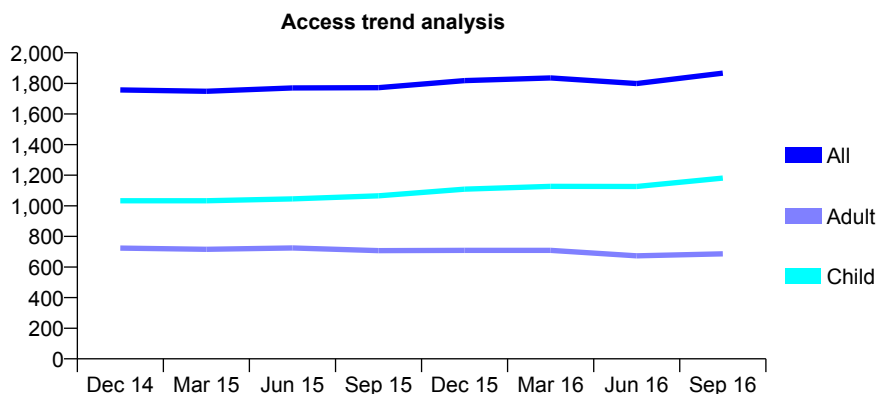
Q48 - Vital Signs At a Glance Contract Report for 122653/0001 - September 2016

Name or company name	Rose Lane Dental Practice
Contract type name	GDS Contract
Purpose of contract	General
Contract start date	01/04/2010
Contract end date	

16/17 Contracted general activity (UDA)	4,452
Carry forward general activity (UDA)	0
16/17 Contracted orthodontic activity (UOA)	0
Carry forward orthodontic activity (UOA)	0
Baseline contract value	£113,571.31

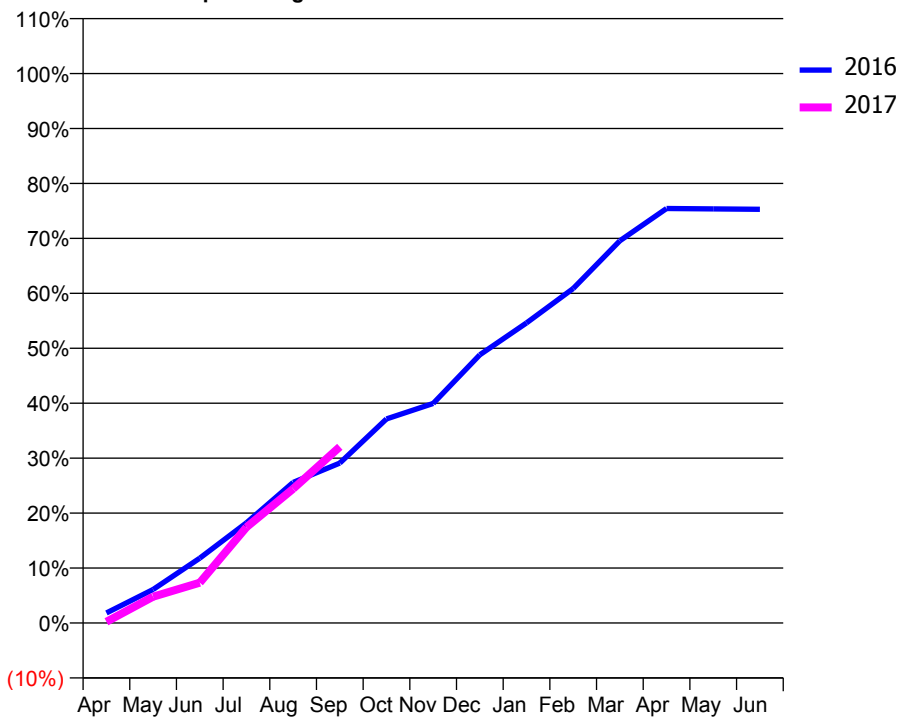
ACCESS*

Patients seen in 24 months	Total	Change since previous quarter
Quarter ending September 2015	1,772	
Quarter ending December 2015	1,818	↑
Quarter ending March 2016	1,836	→
Quarter ending June 2016	1,799	↓
Quarter ending September 2016	1,867	↑
Variance since September 2015	5.4%	↑



ACTIVITY

Cumulative percentage of contracted UDA delivered 2016 & 2017



Adjusted Scheduled Activity (UDA)

Month	2016	2017
April	81	10
May	272	214
June	525	327
July	812	776
August	1,140	1,088
September	1,295	1,428
October	1,654	
November	1,779	
December	2,173	
January	2,431	
February	2,710	
March	3,097	
April	3,358	
May	3,355	
June	3,352	

QUALITY

	Quantity	Base Number	Contract	AT	Region	England
% of FP17s for the same patient ID Re-attending within 3 months - Children	62	757	8.2%	12.7%	13.5%	12.4%
% of FP17s for the same patient ID Re-attending within 3 months - Adults	21	307	6.8%	17.7%	17.4%	16.7%
% of FP17s for the same patient ID Re-attending between 3 & 9 months - Children	327	757	43.2%	53.6%	59.0%	57.4%
% of FP17s for the same patient ID Re-attending between 3 & 9 months - Adults	105	307	34.2%	45.0%	52.6%	50.5%
% of FP17s for Band 1 Urgent Courses	16	899	1.8%	11.7%	9.4%	9.1%
% of FP17s Relating to Free Repair or Replacements	0	899	0.0%	1.0%	1.0%	0.8%
% of FP17s Relating to Continuations	0	899	0.0%	1.4%	1.5%	1.3%
% of Patients satisfied with the dentistry they have received	3	3	N/A	94.0%	93.7%	93.2%
% of Patients satisfied with the time they had to wait for an appointment	3	3	N/A	89.1%	90.0%	89.0%

* This is based on patients treated on this contract for their most recent course of treatment. Figures in italics indicate the base number of FP17s or Patient Questionnaire responses are less than 100. N/A is shown where the base number of responses is less than 10 during the period. % is calculated as Quantity/Base number*100

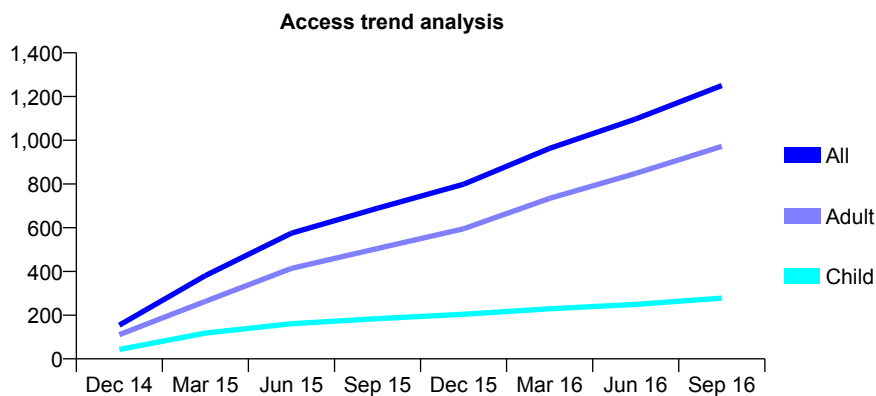
Q48 - Vital Signs At a Glance Contract Report for 122858/0001 - September 2016

Name or company name	Baycliff Dental Practices
Contract type name	GDS Contract
Purpose of contract	General
Contract start date	01/10/2014
Contract end date	

16/17 Contracted general activity (UDA)	6,769
Carry forward general activity (UDA)	0
16/17 Contracted orthodontic activity (UOA)	0
Carry forward orthodontic activity (UOA)	0
Baseline contract value	£172,678.39

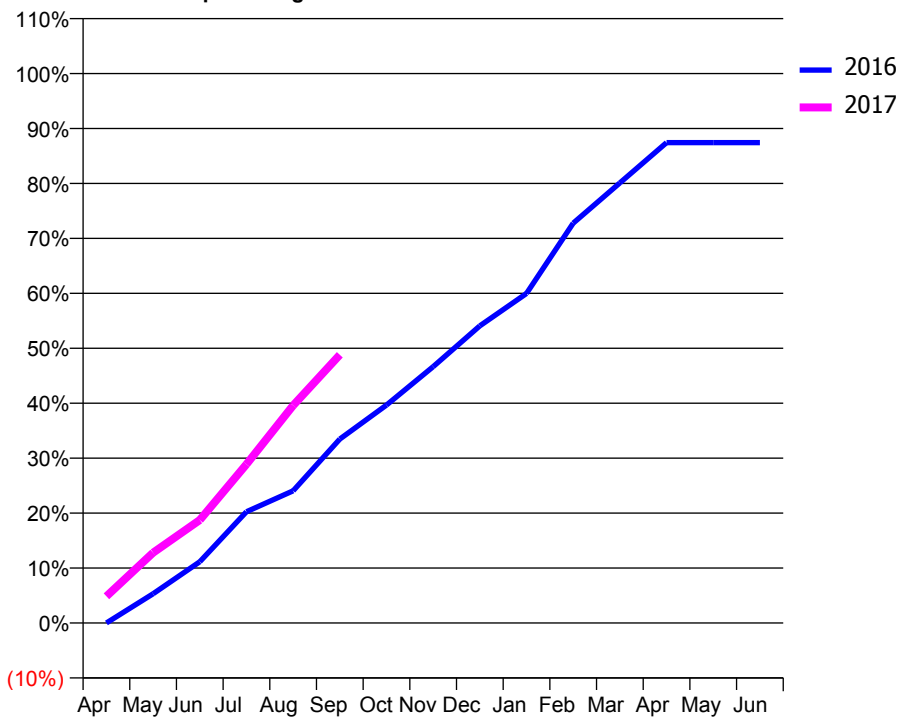
ACCESS*

Patients seen in 24 months	Total	Change since previous quarter
Quarter ending September 2015	689	
Quarter ending December 2015	799	↑
Quarter ending March 2016	963	↑
Quarter ending June 2016	1,097	↑
Quarter ending September 2016	1,250	↑
Variance since September 2015	81.4%	↑



ACTIVITY

Cumulative percentage of contracted UDA delivered 2016 & 2017



Adjusted Scheduled Activity (UDA)

Month	2016	2017
April	0	329
May	361	866
June	756	1,269
July	1,371	1,955
August	1,629	2,680
September	2,267	3,304
October	2,685	
November	3,158	
December	3,661	
January	4,059	
February	4,926	
March	5,422	
April	5,918	
May	5,918	
June	5,918	

QUALITY

	Quantity	Base Number	Contract	AT	Region	England
% of FP17s for the same patient ID Re-attending within 3 months - Children	13	181	7.2%	12.7%	13.5%	12.4%
% of FP17s for the same patient ID Re-attending within 3 months - Adults	131	675	19.4%	17.7%	17.4%	16.7%
% of FP17s for the same patient ID Re-attending between 3 & 9 months - Children	59	181	32.6%	53.6%	59.0%	57.4%
% of FP17s for the same patient ID Re-attending between 3 & 9 months - Adults	189	675	28.0%	45.0%	52.6%	50.5%
% of FP17s for Band 1 Urgent Courses	114	750	15.2%	11.7%	9.4%	9.1%
% of FP17s Relating to Free Repair or Replacements	0	750	0.0%	1.0%	1.0%	0.8%
% of FP17s Relating to Continuations	3	750	0.4%	1.4%	1.5%	1.3%
% of Patients satisfied with the dentistry they have received	1	1	N/A	94.0%	93.7%	93.2%
% of Patients satisfied with the time they had to wait for an appointment	1	1	N/A	89.1%	90.0%	89.0%

* This is based on patients treated on this contract for their most recent course of treatment. Figures in italics indicate the base number of FP17s or Patient Questionnaire responses are less than 100. N/A is shown where the base number of responses is less than 10 during the period. % is calculated as Quantity/Base number*100

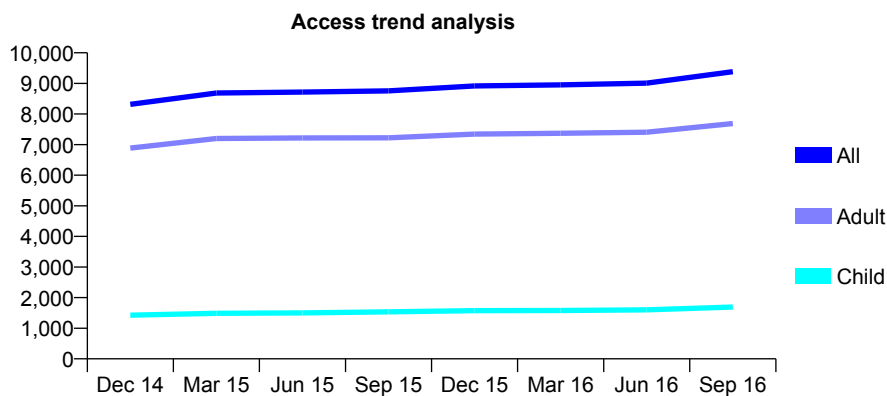
Q48 - Vital Signs At a Glance Contract Report for 123293/0001 - September 2016

Name or company name	Smithdown Dental Practice
Contract type name	GDS Contract
Purpose of contract	General
Contract start date	01/10/2011
Contract end date	

16/17 Contracted general activity (UDA)	27,825
Carry forward general activity (UDA)	0
16/17 Contracted orthodontic activity (UOA)	0
Carry forward orthodontic activity (UOA)	0
Baseline contract value	£753,500.70

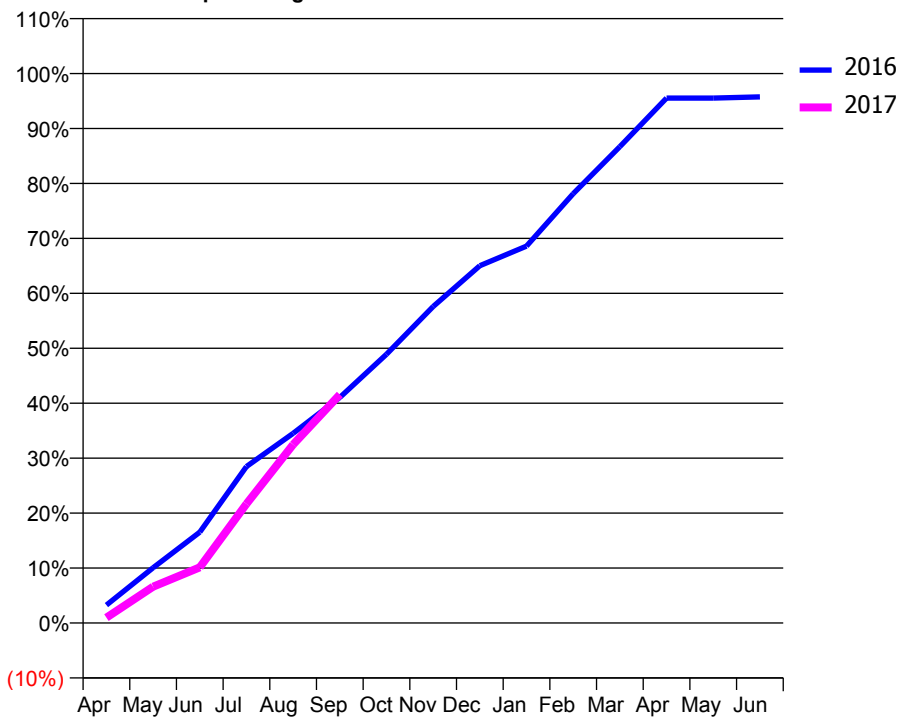
ACCESS*

Patients seen in 24 months	Total	Change since previous quarter
Quarter ending September 2015	8,758	
Quarter ending December 2015	8,918	→
Quarter ending March 2016	8,952	→
Quarter ending June 2016	9,007	→
Quarter ending September 2016	9,382	↑
Variance since September 2015	7.1%	↑



ACTIVITY

Cumulative percentage of contracted UDA delivered 2016 & 2017



Month	Adjusted Scheduled Activity (UDA)	
	2016	2017
April	908	272
May	2,797	1,842
June	4,601	2,822
July	7,921	6,030
August	9,606	9,036
September	11,424	11,572
October	13,611	
November	16,028	
December	18,094	
January	19,083	
February	21,741	
March	24,126	
April	26,580	
May	26,578	
June	26,644	

QUALITY

	Quantity	Base Number	Contract	AT	Region	England
% of FP17s for the same patient ID Re-attending within 3 months - Children	32	968	3.3%	12.7%	13.5%	12.4%
% of FP17s for the same patient ID Re-attending within 3 months - Adults	312	4,173	7.5%	17.7%	17.4%	16.7%
% of FP17s for the same patient ID Re-attending between 3 & 9 months - Children	294	968	30.4%	53.6%	59.0%	57.4%
% of FP17s for the same patient ID Re-attending between 3 & 9 months - Adults	1,265	4,173	30.3%	45.0%	52.6%	50.5%
% of FP17s for Band 1 Urgent Courses	579	4,220	13.7%	11.7%	9.4%	9.1%
% of FP17s Relating to Free Repair or Replacements	18	4,220	0.4%	1.0%	1.0%	0.8%
% of FP17s Relating to Continuations	1	4,220	0.0%	1.4%	1.5%	1.3%
% of Patients satisfied with the dentistry they have received	7	7	N/A	94.0%	93.7%	93.2%
% of Patients satisfied with the time they had to wait for an appointment	6	7	N/A	89.1%	90.0%	89.0%

* This is based on patients treated on this contract for their most recent course of treatment. Figures in italics indicate the base number of FP17s or Patient Questionnaire responses are less than 100. N/A is shown where the base number of responses is less than 10 during the period. % is calculated as Quantity/Base number*100

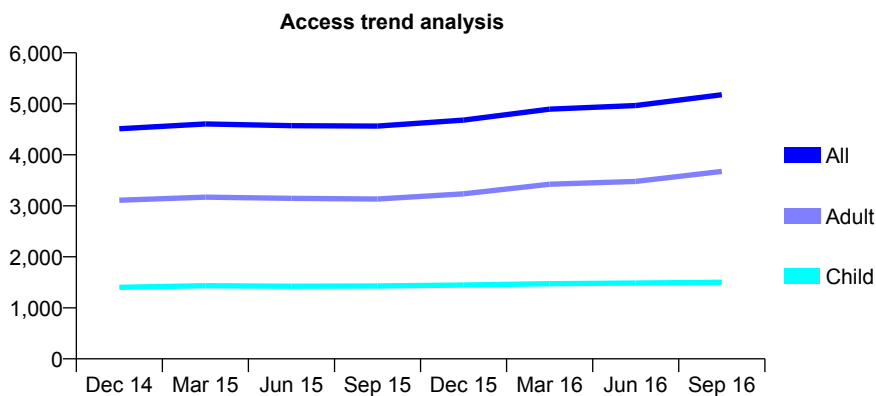
Q48 - Vital Signs At a Glance Contract Report for 124494/0001 - September 2016

Name or company name	J Powell & D Collins
Contract type name	GDS Contract
Purpose of contract	General
Contract start date	01/04/2010
Contract end date	

16/17 Contracted general activity (UDA)	15,654
Carry forward general activity (UDA)	0
16/17 Contracted orthodontic activity (UOA)	0
Carry forward orthodontic activity (UOA)	0
Baseline contract value	£495,644.72

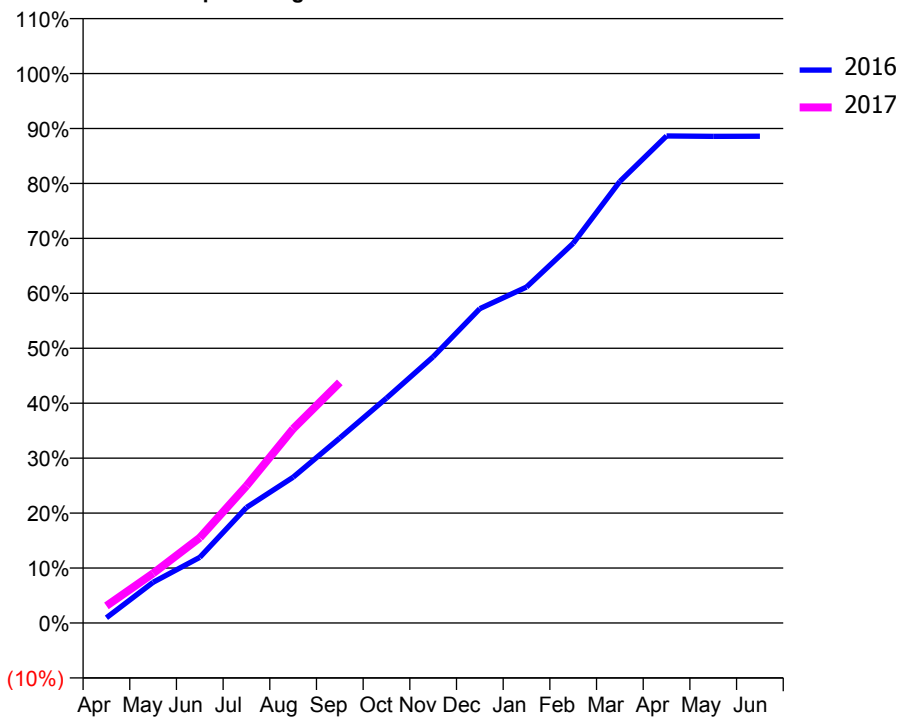
ACCESS*

Patients seen in 24 months	Total	Change since previous quarter
Quarter ending September 2015	4,563	
Quarter ending December 2015	4,681	↑
Quarter ending March 2016	4,895	↑
Quarter ending June 2016	4,966	→
Quarter ending September 2016	5,177	↑
Variance since September 2015	13.5%	↑



ACTIVITY

Cumulative percentage of contracted UDA delivered 2016 & 2017



Adjusted Scheduled Activity (UDA)

Month	2016	2017
April	149	487
May	1,162	1,416
June	1,872	2,429
July	3,292	3,905
August	4,154	5,534
September	5,270	6,856
October	6,408	
November	7,586	
December	8,954	
January	9,572	
February	10,816	
March	12,581	
April	13,877	
May	13,865	
June	13,868	

QUALITY

	Quantity	Base Number	Contract	AT	Region	England
% of FP17s for the same patient ID Re-attending within 3 months - Children	100	1,051	9.5%	12.7%	13.5%	12.4%
% of FP17s for the same patient ID Re-attending within 3 months - Adults	703	2,939	23.9%	17.7%	17.4%	16.7%
% of FP17s for the same patient ID Re-attending between 3 & 9 months - Children	523	1,051	49.8%	53.6%	59.0%	57.4%
% of FP17s for the same patient ID Re-attending between 3 & 9 months - Adults	1,221	2,939	41.5%	45.0%	52.6%	50.5%
% of FP17s for Band 1 Urgent Courses	403	3,481	11.6%	11.7%	9.4%	9.1%
% of FP17s Relating to Free Repair or Replacements	79	3,481	2.3%	1.0%	1.0%	0.8%
% of FP17s Relating to Continuations	121	3,481	3.5%	1.4%	1.5%	1.3%
% of Patients satisfied with the dentistry they have received	7	7	N/A	94.0%	93.7%	93.2%
% of Patients satisfied with the time they had to wait for an appointment	6	7	N/A	89.1%	90.0%	89.0%

* This is based on patients treated on this contract for their most recent course of treatment. Figures in italics indicate the base number of FP17s or Patient Questionnaire responses are less than 100. N/A is shown where the base number of responses is less than 10 during the period. % is calculated as Quantity/Base number*100

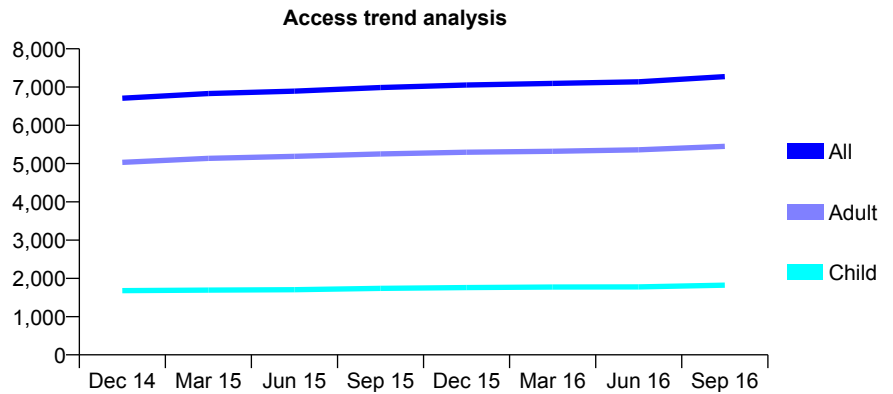
Q48 - Vital Signs At a Glance Contract Report for 124834/0001 - September 2016

Name or company name	Alverna House Dental Practice Ltd
Contract type name	GDS Contract
Purpose of contract	General
Contract start date	01/04/2009
Contract end date	

16/17 Contracted general activity (UDA)	21,000
Carry forward general activity (UDA)	0
16/17 Contracted orthodontic activity (UOA)	0
Carry forward orthodontic activity (UOA)	0
Baseline contract value	£592,942.37

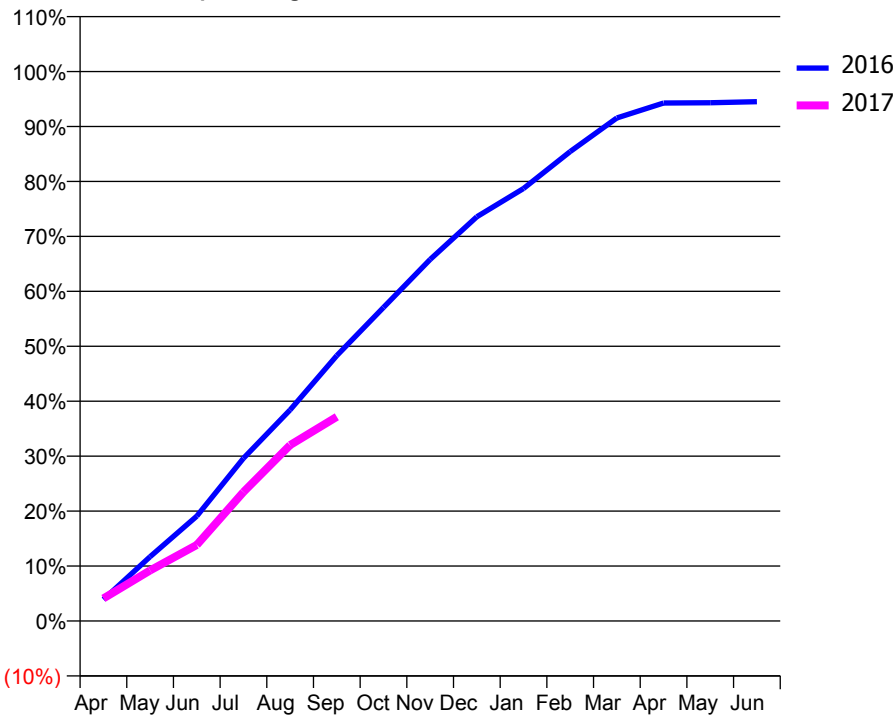
ACCESS*

Patients seen in 24 months	Total	Change since previous quarter
Quarter ending September 2015	6,987	
Quarter ending December 2015	7,054	→
Quarter ending March 2016	7,094	→
Quarter ending June 2016	7,138	→
Quarter ending September 2016	7,273	→
Variance since September 2015	4.1%	↑



ACTIVITY

Cumulative percentage of contracted UDA delivered 2016 & 2017



Month	Adjusted Scheduled Activity (UDA)	
	2016	2017
April	825	866
May	2,458	1,934
June	4,010	2,910
July	6,220	4,929
August	8,072	6,727
September	10,141	7,806
October	11,984	
November	13,816	
December	15,450	
January	16,530	
February	17,941	
March	19,227	
April	19,797	
May	19,804	
June	19,848	

QUALITY

	Quantity	Base Number	Contract	AT	Region	England
% of FP17s for the same patient ID Re-attending within 3 months - Children	210	1,385	15.2%	12.7%	13.5%	12.4%
% of FP17s for the same patient ID Re-attending within 3 months - Adults	568	3,454	16.4%	17.7%	17.4%	16.7%
% of FP17s for the same patient ID Re-attending between 3 & 9 months - Children	727	1,385	52.5%	53.6%	59.0%	57.4%
% of FP17s for the same patient ID Re-attending between 3 & 9 months - Adults	1,581	3,454	45.8%	45.0%	52.6%	50.5%
% of FP17s for Band 1 Urgent Courses	454	3,996	11.4%	11.7%	9.4%	9.1%
% of FP17s Relating to Free Repair or Replacements	26	3,996	0.7%	1.0%	1.0%	0.8%
% of FP17s Relating to Continuations	16	3,996	0.4%	1.4%	1.5%	1.3%
% of Patients satisfied with the dentistry they have received	3	3	N/A	94.0%	93.7%	93.2%
% of Patients satisfied with the time they had to wait for an appointment	3	3	N/A	89.1%	90.0%	89.0%

* This is based on patients treated on this contract for their most recent course of treatment. Figures in italics indicate the base number of FP17s or Patient Questionnaire responses are less than 100. N/A is shown where the base number of responses is less than 10 during the period. % is calculated as Quantity/Base number*100

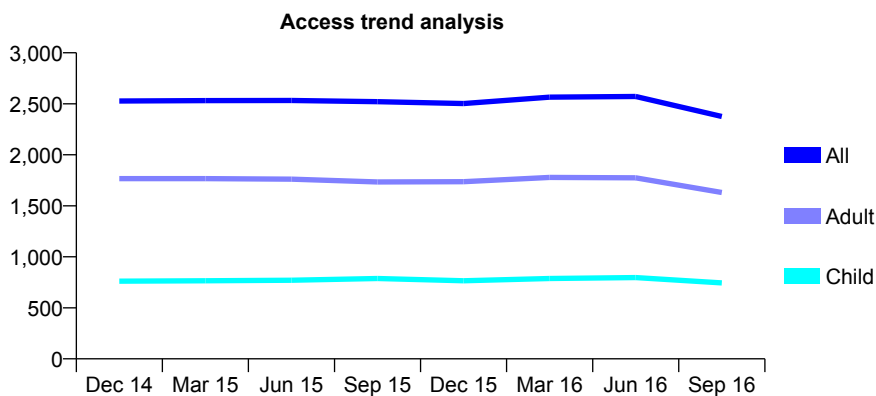
Q48 - Vital Signs At a Glance Contract Report for 125547/0001 - September 2016

Name or company name	Parr Dental Surgery Limited
Contract type name	GDS Contract
Purpose of contract	General
Contract start date	01/01/2012
Contract end date	

16/17 Contracted general activity (UDA)	8,000
Carry forward general activity (UDA)	0
16/17 Contracted orthodontic activity (UOA)	0
Carry forward orthodontic activity (UOA)	0
Baseline contract value	£188,524.88

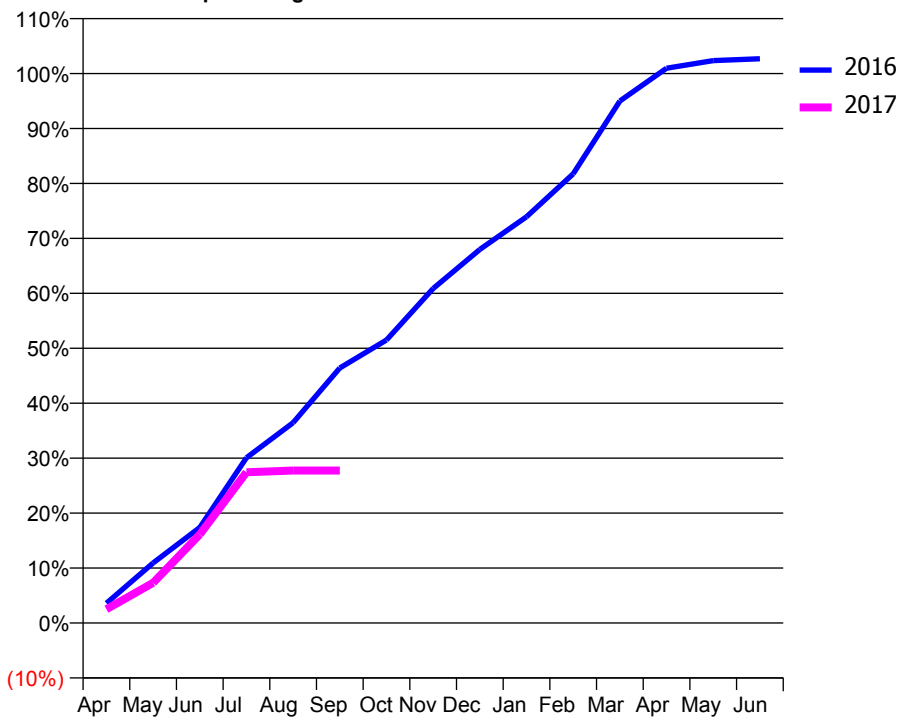
ACCESS*

Patients seen in 24 months	Total	Change since previous quarter
Quarter ending September 2015	2,521	
Quarter ending December 2015	2,502	→
Quarter ending March 2016	2,565	↑
Quarter ending June 2016	2,572	→
Quarter ending September 2016	2,376	↓
Variance since September 2015	(5.8%)	↓



ACTIVITY

Cumulative percentage of contracted UDA delivered 2016 & 2017



Adjusted Scheduled Activity (UDA)

Month	2016	2017
April	288	200
May	875	585
June	1,391	1,289
July	2,406	2,195
August	2,918	2,219
September	3,714	2,219
October	4,121	
November	4,870	
December	5,438	
January	5,914	
February	6,540	
March	7,599	
April	8,076	
May	8,187	
June	8,216	

QUALITY

	Quantity	Base Number	Contract	AT	Region	England
% of FP17s for the same patient ID Re-attending within 3 months - Children	23	326	7.1%	12.7%	13.5%	12.4%
% of FP17s for the same patient ID Re-attending within 3 months - Adults	77	582	13.2%	17.7%	17.4%	16.7%
% of FP17s for the same patient ID Re-attending between 3 & 9 months - Children	135	326	41.4%	53.6%	59.0%	57.4%
% of FP17s for the same patient ID Re-attending between 3 & 9 months - Adults	187	582	32.1%	45.0%	52.6%	50.5%
% of FP17s for Band 1 Urgent Courses	80	705	11.3%	11.7%	9.4%	9.1%
% of FP17s Relating to Free Repair or Replacements	2	705	0.3%	1.0%	1.0%	0.8%
% of FP17s Relating to Continuations	4	705	0.6%	1.4%	1.5%	1.3%
% of Patients satisfied with the dentistry they have received	4	5	N/A	94.0%	93.7%	93.2%
% of Patients satisfied with the time they had to wait for an appointment	4	5	N/A	89.1%	90.0%	89.0%

* This is based on patients treated on this contract for their most recent course of treatment. Figures in italics indicate the base number of FP17s or Patient Questionnaire responses are less than 100. N/A is shown where the base number of responses is less than 10 during the period. % is calculated as Quantity/Base number*100

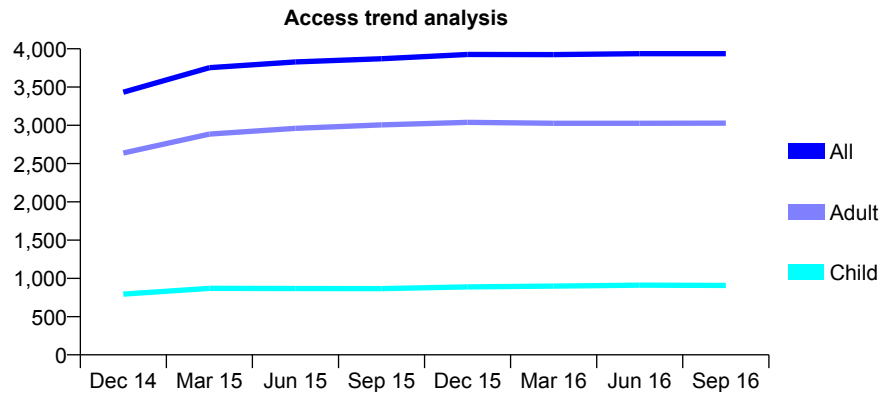
Q48 - Vital Signs At a Glance Contract Report for 126942/0001 - September 2016

Name or company name	Windle House Dental
Contract type name	PDS Contract
Purpose of contract	General
Contract start date	21/03/2013
Contract end date	20/03/2023

16/17 Contracted general activity (UDA)	15,000
Carry forward general activity (UDA)	0
16/17 Contracted orthodontic activity (UOA)	0
Carry forward orthodontic activity (UOA)	0
Baseline contract value	£404,275.24

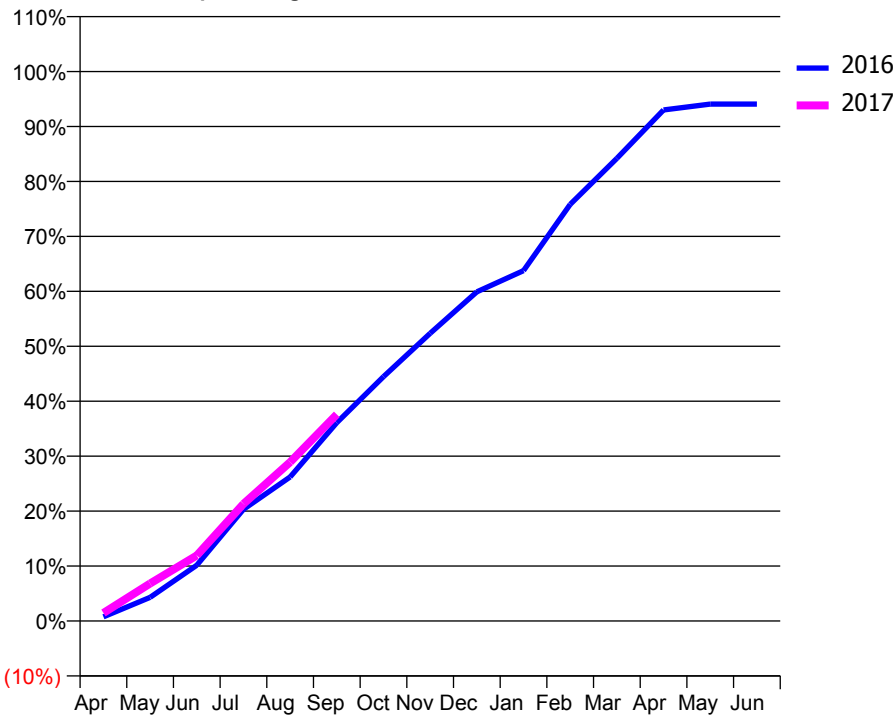
ACCESS*

Patients seen in 24 months	Total	Change since previous quarter
Quarter ending September 2015	3,871	
Quarter ending December 2015	3,926	→
Quarter ending March 2016	3,924	→
Quarter ending June 2016	3,937	→
Quarter ending September 2016	3,937	→
Variance since September 2015	1.7%	→



ACTIVITY

Cumulative percentage of contracted UDA delivered 2016 & 2017



Month	Adjusted Scheduled Activity (UDA)	
	2016	2017
April	115	221
May	647	1,024
June	1,522	1,791
July	3,047	3,197
August	3,935	4,337
September	5,416	5,641
October	6,671	
November	7,854	
December	8,986	
January	9,564	
February	11,373	
March	12,628	
April	13,951	
May	14,112	
June	14,112	

QUALITY

	Quantity	Base Number	Contract	AT	Region	England
% of FP17s for the same patient ID Re-attending within 3 months - Children	89	753	11.8%	12.7%	13.5%	12.4%
% of FP17s for the same patient ID Re-attending within 3 months - Adults	431	2,115	20.4%	17.7%	17.4%	16.7%
% of FP17s for the same patient ID Re-attending between 3 & 9 months - Children	455	753	60.4%	53.6%	59.0%	57.4%
% of FP17s for the same patient ID Re-attending between 3 & 9 months - Adults	1,007	2,115	47.6%	45.0%	52.6%	50.5%
% of FP17s for Band 1 Urgent Courses	329	2,342	14.0%	11.7%	9.4%	9.1%
% of FP17s Relating to Free Repair or Replacements	68	2,342	2.9%	1.0%	1.0%	0.8%
% of FP17s Relating to Continuations	21	2,342	0.9%	1.4%	1.5%	1.3%
% of Patients satisfied with the dentistry they have received	5	7	N/A	94.0%	93.7%	93.2%
% of Patients satisfied with the time they had to wait for an appointment	7	7	N/A	89.1%	90.0%	89.0%

* This is based on patients treated on this contract for their most recent course of treatment. Figures in italics indicate the base number of FP17s or Patient Questionnaire responses are less than 100. N/A is shown where the base number of responses is less than 10 during the period. % is calculated as Quantity/Base number*100

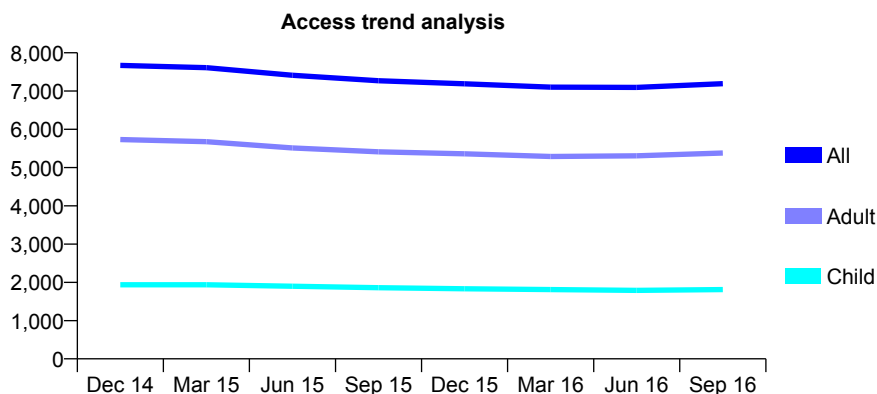
Q48 - Vital Signs At a Glance Contract Report for 127450/0001 - September 2016

Name or company name	The Kirkby Family Dental Centre
Contract type name	GDS Contract
Purpose of contract	General
Contract start date	01/04/2006
Contract end date	

16/17 Contracted general activity (UDA)	31,738
Carry forward general activity (UDA)	0
16/17 Contracted orthodontic activity (UOA)	0
Carry forward orthodontic activity (UOA)	0
Baseline contract value	£813,668.77

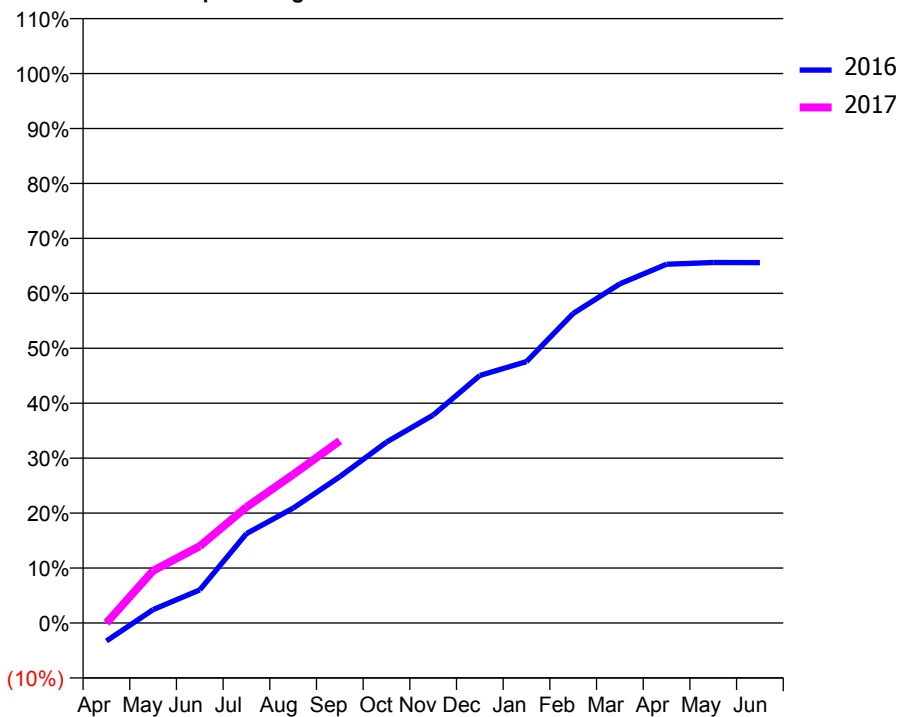
ACCESS*

Patients seen in 24 months	Total	Change since previous quarter
Quarter ending September 2015	7,270	
Quarter ending December 2015	7,190	↓
Quarter ending March 2016	7,102	↓
Quarter ending June 2016	7,097	→
Quarter ending September 2016	7,193	→
Variance since September 2015	(1.1%)	↓



ACTIVITY

Cumulative percentage of contracted UDA delivered 2016 & 2017



Month	Adjusted Scheduled Activity (UDA)	
	2016	2017
April	-1,043	0
May	778	3,021
June	1,917	4,437
July	5,162	6,697
August	6,639	8,575
September	8,451	10,521
October	10,445	
November	12,008	
December	14,301	
January	15,100	
February	17,881	
March	19,590	
April	20,720	
May	20,825	
June	20,816	

QUALITY

	Quantity	Base Number	Contract	AT	Region	England
% of FP17s for the same patient ID Re-attending within 3 months - Children	87	1,217	7.1%	12.7%	13.5%	12.4%
% of FP17s for the same patient ID Re-attending within 3 months - Adults	382	3,298	11.6%	17.7%	17.4%	16.7%
% of FP17s for the same patient ID Re-attending between 3 & 9 months - Children	582	1,217	47.8%	53.6%	59.0%	57.4%
% of FP17s for the same patient ID Re-attending between 3 & 9 months - Adults	1,541	3,298	46.7%	45.0%	52.6%	50.5%
% of FP17s for Band 1 Urgent Courses	307	4,000	7.7%	11.7%	9.4%	9.1%
% of FP17s Relating to Free Repair or Replacements	17	4,000	0.4%	1.0%	1.0%	0.8%
% of FP17s Relating to Continuations	15	4,000	0.4%	1.4%	1.5%	1.3%
% of Patients satisfied with the dentistry they have received	5	6	N/A	94.0%	93.7%	93.2%
% of Patients satisfied with the time they had to wait for an appointment	4	6	N/A	89.1%	90.0%	89.0%

* This is based on patients treated on this contract for their most recent course of treatment. Figures in italics indicate the base number of FP17s or Patient Questionnaire responses are less than 100. N/A is shown where the base number of responses is less than 10 during the period. % is calculated as Quantity/Base number*100

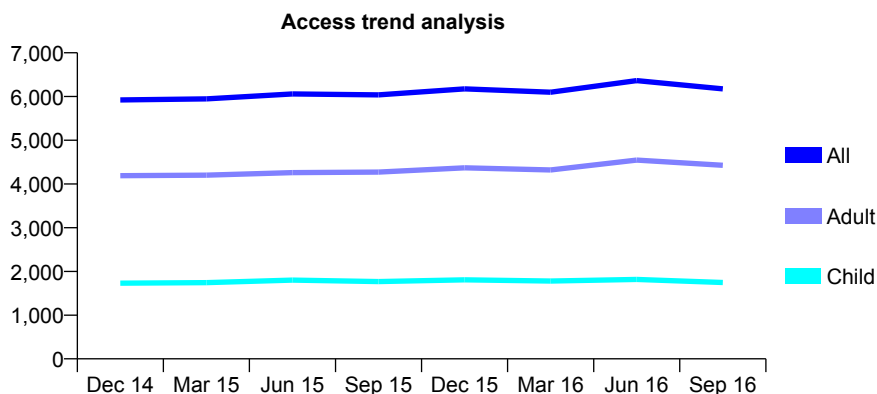
Q48 - Vital Signs At a Glance Contract Report for 128058/0001 - September 2016

Name or company name	The Towerhill Family Dental Centre
Contract type name	GDS Contract
Purpose of contract	General
Contract start date	01/04/2006
Contract end date	

16/17 Contracted general activity (UDA)	21,158
Carry forward general activity (UDA)	0
16/17 Contracted orthodontic activity (UOA)	0
Carry forward orthodontic activity (UOA)	0
Baseline contract value	£542,445.86

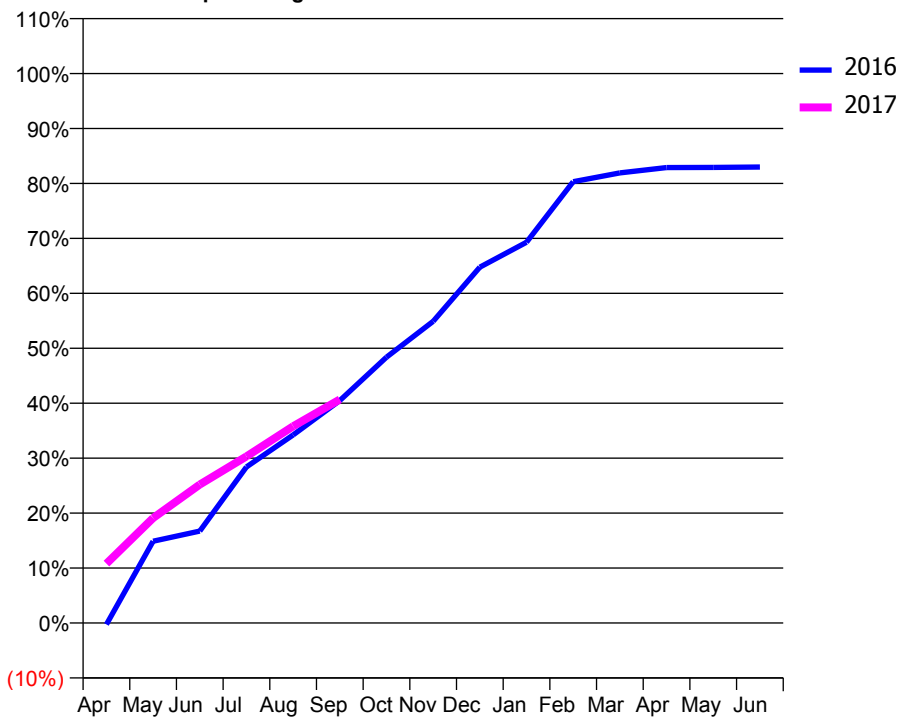
ACCESS*

Patients seen in 24 months	Total	Change since previous quarter
Quarter ending September 2015	6,039	
Quarter ending December 2015	6,176	↑
Quarter ending March 2016	6,098	↓
Quarter ending June 2016	6,363	↑
Quarter ending September 2016	6,174	↓
Variance since September 2015	2.2%	↑



ACTIVITY

Cumulative percentage of contracted UDA delivered 2016 & 2017



Month	Adjusted Scheduled Activity (UDA)	
	2016	2017
April	-59	2,288
May	3,150	4,045
June	3,539	5,331
July	6,008	6,417
August	7,240	7,573
September	8,567	8,607
October	10,235	
November	11,619	
December	13,702	
January	14,659	
February	16,990	
March	17,329	
April	17,538	
May	17,541	
June	17,555	

QUALITY

	Quantity	Base Number	Contract	AT	Region	England
% of FP17s for the same patient ID Re-attending within 3 months - Children	87	1,123	7.7%	12.7%	13.5%	12.4%
% of FP17s for the same patient ID Re-attending within 3 months - Adults	312	2,654	11.8%	17.7%	17.4%	16.7%
% of FP17s for the same patient ID Re-attending between 3 & 9 months - Children	532	1,123	47.4%	53.6%	59.0%	57.4%
% of FP17s for the same patient ID Re-attending between 3 & 9 months - Adults	1,309	2,654	49.3%	45.0%	52.6%	50.5%
% of FP17s for Band 1 Urgent Courses	339	3,700	9.2%	11.7%	9.4%	9.1%
% of FP17s Relating to Free Repair or Replacements	12	3,700	0.3%	1.0%	1.0%	0.8%
% of FP17s Relating to Continuations	14	3,700	0.4%	1.4%	1.5%	1.3%
% of Patients satisfied with the dentistry they have received	6	7	N/A	94.0%	93.7%	93.2%
% of Patients satisfied with the time they had to wait for an appointment	5	7	N/A	89.1%	90.0%	89.0%

* This is based on patients treated on this contract for their most recent course of treatment. Figures in italics indicate the base number of FP17s or Patient Questionnaire responses are less than 100. N/A is shown where the base number of responses is less than 10 during the period. % is calculated as Quantity/Base number*100

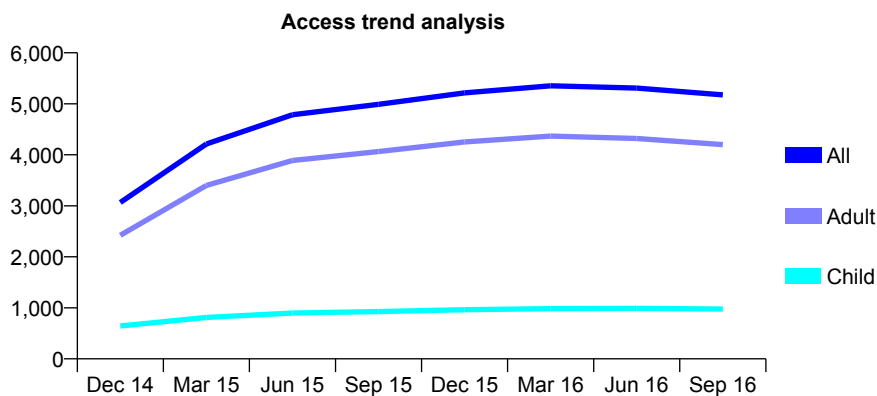
Q48 - Vital Signs At a Glance Contract Report for 131571/0001 - September 2016

Name or company name	Northway Dental Limited
Contract type name	GDS Contract
Purpose of contract	General
Contract start date	01/05/2014
Contract end date	

16/17 Contracted general activity (UDA)	13,869
Carry forward general activity (UDA)	0
16/17 Contracted orthodontic activity (UOA)	0
Carry forward orthodontic activity (UOA)	0
Baseline contract value	£418,524.16

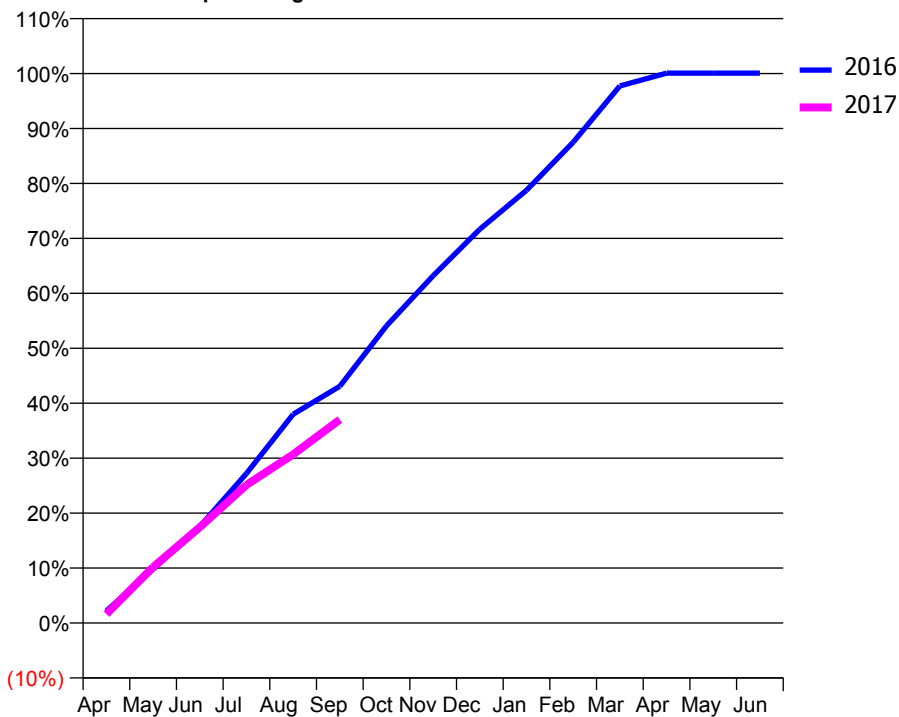
ACCESS*

Patients seen in 24 months	Total	Change since previous quarter
Quarter ending September 2015	4,990	
Quarter ending December 2015	5,215	↑
Quarter ending March 2016	5,352	↑
Quarter ending June 2016	5,308	→
Quarter ending September 2016	5,176	↓
Variance since September 2015	3.7%	↑



ACTIVITY

Cumulative percentage of contracted UDA delivered 2016 & 2017



Month	Adjusted Scheduled Activity (UDA)	
	2016	2017
April	307	227
May	1,363	1,413
June	2,434	2,418
July	3,773	3,483
August	5,268	4,256
September	5,977	5,136
October	7,500	
November	8,765	
December	9,939	
January	10,922	
February	12,135	
March	13,553	
April	13,877	
May	13,879	
June	13,880	

QUALITY

	Quantity	Base Number	Contract	AT	Region	England
% of FP17s for the same patient ID Re-attending within 3 months - Children	110	807	13.6%	12.7%	13.5%	12.4%
% of FP17s for the same patient ID Re-attending within 3 months - Adults	336	2,293	14.7%	17.7%	17.4%	16.7%
% of FP17s for the same patient ID Re-attending between 3 & 9 months - Children	468	807	58.0%	53.6%	59.0%	57.4%
% of FP17s for the same patient ID Re-attending between 3 & 9 months - Adults	903	2,293	39.4%	45.0%	52.6%	50.5%
% of FP17s for Band 1 Urgent Courses	120	2,243	5.3%	11.7%	9.4%	9.1%
% of FP17s Relating to Free Repair or Replacements	69	2,243	3.1%	1.0%	1.0%	0.8%
% of FP17s Relating to Continuations	63	2,243	2.8%	1.4%	1.5%	1.3%
% of Patients satisfied with the dentistry they have received	6	6	N/A	94.0%	93.7%	93.2%
% of Patients satisfied with the time they had to wait for an appointment	5	6	N/A	89.1%	90.0%	89.0%

* This is based on patients treated on this contract for their most recent course of treatment. Figures in italics indicate the base number of FP17s or Patient Questionnaire responses are less than 100. N/A is shown where the base number of responses is less than 10 during the period. % is calculated as Quantity/Base number*100

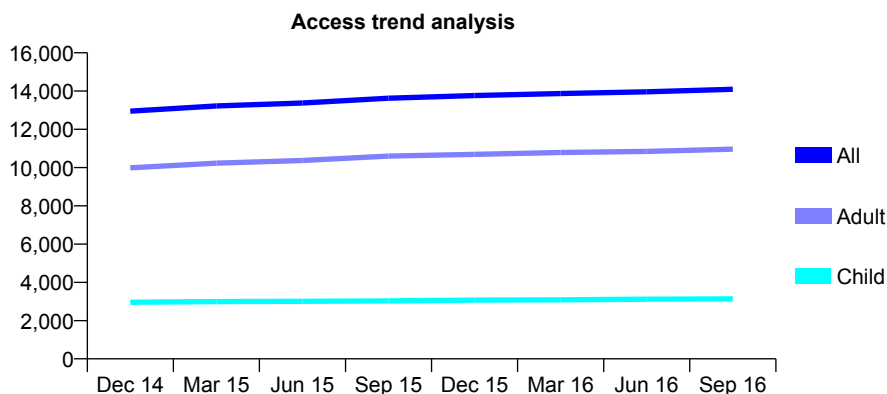
Q48 - Vital Signs At a Glance Contract Report for 131938/0001 - September 2016

Name or company name	Newtown (No 1) Ltd
Contract type name	GDS Contract
Purpose of contract	General
Contract start date	01/04/2009
Contract end date	

16/17 Contracted general activity (UDA)	49,700
Carry forward general activity (UDA)	-1,282
16/17 Contracted orthodontic activity (UOA)	0
Carry forward orthodontic activity (UOA)	0
Baseline contract value	£1,230,761.03

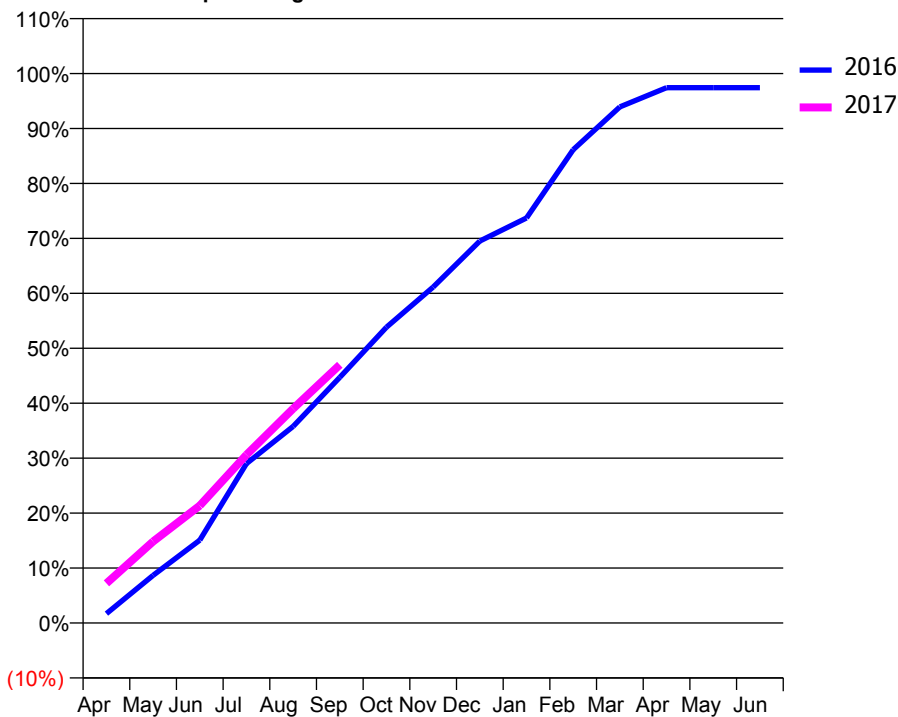
ACCESS*

Patients seen in 24 months	Total	Change since previous quarter
Quarter ending September 2015	13,625	
Quarter ending December 2015	13,767	→
Quarter ending March 2016	13,873	→
Quarter ending June 2016	13,960	→
Quarter ending September 2016	14,093	→
Variance since September 2015	3.4%	↑



ACTIVITY

Cumulative percentage of contracted UDA delivered 2016 & 2017



Month	Adjusted Scheduled Activity (UDA)	
	2016	2017
April	852	3,589
May	4,306	7,378
June	7,496	10,616
July	14,415	15,217
August	17,784	19,388
September	22,226	23,352
October	26,761	
November	30,388	
December	34,546	
January	36,629	
February	42,809	
March	46,683	
April	48,423	
May	48,419	
June	48,418	

QUALITY

	Quantity	Base Number	Contract	AT	Region	England
% of FP17s for the same patient ID Re-attending within 3 months - Children	409	3,566	11.5%	12.7%	13.5%	12.4%
% of FP17s for the same patient ID Re-attending within 3 months - Adults	1,305	8,798	14.8%	17.7%	17.4%	16.7%
% of FP17s for the same patient ID Re-attending between 3 & 9 months - Children	2,584	3,566	72.5%	53.6%	59.0%	57.4%
% of FP17s for the same patient ID Re-attending between 3 & 9 months - Adults	5,514	8,798	62.7%	45.0%	52.6%	50.5%
% of FP17s for Band 1 Urgent Courses	668	11,439	5.8%	11.7%	9.4%	9.1%
% of FP17s Relating to Free Repair or Replacements	190	11,439	1.7%	1.0%	1.0%	0.8%
% of FP17s Relating to Continuations	168	11,439	1.5%	1.4%	1.5%	1.3%
% of Patients satisfied with the dentistry they have received	16	17	94.1%	94.0%	93.7%	93.2%
% of Patients satisfied with the time they had to wait for an appointment	17	17	100.0%	89.1%	90.0%	89.0%

* This is based on patients treated on this contract for their most recent course of treatment. Figures in italics indicate the base number of FP17s or Patient Questionnaire responses are less than 100. N/A is shown where the base number of responses is less than 10 during the period. % is calculated as Quantity/Base number*100

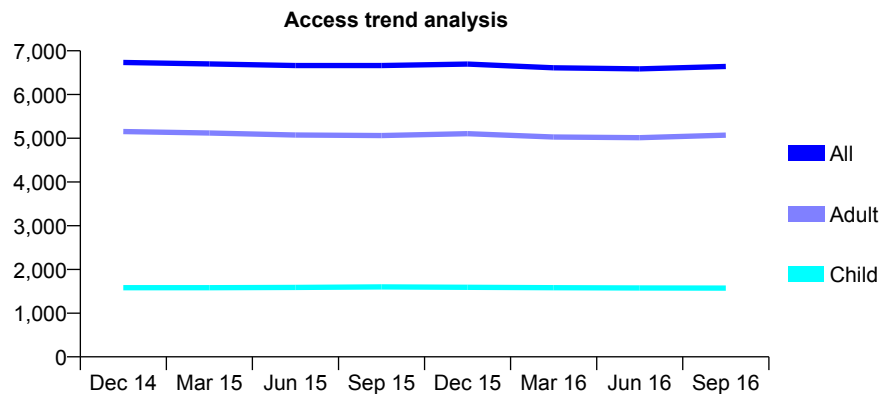
Q48 - Vital Signs At a Glance Contract Report for 136395/0001 - September 2016

Name or company name	Victoria Square Smile Centre Ltd
Contract type name	GDS Contract
Purpose of contract	General
Contract start date	01/05/2010
Contract end date	

16/17 Contracted general activity (UDA)	25,400
Carry forward general activity (UDA)	0
16/17 Contracted orthodontic activity (UOA)	0
Carry forward orthodontic activity (UOA)	0
Baseline contract value	£581,538.98

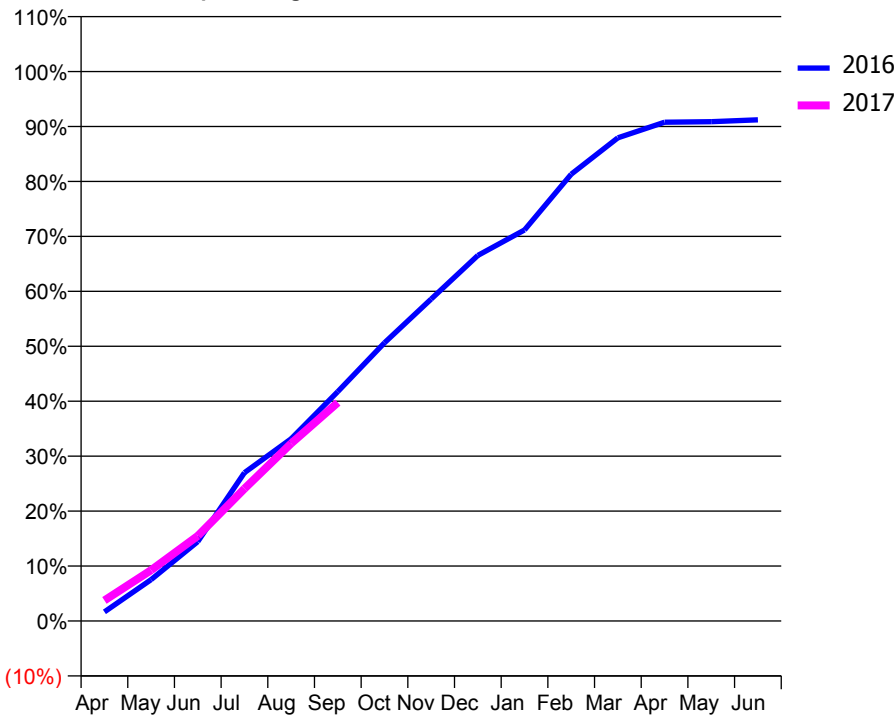
ACCESS*

Patients seen in 24 months	Total	Change since previous quarter
Quarter ending September 2015	6,662	
Quarter ending December 2015	6,695	→
Quarter ending March 2016	6,610	↓
Quarter ending June 2016	6,588	→
Quarter ending September 2016	6,643	→
Variance since September 2015	(0.3%)	→



ACTIVITY

Cumulative percentage of contracted UDA delivered 2016 & 2017



Month	Adjusted Scheduled Activity (UDA)	
	2016	2017
April	423	951
May	1,915	2,350
June	3,668	3,935
July	6,856	6,119
August	8,425	8,204
September	10,606	10,102
October	12,862	
November	14,883	
December	16,901	
January	18,075	
February	20,653	
March	22,337	
April	23,055	
May	23,082	
June	23,166	

QUALITY

	Quantity	Base Number	Contract	AT	Region	England
% of FP17s for the same patient ID Re-attending within 3 months - Children	107	1,152	9.3%	12.7%	13.5%	12.4%
% of FP17s for the same patient ID Re-attending within 3 months - Adults	426	2,870	14.8%	17.7%	17.4%	16.7%
% of FP17s for the same patient ID Re-attending between 3 & 9 months - Children	550	1,152	47.7%	53.6%	59.0%	57.4%
% of FP17s for the same patient ID Re-attending between 3 & 9 months - Adults	1,093	2,870	38.1%	45.0%	52.6%	50.5%
% of FP17s for Band 1 Urgent Courses	274	3,747	7.3%	11.7%	9.4%	9.1%
% of FP17s Relating to Free Repair or Replacements	27	3,747	0.7%	1.0%	1.0%	0.8%
% of FP17s Relating to Continuations	86	3,747	2.3%	1.4%	1.5%	1.3%
% of Patients satisfied with the dentistry they have received	5	5	N/A	94.0%	93.7%	93.2%
% of Patients satisfied with the time they had to wait for an appointment	5	5	N/A	89.1%	90.0%	89.0%

* This is based on patients treated on this contract for their most recent course of treatment. Figures in italics indicate the base number of FP17s or Patient Questionnaire responses are less than 100. N/A is shown where the base number of responses is less than 10 during the period. % is calculated as Quantity/Base number*100

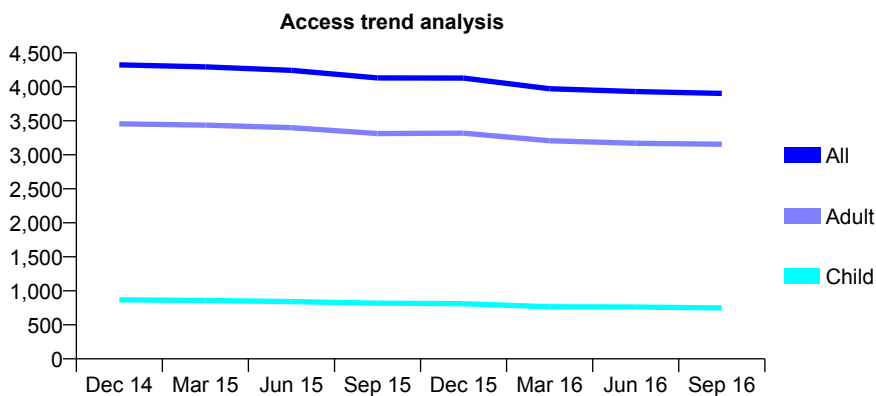
Q48 - Vital Signs At a Glance Contract Report for 136786/0001 - September 2016

Name or company name	Low House Dental Care
Contract type name	GDS Contract
Purpose of contract	General
Contract start date	01/04/2011
Contract end date	

16/17 Contracted general activity (UDA)	17,000
Carry forward general activity (UDA)	0
16/17 Contracted orthodontic activity (UOA)	0
Carry forward orthodontic activity (UOA)	0
Baseline contract value	£420,301.45

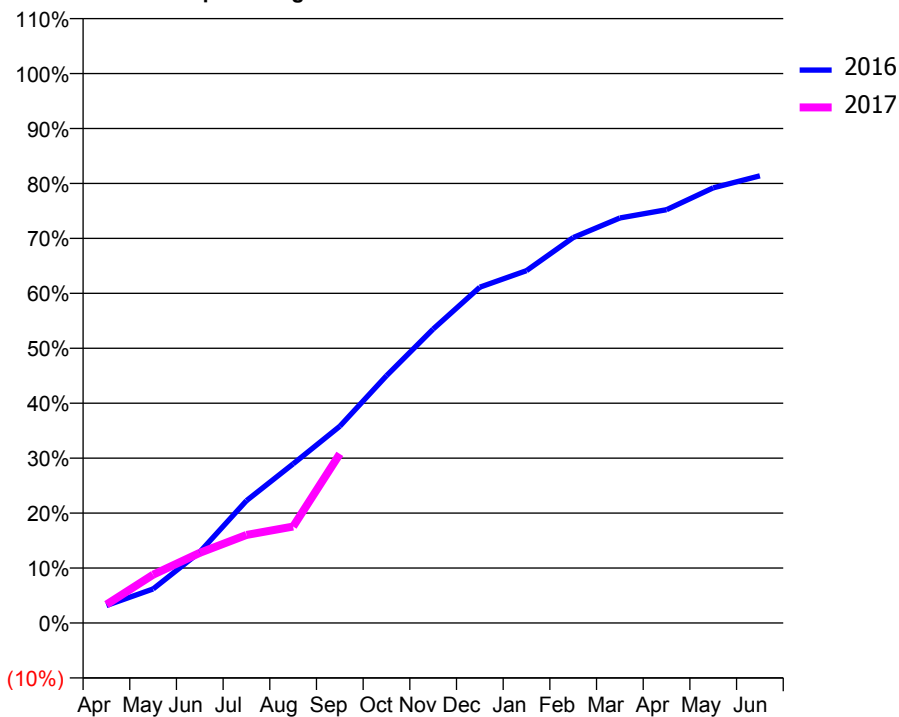
ACCESS*

Patients seen in 24 months	Total	Change since previous quarter
Quarter ending September 2015	4,130	
Quarter ending December 2015	4,129	→
Quarter ending March 2016	3,972	↓
Quarter ending June 2016	3,931	↓
Quarter ending September 2016	3,903	→
Variance since September 2015	(5.5%)	↓



ACTIVITY

Cumulative percentage of contracted UDA delivered 2016 & 2017



Adjusted Scheduled Activity (UDA)

Month	2016	2017
April	541	573
May	1,054	1,494
June	2,197	2,173
July	3,783	2,724
August	4,923	2,985
September	6,087	5,234
October	7,652	
November	9,096	
December	10,391	
January	10,900	
February	11,925	
March	12,529	
April	12,788	
May	13,462	
June	13,834	

QUALITY

	Quantity	Base Number	Contract	AT	Region	England
% of FP17s for the same patient ID Re-attending within 3 months - Children	65	550	11.8%	12.7%	13.5%	12.4%
% of FP17s for the same patient ID Re-attending within 3 months - Adults	371	2,354	15.8%	17.7%	17.4%	16.7%
% of FP17s for the same patient ID Re-attending between 3 & 9 months - Children	305	550	55.5%	53.6%	59.0%	57.4%
% of FP17s for the same patient ID Re-attending between 3 & 9 months - Adults	1,346	2,354	57.2%	45.0%	52.6%	50.5%
% of FP17s for Band 1 Urgent Courses	141	2,259	6.2%	11.7%	9.4%	9.1%
% of FP17s Relating to Free Repair or Replacements	3	2,259	0.1%	1.0%	1.0%	0.8%
% of FP17s Relating to Continuations	27	2,259	1.2%	1.4%	1.5%	1.3%
% of Patients satisfied with the dentistry they have received	2	2	N/A	94.0%	93.7%	93.2%
% of Patients satisfied with the time they had to wait for an appointment	2	2	N/A	89.1%	90.0%	89.0%

* This is based on patients treated on this contract for their most recent course of treatment. Figures in italics indicate the base number of FP17s or Patient Questionnaire responses are less than 100. N/A is shown where the base number of responses is less than 10 during the period. % is calculated as Quantity/Base number*100

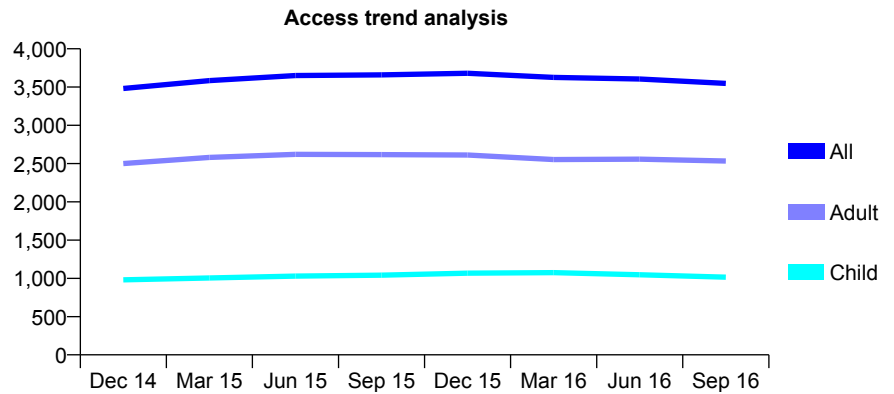
Q48 - Vital Signs At a Glance Contract Report for 137847/0001 - September 2016

Name or company name	North Huyton Dental Practice
Contract type name	GDS Contract
Purpose of contract	General
Contract start date	01/03/2013
Contract end date	

16/17 Contracted general activity (UDA)	13,000
Carry forward general activity (UDA)	0
16/17 Contracted orthodontic activity (UOA)	0
Carry forward orthodontic activity (UOA)	0
Baseline contract value	£332,308.14

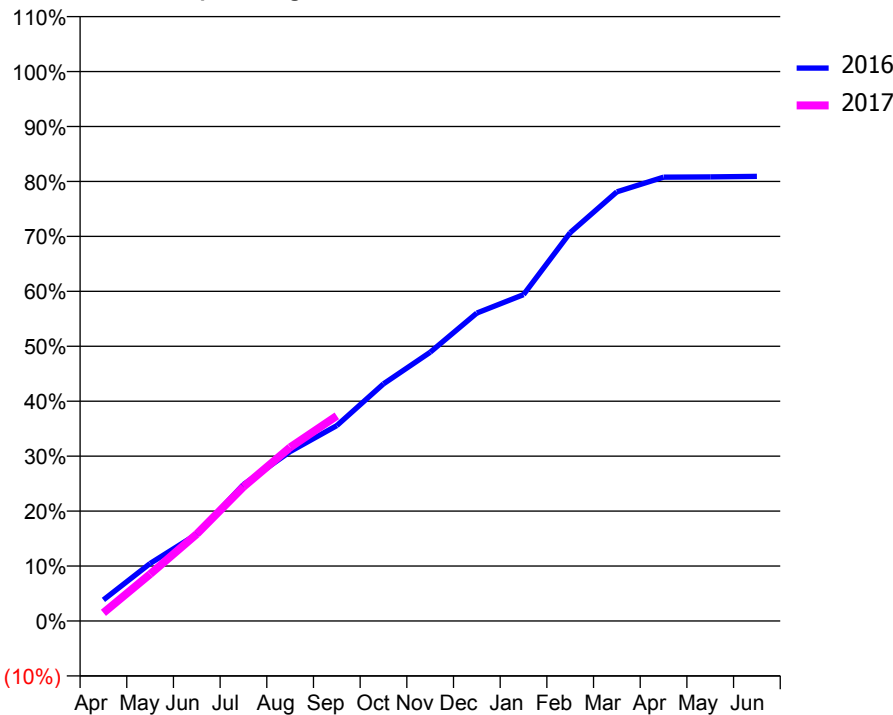
ACCESS*

Patients seen in 24 months	Total	Change since previous quarter
Quarter ending September 2015	3,659	
Quarter ending December 2015	3,680	→
Quarter ending March 2016	3,626	↓
Quarter ending June 2016	3,605	→
Quarter ending September 2016	3,548	↓
Variance since September 2015	(3.0%)	↓



ACTIVITY

Cumulative percentage of contracted UDA delivered 2016 & 2017



Month	Adjusted Scheduled Activity (UDA)	
	2016	2017
April	499	194
May	1,362	1,109
June	2,054	2,058
July	3,229	3,176
August	4,008	4,108
September	4,622	4,855
October	5,612	
November	6,357	
December	7,285	
January	7,722	
February	9,188	
March	10,153	
April	10,499	
May	10,505	
June	10,518	

QUALITY

	Quantity	Base Number	Contract	AT	Region	England
% of FP17s for the same patient ID Re-attending within 3 months - Children	30	468	6.4%	12.7%	13.5%	12.4%
% of FP17s for the same patient ID Re-attending within 3 months - Adults	190	1,334	14.2%	17.7%	17.4%	16.7%
% of FP17s for the same patient ID Re-attending between 3 & 9 months - Children	129	468	27.6%	53.6%	59.0%	57.4%
% of FP17s for the same patient ID Re-attending between 3 & 9 months - Adults	403	1,334	30.2%	45.0%	52.6%	50.5%
% of FP17s for Band 1 Urgent Courses	120	1,663	7.2%	11.7%	9.4%	9.1%
% of FP17s Relating to Free Repair or Replacements	1	1,663	0.1%	1.0%	1.0%	0.8%
% of FP17s Relating to Continuations	10	1,663	0.6%	1.4%	1.5%	1.3%
% of Patients satisfied with the dentistry they have received	0	0	N/A	94.0%	93.7%	93.2%
% of Patients satisfied with the time they had to wait for an appointment	0	0	N/A	89.1%	90.0%	89.0%

* This is based on patients treated on this contract for their most recent course of treatment. Figures in italics indicate the base number of FP17s or Patient Questionnaire responses are less than 100. N/A is shown where the base number of responses is less than 10 during the period. % is calculated as Quantity/Base number*100

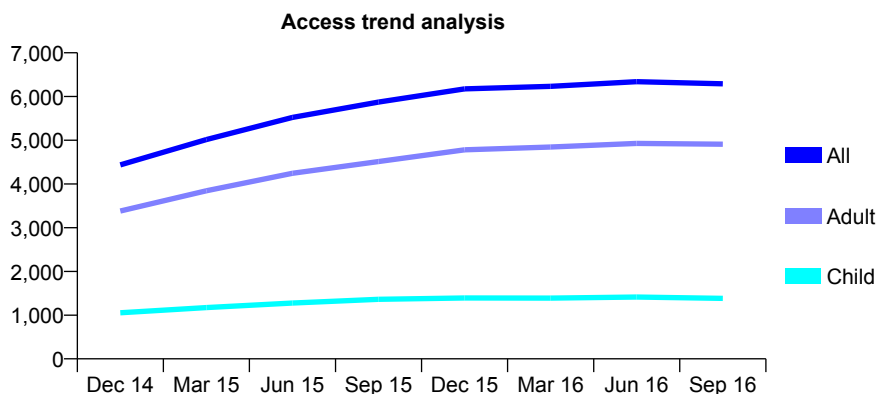
Q48 - Vital Signs At a Glance Contract Report for 138568/0001 - September 2016

Name or company name	Farnworth Dental
Contract type name	GDS Contract
Purpose of contract	General
Contract start date	01/05/2014
Contract end date	

16/17 Contracted general activity (UDA)	17,598
Carry forward general activity (UDA)	0
16/17 Contracted orthodontic activity (UOA)	0
Carry forward orthodontic activity (UOA)	0
Baseline contract value	£509,589.52

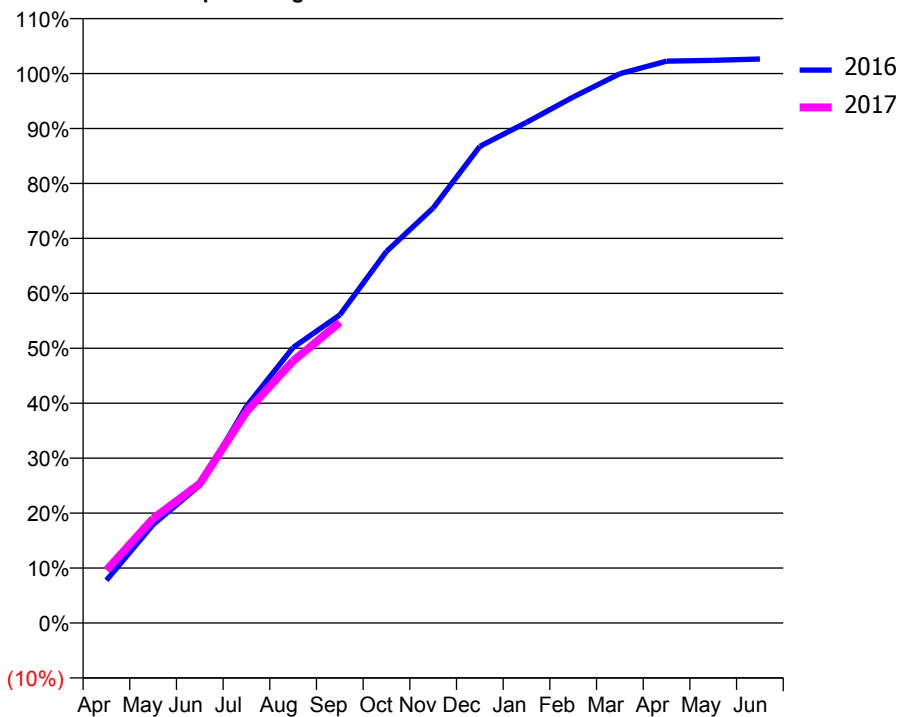
ACCESS*

Patients seen in 24 months	Total	Change since previous quarter
Quarter ending September 2015	5,874	
Quarter ending December 2015	6,174	↑
Quarter ending March 2016	6,234	→
Quarter ending June 2016	6,341	→
Quarter ending September 2016	6,292	→
Variance since September 2015	7.1%	↑



ACTIVITY

Cumulative percentage of contracted UDA delivered 2016 & 2017



Adjusted Scheduled Activity (UDA)

Month	2016	2017
April	1,369	1,693
May	3,153	3,344
June	4,407	4,464
July	6,946	6,773
August	8,824	8,394
September	9,868	9,626
October	11,899	
November	13,292	
December	15,264	
January	16,034	
February	16,846	
March	17,592	
April	17,995	
May	18,018	
June	18,061	

QUALITY

	Quantity	Base Number	Contract	AT	Region	England
% of FP17s for the same patient ID Re-attending within 3 months - Children	153	1,184	12.9%	12.7%	13.5%	12.4%
% of FP17s for the same patient ID Re-attending within 3 months - Adults	607	3,861	15.7%	17.7%	17.4%	16.7%
% of FP17s for the same patient ID Re-attending between 3 & 9 months - Children	712	1,184	60.1%	53.6%	59.0%	57.4%
% of FP17s for the same patient ID Re-attending between 3 & 9 months - Adults	2,224	3,861	57.6%	45.0%	52.6%	50.5%
% of FP17s for Band 1 Urgent Courses	134	4,786	2.8%	11.7%	9.4%	9.1%
% of FP17s Relating to Free Repair or Replacements	90	4,786	1.9%	1.0%	1.0%	0.8%
% of FP17s Relating to Continuations	77	4,786	1.6%	1.4%	1.5%	1.3%
% of Patients satisfied with the dentistry they have received	21	21	100.0%	94.0%	93.7%	93.2%
% of Patients satisfied with the time they had to wait for an appointment	20	21	95.2%	89.1%	90.0%	89.0%

* This is based on patients treated on this contract for their most recent course of treatment. Figures in italics indicate the base number of FP17s or Patient Questionnaire responses are less than 100. N/A is shown where the base number of responses is less than 10 during the period. % is calculated as Quantity/Base number*100

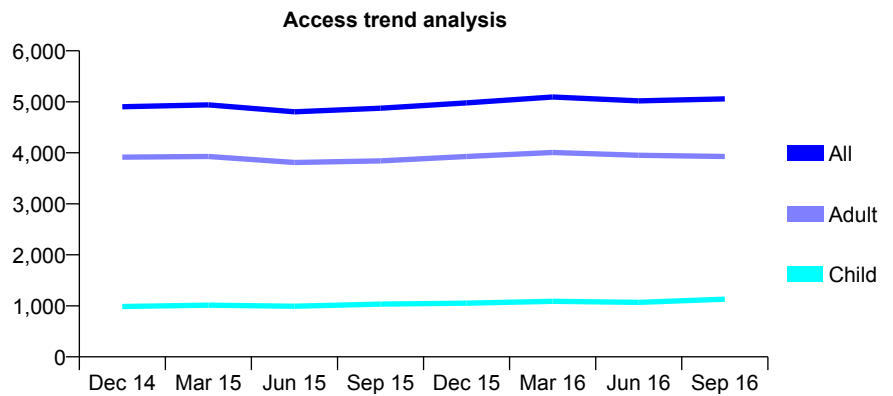
Q48 - Vital Signs At a Glance Contract Report for 139394/0001 - September 2016

Name or company name	Garston Dental Surgery
Contract type name	GDS Contract
Purpose of contract	General
Contract start date	02/07/2012
Contract end date	

16/17 Contracted general activity (UDA)	19,133
Carry forward general activity (UDA)	0
16/17 Contracted orthodontic activity (UOA)	0
Carry forward orthodontic activity (UOA)	0
Baseline contract value	£488,086.23

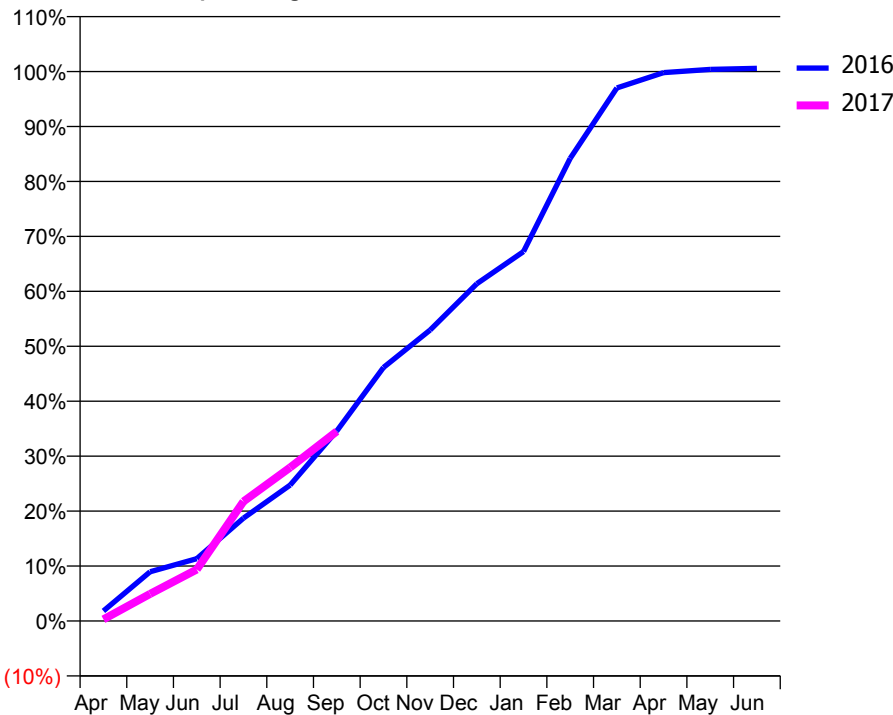
ACCESS*

Patients seen in 24 months	Total	Change since previous quarter
Quarter ending September 2015	4,875	
Quarter ending December 2015	4,978	↑
Quarter ending March 2016	5,095	↑
Quarter ending June 2016	5,018	↓
Quarter ending September 2016	5,058	→
Variance since September 2015	3.8%	↑



ACTIVITY

Cumulative percentage of contracted UDA delivered 2016 & 2017



Month	Adjusted Scheduled Activity (UDA)	
	2016	2017
April	350	57
May	1,716	946
June	2,169	1,797
July	3,580	4,160
August	4,735	5,347
September	6,618	6,606
October	8,830	
November	10,134	
December	11,743	
January	12,862	
February	16,108	
March	18,561	
April	19,093	
May	19,205	
June	19,243	

QUALITY

	Quantity	Base Number	Contract	AT	Region	England
% of FP17s for the same patient ID Re-attending within 3 months - Children	104	868	12.0%	12.7%	13.5%	12.4%
% of FP17s for the same patient ID Re-attending within 3 months - Adults	423	2,173	19.5%	17.7%	17.4%	16.7%
% of FP17s for the same patient ID Re-attending between 3 & 9 months - Children	494	868	56.9%	53.6%	59.0%	57.4%
% of FP17s for the same patient ID Re-attending between 3 & 9 months - Adults	1,133	2,173	52.1%	45.0%	52.6%	50.5%
% of FP17s for Band 1 Urgent Courses	293	2,784	10.5%	11.7%	9.4%	9.1%
% of FP17s Relating to Free Repair or Replacements	42	2,784	1.5%	1.0%	1.0%	0.8%
% of FP17s Relating to Continuations	16	2,784	0.6%	1.4%	1.5%	1.3%
% of Patients satisfied with the dentistry they have received	0	1	N/A	94.0%	93.7%	93.2%
% of Patients satisfied with the time they had to wait for an appointment	1	1	N/A	89.1%	90.0%	89.0%

* This is based on patients treated on this contract for their most recent course of treatment. Figures in italics indicate the base number of FP17s or Patient Questionnaire responses are less than 100. N/A is shown where the base number of responses is less than 10 during the period. % is calculated as Quantity/Base number*100

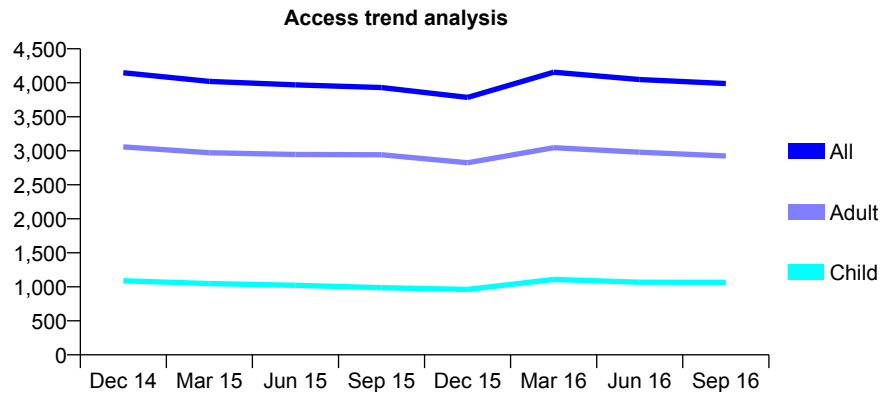
Q48 - Vital Signs At a Glance Contract Report for 140287/0001 - September 2016

Name or company name	Smile Clinic UK Ltd
Contract type name	GDS Contract
Purpose of contract	General
Contract start date	01/10/2009
Contract end date	

16/17 Contracted general activity (UDA)	15,360
Carry forward general activity (UDA)	0
16/17 Contracted orthodontic activity (UOA)	0
Carry forward orthodontic activity (UOA)	0
Baseline contract value	£464,940.12

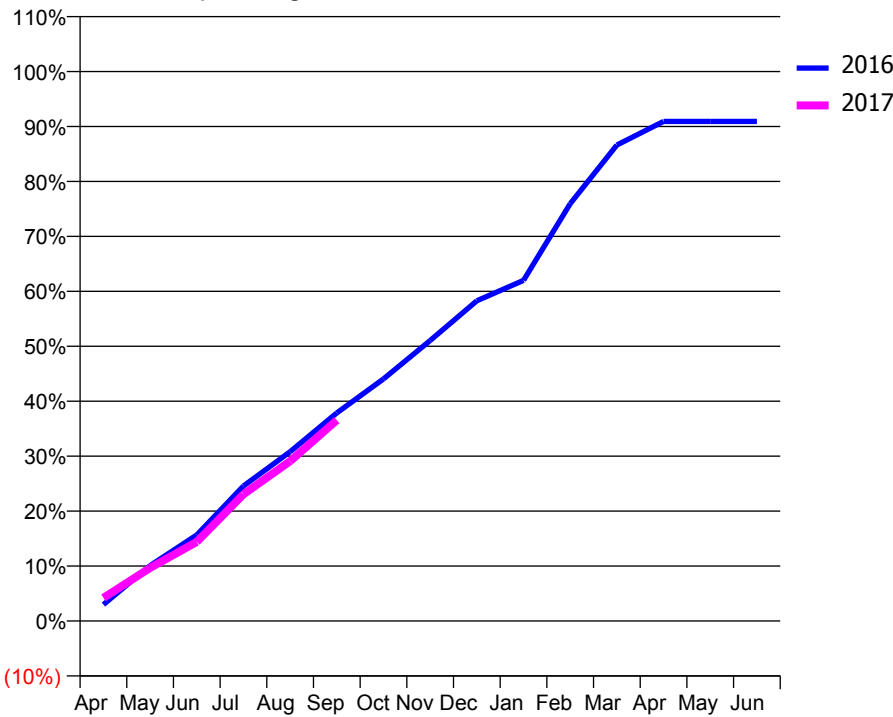
ACCESS*

Patients seen in 24 months	Total	Change since previous quarter
Quarter ending September 2015	3,930	
Quarter ending December 2015	3,786	↓
Quarter ending March 2016	4,155	↑
Quarter ending June 2016	4,048	↓
Quarter ending September 2016	3,989	↓
Variance since September 2015	1.5%	→



ACTIVITY

Cumulative percentage of contracted UDA delivered 2016 & 2017



Month	Adjusted Scheduled Activity (UDA)	
	2016	2017
April	459	648
May	1,550	1,487
June	2,405	2,211
July	3,775	3,544
August	4,733	4,468
September	5,818	5,616
October	6,767	
November	7,841	
December	8,953	
January	9,522	
February	11,664	
March	13,305	
April	13,964	
May	13,965	
June	13,965	

QUALITY

	Quantity	Base Number	Contract	AT	Region	England
% of FP17s for the same patient ID Re-attending within 3 months - Children	70	733	9.5%	12.7%	13.5%	12.4%
% of FP17s for the same patient ID Re-attending within 3 months - Adults	349	1,753	19.9%	17.7%	17.4%	16.7%
% of FP17s for the same patient ID Re-attending between 3 & 9 months - Children	347	733	47.3%	53.6%	59.0%	57.4%
% of FP17s for the same patient ID Re-attending between 3 & 9 months - Adults	619	1,753	35.3%	45.0%	52.6%	50.5%
% of FP17s for Band 1 Urgent Courses	417	2,234	18.7%	11.7%	9.4%	9.1%
% of FP17s Relating to Free Repair or Replacements	9	2,234	0.4%	1.0%	1.0%	0.8%
% of FP17s Relating to Continuations	26	2,234	1.2%	1.4%	1.5%	1.3%
% of Patients satisfied with the dentistry they have received	1	1	N/A	94.0%	93.7%	93.2%
% of Patients satisfied with the time they had to wait for an appointment	1	1	N/A	89.1%	90.0%	89.0%

* This is based on patients treated on this contract for their most recent course of treatment. Figures in italics indicate the base number of FP17s or Patient Questionnaire responses are less than 100. N/A is shown where the base number of responses is less than 10 during the period. % is calculated as Quantity/Base number*100

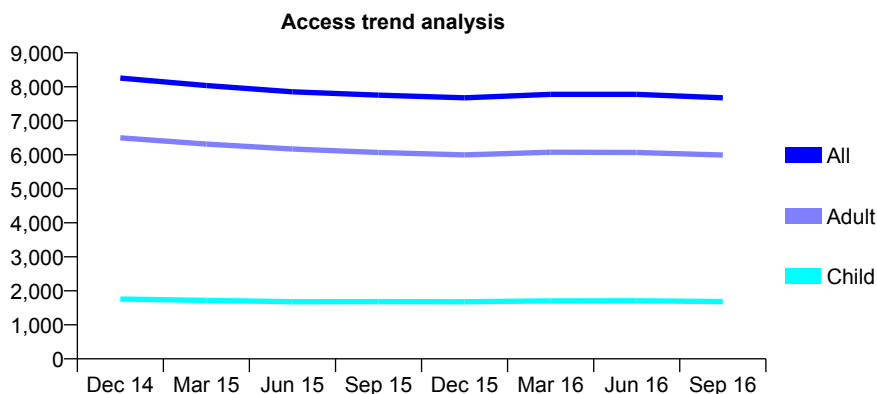
Q48 - Vital Signs At a Glance Contract Report for 141119/0001 - September 2016

Name or company name	Churchtown Dental Practice
Contract type name	GDS Contract
Purpose of contract	General
Contract start date	30/05/2012
Contract end date	

16/17 Contracted general activity (UDA)	23,442
Carry forward general activity (UDA)	0
16/17 Contracted orthodontic activity (UOA)	0
Carry forward orthodontic activity (UOA)	0
Baseline contract value	£712,744.06

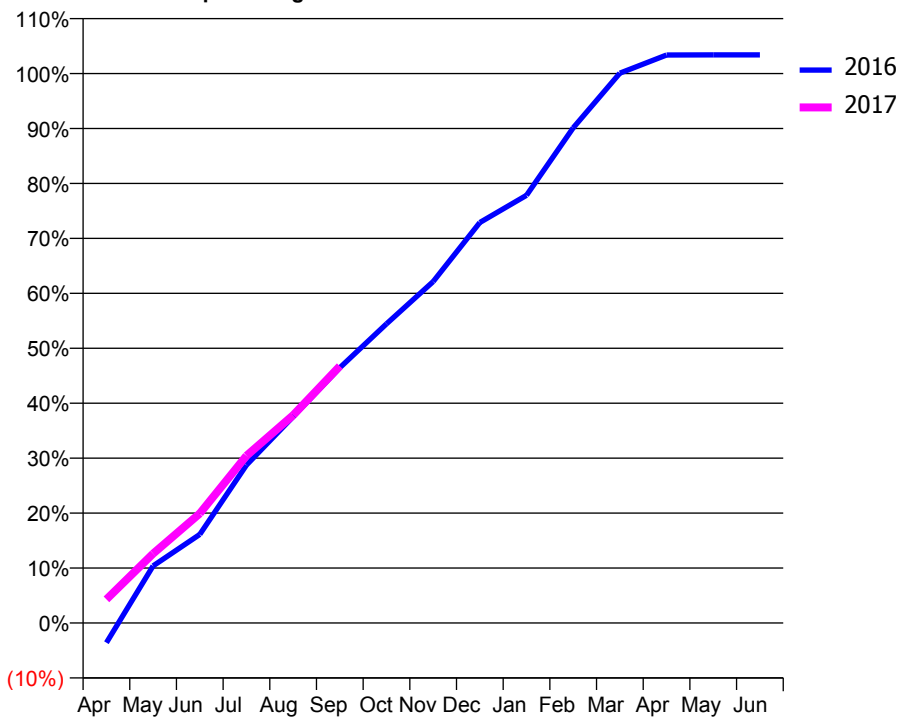
ACCESS*

Patients seen in 24 months	Total	Change since previous quarter
Quarter ending September 2015	7,754	
Quarter ending December 2015	7,677	→
Quarter ending March 2016	7,778	→
Quarter ending June 2016	7,777	→
Quarter ending September 2016	7,678	↓
Variance since September 2015	(1.0%)	→



ACTIVITY

Cumulative percentage of contracted UDA delivered 2016 & 2017



Month	Adjusted Scheduled Activity (UDA)	
	2016	2017
April	-847	1,012
May	2,437	2,964
June	3,782	4,672
July	6,739	7,136
August	8,804	8,864
September	10,892	10,962
October	12,760	
November	14,568	
December	17,085	
January	18,247	
February	21,125	
March	23,459	
April	24,228	
May	24,234	
June	24,234	

QUALITY

	Quantity	Base Number	Contract	AT	Region	England
% of FP17s for the same patient ID Re-attending within 3 months - Children	137	1,346	10.2%	12.7%	13.5%	12.4%
% of FP17s for the same patient ID Re-attending within 3 months - Adults	816	4,032	20.2%	17.7%	17.4%	16.7%
% of FP17s for the same patient ID Re-attending between 3 & 9 months - Children	897	1,346	66.6%	53.6%	59.0%	57.4%
% of FP17s for the same patient ID Re-attending between 3 & 9 months - Adults	1,690	4,032	41.9%	45.0%	52.6%	50.5%
% of FP17s for Band 1 Urgent Courses	380	5,032	7.6%	11.7%	9.4%	9.1%
% of FP17s Relating to Free Repair or Replacements	126	5,032	2.5%	1.0%	1.0%	0.8%
% of FP17s Relating to Continuations	225	5,032	4.5%	1.4%	1.5%	1.3%
% of Patients satisfied with the dentistry they have received	16	18	88.9%	94.0%	93.7%	93.2%
% of Patients satisfied with the time they had to wait for an appointment	14	18	77.8%	89.1%	90.0%	89.0%

* This is based on patients treated on this contract for their most recent course of treatment. Figures in italics indicate the base number of FP17s or Patient Questionnaire responses are less than 100. N/A is shown where the base number of responses is less than 10 during the period. % is calculated as Quantity/Base number*100

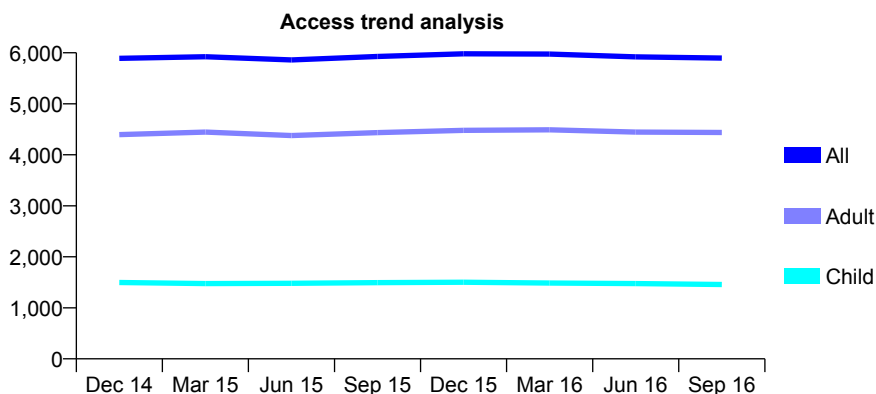
Q48 - Vital Signs At a Glance Contract Report for 141488/0001 - September 2016

Name or company name	Croft Dental Care Ltd
Contract type name	GDS Contract
Purpose of contract	General
Contract start date	01/07/2011
Contract end date	

16/17 Contracted general activity (UDA)	28,481
Carry forward general activity (UDA)	1,005
16/17 Contracted orthodontic activity (UOA)	0
Carry forward orthodontic activity (UOA)	0
Baseline contract value	£750,052.12

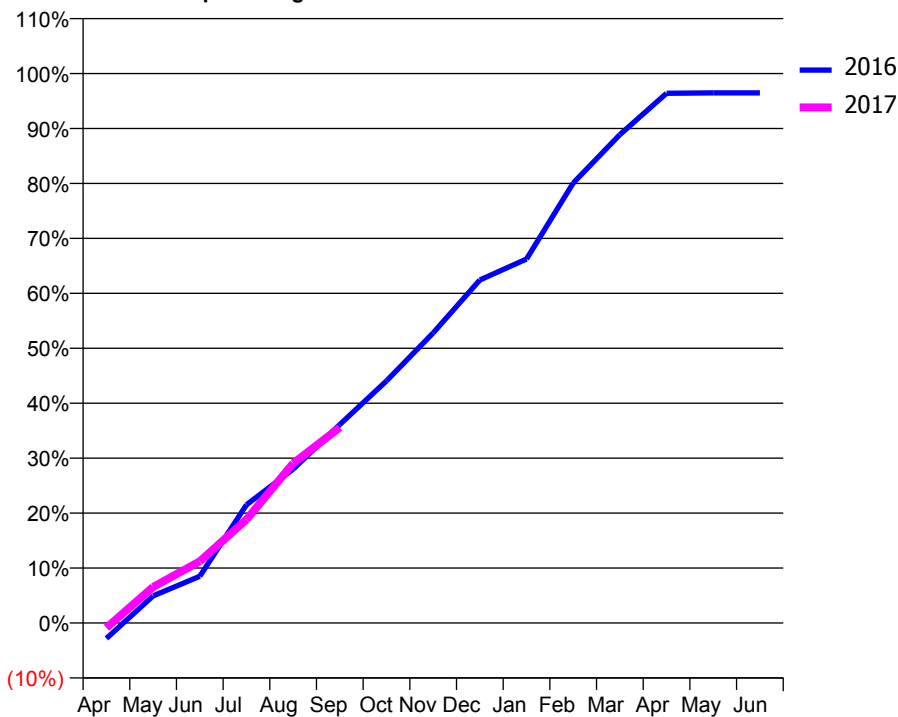
ACCESS*

Patients seen in 24 months	Total	Change since previous quarter
Quarter ending September 2015	5,928	
Quarter ending December 2015	5,981	→
Quarter ending March 2016	5,976	→
Quarter ending June 2016	5,920	→
Quarter ending September 2016	5,896	→
Variance since September 2015	(0.5%)	→



ACTIVITY

Cumulative percentage of contracted UDA delivered 2016 & 2017



Month	Adjusted Scheduled Activity (UDA)	
	2016	2017
April	-804	-252
May	1,406	1,868
June	2,425	3,199
July	6,125	5,367
August	7,974	8,277
September	10,290	10,137
October	12,546	
November	15,033	
December	17,780	
January	18,866	
February	22,805	
March	25,312	
April	27,452	
May	27,476	
June	27,476	

QUALITY

	Quantity	Base Number	Contract	AT	Region	England
% of FP17s for the same patient ID Re-attending within 3 months - Children	185	1,114	16.6%	12.7%	13.5%	12.4%
% of FP17s for the same patient ID Re-attending within 3 months - Adults	605	2,837	21.3%	17.7%	17.4%	16.7%
% of FP17s for the same patient ID Re-attending between 3 & 9 months - Children	548	1,114	49.2%	53.6%	59.0%	57.4%
% of FP17s for the same patient ID Re-attending between 3 & 9 months - Adults	1,241	2,837	43.7%	45.0%	52.6%	50.5%
% of FP17s for Band 1 Urgent Courses	419	3,471	12.1%	11.7%	9.4%	9.1%
% of FP17s Relating to Free Repair or Replacements	34	3,471	1.0%	1.0%	1.0%	0.8%
% of FP17s Relating to Continuations	91	3,471	2.6%	1.4%	1.5%	1.3%
% of Patients satisfied with the dentistry they have received	6	6	N/A	94.0%	93.7%	93.2%
% of Patients satisfied with the time they had to wait for an appointment	5	6	N/A	89.1%	90.0%	89.0%

* This is based on patients treated on this contract for their most recent course of treatment. Figures in italics indicate the base number of FP17s or Patient Questionnaire responses are less than 100. N/A is shown where the base number of responses is less than 10 during the period. % is calculated as Quantity/Base number*100

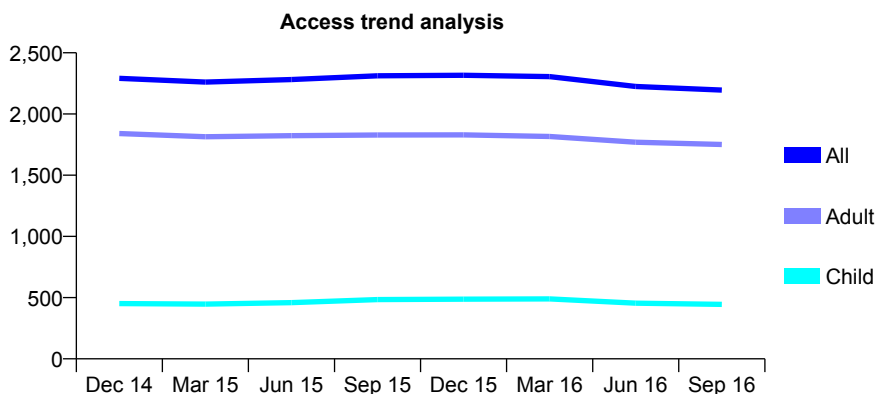
Q48 - Vital Signs At a Glance Contract Report for 142999/0001 - September 2016

Name or company name	Church Road Dental Practice
Contract type name	GDS Contract
Purpose of contract	General
Contract start date	06/07/2011
Contract end date	

16/17 Contracted general activity (UDA)	7,500
Carry forward general activity (UDA)	0
16/17 Contracted orthodontic activity (UOA)	0
Carry forward orthodontic activity (UOA)	0
Baseline contract value	£177,048.25

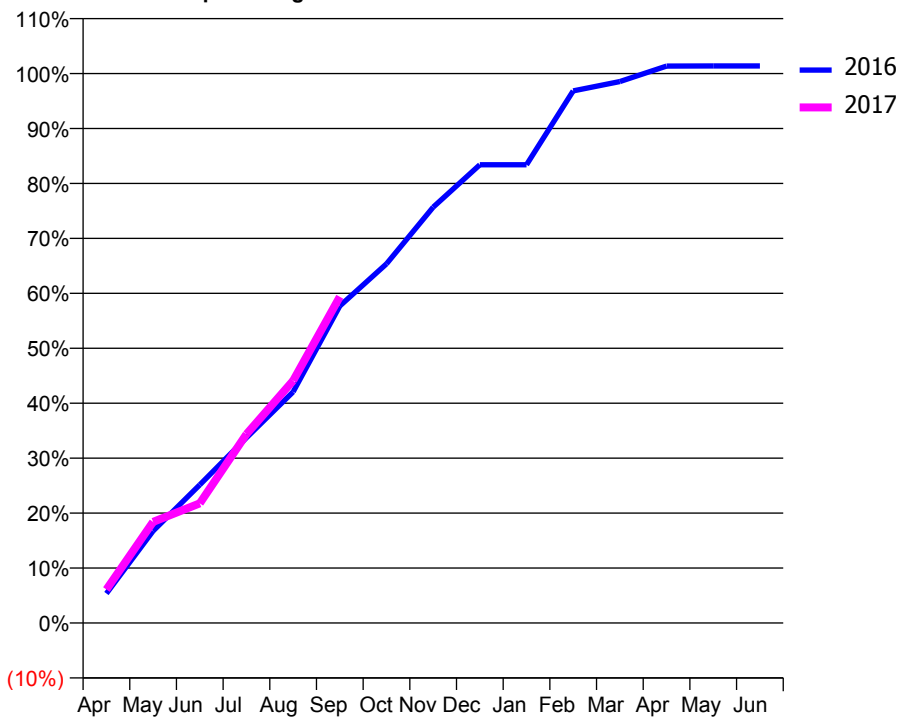
ACCESS*

Patients seen in 24 months	Total	Change since previous quarter
Quarter ending September 2015	2,312	
Quarter ending December 2015	2,316	→
Quarter ending March 2016	2,306	→
Quarter ending June 2016	2,225	↓
Quarter ending September 2016	2,196	↓
Variance since September 2015	(5.0%)	↓



ACTIVITY

Cumulative percentage of contracted UDA delivered 2016 & 2017



Month	Adjusted Scheduled Activity (UDA)	
	2016	2017
April	402	457
May	1,257	1,380
June	1,887	1,634
July	2,529	2,579
August	3,155	3,308
September	4,326	4,452
October	4,902	
November	5,676	
December	6,255	
January	6,255	
February	7,264	
March	7,390	
April	7,602	
May	7,603	
June	7,603	

QUALITY

	Quantity	Base Number	Contract	AT	Region	England
% of FP17s for the same patient ID Re-attending within 3 months - Children	46	398	11.6%	12.7%	13.5%	12.4%
% of FP17s for the same patient ID Re-attending within 3 months - Adults	125	1,498	8.3%	17.7%	17.4%	16.7%
% of FP17s for the same patient ID Re-attending between 3 & 9 months - Children	261	398	65.6%	53.6%	59.0%	57.4%
% of FP17s for the same patient ID Re-attending between 3 & 9 months - Adults	1,070	1,498	71.4%	45.0%	52.6%	50.5%
% of FP17s for Band 1 Urgent Courses	66	1,736	3.8%	11.7%	9.4%	9.1%
% of FP17s Relating to Free Repair or Replacements	9	1,736	0.5%	1.0%	1.0%	0.8%
% of FP17s Relating to Continuations	9	1,736	0.5%	1.4%	1.5%	1.3%
% of Patients satisfied with the dentistry they have received	4	4	N/A	94.0%	93.7%	93.2%
% of Patients satisfied with the time they had to wait for an appointment	4	4	N/A	89.1%	90.0%	89.0%

* This is based on patients treated on this contract for their most recent course of treatment. Figures in italics indicate the base number of FP17s or Patient Questionnaire responses are less than 100. N/A is shown where the base number of responses is less than 10 during the period. % is calculated as Quantity/Base number*100

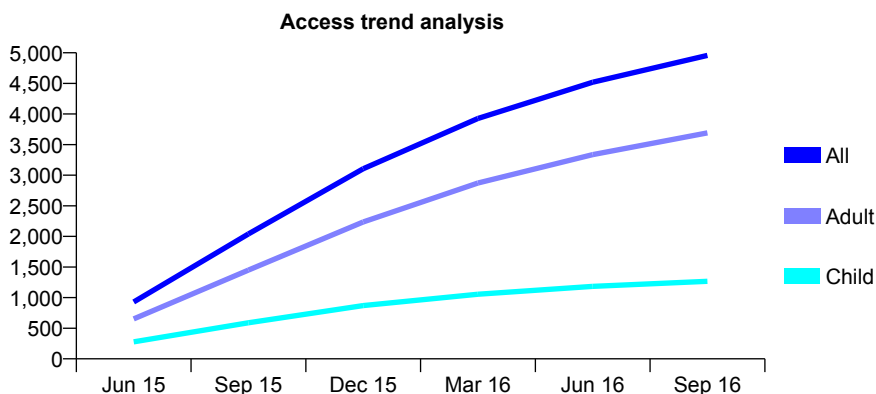
Q48 - Vital Signs At a Glance Contract Report for 143731/0001 - September 2016

Name or company name	P J Burridge Limited
Contract type name	PDS Contract
Purpose of contract	General
Contract start date	01/04/2015
Contract end date	

16/17 Contracted general activity (UDA)	16,530
Carry forward general activity (UDA)	0
16/17 Contracted orthodontic activity (UOA)	0
Carry forward orthodontic activity (UOA)	0
Baseline contract value	£518,251.08

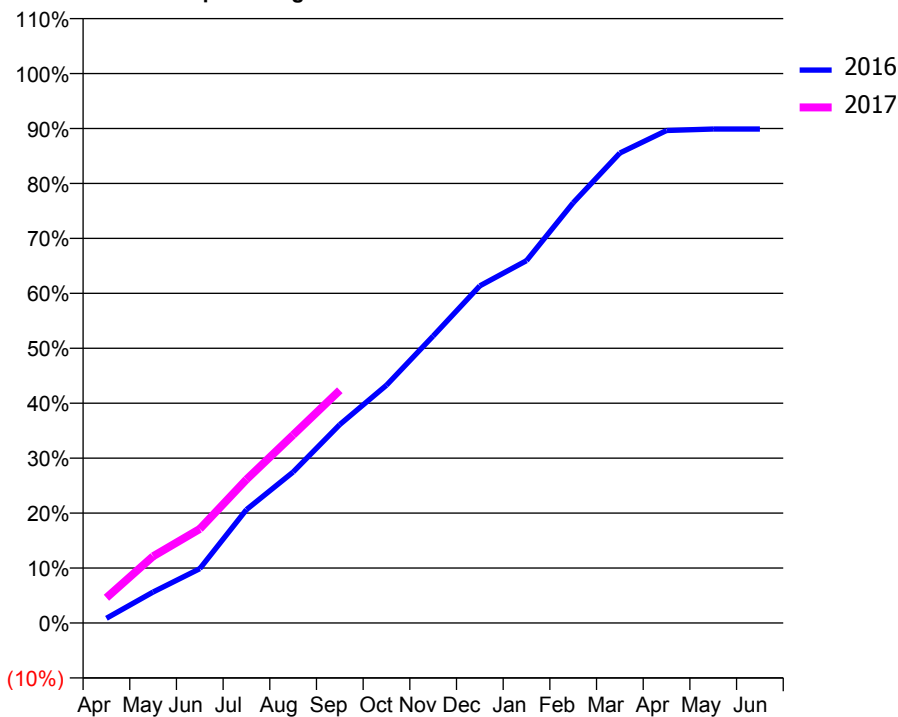
ACCESS*

Patients seen in 24 months	Total	Change since previous quarter
Quarter ending September 2015	2,040	
Quarter ending December 2015	3,106	↑
Quarter ending March 2016	3,927	↑
Quarter ending June 2016	4,520	↑
Quarter ending September 2016	4,958	↑
Variance since September 2015	143.0%	↑



ACTIVITY

Cumulative percentage of contracted UDA delivered 2016 & 2017



Month	Adjusted Scheduled Activity (UDA)	
	2016	2017
April	144	761
May	928	2,009
June	1,630	2,831
July	3,403	4,317
August	4,531	5,657
September	5,955	7,000
October	7,135	
November	8,610	
December	10,113	
January	10,869	
February	12,606	
March	14,099	
April	14,774	
May	14,817	
June	14,817	

QUALITY

	Quantity	Base Number	Contract	AT	Region	England
% of FP17s for the same patient ID Re-attending within 3 months - Children	81	853	9.5%	12.7%	13.5%	12.4%
% of FP17s for the same patient ID Re-attending within 3 months - Adults	388	2,485	15.6%	17.7%	17.4%	16.7%
% of FP17s for the same patient ID Re-attending between 3 & 9 months - Children	315	853	36.9%	53.6%	59.0%	57.4%
% of FP17s for the same patient ID Re-attending between 3 & 9 months - Adults	820	2,485	33.0%	45.0%	52.6%	50.5%
% of FP17s for Band 1 Urgent Courses	380	3,130	12.1%	11.7%	9.4%	9.1%
% of FP17s Relating to Free Repair or Replacements	19	3,130	0.6%	1.0%	1.0%	0.8%
% of FP17s Relating to Continuations	45	3,130	1.4%	1.4%	1.5%	1.3%
% of Patients satisfied with the dentistry they have received	2	2	N/A	94.0%	93.7%	93.2%
% of Patients satisfied with the time they had to wait for an appointment	1	2	N/A	89.1%	90.0%	89.0%

* This is based on patients treated on this contract for their most recent course of treatment. Figures in italics indicate the base number of FP17s or Patient Questionnaire responses are less than 100. N/A is shown where the base number of responses is less than 10 during the period. % is calculated as Quantity/Base number*100

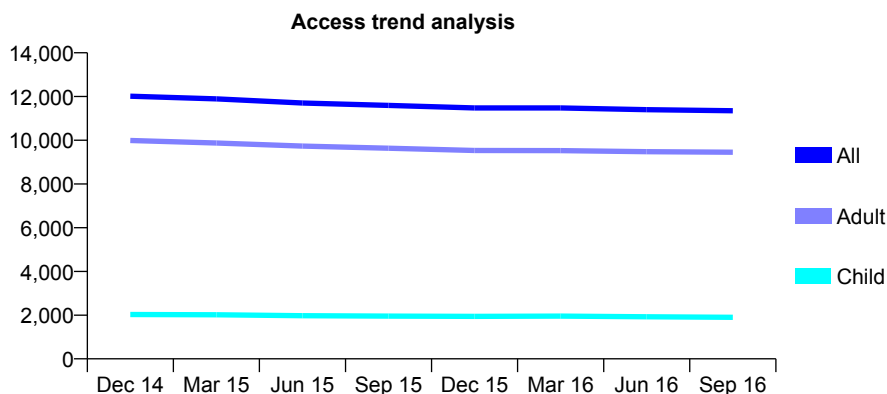
Q48 - Vital Signs At a Glance Contract Report for 145963/0001 - September 2016

Name or company name	Hoghton Street Dental Care Limited
Contract type name	GDS Contract
Purpose of contract	General
Contract start date	01/06/2012
Contract end date	

16/17 Contracted general activity (UDA)	36,616
Carry forward general activity (UDA)	0
16/17 Contracted orthodontic activity (UOA)	0
Carry forward orthodontic activity (UOA)	0
Baseline contract value	£1,175,261.75

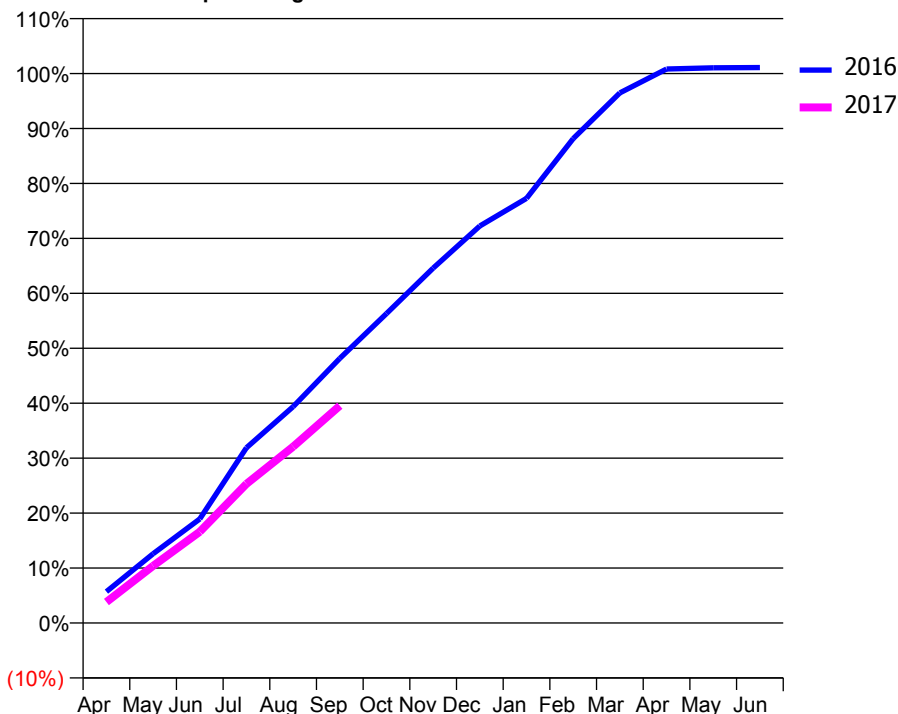
ACCESS*

Patients seen in 24 months	Total	Change since previous quarter
Quarter ending September 2015	11,591	
Quarter ending December 2015	11,476	→
Quarter ending March 2016	11,480	→
Quarter ending June 2016	11,401	→
Quarter ending September 2016	11,352	→
Variance since September 2015	(2.1%)	↓



ACTIVITY

Cumulative percentage of contracted UDA delivered 2016 & 2017



Month	Adjusted Scheduled Activity (UDA)	
	2016	2017
April	2,091	1,399
May	4,614	3,807
June	6,935	6,087
July	11,676	9,268
August	14,421	11,756
September	17,631	14,481
October	20,621	
November	23,653	
December	26,461	
January	28,294	
February	32,275	
March	35,325	
April	36,911	
May	36,996	
June	37,016	

QUALITY

	Quantity	Base Number	Contract	AT	Region	England
% of FP17s for the same patient ID Re-attending within 3 months - Children	250	1,817	13.8%	12.7%	13.5%	12.4%
% of FP17s for the same patient ID Re-attending within 3 months - Adults	1,295	7,308	17.7%	17.7%	17.4%	16.7%
% of FP17s for the same patient ID Re-attending between 3 & 9 months - Children	1,169	1,817	64.3%	53.6%	59.0%	57.4%
% of FP17s for the same patient ID Re-attending between 3 & 9 months - Adults	3,998	7,308	54.7%	45.0%	52.6%	50.5%
% of FP17s for Band 1 Urgent Courses	650	7,656	8.5%	11.7%	9.4%	9.1%
% of FP17s Relating to Free Repair or Replacements	42	7,656	0.5%	1.0%	1.0%	0.8%
% of FP17s Relating to Continuations	130	7,656	1.7%	1.4%	1.5%	1.3%
% of Patients satisfied with the dentistry they have received	25	27	92.6%	94.0%	93.7%	93.2%
% of Patients satisfied with the time they had to wait for an appointment	23	27	85.2%	89.1%	90.0%	89.0%

* This is based on patients treated on this contract for their most recent course of treatment. Figures in italics indicate the base number of FP17s or Patient Questionnaire responses are less than 100. N/A is shown where the base number of responses is less than 10 during the period. % is calculated as Quantity/Base number*100

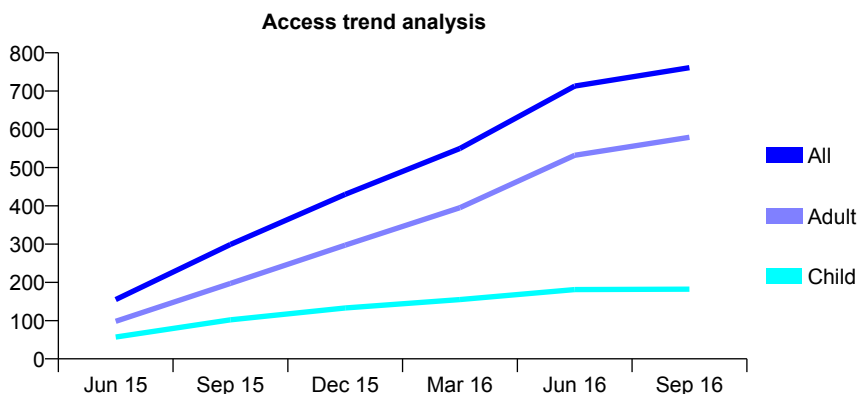
Q48 - Vital Signs At a Glance Contract Report for 146331/0003 - September 2016

Name or company name	Vauxhall Dental Care
Contract type name	PDS Contract
Purpose of contract	General
Contract start date	01/04/2015
Contract end date	31/03/2018

16/17 Contracted general activity (UDA)	5,195
Carry forward general activity (UDA)	0
16/17 Contracted orthodontic activity (UOA)	0
Carry forward orthodontic activity (UOA)	0
Baseline contract value	£516,935.21

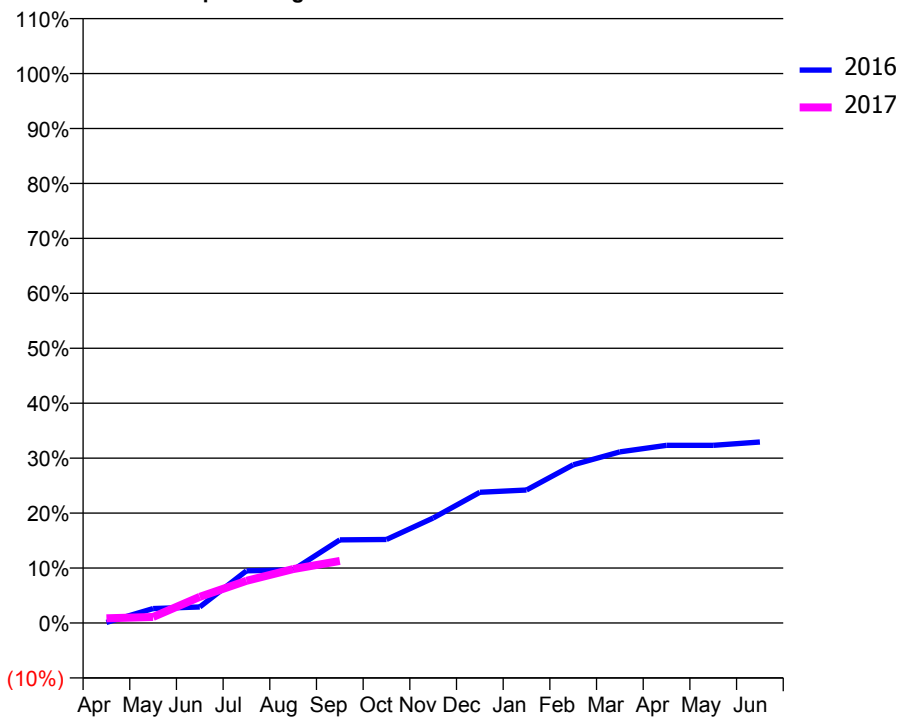
ACCESS*

Patients seen in 24 months	Total	Change since previous quarter
Quarter ending September 2015	299	
Quarter ending December 2015	430	↑
Quarter ending March 2016	550	↑
Quarter ending June 2016	713	↑
Quarter ending September 2016	761	↑
Variance since September 2015	154.5%	↑



ACTIVITY

Cumulative percentage of contracted UDA delivered 2016 & 2017



Adjusted Scheduled Activity (UDA)

Month	2016	2017
April	5	44
May	137	58
June	152	248
July	493	399
August	502	510
September	786	587
October	790	
November	992	
December	1,237	
January	1,258	
February	1,496	
March	1,618	
April	1,680	
May	1,680	
June	1,711	

QUALITY

	Quantity	Base Number	Contract	AT	Region	England
% of FP17s for the same patient ID Re-attending within 3 months - Children	9	68	13.2%	12.7%	13.5%	12.4%
% of FP17s for the same patient ID Re-attending within 3 months - Adults	58	369	15.7%	17.7%	17.4%	16.7%
% of FP17s for the same patient ID Re-attending between 3 & 9 months - Children	8	68	11.8%	53.6%	59.0%	57.4%
% of FP17s for the same patient ID Re-attending between 3 & 9 months - Adults	94	369	25.5%	45.0%	52.6%	50.5%
% of FP17s for Band 1 Urgent Courses	42	247	17.0%	11.7%	9.4%	9.1%
% of FP17s Relating to Free Repair or Replacements	0	247	0.0%	1.0%	1.0%	0.8%
% of FP17s Relating to Continuations	3	247	1.2%	1.4%	1.5%	1.3%
% of Patients satisfied with the dentistry they have received	0	0	N/A	94.0%	93.7%	93.2%
% of Patients satisfied with the time they had to wait for an appointment	0	0	N/A	89.1%	90.0%	89.0%

* This is based on patients treated on this contract for their most recent course of treatment. Figures in italics indicate the base number of FP17s or Patient Questionnaire responses are less than 100. N/A is shown where the base number of responses is less than 10 during the period. % is calculated as Quantity/Base number*100

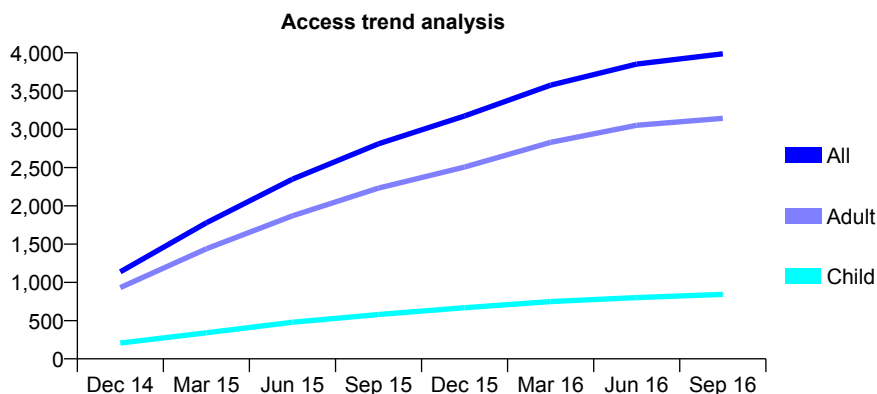
Q48 - Vital Signs At a Glance Contract Report for 147753/0001 - September 2016

Name or company name	Abercromby Health Centre Partnership
Contract type name	GDS Contract
Purpose of contract	General
Contract start date	15/08/2014
Contract end date	

16/17 Contracted general activity (UDA)	13,675
Carry forward general activity (UDA)	0
16/17 Contracted orthodontic activity (UOA)	0
Carry forward orthodontic activity (UOA)	0
Baseline contract value	£417,289.52

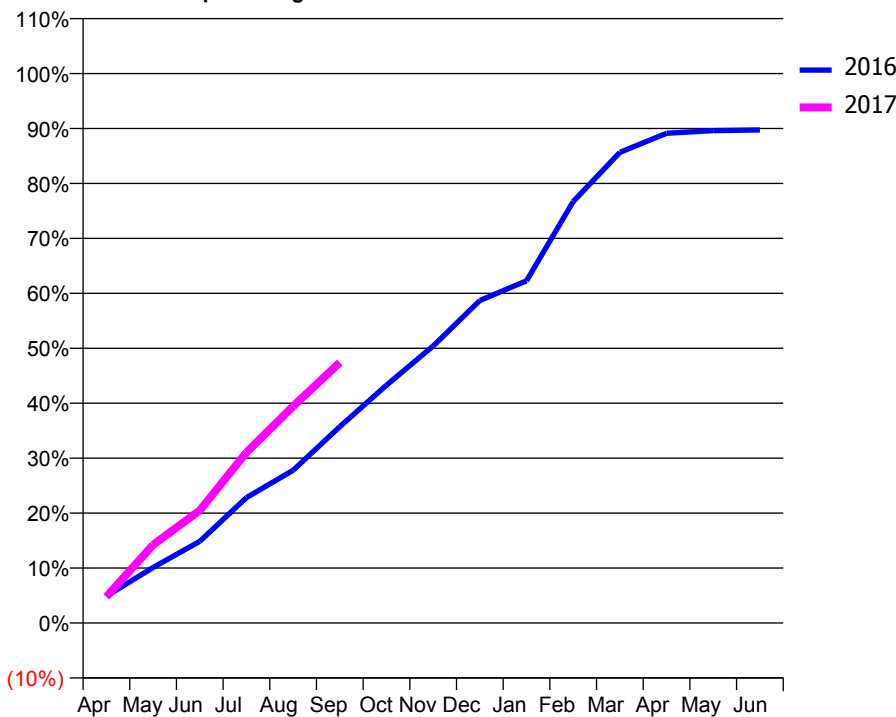
ACCESS*

Patients seen in 24 months	Total	Change since previous quarter
Quarter ending September 2015	2,811	
Quarter ending December 2015	3,175	↑
Quarter ending March 2016	3,578	↑
Quarter ending June 2016	3,853	↑
Quarter ending September 2016	3,987	↑
Variance since September 2015	41.8%	↑



ACTIVITY

Cumulative percentage of contracted UDA delivered 2016 & 2017



Adjusted Scheduled Activity (UDA)

Month	2016	2017
April	667	655
May	1,383	1,947
June	2,032	2,802
July	3,121	4,246
August	3,800	5,393
September	4,885	6,482
October	5,919	
November	6,894	
December	8,024	
January	8,516	
February	10,487	
March	11,712	
April	12,188	
May	12,254	
June	12,272	

QUALITY

	Quantity	Base Number	Contract	AT	Region	England
% of FP17s for the same patient ID Re-attending within 3 months - Children	46	486	9.5%	12.7%	13.5%	12.4%
% of FP17s for the same patient ID Re-attending within 3 months - Adults	432	1,910	22.6%	17.7%	17.4%	16.7%
% of FP17s for the same patient ID Re-attending between 3 & 9 months - Children	212	486	43.6%	53.6%	59.0%	57.4%
% of FP17s for the same patient ID Re-attending between 3 & 9 months - Adults	715	1,910	37.4%	45.0%	52.6%	50.5%
% of FP17s for Band 1 Urgent Courses	253	2,188	11.6%	11.7%	9.4%	9.1%
% of FP17s Relating to Free Repair or Replacements	22	2,188	1.0%	1.0%	1.0%	0.8%
% of FP17s Relating to Continuations	71	2,188	3.2%	1.4%	1.5%	1.3%
% of Patients satisfied with the dentistry they have received	7	7	N/A	94.0%	93.7%	93.2%
% of Patients satisfied with the time they had to wait for an appointment	6	7	N/A	89.1%	90.0%	89.0%

* This is based on patients treated on this contract for their most recent course of treatment. Figures in italics indicate the base number of FP17s or Patient Questionnaire responses are less than 100. N/A is shown where the base number of responses is less than 10 during the period. % is calculated as Quantity/Base number*100

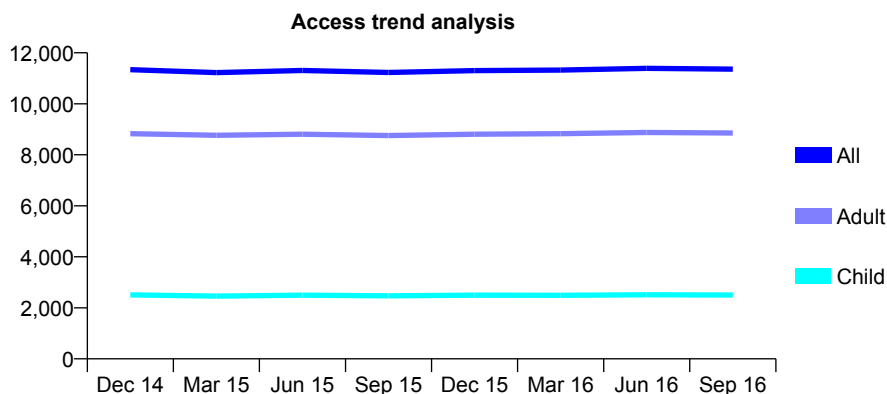
Q48 - Vital Signs At a Glance Contract Report for 148806/0001 - September 2016

Name or company name	The Corner Dental Surgery Ltd
Contract type name	GDS Contract
Purpose of contract	General
Contract start date	01/04/2009
Contract end date	31/03/2019

16/17 Contracted general activity (UDA)	42,000
Carry forward general activity (UDA)	0
16/17 Contracted orthodontic activity (UOA)	0
Carry forward orthodontic activity (UOA)	0
Baseline contract value	£1,059,373.91

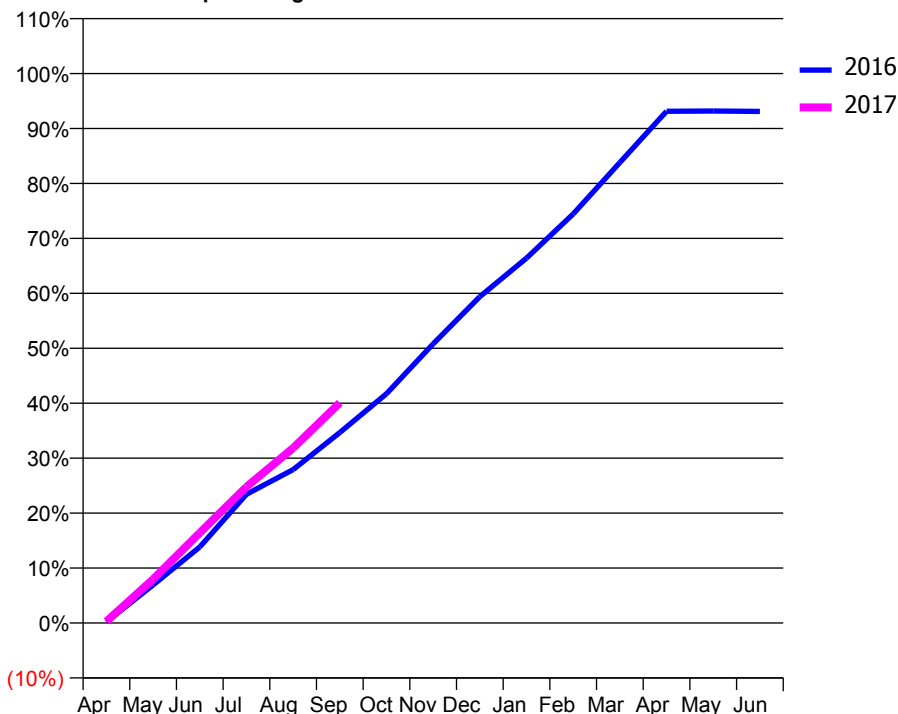
ACCESS*

Patients seen in 24 months	Total	Change since previous quarter
Quarter ending September 2015	11,229	
Quarter ending December 2015	11,303	→
Quarter ending March 2016	11,322	→
Quarter ending June 2016	11,392	→
Quarter ending September 2016	11,358	→
Variance since September 2015	1.1%	→



ACTIVITY

Cumulative percentage of contracted UDA delivered 2016 & 2017



Month	Adjusted Scheduled Activity (UDA)	
	2016	2017
April	85	126
May	2,907	3,345
June	5,813	6,893
July	9,843	10,414
August	11,728	13,376
September	14,562	16,835
October	17,524	
November	21,336	
December	24,942	
January	27,888	
February	31,262	
March	35,198	
April	39,109	
May	39,128	
June	39,102	

QUALITY

	Quantity	Base Number	Contract	AT	Region	England
% of FP17s for the same patient ID Re-attending within 3 months - Children	412	2,597	15.9%	12.7%	13.5%	12.4%
% of FP17s for the same patient ID Re-attending within 3 months - Adults	1,086	6,826	15.9%	17.7%	17.4%	16.7%
% of FP17s for the same patient ID Re-attending between 3 & 9 months - Children	1,691	2,597	65.1%	53.6%	59.0%	57.4%
% of FP17s for the same patient ID Re-attending between 3 & 9 months - Adults	3,777	6,826	55.3%	45.0%	52.6%	50.5%
% of FP17s for Band 1 Urgent Courses	547	7,781	7.0%	11.7%	9.4%	9.1%
% of FP17s Relating to Free Repair or Replacements	74	7,781	1.0%	1.0%	1.0%	0.8%
% of FP17s Relating to Continuations	76	7,781	1.0%	1.4%	1.5%	1.3%
% of Patients satisfied with the dentistry they have received	30	31	96.8%	94.0%	93.7%	93.2%
% of Patients satisfied with the time they had to wait for an appointment	30	31	96.8%	89.1%	90.0%	89.0%

* This is based on patients treated on this contract for their most recent course of treatment. Figures in italics indicate the base number of FP17s or Patient Questionnaire responses are less than 100. N/A is shown where the base number of responses is less than 10 during the period. % is calculated as Quantity/Base number*100

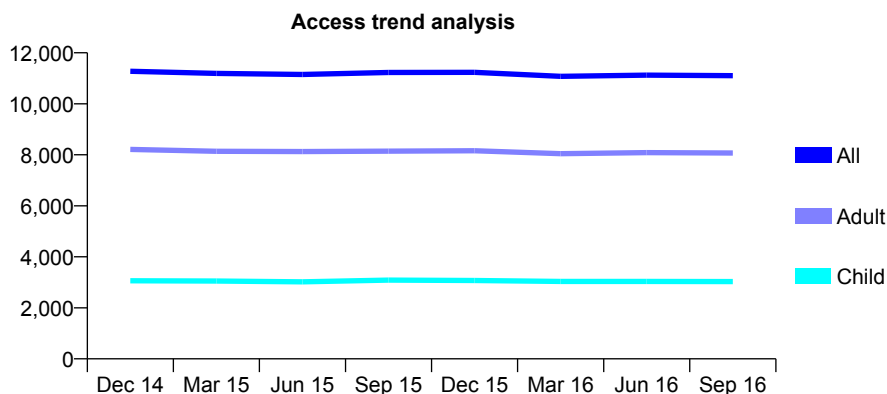
Q48 - Vital Signs At a Glance Contract Report for 149861/0001 - September 2016

Name or company name	Muirhead Dental Practice
Contract type name	GDS Contract
Purpose of contract	General and Orthodontic
Contract start date	01/12/2010
Contract end date	

16/17 Contracted general activity (UDA)	33,903
Carry forward general activity (UDA)	0
16/17 Contracted orthodontic activity (UOA)	70
Carry forward orthodontic activity (UOA)	0
Baseline contract value	£869,401.32

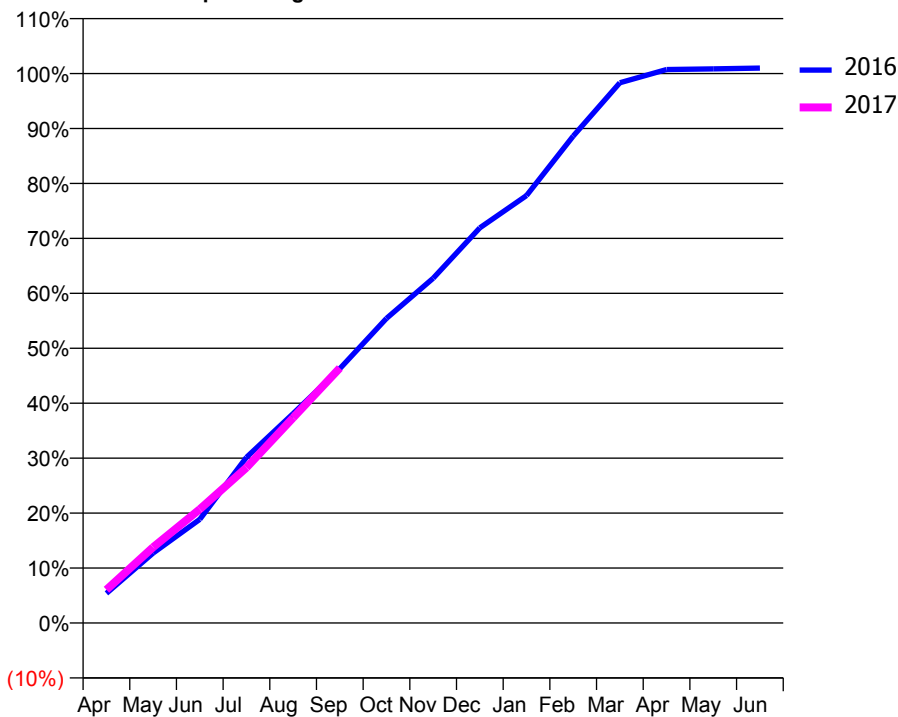
ACCESS*

Patients seen in 24 months	Total	Change since previous quarter
Quarter ending September 2015	11,231	
Quarter ending December 2015	11,235	→
Quarter ending March 2016	11,078	↓
Quarter ending June 2016	11,125	→
Quarter ending September 2016	11,102	→
Variance since September 2015	(1.1%)	↓



ACTIVITY

Cumulative percentage of contracted UDA delivered 2016 & 2017



Month	Adjusted Scheduled Activity (UDA)	
	2016	2017
April	1,834	2,057
May	4,313	4,675
June	6,399	7,021
July	10,223	9,586
August	12,920	12,670
September	15,690	15,733
October	18,793	
November	21,272	
December	24,382	
January	26,372	
February	30,038	
March	33,330	
April	34,144	
May	34,189	
June	34,237	

QUALITY

	Quantity	Base Number	Contract	AT	Region	England
% of FP17s for the same patient ID Re-attending within 3 months - Children	167	2,099	8.0%	12.7%	13.5%	12.4%
% of FP17s for the same patient ID Re-attending within 3 months - Adults	694	4,973	14.0%	17.7%	17.4%	16.7%
% of FP17s for the same patient ID Re-attending between 3 & 9 months - Children	1,085	2,099	51.7%	53.6%	59.0%	57.4%
% of FP17s for the same patient ID Re-attending between 3 & 9 months - Adults	2,357	4,973	47.4%	45.0%	52.6%	50.5%
% of FP17s for Band 1 Urgent Courses	565	6,321	8.9%	11.7%	9.4%	9.1%
% of FP17s Relating to Free Repair or Replacements	34	6,321	0.5%	1.0%	1.0%	0.8%
% of FP17s Relating to Continuations	103	6,321	1.6%	1.4%	1.5%	1.3%
% of Patients satisfied with the dentistry they have received	13	14	92.9%	94.0%	93.7%	93.2%
% of Patients satisfied with the time they had to wait for an appointment	13	14	92.9%	89.1%	90.0%	89.0%

* This is based on patients treated on this contract for their most recent course of treatment. Figures in italics indicate the base number of FP17s or Patient Questionnaire responses are less than 100. N/A is shown where the base number of responses is less than 10 during the period. % is calculated as Quantity/Base number*100

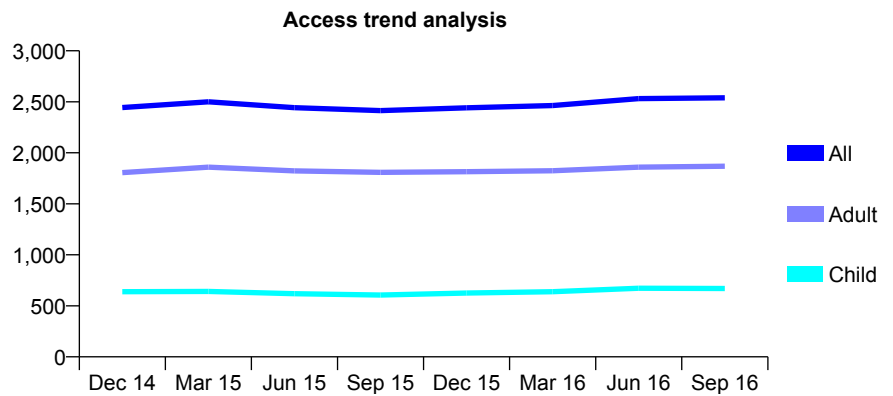
Q48 - Vital Signs At a Glance Contract Report for 158801/0001 - September 2016

Name or company name	kotecha & Partners
Contract type name	GDS Contract
Purpose of contract	General
Contract start date	01/11/2010
Contract end date	

16/17 Contracted general activity (UDA)	8,050
Carry forward general activity (UDA)	0
16/17 Contracted orthodontic activity (UOA)	0
Carry forward orthodontic activity (UOA)	0
Baseline contract value	£315,556.18

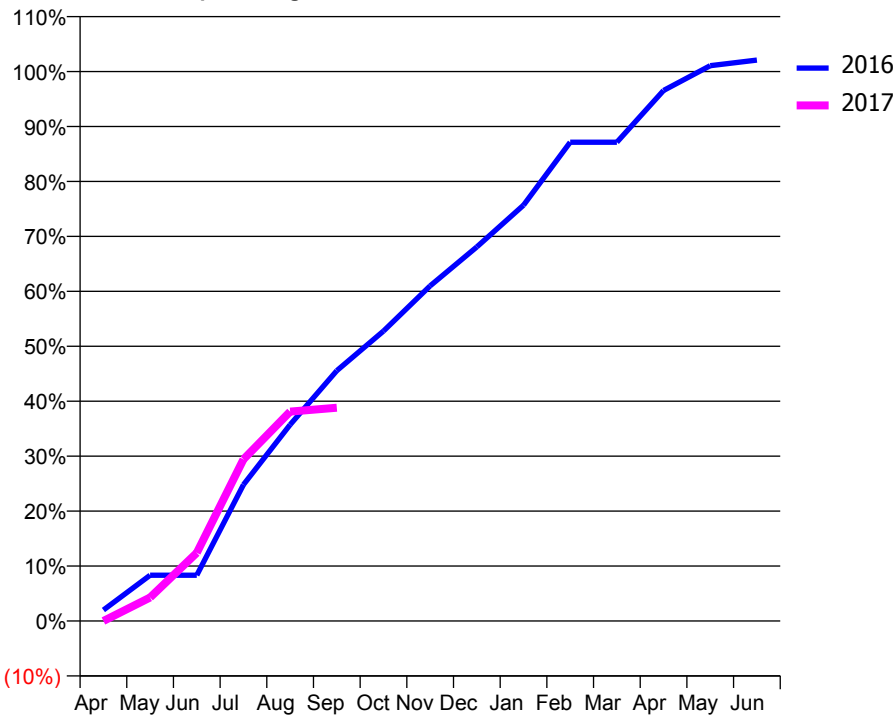
ACCESS*

Patients seen in 24 months	Total	Change since previous quarter
Quarter ending September 2015	2,414	
Quarter ending December 2015	2,441	→
Quarter ending March 2016	2,463	→
Quarter ending June 2016	2,531	↑
Quarter ending September 2016	2,539	→
Variance since September 2015	5.2%	↑



ACTIVITY

Cumulative percentage of contracted UDA delivered 2016 & 2017



Month	Adjusted Scheduled Activity (UDA)	
	2016	2017
April	161	0
May	671	346
June	671	999
July	1,998	2,369
August	2,877	3,067
September	3,667	3,125
October	4,248	
November	4,910	
December	5,481	
January	6,091	
February	7,014	
March	7,014	
April	7,772	
May	8,136	
June	8,216	

QUALITY

	Quantity	Base Number	Contract	AT	Region	England
% of FP17s for the same patient ID Re-attending within 3 months - Children	77	585	13.2%	12.7%	13.5%	12.4%
% of FP17s for the same patient ID Re-attending within 3 months - Adults	315	1,431	22.0%	17.7%	17.4%	16.7%
% of FP17s for the same patient ID Re-attending between 3 & 9 months - Children	321	585	54.9%	53.6%	59.0%	57.4%
% of FP17s for the same patient ID Re-attending between 3 & 9 months - Adults	712	1,431	49.8%	45.0%	52.6%	50.5%
% of FP17s for Band 1 Urgent Courses	244	1,466	16.6%	11.7%	9.4%	9.1%
% of FP17s Relating to Free Repair or Replacements	4	1,466	0.3%	1.0%	1.0%	0.8%
% of FP17s Relating to Continuations	9	1,466	0.6%	1.4%	1.5%	1.3%
% of Patients satisfied with the dentistry they have received	9	10	90.0%	94.0%	93.7%	93.2%
% of Patients satisfied with the time they had to wait for an appointment	8	10	80.0%	89.1%	90.0%	89.0%

* This is based on patients treated on this contract for their most recent course of treatment. Figures in italics indicate the base number of FP17s or Patient Questionnaire responses are less than 100. N/A is shown where the base number of responses is less than 10 during the period. % is calculated as Quantity/Base number*100

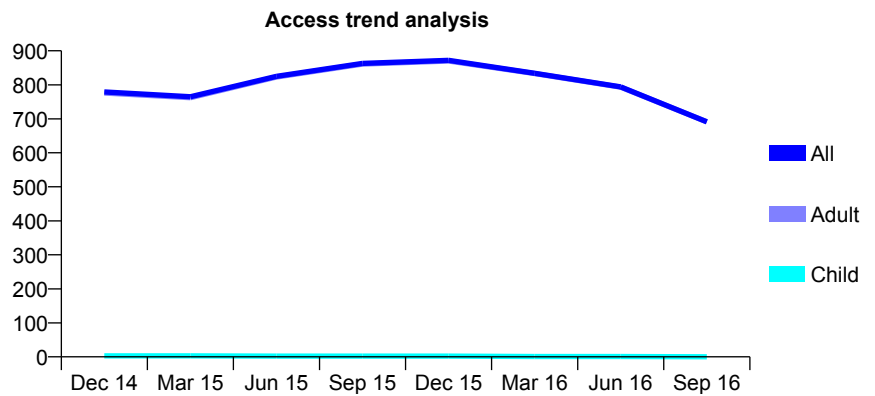
Q48 - Vital Signs At a Glance Contract Report for 159255/0001 - September 2016

Name or company name	Prison Dental Service - HMP Liverpool
Contract type name	GDS Contract
Purpose of contract	General
Contract start date	01/10/2007
Contract end date	

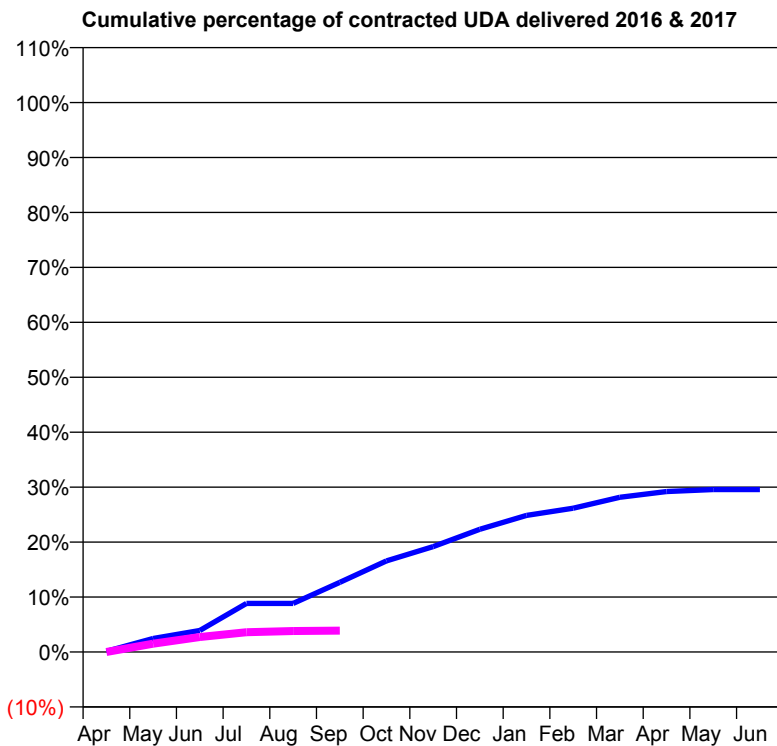
16/17 Contracted general activity (UDA)	4,000
Carry forward general activity (UDA)	0
16/17 Contracted orthodontic activity (UOA)	0
Carry forward orthodontic activity (UOA)	0
Baseline contract value	£0.00

ACCESS*

Patients seen in 24 months	Total	Change since previous quarter
Quarter ending September 2015	863	
Quarter ending December 2015	872	→
Quarter ending March 2016	834	↓
Quarter ending June 2016	794	↓
Quarter ending September 2016	691	↓
Variance since September 2015	(19.9%)	↓



ACTIVITY



Month	Adjusted Scheduled Activity (UDA)	
	2016	2017
April	6	0
May	98	61
June	157	109
July	354	144
August	354	153
September	507	156
October	663	
November	768	
December	894	
January	994	
February	1,046	
March	1,127	
April	1,168	
May	1,183	
June	1,183	

QUALITY

	Quantity	Base Number	Contract	AT	Region	England
% of FP17s for the same patient ID Re-attending within 3 months - Children	0	0	N/A	12.7%	13.5%	12.4%
% of FP17s for the same patient ID Re-attending within 3 months - Adults	28	123	22.8%	17.7%	17.4%	16.7%
% of FP17s for the same patient ID Re-attending between 3 & 9 months - Children	0	0	N/A	53.6%	59.0%	57.4%
% of FP17s for the same patient ID Re-attending between 3 & 9 months - Adults	8	123	6.5%	45.0%	52.6%	50.5%
% of FP17s for Band 1 Urgent Courses	31	64	48.4%	11.7%	9.4%	9.1%
% of FP17s Relating to Free Repair or Replacements	0	64	0.0%	1.0%	1.0%	0.8%
% of FP17s Relating to Continuations	0	64	0.0%	1.4%	1.5%	1.3%
% of Patients satisfied with the dentistry they have received	0	1	N/A	94.0%	93.7%	93.2%
% of Patients satisfied with the time they had to wait for an appointment	0	1	N/A	89.1%	90.0%	89.0%

* This is based on patients treated on this contract for their most recent course of treatment. Figures in italics indicate the base number of FP17s or Patient Questionnaire responses are less than 100. N/A is shown where the base number of responses is less than 10 during the period. % is calculated as Quantity/Base number*100

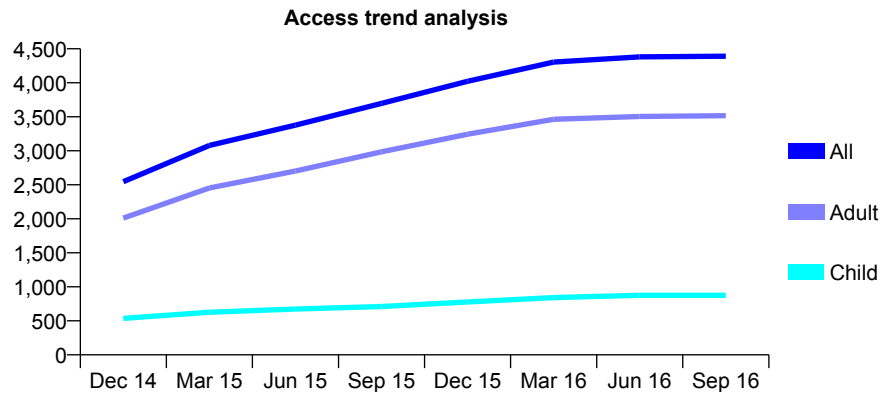
Q48 - Vital Signs At a Glance Contract Report for 161039/0001 - September 2016

Name or company name	Latham Court Smile Centre Limited
Contract type name	GDS Contract
Purpose of contract	General
Contract start date	01/04/2014
Contract end date	

16/17 Contracted general activity (UDA)	15,735
Carry forward general activity (UDA)	0
16/17 Contracted orthodontic activity (UOA)	0
Carry forward orthodontic activity (UOA)	0
Baseline contract value	£401,402.66

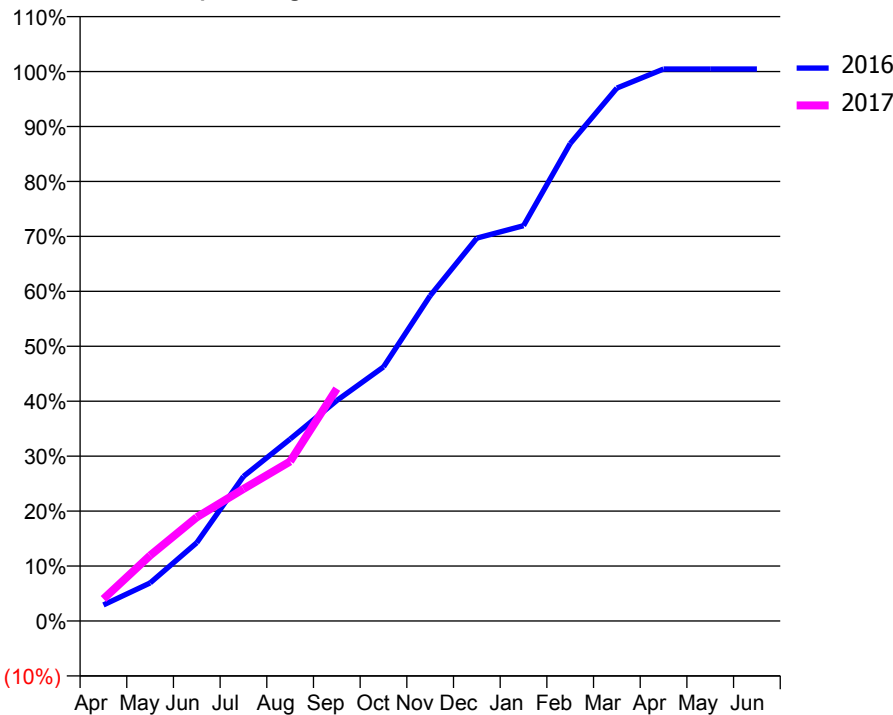
ACCESS*

Patients seen in 24 months	Total	Change since previous quarter
Quarter ending September 2015	3,697	
Quarter ending December 2015	4,022	↑
Quarter ending March 2016	4,305	↑
Quarter ending June 2016	4,381	→
Quarter ending September 2016	4,391	→
Variance since September 2015	18.8%	↑



ACTIVITY

Cumulative percentage of contracted UDA delivered 2016 & 2017



Month	Adjusted Scheduled Activity (UDA)	
	2016	2017
April	462	633
May	1,090	1,878
June	2,244	2,971
July	4,142	3,781
August	5,212	4,570
September	6,315	6,654
October	7,277	
November	9,314	
December	10,965	
January	11,318	
February	13,673	
March	15,262	
April	15,807	
May	15,804	
June	15,804	

QUALITY

	Quantity	Base Number	Contract	AT	Region	England
% of FP17s for the same patient ID Re-attending within 3 months - Children	35	598	5.9%	12.7%	13.5%	12.4%
% of FP17s for the same patient ID Re-attending within 3 months - Adults	177	1,961	9.0%	17.7%	17.4%	16.7%
% of FP17s for the same patient ID Re-attending between 3 & 9 months - Children	305	598	51.0%	53.6%	59.0%	57.4%
% of FP17s for the same patient ID Re-attending between 3 & 9 months - Adults	939	1,961	47.9%	45.0%	52.6%	50.5%
% of FP17s for Band 1 Urgent Courses	74	2,074	3.6%	11.7%	9.4%	9.1%
% of FP17s Relating to Free Repair or Replacements	18	2,074	0.9%	1.0%	1.0%	0.8%
% of FP17s Relating to Continuations	5	2,074	0.2%	1.4%	1.5%	1.3%
% of Patients satisfied with the dentistry they have received	3	3	N/A	94.0%	93.7%	93.2%
% of Patients satisfied with the time they had to wait for an appointment	3	3	N/A	89.1%	90.0%	89.0%

* This is based on patients treated on this contract for their most recent course of treatment. Figures in italics indicate the base number of FP17s or Patient Questionnaire responses are less than 100. N/A is shown where the base number of responses is less than 10 during the period. % is calculated as Quantity/Base number*100

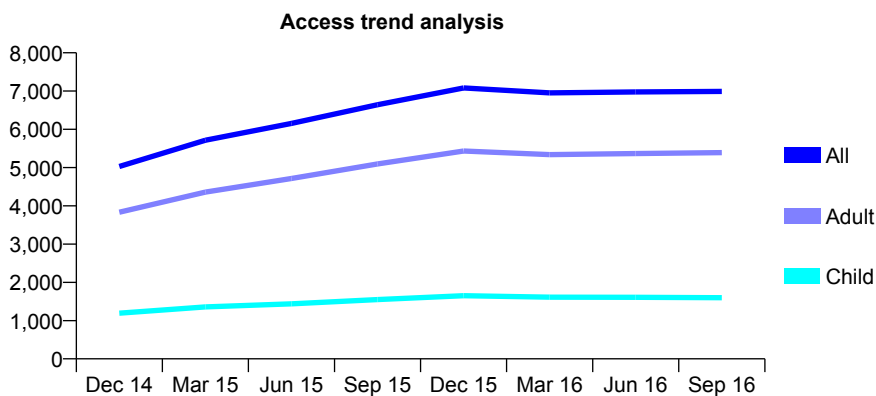
Q48 - Vital Signs At a Glance Contract Report for 161314/0001 - September 2016

Name or company name	Chantastic Limited
Contract type name	GDS Contract
Purpose of contract	General
Contract start date	01/01/2014
Contract end date	

16/17 Contracted general activity (UDA)	30,685
Carry forward general activity (UDA)	0
16/17 Contracted orthodontic activity (UOA)	0
Carry forward orthodontic activity (UOA)	0
Baseline contract value	£782,782.98

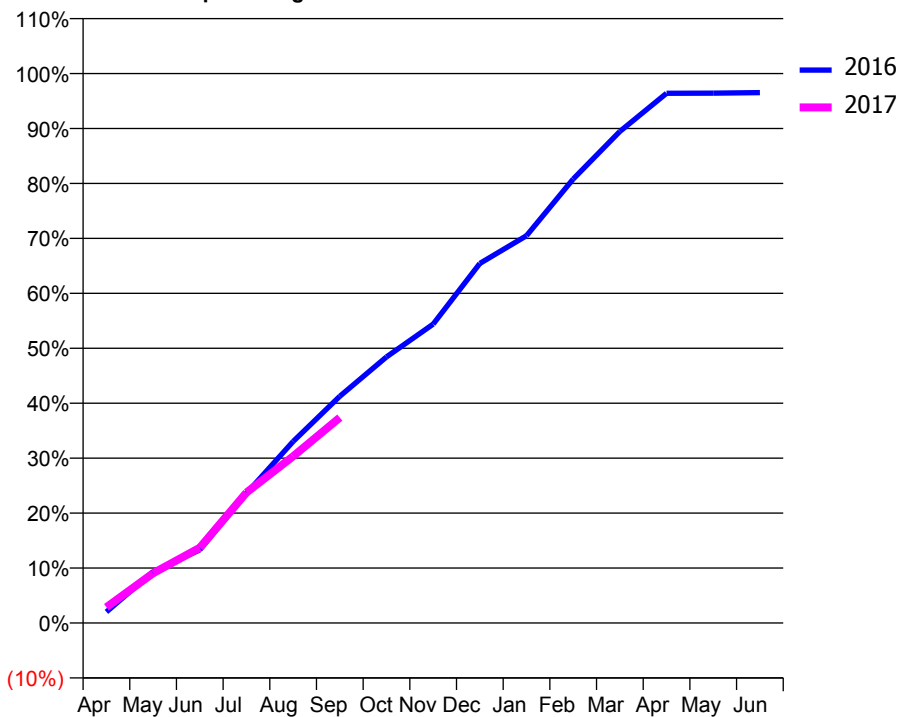
ACCESS*

Patients seen in 24 months	Total	Change since previous quarter
Quarter ending September 2015	6,643	
Quarter ending December 2015	7,083	↑
Quarter ending March 2016	6,953	↓
Quarter ending June 2016	6,976	→
Quarter ending September 2016	6,991	→
Variance since September 2015	5.2%	↑



ACTIVITY

Cumulative percentage of contracted UDA delivered 2016 & 2017



Month	Adjusted Scheduled Activity (UDA)	
	2016	2017
April	621	880
May	2,867	2,785
June	4,088	4,207
July	7,241	7,288
August	10,136	9,311
September	12,665	11,473
October	14,860	
November	16,690	
December	20,080	
January	21,628	
February	24,792	
March	27,450	
April	29,582	
May	29,590	
June	29,617	

QUALITY

	Quantity	Base Number	Contract	AT	Region	England
% of FP17s for the same patient ID Re-attending within 3 months - Children	79	1,004	7.9%	12.7%	13.5%	12.4%
% of FP17s for the same patient ID Re-attending within 3 months - Adults	418	3,227	13.0%	17.7%	17.4%	16.7%
% of FP17s for the same patient ID Re-attending between 3 & 9 months - Children	518	1,004	51.6%	53.6%	59.0%	57.4%
% of FP17s for the same patient ID Re-attending between 3 & 9 months - Adults	1,577	3,227	48.9%	45.0%	52.6%	50.5%
% of FP17s for Band 1 Urgent Courses	338	3,695	9.1%	11.7%	9.4%	9.1%
% of FP17s Relating to Free Repair or Replacements	40	3,695	1.1%	1.0%	1.0%	0.8%
% of FP17s Relating to Continuations	37	3,695	1.0%	1.4%	1.5%	1.3%
% of Patients satisfied with the dentistry they have received	12	12	100.0%	94.0%	93.7%	93.2%
% of Patients satisfied with the time they had to wait for an appointment	11	12	91.7%	89.1%	90.0%	89.0%

* This is based on patients treated on this contract for their most recent course of treatment. Figures in italics indicate the base number of FP17s or Patient Questionnaire responses are less than 100. N/A is shown where the base number of responses is less than 10 during the period. % is calculated as Quantity/Base number*100

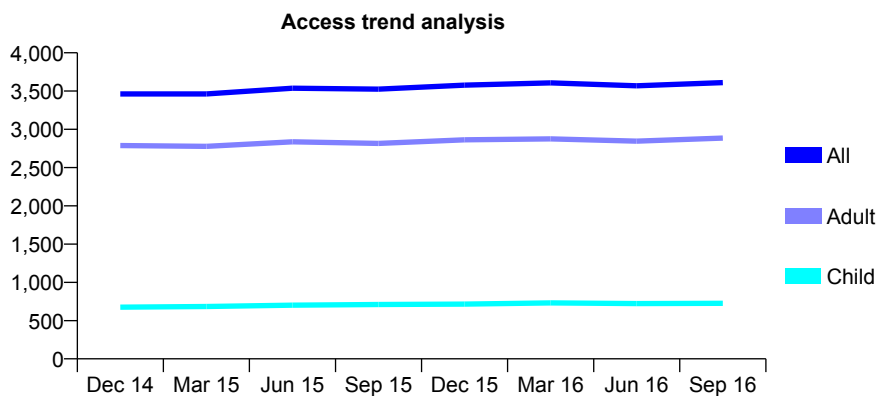
Q48 - Vital Signs At a Glance Contract Report for 161500/0001 - September 2016

Name or company name	T & T Dental
Contract type name	GDS Contract
Purpose of contract	General
Contract start date	01/04/2010
Contract end date	

16/17 Contracted general activity (UDA)	13,652
Carry forward general activity (UDA)	0
16/17 Contracted orthodontic activity (UOA)	0
Carry forward orthodontic activity (UOA)	0
Baseline contract value	£348,264.95

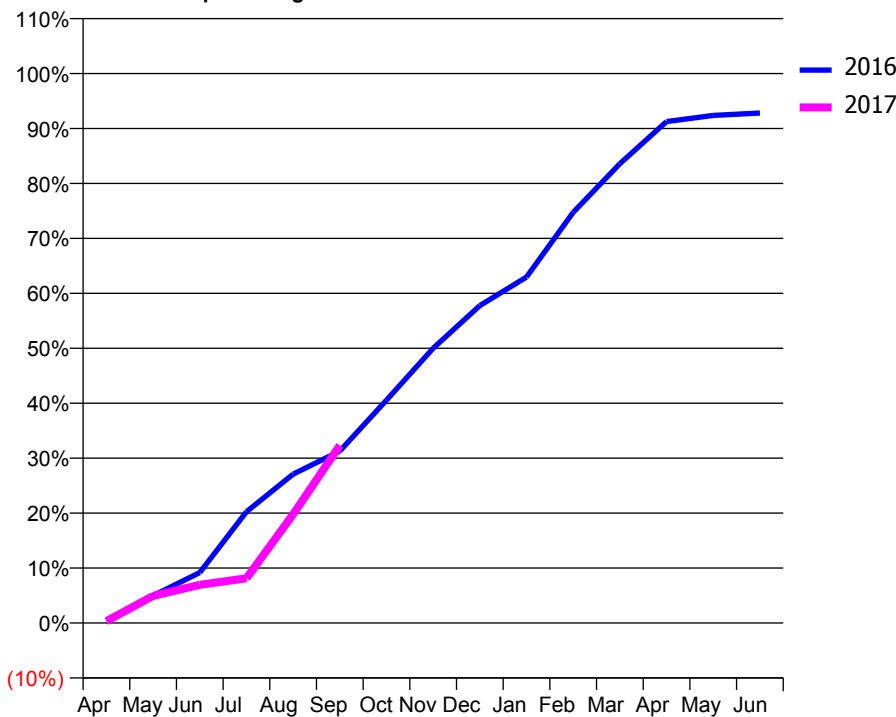
ACCESS*

Patients seen in 24 months	Total	Change since previous quarter
Quarter ending September 2015	3,525	
Quarter ending December 2015	3,578	→
Quarter ending March 2016	3,607	→
Quarter ending June 2016	3,569	↓
Quarter ending September 2016	3,611	→
Variance since September 2015	2.4%	↑



ACTIVITY

Cumulative percentage of contracted UDA delivered 2016 & 2017



Month	Adjusted Scheduled Activity (UDA)	
	2016	2017
April	76	44
May	680	675
June	1,255	949
July	2,763	1,112
August	3,698	2,702
September	4,272	4,415
October	5,539	
November	6,825	
December	7,886	
January	8,595	
February	10,201	
March	11,413	
April	12,459	
May	12,611	
June	12,671	

QUALITY

	Quantity	Base Number	Contract	AT	Region	England
% of FP17s for the same patient ID Re-attending within 3 months - Children	78	515	15.1%	12.7%	13.5%	12.4%
% of FP17s for the same patient ID Re-attending within 3 months - Adults	411	1,946	21.1%	17.7%	17.4%	16.7%
% of FP17s for the same patient ID Re-attending between 3 & 9 months - Children	289	515	56.1%	53.6%	59.0%	57.4%
% of FP17s for the same patient ID Re-attending between 3 & 9 months - Adults	996	1,946	51.2%	45.0%	52.6%	50.5%
% of FP17s for Band 1 Urgent Courses	226	1,858	12.2%	11.7%	9.4%	9.1%
% of FP17s Relating to Free Repair or Replacements	34	1,858	1.8%	1.0%	1.0%	0.8%
% of FP17s Relating to Continuations	22	1,858	1.2%	1.4%	1.5%	1.3%
% of Patients satisfied with the dentistry they have received	12	13	92.3%	94.0%	93.7%	93.2%
% of Patients satisfied with the time they had to wait for an appointment	11	13	84.6%	89.1%	90.0%	89.0%

* This is based on patients treated on this contract for their most recent course of treatment. Figures in italics indicate the base number of FP17s or Patient Questionnaire responses are less than 100. N/A is shown where the base number of responses is less than 10 during the period. % is calculated as Quantity/Base number*100

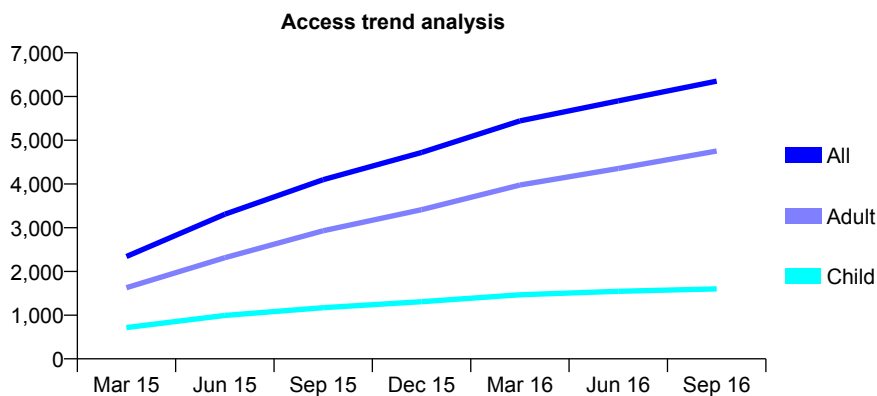
Q48 - Vital Signs At a Glance Contract Report for 165239/0001 - September 2016

Name or company name	Ventre & Ventre Limited
Contract type name	GDS Contract
Purpose of contract	General and Orthodontic
Contract start date	01/11/2014
Contract end date	

16/17 Contracted general activity (UDA)	24,053
Carry forward general activity (UDA)	359
16/17 Contracted orthodontic activity (UOA)	400
Carry forward orthodontic activity (UOA)	0
Baseline contract value	£779,162.21

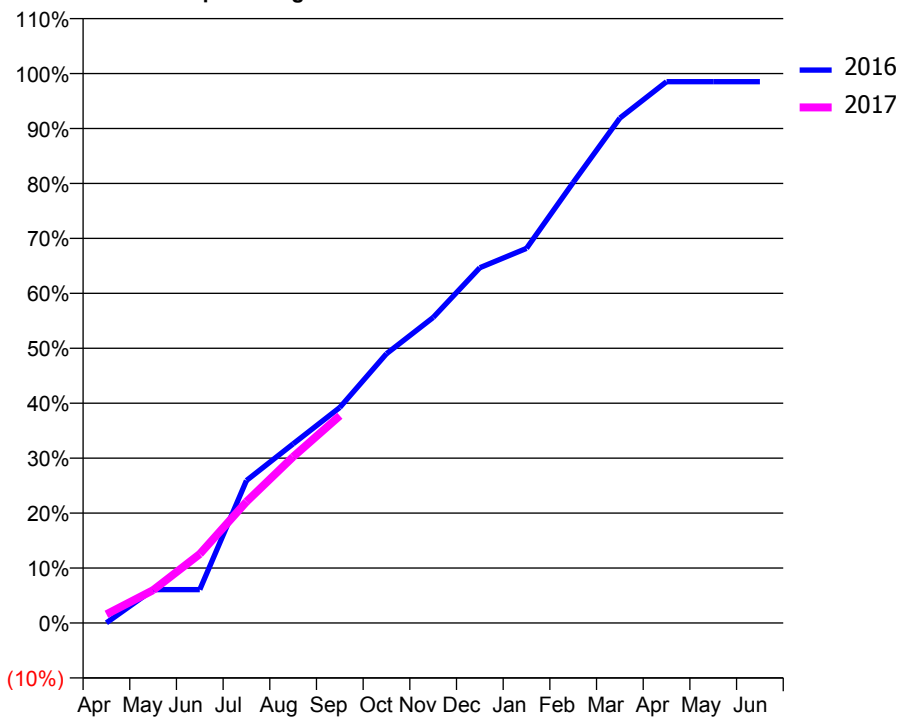
ACCESS*

Patients seen in 24 months	Total	Change since previous quarter
Quarter ending September 2015	4,099	
Quarter ending December 2015	4,719	↑
Quarter ending March 2016	5,443	↑
Quarter ending June 2016	5,899	↑
Quarter ending September 2016	6,353	↑
Variance since September 2015	55.0%	↑



ACTIVITY

Cumulative percentage of contracted UDA delivered 2016 & 2017



Month	Adjusted Scheduled Activity (UDA)	
	2016	2017
April	8	385
May	1,459	1,441
June	1,459	3,021
July	6,237	5,311
August	7,840	7,277
September	9,433	9,074
October	11,785	
November	13,373	
December	15,555	
January	16,400	
February	19,279	
March	22,100	
April	23,693	
May	23,694	
June	23,694	

QUALITY

	Quantity	Base Number	Contract	AT	Region	England
% of FP17s for the same patient ID Re-attending within 3 months - Children	210	1,165	18.0%	12.7%	13.5%	12.4%
% of FP17s for the same patient ID Re-attending within 3 months - Adults	679	2,982	22.8%	17.7%	17.4%	16.7%
% of FP17s for the same patient ID Re-attending between 3 & 9 months - Children	562	1,165	48.2%	53.6%	59.0%	57.4%
% of FP17s for the same patient ID Re-attending between 3 & 9 months - Adults	1,063	2,982	35.6%	45.0%	52.6%	50.5%
% of FP17s for Band 1 Urgent Courses	770	3,669	21.0%	11.7%	9.4%	9.1%
% of FP17s Relating to Free Repair or Replacements	35	3,669	1.0%	1.0%	1.0%	0.8%
% of FP17s Relating to Continuations	37	3,669	1.0%	1.4%	1.5%	1.3%
% of Patients satisfied with the dentistry they have received	5	5	N/A	94.0%	93.7%	93.2%
% of Patients satisfied with the time they had to wait for an appointment	5	5	N/A	89.1%	90.0%	89.0%

* This is based on patients treated on this contract for their most recent course of treatment. Figures in italics indicate the base number of FP17s or Patient Questionnaire responses are less than 100. N/A is shown where the base number of responses is less than 10 during the period. % is calculated as Quantity/Base number*100

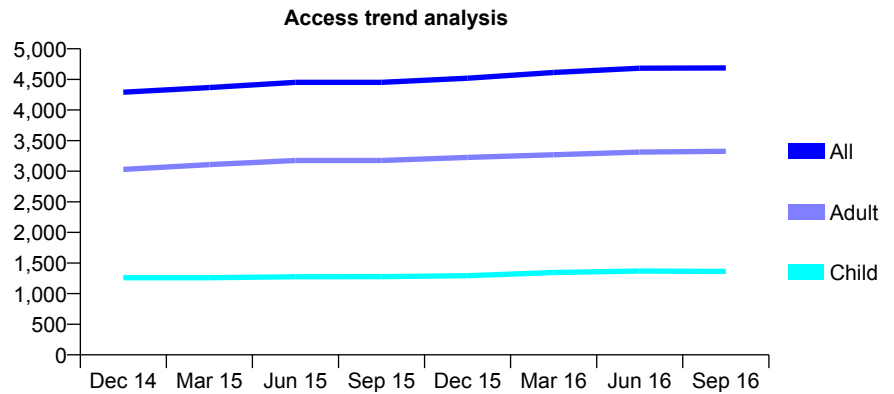
Q48 - Vital Signs At a Glance Contract Report for 166731/0001 - September 2016

Name or company name	Dental Elements
Contract type name	GDS Contract
Purpose of contract	General
Contract start date	30/03/2012
Contract end date	

16/17 Contracted general activity (UDA)	13,000
Carry forward general activity (UDA)	120
16/17 Contracted orthodontic activity (UOA)	0
Carry forward orthodontic activity (UOA)	0
Baseline contract value	£385,035.77

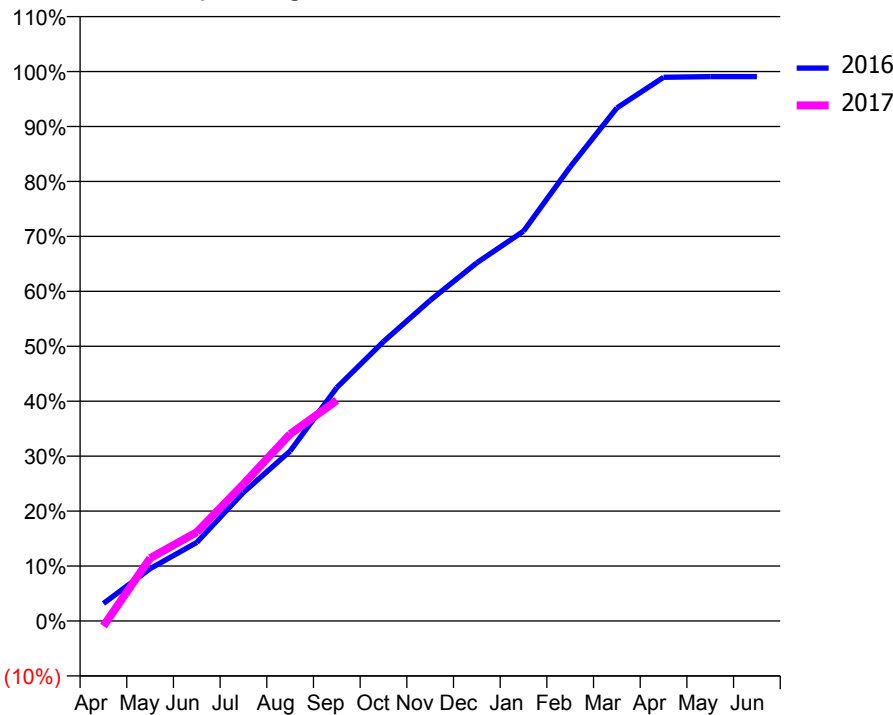
ACCESS*

Patients seen in 24 months	Total	Change since previous quarter
Quarter ending September 2015	4,453	
Quarter ending December 2015	4,519	→
Quarter ending March 2016	4,613	↑
Quarter ending June 2016	4,683	→
Quarter ending September 2016	4,688	→
Variance since September 2015	5.3%	↑



ACTIVITY

Cumulative percentage of contracted UDA delivered 2016 & 2017



Month	Adjusted Scheduled Activity (UDA)	
	2016	2017
April	415	-120
May	1,238	1,487
June	1,861	2,104
July	3,043	3,241
August	4,019	4,424
September	5,522	5,221
October	6,611	
November	7,584	
December	8,476	
January	9,221	
February	10,743	
March	12,138	
April	12,864	
May	12,880	
June	12,880	

QUALITY

	Quantity	Base Number	Contract	AT	Region	England
% of FP17s for the same patient ID Re-attending within 3 months - Children	91	1,001	9.1%	12.7%	13.5%	12.4%
% of FP17s for the same patient ID Re-attending within 3 months - Adults	328	1,957	16.8%	17.7%	17.4%	16.7%
% of FP17s for the same patient ID Re-attending between 3 & 9 months - Children	522	1,001	52.1%	53.6%	59.0%	57.4%
% of FP17s for the same patient ID Re-attending between 3 & 9 months - Adults	816	1,957	41.7%	45.0%	52.6%	50.5%
% of FP17s for Band 1 Urgent Courses	183	2,563	7.1%	11.7%	9.4%	9.1%
% of FP17s Relating to Free Repair or Replacements	22	2,563	0.9%	1.0%	1.0%	0.8%
% of FP17s Relating to Continuations	82	2,563	3.2%	1.4%	1.5%	1.3%
% of Patients satisfied with the dentistry they have received	5	5	N/A	94.0%	93.7%	93.2%
% of Patients satisfied with the time they had to wait for an appointment	5	5	N/A	89.1%	90.0%	89.0%

* This is based on patients treated on this contract for their most recent course of treatment. Figures in italics indicate the base number of FP17s or Patient Questionnaire responses are less than 100. N/A is shown where the base number of responses is less than 10 during the period. % is calculated as Quantity/Base number*100

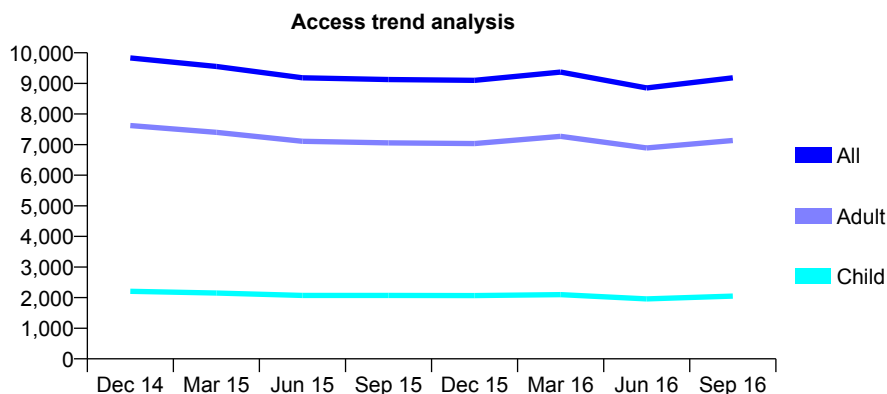
Q48 - Vital Signs At a Glance Contract Report for 169196/0001 - September 2016

Name or company name	Zein and Alraslani
Contract type name	GDS Contract
Purpose of contract	General
Contract start date	01/06/2012
Contract end date	

16/17 Contracted general activity (UDA)	30,000
Carry forward general activity (UDA)	0
16/17 Contracted orthodontic activity (UOA)	0
Carry forward orthodontic activity (UOA)	0
Baseline contract value	£915,925.91

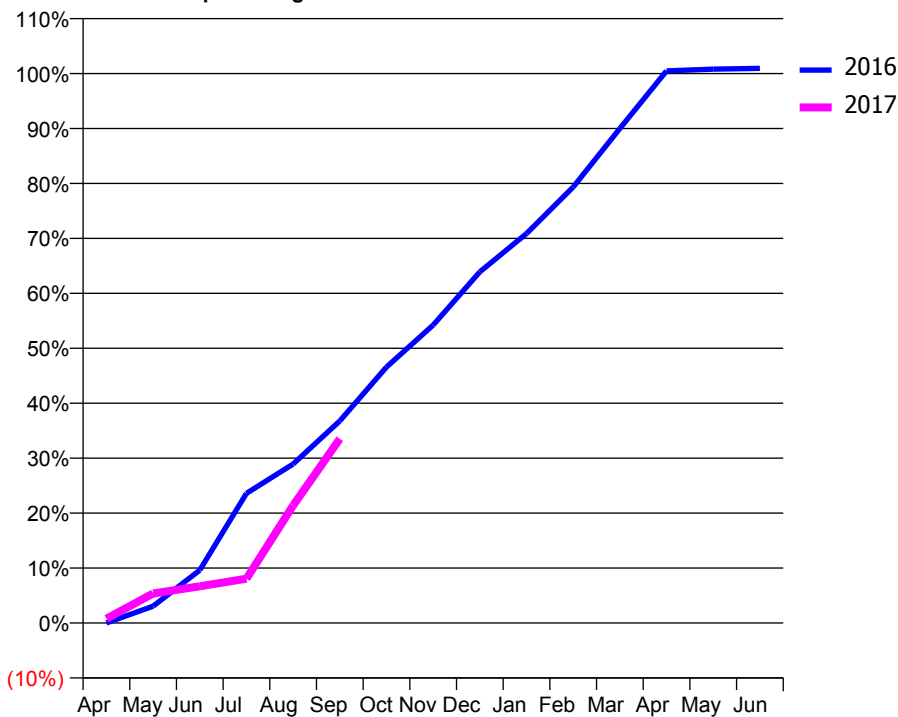
ACCESS*

Patients seen in 24 months	Total	Change since previous quarter
Quarter ending September 2015	9,127	
Quarter ending December 2015	9,102	→
Quarter ending March 2016	9,369	↑
Quarter ending June 2016	8,853	↓
Quarter ending September 2016	9,185	↑
Variance since September 2015	0.6%	→



ACTIVITY

Cumulative percentage of contracted UDA delivered 2016 & 2017



Month	Adjusted Scheduled Activity (UDA)	
	2016	2017
April	0	236
May	924	1,616
June	2,885	2,006
July	7,081	2,418
August	8,685	6,416
September	11,033	10,055
October	13,975	
November	16,267	
December	19,170	
January	21,265	
February	23,800	
March	26,998	
April	30,141	
May	30,237	
June	30,283	

QUALITY

	Quantity	Base Number	Contract	AT	Region	England
% of FP17s for the same patient ID Re-attending within 3 months - Children	101	1,233	8.2%	12.7%	13.5%	12.4%
% of FP17s for the same patient ID Re-attending within 3 months - Adults	630	3,708	17.0%	17.7%	17.4%	16.7%
% of FP17s for the same patient ID Re-attending between 3 & 9 months - Children	514	1,233	41.7%	53.6%	59.0%	57.4%
% of FP17s for the same patient ID Re-attending between 3 & 9 months - Adults	1,025	3,708	27.6%	45.0%	52.6%	50.5%
% of FP17s for Band 1 Urgent Courses	676	3,960	17.1%	11.7%	9.4%	9.1%
% of FP17s Relating to Free Repair or Replacements	36	3,960	0.9%	1.0%	1.0%	0.8%
% of FP17s Relating to Continuations	13	3,960	0.3%	1.4%	1.5%	1.3%
% of Patients satisfied with the dentistry they have received	9	9	N/A	94.0%	93.7%	93.2%
% of Patients satisfied with the time they had to wait for an appointment	7	9	N/A	89.1%	90.0%	89.0%

* This is based on patients treated on this contract for their most recent course of treatment. Figures in italics indicate the base number of FP17s or Patient Questionnaire responses are less than 100. N/A is shown where the base number of responses is less than 10 during the period. % is calculated as Quantity/Base number*100

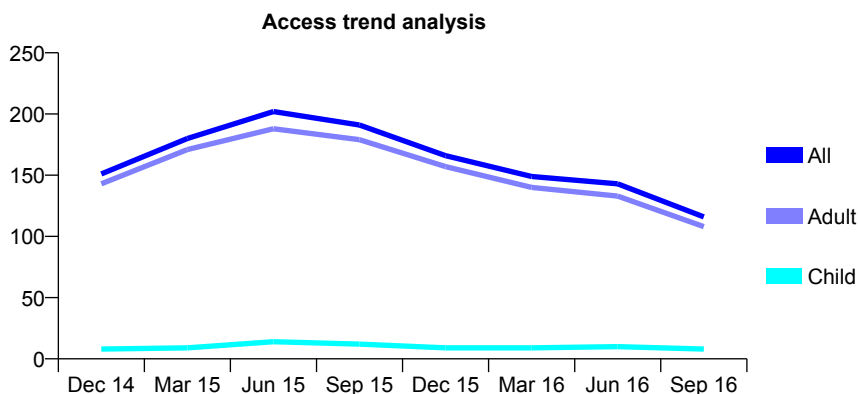
Q48 - Vital Signs At a Glance Contract Report for 169196/0002 - September 2016

Name or company name	Zein and Alraslani
Contract type name	GDS Contract
Purpose of contract	General
Contract start date	01/09/2013
Contract end date	

16/17 Contracted general activity (UDA)	333
Carry forward general activity (UDA)	0
16/17 Contracted orthodontic activity (UOA)	0
Carry forward orthodontic activity (UOA)	0
Baseline contract value	£0.83

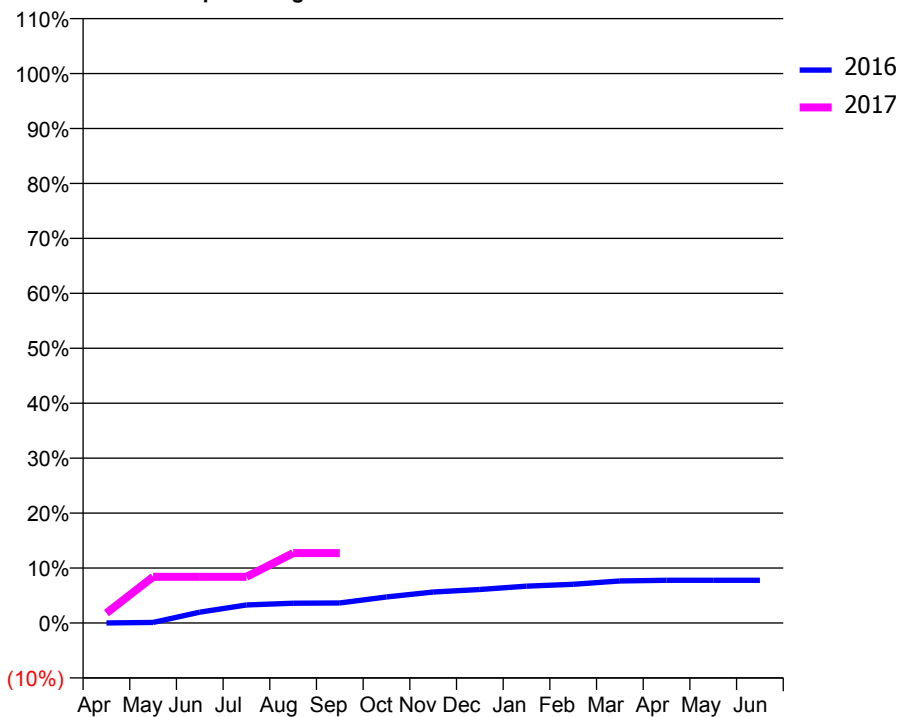
ACCESS*

Patients seen in 24 months	Total	Change since previous quarter
Quarter ending September 2015	191	
Quarter ending December 2015	166	↓
Quarter ending March 2016	149	↓
Quarter ending June 2016	143	↓
Quarter ending September 2016	116	↓
Variance since September 2015	(39.3%)	↓



ACTIVITY

Cumulative percentage of contracted UDA delivered 2016 & 2017



Month	Adjusted Scheduled Activity (UDA)	
	2016	2017
April	0	6
May	2	28
June	40	28
July	66	28
August	72	42
September	73	42
October	95	
November	113	
December	122	
January	134	
February	141	
March	153	
April	155	
May	155	
June	155	

QUALITY

	Quantity	Base Number	Contract	AT	Region	England
% of FP17s for the same patient ID Re-attending within 3 months - Children	0	2	0.0%	12.7%	13.5%	12.4%
% of FP17s for the same patient ID Re-attending within 3 months - Adults	0	34	0.0%	17.7%	17.4%	16.7%
% of FP17s for the same patient ID Re-attending between 3 & 9 months - Children	0	2	0.0%	53.6%	59.0%	57.4%
% of FP17s for the same patient ID Re-attending between 3 & 9 months - Adults	0	34	0.0%	45.0%	52.6%	50.5%
% of FP17s for Band 1 Urgent Courses	27	31	87.1%	11.7%	9.4%	9.1%
% of FP17s Relating to Free Repair or Replacements	0	31	0.0%	1.0%	1.0%	0.8%
% of FP17s Relating to Continuations	0	31	0.0%	1.4%	1.5%	1.3%
% of Patients satisfied with the dentistry they have received	0	0	N/A	94.0%	93.7%	93.2%
% of Patients satisfied with the time they had to wait for an appointment	0	0	N/A	89.1%	90.0%	89.0%

* This is based on patients treated on this contract for their most recent course of treatment. Figures in italics indicate the base number of FP17s or Patient Questionnaire responses are less than 100. N/A is shown where the base number of responses is less than 10 during the period. % is calculated as Quantity/Base number*100

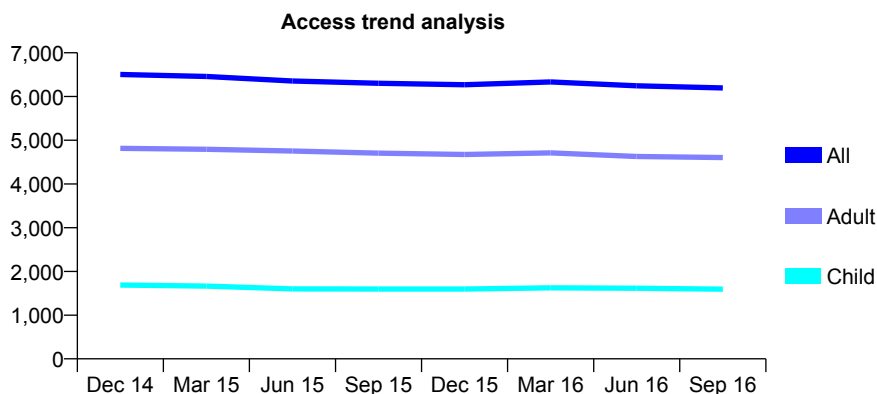
Q48 - Vital Signs At a Glance Contract Report for 170119/0001 - September 2016

Name or company name	Halton Road Family Dental Practice
Contract type name	GDS Contract
Purpose of contract	General
Contract start date	30/03/2012
Contract end date	

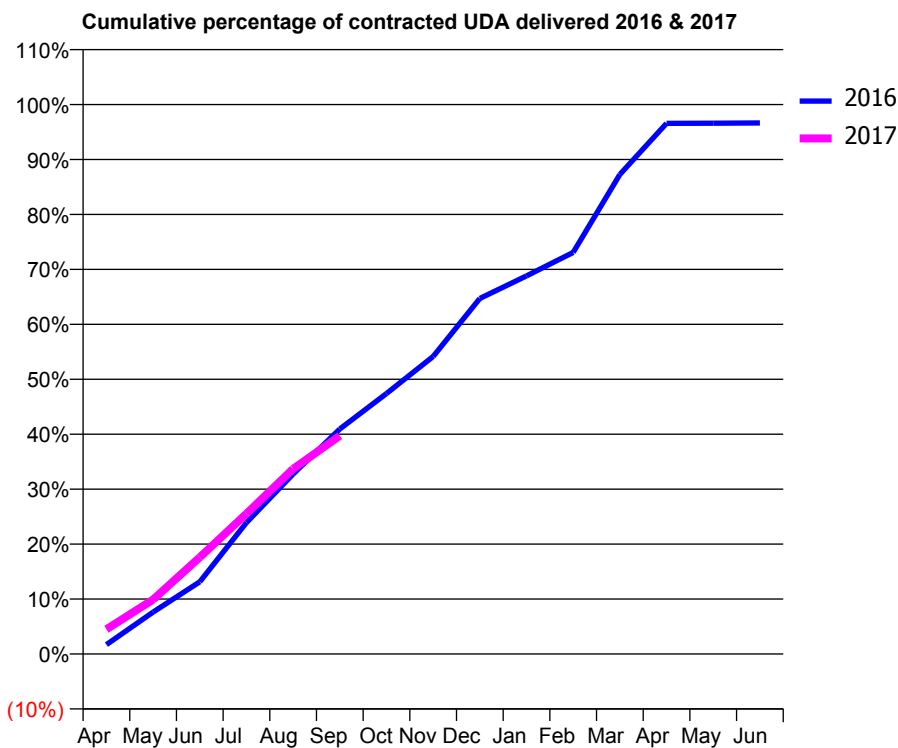
16/17 Contracted general activity (UDA)	20,500
Carry forward general activity (UDA)	-687
16/17 Contracted orthodontic activity (UOA)	0
Carry forward orthodontic activity (UOA)	0
Baseline contract value	£462,473.21

ACCESS*

Patients seen in 24 months	Total	Change since previous quarter
Quarter ending September 2015	6,303	
Quarter ending December 2015	6,270	→
Quarter ending March 2016	6,334	→
Quarter ending June 2016	6,244	↓
Quarter ending September 2016	6,196	→
Variance since September 2015	(1.7%)	↓



ACTIVITY



Month	Adjusted Scheduled Activity (UDA)	
	2016	2017
April	352	923
May	1,562	2,030
June	2,693	3,610
July	4,902	5,238
August	6,715	6,908
September	8,395	8,141
October	9,718	
November	11,100	
December	13,266	
January	14,106	
February	14,982	
March	17,893	
April	19,795	
May	19,802	
June	19,813	

QUALITY

	Quantity	Base Number	Contract	AT	Region	England
% of FP17s for the same patient ID Re-attending within 3 months - Children	81	1,077	7.5%	12.7%	13.5%	12.4%
% of FP17s for the same patient ID Re-attending within 3 months - Adults	443	2,839	15.6%	17.7%	17.4%	16.7%
% of FP17s for the same patient ID Re-attending between 3 & 9 months - Children	611	1,077	56.7%	53.6%	59.0%	57.4%
% of FP17s for the same patient ID Re-attending between 3 & 9 months - Adults	1,414	2,839	49.8%	45.0%	52.6%	50.5%
% of FP17s for Band 1 Urgent Courses	257	3,286	7.8%	11.7%	9.4%	9.1%
% of FP17s Relating to Free Repair or Replacements	32	3,286	1.0%	1.0%	1.0%	0.8%
% of FP17s Relating to Continuations	116	3,286	3.5%	1.4%	1.5%	1.3%
% of Patients satisfied with the dentistry they have received	6	6	N/A	94.0%	93.7%	93.2%
% of Patients satisfied with the time they had to wait for an appointment	6	6	N/A	89.1%	90.0%	89.0%

* This is based on patients treated on this contract for their most recent course of treatment. Figures in italics indicate the base number of FP17s or Patient Questionnaire responses are less than 100. N/A is shown where the base number of responses is less than 10 during the period. % is calculated as Quantity/Base number*100

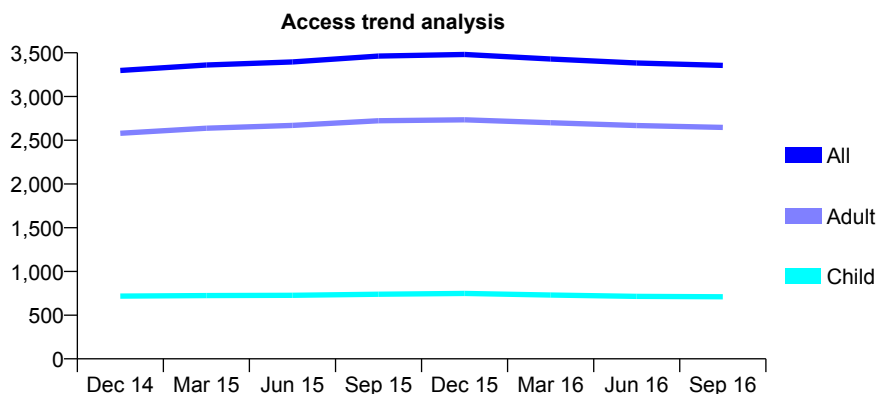
Q48 - Vital Signs At a Glance Contract Report for 170291/0001 - September 2016

Name or company name	Thornton Dental Practice
Contract type name	PDS Contract
Purpose of contract	General
Contract start date	01/04/2011
Contract end date	31/03/2021

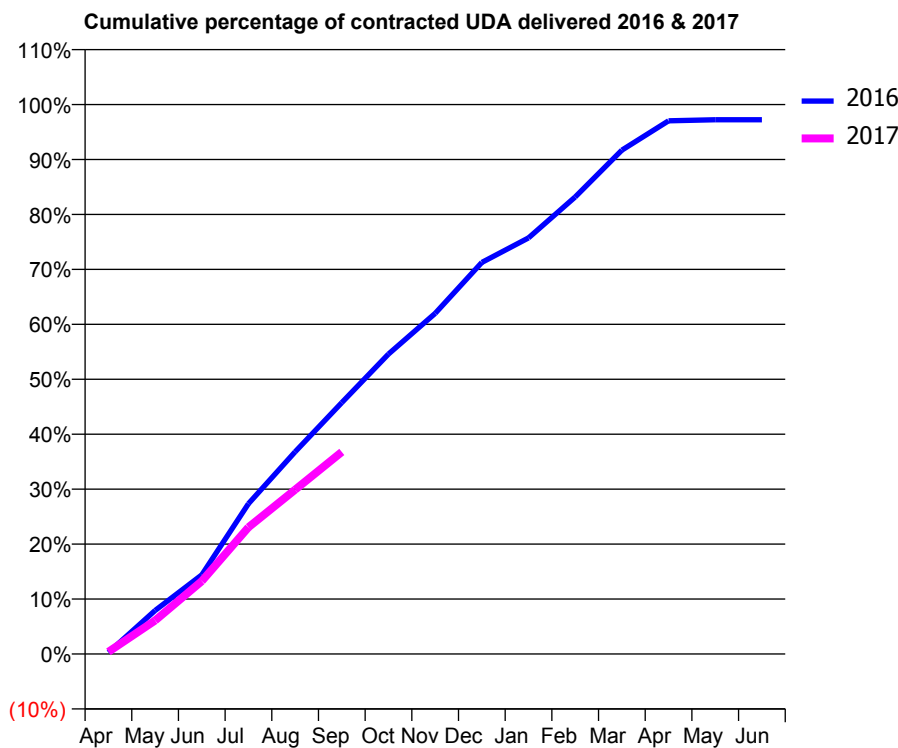
16/17 Contracted general activity (UDA)	11,716
Carry forward general activity (UDA)	324
16/17 Contracted orthodontic activity (UOA)	0
Carry forward orthodontic activity (UOA)	0
Baseline contract value	£365,733.71

ACCESS*

Patients seen in 24 months	Total	Change since previous quarter
Quarter ending September 2015	3,462	
Quarter ending December 2015	3,481	→
Quarter ending March 2016	3,429	↓
Quarter ending June 2016	3,383	↓
Quarter ending September 2016	3,356	→
Variance since September 2015	(3.1%)	↓



ACTIVITY



Month	Adjusted Scheduled Activity (UDA)	
	2016	2017
April	32	47
May	930	714
June	1,687	1,553
July	3,205	2,704
August	4,313	3,505
September	5,362	4,308
October	6,396	
November	7,262	
December	8,350	
January	8,873	
February	9,744	
March	10,742	
April	11,369	
May	11,392	
June	11,392	

QUALITY

	Quantity	Base Number	Contract	AT	Region	England
% of FP17s for the same patient ID Re-attending within 3 months - Children	39	443	8.8%	12.7%	13.5%	12.4%
% of FP17s for the same patient ID Re-attending within 3 months - Adults	357	1,520	23.5%	17.7%	17.4%	16.7%
% of FP17s for the same patient ID Re-attending between 3 & 9 months - Children	213	443	48.1%	53.6%	59.0%	57.4%
% of FP17s for the same patient ID Re-attending between 3 & 9 months - Adults	605	1,520	39.8%	45.0%	52.6%	50.5%
% of FP17s for Band 1 Urgent Courses	342	1,790	19.1%	11.7%	9.4%	9.1%
% of FP17s Relating to Free Repair or Replacements	42	1,790	2.3%	1.0%	1.0%	0.8%
% of FP17s Relating to Continuations	48	1,790	2.7%	1.4%	1.5%	1.3%
% of Patients satisfied with the dentistry they have received	8	10	80.0%	94.0%	93.7%	93.2%
% of Patients satisfied with the time they had to wait for an appointment	7	10	70.0%	89.1%	90.0%	89.0%

* This is based on patients treated on this contract for their most recent course of treatment. Figures in italics indicate the base number of FP17s or Patient Questionnaire responses are less than 100. N/A is shown where the base number of responses is less than 10 during the period. % is calculated as Quantity/Base number*100

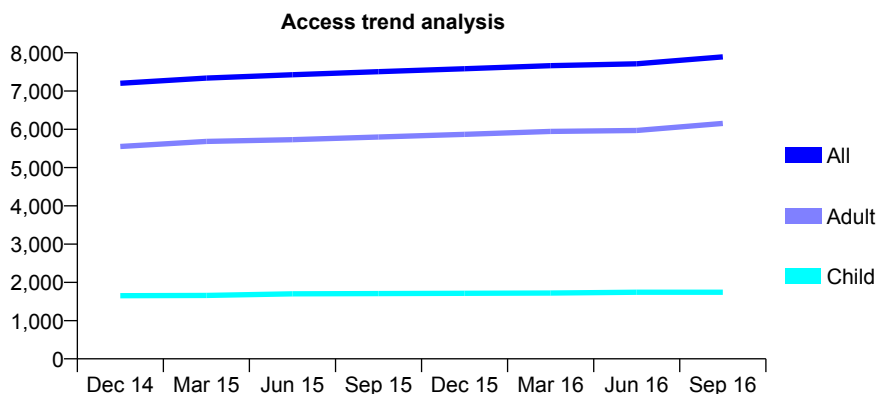
Q48 - Vital Signs At a Glance Contract Report for 171220/0001 - September 2016

Name or company name	L G Woodgate Ltd
Contract type name	GDS Contract
Purpose of contract	General
Contract start date	01/01/2011
Contract end date	

16/17 Contracted general activity (UDA)	27,000
Carry forward general activity (UDA)	0
16/17 Contracted orthodontic activity (UOA)	0
Carry forward orthodontic activity (UOA)	0
Baseline contract value	£672,758.07

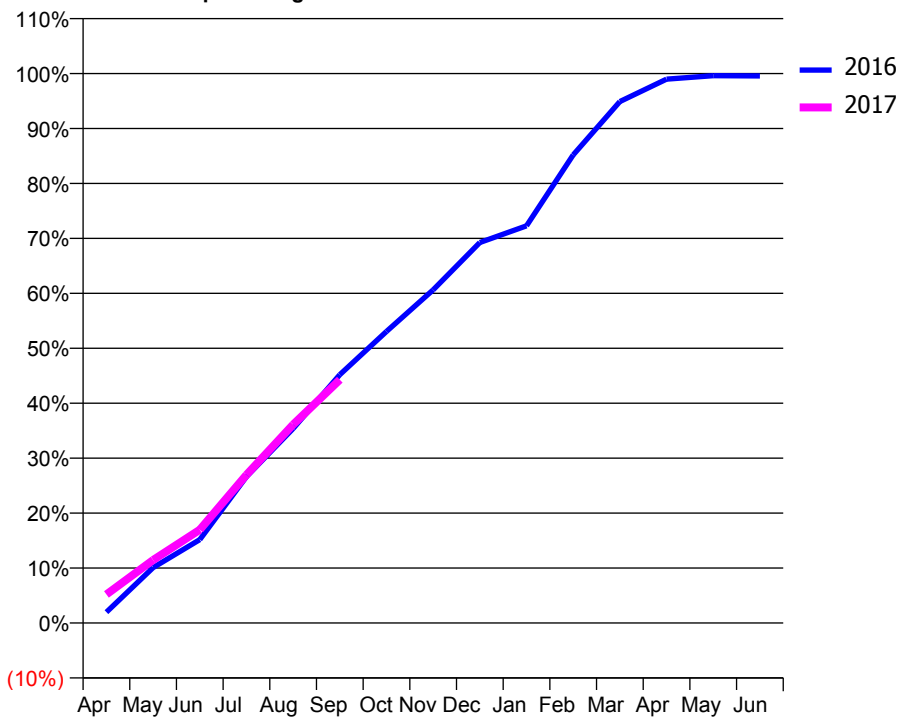
ACCESS*

Patients seen in 24 months	Total	Change since previous quarter
Quarter ending September 2015	7,506	
Quarter ending December 2015	7,583	→
Quarter ending March 2016	7,665	→
Quarter ending June 2016	7,712	→
Quarter ending September 2016	7,894	↑
Variance since September 2015	5.2%	↑



ACTIVITY

Cumulative percentage of contracted UDA delivered 2016 & 2017



Month	Adjusted Scheduled Activity (UDA)	
	2016	2017
April	536	1,407
May	2,721	3,099
June	4,099	4,585
July	7,193	7,280
August	9,558	9,755
September	12,203	11,955
October	14,324	
November	16,373	
December	18,698	
January	19,517	
February	23,000	
March	25,625	
April	26,724	
May	26,890	
June	26,878	

QUALITY

	Quantity	Base Number	Contract	AT	Region	England
% of FP17s for the same patient ID Re-attending within 3 months - Children	110	1,381	8.0%	12.7%	13.5%	12.4%
% of FP17s for the same patient ID Re-attending within 3 months - Adults	792	4,180	18.9%	17.7%	17.4%	16.7%
% of FP17s for the same patient ID Re-attending between 3 & 9 months - Children	802	1,381	58.1%	53.6%	59.0%	57.4%
% of FP17s for the same patient ID Re-attending between 3 & 9 months - Adults	1,998	4,180	47.8%	45.0%	52.6%	50.5%
% of FP17s for Band 1 Urgent Courses	939	5,141	18.3%	11.7%	9.4%	9.1%
% of FP17s Relating to Free Repair or Replacements	158	5,141	3.1%	1.0%	1.0%	0.8%
% of FP17s Relating to Continuations	10	5,141	0.2%	1.4%	1.5%	1.3%
% of Patients satisfied with the dentistry they have received	18	19	94.7%	94.0%	93.7%	93.2%
% of Patients satisfied with the time they had to wait for an appointment	18	19	94.7%	89.1%	90.0%	89.0%

* This is based on patients treated on this contract for their most recent course of treatment. Figures in italics indicate the base number of FP17s or Patient Questionnaire responses are less than 100. N/A is shown where the base number of responses is less than 10 during the period. % is calculated as Quantity/Base number*100

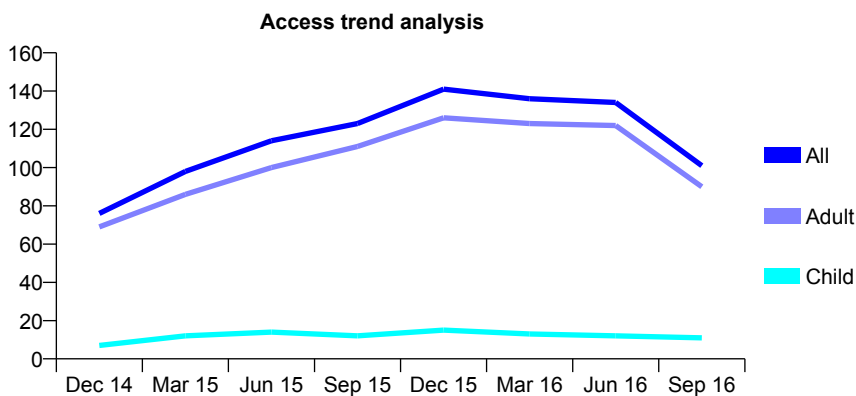
Q48 - Vital Signs At a Glance Contract Report for 171220/0003 - September 2016

Name or company name	L G Woodgate Ltd
Contract type name	PDS Contract
Purpose of contract	General
Contract start date	01/04/2013
Contract end date	31/05/2016

16/17 Contracted general activity (UDA)	260
Carry forward general activity (UDA)	0
16/17 Contracted orthodontic activity (UOA)	0
Carry forward orthodontic activity (UOA)	0
Baseline contract value	£6,774.39

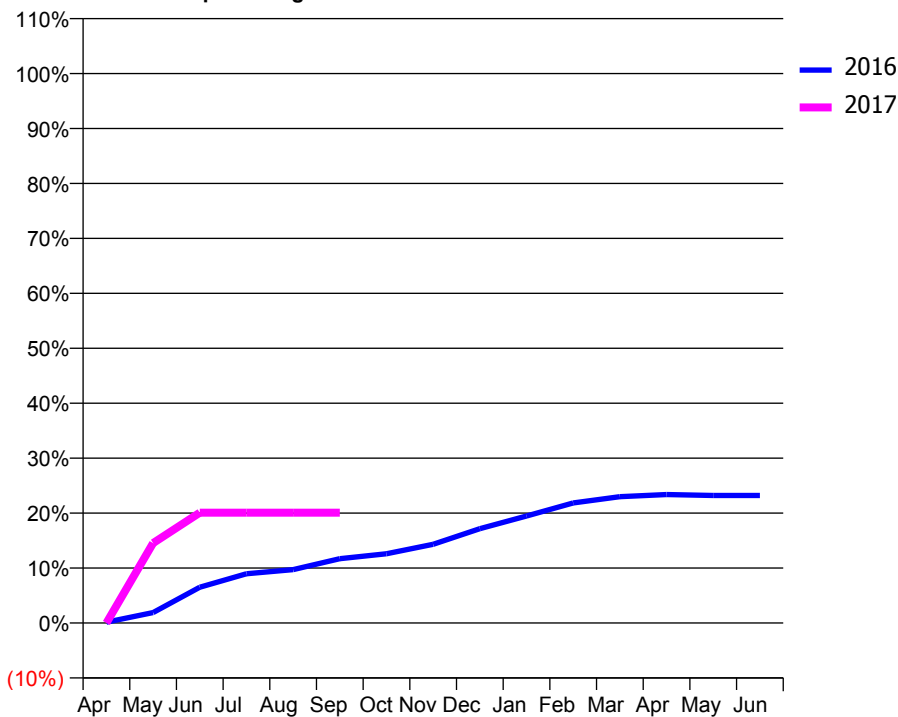
ACCESS*

Patients seen in 24 months	Total	Change since previous quarter
Quarter ending September 2015	123	
Quarter ending December 2015	141	↑
Quarter ending March 2016	136	↓
Quarter ending June 2016	134	↓
Quarter ending September 2016	101	↓
Variance since September 2015	(17.9%)	↓



ACTIVITY

Cumulative percentage of contracted UDA delivered 2016 & 2017



Adjusted Scheduled Activity (UDA)

Month	2016	2017
April	2	0
May	30	38
June	102	52
July	140	52
August	152	52
September	183	52
October	197	
November	224	
December	268	
January	304	
February	341	
March	359	
April	365	
May	362	
June	362	

QUALITY

	Quantity	Base Number	Contract	AT	Region	England
% of FP17s for the same patient ID Re-attending within 3 months - Children	0	7	0.0%	12.7%	13.5%	12.4%
% of FP17s for the same patient ID Re-attending within 3 months - Adults	0	35	0.0%	17.7%	17.4%	16.7%
% of FP17s for the same patient ID Re-attending between 3 & 9 months - Children	0	7	0.0%	53.6%	59.0%	57.4%
% of FP17s for the same patient ID Re-attending between 3 & 9 months - Adults	0	35	0.0%	45.0%	52.6%	50.5%
% of FP17s for Band 1 Urgent Courses	36	39	92.3%	11.7%	9.4%	9.1%
% of FP17s Relating to Free Repair or Replacements	1	39	2.6%	1.0%	1.0%	0.8%
% of FP17s Relating to Continuations	0	39	0.0%	1.4%	1.5%	1.3%
% of Patients satisfied with the dentistry they have received	0	0	N/A	94.0%	93.7%	93.2%
% of Patients satisfied with the time they had to wait for an appointment	0	0	N/A	89.1%	90.0%	89.0%

* This is based on patients treated on this contract for their most recent course of treatment. Figures in italics indicate the base number of FP17s or Patient Questionnaire responses are less than 100. N/A is shown where the base number of responses is less than 10 during the period. % is calculated as Quantity/Base number*100

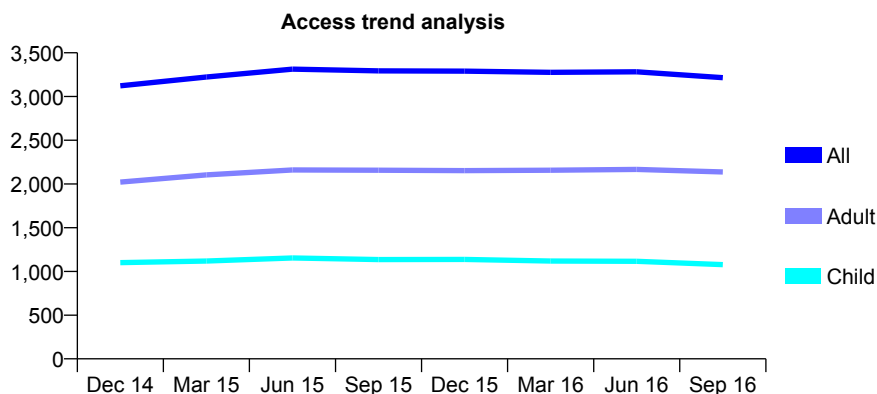
Q48 - Vital Signs At a Glance Contract Report for 171808/0001 - September 2016

Name or company name	Hunts Cross D C Limited
Contract type name	GDS Contract
Purpose of contract	General
Contract start date	01/11/2011
Contract end date	

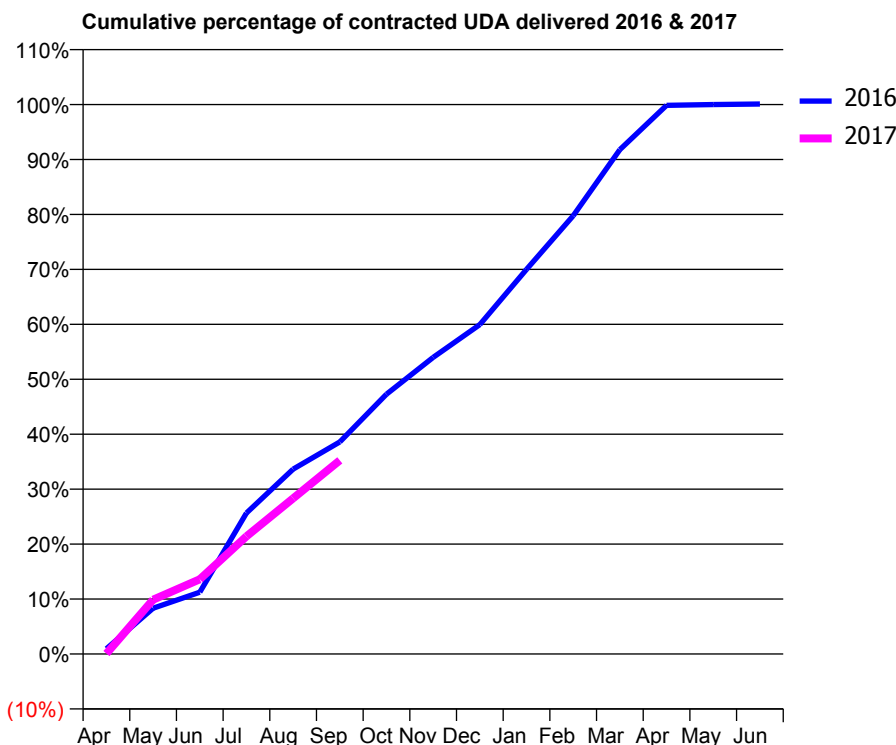
16/17 Contracted general activity (UDA)	7,129
Carry forward general activity (UDA)	0
16/17 Contracted orthodontic activity (UOA)	0
Carry forward orthodontic activity (UOA)	0
Baseline contract value	£185,103.21

ACCESS*

Patients seen in 24 months	Total	Change since previous quarter
Quarter ending September 2015	3,293	
Quarter ending December 2015	3,290	→
Quarter ending March 2016	3,276	→
Quarter ending June 2016	3,282	→
Quarter ending September 2016	3,215	↓
Variance since September 2015	(2.4%)	↓



ACTIVITY



Month	Adjusted Scheduled Activity (UDA)	
	2016	2017
April	68	6
May	595	706
June	802	970
July	1,830	1,526
August	2,398	2,020
September	2,752	2,513
October	3,371	
November	3,849	
December	4,274	
January	4,991	
February	5,685	
March	6,544	
April	7,118	
May	7,129	
June	7,135	

QUALITY

	Quantity	Base Number	Contract	AT	Region	England
% of FP17s for the same patient ID Re-attending within 3 months - Children	97	754	12.9%	12.7%	13.5%	12.4%
% of FP17s for the same patient ID Re-attending within 3 months - Adults	193	1,138	17.0%	17.7%	17.4%	16.7%
% of FP17s for the same patient ID Re-attending between 3 & 9 months - Children	372	754	49.3%	53.6%	59.0%	57.4%
% of FP17s for the same patient ID Re-attending between 3 & 9 months - Adults	454	1,138	39.9%	45.0%	52.6%	50.5%
% of FP17s for Band 1 Urgent Courses	187	1,167	16.0%	11.7%	9.4%	9.1%
% of FP17s Relating to Free Repair or Replacements	12	1,167	1.0%	1.0%	1.0%	0.8%
% of FP17s Relating to Continuations	3	1,167	0.3%	1.4%	1.5%	1.3%
% of Patients satisfied with the dentistry they have received	1	1	N/A	94.0%	93.7%	93.2%
% of Patients satisfied with the time they had to wait for an appointment	1	1	N/A	89.1%	90.0%	89.0%

* This is based on patients treated on this contract for their most recent course of treatment. Figures in italics indicate the base number of FP17s or Patient Questionnaire responses are less than 100. N/A is shown where the base number of responses is less than 10 during the period. % is calculated as Quantity/Base number*100

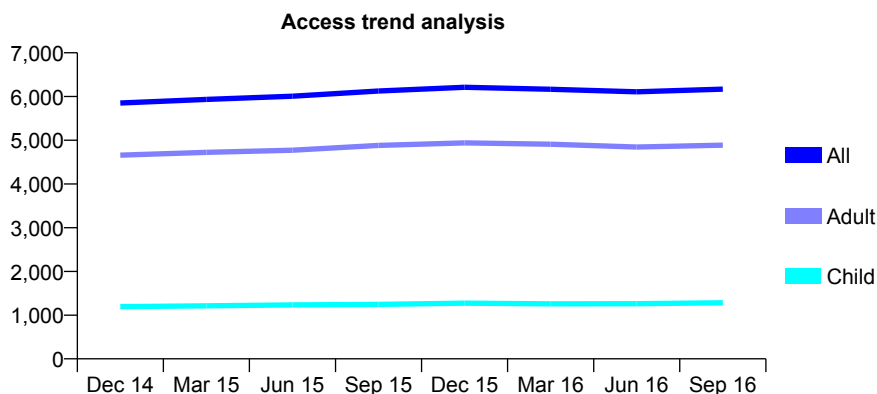
Q48 - Vital Signs At a Glance Contract Report for 171859/0002 - September 2016

Name or company name	Oak Dental Care Limited
Contract type name	GDS Contract
Purpose of contract	General and Orthodontic
Contract start date	01/09/2007
Contract end date	

16/17 Contracted general activity (UDA)	17,512
Carry forward general activity (UDA)	0
16/17 Contracted orthodontic activity (UOA)	300
Carry forward orthodontic activity (UOA)	0
Baseline contract value	£530,051.50

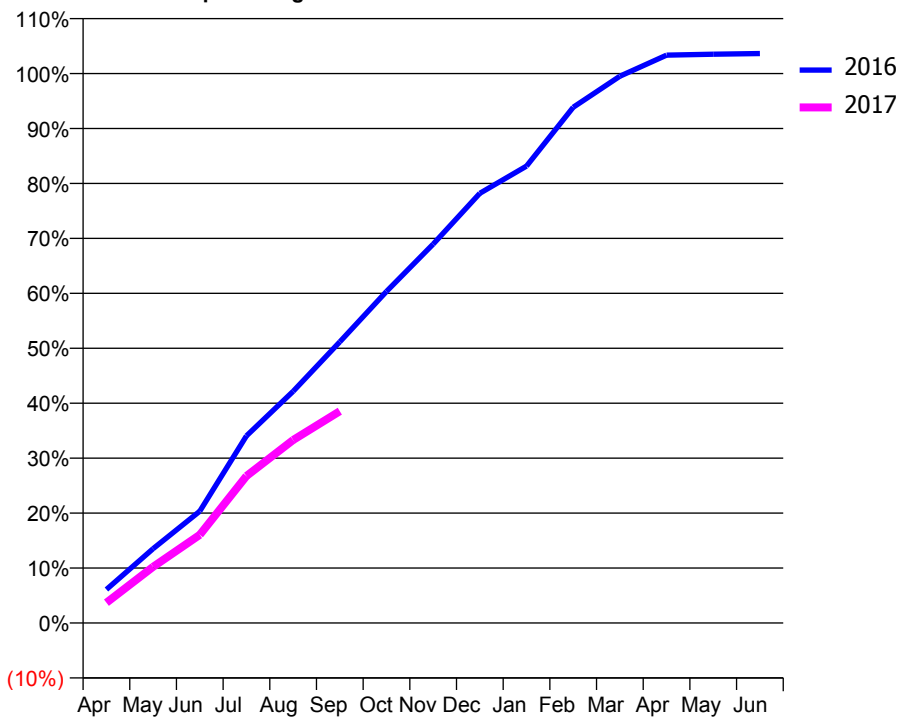
ACCESS*

Patients seen in 24 months	Total	Change since previous quarter
Quarter ending September 2015	6,127	
Quarter ending December 2015	6,211	→
Quarter ending March 2016	6,166	→
Quarter ending June 2016	6,108	→
Quarter ending September 2016	6,169	→
Variance since September 2015	0.7%	→



ACTIVITY

Cumulative percentage of contracted UDA delivered 2016 & 2017



Adjusted Scheduled Activity (UDA)

Month	2016	2017
April	1,068	649
May	2,371	1,791
June	3,563	2,811
July	5,966	4,687
August	7,384	5,834
September	8,961	6,752
October	10,569	
November	12,073	
December	13,695	
January	14,560	
February	16,436	
March	17,424	
April	18,096	
May	18,127	
June	18,150	

QUALITY

	Quantity	Base Number	Contract	AT	Region	England
% of FP17s for the same patient ID Re-attending within 3 months - Children	93	736	12.6%	12.7%	13.5%	12.4%
% of FP17s for the same patient ID Re-attending within 3 months - Adults	274	2,283	12.0%	17.7%	17.4%	16.7%
% of FP17s for the same patient ID Re-attending between 3 & 9 months - Children	308	736	41.8%	53.6%	59.0%	57.4%
% of FP17s for the same patient ID Re-attending between 3 & 9 months - Adults	738	2,283	32.3%	45.0%	52.6%	50.5%
% of FP17s for Band 1 Urgent Courses	348	2,745	12.7%	11.7%	9.4%	9.1%
% of FP17s Relating to Free Repair or Replacements	1	2,745	0.0%	1.0%	1.0%	0.8%
% of FP17s Relating to Continuations	26	2,745	0.9%	1.4%	1.5%	1.3%
% of Patients satisfied with the dentistry they have received	5	6	N/A	94.0%	93.7%	93.2%
% of Patients satisfied with the time they had to wait for an appointment	5	6	N/A	89.1%	90.0%	89.0%

* This is based on patients treated on this contract for their most recent course of treatment. Figures in italics indicate the base number of FP17s or Patient Questionnaire responses are less than 100. N/A is shown where the base number of responses is less than 10 during the period. % is calculated as Quantity/Base number*100

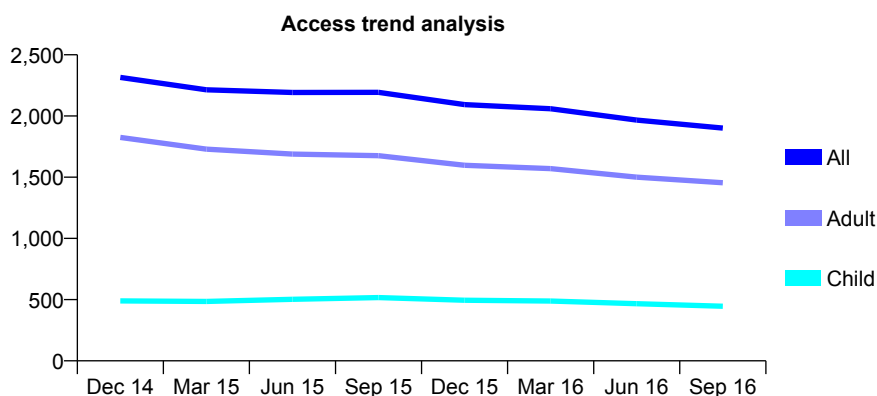
Q48 - Vital Signs At a Glance Contract Report for 171859/0005 - September 2016

Name or company name	Oak Dental Care Limited
Contract type name	GDS Contract
Purpose of contract	General
Contract start date	09/07/2012
Contract end date	

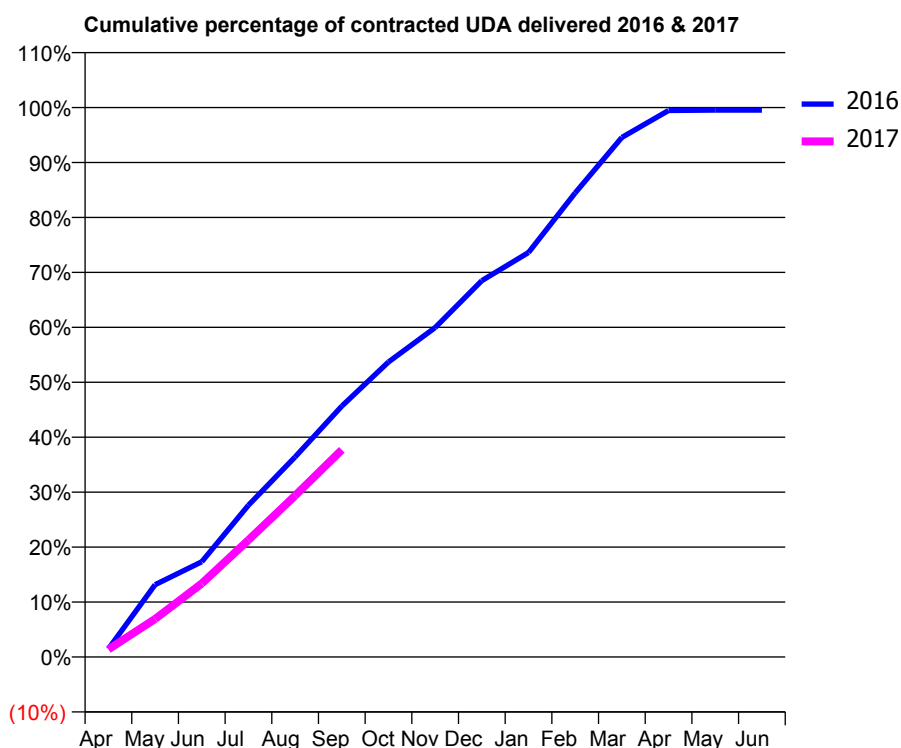
16/17 Contracted general activity (UDA)	6,307
Carry forward general activity (UDA)	30
16/17 Contracted orthodontic activity (UOA)	0
Carry forward orthodontic activity (UOA)	0
Baseline contract value	£187,370.52

ACCESS*

Patients seen in 24 months	Total	Change since previous quarter
Quarter ending September 2015	2,193	
Quarter ending December 2015	2,093	↓
Quarter ending March 2016	2,059	↓
Quarter ending June 2016	1,967	↓
Quarter ending September 2016	1,901	↓
Variance since September 2015	(13.3%)	↓



ACTIVITY



Month	Adjusted Scheduled Activity (UDA)	
	2016	2017
April	93	88
May	830	437
June	1,094	845
July	1,743	1,343
August	2,296	1,853
September	2,880	2,378
October	3,386	
November	3,781	
December	4,320	
January	4,643	
February	5,327	
March	5,964	
April	6,273	
May	6,277	
June	6,277	

QUALITY

	Quantity	Base Number	Contract	AT	Region	England
% of FP17s for the same patient ID Re-attending within 3 months - Children	17	215	7.9%	12.7%	13.5%	12.4%
% of FP17s for the same patient ID Re-attending within 3 months - Adults	94	748	12.6%	17.7%	17.4%	16.7%
% of FP17s for the same patient ID Re-attending between 3 & 9 months - Children	105	215	48.8%	53.6%	59.0%	57.4%
% of FP17s for the same patient ID Re-attending between 3 & 9 months - Adults	324	748	43.3%	45.0%	52.6%	50.5%
% of FP17s for Band 1 Urgent Courses	50	875	5.7%	11.7%	9.4%	9.1%
% of FP17s Relating to Free Repair or Replacements	3	875	0.3%	1.0%	1.0%	0.8%
% of FP17s Relating to Continuations	25	875	2.9%	1.4%	1.5%	1.3%
% of Patients satisfied with the dentistry they have received	3	4	N/A	94.0%	93.7%	93.2%
% of Patients satisfied with the time they had to wait for an appointment	4	4	N/A	89.1%	90.0%	89.0%

* This is based on patients treated on this contract for their most recent course of treatment. Figures in italics indicate the base number of FP17s or Patient Questionnaire responses are less than 100. N/A is shown where the base number of responses is less than 10 during the period. % is calculated as Quantity/Base number*100

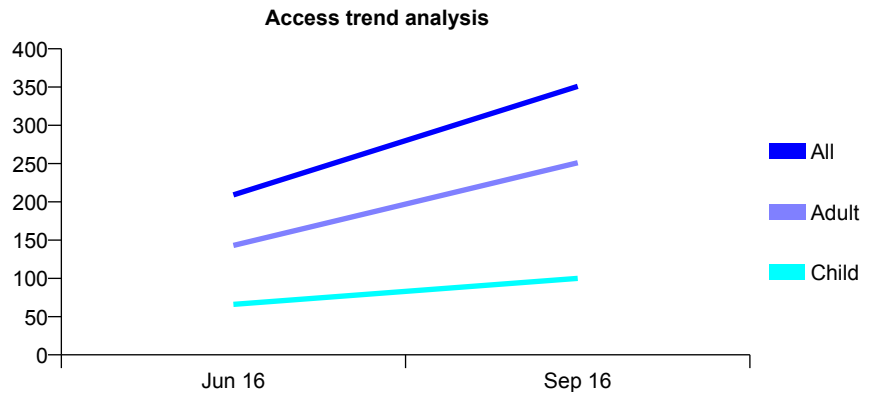
Q48 - Vital Signs At a Glance Contract Report for 174343/0009 - September 2016

Name or company name	Bridgewater Community Healthcare NHS F
Contract type name	PDS Contract
Purpose of contract	General
Contract start date	01/04/2015
Contract end date	31/03/2018

16/17 Contracted general activity (UDA)	992
Carry forward general activity (UDA)	0
16/17 Contracted orthodontic activity (UOA)	0
Carry forward orthodontic activity (UOA)	0
Baseline contract value	£333,089.18

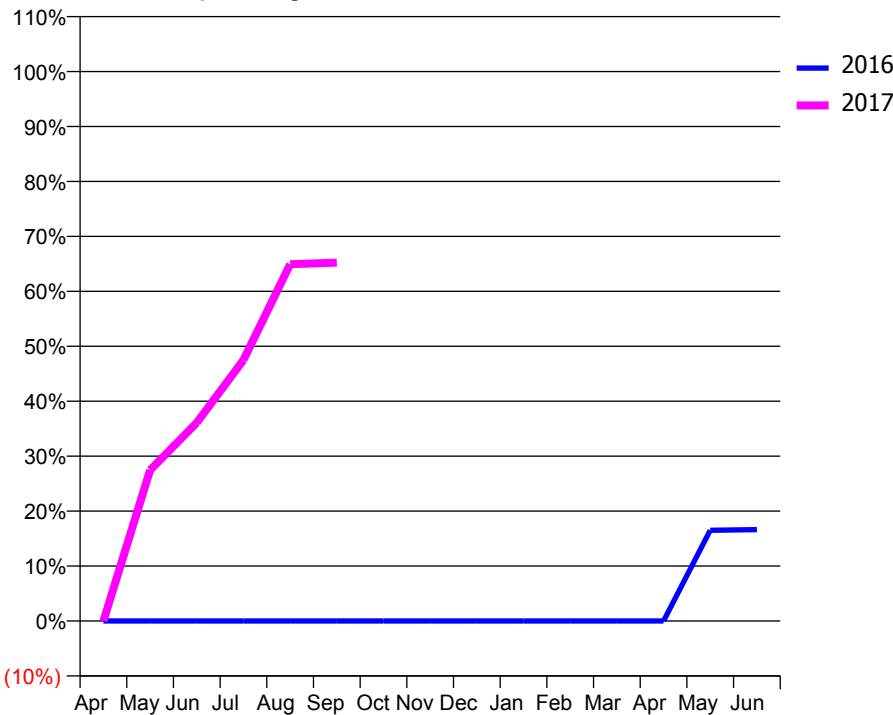
ACCESS*

Patients seen in 24 months	Total	Change since previous quarter
Quarter ending September 2015	0	
Quarter ending December 2015	0	
Quarter ending March 2016	0	
Quarter ending June 2016	209	↑
Quarter ending September 2016	351	↑
Variance since September 2015	N/A	



ACTIVITY

Cumulative percentage of contracted UDA delivered 2016 & 2017



Month	Adjusted Scheduled Activity (UDA)	
	2016	2017
April	0	0
May	0	272
June	0	358
July	0	471
August	0	644
September	0	647
October	0	
November	0	
December	0	
January	0	
February	0	
March	0	
April	0	
May	164	
June	165	

QUALITY

	Quantity	Base Number	Contract	AT	Region	England
% of FP17s for the same patient ID Re-attending within 3 months - Children	1	116	0.9%	12.7%	13.5%	12.4%
% of FP17s for the same patient ID Re-attending within 3 months - Adults	10	296	3.4%	17.7%	17.4%	16.7%
% of FP17s for the same patient ID Re-attending between 3 & 9 months - Children	0	116	0.0%	53.6%	59.0%	57.4%
% of FP17s for the same patient ID Re-attending between 3 & 9 months - Adults	3	296	1.0%	45.0%	52.6%	50.5%
% of FP17s for Band 1 Urgent Courses	10	304	3.3%	11.7%	9.4%	9.1%
% of FP17s Relating to Free Repair or Replacements	0	304	0.0%	1.0%	1.0%	0.8%
% of FP17s Relating to Continuations	0	304	0.0%	1.4%	1.5%	1.3%
% of Patients satisfied with the dentistry they have received	1	1	N/A	94.0%	93.7%	93.2%
% of Patients satisfied with the time they had to wait for an appointment	0	1	N/A	89.1%	90.0%	89.0%

* This is based on patients treated on this contract for their most recent course of treatment. Figures in italics indicate the base number of FP17s or Patient Questionnaire responses are less than 100. N/A is shown where the base number of responses is less than 10 during the period. % is calculated as Quantity/Base number*100

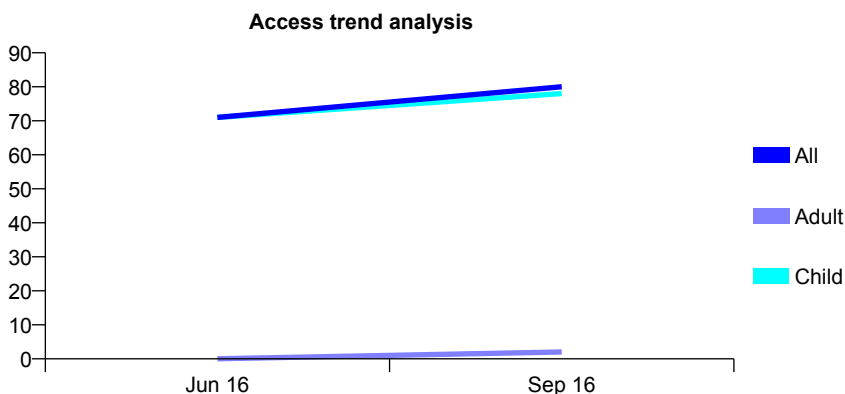
Q48 - Vital Signs At a Glance Contract Report for 174343/0010 - September 2016

Name or company name	Bridgewater Community Healthcare NHS F
Contract type name	PDS Contract
Purpose of contract	General
Contract start date	01/04/2015
Contract end date	31/03/2018

16/17 Contracted general activity (UDA)	771
Carry forward general activity (UDA)	0
16/17 Contracted orthodontic activity (UOA)	0
Carry forward orthodontic activity (UOA)	0
Baseline contract value	£634,948.18

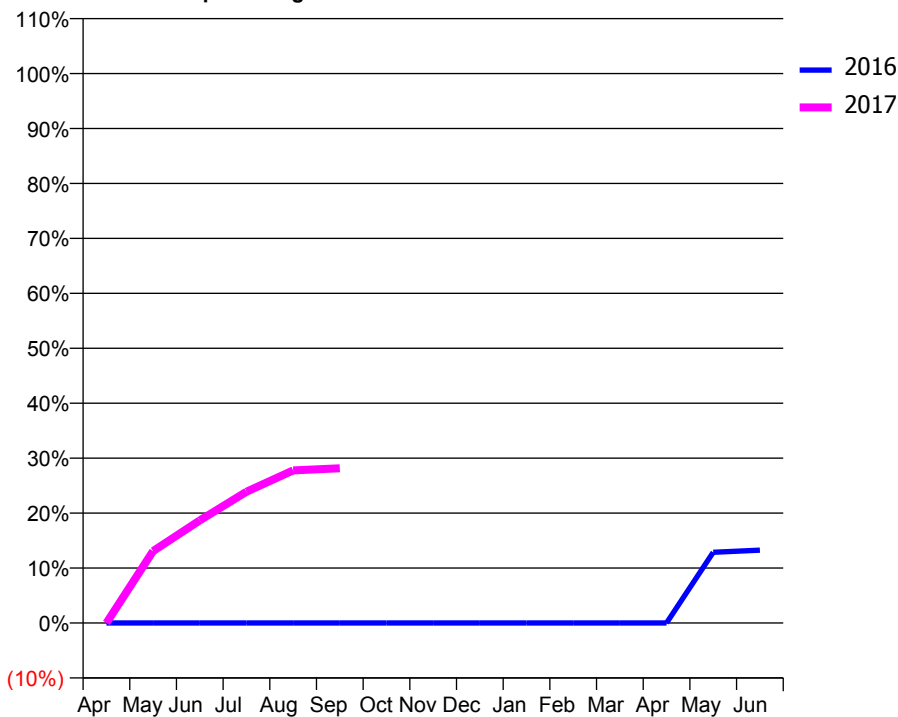
ACCESS*

Patients seen in 24 months	Total	Change since previous quarter
Quarter ending September 2015	0	
Quarter ending December 2015	0	
Quarter ending March 2016	0	
Quarter ending June 2016	71	↑
Quarter ending September 2016	80	↑
Variance since September 2015	N/A	



ACTIVITY

Cumulative percentage of contracted UDA delivered 2016 & 2017



Month	Adjusted Scheduled Activity (UDA)	
	2016	2017
April	0	0
May	0	101
June	0	144
July	0	184
August	0	214
September	0	217
October	0	
November	0	
December	0	
January	0	
February	0	
March	0	
April	0	
May	99	
June	102	

QUALITY

	Quantity	Base Number	Contract	AT	Region	England
% of FP17s for the same patient ID Re-attending within 3 months - Children	0	123	0.0%	12.7%	13.5%	12.4%
% of FP17s for the same patient ID Re-attending within 3 months - Adults	0	2	0.0%	17.7%	17.4%	16.7%
% of FP17s for the same patient ID Re-attending between 3 & 9 months - Children	0	123	0.0%	53.6%	59.0%	57.4%
% of FP17s for the same patient ID Re-attending between 3 & 9 months - Adults	0	2	0.0%	45.0%	52.6%	50.5%
% of FP17s for Band 1 Urgent Courses	1	83	1.2%	11.7%	9.4%	9.1%
% of FP17s Relating to Free Repair or Replacements	0	83	0.0%	1.0%	1.0%	0.8%
% of FP17s Relating to Continuations	0	83	0.0%	1.4%	1.5%	1.3%
% of Patients satisfied with the dentistry they have received	0	0	N/A	94.0%	93.7%	93.2%
% of Patients satisfied with the time they had to wait for an appointment	0	0	N/A	89.1%	90.0%	89.0%

* This is based on patients treated on this contract for their most recent course of treatment. Figures in italics indicate the base number of FP17s or Patient Questionnaire responses are less than 100. N/A is shown where the base number of responses is less than 10 during the period. % is calculated as Quantity/Base number*100

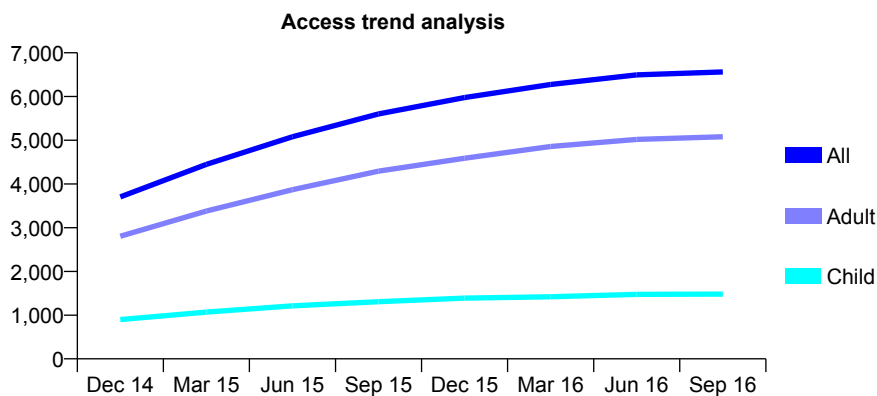
Q48 - Vital Signs At a Glance Contract Report for 176613/0001 - September 2016

Name or company name	Cromer House Dental Practice Limited
Contract type name	GDS Contract
Purpose of contract	General
Contract start date	01/05/2014
Contract end date	

16/17 Contracted general activity (UDA)	19,995
Carry forward general activity (UDA)	0
16/17 Contracted orthodontic activity (UOA)	0
Carry forward orthodontic activity (UOA)	0
Baseline contract value	£511,326.94

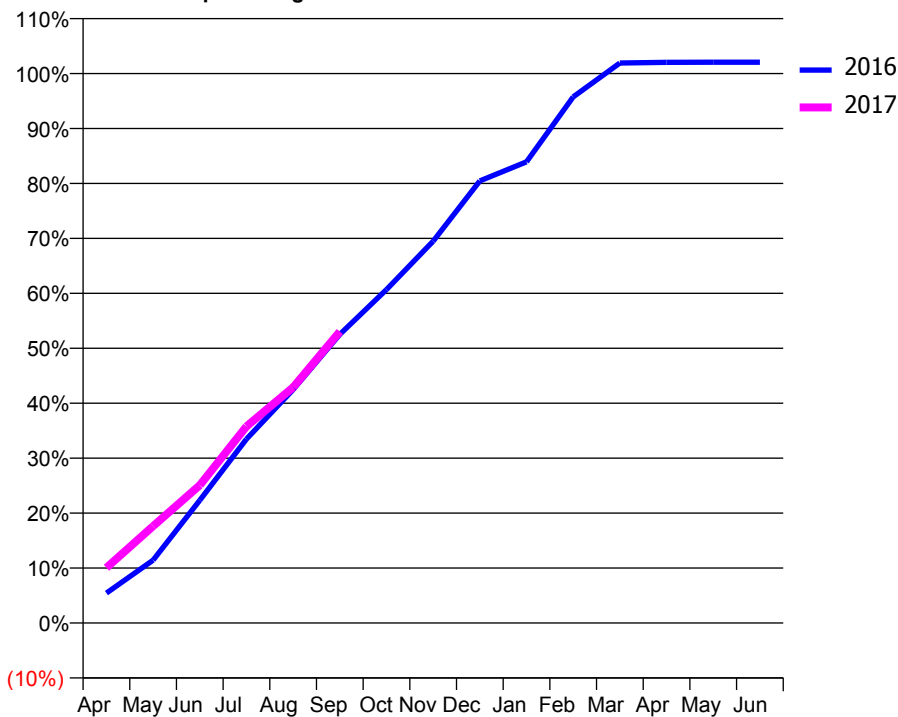
ACCESS*

Patients seen in 24 months	Total	Change since previous quarter
Quarter ending September 2015	5,600	
Quarter ending December 2015	5,978	↑
Quarter ending March 2016	6,277	↑
Quarter ending June 2016	6,494	↑
Quarter ending September 2016	6,562	→
Variance since September 2015	17.2%	↑



ACTIVITY

Cumulative percentage of contracted UDA delivered 2016 & 2017



Adjusted Scheduled Activity (UDA)

Month	2016	2017
April	1,089	2,010
May	2,286	3,524
June	4,465	5,017
July	6,693	7,155
August	8,493	8,574
September	10,504	10,605
October	12,131	
November	13,896	
December	16,087	
January	16,783	
February	19,146	
March	20,377	
April	20,401	
May	20,406	
June	20,407	

QUALITY

	Quantity	Base Number	Contract	AT	Region	England
% of FP17s for the same patient ID Re-attending within 3 months - Children	138	1,154	12.0%	12.7%	13.5%	12.4%
% of FP17s for the same patient ID Re-attending within 3 months - Adults	605	3,390	17.8%	17.7%	17.4%	16.7%
% of FP17s for the same patient ID Re-attending between 3 & 9 months - Children	538	1,154	46.6%	53.6%	59.0%	57.4%
% of FP17s for the same patient ID Re-attending between 3 & 9 months - Adults	1,493	3,390	44.0%	45.0%	52.6%	50.5%
% of FP17s for Band 1 Urgent Courses	619	4,524	13.7%	11.7%	9.4%	9.1%
% of FP17s Relating to Free Repair or Replacements	38	4,524	0.8%	1.0%	1.0%	0.8%
% of FP17s Relating to Continuations	40	4,524	0.9%	1.4%	1.5%	1.3%
% of Patients satisfied with the dentistry they have received	6	6	N/A	94.0%	93.7%	93.2%
% of Patients satisfied with the time they had to wait for an appointment	5	6	N/A	89.1%	90.0%	89.0%

* This is based on patients treated on this contract for their most recent course of treatment. Figures in italics indicate the base number of FP17s or Patient Questionnaire responses are less than 100. N/A is shown where the base number of responses is less than 10 during the period. % is calculated as Quantity/Base number*100

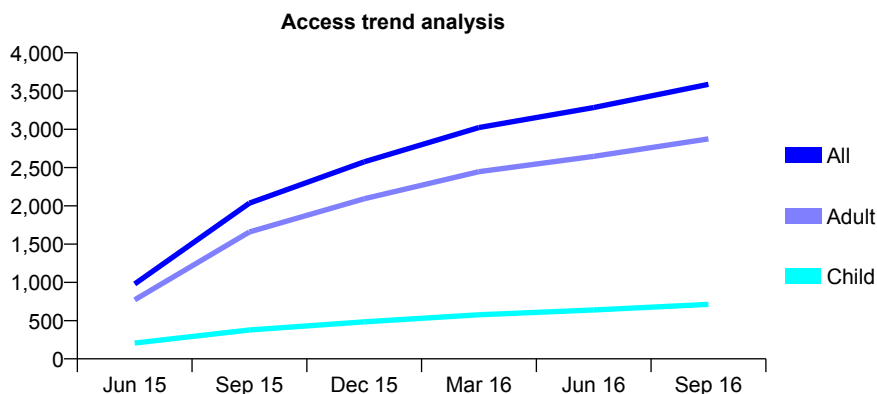
Q48 - Vital Signs At a Glance Contract Report for 177326/0001 - September 2016

Name or company name	The Dental House
Contract type name	GDS Contract
Purpose of contract	General
Contract start date	01/04/2015
Contract end date	

16/17 Contracted general activity (UDA)	13,436
Carry forward general activity (UDA)	0
16/17 Contracted orthodontic activity (UOA)	0
Carry forward orthodontic activity (UOA)	0
Baseline contract value	£342,754.74

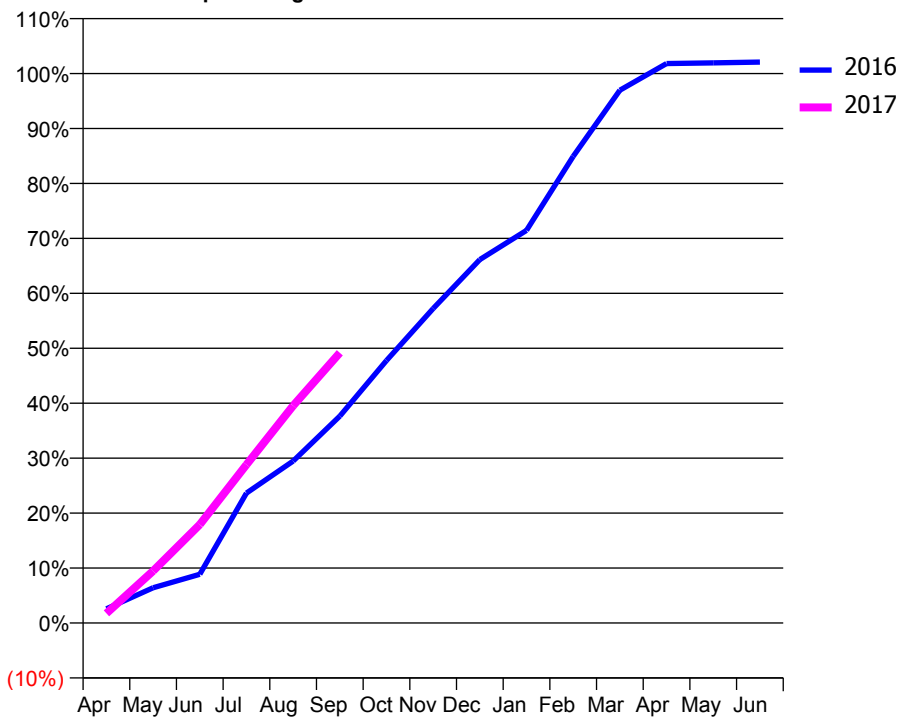
ACCESS*

Patients seen in 24 months	Total	Change since previous quarter
Quarter ending September 2015	2,035	
Quarter ending December 2015	2,576	↑
Quarter ending March 2016	3,023	↑
Quarter ending June 2016	3,285	↑
Quarter ending September 2016	3,587	↑
Variance since September 2015	76.3%	↑



ACTIVITY

Cumulative percentage of contracted UDA delivered 2016 & 2017



Month	Adjusted Scheduled Activity (UDA)	
	2016	2017
April	346	235
May	863	1,272
June	1,193	2,407
July	3,177	3,871
August	3,960	5,313
September	5,059	6,607
October	6,419	
November	7,691	
December	8,886	
January	9,600	
February	11,411	
March	13,028	
April	13,681	
May	13,696	
June	13,714	

QUALITY

	Quantity	Base Number	Contract	AT	Region	England
% of FP17s for the same patient ID Re-attending within 3 months - Children	39	484	8.1%	12.7%	13.5%	12.4%
% of FP17s for the same patient ID Re-attending within 3 months - Adults	283	1,909	14.8%	17.7%	17.4%	16.7%
% of FP17s for the same patient ID Re-attending between 3 & 9 months - Children	165	484	34.1%	53.6%	59.0%	57.4%
% of FP17s for the same patient ID Re-attending between 3 & 9 months - Adults	811	1,909	42.5%	45.0%	52.6%	50.5%
% of FP17s for Band 1 Urgent Courses	93	2,186	4.3%	11.7%	9.4%	9.1%
% of FP17s Relating to Free Repair or Replacements	10	2,186	0.5%	1.0%	1.0%	0.8%
% of FP17s Relating to Continuations	30	2,186	1.4%	1.4%	1.5%	1.3%
% of Patients satisfied with the dentistry they have received	16	16	100.0%	94.0%	93.7%	93.2%
% of Patients satisfied with the time they had to wait for an appointment	11	16	68.8%	89.1%	90.0%	89.0%

* This is based on patients treated on this contract for their most recent course of treatment. Figures in italics indicate the base number of FP17s or Patient Questionnaire responses are less than 100. N/A is shown where the base number of responses is less than 10 during the period. % is calculated as Quantity/Base number*100

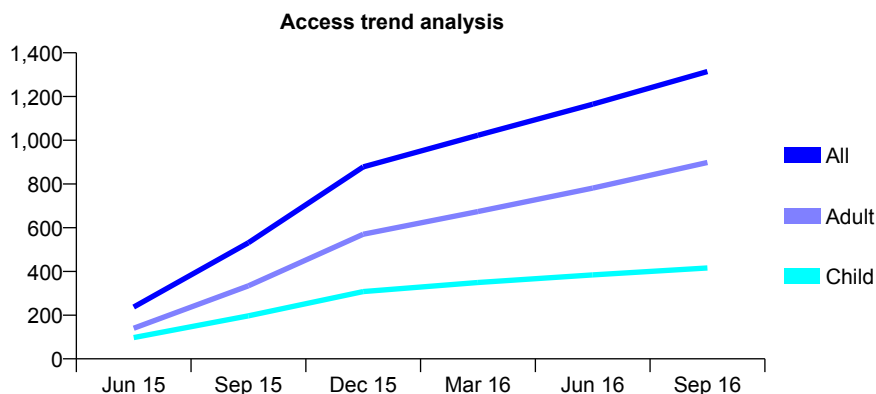
Q48 - Vital Signs At a Glance Contract Report for 181528/0005 - September 2016

Name or company name	Salaried Dental Service, Knowsley
Contract type name	PDS Contract
Purpose of contract	General
Contract start date	01/04/2015
Contract end date	31/03/2018

16/17 Contracted general activity (UDA)	3,393
Carry forward general activity (UDA)	0
16/17 Contracted orthodontic activity (UOA)	0
Carry forward orthodontic activity (UOA)	0
Baseline contract value	£423,000.80

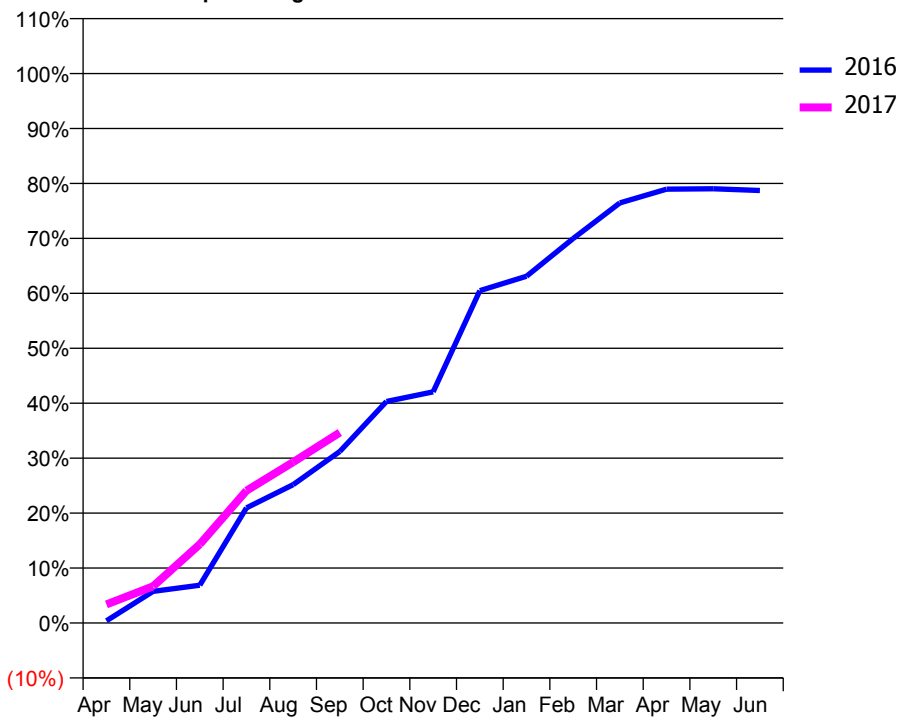
ACCESS*

Patients seen in 24 months	Total	Change since previous quarter
Quarter ending September 2015	531	
Quarter ending December 2015	878	↑
Quarter ending March 2016	1,023	↑
Quarter ending June 2016	1,165	↑
Quarter ending September 2016	1,314	↑
Variance since September 2015	147.5%	↑



ACTIVITY

Cumulative percentage of contracted UDA delivered 2016 & 2017



Adjusted Scheduled Activity (UDA)

Month	2016	2017
April	14	115
May	195	227
June	233	486
July	711	817
August	854	993
September	1,059	1,176
October	1,368	
November	1,427	
December	2,052	
January	2,142	
February	2,374	
March	2,594	
April	2,679	
May	2,682	
June	2,671	

QUALITY

	Quantity	Base Number	Contract	AT	Region	England
% of FP17s for the same patient ID Re-attending within 3 months - Children	28	302	9.3%	12.7%	13.5%	12.4%
% of FP17s for the same patient ID Re-attending within 3 months - Adults	80	583	13.7%	17.7%	17.4%	16.7%
% of FP17s for the same patient ID Re-attending between 3 & 9 months - Children	142	302	47.0%	53.6%	59.0%	57.4%
% of FP17s for the same patient ID Re-attending between 3 & 9 months - Adults	249	583	42.7%	45.0%	52.6%	50.5%
% of FP17s for Band 1 Urgent Courses	37	542	6.8%	11.7%	9.4%	9.1%
% of FP17s Relating to Free Repair or Replacements	8	542	1.5%	1.0%	1.0%	0.8%
% of FP17s Relating to Continuations	4	542	0.7%	1.4%	1.5%	1.3%
% of Patients satisfied with the dentistry they have received	4	4	N/A	94.0%	93.7%	93.2%
% of Patients satisfied with the time they had to wait for an appointment	4	4	N/A	89.1%	90.0%	89.0%

* This is based on patients treated on this contract for their most recent course of treatment. Figures in italics indicate the base number of FP17s or Patient Questionnaire responses are less than 100. N/A is shown where the base number of responses is less than 10 during the period. % is calculated as Quantity/Base number*100

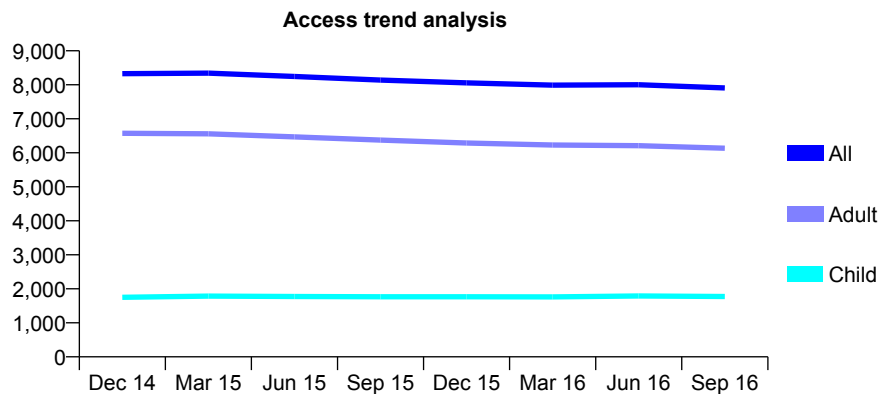
Q48 - Vital Signs At a Glance Contract Report for 182419/0001 - September 2016

Name or company name	Morris & Partners
Contract type name	GDS Contract
Purpose of contract	General
Contract start date	01/04/2011
Contract end date	

16/17 Contracted general activity (UDA)	25,360
Carry forward general activity (UDA)	0
16/17 Contracted orthodontic activity (UOA)	0
Carry forward orthodontic activity (UOA)	0
Baseline contract value	£646,938.12

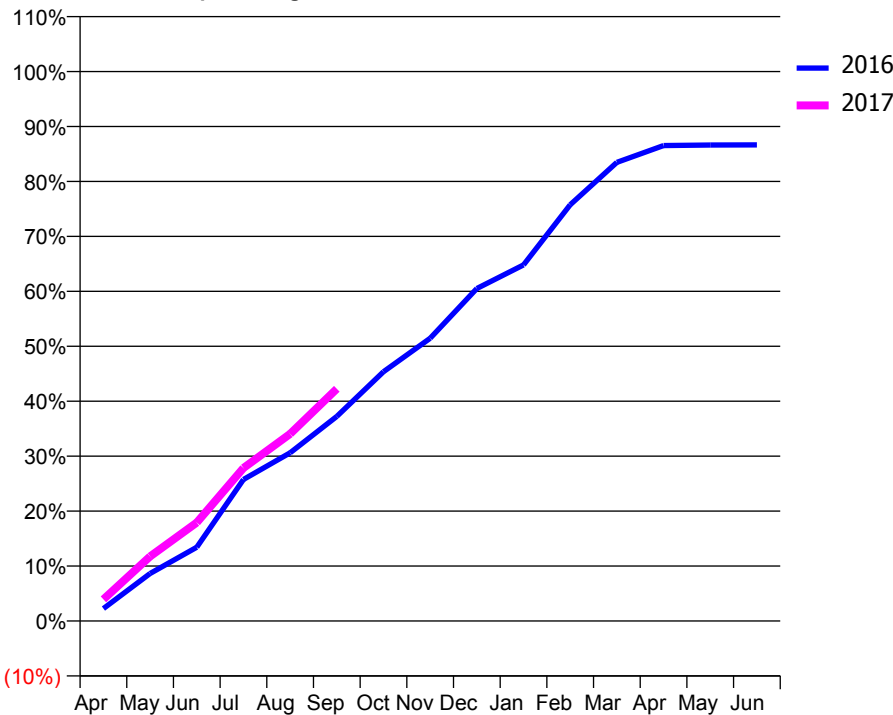
ACCESS*

Patients seen in 24 months	Total	Change since previous quarter
Quarter ending September 2015	8,139	
Quarter ending December 2015	8,055	↓
Quarter ending March 2016	7,991	→
Quarter ending June 2016	8,003	→
Quarter ending September 2016	7,909	↓
Variance since September 2015	(2.8%)	↓



ACTIVITY

Cumulative percentage of contracted UDA delivered 2016 & 2017



Month	Adjusted Scheduled Activity (UDA)	
	2016	2017
April	578	1,003
May	2,192	2,981
June	3,408	4,545
July	6,530	7,064
August	7,762	8,636
September	9,443	10,720
October	11,504	
November	13,051	
December	15,343	
January	16,434	
February	19,212	
March	21,167	
April	21,943	
May	21,970	
June	21,972	

QUALITY

	Quantity	Base Number	Contract	AT	Region	England
% of FP17s for the same patient ID Re-attending within 3 months - Children	73	1,168	6.3%	12.7%	13.5%	12.4%
% of FP17s for the same patient ID Re-attending within 3 months - Adults	558	3,712	15.0%	17.7%	17.4%	16.7%
% of FP17s for the same patient ID Re-attending between 3 & 9 months - Children	604	1,168	51.7%	53.6%	59.0%	57.4%
% of FP17s for the same patient ID Re-attending between 3 & 9 months - Adults	1,778	3,712	47.9%	45.0%	52.6%	50.5%
% of FP17s for Band 1 Urgent Courses	305	4,547	6.7%	11.7%	9.4%	9.1%
% of FP17s Relating to Free Repair or Replacements	40	4,547	0.9%	1.0%	1.0%	0.8%
% of FP17s Relating to Continuations	126	4,547	2.8%	1.4%	1.5%	1.3%
% of Patients satisfied with the dentistry they have received	10	12	83.3%	94.0%	93.7%	93.2%
% of Patients satisfied with the time they had to wait for an appointment	11	12	91.7%	89.1%	90.0%	89.0%

* This is based on patients treated on this contract for their most recent course of treatment. Figures in italics indicate the base number of FP17s or Patient Questionnaire responses are less than 100. N/A is shown where the base number of responses is less than 10 during the period. % is calculated as Quantity/Base number*100

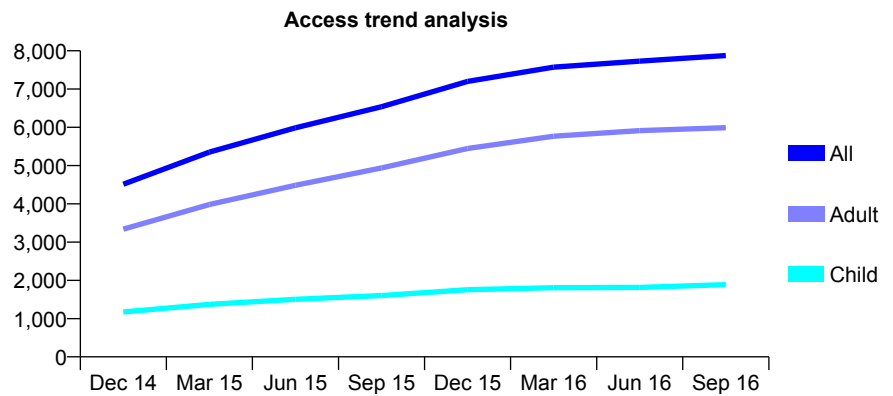
Q48 - Vital Signs At a Glance Contract Report for 184632/0001 - September 2016

Name or company name	Hale Road Dental Practice Limited
Contract type name	GDS Contract
Purpose of contract	General
Contract start date	01/02/2014
Contract end date	

16/17 Contracted general activity (UDA)	22,467
Carry forward general activity (UDA)	-52
16/17 Contracted orthodontic activity (UOA)	0
Carry forward orthodontic activity (UOA)	0
Baseline contract value	£590,609.18

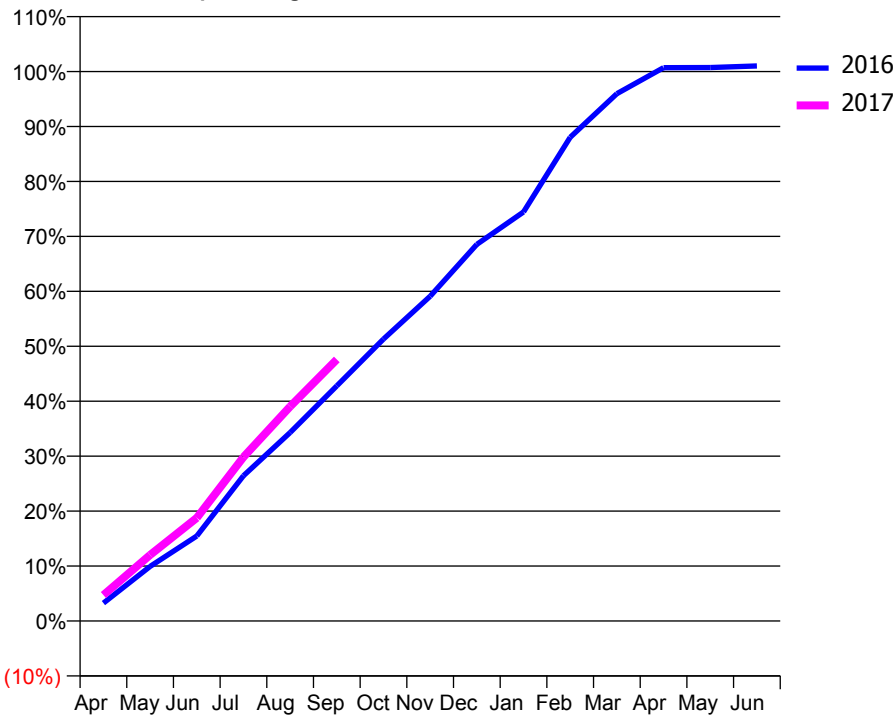
ACCESS*

Patients seen in 24 months	Total	Change since previous quarter
Quarter ending September 2015	6,537	
Quarter ending December 2015	7,200	↑
Quarter ending March 2016	7,572	↑
Quarter ending June 2016	7,729	↑
Quarter ending September 2016	7,876	→
Variance since September 2015	20.5%	↑



ACTIVITY

Cumulative percentage of contracted UDA delivered 2016 & 2017



Month	Adjusted Scheduled Activity (UDA)	
	2016	2017
April	733	1,060
May	2,234	2,704
June	3,478	4,215
July	5,940	6,703
August	7,707	8,767
September	9,612	10,693
October	11,526	
November	13,279	
December	15,400	
January	16,722	
February	19,776	
March	21,559	
April	22,626	
May	22,627	
June	22,696	

QUALITY

	Quantity	Base Number	Contract	AT	Region	England
% of FP17s for the same patient ID Re-attending within 3 months - Children	94	1,165	8.1%	12.7%	13.5%	12.4%
% of FP17s for the same patient ID Re-attending within 3 months - Adults	350	3,383	10.3%	17.7%	17.4%	16.7%
% of FP17s for the same patient ID Re-attending between 3 & 9 months - Children	431	1,165	37.0%	53.6%	59.0%	57.4%
% of FP17s for the same patient ID Re-attending between 3 & 9 months - Adults	1,125	3,383	33.3%	45.0%	52.6%	50.5%
% of FP17s for Band 1 Urgent Courses	585	4,111	14.2%	11.7%	9.4%	9.1%
% of FP17s Relating to Free Repair or Replacements	11	4,111	0.3%	1.0%	1.0%	0.8%
% of FP17s Relating to Continuations	10	4,111	0.2%	1.4%	1.5%	1.3%
% of Patients satisfied with the dentistry they have received	8	8	N/A	94.0%	93.7%	93.2%
% of Patients satisfied with the time they had to wait for an appointment	8	8	N/A	89.1%	90.0%	89.0%

* This is based on patients treated on this contract for their most recent course of treatment. Figures in italics indicate the base number of FP17s or Patient Questionnaire responses are less than 100. N/A is shown where the base number of responses is less than 10 during the period. % is calculated as Quantity/Base number*100

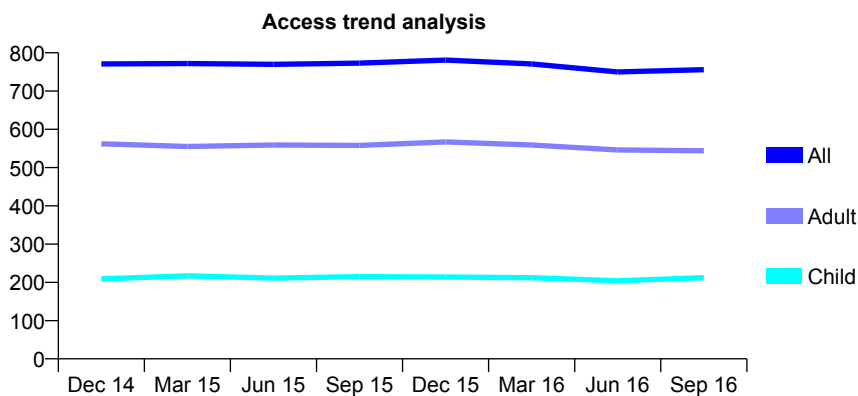
Q48 - Vital Signs At a Glance Contract Report for 185280/0001 - September 2016

Name or company name	Melia Dental Practice
Contract type name	GDS Contract
Purpose of contract	General
Contract start date	01/04/2011
Contract end date	

16/17 Contracted general activity (UDA)	2,666
Carry forward general activity (UDA)	0
16/17 Contracted orthodontic activity (UOA)	0
Carry forward orthodontic activity (UOA)	0
Baseline contract value	£68,010.13

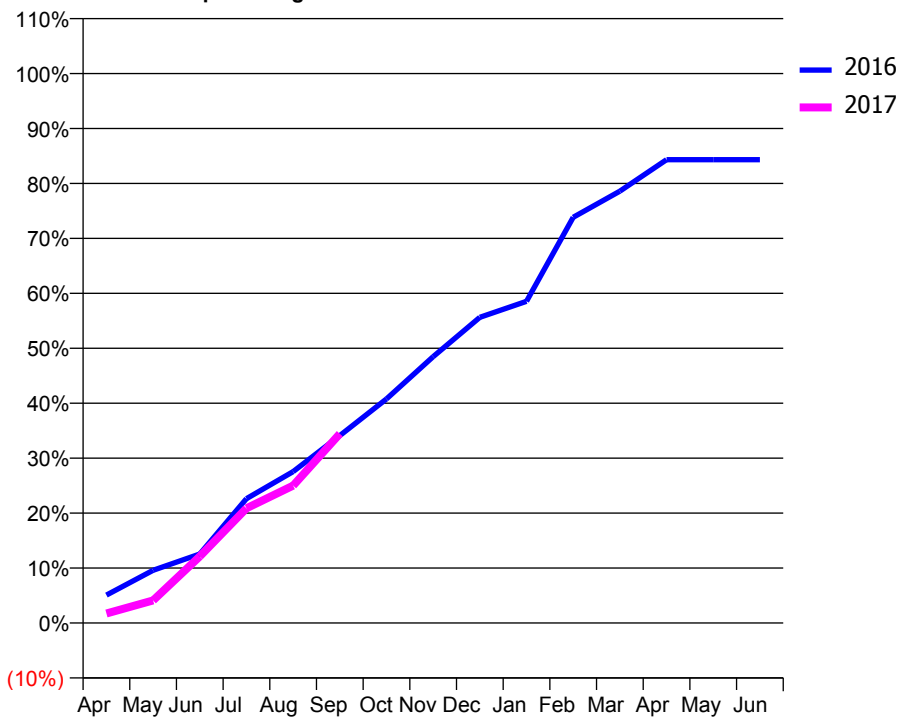
ACCESS*

Patients seen in 24 months	Total	Change since previous quarter
Quarter ending September 2015	773	
Quarter ending December 2015	781	→
Quarter ending March 2016	771	↓
Quarter ending June 2016	750	↓
Quarter ending September 2016	756	→
Variance since September 2015	(2.2%)	↓



ACTIVITY

Cumulative percentage of contracted UDA delivered 2016 & 2017



Adjusted Scheduled Activity (UDA)

Month	2016	2017
April	136	46
May	256	110
June	335	323
July	603	556
August	735	666
September	909	918
October	1,087	
November	1,292	
December	1,483	
January	1,561	
February	1,969	
March	2,095	
April	2,248	
May	2,248	
June	2,248	

QUALITY

	Quantity	Base Number	Contract	AT	Region	England
% of FP17s for the same patient ID Re-attending within 3 months - Children	24	159	15.1%	12.7%	13.5%	12.4%
% of FP17s for the same patient ID Re-attending within 3 months - Adults	44	309	14.2%	17.7%	17.4%	16.7%
% of FP17s for the same patient ID Re-attending between 3 & 9 months - Children	79	159	49.7%	53.6%	59.0%	57.4%
% of FP17s for the same patient ID Re-attending between 3 & 9 months - Adults	150	309	48.5%	45.0%	52.6%	50.5%
% of FP17s for Band 1 Urgent Courses	26	417	6.2%	11.7%	9.4%	9.1%
% of FP17s Relating to Free Repair or Replacements	0	417	0.0%	1.0%	1.0%	0.8%
% of FP17s Relating to Continuations	6	417	1.4%	1.4%	1.5%	1.3%
% of Patients satisfied with the dentistry they have received	0	0	N/A	94.0%	93.7%	93.2%
% of Patients satisfied with the time they had to wait for an appointment	0	0	N/A	89.1%	90.0%	89.0%

* This is based on patients treated on this contract for their most recent course of treatment. Figures in italics indicate the base number of FP17s or Patient Questionnaire responses are less than 100. N/A is shown where the base number of responses is less than 10 during the period. % is calculated as Quantity/Base number*100

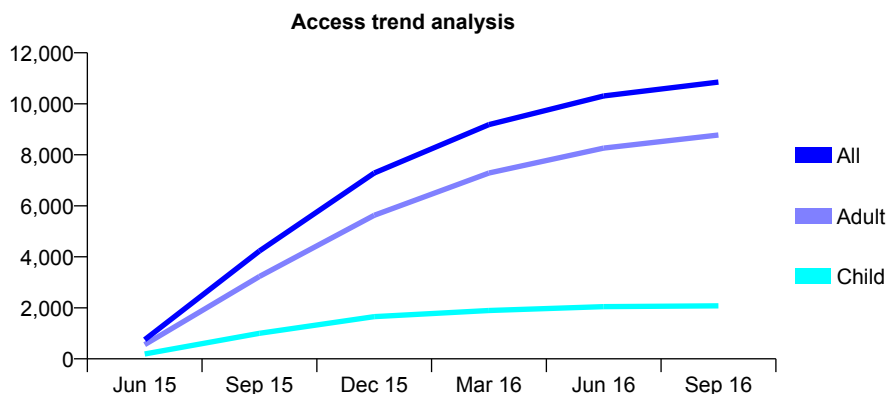
Q48 - Vital Signs At a Glance Contract Report for 187135/0001 - September 2016

Name or company name	Old Mill Lane Dental Practice Partnership
Contract type name	GDS Contract
Purpose of contract	General
Contract start date	01/06/2015
Contract end date	

16/17 Contracted general activity (UDA)	34,136
Carry forward general activity (UDA)	24
16/17 Contracted orthodontic activity (UOA)	0
Carry forward orthodontic activity (UOA)	0
Baseline contract value	£1,118,764.55

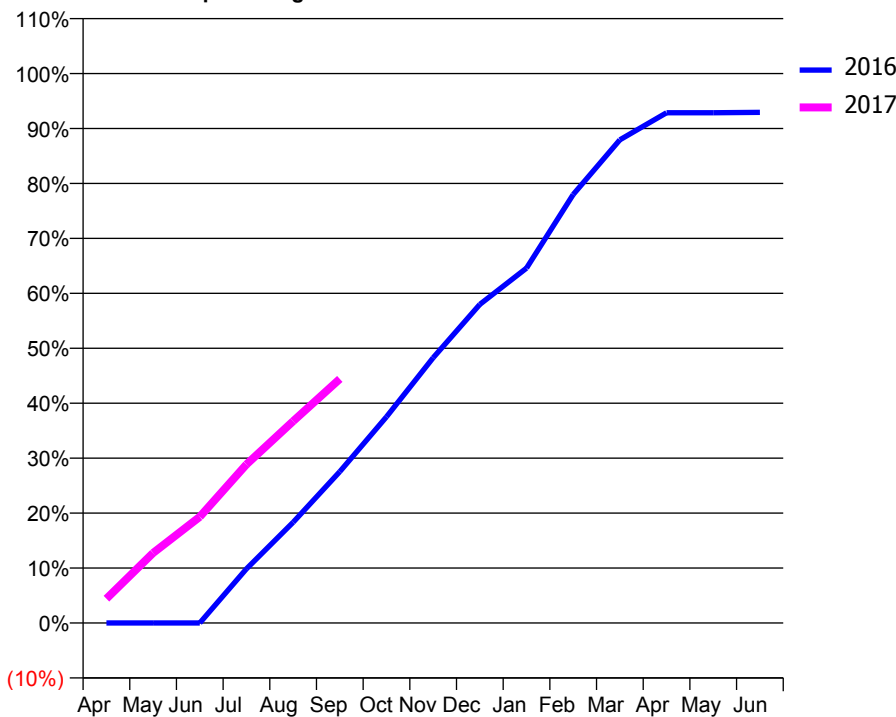
ACCESS*

Patients seen in 24 months	Total	Change since previous quarter
Quarter ending September 2015	4,230	
Quarter ending December 2015	7,285	↑
Quarter ending March 2016	9,182	↑
Quarter ending June 2016	10,311	↑
Quarter ending September 2016	10,853	↑
Variance since September 2015	156.6%	↑



ACTIVITY

Cumulative percentage of contracted UDA delivered 2016 & 2017



Month	Adjusted Scheduled Activity (UDA)	
	2016	2017
April	0	1,512
May	0	4,351
June	0	6,599
July	2,803	9,853
August	5,217	12,540
September	7,839	15,167
October	10,674	
November	13,732	
December	16,496	
January	18,370	
February	22,182	
March	25,017	
April	26,414	
May	26,412	
June	26,433	

QUALITY

	Quantity	Base Number	Contract	AT	Region	England
% of FP17s for the same patient ID Re-attending within 3 months - Children	155	1,962	7.9%	12.7%	13.5%	12.4%
% of FP17s for the same patient ID Re-attending within 3 months - Adults	1,000	6,544	15.3%	17.7%	17.4%	16.7%
% of FP17s for the same patient ID Re-attending between 3 & 9 months - Children	1,347	1,962	68.7%	53.6%	59.0%	57.4%
% of FP17s for the same patient ID Re-attending between 3 & 9 months - Adults	2,566	6,544	39.2%	45.0%	52.6%	50.5%
% of FP17s for Band 1 Urgent Courses	698	7,792	9.0%	11.7%	9.4%	9.1%
% of FP17s Relating to Free Repair or Replacements	83	7,792	1.1%	1.0%	1.0%	0.8%
% of FP17s Relating to Continuations	144	7,792	1.8%	1.4%	1.5%	1.3%
% of Patients satisfied with the dentistry they have received	19	21	90.5%	94.0%	93.7%	93.2%
% of Patients satisfied with the time they had to wait for an appointment	20	21	95.2%	89.1%	90.0%	89.0%

* This is based on patients treated on this contract for their most recent course of treatment. Figures in italics indicate the base number of FP17s or Patient Questionnaire responses are less than 100. N/A is shown where the base number of responses is less than 10 during the period. % is calculated as Quantity/Base number*100

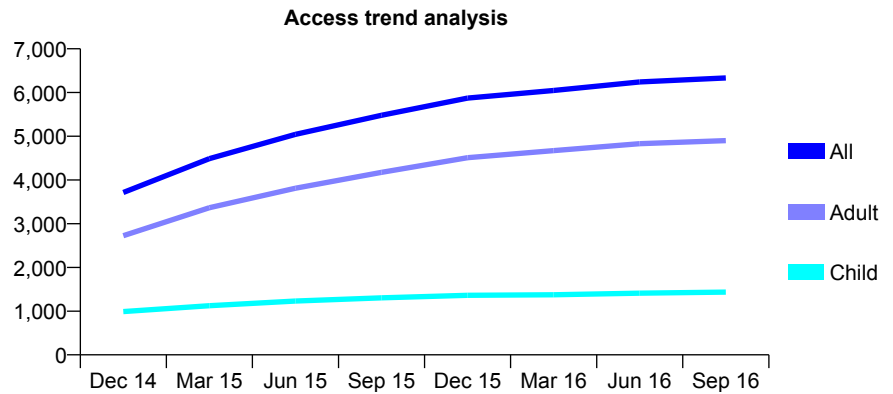
Q48 - Vital Signs At a Glance Contract Report for 187372/0001 - September 2016

Name or company name	KDP Care Limited
Contract type name	GDS Contract
Purpose of contract	General
Contract start date	01/05/2014
Contract end date	

16/17 Contracted general activity (UDA)	18,348
Carry forward general activity (UDA)	51
16/17 Contracted orthodontic activity (UOA)	0
Carry forward orthodontic activity (UOA)	0
Baseline contract value	£586,173.34

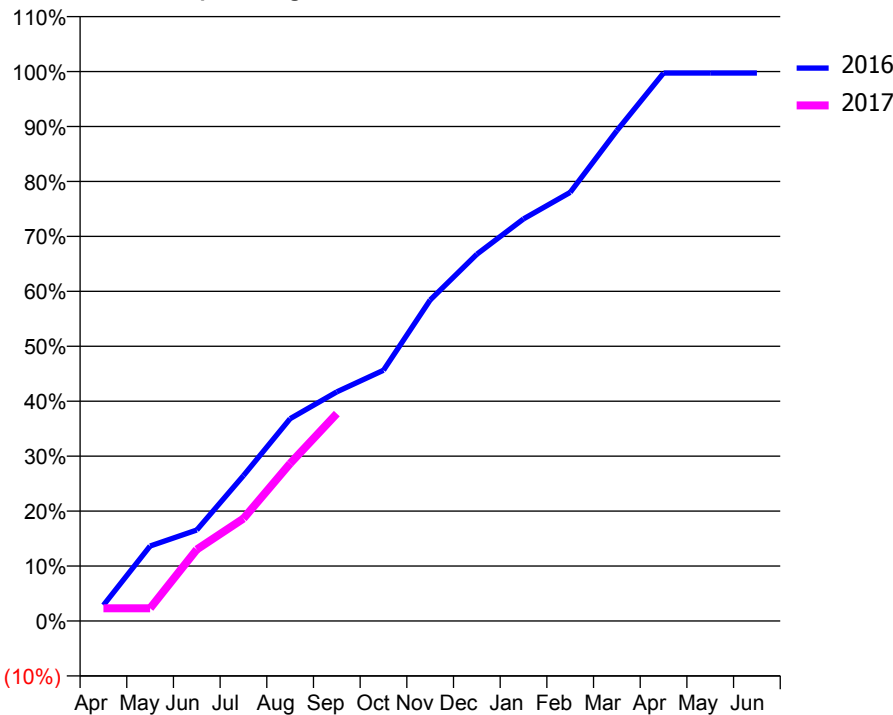
ACCESS*

Patients seen in 24 months	Total	Change since previous quarter
Quarter ending September 2015	5,478	
Quarter ending December 2015	5,873	↑
Quarter ending March 2016	6,047	↑
Quarter ending June 2016	6,241	↑
Quarter ending September 2016	6,335	→
Variance since September 2015	15.6%	↑



ACTIVITY

Cumulative percentage of contracted UDA delivered 2016 & 2017



Month	Adjusted Scheduled Activity (UDA)	
	2016	2017
April	527	427
May	2,506	427
June	3,039	2,389
July	4,856	3,420
August	6,758	5,260
September	7,653	6,925
October	8,373	
November	10,720	
December	12,248	
January	13,427	
February	14,312	
March	16,373	
April	18,297	
May	18,297	
June	18,297	

QUALITY

	Quantity	Base Number	Contract	AT	Region	England
% of FP17s for the same patient ID Re-attending within 3 months - Children	90	1,059	8.5%	12.7%	13.5%	12.4%
% of FP17s for the same patient ID Re-attending within 3 months - Adults	510	3,224	15.8%	17.7%	17.4%	16.7%
% of FP17s for the same patient ID Re-attending between 3 & 9 months - Children	598	1,059	56.5%	53.6%	59.0%	57.4%
% of FP17s for the same patient ID Re-attending between 3 & 9 months - Adults	1,571	3,224	48.7%	45.0%	52.6%	50.5%
% of FP17s for Band 1 Urgent Courses	430	3,368	12.8%	11.7%	9.4%	9.1%
% of FP17s Relating to Free Repair or Replacements	26	3,368	0.8%	1.0%	1.0%	0.8%
% of FP17s Relating to Continuations	78	3,368	2.3%	1.4%	1.5%	1.3%
% of Patients satisfied with the dentistry they have received	1	1	N/A	94.0%	93.7%	93.2%
% of Patients satisfied with the time they had to wait for an appointment	1	1	N/A	89.1%	90.0%	89.0%

* This is based on patients treated on this contract for their most recent course of treatment. Figures in italics indicate the base number of FP17s or Patient Questionnaire responses are less than 100. N/A is shown where the base number of responses is less than 10 during the period. % is calculated as Quantity/Base number*100

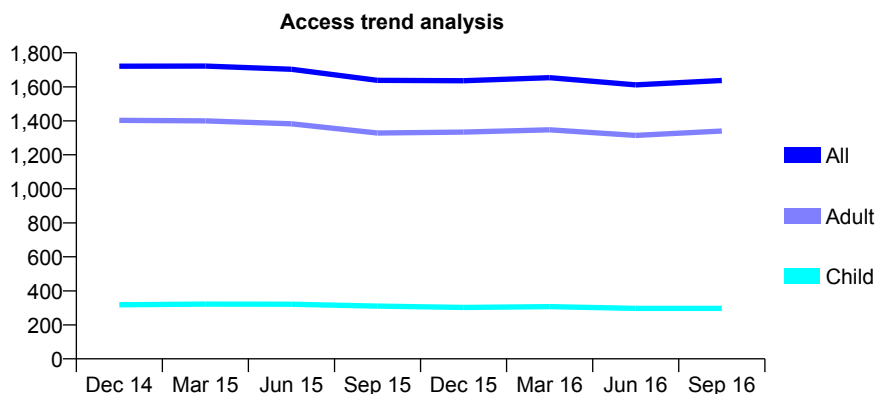
Q48 - Vital Signs At a Glance Contract Report for 189871/0001 - September 2016

Name or company name	St Johns Rd Dental Practice
Contract type name	PDS Contract
Purpose of contract	General
Contract start date	01/07/2011
Contract end date	30/06/2021

16/17 Contracted general activity (UDA)	6,652
Carry forward general activity (UDA)	111
16/17 Contracted orthodontic activity (UOA)	0
Carry forward orthodontic activity (UOA)	0
Baseline contract value	£223,042.01

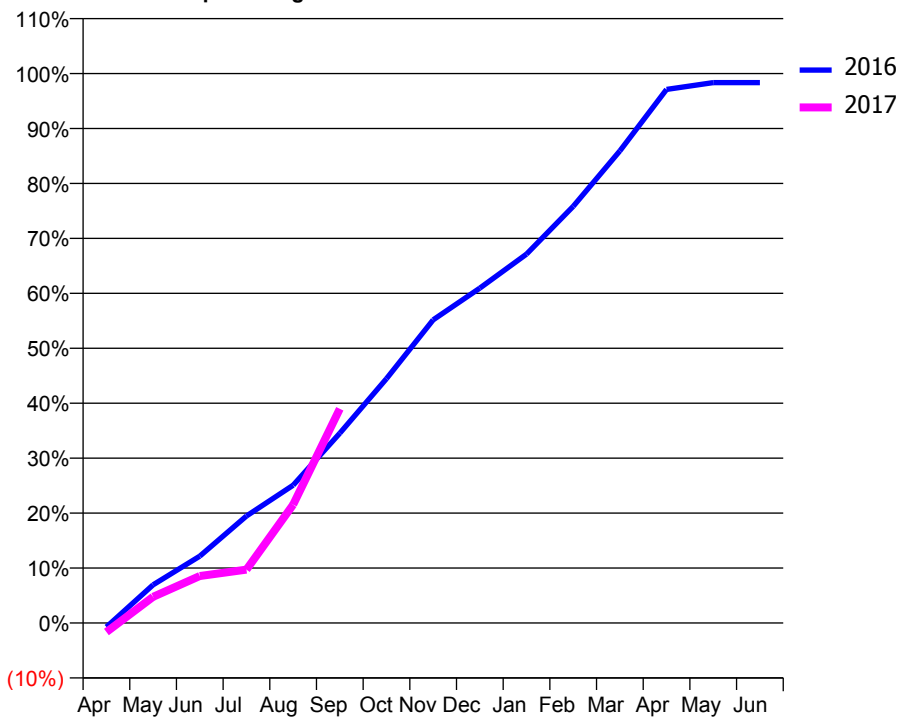
ACCESS*

Patients seen in 24 months	Total	Change since previous quarter
Quarter ending September 2015	1,638	
Quarter ending December 2015	1,636	→
Quarter ending March 2016	1,654	→
Quarter ending June 2016	1,611	↓
Quarter ending September 2016	1,637	→
Variance since September 2015	(0.1%)	→



ACTIVITY

Cumulative percentage of contracted UDA delivered 2016 & 2017



Month	Adjusted Scheduled Activity (UDA)	
	2016	2017
April	-50	-111
May	463	318
June	809	568
July	1,295	647
August	1,668	1,433
September	2,297	2,593
October	2,958	
November	3,669	
December	4,054	
January	4,466	
February	5,044	
March	5,715	
April	6,460	
May	6,541	
June	6,541	

QUALITY

	Quantity	Base Number	Contract	AT	Region	England
% of FP17s for the same patient ID Re-attending within 3 months - Children	27	269	10.0%	12.7%	13.5%	12.4%
% of FP17s for the same patient ID Re-attending within 3 months - Adults	234	1,064	22.0%	17.7%	17.4%	16.7%
% of FP17s for the same patient ID Re-attending between 3 & 9 months - Children	183	269	68.0%	53.6%	59.0%	57.4%
% of FP17s for the same patient ID Re-attending between 3 & 9 months - Adults	565	1,064	53.1%	45.0%	52.6%	50.5%
% of FP17s for Band 1 Urgent Courses	173	1,089	15.9%	11.7%	9.4%	9.1%
% of FP17s Relating to Free Repair or Replacements	7	1,089	0.6%	1.0%	1.0%	0.8%
% of FP17s Relating to Continuations	2	1,089	0.2%	1.4%	1.5%	1.3%
% of Patients satisfied with the dentistry they have received	3	3	N/A	94.0%	93.7%	93.2%
% of Patients satisfied with the time they had to wait for an appointment	2	3	N/A	89.1%	90.0%	89.0%

* This is based on patients treated on this contract for their most recent course of treatment. Figures in italics indicate the base number of FP17s or Patient Questionnaire responses are less than 100. N/A is shown where the base number of responses is less than 10 during the period. % is calculated as Quantity/Base number*100

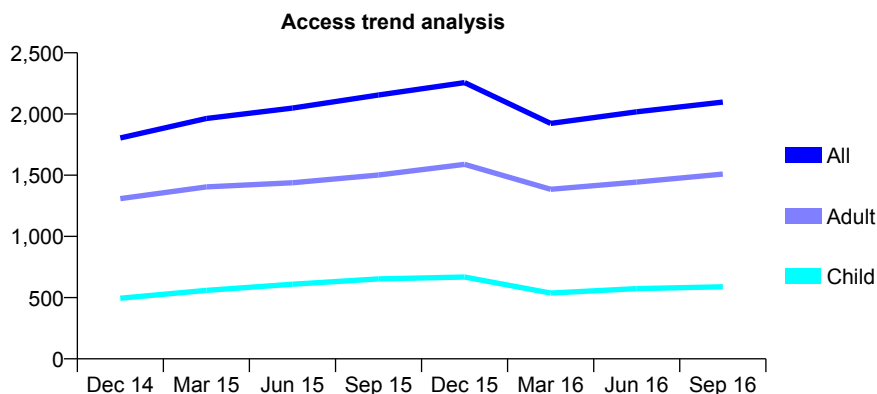
Q48 - Vital Signs At a Glance Contract Report for 190020/0001 - September 2016

Name or company name	Danescroft Dental Practice Ltd
Contract type name	GDS Contract
Purpose of contract	General
Contract start date	01/07/2009
Contract end date	

16/17 Contracted general activity (UDA)	6,926
Carry forward general activity (UDA)	253
16/17 Contracted orthodontic activity (UOA)	0
Carry forward orthodontic activity (UOA)	0
Baseline contract value	£208,574.90

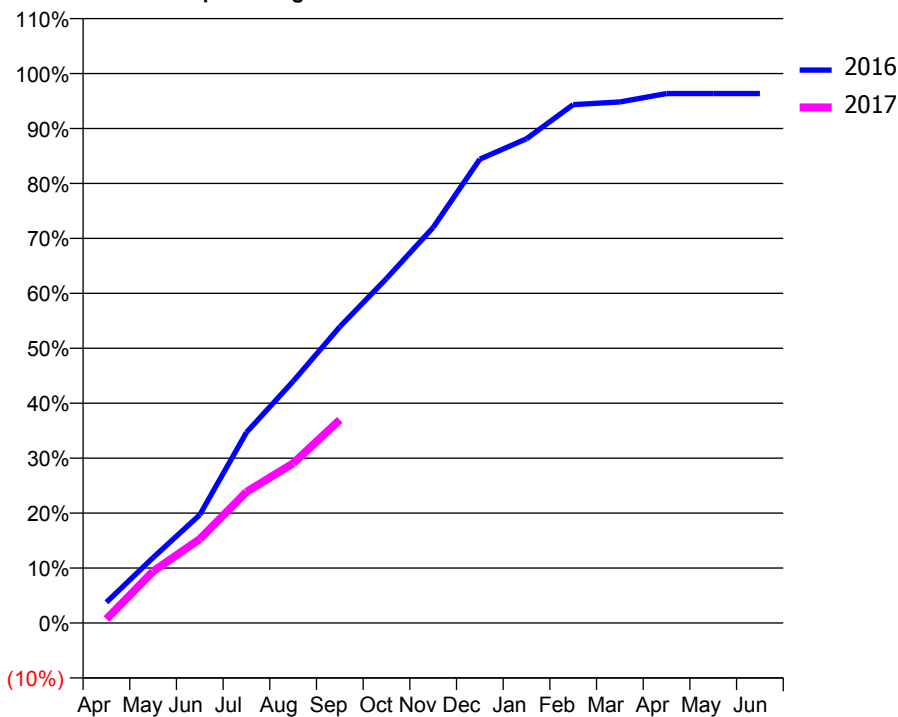
ACCESS*

Patients seen in 24 months	Total	Change since previous quarter
Quarter ending September 2015	2,155	
Quarter ending December 2015	2,257	↑
Quarter ending March 2016	1,923	↓
Quarter ending June 2016	2,018	↑
Quarter ending September 2016	2,098	↑
Variance since September 2015	(2.6%)	↓



ACTIVITY

Cumulative percentage of contracted UDA delivered 2016 & 2017



Month	Adjusted Scheduled Activity (UDA)	
	2016	2017
April	262	49
May	824	651
June	1,364	1,059
July	2,403	1,654
August	3,046	2,013
September	3,734	2,561
October	4,341	
November	4,986	
December	5,847	
January	6,103	
February	6,534	
March	6,568	
April	6,673	
May	6,673	
June	6,673	

QUALITY

	Quantity	Base Number	Contract	AT	Region	England
% of FP17s for the same patient ID Re-attending within 3 months - Children	46	445	10.3%	12.7%	13.5%	12.4%
% of FP17s for the same patient ID Re-attending within 3 months - Adults	83	829	10.0%	17.7%	17.4%	16.7%
% of FP17s for the same patient ID Re-attending between 3 & 9 months - Children	173	445	38.9%	53.6%	59.0%	57.4%
% of FP17s for the same patient ID Re-attending between 3 & 9 months - Adults	279	829	33.7%	45.0%	52.6%	50.5%
% of FP17s for Band 1 Urgent Courses	229	1,232	18.6%	11.7%	9.4%	9.1%
% of FP17s Relating to Free Repair or Replacements	1	1,232	0.1%	1.0%	1.0%	0.8%
% of FP17s Relating to Continuations	2	1,232	0.2%	1.4%	1.5%	1.3%
% of Patients satisfied with the dentistry they have received	1	1	N/A	94.0%	93.7%	93.2%
% of Patients satisfied with the time they had to wait for an appointment	1	1	N/A	89.1%	90.0%	89.0%

* This is based on patients treated on this contract for their most recent course of treatment. Figures in italics indicate the base number of FP17s or Patient Questionnaire responses are less than 100. N/A is shown where the base number of responses is less than 10 during the period. % is calculated as Quantity/Base number*100

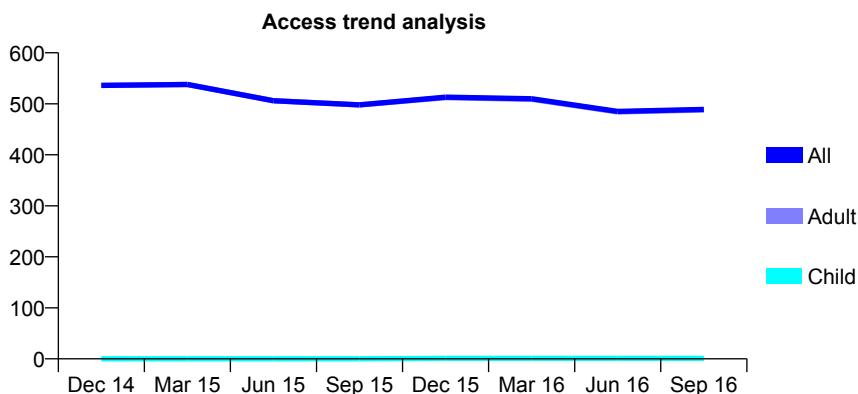
Q48 - Vital Signs At a Glance Contract Report for 190020/0002 - September 2016

Name or company name	Danescroft Dental Practice Ltd
Contract type name	GDS Contract
Purpose of contract	General
Contract start date	01/07/2009
Contract end date	

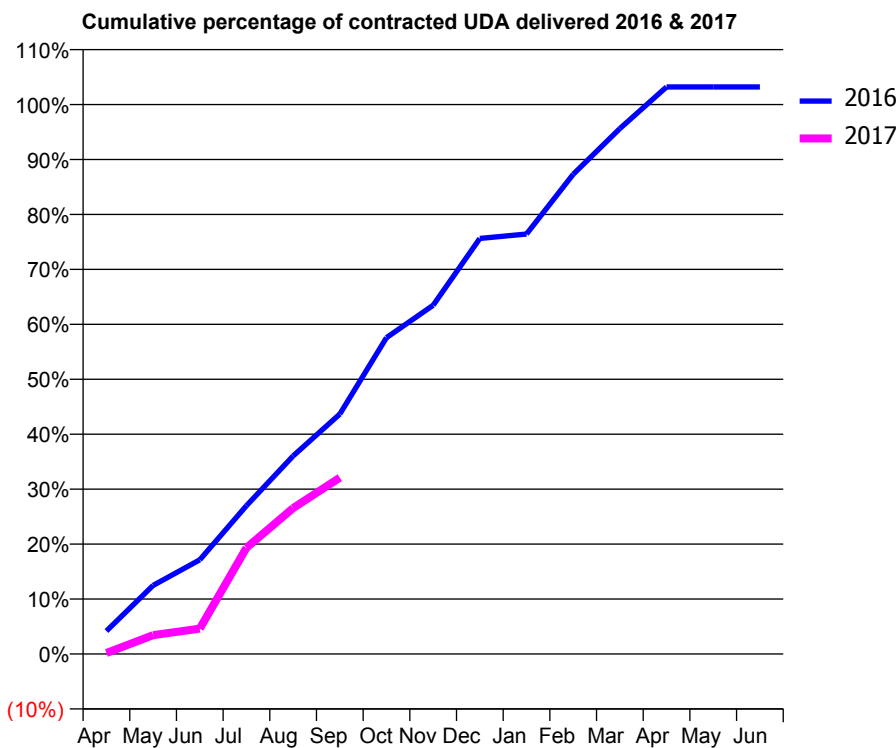
16/17 Contracted general activity (UDA)	2,100
Carry forward general activity (UDA)	0
16/17 Contracted orthodontic activity (UOA)	0
Carry forward orthodontic activity (UOA)	0
Baseline contract value	£190,714.10

ACCESS*

Patients seen in 24 months	Total	Change since previous quarter
Quarter ending September 2015	498	
Quarter ending December 2015	513	↑
Quarter ending March 2016	510	→
Quarter ending June 2016	485	↓
Quarter ending September 2016	489	→
Variance since September 2015	(1.8%)	↓



ACTIVITY



Month	Adjusted Scheduled Activity (UDA)	
	2016	2017
April	88	4
May	262	72
June	360	97
July	567	406
August	757	558
September	917	674
October	1,209	
November	1,333	
December	1,588	
January	1,605	
February	1,833	
March	2,008	
April	2,167	
May	2,167	
June	2,167	

QUALITY

	Quantity	Base Number	Contract	AT	Region	England
% of FP17s for the same patient ID Re-attending within 3 months - Children	0	0	N/A	12.7%	13.5%	12.4%
% of FP17s for the same patient ID Re-attending within 3 months - Adults	11	127	8.7%	17.7%	17.4%	16.7%
% of FP17s for the same patient ID Re-attending between 3 & 9 months - Children	0	0	N/A	53.6%	59.0%	57.4%
% of FP17s for the same patient ID Re-attending between 3 & 9 months - Adults	18	127	14.2%	45.0%	52.6%	50.5%
% of FP17s for Band 1 Urgent Courses	0	106	0.0%	11.7%	9.4%	9.1%
% of FP17s Relating to Free Repair or Replacements	0	106	0.0%	1.0%	1.0%	0.8%
% of FP17s Relating to Continuations	2	106	1.9%	1.4%	1.5%	1.3%
% of Patients satisfied with the dentistry they have received	0	0	N/A	94.0%	93.7%	93.2%
% of Patients satisfied with the time they had to wait for an appointment	0	0	N/A	89.1%	90.0%	89.0%

* This is based on patients treated on this contract for their most recent course of treatment. Figures in italics indicate the base number of FP17s or Patient Questionnaire responses are less than 100. N/A is shown where the base number of responses is less than 10 during the period. % is calculated as Quantity/Base number*100

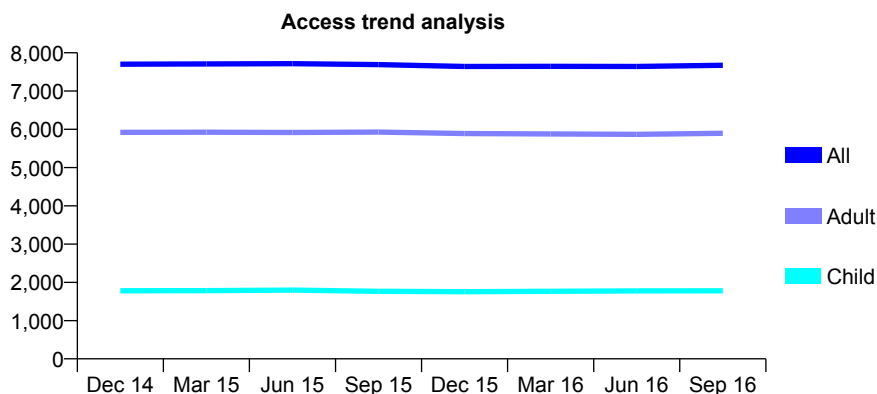
Q48 - Vital Signs At a Glance Contract Report for 190403/0001 - September 2016

Name or company name	Chantastic Limited
Contract type name	GDS Contract
Purpose of contract	General
Contract start date	01/04/2011
Contract end date	

16/17 Contracted general activity (UDA)	24,058
Carry forward general activity (UDA)	0
16/17 Contracted orthodontic activity (UOA)	0
Carry forward orthodontic activity (UOA)	0
Baseline contract value	£615,382.56

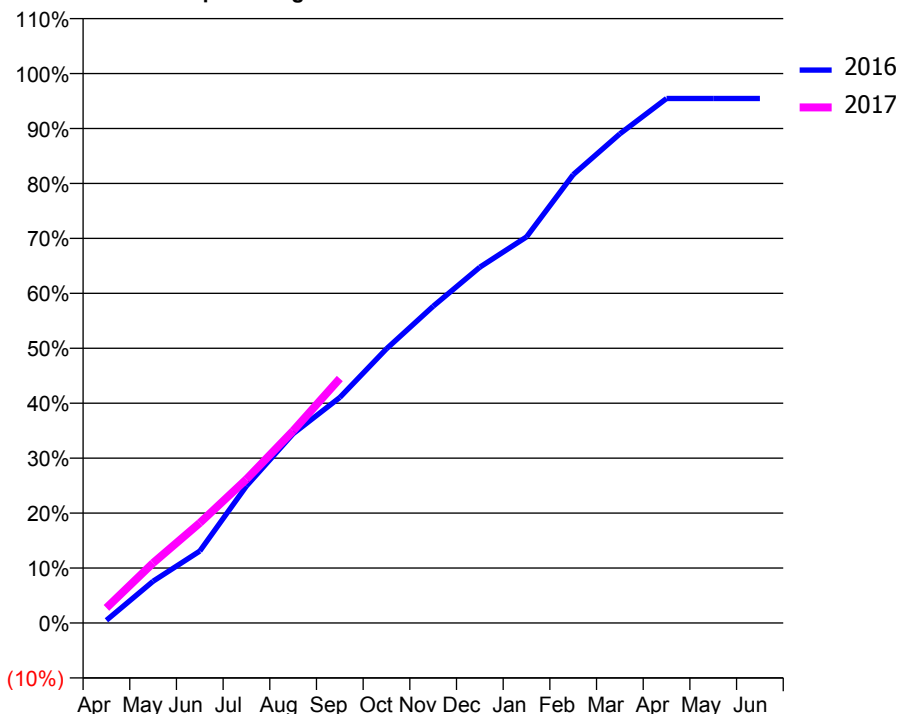
ACCESS*

Patients seen in 24 months	Total	Change since previous quarter
Quarter ending September 2015	7,692	
Quarter ending December 2015	7,642	→
Quarter ending March 2016	7,645	→
Quarter ending June 2016	7,644	→
Quarter ending September 2016	7,674	→
Variance since September 2015	(0.2%)	→



ACTIVITY

Cumulative percentage of contracted UDA delivered 2016 & 2017



Adjusted Scheduled Activity (UDA)

Month	2016	2017
April	118	662
May	1,832	2,628
June	3,152	4,382
July	5,996	6,298
August	8,289	8,417
September	9,877	10,704
October	12,004	
November	13,868	
December	15,580	
January	16,906	
February	19,633	
March	21,416	
April	22,962	
May	22,962	
June	22,962	

QUALITY

	Quantity	Base Number	Contract	AT	Region	England
% of FP17s for the same patient ID Re-attending within 3 months - Children	42	1,222	3.4%	12.7%	13.5%	12.4%
% of FP17s for the same patient ID Re-attending within 3 months - Adults	384	3,745	10.3%	17.7%	17.4%	16.7%
% of FP17s for the same patient ID Re-attending between 3 & 9 months - Children	696	1,222	57.0%	53.6%	59.0%	57.4%
% of FP17s for the same patient ID Re-attending between 3 & 9 months - Adults	1,989	3,745	53.1%	45.0%	52.6%	50.5%
% of FP17s for Band 1 Urgent Courses	393	4,458	8.8%	11.7%	9.4%	9.1%
% of FP17s Relating to Free Repair or Replacements	18	4,458	0.4%	1.0%	1.0%	0.8%
% of FP17s Relating to Continuations	36	4,458	0.8%	1.4%	1.5%	1.3%
% of Patients satisfied with the dentistry they have received	6	6	N/A	94.0%	93.7%	93.2%
% of Patients satisfied with the time they had to wait for an appointment	6	6	N/A	89.1%	90.0%	89.0%

* This is based on patients treated on this contract for their most recent course of treatment. Figures in italics indicate the base number of FP17s or Patient Questionnaire responses are less than 100. N/A is shown where the base number of responses is less than 10 during the period. % is calculated as Quantity/Base number*100

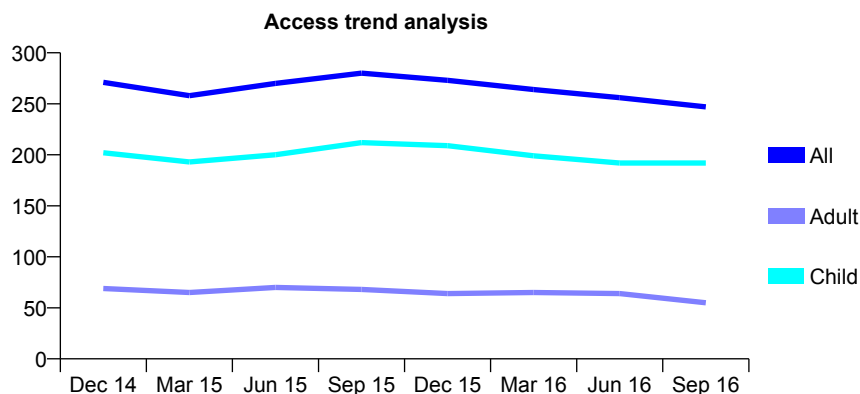
Q48 - Vital Signs At a Glance Contract Report for 190667/0001 - September 2016

Name or company name	Rainford Dental Surgery Limited
Contract type name	GDS Contract
Purpose of contract	General
Contract start date	01/04/2011
Contract end date	

16/17 Contracted general activity (UDA)	500
Carry forward general activity (UDA)	0
16/17 Contracted orthodontic activity (UOA)	0
Carry forward orthodontic activity (UOA)	0
Baseline contract value	£10,593.64

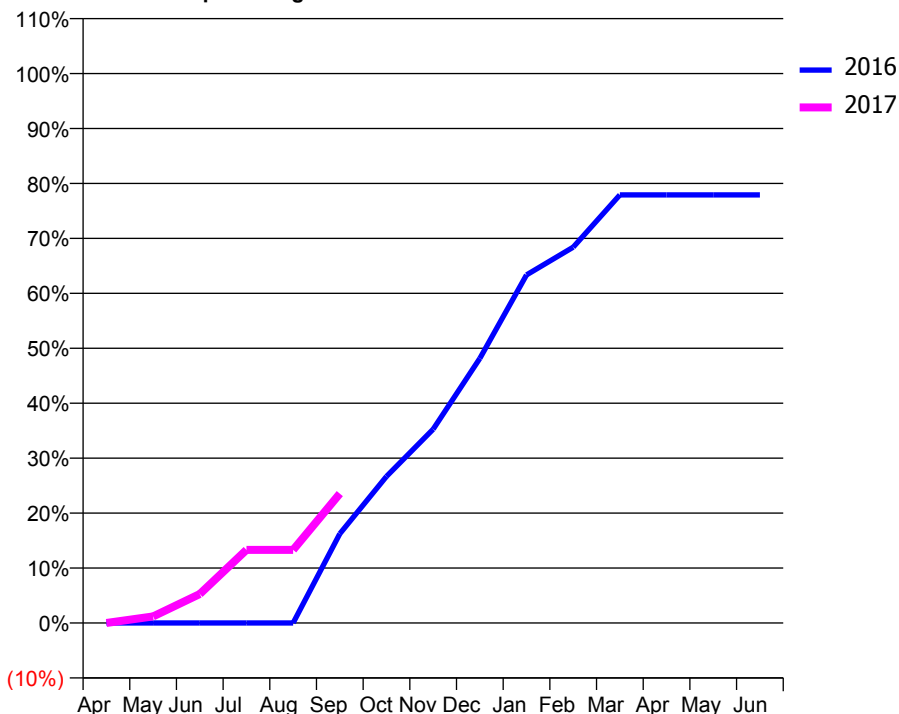
ACCESS*

Patients seen in 24 months	Total	Change since previous quarter
Quarter ending September 2015	280	
Quarter ending December 2015	273	↓
Quarter ending March 2016	264	↓
Quarter ending June 2016	256	↓
Quarter ending September 2016	247	↓
Variance since September 2015	(11.8%)	↓



ACTIVITY

Cumulative percentage of contracted UDA delivered 2016 & 2017



Month	Adjusted Scheduled Activity (UDA)	
	2016	2017
April	0	0
May	0	6
June	0	26
July	0	67
August	0	67
September	81	118
October	133	
November	176	
December	241	
January	317	
February	342	
March	390	
April	390	
May	390	
June	390	

QUALITY

	Quantity	Base Number	Contract	AT	Region	England
% of FP17s for the same patient ID Re-attending within 3 months - Children	1	76	1.3%	12.7%	13.5%	12.4%
% of FP17s for the same patient ID Re-attending within 3 months - Adults	1	19	5.3%	17.7%	17.4%	16.7%
% of FP17s for the same patient ID Re-attending between 3 & 9 months - Children	49	76	64.5%	53.6%	59.0%	57.4%
% of FP17s for the same patient ID Re-attending between 3 & 9 months - Adults	11	19	57.9%	45.0%	52.6%	50.5%
% of FP17s for Band 1 Urgent Courses	4	86	4.7%	11.7%	9.4%	9.1%
% of FP17s Relating to Free Repair or Replacements	0	86	0.0%	1.0%	1.0%	0.8%
% of FP17s Relating to Continuations	0	86	0.0%	1.4%	1.5%	1.3%
% of Patients satisfied with the dentistry they have received	0	0	N/A	94.0%	93.7%	93.2%
% of Patients satisfied with the time they had to wait for an appointment	0	0	N/A	89.1%	90.0%	89.0%

* This is based on patients treated on this contract for their most recent course of treatment. Figures in italics indicate the base number of FP17s or Patient Questionnaire responses are less than 100. N/A is shown where the base number of responses is less than 10 during the period. % is calculated as Quantity/Base number*100

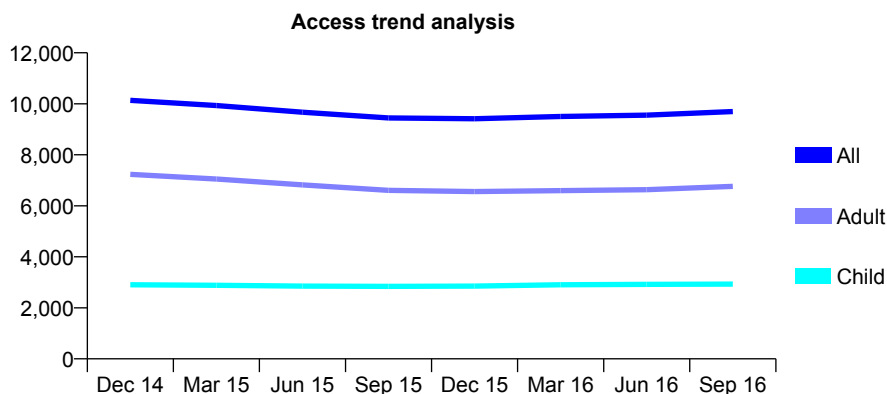
Q48 - Vital Signs At a Glance Contract Report for 190705/0001 - September 2016

Name or company name	J E Thorpe and Associates Ltd
Contract type name	GDS Contract
Purpose of contract	General
Contract start date	01/04/2009
Contract end date	

16/17 Contracted general activity (UDA)	26,250
Carry forward general activity (UDA)	417
16/17 Contracted orthodontic activity (UOA)	0
Carry forward orthodontic activity (UOA)	0
Baseline contract value	£632,595.06

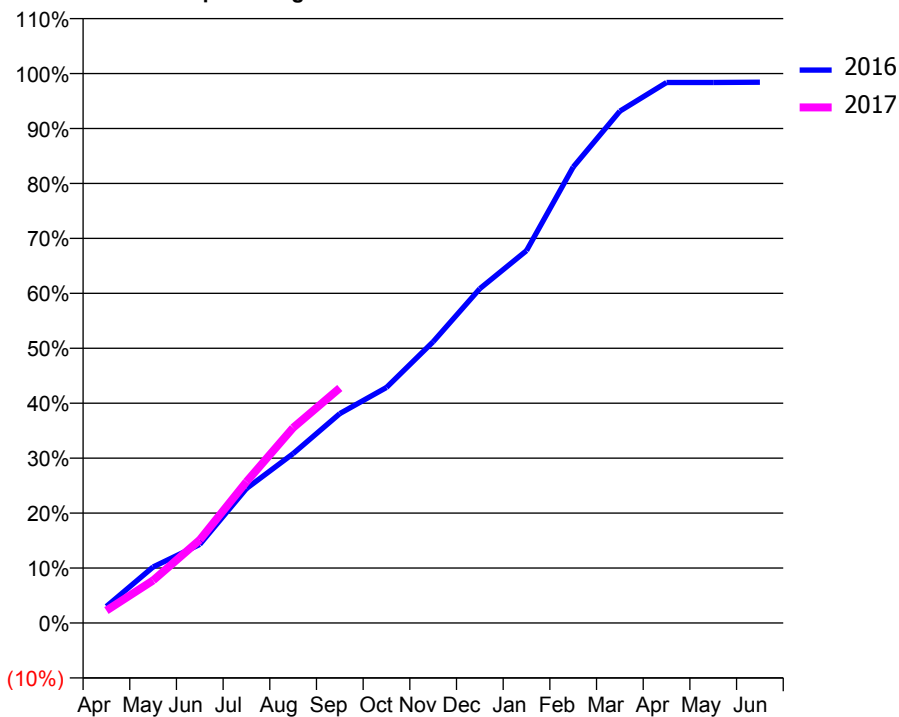
ACCESS*

Patients seen in 24 months	Total	Change since previous quarter
Quarter ending September 2015	9,447	
Quarter ending December 2015	9,413	→
Quarter ending March 2016	9,501	→
Quarter ending June 2016	9,554	→
Quarter ending September 2016	9,698	→
Variance since September 2015	2.7%	↑



ACTIVITY

Cumulative percentage of contracted UDA delivered 2016 & 2017



Month	Adjusted Scheduled Activity (UDA)	
	2016	2017
April	795	596
May	2,676	2,036
June	3,753	3,974
July	6,427	6,752
August	8,090	9,330
September	10,004	11,229
October	11,253	
November	13,440	
December	15,975	
January	17,787	
February	21,780	
March	24,454	
April	25,823	
May	25,824	
June	25,833	

QUALITY

	Quantity	Base Number	Contract	AT	Region	England
% of FP17s for the same patient ID Re-attending within 3 months - Children	198	2,248	8.8%	12.7%	13.5%	12.4%
% of FP17s for the same patient ID Re-attending within 3 months - Adults	648	3,851	16.8%	17.7%	17.4%	16.7%
% of FP17s for the same patient ID Re-attending between 3 & 9 months - Children	1,423	2,248	63.3%	53.6%	59.0%	57.4%
% of FP17s for the same patient ID Re-attending between 3 & 9 months - Adults	1,635	3,851	42.5%	45.0%	52.6%	50.5%
% of FP17s for Band 1 Urgent Courses	428	5,200	8.2%	11.7%	9.4%	9.1%
% of FP17s Relating to Free Repair or Replacements	38	5,200	0.7%	1.0%	1.0%	0.8%
% of FP17s Relating to Continuations	129	5,200	2.5%	1.4%	1.5%	1.3%
% of Patients satisfied with the dentistry they have received	21	22	95.5%	94.0%	93.7%	93.2%
% of Patients satisfied with the time they had to wait for an appointment	18	22	81.8%	89.1%	90.0%	89.0%

* This is based on patients treated on this contract for their most recent course of treatment. Figures in italics indicate the base number of FP17s or Patient Questionnaire responses are less than 100. N/A is shown where the base number of responses is less than 10 during the period. % is calculated as Quantity/Base number*100

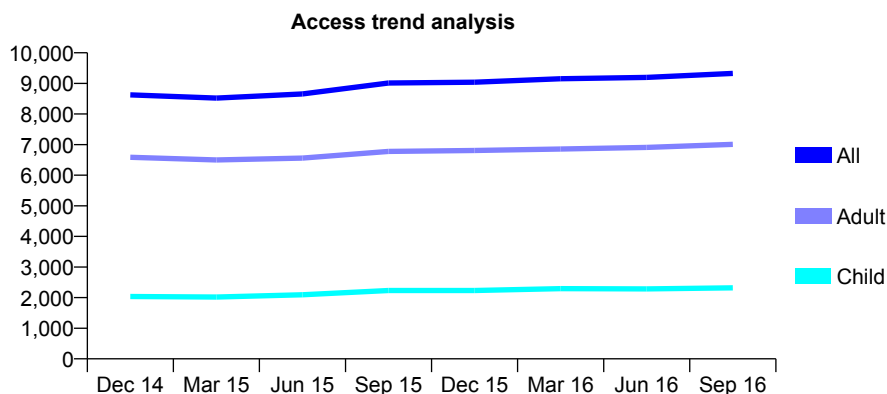
Q48 - Vital Signs At a Glance Contract Report for 190969/0001 - September 2016

Name or company name	Sheil Road Dental Practice
Contract type name	GDS Contract
Purpose of contract	General
Contract start date	01/09/2009
Contract end date	

16/17 Contracted general activity (UDA)	34,500
Carry forward general activity (UDA)	0
16/17 Contracted orthodontic activity (UOA)	0
Carry forward orthodontic activity (UOA)	0
Baseline contract value	£923,353.12

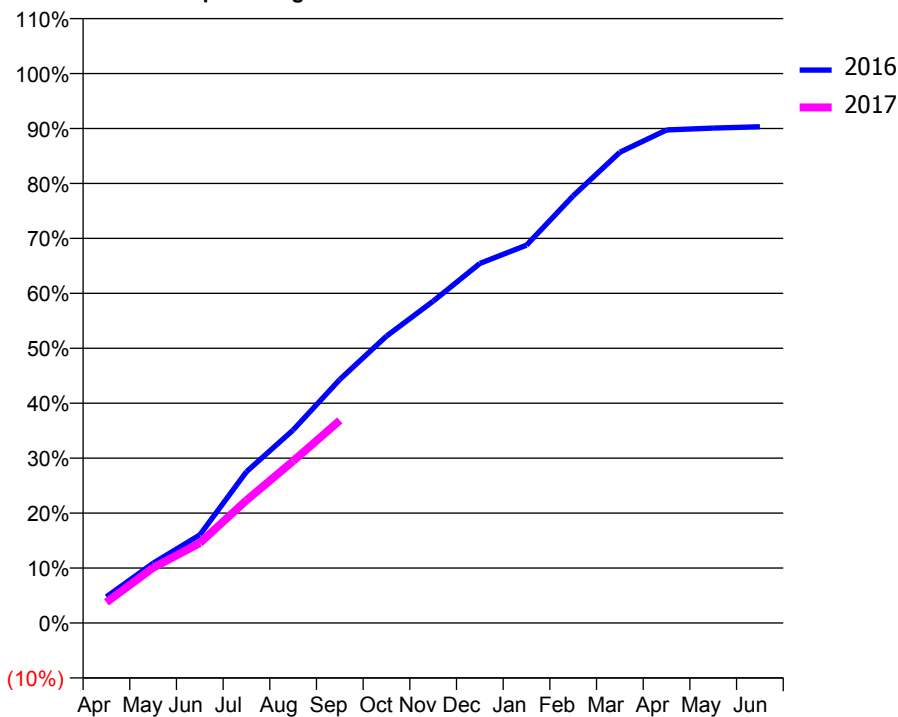
ACCESS*

Patients seen in 24 months	Total	Change since previous quarter
Quarter ending September 2015	9,013	
Quarter ending December 2015	9,040	→
Quarter ending March 2016	9,152	→
Quarter ending June 2016	9,195	→
Quarter ending September 2016	9,328	→
Variance since September 2015	3.5%	↑



ACTIVITY

Cumulative percentage of contracted UDA delivered 2016 & 2017



Month	Adjusted Scheduled Activity (UDA)	
	2016	2017
April	1,642	1,306
May	3,758	3,468
June	5,533	5,015
July	9,496	7,705
August	12,121	10,171
September	15,291	12,722
October	18,011	
November	20,202	
December	22,577	
January	23,725	
February	26,823	
March	29,556	
April	30,952	
May	31,074	
June	31,159	

QUALITY

	Quantity	Base Number	Contract	AT	Region	England
% of FP17s for the same patient ID Re-attending within 3 months - Children	215	1,669	12.9%	12.7%	13.5%	12.4%
% of FP17s for the same patient ID Re-attending within 3 months - Adults	853	4,561	18.7%	17.7%	17.4%	16.7%
% of FP17s for the same patient ID Re-attending between 3 & 9 months - Children	796	1,669	47.7%	53.6%	59.0%	57.4%
% of FP17s for the same patient ID Re-attending between 3 & 9 months - Adults	1,850	4,561	40.6%	45.0%	52.6%	50.5%
% of FP17s for Band 1 Urgent Courses	637	4,916	13.0%	11.7%	9.4%	9.1%
% of FP17s Relating to Free Repair or Replacements	15	4,916	0.3%	1.0%	1.0%	0.8%
% of FP17s Relating to Continuations	46	4,916	0.9%	1.4%	1.5%	1.3%
% of Patients satisfied with the dentistry they have received	9	9	N/A	94.0%	93.7%	93.2%
% of Patients satisfied with the time they had to wait for an appointment	8	9	N/A	89.1%	90.0%	89.0%

* This is based on patients treated on this contract for their most recent course of treatment. Figures in italics indicate the base number of FP17s or Patient Questionnaire responses are less than 100. N/A is shown where the base number of responses is less than 10 during the period. % is calculated as Quantity/Base number*100

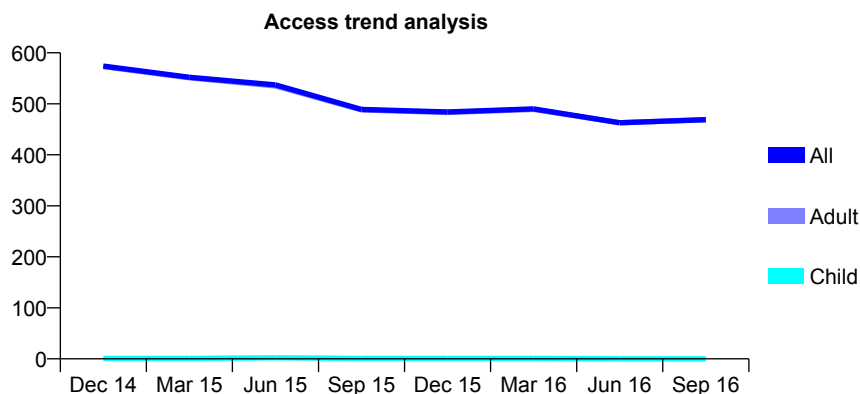
Q48 - Vital Signs At a Glance Contract Report for 190969/0002 - September 2016

Name or company name	Sheil Road Dental Practice
Contract type name	GDS Contract
Purpose of contract	General
Contract start date	01/01/2010
Contract end date	31/03/2017

16/17 Contracted general activity (UDA)	1,750
Carry forward general activity (UDA)	0
16/17 Contracted orthodontic activity (UOA)	0
Carry forward orthodontic activity (UOA)	0
Baseline contract value	£55,525.88

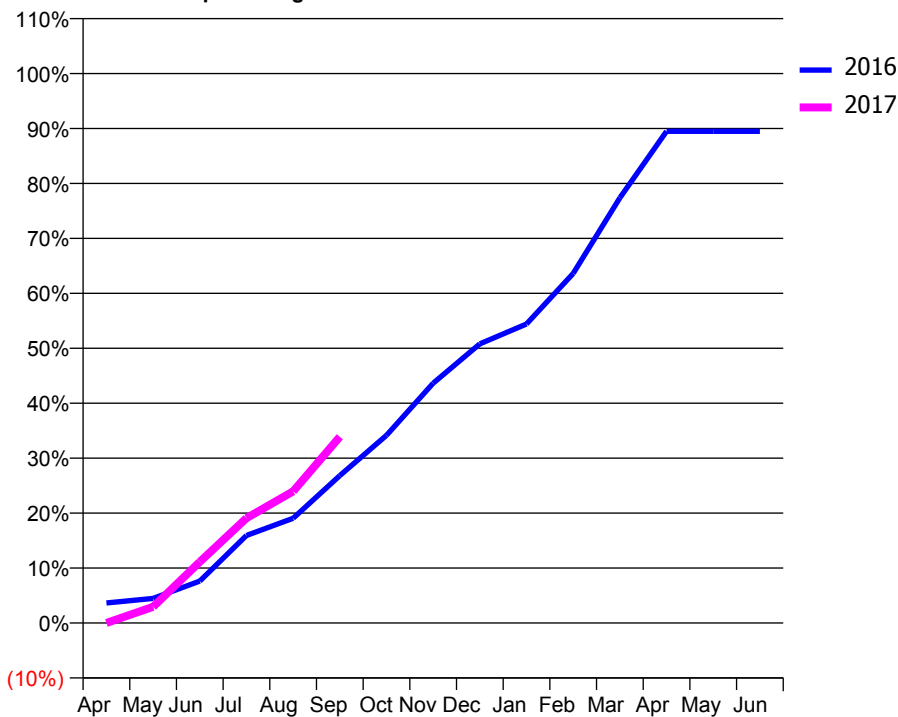
ACCESS*

Patients seen in 24 months	Total	Change since previous quarter
Quarter ending September 2015	489	
Quarter ending December 2015	484	↓
Quarter ending March 2016	490	→
Quarter ending June 2016	463	↓
Quarter ending September 2016	469	→
Variance since September 2015	(4.1%)	↓



ACTIVITY

Cumulative percentage of contracted UDA delivered 2016 & 2017



Month	Adjusted Scheduled Activity (UDA)	
	2016	2017
April	64	0
May	78	52
June	134	195
July	279	334
August	334	419
September	470	593
October	598	
November	764	
December	889	
January	952	
February	1,113	
March	1,354	
April	1,566	
May	1,566	
June	1,566	

QUALITY

	Quantity	Base Number	Contract	AT	Region	England
% of FP17s for the same patient ID Re-attending within 3 months - Children	0	0	N/A	12.7%	13.5%	12.4%
% of FP17s for the same patient ID Re-attending within 3 months - Adults	14	198	7.1%	17.7%	17.4%	16.7%
% of FP17s for the same patient ID Re-attending between 3 & 9 months - Children	0	0	N/A	53.6%	59.0%	57.4%
% of FP17s for the same patient ID Re-attending between 3 & 9 months - Adults	24	198	12.1%	45.0%	52.6%	50.5%
% of FP17s for Band 1 Urgent Courses	35	166	21.1%	11.7%	9.4%	9.1%
% of FP17s Relating to Free Repair or Replacements	0	166	0.0%	1.0%	1.0%	0.8%
% of FP17s Relating to Continuations	0	166	0.0%	1.4%	1.5%	1.3%
% of Patients satisfied with the dentistry they have received	0	0	N/A	94.0%	93.7%	93.2%
% of Patients satisfied with the time they had to wait for an appointment	0	0	N/A	89.1%	90.0%	89.0%

* This is based on patients treated on this contract for their most recent course of treatment. Figures in italics indicate the base number of FP17s or Patient Questionnaire responses are less than 100. N/A is shown where the base number of responses is less than 10 during the period. % is calculated as Quantity/Base number*100

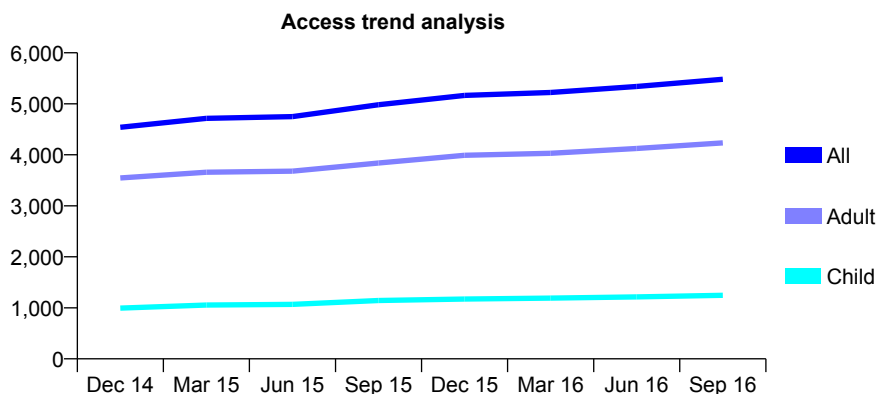
Q48 - Vital Signs At a Glance Contract Report for 193003/0001 - September 2016

Name or company name	Aintree Dental Practice
Contract type name	GDS Contract
Purpose of contract	General
Contract start date	01/06/2009
Contract end date	

16/17 Contracted general activity (UDA)	20,439
Carry forward general activity (UDA)	-564
16/17 Contracted orthodontic activity (UOA)	0
Carry forward orthodontic activity (UOA)	0
Baseline contract value	£521,391.06

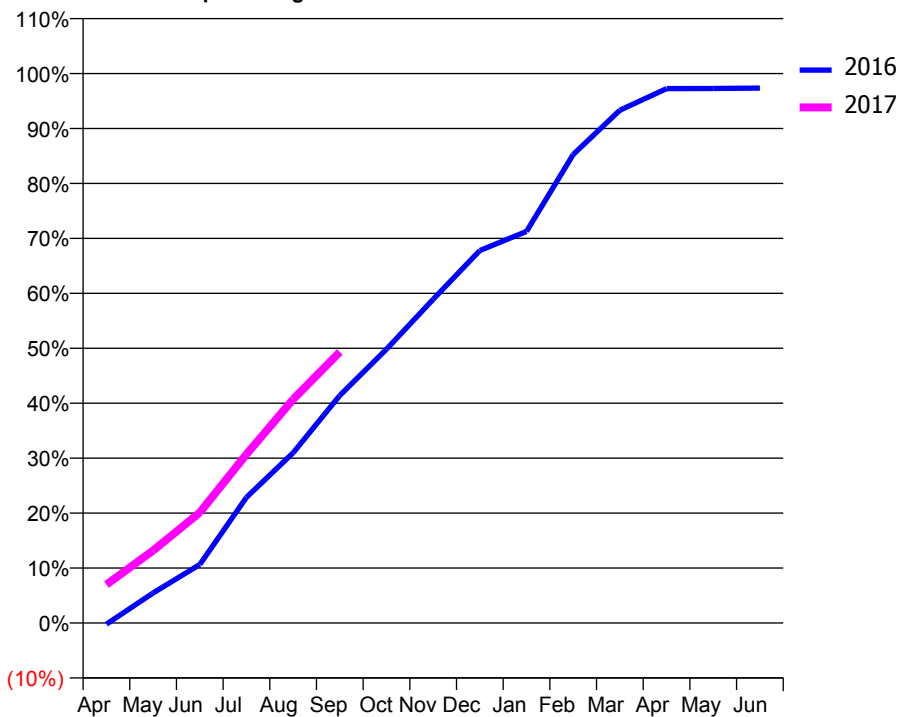
ACCESS*

Patients seen in 24 months	Total	Change since previous quarter
Quarter ending September 2015	4,982	
Quarter ending December 2015	5,164	↑
Quarter ending March 2016	5,223	→
Quarter ending June 2016	5,339	↑
Quarter ending September 2016	5,480	↑
Variance since September 2015	10.0%	↑



ACTIVITY

Cumulative percentage of contracted UDA delivered 2016 & 2017



Adjusted Scheduled Activity (UDA)

Month	2016	2017
April	-47	1,432
May	1,120	2,698
June	2,176	4,112
July	4,675	6,274
August	6,331	8,320
September	8,463	10,083
October	10,188	
November	12,039	
December	13,855	
January	14,567	
February	17,429	
March	19,074	
April	19,877	
May	19,881	
June	19,895	

QUALITY

	Quantity	Base Number	Contract	AT	Region	England
% of FP17s for the same patient ID Re-attending within 3 months - Children	111	1,030	10.8%	12.7%	13.5%	12.4%
% of FP17s for the same patient ID Re-attending within 3 months - Adults	346	2,655	13.0%	17.7%	17.4%	16.7%
% of FP17s for the same patient ID Re-attending between 3 & 9 months - Children	535	1,030	51.9%	53.6%	59.0%	57.4%
% of FP17s for the same patient ID Re-attending between 3 & 9 months - Adults	1,075	2,655	40.5%	45.0%	52.6%	50.5%
% of FP17s for Band 1 Urgent Courses	249	3,399	7.3%	11.7%	9.4%	9.1%
% of FP17s Relating to Free Repair or Replacements	14	3,399	0.4%	1.0%	1.0%	0.8%
% of FP17s Relating to Continuations	62	3,399	1.8%	1.4%	1.5%	1.3%
% of Patients satisfied with the dentistry they have received	5	7	N/A	94.0%	93.7%	93.2%
% of Patients satisfied with the time they had to wait for an appointment	5	7	N/A	89.1%	90.0%	89.0%

* This is based on patients treated on this contract for their most recent course of treatment. Figures in italics indicate the base number of FP17s or Patient Questionnaire responses are less than 100. N/A is shown where the base number of responses is less than 10 during the period. % is calculated as Quantity/Base number*100

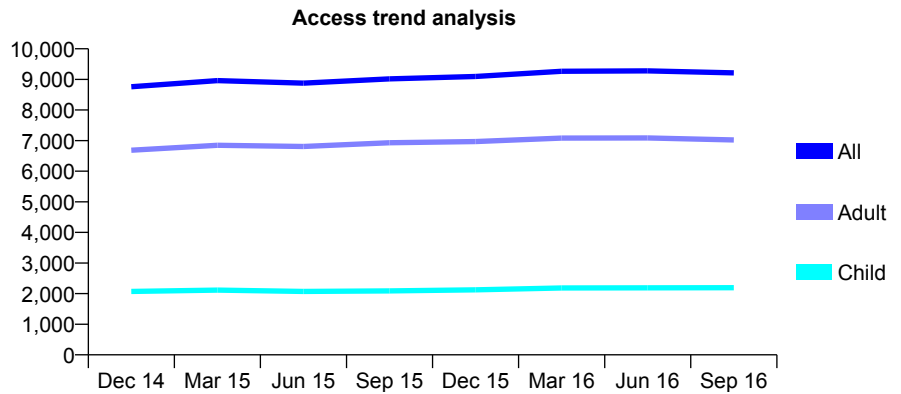
Q48 - Vital Signs At a Glance Contract Report for 195294/0001 - September 2016

Name or company name	Deacon Dental Ltd
Contract type name	GDS Contract
Purpose of contract	General
Contract start date	01/04/2009
Contract end date	

16/17 Contracted general activity (UDA)	33,226
Carry forward general activity (UDA)	-54
16/17 Contracted orthodontic activity (UOA)	0
Carry forward orthodontic activity (UOA)	0
Baseline contract value	£935,453.70

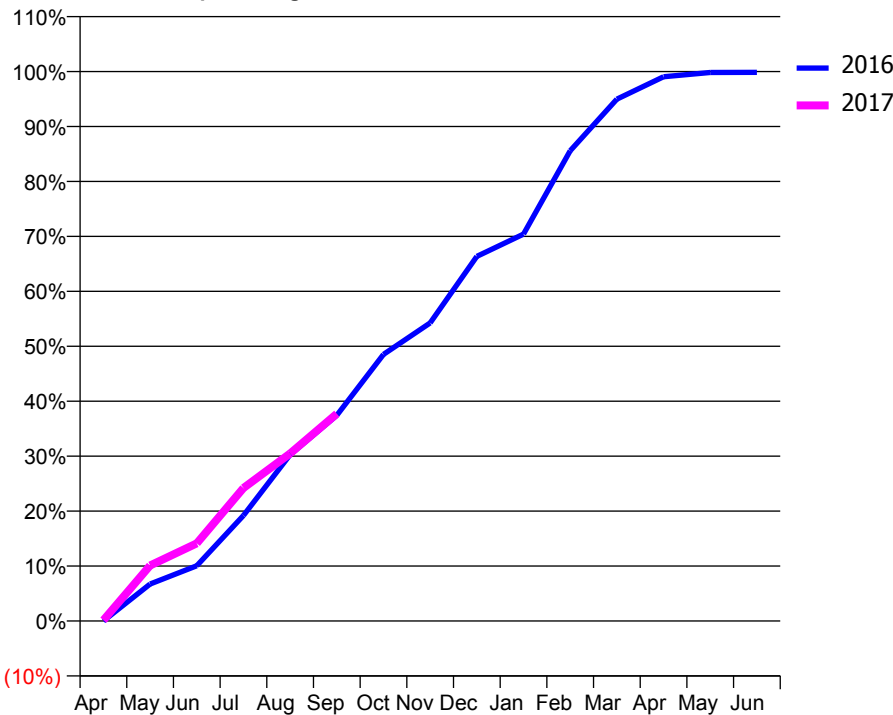
ACCESS*

Patients seen in 24 months	Total	Change since previous quarter
Quarter ending September 2015	9,018	
Quarter ending December 2015	9,096	→
Quarter ending March 2016	9,267	→
Quarter ending June 2016	9,277	→
Quarter ending September 2016	9,215	→
Variance since September 2015	2.2%	↑



ACTIVITY

Cumulative percentage of contracted UDA delivered 2016 & 2017



Month	Adjusted Scheduled Activity (UDA)	
	2016	2017
April	3	54
May	2,241	3,355
June	3,344	4,696
July	6,382	8,044
August	10,058	10,130
September	12,434	12,537
October	16,119	
November	18,028	
December	22,050	
January	23,398	
February	28,436	
March	31,552	
April	32,912	
May	33,169	
June	33,172	

QUALITY

	Quantity	Base Number	Contract	AT	Region	England
% of FP17s for the same patient ID Re-attending within 3 months - Children	252	1,962	12.8%	12.7%	13.5%	12.4%
% of FP17s for the same patient ID Re-attending within 3 months - Adults	726	3,976	18.3%	17.7%	17.4%	16.7%
% of FP17s for the same patient ID Re-attending between 3 & 9 months - Children	1,237	1,962	63.0%	53.6%	59.0%	57.4%
% of FP17s for the same patient ID Re-attending between 3 & 9 months - Adults	1,894	3,976	47.6%	45.0%	52.6%	50.5%
% of FP17s for Band 1 Urgent Courses	407	5,269	7.7%	11.7%	9.4%	9.1%
% of FP17s Relating to Free Repair or Replacements	37	5,269	0.7%	1.0%	1.0%	0.8%
% of FP17s Relating to Continuations	134	5,269	2.5%	1.4%	1.5%	1.3%
% of Patients satisfied with the dentistry they have received	16	17	94.1%	94.0%	93.7%	93.2%
% of Patients satisfied with the time they had to wait for an appointment	15	17	88.2%	89.1%	90.0%	89.0%

* This is based on patients treated on this contract for their most recent course of treatment. Figures in italics indicate the base number of FP17s or Patient Questionnaire responses are less than 100. N/A is shown where the base number of responses is less than 10 during the period. % is calculated as Quantity/Base number*100

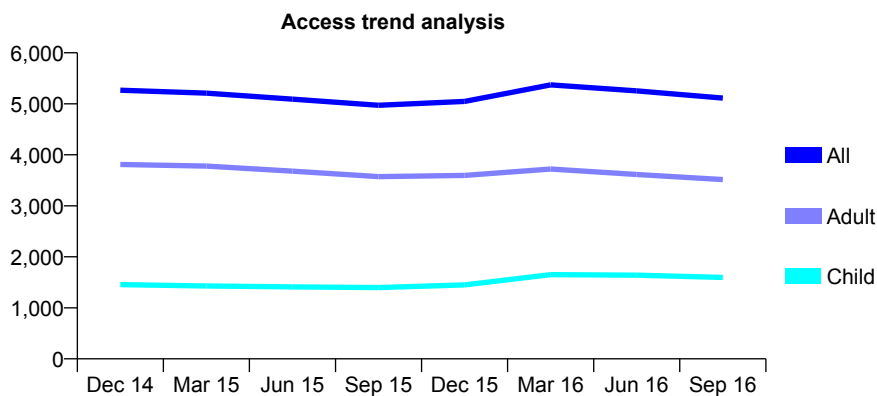
Q48 - Vital Signs At a Glance Contract Report for 197246/0001 - September 2016

Name or company name	Bennett and McGinty
Contract type name	GDS Contract
Purpose of contract	General
Contract start date	01/04/2009
Contract end date	

16/17 Contracted general activity (UDA)	15,282
Carry forward general activity (UDA)	0
16/17 Contracted orthodontic activity (UOA)	0
Carry forward orthodontic activity (UOA)	0
Baseline contract value	£389,846.54

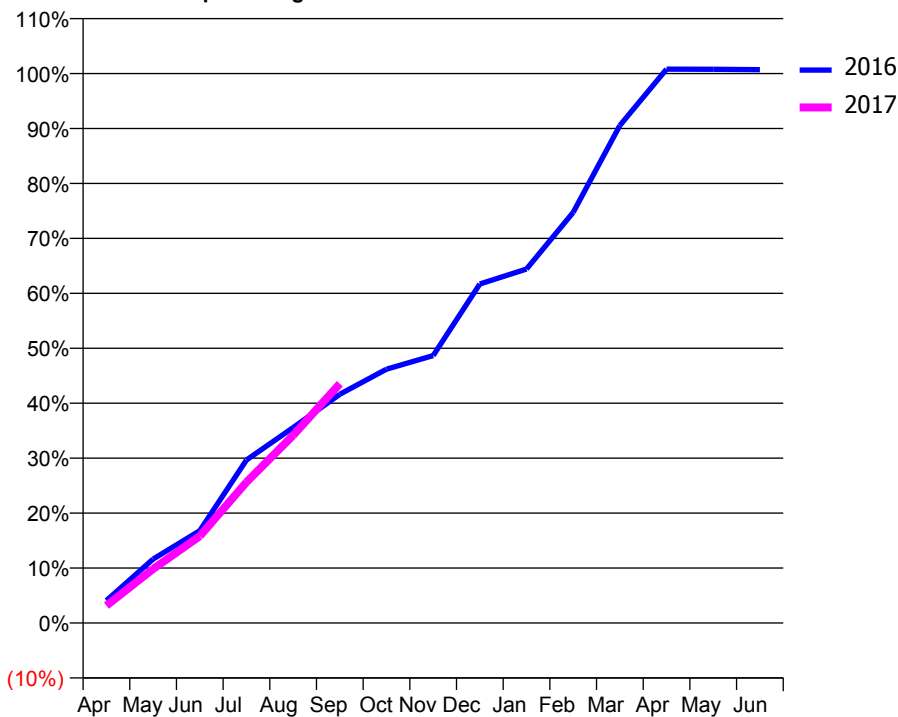
ACCESS*

Patients seen in 24 months	Total	Change since previous quarter
Quarter ending September 2015	4,970	
Quarter ending December 2015	5,046	→
Quarter ending March 2016	5,371	↑
Quarter ending June 2016	5,254	↓
Quarter ending September 2016	5,113	↓
Variance since September 2015	2.9%	↑



ACTIVITY

Cumulative percentage of contracted UDA delivered 2016 & 2017



Adjusted Scheduled Activity (UDA)

Month	2016	2017
April	625	485
May	1,778	1,504
June	2,568	2,415
July	4,533	3,918
August	5,436	5,220
September	6,360	6,654
October	7,059	
November	7,438	
December	9,429	
January	9,844	
February	11,419	
March	13,838	
April	15,403	
May	15,401	
June	15,388	

QUALITY

	Quantity	Base Number	Contract	AT	Region	England
% of FP17s for the same patient ID Re-attending within 3 months - Children	109	1,260	8.7%	12.7%	13.5%	12.4%
% of FP17s for the same patient ID Re-attending within 3 months - Adults	517	2,416	21.4%	17.7%	17.4%	16.7%
% of FP17s for the same patient ID Re-attending between 3 & 9 months - Children	500	1,260	39.7%	53.6%	59.0%	57.4%
% of FP17s for the same patient ID Re-attending between 3 & 9 months - Adults	808	2,416	33.4%	45.0%	52.6%	50.5%
% of FP17s for Band 1 Urgent Courses	418	2,920	14.3%	11.7%	9.4%	9.1%
% of FP17s Relating to Free Repair or Replacements	59	2,920	2.0%	1.0%	1.0%	0.8%
% of FP17s Relating to Continuations	14	2,920	0.5%	1.4%	1.5%	1.3%
% of Patients satisfied with the dentistry they have received	4	4	N/A	94.0%	93.7%	93.2%
% of Patients satisfied with the time they had to wait for an appointment	2	4	N/A	89.1%	90.0%	89.0%

* This is based on patients treated on this contract for their most recent course of treatment. Figures in italics indicate the base number of FP17s or Patient Questionnaire responses are less than 100. N/A is shown where the base number of responses is less than 10 during the period. % is calculated as Quantity/Base number*100

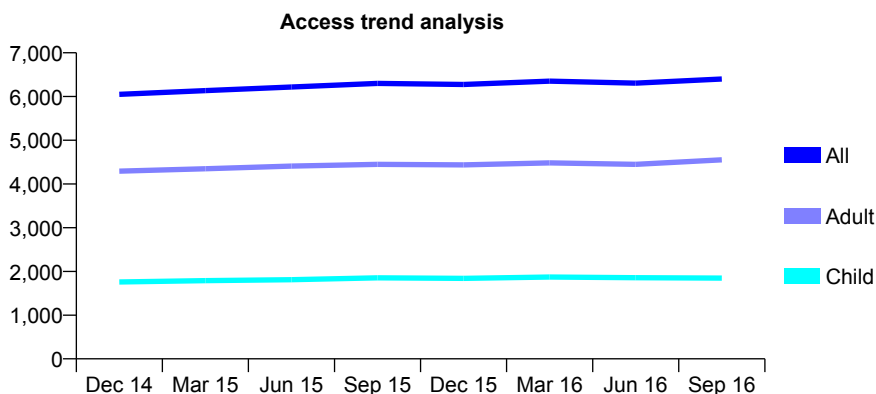
Q48 - Vital Signs At a Glance Contract Report for 197289/0001 - September 2016

Name or company name	PJ Beard & Associates Ltd
Contract type name	GDS Contract
Purpose of contract	General
Contract start date	01/09/2011
Contract end date	

16/17 Contracted general activity (UDA)	19,288
Carry forward general activity (UDA)	0
16/17 Contracted orthodontic activity (UOA)	0
Carry forward orthodontic activity (UOA)	0
Baseline contract value	£454,855.80

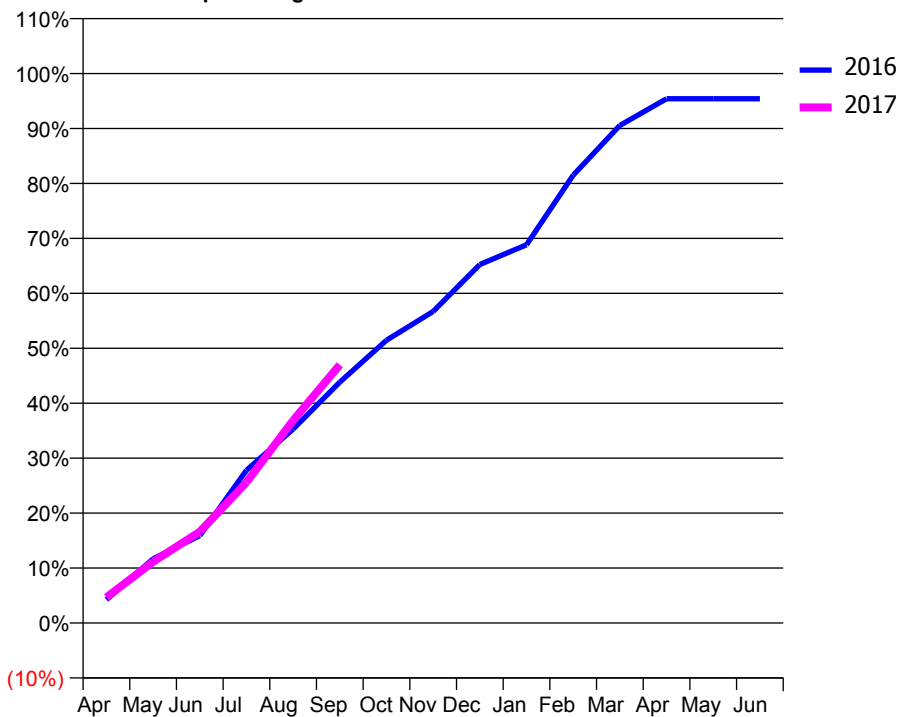
ACCESS*

Patients seen in 24 months	Total	Change since previous quarter
Quarter ending September 2015	6,301	
Quarter ending December 2015	6,277	→
Quarter ending March 2016	6,352	→
Quarter ending June 2016	6,307	→
Quarter ending September 2016	6,400	→
Variance since September 2015	1.6%	→



ACTIVITY

Cumulative percentage of contracted UDA delivered 2016 & 2017



Month	Adjusted Scheduled Activity (UDA)	
	2016	2017
April	823	903
May	2,253	2,153
June	3,067	3,203
July	5,360	4,942
August	6,810	7,114
September	8,455	9,066
October	9,927	
November	10,936	
December	12,584	
January	13,277	
February	15,720	
March	17,464	
April	18,401	
May	18,401	
June	18,402	

QUALITY

	Quantity	Base Number	Contract	AT	Region	England
% of FP17s for the same patient ID Re-attending within 3 months - Children	104	1,462	7.1%	12.7%	13.5%	12.4%
% of FP17s for the same patient ID Re-attending within 3 months - Adults	459	2,995	15.3%	17.7%	17.4%	16.7%
% of FP17s for the same patient ID Re-attending between 3 & 9 months - Children	995	1,462	68.1%	53.6%	59.0%	57.4%
% of FP17s for the same patient ID Re-attending between 3 & 9 months - Adults	1,330	2,995	44.4%	45.0%	52.6%	50.5%
% of FP17s for Band 1 Urgent Courses	369	4,075	9.1%	11.7%	9.4%	9.1%
% of FP17s Relating to Free Repair or Replacements	35	4,075	0.9%	1.0%	1.0%	0.8%
% of FP17s Relating to Continuations	73	4,075	1.8%	1.4%	1.5%	1.3%
% of Patients satisfied with the dentistry they have received	8	9	N/A	94.0%	93.7%	93.2%
% of Patients satisfied with the time they had to wait for an appointment	7	9	N/A	89.1%	90.0%	89.0%

* This is based on patients treated on this contract for their most recent course of treatment. Figures in italics indicate the base number of FP17s or Patient Questionnaire responses are less than 100. N/A is shown where the base number of responses is less than 10 during the period. % is calculated as Quantity/Base number*100

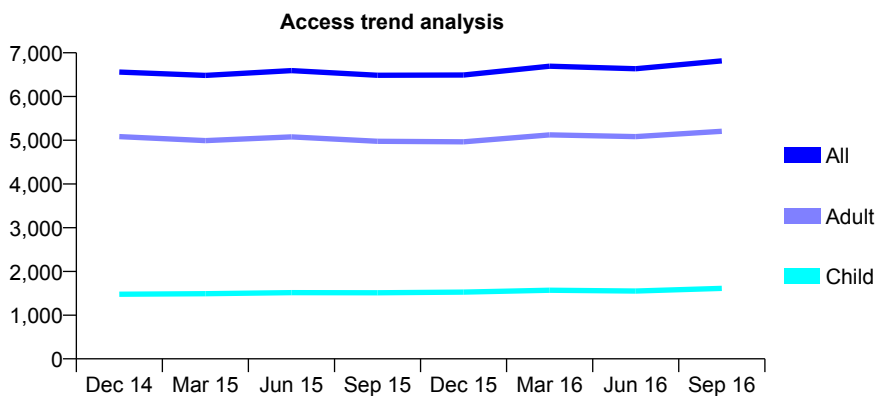
Q48 - Vital Signs At a Glance Contract Report for 198633/0002 - September 2016

Name or company name	Mr O Butt & Mrs S Alam
Contract type name	GDS Contract
Purpose of contract	General
Contract start date	01/04/2008
Contract end date	

16/17 Contracted general activity (UDA)	22,345
Carry forward general activity (UDA)	0
16/17 Contracted orthodontic activity (UOA)	0
Carry forward orthodontic activity (UOA)	0
Baseline contract value	£570,024.93

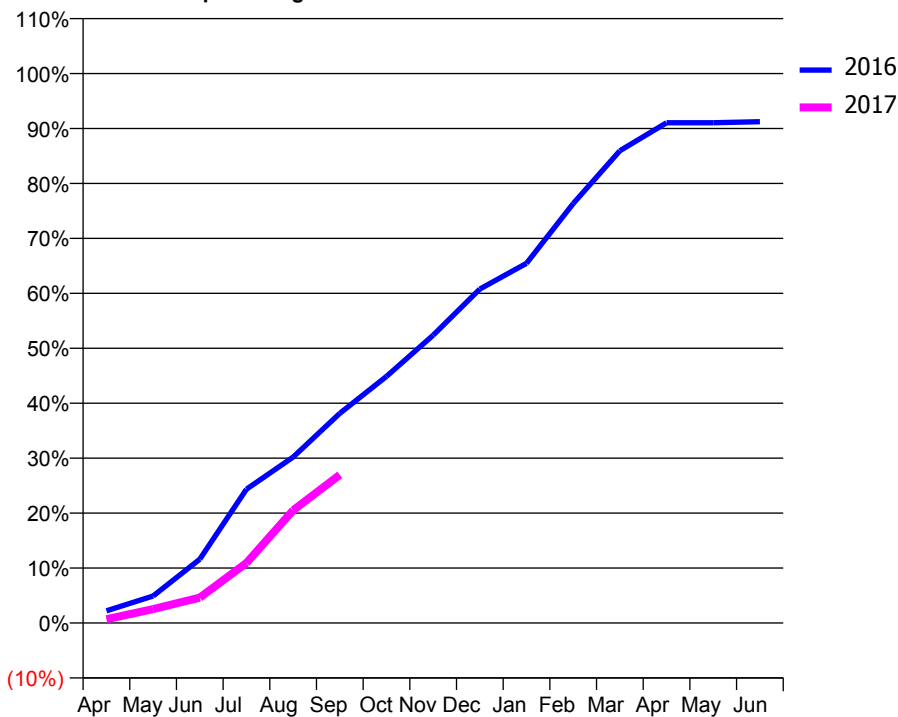
ACCESS*

Patients seen in 24 months	Total	Change since previous quarter
Quarter ending September 2015	6,486	
Quarter ending December 2015	6,491	→
Quarter ending March 2016	6,692	↑
Quarter ending June 2016	6,634	→
Quarter ending September 2016	6,816	↑
Variance since September 2015	5.1%	↑



ACTIVITY

Cumulative percentage of contracted UDA delivered 2016 & 2017



Adjusted Scheduled Activity (UDA)

Month	2016	2017
April	498	153
May	1,098	567
June	2,592	1,033
July	5,441	2,444
August	6,746	4,583
September	8,527	6,029
October	10,030	
November	11,705	
December	13,582	
January	14,628	
February	17,057	
March	19,205	
April	20,340	
May	20,345	
June	20,385	

QUALITY

	Quantity	Base Number	Contract	AT	Region	England
% of FP17s for the same patient ID Re-attending within 3 months - Children	72	792	9.1%	12.7%	13.5%	12.4%
% of FP17s for the same patient ID Re-attending within 3 months - Adults	381	2,583	14.8%	17.7%	17.4%	16.7%
% of FP17s for the same patient ID Re-attending between 3 & 9 months - Children	454	792	57.3%	53.6%	59.0%	57.4%
% of FP17s for the same patient ID Re-attending between 3 & 9 months - Adults	1,323	2,583	51.2%	45.0%	52.6%	50.5%
% of FP17s for Band 1 Urgent Courses	222	2,848	7.8%	11.7%	9.4%	9.1%
% of FP17s Relating to Free Repair or Replacements	25	2,848	0.9%	1.0%	1.0%	0.8%
% of FP17s Relating to Continuations	21	2,848	0.7%	1.4%	1.5%	1.3%
% of Patients satisfied with the dentistry they have received	21	22	95.5%	94.0%	93.7%	93.2%
% of Patients satisfied with the time they had to wait for an appointment	19	22	86.4%	89.1%	90.0%	89.0%

* This is based on patients treated on this contract for their most recent course of treatment. Figures in italics indicate the base number of FP17s or Patient Questionnaire responses are less than 100. N/A is shown where the base number of responses is less than 10 during the period. % is calculated as Quantity/Base number*100

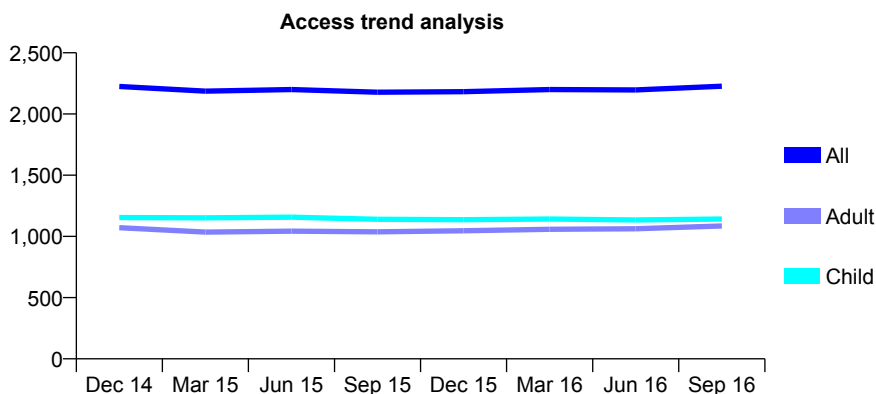
Q48 - Vital Signs At a Glance Contract Report for 199354/0001 - September 2016

Name or company name	Aigburth Dental Practice
Contract type name	GDS Contract
Purpose of contract	General
Contract start date	01/06/2012
Contract end date	

16/17 Contracted general activity (UDA)	6,357
Carry forward general activity (UDA)	0
16/17 Contracted orthodontic activity (UOA)	0
Carry forward orthodontic activity (UOA)	0
Baseline contract value	£219,897.55

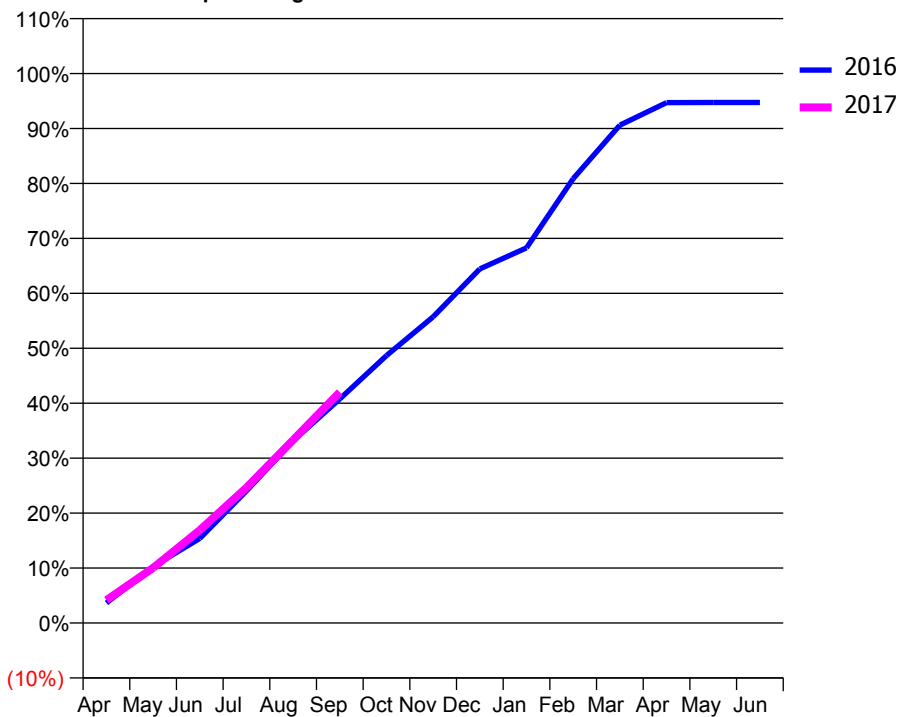
ACCESS*

Patients seen in 24 months	Total	Change since previous quarter
Quarter ending September 2015	2,178	
Quarter ending December 2015	2,183	→
Quarter ending March 2016	2,200	→
Quarter ending June 2016	2,197	→
Quarter ending September 2016	2,227	→
Variance since September 2015	2.2%	↑



ACTIVITY

Cumulative percentage of contracted UDA delivered 2016 & 2017



Month	Adjusted Scheduled Activity (UDA)	
	2016	2017
April	233	264
May	653	637
June	979	1,075
July	1,528	1,566
August	2,109	2,117
September	2,593	2,672
October	3,094	
November	3,543	
December	4,096	
January	4,340	
February	5,142	
March	5,760	
April	6,021	
May	6,022	
June	6,022	

QUALITY

	Quantity	Base Number	Contract	AT	Region	England
% of FP17s for the same patient ID Re-attending within 3 months - Children	74	835	8.9%	12.7%	13.5%	12.4%
% of FP17s for the same patient ID Re-attending within 3 months - Adults	90	629	14.3%	17.7%	17.4%	16.7%
% of FP17s for the same patient ID Re-attending between 3 & 9 months - Children	464	835	55.6%	53.6%	59.0%	57.4%
% of FP17s for the same patient ID Re-attending between 3 & 9 months - Adults	259	629	41.2%	45.0%	52.6%	50.5%
% of FP17s for Band 1 Urgent Courses	108	1,350	8.0%	11.7%	9.4%	9.1%
% of FP17s Relating to Free Repair or Replacements	3	1,350	0.2%	1.0%	1.0%	0.8%
% of FP17s Relating to Continuations	20	1,350	1.5%	1.4%	1.5%	1.3%
% of Patients satisfied with the dentistry they have received	2	3	N/A	94.0%	93.7%	93.2%
% of Patients satisfied with the time they had to wait for an appointment	3	3	N/A	89.1%	90.0%	89.0%

* This is based on patients treated on this contract for their most recent course of treatment. Figures in italics indicate the base number of FP17s or Patient Questionnaire responses are less than 100. N/A is shown where the base number of responses is less than 10 during the period. % is calculated as Quantity/Base number*100

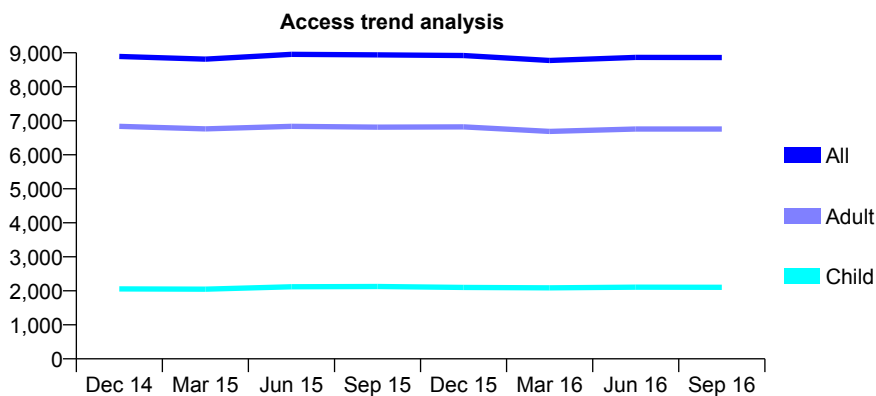
Q48 - Vital Signs At a Glance Contract Report for 199605/0001 - September 2016

Name or company name	Chantastic Limited
Contract type name	GDS Contract
Purpose of contract	General
Contract start date	01/04/2011
Contract end date	

16/17 Contracted general activity (UDA)	35,375
Carry forward general activity (UDA)	0
16/17 Contracted orthodontic activity (UOA)	0
Carry forward orthodontic activity (UOA)	0
Baseline contract value	£1,130,069.31

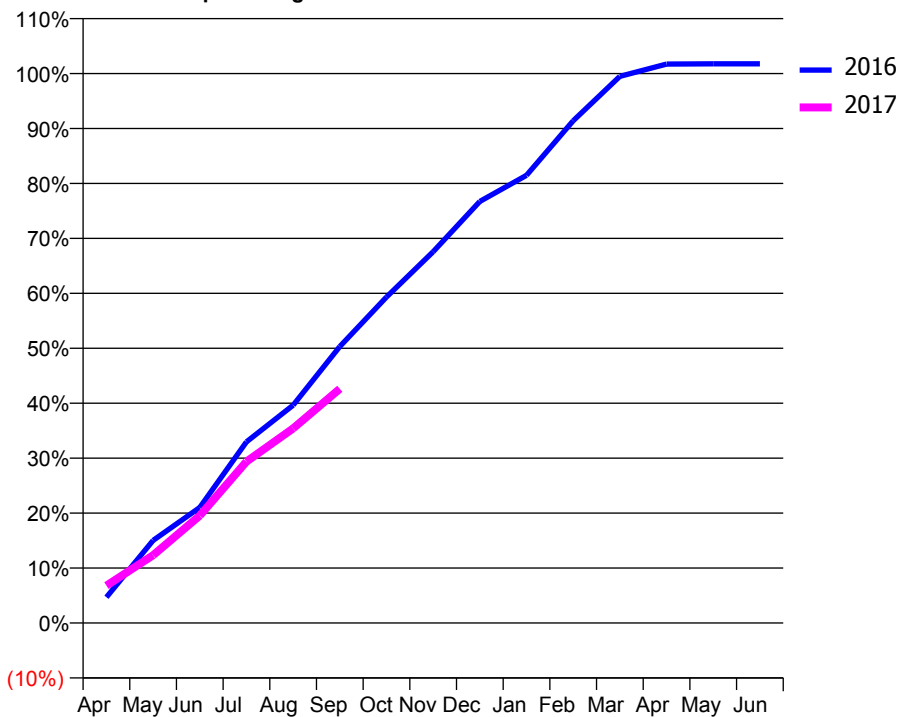
ACCESS*

Patients seen in 24 months	Total	Change since previous quarter
Quarter ending September 2015	8,941	
Quarter ending December 2015	8,921	→
Quarter ending March 2016	8,776	↓
Quarter ending June 2016	8,866	→
Quarter ending September 2016	8,859	→
Variance since September 2015	(0.9%)	→



ACTIVITY

Cumulative percentage of contracted UDA delivered 2016 & 2017



Adjusted Scheduled Activity (UDA)

Month	2016	2017
April	1,659	2,411
May	5,315	4,365
June	7,439	6,912
July	11,661	10,389
August	14,024	12,532
September	17,801	15,079
October	20,987	
November	23,906	
December	27,140	
January	28,823	
February	32,329	
March	35,192	
April	35,986	
May	35,995	
June	35,998	

QUALITY

	Quantity	Base Number	Contract	AT	Region	England
% of FP17s for the same patient ID Re-attending within 3 months - Children	163	1,532	10.6%	12.7%	13.5%	12.4%
% of FP17s for the same patient ID Re-attending within 3 months - Adults	799	4,405	18.1%	17.7%	17.4%	16.7%
% of FP17s for the same patient ID Re-attending between 3 & 9 months - Children	849	1,532	55.4%	53.6%	59.0%	57.4%
% of FP17s for the same patient ID Re-attending between 3 & 9 months - Adults	1,995	4,405	45.3%	45.0%	52.6%	50.5%
% of FP17s for Band 1 Urgent Courses	554	5,470	10.1%	11.7%	9.4%	9.1%
% of FP17s Relating to Free Repair or Replacements	98	5,470	1.8%	1.0%	1.0%	0.8%
% of FP17s Relating to Continuations	46	5,470	0.8%	1.4%	1.5%	1.3%
% of Patients satisfied with the dentistry they have received	12	15	80.0%	94.0%	93.7%	93.2%
% of Patients satisfied with the time they had to wait for an appointment	14	15	93.3%	89.1%	90.0%	89.0%

* This is based on patients treated on this contract for their most recent course of treatment. Figures in italics indicate the base number of FP17s or Patient Questionnaire responses are less than 100. N/A is shown where the base number of responses is less than 10 during the period. % is calculated as Quantity/Base number*100

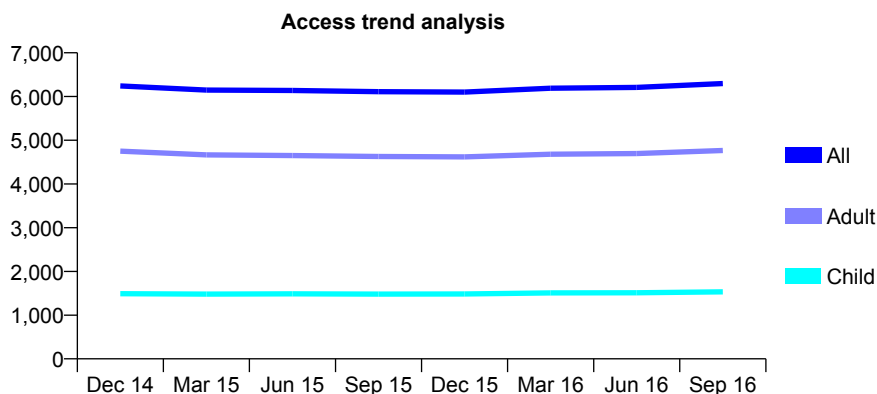
Q48 - Vital Signs At a Glance Contract Report for 199796/0001 - September 2016

Name or company name	Stanley Villas Ltd
Contract type name	GDS Contract
Purpose of contract	General
Contract start date	01/04/2009
Contract end date	

16/17 Contracted general activity (UDA)	22,074
Carry forward general activity (UDA)	134
16/17 Contracted orthodontic activity (UOA)	0
Carry forward orthodontic activity (UOA)	0
Baseline contract value	£637,792.74

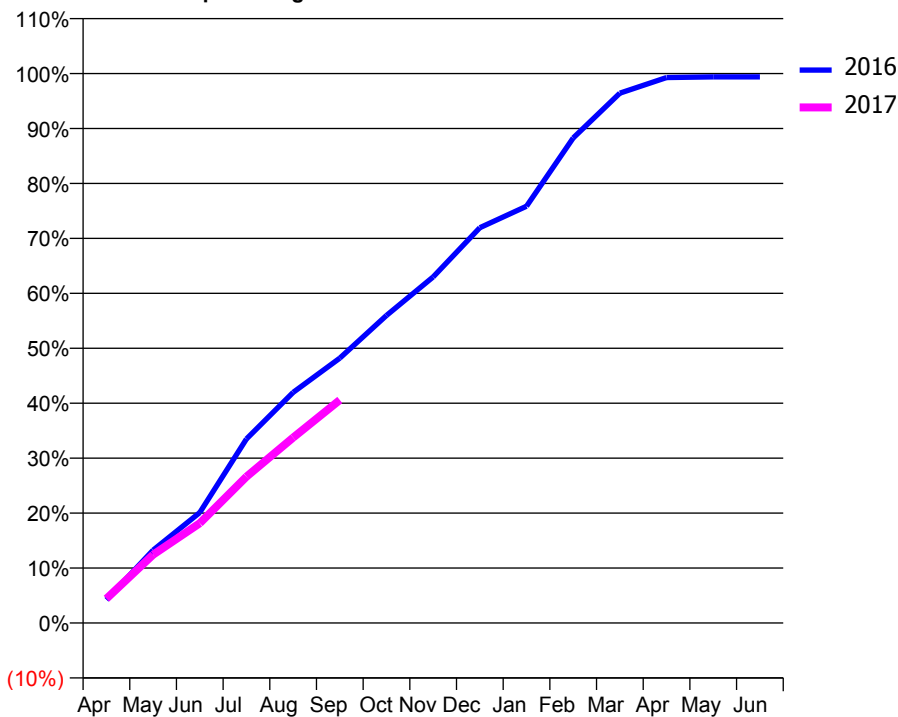
ACCESS*

Patients seen in 24 months	Total	Change since previous quarter
Quarter ending September 2015	6,112	
Quarter ending December 2015	6,103	→
Quarter ending March 2016	6,189	→
Quarter ending June 2016	6,208	→
Quarter ending September 2016	6,297	→
Variance since September 2015	3.0%	↑



ACTIVITY

Cumulative percentage of contracted UDA delivered 2016 & 2017



Month	Adjusted Scheduled Activity (UDA)	
	2016	2017
April	937	975
May	2,926	2,748
June	4,436	4,011
July	7,393	5,881
August	9,264	7,451
September	10,638	8,957
October	12,357	
November	13,904	
December	15,879	
January	16,741	
February	19,486	
March	21,284	
April	21,909	
May	21,940	
June	21,940	

QUALITY

	Quantity	Base Number	Contract	AT	Region	England
% of FP17s for the same patient ID Re-attending within 3 months - Children	129	1,036	12.5%	12.7%	13.5%	12.4%
% of FP17s for the same patient ID Re-attending within 3 months - Adults	396	2,902	13.6%	17.7%	17.4%	16.7%
% of FP17s for the same patient ID Re-attending between 3 & 9 months - Children	548	1,036	52.9%	53.6%	59.0%	57.4%
% of FP17s for the same patient ID Re-attending between 3 & 9 months - Adults	1,395	2,902	48.1%	45.0%	52.6%	50.5%
% of FP17s for Band 1 Urgent Courses	279	3,648	7.6%	11.7%	9.4%	9.1%
% of FP17s Relating to Free Repair or Replacements	29	3,648	0.8%	1.0%	1.0%	0.8%
% of FP17s Relating to Continuations	103	3,648	2.8%	1.4%	1.5%	1.3%
% of Patients satisfied with the dentistry they have received	9	9	N/A	94.0%	93.7%	93.2%
% of Patients satisfied with the time they had to wait for an appointment	8	9	N/A	89.1%	90.0%	89.0%

* This is based on patients treated on this contract for their most recent course of treatment. Figures in italics indicate the base number of FP17s or Patient Questionnaire responses are less than 100. N/A is shown where the base number of responses is less than 10 during the period. % is calculated as Quantity/Base number*100

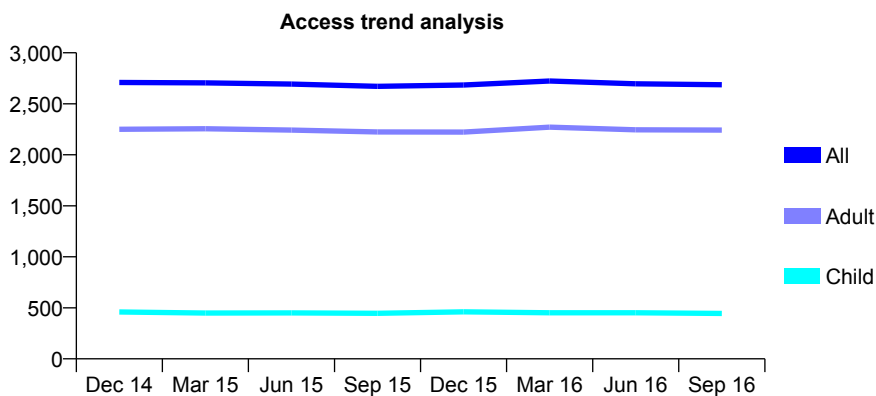
Q48 - Vital Signs At a Glance Contract Report for 209341/0001 - September 2016

Name or company name	MR N MORONEY
Contract type name	GDS Contract
Purpose of contract	General
Contract start date	01/04/2006
Contract end date	

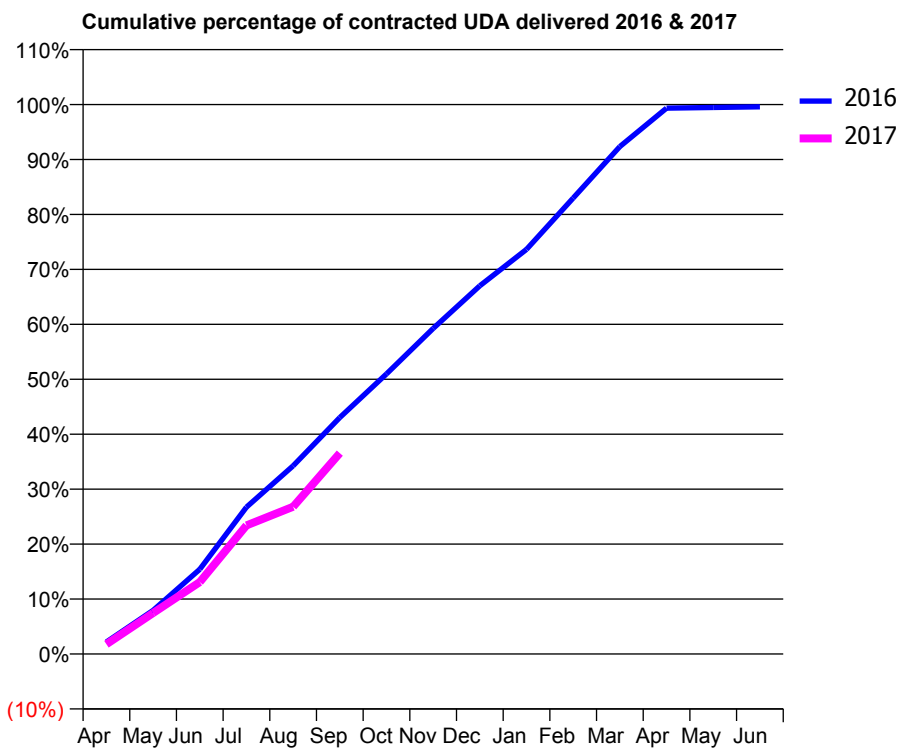
16/17 Contracted general activity (UDA)	6,253
Carry forward general activity (UDA)	27
16/17 Contracted orthodontic activity (UOA)	0
Carry forward orthodontic activity (UOA)	0
Baseline contract value	£174,024.41

ACCESS*

Patients seen in 24 months	Total	Change since previous quarter
Quarter ending September 2015	2,671	
Quarter ending December 2015	2,684	→
Quarter ending March 2016	2,723	→
Quarter ending June 2016	2,696	→
Quarter ending September 2016	2,687	→
Variance since September 2015	0.6%	→



ACTIVITY



Month	Adjusted Scheduled Activity (UDA)	
	2016	2017
April	138	112
May	497	467
June	964	819
July	1,672	1,463
August	2,142	1,676
September	2,691	2,285
October	3,188	
November	3,705	
December	4,191	
January	4,604	
February	5,189	
March	5,775	
April	6,211	
May	6,219	
June	6,226	

QUALITY

	Quantity	Base Number	Contract	AT	Region	England
% of FP17s for the same patient ID Re-attending within 3 months - Children	29	239	12.1%	12.7%	13.5%	12.4%
% of FP17s for the same patient ID Re-attending within 3 months - Adults	120	1,021	11.8%	17.7%	17.4%	16.7%
% of FP17s for the same patient ID Re-attending between 3 & 9 months - Children	83	239	34.7%	53.6%	59.0%	57.4%
% of FP17s for the same patient ID Re-attending between 3 & 9 months - Adults	290	1,021	28.4%	45.0%	52.6%	50.5%
% of FP17s for Band 1 Urgent Courses	107	1,070	10.0%	11.7%	9.4%	9.1%
% of FP17s Relating to Free Repair or Replacements	6	1,070	0.6%	1.0%	1.0%	0.8%
% of FP17s Relating to Continuations	15	1,070	1.4%	1.4%	1.5%	1.3%
% of Patients satisfied with the dentistry they have received	12	12	100.0%	94.0%	93.7%	93.2%
% of Patients satisfied with the time they had to wait for an appointment	12	12	100.0%	89.1%	90.0%	89.0%

* This is based on patients treated on this contract for their most recent course of treatment. Figures in italics indicate the base number of FP17s or Patient Questionnaire responses are less than 100. N/A is shown where the base number of responses is less than 10 during the period. % is calculated as Quantity/Base number*100

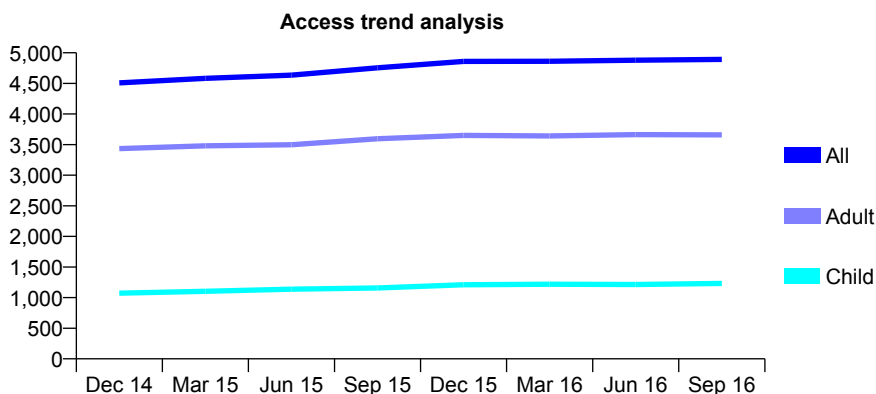
Q48 - Vital Signs At a Glance Contract Report for 221244/0002 - September 2016

Name or company name	MR MJ FARANDOS
Contract type name	GDS Contract
Purpose of contract	General
Contract start date	01/04/2006
Contract end date	

16/17 Contracted general activity (UDA)	17,195
Carry forward general activity (UDA)	0
16/17 Contracted orthodontic activity (UOA)	0
Carry forward orthodontic activity (UOA)	0
Baseline contract value	£438,647.52

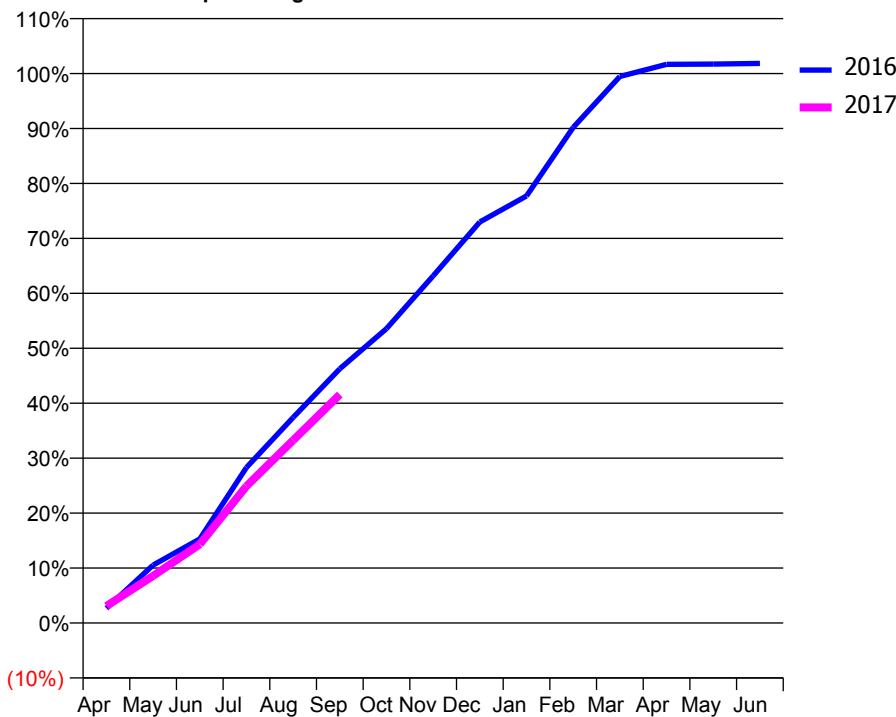
ACCESS*

Patients seen in 24 months	Total	Change since previous quarter
Quarter ending September 2015	4,754	
Quarter ending December 2015	4,860	↑
Quarter ending March 2016	4,862	→
Quarter ending June 2016	4,878	→
Quarter ending September 2016	4,892	→
Variance since September 2015	2.9%	↑



ACTIVITY

Cumulative percentage of contracted UDA delivered 2016 & 2017



Adjusted Scheduled Activity (UDA)

Month	2016	2017
April	461	530
May	1,812	1,474
June	2,631	2,465
July	4,869	4,283
August	6,430	5,718
September	7,953	7,151
October	9,210	
November	10,864	
December	12,548	
January	13,363	
February	15,506	
March	17,102	
April	17,482	
May	17,489	
June	17,512	

QUALITY

	Quantity	Base Number	Contract	AT	Region	England
% of FP17s for the same patient ID Re-attending within 3 months - Children	77	709	10.9%	12.7%	13.5%	12.4%
% of FP17s for the same patient ID Re-attending within 3 months - Adults	306	1,964	15.6%	17.7%	17.4%	16.7%
% of FP17s for the same patient ID Re-attending between 3 & 9 months - Children	308	709	43.4%	53.6%	59.0%	57.4%
% of FP17s for the same patient ID Re-attending between 3 & 9 months - Adults	805	1,964	41.0%	45.0%	52.6%	50.5%
% of FP17s for Band 1 Urgent Courses	181	2,463	7.3%	11.7%	9.4%	9.1%
% of FP17s Relating to Free Repair or Replacements	15	2,463	0.6%	1.0%	1.0%	0.8%
% of FP17s Relating to Continuations	24	2,463	1.0%	1.4%	1.5%	1.3%
% of Patients satisfied with the dentistry they have received	6	6	N/A	94.0%	93.7%	93.2%
% of Patients satisfied with the time they had to wait for an appointment	6	6	N/A	89.1%	90.0%	89.0%

* This is based on patients treated on this contract for their most recent course of treatment. Figures in italics indicate the base number of FP17s or Patient Questionnaire responses are less than 100. N/A is shown where the base number of responses is less than 10 during the period. % is calculated as Quantity/Base number*100

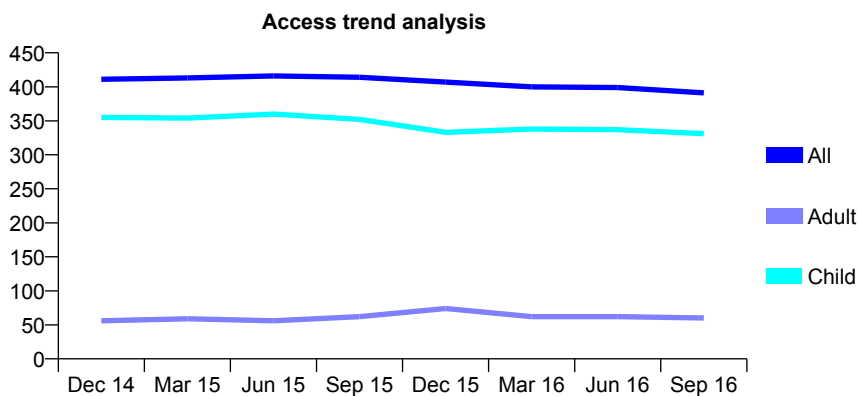
Q48 - Vital Signs At a Glance Contract Report for 231576/0001 - September 2016

Name or company name	MR DJ GARMORY
Contract type name	GDS Contract
Purpose of contract	General
Contract start date	01/04/2006
Contract end date	

16/17 Contracted general activity (UDA)	1,300
Carry forward general activity (UDA)	0
16/17 Contracted orthodontic activity (UOA)	0
Carry forward orthodontic activity (UOA)	0
Baseline contract value	£29,722.54

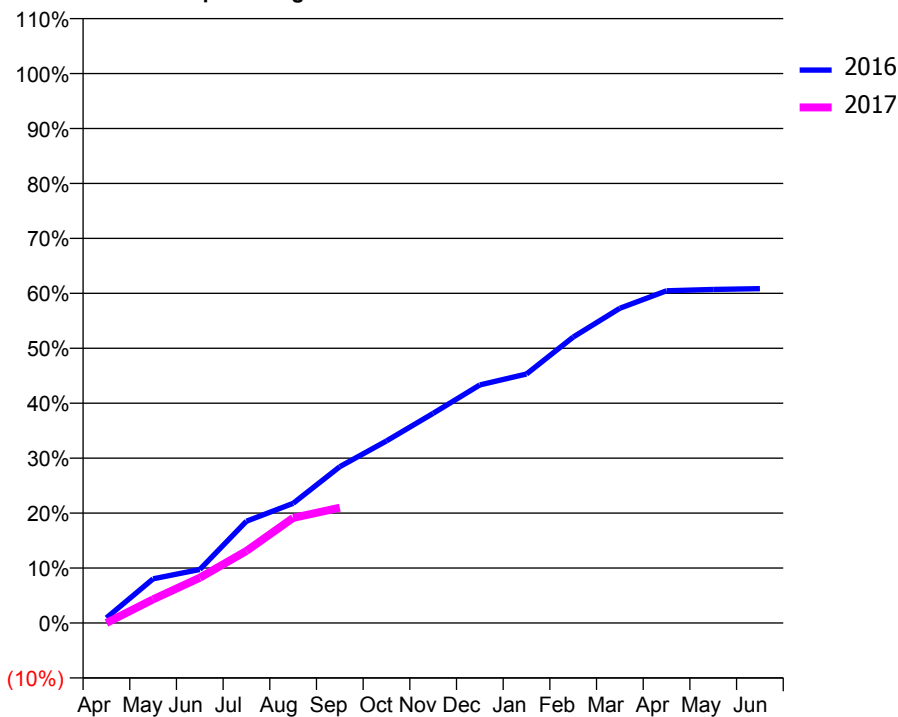
ACCESS*

Patients seen in 24 months	Total	Change since previous quarter
Quarter ending September 2015	414	
Quarter ending December 2015	407	↓
Quarter ending March 2016	400	↓
Quarter ending June 2016	399	→
Quarter ending September 2016	391	↓
Variance since September 2015	(5.6%)	↓



ACTIVITY

Cumulative percentage of contracted UDA delivered 2016 & 2017



Adjusted Scheduled Activity (UDA)

Month	2016	2017
April	12	0
May	105	56
June	127	107
July	241	171
August	283	249
September	370	273
October	431	
November	496	
December	563	
January	589	
February	677	
March	745	
April	786	
May	789	
June	791	

QUALITY

	Quantity	Base Number	Contract	AT	Region	England
% of FP17s for the same patient ID Re-attending within 3 months - Children	27	240	11.3%	12.7%	13.5%	12.4%
% of FP17s for the same patient ID Re-attending within 3 months - Adults	0	0	N/A	17.7%	17.4%	16.7%
% of FP17s for the same patient ID Re-attending between 3 & 9 months - Children	144	240	60.0%	53.6%	59.0%	57.4%
% of FP17s for the same patient ID Re-attending between 3 & 9 months - Adults	0	0	N/A	45.0%	52.6%	50.5%
% of FP17s for Band 1 Urgent Courses	3	198	1.5%	11.7%	9.4%	9.1%
% of FP17s Relating to Free Repair or Replacements	0	198	0.0%	1.0%	1.0%	0.8%
% of FP17s Relating to Continuations	0	198	0.0%	1.4%	1.5%	1.3%
% of Patients satisfied with the dentistry they have received	0	0	N/A	94.0%	93.7%	93.2%
% of Patients satisfied with the time they had to wait for an appointment	0	0	N/A	89.1%	90.0%	89.0%

* This is based on patients treated on this contract for their most recent course of treatment. Figures in italics indicate the base number of FP17s or Patient Questionnaire responses are less than 100. N/A is shown where the base number of responses is less than 10 during the period. % is calculated as Quantity/Base number*100

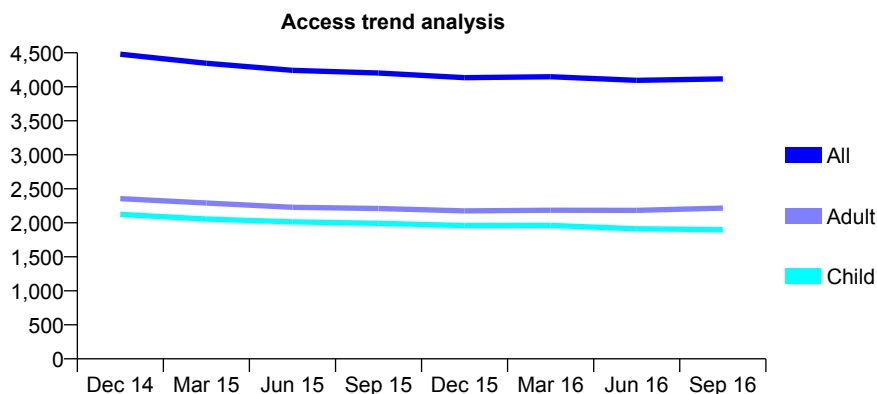
Q48 - Vital Signs At a Glance Contract Report for 243973/0001 - September 2016

Name or company name	MR S SHARMA
Contract type name	GDS Contract
Purpose of contract	General
Contract start date	01/04/2006
Contract end date	

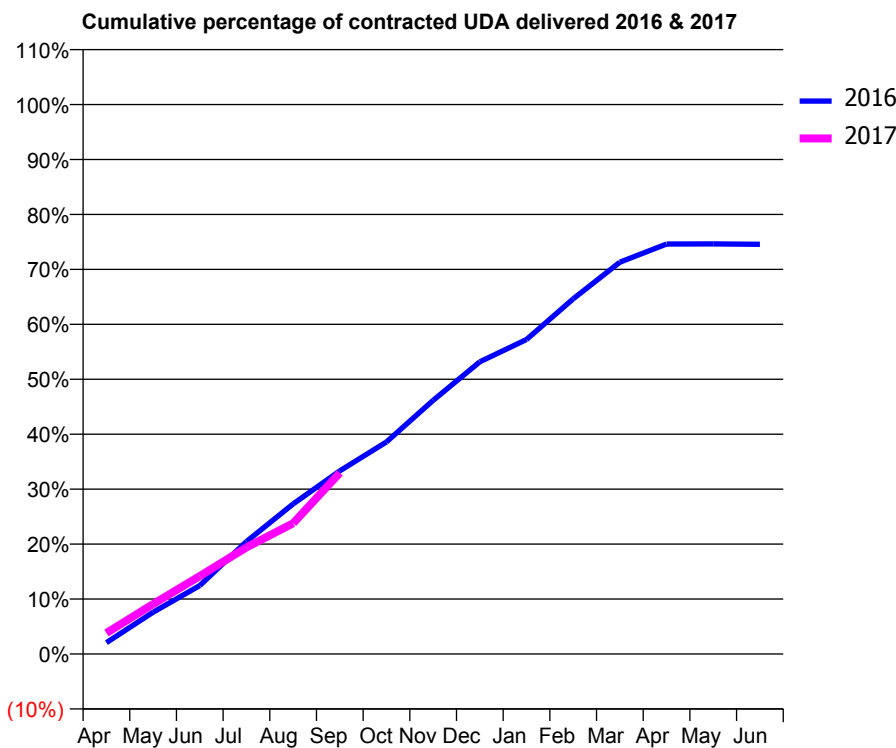
16/17 Contracted general activity (UDA)	12,950
Carry forward general activity (UDA)	0
16/17 Contracted orthodontic activity (UOA)	0
Carry forward orthodontic activity (UOA)	0
Baseline contract value	£330,356.80

ACCESS*

Patients seen in 24 months	Total	Change since previous quarter
Quarter ending September 2015	4,203	
Quarter ending December 2015	4,134	↓
Quarter ending March 2016	4,148	→
Quarter ending June 2016	4,096	↓
Quarter ending September 2016	4,116	→
Variance since September 2015	(2.1%)	↓



ACTIVITY



Month	Adjusted Scheduled Activity (UDA)	
	2016	2017
April	269	495
May	984	1,176
June	1,612	1,837
July	2,652	2,514
August	3,537	3,080
September	4,318	4,271
October	4,999	
November	5,977	
December	6,885	
January	7,410	
February	8,372	
March	9,235	
April	9,662	
May	9,666	
June	9,656	

QUALITY

	Quantity	Base Number	Contract	AT	Region	England
% of FP17s for the same patient ID Re-attending within 3 months - Children	111	1,285	8.6%	12.7%	13.5%	12.4%
% of FP17s for the same patient ID Re-attending within 3 months - Adults	154	1,059	14.5%	17.7%	17.4%	16.7%
% of FP17s for the same patient ID Re-attending between 3 & 9 months - Children	673	1,285	52.4%	53.6%	59.0%	57.4%
% of FP17s for the same patient ID Re-attending between 3 & 9 months - Adults	361	1,059	34.1%	45.0%	52.6%	50.5%
% of FP17s for Band 1 Urgent Courses	203	2,124	9.6%	11.7%	9.4%	9.1%
% of FP17s Relating to Free Repair or Replacements	11	2,124	0.5%	1.0%	1.0%	0.8%
% of FP17s Relating to Continuations	5	2,124	0.2%	1.4%	1.5%	1.3%
% of Patients satisfied with the dentistry they have received	3	4	N/A	94.0%	93.7%	93.2%
% of Patients satisfied with the time they had to wait for an appointment	2	4	N/A	89.1%	90.0%	89.0%

* This is based on patients treated on this contract for their most recent course of treatment. Figures in italics indicate the base number of FP17s or Patient Questionnaire responses are less than 100. N/A is shown where the base number of responses is less than 10 during the period. % is calculated as Quantity/Base number*100

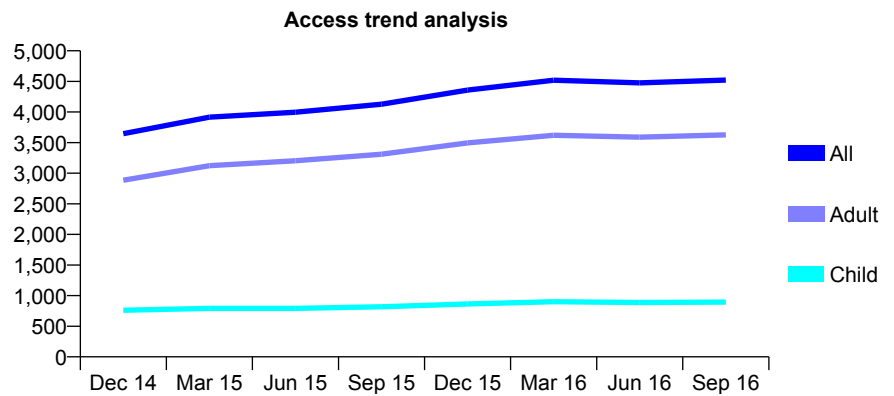
Q48 - Vital Signs At a Glance Contract Report for 277479/0001 - September 2016

Name or company name	MR JR HYSLOP
Contract type name	GDS Contract
Purpose of contract	General
Contract start date	01/04/2014
Contract end date	

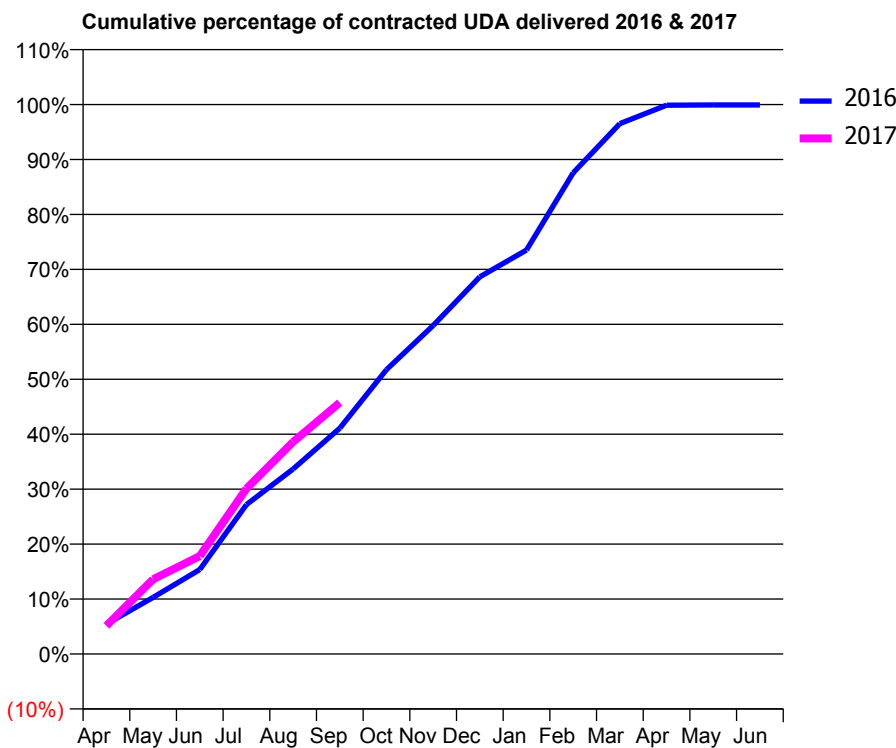
16/17 Contracted general activity (UDA)	17,501
Carry forward general activity (UDA)	15
16/17 Contracted orthodontic activity (UOA)	0
Carry forward orthodontic activity (UOA)	0
Baseline contract value	£494,639.98

ACCESS*

Patients seen in 24 months	Total	Change since previous quarter
Quarter ending September 2015	4,128	
Quarter ending December 2015	4,358	↑
Quarter ending March 2016	4,520	↑
Quarter ending June 2016	4,477	→
Quarter ending September 2016	4,521	→
Variance since September 2015	9.5%	↑



ACTIVITY



Month	Adjusted Scheduled Activity (UDA)	
	2016	2017
April	954	897
May	1,804	2,382
June	2,689	3,121
July	4,757	5,269
August	5,893	6,754
September	7,194	8,007
October	9,058	
November	10,464	
December	12,010	
January	12,864	
February	15,325	
March	16,890	
April	17,480	
May	17,486	
June	17,486	

QUALITY

	Quantity	Base Number	Contract	AT	Region	England
% of FP17s for the same patient ID Re-attending within 3 months - Children	93	820	11.3%	12.7%	13.5%	12.4%
% of FP17s for the same patient ID Re-attending within 3 months - Adults	461	2,987	15.4%	17.7%	17.4%	16.7%
% of FP17s for the same patient ID Re-attending between 3 & 9 months - Children	562	820	68.5%	53.6%	59.0%	57.4%
% of FP17s for the same patient ID Re-attending between 3 & 9 months - Adults	1,890	2,987	63.3%	45.0%	52.6%	50.5%
% of FP17s for Band 1 Urgent Courses	326	3,510	9.3%	11.7%	9.4%	9.1%
% of FP17s Relating to Free Repair or Replacements	17	3,510	0.5%	1.0%	1.0%	0.8%
% of FP17s Relating to Continuations	48	3,510	1.4%	1.4%	1.5%	1.3%
% of Patients satisfied with the dentistry they have received	9	10	90.0%	94.0%	93.7%	93.2%
% of Patients satisfied with the time they had to wait for an appointment	10	10	100.0%	89.1%	90.0%	89.0%

* This is based on patients treated on this contract for their most recent course of treatment. Figures in italics indicate the base number of FP17s or Patient Questionnaire responses are less than 100. N/A is shown where the base number of responses is less than 10 during the period. % is calculated as Quantity/Base number*100

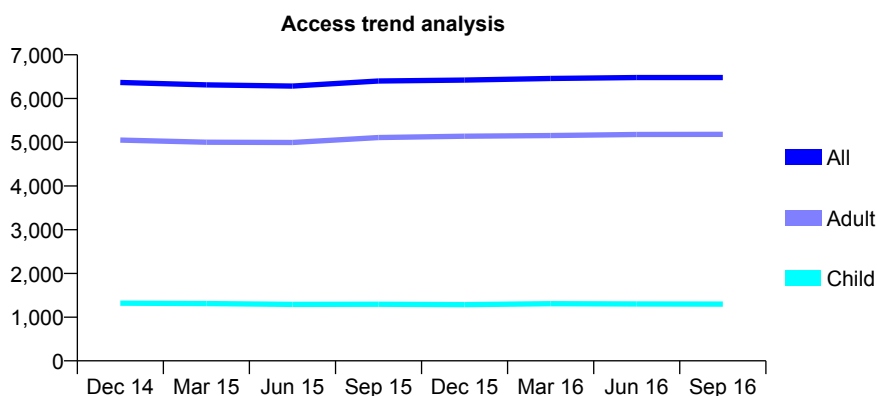
Q48 - Vital Signs At a Glance Contract Report for 301299/0004 - September 2016

Name or company name	MR KH TSAO
Contract type name	GDS Contract
Purpose of contract	General
Contract start date	01/10/2012
Contract end date	

16/17 Contracted general activity (UDA)	23,370
Carry forward general activity (UDA)	0
16/17 Contracted orthodontic activity (UOA)	0
Carry forward orthodontic activity (UOA)	0
Baseline contract value	£522,721.18

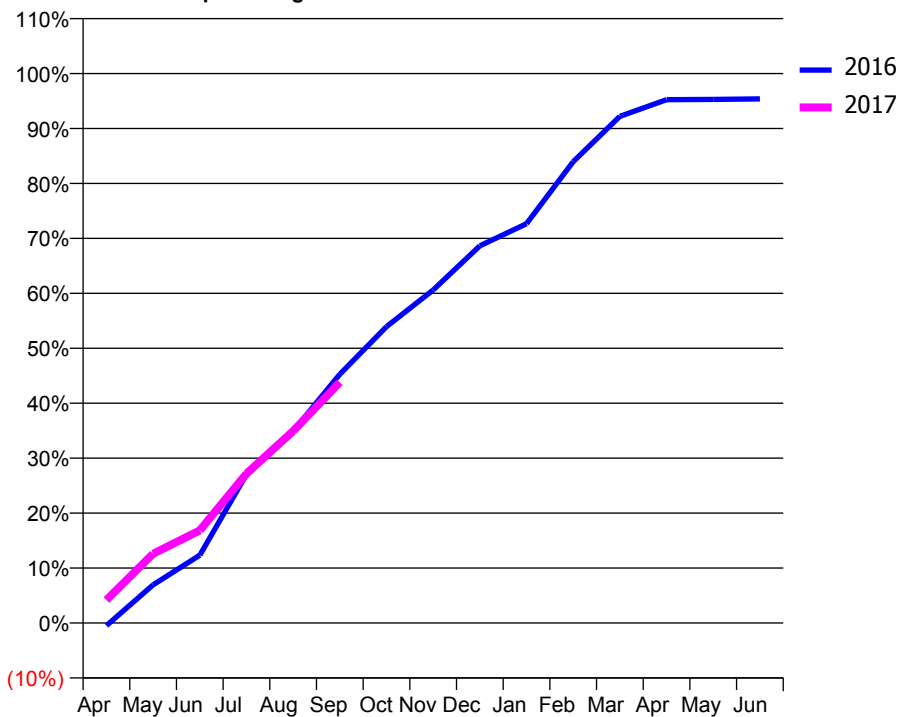
ACCESS*

Patients seen in 24 months	Total	Change since previous quarter
Quarter ending September 2015	6,401	
Quarter ending December 2015	6,422	→
Quarter ending March 2016	6,459	→
Quarter ending June 2016	6,479	→
Quarter ending September 2016	6,479	→
Variance since September 2015	1.2%	→



ACTIVITY

Cumulative percentage of contracted UDA delivered 2016 & 2017



Month	Adjusted Scheduled Activity (UDA)	
	2016	2017
April	-118	979
May	1,626	2,945
June	2,883	3,938
July	6,320	6,356
August	8,166	8,165
September	10,581	10,240
October	12,603	
November	14,163	
December	16,041	
January	16,980	
February	19,619	
March	21,548	
April	22,259	
May	22,270	
June	22,289	

QUALITY

	Quantity	Base Number	Contract	AT	Region	England
% of FP17s for the same patient ID Re-attending within 3 months - Children	112	874	12.8%	12.7%	13.5%	12.4%
% of FP17s for the same patient ID Re-attending within 3 months - Adults	745	3,284	22.7%	17.7%	17.4%	16.7%
% of FP17s for the same patient ID Re-attending between 3 & 9 months - Children	424	874	48.5%	53.6%	59.0%	57.4%
% of FP17s for the same patient ID Re-attending between 3 & 9 months - Adults	1,257	3,284	38.3%	45.0%	52.6%	50.5%
% of FP17s for Band 1 Urgent Courses	721	3,873	18.6%	11.7%	9.4%	9.1%
% of FP17s Relating to Free Repair or Replacements	26	3,873	0.7%	1.0%	1.0%	0.8%
% of FP17s Relating to Continuations	48	3,873	1.2%	1.4%	1.5%	1.3%
% of Patients satisfied with the dentistry they have received	15	15	100.0%	94.0%	93.7%	93.2%
% of Patients satisfied with the time they had to wait for an appointment	14	15	93.3%	89.1%	90.0%	89.0%

* This is based on patients treated on this contract for their most recent course of treatment. Figures in italics indicate the base number of FP17s or Patient Questionnaire responses are less than 100. N/A is shown where the base number of responses is less than 10 during the period. % is calculated as Quantity/Base number*100

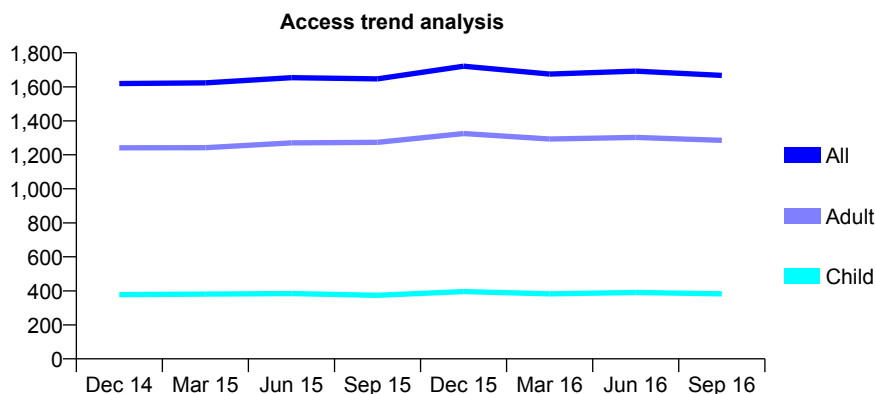
Q48 - Vital Signs At a Glance Contract Report for 301299/0005 - September 2016

Name or company name	MR KH TSAO
Contract type name	GDS Contract
Purpose of contract	General
Contract start date	01/10/2012
Contract end date	

16/17 Contracted general activity (UDA)	4,706
Carry forward general activity (UDA)	0
16/17 Contracted orthodontic activity (UOA)	0
Carry forward orthodontic activity (UOA)	0
Baseline contract value	£120,050.89

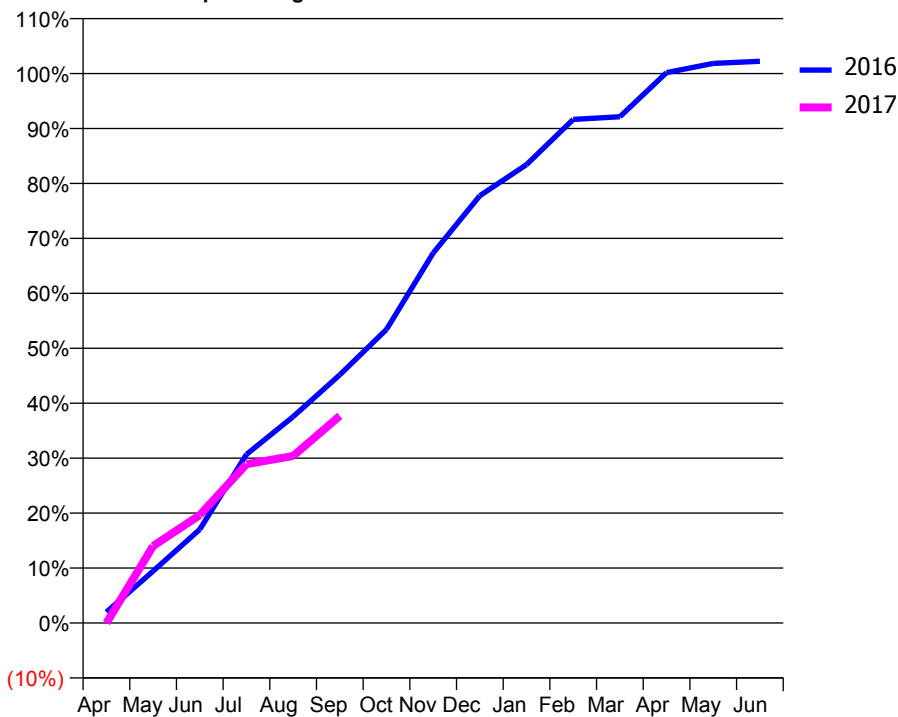
ACCESS*

Patients seen in 24 months	Total	Change since previous quarter
Quarter ending September 2015	1,647	
Quarter ending December 2015	1,721	↑
Quarter ending March 2016	1,675	↓
Quarter ending June 2016	1,692	→
Quarter ending September 2016	1,667	↓
Variance since September 2015	1.2%	→



ACTIVITY

Cumulative percentage of contracted UDA delivered 2016 & 2017



Adjusted Scheduled Activity (UDA)

Month	2016	2017
April	94	0
May	444	659
June	803	924
July	1,444	1,361
August	1,767	1,430
September	2,126	1,774
October	2,514	
November	3,169	
December	3,659	
January	3,925	
February	4,313	
March	4,336	
April	4,714	
May	4,792	
June	4,811	

QUALITY

	Quantity	Base Number	Contract	AT	Region	England
% of FP17s for the same patient ID Re-attending within 3 months - Children	17	212	8.0%	12.7%	13.5%	12.4%
% of FP17s for the same patient ID Re-attending within 3 months - Adults	102	544	18.8%	17.7%	17.4%	16.7%
% of FP17s for the same patient ID Re-attending between 3 & 9 months - Children	65	212	30.7%	53.6%	59.0%	57.4%
% of FP17s for the same patient ID Re-attending between 3 & 9 months - Adults	116	544	21.3%	45.0%	52.6%	50.5%
% of FP17s for Band 1 Urgent Courses	107	580	18.4%	11.7%	9.4%	9.1%
% of FP17s Relating to Free Repair or Replacements	8	580	1.4%	1.0%	1.0%	0.8%
% of FP17s Relating to Continuations	2	580	0.3%	1.4%	1.5%	1.3%
% of Patients satisfied with the dentistry they have received	2	2	N/A	94.0%	93.7%	93.2%
% of Patients satisfied with the time they had to wait for an appointment	1	2	N/A	89.1%	90.0%	89.0%

* This is based on patients treated on this contract for their most recent course of treatment. Figures in italics indicate the base number of FP17s or Patient Questionnaire responses are less than 100. N/A is shown where the base number of responses is less than 10 during the period. % is calculated as Quantity/Base number*100

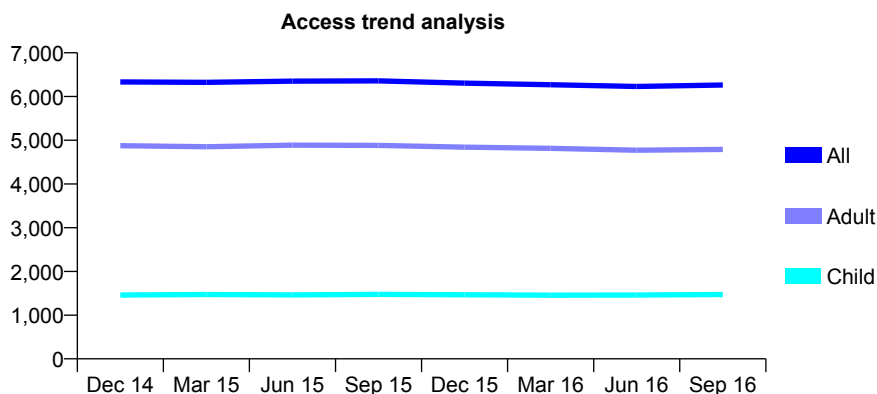
Q48 - Vital Signs At a Glance Contract Report for 304409/0001 - September 2016

Name or company name	MR GM O'HARE
Contract type name	GDS Contract
Purpose of contract	General
Contract start date	01/04/2006
Contract end date	

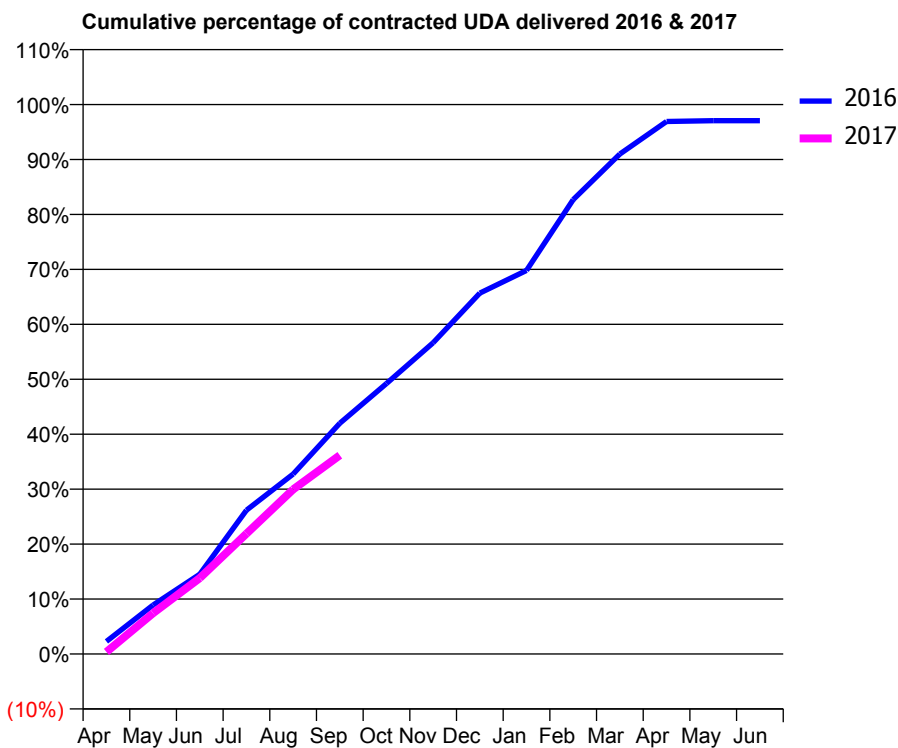
16/17 Contracted general activity (UDA)	22,316
Carry forward general activity (UDA)	658
16/17 Contracted orthodontic activity (UOA)	0
Carry forward orthodontic activity (UOA)	0
Baseline contract value	£569,285.12

ACCESS*

Patients seen in 24 months	Total	Change since previous quarter
Quarter ending September 2015	6,357	
Quarter ending December 2015	6,307	→
Quarter ending March 2016	6,269	→
Quarter ending June 2016	6,229	→
Quarter ending September 2016	6,263	→
Variance since September 2015	(1.5%)	↓



ACTIVITY



Month	Adjusted Scheduled Activity (UDA)	
	2016	2017
April	511	84
May	1,990	1,659
June	3,243	3,084
July	5,840	4,889
August	7,307	6,686
September	9,372	8,073
October	10,984	
November	12,644	
December	14,657	
January	15,575	
February	18,454	
March	20,304	
April	21,628	
May	21,658	
June	21,658	

QUALITY

	Quantity	Base Number	Contract	AT	Region	England
% of FP17s for the same patient ID Re-attending within 3 months - Children	72	999	7.2%	12.7%	13.5%	12.4%
% of FP17s for the same patient ID Re-attending within 3 months - Adults	658	3,263	20.2%	17.7%	17.4%	16.7%
% of FP17s for the same patient ID Re-attending between 3 & 9 months - Children	496	999	49.6%	53.6%	59.0%	57.4%
% of FP17s for the same patient ID Re-attending between 3 & 9 months - Adults	1,358	3,263	41.6%	45.0%	52.6%	50.5%
% of FP17s for Band 1 Urgent Courses	662	3,862	17.1%	11.7%	9.4%	9.1%
% of FP17s Relating to Free Repair or Replacements	40	3,862	1.0%	1.0%	1.0%	0.8%
% of FP17s Relating to Continuations	46	3,862	1.2%	1.4%	1.5%	1.3%
% of Patients satisfied with the dentistry they have received	6	6	N/A	94.0%	93.7%	93.2%
% of Patients satisfied with the time they had to wait for an appointment	6	6	N/A	89.1%	90.0%	89.0%

* This is based on patients treated on this contract for their most recent course of treatment. Figures in italics indicate the base number of FP17s or Patient Questionnaire responses are less than 100. N/A is shown where the base number of responses is less than 10 during the period. % is calculated as Quantity/Base number*100

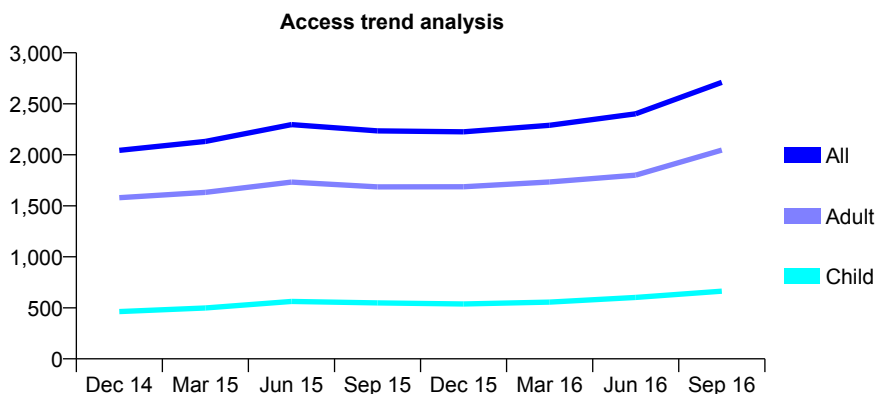
Q48 - Vital Signs At a Glance Contract Report for 320455/0002 - September 2016

Name or company name	MR RA KUNCEWICZ
Contract type name	GDS Contract
Purpose of contract	General
Contract start date	01/04/2006
Contract end date	

16/17 Contracted general activity (UDA)	8,350
Carry forward general activity (UDA)	250
16/17 Contracted orthodontic activity (UOA)	0
Carry forward orthodontic activity (UOA)	0
Baseline contract value	£251,592.79

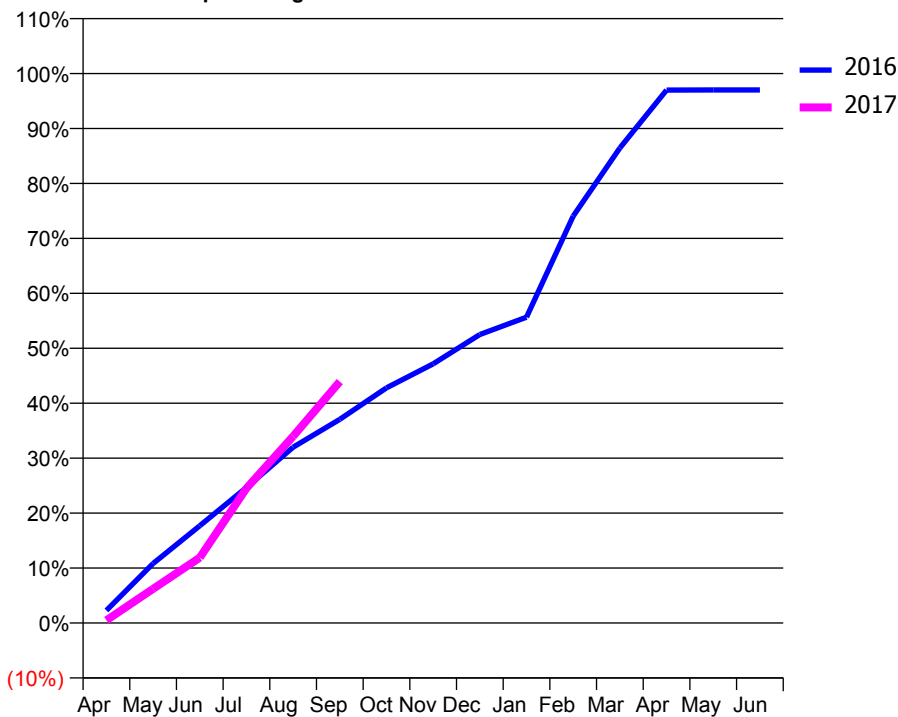
ACCESS*

Patients seen in 24 months	Total	Change since previous quarter
Quarter ending September 2015	2,234	
Quarter ending December 2015	2,225	→
Quarter ending March 2016	2,290	↑
Quarter ending June 2016	2,402	↑
Quarter ending September 2016	2,711	↑
Variance since September 2015	21.4%	↑



ACTIVITY

Cumulative percentage of contracted UDA delivered 2016 & 2017



Month	Adjusted Scheduled Activity (UDA)	
	2016	2017
April	192	41
May	904	520
June	1,478	993
July	2,059	2,047
August	2,671	2,838
September	3,095	3,668
October	3,574	
November	3,937	
December	4,383	
January	4,647	
February	6,184	
March	7,219	
April	8,099	
May	8,100	
June	8,100	

QUALITY

	Quantity	Base Number	Contract	AT	Region	England
% of FP17s for the same patient ID Re-attending within 3 months - Children	41	414	9.9%	12.7%	13.5%	12.4%
% of FP17s for the same patient ID Re-attending within 3 months - Adults	163	1,255	13.0%	17.7%	17.4%	16.7%
% of FP17s for the same patient ID Re-attending between 3 & 9 months - Children	114	414	27.5%	53.6%	59.0%	57.4%
% of FP17s for the same patient ID Re-attending between 3 & 9 months - Adults	355	1,255	28.3%	45.0%	52.6%	50.5%
% of FP17s for Band 1 Urgent Courses	315	1,456	21.6%	11.7%	9.4%	9.1%
% of FP17s Relating to Free Repair or Replacements	10	1,456	0.7%	1.0%	1.0%	0.8%
% of FP17s Relating to Continuations	5	1,456	0.3%	1.4%	1.5%	1.3%
% of Patients satisfied with the dentistry they have received	4	4	N/A	94.0%	93.7%	93.2%
% of Patients satisfied with the time they had to wait for an appointment	3	4	N/A	89.1%	90.0%	89.0%

* This is based on patients treated on this contract for their most recent course of treatment. Figures in italics indicate the base number of FP17s or Patient Questionnaire responses are less than 100. N/A is shown where the base number of responses is less than 10 during the period. % is calculated as Quantity/Base number*100

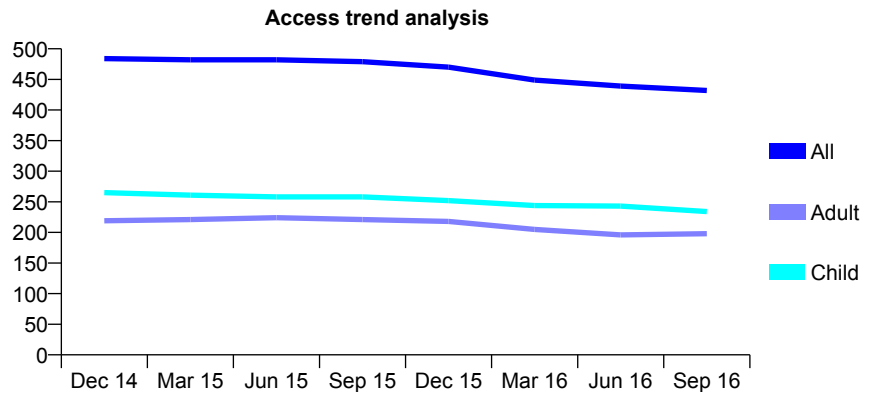
Q48 - Vital Signs At a Glance Contract Report for 325015/0001 - September 2016

Name or company name	MR SA CROSTON
Contract type name	GDS Contract
Purpose of contract	General
Contract start date	01/04/2006
Contract end date	

16/17 Contracted general activity (UDA)	1,200
Carry forward general activity (UDA)	0
16/17 Contracted orthodontic activity (UOA)	0
Carry forward orthodontic activity (UOA)	0
Baseline contract value	£30,399.16

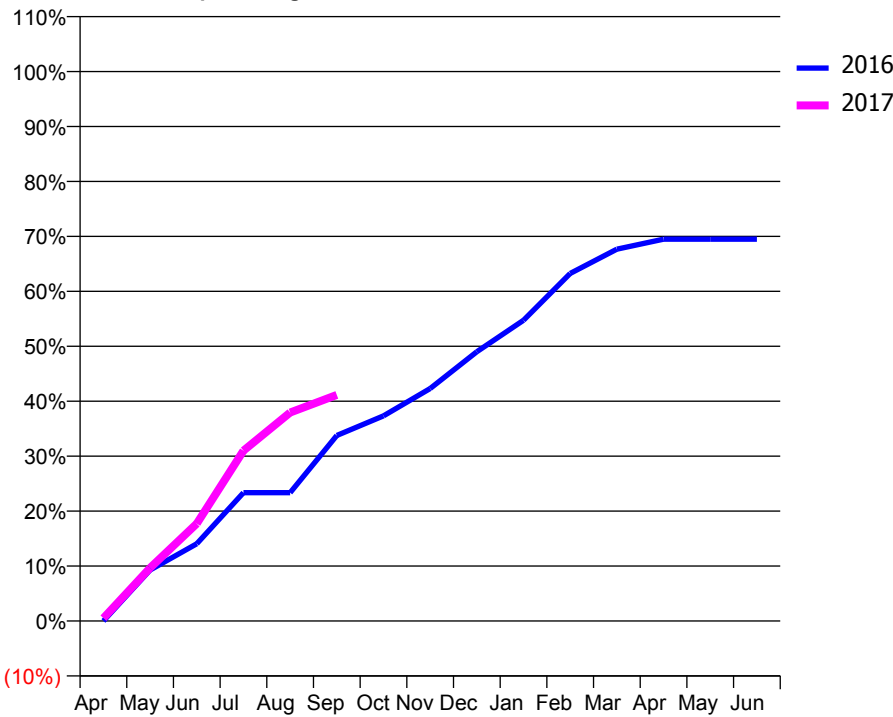
ACCESS*

Patients seen in 24 months	Total	Change since previous quarter
Quarter ending September 2015	479	
Quarter ending December 2015	470	↓
Quarter ending March 2016	449	↓
Quarter ending June 2016	439	↓
Quarter ending September 2016	432	↓
Variance since September 2015	(9.8%)	↓



ACTIVITY

Cumulative percentage of contracted UDA delivered 2016 & 2017



Month	Adjusted Scheduled Activity (UDA)	
	2016	2017
April	0	6
May	157	116
June	239	213
July	396	372
August	396	455
September	573	494
October	633	
November	717	
December	831	
January	928	
February	1,073	
March	1,148	
April	1,178	
May	1,178	
June	1,178	

QUALITY

	Quantity	Base Number	Contract	AT	Region	England
% of FP17s for the same patient ID Re-attending within 3 months - Children	20	196	10.2%	12.7%	13.5%	12.4%
% of FP17s for the same patient ID Re-attending within 3 months - Adults	24	120	20.0%	17.7%	17.4%	16.7%
% of FP17s for the same patient ID Re-attending between 3 & 9 months - Children	136	196	69.4%	53.6%	59.0%	57.4%
% of FP17s for the same patient ID Re-attending between 3 & 9 months - Adults	68	120	56.7%	45.0%	52.6%	50.5%
% of FP17s for Band 1 Urgent Courses	24	288	8.3%	11.7%	9.4%	9.1%
% of FP17s Relating to Free Repair or Replacements	0	288	0.0%	1.0%	1.0%	0.8%
% of FP17s Relating to Continuations	8	288	2.8%	1.4%	1.5%	1.3%
% of Patients satisfied with the dentistry they have received	0	0	N/A	94.0%	93.7%	93.2%
% of Patients satisfied with the time they had to wait for an appointment	0	0	N/A	89.1%	90.0%	89.0%

* This is based on patients treated on this contract for their most recent course of treatment. Figures in italics indicate the base number of FP17s or Patient Questionnaire responses are less than 100. N/A is shown where the base number of responses is less than 10 during the period. % is calculated as Quantity/Base number*100

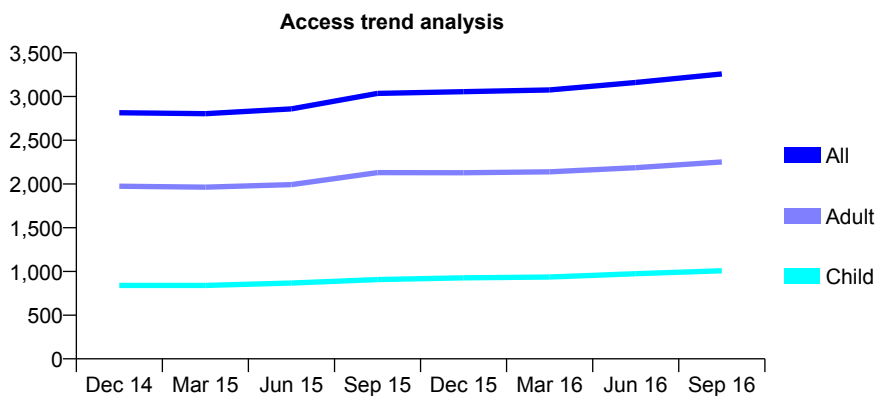
Q48 - Vital Signs At a Glance Contract Report for 325112/0001 - September 2016

Name or company name	MR DJ TILDSLEY
Contract type name	GDS Contract
Purpose of contract	General
Contract start date	01/04/2006
Contract end date	

16/17 Contracted general activity (UDA)	10,904
Carry forward general activity (UDA)	0
16/17 Contracted orthodontic activity (UOA)	0
Carry forward orthodontic activity (UOA)	0
Baseline contract value	£338,371.26

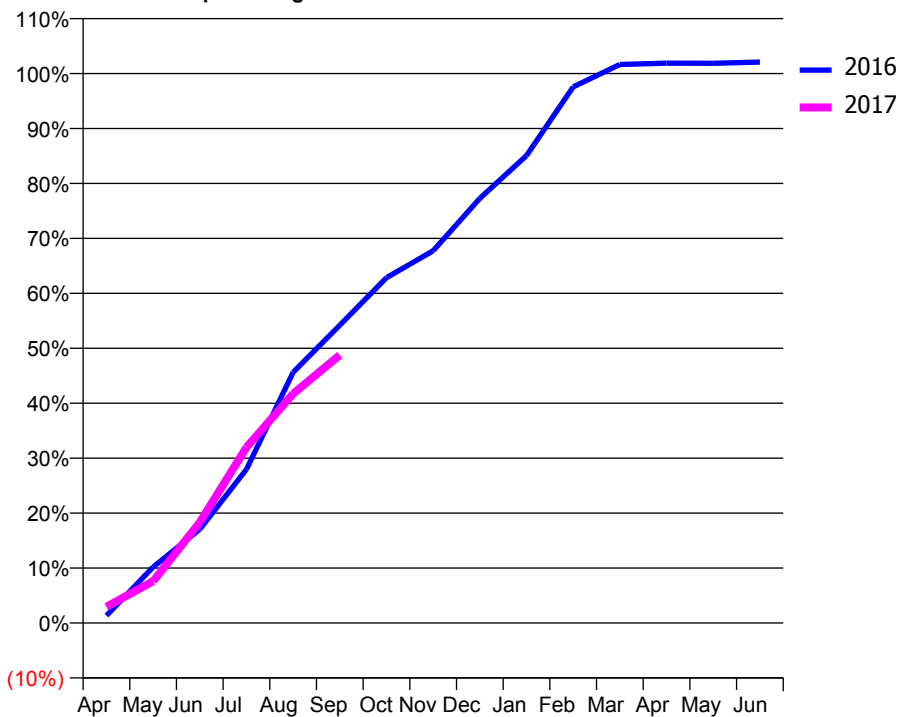
ACCESS*

Patients seen in 24 months	Total	Change since previous quarter
Quarter ending September 2015	3,036	
Quarter ending December 2015	3,055	→
Quarter ending March 2016	3,075	→
Quarter ending June 2016	3,160	↑
Quarter ending September 2016	3,258	↑
Variance since September 2015	7.3%	↑



ACTIVITY

Cumulative percentage of contracted UDA delivered 2016 & 2017



Month	Adjusted Scheduled Activity (UDA)	
	2016	2017
April	148	322
May	1,110	831
June	1,863	2,000
July	3,050	3,486
August	4,977	4,550
September	5,910	5,316
October	6,851	
November	7,388	
December	8,426	
January	9,277	
February	10,639	
March	11,082	
April	11,108	
May	11,107	
June	11,130	

QUALITY

	Quantity	Base Number	Contract	AT	Region	England
% of FP17s for the same patient ID Re-attending within 3 months - Children	307	919	33.4%	12.7%	13.5%	12.4%
% of FP17s for the same patient ID Re-attending within 3 months - Adults	263	1,234	21.3%	17.7%	17.4%	16.7%
% of FP17s for the same patient ID Re-attending between 3 & 9 months - Children	320	919	34.8%	53.6%	59.0%	57.4%
% of FP17s for the same patient ID Re-attending between 3 & 9 months - Adults	342	1,234	27.7%	45.0%	52.6%	50.5%
% of FP17s for Band 1 Urgent Courses	246	2,122	11.6%	11.7%	9.4%	9.1%
% of FP17s Relating to Free Repair or Replacements	27	2,122	1.3%	1.0%	1.0%	0.8%
% of FP17s Relating to Continuations	21	2,122	1.0%	1.4%	1.5%	1.3%
% of Patients satisfied with the dentistry they have received	5	5	N/A	94.0%	93.7%	93.2%
% of Patients satisfied with the time they had to wait for an appointment	5	5	N/A	89.1%	90.0%	89.0%

* This is based on patients treated on this contract for their most recent course of treatment. Figures in italics indicate the base number of FP17s or Patient Questionnaire responses are less than 100. N/A is shown where the base number of responses is less than 10 during the period. % is calculated as Quantity/Base number*100

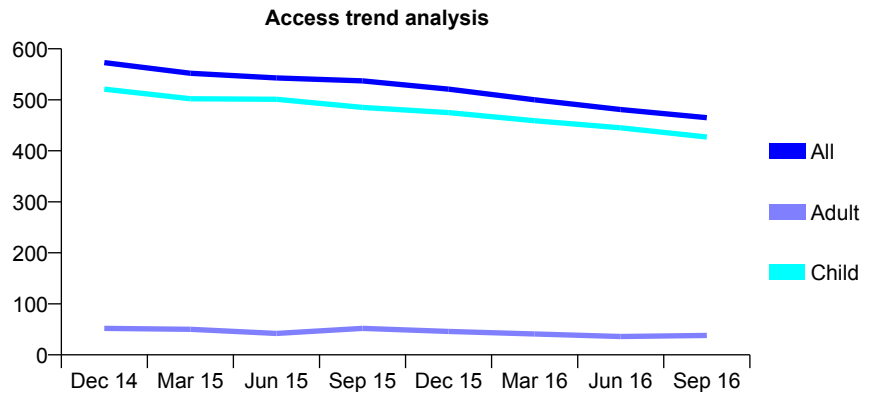
Q48 - Vital Signs At a Glance Contract Report for 327344/0001 - September 2016

Name or company name	MR R PYM
Contract type name	GDS Contract
Purpose of contract	General
Contract start date	01/04/2006
Contract end date	

16/17 Contracted general activity (UDA)	1,100
Carry forward general activity (UDA)	0
16/17 Contracted orthodontic activity (UOA)	0
Carry forward orthodontic activity (UOA)	0
Baseline contract value	£28,061.19

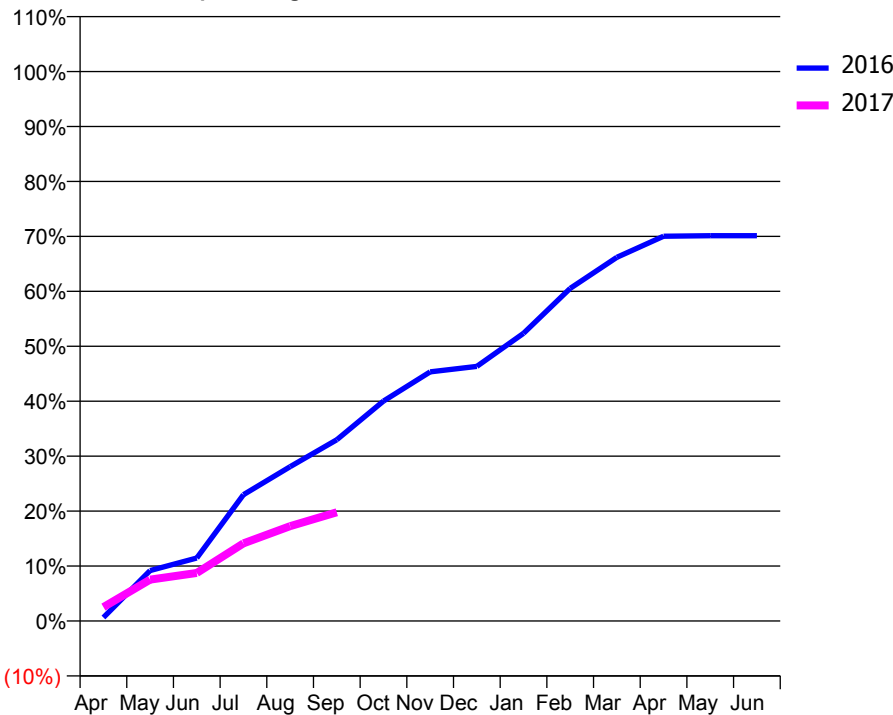
ACCESS*

Patients seen in 24 months	Total	Change since previous quarter
Quarter ending September 2015	537	
Quarter ending December 2015	521	↓
Quarter ending March 2016	500	↓
Quarter ending June 2016	481	↓
Quarter ending September 2016	465	↓
Variance since September 2015	(13.4%)	↓



ACTIVITY

Cumulative percentage of contracted UDA delivered 2016 & 2017



Month	Adjusted Scheduled Activity (UDA)	
	2016	2017
April	7	28
May	101	83
June	126	96
July	253	156
August	309	190
September	363	218
October	440	
November	499	
December	510	
January	576	
February	666	
March	728	
April	770	
May	771	
June	771	

QUALITY

	Quantity	Base Number	Contract	AT	Region	England
% of FP17s for the same patient ID Re-attending within 3 months - Children	16	213	7.5%	12.7%	13.5%	12.4%
% of FP17s for the same patient ID Re-attending within 3 months - Adults	0	0	N/A	17.7%	17.4%	16.7%
% of FP17s for the same patient ID Re-attending between 3 & 9 months - Children	95	213	44.6%	53.6%	59.0%	57.4%
% of FP17s for the same patient ID Re-attending between 3 & 9 months - Adults	0	0	N/A	45.0%	52.6%	50.5%
% of FP17s for Band 1 Urgent Courses	4	178	2.2%	11.7%	9.4%	9.1%
% of FP17s Relating to Free Repair or Replacements	0	178	0.0%	1.0%	1.0%	0.8%
% of FP17s Relating to Continuations	0	178	0.0%	1.4%	1.5%	1.3%
% of Patients satisfied with the dentistry they have received	1	1	N/A	94.0%	93.7%	93.2%
% of Patients satisfied with the time they had to wait for an appointment	1	1	N/A	89.1%	90.0%	89.0%

* This is based on patients treated on this contract for their most recent course of treatment. Figures in italics indicate the base number of FP17s or Patient Questionnaire responses are less than 100. N/A is shown where the base number of responses is less than 10 during the period. % is calculated as Quantity/Base number*100

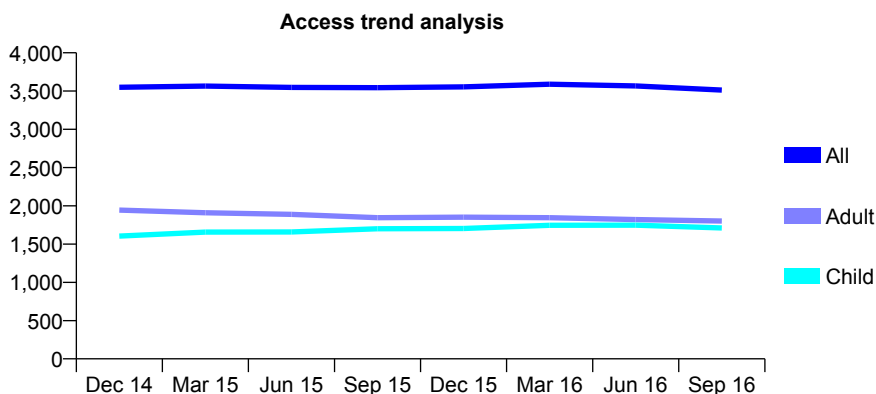
Q48 - Vital Signs At a Glance Contract Report for 328847/0001 - September 2016

Name or company name	MR PA DOYLE
Contract type name	GDS Contract
Purpose of contract	General
Contract start date	01/04/2006
Contract end date	

16/17 Contracted general activity (UDA)	12,787
Carry forward general activity (UDA)	0
16/17 Contracted orthodontic activity (UOA)	0
Carry forward orthodontic activity (UOA)	0
Baseline contract value	£361,820.78

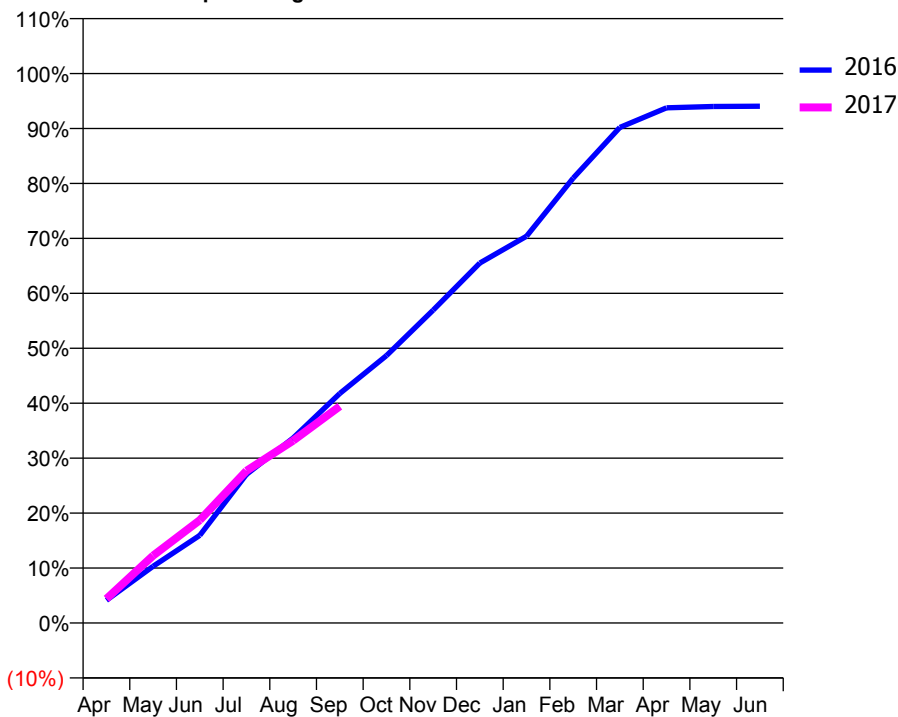
ACCESS*

Patients seen in 24 months	Total	Change since previous quarter
Quarter ending September 2015	3,545	
Quarter ending December 2015	3,555	→
Quarter ending March 2016	3,590	→
Quarter ending June 2016	3,567	→
Quarter ending September 2016	3,513	↓
Variance since September 2015	(0.9%)	→



ACTIVITY

Cumulative percentage of contracted UDA delivered 2016 & 2017



Adjusted Scheduled Activity (UDA)

Month	2016	2017
April	530	563
May	1,320	1,570
June	2,040	2,393
July	3,458	3,541
August	4,306	4,242
September	5,342	5,044
October	6,222	
November	7,282	
December	8,376	
January	9,001	
February	10,352	
March	11,534	
April	11,987	
May	12,020	
June	12,025	

QUALITY

	Quantity	Base Number	Contract	AT	Region	England
% of FP17s for the same patient ID Re-attending within 3 months - Children	104	1,043	10.0%	12.7%	13.5%	12.4%
% of FP17s for the same patient ID Re-attending within 3 months - Adults	223	976	22.8%	17.7%	17.4%	16.7%
% of FP17s for the same patient ID Re-attending between 3 & 9 months - Children	478	1,043	45.8%	53.6%	59.0%	57.4%
% of FP17s for the same patient ID Re-attending between 3 & 9 months - Adults	375	976	38.4%	45.0%	52.6%	50.5%
% of FP17s for Band 1 Urgent Courses	162	1,864	8.7%	11.7%	9.4%	9.1%
% of FP17s Relating to Free Repair or Replacements	0	1,864	0.0%	1.0%	1.0%	0.8%
% of FP17s Relating to Continuations	44	1,864	2.4%	1.4%	1.5%	1.3%
% of Patients satisfied with the dentistry they have received	4	4	N/A	94.0%	93.7%	93.2%
% of Patients satisfied with the time they had to wait for an appointment	4	4	N/A	89.1%	90.0%	89.0%

* This is based on patients treated on this contract for their most recent course of treatment. Figures in italics indicate the base number of FP17s or Patient Questionnaire responses are less than 100. N/A is shown where the base number of responses is less than 10 during the period. % is calculated as Quantity/Base number*100

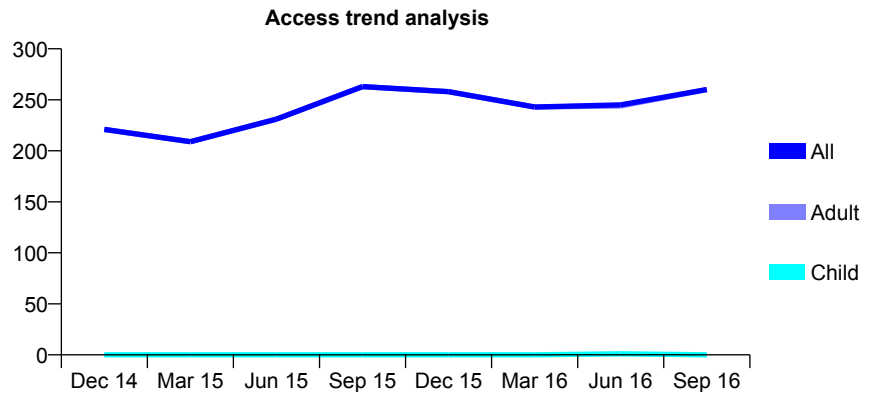
Q48 - Vital Signs At a Glance Contract Report for 351628/0004 - September 2016

Name or company name	MR TC DALEY
Contract type name	GDS Contract
Purpose of contract	General
Contract start date	02/03/2012
Contract end date	31/03/2017

16/17 Contracted general activity (UDA)	848
Carry forward general activity (UDA)	0
16/17 Contracted orthodontic activity (UOA)	0
Carry forward orthodontic activity (UOA)	0
Baseline contract value	£26,969.72

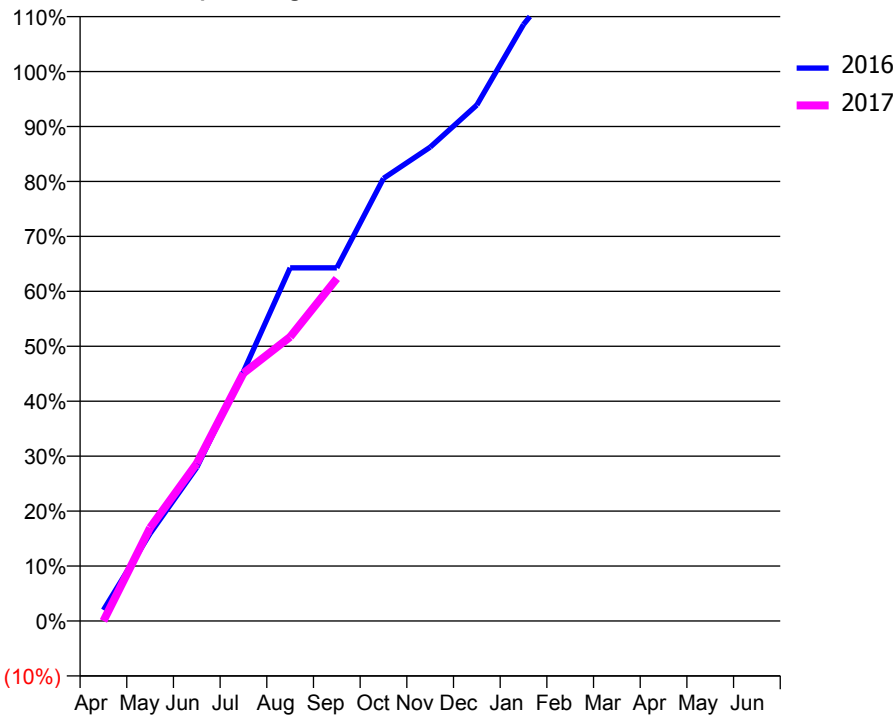
ACCESS*

Patients seen in 24 months	Total	Change since previous quarter
Quarter ending September 2015	263	
Quarter ending December 2015	258	↓
Quarter ending March 2016	243	↓
Quarter ending June 2016	245	→
Quarter ending September 2016	260	↑
Variance since September 2015	(1.1%)	↓



ACTIVITY

Cumulative percentage of contracted UDA delivered 2016 & 2017



Month	Adjusted Scheduled Activity (UDA)	
	2016	2017
April	17	0
May	135	144
June	237	243
July	385	382
August	545	438
September	545	529
October	683	
November	731	
December	796	
January	921	
February	1,011	
March	1,066	
April	1,066	
May	1,070	
June	1,070	

QUALITY

	Quantity	Base Number	Contract	AT	Region	England
% of FP17s for the same patient ID Re-attending within 3 months - Children	0	1	0.0%	12.7%	13.5%	12.4%
% of FP17s for the same patient ID Re-attending within 3 months - Adults	3	93	3.2%	17.7%	17.4%	16.7%
% of FP17s for the same patient ID Re-attending between 3 & 9 months - Children	0	1	0.0%	53.6%	59.0%	57.4%
% of FP17s for the same patient ID Re-attending between 3 & 9 months - Adults	11	93	11.8%	45.0%	52.6%	50.5%
% of FP17s for Band 1 Urgent Courses	3	90	3.3%	11.7%	9.4%	9.1%
% of FP17s Relating to Free Repair or Replacements	0	90	0.0%	1.0%	1.0%	0.8%
% of FP17s Relating to Continuations	0	90	0.0%	1.4%	1.5%	1.3%
% of Patients satisfied with the dentistry they have received	0	0	N/A	94.0%	93.7%	93.2%
% of Patients satisfied with the time they had to wait for an appointment	0	0	N/A	89.1%	90.0%	89.0%

* This is based on patients treated on this contract for their most recent course of treatment. Figures in italics indicate the base number of FP17s or Patient Questionnaire responses are less than 100. N/A is shown where the base number of responses is less than 10 during the period. % is calculated as Quantity/Base number*100

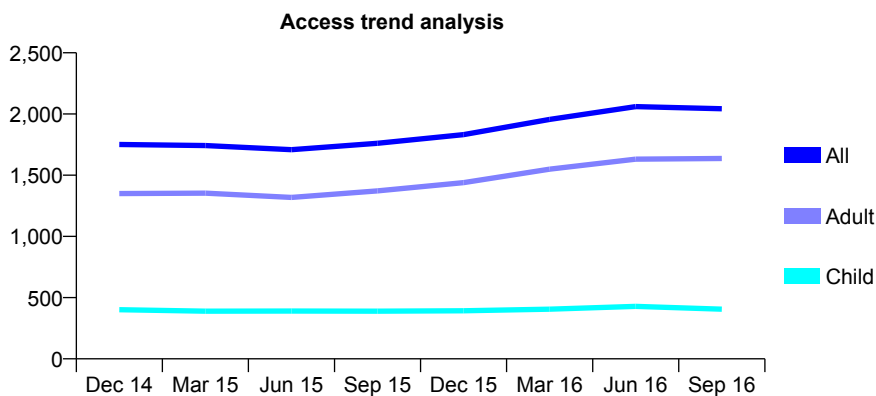
Q48 - Vital Signs At a Glance Contract Report for 357936/0001 - September 2016

Name or company name	MR SR LAKSHMIAH
Contract type name	GDS Contract
Purpose of contract	General
Contract start date	01/04/2006
Contract end date	

16/17 Contracted general activity (UDA)	9,108
Carry forward general activity (UDA)	0
16/17 Contracted orthodontic activity (UOA)	0
Carry forward orthodontic activity (UOA)	0
Baseline contract value	£232,346.89

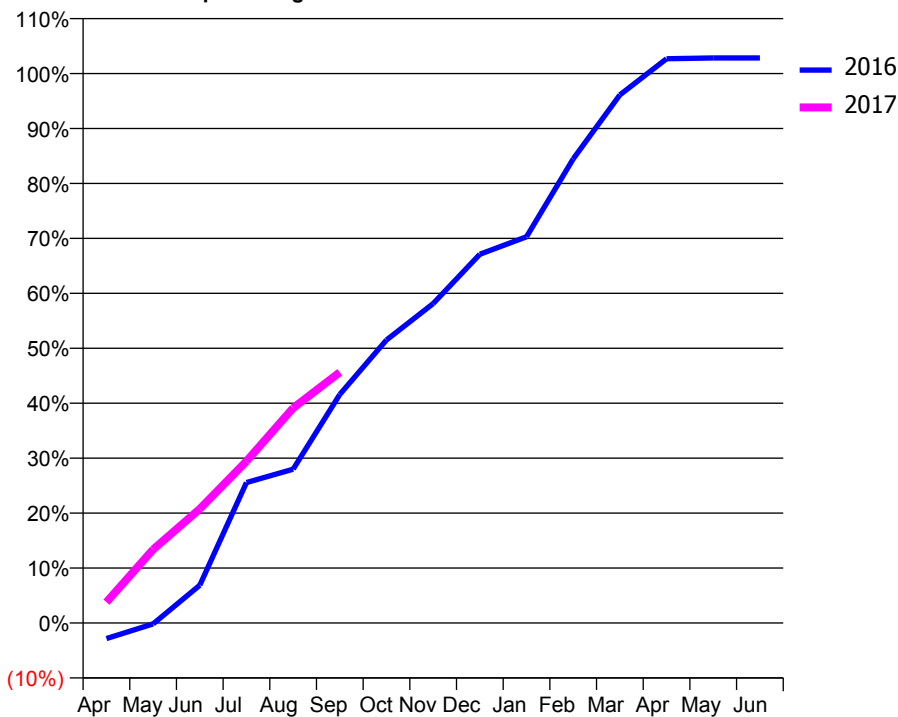
ACCESS*

Patients seen in 24 months	Total	Change since previous quarter
Quarter ending September 2015	1,761	
Quarter ending December 2015	1,832	↑
Quarter ending March 2016	1,956	↑
Quarter ending June 2016	2,060	↑
Quarter ending September 2016	2,043	→
Variance since September 2015	16.0%	↑



ACTIVITY

Cumulative percentage of contracted UDA delivered 2016 & 2017



Adjusted Scheduled Activity (UDA)

Month	2016	2017
April	-260	346
May	-16	1,219
June	627	1,890
July	2,329	2,682
August	2,550	3,564
September	3,790	4,157
October	4,691	
November	5,295	
December	6,113	
January	6,402	
February	7,693	
March	8,754	
April	9,353	
May	9,366	
June	9,366	

QUALITY

	Quantity	Base Number	Contract	AT	Region	England
% of FP17s for the same patient ID Re-attending within 3 months - Children	27	241	11.2%	12.7%	13.5%	12.4%
% of FP17s for the same patient ID Re-attending within 3 months - Adults	178	902	19.7%	17.7%	17.4%	16.7%
% of FP17s for the same patient ID Re-attending between 3 & 9 months - Children	67	241	27.8%	53.6%	59.0%	57.4%
% of FP17s for the same patient ID Re-attending between 3 & 9 months - Adults	204	902	22.6%	45.0%	52.6%	50.5%
% of FP17s for Band 1 Urgent Courses	230	1,014	22.7%	11.7%	9.4%	9.1%
% of FP17s Relating to Free Repair or Replacements	0	1,014	0.0%	1.0%	1.0%	0.8%
% of FP17s Relating to Continuations	12	1,014	1.2%	1.4%	1.5%	1.3%
% of Patients satisfied with the dentistry they have received	4	6	N/A	94.0%	93.7%	93.2%
% of Patients satisfied with the time they had to wait for an appointment	6	6	N/A	89.1%	90.0%	89.0%

* This is based on patients treated on this contract for their most recent course of treatment. Figures in italics indicate the base number of FP17s or Patient Questionnaire responses are less than 100. N/A is shown where the base number of responses is less than 10 during the period. % is calculated as Quantity/Base number*100

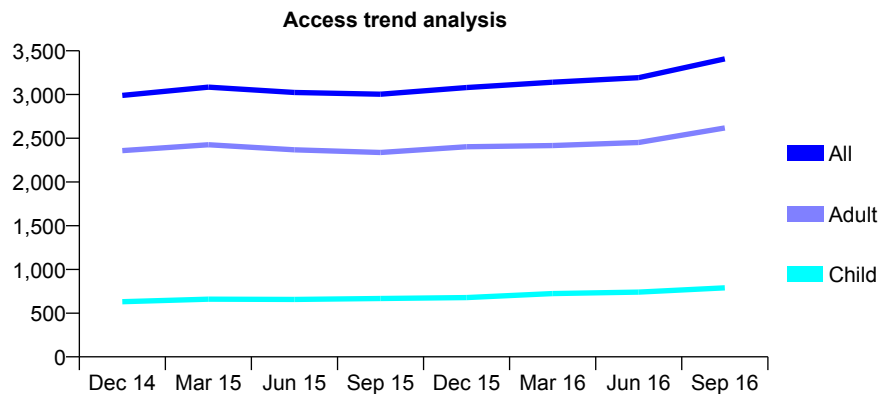
Q48 - Vital Signs At a Glance Contract Report for 358754/0001 - September 2016

Name or company name	MR SW KHAN
Contract type name	GDS Contract
Purpose of contract	General
Contract start date	01/01/2008
Contract end date	

16/17 Contracted general activity (UDA)	11,926
Carry forward general activity (UDA)	0
16/17 Contracted orthodontic activity (UOA)	0
Carry forward orthodontic activity (UOA)	0
Baseline contract value	£343,724.41

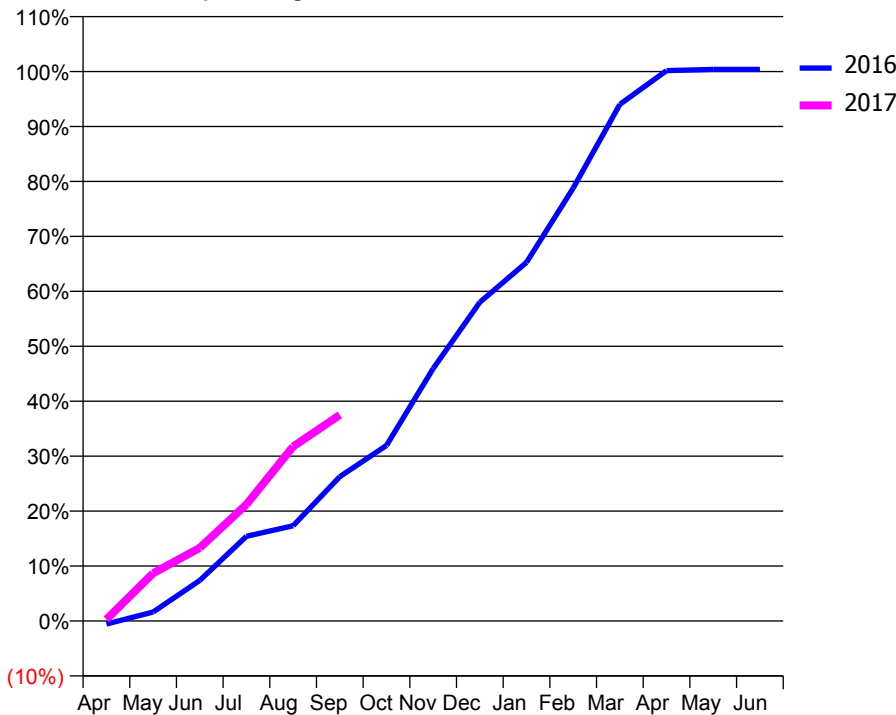
ACCESS*

Patients seen in 24 months	Total	Change since previous quarter
Quarter ending September 2015	3,004	
Quarter ending December 2015	3,080	↑
Quarter ending March 2016	3,141	→
Quarter ending June 2016	3,192	→
Quarter ending September 2016	3,407	↑
Variance since September 2015	13.4%	↑



ACTIVITY

Cumulative percentage of contracted UDA delivered 2016 & 2017



Month	Adjusted Scheduled Activity (UDA)	
	2016	2017
April	-67	37
May	195	1,037
June	880	1,587
July	1,838	2,532
August	2,069	3,788
September	3,132	4,471
October	3,811	
November	5,480	
December	6,918	
January	7,783	
February	9,395	
March	11,212	
April	11,946	
May	11,972	
June	11,972	

QUALITY

	Quantity	Base Number	Contract	AT	Region	England
% of FP17s for the same patient ID Re-attending within 3 months - Children	41	504	8.1%	12.7%	13.5%	12.4%
% of FP17s for the same patient ID Re-attending within 3 months - Adults	196	1,517	12.9%	17.7%	17.4%	16.7%
% of FP17s for the same patient ID Re-attending between 3 & 9 months - Children	158	504	31.3%	53.6%	59.0%	57.4%
% of FP17s for the same patient ID Re-attending between 3 & 9 months - Adults	371	1,517	24.5%	45.0%	52.6%	50.5%
% of FP17s for Band 1 Urgent Courses	617	1,853	33.3%	11.7%	9.4%	9.1%
% of FP17s Relating to Free Repair or Replacements	27	1,853	1.5%	1.0%	1.0%	0.8%
% of FP17s Relating to Continuations	18	1,853	1.0%	1.4%	1.5%	1.3%
% of Patients satisfied with the dentistry they have received	1	3	N/A	94.0%	93.7%	93.2%
% of Patients satisfied with the time they had to wait for an appointment	2	3	N/A	89.1%	90.0%	89.0%

* This is based on patients treated on this contract for their most recent course of treatment. Figures in italics indicate the base number of FP17s or Patient Questionnaire responses are less than 100. N/A is shown where the base number of responses is less than 10 during the period. % is calculated as Quantity/Base number*100

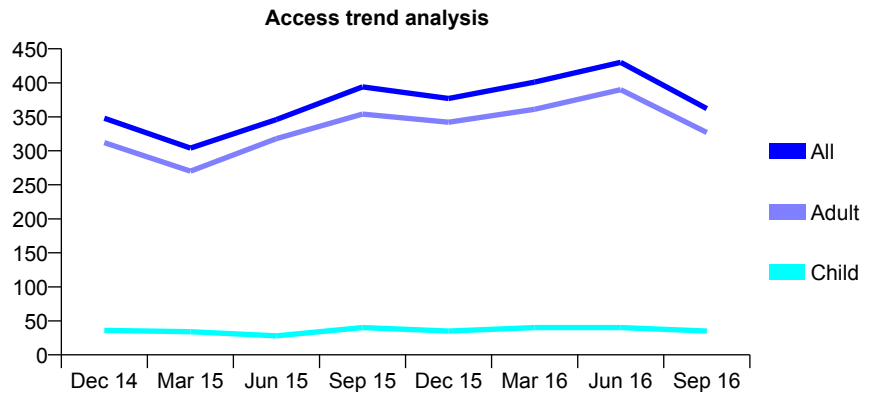
Q48 - Vital Signs At a Glance Contract Report for 358754/0003 - September 2016

Name or company name	MR SW KHAN
Contract type name	PDS Contract
Purpose of contract	General
Contract start date	01/04/2011
Contract end date	31/05/2016

16/17 Contracted general activity (UDA)	260
Carry forward general activity (UDA)	0
16/17 Contracted orthodontic activity (UOA)	0
Carry forward orthodontic activity (UOA)	0
Baseline contract value	£6,876.00

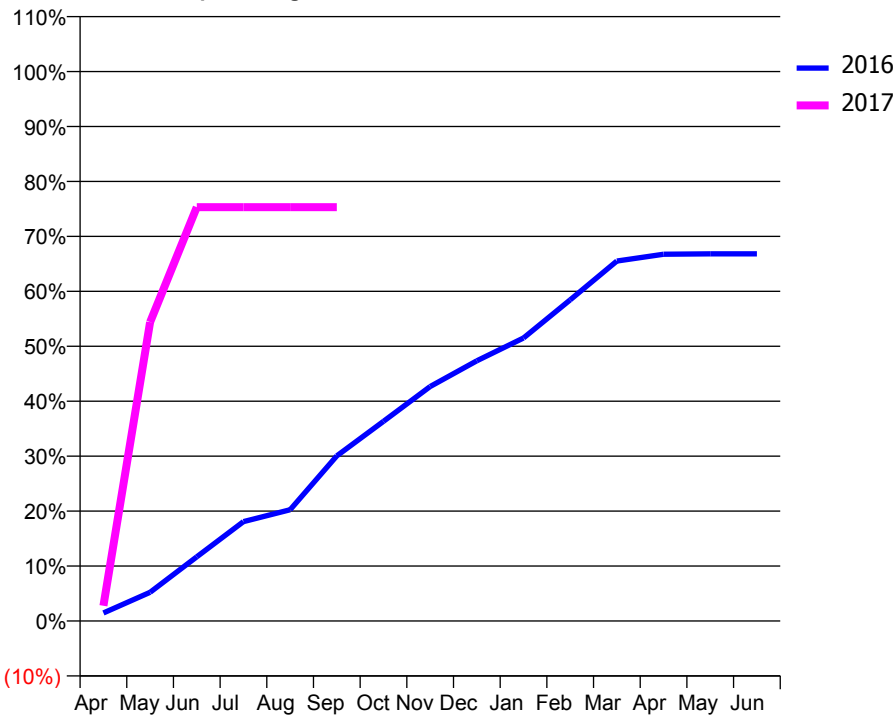
ACCESS*

Patients seen in 24 months	Total	Change since previous quarter
Quarter ending September 2015	394	
Quarter ending December 2015	377	↓
Quarter ending March 2016	401	↑
Quarter ending June 2016	430	↑
Quarter ending September 2016	362	↓
Variance since September 2015	(8.1%)	↓



ACTIVITY

Cumulative percentage of contracted UDA delivered 2016 & 2017



Month	Adjusted Scheduled Activity (UDA)	
	2016	2017
April	23	7
May	82	141
June	182	196
July	282	196
August	316	196
September	469	196
October	567	
November	666	
December	739	
January	803	
February	912	
March	1,022	
April	1,041	
May	1,042	
June	1,042	

QUALITY

	Quantity	Base Number	Contract	AT	Region	England
% of FP17s for the same patient ID Re-attending within 3 months - Children	1	21	4.8%	12.7%	13.5%	12.4%
% of FP17s for the same patient ID Re-attending within 3 months - Adults	2	166	1.2%	17.7%	17.4%	16.7%
% of FP17s for the same patient ID Re-attending between 3 & 9 months - Children	0	21	0.0%	53.6%	59.0%	57.4%
% of FP17s for the same patient ID Re-attending between 3 & 9 months - Adults	2	166	1.2%	45.0%	52.6%	50.5%
% of FP17s for Band 1 Urgent Courses	154	161	95.7%	11.7%	9.4%	9.1%
% of FP17s Relating to Free Repair or Replacements	0	161	0.0%	1.0%	1.0%	0.8%
% of FP17s Relating to Continuations	0	161	0.0%	1.4%	1.5%	1.3%
% of Patients satisfied with the dentistry they have received	0	0	N/A	94.0%	93.7%	93.2%
% of Patients satisfied with the time they had to wait for an appointment	0	0	N/A	89.1%	90.0%	89.0%

* This is based on patients treated on this contract for their most recent course of treatment. Figures in italics indicate the base number of FP17s or Patient Questionnaire responses are less than 100. N/A is shown where the base number of responses is less than 10 during the period. % is calculated as Quantity/Base number*100

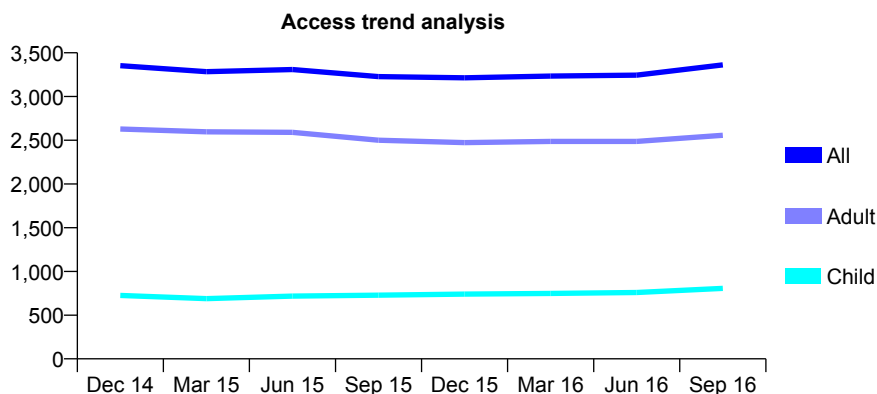
Q48 - Vital Signs At a Glance Contract Report for 383732/0001 - September 2016

Name or company name	MR JP BRACKEN
Contract type name	GDS Contract
Purpose of contract	General
Contract start date	01/04/2006
Contract end date	

16/17 Contracted general activity (UDA)	11,178
Carry forward general activity (UDA)	0
16/17 Contracted orthodontic activity (UOA)	0
Carry forward orthodontic activity (UOA)	0
Baseline contract value	£285,152.76

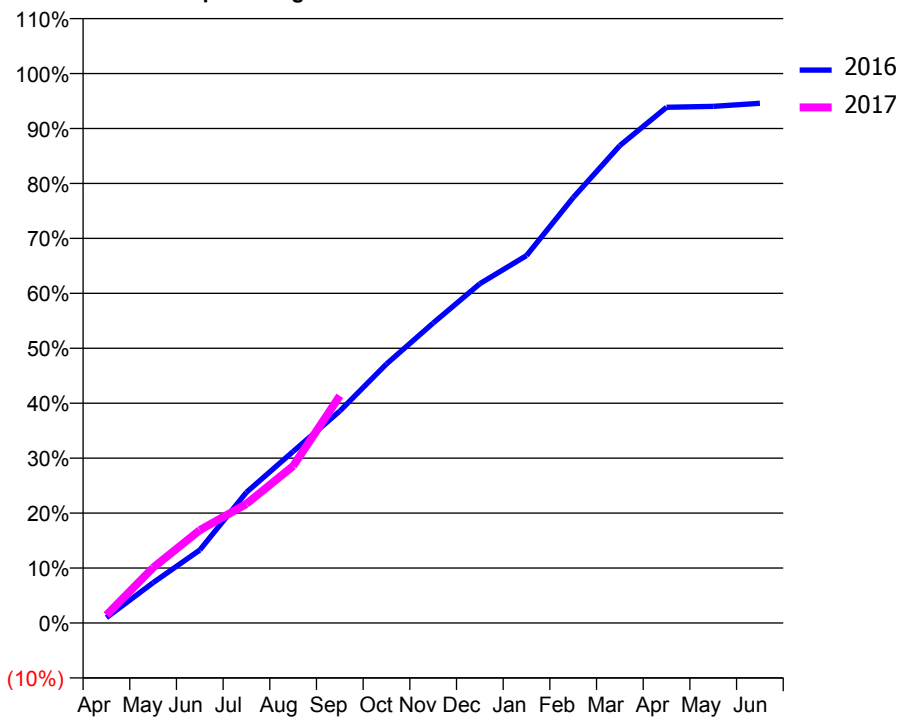
ACCESS*

Patients seen in 24 months	Total	Change since previous quarter
Quarter ending September 2015	3,228	
Quarter ending December 2015	3,214	→
Quarter ending March 2016	3,234	→
Quarter ending June 2016	3,245	→
Quarter ending September 2016	3,362	↑
Variance since September 2015	4.2%	↑



ACTIVITY

Cumulative percentage of contracted UDA delivered 2016 & 2017



Month	Adjusted Scheduled Activity (UDA)	
	2016	2017
April	109	162
May	819	1,128
June	1,486	1,889
July	2,660	2,424
August	3,490	3,193
September	4,311	4,620
October	5,270	
November	6,101	
December	6,902	
January	7,473	
February	8,655	
March	9,712	
April	10,492	
May	10,511	
June	10,573	

QUALITY

	Quantity	Base Number	Contract	AT	Region	England
% of FP17s for the same patient ID Re-attending within 3 months - Children	27	427	6.3%	12.7%	13.5%	12.4%
% of FP17s for the same patient ID Re-attending within 3 months - Adults	199	1,396	14.3%	17.7%	17.4%	16.7%
% of FP17s for the same patient ID Re-attending between 3 & 9 months - Children	102	427	23.9%	53.6%	59.0%	57.4%
% of FP17s for the same patient ID Re-attending between 3 & 9 months - Adults	365	1,396	26.1%	45.0%	52.6%	50.5%
% of FP17s for Band 1 Urgent Courses	136	1,483	9.2%	11.7%	9.4%	9.1%
% of FP17s Relating to Free Repair or Replacements	25	1,483	1.7%	1.0%	1.0%	0.8%
% of FP17s Relating to Continuations	41	1,483	2.8%	1.4%	1.5%	1.3%
% of Patients satisfied with the dentistry they have received	7	8	N/A	94.0%	93.7%	93.2%
% of Patients satisfied with the time they had to wait for an appointment	8	8	N/A	89.1%	90.0%	89.0%

* This is based on patients treated on this contract for their most recent course of treatment. Figures in italics indicate the base number of FP17s or Patient Questionnaire responses are less than 100. N/A is shown where the base number of responses is less than 10 during the period. % is calculated as Quantity/Base number*100

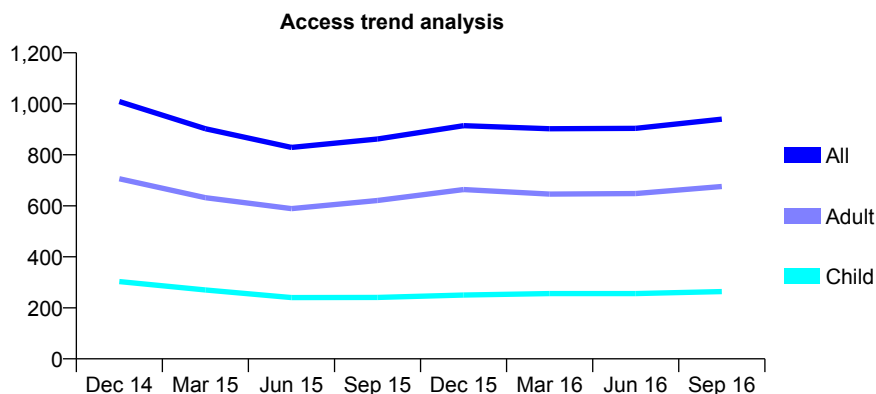
Q48 - Vital Signs At a Glance Contract Report for 383732/0003 - September 2016

Name or company name	MR JP BRACKEN
Contract type name	GDS Contract
Purpose of contract	General
Contract start date	01/04/2006
Contract end date	

16/17 Contracted general activity (UDA)	2,380
Carry forward general activity (UDA)	28
16/17 Contracted orthodontic activity (UOA)	0
Carry forward orthodontic activity (UOA)	0
Baseline contract value	£51,413.48

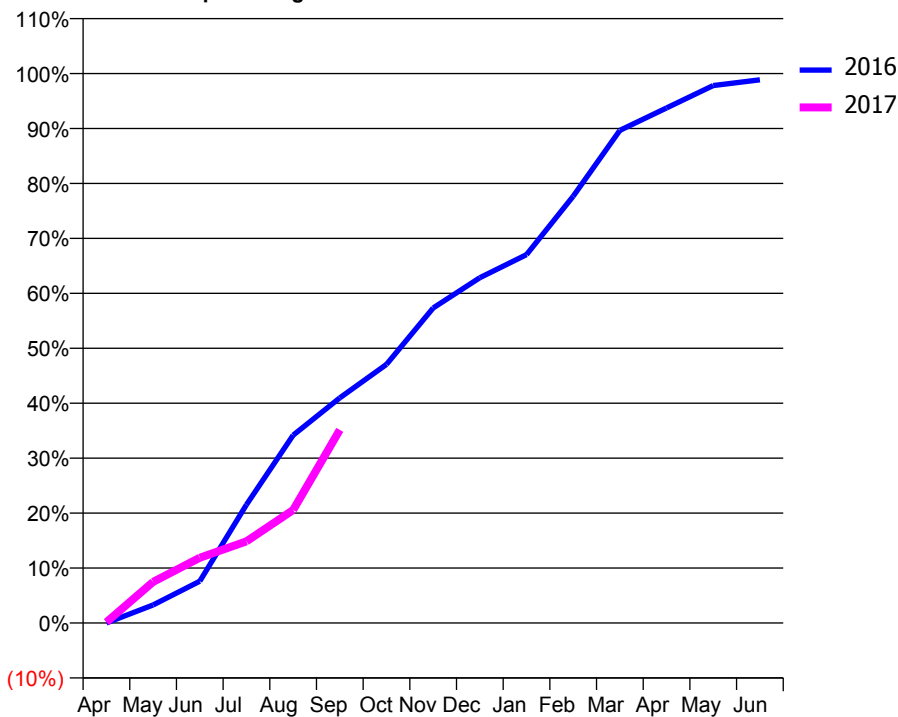
ACCESS*

Patients seen in 24 months	Total	Change since previous quarter
Quarter ending September 2015	862	
Quarter ending December 2015	914	↑
Quarter ending March 2016	902	↓
Quarter ending June 2016	904	→
Quarter ending September 2016	940	↑
Variance since September 2015	9.0%	↑



ACTIVITY

Cumulative percentage of contracted UDA delivered 2016 & 2017



Month	Adjusted Scheduled Activity (UDA)	
	2016	2017
April	0	4
May	78	178
June	181	283
July	512	354
August	813	489
September	975	837
October	1,120	
November	1,365	
December	1,496	
January	1,595	
February	1,848	
March	2,134	
April	2,231	
May	2,328	
June	2,352	

QUALITY

	Quantity	Base Number	Contract	AT	Region	England
% of FP17s for the same patient ID Re-attending within 3 months - Children	9	156	5.8%	12.7%	13.5%	12.4%
% of FP17s for the same patient ID Re-attending within 3 months - Adults	20	373	5.4%	17.7%	17.4%	16.7%
% of FP17s for the same patient ID Re-attending between 3 & 9 months - Children	26	156	16.7%	53.6%	59.0%	57.4%
% of FP17s for the same patient ID Re-attending between 3 & 9 months - Adults	52	373	13.9%	45.0%	52.6%	50.5%
% of FP17s for Band 1 Urgent Courses	48	410	11.7%	11.7%	9.4%	9.1%
% of FP17s Relating to Free Repair or Replacements	5	410	1.2%	1.0%	1.0%	0.8%
% of FP17s Relating to Continuations	6	410	1.5%	1.4%	1.5%	1.3%
% of Patients satisfied with the dentistry they have received	0	0	N/A	94.0%	93.7%	93.2%
% of Patients satisfied with the time they had to wait for an appointment	0	0	N/A	89.1%	90.0%	89.0%

* This is based on patients treated on this contract for their most recent course of treatment. Figures in italics indicate the base number of FP17s or Patient Questionnaire responses are less than 100. N/A is shown where the base number of responses is less than 10 during the period. % is calculated as Quantity/Base number*100

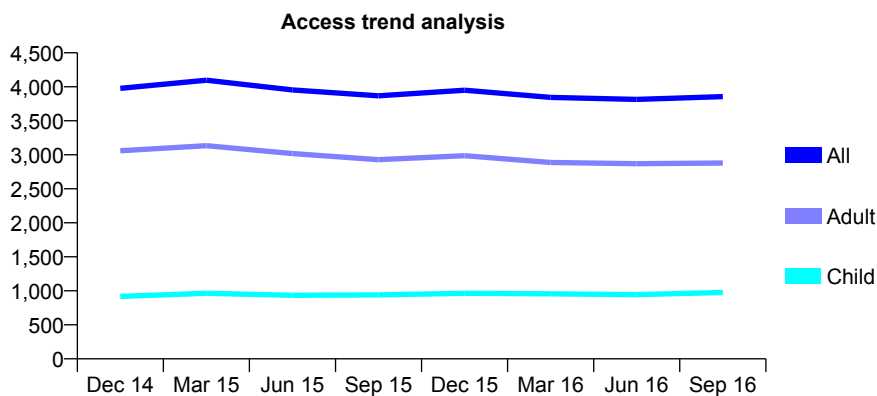
Q48 - Vital Signs At a Glance Contract Report for 396109/0001 - September 2016

Name or company name	MR J BUCKNOR-AJIBADE
Contract type name	GDS Contract
Purpose of contract	General
Contract start date	24/11/2008
Contract end date	

16/17 Contracted general activity (UDA)	16,249
Carry forward general activity (UDA)	0
16/17 Contracted orthodontic activity (UOA)	0
Carry forward orthodontic activity (UOA)	0
Baseline contract value	£414,514.87

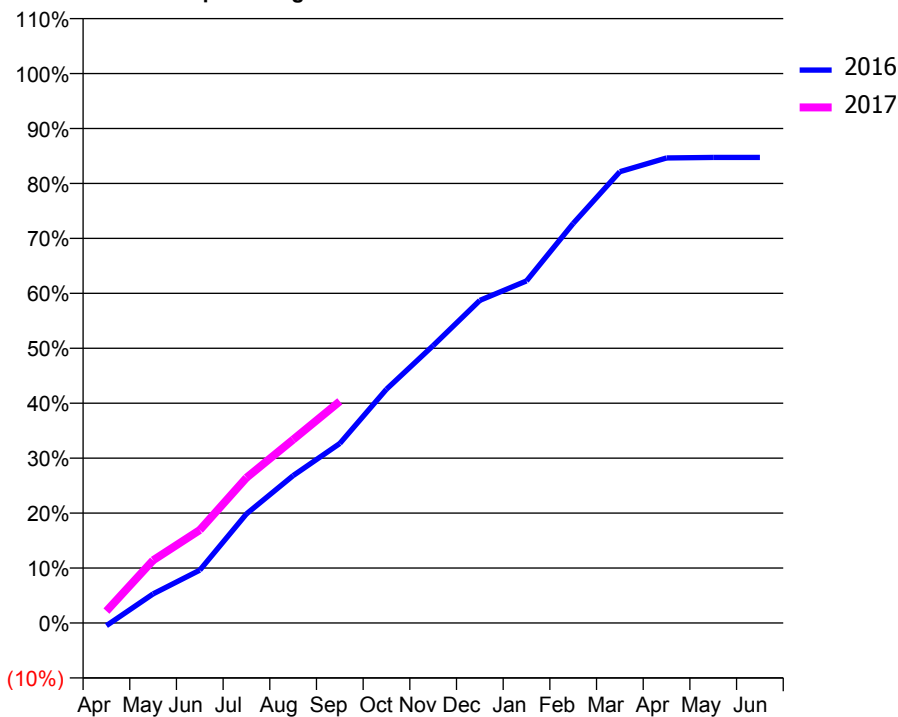
ACCESS*

Patients seen in 24 months	Total	Change since previous quarter
Quarter ending September 2015	3,868	
Quarter ending December 2015	3,950	↑
Quarter ending March 2016	3,844	↓
Quarter ending June 2016	3,814	→
Quarter ending September 2016	3,855	→
Variance since September 2015	(0.3%)	→



ACTIVITY

Cumulative percentage of contracted UDA delivered 2016 & 2017



Month	Adjusted Scheduled Activity (UDA)	
	2016	2017
April	-81	354
May	861	1,854
June	1,562	2,752
July	3,228	4,297
August	4,360	5,425
September	5,311	6,554
October	6,913	
November	8,204	
December	9,541	
January	10,116	
February	11,814	
March	13,347	
April	13,753	
May	13,768	
June	13,768	

QUALITY

	Quantity	Base Number	Contract	AT	Region	England
% of FP17s for the same patient ID Re-attending within 3 months - Children	61	589	10.4%	12.7%	13.5%	12.4%
% of FP17s for the same patient ID Re-attending within 3 months - Adults	389	1,884	20.6%	17.7%	17.4%	16.7%
% of FP17s for the same patient ID Re-attending between 3 & 9 months - Children	258	589	43.8%	53.6%	59.0%	57.4%
% of FP17s for the same patient ID Re-attending between 3 & 9 months - Adults	796	1,884	42.3%	45.0%	52.6%	50.5%
% of FP17s for Band 1 Urgent Courses	247	2,349	10.5%	11.7%	9.4%	9.1%
% of FP17s Relating to Free Repair or Replacements	38	2,349	1.6%	1.0%	1.0%	0.8%
% of FP17s Relating to Continuations	11	2,349	0.5%	1.4%	1.5%	1.3%
% of Patients satisfied with the dentistry they have received	4	4	N/A	94.0%	93.7%	93.2%
% of Patients satisfied with the time they had to wait for an appointment	4	4	N/A	89.1%	90.0%	89.0%

* This is based on patients treated on this contract for their most recent course of treatment. Figures in italics indicate the base number of FP17s or Patient Questionnaire responses are less than 100. N/A is shown where the base number of responses is less than 10 during the period. % is calculated as Quantity/Base number*100

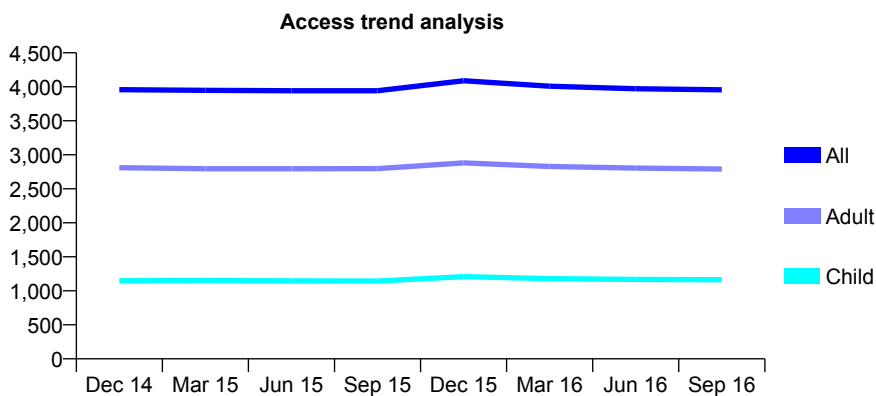
Q48 - Vital Signs At a Glance Contract Report for 568147/0001 - September 2016

Name or company name	MR SA O'HARA
Contract type name	GDS Contract
Purpose of contract	General
Contract start date	01/04/2006
Contract end date	

16/17 Contracted general activity (UDA)	11,616
Carry forward general activity (UDA)	0
16/17 Contracted orthodontic activity (UOA)	0
Carry forward orthodontic activity (UOA)	0
Baseline contract value	£296,326.22

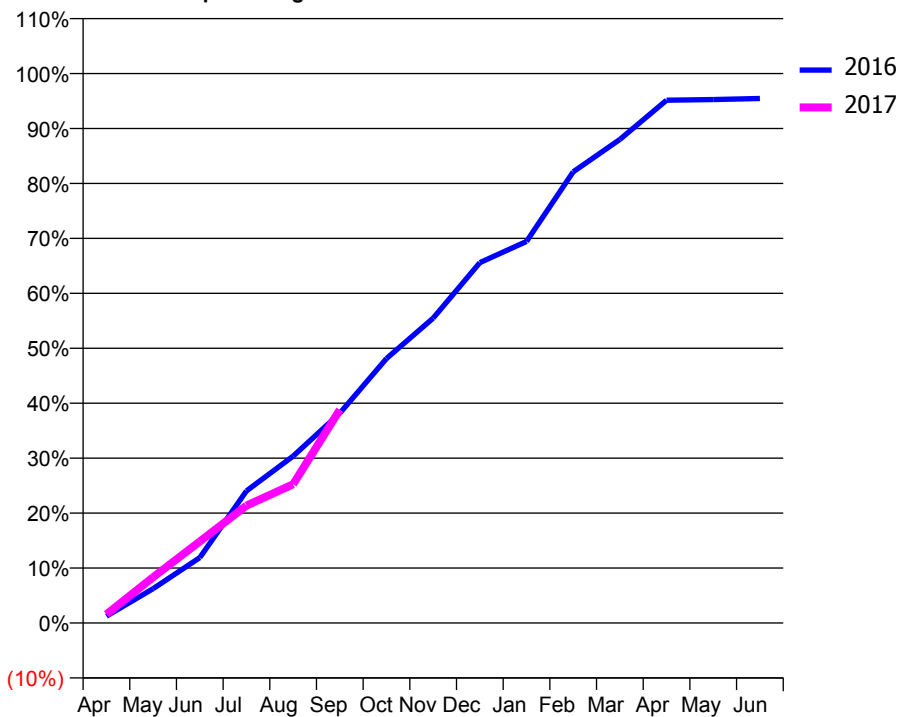
ACCESS*

Patients seen in 24 months	Total	Change since previous quarter
Quarter ending September 2015	3,943	
Quarter ending December 2015	4,090	↑
Quarter ending March 2016	4,008	↓
Quarter ending June 2016	3,972	→
Quarter ending September 2016	3,955	→
Variance since September 2015	0.3%	→



ACTIVITY

Cumulative percentage of contracted UDA delivered 2016 & 2017



Month	Adjusted Scheduled Activity (UDA)	
	2016	2017
April	146	186
May	725	969
June	1,384	1,724
July	2,793	2,481
August	3,528	2,932
September	4,436	4,508
October	5,592	
November	6,444	
December	7,618	
January	8,067	
February	9,539	
March	10,223	
April	11,051	
May	11,066	
June	11,088	

QUALITY

	Quantity	Base Number	Contract	AT	Region	England
% of FP17s for the same patient ID Re-attending within 3 months - Children	71	700	10.1%	12.7%	13.5%	12.4%
% of FP17s for the same patient ID Re-attending within 3 months - Adults	381	1,757	21.7%	17.7%	17.4%	16.7%
% of FP17s for the same patient ID Re-attending between 3 & 9 months - Children	268	700	38.3%	53.6%	59.0%	57.4%
% of FP17s for the same patient ID Re-attending between 3 & 9 months - Adults	672	1,757	38.2%	45.0%	52.6%	50.5%
% of FP17s for Band 1 Urgent Courses	343	2,058	16.7%	11.7%	9.4%	9.1%
% of FP17s Relating to Free Repair or Replacements	0	2,058	0.0%	1.0%	1.0%	0.8%
% of FP17s Relating to Continuations	0	2,058	0.0%	1.4%	1.5%	1.3%
% of Patients satisfied with the dentistry they have received	1	2	N/A	94.0%	93.7%	93.2%
% of Patients satisfied with the time they had to wait for an appointment	2	2	N/A	89.1%	90.0%	89.0%

* This is based on patients treated on this contract for their most recent course of treatment. Figures in italics indicate the base number of FP17s or Patient Questionnaire responses are less than 100. N/A is shown where the base number of responses is less than 10 during the period. % is calculated as Quantity/Base number*100

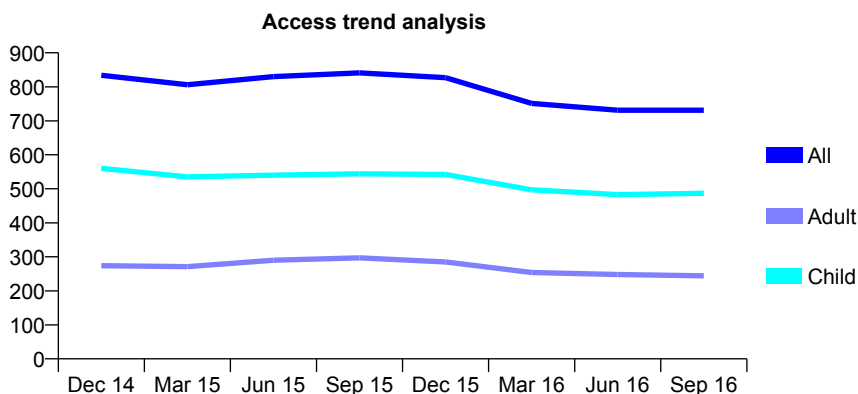
Q48 - Vital Signs At a Glance Contract Report for 573140/0001 - September 2016

Name or company name	MR MJ FORDE
Contract type name	GDS Contract
Purpose of contract	General
Contract start date	01/04/2006
Contract end date	

16/17 Contracted general activity (UDA)	2,000
Carry forward general activity (UDA)	0
16/17 Contracted orthodontic activity (UOA)	0
Carry forward orthodontic activity (UOA)	0
Baseline contract value	£51,020.35

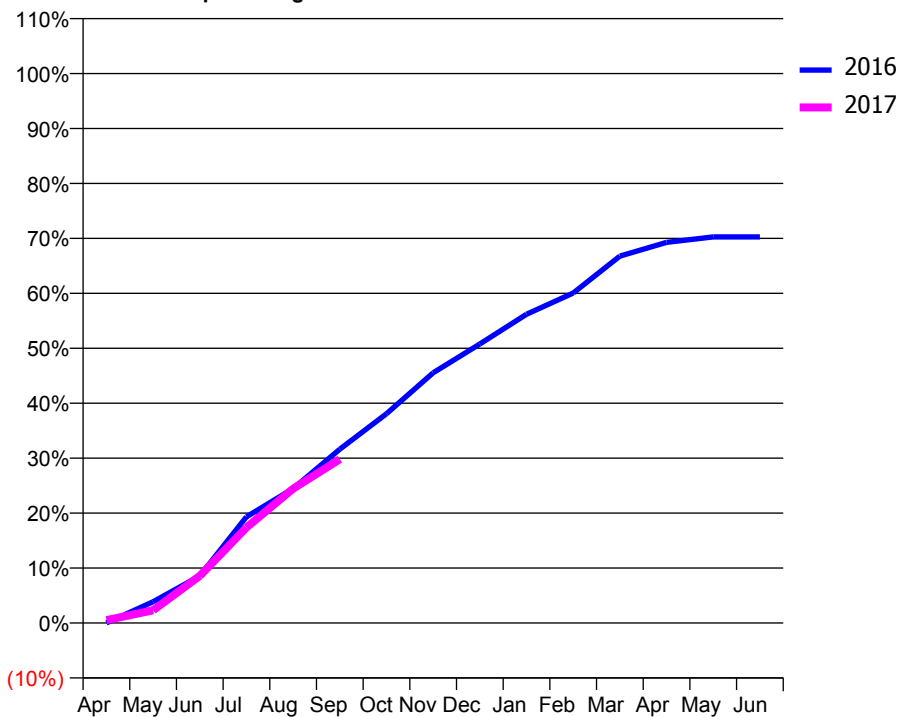
ACCESS*

Patients seen in 24 months	Total	Change since previous quarter
Quarter ending September 2015	841	
Quarter ending December 2015	827	↓
Quarter ending March 2016	751	↓
Quarter ending June 2016	731	↓
Quarter ending September 2016	731	→
Variance since September 2015	(13.1%)	↓



ACTIVITY

Cumulative percentage of contracted UDA delivered 2016 & 2017



Month	Adjusted Scheduled Activity (UDA)	
	2016	2017
April	0	10
May	78	46
June	172	171
July	387	348
August	489	489
September	633	596
October	762	
November	911	
December	1,016	
January	1,124	
February	1,201	
March	1,336	
April	1,385	
May	1,405	
June	1,405	

QUALITY

	Quantity	Base Number	Contract	AT	Region	England
% of FP17s for the same patient ID Re-attending within 3 months - Children	21	299	7.0%	12.7%	13.5%	12.4%
% of FP17s for the same patient ID Re-attending within 3 months - Adults	10	78	12.8%	17.7%	17.4%	16.7%
% of FP17s for the same patient ID Re-attending between 3 & 9 months - Children	112	299	37.5%	53.6%	59.0%	57.4%
% of FP17s for the same patient ID Re-attending between 3 & 9 months - Adults	14	78	17.9%	45.0%	52.6%	50.5%
% of FP17s for Band 1 Urgent Courses	10	328	3.0%	11.7%	9.4%	9.1%
% of FP17s Relating to Free Repair or Replacements	0	328	0.0%	1.0%	1.0%	0.8%
% of FP17s Relating to Continuations	0	328	0.0%	1.4%	1.5%	1.3%
% of Patients satisfied with the dentistry they have received	0	0	N/A	94.0%	93.7%	93.2%
% of Patients satisfied with the time they had to wait for an appointment	0	0	N/A	89.1%	90.0%	89.0%

* This is based on patients treated on this contract for their most recent course of treatment. Figures in italics indicate the base number of FP17s or Patient Questionnaire responses are less than 100. N/A is shown where the base number of responses is less than 10 during the period. % is calculated as Quantity/Base number*100

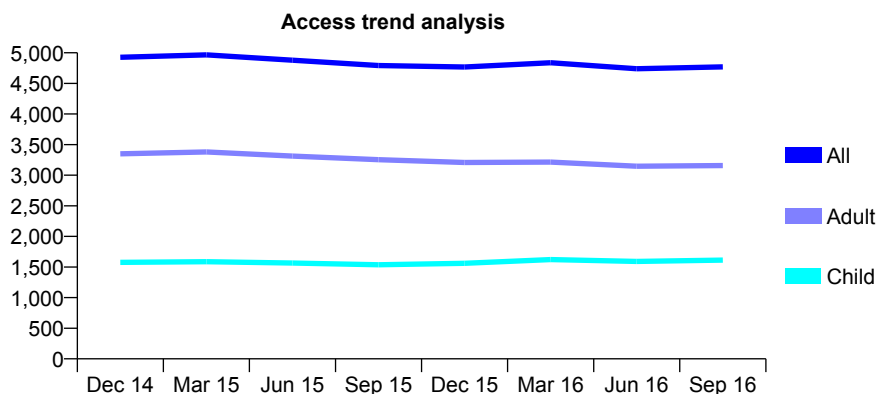
Q48 - Vital Signs At a Glance Contract Report for 576107/0001 - September 2016

Name or company name	MR NP MARRAY
Contract type name	GDS Contract
Purpose of contract	General
Contract start date	01/04/2006
Contract end date	

16/17 Contracted general activity (UDA)	13,731
Carry forward general activity (UDA)	173
16/17 Contracted orthodontic activity (UOA)	0
Carry forward orthodontic activity (UOA)	0
Baseline contract value	£350,280.26

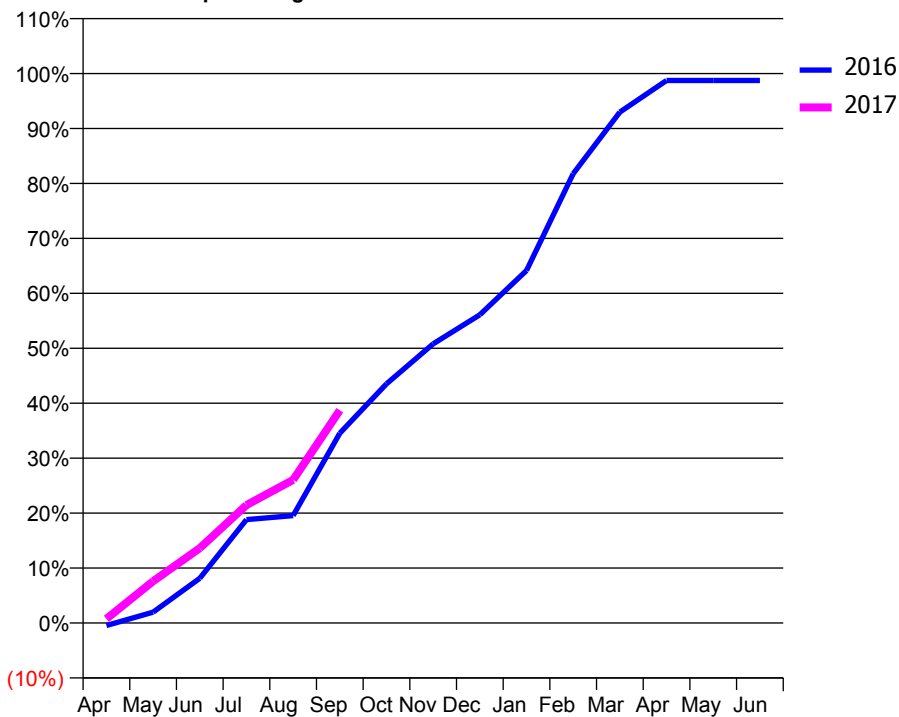
ACCESS*

Patients seen in 24 months	Total	Change since previous quarter
Quarter ending September 2015	4,791	
Quarter ending December 2015	4,769	→
Quarter ending March 2016	4,837	→
Quarter ending June 2016	4,739	↓
Quarter ending September 2016	4,771	→
Variance since September 2015	(0.4%)	→



ACTIVITY

Cumulative percentage of contracted UDA delivered 2016 & 2017



Month	Adjusted Scheduled Activity (UDA)	
	2016	2017
April	-64	105
May	272	1,044
June	1,119	1,871
July	2,585	2,949
August	2,684	3,575
September	4,742	5,317
October	5,976	
November	6,976	
December	7,703	
January	8,808	
February	11,228	
March	12,767	
April	13,555	
May	13,557	
June	13,558	

QUALITY

	Quantity	Base Number	Contract	AT	Region	England
% of FP17s for the same patient ID Re-attending within 3 months - Children	168	1,039	16.2%	12.7%	13.5%	12.4%
% of FP17s for the same patient ID Re-attending within 3 months - Adults	323	1,629	19.8%	17.7%	17.4%	16.7%
% of FP17s for the same patient ID Re-attending between 3 & 9 months - Children	420	1,039	40.4%	53.6%	59.0%	57.4%
% of FP17s for the same patient ID Re-attending between 3 & 9 months - Adults	578	1,629	35.5%	45.0%	52.6%	50.5%
% of FP17s for Band 1 Urgent Courses	356	2,396	14.9%	11.7%	9.4%	9.1%
% of FP17s Relating to Free Repair or Replacements	14	2,396	0.6%	1.0%	1.0%	0.8%
% of FP17s Relating to Continuations	2	2,396	0.1%	1.4%	1.5%	1.3%
% of Patients satisfied with the dentistry they have received	0	0	N/A	94.0%	93.7%	93.2%
% of Patients satisfied with the time they had to wait for an appointment	0	0	N/A	89.1%	90.0%	89.0%

* This is based on patients treated on this contract for their most recent course of treatment. Figures in italics indicate the base number of FP17s or Patient Questionnaire responses are less than 100. N/A is shown where the base number of responses is less than 10 during the period. % is calculated as Quantity/Base number*100

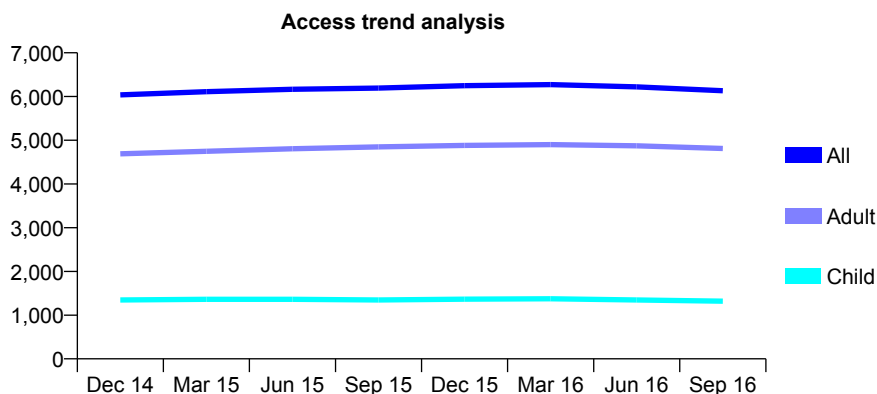
Q48 - Vital Signs At a Glance Contract Report for 577197/0001 - September 2016

Name or company name	MR JN LEA
Contract type name	PDS Contract
Purpose of contract	General
Contract start date	01/04/2006
Contract end date	31/03/2021

16/17 Contracted general activity (UDA)	18,596
Carry forward general activity (UDA)	153
16/17 Contracted orthodontic activity (UOA)	0
Carry forward orthodontic activity (UOA)	0
Baseline contract value	£618,211.87

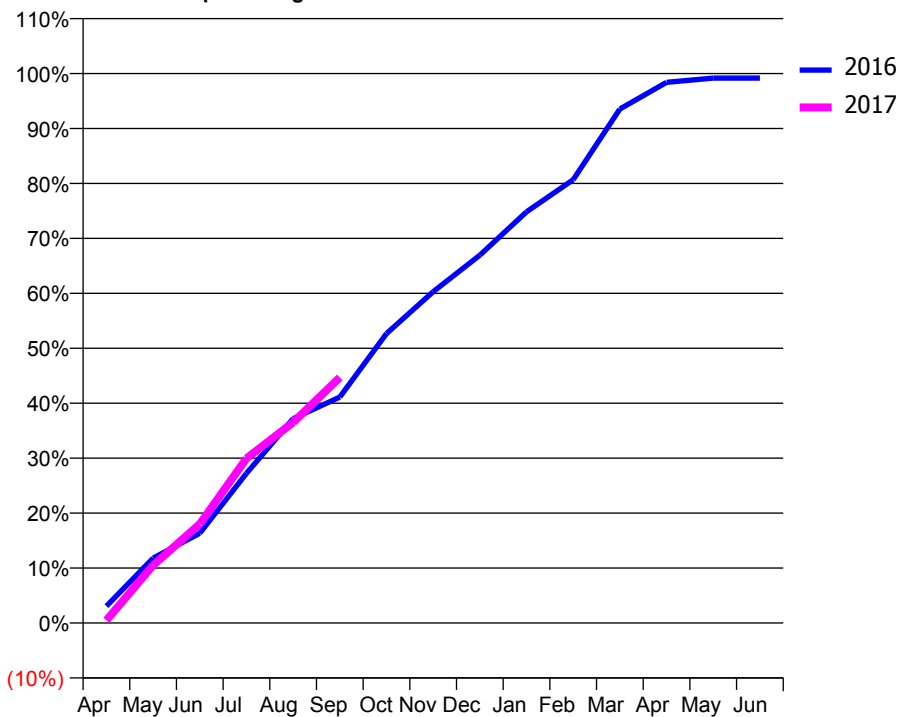
ACCESS*

Patients seen in 24 months	Total	Change since previous quarter
Quarter ending September 2015	6,193	
Quarter ending December 2015	6,248	→
Quarter ending March 2016	6,273	→
Quarter ending June 2016	6,220	→
Quarter ending September 2016	6,132	↓
Variance since September 2015	(1.0%)	→



ACTIVITY

Cumulative percentage of contracted UDA delivered 2016 & 2017



Month	Adjusted Scheduled Activity (UDA)	
	2016	2017
April	572	91
May	2,196	1,954
June	3,037	3,351
July	5,065	5,572
August	6,916	6,789
September	7,649	8,309
October	9,794	
November	11,211	
December	12,450	
January	13,917	
February	15,004	
March	17,392	
April	18,296	
May	18,443	
June	18,443	

QUALITY

	Quantity	Base Number	Contract	AT	Region	England
% of FP17s for the same patient ID Re-attending within 3 months - Children	110	1,040	10.6%	12.7%	13.5%	12.4%
% of FP17s for the same patient ID Re-attending within 3 months - Adults	760	3,827	19.9%	17.7%	17.4%	16.7%
% of FP17s for the same patient ID Re-attending between 3 & 9 months - Children	645	1,040	62.0%	53.6%	59.0%	57.4%
% of FP17s for the same patient ID Re-attending between 3 & 9 months - Adults	2,184	3,827	57.1%	45.0%	52.6%	50.5%
% of FP17s for Band 1 Urgent Courses	284	4,047	7.0%	11.7%	9.4%	9.1%
% of FP17s Relating to Free Repair or Replacements	34	4,047	0.8%	1.0%	1.0%	0.8%
% of FP17s Relating to Continuations	155	4,047	3.8%	1.4%	1.5%	1.3%
% of Patients satisfied with the dentistry they have received	13	13	100.0%	94.0%	93.7%	93.2%
% of Patients satisfied with the time they had to wait for an appointment	13	13	100.0%	89.1%	90.0%	89.0%

* This is based on patients treated on this contract for their most recent course of treatment. Figures in italics indicate the base number of FP17s or Patient Questionnaire responses are less than 100. N/A is shown where the base number of responses is less than 10 during the period. % is calculated as Quantity/Base number*100

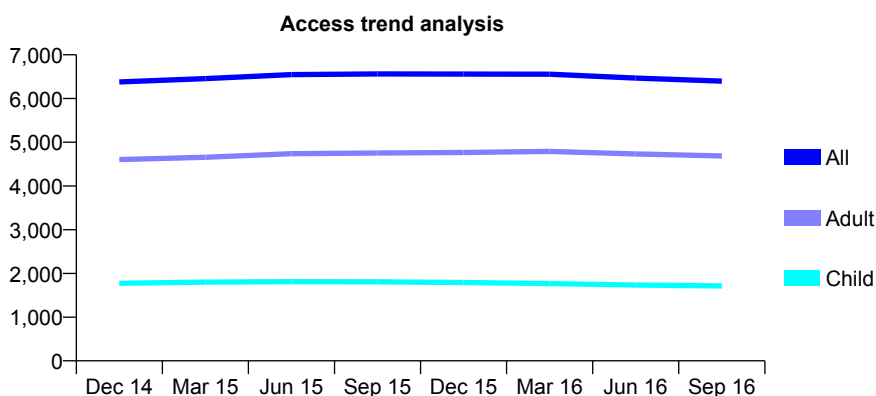
Q48 - Vital Signs At a Glance Contract Report for 635324/0001 - September 2016

Name or company name	MR BD O'GORMAN
Contract type name	GDS Contract
Purpose of contract	General and Orthodontic
Contract start date	01/04/2006
Contract end date	

16/17 Contracted general activity (UDA)	23,726
Carry forward general activity (UDA)	0
16/17 Contracted orthodontic activity (UOA)	0
Carry forward orthodontic activity (UOA)	0
Baseline contract value	£601,843.47

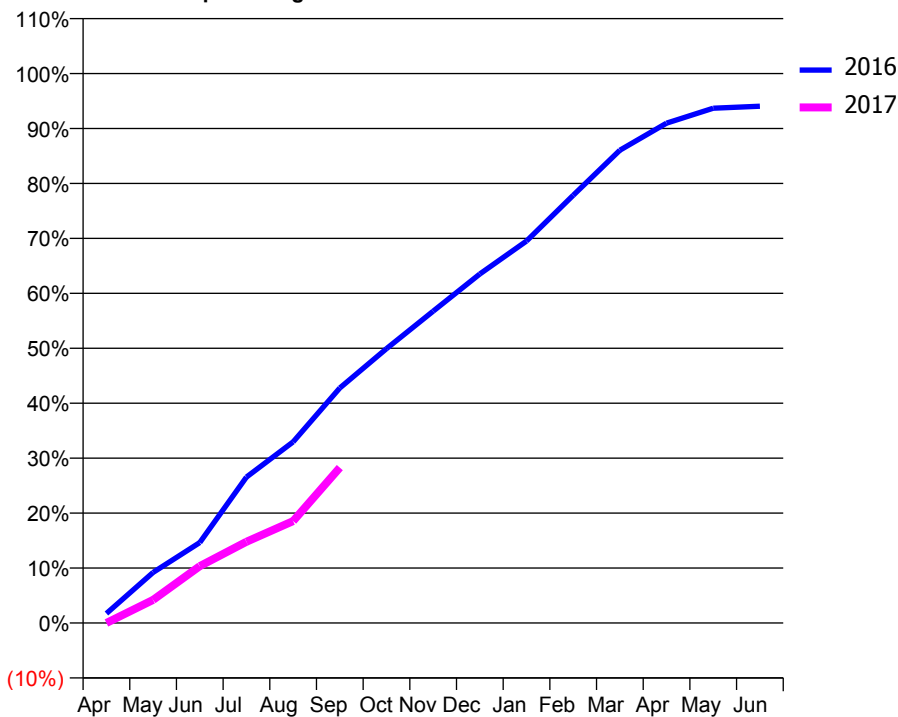
ACCESS*

Patients seen in 24 months	Total	Change since previous quarter
Quarter ending September 2015	6,563	
Quarter ending December 2015	6,560	→
Quarter ending March 2016	6,557	→
Quarter ending June 2016	6,467	↓
Quarter ending September 2016	6,399	↓
Variance since September 2015	(2.5%)	↓



ACTIVITY

Cumulative percentage of contracted UDA delivered 2016 & 2017



Month	Adjusted Scheduled Activity (UDA)	
	2016	2017
April	410	0
May	2,185	1,000
June	3,476	2,457
July	6,300	3,507
August	7,821	4,399
September	10,151	6,712
October	11,845	
November	13,466	
December	15,068	
January	16,492	
February	18,465	
March	20,414	
April	21,584	
May	22,227	
June	22,314	

QUALITY

	Quantity	Base Number	Contract	AT	Region	England
% of FP17s for the same patient ID Re-attending within 3 months - Children	100	815	12.3%	12.7%	13.5%	12.4%
% of FP17s for the same patient ID Re-attending within 3 months - Adults	519	2,261	23.0%	17.7%	17.4%	16.7%
% of FP17s for the same patient ID Re-attending between 3 & 9 months - Children	311	815	38.2%	53.6%	59.0%	57.4%
% of FP17s for the same patient ID Re-attending between 3 & 9 months - Adults	723	2,261	32.0%	45.0%	52.6%	50.5%
% of FP17s for Band 1 Urgent Courses	395	2,396	16.5%	11.7%	9.4%	9.1%
% of FP17s Relating to Free Repair or Replacements	24	2,396	1.0%	1.0%	1.0%	0.8%
% of FP17s Relating to Continuations	50	2,396	2.1%	1.4%	1.5%	1.3%
% of Patients satisfied with the dentistry they have received	3	3	N/A	94.0%	93.7%	93.2%
% of Patients satisfied with the time they had to wait for an appointment	3	3	N/A	89.1%	90.0%	89.0%

* This is based on patients treated on this contract for their most recent course of treatment. Figures in italics indicate the base number of FP17s or Patient Questionnaire responses are less than 100. N/A is shown where the base number of responses is less than 10 during the period. % is calculated as Quantity/Base number*100

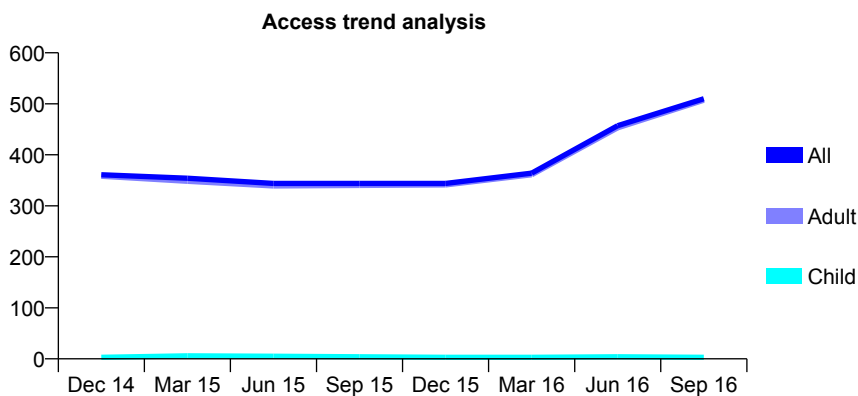
Q48 - Vital Signs At a Glance Contract Report for 635359/0001 - September 2016

Name or company name	MR MP WINSTON
Contract type name	PDS Contract
Purpose of contract	General
Contract start date	01/04/2006
Contract end date	30/11/2016

16/17 Contracted general activity (UDA)	1,022
Carry forward general activity (UDA)	0
16/17 Contracted orthodontic activity (UOA)	0
Carry forward orthodontic activity (UOA)	0
Baseline contract value	£76,149.34

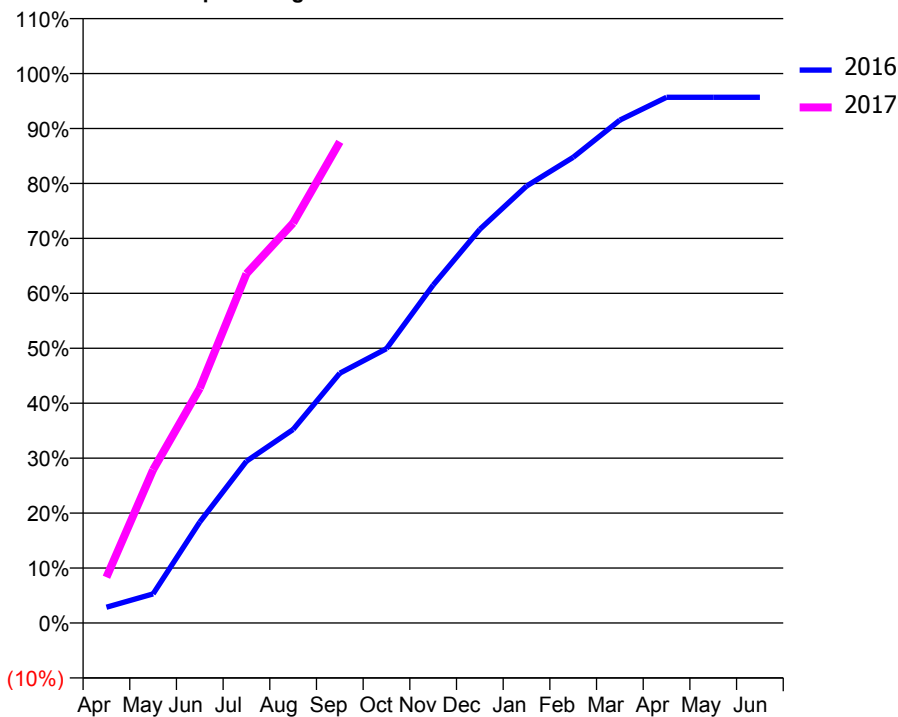
ACCESS*

Patients seen in 24 months	Total	Change since previous quarter
Quarter ending September 2015	344	
Quarter ending December 2015	344	→
Quarter ending March 2016	364	↑
Quarter ending June 2016	457	↑
Quarter ending September 2016	510	↑
Variance since September 2015	48.3%	↑



ACTIVITY

Cumulative percentage of contracted UDA delivered 2016 & 2017



Month	Adjusted Scheduled Activity (UDA)	
	2016	2017
April	44	85
May	81	285
June	282	437
July	452	650
August	540	744
September	697	895
October	765	
November	943	
December	1,098	
January	1,219	
February	1,299	
March	1,403	
April	1,467	
May	1,467	
June	1,467	

QUALITY

	Quantity	Base Number	Contract	AT	Region	England
% of FP17s for the same patient ID Re-attending within 3 months - Children	0	3	0.0%	12.7%	13.5%	12.4%
% of FP17s for the same patient ID Re-attending within 3 months - Adults	4	353	1.1%	17.7%	17.4%	16.7%
% of FP17s for the same patient ID Re-attending between 3 & 9 months - Children	0	3	0.0%	53.6%	59.0%	57.4%
% of FP17s for the same patient ID Re-attending between 3 & 9 months - Adults	0	353	0.0%	45.0%	52.6%	50.5%
% of FP17s for Band 1 Urgent Courses	20	311	6.4%	11.7%	9.4%	9.1%
% of FP17s Relating to Free Repair or Replacements	0	311	0.0%	1.0%	1.0%	0.8%
% of FP17s Relating to Continuations	0	311	0.0%	1.4%	1.5%	1.3%
% of Patients satisfied with the dentistry they have received	2	2	N/A	94.0%	93.7%	93.2%
% of Patients satisfied with the time they had to wait for an appointment	1	2	N/A	89.1%	90.0%	89.0%

* This is based on patients treated on this contract for their most recent course of treatment. Figures in italics indicate the base number of FP17s or Patient Questionnaire responses are less than 100. N/A is shown where the base number of responses is less than 10 during the period. % is calculated as Quantity/Base number*100

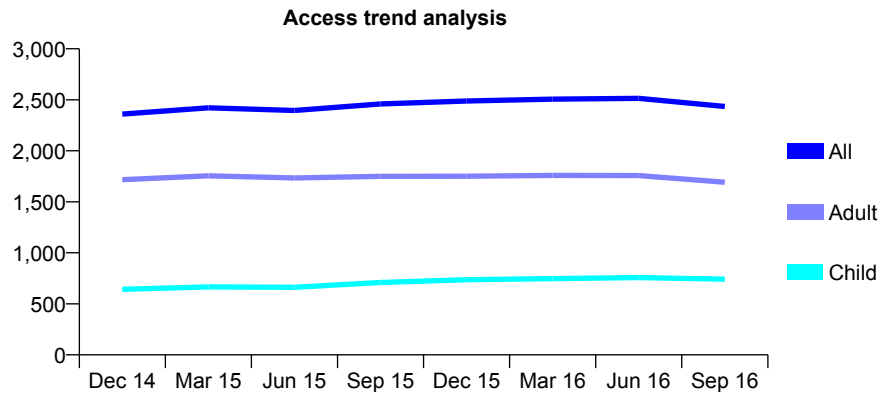
Q48 - Vital Signs At a Glance Contract Report for 635529/0002 - September 2016

Name or company name	Runcorn Dental Practice
Contract type name	GDS Contract
Purpose of contract	General
Contract start date	01/04/2006
Contract end date	

16/17 Contracted general activity (UDA)	6,800
Carry forward general activity (UDA)	-67
16/17 Contracted orthodontic activity (UOA)	0
Carry forward orthodontic activity (UOA)	0
Baseline contract value	£249,855.93

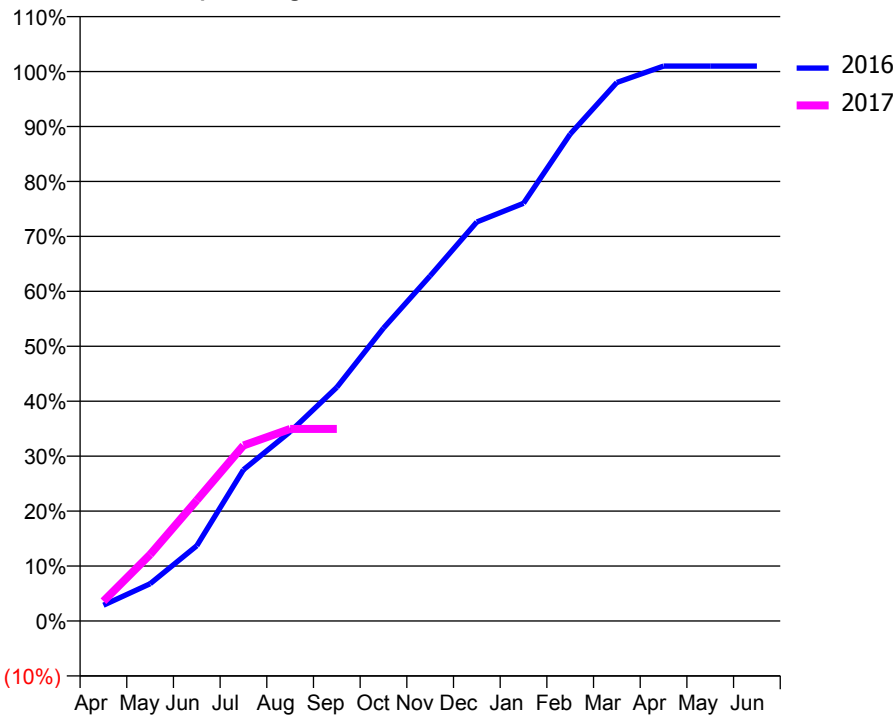
ACCESS*

Patients seen in 24 months	Total	Change since previous quarter
Quarter ending September 2015	2,459	
Quarter ending December 2015	2,488	→
Quarter ending March 2016	2,506	→
Quarter ending June 2016	2,515	→
Quarter ending September 2016	2,434	↓
Variance since September 2015	(1.0%)	↓



ACTIVITY

Cumulative percentage of contracted UDA delivered 2016 & 2017



Month	Adjusted Scheduled Activity (UDA)	
	2016	2017
April	195	245
May	461	823
June	932	1,494
July	1,872	2,172
August	2,342	2,377
September	2,892	2,377
October	3,625	
November	4,271	
December	4,938	
January	5,170	
February	6,026	
March	6,664	
April	6,867	
May	6,867	
June	6,867	

QUALITY

	Quantity	Base Number	Contract	AT	Region	England
% of FP17s for the same patient ID Re-attending within 3 months - Children	31	352	8.8%	12.7%	13.5%	12.4%
% of FP17s for the same patient ID Re-attending within 3 months - Adults	111	712	15.6%	17.7%	17.4%	16.7%
% of FP17s for the same patient ID Re-attending between 3 & 9 months - Children	186	352	52.8%	53.6%	59.0%	57.4%
% of FP17s for the same patient ID Re-attending between 3 & 9 months - Adults	237	712	33.3%	45.0%	52.6%	50.5%
% of FP17s for Band 1 Urgent Courses	52	978	5.3%	11.7%	9.4%	9.1%
% of FP17s Relating to Free Repair or Replacements	0	978	0.0%	1.0%	1.0%	0.8%
% of FP17s Relating to Continuations	16	978	1.6%	1.4%	1.5%	1.3%
% of Patients satisfied with the dentistry they have received	3	3	N/A	94.0%	93.7%	93.2%
% of Patients satisfied with the time they had to wait for an appointment	3	3	N/A	89.1%	90.0%	89.0%

* This is based on patients treated on this contract for their most recent course of treatment. Figures in italics indicate the base number of FP17s or Patient Questionnaire responses are less than 100. N/A is shown where the base number of responses is less than 10 during the period. % is calculated as Quantity/Base number*100

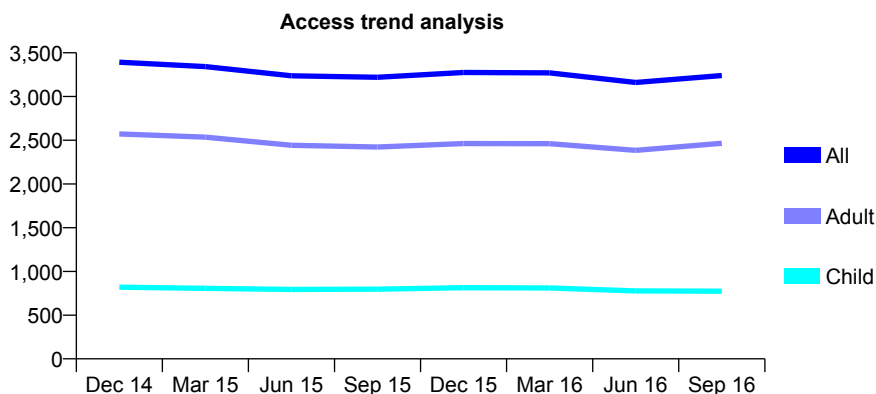
Q48 - Vital Signs At a Glance Contract Report for 644048/0001 - September 2016

Name or company name	MR KL NEO
Contract type name	GDS Contract
Purpose of contract	General
Contract start date	01/04/2006
Contract end date	

16/17 Contracted general activity (UDA)	14,079
Carry forward general activity (UDA)	0
16/17 Contracted orthodontic activity (UOA)	0
Carry forward orthodontic activity (UOA)	0
Baseline contract value	£342,392.63

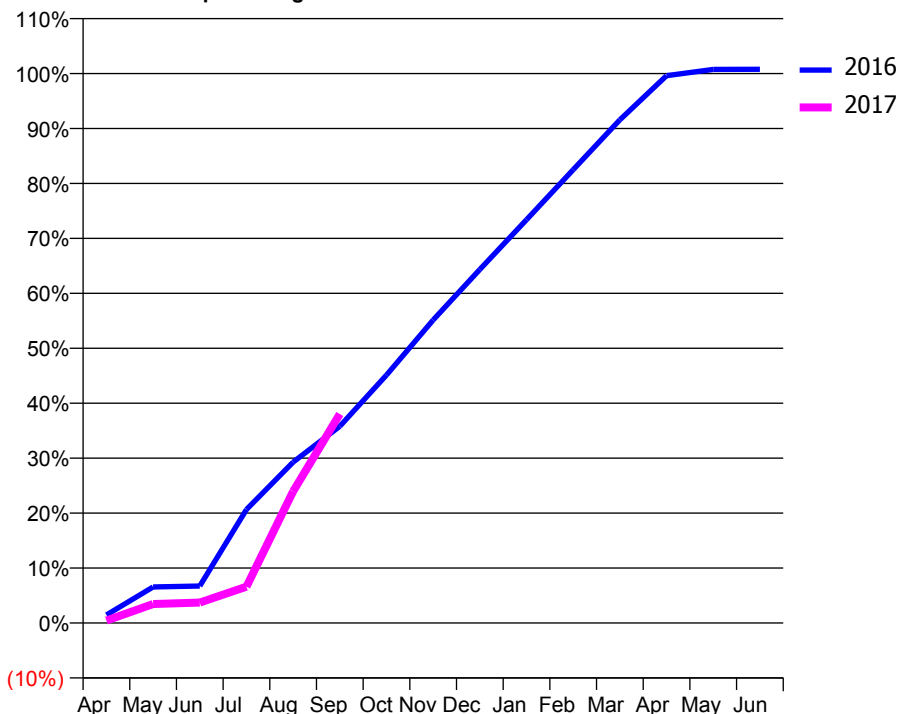
ACCESS*

Patients seen in 24 months	Total	Change since previous quarter
Quarter ending September 2015	3,220	
Quarter ending December 2015	3,275	→
Quarter ending March 2016	3,270	→
Quarter ending June 2016	3,161	↓
Quarter ending September 2016	3,240	↑
Variance since September 2015	0.6%	→



ACTIVITY

Cumulative percentage of contracted UDA delivered 2016 & 2017



Adjusted Scheduled Activity (UDA)

Month	2016	2017
April	206	62
May	925	486
June	948	524
July	2,909	932
August	4,122	3,375
September	5,041	5,355
October	6,352	
November	7,763	
December	9,061	
January	10,334	
February	11,613	
March	12,892	
April	14,023	
May	14,184	
June	14,188	

QUALITY

	Quantity	Base Number	Contract	AT	Region	England
% of FP17s for the same patient ID Re-attending within 3 months - Children	42	439	9.6%	12.7%	13.5%	12.4%
% of FP17s for the same patient ID Re-attending within 3 months - Adults	316	1,414	22.3%	17.7%	17.4%	16.7%
% of FP17s for the same patient ID Re-attending between 3 & 9 months - Children	173	439	39.4%	53.6%	59.0%	57.4%
% of FP17s for the same patient ID Re-attending between 3 & 9 months - Adults	469	1,414	33.2%	45.0%	52.6%	50.5%
% of FP17s for Band 1 Urgent Courses	199	1,478	13.5%	11.7%	9.4%	9.1%
% of FP17s Relating to Free Repair or Replacements	31	1,478	2.1%	1.0%	1.0%	0.8%
% of FP17s Relating to Continuations	15	1,478	1.0%	1.4%	1.5%	1.3%
% of Patients satisfied with the dentistry they have received	1	2	N/A	94.0%	93.7%	93.2%
% of Patients satisfied with the time they had to wait for an appointment	2	2	N/A	89.1%	90.0%	89.0%

* This is based on patients treated on this contract for their most recent course of treatment. Figures in italics indicate the base number of FP17s or Patient Questionnaire responses are less than 100. N/A is shown where the base number of responses is less than 10 during the period. % is calculated as Quantity/Base number*100

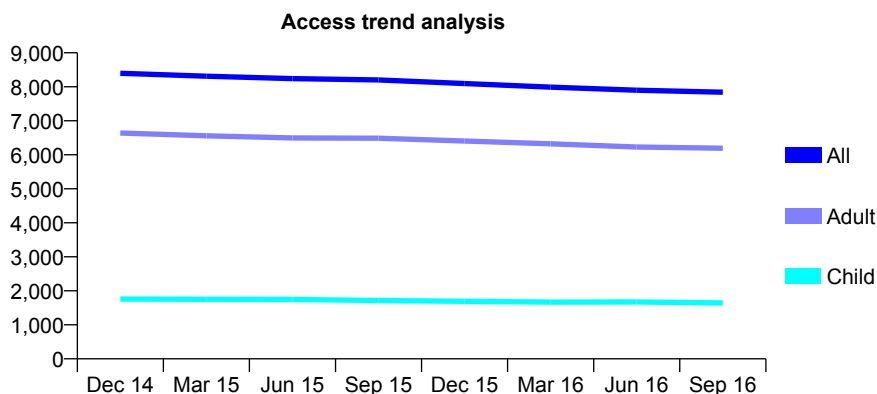
Q48 - Vital Signs At a Glance Contract Report for 644935/0001 - September 2016

Name or company name	MR DA CALDWELL
Contract type name	GDS Contract
Purpose of contract	General
Contract start date	01/05/2008
Contract end date	

16/17 Contracted general activity (UDA)	25,000
Carry forward general activity (UDA)	-223
16/17 Contracted orthodontic activity (UOA)	0
Carry forward orthodontic activity (UOA)	0
Baseline contract value	£651,339.17

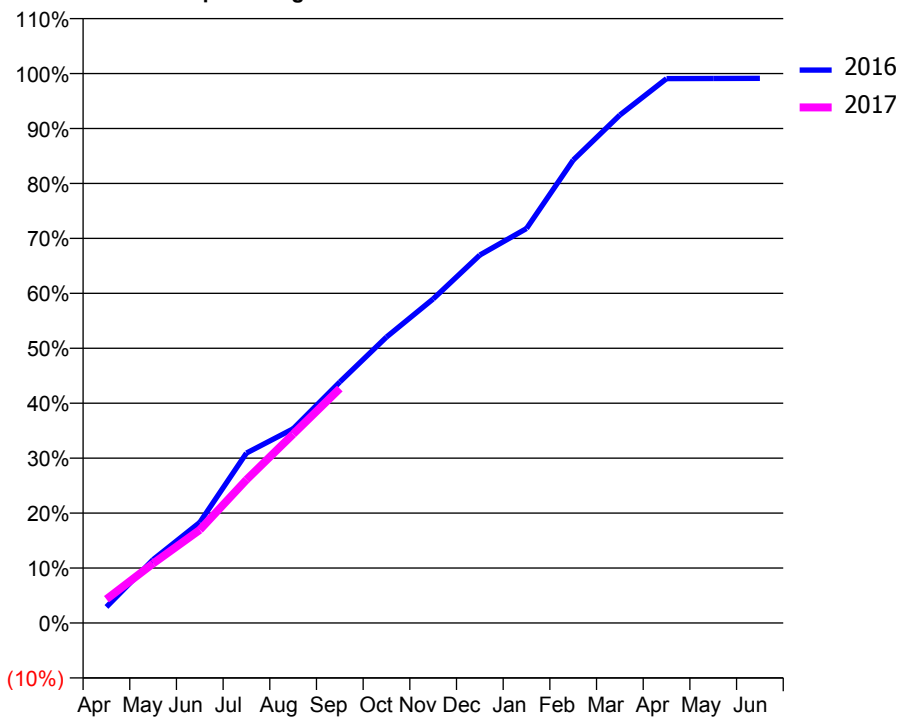
ACCESS*

Patients seen in 24 months	Total	Change since previous quarter
Quarter ending September 2015	8,203	
Quarter ending December 2015	8,096	↓
Quarter ending March 2016	7,991	↓
Quarter ending June 2016	7,901	↓
Quarter ending September 2016	7,840	→
Variance since September 2015	(4.4%)	↓



ACTIVITY

Cumulative percentage of contracted UDA delivered 2016 & 2017



Adjusted Scheduled Activity (UDA)

Month	2016	2017
April	733	1,085
May	2,885	2,710
June	4,577	4,238
July	7,732	6,516
August	8,839	8,595
September	10,965	10,669
October	13,008	
November	14,748	
December	16,739	
January	17,945	
February	21,059	
March	23,114	
April	24,768	
May	24,774	
June	24,777	

QUALITY

	Quantity	Base Number	Contract	AT	Region	England
% of FP17s for the same patient ID Re-attending within 3 months - Children	103	1,487	6.9%	12.7%	13.5%	12.4%
% of FP17s for the same patient ID Re-attending within 3 months - Adults	761	4,303	17.7%	17.7%	17.4%	16.7%
% of FP17s for the same patient ID Re-attending between 3 & 9 months - Children	988	1,487	66.4%	53.6%	59.0%	57.4%
% of FP17s for the same patient ID Re-attending between 3 & 9 months - Adults	2,051	4,303	47.7%	45.0%	52.6%	50.5%
% of FP17s for Band 1 Urgent Courses	523	5,147	10.2%	11.7%	9.4%	9.1%
% of FP17s Relating to Free Repair or Replacements	52	5,147	1.0%	1.0%	1.0%	0.8%
% of FP17s Relating to Continuations	100	5,147	1.9%	1.4%	1.5%	1.3%
% of Patients satisfied with the dentistry they have received	19	20	95.0%	94.0%	93.7%	93.2%
% of Patients satisfied with the time they had to wait for an appointment	17	20	85.0%	89.1%	90.0%	89.0%

* This is based on patients treated on this contract for their most recent course of treatment. Figures in italics indicate the base number of FP17s or Patient Questionnaire responses are less than 100. N/A is shown where the base number of responses is less than 10 during the period. % is calculated as Quantity/Base number*100

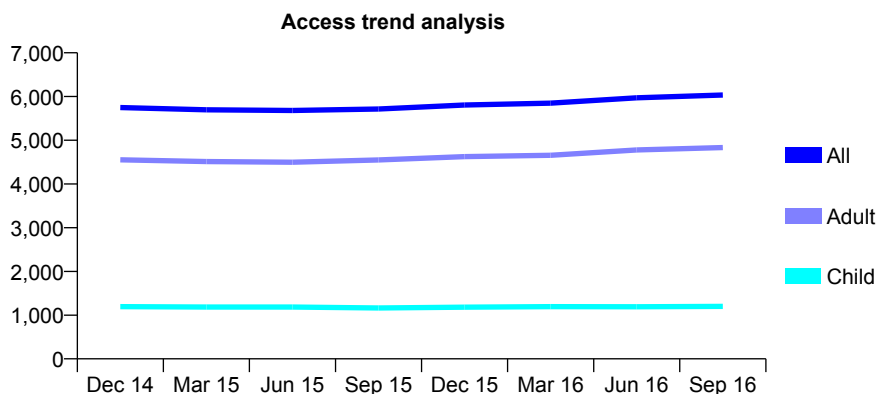
Q48 - Vital Signs At a Glance Contract Report for 651621/0001 - September 2016

Name or company name	MRS A CHAMBERS
Contract type name	GDS Contract
Purpose of contract	General
Contract start date	01/04/2006
Contract end date	

16/17 Contracted general activity (UDA)	15,988
Carry forward general activity (UDA)	337
16/17 Contracted orthodontic activity (UOA)	0
Carry forward orthodontic activity (UOA)	0
Baseline contract value	£372,318.29

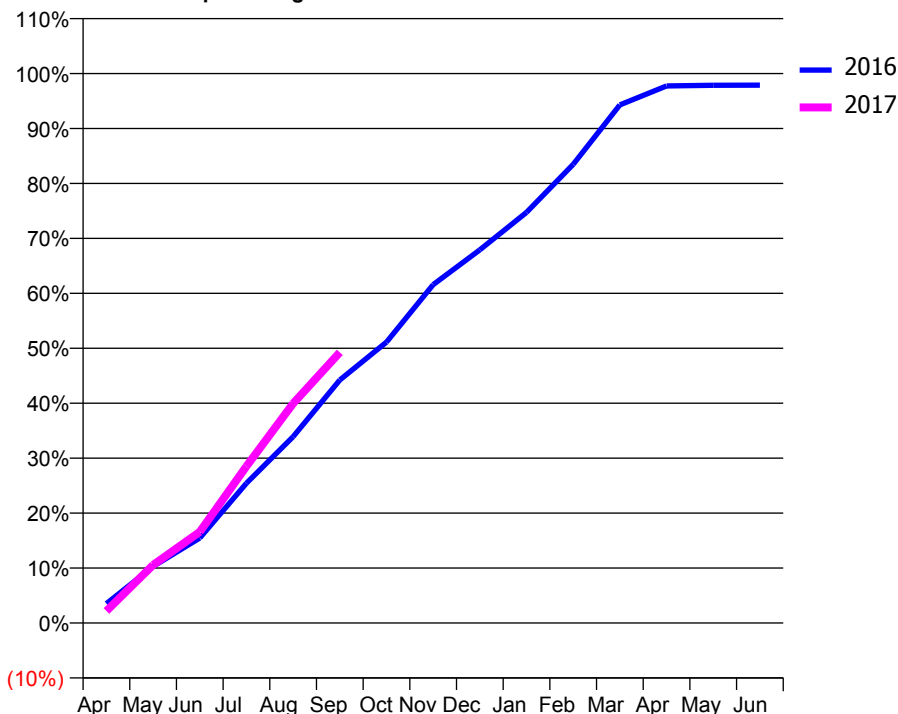
ACCESS*

Patients seen in 24 months	Total	Change since previous quarter
Quarter ending September 2015	5,713	
Quarter ending December 2015	5,807	→
Quarter ending March 2016	5,850	→
Quarter ending June 2016	5,971	↑
Quarter ending September 2016	6,034	→
Variance since September 2015	5.6%	↑



ACTIVITY

Cumulative percentage of contracted UDA delivered 2016 & 2017



Month	Adjusted Scheduled Activity (UDA)	
	2016	2017
April	565	350
May	1,647	1,689
June	2,474	2,652
July	4,069	4,560
August	5,421	6,386
September	7,070	7,873
October	8,172	
November	9,845	
December	10,857	
January	11,946	
February	13,345	
March	15,077	
April	15,625	
May	15,647	
June	15,651	

QUALITY

	Quantity	Base Number	Contract	AT	Region	England
% of FP17s for the same patient ID Re-attending within 3 months - Children	42	833	5.0%	12.7%	13.5%	12.4%
% of FP17s for the same patient ID Re-attending within 3 months - Adults	358	3,061	11.7%	17.7%	17.4%	16.7%
% of FP17s for the same patient ID Re-attending between 3 & 9 months - Children	383	833	46.0%	53.6%	59.0%	57.4%
% of FP17s for the same patient ID Re-attending between 3 & 9 months - Adults	1,132	3,061	37.0%	45.0%	52.6%	50.5%
% of FP17s for Band 1 Urgent Courses	146	3,242	4.5%	11.7%	9.4%	9.1%
% of FP17s Relating to Free Repair or Replacements	34	3,242	1.0%	1.0%	1.0%	0.8%
% of FP17s Relating to Continuations	87	3,242	2.7%	1.4%	1.5%	1.3%
% of Patients satisfied with the dentistry they have received	3	3	N/A	94.0%	93.7%	93.2%
% of Patients satisfied with the time they had to wait for an appointment	3	3	N/A	89.1%	90.0%	89.0%

* This is based on patients treated on this contract for their most recent course of treatment. Figures in italics indicate the base number of FP17s or Patient Questionnaire responses are less than 100. N/A is shown where the base number of responses is less than 10 during the period. % is calculated as Quantity/Base number*100

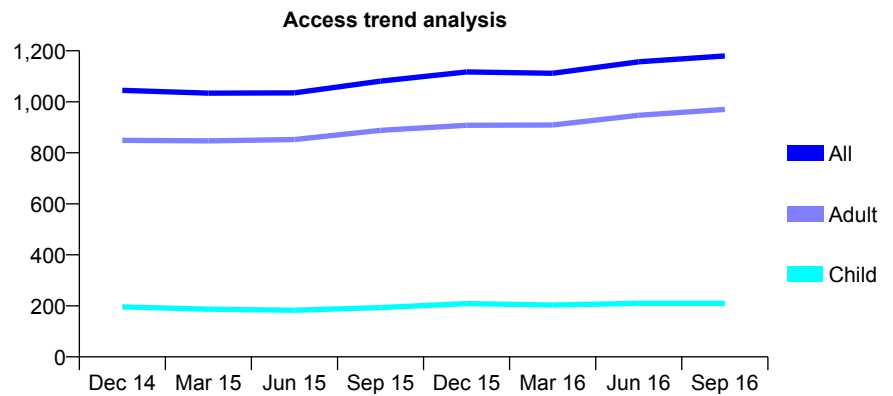
Q48 - Vital Signs At a Glance Contract Report for 659975/0001 - September 2016

Name or company name	MR RP VIJAYANARAYANAN
Contract type name	GDS Contract
Purpose of contract	General
Contract start date	01/04/2006
Contract end date	

16/17 Contracted general activity (UDA)	4,239
Carry forward general activity (UDA)	0
16/17 Contracted orthodontic activity (UOA)	0
Carry forward orthodontic activity (UOA)	0
Baseline contract value	£203,917.31

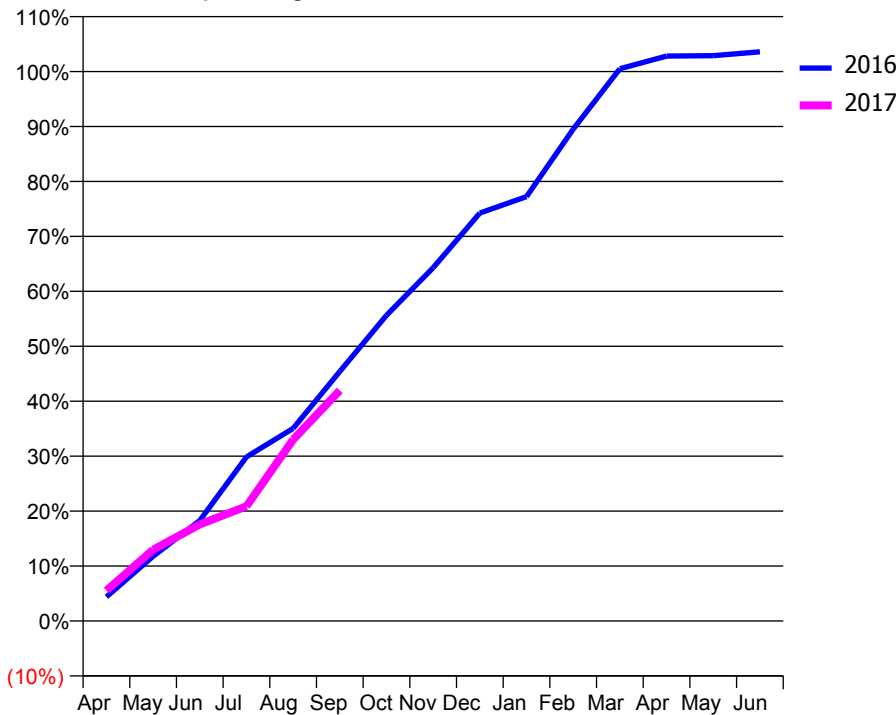
ACCESS*

Patients seen in 24 months	Total	Change since previous quarter
Quarter ending September 2015	1,081	
Quarter ending December 2015	1,117	↑
Quarter ending March 2016	1,112	→
Quarter ending June 2016	1,157	↑
Quarter ending September 2016	1,180	→
Variance since September 2015	9.2%	↑



ACTIVITY

Cumulative percentage of contracted UDA delivered 2016 & 2017



Month	Adjusted Scheduled Activity (UDA)	
	2016	2017
April	187	235
May	499	550
June	776	746
July	1,266	886
August	1,486	1,399
September	1,925	1,779
October	2,359	
November	2,725	
December	3,147	
January	3,273	
February	3,795	
March	4,260	
April	4,358	
May	4,361	
June	4,391	

QUALITY

	Quantity	Base Number	Contract	AT	Region	England
% of FP17s for the same patient ID Re-attending within 3 months - Children	5	113	4.4%	12.7%	13.5%	12.4%
% of FP17s for the same patient ID Re-attending within 3 months - Adults	45	506	8.9%	17.7%	17.4%	16.7%
% of FP17s for the same patient ID Re-attending between 3 & 9 months - Children	57	113	50.4%	53.6%	59.0%	57.4%
% of FP17s for the same patient ID Re-attending between 3 & 9 months - Adults	252	506	49.8%	45.0%	52.6%	50.5%
% of FP17s for Band 1 Urgent Courses	5	576	0.9%	11.7%	9.4%	9.1%
% of FP17s Relating to Free Repair or Replacements	2	576	0.3%	1.0%	1.0%	0.8%
% of FP17s Relating to Continuations	1	576	0.2%	1.4%	1.5%	1.3%
% of Patients satisfied with the dentistry they have received	3	3	N/A	94.0%	93.7%	93.2%
% of Patients satisfied with the time they had to wait for an appointment	3	3	N/A	89.1%	90.0%	89.0%

* This is based on patients treated on this contract for their most recent course of treatment. Figures in italics indicate the base number of FP17s or Patient Questionnaire responses are less than 100. N/A is shown where the base number of responses is less than 10 during the period. % is calculated as Quantity/Base number*100

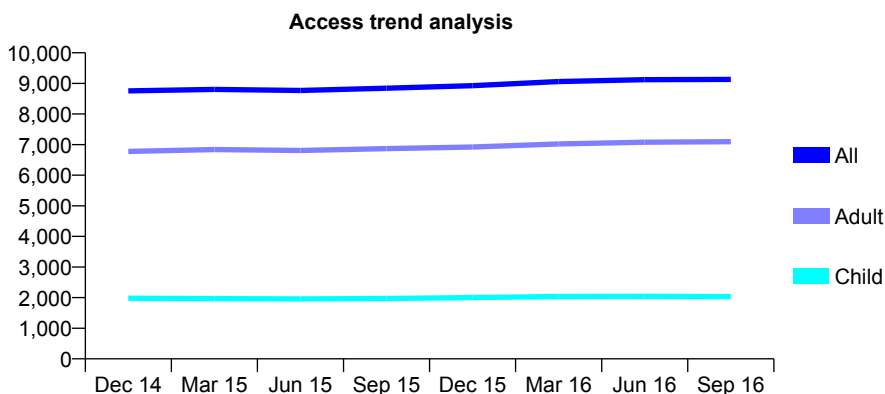
Q48 - Vital Signs At a Glance Contract Report for 672971/0003 - September 2016

Name or company name	MR SA CHU
Contract type name	GDS Contract
Purpose of contract	General
Contract start date	02/01/2013
Contract end date	

16/17 Contracted general activity (UDA)	35,573
Carry forward general activity (UDA)	91
16/17 Contracted orthodontic activity (UOA)	0
Carry forward orthodontic activity (UOA)	0
Baseline contract value	£907,477.73

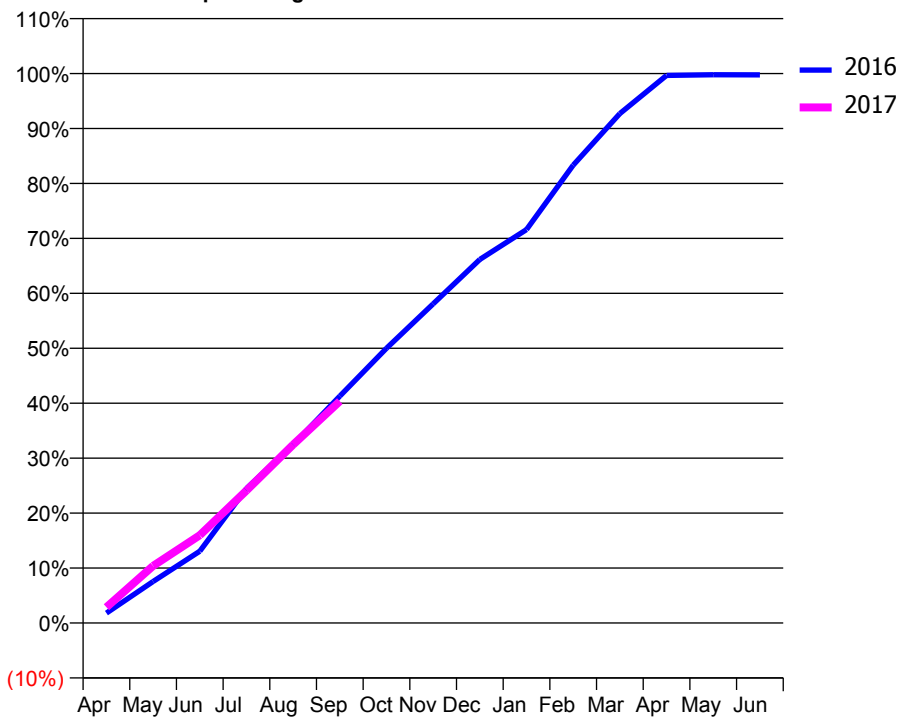
ACCESS*

Patients seen in 24 months	Total	Change since previous quarter
Quarter ending September 2015	8,843	
Quarter ending December 2015	8,925	→
Quarter ending March 2016	9,060	→
Quarter ending June 2016	9,122	→
Quarter ending September 2016	9,130	→
Variance since September 2015	3.2%	↑



ACTIVITY

Cumulative percentage of contracted UDA delivered 2016 & 2017



Month	Adjusted Scheduled Activity (UDA)	
	2016	2017
April	642	1,021
May	2,687	3,702
June	4,652	5,683
July	8,704	8,577
August	11,543	11,543
September	14,692	14,363
October	17,785	
November	20,660	
December	23,533	
January	25,474	
February	29,640	
March	32,979	
April	35,447	
May	35,491	
June	35,482	

QUALITY

	Quantity	Base Number	Contract	AT	Region	England
% of FP17s for the same patient ID Re-attending within 3 months - Children	131	1,206	10.9%	12.7%	13.5%	12.4%
% of FP17s for the same patient ID Re-attending within 3 months - Adults	1,008	4,315	23.4%	17.7%	17.4%	16.7%
% of FP17s for the same patient ID Re-attending between 3 & 9 months - Children	435	1,206	36.1%	53.6%	59.0%	57.4%
% of FP17s for the same patient ID Re-attending between 3 & 9 months - Adults	1,584	4,315	36.7%	45.0%	52.6%	50.5%
% of FP17s for Band 1 Urgent Courses	982	4,892	20.1%	11.7%	9.4%	9.1%
% of FP17s Relating to Free Repair or Replacements	177	4,892	3.6%	1.0%	1.0%	0.8%
% of FP17s Relating to Continuations	48	4,892	1.0%	1.4%	1.5%	1.3%
% of Patients satisfied with the dentistry they have received	9	9	N/A	94.0%	93.7%	93.2%
% of Patients satisfied with the time they had to wait for an appointment	8	9	N/A	89.1%	90.0%	89.0%

* This is based on patients treated on this contract for their most recent course of treatment. Figures in italics indicate the base number of FP17s or Patient Questionnaire responses are less than 100. N/A is shown where the base number of responses is less than 10 during the period. % is calculated as Quantity/Base number*100

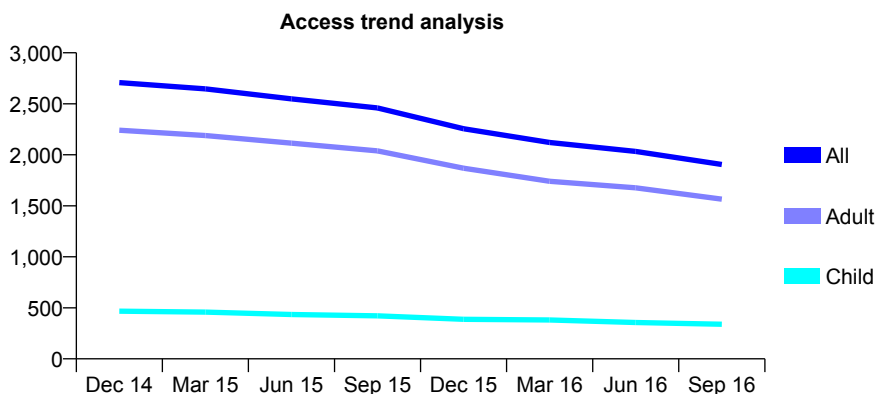
Q48 - Vital Signs At a Glance Contract Report for 674699/0001 - September 2016

Name or company name	MR AA DIRIR
Contract type name	GDS Contract
Purpose of contract	General
Contract start date	01/04/2006
Contract end date	

16/17 Contracted general activity (UDA)	5,213
Carry forward general activity (UDA)	0
16/17 Contracted orthodontic activity (UOA)	0
Carry forward orthodontic activity (UOA)	0
Baseline contract value	£132,984.56

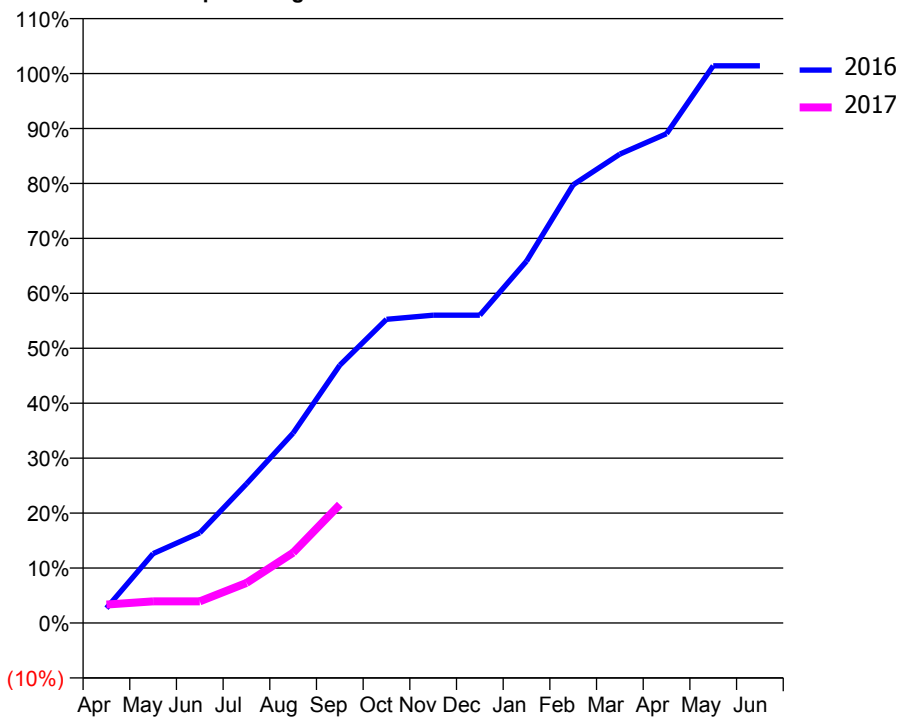
ACCESS*

Patients seen in 24 months	Total	Change since previous quarter
Quarter ending September 2015	2,460	
Quarter ending December 2015	2,256	↓
Quarter ending March 2016	2,121	↓
Quarter ending June 2016	2,033	↓
Quarter ending September 2016	1,905	↓
Variance since September 2015	(22.6%)	↓



ACTIVITY

Cumulative percentage of contracted UDA delivered 2016 & 2017



Adjusted Scheduled Activity (UDA)

Month	2016	2017
April	168	175
May	785	205
June	1,020	205
July	1,574	380
August	2,147	667
September	2,915	1,123
October	3,434	
November	3,481	
December	3,481	
January	4,091	
February	4,955	
March	5,302	
April	5,533	
May	6,300	
June	6,300	

QUALITY

	Quantity	Base Number	Contract	AT	Region	England
% of FP17s for the same patient ID Re-attending within 3 months - Children	6	114	5.3%	12.7%	13.5%	12.4%
% of FP17s for the same patient ID Re-attending within 3 months - Adults	75	579	13.0%	17.7%	17.4%	16.7%
% of FP17s for the same patient ID Re-attending between 3 & 9 months - Children	36	114	31.6%	53.6%	59.0%	57.4%
% of FP17s for the same patient ID Re-attending between 3 & 9 months - Adults	154	579	26.6%	45.0%	52.6%	50.5%
% of FP17s for Band 1 Urgent Courses	2	344	0.6%	11.7%	9.4%	9.1%
% of FP17s Relating to Free Repair or Replacements	4	344	1.2%	1.0%	1.0%	0.8%
% of FP17s Relating to Continuations	4	344	1.2%	1.4%	1.5%	1.3%
% of Patients satisfied with the dentistry they have received	4	4	N/A	94.0%	93.7%	93.2%
% of Patients satisfied with the time they had to wait for an appointment	4	4	N/A	89.1%	90.0%	89.0%

* This is based on patients treated on this contract for their most recent course of treatment. Figures in italics indicate the base number of FP17s or Patient Questionnaire responses are less than 100. N/A is shown where the base number of responses is less than 10 during the period. % is calculated as Quantity/Base number*100

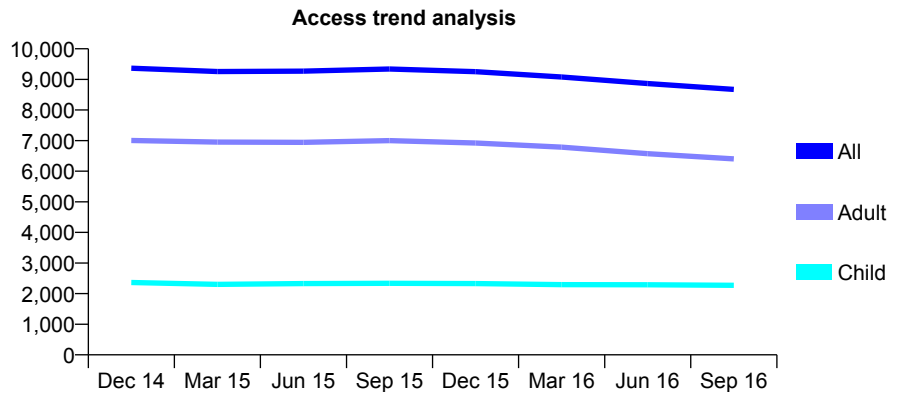
Q48 - Vital Signs At a Glance Contract Report for 682365/0002 - September 2016

Name or company name	MR QM JAFFRI
Contract type name	PDS Contract
Purpose of contract	General
Contract start date	01/04/2006
Contract end date	31/03/2021

16/17 Contracted general activity (UDA)	26,521
Carry forward general activity (UDA)	-130
16/17 Contracted orthodontic activity (UOA)	0
Carry forward orthodontic activity (UOA)	0
Baseline contract value	£760,581.25

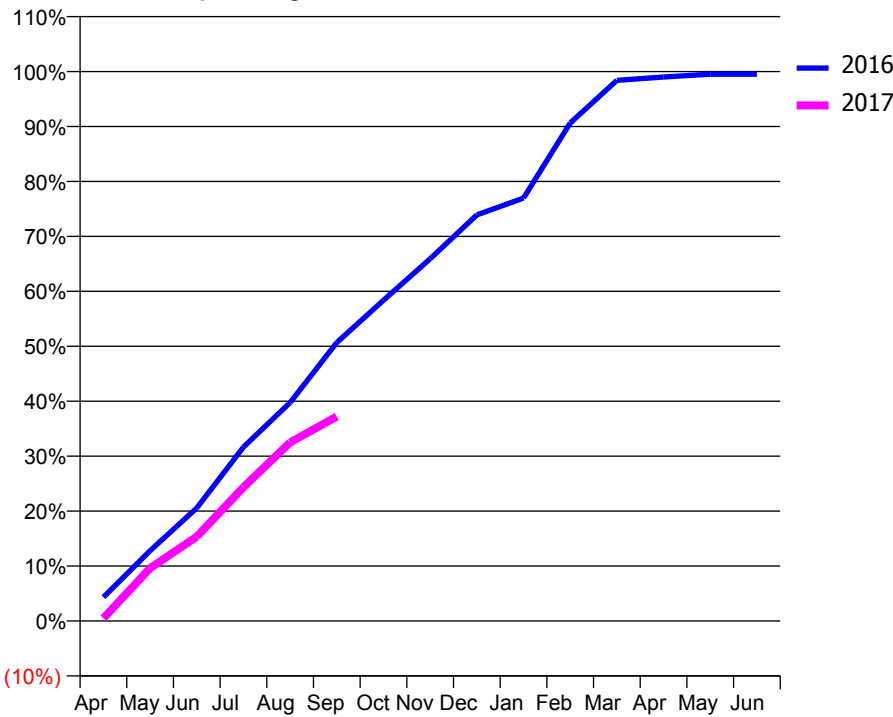
ACCESS*

Patients seen in 24 months	Total	Change since previous quarter
Quarter ending September 2015	9,339	
Quarter ending December 2015	9,251	→
Quarter ending March 2016	9,079	↓
Quarter ending June 2016	8,865	↓
Quarter ending September 2016	8,673	↓
Variance since September 2015	(7.1%)	↓



ACTIVITY

Cumulative percentage of contracted UDA delivered 2016 & 2017



Month	Adjusted Scheduled Activity (UDA)	
	2016	2017
April	1,149	130
May	3,395	2,554
June	5,457	4,071
July	8,393	6,457
August	10,545	8,619
September	13,443	9,869
October	15,481	
November	17,483	
December	19,597	
January	20,414	
February	24,032	
March	26,097	
April	26,253	
May	26,391	
June	26,391	

QUALITY

	Quantity	Base Number	Contract	AT	Region	England
% of FP17s for the same patient ID Re-attending within 3 months - Children	127	1,631	7.8%	12.7%	13.5%	12.4%
% of FP17s for the same patient ID Re-attending within 3 months - Adults	596	3,710	16.1%	17.7%	17.4%	16.7%
% of FP17s for the same patient ID Re-attending between 3 & 9 months - Children	1,027	1,631	63.0%	53.6%	59.0%	57.4%
% of FP17s for the same patient ID Re-attending between 3 & 9 months - Adults	2,095	3,710	56.5%	45.0%	52.6%	50.5%
% of FP17s for Band 1 Urgent Courses	651	5,175	12.6%	11.7%	9.4%	9.1%
% of FP17s Relating to Free Repair or Replacements	66	5,175	1.3%	1.0%	1.0%	0.8%
% of FP17s Relating to Continuations	11	5,175	0.2%	1.4%	1.5%	1.3%
% of Patients satisfied with the dentistry they have received	9	9	N/A	94.0%	93.7%	93.2%
% of Patients satisfied with the time they had to wait for an appointment	8	9	N/A	89.1%	90.0%	89.0%

* This is based on patients treated on this contract for their most recent course of treatment. Figures in italics indicate the base number of FP17s or Patient Questionnaire responses are less than 100. N/A is shown where the base number of responses is less than 10 during the period. % is calculated as Quantity/Base number*100

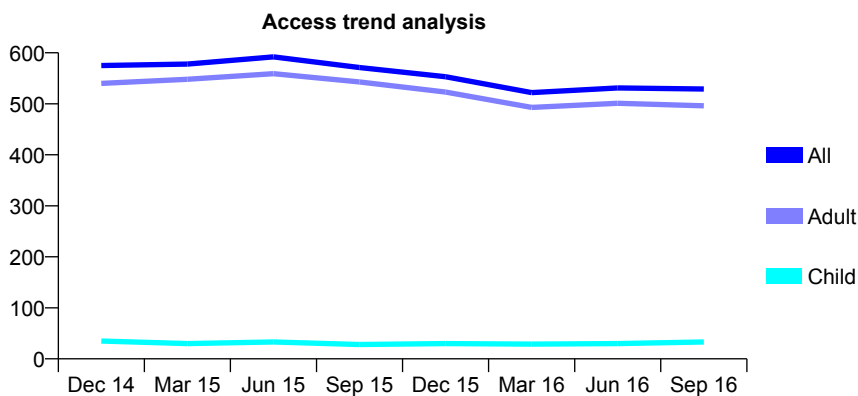
Q48 - Vital Signs At a Glance Contract Report for 682365/0003 - September 2016

Name or company name	MR QM JAFFRI
Contract type name	PDS Contract
Purpose of contract	General
Contract start date	18/04/2006
Contract end date	

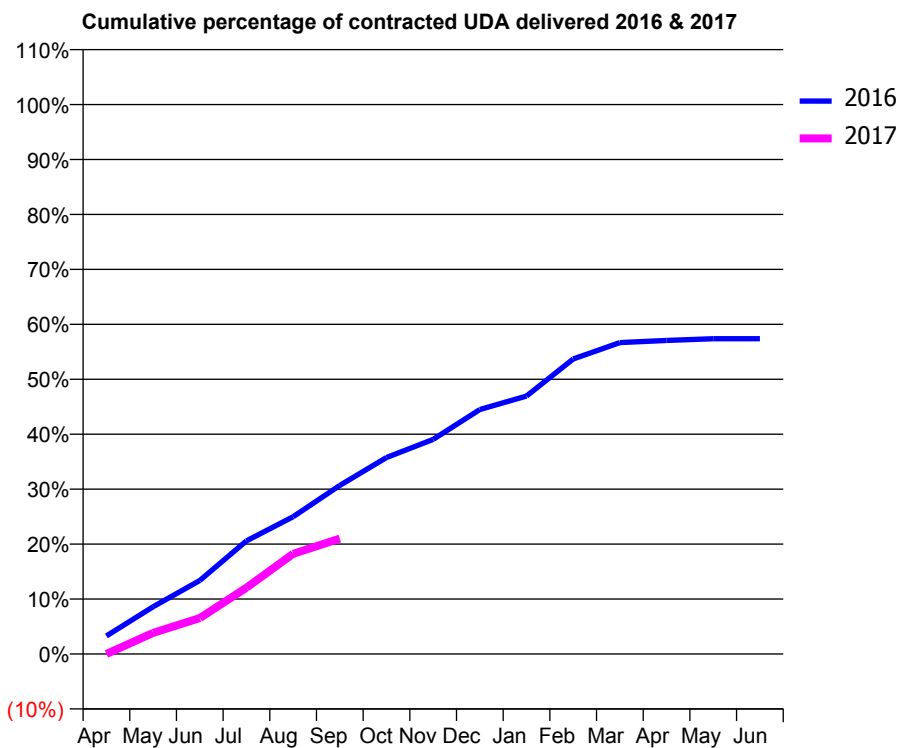
16/17 Contracted general activity (UDA)	1,560
Carry forward general activity (UDA)	0
16/17 Contracted orthodontic activity (UOA)	0
Carry forward orthodontic activity (UOA)	0
Baseline contract value	£41,256.00

ACCESS*

Patients seen in 24 months	Total	Change since previous quarter
Quarter ending September 2015	571	
Quarter ending December 2015	553	↓
Quarter ending March 2016	522	↓
Quarter ending June 2016	531	→
Quarter ending September 2016	529	→
Variance since September 2015	(7.4%)	↓



ACTIVITY



Month	Adjusted Scheduled Activity (UDA)	
	2016	2017
April	51	0
May	134	60
June	209	102
July	321	188
August	390	284
September	479	328
October	558	
November	609	
December	694	
January	732	
February	837	
March	884	
April	890	
May	895	
June	895	

QUALITY

	Quantity	Base Number	Contract	AT	Region	England
% of FP17s for the same patient ID Re-attending within 3 months - Children	1	24	4.2%	12.7%	13.5%	12.4%
% of FP17s for the same patient ID Re-attending within 3 months - Adults	3	258	1.2%	17.7%	17.4%	16.7%
% of FP17s for the same patient ID Re-attending between 3 & 9 months - Children	0	24	0.0%	53.6%	59.0%	57.4%
% of FP17s for the same patient ID Re-attending between 3 & 9 months - Adults	3	258	1.2%	45.0%	52.6%	50.5%
% of FP17s for Band 1 Urgent Courses	273	273	100.0%	11.7%	9.4%	9.1%
% of FP17s Relating to Free Repair or Replacements	0	273	0.0%	1.0%	1.0%	0.8%
% of FP17s Relating to Continuations	0	273	0.0%	1.4%	1.5%	1.3%
% of Patients satisfied with the dentistry they have received	0	0	N/A	94.0%	93.7%	93.2%
% of Patients satisfied with the time they had to wait for an appointment	0	0	N/A	89.1%	90.0%	89.0%

* This is based on patients treated on this contract for their most recent course of treatment. Figures in italics indicate the base number of FP17s or Patient Questionnaire responses are less than 100. N/A is shown where the base number of responses is less than 10 during the period. % is calculated as Quantity/Base number*100

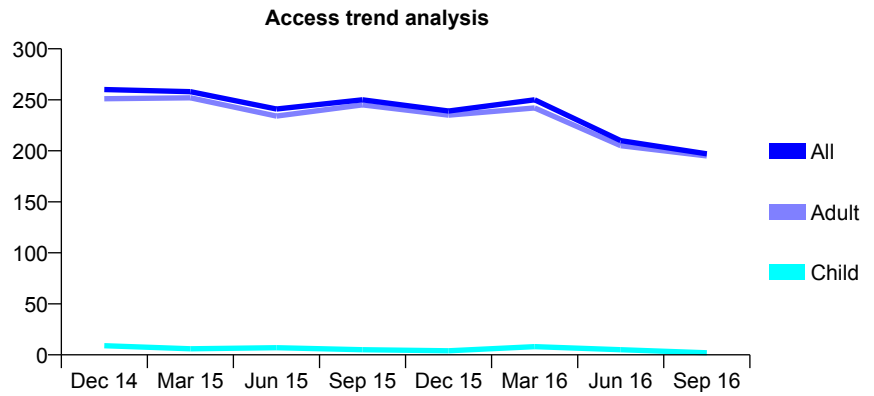
Q48 - Vital Signs At a Glance Contract Report for 685224/0001 - September 2016

Name or company name	MISS J MCGINTY
Contract type name	PDS Contract
Purpose of contract	General
Contract start date	01/04/2006
Contract end date	31/03/2017

16/17 Contracted general activity (UDA)	792
Carry forward general activity (UDA)	0
16/17 Contracted orthodontic activity (UOA)	0
Carry forward orthodontic activity (UOA)	0
Baseline contract value	£68,402.36

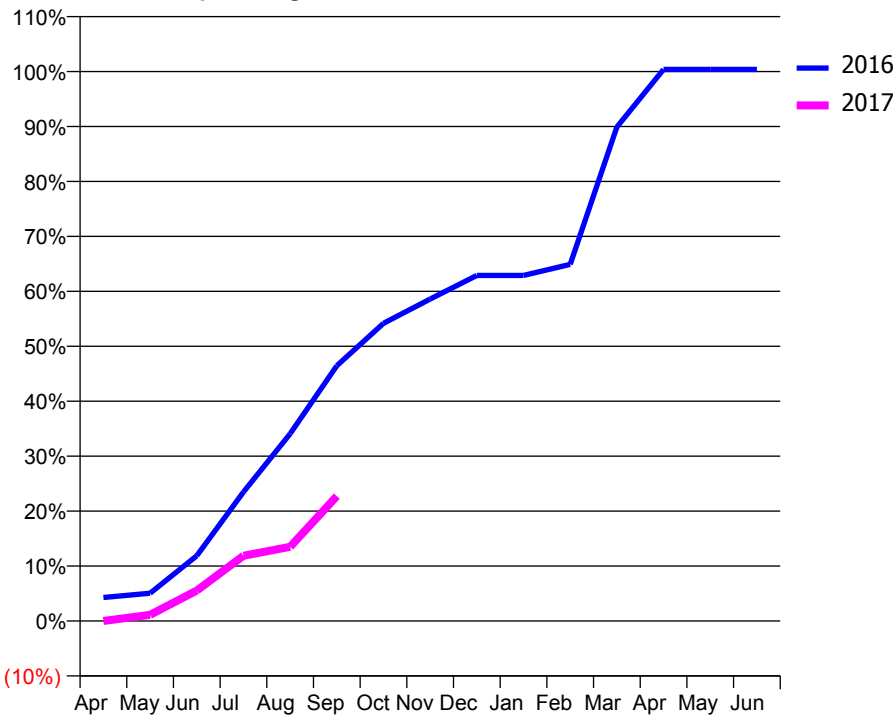
ACCESS*

Patients seen in 24 months	Total	Change since previous quarter
Quarter ending September 2015	250	
Quarter ending December 2015	239	↓
Quarter ending March 2016	250	↑
Quarter ending June 2016	210	↓
Quarter ending September 2016	197	↓
Variance since September 2015	(21.2%)	↓



ACTIVITY

Cumulative percentage of contracted UDA delivered 2016 & 2017



Month	Adjusted Scheduled Activity (UDA)	
	2016	2017
April	34	0
May	40	9
June	94	44
July	186	94
August	270	107
September	368	180
October	429	
November	464	
December	498	
January	498	
February	514	
March	712	
April	795	
May	795	
June	795	

QUALITY

	Quantity	Base Number	Contract	AT	Region	England
% of FP17s for the same patient ID Re-attending within 3 months - Children	0	5	0.0%	12.7%	13.5%	12.4%
% of FP17s for the same patient ID Re-attending within 3 months - Adults	0	93	0.0%	17.7%	17.4%	16.7%
% of FP17s for the same patient ID Re-attending between 3 & 9 months - Children	0	5	0.0%	53.6%	59.0%	57.4%
% of FP17s for the same patient ID Re-attending between 3 & 9 months - Adults	2	93	2.2%	45.0%	52.6%	50.5%
% of FP17s for Band 1 Urgent Courses	0	66	0.0%	11.7%	9.4%	9.1%
% of FP17s Relating to Free Repair or Replacements	0	66	0.0%	1.0%	1.0%	0.8%
% of FP17s Relating to Continuations	0	66	0.0%	1.4%	1.5%	1.3%
% of Patients satisfied with the dentistry they have received	0	0	N/A	94.0%	93.7%	93.2%
% of Patients satisfied with the time they had to wait for an appointment	0	0	N/A	89.1%	90.0%	89.0%

* This is based on patients treated on this contract for their most recent course of treatment. Figures in italics indicate the base number of FP17s or Patient Questionnaire responses are less than 100. N/A is shown where the base number of responses is less than 10 during the period. % is calculated as Quantity/Base number*100

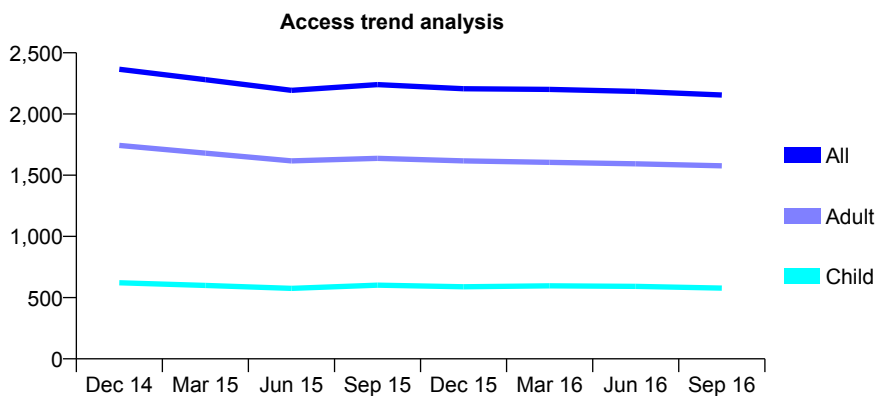
Q48 - Vital Signs At a Glance Contract Report for 732869/0001 - September 2016

Name or company name	MRS CA MCGOWAN-YEO
Contract type name	GDS Contract
Purpose of contract	General
Contract start date	01/04/2006
Contract end date	

16/17 Contracted general activity (UDA)	8,300
Carry forward general activity (UDA)	0
16/17 Contracted orthodontic activity (UOA)	0
Carry forward orthodontic activity (UOA)	0
Baseline contract value	£232,519.14

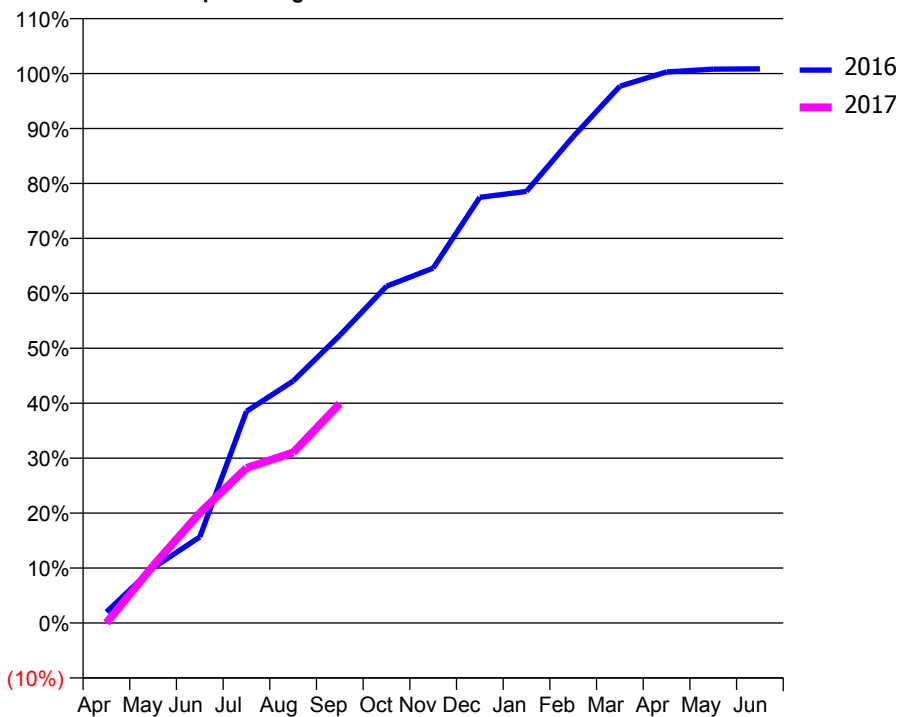
ACCESS*

Patients seen in 24 months	Total	Change since previous quarter
Quarter ending September 2015	2,240	
Quarter ending December 2015	2,206	↓
Quarter ending March 2016	2,201	→
Quarter ending June 2016	2,185	→
Quarter ending September 2016	2,155	↓
Variance since September 2015	(3.8%)	↓



ACTIVITY

Cumulative percentage of contracted UDA delivered 2016 & 2017



Adjusted Scheduled Activity (UDA)

Month	2016	2017
April	166	0
May	833	866
June	1,300	1,662
July	3,198	2,341
August	3,656	2,575
September	4,346	3,314
October	5,086	
November	5,360	
December	6,429	
January	6,520	
February	7,347	
March	8,108	
April	8,323	
May	8,367	
June	8,370	

QUALITY

	Quantity	Base Number	Contract	AT	Region	England
% of FP17s for the same patient ID Re-attending within 3 months - Children	43	355	12.1%	12.7%	13.5%	12.4%
% of FP17s for the same patient ID Re-attending within 3 months - Adults	457	1,215	37.6%	17.7%	17.4%	16.7%
% of FP17s for the same patient ID Re-attending between 3 & 9 months - Children	162	355	45.6%	53.6%	59.0%	57.4%
% of FP17s for the same patient ID Re-attending between 3 & 9 months - Adults	421	1,215	34.7%	45.0%	52.6%	50.5%
% of FP17s for Band 1 Urgent Courses	171	1,475	11.6%	11.7%	9.4%	9.1%
% of FP17s Relating to Free Repair or Replacements	48	1,475	3.3%	1.0%	1.0%	0.8%
% of FP17s Relating to Continuations	120	1,475	8.1%	1.4%	1.5%	1.3%
% of Patients satisfied with the dentistry they have received	2	2	N/A	94.0%	93.7%	93.2%
% of Patients satisfied with the time they had to wait for an appointment	2	2	N/A	89.1%	90.0%	89.0%

* This is based on patients treated on this contract for their most recent course of treatment. Figures in italics indicate the base number of FP17s or Patient Questionnaire responses are less than 100. N/A is shown where the base number of responses is less than 10 during the period. % is calculated as Quantity/Base number*100

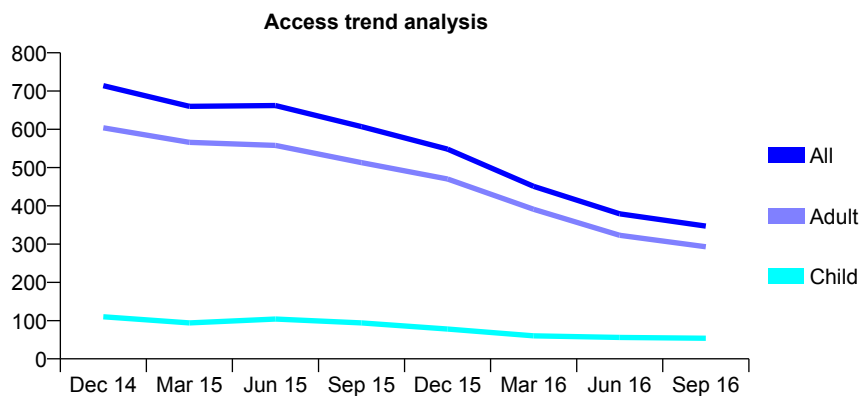
Q48 - Vital Signs At a Glance Contract Report for 737542/0001 - September 2016

Name or company name	MR GJ LUMLEY
Contract type name	PDS Contract
Purpose of contract	General
Contract start date	01/04/2006
Contract end date	

16/17 Contracted general activity (UDA)	2,000
Carry forward general activity (UDA)	0
16/17 Contracted orthodontic activity (UOA)	0
Carry forward orthodontic activity (UOA)	0
Baseline contract value	£47,300.11

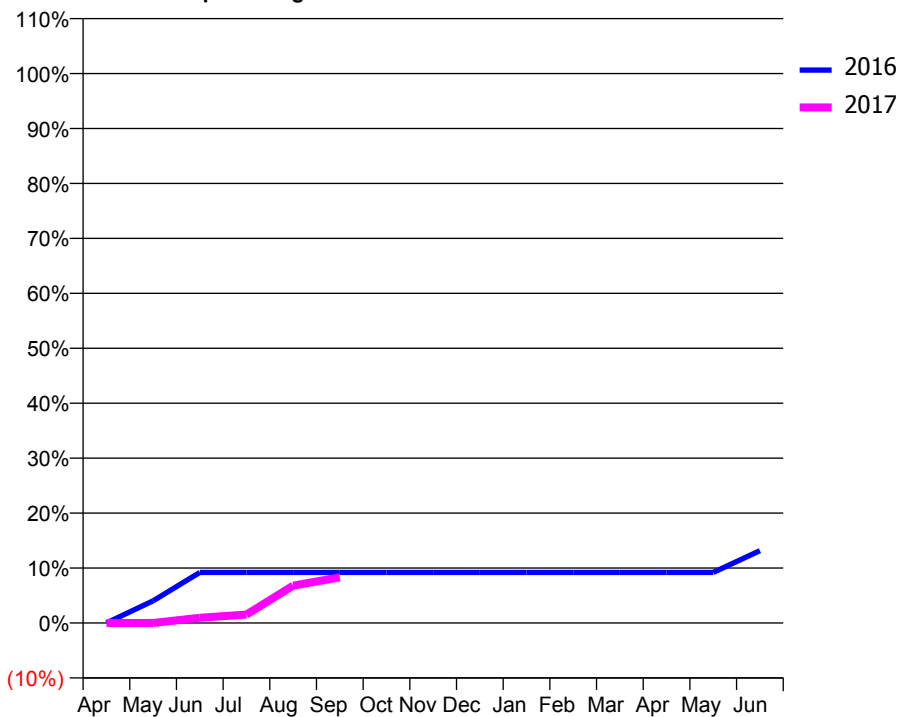
ACCESS*

Patients seen in 24 months	Total	Change since previous quarter
Quarter ending September 2015	607	
Quarter ending December 2015	548	↓
Quarter ending March 2016	451	↓
Quarter ending June 2016	379	↓
Quarter ending September 2016	347	↓
Variance since September 2015	(42.8%)	↓



ACTIVITY

Cumulative percentage of contracted UDA delivered 2016 & 2017



Adjusted Scheduled Activity (UDA)

Month	2016	2017
April	0	0
May	81	0
June	184	19
July	184	31
August	184	136
September	184	166
October	184	
November	184	
December	184	
January	184	
February	184	
March	184	
April	184	
May	184	
June	263	

QUALITY

	Quantity	Base Number	Contract	AT	Region	England
% of FP17s for the same patient ID Re-attending within 3 months - Children	0	25	0.0%	12.7%	13.5%	12.4%
% of FP17s for the same patient ID Re-attending within 3 months - Adults	1	97	1.0%	17.7%	17.4%	16.7%
% of FP17s for the same patient ID Re-attending between 3 & 9 months - Children	1	25	4.0%	53.6%	59.0%	57.4%
% of FP17s for the same patient ID Re-attending between 3 & 9 months - Adults	2	97	2.1%	45.0%	52.6%	50.5%
% of FP17s for Band 1 Urgent Courses	1	73	1.4%	11.7%	9.4%	9.1%
% of FP17s Relating to Free Repair or Replacements	0	73	0.0%	1.0%	1.0%	0.8%
% of FP17s Relating to Continuations	0	73	0.0%	1.4%	1.5%	1.3%
% of Patients satisfied with the dentistry they have received	0	0	N/A	94.0%	93.7%	93.2%
% of Patients satisfied with the time they had to wait for an appointment	0	0	N/A	89.1%	90.0%	89.0%

* This is based on patients treated on this contract for their most recent course of treatment. Figures in italics indicate the base number of FP17s or Patient Questionnaire responses are less than 100. N/A is shown where the base number of responses is less than 10 during the period. % is calculated as Quantity/Base number*100

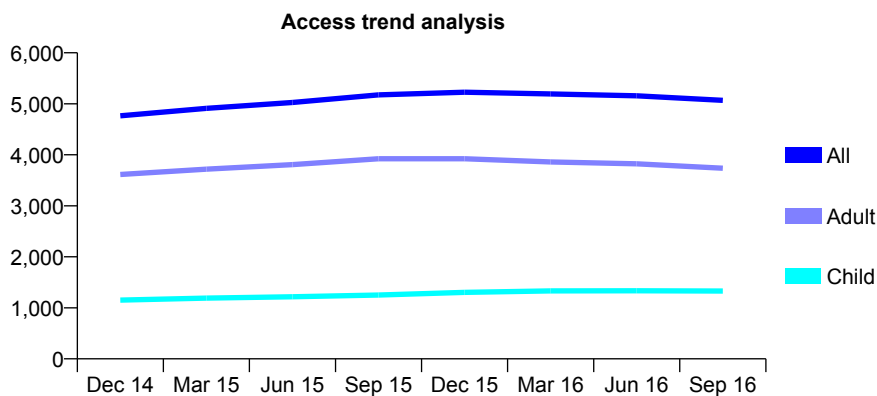
Q48 - Vital Signs At a Glance Contract Report for 738425/0001 - September 2016

Name or company name	MR P MARTIN
Contract type name	GDS Contract
Purpose of contract	General
Contract start date	01/04/2006
Contract end date	

16/17 Contracted general activity (UDA)	12,370
Carry forward general activity (UDA)	210
16/17 Contracted orthodontic activity (UOA)	0
Carry forward orthodontic activity (UOA)	0
Baseline contract value	£330,287.08

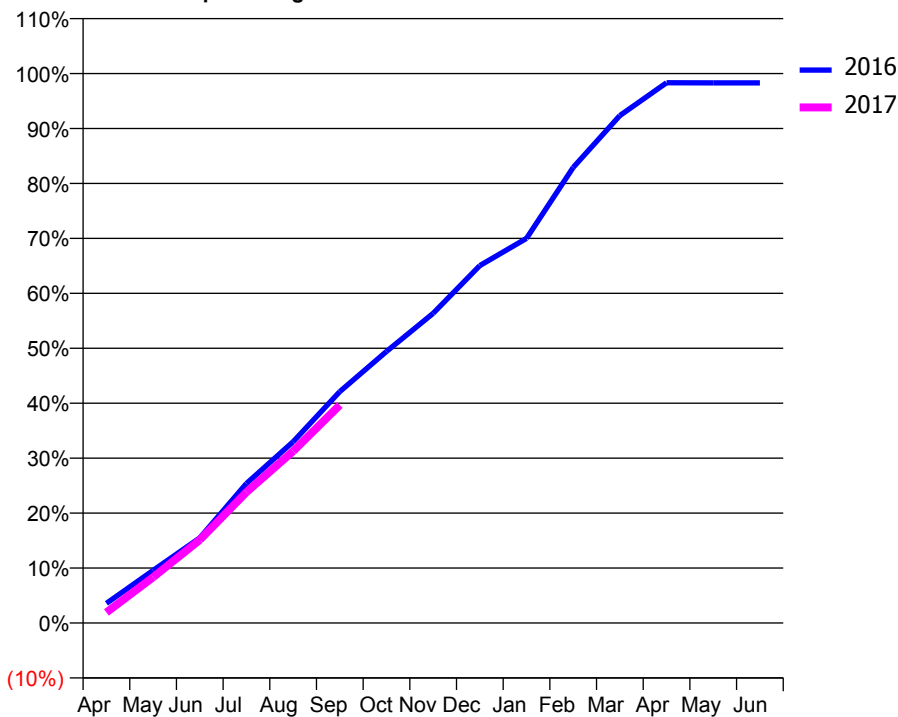
ACCESS*

Patients seen in 24 months	Total	Change since previous quarter
Quarter ending September 2015	5,174	
Quarter ending December 2015	5,227	→
Quarter ending March 2016	5,193	→
Quarter ending June 2016	5,158	→
Quarter ending September 2016	5,068	↓
Variance since September 2015	(2.0%)	↓



ACTIVITY

Cumulative percentage of contracted UDA delivered 2016 & 2017



Month	Adjusted Scheduled Activity (UDA)	
	2016	2017
April	442	238
May	1,184	1,031
June	1,915	1,871
July	3,142	2,946
August	4,080	3,867
September	5,211	4,907
October	6,113	
November	6,973	
December	8,046	
January	8,660	
February	10,254	
March	11,422	
April	12,161	
May	12,160	
June	12,160	

QUALITY

	Quantity	Base Number	Contract	AT	Region	England
% of FP17s for the same patient ID Re-attending within 3 months - Children	115	1,101	10.4%	12.7%	13.5%	12.4%
% of FP17s for the same patient ID Re-attending within 3 months - Adults	469	2,336	20.1%	17.7%	17.4%	16.7%
% of FP17s for the same patient ID Re-attending between 3 & 9 months - Children	723	1,101	65.7%	53.6%	59.0%	57.4%
% of FP17s for the same patient ID Re-attending between 3 & 9 months - Adults	960	2,336	41.1%	45.0%	52.6%	50.5%
% of FP17s for Band 1 Urgent Courses	336	2,509	13.4%	11.7%	9.4%	9.1%
% of FP17s Relating to Free Repair or Replacements	36	2,509	1.4%	1.0%	1.0%	0.8%
% of FP17s Relating to Continuations	10	2,509	0.4%	1.4%	1.5%	1.3%
% of Patients satisfied with the dentistry they have received	5	5	N/A	94.0%	93.7%	93.2%
% of Patients satisfied with the time they had to wait for an appointment	5	5	N/A	89.1%	90.0%	89.0%

* This is based on patients treated on this contract for their most recent course of treatment. Figures in italics indicate the base number of FP17s or Patient Questionnaire responses are less than 100. N/A is shown where the base number of responses is less than 10 during the period. % is calculated as Quantity/Base number*100

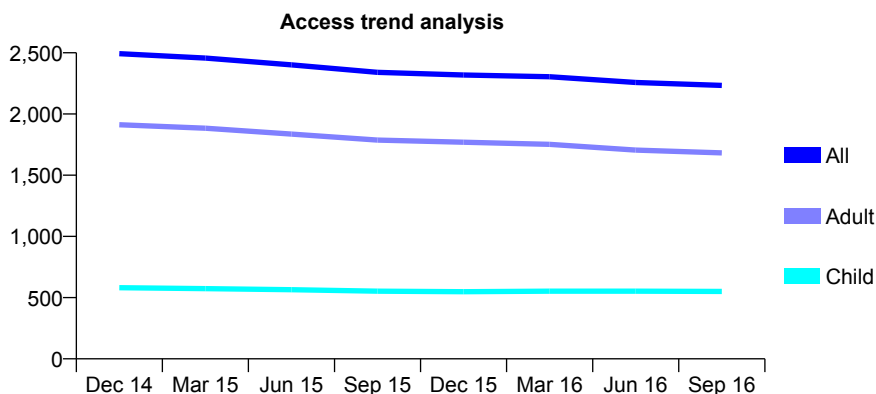
Q48 - Vital Signs At a Glance Contract Report for 742449/0001 - September 2016

Name or company name	MR DK LEE
Contract type name	GDS Contract
Purpose of contract	General
Contract start date	01/04/2006
Contract end date	

16/17 Contracted general activity (UDA)	9,401
Carry forward general activity (UDA)	0
16/17 Contracted orthodontic activity (UOA)	0
Carry forward orthodontic activity (UOA)	0
Baseline contract value	£239,821.19

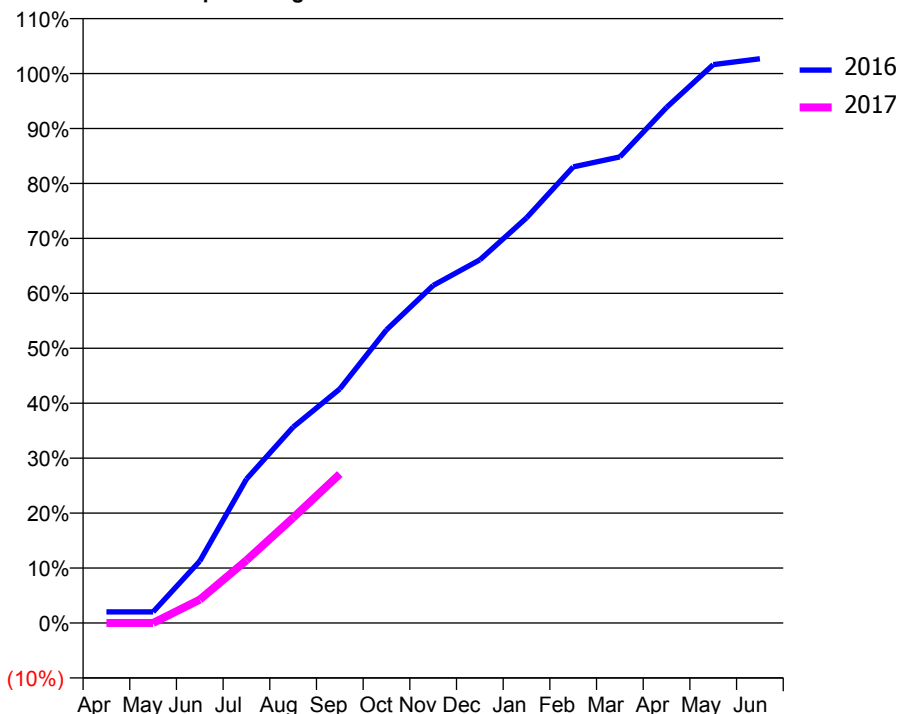
ACCESS*

Patients seen in 24 months	Total	Change since previous quarter
Quarter ending September 2015	2,340	
Quarter ending December 2015	2,319	→
Quarter ending March 2016	2,305	→
Quarter ending June 2016	2,258	↓
Quarter ending September 2016	2,234	↓
Variance since September 2015	(4.5%)	↓



ACTIVITY

Cumulative percentage of contracted UDA delivered 2016 & 2017



Month	Adjusted Scheduled Activity (UDA)	
	2016	2017
April	191	0
May	191	0
June	1,059	401
July	2,463	1,073
August	3,352	1,801
September	4,005	2,550
October	5,014	
November	5,775	
December	6,214	
January	6,932	
February	7,803	
March	7,973	
April	8,821	
May	9,552	
June	9,653	

QUALITY

	Quantity	Base Number	Contract	AT	Region	England
% of FP17s for the same patient ID Re-attending within 3 months - Children	56	424	13.2%	12.7%	13.5%	12.4%
% of FP17s for the same patient ID Re-attending within 3 months - Adults	288	1,235	23.3%	17.7%	17.4%	16.7%
% of FP17s for the same patient ID Re-attending between 3 & 9 months - Children	226	424	53.3%	53.6%	59.0%	57.4%
% of FP17s for the same patient ID Re-attending between 3 & 9 months - Adults	594	1,235	48.1%	45.0%	52.6%	50.5%
% of FP17s for Band 1 Urgent Courses	139	942	14.8%	11.7%	9.4%	9.1%
% of FP17s Relating to Free Repair or Replacements	26	942	2.8%	1.0%	1.0%	0.8%
% of FP17s Relating to Continuations	0	942	0.0%	1.4%	1.5%	1.3%
% of Patients satisfied with the dentistry they have received	4	5	N/A	94.0%	93.7%	93.2%
% of Patients satisfied with the time they had to wait for an appointment	5	5	N/A	89.1%	90.0%	89.0%

* This is based on patients treated on this contract for their most recent course of treatment. Figures in italics indicate the base number of FP17s or Patient Questionnaire responses are less than 100. N/A is shown where the base number of responses is less than 10 during the period. % is calculated as Quantity/Base number*100

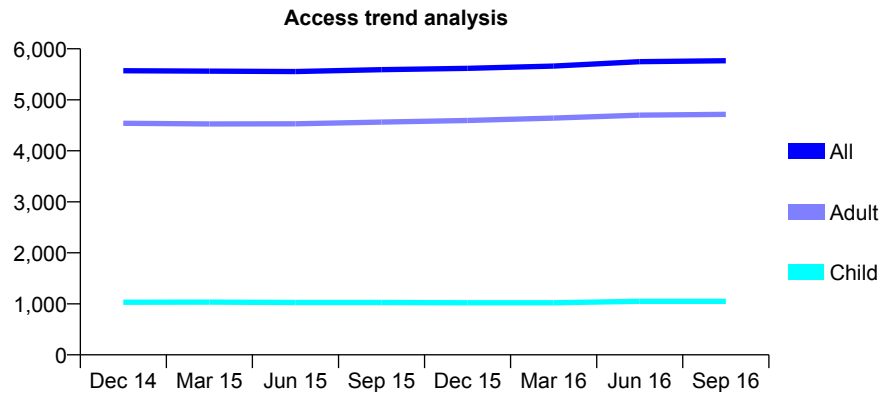
Q48 - Vital Signs At a Glance Contract Report for 742988/0001 - September 2016

Name or company name	MR AJ JONES
Contract type name	GDS Contract
Purpose of contract	General
Contract start date	01/04/2006
Contract end date	

16/17 Contracted general activity (UDA)	19,456
Carry forward general activity (UDA)	0
16/17 Contracted orthodontic activity (UOA)	0
Carry forward orthodontic activity (UOA)	0
Baseline contract value	£642,512.27

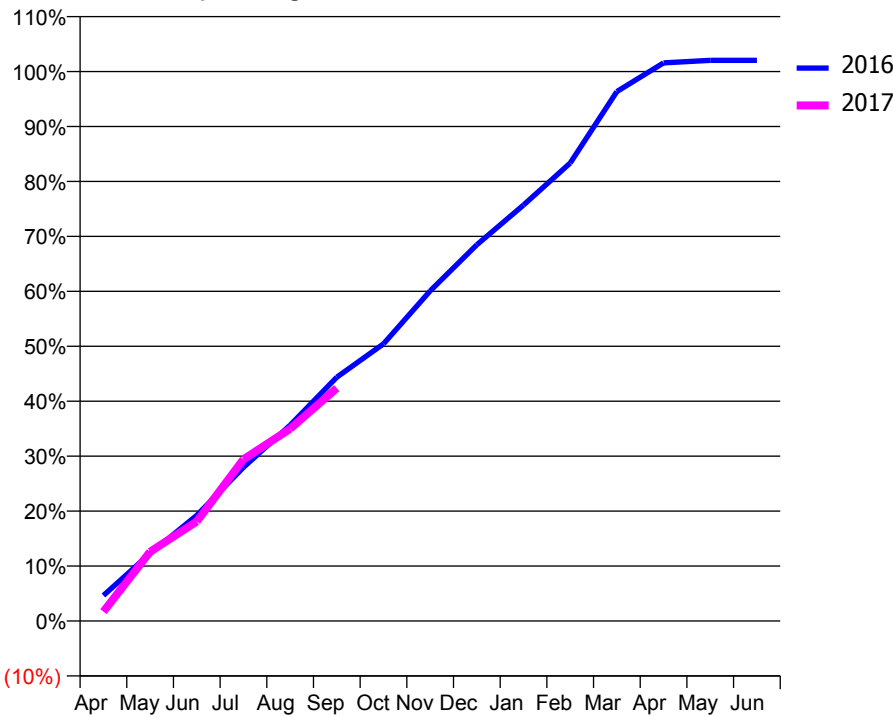
ACCESS*

Patients seen in 24 months	Total	Change since previous quarter
Quarter ending September 2015	5,590	
Quarter ending December 2015	5,616	→
Quarter ending March 2016	5,662	→
Quarter ending June 2016	5,748	→
Quarter ending September 2016	5,766	→
Variance since September 2015	3.1%	↑



ACTIVITY

Cumulative percentage of contracted UDA delivered 2016 & 2017



Month	Adjusted Scheduled Activity (UDA)	
	2016	2017
April	905	334
May	2,392	2,452
June	3,743	3,524
July	5,441	5,724
August	6,931	6,807
September	8,633	8,248
October	9,813	
November	11,687	
December	13,320	
January	14,729	
February	16,215	
March	18,746	
April	19,762	
May	19,849	
June	19,853	

QUALITY

	Quantity	Base Number	Contract	AT	Region	England
% of FP17s for the same patient ID Re-attending within 3 months - Children	131	1,009	13.0%	12.7%	13.5%	12.4%
% of FP17s for the same patient ID Re-attending within 3 months - Adults	515	3,242	15.9%	17.7%	17.4%	16.7%
% of FP17s for the same patient ID Re-attending between 3 & 9 months - Children	628	1,009	62.2%	53.6%	59.0%	57.4%
% of FP17s for the same patient ID Re-attending between 3 & 9 months - Adults	1,600	3,242	49.4%	45.0%	52.6%	50.5%
% of FP17s for Band 1 Urgent Courses	389	3,778	10.3%	11.7%	9.4%	9.1%
% of FP17s Relating to Free Repair or Replacements	28	3,778	0.7%	1.0%	1.0%	0.8%
% of FP17s Relating to Continuations	65	3,778	1.7%	1.4%	1.5%	1.3%
% of Patients satisfied with the dentistry they have received	13	13	100.0%	94.0%	93.7%	93.2%
% of Patients satisfied with the time they had to wait for an appointment	11	13	84.6%	89.1%	90.0%	89.0%

* This is based on patients treated on this contract for their most recent course of treatment. Figures in italics indicate the base number of FP17s or Patient Questionnaire responses are less than 100. N/A is shown where the base number of responses is less than 10 during the period. % is calculated as Quantity/Base number*100

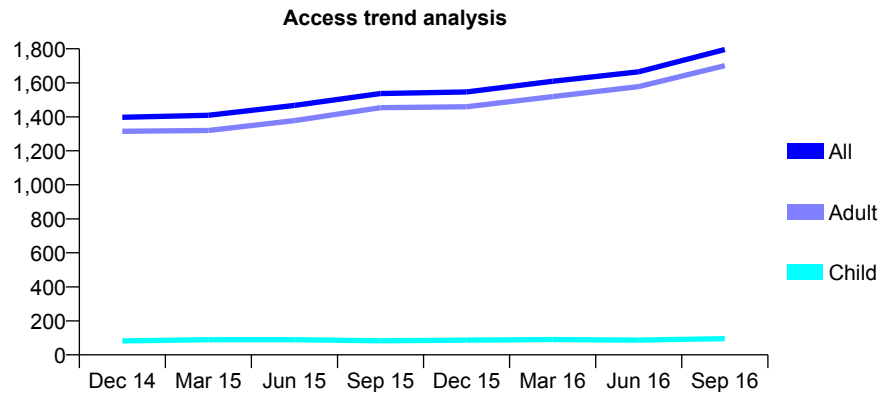
Q48 - Vital Signs At a Glance Contract Report for 742988/0002 - September 2016

Name or company name	MR AJ JONES
Contract type name	PDS Contract
Purpose of contract	General
Contract start date	15/10/2007
Contract end date	31/03/2017

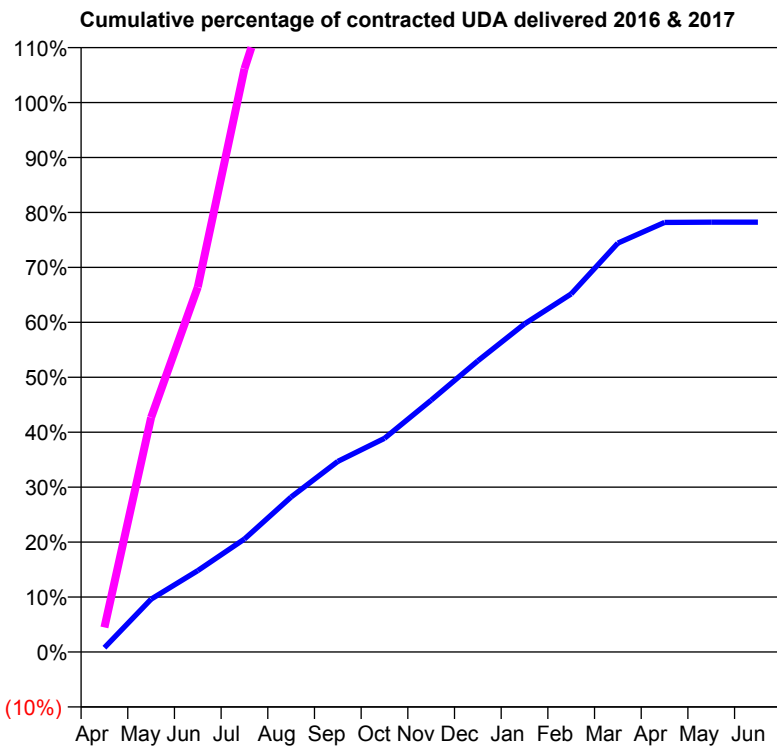
16/17 Contracted general activity (UDA)	750
Carry forward general activity (UDA)	0
16/17 Contracted orthodontic activity (UOA)	0
Carry forward orthodontic activity (UOA)	0
Baseline contract value	£157,193.31

ACCESS*

Patients seen in 24 months	Total	Change since previous quarter
Quarter ending September 2015	1,537	
Quarter ending December 2015	1,546	→
Quarter ending March 2016	1,609	↑
Quarter ending June 2016	1,665	↑
Quarter ending September 2016	1,796	↑
Variance since September 2015	16.9%	↑



ACTIVITY



Month	Adjusted Scheduled Activity (UDA)	
	2016	2017
April	24	34
May	289	320
June	444	498
July	617	796
August	847	989
September	1,041	1,242
October	1,167	
November	1,375	
December	1,590	
January	1,792	
February	1,955	
March	2,233	
April	2,345	
May	2,346	
June	2,346	

QUALITY

	Quantity	Base Number	Contract	AT	Region	England
% of FP17s for the same patient ID Re-attending within 3 months - Children	4	74	5.4%	12.7%	13.5%	12.4%
% of FP17s for the same patient ID Re-attending within 3 months - Adults	68	1,050	6.5%	17.7%	17.4%	16.7%
% of FP17s for the same patient ID Re-attending between 3 & 9 months - Children	2	74	2.7%	53.6%	59.0%	57.4%
% of FP17s for the same patient ID Re-attending between 3 & 9 months - Adults	34	1,050	3.2%	45.0%	52.6%	50.5%
% of FP17s for Band 1 Urgent Courses	999	1,023	97.7%	11.7%	9.4%	9.1%
% of FP17s Relating to Free Repair or Replacements	0	1,023	0.0%	1.0%	1.0%	0.8%
% of FP17s Relating to Continuations	0	1,023	0.0%	1.4%	1.5%	1.3%
% of Patients satisfied with the dentistry they have received	0	0	N/A	94.0%	93.7%	93.2%
% of Patients satisfied with the time they had to wait for an appointment	0	0	N/A	89.1%	90.0%	89.0%

* This is based on patients treated on this contract for their most recent course of treatment. Figures in italics indicate the base number of FP17s or Patient Questionnaire responses are less than 100. N/A is shown where the base number of responses is less than 10 during the period. % is calculated as Quantity/Base number*100

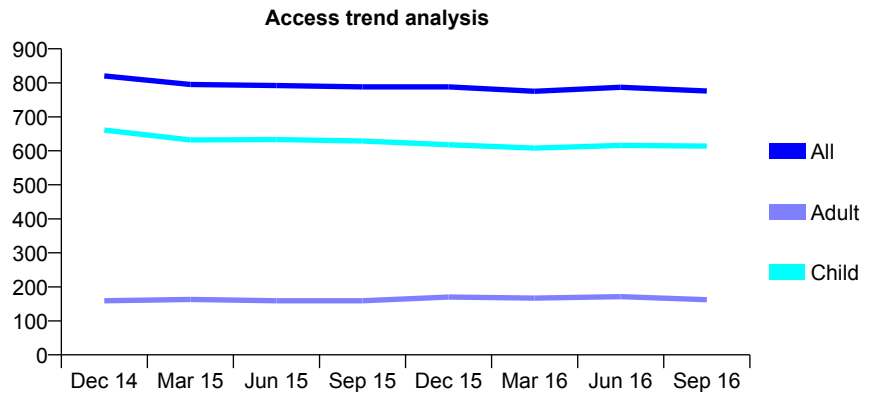
Q48 - Vital Signs At a Glance Contract Report for 755575/0001 - September 2016

Name or company name	MRS LE BACKSTROM
Contract type name	PDS Contract
Purpose of contract	General
Contract start date	01/04/2006
Contract end date	

16/17 Contracted general activity (UDA)	2,726
Carry forward general activity (UDA)	0
16/17 Contracted orthodontic activity (UOA)	0
Carry forward orthodontic activity (UOA)	0
Baseline contract value	£69,540.75

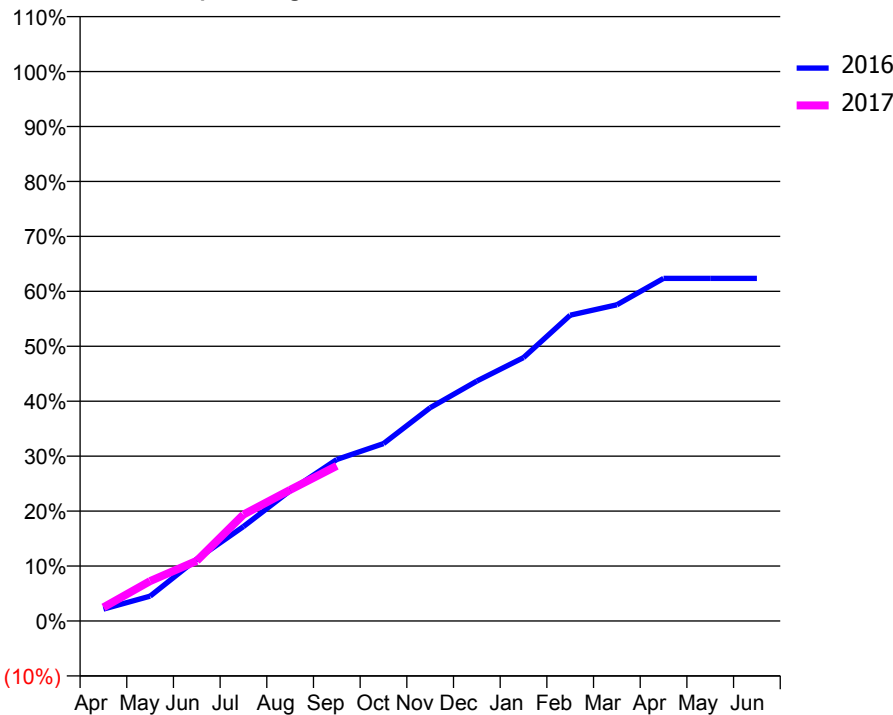
ACCESS*

Patients seen in 24 months	Total	Change since previous quarter
Quarter ending September 2015	788	
Quarter ending December 2015	788	→
Quarter ending March 2016	775	↓
Quarter ending June 2016	787	→
Quarter ending September 2016	776	↓
Variance since September 2015	(1.5%)	↓



ACTIVITY

Cumulative percentage of contracted UDA delivered 2016 & 2017



Month	Adjusted Scheduled Activity (UDA)	
	2016	2017
April	59	68
May	123	198
June	307	298
July	468	528
August	646	651
September	802	770
October	880	
November	1,058	
December	1,191	
January	1,307	
February	1,517	
March	1,569	
April	1,700	
May	1,700	
June	1,700	

QUALITY

	Quantity	Base Number	Contract	AT	Region	England
% of FP17s for the same patient ID Re-attending within 3 months - Children	65	598	10.9%	12.7%	13.5%	12.4%
% of FP17s for the same patient ID Re-attending within 3 months - Adults	7	79	8.9%	17.7%	17.4%	16.7%
% of FP17s for the same patient ID Re-attending between 3 & 9 months - Children	403	598	67.4%	53.6%	59.0%	57.4%
% of FP17s for the same patient ID Re-attending between 3 & 9 months - Adults	53	79	67.1%	45.0%	52.6%	50.5%
% of FP17s for Band 1 Urgent Courses	4	561	0.7%	11.7%	9.4%	9.1%
% of FP17s Relating to Free Repair or Replacements	0	561	0.0%	1.0%	1.0%	0.8%
% of FP17s Relating to Continuations	0	561	0.0%	1.4%	1.5%	1.3%
% of Patients satisfied with the dentistry they have received	1	1	N/A	94.0%	93.7%	93.2%
% of Patients satisfied with the time they had to wait for an appointment	1	1	N/A	89.1%	90.0%	89.0%

* This is based on patients treated on this contract for their most recent course of treatment. Figures in italics indicate the base number of FP17s or Patient Questionnaire responses are less than 100. N/A is shown where the base number of responses is less than 10 during the period. % is calculated as Quantity/Base number*100

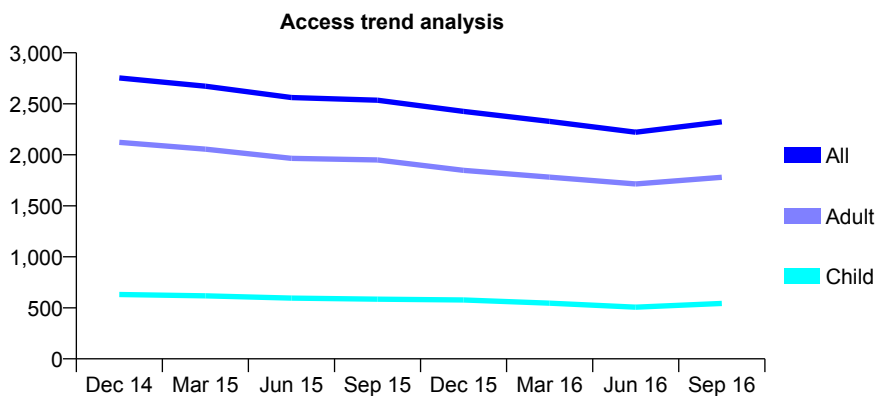
Q48 - Vital Signs At a Glance Contract Report for 761583/0001 - September 2016

Name or company name	MR M MCGOVERN
Contract type name	GDS Contract
Purpose of contract	General
Contract start date	01/04/2006
Contract end date	

16/17 Contracted general activity (UDA)	10,400
Carry forward general activity (UDA)	0
16/17 Contracted orthodontic activity (UOA)	0
Carry forward orthodontic activity (UOA)	0
Baseline contract value	£265,783.68

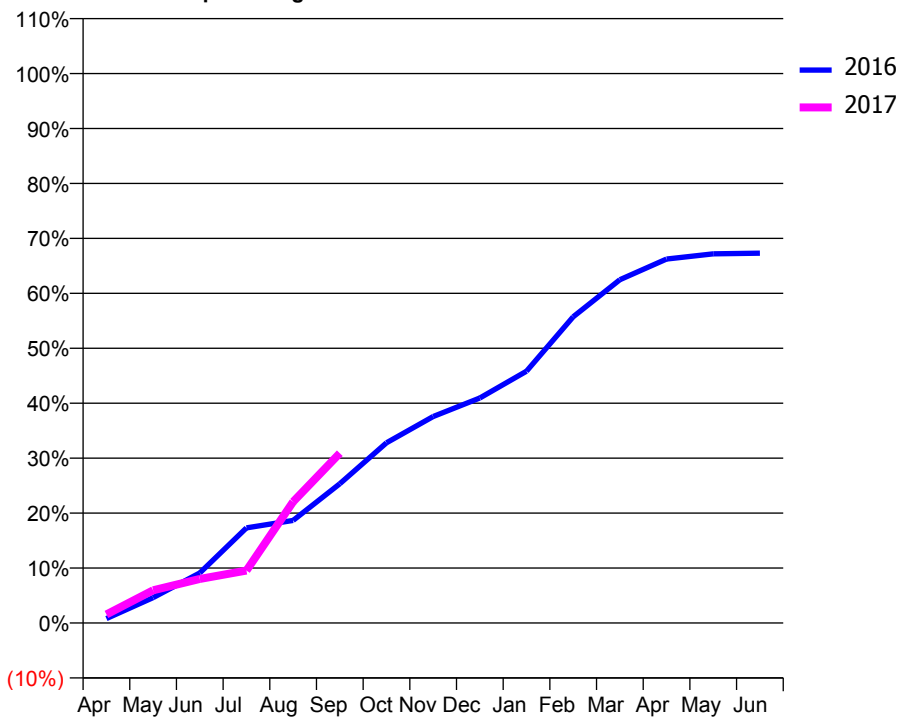
ACCESS*

Patients seen in 24 months	Total	Change since previous quarter
Quarter ending September 2015	2,535	
Quarter ending December 2015	2,425	↓
Quarter ending March 2016	2,327	↓
Quarter ending June 2016	2,221	↓
Quarter ending September 2016	2,323	↑
Variance since September 2015	(8.4%)	↓



ACTIVITY

Cumulative percentage of contracted UDA delivered 2016 & 2017



Adjusted Scheduled Activity (UDA)

Month	2016	2017
April	84	163
May	481	620
June	947	834
July	1,801	992
August	1,942	2,296
September	2,636	3,215
October	3,412	
November	3,908	
December	4,258	
January	4,765	
February	5,795	
March	6,499	
April	6,889	
May	6,988	
June	7,001	

QUALITY

	Quantity	Base Number	Contract	AT	Region	England
% of FP17s for the same patient ID Re-attending within 3 months - Children	25	299	8.4%	12.7%	13.5%	12.4%
% of FP17s for the same patient ID Re-attending within 3 months - Adults	307	1,145	26.8%	17.7%	17.4%	16.7%
% of FP17s for the same patient ID Re-attending between 3 & 9 months - Children	85	299	28.4%	53.6%	59.0%	57.4%
% of FP17s for the same patient ID Re-attending between 3 & 9 months - Adults	300	1,145	26.2%	45.0%	52.6%	50.5%
% of FP17s for Band 1 Urgent Courses	158	1,233	12.8%	11.7%	9.4%	9.1%
% of FP17s Relating to Free Repair or Replacements	27	1,233	2.2%	1.0%	1.0%	0.8%
% of FP17s Relating to Continuations	16	1,233	1.3%	1.4%	1.5%	1.3%
% of Patients satisfied with the dentistry they have received	3	3	N/A	94.0%	93.7%	93.2%
% of Patients satisfied with the time they had to wait for an appointment	3	3	N/A	89.1%	90.0%	89.0%

* This is based on patients treated on this contract for their most recent course of treatment. Figures in italics indicate the base number of FP17s or Patient Questionnaire responses are less than 100. N/A is shown where the base number of responses is less than 10 during the period. % is calculated as Quantity/Base number*100

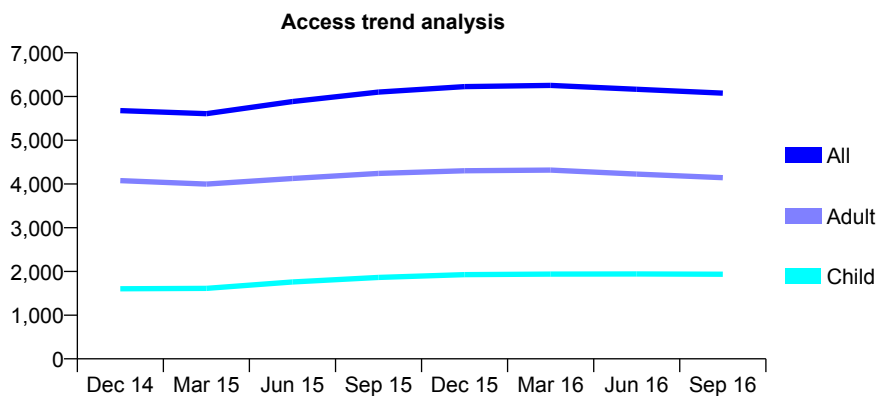
Q48 - Vital Signs At a Glance Contract Report for 780502/0001 - September 2016

Name or company name	MISS ML DUTHIE
Contract type name	GDS Contract
Purpose of contract	General
Contract start date	01/04/2006
Contract end date	

16/17 Contracted general activity (UDA)	18,780
Carry forward general activity (UDA)	0
16/17 Contracted orthodontic activity (UOA)	0
Carry forward orthodontic activity (UOA)	0
Baseline contract value	£479,081.14

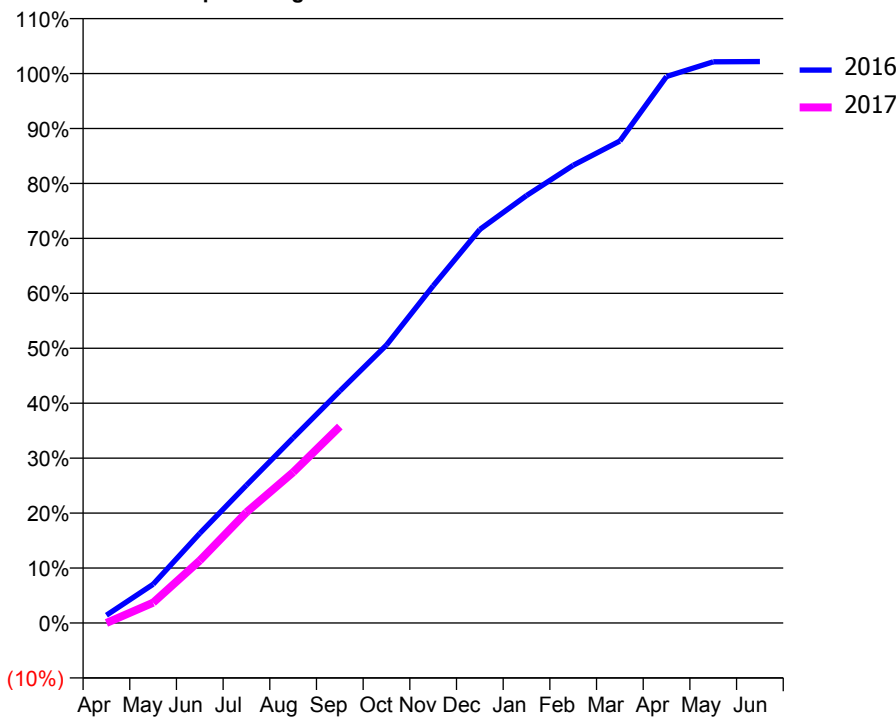
ACCESS*

Patients seen in 24 months	Total	Change since previous quarter
Quarter ending September 2015	6,102	
Quarter ending December 2015	6,227	↑
Quarter ending March 2016	6,255	→
Quarter ending June 2016	6,165	↓
Quarter ending September 2016	6,078	↓
Variance since September 2015	(0.4%)	→



ACTIVITY

Cumulative percentage of contracted UDA delivered 2016 & 2017



Month	Adjusted Scheduled Activity (UDA)	
	2016	2017
April	266	0
May	1,324	694
June	3,064	2,137
July	4,708	3,783
August	6,328	5,153
September	7,928	6,715
October	9,499	
November	11,523	
December	13,453	
January	14,607	
February	15,642	
March	16,475	
April	18,676	
May	19,180	
June	19,189	

QUALITY

	Quantity	Base Number	Contract	AT	Region	England
% of FP17s for the same patient ID Re-attending within 3 months - Children	109	1,764	6.2%	12.7%	13.5%	12.4%
% of FP17s for the same patient ID Re-attending within 3 months - Adults	306	2,513	12.2%	17.7%	17.4%	16.7%
% of FP17s for the same patient ID Re-attending between 3 & 9 months - Children	1,263	1,764	71.6%	53.6%	59.0%	57.4%
% of FP17s for the same patient ID Re-attending between 3 & 9 months - Adults	1,063	2,513	42.3%	45.0%	52.6%	50.5%
% of FP17s for Band 1 Urgent Courses	134	3,046	4.4%	11.7%	9.4%	9.1%
% of FP17s Relating to Free Repair or Replacements	17	3,046	0.6%	1.0%	1.0%	0.8%
% of FP17s Relating to Continuations	20	3,046	0.7%	1.4%	1.5%	1.3%
% of Patients satisfied with the dentistry they have received	2	2	N/A	94.0%	93.7%	93.2%
% of Patients satisfied with the time they had to wait for an appointment	2	2	N/A	89.1%	90.0%	89.0%

* This is based on patients treated on this contract for their most recent course of treatment. Figures in italics indicate the base number of FP17s or Patient Questionnaire responses are less than 100. N/A is shown where the base number of responses is less than 10 during the period. % is calculated as Quantity/Base number*100

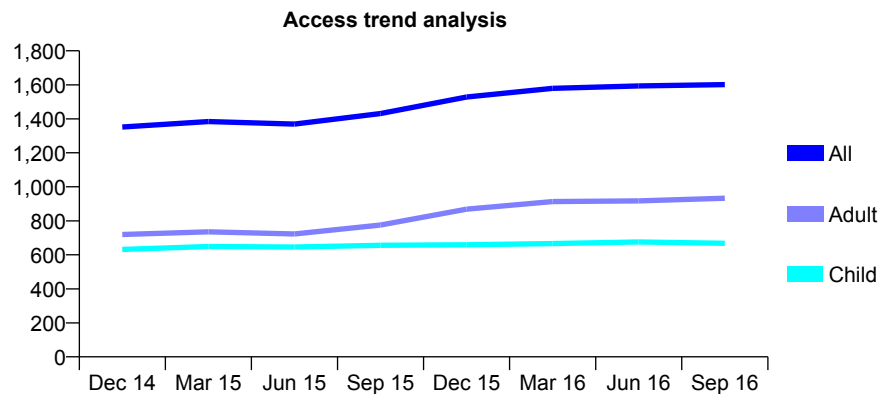
Q48 - Vital Signs At a Glance Contract Report for 787914/0001 - September 2016

Name or company name	MR P SMITH
Contract type name	PDS Contract
Purpose of contract	General
Contract start date	01/01/2011
Contract end date	31/12/2020

16/17 Contracted general activity (UDA)	3,200
Carry forward general activity (UDA)	0
16/17 Contracted orthodontic activity (UOA)	0
Carry forward orthodontic activity (UOA)	0
Baseline contract value	£107,321.32

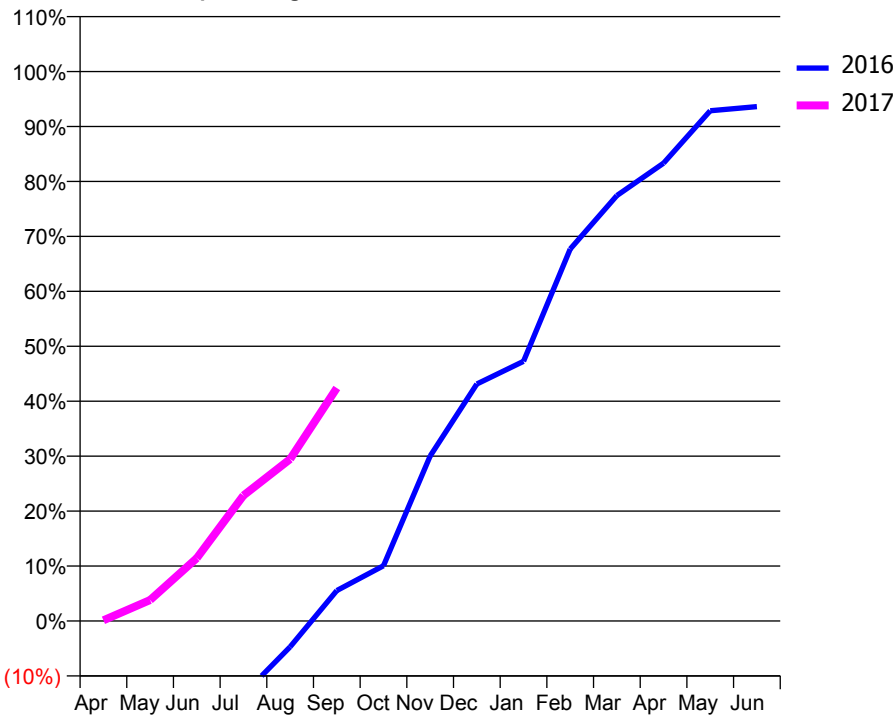
ACCESS*

Patients seen in 24 months	Total	Change since previous quarter
Quarter ending September 2015	1,431	
Quarter ending December 2015	1,528	↑
Quarter ending March 2016	1,579	↑
Quarter ending June 2016	1,593	→
Quarter ending September 2016	1,601	→
Variance since September 2015	11.9%	↑



ACTIVITY

Cumulative percentage of contracted UDA delivered 2016 & 2017



Month	Adjusted Scheduled Activity (UDA)	
	2016	2017
April	-779	4
May	-649	122
June	-649	366
July	-429	731
August	-151	943
September	177	1,357
October	322	
November	961	
December	1,381	
January	1,512	
February	2,166	
March	2,478	
April	2,666	
May	2,972	
June	2,996	

QUALITY

	Quantity	Base Number	Contract	AT	Region	England
% of FP17s for the same patient ID Re-attending within 3 months - Children	85	577	14.7%	12.7%	13.5%	12.4%
% of FP17s for the same patient ID Re-attending within 3 months - Adults	56	403	13.9%	17.7%	17.4%	16.7%
% of FP17s for the same patient ID Re-attending between 3 & 9 months - Children	366	577	63.4%	53.6%	59.0%	57.4%
% of FP17s for the same patient ID Re-attending between 3 & 9 months - Adults	168	403	41.7%	45.0%	52.6%	50.5%
% of FP17s for Band 1 Urgent Courses	55	759	7.2%	11.7%	9.4%	9.1%
% of FP17s Relating to Free Repair or Replacements	0	759	0.0%	1.0%	1.0%	0.8%
% of FP17s Relating to Continuations	13	759	1.7%	1.4%	1.5%	1.3%
% of Patients satisfied with the dentistry they have received	4	4	N/A	94.0%	93.7%	93.2%
% of Patients satisfied with the time they had to wait for an appointment	4	4	N/A	89.1%	90.0%	89.0%

* This is based on patients treated on this contract for their most recent course of treatment. Figures in italics indicate the base number of FP17s or Patient Questionnaire responses are less than 100. N/A is shown where the base number of responses is less than 10 during the period. % is calculated as Quantity/Base number*100

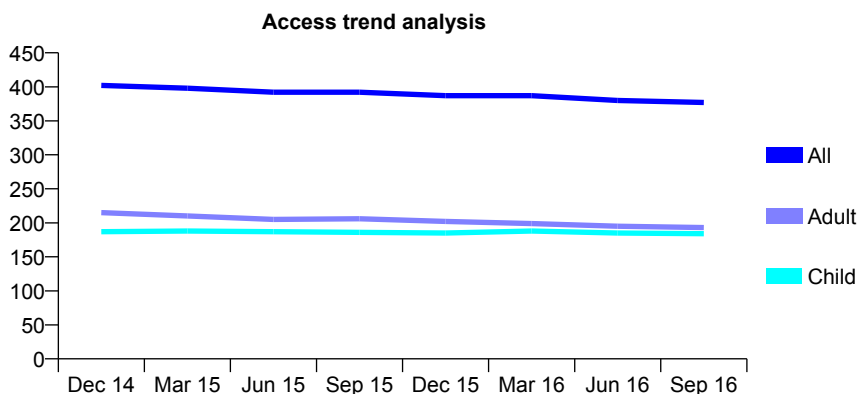
Q48 - Vital Signs At a Glance Contract Report for 803499/0001 - September 2016

Name or company name	MR TJ GOLDUP
Contract type name	GDS Contract
Purpose of contract	General
Contract start date	01/04/2006
Contract end date	

16/17 Contracted general activity (UDA)	1,696
Carry forward general activity (UDA)	0
16/17 Contracted orthodontic activity (UOA)	0
Carry forward orthodontic activity (UOA)	0
Baseline contract value	£43,265.26

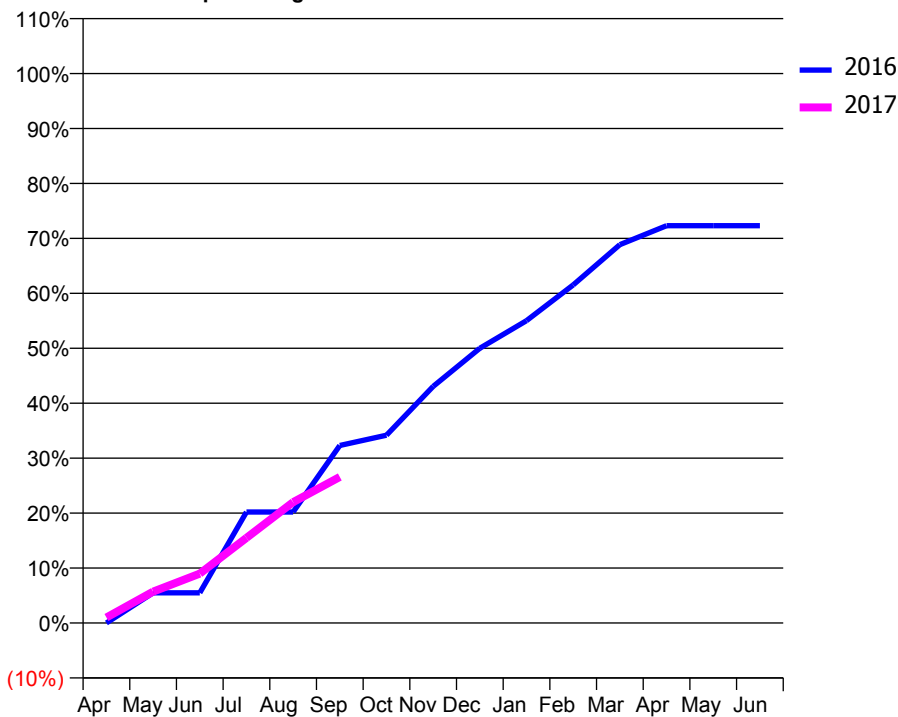
ACCESS*

Patients seen in 24 months	Total	Change since previous quarter
Quarter ending September 2015	392	
Quarter ending December 2015	387	↓
Quarter ending March 2016	387	→
Quarter ending June 2016	380	↓
Quarter ending September 2016	377	→
Variance since September 2015	(3.8%)	↓



ACTIVITY

Cumulative percentage of contracted UDA delivered 2016 & 2017



Adjusted Scheduled Activity (UDA)

Month	2016	2017
April	0	17
May	93	97
June	93	152
July	343	263
August	343	373
September	548	451
October	580	
November	730	
December	848	
January	933	
February	1,043	
March	1,168	
April	1,226	
May	1,226	
June	1,226	

QUALITY

	Quantity	Base Number	Contract	AT	Region	England
% of FP17s for the same patient ID Re-attending within 3 months - Children	9	149	6.0%	12.7%	13.5%	12.4%
% of FP17s for the same patient ID Re-attending within 3 months - Adults	30	132	22.7%	17.7%	17.4%	16.7%
% of FP17s for the same patient ID Re-attending between 3 & 9 months - Children	100	149	67.1%	53.6%	59.0%	57.4%
% of FP17s for the same patient ID Re-attending between 3 & 9 months - Adults	68	132	51.5%	45.0%	52.6%	50.5%
% of FP17s for Band 1 Urgent Courses	19	264	7.2%	11.7%	9.4%	9.1%
% of FP17s Relating to Free Repair or Replacements	0	264	0.0%	1.0%	1.0%	0.8%
% of FP17s Relating to Continuations	7	264	2.7%	1.4%	1.5%	1.3%
% of Patients satisfied with the dentistry they have received	0	0	N/A	94.0%	93.7%	93.2%
% of Patients satisfied with the time they had to wait for an appointment	0	0	N/A	89.1%	90.0%	89.0%

* This is based on patients treated on this contract for their most recent course of treatment. Figures in italics indicate the base number of FP17s or Patient Questionnaire responses are less than 100. N/A is shown where the base number of responses is less than 10 during the period. % is calculated as Quantity/Base number*100

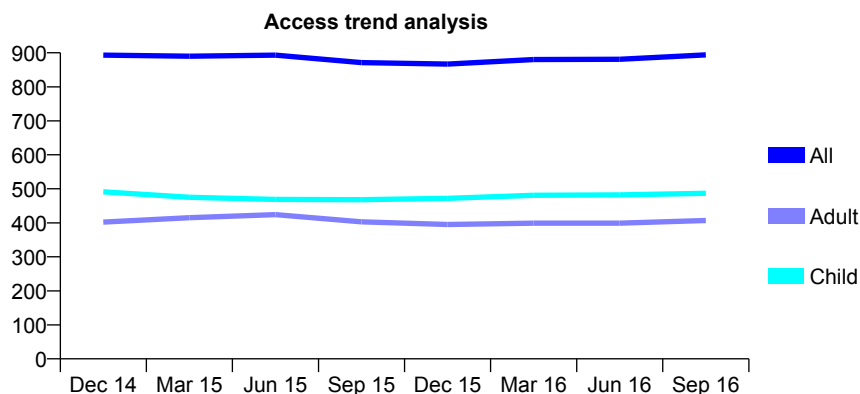
Q48 - Vital Signs At a Glance Contract Report for 809101/0001 - September 2016

Name or company name	MR PA KNIGHT
Contract type name	GDS Contract
Purpose of contract	General
Contract start date	01/04/2006
Contract end date	

16/17 Contracted general activity (UDA)	3,222
Carry forward general activity (UDA)	0
16/17 Contracted orthodontic activity (UOA)	0
Carry forward orthodontic activity (UOA)	0
Baseline contract value	£95,208.49

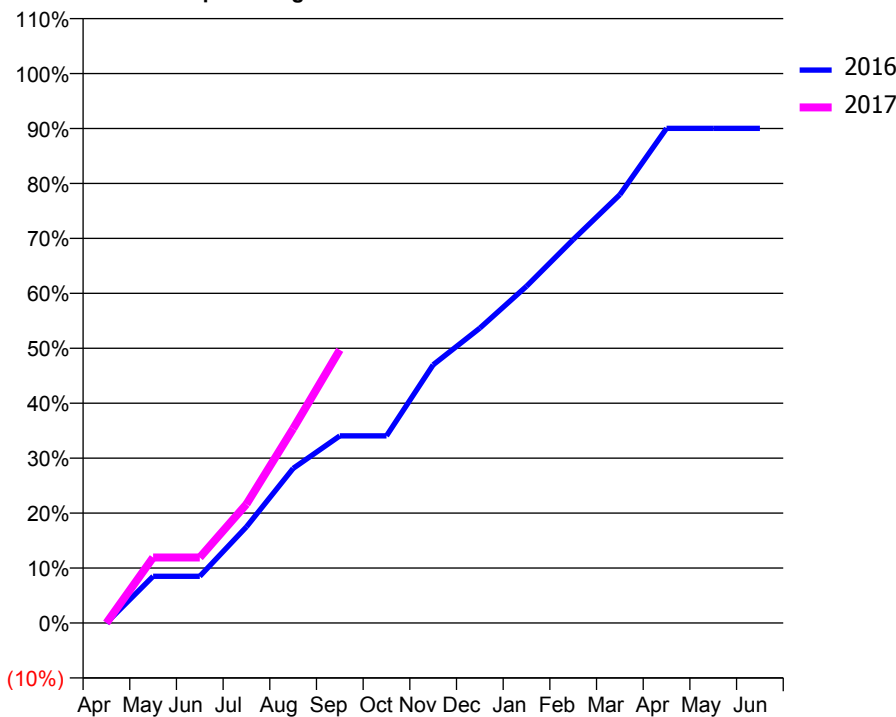
ACCESS*

Patients seen in 24 months	Total	Change since previous quarter
Quarter ending September 2015	871	
Quarter ending December 2015	867	→
Quarter ending March 2016	880	→
Quarter ending June 2016	881	→
Quarter ending September 2016	894	→
Variance since September 2015	2.6%	↑



ACTIVITY

Cumulative percentage of contracted UDA delivered 2016 & 2017



Month	Adjusted Scheduled Activity (UDA)	
	2016	2017
April	0	0
May	274	384
June	274	384
July	564	697
August	906	1,140
September	1,097	1,602
October	1,097	
November	1,514	
December	1,729	
January	1,975	
February	2,248	
March	2,512	
April	2,900	
May	2,900	
June	2,900	

QUALITY

	Quantity	Base Number	Contract	AT	Region	England
% of FP17s for the same patient ID Re-attending within 3 months - Children	25	356	7.0%	12.7%	13.5%	12.4%
% of FP17s for the same patient ID Re-attending within 3 months - Adults	27	199	13.6%	17.7%	17.4%	16.7%
% of FP17s for the same patient ID Re-attending between 3 & 9 months - Children	171	356	48.0%	53.6%	59.0%	57.4%
% of FP17s for the same patient ID Re-attending between 3 & 9 months - Adults	68	199	34.2%	45.0%	52.6%	50.5%
% of FP17s for Band 1 Urgent Courses	14	463	3.0%	11.7%	9.4%	9.1%
% of FP17s Relating to Free Repair or Replacements	0	463	0.0%	1.0%	1.0%	0.8%
% of FP17s Relating to Continuations	6	463	1.3%	1.4%	1.5%	1.3%
% of Patients satisfied with the dentistry they have received	1	1	N/A	94.0%	93.7%	93.2%
% of Patients satisfied with the time they had to wait for an appointment	1	1	N/A	89.1%	90.0%	89.0%

* This is based on patients treated on this contract for their most recent course of treatment. Figures in italics indicate the base number of FP17s or Patient Questionnaire responses are less than 100. N/A is shown where the base number of responses is less than 10 during the period. % is calculated as Quantity/Base number*100

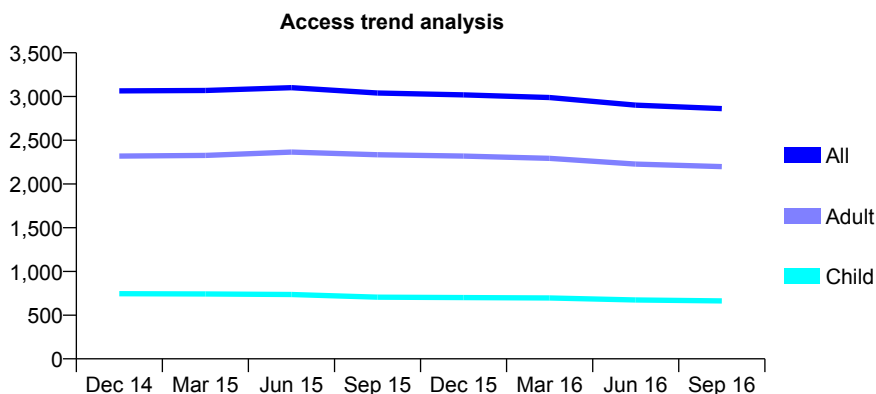
Q48 - Vital Signs At a Glance Contract Report for 841986/0001 - September 2016

Name or company name	MR AP AYRES
Contract type name	PDS Contract
Purpose of contract	General
Contract start date	01/04/2006
Contract end date	31/03/2020

16/17 Contracted general activity (UDA)	9,500
Carry forward general activity (UDA)	200
16/17 Contracted orthodontic activity (UOA)	0
Carry forward orthodontic activity (UOA)	0
Baseline contract value	£272,976.42

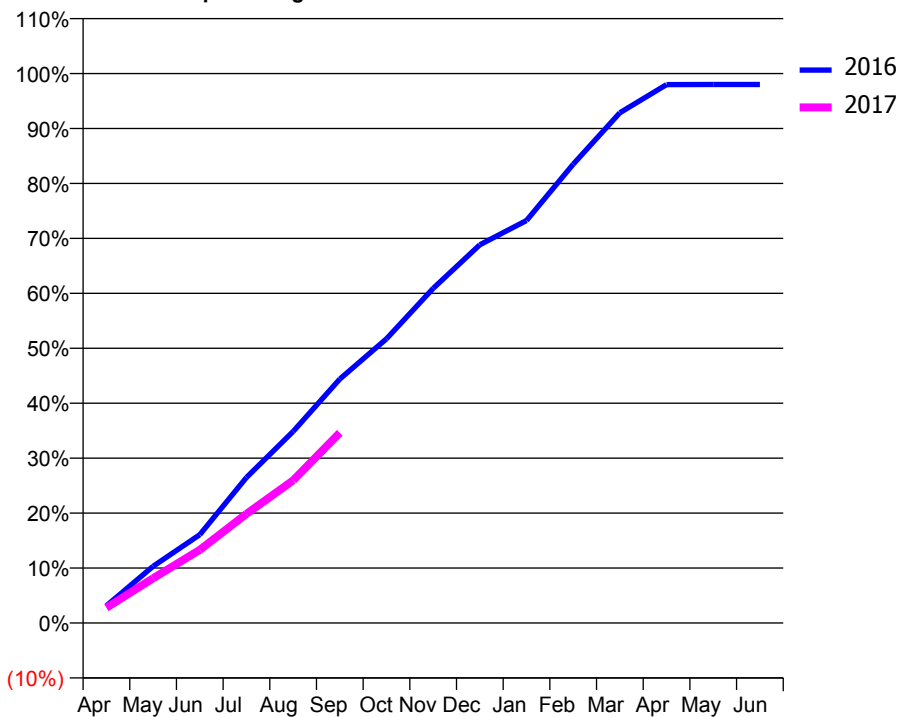
ACCESS*

Patients seen in 24 months	Total	Change since previous quarter
Quarter ending September 2015	3,040	
Quarter ending December 2015	3,019	→
Quarter ending March 2016	2,989	→
Quarter ending June 2016	2,901	↓
Quarter ending September 2016	2,862	↓
Variance since September 2015	(5.9%)	↓



ACTIVITY

Cumulative percentage of contracted UDA delivered 2016 & 2017



Month	Adjusted Scheduled Activity (UDA)	
	2016	2017
April	298	265
May	982	774
June	1,527	1,264
July	2,516	1,886
August	3,312	2,466
September	4,217	3,289
October	4,913	
November	5,785	
December	6,538	
January	6,958	
February	7,931	
March	8,821	
April	9,307	
May	9,309	
June	9,309	

QUALITY

	Quantity	Base Number	Contract	AT	Region	England
% of FP17s for the same patient ID Re-attending within 3 months - Children	47	530	8.9%	12.7%	13.5%	12.4%
% of FP17s for the same patient ID Re-attending within 3 months - Adults	222	1,606	13.8%	17.7%	17.4%	16.7%
% of FP17s for the same patient ID Re-attending between 3 & 9 months - Children	365	530	68.9%	53.6%	59.0%	57.4%
% of FP17s for the same patient ID Re-attending between 3 & 9 months - Adults	1,063	1,606	66.2%	45.0%	52.6%	50.5%
% of FP17s for Band 1 Urgent Courses	154	1,926	8.0%	11.7%	9.4%	9.1%
% of FP17s Relating to Free Repair or Replacements	17	1,926	0.9%	1.0%	1.0%	0.8%
% of FP17s Relating to Continuations	18	1,926	0.9%	1.4%	1.5%	1.3%
% of Patients satisfied with the dentistry they have received	4	4	N/A	94.0%	93.7%	93.2%
% of Patients satisfied with the time they had to wait for an appointment	4	4	N/A	89.1%	90.0%	89.0%

* This is based on patients treated on this contract for their most recent course of treatment. Figures in italics indicate the base number of FP17s or Patient Questionnaire responses are less than 100. N/A is shown where the base number of responses is less than 10 during the period. % is calculated as Quantity/Base number*100

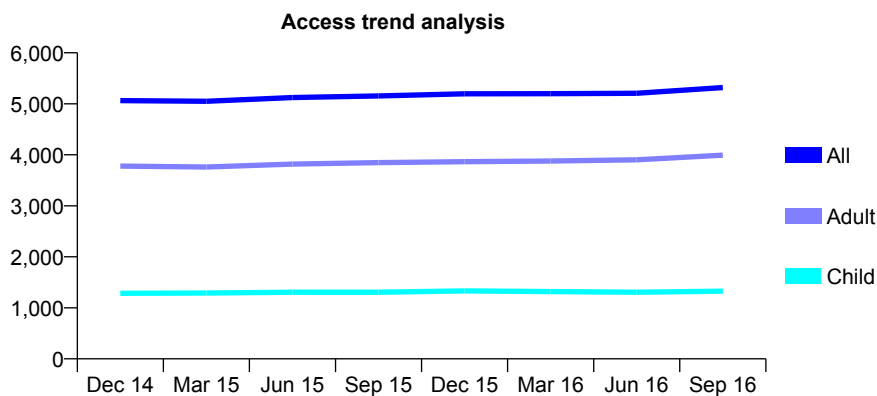
Q48 - Vital Signs At a Glance Contract Report for 851302/0001 - September 2016

Name or company name	MR RK NAGPAUL
Contract type name	GDS Contract
Purpose of contract	General
Contract start date	01/04/2006
Contract end date	

16/17 Contracted general activity (UDA)	21,820
Carry forward general activity (UDA)	0
16/17 Contracted orthodontic activity (UOA)	0
Carry forward orthodontic activity (UOA)	0
Baseline contract value	£548,944.63

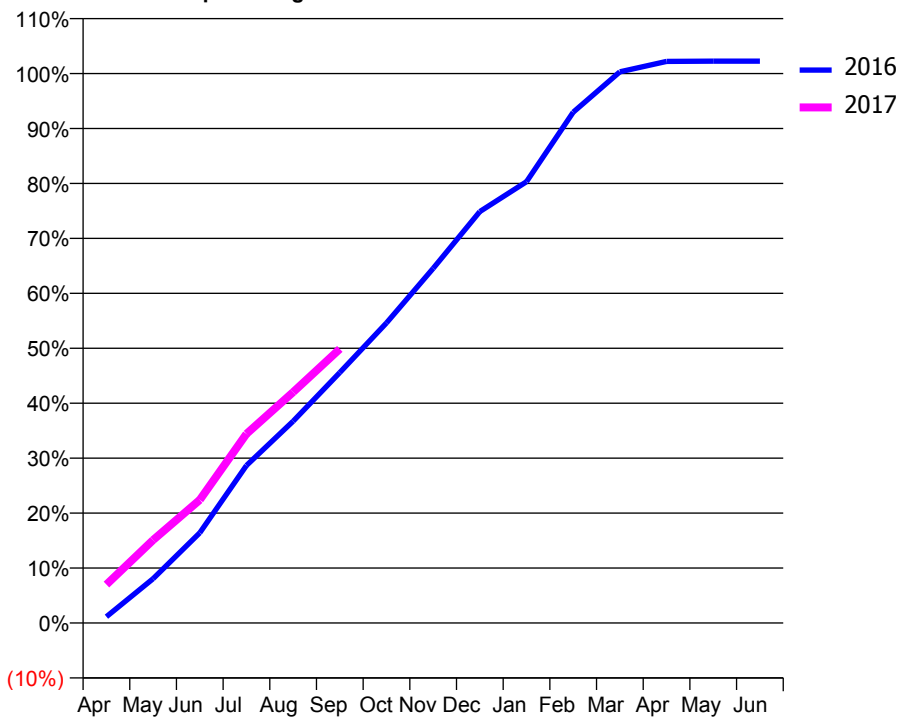
ACCESS*

Patients seen in 24 months	Total	Change since previous quarter
Quarter ending September 2015	5,153	
Quarter ending December 2015	5,197	→
Quarter ending March 2016	5,199	→
Quarter ending June 2016	5,207	→
Quarter ending September 2016	5,319	↑
Variance since September 2015	3.2%	↑



ACTIVITY

Cumulative percentage of contracted UDA delivered 2016 & 2017



Month	Adjusted Scheduled Activity (UDA)	
	2016	2017
April	251	1,530
May	1,761	3,295
June	3,580	4,889
July	6,254	7,512
August	8,013	9,168
September	9,945	10,884
October	11,915	
November	14,082	
December	16,340	
January	17,525	
February	20,282	
March	21,886	
April	22,300	
May	22,310	
June	22,310	

QUALITY

	Quantity	Base Number	Contract	AT	Region	England
% of FP17s for the same patient ID Re-attending within 3 months - Children	174	1,161	15.0%	12.7%	13.5%	12.4%
% of FP17s for the same patient ID Re-attending within 3 months - Adults	810	3,300	24.5%	17.7%	17.4%	16.7%
% of FP17s for the same patient ID Re-attending between 3 & 9 months - Children	683	1,161	58.8%	53.6%	59.0%	57.4%
% of FP17s for the same patient ID Re-attending between 3 & 9 months - Adults	1,755	3,300	53.2%	45.0%	52.6%	50.5%
% of FP17s for Band 1 Urgent Courses	591	4,272	13.8%	11.7%	9.4%	9.1%
% of FP17s Relating to Free Repair or Replacements	93	4,272	2.2%	1.0%	1.0%	0.8%
% of FP17s Relating to Continuations	24	4,272	0.6%	1.4%	1.5%	1.3%
% of Patients satisfied with the dentistry they have received	4	4	N/A	94.0%	93.7%	93.2%
% of Patients satisfied with the time they had to wait for an appointment	4	4	N/A	89.1%	90.0%	89.0%

* This is based on patients treated on this contract for their most recent course of treatment. Figures in italics indicate the base number of FP17s or Patient Questionnaire responses are less than 100. N/A is shown where the base number of responses is less than 10 during the period. % is calculated as Quantity/Base number*100

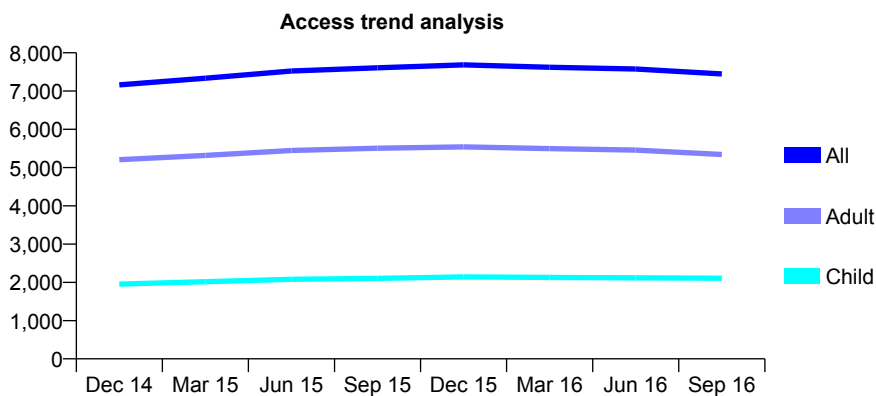
Q48 - Vital Signs At a Glance Contract Report for 891495/0001 - September 2016

Name or company name	MR RK GOLLAPUDI
Contract type name	PDS Plus Contract
Purpose of contract	General
Contract start date	01/01/2011
Contract end date	31/03/2017

16/17 Contracted general activity (UDA)	24,000
Carry forward general activity (UDA)	0
16/17 Contracted orthodontic activity (UOA)	0
Carry forward orthodontic activity (UOA)	0
Baseline contract value	£319,381.22

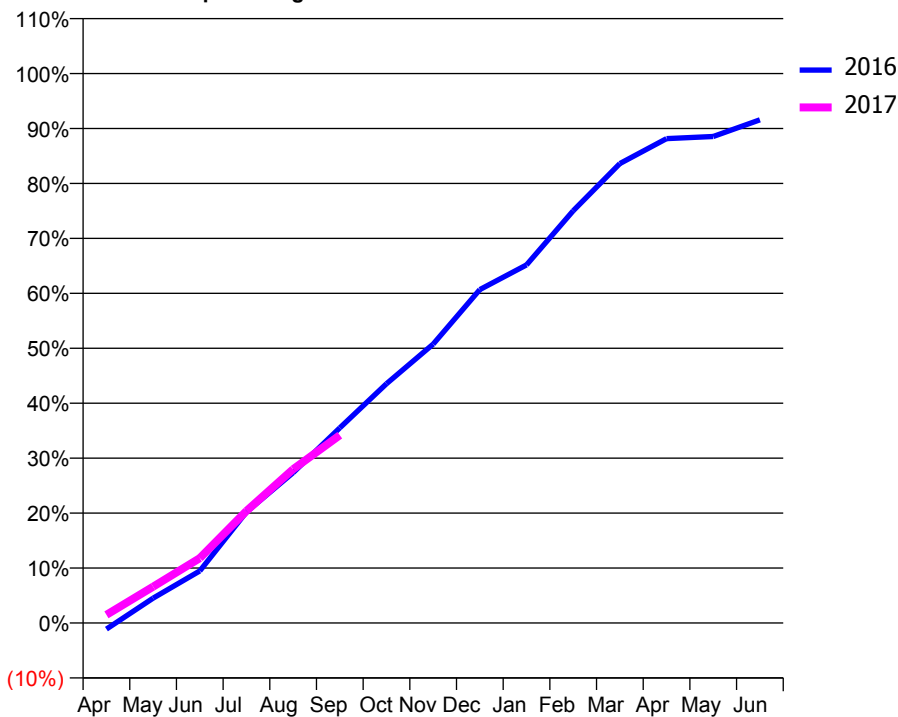
ACCESS*

Patients seen in 24 months	Total	Change since previous quarter
Quarter ending September 2015	7,609	
Quarter ending December 2015	7,684	→
Quarter ending March 2016	7,623	→
Quarter ending June 2016	7,575	→
Quarter ending September 2016	7,449	↓
Variance since September 2015	(2.1%)	↓



ACTIVITY

Cumulative percentage of contracted UDA delivered 2016 & 2017



Month	Adjusted Scheduled Activity (UDA)	
	2016	2017
April	-271	359
May	1,085	1,585
June	2,272	2,831
July	4,850	4,894
August	6,566	6,716
September	8,525	8,203
October	10,450	
November	12,179	
December	14,562	
January	15,642	
February	18,007	
March	20,066	
April	21,154	
May	21,246	
June	21,975	

QUALITY

	Quantity	Base Number	Contract	AT	Region	England
% of FP17s for the same patient ID Re-attending within 3 months - Children	126	1,383	9.1%	12.7%	13.5%	12.4%
% of FP17s for the same patient ID Re-attending within 3 months - Adults	454	3,013	15.1%	17.7%	17.4%	16.7%
% of FP17s for the same patient ID Re-attending between 3 & 9 months - Children	699	1,383	50.5%	53.6%	59.0%	57.4%
% of FP17s for the same patient ID Re-attending between 3 & 9 months - Adults	1,275	3,013	42.3%	45.0%	52.6%	50.5%
% of FP17s for Band 1 Urgent Courses	530	3,603	14.7%	11.7%	9.4%	9.1%
% of FP17s Relating to Free Repair or Replacements	25	3,603	0.7%	1.0%	1.0%	0.8%
% of FP17s Relating to Continuations	41	3,603	1.1%	1.4%	1.5%	1.3%
% of Patients satisfied with the dentistry they have received	25	26	96.2%	94.0%	93.7%	93.2%
% of Patients satisfied with the time they had to wait for an appointment	24	26	92.3%	89.1%	90.0%	89.0%

* This is based on patients treated on this contract for their most recent course of treatment. Figures in italics indicate the base number of FP17s or Patient Questionnaire responses are less than 100. N/A is shown where the base number of responses is less than 10 during the period. % is calculated as Quantity/Base number*100

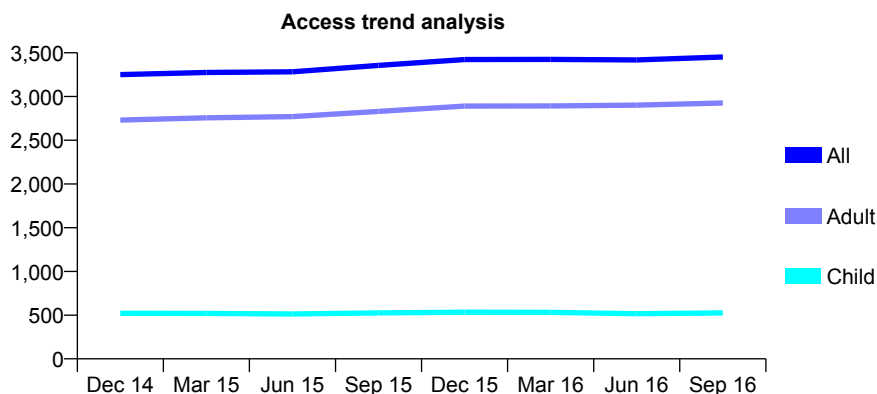
Q48 - Vital Signs At a Glance Contract Report for 895067/0003 - September 2016

Name or company name	Mr Paul Smith, Mr Dermot Staunton, and M
Contract type name	GDS Contract
Purpose of contract	General and Orthodontic
Contract start date	01/04/2010
Contract end date	

16/17 Contracted general activity (UDA)	9,890
Carry forward general activity (UDA)	0
16/17 Contracted orthodontic activity (UOA)	50
Carry forward orthodontic activity (UOA)	0
Baseline contract value	£300,554.02

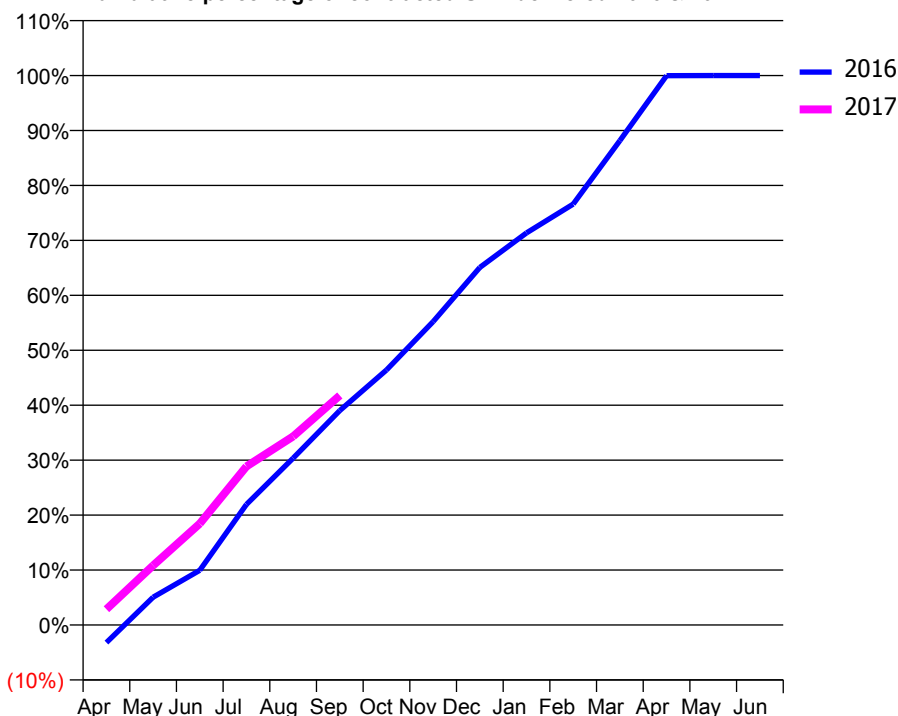
ACCESS*

Patients seen in 24 months	Total	Change since previous quarter
Quarter ending September 2015	3,356	
Quarter ending December 2015	3,423	→
Quarter ending March 2016	3,424	→
Quarter ending June 2016	3,418	→
Quarter ending September 2016	3,452	→
Variance since September 2015	2.9%	↑



ACTIVITY

Cumulative percentage of contracted UDA delivered 2016 & 2017



Month	Adjusted Scheduled Activity (UDA)	
	2016	2017
April	-319	284
May	499	1,072
June	985	1,824
July	2,170	2,855
August	3,005	3,396
September	3,860	4,131
October	4,591	
November	5,461	
December	6,435	
January	7,058	
February	7,575	
March	8,718	
April	9,888	
May	9,890	
June	9,890	

QUALITY

	Quantity	Base Number	Contract	AT	Region	England
% of FP17s for the same patient ID Re-attending within 3 months - Children	30	409	7.3%	12.7%	13.5%	12.4%
% of FP17s for the same patient ID Re-attending within 3 months - Adults	430	2,382	18.1%	17.7%	17.4%	16.7%
% of FP17s for the same patient ID Re-attending between 3 & 9 months - Children	195	409	47.7%	53.6%	59.0%	57.4%
% of FP17s for the same patient ID Re-attending between 3 & 9 months - Adults	1,303	2,382	54.7%	45.0%	52.6%	50.5%
% of FP17s for Band 1 Urgent Courses	307	2,093	14.7%	11.7%	9.4%	9.1%
% of FP17s Relating to Free Repair or Replacements	24	2,093	1.1%	1.0%	1.0%	0.8%
% of FP17s Relating to Continuations	81	2,093	3.9%	1.4%	1.5%	1.3%
% of Patients satisfied with the dentistry they have received	8	8	N/A	94.0%	93.7%	93.2%
% of Patients satisfied with the time they had to wait for an appointment	7	8	N/A	89.1%	90.0%	89.0%

* This is based on patients treated on this contract for their most recent course of treatment. Figures in italics indicate the base number of FP17s or Patient Questionnaire responses are less than 100. N/A is shown where the base number of responses is less than 10 during the period. % is calculated as Quantity/Base number*100

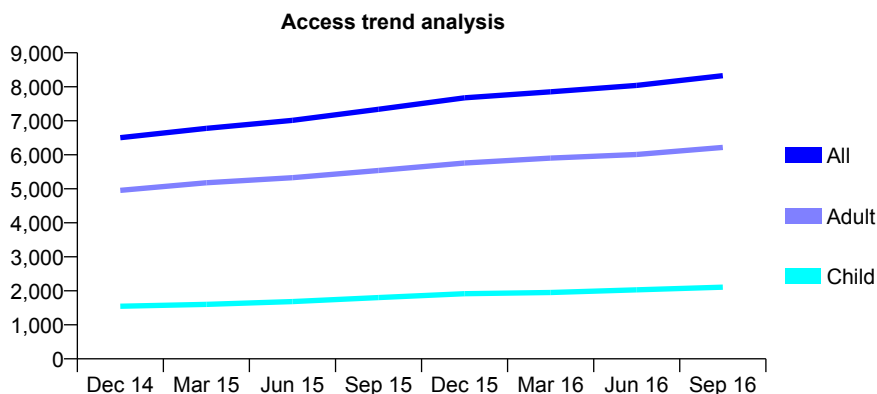
Q48 - Vital Signs At a Glance Contract Report for 905925/0002 - September 2016

Name or company name	MR ND DALEY
Contract type name	Pilot Contract
Purpose of contract	General
Contract start date	01/04/2006
Contract end date	

16/17 Contracted general activity (UDA)	30,000
Carry forward general activity (UDA)	0
16/17 Contracted orthodontic activity (UOA)	0
Carry forward orthodontic activity (UOA)	0
Baseline contract value	£765,305.34

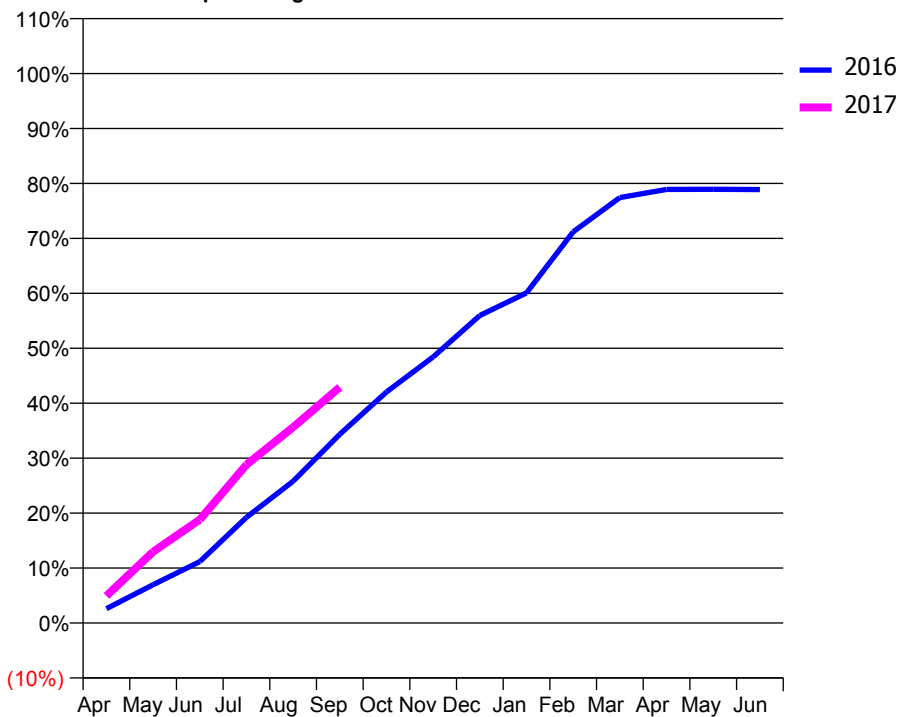
ACCESS*

Patients seen in 24 months	Total	Change since previous quarter
Quarter ending September 2015	7,341	
Quarter ending December 2015	7,676	↑
Quarter ending March 2016	7,854	↑
Quarter ending June 2016	8,040	↑
Quarter ending September 2016	8,328	↑
Variance since September 2015	13.4%	↑



ACTIVITY

Cumulative percentage of contracted UDA delivered 2016 & 2017



Month	Adjusted Scheduled Activity (UDA)	
	2016	2017
April	782	1,483
May	2,091	3,888
June	3,350	5,647
July	5,767	8,646
August	7,741	10,691
September	10,302	12,872
October	12,613	
November	14,525	
December	16,791	
January	18,022	
February	21,354	
March	23,227	
April	23,672	
May	23,677	
June	23,664	

QUALITY

	Quantity	Base Number	Contract	AT	Region	England
% of FP17s for the same patient ID Re-attending within 3 months - Children	105	1,475	7.1%	12.7%	13.5%	12.4%
% of FP17s for the same patient ID Re-attending within 3 months - Adults	587	4,001	14.7%	17.7%	17.4%	16.7%
% of FP17s for the same patient ID Re-attending between 3 & 9 months - Children	653	1,475	44.3%	53.6%	59.0%	57.4%
% of FP17s for the same patient ID Re-attending between 3 & 9 months - Adults	1,523	4,001	38.1%	45.0%	52.6%	50.5%
% of FP17s for Band 1 Urgent Courses	603	5,283	11.4%	11.7%	9.4%	9.1%
% of FP17s Relating to Free Repair or Replacements	53	5,283	1.0%	1.0%	1.0%	0.8%
% of FP17s Relating to Continuations	33	5,283	0.6%	1.4%	1.5%	1.3%
% of Patients satisfied with the dentistry they have received	8	9	N/A	94.0%	93.7%	93.2%
% of Patients satisfied with the time they had to wait for an appointment	9	9	N/A	89.1%	90.0%	89.0%

* This is based on patients treated on this contract for their most recent course of treatment. Figures in italics indicate the base number of FP17s or Patient Questionnaire responses are less than 100. N/A is shown where the base number of responses is less than 10 during the period. % is calculated as Quantity/Base number*100

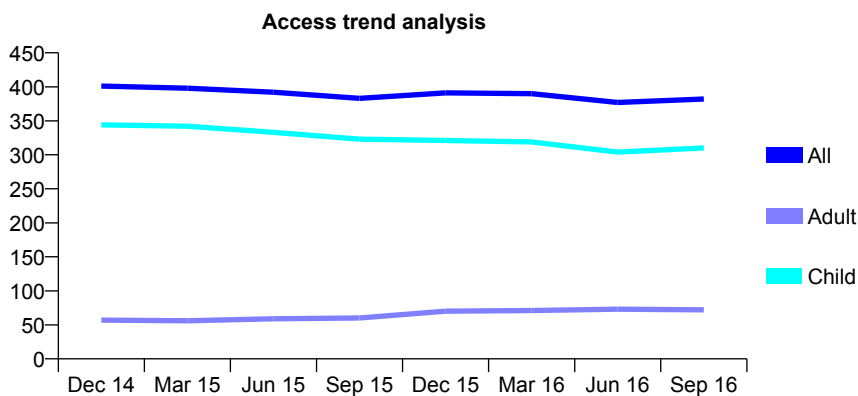
Q48 - Vital Signs At a Glance Contract Report for 906840/0001 - September 2016

Name or company name	MRS HM LLOYD
Contract type name	GDS Contract
Purpose of contract	General
Contract start date	01/04/2006
Contract end date	

16/17 Contracted general activity (UDA)	886
Carry forward general activity (UDA)	0
16/17 Contracted orthodontic activity (UOA)	0
Carry forward orthodontic activity (UOA)	0
Baseline contract value	£32,943.79

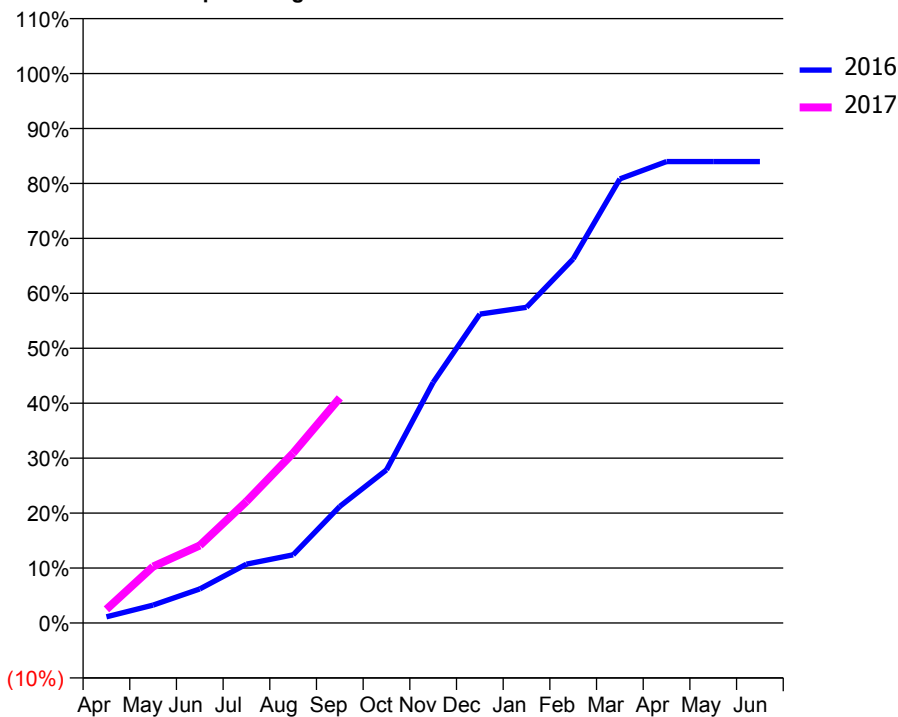
ACCESS*

Patients seen in 24 months	Total	Change since previous quarter
Quarter ending September 2015	383	
Quarter ending December 2015	391	↑
Quarter ending March 2016	390	→
Quarter ending June 2016	377	↓
Quarter ending September 2016	382	→
Variance since September 2015	(0.3%)	→



ACTIVITY

Cumulative percentage of contracted UDA delivered 2016 & 2017



Adjusted Scheduled Activity (UDA)

Month	2016	2017
April	10	22
May	29	91
June	55	125
July	95	196
August	110	274
September	188	363
October	247	
November	388	
December	498	
January	509	
February	587	
March	716	
April	744	
May	744	
June	744	

QUALITY

	Quantity	Base Number	Contract	AT	Region	England
% of FP17s for the same patient ID Re-attending within 3 months - Children	22	230	9.6%	12.7%	13.5%	12.4%
% of FP17s for the same patient ID Re-attending within 3 months - Adults	0	25	0.0%	17.7%	17.4%	16.7%
% of FP17s for the same patient ID Re-attending between 3 & 9 months - Children	153	230	66.5%	53.6%	59.0%	57.4%
% of FP17s for the same patient ID Re-attending between 3 & 9 months - Adults	20	25	80.0%	45.0%	52.6%	50.5%
% of FP17s for Band 1 Urgent Courses	0	237	0.0%	11.7%	9.4%	9.1%
% of FP17s Relating to Free Repair or Replacements	0	237	0.0%	1.0%	1.0%	0.8%
% of FP17s Relating to Continuations	10	237	4.2%	1.4%	1.5%	1.3%
% of Patients satisfied with the dentistry they have received	1	1	N/A	94.0%	93.7%	93.2%
% of Patients satisfied with the time they had to wait for an appointment	1	1	N/A	89.1%	90.0%	89.0%

* This is based on patients treated on this contract for their most recent course of treatment. Figures in italics indicate the base number of FP17s or Patient Questionnaire responses are less than 100. N/A is shown where the base number of responses is less than 10 during the period. % is calculated as Quantity/Base number*100

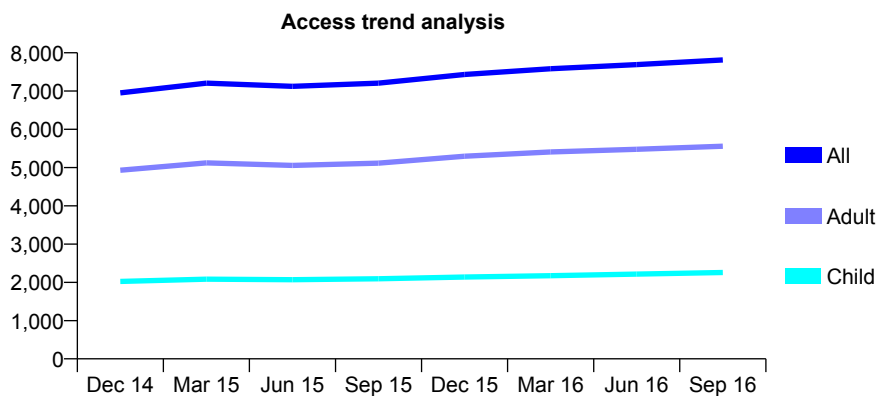
Q48 - Vital Signs At a Glance Contract Report for 907995/0001 - September 2016

Name or company name	MR RJ HOLLINS
Contract type name	GDS Contract
Purpose of contract	General
Contract start date	01/04/2006
Contract end date	

16/17 Contracted general activity (UDA)	29,709
Carry forward general activity (UDA)	0
16/17 Contracted orthodontic activity (UOA)	0
Carry forward orthodontic activity (UOA)	0
Baseline contract value	£757,901.54

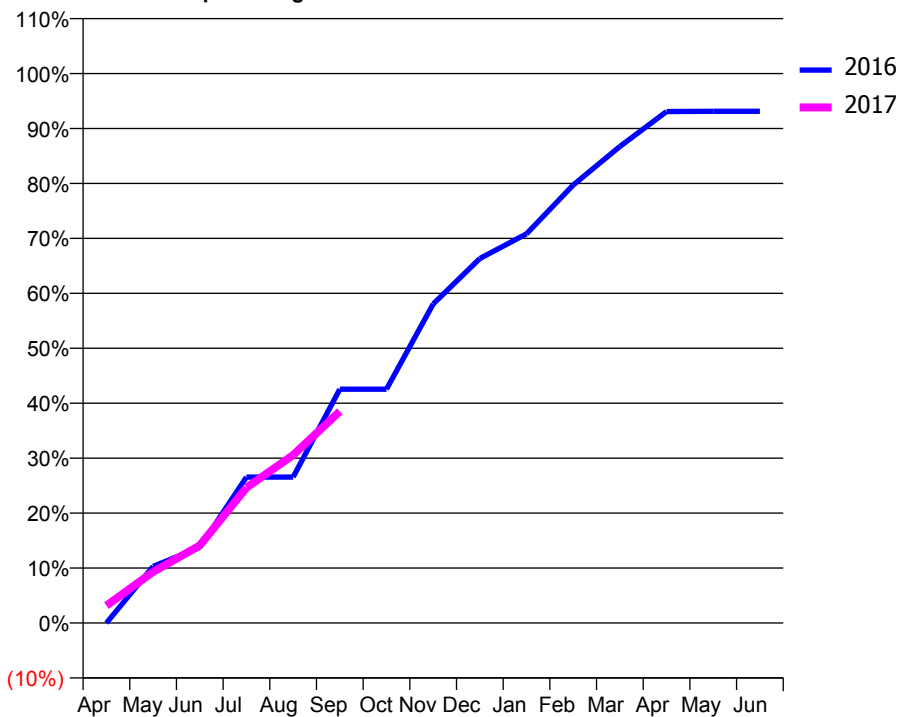
ACCESS*

Patients seen in 24 months	Total	Change since previous quarter
Quarter ending September 2015	7,207	
Quarter ending December 2015	7,432	↑
Quarter ending March 2016	7,582	↑
Quarter ending June 2016	7,693	→
Quarter ending September 2016	7,814	→
Variance since September 2015	8.4%	↑



ACTIVITY

Cumulative percentage of contracted UDA delivered 2016 & 2017



Month	Adjusted Scheduled Activity (UDA)	
	2016	2017
April	0	944
May	3,062	2,764
June	4,089	4,195
July	7,893	7,324
August	7,893	9,078
September	12,638	11,447
October	12,638	
November	17,248	
December	19,704	
January	21,040	
February	23,679	
March	25,765	
April	27,653	
May	27,670	
June	27,669	

QUALITY

	Quantity	Base Number	Contract	AT	Region	England
% of FP17s for the same patient ID Re-attending within 3 months - Children	160	1,618	9.9%	12.7%	13.5%	12.4%
% of FP17s for the same patient ID Re-attending within 3 months - Adults	714	3,577	20.0%	17.7%	17.4%	16.7%
% of FP17s for the same patient ID Re-attending between 3 & 9 months - Children	718	1,618	44.4%	53.6%	59.0%	57.4%
% of FP17s for the same patient ID Re-attending between 3 & 9 months - Adults	1,357	3,577	37.9%	45.0%	52.6%	50.5%
% of FP17s for Band 1 Urgent Courses	782	4,376	17.9%	11.7%	9.4%	9.1%
% of FP17s Relating to Free Repair or Replacements	20	4,376	0.5%	1.0%	1.0%	0.8%
% of FP17s Relating to Continuations	64	4,376	1.5%	1.4%	1.5%	1.3%
% of Patients satisfied with the dentistry they have received	4	4	N/A	94.0%	93.7%	93.2%
% of Patients satisfied with the time they had to wait for an appointment	3	4	N/A	89.1%	90.0%	89.0%

* This is based on patients treated on this contract for their most recent course of treatment. Figures in italics indicate the base number of FP17s or Patient Questionnaire responses are less than 100. N/A is shown where the base number of responses is less than 10 during the period. % is calculated as Quantity/Base number*100

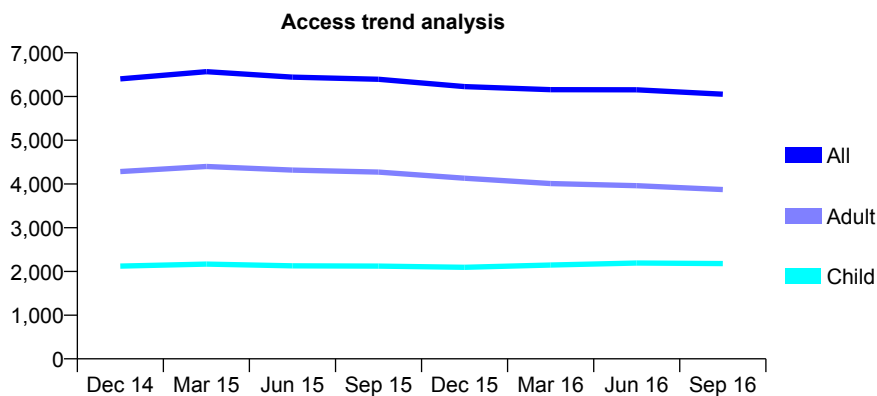
Q48 - Vital Signs At a Glance Contract Report for 907995/0002 - September 2016

Name or company name	MR RJ HOLLINS
Contract type name	GDS Contract
Purpose of contract	General
Contract start date	02/01/2009
Contract end date	31/03/2017

16/17 Contracted general activity (UDA)	21,710
Carry forward general activity (UDA)	0
16/17 Contracted orthodontic activity (UOA)	0
Carry forward orthodontic activity (UOA)	0
Baseline contract value	£553,814.83

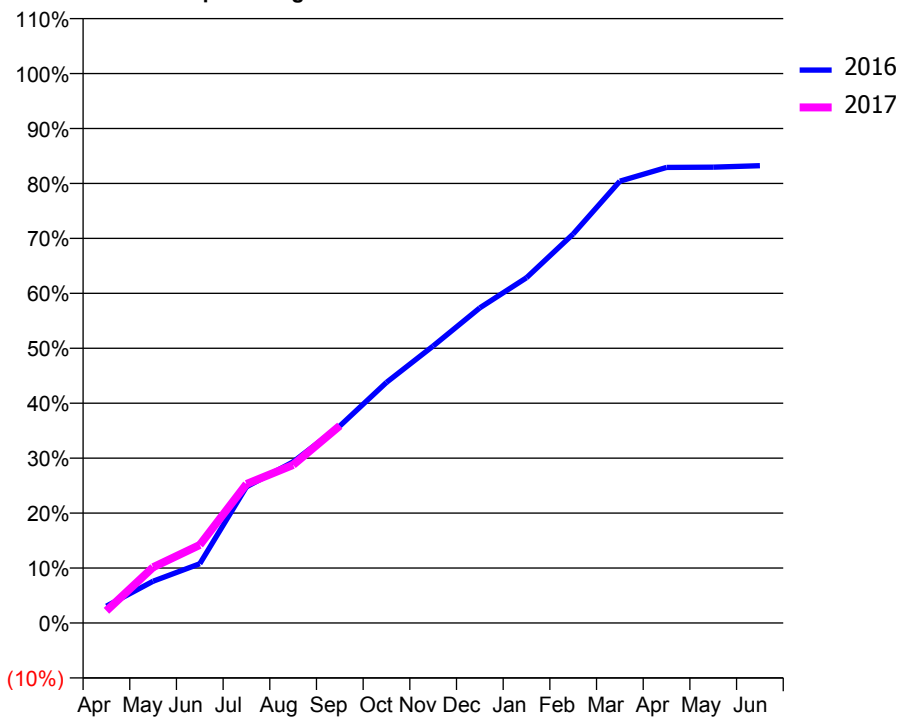
ACCESS*

Patients seen in 24 months	Total	Change since previous quarter
Quarter ending September 2015	6,395	
Quarter ending December 2015	6,226	↓
Quarter ending March 2016	6,156	↓
Quarter ending June 2016	6,153	→
Quarter ending September 2016	6,053	↓
Variance since September 2015	(5.3%)	↓



ACTIVITY

Cumulative percentage of contracted UDA delivered 2016 & 2017



Adjusted Scheduled Activity (UDA)

Month	2016	2017
April	665	481
May	1,654	2,202
June	2,341	3,084
July	5,380	5,490
August	6,368	6,246
September	7,782	7,795
October	9,507	
November	10,945	
December	12,450	
January	13,640	
February	15,371	
March	17,456	
April	18,000	
May	18,010	
June	18,070	

QUALITY

	Quantity	Base Number	Contract	AT	Region	England
% of FP17s for the same patient ID Re-attending within 3 months - Children	96	1,206	8.0%	12.7%	13.5%	12.4%
% of FP17s for the same patient ID Re-attending within 3 months - Adults	349	2,069	16.9%	17.7%	17.4%	16.7%
% of FP17s for the same patient ID Re-attending between 3 & 9 months - Children	514	1,206	42.6%	53.6%	59.0%	57.4%
% of FP17s for the same patient ID Re-attending between 3 & 9 months - Adults	879	2,069	42.5%	45.0%	52.6%	50.5%
% of FP17s for Band 1 Urgent Courses	309	3,057	10.1%	11.7%	9.4%	9.1%
% of FP17s Relating to Free Repair or Replacements	21	3,057	0.7%	1.0%	1.0%	0.8%
% of FP17s Relating to Continuations	20	3,057	0.7%	1.4%	1.5%	1.3%
% of Patients satisfied with the dentistry they have received	4	4	N/A	94.0%	93.7%	93.2%
% of Patients satisfied with the time they had to wait for an appointment	3	4	N/A	89.1%	90.0%	89.0%

* This is based on patients treated on this contract for their most recent course of treatment. Figures in italics indicate the base number of FP17s or Patient Questionnaire responses are less than 100. N/A is shown where the base number of responses is less than 10 during the period. % is calculated as Quantity/Base number*100

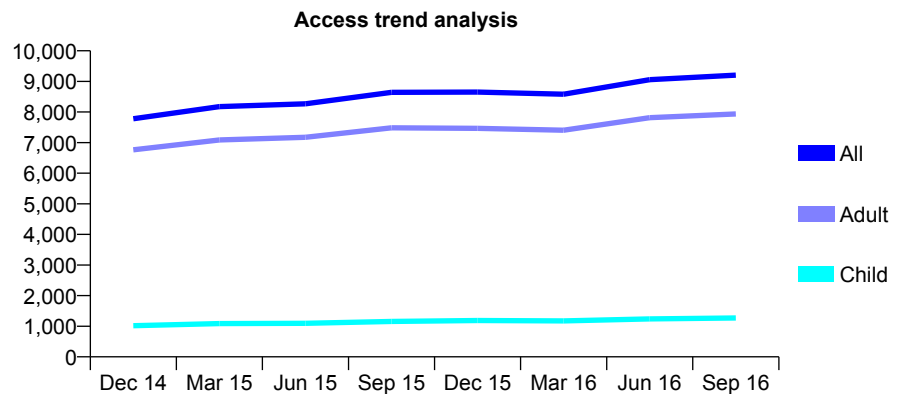
Q48 - Vital Signs At a Glance Contract Report for 907995/0003 - September 2016

Name or company name	MR RJ HOLLINS
Contract type name	GDS Contract
Purpose of contract	General
Contract start date	10/08/2009
Contract end date	09/08/2019

16/17 Contracted general activity (UDA)	30,000
Carry forward general activity (UDA)	0
16/17 Contracted orthodontic activity (UOA)	0
Carry forward orthodontic activity (UOA)	0
Baseline contract value	£844,478.91

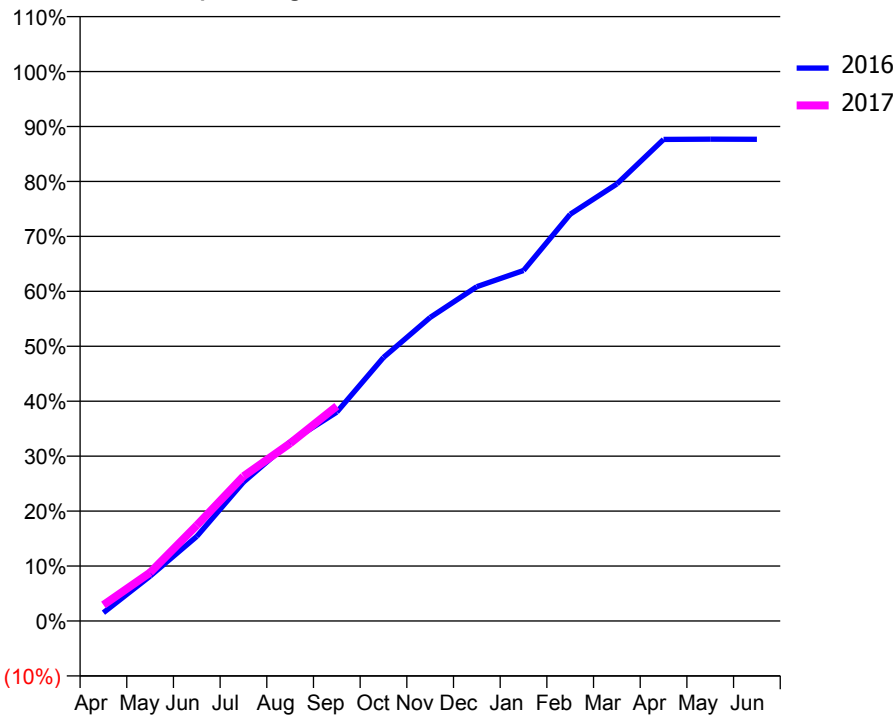
ACCESS*

Patients seen in 24 months	Total	Change since previous quarter
Quarter ending September 2015	8,643	
Quarter ending December 2015	8,652	→
Quarter ending March 2016	8,581	→
Quarter ending June 2016	9,055	↑
Quarter ending September 2016	9,206	→
Variance since September 2015	6.5%	↑



ACTIVITY

Cumulative percentage of contracted UDA delivered 2016 & 2017



Month	Adjusted Scheduled Activity (UDA)	
	2016	2017
April	455	879
May	2,448	2,649
June	4,619	5,226
July	7,584	7,900
August	9,784	9,701
September	11,405	11,731
October	14,390	
November	16,576	
December	18,254	
January	19,136	
February	22,211	
March	23,861	
April	26,289	
May	26,306	
June	26,296	

QUALITY

	Quantity	Base Number	Contract	AT	Region	England
% of FP17s for the same patient ID Re-attending within 3 months - Children	85	937	9.1%	12.7%	13.5%	12.4%
% of FP17s for the same patient ID Re-attending within 3 months - Adults	762	5,235	14.6%	17.7%	17.4%	16.7%
% of FP17s for the same patient ID Re-attending between 3 & 9 months - Children	447	937	47.7%	53.6%	59.0%	57.4%
% of FP17s for the same patient ID Re-attending between 3 & 9 months - Adults	2,279	5,235	43.5%	45.0%	52.6%	50.5%
% of FP17s for Band 1 Urgent Courses	515	5,095	10.1%	11.7%	9.4%	9.1%
% of FP17s Relating to Free Repair or Replacements	18	5,095	0.4%	1.0%	1.0%	0.8%
% of FP17s Relating to Continuations	46	5,095	0.9%	1.4%	1.5%	1.3%
% of Patients satisfied with the dentistry they have received	3	4	N/A	94.0%	93.7%	93.2%
% of Patients satisfied with the time they had to wait for an appointment	2	4	N/A	89.1%	90.0%	89.0%

* This is based on patients treated on this contract for their most recent course of treatment. Figures in italics indicate the base number of FP17s or Patient Questionnaire responses are less than 100. N/A is shown where the base number of responses is less than 10 during the period. % is calculated as Quantity/Base number*100

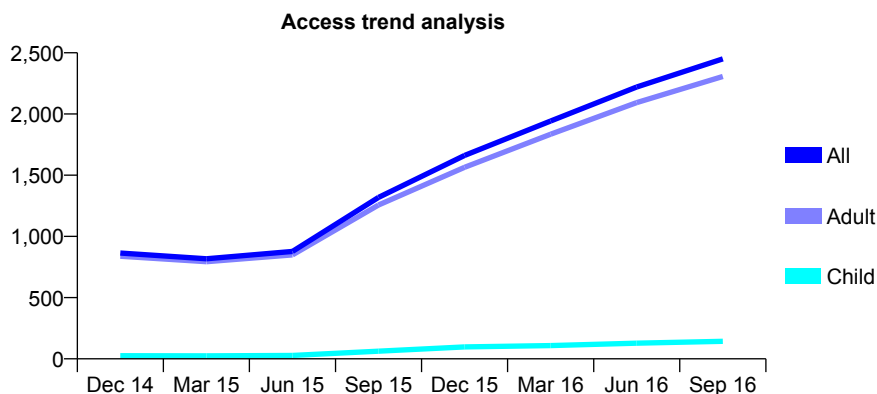
Q48 - Vital Signs At a Glance Contract Report for 907995/0005 - September 2016

Name or company name	MR RJ HOLLINS
Contract type name	PDS Contract
Purpose of contract	General
Contract start date	01/09/2012
Contract end date	31/03/2018

16/17 Contracted general activity (UDA)	3,674
Carry forward general activity (UDA)	0
16/17 Contracted orthodontic activity (UOA)	0
Carry forward orthodontic activity (UOA)	0
Baseline contract value	£238,192.44

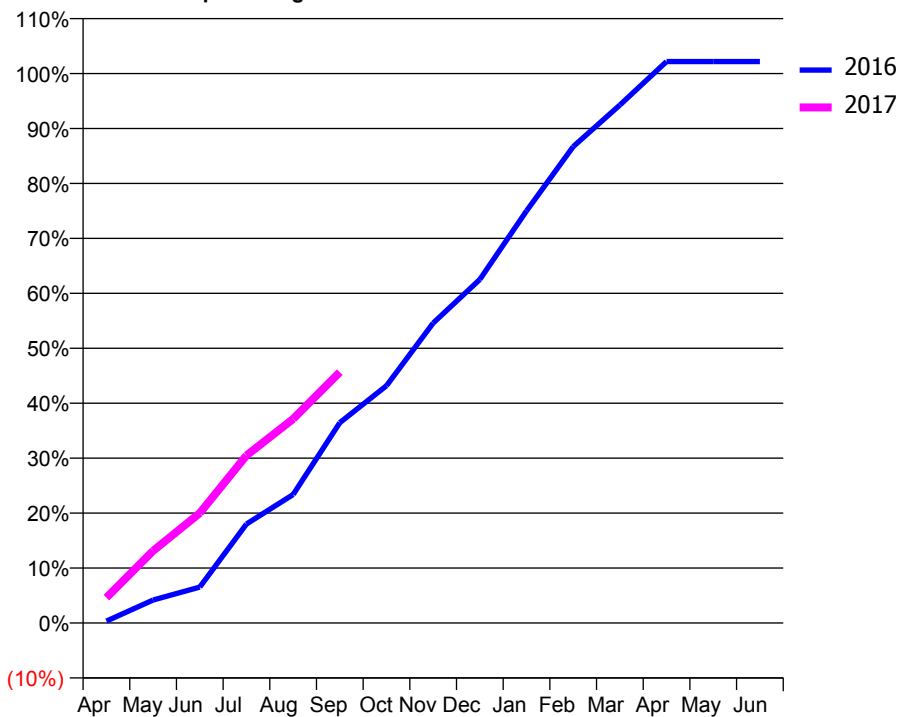
ACCESS*

Patients seen in 24 months	Total	Change since previous quarter
Quarter ending September 2015	1,319	
Quarter ending December 2015	1,662	↑
Quarter ending March 2016	1,943	↑
Quarter ending June 2016	2,221	↑
Quarter ending September 2016	2,450	↑
Variance since September 2015	85.7%	↑



ACTIVITY

Cumulative percentage of contracted UDA delivered 2016 & 2017



Month	Adjusted Scheduled Activity (UDA)	
	2016	2017
April	13	170
May	154	483
June	240	735
July	662	1,120
August	859	1,364
September	1,339	1,677
October	1,586	
November	2,006	
December	2,297	
January	2,756	
February	3,185	
March	3,463	
April	3,754	
May	3,754	
June	3,754	

QUALITY

	Quantity	Base Number	Contract	AT	Region	England
% of FP17s for the same patient ID Re-attending within 3 months - Children	5	151	3.3%	12.7%	13.5%	12.4%
% of FP17s for the same patient ID Re-attending within 3 months - Adults	50	1,562	3.2%	17.7%	17.4%	16.7%
% of FP17s for the same patient ID Re-attending between 3 & 9 months - Children	2	151	1.3%	53.6%	59.0%	57.4%
% of FP17s for the same patient ID Re-attending between 3 & 9 months - Adults	30	1,562	1.9%	45.0%	52.6%	50.5%
% of FP17s for Band 1 Urgent Courses	1,376	1,395	98.6%	11.7%	9.4%	9.1%
% of FP17s Relating to Free Repair or Replacements	0	1,395	0.0%	1.0%	1.0%	0.8%
% of FP17s Relating to Continuations	0	1,395	0.0%	1.4%	1.5%	1.3%
% of Patients satisfied with the dentistry they have received	0	0	N/A	94.0%	93.7%	93.2%
% of Patients satisfied with the time they had to wait for an appointment	0	0	N/A	89.1%	90.0%	89.0%

* This is based on patients treated on this contract for their most recent course of treatment. Figures in italics indicate the base number of FP17s or Patient Questionnaire responses are less than 100. N/A is shown where the base number of responses is less than 10 during the period. % is calculated as Quantity/Base number*100

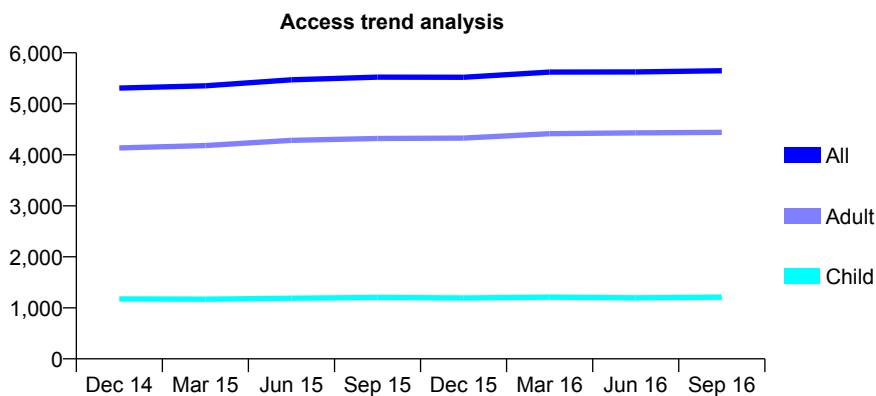
Q48 - Vital Signs At a Glance Contract Report for 909572/0001 - September 2016

Name or company name	MRS JC DUNNINGS
Contract type name	GDS Contract
Purpose of contract	General
Contract start date	01/04/2006
Contract end date	

16/17 Contracted general activity (UDA)	19,259
Carry forward general activity (UDA)	223
16/17 Contracted orthodontic activity (UOA)	0
Carry forward orthodontic activity (UOA)	0
Baseline contract value	£571,313.11

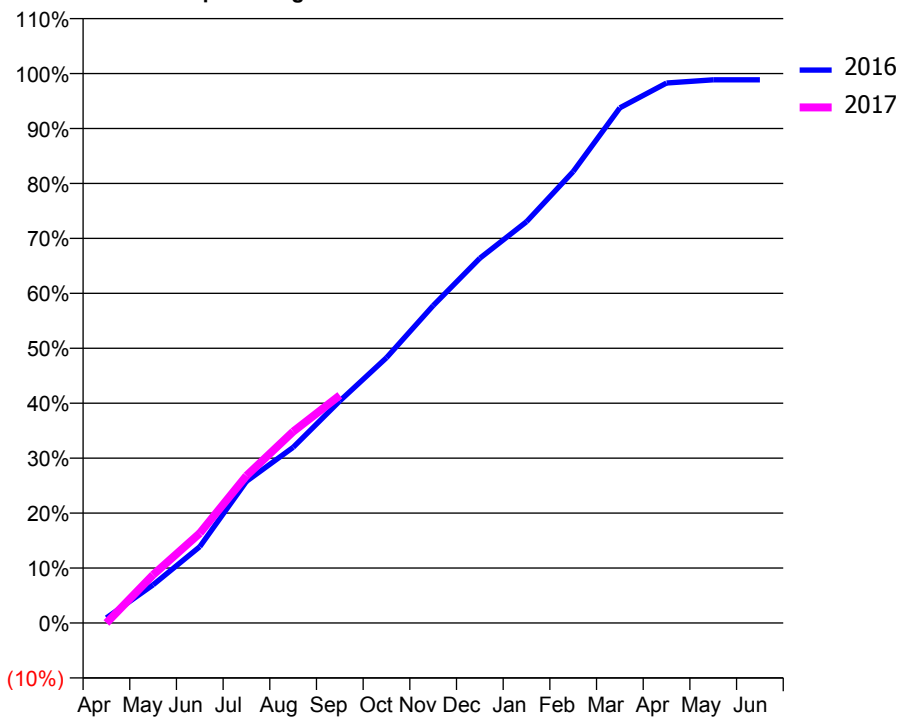
ACCESS*

Patients seen in 24 months	Total	Change since previous quarter
Quarter ending September 2015	5,524	
Quarter ending December 2015	5,521	→
Quarter ending March 2016	5,622	→
Quarter ending June 2016	5,626	→
Quarter ending September 2016	5,648	→
Variance since September 2015	2.2%	↑



ACTIVITY

Cumulative percentage of contracted UDA delivered 2016 & 2017



QUALITY

	Quantity	Base Number	Contract	AT	Region	England
% of FP17s for the same patient ID Re-attending within 3 months - Children	186	1,108	16.8%	12.7%	13.5%	12.4%
% of FP17s for the same patient ID Re-attending within 3 months - Adults	585	2,979	19.6%	17.7%	17.4%	16.7%
% of FP17s for the same patient ID Re-attending between 3 & 9 months - Children	702	1,108	63.4%	53.6%	59.0%	57.4%
% of FP17s for the same patient ID Re-attending between 3 & 9 months - Adults	1,013	2,979	34.0%	45.0%	52.6%	50.5%
% of FP17s for Band 1 Urgent Courses	511	3,711	13.8%	11.7%	9.4%	9.1%
% of FP17s Relating to Free Repair or Replacements	76	3,711	2.0%	1.0%	1.0%	0.8%
% of FP17s Relating to Continuations	64	3,711	1.7%	1.4%	1.5%	1.3%
% of Patients satisfied with the dentistry they have received	7	7	N/A	94.0%	93.7%	93.2%
% of Patients satisfied with the time they had to wait for an appointment	7	7	N/A	89.1%	90.0%	89.0%

* This is based on patients treated on this contract for their most recent course of treatment. Figures in italics indicate the base number of FP17s or Patient Questionnaire responses are less than 100. N/A is shown where the base number of responses is less than 10 during the period. % is calculated as Quantity/Base number*100

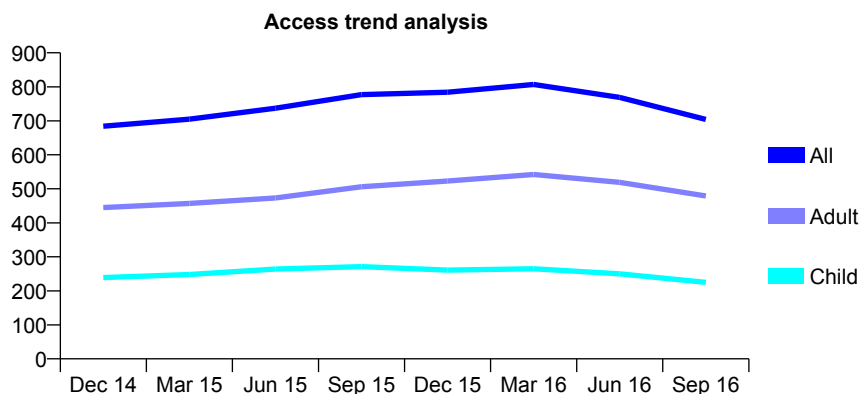
Q48 - Vital Signs At a Glance Contract Report for 914509/0001 - September 2016

Name or company name	MISS LS HUSAIN
Contract type name	GDS Contract
Purpose of contract	General
Contract start date	01/04/2006
Contract end date	

16/17 Contracted general activity (UDA)	2,656
Carry forward general activity (UDA)	0
16/17 Contracted orthodontic activity (UOA)	0
Carry forward orthodontic activity (UOA)	0
Baseline contract value	£133,635.68

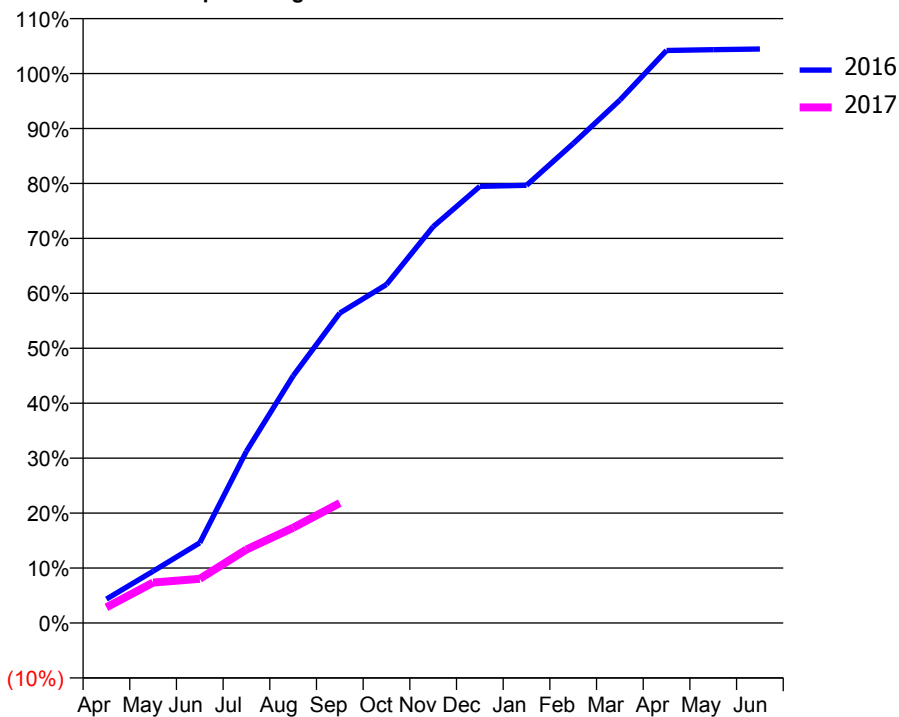
ACCESS*

Patients seen in 24 months	Total	Change since previous quarter
Quarter ending September 2015	777	
Quarter ending December 2015	784	→
Quarter ending March 2016	807	↑
Quarter ending June 2016	769	↓
Quarter ending September 2016	704	↓
Variance since September 2015	(9.4%)	↓



ACTIVITY

Cumulative percentage of contracted UDA delivered 2016 & 2017



Month	Adjusted Scheduled Activity (UDA)	
	2016	2017
April	116	76
May	251	196
June	388	214
July	831	355
August	1,194	461
September	1,498	580
October	1,636	
November	1,916	
December	2,110	
January	2,116	
February	2,317	
March	2,528	
April	2,767	
May	2,771	
June	2,774	

QUALITY

	Quantity	Base Number	Contract	AT	Region	England
% of FP17s for the same patient ID Re-attending within 3 months - Children	39	118	33.1%	12.7%	13.5%	12.4%
% of FP17s for the same patient ID Re-attending within 3 months - Adults	42	221	19.0%	17.7%	17.4%	16.7%
% of FP17s for the same patient ID Re-attending between 3 & 9 months - Children	47	118	39.8%	53.6%	59.0%	57.4%
% of FP17s for the same patient ID Re-attending between 3 & 9 months - Adults	96	221	43.4%	45.0%	52.6%	50.5%
% of FP17s for Band 1 Urgent Courses	34	245	13.9%	11.7%	9.4%	9.1%
% of FP17s Relating to Free Repair or Replacements	2	245	0.8%	1.0%	1.0%	0.8%
% of FP17s Relating to Continuations	2	245	0.8%	1.4%	1.5%	1.3%
% of Patients satisfied with the dentistry they have received	0	0	N/A	94.0%	93.7%	93.2%
% of Patients satisfied with the time they had to wait for an appointment	0	0	N/A	89.1%	90.0%	89.0%

* This is based on patients treated on this contract for their most recent course of treatment. Figures in italics indicate the base number of FP17s or Patient Questionnaire responses are less than 100. N/A is shown where the base number of responses is less than 10 during the period. % is calculated as Quantity/Base number*100

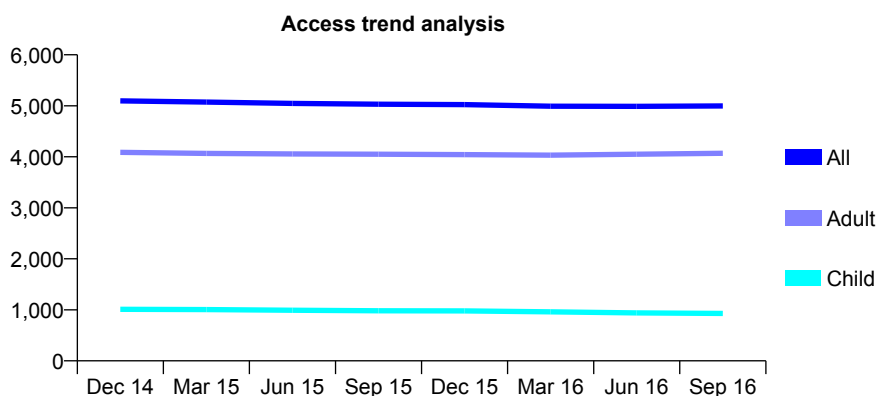
Q48 - Vital Signs At a Glance Contract Report for 916625/0001 - September 2016

Name or company name	MR S ORME
Contract type name	GDS Contract
Purpose of contract	General
Contract start date	01/04/2006
Contract end date	

16/17 Contracted general activity (UDA)	19,957
Carry forward general activity (UDA)	0
16/17 Contracted orthodontic activity (UOA)	0
Carry forward orthodontic activity (UOA)	0
Baseline contract value	£628,939.24

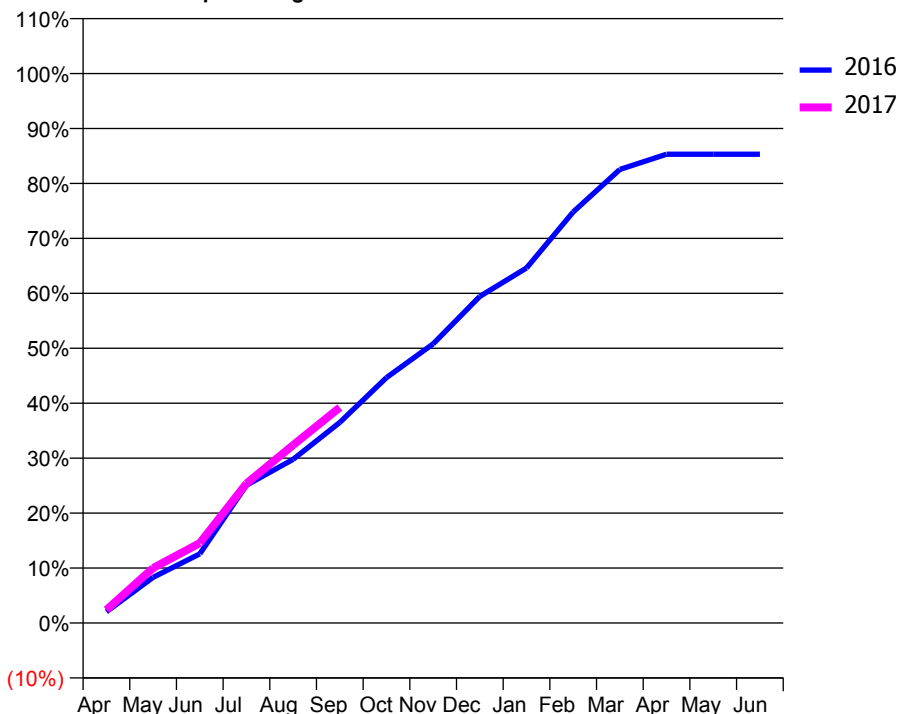
ACCESS*

Patients seen in 24 months	Total	Change since previous quarter
Quarter ending September 2015	5,032	
Quarter ending December 2015	5,024	→
Quarter ending March 2016	4,993	→
Quarter ending June 2016	4,990	→
Quarter ending September 2016	4,998	→
Variance since September 2015	(0.7%)	→



ACTIVITY

Cumulative percentage of contracted UDA delivered 2016 & 2017



Month	Adjusted Scheduled Activity (UDA)	
	2016	2017
April	408	479
May	1,660	1,997
June	2,513	2,904
July	5,006	5,068
August	5,944	6,465
September	7,285	7,829
October	8,915	
November	10,138	
December	11,861	
January	12,893	
February	14,929	
March	16,475	
April	17,023	
May	17,027	
June	17,027	

QUALITY

	Quantity	Base Number	Contract	AT	Region	England
% of FP17s for the same patient ID Re-attending within 3 months - Children	105	880	11.9%	12.7%	13.5%	12.4%
% of FP17s for the same patient ID Re-attending within 3 months - Adults	443	2,623	16.9%	17.7%	17.4%	16.7%
% of FP17s for the same patient ID Re-attending between 3 & 9 months - Children	633	880	71.9%	53.6%	59.0%	57.4%
% of FP17s for the same patient ID Re-attending between 3 & 9 months - Adults	948	2,623	36.1%	45.0%	52.6%	50.5%
% of FP17s for Band 1 Urgent Courses	160	3,302	4.8%	11.7%	9.4%	9.1%
% of FP17s Relating to Free Repair or Replacements	66	3,302	2.0%	1.0%	1.0%	0.8%
% of FP17s Relating to Continuations	36	3,302	1.1%	1.4%	1.5%	1.3%
% of Patients satisfied with the dentistry they have received	12	13	92.3%	94.0%	93.7%	93.2%
% of Patients satisfied with the time they had to wait for an appointment	10	13	76.9%	89.1%	90.0%	89.0%

* This is based on patients treated on this contract for their most recent course of treatment. Figures in italics indicate the base number of FP17s or Patient Questionnaire responses are less than 100. N/A is shown where the base number of responses is less than 10 during the period. % is calculated as Quantity/Base number*100

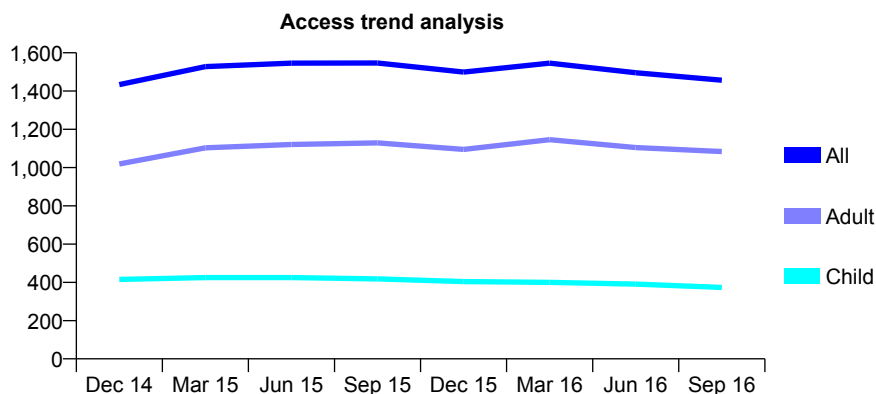
Q48 - Vital Signs At a Glance Contract Report for 916757/0004 - September 2016

Name or company name	MR KJ KHAN
Contract type name	GDS Contract
Purpose of contract	General
Contract start date	01/04/2007
Contract end date	

16/17 Contracted general activity (UDA)	3,428
Carry forward general activity (UDA)	63
16/17 Contracted orthodontic activity (UOA)	0
Carry forward orthodontic activity (UOA)	0
Baseline contract value	£87,448.89

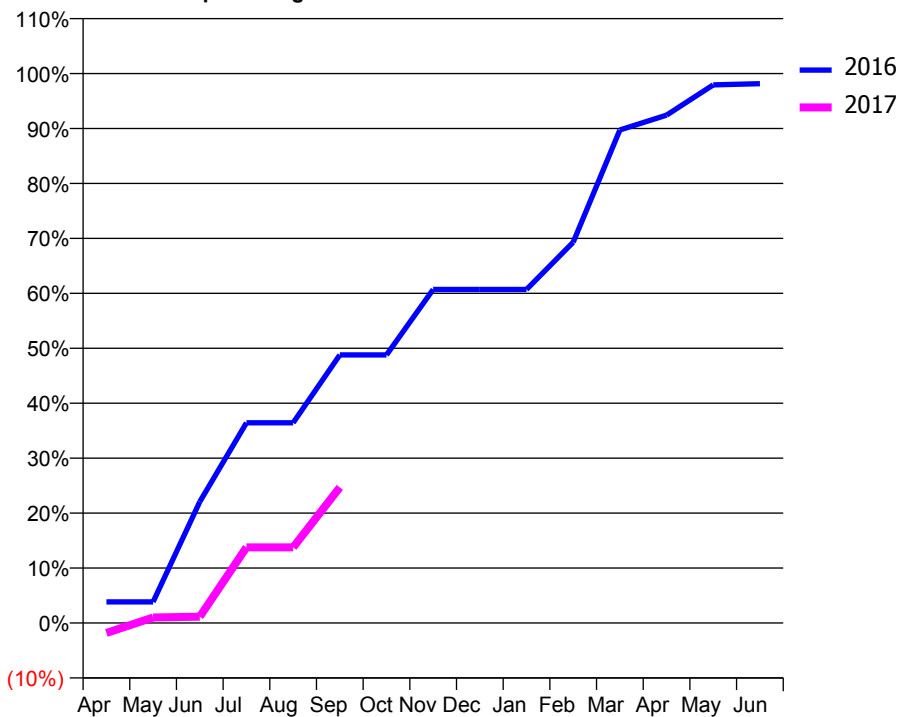
ACCESS*

Patients seen in 24 months	Total	Change since previous quarter
Quarter ending September 2015	1,547	
Quarter ending December 2015	1,499	↓
Quarter ending March 2016	1,546	↑
Quarter ending June 2016	1,496	↓
Quarter ending September 2016	1,457	↓
Variance since September 2015	(5.8%)	↓



ACTIVITY

Cumulative percentage of contracted UDA delivered 2016 & 2017



Adjusted Scheduled Activity (UDA)

Month	2016	2017
April	132	-63
May	132	34
June	757	39
July	1,249	472
August	1,249	472
September	1,672	846
October	1,672	
November	2,081	
December	2,081	
January	2,081	
February	2,376	
March	3,076	
April	3,168	
May	3,357	
June	3,365	

QUALITY

	Quantity	Base Number	Contract	AT	Region	England
% of FP17s for the same patient ID Re-attending within 3 months - Children	8	159	5.0%	12.7%	13.5%	12.4%
% of FP17s for the same patient ID Re-attending within 3 months - Adults	60	363	16.5%	17.7%	17.4%	16.7%
% of FP17s for the same patient ID Re-attending between 3 & 9 months - Children	63	159	39.6%	53.6%	59.0%	57.4%
% of FP17s for the same patient ID Re-attending between 3 & 9 months - Adults	87	363	24.0%	45.0%	52.6%	50.5%
% of FP17s for Band 1 Urgent Courses	25	371	6.7%	11.7%	9.4%	9.1%
% of FP17s Relating to Free Repair or Replacements	0	371	0.0%	1.0%	1.0%	0.8%
% of FP17s Relating to Continuations	3	371	0.8%	1.4%	1.5%	1.3%
% of Patients satisfied with the dentistry they have received	3	3	N/A	94.0%	93.7%	93.2%
% of Patients satisfied with the time they had to wait for an appointment	3	3	N/A	89.1%	90.0%	89.0%

* This is based on patients treated on this contract for their most recent course of treatment. Figures in italics indicate the base number of FP17s or Patient Questionnaire responses are less than 100. N/A is shown where the base number of responses is less than 10 during the period. % is calculated as Quantity/Base number*100

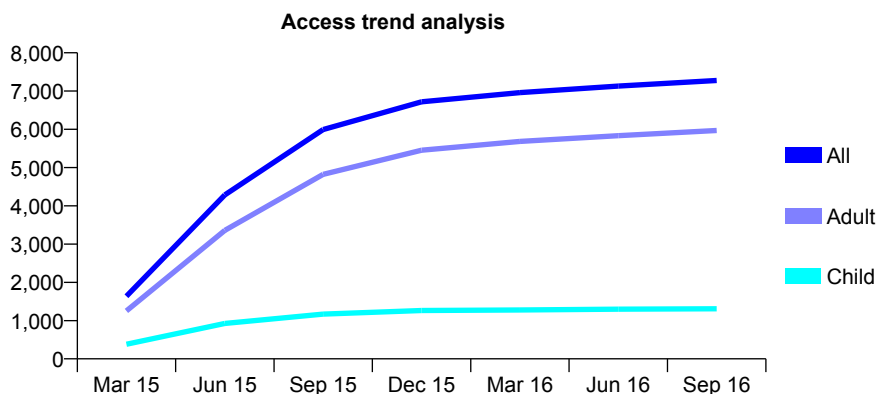
Q48 - Vital Signs At a Glance Contract Report for 931144/0002 - September 2016

Name or company name	MR G MALINS
Contract type name	GDS Contract
Purpose of contract	General
Contract start date	01/02/2015
Contract end date	

16/17 Contracted general activity (UDA)	25,170
Carry forward general activity (UDA)	178
16/17 Contracted orthodontic activity (UOA)	0
Carry forward orthodontic activity (UOA)	0
Baseline contract value	£779,571.42

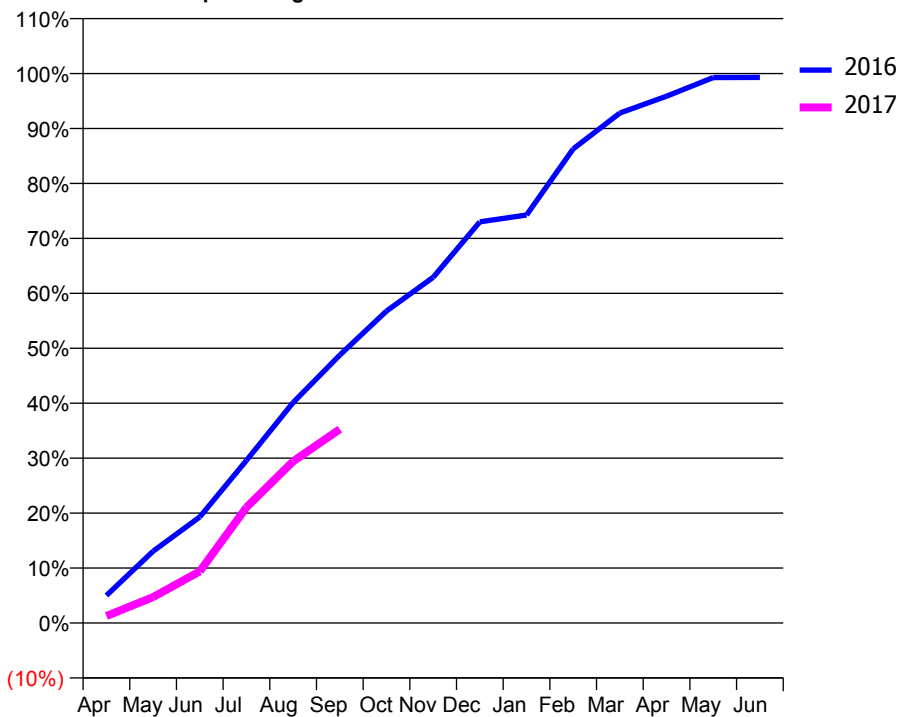
ACCESS*

Patients seen in 24 months	Total	Change since previous quarter
Quarter ending September 2015	5,995	
Quarter ending December 2015	6,718	↑
Quarter ending March 2016	6,958	↑
Quarter ending June 2016	7,132	↑
Quarter ending September 2016	7,278	↑
Variance since September 2015	21.4%	↑



ACTIVITY

Cumulative percentage of contracted UDA delivered 2016 & 2017



Month	Adjusted Scheduled Activity (UDA)	
	2016	2017
April	1,262	320
May	3,290	1,189
June	4,856	2,366
July	7,450	5,300
August	10,098	7,408
September	12,272	8,877
October	14,292	
November	15,832	
December	18,377	
January	18,690	
February	21,716	
March	23,362	
April	24,129	
May	24,984	
June	24,992	

QUALITY

	Quantity	Base Number	Contract	AT	Region	England
% of FP17s for the same patient ID Re-attending within 3 months - Children	73	1,112	6.6%	12.7%	13.5%	12.4%
% of FP17s for the same patient ID Re-attending within 3 months - Adults	761	4,708	16.2%	17.7%	17.4%	16.7%
% of FP17s for the same patient ID Re-attending between 3 & 9 months - Children	744	1,112	66.9%	53.6%	59.0%	57.4%
% of FP17s for the same patient ID Re-attending between 3 & 9 months - Adults	2,926	4,708	62.1%	45.0%	52.6%	50.5%
% of FP17s for Band 1 Urgent Courses	550	4,989	11.0%	11.7%	9.4%	9.1%
% of FP17s Relating to Free Repair or Replacements	55	4,989	1.1%	1.0%	1.0%	0.8%
% of FP17s Relating to Continuations	68	4,989	1.4%	1.4%	1.5%	1.3%
% of Patients satisfied with the dentistry they have received	20	20	100.0%	94.0%	93.7%	93.2%
% of Patients satisfied with the time they had to wait for an appointment	18	20	90.0%	89.1%	90.0%	89.0%

* This is based on patients treated on this contract for their most recent course of treatment. Figures in italics indicate the base number of FP17s or Patient Questionnaire responses are less than 100. N/A is shown where the base number of responses is less than 10 during the period. % is calculated as Quantity/Base number*100

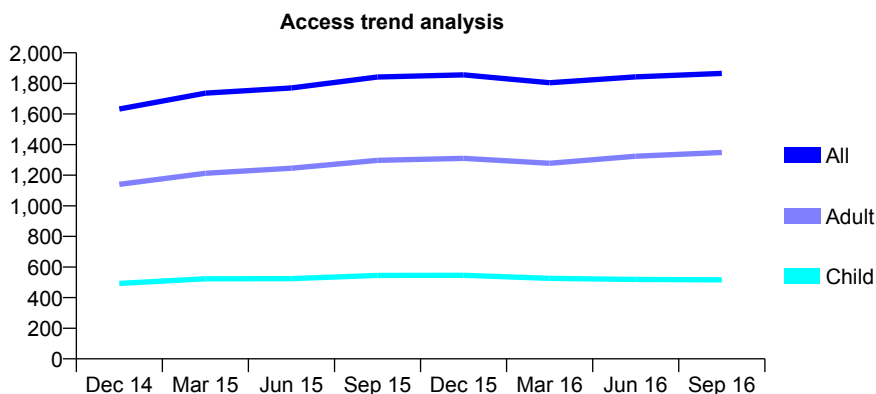
Q48 - Vital Signs At a Glance Contract Report for 935581/0002 - September 2016

Name or company name	MR MH AL-SHARKAWI
Contract type name	GDS Contract
Purpose of contract	General
Contract start date	01/04/2006
Contract end date	

16/17 Contracted general activity (UDA)	4,685
Carry forward general activity (UDA)	0
16/17 Contracted orthodontic activity (UOA)	0
Carry forward orthodontic activity (UOA)	0
Baseline contract value	£127,125.43

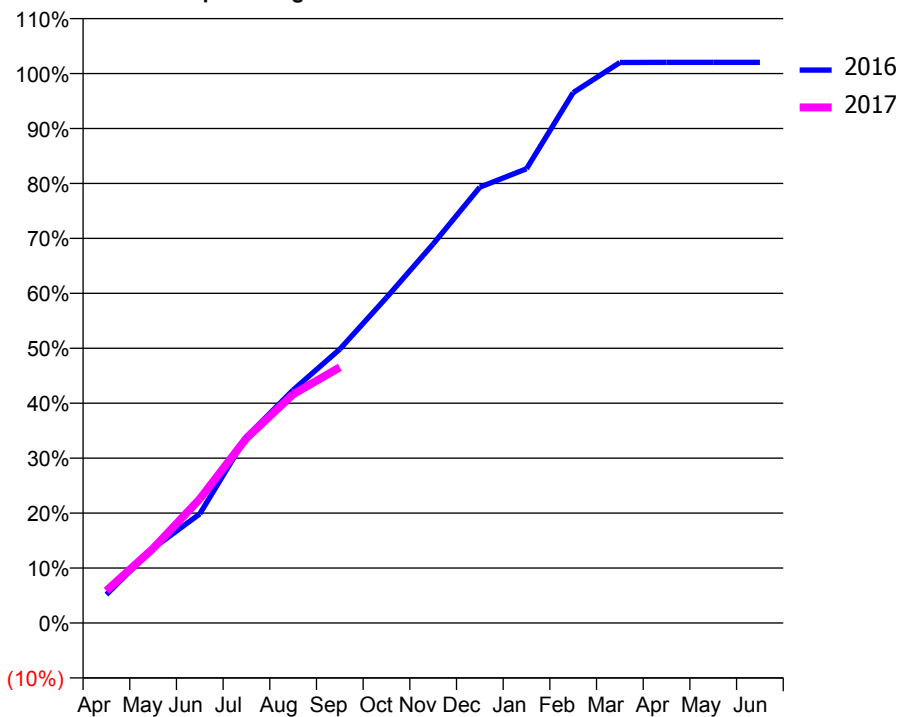
ACCESS*

Patients seen in 24 months	Total	Change since previous quarter
Quarter ending September 2015	1,842	
Quarter ending December 2015	1,856	→
Quarter ending March 2016	1,804	↓
Quarter ending June 2016	1,843	↑
Quarter ending September 2016	1,865	→
Variance since September 2015	1.2%	→



ACTIVITY

Cumulative percentage of contracted UDA delivered 2016 & 2017



Month	Adjusted Scheduled Activity (UDA)	
	2016	2017
April	243	276
May	637	636
June	930	1,058
July	1,588	1,577
August	1,987	1,951
September	2,335	2,180
October	2,775	
November	3,232	
December	3,716	
January	3,873	
February	4,522	
March	4,779	
April	4,780	
May	4,780	
June	4,780	

QUALITY

	Quantity	Base Number	Contract	AT	Region	England
% of FP17s for the same patient ID Re-attending within 3 months - Children	8	225	3.6%	12.7%	13.5%	12.4%
% of FP17s for the same patient ID Re-attending within 3 months - Adults	41	597	6.9%	17.7%	17.4%	16.7%
% of FP17s for the same patient ID Re-attending between 3 & 9 months - Children	72	225	32.0%	53.6%	59.0%	57.4%
% of FP17s for the same patient ID Re-attending between 3 & 9 months - Adults	189	597	31.7%	45.0%	52.6%	50.5%
% of FP17s for Band 1 Urgent Courses	60	821	7.3%	11.7%	9.4%	9.1%
% of FP17s Relating to Free Repair or Replacements	0	821	0.0%	1.0%	1.0%	0.8%
% of FP17s Relating to Continuations	0	821	0.0%	1.4%	1.5%	1.3%
% of Patients satisfied with the dentistry they have received	3	3	N/A	94.0%	93.7%	93.2%
% of Patients satisfied with the time they had to wait for an appointment	3	3	N/A	89.1%	90.0%	89.0%

* This is based on patients treated on this contract for their most recent course of treatment. Figures in italics indicate the base number of FP17s or Patient Questionnaire responses are less than 100. N/A is shown where the base number of responses is less than 10 during the period. % is calculated as Quantity/Base number*100

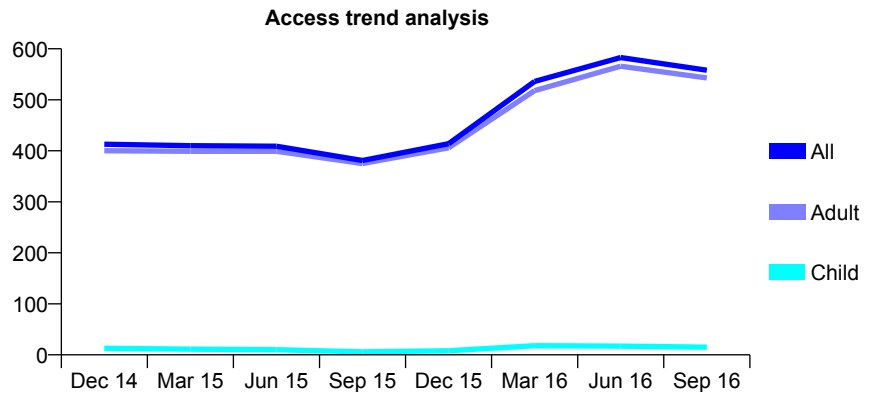
Q48 - Vital Signs At a Glance Contract Report for 947601/0001 - September 2016

Name or company name	MR SS KELSO
Contract type name	PDS Contract
Purpose of contract	General
Contract start date	01/04/2006
Contract end date	30/11/2016

16/17 Contracted general activity (UDA)	1,146
Carry forward general activity (UDA)	0
16/17 Contracted orthodontic activity (UOA)	0
Carry forward orthodontic activity (UOA)	0
Baseline contract value	£63,881.04

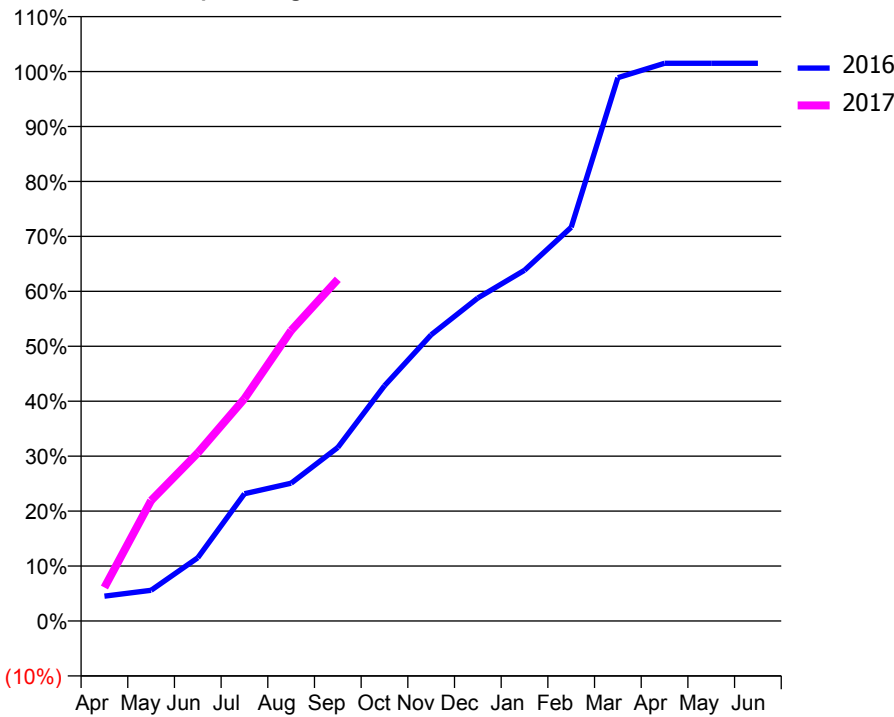
ACCESS*

Patients seen in 24 months	Total	Change since previous quarter
Quarter ending September 2015	381	
Quarter ending December 2015	414	↑
Quarter ending March 2016	536	↑
Quarter ending June 2016	583	↑
Quarter ending September 2016	558	↓
Variance since September 2015	46.5%	↑



ACTIVITY

Cumulative percentage of contracted UDA delivered 2016 & 2017



Month	Adjusted Scheduled Activity (UDA)	
	2016	2017
April	78	70
May	96	251
June	198	351
July	398	464
August	431	606
September	543	713
October	736	
November	895	
December	1,010	
January	1,097	
February	1,232	
March	1,700	
April	1,745	
May	1,745	
June	1,745	

QUALITY

	Quantity	Base Number	Contract	AT	Region	England
% of FP17s for the same patient ID Re-attending within 3 months - Children	0	8	0.0%	12.7%	13.5%	12.4%
% of FP17s for the same patient ID Re-attending within 3 months - Adults	1	253	0.4%	17.7%	17.4%	16.7%
% of FP17s for the same patient ID Re-attending between 3 & 9 months - Children	0	8	0.0%	53.6%	59.0%	57.4%
% of FP17s for the same patient ID Re-attending between 3 & 9 months - Adults	1	253	0.4%	45.0%	52.6%	50.5%
% of FP17s for Band 1 Urgent Courses	8	247	3.2%	11.7%	9.4%	9.1%
% of FP17s Relating to Free Repair or Replacements	0	247	0.0%	1.0%	1.0%	0.8%
% of FP17s Relating to Continuations	0	247	0.0%	1.4%	1.5%	1.3%
% of Patients satisfied with the dentistry they have received	0	0	N/A	94.0%	93.7%	93.2%
% of Patients satisfied with the time they had to wait for an appointment	0	0	N/A	89.1%	90.0%	89.0%

* This is based on patients treated on this contract for their most recent course of treatment. Figures in italics indicate the base number of FP17s or Patient Questionnaire responses are less than 100. N/A is shown where the base number of responses is less than 10 during the period. % is calculated as Quantity/Base number*100

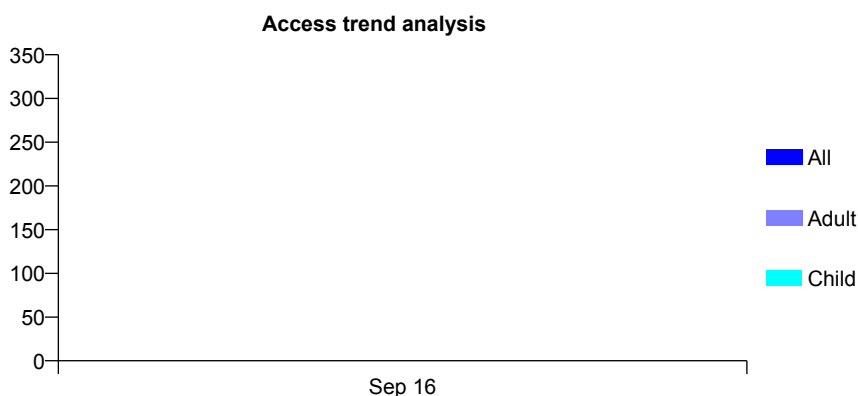
Q49 - Vital Signs At a Glance Contract Report for 100172/0000 - September 2016

Name or company name	No.1 Victoria Terrace Ltd
Contract type name	PDS Contract
Purpose of contract	General
Contract start date	01/07/2016
Contract end date	31/03/2021

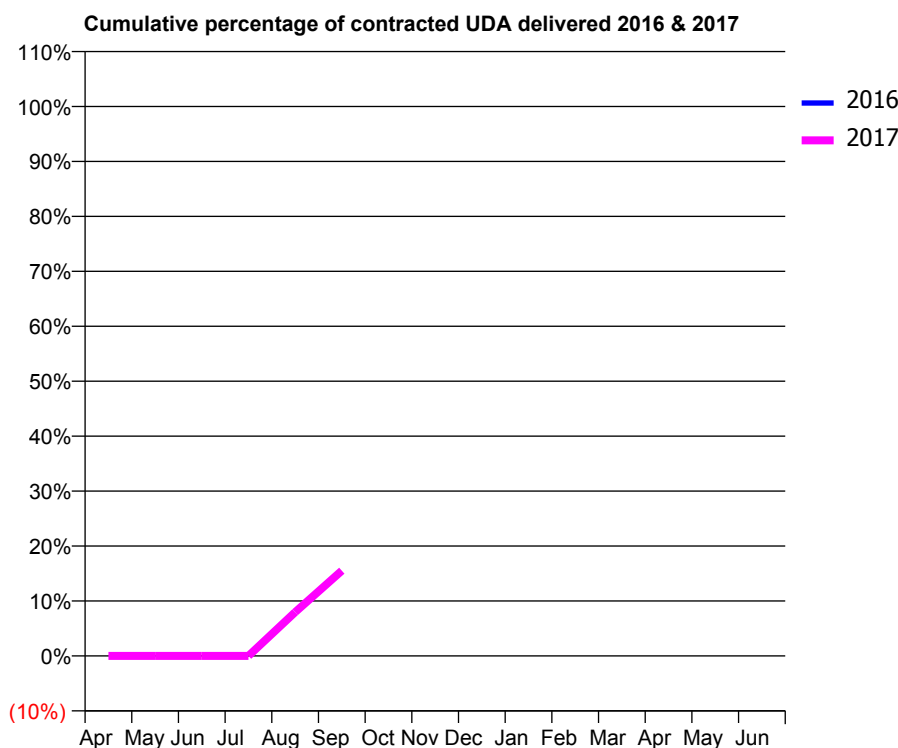
16/17 Contracted general activity (UDA)	3,480
Carry forward general activity (UDA)	0
16/17 Contracted orthodontic activity (UOA)	0
Carry forward orthodontic activity (UOA)	0
Baseline contract value	£75,000.00

ACCESS*

Patients seen in 24 months	Total	Change since previous quarter
Quarter ending September 2015	0	
Quarter ending December 2015	0	
Quarter ending March 2016	0	
Quarter ending June 2016	0	
Quarter ending September 2016	315	↑
Variance since September 2015	N/A	



ACTIVITY



Month	Adjusted Scheduled Activity (UDA)	
	2016	2017
April	0	0
May	0	0
June	0	0
July	0	0
August	0	277
September	0	540
October	0	
November	0	
December	0	
January	0	
February	0	
March	0	
April	0	
May	0	
June	0	

QUALITY

	Quantity	Base Number	Contract	AT	Region	England
% of FP17s for the same patient ID Re-attending within 3 months - Children	0	138	0.0%	11.6%	13.5%	12.4%
% of FP17s for the same patient ID Re-attending within 3 months - Adults	6	145	4.1%	15.7%	17.4%	16.7%
% of FP17s for the same patient ID Re-attending between 3 & 9 months - Children	0	138	0.0%	57.3%	59.0%	57.4%
% of FP17s for the same patient ID Re-attending between 3 & 9 months - Adults	0	145	0.0%	52.3%	52.6%	50.5%
% of FP17s for Band 1 Urgent Courses	4	283	1.4%	8.5%	9.4%	9.1%
% of FP17s Relating to Free Repair or Replacements	0	283	0.0%	1.2%	1.0%	0.8%
% of FP17s Relating to Continuations	3	283	1.1%	1.7%	1.5%	1.3%
% of Patients satisfied with the dentistry they have received	0	0	N/A	93.9%	93.7%	93.2%
% of Patients satisfied with the time they had to wait for an appointment	0	0	N/A	90.4%	90.0%	89.0%

* This is based on patients treated on this contract for their most recent course of treatment. Figures in italics indicate the base number of FP17s or Patient Questionnaire responses are less than 100. N/A is shown where the base number of responses is less than 10 during the period. % is calculated as Quantity/Base number*100

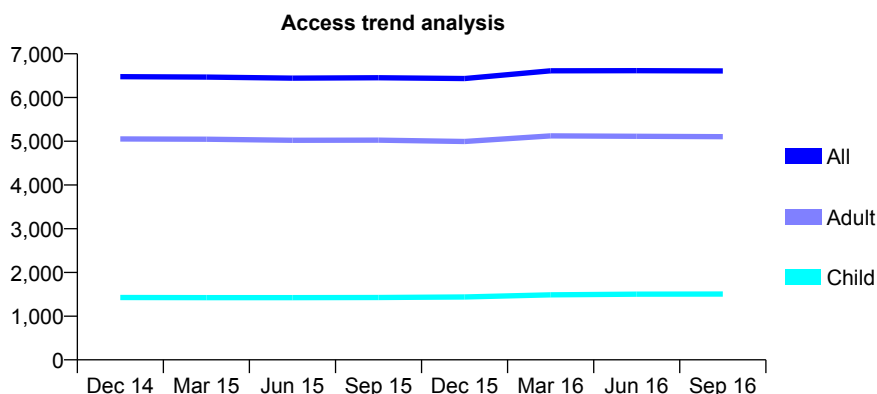
Q49 - Vital Signs At a Glance Contract Report for 101281/0036 - September 2016

Name or company name	OASIS DENTAL CARE LTD
Contract type name	GDS Contract
Purpose of contract	General
Contract start date	01/04/2006
Contract end date	

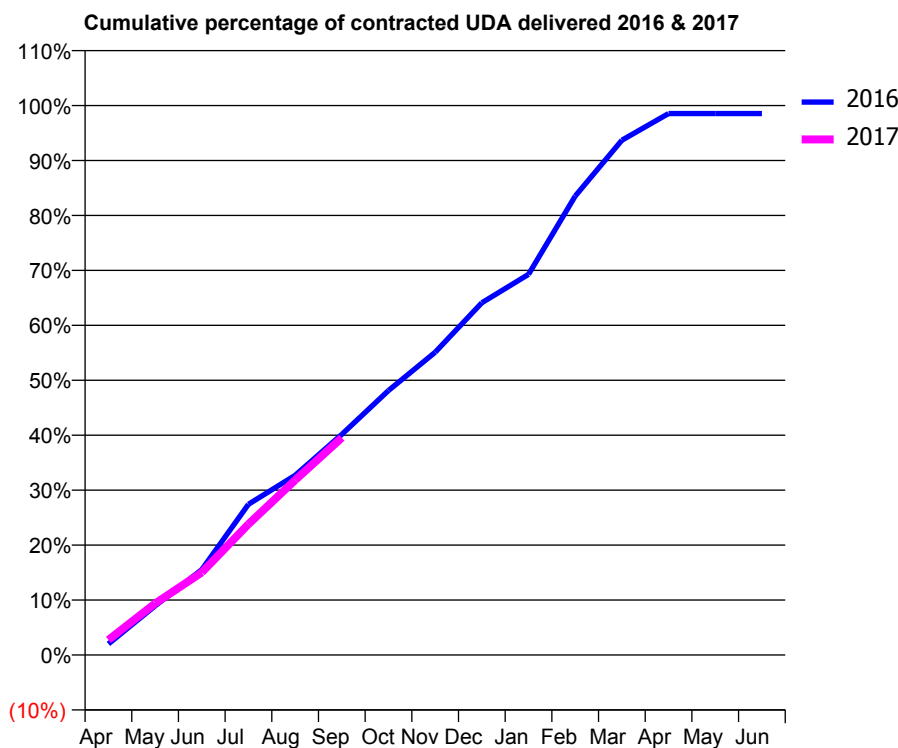
16/17 Contracted general activity (UDA)	25,973
Carry forward general activity (UDA)	379
16/17 Contracted orthodontic activity (UOA)	0
Carry forward orthodontic activity (UOA)	0
Baseline contract value	£624,712.87

ACCESS*

Patients seen in 24 months	Total	Change since previous quarter
Quarter ending September 2015	6,451	
Quarter ending December 2015	6,434	→
Quarter ending March 2016	6,610	↑
Quarter ending June 2016	6,614	→
Quarter ending September 2016	6,609	→
Variance since September 2015	2.4%	↑



ACTIVITY



Month	Adjusted Scheduled Activity (UDA)	
	2016	2017
April	527	716
May	2,322	2,435
June	4,037	3,907
July	7,126	6,187
August	8,496	8,267
September	10,431	10,272
October	12,502	
November	14,310	
December	16,648	
January	17,992	
February	21,692	
March	24,335	
April	25,595	
May	25,593	
June	25,594	

QUALITY

	Quantity	Base Number	Contract	AT	Region	England
% of FP17s for the same patient ID Re-attending within 3 months - Children	87	975	8.9%	11.6%	13.5%	12.4%
% of FP17s for the same patient ID Re-attending within 3 months - Adults	657	3,489	18.8%	15.7%	17.4%	16.7%
% of FP17s for the same patient ID Re-attending between 3 & 9 months - Children	536	975	55.0%	57.3%	59.0%	57.4%
% of FP17s for the same patient ID Re-attending between 3 & 9 months - Adults	1,802	3,489	51.6%	52.3%	52.6%	50.5%
% of FP17s for Band 1 Urgent Courses	377	3,983	9.5%	8.5%	9.4%	9.1%
% of FP17s Relating to Free Repair or Replacements	82	3,983	2.1%	1.2%	1.0%	0.8%
% of FP17s Relating to Continuations	106	3,983	2.7%	1.7%	1.5%	1.3%
% of Patients satisfied with the dentistry they have received	8	9	N/A	93.9%	93.7%	93.2%
% of Patients satisfied with the time they had to wait for an appointment	7	9	N/A	90.4%	90.0%	89.0%

* This is based on patients treated on this contract for their most recent course of treatment. Figures in italics indicate the base number of FP17s or Patient Questionnaire responses are less than 100. N/A is shown where the base number of responses is less than 10 during the period. % is calculated as Quantity/Base number*100

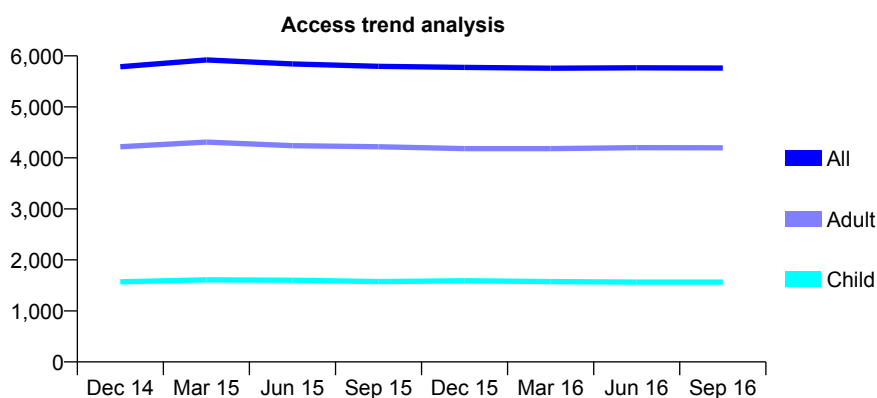
Q49 - Vital Signs At a Glance Contract Report for 101281/0069 - September 2016

Name or company name	OASIS DENTAL CARE LTD
Contract type name	Pilot Contract
Purpose of contract	General
Contract start date	01/04/2006
Contract end date	

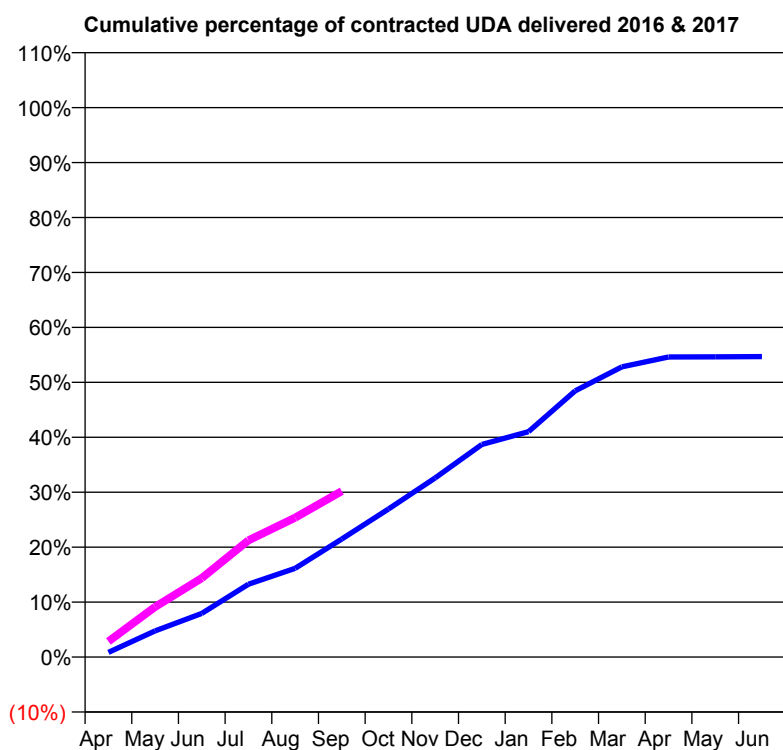
16/17 Contracted general activity (UDA)	23,665
Carry forward general activity (UDA)	0
16/17 Contracted orthodontic activity (UOA)	0
Carry forward orthodontic activity (UOA)	0
Baseline contract value	£612,643.41

ACCESS*

Patients seen in 24 months	Total	Change since previous quarter
Quarter ending September 2015	5,795	
Quarter ending December 2015	5,773	→
Quarter ending March 2016	5,759	→
Quarter ending June 2016	5,765	→
Quarter ending September 2016	5,762	→
Variance since September 2015	(0.6%)	→



ACTIVITY



Month	Adjusted Scheduled Activity (UDA)	
	2016	2017
April	202	677
May	1,131	2,159
June	1,880	3,404
July	3,137	5,028
August	3,823	6,006
September	5,087	7,147
October	6,378	
November	7,713	
December	9,159	
January	9,710	
February	11,463	
March	12,497	
April	12,925	
May	12,931	
June	12,943	

QUALITY

	Quantity	Base Number	Contract	AT	Region	England
% of FP17s for the same patient ID Re-attending within 3 months - Children	58	1,033	5.6%	11.6%	13.5%	12.4%
% of FP17s for the same patient ID Re-attending within 3 months - Adults	288	2,287	12.6%	15.7%	17.4%	16.7%
% of FP17s for the same patient ID Re-attending between 3 & 9 months - Children	544	1,033	52.7%	57.3%	59.0%	57.4%
% of FP17s for the same patient ID Re-attending between 3 & 9 months - Adults	935	2,287	40.9%	52.3%	52.6%	50.5%
% of FP17s for Band 1 Urgent Courses	109	3,047	3.6%	8.5%	9.4%	9.1%
% of FP17s Relating to Free Repair or Replacements	49	3,047	1.6%	1.2%	1.0%	0.8%
% of FP17s Relating to Continuations	70	3,047	2.3%	1.7%	1.5%	1.3%
% of Patients satisfied with the dentistry they have received	1	1	N/A	93.9%	93.7%	93.2%
% of Patients satisfied with the time they had to wait for an appointment	1	1	N/A	90.4%	90.0%	89.0%

* This is based on patients treated on this contract for their most recent course of treatment. Figures in italics indicate the base number of FP17s or Patient Questionnaire responses are less than 100. N/A is shown where the base number of responses is less than 10 during the period. % is calculated as Quantity/Base number*100

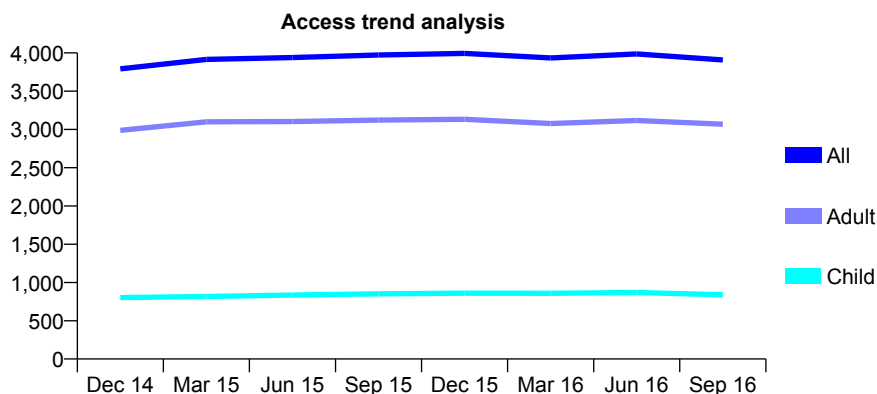
Q49 - Vital Signs At a Glance Contract Report for 101281/0202 - September 2016

Name or company name	OASIS DENTAL CARE LTD
Contract type name	GDS Contract
Purpose of contract	General
Contract start date	18/05/2009
Contract end date	

16/17 Contracted general activity (UDA)	14,000
Carry forward general activity (UDA)	0
16/17 Contracted orthodontic activity (UOA)	0
Carry forward orthodontic activity (UOA)	0
Baseline contract value	£315,312.18

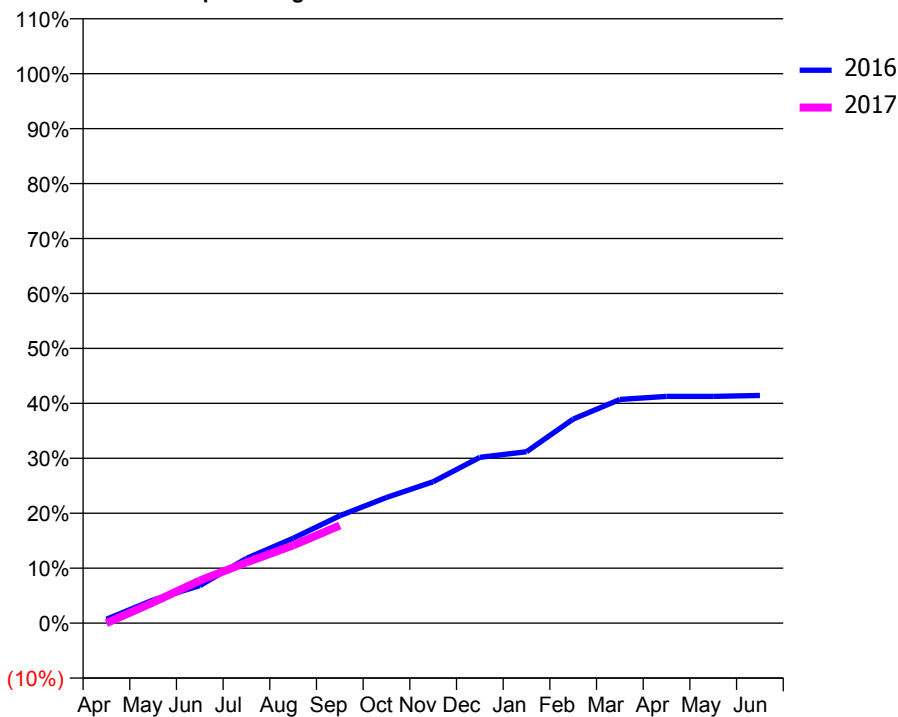
ACCESS*

Patients seen in 24 months	Total	Change since previous quarter
Quarter ending September 2015	3,973	
Quarter ending December 2015	3,994	→
Quarter ending March 2016	3,935	↓
Quarter ending June 2016	3,987	→
Quarter ending September 2016	3,909	↓
Variance since September 2015	(1.6%)	↓



ACTIVITY

Cumulative percentage of contracted UDA delivered 2016 & 2017



Month	Adjusted Scheduled Activity (UDA)	
	2016	2017
April	99	3
May	590	527
June	956	1,084
July	1,650	1,548
August	2,161	1,982
September	2,736	2,488
October	3,203	
November	3,603	
December	4,225	
January	4,367	
February	5,200	
March	5,698	
April	5,778	
May	5,778	
June	5,801	

QUALITY

	Quantity	Base Number	Contract	AT	Region	England
% of FP17s for the same patient ID Re-attending within 3 months - Children	11	334	3.3%	11.6%	13.5%	12.4%
% of FP17s for the same patient ID Re-attending within 3 months - Adults	110	1,187	9.3%	15.7%	17.4%	16.7%
% of FP17s for the same patient ID Re-attending between 3 & 9 months - Children	68	334	20.4%	57.3%	59.0%	57.4%
% of FP17s for the same patient ID Re-attending between 3 & 9 months - Adults	220	1,187	18.5%	52.3%	52.6%	50.5%
% of FP17s for Band 1 Urgent Courses	289	1,457	19.8%	8.5%	9.4%	9.1%
% of FP17s Relating to Free Repair or Replacements	10	1,457	0.7%	1.2%	1.0%	0.8%
% of FP17s Relating to Continuations	22	1,457	1.5%	1.7%	1.5%	1.3%
% of Patients satisfied with the dentistry they have received	0	0	N/A	93.9%	93.7%	93.2%
% of Patients satisfied with the time they had to wait for an appointment	0	0	N/A	90.4%	90.0%	89.0%

* This is based on patients treated on this contract for their most recent course of treatment. Figures in italics indicate the base number of FP17s or Patient Questionnaire responses are less than 100. N/A is shown where the base number of responses is less than 10 during the period. % is calculated as Quantity/Base number*100

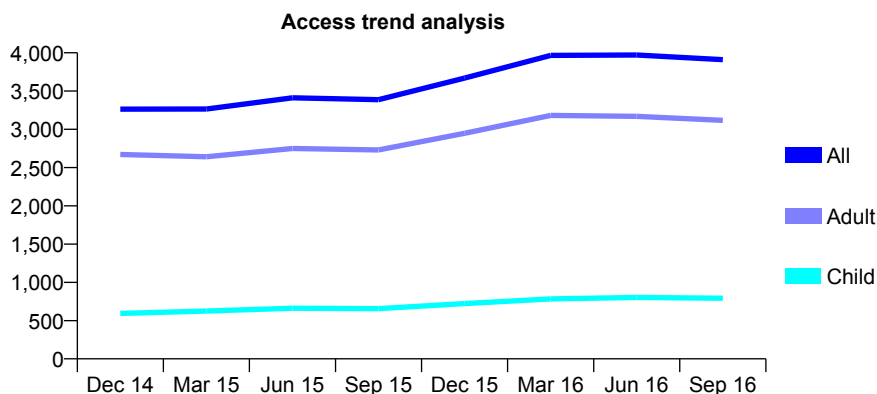
Q49 - Vital Signs At a Glance Contract Report for 101281/0203 - September 2016

Name or company name	OASIS DENTAL CARE LTD
Contract type name	GDS Contract
Purpose of contract	General
Contract start date	18/05/2009
Contract end date	

16/17 Contracted general activity (UDA)	14,000
Carry forward general activity (UDA)	0
16/17 Contracted orthodontic activity (UOA)	0
Carry forward orthodontic activity (UOA)	0
Baseline contract value	£315,312.18

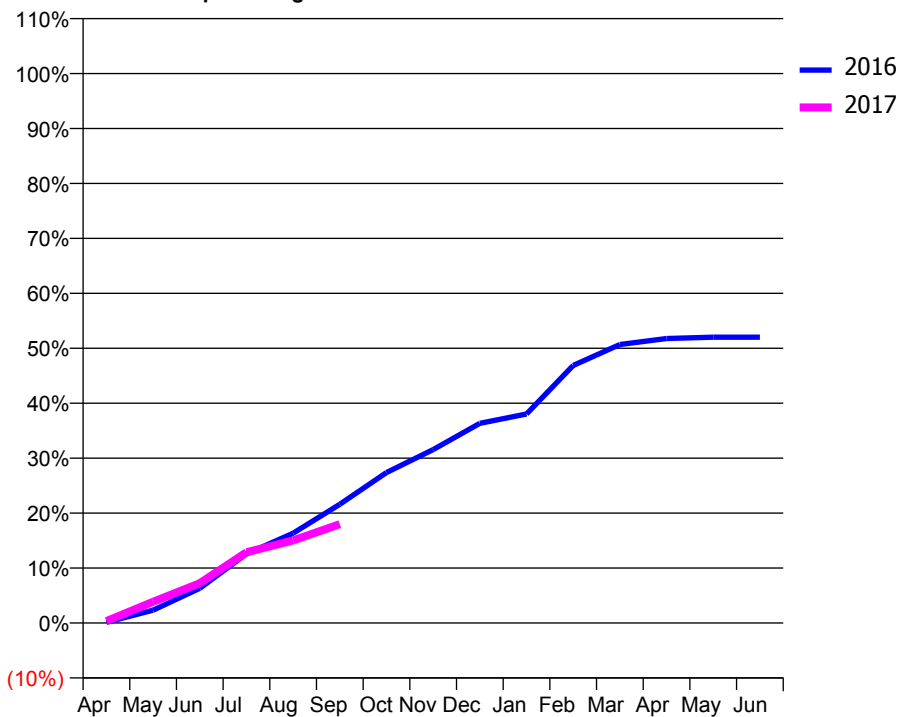
ACCESS*

Patients seen in 24 months	Total	Change since previous quarter
Quarter ending September 2015	3,388	
Quarter ending December 2015	3,670	↑
Quarter ending March 2016	3,966	↑
Quarter ending June 2016	3,971	→
Quarter ending September 2016	3,910	↓
Variance since September 2015	15.4%	↑



ACTIVITY

Cumulative percentage of contracted UDA delivered 2016 & 2017



Month	Adjusted Scheduled Activity (UDA)	
	2016	2017
April	20	49
May	327	540
June	885	1,013
July	1,762	1,801
August	2,290	2,105
September	3,024	2,518
October	3,833	
November	4,420	
December	5,087	
January	5,325	
February	6,562	
March	7,094	
April	7,249	
May	7,281	
June	7,281	

QUALITY

	Quantity	Base Number	Contract	AT	Region	England
% of FP17s for the same patient ID Re-attending within 3 months - Children	15	308	4.9%	11.6%	13.5%	12.4%
% of FP17s for the same patient ID Re-attending within 3 months - Adults	214	1,119	19.1%	15.7%	17.4%	16.7%
% of FP17s for the same patient ID Re-attending between 3 & 9 months - Children	73	308	23.7%	57.3%	59.0%	57.4%
% of FP17s for the same patient ID Re-attending between 3 & 9 months - Adults	311	1,119	27.8%	52.3%	52.6%	50.5%
% of FP17s for Band 1 Urgent Courses	242	1,318	18.4%	8.5%	9.4%	9.1%
% of FP17s Relating to Free Repair or Replacements	31	1,318	2.4%	1.2%	1.0%	0.8%
% of FP17s Relating to Continuations	21	1,318	1.6%	1.7%	1.5%	1.3%
% of Patients satisfied with the dentistry they have received	1	1	N/A	93.9%	93.7%	93.2%
% of Patients satisfied with the time they had to wait for an appointment	1	1	N/A	90.4%	90.0%	89.0%

* This is based on patients treated on this contract for their most recent course of treatment. Figures in italics indicate the base number of FP17s or Patient Questionnaire responses are less than 100. N/A is shown where the base number of responses is less than 10 during the period. % is calculated as Quantity/Base number*100

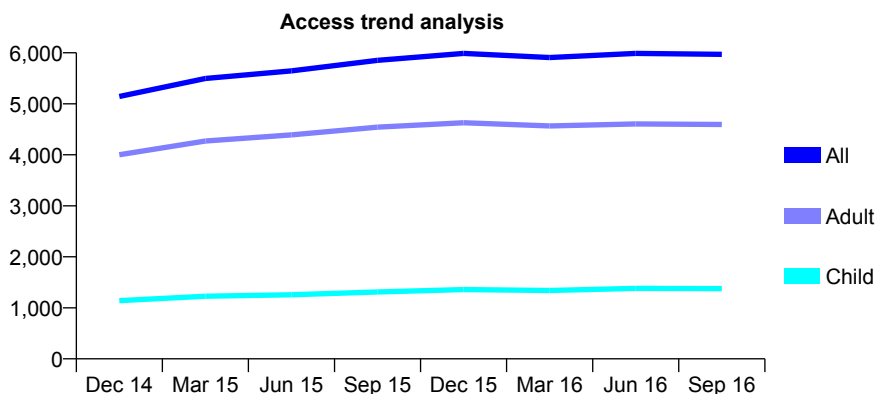
Q49 - Vital Signs At a Glance Contract Report for 101281/0204 - September 2016

Name or company name	OASIS DENTAL CARE LTD
Contract type name	GDS Contract
Purpose of contract	General
Contract start date	08/07/2009
Contract end date	

16/17 Contracted general activity (UDA)	21,000
Carry forward general activity (UDA)	0
16/17 Contracted orthodontic activity (UOA)	0
Carry forward orthodontic activity (UOA)	0
Baseline contract value	£468,749.53

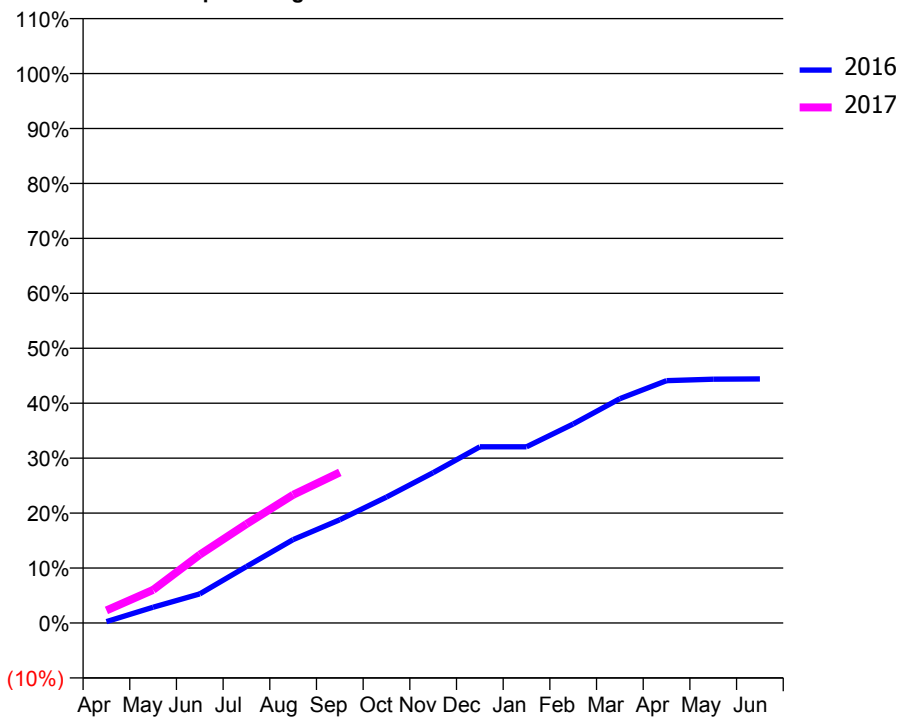
ACCESS*

Patients seen in 24 months	Total	Change since previous quarter
Quarter ending September 2015	5,853	
Quarter ending December 2015	5,988	↑
Quarter ending March 2016	5,906	↓
Quarter ending June 2016	5,987	→
Quarter ending September 2016	5,971	→
Variance since September 2015	2.0%	↑



ACTIVITY

Cumulative percentage of contracted UDA delivered 2016 & 2017



Month	Adjusted Scheduled Activity (UDA)	
	2016	2017
April	53	480
May	606	1,265
June	1,115	2,612
July	2,158	3,785
August	3,185	4,900
September	3,949	5,754
October	4,815	
November	5,745	
December	6,732	
January	6,732	
February	7,604	
March	8,573	
April	9,263	
May	9,319	
June	9,331	

QUALITY

	Quantity	Base Number	Contract	AT	Region	England
% of FP17s for the same patient ID Re-attending within 3 months - Children	34	783	4.3%	11.6%	13.5%	12.4%
% of FP17s for the same patient ID Re-attending within 3 months - Adults	367	2,606	14.1%	15.7%	17.4%	16.7%
% of FP17s for the same patient ID Re-attending between 3 & 9 months - Children	139	783	17.8%	57.3%	59.0%	57.4%
% of FP17s for the same patient ID Re-attending between 3 & 9 months - Adults	578	2,606	22.2%	52.3%	52.6%	50.5%
% of FP17s for Band 1 Urgent Courses	261	2,983	8.7%	8.5%	9.4%	9.1%
% of FP17s Relating to Free Repair or Replacements	38	2,983	1.3%	1.2%	1.0%	0.8%
% of FP17s Relating to Continuations	74	2,983	2.5%	1.7%	1.5%	1.3%
% of Patients satisfied with the dentistry they have received	4	4	N/A	93.9%	93.7%	93.2%
% of Patients satisfied with the time they had to wait for an appointment	4	4	N/A	90.4%	90.0%	89.0%

* This is based on patients treated on this contract for their most recent course of treatment. Figures in italics indicate the base number of FP17s or Patient Questionnaire responses are less than 100. N/A is shown where the base number of responses is less than 10 during the period. % is calculated as Quantity/Base number*100

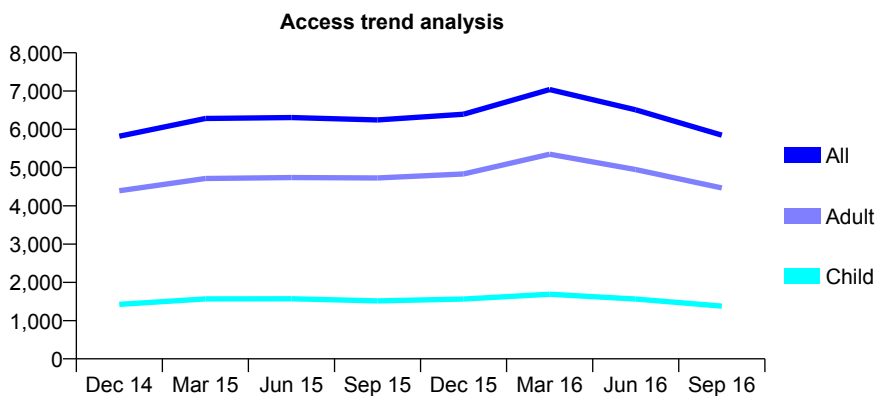
Q49 - Vital Signs At a Glance Contract Report for 101281/0205 - September 2016

Name or company name	OASIS DENTAL CARE LTD
Contract type name	GDS Contract
Purpose of contract	General
Contract start date	04/08/2009
Contract end date	

16/17 Contracted general activity (UDA)	28,000
Carry forward general activity (UDA)	0
16/17 Contracted orthodontic activity (UOA)	0
Carry forward orthodontic activity (UOA)	0
Baseline contract value	£630,624.34

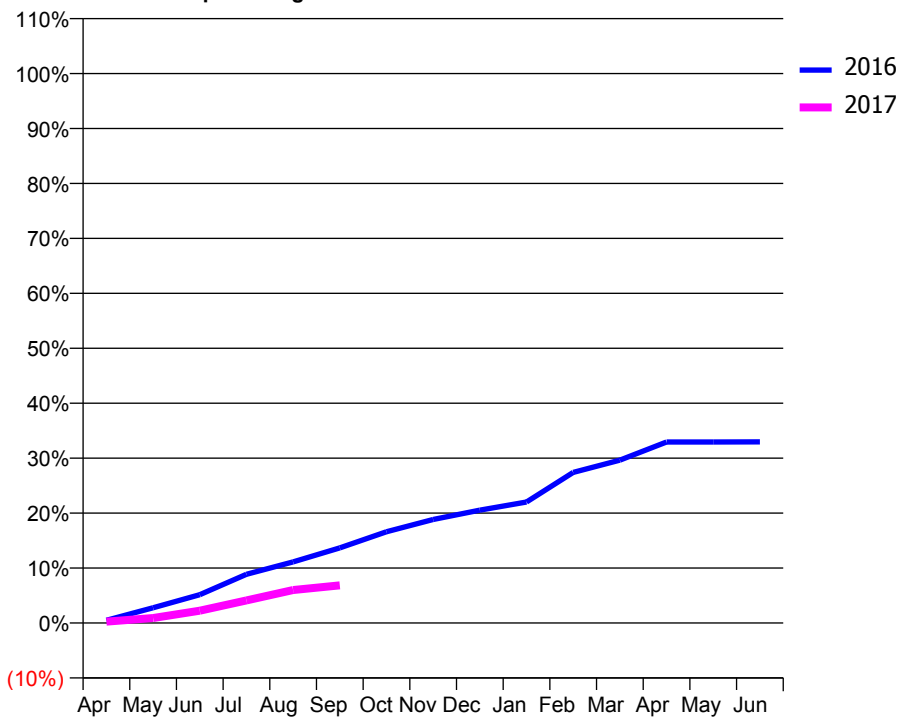
ACCESS*

Patients seen in 24 months	Total	Change since previous quarter
Quarter ending September 2015	6,244	
Quarter ending December 2015	6,395	↑
Quarter ending March 2016	7,038	↑
Quarter ending June 2016	6,511	↓
Quarter ending September 2016	5,847	↓
Variance since September 2015	(6.4%)	↓



ACTIVITY

Cumulative percentage of contracted UDA delivered 2016 & 2017



Adjusted Scheduled Activity (UDA)

Month	2016	2017
April	137	72
May	777	252
June	1,441	629
July	2,483	1,150
August	3,118	1,683
September	3,826	1,919
October	4,648	
November	5,277	
December	5,748	
January	6,169	
February	7,672	
March	8,301	
April	9,227	
May	9,227	
June	9,233	

QUALITY

	Quantity	Base Number	Contract	AT	Region	England
% of FP17s for the same patient ID Re-attending within 3 months - Children	16	424	3.8%	11.6%	13.5%	12.4%
% of FP17s for the same patient ID Re-attending within 3 months - Adults	143	1,348	10.6%	15.7%	17.4%	16.7%
% of FP17s for the same patient ID Re-attending between 3 & 9 months - Children	97	424	22.9%	57.3%	59.0%	57.4%
% of FP17s for the same patient ID Re-attending between 3 & 9 months - Adults	303	1,348	22.5%	52.3%	52.6%	50.5%
% of FP17s for Band 1 Urgent Courses	303	1,150	26.3%	8.5%	9.4%	9.1%
% of FP17s Relating to Free Repair or Replacements	12	1,150	1.0%	1.2%	1.0%	0.8%
% of FP17s Relating to Continuations	4	1,150	0.3%	1.7%	1.5%	1.3%
% of Patients satisfied with the dentistry they have received	3	5	N/A	93.9%	93.7%	93.2%
% of Patients satisfied with the time they had to wait for an appointment	4	5	N/A	90.4%	90.0%	89.0%

* This is based on patients treated on this contract for their most recent course of treatment. Figures in italics indicate the base number of FP17s or Patient Questionnaire responses are less than 100. N/A is shown where the base number of responses is less than 10 during the period. % is calculated as Quantity/Base number*100

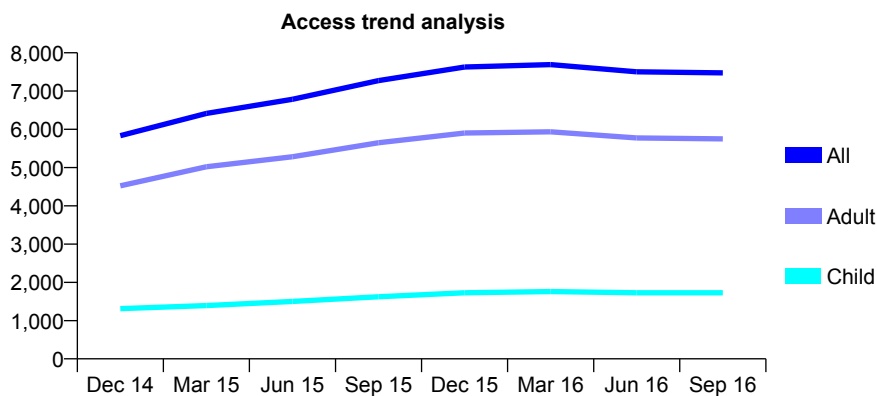
Q49 - Vital Signs At a Glance Contract Report for 101281/0206 - September 2016

Name or company name	OASIS DENTAL CARE LTD
Contract type name	GDS Contract
Purpose of contract	General
Contract start date	16/07/2009
Contract end date	

16/17 Contracted general activity (UDA)	28,000
Carry forward general activity (UDA)	0
16/17 Contracted orthodontic activity (UOA)	0
Carry forward orthodontic activity (UOA)	0
Baseline contract value	£630,624.34

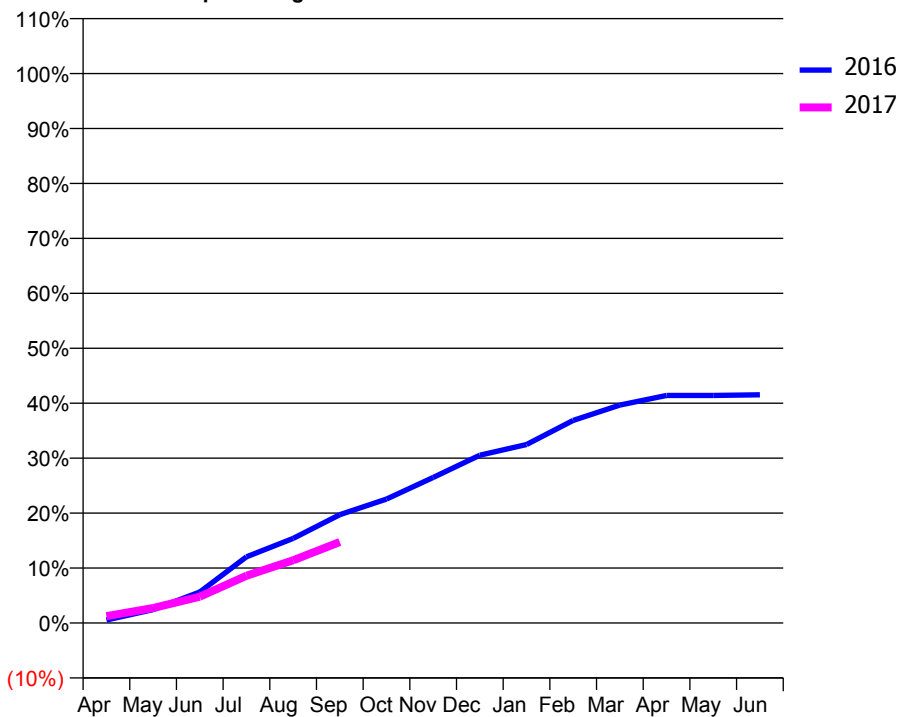
ACCESS*

Patients seen in 24 months	Total	Change since previous quarter
Quarter ending September 2015	7,274	
Quarter ending December 2015	7,630	↑
Quarter ending March 2016	7,691	→
Quarter ending June 2016	7,503	↓
Quarter ending September 2016	7,477	→
Variance since September 2015	2.8%	↑



ACTIVITY

Cumulative percentage of contracted UDA delivered 2016 & 2017



Month	Adjusted Scheduled Activity (UDA)	
	2016	2017
April	151	347
May	683	763
June	1,580	1,339
July	3,375	2,409
August	4,312	3,199
September	5,519	4,127
October	6,316	
November	7,416	
December	8,548	
January	9,095	
February	10,327	
March	11,109	
April	11,596	
May	11,598	
June	11,629	

QUALITY

	Quantity	Base Number	Contract	AT	Region	England
% of FP17s for the same patient ID Re-attending within 3 months - Children	32	656	4.9%	11.6%	13.5%	12.4%
% of FP17s for the same patient ID Re-attending within 3 months - Adults	271	2,053	13.2%	15.7%	17.4%	16.7%
% of FP17s for the same patient ID Re-attending between 3 & 9 months - Children	152	656	23.2%	57.3%	59.0%	57.4%
% of FP17s for the same patient ID Re-attending between 3 & 9 months - Adults	490	2,053	23.9%	52.3%	52.6%	50.5%
% of FP17s for Band 1 Urgent Courses	420	2,385	17.6%	8.5%	9.4%	9.1%
% of FP17s Relating to Free Repair or Replacements	12	2,385	0.5%	1.2%	1.0%	0.8%
% of FP17s Relating to Continuations	23	2,385	1.0%	1.7%	1.5%	1.3%
% of Patients satisfied with the dentistry they have received	1	1	N/A	93.9%	93.7%	93.2%
% of Patients satisfied with the time they had to wait for an appointment	1	1	N/A	90.4%	90.0%	89.0%

* This is based on patients treated on this contract for their most recent course of treatment. Figures in italics indicate the base number of FP17s or Patient Questionnaire responses are less than 100. N/A is shown where the base number of responses is less than 10 during the period. % is calculated as Quantity/Base number*100

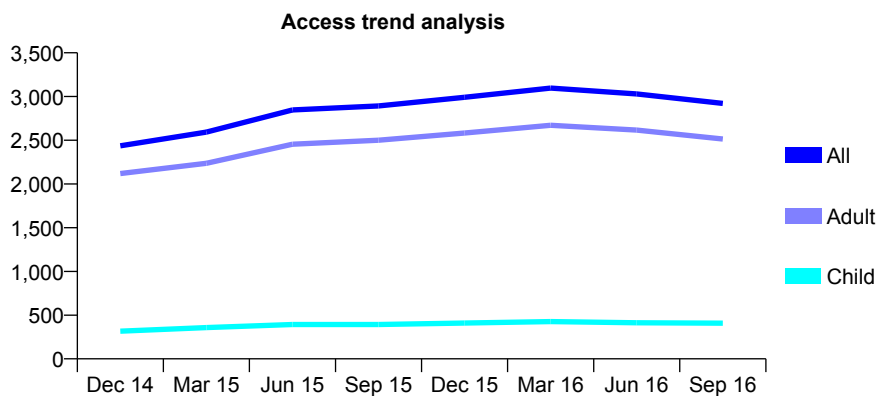
Q49 - Vital Signs At a Glance Contract Report for 101281/0222 - September 2016

Name or company name	OASIS DENTAL CARE LTD
Contract type name	PDS Plus Contract
Purpose of contract	General
Contract start date	18/08/2010
Contract end date	31/03/2020

16/17 Contracted general activity (UDA)	14,000
Carry forward general activity (UDA)	0
16/17 Contracted orthodontic activity (UOA)	0
Carry forward orthodontic activity (UOA)	0
Baseline contract value	£173,684.97

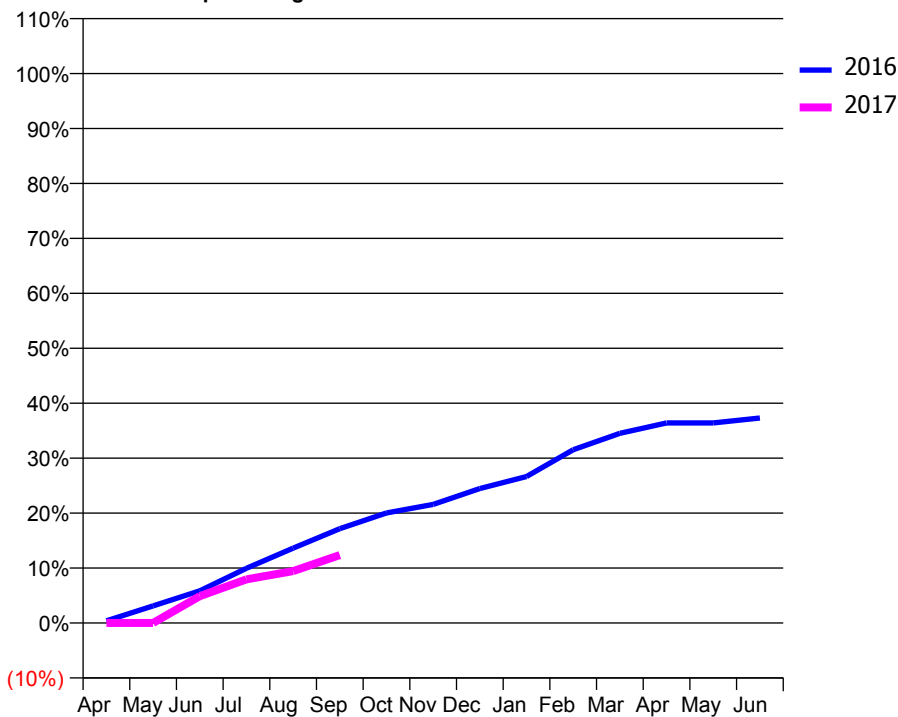
ACCESS*

Patients seen in 24 months	Total	Change since previous quarter
Quarter ending September 2015	2,892	
Quarter ending December 2015	2,992	↑
Quarter ending March 2016	3,097	↑
Quarter ending June 2016	3,029	↓
Quarter ending September 2016	2,922	↓
Variance since September 2015	1.0%	→



ACTIVITY

Cumulative percentage of contracted UDA delivered 2016 & 2017



Month	Adjusted Scheduled Activity (UDA)	
	2016	2017
April	56	0
May	437	0
June	822	684
July	1,393	1,111
August	1,908	1,323
September	2,404	1,730
October	2,805	
November	3,022	
December	3,428	
January	3,730	
February	4,414	
March	4,832	
April	5,098	
May	5,098	
June	5,223	

QUALITY

	Quantity	Base Number	Contract	AT	Region	England
% of FP17s for the same patient ID Re-attending within 3 months - Children	4	162	2.5%	11.6%	13.5%	12.4%
% of FP17s for the same patient ID Re-attending within 3 months - Adults	89	995	8.9%	15.7%	17.4%	16.7%
% of FP17s for the same patient ID Re-attending between 3 & 9 months - Children	49	162	30.2%	57.3%	59.0%	57.4%
% of FP17s for the same patient ID Re-attending between 3 & 9 months - Adults	320	995	32.2%	52.3%	52.6%	50.5%
% of FP17s for Band 1 Urgent Courses	66	848	7.8%	8.5%	9.4%	9.1%
% of FP17s Relating to Free Repair or Replacements	7	848	0.8%	1.2%	1.0%	0.8%
% of FP17s Relating to Continuations	13	848	1.5%	1.7%	1.5%	1.3%
% of Patients satisfied with the dentistry they have received	15	21	71.4%	93.9%	93.7%	93.2%
% of Patients satisfied with the time they had to wait for an appointment	16	21	76.2%	90.4%	90.0%	89.0%

* This is based on patients treated on this contract for their most recent course of treatment. Figures in italics indicate the base number of FP17s or Patient Questionnaire responses are less than 100. N/A is shown where the base number of responses is less than 10 during the period. % is calculated as Quantity/Base number*100

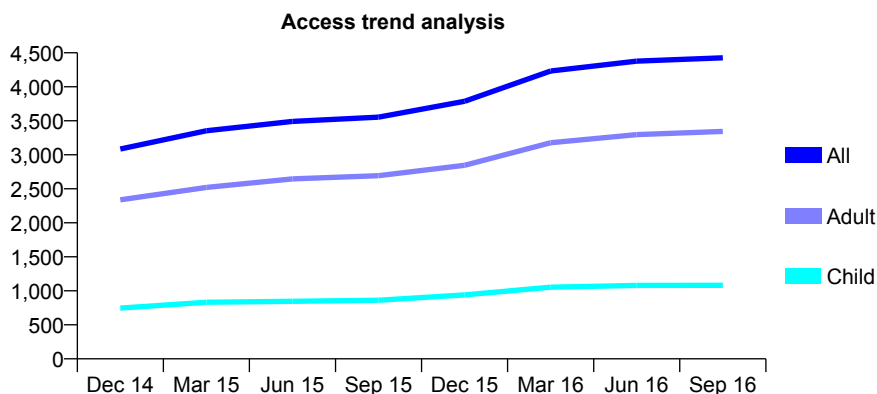
Q49 - Vital Signs At a Glance Contract Report for 101281/0223 - September 2016

Name or company name	OASIS DENTAL CARE LTD
Contract type name	PDS Plus Contract
Purpose of contract	General
Contract start date	01/09/2010
Contract end date	31/03/2020

16/17 Contracted general activity (UDA)	18,000
Carry forward general activity (UDA)	0
16/17 Contracted orthodontic activity (UOA)	0
Carry forward orthodontic activity (UOA)	0
Baseline contract value	£320,400.00

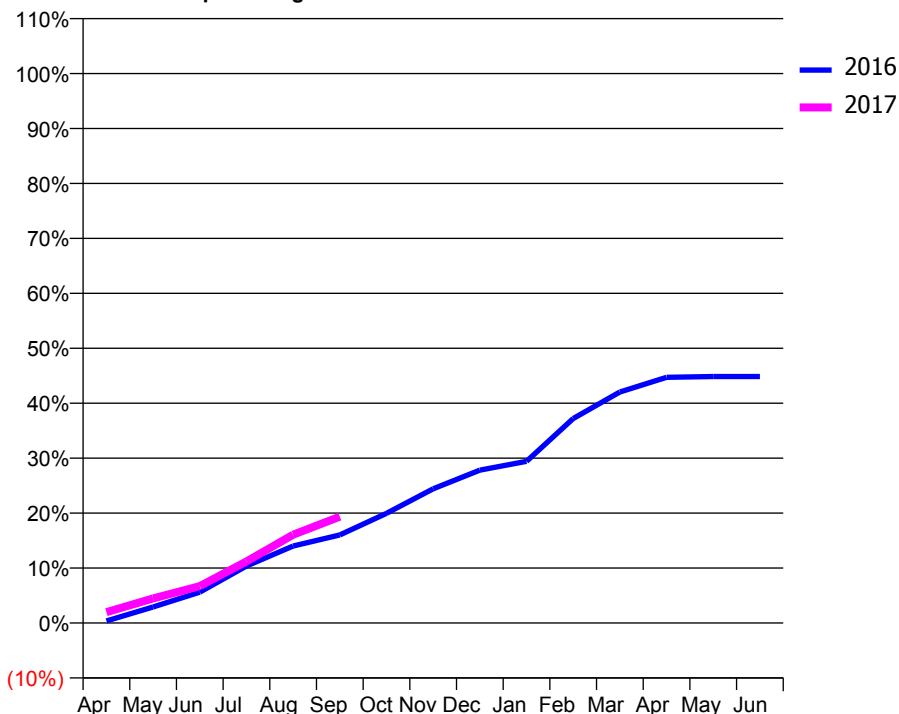
ACCESS*

Patients seen in 24 months	Total	Change since previous quarter
Quarter ending September 2015	3,554	
Quarter ending December 2015	3,787	↑
Quarter ending March 2016	4,232	↑
Quarter ending June 2016	4,377	↑
Quarter ending September 2016	4,426	→
Variance since September 2015	24.5%	↑



ACTIVITY

Cumulative percentage of contracted UDA delivered 2016 & 2017



Month	Adjusted Scheduled Activity (UDA)	
	2016	2017
April	69	355
May	527	807
June	1,013	1,208
July	1,866	2,017
August	2,521	2,892
September	2,887	3,483
October	3,594	
November	4,395	
December	5,008	
January	5,294	
February	6,698	
March	7,568	
April	8,050	
May	8,076	
June	8,076	

QUALITY

	Quantity	Base Number	Contract	AT	Region	England
% of FP17s for the same patient ID Re-attending within 3 months - Children	24	452	5.3%	11.6%	13.5%	12.4%
% of FP17s for the same patient ID Re-attending within 3 months - Adults	174	1,597	10.9%	15.7%	17.4%	16.7%
% of FP17s for the same patient ID Re-attending between 3 & 9 months - Children	109	452	24.1%	57.3%	59.0%	57.4%
% of FP17s for the same patient ID Re-attending between 3 & 9 months - Adults	457	1,597	28.6%	52.3%	52.6%	50.5%
% of FP17s for Band 1 Urgent Courses	198	1,584	12.5%	8.5%	9.4%	9.1%
% of FP17s Relating to Free Repair or Replacements	28	1,584	1.8%	1.2%	1.0%	0.8%
% of FP17s Relating to Continuations	17	1,584	1.1%	1.7%	1.5%	1.3%
% of Patients satisfied with the dentistry they have received	17	21	81.0%	93.9%	93.7%	93.2%
% of Patients satisfied with the time they had to wait for an appointment	15	21	71.4%	90.4%	90.0%	89.0%

* This is based on patients treated on this contract for their most recent course of treatment. Figures in italics indicate the base number of FP17s or Patient Questionnaire responses are less than 100. N/A is shown where the base number of responses is less than 10 during the period. % is calculated as Quantity/Base number*100

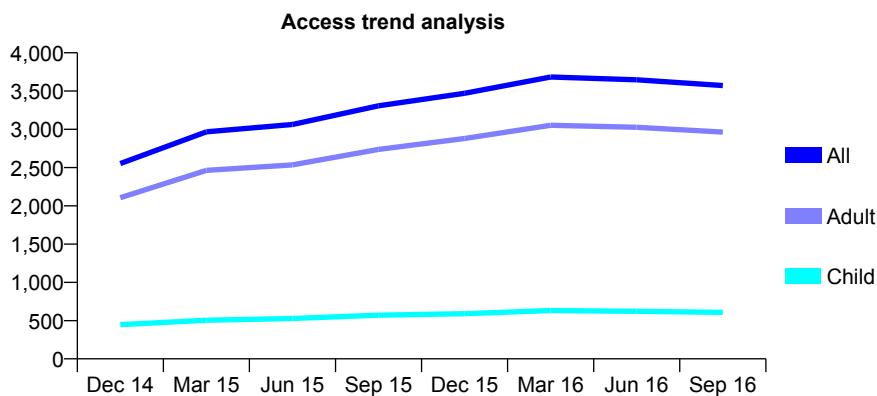
Q49 - Vital Signs At a Glance Contract Report for 101281/0224 - September 2016

Name or company name	OASIS DENTAL CARE LTD
Contract type name	PDS Plus Contract
Purpose of contract	General
Contract start date	18/08/2010
Contract end date	31/03/2020

16/17 Contracted general activity (UDA)	14,000
Carry forward general activity (UDA)	0
16/17 Contracted orthodontic activity (UOA)	0
Carry forward orthodontic activity (UOA)	0
Baseline contract value	£173,684.97

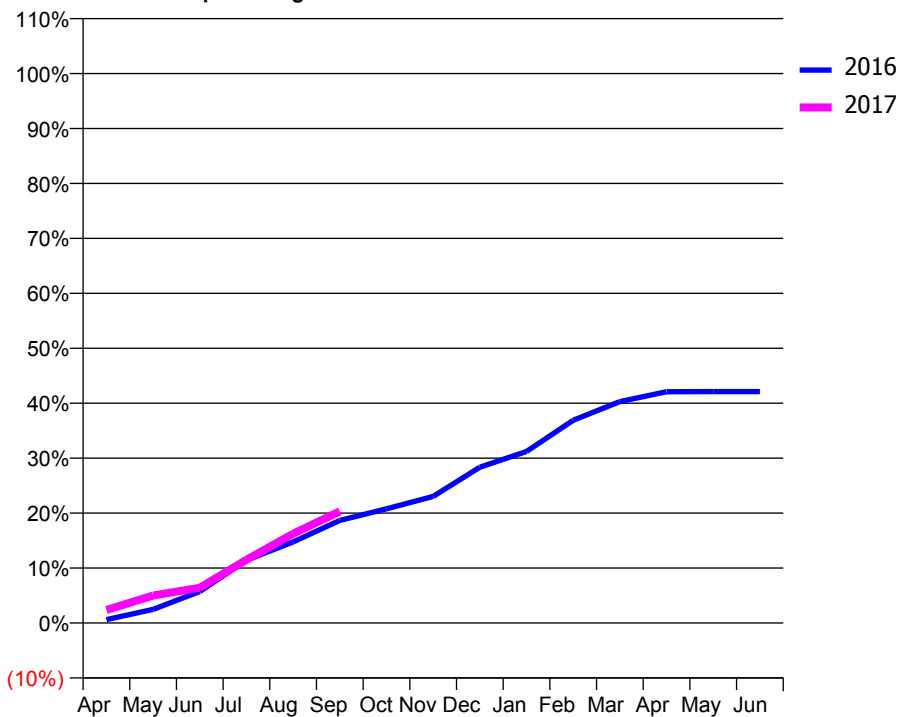
ACCESS*

Patients seen in 24 months	Total	Change since previous quarter
Quarter ending September 2015	3,308	
Quarter ending December 2015	3,471	↑
Quarter ending March 2016	3,684	↑
Quarter ending June 2016	3,647	↓
Quarter ending September 2016	3,572	↓
Variance since September 2015	8.0%	↑



ACTIVITY

Cumulative percentage of contracted UDA delivered 2016 & 2017



Month	Adjusted Scheduled Activity (UDA)	
	2016	2017
April	87	332
May	348	701
June	802	898
July	1,597	1,612
August	2,067	2,273
September	2,615	2,847
October	2,911	
November	3,226	
December	3,970	
January	4,371	
February	5,164	
March	5,641	
April	5,893	
May	5,896	
June	5,896	

QUALITY

	Quantity	Base Number	Contract	AT	Region	England
% of FP17s for the same patient ID Re-attending within 3 months - Children	28	394	7.1%	11.6%	13.5%	12.4%
% of FP17s for the same patient ID Re-attending within 3 months - Adults	201	1,218	16.5%	15.7%	17.4%	16.7%
% of FP17s for the same patient ID Re-attending between 3 & 9 months - Children	270	394	68.5%	57.3%	59.0%	57.4%
% of FP17s for the same patient ID Re-attending between 3 & 9 months - Adults	300	1,218	24.6%	52.3%	52.6%	50.5%
% of FP17s for Band 1 Urgent Courses	133	1,477	9.0%	8.5%	9.4%	9.1%
% of FP17s Relating to Free Repair or Replacements	11	1,477	0.7%	1.2%	1.0%	0.8%
% of FP17s Relating to Continuations	23	1,477	1.6%	1.7%	1.5%	1.3%
% of Patients satisfied with the dentistry they have received	14	15	93.3%	93.9%	93.7%	93.2%
% of Patients satisfied with the time they had to wait for an appointment	9	15	60.0%	90.4%	90.0%	89.0%

* This is based on patients treated on this contract for their most recent course of treatment. Figures in italics indicate the base number of FP17s or Patient Questionnaire responses are less than 100. N/A is shown where the base number of responses is less than 10 during the period. % is calculated as Quantity/Base number*100

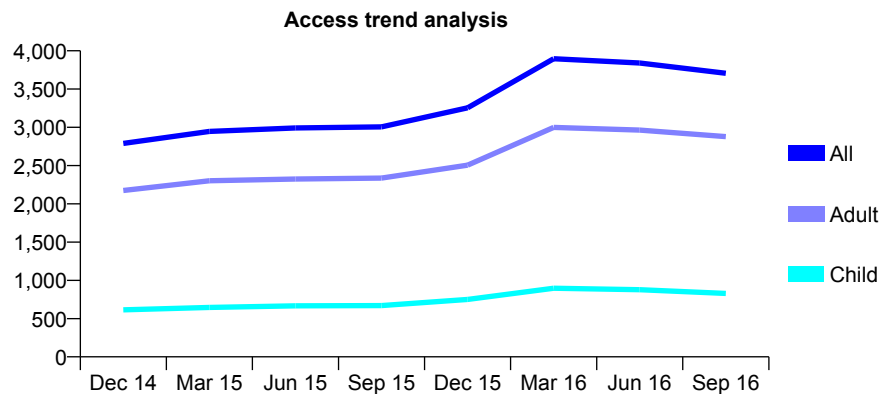
Q49 - Vital Signs At a Glance Contract Report for 101281/0227 - September 2016

Name or company name	OASIS DENTAL CARE LTD
Contract type name	PDS Plus Contract
Purpose of contract	General
Contract start date	04/10/2010
Contract end date	31/03/2020

16/17 Contracted general activity (UDA)	14,000
Carry forward general activity (UDA)	0
16/17 Contracted orthodontic activity (UOA)	0
Carry forward orthodontic activity (UOA)	0
Baseline contract value	£173,684.97

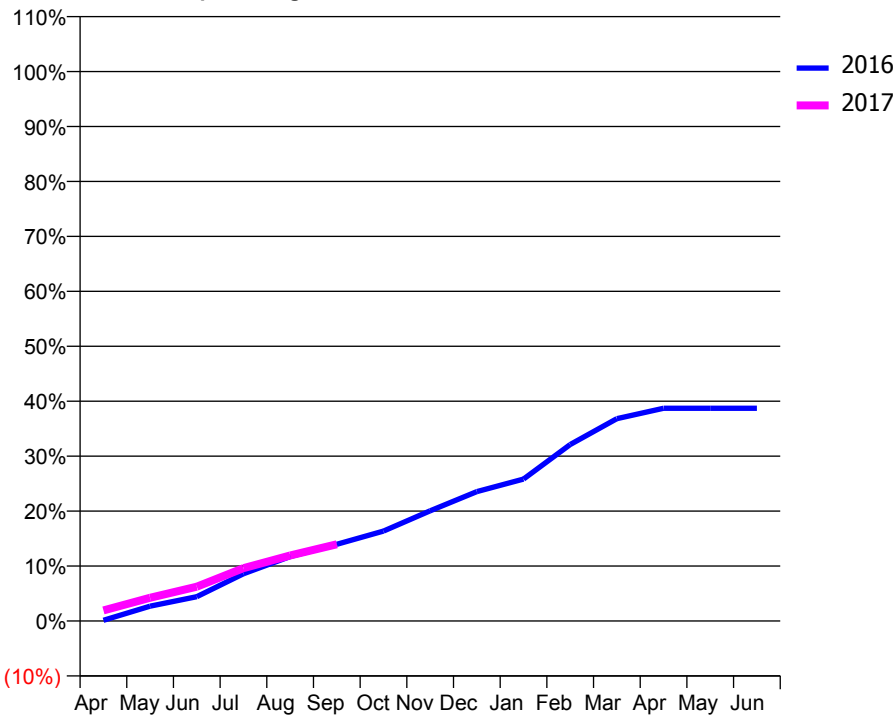
ACCESS*

Patients seen in 24 months	Total	Change since previous quarter
Quarter ending September 2015	3,006	
Quarter ending December 2015	3,255	↑
Quarter ending March 2016	3,896	↑
Quarter ending June 2016	3,841	↓
Quarter ending September 2016	3,707	↓
Variance since September 2015	23.3%	↑



ACTIVITY

Cumulative percentage of contracted UDA delivered 2016 & 2017



Month	Adjusted Scheduled Activity (UDA)	
	2016	2017
April	20	270
May	380	594
June	619	876
July	1,204	1,346
August	1,641	1,671
September	1,956	1,956
October	2,290	
November	2,807	
December	3,299	
January	3,618	
February	4,496	
March	5,156	
April	5,419	
May	5,420	
June	5,420	

QUALITY

	Quantity	Base Number	Contract	AT	Region	England
% of FP17s for the same patient ID Re-attending within 3 months - Children	30	398	7.5%	11.6%	13.5%	12.4%
% of FP17s for the same patient ID Re-attending within 3 months - Adults	198	1,052	18.8%	15.7%	17.4%	16.7%
% of FP17s for the same patient ID Re-attending between 3 & 9 months - Children	211	398	53.0%	57.3%	59.0%	57.4%
% of FP17s for the same patient ID Re-attending between 3 & 9 months - Adults	231	1,052	22.0%	52.3%	52.6%	50.5%
% of FP17s for Band 1 Urgent Courses	394	1,241	31.7%	8.5%	9.4%	9.1%
% of FP17s Relating to Free Repair or Replacements	3	1,241	0.2%	1.2%	1.0%	0.8%
% of FP17s Relating to Continuations	7	1,241	0.6%	1.7%	1.5%	1.3%
% of Patients satisfied with the dentistry they have received	10	12	83.3%	93.9%	93.7%	93.2%
% of Patients satisfied with the time they had to wait for an appointment	10	12	83.3%	90.4%	90.0%	89.0%

* This is based on patients treated on this contract for their most recent course of treatment. Figures in italics indicate the base number of FP17s or Patient Questionnaire responses are less than 100. N/A is shown where the base number of responses is less than 10 during the period. % is calculated as Quantity/Base number*100

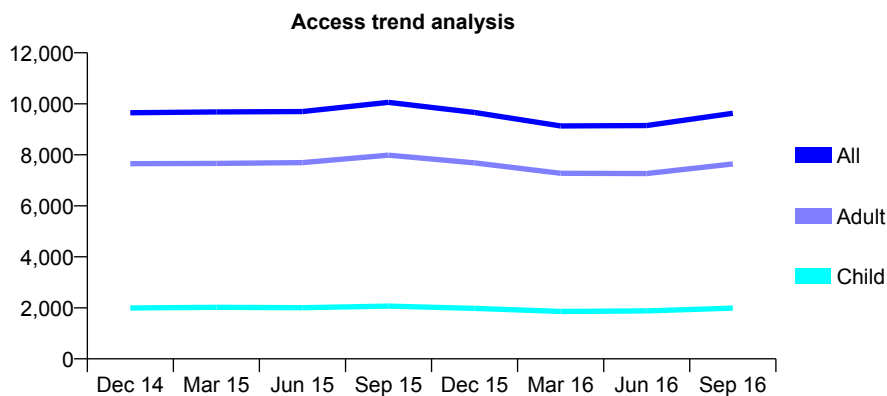
Q49 - Vital Signs At a Glance Contract Report for 101338/0046 - September 2016

Name or company name	Whitecross Dental Care Limited
Contract type name	GDS Contract
Purpose of contract	General
Contract start date	01/02/2007
Contract end date	

16/17 Contracted general activity (UDA)	25,452
Carry forward general activity (UDA)	378
16/17 Contracted orthodontic activity (UOA)	0
Carry forward orthodontic activity (UOA)	0
Baseline contract value	£601,859.49

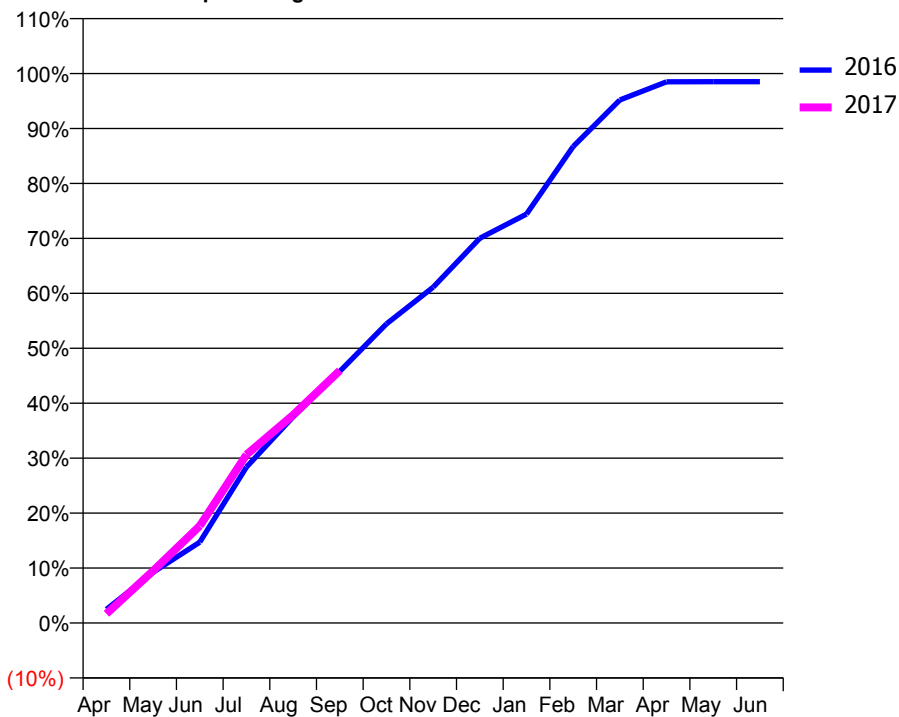
ACCESS*

Patients seen in 24 months	Total	Change since previous quarter
Quarter ending September 2015	10,057	
Quarter ending December 2015	9,661	↓
Quarter ending March 2016	9,134	↓
Quarter ending June 2016	9,146	→
Quarter ending September 2016	9,631	↑
Variance since September 2015	(4.2%)	↓



ACTIVITY

Cumulative percentage of contracted UDA delivered 2016 & 2017



Month	Adjusted Scheduled Activity (UDA)	
	2016	2017
April	635	427
May	2,353	2,417
June	3,748	4,498
July	7,226	7,797
August	9,554	9,637
September	11,657	11,697
October	13,856	
November	15,554	
December	17,824	
January	18,940	
February	22,069	
March	24,228	
April	25,068	
May	25,071	
June	25,074	

QUALITY

	Quantity	Base Number	Contract	AT	Region	England
% of FP17s for the same patient ID Re-attending within 3 months - Children	69	1,309	5.3%	11.6%	13.5%	12.4%
% of FP17s for the same patient ID Re-attending within 3 months - Adults	537	4,720	11.4%	15.7%	17.4%	16.7%
% of FP17s for the same patient ID Re-attending between 3 & 9 months - Children	561	1,309	42.9%	57.3%	59.0%	57.4%
% of FP17s for the same patient ID Re-attending between 3 & 9 months - Adults	1,832	4,720	38.8%	52.3%	52.6%	50.5%
% of FP17s for Band 1 Urgent Courses	565	5,651	10.0%	8.5%	9.4%	9.1%
% of FP17s Relating to Free Repair or Replacements	29	5,651	0.5%	1.2%	1.0%	0.8%
% of FP17s Relating to Continuations	91	5,651	1.6%	1.7%	1.5%	1.3%
% of Patients satisfied with the dentistry they have received	15	16	93.8%	93.9%	93.7%	93.2%
% of Patients satisfied with the time they had to wait for an appointment	15	16	93.8%	90.4%	90.0%	89.0%

* This is based on patients treated on this contract for their most recent course of treatment. Figures in italics indicate the base number of FP17s or Patient Questionnaire responses are less than 100. N/A is shown where the base number of responses is less than 10 during the period. % is calculated as Quantity/Base number*100

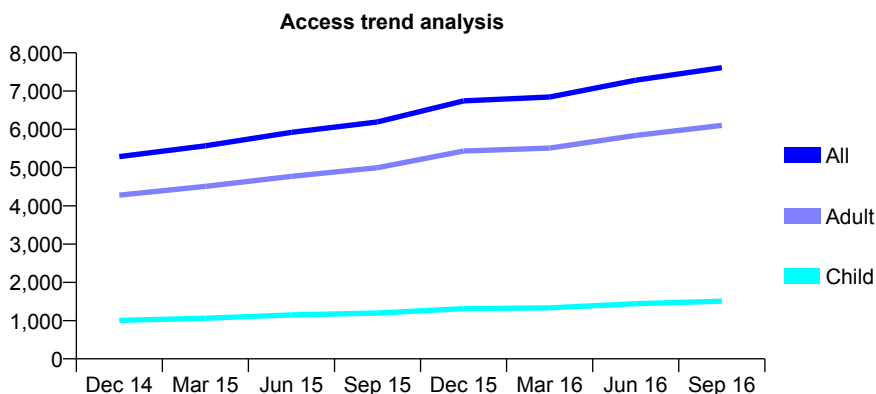
Q49 - Vital Signs At a Glance Contract Report for 101338/0071 - September 2016

Name or company name	Whitecross Dental Care Limited
Contract type name	Pilot Contract
Purpose of contract	General
Contract start date	01/12/2008
Contract end date	

16/17 Contracted general activity (UDA)	34,295
Carry forward general activity (UDA)	0
16/17 Contracted orthodontic activity (UOA)	0
Carry forward orthodontic activity (UOA)	0
Baseline contract value	£776,828.10

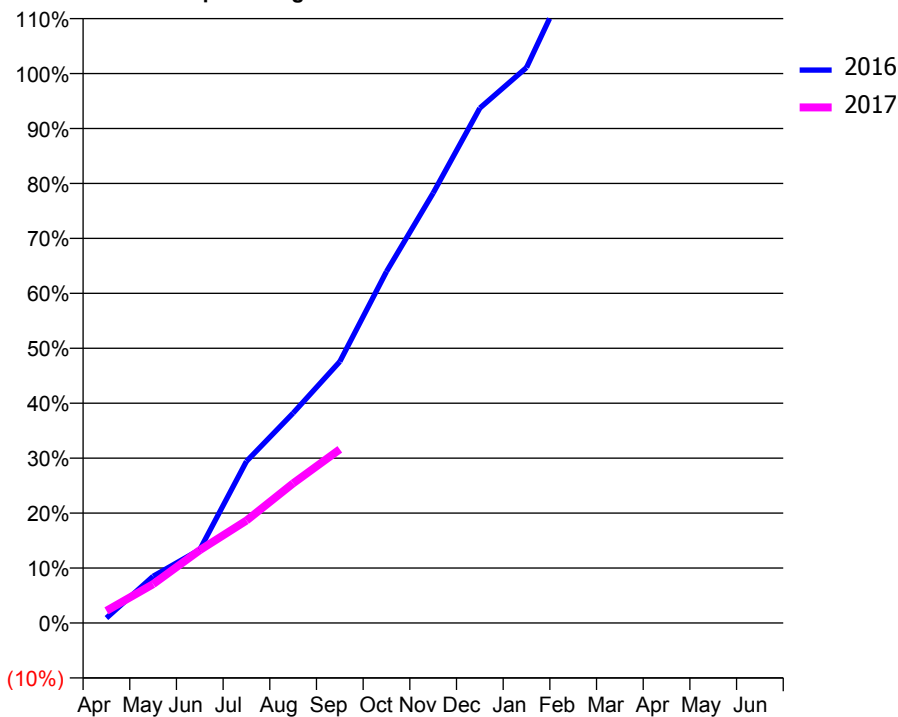
ACCESS*

Patients seen in 24 months	Total	Change since previous quarter
Quarter ending September 2015	6,193	
Quarter ending December 2015	6,745	↑
Quarter ending March 2016	6,843	→
Quarter ending June 2016	7,284	↑
Quarter ending September 2016	7,612	↑
Variance since September 2015	22.9%	↑



ACTIVITY

Cumulative percentage of contracted UDA delivered 2016 & 2017



Month	Adjusted Scheduled Activity (UDA)	
	2016	2017
April	133	759
May	1,248	2,423
June	1,964	4,551
July	4,323	6,392
August	5,615	8,718
September	6,992	10,838
October	9,400	
November	11,502	
December	13,773	
January	14,856	
February	17,499	
March	19,178	
April	19,835	
May	19,969	
June	20,945	

QUALITY

	Quantity	Base Number	Contract	AT	Region	England
% of FP17s for the same patient ID Re-attending within 3 months - Children	69	1,352	5.1%	11.6%	13.5%	12.4%
% of FP17s for the same patient ID Re-attending within 3 months - Adults	499	4,848	10.3%	15.7%	17.4%	16.7%
% of FP17s for the same patient ID Re-attending between 3 & 9 months - Children	798	1,352	59.0%	57.3%	59.0%	57.4%
% of FP17s for the same patient ID Re-attending between 3 & 9 months - Adults	2,225	4,848	45.9%	52.3%	52.6%	50.5%
% of FP17s for Band 1 Urgent Courses	307	5,416	5.7%	8.5%	9.4%	9.1%
% of FP17s Relating to Free Repair or Replacements	79	5,416	1.5%	1.2%	1.0%	0.8%
% of FP17s Relating to Continuations	64	5,416	1.2%	1.7%	1.5%	1.3%
% of Patients satisfied with the dentistry they have received	6	8	N/A	93.9%	93.7%	93.2%
% of Patients satisfied with the time they had to wait for an appointment	4	8	N/A	90.4%	90.0%	89.0%

* This is based on patients treated on this contract for their most recent course of treatment. Figures in italics indicate the base number of FP17s or Patient Questionnaire responses are less than 100. N/A is shown where the base number of responses is less than 10 during the period. % is calculated as Quantity/Base number*100

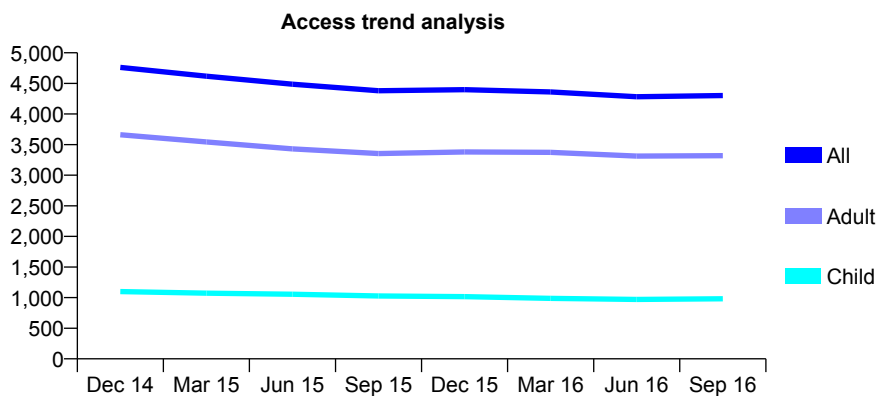
Q49 - Vital Signs At a Glance Contract Report for 101435/0117 - September 2016

Name or company name	IDH Limited
Contract type name	GDS Contract
Purpose of contract	General
Contract start date	01/10/2008
Contract end date	

16/17 Contracted general activity (UDA)	15,000
Carry forward general activity (UDA)	44
16/17 Contracted orthodontic activity (UOA)	0
Carry forward orthodontic activity (UOA)	0
Baseline contract value	£368,751.86

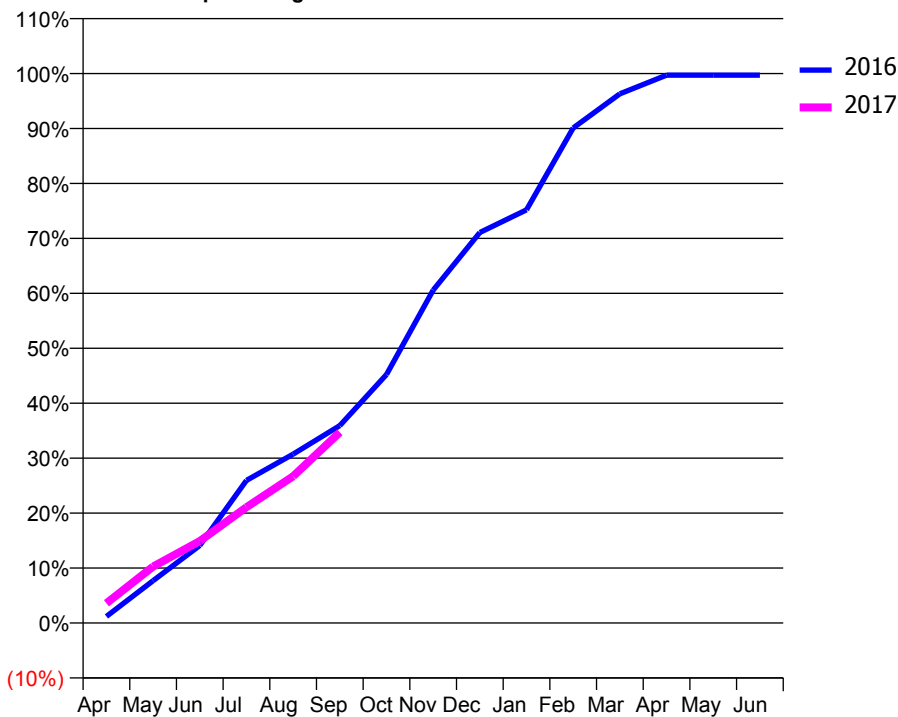
ACCESS*

Patients seen in 24 months	Total	Change since previous quarter
Quarter ending September 2015	4,381	
Quarter ending December 2015	4,397	→
Quarter ending March 2016	4,361	→
Quarter ending June 2016	4,283	↓
Quarter ending September 2016	4,301	→
Variance since September 2015	(1.8%)	↓



ACTIVITY

Cumulative percentage of contracted UDA delivered 2016 & 2017



Month	Adjusted Scheduled Activity (UDA)	
	2016	2017
April	181	539
May	1,154	1,541
June	2,118	2,238
July	3,893	3,161
August	4,608	4,005
September	5,388	5,208
October	6,783	
November	9,086	
December	10,658	
January	11,277	
February	13,514	
March	14,445	
April	14,956	
May	14,956	
June	14,956	

QUALITY

	Quantity	Base Number	Contract	AT	Region	England
% of FP17s for the same patient ID Re-attending within 3 months - Children	72	664	10.8%	11.6%	13.5%	12.4%
% of FP17s for the same patient ID Re-attending within 3 months - Adults	263	1,811	14.5%	15.7%	17.4%	16.7%
% of FP17s for the same patient ID Re-attending between 3 & 9 months - Children	365	664	55.0%	57.3%	59.0%	57.4%
% of FP17s for the same patient ID Re-attending between 3 & 9 months - Adults	867	1,811	47.9%	52.3%	52.6%	50.5%
% of FP17s for Band 1 Urgent Courses	244	2,274	10.7%	8.5%	9.4%	9.1%
% of FP17s Relating to Free Repair or Replacements	36	2,274	1.6%	1.2%	1.0%	0.8%
% of FP17s Relating to Continuations	55	2,274	2.4%	1.7%	1.5%	1.3%
% of Patients satisfied with the dentistry they have received	3	3	N/A	93.9%	93.7%	93.2%
% of Patients satisfied with the time they had to wait for an appointment	3	3	N/A	90.4%	90.0%	89.0%

* This is based on patients treated on this contract for their most recent course of treatment. Figures in italics indicate the base number of FP17s or Patient Questionnaire responses are less than 100. N/A is shown where the base number of responses is less than 10 during the period. % is calculated as Quantity/Base number*100

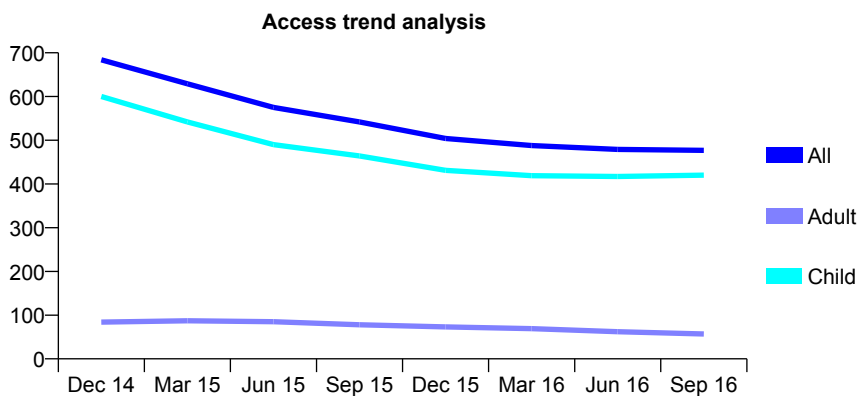
Q49 - Vital Signs At a Glance Contract Report for 105953/0001 - September 2016

Name or company name	St Helen's Dental Practice Ltd
Contract type name	GDS Contract
Purpose of contract	General
Contract start date	01/05/2011
Contract end date	

16/17 Contracted general activity (UDA)	1,500
Carry forward general activity (UDA)	0
16/17 Contracted orthodontic activity (UOA)	0
Carry forward orthodontic activity (UOA)	0
Baseline contract value	£35,459.15

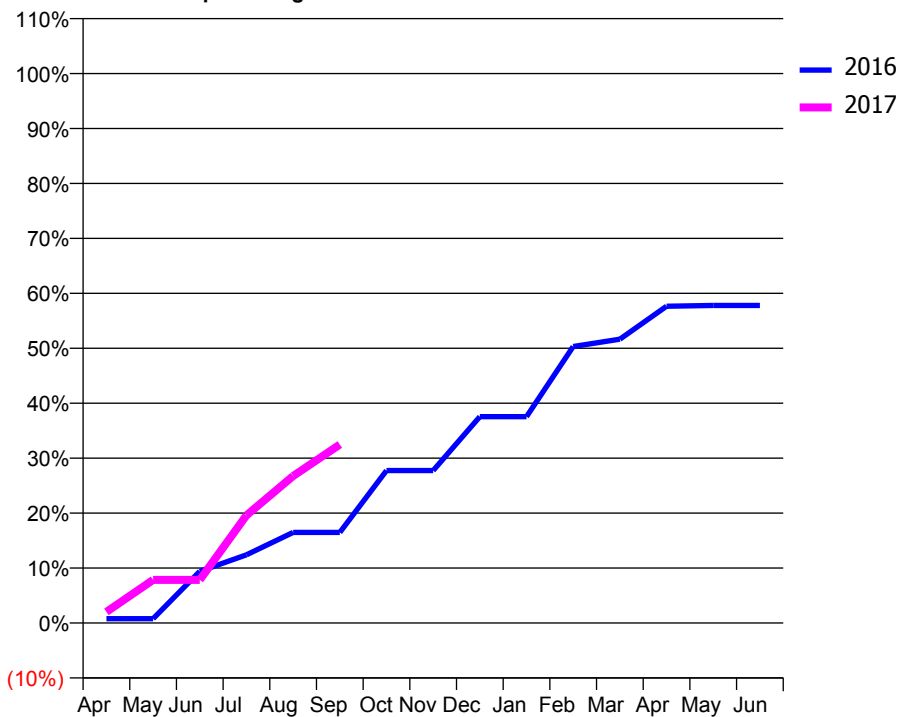
ACCESS*

Patients seen in 24 months	Total	Change since previous quarter
Quarter ending September 2015	542	
Quarter ending December 2015	504	↓
Quarter ending March 2016	488	↓
Quarter ending June 2016	479	↓
Quarter ending September 2016	477	→
Variance since September 2015	(12.0%)	↓



ACTIVITY

Cumulative percentage of contracted UDA delivered 2016 & 2017



Adjusted Scheduled Activity (UDA)

Month	2016	2017
April	12	30
May	12	118
June	141	118
July	186	294
August	247	401
September	247	487
October	416	
November	416	
December	563	
January	563	
February	755	
March	775	
April	865	
May	867	
June	867	

QUALITY

	Quantity	Base Number	Contract	AT	Region	England
% of FP17s for the same patient ID Re-attending within 3 months - Children	28	389	7.2%	11.6%	13.5%	12.4%
% of FP17s for the same patient ID Re-attending within 3 months - Adults	0	1	0.0%	15.7%	17.4%	16.7%
% of FP17s for the same patient ID Re-attending between 3 & 9 months - Children	178	389	45.8%	57.3%	59.0%	57.4%
% of FP17s for the same patient ID Re-attending between 3 & 9 months - Adults	0	1	0.0%	52.3%	52.6%	50.5%
% of FP17s for Band 1 Urgent Courses	6	323	1.9%	8.5%	9.4%	9.1%
% of FP17s Relating to Free Repair or Replacements	0	323	0.0%	1.2%	1.0%	0.8%
% of FP17s Relating to Continuations	2	323	0.6%	1.7%	1.5%	1.3%
% of Patients satisfied with the dentistry they have received	0	0	N/A	93.9%	93.7%	93.2%
% of Patients satisfied with the time they had to wait for an appointment	0	0	N/A	90.4%	90.0%	89.0%

* This is based on patients treated on this contract for their most recent course of treatment. Figures in italics indicate the base number of FP17s or Patient Questionnaire responses are less than 100. N/A is shown where the base number of responses is less than 10 during the period. % is calculated as Quantity/Base number*100

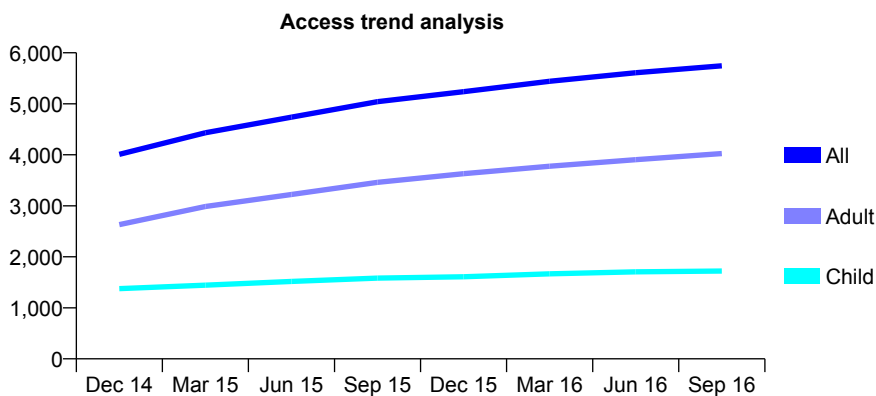
Q49 - Vital Signs At a Glance Contract Report for 106453/0001 - September 2016

Name or company name	The Whitley Dental Clinic Partnership
Contract type name	GDS Contract
Purpose of contract	General
Contract start date	01/11/2013
Contract end date	

16/17 Contracted general activity (UDA)	13,279
Carry forward general activity (UDA)	0
16/17 Contracted orthodontic activity (UOA)	0
Carry forward orthodontic activity (UOA)	0
Baseline contract value	£322,766.28

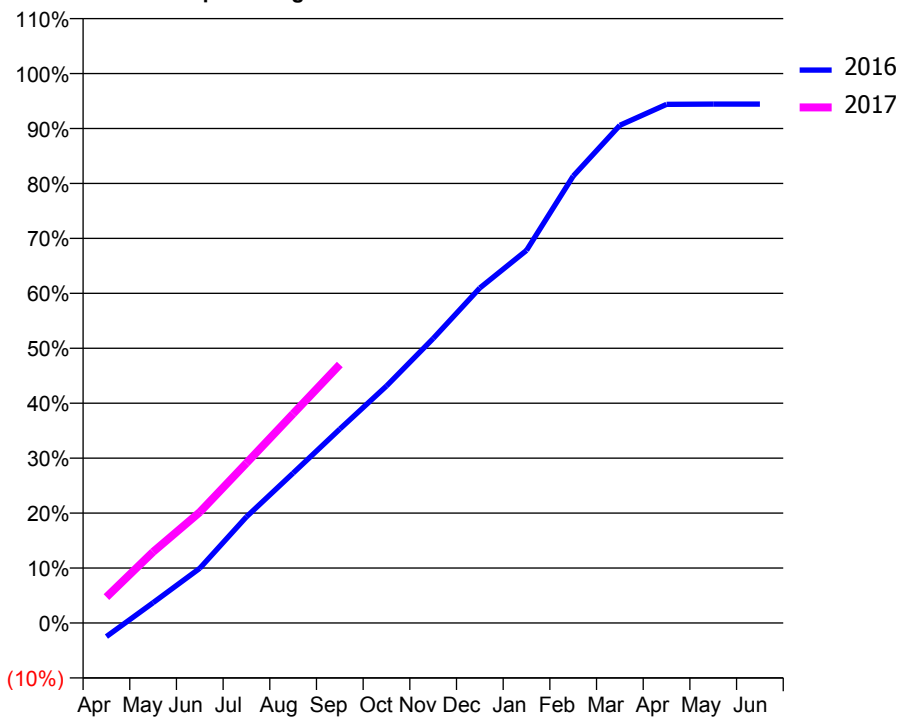
ACCESS*

Patients seen in 24 months	Total	Change since previous quarter
Quarter ending September 2015	5,041	
Quarter ending December 2015	5,239	↑
Quarter ending March 2016	5,443	↑
Quarter ending June 2016	5,610	↑
Quarter ending September 2016	5,746	↑
Variance since September 2015	14.0%	↑



ACTIVITY

Cumulative percentage of contracted UDA delivered 2016 & 2017



Month	Adjusted Scheduled Activity (UDA)	
	2016	2017
April	-330	628
May	490	1,720
June	1,322	2,681
July	2,568	3,865
August	3,622	5,056
September	4,686	6,246
October	5,729	
November	6,875	
December	8,097	
January	9,004	
February	10,801	
March	12,027	
April	12,534	
May	12,541	
June	12,540	

QUALITY

	Quantity	Base Number	Contract	AT	Region	England
% of FP17s for the same patient ID Re-attending within 3 months - Children	118	1,237	9.5%	11.6%	13.5%	12.4%
% of FP17s for the same patient ID Re-attending within 3 months - Adults	507	2,820	18.0%	15.7%	17.4%	16.7%
% of FP17s for the same patient ID Re-attending between 3 & 9 months - Children	679	1,237	54.9%	57.3%	59.0%	57.4%
% of FP17s for the same patient ID Re-attending between 3 & 9 months - Adults	1,469	2,820	52.1%	52.3%	52.6%	50.5%
% of FP17s for Band 1 Urgent Courses	385	3,533	10.9%	8.5%	9.4%	9.1%
% of FP17s Relating to Free Repair or Replacements	36	3,533	1.0%	1.2%	1.0%	0.8%
% of FP17s Relating to Continuations	28	3,533	0.8%	1.7%	1.5%	1.3%
% of Patients satisfied with the dentistry they have received	3	3	N/A	93.9%	93.7%	93.2%
% of Patients satisfied with the time they had to wait for an appointment	3	3	N/A	90.4%	90.0%	89.0%

* This is based on patients treated on this contract for their most recent course of treatment. Figures in italics indicate the base number of FP17s or Patient Questionnaire responses are less than 100. N/A is shown where the base number of responses is less than 10 during the period. % is calculated as Quantity/Base number*100

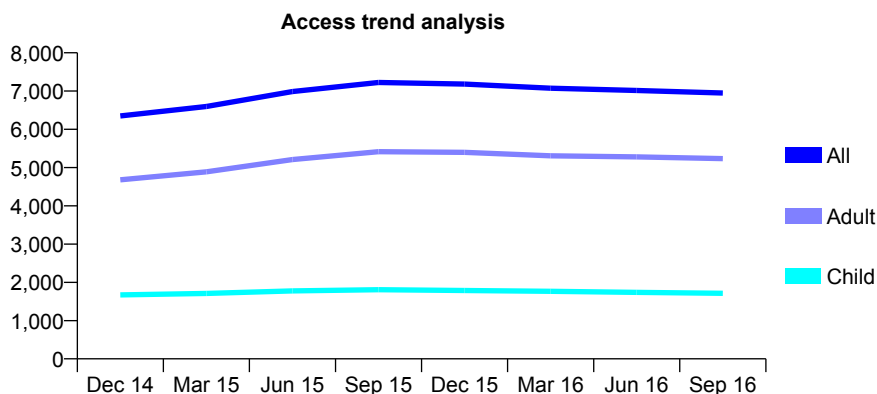
Q49 - Vital Signs At a Glance Contract Report for 109193/0001 - September 2016

Name or company name	Browns ₂ Dental Surgery
Contract type name	GDS Contract
Purpose of contract	General
Contract start date	09/10/2013
Contract end date	

16/17 Contracted general activity (UDA)	20,354
Carry forward general activity (UDA)	0
16/17 Contracted orthodontic activity (UOA)	0
Carry forward orthodontic activity (UOA)	0
Baseline contract value	£540,081.45

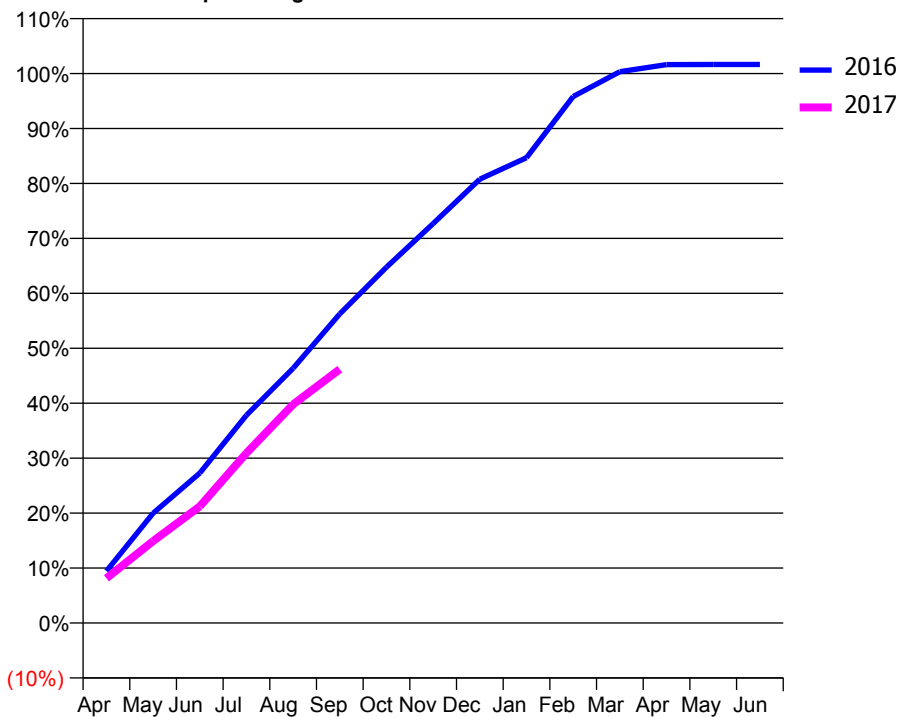
ACCESS*

Patients seen in 24 months	Total	Change since previous quarter
Quarter ending September 2015	7,224	
Quarter ending December 2015	7,184	→
Quarter ending March 2016	7,074	↓
Quarter ending June 2016	7,014	→
Quarter ending September 2016	6,949	→
Variance since September 2015	(3.8%)	↓



ACTIVITY

Cumulative percentage of contracted UDA delivered 2016 & 2017



Adjusted Scheduled Activity (UDA)

Month	2016	2017
April	1,924	1,657
May	4,068	3,033
June	5,557	4,317
July	7,700	6,294
August	9,436	8,099
September	11,452	9,400
October	13,179	
November	14,797	
December	16,442	
January	17,235	
February	19,505	
March	20,421	
April	20,686	
May	20,689	
June	20,689	

QUALITY

	Quantity	Base Number	Contract	AT	Region	England
% of FP17s for the same patient ID Re-attending within 3 months - Children	90	1,166	7.7%	11.6%	13.5%	12.4%
% of FP17s for the same patient ID Re-attending within 3 months - Adults	547	3,344	16.4%	15.7%	17.4%	16.7%
% of FP17s for the same patient ID Re-attending between 3 & 9 months - Children	593	1,166	50.9%	57.3%	59.0%	57.4%
% of FP17s for the same patient ID Re-attending between 3 & 9 months - Adults	1,564	3,344	46.8%	52.3%	52.6%	50.5%
% of FP17s for Band 1 Urgent Courses	366	4,308	8.5%	8.5%	9.4%	9.1%
% of FP17s Relating to Free Repair or Replacements	37	4,308	0.9%	1.2%	1.0%	0.8%
% of FP17s Relating to Continuations	147	4,308	3.4%	1.7%	1.5%	1.3%
% of Patients satisfied with the dentistry they have received	6	6	N/A	93.9%	93.7%	93.2%
% of Patients satisfied with the time they had to wait for an appointment	6	6	N/A	90.4%	90.0%	89.0%

* This is based on patients treated on this contract for their most recent course of treatment. Figures in italics indicate the base number of FP17s or Patient Questionnaire responses are less than 100. N/A is shown where the base number of responses is less than 10 during the period. % is calculated as Quantity/Base number*100

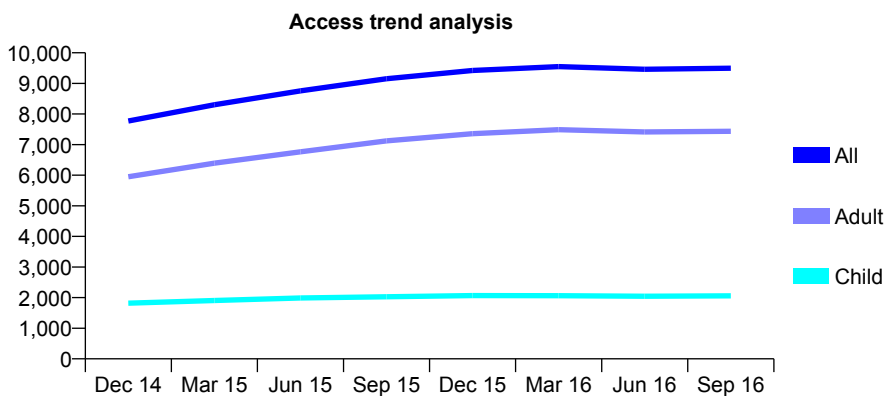
Q49 - Vital Signs At a Glance Contract Report for 109290/0001 - September 2016

Name or company name	Kenton Park Dental Practice Partnership
Contract type name	GDS Contract
Purpose of contract	General
Contract start date	01/08/2013
Contract end date	

16/17 Contracted general activity (UDA)	29,318
Carry forward general activity (UDA)	0
16/17 Contracted orthodontic activity (UOA)	0
Carry forward orthodontic activity (UOA)	0
Baseline contract value	£746,373.09

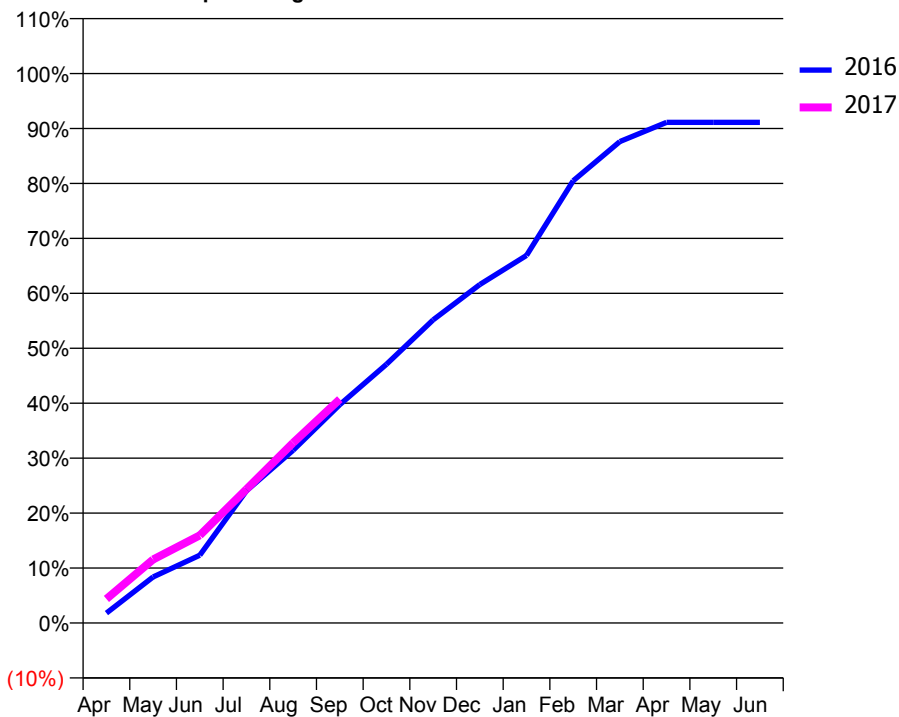
ACCESS*

Patients seen in 24 months	Total	Change since previous quarter
Quarter ending September 2015	9,153	
Quarter ending December 2015	9,424	↑
Quarter ending March 2016	9,549	→
Quarter ending June 2016	9,461	→
Quarter ending September 2016	9,498	→
Variance since September 2015	3.8%	↑



ACTIVITY

Cumulative percentage of contracted UDA delivered 2016 & 2017



Month	Adjusted Scheduled Activity (UDA)	
	2016	2017
April	529	1,285
May	2,458	3,392
June	3,619	4,680
July	7,053	7,141
August	9,219	9,617
September	11,647	11,942
October	13,804	
November	16,174	
December	18,063	
January	19,612	
February	23,595	
March	25,687	
April	26,714	
May	26,713	
June	26,712	

QUALITY

	Quantity	Base Number	Contract	AT	Region	England
% of FP17s for the same patient ID Re-attending within 3 months - Children	117	1,513	7.7%	11.6%	13.5%	12.4%
% of FP17s for the same patient ID Re-attending within 3 months - Adults	754	5,257	14.3%	15.7%	17.4%	16.7%
% of FP17s for the same patient ID Re-attending between 3 & 9 months - Children	965	1,513	63.8%	57.3%	59.0%	57.4%
% of FP17s for the same patient ID Re-attending between 3 & 9 months - Adults	3,193	5,257	60.7%	52.3%	52.6%	50.5%
% of FP17s for Band 1 Urgent Courses	497	6,238	8.0%	8.5%	9.4%	9.1%
% of FP17s Relating to Free Repair or Replacements	111	6,238	1.8%	1.2%	1.0%	0.8%
% of FP17s Relating to Continuations	116	6,238	1.9%	1.7%	1.5%	1.3%
% of Patients satisfied with the dentistry they have received	10	10	100.0%	93.9%	93.7%	93.2%
% of Patients satisfied with the time they had to wait for an appointment	9	10	90.0%	90.4%	90.0%	89.0%

* This is based on patients treated on this contract for their most recent course of treatment. Figures in italics indicate the base number of FP17s or Patient Questionnaire responses are less than 100. N/A is shown where the base number of responses is less than 10 during the period. % is calculated as Quantity/Base number*100

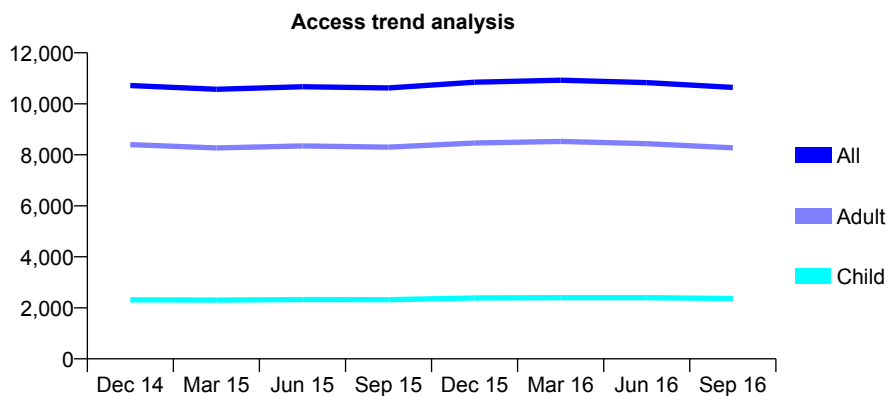
Q49 - Vital Signs At a Glance Contract Report for 109401/0002 - September 2016

Name or company name	ASDP Ltd
Contract type name	GDS Contract
Purpose of contract	General
Contract start date	01/05/2009
Contract end date	

16/17 Contracted general activity (UDA)	32,775
Carry forward general activity (UDA)	1,016
16/17 Contracted orthodontic activity (UOA)	0
Carry forward orthodontic activity (UOA)	0
Baseline contract value	£782,190.14

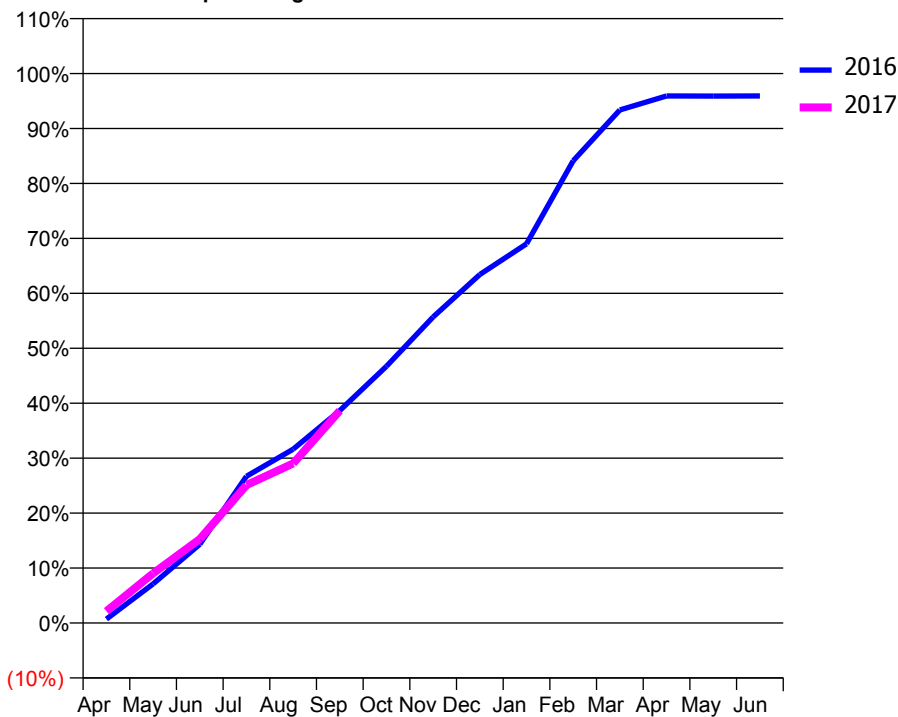
ACCESS*

Patients seen in 24 months	Total	Change since previous quarter
Quarter ending September 2015	10,622	
Quarter ending December 2015	10,848	↑
Quarter ending March 2016	10,926	→
Quarter ending June 2016	10,832	→
Quarter ending September 2016	10,642	↓
Variance since September 2015	0.2%	→



ACTIVITY

Cumulative percentage of contracted UDA delivered 2016 & 2017



Month	Adjusted Scheduled Activity (UDA)	
	2016	2017
April	238	706
May	2,338	2,962
June	4,693	5,004
July	8,756	8,231
August	10,367	9,516
September	12,671	12,663
October	15,318	
November	18,255	
December	20,788	
January	22,616	
February	27,569	
March	30,604	
April	31,432	
May	31,431	
June	31,437	

QUALITY

	Quantity	Base Number	Contract	AT	Region	England
% of FP17s for the same patient ID Re-attending within 3 months - Children	77	1,535	5.0%	11.6%	13.5%	12.4%
% of FP17s for the same patient ID Re-attending within 3 months - Adults	554	4,928	11.2%	15.7%	17.4%	16.7%
% of FP17s for the same patient ID Re-attending between 3 & 9 months - Children	900	1,535	58.6%	57.3%	59.0%	57.4%
% of FP17s for the same patient ID Re-attending between 3 & 9 months - Adults	2,431	4,928	49.3%	52.3%	52.6%	50.5%
% of FP17s for Band 1 Urgent Courses	482	6,117	7.9%	8.5%	9.4%	9.1%
% of FP17s Relating to Free Repair or Replacements	37	6,117	0.6%	1.2%	1.0%	0.8%
% of FP17s Relating to Continuations	100	6,117	1.6%	1.7%	1.5%	1.3%
% of Patients satisfied with the dentistry they have received	7	7	N/A	93.9%	93.7%	93.2%
% of Patients satisfied with the time they had to wait for an appointment	7	7	N/A	90.4%	90.0%	89.0%

* This is based on patients treated on this contract for their most recent course of treatment. Figures in italics indicate the base number of FP17s or Patient Questionnaire responses are less than 100. N/A is shown where the base number of responses is less than 10 during the period. % is calculated as Quantity/Base number*100

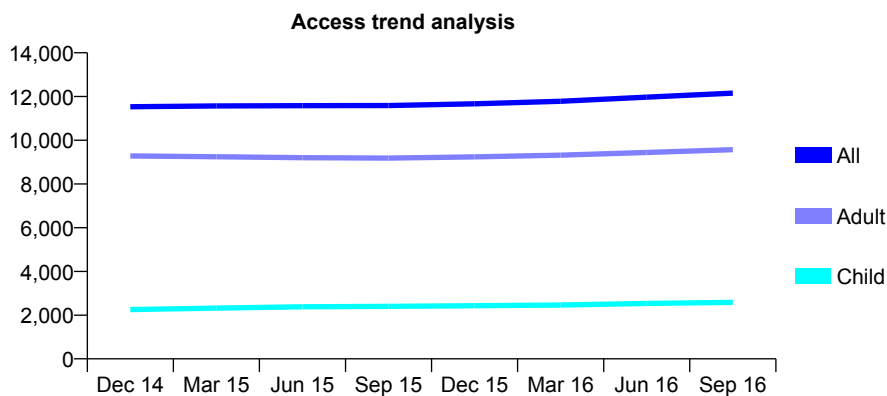
Q49 - Vital Signs At a Glance Contract Report for 116521/0001 - September 2016

Name or company name	Central Dental Practice
Contract type name	GDS Contract
Purpose of contract	General
Contract start date	01/04/2010
Contract end date	

16/17 Contracted general activity (UDA)	37,500
Carry forward general activity (UDA)	838
16/17 Contracted orthodontic activity (UOA)	0
Carry forward orthodontic activity (UOA)	0
Baseline contract value	£886,654.63

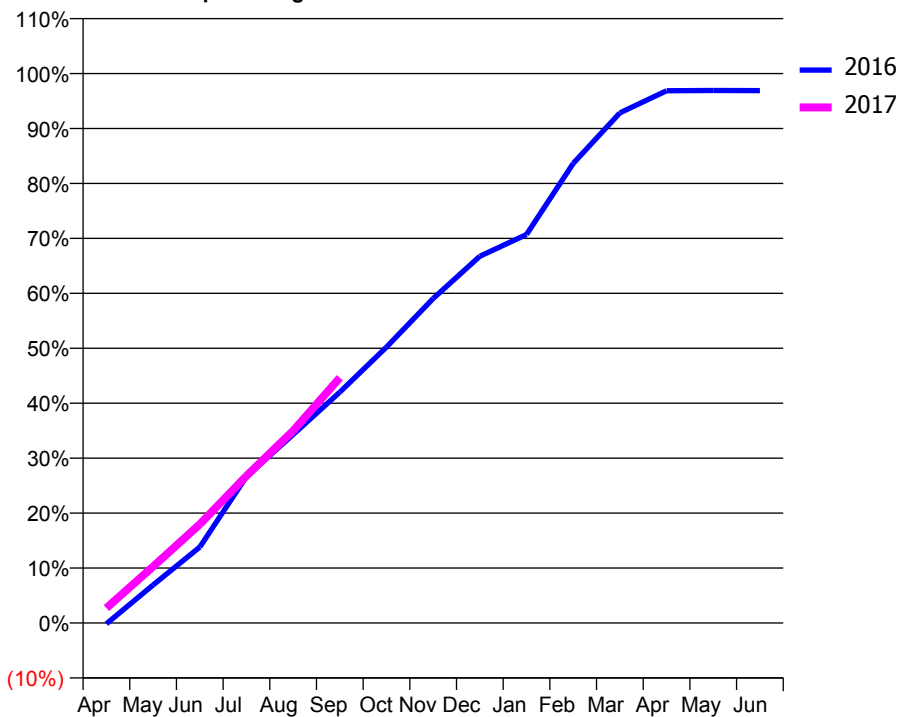
ACCESS*

Patients seen in 24 months	Total	Change since previous quarter
Quarter ending September 2015	11,586	
Quarter ending December 2015	11,667	→
Quarter ending March 2016	11,783	→
Quarter ending June 2016	11,970	→
Quarter ending September 2016	12,153	→
Variance since September 2015	4.9%	↑



ACTIVITY

Cumulative percentage of contracted UDA delivered 2016 & 2017



Month	Adjusted Scheduled Activity (UDA)	
	2016	2017
April	-61	1,021
May	2,595	3,851
June	5,186	6,737
July	9,996	10,041
August	12,859	13,115
September	15,755	16,736
October	18,837	
November	22,145	
December	25,032	
January	26,518	
February	31,360	
March	34,816	
April	36,321	
May	36,337	
June	36,332	

QUALITY

	Quantity	Base Number	Contract	AT	Region	England
% of FP17s for the same patient ID Re-attending within 3 months - Children	182	1,888	9.6%	11.6%	13.5%	12.4%
% of FP17s for the same patient ID Re-attending within 3 months - Adults	794	5,805	13.7%	15.7%	17.4%	16.7%
% of FP17s for the same patient ID Re-attending between 3 & 9 months - Children	978	1,888	51.8%	57.3%	59.0%	57.4%
% of FP17s for the same patient ID Re-attending between 3 & 9 months - Adults	2,561	5,805	44.1%	52.3%	52.6%	50.5%
% of FP17s for Band 1 Urgent Courses	1,074	7,098	15.1%	8.5%	9.4%	9.1%
% of FP17s Relating to Free Repair or Replacements	72	7,098	1.0%	1.2%	1.0%	0.8%
% of FP17s Relating to Continuations	122	7,098	1.7%	1.7%	1.5%	1.3%
% of Patients satisfied with the dentistry they have received	15	15	100.0%	93.9%	93.7%	93.2%
% of Patients satisfied with the time they had to wait for an appointment	14	15	93.3%	90.4%	90.0%	89.0%

* This is based on patients treated on this contract for their most recent course of treatment. Figures in italics indicate the base number of FP17s or Patient Questionnaire responses are less than 100. N/A is shown where the base number of responses is less than 10 during the period. % is calculated as Quantity/Base number*100

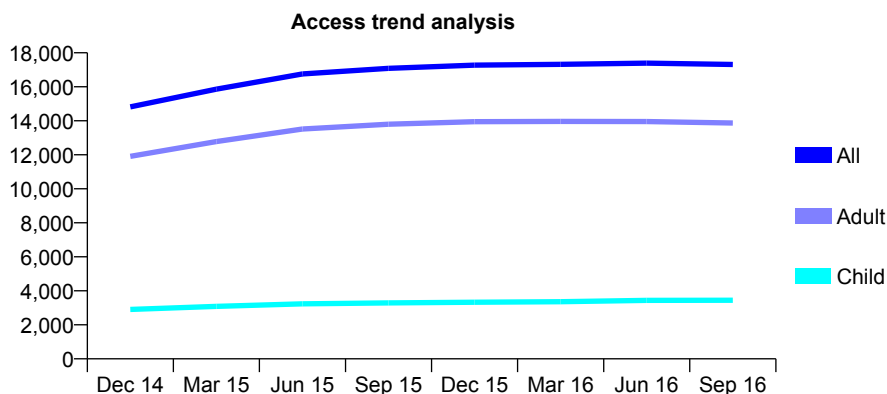
Q49 - Vital Signs At a Glance Contract Report for 116998/0001 - September 2016

Name or company name	The Cowpen and Waterloo Dental Practice
Contract type name	GDS Contract
Purpose of contract	General
Contract start date	30/07/2013
Contract end date	

16/17 Contracted general activity (UDA)	61,155
Carry forward general activity (UDA)	0
16/17 Contracted orthodontic activity (UOA)	0
Carry forward orthodontic activity (UOA)	0
Baseline contract value	£1,872,044.02

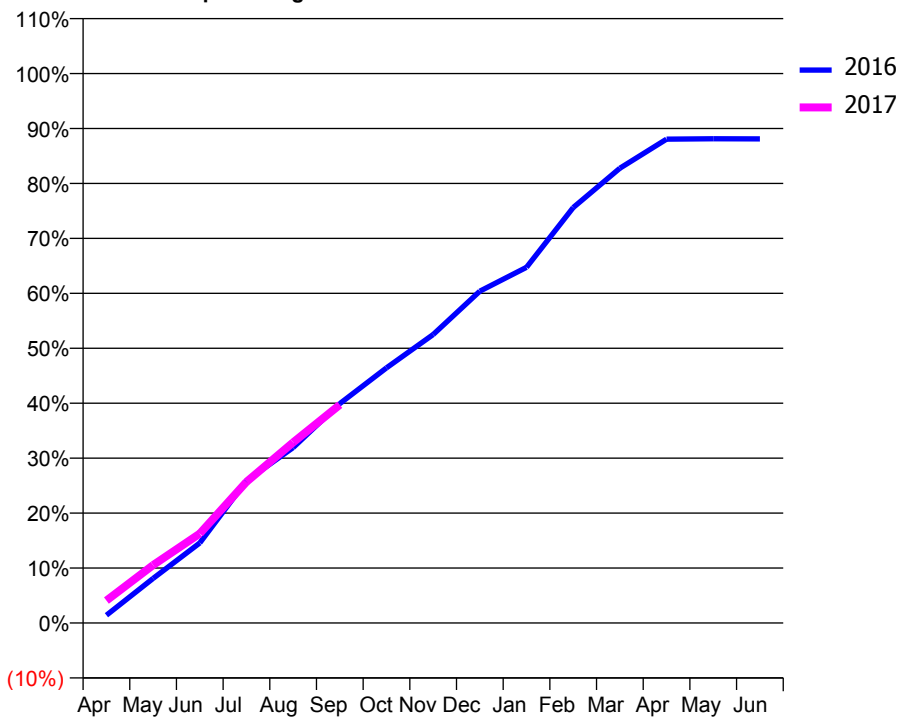
ACCESS*

Patients seen in 24 months	Total	Change since previous quarter
Quarter ending September 2015	17,089	
Quarter ending December 2015	17,276	→
Quarter ending March 2016	17,322	→
Quarter ending June 2016	17,396	→
Quarter ending September 2016	17,312	→
Variance since September 2015	1.3%	→



ACTIVITY

Cumulative percentage of contracted UDA delivered 2016 & 2017



Month	Adjusted Scheduled Activity (UDA)	
	2016	2017
April	869	2,498
May	4,971	6,443
June	8,918	9,954
July	15,830	15,709
August	19,518	20,101
September	24,424	24,281
October	28,400	
November	32,105	
December	36,927	
January	39,580	
February	46,240	
March	50,606	
April	53,846	
May	53,894	
June	53,878	

QUALITY

	Quantity	Base Number	Contract	AT	Region	England
% of FP17s for the same patient ID Re-attending within 3 months - Children	193	2,588	7.5%	11.6%	13.5%	12.4%
% of FP17s for the same patient ID Re-attending within 3 months - Adults	1,270	9,731	13.1%	15.7%	17.4%	16.7%
% of FP17s for the same patient ID Re-attending between 3 & 9 months - Children	1,378	2,588	53.2%	57.3%	59.0%	57.4%
% of FP17s for the same patient ID Re-attending between 3 & 9 months - Adults	5,330	9,731	54.8%	52.3%	52.6%	50.5%
% of FP17s for Band 1 Urgent Courses	796	10,786	7.4%	8.5%	9.4%	9.1%
% of FP17s Relating to Free Repair or Replacements	149	10,786	1.4%	1.2%	1.0%	0.8%
% of FP17s Relating to Continuations	177	10,786	1.6%	1.7%	1.5%	1.3%
% of Patients satisfied with the dentistry they have received	12	13	92.3%	93.9%	93.7%	93.2%
% of Patients satisfied with the time they had to wait for an appointment	11	13	84.6%	90.4%	90.0%	89.0%

* This is based on patients treated on this contract for their most recent course of treatment. Figures in italics indicate the base number of FP17s or Patient Questionnaire responses are less than 100. N/A is shown where the base number of responses is less than 10 during the period. % is calculated as Quantity/Base number*100

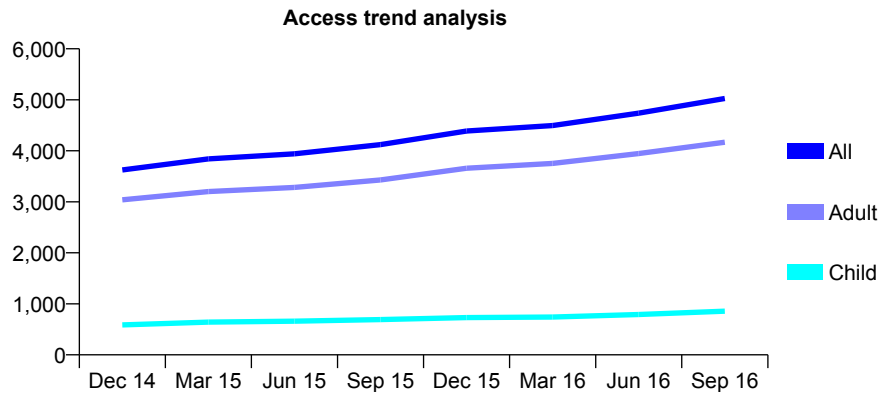
Q49 - Vital Signs At a Glance Contract Report for 118060/0023 - September 2016

Name or company name	Genix Healthcare Ltd
Contract type name	PDS Plus Contract
Purpose of contract	General
Contract start date	25/08/2010
Contract end date	25/10/2017

16/17 Contracted general activity (UDA)	20,000
Carry forward general activity (UDA)	0
16/17 Contracted orthodontic activity (UOA)	0
Carry forward orthodontic activity (UOA)	0
Baseline contract value	£294,787.39

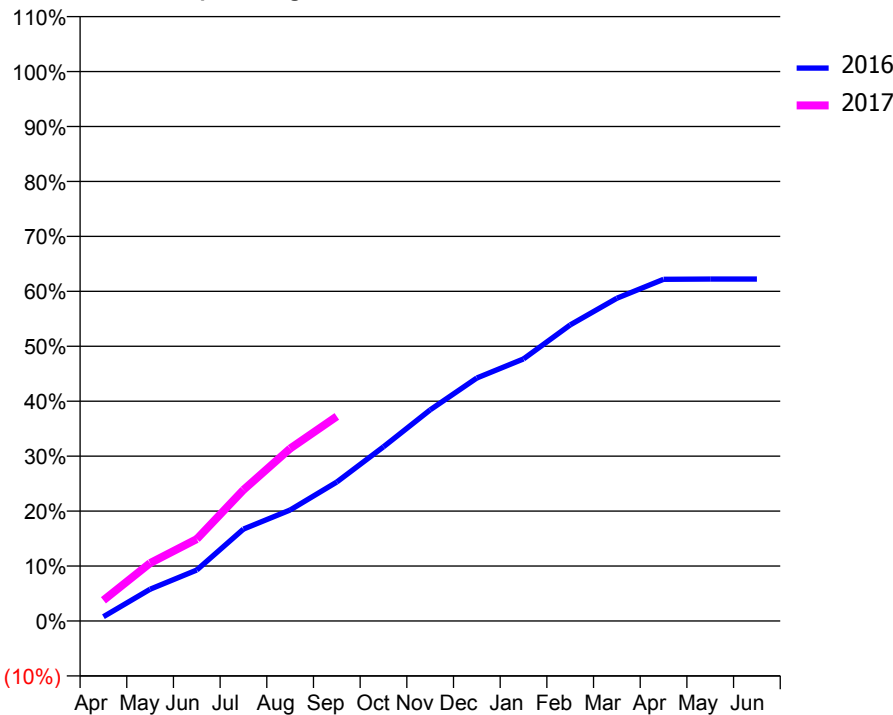
ACCESS*

Patients seen in 24 months	Total	Change since previous quarter
Quarter ending September 2015	4,122	
Quarter ending December 2015	4,389	↑
Quarter ending March 2016	4,495	↑
Quarter ending June 2016	4,738	↑
Quarter ending September 2016	5,025	↑
Variance since September 2015	21.9%	↑



ACTIVITY

Cumulative percentage of contracted UDA delivered 2016 & 2017



Month	Adjusted Scheduled Activity (UDA)	
	2016	2017
April	156	755
May	1,155	2,110
June	1,854	2,984
July	3,345	4,774
August	4,042	6,276
September	5,060	7,446
October	6,339	
November	7,683	
December	8,843	
January	9,539	
February	10,779	
March	11,750	
April	12,437	
May	12,446	
June	12,446	

QUALITY

	Quantity	Base Number	Contract	AT	Region	England
% of FP17s for the same patient ID Re-attending within 3 months - Children	26	677	3.8%	11.6%	13.5%	12.4%
% of FP17s for the same patient ID Re-attending within 3 months - Adults	383	3,282	11.7%	15.7%	17.4%	16.7%
% of FP17s for the same patient ID Re-attending between 3 & 9 months - Children	356	677	52.6%	57.3%	59.0%	57.4%
% of FP17s for the same patient ID Re-attending between 3 & 9 months - Adults	1,694	3,282	51.6%	52.3%	52.6%	50.5%
% of FP17s for Band 1 Urgent Courses	262	3,589	7.3%	8.5%	9.4%	9.1%
% of FP17s Relating to Free Repair or Replacements	38	3,589	1.1%	1.2%	1.0%	0.8%
% of FP17s Relating to Continuations	28	3,589	0.8%	1.7%	1.5%	1.3%
% of Patients satisfied with the dentistry they have received	19	20	95.0%	93.9%	93.7%	93.2%
% of Patients satisfied with the time they had to wait for an appointment	20	20	100.0%	90.4%	90.0%	89.0%

* This is based on patients treated on this contract for their most recent course of treatment. Figures in italics indicate the base number of FP17s or Patient Questionnaire responses are less than 100. N/A is shown where the base number of responses is less than 10 during the period. % is calculated as Quantity/Base number*100

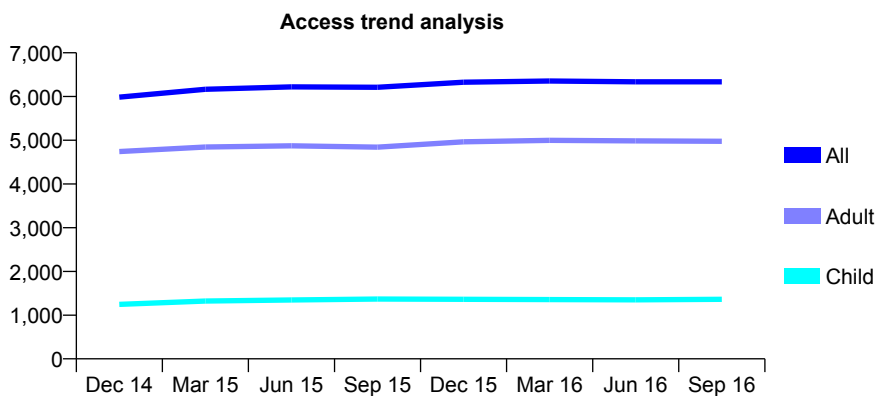
Q49 - Vital Signs At a Glance Contract Report for 118060/0024 - September 2016

Name or company name	Genix Healthcare Ltd
Contract type name	PDS Plus Contract
Purpose of contract	General
Contract start date	25/08/2010
Contract end date	25/08/2017

16/17 Contracted general activity (UDA)	20,000
Carry forward general activity (UDA)	0
16/17 Contracted orthodontic activity (UOA)	0
Carry forward orthodontic activity (UOA)	0
Baseline contract value	£292,738.22

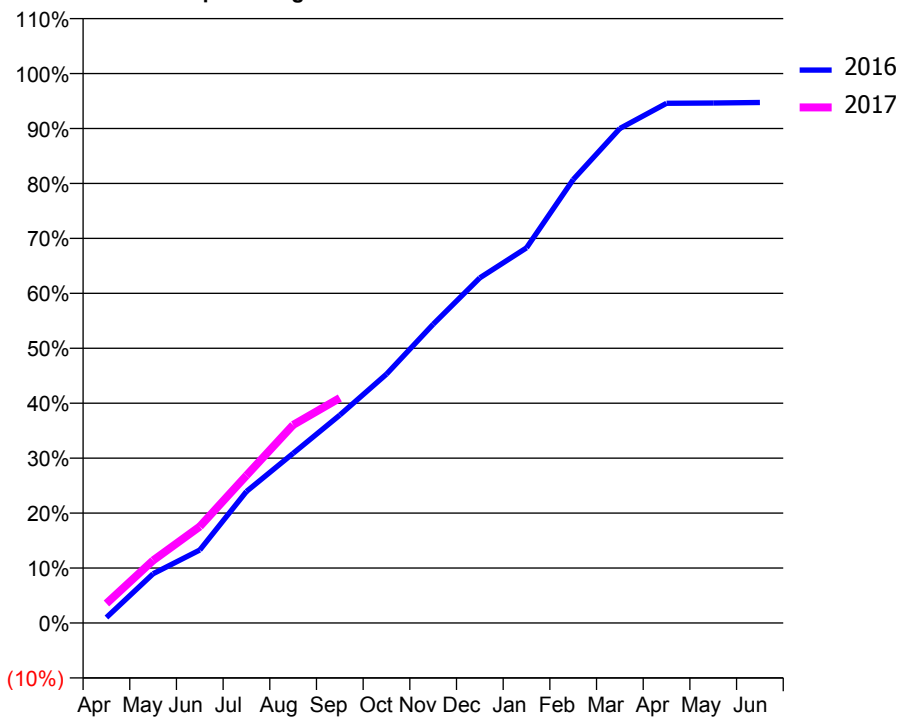
ACCESS*

Patients seen in 24 months	Total	Change since previous quarter
Quarter ending September 2015	6,211	
Quarter ending December 2015	6,326	→
Quarter ending March 2016	6,355	→
Quarter ending June 2016	6,337	→
Quarter ending September 2016	6,338	→
Variance since September 2015	2.0%	↑



ACTIVITY

Cumulative percentage of contracted UDA delivered 2016 & 2017



Month	Adjusted Scheduled Activity (UDA)	
	2016	2017
April	203	713
May	1,793	2,280
June	2,659	3,512
July	4,788	5,370
August	6,174	7,209
September	7,569	8,189
October	9,058	
November	10,874	
December	12,564	
January	13,656	
February	16,142	
March	17,999	
April	18,918	
May	18,928	
June	18,943	

QUALITY

	Quantity	Base Number	Contract	AT	Region	England
% of FP17s for the same patient ID Re-attending within 3 months - Children	48	941	5.1%	11.6%	13.5%	12.4%
% of FP17s for the same patient ID Re-attending within 3 months - Adults	373	3,106	12.0%	15.7%	17.4%	16.7%
% of FP17s for the same patient ID Re-attending between 3 & 9 months - Children	609	941	64.7%	57.3%	59.0%	57.4%
% of FP17s for the same patient ID Re-attending between 3 & 9 months - Adults	1,756	3,106	56.5%	52.3%	52.6%	50.5%
% of FP17s for Band 1 Urgent Courses	90	3,649	2.5%	8.5%	9.4%	9.1%
% of FP17s Relating to Free Repair or Replacements	41	3,649	1.1%	1.2%	1.0%	0.8%
% of FP17s Relating to Continuations	37	3,649	1.0%	1.7%	1.5%	1.3%
% of Patients satisfied with the dentistry they have received	16	18	88.9%	93.9%	93.7%	93.2%
% of Patients satisfied with the time they had to wait for an appointment	15	18	83.3%	90.4%	90.0%	89.0%

* This is based on patients treated on this contract for their most recent course of treatment. Figures in italics indicate the base number of FP17s or Patient Questionnaire responses are less than 100. N/A is shown where the base number of responses is less than 10 during the period. % is calculated as Quantity/Base number*100

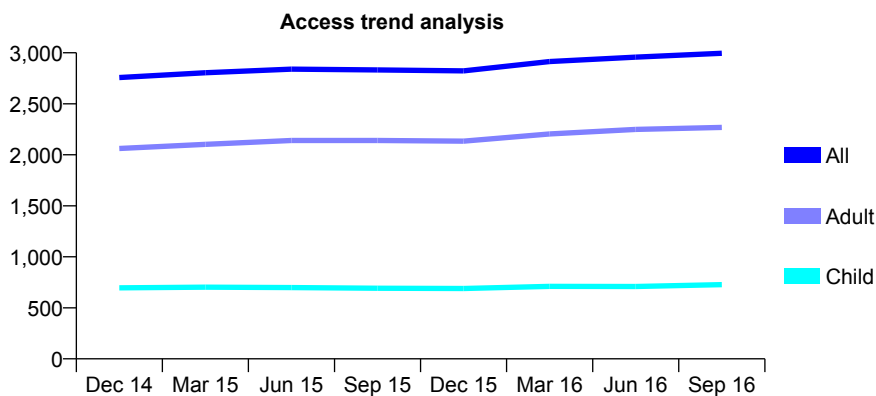
Q49 - Vital Signs At a Glance Contract Report for 122181/0001 - September 2016

Name or company name	Sedbergh Dental Practice
Contract type name	GDS Contract
Purpose of contract	General
Contract start date	01/04/2010
Contract end date	

16/17 Contracted general activity (UDA)	8,754
Carry forward general activity (UDA)	0
16/17 Contracted orthodontic activity (UOA)	0
Carry forward orthodontic activity (UOA)	0
Baseline contract value	£219,013.35

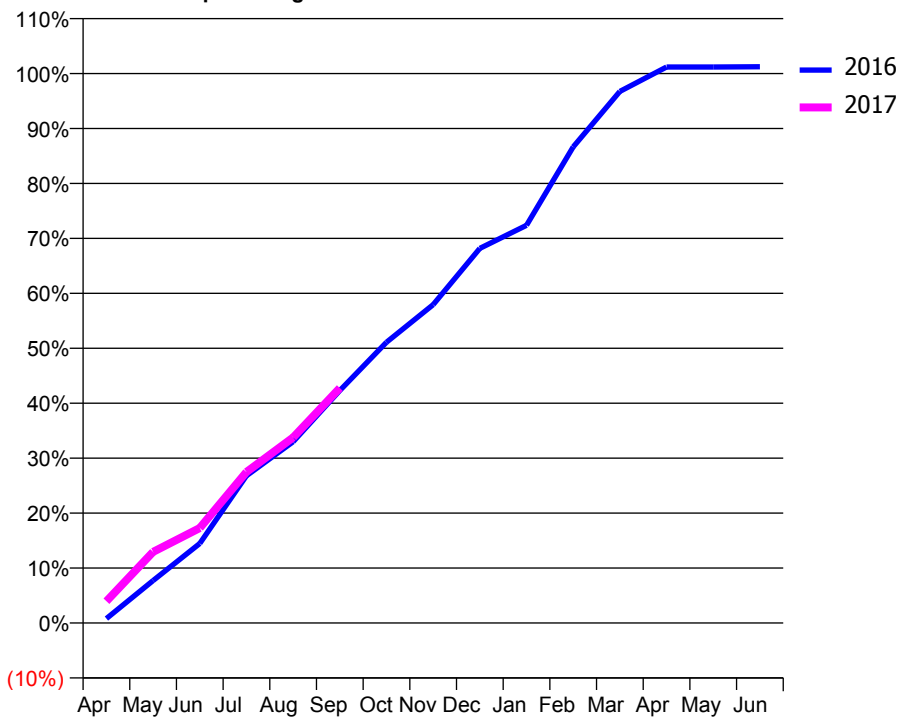
ACCESS*

Patients seen in 24 months	Total	Change since previous quarter
Quarter ending September 2015	2,832	
Quarter ending December 2015	2,823	→
Quarter ending March 2016	2,915	↑
Quarter ending June 2016	2,958	→
Quarter ending September 2016	2,996	→
Variance since September 2015	5.8%	↑



ACTIVITY

Cumulative percentage of contracted UDA delivered 2016 & 2017



Month	Adjusted Scheduled Activity (UDA)	
	2016	2017
April	71	347
May	671	1,134
June	1,256	1,513
July	2,325	2,405
August	2,862	2,956
September	3,671	3,744
October	4,432	
November	5,027	
December	5,914	
January	6,280	
February	7,516	
March	8,392	
April	8,778	
May	8,779	
June	8,783	

QUALITY

	Quantity	Base Number	Contract	AT	Region	England
% of FP17s for the same patient ID Re-attending within 3 months - Children	76	718	10.6%	11.6%	13.5%	12.4%
% of FP17s for the same patient ID Re-attending within 3 months - Adults	255	1,923	13.3%	15.7%	17.4%	16.7%
% of FP17s for the same patient ID Re-attending between 3 & 9 months - Children	533	718	74.2%	57.3%	59.0%	57.4%
% of FP17s for the same patient ID Re-attending between 3 & 9 months - Adults	1,330	1,923	69.2%	52.3%	52.6%	50.5%
% of FP17s for Band 1 Urgent Courses	117	2,015	5.8%	8.5%	9.4%	9.1%
% of FP17s Relating to Free Repair or Replacements	11	2,015	0.5%	1.2%	1.0%	0.8%
% of FP17s Relating to Continuations	43	2,015	2.1%	1.7%	1.5%	1.3%
% of Patients satisfied with the dentistry they have received	8	8	N/A	93.9%	93.7%	93.2%
% of Patients satisfied with the time they had to wait for an appointment	7	8	N/A	90.4%	90.0%	89.0%

* This is based on patients treated on this contract for their most recent course of treatment. Figures in italics indicate the base number of FP17s or Patient Questionnaire responses are less than 100. N/A is shown where the base number of responses is less than 10 during the period. % is calculated as Quantity/Base number*100

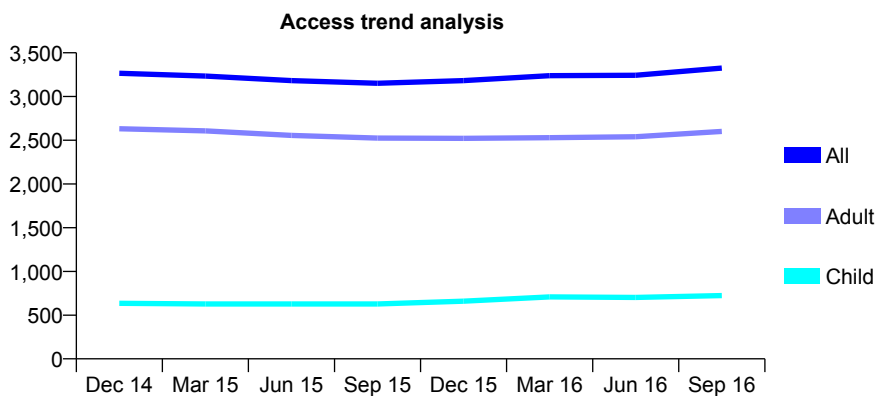
Q49 - Vital Signs At a Glance Contract Report for 123145/0001 - September 2016

Name or company name	Melita Dental Practice Limited
Contract type name	GDS Contract
Purpose of contract	General
Contract start date	01/11/2012
Contract end date	

16/17 Contracted general activity (UDA)	8,408
Carry forward general activity (UDA)	-168
16/17 Contracted orthodontic activity (UOA)	0
Carry forward orthodontic activity (UOA)	0
Baseline contract value	£180,345.56

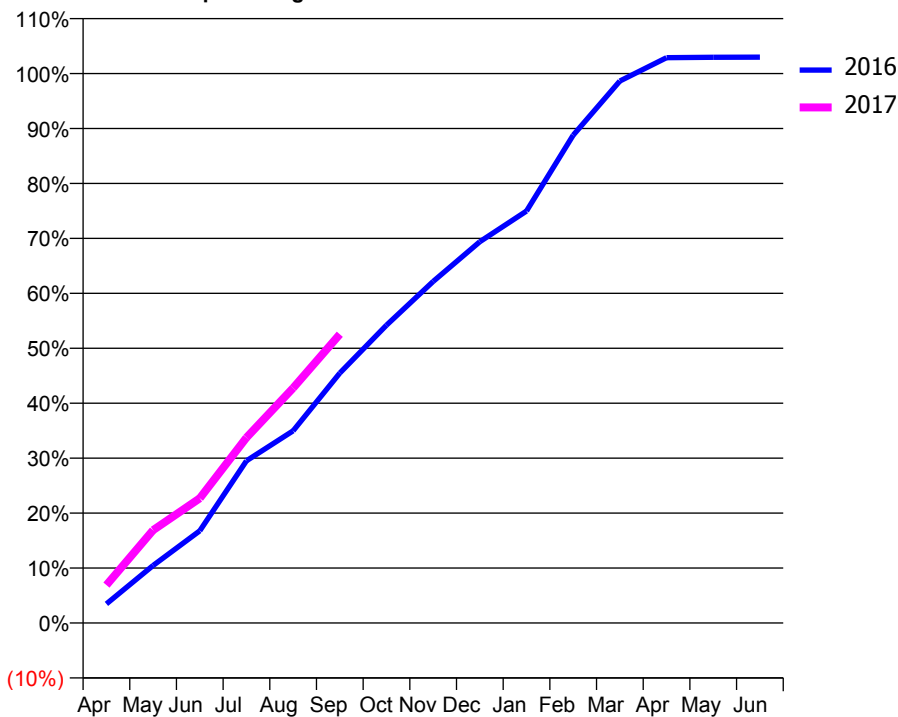
ACCESS*

Patients seen in 24 months	Total	Change since previous quarter
Quarter ending September 2015	3,152	
Quarter ending December 2015	3,182	→
Quarter ending March 2016	3,238	→
Quarter ending June 2016	3,243	→
Quarter ending September 2016	3,325	↑
Variance since September 2015	5.5%	↑



ACTIVITY

Cumulative percentage of contracted UDA delivered 2016 & 2017



Month	Adjusted Scheduled Activity (UDA)	
	2016	2017
April	292	581
May	880	1,420
June	1,411	1,909
July	2,481	2,837
August	2,942	3,596
September	3,825	4,418
October	4,557	
November	5,226	
December	5,834	
January	6,303	
February	7,464	
March	8,293	
April	8,651	
May	8,656	
June	8,659	

QUALITY

	Quantity	Base Number	Contract	AT	Region	England
% of FP17s for the same patient ID Re-attending within 3 months - Children	35	636	5.5%	11.6%	13.5%	12.4%
% of FP17s for the same patient ID Re-attending within 3 months - Adults	253	2,110	12.0%	15.7%	17.4%	16.7%
% of FP17s for the same patient ID Re-attending between 3 & 9 months - Children	418	636	65.7%	57.3%	59.0%	57.4%
% of FP17s for the same patient ID Re-attending between 3 & 9 months - Adults	1,322	2,110	62.7%	52.3%	52.6%	50.5%
% of FP17s for Band 1 Urgent Courses	161	2,488	6.5%	8.5%	9.4%	9.1%
% of FP17s Relating to Free Repair or Replacements	11	2,488	0.4%	1.2%	1.0%	0.8%
% of FP17s Relating to Continuations	28	2,488	1.1%	1.7%	1.5%	1.3%
% of Patients satisfied with the dentistry they have received	3	3	N/A	93.9%	93.7%	93.2%
% of Patients satisfied with the time they had to wait for an appointment	3	3	N/A	90.4%	90.0%	89.0%

* This is based on patients treated on this contract for their most recent course of treatment. Figures in italics indicate the base number of FP17s or Patient Questionnaire responses are less than 100. N/A is shown where the base number of responses is less than 10 during the period. % is calculated as Quantity/Base number*100

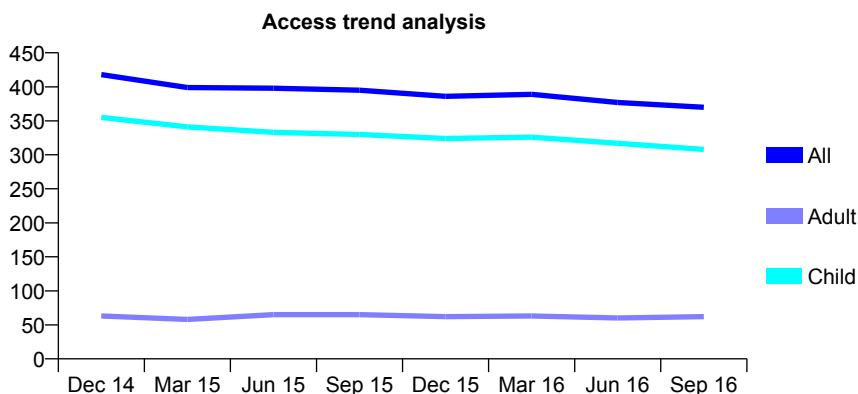
Q49 - Vital Signs At a Glance Contract Report for 123730/0001 - September 2016

Name or company name	J B Jefferies The Dental Surgery Ltd
Contract type name	GDS Contract
Purpose of contract	General
Contract start date	01/04/2010
Contract end date	

16/17 Contracted general activity (UDA)	1,000
Carry forward general activity (UDA)	12
16/17 Contracted orthodontic activity (UOA)	0
Carry forward orthodontic activity (UOA)	0
Baseline contract value	£23,644.36

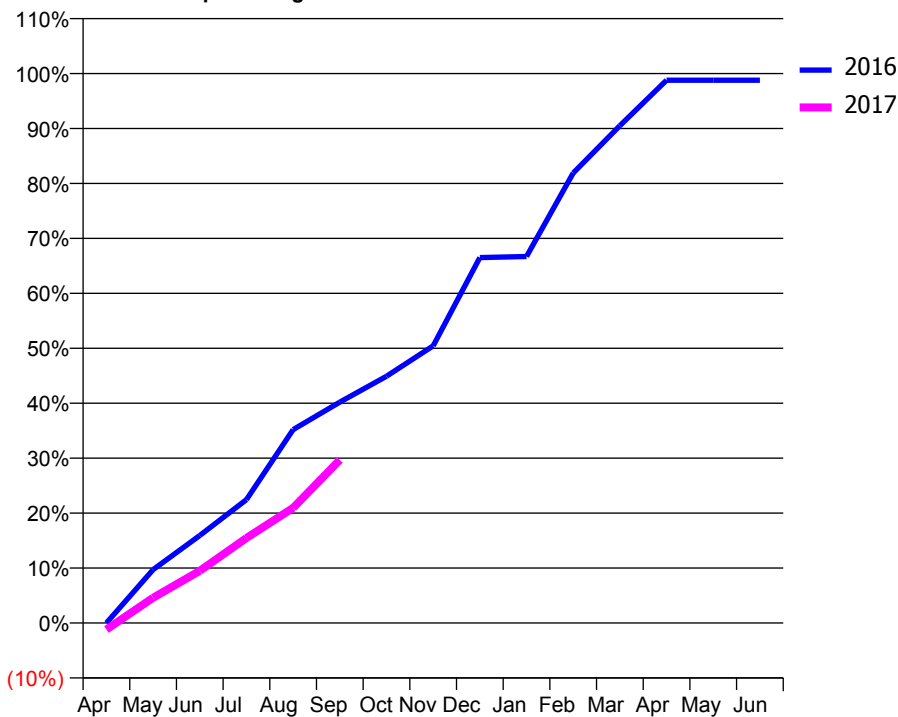
ACCESS*

Patients seen in 24 months	Total	Change since previous quarter
Quarter ending September 2015	395	
Quarter ending December 2015	386	↓
Quarter ending March 2016	389	→
Quarter ending June 2016	377	↓
Quarter ending September 2016	370	↓
Variance since September 2015	(6.3%)	↓



ACTIVITY

Cumulative percentage of contracted UDA delivered 2016 & 2017



Adjusted Scheduled Activity (UDA)

Month	2016	2017
April	0	-12
May	97	46
June	159	95
July	225	155
August	352	210
September	402	297
October	449	
November	504	
December	665	
January	667	
February	819	
March	905	
April	988	
May	988	
June	988	

QUALITY

	Quantity	Base Number	Contract	AT	Region	England
% of FP17s for the same patient ID Re-attending within 3 months - Children	27	247	10.9%	11.6%	13.5%	12.4%
% of FP17s for the same patient ID Re-attending within 3 months - Adults	0	2	0.0%	15.7%	17.4%	16.7%
% of FP17s for the same patient ID Re-attending between 3 & 9 months - Children	161	247	65.2%	57.3%	59.0%	57.4%
% of FP17s for the same patient ID Re-attending between 3 & 9 months - Adults	0	2	0.0%	52.3%	52.6%	50.5%
% of FP17s for Band 1 Urgent Courses	5	210	2.4%	8.5%	9.4%	9.1%
% of FP17s Relating to Free Repair or Replacements	0	210	0.0%	1.2%	1.0%	0.8%
% of FP17s Relating to Continuations	5	210	2.4%	1.7%	1.5%	1.3%
% of Patients satisfied with the dentistry they have received	1	1	N/A	93.9%	93.7%	93.2%
% of Patients satisfied with the time they had to wait for an appointment	1	1	N/A	90.4%	90.0%	89.0%

* This is based on patients treated on this contract for their most recent course of treatment. Figures in italics indicate the base number of FP17s or Patient Questionnaire responses are less than 100. N/A is shown where the base number of responses is less than 10 during the period. % is calculated as Quantity/Base number*100

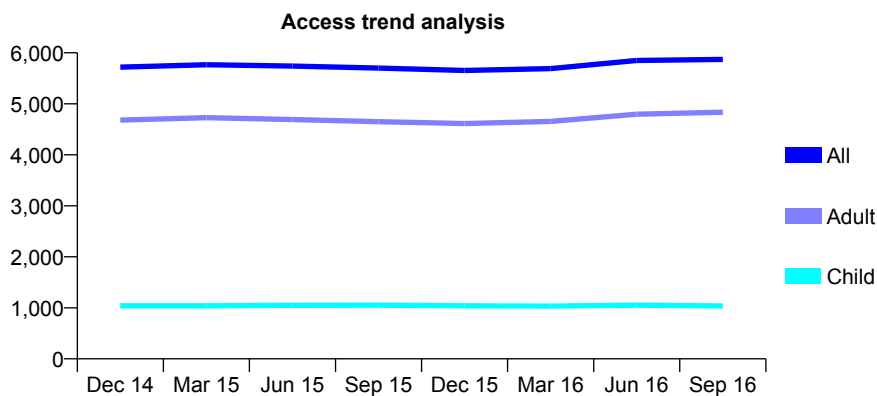
Q49 - Vital Signs At a Glance Contract Report for 125989/0001 - September 2016

Name or company name	Cottage Dental Practice
Contract type name	GDS Contract
Purpose of contract	General
Contract start date	01/04/2013
Contract end date	

16/17 Contracted general activity (UDA)	18,141
Carry forward general activity (UDA)	611
16/17 Contracted orthodontic activity (UOA)	0
Carry forward orthodontic activity (UOA)	0
Baseline contract value	£454,367.67

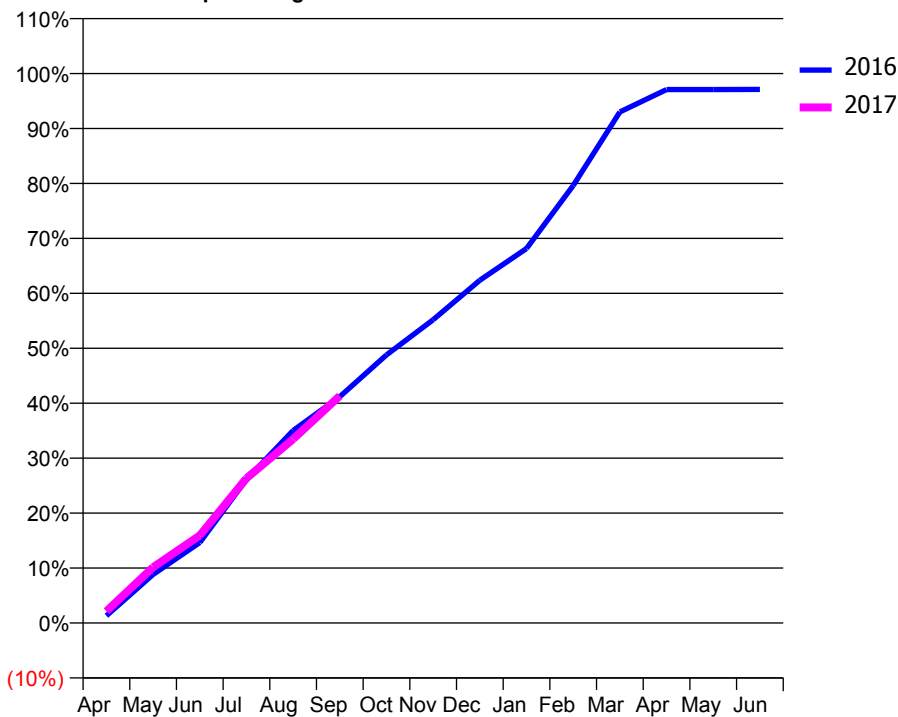
ACCESS*

Patients seen in 24 months	Total	Change since previous quarter
Quarter ending September 2015	5,701	
Quarter ending December 2015	5,654	→
Quarter ending March 2016	5,689	→
Quarter ending June 2016	5,849	↑
Quarter ending September 2016	5,871	→
Variance since September 2015	3.0%	↑



ACTIVITY

Cumulative percentage of contracted UDA delivered 2016 & 2017



Month	Adjusted Scheduled Activity (UDA)	
	2016	2017
April	241	392
May	1,604	1,842
June	2,658	2,888
July	4,741	4,779
August	6,354	6,074
September	7,472	7,498
October	8,853	
November	10,012	
December	11,315	
January	12,364	
February	14,444	
March	16,872	
April	17,610	
May	17,610	
June	17,616	

QUALITY

	Quantity	Base Number	Contract	AT	Region	England
% of FP17s for the same patient ID Re-attending within 3 months - Children	70	984	7.1%	11.6%	13.5%	12.4%
% of FP17s for the same patient ID Re-attending within 3 months - Adults	600	4,366	13.7%	15.7%	17.4%	16.7%
% of FP17s for the same patient ID Re-attending between 3 & 9 months - Children	690	984	70.1%	57.3%	59.0%	57.4%
% of FP17s for the same patient ID Re-attending between 3 & 9 months - Adults	2,905	4,366	66.5%	52.3%	52.6%	50.5%
% of FP17s for Band 1 Urgent Courses	367	4,975	7.4%	8.5%	9.4%	9.1%
% of FP17s Relating to Free Repair or Replacements	44	4,975	0.9%	1.2%	1.0%	0.8%
% of FP17s Relating to Continuations	102	4,975	2.1%	1.7%	1.5%	1.3%
% of Patients satisfied with the dentistry they have received	10	10	100.0%	93.9%	93.7%	93.2%
% of Patients satisfied with the time they had to wait for an appointment	8	10	80.0%	90.4%	90.0%	89.0%

* This is based on patients treated on this contract for their most recent course of treatment. Figures in italics indicate the base number of FP17s or Patient Questionnaire responses are less than 100. N/A is shown where the base number of responses is less than 10 during the period. % is calculated as Quantity/Base number*100

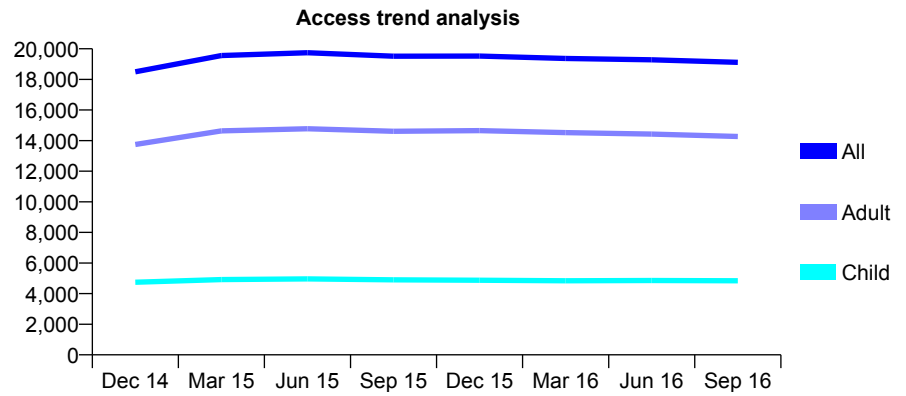
Q49 - Vital Signs At a Glance Contract Report for 126624/0001 - September 2016

Name or company name	The Killingworth Dental Practice Partnership
Contract type name	GDS Contract
Purpose of contract	General and Orthodontic
Contract start date	01/05/2013
Contract end date	

16/17 Contracted general activity (UDA)	58,286
Carry forward general activity (UDA)	0
16/17 Contracted orthodontic activity (UOA)	2,619
Carry forward orthodontic activity (UOA)	0
Baseline contract value	£1,848,836.48

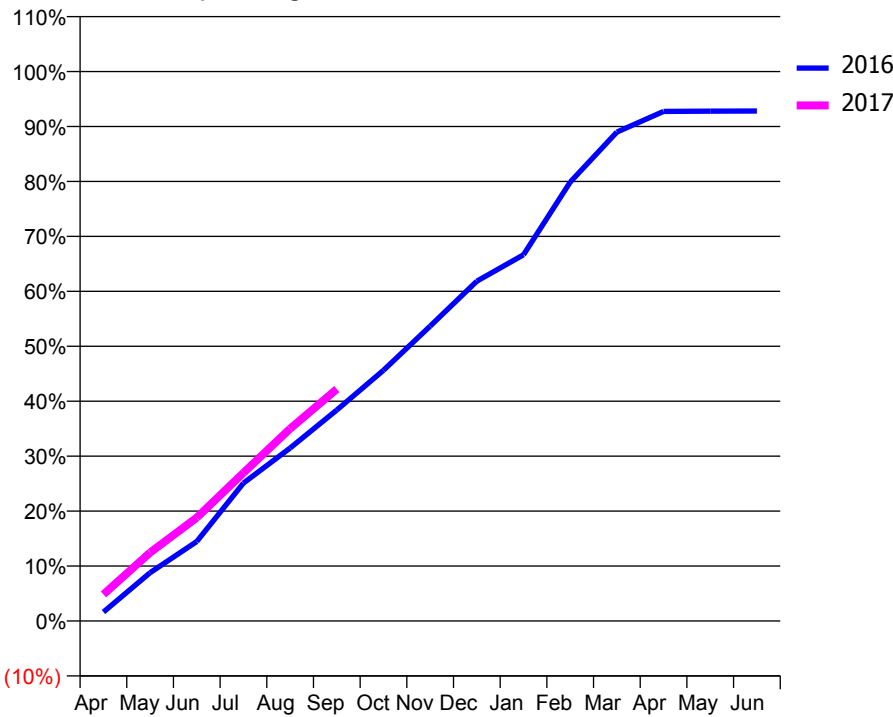
ACCESS*

Patients seen in 24 months	Total	Change since previous quarter
Quarter ending September 2015	19,517	
Quarter ending December 2015	19,529	→
Quarter ending March 2016	19,369	→
Quarter ending June 2016	19,284	→
Quarter ending September 2016	19,116	→
Variance since September 2015	(2.1%)	↓



ACTIVITY

Cumulative percentage of contracted UDA delivered 2016 & 2017



Month	Adjusted Scheduled Activity (UDA)	
	2016	2017
April	951	2,823
May	5,134	7,257
June	8,434	10,973
July	14,638	15,717
August	18,352	20,399
September	22,379	24,609
October	26,603	
November	31,286	
December	36,041	
January	38,843	
February	46,557	
March	51,865	
April	54,052	
May	54,076	
June	54,092	

QUALITY

	Quantity	Base Number	Contract	AT	Region	England
% of FP17s for the same patient ID Re-attending within 3 months - Children	330	3,388	9.7%	11.6%	13.5%	12.4%
% of FP17s for the same patient ID Re-attending within 3 months - Adults	1,307	8,552	15.3%	15.7%	17.4%	16.7%
% of FP17s for the same patient ID Re-attending between 3 & 9 months - Children	1,759	3,388	51.9%	57.3%	59.0%	57.4%
% of FP17s for the same patient ID Re-attending between 3 & 9 months - Adults	3,819	8,552	44.7%	52.3%	52.6%	50.5%
% of FP17s for Band 1 Urgent Courses	1,083	10,854	10.0%	8.5%	9.4%	9.1%
% of FP17s Relating to Free Repair or Replacements	169	10,854	1.6%	1.2%	1.0%	0.8%
% of FP17s Relating to Continuations	205	10,854	1.9%	1.7%	1.5%	1.3%
% of Patients satisfied with the dentistry they have received	15	19	78.9%	93.9%	93.7%	93.2%
% of Patients satisfied with the time they had to wait for an appointment	16	19	84.2%	90.4%	90.0%	89.0%

* This is based on patients treated on this contract for their most recent course of treatment. Figures in italics indicate the base number of FP17s or Patient Questionnaire responses are less than 100. N/A is shown where the base number of responses is less than 10 during the period. % is calculated as Quantity/Base number*100

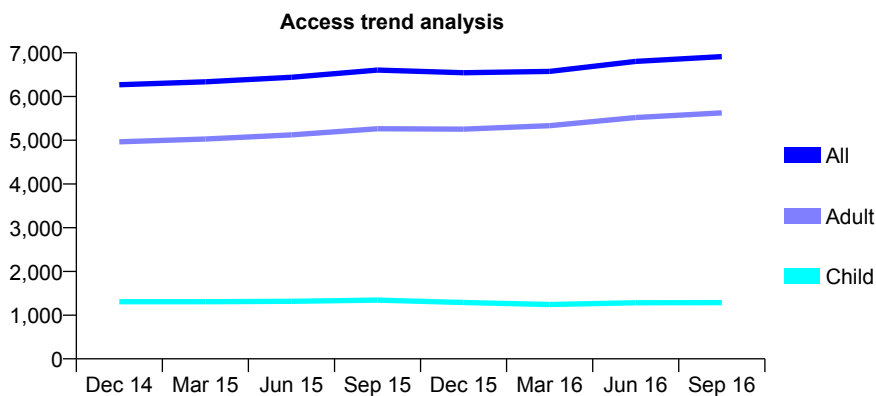
Q49 - Vital Signs At a Glance Contract Report for 127825/0001 - September 2016

Name or company name	Chandlers Lane Dental Practice Ltd
Contract type name	GDS Contract
Purpose of contract	General
Contract start date	01/05/2011
Contract end date	

16/17 Contracted general activity (UDA)	20,958
Carry forward general activity (UDA)	0
16/17 Contracted orthodontic activity (UOA)	0
Carry forward orthodontic activity (UOA)	0
Baseline contract value	£509,647.09

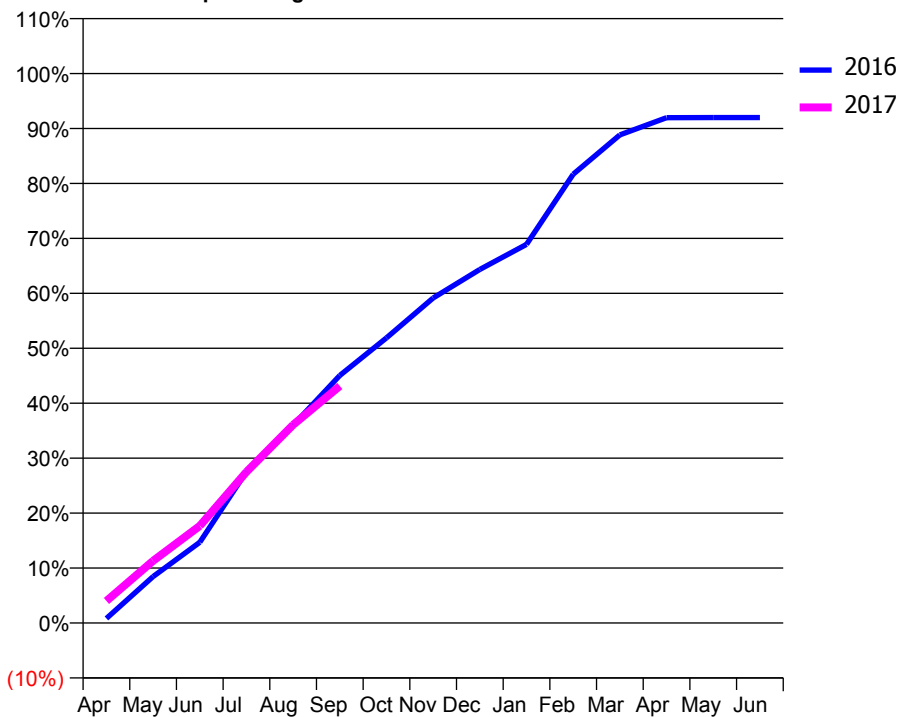
ACCESS*

Patients seen in 24 months	Total	Change since previous quarter
Quarter ending September 2015	6,606	
Quarter ending December 2015	6,544	→
Quarter ending March 2016	6,575	→
Quarter ending June 2016	6,802	↑
Quarter ending September 2016	6,914	→
Variance since September 2015	4.7%	↑



ACTIVITY

Cumulative percentage of contracted UDA delivered 2016 & 2017



Month	Adjusted Scheduled Activity (UDA)	
	2016	2017
April	173	843
May	1,774	2,371
June	3,078	3,704
July	5,774	5,762
August	7,545	7,561
September	9,444	9,040
October	10,878	
November	12,399	
December	13,487	
January	14,443	
February	17,115	
March	18,617	
April	19,273	
May	19,276	
June	19,278	

QUALITY

	Quantity	Base Number	Contract	AT	Region	England
% of FP17s for the same patient ID Re-attending within 3 months - Children	102	1,204	8.5%	11.6%	13.5%	12.4%
% of FP17s for the same patient ID Re-attending within 3 months - Adults	687	4,666	14.7%	15.7%	17.4%	16.7%
% of FP17s for the same patient ID Re-attending between 3 & 9 months - Children	840	1,204	69.8%	57.3%	59.0%	57.4%
% of FP17s for the same patient ID Re-attending between 3 & 9 months - Adults	2,931	4,666	62.8%	52.3%	52.6%	50.5%
% of FP17s for Band 1 Urgent Courses	302	5,102	5.9%	8.5%	9.4%	9.1%
% of FP17s Relating to Free Repair or Replacements	45	5,102	0.9%	1.2%	1.0%	0.8%
% of FP17s Relating to Continuations	132	5,102	2.6%	1.7%	1.5%	1.3%
% of Patients satisfied with the dentistry they have received	12	12	100.0%	93.9%	93.7%	93.2%
% of Patients satisfied with the time they had to wait for an appointment	12	12	100.0%	90.4%	90.0%	89.0%

* This is based on patients treated on this contract for their most recent course of treatment. Figures in italics indicate the base number of FP17s or Patient Questionnaire responses are less than 100. N/A is shown where the base number of responses is less than 10 during the period. % is calculated as Quantity/Base number*100

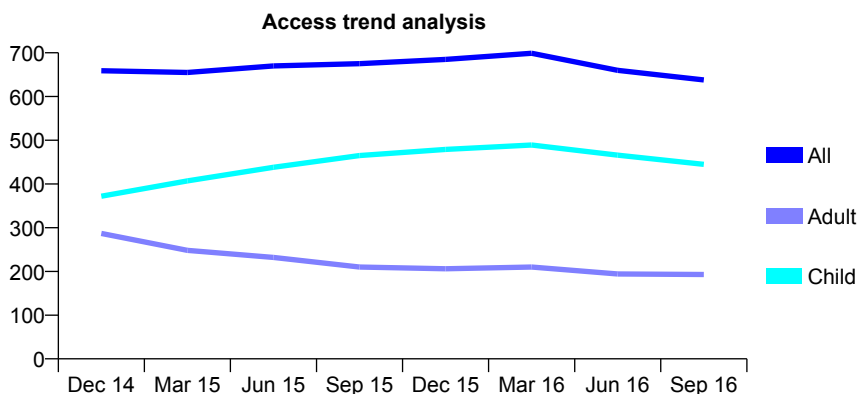
Q49 - Vital Signs At a Glance Contract Report for 128147/0001 - September 2016

Name or company name	Helen Siddle Ltd
Contract type name	GDS Contract
Purpose of contract	General
Contract start date	11/03/2011
Contract end date	

16/17 Contracted general activity (UDA)	1,700
Carry forward general activity (UDA)	0
16/17 Contracted orthodontic activity (UOA)	0
Carry forward orthodontic activity (UOA)	0
Baseline contract value	£40,199.64

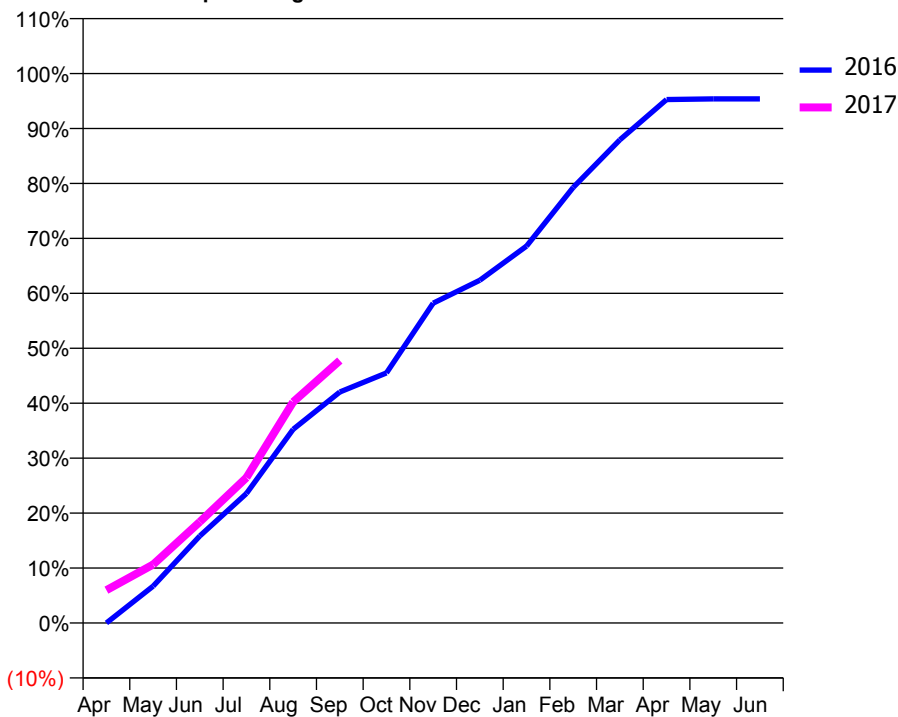
ACCESS*

Patients seen in 24 months	Total	Change since previous quarter
Quarter ending September 2015	675	
Quarter ending December 2015	685	→
Quarter ending March 2016	699	↑
Quarter ending June 2016	660	↓
Quarter ending September 2016	638	↓
Variance since September 2015	(5.5%)	↓



ACTIVITY

Cumulative percentage of contracted UDA delivered 2016 & 2017



Adjusted Scheduled Activity (UDA)

Month	2016	2017
April	0	102
May	114	181
June	269	313
July	401	450
August	599	684
September	715	812
October	774	
November	989	
December	1,060	
January	1,166	
February	1,347	
March	1,495	
April	1,619	
May	1,621	
June	1,621	

QUALITY

	Quantity	Base Number	Contract	AT	Region	England
% of FP17s for the same patient ID Re-attending within 3 months - Children	33	376	8.8%	11.6%	13.5%	12.4%
% of FP17s for the same patient ID Re-attending within 3 months - Adults	38	144	26.4%	15.7%	17.4%	16.7%
% of FP17s for the same patient ID Re-attending between 3 & 9 months - Children	248	376	66.0%	57.3%	59.0%	57.4%
% of FP17s for the same patient ID Re-attending between 3 & 9 months - Adults	75	144	52.1%	52.3%	52.6%	50.5%
% of FP17s for Band 1 Urgent Courses	30	462	6.5%	8.5%	9.4%	9.1%
% of FP17s Relating to Free Repair or Replacements	0	462	0.0%	1.2%	1.0%	0.8%
% of FP17s Relating to Continuations	8	462	1.7%	1.7%	1.5%	1.3%
% of Patients satisfied with the dentistry they have received	0	0	N/A	93.9%	93.7%	93.2%
% of Patients satisfied with the time they had to wait for an appointment	0	0	N/A	90.4%	90.0%	89.0%

* This is based on patients treated on this contract for their most recent course of treatment. Figures in italics indicate the base number of FP17s or Patient Questionnaire responses are less than 100. N/A is shown where the base number of responses is less than 10 during the period. % is calculated as Quantity/Base number*100

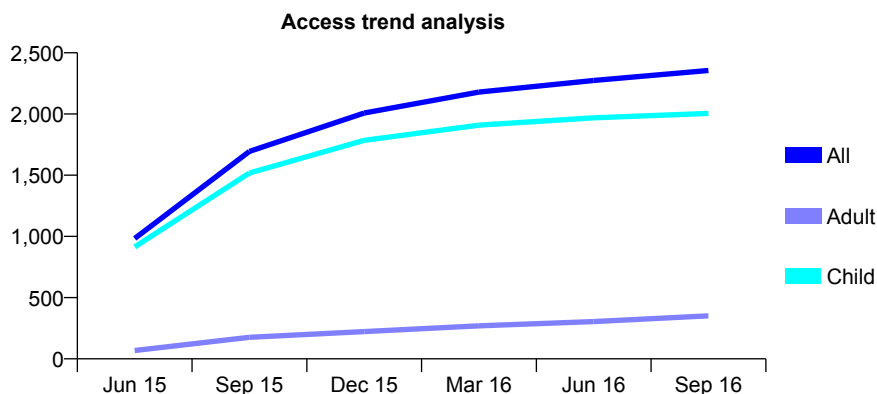
Q49 - Vital Signs At a Glance Contract Report for 128295/0001 - September 2016

Name or company name	Olivers Dental Studio Partnership
Contract type name	GDS Contract
Purpose of contract	General
Contract start date	31/03/2015
Contract end date	

16/17 Contracted general activity (UDA)	9,774
Carry forward general activity (UDA)	0
16/17 Contracted orthodontic activity (UOA)	0
Carry forward orthodontic activity (UOA)	0
Baseline contract value	£242,575.05

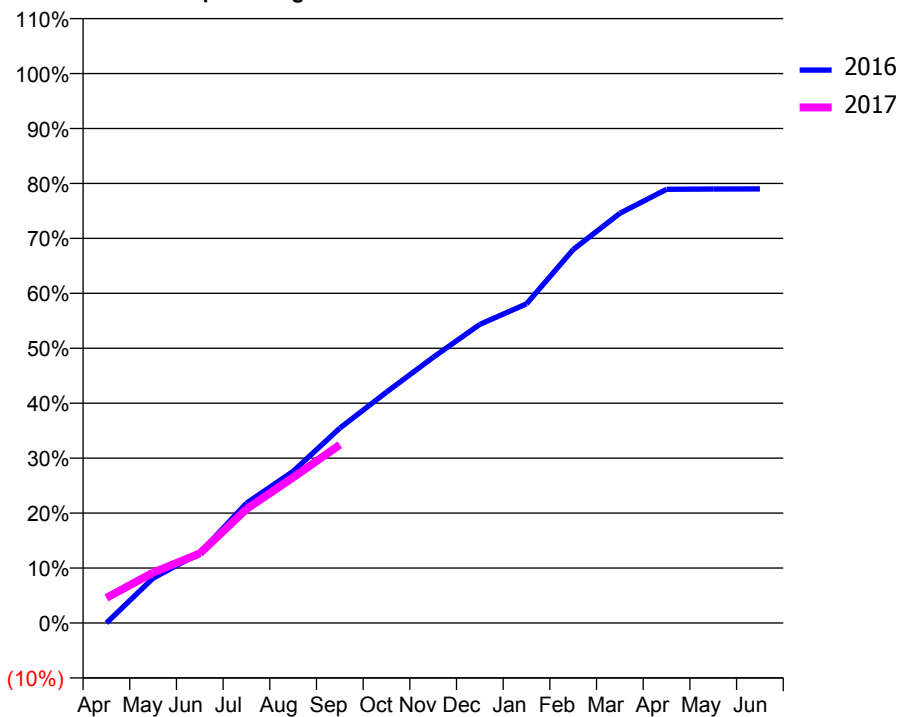
ACCESS*

Patients seen in 24 months	Total	Change since previous quarter
Quarter ending September 2015	1,694	
Quarter ending December 2015	2,008	↑
Quarter ending March 2016	2,179	↑
Quarter ending June 2016	2,274	↑
Quarter ending September 2016	2,356	↑
Variance since September 2015	39.1%	↑



ACTIVITY

Cumulative percentage of contracted UDA delivered 2016 & 2017



Adjusted Scheduled Activity (UDA)

Month	2016	2017
April	0	448
May	798	899
June	1,243	1,236
July	2,131	2,027
August	2,697	2,590
September	3,466	3,169
October	4,106	
November	4,726	
December	5,313	
January	5,677	
February	6,641	
March	7,288	
April	7,714	
May	7,720	
June	7,721	

QUALITY

	Quantity	Base Number	Contract	AT	Region	England
% of FP17s for the same patient ID Re-attending within 3 months - Children	164	2,142	7.7%	11.6%	13.5%	12.4%
% of FP17s for the same patient ID Re-attending within 3 months - Adults	12	202	5.9%	15.7%	17.4%	16.7%
% of FP17s for the same patient ID Re-attending between 3 & 9 months - Children	1,575	2,142	73.5%	57.3%	59.0%	57.4%
% of FP17s for the same patient ID Re-attending between 3 & 9 months - Adults	136	202	67.3%	52.3%	52.6%	50.5%
% of FP17s for Band 1 Urgent Courses	131	2,087	6.3%	8.5%	9.4%	9.1%
% of FP17s Relating to Free Repair or Replacements	0	2,087	0.0%	1.2%	1.0%	0.8%
% of FP17s Relating to Continuations	8	2,087	0.4%	1.7%	1.5%	1.3%
% of Patients satisfied with the dentistry they have received	3	3	N/A	93.9%	93.7%	93.2%
% of Patients satisfied with the time they had to wait for an appointment	3	3	N/A	90.4%	90.0%	89.0%

* This is based on patients treated on this contract for their most recent course of treatment. Figures in italics indicate the base number of FP17s or Patient Questionnaire responses are less than 100. N/A is shown where the base number of responses is less than 10 during the period. % is calculated as Quantity/Base number*100

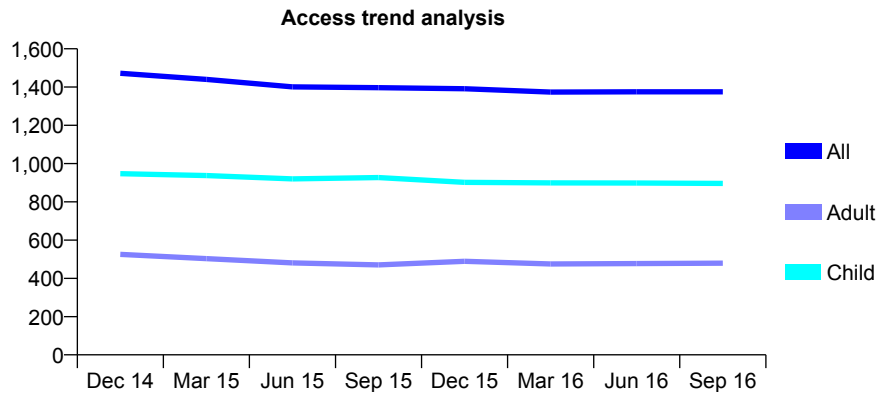
Q49 - Vital Signs At a Glance Contract Report for 129593/0002 - September 2016

Name or company name	Horn Hill Care Services Limited
Contract type name	GDS Contract
Purpose of contract	General and Orthodontic
Contract start date	01/08/2012
Contract end date	

16/17 Contracted general activity (UDA)	5,064
Carry forward general activity (UDA)	0
16/17 Contracted orthodontic activity (UOA)	0
Carry forward orthodontic activity (UOA)	0
Baseline contract value	£142,277.69

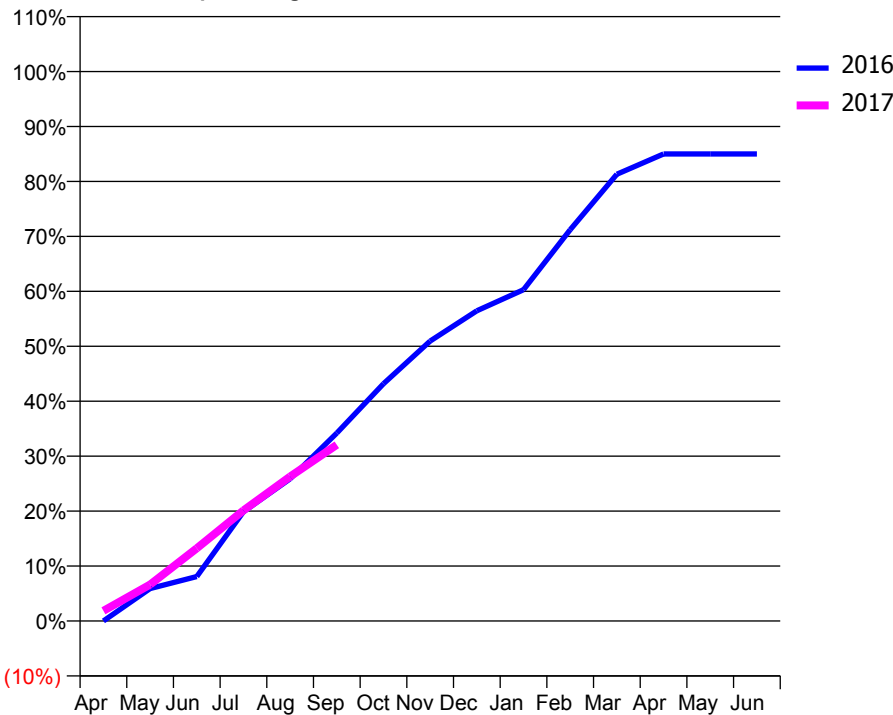
ACCESS*

Patients seen in 24 months	Total	Change since previous quarter
Quarter ending September 2015	1,397	
Quarter ending December 2015	1,391	→
Quarter ending March 2016	1,374	↓
Quarter ending June 2016	1,375	→
Quarter ending September 2016	1,375	→
Variance since September 2015	(1.6%)	↓



ACTIVITY

Cumulative percentage of contracted UDA delivered 2016 & 2017



Month	Adjusted Scheduled Activity (UDA)	
	2016	2017
April	0	94
May	299	337
June	410	670
July	1,007	1,019
August	1,311	1,332
September	1,732	1,624
October	2,186	
November	2,580	
December	2,859	
January	3,053	
February	3,606	
March	4,117	
April	4,304	
May	4,304	
June	4,304	

QUALITY

	Quantity	Base Number	Contract	AT	Region	England
% of FP17s for the same patient ID Re-attending within 3 months - Children	103	759	13.6%	11.6%	13.5%	12.4%
% of FP17s for the same patient ID Re-attending within 3 months - Adults	64	322	19.9%	15.7%	17.4%	16.7%
% of FP17s for the same patient ID Re-attending between 3 & 9 months - Children	543	759	71.5%	57.3%	59.0%	57.4%
% of FP17s for the same patient ID Re-attending between 3 & 9 months - Adults	165	322	51.2%	52.3%	52.6%	50.5%
% of FP17s for Band 1 Urgent Courses	94	983	9.6%	8.5%	9.4%	9.1%
% of FP17s Relating to Free Repair or Replacements	0	983	0.0%	1.2%	1.0%	0.8%
% of FP17s Relating to Continuations	3	983	0.3%	1.7%	1.5%	1.3%
% of Patients satisfied with the dentistry they have received	1	1	N/A	93.9%	93.7%	93.2%
% of Patients satisfied with the time they had to wait for an appointment	1	1	N/A	90.4%	90.0%	89.0%

* This is based on patients treated on this contract for their most recent course of treatment. Figures in italics indicate the base number of FP17s or Patient Questionnaire responses are less than 100. N/A is shown where the base number of responses is less than 10 during the period. % is calculated as Quantity/Base number*100

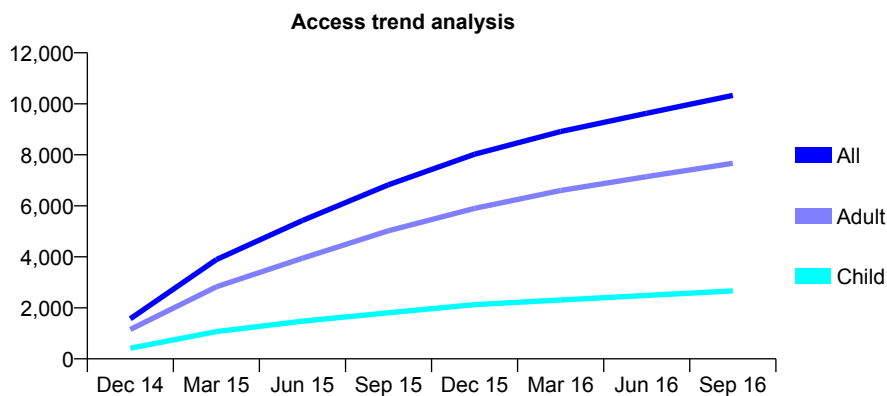
Q49 - Vital Signs At a Glance Contract Report for 130974/0001 - September 2016

Name or company name	Heaton and Blakelaw Partnership
Contract type name	GDS Contract
Purpose of contract	General
Contract start date	27/10/2014
Contract end date	

16/17 Contracted general activity (UDA)	39,634
Carry forward general activity (UDA)	0
16/17 Contracted orthodontic activity (UOA)	0
Carry forward orthodontic activity (UOA)	0
Baseline contract value	£923,651.93

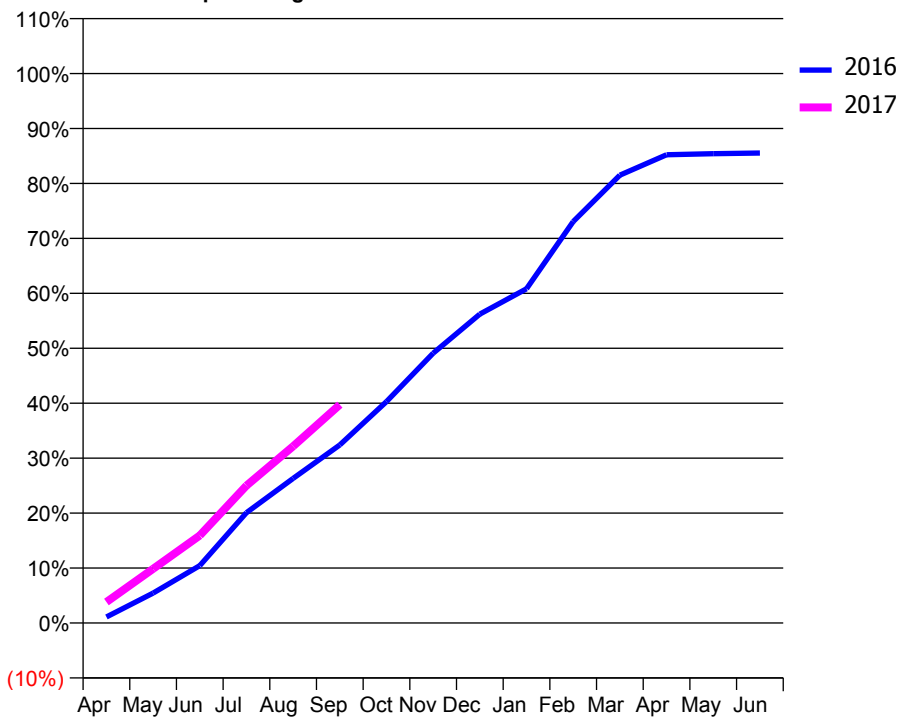
ACCESS*

Patients seen in 24 months	Total	Change since previous quarter
Quarter ending September 2015	6,828	
Quarter ending December 2015	8,025	↑
Quarter ending March 2016	8,911	↑
Quarter ending June 2016	9,630	↑
Quarter ending September 2016	10,332	↑
Variance since September 2015	51.3%	↑



ACTIVITY

Cumulative percentage of contracted UDA delivered 2016 & 2017



Month	Adjusted Scheduled Activity (UDA)	
	2016	2017
April	440	1,519
May	2,161	3,907
June	4,140	6,311
July	7,961	9,911
August	10,429	12,750
September	12,842	15,753
October	15,970	
November	19,464	
December	22,280	
January	24,109	
February	28,954	
March	32,297	
April	33,775	
May	33,847	
June	33,896	

QUALITY

	Quantity	Base Number	Contract	AT	Region	England
% of FP17s for the same patient ID Re-attending within 3 months - Children	110	1,980	5.6%	11.6%	13.5%	12.4%
% of FP17s for the same patient ID Re-attending within 3 months - Adults	810	5,314	15.2%	15.7%	17.4%	16.7%
% of FP17s for the same patient ID Re-attending between 3 & 9 months - Children	1,152	1,980	58.2%	57.3%	59.0%	57.4%
% of FP17s for the same patient ID Re-attending between 3 & 9 months - Adults	2,733	5,314	51.4%	52.3%	52.6%	50.5%
% of FP17s for Band 1 Urgent Courses	421	6,659	6.3%	8.5%	9.4%	9.1%
% of FP17s Relating to Free Repair or Replacements	125	6,659	1.9%	1.2%	1.0%	0.8%
% of FP17s Relating to Continuations	167	6,659	2.5%	1.7%	1.5%	1.3%
% of Patients satisfied with the dentistry they have received	4	4	N/A	93.9%	93.7%	93.2%
% of Patients satisfied with the time they had to wait for an appointment	4	4	N/A	90.4%	90.0%	89.0%

* This is based on patients treated on this contract for their most recent course of treatment. Figures in italics indicate the base number of FP17s or Patient Questionnaire responses are less than 100. N/A is shown where the base number of responses is less than 10 during the period. % is calculated as Quantity/Base number*100

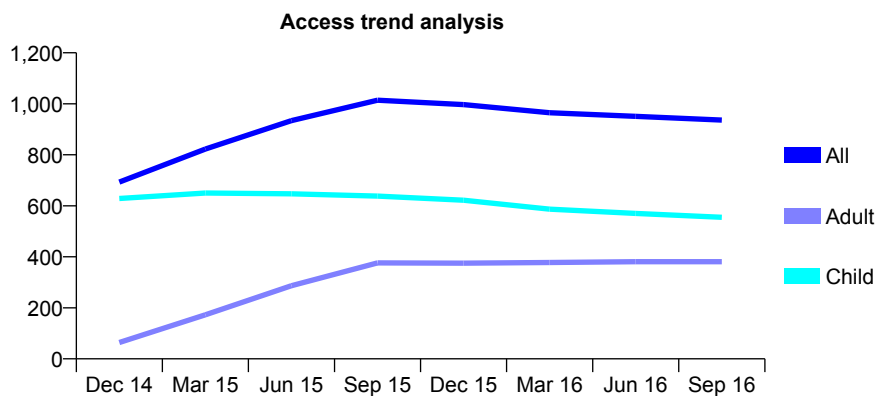
Q49 - Vital Signs At a Glance Contract Report for 131962/0001 - September 2016

Name or company name	Robson & Partners
Contract type name	GDS Contract
Purpose of contract	General
Contract start date	01/07/2013
Contract end date	

16/17 Contracted general activity (UDA)	2,475
Carry forward general activity (UDA)	0
16/17 Contracted orthodontic activity (UOA)	0
Carry forward orthodontic activity (UOA)	0
Baseline contract value	£67,014.14

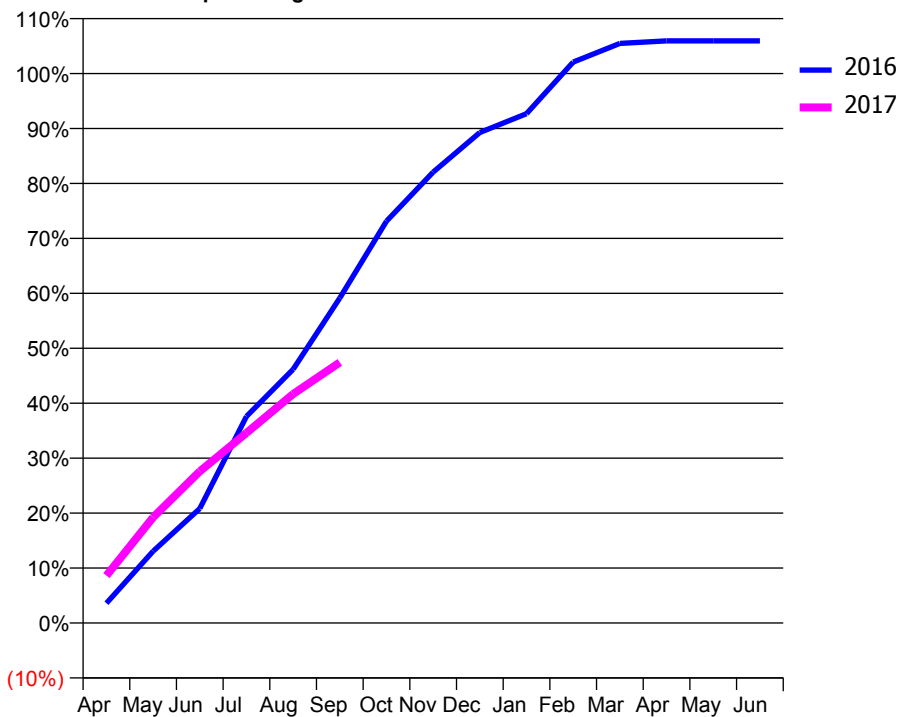
ACCESS*

Patients seen in 24 months	Total	Change since previous quarter
Quarter ending September 2015	1,014	
Quarter ending December 2015	997	↓
Quarter ending March 2016	965	↓
Quarter ending June 2016	951	↓
Quarter ending September 2016	936	↓
Variance since September 2015	(7.7%)	↓



ACTIVITY

Cumulative percentage of contracted UDA delivered 2016 & 2017



Adjusted Scheduled Activity (UDA)

Month	2016	2017
April	89	214
May	324	476
June	516	683
July	931	856
August	1,143	1,032
September	1,464	1,174
October	1,810	
November	2,031	
December	2,210	
January	2,294	
February	2,527	
March	2,610	
April	2,622	
May	2,622	
June	2,622	

QUALITY

	Quantity	Base Number	Contract	AT	Region	England
% of FP17s for the same patient ID Re-attending within 3 months - Children	45	515	8.7%	11.6%	13.5%	12.4%
% of FP17s for the same patient ID Re-attending within 3 months - Adults	26	229	11.4%	15.7%	17.4%	16.7%
% of FP17s for the same patient ID Re-attending between 3 & 9 months - Children	322	515	62.5%	57.3%	59.0%	57.4%
% of FP17s for the same patient ID Re-attending between 3 & 9 months - Adults	140	229	61.1%	52.3%	52.6%	50.5%
% of FP17s for Band 1 Urgent Courses	44	735	6.0%	8.5%	9.4%	9.1%
% of FP17s Relating to Free Repair or Replacements	3	735	0.4%	1.2%	1.0%	0.8%
% of FP17s Relating to Continuations	9	735	1.2%	1.7%	1.5%	1.3%
% of Patients satisfied with the dentistry they have received	0	0	N/A	93.9%	93.7%	93.2%
% of Patients satisfied with the time they had to wait for an appointment	0	0	N/A	90.4%	90.0%	89.0%

* This is based on patients treated on this contract for their most recent course of treatment. Figures in italics indicate the base number of FP17s or Patient Questionnaire responses are less than 100. N/A is shown where the base number of responses is less than 10 during the period. % is calculated as Quantity/Base number*100

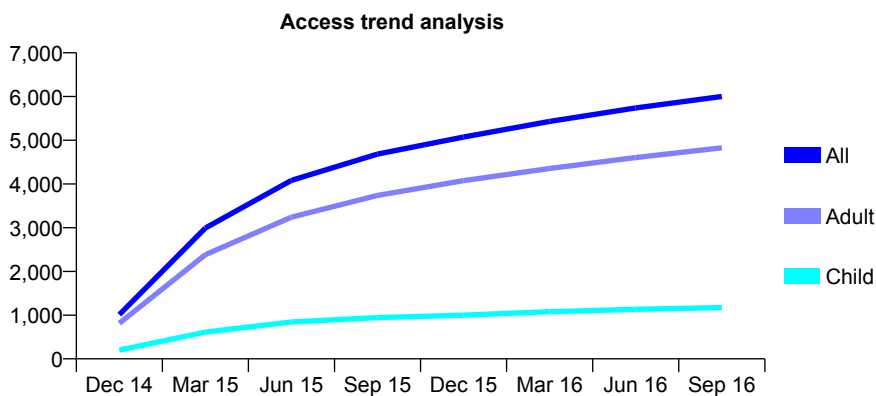
Q49 - Vital Signs At a Glance Contract Report for 132098/0001 - September 2016

Name or company name	Ryton Dental Clinic
Contract type name	GDS Contract
Purpose of contract	General
Contract start date	01/11/2014
Contract end date	

16/17 Contracted general activity (UDA)	20,000
Carry forward general activity (UDA)	226
16/17 Contracted orthodontic activity (UOA)	0
Carry forward orthodontic activity (UOA)	0
Baseline contract value	£454,666.04

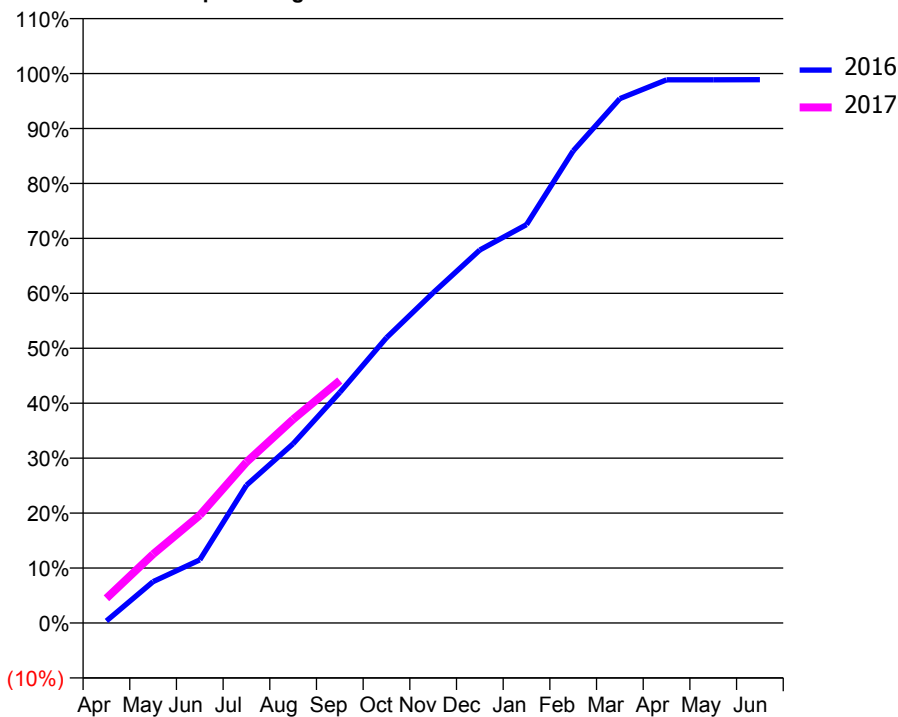
ACCESS*

Patients seen in 24 months	Total	Change since previous quarter
Quarter ending September 2015	4,683	
Quarter ending December 2015	5,074	↑
Quarter ending March 2016	5,431	↑
Quarter ending June 2016	5,739	↑
Quarter ending September 2016	6,001	↑
Variance since September 2015	28.1%	↑



ACTIVITY

Cumulative percentage of contracted UDA delivered 2016 & 2017



Month	Adjusted Scheduled Activity (UDA)	
	2016	2017
April	76	899
May	1,508	2,509
June	2,296	3,925
July	5,018	5,855
August	6,526	7,414
September	8,395	8,825
October	10,382	
November	12,018	
December	13,579	
January	14,501	
February	17,183	
March	19,087	
April	19,771	
May	19,772	
June	19,774	

QUALITY

	Quantity	Base Number	Contract	AT	Region	England
% of FP17s for the same patient ID Re-attending within 3 months - Children	45	908	5.0%	11.6%	13.5%	12.4%
% of FP17s for the same patient ID Re-attending within 3 months - Adults	477	3,626	13.2%	15.7%	17.4%	16.7%
% of FP17s for the same patient ID Re-attending between 3 & 9 months - Children	561	908	61.8%	57.3%	59.0%	57.4%
% of FP17s for the same patient ID Re-attending between 3 & 9 months - Adults	2,225	3,626	61.4%	52.3%	52.6%	50.5%
% of FP17s for Band 1 Urgent Courses	157	3,782	4.2%	8.5%	9.4%	9.1%
% of FP17s Relating to Free Repair or Replacements	51	3,782	1.3%	1.2%	1.0%	0.8%
% of FP17s Relating to Continuations	108	3,782	2.9%	1.7%	1.5%	1.3%
% of Patients satisfied with the dentistry they have received	8	8	N/A	93.9%	93.7%	93.2%
% of Patients satisfied with the time they had to wait for an appointment	8	8	N/A	90.4%	90.0%	89.0%

* This is based on patients treated on this contract for their most recent course of treatment. Figures in italics indicate the base number of FP17s or Patient Questionnaire responses are less than 100. N/A is shown where the base number of responses is less than 10 during the period. % is calculated as Quantity/Base number*100

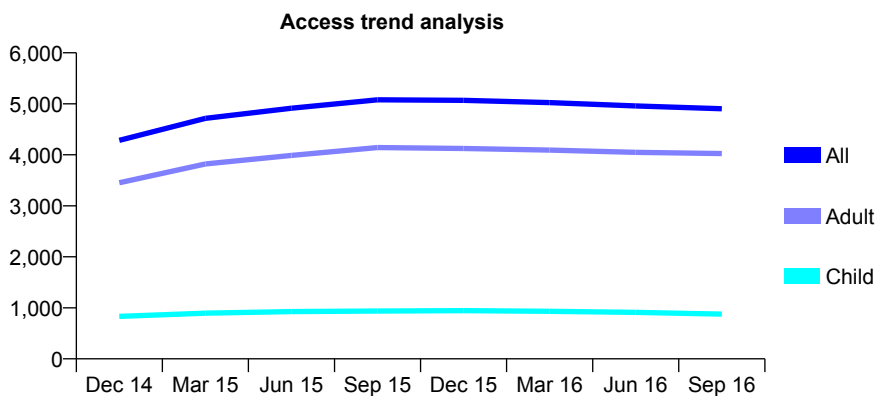
Q49 - Vital Signs At a Glance Contract Report for 133027/0001 - September 2016

Name or company name	Dalton Dental Surgery Partnership
Contract type name	GDS Contract
Purpose of contract	General
Contract start date	01/11/2013
Contract end date	

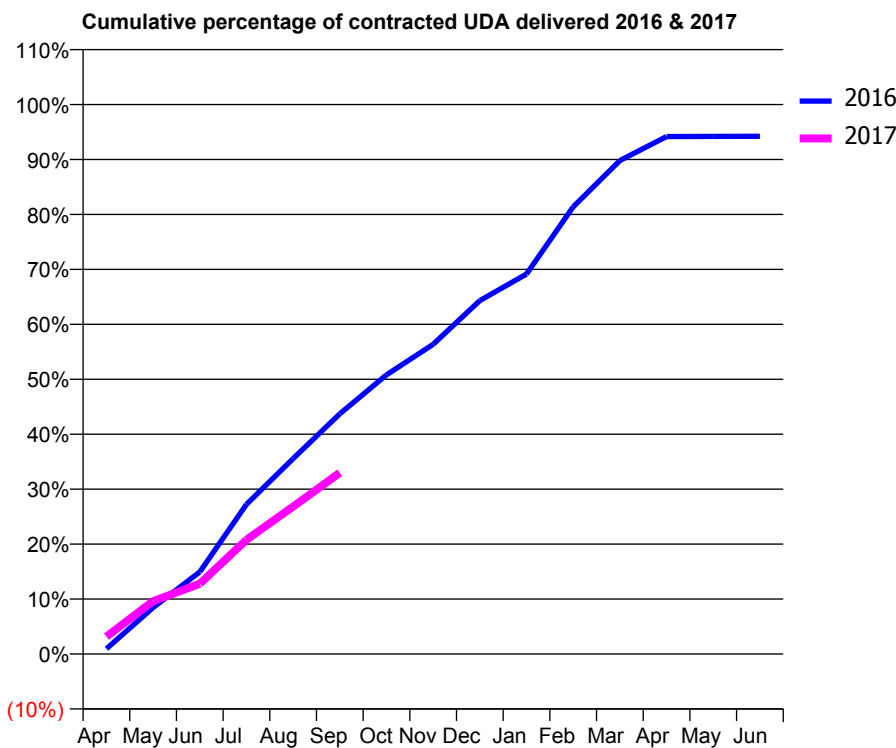
16/17 Contracted general activity (UDA)	16,000
Carry forward general activity (UDA)	0
16/17 Contracted orthodontic activity (UOA)	0
Carry forward orthodontic activity (UOA)	0
Baseline contract value	£440,135.60

ACCESS*

Patients seen in 24 months	Total	Change since previous quarter
Quarter ending September 2015	5,079	
Quarter ending December 2015	5,069	→
Quarter ending March 2016	5,024	→
Quarter ending June 2016	4,959	↓
Quarter ending September 2016	4,902	↓
Variance since September 2015	(3.5%)	↓



ACTIVITY



Month	Adjusted Scheduled Activity (UDA)	
	2016	2017
April	152	508
May	1,351	1,541
June	2,390	2,045
July	4,359	3,325
August	5,691	4,293
September	6,996	5,277
October	8,129	
November	9,017	
December	10,292	
January	11,065	
February	13,020	
March	14,368	
April	15,067	
May	15,071	
June	15,075	

QUALITY

	Quantity	Base Number	Contract	AT	Region	England
% of FP17s for the same patient ID Re-attending within 3 months - Children	41	532	7.7%	11.6%	13.5%	12.4%
% of FP17s for the same patient ID Re-attending within 3 months - Adults	439	2,519	17.4%	15.7%	17.4%	16.7%
% of FP17s for the same patient ID Re-attending between 3 & 9 months - Children	281	532	52.8%	57.3%	59.0%	57.4%
% of FP17s for the same patient ID Re-attending between 3 & 9 months - Adults	1,111	2,519	44.1%	52.3%	52.6%	50.5%
% of FP17s for Band 1 Urgent Courses	280	2,758	10.2%	8.5%	9.4%	9.1%
% of FP17s Relating to Free Repair or Replacements	39	2,758	1.4%	1.2%	1.0%	0.8%
% of FP17s Relating to Continuations	58	2,758	2.1%	1.7%	1.5%	1.3%
% of Patients satisfied with the dentistry they have received	8	8	N/A	93.9%	93.7%	93.2%
% of Patients satisfied with the time they had to wait for an appointment	5	8	N/A	90.4%	90.0%	89.0%

* This is based on patients treated on this contract for their most recent course of treatment. Figures in italics indicate the base number of FP17s or Patient Questionnaire responses are less than 100. N/A is shown where the base number of responses is less than 10 during the period. % is calculated as Quantity/Base number*100

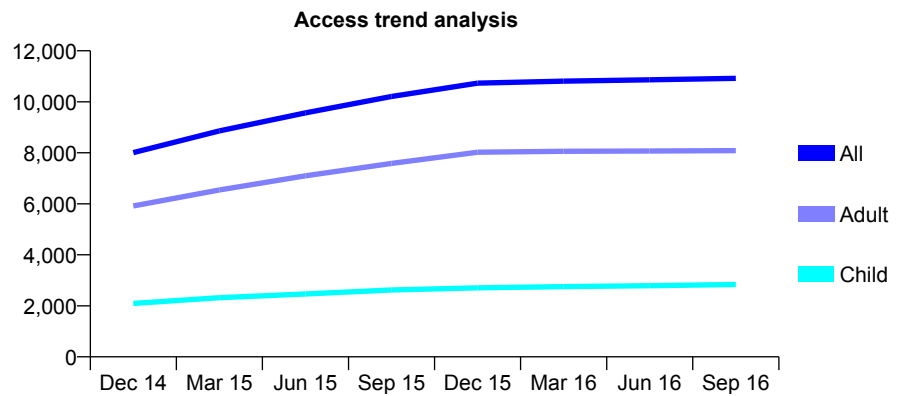
Q49 - Vital Signs At a Glance Contract Report for 133639/0001 - September 2016

Name or company name	DP Rundle Dentalcare Partnership
Contract type name	GDS Contract
Purpose of contract	General
Contract start date	20/01/2014
Contract end date	

16/17 Contracted general activity (UDA)	28,500
Carry forward general activity (UDA)	0
16/17 Contracted orthodontic activity (UOA)	0
Carry forward orthodontic activity (UOA)	0
Baseline contract value	£820,713.86

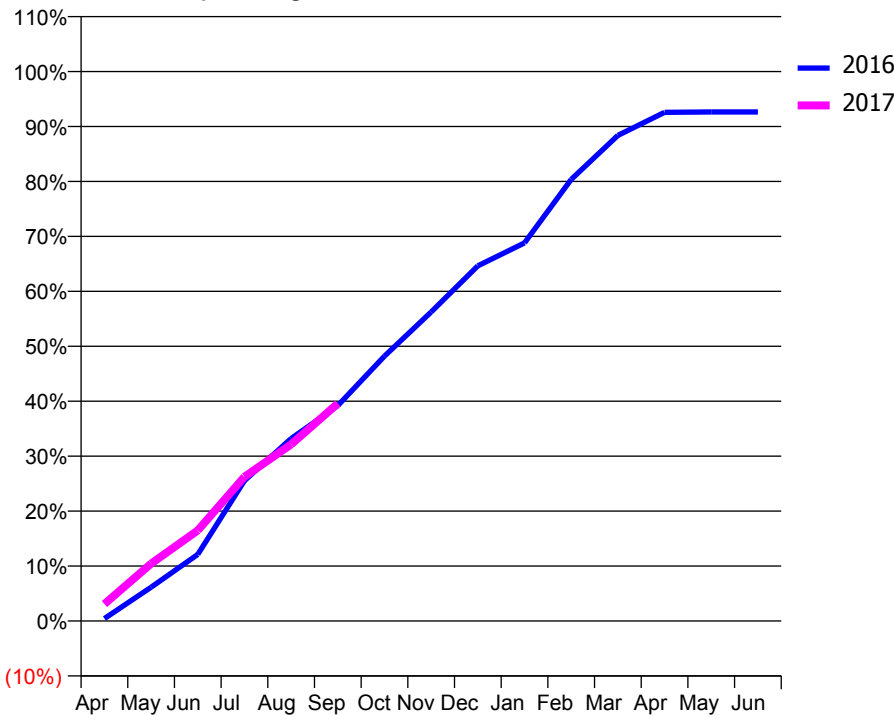
ACCESS*

Patients seen in 24 months	Total	Change since previous quarter
Quarter ending September 2015	10,207	
Quarter ending December 2015	10,731	↑
Quarter ending March 2016	10,811	→
Quarter ending June 2016	10,861	→
Quarter ending September 2016	10,922	→
Variance since September 2015	7.0%	↑



ACTIVITY

Cumulative percentage of contracted UDA delivered 2016 & 2017



Month	Adjusted Scheduled Activity (UDA)	
	2016	2017
April	126	879
May	1,750	2,981
June	3,456	4,696
July	7,280	7,477
August	9,462	9,157
September	11,172	11,281
October	13,738	
November	16,029	
December	18,424	
January	19,609	
February	22,901	
March	25,184	
April	26,378	
May	26,403	
June	26,403	

QUALITY

	Quantity	Base Number	Contract	AT	Region	England
% of FP17s for the same patient ID Re-attending within 3 months - Children	84	1,751	4.8%	11.6%	13.5%	12.4%
% of FP17s for the same patient ID Re-attending within 3 months - Adults	749	5,236	14.3%	15.7%	17.4%	16.7%
% of FP17s for the same patient ID Re-attending between 3 & 9 months - Children	865	1,751	49.4%	57.3%	59.0%	57.4%
% of FP17s for the same patient ID Re-attending between 3 & 9 months - Adults	2,572	5,236	49.1%	52.3%	52.6%	50.5%
% of FP17s for Band 1 Urgent Courses	647	6,400	10.1%	8.5%	9.4%	9.1%
% of FP17s Relating to Free Repair or Replacements	30	6,400	0.5%	1.2%	1.0%	0.8%
% of FP17s Relating to Continuations	90	6,400	1.4%	1.7%	1.5%	1.3%
% of Patients satisfied with the dentistry they have received	10	10	100.0%	93.9%	93.7%	93.2%
% of Patients satisfied with the time they had to wait for an appointment	9	10	90.0%	90.4%	90.0%	89.0%

* This is based on patients treated on this contract for their most recent course of treatment. Figures in italics indicate the base number of FP17s or Patient Questionnaire responses are less than 100. N/A is shown where the base number of responses is less than 10 during the period. % is calculated as Quantity/Base number*100

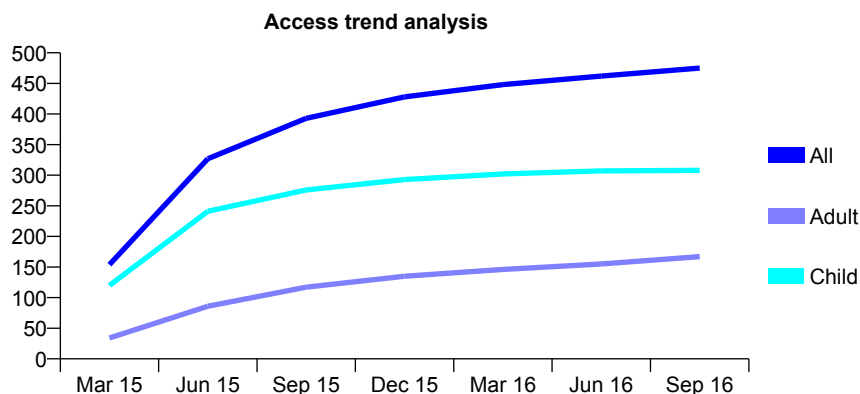
Q49 - Vital Signs At a Glance Contract Report for 134015/0001 - September 2016

Name or company name	Alistair Morgan and Associates Limited
Contract type name	GDS Contract
Purpose of contract	General
Contract start date	01/02/2015
Contract end date	

16/17 Contracted general activity (UDA)	2,100
Carry forward general activity (UDA)	0
16/17 Contracted orthodontic activity (UOA)	0
Carry forward orthodontic activity (UOA)	0
Baseline contract value	£52,682.95

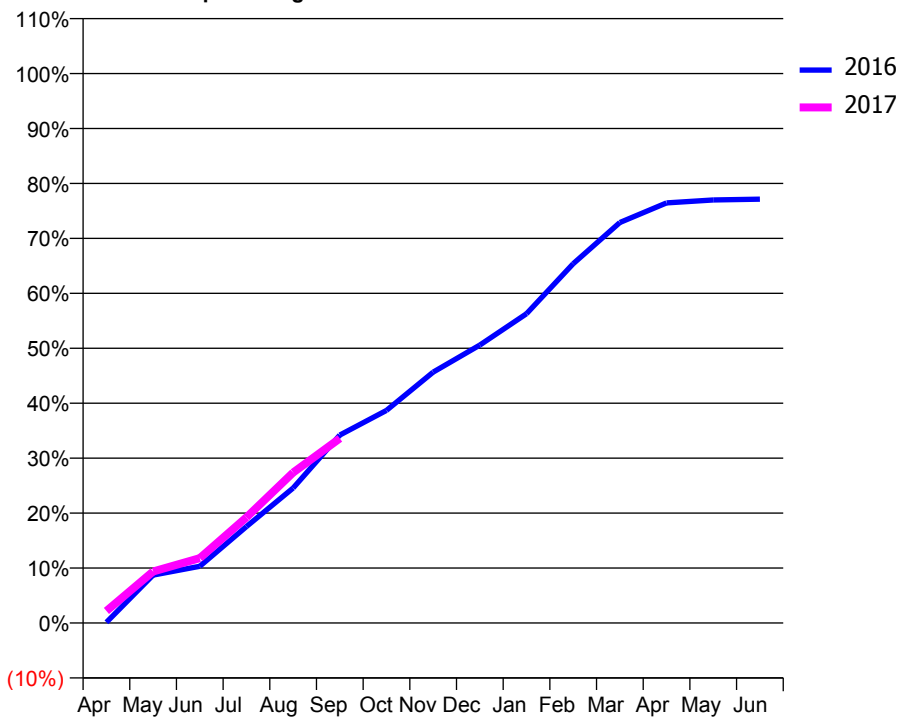
ACCESS*

Patients seen in 24 months	Total	Change since previous quarter
Quarter ending September 2015	393	
Quarter ending December 2015	428	↑
Quarter ending March 2016	448	↑
Quarter ending June 2016	462	↑
Quarter ending September 2016	475	↑
Variance since September 2015	20.9%	↑



ACTIVITY

Cumulative percentage of contracted UDA delivered 2016 & 2017



Adjusted Scheduled Activity (UDA)

Month	2016	2017
April	3	46
May	183	197
June	217	248
July	369	404
August	516	575
September	718	706
October	813	
November	959	
December	1,062	
January	1,182	
February	1,373	
March	1,531	
April	1,605	
May	1,617	
June	1,620	

QUALITY

	Quantity	Base Number	Contract	AT	Region	England
% of FP17s for the same patient ID Re-attending within 3 months - Children	45	383	11.7%	11.6%	13.5%	12.4%
% of FP17s for the same patient ID Re-attending within 3 months - Adults	21	126	16.7%	15.7%	17.4%	16.7%
% of FP17s for the same patient ID Re-attending between 3 & 9 months - Children	283	383	73.9%	57.3%	59.0%	57.4%
% of FP17s for the same patient ID Re-attending between 3 & 9 months - Adults	90	126	71.4%	52.3%	52.6%	50.5%
% of FP17s for Band 1 Urgent Courses	24	451	5.3%	8.5%	9.4%	9.1%
% of FP17s Relating to Free Repair or Replacements	0	451	0.0%	1.2%	1.0%	0.8%
% of FP17s Relating to Continuations	8	451	1.8%	1.7%	1.5%	1.3%
% of Patients satisfied with the dentistry they have received	0	0	N/A	93.9%	93.7%	93.2%
% of Patients satisfied with the time they had to wait for an appointment	0	0	N/A	90.4%	90.0%	89.0%

* This is based on patients treated on this contract for their most recent course of treatment. Figures in italics indicate the base number of FP17s or Patient Questionnaire responses are less than 100. N/A is shown where the base number of responses is less than 10 during the period. % is calculated as Quantity/Base number*100

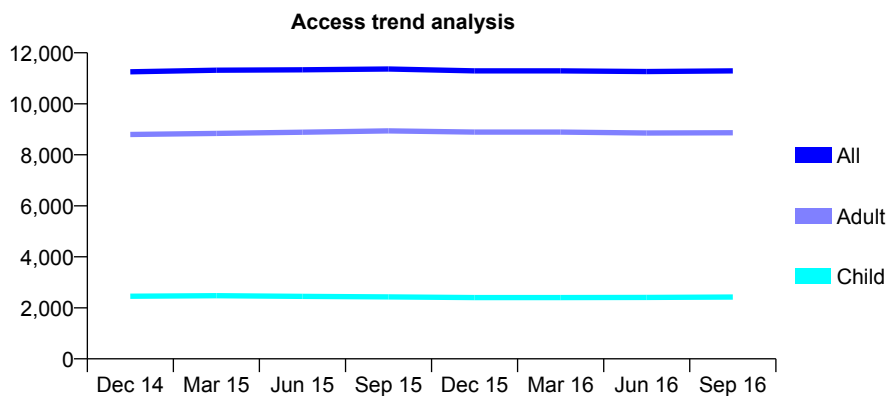
Q49 - Vital Signs At a Glance Contract Report for 134058/0001 - September 2016

Name or company name	Alison Brett Dental Care LLP
Contract type name	GDS Contract
Purpose of contract	General and Orthodontic
Contract start date	01/08/2012
Contract end date	

16/17 Contracted general activity (UDA)	35,029
Carry forward general activity (UDA)	0
16/17 Contracted orthodontic activity (UOA)	300
Carry forward orthodontic activity (UOA)	0
Baseline contract value	£1,018,122.34

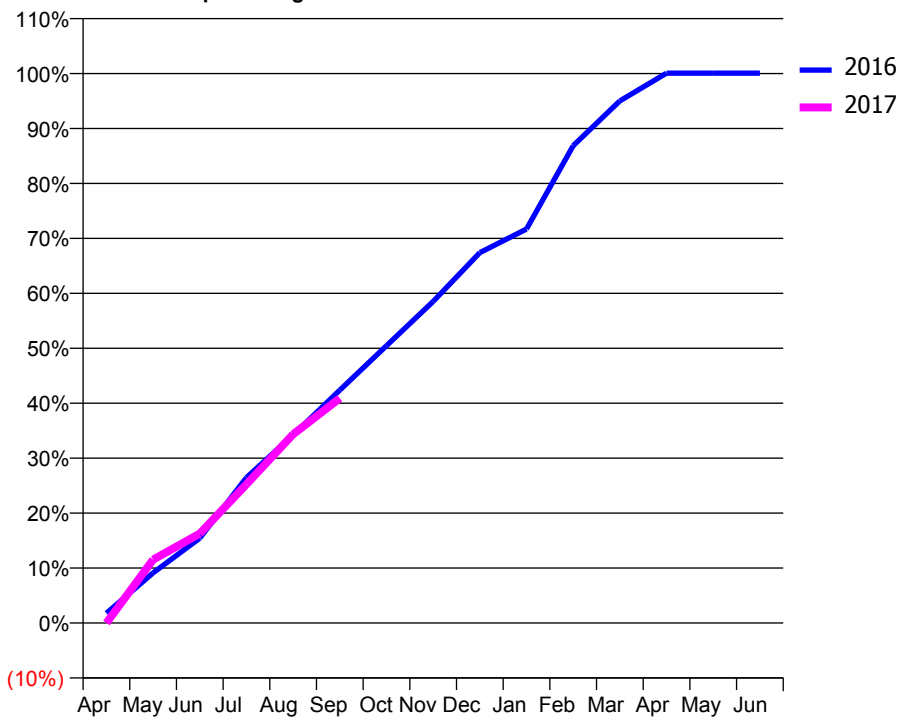
ACCESS*

Patients seen in 24 months	Total	Change since previous quarter
Quarter ending September 2015	11,365	
Quarter ending December 2015	11,293	→
Quarter ending March 2016	11,292	→
Quarter ending June 2016	11,264	→
Quarter ending September 2016	11,289	→
Variance since September 2015	(0.7%)	→



ACTIVITY

Cumulative percentage of contracted UDA delivered 2016 & 2017



Month	Adjusted Scheduled Activity (UDA)	
	2016	2017
April	621	0
May	3,204	4,038
June	5,407	5,696
July	9,268	8,847
August	11,987	12,030
September	14,848	14,326
October	17,678	
November	20,501	
December	23,614	
January	25,114	
February	30,431	
March	33,286	
April	35,055	
May	35,049	
June	35,049	

QUALITY

	Quantity	Base Number	Contract	AT	Region	England
% of FP17s for the same patient ID Re-attending within 3 months - Children	278	2,273	12.2%	11.6%	13.5%	12.4%
% of FP17s for the same patient ID Re-attending within 3 months - Adults	1,185	7,008	16.9%	15.7%	17.4%	16.7%
% of FP17s for the same patient ID Re-attending between 3 & 9 months - Children	1,575	2,273	69.3%	57.3%	59.0%	57.4%
% of FP17s for the same patient ID Re-attending between 3 & 9 months - Adults	4,199	7,008	59.9%	52.3%	52.6%	50.5%
% of FP17s for Band 1 Urgent Courses	974	7,804	12.5%	8.5%	9.4%	9.1%
% of FP17s Relating to Free Repair or Replacements	86	7,804	1.1%	1.2%	1.0%	0.8%
% of FP17s Relating to Continuations	58	7,804	0.7%	1.7%	1.5%	1.3%
% of Patients satisfied with the dentistry they have received	12	12	100.0%	93.9%	93.7%	93.2%
% of Patients satisfied with the time they had to wait for an appointment	11	12	91.7%	90.4%	90.0%	89.0%

* This is based on patients treated on this contract for their most recent course of treatment. Figures in italics indicate the base number of FP17s or Patient Questionnaire responses are less than 100. N/A is shown where the base number of responses is less than 10 during the period. % is calculated as Quantity/Base number*100

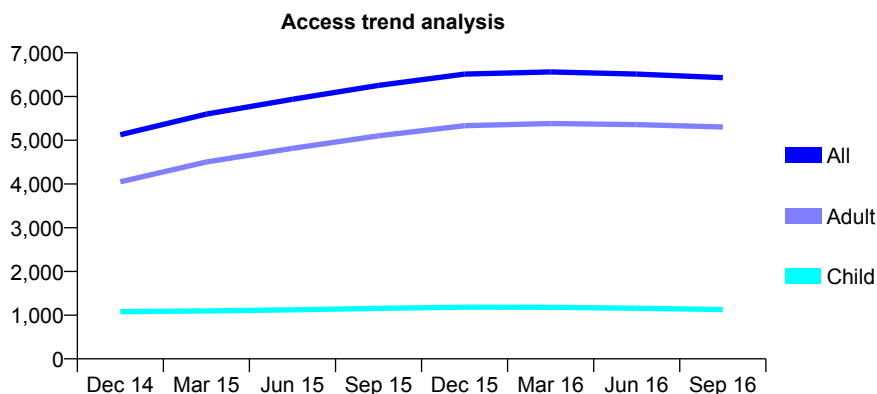
Q49 - Vital Signs At a Glance Contract Report for 136360/0001 - September 2016

Name or company name	The Mill Dental Practice Partnership
Contract type name	GDS Contract
Purpose of contract	General
Contract start date	31/01/2014
Contract end date	

16/17 Contracted general activity (UDA)	23,828
Carry forward general activity (UDA)	0
16/17 Contracted orthodontic activity (UOA)	0
Carry forward orthodontic activity (UOA)	0
Baseline contract value	£612,819.94

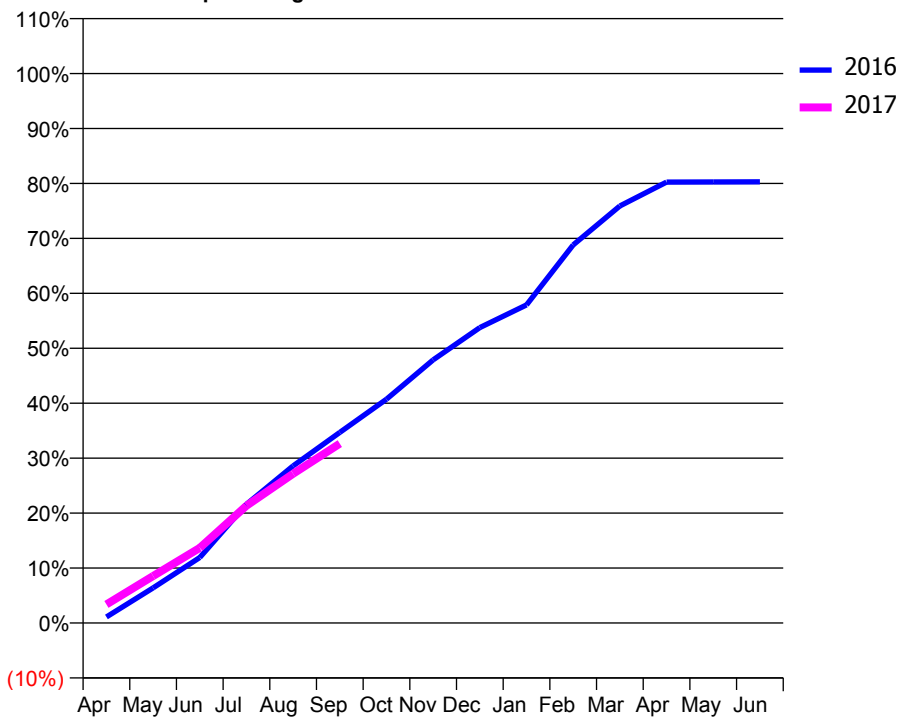
ACCESS*

Patients seen in 24 months	Total	Change since previous quarter
Quarter ending September 2015	6,254	
Quarter ending December 2015	6,513	↑
Quarter ending March 2016	6,562	→
Quarter ending June 2016	6,512	→
Quarter ending September 2016	6,431	↓
Variance since September 2015	2.8%	↑



ACTIVITY

Cumulative percentage of contracted UDA delivered 2016 & 2017



Month	Adjusted Scheduled Activity (UDA)	
	2016	2017
April	265	808
May	1,523	2,039
June	2,839	3,261
July	5,148	5,083
August	6,815	6,476
September	8,268	7,782
October	9,708	
November	11,409	
December	12,808	
January	13,792	
February	16,394	
March	18,085	
April	19,121	
May	19,125	
June	19,129	

QUALITY

	Quantity	Base Number	Contract	AT	Region	England
% of FP17s for the same patient ID Re-attending within 3 months - Children	61	826	7.4%	11.6%	13.5%	12.4%
% of FP17s for the same patient ID Re-attending within 3 months - Adults	393	3,165	12.4%	15.7%	17.4%	16.7%
% of FP17s for the same patient ID Re-attending between 3 & 9 months - Children	480	826	58.1%	57.3%	59.0%	57.4%
% of FP17s for the same patient ID Re-attending between 3 & 9 months - Adults	1,503	3,165	47.5%	52.3%	52.6%	50.5%
% of FP17s for Band 1 Urgent Courses	164	3,631	4.5%	8.5%	9.4%	9.1%
% of FP17s Relating to Free Repair or Replacements	40	3,631	1.1%	1.2%	1.0%	0.8%
% of FP17s Relating to Continuations	97	3,631	2.7%	1.7%	1.5%	1.3%
% of Patients satisfied with the dentistry they have received	5	5	N/A	93.9%	93.7%	93.2%
% of Patients satisfied with the time they had to wait for an appointment	5	5	N/A	90.4%	90.0%	89.0%

* This is based on patients treated on this contract for their most recent course of treatment. Figures in italics indicate the base number of FP17s or Patient Questionnaire responses are less than 100. N/A is shown where the base number of responses is less than 10 during the period. % is calculated as Quantity/Base number*100

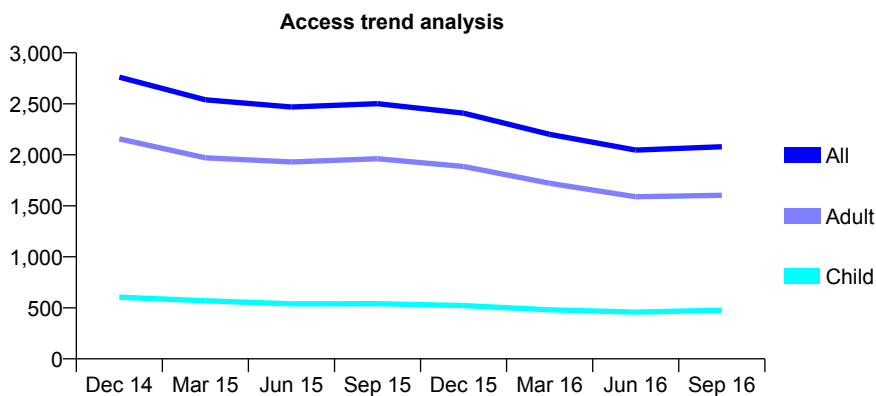
Q49 - Vital Signs At a Glance Contract Report for 138576/0001 - September 2016

Name or company name	Dr J A Richards Limited
Contract type name	GDS Contract
Purpose of contract	General
Contract start date	01/04/2009
Contract end date	

16/17 Contracted general activity (UDA)	7,000
Carry forward general activity (UDA)	443
16/17 Contracted orthodontic activity (UOA)	0
Carry forward orthodontic activity (UOA)	0
Baseline contract value	£165,510.36

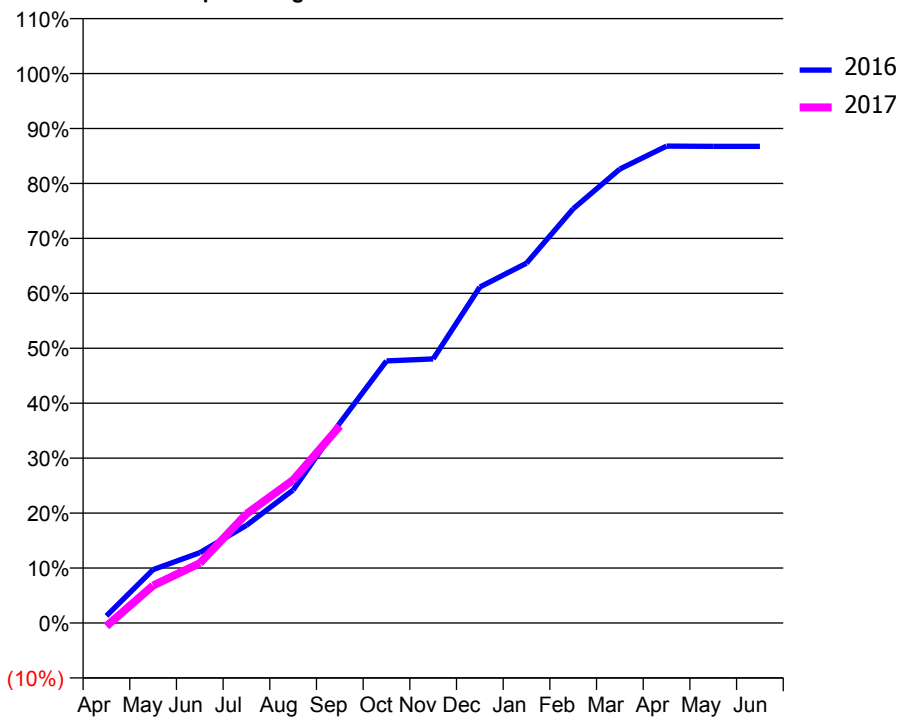
ACCESS*

Patients seen in 24 months	Total	Change since previous quarter
Quarter ending September 2015	2,501	
Quarter ending December 2015	2,408	↓
Quarter ending March 2016	2,201	↓
Quarter ending June 2016	2,047	↓
Quarter ending September 2016	2,079	→
Variance since September 2015	(16.9%)	↓



ACTIVITY

Cumulative percentage of contracted UDA delivered 2016 & 2017



Adjusted Scheduled Activity (UDA)

Month	2016	2017
April	91	-41
May	681	478
June	897	761
July	1,244	1,390
August	1,694	1,822
September	2,547	2,509
October	3,339	
November	3,364	
December	4,280	
January	4,585	
February	5,277	
March	5,783	
April	6,075	
May	6,072	
June	6,072	

QUALITY

	Quantity	Base Number	Contract	AT	Region	England
% of FP17s for the same patient ID Re-attending within 3 months - Children	11	411	2.7%	11.6%	13.5%	12.4%
% of FP17s for the same patient ID Re-attending within 3 months - Adults	162	1,278	12.7%	15.7%	17.4%	16.7%
% of FP17s for the same patient ID Re-attending between 3 & 9 months - Children	264	411	64.2%	57.3%	59.0%	57.4%
% of FP17s for the same patient ID Re-attending between 3 & 9 months - Adults	599	1,278	46.9%	52.3%	52.6%	50.5%
% of FP17s for Band 1 Urgent Courses	77	1,544	5.0%	8.5%	9.4%	9.1%
% of FP17s Relating to Free Repair or Replacements	34	1,544	2.2%	1.2%	1.0%	0.8%
% of FP17s Relating to Continuations	3	1,544	0.2%	1.7%	1.5%	1.3%
% of Patients satisfied with the dentistry they have received	2	2	N/A	93.9%	93.7%	93.2%
% of Patients satisfied with the time they had to wait for an appointment	2	2	N/A	90.4%	90.0%	89.0%

* This is based on patients treated on this contract for their most recent course of treatment. Figures in italics indicate the base number of FP17s or Patient Questionnaire responses are less than 100. N/A is shown where the base number of responses is less than 10 during the period. % is calculated as Quantity/Base number*100

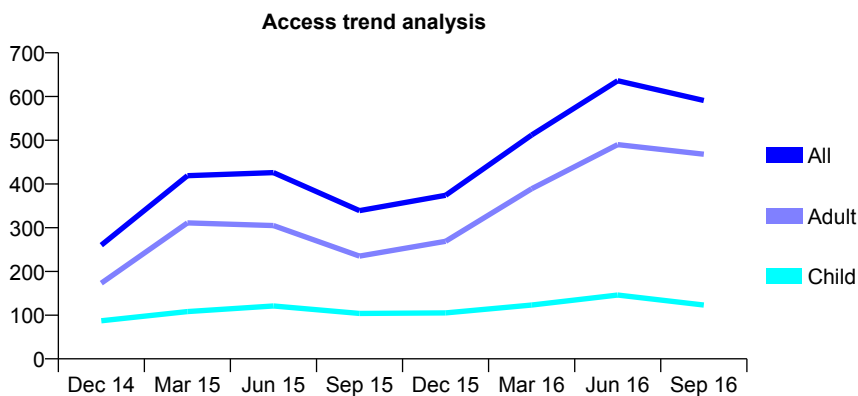
Q49 - Vital Signs At a Glance Contract Report for 138576/0002 - September 2016

Name or company name	Dr J A Richards Limited
Contract type name	GDS Contract
Purpose of contract	General
Contract start date	01/04/2009
Contract end date	

16/17 Contracted general activity (UDA)	1,350
Carry forward general activity (UDA)	7
16/17 Contracted orthodontic activity (UOA)	0
Carry forward orthodontic activity (UOA)	0
Baseline contract value	£35,170.95

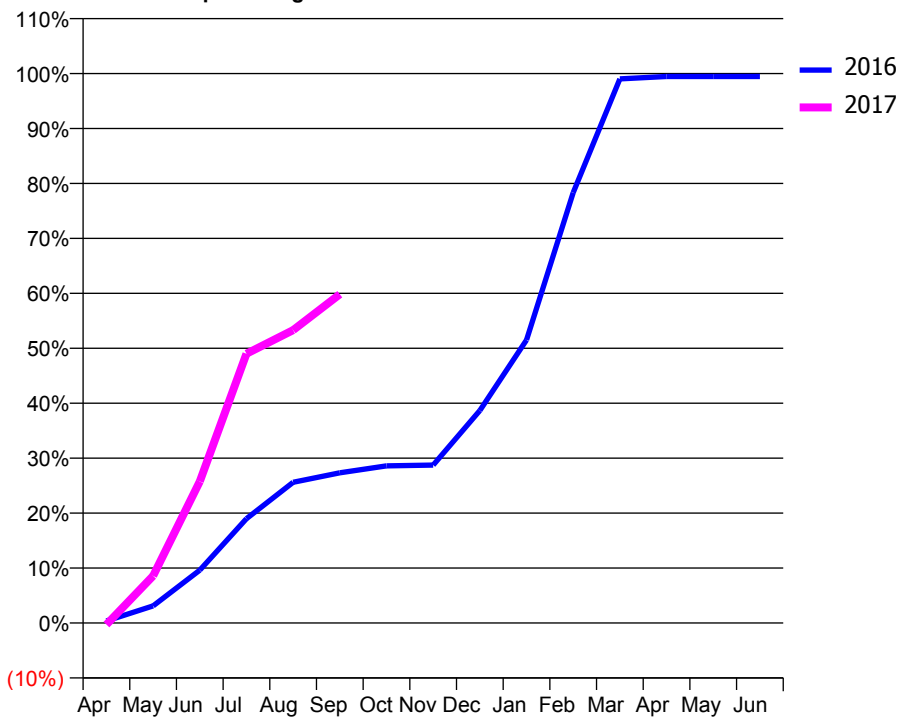
ACCESS*

Patients seen in 24 months	Total	Change since previous quarter
Quarter ending September 2015	339	
Quarter ending December 2015	374	↑
Quarter ending March 2016	512	↑
Quarter ending June 2016	636	↑
Quarter ending September 2016	591	↓
Variance since September 2015	74.3%	↑



ACTIVITY

Cumulative percentage of contracted UDA delivered 2016 & 2017



Adjusted Scheduled Activity (UDA)

Month	2016	2017
April	5	-4
May	42	116
June	130	348
July	256	662
August	346	720
September	369	808
October	386	
November	388	
December	522	
January	695	
February	1,057	
March	1,337	
April	1,343	
May	1,343	
June	1,343	

QUALITY

	Quantity	Base Number	Contract	AT	Region	England
% of FP17s for the same patient ID Re-attending within 3 months - Children	0	85	0.0%	11.6%	13.5%	12.4%
% of FP17s for the same patient ID Re-attending within 3 months - Adults	19	322	5.9%	15.7%	17.4%	16.7%
% of FP17s for the same patient ID Re-attending between 3 & 9 months - Children	27	85	31.8%	57.3%	59.0%	57.4%
% of FP17s for the same patient ID Re-attending between 3 & 9 months - Adults	76	322	23.6%	52.3%	52.6%	50.5%
% of FP17s for Band 1 Urgent Courses	14	403	3.5%	8.5%	9.4%	9.1%
% of FP17s Relating to Free Repair or Replacements	3	403	0.7%	1.2%	1.0%	0.8%
% of FP17s Relating to Continuations	2	403	0.5%	1.7%	1.5%	1.3%
% of Patients satisfied with the dentistry they have received	1	1	N/A	93.9%	93.7%	93.2%
% of Patients satisfied with the time they had to wait for an appointment	1	1	N/A	90.4%	90.0%	89.0%

* This is based on patients treated on this contract for their most recent course of treatment. Figures in italics indicate the base number of FP17s or Patient Questionnaire responses are less than 100. N/A is shown where the base number of responses is less than 10 during the period. % is calculated as Quantity/Base number*100

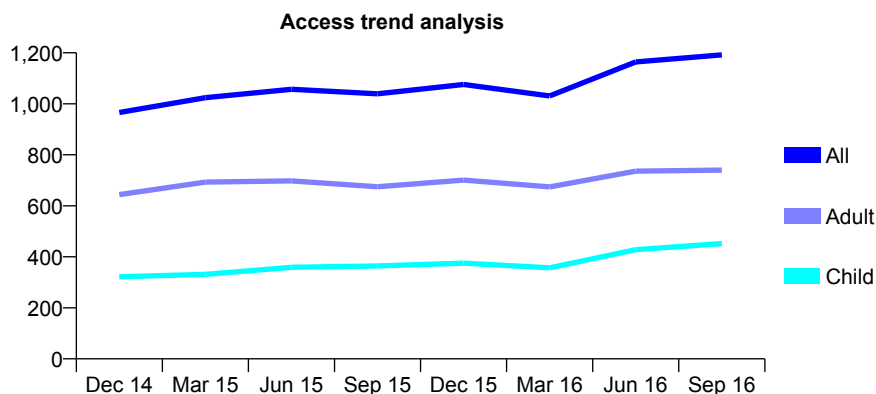
Q49 - Vital Signs At a Glance Contract Report for 140449/0001 - September 2016

Name or company name	South Tyneside Foundation Trust
Contract type name	PDS Contract
Purpose of contract	General
Contract start date	01/06/2013
Contract end date	31/03/2017

16/17 Contracted general activity (UDA)	2,200
Carry forward general activity (UDA)	0
16/17 Contracted orthodontic activity (UOA)	0
Carry forward orthodontic activity (UOA)	0
Baseline contract value	£958,110.34

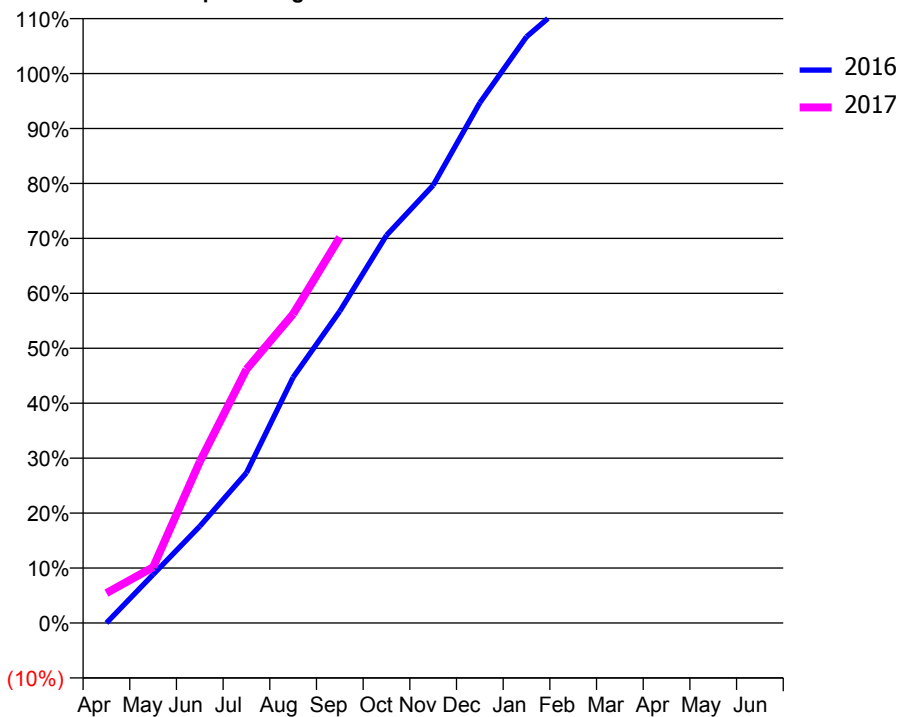
ACCESS*

Patients seen in 24 months	Total	Change since previous quarter
Quarter ending September 2015	1,039	
Quarter ending December 2015	1,076	↑
Quarter ending March 2016	1,031	↓
Quarter ending June 2016	1,164	↑
Quarter ending September 2016	1,192	↑
Variance since September 2015	14.7%	↑



ACTIVITY

Cumulative percentage of contracted UDA delivered 2016 & 2017



Month	Adjusted Scheduled Activity (UDA)	
	2016	2017
April	0	120
May	194	224
June	387	646
July	601	1,016
August	983	1,237
September	1,248	1,544
October	1,552	
November	1,753	
December	2,083	
January	2,347	
February	2,507	
March	2,508	
April	2,942	
May	3,014	
June	3,103	

QUALITY

	Quantity	Base Number	Contract	AT	Region	England
% of FP17s for the same patient ID Re-attending within 3 months - Children	43	450	9.6%	11.6%	13.5%	12.4%
% of FP17s for the same patient ID Re-attending within 3 months - Adults	65	596	10.9%	15.7%	17.4%	16.7%
% of FP17s for the same patient ID Re-attending between 3 & 9 months - Children	106	450	23.6%	57.3%	59.0%	57.4%
% of FP17s for the same patient ID Re-attending between 3 & 9 months - Adults	223	596	37.4%	52.3%	52.6%	50.5%
% of FP17s for Band 1 Urgent Courses	25	741	3.4%	8.5%	9.4%	9.1%
% of FP17s Relating to Free Repair or Replacements	2	741	0.3%	1.2%	1.0%	0.8%
% of FP17s Relating to Continuations	15	741	2.0%	1.7%	1.5%	1.3%
% of Patients satisfied with the dentistry they have received	1	1	N/A	93.9%	93.7%	93.2%
% of Patients satisfied with the time they had to wait for an appointment	1	1	N/A	90.4%	90.0%	89.0%

* This is based on patients treated on this contract for their most recent course of treatment. Figures in italics indicate the base number of FP17s or Patient Questionnaire responses are less than 100. N/A is shown where the base number of responses is less than 10 during the period. % is calculated as Quantity/Base number*100

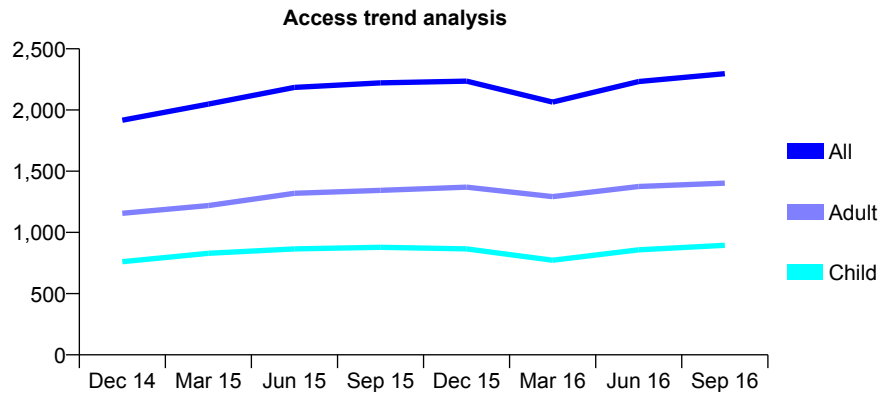
Q49 - Vital Signs At a Glance Contract Report for 140449/0002 - September 2016

Name or company name	South Tyneside Foundation Trust
Contract type name	PDS Contract
Purpose of contract	General
Contract start date	01/06/2013
Contract end date	31/03/2017

16/17 Contracted general activity (UDA)	5,050
Carry forward general activity (UDA)	0
16/17 Contracted orthodontic activity (UOA)	0
Carry forward orthodontic activity (UOA)	0
Baseline contract value	£2,053,599.57

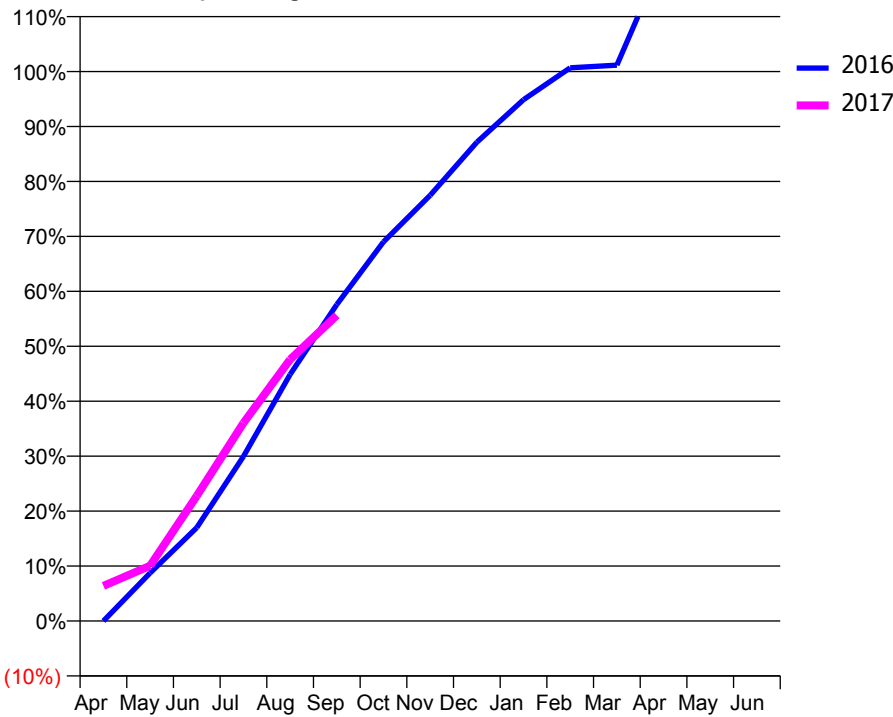
ACCESS*

Patients seen in 24 months	Total	Change since previous quarter
Quarter ending September 2015	2,222	
Quarter ending December 2015	2,236	→
Quarter ending March 2016	2,065	↓
Quarter ending June 2016	2,233	↑
Quarter ending September 2016	2,297	↑
Variance since September 2015	3.4%	↑



ACTIVITY

Cumulative percentage of contracted UDA delivered 2016 & 2017



Month	Adjusted Scheduled Activity (UDA)	
	2016	2017
April	0	322
May	442	508
June	858	1,150
July	1,512	1,821
August	2,266	2,403
September	2,909	2,809
October	3,484	
November	3,912	
December	4,400	
January	4,791	
February	5,084	
March	5,108	
April	6,098	
May	6,112	
June	6,272	

QUALITY

	Quantity	Base Number	Contract	AT	Region	England
% of FP17s for the same patient ID Re-attending within 3 months - Children	45	799	5.6%	11.6%	13.5%	12.4%
% of FP17s for the same patient ID Re-attending within 3 months - Adults	74	1,077	6.9%	15.7%	17.4%	16.7%
% of FP17s for the same patient ID Re-attending between 3 & 9 months - Children	162	799	20.3%	57.3%	59.0%	57.4%
% of FP17s for the same patient ID Re-attending between 3 & 9 months - Adults	419	1,077	38.9%	52.3%	52.6%	50.5%
% of FP17s for Band 1 Urgent Courses	22	1,268	1.7%	8.5%	9.4%	9.1%
% of FP17s Relating to Free Repair or Replacements	4	1,268	0.3%	1.2%	1.0%	0.8%
% of FP17s Relating to Continuations	8	1,268	0.6%	1.7%	1.5%	1.3%
% of Patients satisfied with the dentistry they have received	0	0	N/A	93.9%	93.7%	93.2%
% of Patients satisfied with the time they had to wait for an appointment	0	0	N/A	90.4%	90.0%	89.0%

* This is based on patients treated on this contract for their most recent course of treatment. Figures in italics indicate the base number of FP17s or Patient Questionnaire responses are less than 100. N/A is shown where the base number of responses is less than 10 during the period. % is calculated as Quantity/Base number*100

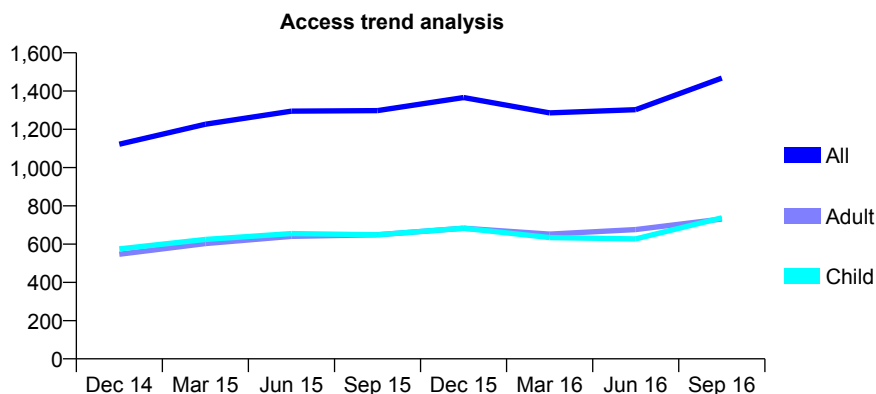
Q49 - Vital Signs At a Glance Contract Report for 140449/0003 - September 2016

Name or company name	South Tyneside Foundation Trust
Contract type name	PDS Contract
Purpose of contract	General
Contract start date	01/06/2013
Contract end date	31/03/2017

16/17 Contracted general activity (UDA)	2,195
Carry forward general activity (UDA)	0
16/17 Contracted orthodontic activity (UOA)	0
Carry forward orthodontic activity (UOA)	0
Baseline contract value	£1,222,304.96

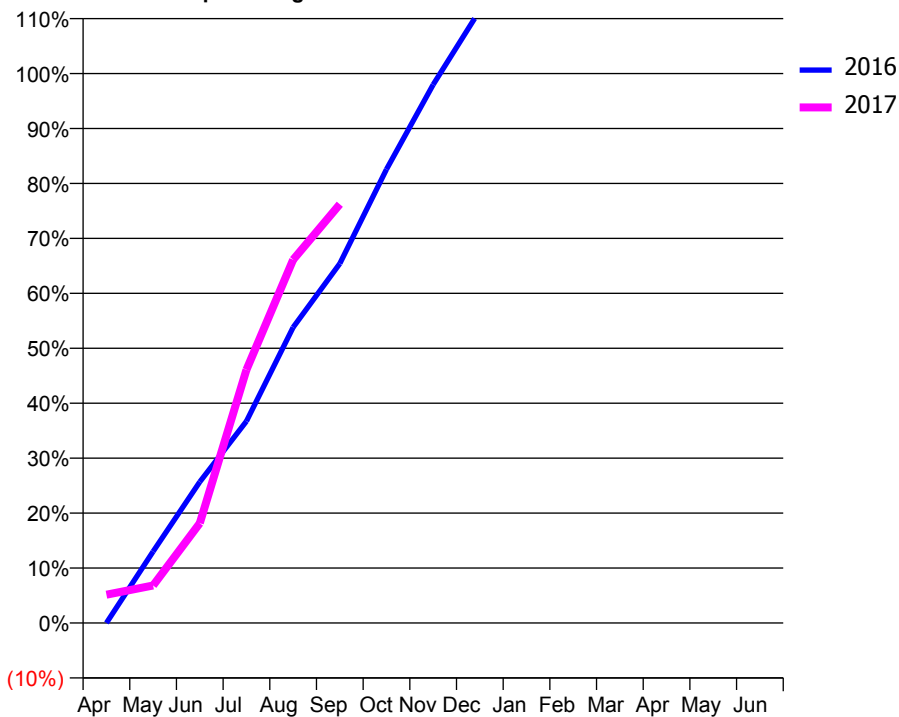
ACCESS*

Patients seen in 24 months	Total	Change since previous quarter
Quarter ending September 2015	1,298	
Quarter ending December 2015	1,366	↑
Quarter ending March 2016	1,286	↓
Quarter ending June 2016	1,303	→
Quarter ending September 2016	1,468	↑
Variance since September 2015	13.1%	↑



ACTIVITY

Cumulative percentage of contracted UDA delivered 2016 & 2017



Month	Adjusted Scheduled Activity (UDA)	
	2016	2017
April	0	113
May	286	150
June	564	399
July	806	1,012
August	1,181	1,451
September	1,436	1,673
October	1,812	
November	2,151	
December	2,448	
January	2,707	
February	2,920	
March	2,923	
April	3,236	
May	3,236	
June	3,286	

QUALITY

	Quantity	Base Number	Contract	AT	Region	England
% of FP17s for the same patient ID Re-attending within 3 months - Children	104	711	14.6%	11.6%	13.5%	12.4%
% of FP17s for the same patient ID Re-attending within 3 months - Adults	45	563	8.0%	15.7%	17.4%	16.7%
% of FP17s for the same patient ID Re-attending between 3 & 9 months - Children	193	711	27.1%	57.3%	59.0%	57.4%
% of FP17s for the same patient ID Re-attending between 3 & 9 months - Adults	185	563	32.9%	52.3%	52.6%	50.5%
% of FP17s for Band 1 Urgent Courses	20	893	2.2%	8.5%	9.4%	9.1%
% of FP17s Relating to Free Repair or Replacements	0	893	0.0%	1.2%	1.0%	0.8%
% of FP17s Relating to Continuations	22	893	2.5%	1.7%	1.5%	1.3%
% of Patients satisfied with the dentistry they have received	0	0	N/A	93.9%	93.7%	93.2%
% of Patients satisfied with the time they had to wait for an appointment	0	0	N/A	90.4%	90.0%	89.0%

* This is based on patients treated on this contract for their most recent course of treatment. Figures in italics indicate the base number of FP17s or Patient Questionnaire responses are less than 100. N/A is shown where the base number of responses is less than 10 during the period. % is calculated as Quantity/Base number*100

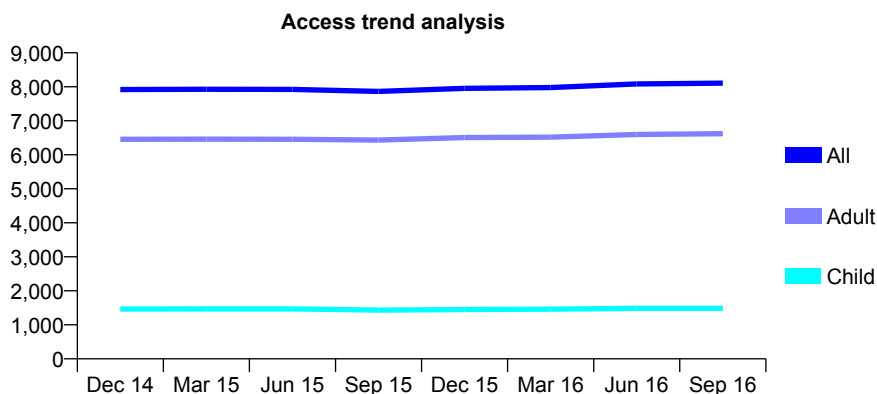
Q49 - Vital Signs At a Glance Contract Report for 141593/0001 - September 2016

Name or company name	J R P Jones and Associates
Contract type name	GDS Contract
Purpose of contract	General and Orthodontic
Contract start date	01/03/2012
Contract end date	

16/17 Contracted general activity (UDA)	26,411
Carry forward general activity (UDA)	0
16/17 Contracted orthodontic activity (UOA)	300
Carry forward orthodontic activity (UOA)	0
Baseline contract value	£697,967.49

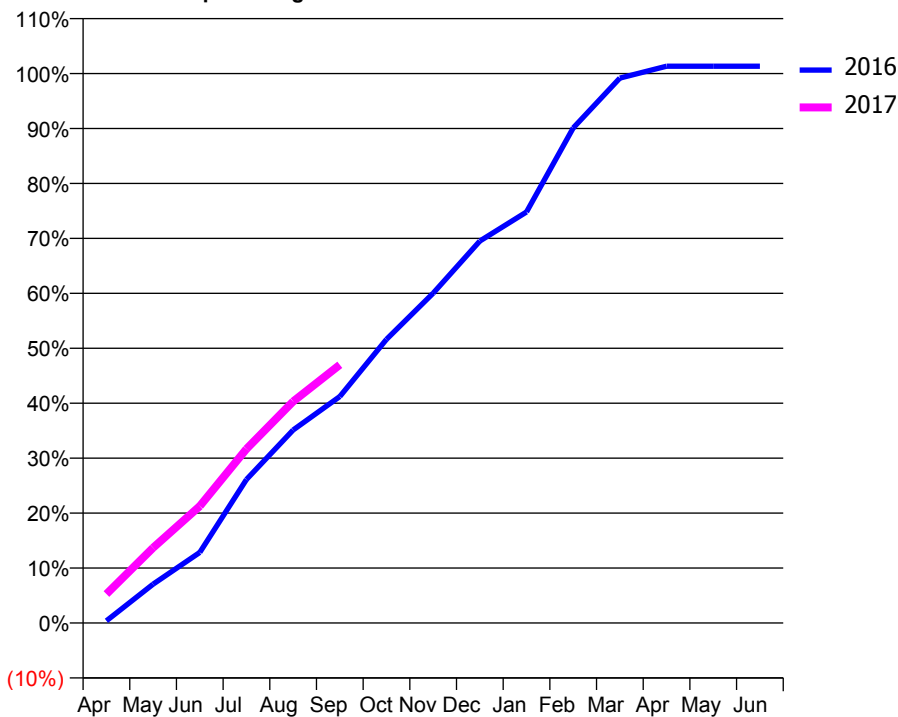
ACCESS*

Patients seen in 24 months	Total	Change since previous quarter
Quarter ending September 2015	7,865	
Quarter ending December 2015	7,954	→
Quarter ending March 2016	7,978	→
Quarter ending June 2016	8,084	→
Quarter ending September 2016	8,106	→
Variance since September 2015	3.1%	↑



ACTIVITY

Cumulative percentage of contracted UDA delivered 2016 & 2017



Month	Adjusted Scheduled Activity (UDA)	
	2016	2017
April	107	1,396
May	1,871	3,620
June	3,391	5,616
July	6,899	8,365
August	9,279	10,646
September	10,886	12,414
October	13,637	
November	15,856	
December	18,358	
January	19,756	
February	23,796	
March	26,191	
April	26,763	
May	26,763	
June	26,764	

QUALITY

	Quantity	Base Number	Contract	AT	Region	England
% of FP17s for the same patient ID Re-attending within 3 months - Children	100	1,384	7.2%	11.6%	13.5%	12.4%
% of FP17s for the same patient ID Re-attending within 3 months - Adults	715	5,555	12.9%	15.7%	17.4%	16.7%
% of FP17s for the same patient ID Re-attending between 3 & 9 months - Children	1,033	1,384	74.6%	57.3%	59.0%	57.4%
% of FP17s for the same patient ID Re-attending between 3 & 9 months - Adults	3,933	5,555	70.8%	52.3%	52.6%	50.5%
% of FP17s for Band 1 Urgent Courses	310	6,598	4.7%	8.5%	9.4%	9.1%
% of FP17s Relating to Free Repair or Replacements	137	6,598	2.1%	1.2%	1.0%	0.8%
% of FP17s Relating to Continuations	165	6,598	2.5%	1.7%	1.5%	1.3%
% of Patients satisfied with the dentistry they have received	12	13	92.3%	93.9%	93.7%	93.2%
% of Patients satisfied with the time they had to wait for an appointment	12	13	92.3%	90.4%	90.0%	89.0%

* This is based on patients treated on this contract for their most recent course of treatment. Figures in italics indicate the base number of FP17s or Patient Questionnaire responses are less than 100. N/A is shown where the base number of responses is less than 10 during the period. % is calculated as Quantity/Base number*100

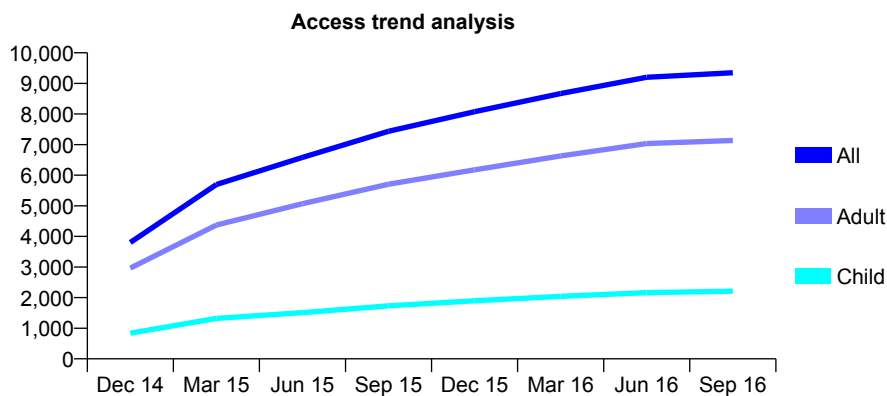
Q49 - Vital Signs At a Glance Contract Report for 141852/0001 - September 2016

Name or company name	Perfect Smile Gateshead Partnership
Contract type name	GDS Contract
Purpose of contract	General and Orthodontic
Contract start date	01/07/2014
Contract end date	

16/17 Contracted general activity (UDA)	28,872
Carry forward general activity (UDA)	0
16/17 Contracted orthodontic activity (UOA)	500
Carry forward orthodontic activity (UOA)	0
Baseline contract value	£849,088.12

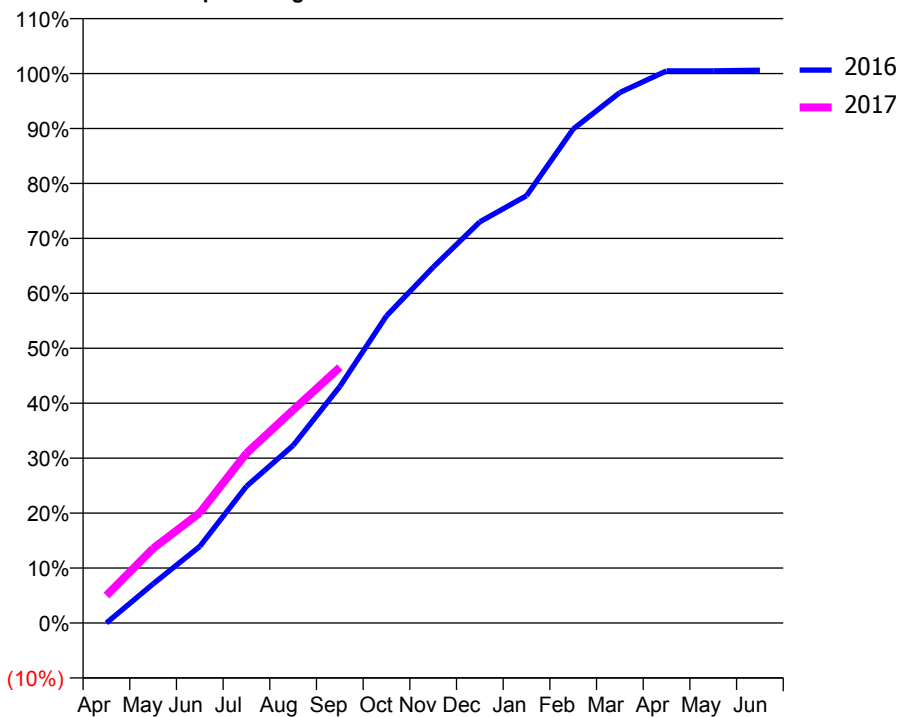
ACCESS*

Patients seen in 24 months	Total	Change since previous quarter
Quarter ending September 2015	7,437	
Quarter ending December 2015	8,076	↑
Quarter ending March 2016	8,671	↑
Quarter ending June 2016	9,199	↑
Quarter ending September 2016	9,347	→
Variance since September 2015	25.7%	↑



ACTIVITY

Cumulative percentage of contracted UDA delivered 2016 & 2017



Month	Adjusted Scheduled Activity (UDA)	
	2016	2017
April	0	1,444
May	2,057	3,920
June	4,026	5,791
July	7,182	8,921
August	9,326	11,189
September	12,429	13,436
October	16,138	
November	18,698	
December	21,076	
January	22,450	
February	25,956	
March	27,872	
April	29,013	
May	29,013	
June	29,047	

QUALITY

	Quantity	Base Number	Contract	AT	Region	England
% of FP17s for the same patient ID Re-attending within 3 months - Children	168	1,429	11.8%	11.6%	13.5%	12.4%
% of FP17s for the same patient ID Re-attending within 3 months - Adults	720	4,367	16.5%	15.7%	17.4%	16.7%
% of FP17s for the same patient ID Re-attending between 3 & 9 months - Children	588	1,429	41.1%	57.3%	59.0%	57.4%
% of FP17s for the same patient ID Re-attending between 3 & 9 months - Adults	1,838	4,367	42.1%	52.3%	52.6%	50.5%
% of FP17s for Band 1 Urgent Courses	580	5,242	11.1%	8.5%	9.4%	9.1%
% of FP17s Relating to Free Repair or Replacements	97	5,242	1.9%	1.2%	1.0%	0.8%
% of FP17s Relating to Continuations	83	5,242	1.6%	1.7%	1.5%	1.3%
% of Patients satisfied with the dentistry they have received	8	9	N/A	93.9%	93.7%	93.2%
% of Patients satisfied with the time they had to wait for an appointment	8	9	N/A	90.4%	90.0%	89.0%

* This is based on patients treated on this contract for their most recent course of treatment. Figures in italics indicate the base number of FP17s or Patient Questionnaire responses are less than 100. N/A is shown where the base number of responses is less than 10 during the period. % is calculated as Quantity/Base number*100

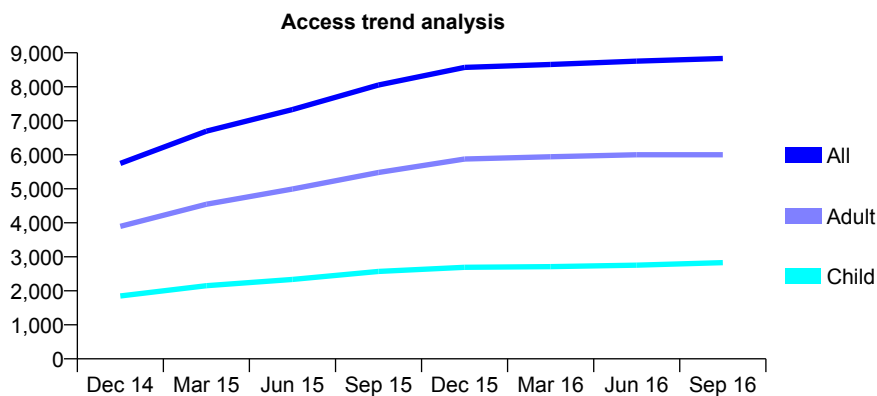
Q49 - Vital Signs At a Glance Contract Report for 142050/0001 - September 2016

Name or company name	The Grainger Stockton, Birtley and Stanley
Contract type name	GDS Contract
Purpose of contract	General
Contract start date	01/02/2014
Contract end date	

16/17 Contracted general activity (UDA)	32,500
Carry forward general activity (UDA)	0
16/17 Contracted orthodontic activity (UOA)	0
Carry forward orthodontic activity (UOA)	0
Baseline contract value	£760,963.34

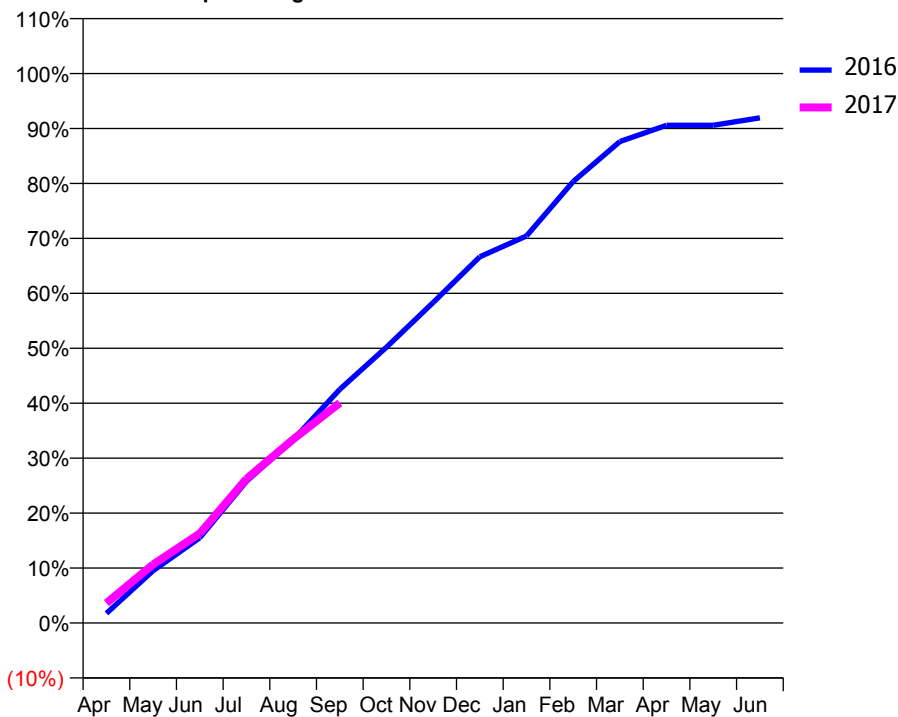
ACCESS*

Patients seen in 24 months	Total	Change since previous quarter
Quarter ending September 2015	8,051	
Quarter ending December 2015	8,569	↑
Quarter ending March 2016	8,655	→
Quarter ending June 2016	8,755	→
Quarter ending September 2016	8,832	→
Variance since September 2015	9.7%	↑



ACTIVITY

Cumulative percentage of contracted UDA delivered 2016 & 2017



Month	Adjusted Scheduled Activity (UDA)	
	2016	2017
April	575	1,176
May	3,098	3,466
June	5,042	5,295
July	8,380	8,530
August	10,843	10,864
September	13,821	13,019
October	16,314	
November	18,955	
December	21,659	
January	22,895	
February	26,110	
March	28,475	
April	29,439	
May	29,439	
June	29,881	

QUALITY

	Quantity	Base Number	Contract	AT	Region	England
% of FP17s for the same patient ID Re-attending within 3 months - Children	112	2,056	5.4%	11.6%	13.5%	12.4%
% of FP17s for the same patient ID Re-attending within 3 months - Adults	503	3,820	13.2%	15.7%	17.4%	16.7%
% of FP17s for the same patient ID Re-attending between 3 & 9 months - Children	1,143	2,056	55.6%	57.3%	59.0%	57.4%
% of FP17s for the same patient ID Re-attending between 3 & 9 months - Adults	1,996	3,820	52.3%	52.3%	52.6%	50.5%
% of FP17s for Band 1 Urgent Courses	365	5,266	6.9%	8.5%	9.4%	9.1%
% of FP17s Relating to Free Repair or Replacements	34	5,266	0.6%	1.2%	1.0%	0.8%
% of FP17s Relating to Continuations	91	5,266	1.7%	1.7%	1.5%	1.3%
% of Patients satisfied with the dentistry they have received	5	6	N/A	93.9%	93.7%	93.2%
% of Patients satisfied with the time they had to wait for an appointment	4	6	N/A	90.4%	90.0%	89.0%

* This is based on patients treated on this contract for their most recent course of treatment. Figures in italics indicate the base number of FP17s or Patient Questionnaire responses are less than 100. N/A is shown where the base number of responses is less than 10 during the period. % is calculated as Quantity/Base number*100

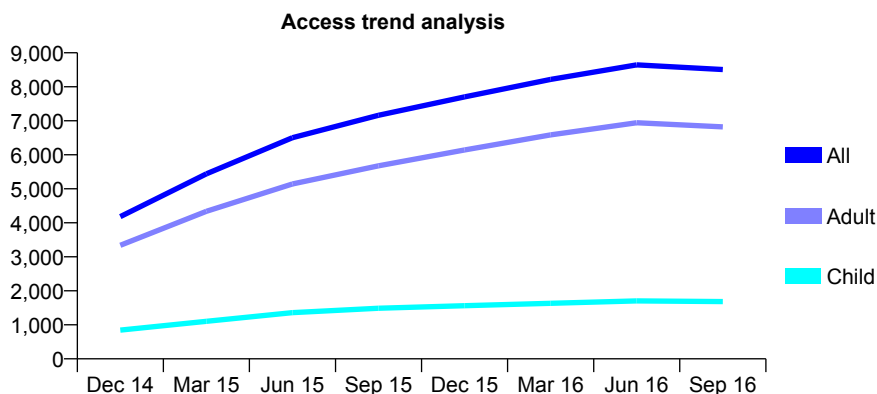
Q49 - Vital Signs At a Glance Contract Report for 143324/0001 - September 2016

Name or company name	Perfect Smile Blaydon Partnership
Contract type name	GDS Contract
Purpose of contract	General
Contract start date	01/07/2014
Contract end date	

16/17 Contracted general activity (UDA)	22,584
Carry forward general activity (UDA)	46
16/17 Contracted orthodontic activity (UOA)	0
Carry forward orthodontic activity (UOA)	0
Baseline contract value	£707,331.42

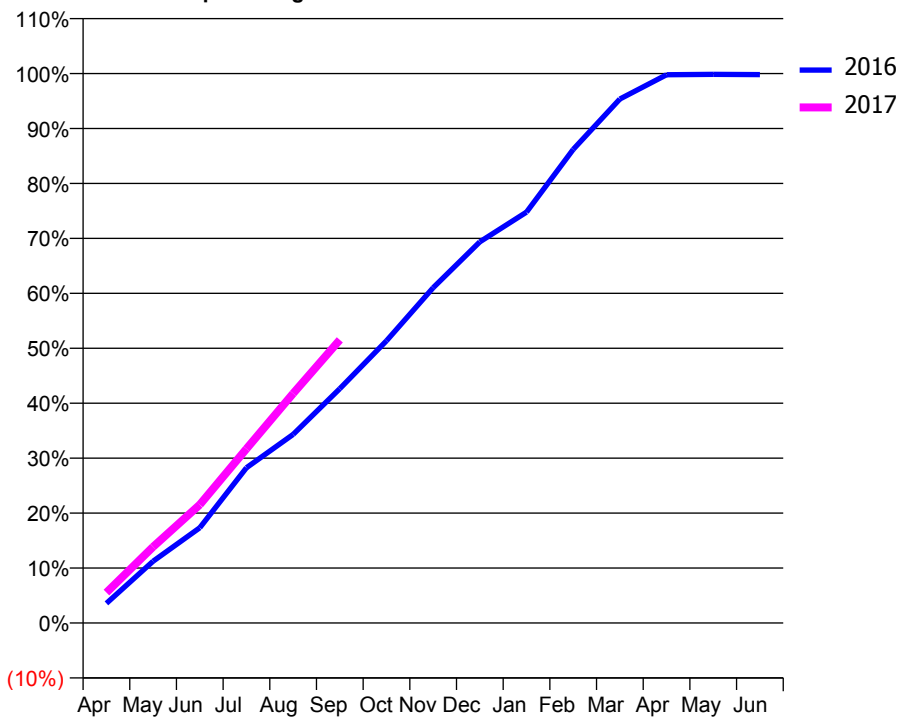
ACCESS*

Patients seen in 24 months	Total	Change since previous quarter
Quarter ending September 2015	7,163	
Quarter ending December 2015	7,705	↑
Quarter ending March 2016	8,218	↑
Quarter ending June 2016	8,647	↑
Quarter ending September 2016	8,506	↓
Variance since September 2015	18.7%	↑



ACTIVITY

Cumulative percentage of contracted UDA delivered 2016 & 2017



Month	Adjusted Scheduled Activity (UDA)	
	2016	2017
April	808	1,250
May	2,538	3,131
June	3,916	4,862
July	6,384	7,162
August	7,752	9,435
September	9,631	11,640
October	11,600	
November	13,779	
December	15,663	
January	16,888	
February	19,465	
March	21,534	
April	22,532	
May	22,548	
June	22,538	

QUALITY

	Quantity	Base Number	Contract	AT	Region	England
% of FP17s for the same patient ID Re-attending within 3 months - Children	56	992	5.6%	11.6%	13.5%	12.4%
% of FP17s for the same patient ID Re-attending within 3 months - Adults	580	3,681	15.8%	15.7%	17.4%	16.7%
% of FP17s for the same patient ID Re-attending between 3 & 9 months - Children	336	992	33.9%	57.3%	59.0%	57.4%
% of FP17s for the same patient ID Re-attending between 3 & 9 months - Adults	1,211	3,681	32.9%	52.3%	52.6%	50.5%
% of FP17s for Band 1 Urgent Courses	347	4,298	8.1%	8.5%	9.4%	9.1%
% of FP17s Relating to Free Repair or Replacements	40	4,298	0.9%	1.2%	1.0%	0.8%
% of FP17s Relating to Continuations	132	4,298	3.1%	1.7%	1.5%	1.3%
% of Patients satisfied with the dentistry they have received	6	7	N/A	93.9%	93.7%	93.2%
% of Patients satisfied with the time they had to wait for an appointment	5	7	N/A	90.4%	90.0%	89.0%

* This is based on patients treated on this contract for their most recent course of treatment. Figures in italics indicate the base number of FP17s or Patient Questionnaire responses are less than 100. N/A is shown where the base number of responses is less than 10 during the period. % is calculated as Quantity/Base number*100

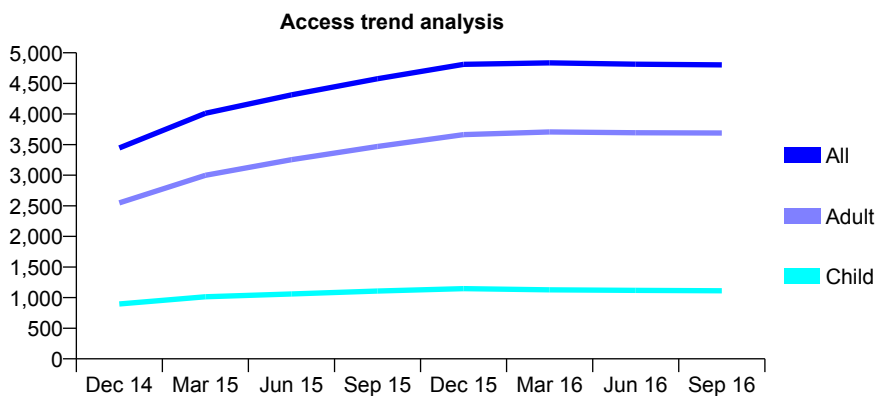
Q49 - Vital Signs At a Glance Contract Report for 143960/0001 - September 2016

Name or company name	1A Dental Practice Partnership
Contract type name	GDS Contract
Purpose of contract	General
Contract start date	31/01/2014
Contract end date	

16/17 Contracted general activity (UDA)	23,000
Carry forward general activity (UDA)	0
16/17 Contracted orthodontic activity (UOA)	0
Carry forward orthodontic activity (UOA)	0
Baseline contract value	£685,999.62

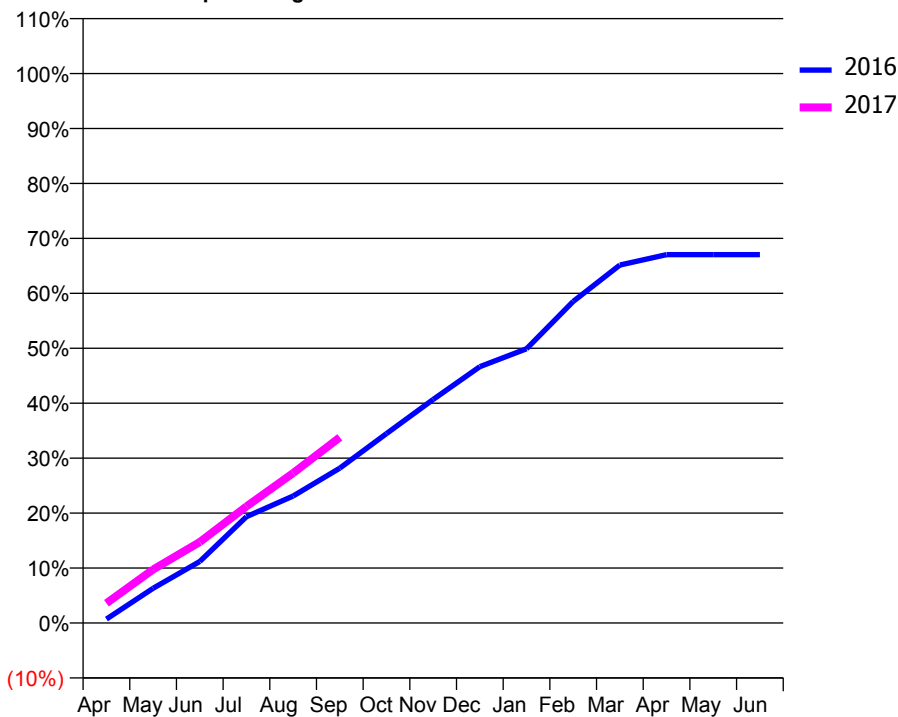
ACCESS*

Patients seen in 24 months	Total	Change since previous quarter
Quarter ending September 2015	4,577	
Quarter ending December 2015	4,812	↑
Quarter ending March 2016	4,836	→
Quarter ending June 2016	4,813	→
Quarter ending September 2016	4,803	→
Variance since September 2015	4.9%	↑



ACTIVITY

Cumulative percentage of contracted UDA delivered 2016 & 2017



Month	Adjusted Scheduled Activity (UDA)	
	2016	2017
April	167	827
May	1,452	2,240
June	2,576	3,393
July	4,453	4,881
August	5,315	6,275
September	6,481	7,771
October	7,931	
November	9,359	
December	10,730	
January	11,477	
February	13,458	
March	14,981	
April	15,418	
May	15,419	
June	15,419	

QUALITY

	Quantity	Base Number	Contract	AT	Region	England
% of FP17s for the same patient ID Re-attending within 3 months - Children	53	766	6.9%	11.6%	13.5%	12.4%
% of FP17s for the same patient ID Re-attending within 3 months - Adults	286	2,325	12.3%	15.7%	17.4%	16.7%
% of FP17s for the same patient ID Re-attending between 3 & 9 months - Children	373	766	48.7%	57.3%	59.0%	57.4%
% of FP17s for the same patient ID Re-attending between 3 & 9 months - Adults	1,007	2,325	43.3%	52.3%	52.6%	50.5%
% of FP17s for Band 1 Urgent Courses	119	2,919	4.1%	8.5%	9.4%	9.1%
% of FP17s Relating to Free Repair or Replacements	25	2,919	0.9%	1.2%	1.0%	0.8%
% of FP17s Relating to Continuations	67	2,919	2.3%	1.7%	1.5%	1.3%
% of Patients satisfied with the dentistry they have received	8	10	80.0%	93.9%	93.7%	93.2%
% of Patients satisfied with the time they had to wait for an appointment	9	10	90.0%	90.4%	90.0%	89.0%

* This is based on patients treated on this contract for their most recent course of treatment. Figures in italics indicate the base number of FP17s or Patient Questionnaire responses are less than 100. N/A is shown where the base number of responses is less than 10 during the period. % is calculated as Quantity/Base number*100

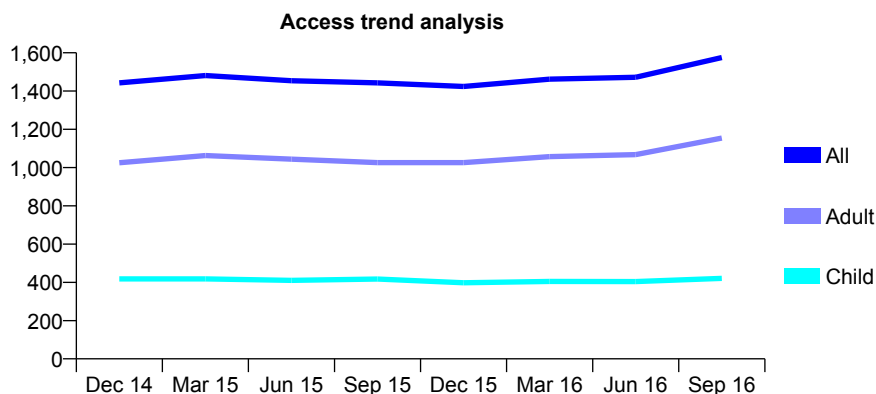
Q49 - Vital Signs At a Glance Contract Report for 144479/0001 - September 2016

Name or company name	CSDP(UK) Ltd
Contract type name	GDS Contract
Purpose of contract	General
Contract start date	01/07/2010
Contract end date	

16/17 Contracted general activity (UDA)	6,622
Carry forward general activity (UDA)	0
16/17 Contracted orthodontic activity (UOA)	0
Carry forward orthodontic activity (UOA)	0
Baseline contract value	£180,226.89

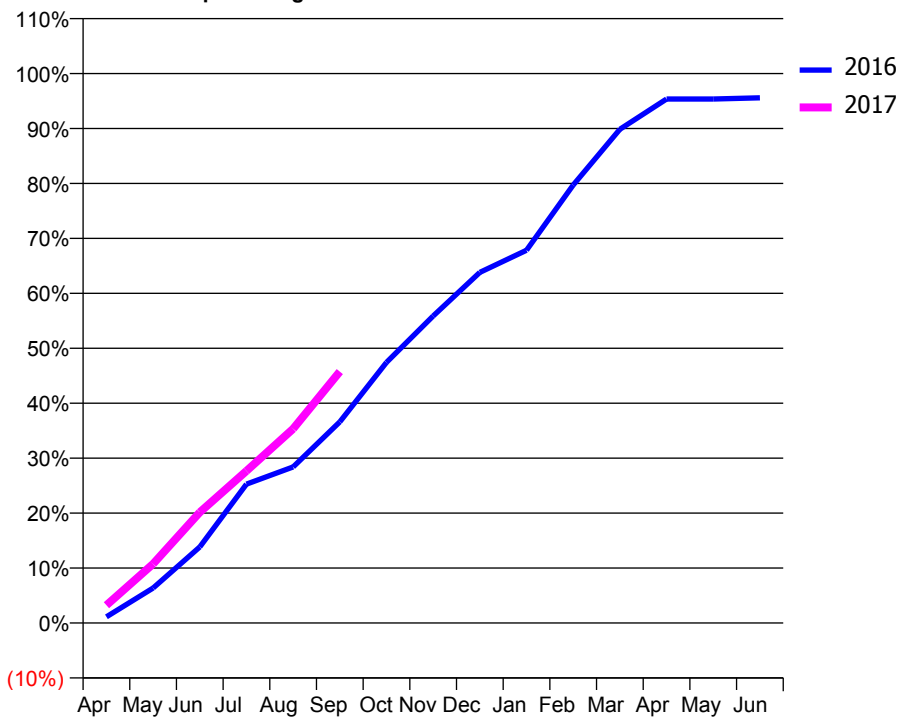
ACCESS*

Patients seen in 24 months	Total	Change since previous quarter
Quarter ending September 2015	1,443	
Quarter ending December 2015	1,424	↓
Quarter ending March 2016	1,462	↑
Quarter ending June 2016	1,472	→
Quarter ending September 2016	1,575	↑
Variance since September 2015	9.1%	↑



ACTIVITY

Cumulative percentage of contracted UDA delivered 2016 & 2017



Month	Adjusted Scheduled Activity (UDA)	
	2016	2017
April	75	214
May	422	713
June	916	1,335
July	1,673	1,833
August	1,880	2,341
September	2,423	3,030
October	3,140	
November	3,700	
December	4,225	
January	4,492	
February	5,278	
March	5,950	
April	6,314	
May	6,314	
June	6,329	

QUALITY

	Quantity	Base Number	Contract	AT	Region	England
% of FP17s for the same patient ID Re-attending within 3 months - Children	11	313	3.5%	11.6%	13.5%	12.4%
% of FP17s for the same patient ID Re-attending within 3 months - Adults	49	829	5.9%	15.7%	17.4%	16.7%
% of FP17s for the same patient ID Re-attending between 3 & 9 months - Children	175	313	55.9%	57.3%	59.0%	57.4%
% of FP17s for the same patient ID Re-attending between 3 & 9 months - Adults	402	829	48.5%	52.3%	52.6%	50.5%
% of FP17s for Band 1 Urgent Courses	34	1,069	3.2%	8.5%	9.4%	9.1%
% of FP17s Relating to Free Repair or Replacements	1	1,069	0.1%	1.2%	1.0%	0.8%
% of FP17s Relating to Continuations	5	1,069	0.5%	1.7%	1.5%	1.3%
% of Patients satisfied with the dentistry they have received	2	2	N/A	93.9%	93.7%	93.2%
% of Patients satisfied with the time they had to wait for an appointment	2	2	N/A	90.4%	90.0%	89.0%

* This is based on patients treated on this contract for their most recent course of treatment. Figures in italics indicate the base number of FP17s or Patient Questionnaire responses are less than 100. N/A is shown where the base number of responses is less than 10 during the period. % is calculated as Quantity/Base number*100

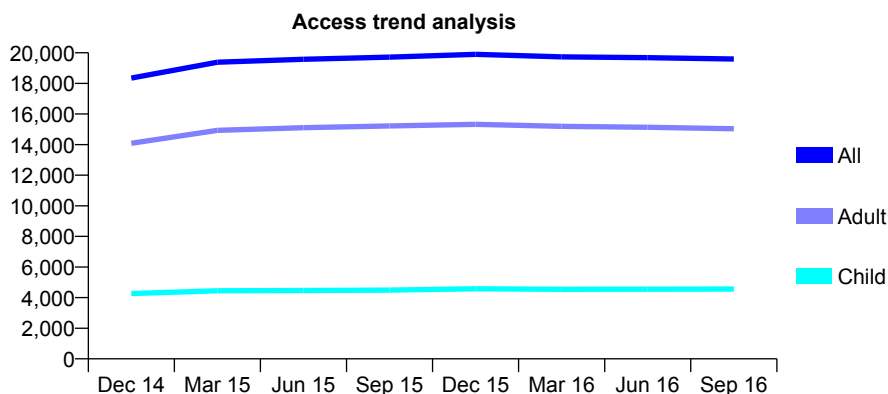
Q49 - Vital Signs At a Glance Contract Report for 144770/0001 - September 2016

Name or company name	Newcastle and Wallsend Dental Practice P
Contract type name	GDS Contract
Purpose of contract	General
Contract start date	01/05/2013
Contract end date	

16/17 Contracted general activity (UDA)	69,738
Carry forward general activity (UDA)	0
16/17 Contracted orthodontic activity (UOA)	0
Carry forward orthodontic activity (UOA)	0
Baseline contract value	£1,789,684.62

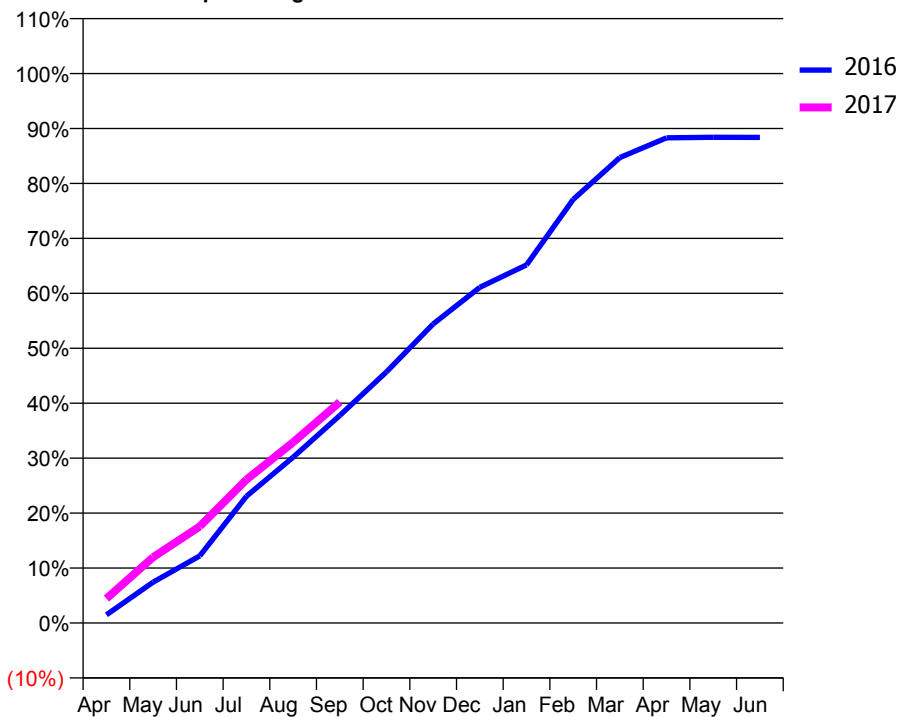
ACCESS*

Patients seen in 24 months	Total	Change since previous quarter
Quarter ending September 2015	19,717	
Quarter ending December 2015	19,901	→
Quarter ending March 2016	19,738	→
Quarter ending June 2016	19,686	→
Quarter ending September 2016	19,596	→
Variance since September 2015	(0.6%)	→



ACTIVITY

Cumulative percentage of contracted UDA delivered 2016 & 2017



Month	Adjusted Scheduled Activity (UDA)	
	2016	2017
April	1,038	3,104
May	5,184	8,348
June	8,527	12,265
July	16,088	18,206
August	21,038	22,943
September	26,346	28,045
October	31,872	
November	37,945	
December	42,602	
January	45,444	
February	53,757	
March	59,066	
April	61,573	
May	61,646	
June	61,630	

QUALITY

	Quantity	Base Number	Contract	AT	Region	England
% of FP17s for the same patient ID Re-attending within 3 months - Children	179	3,352	5.3%	11.6%	13.5%	12.4%
% of FP17s for the same patient ID Re-attending within 3 months - Adults	1,244	10,470	11.9%	15.7%	17.4%	16.7%
% of FP17s for the same patient ID Re-attending between 3 & 9 months - Children	2,038	3,352	60.8%	57.3%	59.0%	57.4%
% of FP17s for the same patient ID Re-attending between 3 & 9 months - Adults	6,225	10,470	59.5%	52.3%	52.6%	50.5%
% of FP17s for Band 1 Urgent Courses	813	12,748	6.4%	8.5%	9.4%	9.1%
% of FP17s Relating to Free Repair or Replacements	145	12,748	1.1%	1.2%	1.0%	0.8%
% of FP17s Relating to Continuations	211	12,748	1.7%	1.7%	1.5%	1.3%
% of Patients satisfied with the dentistry they have received	17	18	94.4%	93.9%	93.7%	93.2%
% of Patients satisfied with the time they had to wait for an appointment	18	18	100.0%	90.4%	90.0%	89.0%

* This is based on patients treated on this contract for their most recent course of treatment. Figures in italics indicate the base number of FP17s or Patient Questionnaire responses are less than 100. N/A is shown where the base number of responses is less than 10 during the period. % is calculated as Quantity/Base number*100

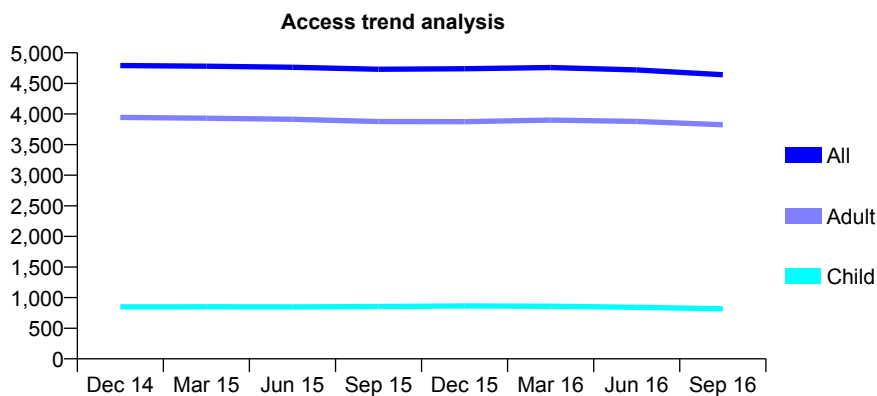
Q49 - Vital Signs At a Glance Contract Report for 144878/0001 - September 2016

Name or company name	Geoff Antons Limited
Contract type name	GDS Contract
Purpose of contract	General
Contract start date	01/04/2008
Contract end date	

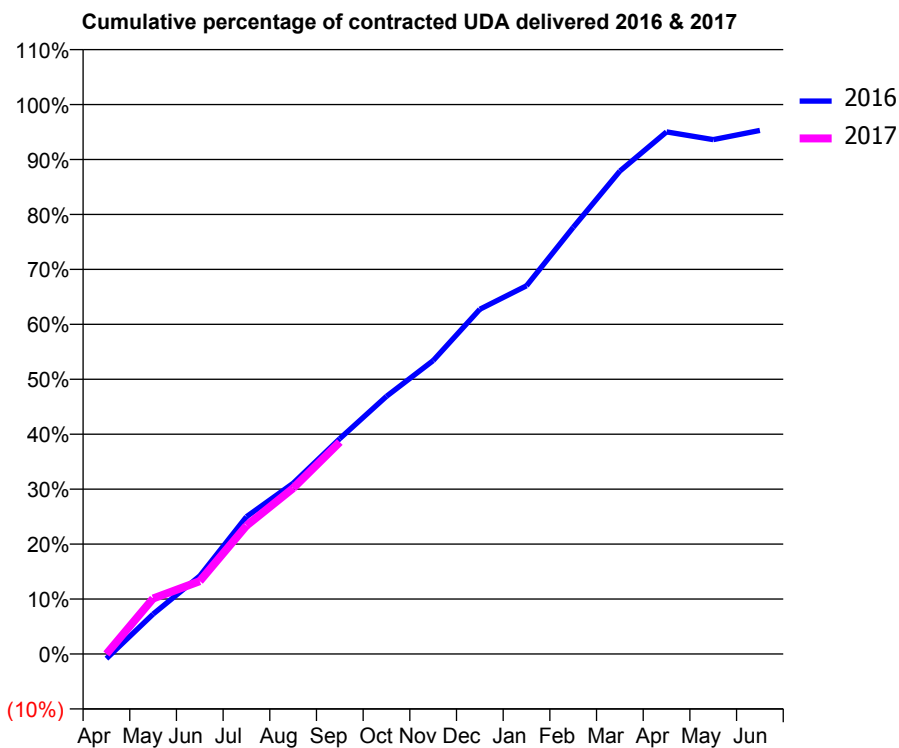
16/17 Contracted general activity (UDA)	19,462
Carry forward general activity (UDA)	0
16/17 Contracted orthodontic activity (UOA)	0
Carry forward orthodontic activity (UOA)	0
Baseline contract value	£512,733.32

ACCESS*

Patients seen in 24 months	Total	Change since previous quarter
Quarter ending September 2015	4,732	
Quarter ending December 2015	4,739	→
Quarter ending March 2016	4,759	→
Quarter ending June 2016	4,719	→
Quarter ending September 2016	4,642	↓
Variance since September 2015	(1.9%)	↓



ACTIVITY



Month	Adjusted Scheduled Activity (UDA)	
	2016	2017
April	-169	0
May	1,414	1,966
June	2,767	2,580
July	4,864	4,548
August	6,048	5,874
September	7,628	7,507
October	9,125	
November	10,392	
December	12,211	
January	13,043	
February	15,110	
March	17,102	
April	18,491	
May	18,221	
June	18,546	

QUALITY

	Quantity	Base Number	Contract	AT	Region	England
% of FP17s for the same patient ID Re-attending within 3 months - Children	73	577	12.7%	11.6%	13.5%	12.4%
% of FP17s for the same patient ID Re-attending within 3 months - Adults	595	3,081	19.3%	15.7%	17.4%	16.7%
% of FP17s for the same patient ID Re-attending between 3 & 9 months - Children	380	577	65.9%	57.3%	59.0%	57.4%
% of FP17s for the same patient ID Re-attending between 3 & 9 months - Adults	1,993	3,081	64.7%	52.3%	52.6%	50.5%
% of FP17s for Band 1 Urgent Courses	306	3,058	10.0%	8.5%	9.4%	9.1%
% of FP17s Relating to Free Repair or Replacements	87	3,058	2.8%	1.2%	1.0%	0.8%
% of FP17s Relating to Continuations	115	3,058	3.8%	1.7%	1.5%	1.3%
% of Patients satisfied with the dentistry they have received	5	5	N/A	93.9%	93.7%	93.2%
% of Patients satisfied with the time they had to wait for an appointment	2	5	N/A	90.4%	90.0%	89.0%

* This is based on patients treated on this contract for their most recent course of treatment. Figures in italics indicate the base number of FP17s or Patient Questionnaire responses are less than 100. N/A is shown where the base number of responses is less than 10 during the period. % is calculated as Quantity/Base number*100

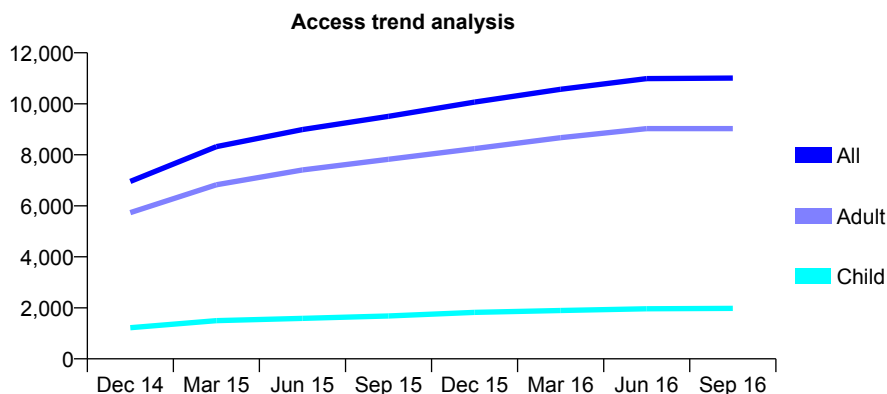
Q49 - Vital Signs At a Glance Contract Report for 148792/0001 - September 2016

Name or company name	Perfect Smile North Shields Partnership
Contract type name	GDS Contract
Purpose of contract	General
Contract start date	01/07/2014
Contract end date	

16/17 Contracted general activity (UDA)	36,119
Carry forward general activity (UDA)	1,013
16/17 Contracted orthodontic activity (UOA)	0
Carry forward orthodontic activity (UOA)	0
Baseline contract value	£847,073.15

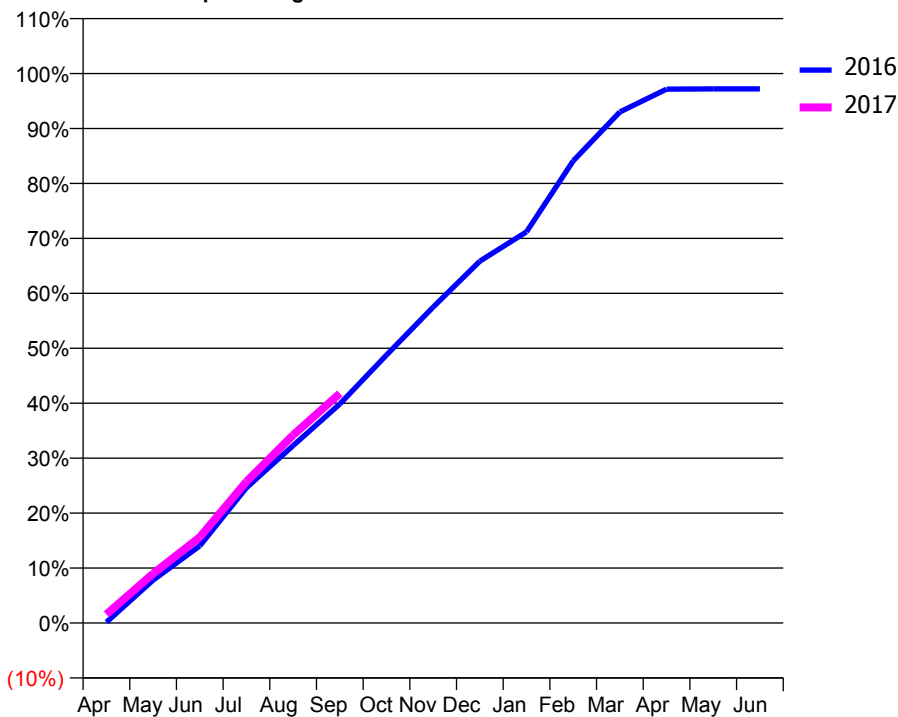
ACCESS*

Patients seen in 24 months	Total	Change since previous quarter
Quarter ending September 2015	9,507	
Quarter ending December 2015	10,067	↑
Quarter ending March 2016	10,571	↑
Quarter ending June 2016	10,990	↑
Quarter ending September 2016	11,007	→
Variance since September 2015	15.8%	↑



ACTIVITY

Cumulative percentage of contracted UDA delivered 2016 & 2017



Month	Adjusted Scheduled Activity (UDA)	
	2016	2017
April	55	574
May	2,816	3,245
June	5,073	5,638
July	8,889	9,298
August	11,658	12,353
September	14,398	15,090
October	17,612	
November	20,772	
December	23,784	
January	25,708	
February	30,371	
March	33,588	
April	35,090	
May	35,106	
June	35,106	

QUALITY

	Quantity	Base Number	Contract	AT	Region	England
% of FP17s for the same patient ID Re-attending within 3 months - Children	112	1,598	7.0%	11.6%	13.5%	12.4%
% of FP17s for the same patient ID Re-attending within 3 months - Adults	1,063	7,201	14.8%	15.7%	17.4%	16.7%
% of FP17s for the same patient ID Re-attending between 3 & 9 months - Children	1,072	1,598	67.1%	57.3%	59.0%	57.4%
% of FP17s for the same patient ID Re-attending between 3 & 9 months - Adults	4,674	7,201	64.9%	52.3%	52.6%	50.5%
% of FP17s for Band 1 Urgent Courses	428	8,092	5.3%	8.5%	9.4%	9.1%
% of FP17s Relating to Free Repair or Replacements	93	8,092	1.1%	1.2%	1.0%	0.8%
% of FP17s Relating to Continuations	85	8,092	1.1%	1.7%	1.5%	1.3%
% of Patients satisfied with the dentistry they have received	12	12	100.0%	93.9%	93.7%	93.2%
% of Patients satisfied with the time they had to wait for an appointment	12	12	100.0%	90.4%	90.0%	89.0%

* This is based on patients treated on this contract for their most recent course of treatment. Figures in italics indicate the base number of FP17s or Patient Questionnaire responses are less than 100. N/A is shown where the base number of responses is less than 10 during the period. % is calculated as Quantity/Base number*100

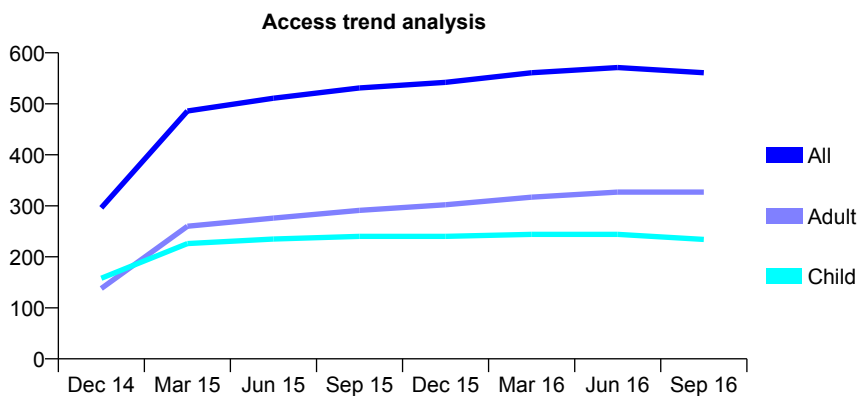
Q49 - Vital Signs At a Glance Contract Report for 150622/0001 - September 2016

Name or company name	Newgate Dental Practice
Contract type name	GDS Contract
Purpose of contract	General
Contract start date	29/07/2014
Contract end date	

16/17 Contracted general activity (UDA)	1,759
Carry forward general activity (UDA)	0
16/17 Contracted orthodontic activity (UOA)	0
Carry forward orthodontic activity (UOA)	0
Baseline contract value	£38,909.39

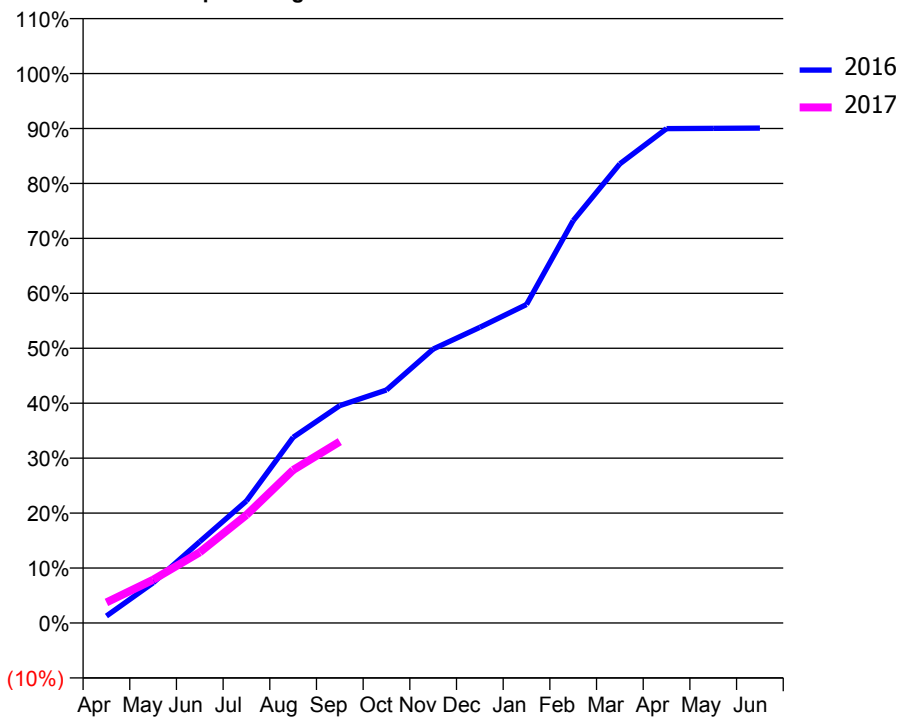
ACCESS*

Patients seen in 24 months	Total	Change since previous quarter
Quarter ending September 2015	531	
Quarter ending December 2015	542	↑
Quarter ending March 2016	561	↑
Quarter ending June 2016	571	→
Quarter ending September 2016	561	↓
Variance since September 2015	5.6%	↑



ACTIVITY

Cumulative percentage of contracted UDA delivered 2016 & 2017



Adjusted Scheduled Activity (UDA)

Month	2016	2017
April	22	66
May	129	138
June	260	226
July	391	346
August	595	490
September	696	581
October	746	
November	877	
December	946	
January	1,019	
February	1,288	
March	1,470	
April	1,582	
May	1,583	
June	1,584	

QUALITY

	Quantity	Base Number	Contract	AT	Region	England
% of FP17s for the same patient ID Re-attending within 3 months - Children	10	188	5.3%	11.6%	13.5%	12.4%
% of FP17s for the same patient ID Re-attending within 3 months - Adults	25	218	11.5%	15.7%	17.4%	16.7%
% of FP17s for the same patient ID Re-attending between 3 & 9 months - Children	143	188	76.1%	57.3%	59.0%	57.4%
% of FP17s for the same patient ID Re-attending between 3 & 9 months - Adults	140	218	64.2%	52.3%	52.6%	50.5%
% of FP17s for Band 1 Urgent Courses	14	361	3.9%	8.5%	9.4%	9.1%
% of FP17s Relating to Free Repair or Replacements	6	361	1.7%	1.2%	1.0%	0.8%
% of FP17s Relating to Continuations	2	361	0.6%	1.7%	1.5%	1.3%
% of Patients satisfied with the dentistry they have received	0	0	N/A	93.9%	93.7%	93.2%
% of Patients satisfied with the time they had to wait for an appointment	0	0	N/A	90.4%	90.0%	89.0%

* This is based on patients treated on this contract for their most recent course of treatment. Figures in italics indicate the base number of FP17s or Patient Questionnaire responses are less than 100. N/A is shown where the base number of responses is less than 10 during the period. % is calculated as Quantity/Base number*100

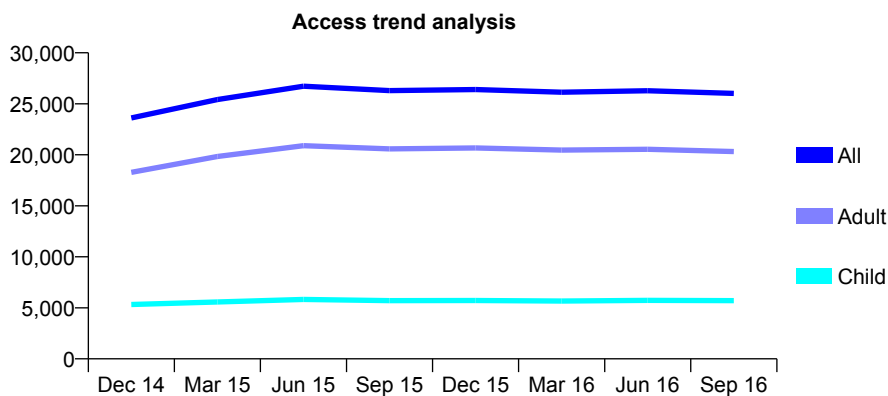
Q49 - Vital Signs At a Glance Contract Report for 150886/0001 - September 2016

Name or company name	Silver and Charlton
Contract type name	GDS Contract
Purpose of contract	General
Contract start date	01/07/2013
Contract end date	

16/17 Contracted general activity (UDA)	91,087
Carry forward general activity (UDA)	0
16/17 Contracted orthodontic activity (UOA)	0
Carry forward orthodontic activity (UOA)	0
Baseline contract value	£2,492,098.42

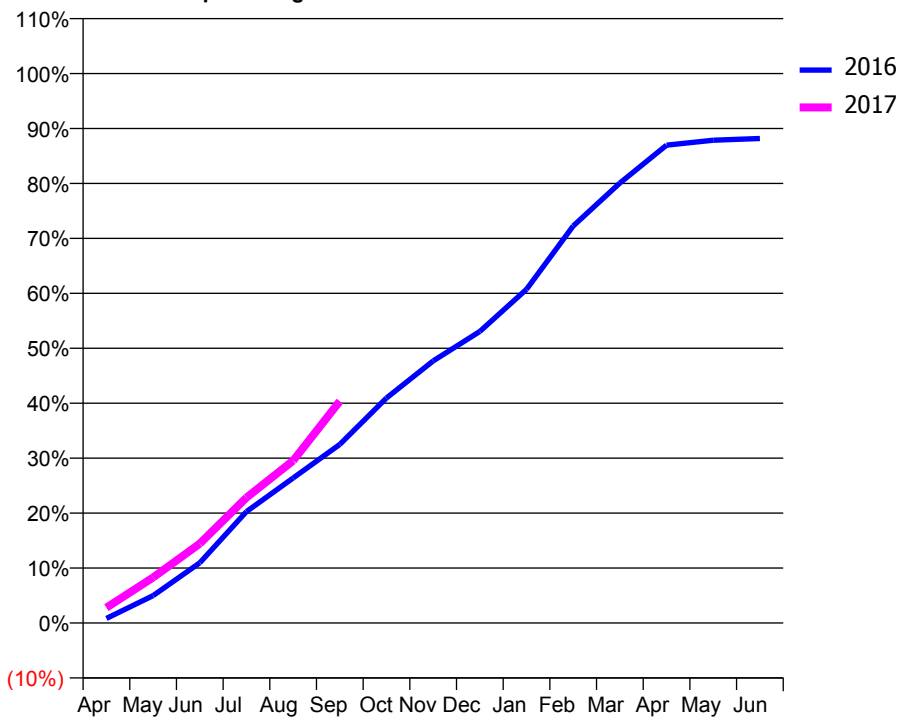
ACCESS*

Patients seen in 24 months	Total	Change since previous quarter
Quarter ending September 2015	26,290	
Quarter ending December 2015	26,394	→
Quarter ending March 2016	26,134	→
Quarter ending June 2016	26,279	→
Quarter ending September 2016	26,024	→
Variance since September 2015	(1.0%)	↓



ACTIVITY

Cumulative percentage of contracted UDA delivered 2016 & 2017



Month	Adjusted Scheduled Activity (UDA)	
	2016	2017
April	769	2,552
May	4,535	7,559
June	9,970	13,154
July	18,465	20,799
August	24,030	26,915
September	29,615	36,767
October	37,309	
November	43,438	
December	48,337	
January	55,312	
February	65,812	
March	72,924	
April	79,212	
May	80,033	
June	80,305	

QUALITY

	Quantity	Base Number	Contract	AT	Region	England
% of FP17s for the same patient ID Re-attending within 3 months - Children	286	3,817	7.5%	11.6%	13.5%	12.4%
% of FP17s for the same patient ID Re-attending within 3 months - Adults	2,112	13,000	16.2%	15.7%	17.4%	16.7%
% of FP17s for the same patient ID Re-attending between 3 & 9 months - Children	1,669	3,817	43.7%	57.3%	59.0%	57.4%
% of FP17s for the same patient ID Re-attending between 3 & 9 months - Adults	5,559	13,000	42.8%	52.3%	52.6%	50.5%
% of FP17s for Band 1 Urgent Courses	974	14,427	6.8%	8.5%	9.4%	9.1%
% of FP17s Relating to Free Repair or Replacements	230	14,427	1.6%	1.2%	1.0%	0.8%
% of FP17s Relating to Continuations	360	14,427	2.5%	1.7%	1.5%	1.3%
% of Patients satisfied with the dentistry they have received	8	9	N/A	93.9%	93.7%	93.2%
% of Patients satisfied with the time they had to wait for an appointment	8	9	N/A	90.4%	90.0%	89.0%

* This is based on patients treated on this contract for their most recent course of treatment. Figures in italics indicate the base number of FP17s or Patient Questionnaire responses are less than 100. N/A is shown where the base number of responses is less than 10 during the period. % is calculated as Quantity/Base number*100

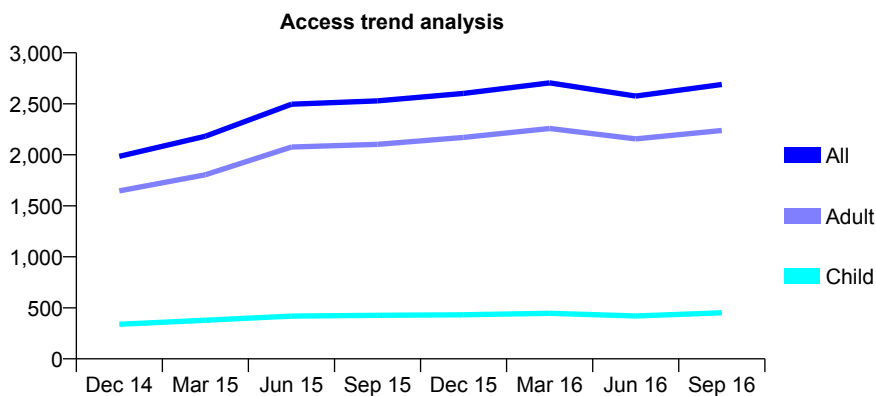
Q49 - Vital Signs At a Glance Contract Report for 153303/0001 - September 2016

Name or company name	William Shardlow BDP
Contract type name	GDS Contract
Purpose of contract	General
Contract start date	01/01/2014
Contract end date	

16/17 Contracted general activity (UDA)	11,039
Carry forward general activity (UDA)	0
16/17 Contracted orthodontic activity (UOA)	0
Carry forward orthodontic activity (UOA)	0
Baseline contract value	£272,014.29

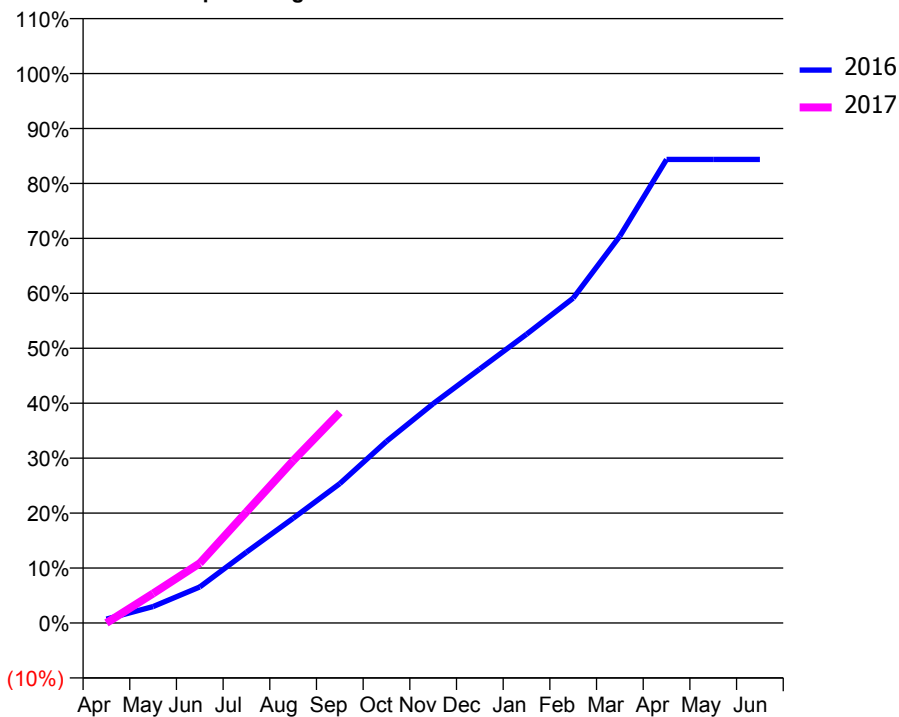
ACCESS*

Patients seen in 24 months	Total	Change since previous quarter
Quarter ending September 2015	2,529	
Quarter ending December 2015	2,602	↑
Quarter ending March 2016	2,705	↑
Quarter ending June 2016	2,576	↓
Quarter ending September 2016	2,689	↑
Variance since September 2015	6.3%	↑



ACTIVITY

Cumulative percentage of contracted UDA delivered 2016 & 2017



Month	Adjusted Scheduled Activity (UDA)	
	2016	2017
April	79	0
May	330	593
June	724	1,200
July	1,424	2,233
August	2,103	3,262
September	2,799	4,232
October	3,650	
November	4,406	
December	5,105	
January	5,802	
February	6,526	
March	7,772	
April	9,313	
May	9,313	
June	9,313	

QUALITY

	Quantity	Base Number	Contract	AT	Region	England
% of FP17s for the same patient ID Re-attending within 3 months - Children	25	329	7.6%	11.6%	13.5%	12.4%
% of FP17s for the same patient ID Re-attending within 3 months - Adults	248	2,023	12.3%	15.7%	17.4%	16.7%
% of FP17s for the same patient ID Re-attending between 3 & 9 months - Children	158	329	48.0%	57.3%	59.0%	57.4%
% of FP17s for the same patient ID Re-attending between 3 & 9 months - Adults	1,108	2,023	54.8%	52.3%	52.6%	50.5%
% of FP17s for Band 1 Urgent Courses	151	1,740	8.7%	8.5%	9.4%	9.1%
% of FP17s Relating to Free Repair or Replacements	12	1,740	0.7%	1.2%	1.0%	0.8%
% of FP17s Relating to Continuations	19	1,740	1.1%	1.7%	1.5%	1.3%
% of Patients satisfied with the dentistry they have received	4	4	N/A	93.9%	93.7%	93.2%
% of Patients satisfied with the time they had to wait for an appointment	2	4	N/A	90.4%	90.0%	89.0%

* This is based on patients treated on this contract for their most recent course of treatment. Figures in italics indicate the base number of FP17s or Patient Questionnaire responses are less than 100. N/A is shown where the base number of responses is less than 10 during the period. % is calculated as Quantity/Base number*100

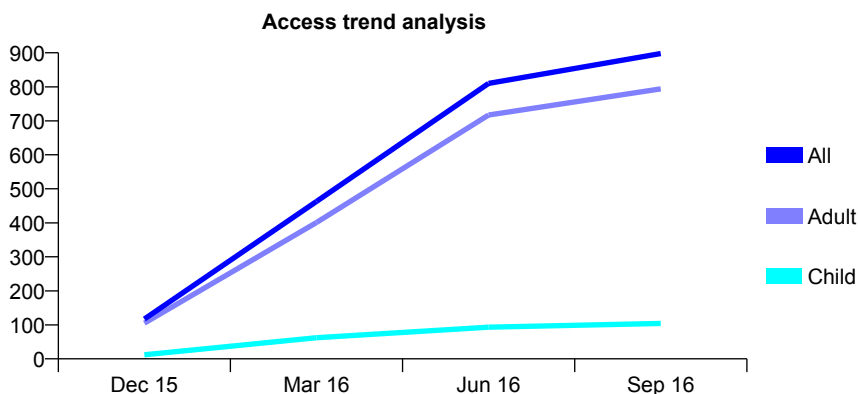
Q49 - Vital Signs At a Glance Contract Report for 153923/0001 - September 2016

Name or company name	Mr Devanand Isukapatla
Contract type name	GDS Contract
Purpose of contract	General
Contract start date	01/11/2015
Contract end date	

16/17 Contracted general activity (UDA)	3,371
Carry forward general activity (UDA)	0
16/17 Contracted orthodontic activity (UOA)	0
Carry forward orthodontic activity (UOA)	0
Baseline contract value	£85,201.68

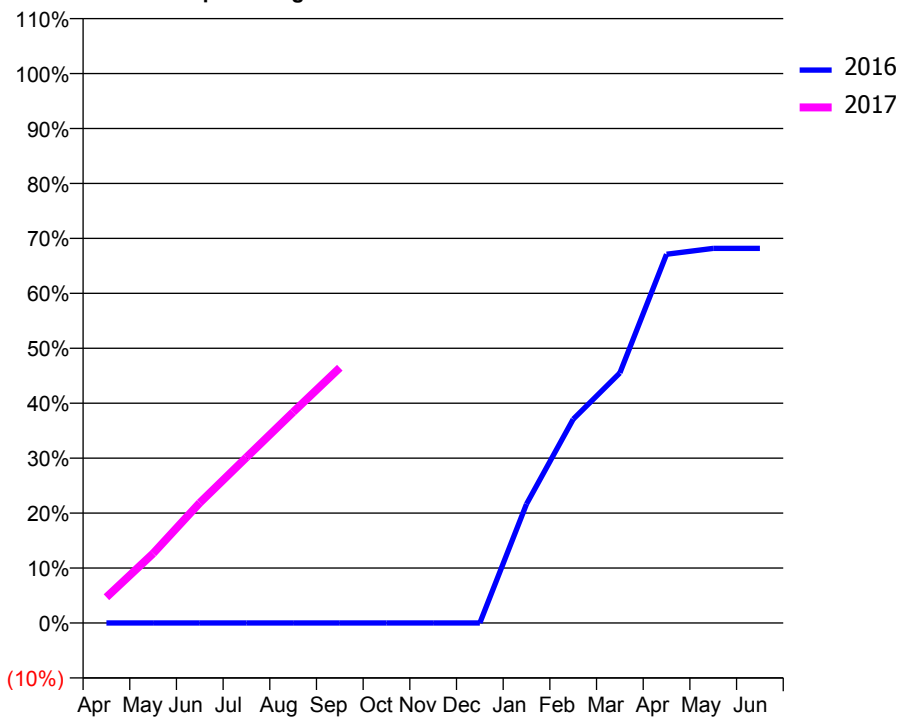
ACCESS*

Patients seen in 24 months	Total	Change since previous quarter
Quarter ending September 2015	0	
Quarter ending December 2015	117	↑
Quarter ending March 2016	463	↑
Quarter ending June 2016	810	↑
Quarter ending September 2016	898	↑
Variance since September 2015	N/A	



ACTIVITY

Cumulative percentage of contracted UDA delivered 2016 & 2017



Month	Adjusted Scheduled Activity (UDA)	
	2016	2017
April	0	158
May	0	426
June	0	737
July	0	1,016
August	0	1,294
September	0	1,566
October	0	
November	0	
December	0	
January	302	
February	518	
March	635	
April	936	
May	951	
June	951	

QUALITY

	Quantity	Base Number	Contract	AT	Region	England
% of FP17s for the same patient ID Re-attending within 3 months - Children	15	136	11.0%	11.6%	13.5%	12.4%
% of FP17s for the same patient ID Re-attending within 3 months - Adults	132	883	14.9%	15.7%	17.4%	16.7%
% of FP17s for the same patient ID Re-attending between 3 & 9 months - Children	48	136	35.3%	57.3%	59.0%	57.4%
% of FP17s for the same patient ID Re-attending between 3 & 9 months - Adults	298	883	33.7%	52.3%	52.6%	50.5%
% of FP17s for Band 1 Urgent Courses	65	847	7.7%	8.5%	9.4%	9.1%
% of FP17s Relating to Free Repair or Replacements	1	847	0.1%	1.2%	1.0%	0.8%
% of FP17s Relating to Continuations	7	847	0.8%	1.7%	1.5%	1.3%
% of Patients satisfied with the dentistry they have received	1	1	N/A	93.9%	93.7%	93.2%
% of Patients satisfied with the time they had to wait for an appointment	1	1	N/A	90.4%	90.0%	89.0%

* This is based on patients treated on this contract for their most recent course of treatment. Figures in italics indicate the base number of FP17s or Patient Questionnaire responses are less than 100. N/A is shown where the base number of responses is less than 10 during the period. % is calculated as Quantity/Base number*100

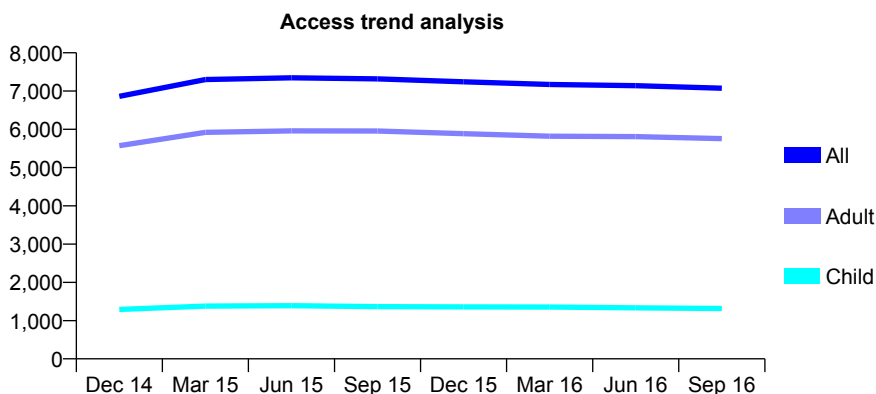
Q49 - Vital Signs At a Glance Contract Report for 156663/0001 - September 2016

Name or company name	The Belvedere Dental Practice Ltd
Contract type name	GDS Contract
Purpose of contract	General
Contract start date	01/09/2010
Contract end date	

16/17 Contracted general activity (UDA)	21,163
Carry forward general activity (UDA)	0
16/17 Contracted orthodontic activity (UOA)	0
Carry forward orthodontic activity (UOA)	0
Baseline contract value	£503,485.57

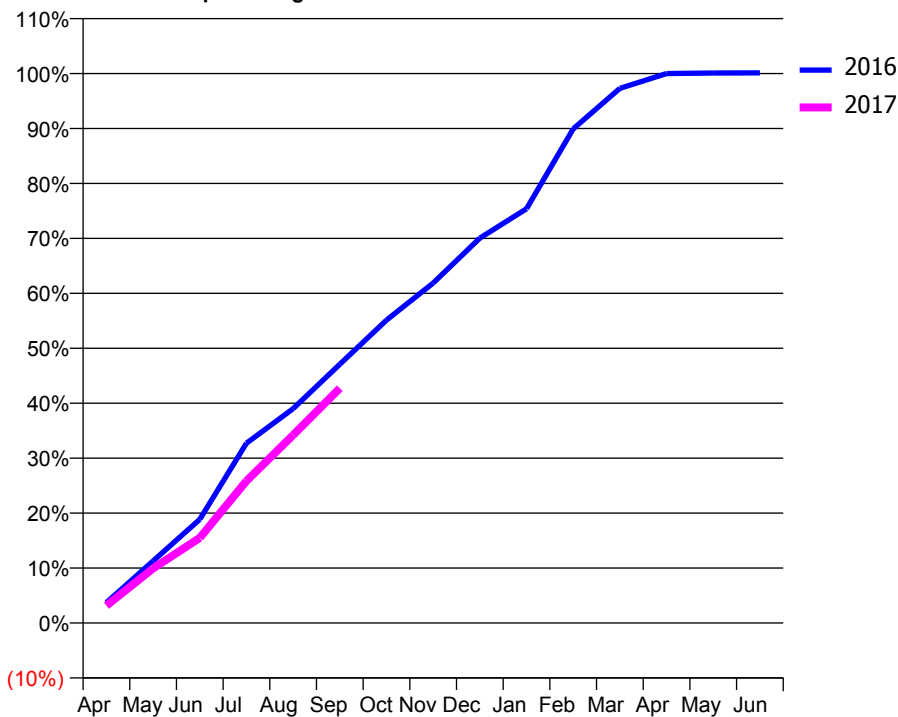
ACCESS*

Patients seen in 24 months	Total	Change since previous quarter
Quarter ending September 2015	7,318	
Quarter ending December 2015	7,243	↓
Quarter ending March 2016	7,173	→
Quarter ending June 2016	7,141	→
Quarter ending September 2016	7,073	→
Variance since September 2015	(3.3%)	↓



ACTIVITY

Cumulative percentage of contracted UDA delivered 2016 & 2017



Month	Adjusted Scheduled Activity (UDA)	
	2016	2017
April	787	672
May	2,390	2,106
June	3,992	3,278
July	6,925	5,471
August	8,254	7,236
September	9,964	9,044
October	11,664	
November	13,095	
December	14,826	
January	15,954	
February	19,029	
March	20,590	
April	21,160	
May	21,181	
June	21,188	

QUALITY

	Quantity	Base Number	Contract	AT	Region	England
% of FP17s for the same patient ID Re-attending within 3 months - Children	113	1,065	10.6%	11.6%	13.5%	12.4%
% of FP17s for the same patient ID Re-attending within 3 months - Adults	819	4,429	18.5%	15.7%	17.4%	16.7%
% of FP17s for the same patient ID Re-attending between 3 & 9 months - Children	638	1,065	59.9%	57.3%	59.0%	57.4%
% of FP17s for the same patient ID Re-attending between 3 & 9 months - Adults	2,721	4,429	61.4%	52.3%	52.6%	50.5%
% of FP17s for Band 1 Urgent Courses	689	5,153	13.4%	8.5%	9.4%	9.1%
% of FP17s Relating to Free Repair or Replacements	48	5,153	0.9%	1.2%	1.0%	0.8%
% of FP17s Relating to Continuations	83	5,153	1.6%	1.7%	1.5%	1.3%
% of Patients satisfied with the dentistry they have received	7	8	N/A	93.9%	93.7%	93.2%
% of Patients satisfied with the time they had to wait for an appointment	7	8	N/A	90.4%	90.0%	89.0%

* This is based on patients treated on this contract for their most recent course of treatment. Figures in italics indicate the base number of FP17s or Patient Questionnaire responses are less than 100. N/A is shown where the base number of responses is less than 10 during the period. % is calculated as Quantity/Base number*100

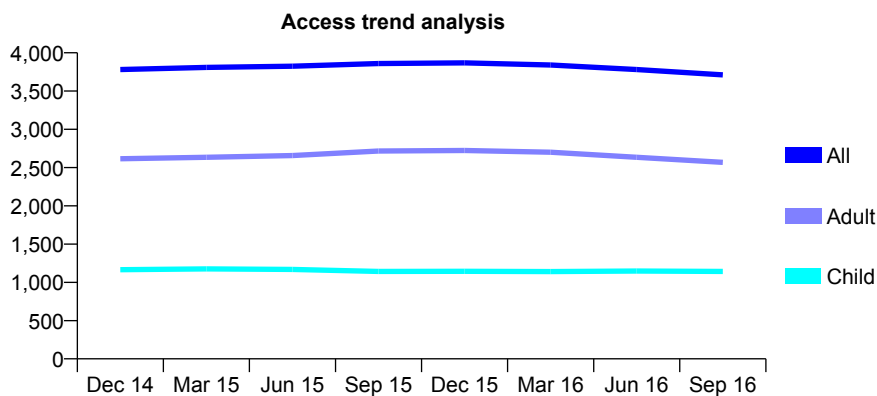
Q49 - Vital Signs At a Glance Contract Report for 157457/0001 - September 2016

Name or company name	Northumbria Dental Care Limited
Contract type name	Pilot Contract
Purpose of contract	General and Orthodontic
Contract start date	01/01/2012
Contract end date	

16/17 Contracted general activity (UDA)	12,713
Carry forward general activity (UDA)	0
16/17 Contracted orthodontic activity (UOA)	420
Carry forward orthodontic activity (UOA)	0
Baseline contract value	£379,460.70

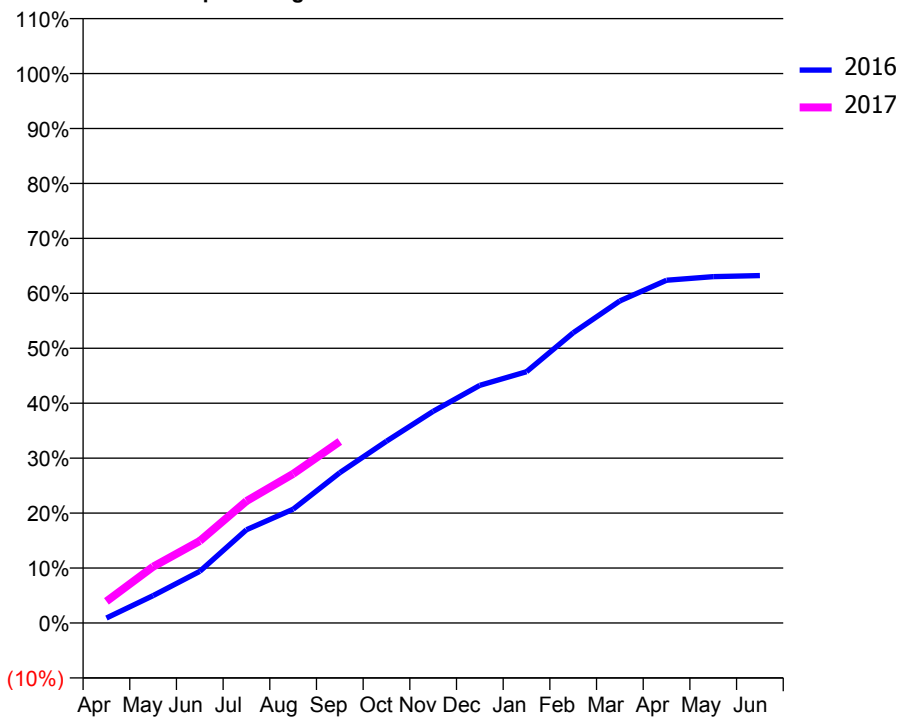
ACCESS*

Patients seen in 24 months	Total	Change since previous quarter
Quarter ending September 2015	3,859	
Quarter ending December 2015	3,868	→
Quarter ending March 2016	3,841	→
Quarter ending June 2016	3,781	↓
Quarter ending September 2016	3,711	↓
Variance since September 2015	(3.8%)	↓



ACTIVITY

Cumulative percentage of contracted UDA delivered 2016 & 2017



Adjusted Scheduled Activity (UDA)

Month	2016	2017
April	115	501
May	634	1,303
June	1,196	1,897
July	2,159	2,821
August	2,634	3,449
September	3,478	4,200
October	4,208	
November	4,896	
December	5,499	
January	5,813	
February	6,716	
March	7,451	
April	7,931	
May	8,014	
June	8,037	

QUALITY

	Quantity	Base Number	Contract	AT	Region	England
% of FP17s for the same patient ID Re-attending within 3 months - Children	83	743	11.2%	11.6%	13.5%	12.4%
% of FP17s for the same patient ID Re-attending within 3 months - Adults	162	1,316	12.3%	15.7%	17.4%	16.7%
% of FP17s for the same patient ID Re-attending between 3 & 9 months - Children	293	743	39.4%	57.3%	59.0%	57.4%
% of FP17s for the same patient ID Re-attending between 3 & 9 months - Adults	420	1,316	31.9%	52.3%	52.6%	50.5%
% of FP17s for Band 1 Urgent Courses	215	1,819	11.8%	8.5%	9.4%	9.1%
% of FP17s Relating to Free Repair or Replacements	19	1,819	1.0%	1.2%	1.0%	0.8%
% of FP17s Relating to Continuations	15	1,819	0.8%	1.7%	1.5%	1.3%
% of Patients satisfied with the dentistry they have received	4	4	N/A	93.9%	93.7%	93.2%
% of Patients satisfied with the time they had to wait for an appointment	3	4	N/A	90.4%	90.0%	89.0%

* This is based on patients treated on this contract for their most recent course of treatment. Figures in italics indicate the base number of FP17s or Patient Questionnaire responses are less than 100. N/A is shown where the base number of responses is less than 10 during the period. % is calculated as Quantity/Base number*100

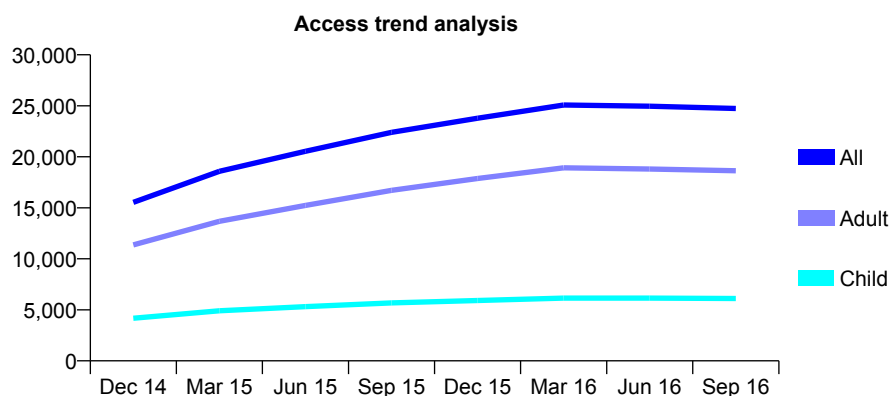
Q49 - Vital Signs At a Glance Contract Report for 159891/0001 - September 2016

Name or company name	The Southwick and Whitburn Dental Practic
Contract type name	GDS Contract
Purpose of contract	General
Contract start date	01/04/2014
Contract end date	

16/17 Contracted general activity (UDA)	80,384
Carry forward general activity (UDA)	0
16/17 Contracted orthodontic activity (UOA)	0
Carry forward orthodontic activity (UOA)	0
Baseline contract value	£2,071,363.00

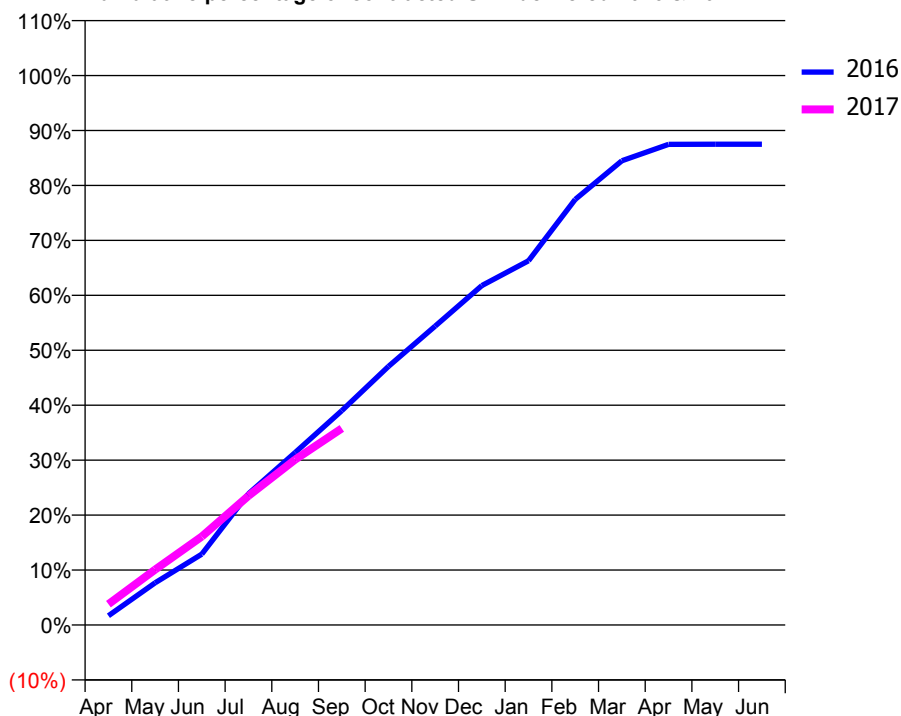
ACCESS*

Patients seen in 24 months	Total	Change since previous quarter
Quarter ending September 2015	22,401	
Quarter ending December 2015	23,788	↑
Quarter ending March 2016	25,078	↑
Quarter ending June 2016	24,963	→
Quarter ending September 2016	24,743	→
Variance since September 2015	10.5%	↑



ACTIVITY

Cumulative percentage of contracted UDA delivered 2016 & 2017



Month	Adjusted Scheduled Activity (UDA)	
	2016	2017
April	1,354	3,061
May	6,175	8,099
June	10,371	12,934
July	19,202	18,895
August	25,235	24,198
September	31,366	28,767
October	37,829	
November	43,724	
December	49,650	
January	53,275	
February	62,255	
March	67,905	
April	70,313	
May	70,329	
June	70,333	

QUALITY

	Quantity	Base Number	Contract	AT	Region	England
% of FP17s for the same patient ID Re-attending within 3 months - Children	346	3,963	8.7%	11.6%	13.5%	12.4%
% of FP17s for the same patient ID Re-attending within 3 months - Adults	1,465	10,615	13.8%	15.7%	17.4%	16.7%
% of FP17s for the same patient ID Re-attending between 3 & 9 months - Children	2,036	3,963	51.4%	57.3%	59.0%	57.4%
% of FP17s for the same patient ID Re-attending between 3 & 9 months - Adults	5,308	10,615	50.0%	52.3%	52.6%	50.5%
% of FP17s for Band 1 Urgent Courses	1,383	13,455	10.3%	8.5%	9.4%	9.1%
% of FP17s Relating to Free Repair or Replacements	124	13,455	0.9%	1.2%	1.0%	0.8%
% of FP17s Relating to Continuations	181	13,455	1.3%	1.7%	1.5%	1.3%
% of Patients satisfied with the dentistry they have received	27	30	90.0%	93.9%	93.7%	93.2%
% of Patients satisfied with the time they had to wait for an appointment	27	30	90.0%	90.4%	90.0%	89.0%

* This is based on patients treated on this contract for their most recent course of treatment. Figures in italics indicate the base number of FP17s or Patient Questionnaire responses are less than 100. N/A is shown where the base number of responses is less than 10 during the period. % is calculated as Quantity/Base number*100

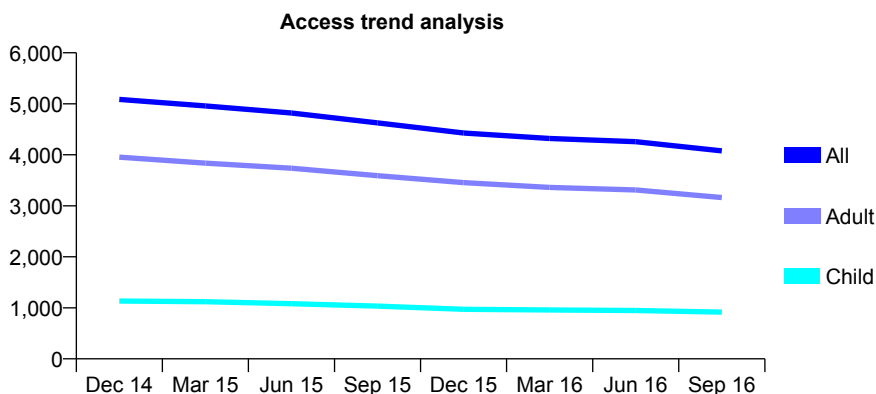
Q49 - Vital Signs At a Glance Contract Report for 160296/0001 - September 2016

Name or company name	Queen Street Dental Practice
Contract type name	GDS Contract
Purpose of contract	General
Contract start date	22/10/2009
Contract end date	

16/17 Contracted general activity (UDA)	13,227
Carry forward general activity (UDA)	0
16/17 Contracted orthodontic activity (UOA)	0
Carry forward orthodontic activity (UOA)	0
Baseline contract value	£360,184.87

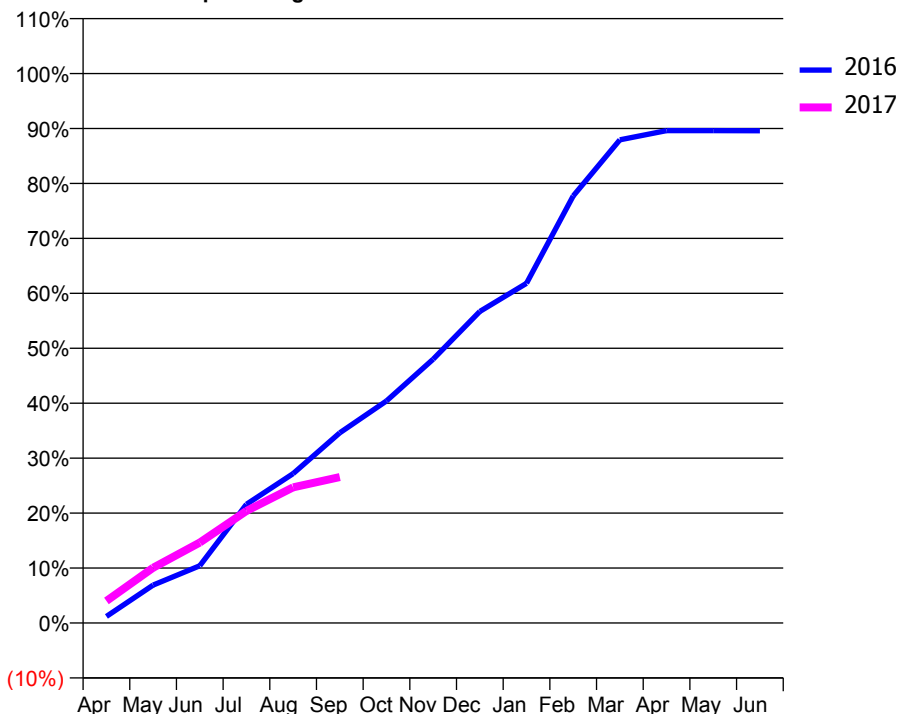
ACCESS*

Patients seen in 24 months	Total	Change since previous quarter
Quarter ending September 2015	4,625	
Quarter ending December 2015	4,427	↓
Quarter ending March 2016	4,320	↓
Quarter ending June 2016	4,258	↓
Quarter ending September 2016	4,077	↓
Variance since September 2015	(11.8%)	↓



ACTIVITY

Cumulative percentage of contracted UDA delivered 2016 & 2017



Month	Adjusted Scheduled Activity (UDA)	
	2016	2017
April	122	531
May	705	1,330
June	1,066	1,938
July	2,209	2,699
August	2,780	3,265
September	3,541	3,514
October	4,133	
November	4,911	
December	5,799	
January	6,321	
February	7,947	
March	8,993	
April	9,163	
May	9,163	
June	9,160	

QUALITY

	Quantity	Base Number	Contract	AT	Region	England
% of FP17s for the same patient ID Re-attending within 3 months - Children	26	431	6.0%	11.6%	13.5%	12.4%
% of FP17s for the same patient ID Re-attending within 3 months - Adults	182	1,448	12.6%	15.7%	17.4%	16.7%
% of FP17s for the same patient ID Re-attending between 3 & 9 months - Children	160	431	37.1%	57.3%	59.0%	57.4%
% of FP17s for the same patient ID Re-attending between 3 & 9 months - Adults	609	1,448	42.1%	52.3%	52.6%	50.5%
% of FP17s for Band 1 Urgent Courses	112	1,799	6.2%	8.5%	9.4%	9.1%
% of FP17s Relating to Free Repair or Replacements	21	1,799	1.2%	1.2%	1.0%	0.8%
% of FP17s Relating to Continuations	38	1,799	2.1%	1.7%	1.5%	1.3%
% of Patients satisfied with the dentistry they have received	5	6	N/A	93.9%	93.7%	93.2%
% of Patients satisfied with the time they had to wait for an appointment	5	6	N/A	90.4%	90.0%	89.0%

* This is based on patients treated on this contract for their most recent course of treatment. Figures in italics indicate the base number of FP17s or Patient Questionnaire responses are less than 100. N/A is shown where the base number of responses is less than 10 during the period. % is calculated as Quantity/Base number*100

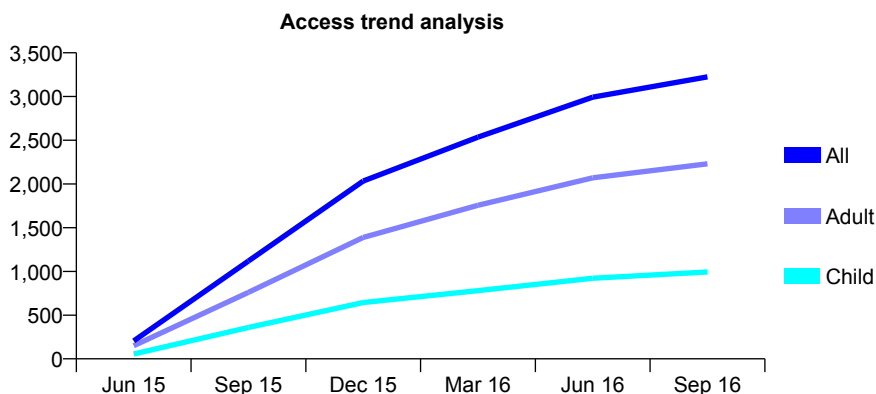
Q49 - Vital Signs At a Glance Contract Report for 162507/0001 - September 2016

Name or company name	Tyneview Dental Practice
Contract type name	GDS Contract
Purpose of contract	General
Contract start date	04/06/2015
Contract end date	

16/17 Contracted general activity (UDA)	13,000
Carry forward general activity (UDA)	0
16/17 Contracted orthodontic activity (UOA)	0
Carry forward orthodontic activity (UOA)	0
Baseline contract value	£316,095.65

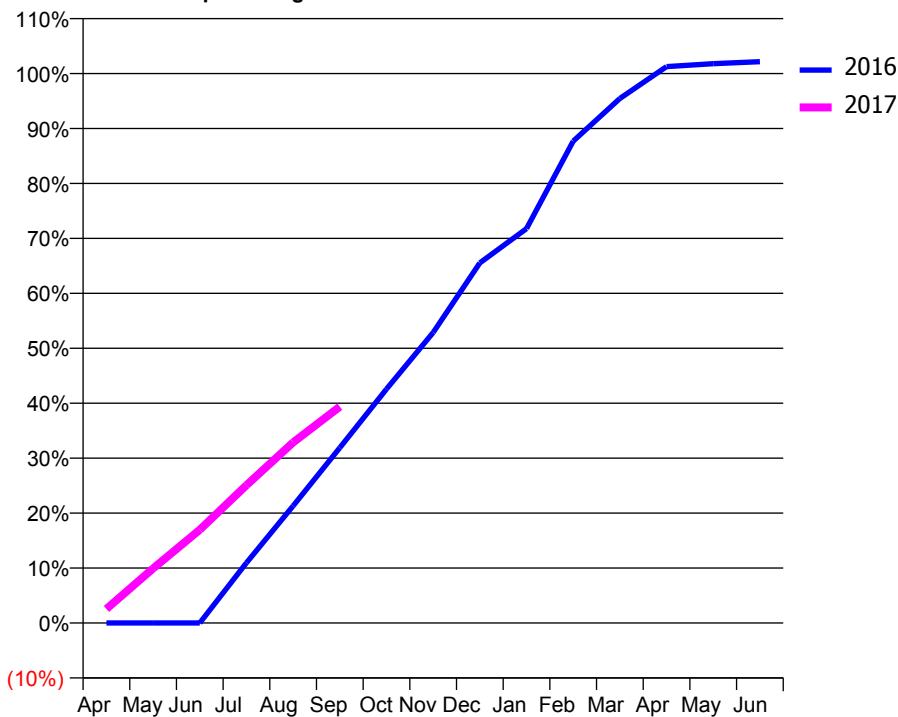
ACCESS*

Patients seen in 24 months	Total	Change since previous quarter
Quarter ending September 2015	1,119	
Quarter ending December 2015	2,033	↑
Quarter ending March 2016	2,536	↑
Quarter ending June 2016	2,993	↑
Quarter ending September 2016	3,225	↑
Variance since September 2015	188.2%	↑



ACTIVITY

Cumulative percentage of contracted UDA delivered 2016 & 2017



Adjusted Scheduled Activity (UDA)

Month	2016	2017
April	0	334
May	0	1,291
June	0	2,206
July	1,175	3,262
August	2,286	4,273
September	3,420	5,118
October	4,565	
November	5,669	
December	7,028	
January	7,697	
February	9,405	
March	10,239	
April	10,859	
May	10,917	
June	10,955	

QUALITY

	Quantity	Base Number	Contract	AT	Region	England
% of FP17s for the same patient ID Re-attending within 3 months - Children	51	649	7.9%	11.6%	13.5%	12.4%
% of FP17s for the same patient ID Re-attending within 3 months - Adults	319	1,551	20.6%	15.7%	17.4%	16.7%
% of FP17s for the same patient ID Re-attending between 3 & 9 months - Children	265	649	40.8%	57.3%	59.0%	57.4%
% of FP17s for the same patient ID Re-attending between 3 & 9 months - Adults	594	1,551	38.3%	52.3%	52.6%	50.5%
% of FP17s for Band 1 Urgent Courses	268	1,941	13.8%	8.5%	9.4%	9.1%
% of FP17s Relating to Free Repair or Replacements	6	1,941	0.3%	1.2%	1.0%	0.8%
% of FP17s Relating to Continuations	38	1,941	2.0%	1.7%	1.5%	1.3%
% of Patients satisfied with the dentistry they have received	0	0	N/A	93.9%	93.7%	93.2%
% of Patients satisfied with the time they had to wait for an appointment	0	0	N/A	90.4%	90.0%	89.0%

* This is based on patients treated on this contract for their most recent course of treatment. Figures in italics indicate the base number of FP17s or Patient Questionnaire responses are less than 100. N/A is shown where the base number of responses is less than 10 during the period. % is calculated as Quantity/Base number*100

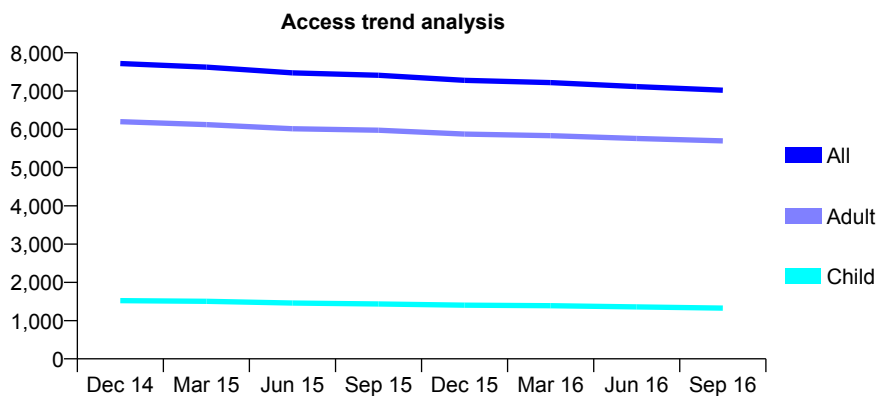
Q49 - Vital Signs At a Glance Contract Report for 165158/0001 - September 2016

Name or company name	V S Dawber and Associates
Contract type name	GDS Contract
Purpose of contract	General
Contract start date	25/11/2009
Contract end date	

16/17 Contracted general activity (UDA)	21,001
Carry forward general activity (UDA)	657
16/17 Contracted orthodontic activity (UOA)	0
Carry forward orthodontic activity (UOA)	0
Baseline contract value	£546,378.62

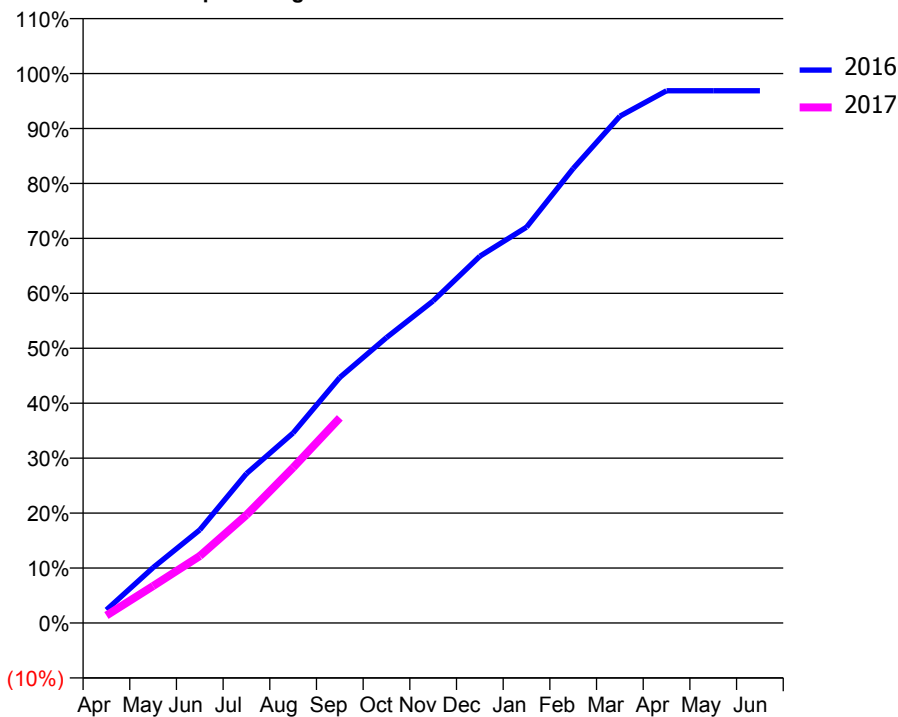
ACCESS*

Patients seen in 24 months	Total	Change since previous quarter
Quarter ending September 2015	7,412	
Quarter ending December 2015	7,279	↓
Quarter ending March 2016	7,222	→
Quarter ending June 2016	7,117	↓
Quarter ending September 2016	7,023	↓
Variance since September 2015	(5.2%)	↓



ACTIVITY

Cumulative percentage of contracted UDA delivered 2016 & 2017



Month	Adjusted Scheduled Activity (UDA)	
	2016	2017
April	502	290
May	2,120	1,413
June	3,559	2,559
July	5,711	4,129
August	7,265	5,940
September	9,385	7,841
October	10,907	
November	12,311	
December	14,016	
January	15,126	
February	17,371	
March	19,369	
April	20,342	
May	20,344	
June	20,344	

QUALITY

	Quantity	Base Number	Contract	AT	Region	England
% of FP17s for the same patient ID Re-attending within 3 months - Children	51	1,095	4.7%	11.6%	13.5%	12.4%
% of FP17s for the same patient ID Re-attending within 3 months - Adults	410	3,822	10.7%	15.7%	17.4%	16.7%
% of FP17s for the same patient ID Re-attending between 3 & 9 months - Children	760	1,095	69.4%	57.3%	59.0%	57.4%
% of FP17s for the same patient ID Re-attending between 3 & 9 months - Adults	1,934	3,822	50.6%	52.3%	52.6%	50.5%
% of FP17s for Band 1 Urgent Courses	175	4,409	4.0%	8.5%	9.4%	9.1%
% of FP17s Relating to Free Repair or Replacements	36	4,409	0.8%	1.2%	1.0%	0.8%
% of FP17s Relating to Continuations	126	4,409	2.9%	1.7%	1.5%	1.3%
% of Patients satisfied with the dentistry they have received	6	6	N/A	93.9%	93.7%	93.2%
% of Patients satisfied with the time they had to wait for an appointment	6	6	N/A	90.4%	90.0%	89.0%

* This is based on patients treated on this contract for their most recent course of treatment. Figures in italics indicate the base number of FP17s or Patient Questionnaire responses are less than 100. N/A is shown where the base number of responses is less than 10 during the period. % is calculated as Quantity/Base number*100

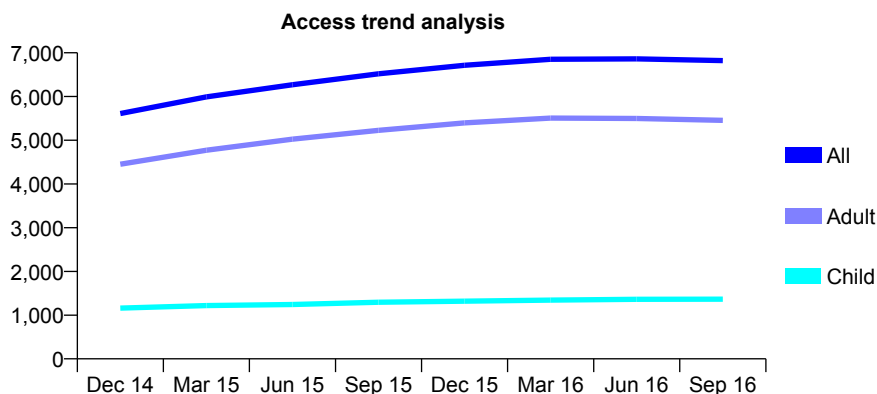
Q49 - Vital Signs At a Glance Contract Report for 168564/0001 - September 2016

Name or company name	The Grainger Stockton, Birtley and Stanley
Contract type name	GDS Contract
Purpose of contract	General
Contract start date	01/02/2014
Contract end date	

16/17 Contracted general activity (UDA)	21,272
Carry forward general activity (UDA)	0
16/17 Contracted orthodontic activity (UOA)	0
Carry forward orthodontic activity (UOA)	0
Baseline contract value	£470,284.38

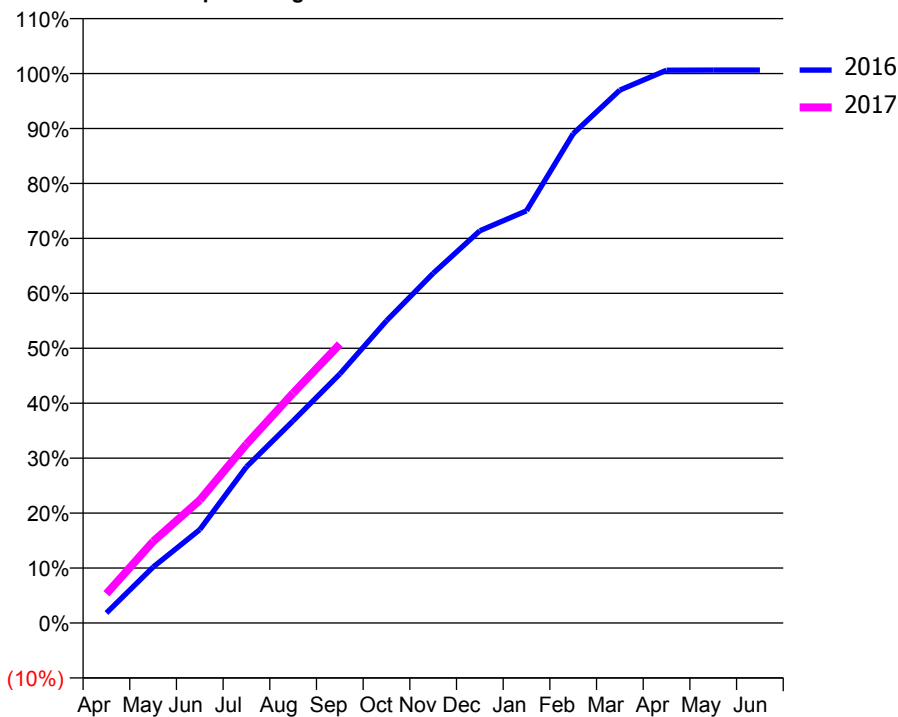
ACCESS*

Patients seen in 24 months	Total	Change since previous quarter
Quarter ending September 2015	6,520	
Quarter ending December 2015	6,715	↑
Quarter ending March 2016	6,852	↑
Quarter ending June 2016	6,862	→
Quarter ending September 2016	6,821	→
Variance since September 2015	4.6%	↑



ACTIVITY

Cumulative percentage of contracted UDA delivered 2016 & 2017



Adjusted Scheduled Activity (UDA)

Month	2016	2017
April	392	1,133
May	2,166	3,155
June	3,615	4,756
July	6,048	6,927
August	7,830	8,900
September	9,638	10,796
October	11,698	
November	13,538	
December	15,182	
January	15,961	
February	18,941	
March	20,632	
April	21,400	
May	21,403	
June	21,403	

QUALITY

	Quantity	Base Number	Contract	AT	Region	England
% of FP17s for the same patient ID Re-attending within 3 months - Children	31	1,113	2.8%	11.6%	13.5%	12.4%
% of FP17s for the same patient ID Re-attending within 3 months - Adults	227	3,974	5.7%	15.7%	17.4%	16.7%
% of FP17s for the same patient ID Re-attending between 3 & 9 months - Children	732	1,113	65.8%	57.3%	59.0%	57.4%
% of FP17s for the same patient ID Re-attending between 3 & 9 months - Adults	2,699	3,974	67.9%	52.3%	52.6%	50.5%
% of FP17s for Band 1 Urgent Courses	157	4,713	3.3%	8.5%	9.4%	9.1%
% of FP17s Relating to Free Repair or Replacements	3	4,713	0.1%	1.2%	1.0%	0.8%
% of FP17s Relating to Continuations	15	4,713	0.3%	1.7%	1.5%	1.3%
% of Patients satisfied with the dentistry they have received	4	4	N/A	93.9%	93.7%	93.2%
% of Patients satisfied with the time they had to wait for an appointment	4	4	N/A	90.4%	90.0%	89.0%

* This is based on patients treated on this contract for their most recent course of treatment. Figures in italics indicate the base number of FP17s or Patient Questionnaire responses are less than 100. N/A is shown where the base number of responses is less than 10 during the period. % is calculated as Quantity/Base number*100

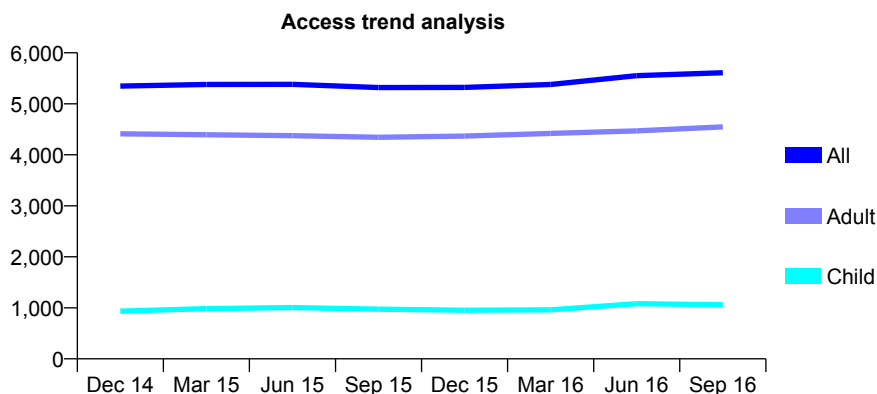
Q49 - Vital Signs At a Glance Contract Report for 168866/0001 - September 2016

Name or company name	H Singh & Associates Ltd
Contract type name	GDS Contract
Purpose of contract	General
Contract start date	01/04/2010
Contract end date	

16/17 Contracted general activity (UDA)	18,452
Carry forward general activity (UDA)	0
16/17 Contracted orthodontic activity (UOA)	0
Carry forward orthodontic activity (UOA)	0
Baseline contract value	£496,824.68

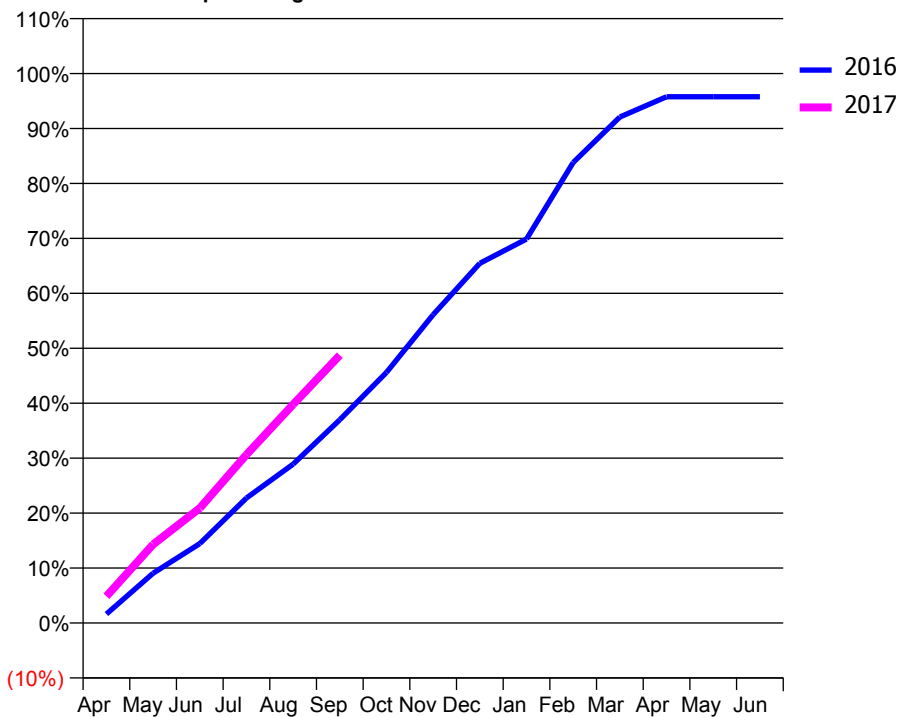
ACCESS*

Patients seen in 24 months	Total	Change since previous quarter
Quarter ending September 2015	5,320	
Quarter ending December 2015	5,321	→
Quarter ending March 2016	5,380	→
Quarter ending June 2016	5,552	↑
Quarter ending September 2016	5,608	→
Variance since September 2015	5.4%	↑



ACTIVITY

Cumulative percentage of contracted UDA delivered 2016 & 2017



Month	Adjusted Scheduled Activity (UDA)	
	2016	2017
April	300	896
May	1,673	2,638
June	2,666	3,859
July	4,199	5,652
August	5,333	7,341
September	6,826	8,994
October	8,415	
November	10,355	
December	12,077	
January	12,893	
February	15,463	
March	16,989	
April	17,671	
May	17,671	
June	17,671	

QUALITY

	Quantity	Base Number	Contract	AT	Region	England
% of FP17s for the same patient ID Re-attending within 3 months - Children	65	812	8.0%	11.6%	13.5%	12.4%
% of FP17s for the same patient ID Re-attending within 3 months - Adults	877	3,890	22.5%	15.7%	17.4%	16.7%
% of FP17s for the same patient ID Re-attending between 3 & 9 months - Children	396	812	48.8%	57.3%	59.0%	57.4%
% of FP17s for the same patient ID Re-attending between 3 & 9 months - Adults	2,016	3,890	51.8%	52.3%	52.6%	50.5%
% of FP17s for Band 1 Urgent Courses	319	4,368	7.3%	8.5%	9.4%	9.1%
% of FP17s Relating to Free Repair or Replacements	156	4,368	3.6%	1.2%	1.0%	0.8%
% of FP17s Relating to Continuations	168	4,368	3.8%	1.7%	1.5%	1.3%
% of Patients satisfied with the dentistry they have received	4	4	N/A	93.9%	93.7%	93.2%
% of Patients satisfied with the time they had to wait for an appointment	3	4	N/A	90.4%	90.0%	89.0%

* This is based on patients treated on this contract for their most recent course of treatment. Figures in italics indicate the base number of FP17s or Patient Questionnaire responses are less than 100. N/A is shown where the base number of responses is less than 10 during the period. % is calculated as Quantity/Base number*100

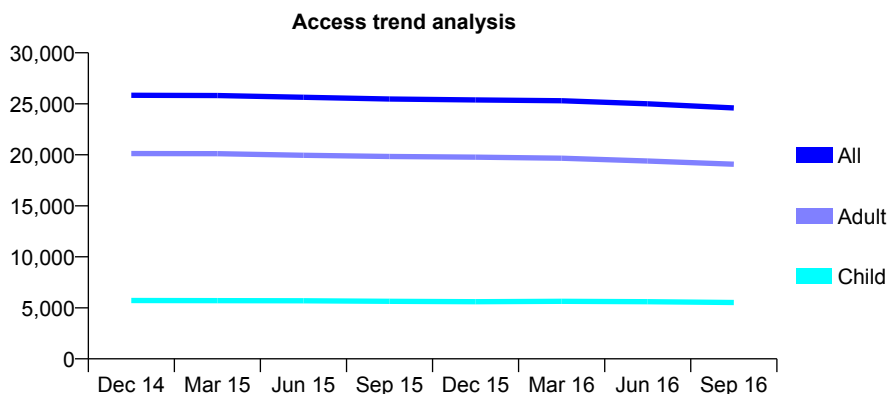
Q49 - Vital Signs At a Glance Contract Report for 170011/0001 - September 2016

Name or company name	SRDP
Contract type name	GDS Contract
Purpose of contract	General and Orthodontic
Contract start date	01/10/2007
Contract end date	

16/17 Contracted general activity (UDA)	74,715
Carry forward general activity (UDA)	0
16/17 Contracted orthodontic activity (UOA)	1,281
Carry forward orthodontic activity (UOA)	40
Baseline contract value	£2,089,637.04

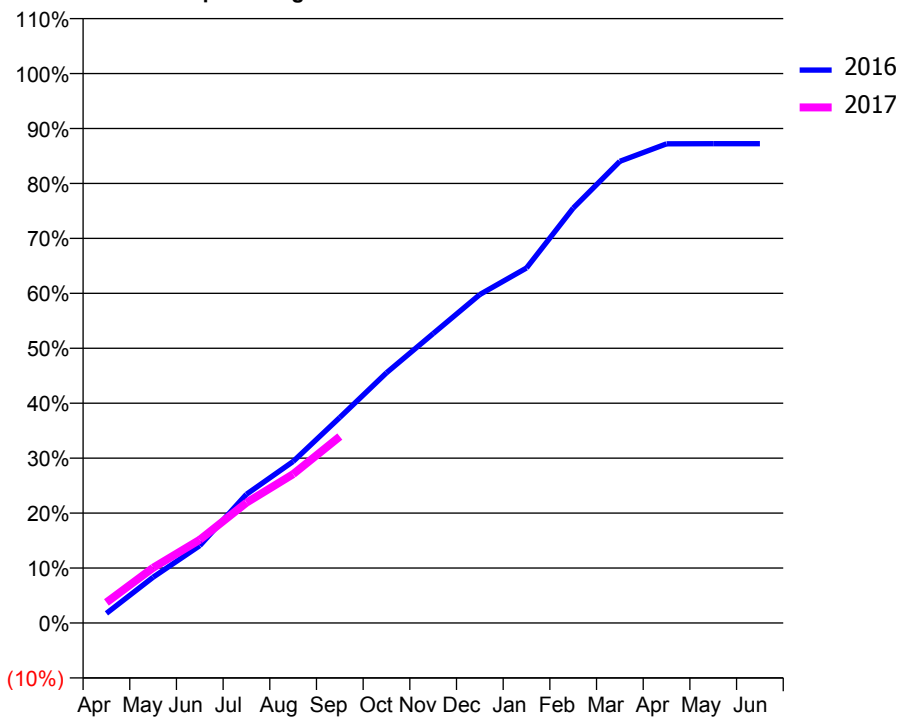
ACCESS*

Patients seen in 24 months	Total	Change since previous quarter
Quarter ending September 2015	25,470	
Quarter ending December 2015	25,373	→
Quarter ending March 2016	25,304	→
Quarter ending June 2016	24,997	↓
Quarter ending September 2016	24,598	↓
Variance since September 2015	(3.4%)	↓



ACTIVITY

Cumulative percentage of contracted UDA delivered 2016 & 2017



Month	Adjusted Scheduled Activity (UDA)	
	2016	2017
April	1,322	2,796
May	6,220	7,506
June	10,530	11,315
July	17,502	16,371
August	21,966	20,246
September	27,953	25,355
October	34,020	
November	39,361	
December	44,659	
January	48,265	
February	56,408	
March	62,780	
April	65,155	
May	65,170	
June	65,181	

QUALITY

	Quantity	Base Number	Contract	AT	Region	England
% of FP17s for the same patient ID Re-attending within 3 months - Children	261	2,942	8.9%	11.6%	13.5%	12.4%
% of FP17s for the same patient ID Re-attending within 3 months - Adults	1,448	9,575	15.1%	15.7%	17.4%	16.7%
% of FP17s for the same patient ID Re-attending between 3 & 9 months - Children	1,127	2,942	38.3%	57.3%	59.0%	57.4%
% of FP17s for the same patient ID Re-attending between 3 & 9 months - Adults	3,889	9,575	40.6%	52.3%	52.6%	50.5%
% of FP17s for Band 1 Urgent Courses	771	10,808	7.1%	8.5%	9.4%	9.1%
% of FP17s Relating to Free Repair or Replacements	130	10,808	1.2%	1.2%	1.0%	0.8%
% of FP17s Relating to Continuations	294	10,808	2.7%	1.7%	1.5%	1.3%
% of Patients satisfied with the dentistry they have received	18	19	94.7%	93.9%	93.7%	93.2%
% of Patients satisfied with the time they had to wait for an appointment	18	19	94.7%	90.4%	90.0%	89.0%

* This is based on patients treated on this contract for their most recent course of treatment. Figures in italics indicate the base number of FP17s or Patient Questionnaire responses are less than 100. N/A is shown where the base number of responses is less than 10 during the period. % is calculated as Quantity/Base number*100

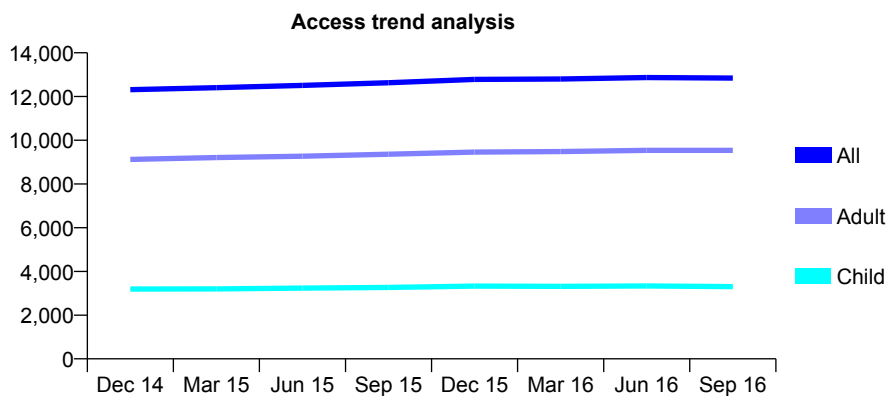
Q49 - Vital Signs At a Glance Contract Report for 170941/0001 - September 2016

Name or company name	InDental Practice Limited
Contract type name	GDS Contract
Purpose of contract	General
Contract start date	01/07/2008
Contract end date	

16/17 Contracted general activity (UDA)	36,554
Carry forward general activity (UDA)	797
16/17 Contracted orthodontic activity (UOA)	0
Carry forward orthodontic activity (UOA)	0
Baseline contract value	£1,115,027.12

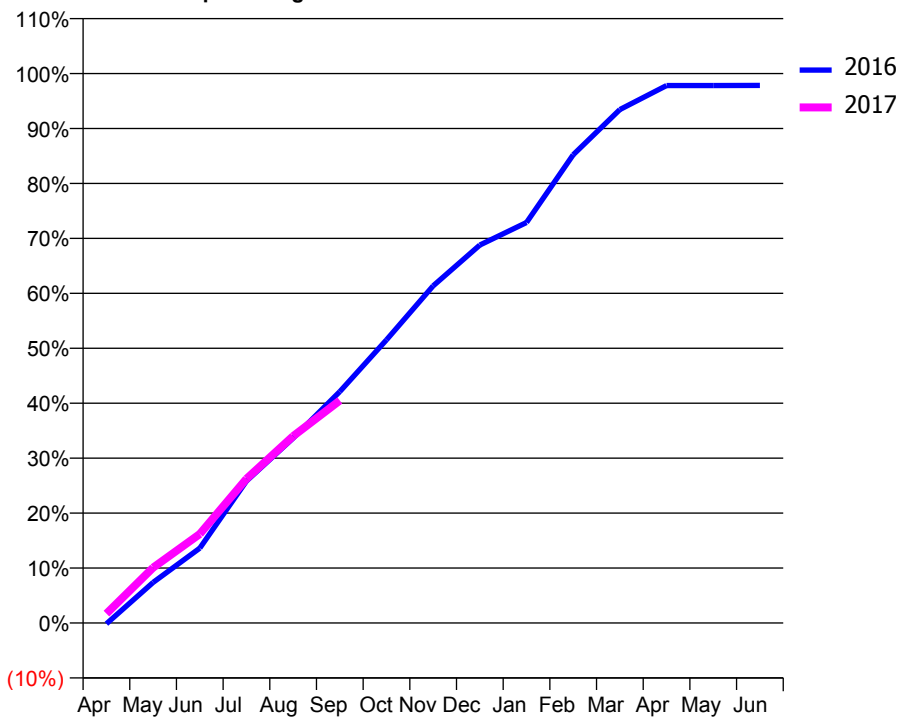
ACCESS*

Patients seen in 24 months	Total	Change since previous quarter
Quarter ending September 2015	12,630	
Quarter ending December 2015	12,786	→
Quarter ending March 2016	12,800	→
Quarter ending June 2016	12,871	→
Quarter ending September 2016	12,842	→
Variance since September 2015	1.7%	→



ACTIVITY

Cumulative percentage of contracted UDA delivered 2016 & 2017



Month	Adjusted Scheduled Activity (UDA)	
	2016	2017
April	-59	624
May	2,699	3,687
June	4,978	5,923
July	9,446	9,595
August	12,296	12,436
September	15,398	14,797
October	18,837	
November	22,428	
December	25,143	
January	26,640	
February	31,151	
March	34,159	
April	35,755	
May	35,754	
June	35,757	

QUALITY

	Quantity	Base Number	Contract	AT	Region	England
% of FP17s for the same patient ID Re-attending within 3 months - Children	168	2,240	7.5%	11.6%	13.5%	12.4%
% of FP17s for the same patient ID Re-attending within 3 months - Adults	1,067	6,144	17.4%	15.7%	17.4%	16.7%
% of FP17s for the same patient ID Re-attending between 3 & 9 months - Children	1,204	2,240	53.8%	57.3%	59.0%	57.4%
% of FP17s for the same patient ID Re-attending between 3 & 9 months - Adults	2,961	6,144	48.2%	52.3%	52.6%	50.5%
% of FP17s for Band 1 Urgent Courses	681	7,361	9.3%	8.5%	9.4%	9.1%
% of FP17s Relating to Free Repair or Replacements	75	7,361	1.0%	1.2%	1.0%	0.8%
% of FP17s Relating to Continuations	46	7,361	0.6%	1.7%	1.5%	1.3%
% of Patients satisfied with the dentistry they have received	10	10	100.0%	93.9%	93.7%	93.2%
% of Patients satisfied with the time they had to wait for an appointment	9	10	90.0%	90.4%	90.0%	89.0%

* This is based on patients treated on this contract for their most recent course of treatment. Figures in italics indicate the base number of FP17s or Patient Questionnaire responses are less than 100. N/A is shown where the base number of responses is less than 10 during the period. % is calculated as Quantity/Base number*100

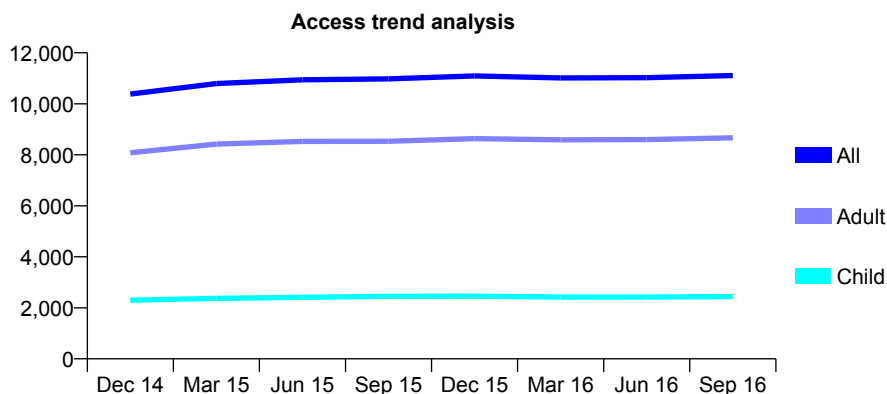
Q49 - Vital Signs At a Glance Contract Report for 172847/0001 - September 2016

Name or company name	Newcastle and Wallsend Dental Practice P
Contract type name	GDS Contract
Purpose of contract	General
Contract start date	01/05/2013
Contract end date	

16/17 Contracted general activity (UDA)	38,921
Carry forward general activity (UDA)	0
16/17 Contracted orthodontic activity (UOA)	0
Carry forward orthodontic activity (UOA)	0
Baseline contract value	£1,019,175.45

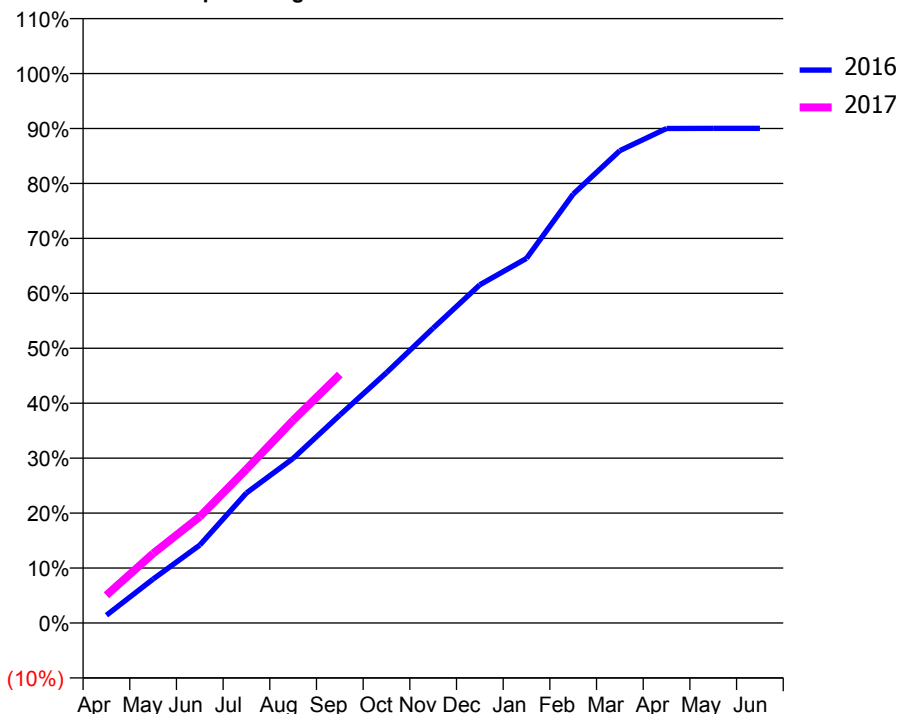
ACCESS*

Patients seen in 24 months	Total	Change since previous quarter
Quarter ending September 2015	10,980	
Quarter ending December 2015	11,093	→
Quarter ending March 2016	11,014	→
Quarter ending June 2016	11,026	→
Quarter ending September 2016	11,106	→
Variance since September 2015	1.1%	→



ACTIVITY

Cumulative percentage of contracted UDA delivered 2016 & 2017



QUALITY

	Quantity	Base Number	Contract	AT	Region	England
% of FP17s for the same patient ID Re-attending within 3 months - Children	78	1,830	4.3%	11.6%	13.5%	12.4%
% of FP17s for the same patient ID Re-attending within 3 months - Adults	750	6,325	11.9%	15.7%	17.4%	16.7%
% of FP17s for the same patient ID Re-attending between 3 & 9 months - Children	1,069	1,830	58.4%	57.3%	59.0%	57.4%
% of FP17s for the same patient ID Re-attending between 3 & 9 months - Adults	3,642	6,325	57.6%	52.3%	52.6%	50.5%
% of FP17s for Band 1 Urgent Courses	409	7,550	5.4%	8.5%	9.4%	9.1%
% of FP17s Relating to Free Repair or Replacements	62	7,550	0.8%	1.2%	1.0%	0.8%
% of FP17s Relating to Continuations	136	7,550	1.8%	1.7%	1.5%	1.3%
% of Patients satisfied with the dentistry they have received	11	12	91.7%	93.9%	93.7%	93.2%
% of Patients satisfied with the time they had to wait for an appointment	12	12	100.0%	90.4%	90.0%	89.0%

* This is based on patients treated on this contract for their most recent course of treatment. Figures in italics indicate the base number of FP17s or Patient Questionnaire responses are less than 100. N/A is shown where the base number of responses is less than 10 during the period. % is calculated as Quantity/Base number*100

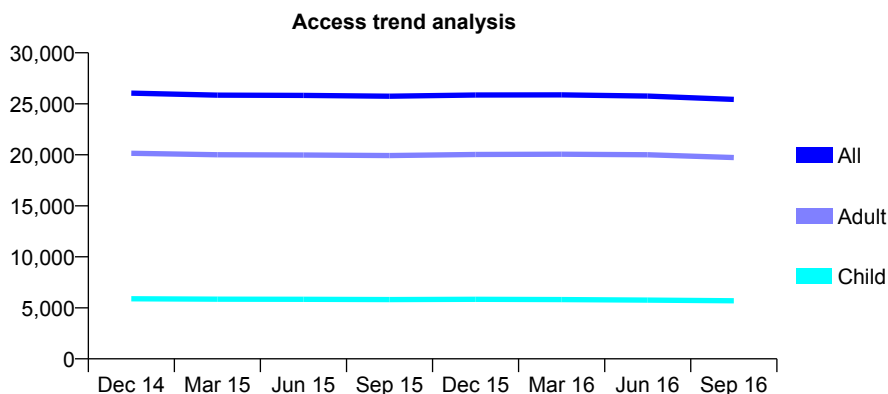
Q49 - Vital Signs At a Glance Contract Report for 176648/0001 - September 2016

Name or company name	South Tyneside Smiles Limited
Contract type name	GDS Contract
Purpose of contract	General and Orthodontic
Contract start date	01/04/2008
Contract end date	

16/17 Contracted general activity (UDA)	95,974
Carry forward general activity (UDA)	0
16/17 Contracted orthodontic activity (UOA)	2,119
Carry forward orthodontic activity (UOA)	3
Baseline contract value	£2,707,709.95

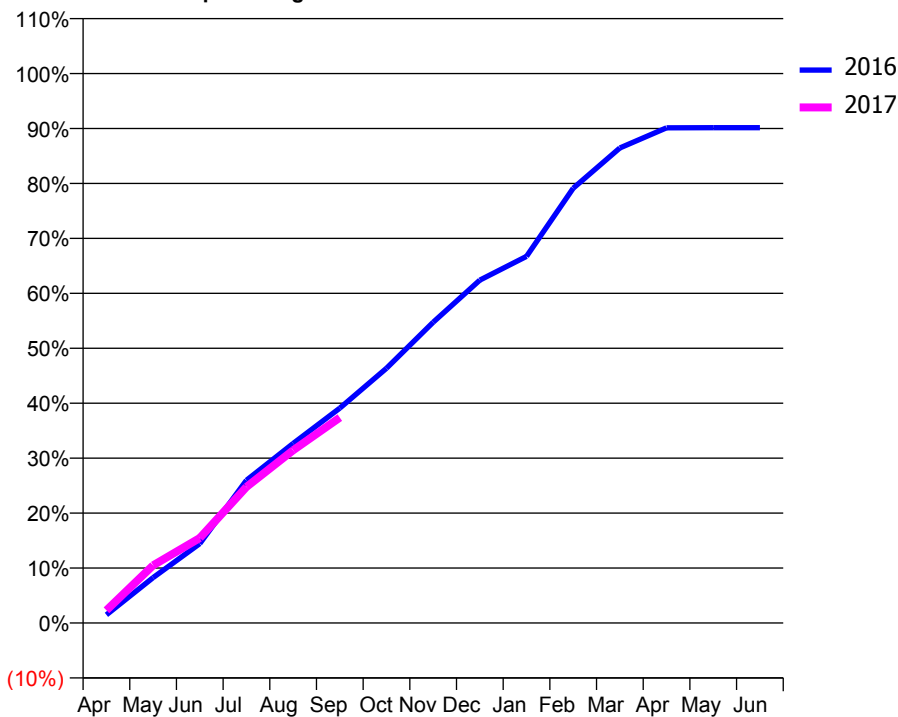
ACCESS*

Patients seen in 24 months	Total	Change since previous quarter
Quarter ending September 2015	25,741	
Quarter ending December 2015	25,861	→
Quarter ending March 2016	25,870	→
Quarter ending June 2016	25,760	→
Quarter ending September 2016	25,430	↓
Variance since September 2015	(1.2%)	↓



ACTIVITY

Cumulative percentage of contracted UDA delivered 2016 & 2017



Month	Adjusted Scheduled Activity (UDA)	
	2016	2017
April	1,426	2,227
May	7,919	10,074
June	13,876	14,852
July	24,926	23,766
August	31,365	30,174
September	37,530	35,869
October	44,497	
November	52,527	
December	59,882	
January	64,040	
February	75,930	
March	82,959	
April	86,487	
May	86,504	
June	86,516	

QUALITY

	Quantity	Base Number	Contract	AT	Region	England
% of FP17s for the same patient ID Re-attending within 3 months - Children	396	4,341	9.1%	11.6%	13.5%	12.4%
% of FP17s for the same patient ID Re-attending within 3 months - Adults	1,584	12,204	13.0%	15.7%	17.4%	16.7%
% of FP17s for the same patient ID Re-attending between 3 & 9 months - Children	2,623	4,341	60.4%	57.3%	59.0%	57.4%
% of FP17s for the same patient ID Re-attending between 3 & 9 months - Adults	6,335	12,204	51.9%	52.3%	52.6%	50.5%
% of FP17s for Band 1 Urgent Courses	924	14,924	6.2%	8.5%	9.4%	9.1%
% of FP17s Relating to Free Repair or Replacements	148	14,924	1.0%	1.2%	1.0%	0.8%
% of FP17s Relating to Continuations	355	14,924	2.4%	1.7%	1.5%	1.3%
% of Patients satisfied with the dentistry they have received	12	13	92.3%	93.9%	93.7%	93.2%
% of Patients satisfied with the time they had to wait for an appointment	13	13	100.0%	90.4%	90.0%	89.0%

* This is based on patients treated on this contract for their most recent course of treatment. Figures in italics indicate the base number of FP17s or Patient Questionnaire responses are less than 100. N/A is shown where the base number of responses is less than 10 during the period. % is calculated as Quantity/Base number*100

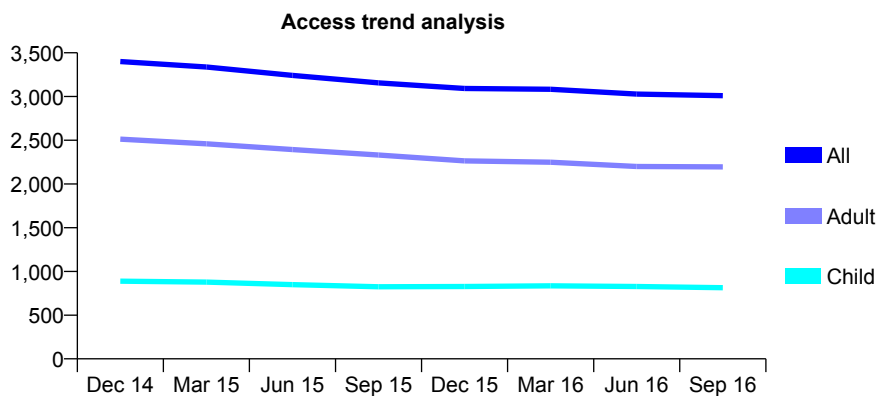
Q49 - Vital Signs At a Glance Contract Report for 177644/0001 - September 2016

Name or company name	Goodteeth Dental Surgeries Ltd
Contract type name	GDS Contract
Purpose of contract	General and Orthodontic
Contract start date	01/09/2009
Contract end date	

16/17 Contracted general activity (UDA)	8,745
Carry forward general activity (UDA)	0
16/17 Contracted orthodontic activity (UOA)	418
Carry forward orthodontic activity (UOA)	0
Baseline contract value	£233,729.16

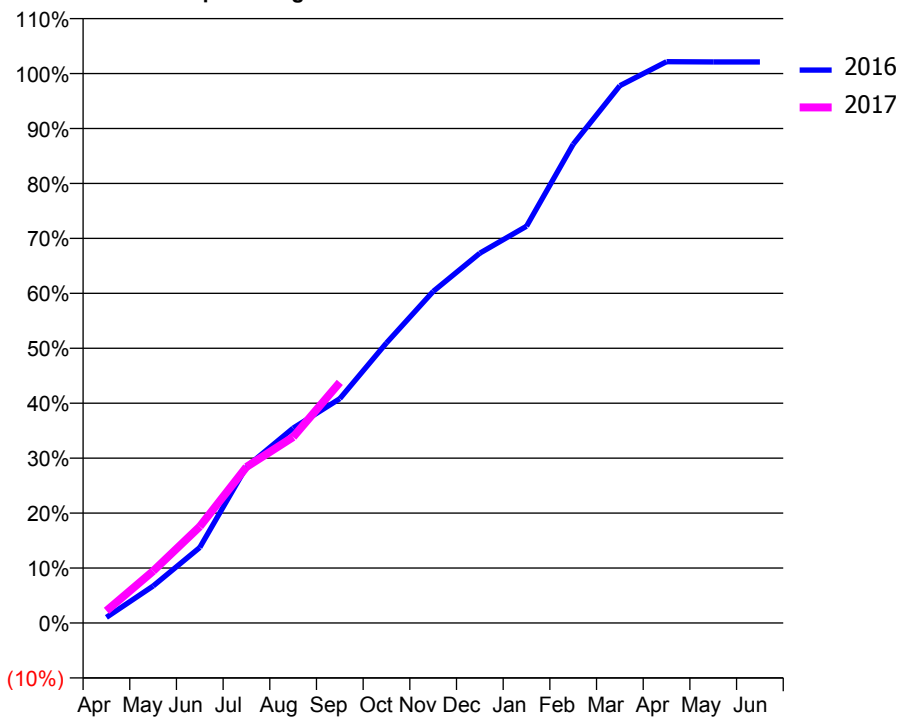
ACCESS*

Patients seen in 24 months	Total	Change since previous quarter
Quarter ending September 2015	3,156	
Quarter ending December 2015	3,092	↓
Quarter ending March 2016	3,083	→
Quarter ending June 2016	3,028	↓
Quarter ending September 2016	3,009	→
Variance since September 2015	(4.7%)	↓



ACTIVITY

Cumulative percentage of contracted UDA delivered 2016 & 2017



Adjusted Scheduled Activity (UDA)

Month	2016	2017
April	90	194
May	588	827
June	1,202	1,536
July	2,486	2,485
August	3,102	2,959
September	3,570	3,830
October	4,459	
November	5,277	
December	5,887	
January	6,315	
February	7,620	
March	8,552	
April	8,934	
May	8,930	
June	8,930	

QUALITY

	Quantity	Base Number	Contract	AT	Region	England
% of FP17s for the same patient ID Re-attending within 3 months - Children	64	590	10.8%	11.6%	13.5%	12.4%
% of FP17s for the same patient ID Re-attending within 3 months - Adults	217	1,471	14.8%	15.7%	17.4%	16.7%
% of FP17s for the same patient ID Re-attending between 3 & 9 months - Children	331	590	56.1%	57.3%	59.0%	57.4%
% of FP17s for the same patient ID Re-attending between 3 & 9 months - Adults	792	1,471	53.8%	52.3%	52.6%	50.5%
% of FP17s for Band 1 Urgent Courses	134	1,890	7.1%	8.5%	9.4%	9.1%
% of FP17s Relating to Free Repair or Replacements	14	1,890	0.7%	1.2%	1.0%	0.8%
% of FP17s Relating to Continuations	16	1,890	0.8%	1.7%	1.5%	1.3%
% of Patients satisfied with the dentistry they have received	6	6	N/A	93.9%	93.7%	93.2%
% of Patients satisfied with the time they had to wait for an appointment	6	6	N/A	90.4%	90.0%	89.0%

* This is based on patients treated on this contract for their most recent course of treatment. Figures in italics indicate the base number of FP17s or Patient Questionnaire responses are less than 100. N/A is shown where the base number of responses is less than 10 during the period. % is calculated as Quantity/Base number*100

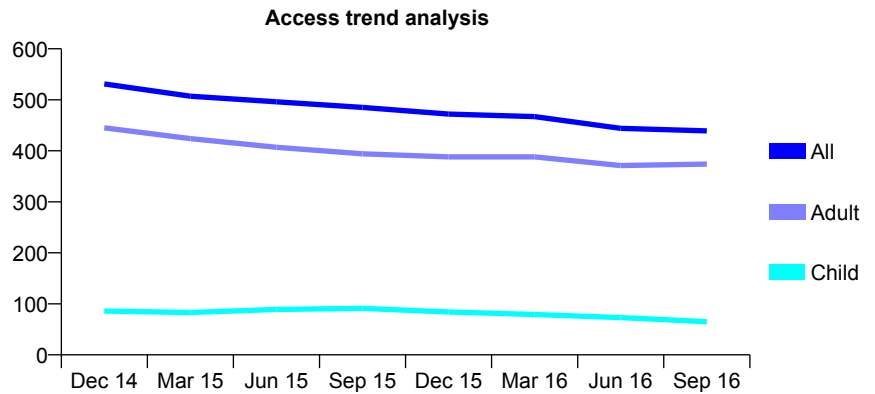
Q49 - Vital Signs At a Glance Contract Report for 177644/0002 - September 2016

Name or company name	Alston Dental Practice Limited
Contract type name	GDS Contract
Purpose of contract	General
Contract start date	01/09/2009
Contract end date	

16/17 Contracted general activity (UDA)	1,500
Carry forward general activity (UDA)	25
16/17 Contracted orthodontic activity (UOA)	0
Carry forward orthodontic activity (UOA)	0
Baseline contract value	£42,834.26

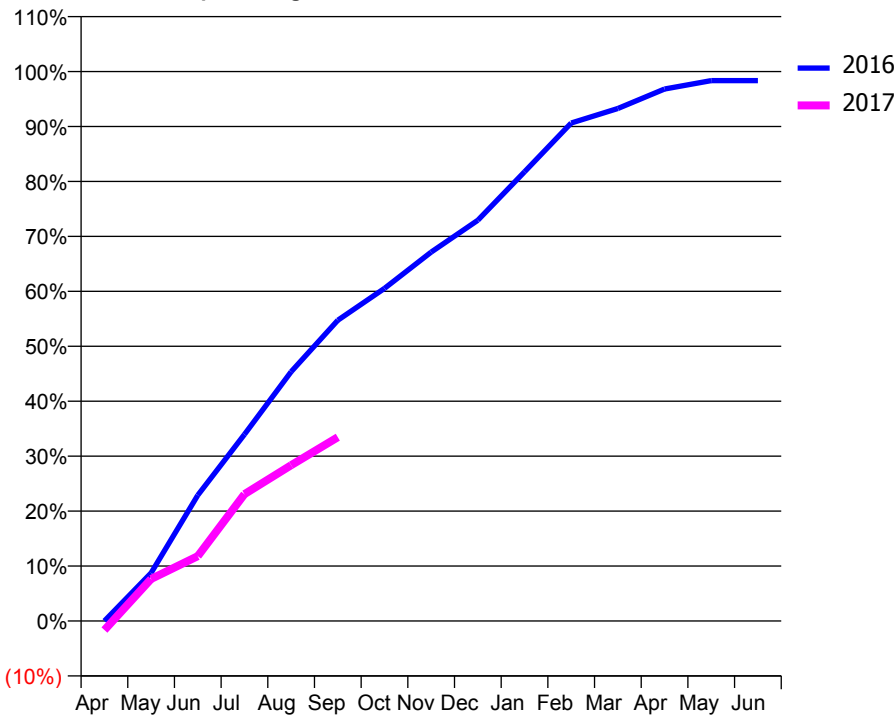
ACCESS*

Patients seen in 24 months	Total	Change since previous quarter
Quarter ending September 2015	485	
Quarter ending December 2015	472	↓
Quarter ending March 2016	467	↓
Quarter ending June 2016	444	↓
Quarter ending September 2016	439	↓
Variance since September 2015	(9.5%)	↓



ACTIVITY

Cumulative percentage of contracted UDA delivered 2016 & 2017



Month	Adjusted Scheduled Activity (UDA)	
	2016	2017
April	0	-25
May	131	115
June	343	177
July	509	346
August	681	425
September	821	502
October	908	
November	1,007	
December	1,094	
January	1,226	
February	1,359	
March	1,399	
April	1,452	
May	1,475	
June	1,475	

QUALITY

	Quantity	Base Number	Contract	AT	Region	England
% of FP17s for the same patient ID Re-attending within 3 months - Children	0	39	0.0%	11.6%	13.5%	12.4%
% of FP17s for the same patient ID Re-attending within 3 months - Adults	14	205	6.8%	15.7%	17.4%	16.7%
% of FP17s for the same patient ID Re-attending between 3 & 9 months - Children	22	39	56.4%	57.3%	59.0%	57.4%
% of FP17s for the same patient ID Re-attending between 3 & 9 months - Adults	100	205	48.8%	52.3%	52.6%	50.5%
% of FP17s for Band 1 Urgent Courses	3	207	1.4%	8.5%	9.4%	9.1%
% of FP17s Relating to Free Repair or Replacements	0	207	0.0%	1.2%	1.0%	0.8%
% of FP17s Relating to Continuations	0	207	0.0%	1.7%	1.5%	1.3%
% of Patients satisfied with the dentistry they have received	1	1	N/A	93.9%	93.7%	93.2%
% of Patients satisfied with the time they had to wait for an appointment	1	1	N/A	90.4%	90.0%	89.0%

* This is based on patients treated on this contract for their most recent course of treatment. Figures in italics indicate the base number of FP17s or Patient Questionnaire responses are less than 100. N/A is shown where the base number of responses is less than 10 during the period. % is calculated as Quantity/Base number*100

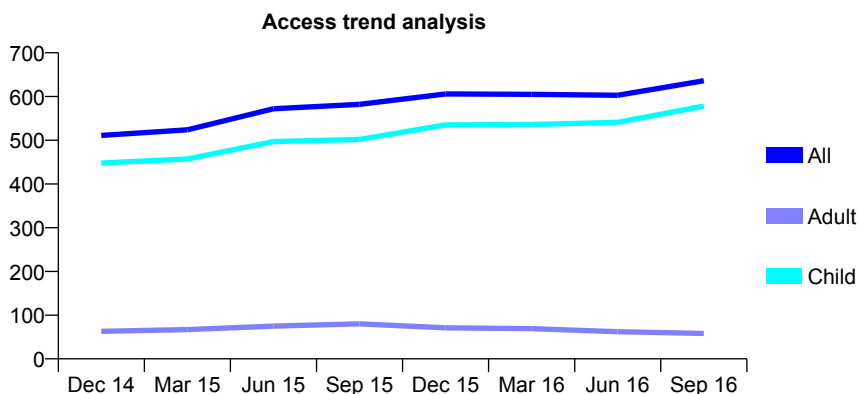
Q49 - Vital Signs At a Glance Contract Report for 177709/0001 - September 2016

Name or company name	Green Dental Partnership
Contract type name	GDS Contract
Purpose of contract	General and Orthodontic
Contract start date	01/04/2013
Contract end date	

16/17 Contracted general activity (UDA)	1,466
Carry forward general activity (UDA)	0
16/17 Contracted orthodontic activity (UOA)	94
Carry forward orthodontic activity (UOA)	0
Baseline contract value	£36,966.81

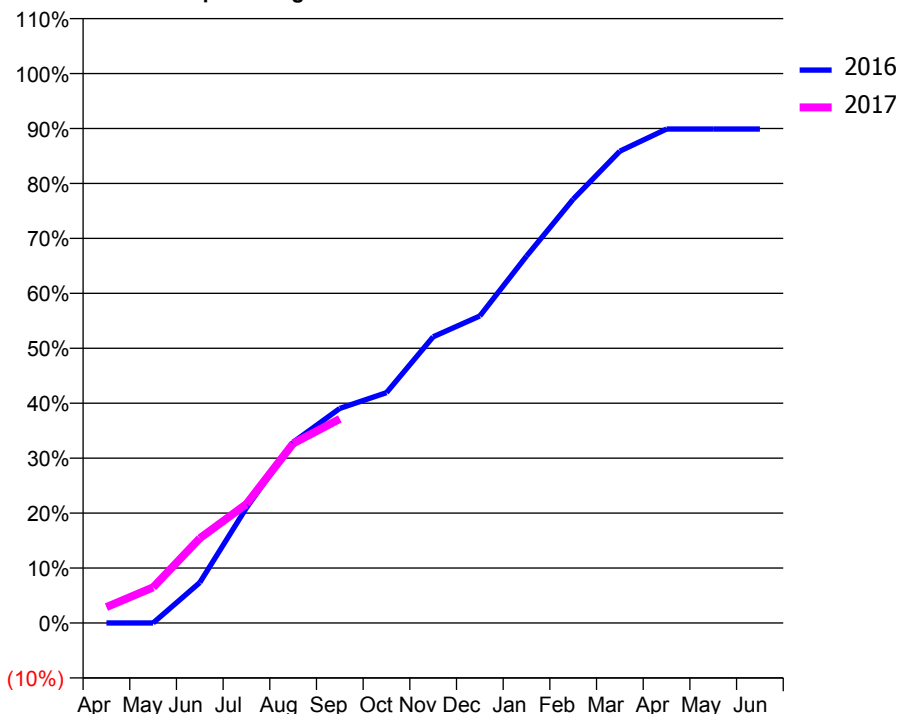
ACCESS*

Patients seen in 24 months	Total	Change since previous quarter
Quarter ending September 2015	582	
Quarter ending December 2015	606	↑
Quarter ending March 2016	605	→
Quarter ending June 2016	603	→
Quarter ending September 2016	636	↑
Variance since September 2015	9.3%	↑



ACTIVITY

Cumulative percentage of contracted UDA delivered 2016 & 2017



Month	Adjusted Scheduled Activity (UDA)	
	2016	2017
April	0	43
May	0	95
June	108	226
July	307	317
August	482	479
September	573	544
October	615	
November	764	
December	819	
January	979	
February	1,131	
March	1,259	
April	1,318	
May	1,318	
June	1,318	

QUALITY

	Quantity	Base Number	Contract	AT	Region	England
% of FP17s for the same patient ID Re-attending within 3 months - Children	60	507	11.8%	11.6%	13.5%	12.4%
% of FP17s for the same patient ID Re-attending within 3 months - Adults	0	1	0.0%	15.7%	17.4%	16.7%
% of FP17s for the same patient ID Re-attending between 3 & 9 months - Children	299	507	59.0%	57.3%	59.0%	57.4%
% of FP17s for the same patient ID Re-attending between 3 & 9 months - Adults	1	1	100.0%	52.3%	52.6%	50.5%
% of FP17s for Band 1 Urgent Courses	17	405	4.2%	8.5%	9.4%	9.1%
% of FP17s Relating to Free Repair or Replacements	0	405	0.0%	1.2%	1.0%	0.8%
% of FP17s Relating to Continuations	13	405	3.2%	1.7%	1.5%	1.3%
% of Patients satisfied with the dentistry they have received	1	2	N/A	93.9%	93.7%	93.2%
% of Patients satisfied with the time they had to wait for an appointment	1	2	N/A	90.4%	90.0%	89.0%

* This is based on patients treated on this contract for their most recent course of treatment. Figures in italics indicate the base number of FP17s or Patient Questionnaire responses are less than 100. N/A is shown where the base number of responses is less than 10 during the period. % is calculated as Quantity/Base number*100

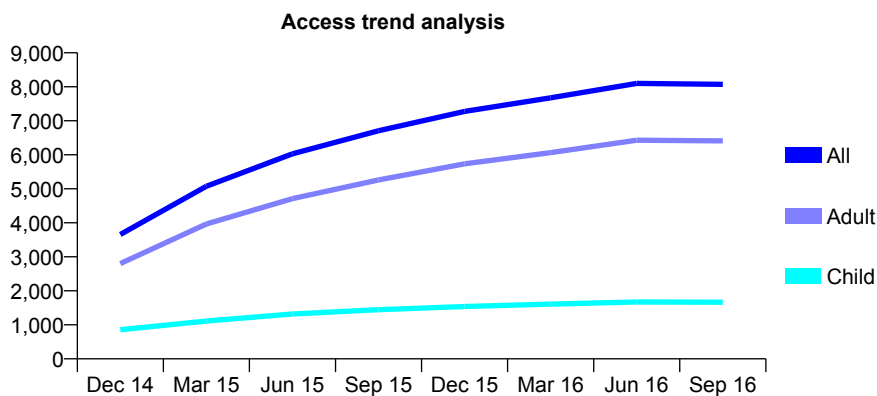
Q49 - Vital Signs At a Glance Contract Report for 180866/0001 - September 2016

Name or company name	Perfect Smile Acorn Dental Partnership
Contract type name	GDS Contract
Purpose of contract	General
Contract start date	01/07/2014
Contract end date	

16/17 Contracted general activity (UDA)	20,230
Carry forward general activity (UDA)	0
16/17 Contracted orthodontic activity (UOA)	0
Carry forward orthodontic activity (UOA)	0
Baseline contract value	£562,874.35

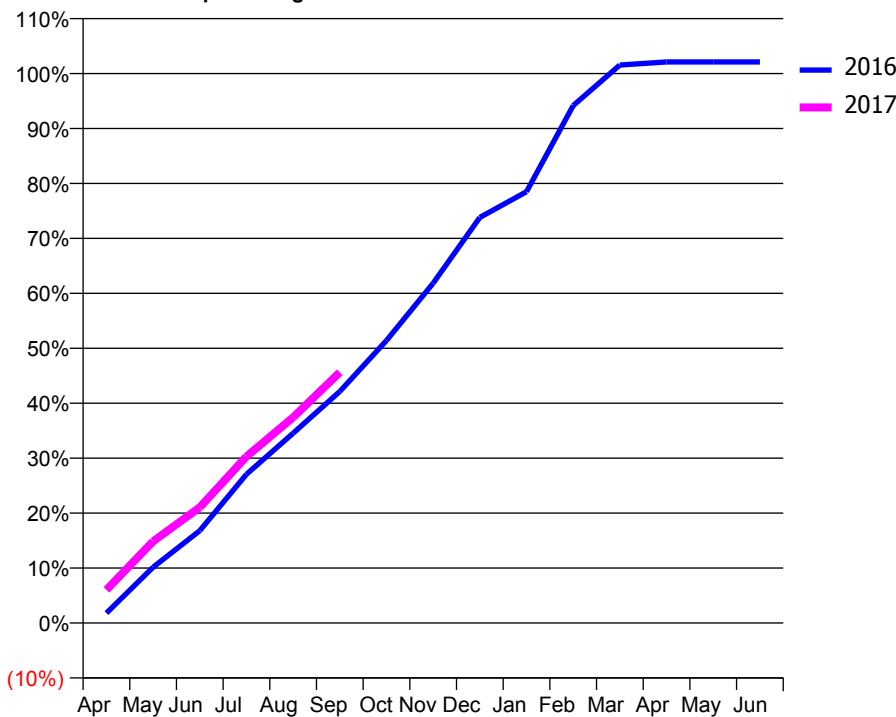
ACCESS*

Patients seen in 24 months	Total	Change since previous quarter
Quarter ending September 2015	6,707	
Quarter ending December 2015	7,275	↑
Quarter ending March 2016	7,677	↑
Quarter ending June 2016	8,100	↑
Quarter ending September 2016	8,074	→
Variance since September 2015	20.4%	↑



ACTIVITY

Cumulative percentage of contracted UDA delivered 2016 & 2017



Month	Adjusted Scheduled Activity (UDA)	
	2016	2017
April	367	1,218
May	2,052	3,007
June	3,399	4,261
July	5,477	6,127
August	6,987	7,574
September	8,527	9,233
October	10,402	
November	12,510	
December	14,932	
January	15,877	
February	19,053	
March	20,544	
April	20,657	
May	20,657	
June	20,657	

QUALITY

	Quantity	Base Number	Contract	AT	Region	England
% of FP17s for the same patient ID Re-attending within 3 months - Children	81	1,088	7.4%	11.6%	13.5%	12.4%
% of FP17s for the same patient ID Re-attending within 3 months - Adults	636	3,730	17.1%	15.7%	17.4%	16.7%
% of FP17s for the same patient ID Re-attending between 3 & 9 months - Children	541	1,088	49.7%	57.3%	59.0%	57.4%
% of FP17s for the same patient ID Re-attending between 3 & 9 months - Adults	1,599	3,730	42.9%	52.3%	52.6%	50.5%
% of FP17s for Band 1 Urgent Courses	516	4,459	11.6%	8.5%	9.4%	9.1%
% of FP17s Relating to Free Repair or Replacements	59	4,459	1.3%	1.2%	1.0%	0.8%
% of FP17s Relating to Continuations	84	4,459	1.9%	1.7%	1.5%	1.3%
% of Patients satisfied with the dentistry they have received	8	8	N/A	93.9%	93.7%	93.2%
% of Patients satisfied with the time they had to wait for an appointment	8	8	N/A	90.4%	90.0%	89.0%

* This is based on patients treated on this contract for their most recent course of treatment. Figures in italics indicate the base number of FP17s or Patient Questionnaire responses are less than 100. N/A is shown where the base number of responses is less than 10 during the period. % is calculated as Quantity/Base number*100

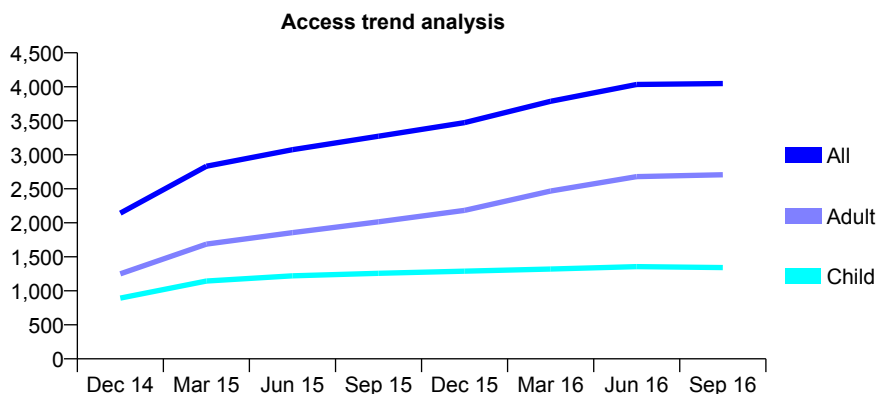
Q49 - Vital Signs At a Glance Contract Report for 181986/0001 - September 2016

Name or company name	Perfect Smile Laburnum Partnership
Contract type name	GDS Contract
Purpose of contract	General
Contract start date	01/07/2014
Contract end date	

16/17 Contracted general activity (UDA)	15,601
Carry forward general activity (UDA)	205
16/17 Contracted orthodontic activity (UOA)	0
Carry forward orthodontic activity (UOA)	0
Baseline contract value	£373,283.11

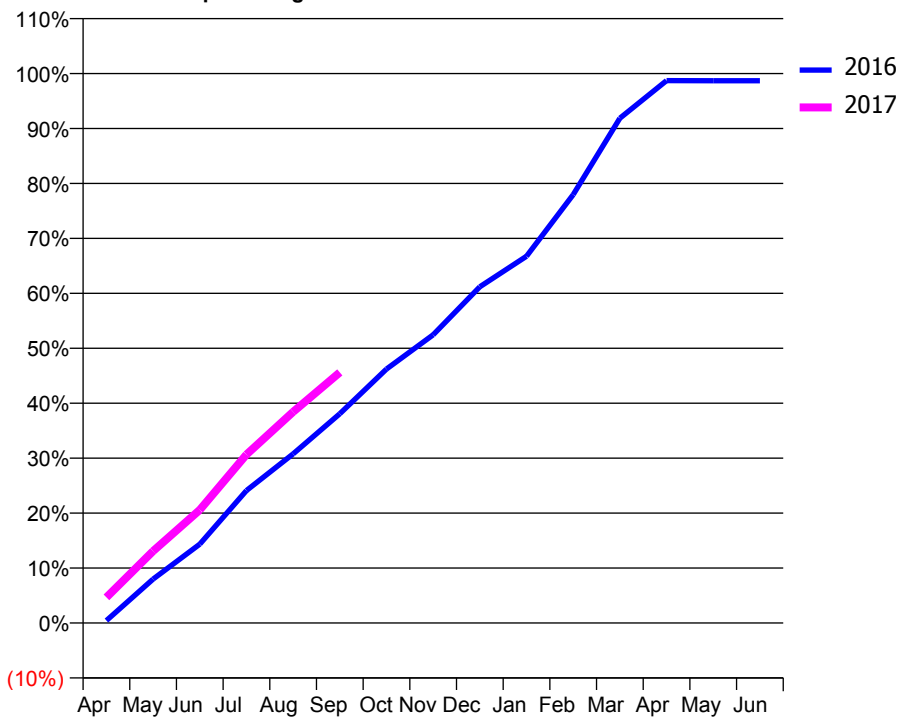
ACCESS*

Patients seen in 24 months	Total	Change since previous quarter
Quarter ending September 2015	3,273	
Quarter ending December 2015	3,474	↑
Quarter ending March 2016	3,788	↑
Quarter ending June 2016	4,034	↑
Quarter ending September 2016	4,049	→
Variance since September 2015	23.7%	↑



ACTIVITY

Cumulative percentage of contracted UDA delivered 2016 & 2017



Month	Adjusted Scheduled Activity (UDA)	
	2016	2017
April	69	727
May	1,247	2,041
June	2,240	3,214
July	3,759	4,784
August	4,803	5,997
September	5,944	7,115
October	7,210	
November	8,181	
December	9,545	
January	10,414	
February	12,164	
March	14,332	
April	15,397	
May	15,396	
June	15,396	

QUALITY

	Quantity	Base Number	Contract	AT	Region	England
% of FP17s for the same patient ID Re-attending within 3 months - Children	54	1,007	5.4%	11.6%	13.5%	12.4%
% of FP17s for the same patient ID Re-attending within 3 months - Adults	364	1,962	18.6%	15.7%	17.4%	16.7%
% of FP17s for the same patient ID Re-attending between 3 & 9 months - Children	620	1,007	61.6%	57.3%	59.0%	57.4%
% of FP17s for the same patient ID Re-attending between 3 & 9 months - Adults	911	1,962	46.4%	52.3%	52.6%	50.5%
% of FP17s for Band 1 Urgent Courses	135	2,654	5.1%	8.5%	9.4%	9.1%
% of FP17s Relating to Free Repair or Replacements	9	2,654	0.3%	1.2%	1.0%	0.8%
% of FP17s Relating to Continuations	62	2,654	2.3%	1.7%	1.5%	1.3%
% of Patients satisfied with the dentistry they have received	7	7	N/A	93.9%	93.7%	93.2%
% of Patients satisfied with the time they had to wait for an appointment	7	7	N/A	90.4%	90.0%	89.0%

* This is based on patients treated on this contract for their most recent course of treatment. Figures in italics indicate the base number of FP17s or Patient Questionnaire responses are less than 100. N/A is shown where the base number of responses is less than 10 during the period. % is calculated as Quantity/Base number*100

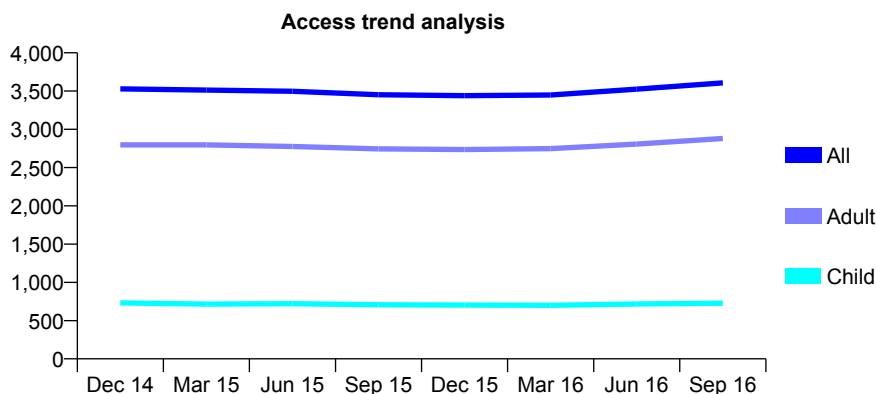
Q49 - Vital Signs At a Glance Contract Report for 182834/0001 - September 2016

Name or company name	Princes Street Dental Practice Limited
Contract type name	GDS Contract
Purpose of contract	General
Contract start date	01/04/2011
Contract end date	

16/17 Contracted general activity (UDA)	8,772
Carry forward general activity (UDA)	286
16/17 Contracted orthodontic activity (UOA)	0
Carry forward orthodontic activity (UOA)	0
Baseline contract value	£195,491.84

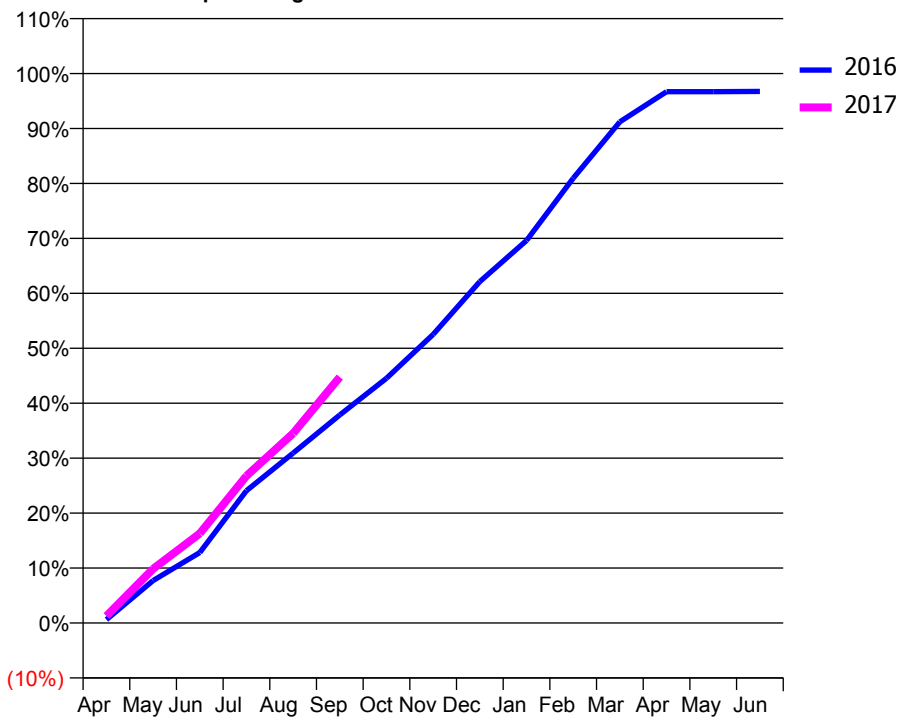
ACCESS*

Patients seen in 24 months	Total	Change since previous quarter
Quarter ending September 2015	3,451	
Quarter ending December 2015	3,439	→
Quarter ending March 2016	3,448	→
Quarter ending June 2016	3,525	↑
Quarter ending September 2016	3,607	↑
Variance since September 2015	4.5%	↑



ACTIVITY

Cumulative percentage of contracted UDA delivered 2016 & 2017



Month	Adjusted Scheduled Activity (UDA)	
	2016	2017
April	54	111
May	679	866
June	1,126	1,430
July	2,112	2,349
August	2,713	3,029
September	3,321	3,927
October	3,908	
November	4,608	
December	5,451	
January	6,105	
February	7,100	
March	8,001	
April	8,482	
May	8,483	
June	8,486	

QUALITY

	Quantity	Base Number	Contract	AT	Region	England
% of FP17s for the same patient ID Re-attending within 3 months - Children	42	571	7.4%	11.6%	13.5%	12.4%
% of FP17s for the same patient ID Re-attending within 3 months - Adults	361	2,041	17.7%	15.7%	17.4%	16.7%
% of FP17s for the same patient ID Re-attending between 3 & 9 months - Children	339	571	59.4%	57.3%	59.0%	57.4%
% of FP17s for the same patient ID Re-attending between 3 & 9 months - Adults	753	2,041	36.9%	52.3%	52.6%	50.5%
% of FP17s for Band 1 Urgent Courses	168	2,373	7.1%	8.5%	9.4%	9.1%
% of FP17s Relating to Free Repair or Replacements	45	2,373	1.9%	1.2%	1.0%	0.8%
% of FP17s Relating to Continuations	62	2,373	2.6%	1.7%	1.5%	1.3%
% of Patients satisfied with the dentistry they have received	3	3	N/A	93.9%	93.7%	93.2%
% of Patients satisfied with the time they had to wait for an appointment	3	3	N/A	90.4%	90.0%	89.0%

* This is based on patients treated on this contract for their most recent course of treatment. Figures in italics indicate the base number of FP17s or Patient Questionnaire responses are less than 100. N/A is shown where the base number of responses is less than 10 during the period. % is calculated as Quantity/Base number*100

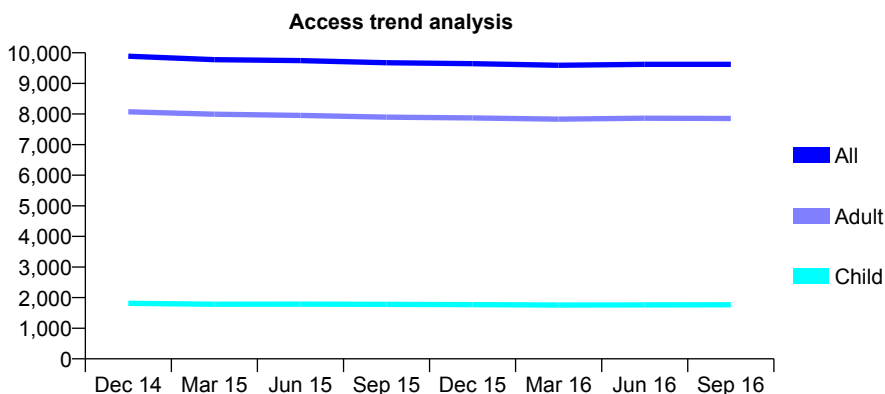
Q49 - Vital Signs At a Glance Contract Report for 183962/0001 - September 2016

Name or company name	Goodwin and Associates
Contract type name	Pilot Contract
Purpose of contract	General and Orthodontic
Contract start date	01/04/2008
Contract end date	

16/17 Contracted general activity (UDA)	14,876
Carry forward general activity (UDA)	0
16/17 Contracted orthodontic activity (UOA)	400
Carry forward orthodontic activity (UOA)	0
Baseline contract value	£764,305.27

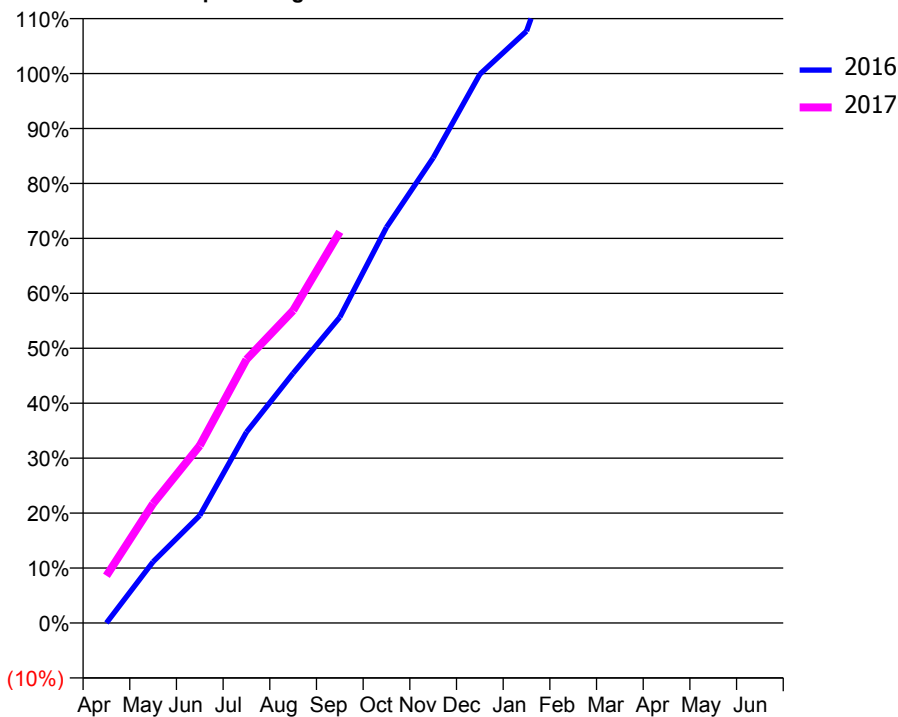
ACCESS*

Patients seen in 24 months	Total	Change since previous quarter
Quarter ending September 2015	9,676	
Quarter ending December 2015	9,645	→
Quarter ending March 2016	9,592	→
Quarter ending June 2016	9,624	→
Quarter ending September 2016	9,621	→
Variance since September 2015	(0.6%)	→



ACTIVITY

Cumulative percentage of contracted UDA delivered 2016 & 2017



Month	Adjusted Scheduled Activity (UDA)	
	2016	2017
April	0	1,281
May	1,660	3,234
June	2,911	4,802
July	5,169	7,136
August	6,764	8,459
September	8,280	10,589
October	10,712	
November	12,594	
December	14,856	
January	16,023	
February	19,490	
March	21,425	
April	22,478	
May	22,485	
June	22,501	

QUALITY

	Quantity	Base Number	Contract	AT	Region	England
% of FP17s for the same patient ID Re-attending within 3 months - Children	175	1,654	10.6%	11.6%	13.5%	12.4%
% of FP17s for the same patient ID Re-attending within 3 months - Adults	945	5,580	16.9%	15.7%	17.4%	16.7%
% of FP17s for the same patient ID Re-attending between 3 & 9 months - Children	1,139	1,654	68.9%	57.3%	59.0%	57.4%
% of FP17s for the same patient ID Re-attending between 3 & 9 months - Adults	2,792	5,580	50.0%	52.3%	52.6%	50.5%
% of FP17s for Band 1 Urgent Courses	796	6,660	12.0%	8.5%	9.4%	9.1%
% of FP17s Relating to Free Repair or Replacements	29	6,660	0.4%	1.2%	1.0%	0.8%
% of FP17s Relating to Continuations	39	6,660	0.6%	1.7%	1.5%	1.3%
% of Patients satisfied with the dentistry they have received	3	4	N/A	93.9%	93.7%	93.2%
% of Patients satisfied with the time they had to wait for an appointment	3	4	N/A	90.4%	90.0%	89.0%

* This is based on patients treated on this contract for their most recent course of treatment. Figures in italics indicate the base number of FP17s or Patient Questionnaire responses are less than 100. N/A is shown where the base number of responses is less than 10 during the period. % is calculated as Quantity/Base number*100

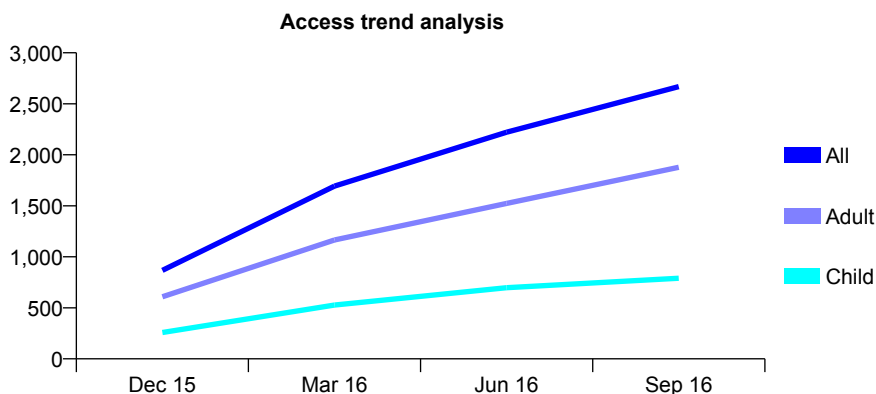
Q49 - Vital Signs At a Glance Contract Report for 185590/0001 - September 2016

Name or company name	The Grange Dental Centre
Contract type name	GDS Contract
Purpose of contract	General
Contract start date	01/10/2015
Contract end date	

16/17 Contracted general activity (UDA)	7,288
Carry forward general activity (UDA)	0
16/17 Contracted orthodontic activity (UOA)	0
Carry forward orthodontic activity (UOA)	0
Baseline contract value	£156,324.75

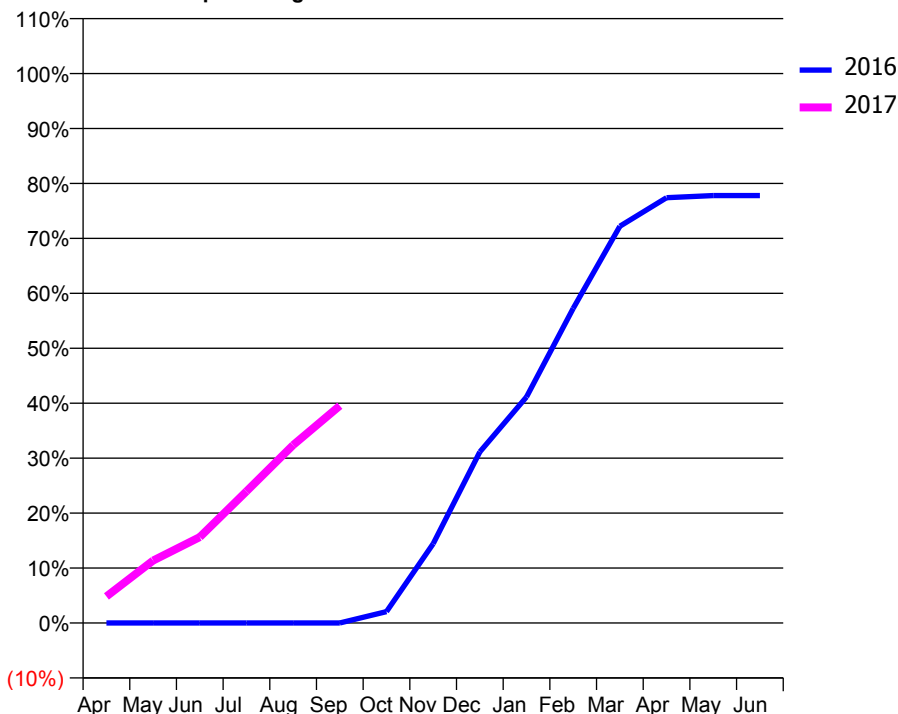
ACCESS*

Patients seen in 24 months	Total	Change since previous quarter
Quarter ending September 2015	0	
Quarter ending December 2015	867	↑
Quarter ending March 2016	1,694	↑
Quarter ending June 2016	2,221	↑
Quarter ending September 2016	2,668	↑
Variance since September 2015	N/A	



ACTIVITY

Cumulative percentage of contracted UDA delivered 2016 & 2017



Adjusted Scheduled Activity (UDA)

Month	2016	2017
April	0	352
May	0	829
June	0	1,139
July	0	1,746
August	0	2,361
September	0	2,881
October	76	
November	525	
December	1,132	
January	1,495	
February	2,081	
March	2,624	
April	2,813	
May	2,827	
June	2,827	

QUALITY

	Quantity	Base Number	Contract	AT	Region	England
% of FP17s for the same patient ID Re-attending within 3 months - Children	34	665	5.1%	11.6%	13.5%	12.4%
% of FP17s for the same patient ID Re-attending within 3 months - Adults	200	1,428	14.0%	15.7%	17.4%	16.7%
% of FP17s for the same patient ID Re-attending between 3 & 9 months - Children	291	665	43.8%	57.3%	59.0%	57.4%
% of FP17s for the same patient ID Re-attending between 3 & 9 months - Adults	494	1,428	34.6%	52.3%	52.6%	50.5%
% of FP17s for Band 1 Urgent Courses	166	1,548	10.7%	8.5%	9.4%	9.1%
% of FP17s Relating to Free Repair or Replacements	10	1,548	0.6%	1.2%	1.0%	0.8%
% of FP17s Relating to Continuations	13	1,548	0.8%	1.7%	1.5%	1.3%
% of Patients satisfied with the dentistry they have received	2	2	N/A	93.9%	93.7%	93.2%
% of Patients satisfied with the time they had to wait for an appointment	2	2	N/A	90.4%	90.0%	89.0%

* This is based on patients treated on this contract for their most recent course of treatment. Figures in italics indicate the base number of FP17s or Patient Questionnaire responses are less than 100. N/A is shown where the base number of responses is less than 10 during the period. % is calculated as Quantity/Base number*100

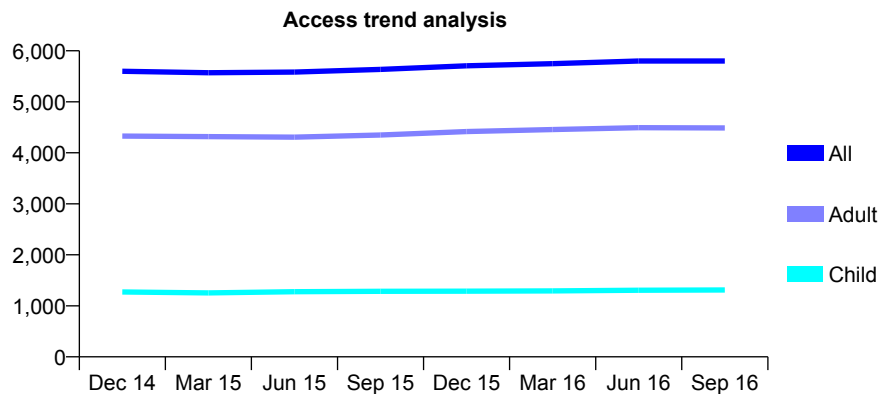
Q49 - Vital Signs At a Glance Contract Report for 185957/0001 - September 2016

Name or company name	T. S. Lalli Limited
Contract type name	GDS Contract
Purpose of contract	General
Contract start date	01/11/2006
Contract end date	

16/17 Contracted general activity (UDA)	13,428
Carry forward general activity (UDA)	0
16/17 Contracted orthodontic activity (UOA)	0
Carry forward orthodontic activity (UOA)	0
Baseline contract value	£379,280.08

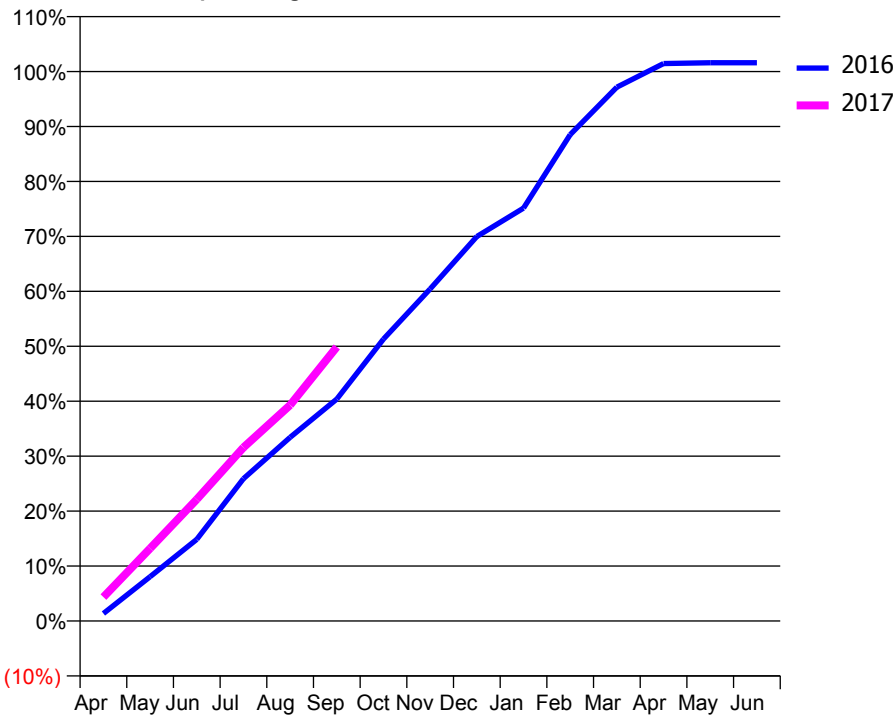
ACCESS*

Patients seen in 24 months	Total	Change since previous quarter
Quarter ending September 2015	5,634	
Quarter ending December 2015	5,705	→
Quarter ending March 2016	5,748	→
Quarter ending June 2016	5,801	→
Quarter ending September 2016	5,800	→
Variance since September 2015	2.9%	↑



ACTIVITY

Cumulative percentage of contracted UDA delivered 2016 & 2017



Month	Adjusted Scheduled Activity (UDA)	
	2016	2017
April	185	585
May	1,085	1,775
June	1,996	2,973
July	3,478	4,239
August	4,488	5,277
September	5,423	6,699
October	6,891	
November	8,116	
December	9,395	
January	10,091	
February	11,887	
March	13,045	
April	13,623	
May	13,643	
June	13,642	

QUALITY

	Quantity	Base Number	Contract	AT	Region	England
% of FP17s for the same patient ID Re-attending within 3 months - Children	49	871	5.6%	11.6%	13.5%	12.4%
% of FP17s for the same patient ID Re-attending within 3 months - Adults	471	3,131	15.0%	15.7%	17.4%	16.7%
% of FP17s for the same patient ID Re-attending between 3 & 9 months - Children	493	871	56.6%	57.3%	59.0%	57.4%
% of FP17s for the same patient ID Re-attending between 3 & 9 months - Adults	1,609	3,131	51.4%	52.3%	52.6%	50.5%
% of FP17s for Band 1 Urgent Courses	235	3,666	6.4%	8.5%	9.4%	9.1%
% of FP17s Relating to Free Repair or Replacements	20	3,666	0.5%	1.2%	1.0%	0.8%
% of FP17s Relating to Continuations	34	3,666	0.9%	1.7%	1.5%	1.3%
% of Patients satisfied with the dentistry they have received	34	37	91.9%	93.9%	93.7%	93.2%
% of Patients satisfied with the time they had to wait for an appointment	35	37	94.6%	90.4%	90.0%	89.0%

* This is based on patients treated on this contract for their most recent course of treatment. Figures in italics indicate the base number of FP17s or Patient Questionnaire responses are less than 100. N/A is shown where the base number of responses is less than 10 during the period. % is calculated as Quantity/Base number*100

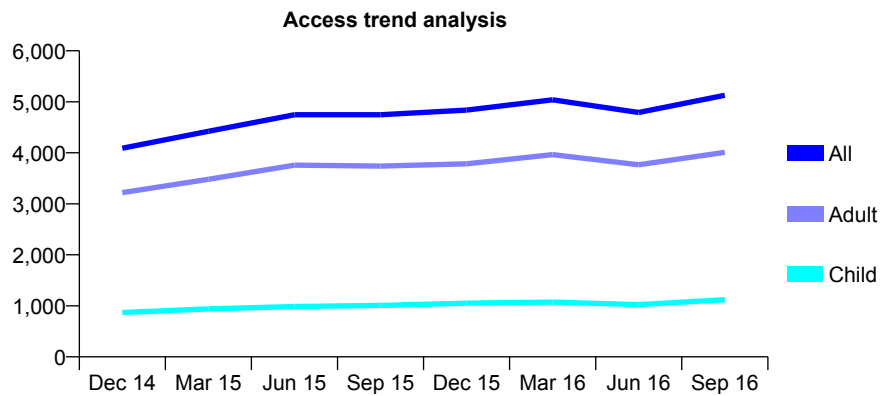
Q49 - Vital Signs At a Glance Contract Report for 186481/0001 - September 2016

Name or company name	Bensham and Sunnyside Dental Practices
Contract type name	GDS Contract
Purpose of contract	General
Contract start date	12/07/2013
Contract end date	

16/17 Contracted general activity (UDA)	18,310
Carry forward general activity (UDA)	0
16/17 Contracted orthodontic activity (UOA)	0
Carry forward orthodontic activity (UOA)	0
Baseline contract value	£433,145.81

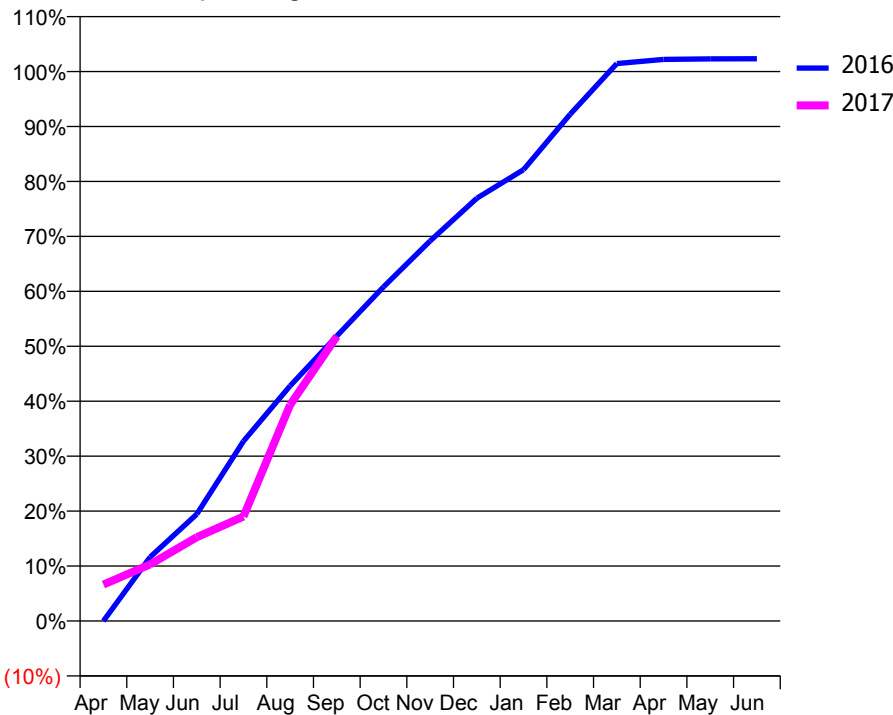
ACCESS*

Patients seen in 24 months	Total	Change since previous quarter
Quarter ending September 2015	4,746	
Quarter ending December 2015	4,838	→
Quarter ending March 2016	5,039	↑
Quarter ending June 2016	4,790	↓
Quarter ending September 2016	5,129	↑
Variance since September 2015	8.1%	↑



ACTIVITY

Cumulative percentage of contracted UDA delivered 2016 & 2017



Month	Adjusted Scheduled Activity (UDA)	
	2016	2017
April	0	1,213
May	2,132	1,884
June	3,560	2,792
July	5,990	3,479
August	7,838	7,204
September	9,497	9,485
October	11,135	
November	12,664	
December	14,087	
January	15,037	
February	16,887	
March	18,575	
April	18,715	
May	18,732	
June	18,737	

QUALITY

	Quantity	Base Number	Contract	AT	Region	England
% of FP17s for the same patient ID Re-attending within 3 months - Children	68	644	10.6%	11.6%	13.5%	12.4%
% of FP17s for the same patient ID Re-attending within 3 months - Adults	394	2,169	18.2%	15.7%	17.4%	16.7%
% of FP17s for the same patient ID Re-attending between 3 & 9 months - Children	243	644	37.7%	57.3%	59.0%	57.4%
% of FP17s for the same patient ID Re-attending between 3 & 9 months - Adults	730	2,169	33.7%	52.3%	52.6%	50.5%
% of FP17s for Band 1 Urgent Courses	262	2,713	9.7%	8.5%	9.4%	9.1%
% of FP17s Relating to Free Repair or Replacements	13	2,713	0.5%	1.2%	1.0%	0.8%
% of FP17s Relating to Continuations	41	2,713	1.5%	1.7%	1.5%	1.3%
% of Patients satisfied with the dentistry they have received	4	5	N/A	93.9%	93.7%	93.2%
% of Patients satisfied with the time they had to wait for an appointment	5	5	N/A	90.4%	90.0%	89.0%

* This is based on patients treated on this contract for their most recent course of treatment. Figures in italics indicate the base number of FP17s or Patient Questionnaire responses are less than 100. N/A is shown where the base number of responses is less than 10 during the period. % is calculated as Quantity/Base number*100

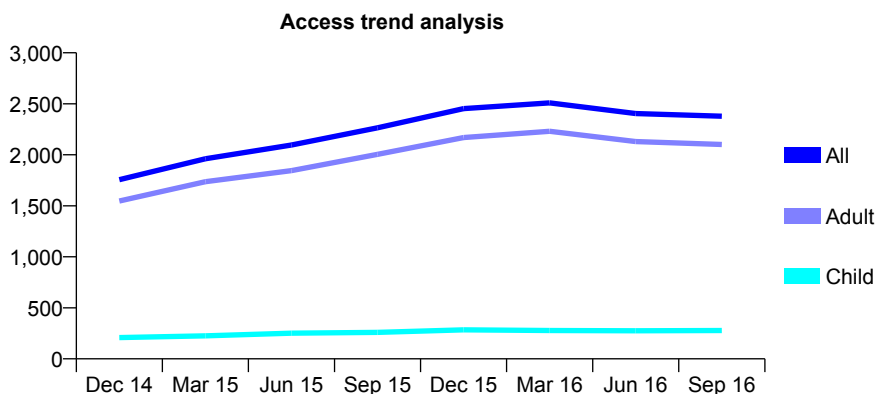
Q49 - Vital Signs At a Glance Contract Report for 187879/0001 - September 2016

Name or company name	Newcastle Dental Care Practice Partnership
Contract type name	GDS Contract
Purpose of contract	General
Contract start date	01/03/2014
Contract end date	

16/17 Contracted general activity (UDA)	14,000
Carry forward general activity (UDA)	0
16/17 Contracted orthodontic activity (UOA)	0
Carry forward orthodontic activity (UOA)	0
Baseline contract value	£422,696.56

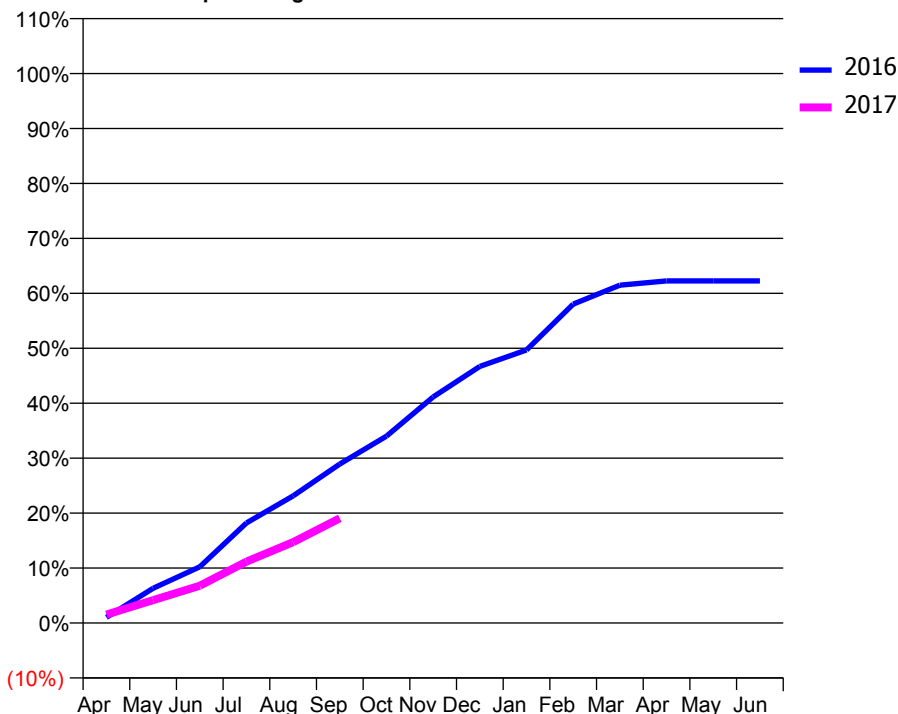
ACCESS*

Patients seen in 24 months	Total	Change since previous quarter
Quarter ending September 2015	2,265	
Quarter ending December 2015	2,453	↑
Quarter ending March 2016	2,509	↑
Quarter ending June 2016	2,405	↓
Quarter ending September 2016	2,379	↓
Variance since September 2015	5.0%	↑



ACTIVITY

Cumulative percentage of contracted UDA delivered 2016 & 2017



Month	Adjusted Scheduled Activity (UDA)	
	2016	2017
April	144	217
May	886	584
June	1,433	949
July	2,550	1,564
August	3,240	2,059
September	4,051	2,667
October	4,762	
November	5,761	
December	6,537	
January	6,957	
February	8,126	
March	8,608	
April	8,715	
May	8,715	
June	8,715	

QUALITY

	Quantity	Base Number	Contract	AT	Region	England
% of FP17s for the same patient ID Re-attending within 3 months - Children	9	182	4.9%	11.6%	13.5%	12.4%
% of FP17s for the same patient ID Re-attending within 3 months - Adults	134	1,143	11.7%	15.7%	17.4%	16.7%
% of FP17s for the same patient ID Re-attending between 3 & 9 months - Children	105	182	57.7%	57.3%	59.0%	57.4%
% of FP17s for the same patient ID Re-attending between 3 & 9 months - Adults	621	1,143	54.3%	52.3%	52.6%	50.5%
% of FP17s for Band 1 Urgent Courses	115	1,268	9.1%	8.5%	9.4%	9.1%
% of FP17s Relating to Free Repair or Replacements	12	1,268	0.9%	1.2%	1.0%	0.8%
% of FP17s Relating to Continuations	25	1,268	2.0%	1.7%	1.5%	1.3%
% of Patients satisfied with the dentistry they have received	0	0	N/A	93.9%	93.7%	93.2%
% of Patients satisfied with the time they had to wait for an appointment	0	0	N/A	90.4%	90.0%	89.0%

* This is based on patients treated on this contract for their most recent course of treatment. Figures in italics indicate the base number of FP17s or Patient Questionnaire responses are less than 100. N/A is shown where the base number of responses is less than 10 during the period. % is calculated as Quantity/Base number*100

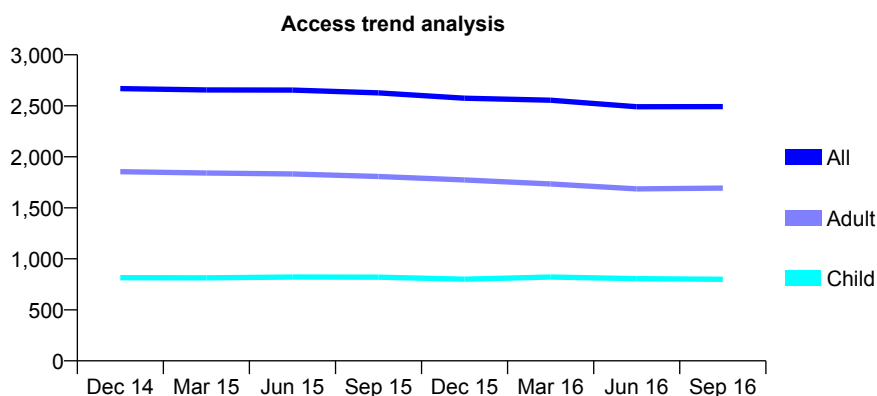
Q49 - Vital Signs At a Glance Contract Report for 193372/0001 - September 2016

Name or company name	Alistair Bartlett Dental Practice Limited
Contract type name	GDS Contract
Purpose of contract	General
Contract start date	01/08/2012
Contract end date	

16/17 Contracted general activity (UDA)	7,887
Carry forward general activity (UDA)	18
16/17 Contracted orthodontic activity (UOA)	0
Carry forward orthodontic activity (UOA)	0
Baseline contract value	£200,079.00

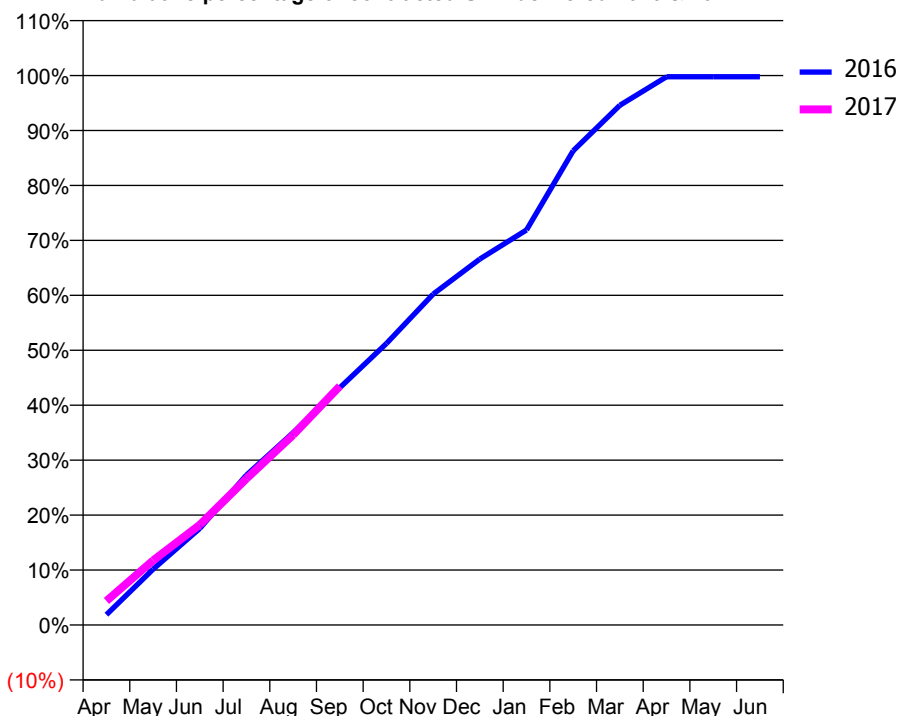
ACCESS*

Patients seen in 24 months	Total	Change since previous quarter
Quarter ending September 2015	2,627	
Quarter ending December 2015	2,574	↓
Quarter ending March 2016	2,555	→
Quarter ending June 2016	2,491	↓
Quarter ending September 2016	2,492	→
Variance since September 2015	(5.1%)	↓



ACTIVITY

Cumulative percentage of contracted UDA delivered 2016 & 2017



Adjusted Scheduled Activity (UDA)

Month	2016	2017
April	148	346
May	802	927
June	1,387	1,438
July	2,153	2,100
August	2,762	2,728
September	3,405	3,429
October	4,042	
November	4,749	
December	5,253	
January	5,671	
February	6,808	
March	7,459	
April	7,869	
May	7,869	
June	7,869	

QUALITY

	Quantity	Base Number	Contract	AT	Region	England
% of FP17s for the same patient ID Re-attending within 3 months - Children	51	659	7.7%	11.6%	13.5%	12.4%
% of FP17s for the same patient ID Re-attending within 3 months - Adults	201	1,298	15.5%	15.7%	17.4%	16.7%
% of FP17s for the same patient ID Re-attending between 3 & 9 months - Children	417	659	63.3%	57.3%	59.0%	57.4%
% of FP17s for the same patient ID Re-attending between 3 & 9 months - Adults	751	1,298	57.9%	52.3%	52.6%	50.5%
% of FP17s for Band 1 Urgent Courses	145	1,795	8.1%	8.5%	9.4%	9.1%
% of FP17s Relating to Free Repair or Replacements	18	1,795	1.0%	1.2%	1.0%	0.8%
% of FP17s Relating to Continuations	13	1,795	0.7%	1.7%	1.5%	1.3%
% of Patients satisfied with the dentistry they have received	0	0	N/A	93.9%	93.7%	93.2%
% of Patients satisfied with the time they had to wait for an appointment	0	0	N/A	90.4%	90.0%	89.0%

* This is based on patients treated on this contract for their most recent course of treatment. Figures in italics indicate the base number of FP17s or Patient Questionnaire responses are less than 100. N/A is shown where the base number of responses is less than 10 during the period. % is calculated as Quantity/Base number*100

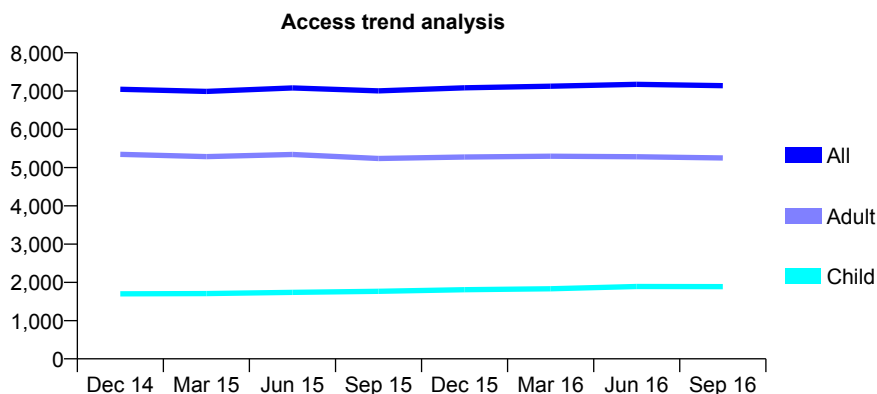
Q49 - Vital Signs At a Glance Contract Report for 193372/0002 - September 2016

Name or company name	Alistair Bartlett Dental Practice Limited
Contract type name	GDS Contract
Purpose of contract	General
Contract start date	01/08/2012
Contract end date	

16/17 Contracted general activity (UDA)	22,902
Carry forward general activity (UDA)	-193
16/17 Contracted orthodontic activity (UOA)	0
Carry forward orthodontic activity (UOA)	0
Baseline contract value	£520,975.61

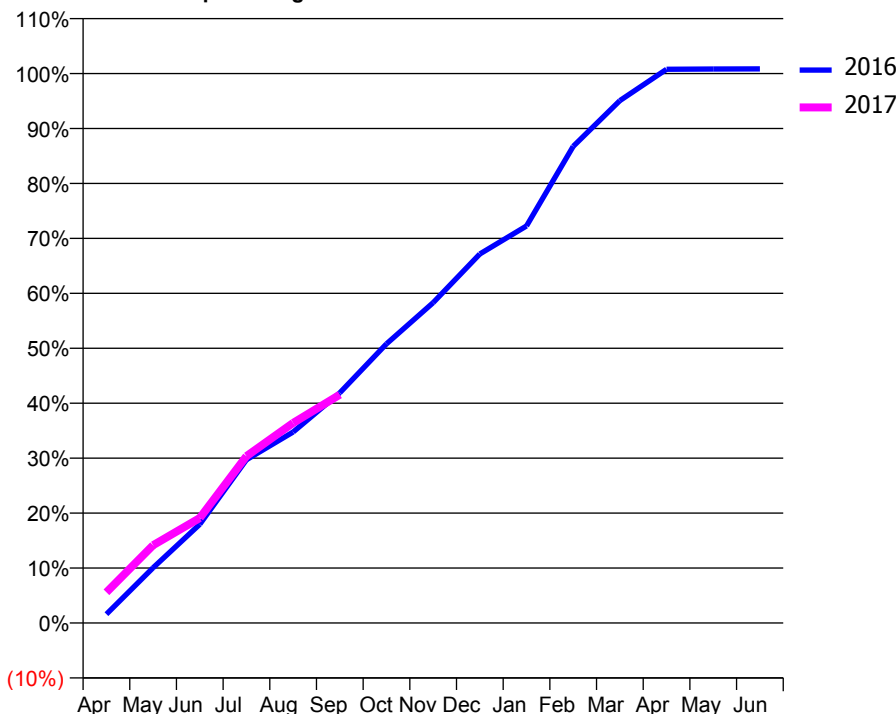
ACCESS*

Patients seen in 24 months	Total	Change since previous quarter
Quarter ending September 2015	7,004	
Quarter ending December 2015	7,086	→
Quarter ending March 2016	7,127	→
Quarter ending June 2016	7,175	→
Quarter ending September 2016	7,141	→
Variance since September 2015	2.0%	→



ACTIVITY

Cumulative percentage of contracted UDA delivered 2016 & 2017



Adjusted Scheduled Activity (UDA)

Month	2016	2017
April	372	1,280
May	2,306	3,245
June	4,113	4,378
July	6,807	6,954
August	7,960	8,342
September	9,594	9,517
October	11,632	
November	13,353	
December	15,378	
January	16,547	
February	19,867	
March	21,775	
April	23,076	
May	23,086	
June	23,095	

QUALITY

	Quantity	Base Number	Contract	AT	Region	England
% of FP17s for the same patient ID Re-attending within 3 months - Children	185	1,435	12.9%	11.6%	13.5%	12.4%
% of FP17s for the same patient ID Re-attending within 3 months - Adults	705	3,555	19.8%	15.7%	17.4%	16.7%
% of FP17s for the same patient ID Re-attending between 3 & 9 months - Children	733	1,435	51.1%	57.3%	59.0%	57.4%
% of FP17s for the same patient ID Re-attending between 3 & 9 months - Adults	1,726	3,555	48.6%	52.3%	52.6%	50.5%
% of FP17s for Band 1 Urgent Courses	427	4,395	9.7%	8.5%	9.4%	9.1%
% of FP17s Relating to Free Repair or Replacements	89	4,395	2.0%	1.2%	1.0%	0.8%
% of FP17s Relating to Continuations	89	4,395	2.0%	1.7%	1.5%	1.3%
% of Patients satisfied with the dentistry they have received	1	1	N/A	93.9%	93.7%	93.2%
% of Patients satisfied with the time they had to wait for an appointment	1	1	N/A	90.4%	90.0%	89.0%

* This is based on patients treated on this contract for their most recent course of treatment. Figures in italics indicate the base number of FP17s or Patient Questionnaire responses are less than 100. N/A is shown where the base number of responses is less than 10 during the period. % is calculated as Quantity/Base number*100

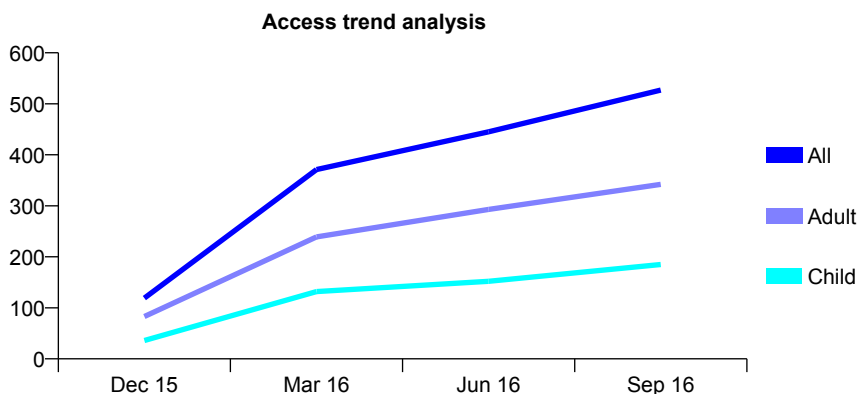
Q49 - Vital Signs At a Glance Contract Report for 194948/0001 - September 2016

Name or company name	Wessington Dental Practice
Contract type name	GDS Contract
Purpose of contract	General
Contract start date	01/10/2015
Contract end date	

16/17 Contracted general activity (UDA)	2,400
Carry forward general activity (UDA)	0
16/17 Contracted orthodontic activity (UOA)	0
Carry forward orthodontic activity (UOA)	0
Baseline contract value	£58,960.40

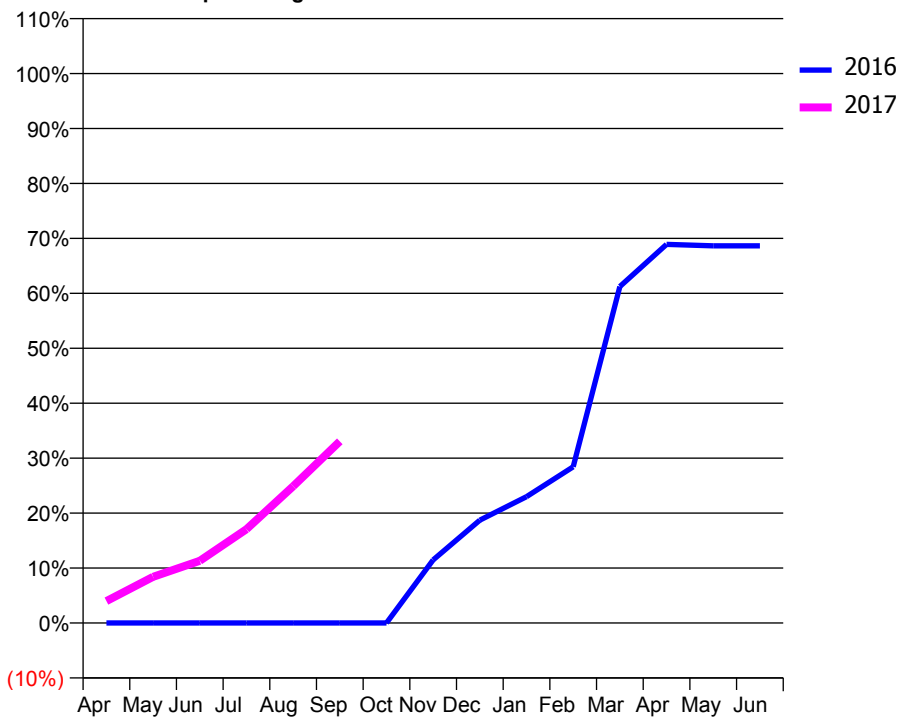
ACCESS*

Patients seen in 24 months	Total	Change since previous quarter
Quarter ending September 2015	0	
Quarter ending December 2015	119	↑
Quarter ending March 2016	371	↑
Quarter ending June 2016	445	↑
Quarter ending September 2016	527	↑
Variance since September 2015	N/A	



ACTIVITY

Cumulative percentage of contracted UDA delivered 2016 & 2017



Month	Adjusted Scheduled Activity (UDA)	
	2016	2017
April	0	96
May	0	202
June	0	272
July	0	410
August	0	597
September	0	794
October	0	
November	138	
December	225	
January	276	
February	341	
March	735	
April	827	
May	824	
June	824	

QUALITY

	Quantity	Base Number	Contract	AT	Region	England
% of FP17s for the same patient ID Re-attending within 3 months - Children	11	181	6.1%	11.6%	13.5%	12.4%
% of FP17s for the same patient ID Re-attending within 3 months - Adults	47	338	13.9%	15.7%	17.4%	16.7%
% of FP17s for the same patient ID Re-attending between 3 & 9 months - Children	80	181	44.2%	57.3%	59.0%	57.4%
% of FP17s for the same patient ID Re-attending between 3 & 9 months - Adults	168	338	49.7%	52.3%	52.6%	50.5%
% of FP17s for Band 1 Urgent Courses	28	458	6.1%	8.5%	9.4%	9.1%
% of FP17s Relating to Free Repair or Replacements	5	458	1.1%	1.2%	1.0%	0.8%
% of FP17s Relating to Continuations	3	458	0.7%	1.7%	1.5%	1.3%
% of Patients satisfied with the dentistry they have received	0	0	N/A	93.9%	93.7%	93.2%
% of Patients satisfied with the time they had to wait for an appointment	0	0	N/A	90.4%	90.0%	89.0%

* This is based on patients treated on this contract for their most recent course of treatment. Figures in italics indicate the base number of FP17s or Patient Questionnaire responses are less than 100. N/A is shown where the base number of responses is less than 10 during the period. % is calculated as Quantity/Base number*100

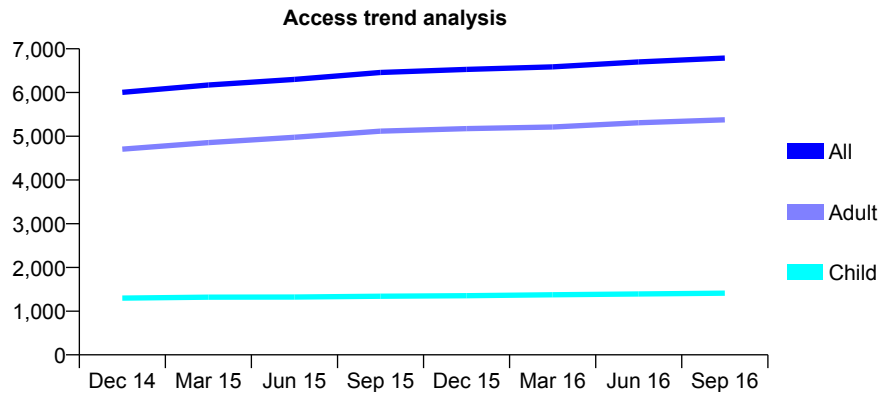
Q49 - Vital Signs At a Glance Contract Report for 196851/0001 - September 2016

Name or company name	Low Fell Dental Practice
Contract type name	GDS Contract
Purpose of contract	General
Contract start date	01/10/2013
Contract end date	

16/17 Contracted general activity (UDA)	25,488
Carry forward general activity (UDA)	0
16/17 Contracted orthodontic activity (UOA)	0
Carry forward orthodontic activity (UOA)	0
Baseline contract value	£738,814.24

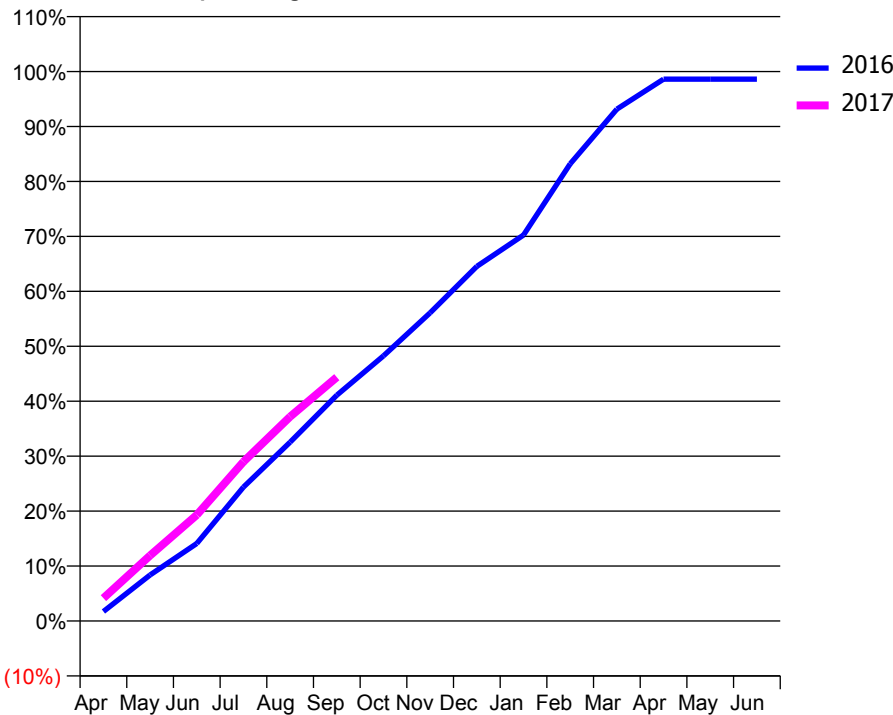
ACCESS*

Patients seen in 24 months	Total	Change since previous quarter
Quarter ending September 2015	6,460	
Quarter ending December 2015	6,528	→
Quarter ending March 2016	6,586	→
Quarter ending June 2016	6,700	→
Quarter ending September 2016	6,787	→
Variance since September 2015	5.1%	↑



ACTIVITY

Cumulative percentage of contracted UDA delivered 2016 & 2017



Month	Adjusted Scheduled Activity (UDA)	
	2016	2017
April	437	1,063
May	2,118	3,040
June	3,563	4,920
July	6,154	7,391
August	8,217	9,481
September	10,372	11,308
October	12,176	
November	14,154	
December	16,288	
January	17,723	
February	20,994	
March	23,505	
April	24,882	
May	24,887	
June	24,887	

QUALITY

	Quantity	Base Number	Contract	AT	Region	England
% of FP17s for the same patient ID Re-attending within 3 months - Children	67	1,231	5.4%	11.6%	13.5%	12.4%
% of FP17s for the same patient ID Re-attending within 3 months - Adults	557	4,446	12.5%	15.7%	17.4%	16.7%
% of FP17s for the same patient ID Re-attending between 3 & 9 months - Children	861	1,231	69.9%	57.3%	59.0%	57.4%
% of FP17s for the same patient ID Re-attending between 3 & 9 months - Adults	2,998	4,446	67.4%	52.3%	52.6%	50.5%
% of FP17s for Band 1 Urgent Courses	299	5,260	5.7%	8.5%	9.4%	9.1%
% of FP17s Relating to Free Repair or Replacements	36	5,260	0.7%	1.2%	1.0%	0.8%
% of FP17s Relating to Continuations	105	5,260	2.0%	1.7%	1.5%	1.3%
% of Patients satisfied with the dentistry they have received	5	5	N/A	93.9%	93.7%	93.2%
% of Patients satisfied with the time they had to wait for an appointment	5	5	N/A	90.4%	90.0%	89.0%

* This is based on patients treated on this contract for their most recent course of treatment. Figures in italics indicate the base number of FP17s or Patient Questionnaire responses are less than 100. N/A is shown where the base number of responses is less than 10 during the period. % is calculated as Quantity/Base number*100

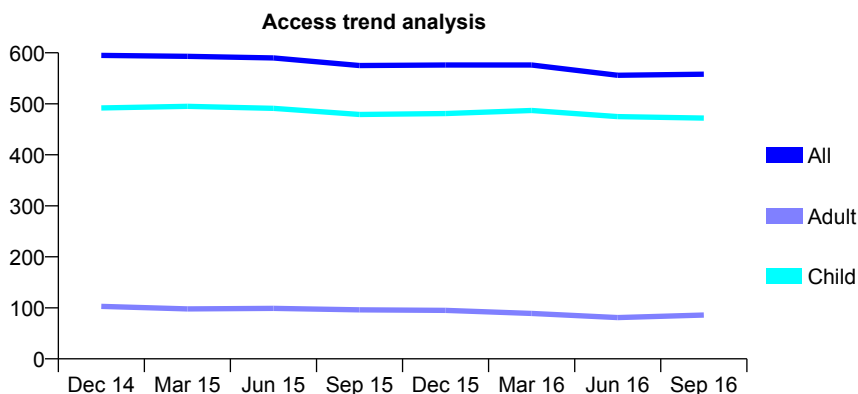
Q49 - Vital Signs At a Glance Contract Report for 203947/0001 - September 2016

Name or company name	MR RI WILSON
Contract type name	GDS Contract
Purpose of contract	General
Contract start date	01/07/2012
Contract end date	

16/17 Contracted general activity (UDA)	1,839
Carry forward general activity (UDA)	0
16/17 Contracted orthodontic activity (UOA)	0
Carry forward orthodontic activity (UOA)	0
Baseline contract value	£43,485.01

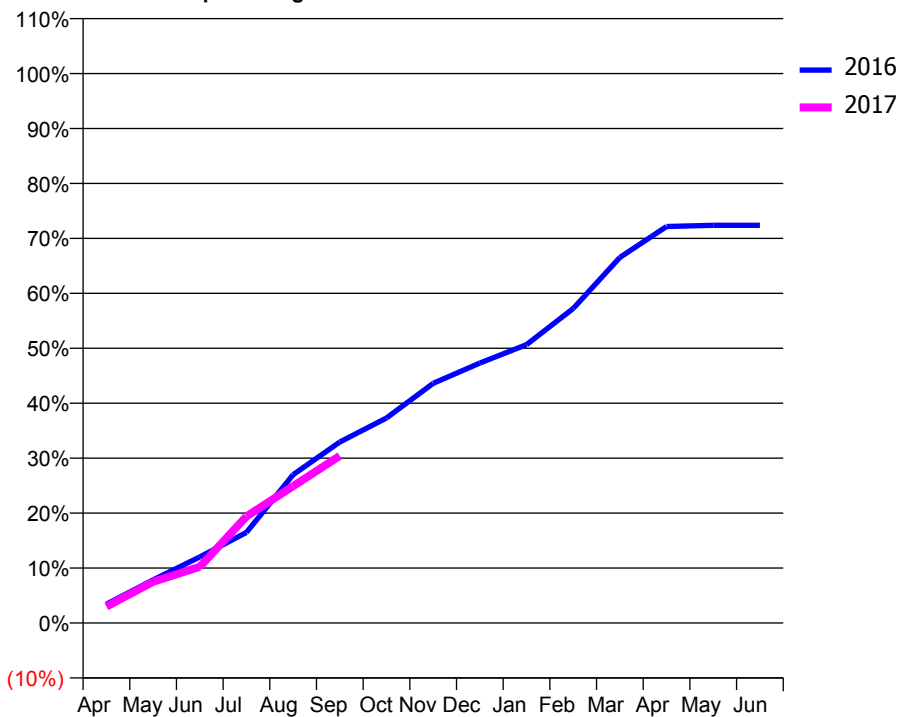
ACCESS*

Patients seen in 24 months	Total	Change since previous quarter
Quarter ending September 2015	575	
Quarter ending December 2015	576	→
Quarter ending March 2016	576	→
Quarter ending June 2016	556	↓
Quarter ending September 2016	558	→
Variance since September 2015	(3.0%)	↓



ACTIVITY

Cumulative percentage of contracted UDA delivered 2016 & 2017



Adjusted Scheduled Activity (UDA)

Month	2016	2017
April	63	55
May	144	138
June	221	188
July	303	357
August	497	458
September	606	559
October	686	
November	802	
December	870	
January	931	
February	1,053	
March	1,223	
April	1,327	
May	1,331	
June	1,331	

QUALITY

	Quantity	Base Number	Contract	AT	Region	England
% of FP17s for the same patient ID Re-attending within 3 months - Children	68	497	13.7%	11.6%	13.5%	12.4%
% of FP17s for the same patient ID Re-attending within 3 months - Adults	2	13	15.4%	15.7%	17.4%	16.7%
% of FP17s for the same patient ID Re-attending between 3 & 9 months - Children	338	497	68.0%	57.3%	59.0%	57.4%
% of FP17s for the same patient ID Re-attending between 3 & 9 months - Adults	9	13	69.2%	52.3%	52.6%	50.5%
% of FP17s for Band 1 Urgent Courses	7	437	1.6%	8.5%	9.4%	9.1%
% of FP17s Relating to Free Repair or Replacements	0	437	0.0%	1.2%	1.0%	0.8%
% of FP17s Relating to Continuations	12	437	2.7%	1.7%	1.5%	1.3%
% of Patients satisfied with the dentistry they have received	0	0	N/A	93.9%	93.7%	93.2%
% of Patients satisfied with the time they had to wait for an appointment	0	0	N/A	90.4%	90.0%	89.0%

* This is based on patients treated on this contract for their most recent course of treatment. Figures in italics indicate the base number of FP17s or Patient Questionnaire responses are less than 100. N/A is shown where the base number of responses is less than 10 during the period. % is calculated as Quantity/Base number*100

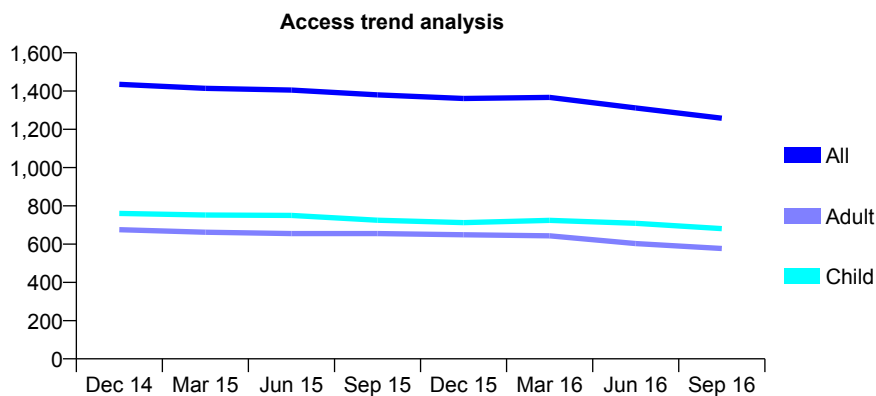
Q49 - Vital Signs At a Glance Contract Report for 209503/0001 - September 2016

Name or company name	MRS AE PASS
Contract type name	GDS Contract
Purpose of contract	General
Contract start date	01/04/2006
Contract end date	

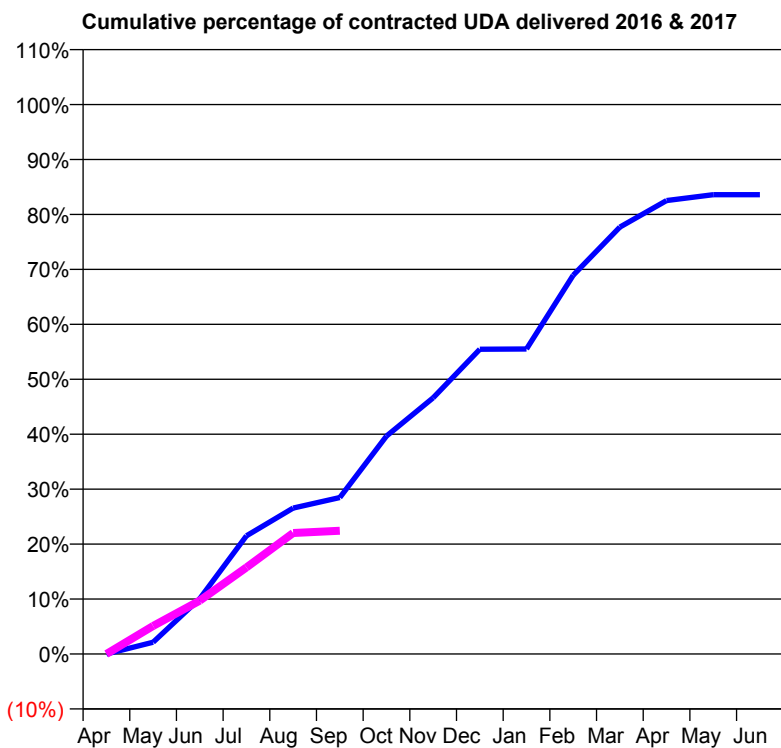
16/17 Contracted general activity (UDA)	4,400
Carry forward general activity (UDA)	0
16/17 Contracted orthodontic activity (UOA)	0
Carry forward orthodontic activity (UOA)	0
Baseline contract value	£94,919.64

ACCESS*

Patients seen in 24 months	Total	Change since previous quarter
Quarter ending September 2015	1,380	
Quarter ending December 2015	1,361	↓
Quarter ending March 2016	1,367	→
Quarter ending June 2016	1,312	↓
Quarter ending September 2016	1,258	↓
Variance since September 2015	(8.8%)	↓



ACTIVITY



Month	Adjusted Scheduled Activity (UDA)	
	2016	2017
April	0	0
May	95	224
June	444	427
July	946	694
August	1,168	969
September	1,253	987
October	1,746	
November	2,051	
December	2,440	
January	2,442	
February	3,033	
March	3,418	
April	3,631	
May	3,677	
June	3,677	

QUALITY

	Quantity	Base Number	Contract	AT	Region	England
% of FP17s for the same patient ID Re-attending within 3 months - Children	24	403	6.0%	11.6%	13.5%	12.4%
% of FP17s for the same patient ID Re-attending within 3 months - Adults	82	288	28.5%	15.7%	17.4%	16.7%
% of FP17s for the same patient ID Re-attending between 3 & 9 months - Children	255	403	63.3%	57.3%	59.0%	57.4%
% of FP17s for the same patient ID Re-attending between 3 & 9 months - Adults	140	288	48.6%	52.3%	52.6%	50.5%
% of FP17s for Band 1 Urgent Courses	28	548	5.1%	8.5%	9.4%	9.1%
% of FP17s Relating to Free Repair or Replacements	2	548	0.4%	1.2%	1.0%	0.8%
% of FP17s Relating to Continuations	0	548	0.0%	1.7%	1.5%	1.3%
% of Patients satisfied with the dentistry they have received	2	2	N/A	93.9%	93.7%	93.2%
% of Patients satisfied with the time they had to wait for an appointment	2	2	N/A	90.4%	90.0%	89.0%

* This is based on patients treated on this contract for their most recent course of treatment. Figures in italics indicate the base number of FP17s or Patient Questionnaire responses are less than 100. N/A is shown where the base number of responses is less than 10 during the period. % is calculated as Quantity/Base number*100

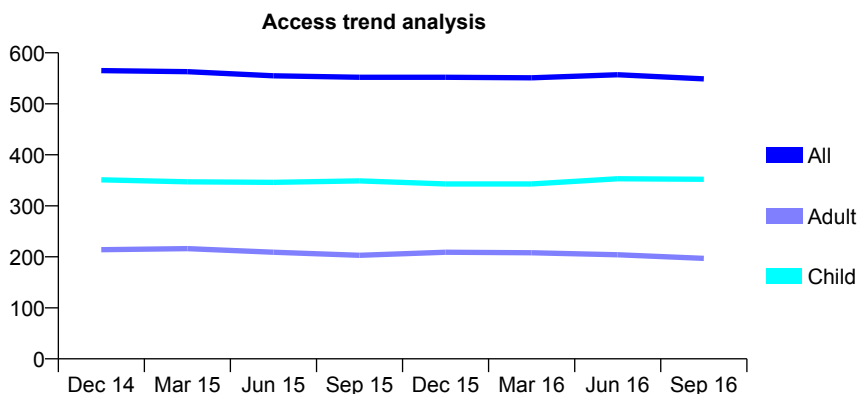
Q49 - Vital Signs At a Glance Contract Report for 213756/0002 - September 2016

Name or company name	MR RC FOXTON
Contract type name	GDS Contract
Purpose of contract	General
Contract start date	26/12/2012
Contract end date	

16/17 Contracted general activity (UDA)	1,300
Carry forward general activity (UDA)	0
16/17 Contracted orthodontic activity (UOA)	0
Carry forward orthodontic activity (UOA)	0
Baseline contract value	£30,740.91

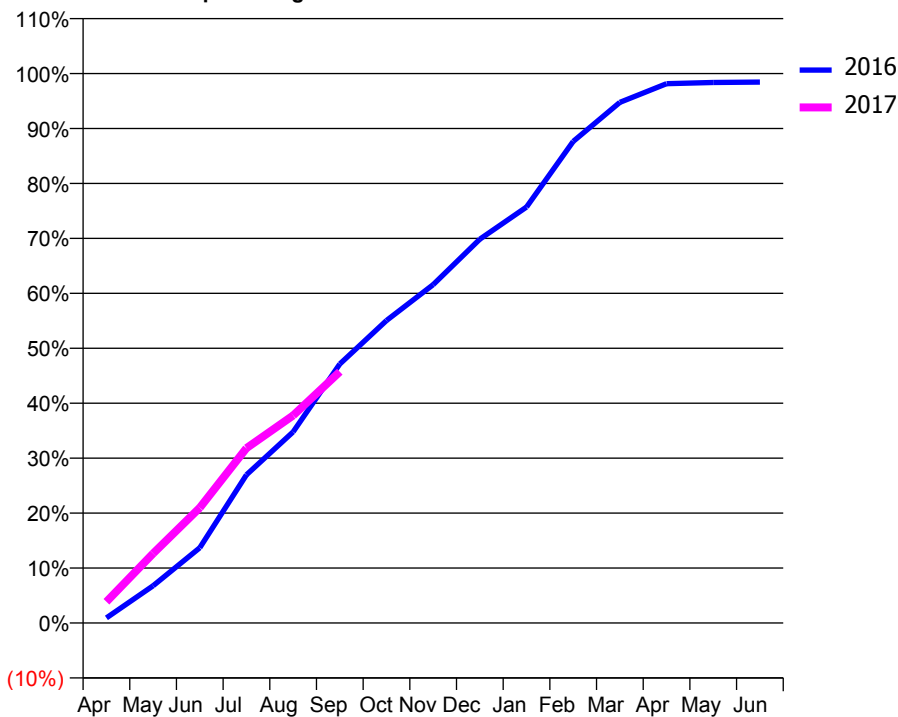
ACCESS*

Patients seen in 24 months	Total	Change since previous quarter
Quarter ending September 2015	552	
Quarter ending December 2015	552	→
Quarter ending March 2016	551	→
Quarter ending June 2016	557	→
Quarter ending September 2016	549	↓
Variance since September 2015	(0.5%)	→



ACTIVITY

Cumulative percentage of contracted UDA delivered 2016 & 2017



Month	Adjusted Scheduled Activity (UDA)	
	2016	2017
April	12	50
May	88	165
June	178	273
July	351	414
August	452	491
September	613	594
October	716	
November	801	
December	908	
January	984	
February	1,139	
March	1,232	
April	1,276	
May	1,279	
June	1,280	

QUALITY

	Quantity	Base Number	Contract	AT	Region	England
% of FP17s for the same patient ID Re-attending within 3 months - Children	26	318	8.2%	11.6%	13.5%	12.4%
% of FP17s for the same patient ID Re-attending within 3 months - Adults	9	119	7.6%	15.7%	17.4%	16.7%
% of FP17s for the same patient ID Re-attending between 3 & 9 months - Children	228	318	71.7%	57.3%	59.0%	57.4%
% of FP17s for the same patient ID Re-attending between 3 & 9 months - Adults	70	119	58.8%	52.3%	52.6%	50.5%
% of FP17s for Band 1 Urgent Courses	17	402	4.2%	8.5%	9.4%	9.1%
% of FP17s Relating to Free Repair or Replacements	0	402	0.0%	1.2%	1.0%	0.8%
% of FP17s Relating to Continuations	0	402	0.0%	1.7%	1.5%	1.3%
% of Patients satisfied with the dentistry they have received	0	0	N/A	93.9%	93.7%	93.2%
% of Patients satisfied with the time they had to wait for an appointment	0	0	N/A	90.4%	90.0%	89.0%

* This is based on patients treated on this contract for their most recent course of treatment. Figures in italics indicate the base number of FP17s or Patient Questionnaire responses are less than 100. N/A is shown where the base number of responses is less than 10 during the period. % is calculated as Quantity/Base number*100

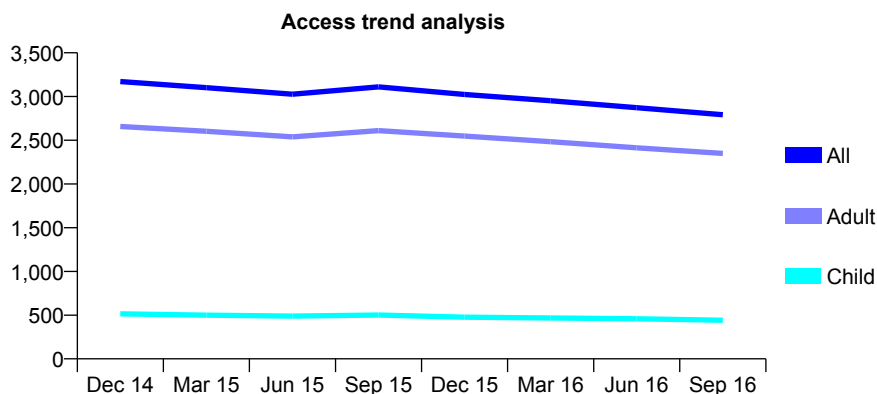
Q49 - Vital Signs At a Glance Contract Report for 214329/0001 - September 2016

Name or company name	Castlegate Dental Practice Partnership
Contract type name	GDS Contract
Purpose of contract	General
Contract start date	01/04/2006
Contract end date	

16/17 Contracted general activity (UDA)	10,700
Carry forward general activity (UDA)	0
16/17 Contracted orthodontic activity (UOA)	0
Carry forward orthodontic activity (UOA)	0
Baseline contract value	£238,013.37

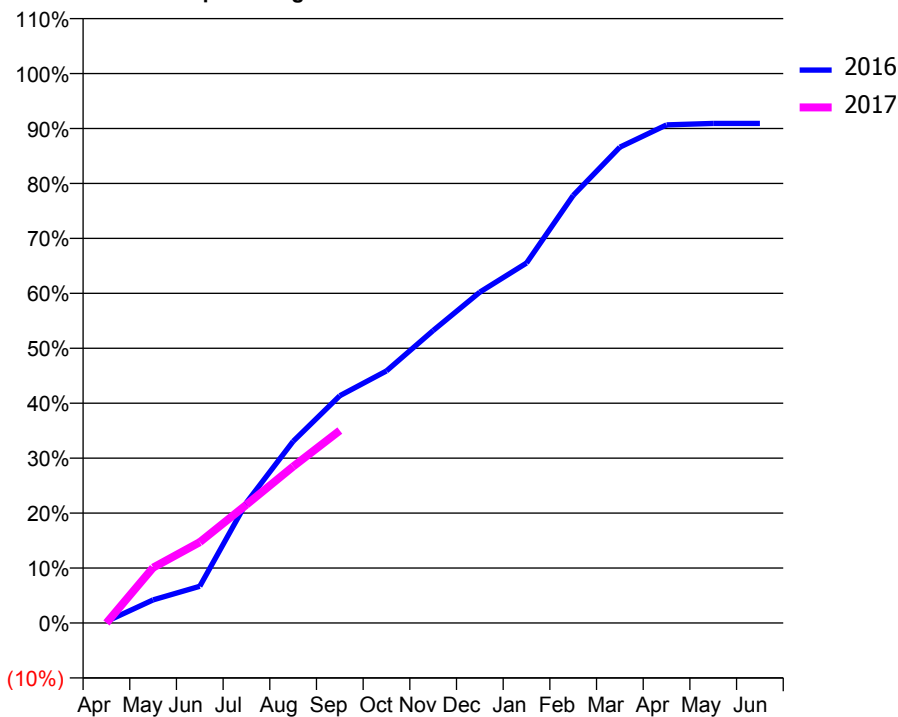
ACCESS*

Patients seen in 24 months	Total	Change since previous quarter
Quarter ending September 2015	3,111	
Quarter ending December 2015	3,024	↓
Quarter ending March 2016	2,952	↓
Quarter ending June 2016	2,872	↓
Quarter ending September 2016	2,791	↓
Variance since September 2015	(10.3%)	↓



ACTIVITY

Cumulative percentage of contracted UDA delivered 2016 & 2017



Adjusted Scheduled Activity (UDA)

Month	2016	2017
April	30	0
May	450	1,079
June	714	1,575
July	2,347	2,303
August	3,537	3,047
September	4,425	3,748
October	4,908	
November	5,694	
December	6,443	
January	7,009	
February	8,325	
March	9,267	
April	9,700	
May	9,729	
June	9,729	

QUALITY

	Quantity	Base Number	Contract	AT	Region	England
% of FP17s for the same patient ID Re-attending within 3 months - Children	5	282	1.8%	11.6%	13.5%	12.4%
% of FP17s for the same patient ID Re-attending within 3 months - Adults	159	1,593	10.0%	15.7%	17.4%	16.7%
% of FP17s for the same patient ID Re-attending between 3 & 9 months - Children	161	282	57.1%	57.3%	59.0%	57.4%
% of FP17s for the same patient ID Re-attending between 3 & 9 months - Adults	1,056	1,593	66.3%	52.3%	52.6%	50.5%
% of FP17s for Band 1 Urgent Courses	169	1,684	10.0%	8.5%	9.4%	9.1%
% of FP17s Relating to Free Repair or Replacements	6	1,684	0.4%	1.2%	1.0%	0.8%
% of FP17s Relating to Continuations	9	1,684	0.5%	1.7%	1.5%	1.3%
% of Patients satisfied with the dentistry they have received	4	4	N/A	93.9%	93.7%	93.2%
% of Patients satisfied with the time they had to wait for an appointment	4	4	N/A	90.4%	90.0%	89.0%

* This is based on patients treated on this contract for their most recent course of treatment. Figures in italics indicate the base number of FP17s or Patient Questionnaire responses are less than 100. N/A is shown where the base number of responses is less than 10 during the period. % is calculated as Quantity/Base number*100

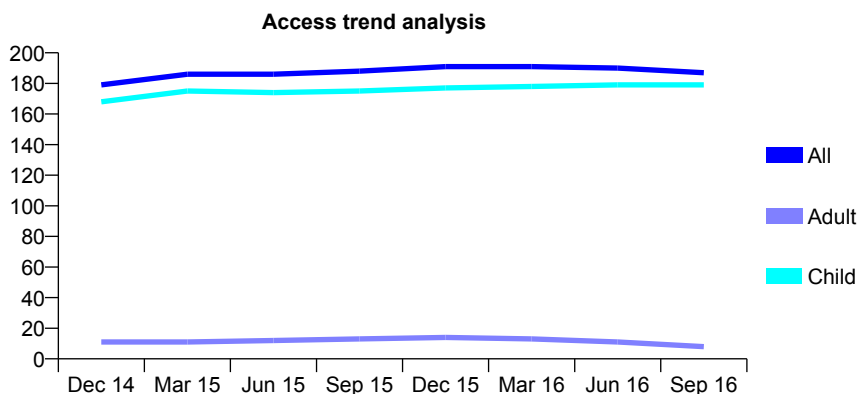
Q49 - Vital Signs At a Glance Contract Report for 214922/0001 - September 2016

Name or company name	MISS AL DAVIDSON
Contract type name	GDS Contract
Purpose of contract	General and Orthodontic
Contract start date	01/04/2006
Contract end date	

16/17 Contracted general activity (UDA)	650
Carry forward general activity (UDA)	20
16/17 Contracted orthodontic activity (UOA)	33
Carry forward orthodontic activity (UOA)	0
Baseline contract value	£21,230.84

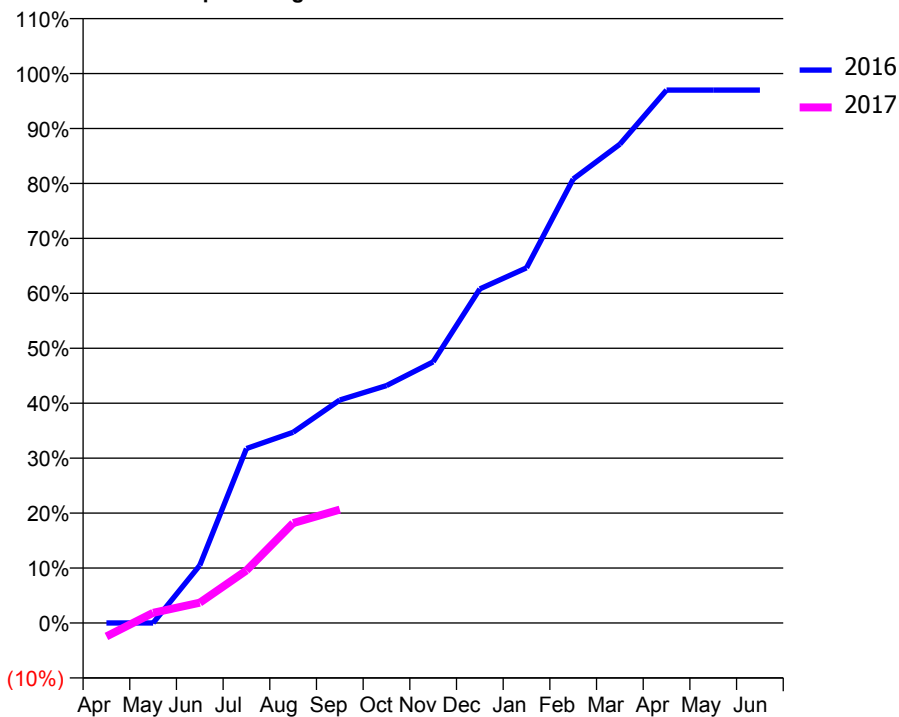
ACCESS*

Patients seen in 24 months	Total	Change since previous quarter
Quarter ending September 2015	188	
Quarter ending December 2015	191	→
Quarter ending March 2016	191	→
Quarter ending June 2016	190	→
Quarter ending September 2016	187	↓
Variance since September 2015	(0.5%)	→



ACTIVITY

Cumulative percentage of contracted UDA delivered 2016 & 2017



Month	Adjusted Scheduled Activity (UDA)	
	2016	2017
April	0	-16
May	0	12
June	68	24
July	206	62
August	226	118
September	264	134
October	281	
November	309	
December	395	
January	420	
February	525	
March	566	
April	630	
May	630	
June	630	

QUALITY

	Quantity	Base Number	Contract	AT	Region	England
% of FP17s for the same patient ID Re-attending within 3 months - Children	10	189	5.3%	11.6%	13.5%	12.4%
% of FP17s for the same patient ID Re-attending within 3 months - Adults	0	0	N/A	15.7%	17.4%	16.7%
% of FP17s for the same patient ID Re-attending between 3 & 9 months - Children	136	189	72.0%	57.3%	59.0%	57.4%
% of FP17s for the same patient ID Re-attending between 3 & 9 months - Adults	0	0	N/A	52.3%	52.6%	50.5%
% of FP17s for Band 1 Urgent Courses	1	97	1.0%	8.5%	9.4%	9.1%
% of FP17s Relating to Free Repair or Replacements	0	97	0.0%	1.2%	1.0%	0.8%
% of FP17s Relating to Continuations	3	97	3.1%	1.7%	1.5%	1.3%
% of Patients satisfied with the dentistry they have received	0	0	N/A	93.9%	93.7%	93.2%
% of Patients satisfied with the time they had to wait for an appointment	0	0	N/A	90.4%	90.0%	89.0%

* This is based on patients treated on this contract for their most recent course of treatment. Figures in italics indicate the base number of FP17s or Patient Questionnaire responses are less than 100. N/A is shown where the base number of responses is less than 10 during the period. % is calculated as Quantity/Base number*100

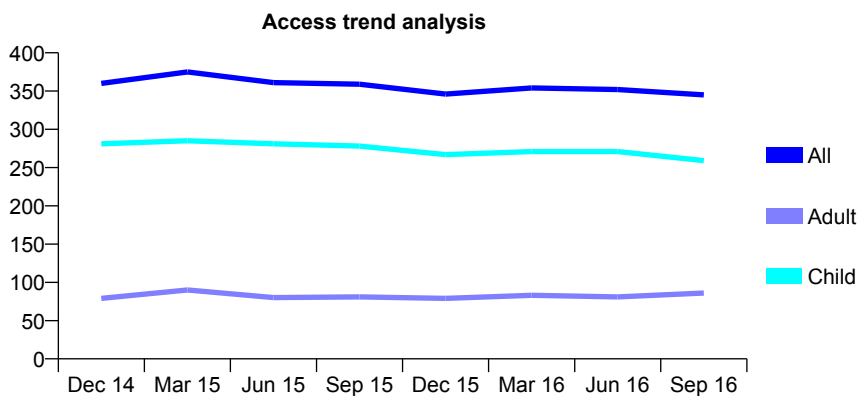
Q49 - Vital Signs At a Glance Contract Report for 215031/0001 - September 2016

Name or company name	MR RJ GOVAN
Contract type name	GDS Contract
Purpose of contract	General and Orthodontic
Contract start date	01/04/2006
Contract end date	

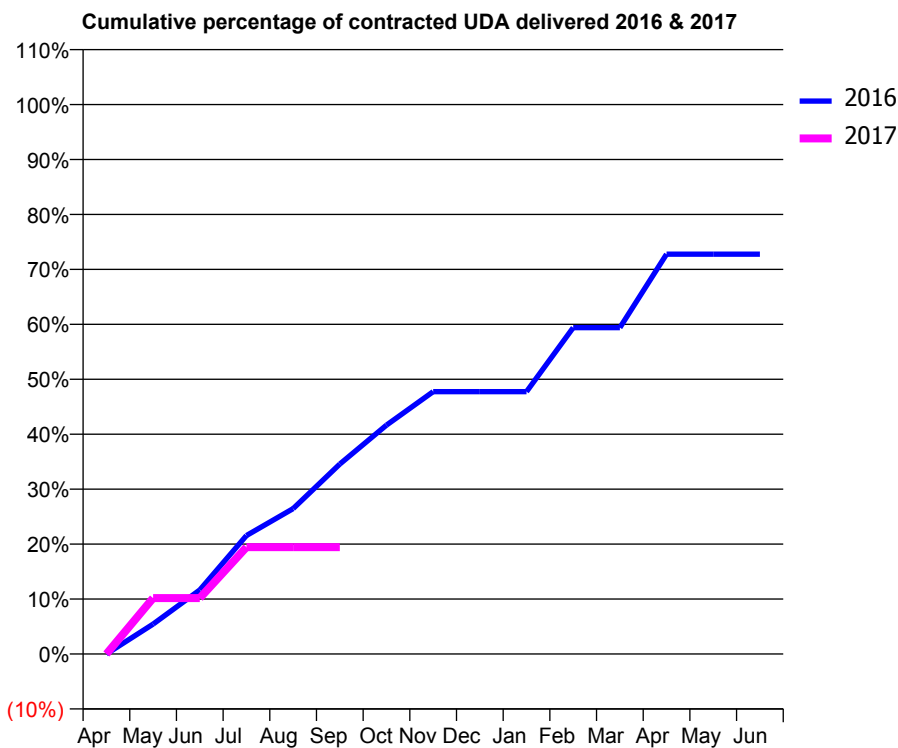
16/17 Contracted general activity (UDA)	1,100
Carry forward general activity (UDA)	0
16/17 Contracted orthodontic activity (UOA)	442
Carry forward orthodontic activity (UOA)	0
Baseline contract value	£46,838.75

ACCESS*

Patients seen in 24 months	Total	Change since previous quarter
Quarter ending September 2015	359	
Quarter ending December 2015	346	↓
Quarter ending March 2016	354	↑
Quarter ending June 2016	352	→
Quarter ending September 2016	345	↓
Variance since September 2015	(3.9%)	↓



ACTIVITY



Month	Adjusted Scheduled Activity (UDA)	
	2016	2017
April	0	0
May	60	112
June	128	112
July	237	214
August	291	214
September	380	214
October	458	
November	525	
December	525	
January	525	
February	653	
March	653	
April	800	
May	800	
June	800	

QUALITY

	Quantity	Base Number	Contract	AT	Region	England
% of FP17s for the same patient ID Re-attending within 3 months - Children	30	219	13.7%	11.6%	13.5%	12.4%
% of FP17s for the same patient ID Re-attending within 3 months - Adults	4	30	13.3%	15.7%	17.4%	16.7%
% of FP17s for the same patient ID Re-attending between 3 & 9 months - Children	127	219	58.0%	57.3%	59.0%	57.4%
% of FP17s for the same patient ID Re-attending between 3 & 9 months - Adults	19	30	63.3%	52.3%	52.6%	50.5%
% of FP17s for Band 1 Urgent Courses	0	129	0.0%	8.5%	9.4%	9.1%
% of FP17s Relating to Free Repair or Replacements	0	129	0.0%	1.2%	1.0%	0.8%
% of FP17s Relating to Continuations	0	129	0.0%	1.7%	1.5%	1.3%
% of Patients satisfied with the dentistry they have received	0	0	N/A	93.9%	93.7%	93.2%
% of Patients satisfied with the time they had to wait for an appointment	0	0	N/A	90.4%	90.0%	89.0%

* This is based on patients treated on this contract for their most recent course of treatment. Figures in italics indicate the base number of FP17s or Patient Questionnaire responses are less than 100. N/A is shown where the base number of responses is less than 10 during the period. % is calculated as Quantity/Base number*100

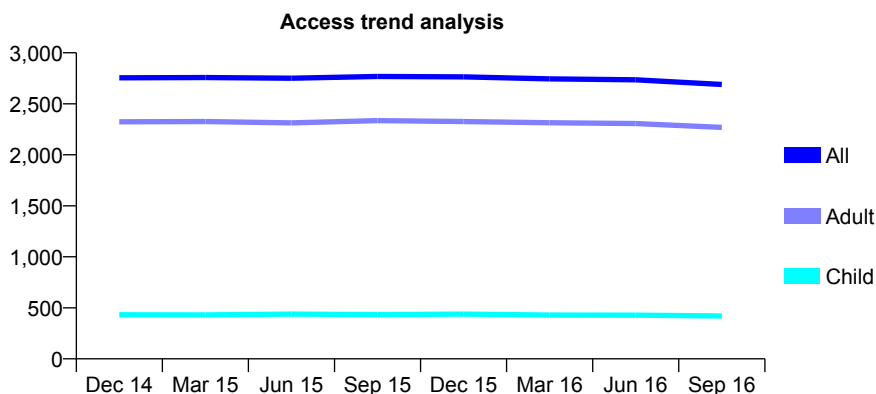
Q49 - Vital Signs At a Glance Contract Report for 218731/0001 - September 2016

Name or company name	MR SD HARRISON
Contract type name	GDS Contract
Purpose of contract	General and Orthodontic
Contract start date	01/04/2006
Contract end date	

16/17 Contracted general activity (UDA)	8,954
Carry forward general activity (UDA)	0
16/17 Contracted orthodontic activity (UOA)	0
Carry forward orthodontic activity (UOA)	0
Baseline contract value	£200,745.87

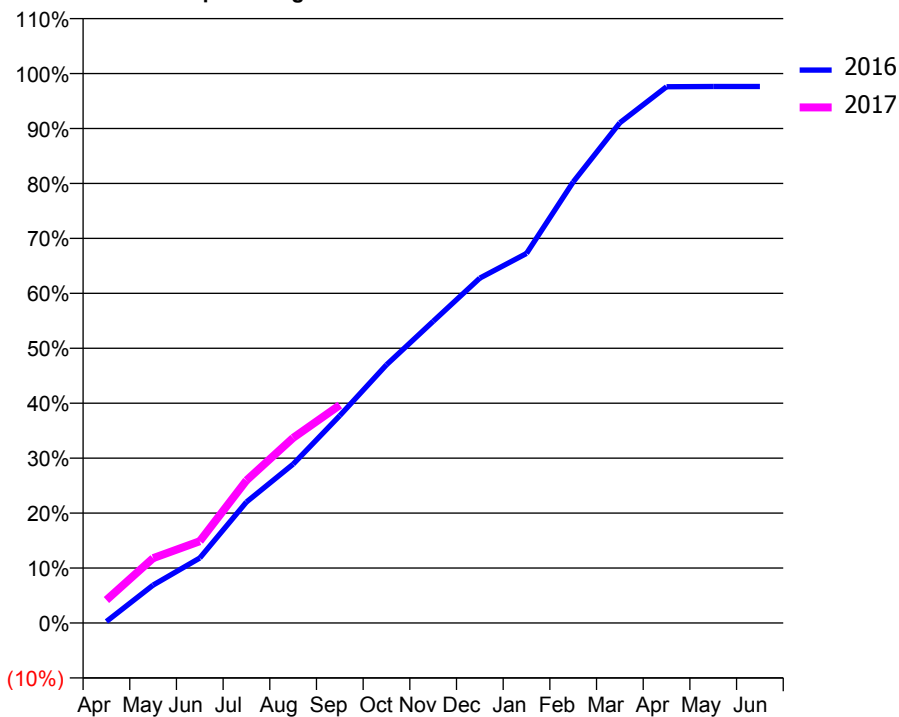
ACCESS*

Patients seen in 24 months	Total	Change since previous quarter
Quarter ending September 2015	2,768	
Quarter ending December 2015	2,764	→
Quarter ending March 2016	2,744	→
Quarter ending June 2016	2,735	→
Quarter ending September 2016	2,689	↓
Variance since September 2015	(2.9%)	↓



ACTIVITY

Cumulative percentage of contracted UDA delivered 2016 & 2017



Month	Adjusted Scheduled Activity (UDA)	
	2016	2017
April	25	375
May	619	1,056
June	1,059	1,333
July	1,971	2,323
August	2,588	3,017
September	3,381	3,552
October	4,208	
November	4,915	
December	5,621	
January	6,021	
February	7,187	
March	8,152	
April	8,738	
May	8,742	
June	8,742	

QUALITY

	Quantity	Base Number	Contract	AT	Region	England
% of FP17s for the same patient ID Re-attending within 3 months - Children	38	347	11.0%	11.6%	13.5%	12.4%
% of FP17s for the same patient ID Re-attending within 3 months - Adults	201	1,836	10.9%	15.7%	17.4%	16.7%
% of FP17s for the same patient ID Re-attending between 3 & 9 months - Children	220	347	63.4%	57.3%	59.0%	57.4%
% of FP17s for the same patient ID Re-attending between 3 & 9 months - Adults	1,319	1,836	71.8%	52.3%	52.6%	50.5%
% of FP17s for Band 1 Urgent Courses	29	1,969	1.5%	8.5%	9.4%	9.1%
% of FP17s Relating to Free Repair or Replacements	7	1,969	0.4%	1.2%	1.0%	0.8%
% of FP17s Relating to Continuations	4	1,969	0.2%	1.7%	1.5%	1.3%
% of Patients satisfied with the dentistry they have received	8	8	N/A	93.9%	93.7%	93.2%
% of Patients satisfied with the time they had to wait for an appointment	8	8	N/A	90.4%	90.0%	89.0%

* This is based on patients treated on this contract for their most recent course of treatment. Figures in italics indicate the base number of FP17s or Patient Questionnaire responses are less than 100. N/A is shown where the base number of responses is less than 10 during the period. % is calculated as Quantity/Base number*100

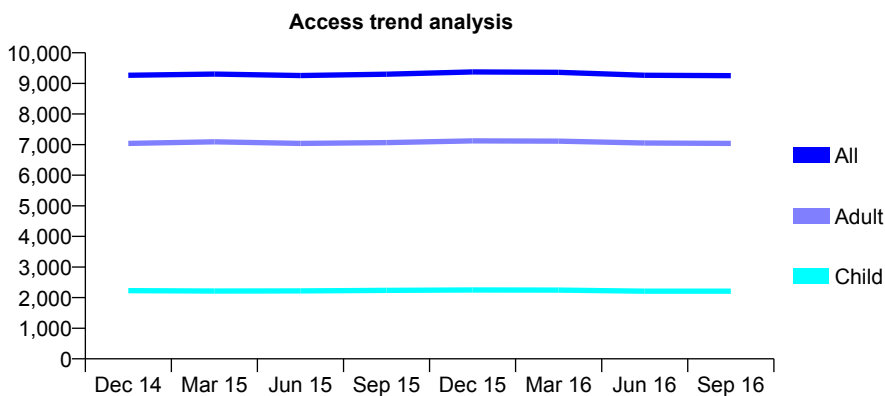
Q49 - Vital Signs At a Glance Contract Report for 219576/0001 - September 2016

Name or company name	MR DJ WHITE
Contract type name	GDS Contract
Purpose of contract	General and Orthodontic
Contract start date	01/04/2006
Contract end date	

16/17 Contracted general activity (UDA)	29,904
Carry forward general activity (UDA)	-207
16/17 Contracted orthodontic activity (UOA)	100
Carry forward orthodontic activity (UOA)	0
Baseline contract value	£792,942.09

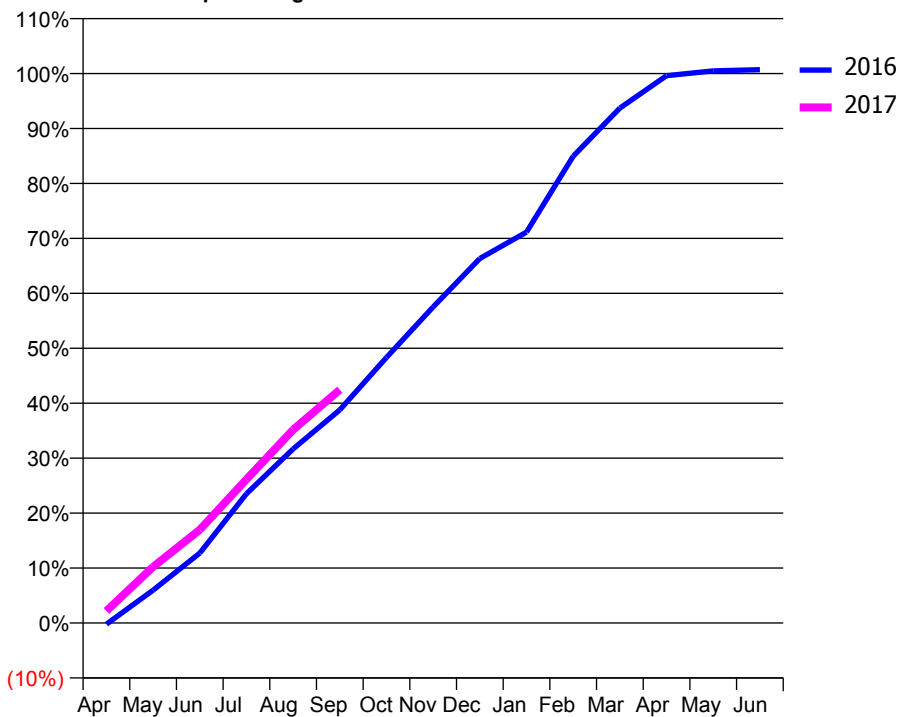
ACCESS*

Patients seen in 24 months	Total	Change since previous quarter
Quarter ending September 2015	9,300	
Quarter ending December 2015	9,374	→
Quarter ending March 2016	9,360	→
Quarter ending June 2016	9,267	→
Quarter ending September 2016	9,252	→
Variance since September 2015	(0.5%)	→



ACTIVITY

Cumulative percentage of contracted UDA delivered 2016 & 2017



Month	Adjusted Scheduled Activity (UDA)	
	2016	2017
April	-69	654
May	1,780	3,057
June	3,783	5,074
July	6,988	7,817
August	9,408	10,520
September	11,520	12,694
October	14,357	
November	17,088	
December	19,700	
January	21,134	
February	25,235	
March	27,835	
April	29,585	
May	29,848	
June	29,911	

QUALITY

	Quantity	Base Number	Contract	AT	Region	England
% of FP17s for the same patient ID Re-attending within 3 months - Children	184	1,522	12.1%	11.6%	13.5%	12.4%
% of FP17s for the same patient ID Re-attending within 3 months - Adults	1,103	5,131	21.5%	15.7%	17.4%	16.7%
% of FP17s for the same patient ID Re-attending between 3 & 9 months - Children	623	1,522	40.9%	57.3%	59.0%	57.4%
% of FP17s for the same patient ID Re-attending between 3 & 9 months - Adults	2,252	5,131	43.9%	52.3%	52.6%	50.5%
% of FP17s for Band 1 Urgent Courses	851	5,783	14.7%	8.5%	9.4%	9.1%
% of FP17s Relating to Free Repair or Replacements	196	5,783	3.4%	1.2%	1.0%	0.8%
% of FP17s Relating to Continuations	149	5,783	2.6%	1.7%	1.5%	1.3%
% of Patients satisfied with the dentistry they have received	14	14	100.0%	93.9%	93.7%	93.2%
% of Patients satisfied with the time they had to wait for an appointment	14	14	100.0%	90.4%	90.0%	89.0%

* This is based on patients treated on this contract for their most recent course of treatment. Figures in italics indicate the base number of FP17s or Patient Questionnaire responses are less than 100. N/A is shown where the base number of responses is less than 10 during the period. % is calculated as Quantity/Base number*100

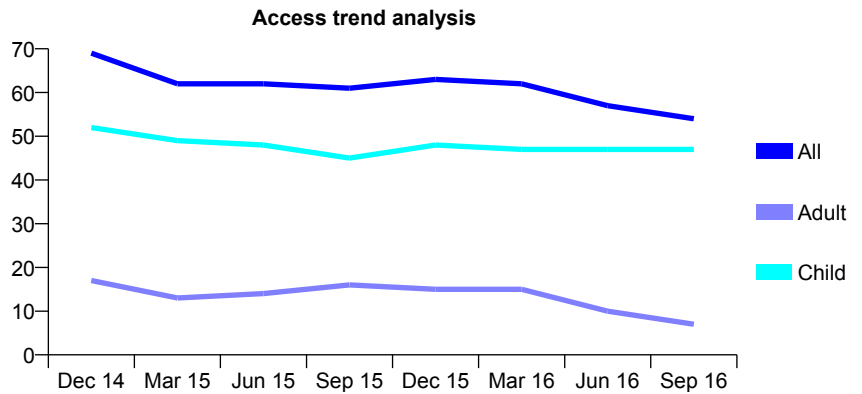
Q49 - Vital Signs At a Glance Contract Report for 219800/0001 - September 2016

Name or company name	MRS GF ALLDER
Contract type name	GDS Contract
Purpose of contract	General
Contract start date	01/04/2006
Contract end date	

16/17 Contracted general activity (UDA)	100
Carry forward general activity (UDA)	0
16/17 Contracted orthodontic activity (UOA)	0
Carry forward orthodontic activity (UOA)	0
Baseline contract value	£2,947.53

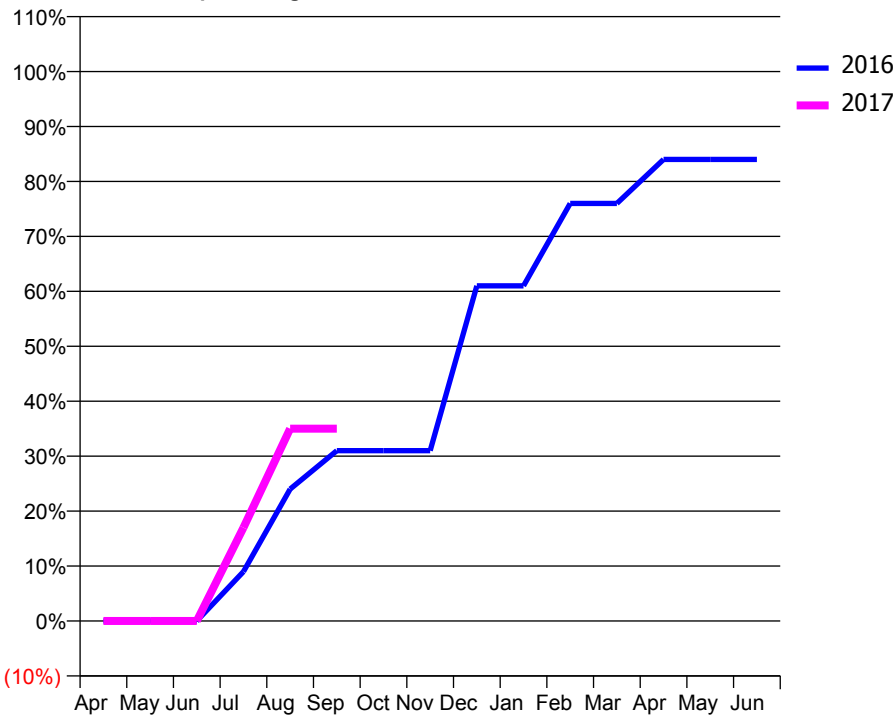
ACCESS*

Patients seen in 24 months	Total	Change since previous quarter
Quarter ending September 2015	61	
Quarter ending December 2015	63	↑
Quarter ending March 2016	62	↓
Quarter ending June 2016	57	↓
Quarter ending September 2016	54	↓
Variance since September 2015	(11.5%)	↓



ACTIVITY

Cumulative percentage of contracted UDA delivered 2016 & 2017



Month	Adjusted Scheduled Activity (UDA)	
	2016	2017
April	0	0
May	0	0
June	0	0
July	9	17
August	24	35
September	31	35
October	31	
November	31	
December	61	
January	61	
February	76	
March	76	
April	84	
May	84	
June	84	

QUALITY

	Quantity	Base Number	Contract	AT	Region	England
% of FP17s for the same patient ID Re-attending within 3 months - Children	2	40	5.0%	11.6%	13.5%	12.4%
% of FP17s for the same patient ID Re-attending within 3 months - Adults	0	0	N/A	15.7%	17.4%	16.7%
% of FP17s for the same patient ID Re-attending between 3 & 9 months - Children	26	40	65.0%	57.3%	59.0%	57.4%
% of FP17s for the same patient ID Re-attending between 3 & 9 months - Adults	0	0	N/A	52.3%	52.6%	50.5%
% of FP17s for Band 1 Urgent Courses	0	33	0.0%	8.5%	9.4%	9.1%
% of FP17s Relating to Free Repair or Replacements	0	33	0.0%	1.2%	1.0%	0.8%
% of FP17s Relating to Continuations	0	33	0.0%	1.7%	1.5%	1.3%
% of Patients satisfied with the dentistry they have received	0	0	N/A	93.9%	93.7%	93.2%
% of Patients satisfied with the time they had to wait for an appointment	0	0	N/A	90.4%	90.0%	89.0%

* This is based on patients treated on this contract for their most recent course of treatment. Figures in italics indicate the base number of FP17s or Patient Questionnaire responses are less than 100. N/A is shown where the base number of responses is less than 10 during the period. % is calculated as Quantity/Base number*100

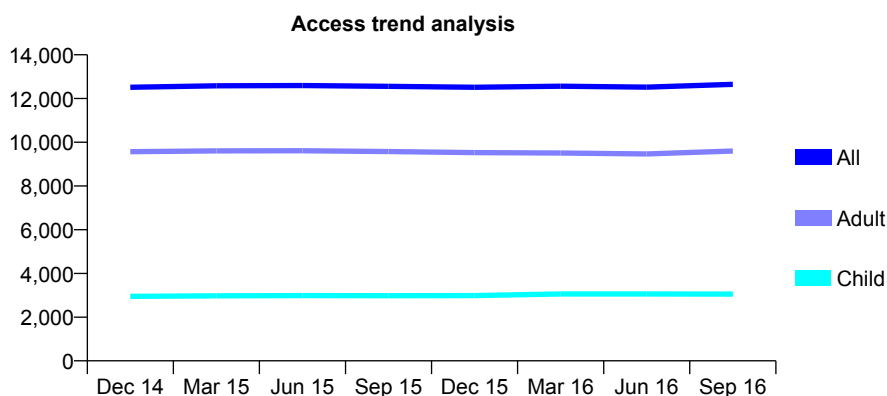
Q49 - Vital Signs At a Glance Contract Report for 220639/0001 - September 2016

Name or company name	MR PG KILKER
Contract type name	GDS Contract
Purpose of contract	General
Contract start date	01/04/2006
Contract end date	

16/17 Contracted general activity (UDA)	32,937
Carry forward general activity (UDA)	0
16/17 Contracted orthodontic activity (UOA)	0
Carry forward orthodontic activity (UOA)	0
Baseline contract value	£886,135.47

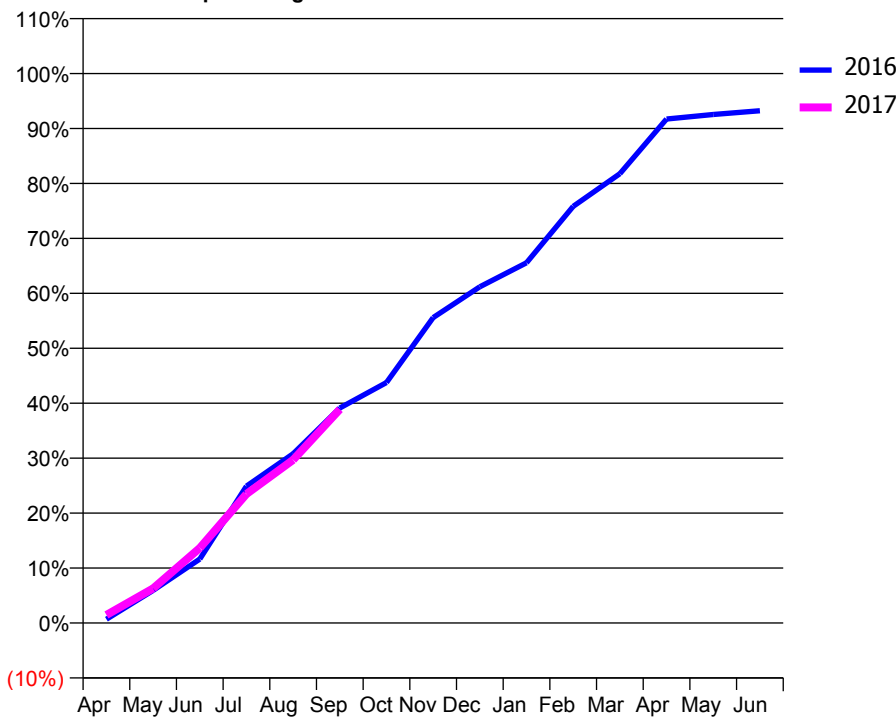
ACCESS*

Patients seen in 24 months	Total	Change since previous quarter
Quarter ending September 2015	12,555	
Quarter ending December 2015	12,512	→
Quarter ending March 2016	12,566	→
Quarter ending June 2016	12,522	→
Quarter ending September 2016	12,649	→
Variance since September 2015	0.7%	→



ACTIVITY

Cumulative percentage of contracted UDA delivered 2016 & 2017



Month	Adjusted Scheduled Activity (UDA)	
	2016	2017
April	226	482
May	1,951	2,077
June	3,836	4,494
July	8,208	7,731
August	10,149	9,782
September	12,890	12,812
October	14,414	
November	18,304	
December	20,157	
January	21,590	
February	24,976	
March	26,931	
April	30,205	
May	30,479	
June	30,706	

QUALITY

	Quantity	Base Number	Contract	AT	Region	England
% of FP17s for the same patient ID Re-attending within 3 months - Children	135	1,949	6.9%	11.6%	13.5%	12.4%
% of FP17s for the same patient ID Re-attending within 3 months - Adults	663	5,582	11.9%	15.7%	17.4%	16.7%
% of FP17s for the same patient ID Re-attending between 3 & 9 months - Children	819	1,949	42.0%	57.3%	59.0%	57.4%
% of FP17s for the same patient ID Re-attending between 3 & 9 months - Adults	2,073	5,582	37.1%	52.3%	52.6%	50.5%
% of FP17s for Band 1 Urgent Courses	584	5,757	10.1%	8.5%	9.4%	9.1%
% of FP17s Relating to Free Repair or Replacements	94	5,757	1.6%	1.2%	1.0%	0.8%
% of FP17s Relating to Continuations	60	5,757	1.0%	1.7%	1.5%	1.3%
% of Patients satisfied with the dentistry they have received	6	6	N/A	93.9%	93.7%	93.2%
% of Patients satisfied with the time they had to wait for an appointment	6	6	N/A	90.4%	90.0%	89.0%

* This is based on patients treated on this contract for their most recent course of treatment. Figures in italics indicate the base number of FP17s or Patient Questionnaire responses are less than 100. N/A is shown where the base number of responses is less than 10 during the period. % is calculated as Quantity/Base number*100

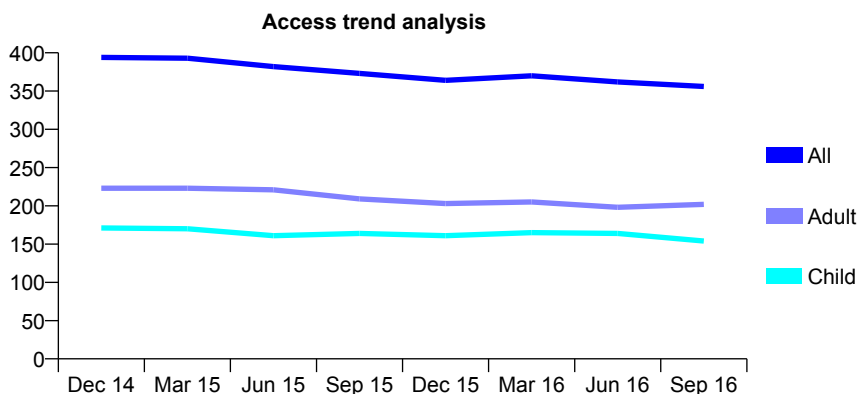
Q49 - Vital Signs At a Glance Contract Report for 224499/0001 - September 2016

Name or company name	MR DS ROW
Contract type name	GDS Contract
Purpose of contract	General
Contract start date	01/04/2006
Contract end date	

16/17 Contracted general activity (UDA)	1,218
Carry forward general activity (UDA)	0
16/17 Contracted orthodontic activity (UOA)	0
Carry forward orthodontic activity (UOA)	0
Baseline contract value	£28,283.08

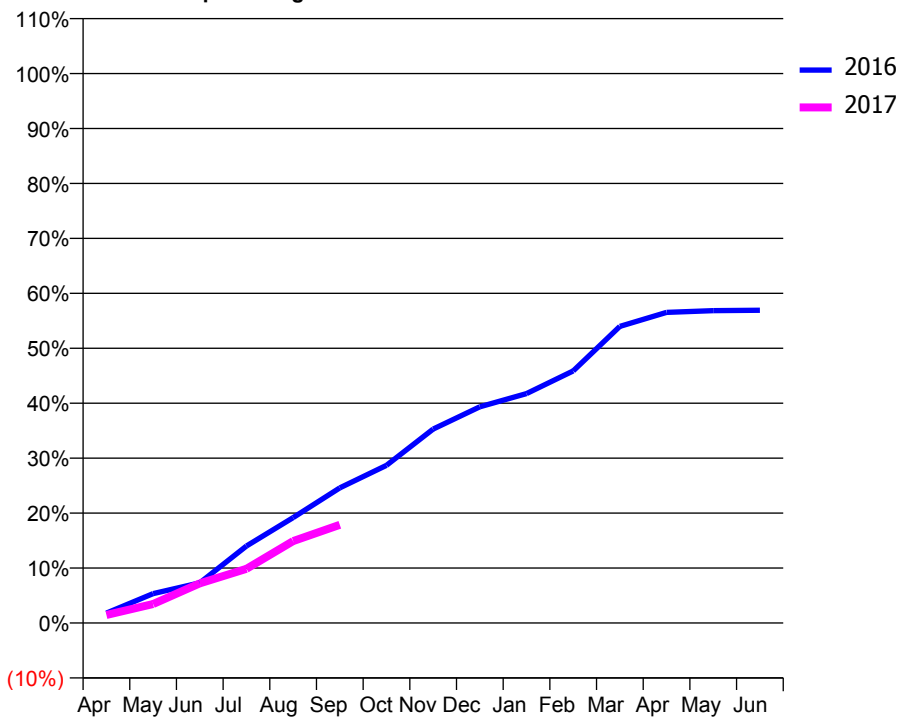
ACCESS*

Patients seen in 24 months	Total	Change since previous quarter
Quarter ending September 2015	373	
Quarter ending December 2015	364	↓
Quarter ending March 2016	370	→
Quarter ending June 2016	362	↓
Quarter ending September 2016	356	↓
Variance since September 2015	(4.6%)	↓



ACTIVITY

Cumulative percentage of contracted UDA delivered 2016 & 2017



Month	Adjusted Scheduled Activity (UDA)	
	2016	2017
April	22	18
May	65	42
June	89	88
July	171	120
August	234	182
September	300	218
October	350	
November	430	
December	479	
January	508	
February	559	
March	657	
April	688	
May	692	
June	693	

QUALITY

	Quantity	Base Number	Contract	AT	Region	England
% of FP17s for the same patient ID Re-attending within 3 months - Children	3	129	2.3%	11.6%	13.5%	12.4%
% of FP17s for the same patient ID Re-attending within 3 months - Adults	3	97	3.1%	15.7%	17.4%	16.7%
% of FP17s for the same patient ID Re-attending between 3 & 9 months - Children	91	129	70.5%	57.3%	59.0%	57.4%
% of FP17s for the same patient ID Re-attending between 3 & 9 months - Adults	65	97	67.0%	52.3%	52.6%	50.5%
% of FP17s for Band 1 Urgent Courses	3	184	1.6%	8.5%	9.4%	9.1%
% of FP17s Relating to Free Repair or Replacements	0	184	0.0%	1.2%	1.0%	0.8%
% of FP17s Relating to Continuations	0	184	0.0%	1.7%	1.5%	1.3%
% of Patients satisfied with the dentistry they have received	0	0	N/A	93.9%	93.7%	93.2%
% of Patients satisfied with the time they had to wait for an appointment	0	0	N/A	90.4%	90.0%	89.0%

* This is based on patients treated on this contract for their most recent course of treatment. Figures in italics indicate the base number of FP17s or Patient Questionnaire responses are less than 100. N/A is shown where the base number of responses is less than 10 during the period. % is calculated as Quantity/Base number*100

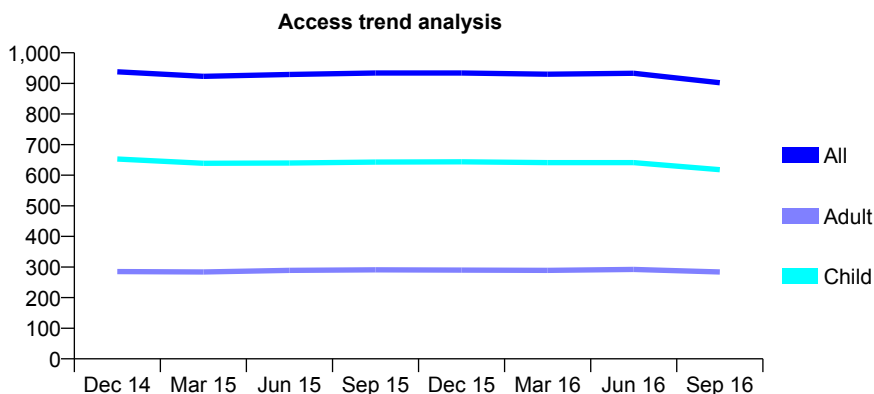
Q49 - Vital Signs At a Glance Contract Report for 229261/0001 - September 2016

Name or company name	MR JH SIMPSON
Contract type name	GDS Contract
Purpose of contract	General
Contract start date	01/04/2006
Contract end date	

16/17 Contracted general activity (UDA)	3,017
Carry forward general activity (UDA)	0
16/17 Contracted orthodontic activity (UOA)	0
Carry forward orthodontic activity (UOA)	0
Baseline contract value	£69,027.07

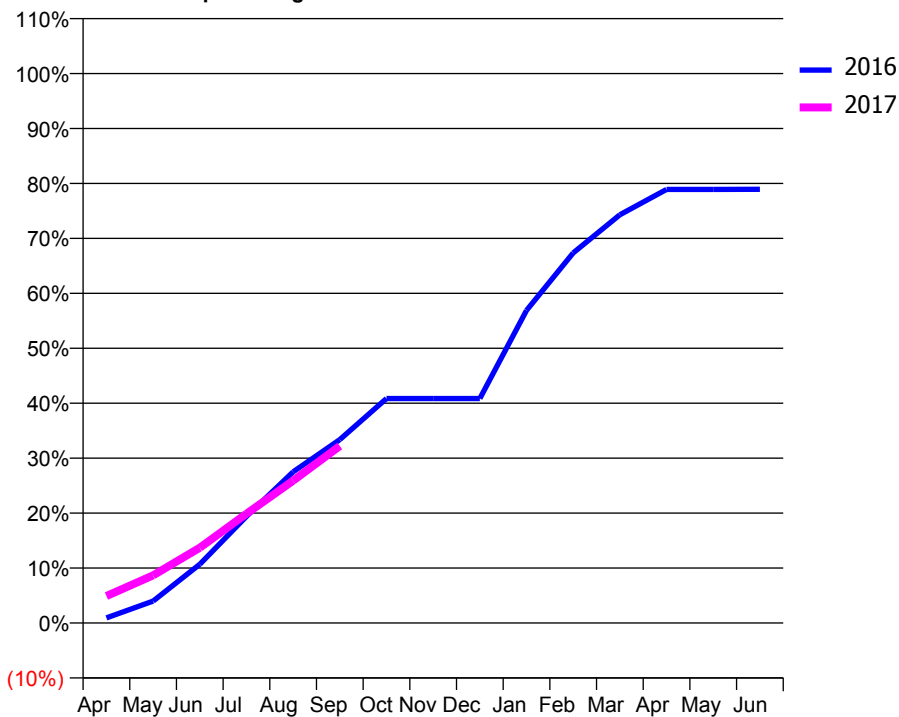
ACCESS*

Patients seen in 24 months	Total	Change since previous quarter
Quarter ending September 2015	934	
Quarter ending December 2015	934	→
Quarter ending March 2016	930	→
Quarter ending June 2016	933	→
Quarter ending September 2016	902	↓
Variance since September 2015	(3.4%)	↓



ACTIVITY

Cumulative percentage of contracted UDA delivered 2016 & 2017



Month	Adjusted Scheduled Activity (UDA)	
	2016	2017
April	28	148
May	120	261
June	322	414
July	585	600
August	830	782
September	1,007	972
October	1,232	
November	1,232	
December	1,232	
January	1,716	
February	2,032	
March	2,241	
April	2,381	
May	2,381	
June	2,382	

QUALITY

	Quantity	Base Number	Contract	AT	Region	England
% of FP17s for the same patient ID Re-attending within 3 months - Children	169	707	23.9%	11.6%	13.5%	12.4%
% of FP17s for the same patient ID Re-attending within 3 months - Adults	24	167	14.4%	15.7%	17.4%	16.7%
% of FP17s for the same patient ID Re-attending between 3 & 9 months - Children	439	707	62.1%	57.3%	59.0%	57.4%
% of FP17s for the same patient ID Re-attending between 3 & 9 months - Adults	115	167	68.9%	52.3%	52.6%	50.5%
% of FP17s for Band 1 Urgent Courses	9	776	1.2%	8.5%	9.4%	9.1%
% of FP17s Relating to Free Repair or Replacements	0	776	0.0%	1.2%	1.0%	0.8%
% of FP17s Relating to Continuations	0	776	0.0%	1.7%	1.5%	1.3%
% of Patients satisfied with the dentistry they have received	0	0	N/A	93.9%	93.7%	93.2%
% of Patients satisfied with the time they had to wait for an appointment	0	0	N/A	90.4%	90.0%	89.0%

* This is based on patients treated on this contract for their most recent course of treatment. Figures in italics indicate the base number of FP17s or Patient Questionnaire responses are less than 100. N/A is shown where the base number of responses is less than 10 during the period. % is calculated as Quantity/Base number*100

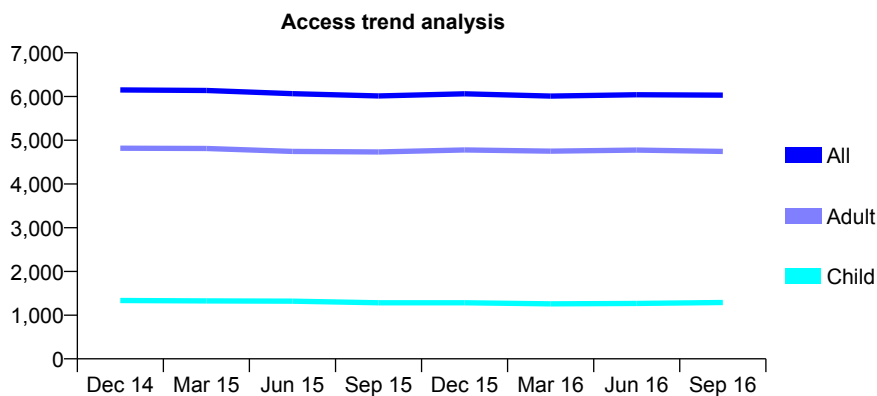
Q49 - Vital Signs At a Glance Contract Report for 230618/0001 - September 2016

Name or company name	MR AP BROUGHTON
Contract type name	GDS Contract
Purpose of contract	General
Contract start date	01/04/2006
Contract end date	

16/17 Contracted general activity (UDA)	20,660
Carry forward general activity (UDA)	0
16/17 Contracted orthodontic activity (UOA)	0
Carry forward orthodontic activity (UOA)	0
Baseline contract value	£540,991.11

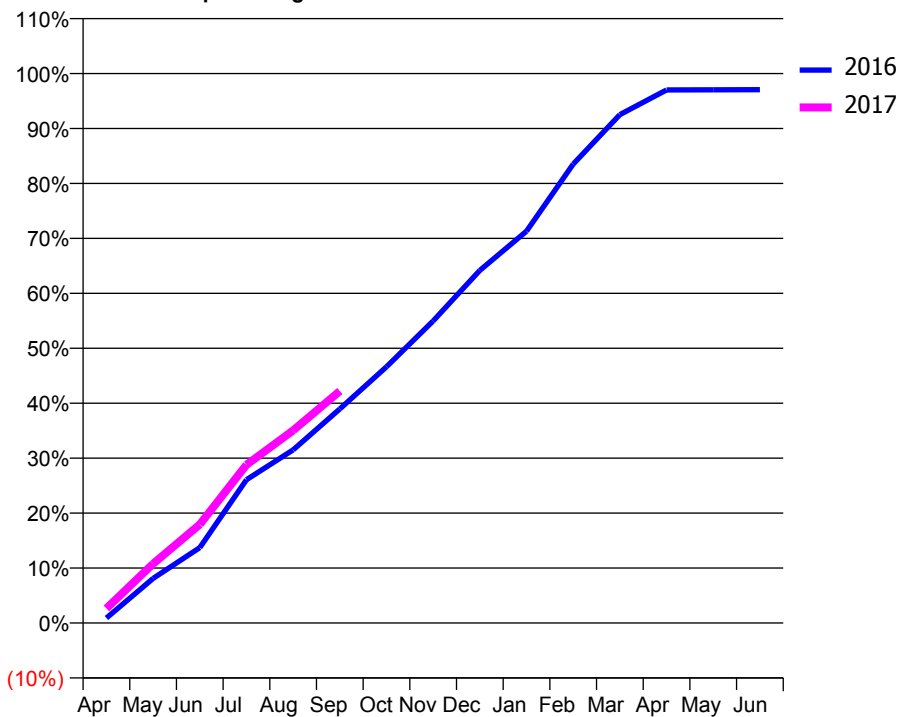
ACCESS*

Patients seen in 24 months	Total	Change since previous quarter
Quarter ending September 2015	6,014	
Quarter ending December 2015	6,062	→
Quarter ending March 2016	6,011	→
Quarter ending June 2016	6,042	→
Quarter ending September 2016	6,031	→
Variance since September 2015	0.3%	→



ACTIVITY

Cumulative percentage of contracted UDA delivered 2016 & 2017



Month	Adjusted Scheduled Activity (UDA)	
	2016	2017
April	189	549
May	1,678	2,227
June	2,833	3,708
July	5,387	5,948
August	6,509	7,240
September	8,051	8,722
October	9,635	
November	11,356	
December	13,257	
January	14,731	
February	17,257	
March	19,115	
April	20,042	
May	20,046	
June	20,049	

QUALITY

	Quantity	Base Number	Contract	AT	Region	England
% of FP17s for the same patient ID Re-attending within 3 months - Children	83	1,067	7.8%	11.6%	13.5%	12.4%
% of FP17s for the same patient ID Re-attending within 3 months - Adults	634	3,914	16.2%	15.7%	17.4%	16.7%
% of FP17s for the same patient ID Re-attending between 3 & 9 months - Children	727	1,067	68.1%	57.3%	59.0%	57.4%
% of FP17s for the same patient ID Re-attending between 3 & 9 months - Adults	2,488	3,914	63.6%	52.3%	52.6%	50.5%
% of FP17s for Band 1 Urgent Courses	368	4,563	8.1%	8.5%	9.4%	9.1%
% of FP17s Relating to Free Repair or Replacements	24	4,563	0.5%	1.2%	1.0%	0.8%
% of FP17s Relating to Continuations	85	4,563	1.9%	1.7%	1.5%	1.3%
% of Patients satisfied with the dentistry they have received	6	6	N/A	93.9%	93.7%	93.2%
% of Patients satisfied with the time they had to wait for an appointment	6	6	N/A	90.4%	90.0%	89.0%

* This is based on patients treated on this contract for their most recent course of treatment. Figures in italics indicate the base number of FP17s or Patient Questionnaire responses are less than 100. N/A is shown where the base number of responses is less than 10 during the period. % is calculated as Quantity/Base number*100

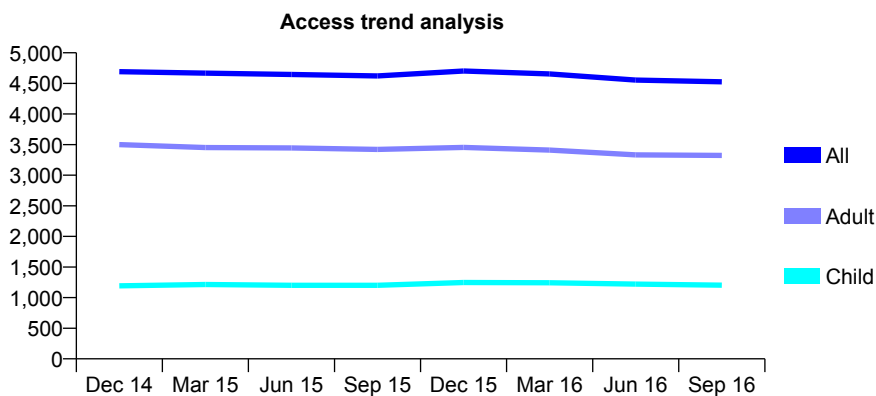
Q49 - Vital Signs At a Glance Contract Report for 232750/0002 - September 2016

Name or company name	MR PE RIDGWAY
Contract type name	GDS Contract
Purpose of contract	General
Contract start date	01/09/2011
Contract end date	

16/17 Contracted general activity (UDA)	16,513
Carry forward general activity (UDA)	0
16/17 Contracted orthodontic activity (UOA)	0
Carry forward orthodontic activity (UOA)	0
Baseline contract value	£427,094.73

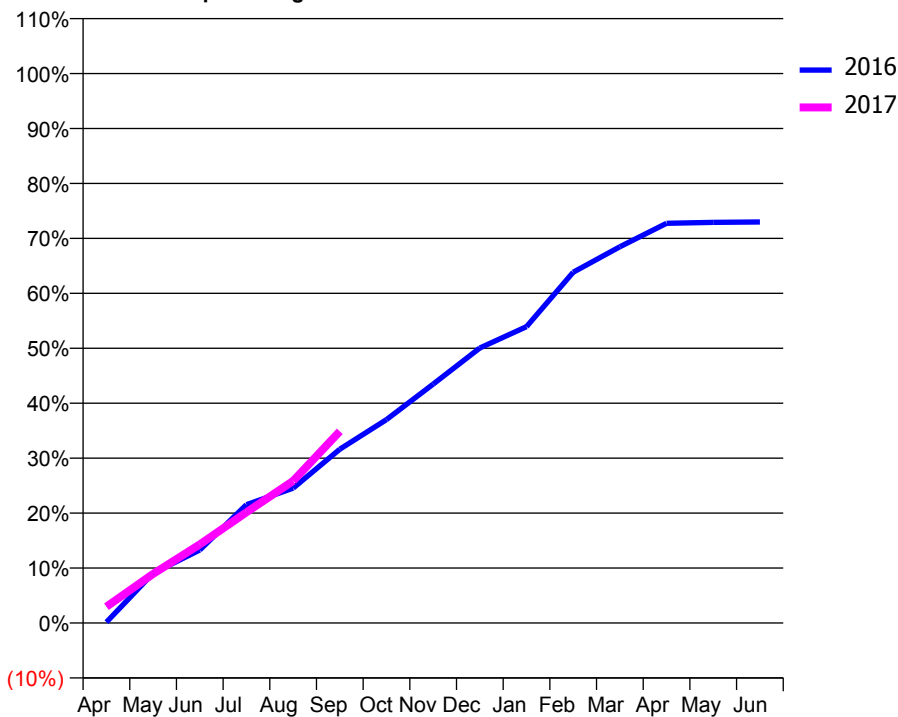
ACCESS*

Patients seen in 24 months	Total	Change since previous quarter
Quarter ending September 2015	4,623	
Quarter ending December 2015	4,702	→
Quarter ending March 2016	4,654	↓
Quarter ending June 2016	4,555	↓
Quarter ending September 2016	4,526	→
Variance since September 2015	(2.1%)	↓



ACTIVITY

Cumulative percentage of contracted UDA delivered 2016 & 2017



Month	Adjusted Scheduled Activity (UDA)	
	2016	2017
April	27	493
May	1,498	1,476
June	2,192	2,363
July	3,558	3,328
August	4,052	4,270
September	5,225	5,761
October	6,115	
November	7,177	
December	8,266	
January	8,906	
February	10,543	
March	11,307	
April	12,011	
May	12,039	
June	12,052	

QUALITY

	Quantity	Base Number	Contract	AT	Region	England
% of FP17s for the same patient ID Re-attending within 3 months - Children	44	754	5.8%	11.6%	13.5%	12.4%
% of FP17s for the same patient ID Re-attending within 3 months - Adults	267	1,997	13.4%	15.7%	17.4%	16.7%
% of FP17s for the same patient ID Re-attending between 3 & 9 months - Children	334	754	44.3%	57.3%	59.0%	57.4%
% of FP17s for the same patient ID Re-attending between 3 & 9 months - Adults	917	1,997	45.9%	52.3%	52.6%	50.5%
% of FP17s for Band 1 Urgent Courses	168	2,410	7.0%	8.5%	9.4%	9.1%
% of FP17s Relating to Free Repair or Replacements	45	2,410	1.9%	1.2%	1.0%	0.8%
% of FP17s Relating to Continuations	17	2,410	0.7%	1.7%	1.5%	1.3%
% of Patients satisfied with the dentistry they have received	2	2	N/A	93.9%	93.7%	93.2%
% of Patients satisfied with the time they had to wait for an appointment	1	2	N/A	90.4%	90.0%	89.0%

* This is based on patients treated on this contract for their most recent course of treatment. Figures in italics indicate the base number of FP17s or Patient Questionnaire responses are less than 100. N/A is shown where the base number of responses is less than 10 during the period. % is calculated as Quantity/Base number*100

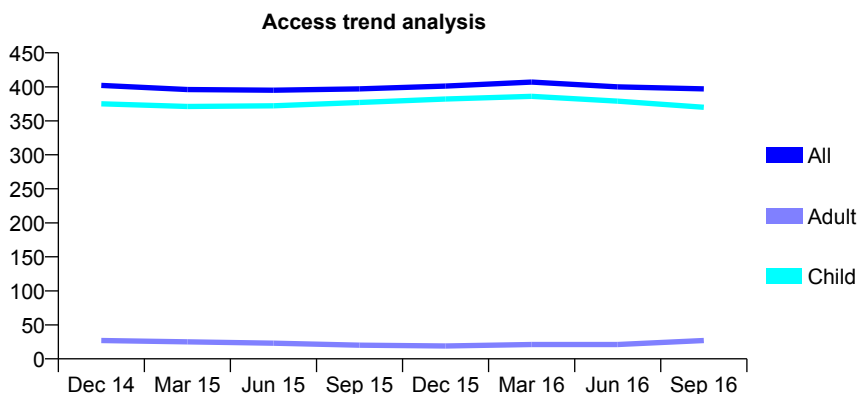
Q49 - Vital Signs At a Glance Contract Report for 233099/0001 - September 2016

Name or company name	MR AW LEYS
Contract type name	GDS Contract
Purpose of contract	General
Contract start date	01/04/2006
Contract end date	

16/17 Contracted general activity (UDA)	1,034
Carry forward general activity (UDA)	0
16/17 Contracted orthodontic activity (UOA)	0
Carry forward orthodontic activity (UOA)	0
Baseline contract value	£23,709.47

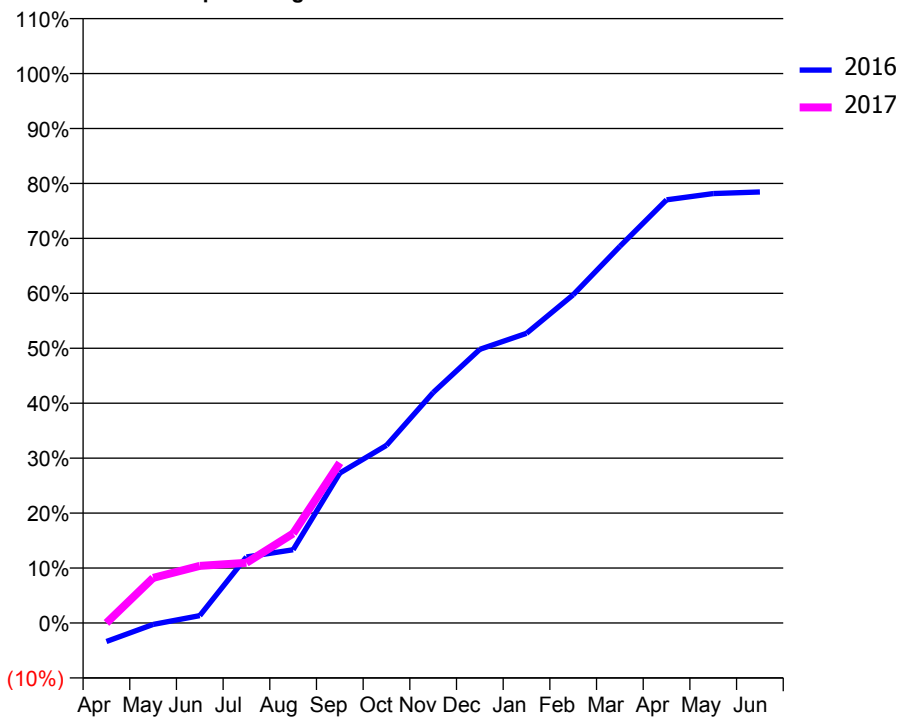
ACCESS*

Patients seen in 24 months	Total	Change since previous quarter
Quarter ending September 2015	397	
Quarter ending December 2015	401	→
Quarter ending March 2016	407	→
Quarter ending June 2016	400	↓
Quarter ending September 2016	397	→
Variance since September 2015	0.0%	→



ACTIVITY

Cumulative percentage of contracted UDA delivered 2016 & 2017



Adjusted Scheduled Activity (UDA)		
Month	2016	2017
April	-35	0
May	-3	85
June	14	107
July	124	113
August	138	169
September	282	301
October	334	
November	434	
December	515	
January	545	
February	618	
March	709	
April	796	
May	808	
June	811	

QUALITY

	Quantity	Base Number	Contract	AT	Region	England
% of FP17s for the same patient ID Re-attending within 3 months - Children	40	241	16.6%	11.6%	13.5%	12.4%
% of FP17s for the same patient ID Re-attending within 3 months - Adults	0	0	N/A	15.7%	17.4%	16.7%
% of FP17s for the same patient ID Re-attending between 3 & 9 months - Children	119	241	49.4%	57.3%	59.0%	57.4%
% of FP17s for the same patient ID Re-attending between 3 & 9 months - Adults	0	0	N/A	52.3%	52.6%	50.5%
% of FP17s for Band 1 Urgent Courses	7	185	3.8%	8.5%	9.4%	9.1%
% of FP17s Relating to Free Repair or Replacements	0	185	0.0%	1.2%	1.0%	0.8%
% of FP17s Relating to Continuations	0	185	0.0%	1.7%	1.5%	1.3%
% of Patients satisfied with the dentistry they have received	0	0	N/A	93.9%	93.7%	93.2%
% of Patients satisfied with the time they had to wait for an appointment	0	0	N/A	90.4%	90.0%	89.0%

* This is based on patients treated on this contract for their most recent course of treatment. Figures in italics indicate the base number of FP17s or Patient Questionnaire responses are less than 100. N/A is shown where the base number of responses is less than 10 during the period. % is calculated as Quantity/Base number*100

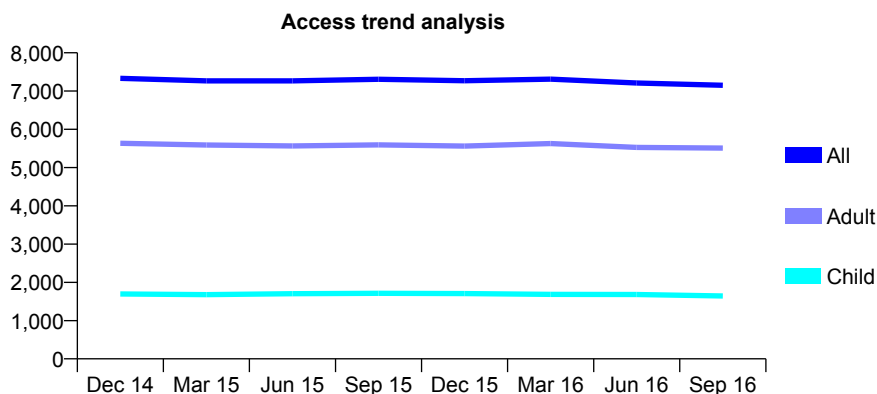
Q49 - Vital Signs At a Glance Contract Report for 235296/0001 - September 2016

Name or company name	MR RK SAJJANHAR
Contract type name	GDS Contract
Purpose of contract	General
Contract start date	01/04/2006
Contract end date	

16/17 Contracted general activity (UDA)	21,582
Carry forward general activity (UDA)	-62
16/17 Contracted orthodontic activity (UOA)	0
Carry forward orthodontic activity (UOA)	0
Baseline contract value	£659,619.64

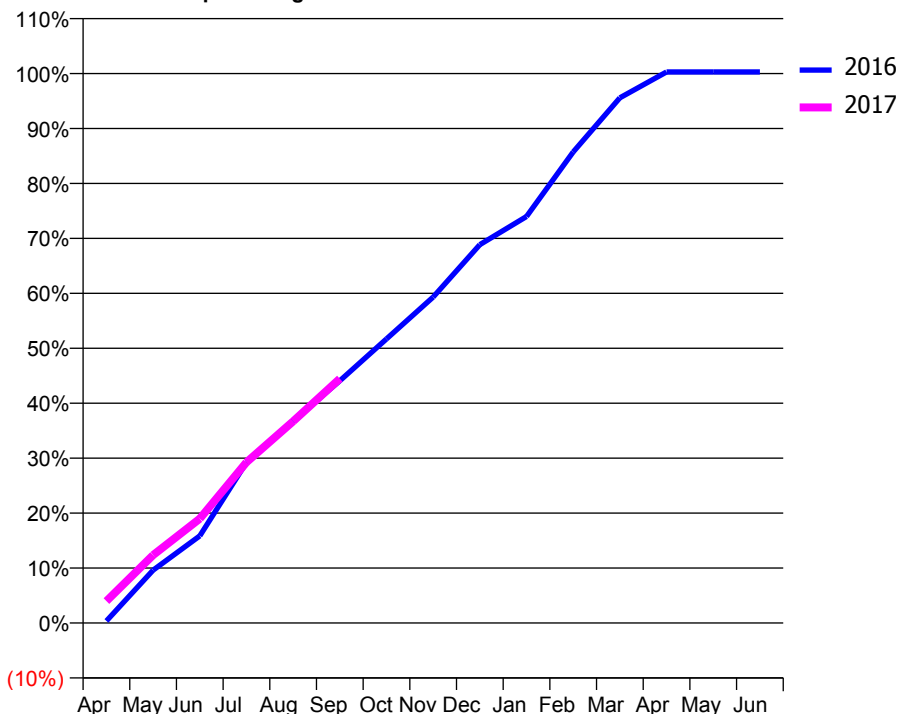
ACCESS*

Patients seen in 24 months	Total	Change since previous quarter
Quarter ending September 2015	7,307	
Quarter ending December 2015	7,268	→
Quarter ending March 2016	7,312	→
Quarter ending June 2016	7,209	↓
Quarter ending September 2016	7,152	→
Variance since September 2015	(2.1%)	↓



ACTIVITY

Cumulative percentage of contracted UDA delivered 2016 & 2017



Month	Adjusted Scheduled Activity (UDA)	
	2016	2017
April	81	861
May	2,075	2,668
June	3,422	4,096
July	6,307	6,315
August	7,935	7,923
September	9,512	9,595
October	11,161	
November	12,803	
December	14,859	
January	15,965	
February	18,502	
March	20,628	
April	21,645	
May	21,642	
June	21,644	

QUALITY

	Quantity	Base Number	Contract	AT	Region	England
% of FP17s for the same patient ID Re-attending within 3 months - Children	87	1,266	6.9%	11.6%	13.5%	12.4%
% of FP17s for the same patient ID Re-attending within 3 months - Adults	596	3,830	15.6%	15.7%	17.4%	16.7%
% of FP17s for the same patient ID Re-attending between 3 & 9 months - Children	773	1,266	61.1%	57.3%	59.0%	57.4%
% of FP17s for the same patient ID Re-attending between 3 & 9 months - Adults	2,058	3,830	53.7%	52.3%	52.6%	50.5%
% of FP17s for Band 1 Urgent Courses	296	4,645	6.4%	8.5%	9.4%	9.1%
% of FP17s Relating to Free Repair or Replacements	112	4,645	2.4%	1.2%	1.0%	0.8%
% of FP17s Relating to Continuations	49	4,645	1.1%	1.7%	1.5%	1.3%
% of Patients satisfied with the dentistry they have received	13	15	86.7%	93.9%	93.7%	93.2%
% of Patients satisfied with the time they had to wait for an appointment	13	15	86.7%	90.4%	90.0%	89.0%

* This is based on patients treated on this contract for their most recent course of treatment. Figures in italics indicate the base number of FP17s or Patient Questionnaire responses are less than 100. N/A is shown where the base number of responses is less than 10 during the period. % is calculated as Quantity/Base number*100

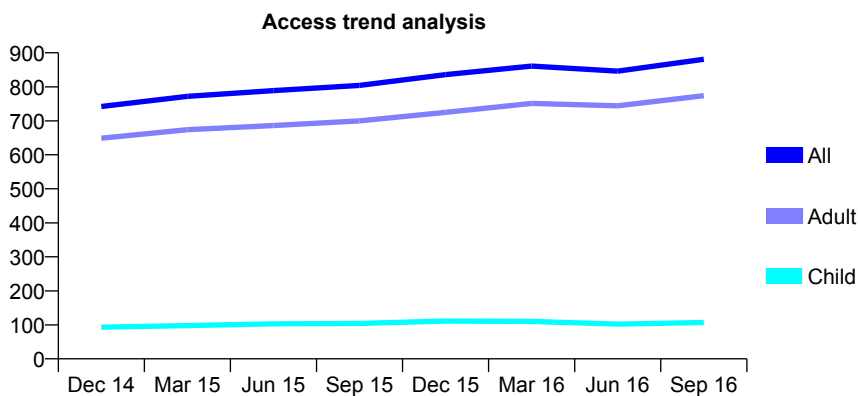
Q49 - Vital Signs At a Glance Contract Report for 237728/0001 - September 2016

Name or company name	MISS SL GOODMAN
Contract type name	GDS Contract
Purpose of contract	General
Contract start date	01/04/2006
Contract end date	

16/17 Contracted general activity (UDA)	2,425
Carry forward general activity (UDA)	-40
16/17 Contracted orthodontic activity (UOA)	0
Carry forward orthodontic activity (UOA)	0
Baseline contract value	£64,610.29

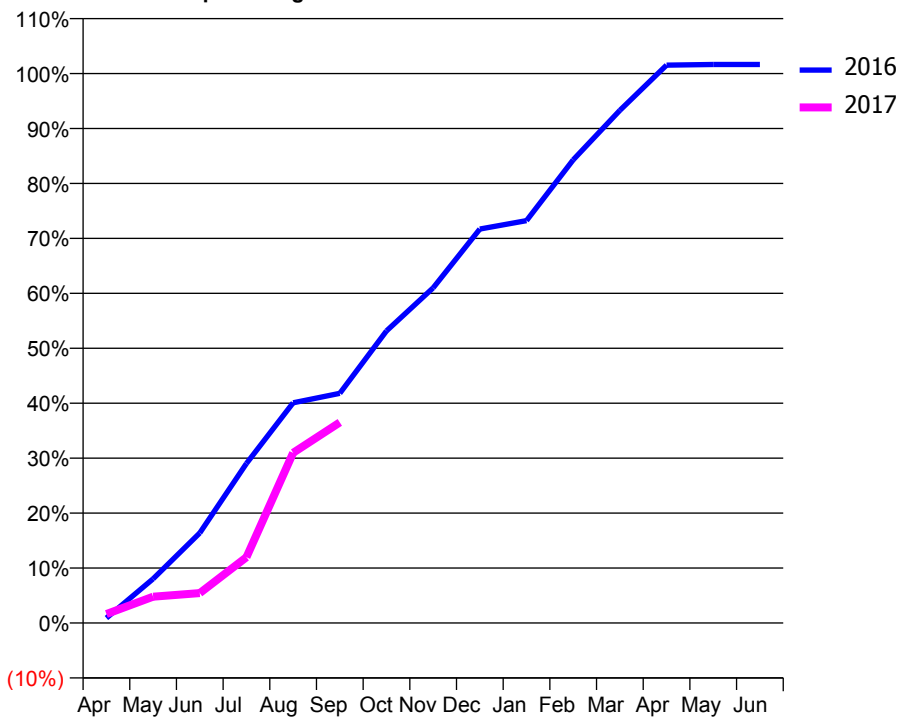
ACCESS*

Patients seen in 24 months	Total	Change since previous quarter
Quarter ending September 2015	804	
Quarter ending December 2015	836	↑
Quarter ending March 2016	861	↑
Quarter ending June 2016	846	↓
Quarter ending September 2016	881	↑
Variance since September 2015	9.6%	↑



ACTIVITY

Cumulative percentage of contracted UDA delivered 2016 & 2017



Adjusted Scheduled Activity (UDA)

Month	2016	2017
April	22	40
May	195	116
June	398	132
July	704	291
August	972	751
September	1,014	885
October	1,289	
November	1,479	
December	1,739	
January	1,776	
February	2,044	
March	2,263	
April	2,462	
May	2,465	
June	2,465	

QUALITY

	Quantity	Base Number	Contract	AT	Region	England
% of FP17s for the same patient ID Re-attending within 3 months - Children	0	46	0.0%	11.6%	13.5%	12.4%
% of FP17s for the same patient ID Re-attending within 3 months - Adults	42	433	9.7%	15.7%	17.4%	16.7%
% of FP17s for the same patient ID Re-attending between 3 & 9 months - Children	22	46	47.8%	57.3%	59.0%	57.4%
% of FP17s for the same patient ID Re-attending between 3 & 9 months - Adults	226	433	52.2%	52.3%	52.6%	50.5%
% of FP17s for Band 1 Urgent Courses	6	390	1.5%	8.5%	9.4%	9.1%
% of FP17s Relating to Free Repair or Replacements	7	390	1.8%	1.2%	1.0%	0.8%
% of FP17s Relating to Continuations	7	390	1.8%	1.7%	1.5%	1.3%
% of Patients satisfied with the dentistry they have received	1	1	N/A	93.9%	93.7%	93.2%
% of Patients satisfied with the time they had to wait for an appointment	1	1	N/A	90.4%	90.0%	89.0%

* This is based on patients treated on this contract for their most recent course of treatment. Figures in italics indicate the base number of FP17s or Patient Questionnaire responses are less than 100. N/A is shown where the base number of responses is less than 10 during the period. % is calculated as Quantity/Base number*100

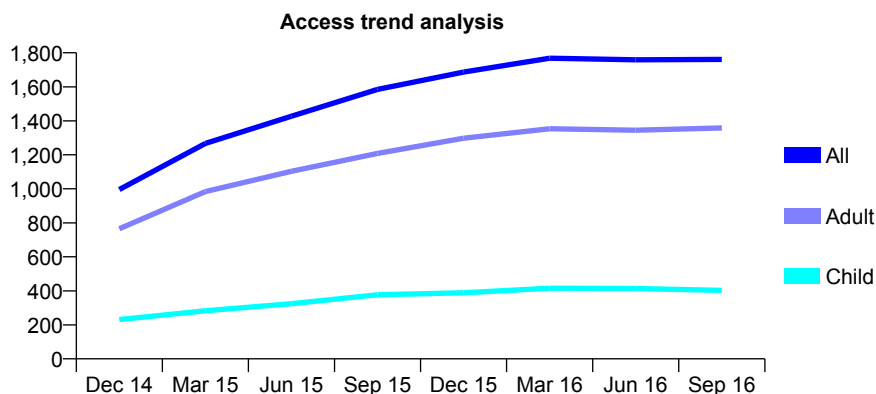
Q49 - Vital Signs At a Glance Contract Report for 243469/0002 - September 2016

Name or company name	MR PP NANA
Contract type name	GDS Contract
Purpose of contract	General
Contract start date	24/02/2014
Contract end date	

16/17 Contracted general activity (UDA)	7,000
Carry forward general activity (UDA)	16
16/17 Contracted orthodontic activity (UOA)	0
Carry forward orthodontic activity (UOA)	0
Baseline contract value	£197,209.51

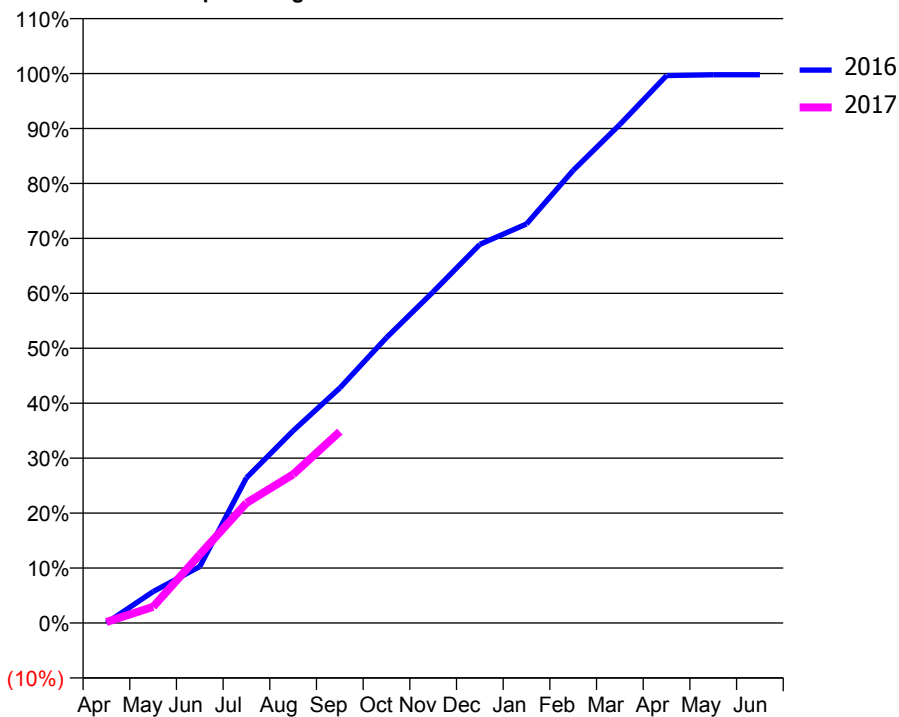
ACCESS*

Patients seen in 24 months	Total	Change since previous quarter
Quarter ending September 2015	1,585	
Quarter ending December 2015	1,687	↑
Quarter ending March 2016	1,768	↑
Quarter ending June 2016	1,759	→
Quarter ending September 2016	1,761	→
Variance since September 2015	11.1%	↑



ACTIVITY

Cumulative percentage of contracted UDA delivered 2016 & 2017



Month	Adjusted Scheduled Activity (UDA)	
	2016	2017
April	0	13
May	400	207
June	719	872
July	1,851	1,529
August	2,449	1,893
September	2,994	2,439
October	3,635	
November	4,218	
December	4,823	
January	5,083	
February	5,766	
March	6,350	
April	6,974	
May	6,984	
June	6,984	

QUALITY

	Quantity	Base Number	Contract	AT	Region	England
% of FP17s for the same patient ID Re-attending within 3 months - Children	9	236	3.8%	11.6%	13.5%	12.4%
% of FP17s for the same patient ID Re-attending within 3 months - Adults	71	722	9.8%	15.7%	17.4%	16.7%
% of FP17s for the same patient ID Re-attending between 3 & 9 months - Children	124	236	52.5%	57.3%	59.0%	57.4%
% of FP17s for the same patient ID Re-attending between 3 & 9 months - Adults	358	722	49.6%	52.3%	52.6%	50.5%
% of FP17s for Band 1 Urgent Courses	0	806	0.0%	8.5%	9.4%	9.1%
% of FP17s Relating to Free Repair or Replacements	0	806	0.0%	1.2%	1.0%	0.8%
% of FP17s Relating to Continuations	18	806	2.2%	1.7%	1.5%	1.3%
% of Patients satisfied with the dentistry they have received	5	5	N/A	93.9%	93.7%	93.2%
% of Patients satisfied with the time they had to wait for an appointment	5	5	N/A	90.4%	90.0%	89.0%

* This is based on patients treated on this contract for their most recent course of treatment. Figures in italics indicate the base number of FP17s or Patient Questionnaire responses are less than 100. N/A is shown where the base number of responses is less than 10 during the period. % is calculated as Quantity/Base number*100

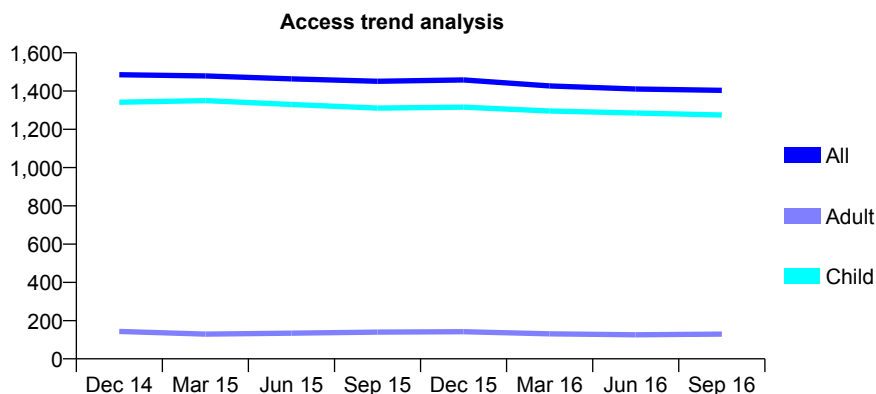
Q49 - Vital Signs At a Glance Contract Report for 245380/0001 - September 2016

Name or company name	MR JI SPEDDING
Contract type name	GDS Contract
Purpose of contract	General and Orthodontic
Contract start date	01/04/2006
Contract end date	

16/17 Contracted general activity (UDA)	4,000
Carry forward general activity (UDA)	0
16/17 Contracted orthodontic activity (UOA)	176
Carry forward orthodontic activity (UOA)	0
Baseline contract value	£99,038.67

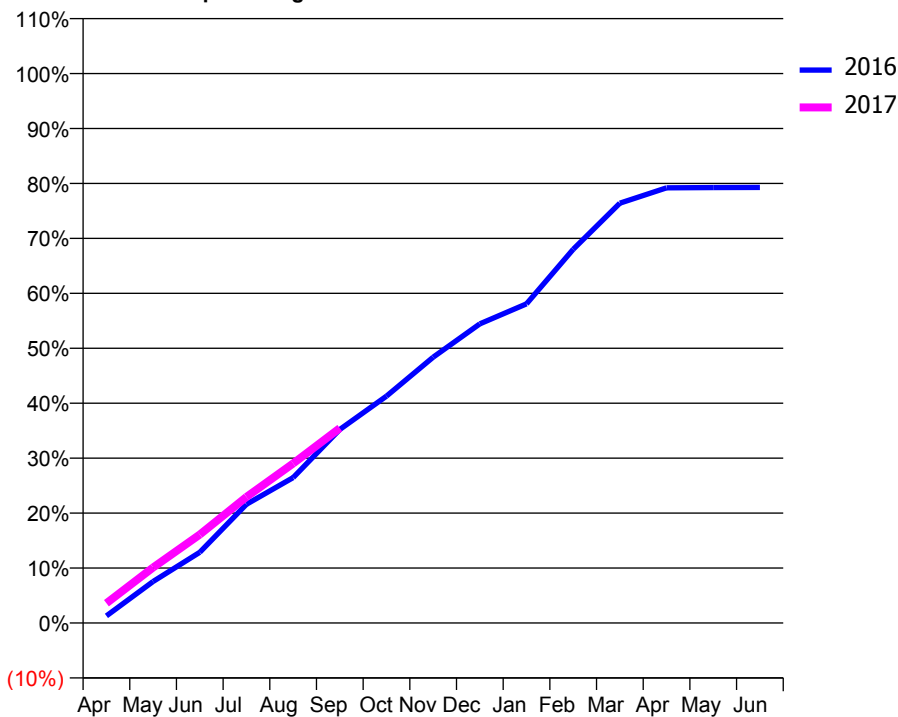
ACCESS*

Patients seen in 24 months	Total	Change since previous quarter
Quarter ending September 2015	1,451	
Quarter ending December 2015	1,458	→
Quarter ending March 2016	1,427	↓
Quarter ending June 2016	1,411	↓
Quarter ending September 2016	1,404	→
Variance since September 2015	(3.2%)	↓



ACTIVITY

Cumulative percentage of contracted UDA delivered 2016 & 2017



Month	Adjusted Scheduled Activity (UDA)	
	2016	2017
April	52	144
May	302	404
June	515	644
July	864	918
August	1,059	1,162
September	1,409	1,418
October	1,651	
November	1,935	
December	2,178	
January	2,323	
February	2,721	
March	3,056	
April	3,168	
May	3,170	
June	3,171	

QUALITY

	Quantity	Base Number	Contract	AT	Region	England
% of FP17s for the same patient ID Re-attending within 3 months - Children	78	1,193	6.5%	11.6%	13.5%	12.4%
% of FP17s for the same patient ID Re-attending within 3 months - Adults	0	0	N/A	15.7%	17.4%	16.7%
% of FP17s for the same patient ID Re-attending between 3 & 9 months - Children	952	1,193	79.8%	57.3%	59.0%	57.4%
% of FP17s for the same patient ID Re-attending between 3 & 9 months - Adults	0	0	N/A	52.3%	52.6%	50.5%
% of FP17s for Band 1 Urgent Courses	41	1,037	4.0%	8.5%	9.4%	9.1%
% of FP17s Relating to Free Repair or Replacements	0	1,037	0.0%	1.2%	1.0%	0.8%
% of FP17s Relating to Continuations	0	1,037	0.0%	1.7%	1.5%	1.3%
% of Patients satisfied with the dentistry they have received	0	0	N/A	93.9%	93.7%	93.2%
% of Patients satisfied with the time they had to wait for an appointment	0	0	N/A	90.4%	90.0%	89.0%

* This is based on patients treated on this contract for their most recent course of treatment. Figures in italics indicate the base number of FP17s or Patient Questionnaire responses are less than 100. N/A is shown where the base number of responses is less than 10 during the period. % is calculated as Quantity/Base number*100

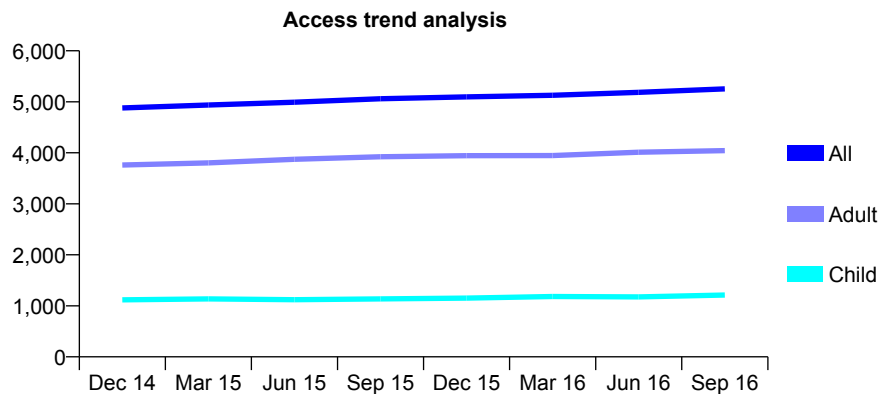
Q49 - Vital Signs At a Glance Contract Report for 275786/0005 - September 2016

Name or company name	MR MA QURAISHI
Contract type name	GDS Contract
Purpose of contract	General
Contract start date	01/11/2010
Contract end date	

16/17 Contracted general activity (UDA)	21,309
Carry forward general activity (UDA)	659
16/17 Contracted orthodontic activity (UOA)	0
Carry forward orthodontic activity (UOA)	0
Baseline contract value	£474,813.15

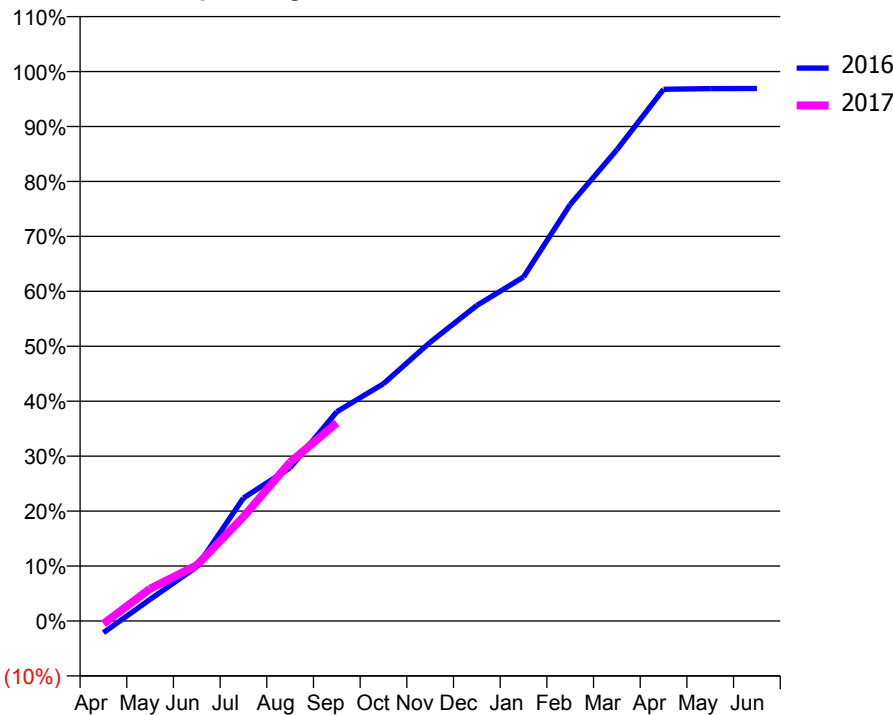
ACCESS*

Patients seen in 24 months	Total	Change since previous quarter
Quarter ending September 2015	5,059	
Quarter ending December 2015	5,097	→
Quarter ending March 2016	5,129	→
Quarter ending June 2016	5,186	→
Quarter ending September 2016	5,253	→
Variance since September 2015	3.8%	↑



ACTIVITY

Cumulative percentage of contracted UDA delivered 2016 & 2017



Month	Adjusted Scheduled Activity (UDA)	
	2016	2017
April	-457	-112
May	840	1,254
June	2,103	2,164
July	4,768	4,040
August	5,945	6,163
September	8,115	7,683
October	9,200	
November	10,812	
December	12,235	
January	13,339	
February	16,152	
March	18,274	
April	20,621	
May	20,646	
June	20,650	

QUALITY

	Quantity	Base Number	Contract	AT	Region	England
% of FP17s for the same patient ID Re-attending within 3 months - Children	60	947	6.3%	11.6%	13.5%	12.4%
% of FP17s for the same patient ID Re-attending within 3 months - Adults	401	2,809	14.3%	15.7%	17.4%	16.7%
% of FP17s for the same patient ID Re-attending between 3 & 9 months - Children	589	947	62.2%	57.3%	59.0%	57.4%
% of FP17s for the same patient ID Re-attending between 3 & 9 months - Adults	1,575	2,809	56.1%	52.3%	52.6%	50.5%
% of FP17s for Band 1 Urgent Courses	299	3,133	9.5%	8.5%	9.4%	9.1%
% of FP17s Relating to Free Repair or Replacements	54	3,133	1.7%	1.2%	1.0%	0.8%
% of FP17s Relating to Continuations	37	3,133	1.2%	1.7%	1.5%	1.3%
% of Patients satisfied with the dentistry they have received	8	8	N/A	93.9%	93.7%	93.2%
% of Patients satisfied with the time they had to wait for an appointment	7	8	N/A	90.4%	90.0%	89.0%

* This is based on patients treated on this contract for their most recent course of treatment. Figures in italics indicate the base number of FP17s or Patient Questionnaire responses are less than 100. N/A is shown where the base number of responses is less than 10 during the period. % is calculated as Quantity/Base number*100

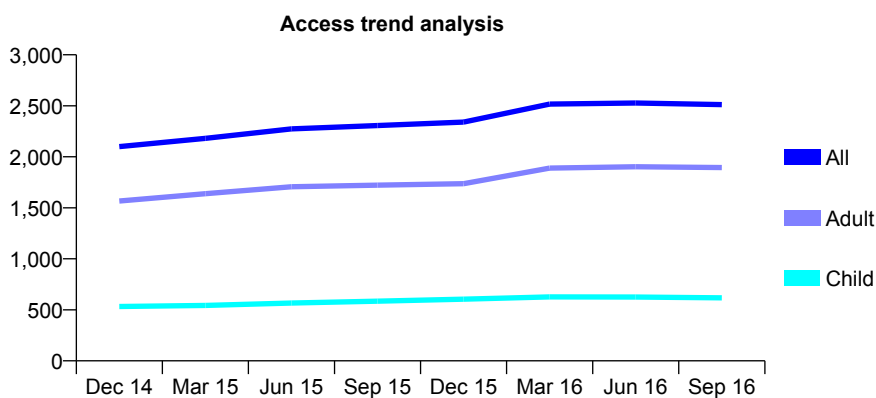
Q49 - Vital Signs At a Glance Contract Report for 275786/0006 - September 2016

Name or company name	MR MA QURAISHI
Contract type name	GDS Contract
Purpose of contract	General
Contract start date	01/07/2011
Contract end date	

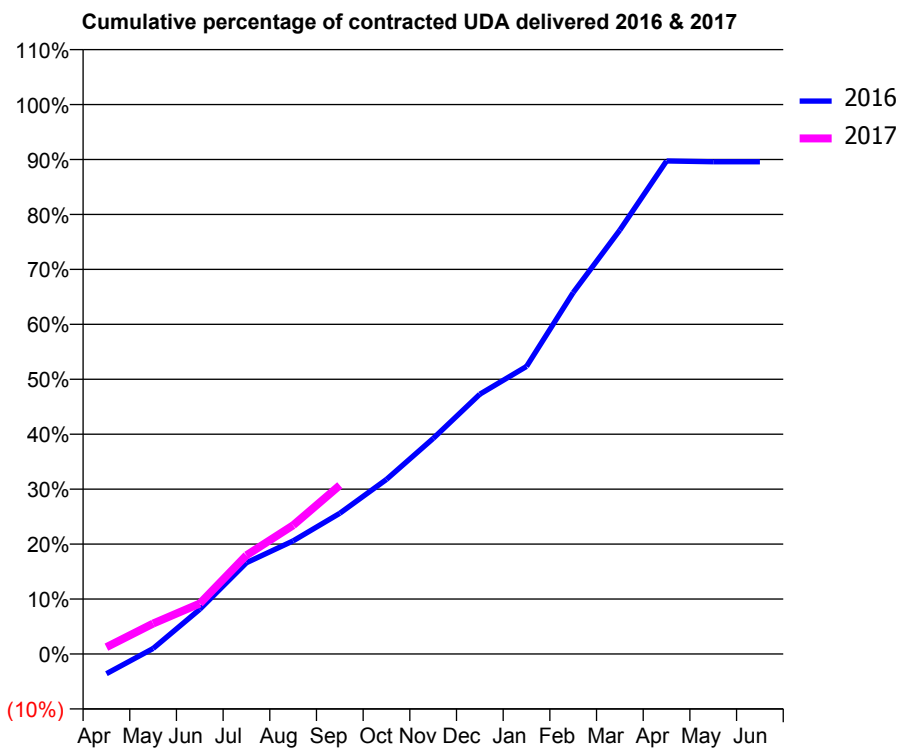
16/17 Contracted general activity (UDA)	10,507
Carry forward general activity (UDA)	0
16/17 Contracted orthodontic activity (UOA)	0
Carry forward orthodontic activity (UOA)	0
Baseline contract value	£229,911.41

ACCESS*

Patients seen in 24 months	Total	Change since previous quarter
Quarter ending September 2015	2,307	
Quarter ending December 2015	2,341	→
Quarter ending March 2016	2,517	↑
Quarter ending June 2016	2,528	→
Quarter ending September 2016	2,512	→
Variance since September 2015	8.9%	↑



ACTIVITY



Month	Adjusted Scheduled Activity (UDA)	
	2016	2017
April	-379	131
May	106	583
June	855	965
July	1,745	1,888
August	2,163	2,461
September	2,691	3,228
October	3,339	
November	4,123	
December	4,967	
January	5,500	
February	6,910	
March	8,107	
April	9,427	
May	9,412	
June	9,413	

QUALITY

	Quantity	Base Number	Contract	AT	Region	England
% of FP17s for the same patient ID Re-attending within 3 months - Children	47	440	10.7%	11.6%	13.5%	12.4%
% of FP17s for the same patient ID Re-attending within 3 months - Adults	218	1,191	18.3%	15.7%	17.4%	16.7%
% of FP17s for the same patient ID Re-attending between 3 & 9 months - Children	250	440	56.8%	57.3%	59.0%	57.4%
% of FP17s for the same patient ID Re-attending between 3 & 9 months - Adults	586	1,191	49.2%	52.3%	52.6%	50.5%
% of FP17s for Band 1 Urgent Courses	148	1,256	11.8%	8.5%	9.4%	9.1%
% of FP17s Relating to Free Repair or Replacements	48	1,256	3.8%	1.2%	1.0%	0.8%
% of FP17s Relating to Continuations	18	1,256	1.4%	1.7%	1.5%	1.3%
% of Patients satisfied with the dentistry they have received	3	3	N/A	93.9%	93.7%	93.2%
% of Patients satisfied with the time they had to wait for an appointment	3	3	N/A	90.4%	90.0%	89.0%

* This is based on patients treated on this contract for their most recent course of treatment. Figures in italics indicate the base number of FP17s or Patient Questionnaire responses are less than 100. N/A is shown where the base number of responses is less than 10 during the period. % is calculated as Quantity/Base number*100

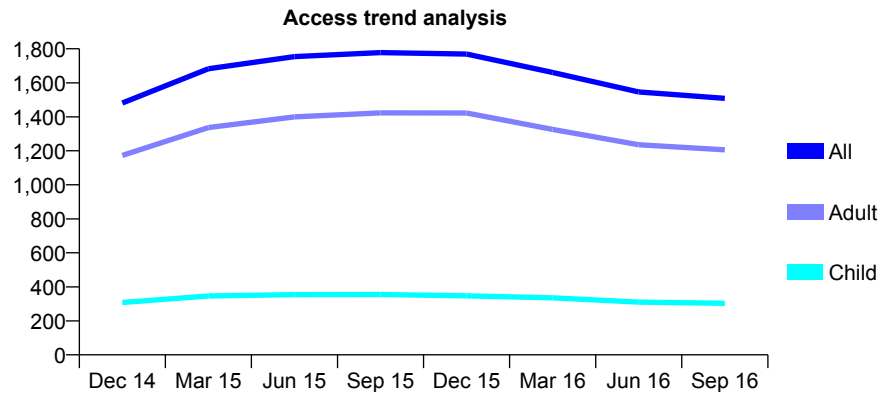
Q49 - Vital Signs At a Glance Contract Report for 275786/0007 - September 2016

Name or company name	MR MA QURAISHI
Contract type name	GDS Contract
Purpose of contract	General
Contract start date	16/12/2013
Contract end date	

16/17 Contracted general activity (UDA)	7,281
Carry forward general activity (UDA)	0
16/17 Contracted orthodontic activity (UOA)	0
Carry forward orthodontic activity (UOA)	0
Baseline contract value	£191,093.69

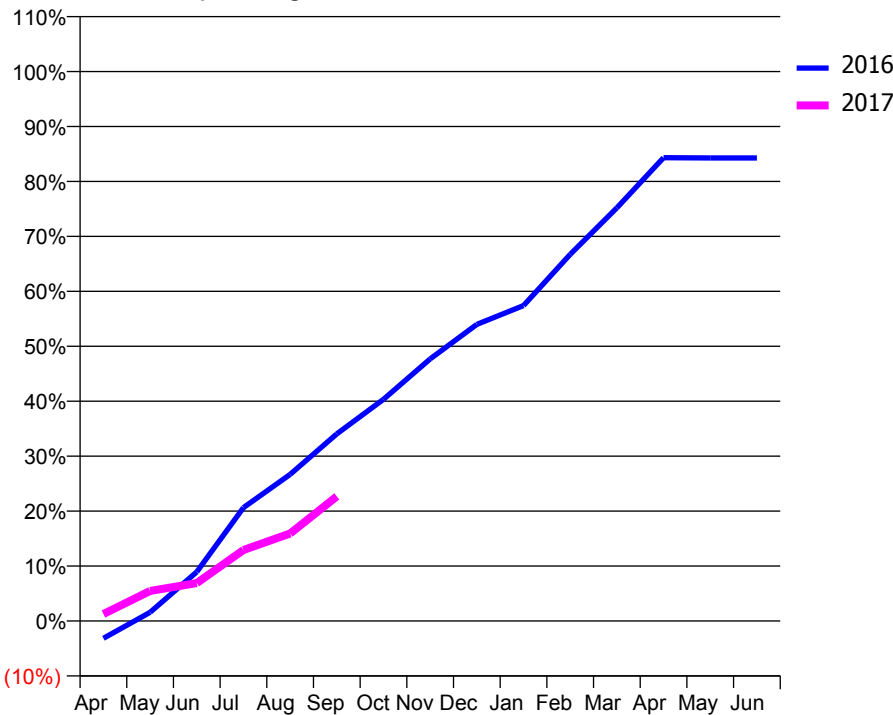
ACCESS*

Patients seen in 24 months	Total	Change since previous quarter
Quarter ending September 2015	1,778	
Quarter ending December 2015	1,769	→
Quarter ending March 2016	1,661	↓
Quarter ending June 2016	1,546	↓
Quarter ending September 2016	1,509	↓
Variance since September 2015	(15.1%)	↓



ACTIVITY

Cumulative percentage of contracted UDA delivered 2016 & 2017



Month	Adjusted Scheduled Activity (UDA)	
	2016	2017
April	-230	93
May	115	399
June	651	502
July	1,504	941
August	1,943	1,161
September	2,480	1,651
October	2,937	
November	3,473	
December	3,930	
January	4,180	
February	4,857	
March	5,474	
April	6,139	
May	6,136	
June	6,136	

QUALITY

	Quantity	Base Number	Contract	AT	Region	England
% of FP17s for the same patient ID Re-attending within 3 months - Children	14	183	7.7%	11.6%	13.5%	12.4%
% of FP17s for the same patient ID Re-attending within 3 months - Adults	118	640	18.4%	15.7%	17.4%	16.7%
% of FP17s for the same patient ID Re-attending between 3 & 9 months - Children	119	183	65.0%	57.3%	59.0%	57.4%
% of FP17s for the same patient ID Re-attending between 3 & 9 months - Adults	384	640	60.0%	52.3%	52.6%	50.5%
% of FP17s for Band 1 Urgent Courses	45	627	7.2%	8.5%	9.4%	9.1%
% of FP17s Relating to Free Repair or Replacements	15	627	2.4%	1.2%	1.0%	0.8%
% of FP17s Relating to Continuations	5	627	0.8%	1.7%	1.5%	1.3%
% of Patients satisfied with the dentistry they have received	5	6	N/A	93.9%	93.7%	93.2%
% of Patients satisfied with the time they had to wait for an appointment	6	6	N/A	90.4%	90.0%	89.0%

* This is based on patients treated on this contract for their most recent course of treatment. Figures in italics indicate the base number of FP17s or Patient Questionnaire responses are less than 100. N/A is shown where the base number of responses is less than 10 during the period. % is calculated as Quantity/Base number*100

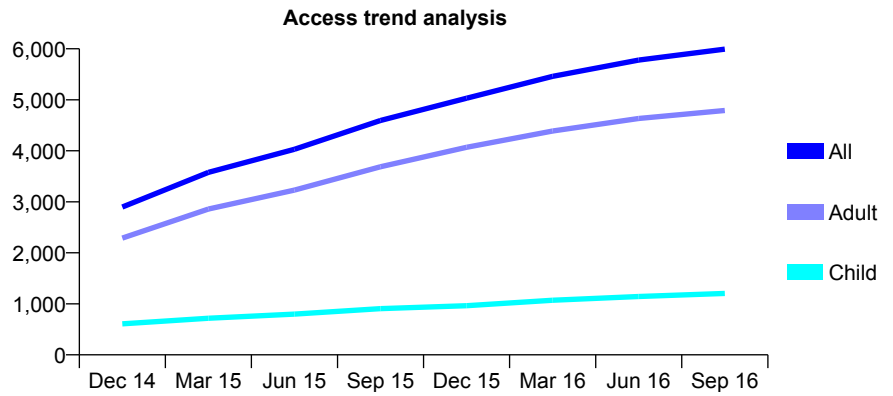
Q49 - Vital Signs At a Glance Contract Report for 303194/0003 - September 2016

Name or company name	MR AA WAUGH
Contract type name	GDS Contract
Purpose of contract	General
Contract start date	01/06/2014
Contract end date	

16/17 Contracted general activity (UDA)	21,177
Carry forward general activity (UDA)	0
16/17 Contracted orthodontic activity (UOA)	0
Carry forward orthodontic activity (UOA)	0
Baseline contract value	£465,339.99

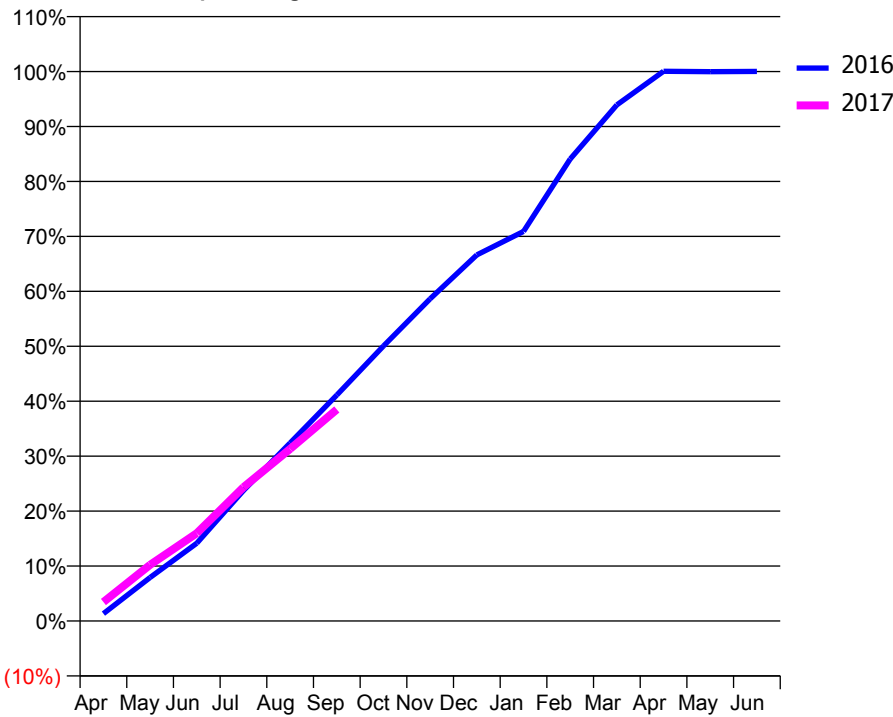
ACCESS*

Patients seen in 24 months	Total	Change since previous quarter
Quarter ending September 2015	4,594	
Quarter ending December 2015	5,032	↑
Quarter ending March 2016	5,460	↑
Quarter ending June 2016	5,778	↑
Quarter ending September 2016	5,994	↑
Variance since September 2015	30.5%	↑



ACTIVITY

Cumulative percentage of contracted UDA delivered 2016 & 2017



Month	Adjusted Scheduled Activity (UDA)	
	2016	2017
April	243	733
May	1,435	2,164
June	2,565	3,385
July	4,299	5,155
August	5,868	6,630
September	7,447	8,152
October	9,064	
November	10,621	
December	12,062	
January	12,838	
February	15,224	
March	17,007	
April	18,116	
May	18,104	
June	18,111	

QUALITY

	Quantity	Base Number	Contract	AT	Region	England
% of FP17s for the same patient ID Re-attending within 3 months - Children	46	787	5.8%	11.6%	13.5%	12.4%
% of FP17s for the same patient ID Re-attending within 3 months - Adults	310	2,742	11.3%	15.7%	17.4%	16.7%
% of FP17s for the same patient ID Re-attending between 3 & 9 months - Children	365	787	46.4%	57.3%	59.0%	57.4%
% of FP17s for the same patient ID Re-attending between 3 & 9 months - Adults	1,215	2,742	44.3%	52.3%	52.6%	50.5%
% of FP17s for Band 1 Urgent Courses	106	3,096	3.4%	8.5%	9.4%	9.1%
% of FP17s Relating to Free Repair or Replacements	14	3,096	0.5%	1.2%	1.0%	0.8%
% of FP17s Relating to Continuations	99	3,096	3.2%	1.7%	1.5%	1.3%
% of Patients satisfied with the dentistry they have received	9	9	N/A	93.9%	93.7%	93.2%
% of Patients satisfied with the time they had to wait for an appointment	9	9	N/A	90.4%	90.0%	89.0%

* This is based on patients treated on this contract for their most recent course of treatment. Figures in italics indicate the base number of FP17s or Patient Questionnaire responses are less than 100. N/A is shown where the base number of responses is less than 10 during the period. % is calculated as Quantity/Base number*100

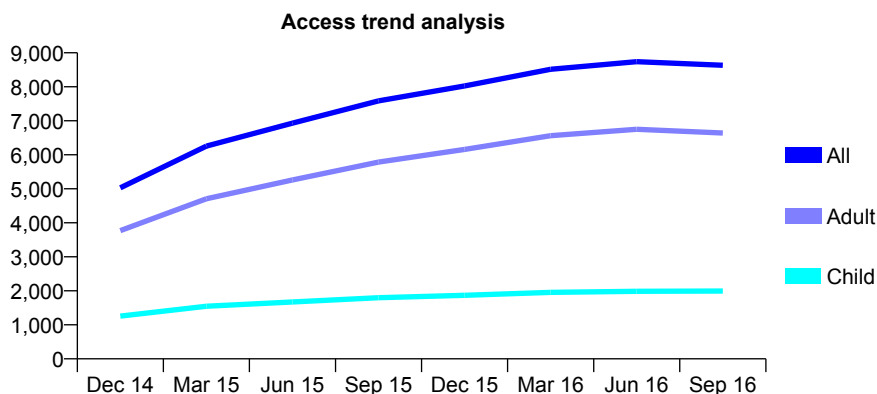
Q49 - Vital Signs At a Glance Contract Report for 303194/0004 - September 2016

Name or company name	MR AA WAUGH
Contract type name	GDS Contract
Purpose of contract	General
Contract start date	01/06/2014
Contract end date	

16/17 Contracted general activity (UDA)	29,358
Carry forward general activity (UDA)	0
16/17 Contracted orthodontic activity (UOA)	0
Carry forward orthodontic activity (UOA)	0
Baseline contract value	£698,263.61

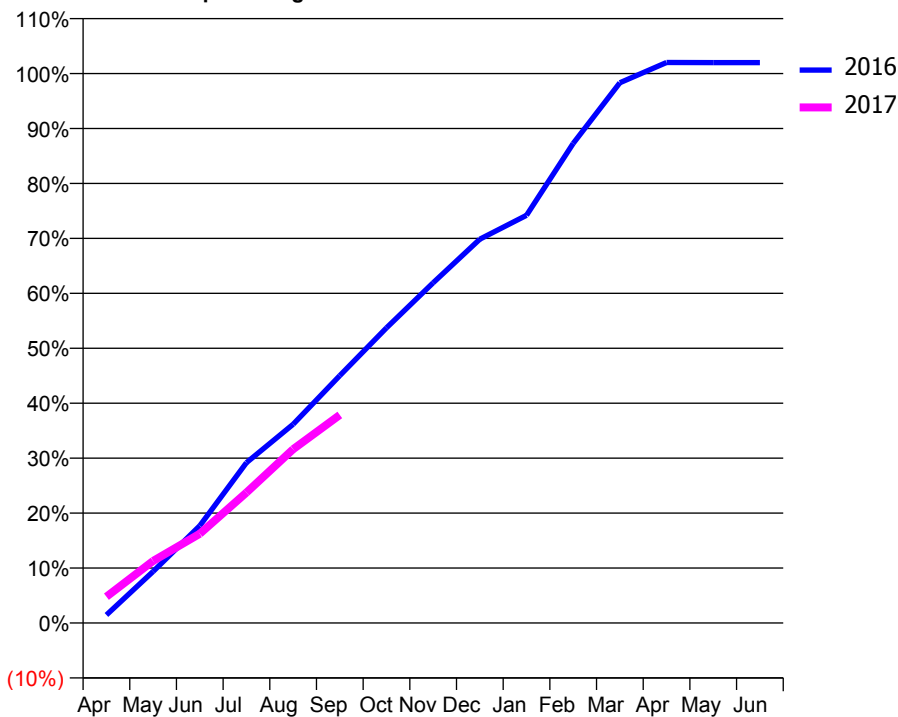
ACCESS*

Patients seen in 24 months	Total	Change since previous quarter
Quarter ending September 2015	7,585	
Quarter ending December 2015	8,024	↑
Quarter ending March 2016	8,515	↑
Quarter ending June 2016	8,740	↑
Quarter ending September 2016	8,634	↓
Variance since September 2015	13.8%	↑



ACTIVITY

Cumulative percentage of contracted UDA delivered 2016 & 2017



Month	Adjusted Scheduled Activity (UDA)	
	2016	2017
April	368	1,409
May	2,345	3,319
June	4,424	4,771
July	7,296	6,973
August	9,045	9,289
September	11,258	11,118
October	13,428	
November	15,478	
December	17,462	
January	18,548	
February	21,818	
March	24,579	
April	25,503	
May	25,496	
June	25,494	

QUALITY

	Quantity	Base Number	Contract	AT	Region	England
% of FP17s for the same patient ID Re-attending within 3 months - Children	65	1,276	5.1%	11.6%	13.5%	12.4%
% of FP17s for the same patient ID Re-attending within 3 months - Adults	438	3,647	12.0%	15.7%	17.4%	16.7%
% of FP17s for the same patient ID Re-attending between 3 & 9 months - Children	729	1,276	57.1%	57.3%	59.0%	57.4%
% of FP17s for the same patient ID Re-attending between 3 & 9 months - Adults	1,887	3,647	51.7%	52.3%	52.6%	50.5%
% of FP17s for Band 1 Urgent Courses	119	4,506	2.6%	8.5%	9.4%	9.1%
% of FP17s Relating to Free Repair or Replacements	59	4,506	1.3%	1.2%	1.0%	0.8%
% of FP17s Relating to Continuations	82	4,506	1.8%	1.7%	1.5%	1.3%
% of Patients satisfied with the dentistry they have received	6	7	N/A	93.9%	93.7%	93.2%
% of Patients satisfied with the time they had to wait for an appointment	6	7	N/A	90.4%	90.0%	89.0%

* This is based on patients treated on this contract for their most recent course of treatment. Figures in italics indicate the base number of FP17s or Patient Questionnaire responses are less than 100. N/A is shown where the base number of responses is less than 10 during the period. % is calculated as Quantity/Base number*100

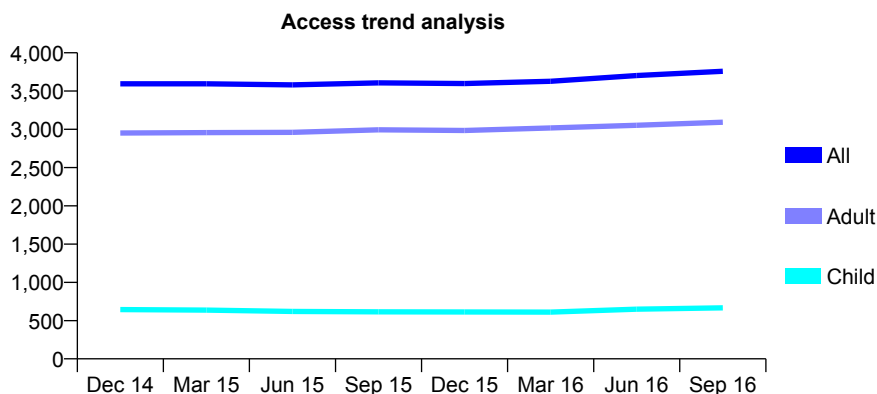
Q49 - Vital Signs At a Glance Contract Report for 306266/0001 - September 2016

Name or company name	Mr YA Nojib and Mr J Robinson
Contract type name	GDS Contract
Purpose of contract	General
Contract start date	01/04/2006
Contract end date	

16/17 Contracted general activity (UDA)	10,000
Carry forward general activity (UDA)	0
16/17 Contracted orthodontic activity (UOA)	0
Carry forward orthodontic activity (UOA)	0
Baseline contract value	£273,933.37

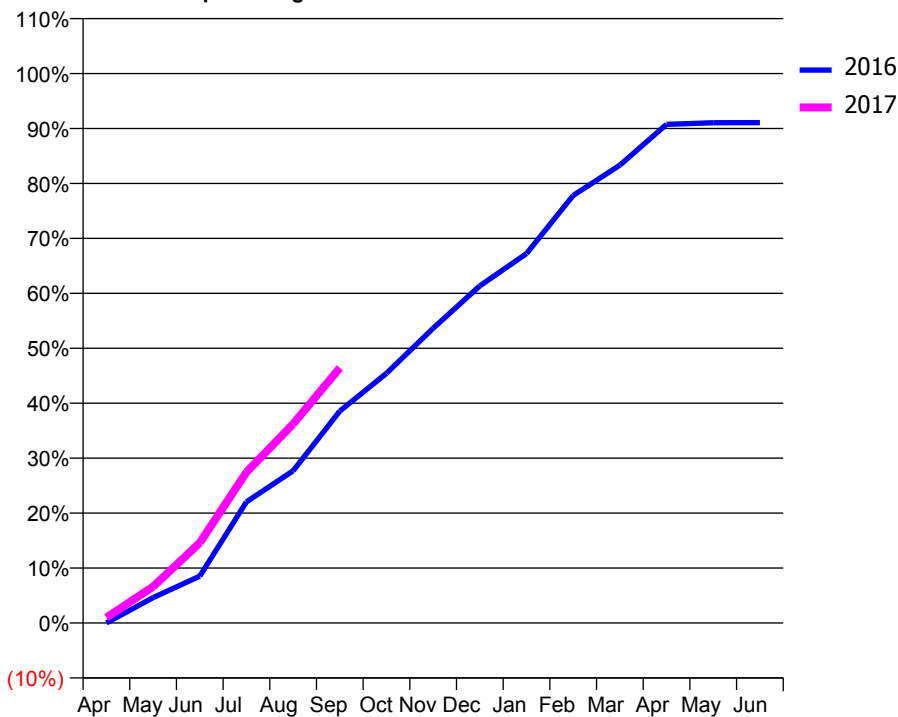
ACCESS*

Patients seen in 24 months	Total	Change since previous quarter
Quarter ending September 2015	3,607	
Quarter ending December 2015	3,598	→
Quarter ending March 2016	3,628	→
Quarter ending June 2016	3,702	↑
Quarter ending September 2016	3,759	→
Variance since September 2015	4.2%	↑



ACTIVITY

Cumulative percentage of contracted UDA delivered 2016 & 2017



Month	Adjusted Scheduled Activity (UDA)	
	2016	2017
April	0	100
May	463	661
June	853	1,459
July	2,205	2,746
August	2,771	3,622
September	3,858	4,644
October	4,544	
November	5,363	
December	6,136	
January	6,722	
February	7,782	
March	8,332	
April	9,074	
May	9,104	
June	9,106	

QUALITY

	Quantity	Base Number	Contract	AT	Region	England
% of FP17s for the same patient ID Re-attending within 3 months - Children	22	508	4.3%	11.6%	13.5%	12.4%
% of FP17s for the same patient ID Re-attending within 3 months - Adults	315	2,354	13.4%	15.7%	17.4%	16.7%
% of FP17s for the same patient ID Re-attending between 3 & 9 months - Children	253	508	49.8%	57.3%	59.0%	57.4%
% of FP17s for the same patient ID Re-attending between 3 & 9 months - Adults	1,221	2,354	51.9%	52.3%	52.6%	50.5%
% of FP17s for Band 1 Urgent Courses	161	2,379	6.8%	8.5%	9.4%	9.1%
% of FP17s Relating to Free Repair or Replacements	8	2,379	0.3%	1.2%	1.0%	0.8%
% of FP17s Relating to Continuations	33	2,379	1.4%	1.7%	1.5%	1.3%
% of Patients satisfied with the dentistry they have received	3	3	N/A	93.9%	93.7%	93.2%
% of Patients satisfied with the time they had to wait for an appointment	3	3	N/A	90.4%	90.0%	89.0%

* This is based on patients treated on this contract for their most recent course of treatment. Figures in italics indicate the base number of FP17s or Patient Questionnaire responses are less than 100. N/A is shown where the base number of responses is less than 10 during the period. % is calculated as Quantity/Base number*100

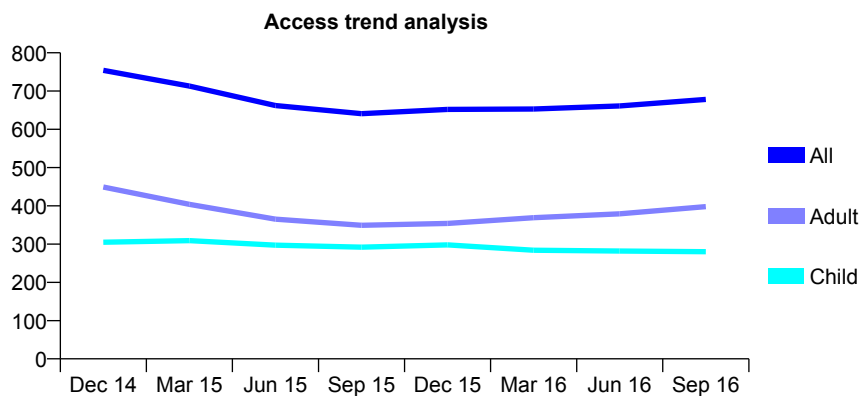
Q49 - Vital Signs At a Glance Contract Report for 309516/0001 - September 2016

Name or company name	DR ID GRIME
Contract type name	GDS Contract
Purpose of contract	General
Contract start date	01/04/2006
Contract end date	

16/17 Contracted general activity (UDA)	1,650
Carry forward general activity (UDA)	0
16/17 Contracted orthodontic activity (UOA)	0
Carry forward orthodontic activity (UOA)	0
Baseline contract value	£42,235.02

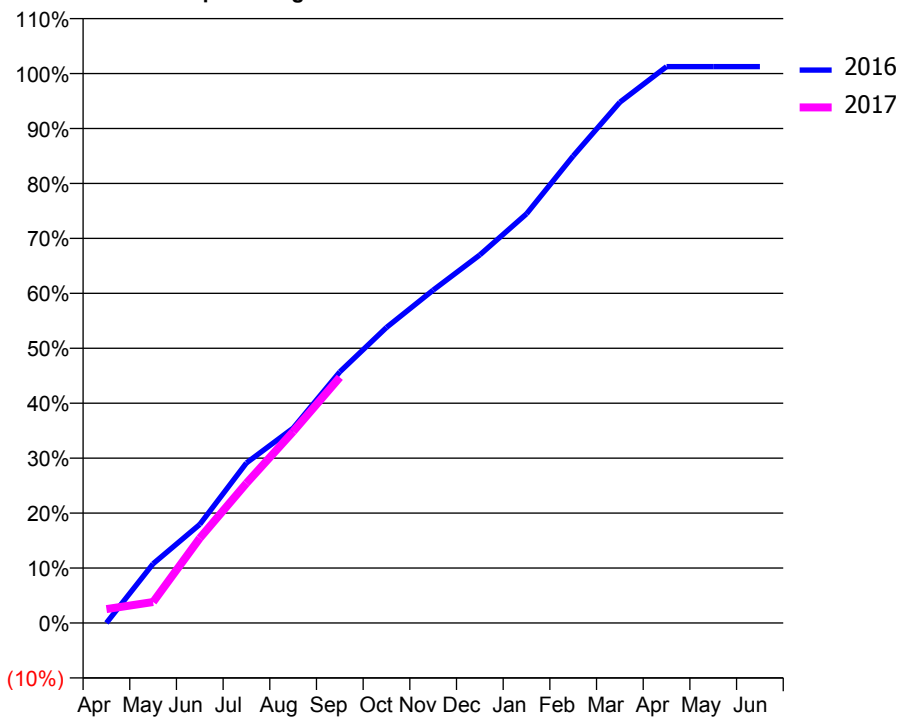
ACCESS*

Patients seen in 24 months	Total	Change since previous quarter
Quarter ending September 2015	641	
Quarter ending December 2015	652	→
Quarter ending March 2016	653	→
Quarter ending June 2016	661	→
Quarter ending September 2016	678	↑
Variance since September 2015	5.8%	↑



ACTIVITY

Cumulative percentage of contracted UDA delivered 2016 & 2017



Month	Adjusted Scheduled Activity (UDA)	
	2016	2017
April	0	42
May	178	63
June	296	255
July	481	420
August	585	575
September	754	738
October	888	
November	1,000	
December	1,105	
January	1,229	
February	1,402	
March	1,564	
April	1,671	
May	1,671	
June	1,671	

QUALITY

	Quantity	Base Number	Contract	AT	Region	England
% of FP17s for the same patient ID Re-attending within 3 months - Children	7	211	3.3%	11.6%	13.5%	12.4%
% of FP17s for the same patient ID Re-attending within 3 months - Adults	31	315	9.8%	15.7%	17.4%	16.7%
% of FP17s for the same patient ID Re-attending between 3 & 9 months - Children	132	211	62.6%	57.3%	59.0%	57.4%
% of FP17s for the same patient ID Re-attending between 3 & 9 months - Adults	205	315	65.1%	52.3%	52.6%	50.5%
% of FP17s for Band 1 Urgent Courses	18	459	3.9%	8.5%	9.4%	9.1%
% of FP17s Relating to Free Repair or Replacements	0	459	0.0%	1.2%	1.0%	0.8%
% of FP17s Relating to Continuations	6	459	1.3%	1.7%	1.5%	1.3%
% of Patients satisfied with the dentistry they have received	0	0	N/A	93.9%	93.7%	93.2%
% of Patients satisfied with the time they had to wait for an appointment	0	0	N/A	90.4%	90.0%	89.0%

* This is based on patients treated on this contract for their most recent course of treatment. Figures in italics indicate the base number of FP17s or Patient Questionnaire responses are less than 100. N/A is shown where the base number of responses is less than 10 during the period. % is calculated as Quantity/Base number*100

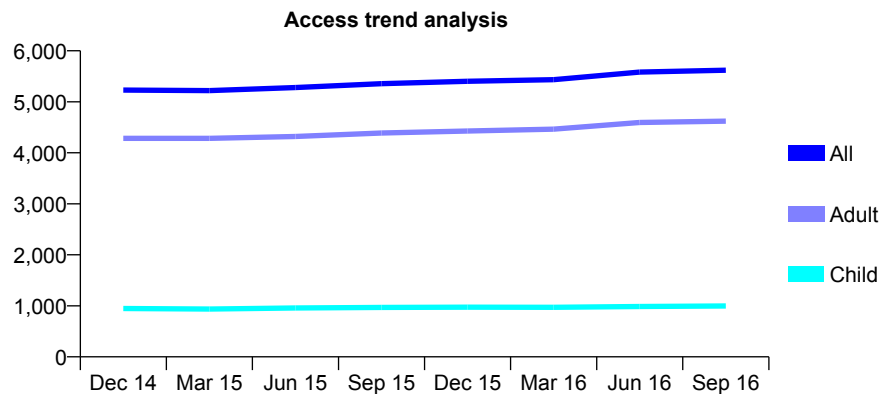
Q49 - Vital Signs At a Glance Contract Report for 320978/0001 - September 2016

Name or company name	MR SL MCKENZIE
Contract type name	GDS Contract
Purpose of contract	General
Contract start date	01/04/2006
Contract end date	

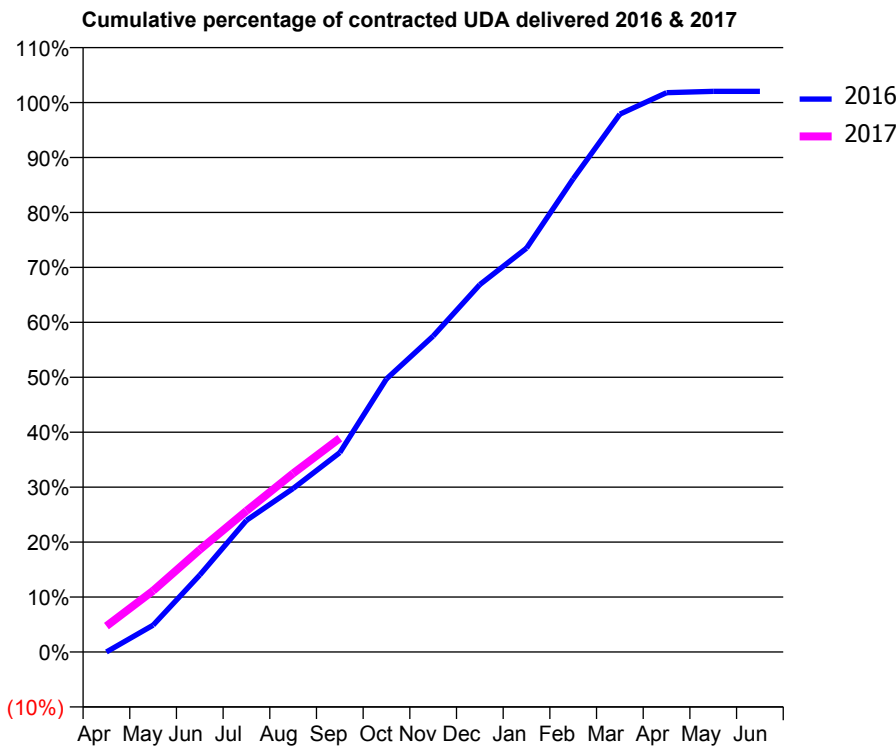
16/17 Contracted general activity (UDA)	13,386
Carry forward general activity (UDA)	0
16/17 Contracted orthodontic activity (UOA)	0
Carry forward orthodontic activity (UOA)	0
Baseline contract value	£389,939.29

ACCESS*

Patients seen in 24 months	Total	Change since previous quarter
Quarter ending September 2015	5,355	
Quarter ending December 2015	5,402	→
Quarter ending March 2016	5,435	→
Quarter ending June 2016	5,583	↑
Quarter ending September 2016	5,619	→
Variance since September 2015	4.9%	↑



ACTIVITY



Month	Adjusted Scheduled Activity (UDA)	
	2016	2017
April	0	632
May	656	1,493
June	1,877	2,494
July	3,206	3,437
August	3,985	4,352
September	4,858	5,210
October	6,653	
November	7,697	
December	8,950	
January	9,839	
February	11,528	
March	13,101	
April	13,625	
May	13,656	
June	13,659	

QUALITY

	Quantity	Base Number	Contract	AT	Region	England
% of FP17s for the same patient ID Re-attending within 3 months - Children	54	654	8.3%	11.6%	13.5%	12.4%
% of FP17s for the same patient ID Re-attending within 3 months - Adults	558	2,946	18.9%	15.7%	17.4%	16.7%
% of FP17s for the same patient ID Re-attending between 3 & 9 months - Children	342	654	52.3%	57.3%	59.0%	57.4%
% of FP17s for the same patient ID Re-attending between 3 & 9 months - Adults	1,429	2,946	48.5%	52.3%	52.6%	50.5%
% of FP17s for Band 1 Urgent Courses	303	2,928	10.3%	8.5%	9.4%	9.1%
% of FP17s Relating to Free Repair or Replacements	18	2,928	0.6%	1.2%	1.0%	0.8%
% of FP17s Relating to Continuations	43	2,928	1.5%	1.7%	1.5%	1.3%
% of Patients satisfied with the dentistry they have received	25	27	92.6%	93.9%	93.7%	93.2%
% of Patients satisfied with the time they had to wait for an appointment	26	27	96.3%	90.4%	90.0%	89.0%

* This is based on patients treated on this contract for their most recent course of treatment. Figures in italics indicate the base number of FP17s or Patient Questionnaire responses are less than 100. N/A is shown where the base number of responses is less than 10 during the period. % is calculated as Quantity/Base number*100

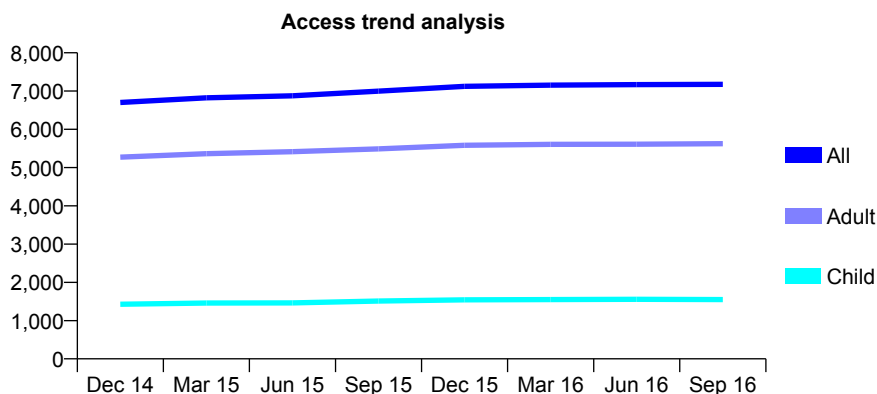
Q49 - Vital Signs At a Glance Contract Report for 324604/0001 - September 2016

Name or company name	MR MG HAILS
Contract type name	GDS Contract
Purpose of contract	General and Orthodontic
Contract start date	01/04/2006
Contract end date	

16/17 Contracted general activity (UDA)	18,652
Carry forward general activity (UDA)	0
16/17 Contracted orthodontic activity (UOA)	119
Carry forward orthodontic activity (UOA)	0
Baseline contract value	£443,625.29

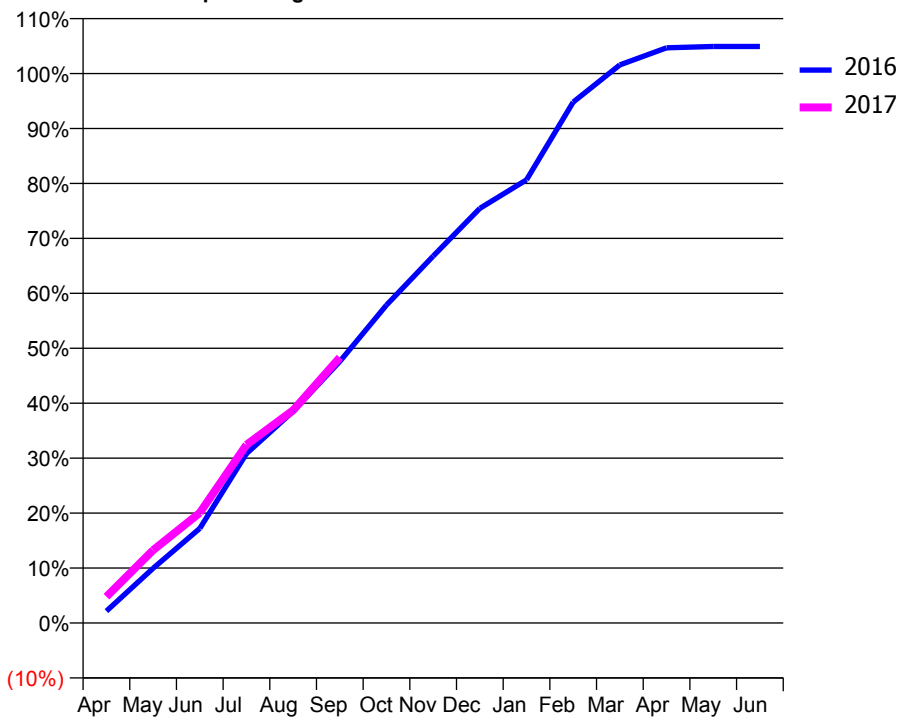
ACCESS*

Patients seen in 24 months	Total	Change since previous quarter
Quarter ending September 2015	6,997	
Quarter ending December 2015	7,125	→
Quarter ending March 2016	7,156	→
Quarter ending June 2016	7,169	→
Quarter ending September 2016	7,176	→
Variance since September 2015	2.6%	↑



ACTIVITY

Cumulative percentage of contracted UDA delivered 2016 & 2017



Month	Adjusted Scheduled Activity (UDA)	
	2016	2017
April	406	894
May	1,858	2,471
June	3,214	3,741
July	5,752	6,049
August	7,186	7,224
September	8,878	9,014
October	10,794	
November	12,455	
December	14,073	
January	15,043	
February	17,681	
March	18,943	
April	19,526	
May	19,571	
June	19,571	

QUALITY

	Quantity	Base Number	Contract	AT	Region	England
% of FP17s for the same patient ID Re-attending within 3 months - Children	47	1,025	4.6%	11.6%	13.5%	12.4%
% of FP17s for the same patient ID Re-attending within 3 months - Adults	409	3,471	11.8%	15.7%	17.4%	16.7%
% of FP17s for the same patient ID Re-attending between 3 & 9 months - Children	549	1,025	53.6%	57.3%	59.0%	57.4%
% of FP17s for the same patient ID Re-attending between 3 & 9 months - Adults	1,748	3,471	50.4%	52.3%	52.6%	50.5%
% of FP17s for Band 1 Urgent Courses	258	4,187	6.2%	8.5%	9.4%	9.1%
% of FP17s Relating to Free Repair or Replacements	18	4,187	0.4%	1.2%	1.0%	0.8%
% of FP17s Relating to Continuations	72	4,187	1.7%	1.7%	1.5%	1.3%
% of Patients satisfied with the dentistry they have received	7	7	N/A	93.9%	93.7%	93.2%
% of Patients satisfied with the time they had to wait for an appointment	7	7	N/A	90.4%	90.0%	89.0%

* This is based on patients treated on this contract for their most recent course of treatment. Figures in italics indicate the base number of FP17s or Patient Questionnaire responses are less than 100. N/A is shown where the base number of responses is less than 10 during the period. % is calculated as Quantity/Base number*100

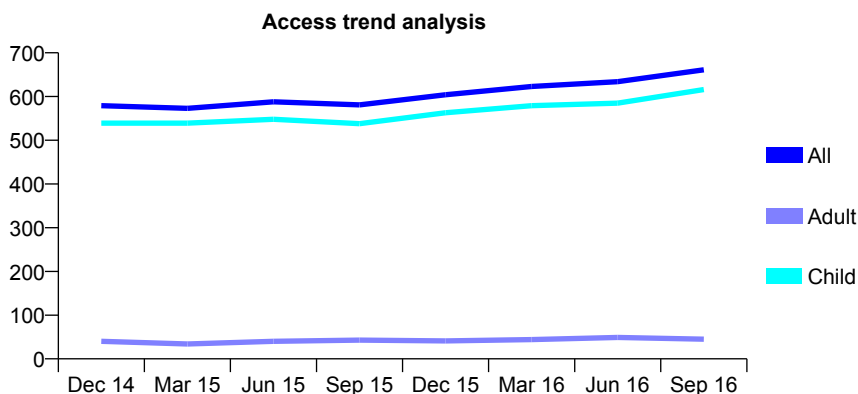
Q49 - Vital Signs At a Glance Contract Report for 326976/0001 - September 2016

Name or company name	MR RA HELLEN
Contract type name	GDS Contract
Purpose of contract	General
Contract start date	01/04/2006
Contract end date	

16/17 Contracted general activity (UDA)	1,300
Carry forward general activity (UDA)	0
16/17 Contracted orthodontic activity (UOA)	0
Carry forward orthodontic activity (UOA)	0
Baseline contract value	£31,055.56

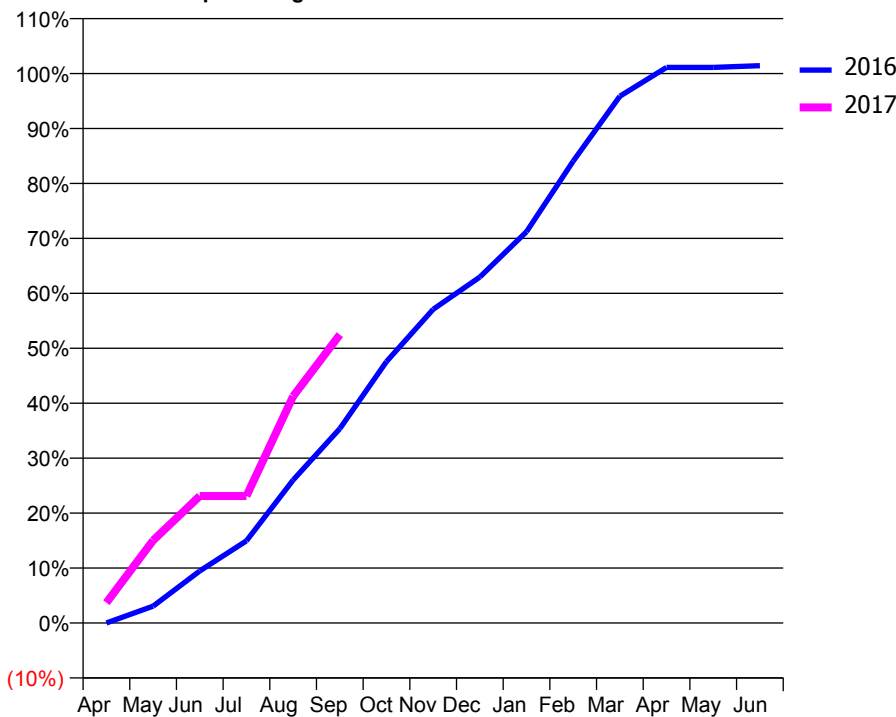
ACCESS*

Patients seen in 24 months	Total	Change since previous quarter
Quarter ending September 2015	581	
Quarter ending December 2015	604	↑
Quarter ending March 2016	623	↑
Quarter ending June 2016	634	→
Quarter ending September 2016	661	↑
Variance since September 2015	13.8%	↑



ACTIVITY

Cumulative percentage of contracted UDA delivered 2016 & 2017



Adjusted Scheduled Activity (UDA)

Month	2016	2017
April	0	48
May	40	195
June	123	301
July	194	301
August	338	536
September	460	682
October	619	
November	742	
December	819	
January	926	
February	1,093	
March	1,246	
April	1,314	
May	1,314	
June	1,318	

QUALITY

	Quantity	Base Number	Contract	AT	Region	England
% of FP17s for the same patient ID Re-attending within 3 months - Children	49	508	9.6%	11.6%	13.5%	12.4%
% of FP17s for the same patient ID Re-attending within 3 months - Adults	0	1	0.0%	15.7%	17.4%	16.7%
% of FP17s for the same patient ID Re-attending between 3 & 9 months - Children	301	508	59.3%	57.3%	59.0%	57.4%
% of FP17s for the same patient ID Re-attending between 3 & 9 months - Adults	0	1	0.0%	52.3%	52.6%	50.5%
% of FP17s for Band 1 Urgent Courses	11	457	2.4%	8.5%	9.4%	9.1%
% of FP17s Relating to Free Repair or Replacements	0	457	0.0%	1.2%	1.0%	0.8%
% of FP17s Relating to Continuations	15	457	3.3%	1.7%	1.5%	1.3%
% of Patients satisfied with the dentistry they have received	0	0	N/A	93.9%	93.7%	93.2%
% of Patients satisfied with the time they had to wait for an appointment	0	0	N/A	90.4%	90.0%	89.0%

* This is based on patients treated on this contract for their most recent course of treatment. Figures in italics indicate the base number of FP17s or Patient Questionnaire responses are less than 100. N/A is shown where the base number of responses is less than 10 during the period. % is calculated as Quantity/Base number*100

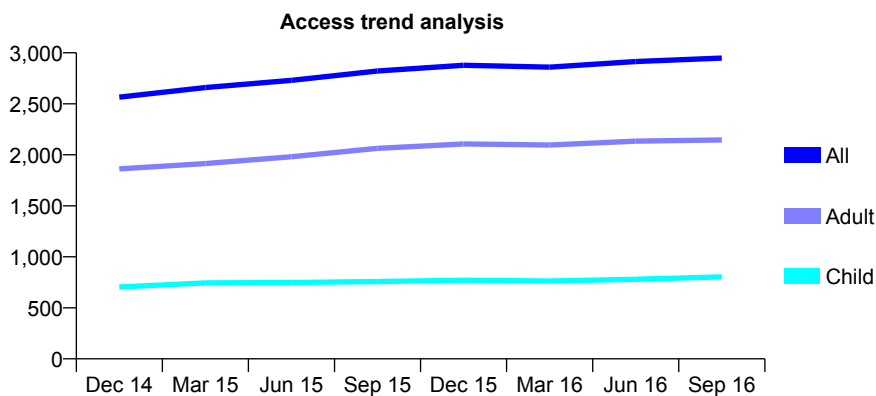
Q49 - Vital Signs At a Glance Contract Report for 327646/0001 - September 2016

Name or company name	MR TW CHEUNG
Contract type name	GDS Contract
Purpose of contract	General
Contract start date	01/04/2006
Contract end date	

16/17 Contracted general activity (UDA)	12,362
Carry forward general activity (UDA)	0
16/17 Contracted orthodontic activity (UOA)	0
Carry forward orthodontic activity (UOA)	0
Baseline contract value	£289,018.29

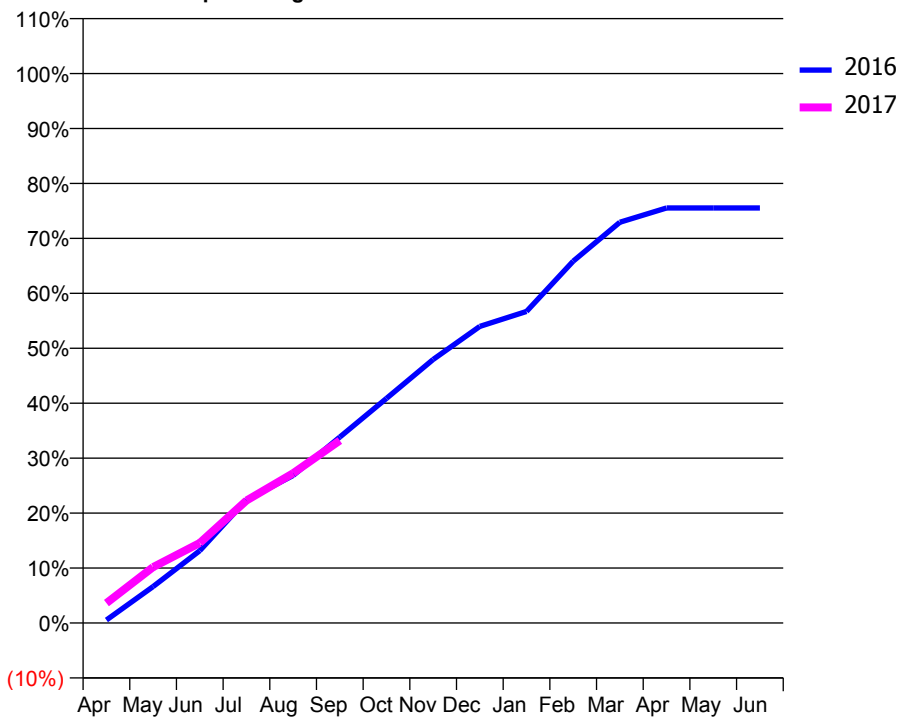
ACCESS*

Patients seen in 24 months	Total	Change since previous quarter
Quarter ending September 2015	2,822	
Quarter ending December 2015	2,878	→
Quarter ending March 2016	2,859	→
Quarter ending June 2016	2,914	→
Quarter ending September 2016	2,949	→
Variance since September 2015	4.5%	↑



ACTIVITY

Cumulative percentage of contracted UDA delivered 2016 & 2017



Month	Adjusted Scheduled Activity (UDA)	
	2016	2017
April	68	450
May	819	1,257
June	1,628	1,801
July	2,770	2,755
August	3,318	3,369
September	4,185	4,105
October	5,054	
November	5,929	
December	6,673	
January	7,010	
February	8,139	
March	9,016	
April	9,338	
May	9,338	
June	9,338	

QUALITY

	Quantity	Base Number	Contract	AT	Region	England
% of FP17s for the same patient ID Re-attending within 3 months - Children	26	478	5.4%	11.6%	13.5%	12.4%
% of FP17s for the same patient ID Re-attending within 3 months - Adults	134	1,176	11.4%	15.7%	17.4%	16.7%
% of FP17s for the same patient ID Re-attending between 3 & 9 months - Children	222	478	46.4%	57.3%	59.0%	57.4%
% of FP17s for the same patient ID Re-attending between 3 & 9 months - Adults	533	1,176	45.3%	52.3%	52.6%	50.5%
% of FP17s for Band 1 Urgent Courses	78	1,537	5.1%	8.5%	9.4%	9.1%
% of FP17s Relating to Free Repair or Replacements	18	1,537	1.2%	1.2%	1.0%	0.8%
% of FP17s Relating to Continuations	25	1,537	1.6%	1.7%	1.5%	1.3%
% of Patients satisfied with the dentistry they have received	3	3	N/A	93.9%	93.7%	93.2%
% of Patients satisfied with the time they had to wait for an appointment	2	3	N/A	90.4%	90.0%	89.0%

* This is based on patients treated on this contract for their most recent course of treatment. Figures in italics indicate the base number of FP17s or Patient Questionnaire responses are less than 100. N/A is shown where the base number of responses is less than 10 during the period. % is calculated as Quantity/Base number*100

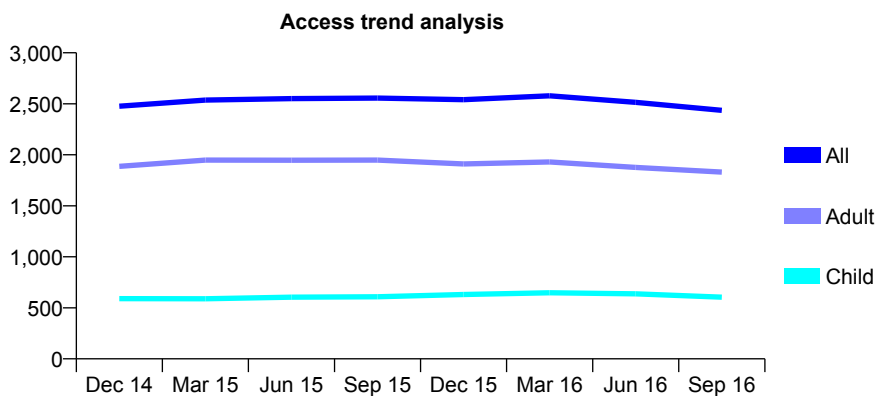
Q49 - Vital Signs At a Glance Contract Report for 329711/0001 - September 2016

Name or company name	MR S NEPALI
Contract type name	GDS Contract
Purpose of contract	General and Orthodontic
Contract start date	01/04/2006
Contract end date	

16/17 Contracted general activity (UDA)	9,100
Carry forward general activity (UDA)	0
16/17 Contracted orthodontic activity (UOA)	250
Carry forward orthodontic activity (UOA)	0
Baseline contract value	£228,940.08

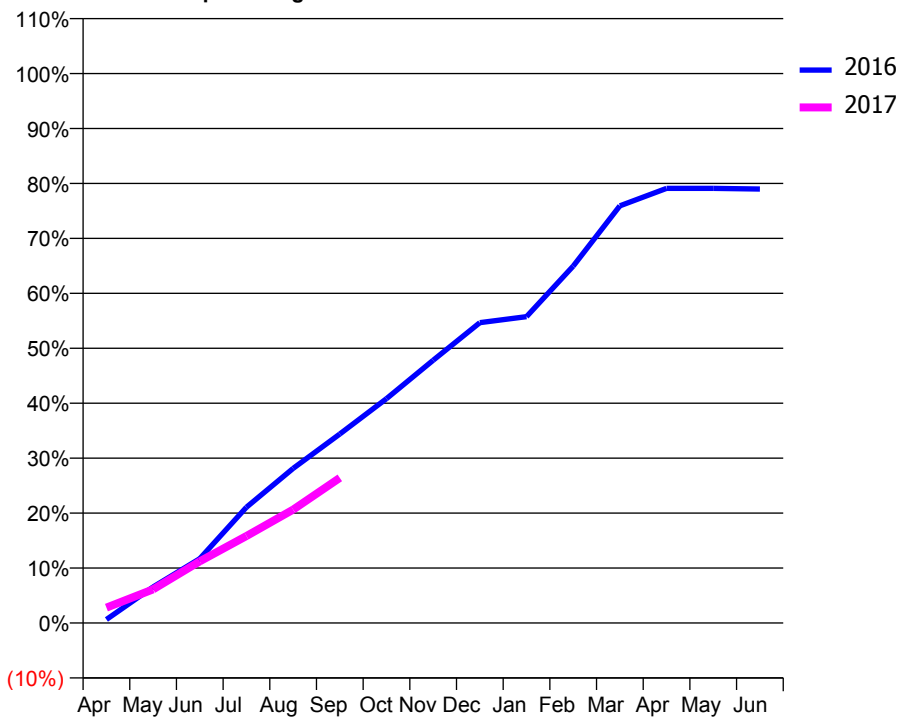
ACCESS*

Patients seen in 24 months	Total	Change since previous quarter
Quarter ending September 2015	2,556	
Quarter ending December 2015	2,541	→
Quarter ending March 2016	2,578	→
Quarter ending June 2016	2,514	↓
Quarter ending September 2016	2,436	↓
Variance since September 2015	(4.7%)	↓



ACTIVITY

Cumulative percentage of contracted UDA delivered 2016 & 2017



Month	Adjusted Scheduled Activity (UDA)	
	2016	2017
April	58	256
May	596	557
June	1,067	1,021
July	1,918	1,440
August	2,560	1,878
September	3,130	2,403
October	3,715	
November	4,351	
December	4,974	
January	5,073	
February	5,910	
March	6,909	
April	7,198	
May	7,199	
June	7,187	

QUALITY

	Quantity	Base Number	Contract	AT	Region	England
% of FP17s for the same patient ID Re-attending within 3 months - Children	32	334	9.6%	11.6%	13.5%	12.4%
% of FP17s for the same patient ID Re-attending within 3 months - Adults	139	1,037	13.4%	15.7%	17.4%	16.7%
% of FP17s for the same patient ID Re-attending between 3 & 9 months - Children	173	334	51.8%	57.3%	59.0%	57.4%
% of FP17s for the same patient ID Re-attending between 3 & 9 months - Adults	578	1,037	55.7%	52.3%	52.6%	50.5%
% of FP17s for Band 1 Urgent Courses	108	1,205	9.0%	8.5%	9.4%	9.1%
% of FP17s Relating to Free Repair or Replacements	20	1,205	1.7%	1.2%	1.0%	0.8%
% of FP17s Relating to Continuations	5	1,205	0.4%	1.7%	1.5%	1.3%
% of Patients satisfied with the dentistry they have received	2	2	N/A	93.9%	93.7%	93.2%
% of Patients satisfied with the time they had to wait for an appointment	1	2	N/A	90.4%	90.0%	89.0%

* This is based on patients treated on this contract for their most recent course of treatment. Figures in italics indicate the base number of FP17s or Patient Questionnaire responses are less than 100. N/A is shown where the base number of responses is less than 10 during the period. % is calculated as Quantity/Base number*100

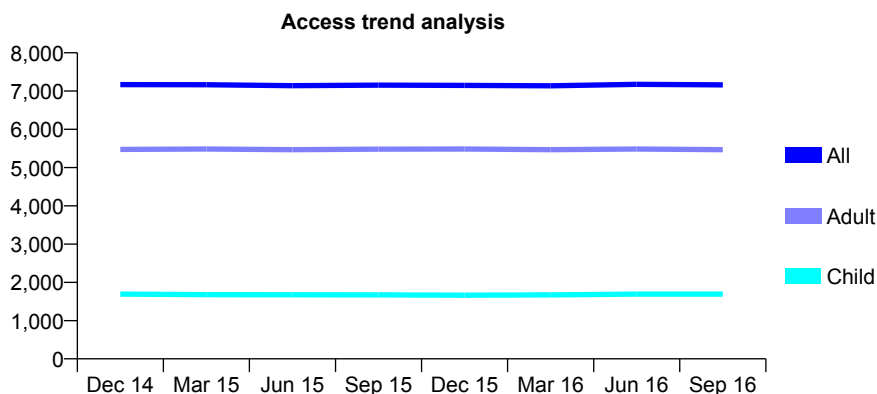
Q49 - Vital Signs At a Glance Contract Report for 331015/0001 - September 2016

Name or company name	MR KC MCCARTHY
Contract type name	GDS Contract
Purpose of contract	General
Contract start date	01/04/2006
Contract end date	

16/17 Contracted general activity (UDA)	16,742
Carry forward general activity (UDA)	-266
16/17 Contracted orthodontic activity (UOA)	0
Carry forward orthodontic activity (UOA)	0
Baseline contract value	£446,951.74

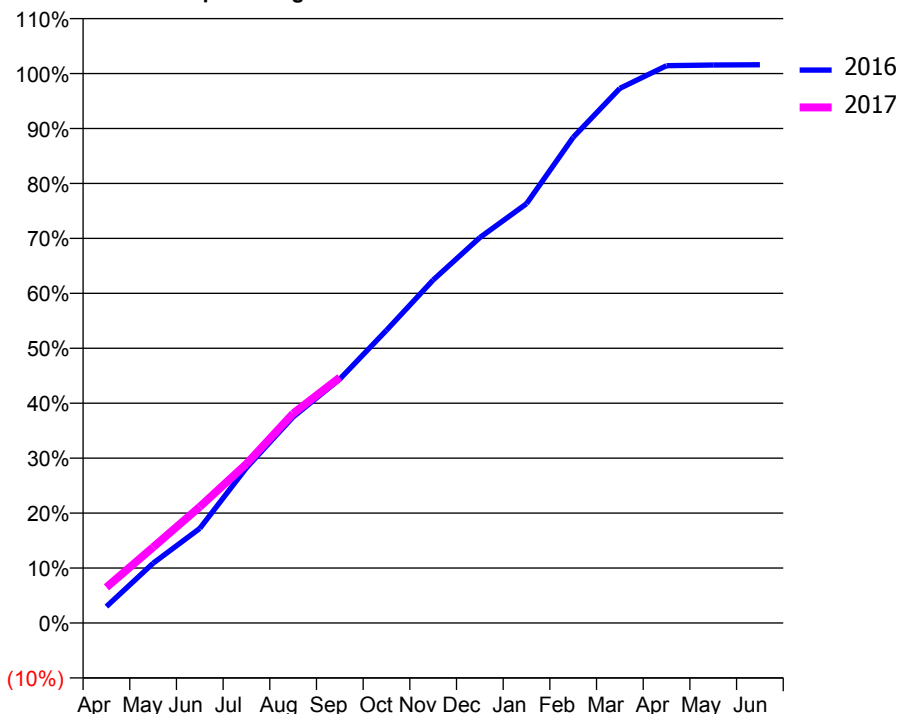
ACCESS*

Patients seen in 24 months	Total	Change since previous quarter
Quarter ending September 2015	7,155	
Quarter ending December 2015	7,149	→
Quarter ending March 2016	7,138	→
Quarter ending June 2016	7,177	→
Quarter ending September 2016	7,161	→
Variance since September 2015	0.1%	→



ACTIVITY

Cumulative percentage of contracted UDA delivered 2016 & 2017



Month	Adjusted Scheduled Activity (UDA)	
	2016	2017
April	503	1,087
May	1,822	2,311
June	2,884	3,539
July	4,731	4,848
August	6,280	6,385
September	7,431	7,480
October	8,920	
November	10,452	
December	11,745	
January	12,775	
February	14,799	
March	16,289	
April	16,980	
May	17,002	
June	17,008	

QUALITY

	Quantity	Base Number	Contract	AT	Region	England
% of FP17s for the same patient ID Re-attending within 3 months - Children	46	828	5.6%	11.6%	13.5%	12.4%
% of FP17s for the same patient ID Re-attending within 3 months - Adults	254	2,369	10.7%	15.7%	17.4%	16.7%
% of FP17s for the same patient ID Re-attending between 3 & 9 months - Children	224	828	27.1%	57.3%	59.0%	57.4%
% of FP17s for the same patient ID Re-attending between 3 & 9 months - Adults	606	2,369	25.6%	52.3%	52.6%	50.5%
% of FP17s for Band 1 Urgent Courses	120	2,918	4.1%	8.5%	9.4%	9.1%
% of FP17s Relating to Free Repair or Replacements	41	2,918	1.4%	1.2%	1.0%	0.8%
% of FP17s Relating to Continuations	71	2,918	2.4%	1.7%	1.5%	1.3%
% of Patients satisfied with the dentistry they have received	3	3	N/A	93.9%	93.7%	93.2%
% of Patients satisfied with the time they had to wait for an appointment	3	3	N/A	90.4%	90.0%	89.0%

* This is based on patients treated on this contract for their most recent course of treatment. Figures in italics indicate the base number of FP17s or Patient Questionnaire responses are less than 100. N/A is shown where the base number of responses is less than 10 during the period. % is calculated as Quantity/Base number*100

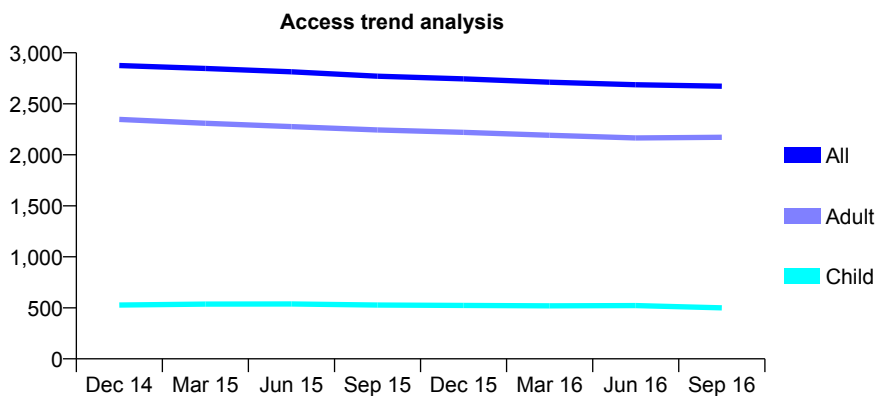
Q49 - Vital Signs At a Glance Contract Report for 333026/0002 - September 2016

Name or company name	MR K NUTT
Contract type name	GDS Contract
Purpose of contract	General
Contract start date	01/04/2006
Contract end date	

16/17 Contracted general activity (UDA)	8,454
Carry forward general activity (UDA)	-293
16/17 Contracted orthodontic activity (UOA)	0
Carry forward orthodontic activity (UOA)	0
Baseline contract value	£207,561.46

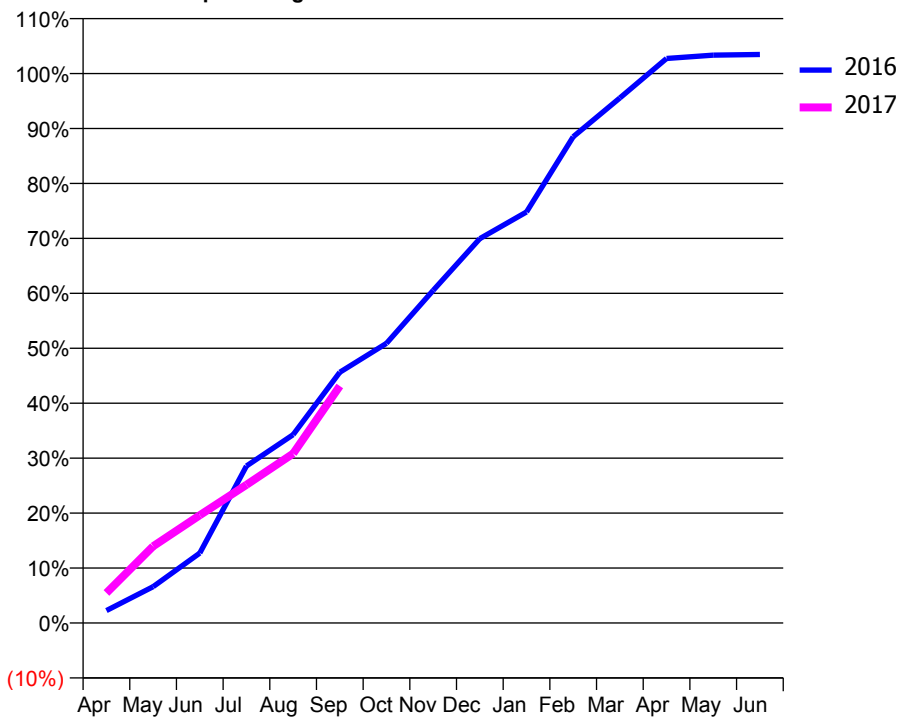
ACCESS*

Patients seen in 24 months	Total	Change since previous quarter
Quarter ending September 2015	2,771	
Quarter ending December 2015	2,744	→
Quarter ending March 2016	2,712	↓
Quarter ending June 2016	2,687	→
Quarter ending September 2016	2,672	→
Variance since September 2015	(3.6%)	↓



ACTIVITY

Cumulative percentage of contracted UDA delivered 2016 & 2017



Month	Adjusted Scheduled Activity (UDA)	
	2016	2017
April	192	462
May	559	1,180
June	1,075	1,659
July	2,416	2,127
August	2,898	2,607
September	3,857	3,646
October	4,304	
November	5,117	
December	5,913	
January	6,324	
February	7,482	
March	8,079	
April	8,684	
May	8,736	
June	8,747	

QUALITY

	Quantity	Base Number	Contract	AT	Region	England
% of FP17s for the same patient ID Re-attending within 3 months - Children	16	378	4.2%	11.6%	13.5%	12.4%
% of FP17s for the same patient ID Re-attending within 3 months - Adults	257	1,679	15.3%	15.7%	17.4%	16.7%
% of FP17s for the same patient ID Re-attending between 3 & 9 months - Children	278	378	73.5%	57.3%	59.0%	57.4%
% of FP17s for the same patient ID Re-attending between 3 & 9 months - Adults	1,074	1,679	64.0%	52.3%	52.6%	50.5%
% of FP17s for Band 1 Urgent Courses	95	1,730	5.5%	8.5%	9.4%	9.1%
% of FP17s Relating to Free Repair or Replacements	17	1,730	1.0%	1.2%	1.0%	0.8%
% of FP17s Relating to Continuations	16	1,730	0.9%	1.7%	1.5%	1.3%
% of Patients satisfied with the dentistry they have received	3	4	N/A	93.9%	93.7%	93.2%
% of Patients satisfied with the time they had to wait for an appointment	4	4	N/A	90.4%	90.0%	89.0%

* This is based on patients treated on this contract for their most recent course of treatment. Figures in italics indicate the base number of FP17s or Patient Questionnaire responses are less than 100. N/A is shown where the base number of responses is less than 10 during the period. % is calculated as Quantity/Base number*100

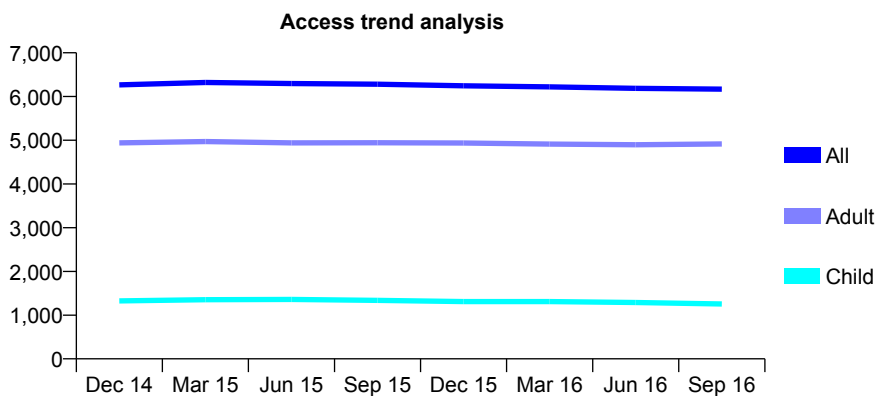
Q49 - Vital Signs At a Glance Contract Report for 334189/0001 - September 2016

Name or company name	MR GW MAW
Contract type name	GDS Contract
Purpose of contract	General
Contract start date	01/04/2006
Contract end date	

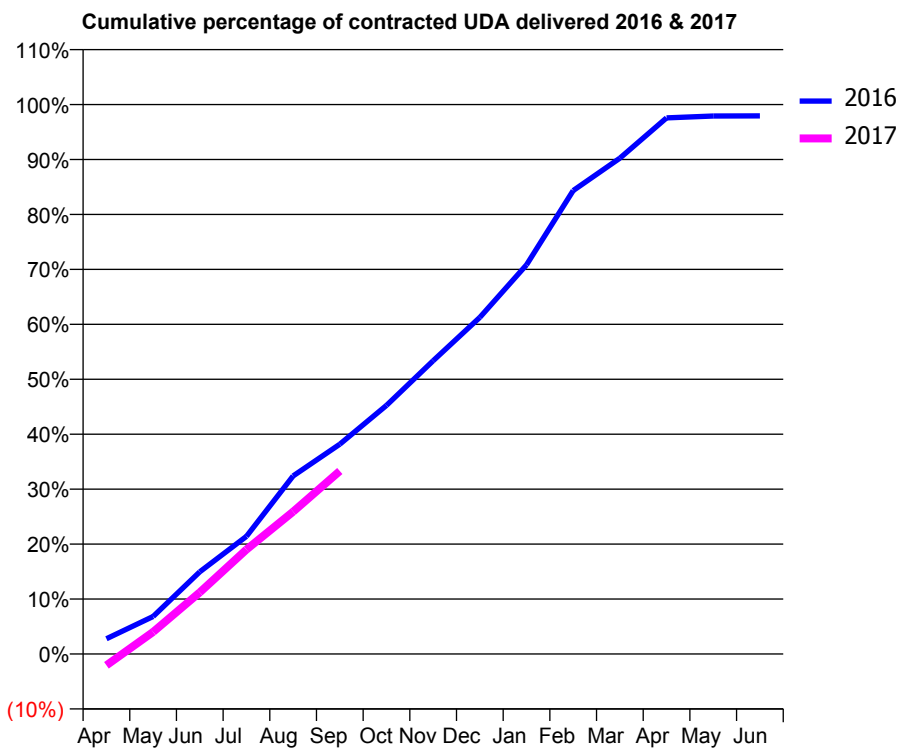
16/17 Contracted general activity (UDA)	19,221
Carry forward general activity (UDA)	397
16/17 Contracted orthodontic activity (UOA)	0
Carry forward orthodontic activity (UOA)	0
Baseline contract value	£442,775.19

ACCESS*

Patients seen in 24 months	Total	Change since previous quarter
Quarter ending September 2015	6,282	
Quarter ending December 2015	6,246	→
Quarter ending March 2016	6,220	→
Quarter ending June 2016	6,187	→
Quarter ending September 2016	6,170	→
Variance since September 2015	(1.8%)	↓



ACTIVITY



Month	Adjusted Scheduled Activity (UDA)	
	2016	2017
April	534	-397
May	1,314	774
June	2,875	2,158
July	4,117	3,654
August	6,231	4,980
September	7,338	6,403
October	8,699	
November	10,258	
December	11,777	
January	13,613	
February	16,213	
March	17,344	
April	18,755	
May	18,819	
June	18,824	

QUALITY

	Quantity	Base Number	Contract	AT	Region	England
% of FP17s for the same patient ID Re-attending within 3 months - Children	78	853	9.1%	11.6%	13.5%	12.4%
% of FP17s for the same patient ID Re-attending within 3 months - Adults	478	3,160	15.1%	15.7%	17.4%	16.7%
% of FP17s for the same patient ID Re-attending between 3 & 9 months - Children	487	853	57.1%	57.3%	59.0%	57.4%
% of FP17s for the same patient ID Re-attending between 3 & 9 months - Adults	1,725	3,160	54.6%	52.3%	52.6%	50.5%
% of FP17s for Band 1 Urgent Courses	346	3,402	10.2%	8.5%	9.4%	9.1%
% of FP17s Relating to Free Repair or Replacements	27	3,402	0.8%	1.2%	1.0%	0.8%
% of FP17s Relating to Continuations	61	3,402	1.8%	1.7%	1.5%	1.3%
% of Patients satisfied with the dentistry they have received	5	5	N/A	93.9%	93.7%	93.2%
% of Patients satisfied with the time they had to wait for an appointment	5	5	N/A	90.4%	90.0%	89.0%

* This is based on patients treated on this contract for their most recent course of treatment. Figures in italics indicate the base number of FP17s or Patient Questionnaire responses are less than 100. N/A is shown where the base number of responses is less than 10 during the period. % is calculated as Quantity/Base number*100

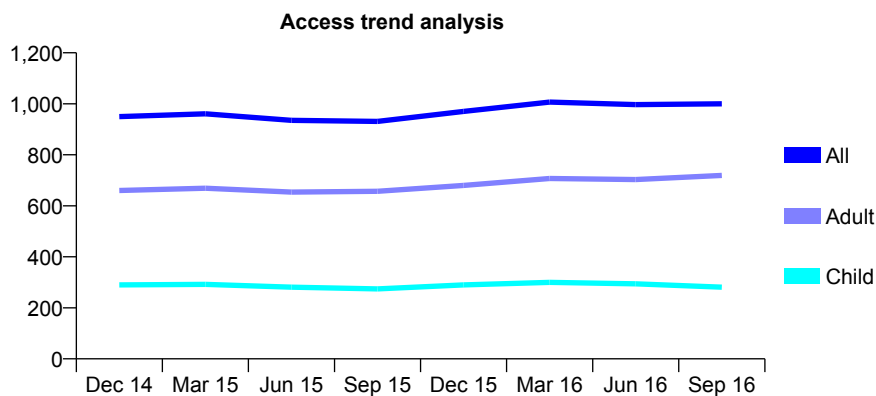
Q49 - Vital Signs At a Glance Contract Report for 334952/0001 - September 2016

Name or company name	MR JP OLD
Contract type name	GDS Contract
Purpose of contract	General
Contract start date	01/04/2006
Contract end date	

16/17 Contracted general activity (UDA)	2,872
Carry forward general activity (UDA)	0
16/17 Contracted orthodontic activity (UOA)	0
Carry forward orthodontic activity (UOA)	0
Baseline contract value	£82,732.69

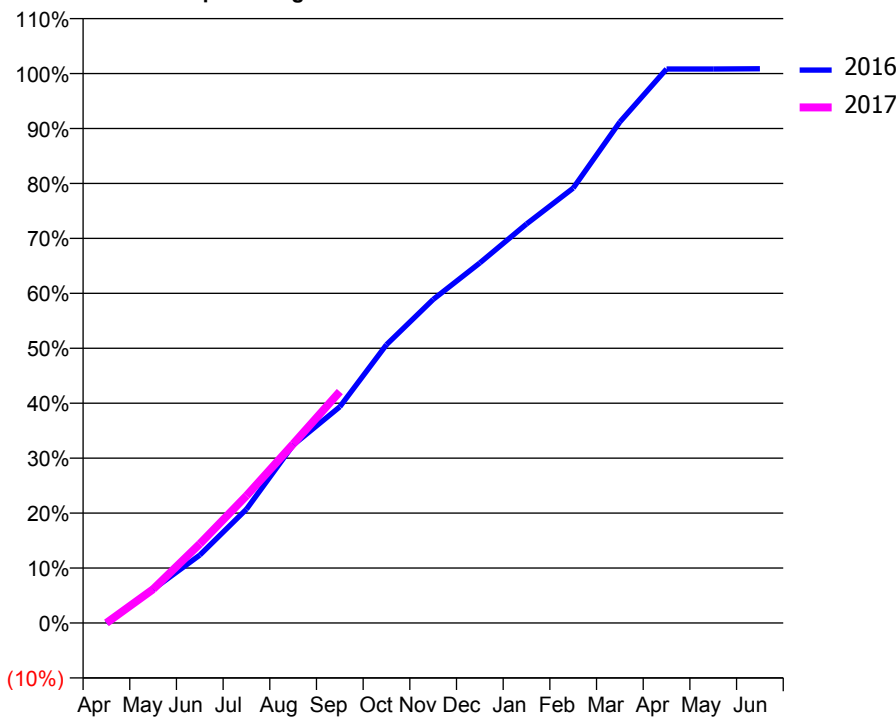
ACCESS*

Patients seen in 24 months	Total	Change since previous quarter
Quarter ending September 2015	931	
Quarter ending December 2015	970	↑
Quarter ending March 2016	1,007	↑
Quarter ending June 2016	997	→
Quarter ending September 2016	1,000	→
Variance since September 2015	7.4%	↑



ACTIVITY

Cumulative percentage of contracted UDA delivered 2016 & 2017



Adjusted Scheduled Activity (UDA)

Month	2016	2017
April	0	0
May	176	177
June	355	414
July	595	665
August	930	936
September	1,130	1,209
October	1,455	
November	1,691	
December	1,882	
January	2,086	
February	2,273	
March	2,619	
April	2,896	
May	2,896	
June	2,897	

QUALITY

	Quantity	Base Number	Contract	AT	Region	England
% of FP17s for the same patient ID Re-attending within 3 months - Children	14	244	5.7%	11.6%	13.5%	12.4%
% of FP17s for the same patient ID Re-attending within 3 months - Adults	66	572	11.5%	15.7%	17.4%	16.7%
% of FP17s for the same patient ID Re-attending between 3 & 9 months - Children	167	244	68.4%	57.3%	59.0%	57.4%
% of FP17s for the same patient ID Re-attending between 3 & 9 months - Adults	335	572	58.6%	52.3%	52.6%	50.5%
% of FP17s for Band 1 Urgent Courses	27	656	4.1%	8.5%	9.4%	9.1%
% of FP17s Relating to Free Repair or Replacements	4	656	0.6%	1.2%	1.0%	0.8%
% of FP17s Relating to Continuations	18	656	2.7%	1.7%	1.5%	1.3%
% of Patients satisfied with the dentistry they have received	1	1	N/A	93.9%	93.7%	93.2%
% of Patients satisfied with the time they had to wait for an appointment	1	1	N/A	90.4%	90.0%	89.0%

* This is based on patients treated on this contract for their most recent course of treatment. Figures in italics indicate the base number of FP17s or Patient Questionnaire responses are less than 100. N/A is shown where the base number of responses is less than 10 during the period. % is calculated as Quantity/Base number*100

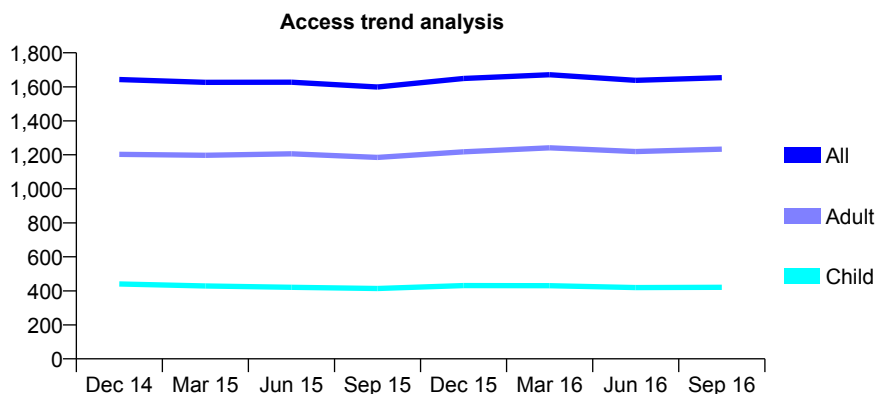
Q49 - Vital Signs At a Glance Contract Report for 334952/0002 - September 2016

Name or company name	MR JP OLD
Contract type name	GDS Contract
Purpose of contract	General
Contract start date	01/04/2006
Contract end date	

16/17 Contracted general activity (UDA)	4,832
Carry forward general activity (UDA)	0
16/17 Contracted orthodontic activity (UOA)	0
Carry forward orthodontic activity (UOA)	0
Baseline contract value	£139,181.51

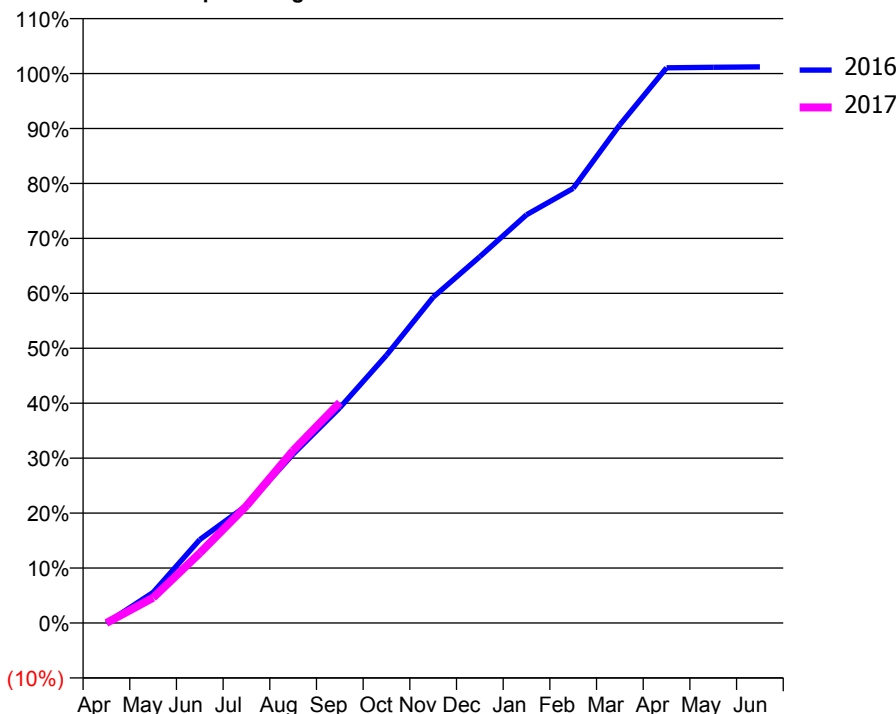
ACCESS*

Patients seen in 24 months	Total	Change since previous quarter
Quarter ending September 2015	1,599	
Quarter ending December 2015	1,649	↑
Quarter ending March 2016	1,671	→
Quarter ending June 2016	1,638	↓
Quarter ending September 2016	1,654	→
Variance since September 2015	3.4%	↑



ACTIVITY

Cumulative percentage of contracted UDA delivered 2016 & 2017



Month	Adjusted Scheduled Activity (UDA)	
	2016	2017
April	0	0
May	269	223
June	733	615
July	1,032	1,030
August	1,485	1,517
September	1,893	1,938
October	2,355	
November	2,866	
December	3,221	
January	3,590	
February	3,822	
March	4,382	
April	4,882	
May	4,887	
June	4,890	

QUALITY

	Quantity	Base Number	Contract	AT	Region	England
% of FP17s for the same patient ID Re-attending within 3 months - Children	25	374	6.7%	11.6%	13.5%	12.4%
% of FP17s for the same patient ID Re-attending within 3 months - Adults	153	1,056	14.5%	15.7%	17.4%	16.7%
% of FP17s for the same patient ID Re-attending between 3 & 9 months - Children	268	374	71.7%	57.3%	59.0%	57.4%
% of FP17s for the same patient ID Re-attending between 3 & 9 months - Adults	660	1,056	62.5%	52.3%	52.6%	50.5%
% of FP17s for Band 1 Urgent Courses	52	1,120	4.6%	8.5%	9.4%	9.1%
% of FP17s Relating to Free Repair or Replacements	3	1,120	0.3%	1.2%	1.0%	0.8%
% of FP17s Relating to Continuations	22	1,120	2.0%	1.7%	1.5%	1.3%
% of Patients satisfied with the dentistry they have received	2	2	N/A	93.9%	93.7%	93.2%
% of Patients satisfied with the time they had to wait for an appointment	2	2	N/A	90.4%	90.0%	89.0%

* This is based on patients treated on this contract for their most recent course of treatment. Figures in italics indicate the base number of FP17s or Patient Questionnaire responses are less than 100. N/A is shown where the base number of responses is less than 10 during the period. % is calculated as Quantity/Base number*100

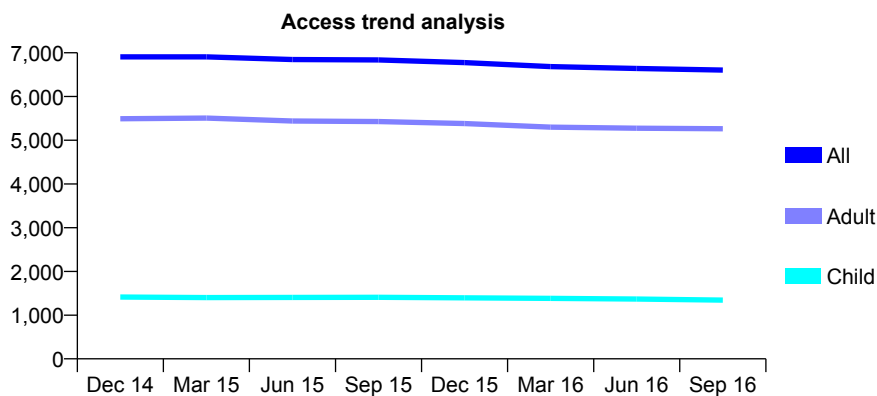
Q49 - Vital Signs At a Glance Contract Report for 336610/0001 - September 2016

Name or company name	MISS EL ALPIN
Contract type name	GDS Contract
Purpose of contract	General
Contract start date	01/04/2006
Contract end date	

16/17 Contracted general activity (UDA)	22,901
Carry forward general activity (UDA)	20
16/17 Contracted orthodontic activity (UOA)	0
Carry forward orthodontic activity (UOA)	0
Baseline contract value	£515,397.64

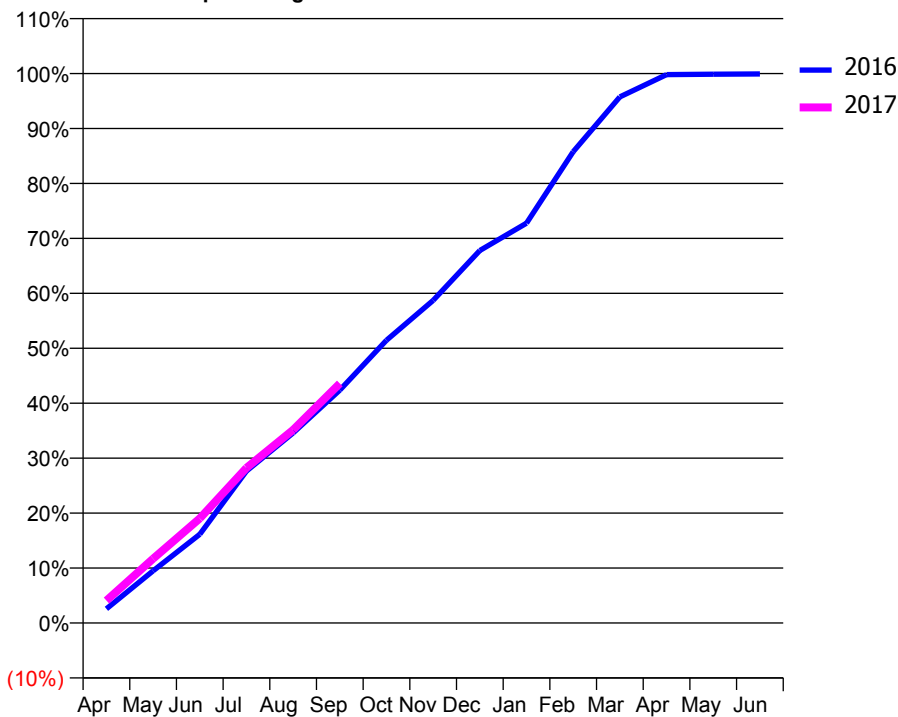
ACCESS*

Patients seen in 24 months	Total	Change since previous quarter
Quarter ending September 2015	6,836	
Quarter ending December 2015	6,777	→
Quarter ending March 2016	6,685	↓
Quarter ending June 2016	6,643	→
Quarter ending September 2016	6,605	→
Variance since September 2015	(3.4%)	↓



ACTIVITY

Cumulative percentage of contracted UDA delivered 2016 & 2017



Month	Adjusted Scheduled Activity (UDA)	
	2016	2017
April	592	937
May	2,177	2,684
June	3,696	4,357
July	6,331	6,466
August	7,920	8,052
September	9,704	9,985
October	11,785	
November	13,448	
December	15,524	
January	16,665	
February	19,644	
March	21,927	
April	22,856	
May	22,869	
June	22,881	

QUALITY

	Quantity	Base Number	Contract	AT	Region	England
% of FP17s for the same patient ID Re-attending within 3 months - Children	113	1,089	10.4%	11.6%	13.5%	12.4%
% of FP17s for the same patient ID Re-attending within 3 months - Adults	615	3,792	16.2%	15.7%	17.4%	16.7%
% of FP17s for the same patient ID Re-attending between 3 & 9 months - Children	625	1,089	57.4%	57.3%	59.0%	57.4%
% of FP17s for the same patient ID Re-attending between 3 & 9 months - Adults	2,096	3,792	55.3%	52.3%	52.6%	50.5%
% of FP17s for Band 1 Urgent Courses	248	4,499	5.5%	8.5%	9.4%	9.1%
% of FP17s Relating to Free Repair or Replacements	127	4,499	2.8%	1.2%	1.0%	0.8%
% of FP17s Relating to Continuations	133	4,499	3.0%	1.7%	1.5%	1.3%
% of Patients satisfied with the dentistry they have received	7	9	N/A	93.9%	93.7%	93.2%
% of Patients satisfied with the time they had to wait for an appointment	8	9	N/A	90.4%	90.0%	89.0%

* This is based on patients treated on this contract for their most recent course of treatment. Figures in italics indicate the base number of FP17s or Patient Questionnaire responses are less than 100. N/A is shown where the base number of responses is less than 10 during the period. % is calculated as Quantity/Base number*100

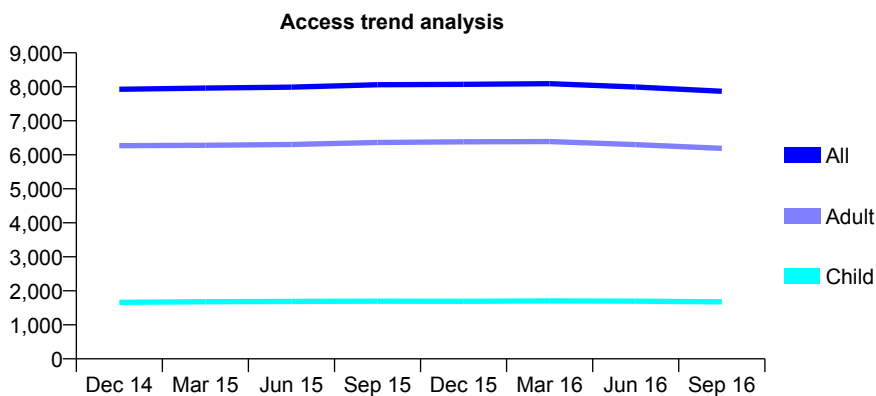
Q49 - Vital Signs At a Glance Contract Report for 336610/0002 - September 2016

Name or company name	MISS EL ALPIN
Contract type name	GDS Contract
Purpose of contract	General
Contract start date	01/02/2007
Contract end date	

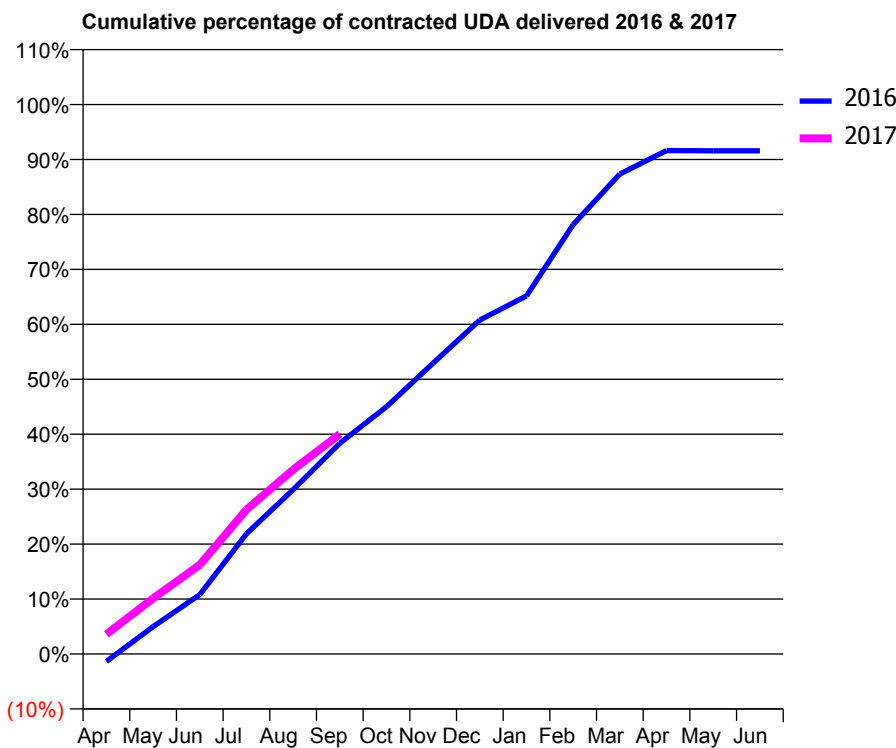
16/17 Contracted general activity (UDA)	22,500
Carry forward general activity (UDA)	0
16/17 Contracted orthodontic activity (UOA)	0
Carry forward orthodontic activity (UOA)	0
Baseline contract value	£615,139.74

ACCESS*

Patients seen in 24 months	Total	Change since previous quarter
Quarter ending September 2015	8,061	
Quarter ending December 2015	8,073	→
Quarter ending March 2016	8,093	→
Quarter ending June 2016	7,995	↓
Quarter ending September 2016	7,869	↓
Variance since September 2015	(2.4%)	↓



ACTIVITY



Month	Adjusted Scheduled Activity (UDA)	
	2016	2017
April	-306	810
May	1,119	2,282
June	2,432	3,649
July	4,923	5,911
August	6,731	7,547
September	8,628	9,009
October	10,128	
November	11,909	
December	13,676	
January	14,665	
February	17,586	
March	19,656	
April	20,612	
May	20,603	
June	20,603	

QUALITY

	Quantity	Base Number	Contract	AT	Region	England
% of FP17s for the same patient ID Re-attending within 3 months - Children	59	1,146	5.1%	11.6%	13.5%	12.4%
% of FP17s for the same patient ID Re-attending within 3 months - Adults	495	3,930	12.6%	15.7%	17.4%	16.7%
% of FP17s for the same patient ID Re-attending between 3 & 9 months - Children	684	1,146	59.7%	57.3%	59.0%	57.4%
% of FP17s for the same patient ID Re-attending between 3 & 9 months - Adults	2,095	3,930	53.3%	52.3%	52.6%	50.5%
% of FP17s for Band 1 Urgent Courses	219	4,607	4.8%	8.5%	9.4%	9.1%
% of FP17s Relating to Free Repair or Replacements	78	4,607	1.7%	1.2%	1.0%	0.8%
% of FP17s Relating to Continuations	101	4,607	2.2%	1.7%	1.5%	1.3%
% of Patients satisfied with the dentistry they have received	14	15	93.3%	93.9%	93.7%	93.2%
% of Patients satisfied with the time they had to wait for an appointment	14	15	93.3%	90.4%	90.0%	89.0%

* This is based on patients treated on this contract for their most recent course of treatment. Figures in italics indicate the base number of FP17s or Patient Questionnaire responses are less than 100. N/A is shown where the base number of responses is less than 10 during the period. % is calculated as Quantity/Base number*100

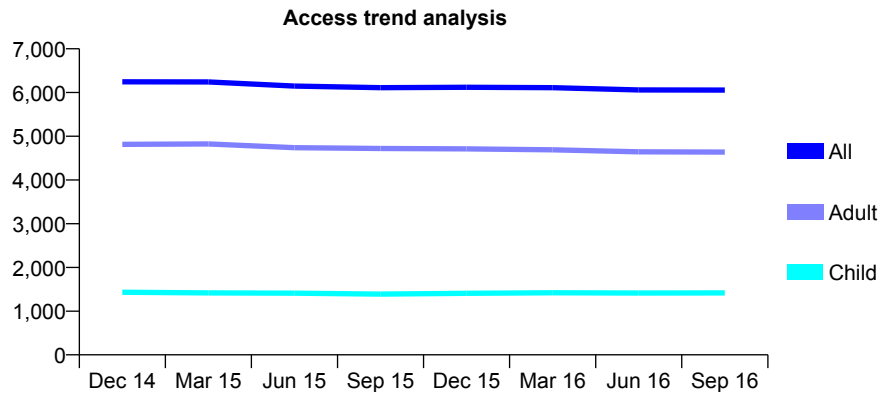
Q49 - Vital Signs At a Glance Contract Report for 336610/0003 - September 2016

Name or company name	MISS EL ALPIN
Contract type name	GDS Contract
Purpose of contract	General
Contract start date	08/02/2007
Contract end date	

16/17 Contracted general activity (UDA)	19,419
Carry forward general activity (UDA)	0
16/17 Contracted orthodontic activity (UOA)	0
Carry forward orthodontic activity (UOA)	0
Baseline contract value	£416,740.22

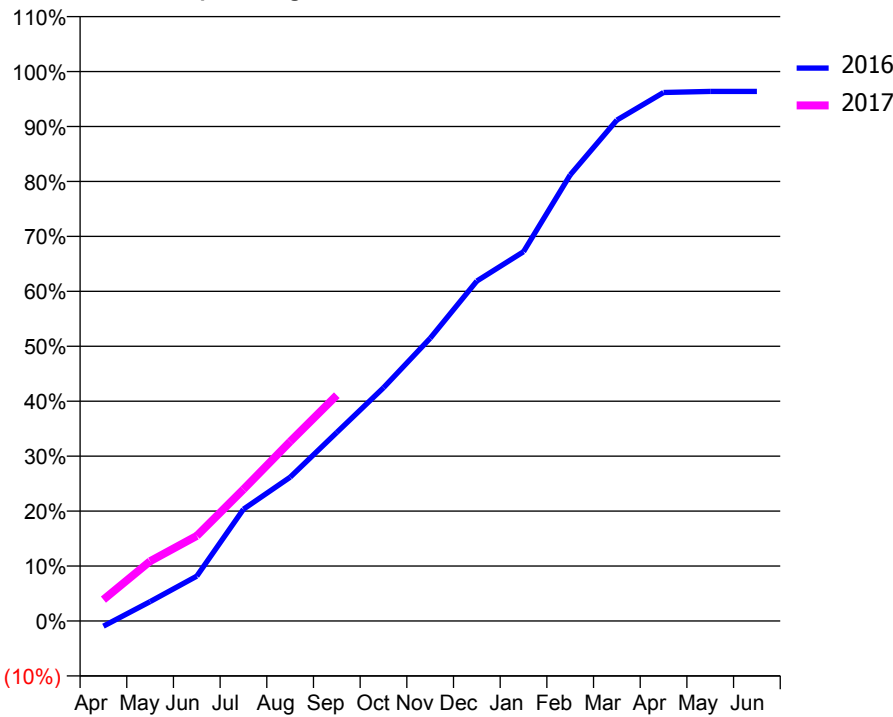
ACCESS*

Patients seen in 24 months	Total	Change since previous quarter
Quarter ending September 2015	6,111	
Quarter ending December 2015	6,120	→
Quarter ending March 2016	6,112	→
Quarter ending June 2016	6,059	→
Quarter ending September 2016	6,056	→
Variance since September 2015	(0.9%)	→



ACTIVITY

Cumulative percentage of contracted UDA delivered 2016 & 2017



Month	Adjusted Scheduled Activity (UDA)	
	2016	2017
April	-187	755
May	686	2,112
June	1,584	3,007
July	3,952	4,654
August	5,080	6,342
September	6,663	7,982
October	8,244	
November	9,993	
December	12,012	
January	13,052	
February	15,765	
March	17,704	
April	18,678	
May	18,716	
June	18,715	

QUALITY

	Quantity	Base Number	Contract	AT	Region	England
% of FP17s for the same patient ID Re-attending within 3 months - Children	50	916	5.5%	11.6%	13.5%	12.4%
% of FP17s for the same patient ID Re-attending within 3 months - Adults	408	2,870	14.2%	15.7%	17.4%	16.7%
% of FP17s for the same patient ID Re-attending between 3 & 9 months - Children	509	916	55.6%	57.3%	59.0%	57.4%
% of FP17s for the same patient ID Re-attending between 3 & 9 months - Adults	1,502	2,870	52.3%	52.3%	52.6%	50.5%
% of FP17s for Band 1 Urgent Courses	157	3,446	4.6%	8.5%	9.4%	9.1%
% of FP17s Relating to Free Repair or Replacements	98	3,446	2.8%	1.2%	1.0%	0.8%
% of FP17s Relating to Continuations	88	3,446	2.6%	1.7%	1.5%	1.3%
% of Patients satisfied with the dentistry they have received	8	9	N/A	93.9%	93.7%	93.2%
% of Patients satisfied with the time they had to wait for an appointment	6	9	N/A	90.4%	90.0%	89.0%

* This is based on patients treated on this contract for their most recent course of treatment. Figures in italics indicate the base number of FP17s or Patient Questionnaire responses are less than 100. N/A is shown where the base number of responses is less than 10 during the period. % is calculated as Quantity/Base number*100

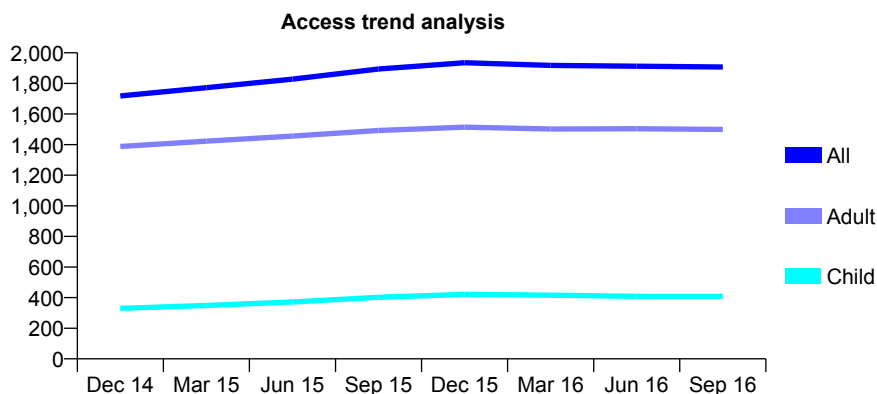
Q49 - Vital Signs At a Glance Contract Report for 336610/0004 - September 2016

Name or company name	MISS EL ALPIN
Contract type name	GDS Contract
Purpose of contract	General
Contract start date	01/05/2010
Contract end date	

16/17 Contracted general activity (UDA)	6,000
Carry forward general activity (UDA)	-105
16/17 Contracted orthodontic activity (UOA)	0
Carry forward orthodontic activity (UOA)	0
Baseline contract value	£128,698.85

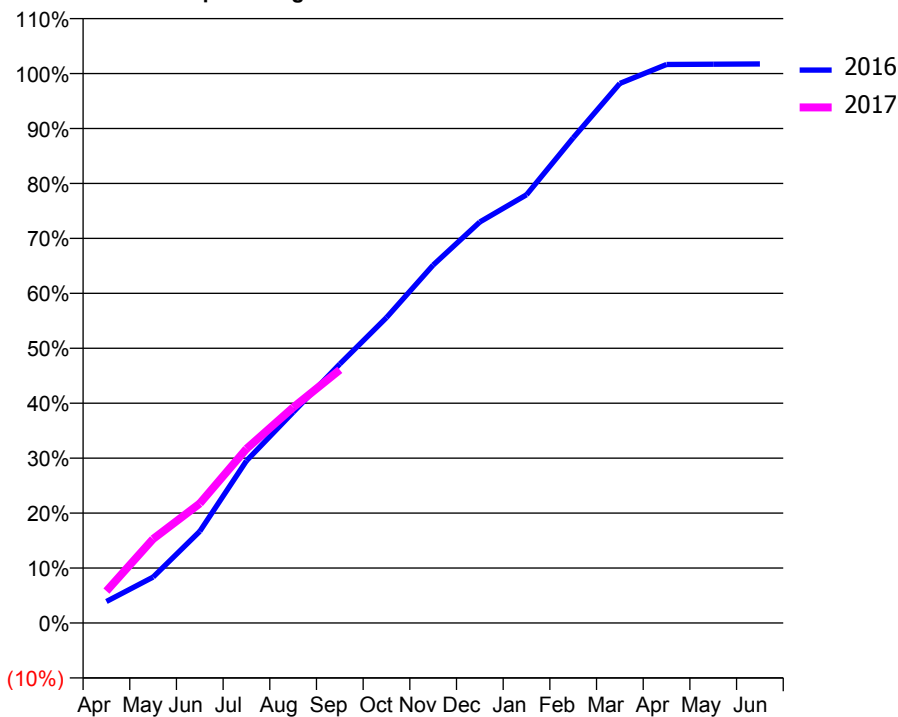
ACCESS*

Patients seen in 24 months	Total	Change since previous quarter
Quarter ending September 2015	1,894	
Quarter ending December 2015	1,935	↑
Quarter ending March 2016	1,918	→
Quarter ending June 2016	1,912	→
Quarter ending September 2016	1,907	→
Variance since September 2015	0.7%	→



ACTIVITY

Cumulative percentage of contracted UDA delivered 2016 & 2017



Month	Adjusted Scheduled Activity (UDA)	
	2016	2017
April	235	348
May	502	918
June	1,000	1,305
July	1,771	1,903
August	2,302	2,354
September	2,829	2,764
October	3,336	
November	3,908	
December	4,379	
January	4,675	
February	5,297	
March	5,891	
April	6,099	
May	6,102	
June	6,105	

QUALITY

	Quantity	Base Number	Contract	AT	Region	England
% of FP17s for the same patient ID Re-attending within 3 months - Children	24	317	7.6%	11.6%	13.5%	12.4%
% of FP17s for the same patient ID Re-attending within 3 months - Adults	192	1,022	18.8%	15.7%	17.4%	16.7%
% of FP17s for the same patient ID Re-attending between 3 & 9 months - Children	179	317	56.5%	57.3%	59.0%	57.4%
% of FP17s for the same patient ID Re-attending between 3 & 9 months - Adults	463	1,022	45.3%	52.3%	52.6%	50.5%
% of FP17s for Band 1 Urgent Courses	89	1,272	7.0%	8.5%	9.4%	9.1%
% of FP17s Relating to Free Repair or Replacements	20	1,272	1.6%	1.2%	1.0%	0.8%
% of FP17s Relating to Continuations	30	1,272	2.4%	1.7%	1.5%	1.3%
% of Patients satisfied with the dentistry they have received	2	3	N/A	93.9%	93.7%	93.2%
% of Patients satisfied with the time they had to wait for an appointment	2	3	N/A	90.4%	90.0%	89.0%

* This is based on patients treated on this contract for their most recent course of treatment. Figures in italics indicate the base number of FP17s or Patient Questionnaire responses are less than 100. N/A is shown where the base number of responses is less than 10 during the period. % is calculated as Quantity/Base number*100

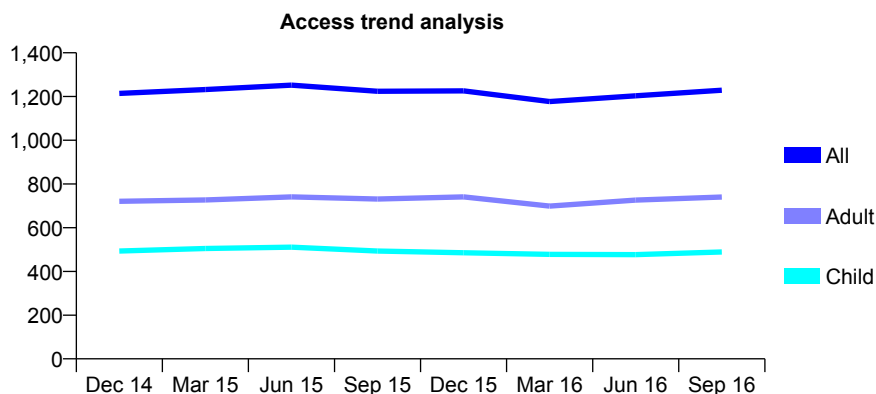
Q49 - Vital Signs At a Glance Contract Report for 338206/0001 - September 2016

Name or company name	MRS J CANTY
Contract type name	GDS Contract
Purpose of contract	General
Contract start date	01/04/2006
Contract end date	

16/17 Contracted general activity (UDA)	5,506
Carry forward general activity (UDA)	0
16/17 Contracted orthodontic activity (UOA)	0
Carry forward orthodontic activity (UOA)	0
Baseline contract value	£133,184.31

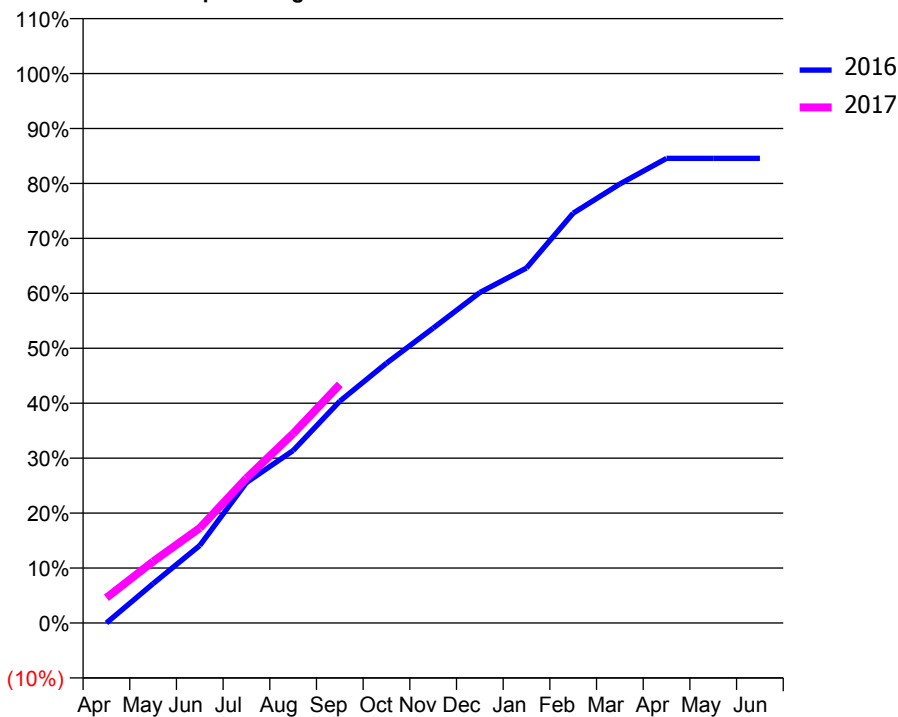
ACCESS*

Patients seen in 24 months	Total	Change since previous quarter
Quarter ending September 2015	1,224	
Quarter ending December 2015	1,226	→
Quarter ending March 2016	1,177	↓
Quarter ending June 2016	1,203	↑
Quarter ending September 2016	1,229	↑
Variance since September 2015	0.4%	→



ACTIVITY

Cumulative percentage of contracted UDA delivered 2016 & 2017



Adjusted Scheduled Activity (UDA)

Month	2016	2017
April	0	253
May	395	617
June	777	953
July	1,408	1,451
August	1,728	1,898
September	2,223	2,390
October	2,604	
November	2,955	
December	3,311	
January	3,557	
February	4,107	
March	4,399	
April	4,655	
May	4,655	
June	4,655	

QUALITY

	Quantity	Base Number	Contract	AT	Region	England
% of FP17s for the same patient ID Re-attending within 3 months - Children	26	356	7.3%	11.6%	13.5%	12.4%
% of FP17s for the same patient ID Re-attending within 3 months - Adults	97	514	18.9%	15.7%	17.4%	16.7%
% of FP17s for the same patient ID Re-attending between 3 & 9 months - Children	159	356	44.7%	57.3%	59.0%	57.4%
% of FP17s for the same patient ID Re-attending between 3 & 9 months - Adults	180	514	35.0%	52.3%	52.6%	50.5%
% of FP17s for Band 1 Urgent Courses	52	788	6.6%	8.5%	9.4%	9.1%
% of FP17s Relating to Free Repair or Replacements	1	788	0.1%	1.2%	1.0%	0.8%
% of FP17s Relating to Continuations	1	788	0.1%	1.7%	1.5%	1.3%
% of Patients satisfied with the dentistry they have received	1	1	N/A	93.9%	93.7%	93.2%
% of Patients satisfied with the time they had to wait for an appointment	1	1	N/A	90.4%	90.0%	89.0%

* This is based on patients treated on this contract for their most recent course of treatment. Figures in italics indicate the base number of FP17s or Patient Questionnaire responses are less than 100. N/A is shown where the base number of responses is less than 10 during the period. % is calculated as Quantity/Base number*100

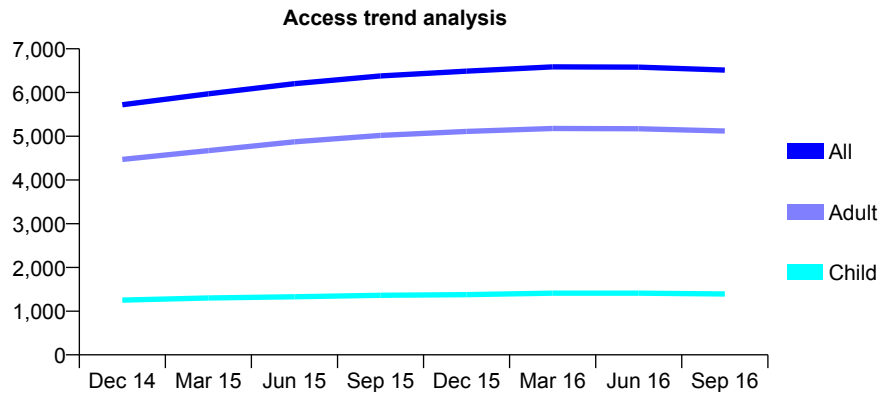
Q49 - Vital Signs At a Glance Contract Report for 340103/0001 - September 2016

Name or company name	MRS JA COATES
Contract type name	GDS Contract
Purpose of contract	General
Contract start date	07/06/2007
Contract end date	

16/17 Contracted general activity (UDA)	22,010
Carry forward general activity (UDA)	0
16/17 Contracted orthodontic activity (UOA)	0
Carry forward orthodontic activity (UOA)	0
Baseline contract value	£578,777.60

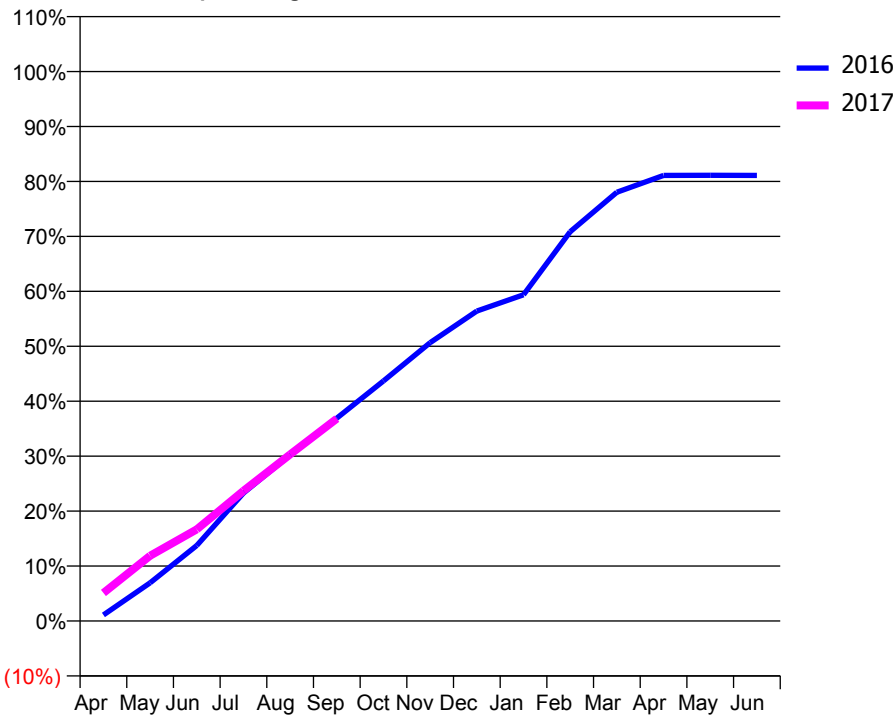
ACCESS*

Patients seen in 24 months	Total	Change since previous quarter
Quarter ending September 2015	6,380	
Quarter ending December 2015	6,489	→
Quarter ending March 2016	6,587	→
Quarter ending June 2016	6,582	→
Quarter ending September 2016	6,512	↓
Variance since September 2015	2.1%	↑



ACTIVITY

Cumulative percentage of contracted UDA delivered 2016 & 2017



Month	Adjusted Scheduled Activity (UDA)	
	2016	2017
April	266	1,123
May	1,668	2,615
June	3,301	3,675
July	5,593	5,217
August	7,258	6,676
September	8,867	8,106
October	10,491	
November	12,162	
December	13,544	
January	14,256	
February	17,009	
March	18,734	
April	19,470	
May	19,472	
June	19,469	

QUALITY

	Quantity	Base Number	Contract	AT	Region	England
% of FP17s for the same patient ID Re-attending within 3 months - Children	80	846	9.5%	11.6%	13.5%	12.4%
% of FP17s for the same patient ID Re-attending within 3 months - Adults	552	3,081	17.9%	15.7%	17.4%	16.7%
% of FP17s for the same patient ID Re-attending between 3 & 9 months - Children	415	846	49.1%	57.3%	59.0%	57.4%
% of FP17s for the same patient ID Re-attending between 3 & 9 months - Adults	1,365	3,081	44.3%	52.3%	52.6%	50.5%
% of FP17s for Band 1 Urgent Courses	678	3,607	18.8%	8.5%	9.4%	9.1%
% of FP17s Relating to Free Repair or Replacements	116	3,607	3.2%	1.2%	1.0%	0.8%
% of FP17s Relating to Continuations	46	3,607	1.3%	1.7%	1.5%	1.3%
% of Patients satisfied with the dentistry they have received	14	14	100.0%	93.9%	93.7%	93.2%
% of Patients satisfied with the time they had to wait for an appointment	12	14	85.7%	90.4%	90.0%	89.0%

* This is based on patients treated on this contract for their most recent course of treatment. Figures in italics indicate the base number of FP17s or Patient Questionnaire responses are less than 100. N/A is shown where the base number of responses is less than 10 during the period. % is calculated as Quantity/Base number*100

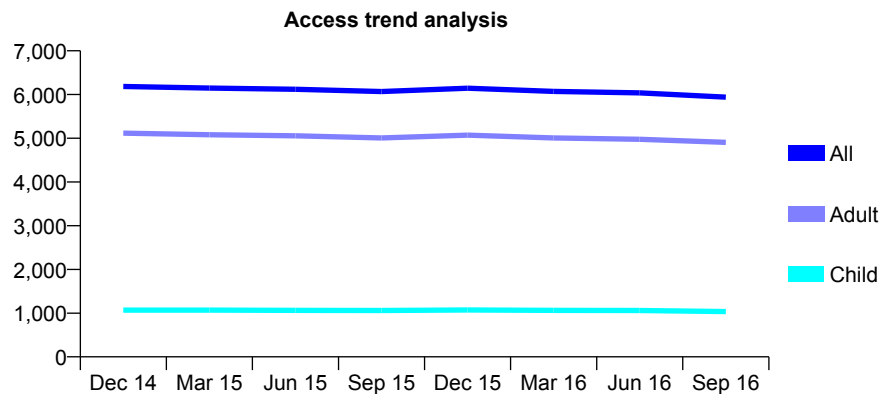
Q49 - Vital Signs At a Glance Contract Report for 341894/0001 - September 2016

Name or company name	MR YA NOJIB
Contract type name	GDS Contract
Purpose of contract	General
Contract start date	14/04/2007
Contract end date	

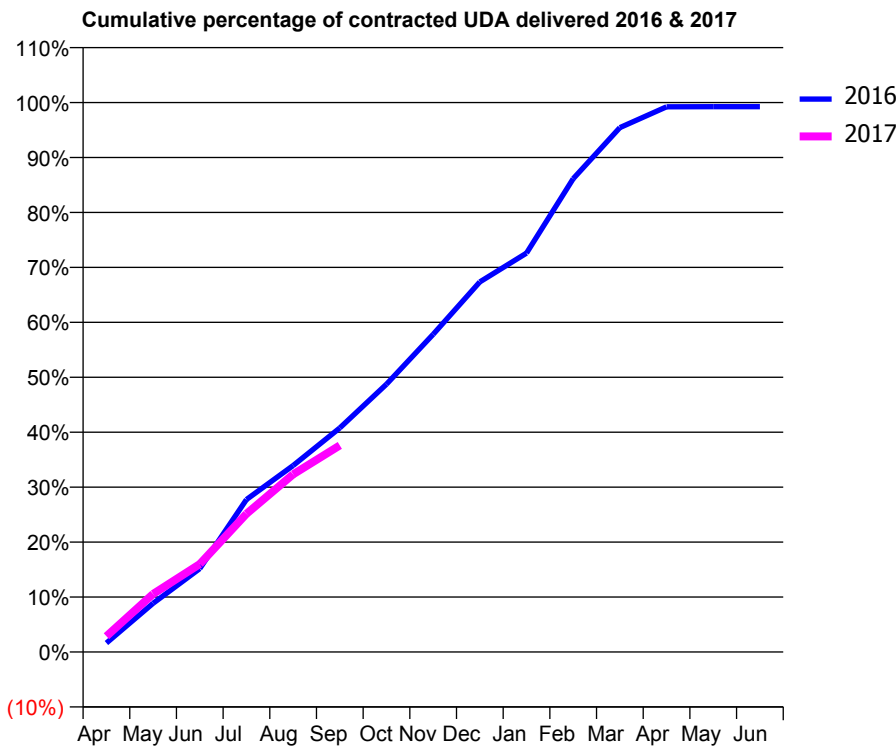
16/17 Contracted general activity (UDA)	18,117
Carry forward general activity (UDA)	138
16/17 Contracted orthodontic activity (UOA)	0
Carry forward orthodontic activity (UOA)	0
Baseline contract value	£485,831.17

ACCESS*

Patients seen in 24 months	Total	Change since previous quarter
Quarter ending September 2015	6,069	
Quarter ending December 2015	6,145	→
Quarter ending March 2016	6,072	↓
Quarter ending June 2016	6,037	→
Quarter ending September 2016	5,941	↓
Variance since September 2015	(2.1%)	↓



ACTIVITY



Month	Adjusted Scheduled Activity (UDA)	
	2016	2017
April	297	522
May	1,607	1,916
June	2,750	2,901
July	5,026	4,556
August	6,150	5,860
September	7,390	6,811
October	8,829	
November	10,475	
December	12,202	
January	13,152	
February	15,603	
March	17,289	
April	17,975	
May	17,978	
June	17,979	

QUALITY

	Quantity	Base Number	Contract	AT	Region	England
% of FP17s for the same patient ID Re-attending within 3 months - Children	63	836	7.5%	11.6%	13.5%	12.4%
% of FP17s for the same patient ID Re-attending within 3 months - Adults	429	3,669	11.7%	15.7%	17.4%	16.7%
% of FP17s for the same patient ID Re-attending between 3 & 9 months - Children	568	836	67.9%	57.3%	59.0%	57.4%
% of FP17s for the same patient ID Re-attending between 3 & 9 months - Adults	2,631	3,669	71.7%	52.3%	52.6%	50.5%
% of FP17s for Band 1 Urgent Courses	162	3,856	4.2%	8.5%	9.4%	9.1%
% of FP17s Relating to Free Repair or Replacements	82	3,856	2.1%	1.2%	1.0%	0.8%
% of FP17s Relating to Continuations	88	3,856	2.3%	1.7%	1.5%	1.3%
% of Patients satisfied with the dentistry they have received	5	5	N/A	93.9%	93.7%	93.2%
% of Patients satisfied with the time they had to wait for an appointment	5	5	N/A	90.4%	90.0%	89.0%

* This is based on patients treated on this contract for their most recent course of treatment. Figures in italics indicate the base number of FP17s or Patient Questionnaire responses are less than 100. N/A is shown where the base number of responses is less than 10 during the period. % is calculated as Quantity/Base number*100

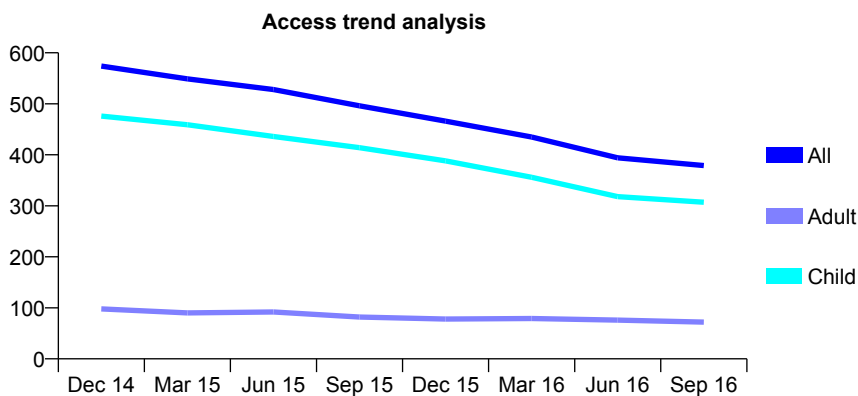
Q49 - Vital Signs At a Glance Contract Report for 341894/0004 - September 2016

Name or company name	MR YA NOJIB
Contract type name	GDS Contract
Purpose of contract	General
Contract start date	01/04/2011
Contract end date	

16/17 Contracted general activity (UDA)	2,031
Carry forward general activity (UDA)	0
16/17 Contracted orthodontic activity (UOA)	0
Carry forward orthodontic activity (UOA)	0
Baseline contract value	£43,555.57

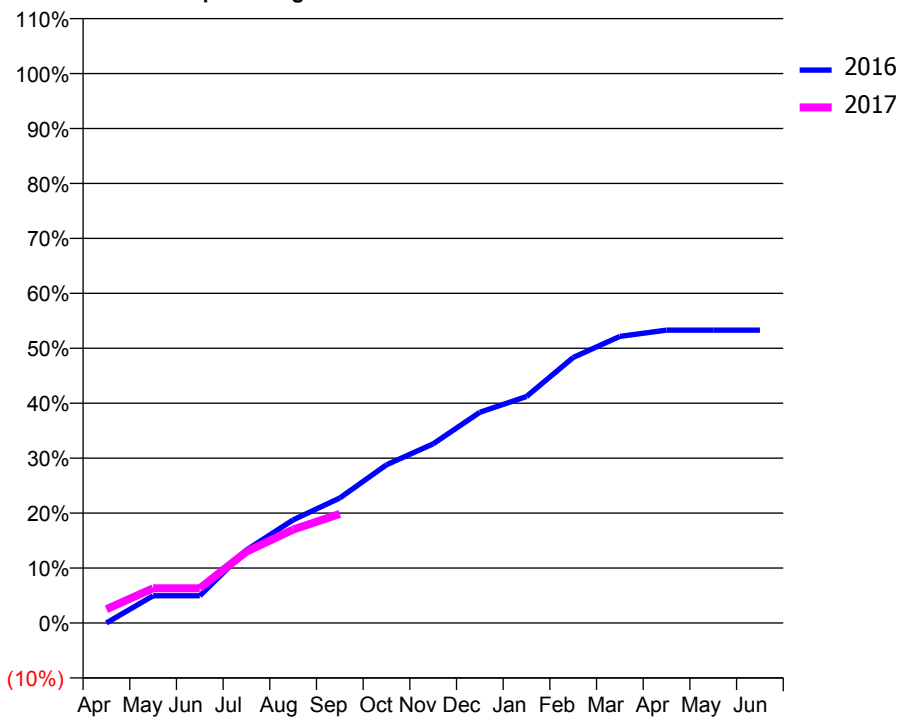
ACCESS*

Patients seen in 24 months	Total	Change since previous quarter
Quarter ending September 2015	496	
Quarter ending December 2015	466	↓
Quarter ending March 2016	435	↓
Quarter ending June 2016	394	↓
Quarter ending September 2016	379	↓
Variance since September 2015	(23.6%)	↓



ACTIVITY

Cumulative percentage of contracted UDA delivered 2016 & 2017



Adjusted Scheduled Activity (UDA)

Month	2016	2017
April	0	51
May	101	128
June	101	128
July	270	264
August	381	345
September	462	403
October	585	
November	662	
December	779	
January	837	
February	981	
March	1,059	
April	1,082	
May	1,082	
June	1,082	

QUALITY

	Quantity	Base Number	Contract	AT	Region	England
% of FP17s for the same patient ID Re-attending within 3 months - Children	23	264	8.7%	11.6%	13.5%	12.4%
% of FP17s for the same patient ID Re-attending within 3 months - Adults	4	22	18.2%	15.7%	17.4%	16.7%
% of FP17s for the same patient ID Re-attending between 3 & 9 months - Children	203	264	76.9%	57.3%	59.0%	57.4%
% of FP17s for the same patient ID Re-attending between 3 & 9 months - Adults	17	22	77.3%	52.3%	52.6%	50.5%
% of FP17s for Band 1 Urgent Courses	7	269	2.6%	8.5%	9.4%	9.1%
% of FP17s Relating to Free Repair or Replacements	0	269	0.0%	1.2%	1.0%	0.8%
% of FP17s Relating to Continuations	0	269	0.0%	1.7%	1.5%	1.3%
% of Patients satisfied with the dentistry they have received	0	0	N/A	93.9%	93.7%	93.2%
% of Patients satisfied with the time they had to wait for an appointment	0	0	N/A	90.4%	90.0%	89.0%

* This is based on patients treated on this contract for their most recent course of treatment. Figures in italics indicate the base number of FP17s or Patient Questionnaire responses are less than 100. N/A is shown where the base number of responses is less than 10 during the period. % is calculated as Quantity/Base number*100

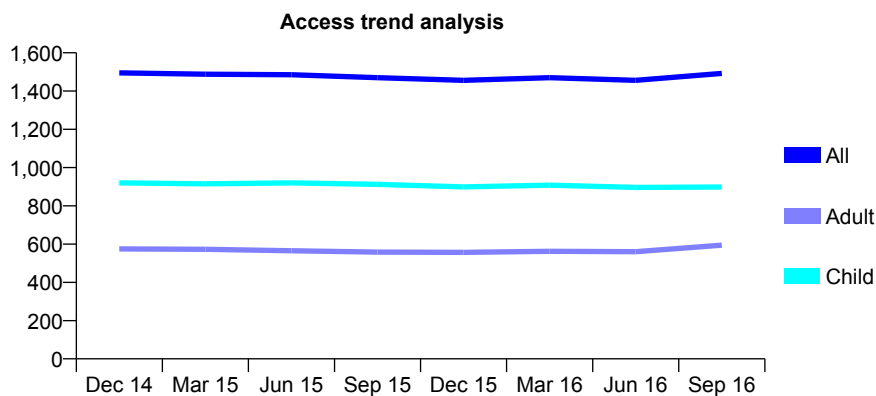
Q49 - Vital Signs At a Glance Contract Report for 344702/0001 - September 2016

Name or company name	MRS EM GRIFFIN
Contract type name	GDS Contract
Purpose of contract	General
Contract start date	01/01/2012
Contract end date	

16/17 Contracted general activity (UDA)	4,000
Carry forward general activity (UDA)	154
16/17 Contracted orthodontic activity (UOA)	0
Carry forward orthodontic activity (UOA)	0
Baseline contract value	£97,770.86

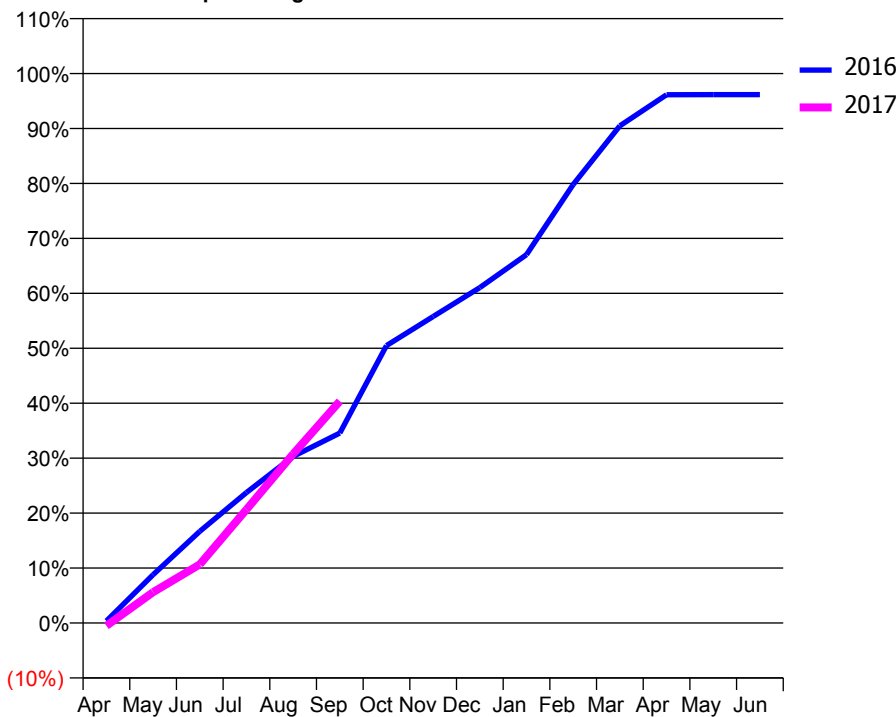
ACCESS*

Patients seen in 24 months	Total	Change since previous quarter
Quarter ending September 2015	1,470	
Quarter ending December 2015	1,456	→
Quarter ending March 2016	1,470	→
Quarter ending June 2016	1,456	→
Quarter ending September 2016	1,492	↑
Variance since September 2015	1.5%	→



ACTIVITY

Cumulative percentage of contracted UDA delivered 2016 & 2017



Month	Adjusted Scheduled Activity (UDA)	
	2016	2017
April	15	-21
May	352	225
June	667	426
July	950	826
August	1,213	1,230
September	1,383	1,615
October	2,020	
November	2,231	
December	2,442	
January	2,682	
February	3,192	
March	3,619	
April	3,845	
May	3,846	
June	3,846	

QUALITY

	Quantity	Base Number	Contract	AT	Region	England
% of FP17s for the same patient ID Re-attending within 3 months - Children	82	871	9.4%	11.6%	13.5%	12.4%
% of FP17s for the same patient ID Re-attending within 3 months - Adults	62	432	14.4%	15.7%	17.4%	16.7%
% of FP17s for the same patient ID Re-attending between 3 & 9 months - Children	630	871	72.3%	57.3%	59.0%	57.4%
% of FP17s for the same patient ID Re-attending between 3 & 9 months - Adults	291	432	67.4%	52.3%	52.6%	50.5%
% of FP17s for Band 1 Urgent Courses	33	1,181	2.8%	8.5%	9.4%	9.1%
% of FP17s Relating to Free Repair or Replacements	3	1,181	0.3%	1.2%	1.0%	0.8%
% of FP17s Relating to Continuations	4	1,181	0.3%	1.7%	1.5%	1.3%
% of Patients satisfied with the dentistry they have received	3	3	N/A	93.9%	93.7%	93.2%
% of Patients satisfied with the time they had to wait for an appointment	3	3	N/A	90.4%	90.0%	89.0%

* This is based on patients treated on this contract for their most recent course of treatment. Figures in italics indicate the base number of FP17s or Patient Questionnaire responses are less than 100. N/A is shown where the base number of responses is less than 10 during the period. % is calculated as Quantity/Base number*100

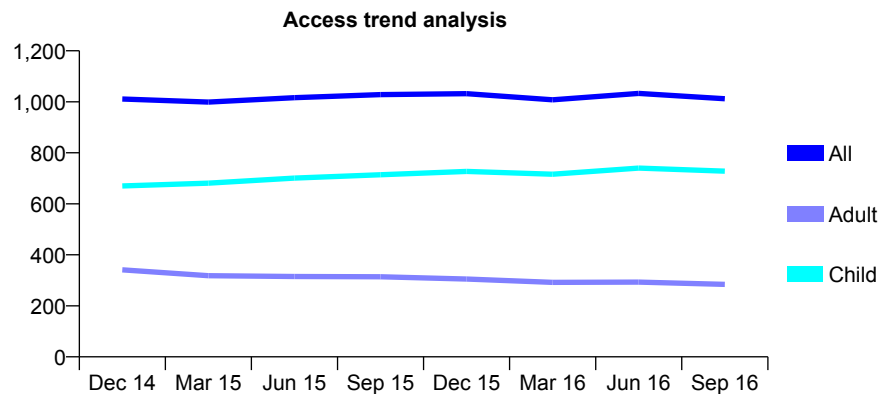
Q49 - Vital Signs At a Glance Contract Report for 357499/0001 - September 2016

Name or company name	MR TD DAVIES
Contract type name	GDS Contract
Purpose of contract	General
Contract start date	01/08/2012
Contract end date	

16/17 Contracted general activity (UDA)	3,093
Carry forward general activity (UDA)	0
16/17 Contracted orthodontic activity (UOA)	0
Carry forward orthodontic activity (UOA)	0
Baseline contract value	£68,066.62

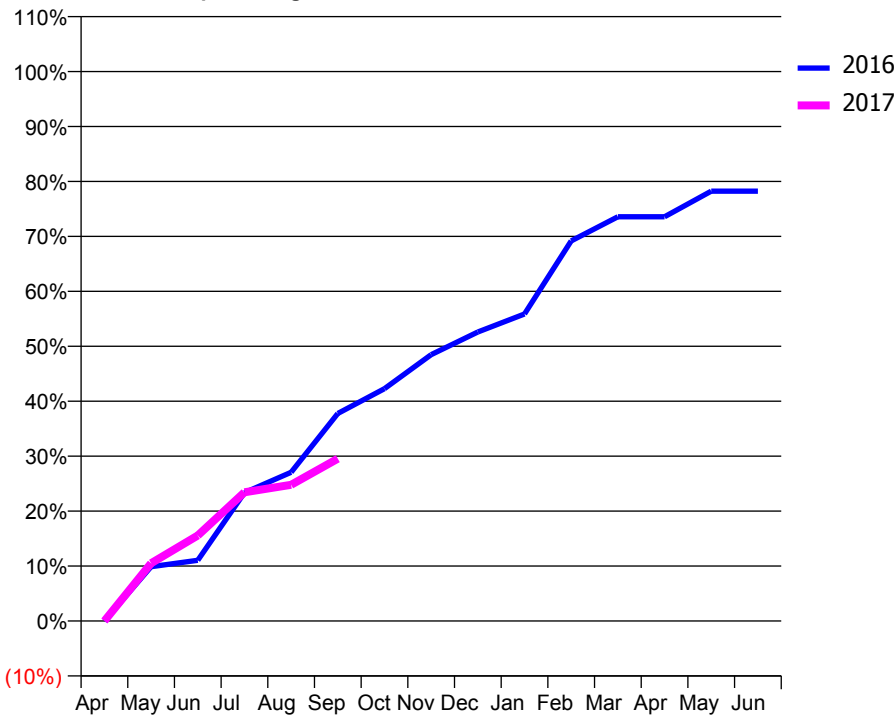
ACCESS*

Patients seen in 24 months	Total	Change since previous quarter
Quarter ending September 2015	1,028	
Quarter ending December 2015	1,032	→
Quarter ending March 2016	1,008	↓
Quarter ending June 2016	1,033	↑
Quarter ending September 2016	1,012	↓
Variance since September 2015	(1.6%)	↓



ACTIVITY

Cumulative percentage of contracted UDA delivered 2016 & 2017



Month	Adjusted Scheduled Activity (UDA)	
	2016	2017
April	0	0
May	306	325
June	342	481
July	722	725
August	837	767
September	1,168	914
October	1,308	
November	1,499	
December	1,627	
January	1,728	
February	2,139	
March	2,275	
April	2,275	
May	2,420	
June	2,420	

QUALITY

	Quantity	Base Number	Contract	AT	Region	England
% of FP17s for the same patient ID Re-attending within 3 months - Children	35	434	8.1%	11.6%	13.5%	12.4%
% of FP17s for the same patient ID Re-attending within 3 months - Adults	23	135	17.0%	15.7%	17.4%	16.7%
% of FP17s for the same patient ID Re-attending between 3 & 9 months - Children	217	434	50.0%	57.3%	59.0%	57.4%
% of FP17s for the same patient ID Re-attending between 3 & 9 months - Adults	63	135	46.7%	52.3%	52.6%	50.5%
% of FP17s for Band 1 Urgent Courses	41	495	8.3%	8.5%	9.4%	9.1%
% of FP17s Relating to Free Repair or Replacements	0	495	0.0%	1.2%	1.0%	0.8%
% of FP17s Relating to Continuations	4	495	0.8%	1.7%	1.5%	1.3%
% of Patients satisfied with the dentistry they have received	0	0	N/A	93.9%	93.7%	93.2%
% of Patients satisfied with the time they had to wait for an appointment	0	0	N/A	90.4%	90.0%	89.0%

* This is based on patients treated on this contract for their most recent course of treatment. Figures in italics indicate the base number of FP17s or Patient Questionnaire responses are less than 100. N/A is shown where the base number of responses is less than 10 during the period. % is calculated as Quantity/Base number*100

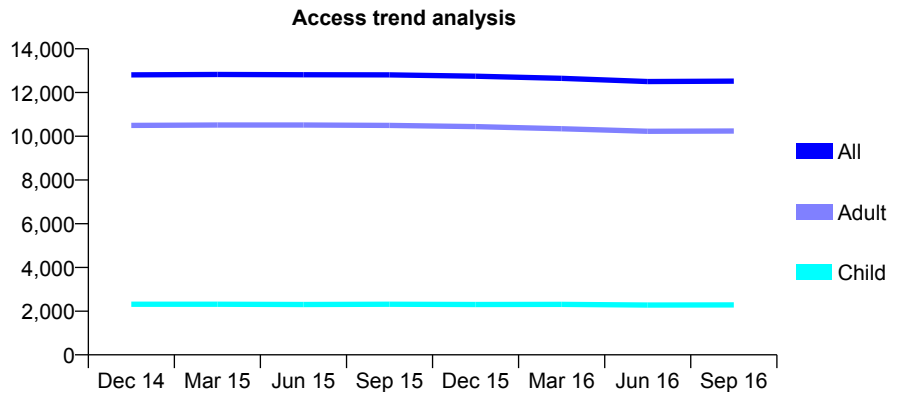
Q49 - Vital Signs At a Glance Contract Report for 358398/0001 - September 2016

Name or company name	MR DJ RYNN
Contract type name	GDS Contract
Purpose of contract	General
Contract start date	01/04/2011
Contract end date	

16/17 Contracted general activity (UDA)	37,204
Carry forward general activity (UDA)	428
16/17 Contracted orthodontic activity (UOA)	0
Carry forward orthodontic activity (UOA)	0
Baseline contract value	£866,332.05

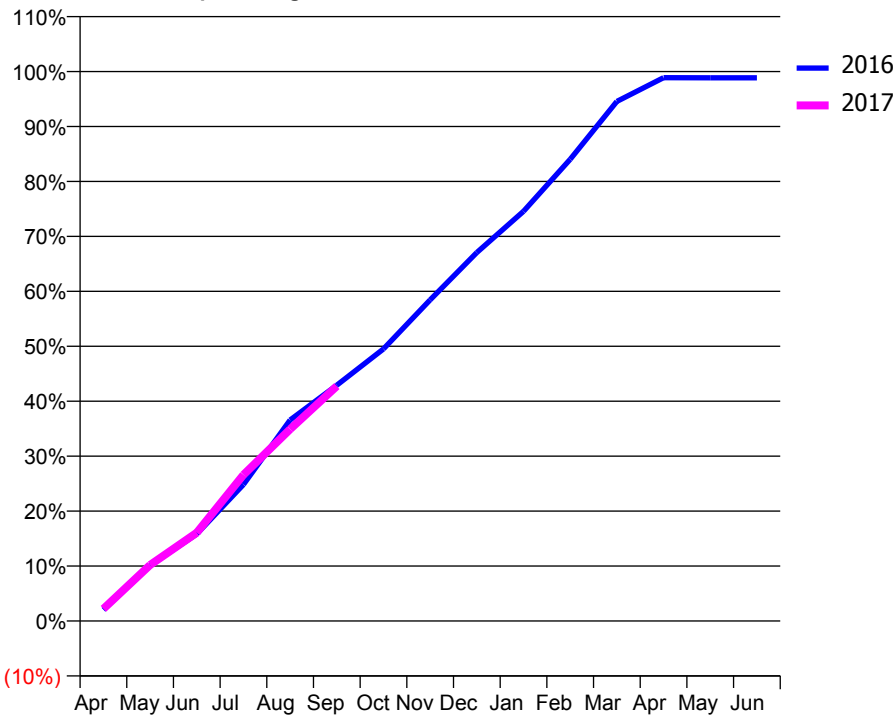
ACCESS*

Patients seen in 24 months	Total	Change since previous quarter
Quarter ending September 2015	12,810	
Quarter ending December 2015	12,745	→
Quarter ending March 2016	12,648	→
Quarter ending June 2016	12,502	↓
Quarter ending September 2016	12,519	→
Variance since September 2015	(2.3%)	↓



ACTIVITY

Cumulative percentage of contracted UDA delivered 2016 & 2017



Month	Adjusted Scheduled Activity (UDA)	
	2016	2017
April	762	828
May	3,774	3,795
June	5,889	5,984
July	9,238	9,895
August	13,614	12,988
September	15,964	15,901
October	18,420	
November	21,747	
December	24,948	
January	27,736	
February	31,264	
March	35,183	
April	36,783	
May	36,776	
June	36,776	

QUALITY

	Quantity	Base Number	Contract	AT	Region	England
% of FP17s for the same patient ID Re-attending within 3 months - Children	118	2,015	5.9%	11.6%	13.5%	12.4%
% of FP17s for the same patient ID Re-attending within 3 months - Adults	1,028	8,959	11.5%	15.7%	17.4%	16.7%
% of FP17s for the same patient ID Re-attending between 3 & 9 months - Children	1,414	2,015	70.2%	57.3%	59.0%	57.4%
% of FP17s for the same patient ID Re-attending between 3 & 9 months - Adults	6,505	8,959	72.6%	52.3%	52.6%	50.5%
% of FP17s for Band 1 Urgent Courses	625	9,773	6.4%	8.5%	9.4%	9.1%
% of FP17s Relating to Free Repair or Replacements	87	9,773	0.9%	1.2%	1.0%	0.8%
% of FP17s Relating to Continuations	101	9,773	1.0%	1.7%	1.5%	1.3%
% of Patients satisfied with the dentistry they have received	12	12	100.0%	93.9%	93.7%	93.2%
% of Patients satisfied with the time they had to wait for an appointment	12	12	100.0%	90.4%	90.0%	89.0%

* This is based on patients treated on this contract for their most recent course of treatment. Figures in italics indicate the base number of FP17s or Patient Questionnaire responses are less than 100. N/A is shown where the base number of responses is less than 10 during the period. % is calculated as Quantity/Base number*100

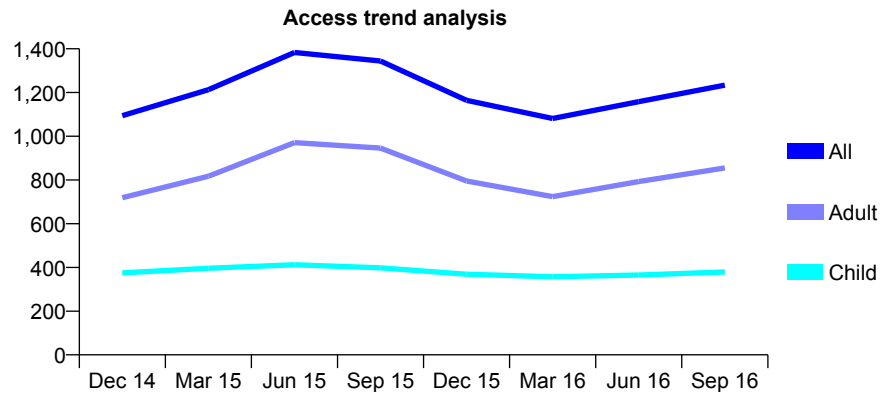
Q49 - Vital Signs At a Glance Contract Report for 367672/0001 - September 2016

Name or company name	MR GA HARRISON
Contract type name	GDS Contract
Purpose of contract	General
Contract start date	01/08/2006
Contract end date	

16/17 Contracted general activity (UDA)	2,190
Carry forward general activity (UDA)	23
16/17 Contracted orthodontic activity (UOA)	0
Carry forward orthodontic activity (UOA)	0
Baseline contract value	£51,781.10

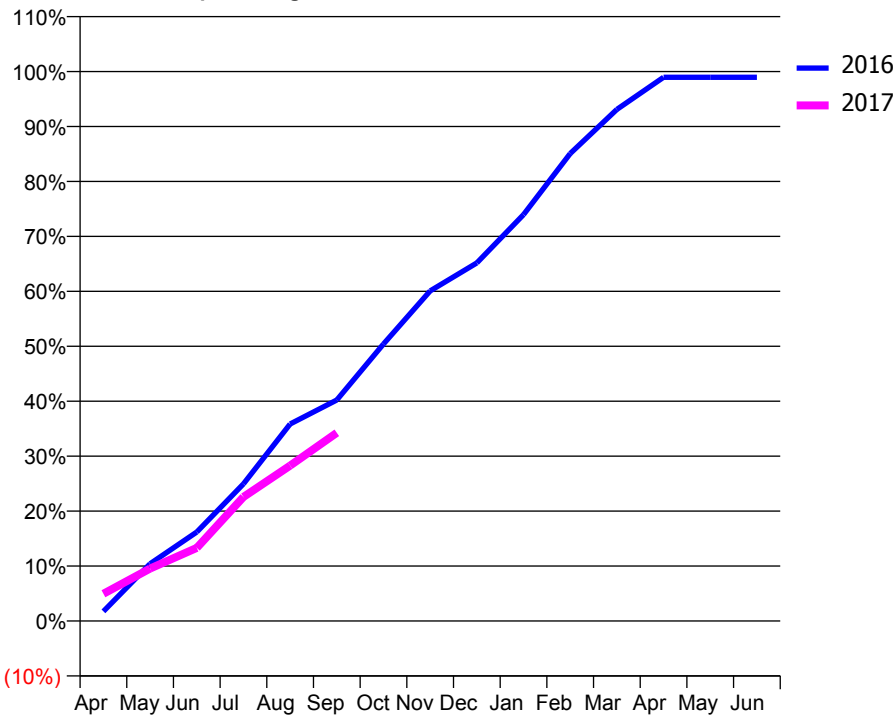
ACCESS*

Patients seen in 24 months	Total	Change since previous quarter
Quarter ending September 2015	1,344	
Quarter ending December 2015	1,164	↓
Quarter ending March 2016	1,081	↓
Quarter ending June 2016	1,158	↑
Quarter ending September 2016	1,234	↑
Variance since September 2015	(8.2%)	↓



ACTIVITY

Cumulative percentage of contracted UDA delivered 2016 & 2017



Month	Adjusted Scheduled Activity (UDA)	
	2016	2017
April	38	109
May	228	209
June	355	292
July	547	494
August	785	620
September	881	750
October	1,104	
November	1,315	
December	1,427	
January	1,619	
February	1,863	
March	2,039	
April	2,167	
May	2,167	
June	2,167	

QUALITY

	Quantity	Base Number	Contract	AT	Region	England
% of FP17s for the same patient ID Re-attending within 3 months - Children	18	325	5.5%	11.6%	13.5%	12.4%
% of FP17s for the same patient ID Re-attending within 3 months - Adults	86	668	12.9%	15.7%	17.4%	16.7%
% of FP17s for the same patient ID Re-attending between 3 & 9 months - Children	169	325	52.0%	57.3%	59.0%	57.4%
% of FP17s for the same patient ID Re-attending between 3 & 9 months - Adults	246	668	36.8%	52.3%	52.6%	50.5%
% of FP17s for Band 1 Urgent Courses	56	481	11.6%	8.5%	9.4%	9.1%
% of FP17s Relating to Free Repair or Replacements	3	481	0.6%	1.2%	1.0%	0.8%
% of FP17s Relating to Continuations	11	481	2.3%	1.7%	1.5%	1.3%
% of Patients satisfied with the dentistry they have received	2	2	N/A	93.9%	93.7%	93.2%
% of Patients satisfied with the time they had to wait for an appointment	2	2	N/A	90.4%	90.0%	89.0%

* This is based on patients treated on this contract for their most recent course of treatment. Figures in italics indicate the base number of FP17s or Patient Questionnaire responses are less than 100. N/A is shown where the base number of responses is less than 10 during the period. % is calculated as Quantity/Base number*100

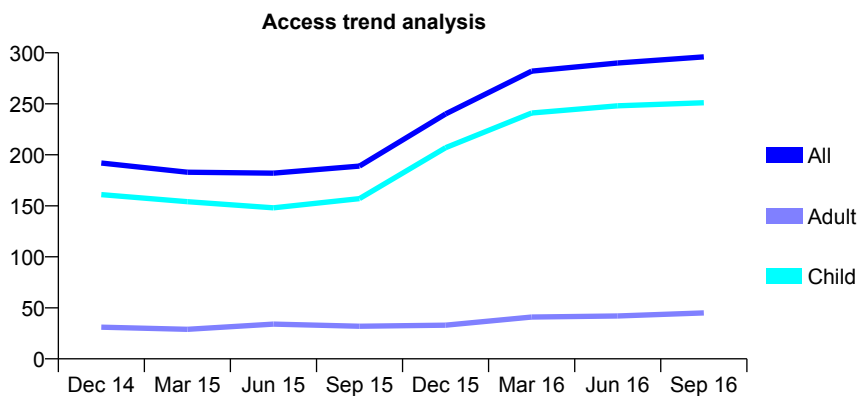
Q49 - Vital Signs At a Glance Contract Report for 565989/0001 - September 2016

Name or company name	Wetheral Dental Practice
Contract type name	GDS Contract
Purpose of contract	General
Contract start date	01/04/2006
Contract end date	

16/17 Contracted general activity (UDA)	506
Carry forward general activity (UDA)	0
16/17 Contracted orthodontic activity (UOA)	0
Carry forward orthodontic activity (UOA)	0
Baseline contract value	£12,312.66

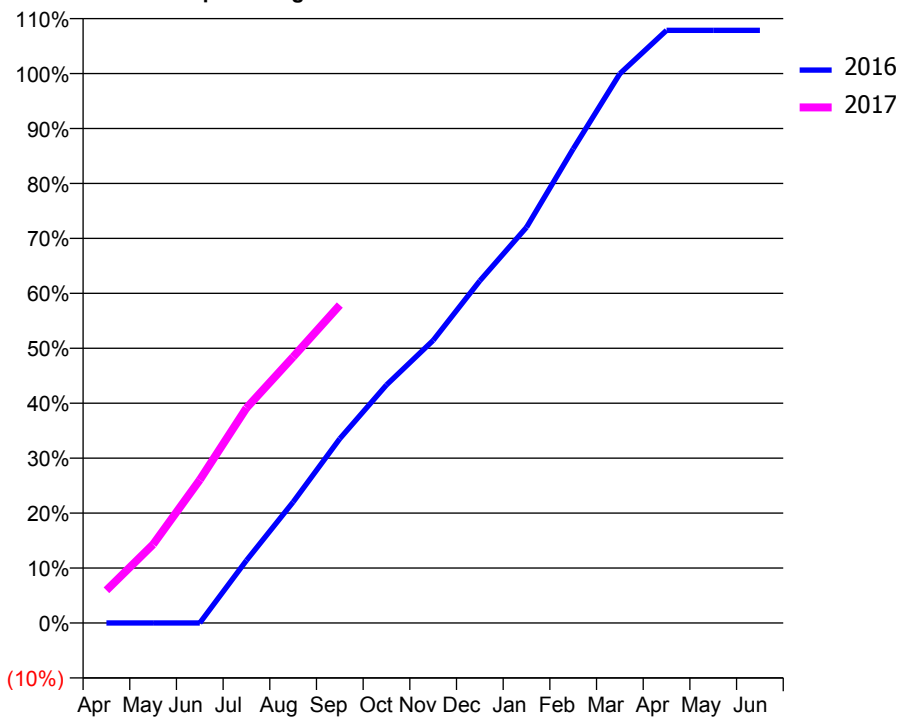
ACCESS*

Patients seen in 24 months	Total	Change since previous quarter
Quarter ending September 2015	189	
Quarter ending December 2015	240	↑
Quarter ending March 2016	282	↑
Quarter ending June 2016	290	↑
Quarter ending September 2016	296	↑
Variance since September 2015	56.6%	↑



ACTIVITY

Cumulative percentage of contracted UDA delivered 2016 & 2017



Month	Adjusted Scheduled Activity (UDA)	
	2016	2017
April	0	30
May	0	72
June	0	132
July	58	198
August	111	245
September	170	293
October	219	
November	260	
December	315	
January	364	
February	437	
March	506	
April	546	
May	546	
June	546	

QUALITY

	Quantity	Base Number	Contract	AT	Region	England
% of FP17s for the same patient ID Re-attending within 3 months - Children	20	225	8.9%	11.6%	13.5%	12.4%
% of FP17s for the same patient ID Re-attending within 3 months - Adults	1	18	5.6%	15.7%	17.4%	16.7%
% of FP17s for the same patient ID Re-attending between 3 & 9 months - Children	159	225	70.7%	57.3%	59.0%	57.4%
% of FP17s for the same patient ID Re-attending between 3 & 9 months - Adults	14	18	77.8%	52.3%	52.6%	50.5%
% of FP17s for Band 1 Urgent Courses	9	214	4.2%	8.5%	9.4%	9.1%
% of FP17s Relating to Free Repair or Replacements	0	214	0.0%	1.2%	1.0%	0.8%
% of FP17s Relating to Continuations	0	214	0.0%	1.7%	1.5%	1.3%
% of Patients satisfied with the dentistry they have received	0	0	N/A	93.9%	93.7%	93.2%
% of Patients satisfied with the time they had to wait for an appointment	0	0	N/A	90.4%	90.0%	89.0%

* This is based on patients treated on this contract for their most recent course of treatment. Figures in italics indicate the base number of FP17s or Patient Questionnaire responses are less than 100. N/A is shown where the base number of responses is less than 10 during the period. % is calculated as Quantity/Base number*100

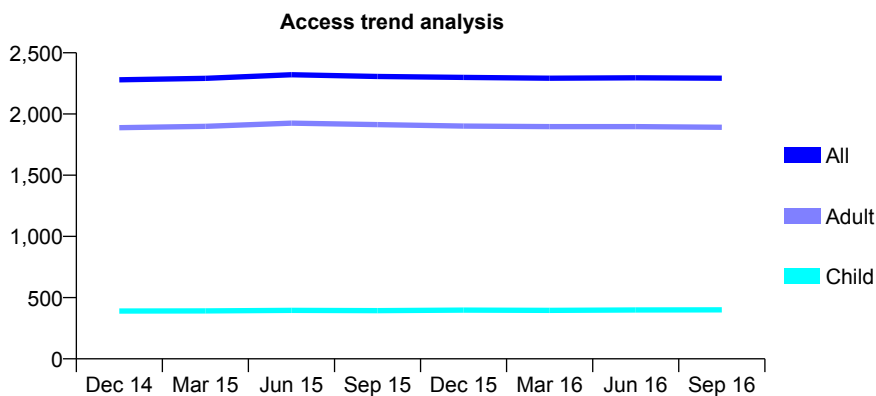
Q49 - Vital Signs At a Glance Contract Report for 567337/0001 - September 2016

Name or company name	MISS AC MITCHELL
Contract type name	GDS Contract
Purpose of contract	General and Orthodontic
Contract start date	01/04/2006
Contract end date	

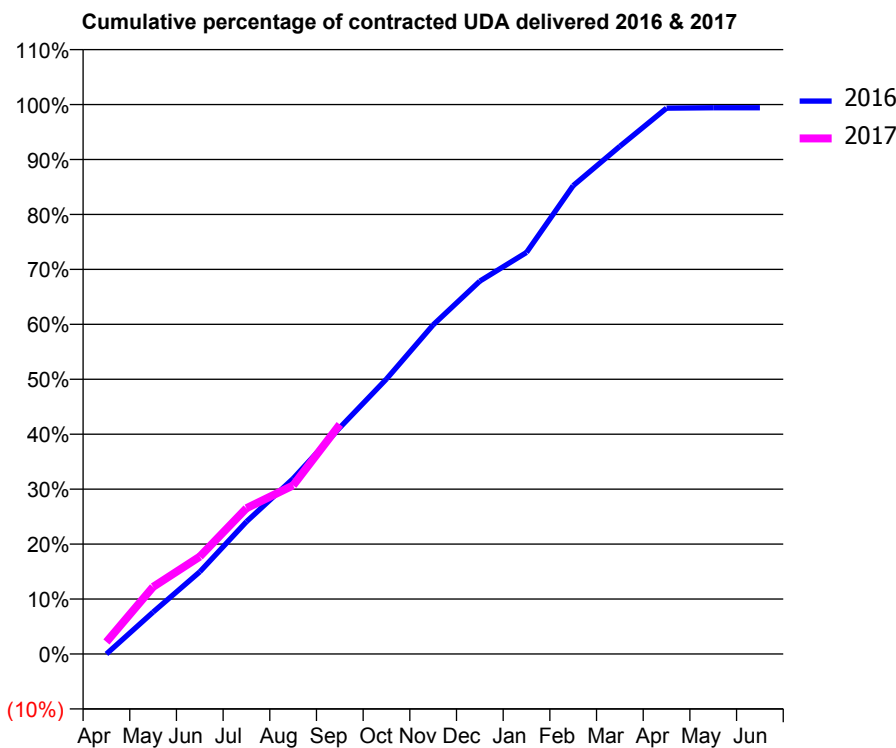
16/17 Contracted general activity (UDA)	7,286
Carry forward general activity (UDA)	42
16/17 Contracted orthodontic activity (UOA)	30
Carry forward orthodontic activity (UOA)	0
Baseline contract value	£183,236.56

ACCESS*

Patients seen in 24 months	Total	Change since previous quarter
Quarter ending September 2015	2,307	
Quarter ending December 2015	2,299	→
Quarter ending March 2016	2,293	→
Quarter ending June 2016	2,296	→
Quarter ending September 2016	2,292	→
Variance since September 2015	(0.7%)	→



ACTIVITY



Month	Adjusted Scheduled Activity (UDA)	
	2016	2017
April	0	161
May	556	890
June	1,091	1,291
July	1,755	1,933
August	2,326	2,236
September	3,002	3,044
October	3,647	
November	4,364	
December	4,944	
January	5,324	
February	6,211	
March	6,732	
April	7,238	
May	7,244	
June	7,244	

QUALITY

	Quantity	Base Number	Contract	AT	Region	England
% of FP17s for the same patient ID Re-attending within 3 months - Children	25	375	6.7%	11.6%	13.5%	12.4%
% of FP17s for the same patient ID Re-attending within 3 months - Adults	212	1,434	14.8%	15.7%	17.4%	16.7%
% of FP17s for the same patient ID Re-attending between 3 & 9 months - Children	269	375	71.7%	57.3%	59.0%	57.4%
% of FP17s for the same patient ID Re-attending between 3 & 9 months - Adults	908	1,434	63.3%	52.3%	52.6%	50.5%
% of FP17s for Band 1 Urgent Courses	60	1,499	4.0%	8.5%	9.4%	9.1%
% of FP17s Relating to Free Repair or Replacements	7	1,499	0.5%	1.2%	1.0%	0.8%
% of FP17s Relating to Continuations	37	1,499	2.5%	1.7%	1.5%	1.3%
% of Patients satisfied with the dentistry they have received	2	2	N/A	93.9%	93.7%	93.2%
% of Patients satisfied with the time they had to wait for an appointment	2	2	N/A	90.4%	90.0%	89.0%

* This is based on patients treated on this contract for their most recent course of treatment. Figures in italics indicate the base number of FP17s or Patient Questionnaire responses are less than 100. N/A is shown where the base number of responses is less than 10 during the period. % is calculated as Quantity/Base number*100

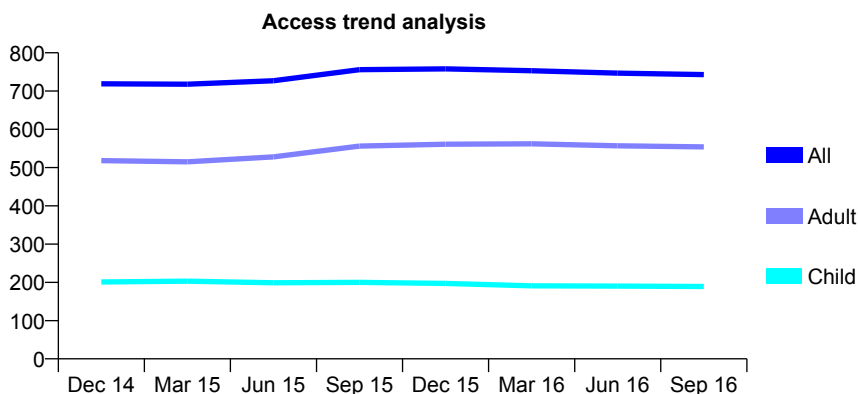
Q49 - Vital Signs At a Glance Contract Report for 570869/0001 - September 2016

Name or company name	MR MI BHOLAH
Contract type name	GDS Contract
Purpose of contract	General
Contract start date	01/04/2006
Contract end date	

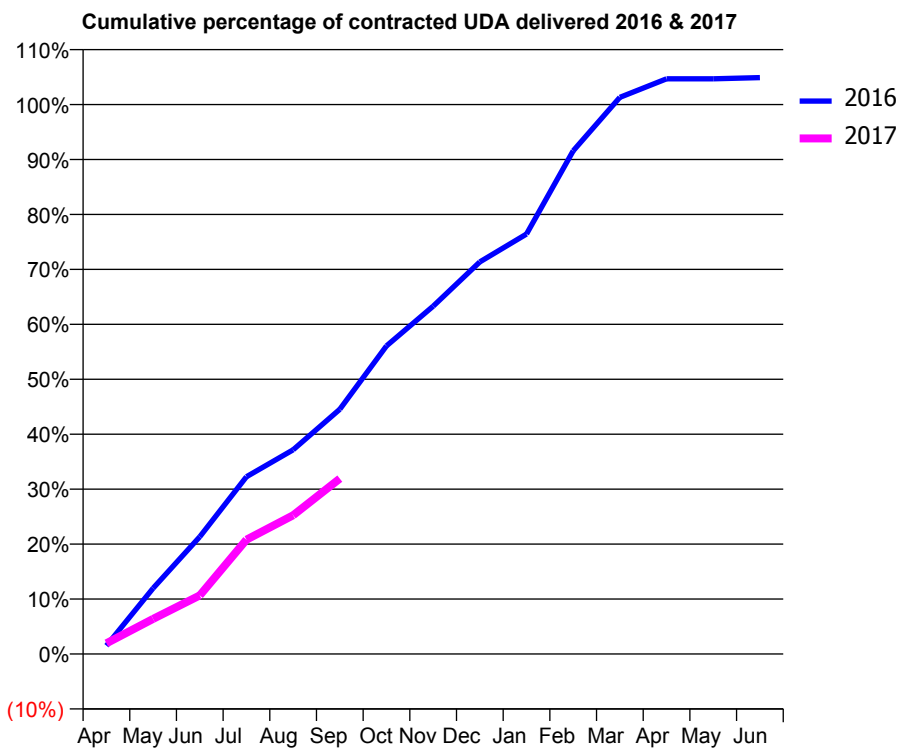
16/17 Contracted general activity (UDA)	3,219
Carry forward general activity (UDA)	0
16/17 Contracted orthodontic activity (UOA)	0
Carry forward orthodontic activity (UOA)	0
Baseline contract value	£85,258.13

ACCESS*

Patients seen in 24 months	Total	Change since previous quarter
Quarter ending September 2015	756	
Quarter ending December 2015	758	→
Quarter ending March 2016	753	→
Quarter ending June 2016	747	→
Quarter ending September 2016	743	→
Variance since September 2015	(1.7%)	↓



ACTIVITY



Month	Adjusted Scheduled Activity (UDA)	
	2016	2017
April	49	63
May	385	206
June	687	343
July	1,038	670
August	1,196	813
September	1,434	1,028
October	1,805	
November	2,038	
December	2,297	
January	2,460	
February	2,948	
March	3,261	
April	3,369	
May	3,369	
June	3,376	

QUALITY

	Quantity	Base Number	Contract	AT	Region	England
% of FP17s for the same patient ID Re-attending within 3 months - Children	3	123	2.4%	11.6%	13.5%	12.4%
% of FP17s for the same patient ID Re-attending within 3 months - Adults	27	314	8.6%	15.7%	17.4%	16.7%
% of FP17s for the same patient ID Re-attending between 3 & 9 months - Children	85	123	69.1%	57.3%	59.0%	57.4%
% of FP17s for the same patient ID Re-attending between 3 & 9 months - Adults	194	314	61.8%	52.3%	52.6%	50.5%
% of FP17s for Band 1 Urgent Courses	8	400	2.0%	8.5%	9.4%	9.1%
% of FP17s Relating to Free Repair or Replacements	0	400	0.0%	1.2%	1.0%	0.8%
% of FP17s Relating to Continuations	3	400	0.8%	1.7%	1.5%	1.3%
% of Patients satisfied with the dentistry they have received	2	2	N/A	93.9%	93.7%	93.2%
% of Patients satisfied with the time they had to wait for an appointment	2	2	N/A	90.4%	90.0%	89.0%

* This is based on patients treated on this contract for their most recent course of treatment. Figures in italics indicate the base number of FP17s or Patient Questionnaire responses are less than 100. N/A is shown where the base number of responses is less than 10 during the period. % is calculated as Quantity/Base number*100

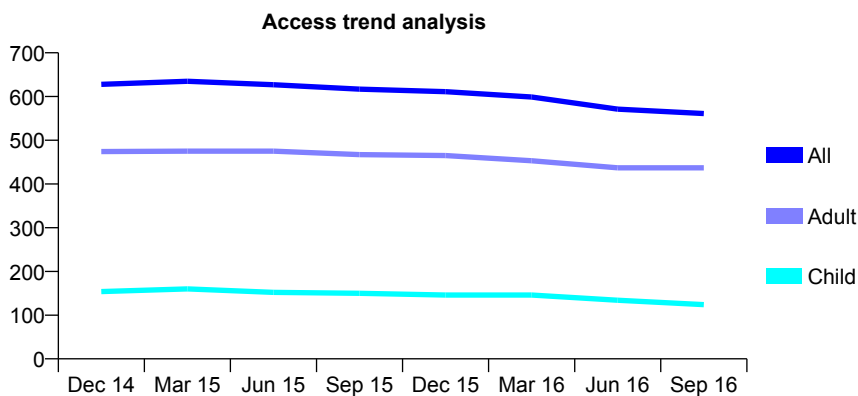
Q49 - Vital Signs At a Glance Contract Report for 570869/0002 - September 2016

Name or company name	MR MI BHOLAH
Contract type name	GDS Contract
Purpose of contract	General
Contract start date	01/04/2006
Contract end date	

16/17 Contracted general activity (UDA)	2,956
Carry forward general activity (UDA)	14
16/17 Contracted orthodontic activity (UOA)	0
Carry forward orthodontic activity (UOA)	0
Baseline contract value	£91,764.39

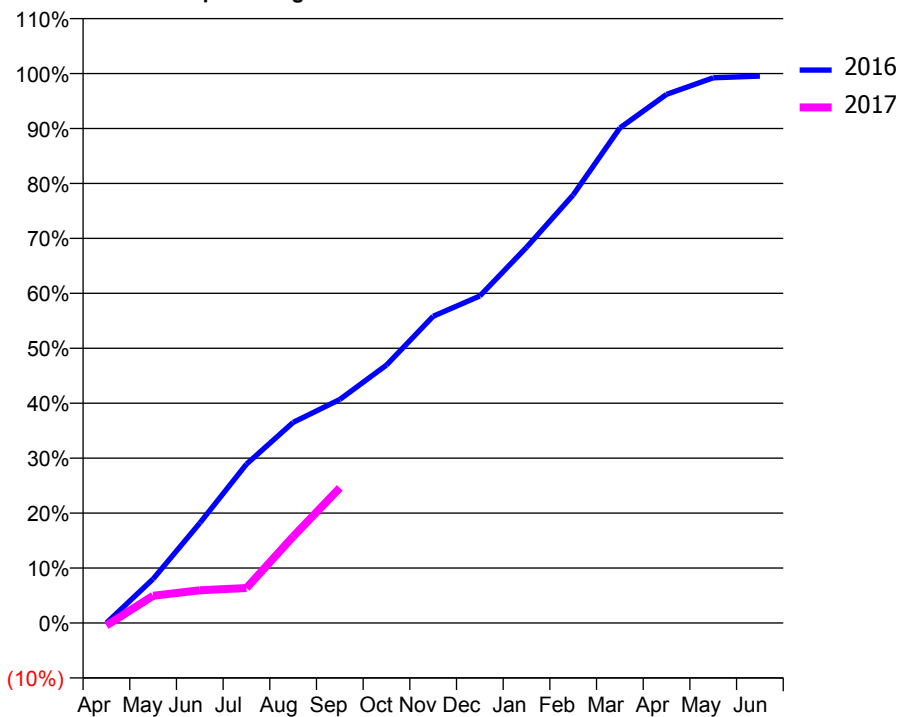
ACCESS*

Patients seen in 24 months	Total	Change since previous quarter
Quarter ending September 2015	617	
Quarter ending December 2015	611	→
Quarter ending March 2016	599	↓
Quarter ending June 2016	571	↓
Quarter ending September 2016	561	↓
Variance since September 2015	(9.1%)	↓



ACTIVITY

Cumulative percentage of contracted UDA delivered 2016 & 2017



Adjusted Scheduled Activity (UDA)

Month	2016	2017
April	0	-14
May	237	146
June	538	176
July	855	188
August	1,079	465
September	1,202	727
October	1,387	
November	1,650	
December	1,759	
January	2,021	
February	2,303	
March	2,663	
April	2,844	
May	2,933	
June	2,942	

QUALITY

	Quantity	Base Number	Contract	AT	Region	England
% of FP17s for the same patient ID Re-attending within 3 months - Children	0	49	0.0%	11.6%	13.5%	12.4%
% of FP17s for the same patient ID Re-attending within 3 months - Adults	26	209	12.4%	15.7%	17.4%	16.7%
% of FP17s for the same patient ID Re-attending between 3 & 9 months - Children	35	49	71.4%	57.3%	59.0%	57.4%
% of FP17s for the same patient ID Re-attending between 3 & 9 months - Adults	94	209	45.0%	52.3%	52.6%	50.5%
% of FP17s for Band 1 Urgent Courses	10	207	4.8%	8.5%	9.4%	9.1%
% of FP17s Relating to Free Repair or Replacements	0	207	0.0%	1.2%	1.0%	0.8%
% of FP17s Relating to Continuations	0	207	0.0%	1.7%	1.5%	1.3%
% of Patients satisfied with the dentistry they have received	0	0	N/A	93.9%	93.7%	93.2%
% of Patients satisfied with the time they had to wait for an appointment	0	0	N/A	90.4%	90.0%	89.0%

* This is based on patients treated on this contract for their most recent course of treatment. Figures in italics indicate the base number of FP17s or Patient Questionnaire responses are less than 100. N/A is shown where the base number of responses is less than 10 during the period. % is calculated as Quantity/Base number*100

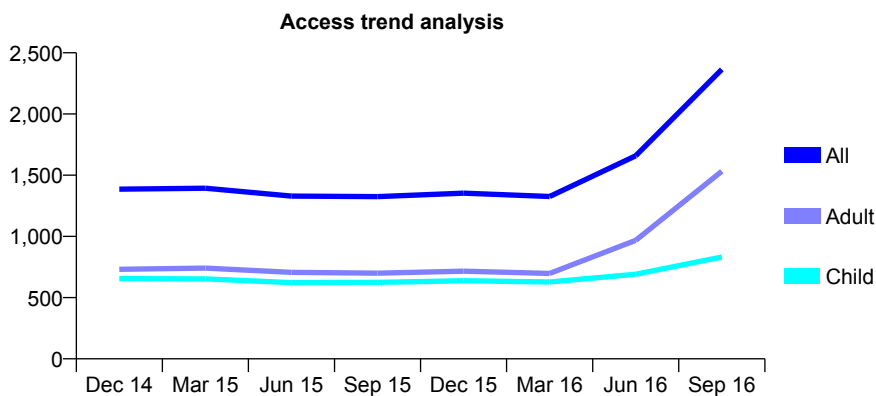
Q49 - Vital Signs At a Glance Contract Report for 572276/0002 - September 2016

Name or company name	MR DJ MCBRIDE
Contract type name	GDS Contract
Purpose of contract	General
Contract start date	01/04/2006
Contract end date	

16/17 Contracted general activity (UDA)	10,191
Carry forward general activity (UDA)	0
16/17 Contracted orthodontic activity (UOA)	0
Carry forward orthodontic activity (UOA)	0
Baseline contract value	£240,985.00

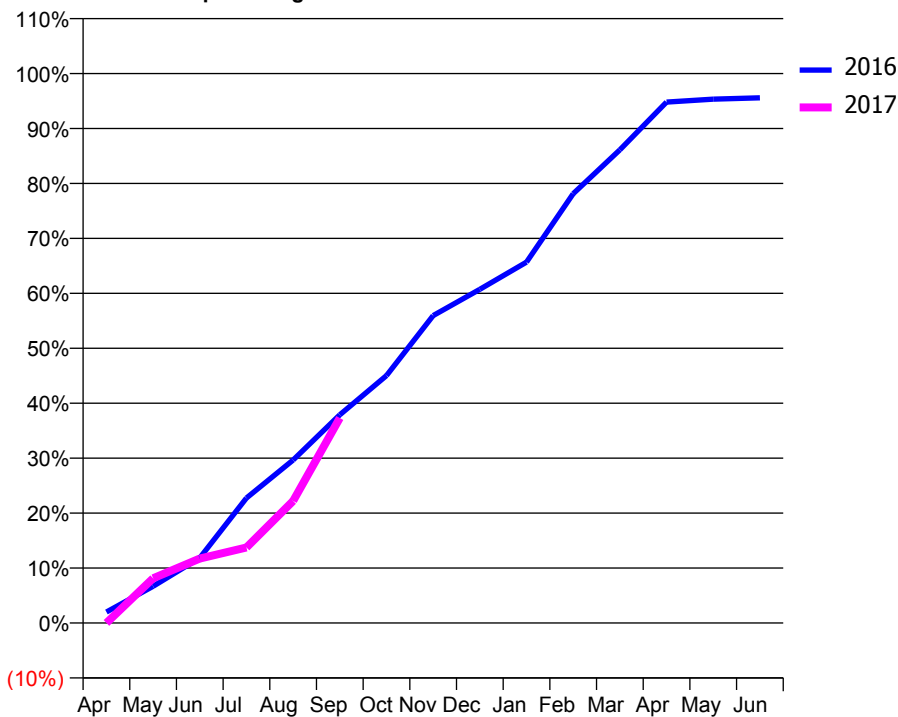
ACCESS*

Patients seen in 24 months	Total	Change since previous quarter
Quarter ending September 2015	1,325	
Quarter ending December 2015	1,354	↑
Quarter ending March 2016	1,326	↓
Quarter ending June 2016	1,659	↑
Quarter ending September 2016	2,364	↑
Variance since September 2015	78.4%	↑



ACTIVITY

Cumulative percentage of contracted UDA delivered 2016 & 2017



Month	Adjusted Scheduled Activity (UDA)	
	2016	2017
April	88	0
May	295	829
June	524	1,195
July	1,005	1,400
August	1,310	2,265
September	1,673	3,802
October	1,988	
November	2,470	
December	2,681	
January	2,900	
February	3,449	
March	3,802	
April	4,185	
May	4,209	
June	4,219	

QUALITY

	Quantity	Base Number	Contract	AT	Region	England
% of FP17s for the same patient ID Re-attending within 3 months - Children	38	690	5.5%	11.6%	13.5%	12.4%
% of FP17s for the same patient ID Re-attending within 3 months - Adults	182	1,289	14.1%	15.7%	17.4%	16.7%
% of FP17s for the same patient ID Re-attending between 3 & 9 months - Children	302	690	43.8%	57.3%	59.0%	57.4%
% of FP17s for the same patient ID Re-attending between 3 & 9 months - Adults	273	1,289	21.2%	52.3%	52.6%	50.5%
% of FP17s for Band 1 Urgent Courses	32	1,803	1.8%	8.5%	9.4%	9.1%
% of FP17s Relating to Free Repair or Replacements	17	1,803	0.9%	1.2%	1.0%	0.8%
% of FP17s Relating to Continuations	22	1,803	1.2%	1.7%	1.5%	1.3%
% of Patients satisfied with the dentistry they have received	3	3	N/A	93.9%	93.7%	93.2%
% of Patients satisfied with the time they had to wait for an appointment	3	3	N/A	90.4%	90.0%	89.0%

* This is based on patients treated on this contract for their most recent course of treatment. Figures in italics indicate the base number of FP17s or Patient Questionnaire responses are less than 100. N/A is shown where the base number of responses is less than 10 during the period. % is calculated as Quantity/Base number*100

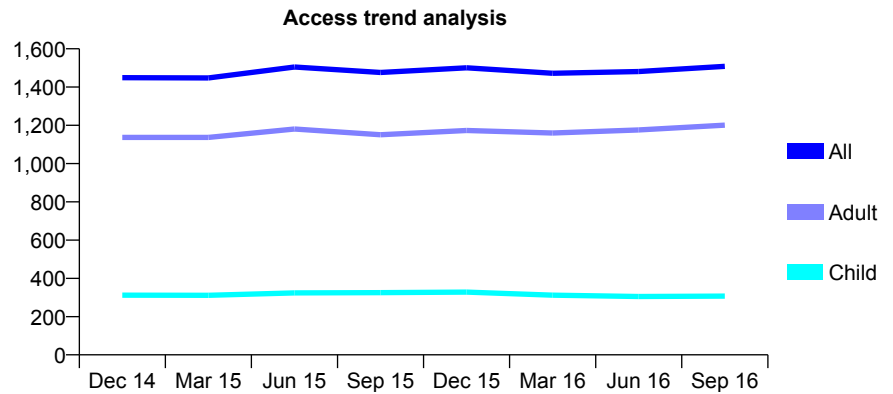
Q49 - Vital Signs At a Glance Contract Report for 573639/0004 - September 2016

Name or company name	MR SB PABARY
Contract type name	Pilot Contract
Purpose of contract	General
Contract start date	01/06/2007
Contract end date	

16/17 Contracted general activity (UDA)	8,169
Carry forward general activity (UDA)	0
16/17 Contracted orthodontic activity (UOA)	0
Carry forward orthodontic activity (UOA)	0
Baseline contract value	£200,423.63

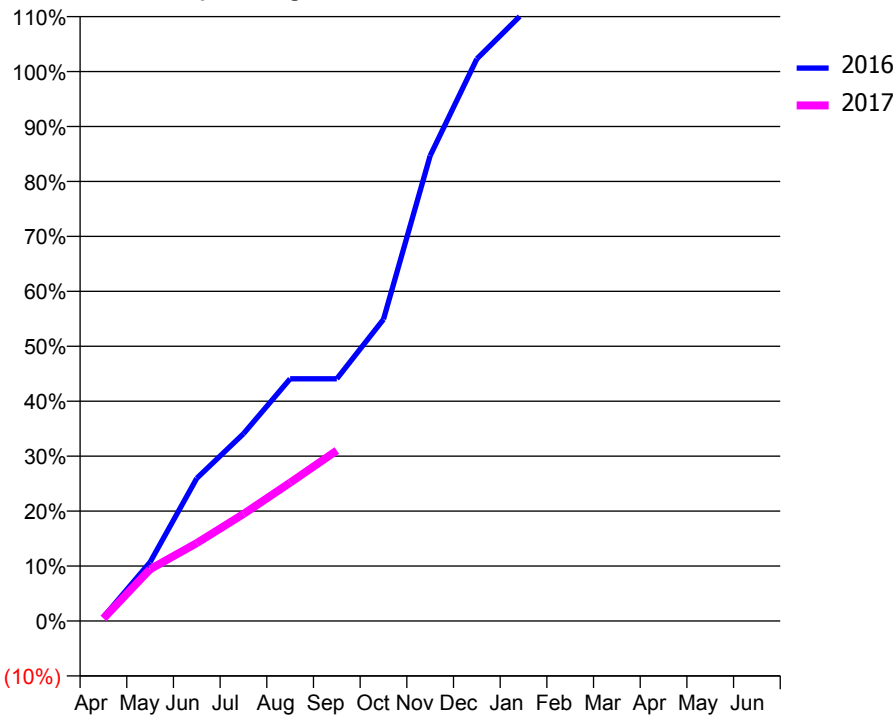
ACCESS*

Patients seen in 24 months	Total	Change since previous quarter
Quarter ending September 2015	1,476	
Quarter ending December 2015	1,501	→
Quarter ending March 2016	1,472	↓
Quarter ending June 2016	1,481	→
Quarter ending September 2016	1,508	→
Variance since September 2015	2.2%	↑



ACTIVITY

Cumulative percentage of contracted UDA delivered 2016 & 2017



Month	Adjusted Scheduled Activity (UDA)	
	2016	2017
April	21	39
May	318	770
June	772	1,159
July	1,012	1,590
August	1,309	2,057
September	1,309	2,535
October	1,631	
November	2,515	
December	3,038	
January	3,287	
February	3,953	
March	4,365	
April	4,386	
May	4,389	
June	4,390	

QUALITY

	Quantity	Base Number	Contract	AT	Region	England
% of FP17s for the same patient ID Re-attending within 3 months - Children	4	234	1.7%	11.6%	13.5%	12.4%
% of FP17s for the same patient ID Re-attending within 3 months - Adults	97	942	10.3%	15.7%	17.4%	16.7%
% of FP17s for the same patient ID Re-attending between 3 & 9 months - Children	148	234	63.2%	57.3%	59.0%	57.4%
% of FP17s for the same patient ID Re-attending between 3 & 9 months - Adults	524	942	55.6%	52.3%	52.6%	50.5%
% of FP17s for Band 1 Urgent Courses	109	1,154	9.4%	8.5%	9.4%	9.1%
% of FP17s Relating to Free Repair or Replacements	5	1,154	0.4%	1.2%	1.0%	0.8%
% of FP17s Relating to Continuations	3	1,154	0.3%	1.7%	1.5%	1.3%
% of Patients satisfied with the dentistry they have received	0	0	N/A	93.9%	93.7%	93.2%
% of Patients satisfied with the time they had to wait for an appointment	0	0	N/A	90.4%	90.0%	89.0%

* This is based on patients treated on this contract for their most recent course of treatment. Figures in italics indicate the base number of FP17s or Patient Questionnaire responses are less than 100. N/A is shown where the base number of responses is less than 10 during the period. % is calculated as Quantity/Base number*100

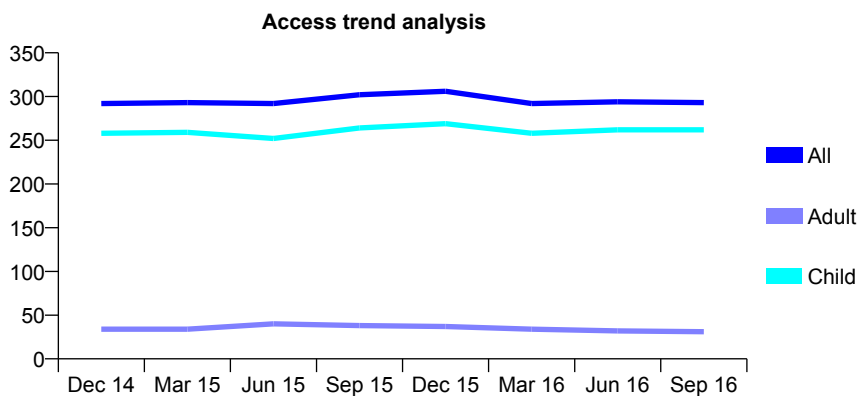
Q49 - Vital Signs At a Glance Contract Report for 573663/0001 - September 2016

Name or company name	MR FL GODLINGTON
Contract type name	GDS Contract
Purpose of contract	General
Contract start date	01/04/2006
Contract end date	

16/17 Contracted general activity (UDA)	740
Carry forward general activity (UDA)	0
16/17 Contracted orthodontic activity (UOA)	0
Carry forward orthodontic activity (UOA)	0
Baseline contract value	£17,252.74

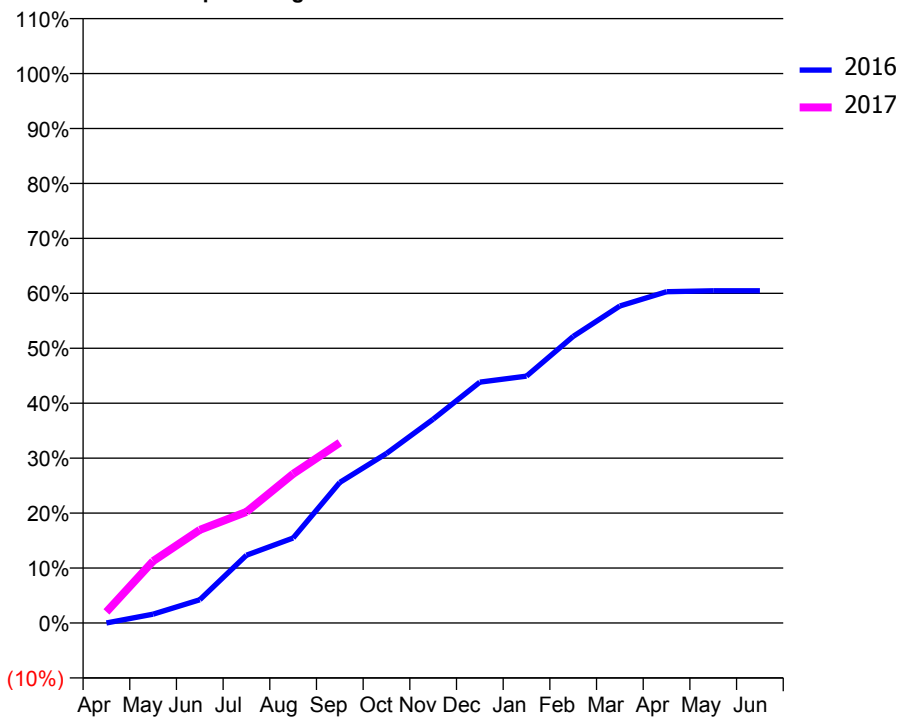
ACCESS*

Patients seen in 24 months	Total	Change since previous quarter
Quarter ending September 2015	302	
Quarter ending December 2015	306	→
Quarter ending March 2016	292	↓
Quarter ending June 2016	294	→
Quarter ending September 2016	293	→
Variance since September 2015	(3.0%)	↓



ACTIVITY

Cumulative percentage of contracted UDA delivered 2016 & 2017



Month	Adjusted Scheduled Activity (UDA)	
	2016	2017
April	0	15
May	12	83
June	31	125
July	91	150
August	114	201
September	189	243
October	228	
November	274	
December	324	
January	332	
February	386	
March	427	
April	446	
May	447	
June	447	

QUALITY

	Quantity	Base Number	Contract	AT	Region	England
% of FP17s for the same patient ID Re-attending within 3 months - Children	15	183	8.2%	11.6%	13.5%	12.4%
% of FP17s for the same patient ID Re-attending within 3 months - Adults	0	0	N/A	15.7%	17.4%	16.7%
% of FP17s for the same patient ID Re-attending between 3 & 9 months - Children	116	183	63.4%	57.3%	59.0%	57.4%
% of FP17s for the same patient ID Re-attending between 3 & 9 months - Adults	0	0	N/A	52.3%	52.6%	50.5%
% of FP17s for Band 1 Urgent Courses	4	165	2.4%	8.5%	9.4%	9.1%
% of FP17s Relating to Free Repair or Replacements	0	165	0.0%	1.2%	1.0%	0.8%
% of FP17s Relating to Continuations	0	165	0.0%	1.7%	1.5%	1.3%
% of Patients satisfied with the dentistry they have received	2	2	N/A	93.9%	93.7%	93.2%
% of Patients satisfied with the time they had to wait for an appointment	2	2	N/A	90.4%	90.0%	89.0%

* This is based on patients treated on this contract for their most recent course of treatment. Figures in italics indicate the base number of FP17s or Patient Questionnaire responses are less than 100. N/A is shown where the base number of responses is less than 10 during the period. % is calculated as Quantity/Base number*100

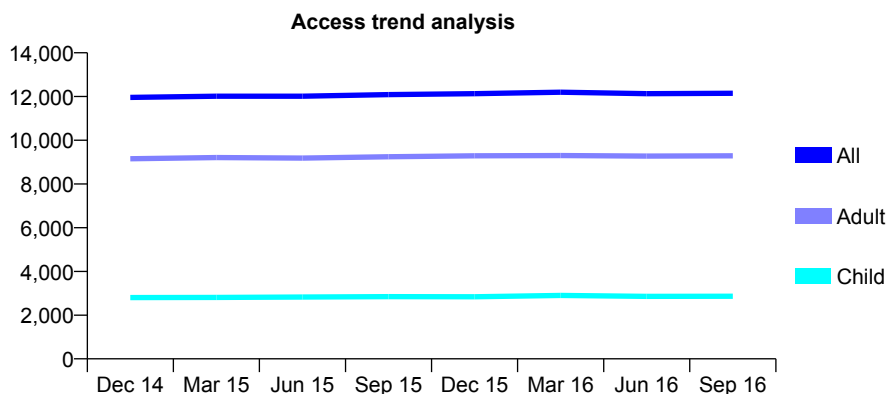
Q49 - Vital Signs At a Glance Contract Report for 574112/0001 - September 2016

Name or company name	MR JE WILLIAMSON
Contract type name	GDS Contract
Purpose of contract	General and Orthodontic
Contract start date	01/04/2006
Contract end date	

16/17 Contracted general activity (UDA)	40,129
Carry forward general activity (UDA)	0
16/17 Contracted orthodontic activity (UOA)	33
Carry forward orthodontic activity (UOA)	0
Baseline contract value	£1,018,201.59

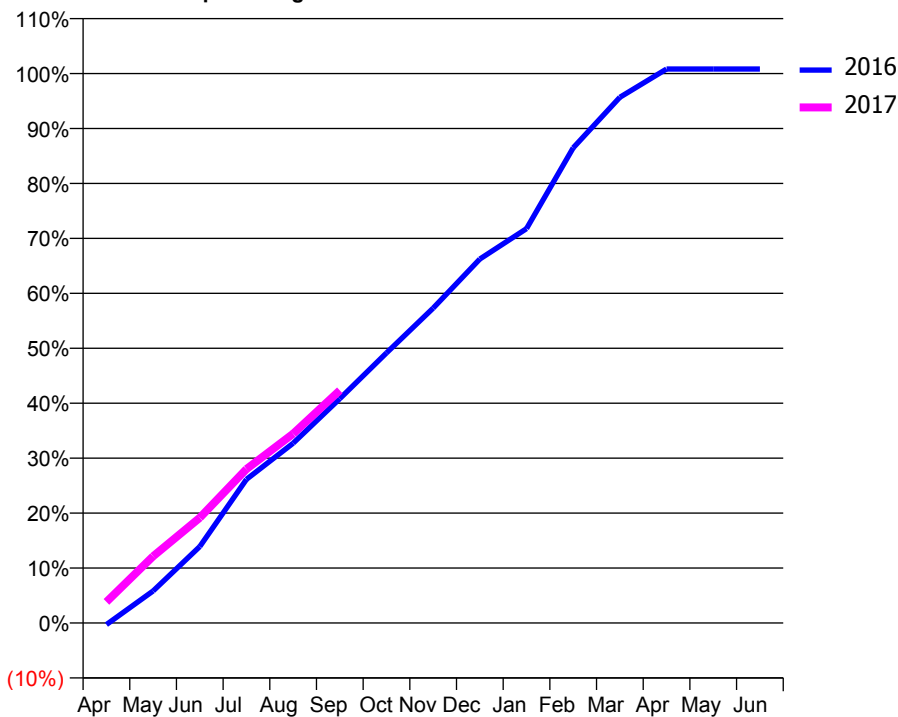
ACCESS*

Patients seen in 24 months	Total	Change since previous quarter
Quarter ending September 2015	12,086	
Quarter ending December 2015	12,128	→
Quarter ending March 2016	12,200	→
Quarter ending June 2016	12,131	→
Quarter ending September 2016	12,151	→
Variance since September 2015	0.5%	→



ACTIVITY

Cumulative percentage of contracted UDA delivered 2016 & 2017



Month	Adjusted Scheduled Activity (UDA)	
	2016	2017
April	-118	1,545
May	2,343	4,876
June	5,587	7,687
July	10,493	11,245
August	13,135	13,821
September	16,387	16,989
October	19,722	
November	22,994	
December	26,580	
January	28,801	
February	34,698	
March	38,390	
April	40,458	
May	40,453	
June	40,454	

QUALITY

	Quantity	Base Number	Contract	AT	Region	England
% of FP17s for the same patient ID Re-attending within 3 months - Children	97	1,820	5.3%	11.6%	13.5%	12.4%
% of FP17s for the same patient ID Re-attending within 3 months - Adults	707	6,214	11.4%	15.7%	17.4%	16.7%
% of FP17s for the same patient ID Re-attending between 3 & 9 months - Children	1,016	1,820	55.8%	57.3%	59.0%	57.4%
% of FP17s for the same patient ID Re-attending between 3 & 9 months - Adults	3,552	6,214	57.2%	52.3%	52.6%	50.5%
% of FP17s for Band 1 Urgent Courses	409	7,252	5.6%	8.5%	9.4%	9.1%
% of FP17s Relating to Free Repair or Replacements	155	7,252	2.1%	1.2%	1.0%	0.8%
% of FP17s Relating to Continuations	84	7,252	1.2%	1.7%	1.5%	1.3%
% of Patients satisfied with the dentistry they have received	15	15	100.0%	93.9%	93.7%	93.2%
% of Patients satisfied with the time they had to wait for an appointment	15	15	100.0%	90.4%	90.0%	89.0%

* This is based on patients treated on this contract for their most recent course of treatment. Figures in italics indicate the base number of FP17s or Patient Questionnaire responses are less than 100. N/A is shown where the base number of responses is less than 10 during the period. % is calculated as Quantity/Base number*100

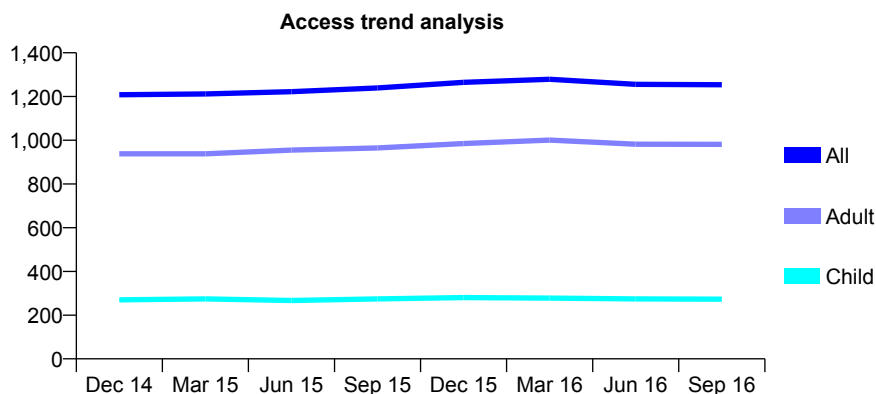
Q49 - Vital Signs At a Glance Contract Report for 575488/0001 - September 2016

Name or company name	MISS S DOWNS
Contract type name	GDS Contract
Purpose of contract	General
Contract start date	01/04/2006
Contract end date	

16/17 Contracted general activity (UDA)	3,941
Carry forward general activity (UDA)	0
16/17 Contracted orthodontic activity (UOA)	0
Carry forward orthodontic activity (UOA)	0
Baseline contract value	£84,538.98

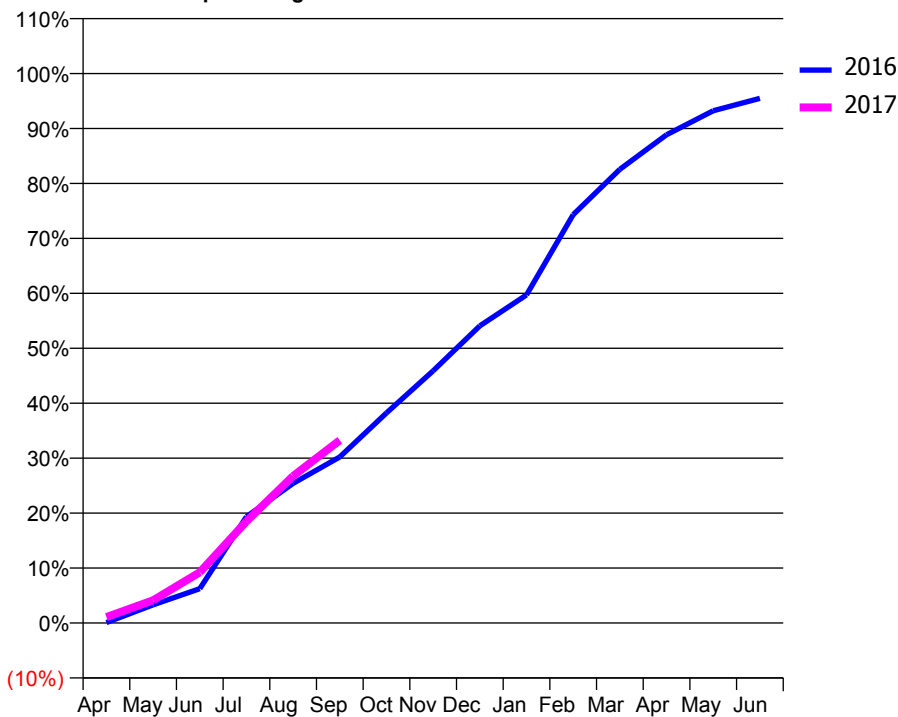
ACCESS*

Patients seen in 24 months	Total	Change since previous quarter
Quarter ending September 2015	1,239	
Quarter ending December 2015	1,265	↑
Quarter ending March 2016	1,279	→
Quarter ending June 2016	1,256	↓
Quarter ending September 2016	1,254	→
Variance since September 2015	1.2%	→



ACTIVITY

Cumulative percentage of contracted UDA delivered 2016 & 2017



Month	Adjusted Scheduled Activity (UDA)	
	2016	2017
April	3	42
May	130	163
June	247	364
July	763	729
August	1,002	1,054
September	1,191	1,310
October	1,507	
November	1,809	
December	2,131	
January	2,354	
February	2,929	
March	3,254	
April	3,501	
May	3,673	
June	3,763	

QUALITY

	Quantity	Base Number	Contract	AT	Region	England
% of FP17s for the same patient ID Re-attending within 3 months - Children	15	217	6.9%	11.6%	13.5%	12.4%
% of FP17s for the same patient ID Re-attending within 3 months - Adults	117	772	15.2%	15.7%	17.4%	16.7%
% of FP17s for the same patient ID Re-attending between 3 & 9 months - Children	146	217	67.3%	57.3%	59.0%	57.4%
% of FP17s for the same patient ID Re-attending between 3 & 9 months - Adults	479	772	62.0%	52.3%	52.6%	50.5%
% of FP17s for Band 1 Urgent Courses	27	752	3.6%	8.5%	9.4%	9.1%
% of FP17s Relating to Free Repair or Replacements	3	752	0.4%	1.2%	1.0%	0.8%
% of FP17s Relating to Continuations	12	752	1.6%	1.7%	1.5%	1.3%
% of Patients satisfied with the dentistry they have received	2	2	N/A	93.9%	93.7%	93.2%
% of Patients satisfied with the time they had to wait for an appointment	1	2	N/A	90.4%	90.0%	89.0%

* This is based on patients treated on this contract for their most recent course of treatment. Figures in italics indicate the base number of FP17s or Patient Questionnaire responses are less than 100. N/A is shown where the base number of responses is less than 10 during the period. % is calculated as Quantity/Base number*100

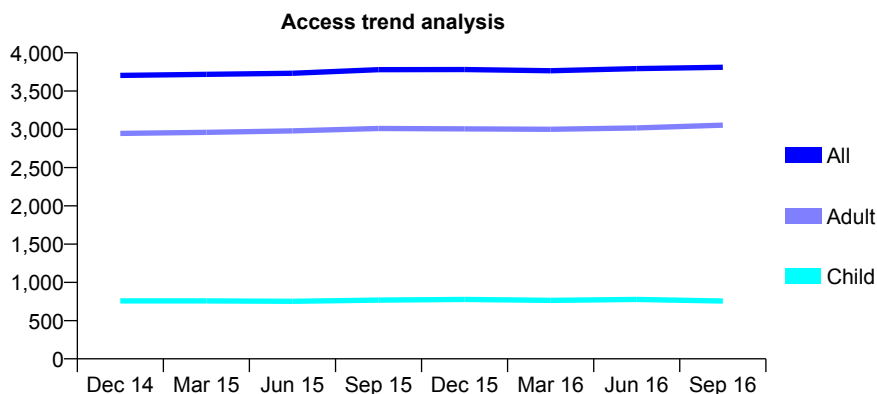
Q49 - Vital Signs At a Glance Contract Report for 578940/0001 - September 2016

Name or company name	MR CJ BELFIELD
Contract type name	GDS Contract
Purpose of contract	General
Contract start date	01/04/2006
Contract end date	

16/17 Contracted general activity (UDA)	9,942
Carry forward general activity (UDA)	211
16/17 Contracted orthodontic activity (UOA)	0
Carry forward orthodontic activity (UOA)	0
Baseline contract value	£254,069.91

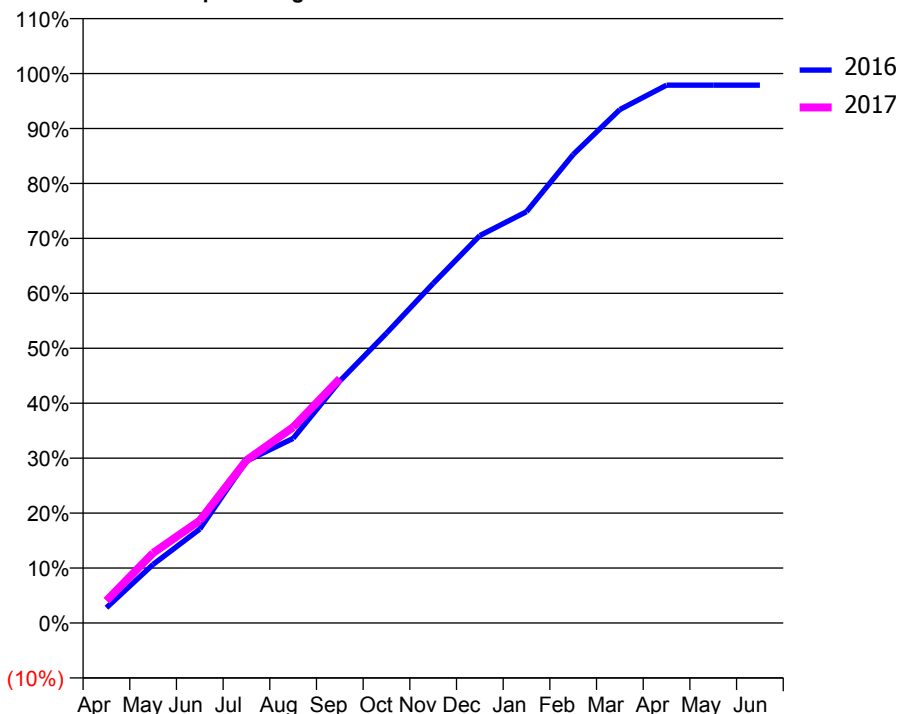
ACCESS*

Patients seen in 24 months	Total	Change since previous quarter
Quarter ending September 2015	3,779	
Quarter ending December 2015	3,782	→
Quarter ending March 2016	3,765	→
Quarter ending June 2016	3,794	→
Quarter ending September 2016	3,811	→
Variance since September 2015	0.8%	→



ACTIVITY

Cumulative percentage of contracted UDA delivered 2016 & 2017



Month	Adjusted Scheduled Activity (UDA)	
	2016	2017
April	276	404
May	1,061	1,269
June	1,699	1,855
July	2,929	2,944
August	3,341	3,542
September	4,378	4,422
October	5,243	
November	6,144	
December	7,009	
January	7,442	
February	8,477	
March	9,291	
April	9,731	
May	9,731	
June	9,731	

QUALITY

	Quantity	Base Number	Contract	AT	Region	England
% of FP17s for the same patient ID Re-attending within 3 months - Children	47	631	7.4%	11.6%	13.5%	12.4%
% of FP17s for the same patient ID Re-attending within 3 months - Adults	303	2,460	12.3%	15.7%	17.4%	16.7%
% of FP17s for the same patient ID Re-attending between 3 & 9 months - Children	370	631	58.6%	57.3%	59.0%	57.4%
% of FP17s for the same patient ID Re-attending between 3 & 9 months - Adults	1,547	2,460	62.9%	52.3%	52.6%	50.5%
% of FP17s for Band 1 Urgent Courses	208	2,840	7.3%	8.5%	9.4%	9.1%
% of FP17s Relating to Free Repair or Replacements	24	2,840	0.8%	1.2%	1.0%	0.8%
% of FP17s Relating to Continuations	9	2,840	0.3%	1.7%	1.5%	1.3%
% of Patients satisfied with the dentistry they have received	2	2	N/A	93.9%	93.7%	93.2%
% of Patients satisfied with the time they had to wait for an appointment	2	2	N/A	90.4%	90.0%	89.0%

* This is based on patients treated on this contract for their most recent course of treatment. Figures in italics indicate the base number of FP17s or Patient Questionnaire responses are less than 100. N/A is shown where the base number of responses is less than 10 during the period. % is calculated as Quantity/Base number*100

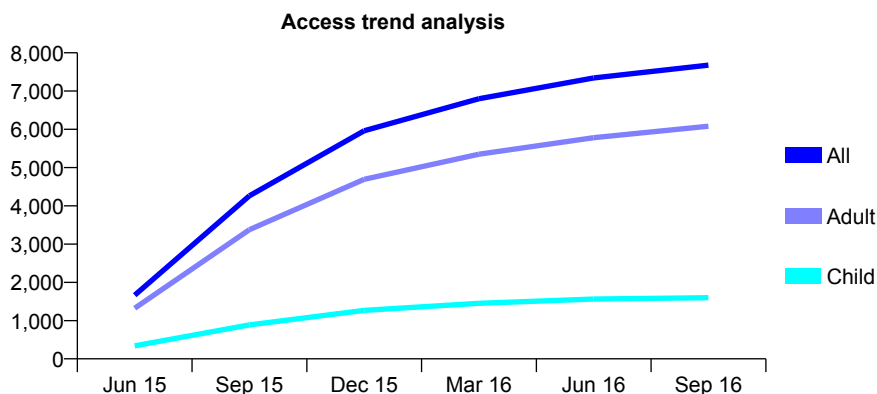
Q49 - Vital Signs At a Glance Contract Report for 601365/0001 - September 2016

Name or company name	MRS JA OWEN
Contract type name	GDS Contract
Purpose of contract	General
Contract start date	01/05/2015
Contract end date	

16/17 Contracted general activity (UDA)	23,296
Carry forward general activity (UDA)	-501
16/17 Contracted orthodontic activity (UOA)	0
Carry forward orthodontic activity (UOA)	0
Baseline contract value	£661,270.40

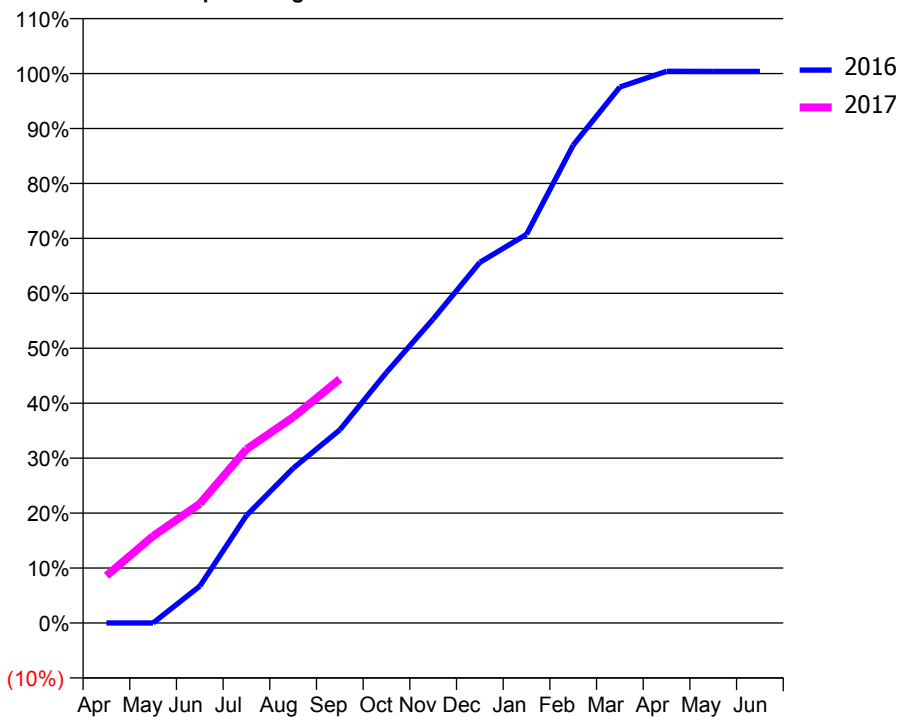
ACCESS*

Patients seen in 24 months	Total	Change since previous quarter
Quarter ending September 2015	4,262	
Quarter ending December 2015	5,961	↑
Quarter ending March 2016	6,799	↑
Quarter ending June 2016	7,342	↑
Quarter ending September 2016	7,679	↑
Variance since September 2015	80.2%	↑



ACTIVITY

Cumulative percentage of contracted UDA delivered 2016 & 2017



Adjusted Scheduled Activity (UDA)

Month	2016	2017
April	0	2,003
May	0	3,691
June	1,434	5,055
July	4,179	7,369
August	6,016	8,725
September	7,504	10,345
October	9,740	
November	11,811	
December	14,017	
January	15,103	
February	18,571	
March	20,829	
April	21,441	
May	21,438	
June	21,437	

QUALITY

	Quantity	Base Number	Contract	AT	Region	England
% of FP17s for the same patient ID Re-attending within 3 months - Children	64	1,161	5.5%	11.6%	13.5%	12.4%
% of FP17s for the same patient ID Re-attending within 3 months - Adults	580	4,573	12.7%	15.7%	17.4%	16.7%
% of FP17s for the same patient ID Re-attending between 3 & 9 months - Children	705	1,161	60.7%	57.3%	59.0%	57.4%
% of FP17s for the same patient ID Re-attending between 3 & 9 months - Adults	2,765	4,573	60.5%	52.3%	52.6%	50.5%
% of FP17s for Band 1 Urgent Courses	39	5,019	0.8%	8.5%	9.4%	9.1%
% of FP17s Relating to Free Repair or Replacements	132	5,019	2.6%	1.2%	1.0%	0.8%
% of FP17s Relating to Continuations	69	5,019	1.4%	1.7%	1.5%	1.3%
% of Patients satisfied with the dentistry they have received	11	11	100.0%	93.9%	93.7%	93.2%
% of Patients satisfied with the time they had to wait for an appointment	11	11	100.0%	90.4%	90.0%	89.0%

* This is based on patients treated on this contract for their most recent course of treatment. Figures in italics indicate the base number of FP17s or Patient Questionnaire responses are less than 100. N/A is shown where the base number of responses is less than 10 during the period. % is calculated as Quantity/Base number*100

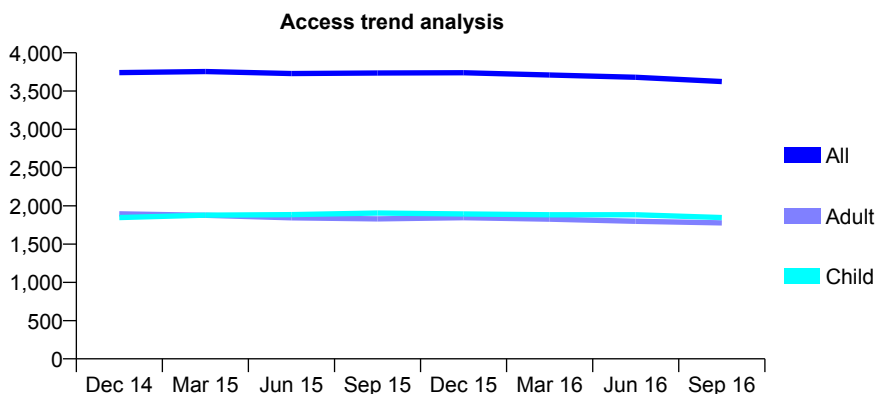
Q49 - Vital Signs At a Glance Contract Report for 622605/0001 - September 2016

Name or company name	MR RA GRANT
Contract type name	GDS Contract
Purpose of contract	General
Contract start date	01/04/2006
Contract end date	

16/17 Contracted general activity (UDA)	11,293
Carry forward general activity (UDA)	0
16/17 Contracted orthodontic activity (UOA)	0
Carry forward orthodontic activity (UOA)	0
Baseline contract value	£291,005.07

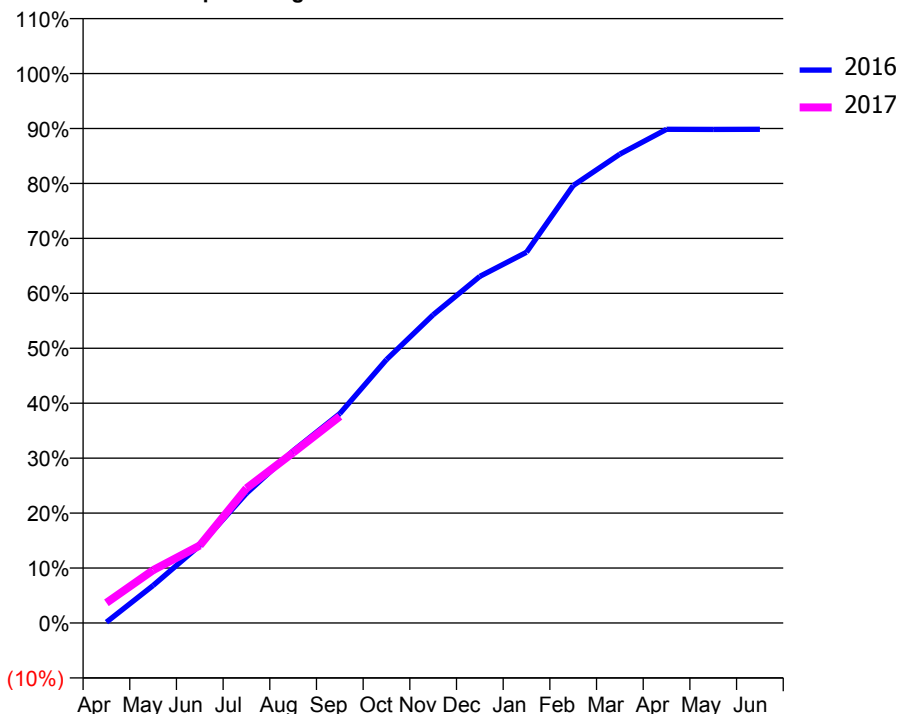
ACCESS*

Patients seen in 24 months	Total	Change since previous quarter
Quarter ending September 2015	3,736	
Quarter ending December 2015	3,739	→
Quarter ending March 2016	3,709	→
Quarter ending June 2016	3,681	→
Quarter ending September 2016	3,624	↓
Variance since September 2015	(3.0%)	↓



ACTIVITY

Cumulative percentage of contracted UDA delivered 2016 & 2017



Month	Adjusted Scheduled Activity (UDA)	
	2016	2017
April	17	415
May	771	1,086
June	1,594	1,592
July	2,665	2,770
August	3,539	3,502
September	4,305	4,247
October	5,414	
November	6,336	
December	7,125	
January	7,620	
February	8,991	
March	9,636	
April	10,147	
May	10,143	
June	10,146	

QUALITY

	Quantity	Base Number	Contract	AT	Region	England
% of FP17s for the same patient ID Re-attending within 3 months - Children	72	1,312	5.5%	11.6%	13.5%	12.4%
% of FP17s for the same patient ID Re-attending within 3 months - Adults	164	1,030	15.9%	15.7%	17.4%	16.7%
% of FP17s for the same patient ID Re-attending between 3 & 9 months - Children	673	1,312	51.3%	57.3%	59.0%	57.4%
% of FP17s for the same patient ID Re-attending between 3 & 9 months - Adults	521	1,030	50.6%	52.3%	52.6%	50.5%
% of FP17s for Band 1 Urgent Courses	153	2,087	7.3%	8.5%	9.4%	9.1%
% of FP17s Relating to Free Repair or Replacements	0	2,087	0.0%	1.2%	1.0%	0.8%
% of FP17s Relating to Continuations	0	2,087	0.0%	1.7%	1.5%	1.3%
% of Patients satisfied with the dentistry they have received	3	3	N/A	93.9%	93.7%	93.2%
% of Patients satisfied with the time they had to wait for an appointment	3	3	N/A	90.4%	90.0%	89.0%

* This is based on patients treated on this contract for their most recent course of treatment. Figures in italics indicate the base number of FP17s or Patient Questionnaire responses are less than 100. N/A is shown where the base number of responses is less than 10 during the period. % is calculated as Quantity/Base number*100

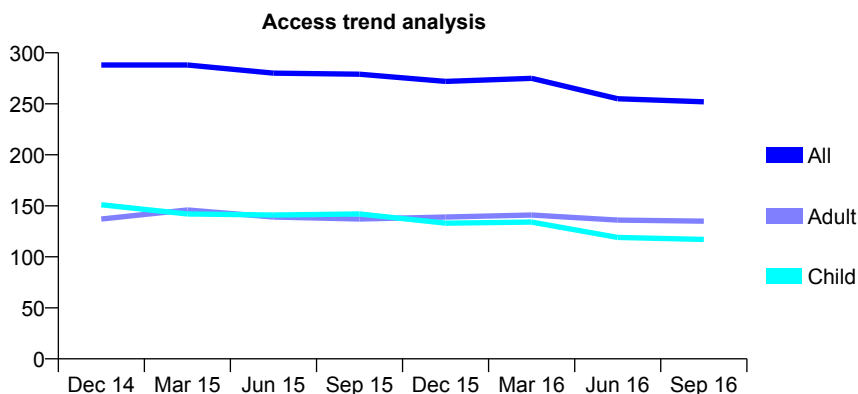
Q49 - Vital Signs At a Glance Contract Report for 622605/0002 - September 2016

Name or company name	MR RA GRANT
Contract type name	GDS Contract
Purpose of contract	General
Contract start date	01/04/2006
Contract end date	

16/17 Contracted general activity (UDA)	813
Carry forward general activity (UDA)	0
16/17 Contracted orthodontic activity (UOA)	0
Carry forward orthodontic activity (UOA)	0
Baseline contract value	£19,901.73

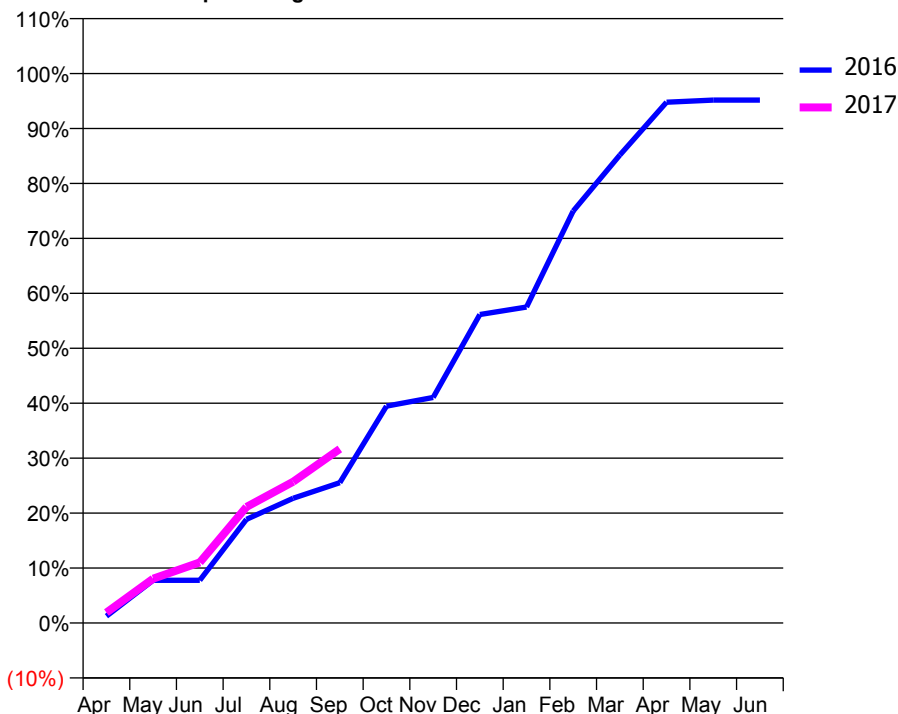
ACCESS*

Patients seen in 24 months	Total	Change since previous quarter
Quarter ending September 2015	279	
Quarter ending December 2015	272	↓
Quarter ending March 2016	275	→
Quarter ending June 2016	255	↓
Quarter ending September 2016	252	↓
Variance since September 2015	(9.7%)	↓



ACTIVITY

Cumulative percentage of contracted UDA delivered 2016 & 2017



Adjusted Scheduled Activity (UDA)		
Month	2016	2017
April	10	15
May	63	66
June	63	90
July	153	172
August	185	209
September	208	258
October	321	
November	334	
December	456	
January	467	
February	610	
March	692	
April	771	
May	774	
June	774	

QUALITY

	Quantity	Base Number	Contract	AT	Region	England
% of FP17s for the same patient ID Re-attending within 3 months - Children	4	80	5.0%	11.6%	13.5%	12.4%
% of FP17s for the same patient ID Re-attending within 3 months - Adults	12	74	16.2%	15.7%	17.4%	16.7%
% of FP17s for the same patient ID Re-attending between 3 & 9 months - Children	34	80	42.5%	57.3%	59.0%	57.4%
% of FP17s for the same patient ID Re-attending between 3 & 9 months - Adults	35	74	47.3%	52.3%	52.6%	50.5%
% of FP17s for Band 1 Urgent Courses	8	135	5.9%	8.5%	9.4%	9.1%
% of FP17s Relating to Free Repair or Replacements	0	135	0.0%	1.2%	1.0%	0.8%
% of FP17s Relating to Continuations	0	135	0.0%	1.7%	1.5%	1.3%
% of Patients satisfied with the dentistry they have received	0	0	N/A	93.9%	93.7%	93.2%
% of Patients satisfied with the time they had to wait for an appointment	0	0	N/A	90.4%	90.0%	89.0%

* This is based on patients treated on this contract for their most recent course of treatment. Figures in italics indicate the base number of FP17s or Patient Questionnaire responses are less than 100. N/A is shown where the base number of responses is less than 10 during the period. % is calculated as Quantity/Base number*100

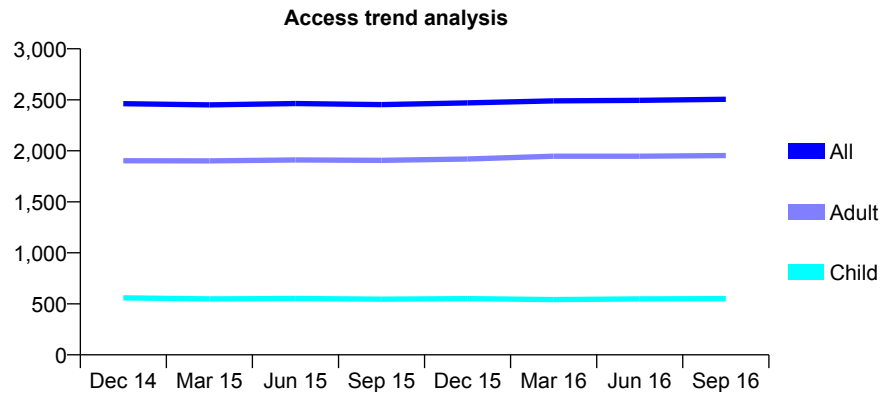
Q49 - Vital Signs At a Glance Contract Report for 631434/0001 - September 2016

Name or company name	MR JM ATKINSON
Contract type name	GDS Contract
Purpose of contract	General
Contract start date	01/04/2006
Contract end date	

16/17 Contracted general activity (UDA)	8,350
Carry forward general activity (UDA)	93
16/17 Contracted orthodontic activity (UOA)	0
Carry forward orthodontic activity (UOA)	0
Baseline contract value	£191,469.23

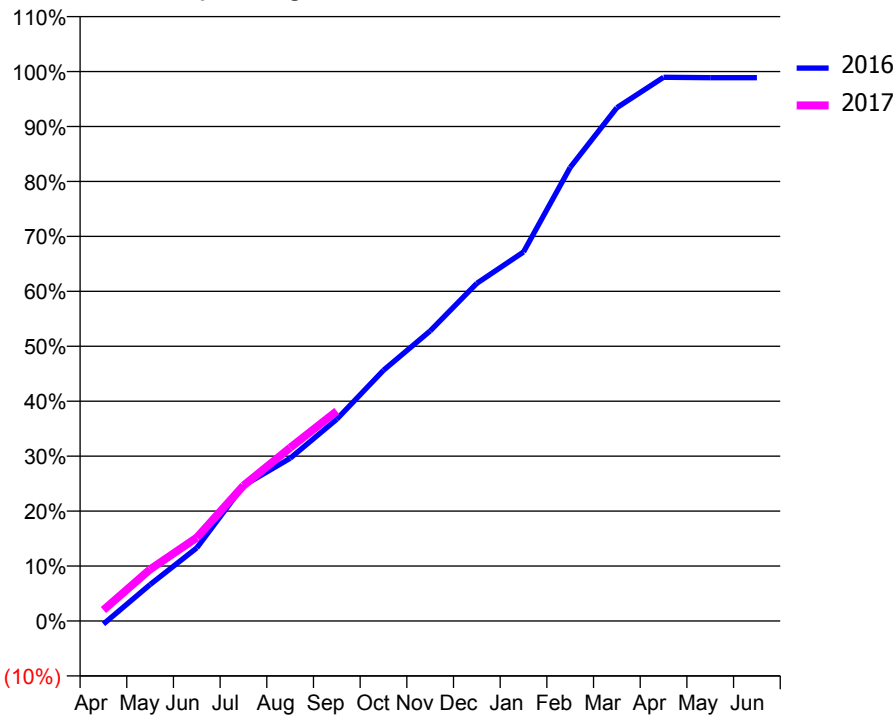
ACCESS*

Patients seen in 24 months	Total	Change since previous quarter
Quarter ending September 2015	2,453	
Quarter ending December 2015	2,470	→
Quarter ending March 2016	2,489	→
Quarter ending June 2016	2,495	→
Quarter ending September 2016	2,505	→
Variance since September 2015	2.1%	↑



ACTIVITY

Cumulative percentage of contracted UDA delivered 2016 & 2017



Month	Adjusted Scheduled Activity (UDA)	
	2016	2017
April	-47	167
May	555	784
June	1,112	1,268
July	2,057	2,058
August	2,474	2,633
September	3,067	3,190
October	3,811	
November	4,407	
December	5,132	
January	5,608	
February	6,892	
March	7,800	
April	8,263	
May	8,257	
June	8,257	

QUALITY

	Quantity	Base Number	Contract	AT	Region	England
% of FP17s for the same patient ID Re-attending within 3 months - Children	22	431	5.1%	11.6%	13.5%	12.4%
% of FP17s for the same patient ID Re-attending within 3 months - Adults	278	1,479	18.8%	15.7%	17.4%	16.7%
% of FP17s for the same patient ID Re-attending between 3 & 9 months - Children	278	431	64.5%	57.3%	59.0%	57.4%
% of FP17s for the same patient ID Re-attending between 3 & 9 months - Adults	865	1,479	58.5%	52.3%	52.6%	50.5%
% of FP17s for Band 1 Urgent Courses	61	1,730	3.5%	8.5%	9.4%	9.1%
% of FP17s Relating to Free Repair or Replacements	46	1,730	2.7%	1.2%	1.0%	0.8%
% of FP17s Relating to Continuations	15	1,730	0.9%	1.7%	1.5%	1.3%
% of Patients satisfied with the dentistry they have received	3	3	N/A	93.9%	93.7%	93.2%
% of Patients satisfied with the time they had to wait for an appointment	3	3	N/A	90.4%	90.0%	89.0%

* This is based on patients treated on this contract for their most recent course of treatment. Figures in italics indicate the base number of FP17s or Patient Questionnaire responses are less than 100. N/A is shown where the base number of responses is less than 10 during the period. % is calculated as Quantity/Base number*100

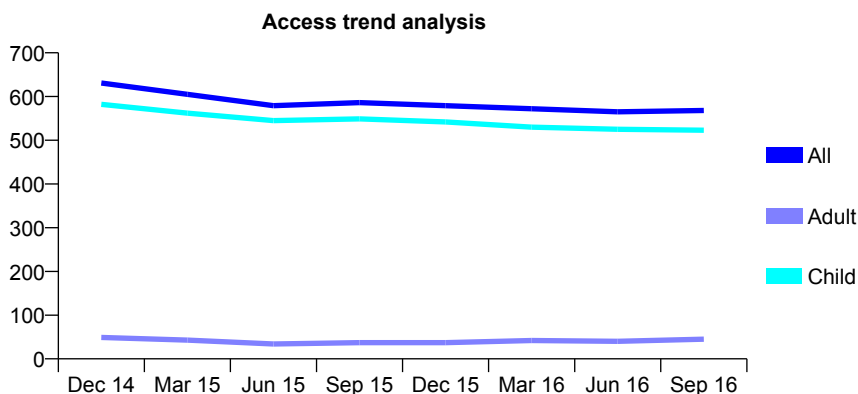
Q49 - Vital Signs At a Glance Contract Report for 635081/0001 - September 2016

Name or company name	MR WA TAYLOR
Contract type name	GDS Contract
Purpose of contract	General and Orthodontic
Contract start date	01/04/2006
Contract end date	

16/17 Contracted general activity (UDA)	1,400
Carry forward general activity (UDA)	19
16/17 Contracted orthodontic activity (UOA)	0
Carry forward orthodontic activity (UOA)	0
Baseline contract value	£33,100.95

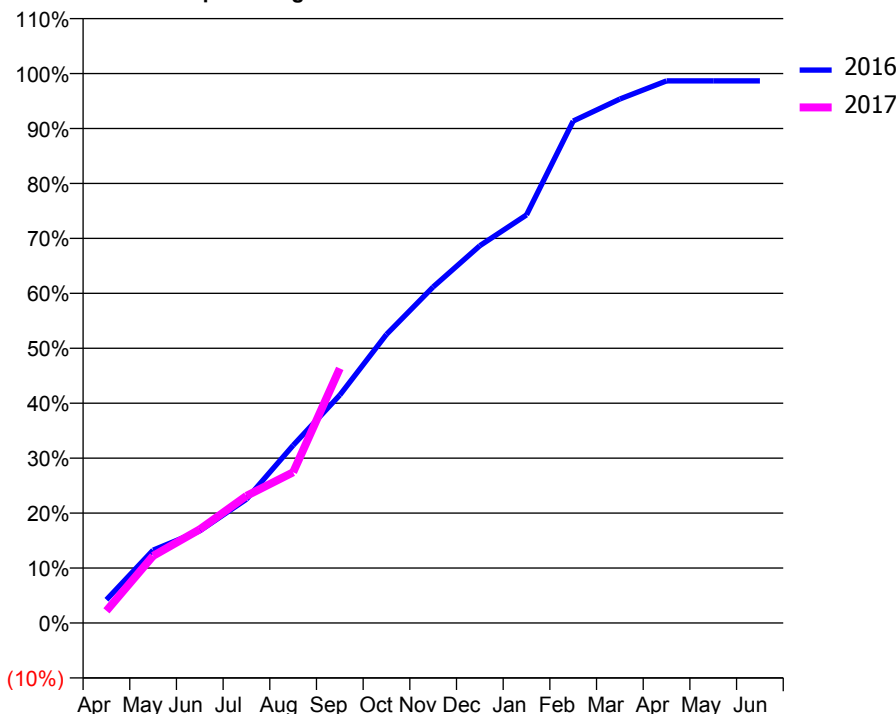
ACCESS*

Patients seen in 24 months	Total	Change since previous quarter
Quarter ending September 2015	586	
Quarter ending December 2015	579	↓
Quarter ending March 2016	572	↓
Quarter ending June 2016	565	↓
Quarter ending September 2016	568	→
Variance since September 2015	(3.1%)	↓



ACTIVITY

Cumulative percentage of contracted UDA delivered 2016 & 2017



Adjusted Scheduled Activity (UDA)

Month	2016	2017
April	59	31
May	186	171
June	235	239
July	315	324
August	453	384
September	581	649
October	735	
November	856	
December	961	
January	1,040	
February	1,279	
March	1,335	
April	1,381	
May	1,381	
June	1,381	

QUALITY

	Quantity	Base Number	Contract	AT	Region	England
% of FP17s for the same patient ID Re-attending within 3 months - Children	42	521	8.1%	11.6%	13.5%	12.4%
% of FP17s for the same patient ID Re-attending within 3 months - Adults	0	0	N/A	15.7%	17.4%	16.7%
% of FP17s for the same patient ID Re-attending between 3 & 9 months - Children	395	521	75.8%	57.3%	59.0%	57.4%
% of FP17s for the same patient ID Re-attending between 3 & 9 months - Adults	0	0	N/A	52.3%	52.6%	50.5%
% of FP17s for Band 1 Urgent Courses	33	487	6.8%	8.5%	9.4%	9.1%
% of FP17s Relating to Free Repair or Replacements	0	487	0.0%	1.2%	1.0%	0.8%
% of FP17s Relating to Continuations	2	487	0.4%	1.7%	1.5%	1.3%
% of Patients satisfied with the dentistry they have received	0	0	N/A	93.9%	93.7%	93.2%
% of Patients satisfied with the time they had to wait for an appointment	0	0	N/A	90.4%	90.0%	89.0%

* This is based on patients treated on this contract for their most recent course of treatment. Figures in italics indicate the base number of FP17s or Patient Questionnaire responses are less than 100. N/A is shown where the base number of responses is less than 10 during the period. % is calculated as Quantity/Base number*100

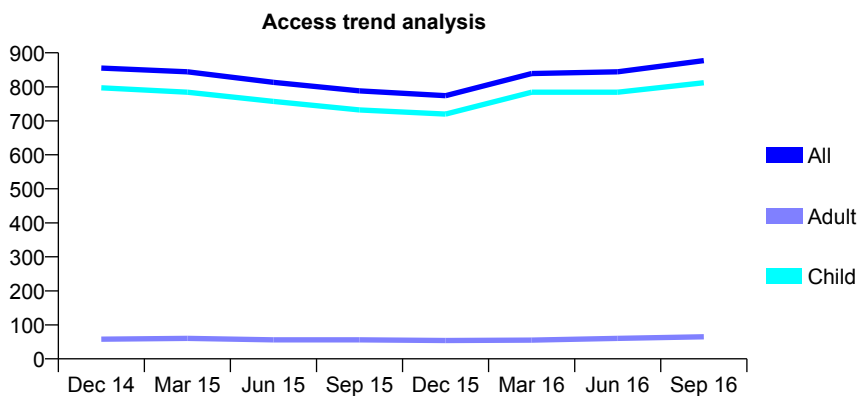
Q49 - Vital Signs At a Glance Contract Report for 636029/0001 - September 2016

Name or company name	MRS JM STEVENSON
Contract type name	GDS Contract
Purpose of contract	General and Orthodontic
Contract start date	01/04/2006
Contract end date	

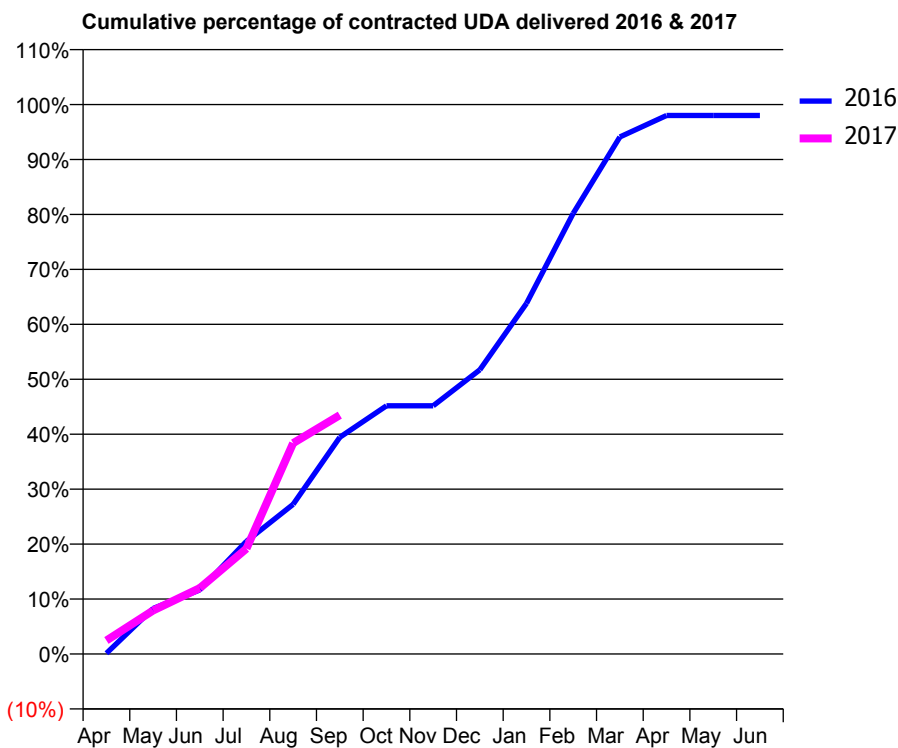
16/17 Contracted general activity (UDA)	1,515
Carry forward general activity (UDA)	17
16/17 Contracted orthodontic activity (UOA)	0
Carry forward orthodontic activity (UOA)	0
Baseline contract value	£36,174.86

ACCESS*

Patients seen in 24 months	Total	Change since previous quarter
Quarter ending September 2015	788	
Quarter ending December 2015	774	↓
Quarter ending March 2016	839	↑
Quarter ending June 2016	844	→
Quarter ending September 2016	877	↑
Variance since September 2015	11.3%	↑



ACTIVITY



Month	Adjusted Scheduled Activity (UDA)	
	2016	2017
April	2	37
May	125	120
June	177	182
July	311	291
August	413	582
September	598	659
October	684	
November	684	
December	784	
January	967	
February	1,215	
March	1,425	
April	1,485	
May	1,485	
June	1,485	

QUALITY

	Quantity	Base Number	Contract	AT	Region	England
% of FP17s for the same patient ID Re-attending within 3 months - Children	40	491	8.1%	11.6%	13.5%	12.4%
% of FP17s for the same patient ID Re-attending within 3 months - Adults	0	0	N/A	15.7%	17.4%	16.7%
% of FP17s for the same patient ID Re-attending between 3 & 9 months - Children	189	491	38.5%	57.3%	59.0%	57.4%
% of FP17s for the same patient ID Re-attending between 3 & 9 months - Adults	0	0	N/A	52.3%	52.6%	50.5%
% of FP17s for Band 1 Urgent Courses	33	423	7.8%	8.5%	9.4%	9.1%
% of FP17s Relating to Free Repair or Replacements	0	423	0.0%	1.2%	1.0%	0.8%
% of FP17s Relating to Continuations	4	423	0.9%	1.7%	1.5%	1.3%
% of Patients satisfied with the dentistry they have received	0	0	N/A	93.9%	93.7%	93.2%
% of Patients satisfied with the time they had to wait for an appointment	0	0	N/A	90.4%	90.0%	89.0%

* This is based on patients treated on this contract for their most recent course of treatment. Figures in italics indicate the base number of FP17s or Patient Questionnaire responses are less than 100. N/A is shown where the base number of responses is less than 10 during the period. % is calculated as Quantity/Base number*100

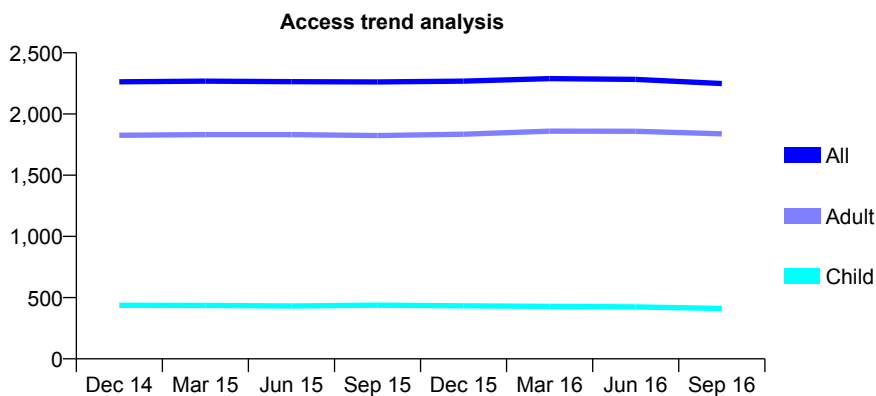
Q49 - Vital Signs At a Glance Contract Report for 636746/0001 - September 2016

Name or company name	MR B DONOGHUE
Contract type name	GDS Contract
Purpose of contract	General
Contract start date	01/04/2006
Contract end date	

16/17 Contracted general activity (UDA)	8,699
Carry forward general activity (UDA)	-177
16/17 Contracted orthodontic activity (UOA)	0
Carry forward orthodontic activity (UOA)	0
Baseline contract value	£229,810.17

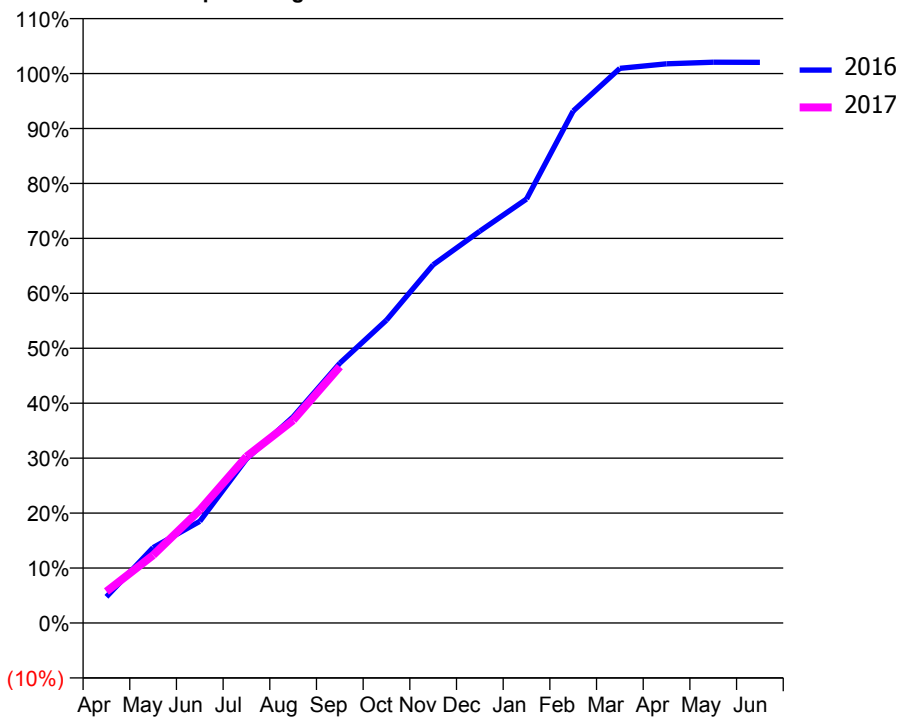
ACCESS*

Patients seen in 24 months	Total	Change since previous quarter
Quarter ending September 2015	2,262	
Quarter ending December 2015	2,268	→
Quarter ending March 2016	2,289	→
Quarter ending June 2016	2,283	→
Quarter ending September 2016	2,249	↓
Variance since September 2015	(0.6%)	→



ACTIVITY

Cumulative percentage of contracted UDA delivered 2016 & 2017



Adjusted Scheduled Activity (UDA)

Month	2016	2017
April	416	498
May	1,193	1,074
June	1,610	1,789
July	2,597	2,637
August	3,264	3,209
September	4,113	4,058
October	4,794	
November	5,670	
December	6,204	
January	6,712	
February	8,105	
March	8,780	
April	8,852	
May	8,878	
June	8,876	

QUALITY

	Quantity	Base Number	Contract	AT	Region	England
% of FP17s for the same patient ID Re-attending within 3 months - Children	17	304	5.6%	11.6%	13.5%	12.4%
% of FP17s for the same patient ID Re-attending within 3 months - Adults	126	1,277	9.9%	15.7%	17.4%	16.7%
% of FP17s for the same patient ID Re-attending between 3 & 9 months - Children	209	304	68.8%	57.3%	59.0%	57.4%
% of FP17s for the same patient ID Re-attending between 3 & 9 months - Adults	826	1,277	64.7%	52.3%	52.6%	50.5%
% of FP17s for Band 1 Urgent Courses	63	1,540	4.1%	8.5%	9.4%	9.1%
% of FP17s Relating to Free Repair or Replacements	16	1,540	1.0%	1.2%	1.0%	0.8%
% of FP17s Relating to Continuations	35	1,540	2.3%	1.7%	1.5%	1.3%
% of Patients satisfied with the dentistry they have received	5	5	N/A	93.9%	93.7%	93.2%
% of Patients satisfied with the time they had to wait for an appointment	5	5	N/A	90.4%	90.0%	89.0%

* This is based on patients treated on this contract for their most recent course of treatment. Figures in italics indicate the base number of FP17s or Patient Questionnaire responses are less than 100. N/A is shown where the base number of responses is less than 10 during the period. % is calculated as Quantity/Base number*100

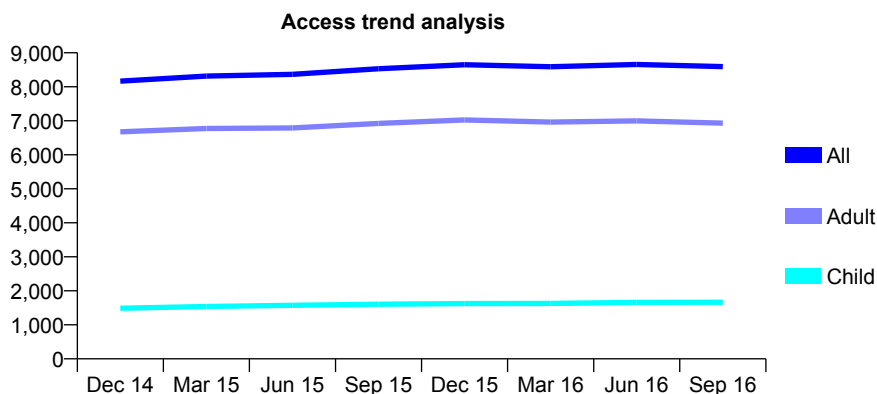
Q49 - Vital Signs At a Glance Contract Report for 636827/0001 - September 2016

Name or company name	MR OS DHANOYA
Contract type name	GDS Contract
Purpose of contract	General
Contract start date	01/04/2006
Contract end date	

16/17 Contracted general activity (UDA)	17,355
Carry forward general activity (UDA)	128
16/17 Contracted orthodontic activity (UOA)	0
Carry forward orthodontic activity (UOA)	0
Baseline contract value	£465,118.67

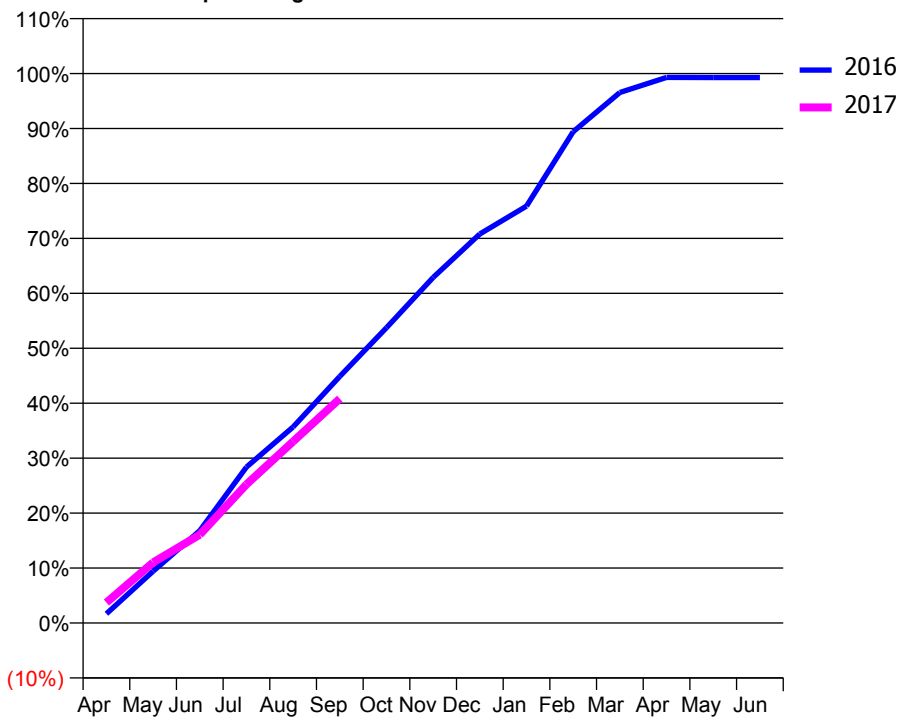
ACCESS*

Patients seen in 24 months	Total	Change since previous quarter
Quarter ending September 2015	8,532	
Quarter ending December 2015	8,650	→
Quarter ending March 2016	8,591	→
Quarter ending June 2016	8,656	→
Quarter ending September 2016	8,595	→
Variance since September 2015	0.7%	→



ACTIVITY

Cumulative percentage of contracted UDA delivered 2016 & 2017



Month	Adjusted Scheduled Activity (UDA)	
	2016	2017
April	293	647
May	1,635	1,912
June	2,917	2,790
July	4,926	4,379
August	6,193	5,735
September	7,790	7,084
October	9,324	
November	10,913	
December	12,289	
January	13,168	
February	15,518	
March	16,758	
April	17,232	
May	17,226	
June	17,227	

QUALITY

	Quantity	Base Number	Contract	AT	Region	England
% of FP17s for the same patient ID Re-attending within 3 months - Children	51	1,062	4.8%	11.6%	13.5%	12.4%
% of FP17s for the same patient ID Re-attending within 3 months - Adults	414	3,867	10.7%	15.7%	17.4%	16.7%
% of FP17s for the same patient ID Re-attending between 3 & 9 months - Children	591	1,062	55.6%	57.3%	59.0%	57.4%
% of FP17s for the same patient ID Re-attending between 3 & 9 months - Adults	2,014	3,867	52.1%	52.3%	52.6%	50.5%
% of FP17s for Band 1 Urgent Courses	410	4,376	9.4%	8.5%	9.4%	9.1%
% of FP17s Relating to Free Repair or Replacements	24	4,376	0.5%	1.2%	1.0%	0.8%
% of FP17s Relating to Continuations	13	4,376	0.3%	1.7%	1.5%	1.3%
% of Patients satisfied with the dentistry they have received	7	7	N/A	93.9%	93.7%	93.2%
% of Patients satisfied with the time they had to wait for an appointment	6	7	N/A	90.4%	90.0%	89.0%

* This is based on patients treated on this contract for their most recent course of treatment. Figures in italics indicate the base number of FP17s or Patient Questionnaire responses are less than 100. N/A is shown where the base number of responses is less than 10 during the period. % is calculated as Quantity/Base number*100

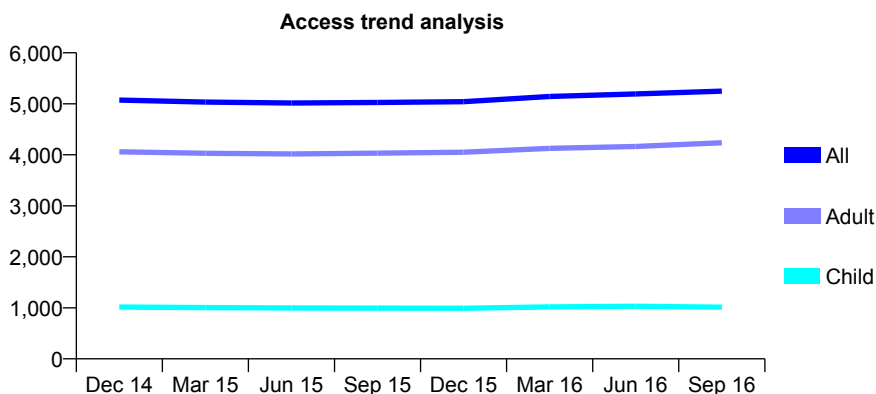
Q49 - Vital Signs At a Glance Contract Report for 642495/0001 - September 2016

Name or company name	MR PJ GARVEY
Contract type name	GDS Contract
Purpose of contract	General
Contract start date	01/04/2006
Contract end date	

16/17 Contracted general activity (UDA)	19,348
Carry forward general activity (UDA)	0
16/17 Contracted orthodontic activity (UOA)	0
Carry forward orthodontic activity (UOA)	0
Baseline contract value	£549,612.52

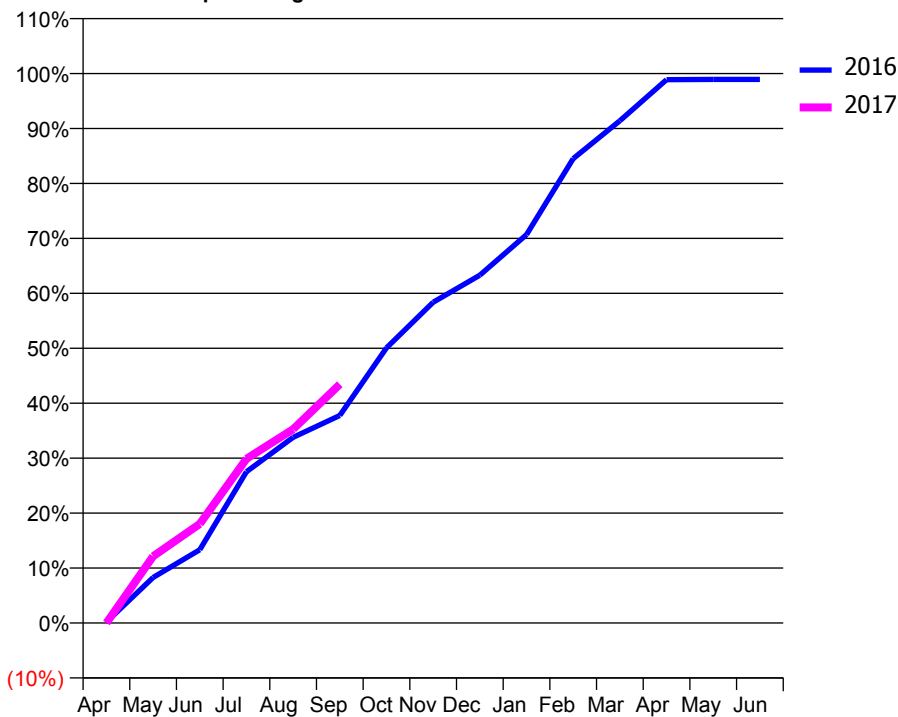
ACCESS*

Patients seen in 24 months	Total	Change since previous quarter
Quarter ending September 2015	5,027	
Quarter ending December 2015	5,043	→
Quarter ending March 2016	5,145	↑
Quarter ending June 2016	5,194	→
Quarter ending September 2016	5,249	→
Variance since September 2015	4.4%	↑



ACTIVITY

Cumulative percentage of contracted UDA delivered 2016 & 2017



Adjusted Scheduled Activity (UDA)

Month	2016	2017
April	35	0
May	1,602	2,352
June	2,581	3,490
July	5,327	5,783
August	6,539	6,826
September	7,310	8,409
October	9,689	
November	11,294	
December	12,249	
January	13,676	
February	16,349	
March	17,682	
April	19,132	
May	19,141	
June	19,141	

QUALITY

	Quantity	Base Number	Contract	AT	Region	England
% of FP17s for the same patient ID Re-attending within 3 months - Children	52	795	6.5%	11.6%	13.5%	12.4%
% of FP17s for the same patient ID Re-attending within 3 months - Adults	520	3,230	16.1%	15.7%	17.4%	16.7%
% of FP17s for the same patient ID Re-attending between 3 & 9 months - Children	408	795	51.3%	57.3%	59.0%	57.4%
% of FP17s for the same patient ID Re-attending between 3 & 9 months - Adults	1,765	3,230	54.6%	52.3%	52.6%	50.5%
% of FP17s for Band 1 Urgent Courses	279	3,441	8.1%	8.5%	9.4%	9.1%
% of FP17s Relating to Free Repair or Replacements	50	3,441	1.5%	1.2%	1.0%	0.8%
% of FP17s Relating to Continuations	77	3,441	2.2%	1.7%	1.5%	1.3%
% of Patients satisfied with the dentistry they have received	9	9	N/A	93.9%	93.7%	93.2%
% of Patients satisfied with the time they had to wait for an appointment	9	9	N/A	90.4%	90.0%	89.0%

* This is based on patients treated on this contract for their most recent course of treatment. Figures in italics indicate the base number of FP17s or Patient Questionnaire responses are less than 100. N/A is shown where the base number of responses is less than 10 during the period. % is calculated as Quantity/Base number*100

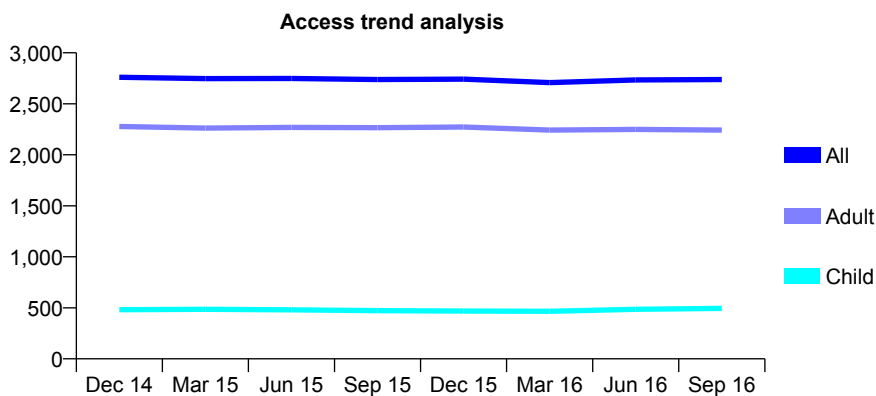
Q49 - Vital Signs At a Glance Contract Report for 643874/0001 - September 2016

Name or company name	MR M STEPHENSON
Contract type name	GDS Contract
Purpose of contract	General
Contract start date	01/04/2006
Contract end date	

16/17 Contracted general activity (UDA)	8,954
Carry forward general activity (UDA)	0
16/17 Contracted orthodontic activity (UOA)	0
Carry forward orthodontic activity (UOA)	0
Baseline contract value	£192,066.39

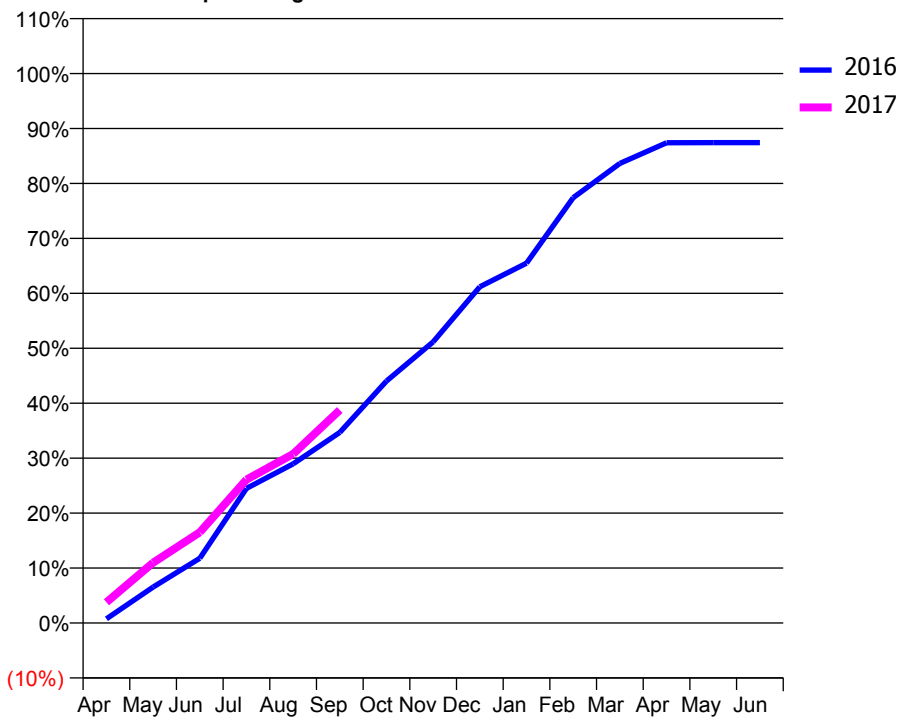
ACCESS*

Patients seen in 24 months	Total	Change since previous quarter
Quarter ending September 2015	2,738	
Quarter ending December 2015	2,742	→
Quarter ending March 2016	2,708	↓
Quarter ending June 2016	2,734	→
Quarter ending September 2016	2,738	→
Variance since September 2015	0.0%	→



ACTIVITY

Cumulative percentage of contracted UDA delivered 2016 & 2017



Adjusted Scheduled Activity (UDA)

Month	2016	2017
April	69	338
May	585	984
June	1,055	1,478
July	2,194	2,337
August	2,594	2,753
September	3,107	3,472
October	3,943	
November	4,581	
December	5,479	
January	5,864	
February	6,930	
March	7,488	
April	7,825	
May	7,827	
June	7,827	

QUALITY

	Quantity	Base Number	Contract	AT	Region	England
% of FP17s for the same patient ID Re-attending within 3 months - Children	9	386	2.3%	11.6%	13.5%	12.4%
% of FP17s for the same patient ID Re-attending within 3 months - Adults	218	1,637	13.3%	15.7%	17.4%	16.7%
% of FP17s for the same patient ID Re-attending between 3 & 9 months - Children	213	386	55.2%	57.3%	59.0%	57.4%
% of FP17s for the same patient ID Re-attending between 3 & 9 months - Adults	947	1,637	57.8%	52.3%	52.6%	50.5%
% of FP17s for Band 1 Urgent Courses	165	1,863	8.9%	8.5%	9.4%	9.1%
% of FP17s Relating to Free Repair or Replacements	51	1,863	2.7%	1.2%	1.0%	0.8%
% of FP17s Relating to Continuations	28	1,863	1.5%	1.7%	1.5%	1.3%
% of Patients satisfied with the dentistry they have received	4	5	N/A	93.9%	93.7%	93.2%
% of Patients satisfied with the time they had to wait for an appointment	4	5	N/A	90.4%	90.0%	89.0%

* This is based on patients treated on this contract for their most recent course of treatment. Figures in italics indicate the base number of FP17s or Patient Questionnaire responses are less than 100. N/A is shown where the base number of responses is less than 10 during the period. % is calculated as Quantity/Base number*100

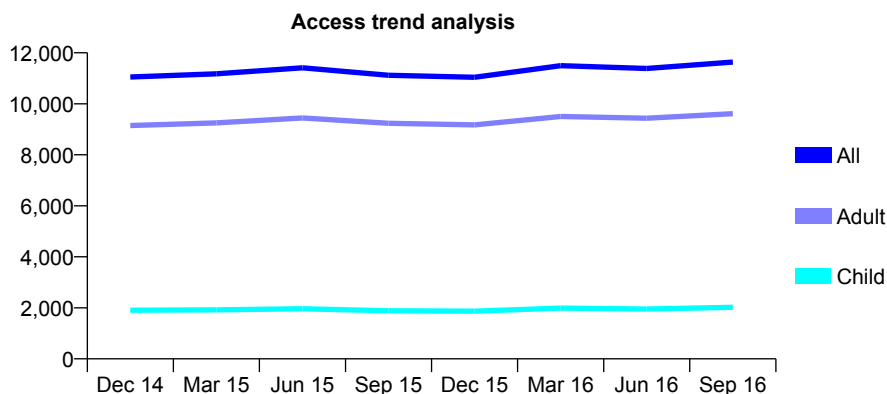
Q49 - Vital Signs At a Glance Contract Report for 644366/0001 - September 2016

Name or company name	S J Smith & Associates
Contract type name	GDS Contract
Purpose of contract	General
Contract start date	01/04/2006
Contract end date	

16/17 Contracted general activity (UDA)	27,687
Carry forward general activity (UDA)	0
16/17 Contracted orthodontic activity (UOA)	0
Carry forward orthodontic activity (UOA)	0
Baseline contract value	£706,135.39

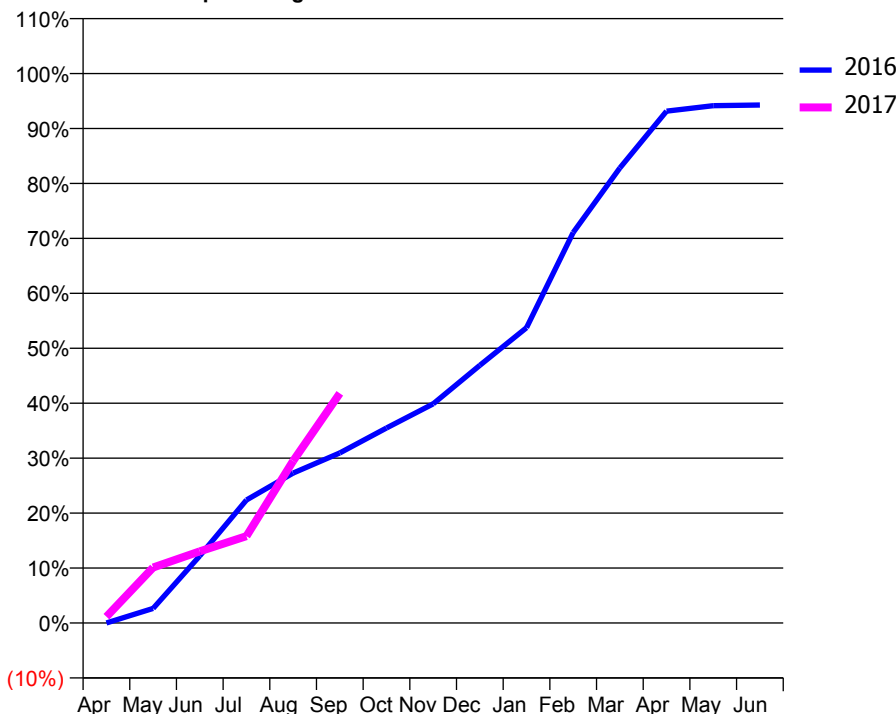
ACCESS*

Patients seen in 24 months	Total	Change since previous quarter
Quarter ending September 2015	11,121	
Quarter ending December 2015	11,042	→
Quarter ending March 2016	11,493	↑
Quarter ending June 2016	11,387	→
Quarter ending September 2016	11,634	↑
Variance since September 2015	4.6%	↑



ACTIVITY

Cumulative percentage of contracted UDA delivered 2016 & 2017



Adjusted Scheduled Activity (UDA)

Month	2016	2017
April	0	320
May	735	2,800
June	3,382	3,612
July	6,197	4,375
August	7,556	8,166
September	8,568	11,572
October	9,828	
November	11,044	
December	12,987	
January	14,877	
February	19,677	
March	22,930	
April	25,792	
May	26,062	
June	26,099	

QUALITY

	Quantity	Base Number	Contract	AT	Region	England
% of FP17s for the same patient ID Re-attending within 3 months - Children	73	1,230	5.9%	11.6%	13.5%	12.4%
% of FP17s for the same patient ID Re-attending within 3 months - Adults	587	5,266	11.1%	15.7%	17.4%	16.7%
% of FP17s for the same patient ID Re-attending between 3 & 9 months - Children	457	1,230	37.2%	57.3%	59.0%	57.4%
% of FP17s for the same patient ID Re-attending between 3 & 9 months - Adults	2,068	5,266	39.3%	52.3%	52.6%	50.5%
% of FP17s for Band 1 Urgent Courses	367	5,092	7.2%	8.5%	9.4%	9.1%
% of FP17s Relating to Free Repair or Replacements	35	5,092	0.7%	1.2%	1.0%	0.8%
% of FP17s Relating to Continuations	35	5,092	0.7%	1.7%	1.5%	1.3%
% of Patients satisfied with the dentistry they have received	4	4	N/A	93.9%	93.7%	93.2%
% of Patients satisfied with the time they had to wait for an appointment	3	4	N/A	90.4%	90.0%	89.0%

* This is based on patients treated on this contract for their most recent course of treatment. Figures in italics indicate the base number of FP17s or Patient Questionnaire responses are less than 100. N/A is shown where the base number of responses is less than 10 during the period. % is calculated as Quantity/Base number*100

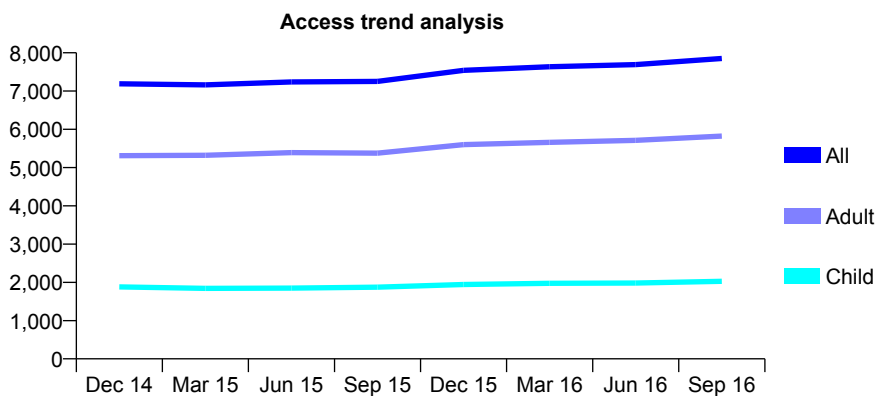
Q49 - Vital Signs At a Glance Contract Report for 644676/0001 - September 2016

Name or company name	MRS JM DORAN
Contract type name	Pilot Contract
Purpose of contract	General
Contract start date	01/04/2006
Contract end date	

16/17 Contracted general activity (UDA)	29,584
Carry forward general activity (UDA)	0
16/17 Contracted orthodontic activity (UOA)	0
Carry forward orthodontic activity (UOA)	0
Baseline contract value	£700,559.96

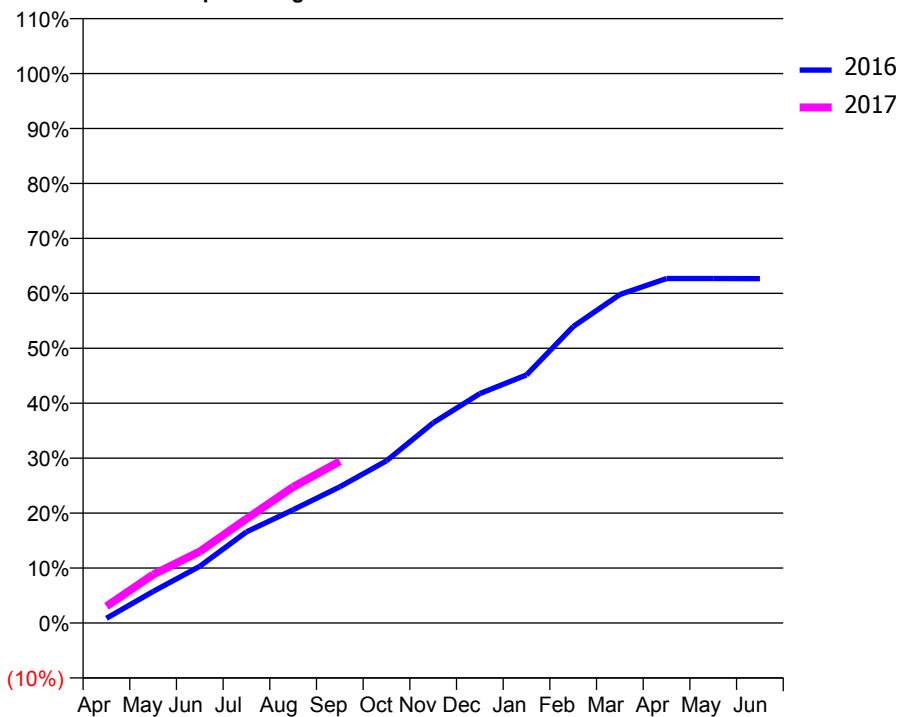
ACCESS*

Patients seen in 24 months	Total	Change since previous quarter
Quarter ending September 2015	7,252	
Quarter ending December 2015	7,543	↑
Quarter ending March 2016	7,634	→
Quarter ending June 2016	7,692	→
Quarter ending September 2016	7,852	↑
Variance since September 2015	8.3%	↑



ACTIVITY

Cumulative percentage of contracted UDA delivered 2016 & 2017



Month	Adjusted Scheduled Activity (UDA)	
	2016	2017
April	256	904
May	1,697	2,613
June	3,054	3,851
July	4,906	5,610
August	6,096	7,329
September	7,333	8,704
October	8,734	
November	10,781	
December	12,349	
January	13,355	
February	15,961	
March	17,688	
April	18,545	
May	18,545	
June	18,538	

QUALITY

	Quantity	Base Number	Contract	AT	Region	England
% of FP17s for the same patient ID Re-attending within 3 months - Children	98	1,702	5.8%	11.6%	13.5%	12.4%
% of FP17s for the same patient ID Re-attending within 3 months - Adults	319	3,450	9.2%	15.7%	17.4%	16.7%
% of FP17s for the same patient ID Re-attending between 3 & 9 months - Children	1,119	1,702	65.7%	57.3%	59.0%	57.4%
% of FP17s for the same patient ID Re-attending between 3 & 9 months - Adults	1,761	3,450	51.0%	52.3%	52.6%	50.5%
% of FP17s for Band 1 Urgent Courses	89	4,489	2.0%	8.5%	9.4%	9.1%
% of FP17s Relating to Free Repair or Replacements	24	4,489	0.5%	1.2%	1.0%	0.8%
% of FP17s Relating to Continuations	53	4,489	1.2%	1.7%	1.5%	1.3%
% of Patients satisfied with the dentistry they have received	3	3	N/A	93.9%	93.7%	93.2%
% of Patients satisfied with the time they had to wait for an appointment	3	3	N/A	90.4%	90.0%	89.0%

* This is based on patients treated on this contract for their most recent course of treatment. Figures in italics indicate the base number of FP17s or Patient Questionnaire responses are less than 100. N/A is shown where the base number of responses is less than 10 during the period. % is calculated as Quantity/Base number*100

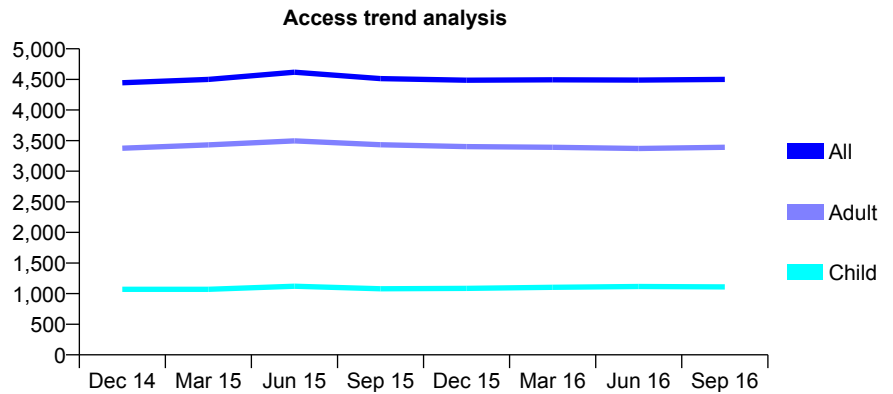
Q49 - Vital Signs At a Glance Contract Report for 644676/0002 - September 2016

Name or company name	MRS JM DORAN
Contract type name	GDS Contract
Purpose of contract	General
Contract start date	24/05/2008
Contract end date	

16/17 Contracted general activity (UDA)	15,280
Carry forward general activity (UDA)	0
16/17 Contracted orthodontic activity (UOA)	0
Carry forward orthodontic activity (UOA)	0
Baseline contract value	£340,529.62

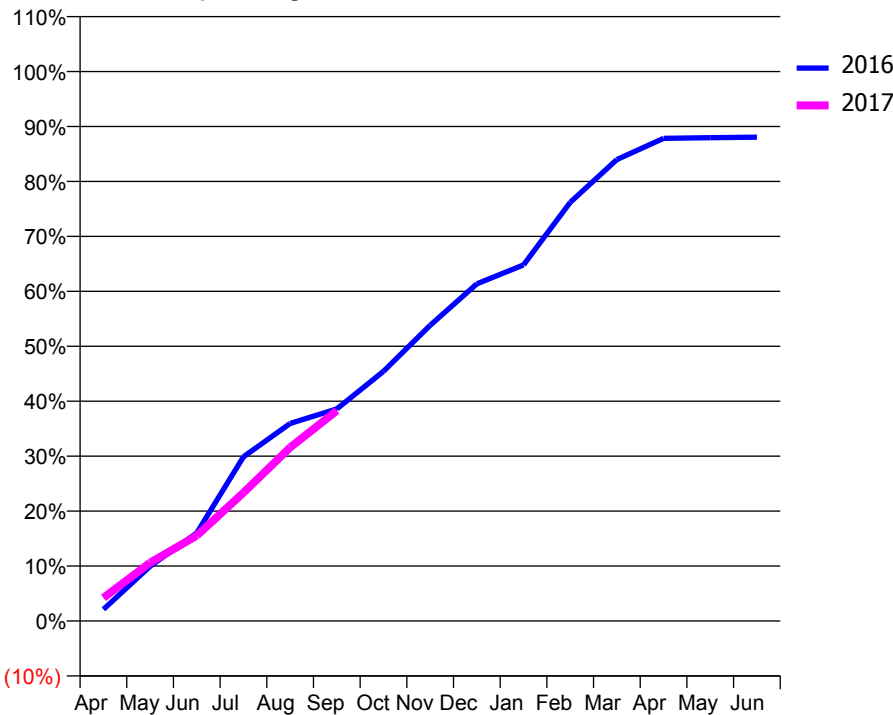
ACCESS*

Patients seen in 24 months	Total	Change since previous quarter
Quarter ending September 2015	4,512	
Quarter ending December 2015	4,488	→
Quarter ending March 2016	4,493	→
Quarter ending June 2016	4,489	→
Quarter ending September 2016	4,500	→
Variance since September 2015	(0.3%)	→



ACTIVITY

Cumulative percentage of contracted UDA delivered 2016 & 2017



Month	Adjusted Scheduled Activity (UDA)	
	2016	2017
April	323	645
May	1,521	1,622
June	2,449	2,374
July	4,565	3,569
August	5,493	4,826
September	5,899	5,849
October	6,942	
November	8,221	
December	9,374	
January	9,902	
February	11,640	
March	12,831	
April	13,420	
May	13,438	
June	13,453	

QUALITY

	Quantity	Base Number	Contract	AT	Region	England
% of FP17s for the same patient ID Re-attending within 3 months - Children	33	858	3.8%	11.6%	13.5%	12.4%
% of FP17s for the same patient ID Re-attending within 3 months - Adults	174	2,164	8.0%	15.7%	17.4%	16.7%
% of FP17s for the same patient ID Re-attending between 3 & 9 months - Children	593	858	69.1%	57.3%	59.0%	57.4%
% of FP17s for the same patient ID Re-attending between 3 & 9 months - Adults	1,413	2,164	65.3%	52.3%	52.6%	50.5%
% of FP17s for Band 1 Urgent Courses	57	2,788	2.0%	8.5%	9.4%	9.1%
% of FP17s Relating to Free Repair or Replacements	11	2,788	0.4%	1.2%	1.0%	0.8%
% of FP17s Relating to Continuations	21	2,788	0.8%	1.7%	1.5%	1.3%
% of Patients satisfied with the dentistry they have received	2	2	N/A	93.9%	93.7%	93.2%
% of Patients satisfied with the time they had to wait for an appointment	0	2	N/A	90.4%	90.0%	89.0%

* This is based on patients treated on this contract for their most recent course of treatment. Figures in italics indicate the base number of FP17s or Patient Questionnaire responses are less than 100. N/A is shown where the base number of responses is less than 10 during the period. % is calculated as Quantity/Base number*100

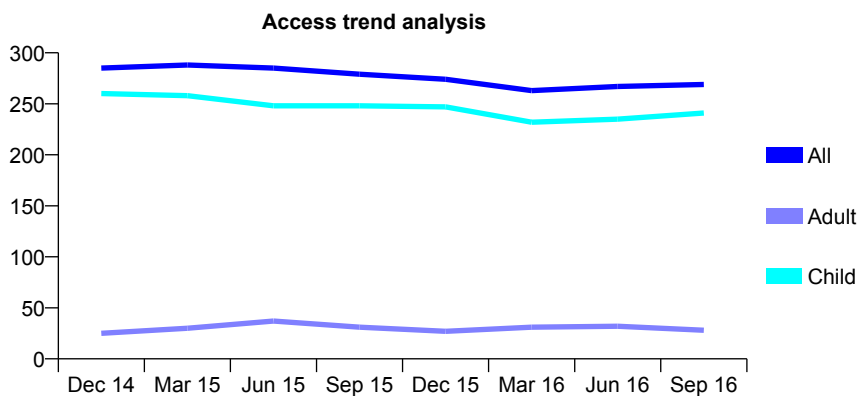
Q49 - Vital Signs At a Glance Contract Report for 649341/0001 - September 2016

Name or company name	MR SR MORRIS
Contract type name	GDS Contract
Purpose of contract	General
Contract start date	01/04/2006
Contract end date	

16/17 Contracted general activity (UDA)	451
Carry forward general activity (UDA)	0
16/17 Contracted orthodontic activity (UOA)	0
Carry forward orthodontic activity (UOA)	0
Baseline contract value	£9,386.71

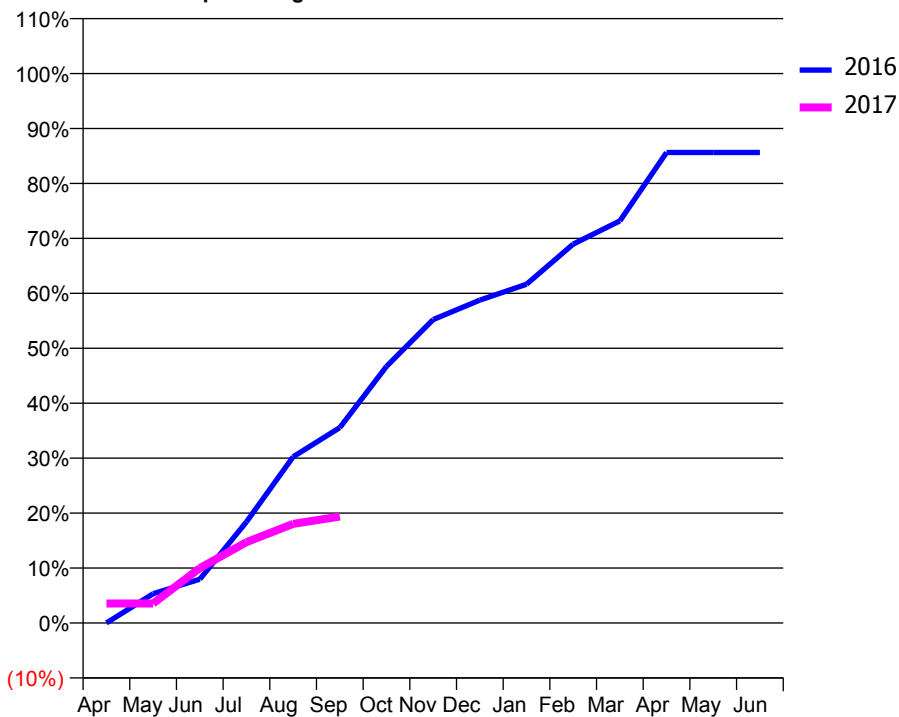
ACCESS*

Patients seen in 24 months	Total	Change since previous quarter
Quarter ending September 2015	279	
Quarter ending December 2015	274	↓
Quarter ending March 2016	263	↓
Quarter ending June 2016	267	→
Quarter ending September 2016	269	→
Variance since September 2015	(3.6%)	↓



ACTIVITY

Cumulative percentage of contracted UDA delivered 2016 & 2017



Month	Adjusted Scheduled Activity (UDA)	
	2016	2017
April	0	16
May	24	16
June	36	45
July	83	66
August	136	81
September	160	87
October	211	
November	249	
December	265	
January	278	
February	311	
March	330	
April	386	
May	386	
June	386	

QUALITY

	Quantity	Base Number	Contract	AT	Region	England
% of FP17s for the same patient ID Re-attending within 3 months - Children	4	114	3.5%	11.6%	13.5%	12.4%
% of FP17s for the same patient ID Re-attending within 3 months - Adults	0	1	0.0%	15.7%	17.4%	16.7%
% of FP17s for the same patient ID Re-attending between 3 & 9 months - Children	57	114	50.0%	57.3%	59.0%	57.4%
% of FP17s for the same patient ID Re-attending between 3 & 9 months - Adults	0	1	0.0%	52.3%	52.6%	50.5%
% of FP17s for Band 1 Urgent Courses	2	70	2.9%	8.5%	9.4%	9.1%
% of FP17s Relating to Free Repair or Replacements	0	70	0.0%	1.2%	1.0%	0.8%
% of FP17s Relating to Continuations	0	70	0.0%	1.7%	1.5%	1.3%
% of Patients satisfied with the dentistry they have received	0	0	N/A	93.9%	93.7%	93.2%
% of Patients satisfied with the time they had to wait for an appointment	0	0	N/A	90.4%	90.0%	89.0%

* This is based on patients treated on this contract for their most recent course of treatment. Figures in italics indicate the base number of FP17s or Patient Questionnaire responses are less than 100. N/A is shown where the base number of responses is less than 10 during the period. % is calculated as Quantity/Base number*100

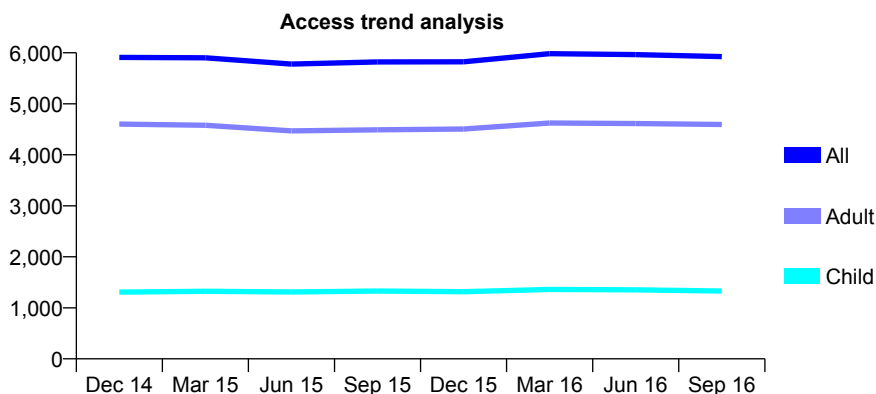
Q49 - Vital Signs At a Glance Contract Report for 650803/0001 - September 2016

Name or company name	MRS KA BRANTINGHAM
Contract type name	GDS Contract
Purpose of contract	General
Contract start date	01/04/2006
Contract end date	

16/17 Contracted general activity (UDA)	17,629
Carry forward general activity (UDA)	33
16/17 Contracted orthodontic activity (UOA)	0
Carry forward orthodontic activity (UOA)	0
Baseline contract value	£542,916.53

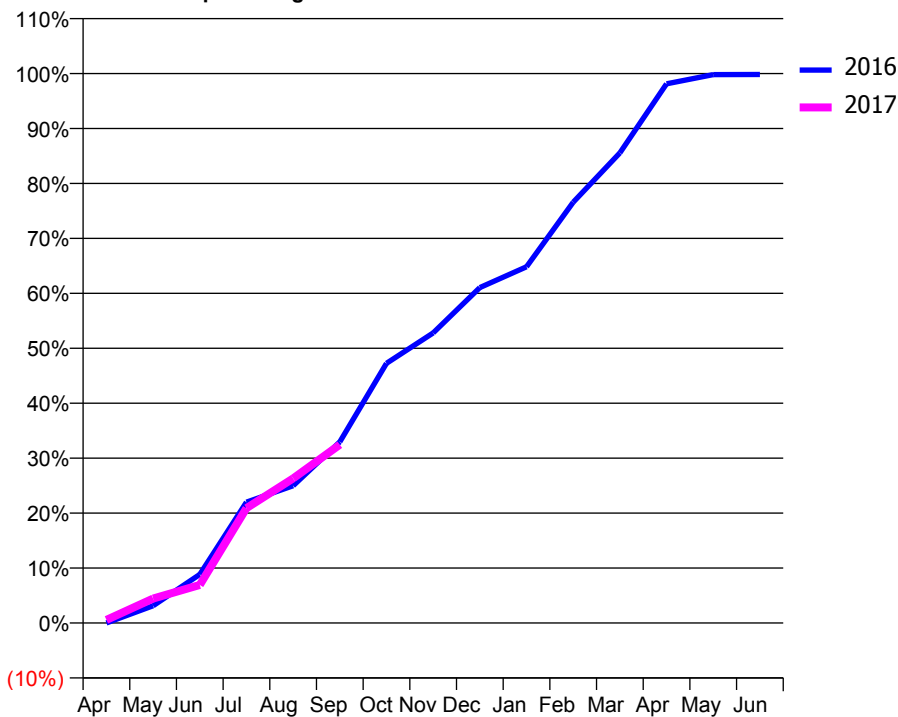
ACCESS*

Patients seen in 24 months	Total	Change since previous quarter
Quarter ending September 2015	5,820	
Quarter ending December 2015	5,824	→
Quarter ending March 2016	5,984	↑
Quarter ending June 2016	5,965	→
Quarter ending September 2016	5,925	→
Variance since September 2015	1.8%	→



ACTIVITY

Cumulative percentage of contracted UDA delivered 2016 & 2017



Month	Adjusted Scheduled Activity (UDA)	
	2016	2017
April	0	102
May	555	784
June	1,561	1,220
July	3,879	3,686
August	4,402	4,641
September	5,812	5,720
October	8,332	
November	9,307	
December	10,762	
January	11,429	
February	13,500	
March	15,083	
April	17,297	
May	17,593	
June	17,596	

QUALITY

	Quantity	Base Number	Contract	AT	Region	England
% of FP17s for the same patient ID Re-attending within 3 months - Children	67	848	7.9%	11.6%	13.5%	12.4%
% of FP17s for the same patient ID Re-attending within 3 months - Adults	487	2,951	16.5%	15.7%	17.4%	16.7%
% of FP17s for the same patient ID Re-attending between 3 & 9 months - Children	423	848	49.9%	57.3%	59.0%	57.4%
% of FP17s for the same patient ID Re-attending between 3 & 9 months - Adults	1,448	2,951	49.1%	52.3%	52.6%	50.5%
% of FP17s for Band 1 Urgent Courses	227	2,772	8.2%	8.5%	9.4%	9.1%
% of FP17s Relating to Free Repair or Replacements	74	2,772	2.7%	1.2%	1.0%	0.8%
% of FP17s Relating to Continuations	64	2,772	2.3%	1.7%	1.5%	1.3%
% of Patients satisfied with the dentistry they have received	8	9	N/A	93.9%	93.7%	93.2%
% of Patients satisfied with the time they had to wait for an appointment	9	9	N/A	90.4%	90.0%	89.0%

* This is based on patients treated on this contract for their most recent course of treatment. Figures in italics indicate the base number of FP17s or Patient Questionnaire responses are less than 100. N/A is shown where the base number of responses is less than 10 during the period. % is calculated as Quantity/Base number*100

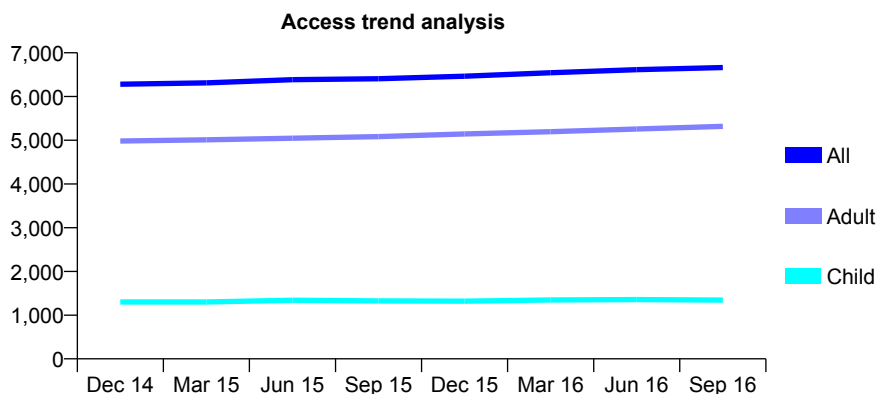
Q49 - Vital Signs At a Glance Contract Report for 653314/0001 - September 2016

Name or company name	MR JN BUTTERWORTH
Contract type name	GDS Contract
Purpose of contract	General and Orthodontic
Contract start date	01/04/2006
Contract end date	

16/17 Contracted general activity (UDA)	19,662
Carry forward general activity (UDA)	0
16/17 Contracted orthodontic activity (UOA)	374
Carry forward orthodontic activity (UOA)	0
Baseline contract value	£467,121.61

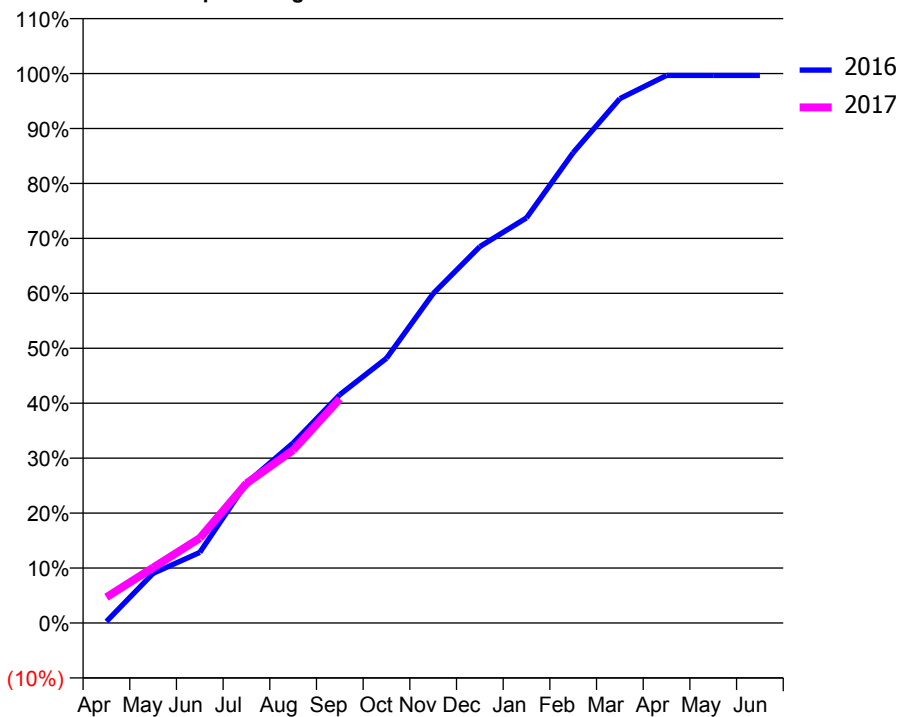
ACCESS*

Patients seen in 24 months	Total	Change since previous quarter
Quarter ending September 2015	6,406	
Quarter ending December 2015	6,465	→
Quarter ending March 2016	6,543	→
Quarter ending June 2016	6,615	→
Quarter ending September 2016	6,662	→
Variance since September 2015	4.0%	↑



ACTIVITY

Cumulative percentage of contracted UDA delivered 2016 & 2017



Adjusted Scheduled Activity (UDA)

Month	2016	2017
April	54	921
May	1,776	1,981
June	2,529	3,037
July	5,008	4,998
August	6,441	6,188
September	8,169	8,024
October	9,473	
November	11,786	
December	13,469	
January	14,497	
February	16,830	
March	18,765	
April	19,592	
May	19,592	
June	19,592	

QUALITY

	Quantity	Base Number	Contract	AT	Region	England
% of FP17s for the same patient ID Re-attending within 3 months - Children	110	1,073	10.3%	11.6%	13.5%	12.4%
% of FP17s for the same patient ID Re-attending within 3 months - Adults	820	4,218	19.4%	15.7%	17.4%	16.7%
% of FP17s for the same patient ID Re-attending between 3 & 9 months - Children	678	1,073	63.2%	57.3%	59.0%	57.4%
% of FP17s for the same patient ID Re-attending between 3 & 9 months - Adults	2,548	4,218	60.4%	52.3%	52.6%	50.5%
% of FP17s for Band 1 Urgent Courses	513	4,519	11.4%	8.5%	9.4%	9.1%
% of FP17s Relating to Free Repair or Replacements	46	4,519	1.0%	1.2%	1.0%	0.8%
% of FP17s Relating to Continuations	74	4,519	1.6%	1.7%	1.5%	1.3%
% of Patients satisfied with the dentistry they have received	8	8	N/A	93.9%	93.7%	93.2%
% of Patients satisfied with the time they had to wait for an appointment	8	8	N/A	90.4%	90.0%	89.0%

* This is based on patients treated on this contract for their most recent course of treatment. Figures in italics indicate the base number of FP17s or Patient Questionnaire responses are less than 100. N/A is shown where the base number of responses is less than 10 during the period. % is calculated as Quantity/Base number*100

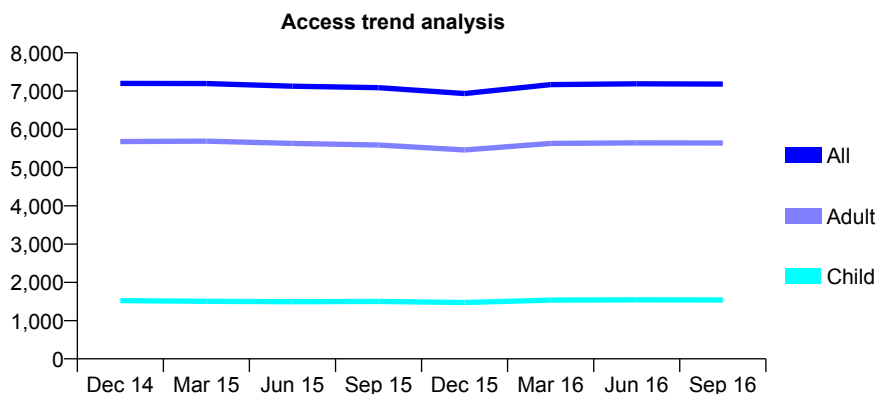
Q49 - Vital Signs At a Glance Contract Report for 654205/0001 - September 2016

Name or company name	MRS KK AMLANI
Contract type name	Pilot Contract
Purpose of contract	General and Orthodontic
Contract start date	01/04/2006
Contract end date	

16/17 Contracted general activity (UDA)	27,729
Carry forward general activity (UDA)	0
16/17 Contracted orthodontic activity (UOA)	5
Carry forward orthodontic activity (UOA)	0
Baseline contract value	£622,058.97

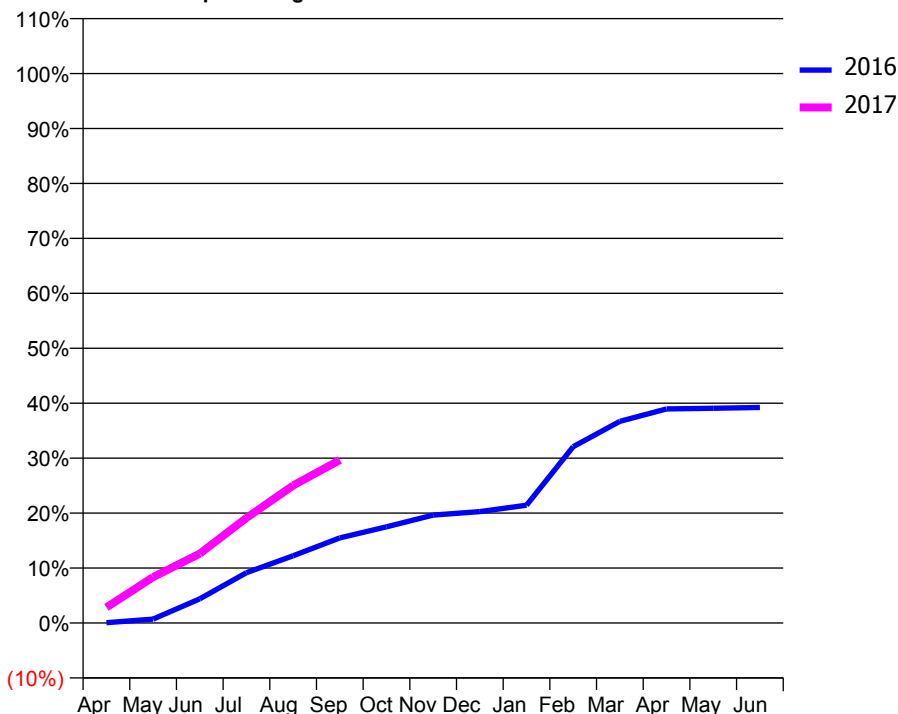
ACCESS*

Patients seen in 24 months	Total	Change since previous quarter
Quarter ending September 2015	7,087	
Quarter ending December 2015	6,935	↓
Quarter ending March 2016	7,168	↑
Quarter ending June 2016	7,189	→
Quarter ending September 2016	7,181	→
Variance since September 2015	1.3%	→



ACTIVITY

Cumulative percentage of contracted UDA delivered 2016 & 2017



Month	Adjusted Scheduled Activity (UDA)	
	2016	2017
April	16	789
May	195	2,321
June	1,219	3,499
July	2,538	5,308
August	3,395	6,942
September	4,294	8,226
October	4,856	
November	5,450	
December	5,619	
January	5,945	
February	8,901	
March	10,177	
April	10,805	
May	10,837	
June	10,875	

QUALITY

	Quantity	Base Number	Contract	AT	Region	England
% of FP17s for the same patient ID Re-attending within 3 months - Children	69	1,250	5.5%	11.6%	13.5%	12.4%
% of FP17s for the same patient ID Re-attending within 3 months - Adults	928	4,697	19.8%	15.7%	17.4%	16.7%
% of FP17s for the same patient ID Re-attending between 3 & 9 months - Children	756	1,250	60.5%	57.3%	59.0%	57.4%
% of FP17s for the same patient ID Re-attending between 3 & 9 months - Adults	2,676	4,697	57.0%	52.3%	52.6%	50.5%
% of FP17s for Band 1 Urgent Courses	246	5,068	4.9%	8.5%	9.4%	9.1%
% of FP17s Relating to Free Repair or Replacements	37	5,068	0.7%	1.2%	1.0%	0.8%
% of FP17s Relating to Continuations	25	5,068	0.5%	1.7%	1.5%	1.3%
% of Patients satisfied with the dentistry they have received	5	6	N/A	93.9%	93.7%	93.2%
% of Patients satisfied with the time they had to wait for an appointment	6	6	N/A	90.4%	90.0%	89.0%

* This is based on patients treated on this contract for their most recent course of treatment. Figures in italics indicate the base number of FP17s or Patient Questionnaire responses are less than 100. N/A is shown where the base number of responses is less than 10 during the period. % is calculated as Quantity/Base number*100

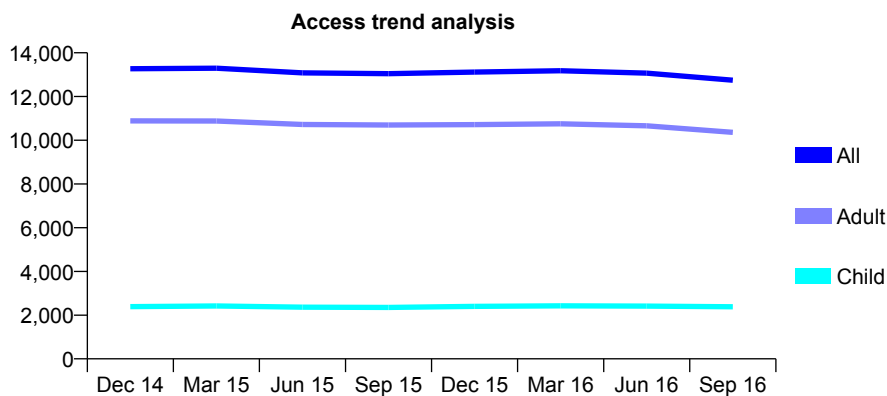
Q49 - Vital Signs At a Glance Contract Report for 654337/0001 - September 2016

Name or company name	MR F ANSARI-ARDABILI
Contract type name	GDS Contract
Purpose of contract	General
Contract start date	01/04/2006
Contract end date	

16/17 Contracted general activity (UDA)	44,500
Carry forward general activity (UDA)	453
16/17 Contracted orthodontic activity (UOA)	0
Carry forward orthodontic activity (UOA)	0
Baseline contract value	£1,159,338.60

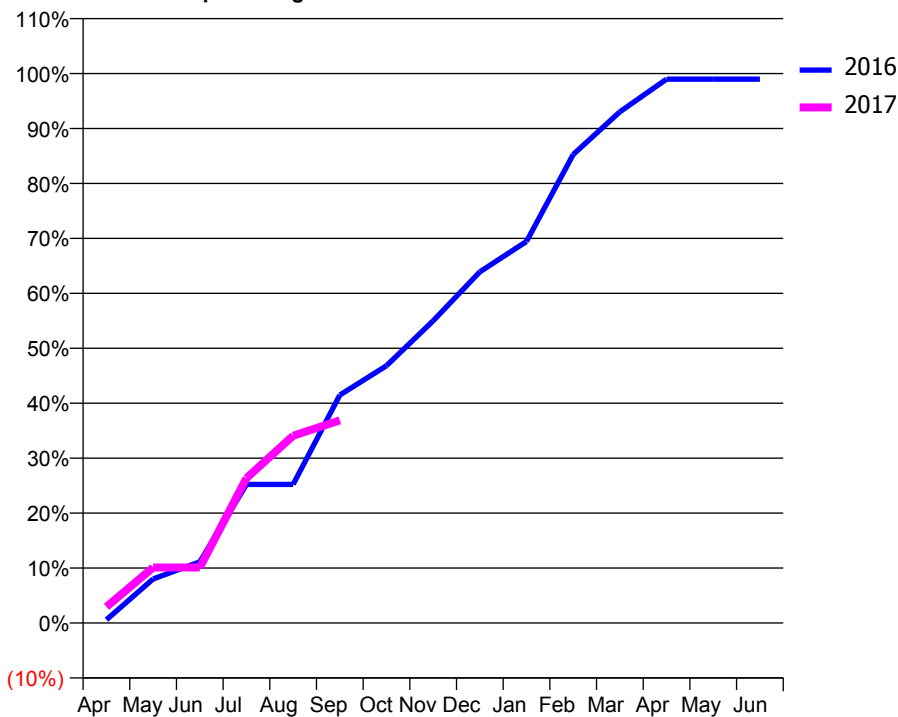
ACCESS*

Patients seen in 24 months	Total	Change since previous quarter
Quarter ending September 2015	13,047	
Quarter ending December 2015	13,116	→
Quarter ending March 2016	13,177	→
Quarter ending June 2016	13,068	→
Quarter ending September 2016	12,746	↓
Variance since September 2015	(2.3%)	↓



ACTIVITY

Cumulative percentage of contracted UDA delivered 2016 & 2017



Month	Adjusted Scheduled Activity (UDA)	
	2016	2017
April	265	1,315
May	3,569	4,493
June	4,947	4,493
July	11,228	11,735
August	11,228	15,168
September	18,465	16,405
October	20,838	
November	24,479	
December	28,435	
January	30,898	
February	37,938	
March	41,393	
April	44,047	
May	44,047	
June	44,047	

QUALITY

	Quantity	Base Number	Contract	AT	Region	England
% of FP17s for the same patient ID Re-attending within 3 months - Children	47	1,255	3.7%	11.6%	13.5%	12.4%
% of FP17s for the same patient ID Re-attending within 3 months - Adults	418	5,035	8.3%	15.7%	17.4%	16.7%
% of FP17s for the same patient ID Re-attending between 3 & 9 months - Children	518	1,255	41.3%	57.3%	59.0%	57.4%
% of FP17s for the same patient ID Re-attending between 3 & 9 months - Adults	2,305	5,035	45.8%	52.3%	52.6%	50.5%
% of FP17s for Band 1 Urgent Courses	229	5,315	4.3%	8.5%	9.4%	9.1%
% of FP17s Relating to Free Repair or Replacements	164	5,315	3.1%	1.2%	1.0%	0.8%
% of FP17s Relating to Continuations	27	5,315	0.5%	1.7%	1.5%	1.3%
% of Patients satisfied with the dentistry they have received	10	11	90.9%	93.9%	93.7%	93.2%
% of Patients satisfied with the time they had to wait for an appointment	11	11	100.0%	90.4%	90.0%	89.0%

* This is based on patients treated on this contract for their most recent course of treatment. Figures in italics indicate the base number of FP17s or Patient Questionnaire responses are less than 100. N/A is shown where the base number of responses is less than 10 during the period. % is calculated as Quantity/Base number*100

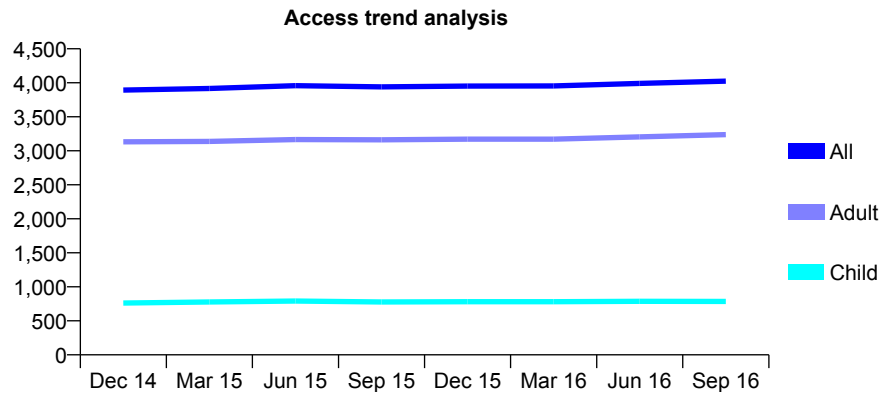
Q49 - Vital Signs At a Glance Contract Report for 658170/0001 - September 2016

Name or company name	MR ME BENN
Contract type name	GDS Contract
Purpose of contract	General
Contract start date	01/04/2006
Contract end date	

16/17 Contracted general activity (UDA)	11,451
Carry forward general activity (UDA)	-191
16/17 Contracted orthodontic activity (UOA)	0
Carry forward orthodontic activity (UOA)	0
Baseline contract value	£332,419.52

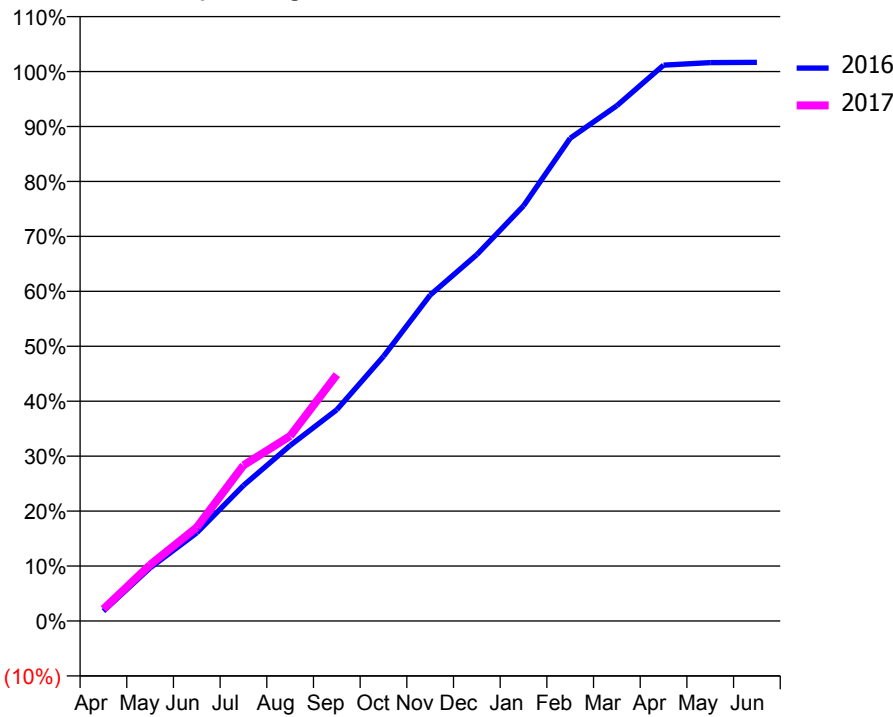
ACCESS*

Patients seen in 24 months	Total	Change since previous quarter
Quarter ending September 2015	3,940	
Quarter ending December 2015	3,952	→
Quarter ending March 2016	3,953	→
Quarter ending June 2016	3,992	→
Quarter ending September 2016	4,024	→
Variance since September 2015	2.1%	↑



ACTIVITY

Cumulative percentage of contracted UDA delivered 2016 & 2017



Month	Adjusted Scheduled Activity (UDA)	
	2016	2017
April	207	250
May	1,107	1,172
June	1,839	1,953
July	2,825	3,245
August	3,660	3,856
September	4,403	5,133
October	5,516	
November	6,793	
December	7,634	
January	8,653	
February	10,060	
March	10,738	
April	11,582	
May	11,636	
June	11,642	

QUALITY

	Quantity	Base Number	Contract	AT	Region	England
% of FP17s for the same patient ID Re-attending within 3 months - Children	12	523	2.3%	11.6%	13.5%	12.4%
% of FP17s for the same patient ID Re-attending within 3 months - Adults	206	2,219	9.3%	15.7%	17.4%	16.7%
% of FP17s for the same patient ID Re-attending between 3 & 9 months - Children	193	523	36.9%	57.3%	59.0%	57.4%
% of FP17s for the same patient ID Re-attending between 3 & 9 months - Adults	1,168	2,219	52.6%	52.3%	52.6%	50.5%
% of FP17s for Band 1 Urgent Courses	125	2,306	5.4%	8.5%	9.4%	9.1%
% of FP17s Relating to Free Repair or Replacements	42	2,306	1.8%	1.2%	1.0%	0.8%
% of FP17s Relating to Continuations	12	2,306	0.5%	1.7%	1.5%	1.3%
% of Patients satisfied with the dentistry they have received	3	3	N/A	93.9%	93.7%	93.2%
% of Patients satisfied with the time they had to wait for an appointment	3	3	N/A	90.4%	90.0%	89.0%

* This is based on patients treated on this contract for their most recent course of treatment. Figures in italics indicate the base number of FP17s or Patient Questionnaire responses are less than 100. N/A is shown where the base number of responses is less than 10 during the period. % is calculated as Quantity/Base number*100

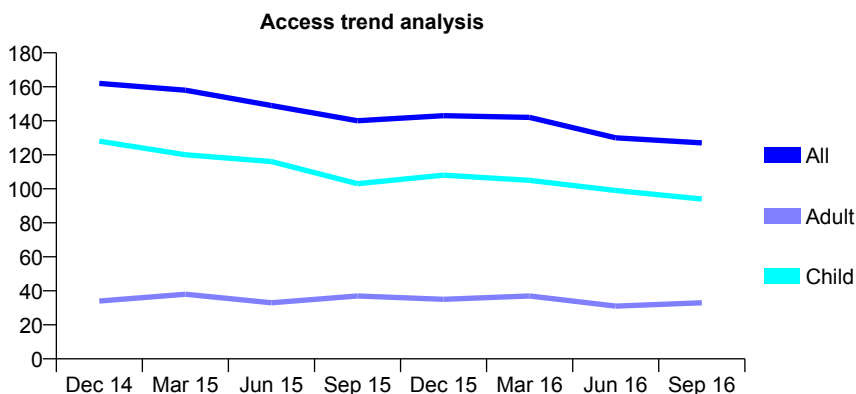
Q49 - Vital Signs At a Glance Contract Report for 660957/0002 - September 2016

Name or company name	MR CJ BARR
Contract type name	GDS Contract
Purpose of contract	General and Orthodontic
Contract start date	17/03/2012
Contract end date	

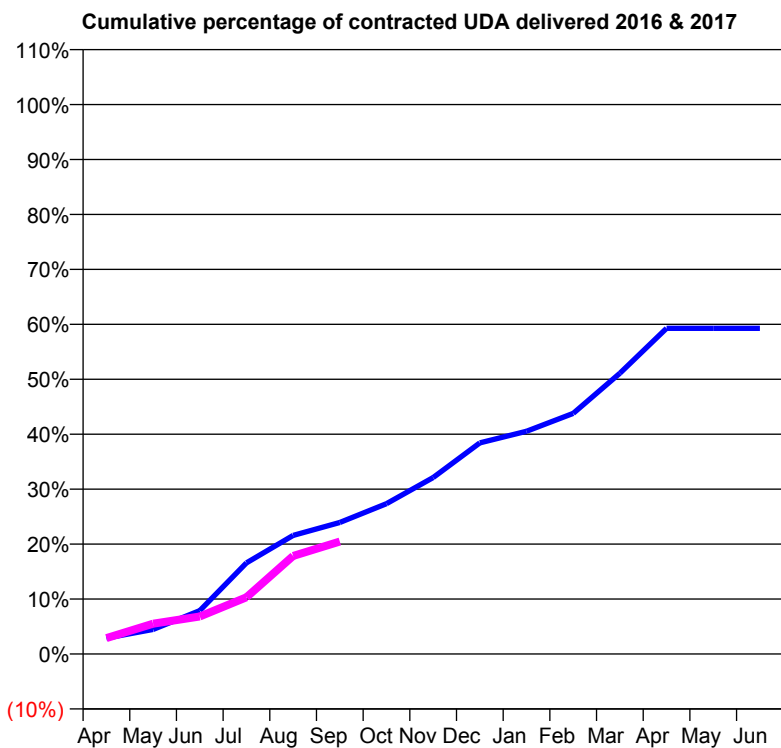
16/17 Contracted general activity (UDA)	380
Carry forward general activity (UDA)	0
16/17 Contracted orthodontic activity (UOA)	2,548
Carry forward orthodontic activity (UOA)	0
Baseline contract value	£176,678.49

ACCESS*

Patients seen in 24 months	Total	Change since previous quarter
Quarter ending September 2015	140	
Quarter ending December 2015	143	↑
Quarter ending March 2016	142	→
Quarter ending June 2016	130	↓
Quarter ending September 2016	127	↓
Variance since September 2015	(9.3%)	↓



ACTIVITY



Month	Adjusted Scheduled Activity (UDA)	
	2016	2017
April	11	11
May	17	21
June	30	26
July	63	39
August	82	68
September	91	78
October	104	
November	122	
December	146	
January	154	
February	166	
March	194	
April	225	
May	225	
June	225	

QUALITY

	Quantity	Base Number	Contract	AT	Region	England
% of FP17s for the same patient ID Re-attending within 3 months - Children	9	149	6.0%	11.6%	13.5%	12.4%
% of FP17s for the same patient ID Re-attending within 3 months - Adults	2	19	10.5%	15.7%	17.4%	16.7%
% of FP17s for the same patient ID Re-attending between 3 & 9 months - Children	33	149	22.1%	57.3%	59.0%	57.4%
% of FP17s for the same patient ID Re-attending between 3 & 9 months - Adults	3	19	15.8%	52.3%	52.6%	50.5%
% of FP17s for Band 1 Urgent Courses	4	59	6.8%	8.5%	9.4%	9.1%
% of FP17s Relating to Free Repair or Replacements	0	59	0.0%	1.2%	1.0%	0.8%
% of FP17s Relating to Continuations	1	59	1.7%	1.7%	1.5%	1.3%
% of Patients satisfied with the dentistry they have received	0	0	N/A	93.9%	93.7%	93.2%
% of Patients satisfied with the time they had to wait for an appointment	0	0	N/A	90.4%	90.0%	89.0%

* This is based on patients treated on this contract for their most recent course of treatment. Figures in italics indicate the base number of FP17s or Patient Questionnaire responses are less than 100. N/A is shown where the base number of responses is less than 10 during the period. % is calculated as Quantity/Base number*100

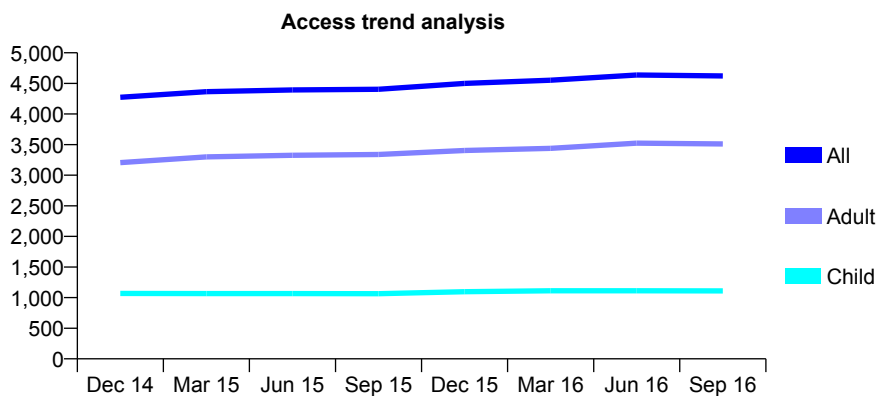
Q49 - Vital Signs At a Glance Contract Report for 661155/0001 - September 2016

Name or company name	MR G REID
Contract type name	GDS Contract
Purpose of contract	General
Contract start date	01/04/2006
Contract end date	

16/17 Contracted general activity (UDA)	13,848
Carry forward general activity (UDA)	163
16/17 Contracted orthodontic activity (UOA)	0
Carry forward orthodontic activity (UOA)	0
Baseline contract value	£405,381.67

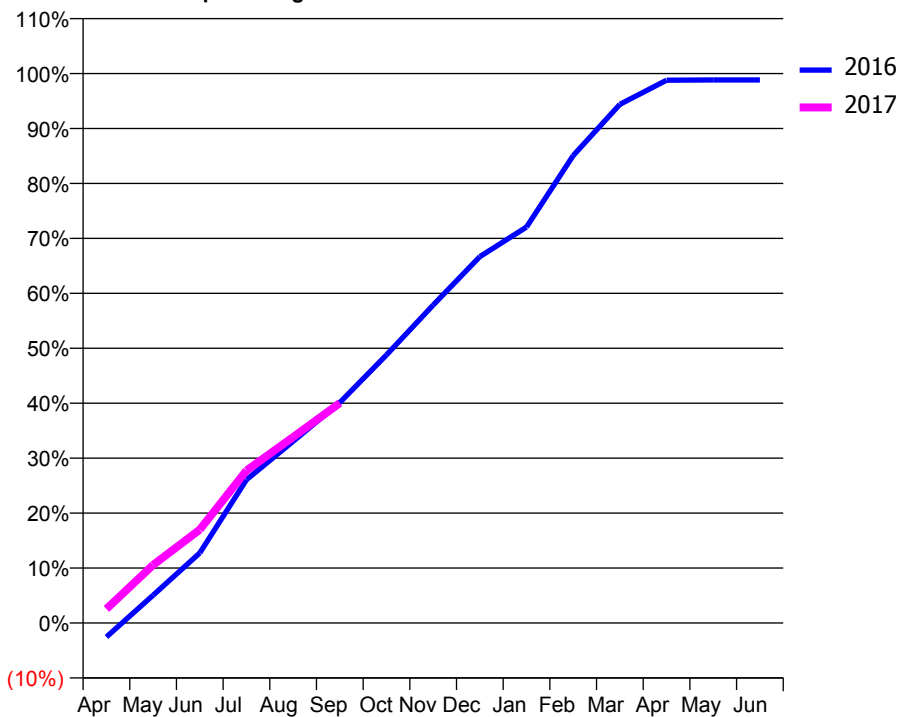
ACCESS*

Patients seen in 24 months	Total	Change since previous quarter
Quarter ending September 2015	4,404	
Quarter ending December 2015	4,500	↑
Quarter ending March 2016	4,552	→
Quarter ending June 2016	4,637	→
Quarter ending September 2016	4,622	→
Variance since September 2015	5.0%	↑



ACTIVITY

Cumulative percentage of contracted UDA delivered 2016 & 2017



Month	Adjusted Scheduled Activity (UDA)	
	2016	2017
April	-353	355
May	700	1,464
June	1,766	2,354
July	3,612	3,844
August	4,578	4,687
September	5,555	5,543
October	6,755	
November	8,014	
December	9,231	
January	9,979	
February	11,781	
March	13,070	
April	13,680	
May	13,686	
June	13,685	

QUALITY

	Quantity	Base Number	Contract	AT	Region	England
% of FP17s for the same patient ID Re-attending within 3 months - Children	80	899	8.9%	11.6%	13.5%	12.4%
% of FP17s for the same patient ID Re-attending within 3 months - Adults	386	2,474	15.6%	15.7%	17.4%	16.7%
% of FP17s for the same patient ID Re-attending between 3 & 9 months - Children	600	899	66.7%	57.3%	59.0%	57.4%
% of FP17s for the same patient ID Re-attending between 3 & 9 months - Adults	1,500	2,474	60.6%	52.3%	52.6%	50.5%
% of FP17s for Band 1 Urgent Courses	205	3,046	6.7%	8.5%	9.4%	9.1%
% of FP17s Relating to Free Repair or Replacements	57	3,046	1.9%	1.2%	1.0%	0.8%
% of FP17s Relating to Continuations	44	3,046	1.4%	1.7%	1.5%	1.3%
% of Patients satisfied with the dentistry they have received	4	5	N/A	93.9%	93.7%	93.2%
% of Patients satisfied with the time they had to wait for an appointment	5	5	N/A	90.4%	90.0%	89.0%

* This is based on patients treated on this contract for their most recent course of treatment. Figures in italics indicate the base number of FP17s or Patient Questionnaire responses are less than 100. N/A is shown where the base number of responses is less than 10 during the period. % is calculated as Quantity/Base number*100

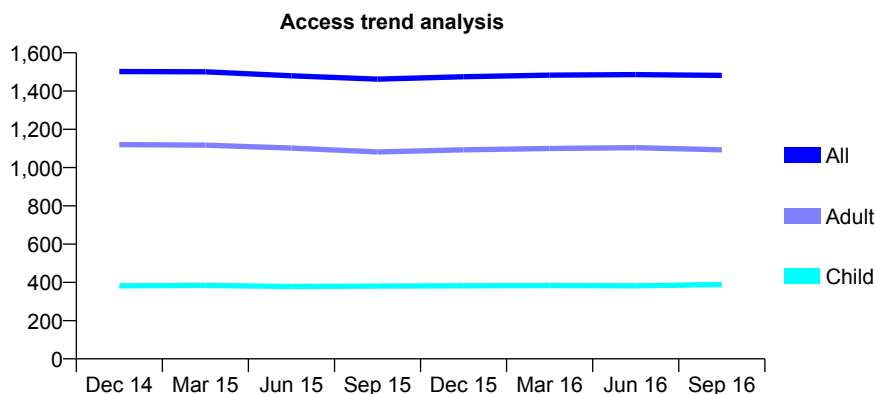
Q49 - Vital Signs At a Glance Contract Report for 674303/0001 - September 2016

Name or company name	MR JH NOWICKI
Contract type name	GDS Contract
Purpose of contract	General
Contract start date	01/04/2006
Contract end date	

16/17 Contracted general activity (UDA)	3,602
Carry forward general activity (UDA)	-38
16/17 Contracted orthodontic activity (UOA)	0
Carry forward orthodontic activity (UOA)	0
Baseline contract value	£85,170.28

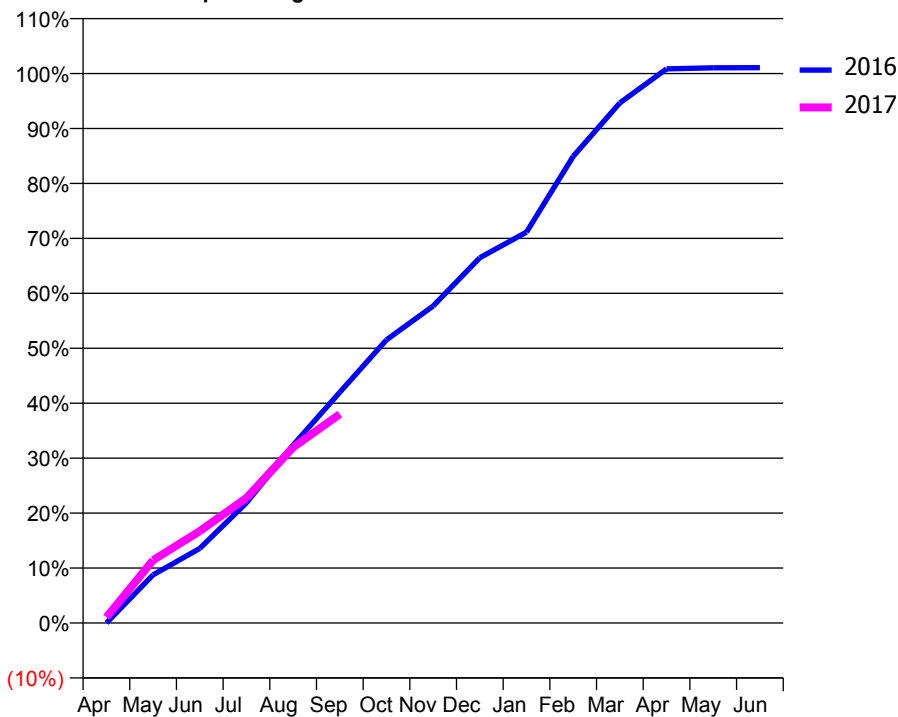
ACCESS*

Patients seen in 24 months	Total	Change since previous quarter
Quarter ending September 2015	1,462	
Quarter ending December 2015	1,475	→
Quarter ending March 2016	1,483	→
Quarter ending June 2016	1,486	→
Quarter ending September 2016	1,482	→
Variance since September 2015	1.4%	→



ACTIVITY

Cumulative percentage of contracted UDA delivered 2016 & 2017



Month	Adjusted Scheduled Activity (UDA)	
	2016	2017
April	0	38
May	316	412
June	489	603
July	788	821
August	1,167	1,152
September	1,513	1,369
October	1,856	
November	2,078	
December	2,395	
January	2,562	
February	3,059	
March	3,410	
April	3,632	
May	3,639	
June	3,640	

QUALITY

	Quantity	Base Number	Contract	AT	Region	England
% of FP17s for the same patient ID Re-attending within 3 months - Children	8	241	3.3%	11.6%	13.5%	12.4%
% of FP17s for the same patient ID Re-attending within 3 months - Adults	63	675	9.3%	15.7%	17.4%	16.7%
% of FP17s for the same patient ID Re-attending between 3 & 9 months - Children	121	241	50.2%	57.3%	59.0%	57.4%
% of FP17s for the same patient ID Re-attending between 3 & 9 months - Adults	338	675	50.1%	52.3%	52.6%	50.5%
% of FP17s for Band 1 Urgent Courses	65	791	8.2%	8.5%	9.4%	9.1%
% of FP17s Relating to Free Repair or Replacements	4	791	0.5%	1.2%	1.0%	0.8%
% of FP17s Relating to Continuations	3	791	0.4%	1.7%	1.5%	1.3%
% of Patients satisfied with the dentistry they have received	1	1	N/A	93.9%	93.7%	93.2%
% of Patients satisfied with the time they had to wait for an appointment	1	1	N/A	90.4%	90.0%	89.0%

* This is based on patients treated on this contract for their most recent course of treatment. Figures in italics indicate the base number of FP17s or Patient Questionnaire responses are less than 100. N/A is shown where the base number of responses is less than 10 during the period. % is calculated as Quantity/Base number*100

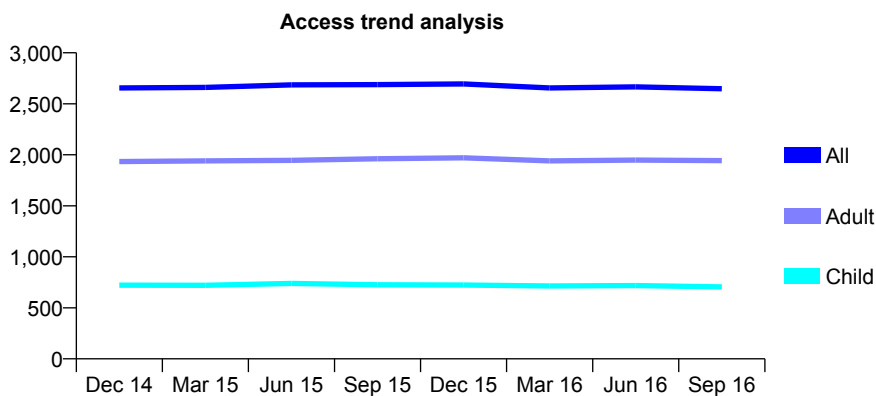
Q49 - Vital Signs At a Glance Contract Report for 674338/0001 - September 2016

Name or company name	MRS LJ HUNTER
Contract type name	GDS Contract
Purpose of contract	General
Contract start date	01/04/2006
Contract end date	

16/17 Contracted general activity (UDA)	8,826
Carry forward general activity (UDA)	13
16/17 Contracted orthodontic activity (UOA)	0
Carry forward orthodontic activity (UOA)	0
Baseline contract value	£241,546.33

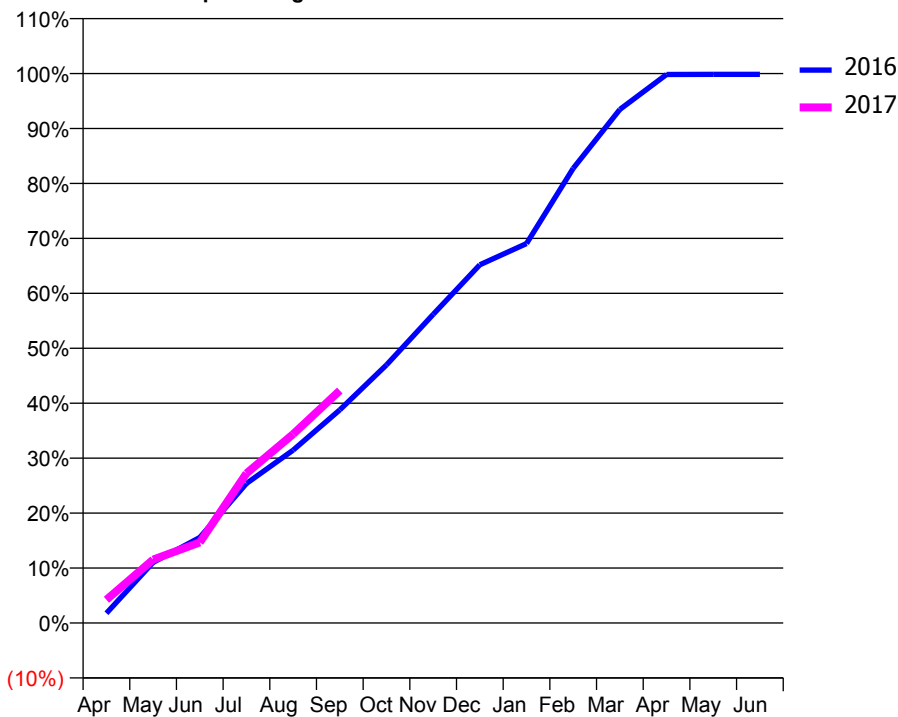
ACCESS*

Patients seen in 24 months	Total	Change since previous quarter
Quarter ending September 2015	2,688	
Quarter ending December 2015	2,695	→
Quarter ending March 2016	2,656	↓
Quarter ending June 2016	2,666	→
Quarter ending September 2016	2,648	→
Variance since September 2015	(1.5%)	↓



ACTIVITY

Cumulative percentage of contracted UDA delivered 2016 & 2017



Adjusted Scheduled Activity (UDA)

Month	2016	2017
April	157	373
May	974	1,018
June	1,374	1,295
July	2,241	2,404
August	2,777	3,033
September	3,425	3,733
October	4,146	
November	4,957	
December	5,753	
January	6,094	
February	7,302	
March	8,250	
April	8,811	
May	8,813	
June	8,813	

QUALITY

	Quantity	Base Number	Contract	AT	Region	England
% of FP17s for the same patient ID Re-attending within 3 months - Children	51	501	10.2%	11.6%	13.5%	12.4%
% of FP17s for the same patient ID Re-attending within 3 months - Adults	200	1,228	16.3%	15.7%	17.4%	16.7%
% of FP17s for the same patient ID Re-attending between 3 & 9 months - Children	272	501	54.3%	57.3%	59.0%	57.4%
% of FP17s for the same patient ID Re-attending between 3 & 9 months - Adults	581	1,228	47.3%	52.3%	52.6%	50.5%
% of FP17s for Band 1 Urgent Courses	41	1,552	2.6%	8.5%	9.4%	9.1%
% of FP17s Relating to Free Repair or Replacements	53	1,552	3.4%	1.2%	1.0%	0.8%
% of FP17s Relating to Continuations	15	1,552	1.0%	1.7%	1.5%	1.3%
% of Patients satisfied with the dentistry they have received	3	3	N/A	93.9%	93.7%	93.2%
% of Patients satisfied with the time they had to wait for an appointment	2	3	N/A	90.4%	90.0%	89.0%

* This is based on patients treated on this contract for their most recent course of treatment. Figures in italics indicate the base number of FP17s or Patient Questionnaire responses are less than 100. N/A is shown where the base number of responses is less than 10 during the period. % is calculated as Quantity/Base number*100

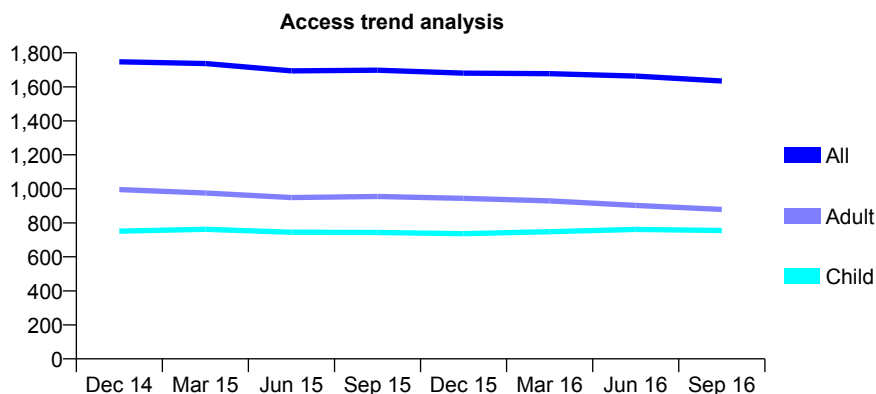
Q49 - Vital Signs At a Glance Contract Report for 676098/0001 - September 2016

Name or company name	MR BS LIVERSIDGE
Contract type name	GDS Contract
Purpose of contract	General
Contract start date	01/04/2006
Contract end date	

16/17 Contracted general activity (UDA)	6,054
Carry forward general activity (UDA)	0
16/17 Contracted orthodontic activity (UOA)	0
Carry forward orthodontic activity (UOA)	0
Baseline contract value	£153,566.49

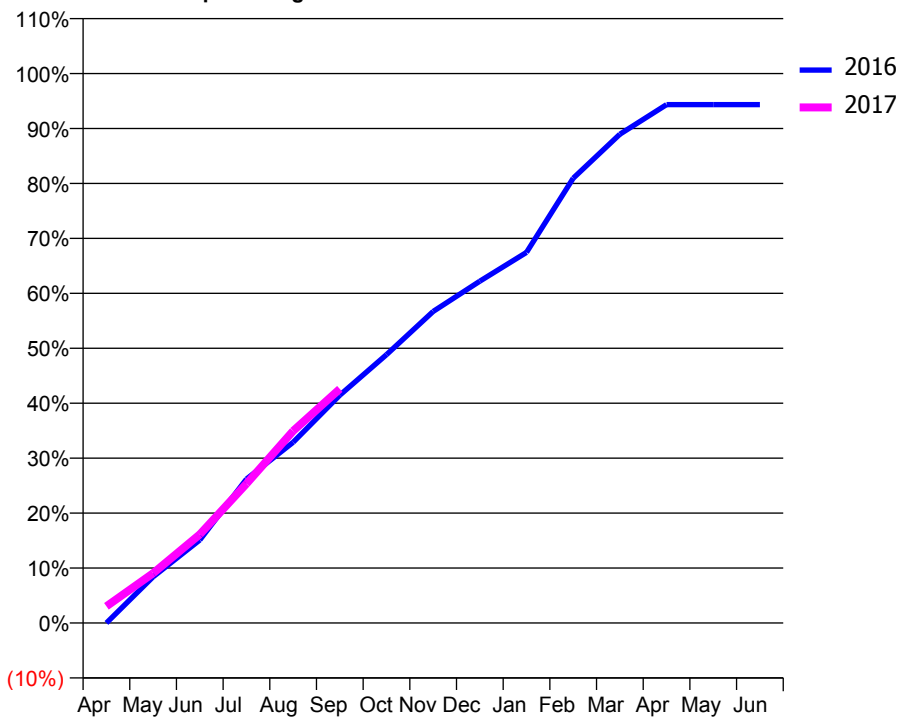
ACCESS*

Patients seen in 24 months	Total	Change since previous quarter
Quarter ending September 2015	1,698	
Quarter ending December 2015	1,680	↓
Quarter ending March 2016	1,677	→
Quarter ending June 2016	1,663	→
Quarter ending September 2016	1,634	↓
Variance since September 2015	(3.8%)	↓



ACTIVITY

Cumulative percentage of contracted UDA delivered 2016 & 2017



Month	Adjusted Scheduled Activity (UDA)	
	2016	2017
April	0	185
May	508	549
June	914	977
July	1,585	1,534
August	1,991	2,116
September	2,510	2,579
October	2,957	
November	3,433	
December	3,766	
January	4,083	
February	4,901	
March	5,385	
April	5,711	
May	5,711	
June	5,711	

QUALITY

	Quantity	Base Number	Contract	AT	Region	England
% of FP17s for the same patient ID Re-attending within 3 months - Children	14	492	2.8%	11.6%	13.5%	12.4%
% of FP17s for the same patient ID Re-attending within 3 months - Adults	76	508	15.0%	15.7%	17.4%	16.7%
% of FP17s for the same patient ID Re-attending between 3 & 9 months - Children	240	492	48.8%	57.3%	59.0%	57.4%
% of FP17s for the same patient ID Re-attending between 3 & 9 months - Adults	212	508	41.7%	52.3%	52.6%	50.5%
% of FP17s for Band 1 Urgent Courses	43	898	4.8%	8.5%	9.4%	9.1%
% of FP17s Relating to Free Repair or Replacements	0	898	0.0%	1.2%	1.0%	0.8%
% of FP17s Relating to Continuations	0	898	0.0%	1.7%	1.5%	1.3%
% of Patients satisfied with the dentistry they have received	2	2	N/A	93.9%	93.7%	93.2%
% of Patients satisfied with the time they had to wait for an appointment	2	2	N/A	90.4%	90.0%	89.0%

* This is based on patients treated on this contract for their most recent course of treatment. Figures in italics indicate the base number of FP17s or Patient Questionnaire responses are less than 100. N/A is shown where the base number of responses is less than 10 during the period. % is calculated as Quantity/Base number*100

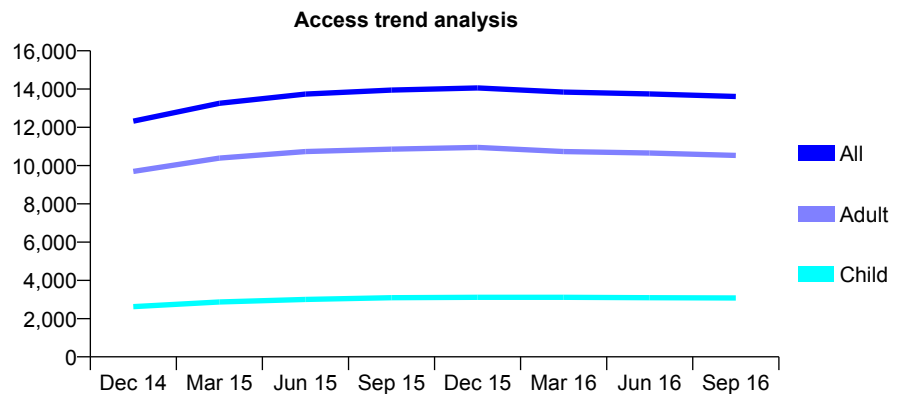
Q49 - Vital Signs At a Glance Contract Report for 678457/0001 - September 2016

Name or company name	MR LA NIGHTINGALE
Contract type name	GDS Contract
Purpose of contract	General
Contract start date	01/04/2006
Contract end date	

16/17 Contracted general activity (UDA)	40,844
Carry forward general activity (UDA)	1,006
16/17 Contracted orthodontic activity (UOA)	0
Carry forward orthodontic activity (UOA)	0
Baseline contract value	£977,435.02

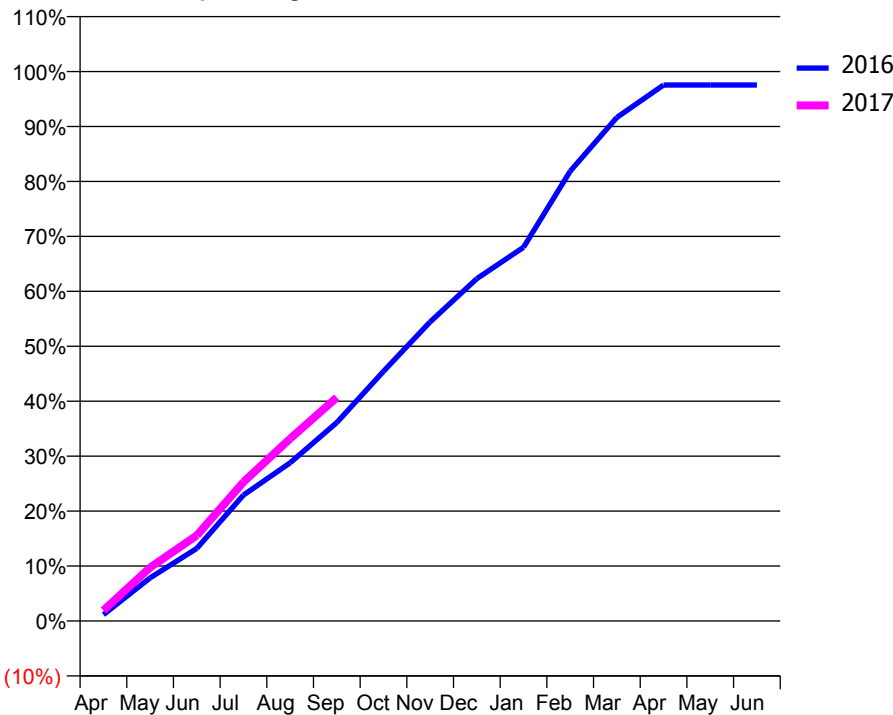
ACCESS*

Patients seen in 24 months	Total	Change since previous quarter
Quarter ending September 2015	13,948	
Quarter ending December 2015	14,058	→
Quarter ending March 2016	13,845	↓
Quarter ending June 2016	13,747	→
Quarter ending September 2016	13,614	→
Variance since September 2015	(2.4%)	↓



ACTIVITY

Cumulative percentage of contracted UDA delivered 2016 & 2017



Month	Adjusted Scheduled Activity (UDA)	
	2016	2017
April	467	790
May	3,202	3,975
June	5,401	6,362
July	9,360	10,329
August	11,760	13,557
September	14,755	16,613
October	18,562	
November	22,241	
December	25,452	
January	27,773	
February	33,432	
March	37,427	
April	39,839	
May	39,838	
June	39,838	

QUALITY

	Quantity	Base Number	Contract	AT	Region	England
% of FP17s for the same patient ID Re-attending within 3 months - Children	173	2,261	7.7%	11.6%	13.5%	12.4%
% of FP17s for the same patient ID Re-attending within 3 months - Adults	1,317	7,644	17.2%	15.7%	17.4%	16.7%
% of FP17s for the same patient ID Re-attending between 3 & 9 months - Children	1,345	2,261	59.5%	57.3%	59.0%	57.4%
% of FP17s for the same patient ID Re-attending between 3 & 9 months - Adults	4,355	7,644	57.0%	52.3%	52.6%	50.5%
% of FP17s for Band 1 Urgent Courses	651	8,800	7.4%	8.5%	9.4%	9.1%
% of FP17s Relating to Free Repair or Replacements	70	8,800	0.8%	1.2%	1.0%	0.8%
% of FP17s Relating to Continuations	220	8,800	2.5%	1.7%	1.5%	1.3%
% of Patients satisfied with the dentistry they have received	14	16	87.5%	93.9%	93.7%	93.2%
% of Patients satisfied with the time they had to wait for an appointment	15	16	93.8%	90.4%	90.0%	89.0%

* This is based on patients treated on this contract for their most recent course of treatment. Figures in italics indicate the base number of FP17s or Patient Questionnaire responses are less than 100. N/A is shown where the base number of responses is less than 10 during the period. % is calculated as Quantity/Base number*100

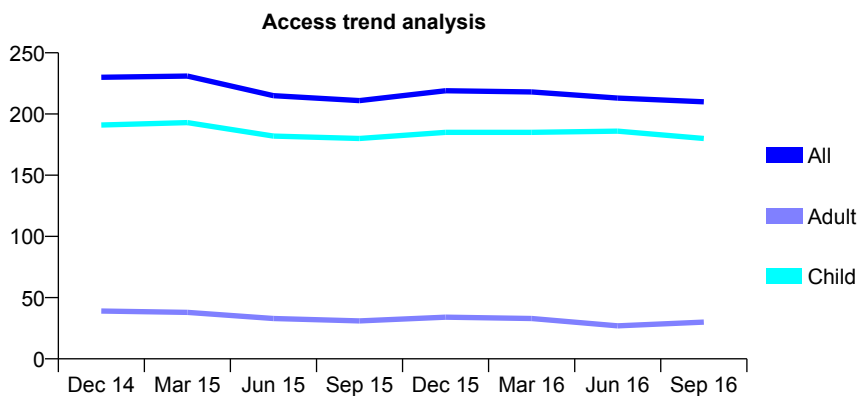
Q49 - Vital Signs At a Glance Contract Report for 683949/0001 - September 2016

Name or company name	MRS ME FORSMAN
Contract type name	GDS Contract
Purpose of contract	General
Contract start date	01/04/2006
Contract end date	

16/17 Contracted general activity (UDA)	300
Carry forward general activity (UDA)	0
16/17 Contracted orthodontic activity (UOA)	0
Carry forward orthodontic activity (UOA)	0
Baseline contract value	£7,492.08

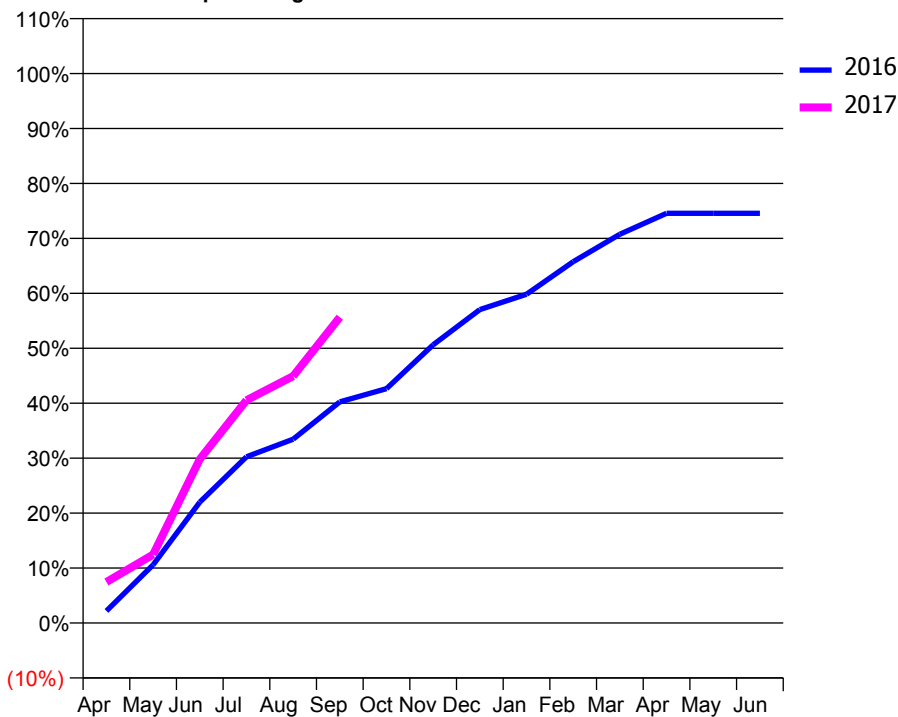
ACCESS*

Patients seen in 24 months	Total	Change since previous quarter
Quarter ending September 2015	211	
Quarter ending December 2015	219	↑
Quarter ending March 2016	218	→
Quarter ending June 2016	213	↓
Quarter ending September 2016	210	↓
Variance since September 2015	(0.5%)	→



ACTIVITY

Cumulative percentage of contracted UDA delivered 2016 & 2017



Adjusted Scheduled Activity (UDA)

Month	2016	2017
April	11	22
May	53	37
June	110	89
July	151	122
August	167	135
September	201	167
October	213	
November	253	
December	285	
January	299	
February	329	
March	354	
April	373	
May	373	
June	373	

QUALITY

	Quantity	Base Number	Contract	AT	Region	England
% of FP17s for the same patient ID Re-attending within 3 months - Children	6	116	5.2%	11.6%	13.5%	12.4%
% of FP17s for the same patient ID Re-attending within 3 months - Adults	0	6	0.0%	15.7%	17.4%	16.7%
% of FP17s for the same patient ID Re-attending between 3 & 9 months - Children	54	116	46.6%	57.3%	59.0%	57.4%
% of FP17s for the same patient ID Re-attending between 3 & 9 months - Adults	1	6	16.7%	52.3%	52.6%	50.5%
% of FP17s for Band 1 Urgent Courses	5	109	4.6%	8.5%	9.4%	9.1%
% of FP17s Relating to Free Repair or Replacements	0	109	0.0%	1.2%	1.0%	0.8%
% of FP17s Relating to Continuations	0	109	0.0%	1.7%	1.5%	1.3%
% of Patients satisfied with the dentistry they have received	0	0	N/A	93.9%	93.7%	93.2%
% of Patients satisfied with the time they had to wait for an appointment	0	0	N/A	90.4%	90.0%	89.0%

* This is based on patients treated on this contract for their most recent course of treatment. Figures in italics indicate the base number of FP17s or Patient Questionnaire responses are less than 100. N/A is shown where the base number of responses is less than 10 during the period. % is calculated as Quantity/Base number*100

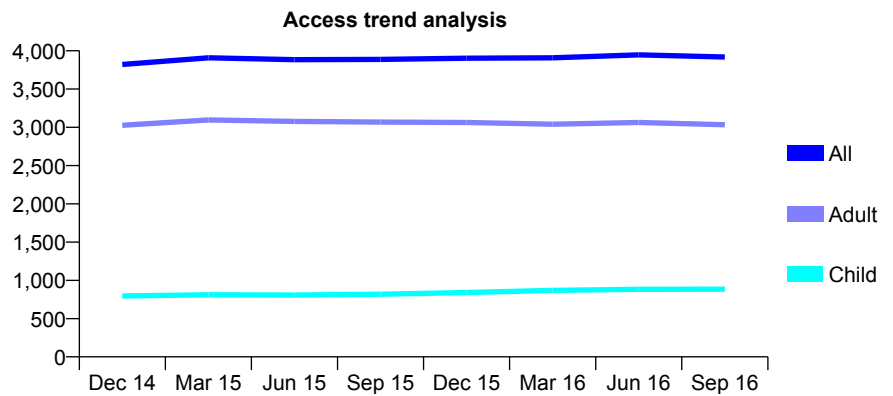
Q49 - Vital Signs At a Glance Contract Report for 688703/0001 - September 2016

Name or company name	MR KA NIGHTINGALE
Contract type name	GDS Contract
Purpose of contract	General
Contract start date	01/04/2006
Contract end date	

16/17 Contracted general activity (UDA)	13,450
Carry forward general activity (UDA)	-13
16/17 Contracted orthodontic activity (UOA)	0
Carry forward orthodontic activity (UOA)	0
Baseline contract value	£311,255.33

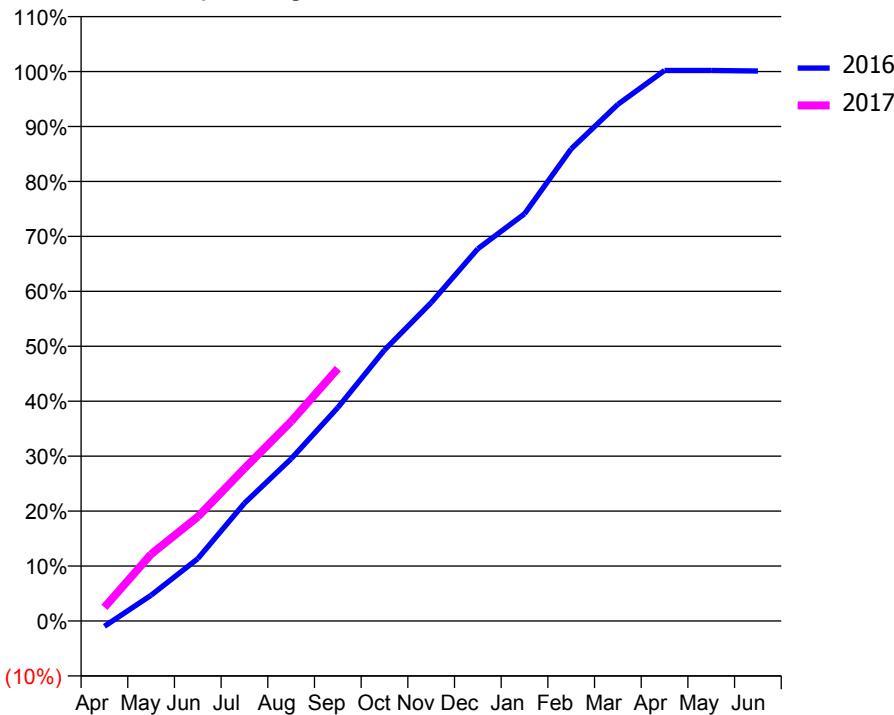
ACCESS*

Patients seen in 24 months	Total	Change since previous quarter
Quarter ending September 2015	3,888	
Quarter ending December 2015	3,904	→
Quarter ending March 2016	3,909	→
Quarter ending June 2016	3,947	→
Quarter ending September 2016	3,919	→
Variance since September 2015	0.8%	→



ACTIVITY

Cumulative percentage of contracted UDA delivered 2016 & 2017



Month	Adjusted Scheduled Activity (UDA)	
	2016	2017
April	-134	334
May	631	1,636
June	1,527	2,549
July	2,884	3,736
August	3,972	4,885
September	5,225	6,179
October	6,632	
November	7,793	
December	9,112	
January	9,966	
February	11,556	
March	12,645	
April	13,475	
May	13,475	
June	13,463	

QUALITY

	Quantity	Base Number	Contract	AT	Region	England
% of FP17s for the same patient ID Re-attending within 3 months - Children	18	520	3.5%	11.6%	13.5%	12.4%
% of FP17s for the same patient ID Re-attending within 3 months - Adults	159	1,755	9.1%	15.7%	17.4%	16.7%
% of FP17s for the same patient ID Re-attending between 3 & 9 months - Children	228	520	43.8%	57.3%	59.0%	57.4%
% of FP17s for the same patient ID Re-attending between 3 & 9 months - Adults	798	1,755	45.5%	52.3%	52.6%	50.5%
% of FP17s for Band 1 Urgent Courses	114	2,017	5.7%	8.5%	9.4%	9.1%
% of FP17s Relating to Free Repair or Replacements	14	2,017	0.7%	1.2%	1.0%	0.8%
% of FP17s Relating to Continuations	23	2,017	1.1%	1.7%	1.5%	1.3%
% of Patients satisfied with the dentistry they have received	13	13	100.0%	93.9%	93.7%	93.2%
% of Patients satisfied with the time they had to wait for an appointment	13	13	100.0%	90.4%	90.0%	89.0%

* This is based on patients treated on this contract for their most recent course of treatment. Figures in italics indicate the base number of FP17s or Patient Questionnaire responses are less than 100. N/A is shown where the base number of responses is less than 10 during the period. % is calculated as Quantity/Base number*100

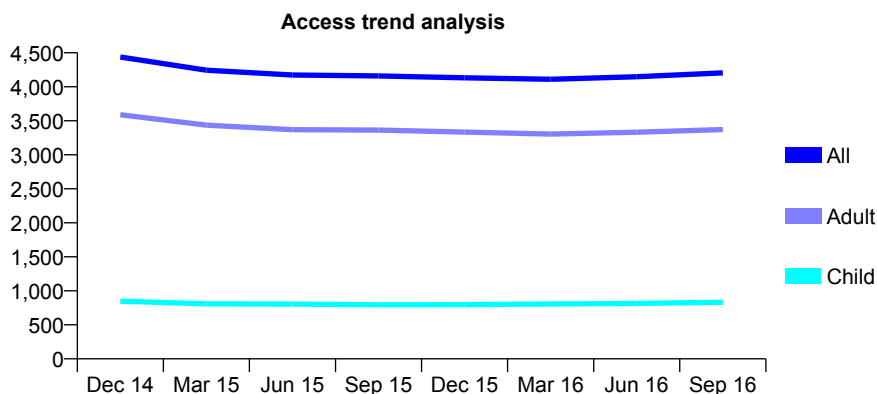
Q49 - Vital Signs At a Glance Contract Report for 688703/0005 - September 2016

Name or company name	MR KA NIGHTINGALE
Contract type name	GDS Contract
Purpose of contract	General
Contract start date	29/11/2010
Contract end date	

16/17 Contracted general activity (UDA)	15,000
Carry forward general activity (UDA)	-48
16/17 Contracted orthodontic activity (UOA)	0
Carry forward orthodontic activity (UOA)	0
Baseline contract value	£378,466.77

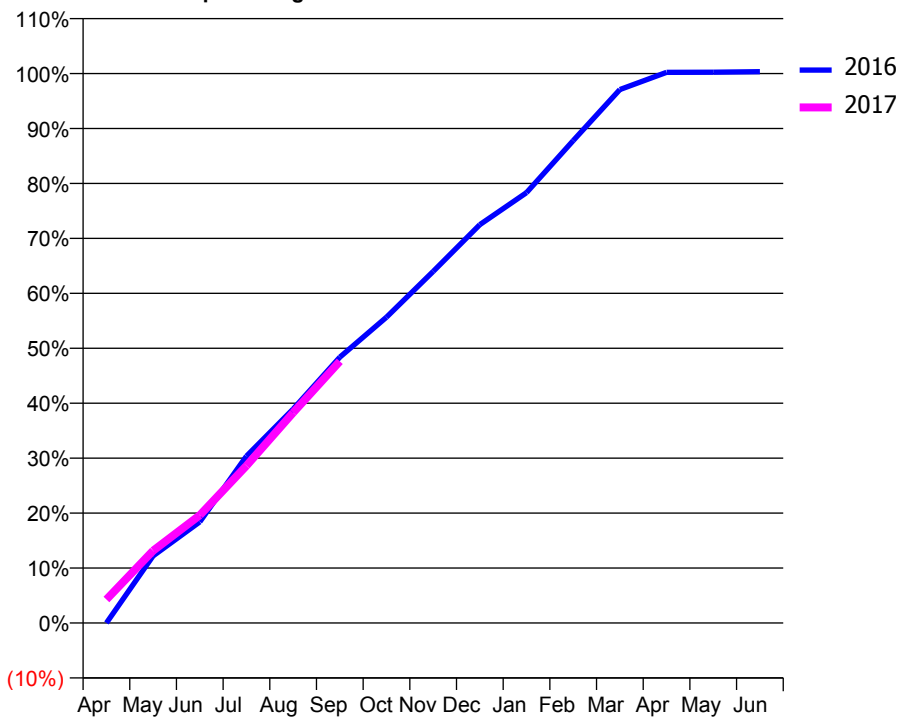
ACCESS*

Patients seen in 24 months	Total	Change since previous quarter
Quarter ending September 2015	4,159	
Quarter ending December 2015	4,132	→
Quarter ending March 2016	4,110	→
Quarter ending June 2016	4,148	→
Quarter ending September 2016	4,204	→
Variance since September 2015	1.1%	→



ACTIVITY

Cumulative percentage of contracted UDA delivered 2016 & 2017



Month	Adjusted Scheduled Activity (UDA)	
	2016	2017
April	0	642
May	1,834	1,973
June	2,762	2,943
July	4,554	4,295
August	5,840	5,741
September	7,258	7,142
October	8,349	
November	9,596	
December	10,875	
January	11,749	
February	13,169	
March	14,561	
April	15,032	
May	15,035	
June	15,048	

QUALITY

	Quantity	Base Number	Contract	AT	Region	England
% of FP17s for the same patient ID Re-attending within 3 months - Children	25	538	4.6%	11.6%	13.5%	12.4%
% of FP17s for the same patient ID Re-attending within 3 months - Adults	218	2,158	10.1%	15.7%	17.4%	16.7%
% of FP17s for the same patient ID Re-attending between 3 & 9 months - Children	228	538	42.4%	57.3%	59.0%	57.4%
% of FP17s for the same patient ID Re-attending between 3 & 9 months - Adults	1,028	2,158	47.6%	52.3%	52.6%	50.5%
% of FP17s for Band 1 Urgent Courses	179	2,521	7.1%	8.5%	9.4%	9.1%
% of FP17s Relating to Free Repair or Replacements	21	2,521	0.8%	1.2%	1.0%	0.8%
% of FP17s Relating to Continuations	36	2,521	1.4%	1.7%	1.5%	1.3%
% of Patients satisfied with the dentistry they have received	4	5	N/A	93.9%	93.7%	93.2%
% of Patients satisfied with the time they had to wait for an appointment	5	5	N/A	90.4%	90.0%	89.0%

* This is based on patients treated on this contract for their most recent course of treatment. Figures in italics indicate the base number of FP17s or Patient Questionnaire responses are less than 100. N/A is shown where the base number of responses is less than 10 during the period. % is calculated as Quantity/Base number*100

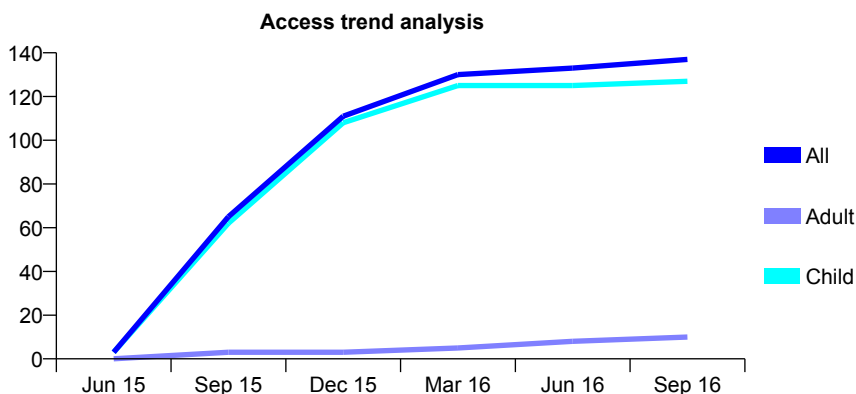
Q49 - Vital Signs At a Glance Contract Report for 701181/0001 - September 2016

Name or company name	MR KN MIRZA
Contract type name	GDS Contract
Purpose of contract	General
Contract start date	01/06/2015
Contract end date	

16/17 Contracted general activity (UDA)	400
Carry forward general activity (UDA)	0
16/17 Contracted orthodontic activity (UOA)	0
Carry forward orthodontic activity (UOA)	0
Baseline contract value	£9,455.81

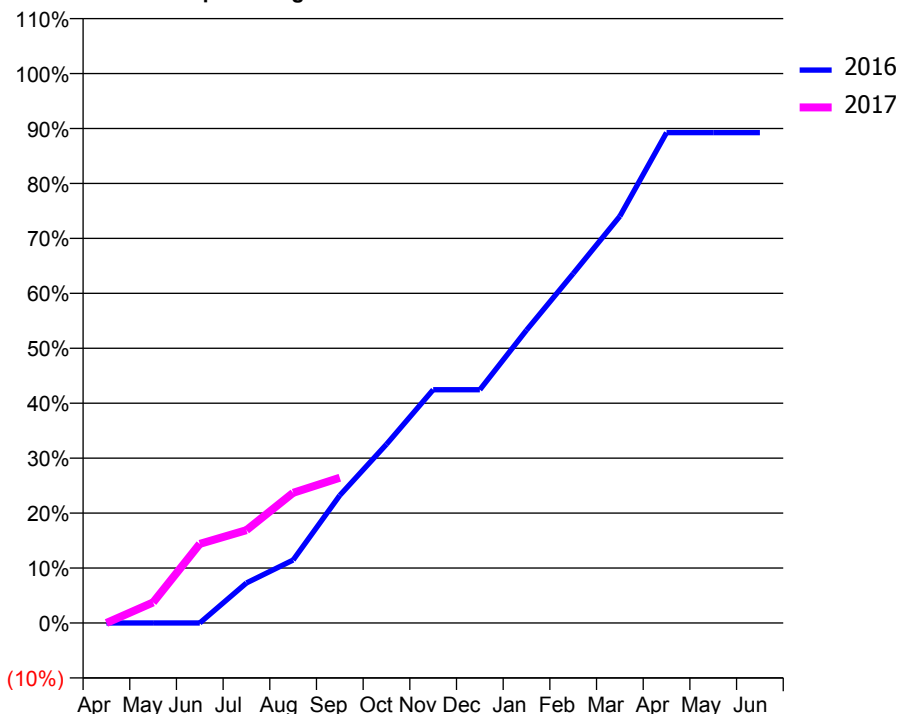
ACCESS*

Patients seen in 24 months	Total	Change since previous quarter
Quarter ending September 2015	65	
Quarter ending December 2015	111	↑
Quarter ending March 2016	130	↑
Quarter ending June 2016	133	↑
Quarter ending September 2016	137	↑
Variance since September 2015	110.8%	↑



ACTIVITY

Cumulative percentage of contracted UDA delivered 2016 & 2017



Month	Adjusted Scheduled Activity (UDA)	
	2016	2017
April	0	0
May	0	15
June	0	58
July	24	68
August	38	95
September	78	106
October	109	
November	142	
December	142	
January	179	
February	213	
March	248	
April	299	
May	299	
June	299	

QUALITY

	Quantity	Base Number	Contract	AT	Region	England
% of FP17s for the same patient ID Re-attending within 3 months - Children	9	93	9.7%	11.6%	13.5%	12.4%
% of FP17s for the same patient ID Re-attending within 3 months - Adults	0	0	N/A	15.7%	17.4%	16.7%
% of FP17s for the same patient ID Re-attending between 3 & 9 months - Children	53	93	57.0%	57.3%	59.0%	57.4%
% of FP17s for the same patient ID Re-attending between 3 & 9 months - Adults	0	0	N/A	52.3%	52.6%	50.5%
% of FP17s for Band 1 Urgent Courses	4	74	5.4%	8.5%	9.4%	9.1%
% of FP17s Relating to Free Repair or Replacements	0	74	0.0%	1.2%	1.0%	0.8%
% of FP17s Relating to Continuations	0	74	0.0%	1.7%	1.5%	1.3%
% of Patients satisfied with the dentistry they have received	0	0	N/A	93.9%	93.7%	93.2%
% of Patients satisfied with the time they had to wait for an appointment	0	0	N/A	90.4%	90.0%	89.0%

* This is based on patients treated on this contract for their most recent course of treatment. Figures in italics indicate the base number of FP17s or Patient Questionnaire responses are less than 100. N/A is shown where the base number of responses is less than 10 during the period. % is calculated as Quantity/Base number*100

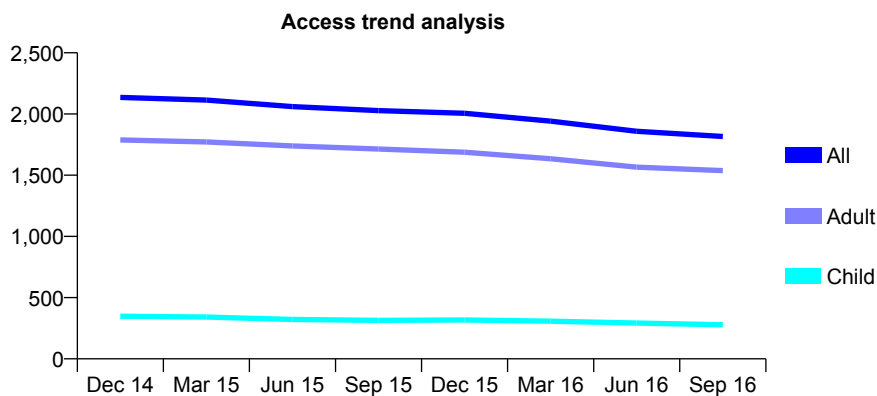
Q49 - Vital Signs At a Glance Contract Report for 716367/0001 - September 2016

Name or company name	MR FM CONCEICA SEQUEIRA
Contract type name	GDS Contract
Purpose of contract	General
Contract start date	01/04/2012
Contract end date	

16/17 Contracted general activity (UDA)	8,000
Carry forward general activity (UDA)	0
16/17 Contracted orthodontic activity (UOA)	0
Carry forward orthodontic activity (UOA)	0
Baseline contract value	£173,205.25

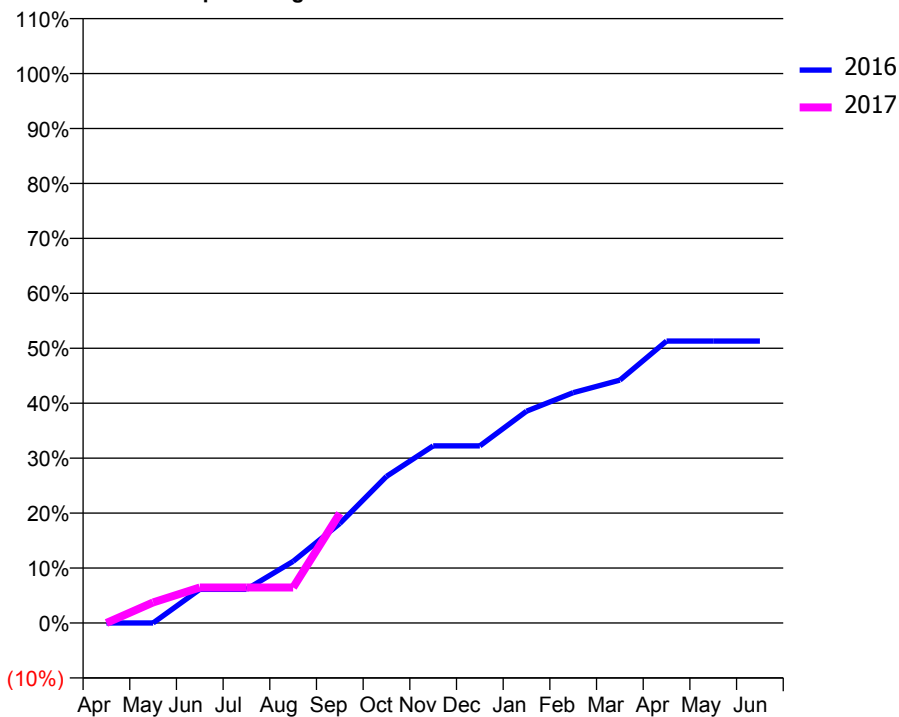
ACCESS*

Patients seen in 24 months	Total	Change since previous quarter
Quarter ending September 2015	2,028	
Quarter ending December 2015	2,006	↓
Quarter ending March 2016	1,942	↓
Quarter ending June 2016	1,859	↓
Quarter ending September 2016	1,816	↓
Variance since September 2015	(10.5%)	↓



ACTIVITY

Cumulative percentage of contracted UDA delivered 2016 & 2017



Adjusted Scheduled Activity (UDA)

Month	2016	2017
April	0	0
May	0	300
June	490	517
July	490	517
August	898	517
September	1,448	1,597
October	2,134	
November	2,579	
December	2,579	
January	3,084	
February	3,353	
March	3,537	
April	4,106	
May	4,106	
June	4,106	

QUALITY

	Quantity	Base Number	Contract	AT	Region	England
% of FP17s for the same patient ID Re-attending within 3 months - Children	9	184	4.9%	11.6%	13.5%	12.4%
% of FP17s for the same patient ID Re-attending within 3 months - Adults	102	1,012	10.1%	15.7%	17.4%	16.7%
% of FP17s for the same patient ID Re-attending between 3 & 9 months - Children	84	184	45.7%	57.3%	59.0%	57.4%
% of FP17s for the same patient ID Re-attending between 3 & 9 months - Adults	396	1,012	39.1%	52.3%	52.6%	50.5%
% of FP17s for Band 1 Urgent Courses	89	850	10.5%	8.5%	9.4%	9.1%
% of FP17s Relating to Free Repair or Replacements	1	850	0.1%	1.2%	1.0%	0.8%
% of FP17s Relating to Continuations	9	850	1.1%	1.7%	1.5%	1.3%
% of Patients satisfied with the dentistry they have received	1	1	N/A	93.9%	93.7%	93.2%
% of Patients satisfied with the time they had to wait for an appointment	1	1	N/A	90.4%	90.0%	89.0%

* This is based on patients treated on this contract for their most recent course of treatment. Figures in italics indicate the base number of FP17s or Patient Questionnaire responses are less than 100. N/A is shown where the base number of responses is less than 10 during the period. % is calculated as Quantity/Base number*100

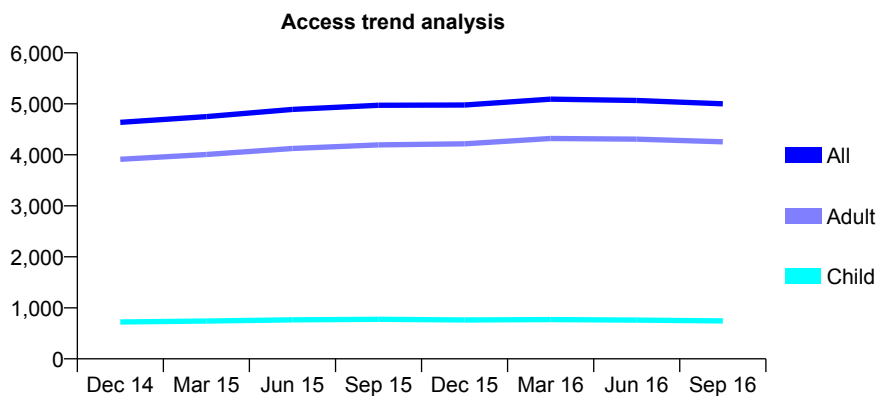
Q49 - Vital Signs At a Glance Contract Report for 724491/0002 - September 2016

Name or company name	MR NP COWELL
Contract type name	GDS Contract
Purpose of contract	General
Contract start date	01/04/2006
Contract end date	

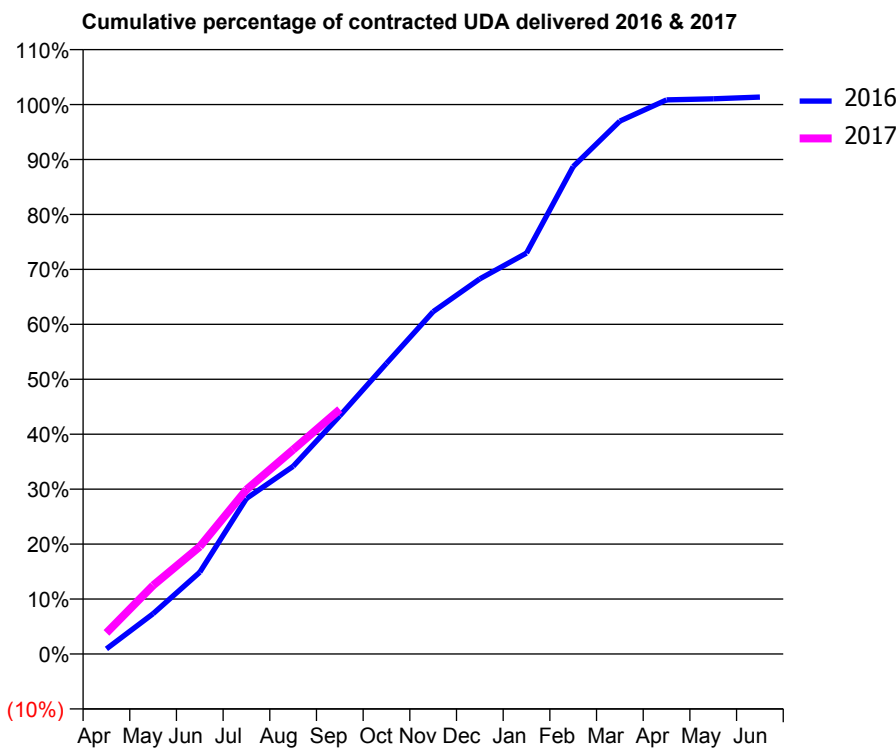
16/17 Contracted general activity (UDA)	15,203
Carry forward general activity (UDA)	0
16/17 Contracted orthodontic activity (UOA)	0
Carry forward orthodontic activity (UOA)	0
Baseline contract value	£359,390.27

ACCESS*

Patients seen in 24 months	Total	Change since previous quarter
Quarter ending September 2015	4,970	
Quarter ending December 2015	4,976	→
Quarter ending March 2016	5,091	↑
Quarter ending June 2016	5,065	→
Quarter ending September 2016	5,001	↓
Variance since September 2015	0.6%	→



ACTIVITY



Month	Adjusted Scheduled Activity (UDA)	
	2016	2017
April	141	585
May	1,115	1,897
June	2,263	2,972
July	4,304	4,546
August	5,194	5,652
September	6,591	6,767
October	8,040	
November	9,473	
December	10,379	
January	11,092	
February	13,485	
March	14,743	
April	15,332	
May	15,362	
June	15,410	

QUALITY

	Quantity	Base Number	Contract	AT	Region	England
% of FP17s for the same patient ID Re-attending within 3 months - Children	43	417	10.3%	11.6%	13.5%	12.4%
% of FP17s for the same patient ID Re-attending within 3 months - Adults	778	2,779	28.0%	15.7%	17.4%	16.7%
% of FP17s for the same patient ID Re-attending between 3 & 9 months - Children	134	417	32.1%	57.3%	59.0%	57.4%
% of FP17s for the same patient ID Re-attending between 3 & 9 months - Adults	889	2,779	32.0%	52.3%	52.6%	50.5%
% of FP17s for Band 1 Urgent Courses	549	2,917	18.8%	8.5%	9.4%	9.1%
% of FP17s Relating to Free Repair or Replacements	114	2,917	3.9%	1.2%	1.0%	0.8%
% of FP17s Relating to Continuations	148	2,917	5.1%	1.7%	1.5%	1.3%
% of Patients satisfied with the dentistry they have received	11	12	91.7%	93.9%	93.7%	93.2%
% of Patients satisfied with the time they had to wait for an appointment	10	12	83.3%	90.4%	90.0%	89.0%

* This is based on patients treated on this contract for their most recent course of treatment. Figures in italics indicate the base number of FP17s or Patient Questionnaire responses are less than 100. N/A is shown where the base number of responses is less than 10 during the period. % is calculated as Quantity/Base number*100

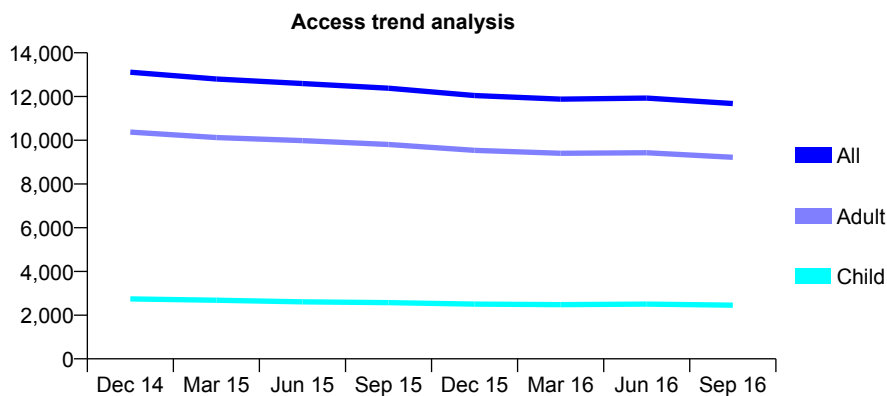
Q49 - Vital Signs At a Glance Contract Report for 724491/0003 - September 2016

Name or company name	MR NP COWELL
Contract type name	GDS Contract
Purpose of contract	General
Contract start date	01/04/2006
Contract end date	

16/17 Contracted general activity (UDA)	33,996
Carry forward general activity (UDA)	-205
16/17 Contracted orthodontic activity (UOA)	0
Carry forward orthodontic activity (UOA)	0
Baseline contract value	£815,934.12

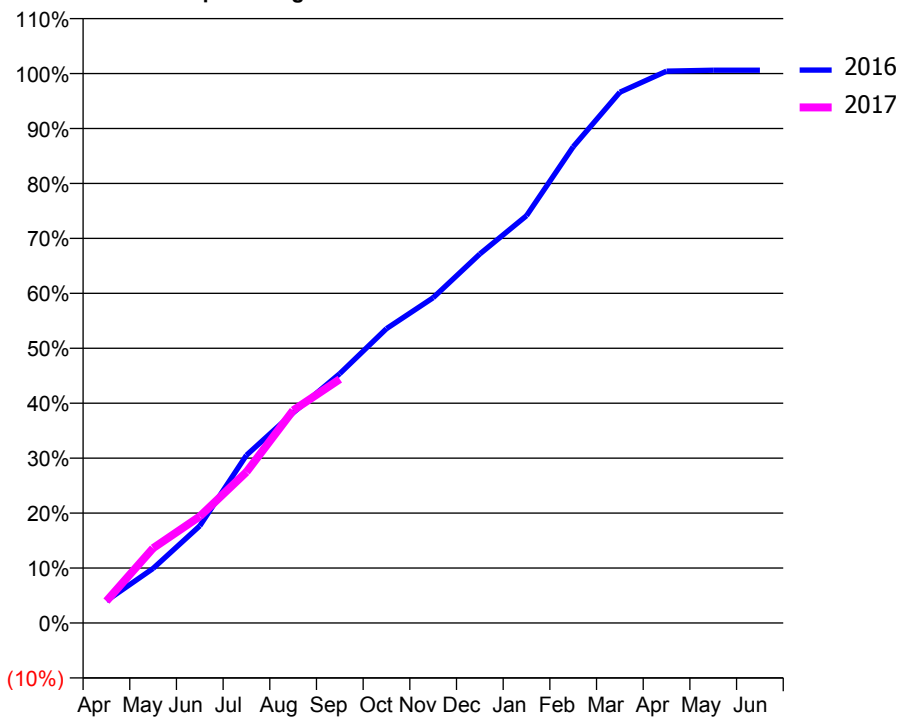
ACCESS*

Patients seen in 24 months	Total	Change since previous quarter
Quarter ending September 2015	12,379	
Quarter ending December 2015	12,043	↓
Quarter ending March 2016	11,878	↓
Quarter ending June 2016	11,930	→
Quarter ending September 2016	11,676	↓
Variance since September 2015	(5.7%)	↓



ACTIVITY

Cumulative percentage of contracted UDA delivered 2016 & 2017



Adjusted Scheduled Activity (UDA)

Month	2016	2017
April	1,375	1,360
May	3,380	4,631
June	6,011	6,598
July	10,379	9,345
August	13,009	13,153
September	15,428	15,081
October	18,208	
November	20,122	
December	22,834	
January	25,202	
February	29,461	
March	32,835	
April	34,145	
May	34,201	
June	34,201	

QUALITY

	Quantity	Base Number	Contract	AT	Region	England
% of FP17s for the same patient ID Re-attending within 3 months - Children	224	1,584	14.1%	11.6%	13.5%	12.4%
% of FP17s for the same patient ID Re-attending within 3 months - Adults	1,409	5,779	24.4%	15.7%	17.4%	16.7%
% of FP17s for the same patient ID Re-attending between 3 & 9 months - Children	537	1,584	33.9%	57.3%	59.0%	57.4%
% of FP17s for the same patient ID Re-attending between 3 & 9 months - Adults	1,993	5,779	34.5%	52.3%	52.6%	50.5%
% of FP17s for Band 1 Urgent Courses	1,355	6,786	20.0%	8.5%	9.4%	9.1%
% of FP17s Relating to Free Repair or Replacements	164	6,786	2.4%	1.2%	1.0%	0.8%
% of FP17s Relating to Continuations	145	6,786	2.1%	1.7%	1.5%	1.3%
% of Patients satisfied with the dentistry they have received	8	8	N/A	93.9%	93.7%	93.2%
% of Patients satisfied with the time they had to wait for an appointment	5	8	N/A	90.4%	90.0%	89.0%

* This is based on patients treated on this contract for their most recent course of treatment. Figures in italics indicate the base number of FP17s or Patient Questionnaire responses are less than 100. N/A is shown where the base number of responses is less than 10 during the period. % is calculated as Quantity/Base number*100

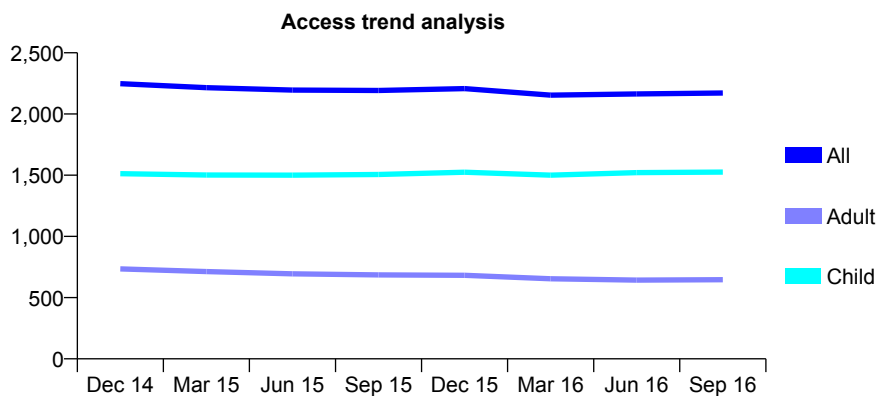
Q49 - Vital Signs At a Glance Contract Report for 729086/0001 - September 2016

Name or company name	MR JA BRAIDWOOD
Contract type name	GDS Contract
Purpose of contract	General
Contract start date	01/04/2006
Contract end date	

16/17 Contracted general activity (UDA)	6,118
Carry forward general activity (UDA)	0
16/17 Contracted orthodontic activity (UOA)	0
Carry forward orthodontic activity (UOA)	0
Baseline contract value	£146,360.37

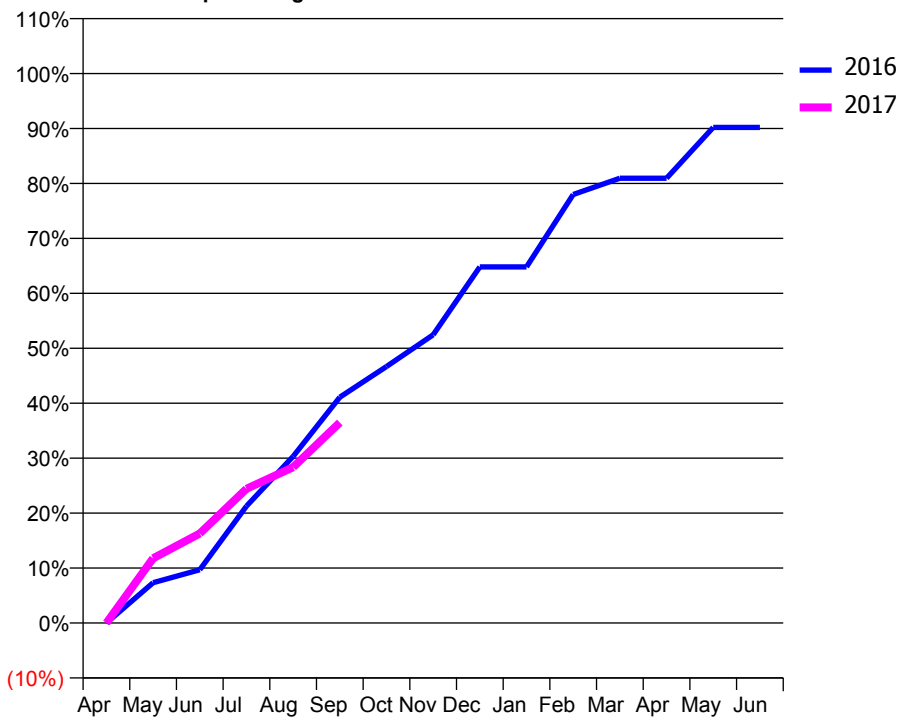
ACCESS*

Patients seen in 24 months	Total	Change since previous quarter
Quarter ending September 2015	2,192	
Quarter ending December 2015	2,207	→
Quarter ending March 2016	2,154	↓
Quarter ending June 2016	2,164	→
Quarter ending September 2016	2,172	→
Variance since September 2015	(0.9%)	→



ACTIVITY

Cumulative percentage of contracted UDA delivered 2016 & 2017



Month	Adjusted Scheduled Activity (UDA)	
	2016	2017
April	0	0
May	450	721
June	594	996
July	1,301	1,494
August	1,855	1,735
September	2,514	2,233
October	2,855	
November	3,210	
December	3,965	
January	3,965	
February	4,771	
March	4,953	
April	4,953	
May	5,517	
June	5,518	

QUALITY

	Quantity	Base Number	Contract	AT	Region	England
% of FP17s for the same patient ID Re-attending within 3 months - Children	163	1,455	11.2%	11.6%	13.5%	12.4%
% of FP17s for the same patient ID Re-attending within 3 months - Adults	75	405	18.5%	15.7%	17.4%	16.7%
% of FP17s for the same patient ID Re-attending between 3 & 9 months - Children	1,017	1,455	69.9%	57.3%	59.0%	57.4%
% of FP17s for the same patient ID Re-attending between 3 & 9 months - Adults	229	405	56.5%	52.3%	52.6%	50.5%
% of FP17s for Band 1 Urgent Courses	104	1,471	7.1%	8.5%	9.4%	9.1%
% of FP17s Relating to Free Repair or Replacements	0	1,471	0.0%	1.2%	1.0%	0.8%
% of FP17s Relating to Continuations	3	1,471	0.2%	1.7%	1.5%	1.3%
% of Patients satisfied with the dentistry they have received	2	2	N/A	93.9%	93.7%	93.2%
% of Patients satisfied with the time they had to wait for an appointment	2	2	N/A	90.4%	90.0%	89.0%

* This is based on patients treated on this contract for their most recent course of treatment. Figures in italics indicate the base number of FP17s or Patient Questionnaire responses are less than 100. N/A is shown where the base number of responses is less than 10 during the period. % is calculated as Quantity/Base number*100

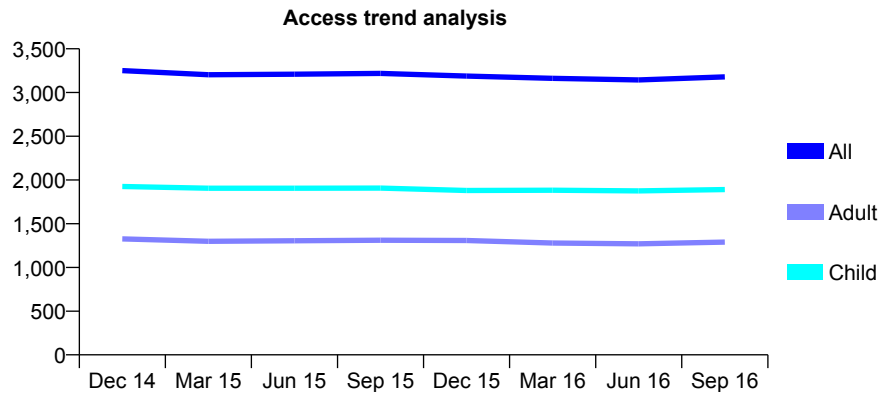
Q49 - Vital Signs At a Glance Contract Report for 729566/0001 - September 2016

Name or company name	MR IF DAVIDSON
Contract type name	GDS Contract
Purpose of contract	General and Orthodontic
Contract start date	01/04/2006
Contract end date	

16/17 Contracted general activity (UDA)	8,708
Carry forward general activity (UDA)	0
16/17 Contracted orthodontic activity (UOA)	539
Carry forward orthodontic activity (UOA)	0
Baseline contract value	£246,910.92

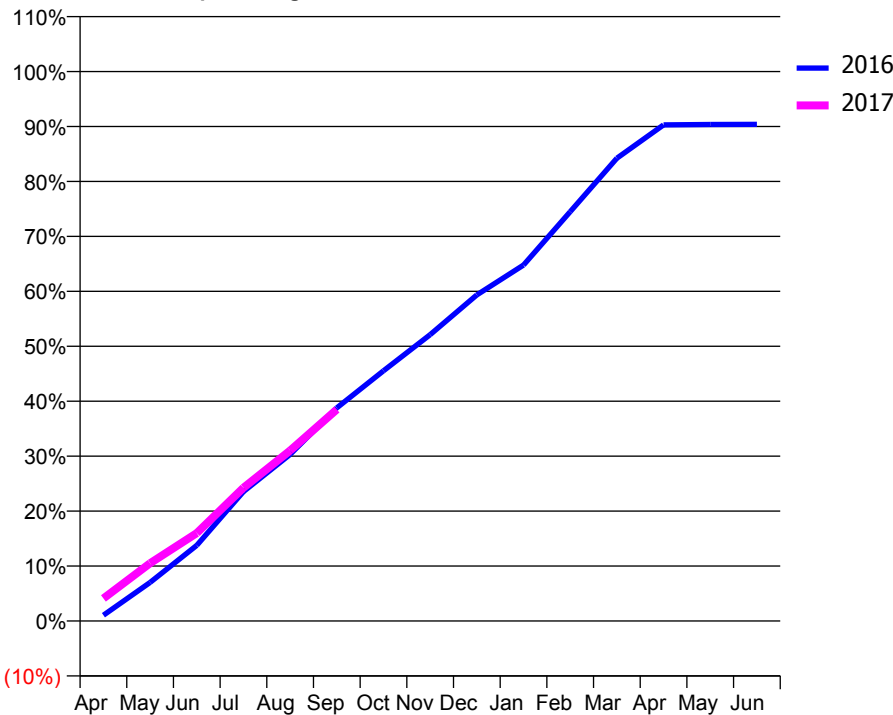
ACCESS*

Patients seen in 24 months	Total	Change since previous quarter
Quarter ending September 2015	3,218	
Quarter ending December 2015	3,188	→
Quarter ending March 2016	3,162	→
Quarter ending June 2016	3,144	→
Quarter ending September 2016	3,179	→
Variance since September 2015	(1.2%)	↓



ACTIVITY

Cumulative percentage of contracted UDA delivered 2016 & 2017



Month	Adjusted Scheduled Activity (UDA)	
	2016	2017
April	91	358
May	613	916
June	1,199	1,395
July	2,051	2,112
August	2,640	2,703
September	3,378	3,352
October	3,966	
November	4,539	
December	5,168	
January	5,641	
February	6,486	
March	7,333	
April	7,862	
May	7,869	
June	7,871	

QUALITY

	Quantity	Base Number	Contract	AT	Region	England
% of FP17s for the same patient ID Re-attending within 3 months - Children	155	1,477	10.5%	11.6%	13.5%	12.4%
% of FP17s for the same patient ID Re-attending within 3 months - Adults	100	761	13.1%	15.7%	17.4%	16.7%
% of FP17s for the same patient ID Re-attending between 3 & 9 months - Children	956	1,477	64.7%	57.3%	59.0%	57.4%
% of FP17s for the same patient ID Re-attending between 3 & 9 months - Adults	455	761	59.8%	52.3%	52.6%	50.5%
% of FP17s for Band 1 Urgent Courses	69	1,921	3.6%	8.5%	9.4%	9.1%
% of FP17s Relating to Free Repair or Replacements	0	1,921	0.0%	1.2%	1.0%	0.8%
% of FP17s Relating to Continuations	5	1,921	0.3%	1.7%	1.5%	1.3%
% of Patients satisfied with the dentistry they have received	2	3	N/A	93.9%	93.7%	93.2%
% of Patients satisfied with the time they had to wait for an appointment	2	3	N/A	90.4%	90.0%	89.0%

* This is based on patients treated on this contract for their most recent course of treatment. Figures in italics indicate the base number of FP17s or Patient Questionnaire responses are less than 100. N/A is shown where the base number of responses is less than 10 during the period. % is calculated as Quantity/Base number*100

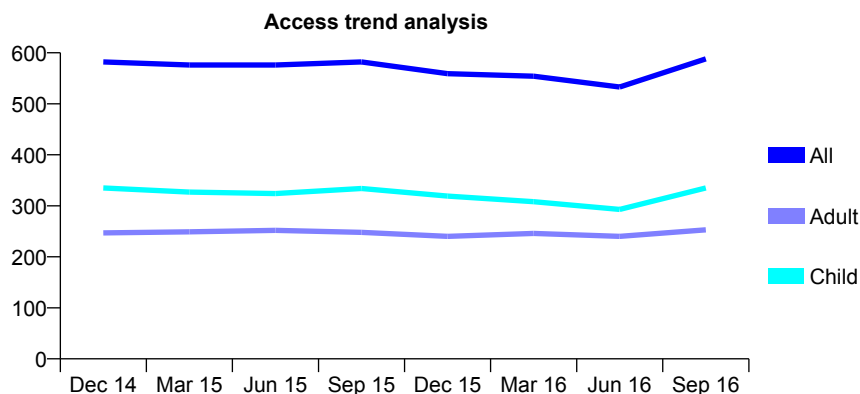
Q49 - Vital Signs At a Glance Contract Report for 730661/0001 - September 2016

Name or company name	MR PH COULTHARD
Contract type name	GDS Contract
Purpose of contract	General
Contract start date	01/04/2006
Contract end date	

16/17 Contracted general activity (UDA)	1,280
Carry forward general activity (UDA)	0
16/17 Contracted orthodontic activity (UOA)	0
Carry forward orthodontic activity (UOA)	0
Baseline contract value	£30,383.94

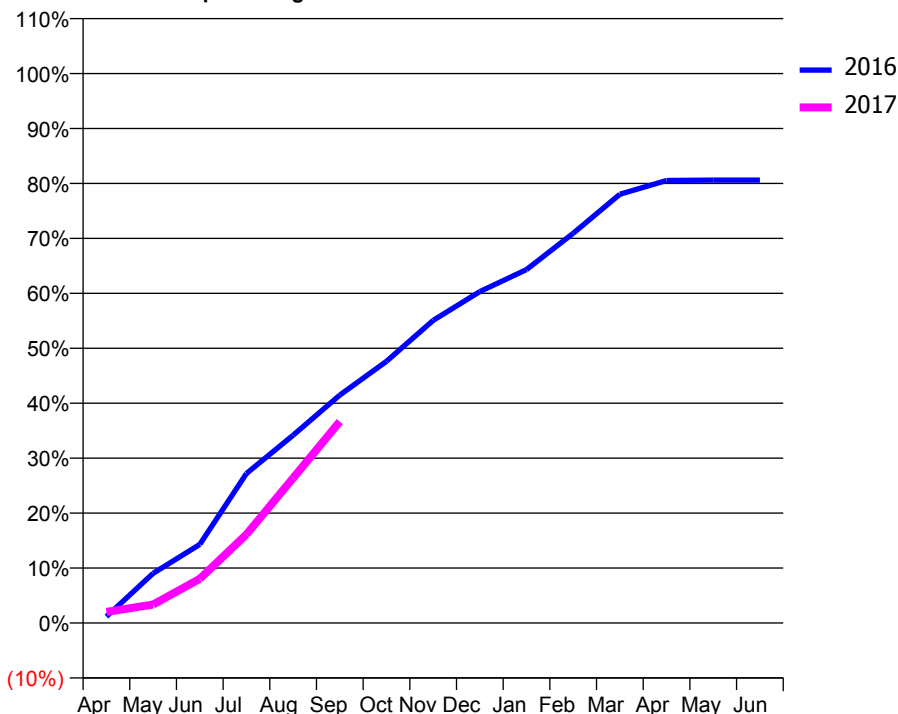
ACCESS*

Patients seen in 24 months	Total	Change since previous quarter
Quarter ending September 2015	582	
Quarter ending December 2015	559	↓
Quarter ending March 2016	554	→
Quarter ending June 2016	533	↓
Quarter ending September 2016	588	↑
Variance since September 2015	1.0%	→



ACTIVITY

Cumulative percentage of contracted UDA delivered 2016 & 2017



Adjusted Scheduled Activity (UDA)

Month	2016	2017
April	15	26
May	116	43
June	183	103
July	348	206
August	438	338
September	531	469
October	610	
November	705	
December	772	
January	823	
February	908	
March	999	
April	1,031	
May	1,032	
June	1,032	

QUALITY

	Quantity	Base Number	Contract	AT	Region	England
% of FP17s for the same patient ID Re-attending within 3 months - Children	21	263	8.0%	11.6%	13.5%	12.4%
% of FP17s for the same patient ID Re-attending within 3 months - Adults	9	132	6.8%	15.7%	17.4%	16.7%
% of FP17s for the same patient ID Re-attending between 3 & 9 months - Children	134	263	51.0%	57.3%	59.0%	57.4%
% of FP17s for the same patient ID Re-attending between 3 & 9 months - Adults	67	132	50.8%	52.3%	52.6%	50.5%
% of FP17s for Band 1 Urgent Courses	6	367	1.6%	8.5%	9.4%	9.1%
% of FP17s Relating to Free Repair or Replacements	0	367	0.0%	1.2%	1.0%	0.8%
% of FP17s Relating to Continuations	1	367	0.3%	1.7%	1.5%	1.3%
% of Patients satisfied with the dentistry they have received	0	0	N/A	93.9%	93.7%	93.2%
% of Patients satisfied with the time they had to wait for an appointment	0	0	N/A	90.4%	90.0%	89.0%

* This is based on patients treated on this contract for their most recent course of treatment. Figures in italics indicate the base number of FP17s or Patient Questionnaire responses are less than 100. N/A is shown where the base number of responses is less than 10 during the period. % is calculated as Quantity/Base number*100

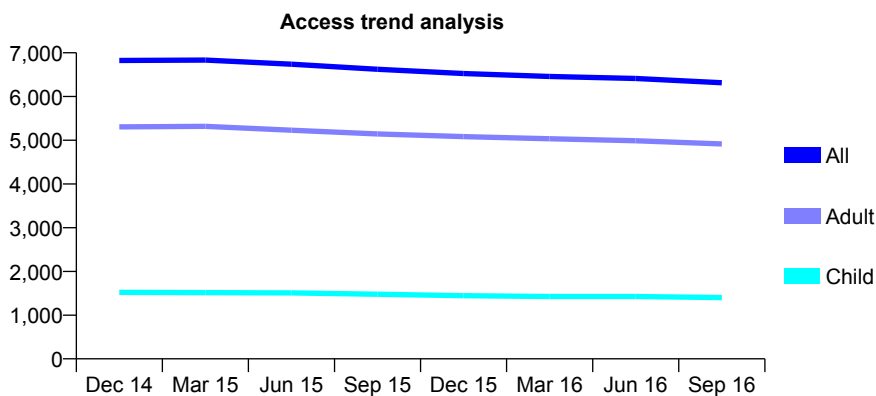
Q49 - Vital Signs At a Glance Contract Report for 730696/0001 - September 2016

Name or company name	MR PJ PEARSON
Contract type name	GDS Contract
Purpose of contract	General and Orthodontic
Contract start date	01/04/2006
Contract end date	

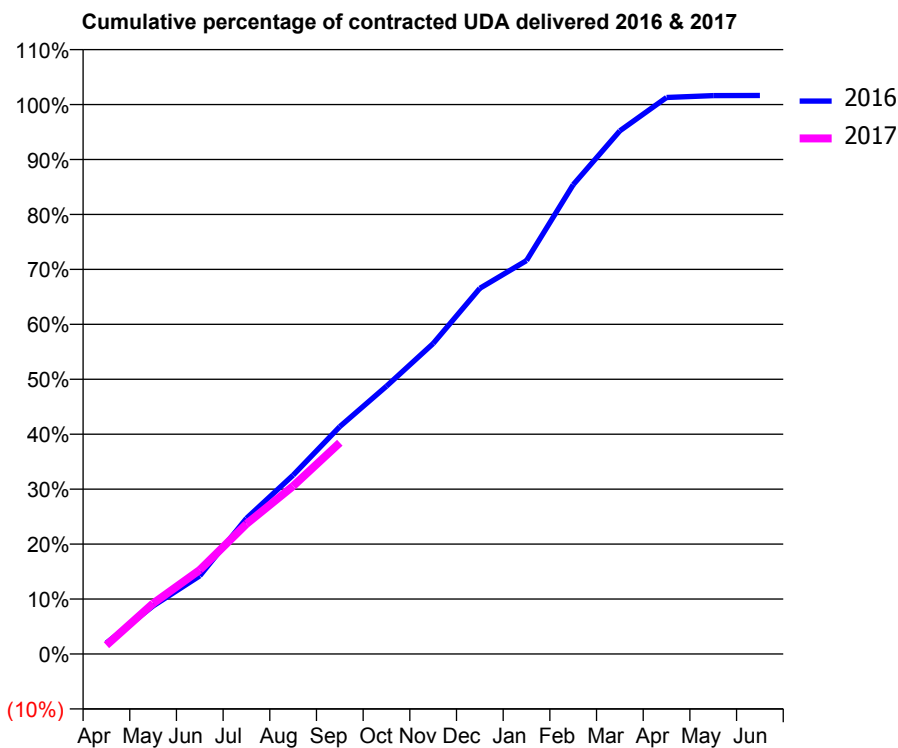
16/17 Contracted general activity (UDA)	18,500
Carry forward general activity (UDA)	0
16/17 Contracted orthodontic activity (UOA)	223
Carry forward orthodontic activity (UOA)	-3
Baseline contract value	£467,440.35

ACCESS*

Patients seen in 24 months	Total	Change since previous quarter
Quarter ending September 2015	6,622	
Quarter ending December 2015	6,527	↓
Quarter ending March 2016	6,460	↓
Quarter ending June 2016	6,413	→
Quarter ending September 2016	6,315	↓
Variance since September 2015	(4.6%)	↓



ACTIVITY



Month	Adjusted Scheduled Activity (UDA)	
	2016	2017
April	370	298
May	1,617	1,703
June	2,634	2,832
July	4,567	4,381
August	6,022	5,654
September	7,657	7,113
October	9,018	
November	10,454	
December	12,311	
January	13,247	
February	15,799	
March	17,614	
April	18,735	
May	18,800	
June	18,806	

QUALITY

	Quantity	Base Number	Contract	AT	Region	England
% of FP17s for the same patient ID Re-attending within 3 months - Children	56	1,023	5.5%	11.6%	13.5%	12.4%
% of FP17s for the same patient ID Re-attending within 3 months - Adults	597	3,793	15.7%	15.7%	17.4%	16.7%
% of FP17s for the same patient ID Re-attending between 3 & 9 months - Children	648	1,023	63.3%	57.3%	59.0%	57.4%
% of FP17s for the same patient ID Re-attending between 3 & 9 months - Adults	2,538	3,793	66.9%	52.3%	52.6%	50.5%
% of FP17s for Band 1 Urgent Courses	124	4,233	2.9%	8.5%	9.4%	9.1%
% of FP17s Relating to Free Repair or Replacements	58	4,233	1.4%	1.2%	1.0%	0.8%
% of FP17s Relating to Continuations	61	4,233	1.4%	1.7%	1.5%	1.3%
% of Patients satisfied with the dentistry they have received	16	16	100.0%	93.9%	93.7%	93.2%
% of Patients satisfied with the time they had to wait for an appointment	12	16	75.0%	90.4%	90.0%	89.0%

* This is based on patients treated on this contract for their most recent course of treatment. Figures in italics indicate the base number of FP17s or Patient Questionnaire responses are less than 100. N/A is shown where the base number of responses is less than 10 during the period. % is calculated as Quantity/Base number*100

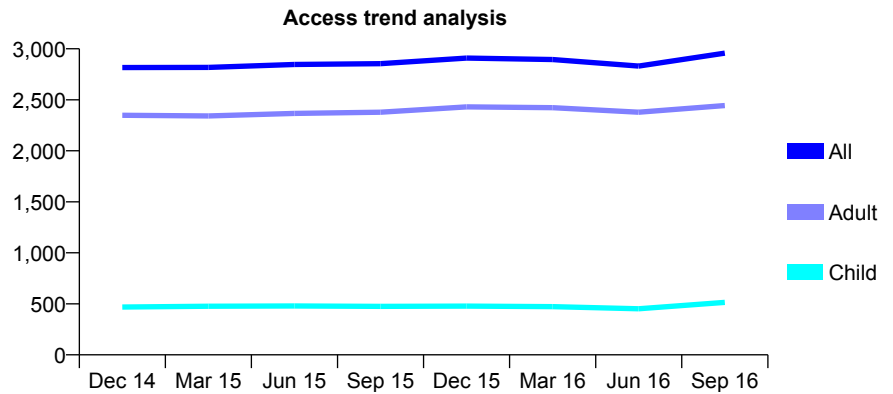
Q49 - Vital Signs At a Glance Contract Report for 736473/0001 - September 2016

Name or company name	MR JG MCDONALD
Contract type name	GDS Contract
Purpose of contract	General
Contract start date	01/04/2006
Contract end date	

16/17 Contracted general activity (UDA)	10,929
Carry forward general activity (UDA)	0
16/17 Contracted orthodontic activity (UOA)	0
Carry forward orthodontic activity (UOA)	0
Baseline contract value	£351,961.07

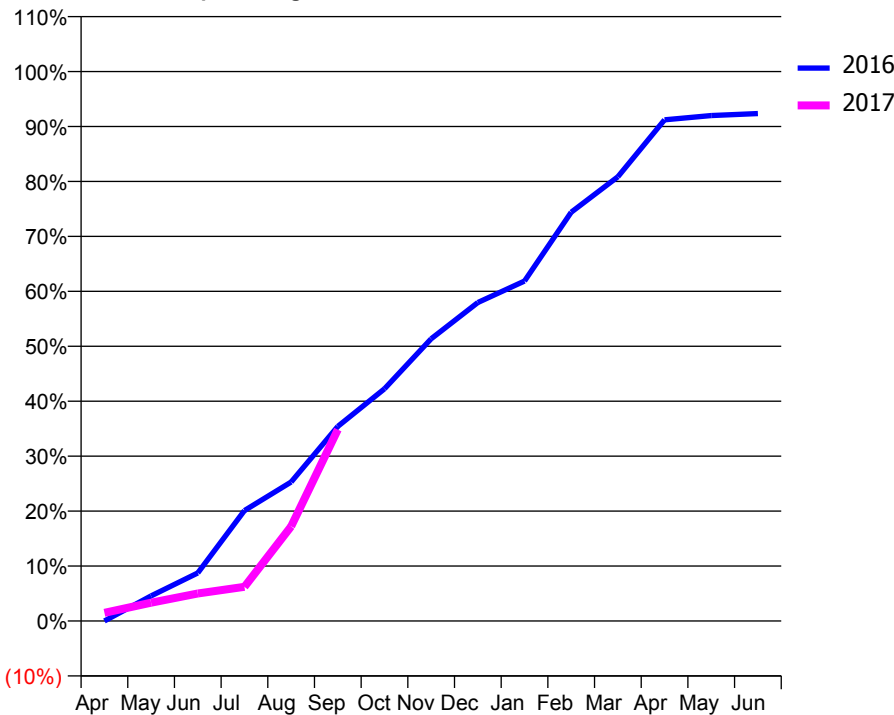
ACCESS*

Patients seen in 24 months	Total	Change since previous quarter
Quarter ending September 2015	2,854	
Quarter ending December 2015	2,909	→
Quarter ending March 2016	2,895	→
Quarter ending June 2016	2,831	↓
Quarter ending September 2016	2,958	↑
Variance since September 2015	3.6%	↑



ACTIVITY

Cumulative percentage of contracted UDA delivered 2016 & 2017



Month	Adjusted Scheduled Activity (UDA)	
	2016	2017
April	0	164
May	501	363
June	957	547
July	2,197	681
August	2,765	1,881
September	3,871	3,807
October	4,618	
November	5,612	
December	6,335	
January	6,761	
February	8,131	
March	8,837	
April	9,967	
May	10,052	
June	10,092	

QUALITY

	Quantity	Base Number	Contract	AT	Region	England
% of FP17s for the same patient ID Re-attending within 3 months - Children	29	315	9.2%	11.6%	13.5%	12.4%
% of FP17s for the same patient ID Re-attending within 3 months - Adults	265	1,487	17.8%	15.7%	17.4%	16.7%
% of FP17s for the same patient ID Re-attending between 3 & 9 months - Children	103	315	32.7%	57.3%	59.0%	57.4%
% of FP17s for the same patient ID Re-attending between 3 & 9 months - Adults	576	1,487	38.7%	52.3%	52.6%	50.5%
% of FP17s for Band 1 Urgent Courses	194	1,439	13.5%	8.5%	9.4%	9.1%
% of FP17s Relating to Free Repair or Replacements	36	1,439	2.5%	1.2%	1.0%	0.8%
% of FP17s Relating to Continuations	26	1,439	1.8%	1.7%	1.5%	1.3%
% of Patients satisfied with the dentistry they have received	1	2	N/A	93.9%	93.7%	93.2%
% of Patients satisfied with the time they had to wait for an appointment	2	2	N/A	90.4%	90.0%	89.0%

* This is based on patients treated on this contract for their most recent course of treatment. Figures in italics indicate the base number of FP17s or Patient Questionnaire responses are less than 100. N/A is shown where the base number of responses is less than 10 during the period. % is calculated as Quantity/Base number*100

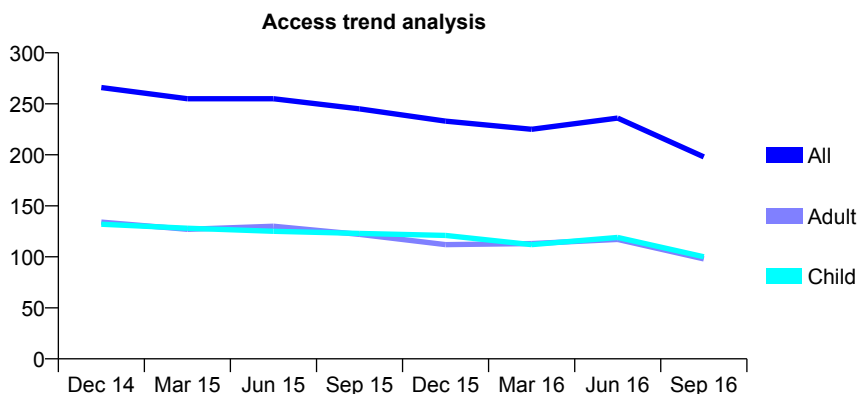
Q49 - Vital Signs At a Glance Contract Report for 737798/0001 - September 2016

Name or company name	MR AR GREENWOOD
Contract type name	GDS Contract
Purpose of contract	General
Contract start date	01/04/2006
Contract end date	

16/17 Contracted general activity (UDA)	1,031
Carry forward general activity (UDA)	0
16/17 Contracted orthodontic activity (UOA)	0
Carry forward orthodontic activity (UOA)	0
Baseline contract value	£25,200.37

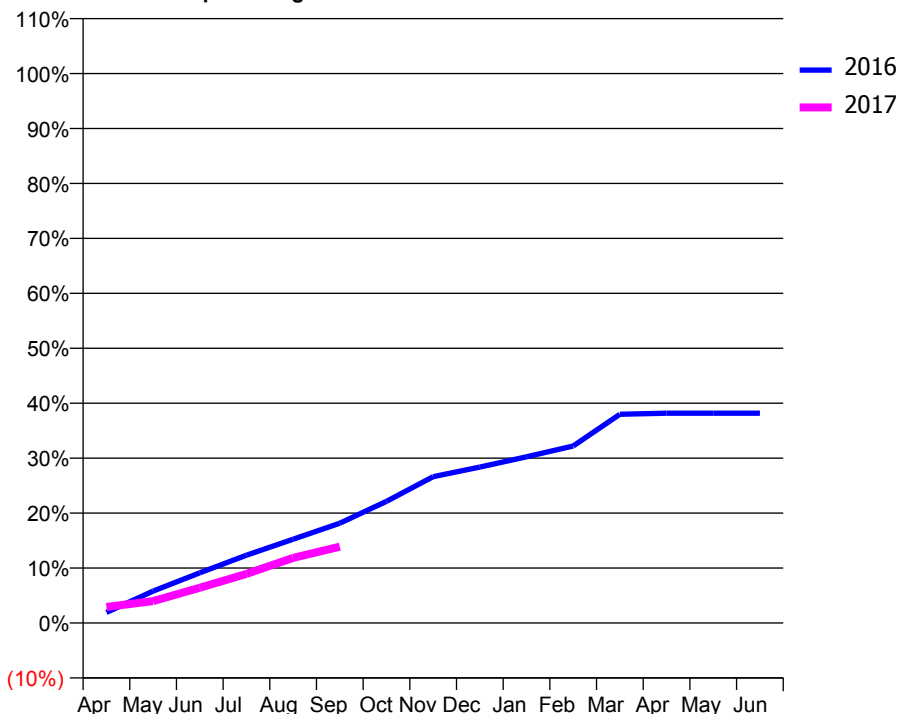
ACCESS*

Patients seen in 24 months	Total	Change since previous quarter
Quarter ending September 2015	245	
Quarter ending December 2015	233	↓
Quarter ending March 2016	225	↓
Quarter ending June 2016	236	↑
Quarter ending September 2016	198	↓
Variance since September 2015	(19.2%)	↓



ACTIVITY

Cumulative percentage of contracted UDA delivered 2016 & 2017



Adjusted Scheduled Activity (UDA)

Month	2016	2017
April	20	30
May	60	41
June	94	66
July	127	92
August	157	122
September	187	143
October	228	
November	275	
December	293	
January	312	
February	332	
March	392	
April	394	
May	394	
June	394	

QUALITY

	Quantity	Base Number	Contract	AT	Region	England
% of FP17s for the same patient ID Re-attending within 3 months - Children	3	75	4.0%	11.6%	13.5%	12.4%
% of FP17s for the same patient ID Re-attending within 3 months - Adults	3	45	6.7%	15.7%	17.4%	16.7%
% of FP17s for the same patient ID Re-attending between 3 & 9 months - Children	36	75	48.0%	57.3%	59.0%	57.4%
% of FP17s for the same patient ID Re-attending between 3 & 9 months - Adults	20	45	44.4%	52.3%	52.6%	50.5%
% of FP17s for Band 1 Urgent Courses	1	118	0.8%	8.5%	9.4%	9.1%
% of FP17s Relating to Free Repair or Replacements	0	118	0.0%	1.2%	1.0%	0.8%
% of FP17s Relating to Continuations	0	118	0.0%	1.7%	1.5%	1.3%
% of Patients satisfied with the dentistry they have received	0	0	N/A	93.9%	93.7%	93.2%
% of Patients satisfied with the time they had to wait for an appointment	0	0	N/A	90.4%	90.0%	89.0%

* This is based on patients treated on this contract for their most recent course of treatment. Figures in italics indicate the base number of FP17s or Patient Questionnaire responses are less than 100. N/A is shown where the base number of responses is less than 10 during the period. % is calculated as Quantity/Base number*100

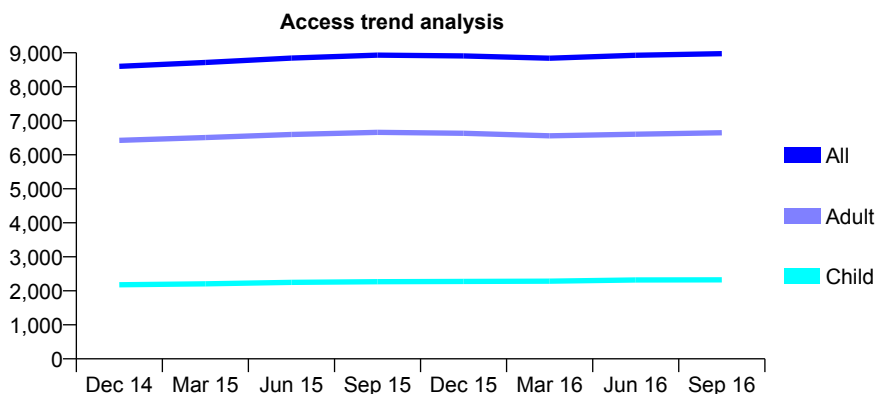
Q49 - Vital Signs At a Glance Contract Report for 737917/0001 - September 2016

Name or company name	MR DS SOMAL
Contract type name	GDS Contract
Purpose of contract	General
Contract start date	01/04/2006
Contract end date	

16/17 Contracted general activity (UDA)	19,383
Carry forward general activity (UDA)	335
16/17 Contracted orthodontic activity (UOA)	0
Carry forward orthodontic activity (UOA)	0
Baseline contract value	£584,528.39

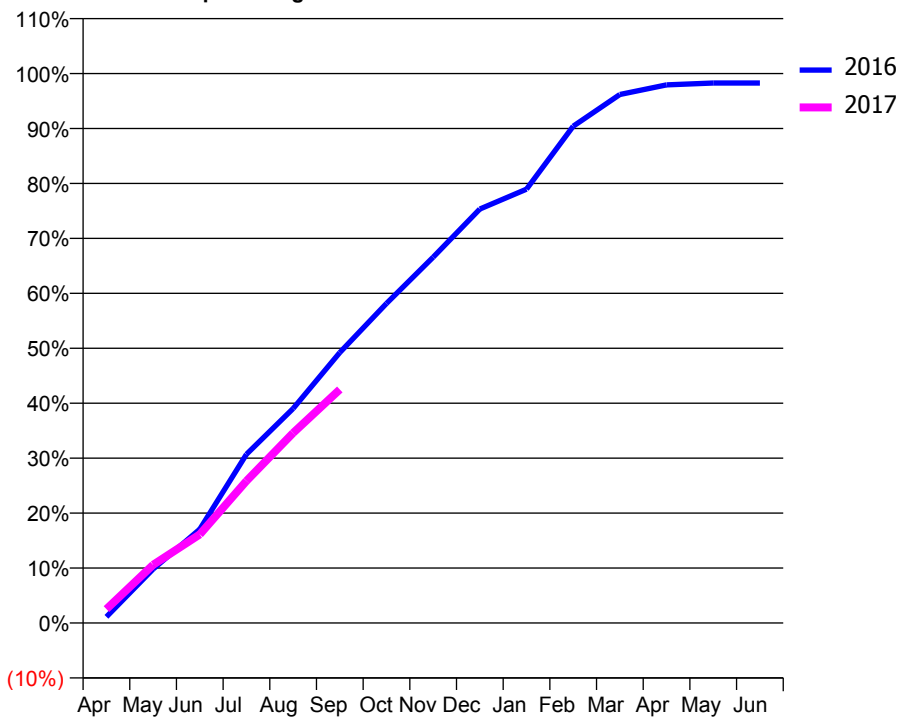
ACCESS*

Patients seen in 24 months	Total	Change since previous quarter
Quarter ending September 2015	8,931	
Quarter ending December 2015	8,909	→
Quarter ending March 2016	8,842	→
Quarter ending June 2016	8,927	→
Quarter ending September 2016	8,974	→
Variance since September 2015	0.5%	→



ACTIVITY

Cumulative percentage of contracted UDA delivered 2016 & 2017



Adjusted Scheduled Activity (UDA)

Month	2016	2017
April	218	489
May	1,901	2,054
June	3,307	3,125
July	5,952	5,013
August	7,567	6,703
September	9,539	8,241
October	11,271	
November	12,903	
December	14,603	
January	15,305	
February	17,522	
March	18,644	
April	18,982	
May	19,048	
June	19,048	

QUALITY

	Quantity	Base Number	Contract	AT	Region	England
% of FP17s for the same patient ID Re-attending within 3 months - Children	123	1,672	7.4%	11.6%	13.5%	12.4%
% of FP17s for the same patient ID Re-attending within 3 months - Adults	512	3,941	13.0%	15.7%	17.4%	16.7%
% of FP17s for the same patient ID Re-attending between 3 & 9 months - Children	897	1,672	53.6%	57.3%	59.0%	57.4%
% of FP17s for the same patient ID Re-attending between 3 & 9 months - Adults	1,596	3,941	40.5%	52.3%	52.6%	50.5%
% of FP17s for Band 1 Urgent Courses	613	5,023	12.2%	8.5%	9.4%	9.1%
% of FP17s Relating to Free Repair or Replacements	32	5,023	0.6%	1.2%	1.0%	0.8%
% of FP17s Relating to Continuations	12	5,023	0.2%	1.7%	1.5%	1.3%
% of Patients satisfied with the dentistry they have received	10	10	100.0%	93.9%	93.7%	93.2%
% of Patients satisfied with the time they had to wait for an appointment	10	10	100.0%	90.4%	90.0%	89.0%

* This is based on patients treated on this contract for their most recent course of treatment. Figures in italics indicate the base number of FP17s or Patient Questionnaire responses are less than 100. N/A is shown where the base number of responses is less than 10 during the period. % is calculated as Quantity/Base number*100

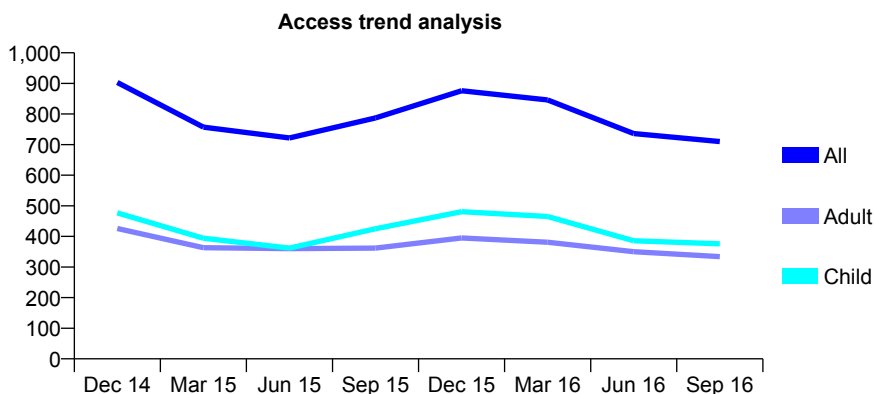
Q49 - Vital Signs At a Glance Contract Report for 740950/0001 - September 2016

Name or company name	MR PN JACKSON
Contract type name	GDS Contract
Purpose of contract	General
Contract start date	01/04/2006
Contract end date	

16/17 Contracted general activity (UDA)	1,932
Carry forward general activity (UDA)	-38
16/17 Contracted orthodontic activity (UOA)	0
Carry forward orthodontic activity (UOA)	0
Baseline contract value	£47,916.68

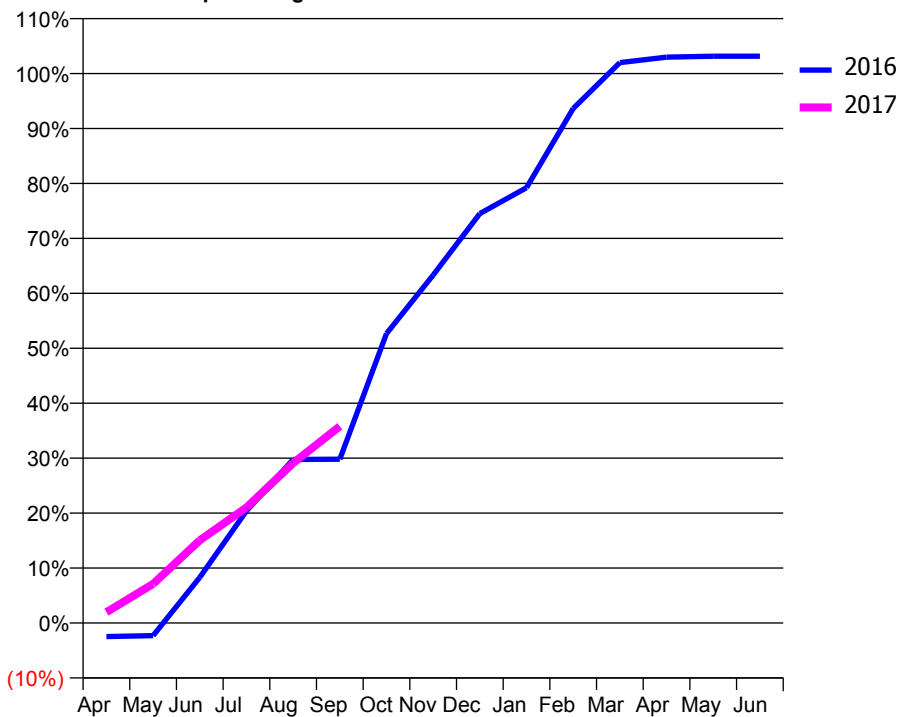
ACCESS*

Patients seen in 24 months	Total	Change since previous quarter
Quarter ending September 2015	787	
Quarter ending December 2015	876	↑
Quarter ending March 2016	846	↓
Quarter ending June 2016	736	↓
Quarter ending September 2016	710	↓
Variance since September 2015	(9.8%)	↓



ACTIVITY

Cumulative percentage of contracted UDA delivered 2016 & 2017



Adjusted Scheduled Activity (UDA)

Month	2016	2017
April	-48	38
May	-45	138
June	161	291
July	394	406
August	575	562
September	576	692
October	1,018	
November	1,223	
December	1,439	
January	1,530	
February	1,809	
March	1,970	
April	1,990	
May	1,993	
June	1,993	

QUALITY

	Quantity	Base Number	Contract	AT	Region	England
% of FP17s for the same patient ID Re-attending within 3 months - Children	6	222	2.7%	11.6%	13.5%	12.4%
% of FP17s for the same patient ID Re-attending within 3 months - Adults	7	174	4.0%	15.7%	17.4%	16.7%
% of FP17s for the same patient ID Re-attending between 3 & 9 months - Children	119	222	53.6%	57.3%	59.0%	57.4%
% of FP17s for the same patient ID Re-attending between 3 & 9 months - Adults	59	174	33.9%	52.3%	52.6%	50.5%
% of FP17s for Band 1 Urgent Courses	29	380	7.6%	8.5%	9.4%	9.1%
% of FP17s Relating to Free Repair or Replacements	1	380	0.3%	1.2%	1.0%	0.8%
% of FP17s Relating to Continuations	0	380	0.0%	1.7%	1.5%	1.3%
% of Patients satisfied with the dentistry they have received	0	0	N/A	93.9%	93.7%	93.2%
% of Patients satisfied with the time they had to wait for an appointment	0	0	N/A	90.4%	90.0%	89.0%

* This is based on patients treated on this contract for their most recent course of treatment. Figures in italics indicate the base number of FP17s or Patient Questionnaire responses are less than 100. N/A is shown where the base number of responses is less than 10 during the period. % is calculated as Quantity/Base number*100

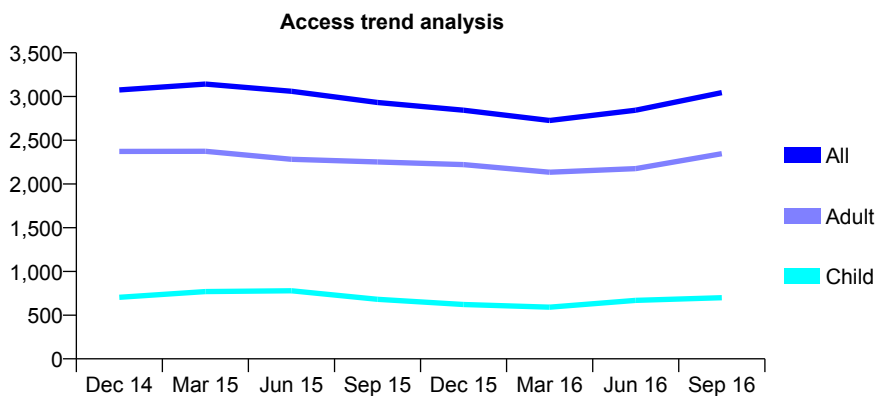
Q49 - Vital Signs At a Glance Contract Report for 740950/0002 - September 2016

Name or company name	MR PN JACKSON
Contract type name	GDS Contract
Purpose of contract	General
Contract start date	01/04/2006
Contract end date	

16/17 Contracted general activity (UDA)	13,302
Carry forward general activity (UDA)	0
16/17 Contracted orthodontic activity (UOA)	0
Carry forward orthodontic activity (UOA)	0
Baseline contract value	£311,643.42

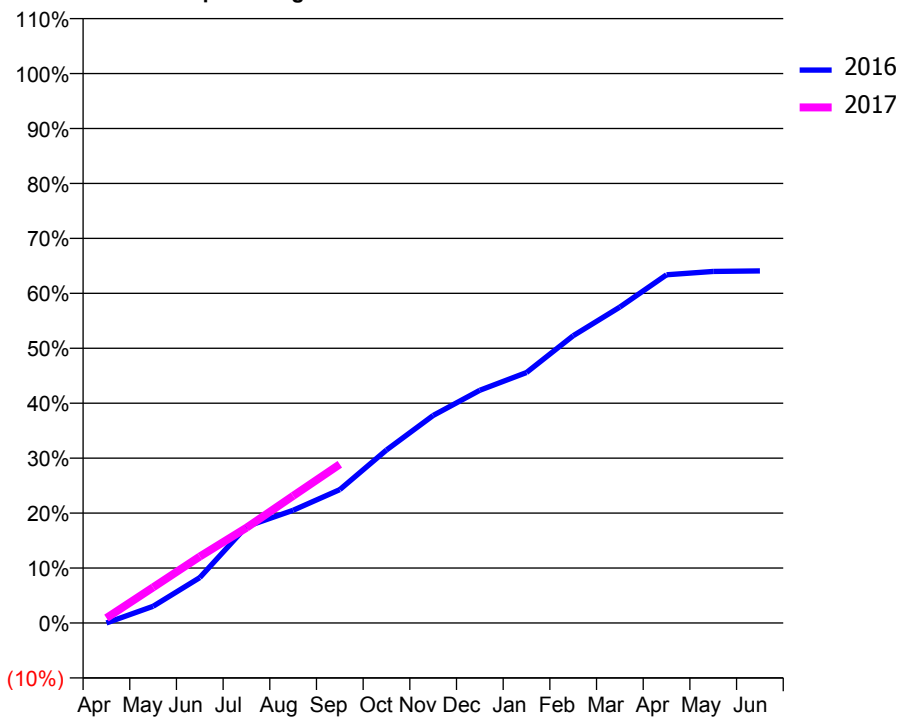
ACCESS*

Patients seen in 24 months	Total	Change since previous quarter
Quarter ending September 2015	2,932	
Quarter ending December 2015	2,843	↓
Quarter ending March 2016	2,726	↓
Quarter ending June 2016	2,844	↑
Quarter ending September 2016	3,045	↑
Variance since September 2015	3.9%	↑



ACTIVITY

Cumulative percentage of contracted UDA delivered 2016 & 2017



Month	Adjusted Scheduled Activity (UDA)	
	2016	2017
April	0	122
May	407	863
June	1,098	1,608
July	2,336	2,306
August	2,730	3,079
September	3,230	3,844
October	4,190	
November	5,024	
December	5,634	
January	6,062	
February	6,955	
March	7,650	
April	8,431	
May	8,512	
June	8,522	

QUALITY

	Quantity	Base Number	Contract	AT	Region	England
% of FP17s for the same patient ID Re-attending within 3 months - Children	46	577	8.0%	11.6%	13.5%	12.4%
% of FP17s for the same patient ID Re-attending within 3 months - Adults	217	1,759	12.3%	15.7%	17.4%	16.7%
% of FP17s for the same patient ID Re-attending between 3 & 9 months - Children	249	577	43.2%	57.3%	59.0%	57.4%
% of FP17s for the same patient ID Re-attending between 3 & 9 months - Adults	919	1,759	52.2%	52.3%	52.6%	50.5%
% of FP17s for Band 1 Urgent Courses	155	1,926	8.0%	8.5%	9.4%	9.1%
% of FP17s Relating to Free Repair or Replacements	23	1,926	1.2%	1.2%	1.0%	0.8%
% of FP17s Relating to Continuations	8	1,926	0.4%	1.7%	1.5%	1.3%
% of Patients satisfied with the dentistry they have received	2	2	N/A	93.9%	93.7%	93.2%
% of Patients satisfied with the time they had to wait for an appointment	1	2	N/A	90.4%	90.0%	89.0%

* This is based on patients treated on this contract for their most recent course of treatment. Figures in italics indicate the base number of FP17s or Patient Questionnaire responses are less than 100. N/A is shown where the base number of responses is less than 10 during the period. % is calculated as Quantity/Base number*100

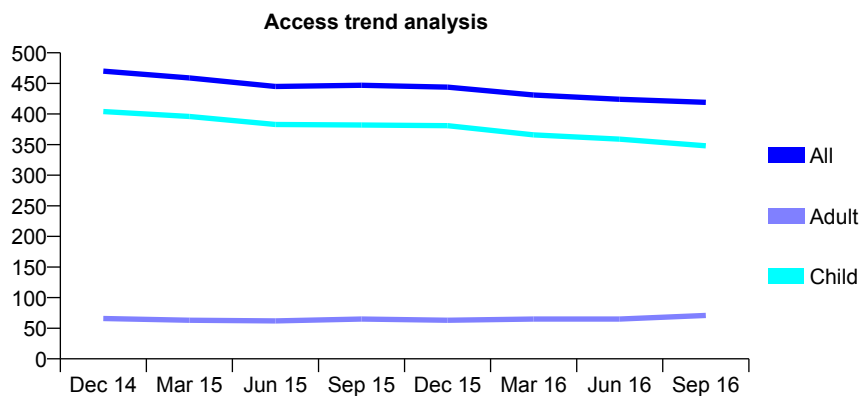
Q49 - Vital Signs At a Glance Contract Report for 745219/0001 - September 2016

Name or company name	MR BA MCLOUGHLIN
Contract type name	GDS Contract
Purpose of contract	General
Contract start date	01/04/2006
Contract end date	

16/17 Contracted general activity (UDA)	1,500
Carry forward general activity (UDA)	0
16/17 Contracted orthodontic activity (UOA)	0
Carry forward orthodontic activity (UOA)	0
Baseline contract value	£35,458.20

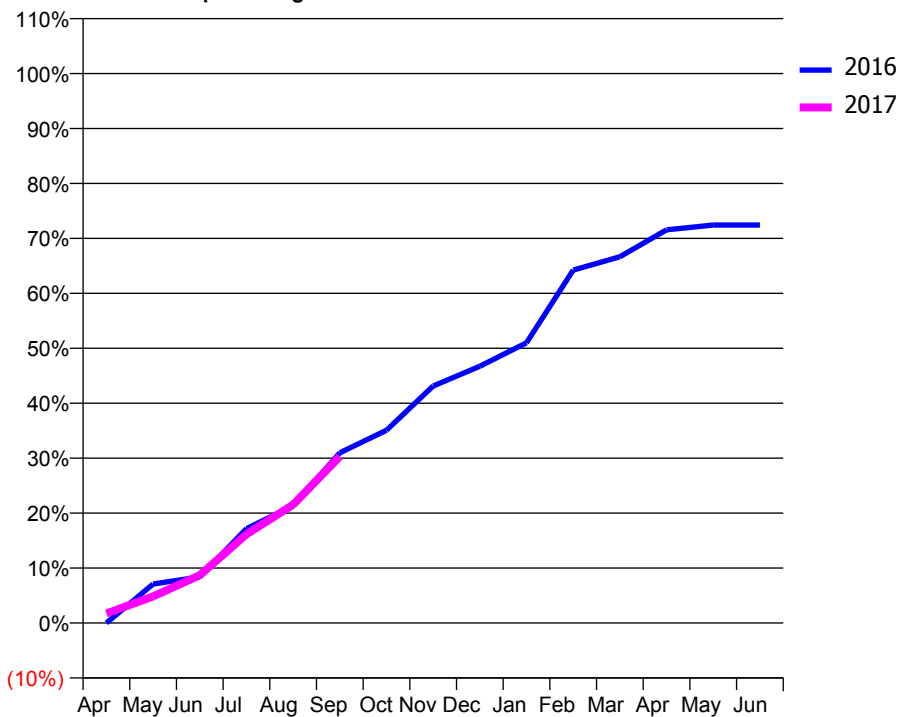
ACCESS*

Patients seen in 24 months	Total	Change since previous quarter
Quarter ending September 2015	447	
Quarter ending December 2015	444	→
Quarter ending March 2016	431	↓
Quarter ending June 2016	424	↓
Quarter ending September 2016	419	↓
Variance since September 2015	(6.3%)	↓



ACTIVITY

Cumulative percentage of contracted UDA delivered 2016 & 2017



Adjusted Scheduled Activity (UDA)

Month	2016	2017
April	0	26
May	106	73
June	126	131
July	258	242
August	320	323
September	465	455
October	526	
November	647	
December	701	
January	765	
February	963	
March	1,000	
April	1,073	
May	1,086	
June	1,086	

QUALITY

	Quantity	Base Number	Contract	AT	Region	England
% of FP17s for the same patient ID Re-attending within 3 months - Children	45	385	11.7%	11.6%	13.5%	12.4%
% of FP17s for the same patient ID Re-attending within 3 months - Adults	0	0	N/A	15.7%	17.4%	16.7%
% of FP17s for the same patient ID Re-attending between 3 & 9 months - Children	290	385	75.3%	57.3%	59.0%	57.4%
% of FP17s for the same patient ID Re-attending between 3 & 9 months - Adults	0	0	N/A	52.3%	52.6%	50.5%
% of FP17s for Band 1 Urgent Courses	19	328	5.8%	8.5%	9.4%	9.1%
% of FP17s Relating to Free Repair or Replacements	0	328	0.0%	1.2%	1.0%	0.8%
% of FP17s Relating to Continuations	0	328	0.0%	1.7%	1.5%	1.3%
% of Patients satisfied with the dentistry they have received	0	0	N/A	93.9%	93.7%	93.2%
% of Patients satisfied with the time they had to wait for an appointment	0	0	N/A	90.4%	90.0%	89.0%

* This is based on patients treated on this contract for their most recent course of treatment. Figures in italics indicate the base number of FP17s or Patient Questionnaire responses are less than 100. N/A is shown where the base number of responses is less than 10 during the period. % is calculated as Quantity/Base number*100

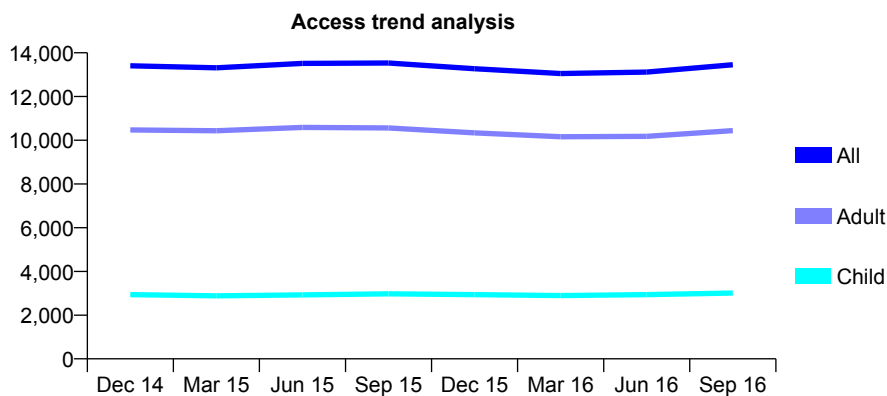
Q49 - Vital Signs At a Glance Contract Report for 746088/0001 - September 2016

Name or company name	MISS JM FORDE
Contract type name	GDS Contract
Purpose of contract	General
Contract start date	01/04/2006
Contract end date	

16/17 Contracted general activity (UDA)	37,842
Carry forward general activity (UDA)	290
16/17 Contracted orthodontic activity (UOA)	0
Carry forward orthodontic activity (UOA)	0
Baseline contract value	£915,815.32

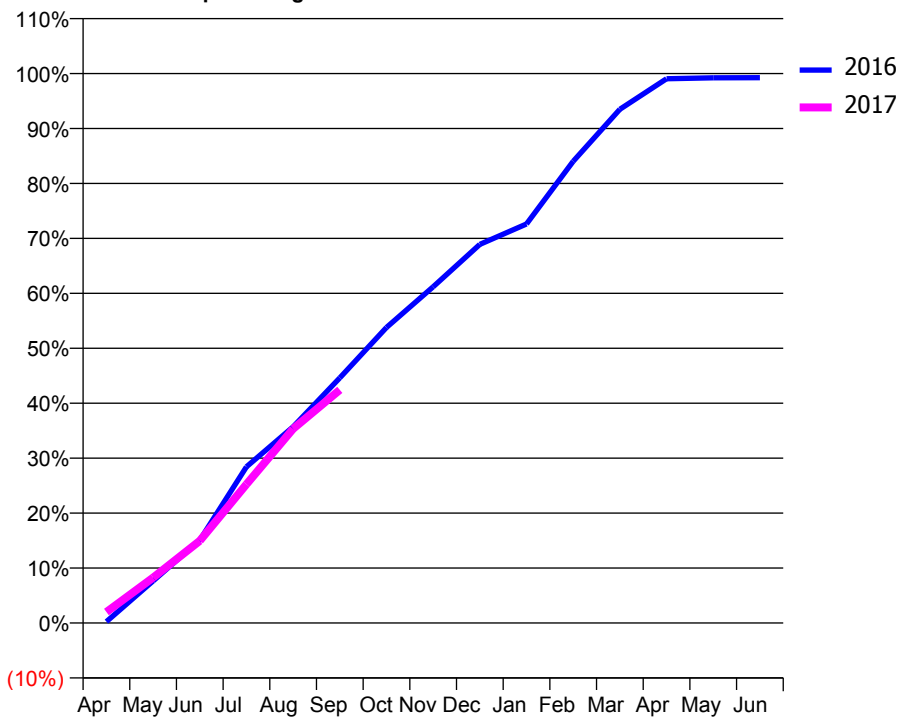
ACCESS*

Patients seen in 24 months	Total	Change since previous quarter
Quarter ending September 2015	13,531	
Quarter ending December 2015	13,272	↓
Quarter ending March 2016	13,049	↓
Quarter ending June 2016	13,116	→
Quarter ending September 2016	13,451	↑
Variance since September 2015	(0.6%)	→



ACTIVITY

Cumulative percentage of contracted UDA delivered 2016 & 2017



Adjusted Scheduled Activity (UDA)

Month	2016	2017
April	97	757
May	2,901	3,122
June	5,705	5,662
July	10,759	9,556
August	13,514	13,372
September	16,880	16,061
October	20,355	
November	23,156	
December	26,072	
January	27,476	
February	31,793	
March	35,381	
April	37,482	
May	37,550	
June	37,553	

QUALITY

	Quantity	Base Number	Contract	AT	Region	England
% of FP17s for the same patient ID Re-attending within 3 months - Children	152	2,210	6.9%	11.6%	13.5%	12.4%
% of FP17s for the same patient ID Re-attending within 3 months - Adults	1,036	7,292	14.2%	15.7%	17.4%	16.7%
% of FP17s for the same patient ID Re-attending between 3 & 9 months - Children	1,250	2,210	56.6%	57.3%	59.0%	57.4%
% of FP17s for the same patient ID Re-attending between 3 & 9 months - Adults	3,935	7,292	54.0%	52.3%	52.6%	50.5%
% of FP17s for Band 1 Urgent Courses	444	8,365	5.3%	8.5%	9.4%	9.1%
% of FP17s Relating to Free Repair or Replacements	292	8,365	3.5%	1.2%	1.0%	0.8%
% of FP17s Relating to Continuations	208	8,365	2.5%	1.7%	1.5%	1.3%
% of Patients satisfied with the dentistry they have received	8	9	N/A	93.9%	93.7%	93.2%
% of Patients satisfied with the time they had to wait for an appointment	8	9	N/A	90.4%	90.0%	89.0%

* This is based on patients treated on this contract for their most recent course of treatment. Figures in italics indicate the base number of FP17s or Patient Questionnaire responses are less than 100. N/A is shown where the base number of responses is less than 10 during the period. % is calculated as Quantity/Base number*100

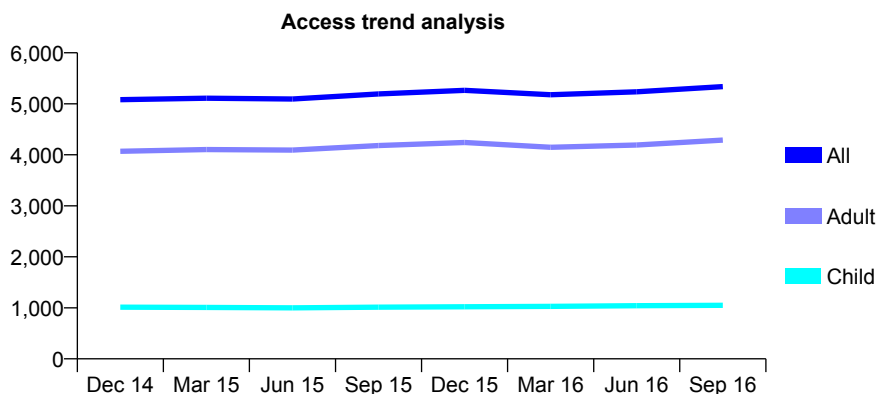
Q49 - Vital Signs At a Glance Contract Report for 746088/0002 - September 2016

Name or company name	MISS JM FORDE
Contract type name	GDS Contract
Purpose of contract	General
Contract start date	01/12/2006
Contract end date	

16/17 Contracted general activity (UDA)	14,000
Carry forward general activity (UDA)	0
16/17 Contracted orthodontic activity (UOA)	0
Carry forward orthodontic activity (UOA)	0
Baseline contract value	£331,020.73

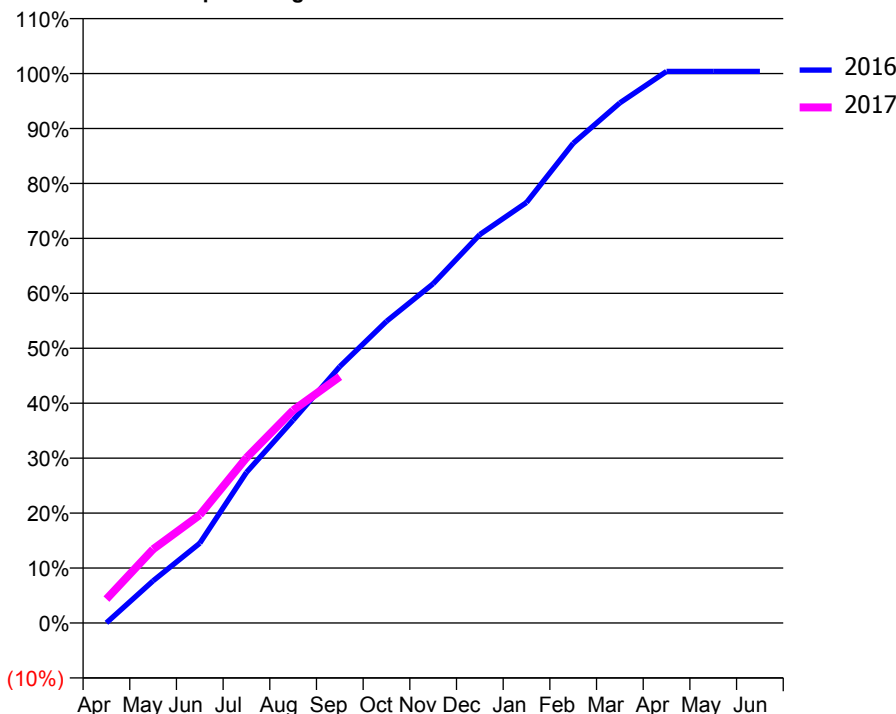
ACCESS*

Patients seen in 24 months	Total	Change since previous quarter
Quarter ending September 2015	5,193	
Quarter ending December 2015	5,263	→
Quarter ending March 2016	5,177	↓
Quarter ending June 2016	5,234	→
Quarter ending September 2016	5,338	→
Variance since September 2015	2.8%	↑



ACTIVITY

Cumulative percentage of contracted UDA delivered 2016 & 2017



Adjusted Scheduled Activity (UDA)

Month	2016	2017
April	5	611
May	1,074	1,881
June	2,033	2,753
July	3,837	4,210
August	5,170	5,421
September	6,535	6,276
October	7,688	
November	8,646	
December	9,899	
January	10,714	
February	12,222	
March	13,250	
April	14,054	
May	14,054	
June	14,054	

QUALITY

	Quantity	Base Number	Contract	AT	Region	England
% of FP17s for the same patient ID Re-attending within 3 months - Children	62	805	7.7%	11.6%	13.5%	12.4%
% of FP17s for the same patient ID Re-attending within 3 months - Adults	485	2,942	16.5%	15.7%	17.4%	16.7%
% of FP17s for the same patient ID Re-attending between 3 & 9 months - Children	463	805	57.5%	57.3%	59.0%	57.4%
% of FP17s for the same patient ID Re-attending between 3 & 9 months - Adults	1,443	2,942	49.0%	52.3%	52.6%	50.5%
% of FP17s for Band 1 Urgent Courses	88	3,278	2.7%	8.5%	9.4%	9.1%
% of FP17s Relating to Free Repair or Replacements	103	3,278	3.1%	1.2%	1.0%	0.8%
% of FP17s Relating to Continuations	199	3,278	6.1%	1.7%	1.5%	1.3%
% of Patients satisfied with the dentistry they have received	3	4	N/A	93.9%	93.7%	93.2%
% of Patients satisfied with the time they had to wait for an appointment	4	4	N/A	90.4%	90.0%	89.0%

* This is based on patients treated on this contract for their most recent course of treatment. Figures in italics indicate the base number of FP17s or Patient Questionnaire responses are less than 100. N/A is shown where the base number of responses is less than 10 during the period. % is calculated as Quantity/Base number*100

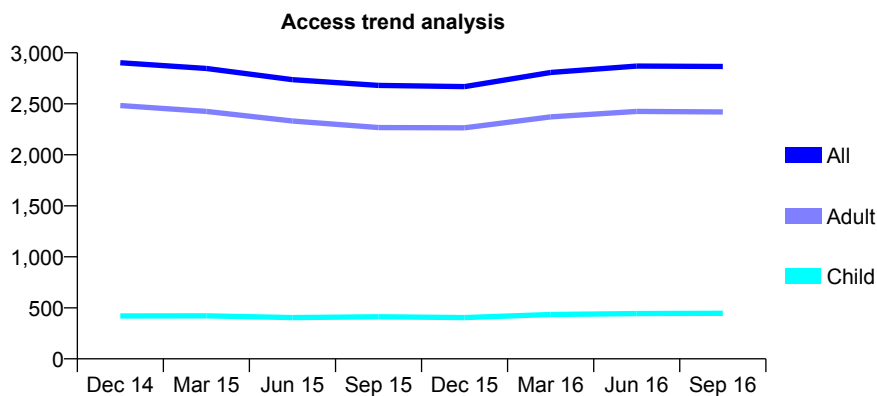
Q49 - Vital Signs At a Glance Contract Report for 746088/0003 - September 2016

Name or company name	MISS JM FORDE
Contract type name	GDS Contract
Purpose of contract	General
Contract start date	01/04/2008
Contract end date	

16/17 Contracted general activity (UDA)	8,000
Carry forward general activity (UDA)	0
16/17 Contracted orthodontic activity (UOA)	0
Carry forward orthodontic activity (UOA)	0
Baseline contract value	£227,207.74

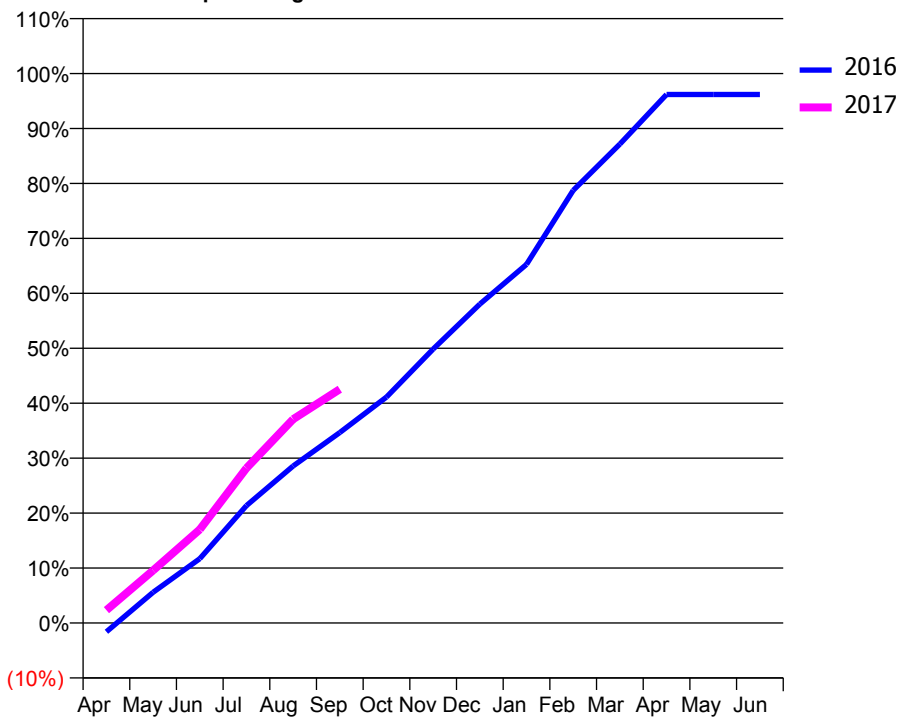
ACCESS*

Patients seen in 24 months	Total	Change since previous quarter
Quarter ending September 2015	2,680	
Quarter ending December 2015	2,669	→
Quarter ending March 2016	2,807	↑
Quarter ending June 2016	2,870	↑
Quarter ending September 2016	2,866	→
Variance since September 2015	6.9%	↑



ACTIVITY

Cumulative percentage of contracted UDA delivered 2016 & 2017



Month	Adjusted Scheduled Activity (UDA)	
	2016	2017
April	-129	188
May	448	766
June	937	1,363
July	1,709	2,254
August	2,287	2,967
September	2,773	3,404
October	3,290	
November	3,989	
December	4,643	
January	5,221	
February	6,299	
March	6,972	
April	7,695	
May	7,695	
June	7,695	

QUALITY

	Quantity	Base Number	Contract	AT	Region	England
% of FP17s for the same patient ID Re-attending within 3 months - Children	24	338	7.1%	11.6%	13.5%	12.4%
% of FP17s for the same patient ID Re-attending within 3 months - Adults	232	1,635	14.2%	15.7%	17.4%	16.7%
% of FP17s for the same patient ID Re-attending between 3 & 9 months - Children	182	338	53.8%	57.3%	59.0%	57.4%
% of FP17s for the same patient ID Re-attending between 3 & 9 months - Adults	820	1,635	50.2%	52.3%	52.6%	50.5%
% of FP17s for Band 1 Urgent Courses	40	1,654	2.4%	8.5%	9.4%	9.1%
% of FP17s Relating to Free Repair or Replacements	50	1,654	3.0%	1.2%	1.0%	0.8%
% of FP17s Relating to Continuations	56	1,654	3.4%	1.7%	1.5%	1.3%
% of Patients satisfied with the dentistry they have received	1	1	N/A	93.9%	93.7%	93.2%
% of Patients satisfied with the time they had to wait for an appointment	1	1	N/A	90.4%	90.0%	89.0%

* This is based on patients treated on this contract for their most recent course of treatment. Figures in italics indicate the base number of FP17s or Patient Questionnaire responses are less than 100. N/A is shown where the base number of responses is less than 10 during the period. % is calculated as Quantity/Base number*100

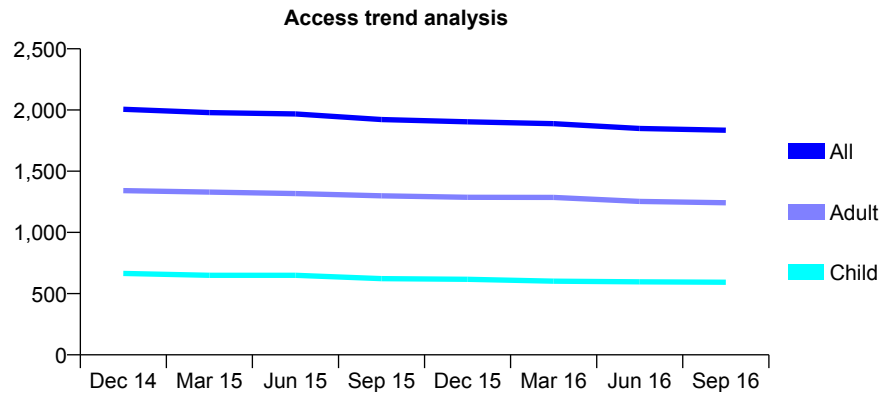
Q49 - Vital Signs At a Glance Contract Report for 749141/0001 - September 2016

Name or company name	MRS LK CAVE
Contract type name	GDS Contract
Purpose of contract	General
Contract start date	01/04/2006
Contract end date	

16/17 Contracted general activity (UDA)	5,333
Carry forward general activity (UDA)	0
16/17 Contracted orthodontic activity (UOA)	0
Carry forward orthodontic activity (UOA)	0
Baseline contract value	£148,267.06

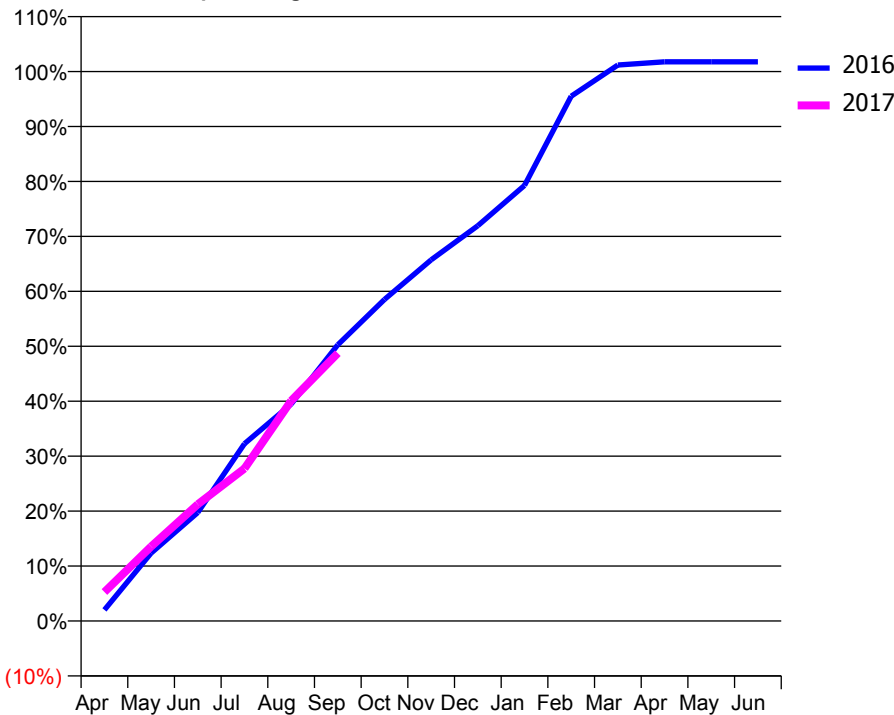
ACCESS*

Patients seen in 24 months	Total	Change since previous quarter
Quarter ending September 2015	1,922	
Quarter ending December 2015	1,904	→
Quarter ending March 2016	1,888	→
Quarter ending June 2016	1,849	↓
Quarter ending September 2016	1,835	→
Variance since September 2015	(4.5%)	↓



ACTIVITY

Cumulative percentage of contracted UDA delivered 2016 & 2017



Month	Adjusted Scheduled Activity (UDA)	
	2016	2017
April	108	282
May	660	723
June	1,053	1,133
July	1,721	1,480
August	2,105	2,137
September	2,681	2,599
October	3,121	
November	3,506	
December	3,837	
January	4,227	
February	5,093	
March	5,395	
April	5,427	
May	5,426	
June	5,426	

QUALITY

	Quantity	Base Number	Contract	AT	Region	England
% of FP17s for the same patient ID Re-attending within 3 months - Children	24	466	5.2%	11.6%	13.5%	12.4%
% of FP17s for the same patient ID Re-attending within 3 months - Adults	100	781	12.8%	15.7%	17.4%	16.7%
% of FP17s for the same patient ID Re-attending between 3 & 9 months - Children	270	466	57.9%	57.3%	59.0%	57.4%
% of FP17s for the same patient ID Re-attending between 3 & 9 months - Adults	415	781	53.1%	52.3%	52.6%	50.5%
% of FP17s for Band 1 Urgent Courses	31	1,235	2.5%	8.5%	9.4%	9.1%
% of FP17s Relating to Free Repair or Replacements	14	1,235	1.1%	1.2%	1.0%	0.8%
% of FP17s Relating to Continuations	7	1,235	0.6%	1.7%	1.5%	1.3%
% of Patients satisfied with the dentistry they have received	0	0	N/A	93.9%	93.7%	93.2%
% of Patients satisfied with the time they had to wait for an appointment	0	0	N/A	90.4%	90.0%	89.0%

* This is based on patients treated on this contract for their most recent course of treatment. Figures in italics indicate the base number of FP17s or Patient Questionnaire responses are less than 100. N/A is shown where the base number of responses is less than 10 during the period. % is calculated as Quantity/Base number*100

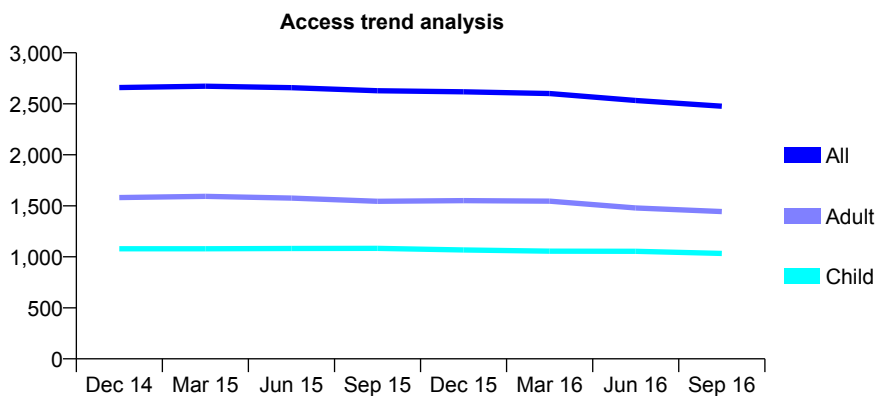
Q49 - Vital Signs At a Glance Contract Report for 751847/0001 - September 2016

Name or company name	MR TB JUKES
Contract type name	GDS Contract
Purpose of contract	General
Contract start date	01/04/2006
Contract end date	

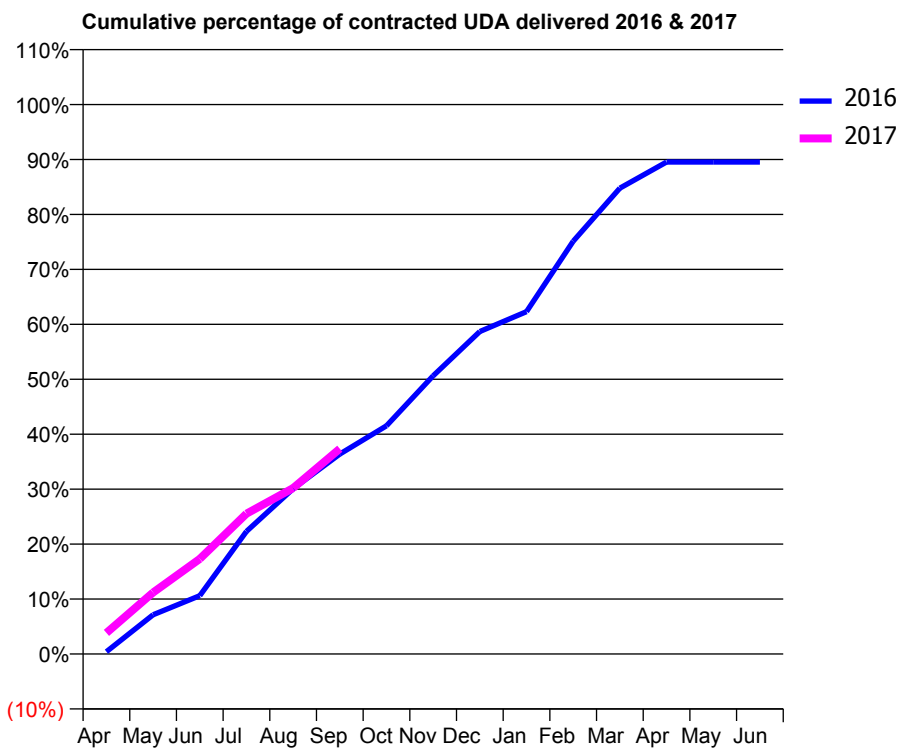
16/17 Contracted general activity (UDA)	10,962
Carry forward general activity (UDA)	0
16/17 Contracted orthodontic activity (UOA)	0
Carry forward orthodontic activity (UOA)	0
Baseline contract value	£279,991.19

ACCESS*

Patients seen in 24 months	Total	Change since previous quarter
Quarter ending September 2015	2,628	
Quarter ending December 2015	2,618	→
Quarter ending March 2016	2,601	→
Quarter ending June 2016	2,533	↓
Quarter ending September 2016	2,477	↓
Variance since September 2015	(5.7%)	↓



ACTIVITY



Month	Adjusted Scheduled Activity (UDA)	
	2016	2017
April	47	421
May	784	1,229
June	1,164	1,899
July	2,447	2,801
August	3,296	3,310
September	3,989	4,094
October	4,552	
November	5,550	
December	6,433	
January	6,830	
February	8,236	
March	9,293	
April	9,814	
May	9,814	
June	9,814	

QUALITY

	Quantity	Base Number	Contract	AT	Region	England
% of FP17s for the same patient ID Re-attending within 3 months - Children	77	721	10.7%	11.6%	13.5%	12.4%
% of FP17s for the same patient ID Re-attending within 3 months - Adults	438	1,163	37.7%	15.7%	17.4%	16.7%
% of FP17s for the same patient ID Re-attending between 3 & 9 months - Children	396	721	54.9%	57.3%	59.0%	57.4%
% of FP17s for the same patient ID Re-attending between 3 & 9 months - Adults	506	1,163	43.5%	52.3%	52.6%	50.5%
% of FP17s for Band 1 Urgent Courses	90	1,716	5.2%	8.5%	9.4%	9.1%
% of FP17s Relating to Free Repair or Replacements	1	1,716	0.1%	1.2%	1.0%	0.8%
% of FP17s Relating to Continuations	15	1,716	0.9%	1.7%	1.5%	1.3%
% of Patients satisfied with the dentistry they have received	1	1	N/A	93.9%	93.7%	93.2%
% of Patients satisfied with the time they had to wait for an appointment	0	1	N/A	90.4%	90.0%	89.0%

* This is based on patients treated on this contract for their most recent course of treatment. Figures in italics indicate the base number of FP17s or Patient Questionnaire responses are less than 100. N/A is shown where the base number of responses is less than 10 during the period. % is calculated as Quantity/Base number*100

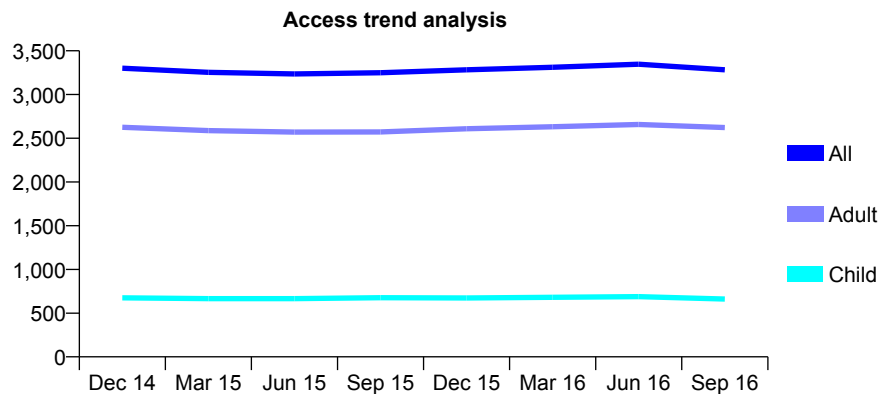
Q49 - Vital Signs At a Glance Contract Report for 754722/0001 - September 2016

Name or company name	MR K ROBSON
Contract type name	GDS Contract
Purpose of contract	General
Contract start date	01/08/2011
Contract end date	

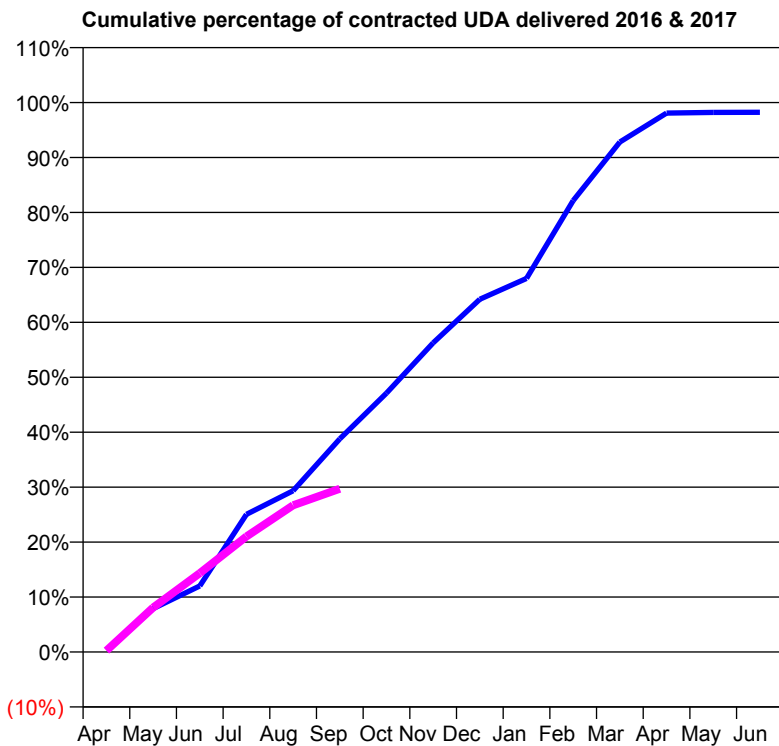
16/17 Contracted general activity (UDA)	11,463
Carry forward general activity (UDA)	205
16/17 Contracted orthodontic activity (UOA)	0
Carry forward orthodontic activity (UOA)	0
Baseline contract value	£297,607.39

ACCESS*

Patients seen in 24 months	Total	Change since previous quarter
Quarter ending September 2015	3,249	
Quarter ending December 2015	3,283	→
Quarter ending March 2016	3,312	→
Quarter ending June 2016	3,346	→
Quarter ending September 2016	3,283	↓
Variance since September 2015	1.0%	→



ACTIVITY



Month	Adjusted Scheduled Activity (UDA)	
	2016	2017
April	43	28
May	905	928
June	1,377	1,645
July	2,871	2,410
August	3,364	3,061
September	4,445	3,407
October	5,401	
November	6,450	
December	7,360	
January	7,792	
February	9,419	
March	10,640	
April	11,243	
May	11,257	
June	11,258	

QUALITY

	Quantity	Base Number	Contract	AT	Region	England
% of FP17s for the same patient ID Re-attending within 3 months - Children	32	417	7.7%	11.6%	13.5%	12.4%
% of FP17s for the same patient ID Re-attending within 3 months - Adults	277	1,675	16.5%	15.7%	17.4%	16.7%
% of FP17s for the same patient ID Re-attending between 3 & 9 months - Children	271	417	65.0%	57.3%	59.0%	57.4%
% of FP17s for the same patient ID Re-attending between 3 & 9 months - Adults	967	1,675	57.7%	52.3%	52.6%	50.5%
% of FP17s for Band 1 Urgent Courses	67	1,818	3.7%	8.5%	9.4%	9.1%
% of FP17s Relating to Free Repair or Replacements	28	1,818	1.5%	1.2%	1.0%	0.8%
% of FP17s Relating to Continuations	26	1,818	1.4%	1.7%	1.5%	1.3%
% of Patients satisfied with the dentistry they have received	2	2	N/A	93.9%	93.7%	93.2%
% of Patients satisfied with the time they had to wait for an appointment	2	2	N/A	90.4%	90.0%	89.0%

* This is based on patients treated on this contract for their most recent course of treatment. Figures in italics indicate the base number of FP17s or Patient Questionnaire responses are less than 100. N/A is shown where the base number of responses is less than 10 during the period. % is calculated as Quantity/Base number*100

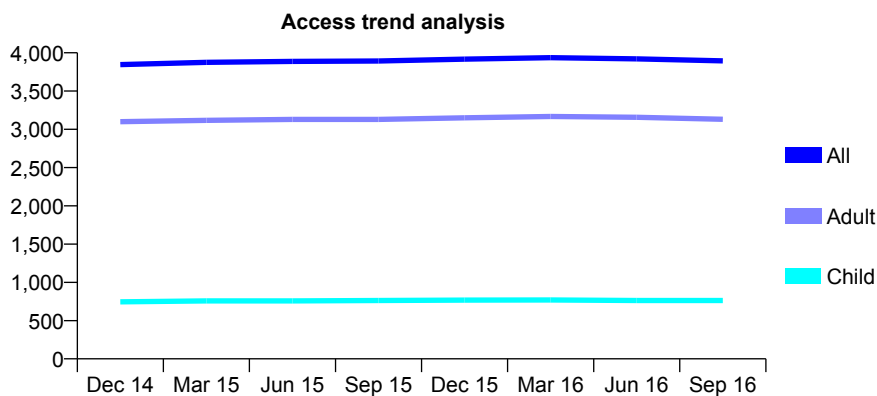
Q49 - Vital Signs At a Glance Contract Report for 761028/0001 - September 2016

Name or company name	MR NB EVE
Contract type name	GDS Contract
Purpose of contract	General
Contract start date	01/04/2006
Contract end date	

16/17 Contracted general activity (UDA)	10,751
Carry forward general activity (UDA)	-96
16/17 Contracted orthodontic activity (UOA)	0
Carry forward orthodontic activity (UOA)	0
Baseline contract value	£324,521.66

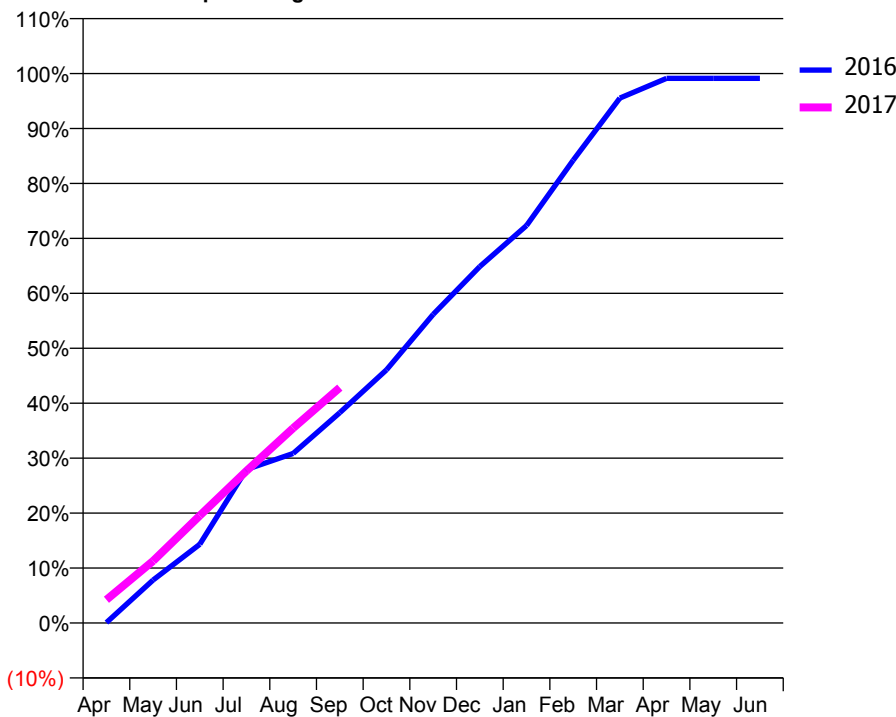
ACCESS*

Patients seen in 24 months	Total	Change since previous quarter
Quarter ending September 2015	3,892	
Quarter ending December 2015	3,918	→
Quarter ending March 2016	3,936	→
Quarter ending June 2016	3,920	→
Quarter ending September 2016	3,894	→
Variance since September 2015	0.1%	→



ACTIVITY

Cumulative percentage of contracted UDA delivered 2016 & 2017



Month	Adjusted Scheduled Activity (UDA)	
	2016	2017
April	10	455
May	841	1,216
June	1,541	2,103
July	3,004	2,975
August	3,318	3,813
September	4,116	4,605
October	4,952	
November	6,039	
December	6,975	
January	7,776	
February	9,054	
March	10,269	
April	10,655	
May	10,655	
June	10,655	

QUALITY

	Quantity	Base Number	Contract	AT	Region	England
% of FP17s for the same patient ID Re-attending within 3 months - Children	55	636	8.6%	11.6%	13.5%	12.4%
% of FP17s for the same patient ID Re-attending within 3 months - Adults	272	1,978	13.8%	15.7%	17.4%	16.7%
% of FP17s for the same patient ID Re-attending between 3 & 9 months - Children	436	636	68.6%	57.3%	59.0%	57.4%
% of FP17s for the same patient ID Re-attending between 3 & 9 months - Adults	1,073	1,978	54.2%	52.3%	52.6%	50.5%
% of FP17s for Band 1 Urgent Courses	197	2,440	8.1%	8.5%	9.4%	9.1%
% of FP17s Relating to Free Repair or Replacements	6	2,440	0.2%	1.2%	1.0%	0.8%
% of FP17s Relating to Continuations	17	2,440	0.7%	1.7%	1.5%	1.3%
% of Patients satisfied with the dentistry they have received	11	11	100.0%	93.9%	93.7%	93.2%
% of Patients satisfied with the time they had to wait for an appointment	10	11	90.9%	90.4%	90.0%	89.0%

* This is based on patients treated on this contract for their most recent course of treatment. Figures in italics indicate the base number of FP17s or Patient Questionnaire responses are less than 100. N/A is shown where the base number of responses is less than 10 during the period. % is calculated as Quantity/Base number*100

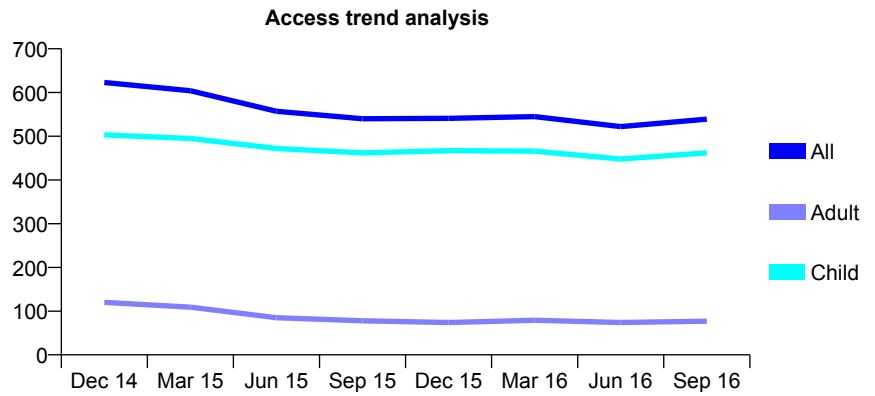
Q49 - Vital Signs At a Glance Contract Report for 761044/0001 - September 2016

Name or company name	MR RA WINTER
Contract type name	GDS Contract
Purpose of contract	General
Contract start date	01/11/2011
Contract end date	

16/17 Contracted general activity (UDA)	400
Carry forward general activity (UDA)	0
16/17 Contracted orthodontic activity (UOA)	0
Carry forward orthodontic activity (UOA)	0
Baseline contract value	£9,234.13

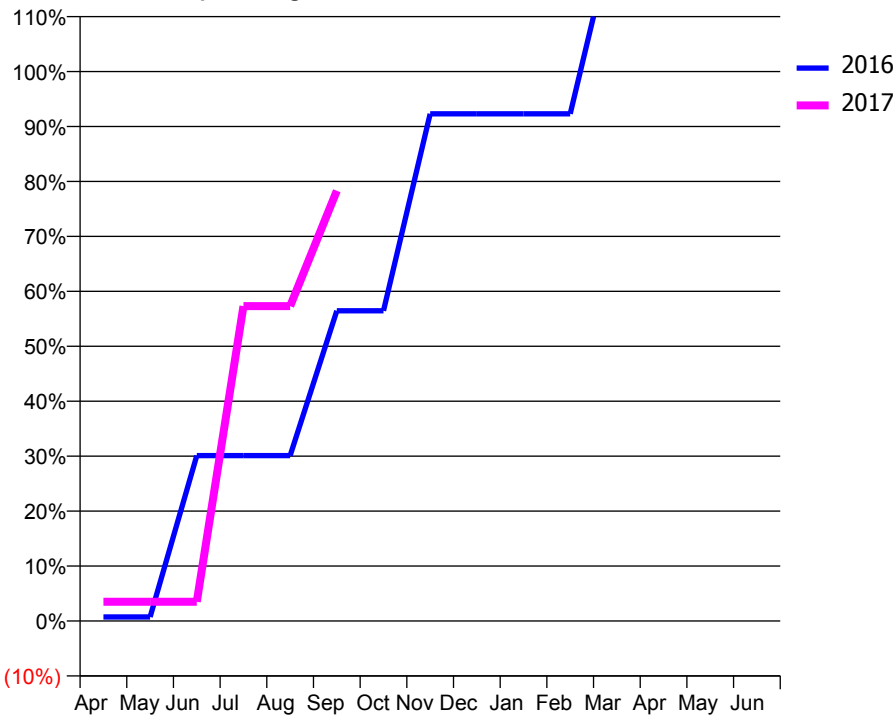
ACCESS*

Patients seen in 24 months	Total	Change since previous quarter
Quarter ending September 2015	540	
Quarter ending December 2015	541	→
Quarter ending March 2016	545	→
Quarter ending June 2016	522	↓
Quarter ending September 2016	539	↑
Variance since September 2015	(0.2%)	→



ACTIVITY

Cumulative percentage of contracted UDA delivered 2016 & 2017



Month	Adjusted Scheduled Activity (UDA)	
	2016	2017
April	3	14
May	3	14
June	120	14
July	120	229
August	120	229
September	226	313
October	226	
November	369	
December	369	
January	369	
February	369	
March	511	
April	537	
May	537	
June	537	

QUALITY

	Quantity	Base Number	Contract	AT	Region	England
% of FP17s for the same patient ID Re-attending within 3 months - Children	7	291	2.4%	11.6%	13.5%	12.4%
% of FP17s for the same patient ID Re-attending within 3 months - Adults	0	14	0.0%	15.7%	17.4%	16.7%
% of FP17s for the same patient ID Re-attending between 3 & 9 months - Children	155	291	53.3%	57.3%	59.0%	57.4%
% of FP17s for the same patient ID Re-attending between 3 & 9 months - Adults	7	14	50.0%	52.3%	52.6%	50.5%
% of FP17s for Band 1 Urgent Courses	1	267	0.4%	8.5%	9.4%	9.1%
% of FP17s Relating to Free Repair or Replacements	0	267	0.0%	1.2%	1.0%	0.8%
% of FP17s Relating to Continuations	1	267	0.4%	1.7%	1.5%	1.3%
% of Patients satisfied with the dentistry they have received	0	0	N/A	93.9%	93.7%	93.2%
% of Patients satisfied with the time they had to wait for an appointment	0	0	N/A	90.4%	90.0%	89.0%

* This is based on patients treated on this contract for their most recent course of treatment. Figures in italics indicate the base number of FP17s or Patient Questionnaire responses are less than 100. N/A is shown where the base number of responses is less than 10 during the period. % is calculated as Quantity/Base number*100

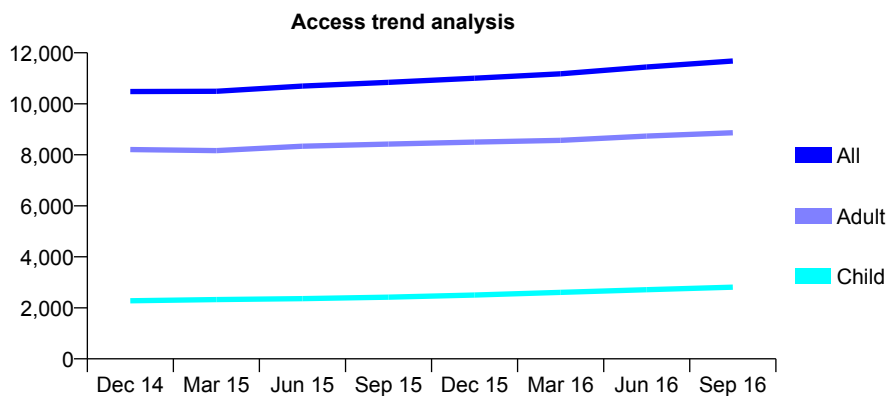
Q49 - Vital Signs At a Glance Contract Report for 762083/0001 - September 2016

Name or company name	Westerhope Limited
Contract type name	GDS Contract
Purpose of contract	General
Contract start date	01/04/2006
Contract end date	

16/17 Contracted general activity (UDA)	38,532
Carry forward general activity (UDA)	0
16/17 Contracted orthodontic activity (UOA)	0
Carry forward orthodontic activity (UOA)	0
Baseline contract value	£982,702.33

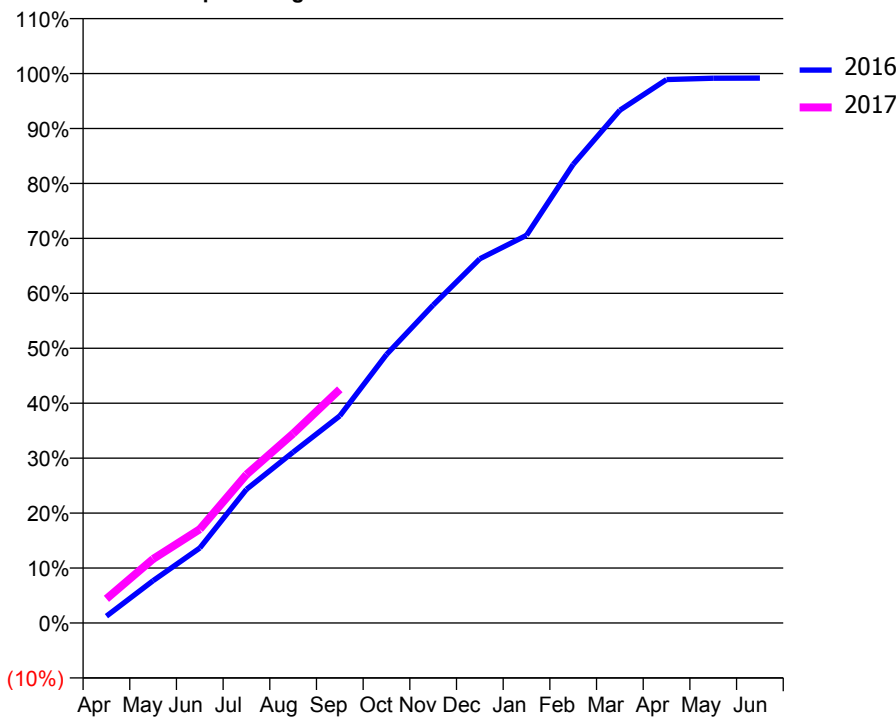
ACCESS*

Patients seen in 24 months	Total	Change since previous quarter
Quarter ending September 2015	10,840	
Quarter ending December 2015	11,003	→
Quarter ending March 2016	11,175	→
Quarter ending June 2016	11,443	↑
Quarter ending September 2016	11,678	↑
Variance since September 2015	7.7%	↑



ACTIVITY

Cumulative percentage of contracted UDA delivered 2016 & 2017



Adjusted Scheduled Activity (UDA)

Month	2016	2017
April	484	1,694
May	2,966	4,498
June	5,257	6,575
July	9,373	10,411
August	11,985	13,278
September	14,523	16,383
October	18,828	
November	22,299	
December	25,543	
January	27,191	
February	32,163	
March	35,961	
April	38,105	
May	38,204	
June	38,207	

QUALITY

	Quantity	Base Number	Contract	AT	Region	England
% of FP17s for the same patient ID Re-attending within 3 months - Children	111	1,934	5.7%	11.6%	13.5%	12.4%
% of FP17s for the same patient ID Re-attending within 3 months - Adults	815	5,460	14.9%	15.7%	17.4%	16.7%
% of FP17s for the same patient ID Re-attending between 3 & 9 months - Children	948	1,934	49.0%	57.3%	59.0%	57.4%
% of FP17s for the same patient ID Re-attending between 3 & 9 months - Adults	2,523	5,460	46.2%	52.3%	52.6%	50.5%
% of FP17s for Band 1 Urgent Courses	681	6,413	10.6%	8.5%	9.4%	9.1%
% of FP17s Relating to Free Repair or Replacements	60	6,413	0.9%	1.2%	1.0%	0.8%
% of FP17s Relating to Continuations	41	6,413	0.6%	1.7%	1.5%	1.3%
% of Patients satisfied with the dentistry they have received	8	9	N/A	93.9%	93.7%	93.2%
% of Patients satisfied with the time they had to wait for an appointment	7	9	N/A	90.4%	90.0%	89.0%

* This is based on patients treated on this contract for their most recent course of treatment. Figures in italics indicate the base number of FP17s or Patient Questionnaire responses are less than 100. N/A is shown where the base number of responses is less than 10 during the period. % is calculated as Quantity/Base number*100

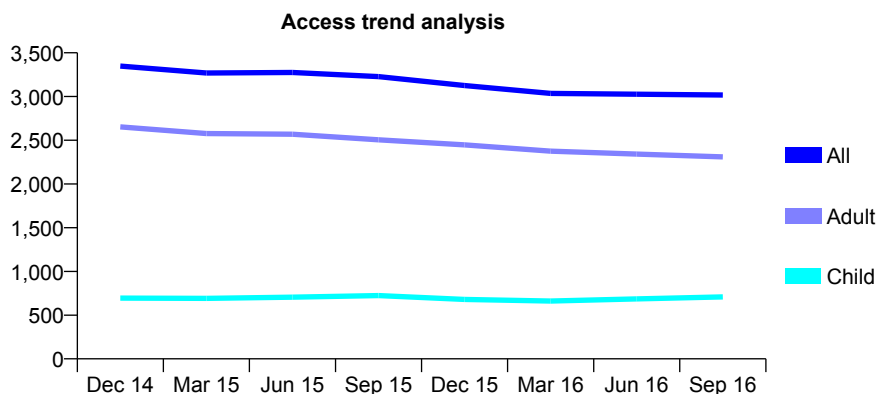
Q49 - Vital Signs At a Glance Contract Report for 762083/0002 - September 2016

Name or company name	MR SU CHOCHAN
Contract type name	GDS Contract
Purpose of contract	General
Contract start date	01/12/2010
Contract end date	

16/17 Contracted general activity (UDA)	13,500
Carry forward general activity (UDA)	0
16/17 Contracted orthodontic activity (UOA)	0
Carry forward orthodontic activity (UOA)	0
Baseline contract value	£375,371.64

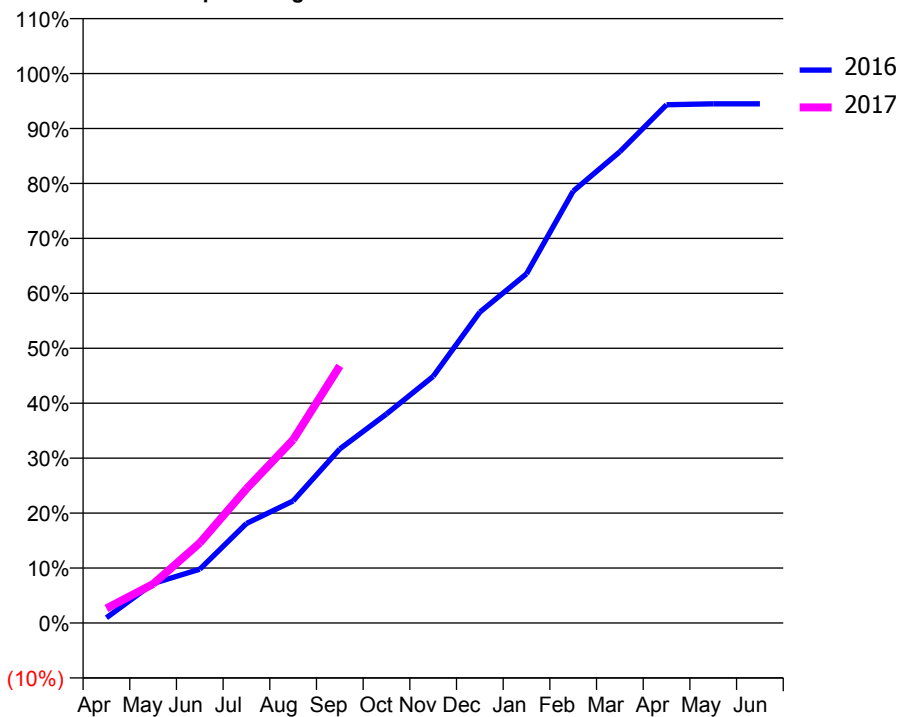
ACCESS*

Patients seen in 24 months	Total	Change since previous quarter
Quarter ending September 2015	3,228	
Quarter ending December 2015	3,126	↓
Quarter ending March 2016	3,036	↓
Quarter ending June 2016	3,027	→
Quarter ending September 2016	3,018	→
Variance since September 2015	(6.5%)	↓



ACTIVITY

Cumulative percentage of contracted UDA delivered 2016 & 2017



Month	Adjusted Scheduled Activity (UDA)	
	2016	2017
April	131	358
May	971	958
June	1,321	1,967
July	2,446	3,297
August	2,998	4,504
September	4,277	6,317
October	5,137	
November	6,059	
December	7,637	
January	8,580	
February	10,609	
March	11,578	
April	12,732	
May	12,756	
June	12,756	

QUALITY

	Quantity	Base Number	Contract	AT	Region	England
% of FP17s for the same patient ID Re-attending within 3 months - Children	47	531	8.9%	11.6%	13.5%	12.4%
% of FP17s for the same patient ID Re-attending within 3 months - Adults	283	1,676	16.9%	15.7%	17.4%	16.7%
% of FP17s for the same patient ID Re-attending between 3 & 9 months - Children	250	531	47.1%	57.3%	59.0%	57.4%
% of FP17s for the same patient ID Re-attending between 3 & 9 months - Adults	846	1,676	50.5%	52.3%	52.6%	50.5%
% of FP17s for Band 1 Urgent Courses	37	1,810	2.0%	8.5%	9.4%	9.1%
% of FP17s Relating to Free Repair or Replacements	28	1,810	1.5%	1.2%	1.0%	0.8%
% of FP17s Relating to Continuations	86	1,810	4.8%	1.7%	1.5%	1.3%
% of Patients satisfied with the dentistry they have received	5	5	N/A	93.9%	93.7%	93.2%
% of Patients satisfied with the time they had to wait for an appointment	5	5	N/A	90.4%	90.0%	89.0%

* This is based on patients treated on this contract for their most recent course of treatment. Figures in italics indicate the base number of FP17s or Patient Questionnaire responses are less than 100. N/A is shown where the base number of responses is less than 10 during the period. % is calculated as Quantity/Base number*100

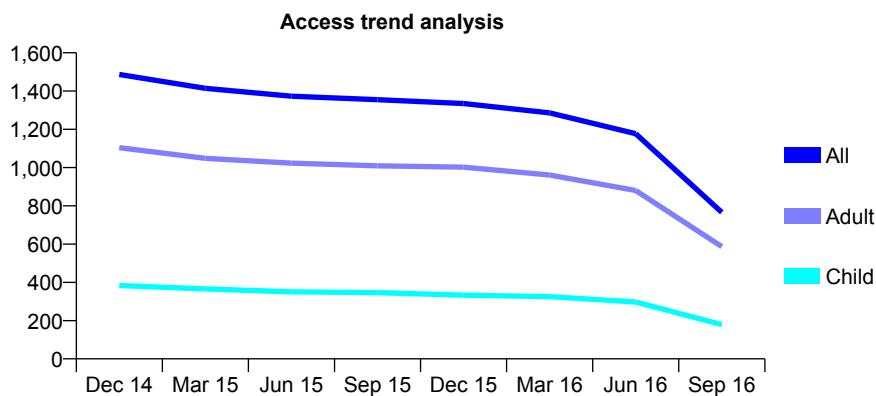
Q49 - Vital Signs At a Glance Contract Report for 764663/0002 - September 2016

Name or company name	MR RJ FRETWELL
Contract type name	GDS Contract
Purpose of contract	General
Contract start date	01/04/2006
Contract end date	

16/17 Contracted general activity (UDA)	7,150
Carry forward general activity (UDA)	0
16/17 Contracted orthodontic activity (UOA)	0
Carry forward orthodontic activity (UOA)	0
Baseline contract value	£165,055.07

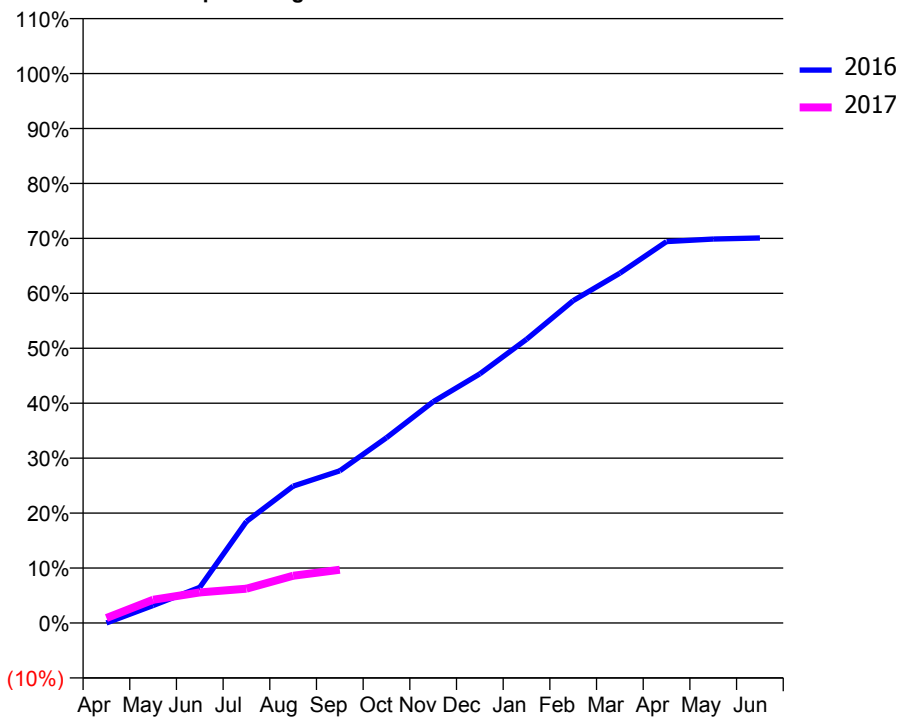
ACCESS*

Patients seen in 24 months	Total	Change since previous quarter
Quarter ending September 2015	1,355	
Quarter ending December 2015	1,335	↓
Quarter ending March 2016	1,286	↓
Quarter ending June 2016	1,177	↓
Quarter ending September 2016	766	↓
Variance since September 2015	(43.5%)	↓



ACTIVITY

Cumulative percentage of contracted UDA delivered 2016 & 2017



Month	Adjusted Scheduled Activity (UDA)	
	2016	2017
April	0	65
May	229	303
June	465	399
July	1,321	447
August	1,781	615
September	1,981	694
October	2,411	
November	2,879	
December	3,242	
January	3,692	
February	4,194	
March	4,552	
April	4,962	
May	4,997	
June	5,011	

QUALITY

	Quantity	Base Number	Contract	AT	Region	England
% of FP17s for the same patient ID Re-attending within 3 months - Children	9	112	8.0%	11.6%	13.5%	12.4%
% of FP17s for the same patient ID Re-attending within 3 months - Adults	89	391	22.8%	15.7%	17.4%	16.7%
% of FP17s for the same patient ID Re-attending between 3 & 9 months - Children	62	112	55.4%	57.3%	59.0%	57.4%
% of FP17s for the same patient ID Re-attending between 3 & 9 months - Adults	217	391	55.5%	52.3%	52.6%	50.5%
% of FP17s for Band 1 Urgent Courses	12	262	4.6%	8.5%	9.4%	9.1%
% of FP17s Relating to Free Repair or Replacements	7	262	2.7%	1.2%	1.0%	0.8%
% of FP17s Relating to Continuations	5	262	1.9%	1.7%	1.5%	1.3%
% of Patients satisfied with the dentistry they have received	2	2	N/A	93.9%	93.7%	93.2%
% of Patients satisfied with the time they had to wait for an appointment	1	2	N/A	90.4%	90.0%	89.0%

* This is based on patients treated on this contract for their most recent course of treatment. Figures in italics indicate the base number of FP17s or Patient Questionnaire responses are less than 100. N/A is shown where the base number of responses is less than 10 during the period. % is calculated as Quantity/Base number*100

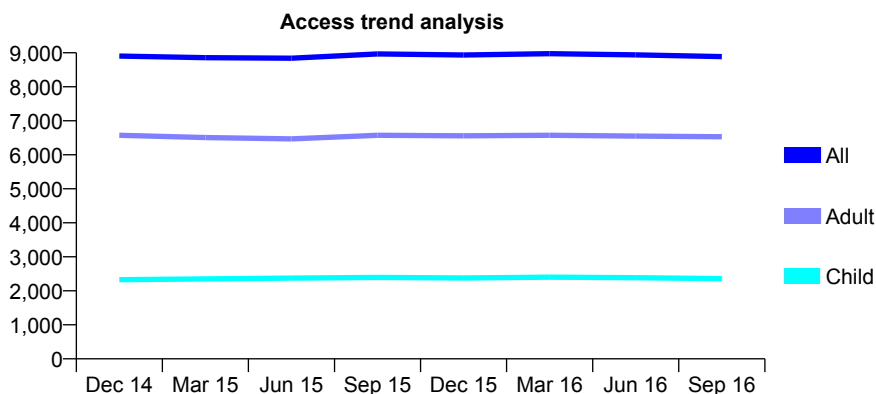
Q49 - Vital Signs At a Glance Contract Report for 766747/0001 - September 2016

Name or company name	MR S BEDI
Contract type name	GDS Contract
Purpose of contract	General
Contract start date	01/04/2006
Contract end date	

16/17 Contracted general activity (UDA)	25,485
Carry forward general activity (UDA)	0
16/17 Contracted orthodontic activity (UOA)	0
Carry forward orthodontic activity (UOA)	0
Baseline contract value	£655,024.40

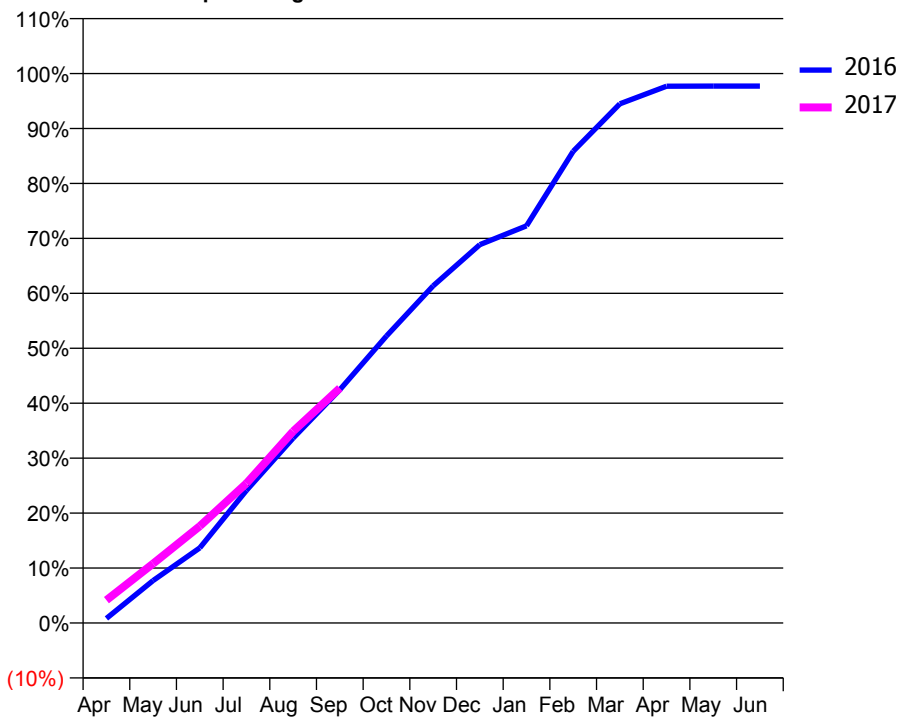
ACCESS*

Patients seen in 24 months	Total	Change since previous quarter
Quarter ending September 2015	8,968	
Quarter ending December 2015	8,937	→
Quarter ending March 2016	8,973	→
Quarter ending June 2016	8,939	→
Quarter ending September 2016	8,890	→
Variance since September 2015	(0.9%)	→



ACTIVITY

Cumulative percentage of contracted UDA delivered 2016 & 2017



Month	Adjusted Scheduled Activity (UDA)	
	2016	2017
April	216	1,058
May	1,973	2,754
June	3,484	4,491
July	6,152	6,479
August	8,575	8,891
September	10,818	10,893
October	13,311	
November	15,638	
December	17,548	
January	18,421	
February	21,875	
March	24,082	
April	24,898	
May	24,901	
June	24,901	

QUALITY

	Quantity	Base Number	Contract	AT	Region	England
% of FP17s for the same patient ID Re-attending within 3 months - Children	138	1,615	8.5%	11.6%	13.5%	12.4%
% of FP17s for the same patient ID Re-attending within 3 months - Adults	745	4,286	17.4%	15.7%	17.4%	16.7%
% of FP17s for the same patient ID Re-attending between 3 & 9 months - Children	866	1,615	53.6%	57.3%	59.0%	57.4%
% of FP17s for the same patient ID Re-attending between 3 & 9 months - Adults	2,101	4,286	49.0%	52.3%	52.6%	50.5%
% of FP17s for Band 1 Urgent Courses	414	5,278	7.8%	8.5%	9.4%	9.1%
% of FP17s Relating to Free Repair or Replacements	74	5,278	1.4%	1.2%	1.0%	0.8%
% of FP17s Relating to Continuations	170	5,278	3.2%	1.7%	1.5%	1.3%
% of Patients satisfied with the dentistry they have received	7	7	N/A	93.9%	93.7%	93.2%
% of Patients satisfied with the time they had to wait for an appointment	6	7	N/A	90.4%	90.0%	89.0%

* This is based on patients treated on this contract for their most recent course of treatment. Figures in italics indicate the base number of FP17s or Patient Questionnaire responses are less than 100. N/A is shown where the base number of responses is less than 10 during the period. % is calculated as Quantity/Base number*100

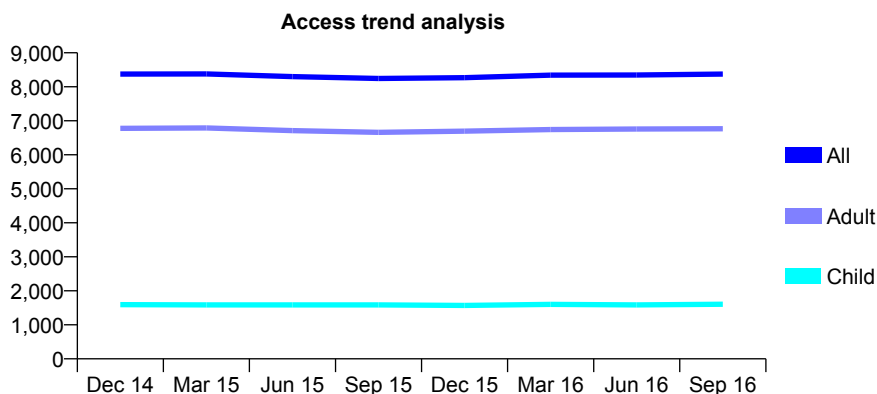
Q49 - Vital Signs At a Glance Contract Report for 767514/0001 - September 2016

Name or company name	MISS KE BOOTH
Contract type name	GDS Contract
Purpose of contract	General and Orthodontic
Contract start date	01/04/2006
Contract end date	

16/17 Contracted general activity (UDA)	26,094
Carry forward general activity (UDA)	0
16/17 Contracted orthodontic activity (UOA)	220
Carry forward orthodontic activity (UOA)	0
Baseline contract value	£558,332.98

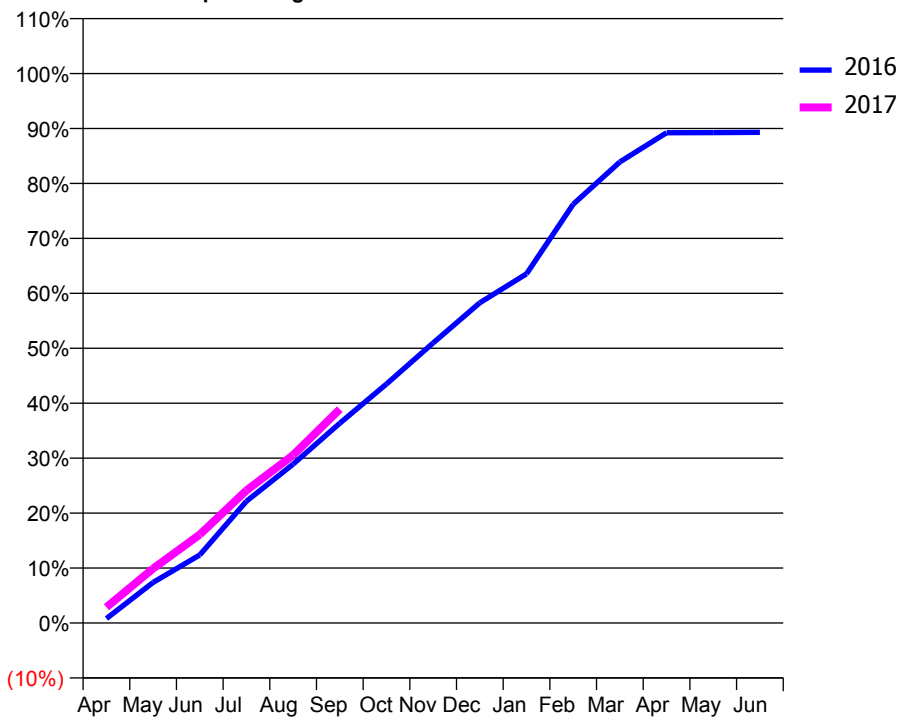
ACCESS*

Patients seen in 24 months	Total	Change since previous quarter
Quarter ending September 2015	8,246	
Quarter ending December 2015	8,269	→
Quarter ending March 2016	8,344	→
Quarter ending June 2016	8,346	→
Quarter ending September 2016	8,373	→
Variance since September 2015	1.5%	→



ACTIVITY

Cumulative percentage of contracted UDA delivered 2016 & 2017



Month	Adjusted Scheduled Activity (UDA)	
	2016	2017
April	213	753
May	1,930	2,590
June	3,231	4,203
July	5,782	6,295
August	7,548	7,976
September	9,491	10,155
October	11,351	
November	13,304	
December	15,205	
January	16,580	
February	19,886	
March	21,896	
April	23,281	
May	23,287	
June	23,296	

QUALITY

	Quantity	Base Number	Contract	AT	Region	England
% of FP17s for the same patient ID Re-attending within 3 months - Children	108	1,276	8.5%	11.6%	13.5%	12.4%
% of FP17s for the same patient ID Re-attending within 3 months - Adults	1,094	5,304	20.6%	15.7%	17.4%	16.7%
% of FP17s for the same patient ID Re-attending between 3 & 9 months - Children	812	1,276	63.6%	57.3%	59.0%	57.4%
% of FP17s for the same patient ID Re-attending between 3 & 9 months - Adults	2,901	5,304	54.7%	52.3%	52.6%	50.5%
% of FP17s for Band 1 Urgent Courses	539	5,590	9.6%	8.5%	9.4%	9.1%
% of FP17s Relating to Free Repair or Replacements	36	5,590	0.6%	1.2%	1.0%	0.8%
% of FP17s Relating to Continuations	26	5,590	0.5%	1.7%	1.5%	1.3%
% of Patients satisfied with the dentistry they have received	10	10	100.0%	93.9%	93.7%	93.2%
% of Patients satisfied with the time they had to wait for an appointment	9	10	90.0%	90.4%	90.0%	89.0%

* This is based on patients treated on this contract for their most recent course of treatment. Figures in italics indicate the base number of FP17s or Patient Questionnaire responses are less than 100. N/A is shown where the base number of responses is less than 10 during the period. % is calculated as Quantity/Base number*100

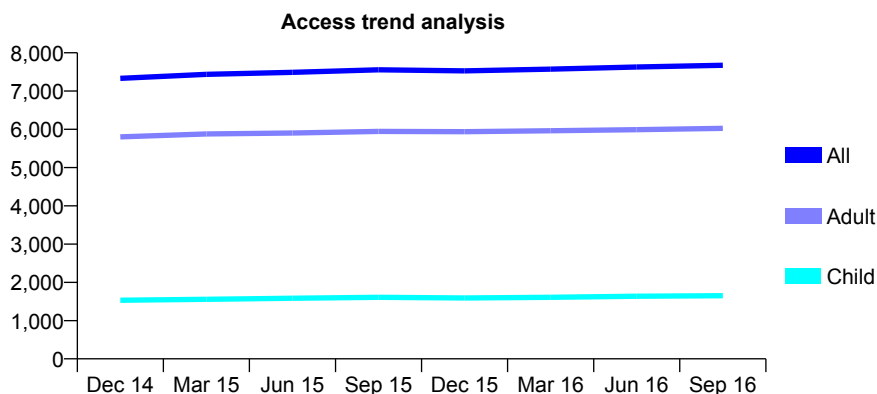
Q49 - Vital Signs At a Glance Contract Report for 768820/0001 - September 2016

Name or company name	MRS S HYDER
Contract type name	GDS Contract
Purpose of contract	General
Contract start date	01/10/2008
Contract end date	

16/17 Contracted general activity (UDA)	21,792
Carry forward general activity (UDA)	845
16/17 Contracted orthodontic activity (UOA)	0
Carry forward orthodontic activity (UOA)	0
Baseline contract value	£515,641.73

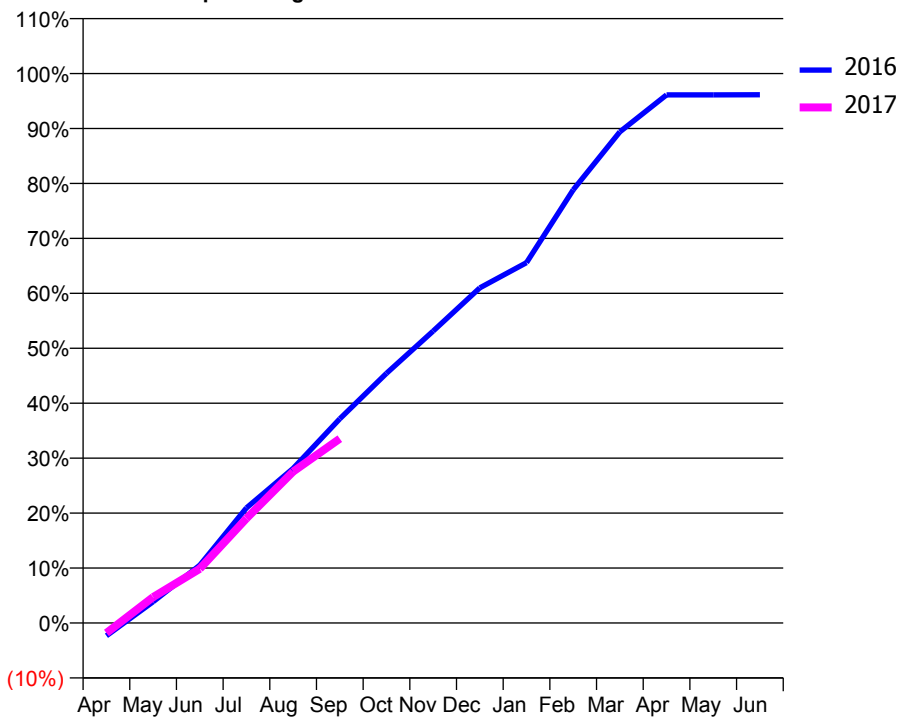
ACCESS*

Patients seen in 24 months	Total	Change since previous quarter
Quarter ending September 2015	7,555	
Quarter ending December 2015	7,527	→
Quarter ending March 2016	7,574	→
Quarter ending June 2016	7,628	→
Quarter ending September 2016	7,675	→
Variance since September 2015	1.6%	→



ACTIVITY

Cumulative percentage of contracted UDA delivered 2016 & 2017



Month	Adjusted Scheduled Activity (UDA)	
	2016	2017
April	-511	-400
May	841	1,030
June	2,290	2,150
July	4,565	4,150
August	6,131	6,007
September	8,100	7,311
October	9,900	
November	11,579	
December	13,291	
January	14,291	
February	17,180	
March	19,477	
April	20,946	
May	20,946	
June	20,947	

QUALITY

	Quantity	Base Number	Contract	AT	Region	England
% of FP17s for the same patient ID Re-attending within 3 months - Children	87	1,219	7.1%	11.6%	13.5%	12.4%
% of FP17s for the same patient ID Re-attending within 3 months - Adults	759	4,402	17.2%	15.7%	17.4%	16.7%
% of FP17s for the same patient ID Re-attending between 3 & 9 months - Children	780	1,219	64.0%	57.3%	59.0%	57.4%
% of FP17s for the same patient ID Re-attending between 3 & 9 months - Adults	2,532	4,402	57.5%	52.3%	52.6%	50.5%
% of FP17s for Band 1 Urgent Courses	470	4,394	10.7%	8.5%	9.4%	9.1%
% of FP17s Relating to Free Repair or Replacements	71	4,394	1.6%	1.2%	1.0%	0.8%
% of FP17s Relating to Continuations	33	4,394	0.8%	1.7%	1.5%	1.3%
% of Patients satisfied with the dentistry they have received	8	8	N/A	93.9%	93.7%	93.2%
% of Patients satisfied with the time they had to wait for an appointment	8	8	N/A	90.4%	90.0%	89.0%

* This is based on patients treated on this contract for their most recent course of treatment. Figures in italics indicate the base number of FP17s or Patient Questionnaire responses are less than 100. N/A is shown where the base number of responses is less than 10 during the period. % is calculated as Quantity/Base number*100

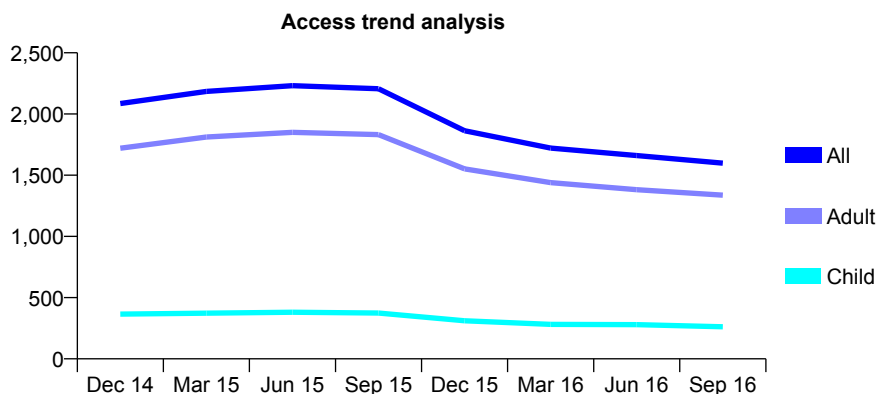
Q49 - Vital Signs At a Glance Contract Report for 769207/0001 - September 2016

Name or company name	MR SC FRANCIS
Contract type name	GDS Contract
Purpose of contract	General
Contract start date	01/09/2013
Contract end date	

16/17 Contracted general activity (UDA)	8,557
Carry forward general activity (UDA)	0
16/17 Contracted orthodontic activity (UOA)	0
Carry forward orthodontic activity (UOA)	0
Baseline contract value	£210,922.69

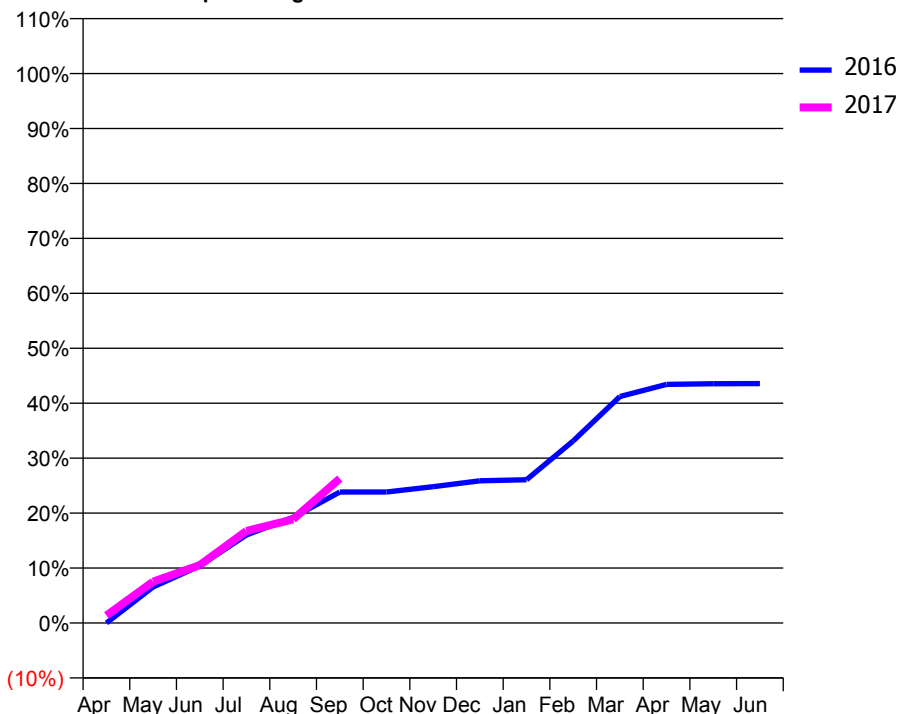
ACCESS*

Patients seen in 24 months	Total	Change since previous quarter
Quarter ending September 2015	2,206	
Quarter ending December 2015	1,863	↓
Quarter ending March 2016	1,722	↓
Quarter ending June 2016	1,661	↓
Quarter ending September 2016	1,599	↓
Variance since September 2015	(27.5%)	↓



ACTIVITY

Cumulative percentage of contracted UDA delivered 2016 & 2017



Adjusted Scheduled Activity (UDA)

Month	2016	2017
April	1	117
May	562	645
June	889	903
July	1,372	1,434
August	1,646	1,615
September	2,040	2,250
October	2,040	
November	2,124	
December	2,215	
January	2,231	
February	2,835	
March	3,527	
April	3,716	
May	3,727	
June	3,728	

QUALITY

	Quantity	Base Number	Contract	AT	Region	England
% of FP17s for the same patient ID Re-attending within 3 months - Children	10	166	6.0%	11.6%	13.5%	12.4%
% of FP17s for the same patient ID Re-attending within 3 months - Adults	137	853	16.1%	15.7%	17.4%	16.7%
% of FP17s for the same patient ID Re-attending between 3 & 9 months - Children	51	166	30.7%	57.3%	59.0%	57.4%
% of FP17s for the same patient ID Re-attending between 3 & 9 months - Adults	338	853	39.6%	52.3%	52.6%	50.5%
% of FP17s for Band 1 Urgent Courses	9	937	1.0%	8.5%	9.4%	9.1%
% of FP17s Relating to Free Repair or Replacements	49	937	5.2%	1.2%	1.0%	0.8%
% of FP17s Relating to Continuations	34	937	3.6%	1.7%	1.5%	1.3%
% of Patients satisfied with the dentistry they have received	1	1	N/A	93.9%	93.7%	93.2%
% of Patients satisfied with the time they had to wait for an appointment	1	1	N/A	90.4%	90.0%	89.0%

* This is based on patients treated on this contract for their most recent course of treatment. Figures in italics indicate the base number of FP17s or Patient Questionnaire responses are less than 100. N/A is shown where the base number of responses is less than 10 during the period. % is calculated as Quantity/Base number*100

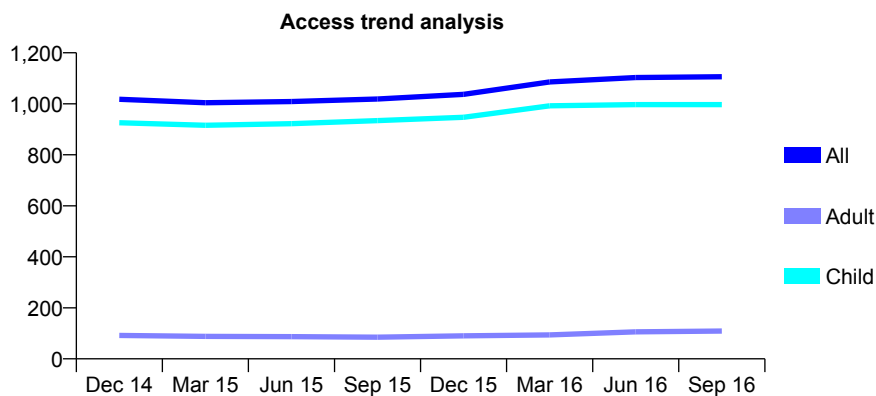
Q49 - Vital Signs At a Glance Contract Report for 781525/0001 - September 2016

Name or company name	Ardent Dental Care Practice Partnership
Contract type name	GDS Contract
Purpose of contract	General
Contract start date	01/07/2012
Contract end date	

16/17 Contracted general activity (UDA)	3,404
Carry forward general activity (UDA)	0
16/17 Contracted orthodontic activity (UOA)	0
Carry forward orthodontic activity (UOA)	0
Baseline contract value	£80,485.32

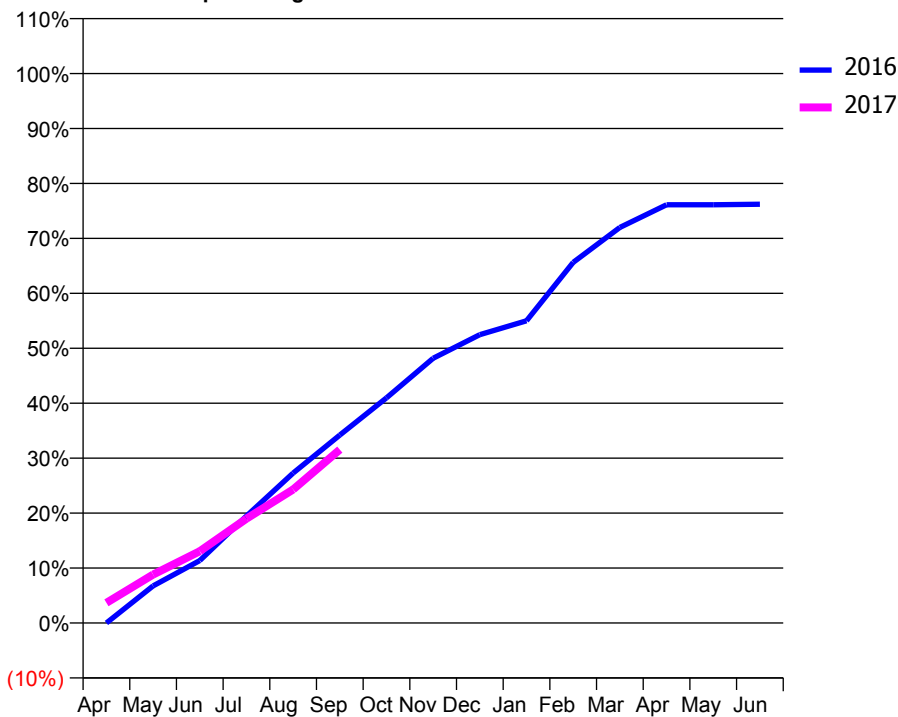
ACCESS*

Patients seen in 24 months	Total	Change since previous quarter
Quarter ending September 2015	1,019	
Quarter ending December 2015	1,037	→
Quarter ending March 2016	1,086	↑
Quarter ending June 2016	1,103	→
Quarter ending September 2016	1,106	→
Variance since September 2015	8.5%	↑



ACTIVITY

Cumulative percentage of contracted UDA delivered 2016 & 2017



Month	Adjusted Scheduled Activity (UDA)	
	2016	2017
April	0	125
May	230	301
June	387	445
July	663	646
August	929	827
September	1,164	1,075
October	1,395	
November	1,640	
December	1,786	
January	1,872	
February	2,234	
March	2,450	
April	2,591	
May	2,591	
June	2,594	

QUALITY

	Quantity	Base Number	Contract	AT	Region	England
% of FP17s for the same patient ID Re-attending within 3 months - Children	74	800	9.3%	11.6%	13.5%	12.4%
% of FP17s for the same patient ID Re-attending within 3 months - Adults	2	12	16.7%	15.7%	17.4%	16.7%
% of FP17s for the same patient ID Re-attending between 3 & 9 months - Children	528	800	66.0%	57.3%	59.0%	57.4%
% of FP17s for the same patient ID Re-attending between 3 & 9 months - Adults	3	12	25.0%	52.3%	52.6%	50.5%
% of FP17s for Band 1 Urgent Courses	38	708	5.4%	8.5%	9.4%	9.1%
% of FP17s Relating to Free Repair or Replacements	0	708	0.0%	1.2%	1.0%	0.8%
% of FP17s Relating to Continuations	0	708	0.0%	1.7%	1.5%	1.3%
% of Patients satisfied with the dentistry they have received	2	2	N/A	93.9%	93.7%	93.2%
% of Patients satisfied with the time they had to wait for an appointment	2	2	N/A	90.4%	90.0%	89.0%

* This is based on patients treated on this contract for their most recent course of treatment. Figures in italics indicate the base number of FP17s or Patient Questionnaire responses are less than 100. N/A is shown where the base number of responses is less than 10 during the period. % is calculated as Quantity/Base number*100

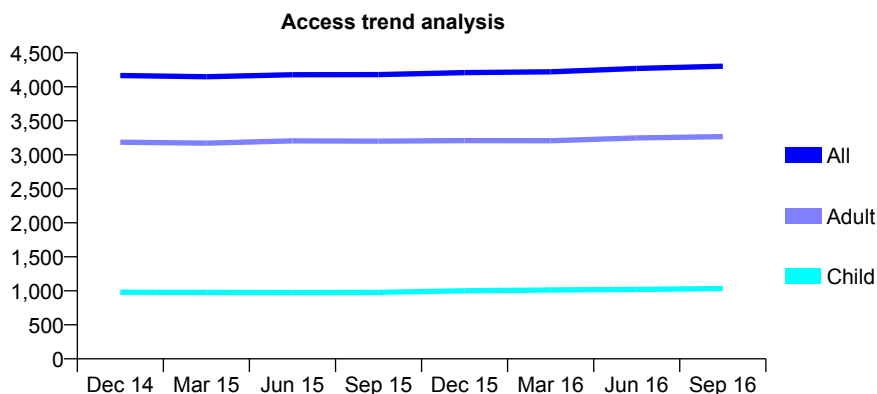
Q49 - Vital Signs At a Glance Contract Report for 784540/0001 - September 2016

Name or company name	JL and VA Gamon
Contract type name	GDS Contract
Purpose of contract	General and Orthodontic
Contract start date	12/04/2009
Contract end date	

16/17 Contracted general activity (UDA)	13,247
Carry forward general activity (UDA)	-238
16/17 Contracted orthodontic activity (UOA)	375
Carry forward orthodontic activity (UOA)	0
Baseline contract value	£315,048.45

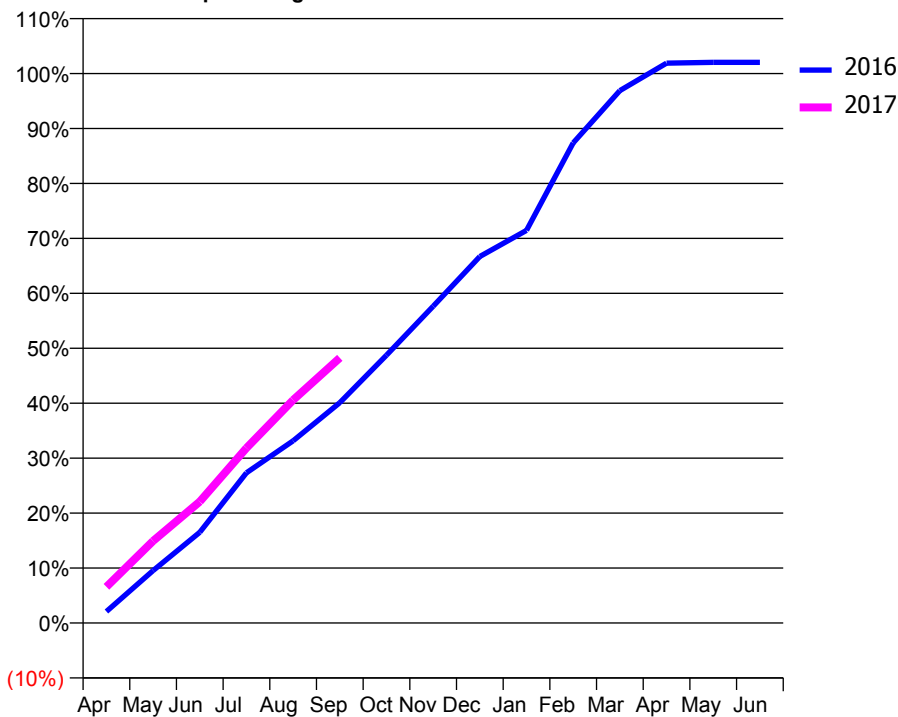
ACCESS*

Patients seen in 24 months	Total	Change since previous quarter
Quarter ending September 2015	4,179	
Quarter ending December 2015	4,208	→
Quarter ending March 2016	4,220	→
Quarter ending June 2016	4,269	→
Quarter ending September 2016	4,302	→
Variance since September 2015	2.9%	↑



ACTIVITY

Cumulative percentage of contracted UDA delivered 2016 & 2017



Month	Adjusted Scheduled Activity (UDA)	
	2016	2017
April	279	873
May	1,261	1,979
June	2,183	2,927
July	3,613	4,219
August	4,382	5,375
September	5,298	6,392
October	6,439	
November	7,616	
December	8,814	
January	9,441	
February	11,545	
March	12,801	
April	13,463	
May	13,480	
June	13,480	

QUALITY

	Quantity	Base Number	Contract	AT	Region	England
% of FP17s for the same patient ID Re-attending within 3 months - Children	85	806	10.5%	11.6%	13.5%	12.4%
% of FP17s for the same patient ID Re-attending within 3 months - Adults	298	2,135	14.0%	15.7%	17.4%	16.7%
% of FP17s for the same patient ID Re-attending between 3 & 9 months - Children	432	806	53.6%	57.3%	59.0%	57.4%
% of FP17s for the same patient ID Re-attending between 3 & 9 months - Adults	1,017	2,135	47.6%	52.3%	52.6%	50.5%
% of FP17s for Band 1 Urgent Courses	163	2,681	6.1%	8.5%	9.4%	9.1%
% of FP17s Relating to Free Repair or Replacements	29	2,681	1.1%	1.2%	1.0%	0.8%
% of FP17s Relating to Continuations	63	2,681	2.3%	1.7%	1.5%	1.3%
% of Patients satisfied with the dentistry they have received	3	3	N/A	93.9%	93.7%	93.2%
% of Patients satisfied with the time they had to wait for an appointment	1	3	N/A	90.4%	90.0%	89.0%

* This is based on patients treated on this contract for their most recent course of treatment. Figures in italics indicate the base number of FP17s or Patient Questionnaire responses are less than 100. N/A is shown where the base number of responses is less than 10 during the period. % is calculated as Quantity/Base number*100

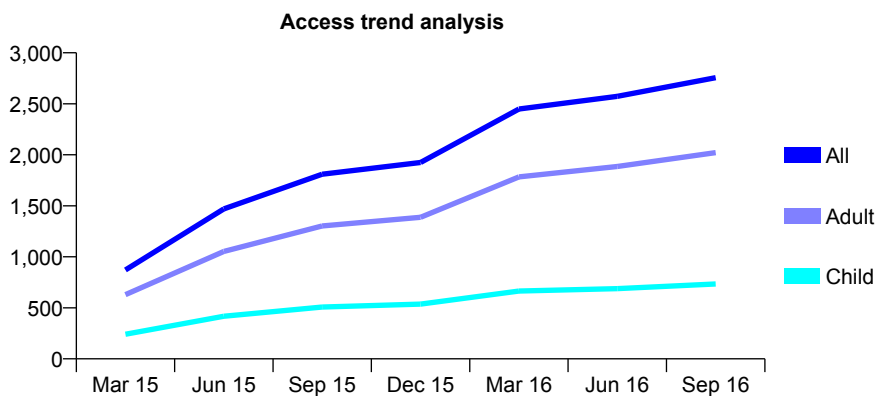
Q49 - Vital Signs At a Glance Contract Report for 789348/0001 - September 2016

Name or company name	MR B MOHRI
Contract type name	GDS Contract
Purpose of contract	General
Contract start date	01/01/2015
Contract end date	

16/17 Contracted general activity (UDA)	11,409
Carry forward general activity (UDA)	0
16/17 Contracted orthodontic activity (UOA)	0
Carry forward orthodontic activity (UOA)	0
Baseline contract value	£242,400.30

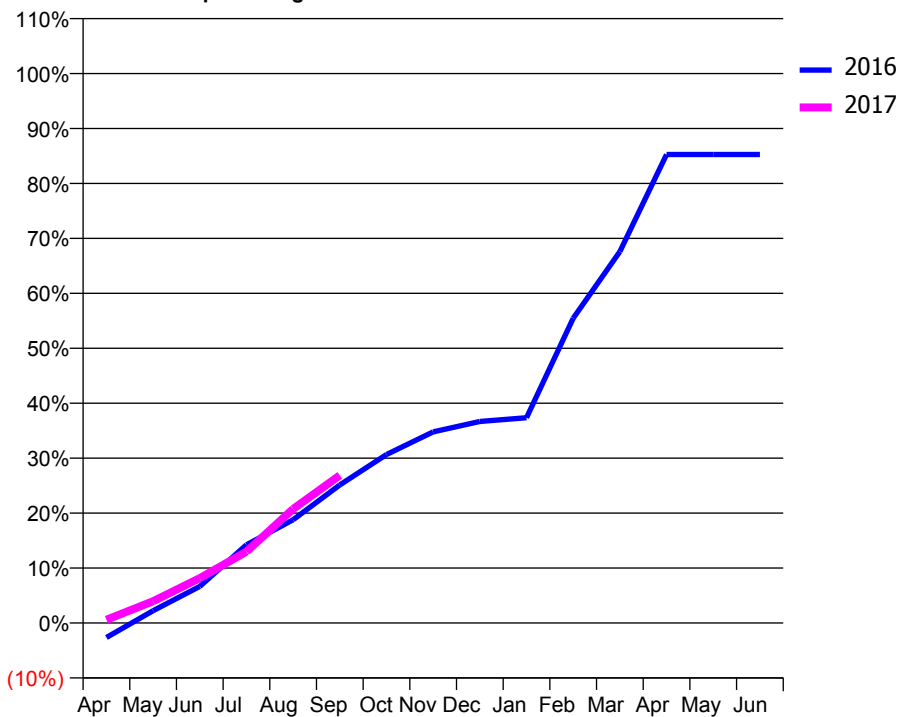
ACCESS*

Patients seen in 24 months	Total	Change since previous quarter
Quarter ending September 2015	1,810	
Quarter ending December 2015	1,925	↑
Quarter ending March 2016	2,449	↑
Quarter ending June 2016	2,573	↑
Quarter ending September 2016	2,756	↑
Variance since September 2015	52.3%	↑



ACTIVITY

Cumulative percentage of contracted UDA delivered 2016 & 2017



Adjusted Scheduled Activity (UDA)

Month	2016	2017
April	-303	68
May	257	454
June	760	933
July	1,624	1,482
August	2,145	2,368
September	2,867	3,066
October	3,499	
November	3,968	
December	4,184	
January	4,262	
February	6,328	
March	7,712	
April	9,726	
May	9,726	
June	9,726	

QUALITY

	Quantity	Base Number	Contract	AT	Region	England
% of FP17s for the same patient ID Re-attending within 3 months - Children	46	446	10.3%	11.6%	13.5%	12.4%
% of FP17s for the same patient ID Re-attending within 3 months - Adults	212	1,264	16.8%	15.7%	17.4%	16.7%
% of FP17s for the same patient ID Re-attending between 3 & 9 months - Children	180	446	40.4%	57.3%	59.0%	57.4%
% of FP17s for the same patient ID Re-attending between 3 & 9 months - Adults	477	1,264	37.7%	52.3%	52.6%	50.5%
% of FP17s for Band 1 Urgent Courses	167	1,367	12.2%	8.5%	9.4%	9.1%
% of FP17s Relating to Free Repair or Replacements	7	1,367	0.5%	1.2%	1.0%	0.8%
% of FP17s Relating to Continuations	10	1,367	0.7%	1.7%	1.5%	1.3%
% of Patients satisfied with the dentistry they have received	0	0	N/A	93.9%	93.7%	93.2%
% of Patients satisfied with the time they had to wait for an appointment	0	0	N/A	90.4%	90.0%	89.0%

* This is based on patients treated on this contract for their most recent course of treatment. Figures in italics indicate the base number of FP17s or Patient Questionnaire responses are less than 100. N/A is shown where the base number of responses is less than 10 during the period. % is calculated as Quantity/Base number*100

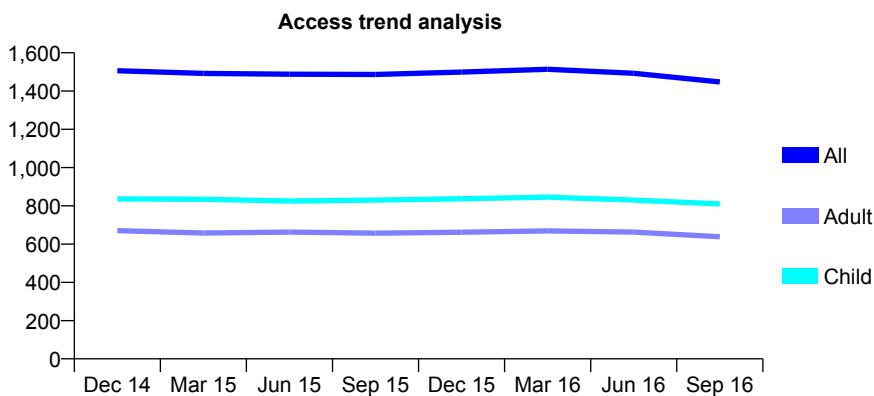
Q49 - Vital Signs At a Glance Contract Report for 804991/0001 - September 2016

Name or company name	MR RE CHAPMAN
Contract type name	GDS Contract
Purpose of contract	General
Contract start date	01/04/2006
Contract end date	

16/17 Contracted general activity (UDA)	5,066
Carry forward general activity (UDA)	0
16/17 Contracted orthodontic activity (UOA)	0
Carry forward orthodontic activity (UOA)	0
Baseline contract value	£117,908.64

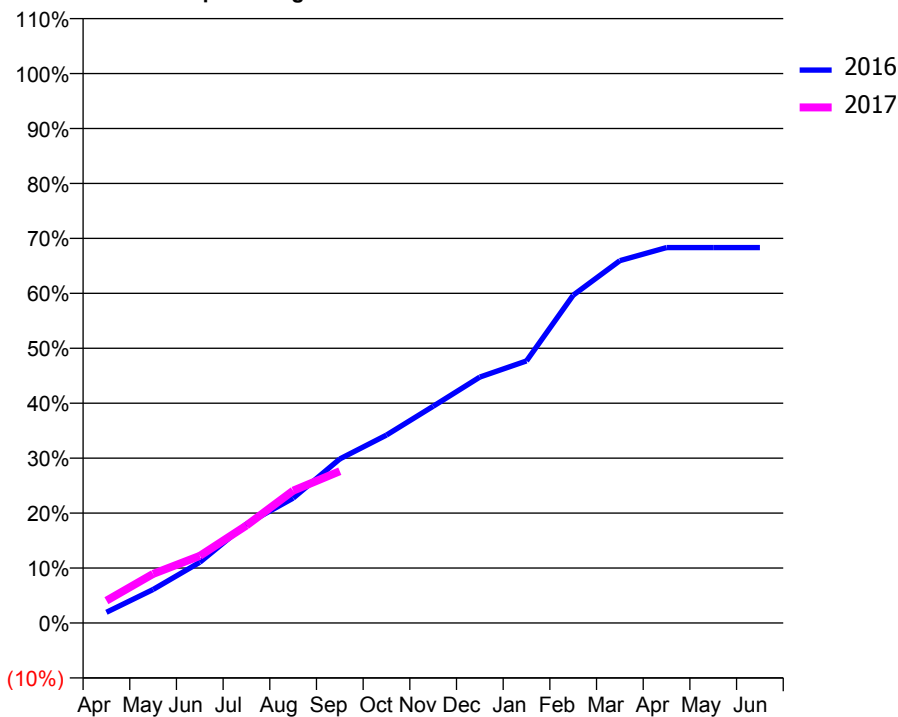
ACCESS*

Patients seen in 24 months	Total	Change since previous quarter
Quarter ending September 2015	1,487	
Quarter ending December 2015	1,499	→
Quarter ending March 2016	1,514	→
Quarter ending June 2016	1,493	↓
Quarter ending September 2016	1,448	↓
Variance since September 2015	(2.6%)	↓



ACTIVITY

Cumulative percentage of contracted UDA delivered 2016 & 2017



Month	Adjusted Scheduled Activity (UDA)	
	2016	2017
April	99	206
May	310	453
June	560	619
July	913	900
August	1,151	1,220
September	1,513	1,400
October	1,732	
November	1,998	
December	2,268	
January	2,416	
February	3,022	
March	3,341	
April	3,462	
May	3,462	
June	3,462	

QUALITY

	Quantity	Base Number	Contract	AT	Region	England
% of FP17s for the same patient ID Re-attending within 3 months - Children	27	479	5.6%	11.6%	13.5%	12.4%
% of FP17s for the same patient ID Re-attending within 3 months - Adults	55	366	15.0%	15.7%	17.4%	16.7%
% of FP17s for the same patient ID Re-attending between 3 & 9 months - Children	304	479	63.5%	57.3%	59.0%	57.4%
% of FP17s for the same patient ID Re-attending between 3 & 9 months - Adults	182	366	49.7%	52.3%	52.6%	50.5%
% of FP17s for Band 1 Urgent Courses	10	780	1.3%	8.5%	9.4%	9.1%
% of FP17s Relating to Free Repair or Replacements	1	780	0.1%	1.2%	1.0%	0.8%
% of FP17s Relating to Continuations	1	780	0.1%	1.7%	1.5%	1.3%
% of Patients satisfied with the dentistry they have received	1	1	N/A	93.9%	93.7%	93.2%
% of Patients satisfied with the time they had to wait for an appointment	1	1	N/A	90.4%	90.0%	89.0%

* This is based on patients treated on this contract for their most recent course of treatment. Figures in italics indicate the base number of FP17s or Patient Questionnaire responses are less than 100. N/A is shown where the base number of responses is less than 10 during the period. % is calculated as Quantity/Base number*100

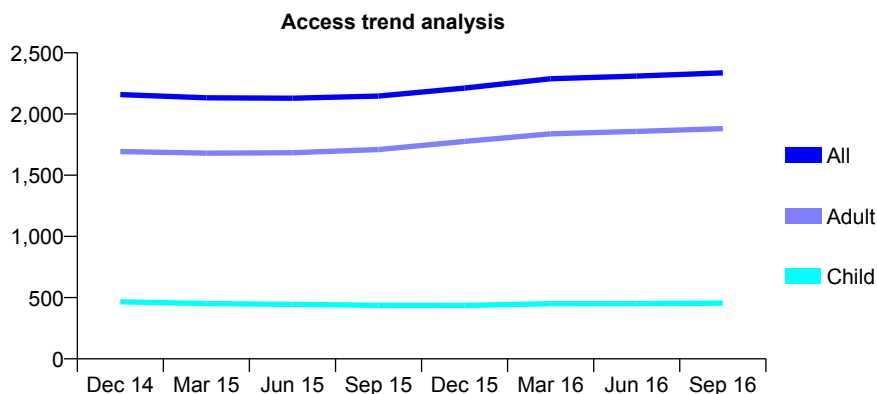
Q49 - Vital Signs At a Glance Contract Report for 808172/0001 - September 2016

Name or company name	MRS F BUCHANAN
Contract type name	GDS Contract
Purpose of contract	General and Orthodontic
Contract start date	01/04/2006
Contract end date	

16/17 Contracted general activity (UDA)	5,697
Carry forward general activity (UDA)	0
16/17 Contracted orthodontic activity (UOA)	0
Carry forward orthodontic activity (UOA)	0
Baseline contract value	£164,957.10

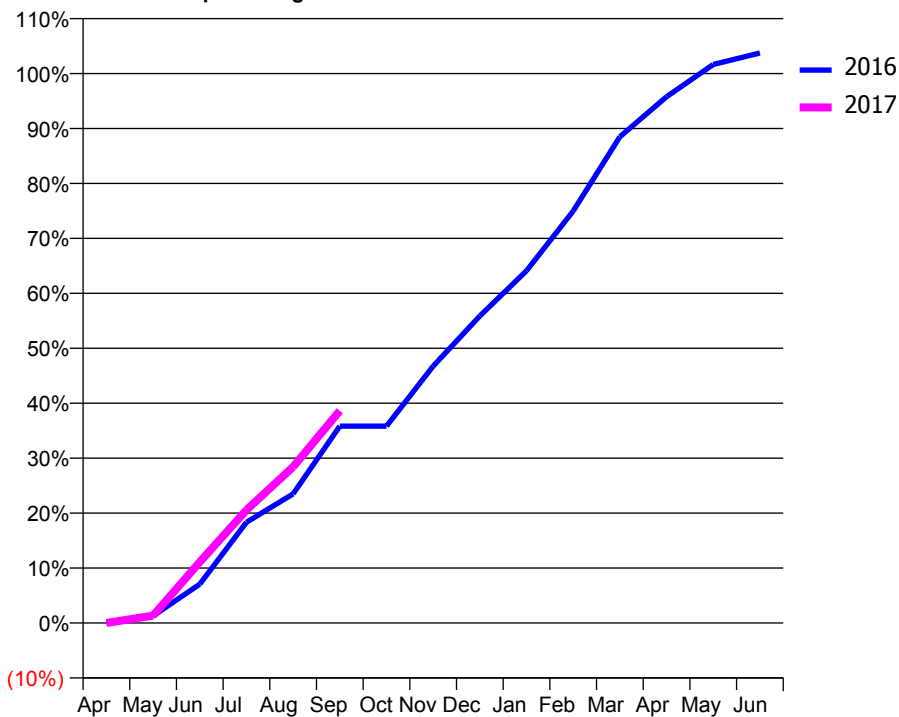
ACCESS*

Patients seen in 24 months	Total	Change since previous quarter
Quarter ending September 2015	2,147	
Quarter ending December 2015	2,212	↑
Quarter ending March 2016	2,288	↑
Quarter ending June 2016	2,310	→
Quarter ending September 2016	2,336	→
Variance since September 2015	8.8%	↑



ACTIVITY

Cumulative percentage of contracted UDA delivered 2016 & 2017



Month	Adjusted Scheduled Activity (UDA)	
	2016	2017
April	0	0
May	73	77
June	401	633
July	1,038	1,171
August	1,331	1,620
September	2,028	2,200
October	2,028	
November	2,648	
December	3,164	
January	3,630	
February	4,245	
March	5,012	
April	5,424	
May	5,757	
June	5,874	

QUALITY

	Quantity	Base Number	Contract	AT	Region	England
% of FP17s for the same patient ID Re-attending within 3 months - Children	50	353	14.2%	11.6%	13.5%	12.4%
% of FP17s for the same patient ID Re-attending within 3 months - Adults	126	1,226	10.3%	15.7%	17.4%	16.7%
% of FP17s for the same patient ID Re-attending between 3 & 9 months - Children	212	353	60.1%	57.3%	59.0%	57.4%
% of FP17s for the same patient ID Re-attending between 3 & 9 months - Adults	738	1,226	60.2%	52.3%	52.6%	50.5%
% of FP17s for Band 1 Urgent Courses	14	1,198	1.2%	8.5%	9.4%	9.1%
% of FP17s Relating to Free Repair or Replacements	6	1,198	0.5%	1.2%	1.0%	0.8%
% of FP17s Relating to Continuations	7	1,198	0.6%	1.7%	1.5%	1.3%
% of Patients satisfied with the dentistry they have received	2	2	N/A	93.9%	93.7%	93.2%
% of Patients satisfied with the time they had to wait for an appointment	2	2	N/A	90.4%	90.0%	89.0%

* This is based on patients treated on this contract for their most recent course of treatment. Figures in italics indicate the base number of FP17s or Patient Questionnaire responses are less than 100. N/A is shown where the base number of responses is less than 10 during the period. % is calculated as Quantity/Base number*100

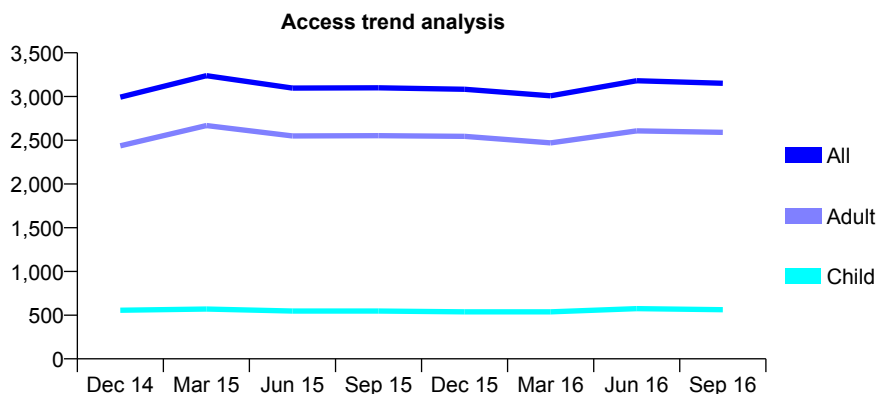
Q49 - Vital Signs At a Glance Contract Report for 813257/0001 - September 2016

Name or company name	The Berwick Dental Practice Partnership
Contract type name	GDS Contract
Purpose of contract	General
Contract start date	01/04/2006
Contract end date	

16/17 Contracted general activity (UDA)	10,736
Carry forward general activity (UDA)	0
16/17 Contracted orthodontic activity (UOA)	0
Carry forward orthodontic activity (UOA)	0
Baseline contract value	£272,583.76

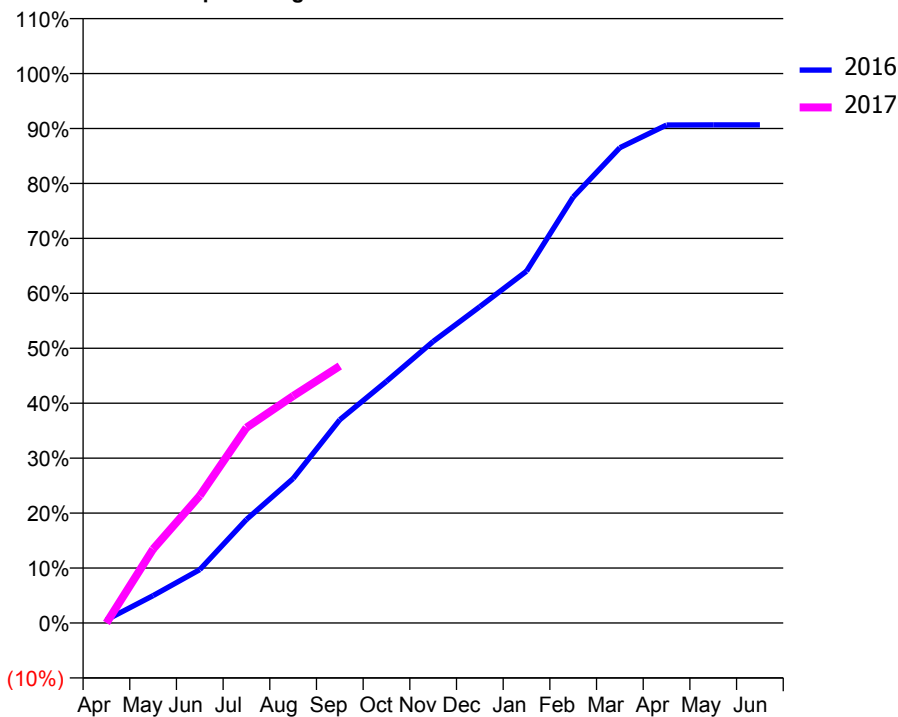
ACCESS*

Patients seen in 24 months	Total	Change since previous quarter
Quarter ending September 2015	3,099	
Quarter ending December 2015	3,083	→
Quarter ending March 2016	3,008	↓
Quarter ending June 2016	3,181	↑
Quarter ending September 2016	3,152	→
Variance since September 2015	1.7%	→



ACTIVITY

Cumulative percentage of contracted UDA delivered 2016 & 2017



Adjusted Scheduled Activity (UDA)

Month	2016	2017
April	61	0
May	535	1,444
June	1,043	2,487
July	2,023	3,818
August	2,823	4,435
September	3,971	5,022
October	4,721	
November	5,502	
December	6,180	
January	6,874	
February	8,322	
March	9,286	
April	9,729	
May	9,731	
June	9,731	

QUALITY

	Quantity	Base Number	Contract	AT	Region	England
% of FP17s for the same patient ID Re-attending within 3 months - Children	34	454	7.5%	11.6%	13.5%	12.4%
% of FP17s for the same patient ID Re-attending within 3 months - Adults	336	2,066	16.3%	15.7%	17.4%	16.7%
% of FP17s for the same patient ID Re-attending between 3 & 9 months - Children	230	454	50.7%	57.3%	59.0%	57.4%
% of FP17s for the same patient ID Re-attending between 3 & 9 months - Adults	1,128	2,066	54.6%	52.3%	52.6%	50.5%
% of FP17s for Band 1 Urgent Courses	175	2,306	7.6%	8.5%	9.4%	9.1%
% of FP17s Relating to Free Repair or Replacements	33	2,306	1.4%	1.2%	1.0%	0.8%
% of FP17s Relating to Continuations	37	2,306	1.6%	1.7%	1.5%	1.3%
% of Patients satisfied with the dentistry they have received	2	2	N/A	93.9%	93.7%	93.2%
% of Patients satisfied with the time they had to wait for an appointment	1	2	N/A	90.4%	90.0%	89.0%

* This is based on patients treated on this contract for their most recent course of treatment. Figures in italics indicate the base number of FP17s or Patient Questionnaire responses are less than 100. N/A is shown where the base number of responses is less than 10 during the period. % is calculated as Quantity/Base number*100

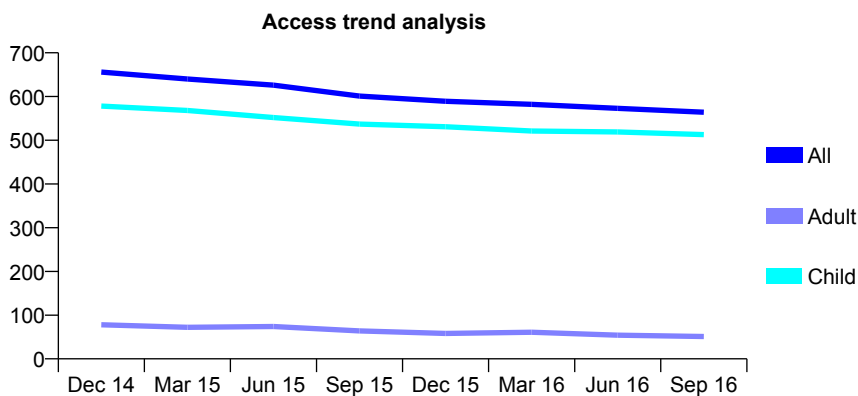
Q49 - Vital Signs At a Glance Contract Report for 814016/0001 - September 2016

Name or company name	MR JW LEIGH
Contract type name	GDS Contract
Purpose of contract	General
Contract start date	01/04/2006
Contract end date	

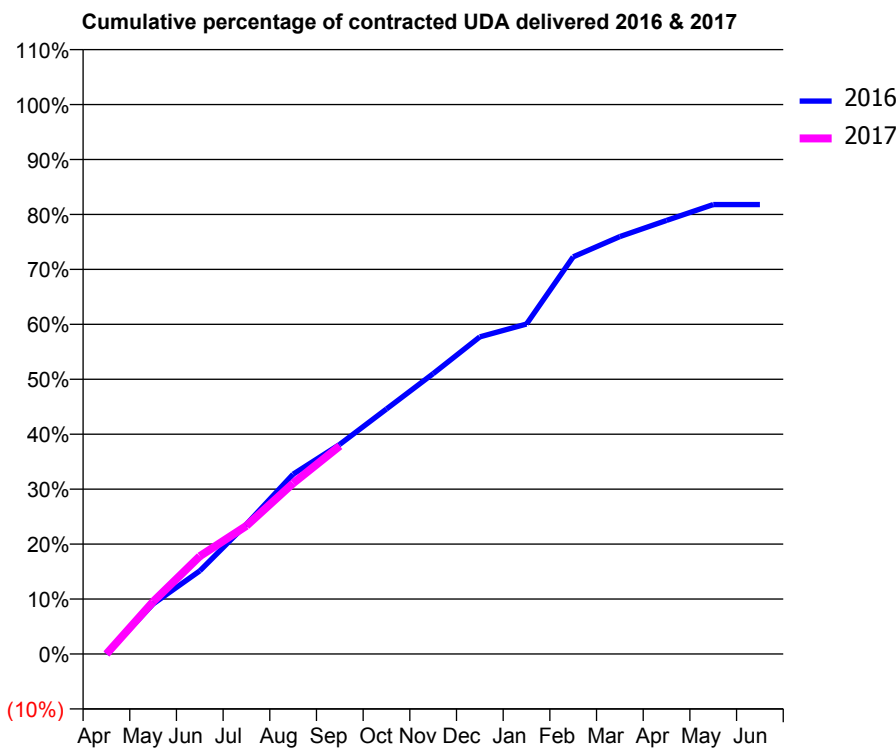
16/17 Contracted general activity (UDA)	1,500
Carry forward general activity (UDA)	0
16/17 Contracted orthodontic activity (UOA)	0
Carry forward orthodontic activity (UOA)	0
Baseline contract value	£36,017.18

ACCESS*

Patients seen in 24 months	Total	Change since previous quarter
Quarter ending September 2015	601	
Quarter ending December 2015	589	↓
Quarter ending March 2016	582	↓
Quarter ending June 2016	573	↓
Quarter ending September 2016	564	↓
Variance since September 2015	(6.2%)	↓



ACTIVITY



Month	Adjusted Scheduled Activity (UDA)	
	2016	2017
April	0	0
May	146	143
June	242	267
July	378	350
August	523	466
September	610	568
October	713	
November	816	
December	923	
January	961	
February	1,156	
March	1,215	
April	1,262	
May	1,309	
June	1,309	

QUALITY

	Quantity	Base Number	Contract	AT	Region	England
% of FP17s for the same patient ID Re-attending within 3 months - Children	29	438	6.6%	11.6%	13.5%	12.4%
% of FP17s for the same patient ID Re-attending within 3 months - Adults	0	0	N/A	15.7%	17.4%	16.7%
% of FP17s for the same patient ID Re-attending between 3 & 9 months - Children	294	438	67.1%	57.3%	59.0%	57.4%
% of FP17s for the same patient ID Re-attending between 3 & 9 months - Adults	0	0	N/A	52.3%	52.6%	50.5%
% of FP17s for Band 1 Urgent Courses	1	373	0.3%	8.5%	9.4%	9.1%
% of FP17s Relating to Free Repair or Replacements	0	373	0.0%	1.2%	1.0%	0.8%
% of FP17s Relating to Continuations	0	373	0.0%	1.7%	1.5%	1.3%
% of Patients satisfied with the dentistry they have received	1	1	N/A	93.9%	93.7%	93.2%
% of Patients satisfied with the time they had to wait for an appointment	1	1	N/A	90.4%	90.0%	89.0%

* This is based on patients treated on this contract for their most recent course of treatment. Figures in italics indicate the base number of FP17s or Patient Questionnaire responses are less than 100. N/A is shown where the base number of responses is less than 10 during the period. % is calculated as Quantity/Base number*100

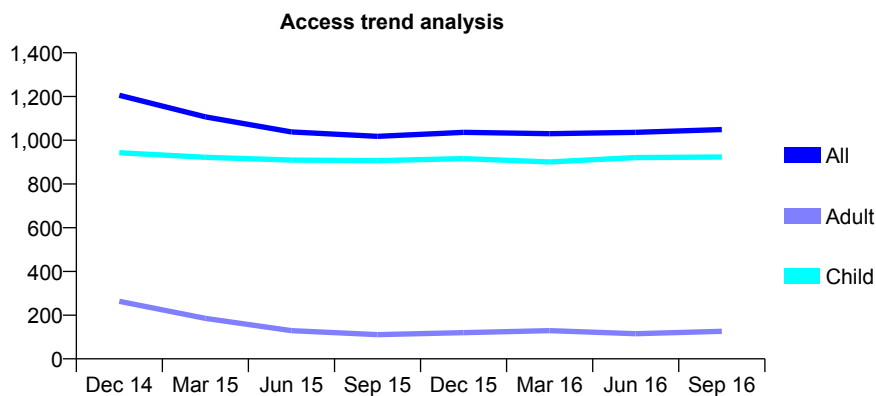
Q49 - Vital Signs At a Glance Contract Report for 817201/0001 - September 2016

Name or company name	MR JB LEWIS
Contract type name	GDS Contract
Purpose of contract	General
Contract start date	01/04/2011
Contract end date	

16/17 Contracted general activity (UDA)	2,408
Carry forward general activity (UDA)	0
16/17 Contracted orthodontic activity (UOA)	0
Carry forward orthodontic activity (UOA)	0
Baseline contract value	£57,644.62

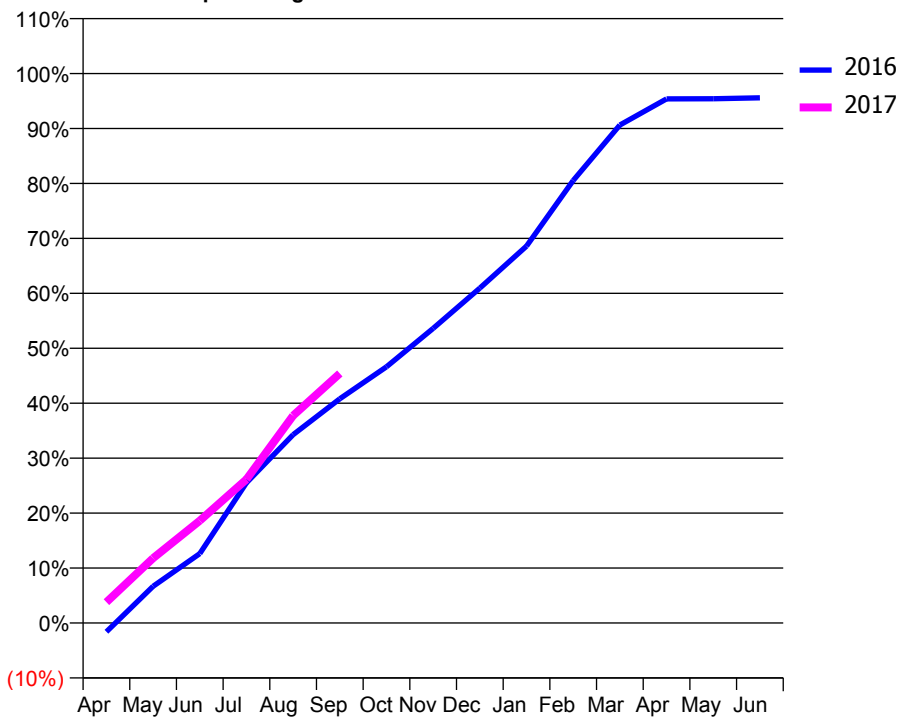
ACCESS*

Patients seen in 24 months	Total	Change since previous quarter
Quarter ending September 2015	1,018	
Quarter ending December 2015	1,036	→
Quarter ending March 2016	1,030	→
Quarter ending June 2016	1,036	→
Quarter ending September 2016	1,049	→
Variance since September 2015	3.0%	↑



ACTIVITY

Cumulative percentage of contracted UDA delivered 2016 & 2017



Month	Adjusted Scheduled Activity (UDA)	
	2016	2017
April	-39	91
May	161	284
June	304	448
July	614	629
August	825	909
September	983	1,093
October	1,123	
November	1,291	
December	1,468	
January	1,652	
February	1,939	
March	2,182	
April	2,297	
May	2,298	
June	2,302	

QUALITY

	Quantity	Base Number	Contract	AT	Region	England
% of FP17s for the same patient ID Re-attending within 3 months - Children	108	870	12.4%	11.6%	13.5%	12.4%
% of FP17s for the same patient ID Re-attending within 3 months - Adults	0	0	N/A	15.7%	17.4%	16.7%
% of FP17s for the same patient ID Re-attending between 3 & 9 months - Children	559	870	64.3%	57.3%	59.0%	57.4%
% of FP17s for the same patient ID Re-attending between 3 & 9 months - Adults	0	0	N/A	52.3%	52.6%	50.5%
% of FP17s for Band 1 Urgent Courses	47	781	6.0%	8.5%	9.4%	9.1%
% of FP17s Relating to Free Repair or Replacements	0	781	0.0%	1.2%	1.0%	0.8%
% of FP17s Relating to Continuations	0	781	0.0%	1.7%	1.5%	1.3%
% of Patients satisfied with the dentistry they have received	1	1	N/A	93.9%	93.7%	93.2%
% of Patients satisfied with the time they had to wait for an appointment	1	1	N/A	90.4%	90.0%	89.0%

* This is based on patients treated on this contract for their most recent course of treatment. Figures in italics indicate the base number of FP17s or Patient Questionnaire responses are less than 100. N/A is shown where the base number of responses is less than 10 during the period. % is calculated as Quantity/Base number*100

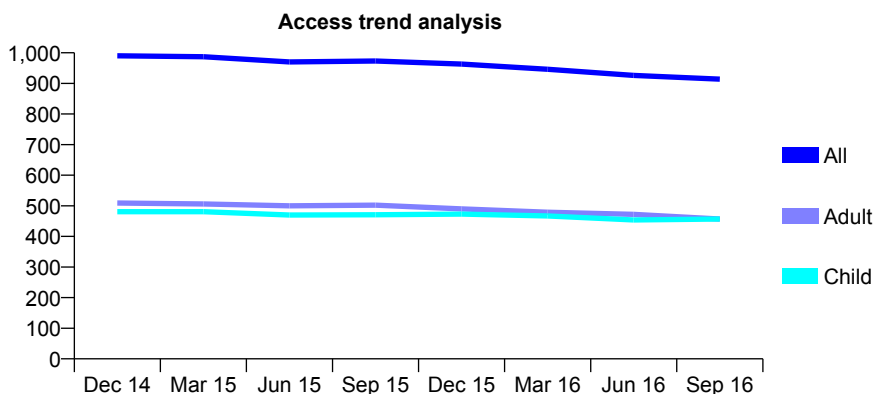
Q49 - Vital Signs At a Glance Contract Report for 819042/0001 - September 2016

Name or company name	MR SA WILLIAMSON
Contract type name	GDS Contract
Purpose of contract	General
Contract start date	01/04/2006
Contract end date	

16/17 Contracted general activity (UDA)	3,200
Carry forward general activity (UDA)	0
16/17 Contracted orthodontic activity (UOA)	0
Carry forward orthodontic activity (UOA)	0
Baseline contract value	£86,513.62

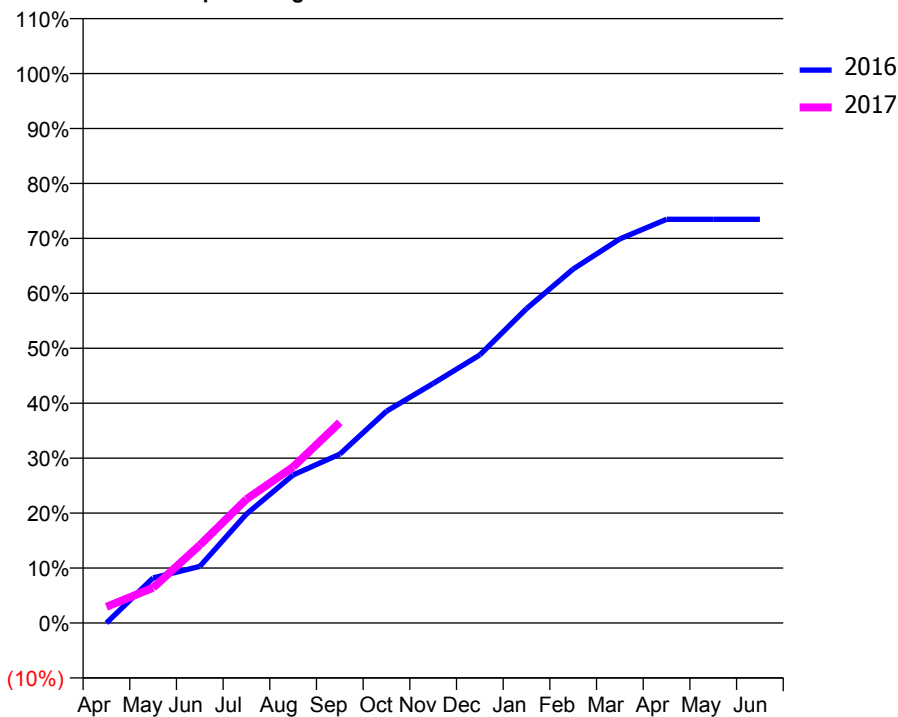
ACCESS*

Patients seen in 24 months	Total	Change since previous quarter
Quarter ending September 2015	973	
Quarter ending December 2015	963	↓
Quarter ending March 2016	946	↓
Quarter ending June 2016	926	↓
Quarter ending September 2016	914	↓
Variance since September 2015	(6.1%)	↓



ACTIVITY

Cumulative percentage of contracted UDA delivered 2016 & 2017



Month	Adjusted Scheduled Activity (UDA)	
	2016	2017
April	0	94
May	263	205
June	330	454
July	635	721
August	862	909
September	983	1,168
October	1,233	
November	1,395	
December	1,561	
January	1,831	
February	2,061	
March	2,237	
April	2,351	
May	2,351	
June	2,351	

QUALITY

	Quantity	Base Number	Contract	AT	Region	England
% of FP17s for the same patient ID Re-attending within 3 months - Children	26	375	6.9%	11.6%	13.5%	12.4%
% of FP17s for the same patient ID Re-attending within 3 months - Adults	47	322	14.6%	15.7%	17.4%	16.7%
% of FP17s for the same patient ID Re-attending between 3 & 9 months - Children	240	375	64.0%	57.3%	59.0%	57.4%
% of FP17s for the same patient ID Re-attending between 3 & 9 months - Adults	198	322	61.5%	52.3%	52.6%	50.5%
% of FP17s for Band 1 Urgent Courses	7	620	1.1%	8.5%	9.4%	9.1%
% of FP17s Relating to Free Repair or Replacements	0	620	0.0%	1.2%	1.0%	0.8%
% of FP17s Relating to Continuations	27	620	4.4%	1.7%	1.5%	1.3%
% of Patients satisfied with the dentistry they have received	1	1	N/A	93.9%	93.7%	93.2%
% of Patients satisfied with the time they had to wait for an appointment	1	1	N/A	90.4%	90.0%	89.0%

* This is based on patients treated on this contract for their most recent course of treatment. Figures in italics indicate the base number of FP17s or Patient Questionnaire responses are less than 100. N/A is shown where the base number of responses is less than 10 during the period. % is calculated as Quantity/Base number*100

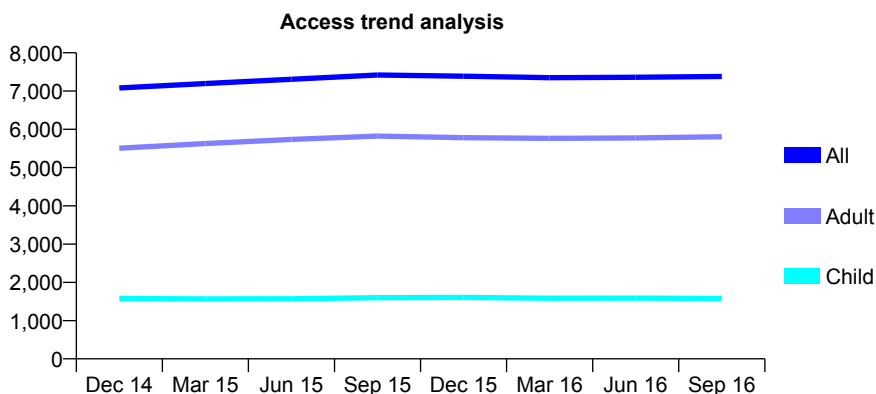
Q49 - Vital Signs At a Glance Contract Report for 819786/0001 - September 2016

Name or company name	MR CA TURNER
Contract type name	GDS Contract
Purpose of contract	General
Contract start date	01/10/2013
Contract end date	

16/17 Contracted general activity (UDA)	22,621
Carry forward general activity (UDA)	0
16/17 Contracted orthodontic activity (UOA)	0
Carry forward orthodontic activity (UOA)	0
Baseline contract value	£828,447.10

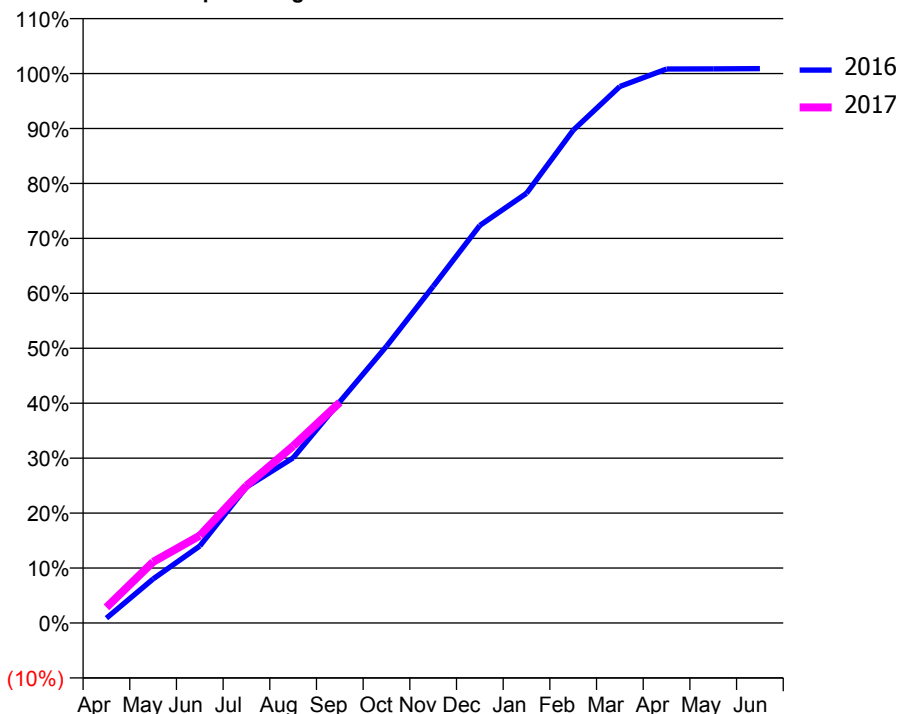
ACCESS*

Patients seen in 24 months	Total	Change since previous quarter
Quarter ending September 2015	7,420	
Quarter ending December 2015	7,387	→
Quarter ending March 2016	7,349	→
Quarter ending June 2016	7,362	→
Quarter ending September 2016	7,381	→
Variance since September 2015	(0.5%)	→



ACTIVITY

Cumulative percentage of contracted UDA delivered 2016 & 2017



Month	Adjusted Scheduled Activity (UDA)	
	2016	2017
April	198	646
May	1,816	2,519
June	3,171	3,598
July	5,595	5,651
August	6,800	7,288
September	9,108	9,080
October	11,396	
November	13,858	
December	16,368	
January	17,687	
February	20,285	
March	22,089	
April	22,804	
May	22,809	
June	22,825	

QUALITY

	Quantity	Base Number	Contract	AT	Region	England
% of FP17s for the same patient ID Re-attending within 3 months - Children	100	1,255	8.0%	11.6%	13.5%	12.4%
% of FP17s for the same patient ID Re-attending within 3 months - Adults	660	3,816	17.3%	15.7%	17.4%	16.7%
% of FP17s for the same patient ID Re-attending between 3 & 9 months - Children	805	1,255	64.1%	57.3%	59.0%	57.4%
% of FP17s for the same patient ID Re-attending between 3 & 9 months - Adults	1,747	3,816	45.8%	52.3%	52.6%	50.5%
% of FP17s for Band 1 Urgent Courses	453	4,112	11.0%	8.5%	9.4%	9.1%
% of FP17s Relating to Free Repair or Replacements	100	4,112	2.4%	1.2%	1.0%	0.8%
% of FP17s Relating to Continuations	44	4,112	1.1%	1.7%	1.5%	1.3%
% of Patients satisfied with the dentistry they have received	5	5	N/A	93.9%	93.7%	93.2%
% of Patients satisfied with the time they had to wait for an appointment	4	5	N/A	90.4%	90.0%	89.0%

* This is based on patients treated on this contract for their most recent course of treatment. Figures in italics indicate the base number of FP17s or Patient Questionnaire responses are less than 100. N/A is shown where the base number of responses is less than 10 during the period. % is calculated as Quantity/Base number*100

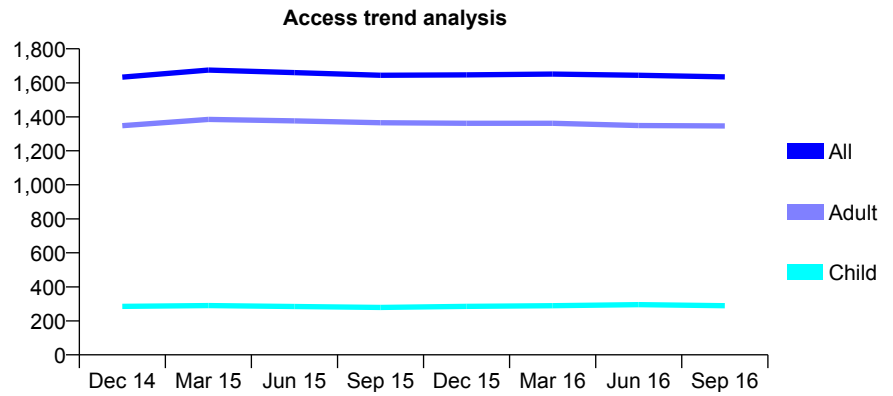
Q49 - Vital Signs At a Glance Contract Report for 826324/0002 - September 2016

Name or company name	MR B SWIFT
Contract type name	GDS Contract
Purpose of contract	General
Contract start date	06/04/2013
Contract end date	

16/17 Contracted general activity (UDA)	6,000
Carry forward general activity (UDA)	0
16/17 Contracted orthodontic activity (UOA)	0
Carry forward orthodontic activity (UOA)	0
Baseline contract value	£138,803.54

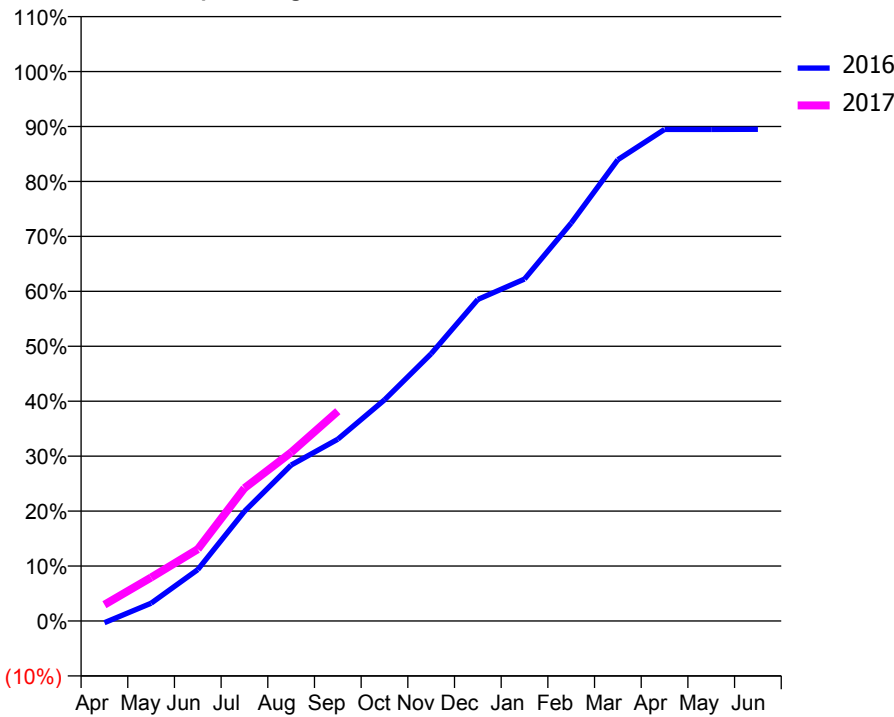
ACCESS*

Patients seen in 24 months	Total	Change since previous quarter
Quarter ending September 2015	1,644	
Quarter ending December 2015	1,647	→
Quarter ending March 2016	1,651	→
Quarter ending June 2016	1,644	→
Quarter ending September 2016	1,635	→
Variance since September 2015	(0.5%)	→



ACTIVITY

Cumulative percentage of contracted UDA delivered 2016 & 2017



Month	Adjusted Scheduled Activity (UDA)	
	2016	2017
April	-20	178
May	194	475
June	561	784
July	1,197	1,451
August	1,703	1,841
September	1,986	2,292
October	2,414	
November	2,918	
December	3,512	
January	3,734	
February	4,345	
March	5,037	
April	5,368	
May	5,368	
June	5,370	

QUALITY

	Quantity	Base Number	Contract	AT	Region	England
% of FP17s for the same patient ID Re-attending within 3 months - Children	16	222	7.2%	11.6%	13.5%	12.4%
% of FP17s for the same patient ID Re-attending within 3 months - Adults	202	1,213	16.7%	15.7%	17.4%	16.7%
% of FP17s for the same patient ID Re-attending between 3 & 9 months - Children	145	222	65.3%	57.3%	59.0%	57.4%
% of FP17s for the same patient ID Re-attending between 3 & 9 months - Adults	822	1,213	67.8%	52.3%	52.6%	50.5%
% of FP17s for Band 1 Urgent Courses	129	1,284	10.0%	8.5%	9.4%	9.1%
% of FP17s Relating to Free Repair or Replacements	25	1,284	1.9%	1.2%	1.0%	0.8%
% of FP17s Relating to Continuations	7	1,284	0.5%	1.7%	1.5%	1.3%
% of Patients satisfied with the dentistry they have received	4	4	N/A	93.9%	93.7%	93.2%
% of Patients satisfied with the time they had to wait for an appointment	4	4	N/A	90.4%	90.0%	89.0%

* This is based on patients treated on this contract for their most recent course of treatment. Figures in italics indicate the base number of FP17s or Patient Questionnaire responses are less than 100. N/A is shown where the base number of responses is less than 10 during the period. % is calculated as Quantity/Base number*100

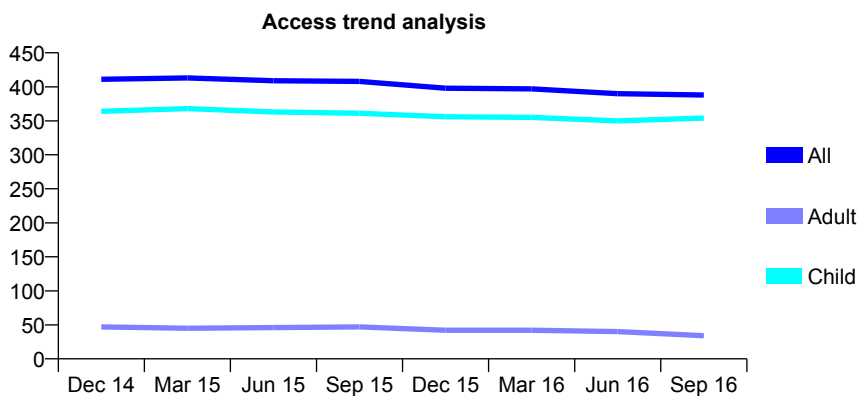
Q49 - Vital Signs At a Glance Contract Report for 826693/0001 - September 2016

Name or company name	MR JR MCHUGH
Contract type name	GDS Contract
Purpose of contract	General
Contract start date	01/04/2006
Contract end date	

16/17 Contracted general activity (UDA)	1,000
Carry forward general activity (UDA)	0
16/17 Contracted orthodontic activity (UOA)	0
Carry forward orthodontic activity (UOA)	0
Baseline contract value	£23,644.33

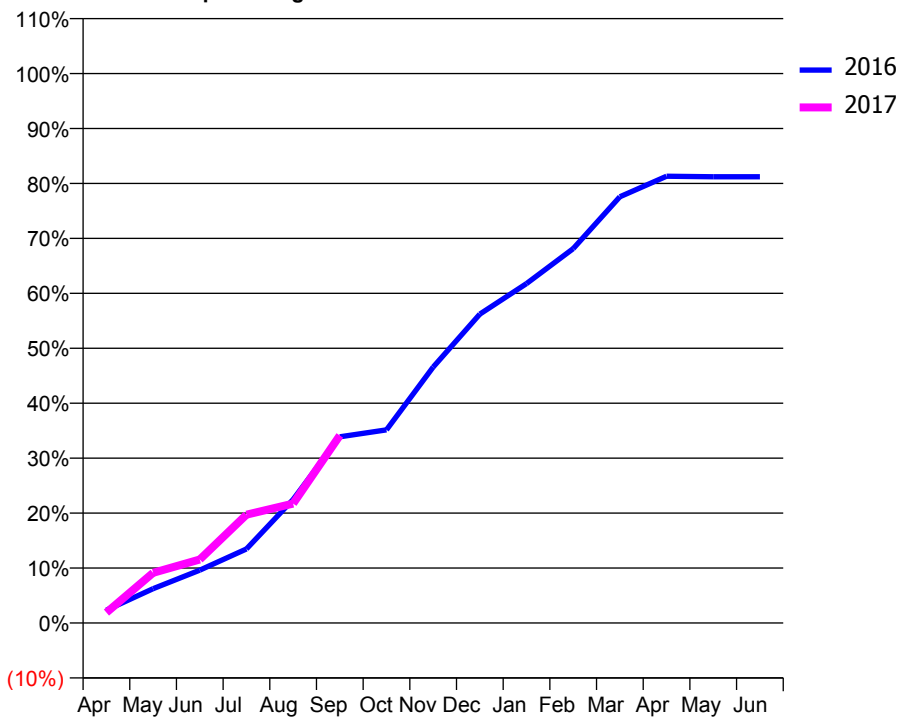
ACCESS*

Patients seen in 24 months	Total	Change since previous quarter
Quarter ending September 2015	408	
Quarter ending December 2015	398	↓
Quarter ending March 2016	397	→
Quarter ending June 2016	390	↓
Quarter ending September 2016	388	→
Variance since September 2015	(4.9%)	↓



ACTIVITY

Cumulative percentage of contracted UDA delivered 2016 & 2017



Adjusted Scheduled Activity (UDA)

Month	2016	2017
April	23	19
May	63	91
June	96	116
July	135	197
August	225	217
September	339	341
October	351	
November	466	
December	562	
January	618	
February	681	
March	776	
April	813	
May	812	
June	812	

QUALITY

	Quantity	Base Number	Contract	AT	Region	England
% of FP17s for the same patient ID Re-attending within 3 months - Children	20	280	7.1%	11.6%	13.5%	12.4%
% of FP17s for the same patient ID Re-attending within 3 months - Adults	0	0	N/A	15.7%	17.4%	16.7%
% of FP17s for the same patient ID Re-attending between 3 & 9 months - Children	180	280	64.3%	57.3%	59.0%	57.4%
% of FP17s for the same patient ID Re-attending between 3 & 9 months - Adults	0	0	N/A	52.3%	52.6%	50.5%
% of FP17s for Band 1 Urgent Courses	7	254	2.8%	8.5%	9.4%	9.1%
% of FP17s Relating to Free Repair or Replacements	0	254	0.0%	1.2%	1.0%	0.8%
% of FP17s Relating to Continuations	0	254	0.0%	1.7%	1.5%	1.3%
% of Patients satisfied with the dentistry they have received	0	0	N/A	93.9%	93.7%	93.2%
% of Patients satisfied with the time they had to wait for an appointment	0	0	N/A	90.4%	90.0%	89.0%

* This is based on patients treated on this contract for their most recent course of treatment. Figures in italics indicate the base number of FP17s or Patient Questionnaire responses are less than 100. N/A is shown where the base number of responses is less than 10 during the period. % is calculated as Quantity/Base number*100

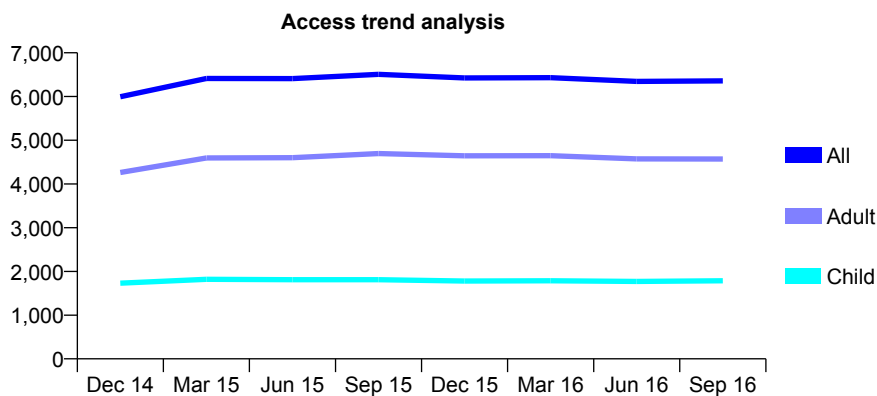
Q49 - Vital Signs At a Glance Contract Report for 829390/0001 - September 2016

Name or company name	MR DA CUNNINGHAM
Contract type name	GDS Contract
Purpose of contract	General
Contract start date	01/04/2006
Contract end date	

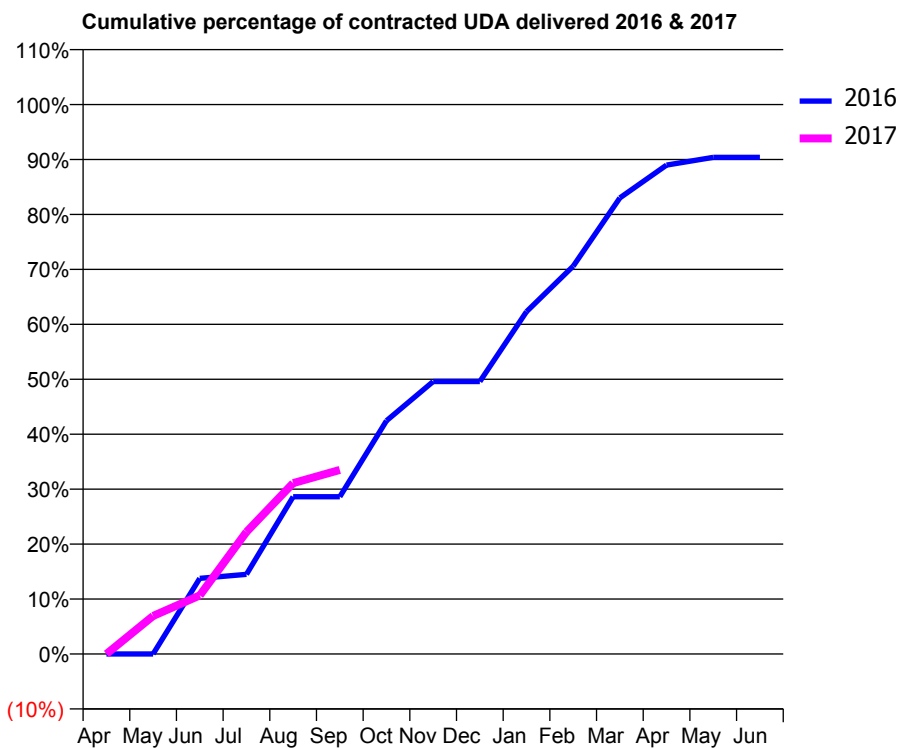
16/17 Contracted general activity (UDA)	19,467
Carry forward general activity (UDA)	0
16/17 Contracted orthodontic activity (UOA)	0
Carry forward orthodontic activity (UOA)	0
Baseline contract value	£429,716.17

ACCESS*

Patients seen in 24 months	Total	Change since previous quarter
Quarter ending September 2015	6,507	
Quarter ending December 2015	6,424	↓
Quarter ending March 2016	6,432	→
Quarter ending June 2016	6,347	↓
Quarter ending September 2016	6,357	→
Variance since September 2015	(2.3%)	↓



ACTIVITY



Month	Adjusted Scheduled Activity (UDA)	
	2016	2017
April	0	0
May	0	1,351
June	2,681	2,075
July	2,825	4,324
August	5,574	6,055
September	5,574	6,520
October	8,264	
November	9,655	
December	9,655	
January	12,127	
February	13,742	
March	16,159	
April	17,320	
May	17,593	
June	17,593	

QUALITY

	Quantity	Base Number	Contract	AT	Region	England
% of FP17s for the same patient ID Re-attending within 3 months - Children	86	1,272	6.8%	11.6%	13.5%	12.4%
% of FP17s for the same patient ID Re-attending within 3 months - Adults	486	3,310	14.7%	15.7%	17.4%	16.7%
% of FP17s for the same patient ID Re-attending between 3 & 9 months - Children	812	1,272	63.8%	57.3%	59.0%	57.4%
% of FP17s for the same patient ID Re-attending between 3 & 9 months - Adults	2,165	3,310	65.4%	52.3%	52.6%	50.5%
% of FP17s for Band 1 Urgent Courses	268	3,764	7.1%	8.5%	9.4%	9.1%
% of FP17s Relating to Free Repair or Replacements	16	3,764	0.4%	1.2%	1.0%	0.8%
% of FP17s Relating to Continuations	80	3,764	2.1%	1.7%	1.5%	1.3%
% of Patients satisfied with the dentistry they have received	11	11	100.0%	93.9%	93.7%	93.2%
% of Patients satisfied with the time they had to wait for an appointment	11	11	100.0%	90.4%	90.0%	89.0%

* This is based on patients treated on this contract for their most recent course of treatment. Figures in italics indicate the base number of FP17s or Patient Questionnaire responses are less than 100. N/A is shown where the base number of responses is less than 10 during the period. % is calculated as Quantity/Base number*100

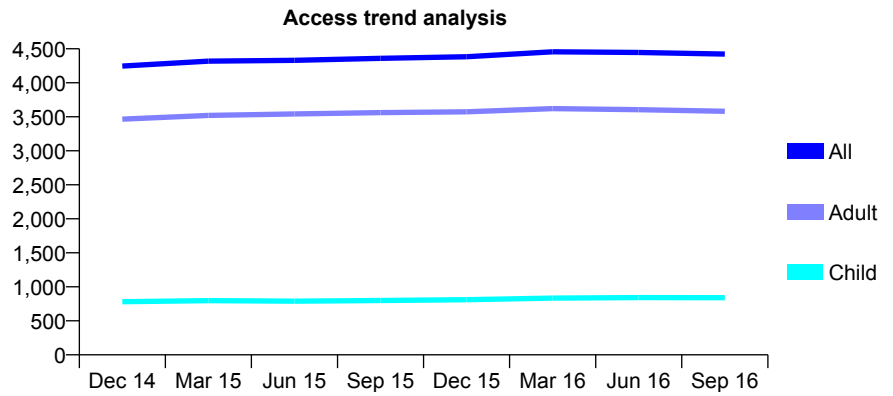
Q49 - Vital Signs At a Glance Contract Report for 830003/0001 - September 2016

Name or company name	MR PJ KNOPS
Contract type name	GDS Contract
Purpose of contract	General
Contract start date	01/04/2006
Contract end date	

16/17 Contracted general activity (UDA)	13,768
Carry forward general activity (UDA)	0
16/17 Contracted orthodontic activity (UOA)	0
Carry forward orthodontic activity (UOA)	0
Baseline contract value	£355,141.09

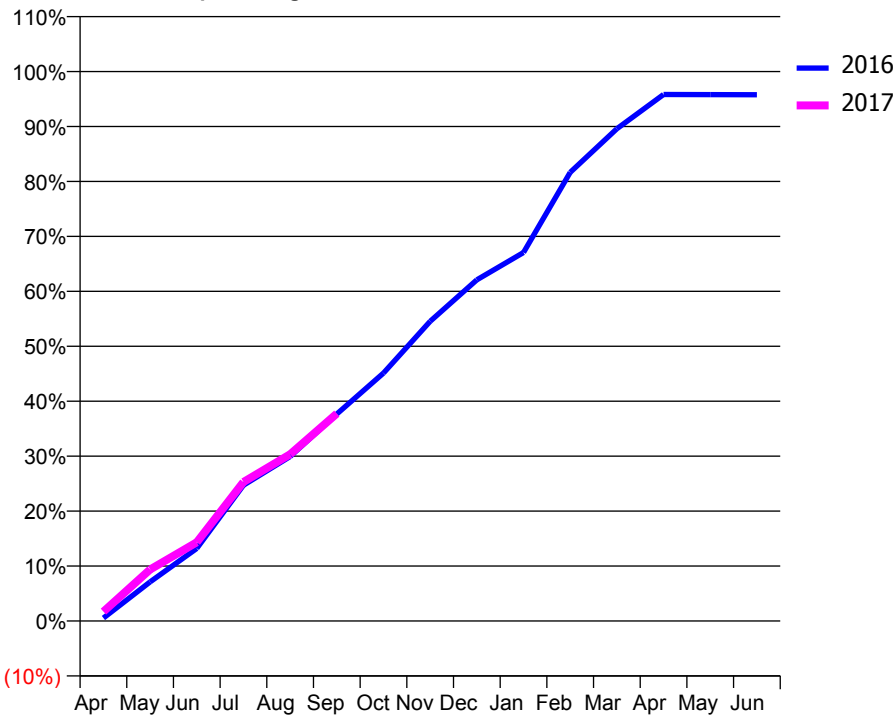
ACCESS*

Patients seen in 24 months	Total	Change since previous quarter
Quarter ending September 2015	4,360	
Quarter ending December 2015	4,383	→
Quarter ending March 2016	4,456	→
Quarter ending June 2016	4,446	→
Quarter ending September 2016	4,422	→
Variance since September 2015	1.4%	→



ACTIVITY

Cumulative percentage of contracted UDA delivered 2016 & 2017



Month	Adjusted Scheduled Activity (UDA)	
	2016	2017
April	74	234
May	981	1,291
June	1,819	1,974
July	3,404	3,484
August	4,121	4,176
September	5,187	5,198
October	6,212	
November	7,509	
December	8,549	
January	9,232	
February	11,242	
March	12,333	
April	13,191	
May	13,188	
June	13,185	

QUALITY

	Quantity	Base Number	Contract	AT	Region	England
% of FP17s for the same patient ID Re-attending within 3 months - Children	73	627	11.6%	11.6%	13.5%	12.4%
% of FP17s for the same patient ID Re-attending within 3 months - Adults	476	2,492	19.1%	15.7%	17.4%	16.7%
% of FP17s for the same patient ID Re-attending between 3 & 9 months - Children	335	627	53.4%	57.3%	59.0%	57.4%
% of FP17s for the same patient ID Re-attending between 3 & 9 months - Adults	1,149	2,492	46.1%	52.3%	52.6%	50.5%
% of FP17s for Band 1 Urgent Courses	244	2,464	9.9%	8.5%	9.4%	9.1%
% of FP17s Relating to Free Repair or Replacements	24	2,464	1.0%	1.2%	1.0%	0.8%
% of FP17s Relating to Continuations	43	2,464	1.7%	1.7%	1.5%	1.3%
% of Patients satisfied with the dentistry they have received	7	7	N/A	93.9%	93.7%	93.2%
% of Patients satisfied with the time they had to wait for an appointment	7	7	N/A	90.4%	90.0%	89.0%

* This is based on patients treated on this contract for their most recent course of treatment. Figures in italics indicate the base number of FP17s or Patient Questionnaire responses are less than 100. N/A is shown where the base number of responses is less than 10 during the period. % is calculated as Quantity/Base number*100

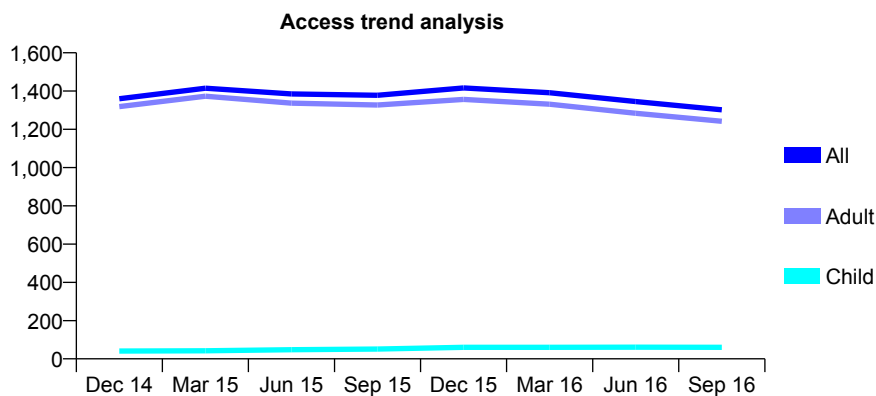
Q49 - Vital Signs At a Glance Contract Report for 830631/0001 - September 2016

Name or company name	MR ME LITTLE
Contract type name	GDS Contract
Purpose of contract	General
Contract start date	01/04/2006
Contract end date	

16/17 Contracted general activity (UDA)	4,365
Carry forward general activity (UDA)	0
16/17 Contracted orthodontic activity (UOA)	0
Carry forward orthodontic activity (UOA)	0
Baseline contract value	£122,866.91

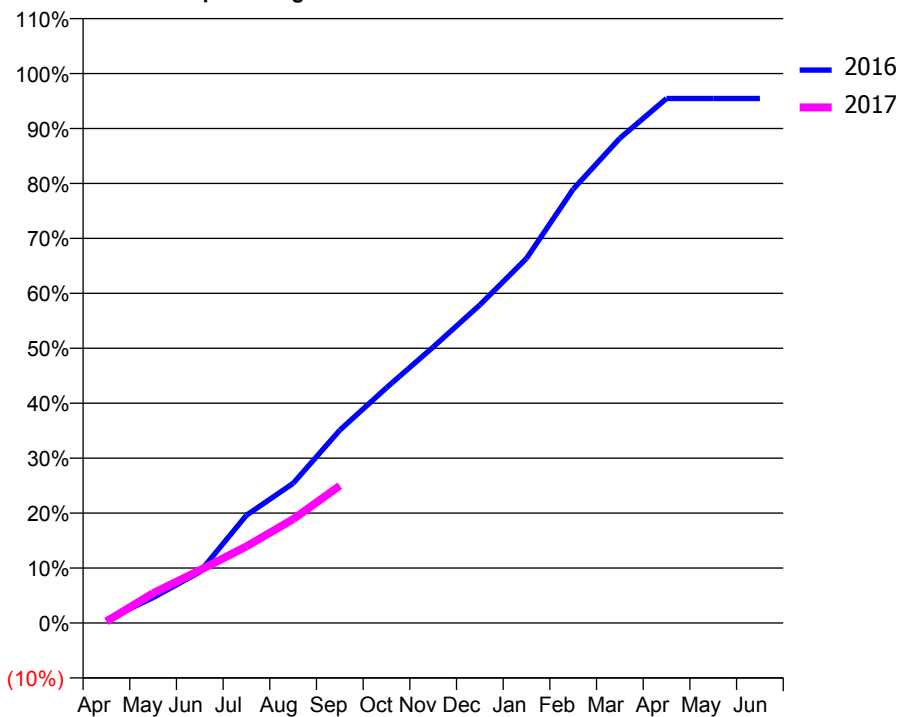
ACCESS*

Patients seen in 24 months	Total	Change since previous quarter
Quarter ending September 2015	1,378	
Quarter ending December 2015	1,416	↑
Quarter ending March 2016	1,391	↓
Quarter ending June 2016	1,345	↓
Quarter ending September 2016	1,302	↓
Variance since September 2015	(5.5%)	↓



ACTIVITY

Cumulative percentage of contracted UDA delivered 2016 & 2017



Adjusted Scheduled Activity (UDA)

Month	2016	2017
April	26	12
May	202	237
June	405	419
July	856	609
August	1,110	825
September	1,532	1,091
October	1,869	
November	2,192	
December	2,527	
January	2,897	
February	3,446	
March	3,851	
April	4,167	
May	4,167	
June	4,167	

QUALITY

	Quantity	Base Number	Contract	AT	Region	England
% of FP17s for the same patient ID Re-attending within 3 months - Children	0	20	0.0%	11.6%	13.5%	12.4%
% of FP17s for the same patient ID Re-attending within 3 months - Adults	14	312	4.5%	15.7%	17.4%	16.7%
% of FP17s for the same patient ID Re-attending between 3 & 9 months - Children	4	20	20.0%	57.3%	59.0%	57.4%
% of FP17s for the same patient ID Re-attending between 3 & 9 months - Adults	62	312	19.9%	52.3%	52.6%	50.5%
% of FP17s for Band 1 Urgent Courses	0	233	0.0%	8.5%	9.4%	9.1%
% of FP17s Relating to Free Repair or Replacements	0	233	0.0%	1.2%	1.0%	0.8%
% of FP17s Relating to Continuations	0	233	0.0%	1.7%	1.5%	1.3%
% of Patients satisfied with the dentistry they have received	2	2	N/A	93.9%	93.7%	93.2%
% of Patients satisfied with the time they had to wait for an appointment	2	2	N/A	90.4%	90.0%	89.0%

* This is based on patients treated on this contract for their most recent course of treatment. Figures in italics indicate the base number of FP17s or Patient Questionnaire responses are less than 100. N/A is shown where the base number of responses is less than 10 during the period. % is calculated as Quantity/Base number*100

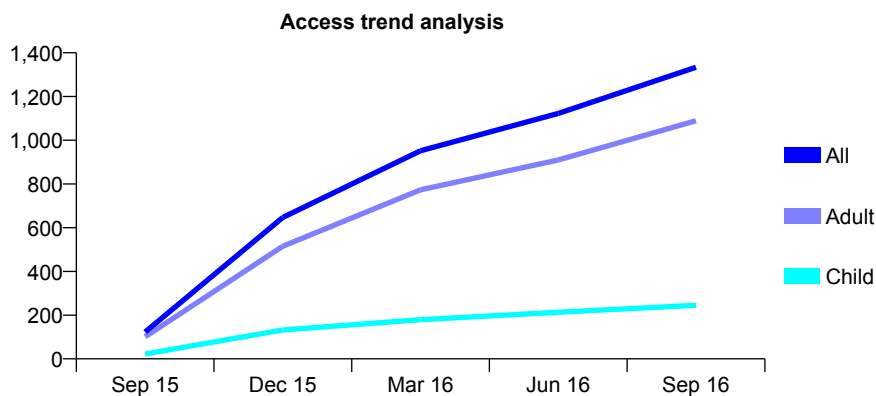
Q49 - Vital Signs At a Glance Contract Report for 833037/0017 - September 2016

Name or company name	MR MA HYDER
Contract type name	PDS Contract
Purpose of contract	General
Contract start date	01/07/2015
Contract end date	31/03/2020

16/17 Contracted general activity (UDA)	4,330
Carry forward general activity (UDA)	6
16/17 Contracted orthodontic activity (UOA)	0
Carry forward orthodontic activity (UOA)	0
Baseline contract value	£105,735.00

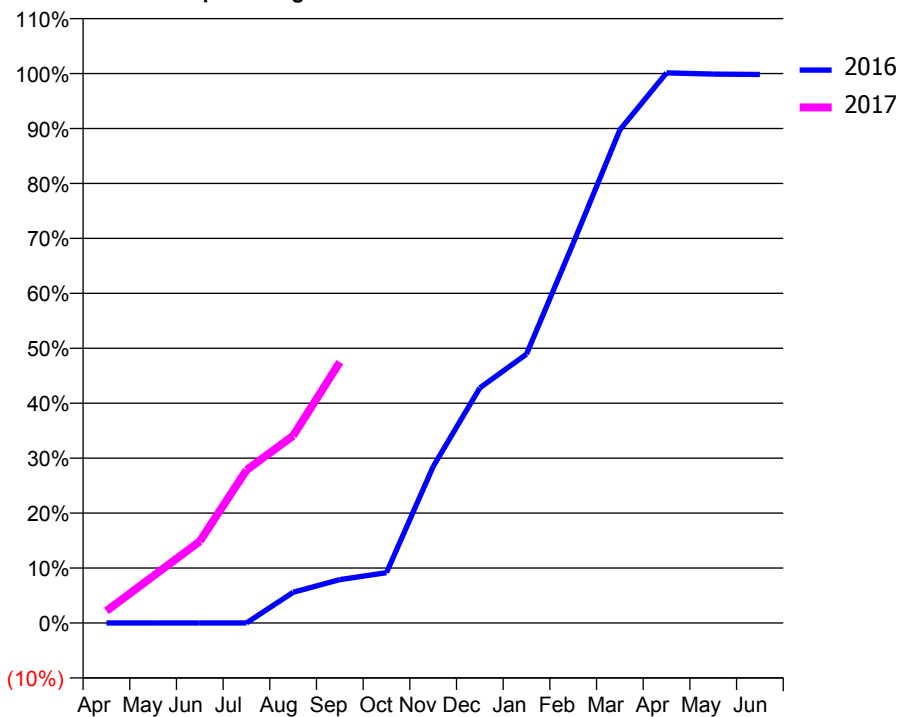
ACCESS*

Patients seen in 24 months	Total	Change since previous quarter
Quarter ending September 2015	123	
Quarter ending December 2015	647	↑
Quarter ending March 2016	952	↑
Quarter ending June 2016	1,123	↑
Quarter ending September 2016	1,334	↑
Variance since September 2015	984.6%	↑



ACTIVITY

Cumulative percentage of contracted UDA delivered 2016 & 2017



Month	Adjusted Scheduled Activity (UDA)	
	2016	2017
April	0	96
May	0	370
June	0	643
July	0	1,204
August	182	1,476
September	256	2,056
October	297	
November	925	
December	1,390	
January	1,589	
February	2,244	
March	2,914	
April	3,251	
May	3,243	
June	3,241	

QUALITY

	Quantity	Base Number	Contract	AT	Region	England
% of FP17s for the same patient ID Re-attending within 3 months - Children	28	195	14.4%	11.6%	13.5%	12.4%
% of FP17s for the same patient ID Re-attending within 3 months - Adults	160	837	19.1%	15.7%	17.4%	16.7%
% of FP17s for the same patient ID Re-attending between 3 & 9 months - Children	79	195	40.5%	57.3%	59.0%	57.4%
% of FP17s for the same patient ID Re-attending between 3 & 9 months - Adults	270	837	32.3%	52.3%	52.6%	50.5%
% of FP17s for Band 1 Urgent Courses	248	930	26.7%	8.5%	9.4%	9.1%
% of FP17s Relating to Free Repair or Replacements	12	930	1.3%	1.2%	1.0%	0.8%
% of FP17s Relating to Continuations	1	930	0.1%	1.7%	1.5%	1.3%
% of Patients satisfied with the dentistry they have received	2	2	N/A	93.9%	93.7%	93.2%
% of Patients satisfied with the time they had to wait for an appointment	2	2	N/A	90.4%	90.0%	89.0%

* This is based on patients treated on this contract for their most recent course of treatment. Figures in italics indicate the base number of FP17s or Patient Questionnaire responses are less than 100. N/A is shown where the base number of responses is less than 10 during the period. % is calculated as Quantity/Base number*100

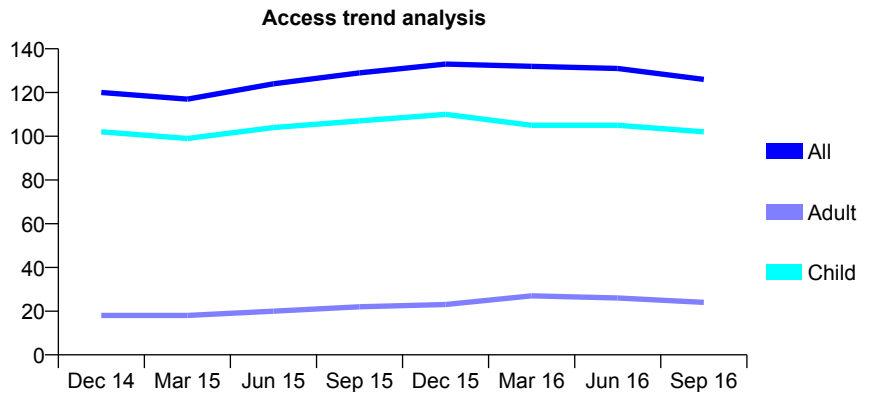
Q49 - Vital Signs At a Glance Contract Report for 833991/0001 - September 2016

Name or company name	MR AG COOPER
Contract type name	GDS Contract
Purpose of contract	General
Contract start date	01/04/2006
Contract end date	

16/17 Contracted general activity (UDA)	300
Carry forward general activity (UDA)	0
16/17 Contracted orthodontic activity (UOA)	0
Carry forward orthodontic activity (UOA)	0
Baseline contract value	£7,322.49

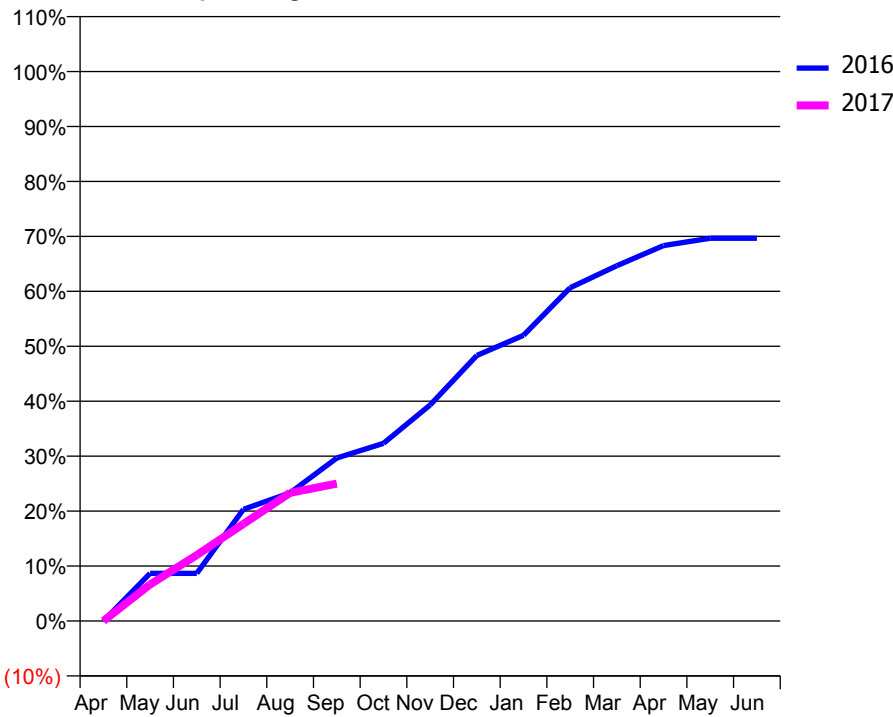
ACCESS*

Patients seen in 24 months	Total	Change since previous quarter
Quarter ending September 2015	129	
Quarter ending December 2015	133	↑
Quarter ending March 2016	132	→
Quarter ending June 2016	131	→
Quarter ending September 2016	126	↓
Variance since September 2015	(2.3%)	↓



ACTIVITY

Cumulative percentage of contracted UDA delivered 2016 & 2017



Month	Adjusted Scheduled Activity (UDA)	
	2016	2017
April	0	0
May	26	20
June	26	36
July	61	53
August	70	70
September	89	75
October	97	
November	118	
December	145	
January	156	
February	182	
March	194	
April	205	
May	209	
June	209	

QUALITY

	Quantity	Base Number	Contract	AT	Region	England
% of FP17s for the same patient ID Re-attending within 3 months - Children	3	75	4.0%	11.6%	13.5%	12.4%
% of FP17s for the same patient ID Re-attending within 3 months - Adults	0	7	0.0%	15.7%	17.4%	16.7%
% of FP17s for the same patient ID Re-attending between 3 & 9 months - Children	46	75	61.3%	57.3%	59.0%	57.4%
% of FP17s for the same patient ID Re-attending between 3 & 9 months - Adults	5	7	71.4%	52.3%	52.6%	50.5%
% of FP17s for Band 1 Urgent Courses	0	69	0.0%	8.5%	9.4%	9.1%
% of FP17s Relating to Free Repair or Replacements	0	69	0.0%	1.2%	1.0%	0.8%
% of FP17s Relating to Continuations	0	69	0.0%	1.7%	1.5%	1.3%
% of Patients satisfied with the dentistry they have received	0	0	N/A	93.9%	93.7%	93.2%
% of Patients satisfied with the time they had to wait for an appointment	0	0	N/A	90.4%	90.0%	89.0%

* This is based on patients treated on this contract for their most recent course of treatment. Figures in italics indicate the base number of FP17s or Patient Questionnaire responses are less than 100. N/A is shown where the base number of responses is less than 10 during the period. % is calculated as Quantity/Base number*100

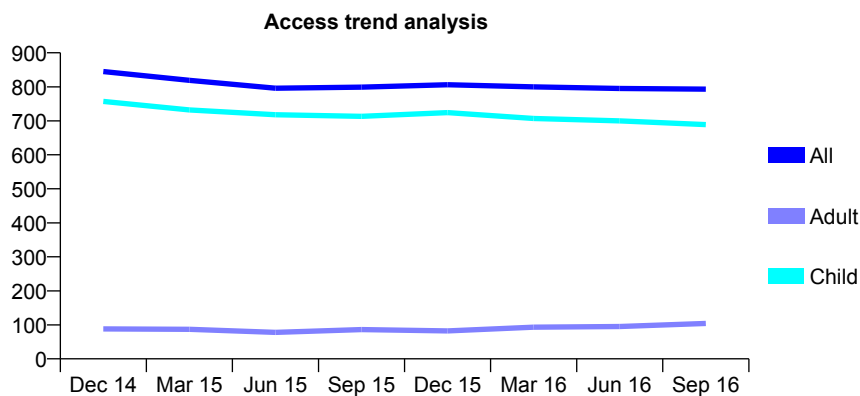
Q49 - Vital Signs At a Glance Contract Report for 836184/0001 - September 2016

Name or company name	MR JS BREEDON
Contract type name	GDS Contract
Purpose of contract	General and Orthodontic
Contract start date	01/04/2006
Contract end date	

16/17 Contracted general activity (UDA)	2,100
Carry forward general activity (UDA)	0
16/17 Contracted orthodontic activity (UOA)	348
Carry forward orthodontic activity (UOA)	0
Baseline contract value	£61,842.08

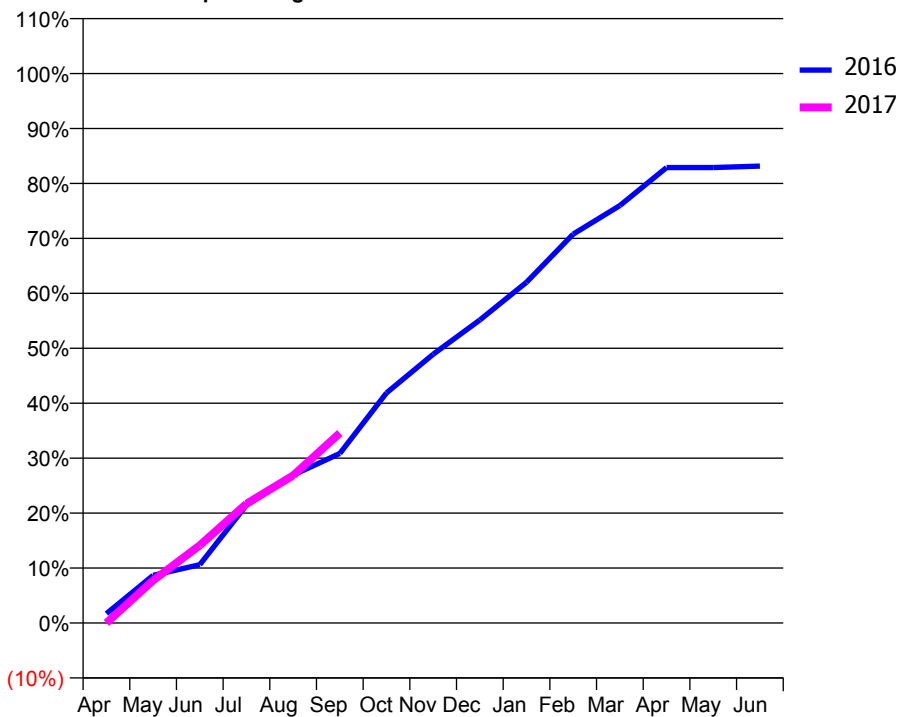
ACCESS*

Patients seen in 24 months	Total	Change since previous quarter
Quarter ending September 2015	799	
Quarter ending December 2015	806	→
Quarter ending March 2016	800	→
Quarter ending June 2016	795	→
Quarter ending September 2016	793	→
Variance since September 2015	(0.8%)	→



ACTIVITY

Cumulative percentage of contracted UDA delivered 2016 & 2017



Month	Adjusted Scheduled Activity (UDA)	
	2016	2017
April	36	0
May	182	163
June	223	297
July	451	456
August	565	564
September	648	726
October	879	
November	1,027	
December	1,158	
January	1,302	
February	1,486	
March	1,595	
April	1,740	
May	1,740	
June	1,746	

QUALITY

	Quantity	Base Number	Contract	AT	Region	England
% of FP17s for the same patient ID Re-attending within 3 months - Children	35	587	6.0%	11.6%	13.5%	12.4%
% of FP17s for the same patient ID Re-attending within 3 months - Adults	0	1	0.0%	15.7%	17.4%	16.7%
% of FP17s for the same patient ID Re-attending between 3 & 9 months - Children	425	587	72.4%	57.3%	59.0%	57.4%
% of FP17s for the same patient ID Re-attending between 3 & 9 months - Adults	0	1	0.0%	52.3%	52.6%	50.5%
% of FP17s for Band 1 Urgent Courses	0	464	0.0%	8.5%	9.4%	9.1%
% of FP17s Relating to Free Repair or Replacements	0	464	0.0%	1.2%	1.0%	0.8%
% of FP17s Relating to Continuations	6	464	1.3%	1.7%	1.5%	1.3%
% of Patients satisfied with the dentistry they have received	0	0	N/A	93.9%	93.7%	93.2%
% of Patients satisfied with the time they had to wait for an appointment	0	0	N/A	90.4%	90.0%	89.0%

* This is based on patients treated on this contract for their most recent course of treatment. Figures in italics indicate the base number of FP17s or Patient Questionnaire responses are less than 100. N/A is shown where the base number of responses is less than 10 during the period. % is calculated as Quantity/Base number*100

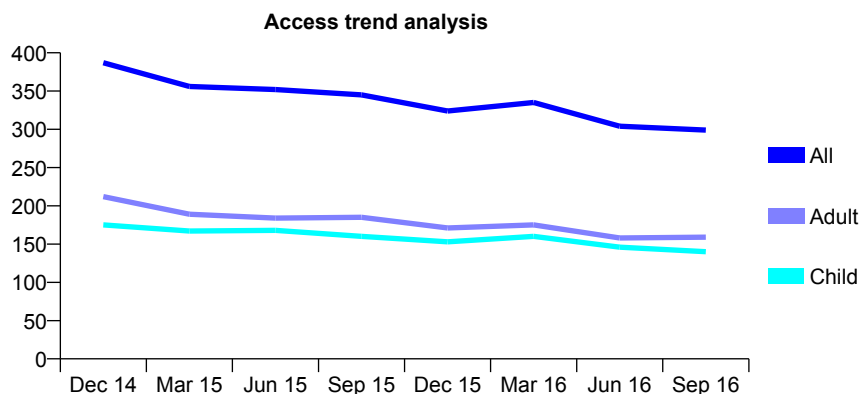
Q49 - Vital Signs At a Glance Contract Report for 836257/0001 - September 2016

Name or company name	MR TA KANJOO
Contract type name	GDS Contract
Purpose of contract	General
Contract start date	01/04/2006
Contract end date	

16/17 Contracted general activity (UDA)	600
Carry forward general activity (UDA)	24
16/17 Contracted orthodontic activity (UOA)	0
Carry forward orthodontic activity (UOA)	0
Baseline contract value	£14,189.04

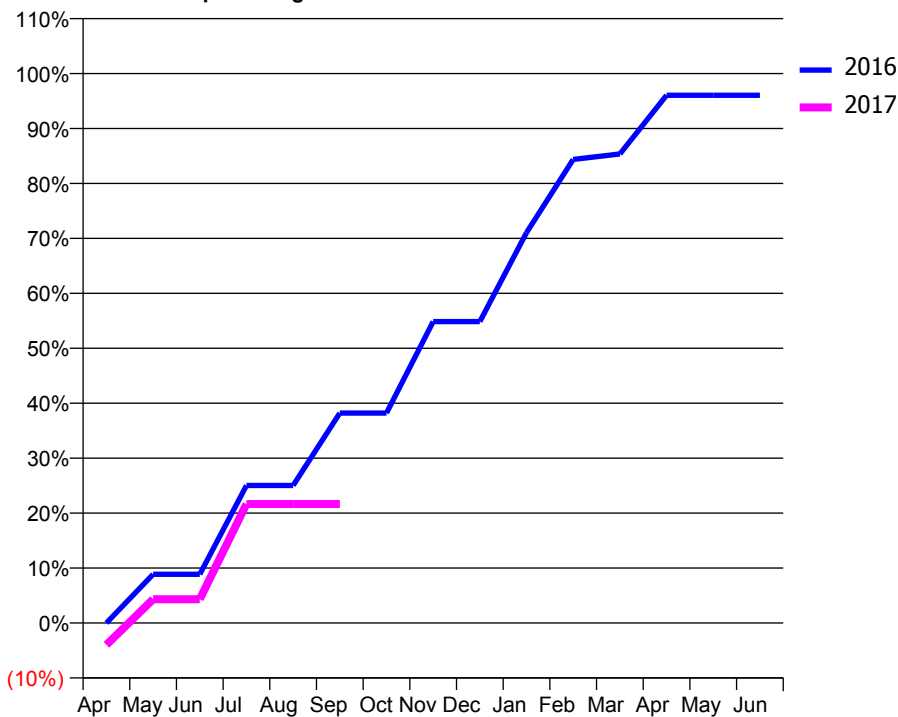
ACCESS*

Patients seen in 24 months	Total	Change since previous quarter
Quarter ending September 2015	345	
Quarter ending December 2015	324	↓
Quarter ending March 2016	335	↑
Quarter ending June 2016	304	↓
Quarter ending September 2016	299	↓
Variance since September 2015	(13.3%)	↓



ACTIVITY

Cumulative percentage of contracted UDA delivered 2016 & 2017



Month	Adjusted Scheduled Activity (UDA)	
	2016	2017
April	0	-24
May	53	26
June	53	26
July	150	130
August	150	130
September	229	130
October	229	
November	329	
December	329	
January	426	
February	506	
March	512	
April	576	
May	576	
June	576	

QUALITY

	Quantity	Base Number	Contract	AT	Region	England
% of FP17s for the same patient ID Re-attending within 3 months - Children	2	59	3.4%	11.6%	13.5%	12.4%
% of FP17s for the same patient ID Re-attending within 3 months - Adults	6	51	11.8%	15.7%	17.4%	16.7%
% of FP17s for the same patient ID Re-attending between 3 & 9 months - Children	35	59	59.3%	57.3%	59.0%	57.4%
% of FP17s for the same patient ID Re-attending between 3 & 9 months - Adults	28	51	54.9%	52.3%	52.6%	50.5%
% of FP17s for Band 1 Urgent Courses	0	74	0.0%	8.5%	9.4%	9.1%
% of FP17s Relating to Free Repair or Replacements	0	74	0.0%	1.2%	1.0%	0.8%
% of FP17s Relating to Continuations	0	74	0.0%	1.7%	1.5%	1.3%
% of Patients satisfied with the dentistry they have received	0	0	N/A	93.9%	93.7%	93.2%
% of Patients satisfied with the time they had to wait for an appointment	0	0	N/A	90.4%	90.0%	89.0%

* This is based on patients treated on this contract for their most recent course of treatment. Figures in italics indicate the base number of FP17s or Patient Questionnaire responses are less than 100. N/A is shown where the base number of responses is less than 10 during the period. % is calculated as Quantity/Base number*100

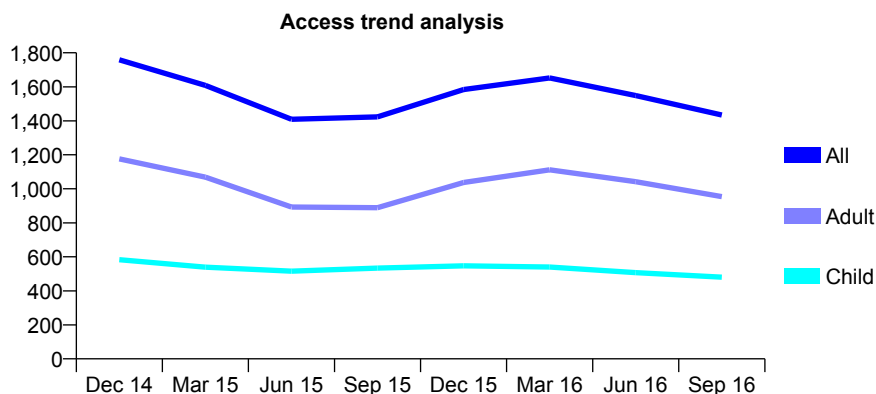
Q49 - Vital Signs At a Glance Contract Report for 840505/0001 - September 2016

Name or company name	MISS E MATHER
Contract type name	GDS Contract
Purpose of contract	General
Contract start date	01/04/2006
Contract end date	

16/17 Contracted general activity (UDA)	5,520
Carry forward general activity (UDA)	0
16/17 Contracted orthodontic activity (UOA)	0
Carry forward orthodontic activity (UOA)	0
Baseline contract value	£134,070.40

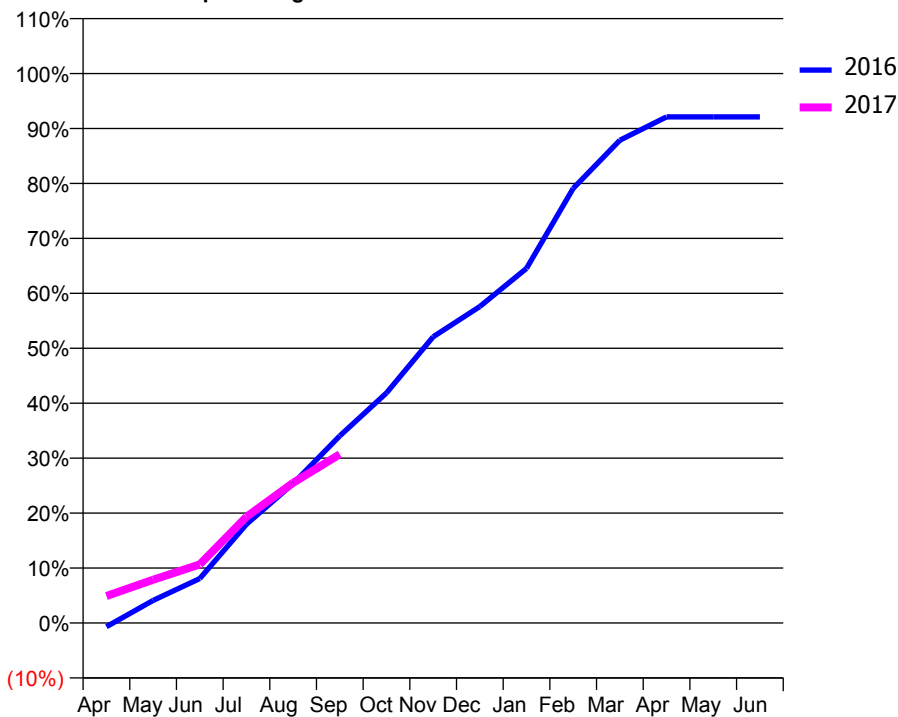
ACCESS*

Patients seen in 24 months	Total	Change since previous quarter
Quarter ending September 2015	1,423	
Quarter ending December 2015	1,584	↑
Quarter ending March 2016	1,652	↑
Quarter ending June 2016	1,549	↓
Quarter ending September 2016	1,434	↓
Variance since September 2015	0.8%	→



ACTIVITY

Cumulative percentage of contracted UDA delivered 2016 & 2017



Adjusted Scheduled Activity (UDA)

Month	2016	2017
April	-38	272
May	227	435
June	447	588
July	992	1,066
August	1,401	1,408
September	1,880	1,696
October	2,311	
November	2,875	
December	3,180	
January	3,562	
February	4,366	
March	4,850	
April	5,085	
May	5,085	
June	5,085	

QUALITY

	Quantity	Base Number	Contract	AT	Region	England
% of FP17s for the same patient ID Re-attending within 3 months - Children	29	426	6.8%	11.6%	13.5%	12.4%
% of FP17s for the same patient ID Re-attending within 3 months - Adults	85	690	12.3%	15.7%	17.4%	16.7%
% of FP17s for the same patient ID Re-attending between 3 & 9 months - Children	308	426	72.3%	57.3%	59.0%	57.4%
% of FP17s for the same patient ID Re-attending between 3 & 9 months - Adults	437	690	63.3%	52.3%	52.6%	50.5%
% of FP17s for Band 1 Urgent Courses	73	996	7.3%	8.5%	9.4%	9.1%
% of FP17s Relating to Free Repair or Replacements	8	996	0.8%	1.2%	1.0%	0.8%
% of FP17s Relating to Continuations	12	996	1.2%	1.7%	1.5%	1.3%
% of Patients satisfied with the dentistry they have received	0	0	N/A	93.9%	93.7%	93.2%
% of Patients satisfied with the time they had to wait for an appointment	0	0	N/A	90.4%	90.0%	89.0%

* This is based on patients treated on this contract for their most recent course of treatment. Figures in italics indicate the base number of FP17s or Patient Questionnaire responses are less than 100. N/A is shown where the base number of responses is less than 10 during the period. % is calculated as Quantity/Base number*100

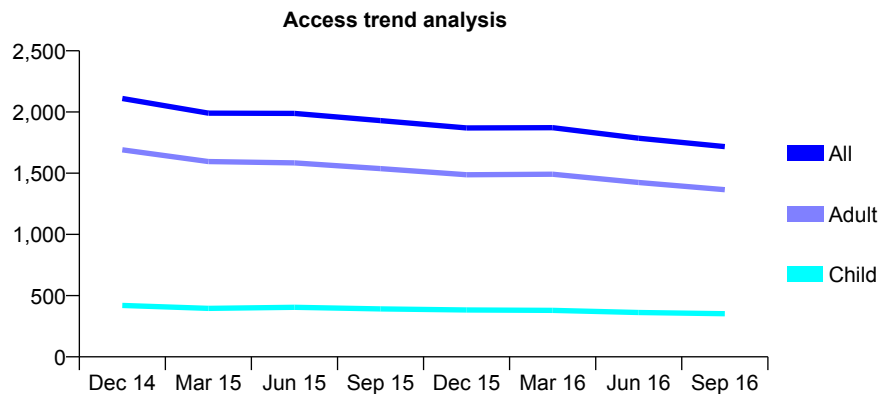
Q49 - Vital Signs At a Glance Contract Report for 840645/0001 - September 2016

Name or company name	MR KS BAMRAH
Contract type name	GDS Contract
Purpose of contract	General
Contract start date	01/04/2006
Contract end date	

16/17 Contracted general activity (UDA)	10,061
Carry forward general activity (UDA)	15
16/17 Contracted orthodontic activity (UOA)	0
Carry forward orthodontic activity (UOA)	0
Baseline contract value	£258,777.98

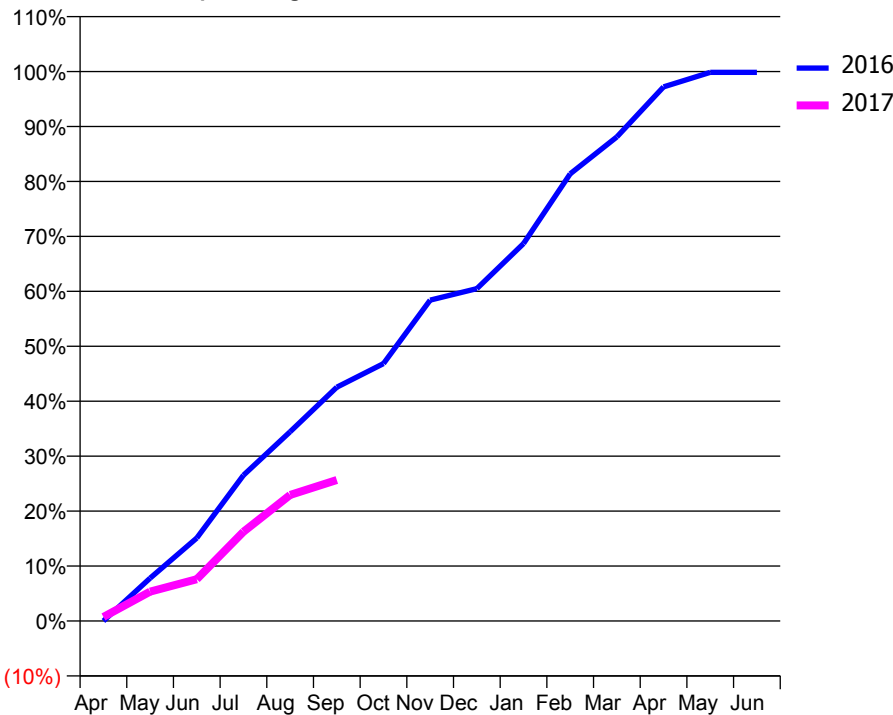
ACCESS*

Patients seen in 24 months	Total	Change since previous quarter
Quarter ending September 2015	1,930	
Quarter ending December 2015	1,870	↓
Quarter ending March 2016	1,872	→
Quarter ending June 2016	1,786	↓
Quarter ending September 2016	1,717	↓
Variance since September 2015	(11.0%)	↓



ACTIVITY

Cumulative percentage of contracted UDA delivered 2016 & 2017



Month	Adjusted Scheduled Activity (UDA)	
	2016	2017
April	0	75
May	784	538
June	1,520	764
July	2,669	1,634
August	3,465	2,309
September	4,281	2,583
October	4,712	
November	5,876	
December	6,086	
January	6,912	
February	8,189	
March	8,863	
April	9,779	
May	10,046	
June	10,046	

QUALITY

	Quantity	Base Number	Contract	AT	Region	England
% of FP17s for the same patient ID Re-attending within 3 months - Children	24	161	14.9%	11.6%	13.5%	12.4%
% of FP17s for the same patient ID Re-attending within 3 months - Adults	143	691	20.7%	15.7%	17.4%	16.7%
% of FP17s for the same patient ID Re-attending between 3 & 9 months - Children	53	161	32.9%	57.3%	59.0%	57.4%
% of FP17s for the same patient ID Re-attending between 3 & 9 months - Adults	252	691	36.5%	52.3%	52.6%	50.5%
% of FP17s for Band 1 Urgent Courses	130	625	20.8%	8.5%	9.4%	9.1%
% of FP17s Relating to Free Repair or Replacements	5	625	0.8%	1.2%	1.0%	0.8%
% of FP17s Relating to Continuations	0	625	0.0%	1.7%	1.5%	1.3%
% of Patients satisfied with the dentistry they have received	1	1	N/A	93.9%	93.7%	93.2%
% of Patients satisfied with the time they had to wait for an appointment	1	1	N/A	90.4%	90.0%	89.0%

* This is based on patients treated on this contract for their most recent course of treatment. Figures in italics indicate the base number of FP17s or Patient Questionnaire responses are less than 100. N/A is shown where the base number of responses is less than 10 during the period. % is calculated as Quantity/Base number*100

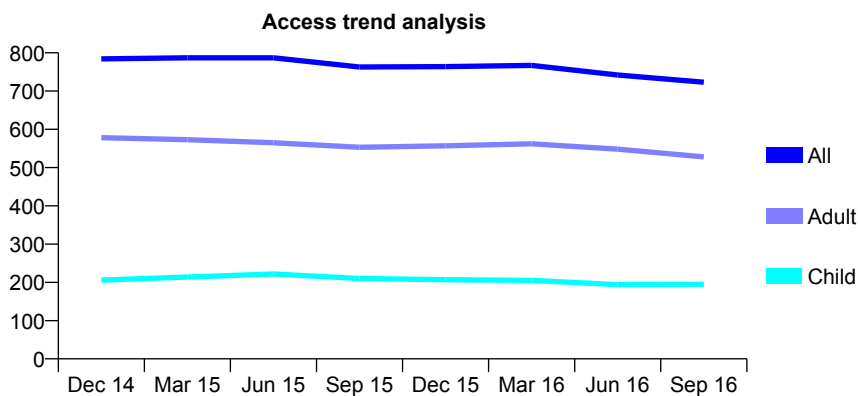
Q49 - Vital Signs At a Glance Contract Report for 840645/0002 - September 2016

Name or company name	MR KS BAMRAH
Contract type name	GDS Contract
Purpose of contract	General
Contract start date	01/04/2006
Contract end date	

16/17 Contracted general activity (UDA)	3,407
Carry forward general activity (UDA)	0
16/17 Contracted orthodontic activity (UOA)	0
Carry forward orthodontic activity (UOA)	0
Baseline contract value	£71,429.23

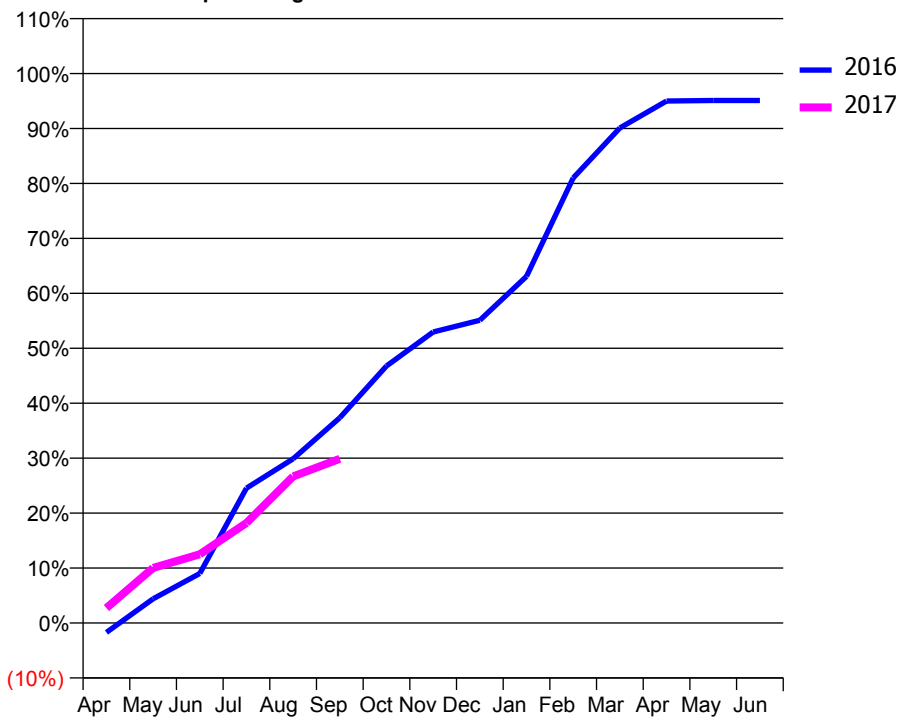
ACCESS*

Patients seen in 24 months	Total	Change since previous quarter
Quarter ending September 2015	763	
Quarter ending December 2015	764	→
Quarter ending March 2016	767	→
Quarter ending June 2016	742	↓
Quarter ending September 2016	723	↓
Variance since September 2015	(5.2%)	↓



ACTIVITY

Cumulative percentage of contracted UDA delivered 2016 & 2017



Adjusted Scheduled Activity (UDA)

Month	2016	2017
April	-59	93
May	150	342
June	307	426
July	836	621
August	1,018	909
September	1,273	1,018
October	1,593	
November	1,804	
December	1,877	
January	2,150	
February	2,759	
March	3,070	
April	3,237	
May	3,240	
June	3,240	

QUALITY

	Quantity	Base Number	Contract	AT	Region	England
% of FP17s for the same patient ID Re-attending within 3 months - Children	18	89	20.2%	11.6%	13.5%	12.4%
% of FP17s for the same patient ID Re-attending within 3 months - Adults	53	217	24.4%	15.7%	17.4%	16.7%
% of FP17s for the same patient ID Re-attending between 3 & 9 months - Children	17	89	19.1%	57.3%	59.0%	57.4%
% of FP17s for the same patient ID Re-attending between 3 & 9 months - Adults	54	217	24.9%	52.3%	52.6%	50.5%
% of FP17s for Band 1 Urgent Courses	64	271	23.6%	8.5%	9.4%	9.1%
% of FP17s Relating to Free Repair or Replacements	4	271	1.5%	1.2%	1.0%	0.8%
% of FP17s Relating to Continuations	2	271	0.7%	1.7%	1.5%	1.3%
% of Patients satisfied with the dentistry they have received	3	3	N/A	93.9%	93.7%	93.2%
% of Patients satisfied with the time they had to wait for an appointment	3	3	N/A	90.4%	90.0%	89.0%

* This is based on patients treated on this contract for their most recent course of treatment. Figures in italics indicate the base number of FP17s or Patient Questionnaire responses are less than 100. N/A is shown where the base number of responses is less than 10 during the period. % is calculated as Quantity/Base number*100

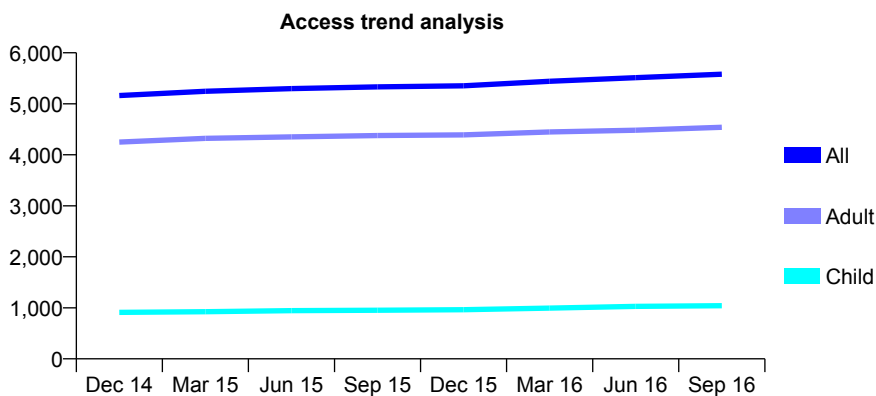
Q49 - Vital Signs At a Glance Contract Report for 858358/0001 - September 2016

Name or company name	MR RG SMITH
Contract type name	GDS Contract
Purpose of contract	General
Contract start date	06/04/2011
Contract end date	

16/17 Contracted general activity (UDA)	16,808
Carry forward general activity (UDA)	336
16/17 Contracted orthodontic activity (UOA)	0
Carry forward orthodontic activity (UOA)	0
Baseline contract value	£360,527.91

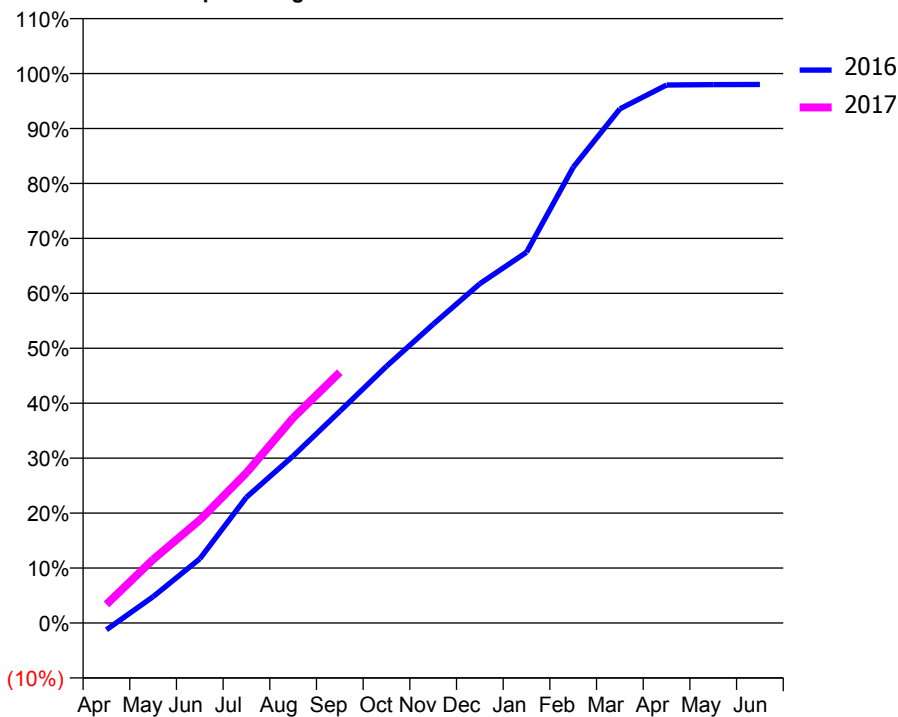
ACCESS*

Patients seen in 24 months	Total	Change since previous quarter
Quarter ending September 2015	5,331	
Quarter ending December 2015	5,353	→
Quarter ending March 2016	5,443	→
Quarter ending June 2016	5,512	→
Quarter ending September 2016	5,580	→
Variance since September 2015	4.7%	↑



ACTIVITY

Cumulative percentage of contracted UDA delivered 2016 & 2017



Month	Adjusted Scheduled Activity (UDA)	
	2016	2017
April	-210	569
May	806	1,945
June	1,965	3,150
July	3,849	4,595
August	5,107	6,276
September	6,477	7,668
October	7,855	
November	9,138	
December	10,377	
January	11,341	
February	13,938	
March	15,725	
April	16,455	
May	16,467	
June	16,472	

QUALITY

	Quantity	Base Number	Contract	AT	Region	England
% of FP17s for the same patient ID Re-attending within 3 months - Children	61	777	7.9%	11.6%	13.5%	12.4%
% of FP17s for the same patient ID Re-attending within 3 months - Adults	661	3,630	18.2%	15.7%	17.4%	16.7%
% of FP17s for the same patient ID Re-attending between 3 & 9 months - Children	446	777	57.4%	57.3%	59.0%	57.4%
% of FP17s for the same patient ID Re-attending between 3 & 9 months - Adults	2,064	3,630	56.9%	52.3%	52.6%	50.5%
% of FP17s for Band 1 Urgent Courses	562	3,764	14.9%	8.5%	9.4%	9.1%
% of FP17s Relating to Free Repair or Replacements	52	3,764	1.4%	1.2%	1.0%	0.8%
% of FP17s Relating to Continuations	33	3,764	0.9%	1.7%	1.5%	1.3%
% of Patients satisfied with the dentistry they have received	5	6	N/A	93.9%	93.7%	93.2%
% of Patients satisfied with the time they had to wait for an appointment	6	6	N/A	90.4%	90.0%	89.0%

* This is based on patients treated on this contract for their most recent course of treatment. Figures in italics indicate the base number of FP17s or Patient Questionnaire responses are less than 100. N/A is shown where the base number of responses is less than 10 during the period. % is calculated as Quantity/Base number*100

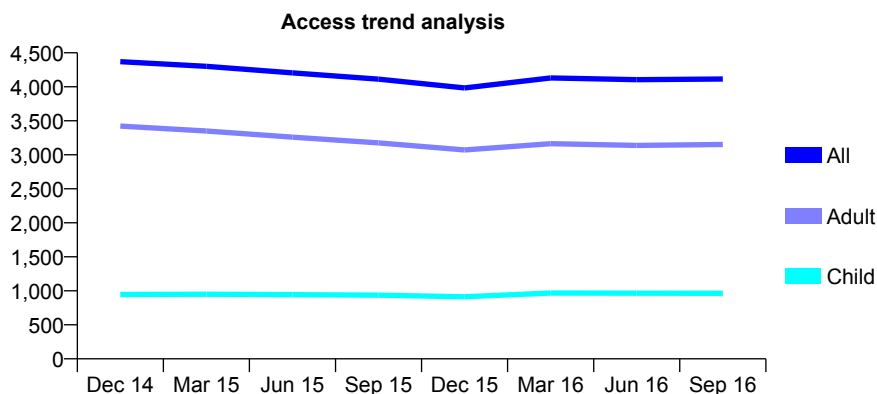
Q49 - Vital Signs At a Glance Contract Report for 866253/0001 - September 2016

Name or company name	MR LB FERGUSON
Contract type name	GDS Contract
Purpose of contract	General
Contract start date	01/04/2010
Contract end date	

16/17 Contracted general activity (UDA)	10,475
Carry forward general activity (UDA)	289
16/17 Contracted orthodontic activity (UOA)	0
Carry forward orthodontic activity (UOA)	0
Baseline contract value	£224,697.38

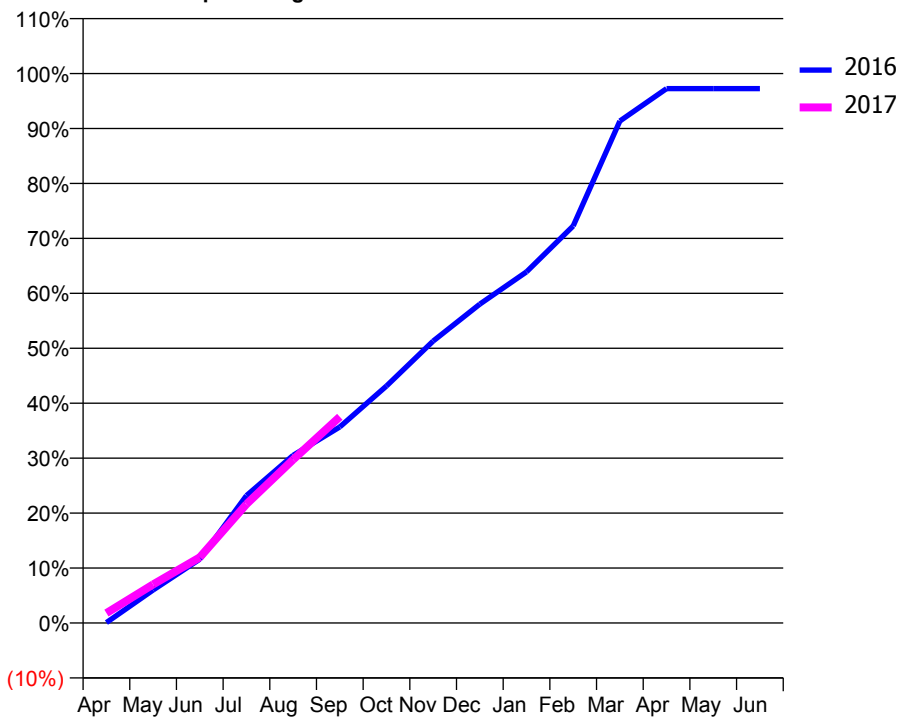
ACCESS*

Patients seen in 24 months	Total	Change since previous quarter
Quarter ending September 2015	4,112	
Quarter ending December 2015	3,983	↓
Quarter ending March 2016	4,131	↑
Quarter ending June 2016	4,105	→
Quarter ending September 2016	4,115	→
Variance since September 2015	0.1%	→



ACTIVITY

Cumulative percentage of contracted UDA delivered 2016 & 2017



Adjusted Scheduled Activity (UDA)

Month	2016	2017
April	8	189
May	629	735
June	1,217	1,251
July	2,428	2,267
August	3,196	3,115
September	3,739	3,932
October	4,518	
November	5,374	
December	6,079	
January	6,695	
February	7,568	
March	9,568	
April	10,187	
May	10,186	
June	10,186	

QUALITY

	Quantity	Base Number	Contract	AT	Region	England
% of FP17s for the same patient ID Re-attending within 3 months - Children	34	665	5.1%	11.6%	13.5%	12.4%
% of FP17s for the same patient ID Re-attending within 3 months - Adults	313	2,199	14.2%	15.7%	17.4%	16.7%
% of FP17s for the same patient ID Re-attending between 3 & 9 months - Children	348	665	52.3%	57.3%	59.0%	57.4%
% of FP17s for the same patient ID Re-attending between 3 & 9 months - Adults	1,227	2,199	55.8%	52.3%	52.6%	50.5%
% of FP17s for Band 1 Urgent Courses	193	1,998	9.7%	8.5%	9.4%	9.1%
% of FP17s Relating to Free Repair or Replacements	23	1,998	1.2%	1.2%	1.0%	0.8%
% of FP17s Relating to Continuations	11	1,998	0.6%	1.7%	1.5%	1.3%
% of Patients satisfied with the dentistry they have received	7	7	N/A	93.9%	93.7%	93.2%
% of Patients satisfied with the time they had to wait for an appointment	7	7	N/A	90.4%	90.0%	89.0%

* This is based on patients treated on this contract for their most recent course of treatment. Figures in italics indicate the base number of FP17s or Patient Questionnaire responses are less than 100. N/A is shown where the base number of responses is less than 10 during the period. % is calculated as Quantity/Base number*100

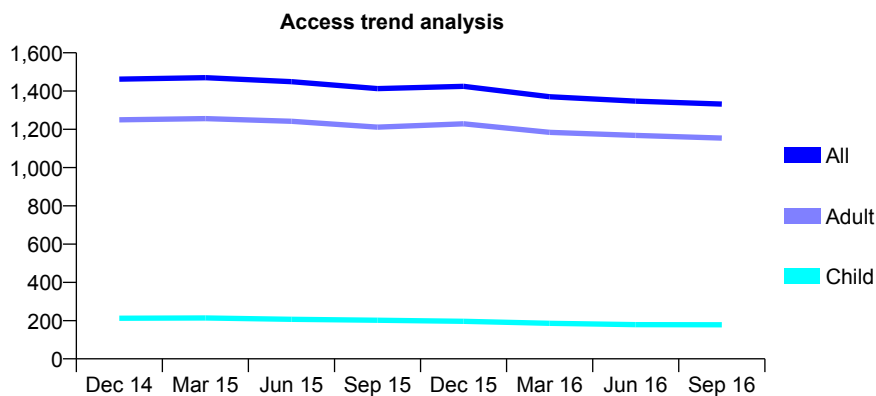
Q49 - Vital Signs At a Glance Contract Report for 906166/0001 - September 2016

Name or company name	MR JP CRAWFORD
Contract type name	GDS Contract
Purpose of contract	General
Contract start date	01/04/2006
Contract end date	

16/17 Contracted general activity (UDA)	3,259
Carry forward general activity (UDA)	44
16/17 Contracted orthodontic activity (UOA)	0
Carry forward orthodontic activity (UOA)	0
Baseline contract value	£76,517.44

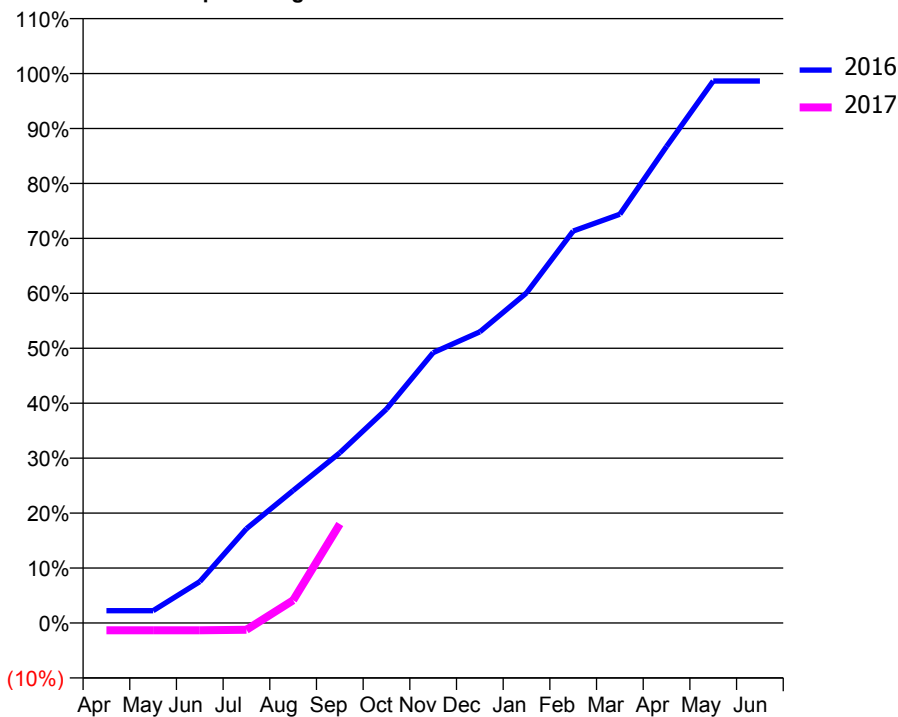
ACCESS*

Patients seen in 24 months	Total	Change since previous quarter
Quarter ending September 2015	1,413	
Quarter ending December 2015	1,425	→
Quarter ending March 2016	1,370	↓
Quarter ending June 2016	1,347	↓
Quarter ending September 2016	1,332	↓
Variance since September 2015	(5.7%)	↓



ACTIVITY

Cumulative percentage of contracted UDA delivered 2016 & 2017



Month	Adjusted Scheduled Activity (UDA)	
	2016	2017
April	73	-44
May	73	-44
June	245	-44
July	560	-41
August	786	135
September	1,010	587
October	1,269	
November	1,603	
December	1,727	
January	1,958	
February	2,324	
March	2,425	
April	2,826	
May	3,215	
June	3,215	

QUALITY

	Quantity	Base Number	Contract	AT	Region	England
% of FP17s for the same patient ID Re-attending within 3 months - Children	0	105	0.0%	11.6%	13.5%	12.4%
% of FP17s for the same patient ID Re-attending within 3 months - Adults	24	708	3.4%	15.7%	17.4%	16.7%
% of FP17s for the same patient ID Re-attending between 3 & 9 months - Children	46	105	43.8%	57.3%	59.0%	57.4%
% of FP17s for the same patient ID Re-attending between 3 & 9 months - Adults	413	708	58.3%	52.3%	52.6%	50.5%
% of FP17s for Band 1 Urgent Courses	0	382	0.0%	8.5%	9.4%	9.1%
% of FP17s Relating to Free Repair or Replacements	1	382	0.3%	1.2%	1.0%	0.8%
% of FP17s Relating to Continuations	1	382	0.3%	1.7%	1.5%	1.3%
% of Patients satisfied with the dentistry they have received	3	3	N/A	93.9%	93.7%	93.2%
% of Patients satisfied with the time they had to wait for an appointment	2	3	N/A	90.4%	90.0%	89.0%

* This is based on patients treated on this contract for their most recent course of treatment. Figures in italics indicate the base number of FP17s or Patient Questionnaire responses are less than 100. N/A is shown where the base number of responses is less than 10 during the period. % is calculated as Quantity/Base number*100

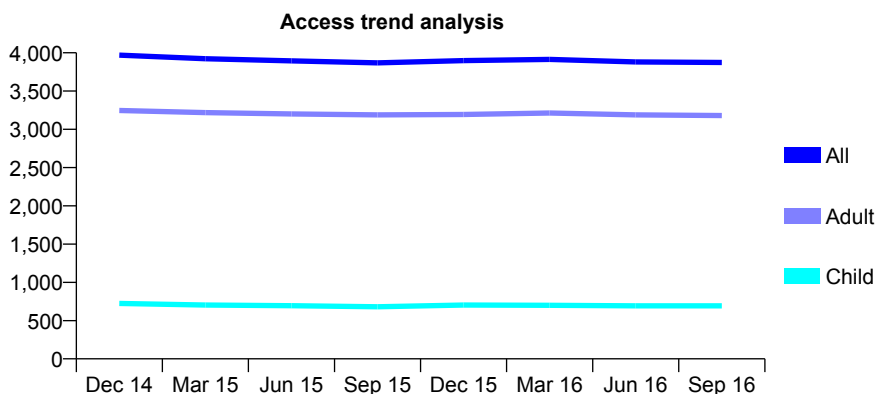
Q49 - Vital Signs At a Glance Contract Report for 907979/0001 - September 2016

Name or company name	MR GA CONLON
Contract type name	GDS Contract
Purpose of contract	General
Contract start date	01/04/2006
Contract end date	

16/17 Contracted general activity (UDA)	12,929
Carry forward general activity (UDA)	0
16/17 Contracted orthodontic activity (UOA)	0
Carry forward orthodontic activity (UOA)	0
Baseline contract value	£276,176.66

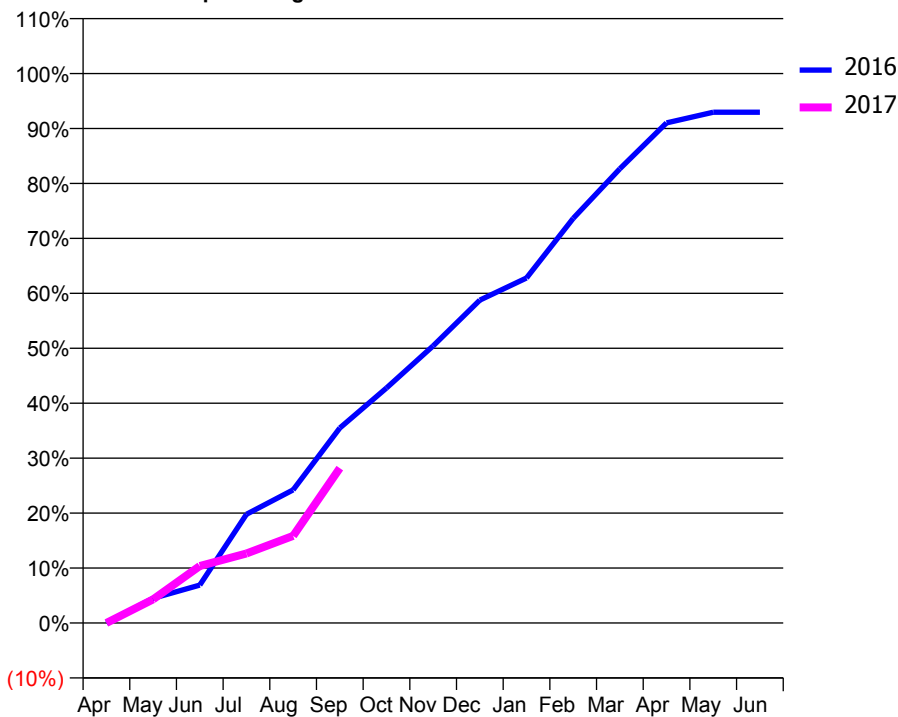
ACCESS*

Patients seen in 24 months	Total	Change since previous quarter
Quarter ending September 2015	3,869	
Quarter ending December 2015	3,898	→
Quarter ending March 2016	3,913	→
Quarter ending June 2016	3,880	→
Quarter ending September 2016	3,873	→
Variance since September 2015	0.1%	→



ACTIVITY

Cumulative percentage of contracted UDA delivered 2016 & 2017



Month	Adjusted Scheduled Activity (UDA)	
	2016	2017
April	0	1
May	583	558
June	892	1,342
July	2,559	1,636
August	3,133	2,051
September	4,589	3,645
October	5,531	
November	6,522	
December	7,596	
January	8,117	
February	9,520	
March	10,689	
April	11,767	
May	12,019	
June	12,019	

QUALITY

	Quantity	Base Number	Contract	AT	Region	England
% of FP17s for the same patient ID Re-attending within 3 months - Children	26	414	6.3%	11.6%	13.5%	12.4%
% of FP17s for the same patient ID Re-attending within 3 months - Adults	294	1,888	15.6%	15.7%	17.4%	16.7%
% of FP17s for the same patient ID Re-attending between 3 & 9 months - Children	208	414	50.2%	57.3%	59.0%	57.4%
% of FP17s for the same patient ID Re-attending between 3 & 9 months - Adults	994	1,888	52.6%	52.3%	52.6%	50.5%
% of FP17s for Band 1 Urgent Courses	12	1,776	0.7%	8.5%	9.4%	9.1%
% of FP17s Relating to Free Repair or Replacements	7	1,776	0.4%	1.2%	1.0%	0.8%
% of FP17s Relating to Continuations	51	1,776	2.9%	1.7%	1.5%	1.3%
% of Patients satisfied with the dentistry they have received	7	7	N/A	93.9%	93.7%	93.2%
% of Patients satisfied with the time they had to wait for an appointment	7	7	N/A	90.4%	90.0%	89.0%

* This is based on patients treated on this contract for their most recent course of treatment. Figures in italics indicate the base number of FP17s or Patient Questionnaire responses are less than 100. N/A is shown where the base number of responses is less than 10 during the period. % is calculated as Quantity/Base number*100

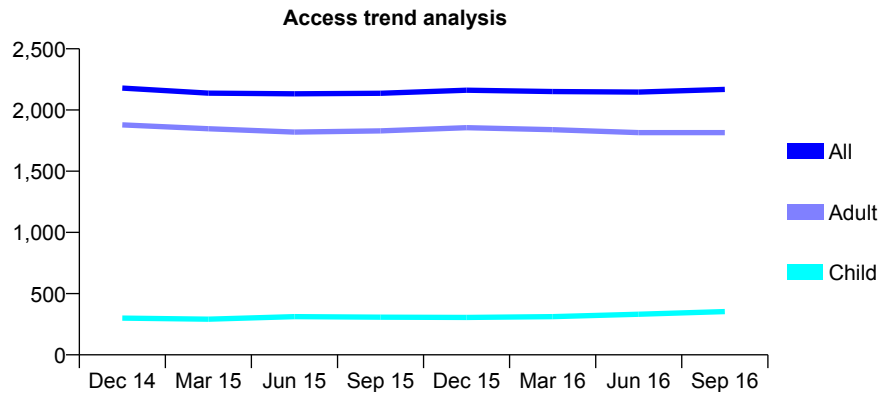
Q49 - Vital Signs At a Glance Contract Report for 912948/0001 - September 2016

Name or company name	MR MF LEE
Contract type name	GDS Contract
Purpose of contract	General
Contract start date	01/04/2006
Contract end date	

16/17 Contracted general activity (UDA)	6,547
Carry forward general activity (UDA)	0
16/17 Contracted orthodontic activity (UOA)	0
Carry forward orthodontic activity (UOA)	0
Baseline contract value	£170,784.09

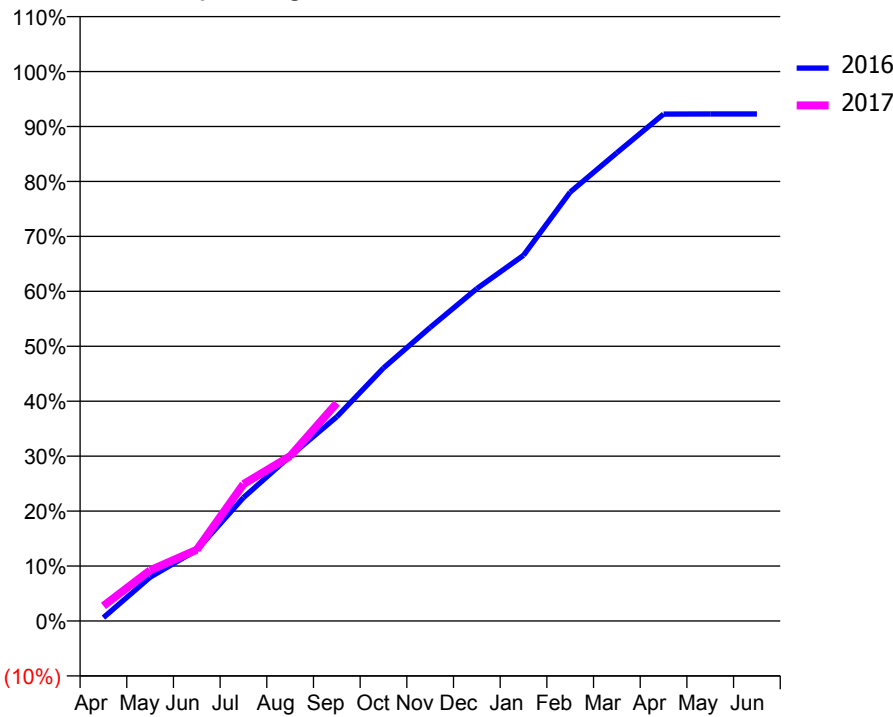
ACCESS*

Patients seen in 24 months	Total	Change since previous quarter
Quarter ending September 2015	2,137	
Quarter ending December 2015	2,162	→
Quarter ending March 2016	2,151	→
Quarter ending June 2016	2,147	→
Quarter ending September 2016	2,168	→
Variance since September 2015	1.5%	→



ACTIVITY

Cumulative percentage of contracted UDA delivered 2016 & 2017



Month	Adjusted Scheduled Activity (UDA)	
	2016	2017
April	41	180
May	521	605
June	845	848
July	1,471	1,632
August	1,964	1,964
September	2,433	2,597
October	3,014	
November	3,498	
December	3,959	
January	4,357	
February	5,111	
March	5,580	
April	6,040	
May	6,041	
June	6,041	

QUALITY

	Quantity	Base Number	Contract	AT	Region	England
% of FP17s for the same patient ID Re-attending within 3 months - Children	14	254	5.5%	11.6%	13.5%	12.4%
% of FP17s for the same patient ID Re-attending within 3 months - Adults	92	1,051	8.8%	15.7%	17.4%	16.7%
% of FP17s for the same patient ID Re-attending between 3 & 9 months - Children	105	254	41.3%	57.3%	59.0%	57.4%
% of FP17s for the same patient ID Re-attending between 3 & 9 months - Adults	471	1,051	44.8%	52.3%	52.6%	50.5%
% of FP17s for Band 1 Urgent Courses	75	1,137	6.6%	8.5%	9.4%	9.1%
% of FP17s Relating to Free Repair or Replacements	1	1,137	0.1%	1.2%	1.0%	0.8%
% of FP17s Relating to Continuations	3	1,137	0.3%	1.7%	1.5%	1.3%
% of Patients satisfied with the dentistry they have received	3	3	N/A	93.9%	93.7%	93.2%
% of Patients satisfied with the time they had to wait for an appointment	3	3	N/A	90.4%	90.0%	89.0%

* This is based on patients treated on this contract for their most recent course of treatment. Figures in italics indicate the base number of FP17s or Patient Questionnaire responses are less than 100. N/A is shown where the base number of responses is less than 10 during the period. % is calculated as Quantity/Base number*100

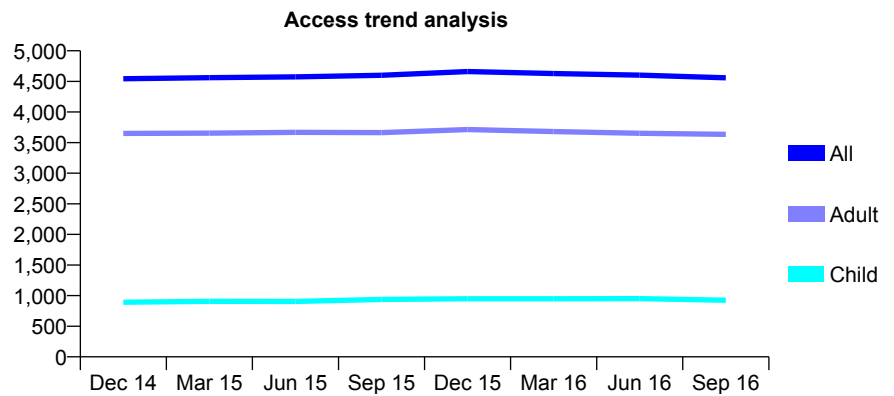
Q49 - Vital Signs At a Glance Contract Report for 914223/0001 - September 2016

Name or company name	MR S TAYLOR
Contract type name	GDS Contract
Purpose of contract	General
Contract start date	01/04/2006
Contract end date	

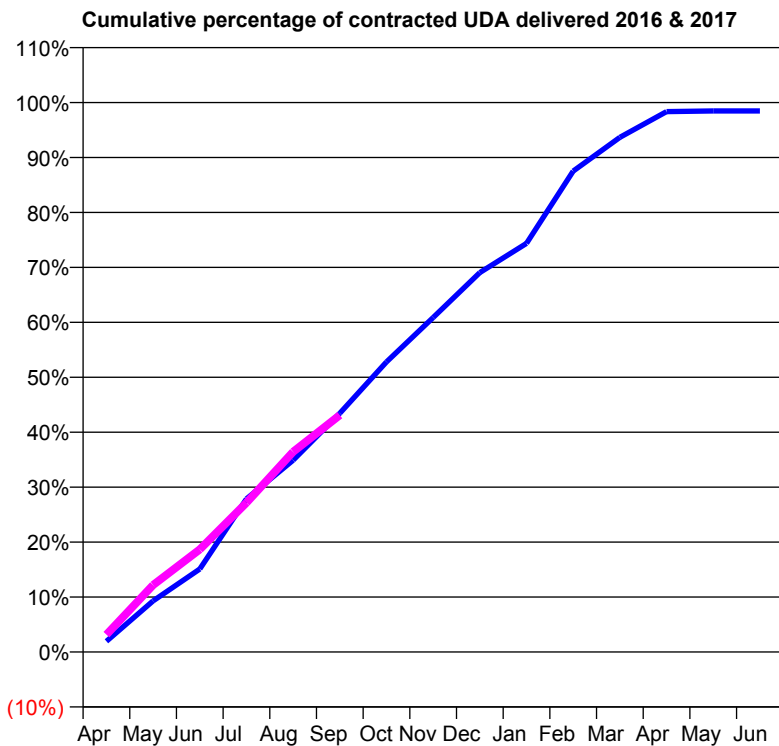
16/17 Contracted general activity (UDA)	12,600
Carry forward general activity (UDA)	193
16/17 Contracted orthodontic activity (UOA)	0
Carry forward orthodontic activity (UOA)	0
Baseline contract value	£370,558.08

ACCESS*

Patients seen in 24 months	Total	Change since previous quarter
Quarter ending September 2015	4,601	
Quarter ending December 2015	4,662	→
Quarter ending March 2016	4,629	→
Quarter ending June 2016	4,603	→
Quarter ending September 2016	4,559	→
Variance since September 2015	(0.9%)	→



ACTIVITY



Month	Adjusted Scheduled Activity (UDA)	
	2016	2017
April	247	400
May	1,174	1,537
June	1,904	2,354
July	3,511	3,424
August	4,398	4,592
September	5,473	5,431
October	6,651	
November	7,670	
December	8,699	
January	9,369	
February	11,027	
March	11,802	
April	12,392	
May	12,407	
June	12,407	

QUALITY

	Quantity	Base Number	Contract	AT	Region	England
% of FP17s for the same patient ID Re-attending within 3 months - Children	42	703	6.0%	11.6%	13.5%	12.4%
% of FP17s for the same patient ID Re-attending within 3 months - Adults	306	2,659	11.5%	15.7%	17.4%	16.7%
% of FP17s for the same patient ID Re-attending between 3 & 9 months - Children	445	703	63.3%	57.3%	59.0%	57.4%
% of FP17s for the same patient ID Re-attending between 3 & 9 months - Adults	1,709	2,659	64.3%	52.3%	52.6%	50.5%
% of FP17s for Band 1 Urgent Courses	114	3,071	3.7%	8.5%	9.4%	9.1%
% of FP17s Relating to Free Repair or Replacements	35	3,071	1.1%	1.2%	1.0%	0.8%
% of FP17s Relating to Continuations	70	3,071	2.3%	1.7%	1.5%	1.3%
% of Patients satisfied with the dentistry they have received	2	2	N/A	93.9%	93.7%	93.2%
% of Patients satisfied with the time they had to wait for an appointment	2	2	N/A	90.4%	90.0%	89.0%

* This is based on patients treated on this contract for their most recent course of treatment. Figures in italics indicate the base number of FP17s or Patient Questionnaire responses are less than 100. N/A is shown where the base number of responses is less than 10 during the period. % is calculated as Quantity/Base number*100

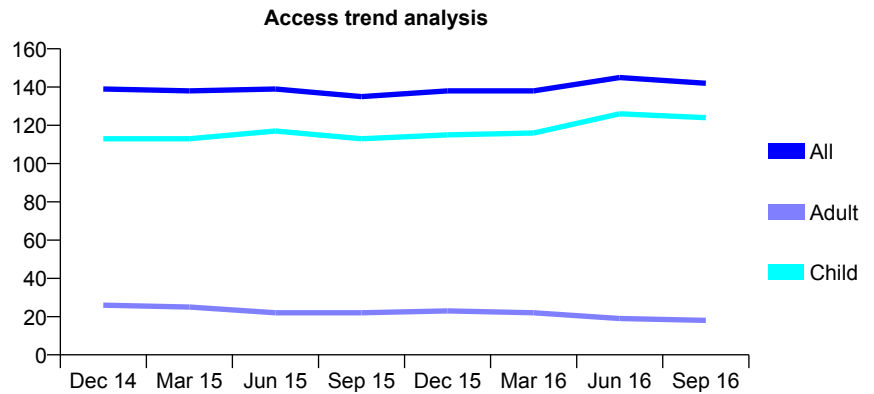
Q49 - Vital Signs At a Glance Contract Report for 914797/0001 - September 2016

Name or company name	MR RJ PARKER
Contract type name	GDS Contract
Purpose of contract	General and Orthodontic
Contract start date	01/04/2006
Contract end date	

16/17 Contracted general activity (UDA)	300
Carry forward general activity (UDA)	0
16/17 Contracted orthodontic activity (UOA)	810
Carry forward orthodontic activity (UOA)	0
Baseline contract value	£59,207.69

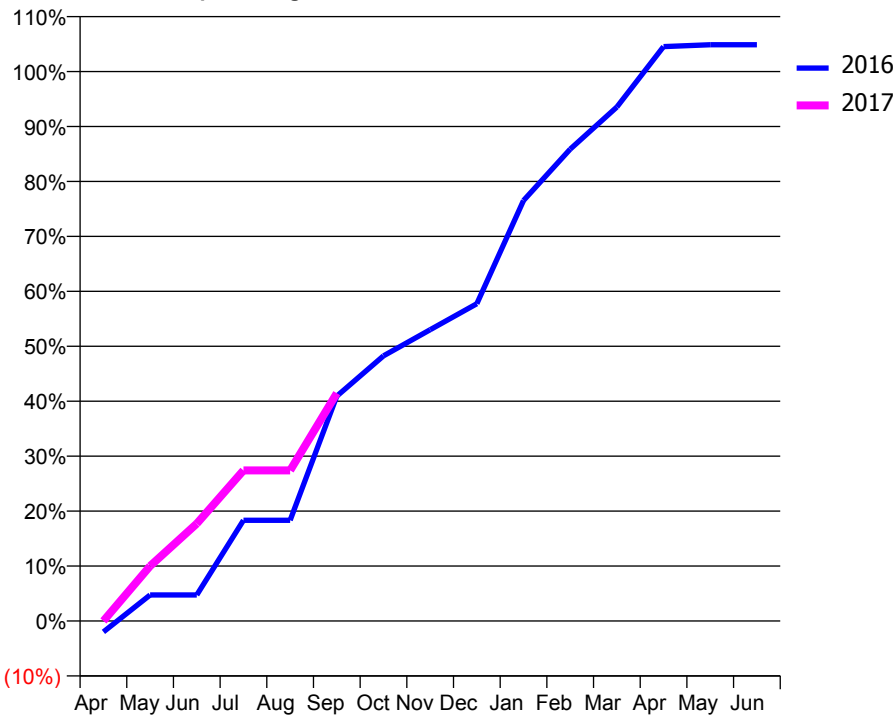
ACCESS*

Patients seen in 24 months	Total	Change since previous quarter
Quarter ending September 2015	135	
Quarter ending December 2015	138	↑
Quarter ending March 2016	138	→
Quarter ending June 2016	145	↑
Quarter ending September 2016	142	↓
Variance since September 2015	5.2%	↑



ACTIVITY

Cumulative percentage of contracted UDA delivered 2016 & 2017



Month	Adjusted Scheduled Activity (UDA)	
	2016	2017
April	-6	0
May	14	30
June	14	53
July	55	82
August	55	82
September	123	124
October	145	
November	159	
December	173	
January	230	
February	258	
March	281	
April	314	
May	315	
June	315	

QUALITY

	Quantity	Base Number	Contract	AT	Region	England
% of FP17s for the same patient ID Re-attending within 3 months - Children	15	186	8.1%	11.6%	13.5%	12.4%
% of FP17s for the same patient ID Re-attending within 3 months - Adults	0	1	0.0%	15.7%	17.4%	16.7%
% of FP17s for the same patient ID Re-attending between 3 & 9 months - Children	82	186	44.1%	57.3%	59.0%	57.4%
% of FP17s for the same patient ID Re-attending between 3 & 9 months - Adults	1	1	100.0%	52.3%	52.6%	50.5%
% of FP17s for Band 1 Urgent Courses	2	82	2.4%	8.5%	9.4%	9.1%
% of FP17s Relating to Free Repair or Replacements	0	82	0.0%	1.2%	1.0%	0.8%
% of FP17s Relating to Continuations	0	82	0.0%	1.7%	1.5%	1.3%
% of Patients satisfied with the dentistry they have received	0	0	N/A	93.9%	93.7%	93.2%
% of Patients satisfied with the time they had to wait for an appointment	0	0	N/A	90.4%	90.0%	89.0%

* This is based on patients treated on this contract for their most recent course of treatment. Figures in italics indicate the base number of FP17s or Patient Questionnaire responses are less than 100. N/A is shown where the base number of responses is less than 10 during the period. % is calculated as Quantity/Base number*100

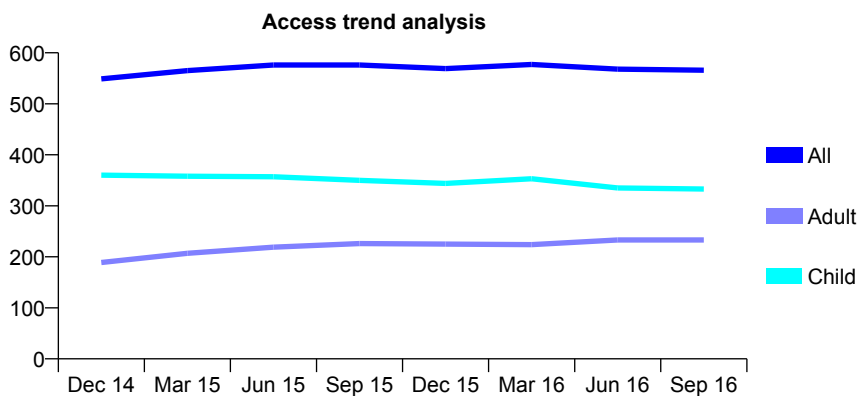
Q49 - Vital Signs At a Glance Contract Report for 916870/0001 - September 2016

Name or company name	MR WD DOBLE
Contract type name	GDS Contract
Purpose of contract	General
Contract start date	01/10/2013
Contract end date	

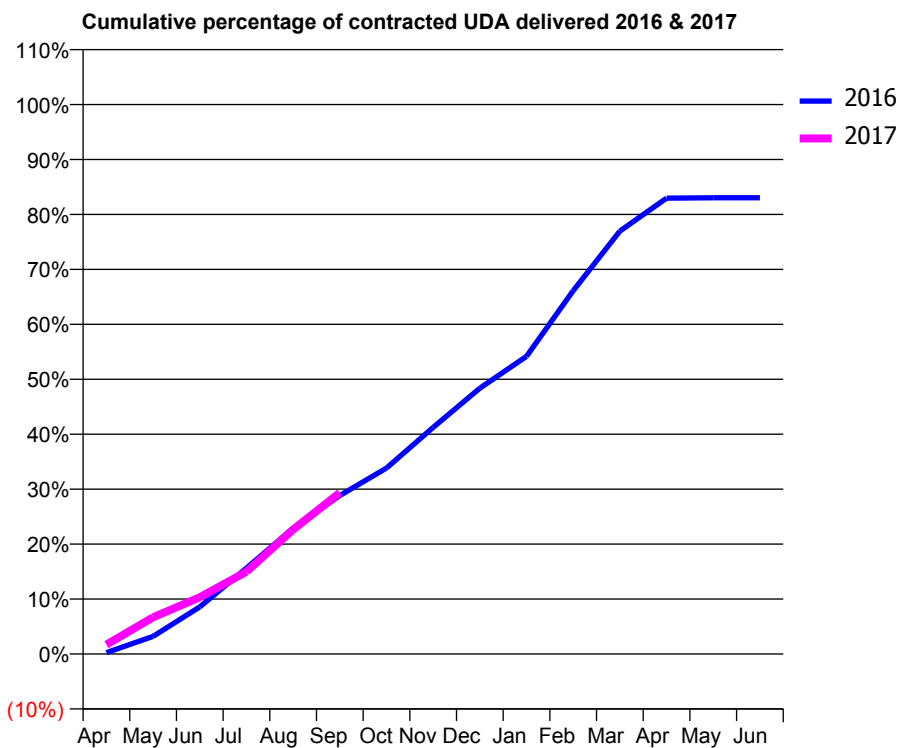
16/17 Contracted general activity (UDA)	1,921
Carry forward general activity (UDA)	0
16/17 Contracted orthodontic activity (UOA)	0
Carry forward orthodontic activity (UOA)	0
Baseline contract value	£47,021.65

ACCESS*

Patients seen in 24 months	Total	Change since previous quarter
Quarter ending September 2015	576	
Quarter ending December 2015	569	↓
Quarter ending March 2016	577	→
Quarter ending June 2016	568	↓
Quarter ending September 2016	566	→
Variance since September 2015	(1.7%)	↓



ACTIVITY



Month	Adjusted Scheduled Activity (UDA)	
	2016	2017
April	5	33
May	62	128
June	165	198
July	300	288
August	440	435
September	554	564
October	650	
November	792	
December	929	
January	1,041	
February	1,270	
March	1,479	
April	1,594	
May	1,595	
June	1,595	

QUALITY

	Quantity	Base Number	Contract	AT	Region	England
% of FP17s for the same patient ID Re-attending within 3 months - Children	31	314	9.9%	11.6%	13.5%	12.4%
% of FP17s for the same patient ID Re-attending within 3 months - Adults	26	147	17.7%	15.7%	17.4%	16.7%
% of FP17s for the same patient ID Re-attending between 3 & 9 months - Children	239	314	76.1%	57.3%	59.0%	57.4%
% of FP17s for the same patient ID Re-attending between 3 & 9 months - Adults	109	147	74.1%	52.3%	52.6%	50.5%
% of FP17s for Band 1 Urgent Courses	8	384	2.1%	8.5%	9.4%	9.1%
% of FP17s Relating to Free Repair or Replacements	3	384	0.8%	1.2%	1.0%	0.8%
% of FP17s Relating to Continuations	0	384	0.0%	1.7%	1.5%	1.3%
% of Patients satisfied with the dentistry they have received	0	0	N/A	93.9%	93.7%	93.2%
% of Patients satisfied with the time they had to wait for an appointment	0	0	N/A	90.4%	90.0%	89.0%

* This is based on patients treated on this contract for their most recent course of treatment. Figures in italics indicate the base number of FP17s or Patient Questionnaire responses are less than 100. N/A is shown where the base number of responses is less than 10 during the period. % is calculated as Quantity/Base number*100

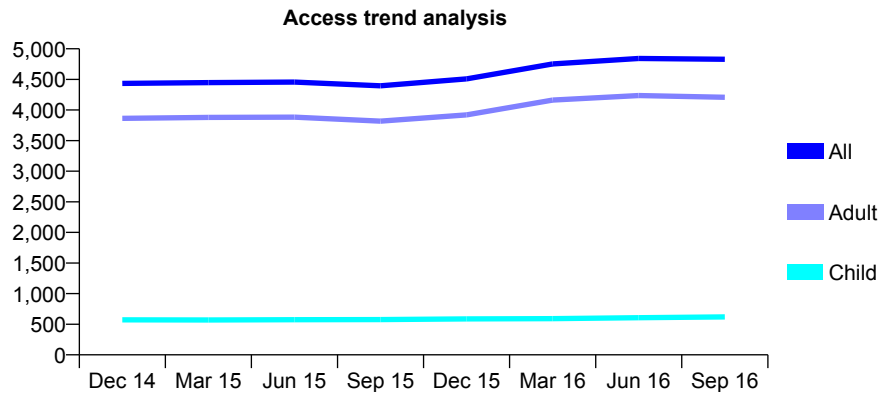
Q49 - Vital Signs At a Glance Contract Report for 917427/0003 - September 2016

Name or company name	MR P BRANTINGHAM
Contract type name	GDS Contract
Purpose of contract	General
Contract start date	01/04/2006
Contract end date	

16/17 Contracted general activity (UDA)	13,884
Carry forward general activity (UDA)	0
16/17 Contracted orthodontic activity (UOA)	0
Carry forward orthodontic activity (UOA)	0
Baseline contract value	£452,381.82

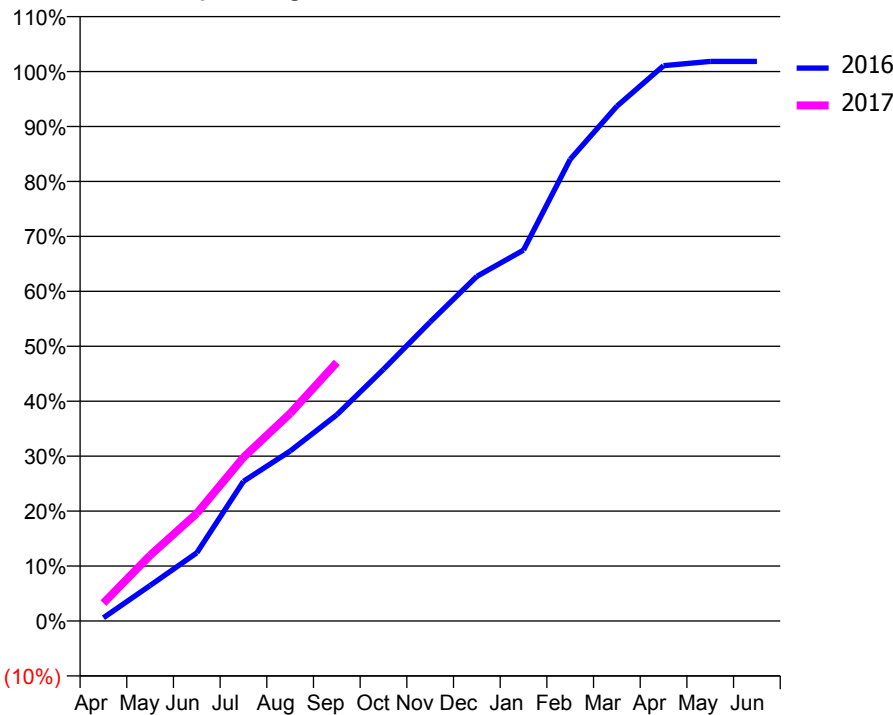
ACCESS*

Patients seen in 24 months	Total	Change since previous quarter
Quarter ending September 2015	4,395	
Quarter ending December 2015	4,509	↑
Quarter ending March 2016	4,753	↑
Quarter ending June 2016	4,843	→
Quarter ending September 2016	4,828	→
Variance since September 2015	9.9%	↑



ACTIVITY

Cumulative percentage of contracted UDA delivered 2016 & 2017



Month	Adjusted Scheduled Activity (UDA)	
	2016	2017
April	81	454
May	899	1,659
June	1,724	2,721
July	3,528	4,137
August	4,295	5,243
September	5,209	6,534
October	6,360	
November	7,556	
December	8,707	
January	9,371	
February	11,667	
March	13,008	
April	14,031	
May	14,139	
June	14,138	

QUALITY

	Quantity	Base Number	Contract	AT	Region	England
% of FP17s for the same patient ID Re-attending within 3 months - Children	36	479	7.5%	11.6%	13.5%	12.4%
% of FP17s for the same patient ID Re-attending within 3 months - Adults	542	2,852	19.0%	15.7%	17.4%	16.7%
% of FP17s for the same patient ID Re-attending between 3 & 9 months - Children	246	479	51.4%	57.3%	59.0%	57.4%
% of FP17s for the same patient ID Re-attending between 3 & 9 months - Adults	1,166	2,852	40.9%	52.3%	52.6%	50.5%
% of FP17s for Band 1 Urgent Courses	294	2,857	10.3%	8.5%	9.4%	9.1%
% of FP17s Relating to Free Repair or Replacements	46	2,857	1.6%	1.2%	1.0%	0.8%
% of FP17s Relating to Continuations	93	2,857	3.3%	1.7%	1.5%	1.3%
% of Patients satisfied with the dentistry they have received	5	7	N/A	93.9%	93.7%	93.2%
% of Patients satisfied with the time they had to wait for an appointment	5	7	N/A	90.4%	90.0%	89.0%

* This is based on patients treated on this contract for their most recent course of treatment. Figures in italics indicate the base number of FP17s or Patient Questionnaire responses are less than 100. N/A is shown where the base number of responses is less than 10 during the period. % is calculated as Quantity/Base number*100

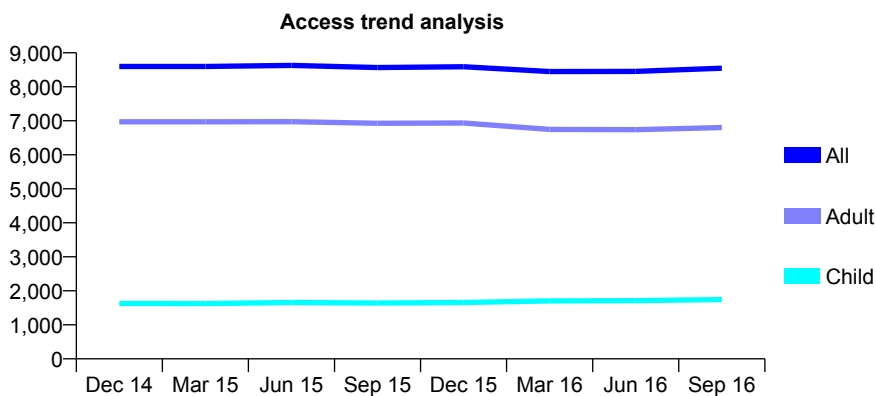
Q49 - Vital Signs At a Glance Contract Report for 917427/0004 - September 2016

Name or company name	MR P BRANTINGHAM
Contract type name	GDS Contract
Purpose of contract	General
Contract start date	01/04/2006
Contract end date	

16/17 Contracted general activity (UDA)	33,157
Carry forward general activity (UDA)	0
16/17 Contracted orthodontic activity (UOA)	0
Carry forward orthodontic activity (UOA)	0
Baseline contract value	£953,538.19

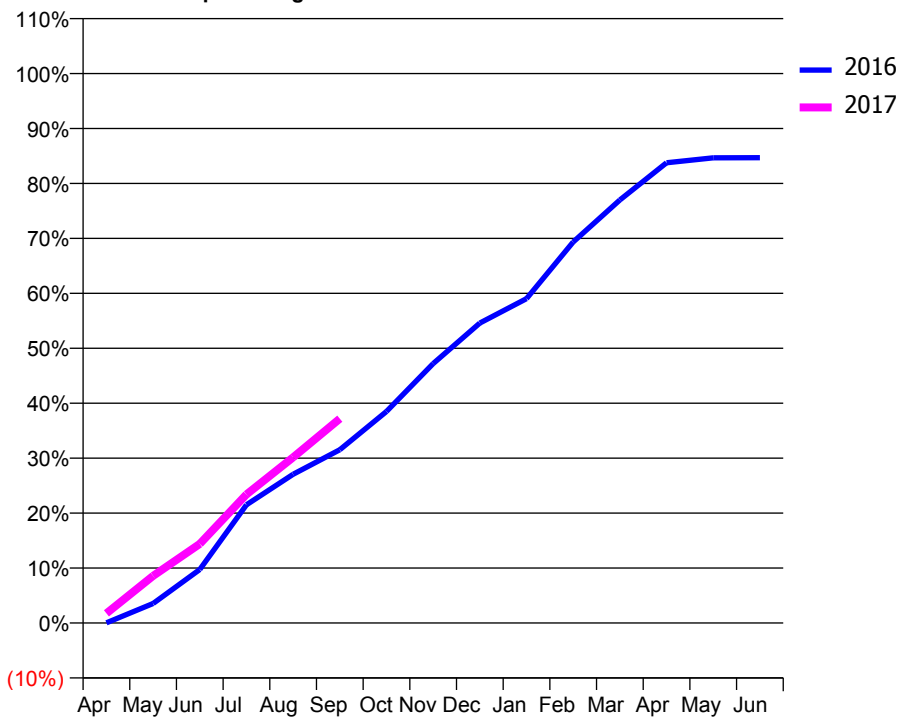
ACCESS*

Patients seen in 24 months	Total	Change since previous quarter
Quarter ending September 2015	8,568	
Quarter ending December 2015	8,592	→
Quarter ending March 2016	8,448	↓
Quarter ending June 2016	8,451	→
Quarter ending September 2016	8,546	→
Variance since September 2015	(0.3%)	→



ACTIVITY

Cumulative percentage of contracted UDA delivered 2016 & 2017



Adjusted Scheduled Activity (UDA)

Month	2016	2017
April	11	584
May	1,181	2,845
June	3,232	4,773
July	7,130	7,759
August	8,977	9,995
September	10,458	12,327
October	12,763	
November	15,655	
December	18,096	
January	19,569	
February	22,993	
March	25,524	
April	27,773	
May	28,068	
June	28,080	

QUALITY

	Quantity	Base Number	Contract	AT	Region	England
% of FP17s for the same patient ID Re-attending within 3 months - Children	214	1,407	15.2%	11.6%	13.5%	12.4%
% of FP17s for the same patient ID Re-attending within 3 months - Adults	1,097	4,554	24.1%	15.7%	17.4%	16.7%
% of FP17s for the same patient ID Re-attending between 3 & 9 months - Children	628	1,407	44.6%	57.3%	59.0%	57.4%
% of FP17s for the same patient ID Re-attending between 3 & 9 months - Adults	1,783	4,554	39.2%	52.3%	52.6%	50.5%
% of FP17s for Band 1 Urgent Courses	809	5,108	15.8%	8.5%	9.4%	9.1%
% of FP17s Relating to Free Repair or Replacements	91	5,108	1.8%	1.2%	1.0%	0.8%
% of FP17s Relating to Continuations	182	5,108	3.6%	1.7%	1.5%	1.3%
% of Patients satisfied with the dentistry they have received	10	11	90.9%	93.9%	93.7%	93.2%
% of Patients satisfied with the time they had to wait for an appointment	11	11	100.0%	90.4%	90.0%	89.0%

* This is based on patients treated on this contract for their most recent course of treatment. Figures in italics indicate the base number of FP17s or Patient Questionnaire responses are less than 100. N/A is shown where the base number of responses is less than 10 during the period. % is calculated as Quantity/Base number*100

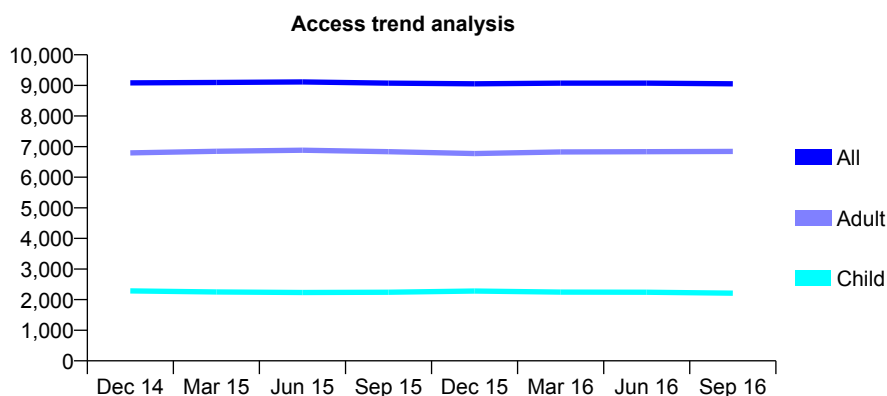
Q49 - Vital Signs At a Glance Contract Report for 920045/0002 - September 2016

Name or company name	MRS PA DODD
Contract type name	GDS Contract
Purpose of contract	General
Contract start date	01/04/2006
Contract end date	

16/17 Contracted general activity (UDA)	23,381
Carry forward general activity (UDA)	0
16/17 Contracted orthodontic activity (UOA)	0
Carry forward orthodontic activity (UOA)	0
Baseline contract value	£563,291.78

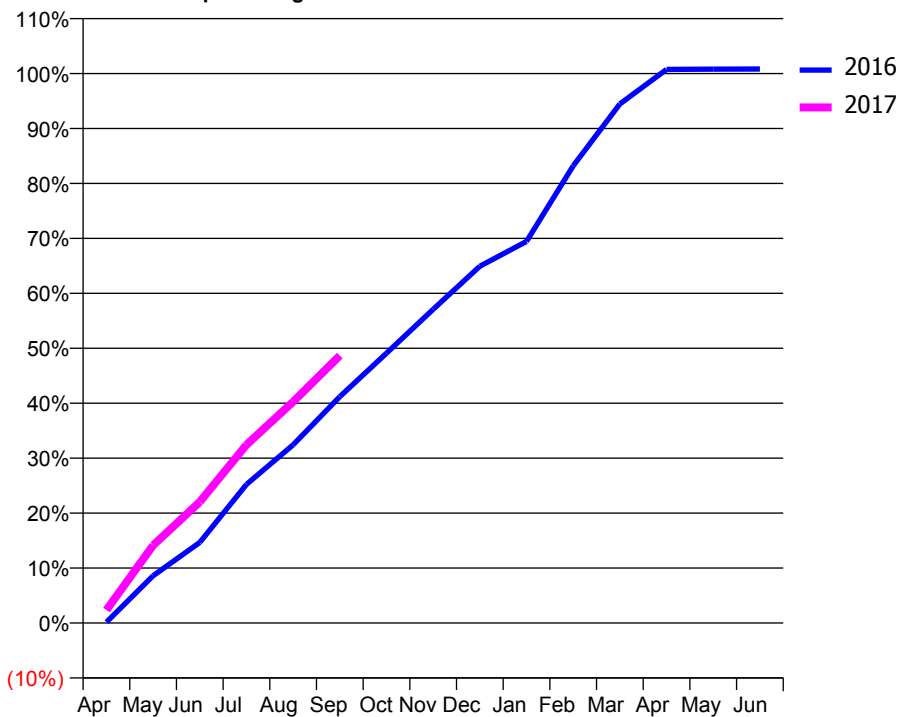
ACCESS*

Patients seen in 24 months	Total	Change since previous quarter
Quarter ending September 2015	9,074	
Quarter ending December 2015	9,054	→
Quarter ending March 2016	9,072	→
Quarter ending June 2016	9,075	→
Quarter ending September 2016	9,054	→
Variance since September 2015	(0.2%)	→



ACTIVITY

Cumulative percentage of contracted UDA delivered 2016 & 2017



Month	Adjusted Scheduled Activity (UDA)	
	2016	2017
April	36	554
May	2,010	3,304
June	3,431	5,152
July	5,896	7,584
August	7,583	9,418
September	9,630	11,377
October	11,481	
November	13,346	
December	15,182	
January	16,236	
February	19,453	
March	22,088	
April	23,554	
May	23,568	
June	23,571	

QUALITY

	Quantity	Base Number	Contract	AT	Region	England
% of FP17s for the same patient ID Re-attending within 3 months - Children	179	2,038	8.8%	11.6%	13.5%	12.4%
% of FP17s for the same patient ID Re-attending within 3 months - Adults	994	6,102	16.3%	15.7%	17.4%	16.7%
% of FP17s for the same patient ID Re-attending between 3 & 9 months - Children	1,476	2,038	72.4%	57.3%	59.0%	57.4%
% of FP17s for the same patient ID Re-attending between 3 & 9 months - Adults	3,882	6,102	63.6%	52.3%	52.6%	50.5%
% of FP17s for Band 1 Urgent Courses	222	6,448	3.4%	8.5%	9.4%	9.1%
% of FP17s Relating to Free Repair or Replacements	58	6,448	0.9%	1.2%	1.0%	0.8%
% of FP17s Relating to Continuations	221	6,448	3.4%	1.7%	1.5%	1.3%
% of Patients satisfied with the dentistry they have received	13	13	100.0%	93.9%	93.7%	93.2%
% of Patients satisfied with the time they had to wait for an appointment	13	13	100.0%	90.4%	90.0%	89.0%

* This is based on patients treated on this contract for their most recent course of treatment. Figures in italics indicate the base number of FP17s or Patient Questionnaire responses are less than 100. N/A is shown where the base number of responses is less than 10 during the period. % is calculated as Quantity/Base number*100

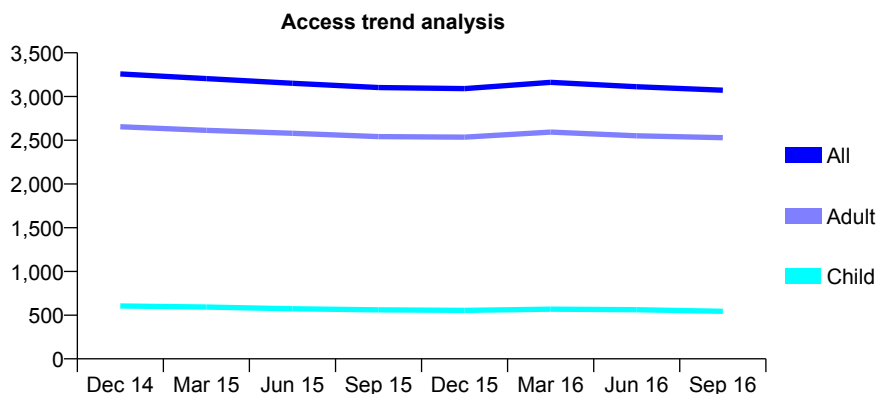
Q49 - Vital Signs At a Glance Contract Report for 920576/0001 - September 2016

Name or company name	MR G BAYTUG
Contract type name	GDS Contract
Purpose of contract	General
Contract start date	01/04/2006
Contract end date	

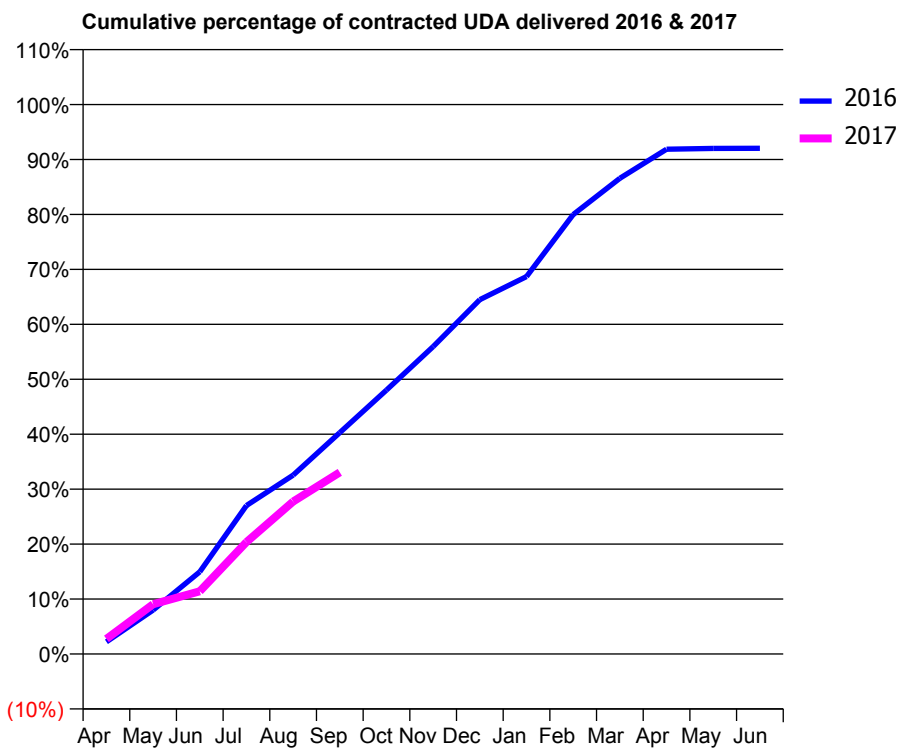
16/17 Contracted general activity (UDA)	15,354
Carry forward general activity (UDA)	0
16/17 Contracted orthodontic activity (UOA)	0
Carry forward orthodontic activity (UOA)	0
Baseline contract value	£685,541.33

ACCESS*

Patients seen in 24 months	Total	Change since previous quarter
Quarter ending September 2015	3,102	
Quarter ending December 2015	3,091	→
Quarter ending March 2016	3,162	↑
Quarter ending June 2016	3,112	↓
Quarter ending September 2016	3,072	↓
Variance since September 2015	(1.0%)	→



ACTIVITY



Month	Adjusted Scheduled Activity (UDA)	
	2016	2017
April	341	424
May	1,228	1,390
June	2,298	1,753
July	4,147	3,127
August	4,998	4,261
September	6,185	5,078
October	7,377	
November	8,589	
December	9,902	
January	10,545	
February	12,278	
March	13,293	
April	14,103	
May	14,127	
June	14,130	

QUALITY

	Quantity	Base Number	Contract	AT	Region	England
% of FP17s for the same patient ID Re-attending within 3 months - Children	33	404	8.2%	11.6%	13.5%	12.4%
% of FP17s for the same patient ID Re-attending within 3 months - Adults	387	2,116	18.3%	15.7%	17.4%	16.7%
% of FP17s for the same patient ID Re-attending between 3 & 9 months - Children	250	404	61.9%	57.3%	59.0%	57.4%
% of FP17s for the same patient ID Re-attending between 3 & 9 months - Adults	1,366	2,116	64.6%	52.3%	52.6%	50.5%
% of FP17s for Band 1 Urgent Courses	106	2,210	4.8%	8.5%	9.4%	9.1%
% of FP17s Relating to Free Repair or Replacements	20	2,210	0.9%	1.2%	1.0%	0.8%
% of FP17s Relating to Continuations	92	2,210	4.2%	1.7%	1.5%	1.3%
% of Patients satisfied with the dentistry they have received	8	8	N/A	93.9%	93.7%	93.2%
% of Patients satisfied with the time they had to wait for an appointment	8	8	N/A	90.4%	90.0%	89.0%

* This is based on patients treated on this contract for their most recent course of treatment. Figures in italics indicate the base number of FP17s or Patient Questionnaire responses are less than 100. N/A is shown where the base number of responses is less than 10 during the period. % is calculated as Quantity/Base number*100

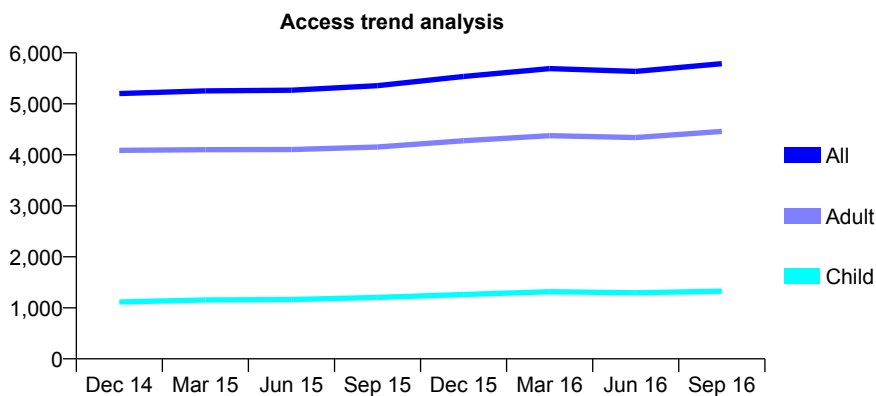
Q49 - Vital Signs At a Glance Contract Report for 925705/0001 - September 2016

Name or company name	MR SA EABORN
Contract type name	GDS Contract
Purpose of contract	General
Contract start date	01/04/2006
Contract end date	

16/17 Contracted general activity (UDA)	16,440
Carry forward general activity (UDA)	0
16/17 Contracted orthodontic activity (UOA)	0
Carry forward orthodontic activity (UOA)	0
Baseline contract value	£435,269.67

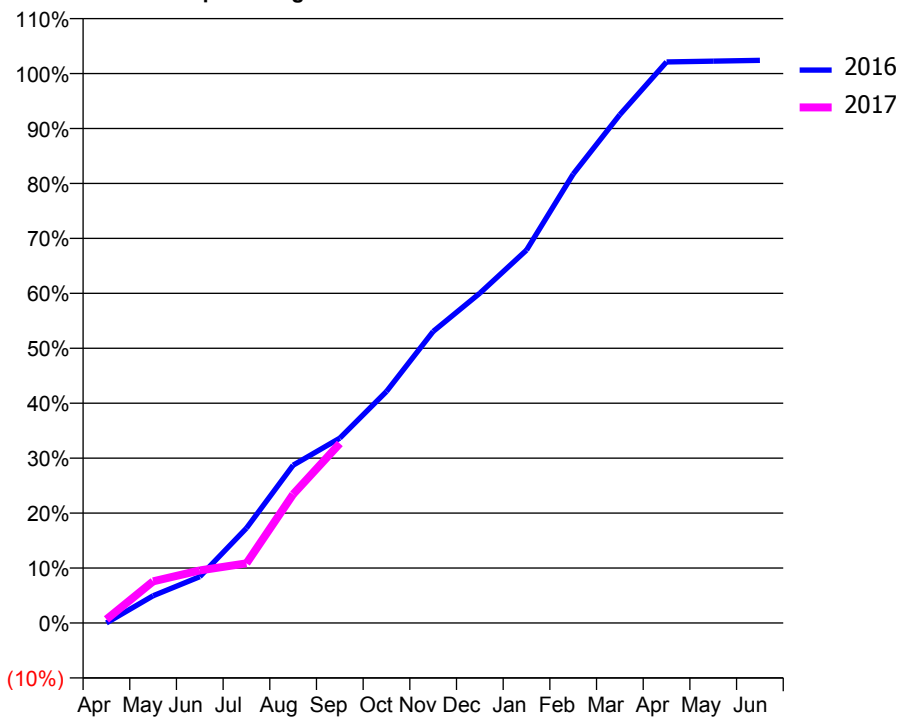
ACCESS*

Patients seen in 24 months	Total	Change since previous quarter
Quarter ending September 2015	5,356	
Quarter ending December 2015	5,537	↑
Quarter ending March 2016	5,691	↑
Quarter ending June 2016	5,635	→
Quarter ending September 2016	5,787	↑
Variance since September 2015	8.0%	↑



ACTIVITY

Cumulative percentage of contracted UDA delivered 2016 & 2017



Adjusted Scheduled Activity (UDA)

Month	2016	2017
April	0	111
May	816	1,247
June	1,385	1,576
July	2,839	1,784
August	4,722	3,852
September	5,531	5,372
October	6,927	
November	8,721	
December	9,869	
January	11,155	
February	13,429	
March	15,212	
April	16,786	
May	16,808	
June	16,832	

QUALITY

	Quantity	Base Number	Contract	AT	Region	England
% of FP17s for the same patient ID Re-attending within 3 months - Children	55	724	7.6%	11.6%	13.5%	12.4%
% of FP17s for the same patient ID Re-attending within 3 months - Adults	398	2,450	16.2%	15.7%	17.4%	16.7%
% of FP17s for the same patient ID Re-attending between 3 & 9 months - Children	353	724	48.8%	57.3%	59.0%	57.4%
% of FP17s for the same patient ID Re-attending between 3 & 9 months - Adults	1,117	2,450	45.6%	52.3%	52.6%	50.5%
% of FP17s for Band 1 Urgent Courses	230	2,470	9.3%	8.5%	9.4%	9.1%
% of FP17s Relating to Free Repair or Replacements	51	2,470	2.1%	1.2%	1.0%	0.8%
% of FP17s Relating to Continuations	37	2,470	1.5%	1.7%	1.5%	1.3%
% of Patients satisfied with the dentistry they have received	8	8	N/A	93.9%	93.7%	93.2%
% of Patients satisfied with the time they had to wait for an appointment	8	8	N/A	90.4%	90.0%	89.0%

* This is based on patients treated on this contract for their most recent course of treatment. Figures in italics indicate the base number of FP17s or Patient Questionnaire responses are less than 100. N/A is shown where the base number of responses is less than 10 during the period. % is calculated as Quantity/Base number*100

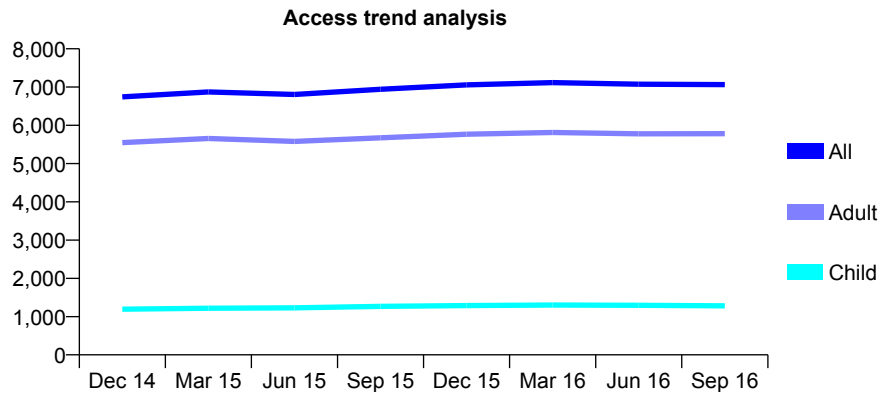
Q49 - Vital Signs At a Glance Contract Report for 933406/0001 - September 2016

Name or company name	MR JI SYKES
Contract type name	GDS Contract
Purpose of contract	General
Contract start date	11/08/2007
Contract end date	

16/17 Contracted general activity (UDA)	19,332
Carry forward general activity (UDA)	100
16/17 Contracted orthodontic activity (UOA)	0
Carry forward orthodontic activity (UOA)	0
Baseline contract value	£429,489.81

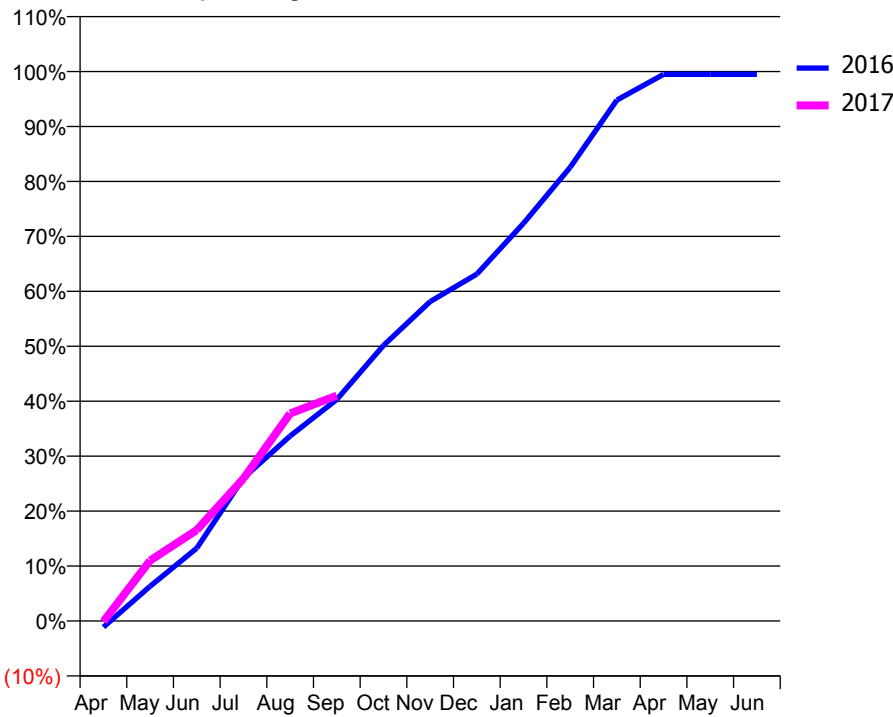
ACCESS*

Patients seen in 24 months	Total	Change since previous quarter
Quarter ending September 2015	6,941	
Quarter ending December 2015	7,056	→
Quarter ending March 2016	7,115	→
Quarter ending June 2016	7,073	→
Quarter ending September 2016	7,064	→
Variance since September 2015	1.8%	→



ACTIVITY

Cumulative percentage of contracted UDA delivered 2016 & 2017



Month	Adjusted Scheduled Activity (UDA)	
	2016	2017
April	-216	-23
May	1,224	2,130
June	2,563	3,202
July	5,030	5,012
August	6,511	7,302
September	7,792	7,932
October	9,696	
November	11,236	
December	12,204	
January	13,990	
February	15,960	
March	18,326	
April	19,232	
May	19,232	
June	19,232	

QUALITY

	Quantity	Base Number	Contract	AT	Region	England
% of FP17s for the same patient ID Re-attending within 3 months - Children	52	849	6.1%	11.6%	13.5%	12.4%
% of FP17s for the same patient ID Re-attending within 3 months - Adults	549	3,419	16.1%	15.7%	17.4%	16.7%
% of FP17s for the same patient ID Re-attending between 3 & 9 months - Children	532	849	62.7%	57.3%	59.0%	57.4%
% of FP17s for the same patient ID Re-attending between 3 & 9 months - Adults	1,626	3,419	47.6%	52.3%	52.6%	50.5%
% of FP17s for Band 1 Urgent Courses	438	3,934	11.1%	8.5%	9.4%	9.1%
% of FP17s Relating to Free Repair or Replacements	68	3,934	1.7%	1.2%	1.0%	0.8%
% of FP17s Relating to Continuations	60	3,934	1.5%	1.7%	1.5%	1.3%
% of Patients satisfied with the dentistry they have received	8	8	N/A	93.9%	93.7%	93.2%
% of Patients satisfied with the time they had to wait for an appointment	8	8	N/A	90.4%	90.0%	89.0%

* This is based on patients treated on this contract for their most recent course of treatment. Figures in italics indicate the base number of FP17s or Patient Questionnaire responses are less than 100. N/A is shown where the base number of responses is less than 10 during the period. % is calculated as Quantity/Base number*100

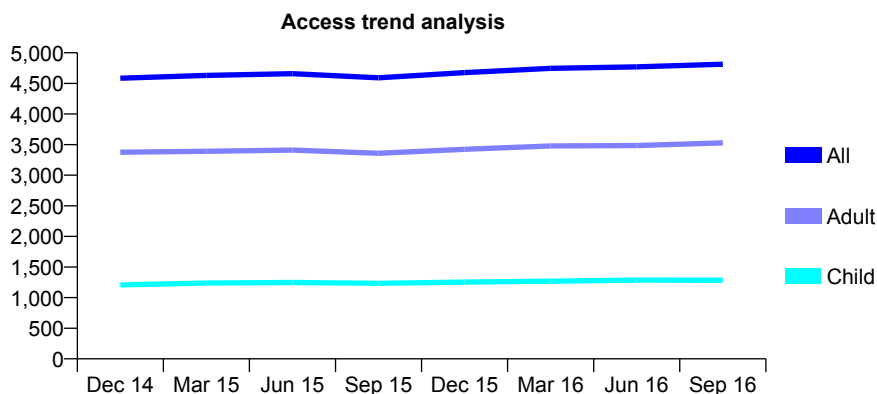
Q49 - Vital Signs At a Glance Contract Report for 934518/0001 - September 2016

Name or company name	MRS JD BLACK
Contract type name	GDS Contract
Purpose of contract	General
Contract start date	01/04/2006
Contract end date	

16/17 Contracted general activity (UDA)	16,216
Carry forward general activity (UDA)	284
16/17 Contracted orthodontic activity (UOA)	0
Carry forward orthodontic activity (UOA)	0
Baseline contract value	£431,134.75

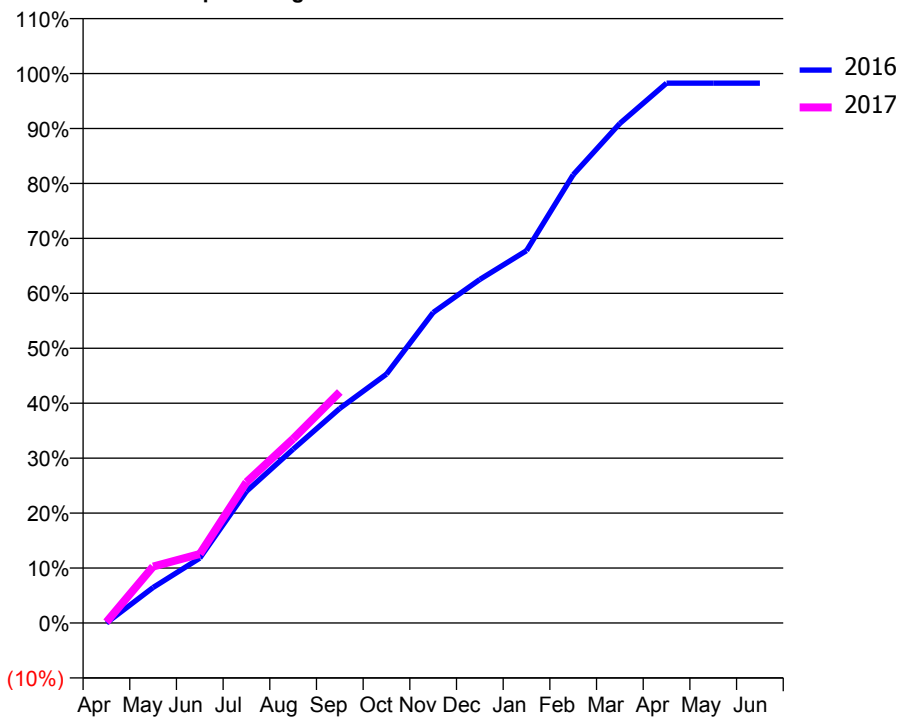
ACCESS*

Patients seen in 24 months	Total	Change since previous quarter
Quarter ending September 2015	4,592	
Quarter ending December 2015	4,677	→
Quarter ending March 2016	4,747	→
Quarter ending June 2016	4,770	→
Quarter ending September 2016	4,813	→
Variance since September 2015	4.8%	↑



ACTIVITY

Cumulative percentage of contracted UDA delivered 2016 & 2017



Month	Adjusted Scheduled Activity (UDA)	
	2016	2017
April	0	28
May	1,048	1,667
June	1,915	2,035
July	3,886	4,159
August	5,129	5,436
September	6,335	6,818
October	7,344	
November	9,162	
December	10,141	
January	10,988	
February	13,228	
March	14,743	
April	15,930	
May	15,931	
June	15,932	

QUALITY

	Quantity	Base Number	Contract	AT	Region	England
% of FP17s for the same patient ID Re-attending within 3 months - Children	84	955	8.8%	11.6%	13.5%	12.4%
% of FP17s for the same patient ID Re-attending within 3 months - Adults	449	2,363	19.0%	15.7%	17.4%	16.7%
% of FP17s for the same patient ID Re-attending between 3 & 9 months - Children	505	955	52.9%	57.3%	59.0%	57.4%
% of FP17s for the same patient ID Re-attending between 3 & 9 months - Adults	1,028	2,363	43.5%	52.3%	52.6%	50.5%
% of FP17s for Band 1 Urgent Courses	317	2,854	11.1%	8.5%	9.4%	9.1%
% of FP17s Relating to Free Repair or Replacements	31	2,854	1.1%	1.2%	1.0%	0.8%
% of FP17s Relating to Continuations	22	2,854	0.8%	1.7%	1.5%	1.3%
% of Patients satisfied with the dentistry they have received	11	11	100.0%	93.9%	93.7%	93.2%
% of Patients satisfied with the time they had to wait for an appointment	10	11	90.9%	90.4%	90.0%	89.0%

* This is based on patients treated on this contract for their most recent course of treatment. Figures in italics indicate the base number of FP17s or Patient Questionnaire responses are less than 100. N/A is shown where the base number of responses is less than 10 during the period. % is calculated as Quantity/Base number*100

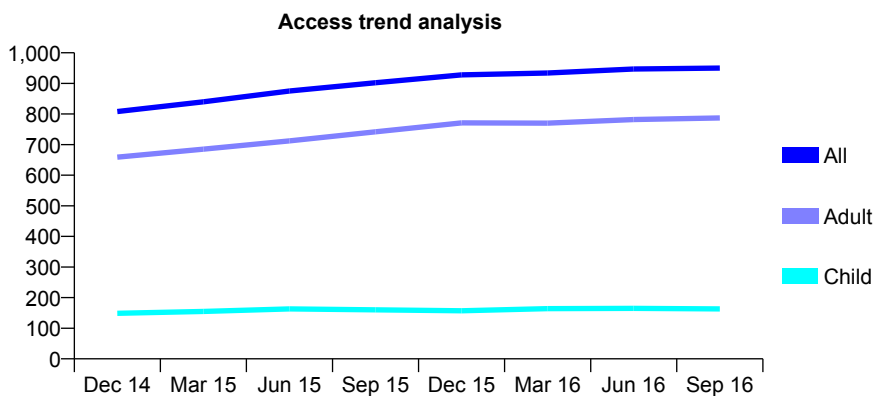
Q49 - Vital Signs At a Glance Contract Report for 937932/0003 - September 2016

Name or company name	MR I STEELE
Contract type name	GDS Contract
Purpose of contract	General
Contract start date	02/01/2014
Contract end date	

16/17 Contracted general activity (UDA)	3,000
Carry forward general activity (UDA)	0
16/17 Contracted orthodontic activity (UOA)	0
Carry forward orthodontic activity (UOA)	0
Baseline contract value	£71,772.45

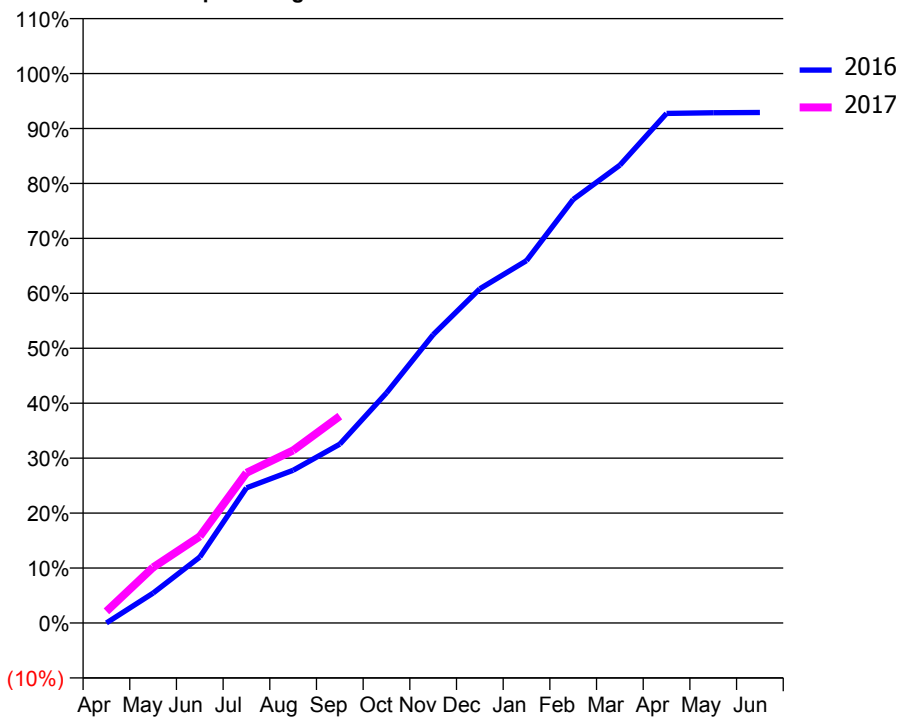
ACCESS*

Patients seen in 24 months	Total	Change since previous quarter
Quarter ending September 2015	902	
Quarter ending December 2015	928	↑
Quarter ending March 2016	934	→
Quarter ending June 2016	947	→
Quarter ending September 2016	950	→
Variance since September 2015	5.3%	↑



ACTIVITY

Cumulative percentage of contracted UDA delivered 2016 & 2017



Adjusted Scheduled Activity (UDA)

Month	2016	2017
April	0	64
May	164	304
June	360	473
July	738	820
August	834	942
September	976	1,129
October	1,256	
November	1,574	
December	1,824	
January	1,978	
February	2,313	
March	2,500	
April	2,782	
May	2,786	
June	2,787	

QUALITY

	Quantity	Base Number	Contract	AT	Region	England
% of FP17s for the same patient ID Re-attending within 3 months - Children	13	136	9.6%	11.6%	13.5%	12.4%
% of FP17s for the same patient ID Re-attending within 3 months - Adults	104	649	16.0%	15.7%	17.4%	16.7%
% of FP17s for the same patient ID Re-attending between 3 & 9 months - Children	93	136	68.4%	57.3%	59.0%	57.4%
% of FP17s for the same patient ID Re-attending between 3 & 9 months - Adults	412	649	63.5%	52.3%	52.6%	50.5%
% of FP17s for Band 1 Urgent Courses	6	618	1.0%	8.5%	9.4%	9.1%
% of FP17s Relating to Free Repair or Replacements	11	618	1.8%	1.2%	1.0%	0.8%
% of FP17s Relating to Continuations	29	618	4.7%	1.7%	1.5%	1.3%
% of Patients satisfied with the dentistry they have received	6	7	N/A	93.9%	93.7%	93.2%
% of Patients satisfied with the time they had to wait for an appointment	6	7	N/A	90.4%	90.0%	89.0%

* This is based on patients treated on this contract for their most recent course of treatment. Figures in italics indicate the base number of FP17s or Patient Questionnaire responses are less than 100. N/A is shown where the base number of responses is less than 10 during the period. % is calculated as Quantity/Base number*100

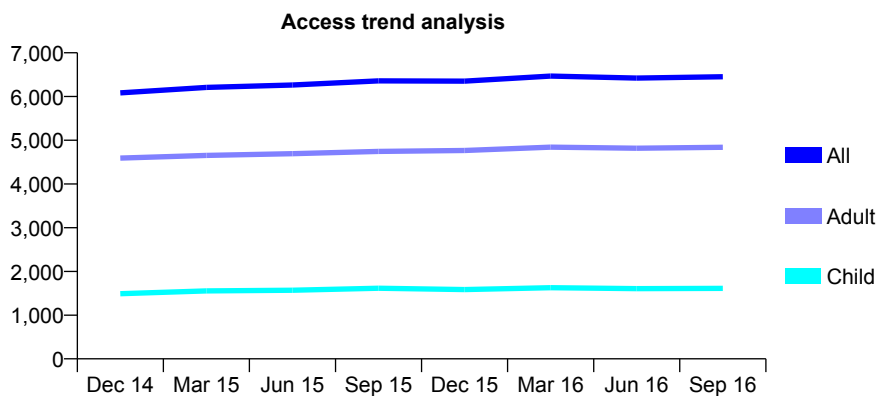
Q49 - Vital Signs At a Glance Contract Report for 941212/0001 - September 2016

Name or company name	MR I DAVIES
Contract type name	GDS Contract
Purpose of contract	General
Contract start date	01/05/2011
Contract end date	

16/17 Contracted general activity (UDA)	21,674
Carry forward general activity (UDA)	-43
16/17 Contracted orthodontic activity (UOA)	0
Carry forward orthodontic activity (UOA)	0
Baseline contract value	£557,392.60

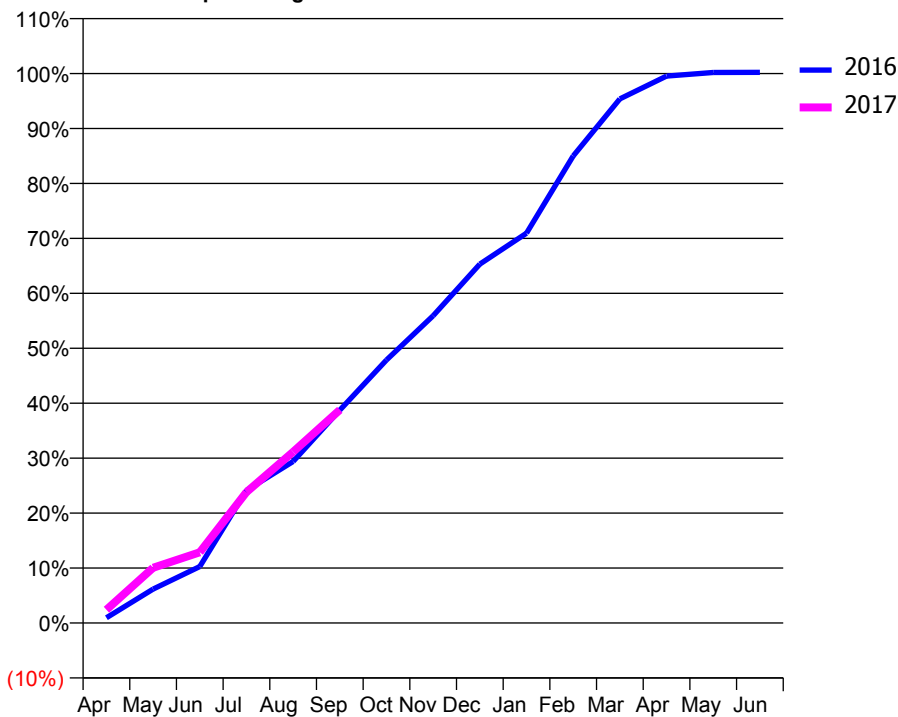
ACCESS*

Patients seen in 24 months	Total	Change since previous quarter
Quarter ending September 2015	6,359	
Quarter ending December 2015	6,352	→
Quarter ending March 2016	6,468	→
Quarter ending June 2016	6,423	→
Quarter ending September 2016	6,451	→
Variance since September 2015	1.4%	→



ACTIVITY

Cumulative percentage of contracted UDA delivered 2016 & 2017



QUALITY

	Quantity	Base Number	Contract	AT	Region	England
% of FP17s for the same patient ID Re-attending within 3 months - Children	119	1,209	9.8%	11.6%	13.5%	12.4%
% of FP17s for the same patient ID Re-attending within 3 months - Adults	673	3,393	19.8%	15.7%	17.4%	16.7%
% of FP17s for the same patient ID Re-attending between 3 & 9 months - Children	644	1,209	53.3%	57.3%	59.0%	57.4%
% of FP17s for the same patient ID Re-attending between 3 & 9 months - Adults	1,708	3,393	50.3%	52.3%	52.6%	50.5%
% of FP17s for Band 1 Urgent Courses	510	3,652	14.0%	8.5%	9.4%	9.1%
% of FP17s Relating to Free Repair or Replacements	76	3,652	2.1%	1.2%	1.0%	0.8%
% of FP17s Relating to Continuations	44	3,652	1.2%	1.7%	1.5%	1.3%
% of Patients satisfied with the dentistry they have received	4	4	N/A	93.9%	93.7%	93.2%
% of Patients satisfied with the time they had to wait for an appointment	4	4	N/A	90.4%	90.0%	89.0%

* This is based on patients treated on this contract for their most recent course of treatment. Figures in italics indicate the base number of FP17s or Patient Questionnaire responses are less than 100. N/A is shown where the base number of responses is less than 10 during the period. % is calculated as Quantity/Base number*100

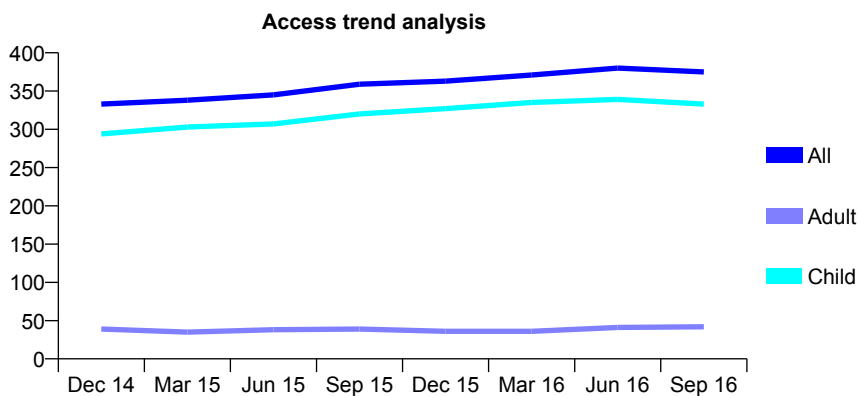
Q49 - Vital Signs At a Glance Contract Report for 943754/0003 - September 2016

Name or company name	MR S ISMAIL
Contract type name	GDS Contract
Purpose of contract	General
Contract start date	01/07/2012
Contract end date	

16/17 Contracted general activity (UDA)	866
Carry forward general activity (UDA)	0
16/17 Contracted orthodontic activity (UOA)	0
Carry forward orthodontic activity (UOA)	0
Baseline contract value	£21,536.60

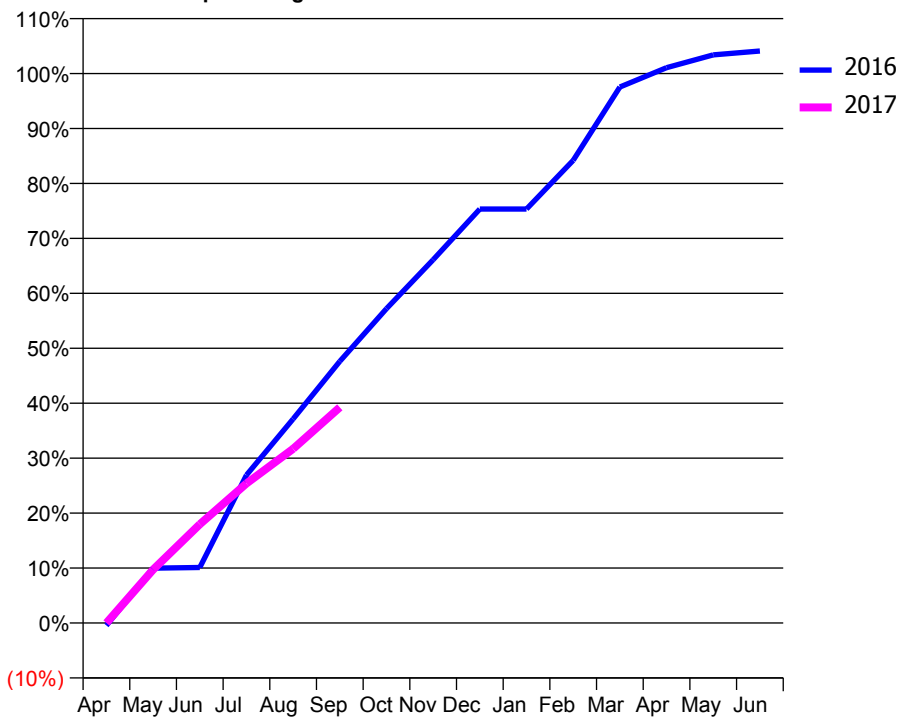
ACCESS*

Patients seen in 24 months	Total	Change since previous quarter
Quarter ending September 2015	359	
Quarter ending December 2015	363	→
Quarter ending March 2016	371	↑
Quarter ending June 2016	380	↑
Quarter ending September 2016	375	↓
Variance since September 2015	4.5%	↑



ACTIVITY

Cumulative percentage of contracted UDA delivered 2016 & 2017



Month	Adjusted Scheduled Activity (UDA)	
	2016	2017
April	-4	0
May	86	84
June	88	156
July	233	220
August	322	275
September	412	340
October	495	
November	573	
December	652	
January	652	
February	729	
March	845	
April	875	
May	895	
June	901	

QUALITY

	Quantity	Base Number	Contract	AT	Region	England
% of FP17s for the same patient ID Re-attending within 3 months - Children	33	277	11.9%	11.6%	13.5%	12.4%
% of FP17s for the same patient ID Re-attending within 3 months - Adults	0	0	N/A	15.7%	17.4%	16.7%
% of FP17s for the same patient ID Re-attending between 3 & 9 months - Children	192	277	69.3%	57.3%	59.0%	57.4%
% of FP17s for the same patient ID Re-attending between 3 & 9 months - Adults	0	0	N/A	52.3%	52.6%	50.5%
% of FP17s for Band 1 Urgent Courses	10	246	4.1%	8.5%	9.4%	9.1%
% of FP17s Relating to Free Repair or Replacements	0	246	0.0%	1.2%	1.0%	0.8%
% of FP17s Relating to Continuations	0	246	0.0%	1.7%	1.5%	1.3%
% of Patients satisfied with the dentistry they have received	0	0	N/A	93.9%	93.7%	93.2%
% of Patients satisfied with the time they had to wait for an appointment	0	0	N/A	90.4%	90.0%	89.0%

* This is based on patients treated on this contract for their most recent course of treatment. Figures in italics indicate the base number of FP17s or Patient Questionnaire responses are less than 100. N/A is shown where the base number of responses is less than 10 during the period. % is calculated as Quantity/Base number*100

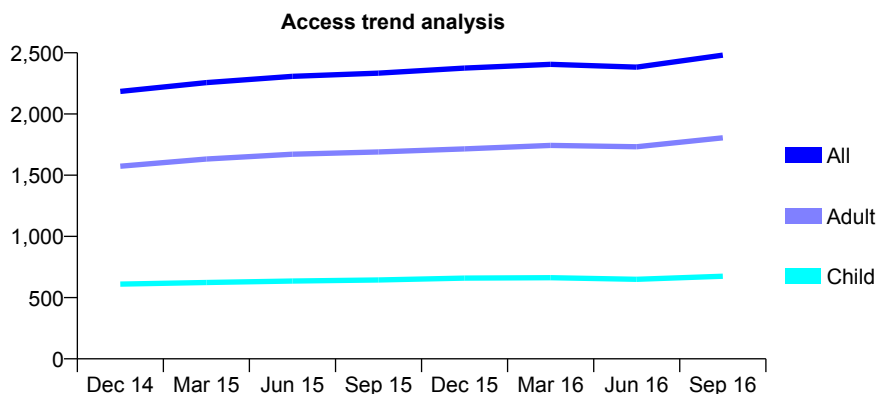
Q49 - Vital Signs At a Glance Contract Report for 960322/0001 - September 2016

Name or company name	MR AJ CHURM
Contract type name	GDS Contract
Purpose of contract	General
Contract start date	01/08/2009
Contract end date	

16/17 Contracted general activity (UDA)	5,962
Carry forward general activity (UDA)	0
16/17 Contracted orthodontic activity (UOA)	0
Carry forward orthodontic activity (UOA)	0
Baseline contract value	£171,664.37

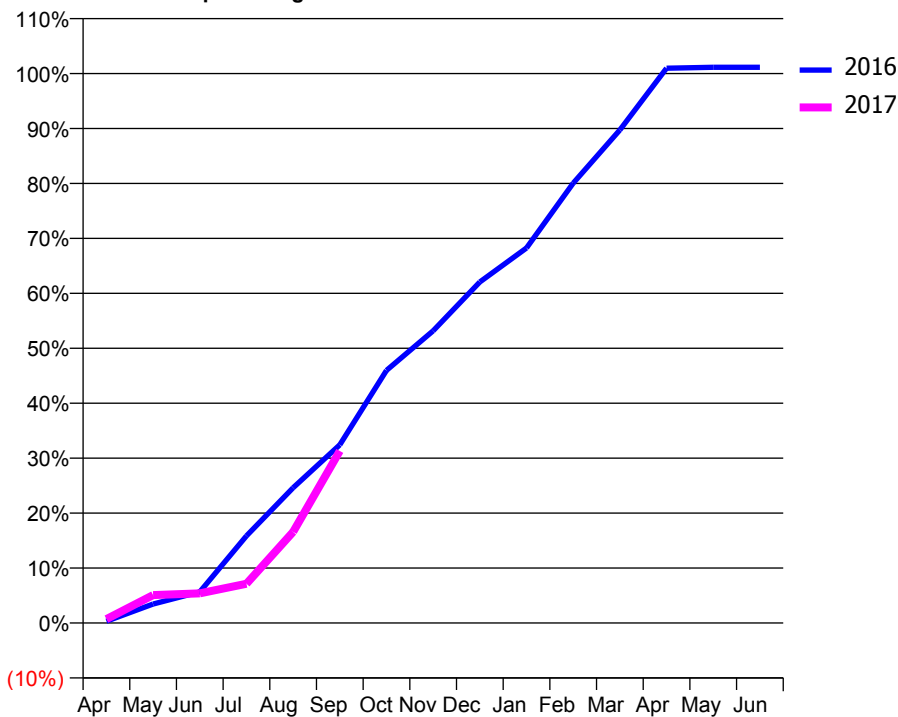
ACCESS*

Patients seen in 24 months	Total	Change since previous quarter
Quarter ending September 2015	2,334	
Quarter ending December 2015	2,375	→
Quarter ending March 2016	2,406	→
Quarter ending June 2016	2,383	→
Quarter ending September 2016	2,481	↑
Variance since September 2015	6.3%	↑



ACTIVITY

Cumulative percentage of contracted UDA delivered 2016 & 2017



Month	Adjusted Scheduled Activity (UDA)	
	2016	2017
April	20	42
May	206	303
June	338	322
July	945	426
August	1,468	989
September	1,933	1,867
October	2,741	
November	3,170	
December	3,700	
January	4,069	
February	4,773	
March	5,350	
April	6,019	
May	6,029	
June	6,029	

QUALITY

	Quantity	Base Number	Contract	AT	Region	England
% of FP17s for the same patient ID Re-attending within 3 months - Children	31	372	8.3%	11.6%	13.5%	12.4%
% of FP17s for the same patient ID Re-attending within 3 months - Adults	140	957	14.6%	15.7%	17.4%	16.7%
% of FP17s for the same patient ID Re-attending between 3 & 9 months - Children	181	372	48.7%	57.3%	59.0%	57.4%
% of FP17s for the same patient ID Re-attending between 3 & 9 months - Adults	428	957	44.7%	52.3%	52.6%	50.5%
% of FP17s for Band 1 Urgent Courses	64	861	7.4%	8.5%	9.4%	9.1%
% of FP17s Relating to Free Repair or Replacements	13	861	1.5%	1.2%	1.0%	0.8%
% of FP17s Relating to Continuations	2	861	0.2%	1.7%	1.5%	1.3%
% of Patients satisfied with the dentistry they have received	5	5	N/A	93.9%	93.7%	93.2%
% of Patients satisfied with the time they had to wait for an appointment	5	5	N/A	90.4%	90.0%	89.0%

* This is based on patients treated on this contract for their most recent course of treatment. Figures in italics indicate the base number of FP17s or Patient Questionnaire responses are less than 100. N/A is shown where the base number of responses is less than 10 during the period. % is calculated as Quantity/Base number*100

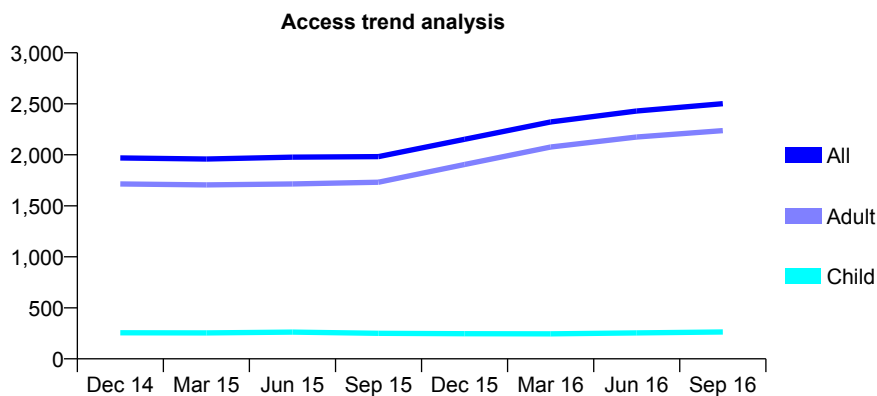
Q49 - Vital Signs At a Glance Contract Report for 962295/0001 - September 2016

Name or company name	MR S SOLAIMAN
Contract type name	GDS Contract
Purpose of contract	General
Contract start date	01/06/2007
Contract end date	

16/17 Contracted general activity (UDA)	9,211
Carry forward general activity (UDA)	0
16/17 Contracted orthodontic activity (UOA)	0
Carry forward orthodontic activity (UOA)	0
Baseline contract value	£253,321.08

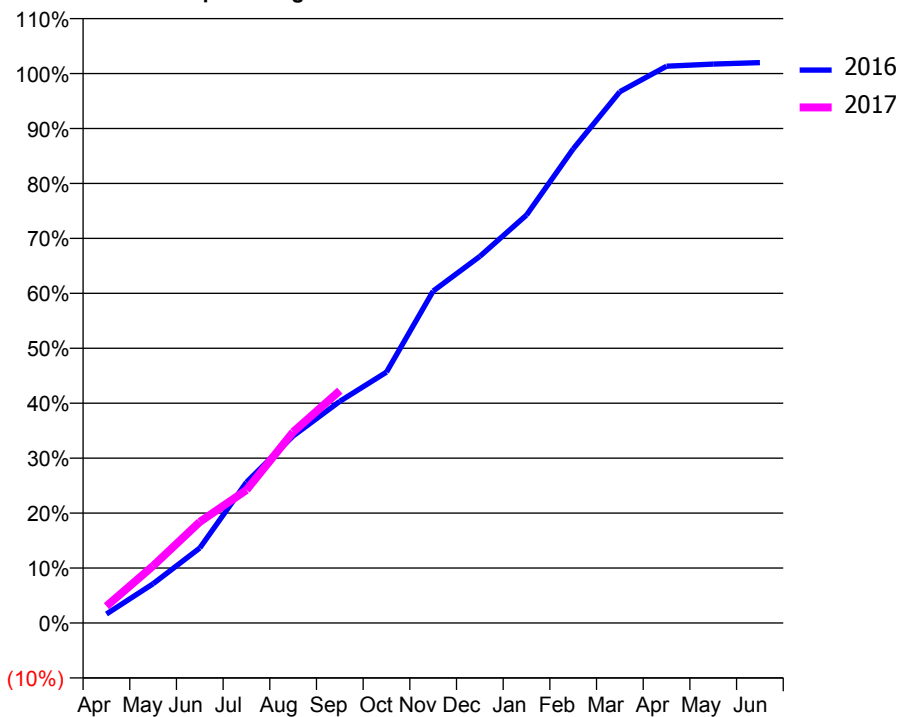
ACCESS*

Patients seen in 24 months	Total	Change since previous quarter
Quarter ending September 2015	1,982	
Quarter ending December 2015	2,152	↑
Quarter ending March 2016	2,322	↑
Quarter ending June 2016	2,429	↑
Quarter ending September 2016	2,501	↑
Variance since September 2015	26.2%	↑



ACTIVITY

Cumulative percentage of contracted UDA delivered 2016 & 2017



Month	Adjusted Scheduled Activity (UDA)	
	2016	2017
April	151	283
May	658	957
June	1,256	1,695
July	2,360	2,230
August	3,134	3,203
September	3,715	3,894
October	4,205	
November	5,564	
December	6,146	
January	6,838	
February	7,948	
March	8,907	
April	9,333	
May	9,370	
June	9,393	

QUALITY

	Quantity	Base Number	Contract	AT	Region	England
% of FP17s for the same patient ID Re-attending within 3 months - Children	3	140	2.1%	11.6%	13.5%	12.4%
% of FP17s for the same patient ID Re-attending within 3 months - Adults	141	1,227	11.5%	15.7%	17.4%	16.7%
% of FP17s for the same patient ID Re-attending between 3 & 9 months - Children	71	140	50.7%	57.3%	59.0%	57.4%
% of FP17s for the same patient ID Re-attending between 3 & 9 months - Adults	533	1,227	43.4%	52.3%	52.6%	50.5%
% of FP17s for Band 1 Urgent Courses	100	1,202	8.3%	8.5%	9.4%	9.1%
% of FP17s Relating to Free Repair or Replacements	0	1,202	0.0%	1.2%	1.0%	0.8%
% of FP17s Relating to Continuations	7	1,202	0.6%	1.7%	1.5%	1.3%
% of Patients satisfied with the dentistry they have received	4	4	N/A	93.9%	93.7%	93.2%
% of Patients satisfied with the time they had to wait for an appointment	4	4	N/A	90.4%	90.0%	89.0%

* This is based on patients treated on this contract for their most recent course of treatment. Figures in italics indicate the base number of FP17s or Patient Questionnaire responses are less than 100. N/A is shown where the base number of responses is less than 10 during the period. % is calculated as Quantity/Base number*100

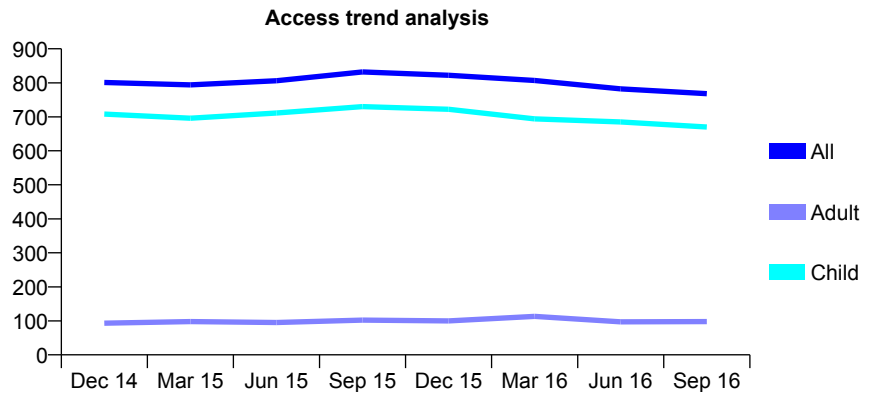
Q49 - Vital Signs At a Glance Contract Report for 962740/0001 - September 2016

Name or company name	MR SR PATEL
Contract type name	GDS Contract
Purpose of contract	General
Contract start date	01/02/2013
Contract end date	

16/17 Contracted general activity (UDA)	2,278
Carry forward general activity (UDA)	0
16/17 Contracted orthodontic activity (UOA)	0
Carry forward orthodontic activity (UOA)	0
Baseline contract value	£55,147.60

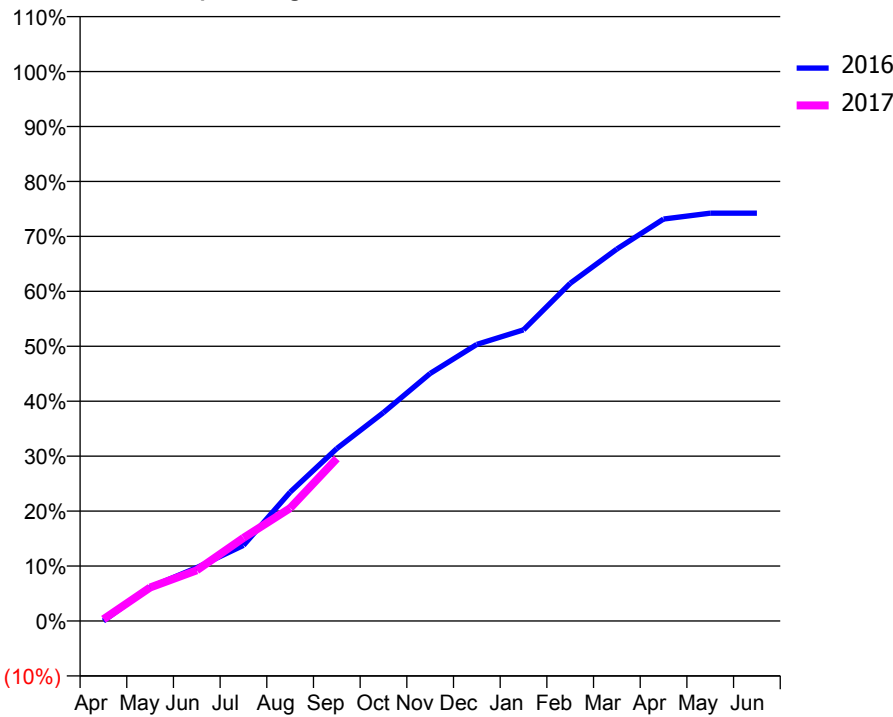
ACCESS*

Patients seen in 24 months	Total	Change since previous quarter
Quarter ending September 2015	832	
Quarter ending December 2015	822	↓
Quarter ending March 2016	807	↓
Quarter ending June 2016	782	↓
Quarter ending September 2016	768	↓
Variance since September 2015	(7.7%)	↓



ACTIVITY

Cumulative percentage of contracted UDA delivered 2016 & 2017



Month	Adjusted Scheduled Activity (UDA)	
	2016	2017
April	0	7
May	138	139
June	219	211
July	310	345
August	529	468
September	707	674
October	855	
November	1,015	
December	1,134	
January	1,194	
February	1,384	
March	1,525	
April	1,648	
May	1,672	
June	1,672	

QUALITY

	Quantity	Base Number	Contract	AT	Region	England
% of FP17s for the same patient ID Re-attending within 3 months - Children	101	600	16.8%	11.6%	13.5%	12.4%
% of FP17s for the same patient ID Re-attending within 3 months - Adults	0	0	N/A	15.7%	17.4%	16.7%
% of FP17s for the same patient ID Re-attending between 3 & 9 months - Children	337	600	56.2%	57.3%	59.0%	57.4%
% of FP17s for the same patient ID Re-attending between 3 & 9 months - Adults	0	0	N/A	52.3%	52.6%	50.5%
% of FP17s for Band 1 Urgent Courses	23	492	4.7%	8.5%	9.4%	9.1%
% of FP17s Relating to Free Repair or Replacements	0	492	0.0%	1.2%	1.0%	0.8%
% of FP17s Relating to Continuations	0	492	0.0%	1.7%	1.5%	1.3%
% of Patients satisfied with the dentistry they have received	0	0	N/A	93.9%	93.7%	93.2%
% of Patients satisfied with the time they had to wait for an appointment	0	0	N/A	90.4%	90.0%	89.0%

* This is based on patients treated on this contract for their most recent course of treatment. Figures in italics indicate the base number of FP17s or Patient Questionnaire responses are less than 100. N/A is shown where the base number of responses is less than 10 during the period. % is calculated as Quantity/Base number*100

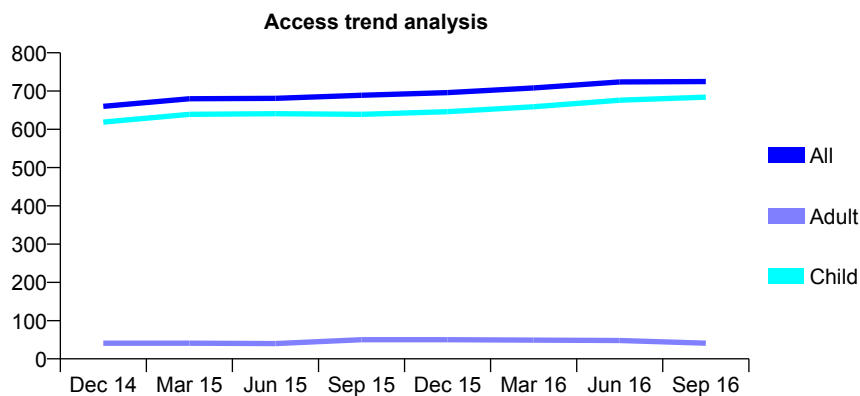
Q49 - Vital Signs At a Glance Contract Report for 967912/0001 - September 2016

Name or company name	MR M CAREW
Contract type name	GDS Contract
Purpose of contract	General
Contract start date	01/06/2011
Contract end date	

16/17 Contracted general activity (UDA)	1,558
Carry forward general activity (UDA)	0
16/17 Contracted orthodontic activity (UOA)	0
Carry forward orthodontic activity (UOA)	0
Baseline contract value	£33,419.79

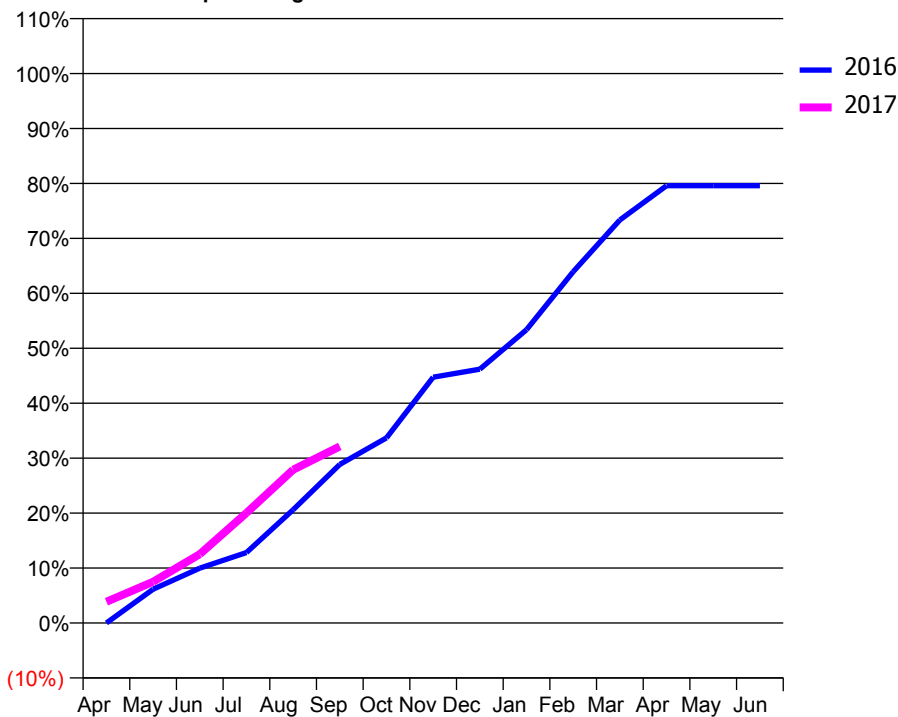
ACCESS*

Patients seen in 24 months	Total	Change since previous quarter
Quarter ending September 2015	689	
Quarter ending December 2015	696	→
Quarter ending March 2016	708	→
Quarter ending June 2016	724	↑
Quarter ending September 2016	725	→
Variance since September 2015	5.2%	↑



ACTIVITY

Cumulative percentage of contracted UDA delivered 2016 & 2017



Month	Adjusted Scheduled Activity (UDA)	
	2016	2017
April	0	60
May	96	117
June	156	195
July	200	312
August	321	435
September	450	501
October	525	
November	697	
December	720	
January	832	
February	996	
March	1,143	
April	1,240	
May	1,240	
June	1,240	

QUALITY

	Quantity	Base Number	Contract	AT	Region	England
% of FP17s for the same patient ID Re-attending within 3 months - Children	11	414	2.7%	11.6%	13.5%	12.4%
% of FP17s for the same patient ID Re-attending within 3 months - Adults	0	0	N/A	15.7%	17.4%	16.7%
% of FP17s for the same patient ID Re-attending between 3 & 9 months - Children	238	414	57.5%	57.3%	59.0%	57.4%
% of FP17s for the same patient ID Re-attending between 3 & 9 months - Adults	0	0	N/A	52.3%	52.6%	50.5%
% of FP17s for Band 1 Urgent Courses	9	361	2.5%	8.5%	9.4%	9.1%
% of FP17s Relating to Free Repair or Replacements	0	361	0.0%	1.2%	1.0%	0.8%
% of FP17s Relating to Continuations	0	361	0.0%	1.7%	1.5%	1.3%
% of Patients satisfied with the dentistry they have received	0	0	N/A	93.9%	93.7%	93.2%
% of Patients satisfied with the time they had to wait for an appointment	0	0	N/A	90.4%	90.0%	89.0%

* This is based on patients treated on this contract for their most recent course of treatment. Figures in italics indicate the base number of FP17s or Patient Questionnaire responses are less than 100. N/A is shown where the base number of responses is less than 10 during the period. % is calculated as Quantity/Base number*100

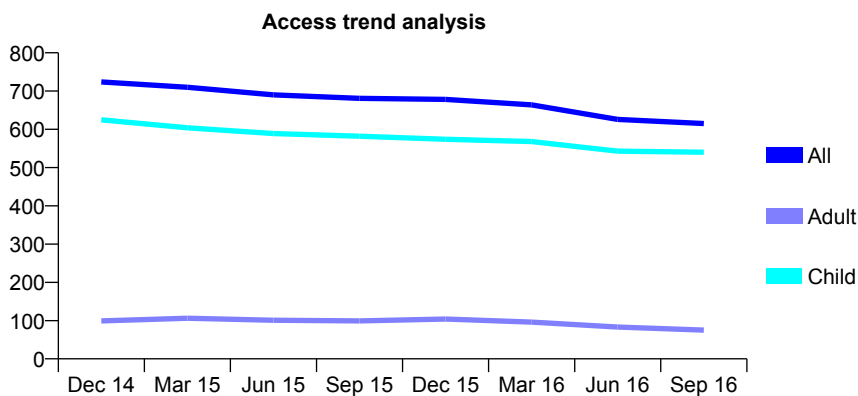
Q49 - Vital Signs At a Glance Contract Report for 998478/0001 - September 2016

Name or company name	MR R HURST
Contract type name	GDS Contract
Purpose of contract	General
Contract start date	01/04/2006
Contract end date	

16/17 Contracted general activity (UDA)	1,961
Carry forward general activity (UDA)	0
16/17 Contracted orthodontic activity (UOA)	0
Carry forward orthodontic activity (UOA)	0
Baseline contract value	£42,057.16

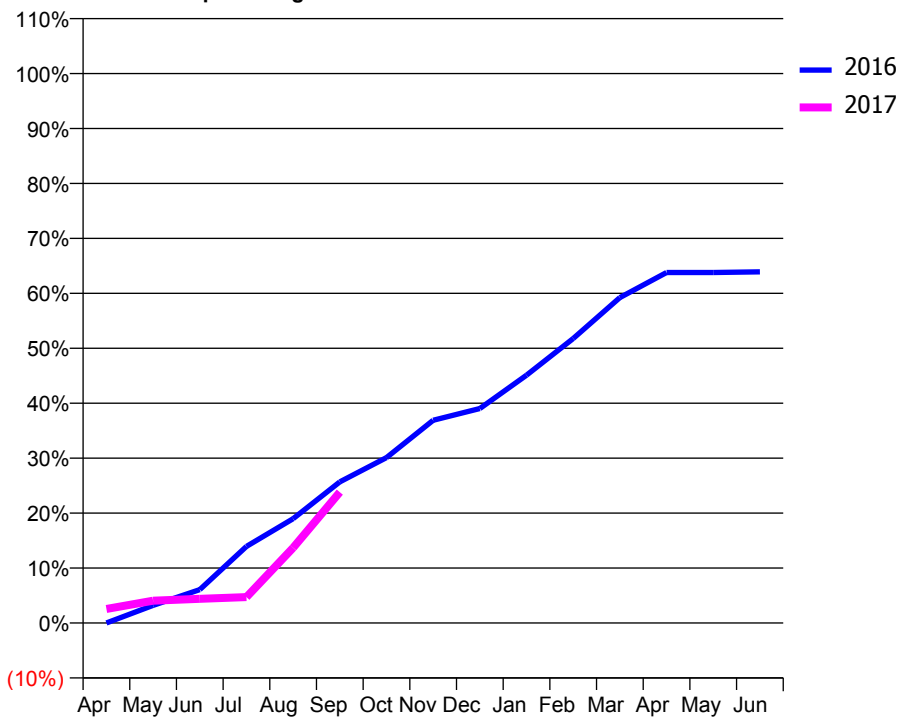
ACCESS*

Patients seen in 24 months	Total	Change since previous quarter
Quarter ending September 2015	681	
Quarter ending December 2015	678	→
Quarter ending March 2016	664	↓
Quarter ending June 2016	626	↓
Quarter ending September 2016	615	↓
Variance since September 2015	(9.7%)	↓



ACTIVITY

Cumulative percentage of contracted UDA delivered 2016 & 2017



Month	Adjusted Scheduled Activity (UDA)	
	2016	2017
April	0	50
May	63	80
June	119	87
July	273	93
August	373	269
September	504	467
October	590	
November	724	
December	765	
January	884	
February	1,015	
March	1,162	
April	1,251	
May	1,251	
June	1,253	

QUALITY

	Quantity	Base Number	Contract	AT	Region	England
% of FP17s for the same patient ID Re-attending within 3 months - Children	56	442	12.7%	11.6%	13.5%	12.4%
% of FP17s for the same patient ID Re-attending within 3 months - Adults	3	17	17.6%	15.7%	17.4%	16.7%
% of FP17s for the same patient ID Re-attending between 3 & 9 months - Children	294	442	66.5%	57.3%	59.0%	57.4%
% of FP17s for the same patient ID Re-attending between 3 & 9 months - Adults	12	17	70.6%	52.3%	52.6%	50.5%
% of FP17s for Band 1 Urgent Courses	21	378	5.6%	8.5%	9.4%	9.1%
% of FP17s Relating to Free Repair or Replacements	0	378	0.0%	1.2%	1.0%	0.8%
% of FP17s Relating to Continuations	0	378	0.0%	1.7%	1.5%	1.3%
% of Patients satisfied with the dentistry they have received	0	0	N/A	93.9%	93.7%	93.2%
% of Patients satisfied with the time they had to wait for an appointment	0	0	N/A	90.4%	90.0%	89.0%

* This is based on patients treated on this contract for their most recent course of treatment. Figures in italics indicate the base number of FP17s or Patient Questionnaire responses are less than 100. N/A is shown where the base number of responses is less than 10 during the period. % is calculated as Quantity/Base number*100

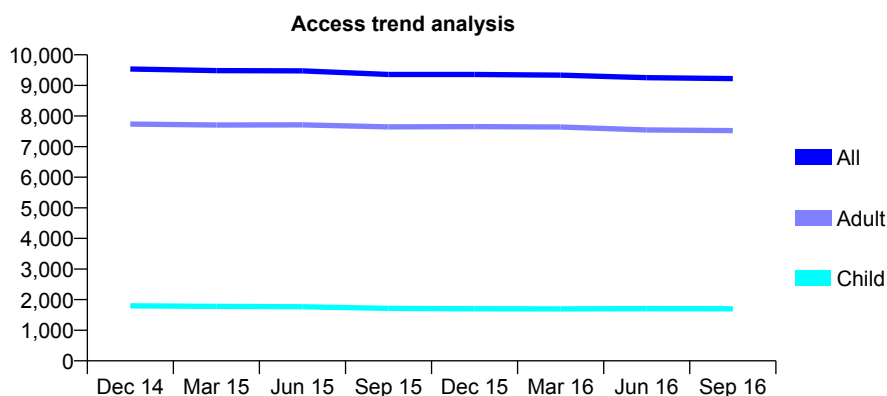
Q49 - Vital Signs At a Glance Contract Report for 999199/0001 - September 2016

Name or company name	MR JC HALL
Contract type name	GDS Contract
Purpose of contract	General
Contract start date	01/04/2006
Contract end date	

16/17 Contracted general activity (UDA)	25,993
Carry forward general activity (UDA)	0
16/17 Contracted orthodontic activity (UOA)	0
Carry forward orthodontic activity (UOA)	0
Baseline contract value	£819,380.56

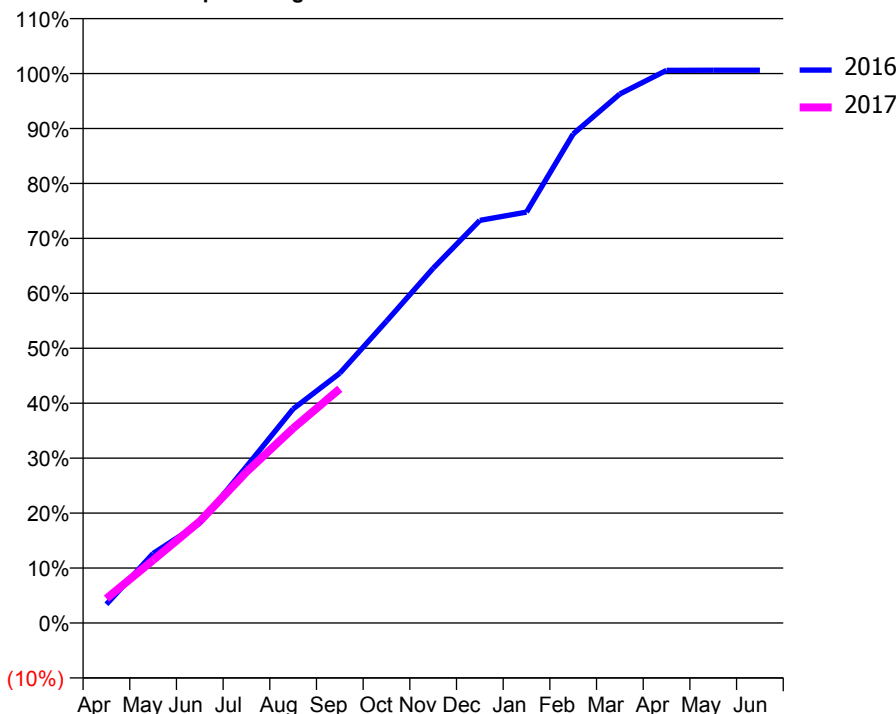
ACCESS*

Patients seen in 24 months	Total	Change since previous quarter
Quarter ending September 2015	9,358	
Quarter ending December 2015	9,356	→
Quarter ending March 2016	9,336	→
Quarter ending June 2016	9,252	→
Quarter ending September 2016	9,224	→
Variance since September 2015	(1.4%)	↓



ACTIVITY

Cumulative percentage of contracted UDA delivered 2016 & 2017



Month	Adjusted Scheduled Activity (UDA)	
	2016	2017
April	884	1,156
May	3,290	2,971
June	4,728	4,807
July	7,404	7,145
August	10,125	9,215
September	11,814	11,083
October	14,276	
November	16,784	
December	19,044	
January	19,440	
February	23,135	
March	25,023	
April	26,145	
May	26,146	
June	26,148	

QUALITY

	Quantity	Base Number	Contract	AT	Region	England
% of FP17s for the same patient ID Re-attending within 3 months - Children	351	1,831	19.2%	11.6%	13.5%	12.4%
% of FP17s for the same patient ID Re-attending within 3 months - Adults	710	5,386	13.2%	15.7%	17.4%	16.7%
% of FP17s for the same patient ID Re-attending between 3 & 9 months - Children	1,100	1,831	60.1%	57.3%	59.0%	57.4%
% of FP17s for the same patient ID Re-attending between 3 & 9 months - Adults	2,872	5,386	53.3%	52.3%	52.6%	50.5%
% of FP17s for Band 1 Urgent Courses	592	6,588	9.0%	8.5%	9.4%	9.1%
% of FP17s Relating to Free Repair or Replacements	53	6,588	0.8%	1.2%	1.0%	0.8%
% of FP17s Relating to Continuations	73	6,588	1.1%	1.7%	1.5%	1.3%
% of Patients satisfied with the dentistry they have received	10	10	100.0%	93.9%	93.7%	93.2%
% of Patients satisfied with the time they had to wait for an appointment	9	10	90.0%	90.4%	90.0%	89.0%

* This is based on patients treated on this contract for their most recent course of treatment. Figures in italics indicate the base number of FP17s or Patient Questionnaire responses are less than 100. N/A is shown where the base number of responses is less than 10 during the period. % is calculated as Quantity/Base number*100

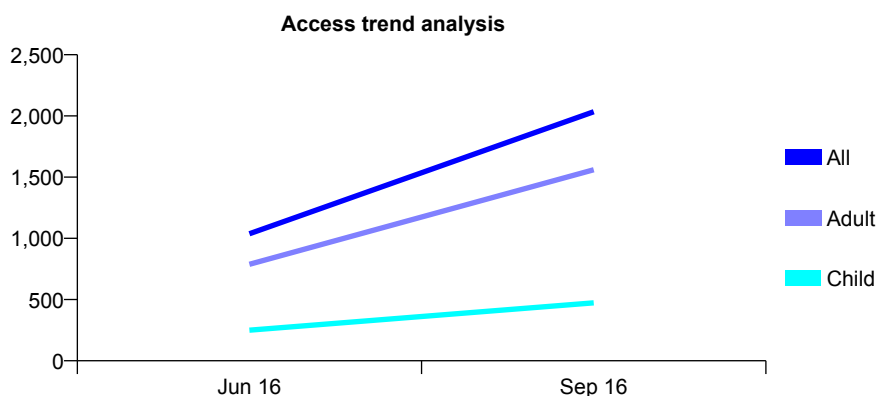
Q50 - Vital Signs At a Glance Contract Report for 100105/0000 - September 2016

Name or company name	Dental Logic Dental Care
Contract type name	GDS Contract
Purpose of contract	General
Contract start date	01/04/2016
Contract end date	

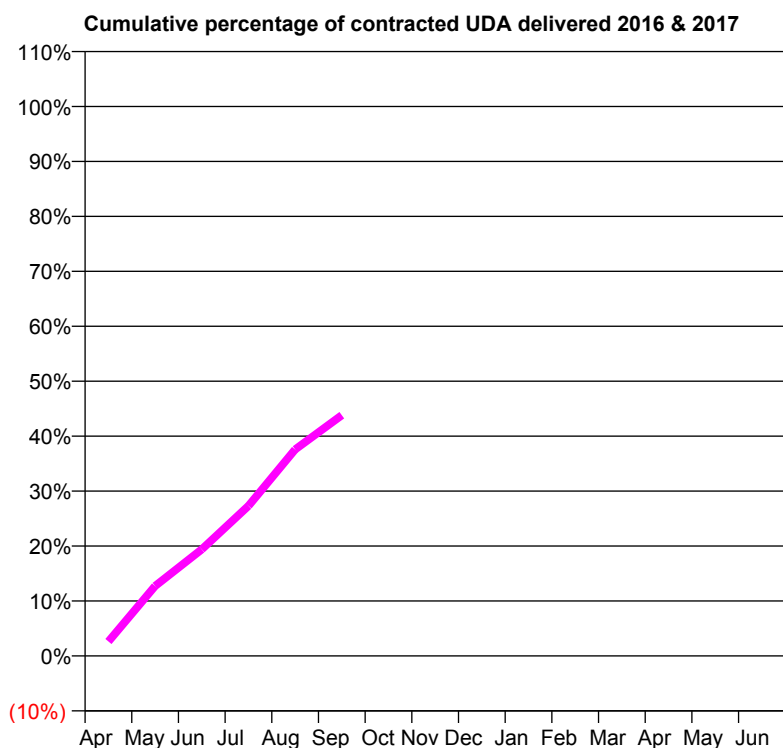
16/17 Contracted general activity (UDA)	8,624
Carry forward general activity (UDA)	0
16/17 Contracted orthodontic activity (UOA)	0
Carry forward orthodontic activity (UOA)	0
Baseline contract value	£206,409.22

ACCESS*

Patients seen in 24 months	Total	Change since previous quarter
Quarter ending September 2015	0	
Quarter ending December 2015	0	
Quarter ending March 2016	0	
Quarter ending June 2016	1,038	↑
Quarter ending September 2016	2,034	↑
Variance since September 2015	N/A	



ACTIVITY



Month	Adjusted Scheduled Activity (UDA)	
	2016	2017
April	0	227
May	0	1,098
June	0	1,672
July	0	2,356
August	0	3,240
September	0	3,778
October	0	
November	0	
December	0	
January	0	
February	0	
March	0	
April	0	
May	0	
June	0	

QUALITY

	Quantity	Base Number	Contract	AT	Region	England
% of FP17s for the same patient ID Re-attending within 3 months - Children	17	497	3.4%	10.4%	13.5%	12.4%
% of FP17s for the same patient ID Re-attending within 3 months - Adults	130	1,688	7.7%	13.7%	17.4%	16.7%
% of FP17s for the same patient ID Re-attending between 3 & 9 months - Children	8	497	1.6%	62.9%	59.0%	57.4%
% of FP17s for the same patient ID Re-attending between 3 & 9 months - Adults	45	1,688	2.7%	54.7%	52.6%	50.5%
% of FP17s for Band 1 Urgent Courses	138	2,185	6.3%	7.5%	9.4%	9.1%
% of FP17s Relating to Free Repair or Replacements	0	2,185	0.0%	1.0%	1.0%	0.8%
% of FP17s Relating to Continuations	20	2,185	0.9%	1.3%	1.5%	1.3%
% of Patients satisfied with the dentistry they have received	0	0	N/A	94.7%	93.7%	93.2%
% of Patients satisfied with the time they had to wait for an appointment	0	0	N/A	91.3%	90.0%	89.0%

* This is based on patients treated on this contract for their most recent course of treatment. Figures in italics indicate the base number of FP17s or Patient Questionnaire responses are less than 100. N/A is shown where the base number of responses is less than 10 during the period. % is calculated as Quantity/Base number*100

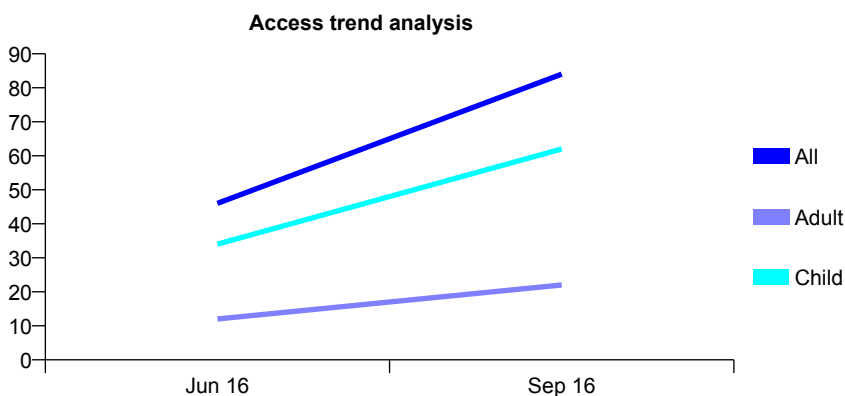
Q50 - Vital Signs At a Glance Contract Report for 100111/0000 - September 2016

Name or company name	Bodental Practice
Contract type name	GDS Contract
Purpose of contract	General
Contract start date	01/04/2016
Contract end date	

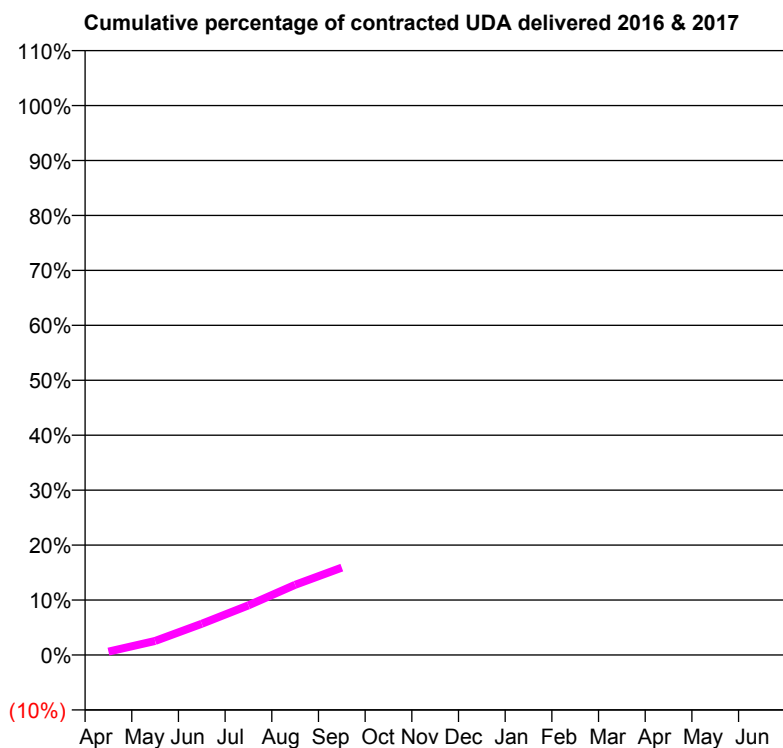
16/17 Contracted general activity (UDA)	670
Carry forward general activity (UDA)	0
16/17 Contracted orthodontic activity (UOA)	0
Carry forward orthodontic activity (UOA)	0
Baseline contract value	£16,420.35

ACCESS*

Patients seen in 24 months	Total	Change since previous quarter
Quarter ending September 2015	0	
Quarter ending December 2015	0	
Quarter ending March 2016	0	
Quarter ending June 2016	46	↑
Quarter ending September 2016	84	↑
Variance since September 2015	N/A	



ACTIVITY



Month	Adjusted Scheduled Activity (UDA)	
	2016	2017
April	0	4
May	0	17
June	0	38
July	0	61
August	0	86
September	0	107
October	0	
November	0	
December	0	
January	0	
February	0	
March	0	
April	0	
May	0	
June	0	

QUALITY

	Quantity	Base Number	Contract	AT	Region	England
% of FP17s for the same patient ID Re-attending within 3 months - Children	1	65	1.5%	10.4%	13.5%	12.4%
% of FP17s for the same patient ID Re-attending within 3 months - Adults	4	26	15.4%	13.7%	17.4%	16.7%
% of FP17s for the same patient ID Re-attending between 3 & 9 months - Children	2	65	3.1%	62.9%	59.0%	57.4%
% of FP17s for the same patient ID Re-attending between 3 & 9 months - Adults	3	26	11.5%	54.7%	52.6%	50.5%
% of FP17s for Band 1 Urgent Courses	3	91	3.3%	7.5%	9.4%	9.1%
% of FP17s Relating to Free Repair or Replacements	0	91	0.0%	1.0%	1.0%	0.8%
% of FP17s Relating to Continuations	0	91	0.0%	1.3%	1.5%	1.3%
% of Patients satisfied with the dentistry they have received	0	0	N/A	94.7%	93.7%	93.2%
% of Patients satisfied with the time they had to wait for an appointment	0	0	N/A	91.3%	90.0%	89.0%

* This is based on patients treated on this contract for their most recent course of treatment. Figures in italics indicate the base number of FP17s or Patient Questionnaire responses are less than 100. N/A is shown where the base number of responses is less than 10 during the period. % is calculated as Quantity/Base number*100

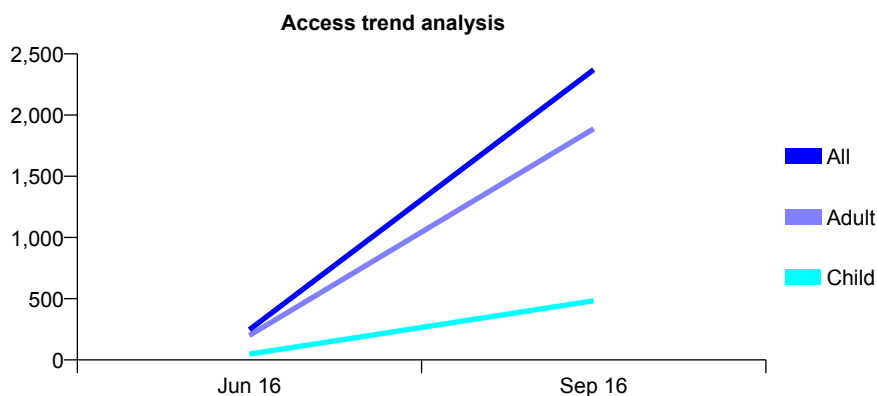
Q50 - Vital Signs At a Glance Contract Report for 100135/0000 - September 2016

Name or company name	MR N TIBREWAL
Contract type name	GDS Contract
Purpose of contract	General
Contract start date	01/05/2016
Contract end date	

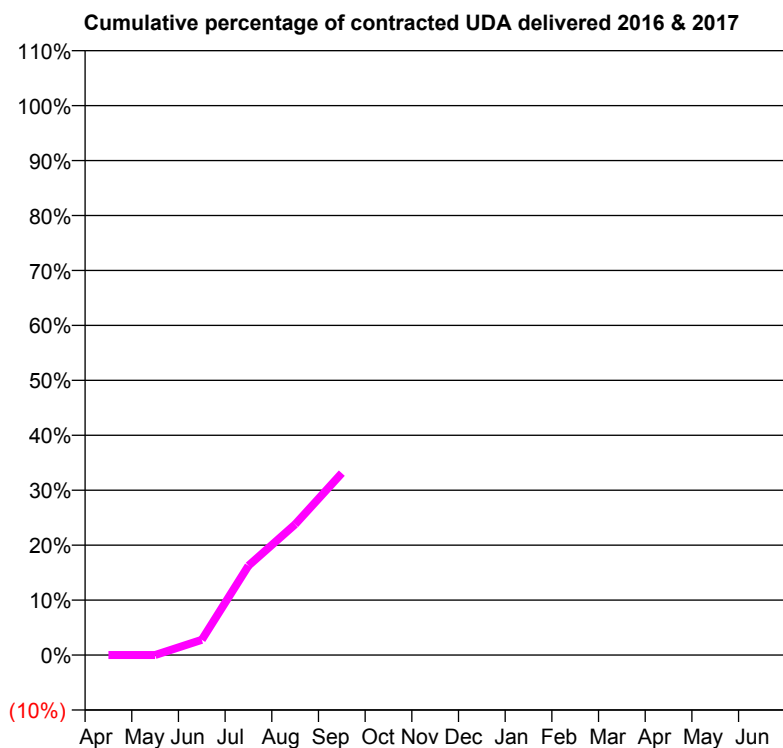
16/17 Contracted general activity (UDA)	15,092
Carry forward general activity (UDA)	0
16/17 Contracted orthodontic activity (UOA)	0
Carry forward orthodontic activity (UOA)	0
Baseline contract value	£420,124.72

ACCESS*

Patients seen in 24 months	Total	Change since previous quarter
Quarter ending September 2015	0	
Quarter ending December 2015	0	
Quarter ending March 2016	0	
Quarter ending June 2016	247	↑
Quarter ending September 2016	2,371	↑
Variance since September 2015	N/A	



ACTIVITY



Month	Adjusted Scheduled Activity (UDA)	
	2016	2017
April	0	0
May	0	0
June	0	418
July	0	2,454
August	0	3,591
September	0	4,997
October	0	
November	0	
December	0	
January	0	
February	0	
March	0	
April	0	
May	0	
June	0	

QUALITY

	Quantity	Base Number	Contract	AT	Region	England
% of FP17s for the same patient ID Re-attending within 3 months - Children	22	512	4.3%	10.4%	13.5%	12.4%
% of FP17s for the same patient ID Re-attending within 3 months - Adults	201	2,048	9.8%	13.7%	17.4%	16.7%
% of FP17s for the same patient ID Re-attending between 3 & 9 months - Children	3	512	0.6%	62.9%	59.0%	57.4%
% of FP17s for the same patient ID Re-attending between 3 & 9 months - Adults	30	2,048	1.5%	54.7%	52.6%	50.5%
% of FP17s for Band 1 Urgent Courses	203	2,560	7.9%	7.5%	9.4%	9.1%
% of FP17s Relating to Free Repair or Replacements	28	2,560	1.1%	1.0%	1.0%	0.8%
% of FP17s Relating to Continuations	30	2,560	1.2%	1.3%	1.5%	1.3%
% of Patients satisfied with the dentistry they have received	0	0	N/A	94.7%	93.7%	93.2%
% of Patients satisfied with the time they had to wait for an appointment	0	0	N/A	91.3%	90.0%	89.0%

* This is based on patients treated on this contract for their most recent course of treatment. Figures in italics indicate the base number of FP17s or Patient Questionnaire responses are less than 100. N/A is shown where the base number of responses is less than 10 during the period. % is calculated as Quantity/Base number*100

Q50 - Vital Signs At a Glance Contract Report for 100140/0000 - September 2016


Name or company name	Ishak & Bee
Contract type name	GDS Contract
Purpose of contract	General
Contract start date	01/05/2016
Contract end date	

16/17 Contracted general activity (UDA)	3,760
Carry forward general activity (UDA)	0
16/17 Contracted orthodontic activity (UOA)	0
Carry forward orthodontic activity (UOA)	0
Baseline contract value	£96,014.11

ACCESS*

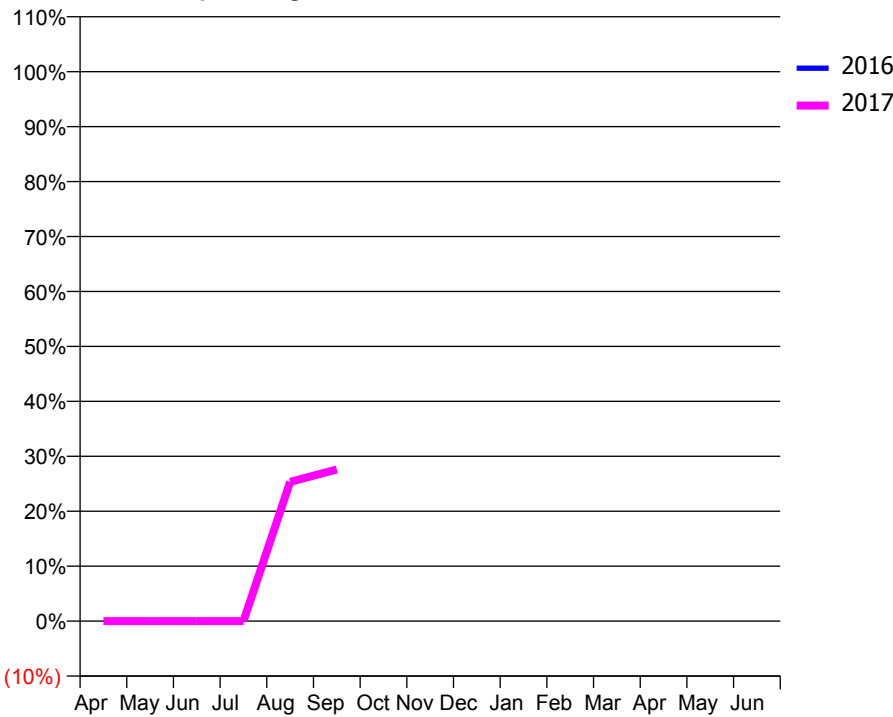
Patients seen in 24 months	Total	Change since previous quarter
Quarter ending September 2015	0	
Quarter ending December 2015	0	
Quarter ending March 2016	0	
Quarter ending June 2016	0	
Quarter ending September 2016	386	↑
Variance since September 2015	N/A	

Access trend analysis



ACTIVITY

Cumulative percentage of contracted UDA delivered 2016 & 2017



Month	Adjusted Scheduled Activity (UDA)	
	2016	2017
April	0	0
May	0	0
June	0	0
July	0	0
August	0	953
September	0	1,038
October	0	
November	0	
December	0	
January	0	
February	0	
March	0	
April	0	
May	0	
June	0	

QUALITY

	Quantity	Base Number	Contract	AT	Region	England
% of FP17s for the same patient ID Re-attending within 3 months - Children	2	37	5.4%	10.4%	13.5%	12.4%
% of FP17s for the same patient ID Re-attending within 3 months - Adults	20	333	6.0%	13.7%	17.4%	16.7%
% of FP17s for the same patient ID Re-attending between 3 & 9 months - Children	0	37	0.0%	62.9%	59.0%	57.4%
% of FP17s for the same patient ID Re-attending between 3 & 9 months - Adults	0	333	0.0%	54.7%	52.6%	50.5%
% of FP17s for Band 1 Urgent Courses	45	370	12.2%	7.5%	9.4%	9.1%
% of FP17s Relating to Free Repair or Replacements	1	370	0.3%	1.0%	1.0%	0.8%
% of FP17s Relating to Continuations	8	370	2.2%	1.3%	1.5%	1.3%
% of Patients satisfied with the dentistry they have received	0	0	N/A	94.7%	93.7%	93.2%
% of Patients satisfied with the time they had to wait for an appointment	0	0	N/A	91.3%	90.0%	89.0%

* This is based on patients treated on this contract for their most recent course of treatment. Figures in italics indicate the base number of FP17s or Patient Questionnaire responses are less than 100. N/A is shown where the base number of responses is less than 10 during the period. % is calculated as Quantity/Base number*100

Q50 - Vital Signs At a Glance Contract Report for 100187/0000 - September 2016


Name or company name	Philip Godfrey & Partners
Contract type name	GDS Contract
Purpose of contract	General
Contract start date	01/07/2016
Contract end date	30/06/2017

16/17 Contracted general activity (UDA)	9,750
Carry forward general activity (UDA)	0
16/17 Contracted orthodontic activity (UOA)	0
Carry forward orthodontic activity (UOA)	0
Baseline contract value	£272,805.00

ACCESS*

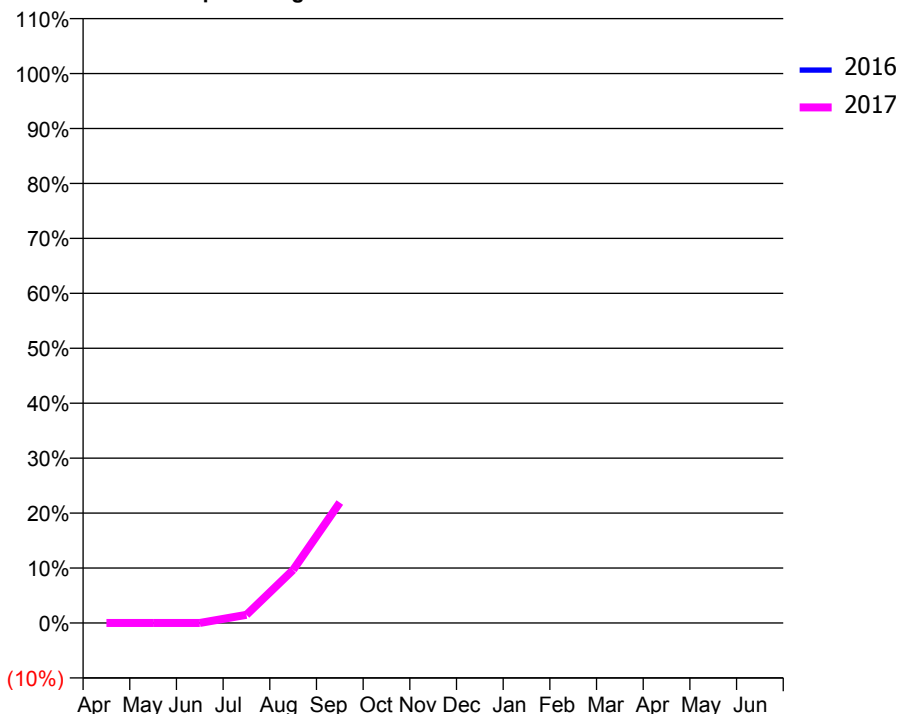
Patients seen in 24 months	Total	Change since previous quarter
Quarter ending September 2015	0	
Quarter ending December 2015	0	
Quarter ending March 2016	0	
Quarter ending June 2016	0	
Quarter ending September 2016	1,515	↑
Variance since September 2015	N/A	

Access trend analysis



ACTIVITY

Cumulative percentage of contracted UDA delivered 2016 & 2017



Month	Adjusted Scheduled Activity (UDA)	
	2016	2017
April	0	0
May	0	0
June	0	0
July	0	146
August	0	944
September	0	2,138
October	0	
November	0	
December	0	
January	0	
February	0	
March	0	
April	0	
May	0	
June	0	

QUALITY

	Quantity	Base Number	Contract	AT	Region	England
% of FP17s for the same patient ID Re-attending within 3 months - Children	2	249	0.8%	10.4%	13.5%	12.4%
% of FP17s for the same patient ID Re-attending within 3 months - Adults	13	1,001	1.3%	13.7%	17.4%	16.7%
% of FP17s for the same patient ID Re-attending between 3 & 9 months - Children	0	249	0.0%	62.9%	59.0%	57.4%
% of FP17s for the same patient ID Re-attending between 3 & 9 months - Adults	0	1,001	0.0%	54.7%	52.6%	50.5%
% of FP17s for Band 1 Urgent Courses	17	1,250	1.4%	7.5%	9.4%	9.1%
% of FP17s Relating to Free Repair or Replacements	0	1,250	0.0%	1.0%	1.0%	0.8%
% of FP17s Relating to Continuations	0	1,250	0.0%	1.3%	1.5%	1.3%
% of Patients satisfied with the dentistry they have received	0	0	N/A	94.7%	93.7%	93.2%
% of Patients satisfied with the time they had to wait for an appointment	0	0	N/A	91.3%	90.0%	89.0%

* This is based on patients treated on this contract for their most recent course of treatment. Figures in italics indicate the base number of FP17s or Patient Questionnaire responses are less than 100. N/A is shown where the base number of responses is less than 10 during the period. % is calculated as Quantity/Base number*100

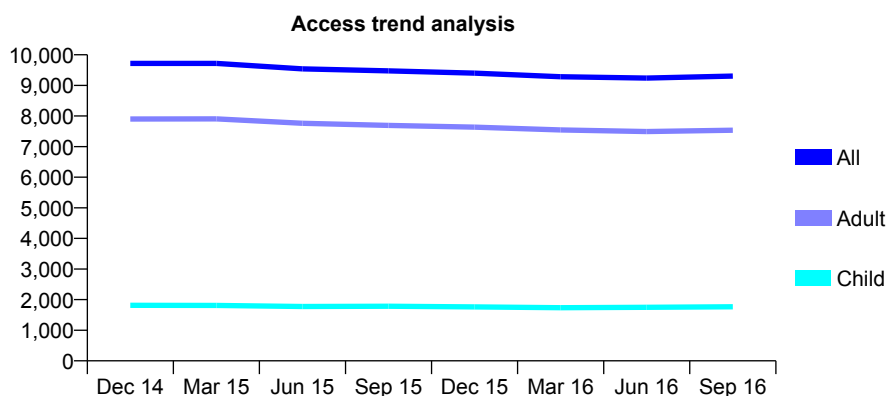
Q50 - Vital Signs At a Glance Contract Report for 101281/0039 - September 2016

Name or company name	OASIS DENTAL CARE LTD
Contract type name	GDS Contract
Purpose of contract	General and Orthodontic
Contract start date	01/04/2006
Contract end date	

16/17 Contracted general activity (UDA)	27,920
Carry forward general activity (UDA)	0
16/17 Contracted orthodontic activity (UOA)	187
Carry forward orthodontic activity (UOA)	0
Baseline contract value	£827,006.10

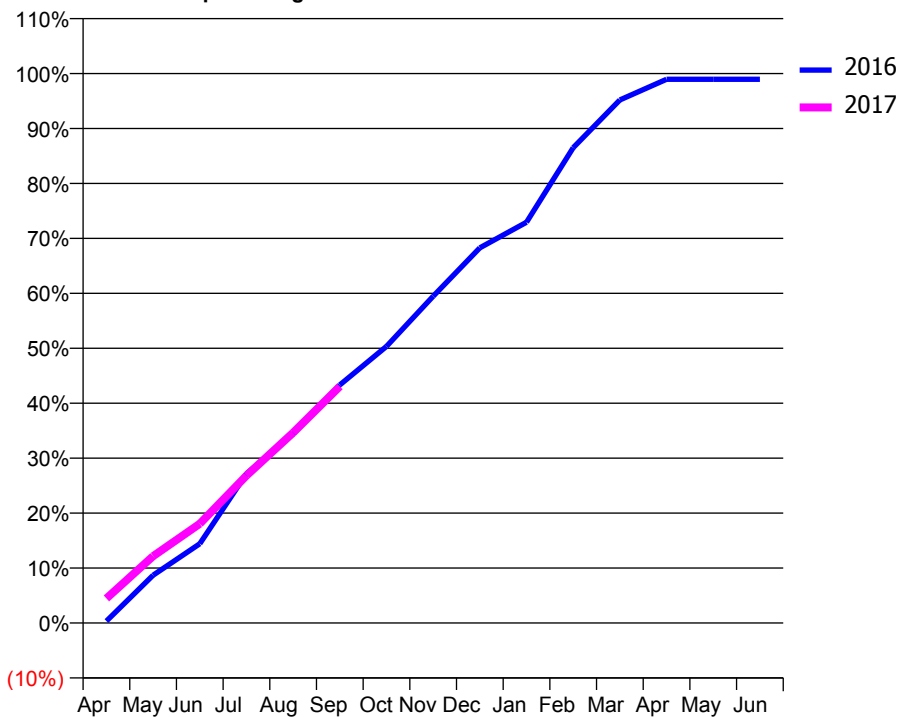
ACCESS*

Patients seen in 24 months	Total	Change since previous quarter
Quarter ending September 2015	9,475	
Quarter ending December 2015	9,402	→
Quarter ending March 2016	9,284	↓
Quarter ending June 2016	9,241	→
Quarter ending September 2016	9,305	→
Variance since September 2015	(1.8%)	↓



ACTIVITY

Cumulative percentage of contracted UDA delivered 2016 & 2017



Adjusted Scheduled Activity (UDA)

Month	2016	2017
April	97	1,250
May	2,430	3,399
June	4,028	5,044
July	7,582	7,492
August	9,610	9,674
September	12,100	12,023
October	14,053	
November	16,605	
December	19,065	
January	20,363	
February	24,151	
March	26,576	
April	27,624	
May	27,623	
June	27,623	

QUALITY

	Quantity	Base Number	Contract	AT	Region	England
% of FP17s for the same patient ID Re-attending within 3 months - Children	127	1,511	8.4%	10.4%	13.5%	12.4%
% of FP17s for the same patient ID Re-attending within 3 months - Adults	1,100	6,206	17.7%	13.7%	17.4%	16.7%
% of FP17s for the same patient ID Re-attending between 3 & 9 months - Children	950	1,511	62.9%	62.9%	59.0%	57.4%
% of FP17s for the same patient ID Re-attending between 3 & 9 months - Adults	3,736	6,206	60.2%	54.7%	52.6%	50.5%
% of FP17s for Band 1 Urgent Courses	629	7,151	8.8%	7.5%	9.4%	9.1%
% of FP17s Relating to Free Repair or Replacements	94	7,151	1.3%	1.0%	1.0%	0.8%
% of FP17s Relating to Continuations	190	7,151	2.7%	1.3%	1.5%	1.3%
% of Patients satisfied with the dentistry they have received	12	13	92.3%	94.7%	93.7%	93.2%
% of Patients satisfied with the time they had to wait for an appointment	12	13	92.3%	91.3%	90.0%	89.0%

* This is based on patients treated on this contract for their most recent course of treatment. Figures in italics indicate the base number of FP17s or Patient Questionnaire responses are less than 100. N/A is shown where the base number of responses is less than 10 during the period. % is calculated as Quantity/Base number*100

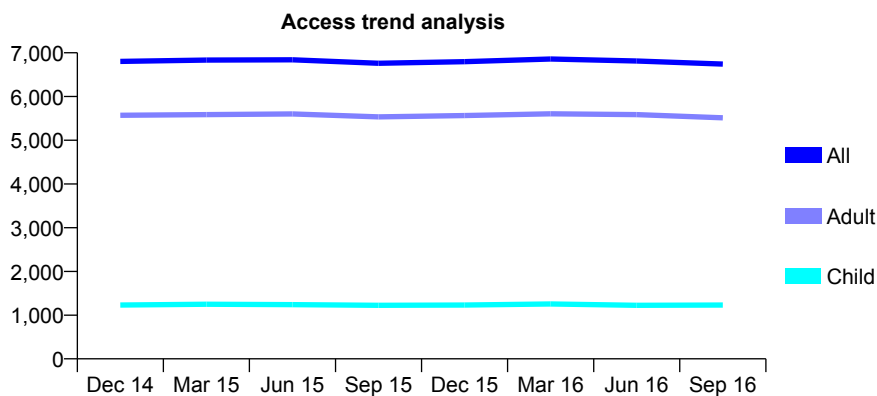
Q50 - Vital Signs At a Glance Contract Report for 101281/0089 - September 2016

Name or company name	OASIS DENTAL CARE LTD
Contract type name	GDS Contract
Purpose of contract	General
Contract start date	01/04/2006
Contract end date	

16/17 Contracted general activity (UDA)	21,438
Carry forward general activity (UDA)	0
16/17 Contracted orthodontic activity (UOA)	0
Carry forward orthodontic activity (UOA)	0
Baseline contract value	£650,873.34

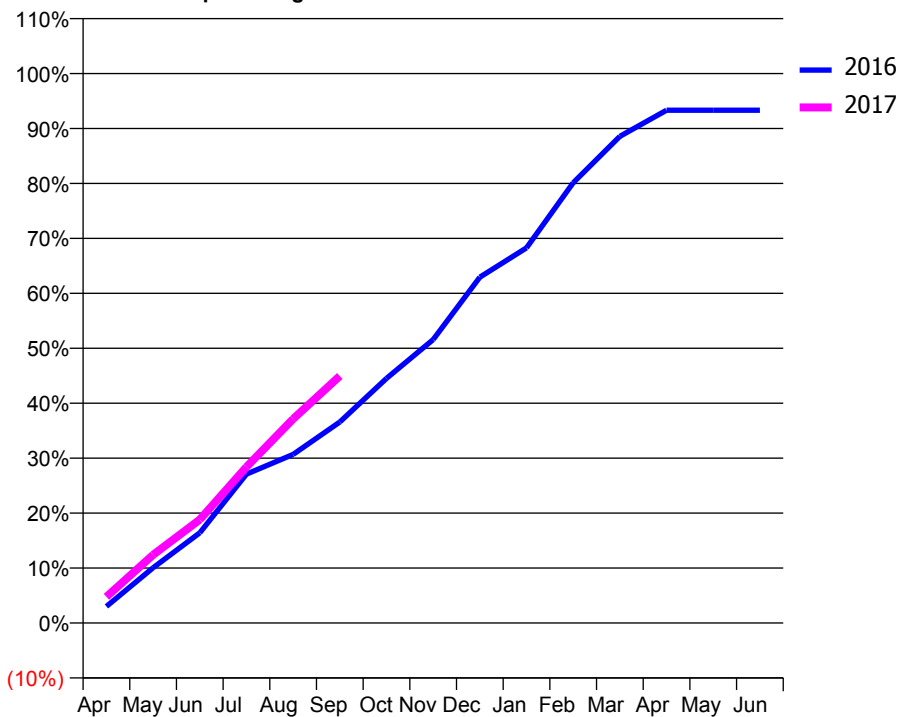
ACCESS*

Patients seen in 24 months	Total	Change since previous quarter
Quarter ending September 2015	6,761	
Quarter ending December 2015	6,796	→
Quarter ending March 2016	6,859	→
Quarter ending June 2016	6,811	→
Quarter ending September 2016	6,743	→
Variance since September 2015	(0.3%)	→



ACTIVITY

Cumulative percentage of contracted UDA delivered 2016 & 2017



Month	Adjusted Scheduled Activity (UDA)	
	2016	2017
April	649	1,023
May	2,157	2,663
June	3,517	4,035
July	5,810	6,088
August	6,579	7,961
September	7,842	9,637
October	9,543	
November	11,059	
December	13,495	
January	14,637	
February	17,175	
March	18,985	
April	20,007	
May	20,008	
June	20,008	

QUALITY

	Quantity	Base Number	Contract	AT	Region	England
% of FP17s for the same patient ID Re-attending within 3 months - Children	93	1,008	9.2%	10.4%	13.5%	12.4%
% of FP17s for the same patient ID Re-attending within 3 months - Adults	730	4,354	16.8%	13.7%	17.4%	16.7%
% of FP17s for the same patient ID Re-attending between 3 & 9 months - Children	667	1,008	66.2%	62.9%	59.0%	57.4%
% of FP17s for the same patient ID Re-attending between 3 & 9 months - Adults	2,656	4,354	61.0%	54.7%	52.6%	50.5%
% of FP17s for Band 1 Urgent Courses	298	4,883	6.1%	7.5%	9.4%	9.1%
% of FP17s Relating to Free Repair or Replacements	87	4,883	1.8%	1.0%	1.0%	0.8%
% of FP17s Relating to Continuations	236	4,883	4.8%	1.3%	1.5%	1.3%
% of Patients satisfied with the dentistry they have received	10	11	90.9%	94.7%	93.7%	93.2%
% of Patients satisfied with the time they had to wait for an appointment	9	11	81.8%	91.3%	90.0%	89.0%

* This is based on patients treated on this contract for their most recent course of treatment. Figures in italics indicate the base number of FP17s or Patient Questionnaire responses are less than 100. N/A is shown where the base number of responses is less than 10 during the period. % is calculated as Quantity/Base number*100

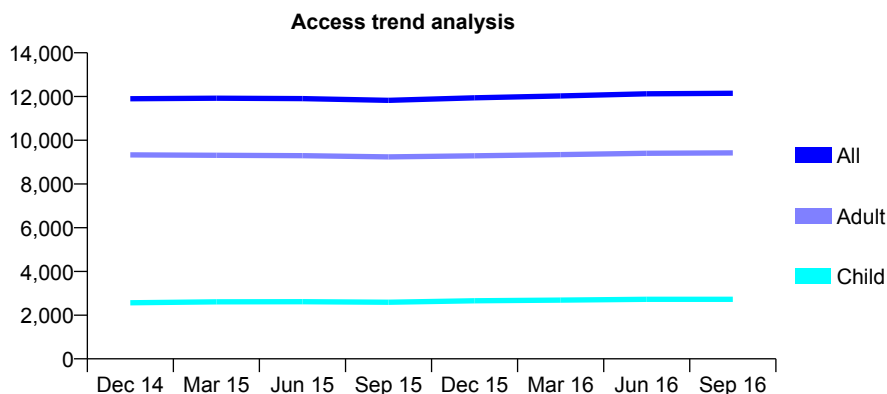
Q50 - Vital Signs At a Glance Contract Report for 101281/0096 - September 2016

Name or company name	OASIS DENTAL CARE LTD
Contract type name	GDS Contract
Purpose of contract	General
Contract start date	01/04/2006
Contract end date	

16/17 Contracted general activity (UDA)	30,555
Carry forward general activity (UDA)	0
16/17 Contracted orthodontic activity (UOA)	0
Carry forward orthodontic activity (UOA)	0
Baseline contract value	£939,036.93

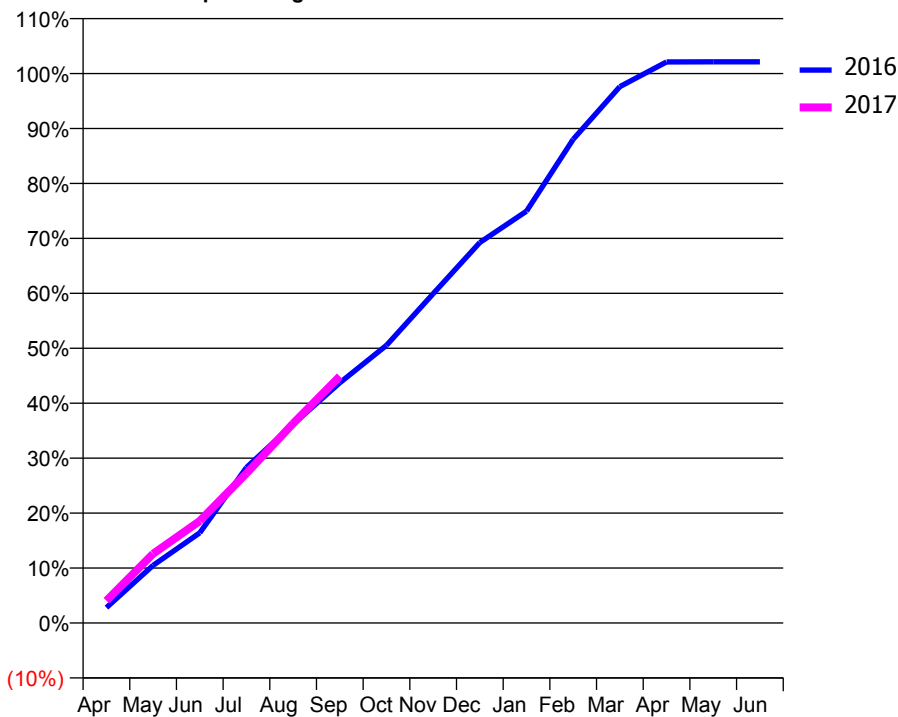
ACCESS*

Patients seen in 24 months	Total	Change since previous quarter
Quarter ending September 2015	11,823	
Quarter ending December 2015	11,942	→
Quarter ending March 2016	12,028	→
Quarter ending June 2016	12,124	→
Quarter ending September 2016	12,149	→
Variance since September 2015	2.8%	↑



ACTIVITY

Cumulative percentage of contracted UDA delivered 2016 & 2017



Month	Adjusted Scheduled Activity (UDA)	
	2016	2017
April	859	1,239
May	3,205	3,853
June	5,015	5,675
July	8,648	8,320
August	11,048	11,099
September	13,360	13,719
October	15,444	
November	18,309	
December	21,161	
January	22,903	
February	26,894	
March	29,823	
April	31,200	
May	31,204	
June	31,201	

QUALITY

	Quantity	Base Number	Contract	AT	Region	England
% of FP17s for the same patient ID Re-attending within 3 months - Children	154	2,436	6.3%	10.4%	13.5%	12.4%
% of FP17s for the same patient ID Re-attending within 3 months - Adults	919	6,644	13.8%	13.7%	17.4%	16.7%
% of FP17s for the same patient ID Re-attending between 3 & 9 months - Children	1,754	2,436	72.0%	62.9%	59.0%	57.4%
% of FP17s for the same patient ID Re-attending between 3 & 9 months - Adults	2,600	6,644	39.1%	54.7%	52.6%	50.5%
% of FP17s for Band 1 Urgent Courses	678	8,307	8.2%	7.5%	9.4%	9.1%
% of FP17s Relating to Free Repair or Replacements	272	8,307	3.3%	1.0%	1.0%	0.8%
% of FP17s Relating to Continuations	159	8,307	1.9%	1.3%	1.5%	1.3%
% of Patients satisfied with the dentistry they have received	12	13	92.3%	94.7%	93.7%	93.2%
% of Patients satisfied with the time they had to wait for an appointment	11	13	84.6%	91.3%	90.0%	89.0%

* This is based on patients treated on this contract for their most recent course of treatment. Figures in italics indicate the base number of FP17s or Patient Questionnaire responses are less than 100. N/A is shown where the base number of responses is less than 10 during the period. % is calculated as Quantity/Base number*100

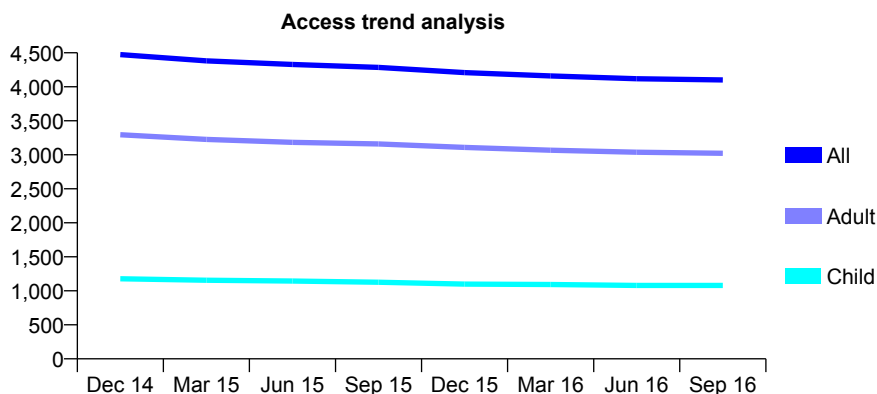
Q50 - Vital Signs At a Glance Contract Report for 101281/0104 - September 2016

Name or company name	OASIS DENTAL CARE LTD
Contract type name	GDS Contract
Purpose of contract	General
Contract start date	01/04/2006
Contract end date	

16/17 Contracted general activity (UDA)	13,717
Carry forward general activity (UDA)	0
16/17 Contracted orthodontic activity (UOA)	0
Carry forward orthodontic activity (UOA)	0
Baseline contract value	£404,075.77

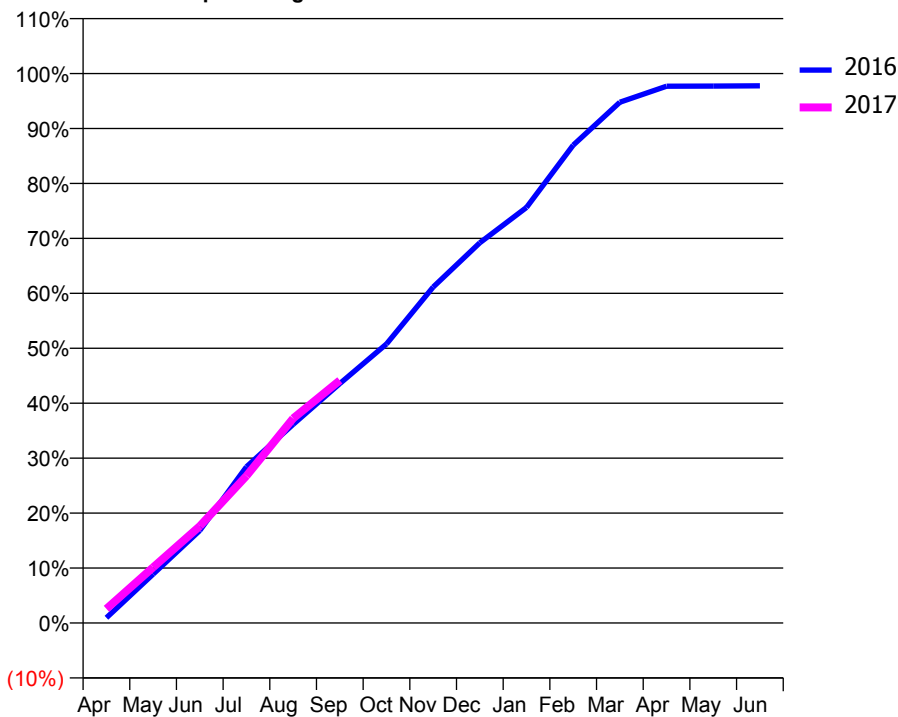
ACCESS*

Patients seen in 24 months	Total	Change since previous quarter
Quarter ending September 2015	4,285	
Quarter ending December 2015	4,208	↓
Quarter ending March 2016	4,160	↓
Quarter ending June 2016	4,118	↓
Quarter ending September 2016	4,101	→
Variance since September 2015	(4.3%)	↓



ACTIVITY

Cumulative percentage of contracted UDA delivered 2016 & 2017



Month	Adjusted Scheduled Activity (UDA)	
	2016	2017
April	131	355
May	1,219	1,391
June	2,309	2,419
July	3,898	3,672
August	4,957	5,107
September	5,977	6,056
October	6,967	
November	8,386	
December	9,492	
January	10,374	
February	11,928	
March	12,999	
April	13,399	
May	13,404	
June	13,408	

QUALITY

	Quantity	Base Number	Contract	AT	Region	England
% of FP17s for the same patient ID Re-attending within 3 months - Children	88	985	8.9%	10.4%	13.5%	12.4%
% of FP17s for the same patient ID Re-attending within 3 months - Adults	360	2,390	15.1%	13.7%	17.4%	16.7%
% of FP17s for the same patient ID Re-attending between 3 & 9 months - Children	681	985	69.1%	62.9%	59.0%	57.4%
% of FP17s for the same patient ID Re-attending between 3 & 9 months - Adults	1,609	2,390	67.3%	54.7%	52.6%	50.5%
% of FP17s for Band 1 Urgent Courses	246	3,177	7.7%	7.5%	9.4%	9.1%
% of FP17s Relating to Free Repair or Replacements	66	3,177	2.1%	1.0%	1.0%	0.8%
% of FP17s Relating to Continuations	36	3,177	1.1%	1.3%	1.5%	1.3%
% of Patients satisfied with the dentistry they have received	0	0	N/A	94.7%	93.7%	93.2%
% of Patients satisfied with the time they had to wait for an appointment	0	0	N/A	91.3%	90.0%	89.0%

* This is based on patients treated on this contract for their most recent course of treatment. Figures in italics indicate the base number of FP17s or Patient Questionnaire responses are less than 100. N/A is shown where the base number of responses is less than 10 during the period. % is calculated as Quantity/Base number*100

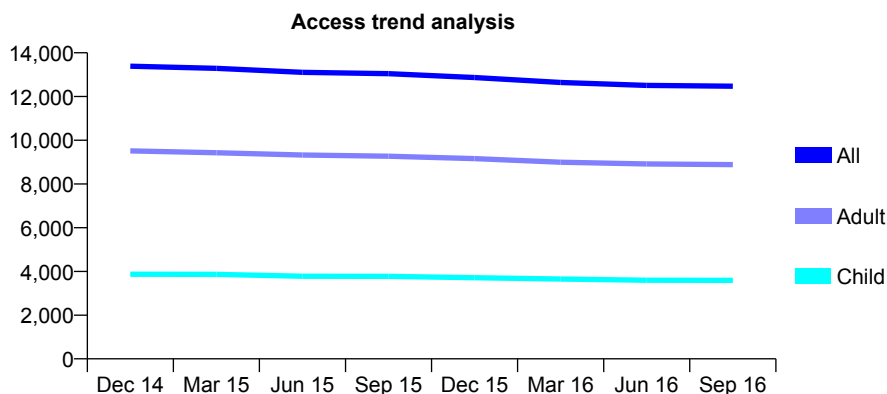
Q50 - Vital Signs At a Glance Contract Report for 101281/0106 - September 2016

Name or company name	OASIS DENTAL CARE LTD
Contract type name	GDS Contract
Purpose of contract	General
Contract start date	01/04/2006
Contract end date	

16/17 Contracted general activity (UDA)	40,965
Carry forward general activity (UDA)	0
16/17 Contracted orthodontic activity (UOA)	0
Carry forward orthodontic activity (UOA)	0
Baseline contract value	£1,106,460.59

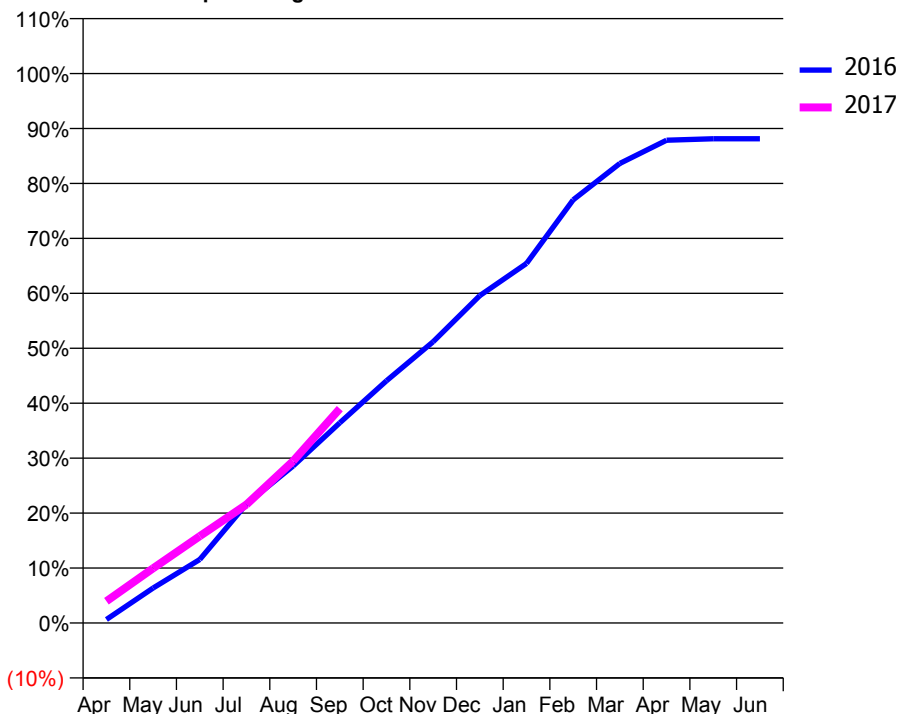
ACCESS*

Patients seen in 24 months	Total	Change since previous quarter
Quarter ending September 2015	13,044	
Quarter ending December 2015	12,871	↓
Quarter ending March 2016	12,643	↓
Quarter ending June 2016	12,510	↓
Quarter ending September 2016	12,471	→
Variance since September 2015	(4.4%)	↓



ACTIVITY

Cumulative percentage of contracted UDA delivered 2016 & 2017



Month	Adjusted Scheduled Activity (UDA)	
	2016	2017
April	259	1,629
May	2,610	4,081
June	4,734	6,479
July	8,877	8,832
August	11,702	12,071
September	14,922	15,977
October	18,058	
November	20,969	
December	24,407	
January	26,808	
February	31,552	
March	34,263	
April	35,991	
May	36,097	
June	36,097	

QUALITY

	Quantity	Base Number	Contract	AT	Region	England
% of FP17s for the same patient ID Re-attending within 3 months - Children	211	2,616	8.1%	10.4%	13.5%	12.4%
% of FP17s for the same patient ID Re-attending within 3 months - Adults	870	6,329	13.7%	13.7%	17.4%	16.7%
% of FP17s for the same patient ID Re-attending between 3 & 9 months - Children	1,534	2,616	58.6%	62.9%	59.0%	57.4%
% of FP17s for the same patient ID Re-attending between 3 & 9 months - Adults	3,536	6,329	55.9%	54.7%	52.6%	50.5%
% of FP17s for Band 1 Urgent Courses	920	8,063	11.4%	7.5%	9.4%	9.1%
% of FP17s Relating to Free Repair or Replacements	56	8,063	0.7%	1.0%	1.0%	0.8%
% of FP17s Relating to Continuations	50	8,063	0.6%	1.3%	1.5%	1.3%
% of Patients satisfied with the dentistry they have received	13	13	100.0%	94.7%	93.7%	93.2%
% of Patients satisfied with the time they had to wait for an appointment	12	13	92.3%	91.3%	90.0%	89.0%

* This is based on patients treated on this contract for their most recent course of treatment. Figures in italics indicate the base number of FP17s or Patient Questionnaire responses are less than 100. N/A is shown where the base number of responses is less than 10 during the period. % is calculated as Quantity/Base number*100

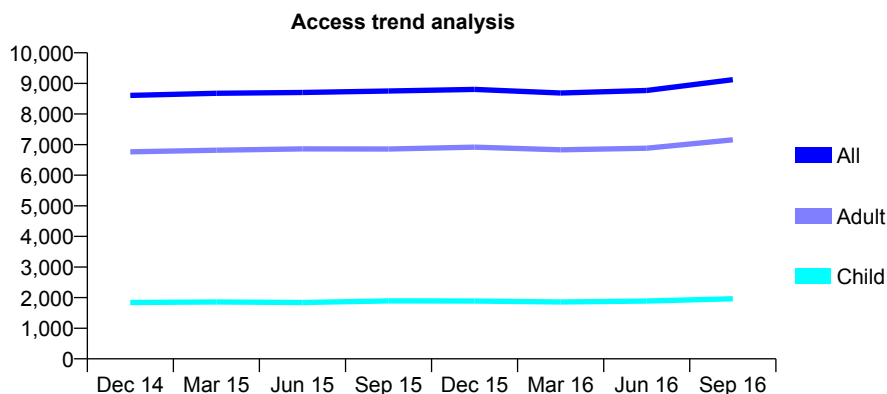
Q50 - Vital Signs At a Glance Contract Report for 101281/0121 - September 2016

Name or company name	OASIS DENTAL CARE LTD
Contract type name	GDS Contract
Purpose of contract	General
Contract start date	01/04/2006
Contract end date	

16/17 Contracted general activity (UDA)	31,745
Carry forward general activity (UDA)	0
16/17 Contracted orthodontic activity (UOA)	0
Carry forward orthodontic activity (UOA)	0
Baseline contract value	£837,368.88

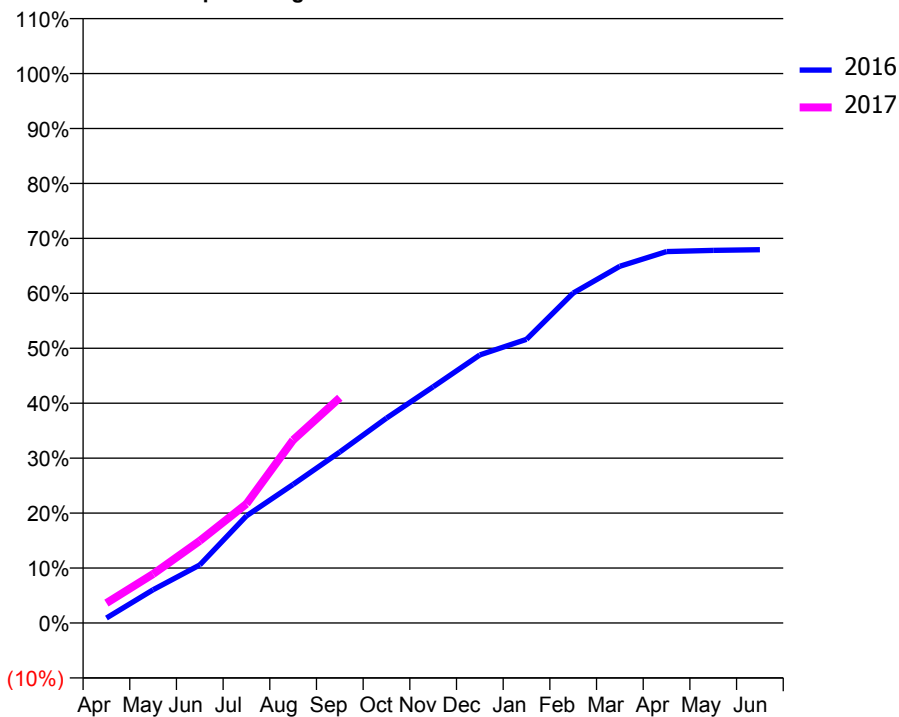
ACCESS*

Patients seen in 24 months	Total	Change since previous quarter
Quarter ending September 2015	8,751	
Quarter ending December 2015	8,805	→
Quarter ending March 2016	8,686	↓
Quarter ending June 2016	8,771	→
Quarter ending September 2016	9,122	↑
Variance since September 2015	4.2%	↑



ACTIVITY

Cumulative percentage of contracted UDA delivered 2016 & 2017



Month	Adjusted Scheduled Activity (UDA)	
	2016	2017
April	291	1,151
May	1,921	2,828
June	3,355	4,748
July	6,186	6,880
August	8,006	10,574
September	9,876	13,014
October	11,839	
November	13,648	
December	15,485	
January	16,393	
February	19,064	
March	20,611	
April	21,458	
May	21,530	
June	21,569	

QUALITY

	Quantity	Base Number	Contract	AT	Region	England
% of FP17s for the same patient ID Re-attending within 3 months - Children	134	1,530	8.8%	10.4%	13.5%	12.4%
% of FP17s for the same patient ID Re-attending within 3 months - Adults	705	5,265	13.4%	13.7%	17.4%	16.7%
% of FP17s for the same patient ID Re-attending between 3 & 9 months - Children	834	1,530	54.5%	62.9%	59.0%	57.4%
% of FP17s for the same patient ID Re-attending between 3 & 9 months - Adults	2,402	5,265	45.6%	54.7%	52.6%	50.5%
% of FP17s for Band 1 Urgent Courses	673	6,269	10.7%	7.5%	9.4%	9.1%
% of FP17s Relating to Free Repair or Replacements	157	6,269	2.5%	1.0%	1.0%	0.8%
% of FP17s Relating to Continuations	76	6,269	1.2%	1.3%	1.5%	1.3%
% of Patients satisfied with the dentistry they have received	5	5	N/A	94.7%	93.7%	93.2%
% of Patients satisfied with the time they had to wait for an appointment	5	5	N/A	91.3%	90.0%	89.0%

* This is based on patients treated on this contract for their most recent course of treatment. Figures in italics indicate the base number of FP17s or Patient Questionnaire responses are less than 100. N/A is shown where the base number of responses is less than 10 during the period. % is calculated as Quantity/Base number*100

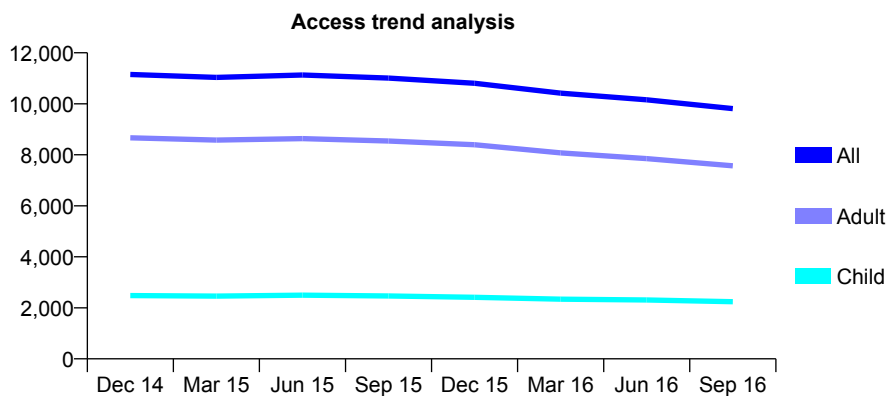
Q50 - Vital Signs At a Glance Contract Report for 101281/0147 - September 2016

Name or company name	OASIS DENTAL CARE LTD
Contract type name	GDS Contract
Purpose of contract	General
Contract start date	01/04/2006
Contract end date	

16/17 Contracted general activity (UDA)	37,658
Carry forward general activity (UDA)	0
16/17 Contracted orthodontic activity (UOA)	0
Carry forward orthodontic activity (UOA)	0
Baseline contract value	£1,052,340.75

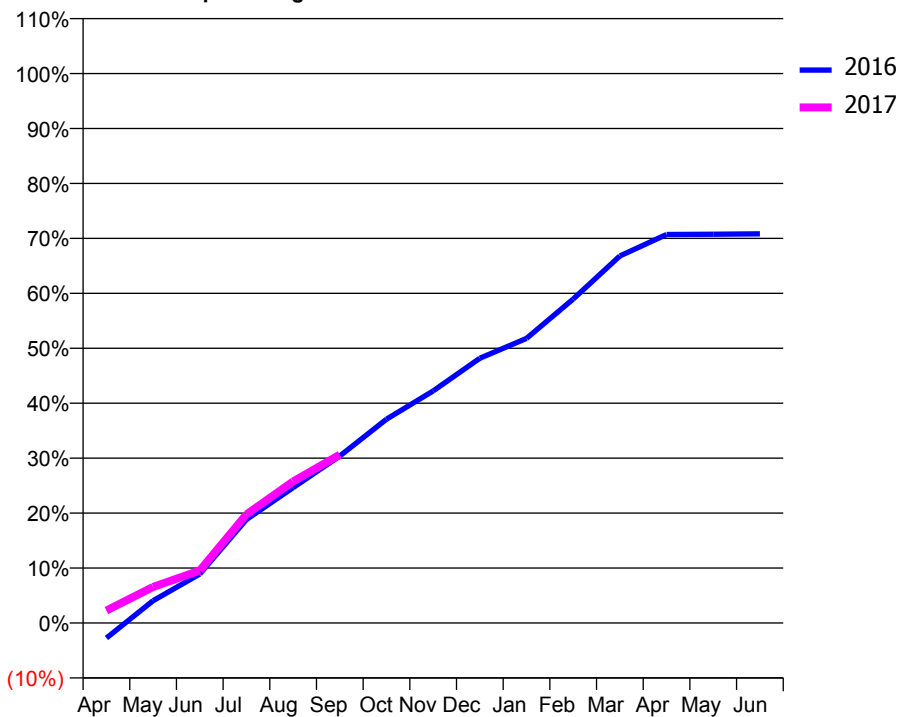
ACCESS*

Patients seen in 24 months	Total	Change since previous quarter
Quarter ending September 2015	11,007	
Quarter ending December 2015	10,807	↓
Quarter ending March 2016	10,417	↓
Quarter ending June 2016	10,156	↓
Quarter ending September 2016	9,811	↓
Variance since September 2015	(10.9%)	↓



ACTIVITY

Cumulative percentage of contracted UDA delivered 2016 & 2017



Month	Adjusted Scheduled Activity (UDA)	
	2016	2017
April	-1,036	859
May	1,527	2,473
June	3,356	3,592
July	7,097	7,439
August	9,276	9,703
September	11,444	11,538
October	13,971	
November	15,908	
December	18,148	
January	19,502	
February	22,201	
March	25,158	
April	26,621	
May	26,644	
June	26,669	

QUALITY

	Quantity	Base Number	Contract	AT	Region	England
% of FP17s for the same patient ID Re-attending within 3 months - Children	171	1,606	10.6%	10.4%	13.5%	12.4%
% of FP17s for the same patient ID Re-attending within 3 months - Adults	781	5,184	15.1%	13.7%	17.4%	16.7%
% of FP17s for the same patient ID Re-attending between 3 & 9 months - Children	996	1,606	62.0%	62.9%	59.0%	57.4%
% of FP17s for the same patient ID Re-attending between 3 & 9 months - Adults	3,353	5,184	64.7%	54.7%	52.6%	50.5%
% of FP17s for Band 1 Urgent Courses	439	6,099	7.2%	7.5%	9.4%	9.1%
% of FP17s Relating to Free Repair or Replacements	40	6,099	0.7%	1.0%	1.0%	0.8%
% of FP17s Relating to Continuations	34	6,099	0.6%	1.3%	1.5%	1.3%
% of Patients satisfied with the dentistry they have received	10	12	83.3%	94.7%	93.7%	93.2%
% of Patients satisfied with the time they had to wait for an appointment	11	12	91.7%	91.3%	90.0%	89.0%

* This is based on patients treated on this contract for their most recent course of treatment. Figures in italics indicate the base number of FP17s or Patient Questionnaire responses are less than 100. N/A is shown where the base number of responses is less than 10 during the period. % is calculated as Quantity/Base number*100

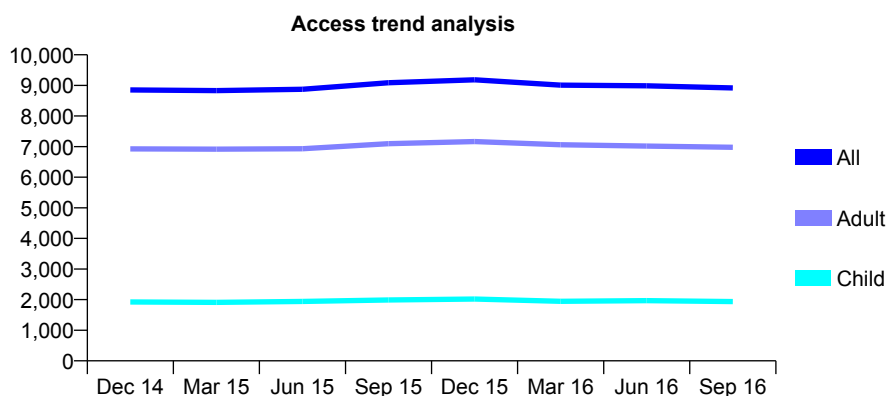
Q50 - Vital Signs At a Glance Contract Report for 101338/0049 - September 2016

Name or company name	Whitecross Dental Care Limited
Contract type name	GDS Contract
Purpose of contract	General
Contract start date	01/04/2007
Contract end date	

16/17 Contracted general activity (UDA)	30,272
Carry forward general activity (UDA)	0
16/17 Contracted orthodontic activity (UOA)	0
Carry forward orthodontic activity (UOA)	0
Baseline contract value	£729,643.05

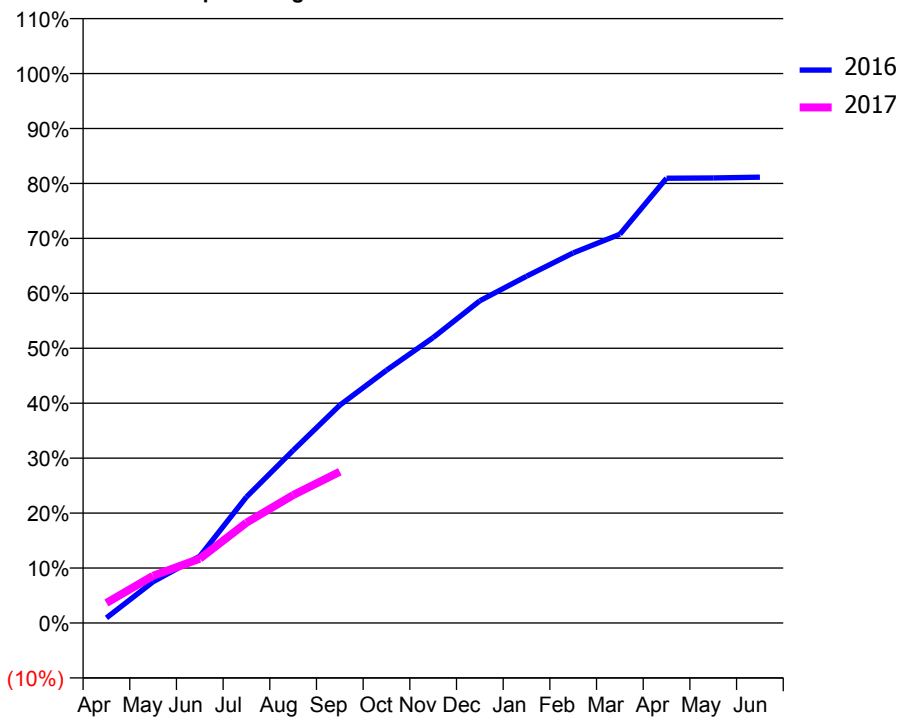
ACCESS*

Patients seen in 24 months	Total	Change since previous quarter
Quarter ending September 2015	9,087	
Quarter ending December 2015	9,184	→
Quarter ending March 2016	9,008	↓
Quarter ending June 2016	8,988	→
Quarter ending September 2016	8,918	→
Variance since September 2015	(1.9%)	↓



ACTIVITY

Cumulative percentage of contracted UDA delivered 2016 & 2017



Month	Adjusted Scheduled Activity (UDA)	
	2016	2017
April	280	1,106
May	2,274	2,603
June	3,680	3,541
July	6,945	5,529
August	9,511	7,046
September	12,002	8,336
October	13,924	
November	15,726	
December	17,748	
January	19,105	
February	20,387	
March	21,418	
April	24,501	
May	24,518	
June	24,563	

QUALITY

	Quantity	Base Number	Contract	AT	Region	England
% of FP17s for the same patient ID Re-attending within 3 months - Children	74	1,156	6.4%	10.4%	13.5%	12.4%
% of FP17s for the same patient ID Re-attending within 3 months - Adults	625	4,209	14.8%	13.7%	17.4%	16.7%
% of FP17s for the same patient ID Re-attending between 3 & 9 months - Children	398	1,156	34.4%	62.9%	59.0%	57.4%
% of FP17s for the same patient ID Re-attending between 3 & 9 months - Adults	1,611	4,209	38.3%	54.7%	52.6%	50.5%
% of FP17s for Band 1 Urgent Courses	467	3,620	12.9%	7.5%	9.4%	9.1%
% of FP17s Relating to Free Repair or Replacements	43	3,620	1.2%	1.0%	1.0%	0.8%
% of FP17s Relating to Continuations	90	3,620	2.5%	1.3%	1.5%	1.3%
% of Patients satisfied with the dentistry they have received	9	11	81.8%	94.7%	93.7%	93.2%
% of Patients satisfied with the time they had to wait for an appointment	11	11	100.0%	91.3%	90.0%	89.0%

* This is based on patients treated on this contract for their most recent course of treatment. Figures in italics indicate the base number of FP17s or Patient Questionnaire responses are less than 100. N/A is shown where the base number of responses is less than 10 during the period. % is calculated as Quantity/Base number*100

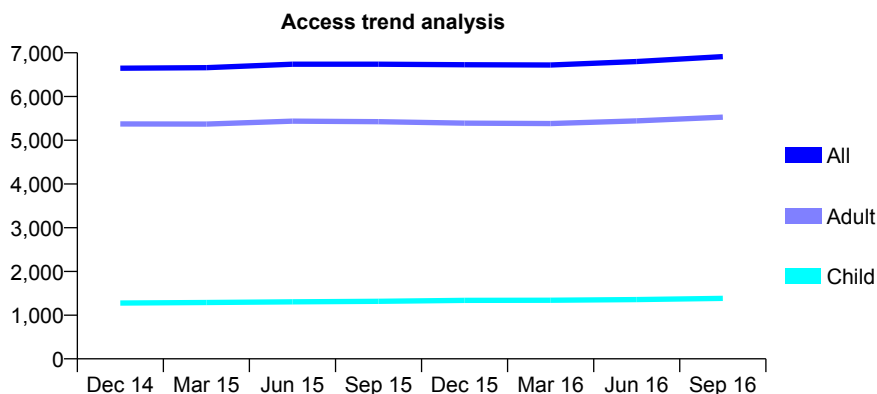
Q50 - Vital Signs At a Glance Contract Report for 101338/0124 - September 2016

Name or company name	Whitecross Dental Care Limited
Contract type name	GDS Contract
Purpose of contract	General
Contract start date	24/08/2010
Contract end date	

16/17 Contracted general activity (UDA)	24,000
Carry forward general activity (UDA)	0
16/17 Contracted orthodontic activity (UOA)	0
Carry forward orthodontic activity (UOA)	0
Baseline contract value	£644,897.30

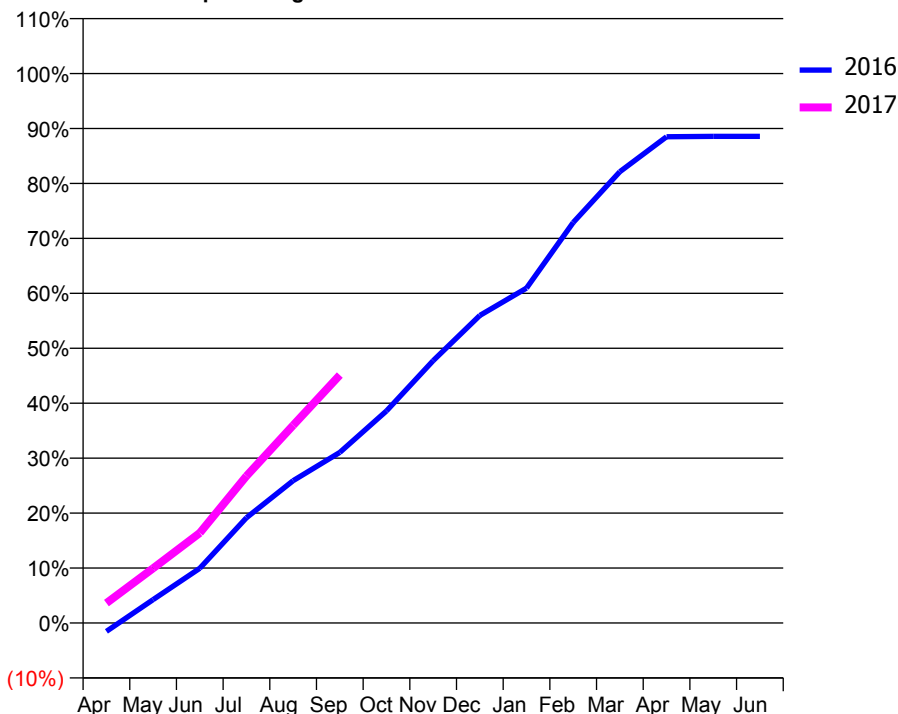
ACCESS*

Patients seen in 24 months	Total	Change since previous quarter
Quarter ending September 2015	6,739	
Quarter ending December 2015	6,727	→
Quarter ending March 2016	6,720	→
Quarter ending June 2016	6,800	→
Quarter ending September 2016	6,912	→
Variance since September 2015	2.6%	↑



ACTIVITY

Cumulative percentage of contracted UDA delivered 2016 & 2017



Month	Adjusted Scheduled Activity (UDA)	
	2016	2017
April	-372	871
May	1,024	2,389
June	2,392	3,932
July	4,598	6,419
August	6,219	8,631
September	7,449	10,833
October	9,263	
November	11,461	
December	13,431	
January	14,628	
February	17,493	
March	19,709	
April	21,240	
May	21,253	
June	21,253	

QUALITY

	Quantity	Base Number	Contract	AT	Region	England
% of FP17s for the same patient ID Re-attending within 3 months - Children	76	1,219	6.2%	10.4%	13.5%	12.4%
% of FP17s for the same patient ID Re-attending within 3 months - Adults	583	4,207	13.9%	13.7%	17.4%	16.7%
% of FP17s for the same patient ID Re-attending between 3 & 9 months - Children	818	1,219	67.1%	62.9%	59.0%	57.4%
% of FP17s for the same patient ID Re-attending between 3 & 9 months - Adults	2,331	4,207	55.4%	54.7%	52.6%	50.5%
% of FP17s for Band 1 Urgent Courses	248	4,868	5.1%	7.5%	9.4%	9.1%
% of FP17s Relating to Free Repair or Replacements	38	4,868	0.8%	1.0%	1.0%	0.8%
% of FP17s Relating to Continuations	137	4,868	2.8%	1.3%	1.5%	1.3%
% of Patients satisfied with the dentistry they have received	12	13	92.3%	94.7%	93.7%	93.2%
% of Patients satisfied with the time they had to wait for an appointment	11	13	84.6%	91.3%	90.0%	89.0%

* This is based on patients treated on this contract for their most recent course of treatment. Figures in italics indicate the base number of FP17s or Patient Questionnaire responses are less than 100. N/A is shown where the base number of responses is less than 10 during the period. % is calculated as Quantity/Base number*100

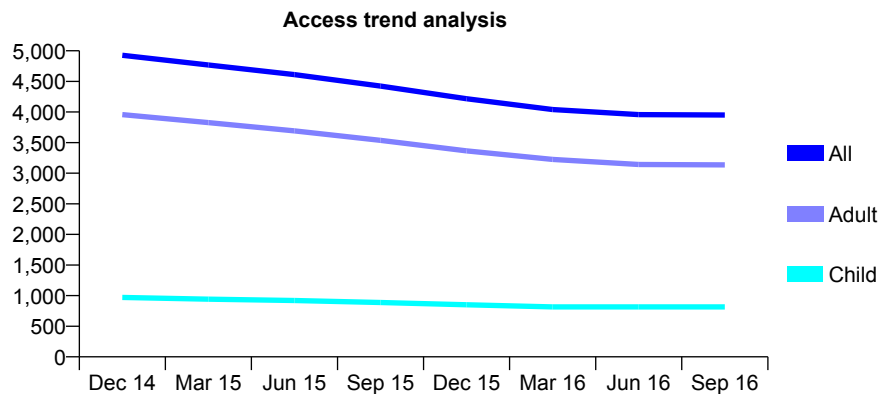
Q50 - Vital Signs At a Glance Contract Report for 101338/0130 - September 2016

Name or company name	Whitecross Dental Care Limited
Contract type name	GDS Contract
Purpose of contract	General
Contract start date	01/12/2010
Contract end date	

16/17 Contracted general activity (UDA)	18,319
Carry forward general activity (UDA)	0
16/17 Contracted orthodontic activity (UOA)	0
Carry forward orthodontic activity (UOA)	0
Baseline contract value	£403,390.09

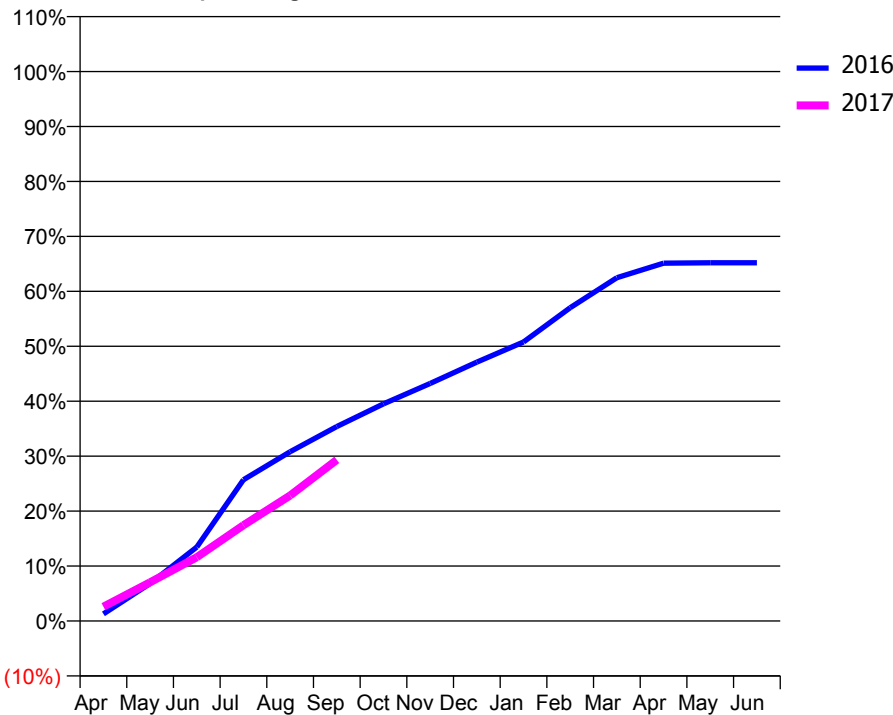
ACCESS*

Patients seen in 24 months	Total	Change since previous quarter
Quarter ending September 2015	4,423	
Quarter ending December 2015	4,216	↓
Quarter ending March 2016	4,041	↓
Quarter ending June 2016	3,958	↓
Quarter ending September 2016	3,952	→
Variance since September 2015	(10.6%)	↓



ACTIVITY

Cumulative percentage of contracted UDA delivered 2016 & 2017



Month	Adjusted Scheduled Activity (UDA)	
	2016	2017
April	238	478
May	1,251	1,289
June	2,467	2,129
July	4,709	3,194
August	5,645	4,184
September	6,483	5,373
October	7,239	
November	7,918	
December	8,630	
January	9,302	
February	10,442	
March	11,445	
April	11,931	
May	11,944	
June	11,944	

QUALITY

	Quantity	Base Number	Contract	AT	Region	England
% of FP17s for the same patient ID Re-attending within 3 months - Children	53	547	9.7%	10.4%	13.5%	12.4%
% of FP17s for the same patient ID Re-attending within 3 months - Adults	321	2,175	14.8%	13.7%	17.4%	16.7%
% of FP17s for the same patient ID Re-attending between 3 & 9 months - Children	192	547	35.1%	62.9%	59.0%	57.4%
% of FP17s for the same patient ID Re-attending between 3 & 9 months - Adults	916	2,175	42.1%	54.7%	52.6%	50.5%
% of FP17s for Band 1 Urgent Courses	240	2,515	9.5%	7.5%	9.4%	9.1%
% of FP17s Relating to Free Repair or Replacements	33	2,515	1.3%	1.0%	1.0%	0.8%
% of FP17s Relating to Continuations	65	2,515	2.6%	1.3%	1.5%	1.3%
% of Patients satisfied with the dentistry they have received	2	3	N/A	94.7%	93.7%	93.2%
% of Patients satisfied with the time they had to wait for an appointment	3	3	N/A	91.3%	90.0%	89.0%

* This is based on patients treated on this contract for their most recent course of treatment. Figures in italics indicate the base number of FP17s or Patient Questionnaire responses are less than 100. N/A is shown where the base number of responses is less than 10 during the period. % is calculated as Quantity/Base number*100

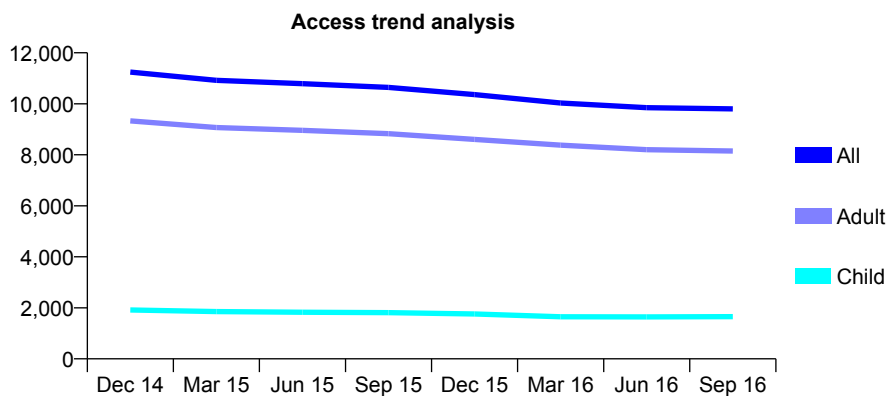
Q50 - Vital Signs At a Glance Contract Report for 101338/0135 - September 2016

Name or company name	Whitecross Dental Care Limited
Contract type name	GDS Contract
Purpose of contract	General
Contract start date	01/02/2012
Contract end date	

16/17 Contracted general activity (UDA)	33,200
Carry forward general activity (UDA)	0
16/17 Contracted orthodontic activity (UOA)	0
Carry forward orthodontic activity (UOA)	0
Baseline contract value	£870,372.52

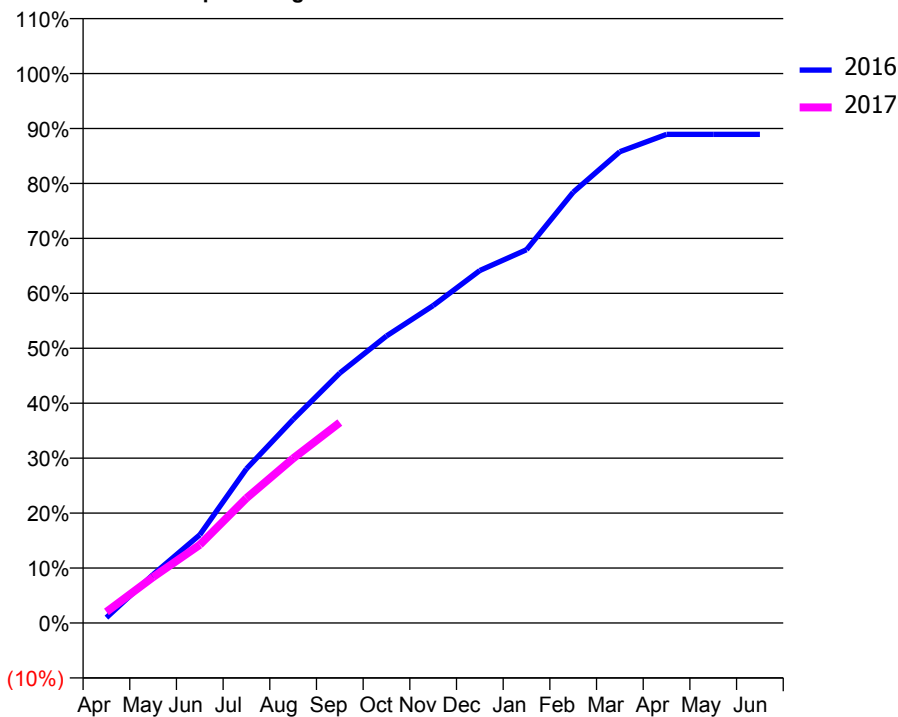
ACCESS*

Patients seen in 24 months	Total	Change since previous quarter
Quarter ending September 2015	10,643	
Quarter ending December 2015	10,363	↓
Quarter ending March 2016	10,030	↓
Quarter ending June 2016	9,847	↓
Quarter ending September 2016	9,802	→
Variance since September 2015	(7.9%)	↓



ACTIVITY

Cumulative percentage of contracted UDA delivered 2016 & 2017



Month	Adjusted Scheduled Activity (UDA)	
	2016	2017
April	285	674
May	2,557	2,772
June	4,654	4,724
July	8,141	7,549
August	10,741	9,949
September	13,190	12,115
October	15,149	
November	16,753	
December	18,603	
January	19,699	
February	22,734	
March	24,870	
April	25,792	
May	25,790	
June	25,790	

QUALITY

	Quantity	Base Number	Contract	AT	Region	England
% of FP17s for the same patient ID Re-attending within 3 months - Children	38	1,229	3.1%	10.4%	13.5%	12.4%
% of FP17s for the same patient ID Re-attending within 3 months - Adults	443	5,363	8.3%	13.7%	17.4%	16.7%
% of FP17s for the same patient ID Re-attending between 3 & 9 months - Children	652	1,229	53.1%	62.9%	59.0%	57.4%
% of FP17s for the same patient ID Re-attending between 3 & 9 months - Adults	2,480	5,363	46.2%	54.7%	52.6%	50.5%
% of FP17s for Band 1 Urgent Courses	140	6,227	2.2%	7.5%	9.4%	9.1%
% of FP17s Relating to Free Repair or Replacements	24	6,227	0.4%	1.0%	1.0%	0.8%
% of FP17s Relating to Continuations	94	6,227	1.5%	1.3%	1.5%	1.3%
% of Patients satisfied with the dentistry they have received	15	17	88.2%	94.7%	93.7%	93.2%
% of Patients satisfied with the time they had to wait for an appointment	12	17	70.6%	91.3%	90.0%	89.0%

* This is based on patients treated on this contract for their most recent course of treatment. Figures in italics indicate the base number of FP17s or Patient Questionnaire responses are less than 100. N/A is shown where the base number of responses is less than 10 during the period. % is calculated as Quantity/Base number*100

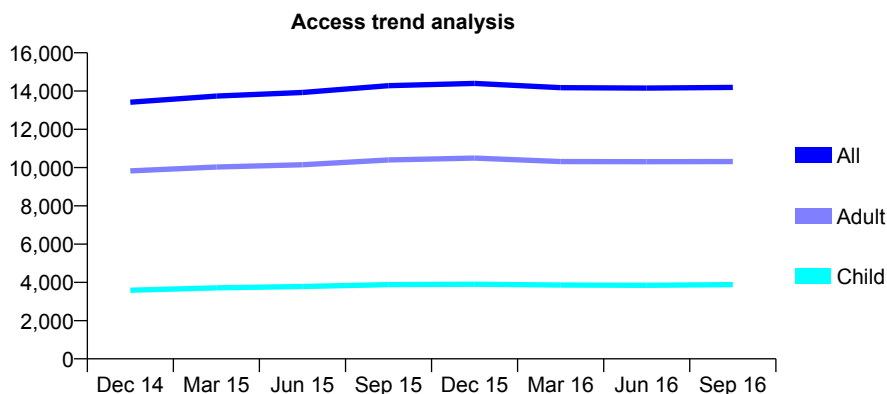
Q50 - Vital Signs At a Glance Contract Report for 101338/0136 - September 2016

Name or company name	Whitecross Dental Care Limited
Contract type name	GDS Contract
Purpose of contract	General
Contract start date	01/06/2012
Contract end date	

16/17 Contracted general activity (UDA)	34,166
Carry forward general activity (UDA)	0
16/17 Contracted orthodontic activity (UOA)	0
Carry forward orthodontic activity (UOA)	0
Baseline contract value	£911,252.78

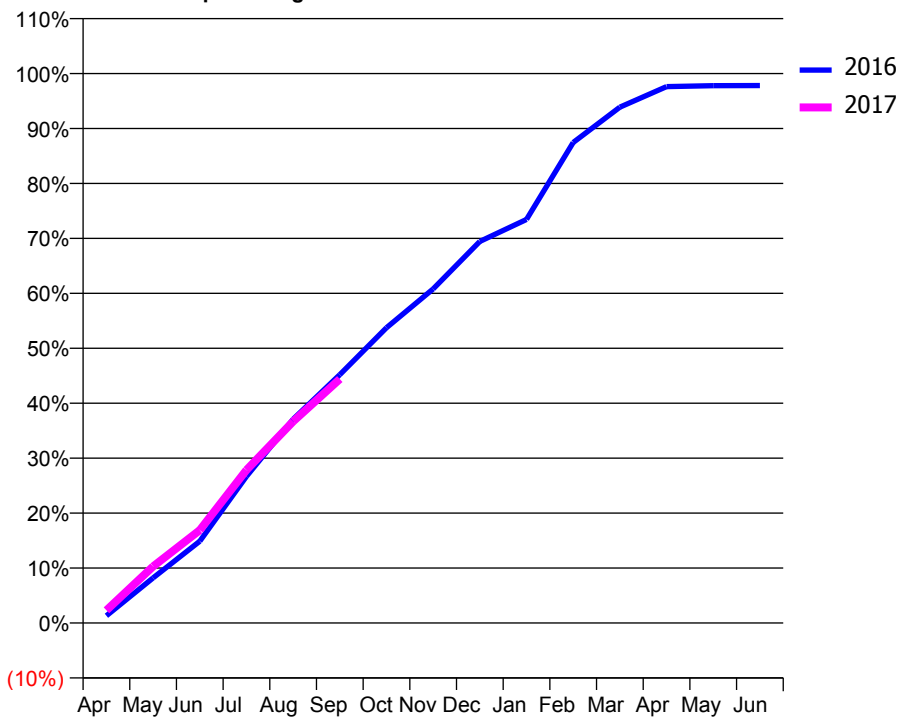
ACCESS*

Patients seen in 24 months	Total	Change since previous quarter
Quarter ending September 2015	14,278	
Quarter ending December 2015	14,401	→
Quarter ending March 2016	14,174	↓
Quarter ending June 2016	14,155	→
Quarter ending September 2016	14,193	→
Variance since September 2015	(0.6%)	→



ACTIVITY

Cumulative percentage of contracted UDA delivered 2016 & 2017



Month	Adjusted Scheduled Activity (UDA)	
	2016	2017
April	455	790
May	2,805	3,516
June	5,088	5,776
July	9,120	9,511
August	12,669	12,532
September	15,443	15,169
October	18,356	
November	20,772	
December	23,728	
January	25,096	
February	29,878	
March	32,074	
April	33,350	
May	33,412	
June	33,414	

QUALITY

	Quantity	Base Number	Contract	AT	Region	England
% of FP17s for the same patient ID Re-attending within 3 months - Children	198	2,867	6.9%	10.4%	13.5%	12.4%
% of FP17s for the same patient ID Re-attending within 3 months - Adults	640	6,095	10.5%	13.7%	17.4%	16.7%
% of FP17s for the same patient ID Re-attending between 3 & 9 months - Children	1,680	2,867	58.6%	62.9%	59.0%	57.4%
% of FP17s for the same patient ID Re-attending between 3 & 9 months - Adults	3,059	6,095	50.2%	54.7%	52.6%	50.5%
% of FP17s for Band 1 Urgent Courses	719	8,221	8.7%	7.5%	9.4%	9.1%
% of FP17s Relating to Free Repair or Replacements	76	8,221	0.9%	1.0%	1.0%	0.8%
% of FP17s Relating to Continuations	89	8,221	1.1%	1.3%	1.5%	1.3%
% of Patients satisfied with the dentistry they have received	10	12	83.3%	94.7%	93.7%	93.2%
% of Patients satisfied with the time they had to wait for an appointment	8	12	66.7%	91.3%	90.0%	89.0%

* This is based on patients treated on this contract for their most recent course of treatment. Figures in italics indicate the base number of FP17s or Patient Questionnaire responses are less than 100. N/A is shown where the base number of responses is less than 10 during the period. % is calculated as Quantity/Base number*100

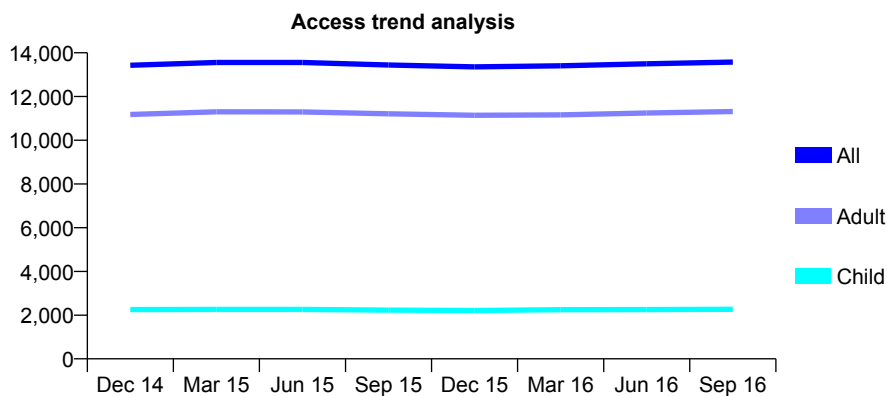
Q50 - Vital Signs At a Glance Contract Report for 101370/0090 - September 2016

Name or company name	Petrie Tucker & Partners Ltd
Contract type name	GDS Contract
Purpose of contract	General
Contract start date	01/04/2007
Contract end date	

16/17 Contracted general activity (UDA)	41,727
Carry forward general activity (UDA)	0
16/17 Contracted orthodontic activity (UOA)	0
Carry forward orthodontic activity (UOA)	0
Baseline contract value	£1,192,922.85

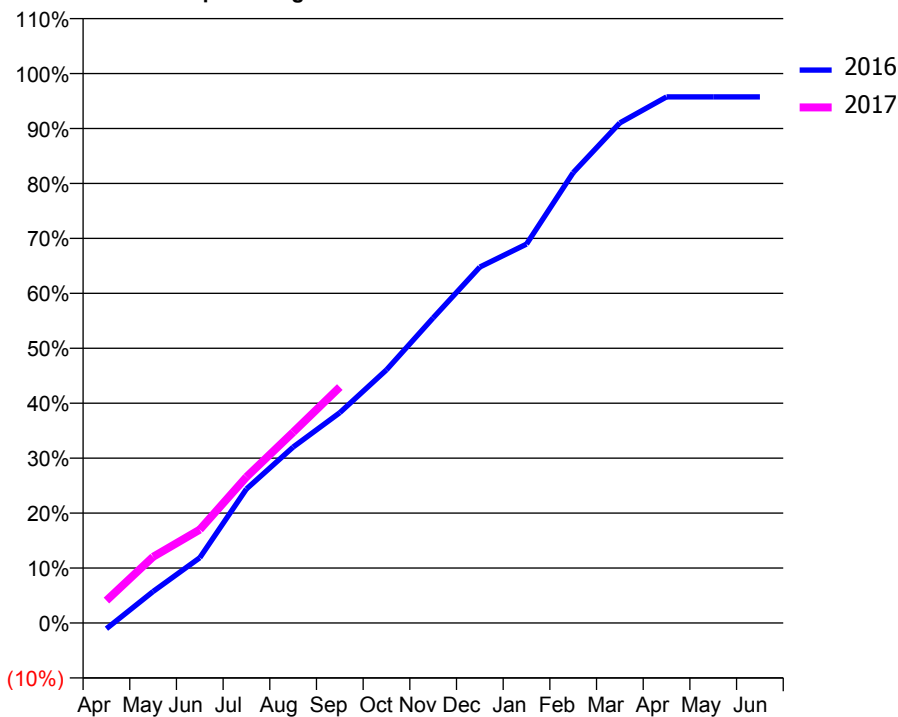
ACCESS*

Patients seen in 24 months	Total	Change since previous quarter
Quarter ending September 2015	13,439	
Quarter ending December 2015	13,354	→
Quarter ending March 2016	13,404	→
Quarter ending June 2016	13,498	→
Quarter ending September 2016	13,576	→
Variance since September 2015	1.0%	→



ACTIVITY

Cumulative percentage of contracted UDA delivered 2016 & 2017



Month	Adjusted Scheduled Activity (UDA)	
	2016	2017
April	-436	1,710
May	2,398	5,026
June	4,956	7,091
July	10,182	11,095
August	13,361	14,487
September	15,977	17,913
October	19,224	
November	23,171	
December	27,033	
January	28,773	
February	34,201	
March	37,978	
April	39,956	
May	39,953	
June	39,953	

QUALITY

	Quantity	Base Number	Contract	AT	Region	England
% of FP17s for the same patient ID Re-attending within 3 months - Children	97	1,793	5.4%	10.4%	13.5%	12.4%
% of FP17s for the same patient ID Re-attending within 3 months - Adults	895	8,436	10.6%	13.7%	17.4%	16.7%
% of FP17s for the same patient ID Re-attending between 3 & 9 months - Children	1,152	1,793	64.2%	62.9%	59.0%	57.4%
% of FP17s for the same patient ID Re-attending between 3 & 9 months - Adults	5,278	8,436	62.6%	54.7%	52.6%	50.5%
% of FP17s for Band 1 Urgent Courses	413	9,395	4.4%	7.5%	9.4%	9.1%
% of FP17s Relating to Free Repair or Replacements	52	9,395	0.6%	1.0%	1.0%	0.8%
% of FP17s Relating to Continuations	136	9,395	1.4%	1.3%	1.5%	1.3%
% of Patients satisfied with the dentistry they have received	19	20	95.0%	94.7%	93.7%	93.2%
% of Patients satisfied with the time they had to wait for an appointment	20	20	100.0%	91.3%	90.0%	89.0%

* This is based on patients treated on this contract for their most recent course of treatment. Figures in italics indicate the base number of FP17s or Patient Questionnaire responses are less than 100. N/A is shown where the base number of responses is less than 10 during the period. % is calculated as Quantity/Base number*100

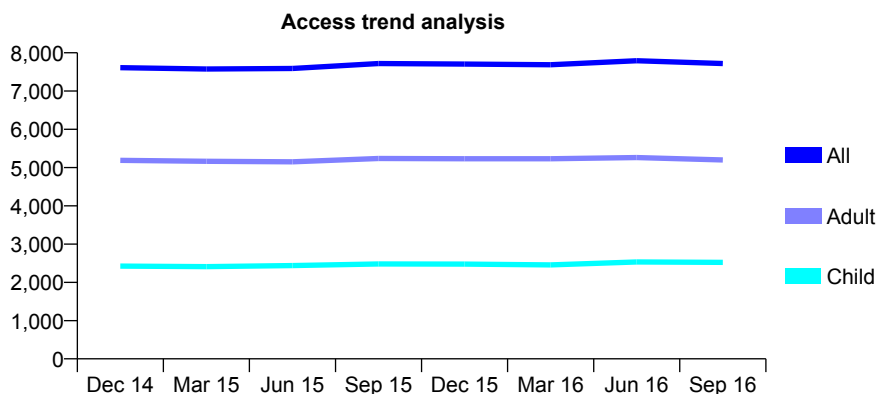
Q50 - Vital Signs At a Glance Contract Report for 101435/0063 - September 2016

Name or company name	IDH Limited
Contract type name	GDS Contract
Purpose of contract	General
Contract start date	01/06/2007
Contract end date	

16/17 Contracted general activity (UDA)	23,500
Carry forward general activity (UDA)	0
16/17 Contracted orthodontic activity (UOA)	0
Carry forward orthodontic activity (UOA)	0
Baseline contract value	£601,080.70

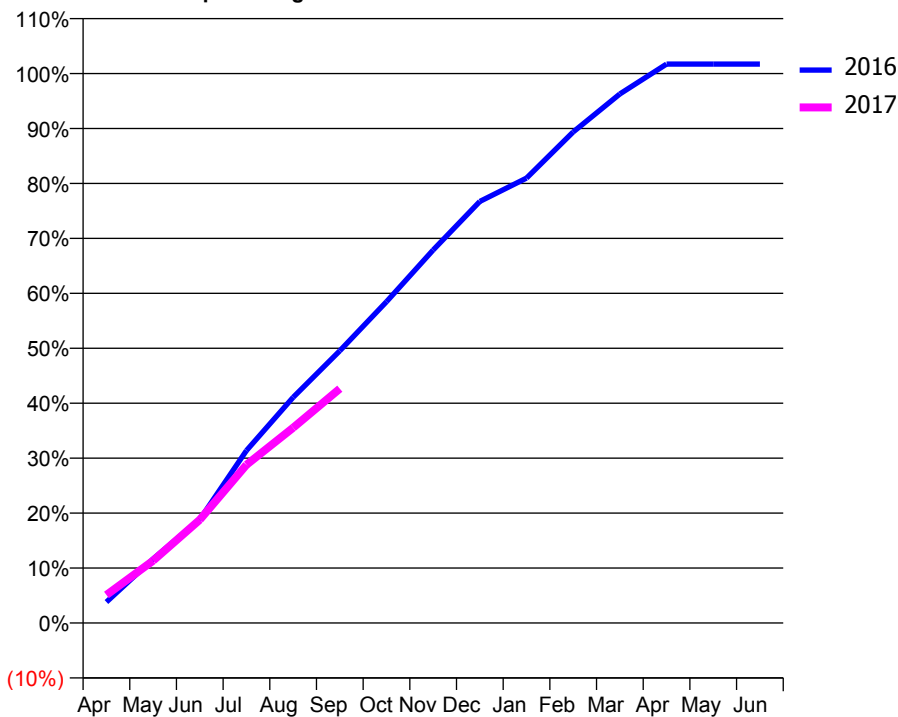
ACCESS*

Patients seen in 24 months	Total	Change since previous quarter
Quarter ending September 2015	7,718	
Quarter ending December 2015	7,707	→
Quarter ending March 2016	7,689	→
Quarter ending June 2016	7,792	→
Quarter ending September 2016	7,721	→
Variance since September 2015	0.0%	→



ACTIVITY

Cumulative percentage of contracted UDA delivered 2016 & 2017



Month	Adjusted Scheduled Activity (UDA)	
	2016	2017
April	897	1,198
May	2,738	2,665
June	4,426	4,414
July	7,375	6,766
August	9,653	8,351
September	11,640	10,023
October	13,743	
November	15,952	
December	18,027	
January	19,028	
February	21,001	
March	22,627	
April	23,902	
May	23,902	
June	23,902	

QUALITY

	Quantity	Base Number	Contract	AT	Region	England
% of FP17s for the same patient ID Re-attending within 3 months - Children	98	1,718	5.7%	10.4%	13.5%	12.4%
% of FP17s for the same patient ID Re-attending within 3 months - Adults	307	2,975	10.3%	13.7%	17.4%	16.7%
% of FP17s for the same patient ID Re-attending between 3 & 9 months - Children	881	1,718	51.3%	62.9%	59.0%	57.4%
% of FP17s for the same patient ID Re-attending between 3 & 9 months - Adults	1,476	2,975	49.6%	54.7%	52.6%	50.5%
% of FP17s for Band 1 Urgent Courses	292	4,132	7.1%	7.5%	9.4%	9.1%
% of FP17s Relating to Free Repair or Replacements	0	4,132	0.0%	1.0%	1.0%	0.8%
% of FP17s Relating to Continuations	52	4,132	1.3%	1.3%	1.5%	1.3%
% of Patients satisfied with the dentistry they have received	5	6	N/A	94.7%	93.7%	93.2%
% of Patients satisfied with the time they had to wait for an appointment	6	6	N/A	91.3%	90.0%	89.0%

* This is based on patients treated on this contract for their most recent course of treatment. Figures in italics indicate the base number of FP17s or Patient Questionnaire responses are less than 100. N/A is shown where the base number of responses is less than 10 during the period. % is calculated as Quantity/Base number*100

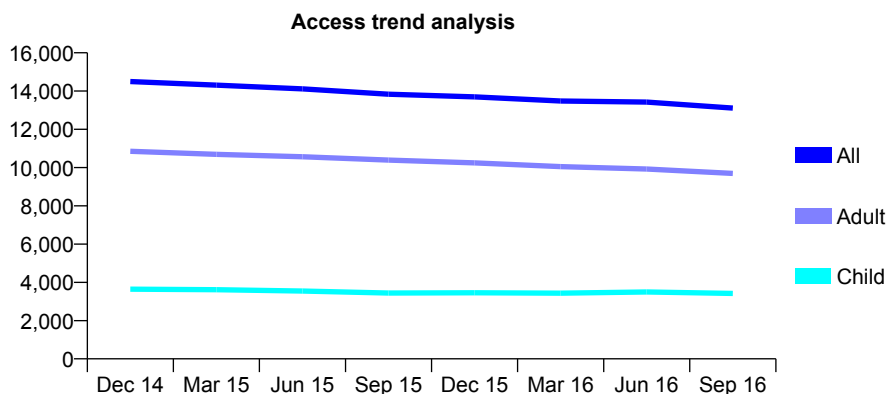
Q50 - Vital Signs At a Glance Contract Report for 101435/0071 - September 2016

Name or company name	IDH Limited
Contract type name	GDS Contract
Purpose of contract	General
Contract start date	01/01/2008
Contract end date	

16/17 Contracted general activity (UDA)	42,500
Carry forward general activity (UDA)	0
16/17 Contracted orthodontic activity (UOA)	0
Carry forward orthodontic activity (UOA)	0
Baseline contract value	£1,004,547.45

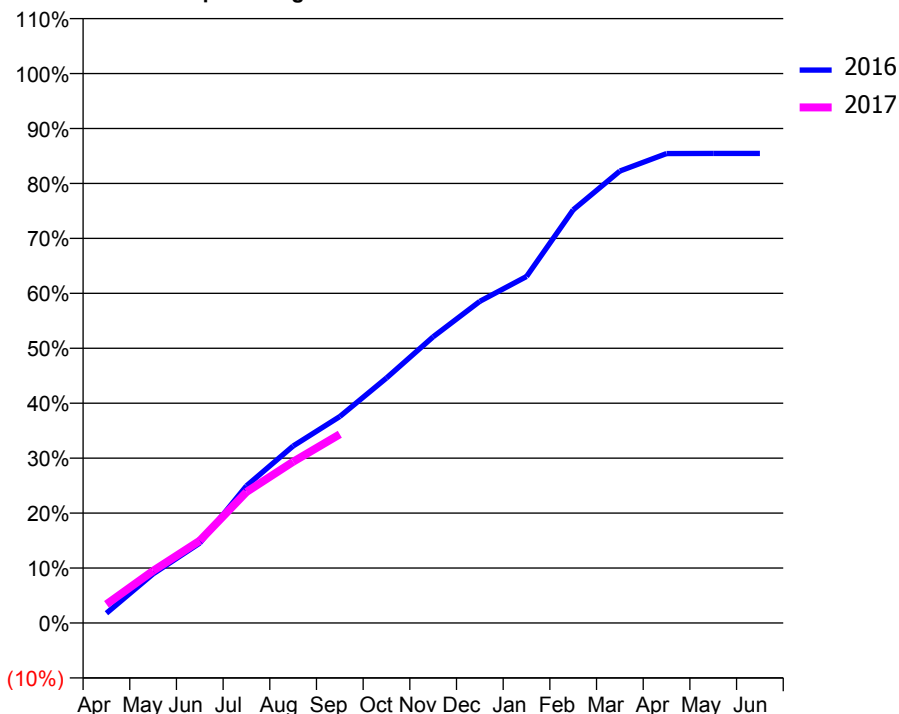
ACCESS*

Patients seen in 24 months	Total	Change since previous quarter
Quarter ending September 2015	13,838	
Quarter ending December 2015	13,697	↓
Quarter ending March 2016	13,481	↓
Quarter ending June 2016	13,423	→
Quarter ending September 2016	13,112	↓
Variance since September 2015	(5.2%)	↓



ACTIVITY

Cumulative percentage of contracted UDA delivered 2016 & 2017



Adjusted Scheduled Activity (UDA)

Month	2016	2017
April	686	1,452
May	3,445	4,034
June	5,606	6,372
July	9,626	10,135
August	12,421	12,475
September	14,492	14,599
October	17,195	
November	20,081	
December	22,569	
January	24,315	
February	28,994	
March	31,716	
April	32,935	
May	32,945	
June	32,945	

QUALITY

	Quantity	Base Number	Contract	AT	Region	England
% of FP17s for the same patient ID Re-attending within 3 months - Children	161	2,357	6.8%	10.4%	13.5%	12.4%
% of FP17s for the same patient ID Re-attending within 3 months - Adults	821	5,615	14.6%	13.7%	17.4%	16.7%
% of FP17s for the same patient ID Re-attending between 3 & 9 months - Children	1,160	2,357	49.2%	62.9%	59.0%	57.4%
% of FP17s for the same patient ID Re-attending between 3 & 9 months - Adults	2,662	5,615	47.4%	54.7%	52.6%	50.5%
% of FP17s for Band 1 Urgent Courses	594	7,350	8.1%	7.5%	9.4%	9.1%
% of FP17s Relating to Free Repair or Replacements	28	7,350	0.4%	1.0%	1.0%	0.8%
% of FP17s Relating to Continuations	141	7,350	1.9%	1.3%	1.5%	1.3%
% of Patients satisfied with the dentistry they have received	15	17	88.2%	94.7%	93.7%	93.2%
% of Patients satisfied with the time they had to wait for an appointment	15	17	88.2%	91.3%	90.0%	89.0%

* This is based on patients treated on this contract for their most recent course of treatment. Figures in italics indicate the base number of FP17s or Patient Questionnaire responses are less than 100. N/A is shown where the base number of responses is less than 10 during the period. % is calculated as Quantity/Base number*100

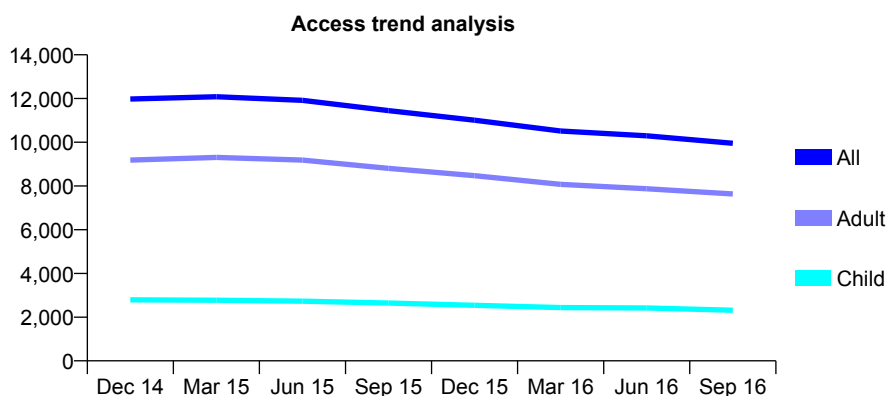
Q50 - Vital Signs At a Glance Contract Report for 101435/0072 - September 2016

Name or company name	IDH Limited
Contract type name	GDS Contract
Purpose of contract	General
Contract start date	01/12/2007
Contract end date	

16/17 Contracted general activity (UDA)	37,873
Carry forward general activity (UDA)	0
16/17 Contracted orthodontic activity (UOA)	0
Carry forward orthodontic activity (UOA)	0
Baseline contract value	£997,975.85

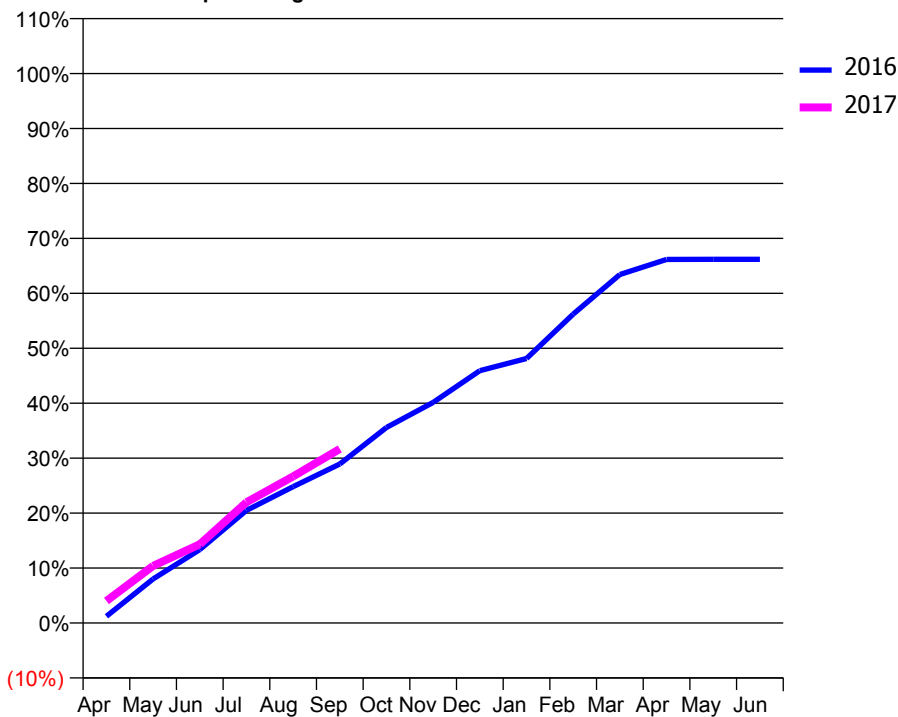
ACCESS*

Patients seen in 24 months	Total	Change since previous quarter
Quarter ending September 2015	11,446	
Quarter ending December 2015	11,010	↓
Quarter ending March 2016	10,512	↓
Quarter ending June 2016	10,293	↓
Quarter ending September 2016	9,951	↓
Variance since September 2015	(13.1%)	↓



ACTIVITY

Cumulative percentage of contracted UDA delivered 2016 & 2017



Month	Adjusted Scheduled Activity (UDA)	
	2016	2017
April	461	1,523
May	3,034	3,937
June	5,063	5,431
July	7,765	8,318
August	9,402	10,107
September	10,963	12,002
October	13,482	
November	15,203	
December	17,389	
January	18,226	
February	21,287	
March	24,018	
April	25,063	
May	25,065	
June	25,065	

QUALITY

	Quantity	Base Number	Contract	AT	Region	England
% of FP17s for the same patient ID Re-attending within 3 months - Children	111	1,396	8.0%	10.4%	13.5%	12.4%
% of FP17s for the same patient ID Re-attending within 3 months - Adults	533	4,177	12.8%	13.7%	17.4%	16.7%
% of FP17s for the same patient ID Re-attending between 3 & 9 months - Children	599	1,396	42.9%	62.9%	59.0%	57.4%
% of FP17s for the same patient ID Re-attending between 3 & 9 months - Adults	1,948	4,177	46.6%	54.7%	52.6%	50.5%
% of FP17s for Band 1 Urgent Courses	493	5,087	9.7%	7.5%	9.4%	9.1%
% of FP17s Relating to Free Repair or Replacements	41	5,087	0.8%	1.0%	1.0%	0.8%
% of FP17s Relating to Continuations	83	5,087	1.6%	1.3%	1.5%	1.3%
% of Patients satisfied with the dentistry they have received	12	12	100.0%	94.7%	93.7%	93.2%
% of Patients satisfied with the time they had to wait for an appointment	9	12	75.0%	91.3%	90.0%	89.0%

* This is based on patients treated on this contract for their most recent course of treatment. Figures in italics indicate the base number of FP17s or Patient Questionnaire responses are less than 100. N/A is shown where the base number of responses is less than 10 during the period. % is calculated as Quantity/Base number*100

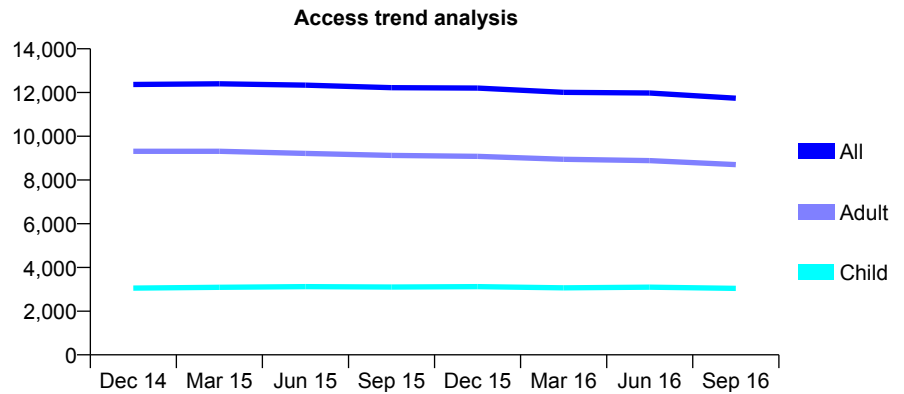
Q50 - Vital Signs At a Glance Contract Report for 101435/0073 - September 2016

Name or company name	IDH Limited
Contract type name	GDS Contract
Purpose of contract	General
Contract start date	01/12/2007
Contract end date	

16/17 Contracted general activity (UDA)	39,721
Carry forward general activity (UDA)	0
16/17 Contracted orthodontic activity (UOA)	0
Carry forward orthodontic activity (UOA)	0
Baseline contract value	£777,853.28

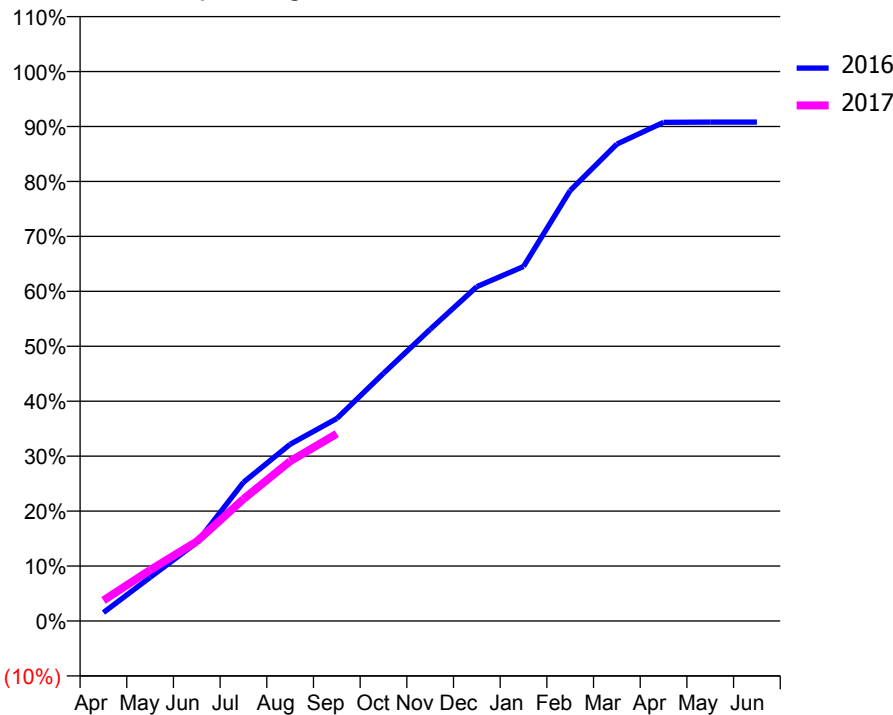
ACCESS*

Patients seen in 24 months	Total	Change since previous quarter
Quarter ending September 2015	12,223	
Quarter ending December 2015	12,203	→
Quarter ending March 2016	12,011	↓
Quarter ending June 2016	11,980	→
Quarter ending September 2016	11,740	↓
Variance since September 2015	(4.0%)	↓



ACTIVITY

Cumulative percentage of contracted UDA delivered 2016 & 2017



Month	Adjusted Scheduled Activity (UDA)	
	2016	2017
April	554	1,491
May	2,857	3,684
June	5,143	5,748
July	9,091	8,817
August	11,576	11,551
September	13,261	13,538
October	16,228	
November	19,111	
December	21,903	
January	23,229	
February	28,201	
March	31,241	
April	32,665	
May	32,682	
June	32,683	

QUALITY

	Quantity	Base Number	Contract	AT	Region	England
% of FP17s for the same patient ID Re-attending within 3 months - Children	154	2,113	7.3%	10.4%	13.5%	12.4%
% of FP17s for the same patient ID Re-attending within 3 months - Adults	602	4,791	12.6%	13.7%	17.4%	16.7%
% of FP17s for the same patient ID Re-attending between 3 & 9 months - Children	1,294	2,113	61.2%	62.9%	59.0%	57.4%
% of FP17s for the same patient ID Re-attending between 3 & 9 months - Adults	2,039	4,791	42.6%	54.7%	52.6%	50.5%
% of FP17s for Band 1 Urgent Courses	506	6,468	7.8%	7.5%	9.4%	9.1%
% of FP17s Relating to Free Repair or Replacements	49	6,468	0.8%	1.0%	1.0%	0.8%
% of FP17s Relating to Continuations	104	6,468	1.6%	1.3%	1.5%	1.3%
% of Patients satisfied with the dentistry they have received	11	13	84.6%	94.7%	93.7%	93.2%
% of Patients satisfied with the time they had to wait for an appointment	13	13	100.0%	91.3%	90.0%	89.0%

* This is based on patients treated on this contract for their most recent course of treatment. Figures in italics indicate the base number of FP17s or Patient Questionnaire responses are less than 100. N/A is shown where the base number of responses is less than 10 during the period. % is calculated as Quantity/Base number*100

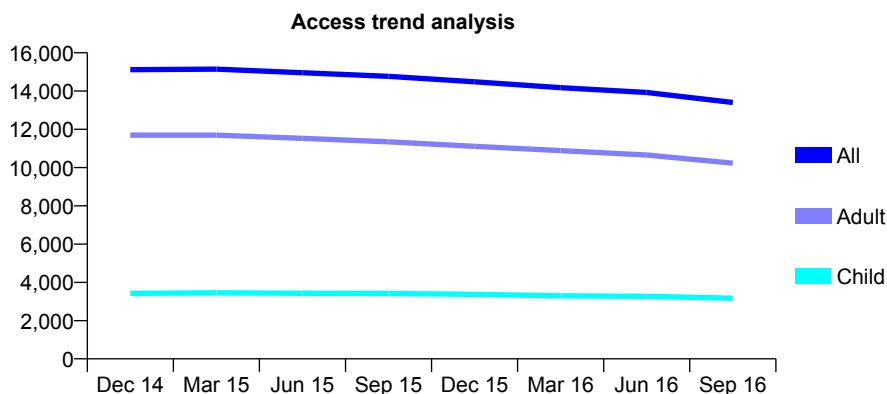
Q50 - Vital Signs At a Glance Contract Report for 101435/0074 - September 2016

Name or company name	IDH Limited
Contract type name	GDS Contract
Purpose of contract	General
Contract start date	01/12/2007
Contract end date	

16/17 Contracted general activity (UDA)	44,000
Carry forward general activity (UDA)	0
16/17 Contracted orthodontic activity (UOA)	0
Carry forward orthodontic activity (UOA)	0
Baseline contract value	£872,834.89

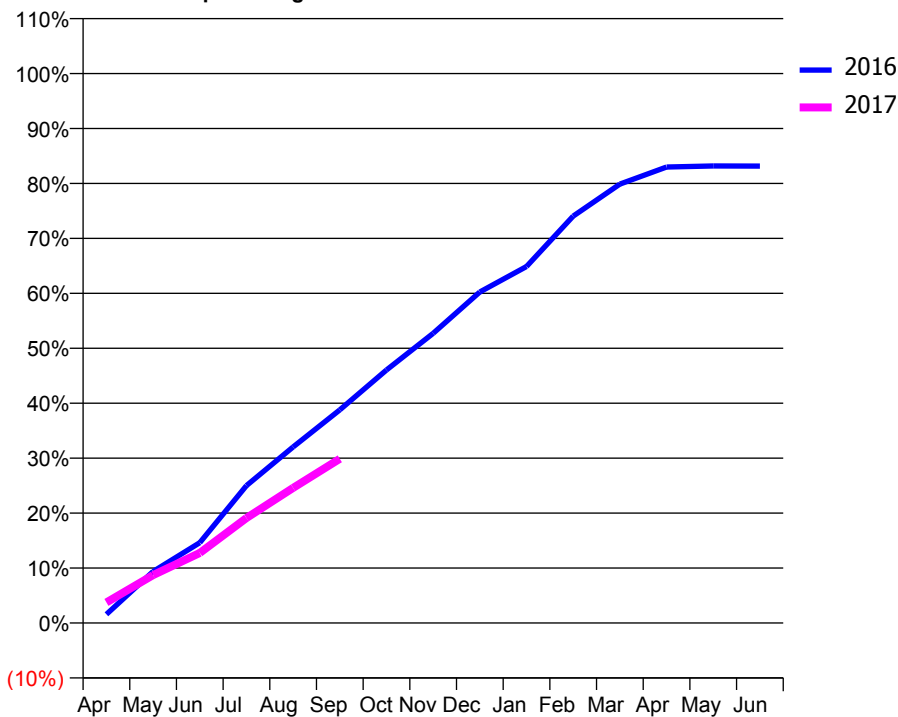
ACCESS*

Patients seen in 24 months	Total	Change since previous quarter
Quarter ending September 2015	14,767	
Quarter ending December 2015	14,486	↓
Quarter ending March 2016	14,179	↓
Quarter ending June 2016	13,923	↓
Quarter ending September 2016	13,402	↓
Variance since September 2015	(9.2%)	↓



ACTIVITY

Cumulative percentage of contracted UDA delivered 2016 & 2017



Adjusted Scheduled Activity (UDA)

Month	2016	2017
April	617	1,647
May	3,659	3,843
June	5,704	5,607
July	9,749	8,409
August	12,502	10,823
September	15,126	13,151
October	17,960	
November	20,563	
December	23,492	
January	25,301	
February	28,881	
March	31,150	
April	32,361	
May	32,436	
June	32,432	

QUALITY

	Quantity	Base Number	Contract	AT	Region	England
% of FP17s for the same patient ID Re-attending within 3 months - Children	92	1,688	5.5%	10.4%	13.5%	12.4%
% of FP17s for the same patient ID Re-attending within 3 months - Adults	539	5,263	10.2%	13.7%	17.4%	16.7%
% of FP17s for the same patient ID Re-attending between 3 & 9 months - Children	706	1,688	41.8%	62.9%	59.0%	57.4%
% of FP17s for the same patient ID Re-attending between 3 & 9 months - Adults	2,448	5,263	46.5%	54.7%	52.6%	50.5%
% of FP17s for Band 1 Urgent Courses	453	6,268	7.2%	7.5%	9.4%	9.1%
% of FP17s Relating to Free Repair or Replacements	47	6,268	0.7%	1.0%	1.0%	0.8%
% of FP17s Relating to Continuations	55	6,268	0.9%	1.3%	1.5%	1.3%
% of Patients satisfied with the dentistry they have received	14	16	87.5%	94.7%	93.7%	93.2%
% of Patients satisfied with the time they had to wait for an appointment	8	16	50.0%	91.3%	90.0%	89.0%

* This is based on patients treated on this contract for their most recent course of treatment. Figures in italics indicate the base number of FP17s or Patient Questionnaire responses are less than 100. N/A is shown where the base number of responses is less than 10 during the period. % is calculated as Quantity/Base number*100

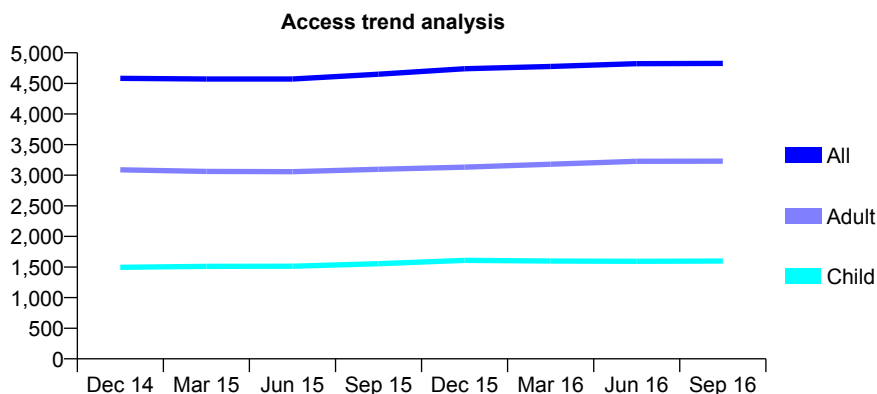
Q50 - Vital Signs At a Glance Contract Report for 101435/0123 - September 2016

Name or company name	IDH Limited
Contract type name	GDS Contract
Purpose of contract	General
Contract start date	20/07/2009
Contract end date	

16/17 Contracted general activity (UDA)	16,000
Carry forward general activity (UDA)	0
16/17 Contracted orthodontic activity (UOA)	0
Carry forward orthodontic activity (UOA)	0
Baseline contract value	£373,226.66

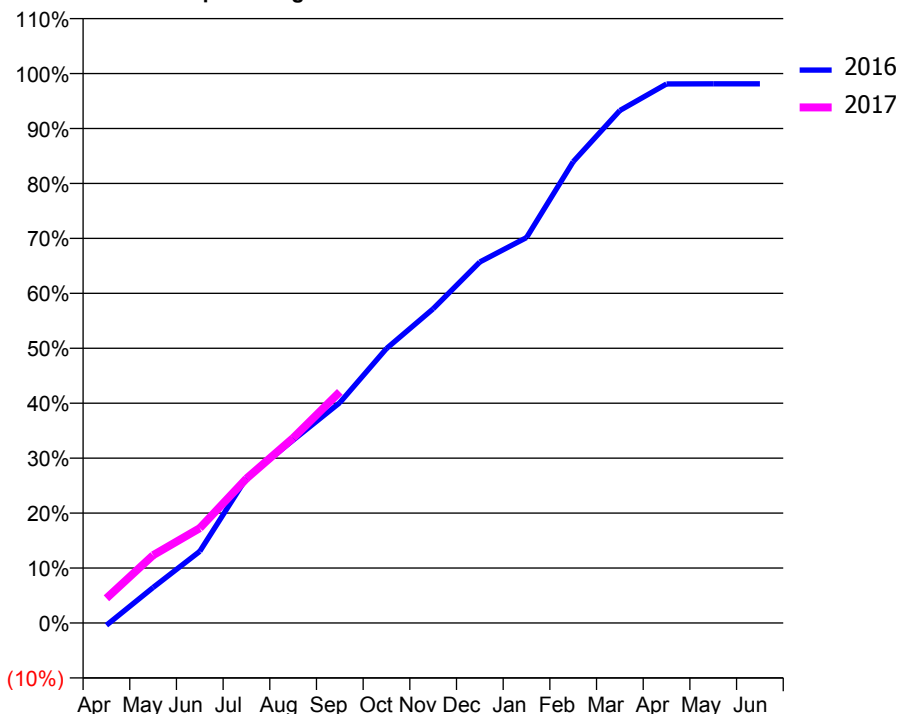
ACCESS*

Patients seen in 24 months	Total	Change since previous quarter
Quarter ending September 2015	4,651	
Quarter ending December 2015	4,740	→
Quarter ending March 2016	4,777	→
Quarter ending June 2016	4,822	→
Quarter ending September 2016	4,827	→
Variance since September 2015	3.8%	↑



ACTIVITY

Cumulative percentage of contracted UDA delivered 2016 & 2017



Month	Adjusted Scheduled Activity (UDA)	
	2016	2017
April	-67	719
May	1,036	1,975
June	2,087	2,763
July	4,221	4,206
August	5,326	5,387
September	6,417	6,732
October	7,992	
November	9,149	
December	10,513	
January	11,224	
February	13,434	
March	14,922	
April	15,697	
May	15,700	
June	15,700	

QUALITY

	Quantity	Base Number	Contract	AT	Region	England
% of FP17s for the same patient ID Re-attending within 3 months - Children	118	1,113	10.6%	10.4%	13.5%	12.4%
% of FP17s for the same patient ID Re-attending within 3 months - Adults	347	1,962	17.7%	13.7%	17.4%	16.7%
% of FP17s for the same patient ID Re-attending between 3 & 9 months - Children	676	1,113	60.7%	62.9%	59.0%	57.4%
% of FP17s for the same patient ID Re-attending between 3 & 9 months - Adults	856	1,962	43.6%	54.7%	52.6%	50.5%
% of FP17s for Band 1 Urgent Courses	403	2,832	14.2%	7.5%	9.4%	9.1%
% of FP17s Relating to Free Repair or Replacements	10	2,832	0.4%	1.0%	1.0%	0.8%
% of FP17s Relating to Continuations	55	2,832	1.9%	1.3%	1.5%	1.3%
% of Patients satisfied with the dentistry they have received	4	5	N/A	94.7%	93.7%	93.2%
% of Patients satisfied with the time they had to wait for an appointment	5	5	N/A	91.3%	90.0%	89.0%

* This is based on patients treated on this contract for their most recent course of treatment. Figures in italics indicate the base number of FP17s or Patient Questionnaire responses are less than 100. N/A is shown where the base number of responses is less than 10 during the period. % is calculated as Quantity/Base number*100

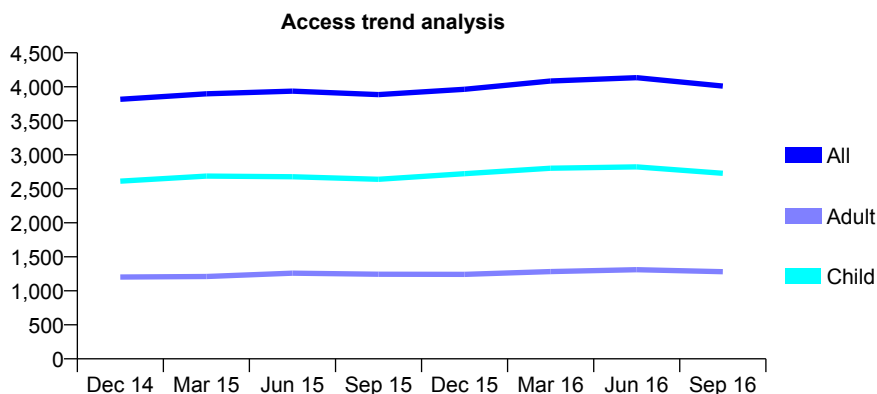
Q50 - Vital Signs At a Glance Contract Report for 102490/0003 - September 2016

Name or company name	Ashby Dental Clinic (CDS Unit)
Contract type name	GDS Contract
Purpose of contract	General
Contract start date	26/09/2011
Contract end date	

16/17 Contracted general activity (UDA)	6,924
Carry forward general activity (UDA)	0
16/17 Contracted orthodontic activity (UOA)	0
Carry forward orthodontic activity (UOA)	0
Baseline contract value	£550,690.04

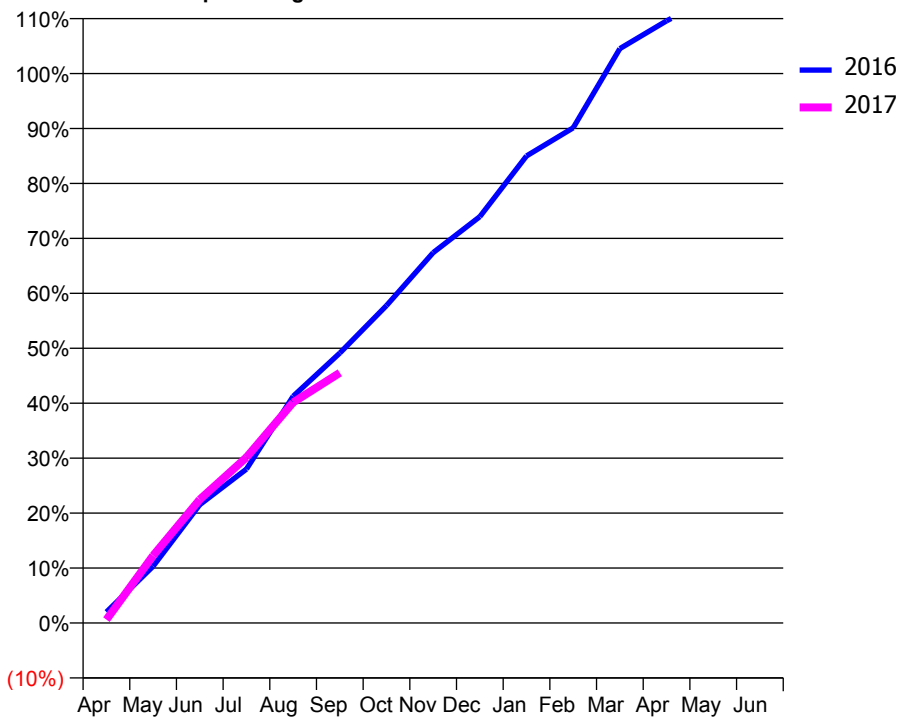
ACCESS*

Patients seen in 24 months	Total	Change since previous quarter
Quarter ending September 2015	3,885	
Quarter ending December 2015	3,964	↑
Quarter ending March 2016	4,086	↑
Quarter ending June 2016	4,134	→
Quarter ending September 2016	4,010	↓
Variance since September 2015	3.2%	↑



ACTIVITY

Cumulative percentage of contracted UDA delivered 2016 & 2017



Adjusted Scheduled Activity (UDA)

Month	2016	2017
April	139	43
May	715	849
June	1,492	1,557
July	1,940	2,088
August	2,857	2,780
September	3,401	3,153
October	3,999	
November	4,667	
December	5,121	
January	5,886	
February	6,240	
March	7,238	
April	7,587	
May	7,884	
June	7,890	

QUALITY

	Quantity	Base Number	Contract	AT	Region	England
% of FP17s for the same patient ID Re-attending within 3 months - Children	82	1,492	5.5%	10.4%	13.5%	12.4%
% of FP17s for the same patient ID Re-attending within 3 months - Adults	22	556	4.0%	13.7%	17.4%	16.7%
% of FP17s for the same patient ID Re-attending between 3 & 9 months - Children	522	1,492	35.0%	62.9%	59.0%	57.4%
% of FP17s for the same patient ID Re-attending between 3 & 9 months - Adults	131	556	23.6%	54.7%	52.6%	50.5%
% of FP17s for Band 1 Urgent Courses	35	1,632	2.1%	7.5%	9.4%	9.1%
% of FP17s Relating to Free Repair or Replacements	0	1,632	0.0%	1.0%	1.0%	0.8%
% of FP17s Relating to Continuations	2	1,632	0.1%	1.3%	1.5%	1.3%
% of Patients satisfied with the dentistry they have received	5	5	N/A	94.7%	93.7%	93.2%
% of Patients satisfied with the time they had to wait for an appointment	4	5	N/A	91.3%	90.0%	89.0%

* This is based on patients treated on this contract for their most recent course of treatment. Figures in italics indicate the base number of FP17s or Patient Questionnaire responses are less than 100. N/A is shown where the base number of responses is less than 10 during the period. % is calculated as Quantity/Base number*100

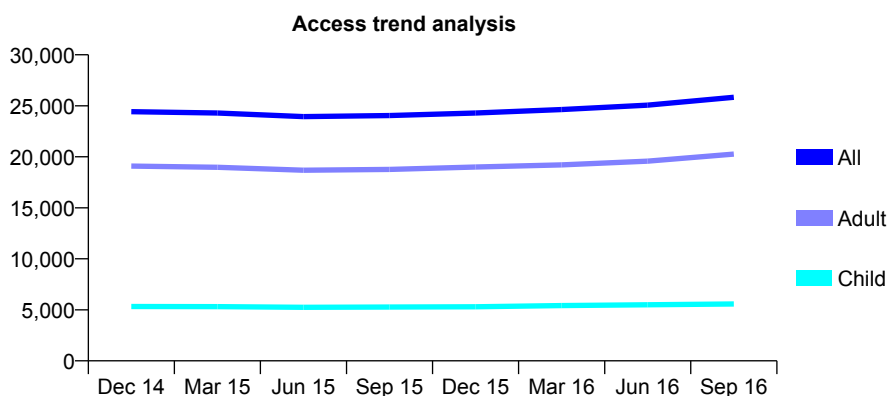
Q50 - Vital Signs At a Glance Contract Report for 104094/0001 - September 2016

Name or company name	543 Dental Centre Limited
Contract type name	GDS Contract
Purpose of contract	General
Contract start date	08/09/2008
Contract end date	

16/17 Contracted general activity (UDA)	79,925
Carry forward general activity (UDA)	0
16/17 Contracted orthodontic activity (UOA)	0
Carry forward orthodontic activity (UOA)	0
Baseline contract value	£2,400,285.18

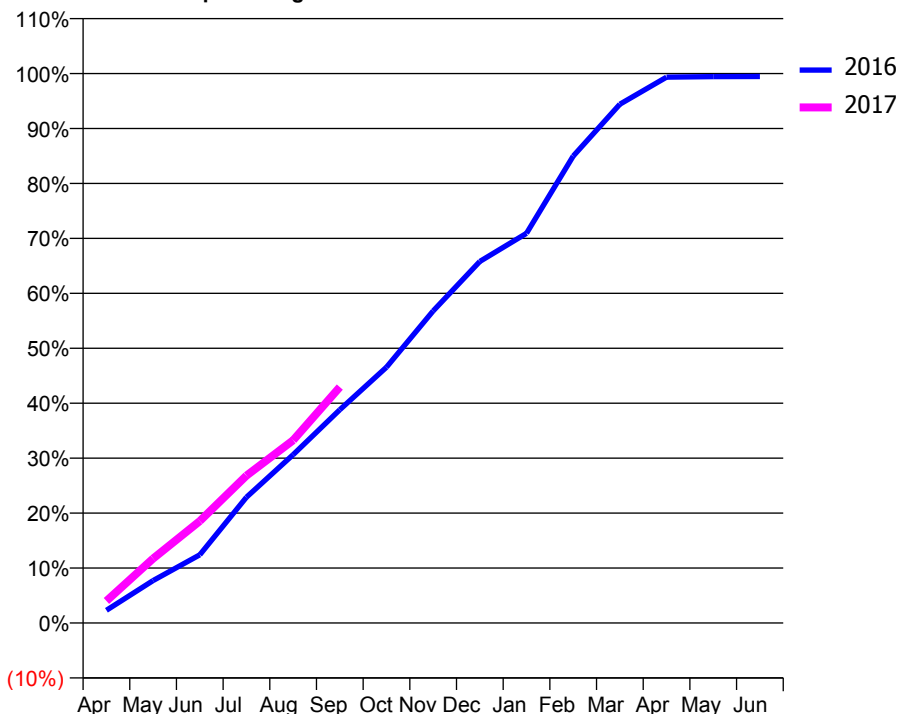
ACCESS*

Patients seen in 24 months	Total	Change since previous quarter
Quarter ending September 2015	24,040	
Quarter ending December 2015	24,295	→
Quarter ending March 2016	24,632	→
Quarter ending June 2016	25,071	→
Quarter ending September 2016	25,843	↑
Variance since September 2015	7.5%	↑



ACTIVITY

Cumulative percentage of contracted UDA delivered 2016 & 2017



Adjusted Scheduled Activity (UDA)

Month	2016	2017
April	1,859	3,201
May	6,176	9,380
June	9,925	14,835
July	18,290	21,451
August	24,493	26,591
September	31,015	34,323
October	37,212	
November	45,388	
December	52,593	
January	56,687	
February	67,907	
March	75,449	
April	79,403	
May	79,465	
June	79,491	

QUALITY

	Quantity	Base Number	Contract	AT	Region	England
% of FP17s for the same patient ID Re-attending within 3 months - Children	271	4,230	6.4%	10.4%	13.5%	12.4%
% of FP17s for the same patient ID Re-attending within 3 months - Adults	1,559	15,160	10.3%	13.7%	17.4%	16.7%
% of FP17s for the same patient ID Re-attending between 3 & 9 months - Children	2,843	4,230	67.2%	62.9%	59.0%	57.4%
% of FP17s for the same patient ID Re-attending between 3 & 9 months - Adults	9,426	15,160	62.2%	54.7%	52.6%	50.5%
% of FP17s for Band 1 Urgent Courses	1,114	17,263	6.5%	7.5%	9.4%	9.1%
% of FP17s Relating to Free Repair or Replacements	134	17,263	0.8%	1.0%	1.0%	0.8%
% of FP17s Relating to Continuations	54	17,263	0.3%	1.3%	1.5%	1.3%
% of Patients satisfied with the dentistry they have received	23	28	82.1%	94.7%	93.7%	93.2%
% of Patients satisfied with the time they had to wait for an appointment	23	28	82.1%	91.3%	90.0%	89.0%

* This is based on patients treated on this contract for their most recent course of treatment. Figures in italics indicate the base number of FP17s or Patient Questionnaire responses are less than 100. N/A is shown where the base number of responses is less than 10 during the period. % is calculated as Quantity/Base number*100

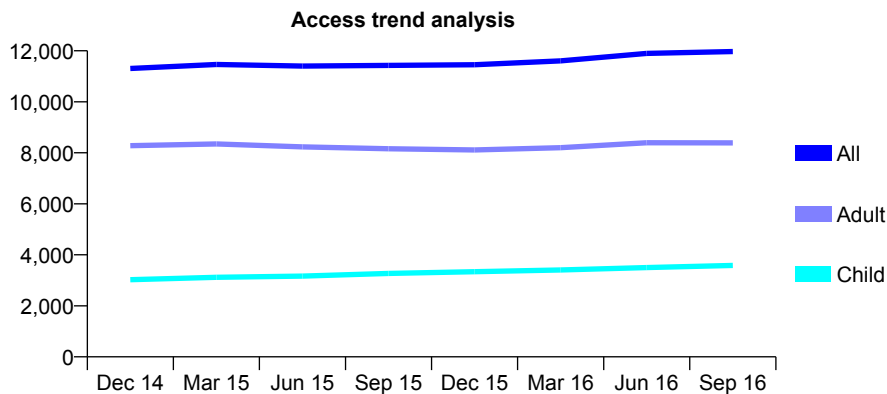
Q50 - Vital Signs At a Glance Contract Report for 104663/0001 - September 2016

Name or company name	Osborne Street Surgery Limited
Contract type name	GDS Contract
Purpose of contract	General
Contract start date	01/07/2007
Contract end date	

16/17 Contracted general activity (UDA)	32,000
Carry forward general activity (UDA)	0
16/17 Contracted orthodontic activity (UOA)	0
Carry forward orthodontic activity (UOA)	0
Baseline contract value	£939,438.24

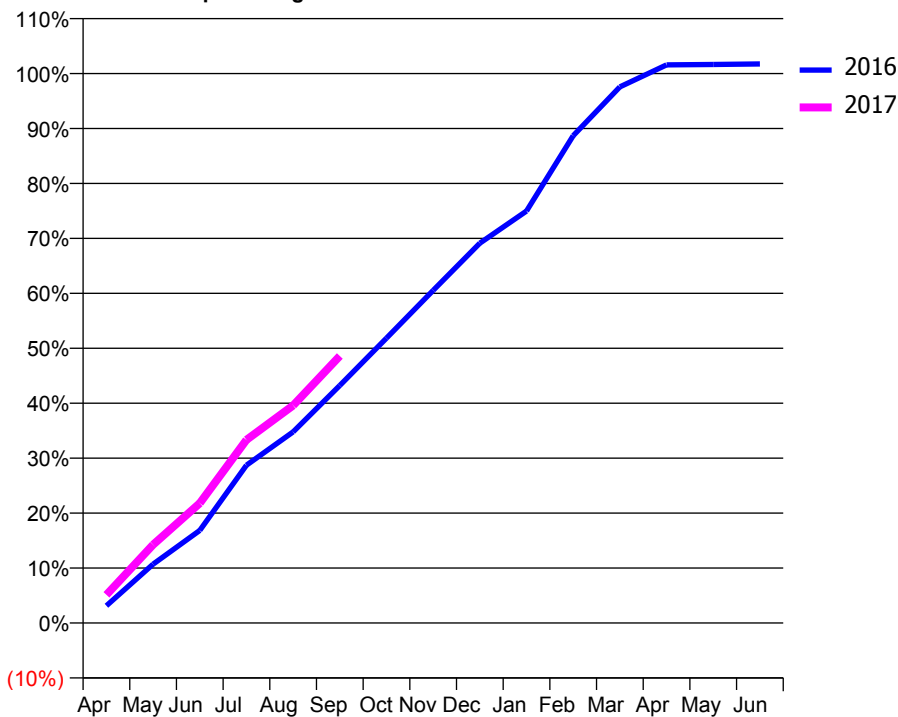
ACCESS*

Patients seen in 24 months	Total	Change since previous quarter
Quarter ending September 2015	11,430	
Quarter ending December 2015	11,452	→
Quarter ending March 2016	11,604	→
Quarter ending June 2016	11,900	↑
Quarter ending September 2016	11,969	→
Variance since September 2015	4.7%	↑



ACTIVITY

Cumulative percentage of contracted UDA delivered 2016 & 2017



Month	Adjusted Scheduled Activity (UDA)	
	2016	2017
April	1,007	1,642
May	3,431	4,563
June	5,396	6,978
July	9,189	10,668
August	11,130	12,672
September	13,835	15,552
October	16,588	
November	19,369	
December	22,117	
January	23,989	
February	28,382	
March	31,221	
April	32,502	
May	32,526	
June	32,554	

QUALITY

	Quantity	Base Number	Contract	AT	Region	England
% of FP17s for the same patient ID Re-attending within 3 months - Children	205	2,689	7.6%	10.4%	13.5%	12.4%
% of FP17s for the same patient ID Re-attending within 3 months - Adults	804	6,195	13.0%	13.7%	17.4%	16.7%
% of FP17s for the same patient ID Re-attending between 3 & 9 months - Children	1,585	2,689	58.9%	62.9%	59.0%	57.4%
% of FP17s for the same patient ID Re-attending between 3 & 9 months - Adults	3,783	6,195	61.1%	54.7%	52.6%	50.5%
% of FP17s for Band 1 Urgent Courses	742	8,169	9.1%	7.5%	9.4%	9.1%
% of FP17s Relating to Free Repair or Replacements	52	8,169	0.6%	1.0%	1.0%	0.8%
% of FP17s Relating to Continuations	12	8,169	0.1%	1.3%	1.5%	1.3%
% of Patients satisfied with the dentistry they have received	15	16	93.8%	94.7%	93.7%	93.2%
% of Patients satisfied with the time they had to wait for an appointment	14	16	87.5%	91.3%	90.0%	89.0%

* This is based on patients treated on this contract for their most recent course of treatment. Figures in italics indicate the base number of FP17s or Patient Questionnaire responses are less than 100. N/A is shown where the base number of responses is less than 10 during the period. % is calculated as Quantity/Base number*100

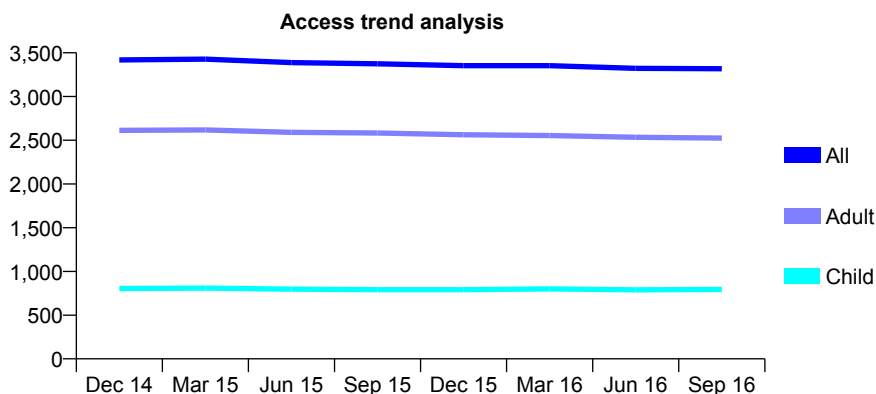
Q50 - Vital Signs At a Glance Contract Report for 108731/0001 - September 2016

Name or company name	Elmet Dental Care
Contract type name	GDS Contract
Purpose of contract	General
Contract start date	01/04/2006
Contract end date	

16/17 Contracted general activity (UDA)	7,506
Carry forward general activity (UDA)	0
16/17 Contracted orthodontic activity (UOA)	0
Carry forward orthodontic activity (UOA)	0
Baseline contract value	£226,581.41

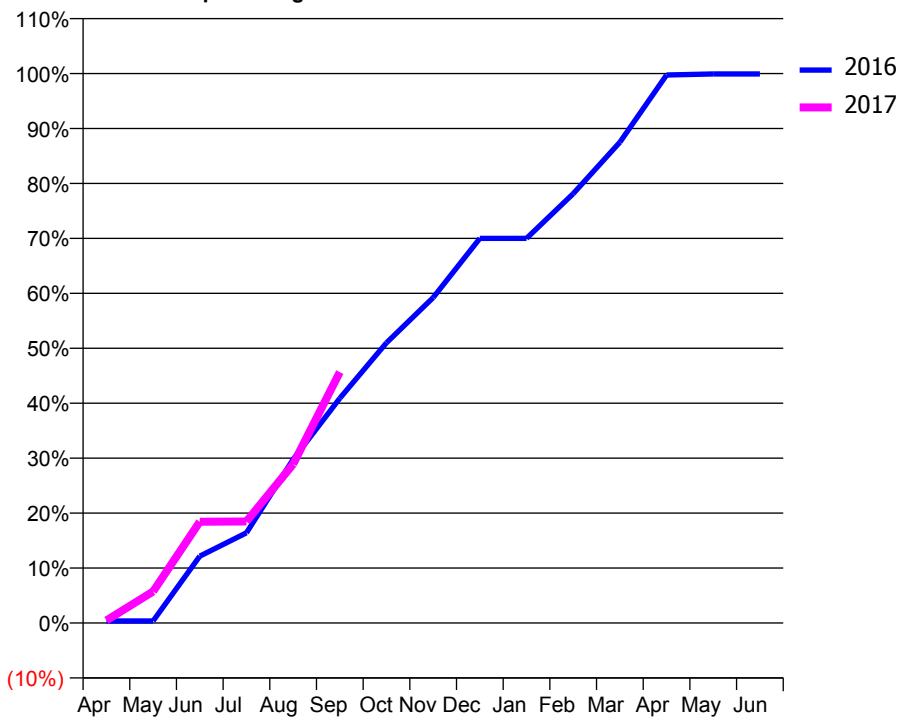
ACCESS*

Patients seen in 24 months	Total	Change since previous quarter
Quarter ending September 2015	3,374	
Quarter ending December 2015	3,353	→
Quarter ending March 2016	3,353	→
Quarter ending June 2016	3,323	→
Quarter ending September 2016	3,318	→
Variance since September 2015	(1.7%)	↓



ACTIVITY

Cumulative percentage of contracted UDA delivered 2016 & 2017



Adjusted Scheduled Activity (UDA)

Month	2016	2017
April	28	35
May	28	430
June	914	1,383
July	1,232	1,386
August	2,236	2,170
September	3,071	3,427
October	3,827	
November	4,446	
December	5,255	
January	5,255	
February	5,865	
March	6,567	
April	7,485	
May	7,500	
June	7,500	

QUALITY

	Quantity	Base Number	Contract	AT	Region	England
% of FP17s for the same patient ID Re-attending within 3 months - Children	26	704	3.7%	10.4%	13.5%	12.4%
% of FP17s for the same patient ID Re-attending within 3 months - Adults	144	2,109	6.8%	13.7%	17.4%	16.7%
% of FP17s for the same patient ID Re-attending between 3 & 9 months - Children	486	704	69.0%	62.9%	59.0%	57.4%
% of FP17s for the same patient ID Re-attending between 3 & 9 months - Adults	1,466	2,109	69.5%	54.7%	52.6%	50.5%
% of FP17s for Band 1 Urgent Courses	47	2,257	2.1%	7.5%	9.4%	9.1%
% of FP17s Relating to Free Repair or Replacements	2	2,257	0.1%	1.0%	1.0%	0.8%
% of FP17s Relating to Continuations	31	2,257	1.4%	1.3%	1.5%	1.3%
% of Patients satisfied with the dentistry they have received	5	5	N/A	94.7%	93.7%	93.2%
% of Patients satisfied with the time they had to wait for an appointment	5	5	N/A	91.3%	90.0%	89.0%

* This is based on patients treated on this contract for their most recent course of treatment. Figures in italics indicate the base number of FP17s or Patient Questionnaire responses are less than 100. N/A is shown where the base number of responses is less than 10 during the period. % is calculated as Quantity/Base number*100

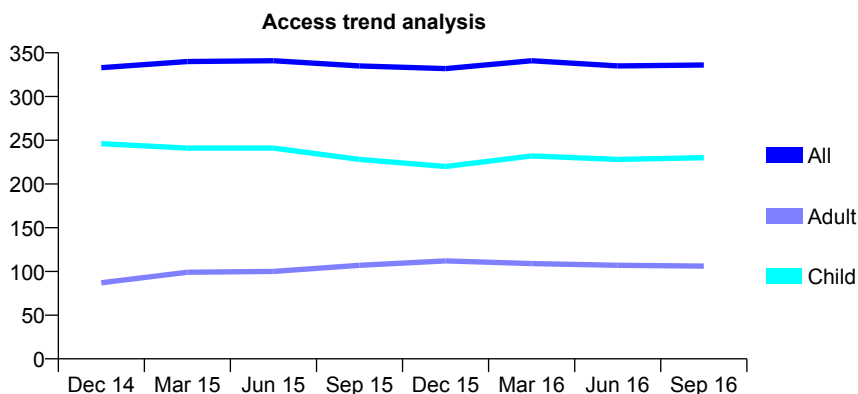
Q50 - Vital Signs At a Glance Contract Report for 110310/0001 - September 2016

Name or company name	Brown-Craven Limited
Contract type name	GDS Contract
Purpose of contract	General
Contract start date	01/01/2013
Contract end date	

16/17 Contracted general activity (UDA)	861
Carry forward general activity (UDA)	0
16/17 Contracted orthodontic activity (UOA)	0
Carry forward orthodontic activity (UOA)	0
Baseline contract value	£22,479.76

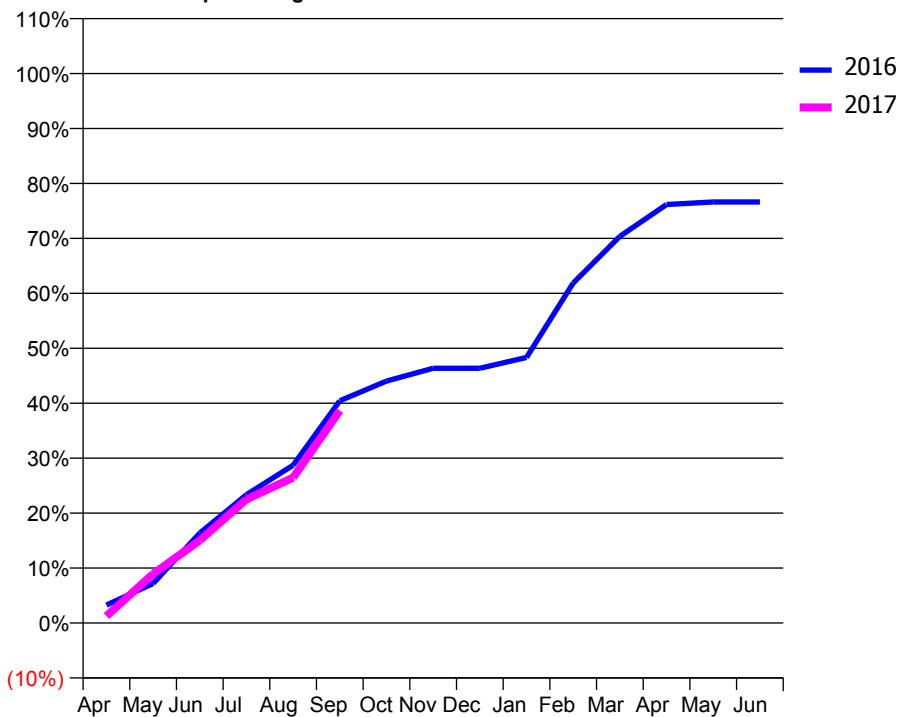
ACCESS*

Patients seen in 24 months	Total	Change since previous quarter
Quarter ending September 2015	335	
Quarter ending December 2015	332	→
Quarter ending March 2016	341	↑
Quarter ending June 2016	335	↓
Quarter ending September 2016	336	→
Variance since September 2015	0.3%	→



ACTIVITY

Cumulative percentage of contracted UDA delivered 2016 & 2017



Adjusted Scheduled Activity (UDA)

Month	2016	2017
April	28	11
May	62	77
June	141	129
July	201	194
August	247	228
September	348	333
October	379	
November	399	
December	399	
January	416	
February	533	
March	606	
April	656	
May	660	
June	660	

QUALITY

	Quantity	Base Number	Contract	AT	Region	England
% of FP17s for the same patient ID Re-attending within 3 months - Children	26	204	12.7%	10.4%	13.5%	12.4%
% of FP17s for the same patient ID Re-attending within 3 months - Adults	4	69	5.8%	13.7%	17.4%	16.7%
% of FP17s for the same patient ID Re-attending between 3 & 9 months - Children	131	204	64.2%	62.9%	59.0%	57.4%
% of FP17s for the same patient ID Re-attending between 3 & 9 months - Adults	44	69	63.8%	54.7%	52.6%	50.5%
% of FP17s for Band 1 Urgent Courses	5	234	2.1%	7.5%	9.4%	9.1%
% of FP17s Relating to Free Repair or Replacements	0	234	0.0%	1.0%	1.0%	0.8%
% of FP17s Relating to Continuations	0	234	0.0%	1.3%	1.5%	1.3%
% of Patients satisfied with the dentistry they have received	0	0	N/A	94.7%	93.7%	93.2%
% of Patients satisfied with the time they had to wait for an appointment	0	0	N/A	91.3%	90.0%	89.0%

* This is based on patients treated on this contract for their most recent course of treatment. Figures in italics indicate the base number of FP17s or Patient Questionnaire responses are less than 100. N/A is shown where the base number of responses is less than 10 during the period. % is calculated as Quantity/Base number*100

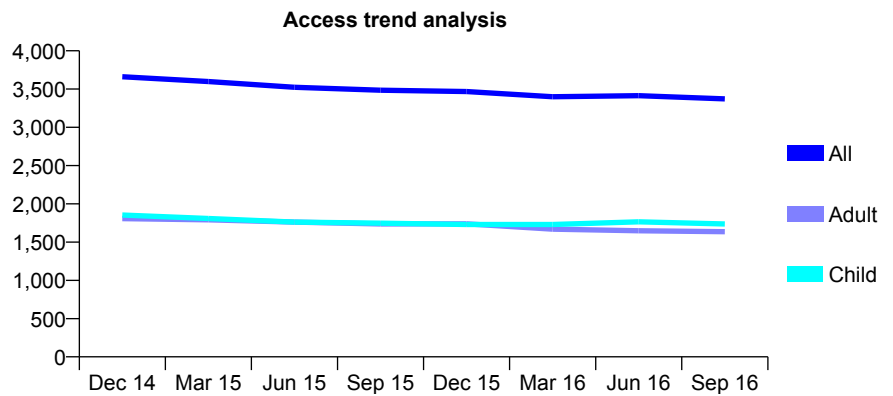
Q50 - Vital Signs At a Glance Contract Report for 114650/0002 - September 2016

Name or company name	Community Dental Clinic
Contract type name	PDS Contract
Purpose of contract	General and Orthodontic
Contract start date	01/05/2007
Contract end date	30/04/2017

16/17 Contracted general activity (UDA)	9,000
Carry forward general activity (UDA)	0
16/17 Contracted orthodontic activity (UOA)	315
Carry forward orthodontic activity (UOA)	0
Baseline contract value	£871,988.11

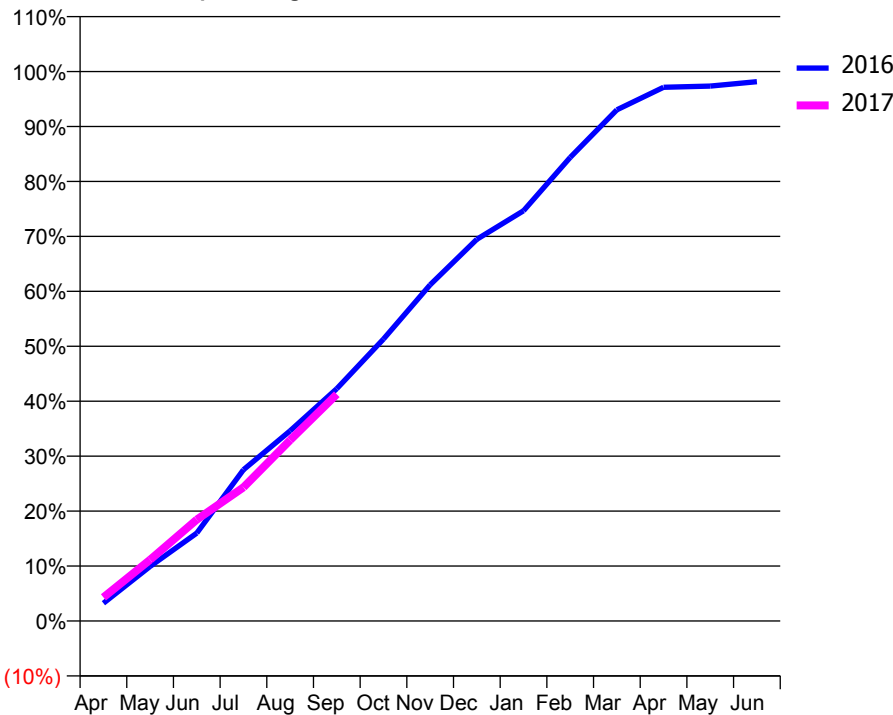
ACCESS*

Patients seen in 24 months	Total	Change since previous quarter
Quarter ending September 2015	3,485	
Quarter ending December 2015	3,468	→
Quarter ending March 2016	3,399	↓
Quarter ending June 2016	3,413	→
Quarter ending September 2016	3,372	↓
Variance since September 2015	(3.2%)	↓



ACTIVITY

Cumulative percentage of contracted UDA delivered 2016 & 2017



Month	Adjusted Scheduled Activity (UDA)	
	2016	2017
April	291	389
May	895	1,003
June	1,440	1,661
July	2,477	2,189
August	3,116	2,964
September	3,805	3,714
October	4,619	
November	5,508	
December	6,252	
January	6,719	
February	7,593	
March	8,373	
April	8,741	
May	8,760	
June	8,833	

QUALITY

	Quantity	Base Number	Contract	AT	Region	England
% of FP17s for the same patient ID Re-attending within 3 months - Children	117	1,322	8.9%	10.4%	13.5%	12.4%
% of FP17s for the same patient ID Re-attending within 3 months - Adults	96	832	11.5%	13.7%	17.4%	16.7%
% of FP17s for the same patient ID Re-attending between 3 & 9 months - Children	698	1,322	52.8%	62.9%	59.0%	57.4%
% of FP17s for the same patient ID Re-attending between 3 & 9 months - Adults	369	832	44.4%	54.7%	52.6%	50.5%
% of FP17s for Band 1 Urgent Courses	78	1,846	4.2%	7.5%	9.4%	9.1%
% of FP17s Relating to Free Repair or Replacements	4	1,846	0.2%	1.0%	1.0%	0.8%
% of FP17s Relating to Continuations	4	1,846	0.2%	1.3%	1.5%	1.3%
% of Patients satisfied with the dentistry they have received	3	3	N/A	94.7%	93.7%	93.2%
% of Patients satisfied with the time they had to wait for an appointment	3	3	N/A	91.3%	90.0%	89.0%

* This is based on patients treated on this contract for their most recent course of treatment. Figures in italics indicate the base number of FP17s or Patient Questionnaire responses are less than 100. N/A is shown where the base number of responses is less than 10 during the period. % is calculated as Quantity/Base number*100

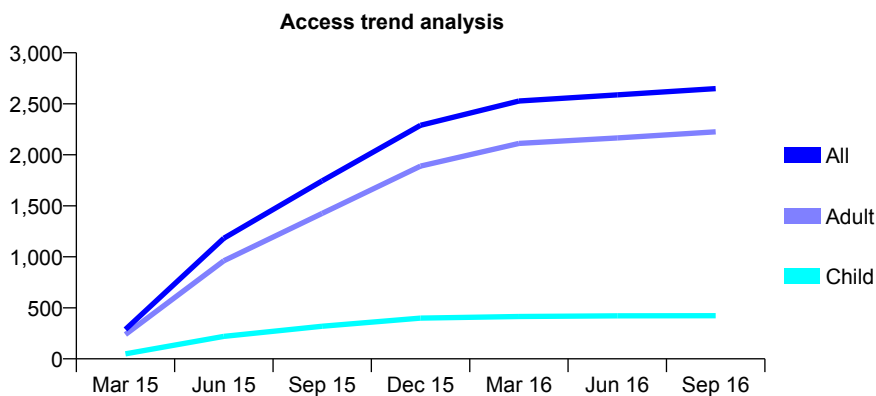
Q50 - Vital Signs At a Glance Contract Report for 115339/0001 - September 2016

Name or company name	Bondgate Dental Practice
Contract type name	GDS Contract
Purpose of contract	General and Orthodontic
Contract start date	01/03/2015
Contract end date	

16/17 Contracted general activity (UDA)	9,998
Carry forward general activity (UDA)	0
16/17 Contracted orthodontic activity (UOA)	228
Carry forward orthodontic activity (UOA)	0
Baseline contract value	£259,964.39

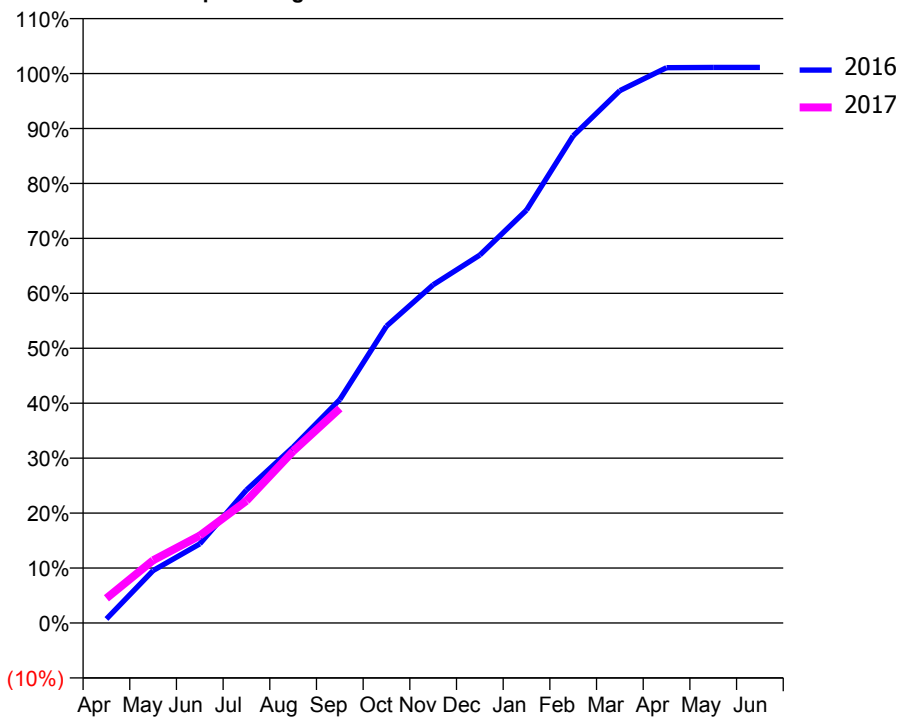
ACCESS*

Patients seen in 24 months	Total	Change since previous quarter
Quarter ending September 2015	1,745	
Quarter ending December 2015	2,289	↑
Quarter ending March 2016	2,527	↑
Quarter ending June 2016	2,587	↑
Quarter ending September 2016	2,649	↑
Variance since September 2015	51.8%	↑



ACTIVITY

Cumulative percentage of contracted UDA delivered 2016 & 2017



Month	Adjusted Scheduled Activity (UDA)	
	2016	2017
April	73	451
May	955	1,140
June	1,440	1,591
July	2,419	2,224
August	3,200	3,125
September	4,064	3,905
October	5,401	
November	6,154	
December	6,695	
January	7,513	
February	8,863	
March	9,686	
April	10,104	
May	10,108	
June	10,108	

QUALITY

	Quantity	Base Number	Contract	AT	Region	England
% of FP17s for the same patient ID Re-attending within 3 months - Children	40	412	9.7%	10.4%	13.5%	12.4%
% of FP17s for the same patient ID Re-attending within 3 months - Adults	315	1,824	17.3%	13.7%	17.4%	16.7%
% of FP17s for the same patient ID Re-attending between 3 & 9 months - Children	293	412	71.1%	62.9%	59.0%	57.4%
% of FP17s for the same patient ID Re-attending between 3 & 9 months - Adults	1,084	1,824	59.4%	54.7%	52.6%	50.5%
% of FP17s for Band 1 Urgent Courses	146	1,995	7.3%	7.5%	9.4%	9.1%
% of FP17s Relating to Free Repair or Replacements	49	1,995	2.5%	1.0%	1.0%	0.8%
% of FP17s Relating to Continuations	71	1,995	3.6%	1.3%	1.5%	1.3%
% of Patients satisfied with the dentistry they have received	4	4	N/A	94.7%	93.7%	93.2%
% of Patients satisfied with the time they had to wait for an appointment	4	4	N/A	91.3%	90.0%	89.0%

* This is based on patients treated on this contract for their most recent course of treatment. Figures in italics indicate the base number of FP17s or Patient Questionnaire responses are less than 100. N/A is shown where the base number of responses is less than 10 during the period. % is calculated as Quantity/Base number*100

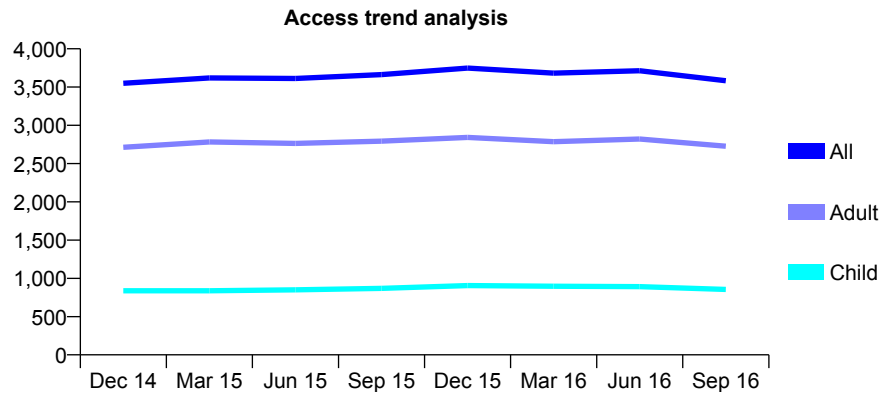
Q50 - Vital Signs At a Glance Contract Report for 118060/0010 - September 2016

Name or company name	Genix Healthcare Ltd
Contract type name	GDS Contract
Purpose of contract	General
Contract start date	01/01/2007
Contract end date	

16/17 Contracted general activity (UDA)	13,715
Carry forward general activity (UDA)	0
16/17 Contracted orthodontic activity (UOA)	0
Carry forward orthodontic activity (UOA)	0
Baseline contract value	£376,766.25

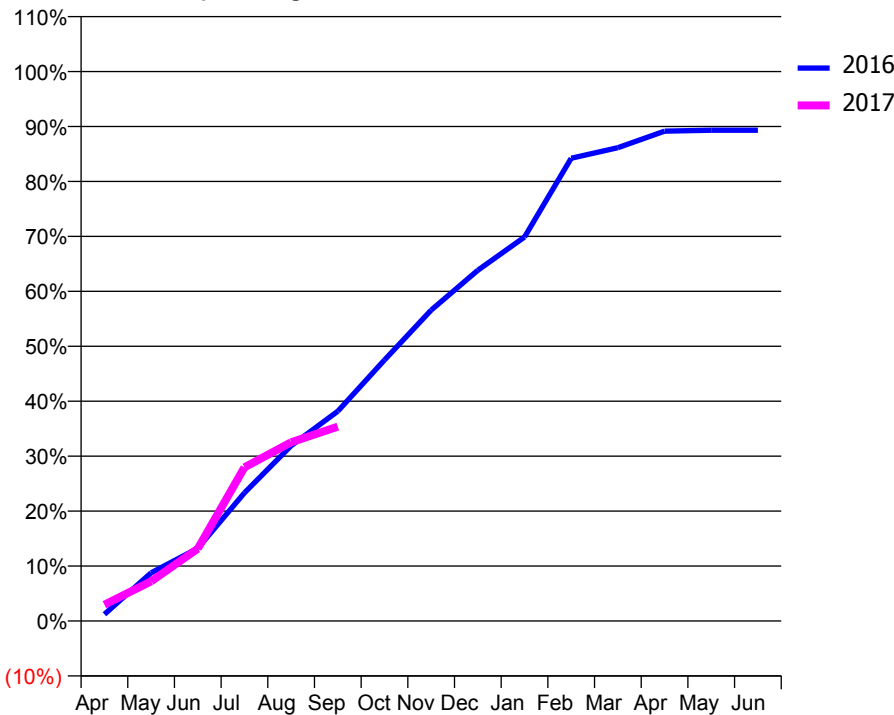
ACCESS*

Patients seen in 24 months	Total	Change since previous quarter
Quarter ending September 2015	3,662	
Quarter ending December 2015	3,748	↑
Quarter ending March 2016	3,682	↓
Quarter ending June 2016	3,713	→
Quarter ending September 2016	3,582	↓
Variance since September 2015	(2.2%)	↓



ACTIVITY

Cumulative percentage of contracted UDA delivered 2016 & 2017



Month	Adjusted Scheduled Activity (UDA)	
	2016	2017
April	167	408
May	1,203	992
June	1,816	1,806
July	3,201	3,836
August	4,373	4,462
September	5,237	4,852
October	6,514	
November	7,760	
December	8,755	
January	9,585	
February	11,550	
March	11,813	
April	12,228	
May	12,249	
June	12,251	

QUALITY

	Quantity	Base Number	Contract	AT	Region	England
% of FP17s for the same patient ID Re-attending within 3 months - Children	97	673	14.4%	10.4%	13.5%	12.4%
% of FP17s for the same patient ID Re-attending within 3 months - Adults	382	2,057	18.6%	13.7%	17.4%	16.7%
% of FP17s for the same patient ID Re-attending between 3 & 9 months - Children	400	673	59.4%	62.9%	59.0%	57.4%
% of FP17s for the same patient ID Re-attending between 3 & 9 months - Adults	1,099	2,057	53.4%	54.7%	52.6%	50.5%
% of FP17s for Band 1 Urgent Courses	182	2,084	8.7%	7.5%	9.4%	9.1%
% of FP17s Relating to Free Repair or Replacements	17	2,084	0.8%	1.0%	1.0%	0.8%
% of FP17s Relating to Continuations	26	2,084	1.2%	1.3%	1.5%	1.3%
% of Patients satisfied with the dentistry they have received	1	1	N/A	94.7%	93.7%	93.2%
% of Patients satisfied with the time they had to wait for an appointment	1	1	N/A	91.3%	90.0%	89.0%

* This is based on patients treated on this contract for their most recent course of treatment. Figures in italics indicate the base number of FP17s or Patient Questionnaire responses are less than 100. N/A is shown where the base number of responses is less than 10 during the period. % is calculated as Quantity/Base number*100

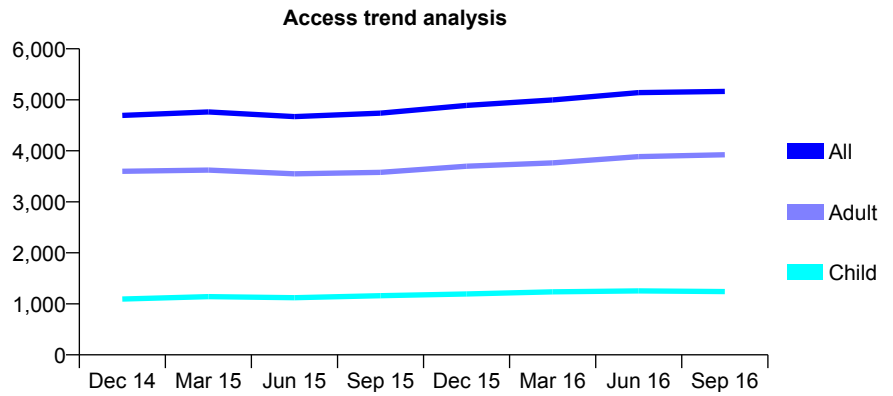
Q50 - Vital Signs At a Glance Contract Report for 118060/0017 - September 2016

Name or company name	Genix Healthcare Ltd
Contract type name	GDS Contract
Purpose of contract	General
Contract start date	01/10/2009
Contract end date	

16/17 Contracted general activity (UDA)	15,000
Carry forward general activity (UDA)	0
16/17 Contracted orthodontic activity (UOA)	0
Carry forward orthodontic activity (UOA)	0
Baseline contract value	£386,542.18

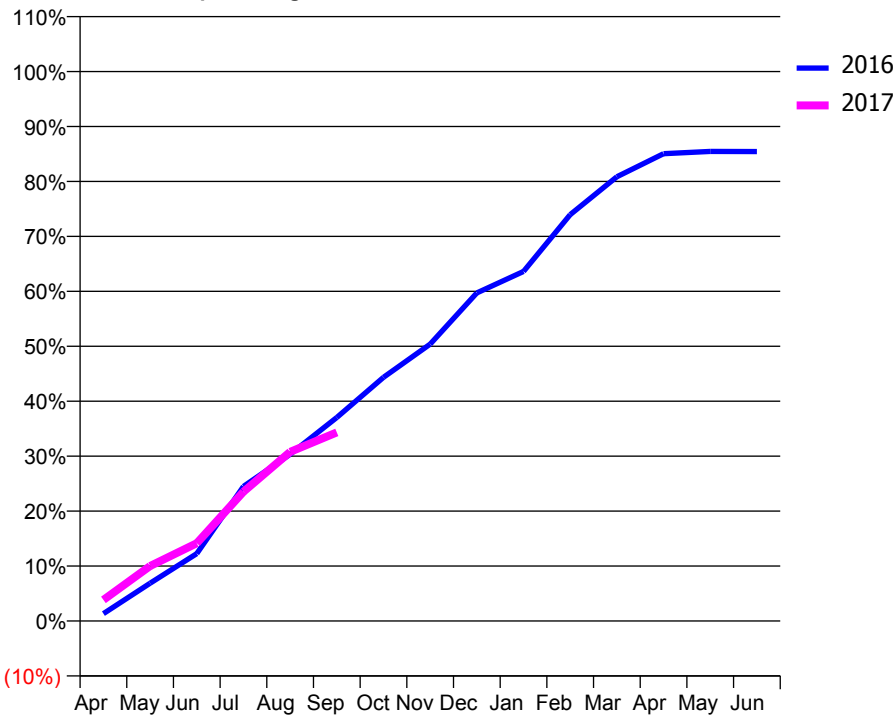
ACCESS*

Patients seen in 24 months	Total	Change since previous quarter
Quarter ending September 2015	4,739	
Quarter ending December 2015	4,891	↑
Quarter ending March 2016	4,998	↑
Quarter ending June 2016	5,140	↑
Quarter ending September 2016	5,164	→
Variance since September 2015	9.0%	↑



ACTIVITY

Cumulative percentage of contracted UDA delivered 2016 & 2017



Month	Adjusted Scheduled Activity (UDA)	
	2016	2017
April	201	575
May	1,031	1,500
June	1,839	2,125
July	3,675	3,528
August	4,553	4,616
September	5,555	5,149
October	6,650	
November	7,560	
December	8,956	
January	9,543	
February	11,091	
March	12,129	
April	12,757	
May	12,817	
June	12,814	

QUALITY

	Quantity	Base Number	Contract	AT	Region	England
% of FP17s for the same patient ID Re-attending within 3 months - Children	75	972	7.7%	10.4%	13.5%	12.4%
% of FP17s for the same patient ID Re-attending within 3 months - Adults	284	2,809	10.1%	13.7%	17.4%	16.7%
% of FP17s for the same patient ID Re-attending between 3 & 9 months - Children	660	972	67.9%	62.9%	59.0%	57.4%
% of FP17s for the same patient ID Re-attending between 3 & 9 months - Adults	1,710	2,809	60.9%	54.7%	52.6%	50.5%
% of FP17s for Band 1 Urgent Courses	248	3,073	8.1%	7.5%	9.4%	9.1%
% of FP17s Relating to Free Repair or Replacements	34	3,073	1.1%	1.0%	1.0%	0.8%
% of FP17s Relating to Continuations	8	3,073	0.3%	1.3%	1.5%	1.3%
% of Patients satisfied with the dentistry they have received	3	6	N/A	94.7%	93.7%	93.2%
% of Patients satisfied with the time they had to wait for an appointment	6	6	N/A	91.3%	90.0%	89.0%

* This is based on patients treated on this contract for their most recent course of treatment. Figures in italics indicate the base number of FP17s or Patient Questionnaire responses are less than 100. N/A is shown where the base number of responses is less than 10 during the period. % is calculated as Quantity/Base number*100

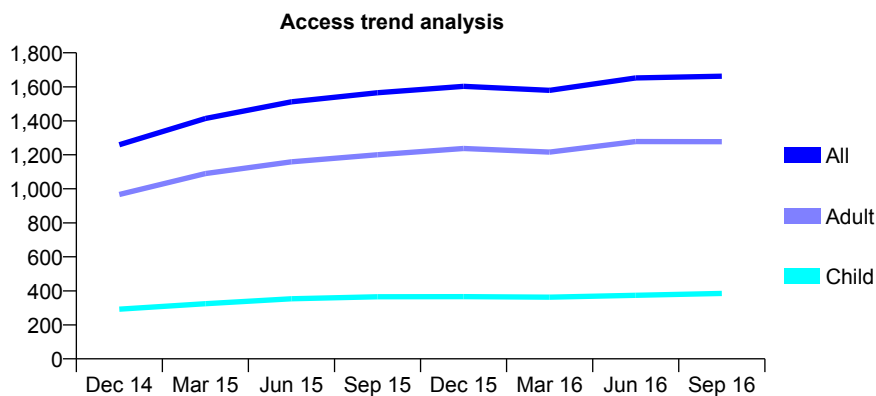
Q50 - Vital Signs At a Glance Contract Report for 120642/0001 - September 2016

Name or company name	Grimsby Dental Care
Contract type name	GDS Contract
Purpose of contract	General
Contract start date	01/02/2014
Contract end date	

16/17 Contracted general activity (UDA)	5,005
Carry forward general activity (UDA)	0
16/17 Contracted orthodontic activity (UOA)	0
Carry forward orthodontic activity (UOA)	0
Baseline contract value	£156,254.43

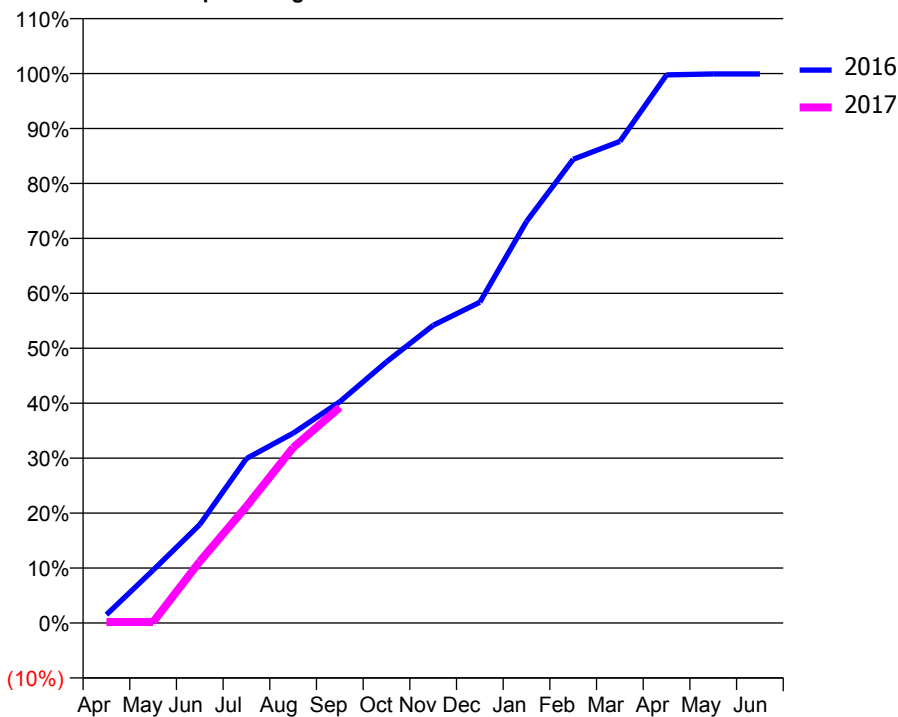
ACCESS*

Patients seen in 24 months	Total	Change since previous quarter
Quarter ending September 2015	1,565	
Quarter ending December 2015	1,603	↑
Quarter ending March 2016	1,579	↓
Quarter ending June 2016	1,652	↑
Quarter ending September 2016	1,662	→
Variance since September 2015	6.2%	↑



ACTIVITY

Cumulative percentage of contracted UDA delivered 2016 & 2017



Month	Adjusted Scheduled Activity (UDA)	
	2016	2017
April	76	9
May	481	9
June	897	560
July	1,498	1,062
August	1,729	1,598
September	2,016	1,965
October	2,378	
November	2,712	
December	2,922	
January	3,658	
February	4,224	
March	4,386	
April	4,993	
May	5,001	
June	5,001	

QUALITY

	Quantity	Base Number	Contract	AT	Region	England
% of FP17s for the same patient ID Re-attending within 3 months - Children	68	447	15.2%	10.4%	13.5%	12.4%
% of FP17s for the same patient ID Re-attending within 3 months - Adults	112	1,071	10.5%	13.7%	17.4%	16.7%
% of FP17s for the same patient ID Re-attending between 3 & 9 months - Children	268	447	60.0%	62.9%	59.0%	57.4%
% of FP17s for the same patient ID Re-attending between 3 & 9 months - Adults	660	1,071	61.6%	54.7%	52.6%	50.5%
% of FP17s for Band 1 Urgent Courses	53	1,166	4.5%	7.5%	9.4%	9.1%
% of FP17s Relating to Free Repair or Replacements	7	1,166	0.6%	1.0%	1.0%	0.8%
% of FP17s Relating to Continuations	13	1,166	1.1%	1.3%	1.5%	1.3%
% of Patients satisfied with the dentistry they have received	0	0	N/A	94.7%	93.7%	93.2%
% of Patients satisfied with the time they had to wait for an appointment	0	0	N/A	91.3%	90.0%	89.0%

* This is based on patients treated on this contract for their most recent course of treatment. Figures in italics indicate the base number of FP17s or Patient Questionnaire responses are less than 100. N/A is shown where the base number of responses is less than 10 during the period. % is calculated as Quantity/Base number*100

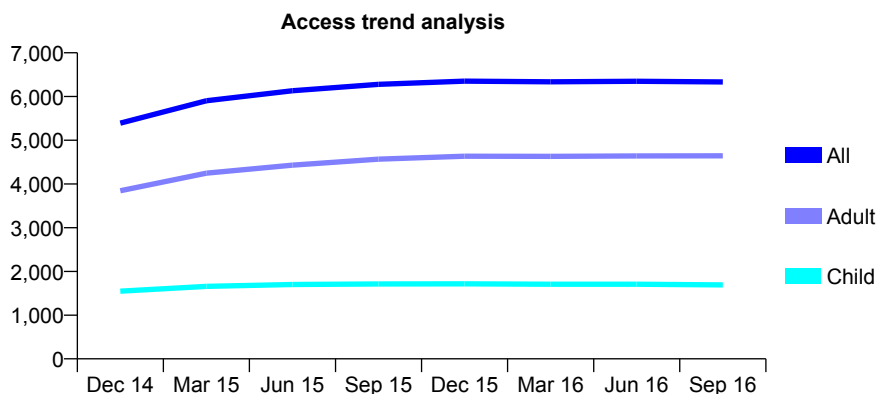
Q50 - Vital Signs At a Glance Contract Report for 121010/0001 - September 2016

Name or company name	Clifton Moor Dental Centre
Contract type name	GDS Contract
Purpose of contract	General
Contract start date	01/02/2014
Contract end date	

16/17 Contracted general activity (UDA)	19,203
Carry forward general activity (UDA)	0
16/17 Contracted orthodontic activity (UOA)	0
Carry forward orthodontic activity (UOA)	0
Baseline contract value	£554,827.48

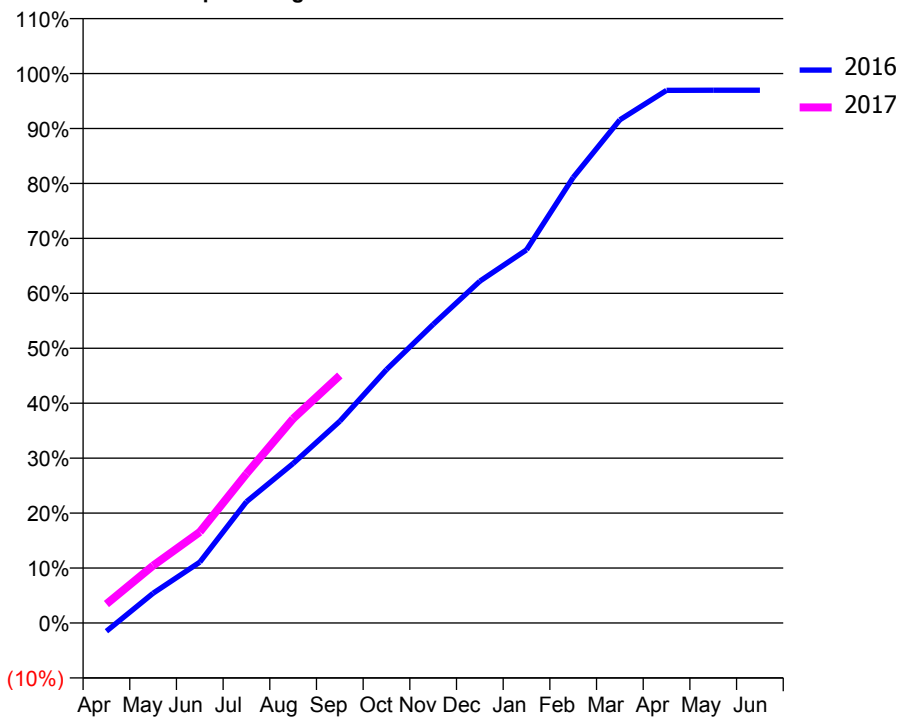
ACCESS*

Patients seen in 24 months	Total	Change since previous quarter
Quarter ending September 2015	6,279	
Quarter ending December 2015	6,351	→
Quarter ending March 2016	6,338	→
Quarter ending June 2016	6,348	→
Quarter ending September 2016	6,335	→
Variance since September 2015	0.9%	→



ACTIVITY

Cumulative percentage of contracted UDA delivered 2016 & 2017



Month	Adjusted Scheduled Activity (UDA)	
	2016	2017
April	-290	665
May	1,042	2,008
June	2,129	3,180
July	4,240	5,216
August	5,575	7,141
September	7,053	8,652
October	8,855	
November	10,435	
December	11,946	
January	13,042	
February	15,570	
March	17,586	
April	18,617	
May	18,618	
June	18,619	

QUALITY

	Quantity	Base Number	Contract	AT	Region	England
% of FP17s for the same patient ID Re-attending within 3 months - Children	107	1,457	7.3%	10.4%	13.5%	12.4%
% of FP17s for the same patient ID Re-attending within 3 months - Adults	515	3,600	14.3%	13.7%	17.4%	16.7%
% of FP17s for the same patient ID Re-attending between 3 & 9 months - Children	1,028	1,457	70.6%	62.9%	59.0%	57.4%
% of FP17s for the same patient ID Re-attending between 3 & 9 months - Adults	2,092	3,600	58.1%	54.7%	52.6%	50.5%
% of FP17s for Band 1 Urgent Courses	363	4,560	8.0%	7.5%	9.4%	9.1%
% of FP17s Relating to Free Repair or Replacements	46	4,560	1.0%	1.0%	1.0%	0.8%
% of FP17s Relating to Continuations	21	4,560	0.5%	1.3%	1.5%	1.3%
% of Patients satisfied with the dentistry they have received	7	7	N/A	94.7%	93.7%	93.2%
% of Patients satisfied with the time they had to wait for an appointment	7	7	N/A	91.3%	90.0%	89.0%

* This is based on patients treated on this contract for their most recent course of treatment. Figures in italics indicate the base number of FP17s or Patient Questionnaire responses are less than 100. N/A is shown where the base number of responses is less than 10 during the period. % is calculated as Quantity/Base number*100

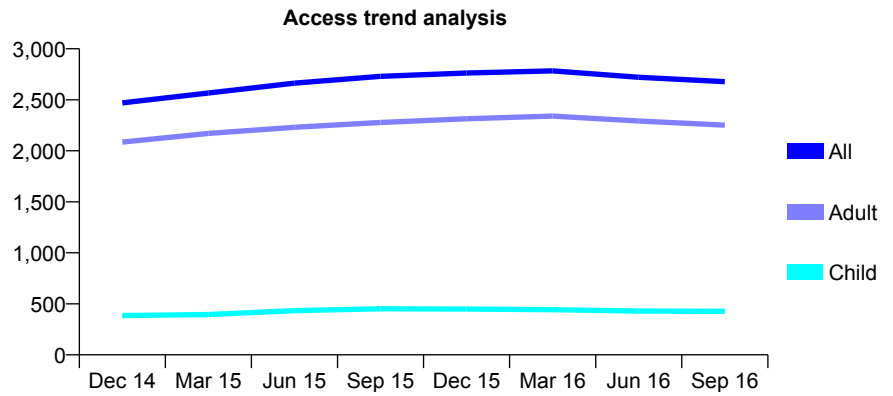
Q50 - Vital Signs At a Glance Contract Report for 121126/0001 - September 2016

Name or company name	Yorkshire Dental Practice
Contract type name	GDS Contract
Purpose of contract	General
Contract start date	01/10/2012
Contract end date	

16/17 Contracted general activity (UDA)	7,600
Carry forward general activity (UDA)	0
16/17 Contracted orthodontic activity (UOA)	0
Carry forward orthodontic activity (UOA)	0
Baseline contract value	£175,956.94

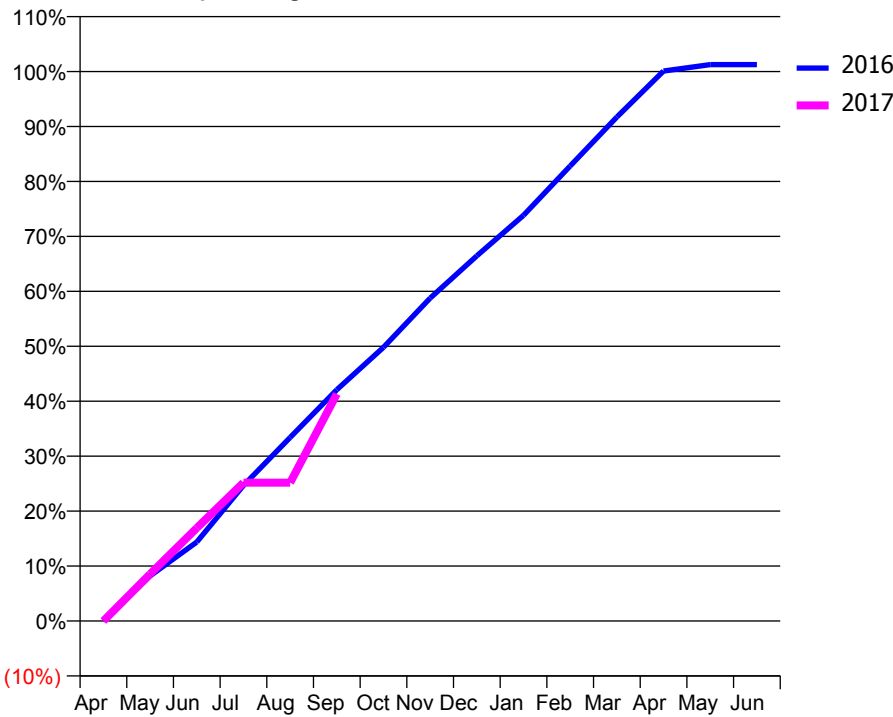
ACCESS*

Patients seen in 24 months	Total	Change since previous quarter
Quarter ending September 2015	2,730	
Quarter ending December 2015	2,763	→
Quarter ending March 2016	2,784	→
Quarter ending June 2016	2,721	↓
Quarter ending September 2016	2,678	↓
Variance since September 2015	(1.9%)	↓



ACTIVITY

Cumulative percentage of contracted UDA delivered 2016 & 2017



Month	Adjusted Scheduled Activity (UDA)	
	2016	2017
April	0	0
May	624	650
June	1,092	1,287
July	1,875	1,913
August	2,538	1,913
September	3,199	3,139
October	3,785	
November	4,466	
December	5,051	
January	5,610	
February	6,293	
March	6,970	
April	7,608	
May	7,695	
June	7,695	

QUALITY

	Quantity	Base Number	Contract	AT	Region	England
% of FP17s for the same patient ID Re-attending within 3 months - Children	16	359	4.5%	10.4%	13.5%	12.4%
% of FP17s for the same patient ID Re-attending within 3 months - Adults	132	1,751	7.5%	13.7%	17.4%	16.7%
% of FP17s for the same patient ID Re-attending between 3 & 9 months - Children	246	359	68.5%	62.9%	59.0%	57.4%
% of FP17s for the same patient ID Re-attending between 3 & 9 months - Adults	1,291	1,751	73.7%	54.7%	52.6%	50.5%
% of FP17s for Band 1 Urgent Courses	105	1,693	6.2%	7.5%	9.4%	9.1%
% of FP17s Relating to Free Repair or Replacements	2	1,693	0.1%	1.0%	1.0%	0.8%
% of FP17s Relating to Continuations	1	1,693	0.1%	1.3%	1.5%	1.3%
% of Patients satisfied with the dentistry they have received	5	5	N/A	94.7%	93.7%	93.2%
% of Patients satisfied with the time they had to wait for an appointment	5	5	N/A	91.3%	90.0%	89.0%

* This is based on patients treated on this contract for their most recent course of treatment. Figures in italics indicate the base number of FP17s or Patient Questionnaire responses are less than 100. N/A is shown where the base number of responses is less than 10 during the period. % is calculated as Quantity/Base number*100

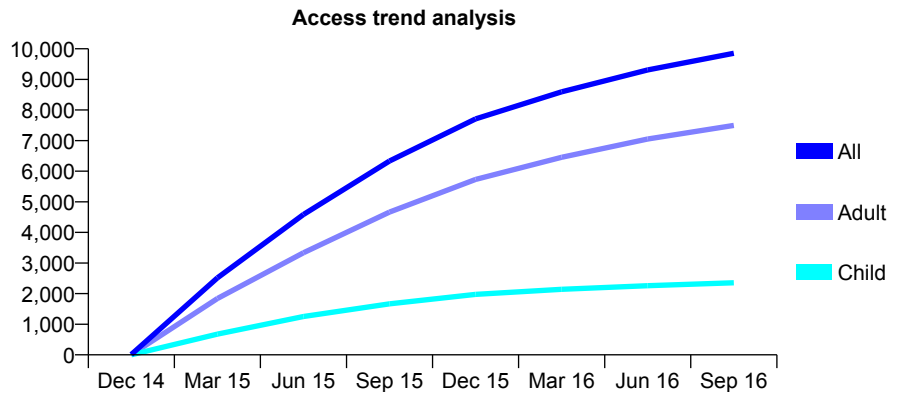
Q50 - Vital Signs At a Glance Contract Report for 121517/0001 - September 2016

Name or company name	K L DOBBS
Contract type name	GDS Contract
Purpose of contract	General and Orthodontic
Contract start date	01/11/2014
Contract end date	

16/17 Contracted general activity (UDA)	27,495
Carry forward general activity (UDA)	0
16/17 Contracted orthodontic activity (UOA)	87
Carry forward orthodontic activity (UOA)	0
Baseline contract value	£1,002,782.49

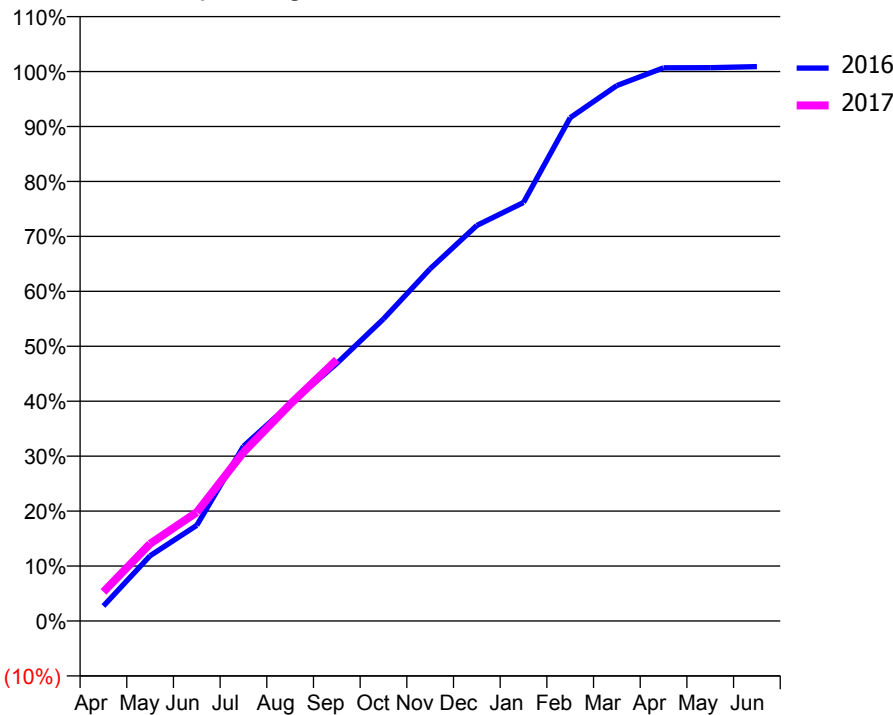
ACCESS*

Patients seen in 24 months	Total	Change since previous quarter
Quarter ending September 2015	6,332	
Quarter ending December 2015	7,710	↑
Quarter ending March 2016	8,596	↑
Quarter ending June 2016	9,311	↑
Quarter ending September 2016	9,852	↑
Variance since September 2015	55.6%	↑



ACTIVITY

Cumulative percentage of contracted UDA delivered 2016 & 2017



Month	Adjusted Scheduled Activity (UDA)	
	2016	2017
April	752	1,461
May	3,267	3,864
June	4,787	5,440
July	8,746	8,445
August	10,860	10,846
September	12,888	13,076
October	15,118	
November	17,623	
December	19,796	
January	20,940	
February	25,183	
March	26,794	
April	27,681	
May	27,684	
June	27,737	

QUALITY

	Quantity	Base Number	Contract	AT	Region	England
% of FP17s for the same patient ID Re-attending within 3 months - Children	135	1,541	8.8%	10.4%	13.5%	12.4%
% of FP17s for the same patient ID Re-attending within 3 months - Adults	590	4,341	13.6%	13.7%	17.4%	16.7%
% of FP17s for the same patient ID Re-attending between 3 & 9 months - Children	439	1,541	28.5%	62.9%	59.0%	57.4%
% of FP17s for the same patient ID Re-attending between 3 & 9 months - Adults	1,273	4,341	29.3%	54.7%	52.6%	50.5%
% of FP17s for Band 1 Urgent Courses	629	5,441	11.6%	7.5%	9.4%	9.1%
% of FP17s Relating to Free Repair or Replacements	35	5,441	0.6%	1.0%	1.0%	0.8%
% of FP17s Relating to Continuations	105	5,441	1.9%	1.3%	1.5%	1.3%
% of Patients satisfied with the dentistry they have received	11	13	84.6%	94.7%	93.7%	93.2%
% of Patients satisfied with the time they had to wait for an appointment	11	13	84.6%	91.3%	90.0%	89.0%

* This is based on patients treated on this contract for their most recent course of treatment. Figures in italics indicate the base number of FP17s or Patient Questionnaire responses are less than 100. N/A is shown where the base number of responses is less than 10 during the period. % is calculated as Quantity/Base number*100

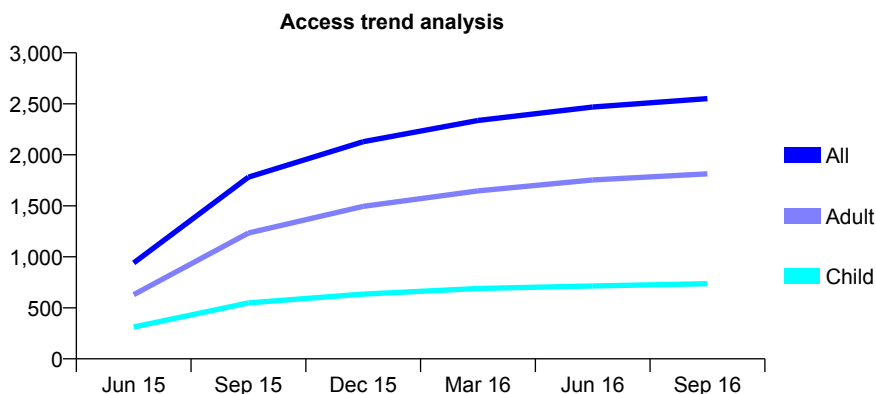
Q50 - Vital Signs At a Glance Contract Report for 121800/0001 - September 2016

Name or company name	Corner House Surgery
Contract type name	GDS Contract
Purpose of contract	General
Contract start date	01/04/2015
Contract end date	

16/17 Contracted general activity (UDA)	8,038
Carry forward general activity (UDA)	0
16/17 Contracted orthodontic activity (UOA)	0
Carry forward orthodontic activity (UOA)	0
Baseline contract value	£340,114.86

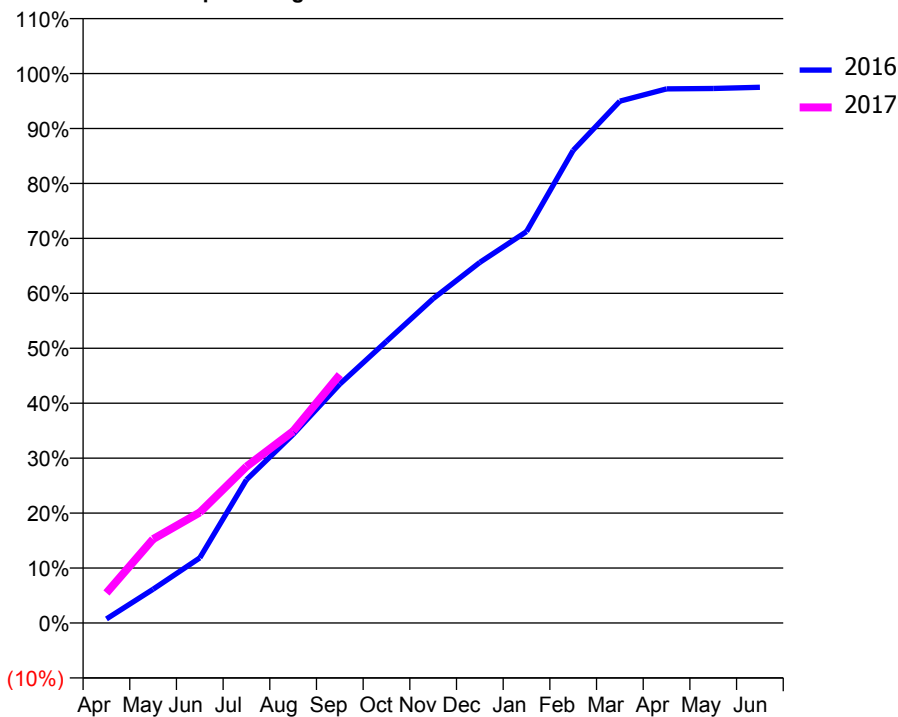
ACCESS*

Patients seen in 24 months	Total	Change since previous quarter
Quarter ending September 2015	1,781	
Quarter ending December 2015	2,129	↑
Quarter ending March 2016	2,337	↑
Quarter ending June 2016	2,468	↑
Quarter ending September 2016	2,551	↑
Variance since September 2015	43.2%	↑



ACTIVITY

Cumulative percentage of contracted UDA delivered 2016 & 2017



Adjusted Scheduled Activity (UDA)

Month	2016	2017
April	60	439
May	495	1,228
June	953	1,619
July	2,095	2,289
August	2,759	2,805
September	3,495	3,632
October	4,120	
November	4,745	
December	5,276	
January	5,726	
February	6,915	
March	7,633	
April	7,814	
May	7,820	
June	7,836	

QUALITY

	Quantity	Base Number	Contract	AT	Region	England
% of FP17s for the same patient ID Re-attending within 3 months - Children	56	631	8.9%	10.4%	13.5%	12.4%
% of FP17s for the same patient ID Re-attending within 3 months - Adults	193	1,423	13.6%	13.7%	17.4%	16.7%
% of FP17s for the same patient ID Re-attending between 3 & 9 months - Children	419	631	66.4%	62.9%	59.0%	57.4%
% of FP17s for the same patient ID Re-attending between 3 & 9 months - Adults	913	1,423	64.2%	54.7%	52.6%	50.5%
% of FP17s for Band 1 Urgent Courses	110	1,962	5.6%	7.5%	9.4%	9.1%
% of FP17s Relating to Free Repair or Replacements	24	1,962	1.2%	1.0%	1.0%	0.8%
% of FP17s Relating to Continuations	14	1,962	0.7%	1.3%	1.5%	1.3%
% of Patients satisfied with the dentistry they have received	4	4	N/A	94.7%	93.7%	93.2%
% of Patients satisfied with the time they had to wait for an appointment	3	4	N/A	91.3%	90.0%	89.0%

* This is based on patients treated on this contract for their most recent course of treatment. Figures in italics indicate the base number of FP17s or Patient Questionnaire responses are less than 100. N/A is shown where the base number of responses is less than 10 during the period. % is calculated as Quantity/Base number*100

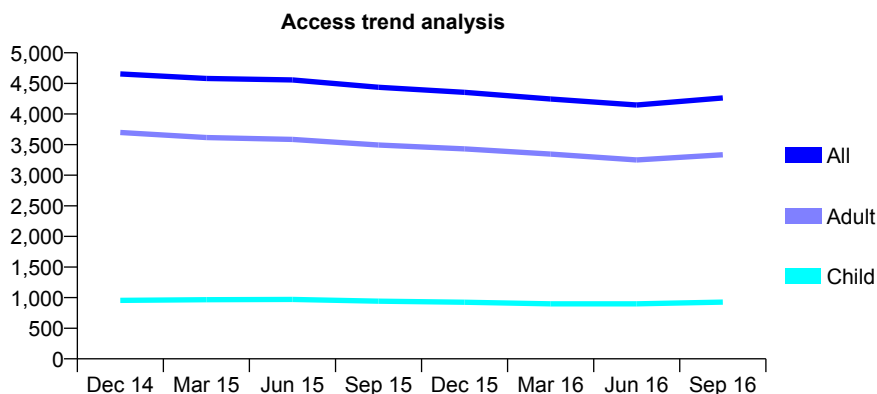
Q50 - Vital Signs At a Glance Contract Report for 122467/0001 - September 2016

Name or company name	Clifton Gardens Dental Practice
Contract type name	GDS Contract
Purpose of contract	General
Contract start date	01/07/2008
Contract end date	

16/17 Contracted general activity (UDA)	16,902
Carry forward general activity (UDA)	0
16/17 Contracted orthodontic activity (UOA)	0
Carry forward orthodontic activity (UOA)	0
Baseline contract value	£413,407.27

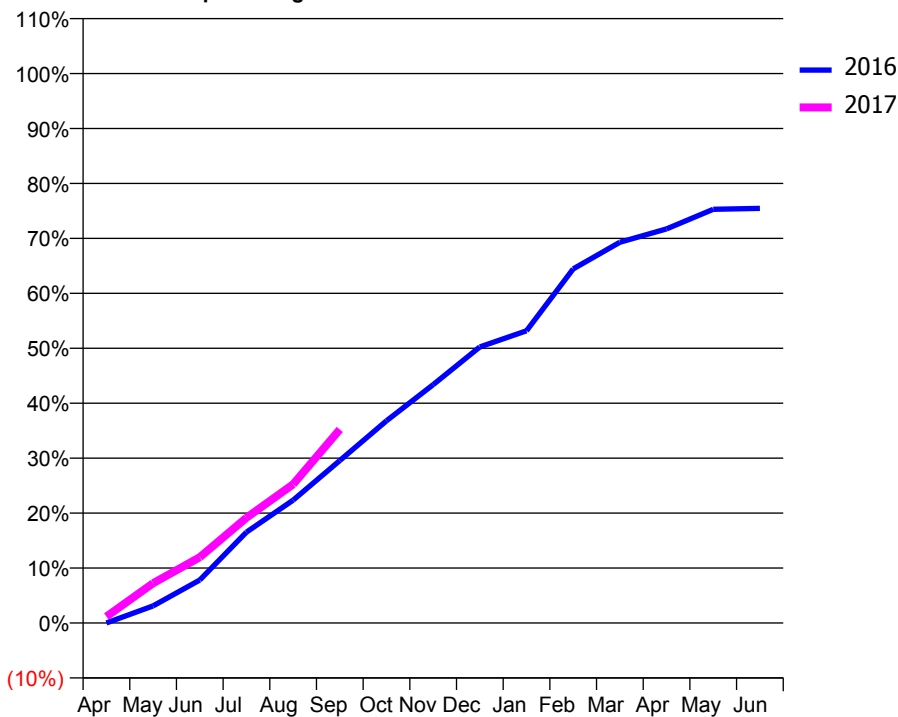
ACCESS*

Patients seen in 24 months	Total	Change since previous quarter
Quarter ending September 2015	4,436	
Quarter ending December 2015	4,355	↓
Quarter ending March 2016	4,245	↓
Quarter ending June 2016	4,148	↓
Quarter ending September 2016	4,262	↑
Variance since September 2015	(3.9%)	↓



ACTIVITY

Cumulative percentage of contracted UDA delivered 2016 & 2017



Month	Adjusted Scheduled Activity (UDA)	
	2016	2017
April	0	199
May	526	1,223
June	1,323	2,026
July	2,795	3,240
August	3,780	4,270
September	4,996	5,955
October	6,220	
November	7,331	
December	8,494	
January	8,991	
February	10,894	
March	11,710	
April	12,122	
May	12,725	
June	12,755	

QUALITY

	Quantity	Base Number	Contract	AT	Region	England
% of FP17s for the same patient ID Re-attending within 3 months - Children	39	636	6.1%	10.4%	13.5%	12.4%
% of FP17s for the same patient ID Re-attending within 3 months - Adults	171	2,163	7.9%	13.7%	17.4%	16.7%
% of FP17s for the same patient ID Re-attending between 3 & 9 months - Children	385	636	60.5%	62.9%	59.0%	57.4%
% of FP17s for the same patient ID Re-attending between 3 & 9 months - Adults	1,404	2,163	64.9%	54.7%	52.6%	50.5%
% of FP17s for Band 1 Urgent Courses	136	2,409	5.6%	7.5%	9.4%	9.1%
% of FP17s Relating to Free Repair or Replacements	11	2,409	0.5%	1.0%	1.0%	0.8%
% of FP17s Relating to Continuations	34	2,409	1.4%	1.3%	1.5%	1.3%
% of Patients satisfied with the dentistry they have received	4	4	N/A	94.7%	93.7%	93.2%
% of Patients satisfied with the time they had to wait for an appointment	4	4	N/A	91.3%	90.0%	89.0%

* This is based on patients treated on this contract for their most recent course of treatment. Figures in italics indicate the base number of FP17s or Patient Questionnaire responses are less than 100. N/A is shown where the base number of responses is less than 10 during the period. % is calculated as Quantity/Base number*100

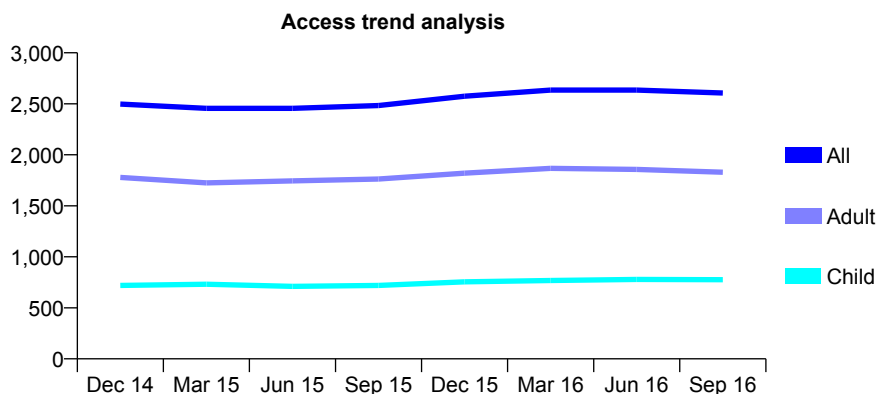
Q50 - Vital Signs At a Glance Contract Report for 122777/0001 - September 2016

Name or company name	Xeon Smiles UK Ltd
Contract type name	GDS Contract
Purpose of contract	General
Contract start date	01/11/2008
Contract end date	

16/17 Contracted general activity (UDA)	7,261
Carry forward general activity (UDA)	0
16/17 Contracted orthodontic activity (UOA)	0
Carry forward orthodontic activity (UOA)	0
Baseline contract value	£186,222.79

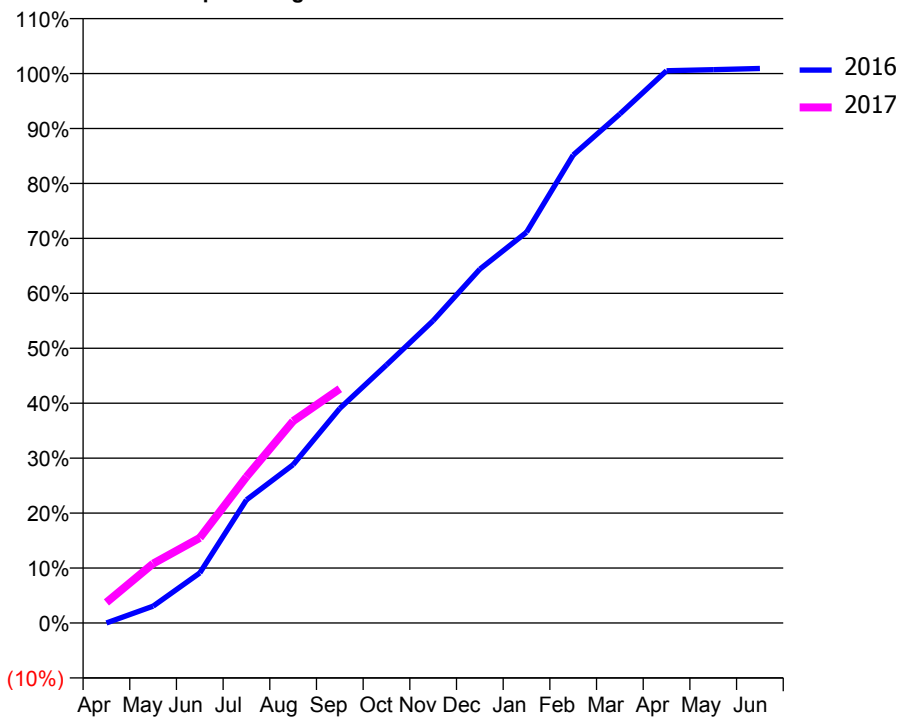
ACCESS*

Patients seen in 24 months	Total	Change since previous quarter
Quarter ending September 2015	2,483	
Quarter ending December 2015	2,575	↑
Quarter ending March 2016	2,635	↑
Quarter ending June 2016	2,635	→
Quarter ending September 2016	2,606	↓
Variance since September 2015	5.0%	↑



ACTIVITY

Cumulative percentage of contracted UDA delivered 2016 & 2017



Adjusted Scheduled Activity (UDA)

Month	2016	2017
April	0	272
May	222	784
June	661	1,125
July	1,627	1,932
August	2,092	2,669
September	2,837	3,095
October	3,411	
November	3,995	
December	4,675	
January	5,163	
February	6,184	
March	6,727	
April	7,297	
May	7,312	
June	7,327	

QUALITY

	Quantity	Base Number	Contract	AT	Region	England
% of FP17s for the same patient ID Re-attending within 3 months - Children	73	669	10.9%	10.4%	13.5%	12.4%
% of FP17s for the same patient ID Re-attending within 3 months - Adults	198	1,300	15.2%	13.7%	17.4%	16.7%
% of FP17s for the same patient ID Re-attending between 3 & 9 months - Children	394	669	58.9%	62.9%	59.0%	57.4%
% of FP17s for the same patient ID Re-attending between 3 & 9 months - Adults	799	1,300	61.5%	54.7%	52.6%	50.5%
% of FP17s for Band 1 Urgent Courses	122	1,689	7.2%	7.5%	9.4%	9.1%
% of FP17s Relating to Free Repair or Replacements	33	1,689	2.0%	1.0%	1.0%	0.8%
% of FP17s Relating to Continuations	9	1,689	0.5%	1.3%	1.5%	1.3%
% of Patients satisfied with the dentistry they have received	6	6	N/A	94.7%	93.7%	93.2%
% of Patients satisfied with the time they had to wait for an appointment	5	6	N/A	91.3%	90.0%	89.0%

* This is based on patients treated on this contract for their most recent course of treatment. Figures in italics indicate the base number of FP17s or Patient Questionnaire responses are less than 100. N/A is shown where the base number of responses is less than 10 during the period. % is calculated as Quantity/Base number*100

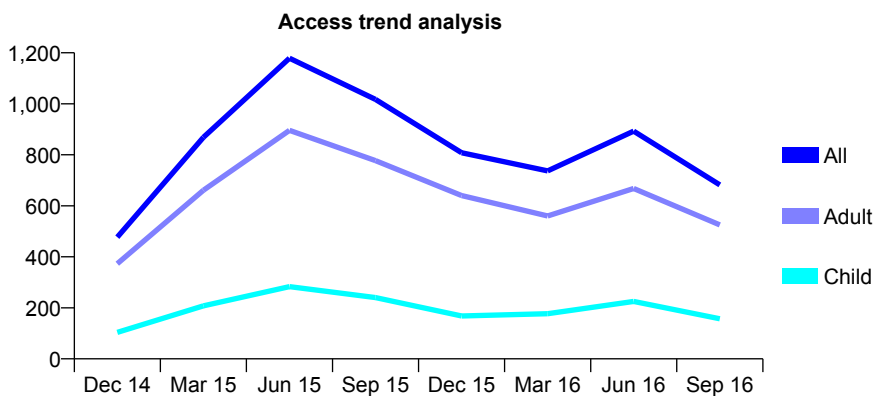
Q50 - Vital Signs At a Glance Contract Report for 124451/0001 - September 2016

Name or company name	MARKET LANE DENTAL CARE
Contract type name	GDS Contract
Purpose of contract	General
Contract start date	01/10/2013
Contract end date	

16/17 Contracted general activity (UDA)	4,700
Carry forward general activity (UDA)	0
16/17 Contracted orthodontic activity (UOA)	0
Carry forward orthodontic activity (UOA)	0
Baseline contract value	£106,874.11

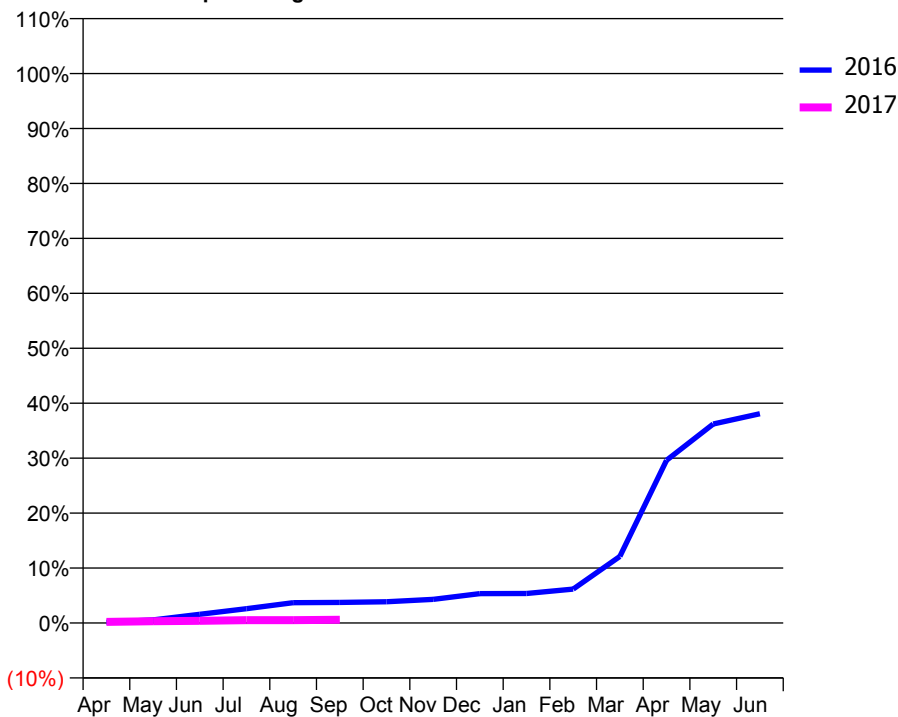
ACCESS*

Patients seen in 24 months	Total	Change since previous quarter
Quarter ending September 2015	1,017	
Quarter ending December 2015	808	↓
Quarter ending March 2016	737	↓
Quarter ending June 2016	893	↑
Quarter ending September 2016	682	↓
Variance since September 2015	(32.9%)	↓



ACTIVITY

Cumulative percentage of contracted UDA delivered 2016 & 2017



Adjusted Scheduled Activity (UDA)

Month	2016	2017
April	6	10
May	27	15
June	75	19
July	123	25
August	174	25
September	176	28
October	182	
November	202	
December	251	
January	252	
February	290	
March	570	
April	1,392	
May	1,702	
June	1,790	

QUALITY

	Quantity	Base Number	Contract	AT	Region	England
% of FP17s for the same patient ID Re-attending within 3 months - Children	4	125	3.2%	10.4%	13.5%	12.4%
% of FP17s for the same patient ID Re-attending within 3 months - Adults	7	377	1.9%	13.7%	17.4%	16.7%
% of FP17s for the same patient ID Re-attending between 3 & 9 months - Children	1	125	0.8%	62.9%	59.0%	57.4%
% of FP17s for the same patient ID Re-attending between 3 & 9 months - Adults	5	377	1.3%	54.7%	52.6%	50.5%
% of FP17s for Band 1 Urgent Courses	8	14	57.1%	7.5%	9.4%	9.1%
% of FP17s Relating to Free Repair or Replacements	1	14	7.1%	1.0%	1.0%	0.8%
% of FP17s Relating to Continuations	1	14	7.1%	1.3%	1.5%	1.3%
% of Patients satisfied with the dentistry they have received	0	0	N/A	94.7%	93.7%	93.2%
% of Patients satisfied with the time they had to wait for an appointment	0	0	N/A	91.3%	90.0%	89.0%

* This is based on patients treated on this contract for their most recent course of treatment. Figures in italics indicate the base number of FP17s or Patient Questionnaire responses are less than 100. N/A is shown where the base number of responses is less than 10 during the period. % is calculated as Quantity/Base number*100

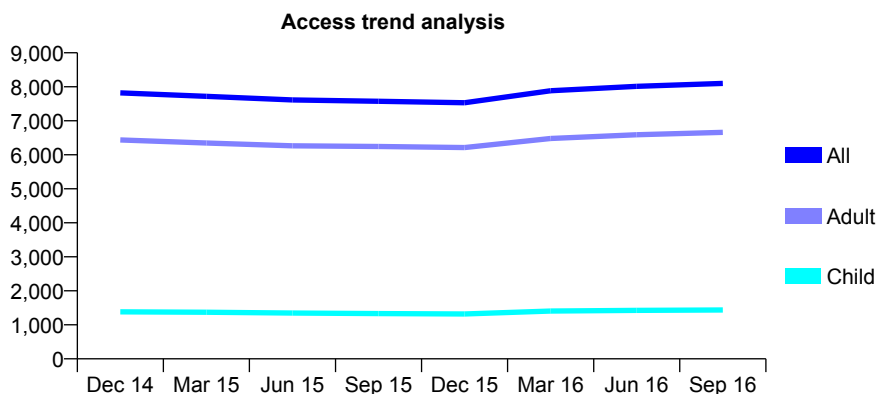
Q50 - Vital Signs At a Glance Contract Report for 125695/0001 - September 2016

Name or company name	Denbond Ltd
Contract type name	GDS Contract
Purpose of contract	General
Contract start date	22/03/2012
Contract end date	

16/17 Contracted general activity (UDA)	26,352
Carry forward general activity (UDA)	0
16/17 Contracted orthodontic activity (UOA)	0
Carry forward orthodontic activity (UOA)	0
Baseline contract value	£789,715.30

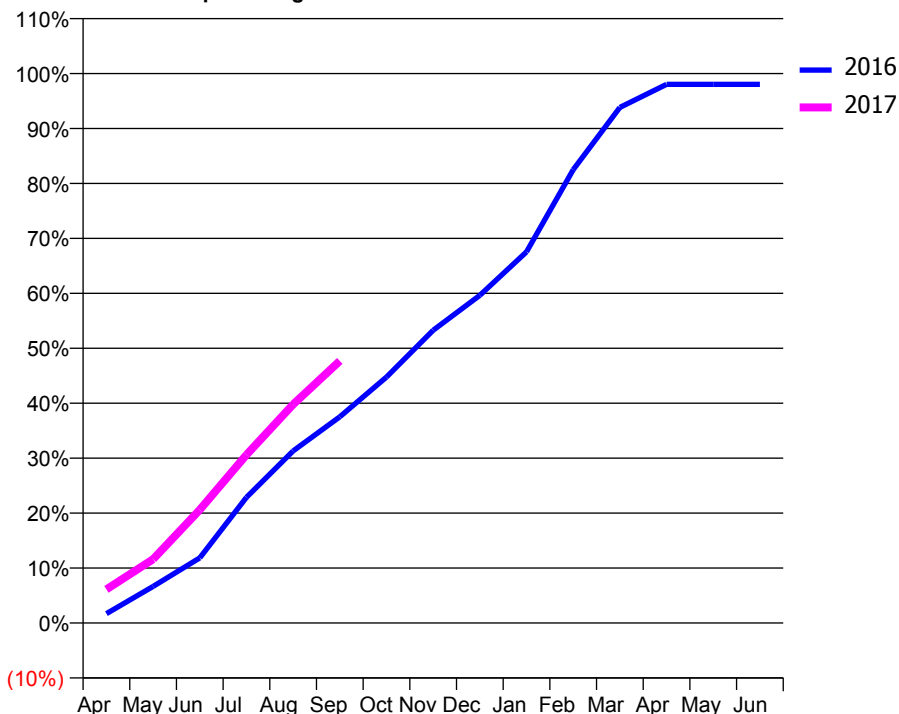
ACCESS*

Patients seen in 24 months	Total	Change since previous quarter
Quarter ending September 2015	7,576	
Quarter ending December 2015	7,531	→
Quarter ending March 2016	7,886	↑
Quarter ending June 2016	8,013	→
Quarter ending September 2016	8,101	→
Variance since September 2015	6.9%	↑



ACTIVITY

Cumulative percentage of contracted UDA delivered 2016 & 2017



Month	Adjusted Scheduled Activity (UDA)	
	2016	2017
April	449	1,612
May	1,754	3,061
June	3,122	5,432
July	6,027	8,066
August	8,250	10,485
September	9,889	12,570
October	11,792	
November	14,043	
December	15,716	
January	17,803	
February	21,738	
March	24,724	
April	25,835	
May	25,830	
June	25,832	

QUALITY

	Quantity	Base Number	Contract	AT	Region	England
% of FP17s for the same patient ID Re-attending within 3 months - Children	75	1,191	6.3%	10.4%	13.5%	12.4%
% of FP17s for the same patient ID Re-attending within 3 months - Adults	663	5,144	12.9%	13.7%	17.4%	16.7%
% of FP17s for the same patient ID Re-attending between 3 & 9 months - Children	804	1,191	67.5%	62.9%	59.0%	57.4%
% of FP17s for the same patient ID Re-attending between 3 & 9 months - Adults	3,237	5,144	62.9%	54.7%	52.6%	50.5%
% of FP17s for Band 1 Urgent Courses	323	5,885	5.5%	7.5%	9.4%	9.1%
% of FP17s Relating to Free Repair or Replacements	40	5,885	0.7%	1.0%	1.0%	0.8%
% of FP17s Relating to Continuations	121	5,885	2.1%	1.3%	1.5%	1.3%
% of Patients satisfied with the dentistry they have received	27	28	96.4%	94.7%	93.7%	93.2%
% of Patients satisfied with the time they had to wait for an appointment	26	28	92.9%	91.3%	90.0%	89.0%

* This is based on patients treated on this contract for their most recent course of treatment. Figures in italics indicate the base number of FP17s or Patient Questionnaire responses are less than 100. N/A is shown where the base number of responses is less than 10 during the period. % is calculated as Quantity/Base number*100

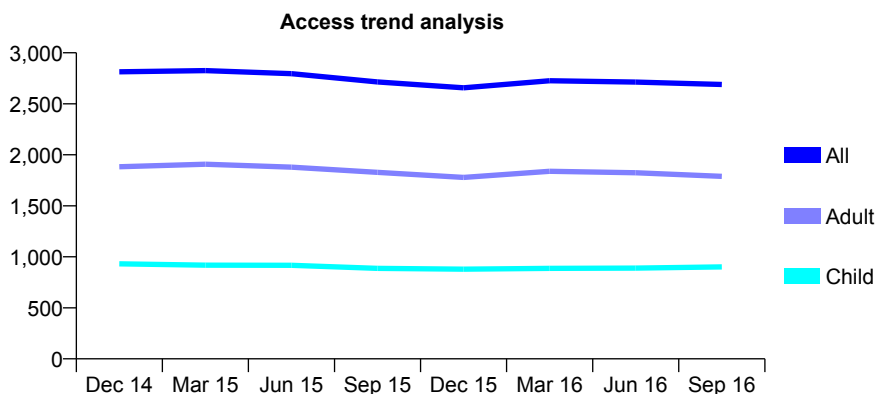
Q50 - Vital Signs At a Glance Contract Report for 125717/0001 - September 2016

Name or company name	Andrew Jones Dental Practice Ltd
Contract type name	GDS Contract
Purpose of contract	General and Orthodontic
Contract start date	01/04/2008
Contract end date	

16/17 Contracted general activity (UDA)	5,433
Carry forward general activity (UDA)	0
16/17 Contracted orthodontic activity (UOA)	42
Carry forward orthodontic activity (UOA)	0
Baseline contract value	£149,065.42

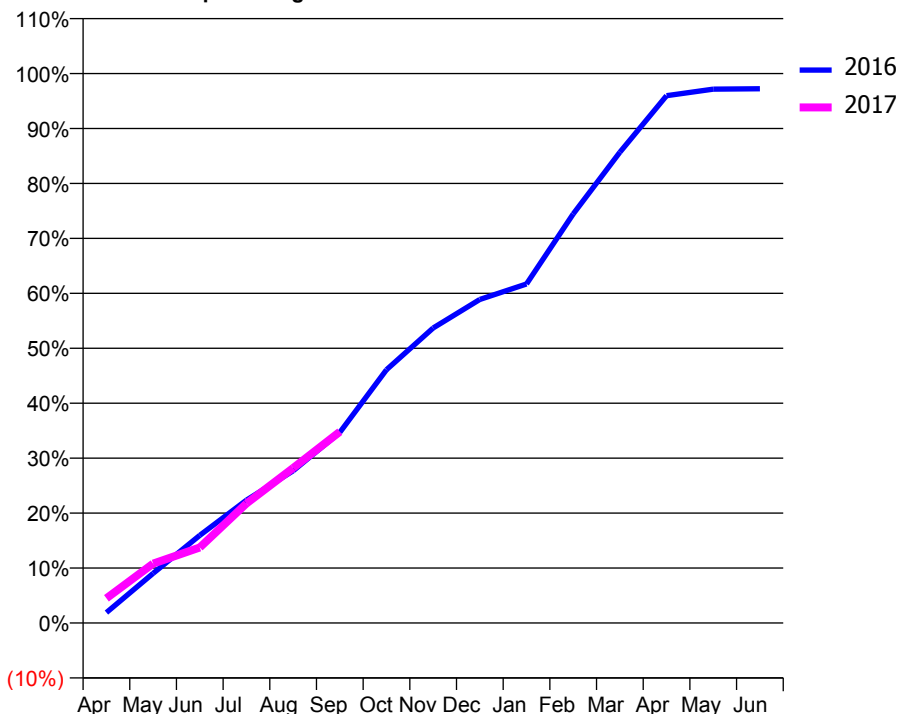
ACCESS*

Patients seen in 24 months	Total	Change since previous quarter
Quarter ending September 2015	2,715	
Quarter ending December 2015	2,657	↓
Quarter ending March 2016	2,726	↑
Quarter ending June 2016	2,713	→
Quarter ending September 2016	2,690	→
Variance since September 2015	(0.9%)	→



ACTIVITY

Cumulative percentage of contracted UDA delivered 2016 & 2017



Adjusted Scheduled Activity (UDA)

Month	2016	2017
April	103	245
May	491	588
June	867	747
July	1,215	1,182
August	1,504	1,532
September	1,885	1,892
October	2,505	
November	2,917	
December	3,199	
January	3,353	
February	4,044	
March	4,655	
April	5,214	
May	5,279	
June	5,282	

QUALITY

	Quantity	Base Number	Contract	AT	Region	England
% of FP17s for the same patient ID Re-attending within 3 months - Children	66	782	8.4%	10.4%	13.5%	12.4%
% of FP17s for the same patient ID Re-attending within 3 months - Adults	157	1,186	13.2%	13.7%	17.4%	16.7%
% of FP17s for the same patient ID Re-attending between 3 & 9 months - Children	536	782	68.5%	62.9%	59.0%	57.4%
% of FP17s for the same patient ID Re-attending between 3 & 9 months - Adults	676	1,186	57.0%	54.7%	52.6%	50.5%
% of FP17s for Band 1 Urgent Courses	74	910	8.1%	7.5%	9.4%	9.1%
% of FP17s Relating to Free Repair or Replacements	7	910	0.8%	1.0%	1.0%	0.8%
% of FP17s Relating to Continuations	5	910	0.5%	1.3%	1.5%	1.3%
% of Patients satisfied with the dentistry they have received	14	15	93.3%	94.7%	93.7%	93.2%
% of Patients satisfied with the time they had to wait for an appointment	13	15	86.7%	91.3%	90.0%	89.0%

* This is based on patients treated on this contract for their most recent course of treatment. Figures in italics indicate the base number of FP17s or Patient Questionnaire responses are less than 100. N/A is shown where the base number of responses is less than 10 during the period. % is calculated as Quantity/Base number*100

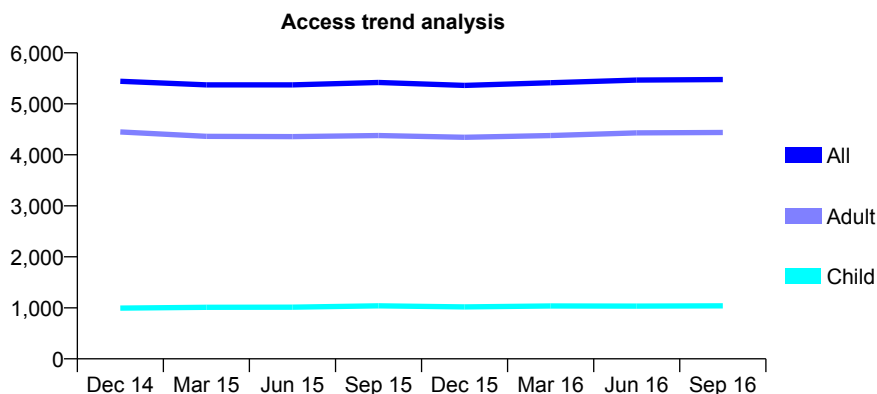
Q50 - Vital Signs At a Glance Contract Report for 126012/0001 - September 2016

Name or company name	Alpha Dental Dales
Contract type name	GDS Contract
Purpose of contract	General
Contract start date	21/10/2009
Contract end date	

16/17 Contracted general activity (UDA)	16,000
Carry forward general activity (UDA)	0
16/17 Contracted orthodontic activity (UOA)	0
Carry forward orthodontic activity (UOA)	0
Baseline contract value	£549,115.09

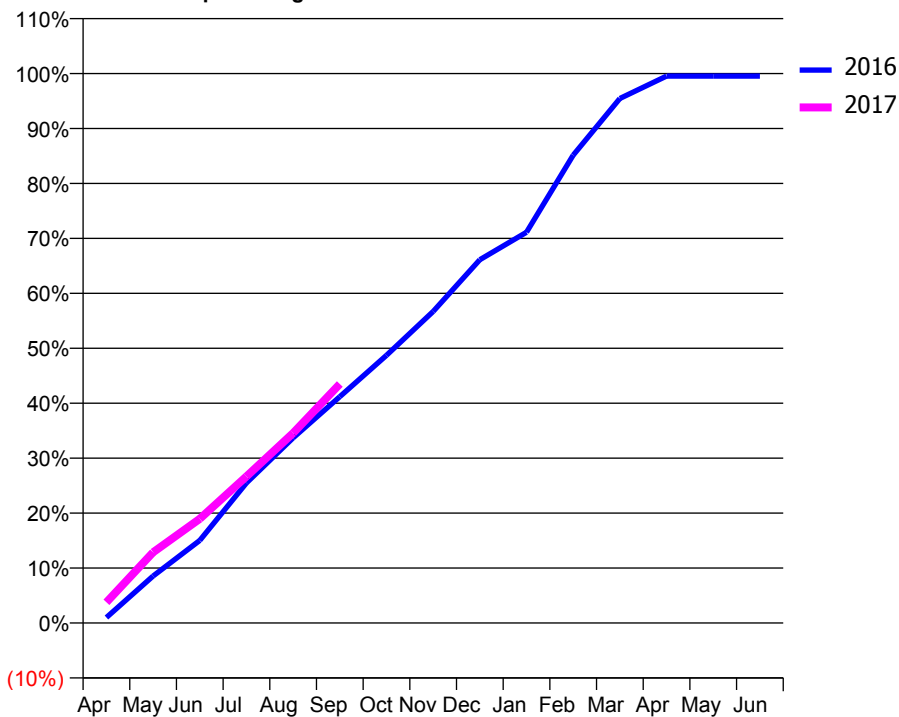
ACCESS*

Patients seen in 24 months	Total	Change since previous quarter
Quarter ending September 2015	5,417	
Quarter ending December 2015	5,361	↓
Quarter ending March 2016	5,413	→
Quarter ending June 2016	5,465	→
Quarter ending September 2016	5,476	→
Variance since September 2015	1.1%	→



ACTIVITY

Cumulative percentage of contracted UDA delivered 2016 & 2017



Month	Adjusted Scheduled Activity (UDA)	
	2016	2017
April	163	604
May	1,370	2,060
June	2,404	3,033
July	4,077	4,269
August	5,390	5,531
September	6,590	6,961
October	7,796	
November	9,073	
December	10,577	
January	11,377	
February	13,621	
March	15,271	
April	15,924	
May	15,925	
June	15,925	

QUALITY

	Quantity	Base Number	Contract	AT	Region	England
% of FP17s for the same patient ID Re-attending within 3 months - Children	46	871	5.3%	10.4%	13.5%	12.4%
% of FP17s for the same patient ID Re-attending within 3 months - Adults	370	3,208	11.5%	13.7%	17.4%	16.7%
% of FP17s for the same patient ID Re-attending between 3 & 9 months - Children	619	871	71.1%	62.9%	59.0%	57.4%
% of FP17s for the same patient ID Re-attending between 3 & 9 months - Adults	1,927	3,208	60.1%	54.7%	52.6%	50.5%
% of FP17s for Band 1 Urgent Courses	194	3,424	5.7%	7.5%	9.4%	9.1%
% of FP17s Relating to Free Repair or Replacements	35	3,424	1.0%	1.0%	1.0%	0.8%
% of FP17s Relating to Continuations	44	3,424	1.3%	1.3%	1.5%	1.3%
% of Patients satisfied with the dentistry they have received	11	13	84.6%	94.7%	93.7%	93.2%
% of Patients satisfied with the time they had to wait for an appointment	11	13	84.6%	91.3%	90.0%	89.0%

* This is based on patients treated on this contract for their most recent course of treatment. Figures in italics indicate the base number of FP17s or Patient Questionnaire responses are less than 100. N/A is shown where the base number of responses is less than 10 during the period. % is calculated as Quantity/Base number*100

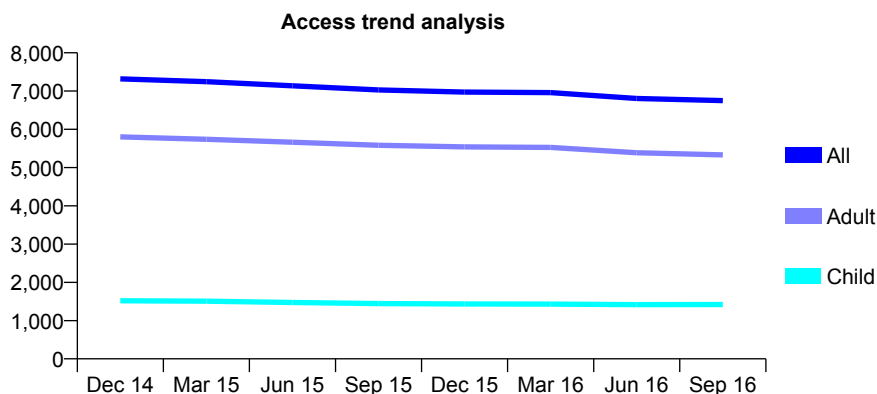
Q50 - Vital Signs At a Glance Contract Report for 126772/0002 - September 2016

Name or company name	Alpha Dental Studio Northallerton
Contract type name	GDS Contract
Purpose of contract	General
Contract start date	01/05/2009
Contract end date	

16/17 Contracted general activity (UDA)	21,000
Carry forward general activity (UDA)	0
16/17 Contracted orthodontic activity (UOA)	0
Carry forward orthodontic activity (UOA)	0
Baseline contract value	£596,840.95

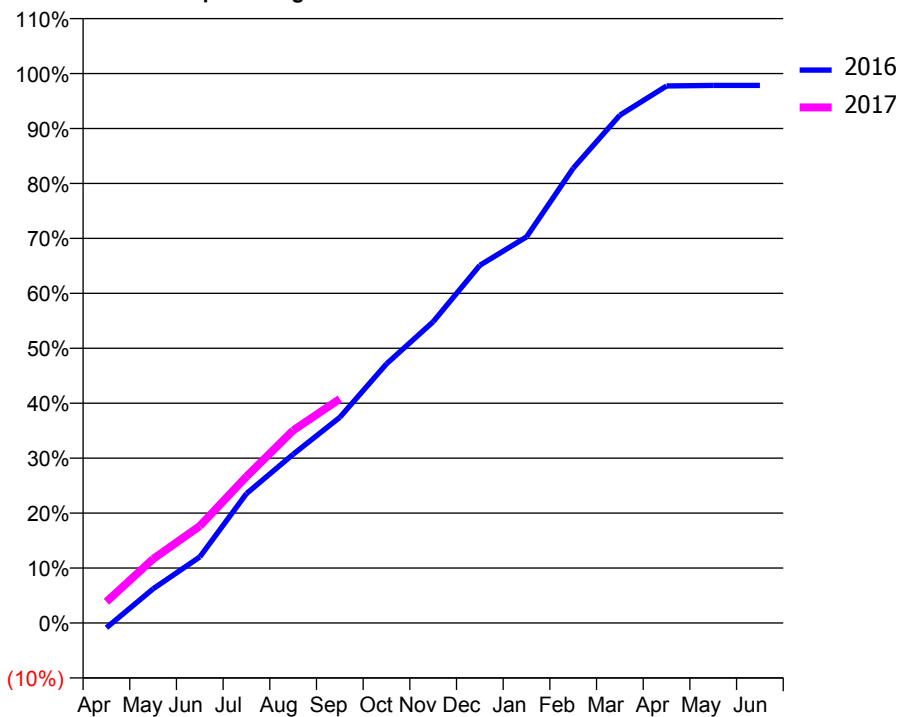
ACCESS*

Patients seen in 24 months	Total	Change since previous quarter
Quarter ending September 2015	7,028	
Quarter ending December 2015	6,975	→
Quarter ending March 2016	6,958	→
Quarter ending June 2016	6,805	↓
Quarter ending September 2016	6,750	→
Variance since September 2015	(4.0%)	↓



ACTIVITY

Cumulative percentage of contracted UDA delivered 2016 & 2017



Adjusted Scheduled Activity (UDA)

Month	2016	2017
April	-185	811
May	1,305	2,450
June	2,524	3,707
July	4,946	5,596
August	6,450	7,362
September	7,859	8,562
October	9,905	
November	11,514	
December	13,669	
January	14,756	
February	17,380	
March	19,411	
April	20,524	
May	20,544	
June	20,544	

QUALITY

	Quantity	Base Number	Contract	AT	Region	England
% of FP17s for the same patient ID Re-attending within 3 months - Children	60	1,011	5.9%	10.4%	13.5%	12.4%
% of FP17s for the same patient ID Re-attending within 3 months - Adults	421	3,387	12.4%	13.7%	17.4%	16.7%
% of FP17s for the same patient ID Re-attending between 3 & 9 months - Children	580	1,011	57.4%	62.9%	59.0%	57.4%
% of FP17s for the same patient ID Re-attending between 3 & 9 months - Adults	1,982	3,387	58.5%	54.7%	52.6%	50.5%
% of FP17s for Band 1 Urgent Courses	134	3,762	3.6%	7.5%	9.4%	9.1%
% of FP17s Relating to Free Repair or Replacements	42	3,762	1.1%	1.0%	1.0%	0.8%
% of FP17s Relating to Continuations	89	3,762	2.4%	1.3%	1.5%	1.3%
% of Patients satisfied with the dentistry they have received	10	10	100.0%	94.7%	93.7%	93.2%
% of Patients satisfied with the time they had to wait for an appointment	8	10	80.0%	91.3%	90.0%	89.0%

* This is based on patients treated on this contract for their most recent course of treatment. Figures in italics indicate the base number of FP17s or Patient Questionnaire responses are less than 100. N/A is shown where the base number of responses is less than 10 during the period. % is calculated as Quantity/Base number*100

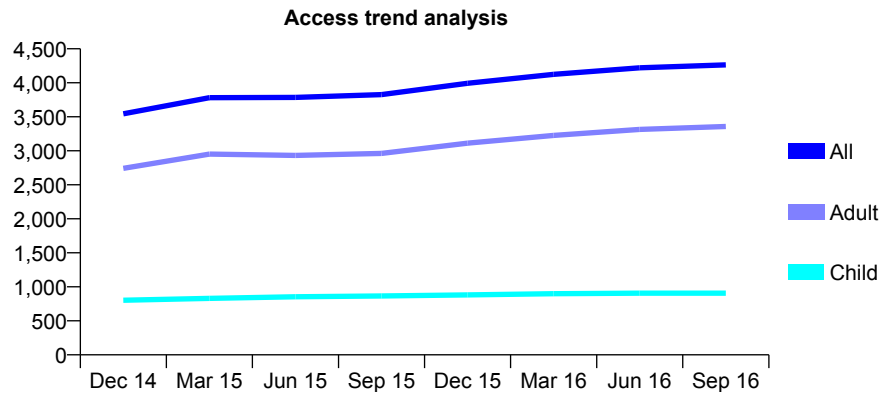
Q50 - Vital Signs At a Glance Contract Report for 130060/0001 - September 2016

Name or company name	Lion House Dental Practice Ltd
Contract type name	GDS Contract
Purpose of contract	General
Contract start date	01/02/2013
Contract end date	

16/17 Contracted general activity (UDA)	11,420
Carry forward general activity (UDA)	0
16/17 Contracted orthodontic activity (UOA)	0
Carry forward orthodontic activity (UOA)	0
Baseline contract value	£312,531.98

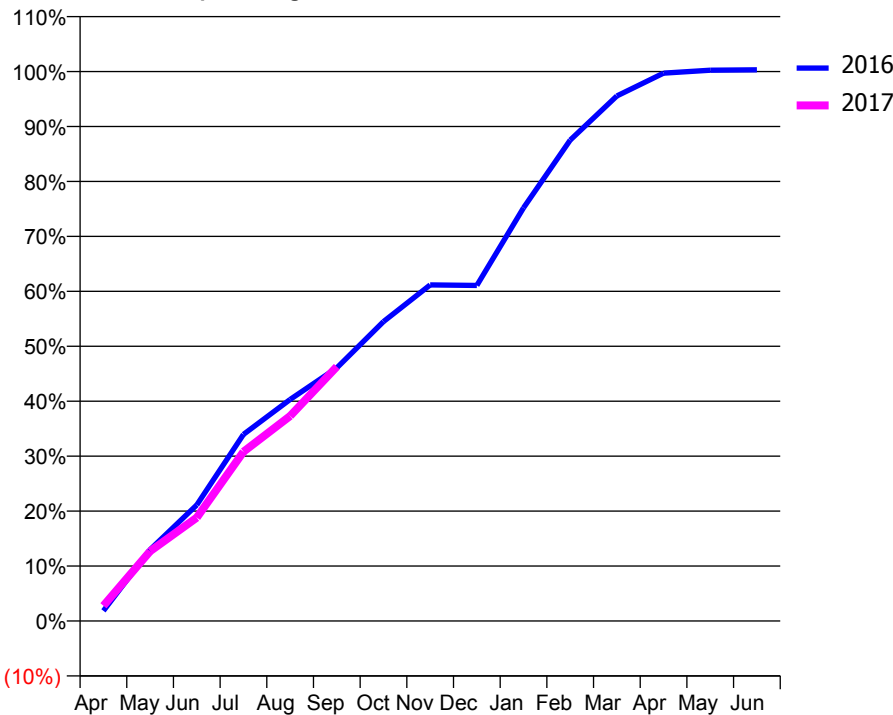
ACCESS*

Patients seen in 24 months	Total	Change since previous quarter
Quarter ending September 2015	3,827	
Quarter ending December 2015	3,994	↑
Quarter ending March 2016	4,125	↑
Quarter ending June 2016	4,221	↑
Quarter ending September 2016	4,263	→
Variance since September 2015	11.4%	↑



ACTIVITY

Cumulative percentage of contracted UDA delivered 2016 & 2017



Month	Adjusted Scheduled Activity (UDA)	
	2016	2017
April	212	318
May	1,483	1,452
June	2,413	2,150
July	3,877	3,518
August	4,606	4,262
September	5,261	5,285
October	6,223	
November	6,984	
December	6,975	
January	8,586	
February	9,995	
March	10,911	
April	11,385	
May	11,448	
June	11,455	

QUALITY

	Quantity	Base Number	Contract	AT	Region	England
% of FP17s for the same patient ID Re-attending within 3 months - Children	72	772	9.3%	10.4%	13.5%	12.4%
% of FP17s for the same patient ID Re-attending within 3 months - Adults	759	2,857	26.6%	13.7%	17.4%	16.7%
% of FP17s for the same patient ID Re-attending between 3 & 9 months - Children	440	772	57.0%	62.9%	59.0%	57.4%
% of FP17s for the same patient ID Re-attending between 3 & 9 months - Adults	1,397	2,857	48.9%	54.7%	52.6%	50.5%
% of FP17s for Band 1 Urgent Courses	391	2,668	14.7%	7.5%	9.4%	9.1%
% of FP17s Relating to Free Repair or Replacements	41	2,668	1.5%	1.0%	1.0%	0.8%
% of FP17s Relating to Continuations	44	2,668	1.6%	1.3%	1.5%	1.3%
% of Patients satisfied with the dentistry they have received	8	9	N/A	94.7%	93.7%	93.2%
% of Patients satisfied with the time they had to wait for an appointment	8	9	N/A	91.3%	90.0%	89.0%

* This is based on patients treated on this contract for their most recent course of treatment. Figures in italics indicate the base number of FP17s or Patient Questionnaire responses are less than 100. N/A is shown where the base number of responses is less than 10 during the period. % is calculated as Quantity/Base number*100

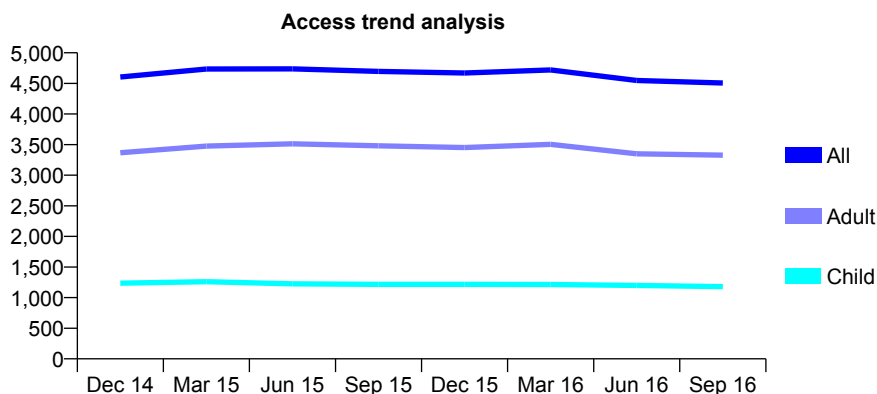
Q50 - Vital Signs At a Glance Contract Report for 131520/0001 - September 2016

Name or company name	Dentaris Limited
Contract type name	GDS Contract
Purpose of contract	General
Contract start date	01/04/2008
Contract end date	

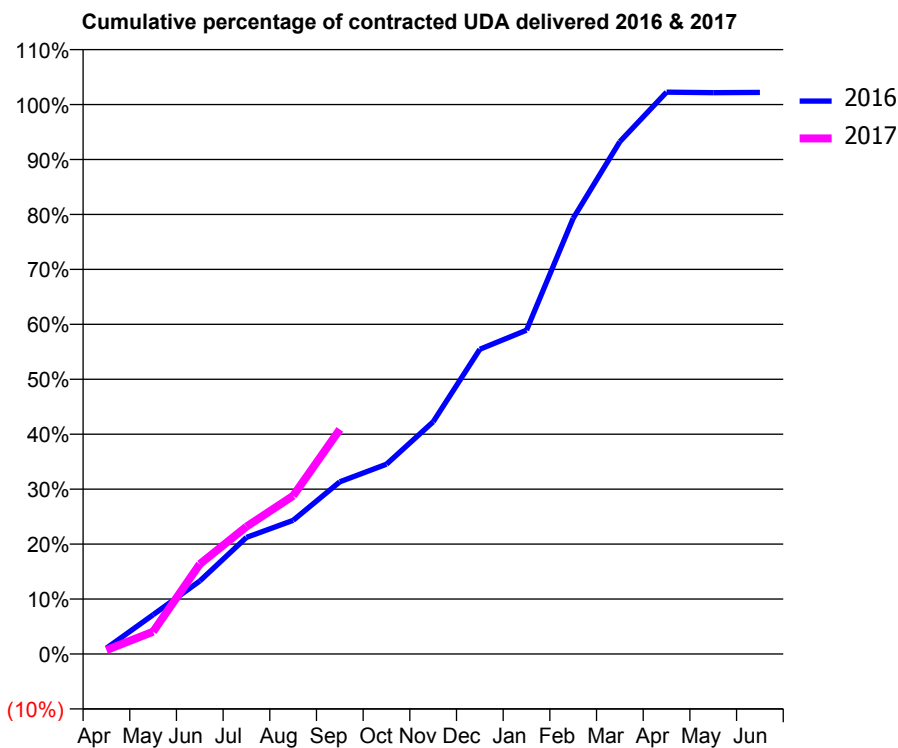
16/17 Contracted general activity (UDA)	13,500
Carry forward general activity (UDA)	0
16/17 Contracted orthodontic activity (UOA)	0
Carry forward orthodontic activity (UOA)	0
Baseline contract value	£353,453.30

ACCESS*

Patients seen in 24 months	Total	Change since previous quarter
Quarter ending September 2015	4,696	
Quarter ending December 2015	4,669	→
Quarter ending March 2016	4,719	→
Quarter ending June 2016	4,549	↓
Quarter ending September 2016	4,507	→
Variance since September 2015	(4.0%)	↓



ACTIVITY



Month	Adjusted Scheduled Activity (UDA)	
	2016	2017
April	144	98
May	964	550
June	1,795	2,210
July	2,864	3,130
August	3,284	3,889
September	4,231	5,518
October	4,663	
November	5,706	
December	7,487	
January	7,956	
February	10,706	
March	12,589	
April	13,803	
May	13,790	
June	13,797	

QUALITY

	Quantity	Base Number	Contract	AT	Region	England
% of FP17s for the same patient ID Re-attending within 3 months - Children	48	731	6.6%	10.4%	13.5%	12.4%
% of FP17s for the same patient ID Re-attending within 3 months - Adults	192	1,930	9.9%	13.7%	17.4%	16.7%
% of FP17s for the same patient ID Re-attending between 3 & 9 months - Children	377	731	51.6%	62.9%	59.0%	57.4%
% of FP17s for the same patient ID Re-attending between 3 & 9 months - Adults	1,026	1,930	53.2%	54.7%	52.6%	50.5%
% of FP17s for Band 1 Urgent Courses	55	2,293	2.4%	7.5%	9.4%	9.1%
% of FP17s Relating to Free Repair or Replacements	14	2,293	0.6%	1.0%	1.0%	0.8%
% of FP17s Relating to Continuations	8	2,293	0.3%	1.3%	1.5%	1.3%
% of Patients satisfied with the dentistry they have received	2	2	N/A	94.7%	93.7%	93.2%
% of Patients satisfied with the time they had to wait for an appointment	2	2	N/A	91.3%	90.0%	89.0%

* This is based on patients treated on this contract for their most recent course of treatment. Figures in italics indicate the base number of FP17s or Patient Questionnaire responses are less than 100. N/A is shown where the base number of responses is less than 10 during the period. % is calculated as Quantity/Base number*100

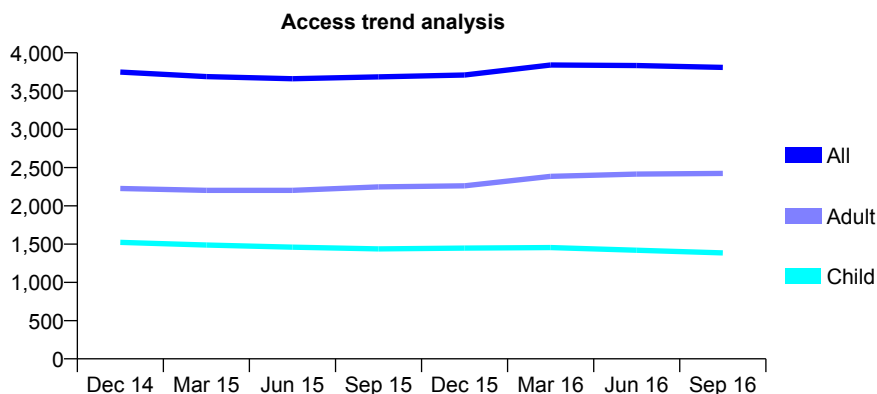
Q50 - Vital Signs At a Glance Contract Report for 132667/0001 - September 2016

Name or company name	Barton Dental Care Limited
Contract type name	GDS Contract
Purpose of contract	General and Orthodontic
Contract start date	01/04/2011
Contract end date	

16/17 Contracted general activity (UDA)	9,295
Carry forward general activity (UDA)	0
16/17 Contracted orthodontic activity (UOA)	548
Carry forward orthodontic activity (UOA)	0
Baseline contract value	£325,369.91

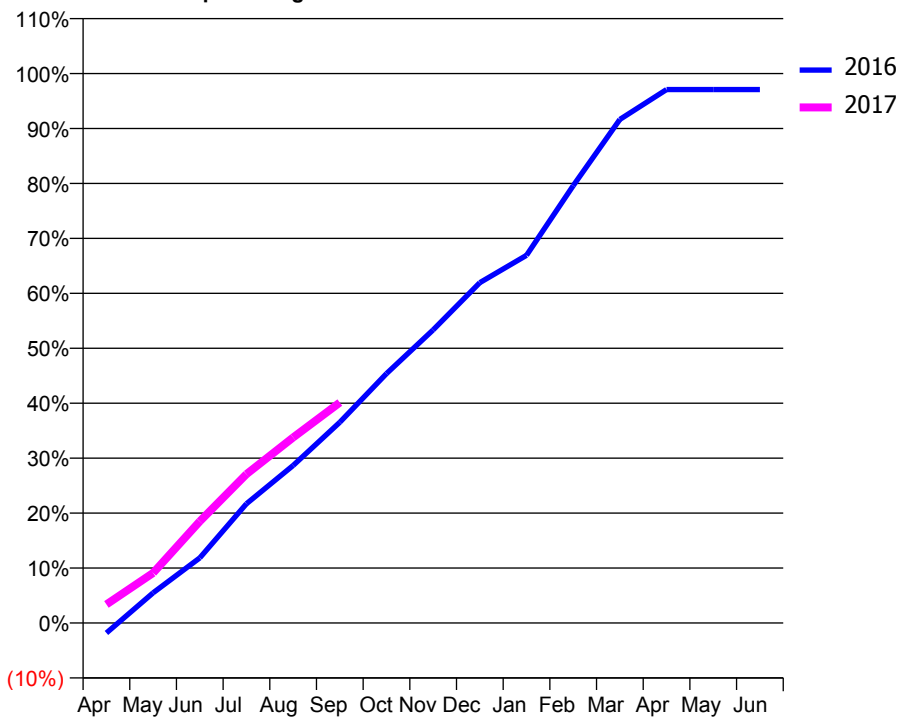
ACCESS*

Patients seen in 24 months	Total	Change since previous quarter
Quarter ending September 2015	3,685	
Quarter ending December 2015	3,710	→
Quarter ending March 2016	3,840	↑
Quarter ending June 2016	3,834	→
Quarter ending September 2016	3,809	→
Variance since September 2015	3.4%	↑



ACTIVITY

Cumulative percentage of contracted UDA delivered 2016 & 2017



Adjusted Scheduled Activity (UDA)

Month	2016	2017
April	-170	315
May	511	848
June	1,102	1,721
July	2,018	2,518
August	2,666	3,139
September	3,396	3,730
October	4,218	
November	4,960	
December	5,758	
January	6,220	
February	7,398	
March	8,519	
April	9,023	
May	9,023	
June	9,023	

QUALITY

	Quantity	Base Number	Contract	AT	Region	England
% of FP17s for the same patient ID Re-attending within 3 months - Children	63	969	6.5%	10.4%	13.5%	12.4%
% of FP17s for the same patient ID Re-attending within 3 months - Adults	244	1,423	17.1%	13.7%	17.4%	16.7%
% of FP17s for the same patient ID Re-attending between 3 & 9 months - Children	668	969	68.9%	62.9%	59.0%	57.4%
% of FP17s for the same patient ID Re-attending between 3 & 9 months - Adults	616	1,423	43.3%	54.7%	52.6%	50.5%
% of FP17s for Band 1 Urgent Courses	132	2,089	6.3%	7.5%	9.4%	9.1%
% of FP17s Relating to Free Repair or Replacements	0	2,089	0.0%	1.0%	1.0%	0.8%
% of FP17s Relating to Continuations	34	2,089	1.6%	1.3%	1.5%	1.3%
% of Patients satisfied with the dentistry they have received	5	5	N/A	94.7%	93.7%	93.2%
% of Patients satisfied with the time they had to wait for an appointment	5	5	N/A	91.3%	90.0%	89.0%

* This is based on patients treated on this contract for their most recent course of treatment. Figures in italics indicate the base number of FP17s or Patient Questionnaire responses are less than 100. N/A is shown where the base number of responses is less than 10 during the period. % is calculated as Quantity/Base number*100

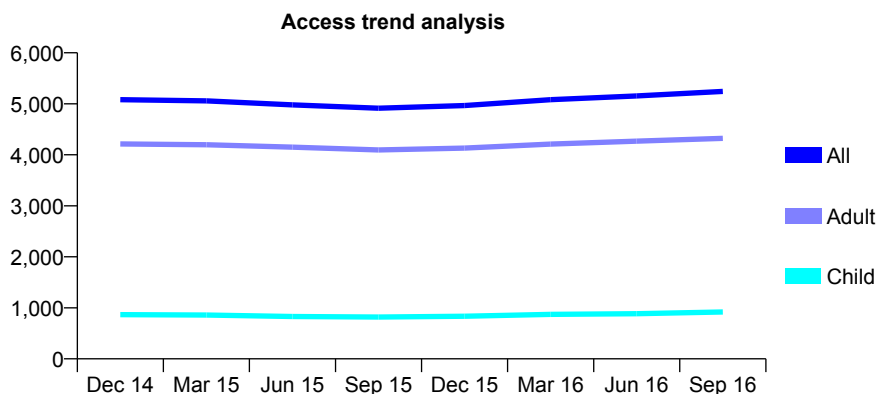
Q50 - Vital Signs At a Glance Contract Report for 132756/0001 - September 2016

Name or company name	North Marine Road Dental practice Partners
Contract type name	GDS Contract
Purpose of contract	General
Contract start date	30/11/2011
Contract end date	

16/17 Contracted general activity (UDA)	14,442
Carry forward general activity (UDA)	0
16/17 Contracted orthodontic activity (UOA)	0
Carry forward orthodontic activity (UOA)	0
Baseline contract value	£499,810.36

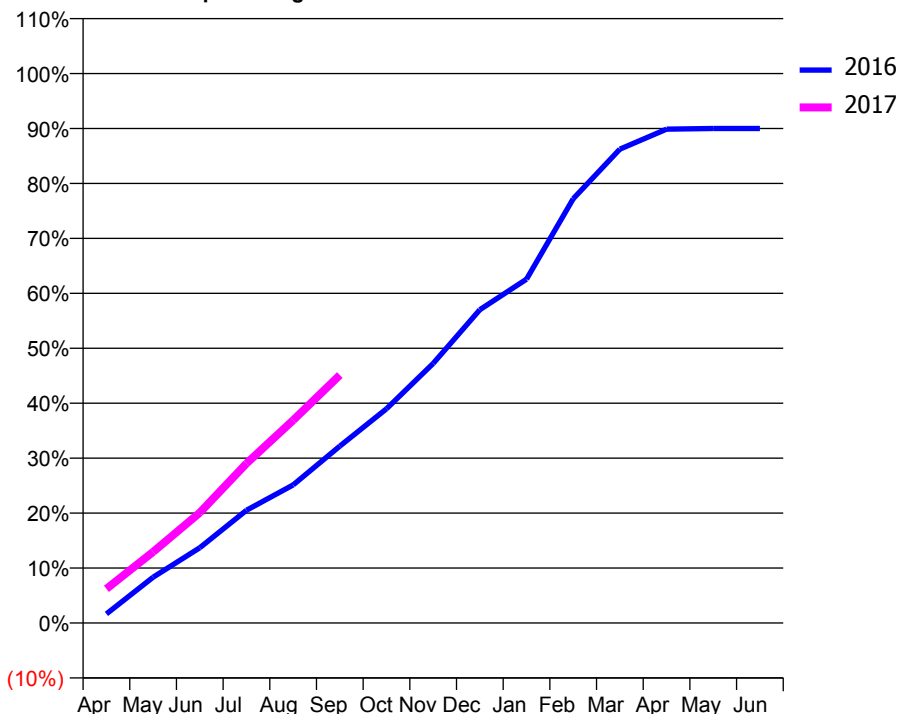
ACCESS*

Patients seen in 24 months	Total	Change since previous quarter
Quarter ending September 2015	4,914	
Quarter ending December 2015	4,965	→
Quarter ending March 2016	5,082	↑
Quarter ending June 2016	5,153	→
Quarter ending September 2016	5,243	→
Variance since September 2015	6.7%	↑



ACTIVITY

Cumulative percentage of contracted UDA delivered 2016 & 2017



Month	Adjusted Scheduled Activity (UDA)	
	2016	2017
April	240	898
May	1,203	1,871
June	1,977	2,900
July	2,965	4,193
August	3,629	5,328
September	4,650	6,516
October	5,629	
November	6,823	
December	8,236	
January	9,037	
February	11,151	
March	12,453	
April	12,979	
May	12,997	
June	12,997	

QUALITY

	Quantity	Base Number	Contract	AT	Region	England
% of FP17s for the same patient ID Re-attending within 3 months - Children	31	637	4.9%	10.4%	13.5%	12.4%
% of FP17s for the same patient ID Re-attending within 3 months - Adults	294	2,759	10.7%	13.7%	17.4%	16.7%
% of FP17s for the same patient ID Re-attending between 3 & 9 months - Children	345	637	54.2%	62.9%	59.0%	57.4%
% of FP17s for the same patient ID Re-attending between 3 & 9 months - Adults	1,284	2,759	46.5%	54.7%	52.6%	50.5%
% of FP17s for Band 1 Urgent Courses	178	3,216	5.5%	7.5%	9.4%	9.1%
% of FP17s Relating to Free Repair or Replacements	14	3,216	0.4%	1.0%	1.0%	0.8%
% of FP17s Relating to Continuations	53	3,216	1.6%	1.3%	1.5%	1.3%
% of Patients satisfied with the dentistry they have received	9	9	N/A	94.7%	93.7%	93.2%
% of Patients satisfied with the time they had to wait for an appointment	9	9	N/A	91.3%	90.0%	89.0%

* This is based on patients treated on this contract for their most recent course of treatment. Figures in italics indicate the base number of FP17s or Patient Questionnaire responses are less than 100. N/A is shown where the base number of responses is less than 10 during the period. % is calculated as Quantity/Base number*100

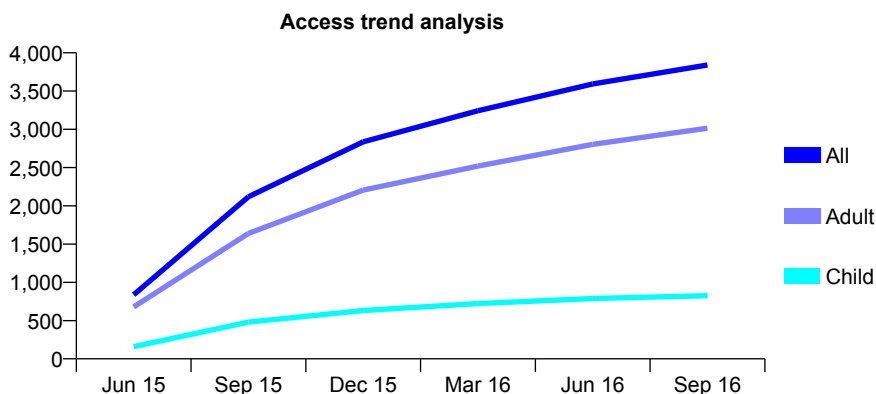
Q50 - Vital Signs At a Glance Contract Report for 137545/0001 - September 2016

Name or company name	The Dental Design Studio
Contract type name	GDS Contract
Purpose of contract	General
Contract start date	01/05/2015
Contract end date	

16/17 Contracted general activity (UDA)	11,000
Carry forward general activity (UDA)	0
16/17 Contracted orthodontic activity (UOA)	0
Carry forward orthodontic activity (UOA)	0
Baseline contract value	£350,877.94

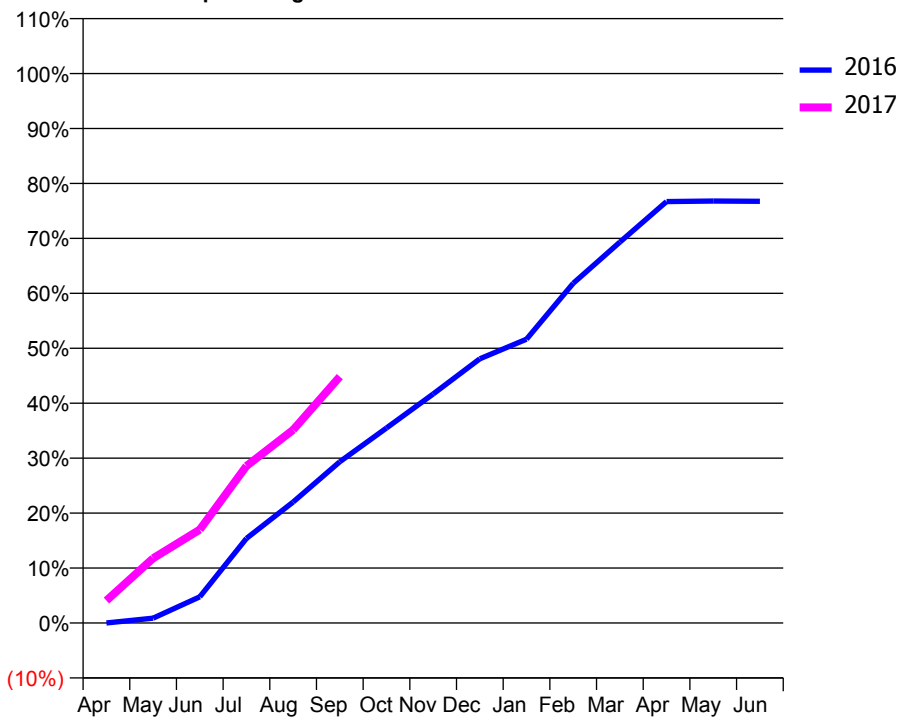
ACCESS*

Patients seen in 24 months	Total	Change since previous quarter
Quarter ending September 2015	2,119	
Quarter ending December 2015	2,837	↑
Quarter ending March 2016	3,242	↑
Quarter ending June 2016	3,593	↑
Quarter ending September 2016	3,841	↑
Variance since September 2015	81.3%	↑



ACTIVITY

Cumulative percentage of contracted UDA delivered 2016 & 2017



Month	Adjusted Scheduled Activity (UDA)	
	2016	2017
April	0	451
May	93	1,297
June	499	1,869
July	1,609	3,144
August	2,304	3,867
September	3,069	4,931
October	3,710	
November	4,357	
December	5,028	
January	5,402	
February	6,465	
March	7,249	
April	8,019	
May	8,029	
June	8,025	

QUALITY

	Quantity	Base Number	Contract	AT	Region	England
% of FP17s for the same patient ID Re-attending within 3 months - Children	43	719	6.0%	10.4%	13.5%	12.4%
% of FP17s for the same patient ID Re-attending within 3 months - Adults	388	2,732	14.2%	13.7%	17.4%	16.7%
% of FP17s for the same patient ID Re-attending between 3 & 9 months - Children	460	719	64.0%	62.9%	59.0%	57.4%
% of FP17s for the same patient ID Re-attending between 3 & 9 months - Adults	1,576	2,732	57.7%	54.7%	52.6%	50.5%
% of FP17s for Band 1 Urgent Courses	284	3,020	9.4%	7.5%	9.4%	9.1%
% of FP17s Relating to Free Repair or Replacements	19	3,020	0.6%	1.0%	1.0%	0.8%
% of FP17s Relating to Continuations	40	3,020	1.3%	1.3%	1.5%	1.3%
% of Patients satisfied with the dentistry they have received	5	5	N/A	94.7%	93.7%	93.2%
% of Patients satisfied with the time they had to wait for an appointment	5	5	N/A	91.3%	90.0%	89.0%

* This is based on patients treated on this contract for their most recent course of treatment. Figures in italics indicate the base number of FP17s or Patient Questionnaire responses are less than 100. N/A is shown where the base number of responses is less than 10 during the period. % is calculated as Quantity/Base number*100

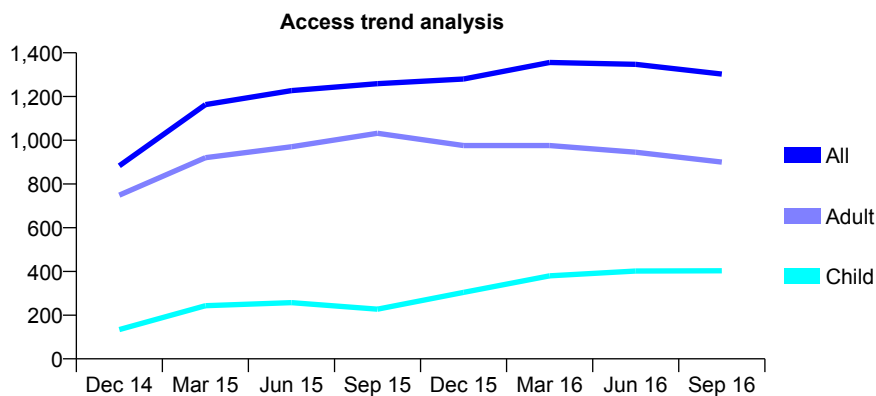
Q50 - Vital Signs At a Glance Contract Report for 137561/0001 - September 2016

Name or company name	Wolverson Partnership
Contract type name	GDS Contract
Purpose of contract	General
Contract start date	01/09/2011
Contract end date	

16/17 Contracted general activity (UDA)	3,877
Carry forward general activity (UDA)	0
16/17 Contracted orthodontic activity (UOA)	0
Carry forward orthodontic activity (UOA)	0
Baseline contract value	£121,329.38

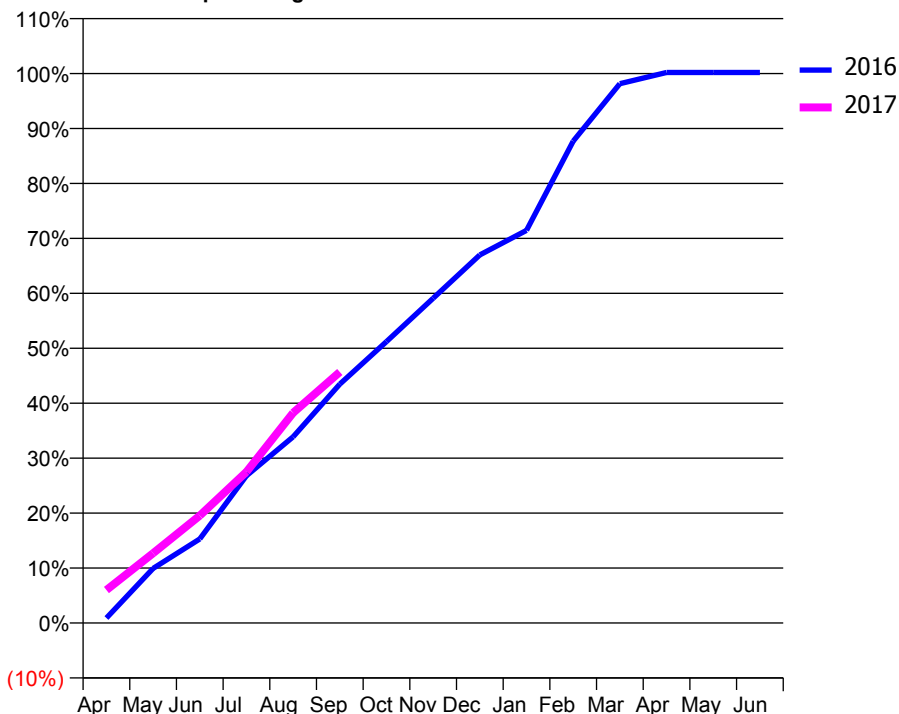
ACCESS*

Patients seen in 24 months	Total	Change since previous quarter
Quarter ending September 2015	1,259	
Quarter ending December 2015	1,280	→
Quarter ending March 2016	1,356	↑
Quarter ending June 2016	1,347	→
Quarter ending September 2016	1,303	↓
Variance since September 2015	3.5%	↑



ACTIVITY

Cumulative percentage of contracted UDA delivered 2016 & 2017



Adjusted Scheduled Activity (UDA)

Month	2016	2017
April	35	233
May	385	492
June	593	758
July	1,039	1,066
August	1,314	1,484
September	1,686	1,771
October	1,986	
November	2,291	
December	2,597	
January	2,770	
February	3,399	
March	3,805	
April	3,884	
May	3,884	
June	3,884	

QUALITY

	Quantity	Base Number	Contract	AT	Region	England
% of FP17s for the same patient ID Re-attending within 3 months - Children	18	362	5.0%	10.4%	13.5%	12.4%
% of FP17s for the same patient ID Re-attending within 3 months - Adults	84	635	13.2%	13.7%	17.4%	16.7%
% of FP17s for the same patient ID Re-attending between 3 & 9 months - Children	179	362	49.4%	62.9%	59.0%	57.4%
% of FP17s for the same patient ID Re-attending between 3 & 9 months - Adults	254	635	40.0%	54.7%	52.6%	50.5%
% of FP17s for Band 1 Urgent Courses	54	949	5.7%	7.5%	9.4%	9.1%
% of FP17s Relating to Free Repair or Replacements	10	949	1.1%	1.0%	1.0%	0.8%
% of FP17s Relating to Continuations	22	949	2.3%	1.3%	1.5%	1.3%
% of Patients satisfied with the dentistry they have received	0	0	N/A	94.7%	93.7%	93.2%
% of Patients satisfied with the time they had to wait for an appointment	0	0	N/A	91.3%	90.0%	89.0%

* This is based on patients treated on this contract for their most recent course of treatment. Figures in italics indicate the base number of FP17s or Patient Questionnaire responses are less than 100. N/A is shown where the base number of responses is less than 10 during the period. % is calculated as Quantity/Base number*100

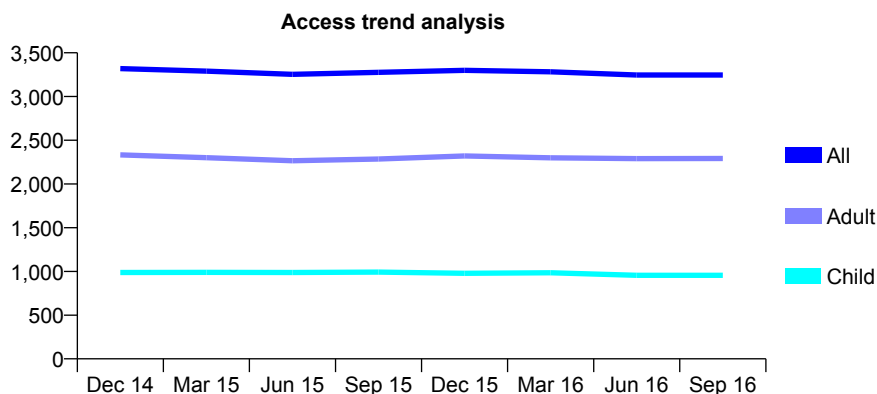
Q50 - Vital Signs At a Glance Contract Report for 139017/0001 - September 2016

Name or company name	Bottesford Dental Practice
Contract type name	GDS Contract
Purpose of contract	General
Contract start date	01/06/2011
Contract end date	

16/17 Contracted general activity (UDA)	7,204
Carry forward general activity (UDA)	0
16/17 Contracted orthodontic activity (UOA)	0
Carry forward orthodontic activity (UOA)	0
Baseline contract value	£222,333.68

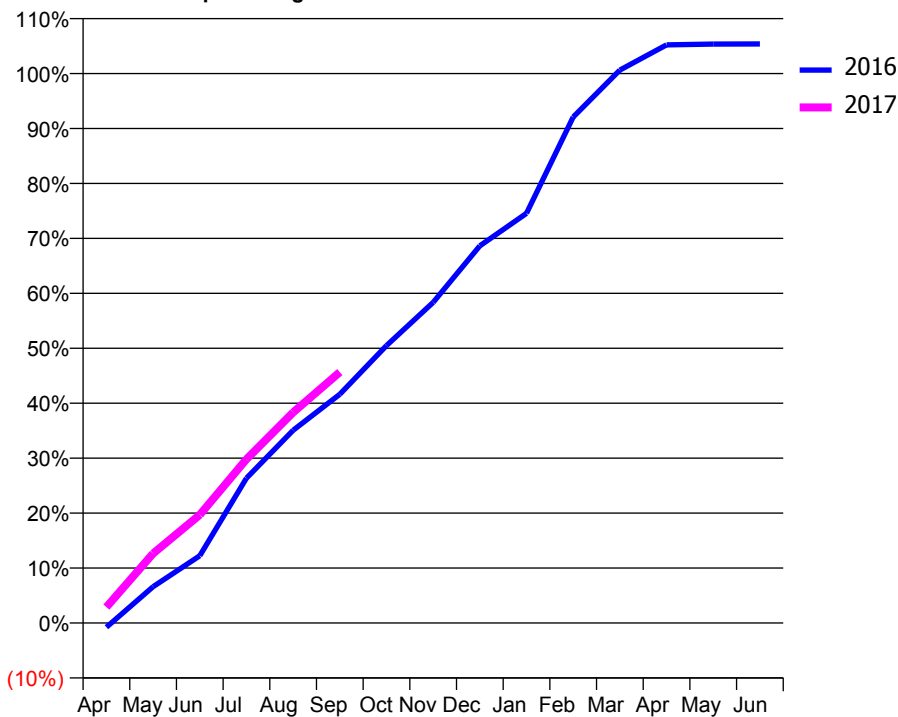
ACCESS*

Patients seen in 24 months	Total	Change since previous quarter
Quarter ending September 2015	3,277	
Quarter ending December 2015	3,299	→
Quarter ending March 2016	3,283	→
Quarter ending June 2016	3,246	↓
Quarter ending September 2016	3,246	→
Variance since September 2015	(0.9%)	→



ACTIVITY

Cumulative percentage of contracted UDA delivered 2016 & 2017



Month	Adjusted Scheduled Activity (UDA)	
	2016	2017
April	-57	209
May	477	911
June	883	1,419
July	1,900	2,148
August	2,528	2,761
September	2,999	3,290
October	3,637	
November	4,203	
December	4,945	
January	5,372	
February	6,633	
March	7,249	
April	7,579	
May	7,589	
June	7,592	

QUALITY

	Quantity	Base Number	Contract	AT	Region	England
% of FP17s for the same patient ID Re-attending within 3 months - Children	21	569	3.7%	10.4%	13.5%	12.4%
% of FP17s for the same patient ID Re-attending within 3 months - Adults	111	1,150	9.7%	13.7%	17.4%	16.7%
% of FP17s for the same patient ID Re-attending between 3 & 9 months - Children	357	569	62.7%	62.9%	59.0%	57.4%
% of FP17s for the same patient ID Re-attending between 3 & 9 months - Adults	398	1,150	34.6%	54.7%	52.6%	50.5%
% of FP17s for Band 1 Urgent Courses	59	1,572	3.8%	7.5%	9.4%	9.1%
% of FP17s Relating to Free Repair or Replacements	29	1,572	1.8%	1.0%	1.0%	0.8%
% of FP17s Relating to Continuations	19	1,572	1.2%	1.3%	1.5%	1.3%
% of Patients satisfied with the dentistry they have received	2	2	N/A	94.7%	93.7%	93.2%
% of Patients satisfied with the time they had to wait for an appointment	2	2	N/A	91.3%	90.0%	89.0%

* This is based on patients treated on this contract for their most recent course of treatment. Figures in italics indicate the base number of FP17s or Patient Questionnaire responses are less than 100. N/A is shown where the base number of responses is less than 10 during the period. % is calculated as Quantity/Base number*100

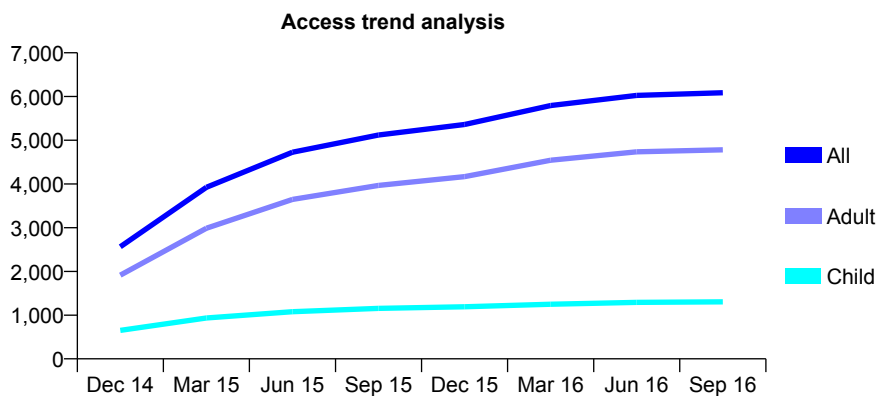
Q50 - Vital Signs At a Glance Contract Report for 139300/0001 - September 2016

Name or company name	Grassington Dental Care Ltd
Contract type name	GDS Contract
Purpose of contract	General
Contract start date	01/07/2014
Contract end date	

16/17 Contracted general activity (UDA)	16,308
Carry forward general activity (UDA)	0
16/17 Contracted orthodontic activity (UOA)	0
Carry forward orthodontic activity (UOA)	0
Baseline contract value	£435,530.83

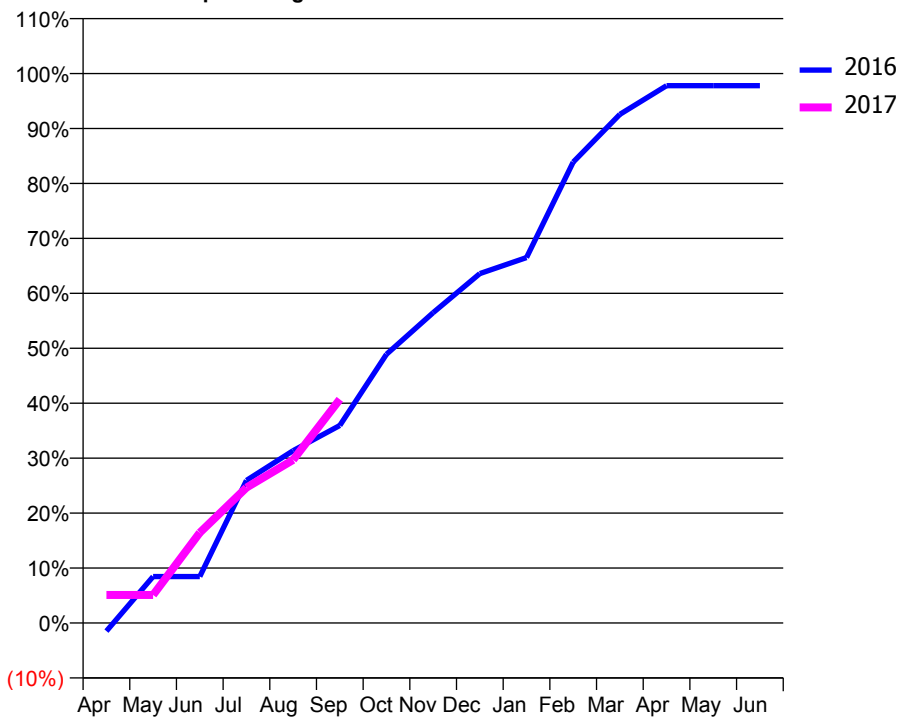
ACCESS*

Patients seen in 24 months	Total	Change since previous quarter
Quarter ending September 2015	5,119	
Quarter ending December 2015	5,360	↑
Quarter ending March 2016	5,793	↑
Quarter ending June 2016	6,025	↑
Quarter ending September 2016	6,085	→
Variance since September 2015	18.9%	↑



ACTIVITY

Cumulative percentage of contracted UDA delivered 2016 & 2017



Adjusted Scheduled Activity (UDA)

Month	2016	2017
April	-245	833
May	1,381	833
June	1,381	2,681
July	4,233	4,019
August	5,115	4,842
September	5,864	6,637
October	7,977	
November	9,213	
December	10,369	
January	10,845	
February	13,678	
March	15,097	
April	15,945	
May	15,945	
June	15,945	

QUALITY

	Quantity	Base Number	Contract	AT	Region	England
% of FP17s for the same patient ID Re-attending within 3 months - Children	82	1,156	7.1%	10.4%	13.5%	12.4%
% of FP17s for the same patient ID Re-attending within 3 months - Adults	489	3,139	15.6%	13.7%	17.4%	16.7%
% of FP17s for the same patient ID Re-attending between 3 & 9 months - Children	770	1,156	66.6%	62.9%	59.0%	57.4%
% of FP17s for the same patient ID Re-attending between 3 & 9 months - Adults	1,692	3,139	53.9%	54.7%	52.6%	50.5%
% of FP17s for Band 1 Urgent Courses	289	3,831	7.5%	7.5%	9.4%	9.1%
% of FP17s Relating to Free Repair or Replacements	46	3,831	1.2%	1.0%	1.0%	0.8%
% of FP17s Relating to Continuations	124	3,831	3.2%	1.3%	1.5%	1.3%
% of Patients satisfied with the dentistry they have received	2	2	N/A	94.7%	93.7%	93.2%
% of Patients satisfied with the time they had to wait for an appointment	1	2	N/A	91.3%	90.0%	89.0%

* This is based on patients treated on this contract for their most recent course of treatment. Figures in italics indicate the base number of FP17s or Patient Questionnaire responses are less than 100. N/A is shown where the base number of responses is less than 10 during the period. % is calculated as Quantity/Base number*100

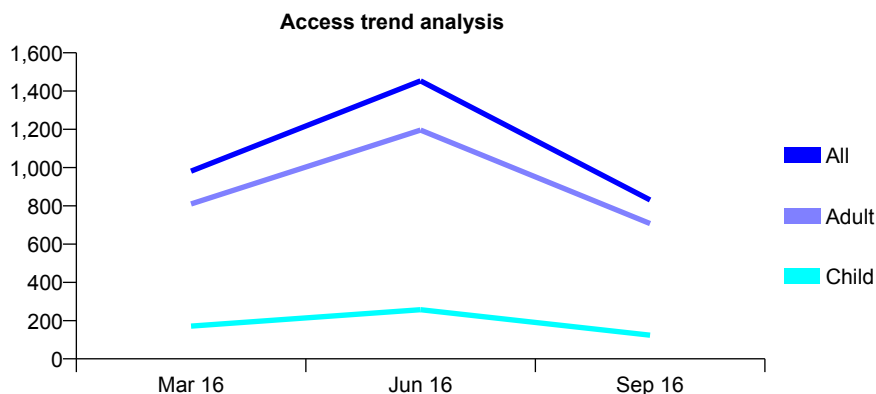
Q50 - Vital Signs At a Glance Contract Report for 141038/0001 - September 2016

Name or company name	Mr McFarlane and Mr Tibrewal
Contract type name	GDS Contract
Purpose of contract	General
Contract start date	01/02/2016
Contract end date	30/04/2016

16/17 Contracted general activity (UDA)	1,372
Carry forward general activity (UDA)	0
16/17 Contracted orthodontic activity (UOA)	0
Carry forward orthodontic activity (UOA)	0
Baseline contract value	£38,193.16

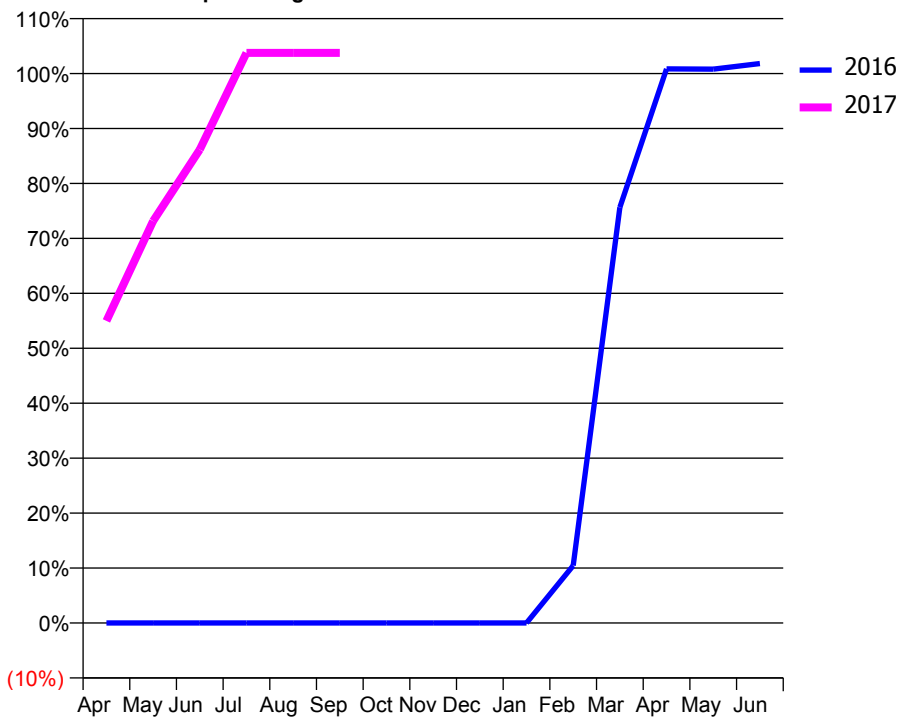
ACCESS*

Patients seen in 24 months	Total	Change since previous quarter
Quarter ending September 2015	0	
Quarter ending December 2015	0	
Quarter ending March 2016	981	
Quarter ending June 2016	1,453	↑
Quarter ending September 2016	831	↓
Variance since September 2015	N/A	



ACTIVITY

Cumulative percentage of contracted UDA delivered 2016 & 2017



Month	Adjusted Scheduled Activity (UDA)	
	2016	2017
April	0	754
May	0	1,004
June	0	1,182
July	0	1,423
August	0	1,423
September	0	1,423
October	0	
November	0	
December	0	
January	0	
February	237	
March	1,718	
April	2,290	
May	2,289	
June	2,312	

QUALITY

	Quantity	Base Number	Contract	AT	Region	England
% of FP17s for the same patient ID Re-attending within 3 months - Children	7	138	5.1%	10.4%	13.5%	12.4%
% of FP17s for the same patient ID Re-attending within 3 months - Adults	121	786	15.4%	13.7%	17.4%	16.7%
% of FP17s for the same patient ID Re-attending between 3 & 9 months - Children	0	138	0.0%	62.9%	59.0%	57.4%
% of FP17s for the same patient ID Re-attending between 3 & 9 months - Adults	0	786	0.0%	54.7%	52.6%	50.5%
% of FP17s for Band 1 Urgent Courses	52	614	8.5%	7.5%	9.4%	9.1%
% of FP17s Relating to Free Repair or Replacements	11	614	1.8%	1.0%	1.0%	0.8%
% of FP17s Relating to Continuations	7	614	1.1%	1.3%	1.5%	1.3%
% of Patients satisfied with the dentistry they have received	0	0	N/A	94.7%	93.7%	93.2%
% of Patients satisfied with the time they had to wait for an appointment	0	0	N/A	91.3%	90.0%	89.0%

* This is based on patients treated on this contract for their most recent course of treatment. Figures in italics indicate the base number of FP17s or Patient Questionnaire responses are less than 100. N/A is shown where the base number of responses is less than 10 during the period. % is calculated as Quantity/Base number*100

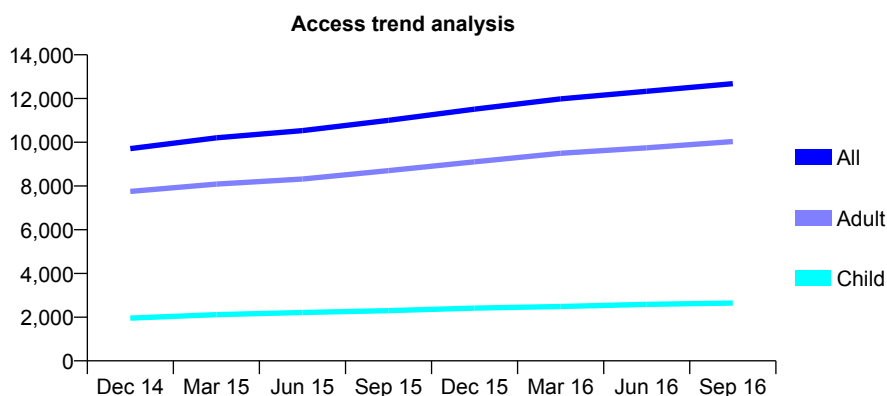
Q50 - Vital Signs At a Glance Contract Report for 142921/0001 - September 2016

Name or company name	Andrew Burnell
Contract type name	PDS Contract
Purpose of contract	General
Contract start date	01/06/2010
Contract end date	31/03/2017

16/17 Contracted general activity (UDA)	44,815
Carry forward general activity (UDA)	0
16/17 Contracted orthodontic activity (UOA)	0
Carry forward orthodontic activity (UOA)	0
Baseline contract value	£1,049,418.14

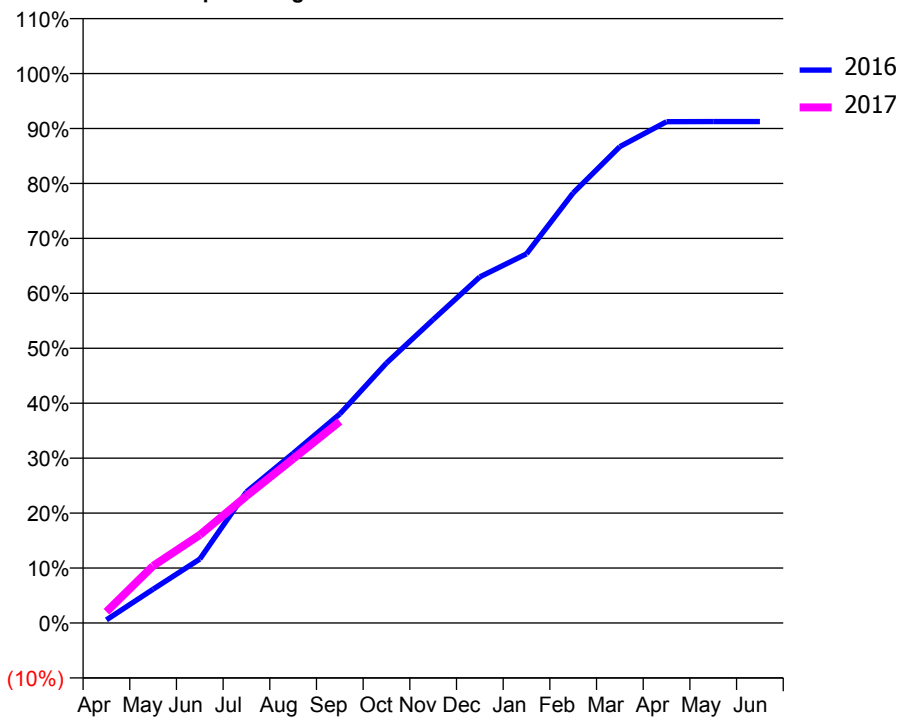
ACCESS*

Patients seen in 24 months	Total	Change since previous quarter
Quarter ending September 2015	11,002	
Quarter ending December 2015	11,515	↑
Quarter ending March 2016	11,983	↑
Quarter ending June 2016	12,329	↑
Quarter ending September 2016	12,679	↑
Variance since September 2015	15.2%	↑



ACTIVITY

Cumulative percentage of contracted UDA delivered 2016 & 2017



Month	Adjusted Scheduled Activity (UDA)	
	2016	2017
April	255	922
May	2,754	4,657
June	5,219	7,186
July	10,697	10,355
August	13,844	13,393
September	17,048	16,441
October	21,203	
November	24,746	
December	28,224	
January	30,109	
February	35,074	
March	38,856	
April	40,886	
May	40,900	
June	40,901	

QUALITY

	Quantity	Base Number	Contract	AT	Region	England
% of FP17s for the same patient ID Re-attending within 3 months - Children	213	1,746	12.2%	10.4%	13.5%	12.4%
% of FP17s for the same patient ID Re-attending within 3 months - Adults	1,156	5,829	19.8%	13.7%	17.4%	16.7%
% of FP17s for the same patient ID Re-attending between 3 & 9 months - Children	722	1,746	41.4%	62.9%	59.0%	57.4%
% of FP17s for the same patient ID Re-attending between 3 & 9 months - Adults	1,983	5,829	34.0%	54.7%	52.6%	50.5%
% of FP17s for Band 1 Urgent Courses	1,680	6,758	24.9%	7.5%	9.4%	9.1%
% of FP17s Relating to Free Repair or Replacements	33	6,758	0.5%	1.0%	1.0%	0.8%
% of FP17s Relating to Continuations	124	6,758	1.8%	1.3%	1.5%	1.3%
% of Patients satisfied with the dentistry they have received	6	6	N/A	94.7%	93.7%	93.2%
% of Patients satisfied with the time they had to wait for an appointment	6	6	N/A	91.3%	90.0%	89.0%

* This is based on patients treated on this contract for their most recent course of treatment. Figures in italics indicate the base number of FP17s or Patient Questionnaire responses are less than 100. N/A is shown where the base number of responses is less than 10 during the period. % is calculated as Quantity/Base number*100

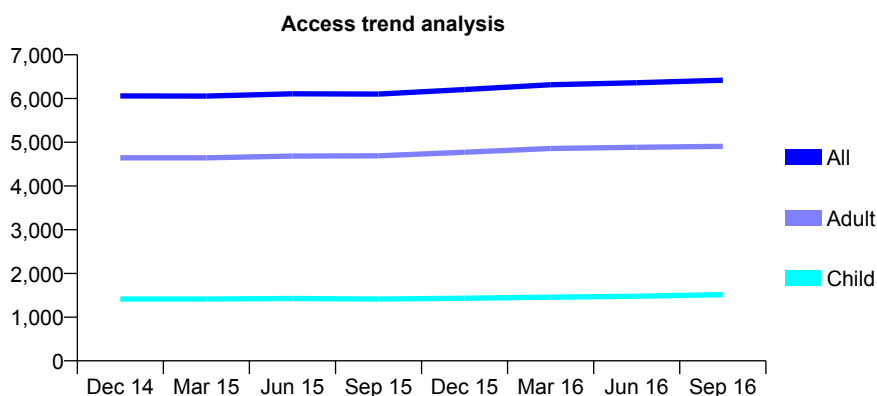
Q50 - Vital Signs At a Glance Contract Report for 143332/0001 - September 2016

Name or company name	Cleethorpes Dental Practice Limited
Contract type name	GDS Contract
Purpose of contract	General
Contract start date	01/07/2012
Contract end date	

16/17 Contracted general activity (UDA)	21,404
Carry forward general activity (UDA)	0
16/17 Contracted orthodontic activity (UOA)	0
Carry forward orthodontic activity (UOA)	0
Baseline contract value	£701,414.65

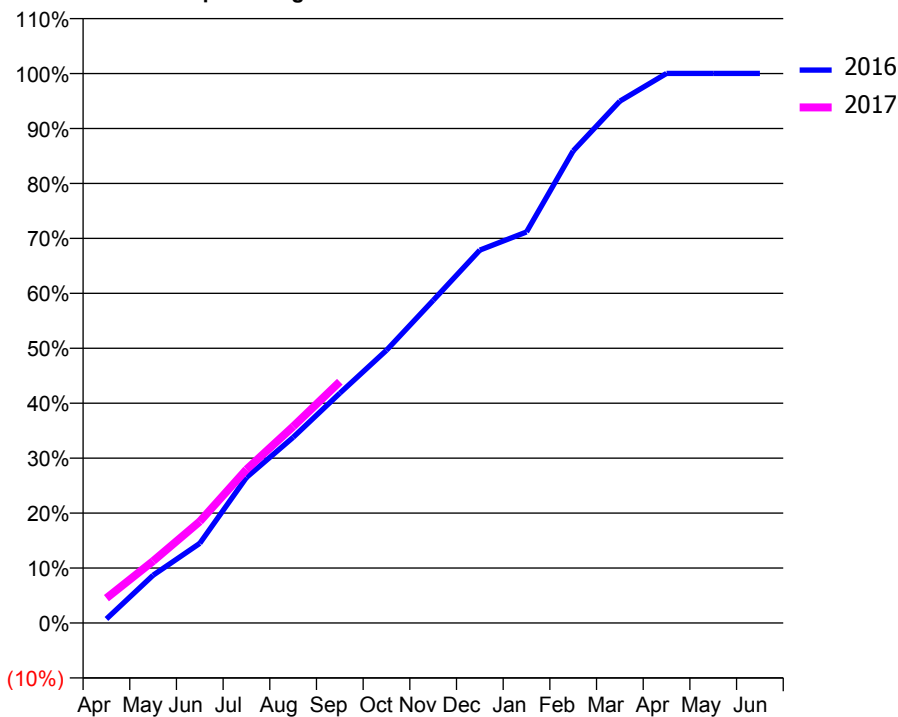
ACCESS*

Patients seen in 24 months	Total	Change since previous quarter
Quarter ending September 2015	6,103	
Quarter ending December 2015	6,205	→
Quarter ending March 2016	6,314	→
Quarter ending June 2016	6,362	→
Quarter ending September 2016	6,418	→
Variance since September 2015	5.2%	↑



ACTIVITY

Cumulative percentage of contracted UDA delivered 2016 & 2017



Adjusted Scheduled Activity (UDA)

Month	2016	2017
April	158	971
May	1,862	2,413
June	3,102	3,956
July	5,671	5,980
August	7,235	7,653
September	8,951	9,399
October	10,625	
November	12,568	
December	14,528	
January	15,234	
February	18,390	
March	20,328	
April	21,407	
May	21,407	
June	21,407	

QUALITY

	Quantity	Base Number	Contract	AT	Region	England
% of FP17s for the same patient ID Re-attending within 3 months - Children	104	1,135	9.2%	10.4%	13.5%	12.4%
% of FP17s for the same patient ID Re-attending within 3 months - Adults	572	3,452	16.6%	13.7%	17.4%	16.7%
% of FP17s for the same patient ID Re-attending between 3 & 9 months - Children	687	1,135	60.5%	62.9%	59.0%	57.4%
% of FP17s for the same patient ID Re-attending between 3 & 9 months - Adults	1,814	3,452	52.5%	54.7%	52.6%	50.5%
% of FP17s for Band 1 Urgent Courses	187	4,132	4.5%	7.5%	9.4%	9.1%
% of FP17s Relating to Free Repair or Replacements	140	4,132	3.4%	1.0%	1.0%	0.8%
% of FP17s Relating to Continuations	64	4,132	1.5%	1.3%	1.5%	1.3%
% of Patients satisfied with the dentistry they have received	4	4	N/A	94.7%	93.7%	93.2%
% of Patients satisfied with the time they had to wait for an appointment	4	4	N/A	91.3%	90.0%	89.0%

* This is based on patients treated on this contract for their most recent course of treatment. Figures in italics indicate the base number of FP17s or Patient Questionnaire responses are less than 100. N/A is shown where the base number of responses is less than 10 during the period. % is calculated as Quantity/Base number*100

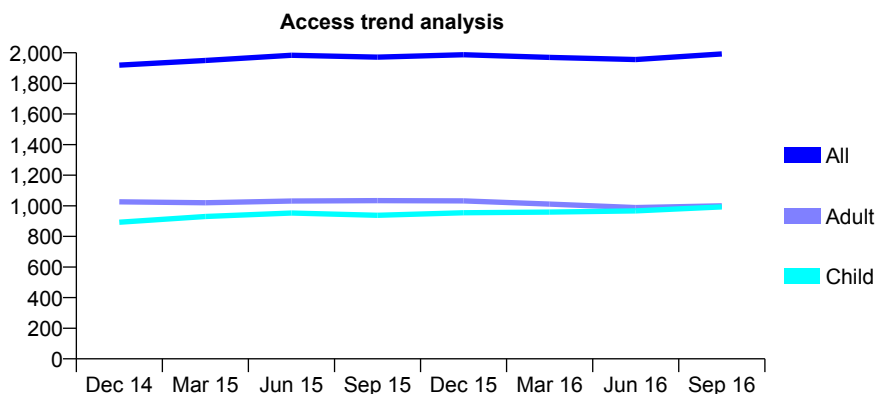
Q50 - Vital Signs At a Glance Contract Report for 143464/0001 - September 2016

Name or company name	The Dental Health Practice Ltd.
Contract type name	GDS Contract
Purpose of contract	General and Orthodontic
Contract start date	01/01/2009
Contract end date	

16/17 Contracted general activity (UDA)	5,931
Carry forward general activity (UDA)	0
16/17 Contracted orthodontic activity (UOA)	585
Carry forward orthodontic activity (UOA)	0
Baseline contract value	£222,912.97

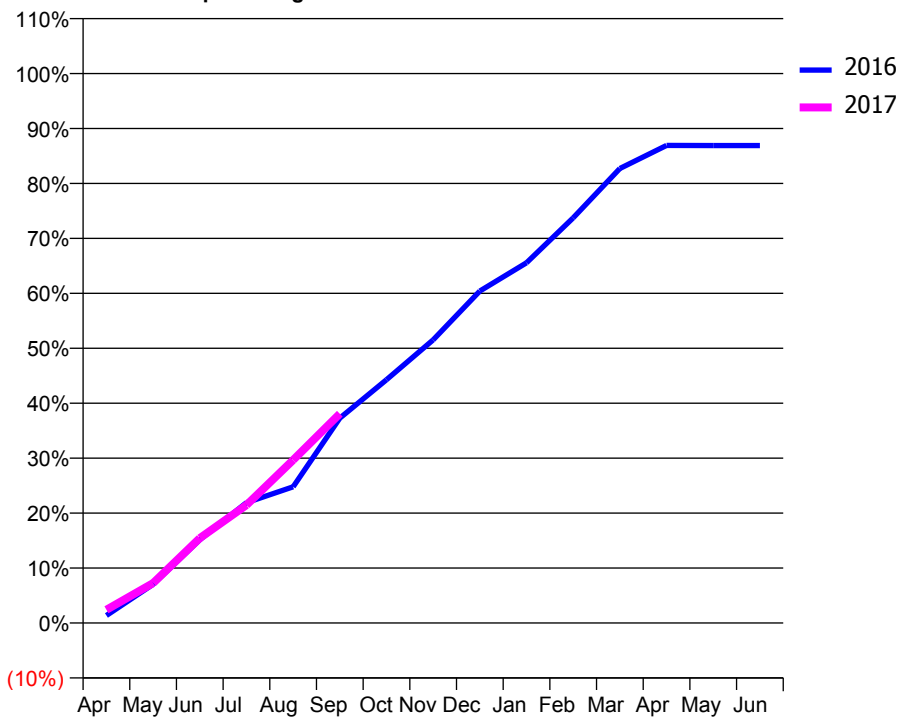
ACCESS*

Patients seen in 24 months	Total	Change since previous quarter
Quarter ending September 2015	1,972	
Quarter ending December 2015	1,987	→
Quarter ending March 2016	1,970	→
Quarter ending June 2016	1,956	→
Quarter ending September 2016	1,993	→
Variance since September 2015	1.1%	→



ACTIVITY

Cumulative percentage of contracted UDA delivered 2016 & 2017



Month	Adjusted Scheduled Activity (UDA)	
	2016	2017
April	81	143
May	418	430
June	899	916
July	1,299	1,273
August	1,470	1,759
September	2,212	2,259
October	2,625	
November	3,056	
December	3,584	
January	3,888	
February	4,373	
March	4,906	
April	5,155	
May	5,154	
June	5,154	

QUALITY

	Quantity	Base Number	Contract	AT	Region	England
% of FP17s for the same patient ID Re-attending within 3 months - Children	71	866	8.2%	10.4%	13.5%	12.4%
% of FP17s for the same patient ID Re-attending within 3 months - Adults	87	655	13.3%	13.7%	17.4%	16.7%
% of FP17s for the same patient ID Re-attending between 3 & 9 months - Children	525	866	60.6%	62.9%	59.0%	57.4%
% of FP17s for the same patient ID Re-attending between 3 & 9 months - Adults	366	655	55.9%	54.7%	52.6%	50.5%
% of FP17s for Band 1 Urgent Courses	52	1,322	3.9%	7.5%	9.4%	9.1%
% of FP17s Relating to Free Repair or Replacements	5	1,322	0.4%	1.0%	1.0%	0.8%
% of FP17s Relating to Continuations	8	1,322	0.6%	1.3%	1.5%	1.3%
% of Patients satisfied with the dentistry they have received	1	1	N/A	94.7%	93.7%	93.2%
% of Patients satisfied with the time they had to wait for an appointment	1	1	N/A	91.3%	90.0%	89.0%

* This is based on patients treated on this contract for their most recent course of treatment. Figures in italics indicate the base number of FP17s or Patient Questionnaire responses are less than 100. N/A is shown where the base number of responses is less than 10 during the period. % is calculated as Quantity/Base number*100

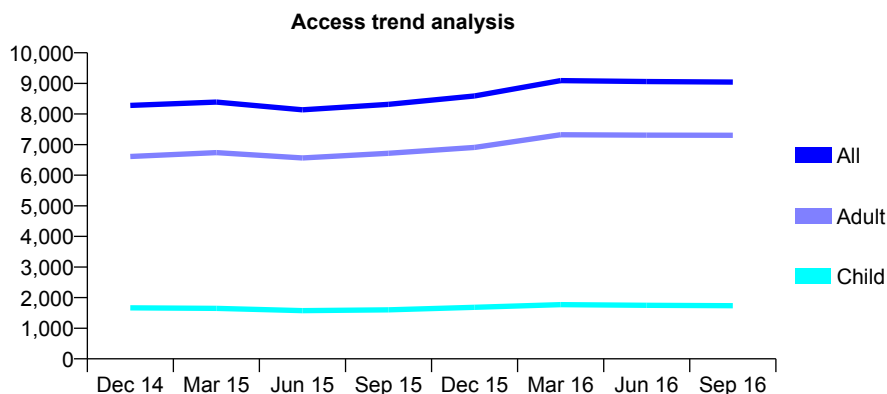
Q50 - Vital Signs At a Glance Contract Report for 143782/0001 - September 2016

Name or company name	HAVELOCK DENTAL PRACTICE
Contract type name	GDS Contract
Purpose of contract	General
Contract start date	01/04/2013
Contract end date	

16/17 Contracted general activity (UDA)	23,860
Carry forward general activity (UDA)	0
16/17 Contracted orthodontic activity (UOA)	0
Carry forward orthodontic activity (UOA)	0
Baseline contract value	£743,249.21

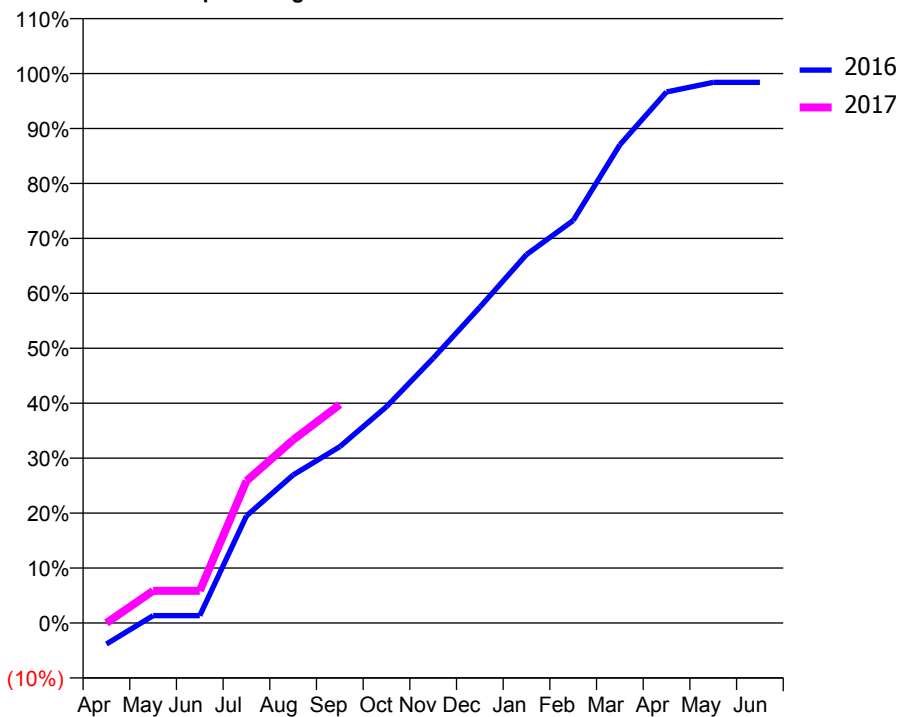
ACCESS*

Patients seen in 24 months	Total	Change since previous quarter
Quarter ending September 2015	8,317	
Quarter ending December 2015	8,591	↑
Quarter ending March 2016	9,093	↑
Quarter ending June 2016	9,059	→
Quarter ending September 2016	9,044	→
Variance since September 2015	8.7%	↑



ACTIVITY

Cumulative percentage of contracted UDA delivered 2016 & 2017



Month	Adjusted Scheduled Activity (UDA)	
	2016	2017
April	-917	0
May	323	1,396
June	323	1,396
July	4,652	6,168
August	6,432	7,951
September	7,659	9,488
October	9,392	
November	11,499	
December	13,711	
January	16,003	
February	17,477	
March	20,768	
April	23,061	
May	23,474	
June	23,474	

QUALITY

	Quantity	Base Number	Contract	AT	Region	England
% of FP17s for the same patient ID Re-attending within 3 months - Children	74	1,086	6.8%	10.4%	13.5%	12.4%
% of FP17s for the same patient ID Re-attending within 3 months - Adults	796	4,473	17.8%	13.7%	17.4%	16.7%
% of FP17s for the same patient ID Re-attending between 3 & 9 months - Children	513	1,086	47.2%	62.9%	59.0%	57.4%
% of FP17s for the same patient ID Re-attending between 3 & 9 months - Adults	1,526	4,473	34.1%	54.7%	52.6%	50.5%
% of FP17s for Band 1 Urgent Courses	425	4,376	9.7%	7.5%	9.4%	9.1%
% of FP17s Relating to Free Repair or Replacements	61	4,376	1.4%	1.0%	1.0%	0.8%
% of FP17s Relating to Continuations	85	4,376	1.9%	1.3%	1.5%	1.3%
% of Patients satisfied with the dentistry they have received	17	17	100.0%	94.7%	93.7%	93.2%
% of Patients satisfied with the time they had to wait for an appointment	16	17	94.1%	91.3%	90.0%	89.0%

* This is based on patients treated on this contract for their most recent course of treatment. Figures in italics indicate the base number of FP17s or Patient Questionnaire responses are less than 100. N/A is shown where the base number of responses is less than 10 during the period. % is calculated as Quantity/Base number*100

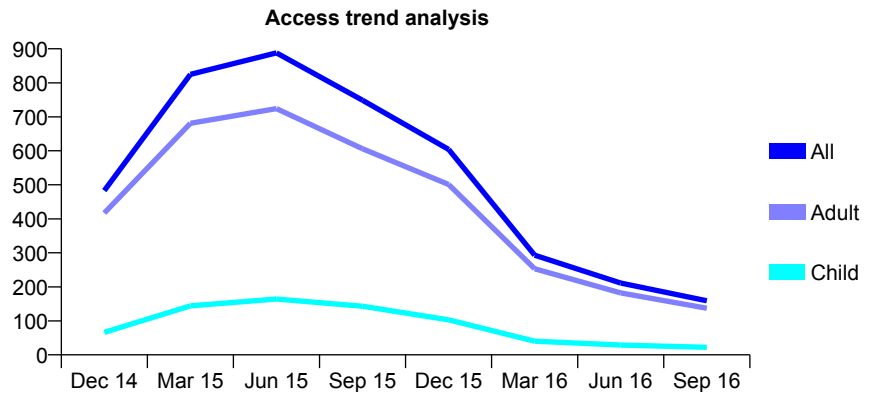
Q50 - Vital Signs At a Glance Contract Report for 143782/0002 - September 2016

Name or company name	HAVELOCK DENTAL PRACTICE
Contract type name	GDS Contract
Purpose of contract	General
Contract start date	01/04/2013
Contract end date	

16/17 Contracted general activity (UDA)	2,446
Carry forward general activity (UDA)	0
16/17 Contracted orthodontic activity (UOA)	0
Carry forward orthodontic activity (UOA)	0
Baseline contract value	£65,236.81

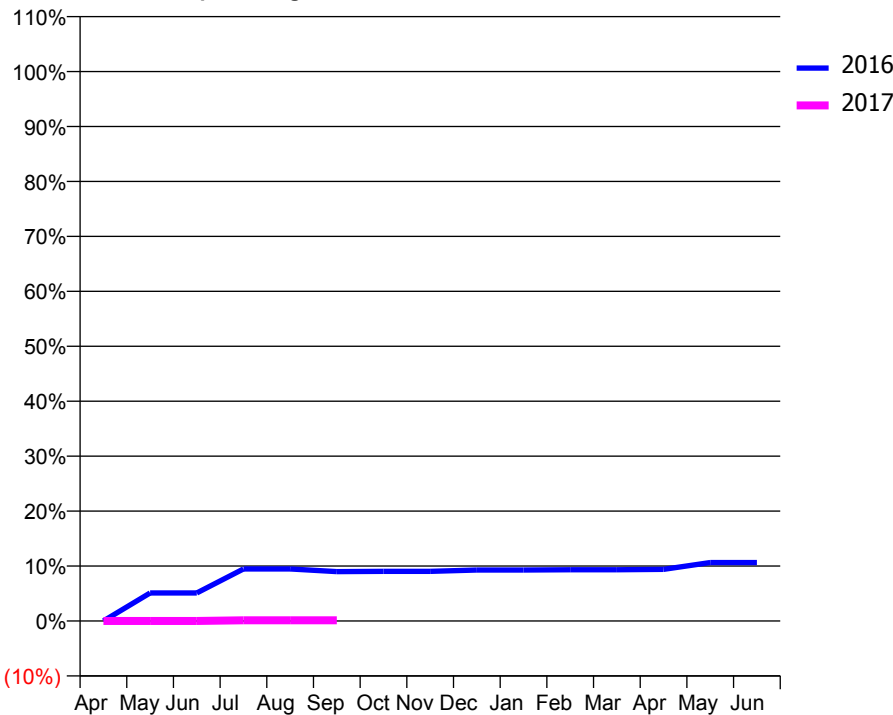
ACCESS*

Patients seen in 24 months	Total	Change since previous quarter
Quarter ending September 2015	749	
Quarter ending December 2015	604	↓
Quarter ending March 2016	293	↓
Quarter ending June 2016	211	↓
Quarter ending September 2016	159	↓
Variance since September 2015	(78.8%)	↓



ACTIVITY

Cumulative percentage of contracted UDA delivered 2016 & 2017



Month	Adjusted Scheduled Activity (UDA)	
	2016	2017
April	0	0
May	125	0
June	125	0
July	232	3
August	232	3
September	220	3
October	221	
November	221	
December	227	
January	227	
February	228	
March	228	
April	230	
May	260	
June	260	

QUALITY

	Quantity	Base Number	Contract	AT	Region	England
% of FP17s for the same patient ID Re-attending within 3 months - Children	0	4	0.0%	10.4%	13.5%	12.4%
% of FP17s for the same patient ID Re-attending within 3 months - Adults	0	15	0.0%	13.7%	17.4%	16.7%
% of FP17s for the same patient ID Re-attending between 3 & 9 months - Children	0	4	0.0%	62.9%	59.0%	57.4%
% of FP17s for the same patient ID Re-attending between 3 & 9 months - Adults	0	15	0.0%	54.7%	52.6%	50.5%
% of FP17s for Band 1 Urgent Courses	0	1	0.0%	7.5%	9.4%	9.1%
% of FP17s Relating to Free Repair or Replacements	0	1	0.0%	1.0%	1.0%	0.8%
% of FP17s Relating to Continuations	0	1	0.0%	1.3%	1.5%	1.3%
% of Patients satisfied with the dentistry they have received	0	0	N/A	94.7%	93.7%	93.2%
% of Patients satisfied with the time they had to wait for an appointment	0	0	N/A	91.3%	90.0%	89.0%

* This is based on patients treated on this contract for their most recent course of treatment. Figures in italics indicate the base number of FP17s or Patient Questionnaire responses are less than 100. N/A is shown where the base number of responses is less than 10 during the period. % is calculated as Quantity/Base number*100

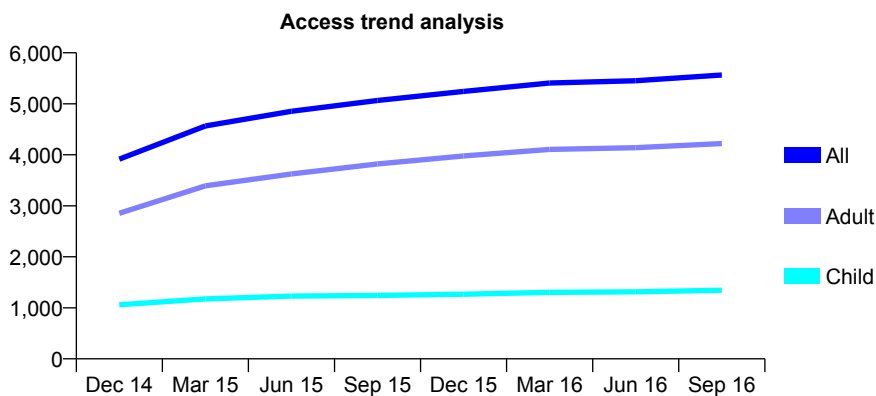
Q50 - Vital Signs At a Glance Contract Report for 145777/0001 - September 2016

Name or company name	Burnby Lane Dental Practice
Contract type name	GDS Contract
Purpose of contract	General
Contract start date	28/03/2014
Contract end date	

16/17 Contracted general activity (UDA)	14,520
Carry forward general activity (UDA)	0
16/17 Contracted orthodontic activity (UOA)	0
Carry forward orthodontic activity (UOA)	0
Baseline contract value	£412,625.97

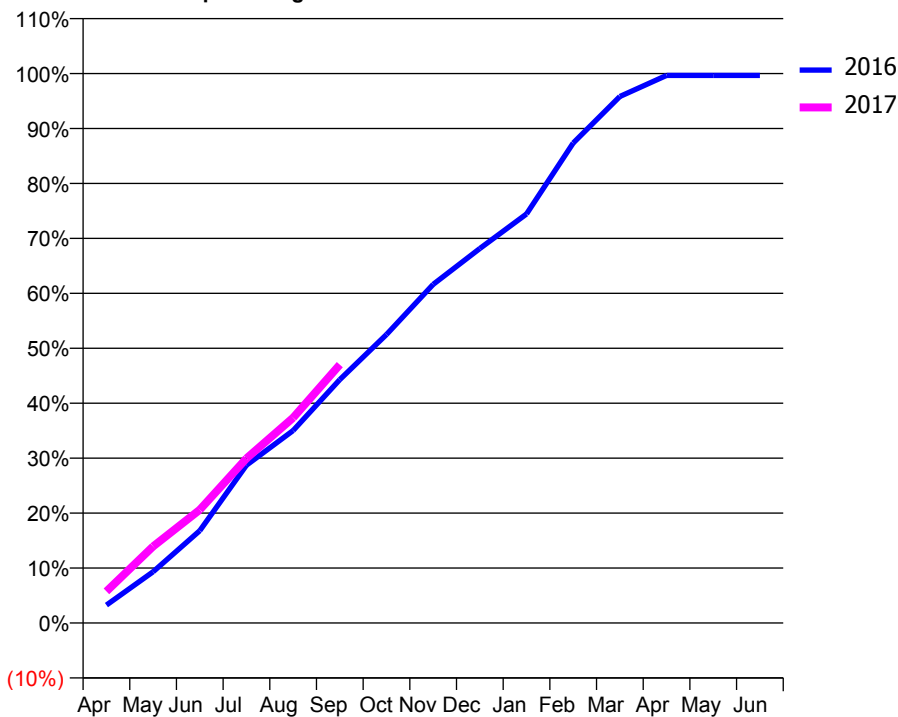
ACCESS*

Patients seen in 24 months	Total	Change since previous quarter
Quarter ending September 2015	5,065	
Quarter ending December 2015	5,244	↑
Quarter ending March 2016	5,407	↑
Quarter ending June 2016	5,453	→
Quarter ending September 2016	5,566	↑
Variance since September 2015	9.9%	↑



ACTIVITY

Cumulative percentage of contracted UDA delivered 2016 & 2017



Month	Adjusted Scheduled Activity (UDA)	
	2016	2017
April	474	838
May	1,355	2,025
June	2,440	2,993
July	4,169	4,350
August	5,087	5,426
September	6,432	6,828
October	7,624	
November	8,948	
December	9,895	
January	10,809	
February	12,682	
March	13,914	
April	14,468	
May	14,468	
June	14,471	

QUALITY

	Quantity	Base Number	Contract	AT	Region	England
% of FP17s for the same patient ID Re-attending within 3 months - Children	56	1,142	4.9%	10.4%	13.5%	12.4%
% of FP17s for the same patient ID Re-attending within 3 months - Adults	374	2,876	13.0%	13.7%	17.4%	16.7%
% of FP17s for the same patient ID Re-attending between 3 & 9 months - Children	804	1,142	70.4%	62.9%	59.0%	57.4%
% of FP17s for the same patient ID Re-attending between 3 & 9 months - Adults	1,339	2,876	46.6%	54.7%	52.6%	50.5%
% of FP17s for Band 1 Urgent Courses	338	3,775	9.0%	7.5%	9.4%	9.1%
% of FP17s Relating to Free Repair or Replacements	48	3,775	1.3%	1.0%	1.0%	0.8%
% of FP17s Relating to Continuations	47	3,775	1.2%	1.3%	1.5%	1.3%
% of Patients satisfied with the dentistry they have received	11	11	100.0%	94.7%	93.7%	93.2%
% of Patients satisfied with the time they had to wait for an appointment	10	11	90.9%	91.3%	90.0%	89.0%

* This is based on patients treated on this contract for their most recent course of treatment. Figures in italics indicate the base number of FP17s or Patient Questionnaire responses are less than 100. N/A is shown where the base number of responses is less than 10 during the period. % is calculated as Quantity/Base number*100

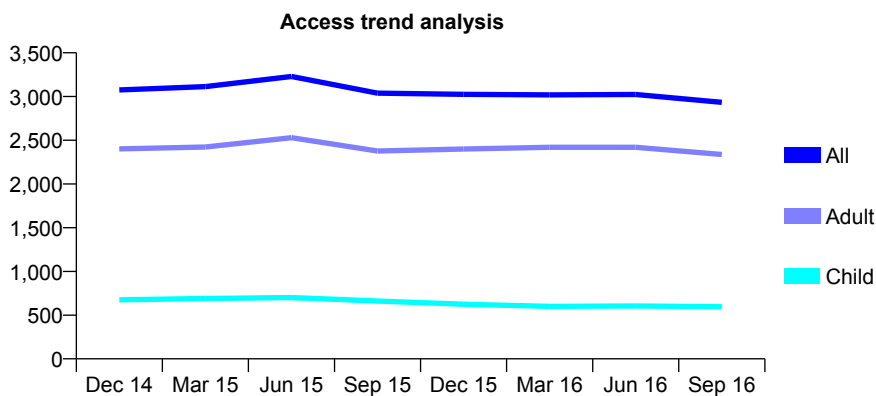
Q50 - Vital Signs At a Glance Contract Report for 146269/0001 - September 2016

Name or company name	Ishak Practices Ltd
Contract type name	GDS Contract
Purpose of contract	General
Contract start date	01/04/2011
Contract end date	

16/17 Contracted general activity (UDA)	16,000
Carry forward general activity (UDA)	0
16/17 Contracted orthodontic activity (UOA)	0
Carry forward orthodontic activity (UOA)	0
Baseline contract value	£428,996.15

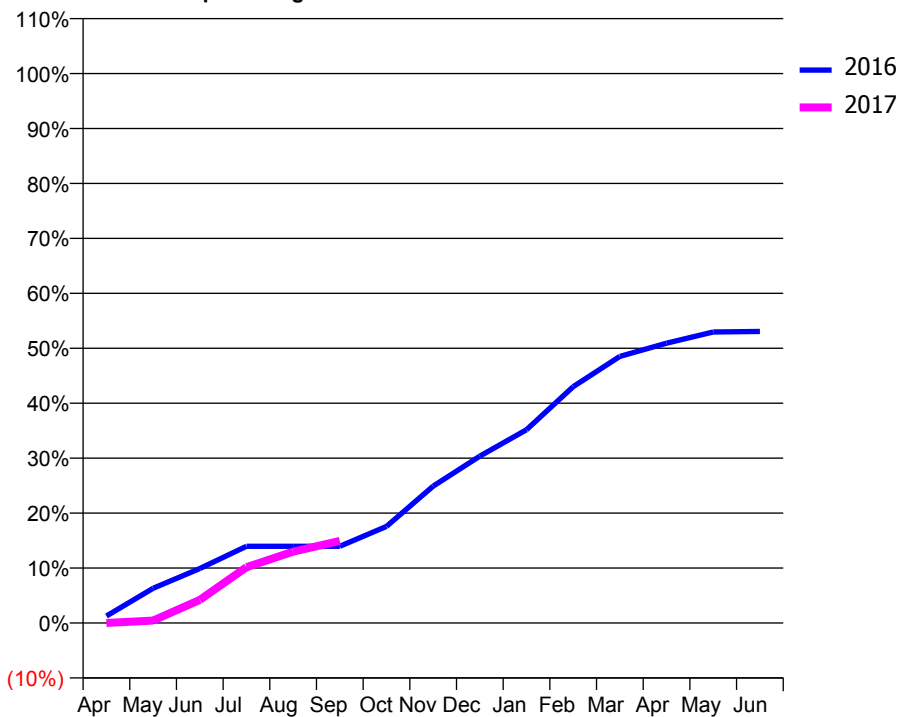
ACCESS*

Patients seen in 24 months	Total	Change since previous quarter
Quarter ending September 2015	3,038	
Quarter ending December 2015	3,025	→
Quarter ending March 2016	3,019	→
Quarter ending June 2016	3,023	→
Quarter ending September 2016	2,933	↓
Variance since September 2015	(3.5%)	↓



ACTIVITY

Cumulative percentage of contracted UDA delivered 2016 & 2017



Month	Adjusted Scheduled Activity (UDA)	
	2016	2017
April	203	0
May	1,012	74
June	1,587	674
July	2,233	1,624
August	2,233	2,078
September	2,233	2,390
October	2,812	
November	3,984	
December	4,858	
January	5,628	
February	6,884	
March	7,762	
April	8,147	
May	8,475	
June	8,491	

QUALITY

	Quantity	Base Number	Contract	AT	Region	England
% of FP17s for the same patient ID Re-attending within 3 months - Children	45	379	11.9%	10.4%	13.5%	12.4%
% of FP17s for the same patient ID Re-attending within 3 months - Adults	133	1,085	12.3%	13.7%	17.4%	16.7%
% of FP17s for the same patient ID Re-attending between 3 & 9 months - Children	206	379	54.4%	62.9%	59.0%	57.4%
% of FP17s for the same patient ID Re-attending between 3 & 9 months - Adults	573	1,085	52.8%	54.7%	52.6%	50.5%
% of FP17s for Band 1 Urgent Courses	97	1,121	8.7%	7.5%	9.4%	9.1%
% of FP17s Relating to Free Repair or Replacements	7	1,121	0.6%	1.0%	1.0%	0.8%
% of FP17s Relating to Continuations	14	1,121	1.2%	1.3%	1.5%	1.3%
% of Patients satisfied with the dentistry they have received	1	2	N/A	94.7%	93.7%	93.2%
% of Patients satisfied with the time they had to wait for an appointment	1	2	N/A	91.3%	90.0%	89.0%

* This is based on patients treated on this contract for their most recent course of treatment. Figures in italics indicate the base number of FP17s or Patient Questionnaire responses are less than 100. N/A is shown where the base number of responses is less than 10 during the period. % is calculated as Quantity/Base number*100

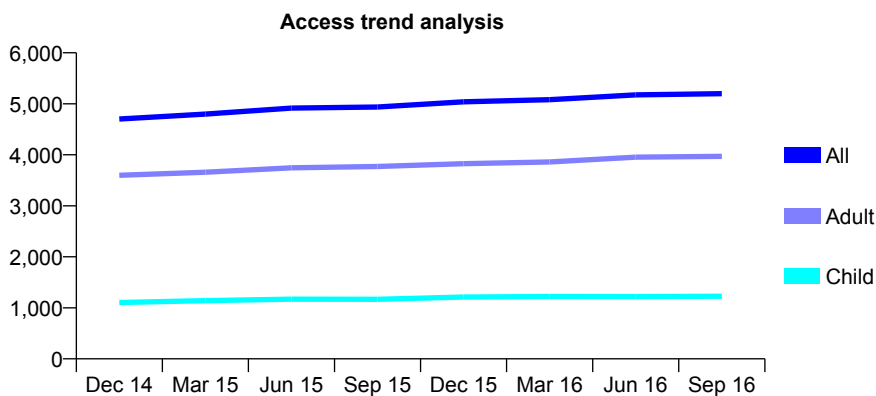
Q50 - Vital Signs At a Glance Contract Report for 146293/0001 - September 2016

Name or company name	Willerby Dental Care
Contract type name	GDS Contract
Purpose of contract	General
Contract start date	01/04/2009
Contract end date	

16/17 Contracted general activity (UDA)	12,500
Carry forward general activity (UDA)	0
16/17 Contracted orthodontic activity (UOA)	0
Carry forward orthodontic activity (UOA)	0
Baseline contract value	£398,841.28

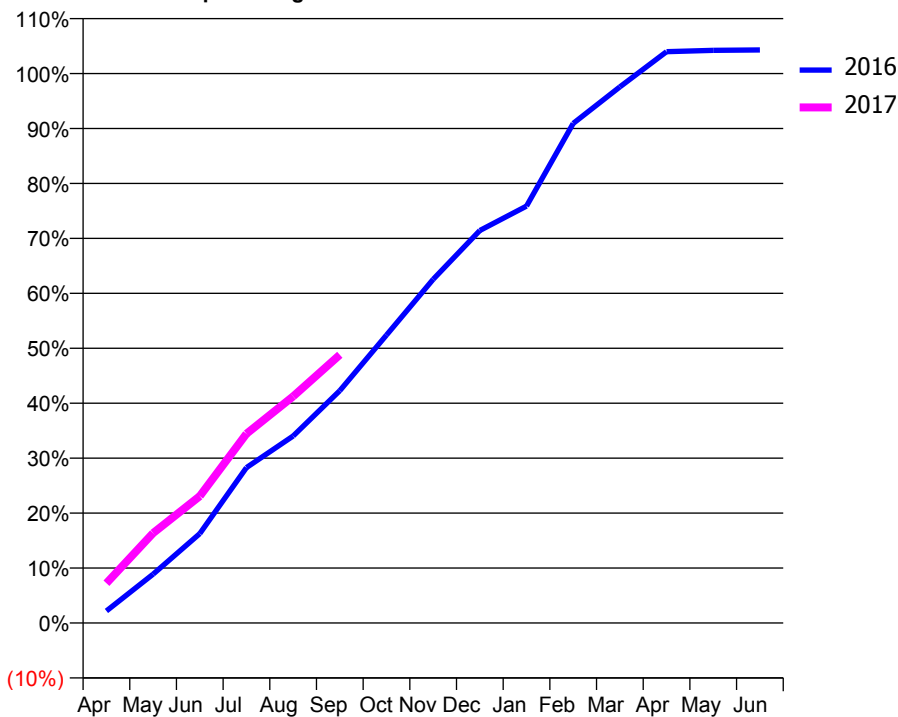
ACCESS*

Patients seen in 24 months	Total	Change since previous quarter
Quarter ending September 2015	4,938	
Quarter ending December 2015	5,040	↑
Quarter ending March 2016	5,082	→
Quarter ending June 2016	5,174	→
Quarter ending September 2016	5,198	→
Variance since September 2015	5.3%	↑



ACTIVITY

Cumulative percentage of contracted UDA delivered 2016 & 2017



Month	Adjusted Scheduled Activity (UDA)	
	2016	2017
April	275	905
May	1,112	2,045
June	2,035	2,886
July	3,536	4,306
August	4,256	5,156
September	5,285	6,103
October	6,551	
November	7,817	
December	8,929	
January	9,485	
February	11,364	
March	12,194	
April	12,998	
May	13,025	
June	13,037	

QUALITY

	Quantity	Base Number	Contract	AT	Region	England
% of FP17s for the same patient ID Re-attending within 3 months - Children	87	1,090	8.0%	10.4%	13.5%	12.4%
% of FP17s for the same patient ID Re-attending within 3 months - Adults	316	2,838	11.1%	13.7%	17.4%	16.7%
% of FP17s for the same patient ID Re-attending between 3 & 9 months - Children	758	1,090	69.5%	62.9%	59.0%	57.4%
% of FP17s for the same patient ID Re-attending between 3 & 9 months - Adults	1,263	2,838	44.5%	54.7%	52.6%	50.5%
% of FP17s for Band 1 Urgent Courses	245	3,498	7.0%	7.5%	9.4%	9.1%
% of FP17s Relating to Free Repair or Replacements	9	3,498	0.3%	1.0%	1.0%	0.8%
% of FP17s Relating to Continuations	22	3,498	0.6%	1.3%	1.5%	1.3%
% of Patients satisfied with the dentistry they have received	13	13	100.0%	94.7%	93.7%	93.2%
% of Patients satisfied with the time they had to wait for an appointment	11	13	84.6%	91.3%	90.0%	89.0%

* This is based on patients treated on this contract for their most recent course of treatment. Figures in italics indicate the base number of FP17s or Patient Questionnaire responses are less than 100. N/A is shown where the base number of responses is less than 10 during the period. % is calculated as Quantity/Base number*100

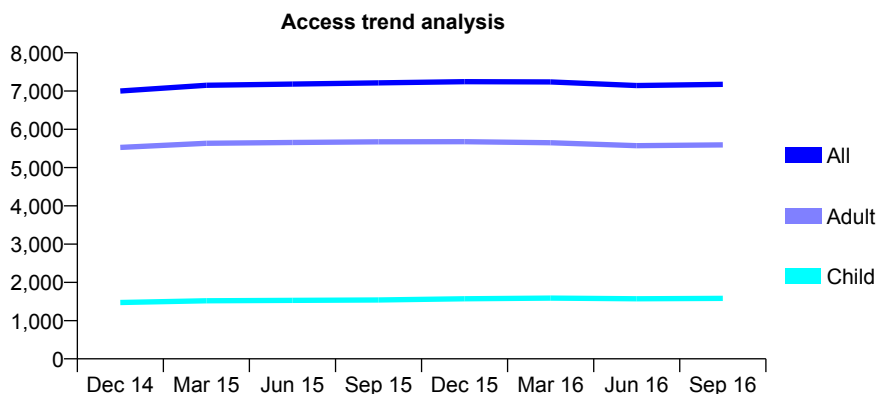
Q50 - Vital Signs At a Glance Contract Report for 148016/0001 - September 2016

Name or company name	CROMWELL DENTAL PRACTICE LIMITED
Contract type name	GDS Contract
Purpose of contract	General
Contract start date	01/01/2008
Contract end date	

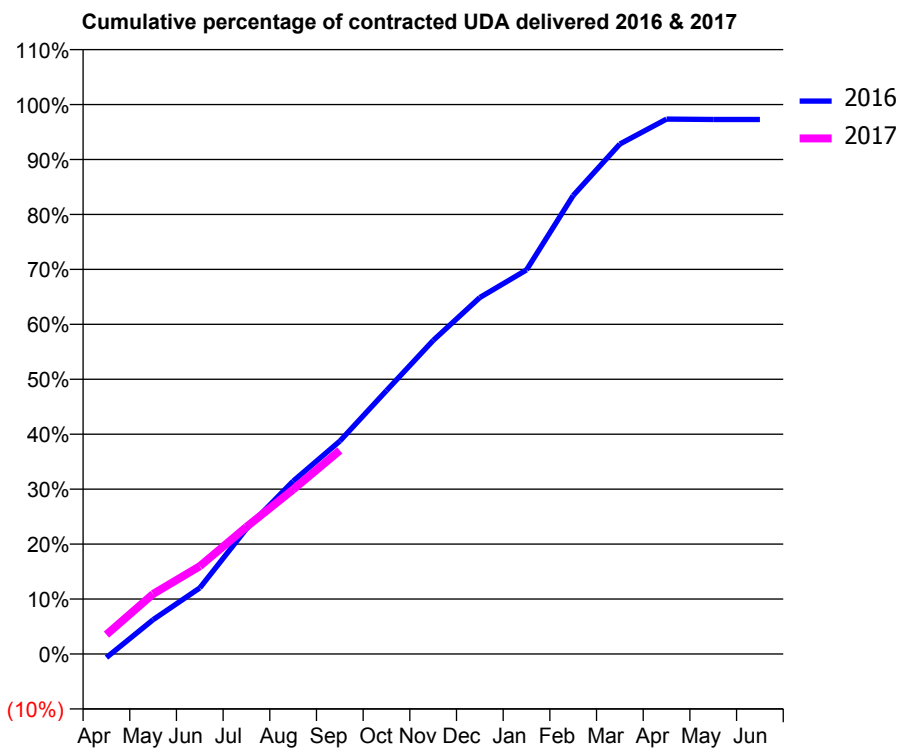
16/17 Contracted general activity (UDA)	18,271
Carry forward general activity (UDA)	0
16/17 Contracted orthodontic activity (UOA)	0
Carry forward orthodontic activity (UOA)	0
Baseline contract value	£538,201.63

ACCESS*

Patients seen in 24 months	Total	Change since previous quarter
Quarter ending September 2015	7,214	
Quarter ending December 2015	7,246	→
Quarter ending March 2016	7,238	→
Quarter ending June 2016	7,143	↓
Quarter ending September 2016	7,174	→
Variance since September 2015	(0.6%)	→



ACTIVITY



Month	Adjusted Scheduled Activity (UDA)	
	2016	2017
April	-121	647
May	1,143	1,999
June	2,196	2,919
July	4,167	4,226
August	5,749	5,468
September	7,078	6,770
October	8,758	
November	10,425	
December	11,853	
January	12,772	
February	15,246	
March	16,956	
April	17,788	
May	17,773	
June	17,774	

QUALITY

	Quantity	Base Number	Contract	AT	Region	England
% of FP17s for the same patient ID Re-attending within 3 months - Children	70	1,127	6.2%	10.4%	13.5%	12.4%
% of FP17s for the same patient ID Re-attending within 3 months - Adults	434	3,248	13.4%	13.7%	17.4%	16.7%
% of FP17s for the same patient ID Re-attending between 3 & 9 months - Children	701	1,127	62.2%	62.9%	59.0%	57.4%
% of FP17s for the same patient ID Re-attending between 3 & 9 months - Adults	1,359	3,248	41.8%	54.7%	52.6%	50.5%
% of FP17s for Band 1 Urgent Courses	432	3,935	11.0%	7.5%	9.4%	9.1%
% of FP17s Relating to Free Repair or Replacements	46	3,935	1.2%	1.0%	1.0%	0.8%
% of FP17s Relating to Continuations	90	3,935	2.3%	1.3%	1.5%	1.3%
% of Patients satisfied with the dentistry they have received	6	6	N/A	94.7%	93.7%	93.2%
% of Patients satisfied with the time they had to wait for an appointment	6	6	N/A	91.3%	90.0%	89.0%

* This is based on patients treated on this contract for their most recent course of treatment. Figures in italics indicate the base number of FP17s or Patient Questionnaire responses are less than 100. N/A is shown where the base number of responses is less than 10 during the period. % is calculated as Quantity/Base number*100

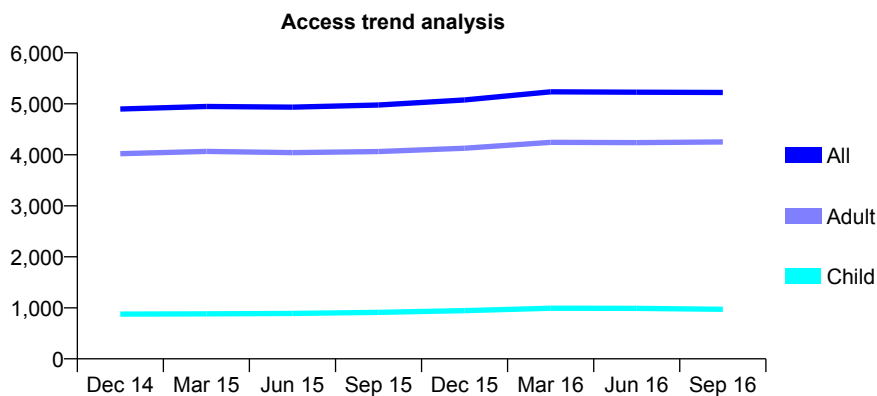
Q50 - Vital Signs At a Glance Contract Report for 149624/0001 - September 2016

Name or company name	Alpha Dental Kirkbymoorside
Contract type name	GDS Contract
Purpose of contract	General
Contract start date	01/11/2011
Contract end date	

16/17 Contracted general activity (UDA)	13,809
Carry forward general activity (UDA)	0
16/17 Contracted orthodontic activity (UOA)	0
Carry forward orthodontic activity (UOA)	0
Baseline contract value	£335,982.81

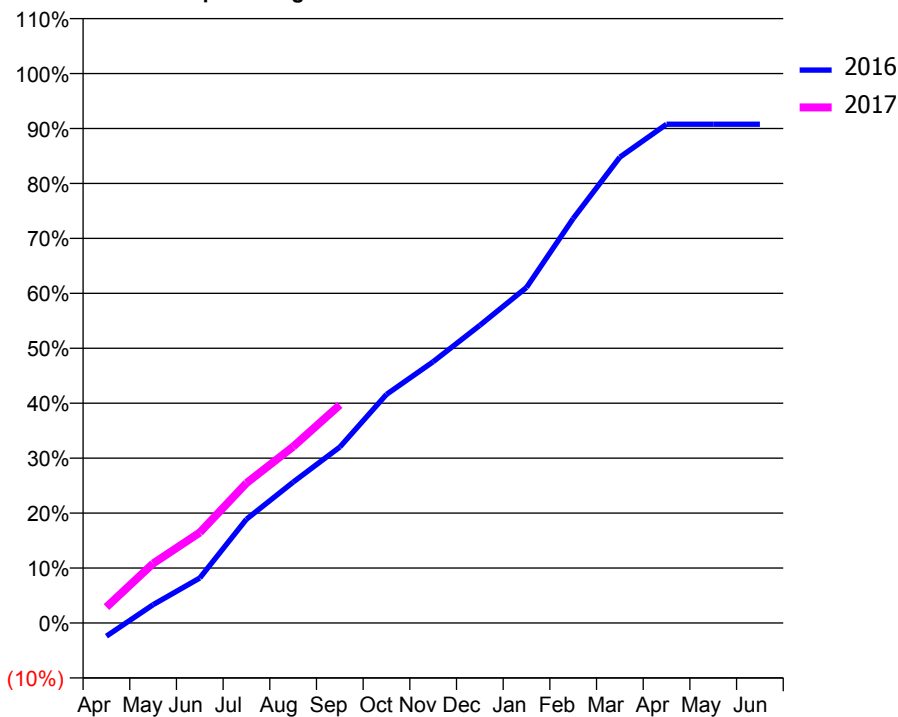
ACCESS*

Patients seen in 24 months	Total	Change since previous quarter
Quarter ending September 2015	4,976	
Quarter ending December 2015	5,076	↑
Quarter ending March 2016	5,235	↑
Quarter ending June 2016	5,228	→
Quarter ending September 2016	5,222	→
Variance since September 2015	4.9%	↑



ACTIVITY

Cumulative percentage of contracted UDA delivered 2016 & 2017



Month	Adjusted Scheduled Activity (UDA)	
	2016	2017
April	-334	401
May	461	1,495
June	1,132	2,275
July	2,609	3,518
August	3,542	4,431
September	4,423	5,481
October	5,744	
November	6,568	
December	7,482	
January	8,434	
February	10,164	
March	11,705	
April	12,534	
May	12,534	
June	12,534	

QUALITY

	Quantity	Base Number	Contract	AT	Region	England
% of FP17s for the same patient ID Re-attending within 3 months - Children	63	732	8.6%	10.4%	13.5%	12.4%
% of FP17s for the same patient ID Re-attending within 3 months - Adults	317	2,639	12.0%	13.7%	17.4%	16.7%
% of FP17s for the same patient ID Re-attending between 3 & 9 months - Children	448	732	61.2%	62.9%	59.0%	57.4%
% of FP17s for the same patient ID Re-attending between 3 & 9 months - Adults	1,453	2,639	55.1%	54.7%	52.6%	50.5%
% of FP17s for Band 1 Urgent Courses	107	2,565	4.2%	7.5%	9.4%	9.1%
% of FP17s Relating to Free Repair or Replacements	20	2,565	0.8%	1.0%	1.0%	0.8%
% of FP17s Relating to Continuations	46	2,565	1.8%	1.3%	1.5%	1.3%
% of Patients satisfied with the dentistry they have received	4	4	N/A	94.7%	93.7%	93.2%
% of Patients satisfied with the time they had to wait for an appointment	3	4	N/A	91.3%	90.0%	89.0%

* This is based on patients treated on this contract for their most recent course of treatment. Figures in italics indicate the base number of FP17s or Patient Questionnaire responses are less than 100. N/A is shown where the base number of responses is less than 10 during the period. % is calculated as Quantity/Base number*100

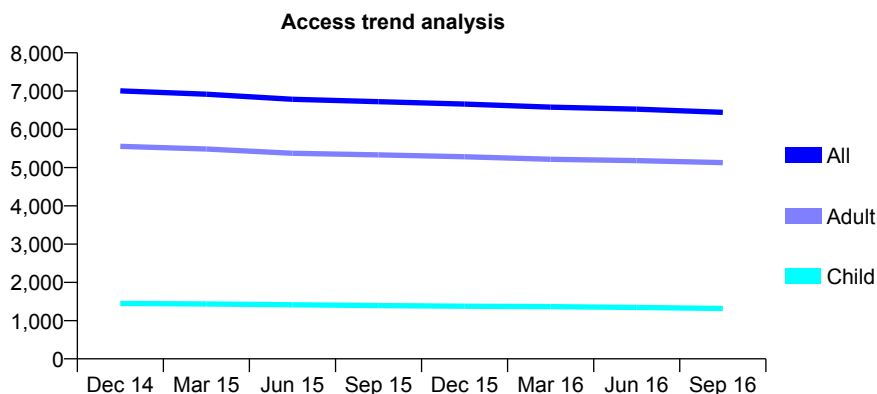
Q50 - Vital Signs At a Glance Contract Report for 149918/0001 - September 2016

Name or company name	North Park Dental Practice
Contract type name	GDS Contract
Purpose of contract	General
Contract start date	01/11/2008
Contract end date	

16/17 Contracted general activity (UDA)	16,902
Carry forward general activity (UDA)	0
16/17 Contracted orthodontic activity (UOA)	0
Carry forward orthodontic activity (UOA)	0
Baseline contract value	£426,521.12

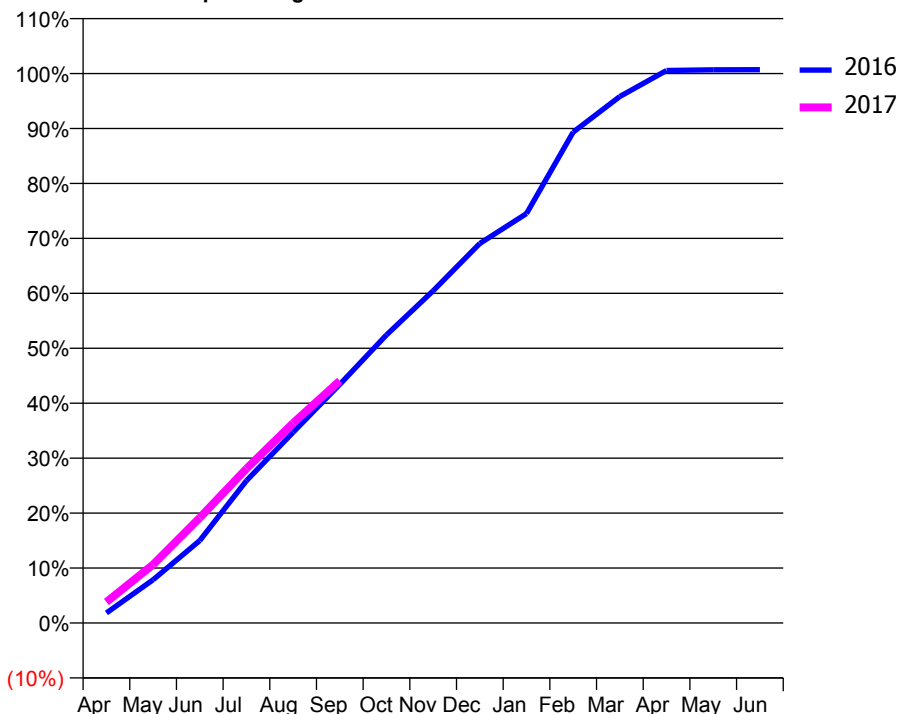
ACCESS*

Patients seen in 24 months	Total	Change since previous quarter
Quarter ending September 2015	6,723	
Quarter ending December 2015	6,658	→
Quarter ending March 2016	6,579	↓
Quarter ending June 2016	6,526	→
Quarter ending September 2016	6,443	↓
Variance since September 2015	(4.2%)	↓



ACTIVITY

Cumulative percentage of contracted UDA delivered 2016 & 2017



Month	Adjusted Scheduled Activity (UDA)	
	2016	2017
April	312	647
May	1,329	1,801
June	2,538	3,239
July	4,377	4,747
August	5,867	6,148
September	7,339	7,452
October	8,862	
November	10,220	
December	11,677	
January	12,596	
February	15,102	
March	16,194	
April	16,996	
May	17,016	
June	17,020	

QUALITY

	Quantity	Base Number	Contract	AT	Region	England
% of FP17s for the same patient ID Re-attending within 3 months - Children	67	1,003	6.7%	10.4%	13.5%	12.4%
% of FP17s for the same patient ID Re-attending within 3 months - Adults	571	3,978	14.4%	13.7%	17.4%	16.7%
% of FP17s for the same patient ID Re-attending between 3 & 9 months - Children	687	1,003	68.5%	62.9%	59.0%	57.4%
% of FP17s for the same patient ID Re-attending between 3 & 9 months - Adults	2,699	3,978	67.8%	54.7%	52.6%	50.5%
% of FP17s for Band 1 Urgent Courses	384	4,122	9.3%	7.5%	9.4%	9.1%
% of FP17s Relating to Free Repair or Replacements	63	4,122	1.5%	1.0%	1.0%	0.8%
% of FP17s Relating to Continuations	23	4,122	0.6%	1.3%	1.5%	1.3%
% of Patients satisfied with the dentistry they have received	19	19	100.0%	94.7%	93.7%	93.2%
% of Patients satisfied with the time they had to wait for an appointment	17	19	89.5%	91.3%	90.0%	89.0%

* This is based on patients treated on this contract for their most recent course of treatment. Figures in italics indicate the base number of FP17s or Patient Questionnaire responses are less than 100. N/A is shown where the base number of responses is less than 10 during the period. % is calculated as Quantity/Base number*100

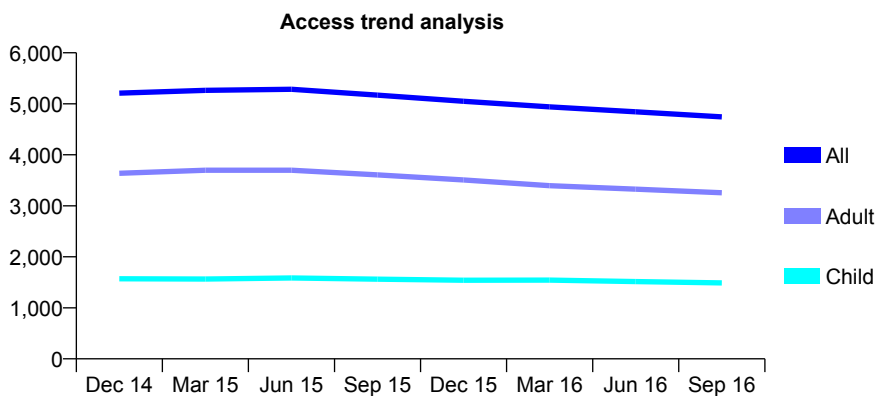
Q50 - Vital Signs At a Glance Contract Report for 150118/0001 - September 2016

Name or company name	Alpha Dental Studio
Contract type name	GDS Contract
Purpose of contract	General
Contract start date	01/10/2008
Contract end date	

16/17 Contracted general activity (UDA)	13,000
Carry forward general activity (UDA)	0
16/17 Contracted orthodontic activity (UOA)	0
Carry forward orthodontic activity (UOA)	0
Baseline contract value	£332,540.40

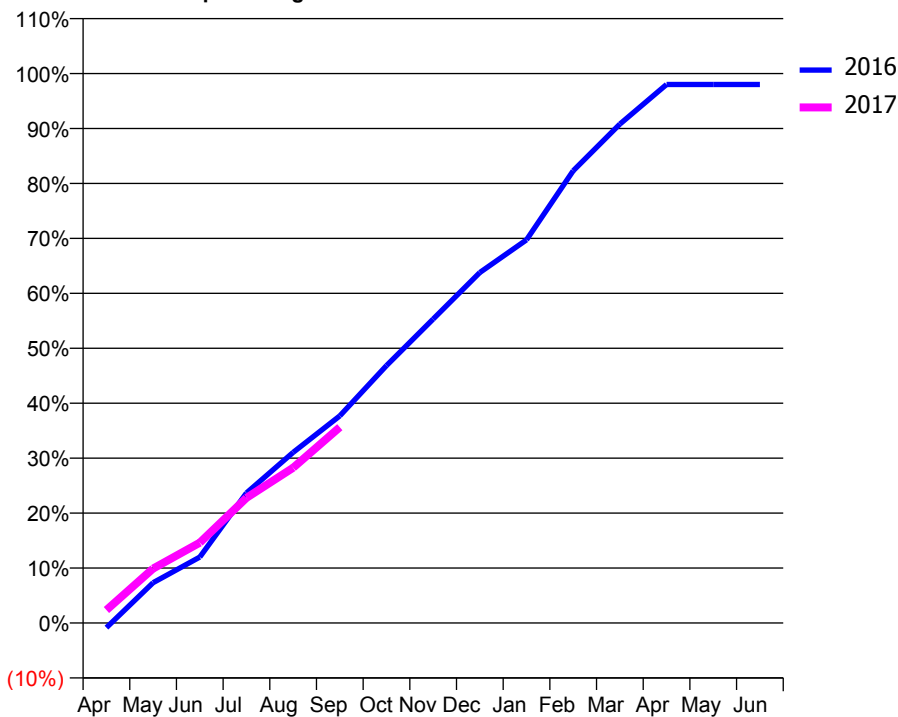
ACCESS*

Patients seen in 24 months	Total	Change since previous quarter
Quarter ending September 2015	5,169	
Quarter ending December 2015	5,049	↓
Quarter ending March 2016	4,939	↓
Quarter ending June 2016	4,842	↓
Quarter ending September 2016	4,745	↓
Variance since September 2015	(8.2%)	↓



ACTIVITY

Cumulative percentage of contracted UDA delivered 2016 & 2017



Adjusted Scheduled Activity (UDA)

Month	2016	2017
April	-111	306
May	953	1,290
June	1,559	1,902
July	3,078	2,960
August	4,037	3,673
September	4,902	4,633
October	6,092	
November	7,193	
December	8,293	
January	9,065	
February	10,699	
March	11,804	
April	12,740	
May	12,741	
June	12,741	

QUALITY

	Quantity	Base Number	Contract	AT	Region	England
% of FP17s for the same patient ID Re-attending within 3 months - Children	82	973	8.4%	10.4%	13.5%	12.4%
% of FP17s for the same patient ID Re-attending within 3 months - Adults	305	2,002	15.2%	13.7%	17.4%	16.7%
% of FP17s for the same patient ID Re-attending between 3 & 9 months - Children	535	973	55.0%	62.9%	59.0%	57.4%
% of FP17s for the same patient ID Re-attending between 3 & 9 months - Adults	1,004	2,002	50.1%	54.7%	52.6%	50.5%
% of FP17s for Band 1 Urgent Courses	116	2,200	5.3%	7.5%	9.4%	9.1%
% of FP17s Relating to Free Repair or Replacements	14	2,200	0.6%	1.0%	1.0%	0.8%
% of FP17s Relating to Continuations	48	2,200	2.2%	1.3%	1.5%	1.3%
% of Patients satisfied with the dentistry they have received	2	2	N/A	94.7%	93.7%	93.2%
% of Patients satisfied with the time they had to wait for an appointment	2	2	N/A	91.3%	90.0%	89.0%

* This is based on patients treated on this contract for their most recent course of treatment. Figures in italics indicate the base number of FP17s or Patient Questionnaire responses are less than 100. N/A is shown where the base number of responses is less than 10 during the period. % is calculated as Quantity/Base number*100

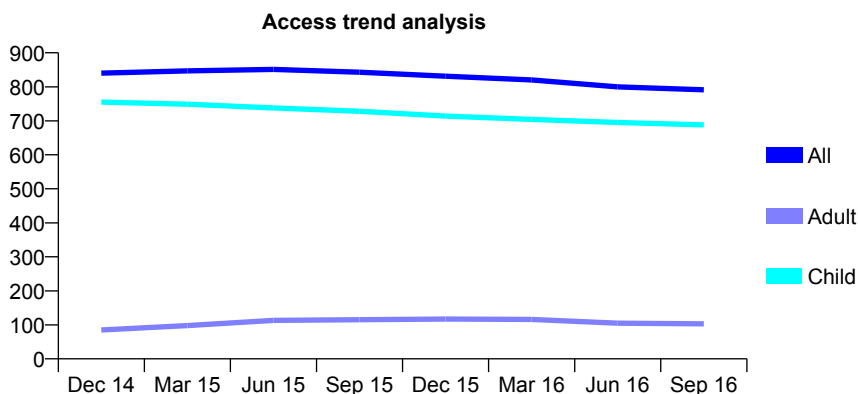
Q50 - Vital Signs At a Glance Contract Report for 150681/0001 - September 2016

Name or company name	Leyburn Dental Practice Ltd
Contract type name	GDS Contract
Purpose of contract	General
Contract start date	01/06/2013
Contract end date	

16/17 Contracted general activity (UDA)	2,400
Carry forward general activity (UDA)	0
16/17 Contracted orthodontic activity (UOA)	0
Carry forward orthodontic activity (UOA)	0
Baseline contract value	£62,443.52

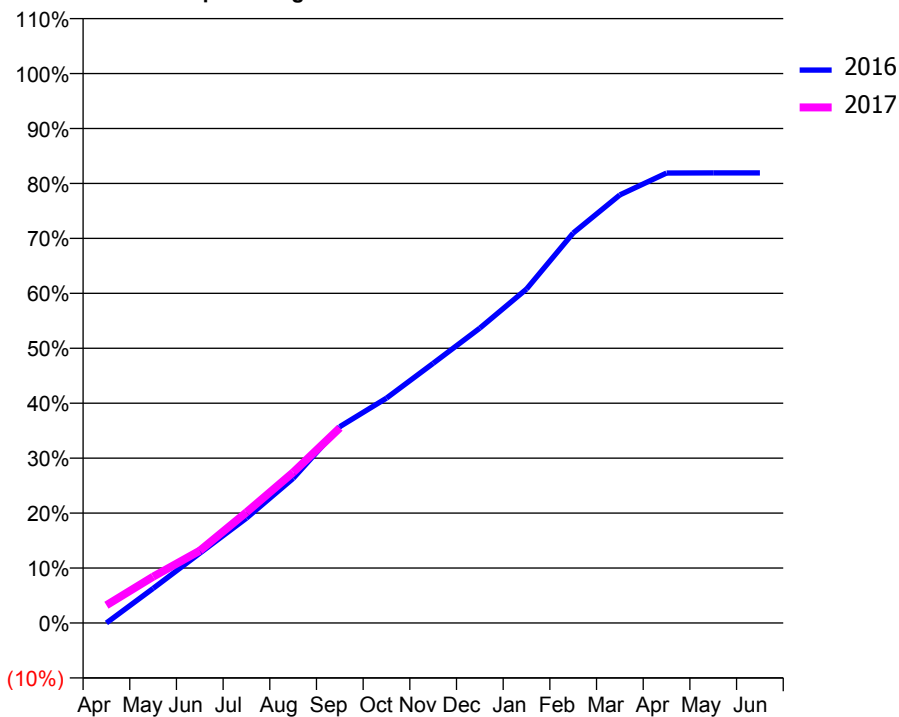
ACCESS*

Patients seen in 24 months	Total	Change since previous quarter
Quarter ending September 2015	843	
Quarter ending December 2015	831	↓
Quarter ending March 2016	820	↓
Quarter ending June 2016	800	↓
Quarter ending September 2016	791	↓
Variance since September 2015	(6.2%)	↓



ACTIVITY

Cumulative percentage of contracted UDA delivered 2016 & 2017



Adjusted Scheduled Activity (UDA)

Month	2016	2017
April	0	78
May	151	202
June	305	316
July	458	484
August	632	658
September	858	852
October	982	
November	1,134	
December	1,288	
January	1,458	
February	1,703	
March	1,870	
April	1,965	
May	1,966	
June	1,966	

QUALITY

	Quantity	Base Number	Contract	AT	Region	England
% of FP17s for the same patient ID Re-attending within 3 months - Children	96	713	13.5%	10.4%	13.5%	12.4%
% of FP17s for the same patient ID Re-attending within 3 months - Adults	0	0	N/A	13.7%	17.4%	16.7%
% of FP17s for the same patient ID Re-attending between 3 & 9 months - Children	528	713	74.1%	62.9%	59.0%	57.4%
% of FP17s for the same patient ID Re-attending between 3 & 9 months - Adults	0	0	N/A	54.7%	52.6%	50.5%
% of FP17s for Band 1 Urgent Courses	17	644	2.6%	7.5%	9.4%	9.1%
% of FP17s Relating to Free Repair or Replacements	0	644	0.0%	1.0%	1.0%	0.8%
% of FP17s Relating to Continuations	13	644	2.0%	1.3%	1.5%	1.3%
% of Patients satisfied with the dentistry they have received	2	2	N/A	94.7%	93.7%	93.2%
% of Patients satisfied with the time they had to wait for an appointment	2	2	N/A	91.3%	90.0%	89.0%

* This is based on patients treated on this contract for their most recent course of treatment. Figures in italics indicate the base number of FP17s or Patient Questionnaire responses are less than 100. N/A is shown where the base number of responses is less than 10 during the period. % is calculated as Quantity/Base number*100

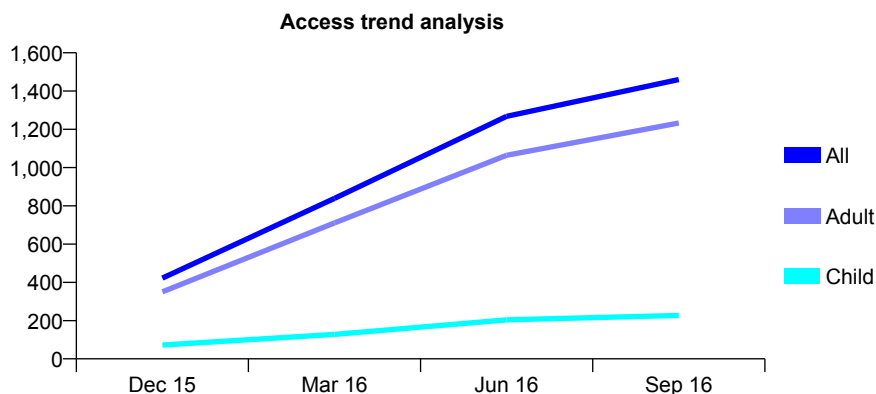
Q50 - Vital Signs At a Glance Contract Report for 151874/0001 - September 2016

Name or company name	Miss Z Ishak
Contract type name	GDS Contract
Purpose of contract	General
Contract start date	01/10/2015
Contract end date	

16/17 Contracted general activity (UDA)	5,875
Carry forward general activity (UDA)	0
16/17 Contracted orthodontic activity (UOA)	0
Carry forward orthodontic activity (UOA)	0
Baseline contract value	£181,620.11

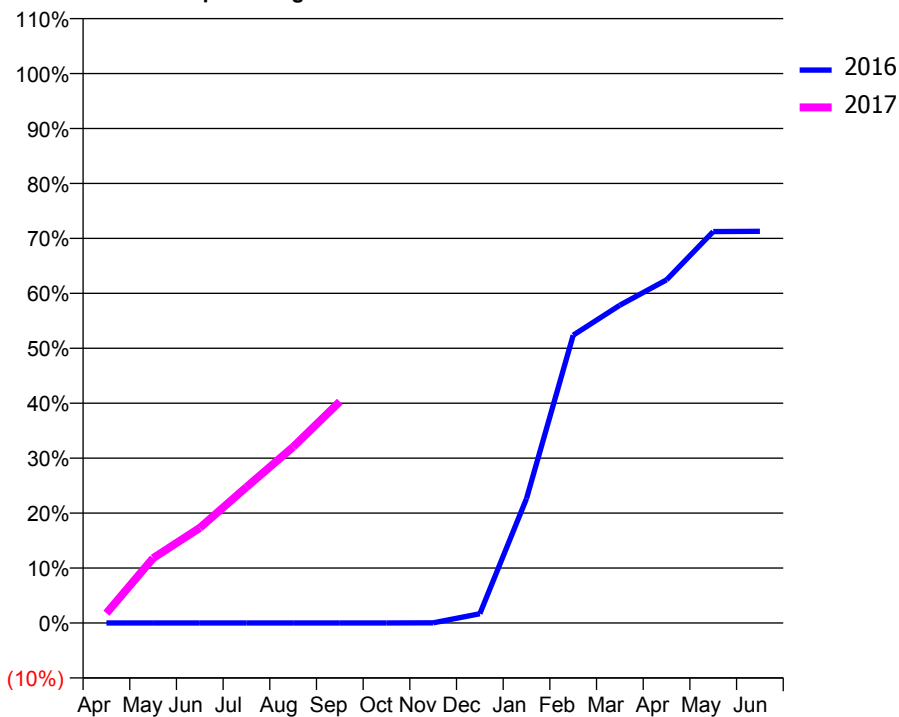
ACCESS*

Patients seen in 24 months	Total	Change since previous quarter
Quarter ending September 2015	0	
Quarter ending December 2015	422	↑
Quarter ending March 2016	839	↑
Quarter ending June 2016	1,268	↑
Quarter ending September 2016	1,460	↑
Variance since September 2015	N/A	



ACTIVITY

Cumulative percentage of contracted UDA delivered 2016 & 2017



Month	Adjusted Scheduled Activity (UDA)	
	2016	2017
April	0	105
May	0	693
June	0	1,018
July	0	1,453
August	0	1,883
September	0	2,367
October	0	
November	1	
December	49	
January	666	
February	1,539	
March	1,699	
April	1,835	
May	2,093	
June	2,095	

QUALITY

	Quantity	Base Number	Contract	AT	Region	England
% of FP17s for the same patient ID Re-attending within 3 months - Children	3	158	1.9%	10.4%	13.5%	12.4%
% of FP17s for the same patient ID Re-attending within 3 months - Adults	113	879	12.9%	13.7%	17.4%	16.7%
% of FP17s for the same patient ID Re-attending between 3 & 9 months - Children	43	158	27.2%	62.9%	59.0%	57.4%
% of FP17s for the same patient ID Re-attending between 3 & 9 months - Adults	227	879	25.8%	54.7%	52.6%	50.5%
% of FP17s for Band 1 Urgent Courses	19	851	2.2%	7.5%	9.4%	9.1%
% of FP17s Relating to Free Repair or Replacements	2	851	0.2%	1.0%	1.0%	0.8%
% of FP17s Relating to Continuations	43	851	5.1%	1.3%	1.5%	1.3%
% of Patients satisfied with the dentistry they have received	1	1	N/A	94.7%	93.7%	93.2%
% of Patients satisfied with the time they had to wait for an appointment	1	1	N/A	91.3%	90.0%	89.0%

* This is based on patients treated on this contract for their most recent course of treatment. Figures in italics indicate the base number of FP17s or Patient Questionnaire responses are less than 100. N/A is shown where the base number of responses is less than 10 during the period. % is calculated as Quantity/Base number*100

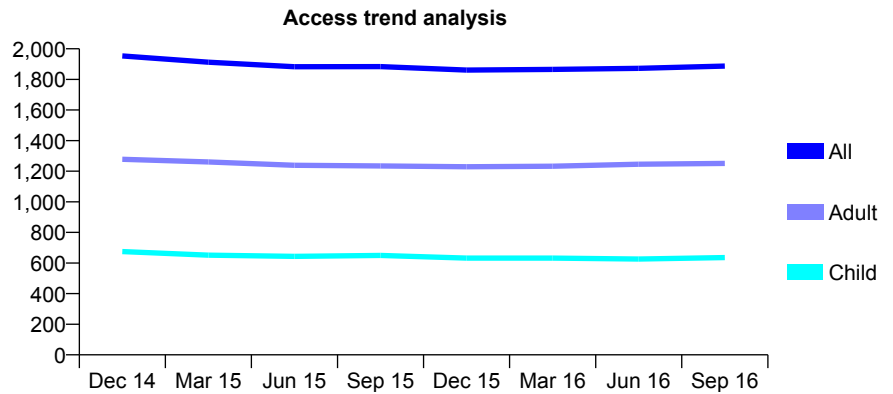
Q50 - Vital Signs At a Glance Contract Report for 152293/0001 - September 2016

Name or company name	Winterton Dental Practice Limited
Contract type name	GDS Contract
Purpose of contract	General
Contract start date	01/06/2012
Contract end date	

16/17 Contracted general activity (UDA)	4,467
Carry forward general activity (UDA)	0
16/17 Contracted orthodontic activity (UOA)	0
Carry forward orthodontic activity (UOA)	0
Baseline contract value	£138,359.42

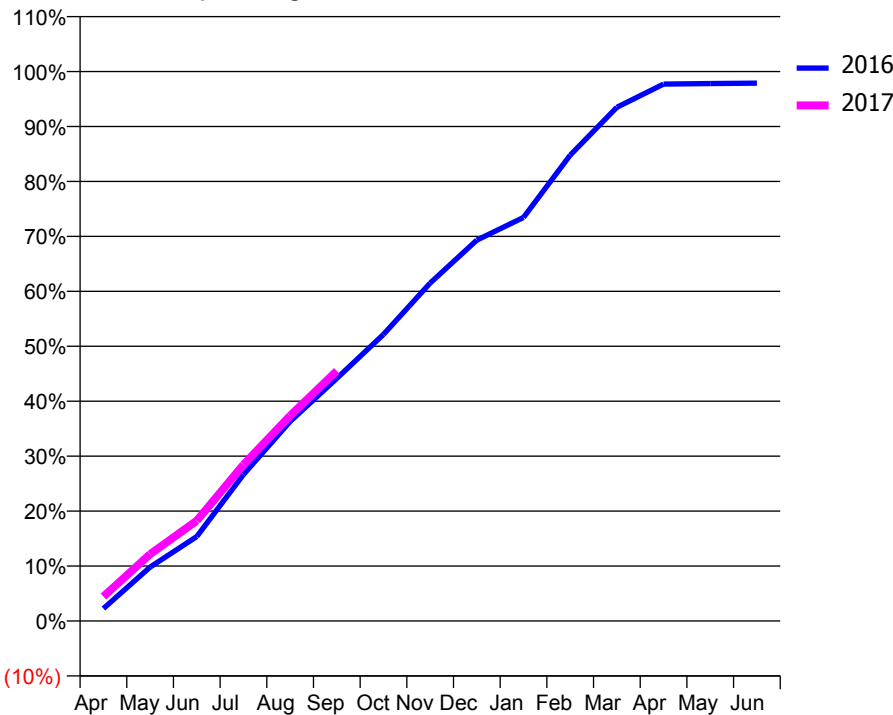
ACCESS*

Patients seen in 24 months	Total	Change since previous quarter
Quarter ending September 2015	1,884	
Quarter ending December 2015	1,861	↓
Quarter ending March 2016	1,865	→
Quarter ending June 2016	1,872	→
Quarter ending September 2016	1,887	→
Variance since September 2015	0.2%	→



ACTIVITY

Cumulative percentage of contracted UDA delivered 2016 & 2017



Month	Adjusted Scheduled Activity (UDA)	
	2016	2017
April	101	199
May	438	543
June	687	816
July	1,191	1,271
August	1,622	1,669
September	1,973	2,033
October	2,330	
November	2,747	
December	3,096	
January	3,281	
February	3,787	
March	4,176	
April	4,365	
May	4,369	
June	4,372	

QUALITY

	Quantity	Base Number	Contract	AT	Region	England
% of FP17s for the same patient ID Re-attending within 3 months - Children	30	519	5.8%	10.4%	13.5%	12.4%
% of FP17s for the same patient ID Re-attending within 3 months - Adults	83	849	9.8%	13.7%	17.4%	16.7%
% of FP17s for the same patient ID Re-attending between 3 & 9 months - Children	343	519	66.1%	62.9%	59.0%	57.4%
% of FP17s for the same patient ID Re-attending between 3 & 9 months - Adults	418	849	49.2%	54.7%	52.6%	50.5%
% of FP17s for Band 1 Urgent Courses	78	1,239	6.3%	7.5%	9.4%	9.1%
% of FP17s Relating to Free Repair or Replacements	22	1,239	1.8%	1.0%	1.0%	0.8%
% of FP17s Relating to Continuations	8	1,239	0.6%	1.3%	1.5%	1.3%
% of Patients satisfied with the dentistry they have received	1	1	N/A	94.7%	93.7%	93.2%
% of Patients satisfied with the time they had to wait for an appointment	1	1	N/A	91.3%	90.0%	89.0%

* This is based on patients treated on this contract for their most recent course of treatment. Figures in italics indicate the base number of FP17s or Patient Questionnaire responses are less than 100. N/A is shown where the base number of responses is less than 10 during the period. % is calculated as Quantity/Base number*100

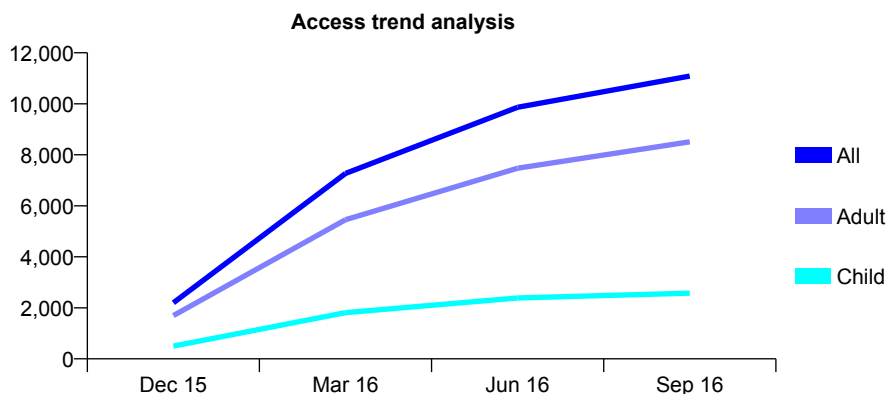
Q50 - Vital Signs At a Glance Contract Report for 152404/0001 - September 2016

Name or company name	W S Inness & Associates
Contract type name	GDS Contract
Purpose of contract	General
Contract start date	01/11/2015
Contract end date	

16/17 Contracted general activity (UDA)	30,321
Carry forward general activity (UDA)	0
16/17 Contracted orthodontic activity (UOA)	0
Carry forward orthodontic activity (UOA)	0
Baseline contract value	£873,140.94

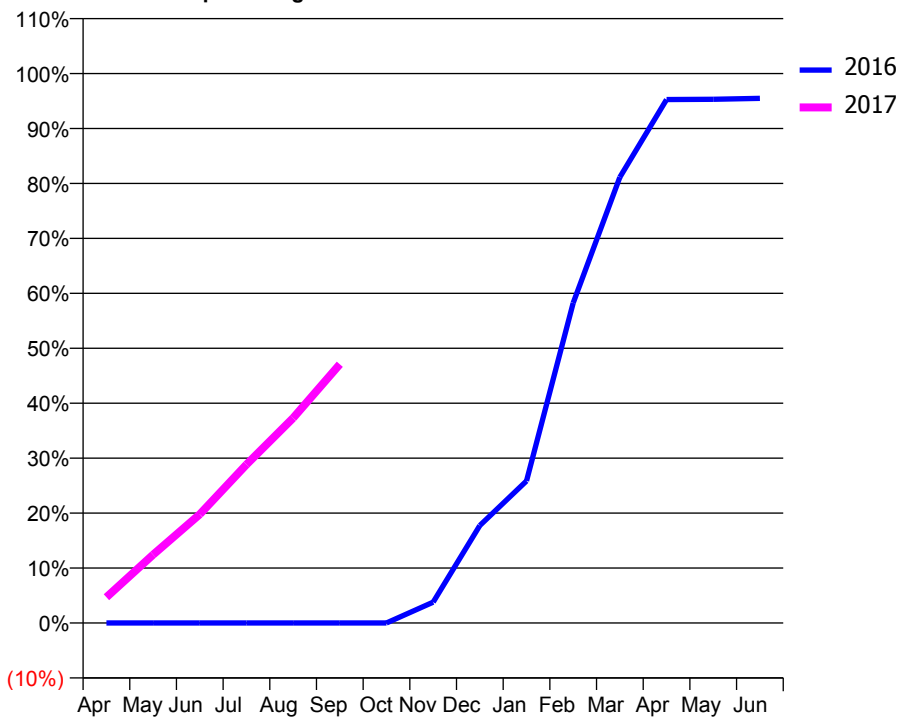
ACCESS*

Patients seen in 24 months	Total	Change since previous quarter
Quarter ending September 2015	0	
Quarter ending December 2015	2,198	↑
Quarter ending March 2016	7,271	↑
Quarter ending June 2016	9,865	↑
Quarter ending September 2016	11,085	↑
Variance since September 2015	N/A	



ACTIVITY

Cumulative percentage of contracted UDA delivered 2016 & 2017



Month	Adjusted Scheduled Activity (UDA)	
	2016	2017
April	0	1,426
May	0	3,772
June	0	5,999
July	0	8,742
August	0	11,316
September	0	14,279
October	0	
November	481	
December	2,243	
January	3,265	
February	7,358	
March	10,251	
April	12,036	
May	12,041	
June	12,063	

QUALITY

	Quantity	Base Number	Contract	AT	Region	England
% of FP17s for the same patient ID Re-attending within 3 months - Children	177	2,542	7.0%	10.4%	13.5%	12.4%
% of FP17s for the same patient ID Re-attending within 3 months - Adults	1,038	8,015	13.0%	13.7%	17.4%	16.7%
% of FP17s for the same patient ID Re-attending between 3 & 9 months - Children	1,204	2,542	47.4%	62.9%	59.0%	57.4%
% of FP17s for the same patient ID Re-attending between 3 & 9 months - Adults	3,356	8,015	41.9%	54.7%	52.6%	50.5%
% of FP17s for Band 1 Urgent Courses	640	9,111	7.0%	7.5%	9.4%	9.1%
% of FP17s Relating to Free Repair or Replacements	70	9,111	0.8%	1.0%	1.0%	0.8%
% of FP17s Relating to Continuations	81	9,111	0.9%	1.3%	1.5%	1.3%
% of Patients satisfied with the dentistry they have received	26	26	100.0%	94.7%	93.7%	93.2%
% of Patients satisfied with the time they had to wait for an appointment	25	26	96.2%	91.3%	90.0%	89.0%

* This is based on patients treated on this contract for their most recent course of treatment. Figures in italics indicate the base number of FP17s or Patient Questionnaire responses are less than 100. N/A is shown where the base number of responses is less than 10 during the period. % is calculated as Quantity/Base number*100

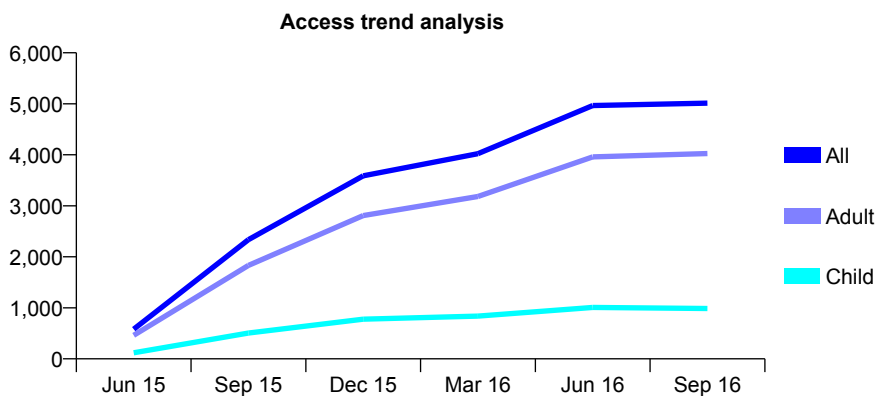
Q50 - Vital Signs At a Glance Contract Report for 155365/0002 - September 2016

Name or company name	Ishak Practices Ltd
Contract type name	GDS Contract
Purpose of contract	General and Orthodontic
Contract start date	01/06/2015
Contract end date	

16/17 Contracted general activity (UDA)	17,246
Carry forward general activity (UDA)	0
16/17 Contracted orthodontic activity (UOA)	756
Carry forward orthodontic activity (UOA)	0
Baseline contract value	£445,958.19

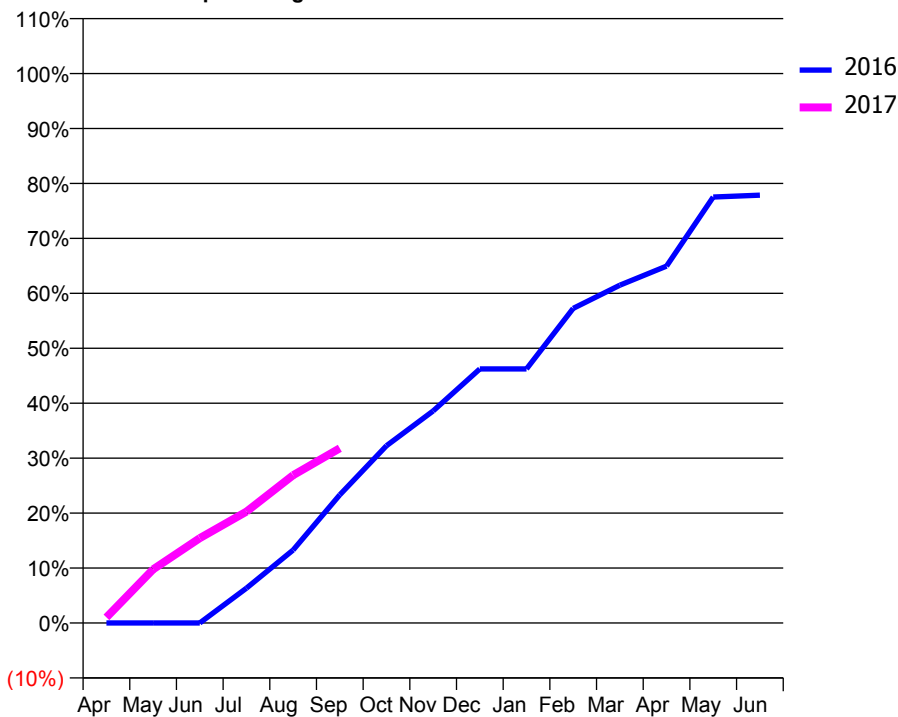
ACCESS*

Patients seen in 24 months	Total	Change since previous quarter
Quarter ending September 2015	2,337	
Quarter ending December 2015	3,588	↑
Quarter ending March 2016	4,022	↑
Quarter ending June 2016	4,967	↑
Quarter ending September 2016	5,013	→
Variance since September 2015	114.5%	↑



ACTIVITY

Cumulative percentage of contracted UDA delivered 2016 & 2017



Adjusted Scheduled Activity (UDA)

Month	2016	2017
April	0	180
May	0	1,686
June	0	2,664
July	912	3,497
August	1,908	4,640
September	3,355	5,485
October	4,638	
November	5,548	
December	6,645	
January	6,645	
February	8,228	
March	8,835	
April	9,336	
May	11,142	
June	11,190	

QUALITY

	Quantity	Base Number	Contract	AT	Region	England
% of FP17s for the same patient ID Re-attending within 3 months - Children	78	1,003	7.8%	10.4%	13.5%	12.4%
% of FP17s for the same patient ID Re-attending within 3 months - Adults	444	3,668	12.1%	13.7%	17.4%	16.7%
% of FP17s for the same patient ID Re-attending between 3 & 9 months - Children	536	1,003	53.4%	62.9%	59.0%	57.4%
% of FP17s for the same patient ID Re-attending between 3 & 9 months - Adults	1,783	3,668	48.6%	54.7%	52.6%	50.5%
% of FP17s for Band 1 Urgent Courses	235	3,204	7.3%	7.5%	9.4%	9.1%
% of FP17s Relating to Free Repair or Replacements	40	3,204	1.2%	1.0%	1.0%	0.8%
% of FP17s Relating to Continuations	32	3,204	1.0%	1.3%	1.5%	1.3%
% of Patients satisfied with the dentistry they have received	9	9	N/A	94.7%	93.7%	93.2%
% of Patients satisfied with the time they had to wait for an appointment	8	9	N/A	91.3%	90.0%	89.0%

* This is based on patients treated on this contract for their most recent course of treatment. Figures in italics indicate the base number of FP17s or Patient Questionnaire responses are less than 100. N/A is shown where the base number of responses is less than 10 during the period. % is calculated as Quantity/Base number*100

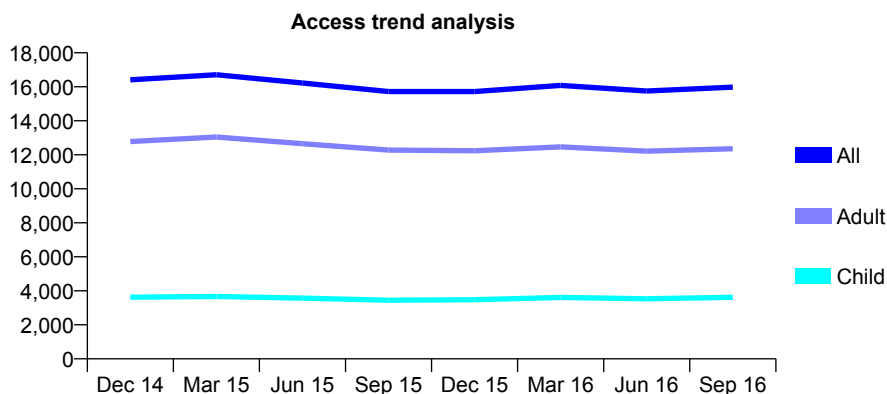
Q50 - Vital Signs At a Glance Contract Report for 156655/0001 - September 2016

Name or company name	Burrell & Stokes Dental Practice
Contract type name	GDS Contract
Purpose of contract	General
Contract start date	01/01/2013
Contract end date	

16/17 Contracted general activity (UDA)	45,300
Carry forward general activity (UDA)	0
16/17 Contracted orthodontic activity (UOA)	0
Carry forward orthodontic activity (UOA)	0
Baseline contract value	£1,174,632.55

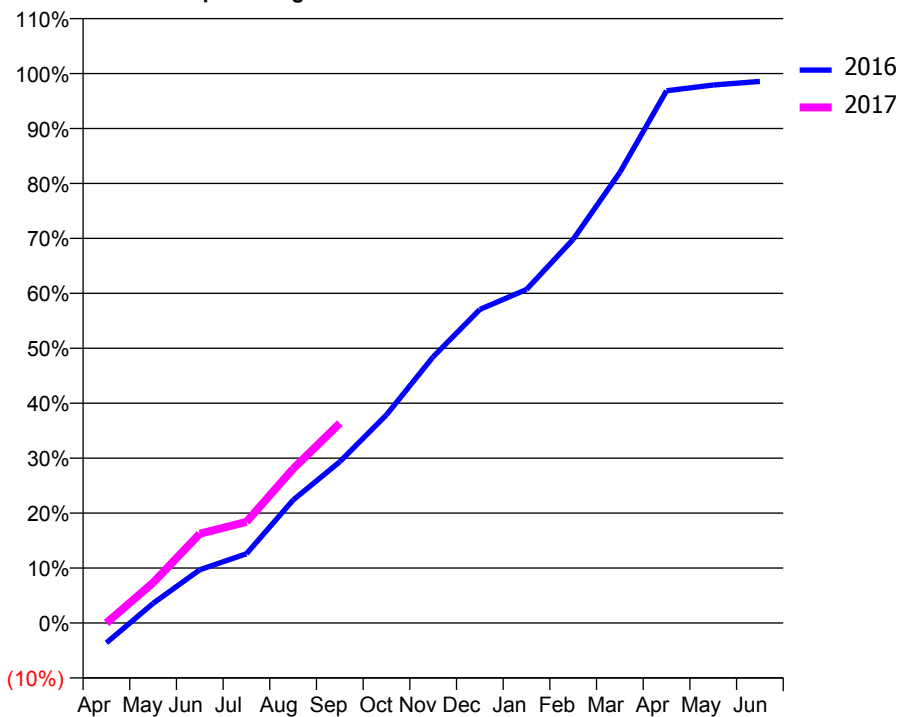
ACCESS*

Patients seen in 24 months	Total	Change since previous quarter
Quarter ending September 2015	15,722	
Quarter ending December 2015	15,721	→
Quarter ending March 2016	16,079	↑
Quarter ending June 2016	15,753	↓
Quarter ending September 2016	15,979	→
Variance since September 2015	1.6%	→



ACTIVITY

Cumulative percentage of contracted UDA delivered 2016 & 2017



Month	Adjusted Scheduled Activity (UDA)	
	2016	2017
April	-1,640	0
May	1,626	3,323
June	4,396	7,357
July	5,716	8,336
August	10,141	12,710
September	13,296	16,476
October	17,166	
November	21,943	
December	25,850	
January	27,497	
February	31,631	
March	37,146	
April	43,877	
May	44,356	
June	44,644	

QUALITY

	Quantity	Base Number	Contract	AT	Region	England
% of FP17s for the same patient ID Re-attending within 3 months - Children	94	2,549	3.7%	10.4%	13.5%	12.4%
% of FP17s for the same patient ID Re-attending within 3 months - Adults	742	6,852	10.8%	13.7%	17.4%	16.7%
% of FP17s for the same patient ID Re-attending between 3 & 9 months - Children	1,292	2,549	50.7%	62.9%	59.0%	57.4%
% of FP17s for the same patient ID Re-attending between 3 & 9 months - Adults	1,946	6,852	28.4%	54.7%	52.6%	50.5%
% of FP17s for Band 1 Urgent Courses	34	6,666	0.5%	7.5%	9.4%	9.1%
% of FP17s Relating to Free Repair or Replacements	66	6,666	1.0%	1.0%	1.0%	0.8%
% of FP17s Relating to Continuations	182	6,666	2.7%	1.3%	1.5%	1.3%
% of Patients satisfied with the dentistry they have received	9	9	N/A	94.7%	93.7%	93.2%
% of Patients satisfied with the time they had to wait for an appointment	9	9	N/A	91.3%	90.0%	89.0%

* This is based on patients treated on this contract for their most recent course of treatment. Figures in italics indicate the base number of FP17s or Patient Questionnaire responses are less than 100. N/A is shown where the base number of responses is less than 10 during the period. % is calculated as Quantity/Base number*100

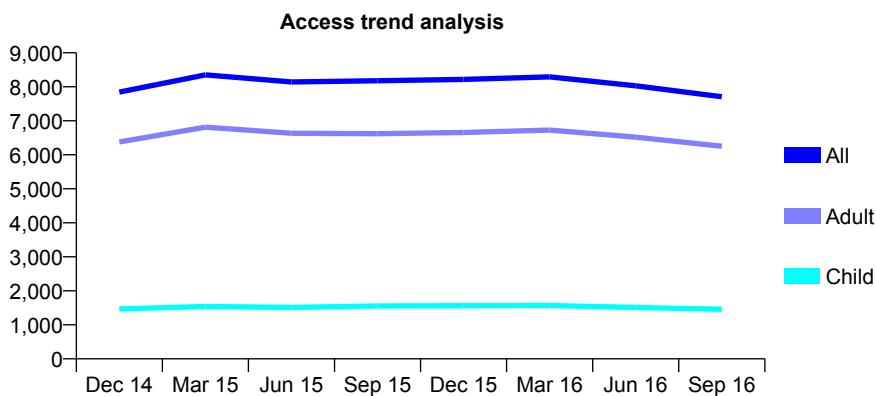
Q50 - Vital Signs At a Glance Contract Report for 157341/0001 - September 2016

Name or company name	Freetown Way Surgery Limited
Contract type name	GDS Contract
Purpose of contract	General
Contract start date	01/04/2013
Contract end date	

16/17 Contracted general activity (UDA)	23,756
Carry forward general activity (UDA)	0
16/17 Contracted orthodontic activity (UOA)	0
Carry forward orthodontic activity (UOA)	0
Baseline contract value	£630,829.89

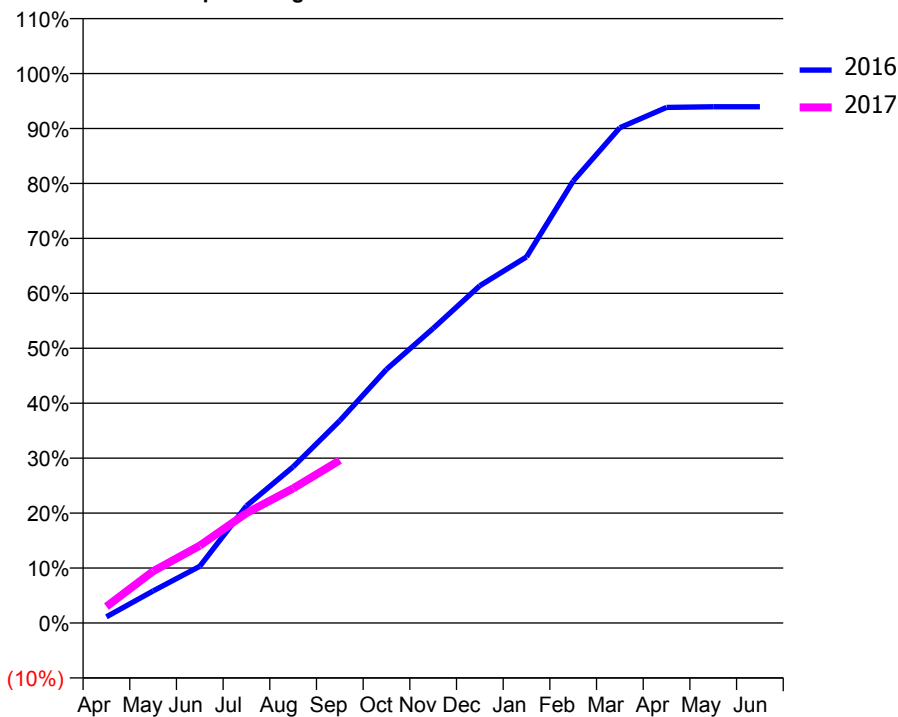
ACCESS*

Patients seen in 24 months	Total	Change since previous quarter
Quarter ending September 2015	8,177	
Quarter ending December 2015	8,219	→
Quarter ending March 2016	8,292	→
Quarter ending June 2016	8,030	↓
Quarter ending September 2016	7,709	↓
Variance since September 2015	(5.7%)	↓



ACTIVITY

Cumulative percentage of contracted UDA delivered 2016 & 2017



Month	Adjusted Scheduled Activity (UDA)	
	2016	2017
April	269	712
May	1,388	2,239
June	2,455	3,348
July	5,062	4,752
August	6,756	5,820
September	8,747	7,034
October	10,968	
November	12,737	
December	14,585	
January	15,827	
February	19,107	
March	21,415	
April	22,290	
May	22,319	
June	22,321	

QUALITY

	Quantity	Base Number	Contract	AT	Region	England
% of FP17s for the same patient ID Re-attending within 3 months - Children	74	763	9.7%	10.4%	13.5%	12.4%
% of FP17s for the same patient ID Re-attending within 3 months - Adults	523	3,004	17.4%	13.7%	17.4%	16.7%
% of FP17s for the same patient ID Re-attending between 3 & 9 months - Children	430	763	56.4%	62.9%	59.0%	57.4%
% of FP17s for the same patient ID Re-attending between 3 & 9 months - Adults	1,613	3,004	53.7%	54.7%	52.6%	50.5%
% of FP17s for Band 1 Urgent Courses	549	3,369	16.3%	7.5%	9.4%	9.1%
% of FP17s Relating to Free Repair or Replacements	50	3,369	1.5%	1.0%	1.0%	0.8%
% of FP17s Relating to Continuations	11	3,369	0.3%	1.3%	1.5%	1.3%
% of Patients satisfied with the dentistry they have received	5	5	N/A	94.7%	93.7%	93.2%
% of Patients satisfied with the time they had to wait for an appointment	4	5	N/A	91.3%	90.0%	89.0%

* This is based on patients treated on this contract for their most recent course of treatment. Figures in italics indicate the base number of FP17s or Patient Questionnaire responses are less than 100. N/A is shown where the base number of responses is less than 10 during the period. % is calculated as Quantity/Base number*100

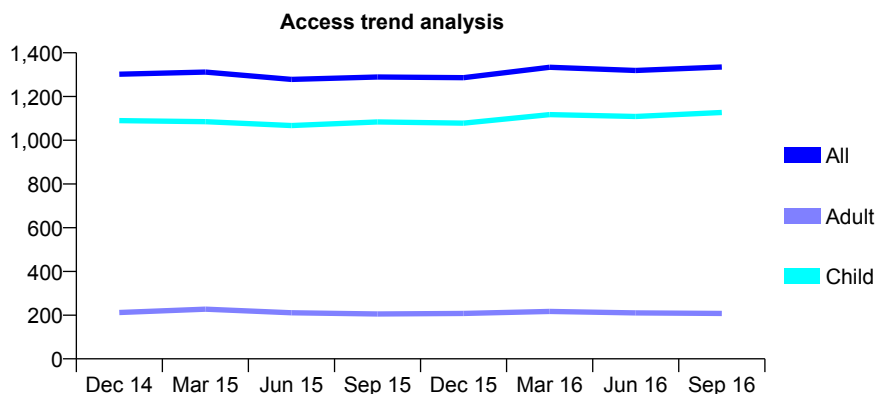
Q50 - Vital Signs At a Glance Contract Report for 158488/0001 - September 2016

Name or company name	Bedale Dental Practice Ltd
Contract type name	GDS Contract
Purpose of contract	General and Orthodontic
Contract start date	01/02/2012
Contract end date	

16/17 Contracted general activity (UDA)	3,500
Carry forward general activity (UDA)	0
16/17 Contracted orthodontic activity (UOA)	463
Carry forward orthodontic activity (UOA)	0
Baseline contract value	£118,014.44

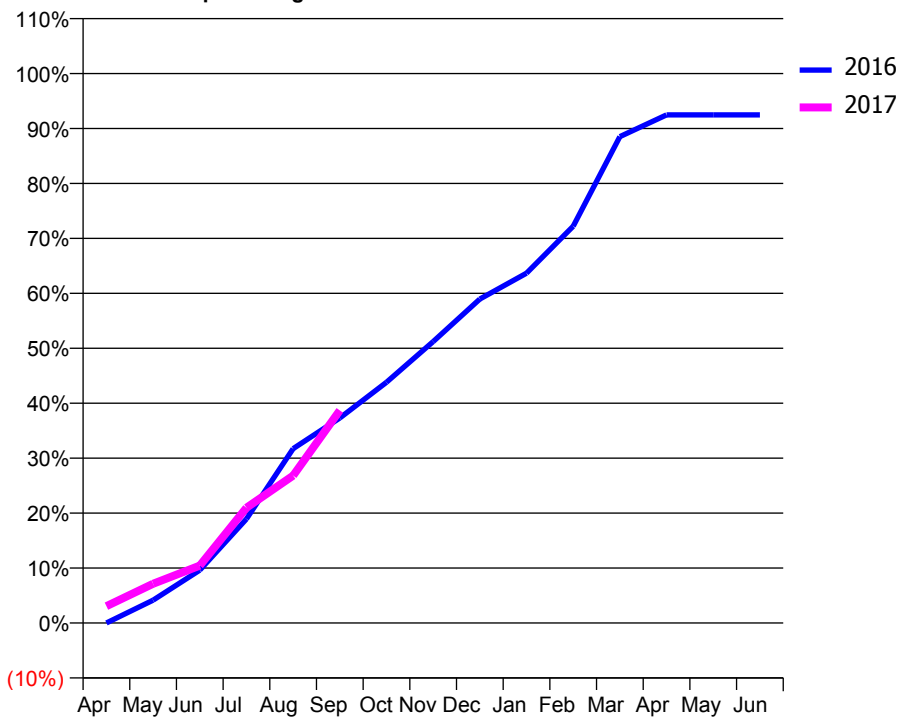
ACCESS*

Patients seen in 24 months	Total	Change since previous quarter
Quarter ending September 2015	1,289	
Quarter ending December 2015	1,286	→
Quarter ending March 2016	1,334	↑
Quarter ending June 2016	1,319	↓
Quarter ending September 2016	1,335	→
Variance since September 2015	3.6%	↑



ACTIVITY

Cumulative percentage of contracted UDA delivered 2016 & 2017



Adjusted Scheduled Activity (UDA)

Month	2016	2017
April	0	107
May	146	250
June	337	366
July	663	734
August	1,110	939
September	1,306	1,354
October	1,533	
November	1,792	
December	2,064	
January	2,228	
February	2,527	
March	3,098	
April	3,237	
May	3,237	
June	3,237	

QUALITY

	Quantity	Base Number	Contract	AT	Region	England
% of FP17s for the same patient ID Re-attending within 3 months - Children	163	1,101	14.8%	10.4%	13.5%	12.4%
% of FP17s for the same patient ID Re-attending within 3 months - Adults	7	55	12.7%	13.7%	17.4%	16.7%
% of FP17s for the same patient ID Re-attending between 3 & 9 months - Children	688	1,101	62.5%	62.9%	59.0%	57.4%
% of FP17s for the same patient ID Re-attending between 3 & 9 months - Adults	35	55	63.6%	54.7%	52.6%	50.5%
% of FP17s for Band 1 Urgent Courses	57	1,039	5.5%	7.5%	9.4%	9.1%
% of FP17s Relating to Free Repair or Replacements	0	1,039	0.0%	1.0%	1.0%	0.8%
% of FP17s Relating to Continuations	0	1,039	0.0%	1.3%	1.5%	1.3%
% of Patients satisfied with the dentistry they have received	1	1	N/A	94.7%	93.7%	93.2%
% of Patients satisfied with the time they had to wait for an appointment	1	1	N/A	91.3%	90.0%	89.0%

* This is based on patients treated on this contract for their most recent course of treatment. Figures in italics indicate the base number of FP17s or Patient Questionnaire responses are less than 100. N/A is shown where the base number of responses is less than 10 during the period. % is calculated as Quantity/Base number*100

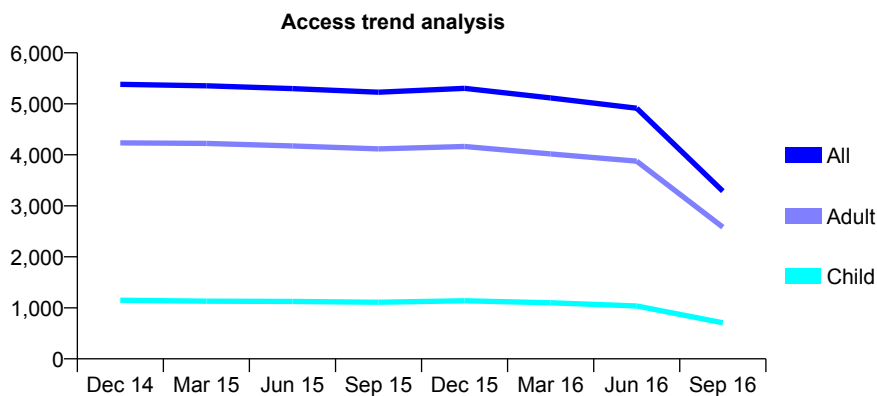
Q50 - Vital Signs At a Glance Contract Report for 159069/0001 - September 2016

Name or company name	Ashby Dental Practice
Contract type name	GDS Contract
Purpose of contract	General
Contract start date	01/04/2011
Contract end date	02/05/2016

16/17 Contracted general activity (UDA)	681
Carry forward general activity (UDA)	0
16/17 Contracted orthodontic activity (UOA)	0
Carry forward orthodontic activity (UOA)	0
Baseline contract value	£21,101.40

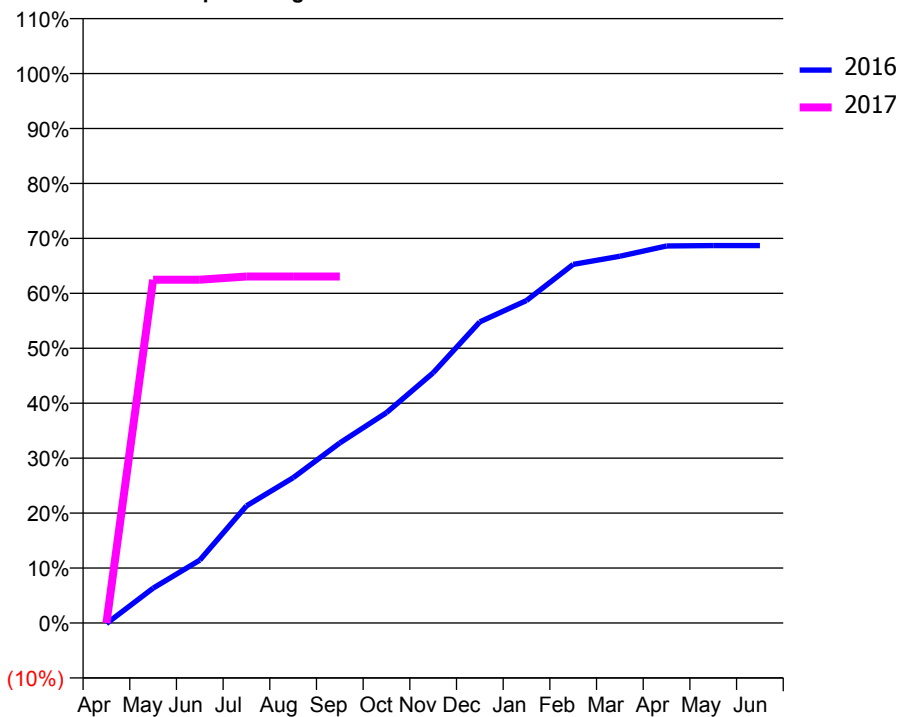
ACCESS*

Patients seen in 24 months	Total	Change since previous quarter
Quarter ending September 2015	5,227	
Quarter ending December 2015	5,302	→
Quarter ending March 2016	5,116	↓
Quarter ending June 2016	4,914	↓
Quarter ending September 2016	3,288	↓
Variance since September 2015	(37.1%)	↓



ACTIVITY

Cumulative percentage of contracted UDA delivered 2016 & 2017



Month	Adjusted Scheduled Activity (UDA)	
	2016	2017
April	-17	0
May	865	425
June	1,559	425
July	2,903	429
August	3,600	429
September	4,466	429
October	5,215	
November	6,205	
December	7,467	
January	7,997	
February	8,892	
March	9,094	
April	9,347	
May	9,357	
June	9,357	

QUALITY

	Quantity	Base Number	Contract	AT	Region	England
% of FP17s for the same patient ID Re-attending within 3 months - Children	4	25	16.0%	10.4%	13.5%	12.4%
% of FP17s for the same patient ID Re-attending within 3 months - Adults	25	186	13.4%	13.7%	17.4%	16.7%
% of FP17s for the same patient ID Re-attending between 3 & 9 months - Children	13	25	52.0%	62.9%	59.0%	57.4%
% of FP17s for the same patient ID Re-attending between 3 & 9 months - Adults	78	186	41.9%	54.7%	52.6%	50.5%
% of FP17s for Band 1 Urgent Courses	52	135	38.5%	7.5%	9.4%	9.1%
% of FP17s Relating to Free Repair or Replacements	0	135	0.0%	1.0%	1.0%	0.8%
% of FP17s Relating to Continuations	0	135	0.0%	1.3%	1.5%	1.3%
% of Patients satisfied with the dentistry they have received	0	0	N/A	94.7%	93.7%	93.2%
% of Patients satisfied with the time they had to wait for an appointment	0	0	N/A	91.3%	90.0%	89.0%

* This is based on patients treated on this contract for their most recent course of treatment. Figures in italics indicate the base number of FP17s or Patient Questionnaire responses are less than 100. N/A is shown where the base number of responses is less than 10 during the period. % is calculated as Quantity/Base number*100

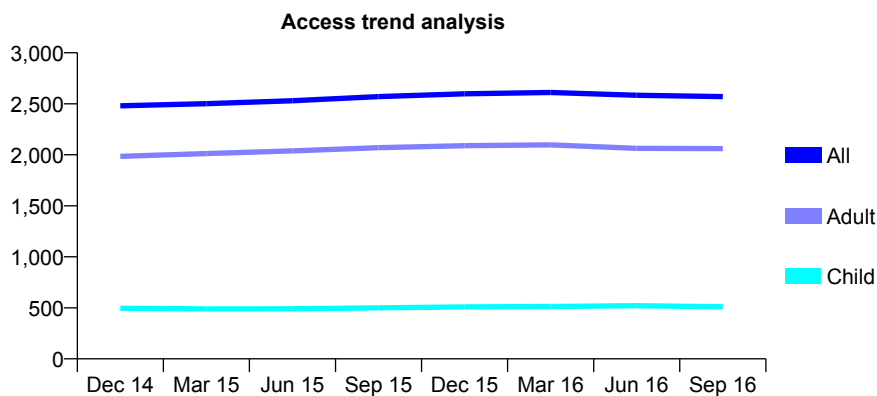
Q50 - Vital Signs At a Glance Contract Report for 159786/0001 - September 2016

Name or company name	A R Broskill Ltd
Contract type name	GDS Contract
Purpose of contract	General
Contract start date	01/05/2008
Contract end date	

16/17 Contracted general activity (UDA)	6,650
Carry forward general activity (UDA)	0
16/17 Contracted orthodontic activity (UOA)	0
Carry forward orthodontic activity (UOA)	0
Baseline contract value	£225,530.09

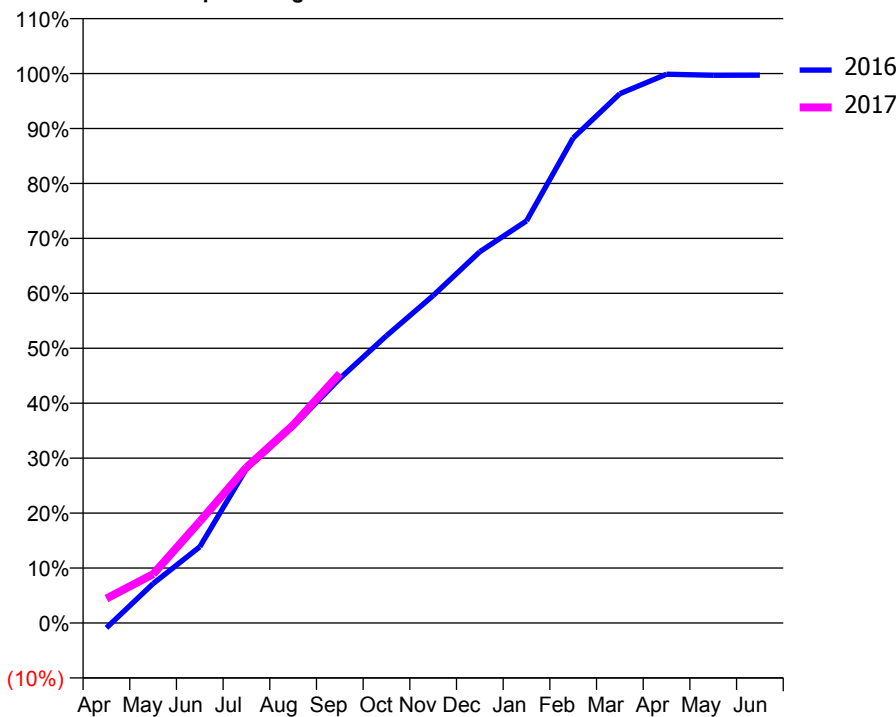
ACCESS*

Patients seen in 24 months	Total	Change since previous quarter
Quarter ending September 2015	2,570	
Quarter ending December 2015	2,598	→
Quarter ending March 2016	2,611	→
Quarter ending June 2016	2,584	↓
Quarter ending September 2016	2,571	→
Variance since September 2015	0.0%	→



ACTIVITY

Cumulative percentage of contracted UDA delivered 2016 & 2017



Month	Adjusted Scheduled Activity (UDA)	
	2016	2017
April	-61	295
May	477	591
June	922	1,228
July	1,868	1,884
August	2,379	2,396
September	2,959	3,018
October	3,477	
November	3,962	
December	4,494	
January	4,866	
February	5,871	
March	6,405	
April	6,641	
May	6,629	
June	6,630	

QUALITY

	Quantity	Base Number	Contract	AT	Region	England
% of FP17s for the same patient ID Re-attending within 3 months - Children	20	436	4.6%	10.4%	13.5%	12.4%
% of FP17s for the same patient ID Re-attending within 3 months - Adults	189	1,726	11.0%	13.7%	17.4%	16.7%
% of FP17s for the same patient ID Re-attending between 3 & 9 months - Children	320	436	73.4%	62.9%	59.0%	57.4%
% of FP17s for the same patient ID Re-attending between 3 & 9 months - Adults	1,260	1,726	73.0%	54.7%	52.6%	50.5%
% of FP17s for Band 1 Urgent Courses	144	1,996	7.2%	7.5%	9.4%	9.1%
% of FP17s Relating to Free Repair or Replacements	22	1,996	1.1%	1.0%	1.0%	0.8%
% of FP17s Relating to Continuations	7	1,996	0.4%	1.3%	1.5%	1.3%
% of Patients satisfied with the dentistry they have received	5	5	N/A	94.7%	93.7%	93.2%
% of Patients satisfied with the time they had to wait for an appointment	5	5	N/A	91.3%	90.0%	89.0%

* This is based on patients treated on this contract for their most recent course of treatment. Figures in italics indicate the base number of FP17s or Patient Questionnaire responses are less than 100. N/A is shown where the base number of responses is less than 10 during the period. % is calculated as Quantity/Base number*100

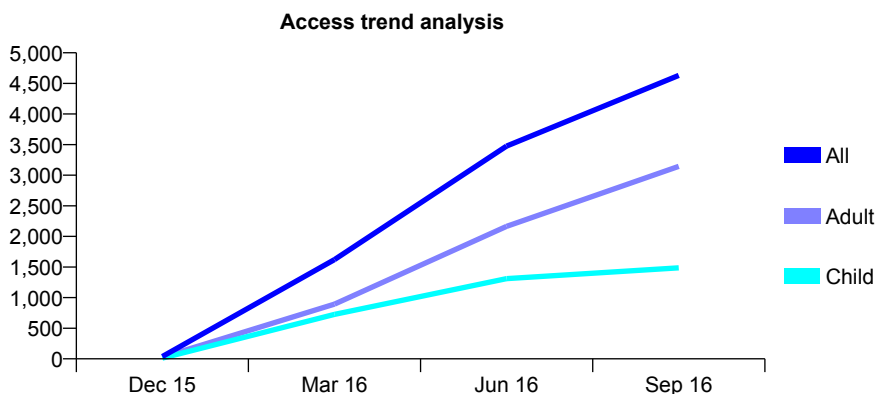
Q50 - Vital Signs At a Glance Contract Report for 161586/0001 - September 2016

Name or company name	B & R Dental Care
Contract type name	GDS Contract
Purpose of contract	General
Contract start date	01/12/2015
Contract end date	

16/17 Contracted general activity (UDA)	16,800
Carry forward general activity (UDA)	0
16/17 Contracted orthodontic activity (UOA)	0
Carry forward orthodontic activity (UOA)	0
Baseline contract value	£497,566.07

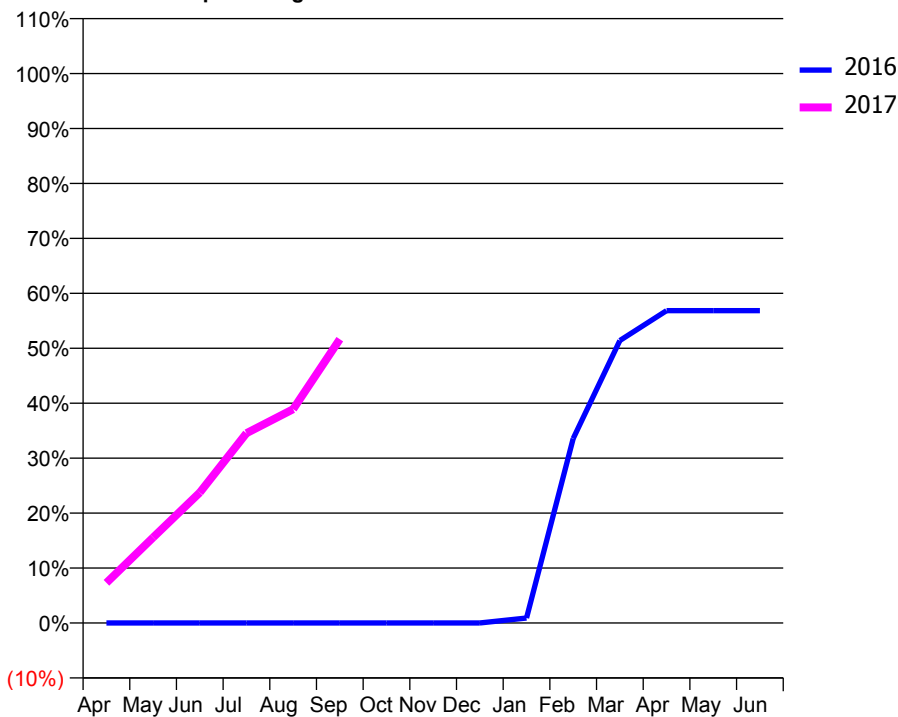
ACCESS*

Patients seen in 24 months	Total	Change since previous quarter
Quarter ending September 2015	0	
Quarter ending December 2015	39	↑
Quarter ending March 2016	1,622	↑
Quarter ending June 2016	3,476	↑
Quarter ending September 2016	4,631	↑
Variance since September 2015	N/A	



ACTIVITY

Cumulative percentage of contracted UDA delivered 2016 & 2017



Month	Adjusted Scheduled Activity (UDA)	
	2016	2017
April	0	1,231
May	0	2,617
June	0	3,989
July	0	5,805
August	0	6,536
September	0	8,677
October	0	
November	0	
December	0	
January	51	
February	1,880	
March	2,879	
April	3,183	
May	3,184	
June	3,184	

QUALITY

	Quantity	Base Number	Contract	AT	Region	England
% of FP17s for the same patient ID Re-attending within 3 months - Children	253	1,822	13.9%	10.4%	13.5%	12.4%
% of FP17s for the same patient ID Re-attending within 3 months - Adults	165	2,641	6.2%	13.7%	17.4%	16.7%
% of FP17s for the same patient ID Re-attending between 3 & 9 months - Children	657	1,822	36.1%	62.9%	59.0%	57.4%
% of FP17s for the same patient ID Re-attending between 3 & 9 months - Adults	167	2,641	6.3%	54.7%	52.6%	50.5%
% of FP17s for Band 1 Urgent Courses	167	4,292	3.9%	7.5%	9.4%	9.1%
% of FP17s Relating to Free Repair or Replacements	8	4,292	0.2%	1.0%	1.0%	0.8%
% of FP17s Relating to Continuations	26	4,292	0.6%	1.3%	1.5%	1.3%
% of Patients satisfied with the dentistry they have received	6	6	N/A	94.7%	93.7%	93.2%
% of Patients satisfied with the time they had to wait for an appointment	6	6	N/A	91.3%	90.0%	89.0%

* This is based on patients treated on this contract for their most recent course of treatment. Figures in italics indicate the base number of FP17s or Patient Questionnaire responses are less than 100. N/A is shown where the base number of responses is less than 10 during the period. % is calculated as Quantity/Base number*100

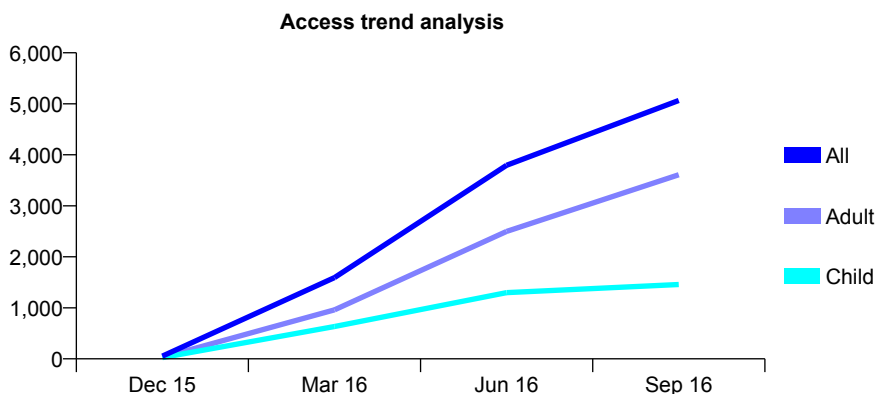
Q50 - Vital Signs At a Glance Contract Report for 161586/0002 - September 2016

Name or company name	B & R Dental Care
Contract type name	GDS Contract
Purpose of contract	General
Contract start date	01/12/2015
Contract end date	

16/17 Contracted general activity (UDA)	16,800
Carry forward general activity (UDA)	0
16/17 Contracted orthodontic activity (UOA)	0
Carry forward orthodontic activity (UOA)	0
Baseline contract value	£496,577.31

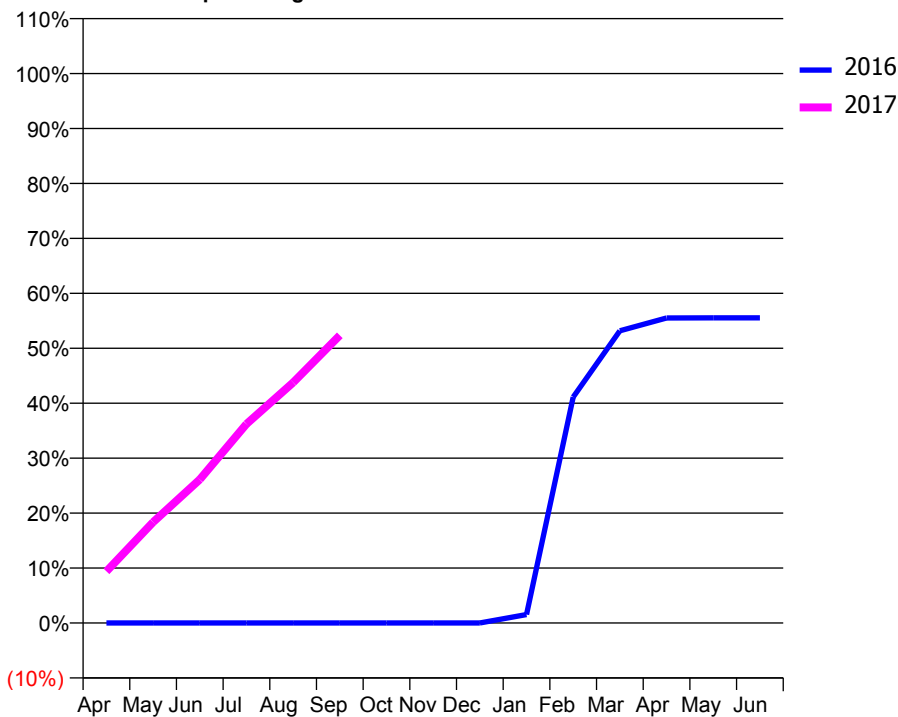
ACCESS*

Patients seen in 24 months	Total	Change since previous quarter
Quarter ending September 2015	0	
Quarter ending December 2015	54	↑
Quarter ending March 2016	1,593	↑
Quarter ending June 2016	3,794	↑
Quarter ending September 2016	5,066	↑
Variance since September 2015	N/A	



ACTIVITY

Cumulative percentage of contracted UDA delivered 2016 & 2017



Adjusted Scheduled Activity (UDA)

Month	2016	2017
April	0	1,579
May	0	3,085
June	0	4,388
July	0	6,084
August	0	7,351
September	0	8,795
October	0	
November	0	
December	0	
January	86	
February	2,303	
March	2,979	
April	3,108	
May	3,110	
June	3,110	

QUALITY

	Quantity	Base Number	Contract	AT	Region	England
% of FP17s for the same patient ID Re-attending within 3 months - Children	156	1,769	8.8%	10.4%	13.5%	12.4%
% of FP17s for the same patient ID Re-attending within 3 months - Adults	150	2,932	5.1%	13.7%	17.4%	16.7%
% of FP17s for the same patient ID Re-attending between 3 & 9 months - Children	671	1,769	37.9%	62.9%	59.0%	57.4%
% of FP17s for the same patient ID Re-attending between 3 & 9 months - Adults	160	2,932	5.5%	54.7%	52.6%	50.5%
% of FP17s for Band 1 Urgent Courses	170	4,616	3.7%	7.5%	9.4%	9.1%
% of FP17s Relating to Free Repair or Replacements	10	4,616	0.2%	1.0%	1.0%	0.8%
% of FP17s Relating to Continuations	30	4,616	0.6%	1.3%	1.5%	1.3%
% of Patients satisfied with the dentistry they have received	8	9	N/A	94.7%	93.7%	93.2%
% of Patients satisfied with the time they had to wait for an appointment	9	9	N/A	91.3%	90.0%	89.0%

* This is based on patients treated on this contract for their most recent course of treatment. Figures in italics indicate the base number of FP17s or Patient Questionnaire responses are less than 100. N/A is shown where the base number of responses is less than 10 during the period. % is calculated as Quantity/Base number*100

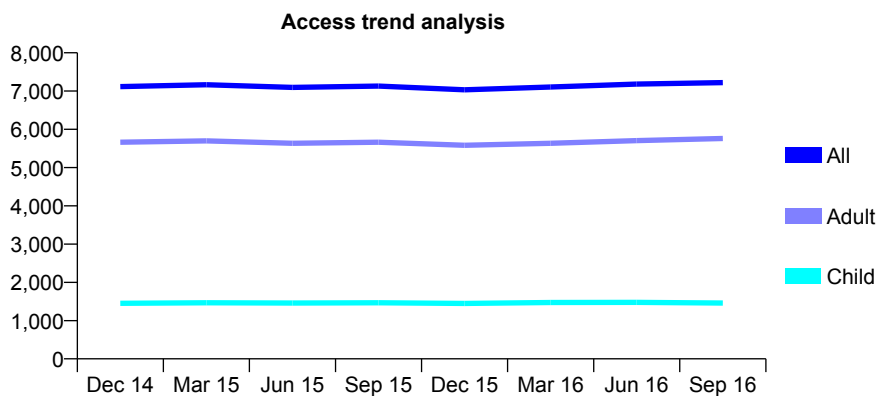
Q50 - Vital Signs At a Glance Contract Report for 161829/0001 - September 2016

Name or company name	Exchange Street Practice Ltd
Contract type name	GDS Contract
Purpose of contract	General
Contract start date	01/04/2011
Contract end date	

16/17 Contracted general activity (UDA)	21,484
Carry forward general activity (UDA)	0
16/17 Contracted orthodontic activity (UOA)	0
Carry forward orthodontic activity (UOA)	0
Baseline contract value	£656,310.50

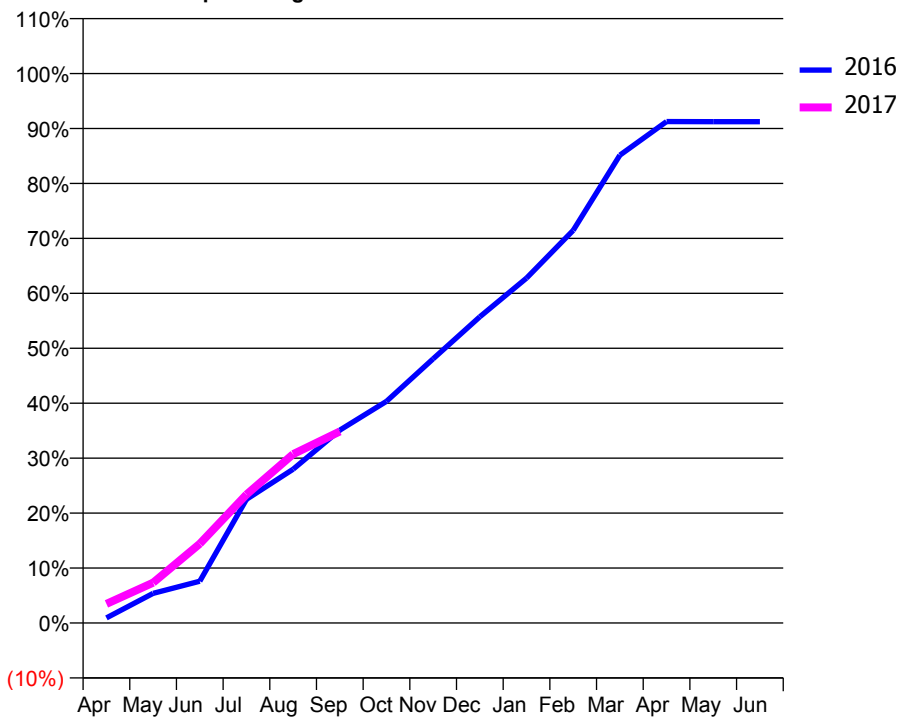
ACCESS*

Patients seen in 24 months	Total	Change since previous quarter
Quarter ending September 2015	7,130	
Quarter ending December 2015	7,032	↓
Quarter ending March 2016	7,107	→
Quarter ending June 2016	7,183	→
Quarter ending September 2016	7,221	→
Variance since September 2015	1.3%	→



ACTIVITY

Cumulative percentage of contracted UDA delivered 2016 & 2017



Month	Adjusted Scheduled Activity (UDA)	
	2016	2017
April	200	750
May	1,161	1,579
June	1,635	3,098
July	4,835	5,022
August	6,012	6,602
September	7,543	7,488
October	8,669	
November	10,330	
December	11,973	
January	13,484	
February	15,352	
March	18,293	
April	19,603	
May	19,602	
June	19,602	

QUALITY

	Quantity	Base Number	Contract	AT	Region	England
% of FP17s for the same patient ID Re-attending within 3 months - Children	48	968	5.0%	10.4%	13.5%	12.4%
% of FP17s for the same patient ID Re-attending within 3 months - Adults	307	3,282	9.4%	13.7%	17.4%	16.7%
% of FP17s for the same patient ID Re-attending between 3 & 9 months - Children	545	968	56.3%	62.9%	59.0%	57.4%
% of FP17s for the same patient ID Re-attending between 3 & 9 months - Adults	1,611	3,282	49.1%	54.7%	52.6%	50.5%
% of FP17s for Band 1 Urgent Courses	220	3,351	6.6%	7.5%	9.4%	9.1%
% of FP17s Relating to Free Repair or Replacements	19	3,351	0.6%	1.0%	1.0%	0.8%
% of FP17s Relating to Continuations	40	3,351	1.2%	1.3%	1.5%	1.3%
% of Patients satisfied with the dentistry they have received	8	8	N/A	94.7%	93.7%	93.2%
% of Patients satisfied with the time they had to wait for an appointment	8	8	N/A	91.3%	90.0%	89.0%

* This is based on patients treated on this contract for their most recent course of treatment. Figures in italics indicate the base number of FP17s or Patient Questionnaire responses are less than 100. N/A is shown where the base number of responses is less than 10 during the period. % is calculated as Quantity/Base number*100

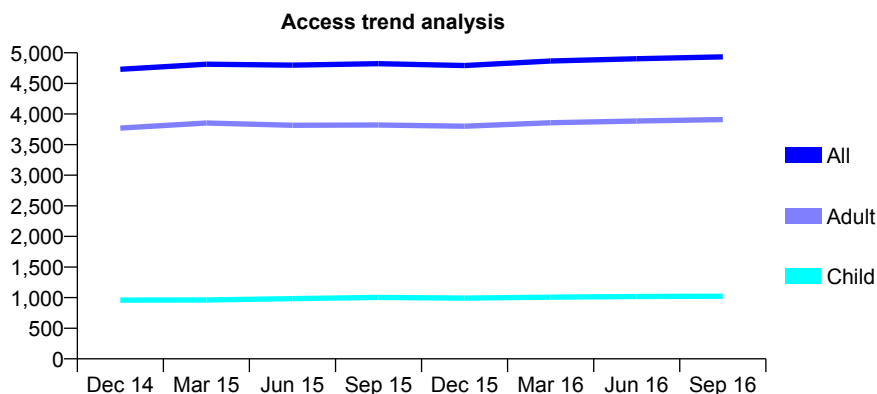
Q50 - Vital Signs At a Glance Contract Report for 163252/0001 - September 2016

Name or company name	Alpha Dental Great Ayton
Contract type name	GDS Contract
Purpose of contract	General
Contract start date	01/04/2009
Contract end date	

16/17 Contracted general activity (UDA)	14,000
Carry forward general activity (UDA)	0
16/17 Contracted orthodontic activity (UOA)	0
Carry forward orthodontic activity (UOA)	0
Baseline contract value	£362,048.54

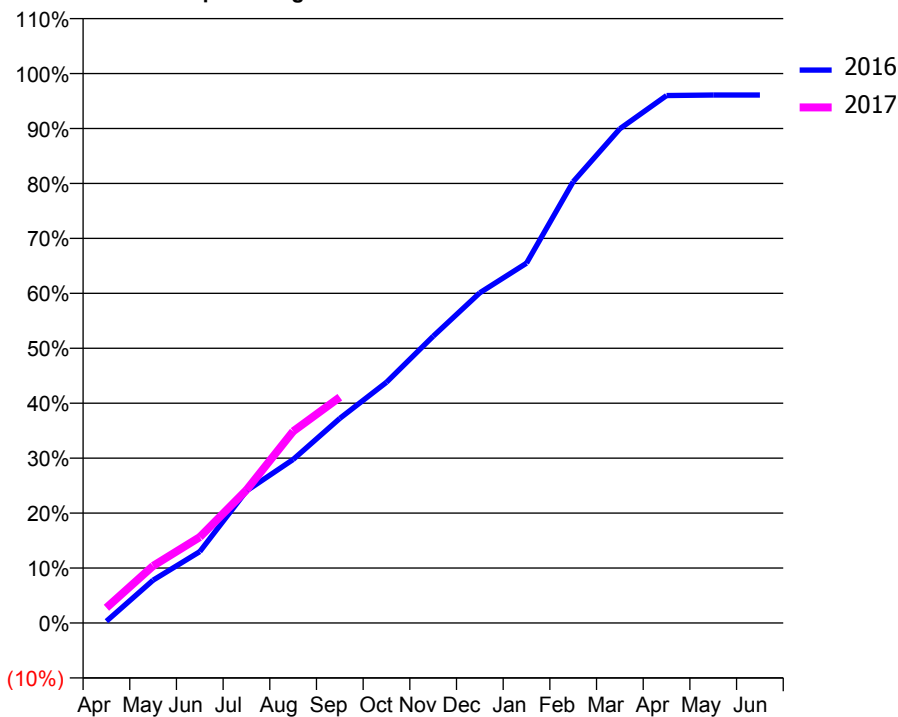
ACCESS*

Patients seen in 24 months	Total	Change since previous quarter
Quarter ending September 2015	4,823	
Quarter ending December 2015	4,793	→
Quarter ending March 2016	4,866	→
Quarter ending June 2016	4,903	→
Quarter ending September 2016	4,933	→
Variance since September 2015	2.3%	↑



ACTIVITY

Cumulative percentage of contracted UDA delivered 2016 & 2017



Month	Adjusted Scheduled Activity (UDA)	
	2016	2017
April	46	389
May	1,092	1,457
June	1,819	2,190
July	3,365	3,389
August	4,168	4,885
September	5,212	5,755
October	6,135	
November	7,306	
December	8,413	
January	9,167	
February	11,245	
March	12,591	
April	13,439	
May	13,453	
June	13,452	

QUALITY

	Quantity	Base Number	Contract	AT	Region	England
% of FP17s for the same patient ID Re-attending within 3 months - Children	60	739	8.1%	10.4%	13.5%	12.4%
% of FP17s for the same patient ID Re-attending within 3 months - Adults	414	2,549	16.2%	13.7%	17.4%	16.7%
% of FP17s for the same patient ID Re-attending between 3 & 9 months - Children	384	739	52.0%	62.9%	59.0%	57.4%
% of FP17s for the same patient ID Re-attending between 3 & 9 months - Adults	1,151	2,549	45.2%	54.7%	52.6%	50.5%
% of FP17s for Band 1 Urgent Courses	184	2,740	6.7%	7.5%	9.4%	9.1%
% of FP17s Relating to Free Repair or Replacements	45	2,740	1.6%	1.0%	1.0%	0.8%
% of FP17s Relating to Continuations	82	2,740	3.0%	1.3%	1.5%	1.3%
% of Patients satisfied with the dentistry they have received	9	9	N/A	94.7%	93.7%	93.2%
% of Patients satisfied with the time they had to wait for an appointment	8	9	N/A	91.3%	90.0%	89.0%

* This is based on patients treated on this contract for their most recent course of treatment. Figures in italics indicate the base number of FP17s or Patient Questionnaire responses are less than 100. N/A is shown where the base number of responses is less than 10 during the period. % is calculated as Quantity/Base number*100

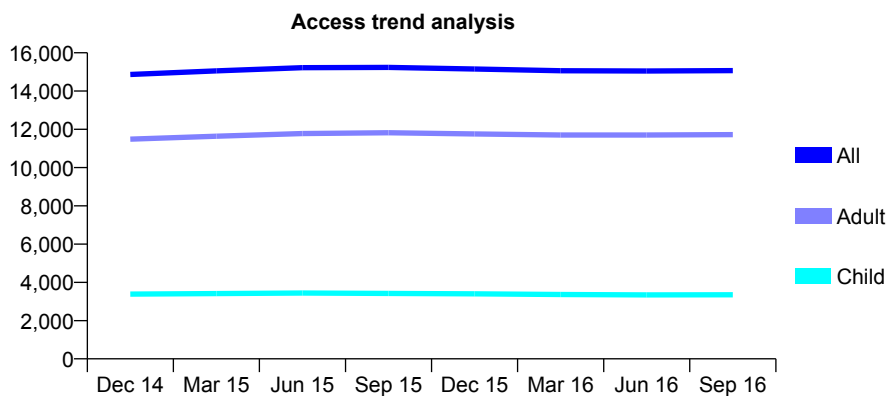
Q50 - Vital Signs At a Glance Contract Report for 163880/0001 - September 2016

Name or company name	Lawrence Street Dental Practice Ltd
Contract type name	GDS Contract
Purpose of contract	General
Contract start date	01/03/2008
Contract end date	

16/17 Contracted general activity (UDA)	44,087
Carry forward general activity (UDA)	0
16/17 Contracted orthodontic activity (UOA)	0
Carry forward orthodontic activity (UOA)	0
Baseline contract value	£1,402,218.35

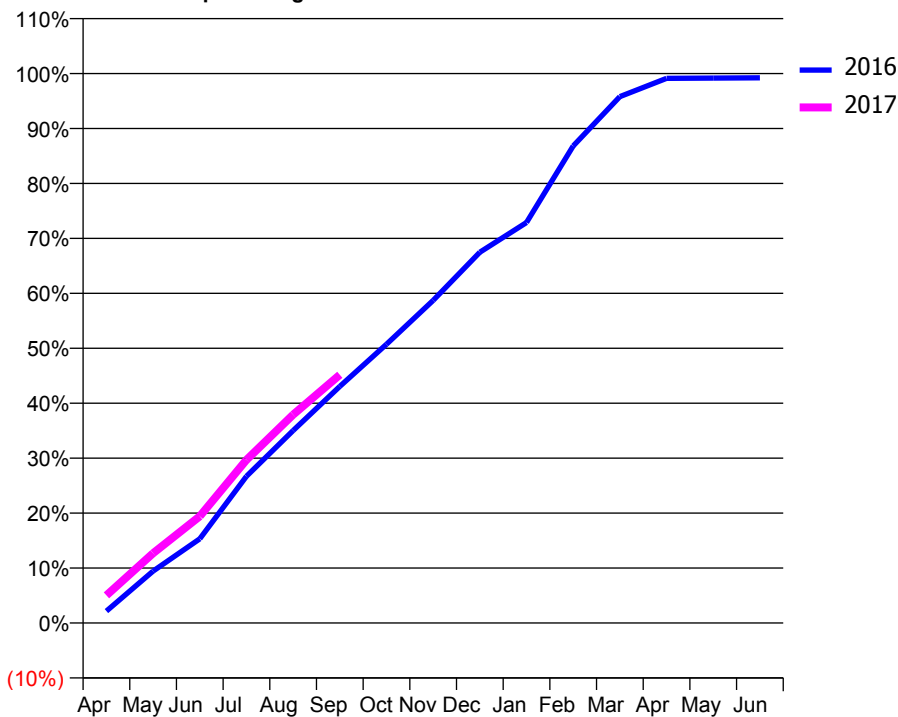
ACCESS*

Patients seen in 24 months	Total	Change since previous quarter
Quarter ending September 2015	15,235	
Quarter ending December 2015	15,151	→
Quarter ending March 2016	15,065	→
Quarter ending June 2016	15,046	→
Quarter ending September 2016	15,071	→
Variance since September 2015	(1.1%)	↓



ACTIVITY

Cumulative percentage of contracted UDA delivered 2016 & 2017



Month	Adjusted Scheduled Activity (UDA)	
	2016	2017
April	959	2,219
May	4,167	5,604
June	6,759	8,569
July	11,776	13,094
August	15,440	16,714
September	18,982	19,913
October	22,367	
November	25,883	
December	29,749	
January	32,138	
February	38,276	
March	42,238	
April	43,702	
May	43,724	
June	43,740	

QUALITY

	Quantity	Base Number	Contract	AT	Region	England
% of FP17s for the same patient ID Re-attending within 3 months - Children	218	2,913	7.5%	10.4%	13.5%	12.4%
% of FP17s for the same patient ID Re-attending within 3 months - Adults	1,087	8,963	12.1%	13.7%	17.4%	16.7%
% of FP17s for the same patient ID Re-attending between 3 & 9 months - Children	1,899	2,913	65.2%	62.9%	59.0%	57.4%
% of FP17s for the same patient ID Re-attending between 3 & 9 months - Adults	5,647	8,963	63.0%	54.7%	52.6%	50.5%
% of FP17s for Band 1 Urgent Courses	425	11,053	3.8%	7.5%	9.4%	9.1%
% of FP17s Relating to Free Repair or Replacements	122	11,053	1.1%	1.0%	1.0%	0.8%
% of FP17s Relating to Continuations	126	11,053	1.1%	1.3%	1.5%	1.3%
% of Patients satisfied with the dentistry they have received	19	20	95.0%	94.7%	93.7%	93.2%
% of Patients satisfied with the time they had to wait for an appointment	19	20	95.0%	91.3%	90.0%	89.0%

* This is based on patients treated on this contract for their most recent course of treatment. Figures in italics indicate the base number of FP17s or Patient Questionnaire responses are less than 100. N/A is shown where the base number of responses is less than 10 during the period. % is calculated as Quantity/Base number*100

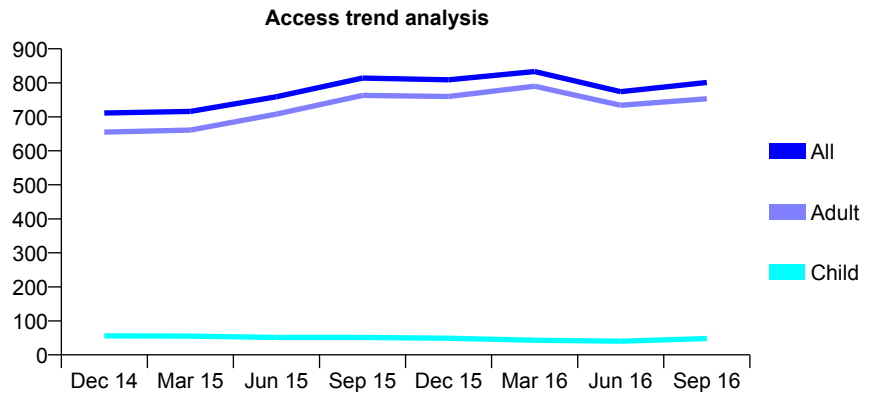
Q50 - Vital Signs At a Glance Contract Report for 163880/0002 - September 2016

Name or company name	Lawrence Street Dental Practice Ltd
Contract type name	PDS Contract
Purpose of contract	General
Contract start date	01/06/2011
Contract end date	30/06/2017

16/17 Contracted general activity (UDA)	4
Carry forward general activity (UDA)	0
16/17 Contracted orthodontic activity (UOA)	0
Carry forward orthodontic activity (UOA)	0
Baseline contract value	£71,512.71

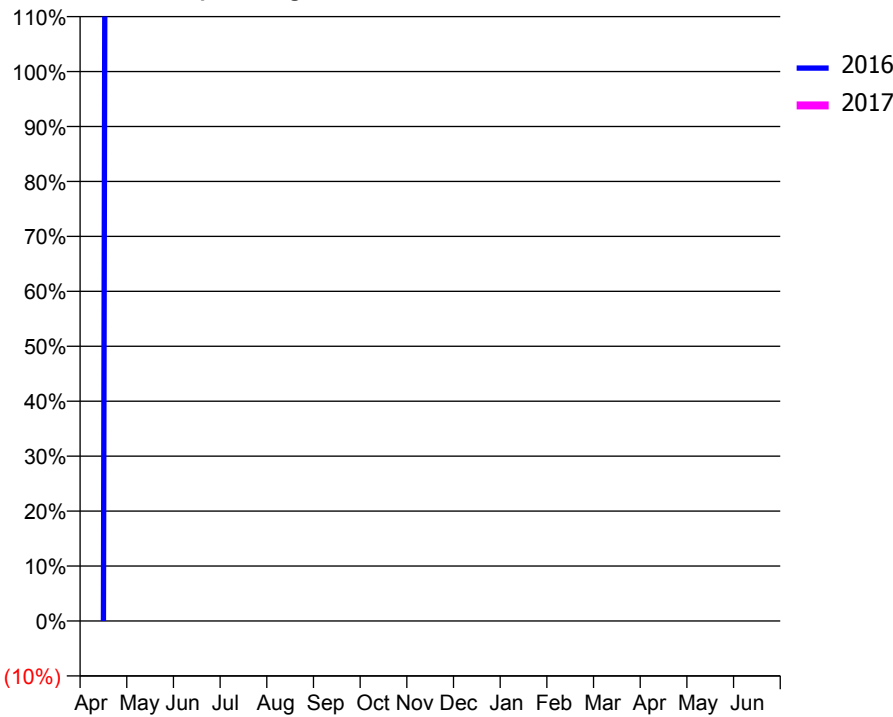
ACCESS*

Patients seen in 24 months	Total	Change since previous quarter
Quarter ending September 2015	814	
Quarter ending December 2015	809	→
Quarter ending March 2016	833	↑
Quarter ending June 2016	774	↓
Quarter ending September 2016	801	↑
Variance since September 2015	(1.6%)	↓



ACTIVITY

Cumulative percentage of contracted UDA delivered 2016 & 2017



Adjusted Scheduled Activity (UDA)		
Month	2016	2017
April	0	42
May	144	126
June	244	158
July	454	185
August	552	286
September	656	478
October	786	
November	850	
December	923	
January	942	
February	1,117	
March	1,201	
April	1,267	
May	1,267	
June	1,268	

QUALITY

	Quantity	Base Number	Contract	AT	Region	England
% of FP17s for the same patient ID Re-attending within 3 months - Children	0	37	0.0%	10.4%	13.5%	12.4%
% of FP17s for the same patient ID Re-attending within 3 months - Adults	6	416	1.4%	13.7%	17.4%	16.7%
% of FP17s for the same patient ID Re-attending between 3 & 9 months - Children	0	37	0.0%	62.9%	59.0%	57.4%
% of FP17s for the same patient ID Re-attending between 3 & 9 months - Adults	2	416	0.5%	54.7%	52.6%	50.5%
% of FP17s for Band 1 Urgent Courses	388	389	99.7%	7.5%	9.4%	9.1%
% of FP17s Relating to Free Repair or Replacements	0	389	0.0%	1.0%	1.0%	0.8%
% of FP17s Relating to Continuations	0	389	0.0%	1.3%	1.5%	1.3%
% of Patients satisfied with the dentistry they have received	0	0	N/A	94.7%	93.7%	93.2%
% of Patients satisfied with the time they had to wait for an appointment	0	0	N/A	91.3%	90.0%	89.0%

* This is based on patients treated on this contract for their most recent course of treatment. Figures in italics indicate the base number of FP17s or Patient Questionnaire responses are less than 100. N/A is shown where the base number of responses is less than 10 during the period. % is calculated as Quantity/Base number*100

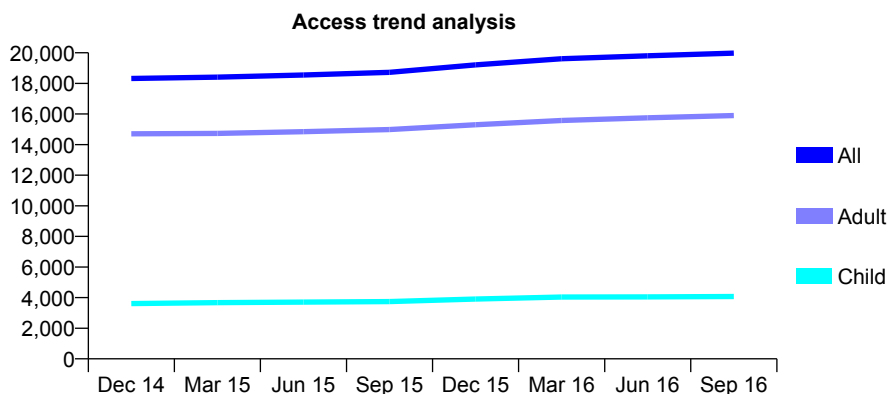
Q50 - Vital Signs At a Glance Contract Report for 163961/0001 - September 2016

Name or company name	Pierce & Geddes Limited
Contract type name	GDS Contract
Purpose of contract	General
Contract start date	01/12/2008
Contract end date	

16/17 Contracted general activity (UDA)	65,063
Carry forward general activity (UDA)	0
16/17 Contracted orthodontic activity (UOA)	0
Carry forward orthodontic activity (UOA)	0
Baseline contract value	£1,984,025.74

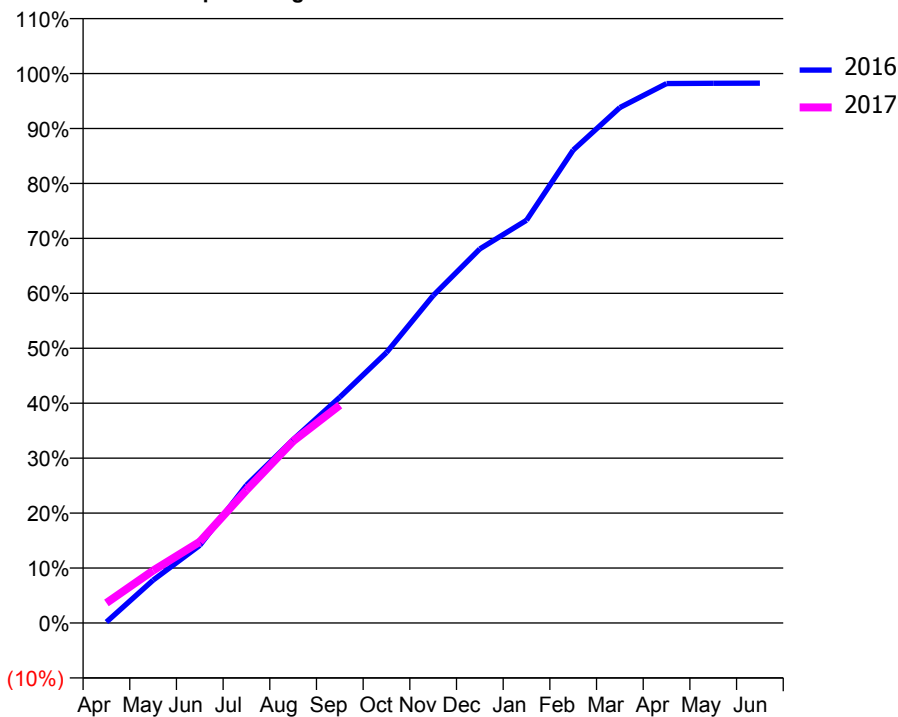
ACCESS*

Patients seen in 24 months	Total	Change since previous quarter
Quarter ending September 2015	18,726	
Quarter ending December 2015	19,207	↑
Quarter ending March 2016	19,610	↑
Quarter ending June 2016	19,801	→
Quarter ending September 2016	19,976	→
Variance since September 2015	6.7%	↑



ACTIVITY

Cumulative percentage of contracted UDA delivered 2016 & 2017



Month	Adjusted Scheduled Activity (UDA)	
	2016	2017
April	125	2,381
May	5,069	6,221
June	9,194	9,619
July	16,324	15,741
August	21,718	21,535
September	26,732	25,798
October	32,025	
November	38,769	
December	44,302	
January	47,688	
February	56,001	
March	61,030	
April	63,877	
May	63,911	
June	63,916	

QUALITY

	Quantity	Base Number	Contract	AT	Region	England
% of FP17s for the same patient ID Re-attending within 3 months - Children	278	4,552	6.1%	10.4%	13.5%	12.4%
% of FP17s for the same patient ID Re-attending within 3 months - Adults	1,054	12,684	8.3%	13.7%	17.4%	16.7%
% of FP17s for the same patient ID Re-attending between 3 & 9 months - Children	3,623	4,552	79.6%	62.9%	59.0%	57.4%
% of FP17s for the same patient ID Re-attending between 3 & 9 months - Adults	9,066	12,684	71.5%	54.7%	52.6%	50.5%
% of FP17s for Band 1 Urgent Courses	957	15,664	6.1%	7.5%	9.4%	9.1%
% of FP17s Relating to Free Repair or Replacements	69	15,664	0.4%	1.0%	1.0%	0.8%
% of FP17s Relating to Continuations	33	15,664	0.2%	1.3%	1.5%	1.3%
% of Patients satisfied with the dentistry they have received	17	18	94.4%	94.7%	93.7%	93.2%
% of Patients satisfied with the time they had to wait for an appointment	16	18	88.9%	91.3%	90.0%	89.0%

* This is based on patients treated on this contract for their most recent course of treatment. Figures in italics indicate the base number of FP17s or Patient Questionnaire responses are less than 100. N/A is shown where the base number of responses is less than 10 during the period. % is calculated as Quantity/Base number*100

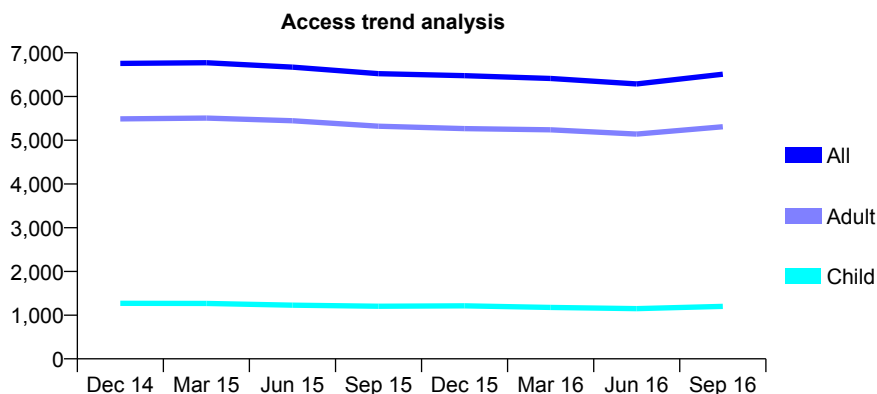
Q50 - Vital Signs At a Glance Contract Report for 164119/0001 - September 2016

Name or company name	Filey Dental Care Centre Partnership
Contract type name	GDS Contract
Purpose of contract	General
Contract start date	24/08/2012
Contract end date	

16/17 Contracted general activity (UDA)	23,000
Carry forward general activity (UDA)	0
16/17 Contracted orthodontic activity (UOA)	0
Carry forward orthodontic activity (UOA)	0
Baseline contract value	£609,524.82

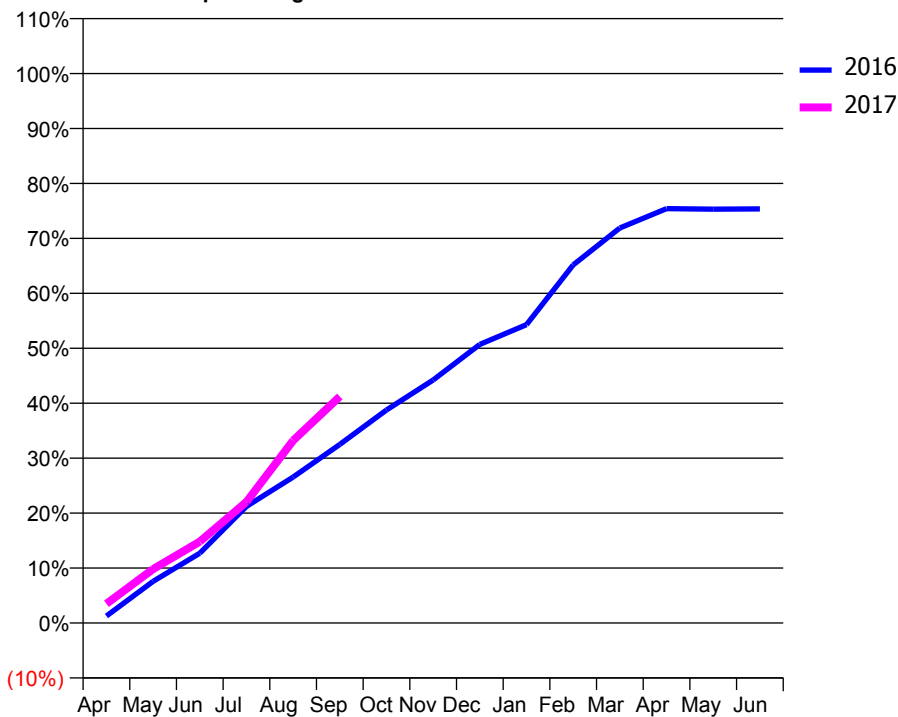
ACCESS*

Patients seen in 24 months	Total	Change since previous quarter
Quarter ending September 2015	6,524	
Quarter ending December 2015	6,478	→
Quarter ending March 2016	6,413	↓
Quarter ending June 2016	6,288	↓
Quarter ending September 2016	6,511	↑
Variance since September 2015	(0.2%)	→



ACTIVITY

Cumulative percentage of contracted UDA delivered 2016 & 2017



Adjusted Scheduled Activity (UDA)

Month	2016	2017
April	294	806
May	1,746	2,257
June	2,919	3,409
July	4,880	5,069
August	6,109	7,637
September	7,478	9,482
October	8,917	
November	10,174	
December	11,662	
January	12,487	
February	14,989	
March	16,535	
April	17,344	
May	17,321	
June	17,332	

QUALITY

	Quantity	Base Number	Contract	AT	Region	England
% of FP17s for the same patient ID Re-attending within 3 months - Children	61	933	6.5%	10.4%	13.5%	12.4%
% of FP17s for the same patient ID Re-attending within 3 months - Adults	455	3,770	12.1%	13.7%	17.4%	16.7%
% of FP17s for the same patient ID Re-attending between 3 & 9 months - Children	460	933	49.3%	62.9%	59.0%	57.4%
% of FP17s for the same patient ID Re-attending between 3 & 9 months - Adults	1,500	3,770	39.8%	54.7%	52.6%	50.5%
% of FP17s for Band 1 Urgent Courses	334	4,464	7.5%	7.5%	9.4%	9.1%
% of FP17s Relating to Free Repair or Replacements	22	4,464	0.5%	1.0%	1.0%	0.8%
% of FP17s Relating to Continuations	101	4,464	2.3%	1.3%	1.5%	1.3%
% of Patients satisfied with the dentistry they have received	5	7	N/A	94.7%	93.7%	93.2%
% of Patients satisfied with the time they had to wait for an appointment	5	7	N/A	91.3%	90.0%	89.0%

* This is based on patients treated on this contract for their most recent course of treatment. Figures in italics indicate the base number of FP17s or Patient Questionnaire responses are less than 100. N/A is shown where the base number of responses is less than 10 during the period. % is calculated as Quantity/Base number*100

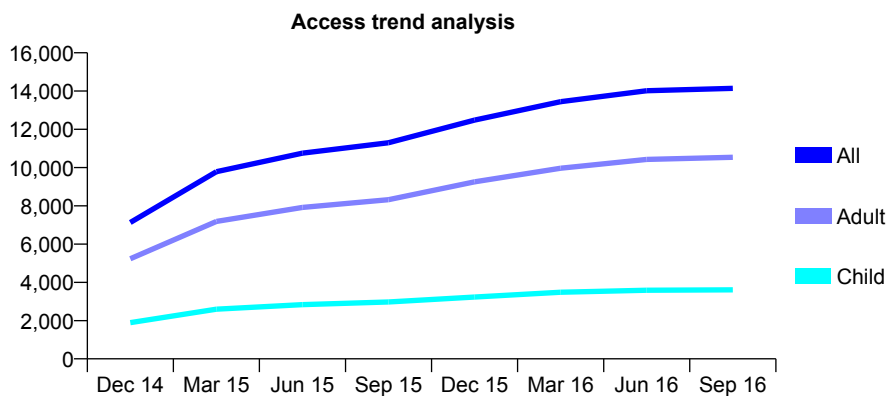
Q50 - Vital Signs At a Glance Contract Report for 164623/0001 - September 2016

Name or company name	Clock House Dental Practice
Contract type name	GDS Contract
Purpose of contract	General
Contract start date	01/07/2014
Contract end date	

16/17 Contracted general activity (UDA)	38,182
Carry forward general activity (UDA)	0
16/17 Contracted orthodontic activity (UOA)	0
Carry forward orthodontic activity (UOA)	0
Baseline contract value	£1,090,824.25

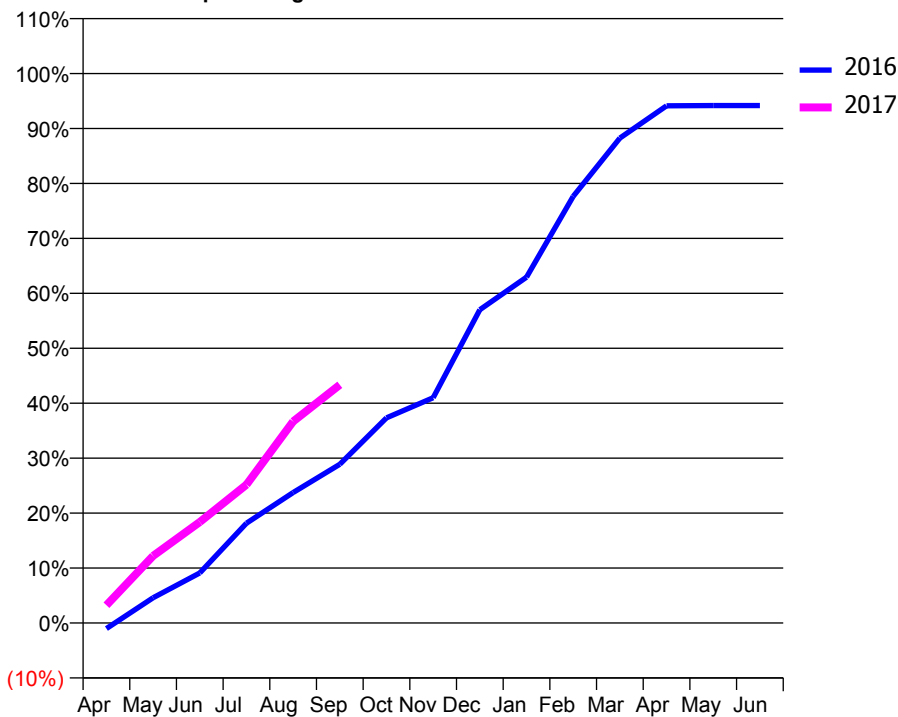
ACCESS*

Patients seen in 24 months	Total	Change since previous quarter
Quarter ending September 2015	11,295	
Quarter ending December 2015	12,481	↑
Quarter ending March 2016	13,444	↑
Quarter ending June 2016	14,015	↑
Quarter ending September 2016	14,143	→
Variance since September 2015	25.2%	↑



ACTIVITY

Cumulative percentage of contracted UDA delivered 2016 & 2017



Month	Adjusted Scheduled Activity (UDA)	
	2016	2017
April	-390	1,236
May	1,760	4,670
June	3,483	7,022
July	6,934	9,614
August	9,064	14,003
September	11,034	16,556
October	14,258	
November	15,655	
December	21,768	
January	24,034	
February	29,645	
March	33,692	
April	35,940	
May	35,954	
June	35,955	

QUALITY

	Quantity	Base Number	Contract	AT	Region	England
% of FP17s for the same patient ID Re-attending within 3 months - Children	161	2,506	6.4%	10.4%	13.5%	12.4%
% of FP17s for the same patient ID Re-attending within 3 months - Adults	782	6,712	11.7%	13.7%	17.4%	16.7%
% of FP17s for the same patient ID Re-attending between 3 & 9 months - Children	1,408	2,506	56.2%	62.9%	59.0%	57.4%
% of FP17s for the same patient ID Re-attending between 3 & 9 months - Adults	3,666	6,712	54.6%	54.7%	52.6%	50.5%
% of FP17s for Band 1 Urgent Courses	607	8,250	7.4%	7.5%	9.4%	9.1%
% of FP17s Relating to Free Repair or Replacements	62	8,250	0.8%	1.0%	1.0%	0.8%
% of FP17s Relating to Continuations	80	8,250	1.0%	1.3%	1.5%	1.3%
% of Patients satisfied with the dentistry they have received	9	11	81.8%	94.7%	93.7%	93.2%
% of Patients satisfied with the time they had to wait for an appointment	10	11	90.9%	91.3%	90.0%	89.0%

* This is based on patients treated on this contract for their most recent course of treatment. Figures in italics indicate the base number of FP17s or Patient Questionnaire responses are less than 100. N/A is shown where the base number of responses is less than 10 during the period. % is calculated as Quantity/Base number*100

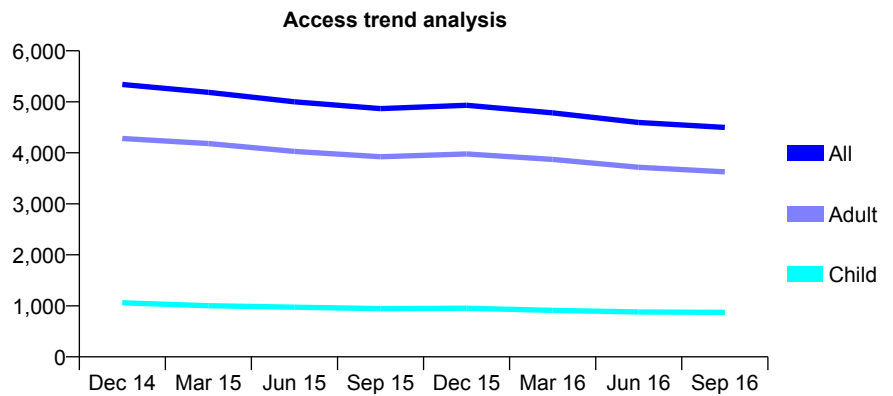
Q50 - Vital Signs At a Glance Contract Report for 164690/0001 - September 2016

Name or company name	IDH 477 Limited
Contract type name	GDS Contract
Purpose of contract	General
Contract start date	01/04/2008
Contract end date	

16/17 Contracted general activity (UDA)	11,845
Carry forward general activity (UDA)	0
16/17 Contracted orthodontic activity (UOA)	0
Carry forward orthodontic activity (UOA)	0
Baseline contract value	£367,703.29

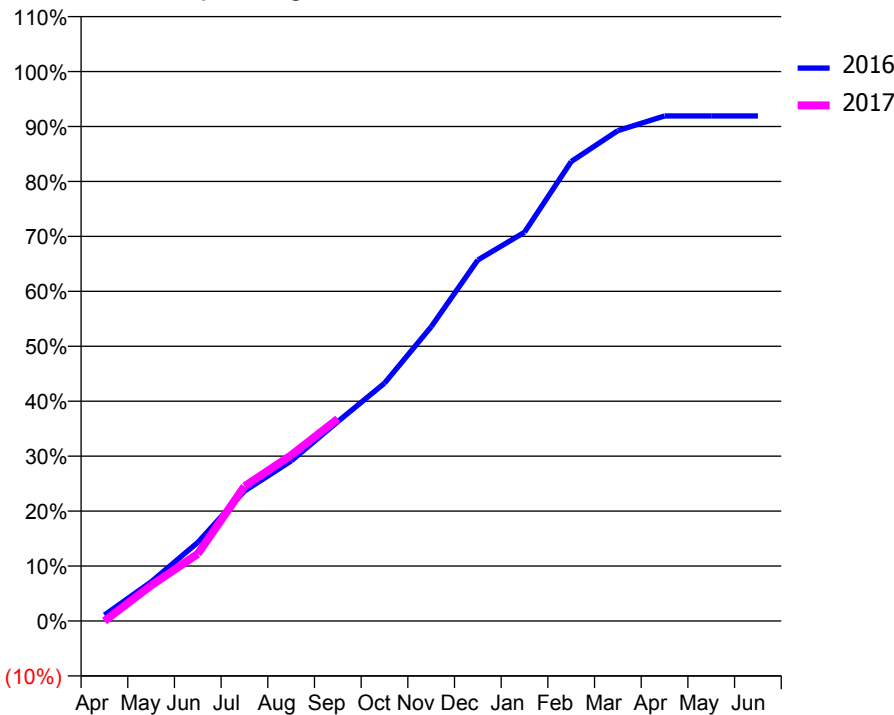
ACCESS*

Patients seen in 24 months	Total	Change since previous quarter
Quarter ending September 2015	4,867	
Quarter ending December 2015	4,931	→
Quarter ending March 2016	4,783	↓
Quarter ending June 2016	4,595	↓
Quarter ending September 2016	4,498	↓
Variance since September 2015	(7.6%)	↓



ACTIVITY

Cumulative percentage of contracted UDA delivered 2016 & 2017



Month	Adjusted Scheduled Activity (UDA)	
	2016	2017
April	127	0
May	845	766
June	1,693	1,447
July	2,801	2,904
August	3,450	3,574
September	4,298	4,358
October	5,126	
November	6,341	
December	7,782	
January	8,382	
February	9,905	
March	10,571	
April	10,888	
May	10,888	
June	10,888	

QUALITY

	Quantity	Base Number	Contract	AT	Region	England
% of FP17s for the same patient ID Re-attending within 3 months - Children	19	377	5.0%	10.4%	13.5%	12.4%
% of FP17s for the same patient ID Re-attending within 3 months - Adults	230	1,690	13.6%	13.7%	17.4%	16.7%
% of FP17s for the same patient ID Re-attending between 3 & 9 months - Children	96	377	25.5%	62.9%	59.0%	57.4%
% of FP17s for the same patient ID Re-attending between 3 & 9 months - Adults	542	1,690	32.1%	54.7%	52.6%	50.5%
% of FP17s for Band 1 Urgent Courses	146	1,924	7.6%	7.5%	9.4%	9.1%
% of FP17s Relating to Free Repair or Replacements	5	1,924	0.3%	1.0%	1.0%	0.8%
% of FP17s Relating to Continuations	36	1,924	1.9%	1.3%	1.5%	1.3%
% of Patients satisfied with the dentistry they have received	1	1	N/A	94.7%	93.7%	93.2%
% of Patients satisfied with the time they had to wait for an appointment	1	1	N/A	91.3%	90.0%	89.0%

* This is based on patients treated on this contract for their most recent course of treatment. Figures in italics indicate the base number of FP17s or Patient Questionnaire responses are less than 100. N/A is shown where the base number of responses is less than 10 during the period. % is calculated as Quantity/Base number*100

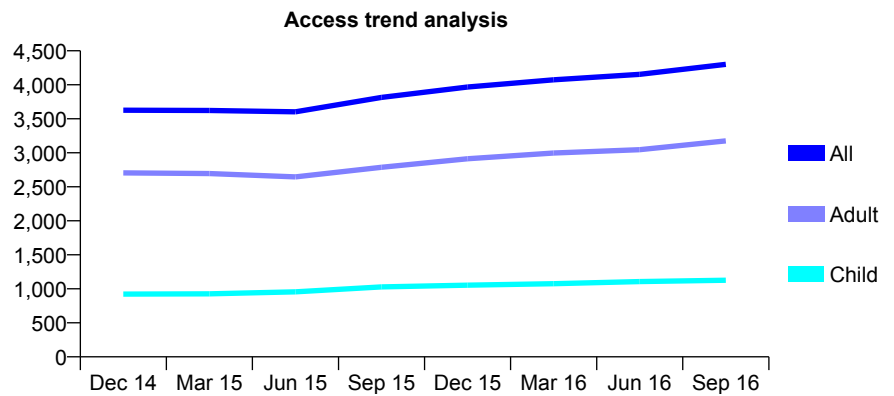
Q50 - Vital Signs At a Glance Contract Report for 164925/0001 - September 2016

Name or company name	City Health Dental
Contract type name	PDS Contract
Purpose of contract	General
Contract start date	01/06/2010
Contract end date	31/03/2017

16/17 Contracted general activity (UDA)	10,000
Carry forward general activity (UDA)	0
16/17 Contracted orthodontic activity (UOA)	0
Carry forward orthodontic activity (UOA)	0
Baseline contract value	£380,650.12

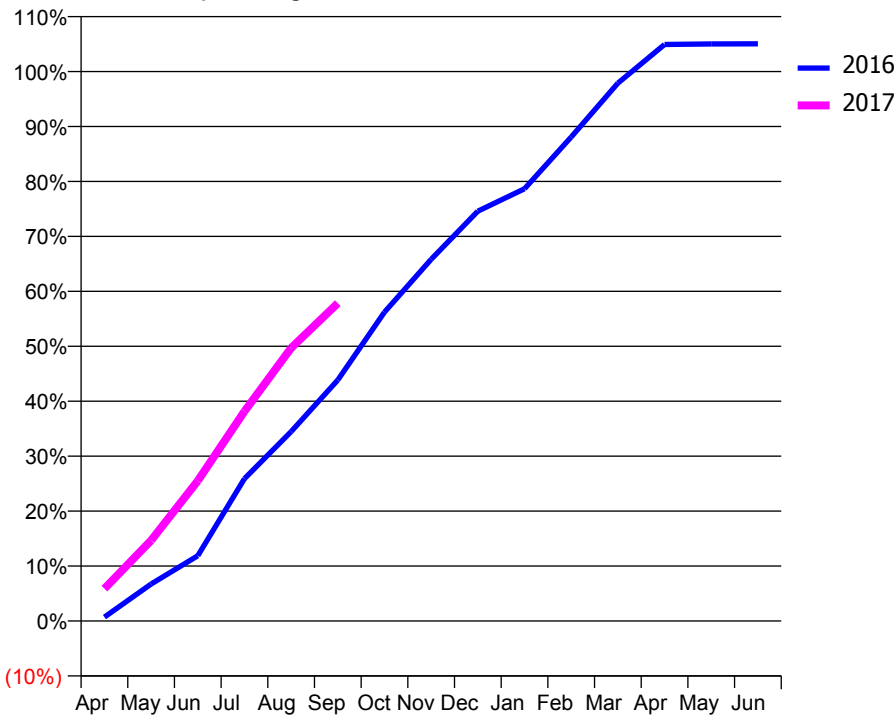
ACCESS*

Patients seen in 24 months	Total	Change since previous quarter
Quarter ending September 2015	3,815	
Quarter ending December 2015	3,967	↑
Quarter ending March 2016	4,073	↑
Quarter ending June 2016	4,153	→
Quarter ending September 2016	4,301	↑
Variance since September 2015	12.7%	↑



ACTIVITY

Cumulative percentage of contracted UDA delivered 2016 & 2017



Month	Adjusted Scheduled Activity (UDA)	
	2016	2017
April	72	589
May	672	1,467
June	1,188	2,552
July	2,590	3,815
August	3,446	4,969
September	4,387	5,783
October	5,622	
November	6,584	
December	7,457	
January	7,866	
February	8,807	
March	9,787	
April	10,491	
May	10,500	
June	10,503	

QUALITY

	Quantity	Base Number	Contract	AT	Region	England
% of FP17s for the same patient ID Re-attending within 3 months - Children	51	809	6.3%	10.4%	13.5%	12.4%
% of FP17s for the same patient ID Re-attending within 3 months - Adults	413	2,349	17.6%	13.7%	17.4%	16.7%
% of FP17s for the same patient ID Re-attending between 3 & 9 months - Children	418	809	51.7%	62.9%	59.0%	57.4%
% of FP17s for the same patient ID Re-attending between 3 & 9 months - Adults	1,144	2,349	48.7%	54.7%	52.6%	50.5%
% of FP17s for Band 1 Urgent Courses	268	2,819	9.5%	7.5%	9.4%	9.1%
% of FP17s Relating to Free Repair or Replacements	33	2,819	1.2%	1.0%	1.0%	0.8%
% of FP17s Relating to Continuations	57	2,819	2.0%	1.3%	1.5%	1.3%
% of Patients satisfied with the dentistry they have received	6	6	N/A	94.7%	93.7%	93.2%
% of Patients satisfied with the time they had to wait for an appointment	6	6	N/A	91.3%	90.0%	89.0%

* This is based on patients treated on this contract for their most recent course of treatment. Figures in italics indicate the base number of FP17s or Patient Questionnaire responses are less than 100. N/A is shown where the base number of responses is less than 10 during the period. % is calculated as Quantity/Base number*100

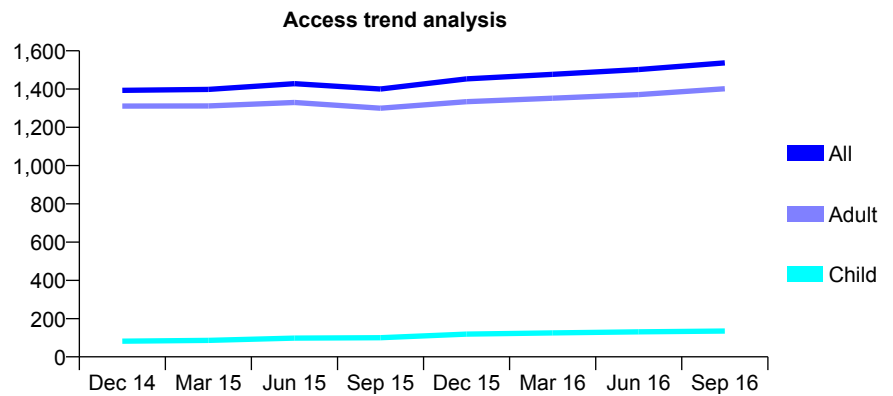
Q50 - Vital Signs At a Glance Contract Report for 164925/0002 - September 2016

Name or company name	City Health Dental
Contract type name	PDS Contract
Purpose of contract	General
Contract start date	01/06/2010
Contract end date	31/03/2017

16/17 Contracted general activity (UDA)	6,000
Carry forward general activity (UDA)	0
16/17 Contracted orthodontic activity (UOA)	0
Carry forward orthodontic activity (UOA)	0
Baseline contract value	£228,390.49

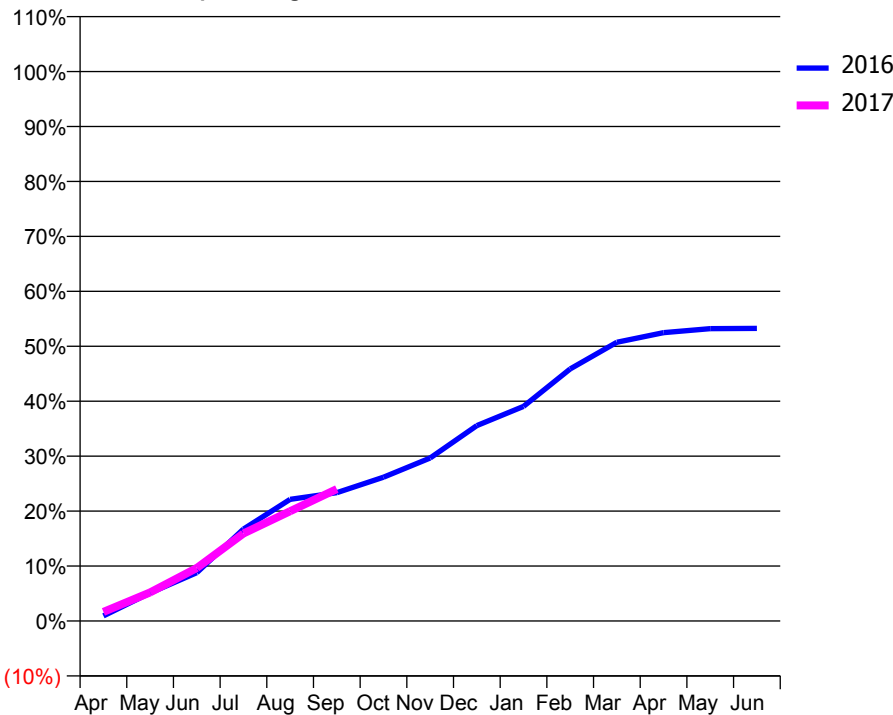
ACCESS*

Patients seen in 24 months	Total	Change since previous quarter
Quarter ending September 2015	1,400	
Quarter ending December 2015	1,453	↑
Quarter ending March 2016	1,477	→
Quarter ending June 2016	1,502	→
Quarter ending September 2016	1,537	↑
Variance since September 2015	9.8%	↑



ACTIVITY

Cumulative percentage of contracted UDA delivered 2016 & 2017



Month	Adjusted Scheduled Activity (UDA)	
	2016	2017
April	56	100
May	307	313
June	528	579
July	1,004	956
August	1,329	1,199
September	1,401	1,441
October	1,570	
November	1,781	
December	2,134	
January	2,343	
February	2,753	
March	3,044	
April	3,148	
May	3,192	
June	3,195	

QUALITY

	Quantity	Base Number	Contract	AT	Region	England
% of FP17s for the same patient ID Re-attending within 3 months - Children	4	92	4.3%	10.4%	13.5%	12.4%
% of FP17s for the same patient ID Re-attending within 3 months - Adults	136	961	14.2%	13.7%	17.4%	16.7%
% of FP17s for the same patient ID Re-attending between 3 & 9 months - Children	26	92	28.3%	62.9%	59.0%	57.4%
% of FP17s for the same patient ID Re-attending between 3 & 9 months - Adults	256	961	26.6%	54.7%	52.6%	50.5%
% of FP17s for Band 1 Urgent Courses	487	964	50.5%	7.5%	9.4%	9.1%
% of FP17s Relating to Free Repair or Replacements	8	964	0.8%	1.0%	1.0%	0.8%
% of FP17s Relating to Continuations	8	964	0.8%	1.3%	1.5%	1.3%
% of Patients satisfied with the dentistry they have received	0	0	N/A	94.7%	93.7%	93.2%
% of Patients satisfied with the time they had to wait for an appointment	0	0	N/A	91.3%	90.0%	89.0%

* This is based on patients treated on this contract for their most recent course of treatment. Figures in italics indicate the base number of FP17s or Patient Questionnaire responses are less than 100. N/A is shown where the base number of responses is less than 10 during the period. % is calculated as Quantity/Base number*100

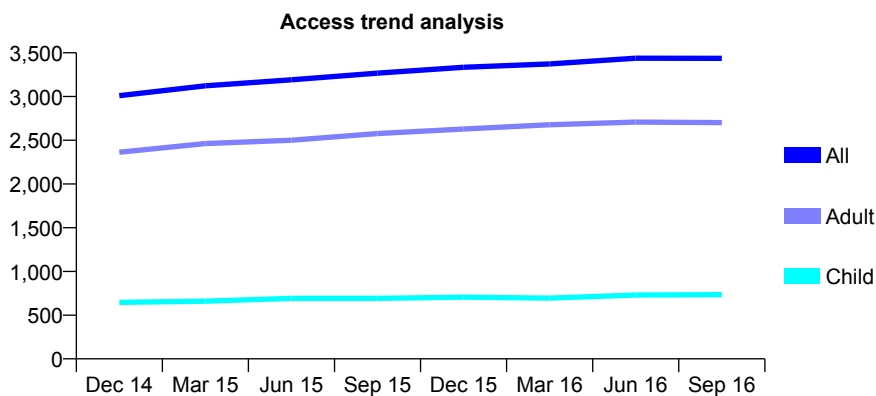
Q50 - Vital Signs At a Glance Contract Report for 164925/0003 - September 2016

Name or company name	City Health Dental
Contract type name	PDS Contract
Purpose of contract	General
Contract start date	01/06/2010
Contract end date	31/03/2017

16/17 Contracted general activity (UDA)	11,000
Carry forward general activity (UDA)	0
16/17 Contracted orthodontic activity (UOA)	0
Carry forward orthodontic activity (UOA)	0
Baseline contract value	£418,715.55

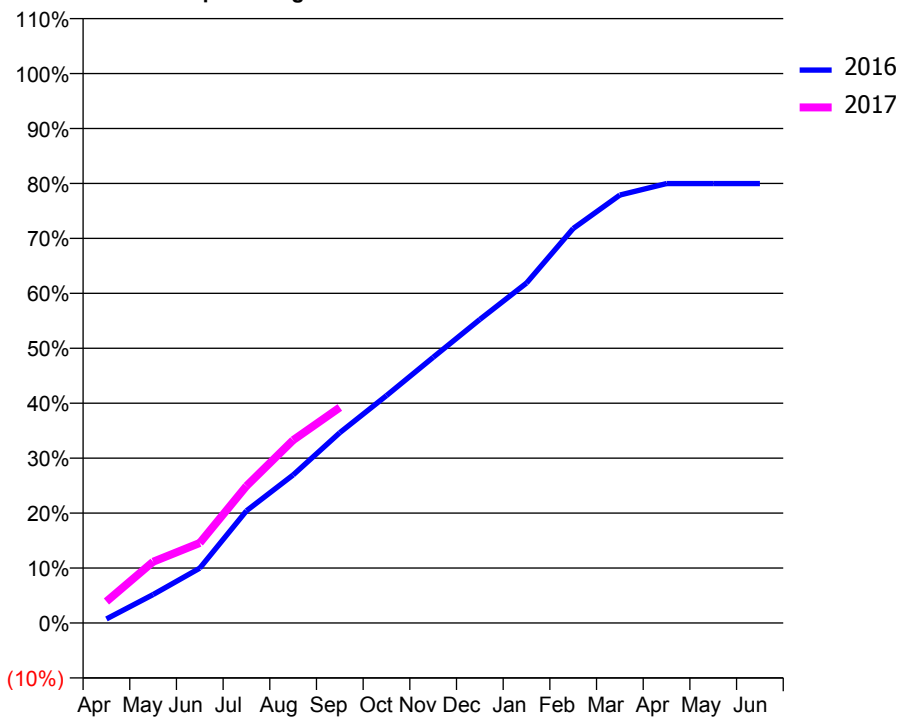
ACCESS*

Patients seen in 24 months	Total	Change since previous quarter
Quarter ending September 2015	3,268	
Quarter ending December 2015	3,335	↑
Quarter ending March 2016	3,372	→
Quarter ending June 2016	3,438	→
Quarter ending September 2016	3,437	→
Variance since September 2015	5.2%	↑



ACTIVITY

Cumulative percentage of contracted UDA delivered 2016 & 2017



Month	Adjusted Scheduled Activity (UDA)	
	2016	2017
April	82	432
May	569	1,227
June	1,098	1,602
July	2,247	2,742
August	2,964	3,662
September	3,812	4,314
October	4,553	
November	5,319	
December	6,077	
January	6,807	
February	7,897	
March	8,569	
April	8,797	
May	8,798	
June	8,798	

QUALITY

	Quantity	Base Number	Contract	AT	Region	England
% of FP17s for the same patient ID Re-attending within 3 months - Children	42	545	7.7%	10.4%	13.5%	12.4%
% of FP17s for the same patient ID Re-attending within 3 months - Adults	333	1,877	17.7%	13.7%	17.4%	16.7%
% of FP17s for the same patient ID Re-attending between 3 & 9 months - Children	290	545	53.2%	62.9%	59.0%	57.4%
% of FP17s for the same patient ID Re-attending between 3 & 9 months - Adults	914	1,877	48.7%	54.7%	52.6%	50.5%
% of FP17s for Band 1 Urgent Courses	474	2,337	20.3%	7.5%	9.4%	9.1%
% of FP17s Relating to Free Repair or Replacements	20	2,337	0.9%	1.0%	1.0%	0.8%
% of FP17s Relating to Continuations	35	2,337	1.5%	1.3%	1.5%	1.3%
% of Patients satisfied with the dentistry they have received	1	1	N/A	94.7%	93.7%	93.2%
% of Patients satisfied with the time they had to wait for an appointment	1	1	N/A	91.3%	90.0%	89.0%

* This is based on patients treated on this contract for their most recent course of treatment. Figures in italics indicate the base number of FP17s or Patient Questionnaire responses are less than 100. N/A is shown where the base number of responses is less than 10 during the period. % is calculated as Quantity/Base number*100

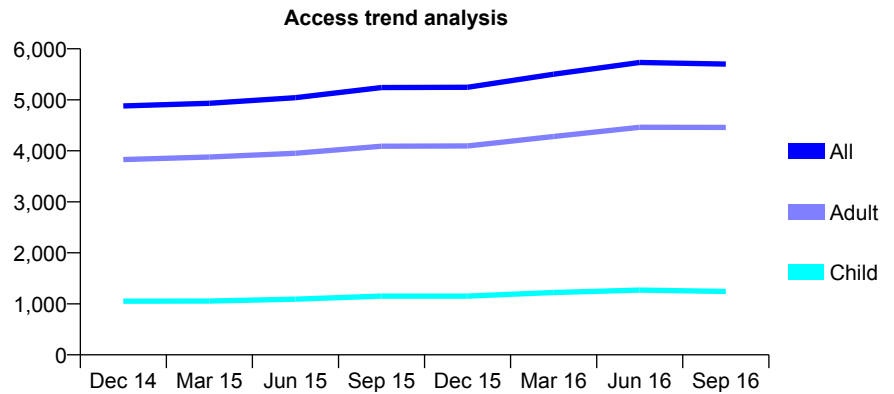
Q50 - Vital Signs At a Glance Contract Report for 164925/0004 - September 2016

Name or company name	City Health Dental
Contract type name	PDS Contract
Purpose of contract	General
Contract start date	01/06/2010
Contract end date	31/03/2017

16/17 Contracted general activity (UDA)	10,000
Carry forward general activity (UDA)	0
16/17 Contracted orthodontic activity (UOA)	0
Carry forward orthodontic activity (UOA)	0
Baseline contract value	£380,650.12

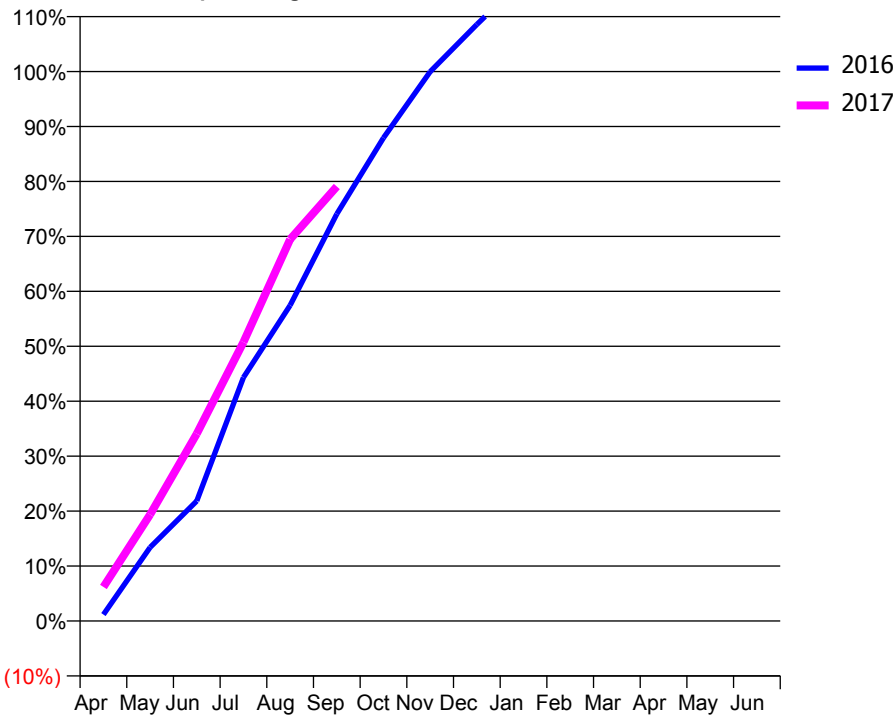
ACCESS*

Patients seen in 24 months	Total	Change since previous quarter
Quarter ending September 2015	5,241	
Quarter ending December 2015	5,247	→
Quarter ending March 2016	5,503	↑
Quarter ending June 2016	5,731	↑
Quarter ending September 2016	5,701	→
Variance since September 2015	8.8%	↑



ACTIVITY

Cumulative percentage of contracted UDA delivered 2016 & 2017



Month	Adjusted Scheduled Activity (UDA)	
	2016	2017
April	118	620
May	1,341	1,937
June	2,186	3,409
July	4,433	5,075
August	5,744	6,946
September	7,407	7,907
October	8,794	-
November	9,996	-
December	10,856	-
January	11,674	-
February	14,016	-
March	15,353	-
April	16,125	-
May	16,131	-
June	16,132	-

QUALITY

	Quantity	Base Number	Contract	AT	Region	England
% of FP17s for the same patient ID Re-attending within 3 months - Children	65	829	7.8%	10.4%	13.5%	12.4%
% of FP17s for the same patient ID Re-attending within 3 months - Adults	500	2,922	17.1%	13.7%	17.4%	16.7%
% of FP17s for the same patient ID Re-attending between 3 & 9 months - Children	458	829	55.2%	62.9%	59.0%	57.4%
% of FP17s for the same patient ID Re-attending between 3 & 9 months - Adults	1,434	2,922	49.1%	54.7%	52.6%	50.5%
% of FP17s for Band 1 Urgent Courses	568	3,413	16.6%	7.5%	9.4%	9.1%
% of FP17s Relating to Free Repair or Replacements	40	3,413	1.2%	1.0%	1.0%	0.8%
% of FP17s Relating to Continuations	51	3,413	1.5%	1.3%	1.5%	1.3%
% of Patients satisfied with the dentistry they have received	6	7	N/A	94.7%	93.7%	93.2%
% of Patients satisfied with the time they had to wait for an appointment	5	7	N/A	91.3%	90.0%	89.0%

* This is based on patients treated on this contract for their most recent course of treatment. Figures in italics indicate the base number of FP17s or Patient Questionnaire responses are less than 100. N/A is shown where the base number of responses is less than 10 during the period. % is calculated as Quantity/Base number*100

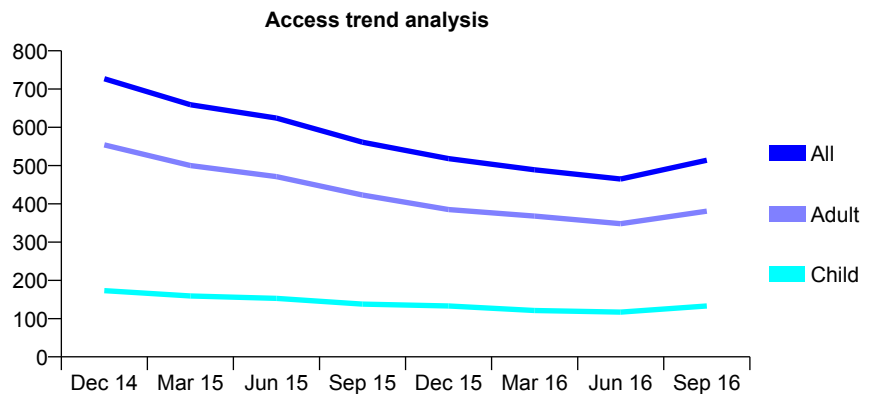
Q50 - Vital Signs At a Glance Contract Report for 164925/0005 - September 2016

Name or company name	City Health Dental
Contract type name	PDS Contract
Purpose of contract	General
Contract start date	01/06/2010
Contract end date	31/03/2017

16/17 Contracted general activity (UDA)	2,334
Carry forward general activity (UDA)	0
16/17 Contracted orthodontic activity (UOA)	0
Carry forward orthodontic activity (UOA)	0
Baseline contract value	£88,843.44

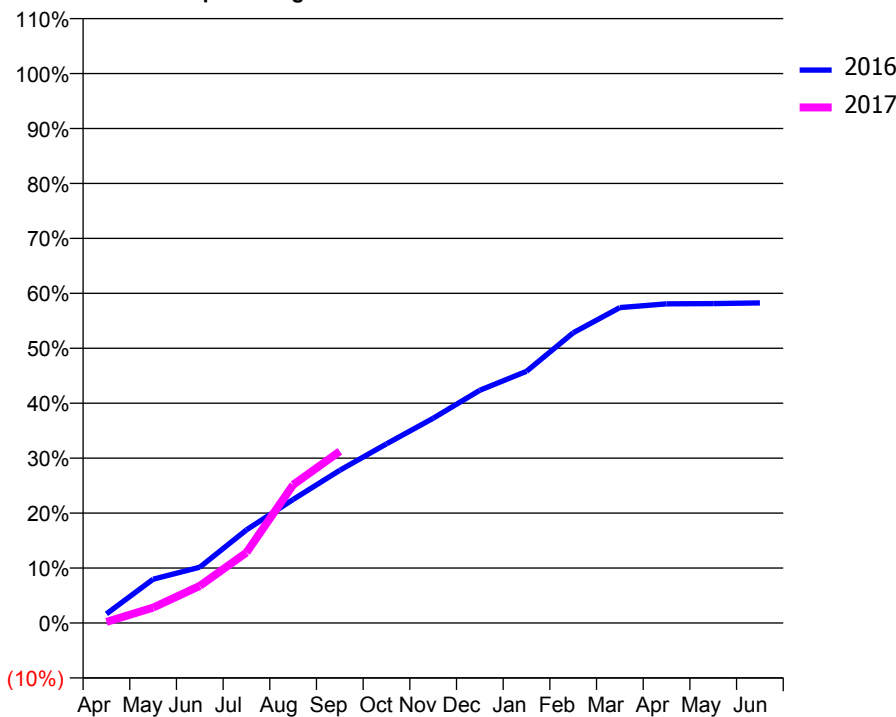
ACCESS*

Patients seen in 24 months	Total	Change since previous quarter
Quarter ending September 2015	561	
Quarter ending December 2015	518	↓
Quarter ending March 2016	489	↓
Quarter ending June 2016	465	↓
Quarter ending September 2016	514	↑
Variance since September 2015	(8.4%)	↓



ACTIVITY

Cumulative percentage of contracted UDA delivered 2016 & 2017



Month	Adjusted Scheduled Activity (UDA)	
	2016	2017
April	39	5
May	186	66
June	237	158
July	396	300
August	525	587
September	649	729
October	761	
November	870	
December	989	
January	1,069	
February	1,233	
March	1,340	
April	1,356	
May	1,357	
June	1,360	

QUALITY

	Quantity	Base Number	Contract	AT	Region	England
% of FP17s for the same patient ID Re-attending within 3 months - Children	4	88	4.5%	10.4%	13.5%	12.4%
% of FP17s for the same patient ID Re-attending within 3 months - Adults	21	259	8.1%	13.7%	17.4%	16.7%
% of FP17s for the same patient ID Re-attending between 3 & 9 months - Children	26	88	29.5%	62.9%	59.0%	57.4%
% of FP17s for the same patient ID Re-attending between 3 & 9 months - Adults	116	259	44.8%	54.7%	52.6%	50.5%
% of FP17s for Band 1 Urgent Courses	35	339	10.3%	7.5%	9.4%	9.1%
% of FP17s Relating to Free Repair or Replacements	4	339	1.2%	1.0%	1.0%	0.8%
% of FP17s Relating to Continuations	5	339	1.5%	1.3%	1.5%	1.3%
% of Patients satisfied with the dentistry they have received	2	2	N/A	94.7%	93.7%	93.2%
% of Patients satisfied with the time they had to wait for an appointment	2	2	N/A	91.3%	90.0%	89.0%

* This is based on patients treated on this contract for their most recent course of treatment. Figures in italics indicate the base number of FP17s or Patient Questionnaire responses are less than 100. N/A is shown where the base number of responses is less than 10 during the period. % is calculated as Quantity/Base number*100

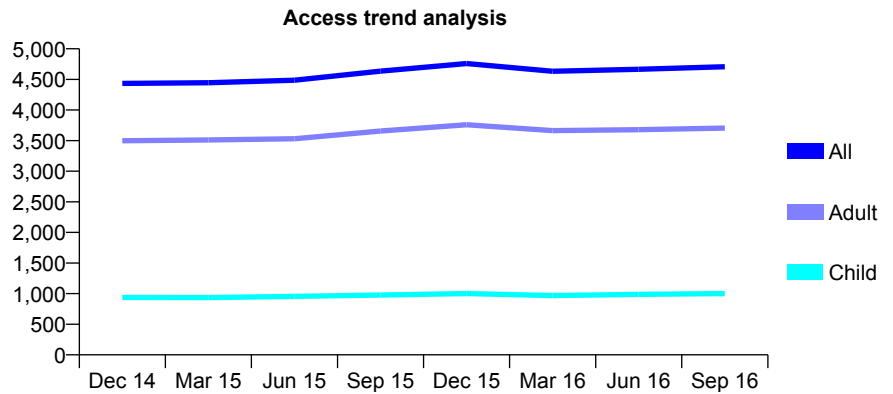
Q50 - Vital Signs At a Glance Contract Report for 164925/0006 - September 2016

Name or company name	City Health Dental
Contract type name	PDS Contract
Purpose of contract	General
Contract start date	01/06/2010
Contract end date	31/03/2017

16/17 Contracted general activity (UDA)	13,000
Carry forward general activity (UDA)	0
16/17 Contracted orthodontic activity (UOA)	0
Carry forward orthodontic activity (UOA)	0
Baseline contract value	£494,845.36

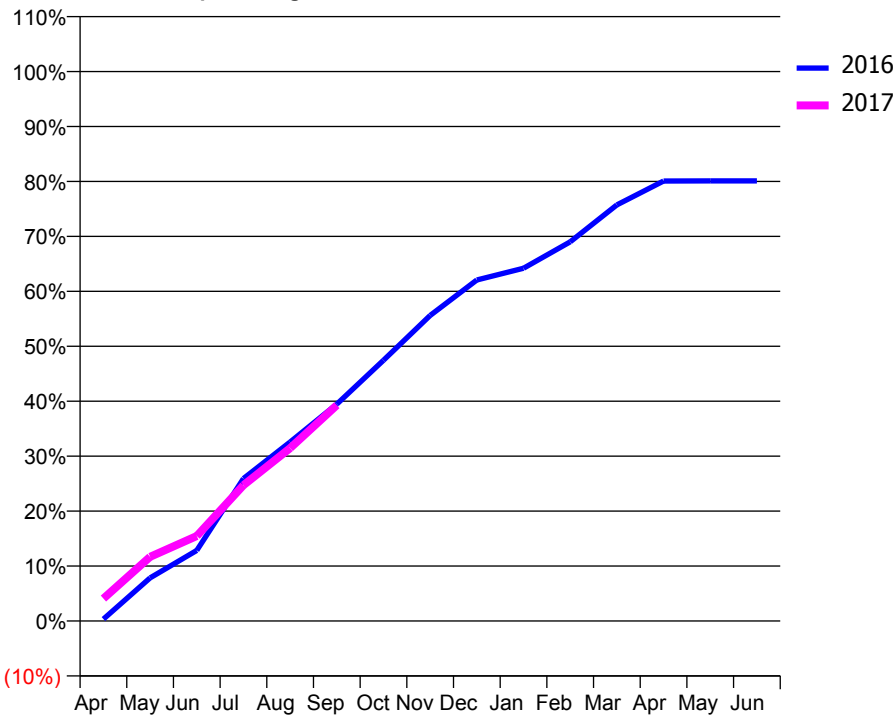
ACCESS*

Patients seen in 24 months	Total	Change since previous quarter
Quarter ending September 2015	4,635	
Quarter ending December 2015	4,760	↑
Quarter ending March 2016	4,632	↓
Quarter ending June 2016	4,666	→
Quarter ending September 2016	4,707	→
Variance since September 2015	1.6%	→



ACTIVITY

Cumulative percentage of contracted UDA delivered 2016 & 2017



Month	Adjusted Scheduled Activity (UDA)	
	2016	2017
April	47	532
May	1,019	1,520
June	1,672	2,012
July	3,372	3,212
August	4,235	4,089
September	5,133	5,105
October	6,168	
November	7,228	
December	8,068	
January	8,347	
February	8,972	
March	9,843	
April	10,409	
May	10,412	
June	10,412	

QUALITY

	Quantity	Base Number	Contract	AT	Region	England
% of FP17s for the same patient ID Re-attending within 3 months - Children	35	641	5.5%	10.4%	13.5%	12.4%
% of FP17s for the same patient ID Re-attending within 3 months - Adults	367	2,451	15.0%	13.7%	17.4%	16.7%
% of FP17s for the same patient ID Re-attending between 3 & 9 months - Children	262	641	40.9%	62.9%	59.0%	57.4%
% of FP17s for the same patient ID Re-attending between 3 & 9 months - Adults	1,159	2,451	47.3%	54.7%	52.6%	50.5%
% of FP17s for Band 1 Urgent Courses	402	2,818	14.3%	7.5%	9.4%	9.1%
% of FP17s Relating to Free Repair or Replacements	80	2,818	2.8%	1.0%	1.0%	0.8%
% of FP17s Relating to Continuations	25	2,818	0.9%	1.3%	1.5%	1.3%
% of Patients satisfied with the dentistry they have received	2	2	N/A	94.7%	93.7%	93.2%
% of Patients satisfied with the time they had to wait for an appointment	2	2	N/A	91.3%	90.0%	89.0%

* This is based on patients treated on this contract for their most recent course of treatment. Figures in italics indicate the base number of FP17s or Patient Questionnaire responses are less than 100. N/A is shown where the base number of responses is less than 10 during the period. % is calculated as Quantity/Base number*100

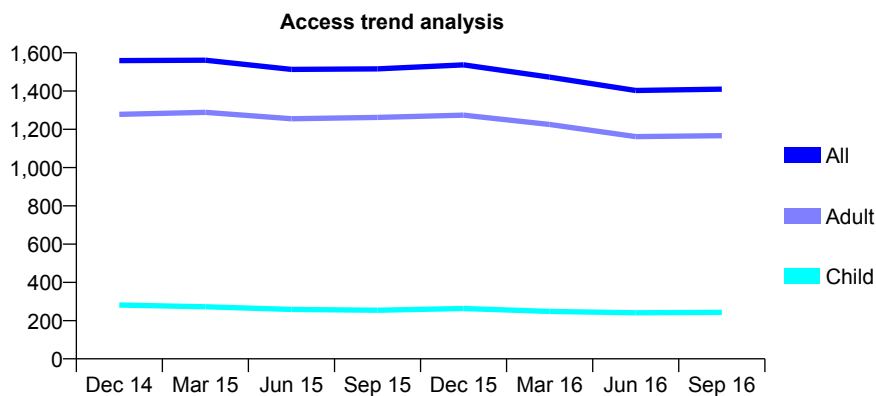
Q50 - Vital Signs At a Glance Contract Report for 164925/0007 - September 2016

Name or company name	City Health Dental
Contract type name	PDS Contract
Purpose of contract	General
Contract start date	01/06/2010
Contract end date	31/03/2017

16/17 Contracted general activity (UDA)	6,000
Carry forward general activity (UDA)	0
16/17 Contracted orthodontic activity (UOA)	0
Carry forward orthodontic activity (UOA)	0
Baseline contract value	£228,390.49

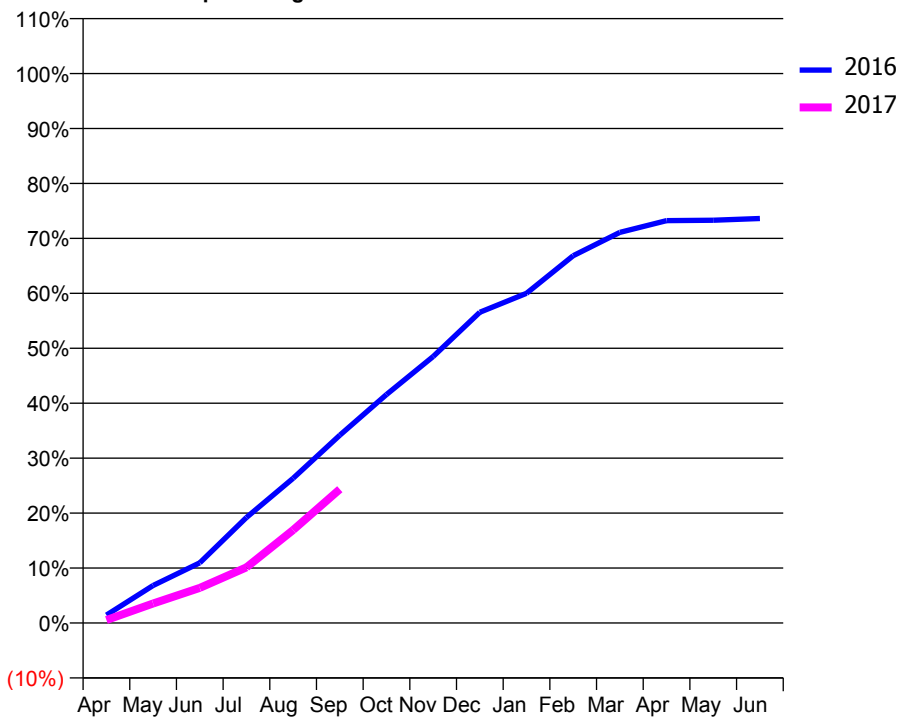
ACCESS*

Patients seen in 24 months	Total	Change since previous quarter
Quarter ending September 2015	1,516	
Quarter ending December 2015	1,537	→
Quarter ending March 2016	1,473	↓
Quarter ending June 2016	1,403	↓
Quarter ending September 2016	1,410	→
Variance since September 2015	(7.0%)	↓



ACTIVITY

Cumulative percentage of contracted UDA delivered 2016 & 2017



Month	Adjusted Scheduled Activity (UDA)	
	2016	2017
April	86	33
May	410	213
June	658	383
July	1,153	608
August	1,581	1,015
September	2,051	1,462
October	2,495	
November	2,910	
December	3,393	
January	3,599	
February	4,010	
March	4,266	
April	4,394	
May	4,398	
June	4,417	

QUALITY

	Quantity	Base Number	Contract	AT	Region	England
% of FP17s for the same patient ID Re-attending within 3 months - Children	9	130	6.9%	10.4%	13.5%	12.4%
% of FP17s for the same patient ID Re-attending within 3 months - Adults	89	569	15.6%	13.7%	17.4%	16.7%
% of FP17s for the same patient ID Re-attending between 3 & 9 months - Children	52	130	40.0%	62.9%	59.0%	57.4%
% of FP17s for the same patient ID Re-attending between 3 & 9 months - Adults	234	569	41.1%	54.7%	52.6%	50.5%
% of FP17s for Band 1 Urgent Courses	93	650	14.3%	7.5%	9.4%	9.1%
% of FP17s Relating to Free Repair or Replacements	1	650	0.2%	1.0%	1.0%	0.8%
% of FP17s Relating to Continuations	14	650	2.2%	1.3%	1.5%	1.3%
% of Patients satisfied with the dentistry they have received	0	0	N/A	94.7%	93.7%	93.2%
% of Patients satisfied with the time they had to wait for an appointment	0	0	N/A	91.3%	90.0%	89.0%

* This is based on patients treated on this contract for their most recent course of treatment. Figures in italics indicate the base number of FP17s or Patient Questionnaire responses are less than 100. N/A is shown where the base number of responses is less than 10 during the period. % is calculated as Quantity/Base number*100

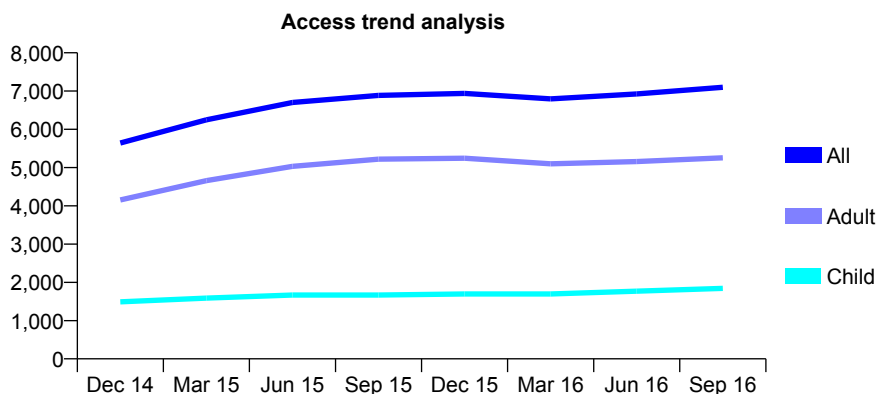
Q50 - Vital Signs At a Glance Contract Report for 166103/0001 - September 2016

Name or company name	The Dental Design Studio
Contract type name	GDS Contract
Purpose of contract	General
Contract start date	01/09/2013
Contract end date	

16/17 Contracted general activity (UDA)	11,620
Carry forward general activity (UDA)	0
16/17 Contracted orthodontic activity (UOA)	0
Carry forward orthodontic activity (UOA)	0
Baseline contract value	£363,776.68

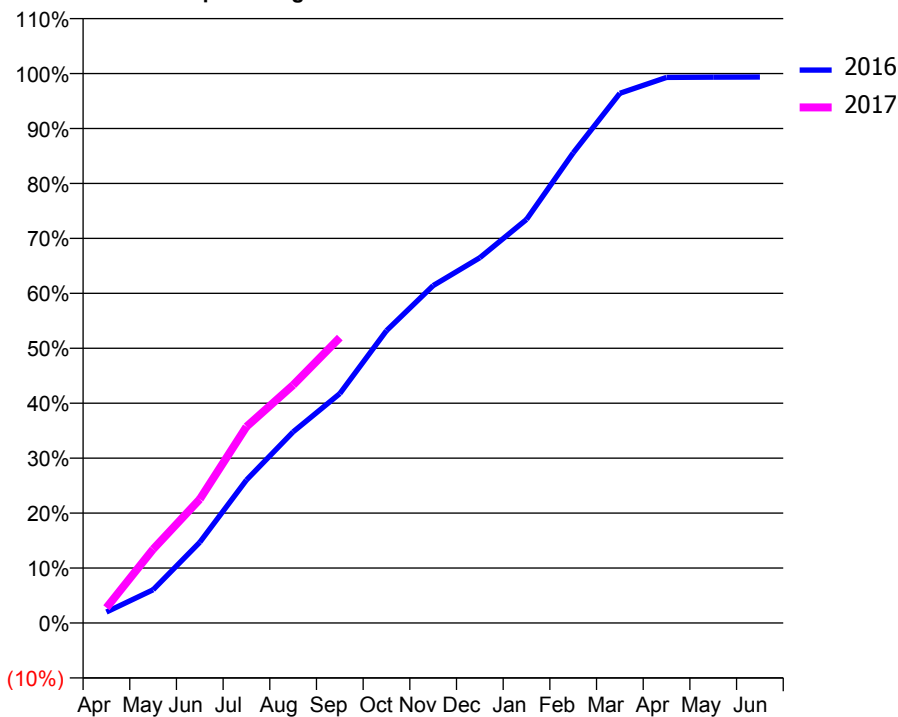
ACCESS*

Patients seen in 24 months	Total	Change since previous quarter
Quarter ending September 2015	6,888	
Quarter ending December 2015	6,939	→
Quarter ending March 2016	6,796	↓
Quarter ending June 2016	6,925	→
Quarter ending September 2016	7,099	↑
Variance since September 2015	3.1%	↑



ACTIVITY

Cumulative percentage of contracted UDA delivered 2016 & 2017



Month	Adjusted Scheduled Activity (UDA)	
	2016	2017
April	232	324
May	703	1,562
June	1,706	2,618
July	3,025	4,152
August	4,042	5,031
September	4,852	6,036
October	6,183	
November	7,136	
December	7,724	
January	8,534	
February	9,941	
March	11,203	
April	11,536	
May	11,542	
June	11,546	

QUALITY

	Quantity	Base Number	Contract	AT	Region	England
% of FP17s for the same patient ID Re-attending within 3 months - Children	55	1,262	4.4%	10.4%	13.5%	12.4%
% of FP17s for the same patient ID Re-attending within 3 months - Adults	141	2,200	6.4%	13.7%	17.4%	16.7%
% of FP17s for the same patient ID Re-attending between 3 & 9 months - Children	674	1,262	53.4%	62.9%	59.0%	57.4%
% of FP17s for the same patient ID Re-attending between 3 & 9 months - Adults	490	2,200	22.3%	54.7%	52.6%	50.5%
% of FP17s for Band 1 Urgent Courses	76	3,258	2.3%	7.5%	9.4%	9.1%
% of FP17s Relating to Free Repair or Replacements	15	3,258	0.5%	1.0%	1.0%	0.8%
% of FP17s Relating to Continuations	2	3,258	0.1%	1.3%	1.5%	1.3%
% of Patients satisfied with the dentistry they have received	3	3	N/A	94.7%	93.7%	93.2%
% of Patients satisfied with the time they had to wait for an appointment	3	3	N/A	91.3%	90.0%	89.0%

* This is based on patients treated on this contract for their most recent course of treatment. Figures in italics indicate the base number of FP17s or Patient Questionnaire responses are less than 100. N/A is shown where the base number of responses is less than 10 during the period. % is calculated as Quantity/Base number*100

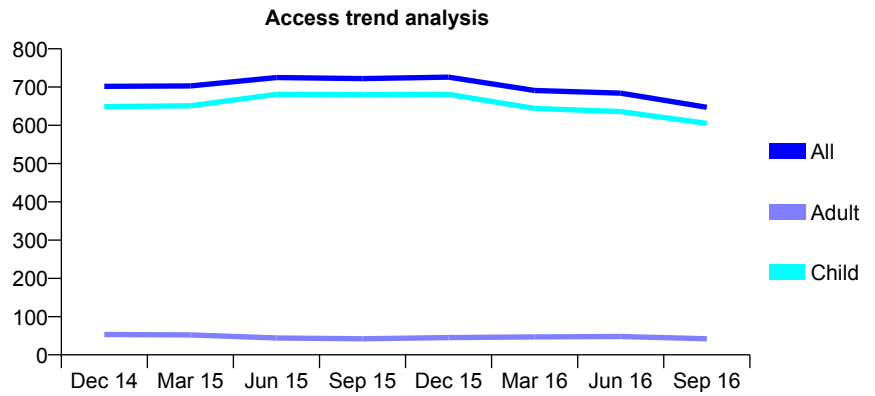
Q50 - Vital Signs At a Glance Contract Report for 167037/0001 - September 2016

Name or company name	Scarcho Dental Practice Limited
Contract type name	GDS Contract
Purpose of contract	General
Contract start date	21/03/2013
Contract end date	

16/17 Contracted general activity (UDA)	1,100
Carry forward general activity (UDA)	0
16/17 Contracted orthodontic activity (UOA)	0
Carry forward orthodontic activity (UOA)	0
Baseline contract value	£27,663.86

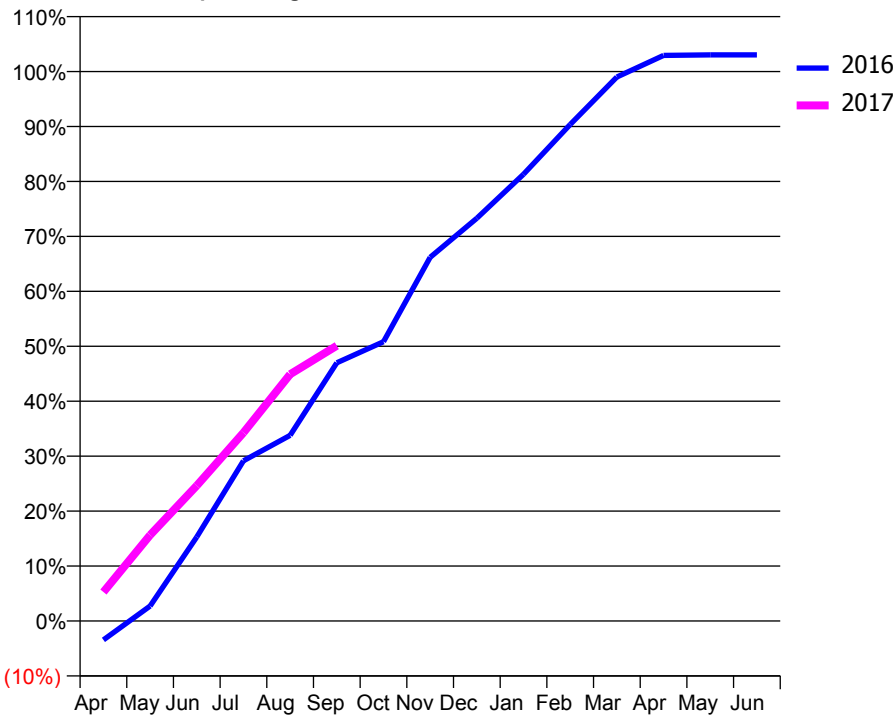
ACCESS*

Patients seen in 24 months	Total	Change since previous quarter
Quarter ending September 2015	722	
Quarter ending December 2015	726	→
Quarter ending March 2016	691	↓
Quarter ending June 2016	684	↓
Quarter ending September 2016	647	↓
Variance since September 2015	(10.4%)	↓



ACTIVITY

Cumulative percentage of contracted UDA delivered 2016 & 2017



Month	Adjusted Scheduled Activity (UDA)	
	2016	2017
April	-38	58
May	30	172
June	168	271
July	321	377
August	372	494
September	517	551
October	559	
November	728	
December	806	
January	894	
February	994	
March	1,089	
April	1,132	
May	1,133	
June	1,133	

QUALITY

	Quantity	Base Number	Contract	AT	Region	England
% of FP17s for the same patient ID Re-attending within 3 months - Children	20	449	4.5%	10.4%	13.5%	12.4%
% of FP17s for the same patient ID Re-attending within 3 months - Adults	0	0	N/A	13.7%	17.4%	16.7%
% of FP17s for the same patient ID Re-attending between 3 & 9 months - Children	283	449	63.0%	62.9%	59.0%	57.4%
% of FP17s for the same patient ID Re-attending between 3 & 9 months - Adults	0	0	N/A	54.7%	52.6%	50.5%
% of FP17s for Band 1 Urgent Courses	0	404	0.0%	7.5%	9.4%	9.1%
% of FP17s Relating to Free Repair or Replacements	0	404	0.0%	1.0%	1.0%	0.8%
% of FP17s Relating to Continuations	4	404	1.0%	1.3%	1.5%	1.3%
% of Patients satisfied with the dentistry they have received	0	0	N/A	94.7%	93.7%	93.2%
% of Patients satisfied with the time they had to wait for an appointment	0	0	N/A	91.3%	90.0%	89.0%

* This is based on patients treated on this contract for their most recent course of treatment. Figures in italics indicate the base number of FP17s or Patient Questionnaire responses are less than 100. N/A is shown where the base number of responses is less than 10 during the period. % is calculated as Quantity/Base number*100

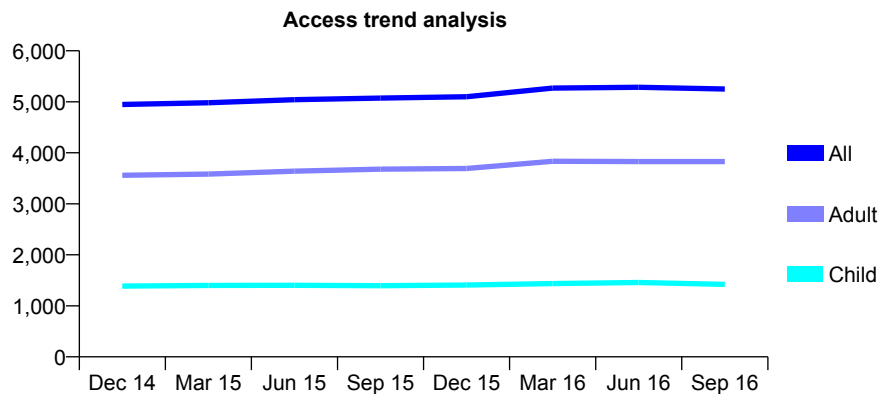
Q50 - Vital Signs At a Glance Contract Report for 167150/0001 - September 2016

Name or company name	Harris Family Dental Practice
Contract type name	GDS Contract
Purpose of contract	General
Contract start date	09/08/2012
Contract end date	

16/17 Contracted general activity (UDA)	17,600
Carry forward general activity (UDA)	0
16/17 Contracted orthodontic activity (UOA)	0
Carry forward orthodontic activity (UOA)	0
Baseline contract value	£506,845.21

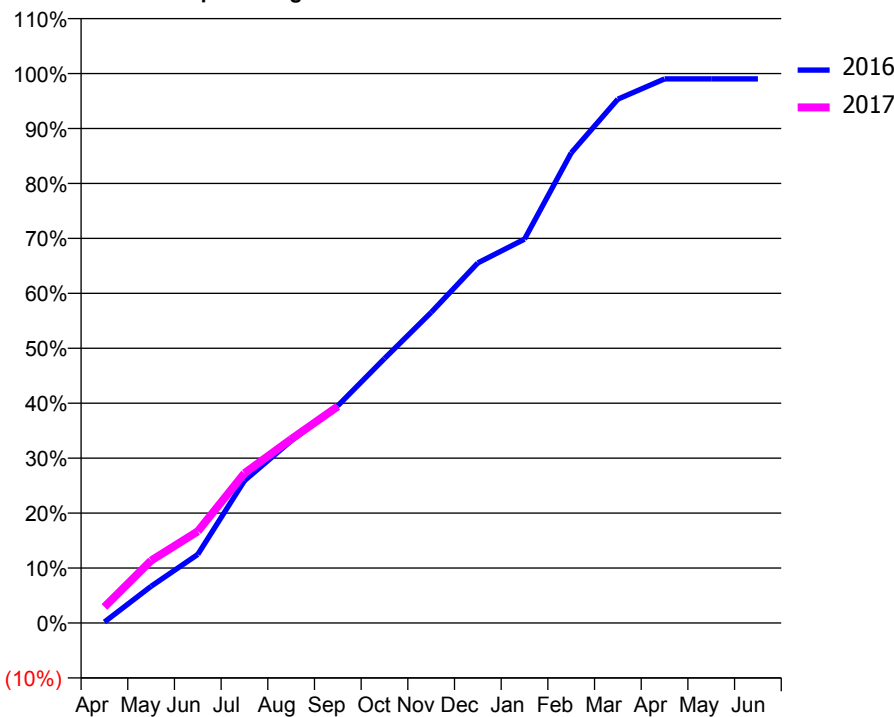
ACCESS*

Patients seen in 24 months	Total	Change since previous quarter
Quarter ending September 2015	5,074	
Quarter ending December 2015	5,100	→
Quarter ending March 2016	5,269	↑
Quarter ending June 2016	5,286	→
Quarter ending September 2016	5,251	→
Variance since September 2015	3.5%	↑



ACTIVITY

Cumulative percentage of contracted UDA delivered 2016 & 2017



Month	Adjusted Scheduled Activity (UDA)	
	2016	2017
April	34	513
May	1,175	2,001
June	2,196	2,937
July	4,561	4,796
August	5,835	5,886
September	6,960	6,940
October	8,473	
November	9,950	
December	11,535	
January	12,295	
February	15,059	
March	16,777	
April	17,428	
May	17,427	
June	17,427	

QUALITY

	Quantity	Base Number	Contract	AT	Region	England
% of FP17s for the same patient ID Re-attending within 3 months - Children	62	1,132	5.5%	10.4%	13.5%	12.4%
% of FP17s for the same patient ID Re-attending within 3 months - Adults	317	2,737	11.6%	13.7%	17.4%	16.7%
% of FP17s for the same patient ID Re-attending between 3 & 9 months - Children	837	1,132	73.9%	62.9%	59.0%	57.4%
% of FP17s for the same patient ID Re-attending between 3 & 9 months - Adults	1,840	2,737	67.2%	54.7%	52.6%	50.5%
% of FP17s for Band 1 Urgent Courses	165	3,587	4.6%	7.5%	9.4%	9.1%
% of FP17s Relating to Free Repair or Replacements	37	3,587	1.0%	1.0%	1.0%	0.8%
% of FP17s Relating to Continuations	26	3,587	0.7%	1.3%	1.5%	1.3%
% of Patients satisfied with the dentistry they have received	9	10	90.0%	94.7%	93.7%	93.2%
% of Patients satisfied with the time they had to wait for an appointment	10	10	100.0%	91.3%	90.0%	89.0%

* This is based on patients treated on this contract for their most recent course of treatment. Figures in italics indicate the base number of FP17s or Patient Questionnaire responses are less than 100. N/A is shown where the base number of responses is less than 10 during the period. % is calculated as Quantity/Base number*100

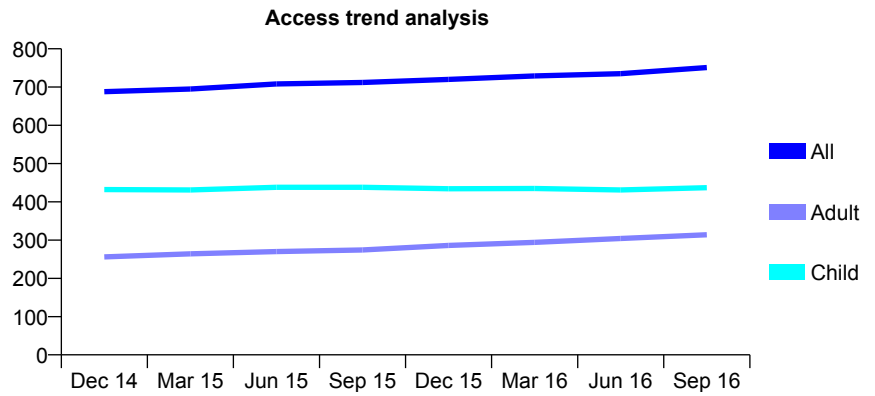
Q50 - Vital Signs At a Glance Contract Report for 167347/0001 - September 2016

Name or company name	Clifton Dental Practice Limited
Contract type name	GDS Contract
Purpose of contract	General
Contract start date	01/04/2008
Contract end date	

16/17 Contracted general activity (UDA)	2,700
Carry forward general activity (UDA)	0
16/17 Contracted orthodontic activity (UOA)	0
Carry forward orthodontic activity (UOA)	0
Baseline contract value	£79,289.66

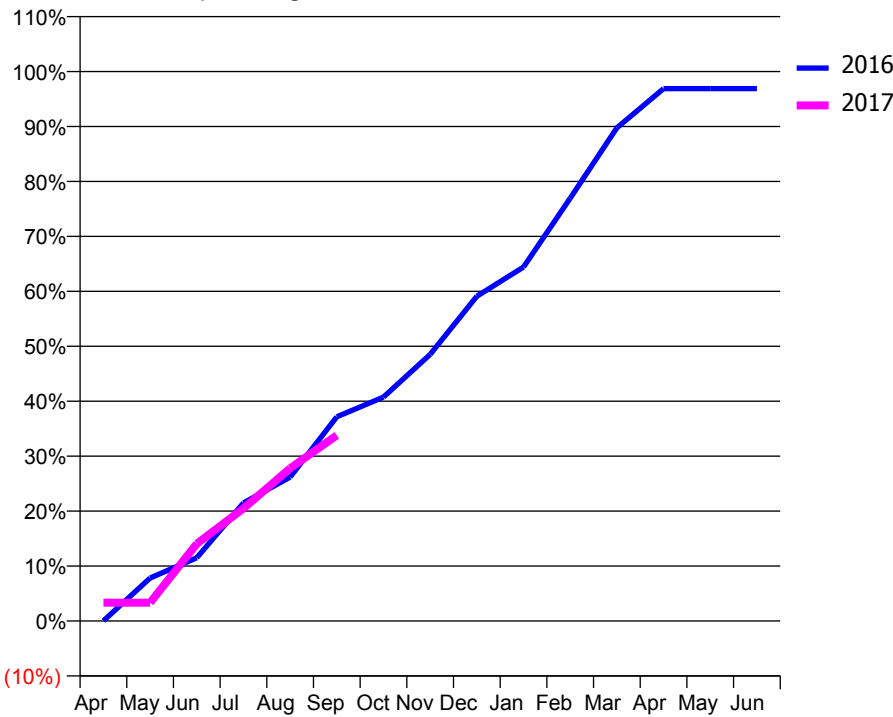
ACCESS*

Patients seen in 24 months	Total	Change since previous quarter
Quarter ending September 2015	712	
Quarter ending December 2015	720	→
Quarter ending March 2016	729	→
Quarter ending June 2016	735	→
Quarter ending September 2016	751	↑
Variance since September 2015	5.5%	↑



ACTIVITY

Cumulative percentage of contracted UDA delivered 2016 & 2017



Month	Adjusted Scheduled Activity (UDA)	
	2016	2017
April	1	90
May	211	90
June	311	379
July	580	553
August	707	750
September	1,004	912
October	1,101	
November	1,310	
December	1,596	
January	1,739	
February	2,078	
March	2,423	
April	2,616	
May	2,616	
June	2,616	

QUALITY

	Quantity	Base Number	Contract	AT	Region	England
% of FP17s for the same patient ID Re-attending within 3 months - Children	25	340	7.4%	10.4%	13.5%	12.4%
% of FP17s for the same patient ID Re-attending within 3 months - Adults	26	169	15.4%	13.7%	17.4%	16.7%
% of FP17s for the same patient ID Re-attending between 3 & 9 months - Children	256	340	75.3%	62.9%	59.0%	57.4%
% of FP17s for the same patient ID Re-attending between 3 & 9 months - Adults	110	169	65.1%	54.7%	52.6%	50.5%
% of FP17s for Band 1 Urgent Courses	2	450	0.4%	7.5%	9.4%	9.1%
% of FP17s Relating to Free Repair or Replacements	0	450	0.0%	1.0%	1.0%	0.8%
% of FP17s Relating to Continuations	2	450	0.4%	1.3%	1.5%	1.3%
% of Patients satisfied with the dentistry they have received	1	1	N/A	94.7%	93.7%	93.2%
% of Patients satisfied with the time they had to wait for an appointment	1	1	N/A	91.3%	90.0%	89.0%

* This is based on patients treated on this contract for their most recent course of treatment. Figures in italics indicate the base number of FP17s or Patient Questionnaire responses are less than 100. N/A is shown where the base number of responses is less than 10 during the period. % is calculated as Quantity/Base number*100

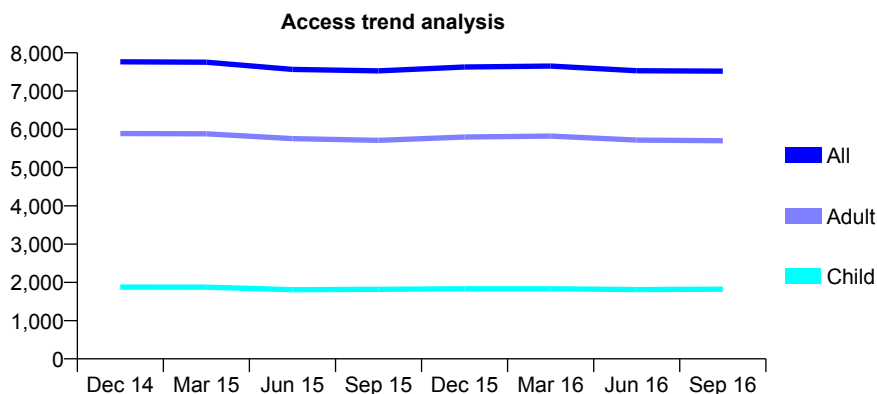
Q50 - Vital Signs At a Glance Contract Report for 169781/0001 - September 2016

Name or company name	Scunthorpe Health Club Limited
Contract type name	GDS Contract
Purpose of contract	General
Contract start date	01/09/2007
Contract end date	

16/17 Contracted general activity (UDA)	18,030
Carry forward general activity (UDA)	0
16/17 Contracted orthodontic activity (UOA)	0
Carry forward orthodontic activity (UOA)	0
Baseline contract value	£556,577.59

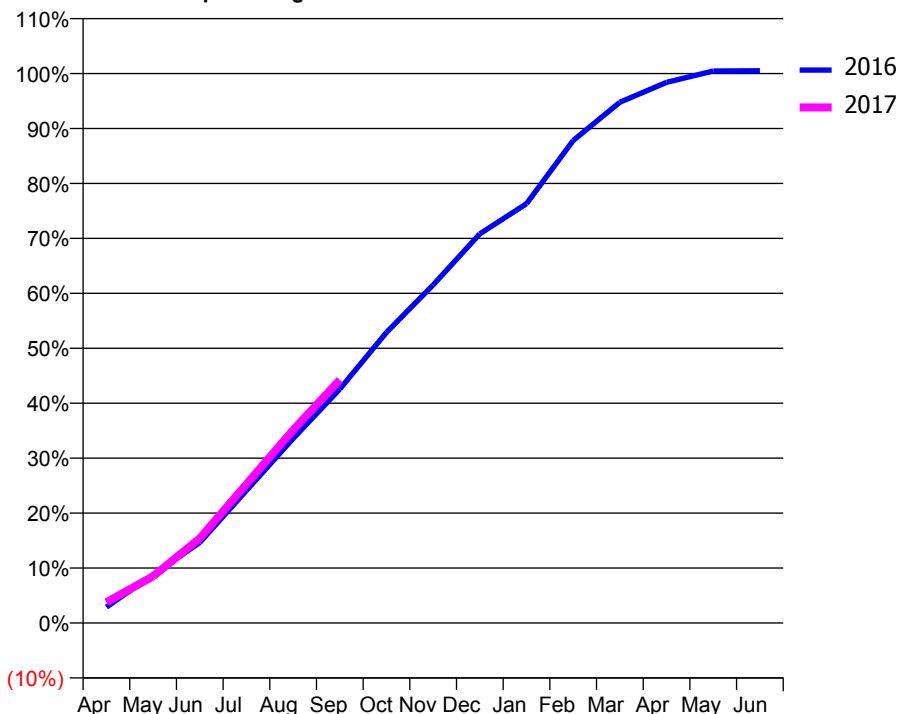
ACCESS*

Patients seen in 24 months	Total	Change since previous quarter
Quarter ending September 2015	7,529	
Quarter ending December 2015	7,628	→
Quarter ending March 2016	7,654	→
Quarter ending June 2016	7,531	↓
Quarter ending September 2016	7,521	→
Variance since September 2015	(0.1%)	→



ACTIVITY

Cumulative percentage of contracted UDA delivered 2016 & 2017



Month	Adjusted Scheduled Activity (UDA)	
	2016	2017
April	521	679
May	1,586	1,532
June	2,638	2,778
July	4,353	4,559
August	6,055	6,332
September	7,677	7,978
October	9,536	
November	11,094	
December	12,771	
January	13,757	
February	15,834	
March	17,087	
April	17,739	
May	18,113	
June	18,123	

QUALITY

	Quantity	Base Number	Contract	AT	Region	England
% of FP17s for the same patient ID Re-attending within 3 months - Children	63	1,207	5.2%	10.4%	13.5%	12.4%
% of FP17s for the same patient ID Re-attending within 3 months - Adults	496	3,240	15.3%	13.7%	17.4%	16.7%
% of FP17s for the same patient ID Re-attending between 3 & 9 months - Children	508	1,207	42.1%	62.9%	59.0%	57.4%
% of FP17s for the same patient ID Re-attending between 3 & 9 months - Adults	909	3,240	28.1%	54.7%	52.6%	50.5%
% of FP17s for Band 1 Urgent Courses	652	3,969	16.4%	7.5%	9.4%	9.1%
% of FP17s Relating to Free Repair or Replacements	3	3,969	0.1%	1.0%	1.0%	0.8%
% of FP17s Relating to Continuations	12	3,969	0.3%	1.3%	1.5%	1.3%
% of Patients satisfied with the dentistry they have received	10	10	100.0%	94.7%	93.7%	93.2%
% of Patients satisfied with the time they had to wait for an appointment	9	10	90.0%	91.3%	90.0%	89.0%

* This is based on patients treated on this contract for their most recent course of treatment. Figures in italics indicate the base number of FP17s or Patient Questionnaire responses are less than 100. N/A is shown where the base number of responses is less than 10 during the period. % is calculated as Quantity/Base number*100

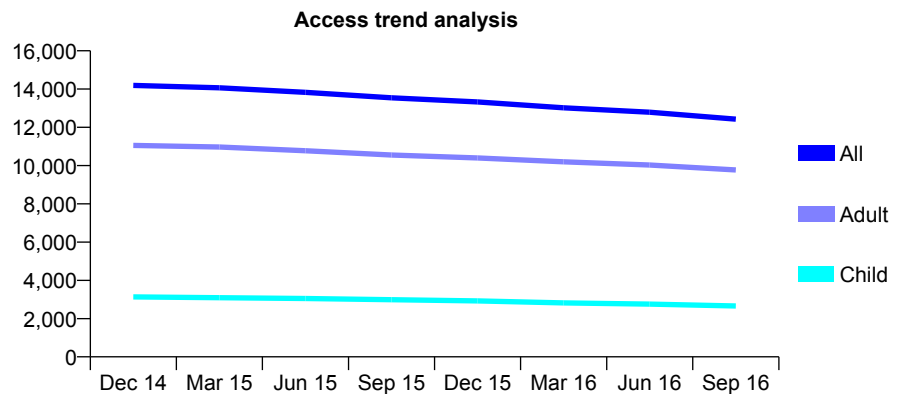
Q50 - Vital Signs At a Glance Contract Report for 170550/0001 - September 2016

Name or company name	V I Dental Centre
Contract type name	GDS Contract
Purpose of contract	General
Contract start date	01/04/2009
Contract end date	

16/17 Contracted general activity (UDA)	42,874
Carry forward general activity (UDA)	0
16/17 Contracted orthodontic activity (UOA)	0
Carry forward orthodontic activity (UOA)	0
Baseline contract value	£1,274,230.47

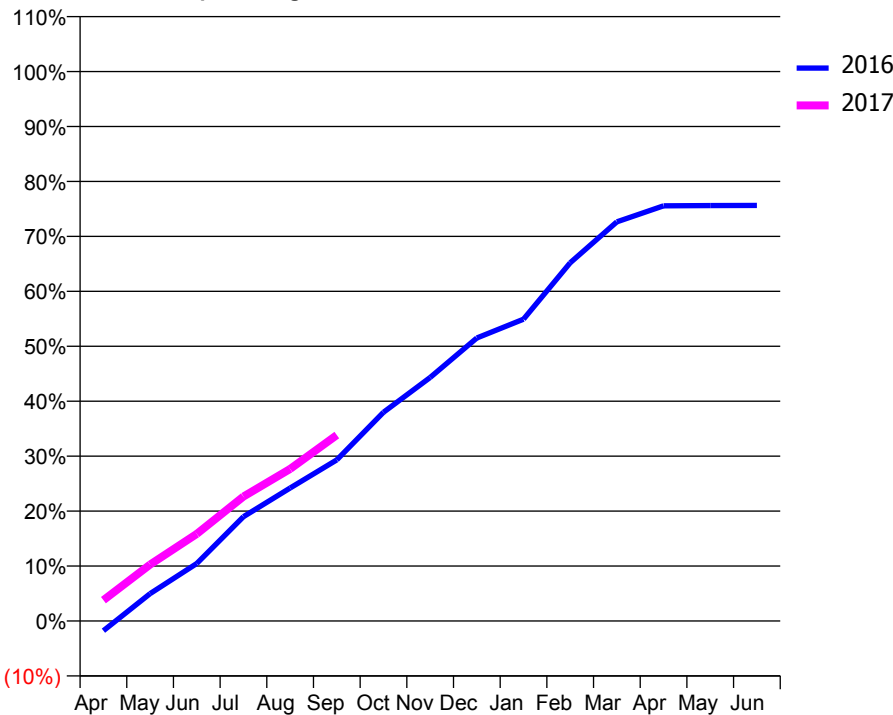
ACCESS*

Patients seen in 24 months	Total	Change since previous quarter
Quarter ending September 2015	13,540	
Quarter ending December 2015	13,325	↓
Quarter ending March 2016	13,020	↓
Quarter ending June 2016	12,790	↓
Quarter ending September 2016	12,426	↓
Variance since September 2015	(8.2%)	↓



ACTIVITY

Cumulative percentage of contracted UDA delivered 2016 & 2017



Month	Adjusted Scheduled Activity (UDA)	
	2016	2017
April	-760	1,626
May	2,136	4,401
June	4,489	6,795
July	8,138	9,717
August	10,380	11,863
September	12,576	14,505
October	16,292	
November	19,006	
December	22,078	
January	23,552	
February	27,953	
March	31,144	
April	32,399	
May	32,410	
June	32,421	

QUALITY

	Quantity	Base Number	Contract	AT	Region	England
% of FP17s for the same patient ID Re-attending within 3 months - Children	55	1,661	3.3%	10.4%	13.5%	12.4%
% of FP17s for the same patient ID Re-attending within 3 months - Adults	492	6,265	7.9%	13.7%	17.4%	16.7%
% of FP17s for the same patient ID Re-attending between 3 & 9 months - Children	998	1,661	60.1%	62.9%	59.0%	57.4%
% of FP17s for the same patient ID Re-attending between 3 & 9 months - Adults	3,684	6,265	58.8%	54.7%	52.6%	50.5%
% of FP17s for Band 1 Urgent Courses	329	7,366	4.5%	7.5%	9.4%	9.1%
% of FP17s Relating to Free Repair or Replacements	44	7,366	0.6%	1.0%	1.0%	0.8%
% of FP17s Relating to Continuations	72	7,366	1.0%	1.3%	1.5%	1.3%
% of Patients satisfied with the dentistry they have received	28	29	96.6%	94.7%	93.7%	93.2%
% of Patients satisfied with the time they had to wait for an appointment	26	29	89.7%	91.3%	90.0%	89.0%

* This is based on patients treated on this contract for their most recent course of treatment. Figures in italics indicate the base number of FP17s or Patient Questionnaire responses are less than 100. N/A is shown where the base number of responses is less than 10 during the period. % is calculated as Quantity/Base number*100

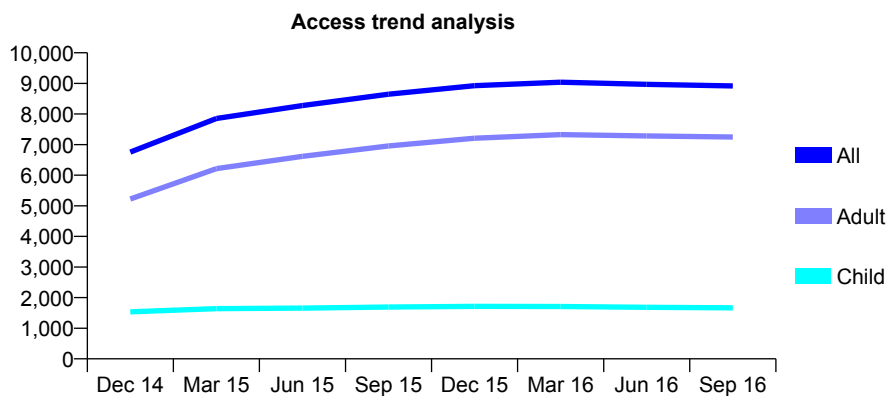
Q50 - Vital Signs At a Glance Contract Report for 170690/0001 - September 2016

Name or company name	Church House Dental Practice
Contract type name	GDS Contract
Purpose of contract	General and Orthodontic
Contract start date	18/03/2014
Contract end date	

16/17 Contracted general activity (UDA)	26,382
Carry forward general activity (UDA)	0
16/17 Contracted orthodontic activity (UOA)	900
Carry forward orthodontic activity (UOA)	0
Baseline contract value	£884,446.55

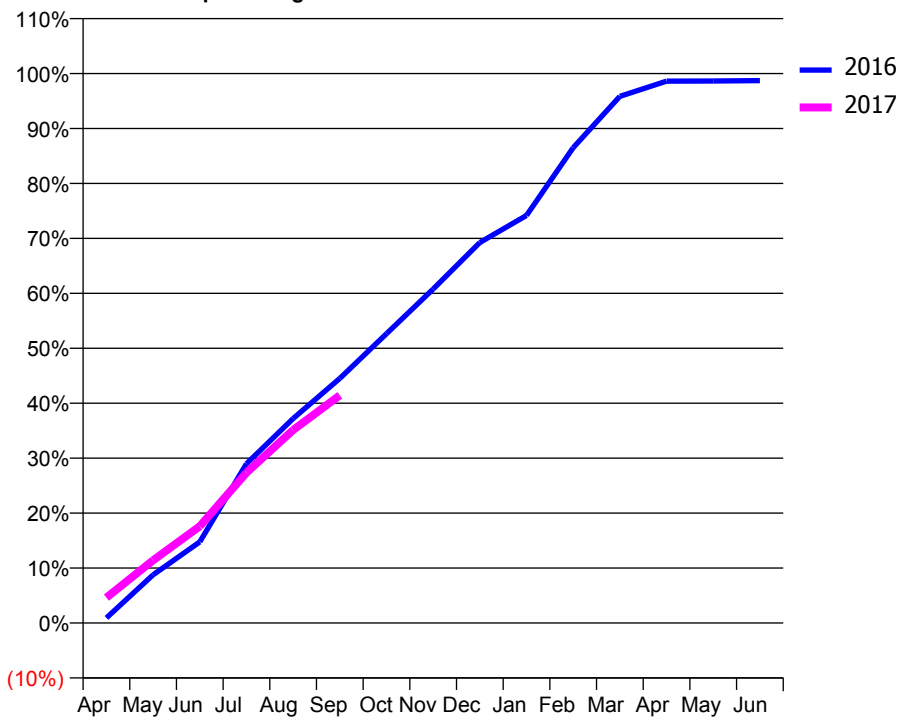
ACCESS*

Patients seen in 24 months	Total	Change since previous quarter
Quarter ending September 2015	8,648	
Quarter ending December 2015	8,927	↑
Quarter ending March 2016	9,039	→
Quarter ending June 2016	8,968	→
Quarter ending September 2016	8,917	→
Variance since September 2015	3.1%	↑



ACTIVITY

Cumulative percentage of contracted UDA delivered 2016 & 2017



Month	Adjusted Scheduled Activity (UDA)	
	2016	2017
April	244	1,222
May	2,313	3,014
June	3,898	4,648
July	7,650	7,216
August	9,816	9,269
September	11,746	10,930
October	13,886	
November	16,036	
December	18,269	
January	19,568	
February	22,822	
March	25,284	
April	26,017	
May	26,019	
June	26,044	

QUALITY

	Quantity	Base Number	Contract	AT	Region	England
% of FP17s for the same patient ID Re-attending within 3 months - Children	108	1,260	8.6%	10.4%	13.5%	12.4%
% of FP17s for the same patient ID Re-attending within 3 months - Adults	572	4,308	13.3%	13.7%	17.4%	16.7%
% of FP17s for the same patient ID Re-attending between 3 & 9 months - Children	731	1,260	58.0%	62.9%	59.0%	57.4%
% of FP17s for the same patient ID Re-attending between 3 & 9 months - Adults	1,578	4,308	36.6%	54.7%	52.6%	50.5%
% of FP17s for Band 1 Urgent Courses	369	5,271	7.0%	7.5%	9.4%	9.1%
% of FP17s Relating to Free Repair or Replacements	70	5,271	1.3%	1.0%	1.0%	0.8%
% of FP17s Relating to Continuations	113	5,271	2.1%	1.3%	1.5%	1.3%
% of Patients satisfied with the dentistry they have received	8	10	80.0%	94.7%	93.7%	93.2%
% of Patients satisfied with the time they had to wait for an appointment	9	10	90.0%	91.3%	90.0%	89.0%

* This is based on patients treated on this contract for their most recent course of treatment. Figures in italics indicate the base number of FP17s or Patient Questionnaire responses are less than 100. N/A is shown where the base number of responses is less than 10 during the period. % is calculated as Quantity/Base number*100

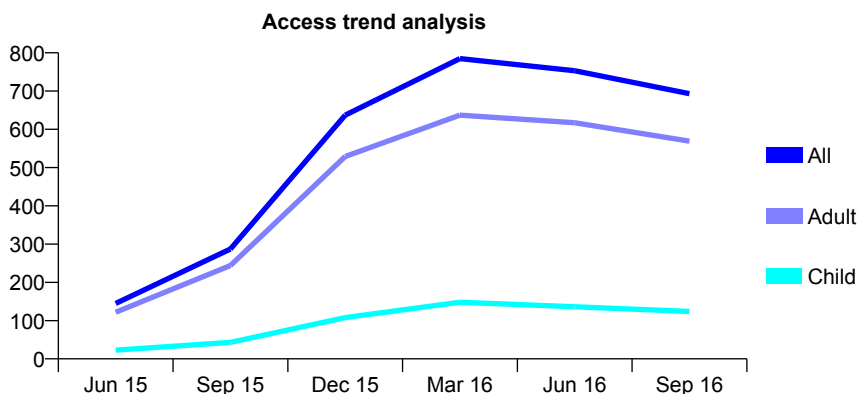
Q50 - Vital Signs At a Glance Contract Report for 171344/0002 - September 2016

Name or company name	Ishak Practices Ltd
Contract type name	GDS Contract
Purpose of contract	General
Contract start date	06/05/2015
Contract end date	

16/17 Contracted general activity (UDA)	4,500
Carry forward general activity (UDA)	0
16/17 Contracted orthodontic activity (UOA)	0
Carry forward orthodontic activity (UOA)	0
Baseline contract value	£182,857.44

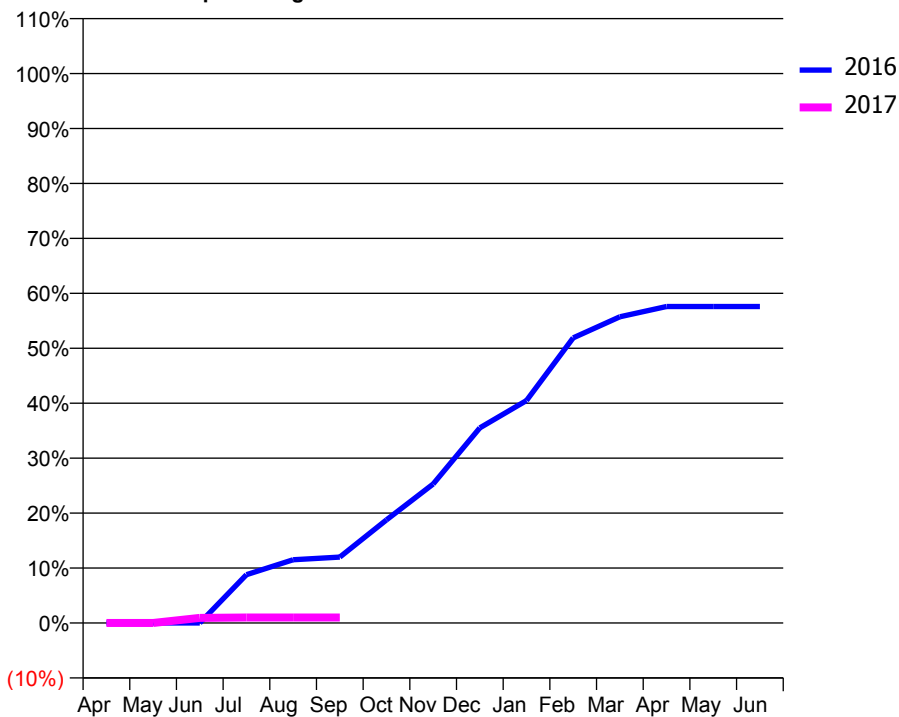
ACCESS*

Patients seen in 24 months	Total	Change since previous quarter
Quarter ending September 2015	287	
Quarter ending December 2015	637	↑
Quarter ending March 2016	785	↑
Quarter ending June 2016	753	↓
Quarter ending September 2016	693	↓
Variance since September 2015	141.5%	↑



ACTIVITY

Cumulative percentage of contracted UDA delivered 2016 & 2017



Month	Adjusted Scheduled Activity (UDA)	
	2016	2017
April	0	0
May	0	0
June	0	42
July	380	45
August	497	45
September	519	45
October	811	
November	1,093	
December	1,534	
January	1,749	
February	2,242	
March	2,407	
April	2,488	
May	2,488	
June	2,488	

QUALITY

	Quantity	Base Number	Contract	AT	Region	England
% of FP17s for the same patient ID Re-attending within 3 months - Children	1	12	8.3%	10.4%	13.5%	12.4%
% of FP17s for the same patient ID Re-attending within 3 months - Adults	7	68	10.3%	13.7%	17.4%	16.7%
% of FP17s for the same patient ID Re-attending between 3 & 9 months - Children	5	12	41.7%	62.9%	59.0%	57.4%
% of FP17s for the same patient ID Re-attending between 3 & 9 months - Adults	39	68	57.4%	54.7%	52.6%	50.5%
% of FP17s for Band 1 Urgent Courses	5	32	15.6%	7.5%	9.4%	9.1%
% of FP17s Relating to Free Repair or Replacements	1	32	3.1%	1.0%	1.0%	0.8%
% of FP17s Relating to Continuations	1	32	3.1%	1.3%	1.5%	1.3%
% of Patients satisfied with the dentistry they have received	1	1	N/A	94.7%	93.7%	93.2%
% of Patients satisfied with the time they had to wait for an appointment	1	1	N/A	91.3%	90.0%	89.0%

* This is based on patients treated on this contract for their most recent course of treatment. Figures in italics indicate the base number of FP17s or Patient Questionnaire responses are less than 100. N/A is shown where the base number of responses is less than 10 during the period. % is calculated as Quantity/Base number*100

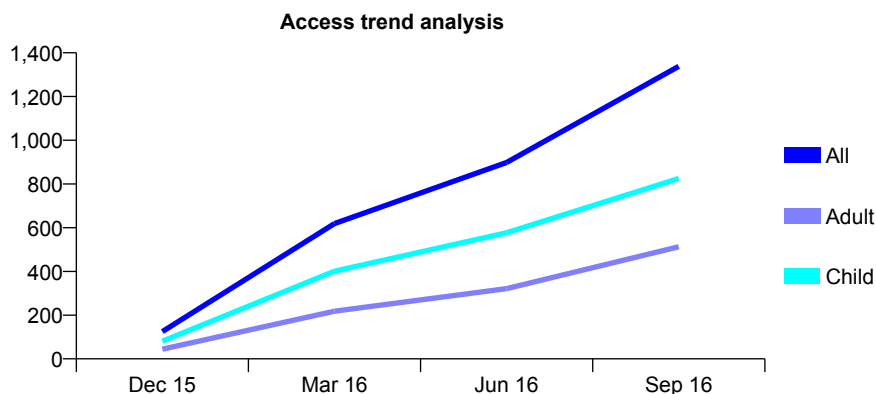
Q50 - Vital Signs At a Glance Contract Report for 173320/0001 - September 2016

Name or company name	Malpas House Family Dental Practice
Contract type name	GDS Contract
Purpose of contract	General
Contract start date	01/12/2015
Contract end date	

16/17 Contracted general activity (UDA)	4,000
Carry forward general activity (UDA)	0
16/17 Contracted orthodontic activity (UOA)	0
Carry forward orthodontic activity (UOA)	0
Baseline contract value	£98,840.76

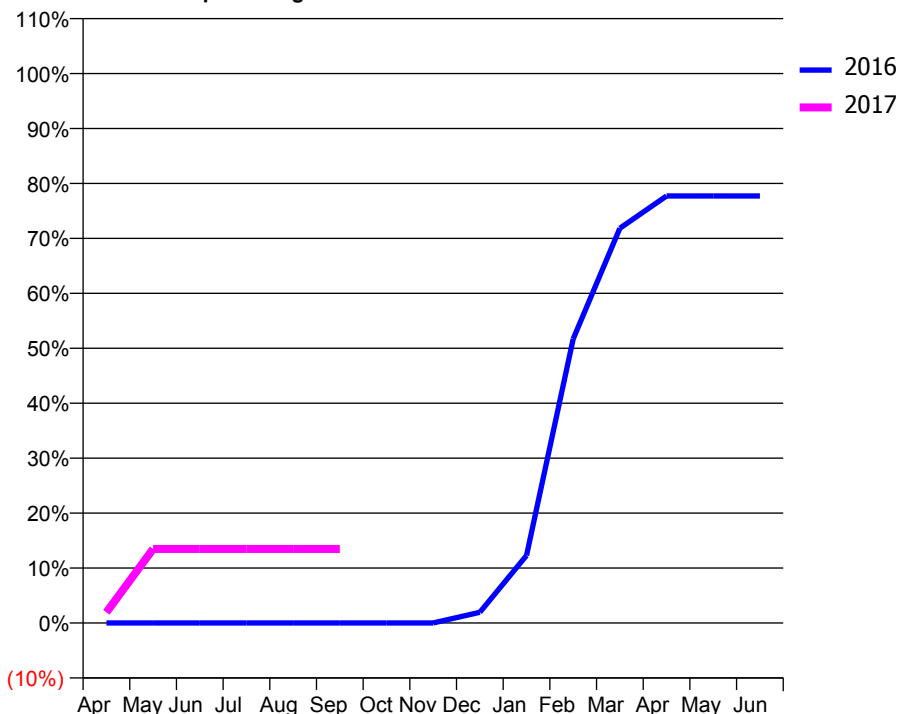
ACCESS*

Patients seen in 24 months	Total	Change since previous quarter
Quarter ending September 2015	0	
Quarter ending December 2015	125	↑
Quarter ending March 2016	619	↑
Quarter ending June 2016	898	↑
Quarter ending September 2016	1,338	↑
Variance since September 2015	N/A	



ACTIVITY

Cumulative percentage of contracted UDA delivered 2016 & 2017



Adjusted Scheduled Activity (UDA)

Month	2016	2017
April	0	78
May	0	540
June	0	540
July	0	540
August	0	540
September	0	540
October	0	
November	0	
December	26	
January	164	
February	689	
March	958	
April	1,036	
May	1,036	
June	1,036	

QUALITY

	Quantity	Base Number	Contract	AT	Region	England
% of FP17s for the same patient ID Re-attending within 3 months - Children	13	237	5.5%	10.4%	13.5%	12.4%
% of FP17s for the same patient ID Re-attending within 3 months - Adults	24	152	15.8%	13.7%	17.4%	16.7%
% of FP17s for the same patient ID Re-attending between 3 & 9 months - Children	13	237	5.5%	62.9%	59.0%	57.4%
% of FP17s for the same patient ID Re-attending between 3 & 9 months - Adults	5	152	3.3%	54.7%	52.6%	50.5%
% of FP17s for Band 1 Urgent Courses	8	329	2.4%	7.5%	9.4%	9.1%
% of FP17s Relating to Free Repair or Replacements	1	329	0.3%	1.0%	1.0%	0.8%
% of FP17s Relating to Continuations	3	329	0.9%	1.3%	1.5%	1.3%
% of Patients satisfied with the dentistry they have received	2	2	N/A	94.7%	93.7%	93.2%
% of Patients satisfied with the time they had to wait for an appointment	2	2	N/A	91.3%	90.0%	89.0%

* This is based on patients treated on this contract for their most recent course of treatment. Figures in italics indicate the base number of FP17s or Patient Questionnaire responses are less than 100. N/A is shown where the base number of responses is less than 10 during the period. % is calculated as Quantity/Base number*100

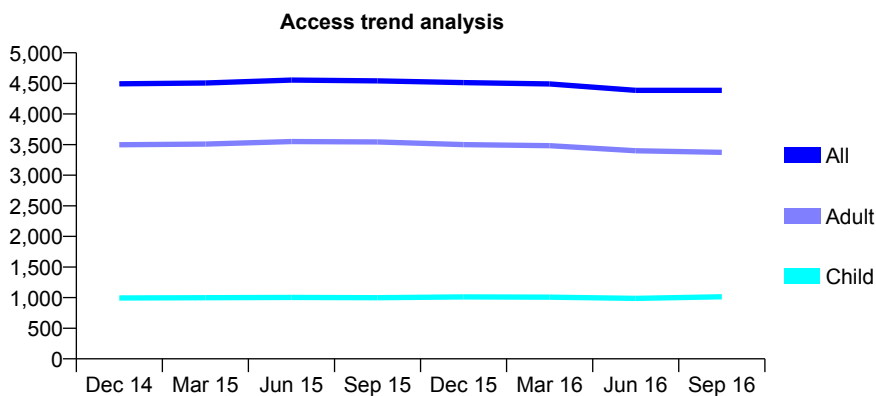
Q50 - Vital Signs At a Glance Contract Report for 173592/0002 - September 2016

Name or company name	Pearl Smile Limited
Contract type name	GDS Contract
Purpose of contract	General
Contract start date	30/04/2010
Contract end date	

16/17 Contracted general activity (UDA)	12,576
Carry forward general activity (UDA)	0
16/17 Contracted orthodontic activity (UOA)	0
Carry forward orthodontic activity (UOA)	0
Baseline contract value	£393,723.74

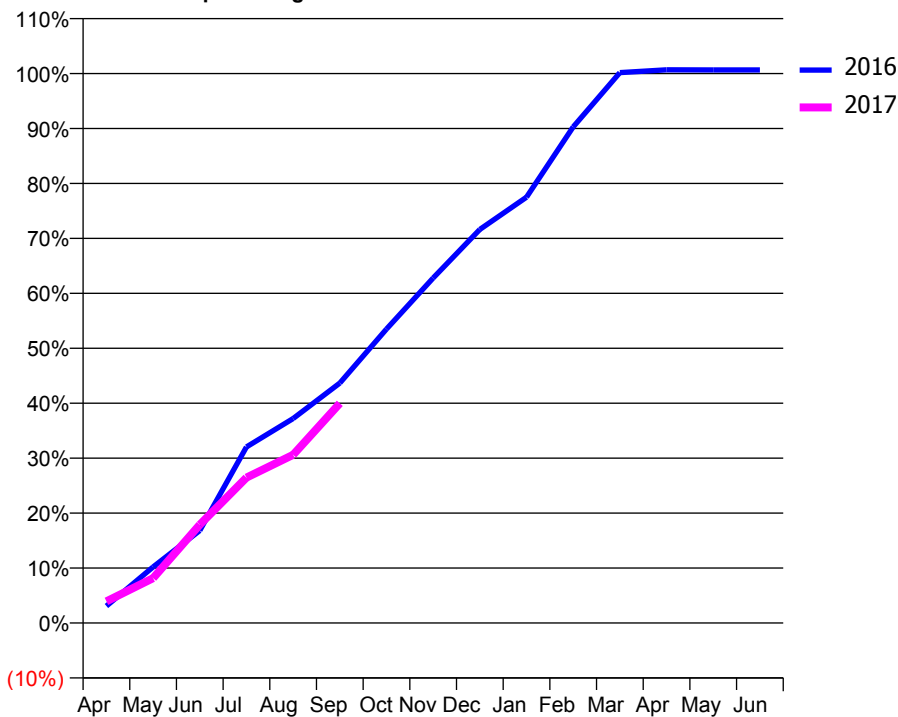
ACCESS*

Patients seen in 24 months	Total	Change since previous quarter
Quarter ending September 2015	4,542	
Quarter ending December 2015	4,514	→
Quarter ending March 2016	4,491	→
Quarter ending June 2016	4,387	↓
Quarter ending September 2016	4,387	→
Variance since September 2015	(3.4%)	↓



ACTIVITY

Cumulative percentage of contracted UDA delivered 2016 & 2017



Month	Adjusted Scheduled Activity (UDA)	
	2016	2017
April	391	496
May	1,285	1,027
June	2,115	2,250
July	4,030	3,328
August	4,679	3,848
September	5,490	5,028
October	6,729	
November	7,895	
December	9,007	
January	9,747	
February	11,354	
March	12,596	
April	12,659	
May	12,656	
June	12,657	

QUALITY

	Quantity	Base Number	Contract	AT	Region	England
% of FP17s for the same patient ID Re-attending within 3 months - Children	26	692	3.8%	10.4%	13.5%	12.4%
% of FP17s for the same patient ID Re-attending within 3 months - Adults	187	2,069	9.0%	13.7%	17.4%	16.7%
% of FP17s for the same patient ID Re-attending between 3 & 9 months - Children	455	692	65.8%	62.9%	59.0%	57.4%
% of FP17s for the same patient ID Re-attending between 3 & 9 months - Adults	1,310	2,069	63.3%	54.7%	52.6%	50.5%
% of FP17s for Band 1 Urgent Courses	137	2,731	5.0%	7.5%	9.4%	9.1%
% of FP17s Relating to Free Repair or Replacements	25	2,731	0.9%	1.0%	1.0%	0.8%
% of FP17s Relating to Continuations	14	2,731	0.5%	1.3%	1.5%	1.3%
% of Patients satisfied with the dentistry they have received	4	5	N/A	94.7%	93.7%	93.2%
% of Patients satisfied with the time they had to wait for an appointment	4	5	N/A	91.3%	90.0%	89.0%

* This is based on patients treated on this contract for their most recent course of treatment. Figures in italics indicate the base number of FP17s or Patient Questionnaire responses are less than 100. N/A is shown where the base number of responses is less than 10 during the period. % is calculated as Quantity/Base number*100

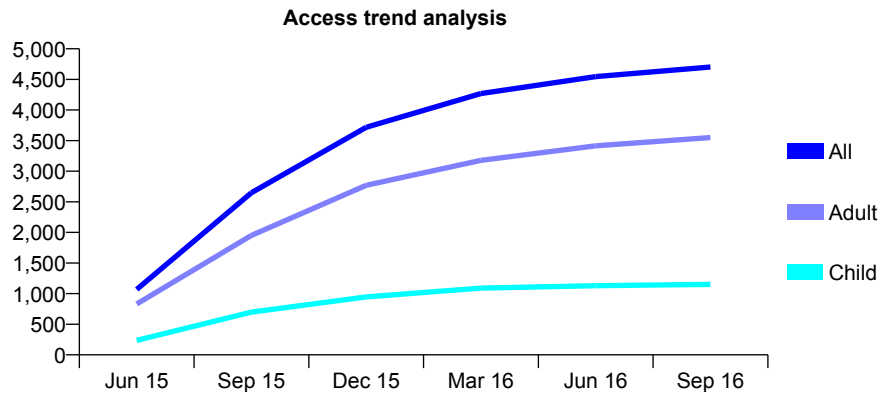
Q50 - Vital Signs At a Glance Contract Report for 174777/0001 - September 2016

Name or company name	Perfect 32 Dentistry
Contract type name	GDS Contract
Purpose of contract	General
Contract start date	10/04/2015
Contract end date	

16/17 Contracted general activity (UDA)	12,300
Carry forward general activity (UDA)	0
16/17 Contracted orthodontic activity (UOA)	0
Carry forward orthodontic activity (UOA)	0
Baseline contract value	£353,399.02

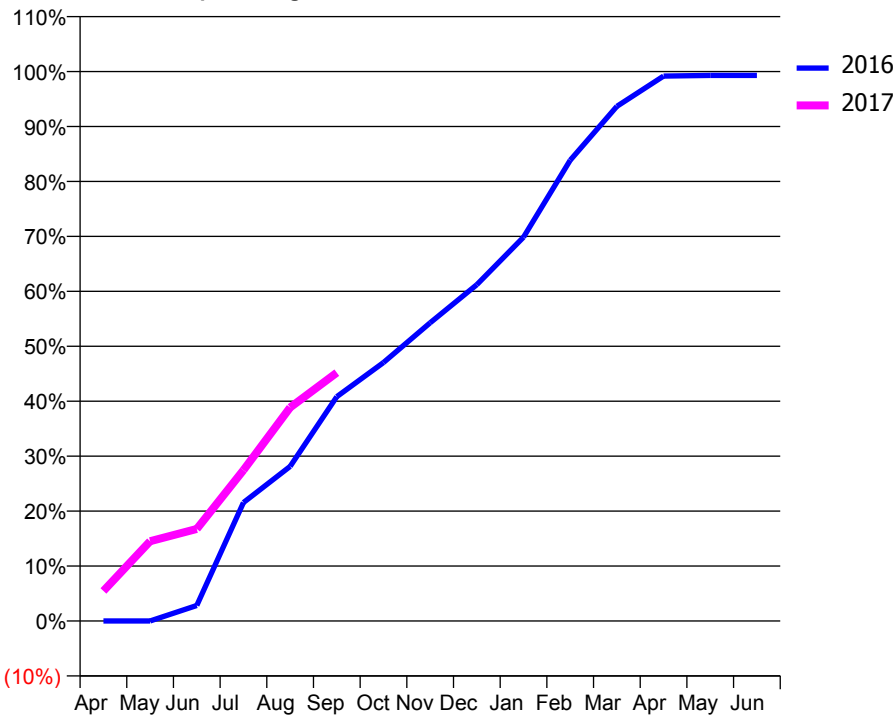
ACCESS*

Patients seen in 24 months	Total	Change since previous quarter
Quarter ending September 2015	2,648	
Quarter ending December 2015	3,718	↑
Quarter ending March 2016	4,268	↑
Quarter ending June 2016	4,545	↑
Quarter ending September 2016	4,702	↑
Variance since September 2015	77.6%	↑



ACTIVITY

Cumulative percentage of contracted UDA delivered 2016 & 2017



Month	Adjusted Scheduled Activity (UDA)	
	2016	2017
April	0	674
May	0	1,785
June	338	2,062
July	2,585	3,379
August	3,375	4,781
September	4,897	5,559
October	5,643	
November	6,510	
December	7,342	
January	8,377	
February	10,057	
March	11,233	
April	11,894	
May	11,906	
June	11,906	

QUALITY

	Quantity	Base Number	Contract	AT	Region	England
% of FP17s for the same patient ID Re-attending within 3 months - Children	58	835	6.9%	10.4%	13.5%	12.4%
% of FP17s for the same patient ID Re-attending within 3 months - Adults	246	2,543	9.7%	13.7%	17.4%	16.7%
% of FP17s for the same patient ID Re-attending between 3 & 9 months - Children	527	835	63.1%	62.9%	59.0%	57.4%
% of FP17s for the same patient ID Re-attending between 3 & 9 months - Adults	1,564	2,543	61.5%	54.7%	52.6%	50.5%
% of FP17s for Band 1 Urgent Courses	240	2,941	8.2%	7.5%	9.4%	9.1%
% of FP17s Relating to Free Repair or Replacements	39	2,941	1.3%	1.0%	1.0%	0.8%
% of FP17s Relating to Continuations	12	2,941	0.4%	1.3%	1.5%	1.3%
% of Patients satisfied with the dentistry they have received	2	2	N/A	94.7%	93.7%	93.2%
% of Patients satisfied with the time they had to wait for an appointment	2	2	N/A	91.3%	90.0%	89.0%

* This is based on patients treated on this contract for their most recent course of treatment. Figures in italics indicate the base number of FP17s or Patient Questionnaire responses are less than 100. N/A is shown where the base number of responses is less than 10 during the period. % is calculated as Quantity/Base number*100

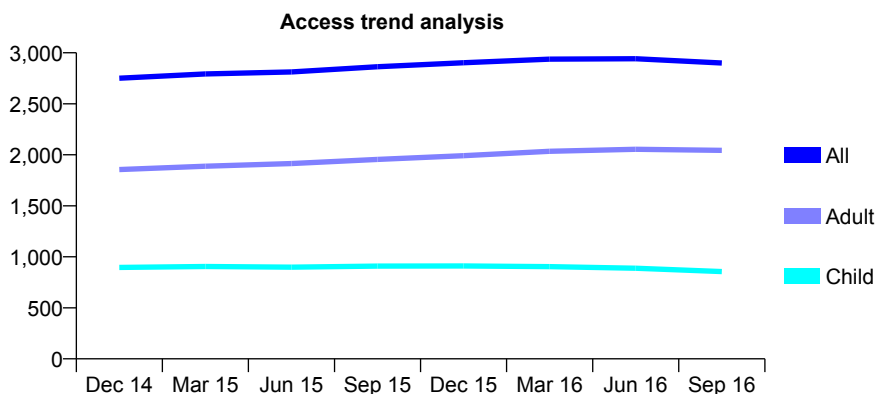
Q50 - Vital Signs At a Glance Contract Report for 175838/0001 - September 2016

Name or company name	Mr R A FROST & Mr N J RANNS
Contract type name	GDS Contract
Purpose of contract	General
Contract start date	01/05/2012
Contract end date	

16/17 Contracted general activity (UDA)	7,505
Carry forward general activity (UDA)	0
16/17 Contracted orthodontic activity (UOA)	0
Carry forward orthodontic activity (UOA)	0
Baseline contract value	£210,067.94

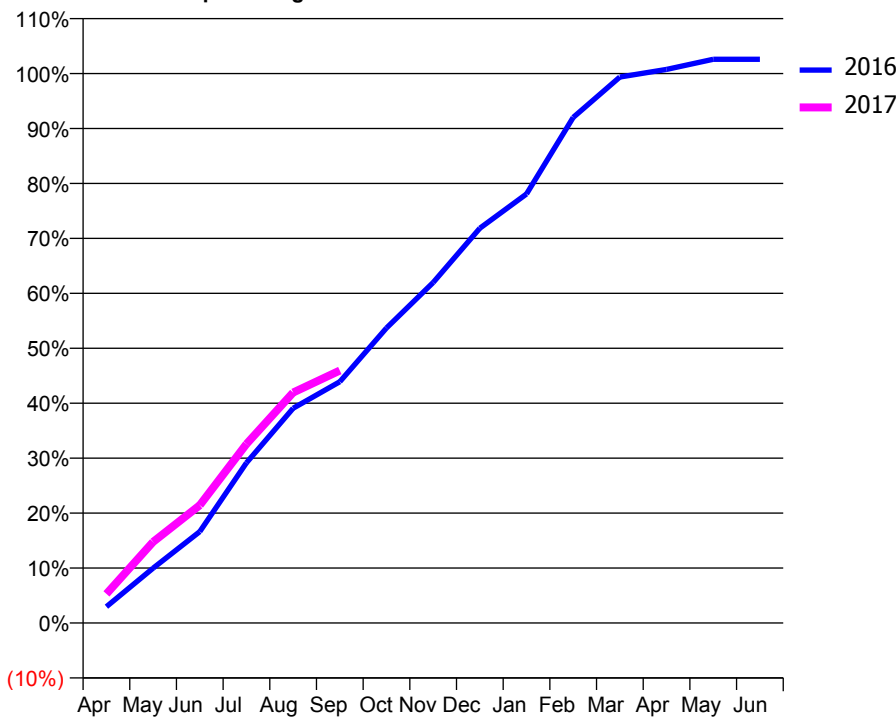
ACCESS*

Patients seen in 24 months	Total	Change since previous quarter
Quarter ending September 2015	2,864	
Quarter ending December 2015	2,902	→
Quarter ending March 2016	2,938	→
Quarter ending June 2016	2,942	→
Quarter ending September 2016	2,900	↓
Variance since September 2015	1.3%	→



ACTIVITY

Cumulative percentage of contracted UDA delivered 2016 & 2017



Month	Adjusted Scheduled Activity (UDA)	
	2016	2017
April	223	398
May	749	1,108
June	1,248	1,608
July	2,188	2,445
August	2,933	3,148
September	3,295	3,448
October	4,029	
November	4,651	
December	5,392	
January	5,861	
February	6,905	
March	7,456	
April	7,562	
May	7,699	
June	7,699	

QUALITY

	Quantity	Base Number	Contract	AT	Region	England
% of FP17s for the same patient ID Re-attending within 3 months - Children	44	679	6.5%	10.4%	13.5%	12.4%
% of FP17s for the same patient ID Re-attending within 3 months - Adults	152	1,392	10.9%	13.7%	17.4%	16.7%
% of FP17s for the same patient ID Re-attending between 3 & 9 months - Children	434	679	63.9%	62.9%	59.0%	57.4%
% of FP17s for the same patient ID Re-attending between 3 & 9 months - Adults	817	1,392	58.7%	54.7%	52.6%	50.5%
% of FP17s for Band 1 Urgent Courses	149	1,908	7.8%	7.5%	9.4%	9.1%
% of FP17s Relating to Free Repair or Replacements	5	1,908	0.3%	1.0%	1.0%	0.8%
% of FP17s Relating to Continuations	7	1,908	0.4%	1.3%	1.5%	1.3%
% of Patients satisfied with the dentistry they have received	4	4	N/A	94.7%	93.7%	93.2%
% of Patients satisfied with the time they had to wait for an appointment	3	4	N/A	91.3%	90.0%	89.0%

* This is based on patients treated on this contract for their most recent course of treatment. Figures in italics indicate the base number of FP17s or Patient Questionnaire responses are less than 100. N/A is shown where the base number of responses is less than 10 during the period. % is calculated as Quantity/Base number*100

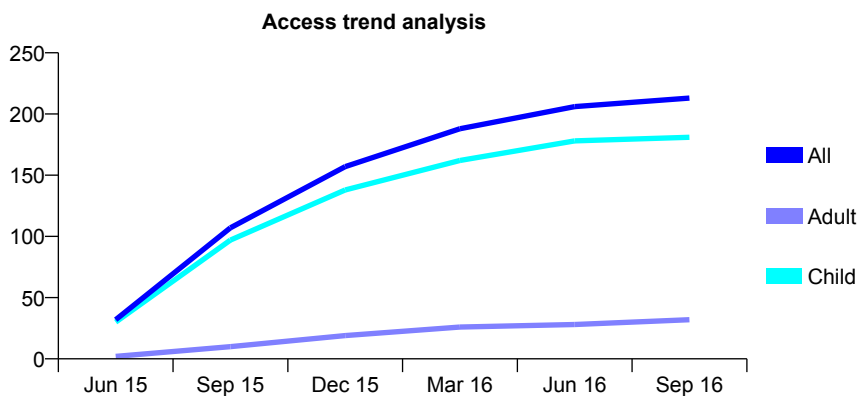
Q50 - Vital Signs At a Glance Contract Report for 177032/0001 - September 2016

Name or company name	Orchard House Dental Care
Contract type name	GDS Contract
Purpose of contract	General and Orthodontic
Contract start date	01/04/2015
Contract end date	

16/17 Contracted general activity (UDA)	390
Carry forward general activity (UDA)	0
16/17 Contracted orthodontic activity (UOA)	134
Carry forward orthodontic activity (UOA)	0
Baseline contract value	£27,476.05

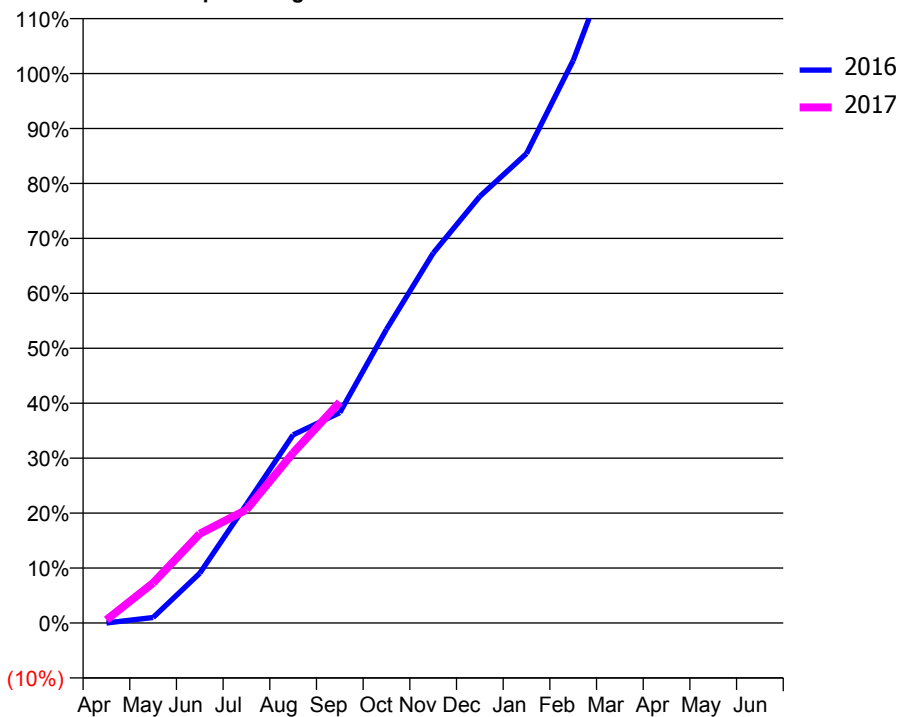
ACCESS*

Patients seen in 24 months	Total	Change since previous quarter
Quarter ending September 2015	107	
Quarter ending December 2015	157	↑
Quarter ending March 2016	188	↑
Quarter ending June 2016	206	↑
Quarter ending September 2016	213	↑
Variance since September 2015	99.1%	↑



ACTIVITY

Cumulative percentage of contracted UDA delivered 2016 & 2017



Month	Adjusted Scheduled Activity (UDA)	
	2016	2017
April	0	2
May	4	28
June	36	63
July	86	80
August	136	121
September	152	157
October	212	
November	267	
December	308	
January	339	
February	406	
March	495	
April	524	
May	527	
June	528	

QUALITY

	Quantity	Base Number	Contract	AT	Region	England
% of FP17s for the same patient ID Re-attending within 3 months - Children	16	165	9.7%	10.4%	13.5%	12.4%
% of FP17s for the same patient ID Re-attending within 3 months - Adults	0	12	0.0%	13.7%	17.4%	16.7%
% of FP17s for the same patient ID Re-attending between 3 & 9 months - Children	90	165	54.5%	62.9%	59.0%	57.4%
% of FP17s for the same patient ID Re-attending between 3 & 9 months - Adults	8	12	66.7%	54.7%	52.6%	50.5%
% of FP17s for Band 1 Urgent Courses	4	110	3.6%	7.5%	9.4%	9.1%
% of FP17s Relating to Free Repair or Replacements	0	110	0.0%	1.0%	1.0%	0.8%
% of FP17s Relating to Continuations	0	110	0.0%	1.3%	1.5%	1.3%
% of Patients satisfied with the dentistry they have received	0	0	N/A	94.7%	93.7%	93.2%
% of Patients satisfied with the time they had to wait for an appointment	0	0	N/A	91.3%	90.0%	89.0%

* This is based on patients treated on this contract for their most recent course of treatment. Figures in italics indicate the base number of FP17s or Patient Questionnaire responses are less than 100. N/A is shown where the base number of responses is less than 10 during the period. % is calculated as Quantity/Base number*100

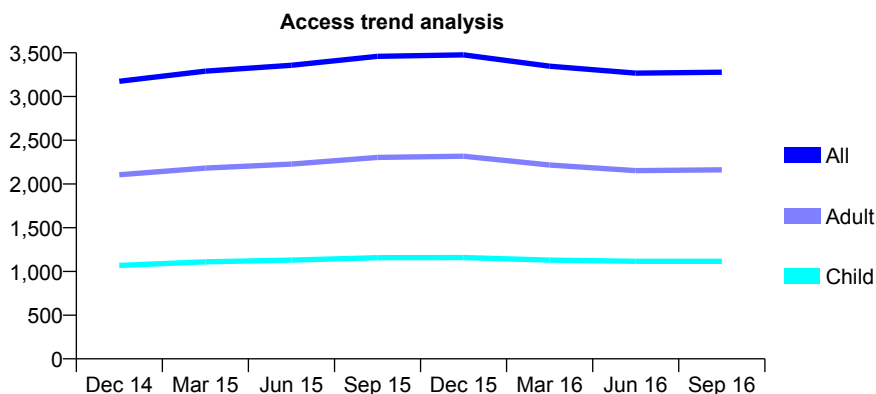
Q50 - Vital Signs At a Glance Contract Report for 177717/0001 - September 2016

Name or company name	Smile Lincs Ltd
Contract type name	GDS Contract
Purpose of contract	General
Contract start date	01/07/2007
Contract end date	

16/17 Contracted general activity (UDA)	9,473
Carry forward general activity (UDA)	0
16/17 Contracted orthodontic activity (UOA)	0
Carry forward orthodontic activity (UOA)	0
Baseline contract value	£231,878.73

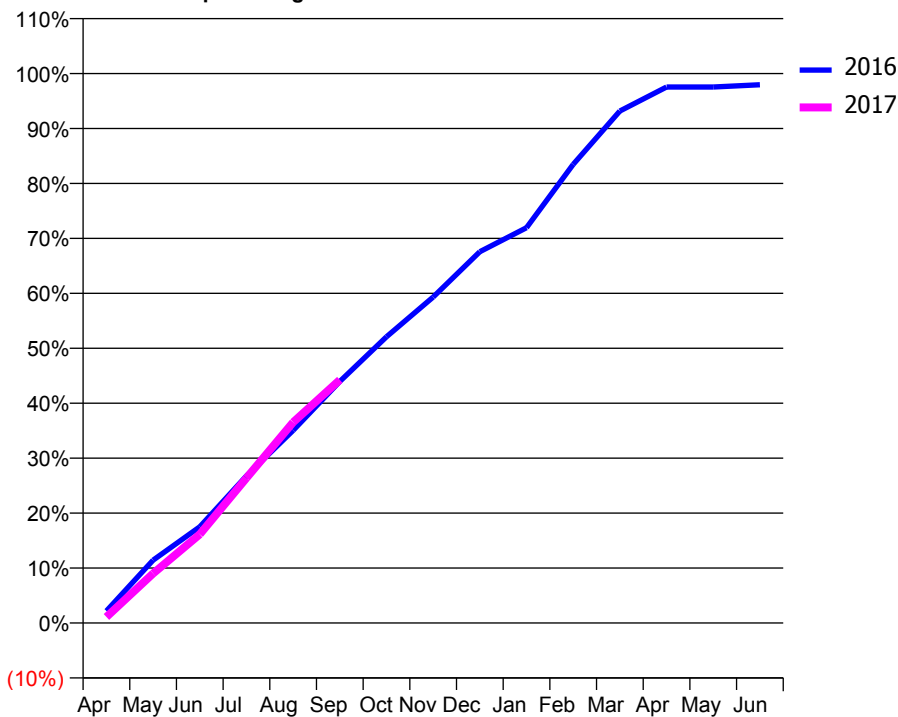
ACCESS*

Patients seen in 24 months	Total	Change since previous quarter
Quarter ending September 2015	3,459	
Quarter ending December 2015	3,476	→
Quarter ending March 2016	3,346	↓
Quarter ending June 2016	3,267	↓
Quarter ending September 2016	3,278	→
Variance since September 2015	(5.2%)	↓



ACTIVITY

Cumulative percentage of contracted UDA delivered 2016 & 2017



Month	Adjusted Scheduled Activity (UDA)	
	2016	2017
April	209	105
May	1,083	854
June	1,658	1,530
July	2,538	2,500
August	3,320	3,461
September	4,165	4,191
October	4,935	
November	5,619	
December	6,402	
January	6,815	
February	7,906	
March	8,826	
April	9,239	
May	9,239	
June	9,280	

QUALITY

	Quantity	Base Number	Contract	AT	Region	England
% of FP17s for the same patient ID Re-attending within 3 months - Children	96	781	12.3%	10.4%	13.5%	12.4%
% of FP17s for the same patient ID Re-attending within 3 months - Adults	212	1,214	17.5%	13.7%	17.4%	16.7%
% of FP17s for the same patient ID Re-attending between 3 & 9 months - Children	400	781	51.2%	62.9%	59.0%	57.4%
% of FP17s for the same patient ID Re-attending between 3 & 9 months - Adults	509	1,214	41.9%	54.7%	52.6%	50.5%
% of FP17s for Band 1 Urgent Courses	160	1,866	8.6%	7.5%	9.4%	9.1%
% of FP17s Relating to Free Repair or Replacements	14	1,866	0.8%	1.0%	1.0%	0.8%
% of FP17s Relating to Continuations	53	1,866	2.8%	1.3%	1.5%	1.3%
% of Patients satisfied with the dentistry they have received	2	3	N/A	94.7%	93.7%	93.2%
% of Patients satisfied with the time they had to wait for an appointment	1	3	N/A	91.3%	90.0%	89.0%

* This is based on patients treated on this contract for their most recent course of treatment. Figures in italics indicate the base number of FP17s or Patient Questionnaire responses are less than 100. N/A is shown where the base number of responses is less than 10 during the period. % is calculated as Quantity/Base number*100

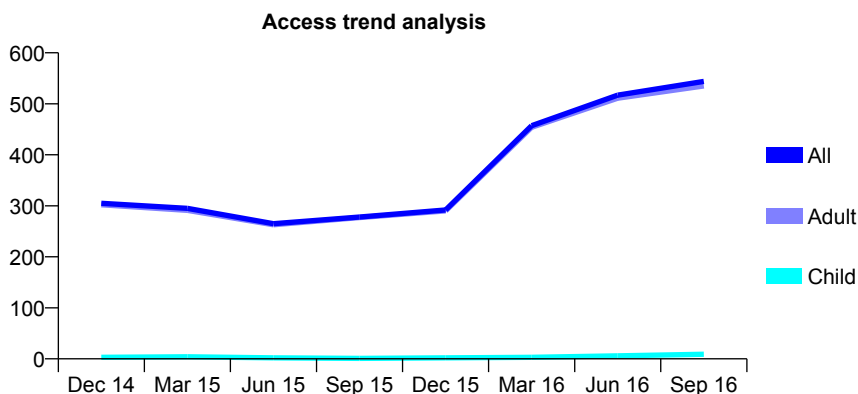
Q50 - Vital Signs At a Glance Contract Report for 177717/0002 - September 2016

Name or company name	Smile Lincs Ltd
Contract type name	PDS Contract
Purpose of contract	General
Contract start date	01/01/2011
Contract end date	

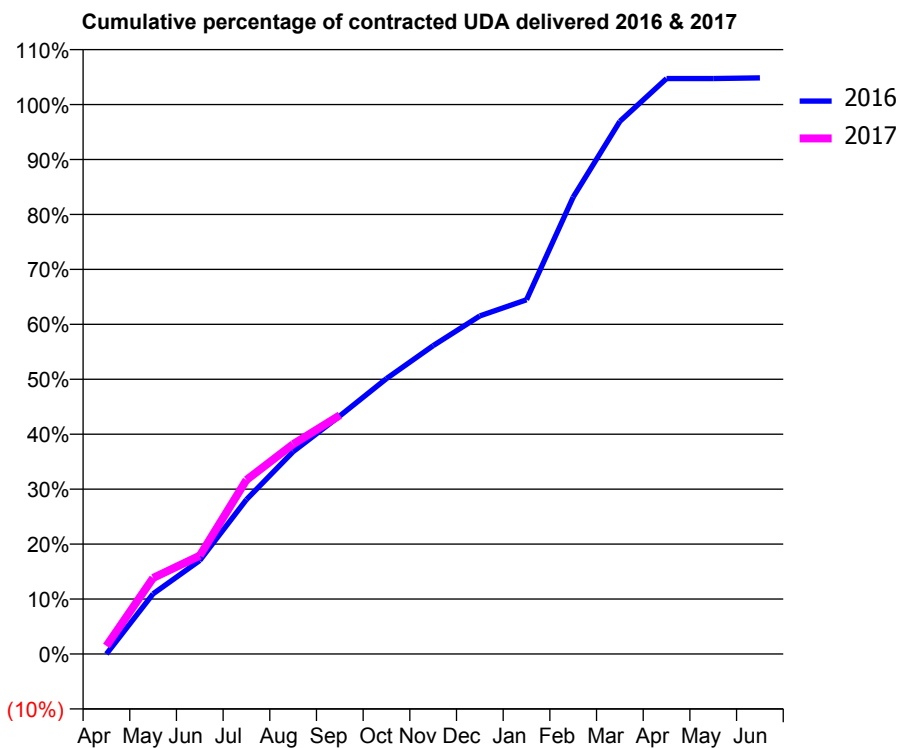
16/17 Contracted general activity (UDA)	1,632
Carry forward general activity (UDA)	0
16/17 Contracted orthodontic activity (UOA)	0
Carry forward orthodontic activity (UOA)	0
Baseline contract value	£164,753.37

ACCESS*

Patients seen in 24 months	Total	Change since previous quarter
Quarter ending September 2015	278	
Quarter ending December 2015	292	↑
Quarter ending March 2016	457	↑
Quarter ending June 2016	517	↑
Quarter ending September 2016	544	↑
Variance since September 2015	95.7%	↑



ACTIVITY



Month	Adjusted Scheduled Activity (UDA)	
	2016	2017
April	0	24
May	179	226
June	278	292
July	459	517
August	601	623
September	707	709
October	818	
November	916	
December	1,004	
January	1,052	
February	1,357	
March	1,582	
April	1,709	
May	1,709	
June	1,711	

QUALITY

	Quantity	Base Number	Contract	AT	Region	England
% of FP17s for the same patient ID Re-attending within 3 months - Children	1	9	11.1%	10.4%	13.5%	12.4%
% of FP17s for the same patient ID Re-attending within 3 months - Adults	9	327	2.8%	13.7%	17.4%	16.7%
% of FP17s for the same patient ID Re-attending between 3 & 9 months - Children	0	9	0.0%	62.9%	59.0%	57.4%
% of FP17s for the same patient ID Re-attending between 3 & 9 months - Adults	5	327	1.5%	54.7%	52.6%	50.5%
% of FP17s for Band 1 Urgent Courses	0	281	0.0%	7.5%	9.4%	9.1%
% of FP17s Relating to Free Repair or Replacements	0	281	0.0%	1.0%	1.0%	0.8%
% of FP17s Relating to Continuations	0	281	0.0%	1.3%	1.5%	1.3%
% of Patients satisfied with the dentistry they have received	0	0	N/A	94.7%	93.7%	93.2%
% of Patients satisfied with the time they had to wait for an appointment	0	0	N/A	91.3%	90.0%	89.0%

* This is based on patients treated on this contract for their most recent course of treatment. Figures in italics indicate the base number of FP17s or Patient Questionnaire responses are less than 100. N/A is shown where the base number of responses is less than 10 during the period. % is calculated as Quantity/Base number*100

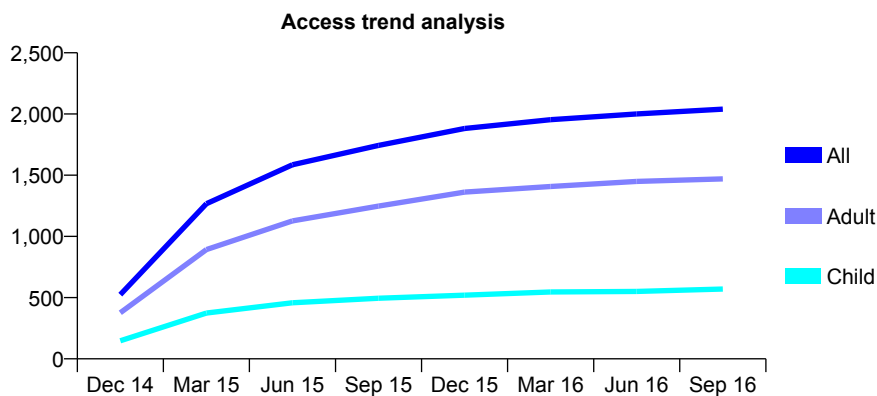
Q50 - Vital Signs At a Glance Contract Report for 178691/0001 - September 2016

Name or company name	The Regent Street Dental Practice
Contract type name	GDS Contract
Purpose of contract	General and Orthodontic
Contract start date	01/10/2014
Contract end date	

16/17 Contracted general activity (UDA)	5,508
Carry forward general activity (UDA)	0
16/17 Contracted orthodontic activity (UOA)	221
Carry forward orthodontic activity (UOA)	0
Baseline contract value	£160,946.79

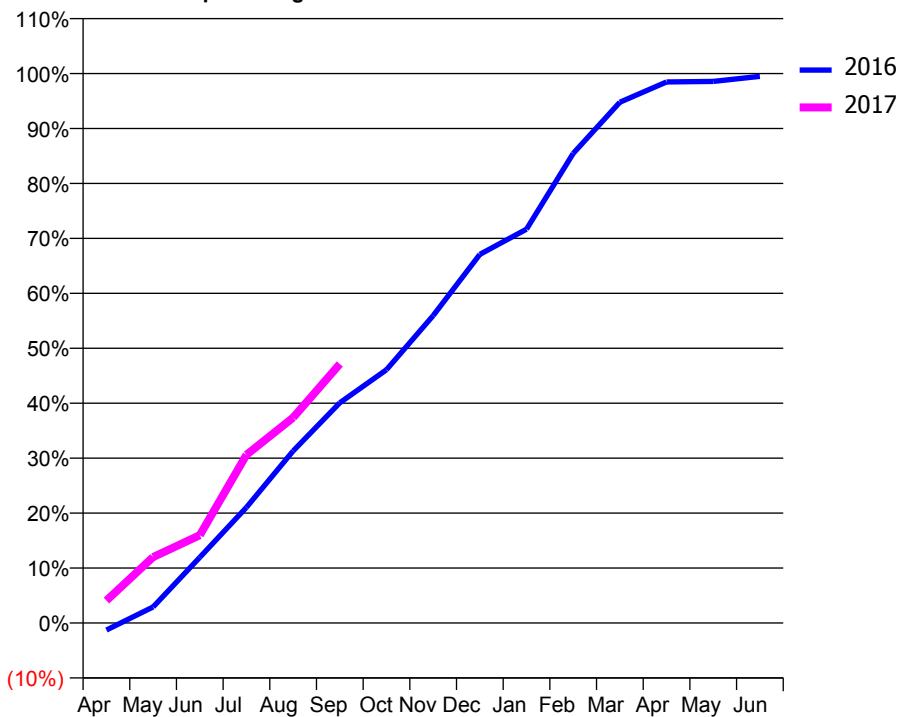
ACCESS*

Patients seen in 24 months	Total	Change since previous quarter
Quarter ending September 2015	1,743	
Quarter ending December 2015	1,882	↑
Quarter ending March 2016	1,954	↑
Quarter ending June 2016	2,000	↑
Quarter ending September 2016	2,040	↑
Variance since September 2015	17.0%	↑



ACTIVITY

Cumulative percentage of contracted UDA delivered 2016 & 2017



Adjusted Scheduled Activity (UDA)

Month	2016	2017
April	-64	226
May	144	661
June	593	881
July	1,044	1,686
August	1,553	2,059
September	1,987	2,596
October	2,285	
November	2,774	
December	3,326	
January	3,553	
February	4,237	
March	4,699	
April	4,881	
May	4,887	
June	4,932	

QUALITY

	Quantity	Base Number	Contract	AT	Region	England
% of FP17s for the same patient ID Re-attending within 3 months - Children	31	475	6.5%	10.4%	13.5%	12.4%
% of FP17s for the same patient ID Re-attending within 3 months - Adults	235	1,246	18.9%	13.7%	17.4%	16.7%
% of FP17s for the same patient ID Re-attending between 3 & 9 months - Children	338	475	71.2%	62.9%	59.0%	57.4%
% of FP17s for the same patient ID Re-attending between 3 & 9 months - Adults	824	1,246	66.1%	54.7%	52.6%	50.5%
% of FP17s for Band 1 Urgent Courses	86	1,551	5.5%	7.5%	9.4%	9.1%
% of FP17s Relating to Free Repair or Replacements	23	1,551	1.5%	1.0%	1.0%	0.8%
% of FP17s Relating to Continuations	11	1,551	0.7%	1.3%	1.5%	1.3%
% of Patients satisfied with the dentistry they have received	2	2	N/A	94.7%	93.7%	93.2%
% of Patients satisfied with the time they had to wait for an appointment	2	2	N/A	91.3%	90.0%	89.0%

* This is based on patients treated on this contract for their most recent course of treatment. Figures in italics indicate the base number of FP17s or Patient Questionnaire responses are less than 100. N/A is shown where the base number of responses is less than 10 during the period. % is calculated as Quantity/Base number*100

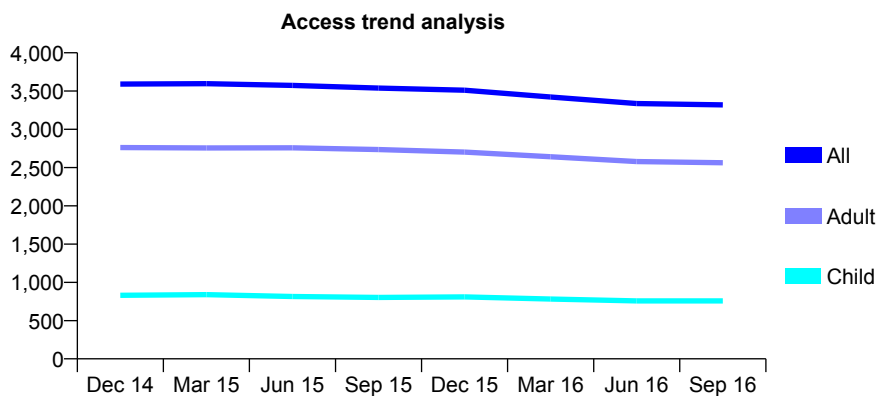
Q50 - Vital Signs At a Glance Contract Report for 178780/0001 - September 2016

Name or company name	Scarborough Dental Care Limited
Contract type name	GDS Contract
Purpose of contract	General
Contract start date	01/09/2008
Contract end date	

16/17 Contracted general activity (UDA)	8,780
Carry forward general activity (UDA)	0
16/17 Contracted orthodontic activity (UOA)	0
Carry forward orthodontic activity (UOA)	0
Baseline contract value	£255,432.16

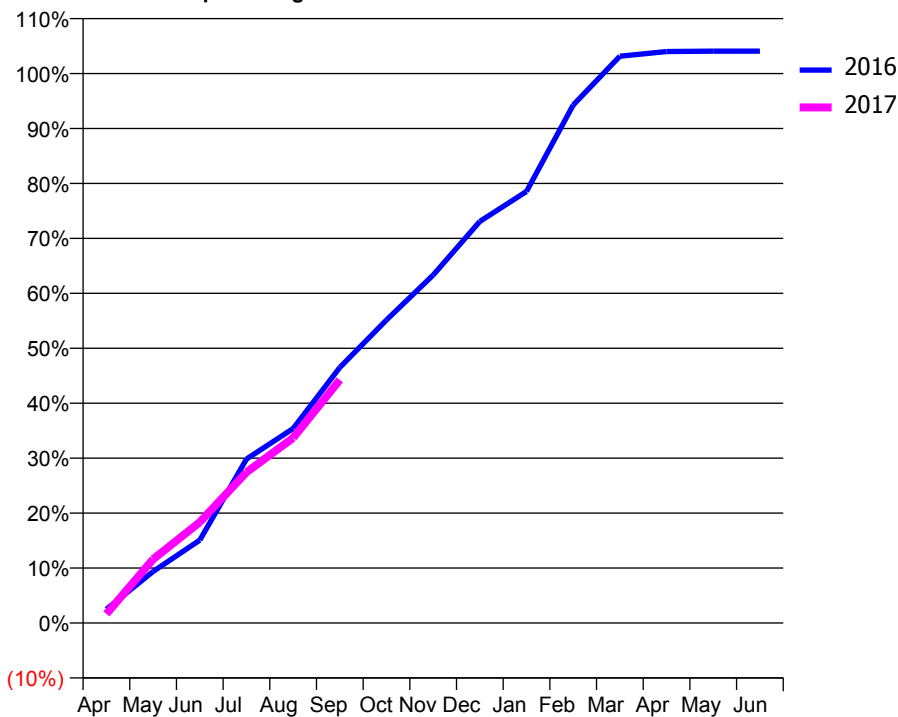
ACCESS*

Patients seen in 24 months	Total	Change since previous quarter
Quarter ending September 2015	3,539	
Quarter ending December 2015	3,511	→
Quarter ending March 2016	3,423	↓
Quarter ending June 2016	3,336	↓
Quarter ending September 2016	3,320	→
Variance since September 2015	(6.2%)	↓



ACTIVITY

Cumulative percentage of contracted UDA delivered 2016 & 2017



Month	Adjusted Scheduled Activity (UDA)	
	2016	2017
April	220	146
May	823	1,020
June	1,324	1,611
July	2,620	2,409
August	3,108	2,959
September	4,084	3,886
October	4,843	
November	5,560	
December	6,416	
January	6,896	
February	8,277	
March	9,057	
April	9,131	
May	9,138	
June	9,138	

QUALITY

	Quantity	Base Number	Contract	AT	Region	England
% of FP17s for the same patient ID Re-attending within 3 months - Children	65	642	10.1%	10.4%	13.5%	12.4%
% of FP17s for the same patient ID Re-attending within 3 months - Adults	422	2,168	19.5%	13.7%	17.4%	16.7%
% of FP17s for the same patient ID Re-attending between 3 & 9 months - Children	426	642	66.4%	62.9%	59.0%	57.4%
% of FP17s for the same patient ID Re-attending between 3 & 9 months - Adults	1,238	2,168	57.1%	54.7%	52.6%	50.5%
% of FP17s for Band 1 Urgent Courses	275	2,357	11.7%	7.5%	9.4%	9.1%
% of FP17s Relating to Free Repair or Replacements	29	2,357	1.2%	1.0%	1.0%	0.8%
% of FP17s Relating to Continuations	65	2,357	2.8%	1.3%	1.5%	1.3%
% of Patients satisfied with the dentistry they have received	2	2	N/A	94.7%	93.7%	93.2%
% of Patients satisfied with the time they had to wait for an appointment	2	2	N/A	91.3%	90.0%	89.0%

* This is based on patients treated on this contract for their most recent course of treatment. Figures in italics indicate the base number of FP17s or Patient Questionnaire responses are less than 100. N/A is shown where the base number of responses is less than 10 during the period. % is calculated as Quantity/Base number*100

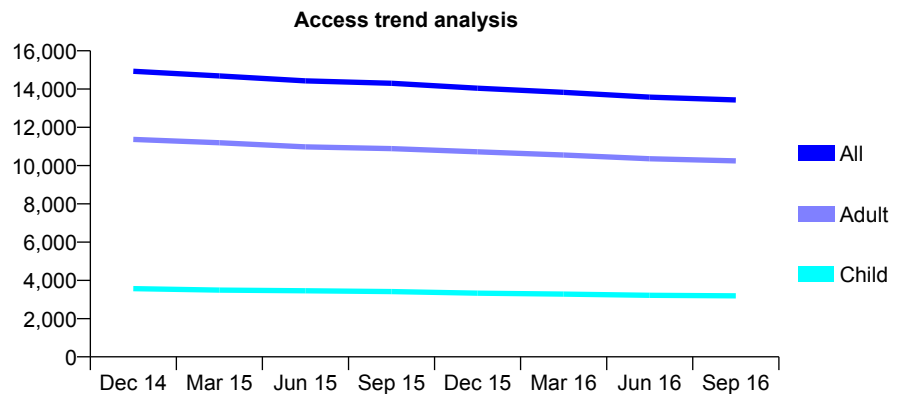
Q50 - Vital Signs At a Glance Contract Report for 179582/0001 - September 2016

Name or company name	Abbey Dental Care
Contract type name	GDS Contract
Purpose of contract	General
Contract start date	01/02/2012
Contract end date	

16/17 Contracted general activity (UDA)	40,900
Carry forward general activity (UDA)	0
16/17 Contracted orthodontic activity (UOA)	0
Carry forward orthodontic activity (UOA)	0
Baseline contract value	£1,189,417.71

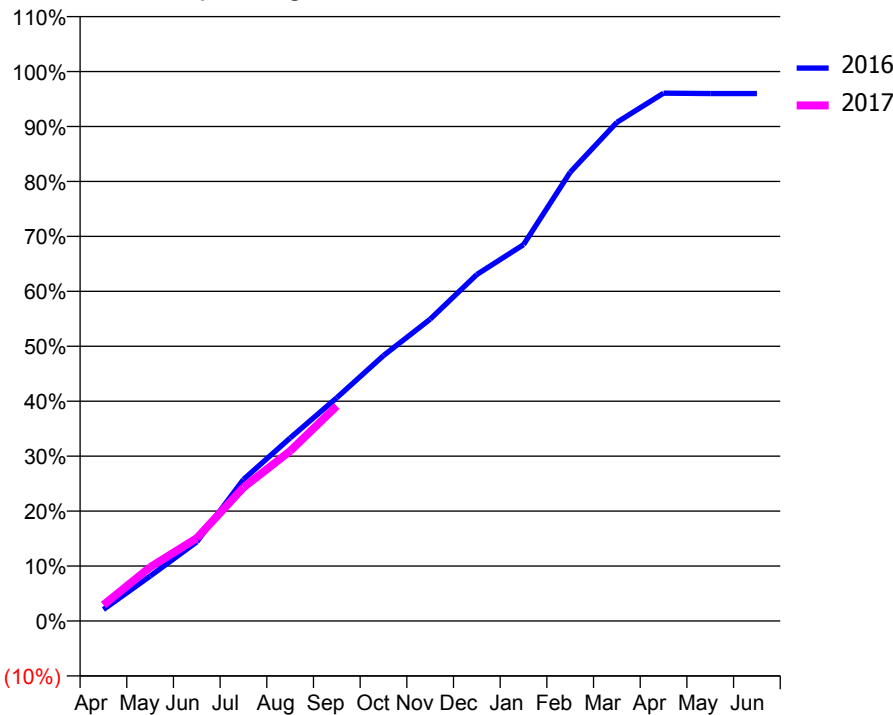
ACCESS*

Patients seen in 24 months	Total	Change since previous quarter
Quarter ending September 2015	14,299	
Quarter ending December 2015	14,043	↓
Quarter ending March 2016	13,830	↓
Quarter ending June 2016	13,576	↓
Quarter ending September 2016	13,433	↓
Variance since September 2015	(6.1%)	↓



ACTIVITY

Cumulative percentage of contracted UDA delivered 2016 & 2017



Month	Adjusted Scheduled Activity (UDA)	
	2016	2017
April	861	1,197
May	3,340	4,007
June	5,887	6,170
July	10,539	9,938
August	13,624	12,654
September	16,620	16,001
October	19,758	
November	22,465	
December	25,786	
January	28,015	
February	33,401	
March	37,119	
April	39,287	
May	39,261	
June	39,258	

QUALITY

	Quantity	Base Number	Contract	AT	Region	England
% of FP17s for the same patient ID Re-attending within 3 months - Children	287	2,733	10.5%	10.4%	13.5%	12.4%
% of FP17s for the same patient ID Re-attending within 3 months - Adults	1,476	7,712	19.1%	13.7%	17.4%	16.7%
% of FP17s for the same patient ID Re-attending between 3 & 9 months - Children	1,880	2,733	68.8%	62.9%	59.0%	57.4%
% of FP17s for the same patient ID Re-attending between 3 & 9 months - Adults	4,739	7,712	61.4%	54.7%	52.6%	50.5%
% of FP17s for Band 1 Urgent Courses	762	9,533	8.0%	7.5%	9.4%	9.1%
% of FP17s Relating to Free Repair or Replacements	130	9,533	1.4%	1.0%	1.0%	0.8%
% of FP17s Relating to Continuations	73	9,533	0.8%	1.3%	1.5%	1.3%
% of Patients satisfied with the dentistry they have received	16	16	100.0%	94.7%	93.7%	93.2%
% of Patients satisfied with the time they had to wait for an appointment	14	16	87.5%	91.3%	90.0%	89.0%

* This is based on patients treated on this contract for their most recent course of treatment. Figures in italics indicate the base number of FP17s or Patient Questionnaire responses are less than 100. N/A is shown where the base number of responses is less than 10 during the period. % is calculated as Quantity/Base number*100

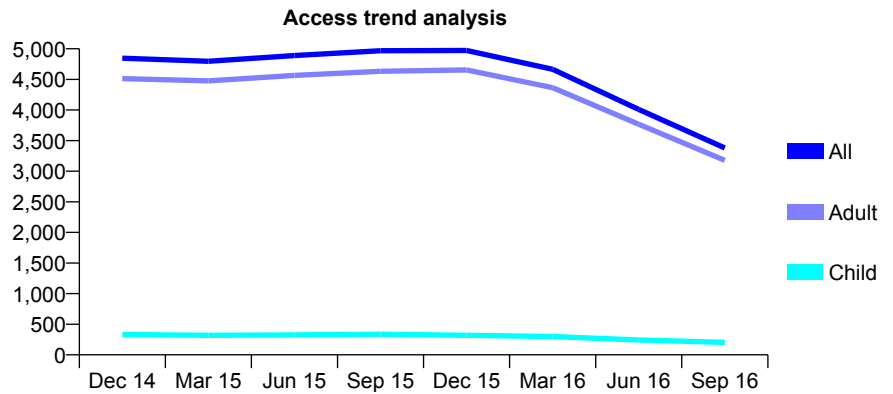
Q50 - Vital Signs At a Glance Contract Report for 180785/0001 - September 2016

Name or company name	Emergency Dental Services Limited
Contract type name	PDS Contract
Purpose of contract	General
Contract start date	02/08/2011
Contract end date	

16/17 Contracted general activity (UDA)	5,000
Carry forward general activity (UDA)	0
16/17 Contracted orthodontic activity (UOA)	0
Carry forward orthodontic activity (UOA)	0
Baseline contract value	£357,189.25

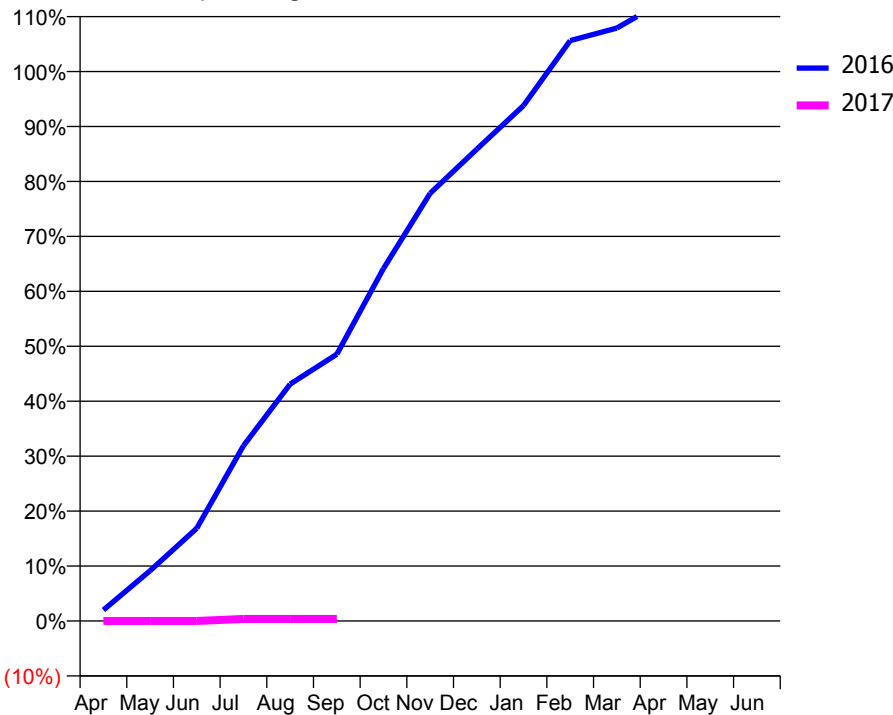
ACCESS*

Patients seen in 24 months	Total	Change since previous quarter
Quarter ending September 2015	4,968	
Quarter ending December 2015	4,973	→
Quarter ending March 2016	4,666	↓
Quarter ending June 2016	4,010	↓
Quarter ending September 2016	3,380	↓
Variance since September 2015	(32.0%)	↓



ACTIVITY

Cumulative percentage of contracted UDA delivered 2016 & 2017



Adjusted Scheduled Activity (UDA)		
Month	2016	2017
April	100	0
May	458	0
June	844	0
July	1,595	19
August	2,155	19
September	2,428	19
October	3,208	
November	3,892	
December	4,294	
January	4,690	
February	5,281	
March	5,395	
April	5,639	
May	5,639	
June	5,639	

QUALITY

	Quantity	Base Number	Contract	AT	Region	England
% of FP17s for the same patient ID Re-attending within 3 months - Children	4	22	18.2%	10.4%	13.5%	12.4%
% of FP17s for the same patient ID Re-attending within 3 months - Adults	28	199	14.1%	13.7%	17.4%	16.7%
% of FP17s for the same patient ID Re-attending between 3 & 9 months - Children	0	22	0.0%	62.9%	59.0%	57.4%
% of FP17s for the same patient ID Re-attending between 3 & 9 months - Adults	13	199	6.5%	54.7%	52.6%	50.5%
% of FP17s for Band 1 Urgent Courses	15	16	93.8%	7.5%	9.4%	9.1%
% of FP17s Relating to Free Repair or Replacements	0	16	0.0%	1.0%	1.0%	0.8%
% of FP17s Relating to Continuations	0	16	0.0%	1.3%	1.5%	1.3%
% of Patients satisfied with the dentistry they have received	0	0	N/A	94.7%	93.7%	93.2%
% of Patients satisfied with the time they had to wait for an appointment	0	0	N/A	91.3%	90.0%	89.0%

* This is based on patients treated on this contract for their most recent course of treatment. Figures in italics indicate the base number of FP17s or Patient Questionnaire responses are less than 100. N/A is shown where the base number of responses is less than 10 during the period. % is calculated as Quantity/Base number*100

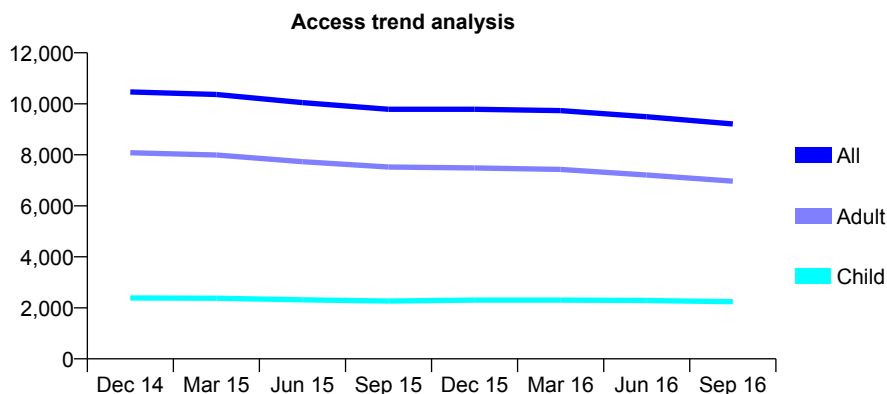
Q50 - Vital Signs At a Glance Contract Report for 180904/0003 - September 2016

Name or company name	Perfect Smile Clinic (UK) Ltd
Contract type name	GDS Contract
Purpose of contract	General
Contract start date	25/06/2012
Contract end date	

16/17 Contracted general activity (UDA)	32,500
Carry forward general activity (UDA)	0
16/17 Contracted orthodontic activity (UOA)	0
Carry forward orthodontic activity (UOA)	0
Baseline contract value	£824,956.00

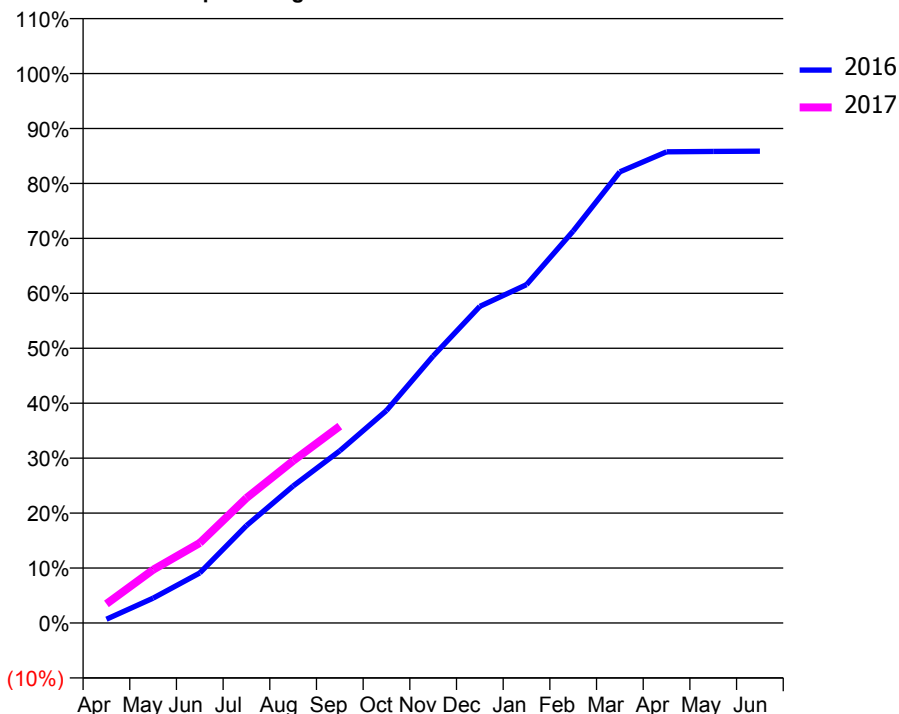
ACCESS*

Patients seen in 24 months	Total	Change since previous quarter
Quarter ending September 2015	9,786	
Quarter ending December 2015	9,784	→
Quarter ending March 2016	9,733	→
Quarter ending June 2016	9,492	↓
Quarter ending September 2016	9,208	↓
Variance since September 2015	(5.9%)	↓



ACTIVITY

Cumulative percentage of contracted UDA delivered 2016 & 2017



Month	Adjusted Scheduled Activity (UDA)	
	2016	2017
April	223	1,130
May	1,469	3,152
June	2,963	4,733
July	5,765	7,396
August	8,107	9,598
September	10,187	11,648
October	12,568	
November	15,789	
December	18,726	
January	20,013	
February	23,185	
March	26,686	
April	27,869	
May	27,889	
June	27,911	

QUALITY

	Quantity	Base Number	Contract	AT	Region	England
% of FP17s for the same patient ID Re-attending within 3 months - Children	162	1,859	8.7%	10.4%	13.5%	12.4%
% of FP17s for the same patient ID Re-attending within 3 months - Adults	811	5,270	15.4%	13.7%	17.4%	16.7%
% of FP17s for the same patient ID Re-attending between 3 & 9 months - Children	1,297	1,859	69.8%	62.9%	59.0%	57.4%
% of FP17s for the same patient ID Re-attending between 3 & 9 months - Adults	3,491	5,270	66.2%	54.7%	52.6%	50.5%
% of FP17s for Band 1 Urgent Courses	557	6,185	9.0%	7.5%	9.4%	9.1%
% of FP17s Relating to Free Repair or Replacements	50	6,185	0.8%	1.0%	1.0%	0.8%
% of FP17s Relating to Continuations	46	6,185	0.7%	1.3%	1.5%	1.3%
% of Patients satisfied with the dentistry they have received	9	10	90.0%	94.7%	93.7%	93.2%
% of Patients satisfied with the time they had to wait for an appointment	9	10	90.0%	91.3%	90.0%	89.0%

* This is based on patients treated on this contract for their most recent course of treatment. Figures in italics indicate the base number of FP17s or Patient Questionnaire responses are less than 100. N/A is shown where the base number of responses is less than 10 during the period. % is calculated as Quantity/Base number*100

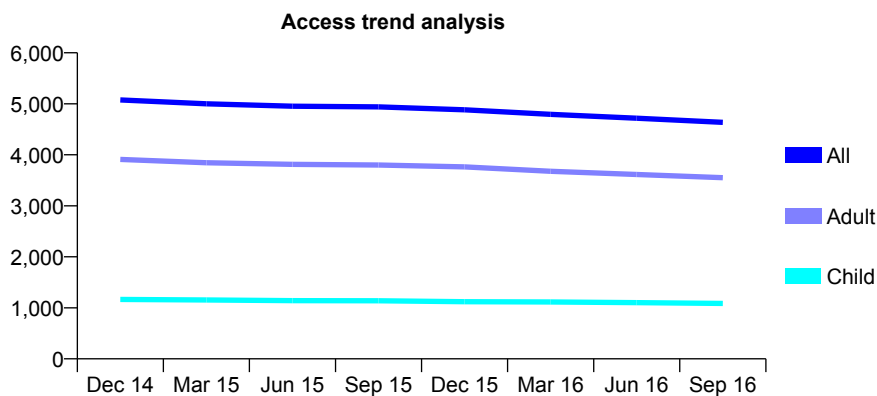
Q50 - Vital Signs At a Glance Contract Report for 182176/0001 - September 2016

Name or company name	Snaith Dental Care
Contract type name	GDS Contract
Purpose of contract	General
Contract start date	11/01/2010
Contract end date	

16/17 Contracted general activity (UDA)	15,000
Carry forward general activity (UDA)	0
16/17 Contracted orthodontic activity (UOA)	0
Carry forward orthodontic activity (UOA)	0
Baseline contract value	£386,699.05

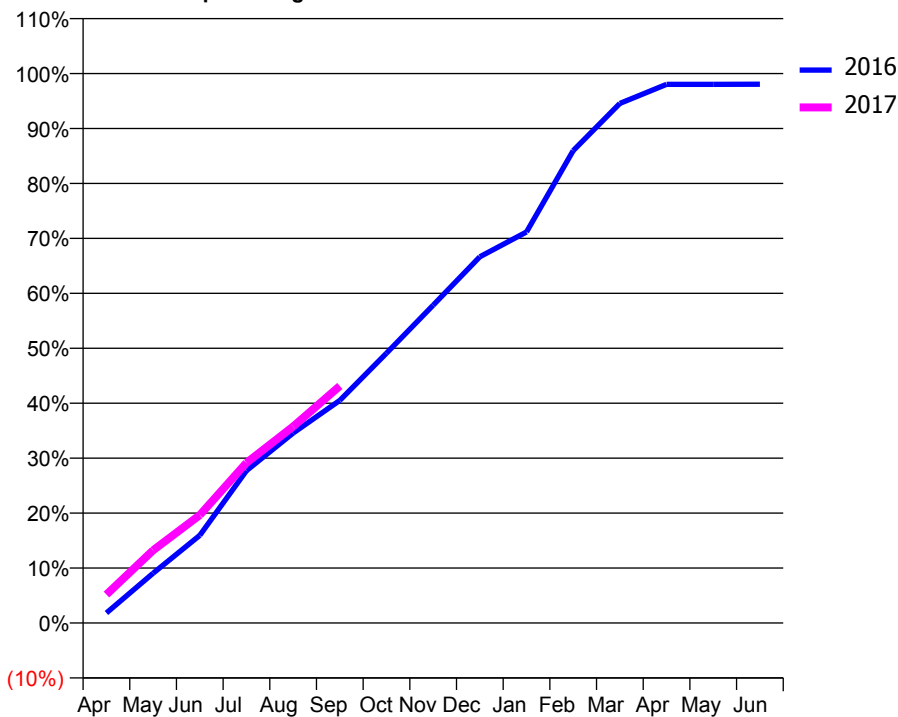
ACCESS*

Patients seen in 24 months	Total	Change since previous quarter
Quarter ending September 2015	4,940	
Quarter ending December 2015	4,883	↓
Quarter ending March 2016	4,794	↓
Quarter ending June 2016	4,718	↓
Quarter ending September 2016	4,637	↓
Variance since September 2015	(6.1%)	↓



ACTIVITY

Cumulative percentage of contracted UDA delivered 2016 & 2017



Adjusted Scheduled Activity (UDA)

Month	2016	2017
April	276	777
May	1,360	1,985
June	2,395	2,945
July	4,158	4,375
August	5,184	5,363
September	6,078	6,469
October	7,366	
November	8,676	
December	9,999	
January	10,674	
February	12,896	
March	14,184	
April	14,705	
May	14,705	
June	14,706	

QUALITY

	Quantity	Base Number	Contract	AT	Region	England
% of FP17s for the same patient ID Re-attending within 3 months - Children	116	983	11.8%	10.4%	13.5%	12.4%
% of FP17s for the same patient ID Re-attending within 3 months - Adults	620	3,115	19.9%	13.7%	17.4%	16.7%
% of FP17s for the same patient ID Re-attending between 3 & 9 months - Children	686	983	69.8%	62.9%	59.0%	57.4%
% of FP17s for the same patient ID Re-attending between 3 & 9 months - Adults	2,075	3,115	66.6%	54.7%	52.6%	50.5%
% of FP17s for Band 1 Urgent Courses	379	3,796	10.0%	7.5%	9.4%	9.1%
% of FP17s Relating to Free Repair or Replacements	98	3,796	2.6%	1.0%	1.0%	0.8%
% of FP17s Relating to Continuations	46	3,796	1.2%	1.3%	1.5%	1.3%
% of Patients satisfied with the dentistry they have received	16	16	100.0%	94.7%	93.7%	93.2%
% of Patients satisfied with the time they had to wait for an appointment	16	16	100.0%	91.3%	90.0%	89.0%

* This is based on patients treated on this contract for their most recent course of treatment. Figures in italics indicate the base number of FP17s or Patient Questionnaire responses are less than 100. N/A is shown where the base number of responses is less than 10 during the period. % is calculated as Quantity/Base number*100

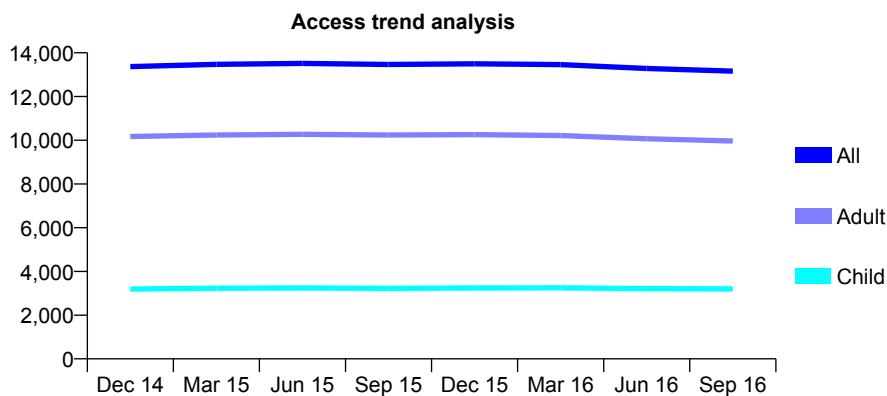
Q50 - Vital Signs At a Glance Contract Report for 183679/0001 - September 2016

Name or company name	Hessle Grange Dental Care Ltd.
Contract type name	GDS Contract
Purpose of contract	General
Contract start date	01/07/2008
Contract end date	

16/17 Contracted general activity (UDA)	33,167
Carry forward general activity (UDA)	0
16/17 Contracted orthodontic activity (UOA)	0
Carry forward orthodontic activity (UOA)	0
Baseline contract value	£978,790.68

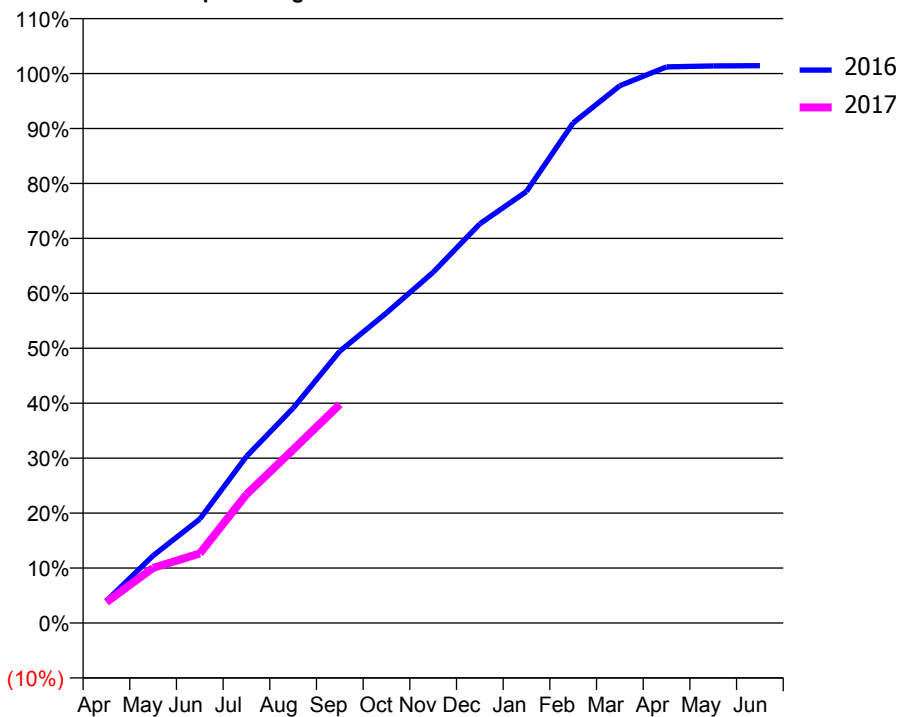
ACCESS*

Patients seen in 24 months	Total	Change since previous quarter
Quarter ending September 2015	13,464	
Quarter ending December 2015	13,496	→
Quarter ending March 2016	13,463	→
Quarter ending June 2016	13,283	↓
Quarter ending September 2016	13,164	→
Variance since September 2015	(2.2%)	↓



ACTIVITY

Cumulative percentage of contracted UDA delivered 2016 & 2017



QUALITY

	Quantity	Base Number	Contract	AT	Region	England
% of FP17s for the same patient ID Re-attending within 3 months - Children	161	2,572	6.3%	10.4%	13.5%	12.4%
% of FP17s for the same patient ID Re-attending within 3 months - Adults	814	6,499	12.5%	13.7%	17.4%	16.7%
% of FP17s for the same patient ID Re-attending between 3 & 9 months - Children	1,780	2,572	69.2%	62.9%	59.0%	57.4%
% of FP17s for the same patient ID Re-attending between 3 & 9 months - Adults	2,714	6,499	41.8%	54.7%	52.6%	50.5%
% of FP17s for Band 1 Urgent Courses	721	7,775	9.3%	7.5%	9.4%	9.1%
% of FP17s Relating to Free Repair or Replacements	107	7,775	1.4%	1.0%	1.0%	0.8%
% of FP17s Relating to Continuations	62	7,775	0.8%	1.3%	1.5%	1.3%
% of Patients satisfied with the dentistry they have received	14	14	100.0%	94.7%	93.7%	93.2%
% of Patients satisfied with the time they had to wait for an appointment	11	14	78.6%	91.3%	90.0%	89.0%

* This is based on patients treated on this contract for their most recent course of treatment. Figures in italics indicate the base number of FP17s or Patient Questionnaire responses are less than 100. N/A is shown where the base number of responses is less than 10 during the period. % is calculated as Quantity/Base number*100

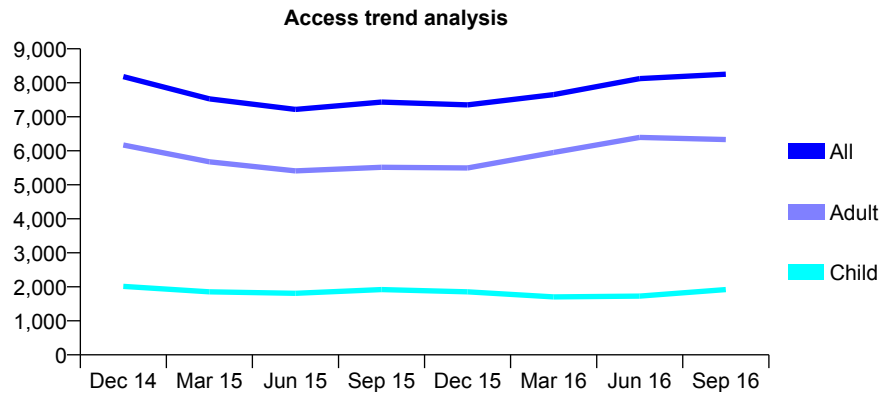
Q50 - Vital Signs At a Glance Contract Report for 189995/0001 - September 2016

Name or company name	Priority House Dental Care Ltd.
Contract type name	GDS Contract
Purpose of contract	General
Contract start date	01/04/2009
Contract end date	

16/17 Contracted general activity (UDA)	18,750
Carry forward general activity (UDA)	0
16/17 Contracted orthodontic activity (UOA)	0
Carry forward orthodontic activity (UOA)	0
Baseline contract value	£498,258.66

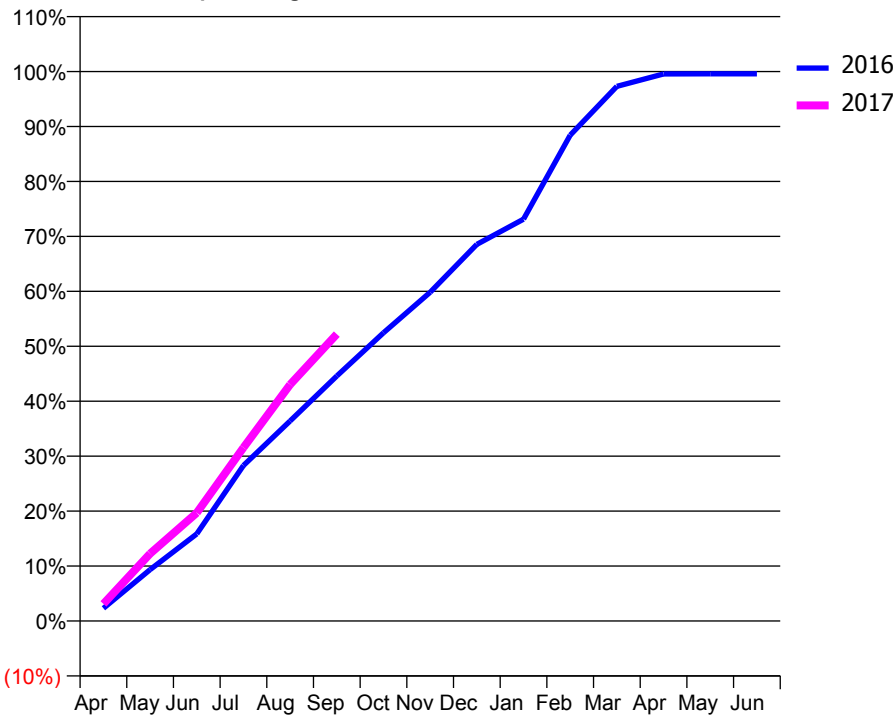
ACCESS*

Patients seen in 24 months	Total	Change since previous quarter
Quarter ending September 2015	7,433	
Quarter ending December 2015	7,351	↓
Quarter ending March 2016	7,654	↑
Quarter ending June 2016	8,122	↑
Quarter ending September 2016	8,253	→
Variance since September 2015	11.0%	↑



ACTIVITY

Cumulative percentage of contracted UDA delivered 2016 & 2017



Month	Adjusted Scheduled Activity (UDA)	
	2016	2017
April	434	583
May	1,755	2,302
June	2,971	3,695
July	5,308	5,917
August	6,827	8,068
September	8,361	9,789
October	9,835	
November	11,217	
December	12,852	
January	13,711	
February	16,576	
March	18,243	
April	18,668	
May	18,669	
June	18,672	

QUALITY

	Quantity	Base Number	Contract	AT	Region	England
% of FP17s for the same patient ID Re-attending within 3 months - Children	59	1,501	3.9%	10.4%	13.5%	12.4%
% of FP17s for the same patient ID Re-attending within 3 months - Adults	395	4,964	8.0%	13.7%	17.4%	16.7%
% of FP17s for the same patient ID Re-attending between 3 & 9 months - Children	642	1,501	42.8%	62.9%	59.0%	57.4%
% of FP17s for the same patient ID Re-attending between 3 & 9 months - Adults	2,111	4,964	42.5%	54.7%	52.6%	50.5%
% of FP17s for Band 1 Urgent Courses	341	5,850	5.8%	7.5%	9.4%	9.1%
% of FP17s Relating to Free Repair or Replacements	52	5,850	0.9%	1.0%	1.0%	0.8%
% of FP17s Relating to Continuations	29	5,850	0.5%	1.3%	1.5%	1.3%
% of Patients satisfied with the dentistry they have received	13	13	100.0%	94.7%	93.7%	93.2%
% of Patients satisfied with the time they had to wait for an appointment	13	13	100.0%	91.3%	90.0%	89.0%

* This is based on patients treated on this contract for their most recent course of treatment. Figures in italics indicate the base number of FP17s or Patient Questionnaire responses are less than 100. N/A is shown where the base number of responses is less than 10 during the period. % is calculated as Quantity/Base number*100

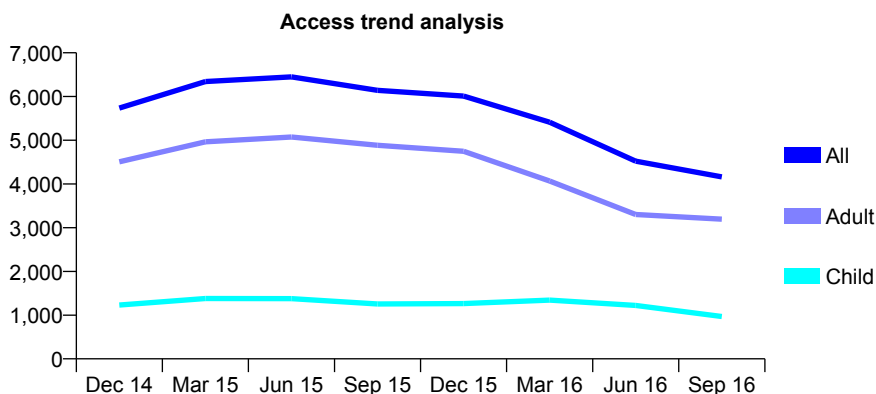
Q50 - Vital Signs At a Glance Contract Report for 189995/0002 - September 2016

Name or company name	Priority House Dental Care Ltd.
Contract type name	PDS Plus Contract
Purpose of contract	General
Contract start date	01/01/2011
Contract end date	31/12/2016

16/17 Contracted general activity (UDA)	13,500
Carry forward general activity (UDA)	0
16/17 Contracted orthodontic activity (UOA)	0
Carry forward orthodontic activity (UOA)	0
Baseline contract value	£360,733.72

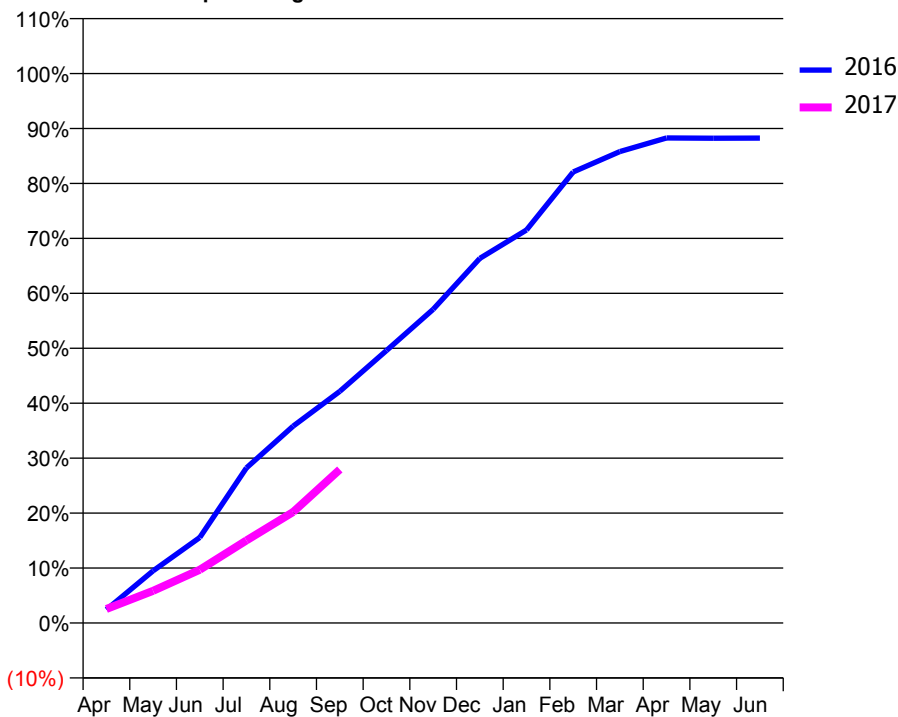
ACCESS*

Patients seen in 24 months	Total	Change since previous quarter
Quarter ending September 2015	6,140	
Quarter ending December 2015	6,011	↓
Quarter ending March 2016	5,412	↓
Quarter ending June 2016	4,523	↓
Quarter ending September 2016	4,163	↓
Variance since September 2015	(32.2%)	↓



ACTIVITY

Cumulative percentage of contracted UDA delivered 2016 & 2017



Adjusted Scheduled Activity (UDA)

Month	2016	2017
April	440	346
May	1,712	790
June	2,803	1,310
July	5,083	2,029
August	6,450	2,728
September	7,591	3,771
October	8,927	
November	10,278	
December	11,945	
January	12,875	
February	14,775	
March	15,441	
April	15,888	
May	15,880	
June	15,883	

QUALITY

	Quantity	Base Number	Contract	AT	Region	England
% of FP17s for the same patient ID Re-attending within 3 months - Children	16	611	2.6%	10.4%	13.5%	12.4%
% of FP17s for the same patient ID Re-attending within 3 months - Adults	78	1,760	4.4%	13.7%	17.4%	16.7%
% of FP17s for the same patient ID Re-attending between 3 & 9 months - Children	207	611	33.9%	62.9%	59.0%	57.4%
% of FP17s for the same patient ID Re-attending between 3 & 9 months - Adults	416	1,760	23.6%	54.7%	52.6%	50.5%
% of FP17s for Band 1 Urgent Courses	220	2,120	10.4%	7.5%	9.4%	9.1%
% of FP17s Relating to Free Repair or Replacements	29	2,120	1.4%	1.0%	1.0%	0.8%
% of FP17s Relating to Continuations	4	2,120	0.2%	1.3%	1.5%	1.3%
% of Patients satisfied with the dentistry they have received	18	18	100.0%	94.7%	93.7%	93.2%
% of Patients satisfied with the time they had to wait for an appointment	17	18	94.4%	91.3%	90.0%	89.0%

* This is based on patients treated on this contract for their most recent course of treatment. Figures in italics indicate the base number of FP17s or Patient Questionnaire responses are less than 100. N/A is shown where the base number of responses is less than 10 during the period. % is calculated as Quantity/Base number*100

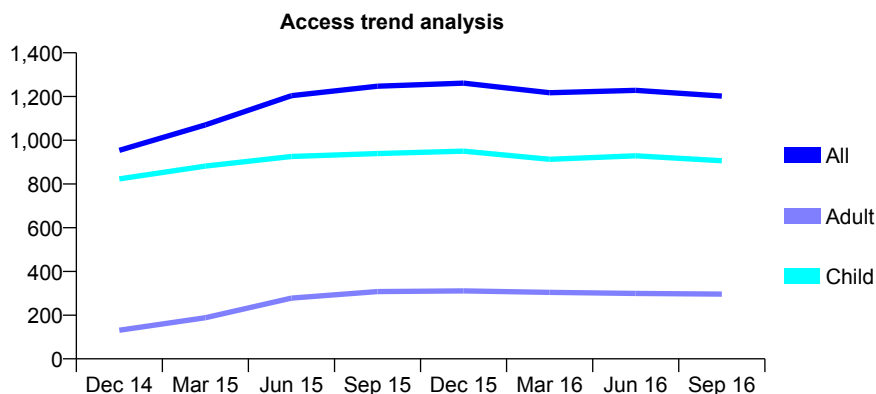
Q50 - Vital Signs At a Glance Contract Report for 190195/0005 - September 2016

Name or company name	Xeon Smiles UK Ltd
Contract type name	GDS Contract
Purpose of contract	General
Contract start date	01/05/2008
Contract end date	

16/17 Contracted general activity (UDA)	2,200
Carry forward general activity (UDA)	0
16/17 Contracted orthodontic activity (UOA)	0
Carry forward orthodontic activity (UOA)	0
Baseline contract value	£52,191.76

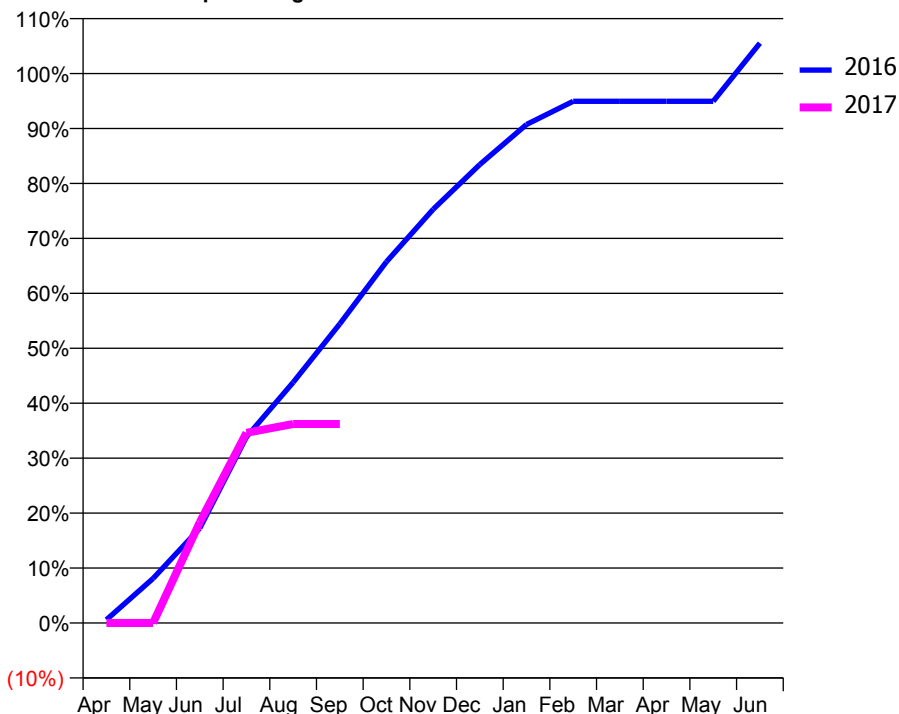
ACCESS*

Patients seen in 24 months	Total	Change since previous quarter
Quarter ending September 2015	1,247	
Quarter ending December 2015	1,261	→
Quarter ending March 2016	1,217	↓
Quarter ending June 2016	1,228	→
Quarter ending September 2016	1,202	↓
Variance since September 2015	(3.6%)	↓



ACTIVITY

Cumulative percentage of contracted UDA delivered 2016 & 2017



Month	Adjusted Scheduled Activity (UDA)	
	2016	2017
April	13	0
May	179	0
June	379	403
July	745	762
August	963	797
September	1,198	797
October	1,447	
November	1,656	
December	1,836	
January	1,996	
February	2,089	
March	2,089	
April	2,089	
May	2,089	
June	2,322	

QUALITY

	Quantity	Base Number	Contract	AT	Region	England
% of FP17s for the same patient ID Re-attending within 3 months - Children	28	653	4.3%	10.4%	13.5%	12.4%
% of FP17s for the same patient ID Re-attending within 3 months - Adults	11	133	8.3%	13.7%	17.4%	16.7%
% of FP17s for the same patient ID Re-attending between 3 & 9 months - Children	413	653	63.2%	62.9%	59.0%	57.4%
% of FP17s for the same patient ID Re-attending between 3 & 9 months - Adults	74	133	55.6%	54.7%	52.6%	50.5%
% of FP17s for Band 1 Urgent Courses	15	597	2.5%	7.5%	9.4%	9.1%
% of FP17s Relating to Free Repair or Replacements	2	597	0.3%	1.0%	1.0%	0.8%
% of FP17s Relating to Continuations	1	597	0.2%	1.3%	1.5%	1.3%
% of Patients satisfied with the dentistry they have received	0	0	N/A	94.7%	93.7%	93.2%
% of Patients satisfied with the time they had to wait for an appointment	0	0	N/A	91.3%	90.0%	89.0%

* This is based on patients treated on this contract for their most recent course of treatment. Figures in italics indicate the base number of FP17s or Patient Questionnaire responses are less than 100. N/A is shown where the base number of responses is less than 10 during the period. % is calculated as Quantity/Base number*100

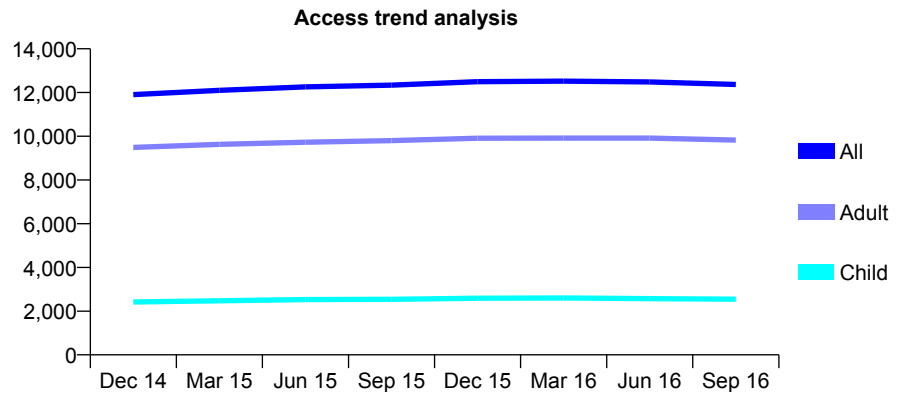
Q50 - Vital Signs At a Glance Contract Report for 190586/0001 - September 2016

Name or company name	SELBY DENTAL CARE LTD
Contract type name	GDS Contract
Purpose of contract	General
Contract start date	01/04/2011
Contract end date	

16/17 Contracted general activity (UDA)	34,448
Carry forward general activity (UDA)	0
16/17 Contracted orthodontic activity (UOA)	0
Carry forward orthodontic activity (UOA)	0
Baseline contract value	£994,588.92

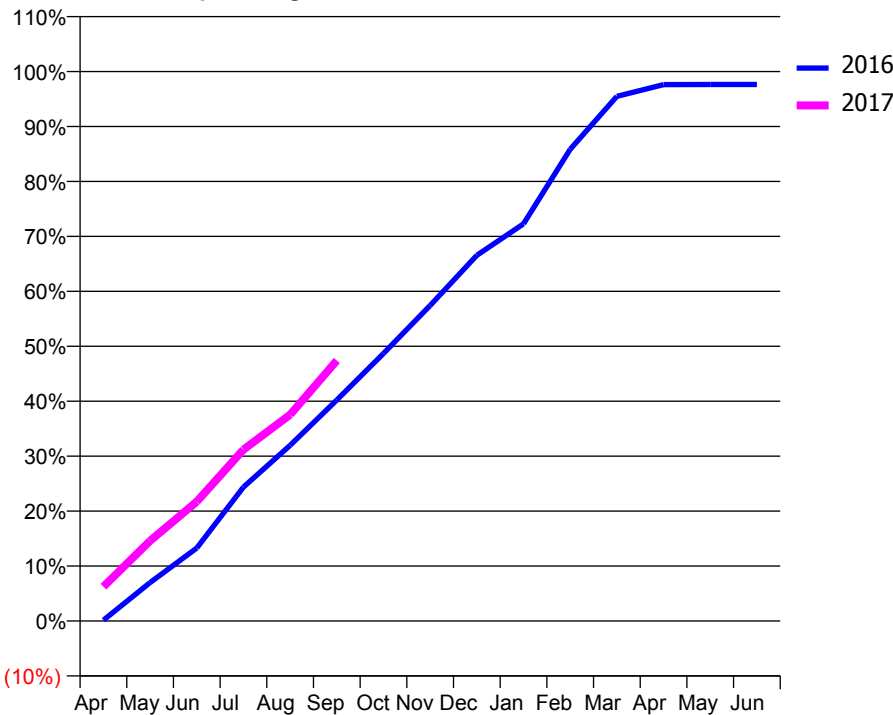
ACCESS*

Patients seen in 24 months	Total	Change since previous quarter
Quarter ending September 2015	12,340	
Quarter ending December 2015	12,494	→
Quarter ending March 2016	12,521	→
Quarter ending June 2016	12,485	→
Quarter ending September 2016	12,371	→
Variance since September 2015	0.3%	→



ACTIVITY

Cumulative percentage of contracted UDA delivered 2016 & 2017



Month	Adjusted Scheduled Activity (UDA)	
	2016	2017
April	52	2,151
May	2,412	5,027
June	4,578	7,483
July	8,400	10,747
August	11,011	12,934
September	13,859	16,332
October	16,771	
November	19,782	
December	22,922	
January	24,899	
February	29,576	
March	32,888	
April	33,625	
May	33,637	
June	33,637	

QUALITY

	Quantity	Base Number	Contract	AT	Region	England
% of FP17s for the same patient ID Re-attending within 3 months - Children	178	2,230	8.0%	10.4%	13.5%	12.4%
% of FP17s for the same patient ID Re-attending within 3 months - Adults	945	7,486	12.6%	13.7%	17.4%	16.7%
% of FP17s for the same patient ID Re-attending between 3 & 9 months - Children	1,663	2,230	74.6%	62.9%	59.0%	57.4%
% of FP17s for the same patient ID Re-attending between 3 & 9 months - Adults	4,601	7,486	61.5%	54.7%	52.6%	50.5%
% of FP17s for Band 1 Urgent Courses	363	8,798	4.1%	7.5%	9.4%	9.1%
% of FP17s Relating to Free Repair or Replacements	80	8,798	0.9%	1.0%	1.0%	0.8%
% of FP17s Relating to Continuations	222	8,798	2.5%	1.3%	1.5%	1.3%
% of Patients satisfied with the dentistry they have received	22	22	100.0%	94.7%	93.7%	93.2%
% of Patients satisfied with the time they had to wait for an appointment	20	22	90.9%	91.3%	90.0%	89.0%

* This is based on patients treated on this contract for their most recent course of treatment. Figures in italics indicate the base number of FP17s or Patient Questionnaire responses are less than 100. N/A is shown where the base number of responses is less than 10 during the period. % is calculated as Quantity/Base number*100

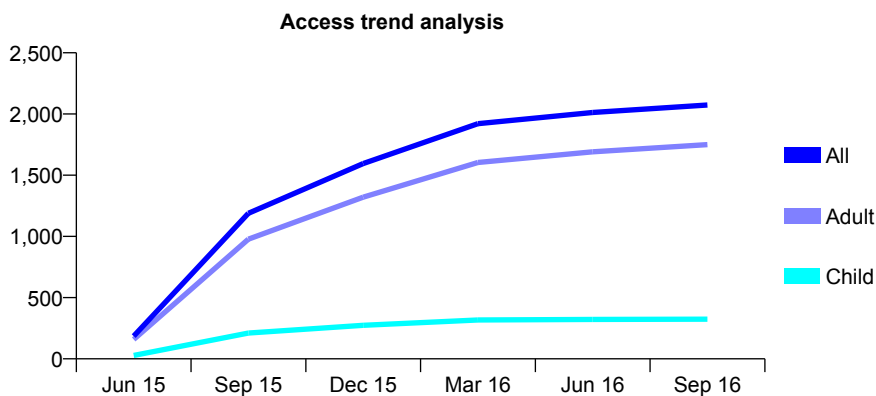
Q50 - Vital Signs At a Glance Contract Report for 191116/0002 - September 2016

Name or company name	THE COSMETIC DENTAL PRACTICE LIM
Contract type name	GDS Contract
Purpose of contract	General
Contract start date	20/04/2015
Contract end date	

16/17 Contracted general activity (UDA)	12,000
Carry forward general activity (UDA)	0
16/17 Contracted orthodontic activity (UOA)	0
Carry forward orthodontic activity (UOA)	0
Baseline contract value	£375,467.29

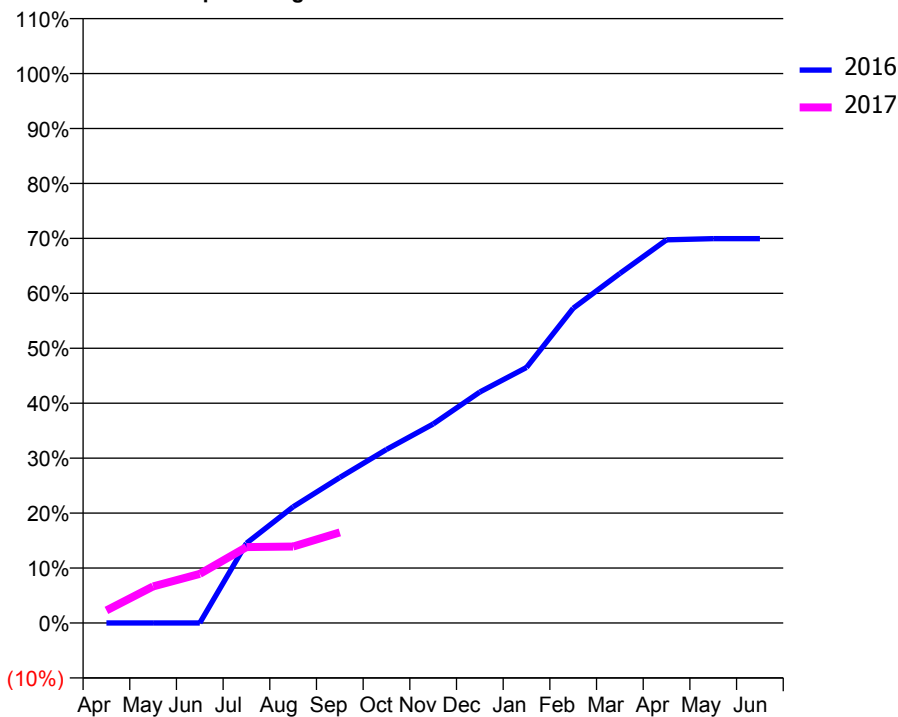
ACCESS*

Patients seen in 24 months	Total	Change since previous quarter
Quarter ending September 2015	1,189	
Quarter ending December 2015	1,595	↑
Quarter ending March 2016	1,921	↑
Quarter ending June 2016	2,013	↑
Quarter ending September 2016	2,074	↑
Variance since September 2015	74.4%	↑



ACTIVITY

Cumulative percentage of contracted UDA delivered 2016 & 2017



Adjusted Scheduled Activity (UDA)

Month	2016	2017
April	0	275
May	0	801
June	0	1,074
July	1,741	1,658
August	2,539	1,670
September	3,177	1,978
October	3,790	
November	4,345	
December	5,046	
January	5,580	
February	6,875	
March	7,634	
April	8,369	
May	8,393	
June	8,393	

QUALITY

	Quantity	Base Number	Contract	AT	Region	England
% of FP17s for the same patient ID Re-attending within 3 months - Children	15	188	8.0%	10.4%	13.5%	12.4%
% of FP17s for the same patient ID Re-attending within 3 months - Adults	130	1,096	11.9%	13.7%	17.4%	16.7%
% of FP17s for the same patient ID Re-attending between 3 & 9 months - Children	107	188	56.9%	62.9%	59.0%	57.4%
% of FP17s for the same patient ID Re-attending between 3 & 9 months - Adults	637	1,096	58.1%	54.7%	52.6%	50.5%
% of FP17s for Band 1 Urgent Courses	62	979	6.3%	7.5%	9.4%	9.1%
% of FP17s Relating to Free Repair or Replacements	12	979	1.2%	1.0%	1.0%	0.8%
% of FP17s Relating to Continuations	23	979	2.3%	1.3%	1.5%	1.3%
% of Patients satisfied with the dentistry they have received	4	4	N/A	94.7%	93.7%	93.2%
% of Patients satisfied with the time they had to wait for an appointment	4	4	N/A	91.3%	90.0%	89.0%

* This is based on patients treated on this contract for their most recent course of treatment. Figures in italics indicate the base number of FP17s or Patient Questionnaire responses are less than 100. N/A is shown where the base number of responses is less than 10 during the period. % is calculated as Quantity/Base number*100

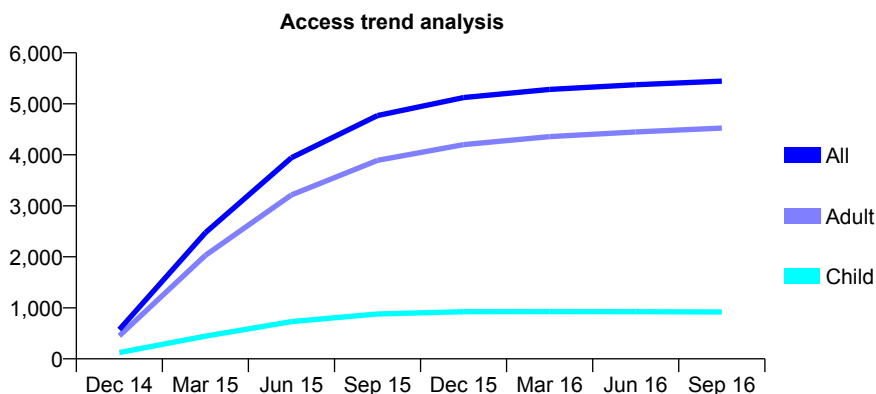
Q50 - Vital Signs At a Glance Contract Report for 191361/0001 - September 2016

Name or company name	Hopkins & Poyner Dental Surgery
Contract type name	GDS Contract
Purpose of contract	General
Contract start date	01/12/2014
Contract end date	

16/17 Contracted general activity (UDA)	16,835
Carry forward general activity (UDA)	0
16/17 Contracted orthodontic activity (UOA)	0
Carry forward orthodontic activity (UOA)	0
Baseline contract value	£489,808.88

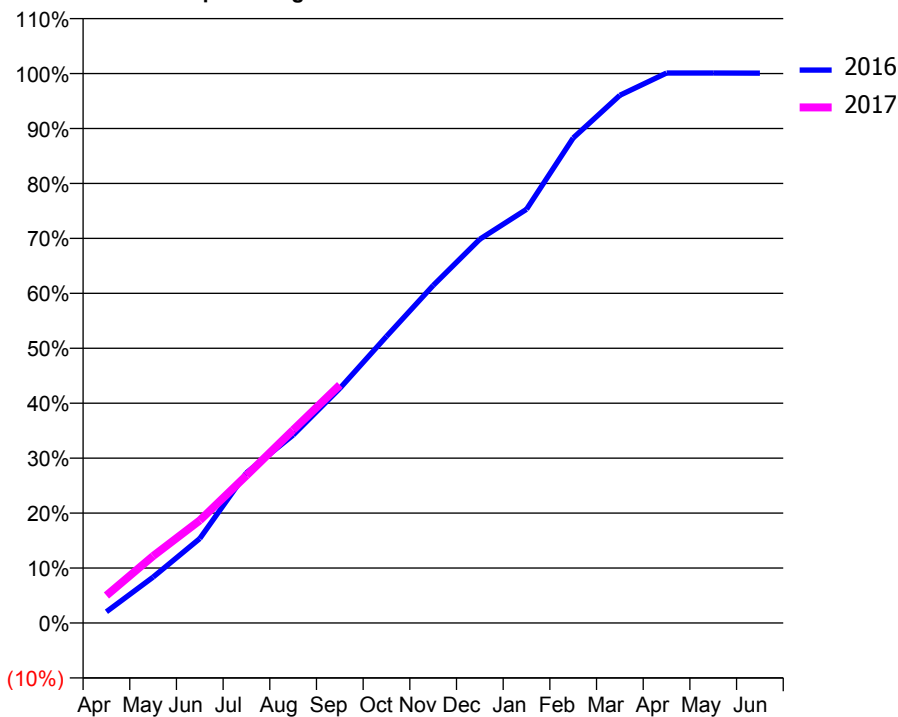
ACCESS*

Patients seen in 24 months	Total	Change since previous quarter
Quarter ending September 2015	4,771	
Quarter ending December 2015	5,123	↑
Quarter ending March 2016	5,283	↑
Quarter ending June 2016	5,374	→
Quarter ending September 2016	5,444	→
Variance since September 2015	14.1%	↑



ACTIVITY

Cumulative percentage of contracted UDA delivered 2016 & 2017



Month	Adjusted Scheduled Activity (UDA)	
	2016	2017
April	346	842
May	1,408	2,054
June	2,590	3,143
July	4,602	4,522
August	5,760	5,914
September	7,188	7,293
October	8,782	
November	10,344	
December	11,761	
January	12,674	
February	14,860	
March	16,168	
April	16,848	
May	16,848	
June	16,845	

QUALITY

	Quantity	Base Number	Contract	AT	Region	England
% of FP17s for the same patient ID Re-attending within 3 months - Children	36	746	4.8%	10.4%	13.5%	12.4%
% of FP17s for the same patient ID Re-attending within 3 months - Adults	592	3,623	16.3%	13.7%	17.4%	16.7%
% of FP17s for the same patient ID Re-attending between 3 & 9 months - Children	494	746	66.2%	62.9%	59.0%	57.4%
% of FP17s for the same patient ID Re-attending between 3 & 9 months - Adults	2,190	3,623	60.4%	54.7%	52.6%	50.5%
% of FP17s for Band 1 Urgent Courses	262	4,022	6.5%	7.5%	9.4%	9.1%
% of FP17s Relating to Free Repair or Replacements	65	4,022	1.6%	1.0%	1.0%	0.8%
% of FP17s Relating to Continuations	103	4,022	2.6%	1.3%	1.5%	1.3%
% of Patients satisfied with the dentistry they have received	10	10	100.0%	94.7%	93.7%	93.2%
% of Patients satisfied with the time they had to wait for an appointment	9	10	90.0%	91.3%	90.0%	89.0%

* This is based on patients treated on this contract for their most recent course of treatment. Figures in italics indicate the base number of FP17s or Patient Questionnaire responses are less than 100. N/A is shown where the base number of responses is less than 10 during the period. % is calculated as Quantity/Base number*100

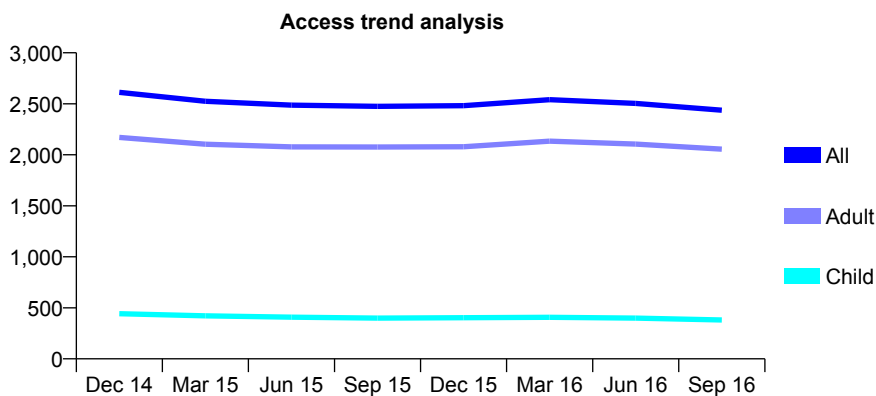
Q50 - Vital Signs At a Glance Contract Report for 191833/0001 - September 2016

Name or company name	Aishwaryam Limited
Contract type name	GDS Contract
Purpose of contract	General
Contract start date	01/04/2012
Contract end date	

16/17 Contracted general activity (UDA)	8,265
Carry forward general activity (UDA)	0
16/17 Contracted orthodontic activity (UOA)	0
Carry forward orthodontic activity (UOA)	0
Baseline contract value	£243,809.93

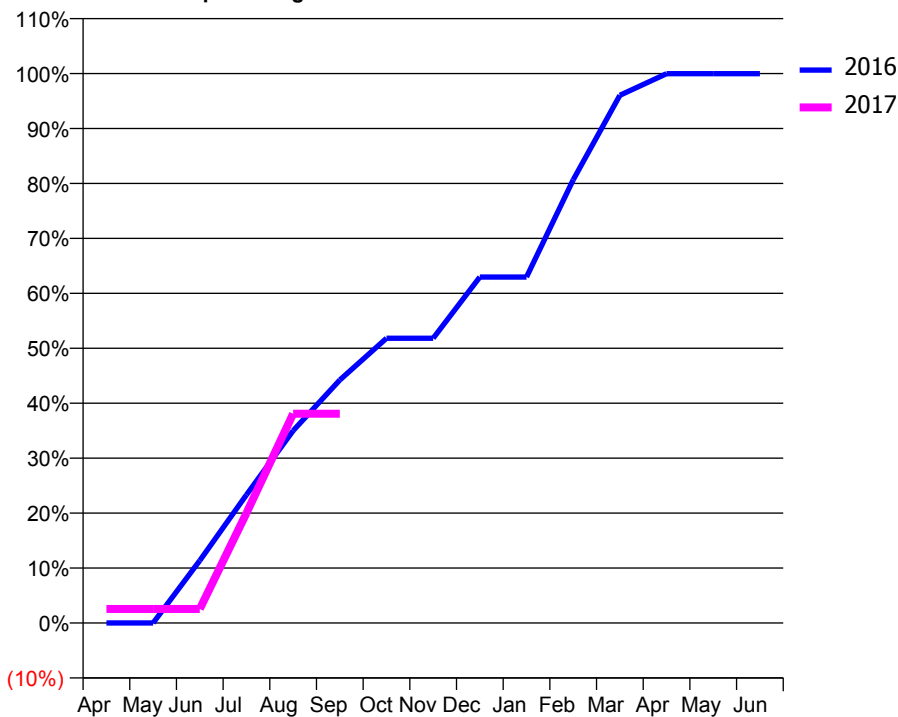
ACCESS*

Patients seen in 24 months	Total	Change since previous quarter
Quarter ending September 2015	2,475	
Quarter ending December 2015	2,482	→
Quarter ending March 2016	2,541	↑
Quarter ending June 2016	2,504	↓
Quarter ending September 2016	2,437	↓
Variance since September 2015	(1.5%)	↓



ACTIVITY

Cumulative percentage of contracted UDA delivered 2016 & 2017



Adjusted Scheduled Activity (UDA)

Month	2016	2017
April	0	212
May	0	212
June	941	212
July	1,928	1,653
August	2,892	3,147
September	3,655	3,147
October	4,283	
November	4,283	
December	5,203	
January	5,203	
February	6,665	
March	7,938	
April	8,263	
May	8,263	
June	8,263	

QUALITY

	Quantity	Base Number	Contract	AT	Region	England
% of FP17s for the same patient ID Re-attending within 3 months - Children	14	229	6.1%	10.4%	13.5%	12.4%
% of FP17s for the same patient ID Re-attending within 3 months - Adults	156	957	16.3%	13.7%	17.4%	16.7%
% of FP17s for the same patient ID Re-attending between 3 & 9 months - Children	167	229	72.9%	62.9%	59.0%	57.4%
% of FP17s for the same patient ID Re-attending between 3 & 9 months - Adults	574	957	60.0%	54.7%	52.6%	50.5%
% of FP17s for Band 1 Urgent Courses	156	1,047	14.9%	7.5%	9.4%	9.1%
% of FP17s Relating to Free Repair or Replacements	0	1,047	0.0%	1.0%	1.0%	0.8%
% of FP17s Relating to Continuations	6	1,047	0.6%	1.3%	1.5%	1.3%
% of Patients satisfied with the dentistry they have received	4	4	N/A	94.7%	93.7%	93.2%
% of Patients satisfied with the time they had to wait for an appointment	4	4	N/A	91.3%	90.0%	89.0%

* This is based on patients treated on this contract for their most recent course of treatment. Figures in italics indicate the base number of FP17s or Patient Questionnaire responses are less than 100. N/A is shown where the base number of responses is less than 10 during the period. % is calculated as Quantity/Base number*100

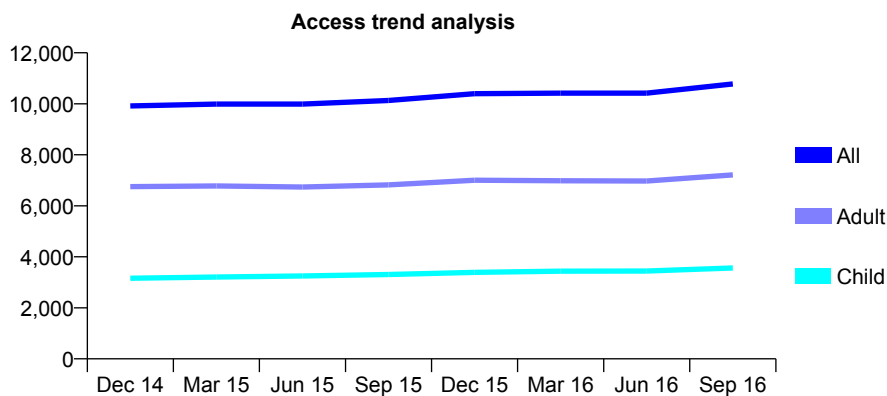
Q50 - Vital Signs At a Glance Contract Report for 193445/0001 - September 2016

Name or company name	Genesis Dental Care
Contract type name	GDS Contract
Purpose of contract	General
Contract start date	17/08/2009
Contract end date	

16/17 Contracted general activity (UDA)	29,200
Carry forward general activity (UDA)	0
16/17 Contracted orthodontic activity (UOA)	0
Carry forward orthodontic activity (UOA)	0
Baseline contract value	£767,259.63

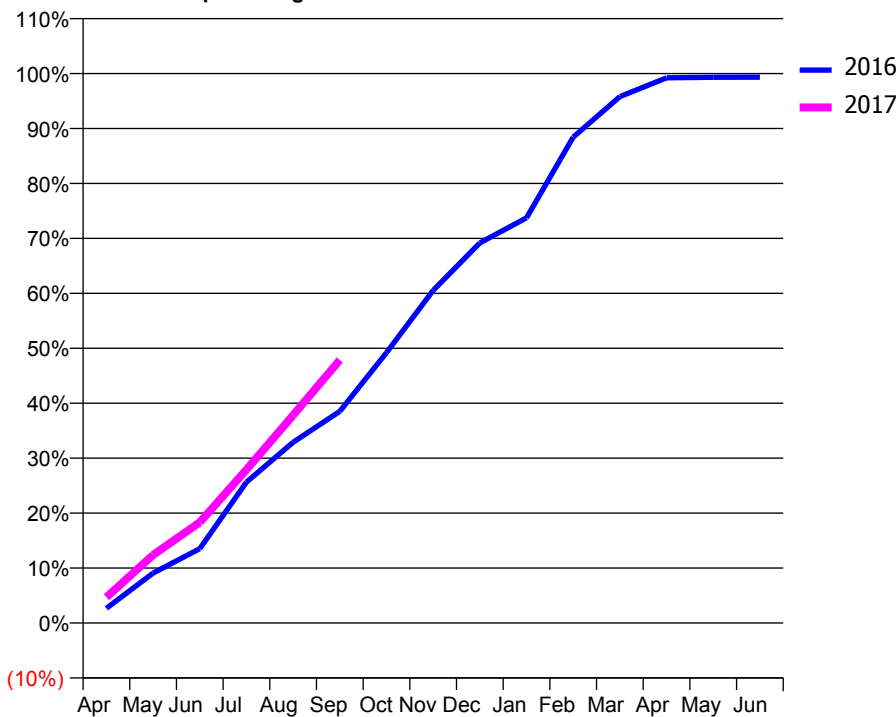
ACCESS*

Patients seen in 24 months	Total	Change since previous quarter
Quarter ending September 2015	10,130	
Quarter ending December 2015	10,396	↑
Quarter ending March 2016	10,419	→
Quarter ending June 2016	10,419	→
Quarter ending September 2016	10,778	↑
Variance since September 2015	6.4%	↑



ACTIVITY

Cumulative percentage of contracted UDA delivered 2016 & 2017



Adjusted Scheduled Activity (UDA)

Month	2016	2017
April	785	1,369
May	2,657	3,620
June	3,952	5,352
July	7,486	8,154
August	9,607	11,042
September	11,251	13,976
October	14,370	
November	17,673	
December	20,196	
January	21,531	
February	25,816	
March	27,973	
April	28,969	
May	28,996	
June	29,009	

QUALITY

	Quantity	Base Number	Contract	AT	Region	England
% of FP17s for the same patient ID Re-attending within 3 months - Children	155	2,456	6.3%	10.4%	13.5%	12.4%
% of FP17s for the same patient ID Re-attending within 3 months - Adults	490	4,453	11.0%	13.7%	17.4%	16.7%
% of FP17s for the same patient ID Re-attending between 3 & 9 months - Children	1,321	2,456	53.8%	62.9%	59.0%	57.4%
% of FP17s for the same patient ID Re-attending between 3 & 9 months - Adults	2,234	4,453	50.2%	54.7%	52.6%	50.5%
% of FP17s for Band 1 Urgent Courses	459	6,439	7.1%	7.5%	9.4%	9.1%
% of FP17s Relating to Free Repair or Replacements	38	6,439	0.6%	1.0%	1.0%	0.8%
% of FP17s Relating to Continuations	106	6,439	1.6%	1.3%	1.5%	1.3%
% of Patients satisfied with the dentistry they have received	20	22	90.9%	94.7%	93.7%	93.2%
% of Patients satisfied with the time they had to wait for an appointment	21	22	95.5%	91.3%	90.0%	89.0%

* This is based on patients treated on this contract for their most recent course of treatment. Figures in italics indicate the base number of FP17s or Patient Questionnaire responses are less than 100. N/A is shown where the base number of responses is less than 10 during the period. % is calculated as Quantity/Base number*100

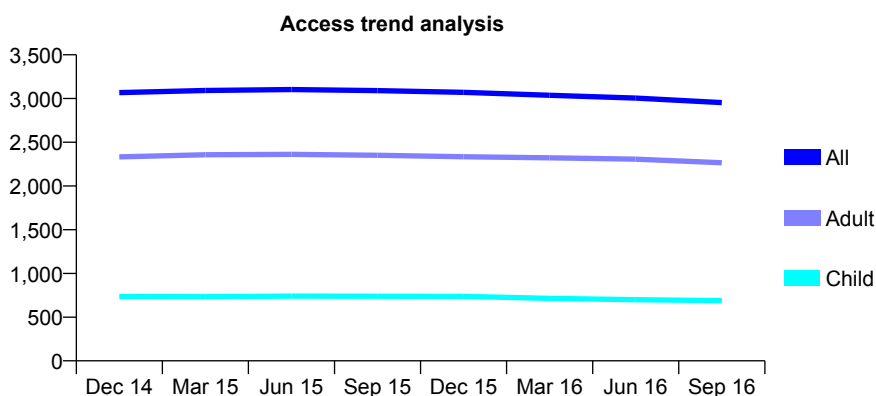
Q50 - Vital Signs At a Glance Contract Report for 194581/0001 - September 2016

Name or company name	East Ayton Dental Practice Limited
Contract type name	GDS Contract
Purpose of contract	General
Contract start date	01/10/2007
Contract end date	

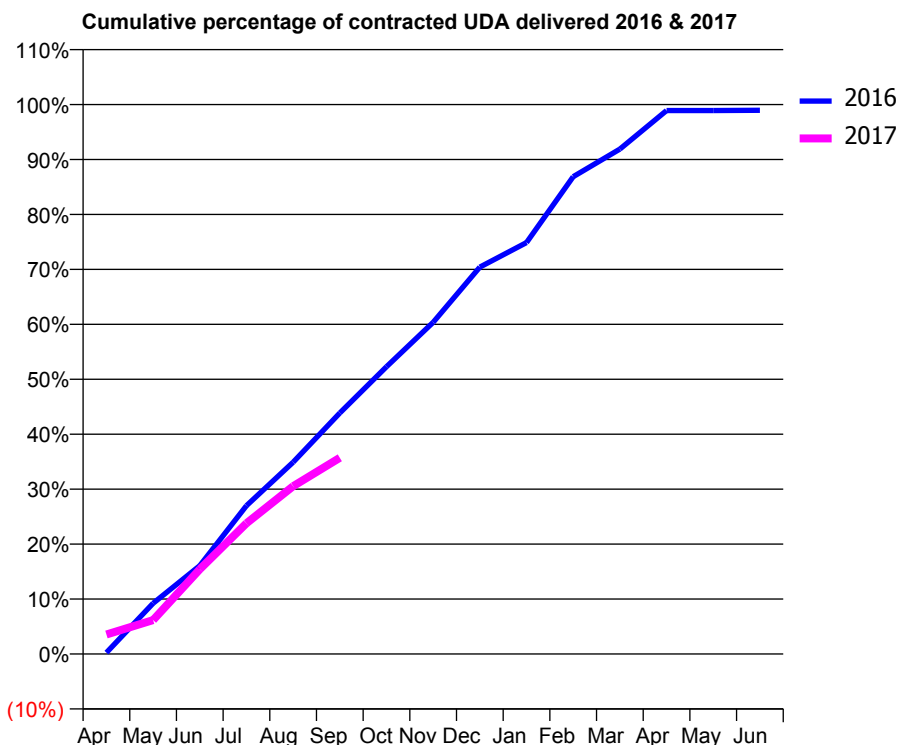
16/17 Contracted general activity (UDA)	10,658
Carry forward general activity (UDA)	0
16/17 Contracted orthodontic activity (UOA)	0
Carry forward orthodontic activity (UOA)	0
Baseline contract value	£326,705.31

ACCESS*

Patients seen in 24 months	Total	Change since previous quarter
Quarter ending September 2015	3,090	
Quarter ending December 2015	3,071	→
Quarter ending March 2016	3,037	↓
Quarter ending June 2016	3,005	↓
Quarter ending September 2016	2,954	↓
Variance since September 2015	(4.4%)	↓



ACTIVITY



Month	Adjusted Scheduled Activity (UDA)	
	2016	2017
April	28	379
May	985	658
June	1,713	1,642
July	2,878	2,536
August	3,721	3,254
September	4,676	3,807
October	5,573	
November	6,433	
December	7,505	
January	7,980	
February	9,259	
March	9,792	
April	10,540	
May	10,541	
June	10,545	

QUALITY

	Quantity	Base Number	Contract	AT	Region	England
% of FP17s for the same patient ID Re-attending within 3 months - Children	37	606	6.1%	10.4%	13.5%	12.4%
% of FP17s for the same patient ID Re-attending within 3 months - Adults	293	1,881	15.6%	13.7%	17.4%	16.7%
% of FP17s for the same patient ID Re-attending between 3 & 9 months - Children	455	606	75.1%	62.9%	59.0%	57.4%
% of FP17s for the same patient ID Re-attending between 3 & 9 months - Adults	1,300	1,881	69.1%	54.7%	52.6%	50.5%
% of FP17s for Band 1 Urgent Courses	103	2,126	4.8%	7.5%	9.4%	9.1%
% of FP17s Relating to Free Repair or Replacements	61	2,126	2.9%	1.0%	1.0%	0.8%
% of FP17s Relating to Continuations	77	2,126	3.6%	1.3%	1.5%	1.3%
% of Patients satisfied with the dentistry they have received	9	9	N/A	94.7%	93.7%	93.2%
% of Patients satisfied with the time they had to wait for an appointment	8	9	N/A	91.3%	90.0%	89.0%

* This is based on patients treated on this contract for their most recent course of treatment. Figures in italics indicate the base number of FP17s or Patient Questionnaire responses are less than 100. N/A is shown where the base number of responses is less than 10 during the period. % is calculated as Quantity/Base number*100

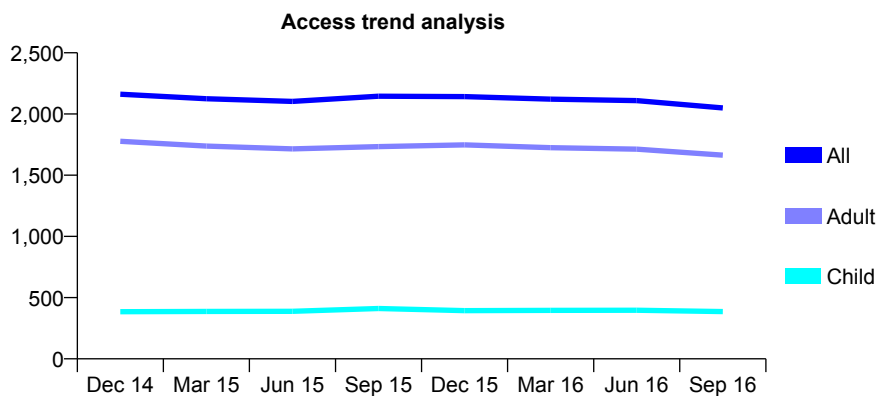
Q50 - Vital Signs At a Glance Contract Report for 194794/0001 - September 2016

Name or company name	The Corner Dental Practice
Contract type name	GDS Contract
Purpose of contract	General
Contract start date	01/07/2012
Contract end date	

16/17 Contracted general activity (UDA)	5,500
Carry forward general activity (UDA)	0
16/17 Contracted orthodontic activity (UOA)	0
Carry forward orthodontic activity (UOA)	0
Baseline contract value	£156,038.36

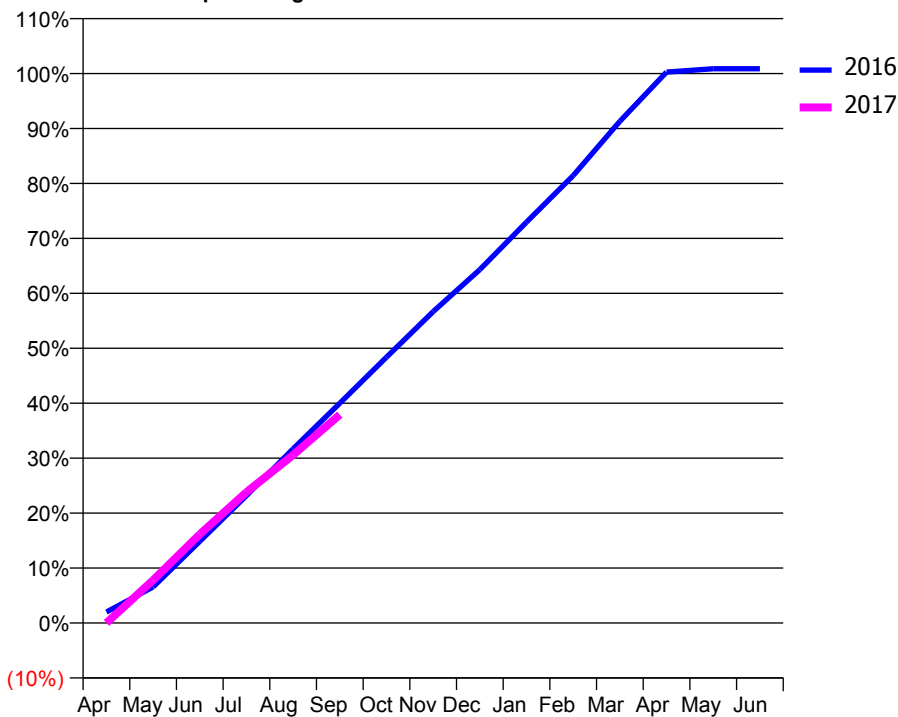
ACCESS*

Patients seen in 24 months	Total	Change since previous quarter
Quarter ending September 2015	2,145	
Quarter ending December 2015	2,142	→
Quarter ending March 2016	2,121	→
Quarter ending June 2016	2,110	→
Quarter ending September 2016	2,050	↓
Variance since September 2015	(4.4%)	↓



ACTIVITY

Cumulative percentage of contracted UDA delivered 2016 & 2017



Month	Adjusted Scheduled Activity (UDA)	
	2016	2017
April	110	0
May	361	429
June	817	888
July	1,275	1,310
August	1,743	1,682
September	2,201	2,086
October	2,661	
November	3,117	
December	3,538	
January	4,012	
February	4,478	
March	5,022	
April	5,514	
May	5,547	
June	5,547	

QUALITY

	Quantity	Base Number	Contract	AT	Region	England
% of FP17s for the same patient ID Re-attending within 3 months - Children	3	190	1.6%	10.4%	13.5%	12.4%
% of FP17s for the same patient ID Re-attending within 3 months - Adults	15	757	2.0%	13.7%	17.4%	16.7%
% of FP17s for the same patient ID Re-attending between 3 & 9 months - Children	84	190	44.2%	62.9%	59.0%	57.4%
% of FP17s for the same patient ID Re-attending between 3 & 9 months - Adults	371	757	49.0%	54.7%	52.6%	50.5%
% of FP17s for Band 1 Urgent Courses	25	762	3.3%	7.5%	9.4%	9.1%
% of FP17s Relating to Free Repair or Replacements	0	762	0.0%	1.0%	1.0%	0.8%
% of FP17s Relating to Continuations	0	762	0.0%	1.3%	1.5%	1.3%
% of Patients satisfied with the dentistry they have received	5	5	N/A	94.7%	93.7%	93.2%
% of Patients satisfied with the time they had to wait for an appointment	5	5	N/A	91.3%	90.0%	89.0%

* This is based on patients treated on this contract for their most recent course of treatment. Figures in italics indicate the base number of FP17s or Patient Questionnaire responses are less than 100. N/A is shown where the base number of responses is less than 10 during the period. % is calculated as Quantity/Base number*100

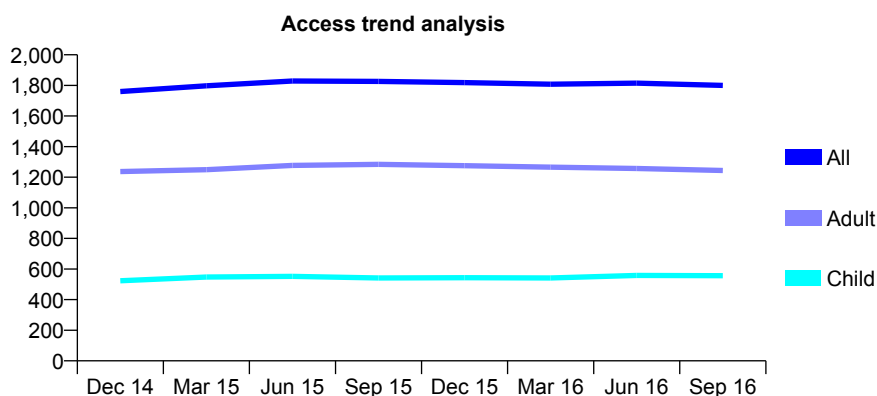
Q50 - Vital Signs At a Glance Contract Report for 197432/0001 - September 2016

Name or company name	FINKLE HILL DENTAL CARE LTD
Contract type name	GDS Contract
Purpose of contract	General
Contract start date	01/05/2012
Contract end date	

16/17 Contracted general activity (UDA)	4,000
Carry forward general activity (UDA)	0
16/17 Contracted orthodontic activity (UOA)	0
Carry forward orthodontic activity (UOA)	0
Baseline contract value	£119,728.01

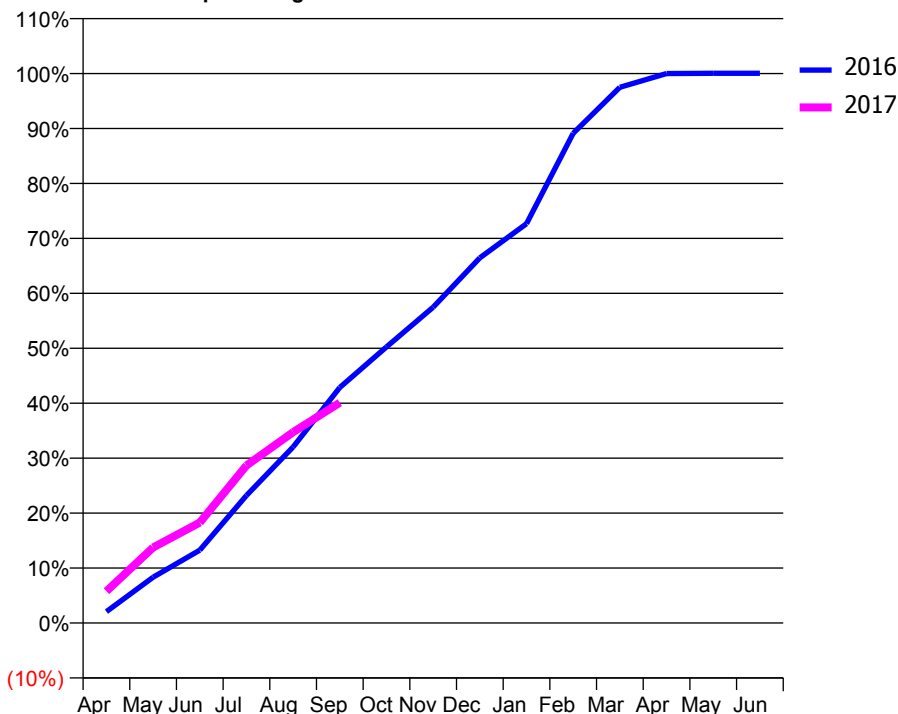
ACCESS*

Patients seen in 24 months	Total	Change since previous quarter
Quarter ending September 2015	1,826	
Quarter ending December 2015	1,818	→
Quarter ending March 2016	1,808	→
Quarter ending June 2016	1,815	→
Quarter ending September 2016	1,800	→
Variance since September 2015	(1.4%)	↓



ACTIVITY

Cumulative percentage of contracted UDA delivered 2016 & 2017



Adjusted Scheduled Activity (UDA)

Month	2016	2017
April	83	231
May	333	550
June	530	732
July	929	1,146
August	1,282	1,390
September	1,715	1,604
October	2,010	
November	2,299	
December	2,659	
January	2,907	
February	3,565	
March	3,899	
April	4,000	
May	4,002	
June	4,002	

QUALITY

	Quantity	Base Number	Contract	AT	Region	England
% of FP17s for the same patient ID Re-attending within 3 months - Children	25	409	6.1%	10.4%	13.5%	12.4%
% of FP17s for the same patient ID Re-attending within 3 months - Adults	86	887	9.7%	13.7%	17.4%	16.7%
% of FP17s for the same patient ID Re-attending between 3 & 9 months - Children	279	409	68.2%	62.9%	59.0%	57.4%
% of FP17s for the same patient ID Re-attending between 3 & 9 months - Adults	606	887	68.3%	54.7%	52.6%	50.5%
% of FP17s for Band 1 Urgent Courses	17	913	1.9%	7.5%	9.4%	9.1%
% of FP17s Relating to Free Repair or Replacements	4	913	0.4%	1.0%	1.0%	0.8%
% of FP17s Relating to Continuations	8	913	0.9%	1.3%	1.5%	1.3%
% of Patients satisfied with the dentistry they have received	2	2	N/A	94.7%	93.7%	93.2%
% of Patients satisfied with the time they had to wait for an appointment	2	2	N/A	91.3%	90.0%	89.0%

* This is based on patients treated on this contract for their most recent course of treatment. Figures in italics indicate the base number of FP17s or Patient Questionnaire responses are less than 100. N/A is shown where the base number of responses is less than 10 during the period. % is calculated as Quantity/Base number*100

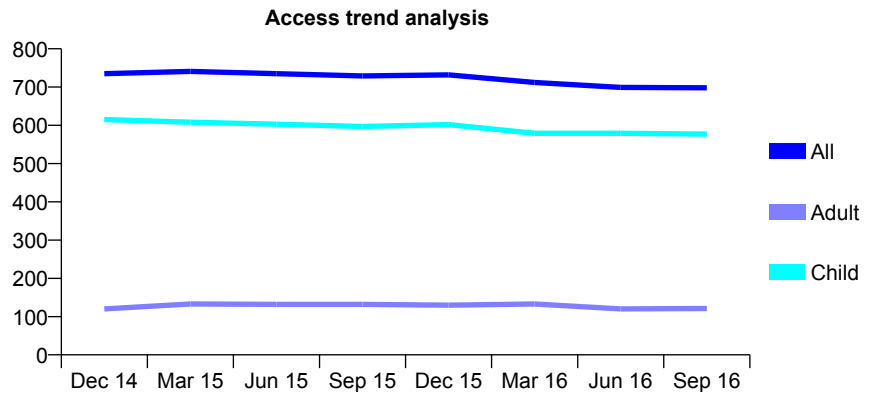
Q50 - Vital Signs At a Glance Contract Report for 197580/0001 - September 2016

Name or company name	CLOCK TOWER DENTAL CARE LTD.
Contract type name	GDS Contract
Purpose of contract	General and Orthodontic
Contract start date	01/12/2012
Contract end date	

16/17 Contracted general activity (UDA)	2,000
Carry forward general activity (UDA)	0
16/17 Contracted orthodontic activity (UOA)	398
Carry forward orthodontic activity (UOA)	0
Baseline contract value	£90,143.92

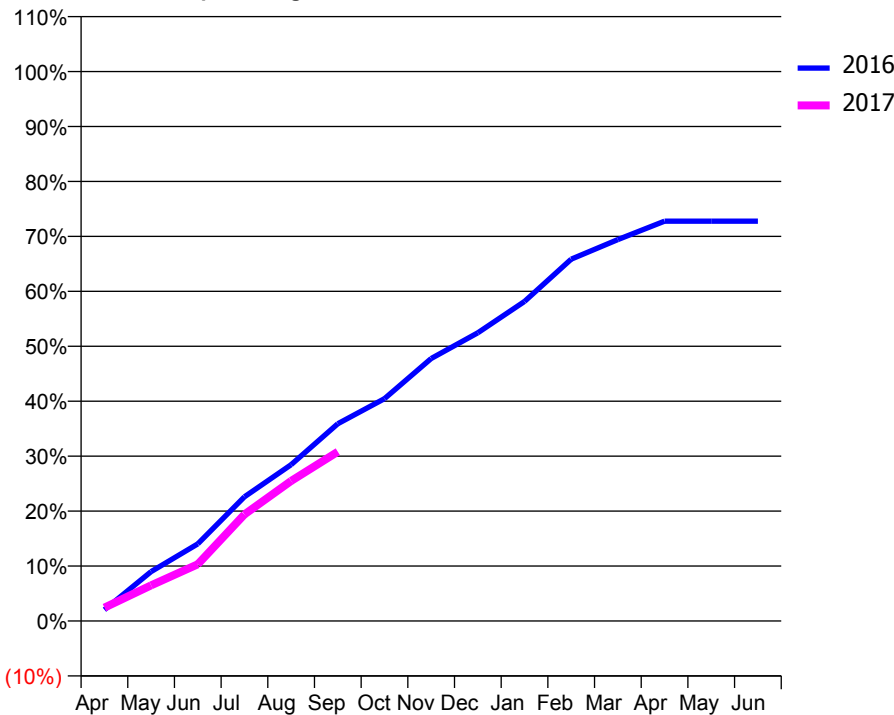
ACCESS*

Patients seen in 24 months	Total	Change since previous quarter
Quarter ending September 2015	729	
Quarter ending December 2015	732	→
Quarter ending March 2016	712	↓
Quarter ending June 2016	699	↓
Quarter ending September 2016	698	→
Variance since September 2015	(4.3%)	↓



ACTIVITY

Cumulative percentage of contracted UDA delivered 2016 & 2017



Month	Adjusted Scheduled Activity (UDA)	
	2016	2017
April	41	49
May	180	130
June	281	207
July	452	388
August	569	510
September	718	616
October	809	
November	955	
December	1,049	
January	1,163	
February	1,317	
March	1,388	
April	1,455	
May	1,455	
June	1,455	

QUALITY

	Quantity	Base Number	Contract	AT	Region	England
% of FP17s for the same patient ID Re-attending within 3 months - Children	60	531	11.3%	10.4%	13.5%	12.4%
% of FP17s for the same patient ID Re-attending within 3 months - Adults	1	21	4.8%	13.7%	17.4%	16.7%
% of FP17s for the same patient ID Re-attending between 3 & 9 months - Children	357	531	67.2%	62.9%	59.0%	57.4%
% of FP17s for the same patient ID Re-attending between 3 & 9 months - Adults	12	21	57.1%	54.7%	52.6%	50.5%
% of FP17s for Band 1 Urgent Courses	5	449	1.1%	7.5%	9.4%	9.1%
% of FP17s Relating to Free Repair or Replacements	0	449	0.0%	1.0%	1.0%	0.8%
% of FP17s Relating to Continuations	0	449	0.0%	1.3%	1.5%	1.3%
% of Patients satisfied with the dentistry they have received	0	0	N/A	94.7%	93.7%	93.2%
% of Patients satisfied with the time they had to wait for an appointment	0	0	N/A	91.3%	90.0%	89.0%

* This is based on patients treated on this contract for their most recent course of treatment. Figures in italics indicate the base number of FP17s or Patient Questionnaire responses are less than 100. N/A is shown where the base number of responses is less than 10 during the period. % is calculated as Quantity/Base number*100

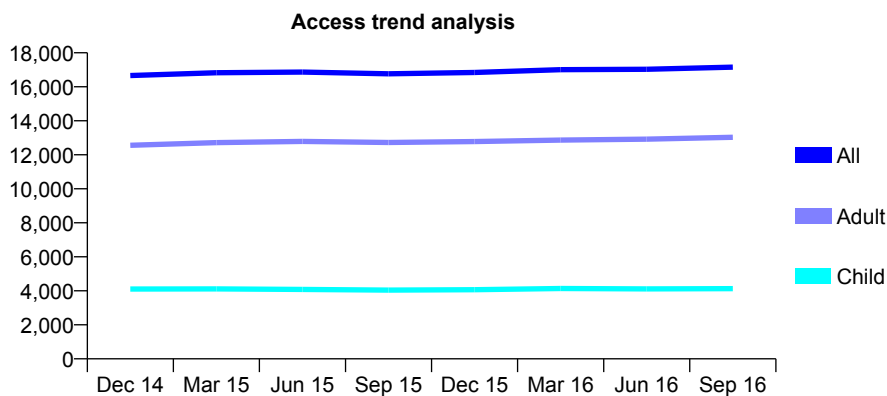
Q50 - Vital Signs At a Glance Contract Report for 213683/0001 - September 2016

Name or company name	MRS C BOLLAND
Contract type name	GDS Contract
Purpose of contract	General
Contract start date	01/04/2006
Contract end date	

16/17 Contracted general activity (UDA)	43,039
Carry forward general activity (UDA)	0
16/17 Contracted orthodontic activity (UOA)	0
Carry forward orthodontic activity (UOA)	0
Baseline contract value	£1,063,501.88

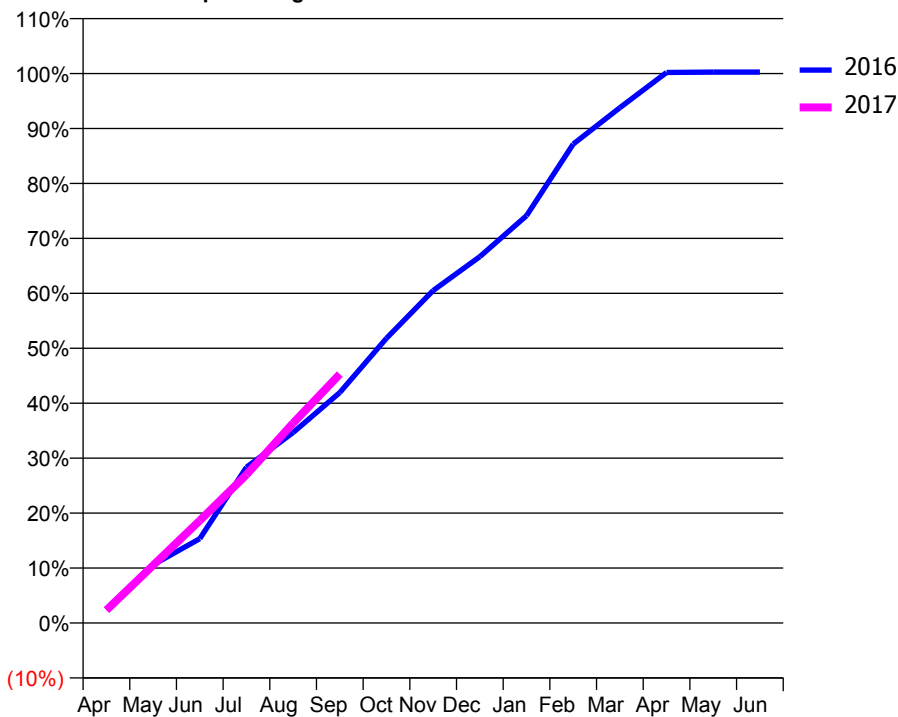
ACCESS*

Patients seen in 24 months	Total	Change since previous quarter
Quarter ending September 2015	16,765	
Quarter ending December 2015	16,841	→
Quarter ending March 2016	17,008	→
Quarter ending June 2016	17,034	→
Quarter ending September 2016	17,160	→
Variance since September 2015	2.4%	↑



ACTIVITY

Cumulative percentage of contracted UDA delivered 2016 & 2017



Month	Adjusted Scheduled Activity (UDA)	
	2016	2017
April	1,093	1,011
May	4,558	4,521
June	6,603	8,029
July	12,207	11,615
August	14,916	15,661
September	18,054	19,492
October	22,300	
November	26,047	
December	28,699	
January	31,903	
February	37,507	
March	40,359	
April	43,115	
May	43,152	
June	43,152	

QUALITY

	Quantity	Base Number	Contract	AT	Region	England
% of FP17s for the same patient ID Re-attending within 3 months - Children	228	3,539	6.4%	10.4%	13.5%	12.4%
% of FP17s for the same patient ID Re-attending within 3 months - Adults	1,050	10,375	10.1%	13.7%	17.4%	16.7%
% of FP17s for the same patient ID Re-attending between 3 & 9 months - Children	2,483	3,539	70.2%	62.9%	59.0%	57.4%
% of FP17s for the same patient ID Re-attending between 3 & 9 months - Adults	6,648	10,375	64.1%	54.7%	52.6%	50.5%
% of FP17s for Band 1 Urgent Courses	861	12,249	7.0%	7.5%	9.4%	9.1%
% of FP17s Relating to Free Repair or Replacements	98	12,249	0.8%	1.0%	1.0%	0.8%
% of FP17s Relating to Continuations	118	12,249	1.0%	1.3%	1.5%	1.3%
% of Patients satisfied with the dentistry they have received	20	22	90.9%	94.7%	93.7%	93.2%
% of Patients satisfied with the time they had to wait for an appointment	19	22	86.4%	91.3%	90.0%	89.0%

* This is based on patients treated on this contract for their most recent course of treatment. Figures in italics indicate the base number of FP17s or Patient Questionnaire responses are less than 100. N/A is shown where the base number of responses is less than 10 during the period. % is calculated as Quantity/Base number*100

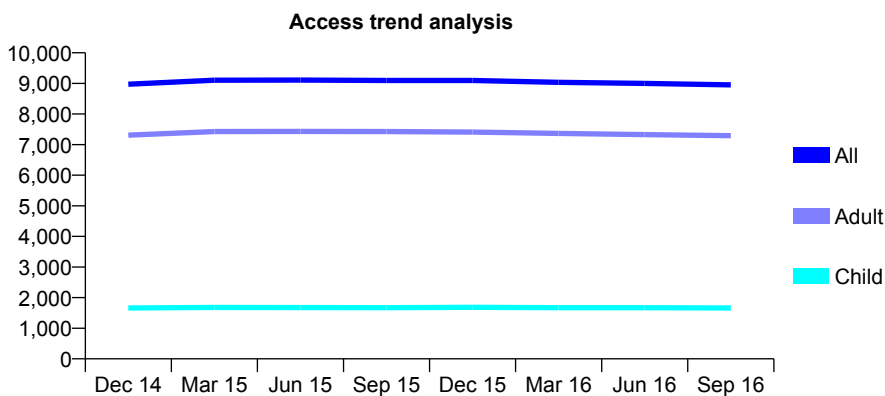
Q50 - Vital Signs At a Glance Contract Report for 219789/0001 - September 2016

Name or company name	MR JD WHITE
Contract type name	GDS Contract
Purpose of contract	General
Contract start date	01/04/2006
Contract end date	

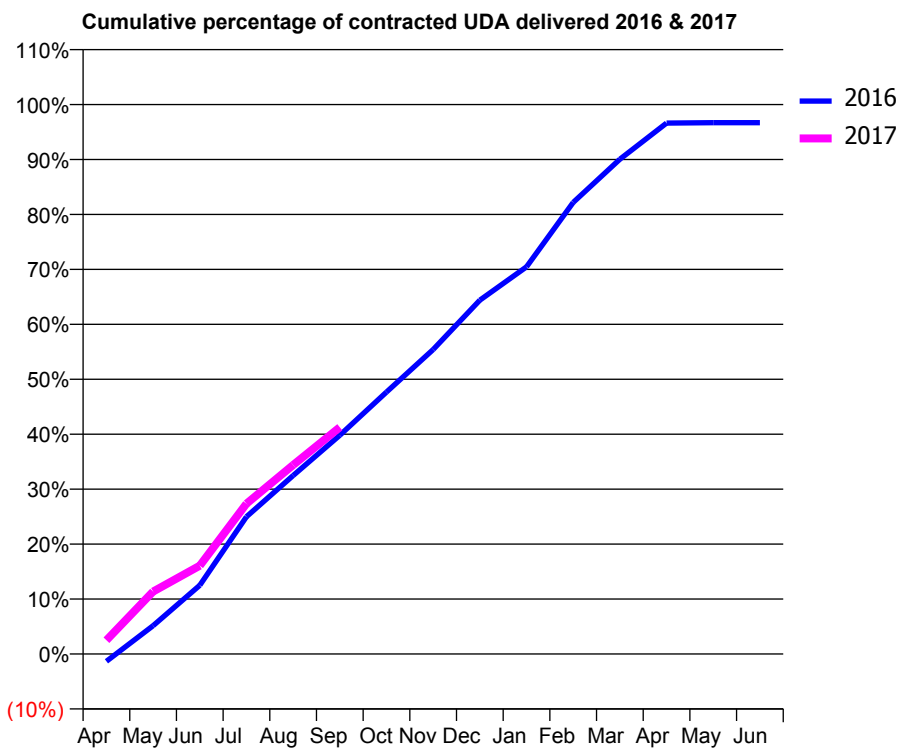
16/17 Contracted general activity (UDA)	25,582
Carry forward general activity (UDA)	0
16/17 Contracted orthodontic activity (UOA)	0
Carry forward orthodontic activity (UOA)	0
Baseline contract value	£739,358.33

ACCESS*

Patients seen in 24 months	Total	Change since previous quarter
Quarter ending September 2015	9,098	
Quarter ending December 2015	9,095	→
Quarter ending March 2016	9,036	→
Quarter ending June 2016	8,998	→
Quarter ending September 2016	8,952	→
Variance since September 2015	(1.6%)	↓



ACTIVITY



Month	Adjusted Scheduled Activity (UDA)	
	2016	2017
April	-343	641
May	1,317	2,911
June	3,201	4,111
July	6,394	6,998
August	8,311	8,798
September	10,186	10,555
October	12,195	
November	14,177	
December	16,472	
January	18,026	
February	21,020	
March	23,036	
April	24,717	
May	24,733	
June	24,737	

QUALITY

	Quantity	Base Number	Contract	AT	Region	England
% of FP17s for the same patient ID Re-attending within 3 months - Children	99	1,424	7.0%	10.4%	13.5%	12.4%
% of FP17s for the same patient ID Re-attending within 3 months - Adults	775	5,823	13.3%	13.7%	17.4%	16.7%
% of FP17s for the same patient ID Re-attending between 3 & 9 months - Children	996	1,424	69.9%	62.9%	59.0%	57.4%
% of FP17s for the same patient ID Re-attending between 3 & 9 months - Adults	3,719	5,823	63.9%	54.7%	52.6%	50.5%
% of FP17s for Band 1 Urgent Courses	519	6,389	8.1%	7.5%	9.4%	9.1%
% of FP17s Relating to Free Repair or Replacements	52	6,389	0.8%	1.0%	1.0%	0.8%
% of FP17s Relating to Continuations	46	6,389	0.7%	1.3%	1.5%	1.3%
% of Patients satisfied with the dentistry they have received	14	14	100.0%	94.7%	93.7%	93.2%
% of Patients satisfied with the time they had to wait for an appointment	13	14	92.9%	91.3%	90.0%	89.0%

* This is based on patients treated on this contract for their most recent course of treatment. Figures in italics indicate the base number of FP17s or Patient Questionnaire responses are less than 100. N/A is shown where the base number of responses is less than 10 during the period. % is calculated as Quantity/Base number*100

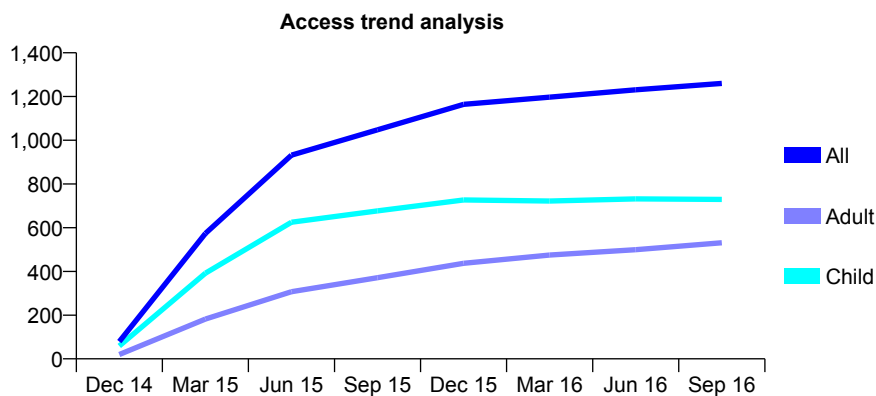
Q50 - Vital Signs At a Glance Contract Report for 222577/0002 - September 2016

Name or company name	MR AK FINN
Contract type name	GDS Contract
Purpose of contract	General and Orthodontic
Contract start date	01/12/2014
Contract end date	

16/17 Contracted general activity (UDA)	3,545
Carry forward general activity (UDA)	0
16/17 Contracted orthodontic activity (UOA)	1,240
Carry forward orthodontic activity (UOA)	0
Baseline contract value	£192,449.26

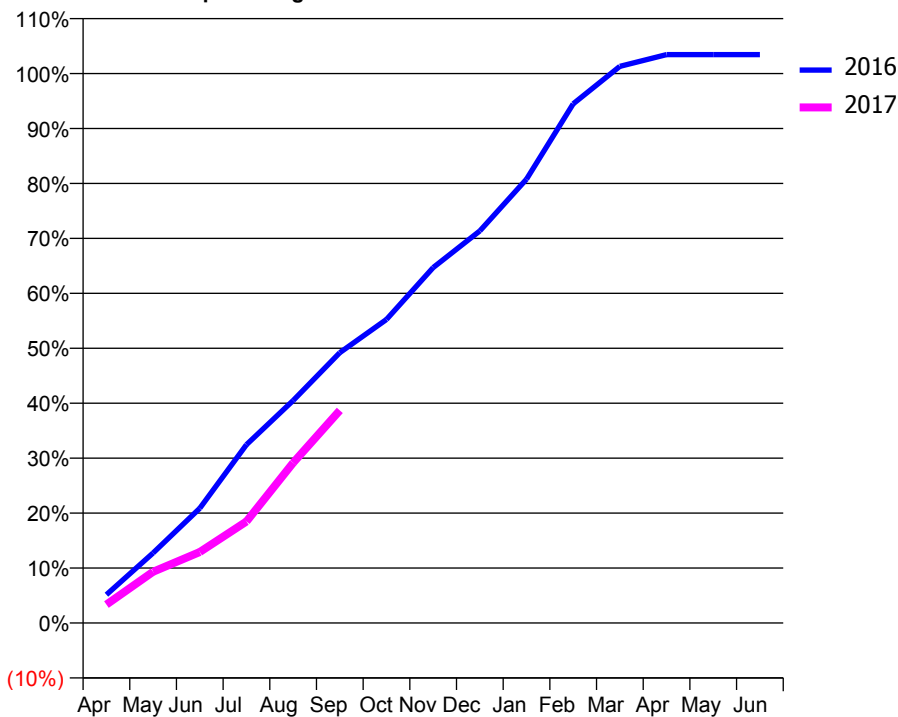
ACCESS*

Patients seen in 24 months	Total	Change since previous quarter
Quarter ending September 2015	1,048	
Quarter ending December 2015	1,164	↑
Quarter ending March 2016	1,197	↑
Quarter ending June 2016	1,231	↑
Quarter ending September 2016	1,260	↑
Variance since September 2015	20.2%	↑



ACTIVITY

Cumulative percentage of contracted UDA delivered 2016 & 2017



Adjusted Scheduled Activity (UDA)

Month	2016	2017
April	183	119
May	452	331
June	740	458
July	1,151	655
August	1,435	1,034
September	1,744	1,372
October	1,958	
November	2,293	
December	2,530	
January	2,864	
February	3,349	
March	3,591	
April	3,667	
May	3,667	
June	3,667	

QUALITY

	Quantity	Base Number	Contract	AT	Region	England
% of FP17s for the same patient ID Re-attending within 3 months - Children	58	686	8.5%	10.4%	13.5%	12.4%
% of FP17s for the same patient ID Re-attending within 3 months - Adults	80	306	26.1%	13.7%	17.4%	16.7%
% of FP17s for the same patient ID Re-attending between 3 & 9 months - Children	408	686	59.5%	62.9%	59.0%	57.4%
% of FP17s for the same patient ID Re-attending between 3 & 9 months - Adults	159	306	52.0%	54.7%	52.6%	50.5%
% of FP17s for Band 1 Urgent Courses	104	846	12.3%	7.5%	9.4%	9.1%
% of FP17s Relating to Free Repair or Replacements	0	846	0.0%	1.0%	1.0%	0.8%
% of FP17s Relating to Continuations	9	846	1.1%	1.3%	1.5%	1.3%
% of Patients satisfied with the dentistry they have received	0	0	N/A	94.7%	93.7%	93.2%
% of Patients satisfied with the time they had to wait for an appointment	0	0	N/A	91.3%	90.0%	89.0%

* This is based on patients treated on this contract for their most recent course of treatment. Figures in italics indicate the base number of FP17s or Patient Questionnaire responses are less than 100. N/A is shown where the base number of responses is less than 10 during the period. % is calculated as Quantity/Base number*100

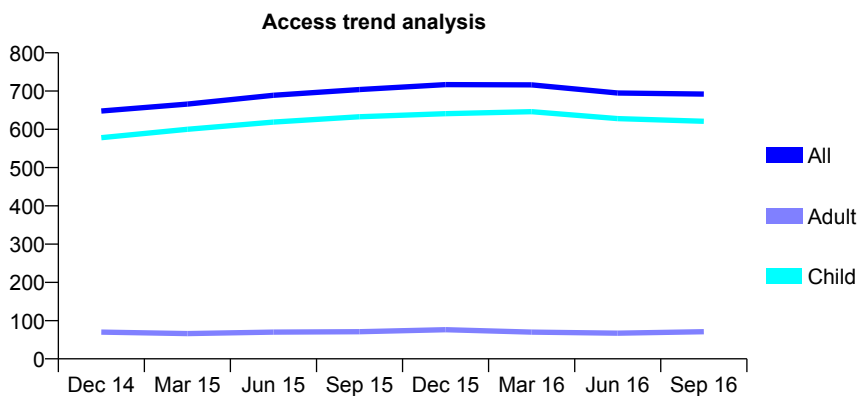
Q50 - Vital Signs At a Glance Contract Report for 239534/0001 - September 2016

Name or company name	MR KW LOFTHOUSE
Contract type name	GDS Contract
Purpose of contract	General
Contract start date	01/04/2006
Contract end date	

16/17 Contracted general activity (UDA)	1,442
Carry forward general activity (UDA)	0
16/17 Contracted orthodontic activity (UOA)	0
Carry forward orthodontic activity (UOA)	0
Baseline contract value	£50,282.83

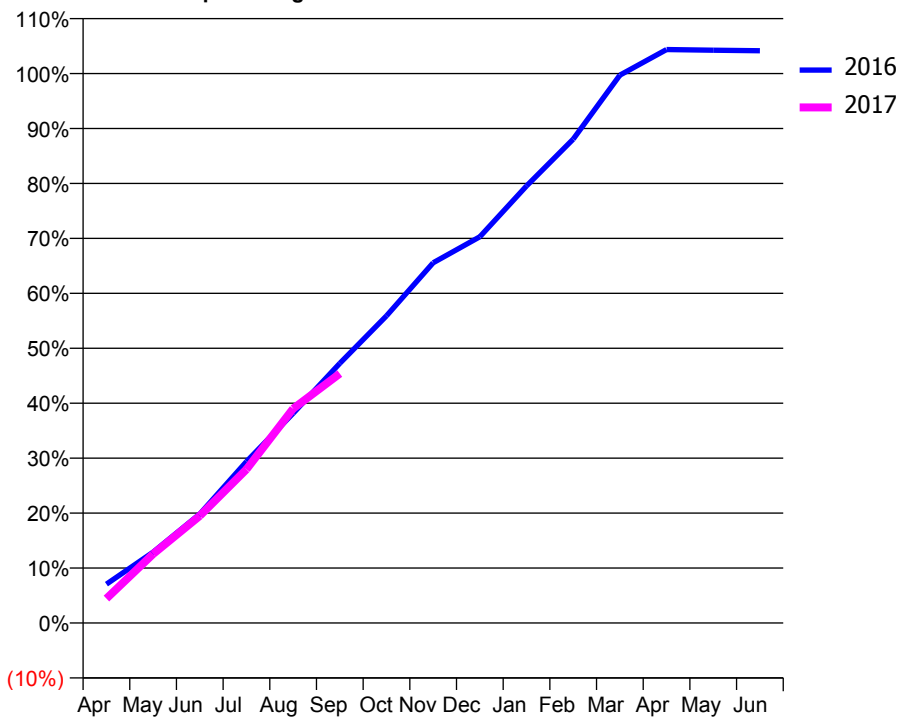
ACCESS*

Patients seen in 24 months	Total	Change since previous quarter
Quarter ending September 2015	704	
Quarter ending December 2015	717	→
Quarter ending March 2016	716	→
Quarter ending June 2016	695	↓
Quarter ending September 2016	692	→
Variance since September 2015	(1.7%)	↓



ACTIVITY

Cumulative percentage of contracted UDA delivered 2016 & 2017



Month	Adjusted Scheduled Activity (UDA)	
	2016	2017
April	102	64
May	186	181
June	286	281
July	424	403
August	550	563
September	682	654
October	806	
November	945	
December	1,014	
January	1,147	
February	1,270	
March	1,438	
April	1,505	
May	1,503	
June	1,502	

QUALITY

	Quantity	Base Number	Contract	AT	Region	England
% of FP17s for the same patient ID Re-attending within 3 months - Children	37	520	7.1%	10.4%	13.5%	12.4%
% of FP17s for the same patient ID Re-attending within 3 months - Adults	4	23	17.4%	13.7%	17.4%	16.7%
% of FP17s for the same patient ID Re-attending between 3 & 9 months - Children	337	520	64.8%	62.9%	59.0%	57.4%
% of FP17s for the same patient ID Re-attending between 3 & 9 months - Adults	11	23	47.8%	54.7%	52.6%	50.5%
% of FP17s for Band 1 Urgent Courses	17	491	3.5%	7.5%	9.4%	9.1%
% of FP17s Relating to Free Repair or Replacements	0	491	0.0%	1.0%	1.0%	0.8%
% of FP17s Relating to Continuations	0	491	0.0%	1.3%	1.5%	1.3%
% of Patients satisfied with the dentistry they have received	0	0	N/A	94.7%	93.7%	93.2%
% of Patients satisfied with the time they had to wait for an appointment	0	0	N/A	91.3%	90.0%	89.0%

* This is based on patients treated on this contract for their most recent course of treatment. Figures in italics indicate the base number of FP17s or Patient Questionnaire responses are less than 100. N/A is shown where the base number of responses is less than 10 during the period. % is calculated as Quantity/Base number*100

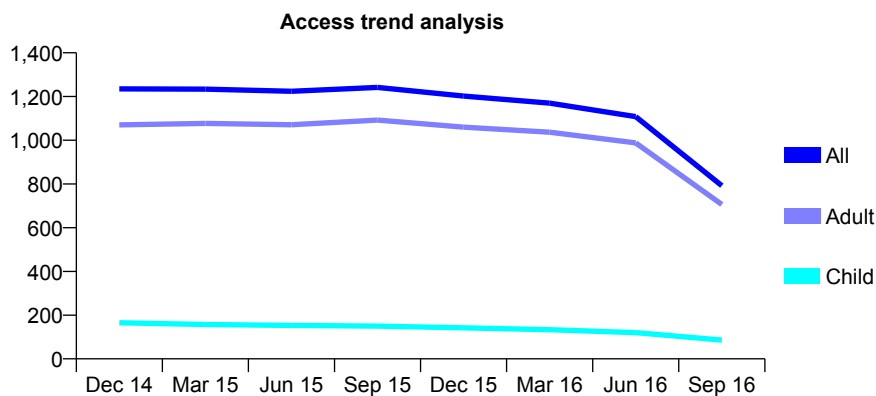
Q50 - Vital Signs At a Glance Contract Report for 243493/0001 - September 2016

Name or company name	MR CH BEE
Contract type name	GDS Contract
Purpose of contract	General
Contract start date	01/04/2006
Contract end date	30/04/2016

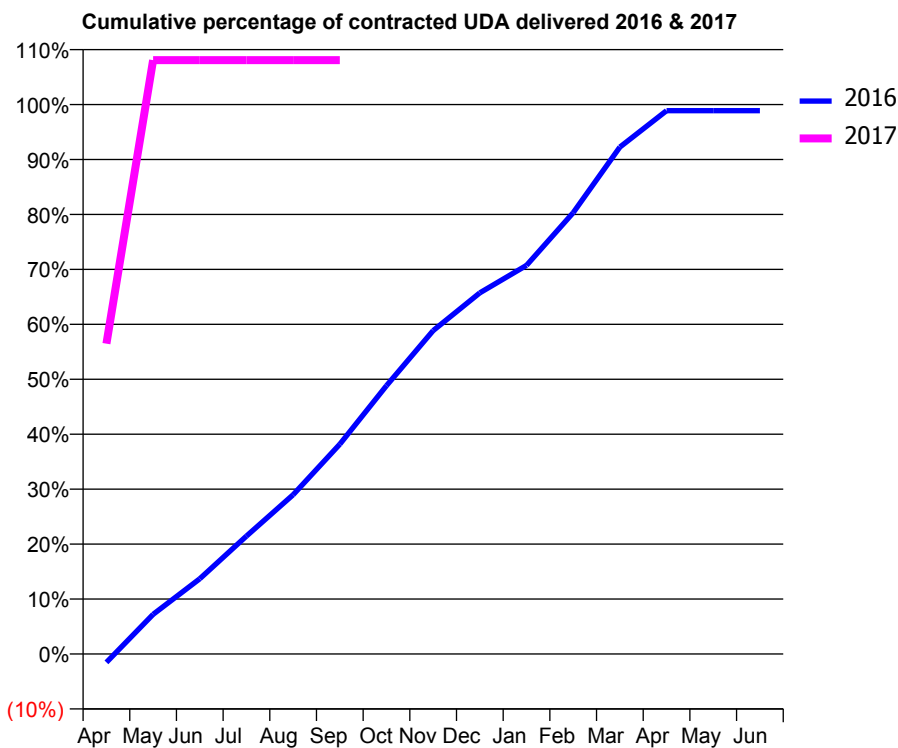
16/17 Contracted general activity (UDA)	342
Carry forward general activity (UDA)	0
16/17 Contracted orthodontic activity (UOA)	0
Carry forward orthodontic activity (UOA)	0
Baseline contract value	£8,728.56

ACCESS*

Patients seen in 24 months	Total	Change since previous quarter
Quarter ending September 2015	1,242	
Quarter ending December 2015	1,202	↓
Quarter ending March 2016	1,170	↓
Quarter ending June 2016	1,108	↓
Quarter ending September 2016	792	↓
Variance since September 2015	(36.2%)	↓



ACTIVITY



Month	Adjusted Scheduled Activity (UDA)	
	2016	2017
April	-63	193
May	296	370
June	562	370
July	880	370
August	1,189	370
September	1,566	370
October	2,004	
November	2,414	
December	2,696	
January	2,901	
February	3,294	
March	3,784	
April	4,056	
May	4,056	
June	4,056	

QUALITY

	Quantity	Base Number	Contract	AT	Region	England
% of FP17s for the same patient ID Re-attending within 3 months - Children	1	21	4.8%	10.4%	13.5%	12.4%
% of FP17s for the same patient ID Re-attending within 3 months - Adults	30	195	15.4%	13.7%	17.4%	16.7%
% of FP17s for the same patient ID Re-attending between 3 & 9 months - Children	13	21	61.9%	62.9%	59.0%	57.4%
% of FP17s for the same patient ID Re-attending between 3 & 9 months - Adults	95	195	48.7%	54.7%	52.6%	50.5%
% of FP17s for Band 1 Urgent Courses	3	132	2.3%	7.5%	9.4%	9.1%
% of FP17s Relating to Free Repair or Replacements	0	132	0.0%	1.0%	1.0%	0.8%
% of FP17s Relating to Continuations	3	132	2.3%	1.3%	1.5%	1.3%
% of Patients satisfied with the dentistry they have received	0	0	N/A	94.7%	93.7%	93.2%
% of Patients satisfied with the time they had to wait for an appointment	0	0	N/A	91.3%	90.0%	89.0%

* This is based on patients treated on this contract for their most recent course of treatment. Figures in italics indicate the base number of FP17s or Patient Questionnaire responses are less than 100. N/A is shown where the base number of responses is less than 10 during the period. % is calculated as Quantity/Base number*100

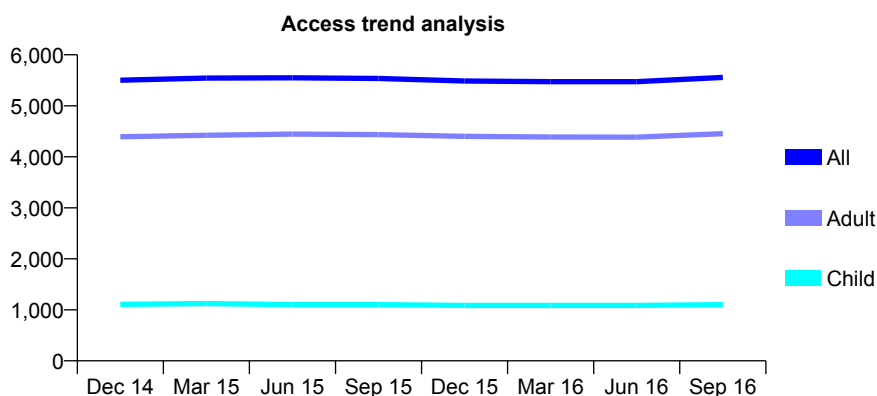
Q50 - Vital Signs At a Glance Contract Report for 243892/0002 - September 2016

Name or company name	MR JA MCCOURT
Contract type name	GDS Contract
Purpose of contract	General
Contract start date	01/04/2006
Contract end date	

16/17 Contracted general activity (UDA)	19,750
Carry forward general activity (UDA)	0
16/17 Contracted orthodontic activity (UOA)	0
Carry forward orthodontic activity (UOA)	0
Baseline contract value	£569,686.91

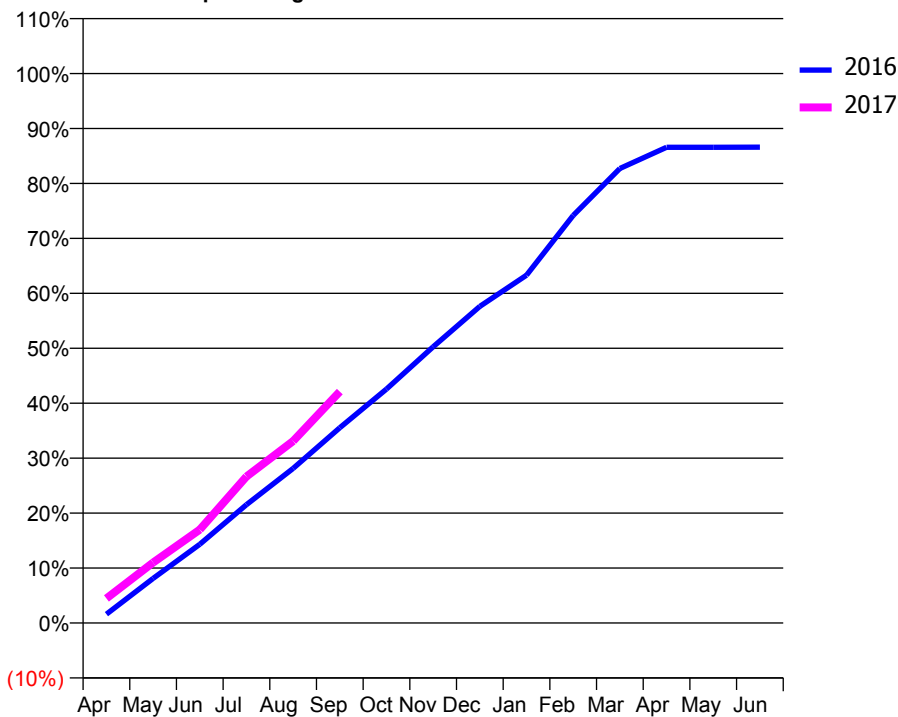
ACCESS*

Patients seen in 24 months	Total	Change since previous quarter
Quarter ending September 2015	5,535	
Quarter ending December 2015	5,486	→
Quarter ending March 2016	5,473	→
Quarter ending June 2016	5,473	→
Quarter ending September 2016	5,556	→
Variance since September 2015	0.4%	→



ACTIVITY

Cumulative percentage of contracted UDA delivered 2016 & 2017



Month	Adjusted Scheduled Activity (UDA)	
	2016	2017
April	320	883
May	1,605	2,174
June	2,829	3,359
July	4,254	5,265
August	5,557	6,539
September	7,020	8,319
October	8,411	
November	9,929	
December	11,378	
January	12,500	
February	14,648	
March	16,335	
April	17,097	
May	17,099	
June	17,102	

QUALITY

	Quantity	Base Number	Contract	AT	Region	England
% of FP17s for the same patient ID Re-attending within 3 months - Children	41	1,023	4.0%	10.4%	13.5%	12.4%
% of FP17s for the same patient ID Re-attending within 3 months - Adults	258	3,487	7.4%	13.7%	17.4%	16.7%
% of FP17s for the same patient ID Re-attending between 3 & 9 months - Children	784	1,023	76.6%	62.9%	59.0%	57.4%
% of FP17s for the same patient ID Re-attending between 3 & 9 months - Adults	2,485	3,487	71.3%	54.7%	52.6%	50.5%
% of FP17s for Band 1 Urgent Courses	50	4,142	1.2%	7.5%	9.4%	9.1%
% of FP17s Relating to Free Repair or Replacements	37	4,142	0.9%	1.0%	1.0%	0.8%
% of FP17s Relating to Continuations	32	4,142	0.8%	1.3%	1.5%	1.3%
% of Patients satisfied with the dentistry they have received	12	12	100.0%	94.7%	93.7%	93.2%
% of Patients satisfied with the time they had to wait for an appointment	12	12	100.0%	91.3%	90.0%	89.0%

* This is based on patients treated on this contract for their most recent course of treatment. Figures in italics indicate the base number of FP17s or Patient Questionnaire responses are less than 100. N/A is shown where the base number of responses is less than 10 during the period. % is calculated as Quantity/Base number*100

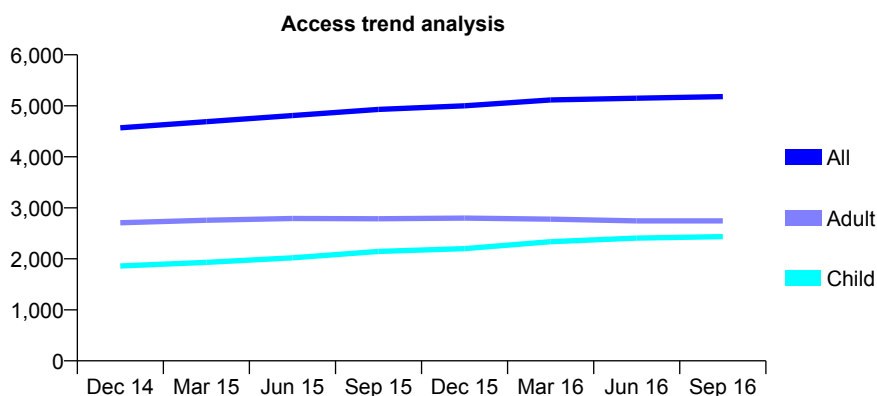
Q50 - Vital Signs At a Glance Contract Report for 278564/0001 - September 2016

Name or company name	MR K LEESON
Contract type name	GDS Contract
Purpose of contract	General
Contract start date	14/01/2008
Contract end date	

16/17 Contracted general activity (UDA)	9,708
Carry forward general activity (UDA)	0
16/17 Contracted orthodontic activity (UOA)	0
Carry forward orthodontic activity (UOA)	0
Baseline contract value	£287,999.75

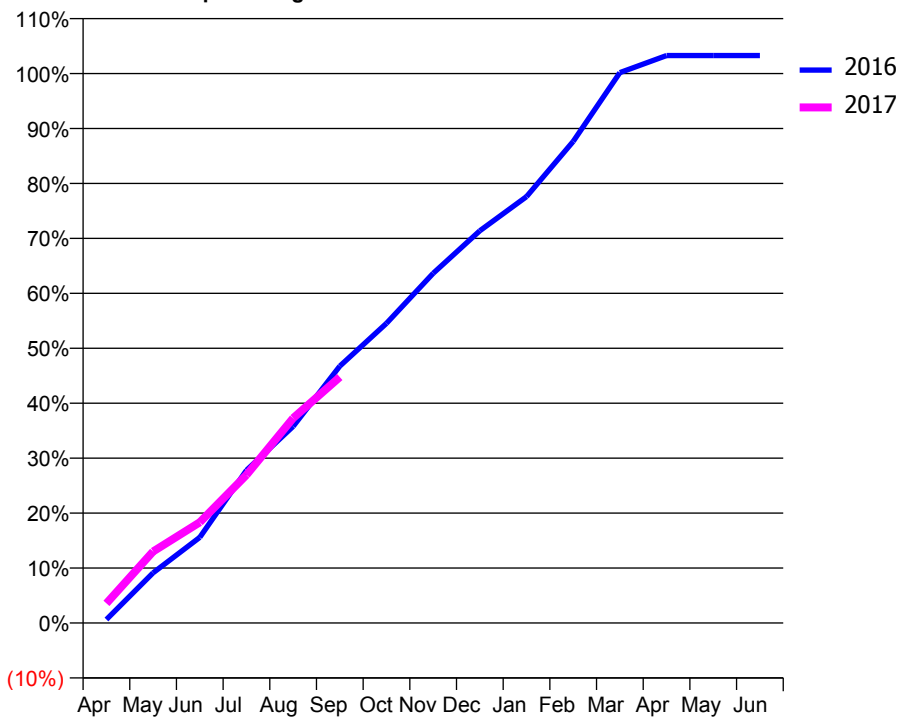
ACCESS*

Patients seen in 24 months	Total	Change since previous quarter
Quarter ending September 2015	4,930	
Quarter ending December 2015	5,000	→
Quarter ending March 2016	5,116	↑
Quarter ending June 2016	5,150	→
Quarter ending September 2016	5,181	→
Variance since September 2015	5.1%	↑



ACTIVITY

Cumulative percentage of contracted UDA delivered 2016 & 2017



Month	Adjusted Scheduled Activity (UDA)	
	2016	2017
April	64	347
May	888	1,264
June	1,515	1,781
July	2,698	2,616
August	3,473	3,620
September	4,538	4,345
October	5,294	
November	6,177	
December	6,929	
January	7,533	
February	8,509	
March	9,723	
April	10,025	
May	10,025	
June	10,026	

QUALITY

	Quantity	Base Number	Contract	AT	Region	England
% of FP17s for the same patient ID Re-attending within 3 months - Children	224	2,321	9.7%	10.4%	13.5%	12.4%
% of FP17s for the same patient ID Re-attending within 3 months - Adults	301	2,235	13.5%	13.7%	17.4%	16.7%
% of FP17s for the same patient ID Re-attending between 3 & 9 months - Children	1,640	2,321	70.7%	62.9%	59.0%	57.4%
% of FP17s for the same patient ID Re-attending between 3 & 9 months - Adults	1,630	2,235	72.9%	54.7%	52.6%	50.5%
% of FP17s for Band 1 Urgent Courses	150	3,240	4.6%	7.5%	9.4%	9.1%
% of FP17s Relating to Free Repair or Replacements	6	3,240	0.2%	1.0%	1.0%	0.8%
% of FP17s Relating to Continuations	34	3,240	1.0%	1.3%	1.5%	1.3%
% of Patients satisfied with the dentistry they have received	2	2	N/A	94.7%	93.7%	93.2%
% of Patients satisfied with the time they had to wait for an appointment	2	2	N/A	91.3%	90.0%	89.0%

* This is based on patients treated on this contract for their most recent course of treatment. Figures in italics indicate the base number of FP17s or Patient Questionnaire responses are less than 100. N/A is shown where the base number of responses is less than 10 during the period. % is calculated as Quantity/Base number*100

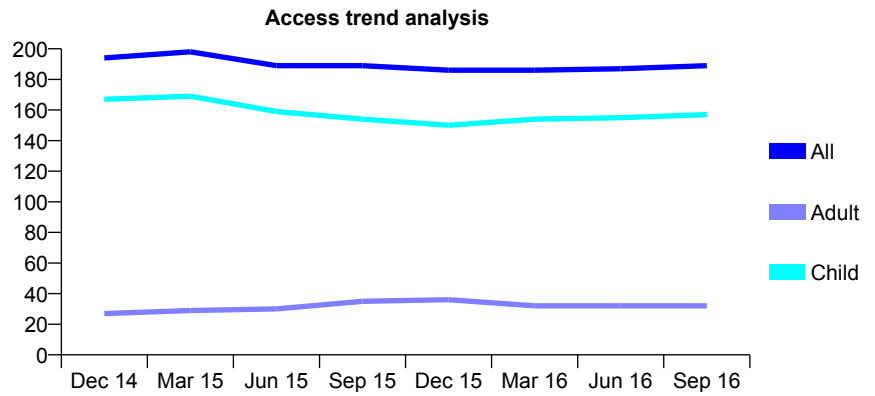
Q50 - Vital Signs At a Glance Contract Report for 309850/0001 - September 2016

Name or company name	MR JJ SCARLETT
Contract type name	GDS Contract
Purpose of contract	General
Contract start date	01/04/2006
Contract end date	

16/17 Contracted general activity (UDA)	572
Carry forward general activity (UDA)	0
16/17 Contracted orthodontic activity (UOA)	0
Carry forward orthodontic activity (UOA)	0
Baseline contract value	£13,179.66

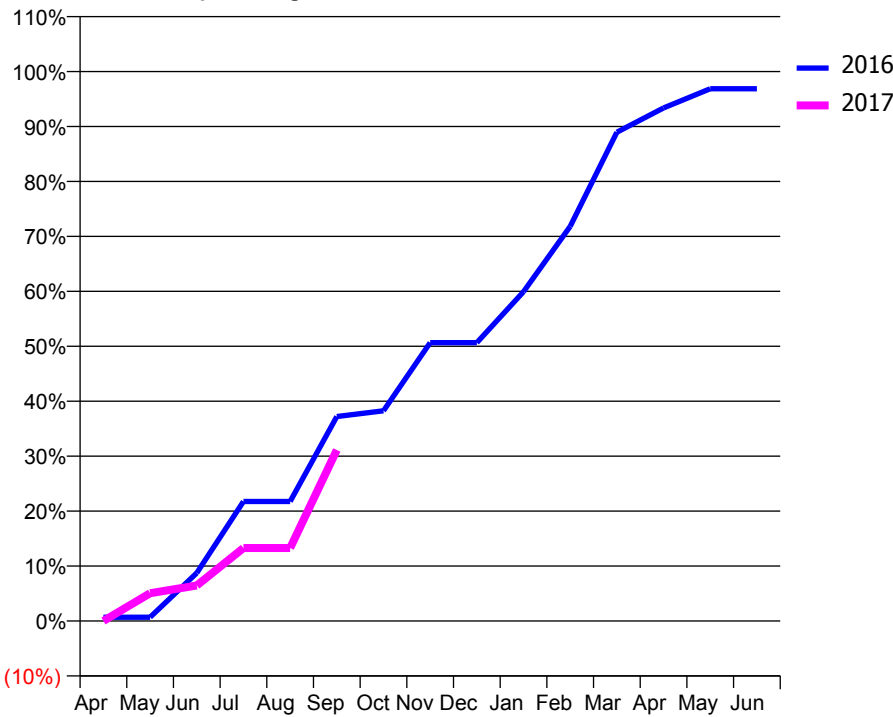
ACCESS*

Patients seen in 24 months	Total	Change since previous quarter
Quarter ending September 2015	189	
Quarter ending December 2015	186	↓
Quarter ending March 2016	186	→
Quarter ending June 2016	187	→
Quarter ending September 2016	189	→
Variance since September 2015	0.0%	→



ACTIVITY

Cumulative percentage of contracted UDA delivered 2016 & 2017



Month	Adjusted Scheduled Activity (UDA)	
	2016	2017
April	4	0
May	4	29
June	50	37
July	124	76
August	124	76
September	213	178
October	219	
November	290	
December	290	
January	343	
February	411	
March	509	
April	534	
May	554	
June	554	

QUALITY

	Quantity	Base Number	Contract	AT	Region	England
% of FP17s for the same patient ID Re-attending within 3 months - Children	7	95	7.4%	10.4%	13.5%	12.4%
% of FP17s for the same patient ID Re-attending within 3 months - Adults	0	8	0.0%	13.7%	17.4%	16.7%
% of FP17s for the same patient ID Re-attending between 3 & 9 months - Children	67	95	70.5%	62.9%	59.0%	57.4%
% of FP17s for the same patient ID Re-attending between 3 & 9 months - Adults	7	8	87.5%	54.7%	52.6%	50.5%
% of FP17s for Band 1 Urgent Courses	0	83	0.0%	7.5%	9.4%	9.1%
% of FP17s Relating to Free Repair or Replacements	0	83	0.0%	1.0%	1.0%	0.8%
% of FP17s Relating to Continuations	0	83	0.0%	1.3%	1.5%	1.3%
% of Patients satisfied with the dentistry they have received	0	0	N/A	94.7%	93.7%	93.2%
% of Patients satisfied with the time they had to wait for an appointment	0	0	N/A	91.3%	90.0%	89.0%

* This is based on patients treated on this contract for their most recent course of treatment. Figures in italics indicate the base number of FP17s or Patient Questionnaire responses are less than 100. N/A is shown where the base number of responses is less than 10 during the period. % is calculated as Quantity/Base number*100

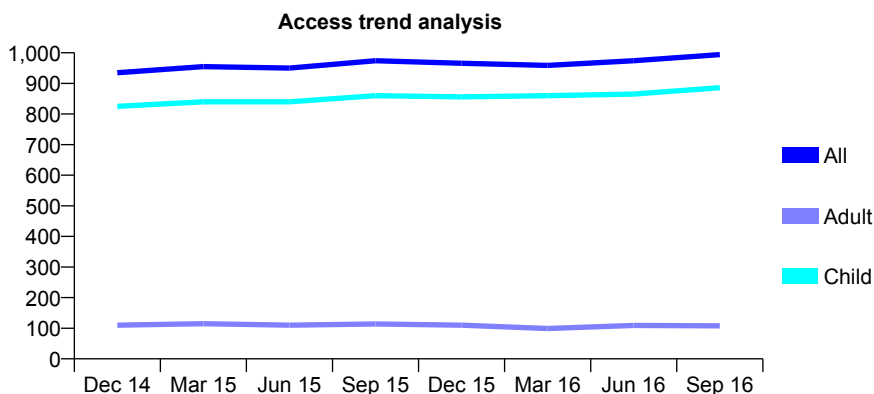
Q50 - Vital Signs At a Glance Contract Report for 321524/0001 - September 2016

Name or company name	MR ML LUND
Contract type name	GDS Contract
Purpose of contract	General
Contract start date	01/04/2006
Contract end date	

16/17 Contracted general activity (UDA)	2,362
Carry forward general activity (UDA)	0
16/17 Contracted orthodontic activity (UOA)	0
Carry forward orthodontic activity (UOA)	0
Baseline contract value	£71,864.20

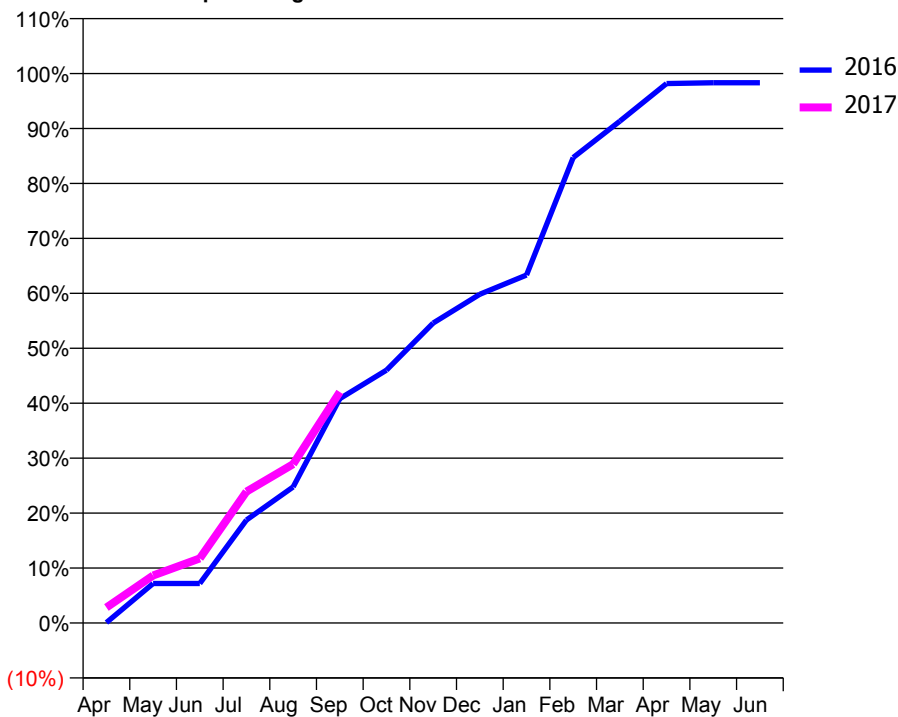
ACCESS*

Patients seen in 24 months	Total	Change since previous quarter
Quarter ending September 2015	974	
Quarter ending December 2015	966	→
Quarter ending March 2016	959	→
Quarter ending June 2016	974	→
Quarter ending September 2016	994	↑
Variance since September 2015	2.1%	↑



ACTIVITY

Cumulative percentage of contracted UDA delivered 2016 & 2017



Month	Adjusted Scheduled Activity (UDA)	
	2016	2017
April	2	67
May	170	204
June	170	278
July	443	565
August	585	683
September	964	993
October	1,087	
November	1,289	
December	1,413	
January	1,496	
February	2,001	
March	2,157	
April	2,319	
May	2,322	
June	2,322	

QUALITY

	Quantity	Base Number	Contract	AT	Region	England
% of FP17s for the same patient ID Re-attending within 3 months - Children	63	836	7.5%	10.4%	13.5%	12.4%
% of FP17s for the same patient ID Re-attending within 3 months - Adults	0	0	N/A	13.7%	17.4%	16.7%
% of FP17s for the same patient ID Re-attending between 3 & 9 months - Children	629	836	75.2%	62.9%	59.0%	57.4%
% of FP17s for the same patient ID Re-attending between 3 & 9 months - Adults	0	0	N/A	54.7%	52.6%	50.5%
% of FP17s for Band 1 Urgent Courses	9	725	1.2%	7.5%	9.4%	9.1%
% of FP17s Relating to Free Repair or Replacements	0	725	0.0%	1.0%	1.0%	0.8%
% of FP17s Relating to Continuations	0	725	0.0%	1.3%	1.5%	1.3%
% of Patients satisfied with the dentistry they have received	1	1	N/A	94.7%	93.7%	93.2%
% of Patients satisfied with the time they had to wait for an appointment	1	1	N/A	91.3%	90.0%	89.0%

* This is based on patients treated on this contract for their most recent course of treatment. Figures in italics indicate the base number of FP17s or Patient Questionnaire responses are less than 100. N/A is shown where the base number of responses is less than 10 during the period. % is calculated as Quantity/Base number*100

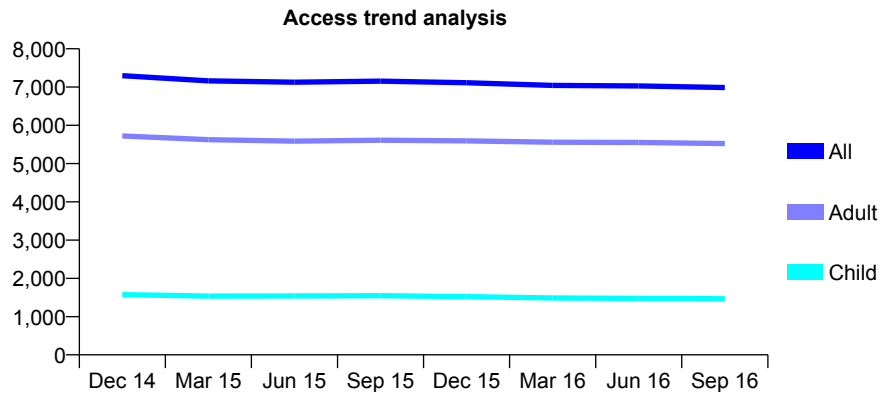
Q50 - Vital Signs At a Glance Contract Report for 328170/0001 - September 2016

Name or company name	MR CD AYER
Contract type name	GDS Contract
Purpose of contract	General
Contract start date	01/04/2006
Contract end date	

16/17 Contracted general activity (UDA)	22,000
Carry forward general activity (UDA)	0
16/17 Contracted orthodontic activity (UOA)	0
Carry forward orthodontic activity (UOA)	0
Baseline contract value	£602,300.46

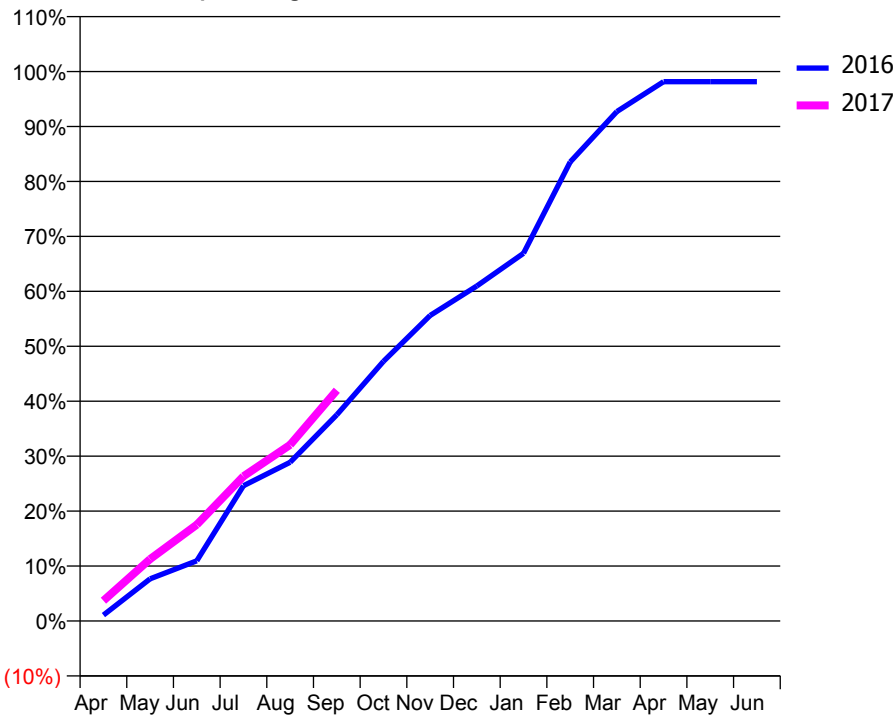
ACCESS*

Patients seen in 24 months	Total	Change since previous quarter
Quarter ending September 2015	7,156	
Quarter ending December 2015	7,114	→
Quarter ending March 2016	7,043	→
Quarter ending June 2016	7,029	→
Quarter ending September 2016	6,988	→
Variance since September 2015	(2.3%)	↓



ACTIVITY

Cumulative percentage of contracted UDA delivered 2016 & 2017



Month	2016	2017
April	240	813
May	1,687	2,482
June	2,413	3,858
July	5,416	5,797
August	6,353	7,056
September	8,256	9,241
October	10,395	
November	12,232	
December	13,413	
January	14,719	
February	18,379	
March	20,398	
April	21,594	
May	21,594	
June	21,594	

QUALITY

	Quantity	Base Number	Contract	AT	Region	England
% of FP17s for the same patient ID Re-attending within 3 months - Children	71	1,143	6.2%	10.4%	13.5%	12.4%
% of FP17s for the same patient ID Re-attending within 3 months - Adults	305	3,395	9.0%	13.7%	17.4%	16.7%
% of FP17s for the same patient ID Re-attending between 3 & 9 months - Children	714	1,143	62.5%	62.9%	59.0%	57.4%
% of FP17s for the same patient ID Re-attending between 3 & 9 months - Adults	1,623	3,395	47.8%	54.7%	52.6%	50.5%
% of FP17s for Band 1 Urgent Courses	112	4,053	2.8%	7.5%	9.4%	9.1%
% of FP17s Relating to Free Repair or Replacements	60	4,053	1.5%	1.0%	1.0%	0.8%
% of FP17s Relating to Continuations	64	4,053	1.6%	1.3%	1.5%	1.3%
% of Patients satisfied with the dentistry they have received	10	10	100.0%	94.7%	93.7%	93.2%
% of Patients satisfied with the time they had to wait for an appointment	10	10	100.0%	91.3%	90.0%	89.0%

* This is based on patients treated on this contract for their most recent course of treatment. Figures in italics indicate the base number of FP17s or Patient Questionnaire responses are less than 100. N/A is shown where the base number of responses is less than 10 during the period. % is calculated as Quantity/Base number*100

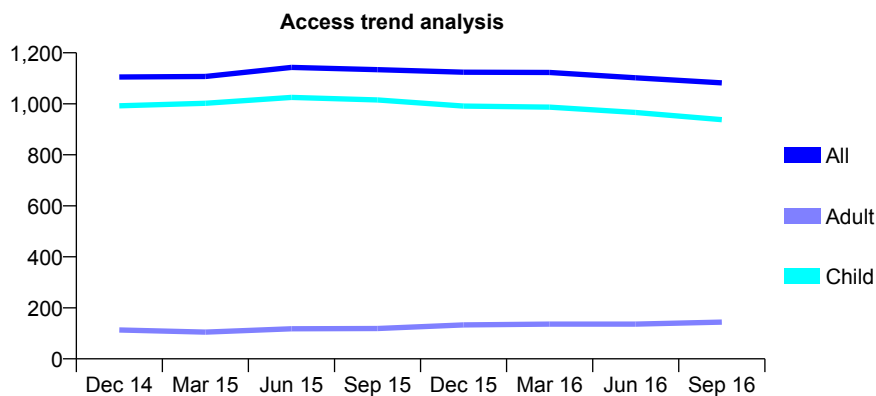
Q50 - Vital Signs At a Glance Contract Report for 334855/0001 - September 2016

Name or company name	MRS CJ TANNAHILL
Contract type name	GDS Contract
Purpose of contract	General
Contract start date	01/04/2007
Contract end date	

16/17 Contracted general activity (UDA)	2,200
Carry forward general activity (UDA)	0
16/17 Contracted orthodontic activity (UOA)	0
Carry forward orthodontic activity (UOA)	0
Baseline contract value	£48,449.49

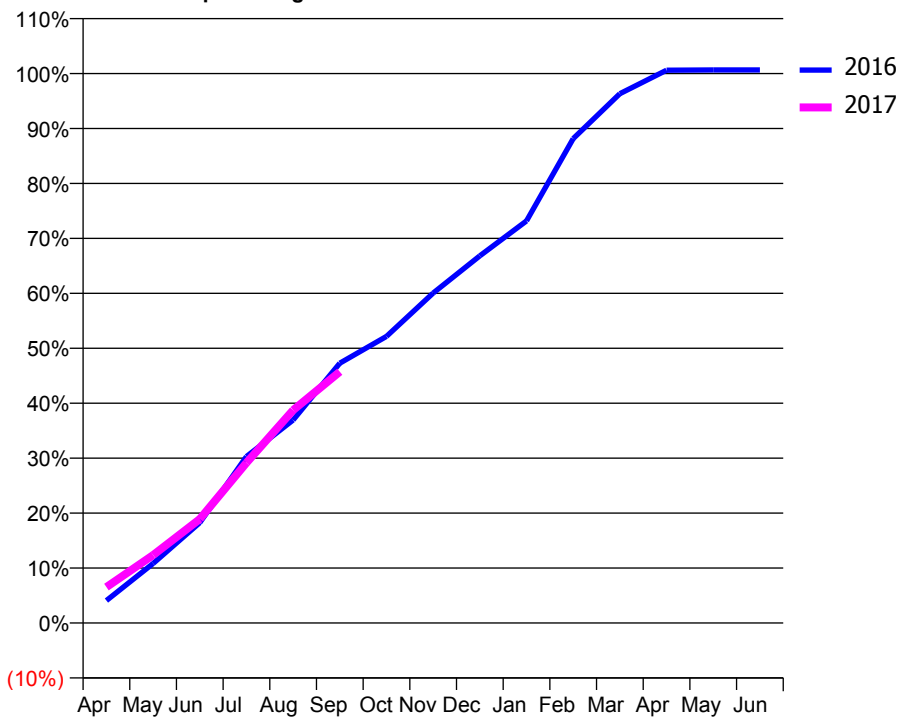
ACCESS*

Patients seen in 24 months	Total	Change since previous quarter
Quarter ending September 2015	1,134	
Quarter ending December 2015	1,124	→
Quarter ending March 2016	1,123	→
Quarter ending June 2016	1,102	↓
Quarter ending September 2016	1,082	↓
Variance since September 2015	(4.6%)	↓



ACTIVITY

Cumulative percentage of contracted UDA delivered 2016 & 2017



Month	Adjusted Scheduled Activity (UDA)	
	2016	2017
April	90	144
May	238	272
June	402	416
July	667	641
August	813	852
September	1,040	1,006
October	1,147	
November	1,321	
December	1,470	
January	1,610	
February	1,939	
March	2,119	
April	2,213	
May	2,214	
June	2,214	

QUALITY

	Quantity	Base Number	Contract	AT	Region	England
% of FP17s for the same patient ID Re-attending within 3 months - Children	77	810	9.5%	10.4%	13.5%	12.4%
% of FP17s for the same patient ID Re-attending within 3 months - Adults	1	44	2.3%	13.7%	17.4%	16.7%
% of FP17s for the same patient ID Re-attending between 3 & 9 months - Children	581	810	71.7%	62.9%	59.0%	57.4%
% of FP17s for the same patient ID Re-attending between 3 & 9 months - Adults	33	44	75.0%	54.7%	52.6%	50.5%
% of FP17s for Band 1 Urgent Courses	5	783	0.6%	7.5%	9.4%	9.1%
% of FP17s Relating to Free Repair or Replacements	0	783	0.0%	1.0%	1.0%	0.8%
% of FP17s Relating to Continuations	0	783	0.0%	1.3%	1.5%	1.3%
% of Patients satisfied with the dentistry they have received	1	1	N/A	94.7%	93.7%	93.2%
% of Patients satisfied with the time they had to wait for an appointment	1	1	N/A	91.3%	90.0%	89.0%

* This is based on patients treated on this contract for their most recent course of treatment. Figures in italics indicate the base number of FP17s or Patient Questionnaire responses are less than 100. N/A is shown where the base number of responses is less than 10 during the period. % is calculated as Quantity/Base number*100

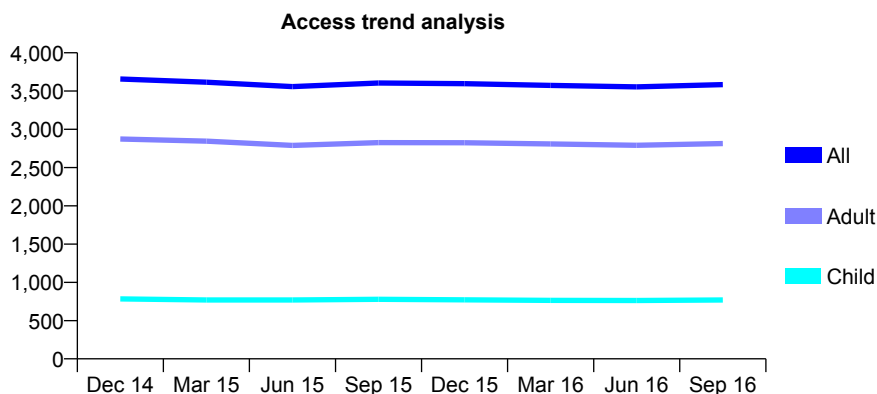
Q50 - Vital Signs At a Glance Contract Report for 336998/0001 - September 2016

Name or company name	MR C LANGLEY
Contract type name	GDS Contract
Purpose of contract	General
Contract start date	01/04/2006
Contract end date	

16/17 Contracted general activity (UDA)	9,188
Carry forward general activity (UDA)	0
16/17 Contracted orthodontic activity (UOA)	0
Carry forward orthodontic activity (UOA)	0
Baseline contract value	£279,017.57

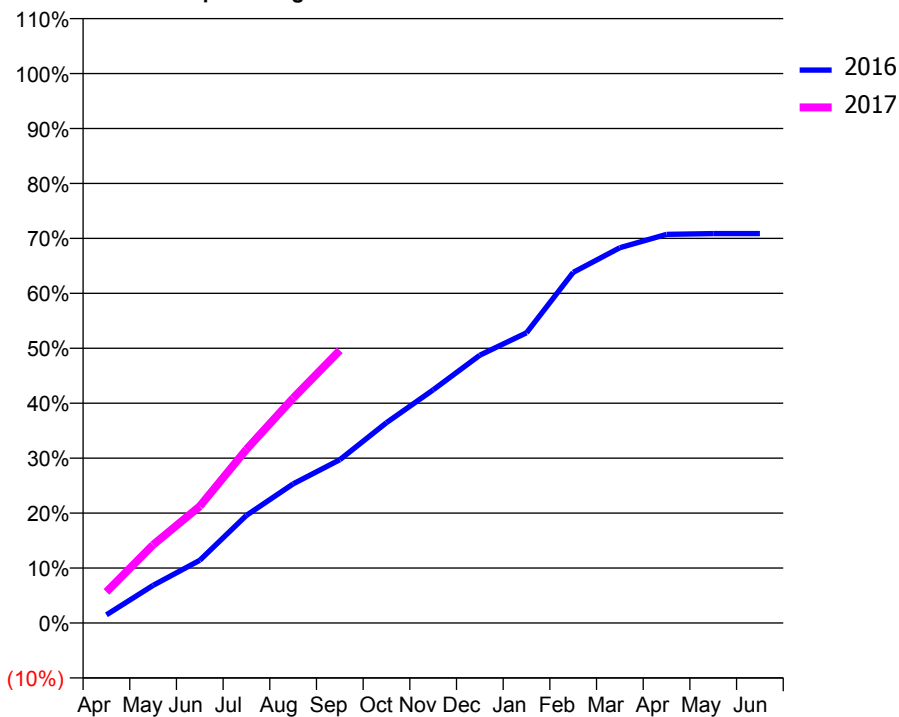
ACCESS*

Patients seen in 24 months	Total	Change since previous quarter
Quarter ending September 2015	3,606	
Quarter ending December 2015	3,597	→
Quarter ending March 2016	3,573	→
Quarter ending June 2016	3,554	→
Quarter ending September 2016	3,584	→
Variance since September 2015	(0.6%)	→



ACTIVITY

Cumulative percentage of contracted UDA delivered 2016 & 2017



Month	Adjusted Scheduled Activity (UDA)	
	2016	2017
April	158	521
May	720	1,309
June	1,200	1,952
July	2,058	2,903
August	2,659	3,759
September	3,121	4,558
October	3,829	
November	4,456	
December	5,118	
January	5,545	
February	6,701	
March	7,170	
April	7,427	
May	7,441	
June	7,441	

QUALITY

	Quantity	Base Number	Contract	AT	Region	England
% of FP17s for the same patient ID Re-attending within 3 months - Children	44	646	6.8%	10.4%	13.5%	12.4%
% of FP17s for the same patient ID Re-attending within 3 months - Adults	366	2,167	16.9%	13.7%	17.4%	16.7%
% of FP17s for the same patient ID Re-attending between 3 & 9 months - Children	430	646	66.6%	62.9%	59.0%	57.4%
% of FP17s for the same patient ID Re-attending between 3 & 9 months - Adults	893	2,167	41.2%	54.7%	52.6%	50.5%
% of FP17s for Band 1 Urgent Courses	262	2,655	9.9%	7.5%	9.4%	9.1%
% of FP17s Relating to Free Repair or Replacements	11	2,655	0.4%	1.0%	1.0%	0.8%
% of FP17s Relating to Continuations	55	2,655	2.1%	1.3%	1.5%	1.3%
% of Patients satisfied with the dentistry they have received	6	6	N/A	94.7%	93.7%	93.2%
% of Patients satisfied with the time they had to wait for an appointment	6	6	N/A	91.3%	90.0%	89.0%

* This is based on patients treated on this contract for their most recent course of treatment. Figures in italics indicate the base number of FP17s or Patient Questionnaire responses are less than 100. N/A is shown where the base number of responses is less than 10 during the period. % is calculated as Quantity/Base number*100

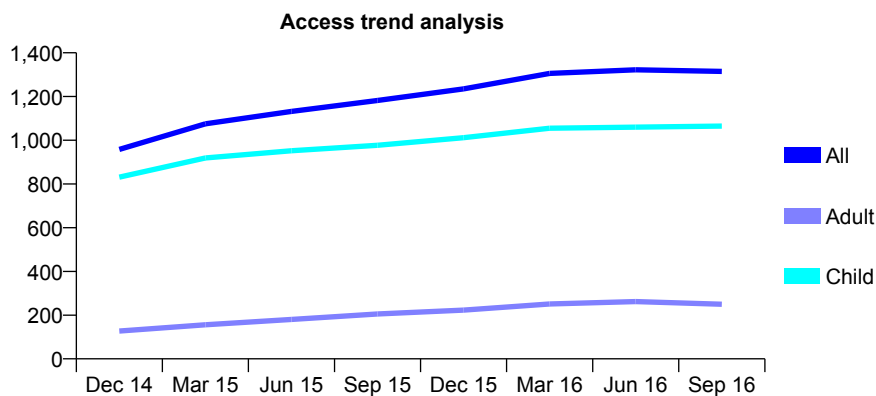
Q50 - Vital Signs At a Glance Contract Report for 352004/0003 - September 2016

Name or company name	MR JG MURRAY
Contract type name	GDS Contract
Purpose of contract	General
Contract start date	01/04/2014
Contract end date	

16/17 Contracted general activity (UDA)	2,811
Carry forward general activity (UDA)	0
16/17 Contracted orthodontic activity (UOA)	0
Carry forward orthodontic activity (UOA)	0
Baseline contract value	£87,559.02

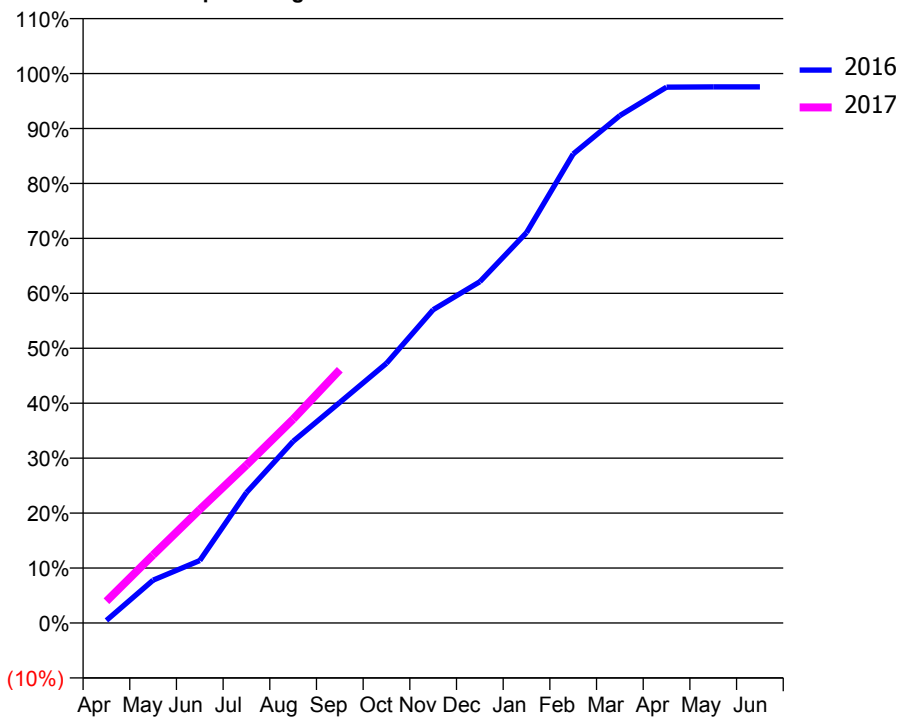
ACCESS*

Patients seen in 24 months	Total	Change since previous quarter
Quarter ending September 2015	1,182	
Quarter ending December 2015	1,235	↑
Quarter ending March 2016	1,306	↑
Quarter ending June 2016	1,322	→
Quarter ending September 2016	1,315	→
Variance since September 2015	11.3%	↑



ACTIVITY

Cumulative percentage of contracted UDA delivered 2016 & 2017



Month	Adjusted Scheduled Activity (UDA)	
	2016	2017
April	13	112
May	219	348
June	320	581
July	667	808
August	929	1,042
September	1,129	1,296
October	1,328	
November	1,603	
December	1,746	
January	1,997	
February	2,400	
March	2,596	
April	2,741	
May	2,742	
June	2,742	

QUALITY

	Quantity	Base Number	Contract	AT	Region	England
% of FP17s for the same patient ID Re-attending within 3 months - Children	96	945	10.2%	10.4%	13.5%	12.4%
% of FP17s for the same patient ID Re-attending within 3 months - Adults	10	102	9.8%	13.7%	17.4%	16.7%
% of FP17s for the same patient ID Re-attending between 3 & 9 months - Children	607	945	64.2%	62.9%	59.0%	57.4%
% of FP17s for the same patient ID Re-attending between 3 & 9 months - Adults	57	102	55.9%	54.7%	52.6%	50.5%
% of FP17s for Band 1 Urgent Courses	24	927	2.6%	7.5%	9.4%	9.1%
% of FP17s Relating to Free Repair or Replacements	4	927	0.4%	1.0%	1.0%	0.8%
% of FP17s Relating to Continuations	2	927	0.2%	1.3%	1.5%	1.3%
% of Patients satisfied with the dentistry they have received	0	0	N/A	94.7%	93.7%	93.2%
% of Patients satisfied with the time they had to wait for an appointment	0	0	N/A	91.3%	90.0%	89.0%

* This is based on patients treated on this contract for their most recent course of treatment. Figures in italics indicate the base number of FP17s or Patient Questionnaire responses are less than 100. N/A is shown where the base number of responses is less than 10 during the period. % is calculated as Quantity/Base number*100

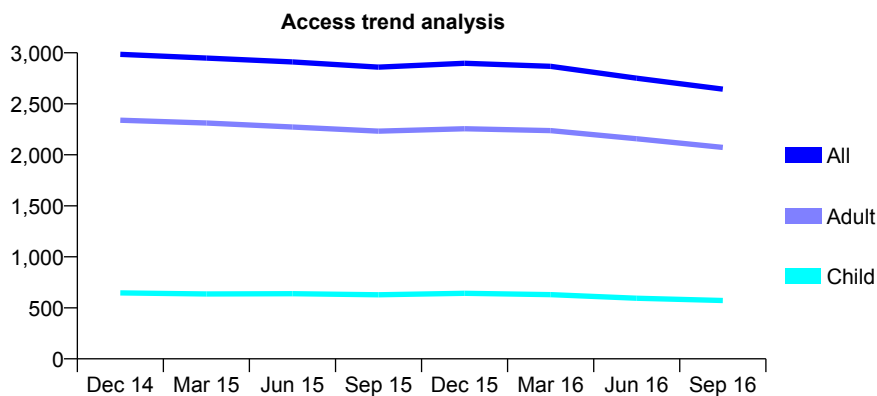
Q50 - Vital Signs At a Glance Contract Report for 358231/0003 - September 2016

Name or company name	Falsgrave Dental Surgery
Contract type name	GDS Contract
Purpose of contract	General
Contract start date	01/07/2011
Contract end date	

16/17 Contracted general activity (UDA)	10,769
Carry forward general activity (UDA)	0
16/17 Contracted orthodontic activity (UOA)	0
Carry forward orthodontic activity (UOA)	0
Baseline contract value	£330,110.16

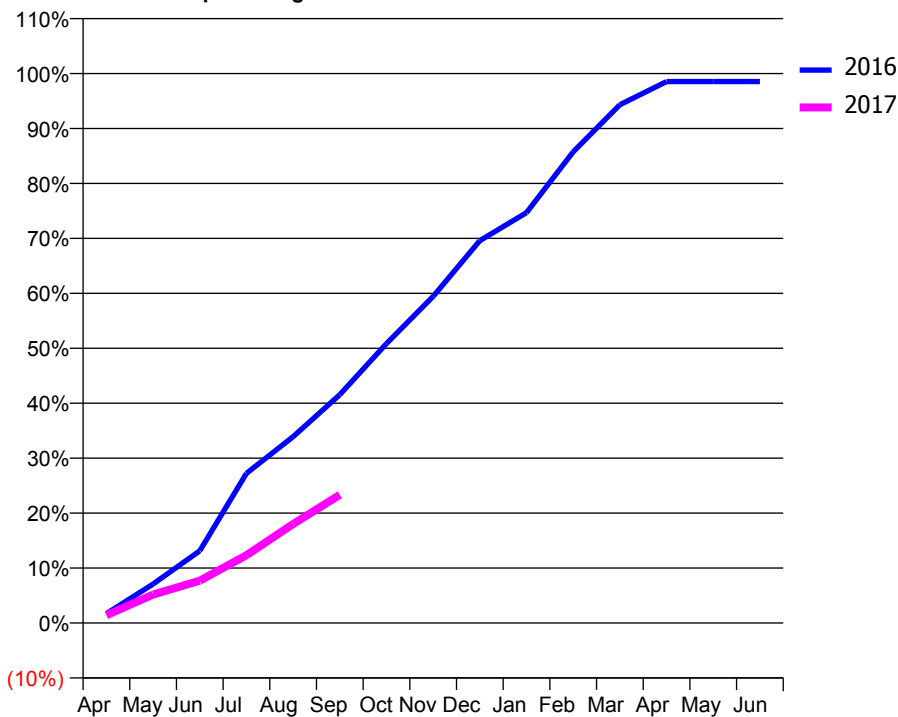
ACCESS*

Patients seen in 24 months	Total	Change since previous quarter
Quarter ending September 2015	2,860	
Quarter ending December 2015	2,898	→
Quarter ending March 2016	2,867	↓
Quarter ending June 2016	2,751	↓
Quarter ending September 2016	2,644	↓
Variance since September 2015	(7.6%)	↓



ACTIVITY

Cumulative percentage of contracted UDA delivered 2016 & 2017



Month	Adjusted Scheduled Activity (UDA)	
	2016	2017
April	184	153
May	765	557
June	1,415	830
July	2,934	1,329
August	3,653	1,940
September	4,475	2,512
October	5,476	
November	6,401	
December	7,495	
January	8,041	
February	9,235	
March	10,158	
April	10,611	
May	10,611	
June	10,611	

QUALITY

	Quantity	Base Number	Contract	AT	Region	England
% of FP17s for the same patient ID Re-attending within 3 months - Children	11	257	4.3%	10.4%	13.5%	12.4%
% of FP17s for the same patient ID Re-attending within 3 months - Adults	113	1,067	10.6%	13.7%	17.4%	16.7%
% of FP17s for the same patient ID Re-attending between 3 & 9 months - Children	163	257	63.4%	62.9%	59.0%	57.4%
% of FP17s for the same patient ID Re-attending between 3 & 9 months - Adults	699	1,067	65.5%	54.7%	52.6%	50.5%
% of FP17s for Band 1 Urgent Courses	13	1,177	1.1%	7.5%	9.4%	9.1%
% of FP17s Relating to Free Repair or Replacements	18	1,177	1.5%	1.0%	1.0%	0.8%
% of FP17s Relating to Continuations	22	1,177	1.9%	1.3%	1.5%	1.3%
% of Patients satisfied with the dentistry they have received	1	1	N/A	94.7%	93.7%	93.2%
% of Patients satisfied with the time they had to wait for an appointment	1	1	N/A	91.3%	90.0%	89.0%

* This is based on patients treated on this contract for their most recent course of treatment. Figures in italics indicate the base number of FP17s or Patient Questionnaire responses are less than 100. N/A is shown where the base number of responses is less than 10 during the period. % is calculated as Quantity/Base number*100

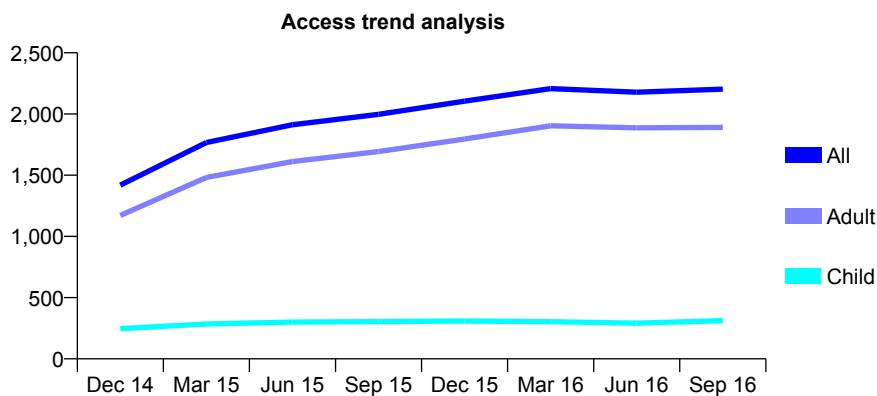
Q50 - Vital Signs At a Glance Contract Report for 359157/0001 - September 2016

Name or company name	MR D TOMKINSON
Contract type name	GDS Contract
Purpose of contract	General
Contract start date	01/04/2014
Contract end date	

16/17 Contracted general activity (UDA)	5,735
Carry forward general activity (UDA)	0
16/17 Contracted orthodontic activity (UOA)	0
Carry forward orthodontic activity (UOA)	0
Baseline contract value	£169,341.78

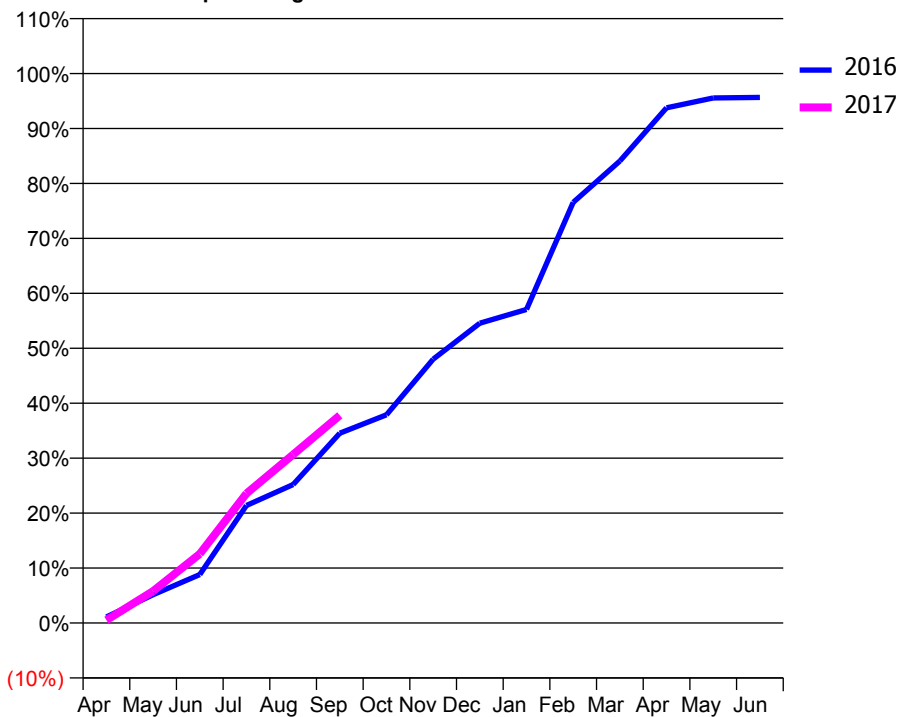
ACCESS*

Patients seen in 24 months	Total	Change since previous quarter
Quarter ending September 2015	1,997	
Quarter ending December 2015	2,105	↑
Quarter ending March 2016	2,207	↑
Quarter ending June 2016	2,178	↓
Quarter ending September 2016	2,203	→
Variance since September 2015	10.3%	↑



ACTIVITY

Cumulative percentage of contracted UDA delivered 2016 & 2017



Month	Adjusted Scheduled Activity (UDA)	
	2016	2017
April	63	30
May	296	333
June	505	722
July	1,227	1,352
August	1,446	1,759
September	1,981	2,168
October	2,174	
November	2,753	
December	3,130	
January	3,273	
February	4,390	
March	4,821	
April	5,377	
May	5,480	
June	5,486	

QUALITY

	Quantity	Base Number	Contract	AT	Region	England
% of FP17s for the same patient ID Re-attending within 3 months - Children	7	182	3.8%	10.4%	13.5%	12.4%
% of FP17s for the same patient ID Re-attending within 3 months - Adults	173	1,060	16.3%	13.7%	17.4%	16.7%
% of FP17s for the same patient ID Re-attending between 3 & 9 months - Children	73	182	40.1%	62.9%	59.0%	57.4%
% of FP17s for the same patient ID Re-attending between 3 & 9 months - Adults	368	1,060	34.7%	54.7%	52.6%	50.5%
% of FP17s for Band 1 Urgent Courses	98	925	10.6%	7.5%	9.4%	9.1%
% of FP17s Relating to Free Repair or Replacements	6	925	0.6%	1.0%	1.0%	0.8%
% of FP17s Relating to Continuations	35	925	3.8%	1.3%	1.5%	1.3%
% of Patients satisfied with the dentistry they have received	5	5	N/A	94.7%	93.7%	93.2%
% of Patients satisfied with the time they had to wait for an appointment	3	5	N/A	91.3%	90.0%	89.0%

* This is based on patients treated on this contract for their most recent course of treatment. Figures in italics indicate the base number of FP17s or Patient Questionnaire responses are less than 100. N/A is shown where the base number of responses is less than 10 during the period. % is calculated as Quantity/Base number*100

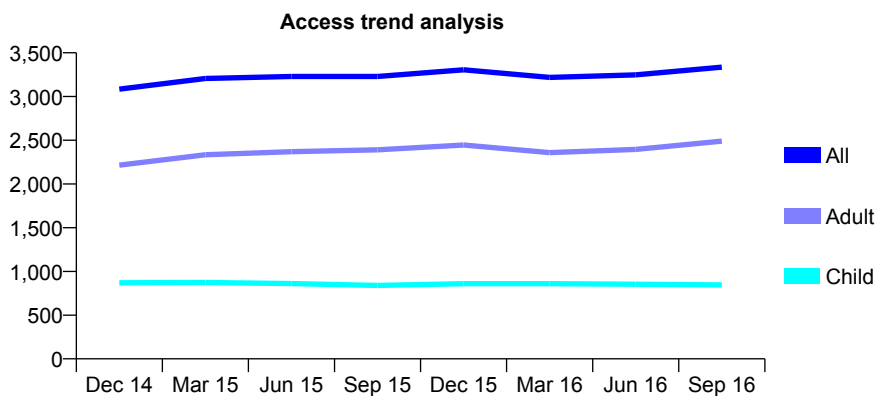
Q50 - Vital Signs At a Glance Contract Report for 567205/0001 - September 2016

Name or company name	MR AM CASSON
Contract type name	GDS Contract
Purpose of contract	General
Contract start date	01/04/2006
Contract end date	

16/17 Contracted general activity (UDA)	8,540
Carry forward general activity (UDA)	0
16/17 Contracted orthodontic activity (UOA)	0
Carry forward orthodontic activity (UOA)	0
Baseline contract value	£255,571.68

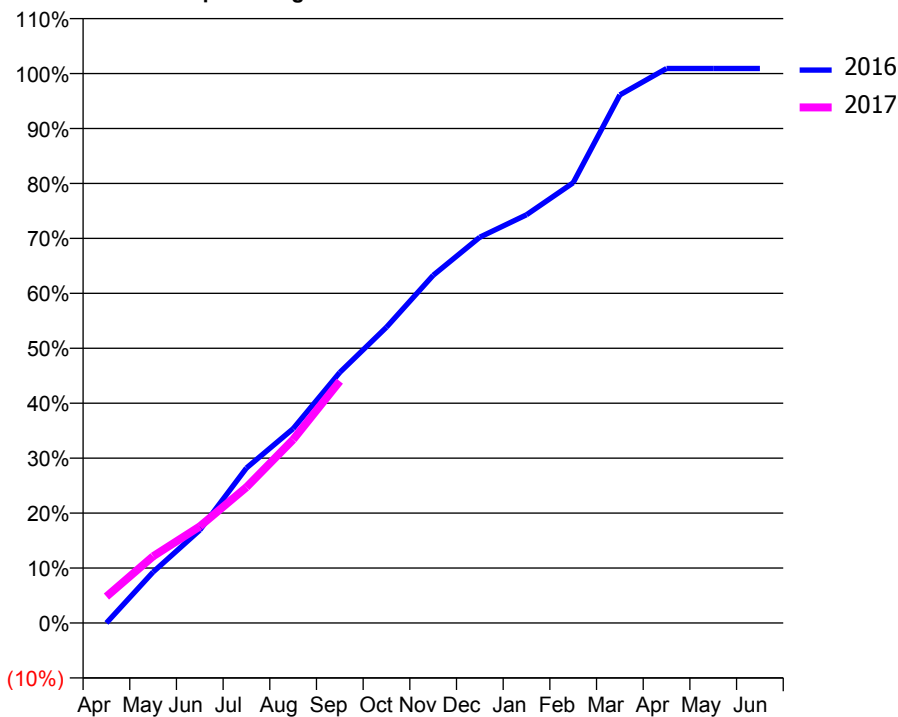
ACCESS*

Patients seen in 24 months	Total	Change since previous quarter
Quarter ending September 2015	3,230	
Quarter ending December 2015	3,305	↑
Quarter ending March 2016	3,218	↓
Quarter ending June 2016	3,248	→
Quarter ending September 2016	3,336	↑
Variance since September 2015	3.3%	↑



ACTIVITY

Cumulative percentage of contracted UDA delivered 2016 & 2017



Adjusted Scheduled Activity (UDA)

Month	2016	2017
April	-1	412
May	712	1,038
June	1,297	1,501
July	2,165	2,110
August	2,715	2,850
September	3,502	3,759
October	4,134	
November	4,858	
December	5,392	
January	5,704	
February	6,152	
March	7,379	
April	7,748	
May	7,749	
June	7,749	

QUALITY

	Quantity	Base Number	Contract	AT	Region	England
% of FP17s for the same patient ID Re-attending within 3 months - Children	36	688	5.2%	10.4%	13.5%	12.4%
% of FP17s for the same patient ID Re-attending within 3 months - Adults	162	1,744	9.3%	13.7%	17.4%	16.7%
% of FP17s for the same patient ID Re-attending between 3 & 9 months - Children	518	688	75.3%	62.9%	59.0%	57.4%
% of FP17s for the same patient ID Re-attending between 3 & 9 months - Adults	1,017	1,744	58.3%	54.7%	52.6%	50.5%
% of FP17s for Band 1 Urgent Courses	80	2,200	3.6%	7.5%	9.4%	9.1%
% of FP17s Relating to Free Repair or Replacements	11	2,200	0.5%	1.0%	1.0%	0.8%
% of FP17s Relating to Continuations	17	2,200	0.8%	1.3%	1.5%	1.3%
% of Patients satisfied with the dentistry they have received	2	2	N/A	94.7%	93.7%	93.2%
% of Patients satisfied with the time they had to wait for an appointment	2	2	N/A	91.3%	90.0%	89.0%

* This is based on patients treated on this contract for their most recent course of treatment. Figures in italics indicate the base number of FP17s or Patient Questionnaire responses are less than 100. N/A is shown where the base number of responses is less than 10 during the period. % is calculated as Quantity/Base number*100

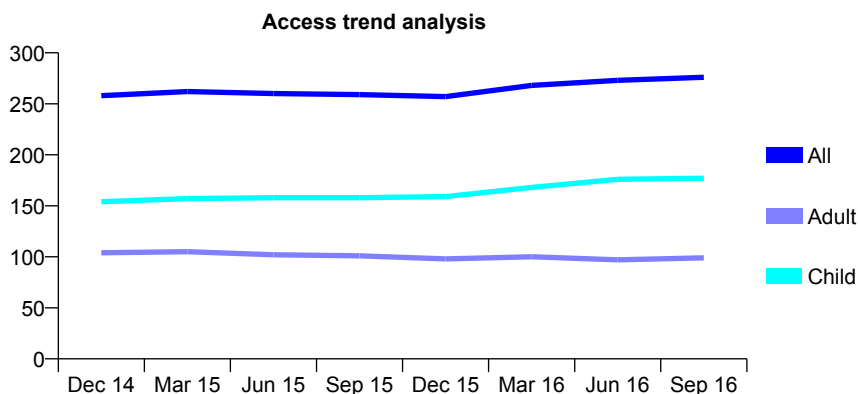
Q50 - Vital Signs At a Glance Contract Report for 572063/0001 - September 2016

Name or company name	MRS JE HORTON
Contract type name	GDS Contract
Purpose of contract	General
Contract start date	01/04/2006
Contract end date	

16/17 Contracted general activity (UDA)	700
Carry forward general activity (UDA)	0
16/17 Contracted orthodontic activity (UOA)	0
Carry forward orthodontic activity (UOA)	0
Baseline contract value	£15,435.29

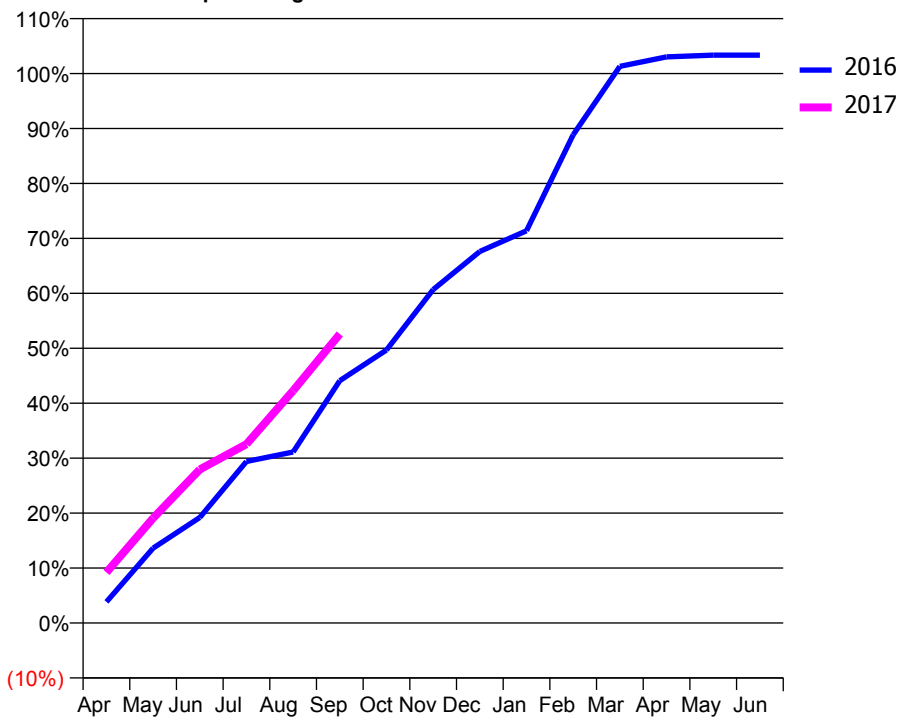
ACCESS*

Patients seen in 24 months	Total	Change since previous quarter
Quarter ending September 2015	259	
Quarter ending December 2015	257	→
Quarter ending March 2016	268	↑
Quarter ending June 2016	273	→
Quarter ending September 2016	276	→
Variance since September 2015	6.6%	↑



ACTIVITY

Cumulative percentage of contracted UDA delivered 2016 & 2017



Adjusted Scheduled Activity (UDA)

Month	2016	2017
April	27	64
May	95	134
June	134	196
July	206	228
August	218	296
September	309	368
October	348	
November	425	
December	473	
January	500	
February	622	
March	709	
April	721	
May	723	
June	723	

QUALITY

	Quantity	Base Number	Contract	AT	Region	England
% of FP17s for the same patient ID Re-attending within 3 months - Children	10	168	6.0%	10.4%	13.5%	12.4%
% of FP17s for the same patient ID Re-attending within 3 months - Adults	15	65	23.1%	13.7%	17.4%	16.7%
% of FP17s for the same patient ID Re-attending between 3 & 9 months - Children	114	168	67.9%	62.9%	59.0%	57.4%
% of FP17s for the same patient ID Re-attending between 3 & 9 months - Adults	36	65	55.4%	54.7%	52.6%	50.5%
% of FP17s for Band 1 Urgent Courses	6	221	2.7%	7.5%	9.4%	9.1%
% of FP17s Relating to Free Repair or Replacements	0	221	0.0%	1.0%	1.0%	0.8%
% of FP17s Relating to Continuations	7	221	3.2%	1.3%	1.5%	1.3%
% of Patients satisfied with the dentistry they have received	1	1	N/A	94.7%	93.7%	93.2%
% of Patients satisfied with the time they had to wait for an appointment	1	1	N/A	91.3%	90.0%	89.0%

* This is based on patients treated on this contract for their most recent course of treatment. Figures in italics indicate the base number of FP17s or Patient Questionnaire responses are less than 100. N/A is shown where the base number of responses is less than 10 during the period. % is calculated as Quantity/Base number*100

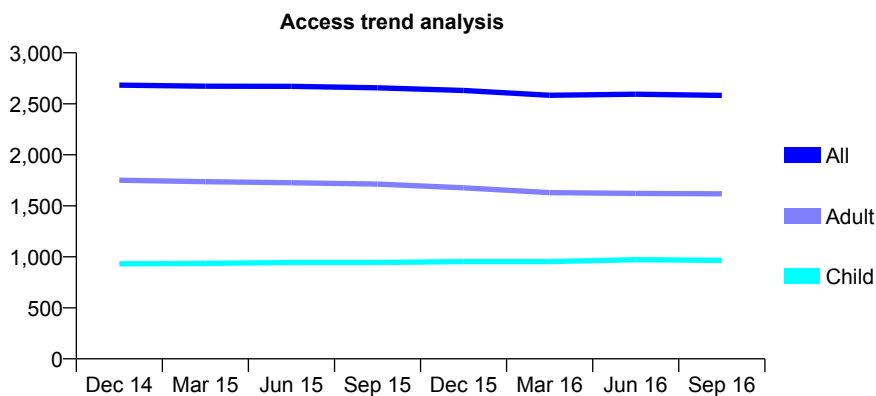
Q50 - Vital Signs At a Glance Contract Report for 573973/0001 - September 2016

Name or company name	MR SB JAMIESON
Contract type name	GDS Contract
Purpose of contract	General and Orthodontic
Contract start date	01/04/2006
Contract end date	

16/17 Contracted general activity (UDA)	8,938
Carry forward general activity (UDA)	0
16/17 Contracted orthodontic activity (UOA)	339
Carry forward orthodontic activity (UOA)	0
Baseline contract value	£226,087.70

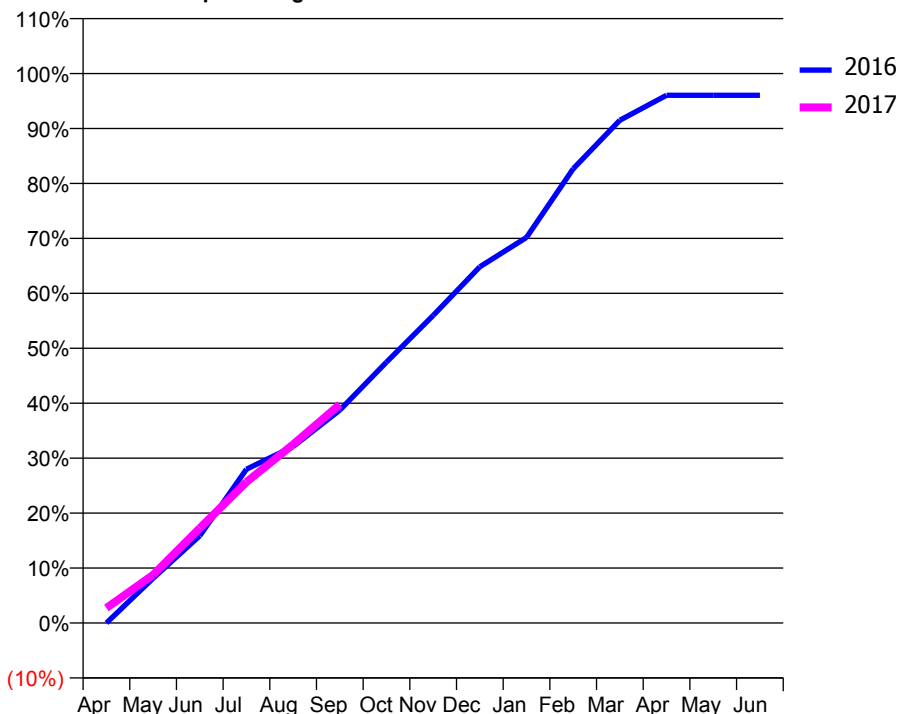
ACCESS*

Patients seen in 24 months	Total	Change since previous quarter
Quarter ending September 2015	2,657	
Quarter ending December 2015	2,631	→
Quarter ending March 2016	2,584	↓
Quarter ending June 2016	2,594	→
Quarter ending September 2016	2,583	→
Variance since September 2015	(2.8%)	↓



ACTIVITY

Cumulative percentage of contracted UDA delivered 2016 & 2017



Month	Adjusted Scheduled Activity (UDA)	
	2016	2017
April	0	244
May	729	784
June	1,420	1,544
July	2,502	2,293
August	2,870	2,906
September	3,463	3,556
October	4,243	
November	5,003	
December	5,795	
January	6,272	
February	7,389	
March	8,179	
April	8,583	
May	8,583	
June	8,583	

QUALITY

	Quantity	Base Number	Contract	AT	Region	England
% of FP17s for the same patient ID Re-attending within 3 months - Children	283	1,080	26.2%	10.4%	13.5%	12.4%
% of FP17s for the same patient ID Re-attending within 3 months - Adults	221	1,328	16.6%	13.7%	17.4%	16.7%
% of FP17s for the same patient ID Re-attending between 3 & 9 months - Children	617	1,080	57.1%	62.9%	59.0%	57.4%
% of FP17s for the same patient ID Re-attending between 3 & 9 months - Adults	945	1,328	71.2%	54.7%	52.6%	50.5%
% of FP17s for Band 1 Urgent Courses	85	2,131	4.0%	7.5%	9.4%	9.1%
% of FP17s Relating to Free Repair or Replacements	26	2,131	1.2%	1.0%	1.0%	0.8%
% of FP17s Relating to Continuations	49	2,131	2.3%	1.3%	1.5%	1.3%
% of Patients satisfied with the dentistry they have received	2	2	N/A	94.7%	93.7%	93.2%
% of Patients satisfied with the time they had to wait for an appointment	2	2	N/A	91.3%	90.0%	89.0%

* This is based on patients treated on this contract for their most recent course of treatment. Figures in italics indicate the base number of FP17s or Patient Questionnaire responses are less than 100. N/A is shown where the base number of responses is less than 10 during the period. % is calculated as Quantity/Base number*100

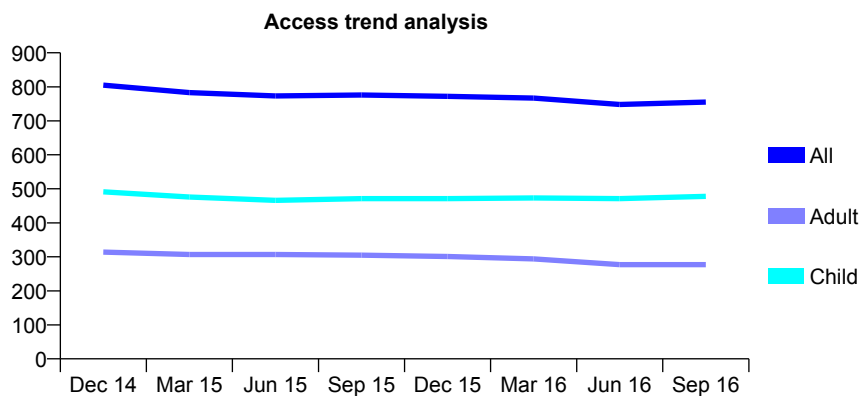
Q50 - Vital Signs At a Glance Contract Report for 576549/0002 - September 2016

Name or company name	MR SK ASHBY
Contract type name	GDS Contract
Purpose of contract	General and Orthodontic
Contract start date	01/04/2006
Contract end date	

16/17 Contracted general activity (UDA)	2,100
Carry forward general activity (UDA)	0
16/17 Contracted orthodontic activity (UOA)	84
Carry forward orthodontic activity (UOA)	0
Baseline contract value	£52,362.33

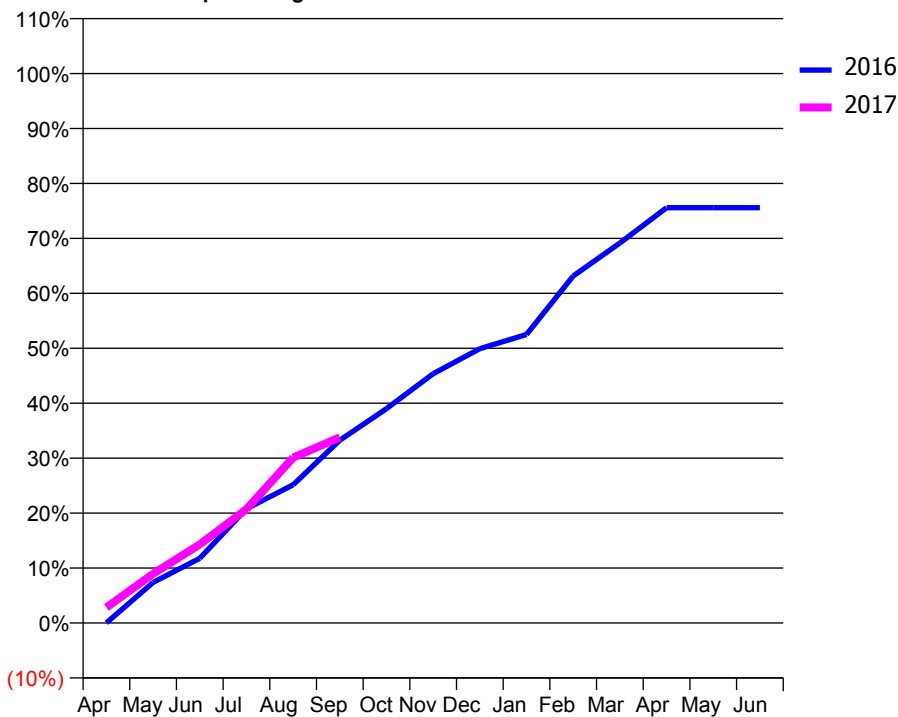
ACCESS*

Patients seen in 24 months	Total	Change since previous quarter
Quarter ending September 2015	776	
Quarter ending December 2015	772	→
Quarter ending March 2016	767	→
Quarter ending June 2016	748	↓
Quarter ending September 2016	755	→
Variance since September 2015	(2.7%)	↓



ACTIVITY

Cumulative percentage of contracted UDA delivered 2016 & 2017



Adjusted Scheduled Activity (UDA)

Month	2016	2017
April	1	59
May	155	188
June	247	301
July	436	435
August	528	632
September	699	709
October	819	
November	953	
December	1,048	
January	1,103	
February	1,326	
March	1,452	
April	1,587	
May	1,587	
June	1,587	

QUALITY

	Quantity	Base Number	Contract	AT	Region	England
% of FP17s for the same patient ID Re-attending within 3 months - Children	29	427	6.8%	10.4%	13.5%	12.4%
% of FP17s for the same patient ID Re-attending within 3 months - Adults	17	126	13.5%	13.7%	17.4%	16.7%
% of FP17s for the same patient ID Re-attending between 3 & 9 months - Children	297	427	69.6%	62.9%	59.0%	57.4%
% of FP17s for the same patient ID Re-attending between 3 & 9 months - Adults	60	126	47.6%	54.7%	52.6%	50.5%
% of FP17s for Band 1 Urgent Courses	17	477	3.6%	7.5%	9.4%	9.1%
% of FP17s Relating to Free Repair or Replacements	2	477	0.4%	1.0%	1.0%	0.8%
% of FP17s Relating to Continuations	6	477	1.3%	1.3%	1.5%	1.3%
% of Patients satisfied with the dentistry they have received	3	3	N/A	94.7%	93.7%	93.2%
% of Patients satisfied with the time they had to wait for an appointment	3	3	N/A	91.3%	90.0%	89.0%

* This is based on patients treated on this contract for their most recent course of treatment. Figures in italics indicate the base number of FP17s or Patient Questionnaire responses are less than 100. N/A is shown where the base number of responses is less than 10 during the period. % is calculated as Quantity/Base number*100

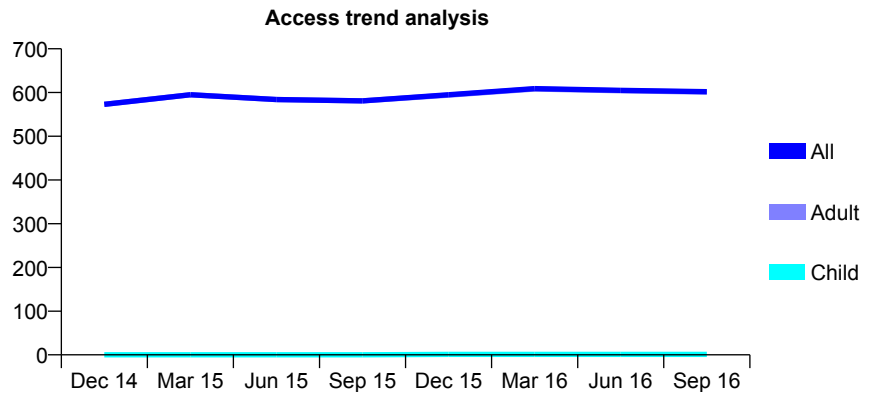
Q50 - Vital Signs At a Glance Contract Report for 577308/0001 - September 2016

Name or company name	MR BR DAVIES
Contract type name	GDS Contract
Purpose of contract	General
Contract start date	01/04/2006
Contract end date	

16/17 Contracted general activity (UDA)	4,000
Carry forward general activity (UDA)	0
16/17 Contracted orthodontic activity (UOA)	0
Carry forward orthodontic activity (UOA)	0
Baseline contract value	£168,969.17

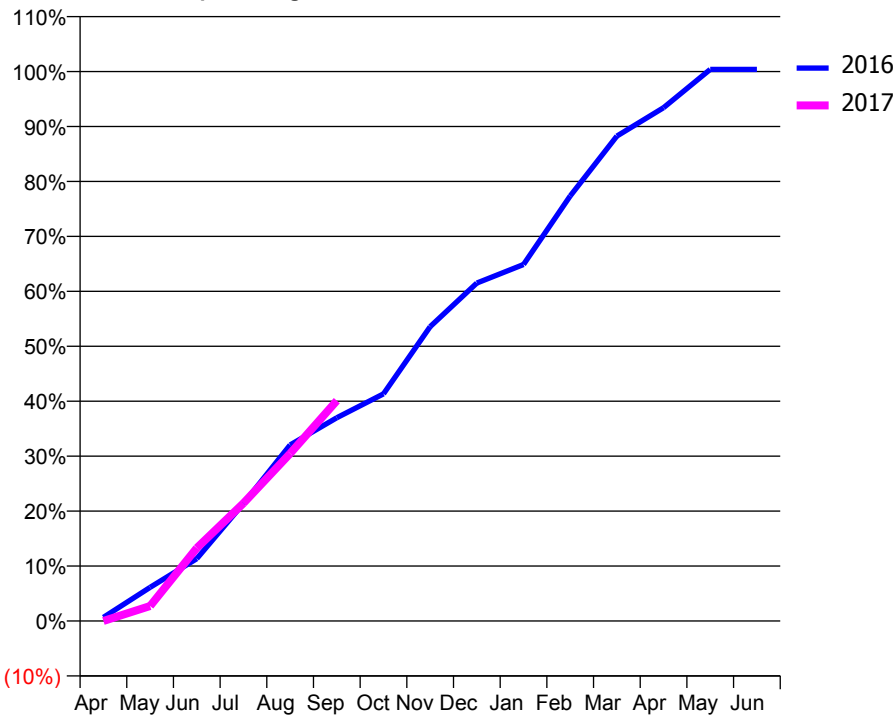
ACCESS*

Patients seen in 24 months	Total	Change since previous quarter
Quarter ending September 2015	581	
Quarter ending December 2015	595	↑
Quarter ending March 2016	609	↑
Quarter ending June 2016	605	→
Quarter ending September 2016	602	→
Variance since September 2015	3.6%	↑



ACTIVITY

Cumulative percentage of contracted UDA delivered 2016 & 2017



Month	Adjusted Scheduled Activity (UDA)	
	2016	2017
April	27	0
May	245	109
June	454	531
July	855	858
August	1,282	1,220
September	1,480	1,604
October	1,654	
November	2,143	
December	2,460	
January	2,595	
February	3,094	
March	3,530	
April	3,737	
May	4,015	
June	4,015	

QUALITY

	Quantity	Base Number	Contract	AT	Region	England
% of FP17s for the same patient ID Re-attending within 3 months - Children	0	0	N/A	10.4%	13.5%	12.4%
% of FP17s for the same patient ID Re-attending within 3 months - Adults	9	195	4.6%	13.7%	17.4%	16.7%
% of FP17s for the same patient ID Re-attending between 3 & 9 months - Children	0	0	N/A	62.9%	59.0%	57.4%
% of FP17s for the same patient ID Re-attending between 3 & 9 months - Adults	11	195	5.6%	54.7%	52.6%	50.5%
% of FP17s for Band 1 Urgent Courses	0	150	0.0%	7.5%	9.4%	9.1%
% of FP17s Relating to Free Repair or Replacements	0	150	0.0%	1.0%	1.0%	0.8%
% of FP17s Relating to Continuations	0	150	0.0%	1.3%	1.5%	1.3%
% of Patients satisfied with the dentistry they have received	2	2	N/A	94.7%	93.7%	93.2%
% of Patients satisfied with the time they had to wait for an appointment	2	2	N/A	91.3%	90.0%	89.0%

* This is based on patients treated on this contract for their most recent course of treatment. Figures in italics indicate the base number of FP17s or Patient Questionnaire responses are less than 100. N/A is shown where the base number of responses is less than 10 during the period. % is calculated as Quantity/Base number*100

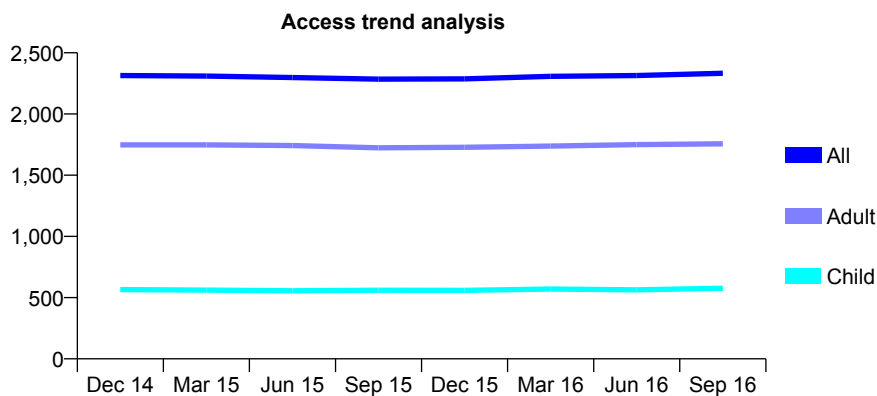
Q50 - Vital Signs At a Glance Contract Report for 610194/0001 - September 2016

Name or company name	MISS C DURNING
Contract type name	GDS Contract
Purpose of contract	General
Contract start date	01/01/2013
Contract end date	

16/17 Contracted general activity (UDA)	7,098
Carry forward general activity (UDA)	0
16/17 Contracted orthodontic activity (UOA)	0
Carry forward orthodontic activity (UOA)	0
Baseline contract value	£183,044.80

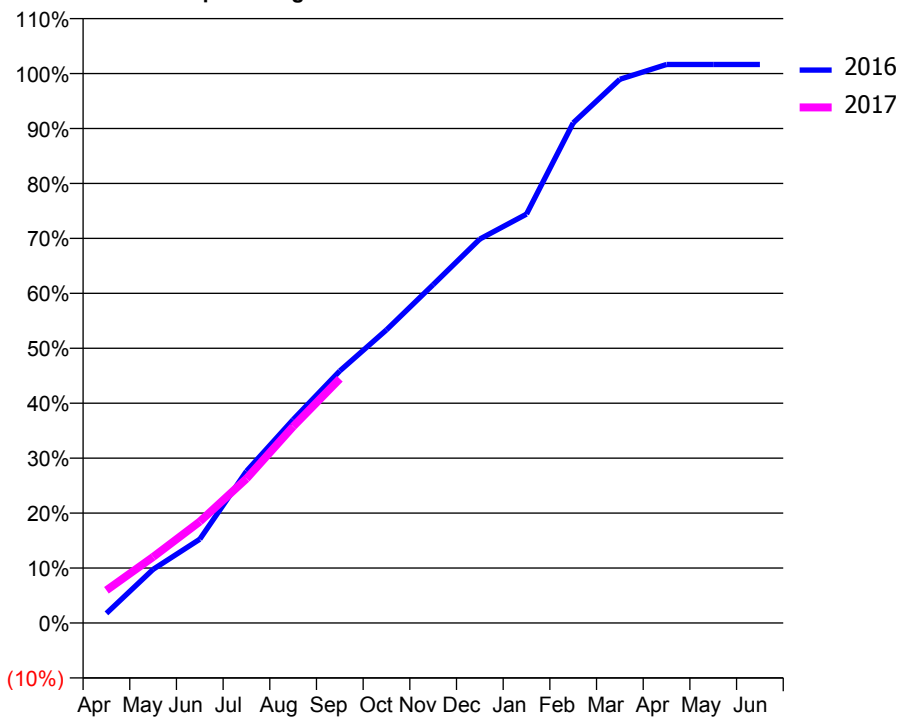
ACCESS*

Patients seen in 24 months	Total	Change since previous quarter
Quarter ending September 2015	2,285	
Quarter ending December 2015	2,287	→
Quarter ending March 2016	2,308	→
Quarter ending June 2016	2,314	→
Quarter ending September 2016	2,333	→
Variance since September 2015	2.1%	↑



ACTIVITY

Cumulative percentage of contracted UDA delivered 2016 & 2017



Adjusted Scheduled Activity (UDA)

Month	2016	2017
April	117	424
May	650	853
June	1,016	1,310
July	1,840	1,865
August	2,465	2,539
September	3,054	3,154
October	3,552	
November	4,100	
December	4,652	
January	4,954	
February	6,059	
March	6,588	
April	6,767	
May	6,768	
June	6,768	

QUALITY

	Quantity	Base Number	Contract	AT	Region	England
% of FP17s for the same patient ID Re-attending within 3 months - Children	63	541	11.6%	10.4%	13.5%	12.4%
% of FP17s for the same patient ID Re-attending within 3 months - Adults	234	1,418	16.5%	13.7%	17.4%	16.7%
% of FP17s for the same patient ID Re-attending between 3 & 9 months - Children	366	541	67.7%	62.9%	59.0%	57.4%
% of FP17s for the same patient ID Re-attending between 3 & 9 months - Adults	920	1,418	64.9%	54.7%	52.6%	50.5%
% of FP17s for Band 1 Urgent Courses	77	1,826	4.2%	7.5%	9.4%	9.1%
% of FP17s Relating to Free Repair or Replacements	25	1,826	1.4%	1.0%	1.0%	0.8%
% of FP17s Relating to Continuations	78	1,826	4.3%	1.3%	1.5%	1.3%
% of Patients satisfied with the dentistry they have received	3	3	N/A	94.7%	93.7%	93.2%
% of Patients satisfied with the time they had to wait for an appointment	3	3	N/A	91.3%	90.0%	89.0%

* This is based on patients treated on this contract for their most recent course of treatment. Figures in italics indicate the base number of FP17s or Patient Questionnaire responses are less than 100. N/A is shown where the base number of responses is less than 10 during the period. % is calculated as Quantity/Base number*100

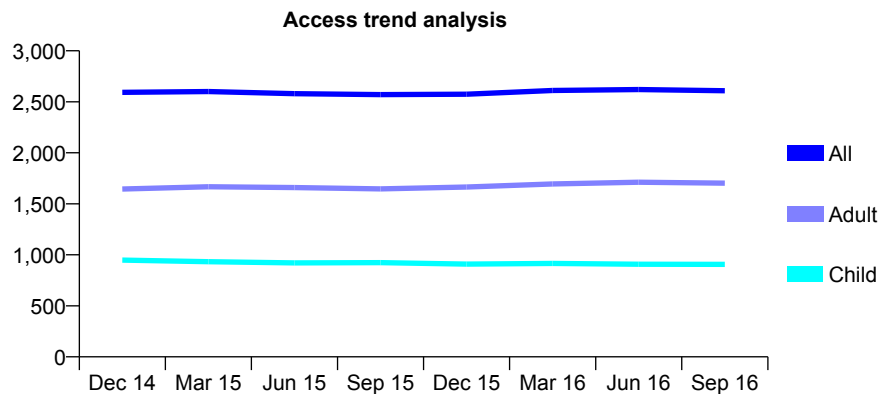
Q50 - Vital Signs At a Glance Contract Report for 618594/0002 - September 2016

Name or company name	MR MJ BOOTH
Contract type name	GDS Contract
Purpose of contract	General
Contract start date	01/11/2010
Contract end date	

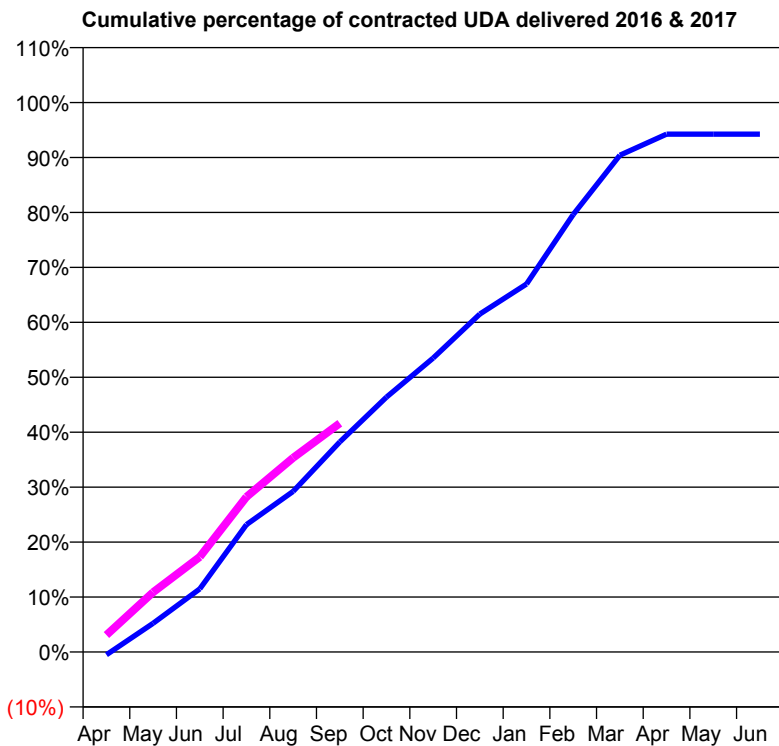
16/17 Contracted general activity (UDA)	7,000
Carry forward general activity (UDA)	0
16/17 Contracted orthodontic activity (UOA)	0
Carry forward orthodontic activity (UOA)	0
Baseline contract value	£201,063.22

ACCESS*

Patients seen in 24 months	Total	Change since previous quarter
Quarter ending September 2015	2,570	
Quarter ending December 2015	2,574	→
Quarter ending March 2016	2,611	→
Quarter ending June 2016	2,620	→
Quarter ending September 2016	2,609	→
Variance since September 2015	1.5%	→



ACTIVITY



Month	Adjusted Scheduled Activity (UDA)	
	2016	2017
April	-37	216
May	367	762
June	804	1,212
July	1,622	1,976
August	2,047	2,474
September	2,676	2,914
October	3,247	
November	3,745	
December	4,306	
January	4,688	
February	5,572	
March	6,328	
April	6,596	
May	6,596	
June	6,596	

QUALITY

	Quantity	Base Number	Contract	AT	Region	England
% of FP17s for the same patient ID Re-attending within 3 months - Children	53	729	7.3%	10.4%	13.5%	12.4%
% of FP17s for the same patient ID Re-attending within 3 months - Adults	171	1,322	12.9%	13.7%	17.4%	16.7%
% of FP17s for the same patient ID Re-attending between 3 & 9 months - Children	544	729	74.6%	62.9%	59.0%	57.4%
% of FP17s for the same patient ID Re-attending between 3 & 9 months - Adults	902	1,322	68.2%	54.7%	52.6%	50.5%
% of FP17s for Band 1 Urgent Courses	73	1,886	3.9%	7.5%	9.4%	9.1%
% of FP17s Relating to Free Repair or Replacements	0	1,886	0.0%	1.0%	1.0%	0.8%
% of FP17s Relating to Continuations	67	1,886	3.6%	1.3%	1.5%	1.3%
% of Patients satisfied with the dentistry they have received	0	0	N/A	94.7%	93.7%	93.2%
% of Patients satisfied with the time they had to wait for an appointment	0	0	N/A	91.3%	90.0%	89.0%

* This is based on patients treated on this contract for their most recent course of treatment. Figures in italics indicate the base number of FP17s or Patient Questionnaire responses are less than 100. N/A is shown where the base number of responses is less than 10 during the period. % is calculated as Quantity/Base number*100

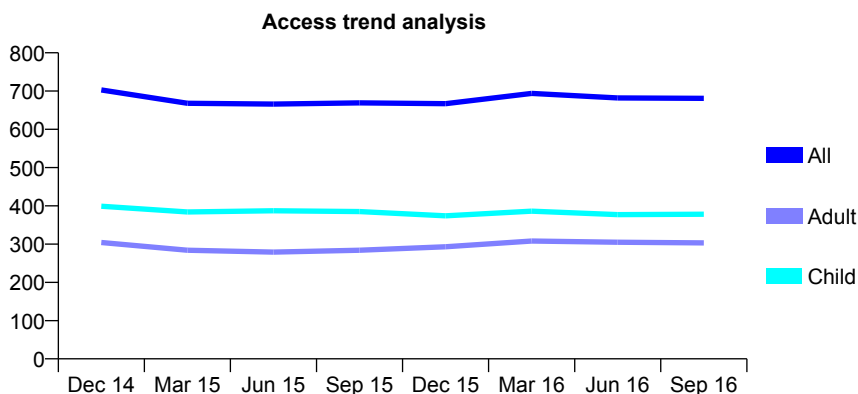
Q50 - Vital Signs At a Glance Contract Report for 620610/0001 - September 2016

Name or company name	MR S OSBORNE
Contract type name	GDS Contract
Purpose of contract	General
Contract start date	01/04/2006
Contract end date	

16/17 Contracted general activity (UDA)	1,600
Carry forward general activity (UDA)	0
16/17 Contracted orthodontic activity (UOA)	0
Carry forward orthodontic activity (UOA)	0
Baseline contract value	£36,632.62

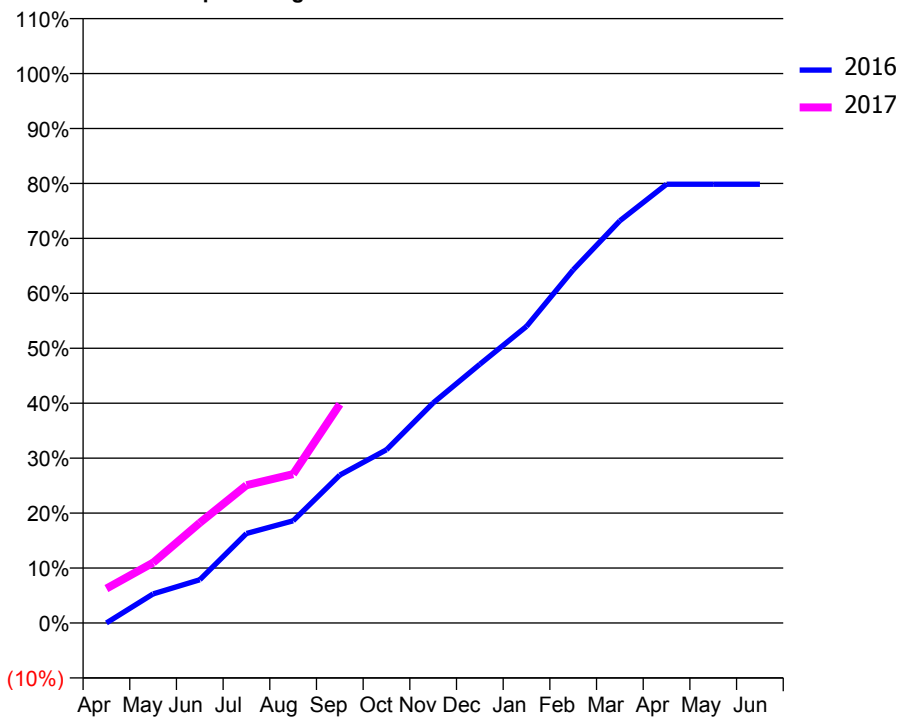
ACCESS*

Patients seen in 24 months	Total	Change since previous quarter
Quarter ending September 2015	669	
Quarter ending December 2015	667	→
Quarter ending March 2016	694	↑
Quarter ending June 2016	682	↓
Quarter ending September 2016	681	→
Variance since September 2015	1.8%	→



ACTIVITY

Cumulative percentage of contracted UDA delivered 2016 & 2017



Month	Adjusted Scheduled Activity (UDA)	
	2016	2017
April	0	100
May	106	176
June	157	292
July	326	401
August	372	433
September	539	637
October	631	
November	801	
December	942	
January	1,080	
February	1,285	
March	1,464	
April	1,597	
May	1,597	
June	1,597	

QUALITY

	Quantity	Base Number	Contract	AT	Region	England
% of FP17s for the same patient ID Re-attending within 3 months - Children	33	354	9.3%	10.4%	13.5%	12.4%
% of FP17s for the same patient ID Re-attending within 3 months - Adults	21	186	11.3%	13.7%	17.4%	16.7%
% of FP17s for the same patient ID Re-attending between 3 & 9 months - Children	235	354	66.4%	62.9%	59.0%	57.4%
% of FP17s for the same patient ID Re-attending between 3 & 9 months - Adults	87	186	46.8%	54.7%	52.6%	50.5%
% of FP17s for Band 1 Urgent Courses	35	460	7.6%	7.5%	9.4%	9.1%
% of FP17s Relating to Free Repair or Replacements	0	460	0.0%	1.0%	1.0%	0.8%
% of FP17s Relating to Continuations	6	460	1.3%	1.3%	1.5%	1.3%
% of Patients satisfied with the dentistry they have received	0	0	N/A	94.7%	93.7%	93.2%
% of Patients satisfied with the time they had to wait for an appointment	0	0	N/A	91.3%	90.0%	89.0%

* This is based on patients treated on this contract for their most recent course of treatment. Figures in italics indicate the base number of FP17s or Patient Questionnaire responses are less than 100. N/A is shown where the base number of responses is less than 10 during the period. % is calculated as Quantity/Base number*100

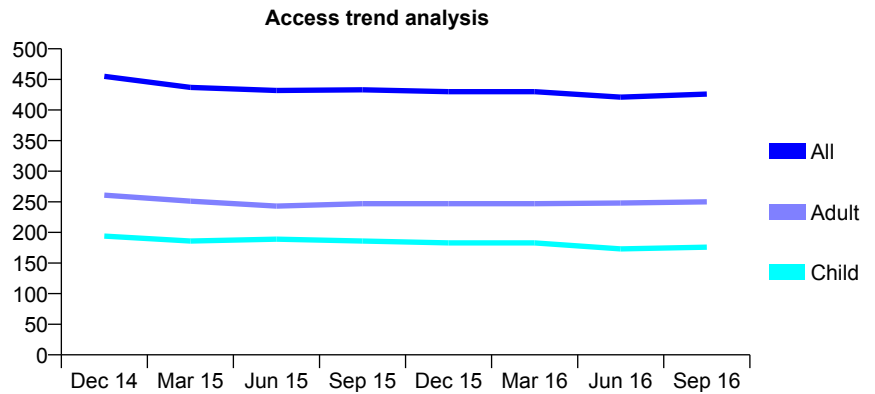
Q50 - Vital Signs At a Glance Contract Report for 632201/0001 - September 2016

Name or company name	MRS FC HEYLINGS
Contract type name	GDS Contract
Purpose of contract	General
Contract start date	01/04/2006
Contract end date	

16/17 Contracted general activity (UDA)	960
Carry forward general activity (UDA)	0
16/17 Contracted orthodontic activity (UOA)	0
Carry forward orthodontic activity (UOA)	0
Baseline contract value	£23,761.27

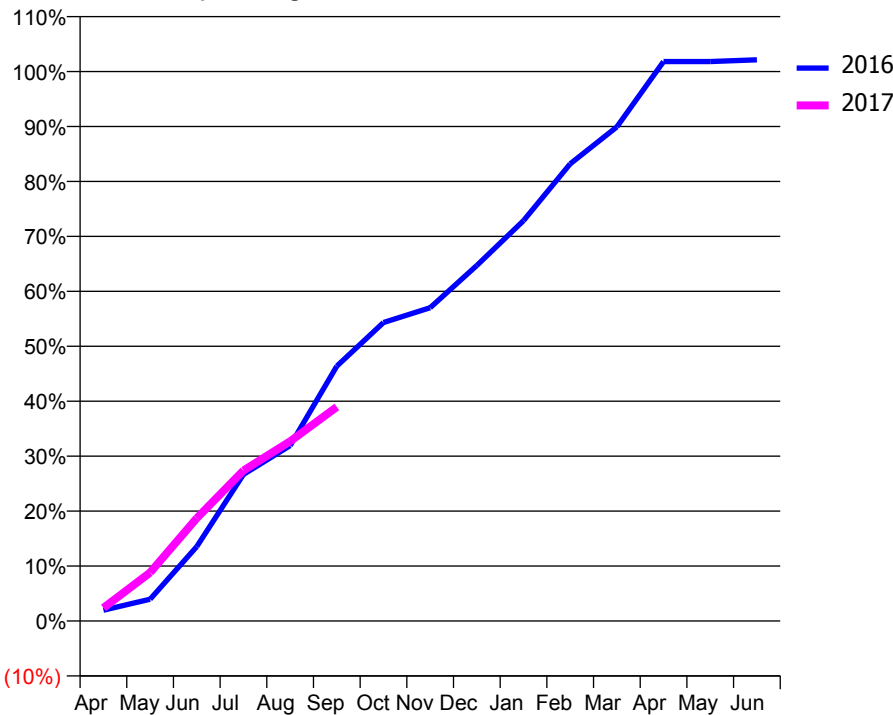
ACCESS*

Patients seen in 24 months	Total	Change since previous quarter
Quarter ending September 2015	433	
Quarter ending December 2015	430	→
Quarter ending March 2016	430	→
Quarter ending June 2016	421	↓
Quarter ending September 2016	426	→
Variance since September 2015	(1.6%)	↓



ACTIVITY

Cumulative percentage of contracted UDA delivered 2016 & 2017



Month	Adjusted Scheduled Activity (UDA)	
	2016	2017
April	19	23
May	38	85
June	130	180
July	256	263
August	306	314
September	445	374
October	521	
November	547	
December	621	
January	699	
February	799	
March	863	
April	977	
May	977	
June	980	

QUALITY

	Quantity	Base Number	Contract	AT	Region	England
% of FP17s for the same patient ID Re-attending within 3 months - Children	4	127	3.1%	10.4%	13.5%	12.4%
% of FP17s for the same patient ID Re-attending within 3 months - Adults	16	166	9.6%	13.7%	17.4%	16.7%
% of FP17s for the same patient ID Re-attending between 3 & 9 months - Children	72	127	56.7%	62.9%	59.0%	57.4%
% of FP17s for the same patient ID Re-attending between 3 & 9 months - Adults	86	166	51.8%	54.7%	52.6%	50.5%
% of FP17s for Band 1 Urgent Courses	5	242	2.1%	7.5%	9.4%	9.1%
% of FP17s Relating to Free Repair or Replacements	0	242	0.0%	1.0%	1.0%	0.8%
% of FP17s Relating to Continuations	0	242	0.0%	1.3%	1.5%	1.3%
% of Patients satisfied with the dentistry they have received	1	1	N/A	94.7%	93.7%	93.2%
% of Patients satisfied with the time they had to wait for an appointment	1	1	N/A	91.3%	90.0%	89.0%

* This is based on patients treated on this contract for their most recent course of treatment. Figures in italics indicate the base number of FP17s or Patient Questionnaire responses are less than 100. N/A is shown where the base number of responses is less than 10 during the period. % is calculated as Quantity/Base number*100

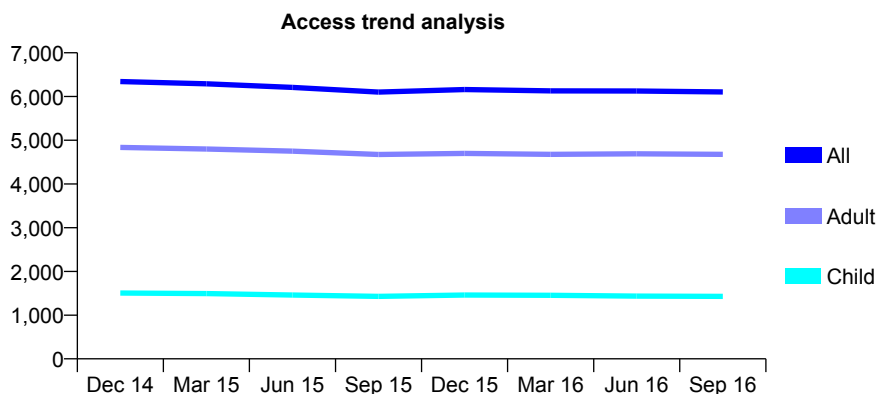
Q50 - Vital Signs At a Glance Contract Report for 638536/0001 - September 2016

Name or company name	MR B WILSON
Contract type name	GDS Contract
Purpose of contract	General
Contract start date	01/04/2006
Contract end date	

16/17 Contracted general activity (UDA)	27,839
Carry forward general activity (UDA)	0
16/17 Contracted orthodontic activity (UOA)	0
Carry forward orthodontic activity (UOA)	0
Baseline contract value	£579,727.66

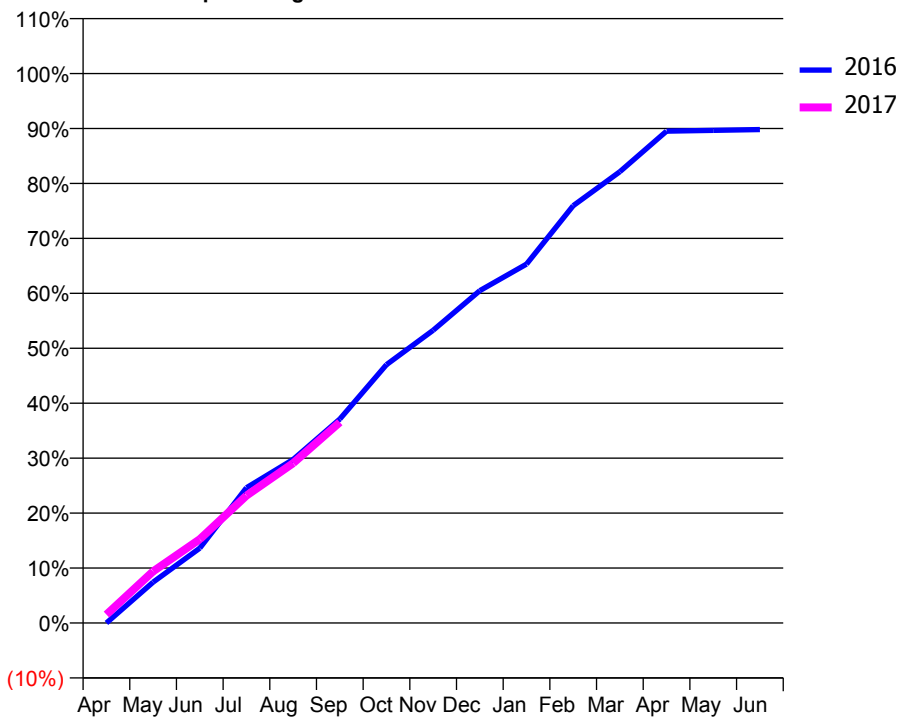
ACCESS*

Patients seen in 24 months	Total	Change since previous quarter
Quarter ending September 2015	6,103	
Quarter ending December 2015	6,160	→
Quarter ending March 2016	6,129	→
Quarter ending June 2016	6,127	→
Quarter ending September 2016	6,106	→
Variance since September 2015	0.0%	→



ACTIVITY

Cumulative percentage of contracted UDA delivered 2016 & 2017



Month	Adjusted Scheduled Activity (UDA)	
	2016	2017
April	0	430
May	2,074	2,619
June	3,796	4,249
July	6,852	6,455
August	8,288	8,099
September	10,335	10,174
October	13,092	
November	14,830	
December	16,839	
January	18,184	
February	21,143	
March	22,866	
April	24,916	
May	24,958	
June	25,001	

QUALITY

	Quantity	Base Number	Contract	AT	Region	England
% of FP17s for the same patient ID Re-attending within 3 months - Children	103	1,232	8.4%	10.4%	13.5%	12.4%
% of FP17s for the same patient ID Re-attending within 3 months - Adults	623	3,918	15.9%	13.7%	17.4%	16.7%
% of FP17s for the same patient ID Re-attending between 3 & 9 months - Children	838	1,232	68.0%	62.9%	59.0%	57.4%
% of FP17s for the same patient ID Re-attending between 3 & 9 months - Adults	2,588	3,918	66.1%	54.7%	52.6%	50.5%
% of FP17s for Band 1 Urgent Courses	144	4,328	3.3%	7.5%	9.4%	9.1%
% of FP17s Relating to Free Repair or Replacements	189	4,328	4.4%	1.0%	1.0%	0.8%
% of FP17s Relating to Continuations	80	4,328	1.8%	1.3%	1.5%	1.3%
% of Patients satisfied with the dentistry they have received	32	33	97.0%	94.7%	93.7%	93.2%
% of Patients satisfied with the time they had to wait for an appointment	32	33	97.0%	91.3%	90.0%	89.0%

* This is based on patients treated on this contract for their most recent course of treatment. Figures in italics indicate the base number of FP17s or Patient Questionnaire responses are less than 100. N/A is shown where the base number of responses is less than 10 during the period. % is calculated as Quantity/Base number*100

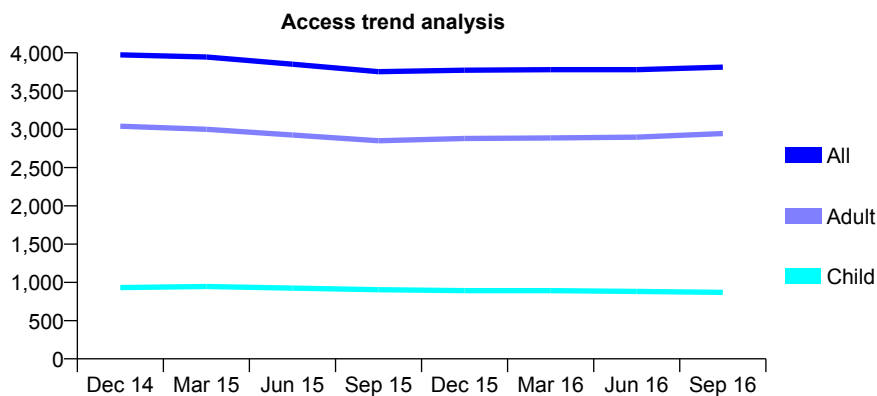
Q50 - Vital Signs At a Glance Contract Report for 643173/0001 - September 2016

Name or company name	The White House Dental Practice
Contract type name	GDS Contract
Purpose of contract	General
Contract start date	01/04/2006
Contract end date	

16/17 Contracted general activity (UDA)	19,500
Carry forward general activity (UDA)	0
16/17 Contracted orthodontic activity (UOA)	0
Carry forward orthodontic activity (UOA)	0
Baseline contract value	£652,606.24

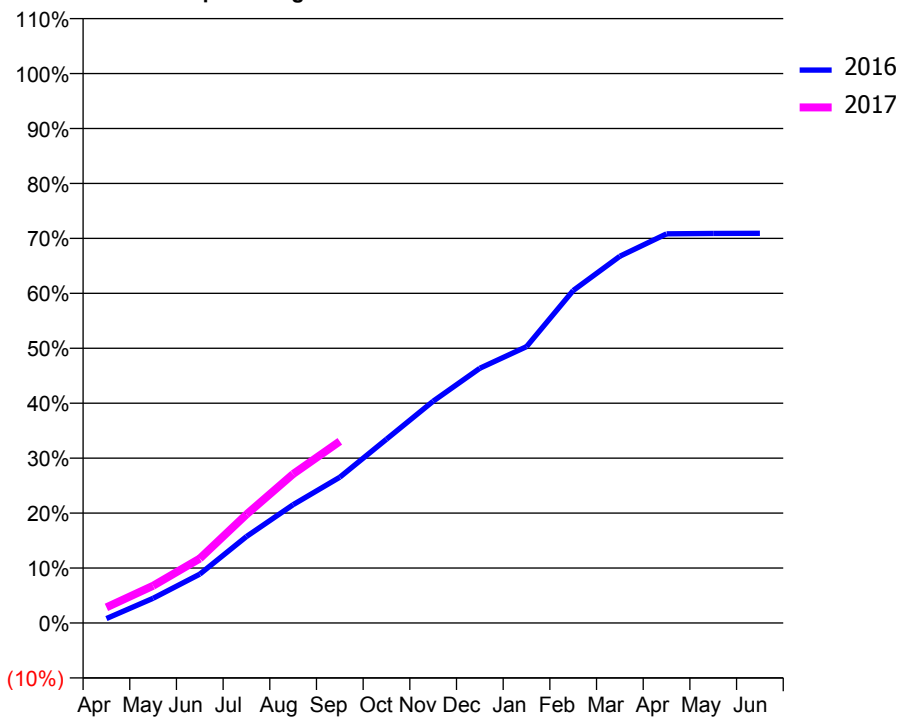
ACCESS*

Patients seen in 24 months	Total	Change since previous quarter
Quarter ending September 2015	3,754	
Quarter ending December 2015	3,772	→
Quarter ending March 2016	3,779	→
Quarter ending June 2016	3,779	→
Quarter ending September 2016	3,812	→
Variance since September 2015	1.5%	→



ACTIVITY

Cumulative percentage of contracted UDA delivered 2016 & 2017



Month	Adjusted Scheduled Activity (UDA)	
	2016	2017
April	161	556
May	876	1,321
June	1,733	2,286
July	3,069	3,854
August	4,198	5,290
September	5,173	6,449
October	6,522	
November	7,870	
December	9,043	
January	9,806	
February	11,799	
March	13,017	
April	13,808	
May	13,824	
June	13,828	

QUALITY

	Quantity	Base Number	Contract	AT	Region	England
% of FP17s for the same patient ID Re-attending within 3 months - Children	64	682	9.4%	10.4%	13.5%	12.4%
% of FP17s for the same patient ID Re-attending within 3 months - Adults	347	2,246	15.4%	13.7%	17.4%	16.7%
% of FP17s for the same patient ID Re-attending between 3 & 9 months - Children	435	682	63.8%	62.9%	59.0%	57.4%
% of FP17s for the same patient ID Re-attending between 3 & 9 months - Adults	1,269	2,246	56.5%	54.7%	52.6%	50.5%
% of FP17s for Band 1 Urgent Courses	358	2,639	13.6%	7.5%	9.4%	9.1%
% of FP17s Relating to Free Repair or Replacements	25	2,639	0.9%	1.0%	1.0%	0.8%
% of FP17s Relating to Continuations	40	2,639	1.5%	1.3%	1.5%	1.3%
% of Patients satisfied with the dentistry they have received	8	9	N/A	94.7%	93.7%	93.2%
% of Patients satisfied with the time they had to wait for an appointment	9	9	N/A	91.3%	90.0%	89.0%

* This is based on patients treated on this contract for their most recent course of treatment. Figures in italics indicate the base number of FP17s or Patient Questionnaire responses are less than 100. N/A is shown where the base number of responses is less than 10 during the period. % is calculated as Quantity/Base number*100

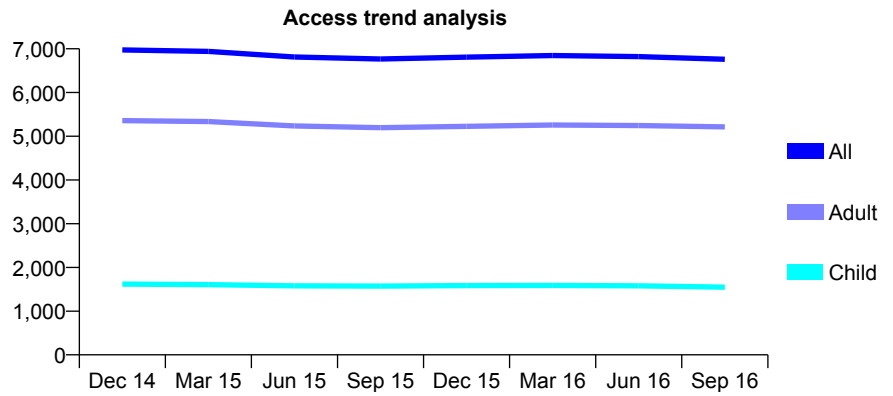
Q50 - Vital Signs At a Glance Contract Report for 643181/0002 - September 2016

Name or company name	MR RP BERRY
Contract type name	GDS Contract
Purpose of contract	General
Contract start date	01/04/2006
Contract end date	

16/17 Contracted general activity (UDA)	17,500
Carry forward general activity (UDA)	0
16/17 Contracted orthodontic activity (UOA)	0
Carry forward orthodontic activity (UOA)	0
Baseline contract value	£521,301.77

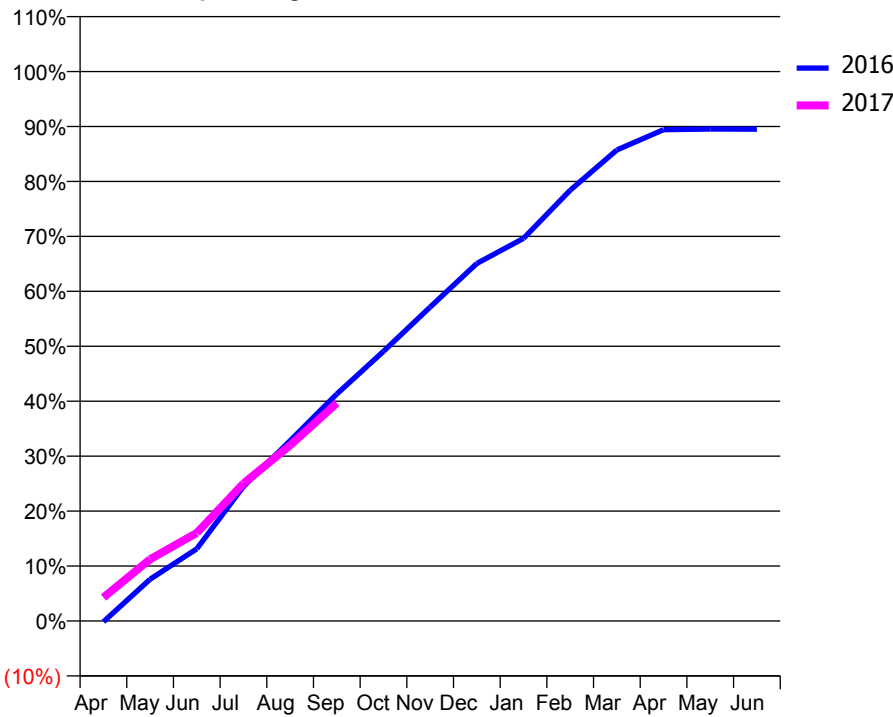
ACCESS*

Patients seen in 24 months	Total	Change since previous quarter
Quarter ending September 2015	6,766	
Quarter ending December 2015	6,809	→
Quarter ending March 2016	6,846	→
Quarter ending June 2016	6,821	→
Quarter ending September 2016	6,761	→
Variance since September 2015	(0.1%)	→



ACTIVITY

Cumulative percentage of contracted UDA delivered 2016 & 2017



Month	Adjusted Scheduled Activity (UDA)	
	2016	2017
April	-26	750
May	1,333	1,967
June	2,302	2,803
July	4,284	4,382
August	5,746	5,594
September	7,232	6,943
October	8,588	
November	10,001	
December	11,390	
January	12,187	
February	13,721	
March	15,001	
April	15,649	
May	15,669	
June	15,664	

QUALITY

	Quantity	Base Number	Contract	AT	Region	England
% of FP17s for the same patient ID Re-attending within 3 months - Children	49	1,208	4.1%	10.4%	13.5%	12.4%
% of FP17s for the same patient ID Re-attending within 3 months - Adults	452	3,684	12.3%	13.7%	17.4%	16.7%
% of FP17s for the same patient ID Re-attending between 3 & 9 months - Children	849	1,208	70.3%	62.9%	59.0%	57.4%
% of FP17s for the same patient ID Re-attending between 3 & 9 months - Adults	1,956	3,684	53.1%	54.7%	52.6%	50.5%
% of FP17s for Band 1 Urgent Courses	279	3,210	8.7%	7.5%	9.4%	9.1%
% of FP17s Relating to Free Repair or Replacements	35	3,210	1.1%	1.0%	1.0%	0.8%
% of FP17s Relating to Continuations	40	3,210	1.2%	1.3%	1.5%	1.3%
% of Patients satisfied with the dentistry they have received	6	8	N/A	94.7%	93.7%	93.2%
% of Patients satisfied with the time they had to wait for an appointment	7	8	N/A	91.3%	90.0%	89.0%

* This is based on patients treated on this contract for their most recent course of treatment. Figures in italics indicate the base number of FP17s or Patient Questionnaire responses are less than 100. N/A is shown where the base number of responses is less than 10 during the period. % is calculated as Quantity/Base number*100

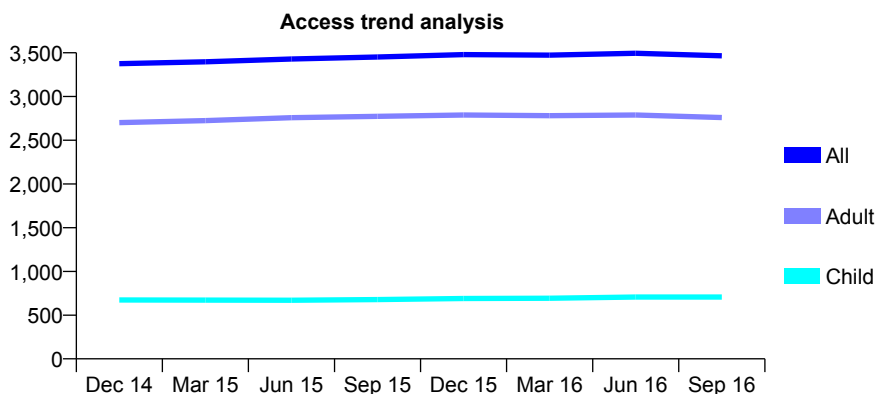
Q50 - Vital Signs At a Glance Contract Report for 648647/0001 - September 2016

Name or company name	MISS AJ BERRY
Contract type name	GDS Contract
Purpose of contract	General
Contract start date	01/04/2006
Contract end date	

16/17 Contracted general activity (UDA)	8,752
Carry forward general activity (UDA)	0
16/17 Contracted orthodontic activity (UOA)	0
Carry forward orthodontic activity (UOA)	0
Baseline contract value	£269,402.63

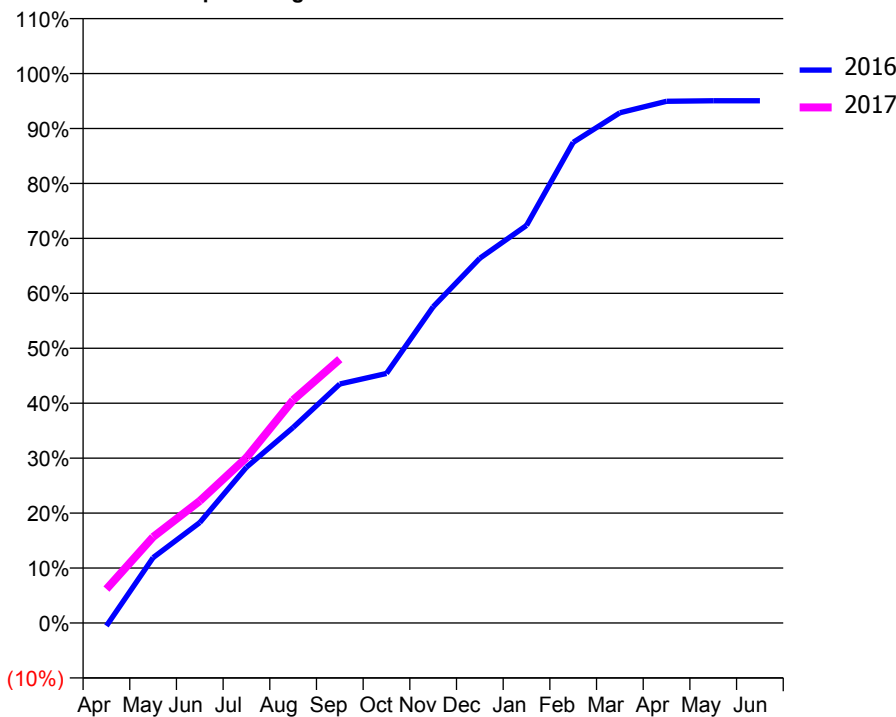
ACCESS*

Patients seen in 24 months	Total	Change since previous quarter
Quarter ending September 2015	3,452	
Quarter ending December 2015	3,479	→
Quarter ending March 2016	3,474	→
Quarter ending June 2016	3,495	→
Quarter ending September 2016	3,466	→
Variance since September 2015	0.4%	→



ACTIVITY

Cumulative percentage of contracted UDA delivered 2016 & 2017



Month	Adjusted Scheduled Activity (UDA)	
	2016	2017
April	-47	540
May	1,042	1,372
June	1,601	1,945
July	2,482	2,635
August	3,114	3,552
September	3,807	4,202
October	3,976	
November	5,037	
December	5,810	
January	6,333	
February	7,655	
March	8,127	
April	8,309	
May	8,318	
June	8,318	

QUALITY

	Quantity	Base Number	Contract	AT	Region	England
% of FP17s for the same patient ID Re-attending within 3 months - Children	13	606	2.1%	10.4%	13.5%	12.4%
% of FP17s for the same patient ID Re-attending within 3 months - Adults	92	1,716	5.4%	13.7%	17.4%	16.7%
% of FP17s for the same patient ID Re-attending between 3 & 9 months - Children	434	606	71.6%	62.9%	59.0%	57.4%
% of FP17s for the same patient ID Re-attending between 3 & 9 months - Adults	554	1,716	32.3%	54.7%	52.6%	50.5%
% of FP17s for Band 1 Urgent Courses	54	2,213	2.4%	7.5%	9.4%	9.1%
% of FP17s Relating to Free Repair or Replacements	7	2,213	0.3%	1.0%	1.0%	0.8%
% of FP17s Relating to Continuations	10	2,213	0.5%	1.3%	1.5%	1.3%
% of Patients satisfied with the dentistry they have received	3	3	N/A	94.7%	93.7%	93.2%
% of Patients satisfied with the time they had to wait for an appointment	3	3	N/A	91.3%	90.0%	89.0%

* This is based on patients treated on this contract for their most recent course of treatment. Figures in italics indicate the base number of FP17s or Patient Questionnaire responses are less than 100. N/A is shown where the base number of responses is less than 10 during the period. % is calculated as Quantity/Base number*100

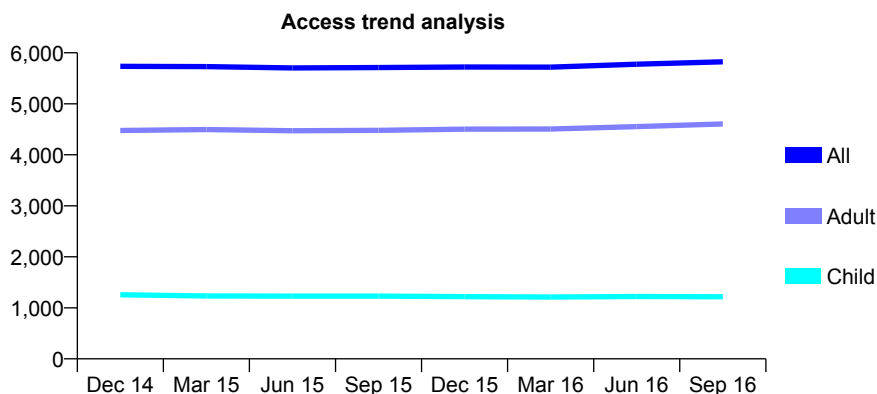
Q50 - Vital Signs At a Glance Contract Report for 651311/0001 - September 2016

Name or company name	MR MA AMOS
Contract type name	GDS Contract
Purpose of contract	General
Contract start date	01/04/2006
Contract end date	

16/17 Contracted general activity (UDA)	14,800
Carry forward general activity (UDA)	0
16/17 Contracted orthodontic activity (UOA)	0
Carry forward orthodontic activity (UOA)	0
Baseline contract value	£342,366.68

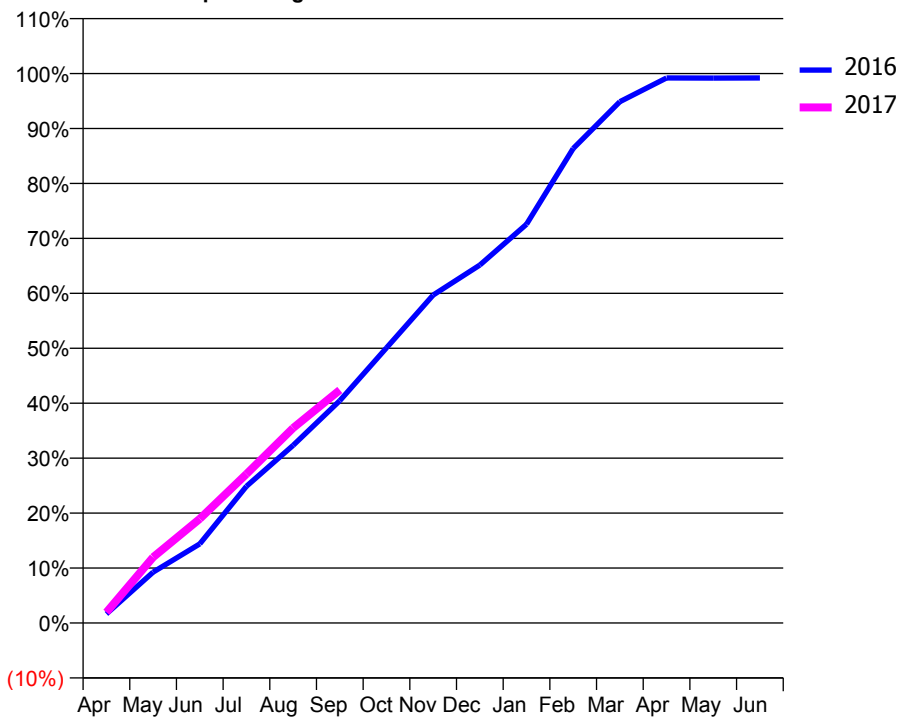
ACCESS*

Patients seen in 24 months	Total	Change since previous quarter
Quarter ending September 2015	5,710	
Quarter ending December 2015	5,722	→
Quarter ending March 2016	5,718	→
Quarter ending June 2016	5,776	→
Quarter ending September 2016	5,823	→
Variance since September 2015	2.0%	→



ACTIVITY

Cumulative percentage of contracted UDA delivered 2016 & 2017



Month	2016	2017
April	247	290
May	1,371	1,771
June	2,131	2,807
July	3,683	4,012
August	4,784	5,253
September	5,990	6,276
October	7,411	
November	8,833	
December	9,641	
January	10,741	
February	12,781	
March	14,042	
April	14,681	
May	14,677	
June	14,679	

QUALITY

	Quantity	Base Number	Contract	AT	Region	England
% of FP17s for the same patient ID Re-attending within 3 months - Children	94	1,097	8.6%	10.4%	13.5%	12.4%
% of FP17s for the same patient ID Re-attending within 3 months - Adults	453	3,489	13.0%	13.7%	17.4%	16.7%
% of FP17s for the same patient ID Re-attending between 3 & 9 months - Children	760	1,097	69.3%	62.9%	59.0%	57.4%
% of FP17s for the same patient ID Re-attending between 3 & 9 months - Adults	1,911	3,489	54.8%	54.7%	52.6%	50.5%
% of FP17s for Band 1 Urgent Courses	104	3,553	2.9%	7.5%	9.4%	9.1%
% of FP17s Relating to Free Repair or Replacements	43	3,553	1.2%	1.0%	1.0%	0.8%
% of FP17s Relating to Continuations	41	3,553	1.2%	1.3%	1.5%	1.3%
% of Patients satisfied with the dentistry they have received	8	9	N/A	94.7%	93.7%	93.2%
% of Patients satisfied with the time they had to wait for an appointment	9	9	N/A	91.3%	90.0%	89.0%

* This is based on patients treated on this contract for their most recent course of treatment. Figures in italics indicate the base number of FP17s or Patient Questionnaire responses are less than 100. N/A is shown where the base number of responses is less than 10 during the period. % is calculated as Quantity/Base number*100

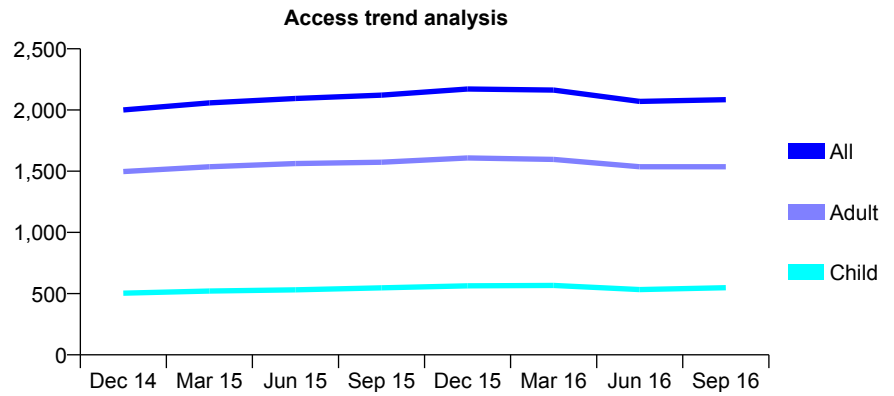
Q50 - Vital Signs At a Glance Contract Report for 651788/0001 - September 2016

Name or company name	MR A MOHAGH
Contract type name	GDS Contract
Purpose of contract	General
Contract start date	01/04/2006
Contract end date	

16/17 Contracted general activity (UDA)	5,051
Carry forward general activity (UDA)	0
16/17 Contracted orthodontic activity (UOA)	0
Carry forward orthodontic activity (UOA)	0
Baseline contract value	£128,111.03

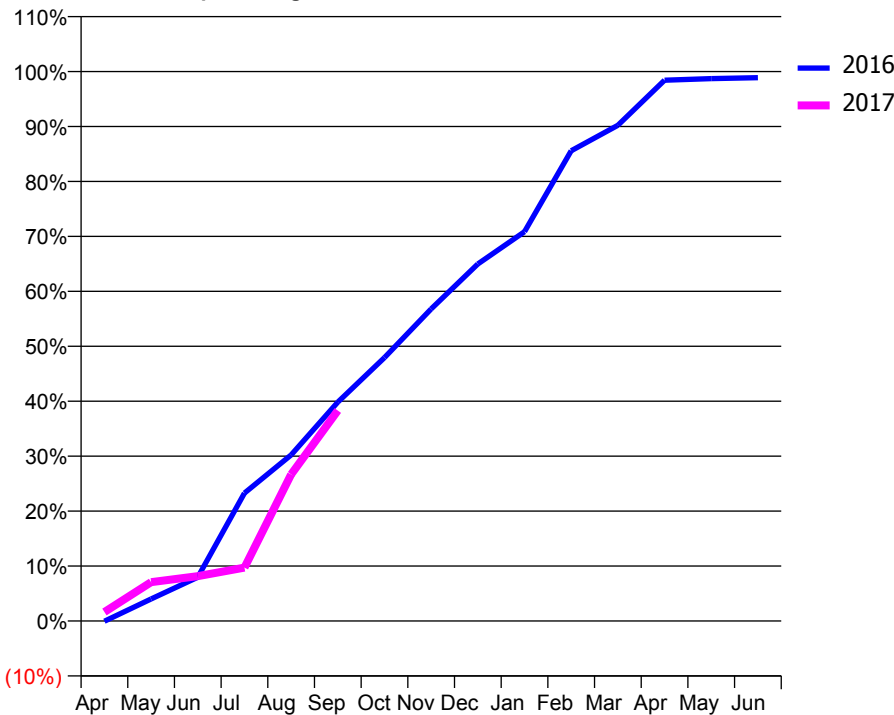
ACCESS*

Patients seen in 24 months	Total	Change since previous quarter
Quarter ending September 2015	2,121	
Quarter ending December 2015	2,172	↑
Quarter ending March 2016	2,163	→
Quarter ending June 2016	2,070	↓
Quarter ending September 2016	2,084	→
Variance since September 2015	(1.7%)	↓



ACTIVITY

Cumulative percentage of contracted UDA delivered 2016 & 2017



Month	Adjusted Scheduled Activity (UDA)	
	2016	2017
April	-3	83
May	203	358
June	402	413
July	1,176	491
August	1,527	1,347
September	2,012	1,935
October	2,421	
November	2,869	
December	3,282	
January	3,579	
February	4,323	
March	4,556	
April	4,971	
May	4,986	
June	4,995	

QUALITY

	Quantity	Base Number	Contract	AT	Region	England
% of FP17s for the same patient ID Re-attending within 3 months - Children	38	426	8.9%	10.4%	13.5%	12.4%
% of FP17s for the same patient ID Re-attending within 3 months - Adults	48	735	6.5%	13.7%	17.4%	16.7%
% of FP17s for the same patient ID Re-attending between 3 & 9 months - Children	233	426	54.7%	62.9%	59.0%	57.4%
% of FP17s for the same patient ID Re-attending between 3 & 9 months - Adults	284	735	38.6%	54.7%	52.6%	50.5%
% of FP17s for Band 1 Urgent Courses	64	947	6.8%	7.5%	9.4%	9.1%
% of FP17s Relating to Free Repair or Replacements	1	947	0.1%	1.0%	1.0%	0.8%
% of FP17s Relating to Continuations	1	947	0.1%	1.3%	1.5%	1.3%
% of Patients satisfied with the dentistry they have received	4	4	N/A	94.7%	93.7%	93.2%
% of Patients satisfied with the time they had to wait for an appointment	4	4	N/A	91.3%	90.0%	89.0%

* This is based on patients treated on this contract for their most recent course of treatment. Figures in italics indicate the base number of FP17s or Patient Questionnaire responses are less than 100. N/A is shown where the base number of responses is less than 10 during the period. % is calculated as Quantity/Base number*100

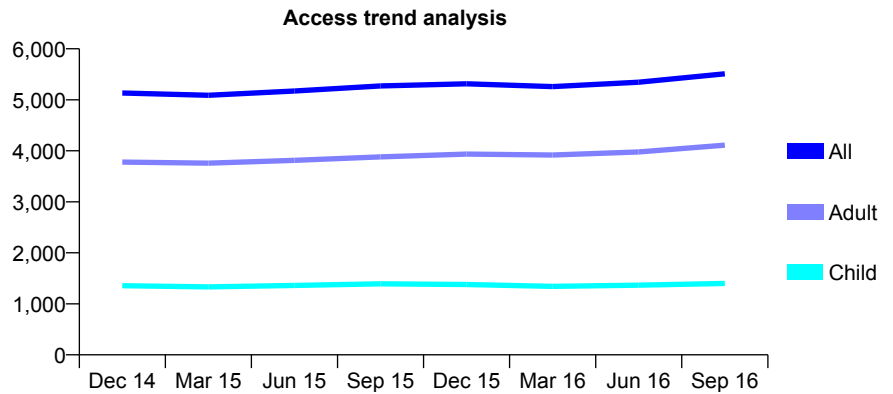
Q50 - Vital Signs At a Glance Contract Report for 678473/0001 - September 2016

Name or company name	MR TJ SPENCE
Contract type name	GDS Contract
Purpose of contract	General
Contract start date	01/04/2006
Contract end date	

16/17 Contracted general activity (UDA)	16,050
Carry forward general activity (UDA)	0
16/17 Contracted orthodontic activity (UOA)	0
Carry forward orthodontic activity (UOA)	0
Baseline contract value	£446,420.69

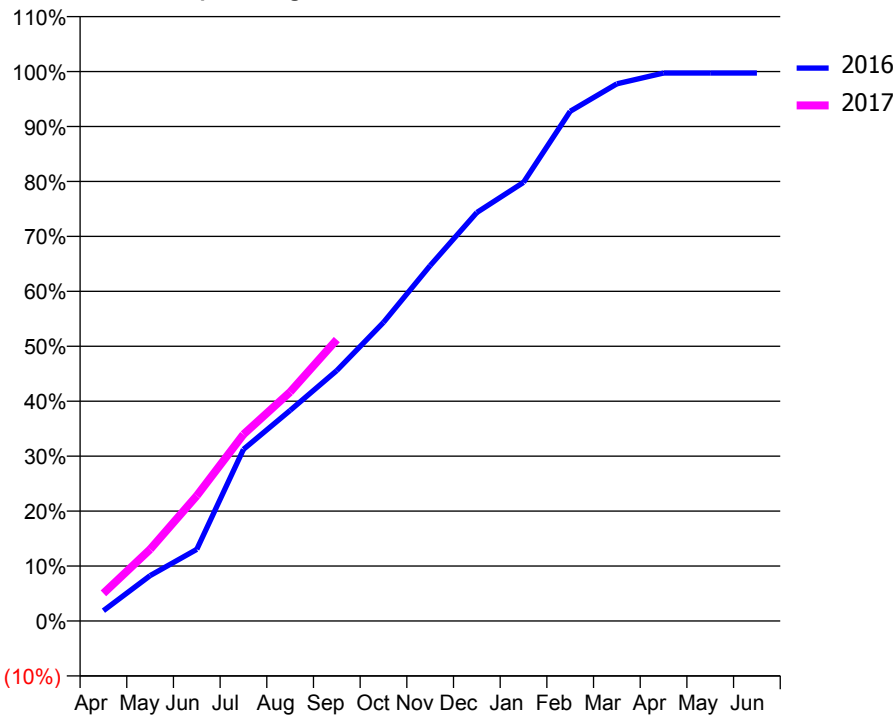
ACCESS*

Patients seen in 24 months	Total	Change since previous quarter
Quarter ending September 2015	5,273	
Quarter ending December 2015	5,315	→
Quarter ending March 2016	5,260	↓
Quarter ending June 2016	5,345	→
Quarter ending September 2016	5,510	↑
Variance since September 2015	4.5%	↑



ACTIVITY

Cumulative percentage of contracted UDA delivered 2016 & 2017



Month	Adjusted Scheduled Activity (UDA)	
	2016	2017
April	303	808
May	1,328	2,094
June	2,094	3,660
July	5,013	5,450
August	6,152	6,690
September	7,318	8,220
October	8,722	
November	10,380	
December	11,933	
January	12,813	
February	14,889	
March	15,690	
April	16,007	
May	16,006	
June	16,006	

QUALITY

	Quantity	Base Number	Contract	AT	Region	England
% of FP17s for the same patient ID Re-attending within 3 months - Children	119	1,307	9.1%	10.4%	13.5%	12.4%
% of FP17s for the same patient ID Re-attending within 3 months - Adults	327	3,333	9.8%	13.7%	17.4%	16.7%
% of FP17s for the same patient ID Re-attending between 3 & 9 months - Children	842	1,307	64.4%	62.9%	59.0%	57.4%
% of FP17s for the same patient ID Re-attending between 3 & 9 months - Adults	2,147	3,333	64.4%	54.7%	52.6%	50.5%
% of FP17s for Band 1 Urgent Courses	234	4,537	5.2%	7.5%	9.4%	9.1%
% of FP17s Relating to Free Repair or Replacements	55	4,537	1.2%	1.0%	1.0%	0.8%
% of FP17s Relating to Continuations	36	4,537	0.8%	1.3%	1.5%	1.3%
% of Patients satisfied with the dentistry they have received	5	5	N/A	94.7%	93.7%	93.2%
% of Patients satisfied with the time they had to wait for an appointment	5	5	N/A	91.3%	90.0%	89.0%

* This is based on patients treated on this contract for their most recent course of treatment. Figures in italics indicate the base number of FP17s or Patient Questionnaire responses are less than 100. N/A is shown where the base number of responses is less than 10 during the period. % is calculated as Quantity/Base number*100

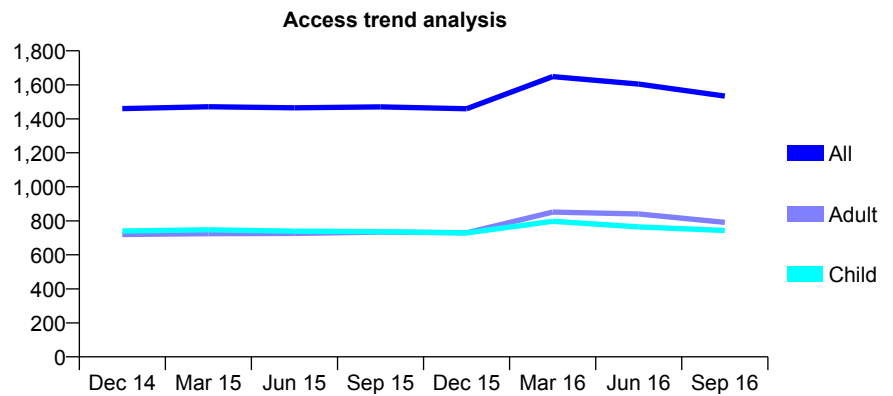
Q50 - Vital Signs At a Glance Contract Report for 678473/0002 - September 2016

Name or company name	MR TJ SPENCE
Contract type name	GDS Contract
Purpose of contract	General
Contract start date	01/04/2006
Contract end date	

16/17 Contracted general activity (UDA)	3,787
Carry forward general activity (UDA)	0
16/17 Contracted orthodontic activity (UOA)	0
Carry forward orthodontic activity (UOA)	0
Baseline contract value	£97,447.33

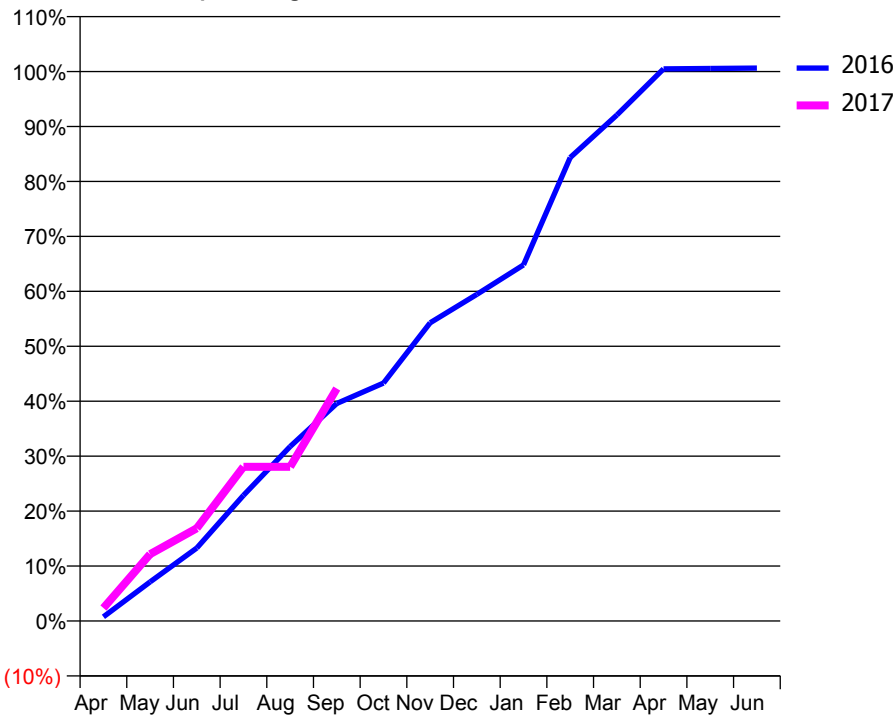
ACCESS*

Patients seen in 24 months	Total	Change since previous quarter
Quarter ending September 2015	1,470	
Quarter ending December 2015	1,459	→
Quarter ending March 2016	1,648	↑
Quarter ending June 2016	1,604	↓
Quarter ending September 2016	1,534	↓
Variance since September 2015	4.4%	↑



ACTIVITY

Cumulative percentage of contracted UDA delivered 2016 & 2017



Month	Adjusted Scheduled Activity (UDA)	
	2016	2017
April	29	90
May	269	461
June	503	639
July	866	1,063
August	1,202	1,063
September	1,500	1,602
October	1,640	
November	2,055	
December	2,251	
January	2,454	
February	3,194	
March	3,487	
April	3,805	
May	3,808	
June	3,811	

QUALITY

	Quantity	Base Number	Contract	AT	Region	England
% of FP17s for the same patient ID Re-attending within 3 months - Children	38	602	6.3%	10.4%	13.5%	12.4%
% of FP17s for the same patient ID Re-attending within 3 months - Adults	50	535	9.3%	13.7%	17.4%	16.7%
% of FP17s for the same patient ID Re-attending between 3 & 9 months - Children	406	602	67.4%	62.9%	59.0%	57.4%
% of FP17s for the same patient ID Re-attending between 3 & 9 months - Adults	334	535	62.4%	54.7%	52.6%	50.5%
% of FP17s for Band 1 Urgent Courses	21	968	2.2%	7.5%	9.4%	9.1%
% of FP17s Relating to Free Repair or Replacements	4	968	0.4%	1.0%	1.0%	0.8%
% of FP17s Relating to Continuations	6	968	0.6%	1.3%	1.5%	1.3%
% of Patients satisfied with the dentistry they have received	2	2	N/A	94.7%	93.7%	93.2%
% of Patients satisfied with the time they had to wait for an appointment	2	2	N/A	91.3%	90.0%	89.0%

* This is based on patients treated on this contract for their most recent course of treatment. Figures in italics indicate the base number of FP17s or Patient Questionnaire responses are less than 100. N/A is shown where the base number of responses is less than 10 during the period. % is calculated as Quantity/Base number*100

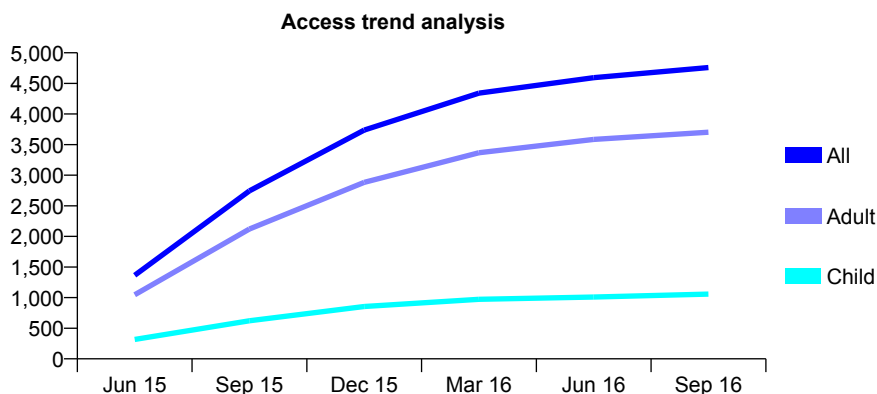
Q50 - Vital Signs At a Glance Contract Report for 682985/0001 - September 2016

Name or company name	MRS ZR BURNS
Contract type name	GDS Contract
Purpose of contract	General
Contract start date	01/04/2015
Contract end date	

16/17 Contracted general activity (UDA)	16,157
Carry forward general activity (UDA)	0
16/17 Contracted orthodontic activity (UOA)	0
Carry forward orthodontic activity (UOA)	0
Baseline contract value	£377,360.72

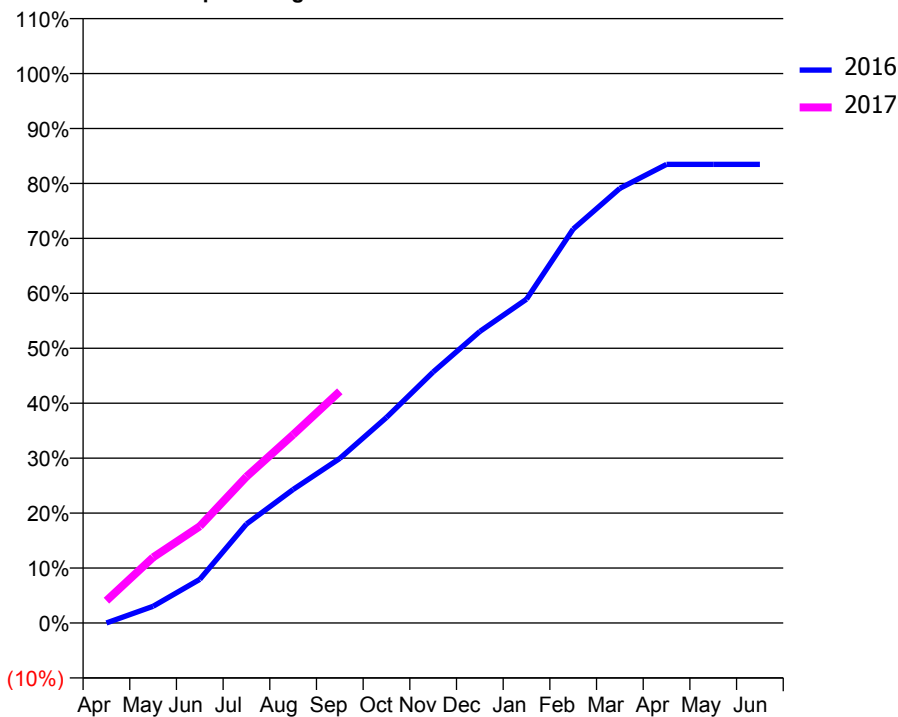
ACCESS*

Patients seen in 24 months	Total	Change since previous quarter
Quarter ending September 2015	2,744	
Quarter ending December 2015	3,738	↑
Quarter ending March 2016	4,340	↑
Quarter ending June 2016	4,594	↑
Quarter ending September 2016	4,760	↑
Variance since September 2015	73.5%	↑



ACTIVITY

Cumulative percentage of contracted UDA delivered 2016 & 2017



Adjusted Scheduled Activity (UDA)

Month	2016	2017
April	0	657
May	492	1,932
June	1,283	2,845
July	2,912	4,305
August	3,925	5,540
September	4,841	6,811
October	6,045	
November	7,382	
December	8,572	
January	9,520	
February	11,585	
March	12,778	
April	13,485	
May	13,486	
June	13,486	

QUALITY

	Quantity	Base Number	Contract	AT	Region	England
% of FP17s for the same patient ID Re-attending within 3 months - Children	61	881	6.9%	10.4%	13.5%	12.4%
% of FP17s for the same patient ID Re-attending within 3 months - Adults	392	2,950	13.3%	13.7%	17.4%	16.7%
% of FP17s for the same patient ID Re-attending between 3 & 9 months - Children	564	881	64.0%	62.9%	59.0%	57.4%
% of FP17s for the same patient ID Re-attending between 3 & 9 months - Adults	1,820	2,950	61.7%	54.7%	52.6%	50.5%
% of FP17s for Band 1 Urgent Courses	109	3,378	3.2%	7.5%	9.4%	9.1%
% of FP17s Relating to Free Repair or Replacements	48	3,378	1.4%	1.0%	1.0%	0.8%
% of FP17s Relating to Continuations	88	3,378	2.6%	1.3%	1.5%	1.3%
% of Patients satisfied with the dentistry they have received	12	12	100.0%	94.7%	93.7%	93.2%
% of Patients satisfied with the time they had to wait for an appointment	11	12	91.7%	91.3%	90.0%	89.0%

* This is based on patients treated on this contract for their most recent course of treatment. Figures in italics indicate the base number of FP17s or Patient Questionnaire responses are less than 100. N/A is shown where the base number of responses is less than 10 during the period. % is calculated as Quantity/Base number*100

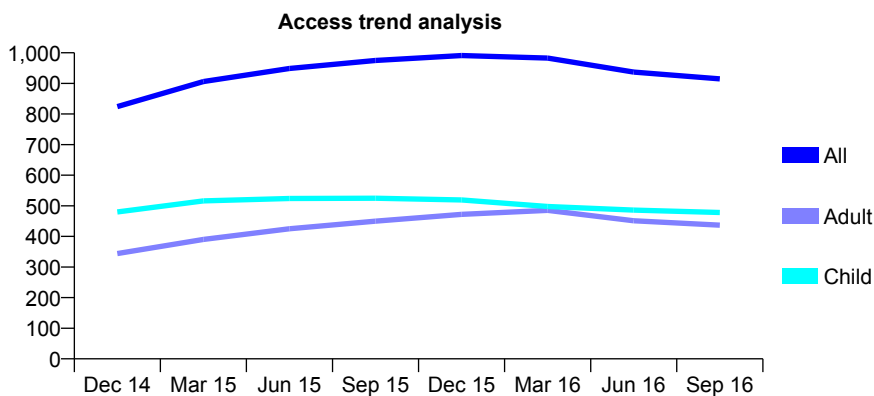
Q50 - Vital Signs At a Glance Contract Report for 706523/0001 - September 2016

Name or company name	MR AD BERWICK
Contract type name	GDS Contract
Purpose of contract	General
Contract start date	01/04/2014
Contract end date	

16/17 Contracted general activity (UDA)	2,853
Carry forward general activity (UDA)	0
16/17 Contracted orthodontic activity (UOA)	0
Carry forward orthodontic activity (UOA)	0
Baseline contract value	£78,929.56

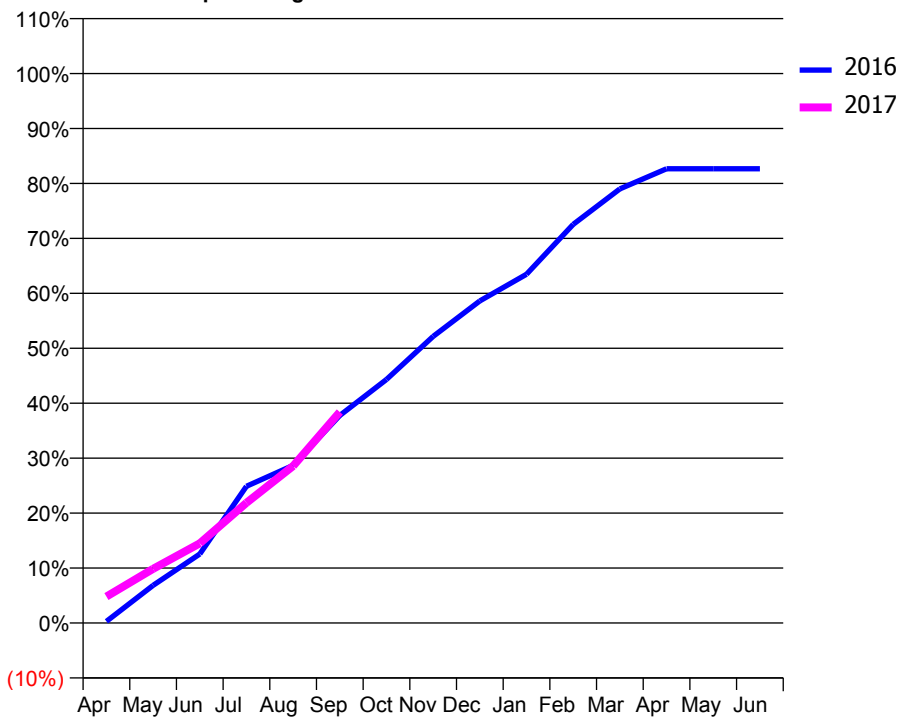
ACCESS*

Patients seen in 24 months	Total	Change since previous quarter
Quarter ending September 2015	975	
Quarter ending December 2015	991	→
Quarter ending March 2016	983	→
Quarter ending June 2016	937	↓
Quarter ending September 2016	915	↓
Variance since September 2015	(6.2%)	↓



ACTIVITY

Cumulative percentage of contracted UDA delivered 2016 & 2017



Adjusted Scheduled Activity (UDA)

Month	2016	2017
April	9	138
May	196	281
June	359	413
July	710	624
August	818	815
September	1,078	1,095
October	1,265	
November	1,488	
December	1,672	
January	1,811	
February	2,070	
March	2,254	
April	2,358	
May	2,358	
June	2,358	

QUALITY

	Quantity	Base Number	Contract	AT	Region	England
% of FP17s for the same patient ID Re-attending within 3 months - Children	26	450	5.8%	10.4%	13.5%	12.4%
% of FP17s for the same patient ID Re-attending within 3 months - Adults	42	279	15.1%	13.7%	17.4%	16.7%
% of FP17s for the same patient ID Re-attending between 3 & 9 months - Children	328	450	72.9%	62.9%	59.0%	57.4%
% of FP17s for the same patient ID Re-attending between 3 & 9 months - Adults	170	279	60.9%	54.7%	52.6%	50.5%
% of FP17s for Band 1 Urgent Courses	17	672	2.5%	7.5%	9.4%	9.1%
% of FP17s Relating to Free Repair or Replacements	0	672	0.0%	1.0%	1.0%	0.8%
% of FP17s Relating to Continuations	18	672	2.7%	1.3%	1.5%	1.3%
% of Patients satisfied with the dentistry they have received	1	1	N/A	94.7%	93.7%	93.2%
% of Patients satisfied with the time they had to wait for an appointment	1	1	N/A	91.3%	90.0%	89.0%

* This is based on patients treated on this contract for their most recent course of treatment. Figures in italics indicate the base number of FP17s or Patient Questionnaire responses are less than 100. N/A is shown where the base number of responses is less than 10 during the period. % is calculated as Quantity/Base number*100

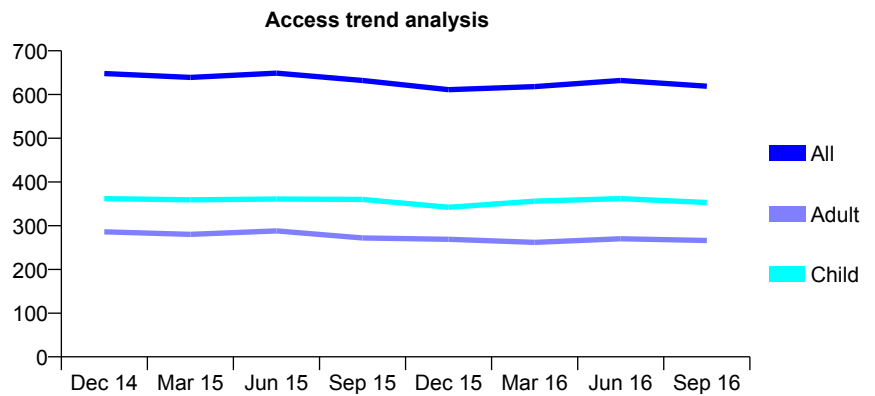
Q50 - Vital Signs At a Glance Contract Report for 725153/0002 - September 2016

Name or company name	MR DC GILKESON
Contract type name	GDS Contract
Purpose of contract	General
Contract start date	23/12/2012
Contract end date	

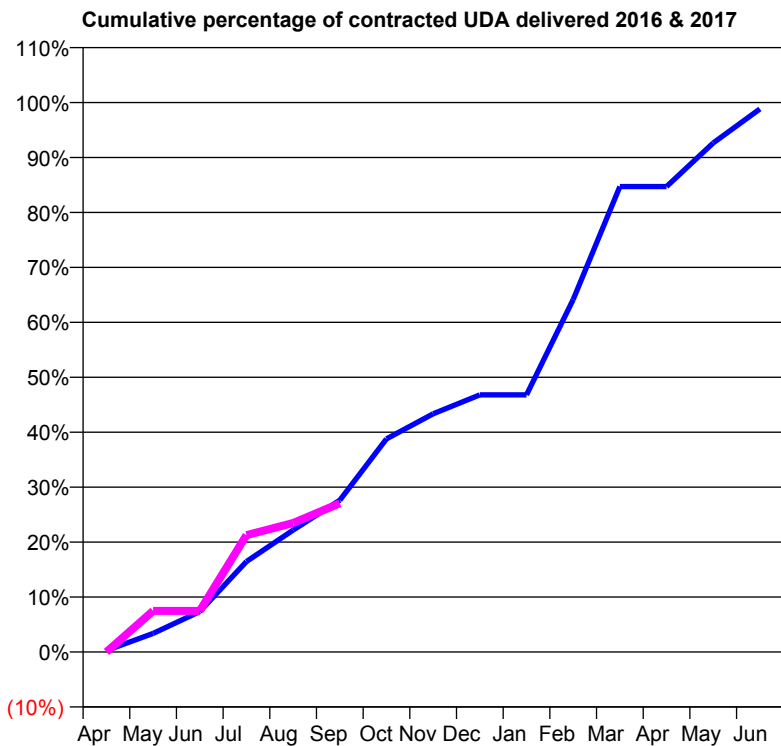
16/17 Contracted general activity (UDA)	1,390
Carry forward general activity (UDA)	0
16/17 Contracted orthodontic activity (UOA)	0
Carry forward orthodontic activity (UOA)	0
Baseline contract value	£41,360.65

ACCESS*

Patients seen in 24 months	Total	Change since previous quarter
Quarter ending September 2015	632	
Quarter ending December 2015	611	↓
Quarter ending March 2016	618	→
Quarter ending June 2016	632	↑
Quarter ending September 2016	619	↓
Variance since September 2015	(2.1%)	↓



ACTIVITY



Month	Adjusted Scheduled Activity (UDA)	
	2016	2017
April	4	0
May	47	104
June	102	104
July	229	296
August	309	326
September	384	376
October	539	
November	603	
December	651	
January	651	
February	892	
March	1,177	
April	1,177	
May	1,288	
June	1,374	

QUALITY

	Quantity	Base Number	Contract	AT	Region	England
% of FP17s for the same patient ID Re-attending within 3 months - Children	7	220	3.2%	10.4%	13.5%	12.4%
% of FP17s for the same patient ID Re-attending within 3 months - Adults	9	111	8.1%	13.7%	17.4%	16.7%
% of FP17s for the same patient ID Re-attending between 3 & 9 months - Children	127	220	57.7%	62.9%	59.0%	57.4%
% of FP17s for the same patient ID Re-attending between 3 & 9 months - Adults	47	111	42.3%	54.7%	52.6%	50.5%
% of FP17s for Band 1 Urgent Courses	1	253	0.4%	7.5%	9.4%	9.1%
% of FP17s Relating to Free Repair or Replacements	0	253	0.0%	1.0%	1.0%	0.8%
% of FP17s Relating to Continuations	0	253	0.0%	1.3%	1.5%	1.3%
% of Patients satisfied with the dentistry they have received	0	0	N/A	94.7%	93.7%	93.2%
% of Patients satisfied with the time they had to wait for an appointment	0	0	N/A	91.3%	90.0%	89.0%

* This is based on patients treated on this contract for their most recent course of treatment. Figures in italics indicate the base number of FP17s or Patient Questionnaire responses are less than 100. N/A is shown where the base number of responses is less than 10 during the period. % is calculated as Quantity/Base number*100

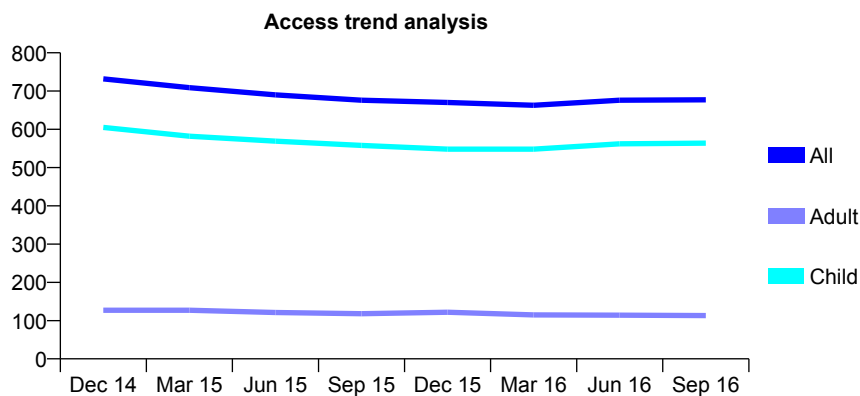
Q50 - Vital Signs At a Glance Contract Report for 732974/0001 - September 2016

Name or company name	MR IJ AUCKLAND
Contract type name	GDS Contract
Purpose of contract	General and Orthodontic
Contract start date	01/04/2006
Contract end date	

16/17 Contracted general activity (UDA)	1,480
Carry forward general activity (UDA)	0
16/17 Contracted orthodontic activity (UOA)	1,095
Carry forward orthodontic activity (UOA)	0
Baseline contract value	£111,772.33

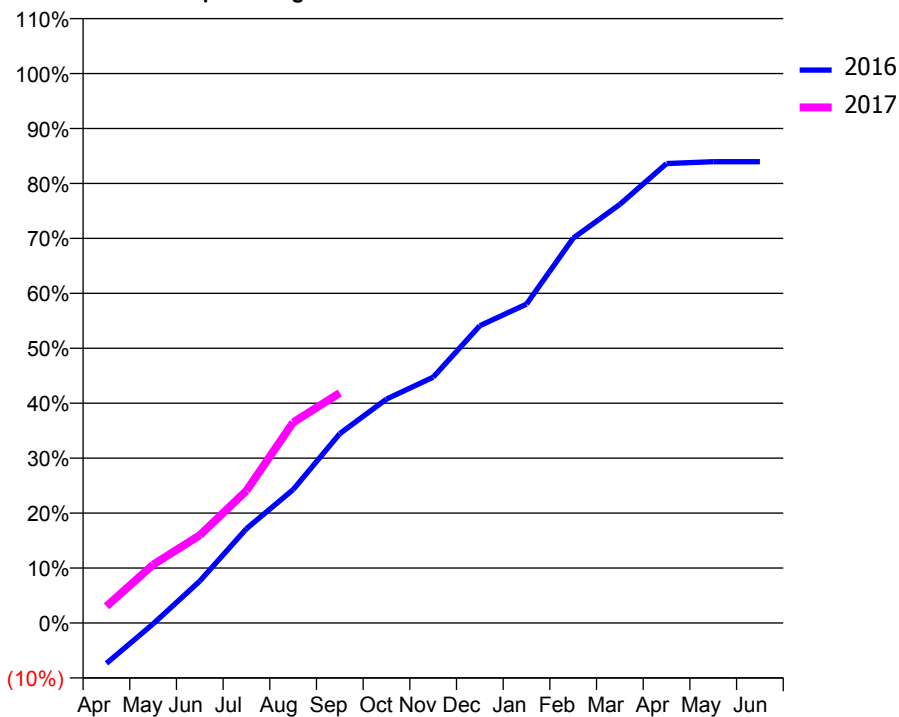
ACCESS*

Patients seen in 24 months	Total	Change since previous quarter
Quarter ending September 2015	676	
Quarter ending December 2015	670	→
Quarter ending March 2016	663	↓
Quarter ending June 2016	676	→
Quarter ending September 2016	677	→
Variance since September 2015	0.1%	→



ACTIVITY

Cumulative percentage of contracted UDA delivered 2016 & 2017



Adjusted Scheduled Activity (UDA)

Month	2016	2017
April	-109	45
May	-3	157
June	113	236
July	254	357
August	359	540
September	510	620
October	603	
November	662	
December	801	
January	859	
February	1,037	
March	1,127	
April	1,238	
May	1,243	
June	1,243	

QUALITY

	Quantity	Base Number	Contract	AT	Region	England
% of FP17s for the same patient ID Re-attending within 3 months - Children	43	531	8.1%	10.4%	13.5%	12.4%
% of FP17s for the same patient ID Re-attending within 3 months - Adults	3	29	10.3%	13.7%	17.4%	16.7%
% of FP17s for the same patient ID Re-attending between 3 & 9 months - Children	365	531	68.7%	62.9%	59.0%	57.4%
% of FP17s for the same patient ID Re-attending between 3 & 9 months - Adults	23	29	79.3%	54.7%	52.6%	50.5%
% of FP17s for Band 1 Urgent Courses	13	434	3.0%	7.5%	9.4%	9.1%
% of FP17s Relating to Free Repair or Replacements	0	434	0.0%	1.0%	1.0%	0.8%
% of FP17s Relating to Continuations	0	434	0.0%	1.3%	1.5%	1.3%
% of Patients satisfied with the dentistry they have received	1	1	N/A	94.7%	93.7%	93.2%
% of Patients satisfied with the time they had to wait for an appointment	1	1	N/A	91.3%	90.0%	89.0%

* This is based on patients treated on this contract for their most recent course of treatment. Figures in italics indicate the base number of FP17s or Patient Questionnaire responses are less than 100. N/A is shown where the base number of responses is less than 10 during the period. % is calculated as Quantity/Base number*100

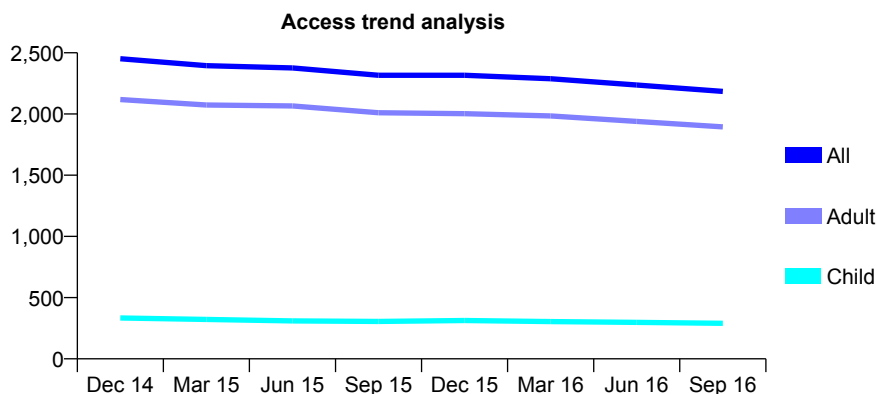
Q50 - Vital Signs At a Glance Contract Report for 736449/0001 - September 2016

Name or company name	MR N SINCLAIR
Contract type name	GDS Contract
Purpose of contract	General
Contract start date	01/04/2006
Contract end date	

16/17 Contracted general activity (UDA)	9,815
Carry forward general activity (UDA)	0
16/17 Contracted orthodontic activity (UOA)	0
Carry forward orthodontic activity (UOA)	0
Baseline contract value	£223,025.97

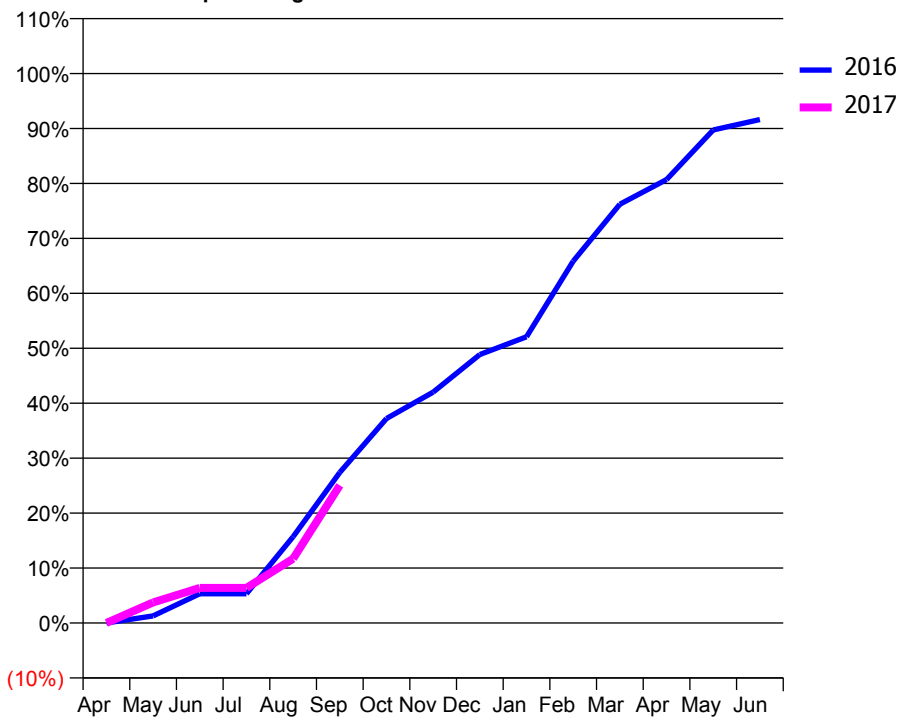
ACCESS*

Patients seen in 24 months	Total	Change since previous quarter
Quarter ending September 2015	2,316	
Quarter ending December 2015	2,316	→
Quarter ending March 2016	2,288	↓
Quarter ending June 2016	2,237	↓
Quarter ending September 2016	2,185	↓
Variance since September 2015	(5.7%)	↓



ACTIVITY

Cumulative percentage of contracted UDA delivered 2016 & 2017



Month	Adjusted Scheduled Activity (UDA)	
	2016	2017
April	0	0
May	127	368
June	522	628
July	522	628
August	1,543	1,150
September	2,689	2,458
October	3,654	
November	4,124	
December	4,795	
January	5,113	
February	6,464	
March	7,480	
April	7,922	
May	8,807	
June	8,993	

QUALITY

	Quantity	Base Number	Contract	AT	Region	England
% of FP17s for the same patient ID Re-attending within 3 months - Children	11	208	5.3%	10.4%	13.5%	12.4%
% of FP17s for the same patient ID Re-attending within 3 months - Adults	241	1,444	16.7%	13.7%	17.4%	16.7%
% of FP17s for the same patient ID Re-attending between 3 & 9 months - Children	151	208	72.6%	62.9%	59.0%	57.4%
% of FP17s for the same patient ID Re-attending between 3 & 9 months - Adults	977	1,444	67.7%	54.7%	52.6%	50.5%
% of FP17s for Band 1 Urgent Courses	101	1,140	8.9%	7.5%	9.4%	9.1%
% of FP17s Relating to Free Repair or Replacements	13	1,140	1.1%	1.0%	1.0%	0.8%
% of FP17s Relating to Continuations	7	1,140	0.6%	1.3%	1.5%	1.3%
% of Patients satisfied with the dentistry they have received	4	5	N/A	94.7%	93.7%	93.2%
% of Patients satisfied with the time they had to wait for an appointment	5	5	N/A	91.3%	90.0%	89.0%

* This is based on patients treated on this contract for their most recent course of treatment. Figures in italics indicate the base number of FP17s or Patient Questionnaire responses are less than 100. N/A is shown where the base number of responses is less than 10 during the period. % is calculated as Quantity/Base number*100

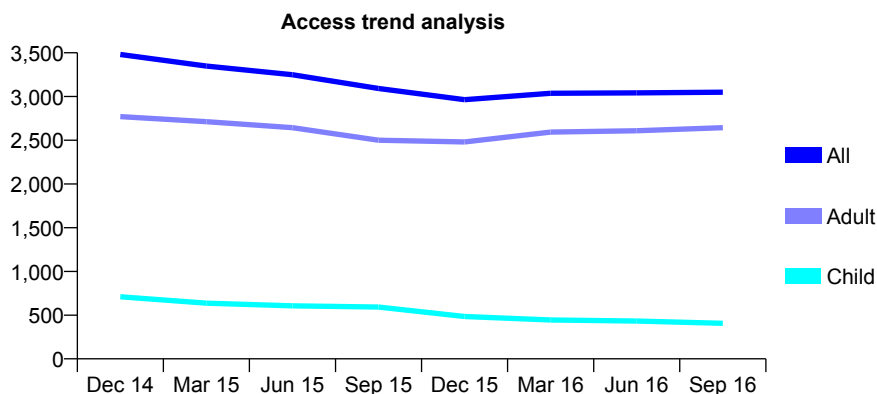
Q50 - Vital Signs At a Glance Contract Report for 737089/0001 - September 2016

Name or company name	MR AN GATECLIFF
Contract type name	GDS Contract
Purpose of contract	General
Contract start date	01/04/2006
Contract end date	

16/17 Contracted general activity (UDA)	8,178
Carry forward general activity (UDA)	0
16/17 Contracted orthodontic activity (UOA)	0
Carry forward orthodontic activity (UOA)	0
Baseline contract value	£256,034.61

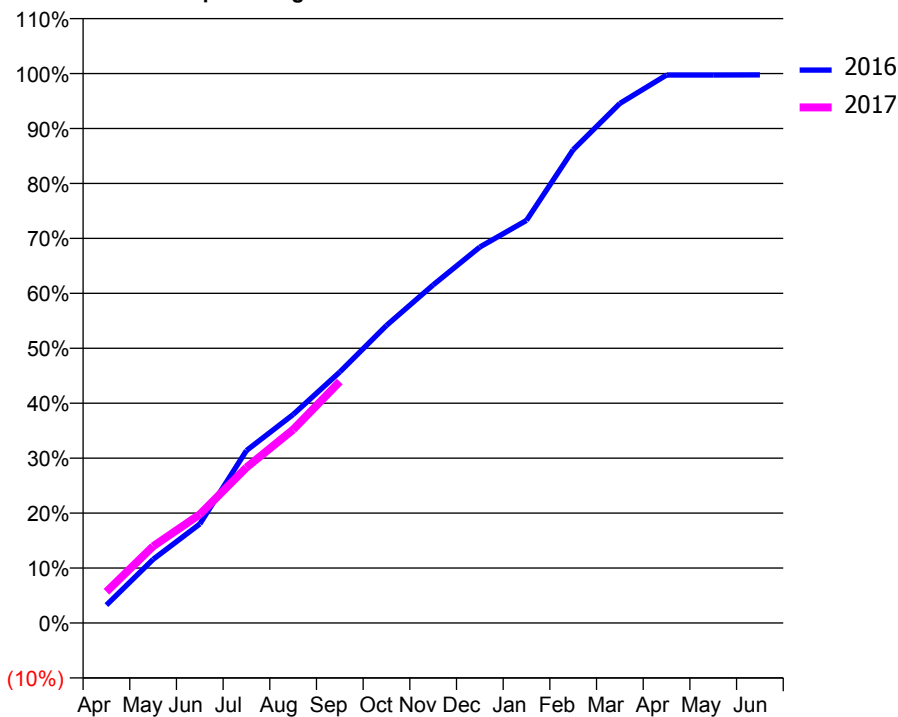
ACCESS*

Patients seen in 24 months	Total	Change since previous quarter
Quarter ending September 2015	3,092	
Quarter ending December 2015	2,964	↓
Quarter ending March 2016	3,037	↑
Quarter ending June 2016	3,041	→
Quarter ending September 2016	3,049	→
Variance since September 2015	(1.4%)	↓



ACTIVITY

Cumulative percentage of contracted UDA delivered 2016 & 2017



Month	Adjusted Scheduled Activity (UDA)	
	2016	2017
April	267	466
May	948	1,143
June	1,473	1,616
July	2,567	2,315
August	3,103	2,878
September	3,736	3,592
October	4,429	
November	5,033	
December	5,595	
January	5,992	
February	7,044	
March	7,733	
April	8,155	
May	8,155	
June	8,158	

QUALITY

	Quantity	Base Number	Contract	AT	Region	England
% of FP17s for the same patient ID Re-attending within 3 months - Children	9	356	2.5%	10.4%	13.5%	12.4%
% of FP17s for the same patient ID Re-attending within 3 months - Adults	201	1,812	11.1%	13.7%	17.4%	16.7%
% of FP17s for the same patient ID Re-attending between 3 & 9 months - Children	170	356	47.8%	62.9%	59.0%	57.4%
% of FP17s for the same patient ID Re-attending between 3 & 9 months - Adults	579	1,812	32.0%	54.7%	52.6%	50.5%
% of FP17s for Band 1 Urgent Courses	112	1,931	5.8%	7.5%	9.4%	9.1%
% of FP17s Relating to Free Repair or Replacements	23	1,931	1.2%	1.0%	1.0%	0.8%
% of FP17s Relating to Continuations	43	1,931	2.2%	1.3%	1.5%	1.3%
% of Patients satisfied with the dentistry they have received	3	3	N/A	94.7%	93.7%	93.2%
% of Patients satisfied with the time they had to wait for an appointment	3	3	N/A	91.3%	90.0%	89.0%

* This is based on patients treated on this contract for their most recent course of treatment. Figures in italics indicate the base number of FP17s or Patient Questionnaire responses are less than 100. N/A is shown where the base number of responses is less than 10 during the period. % is calculated as Quantity/Base number*100

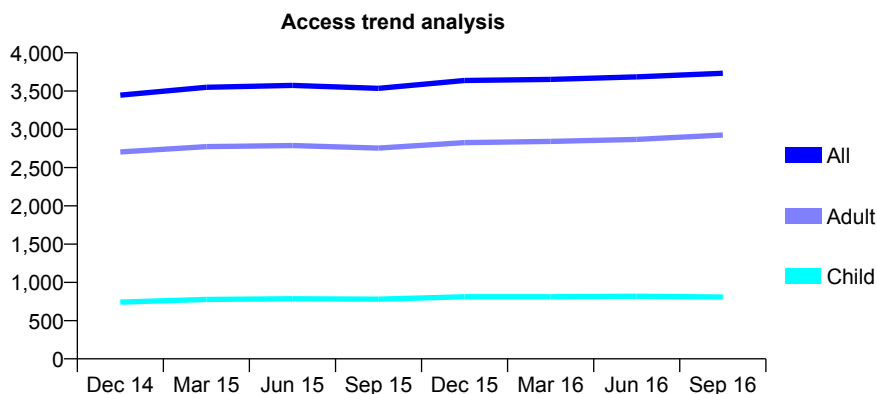
Q50 - Vital Signs At a Glance Contract Report for 739146/0001 - September 2016

Name or company name	MR MA HOMA
Contract type name	GDS Contract
Purpose of contract	General
Contract start date	01/04/2006
Contract end date	

16/17 Contracted general activity (UDA)	7,753
Carry forward general activity (UDA)	0
16/17 Contracted orthodontic activity (UOA)	0
Carry forward orthodontic activity (UOA)	0
Baseline contract value	£218,870.10

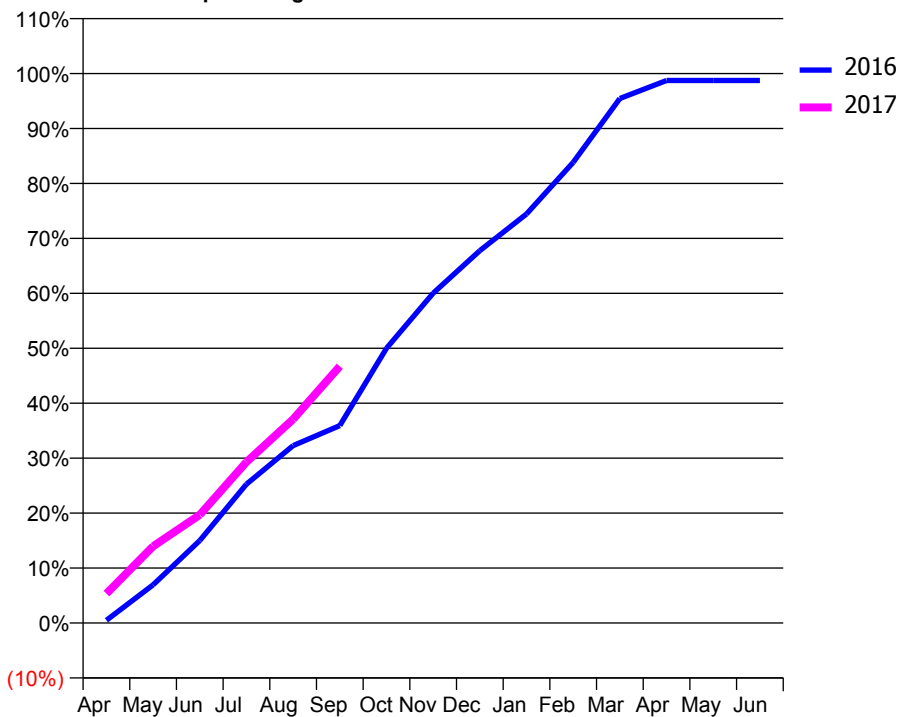
ACCESS*

Patients seen in 24 months	Total	Change since previous quarter
Quarter ending September 2015	3,535	
Quarter ending December 2015	3,639	↑
Quarter ending March 2016	3,653	→
Quarter ending June 2016	3,686	→
Quarter ending September 2016	3,732	→
Variance since September 2015	5.6%	↑



ACTIVITY

Cumulative percentage of contracted UDA delivered 2016 & 2017



Month	Adjusted Scheduled Activity (UDA)	
	2016	2017
April	38	415
May	540	1,083
June	1,163	1,528
July	1,959	2,271
August	2,504	2,875
September	2,786	3,623
October	3,877	
November	4,654	
December	5,253	
January	5,770	
February	6,499	
March	7,401	
April	7,654	
May	7,654	
June	7,654	

QUALITY

	Quantity	Base Number	Contract	AT	Region	England
% of FP17s for the same patient ID Re-attending within 3 months - Children	26	569	4.6%	10.4%	13.5%	12.4%
% of FP17s for the same patient ID Re-attending within 3 months - Adults	272	1,983	13.7%	13.7%	17.4%	16.7%
% of FP17s for the same patient ID Re-attending between 3 & 9 months - Children	350	569	61.5%	62.9%	59.0%	57.4%
% of FP17s for the same patient ID Re-attending between 3 & 9 months - Adults	1,007	1,983	50.8%	54.7%	52.6%	50.5%
% of FP17s for Band 1 Urgent Courses	108	1,803	6.0%	7.5%	9.4%	9.1%
% of FP17s Relating to Free Repair or Replacements	10	1,803	0.6%	1.0%	1.0%	0.8%
% of FP17s Relating to Continuations	42	1,803	2.3%	1.3%	1.5%	1.3%
% of Patients satisfied with the dentistry they have received	5	5	N/A	94.7%	93.7%	93.2%
% of Patients satisfied with the time they had to wait for an appointment	5	5	N/A	91.3%	90.0%	89.0%

* This is based on patients treated on this contract for their most recent course of treatment. Figures in italics indicate the base number of FP17s or Patient Questionnaire responses are less than 100. N/A is shown where the base number of responses is less than 10 during the period. % is calculated as Quantity/Base number*100

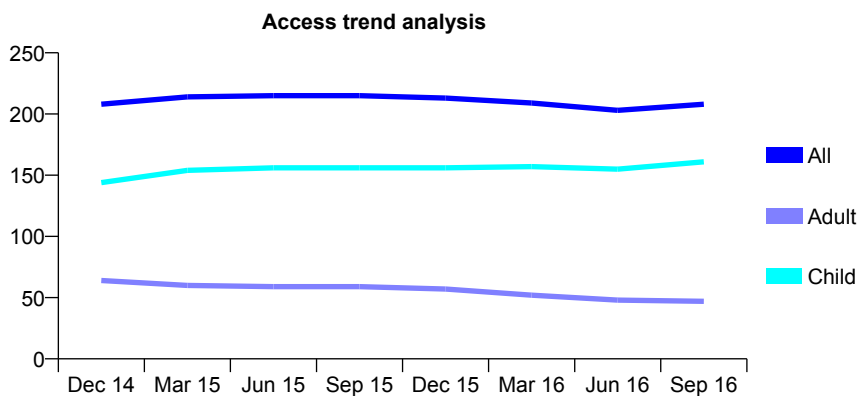
Q50 - Vital Signs At a Glance Contract Report for 739375/0001 - September 2016

Name or company name	MRS JJ HOLBROOK
Contract type name	GDS Contract
Purpose of contract	General
Contract start date	01/04/2006
Contract end date	

16/17 Contracted general activity (UDA)	500
Carry forward general activity (UDA)	0
16/17 Contracted orthodontic activity (UOA)	0
Carry forward orthodontic activity (UOA)	0
Baseline contract value	£14,639.19

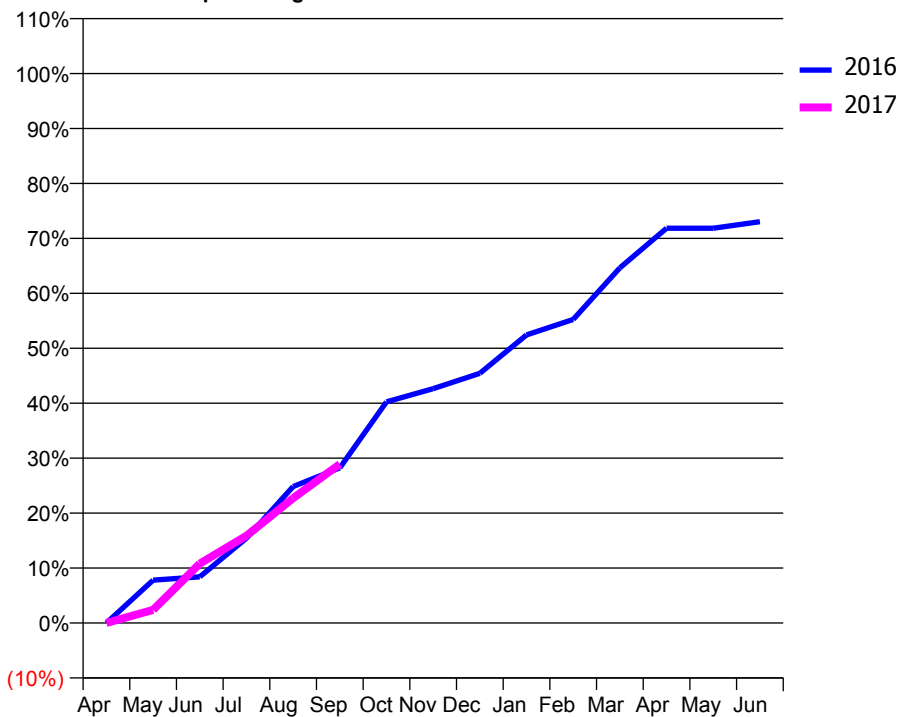
ACCESS*

Patients seen in 24 months	Total	Change since previous quarter
Quarter ending September 2015	215	
Quarter ending December 2015	213	→
Quarter ending March 2016	209	↓
Quarter ending June 2016	203	↓
Quarter ending September 2016	208	↑
Variance since September 2015	(3.3%)	↓



ACTIVITY

Cumulative percentage of contracted UDA delivered 2016 & 2017



Month	Adjusted Scheduled Activity (UDA)	
	2016	2017
April	0	0
May	39	12
June	42	54
July	77	79
August	124	114
September	141	145
October	201	
November	213	
December	227	
January	262	
February	276	
March	323	
April	359	
May	359	
June	365	

QUALITY

	Quantity	Base Number	Contract	AT	Region	England
% of FP17s for the same patient ID Re-attending within 3 months - Children	4	134	3.0%	10.4%	13.5%	12.4%
% of FP17s for the same patient ID Re-attending within 3 months - Adults	2	22	9.1%	13.7%	17.4%	16.7%
% of FP17s for the same patient ID Re-attending between 3 & 9 months - Children	83	134	61.9%	62.9%	59.0%	57.4%
% of FP17s for the same patient ID Re-attending between 3 & 9 months - Adults	14	22	63.6%	54.7%	52.6%	50.5%
% of FP17s for Band 1 Urgent Courses	3	122	2.5%	7.5%	9.4%	9.1%
% of FP17s Relating to Free Repair or Replacements	0	122	0.0%	1.0%	1.0%	0.8%
% of FP17s Relating to Continuations	2	122	1.6%	1.3%	1.5%	1.3%
% of Patients satisfied with the dentistry they have received	0	0	N/A	94.7%	93.7%	93.2%
% of Patients satisfied with the time they had to wait for an appointment	0	0	N/A	91.3%	90.0%	89.0%

* This is based on patients treated on this contract for their most recent course of treatment. Figures in italics indicate the base number of FP17s or Patient Questionnaire responses are less than 100. N/A is shown where the base number of responses is less than 10 during the period. % is calculated as Quantity/Base number*100

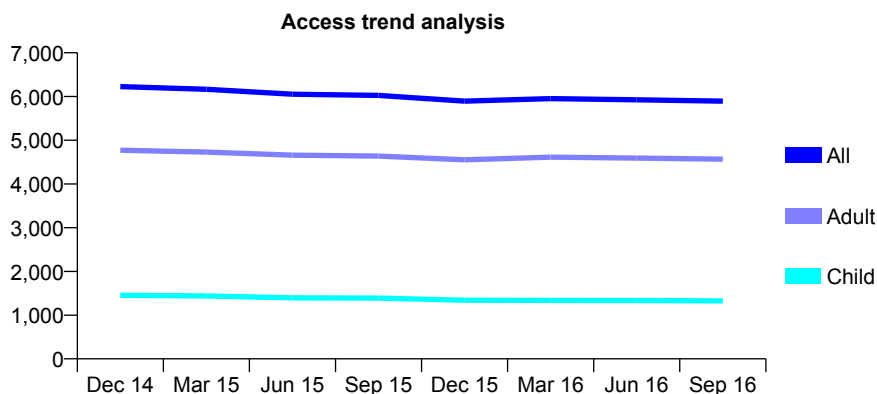
Q50 - Vital Signs At a Glance Contract Report for 739766/0001 - September 2016

Name or company name	MR DG BOFF
Contract type name	GDS Contract
Purpose of contract	General
Contract start date	01/04/2006
Contract end date	

16/17 Contracted general activity (UDA)	15,658
Carry forward general activity (UDA)	0
16/17 Contracted orthodontic activity (UOA)	0
Carry forward orthodontic activity (UOA)	0
Baseline contract value	£469,951.91

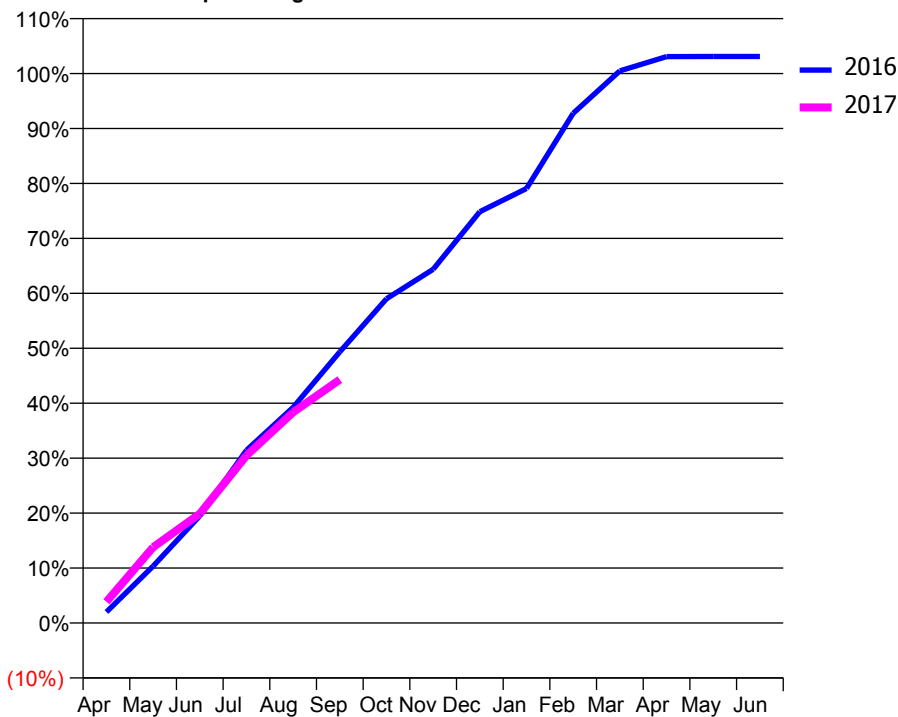
ACCESS*

Patients seen in 24 months	Total	Change since previous quarter
Quarter ending September 2015	6,027	
Quarter ending December 2015	5,894	↓
Quarter ending March 2016	5,951	→
Quarter ending June 2016	5,926	→
Quarter ending September 2016	5,894	→
Variance since September 2015	(2.2%)	↓



ACTIVITY

Cumulative percentage of contracted UDA delivered 2016 & 2017



Adjusted Scheduled Activity (UDA)

Month	2016	2017
April	313	605
May	1,619	2,160
June	3,053	3,114
July	4,922	4,770
August	6,147	6,005
September	7,728	6,936
October	9,241	
November	10,078	
December	11,720	
January	12,381	
February	14,523	
March	15,732	
April	16,139	
May	16,141	
June	16,142	

QUALITY

	Quantity	Base Number	Contract	AT	Region	England
% of FP17s for the same patient ID Re-attending within 3 months - Children	182	1,293	14.1%	10.4%	13.5%	12.4%
% of FP17s for the same patient ID Re-attending within 3 months - Adults	415	3,031	13.7%	13.7%	17.4%	16.7%
% of FP17s for the same patient ID Re-attending between 3 & 9 months - Children	849	1,293	65.7%	62.9%	59.0%	57.4%
% of FP17s for the same patient ID Re-attending between 3 & 9 months - Adults	1,201	3,031	39.6%	54.7%	52.6%	50.5%
% of FP17s for Band 1 Urgent Courses	24	4,026	0.6%	7.5%	9.4%	9.1%
% of FP17s Relating to Free Repair or Replacements	14	4,026	0.3%	1.0%	1.0%	0.8%
% of FP17s Relating to Continuations	85	4,026	2.1%	1.3%	1.5%	1.3%
% of Patients satisfied with the dentistry they have received	9	9	N/A	94.7%	93.7%	93.2%
% of Patients satisfied with the time they had to wait for an appointment	9	9	N/A	91.3%	90.0%	89.0%

* This is based on patients treated on this contract for their most recent course of treatment. Figures in italics indicate the base number of FP17s or Patient Questionnaire responses are less than 100. N/A is shown where the base number of responses is less than 10 during the period. % is calculated as Quantity/Base number*100

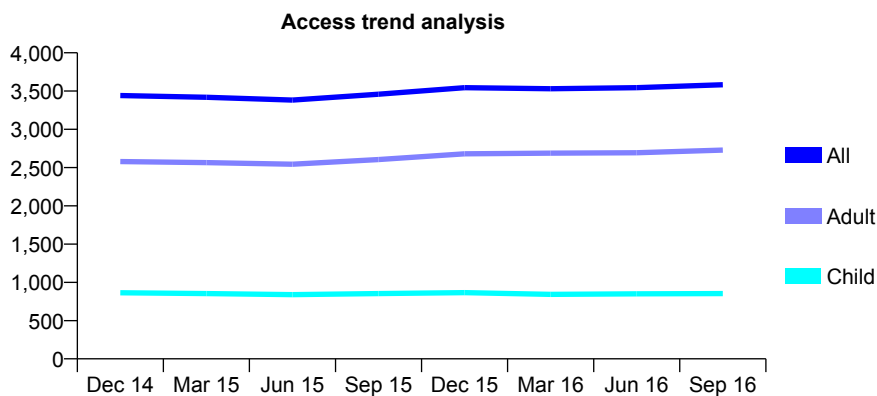
Q50 - Vital Signs At a Glance Contract Report for 739766/0002 - September 2016

Name or company name	MR DG BOFF
Contract type name	GDS Contract
Purpose of contract	General
Contract start date	01/04/2006
Contract end date	

16/17 Contracted general activity (UDA)	18,000
Carry forward general activity (UDA)	0
16/17 Contracted orthodontic activity (UOA)	0
Carry forward orthodontic activity (UOA)	0
Baseline contract value	£577,221.18

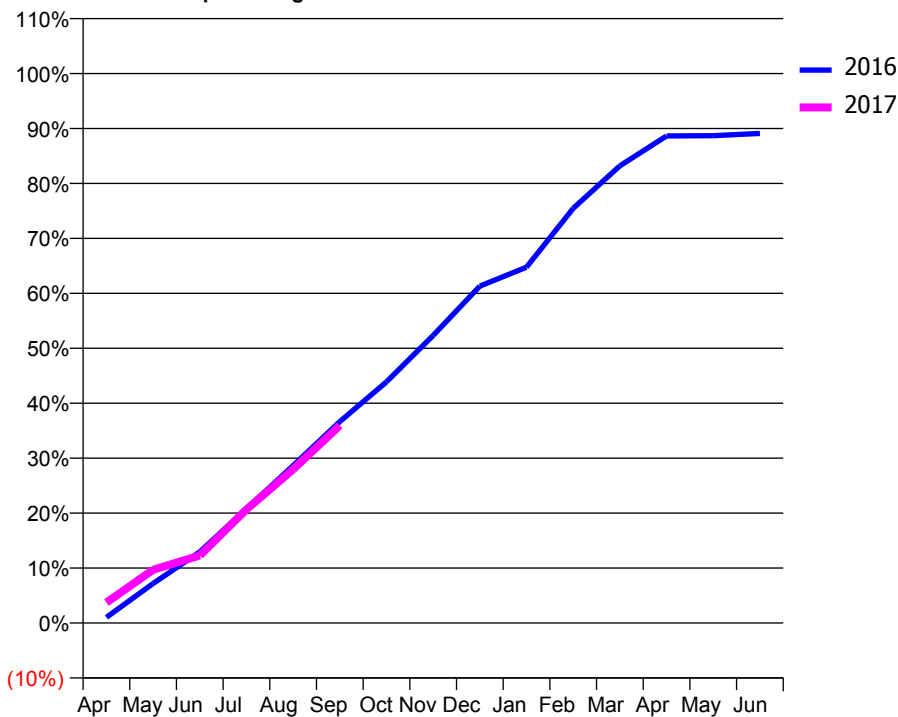
ACCESS*

Patients seen in 24 months	Total	Change since previous quarter
Quarter ending September 2015	3,458	
Quarter ending December 2015	3,545	↑
Quarter ending March 2016	3,530	→
Quarter ending June 2016	3,544	→
Quarter ending September 2016	3,582	→
Variance since September 2015	3.6%	↑



ACTIVITY

Cumulative percentage of contracted UDA delivered 2016 & 2017



Month	Adjusted Scheduled Activity (UDA)	
	2016	2017
April	185	671
May	1,296	1,746
June	2,329	2,211
July	3,747	3,721
August	5,156	5,032
September	6,598	6,470
October	7,901	
November	9,420	
December	11,035	
January	11,658	
February	13,580	
March	14,974	
April	15,953	
May	15,961	
June	16,039	

QUALITY

	Quantity	Base Number	Contract	AT	Region	England
% of FP17s for the same patient ID Re-attending within 3 months - Children	100	860	11.6%	10.4%	13.5%	12.4%
% of FP17s for the same patient ID Re-attending within 3 months - Adults	381	2,174	17.5%	13.7%	17.4%	16.7%
% of FP17s for the same patient ID Re-attending between 3 & 9 months - Children	562	860	65.3%	62.9%	59.0%	57.4%
% of FP17s for the same patient ID Re-attending between 3 & 9 months - Adults	1,270	2,174	58.4%	54.7%	52.6%	50.5%
% of FP17s for Band 1 Urgent Courses	233	2,715	8.6%	7.5%	9.4%	9.1%
% of FP17s Relating to Free Repair or Replacements	40	2,715	1.5%	1.0%	1.0%	0.8%
% of FP17s Relating to Continuations	51	2,715	1.9%	1.3%	1.5%	1.3%
% of Patients satisfied with the dentistry they have received	11	11	100.0%	94.7%	93.7%	93.2%
% of Patients satisfied with the time they had to wait for an appointment	11	11	100.0%	91.3%	90.0%	89.0%

* This is based on patients treated on this contract for their most recent course of treatment. Figures in italics indicate the base number of FP17s or Patient Questionnaire responses are less than 100. N/A is shown where the base number of responses is less than 10 during the period. % is calculated as Quantity/Base number*100

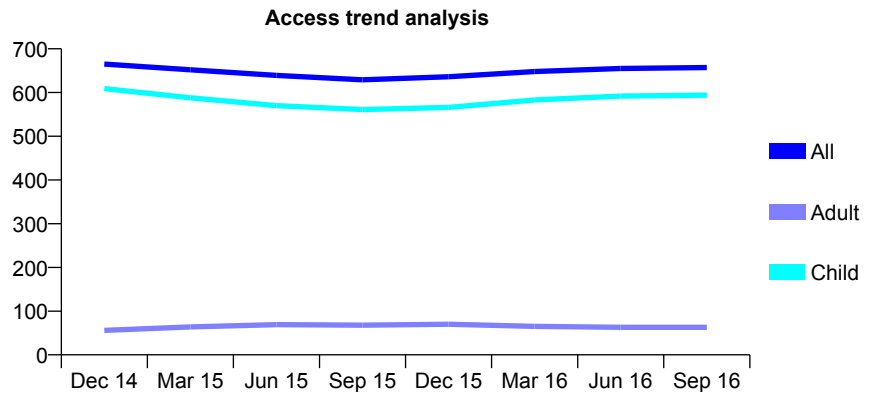
Q50 - Vital Signs At a Glance Contract Report for 740683/0001 - September 2016

Name or company name	MR JW MUIRHEAD
Contract type name	GDS Contract
Purpose of contract	General
Contract start date	01/04/2006
Contract end date	

16/17 Contracted general activity (UDA)	1,404
Carry forward general activity (UDA)	0
16/17 Contracted orthodontic activity (UOA)	0
Carry forward orthodontic activity (UOA)	0
Baseline contract value	£35,141.41

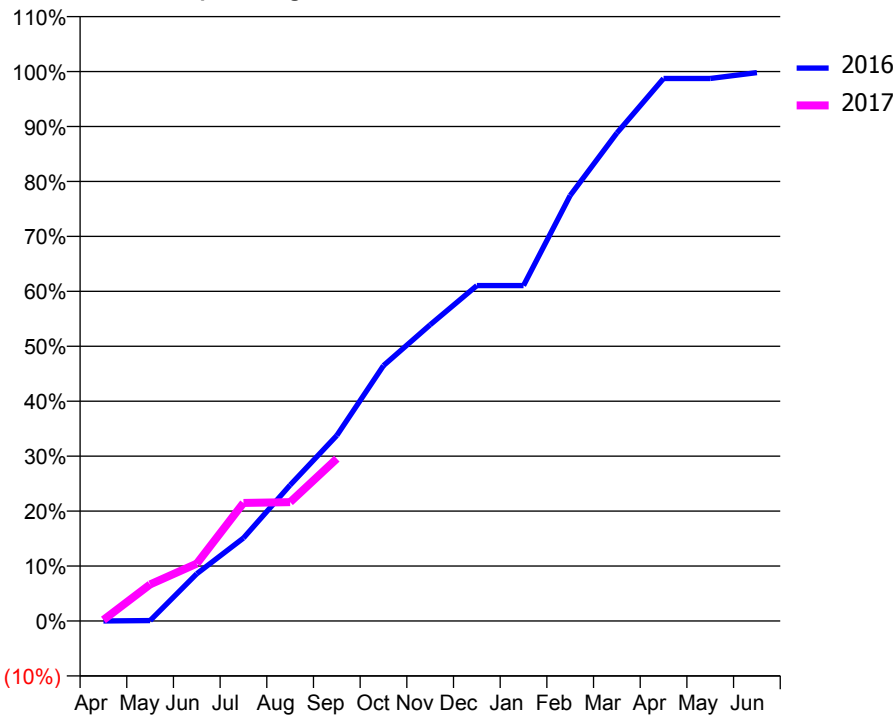
ACCESS*

Patients seen in 24 months	Total	Change since previous quarter
Quarter ending September 2015	629	
Quarter ending December 2015	636	→
Quarter ending March 2016	648	→
Quarter ending June 2016	655	→
Quarter ending September 2016	657	→
Variance since September 2015	4.5%	↑



ACTIVITY

Cumulative percentage of contracted UDA delivered 2016 & 2017



Month	Adjusted Scheduled Activity (UDA)	
	2016	2017
April	0	3
May	1	93
June	121	147
July	212	302
August	347	304
September	474	415
October	653	
November	757	
December	857	
January	857	
February	1,087	
March	1,247	
April	1,386	
May	1,386	
June	1,401	

QUALITY

	Quantity	Base Number	Contract	AT	Region	England
% of FP17s for the same patient ID Re-attending within 3 months - Children	25	441	5.7%	10.4%	13.5%	12.4%
% of FP17s for the same patient ID Re-attending within 3 months - Adults	0	0	N/A	13.7%	17.4%	16.7%
% of FP17s for the same patient ID Re-attending between 3 & 9 months - Children	279	441	63.3%	62.9%	59.0%	57.4%
% of FP17s for the same patient ID Re-attending between 3 & 9 months - Adults	0	0	N/A	54.7%	52.6%	50.5%
% of FP17s for Band 1 Urgent Courses	9	333	2.7%	7.5%	9.4%	9.1%
% of FP17s Relating to Free Repair or Replacements	0	333	0.0%	1.0%	1.0%	0.8%
% of FP17s Relating to Continuations	0	333	0.0%	1.3%	1.5%	1.3%
% of Patients satisfied with the dentistry they have received	1	1	N/A	94.7%	93.7%	93.2%
% of Patients satisfied with the time they had to wait for an appointment	1	1	N/A	91.3%	90.0%	89.0%

* This is based on patients treated on this contract for their most recent course of treatment. Figures in italics indicate the base number of FP17s or Patient Questionnaire responses are less than 100. N/A is shown where the base number of responses is less than 10 during the period. % is calculated as Quantity/Base number*100

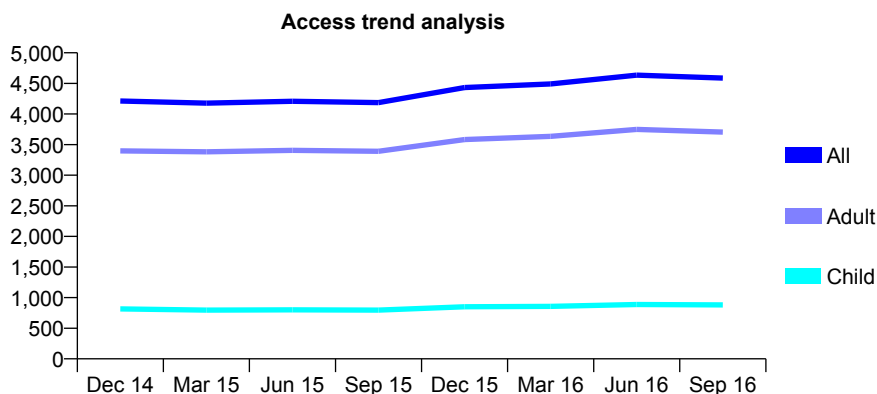
Q50 - Vital Signs At a Glance Contract Report for 740888/0002 - September 2016

Name or company name	MR A FORDY
Contract type name	GDS Contract
Purpose of contract	General
Contract start date	01/04/2006
Contract end date	

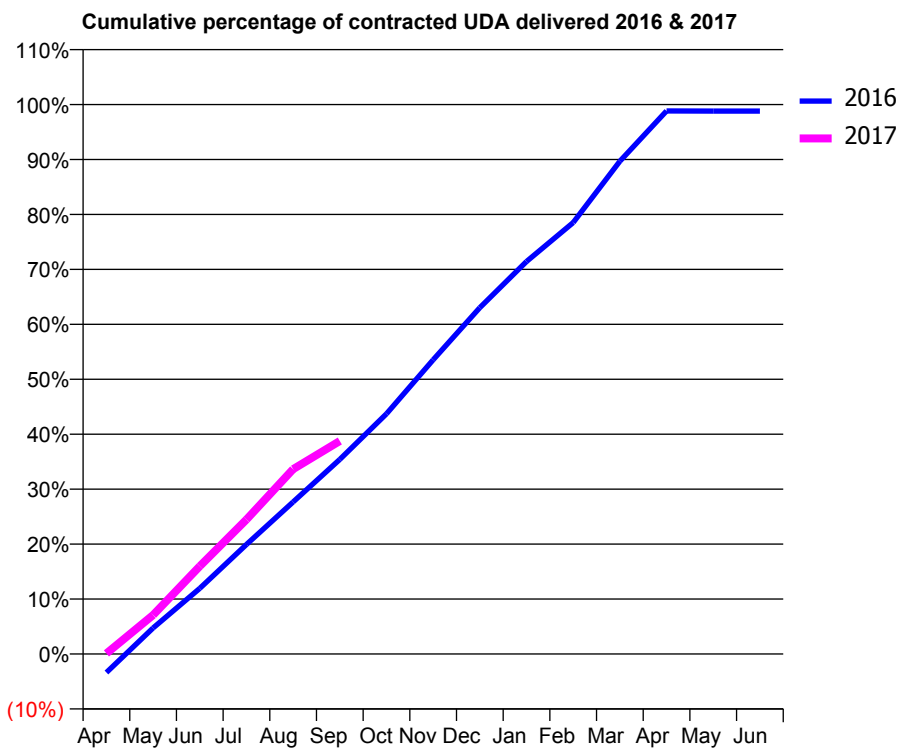
16/17 Contracted general activity (UDA)	13,620
Carry forward general activity (UDA)	0
16/17 Contracted orthodontic activity (UOA)	0
Carry forward orthodontic activity (UOA)	0
Baseline contract value	£417,524.49

ACCESS*

Patients seen in 24 months	Total	Change since previous quarter
Quarter ending September 2015	4,187	
Quarter ending December 2015	4,433	↑
Quarter ending March 2016	4,491	→
Quarter ending June 2016	4,636	↑
Quarter ending September 2016	4,587	↓
Variance since September 2015	9.6%	↑



ACTIVITY



Month	Adjusted Scheduled Activity (UDA)	
	2016	2017
April	-462	15
May	646	966
June	1,629	2,177
July	2,716	3,333
August	3,770	4,584
September	4,823	5,279
October	5,955	
November	7,294	
December	8,585	
January	9,729	
February	10,694	
March	12,213	
April	13,459	
May	13,458	
June	13,458	

QUALITY

	Quantity	Base Number	Contract	AT	Region	England
% of FP17s for the same patient ID Re-attending within 3 months - Children	44	733	6.0%	10.4%	13.5%	12.4%
% of FP17s for the same patient ID Re-attending within 3 months - Adults	407	2,568	15.8%	13.7%	17.4%	16.7%
% of FP17s for the same patient ID Re-attending between 3 & 9 months - Children	518	733	70.7%	62.9%	59.0%	57.4%
% of FP17s for the same patient ID Re-attending between 3 & 9 months - Adults	1,199	2,568	46.7%	54.7%	52.6%	50.5%
% of FP17s for Band 1 Urgent Courses	154	2,647	5.8%	7.5%	9.4%	9.1%
% of FP17s Relating to Free Repair or Replacements	48	2,647	1.8%	1.0%	1.0%	0.8%
% of FP17s Relating to Continuations	92	2,647	3.5%	1.3%	1.5%	1.3%
% of Patients satisfied with the dentistry they have received	2	4	N/A	94.7%	93.7%	93.2%
% of Patients satisfied with the time they had to wait for an appointment	2	4	N/A	91.3%	90.0%	89.0%

* This is based on patients treated on this contract for their most recent course of treatment. Figures in italics indicate the base number of FP17s or Patient Questionnaire responses are less than 100. N/A is shown where the base number of responses is less than 10 during the period. % is calculated as Quantity/Base number*100

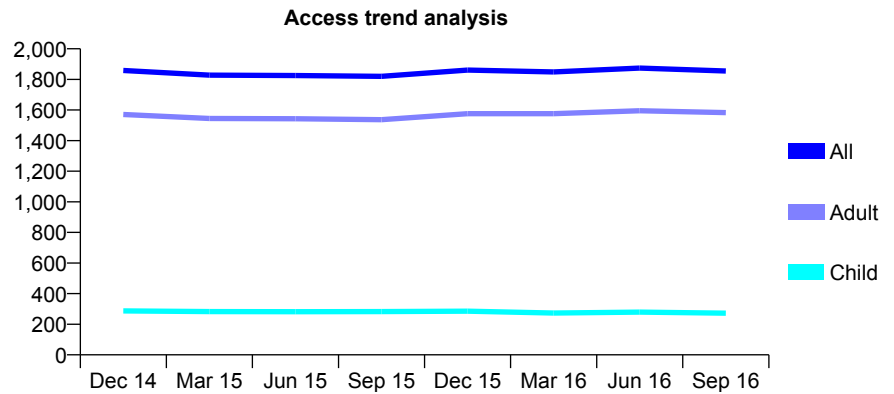
Q50 - Vital Signs At a Glance Contract Report for 741671/0002 - September 2016

Name or company name	MR DA JACKSON
Contract type name	GDS Contract
Purpose of contract	General
Contract start date	01/04/2006
Contract end date	

16/17 Contracted general activity (UDA)	5,851
Carry forward general activity (UDA)	0
16/17 Contracted orthodontic activity (UOA)	0
Carry forward orthodontic activity (UOA)	0
Baseline contract value	£132,153.70

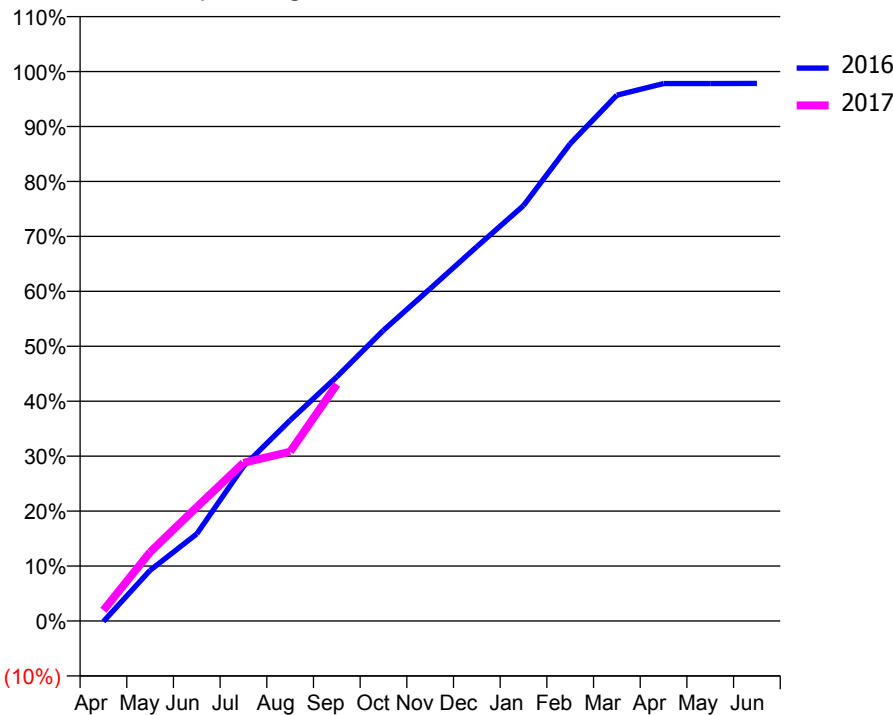
ACCESS*

Patients seen in 24 months	Total	Change since previous quarter
Quarter ending September 2015	1,820	
Quarter ending December 2015	1,861	↑
Quarter ending March 2016	1,849	→
Quarter ending June 2016	1,874	→
Quarter ending September 2016	1,855	↓
Variance since September 2015	1.9%	→



ACTIVITY

Cumulative percentage of contracted UDA delivered 2016 & 2017



Month	Adjusted Scheduled Activity (UDA)	
	2016	2017
April	-7	114
May	540	734
June	928	1,213
July	1,647	1,685
August	2,137	1,802
September	2,601	2,520
October	3,096	
November	3,539	
December	3,987	
January	4,423	
February	5,083	
March	5,599	
April	5,723	
May	5,723	
June	5,725	

QUALITY

	Quantity	Base Number	Contract	AT	Region	England
% of FP17s for the same patient ID Re-attending within 3 months - Children	21	197	10.7%	10.4%	13.5%	12.4%
% of FP17s for the same patient ID Re-attending within 3 months - Adults	173	1,104	15.7%	13.7%	17.4%	16.7%
% of FP17s for the same patient ID Re-attending between 3 & 9 months - Children	112	197	56.9%	62.9%	59.0%	57.4%
% of FP17s for the same patient ID Re-attending between 3 & 9 months - Adults	643	1,104	58.2%	54.7%	52.6%	50.5%
% of FP17s for Band 1 Urgent Courses	82	1,225	6.7%	7.5%	9.4%	9.1%
% of FP17s Relating to Free Repair or Replacements	20	1,225	1.6%	1.0%	1.0%	0.8%
% of FP17s Relating to Continuations	17	1,225	1.4%	1.3%	1.5%	1.3%
% of Patients satisfied with the dentistry they have received	6	6	N/A	94.7%	93.7%	93.2%
% of Patients satisfied with the time they had to wait for an appointment	6	6	N/A	91.3%	90.0%	89.0%

* This is based on patients treated on this contract for their most recent course of treatment. Figures in italics indicate the base number of FP17s or Patient Questionnaire responses are less than 100. N/A is shown where the base number of responses is less than 10 during the period. % is calculated as Quantity/Base number*100

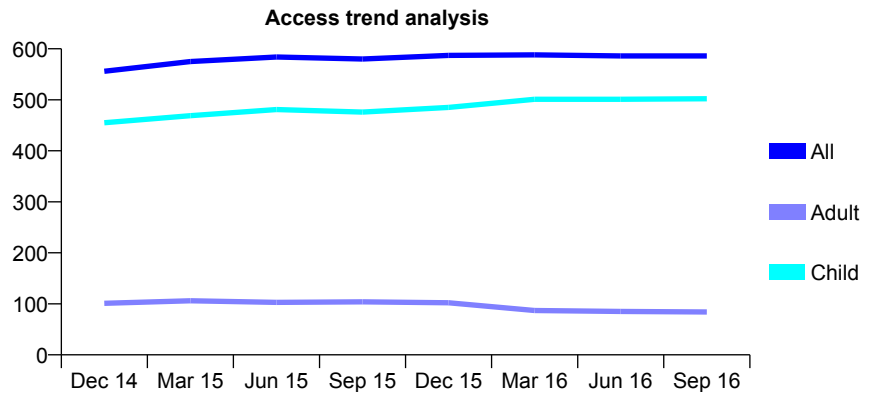
Q50 - Vital Signs At a Glance Contract Report for 742775/0001 - September 2016

Name or company name	MR M ADAMSON
Contract type name	GDS Contract
Purpose of contract	General
Contract start date	01/04/2006
Contract end date	

16/17 Contracted general activity (UDA)	1,350
Carry forward general activity (UDA)	0
16/17 Contracted orthodontic activity (UOA)	0
Carry forward orthodontic activity (UOA)	0
Baseline contract value	£29,019.98

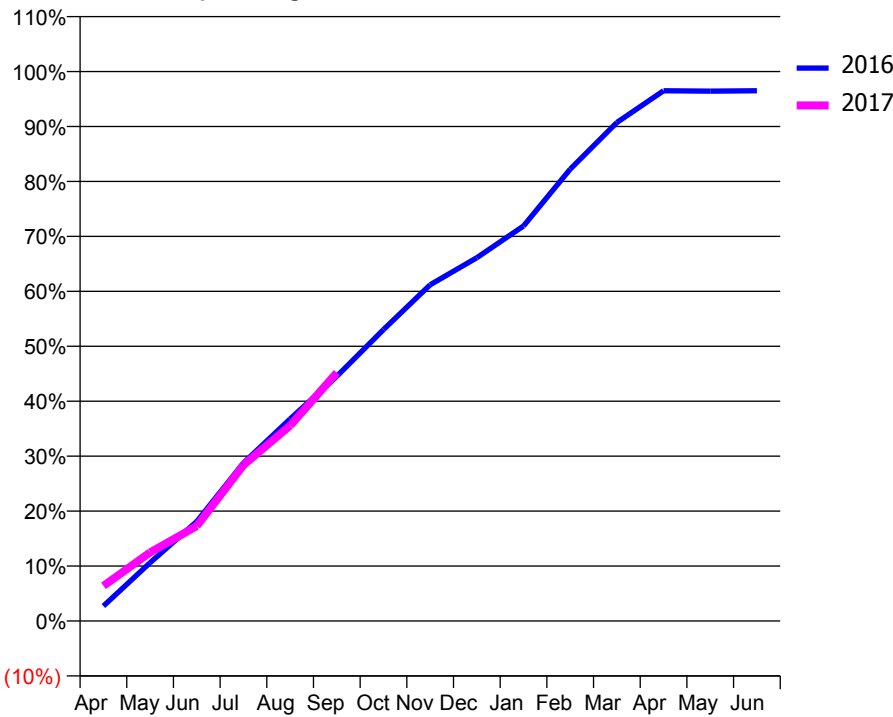
ACCESS*

Patients seen in 24 months	Total	Change since previous quarter
Quarter ending September 2015	580	
Quarter ending December 2015	587	→
Quarter ending March 2016	588	→
Quarter ending June 2016	586	→
Quarter ending September 2016	586	→
Variance since September 2015	1.0%	→



ACTIVITY

Cumulative percentage of contracted UDA delivered 2016 & 2017



Month	Adjusted Scheduled Activity (UDA)	
	2016	2017
April	37	86
May	143	168
June	244	233
July	388	383
August	497	480
September	601	610
October	716	
November	826	
December	892	
January	970	
February	1,110	
March	1,225	
April	1,303	
May	1,302	
June	1,303	

QUALITY

	Quantity	Base Number	Contract	AT	Region	England
% of FP17s for the same patient ID Re-attending within 3 months - Children	53	506	10.5%	10.4%	13.5%	12.4%
% of FP17s for the same patient ID Re-attending within 3 months - Adults	0	17	0.0%	13.7%	17.4%	16.7%
% of FP17s for the same patient ID Re-attending between 3 & 9 months - Children	366	506	72.3%	62.9%	59.0%	57.4%
% of FP17s for the same patient ID Re-attending between 3 & 9 months - Adults	16	17	94.1%	54.7%	52.6%	50.5%
% of FP17s for Band 1 Urgent Courses	6	460	1.3%	7.5%	9.4%	9.1%
% of FP17s Relating to Free Repair or Replacements	0	460	0.0%	1.0%	1.0%	0.8%
% of FP17s Relating to Continuations	0	460	0.0%	1.3%	1.5%	1.3%
% of Patients satisfied with the dentistry they have received	0	0	N/A	94.7%	93.7%	93.2%
% of Patients satisfied with the time they had to wait for an appointment	0	0	N/A	91.3%	90.0%	89.0%

* This is based on patients treated on this contract for their most recent course of treatment. Figures in italics indicate the base number of FP17s or Patient Questionnaire responses are less than 100. N/A is shown where the base number of responses is less than 10 during the period. % is calculated as Quantity/Base number*100

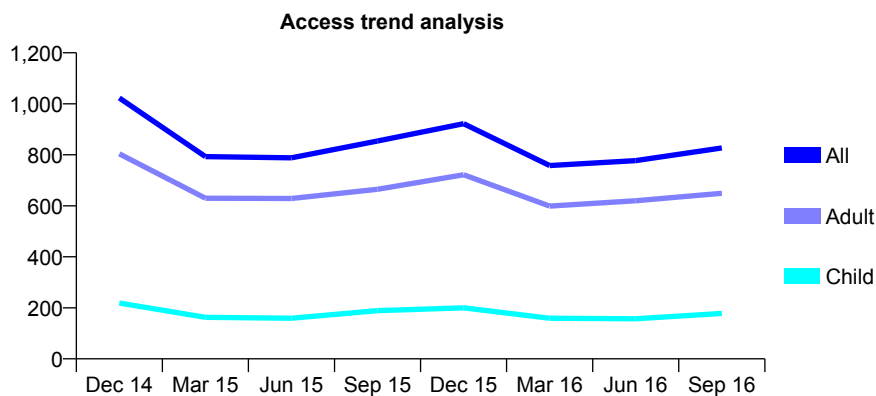
Q50 - Vital Signs At a Glance Contract Report for 749869/0001 - September 2016

Name or company name	MRS ML GATECLIFF
Contract type name	GDS Contract
Purpose of contract	General and Orthodontic
Contract start date	01/04/2006
Contract end date	

16/17 Contracted general activity (UDA)	2,024
Carry forward general activity (UDA)	0
16/17 Contracted orthodontic activity (UOA)	420
Carry forward orthodontic activity (UOA)	0
Baseline contract value	£90,517.37

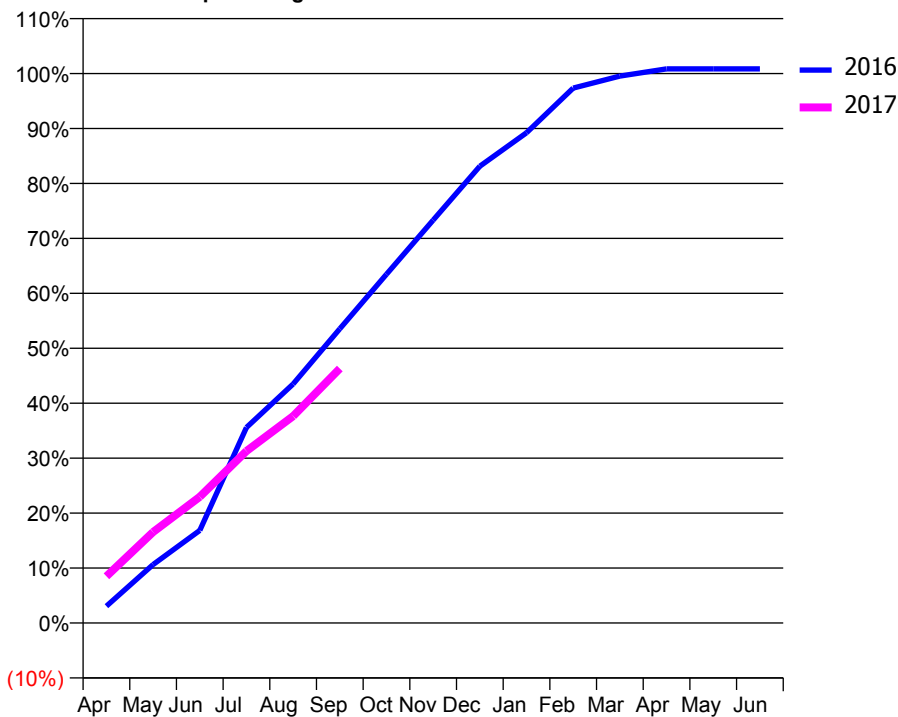
ACCESS*

Patients seen in 24 months	Total	Change since previous quarter
Quarter ending September 2015	854	
Quarter ending December 2015	922	↑
Quarter ending March 2016	758	↓
Quarter ending June 2016	777	↑
Quarter ending September 2016	827	↑
Variance since September 2015	(3.2%)	↓



ACTIVITY

Cumulative percentage of contracted UDA delivered 2016 & 2017



Adjusted Scheduled Activity (UDA)

Month	2016	2017
April	62	172
May	215	335
June	341	465
July	720	633
August	881	762
September	1,084	938
October	1,285	
November	1,484	
December	1,683	
January	1,806	
February	1,970	
March	2,015	
April	2,041	
May	2,041	
June	2,041	

QUALITY

	Quantity	Base Number	Contract	AT	Region	England
% of FP17s for the same patient ID Re-attending within 3 months - Children	9	152	5.9%	10.4%	13.5%	12.4%
% of FP17s for the same patient ID Re-attending within 3 months - Adults	32	469	6.8%	13.7%	17.4%	16.7%
% of FP17s for the same patient ID Re-attending between 3 & 9 months - Children	86	152	56.6%	62.9%	59.0%	57.4%
% of FP17s for the same patient ID Re-attending between 3 & 9 months - Adults	155	469	33.0%	54.7%	52.6%	50.5%
% of FP17s for Band 1 Urgent Courses	19	598	3.2%	7.5%	9.4%	9.1%
% of FP17s Relating to Free Repair or Replacements	2	598	0.3%	1.0%	1.0%	0.8%
% of FP17s Relating to Continuations	7	598	1.2%	1.3%	1.5%	1.3%
% of Patients satisfied with the dentistry they have received	1	1	N/A	94.7%	93.7%	93.2%
% of Patients satisfied with the time they had to wait for an appointment	1	1	N/A	91.3%	90.0%	89.0%

* This is based on patients treated on this contract for their most recent course of treatment. Figures in italics indicate the base number of FP17s or Patient Questionnaire responses are less than 100. N/A is shown where the base number of responses is less than 10 during the period. % is calculated as Quantity/Base number*100

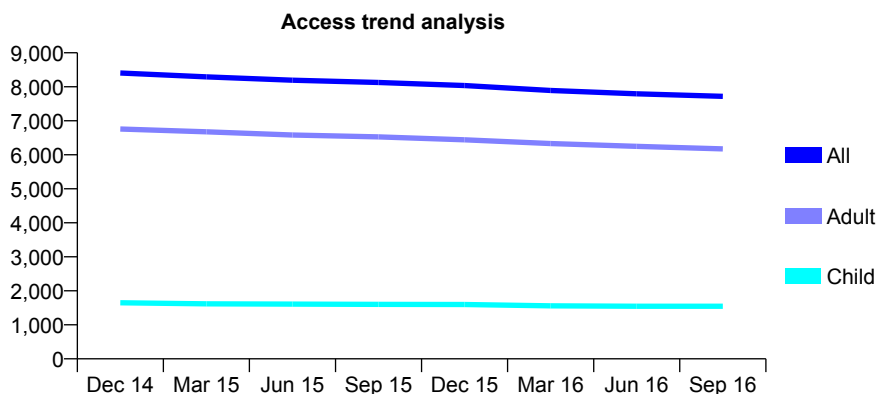
Q50 - Vital Signs At a Glance Contract Report for 750069/0001 - September 2016

Name or company name	MISS IT GREENSTREET
Contract type name	GDS Contract
Purpose of contract	General
Contract start date	01/04/2006
Contract end date	

16/17 Contracted general activity (UDA)	17,900
Carry forward general activity (UDA)	0
16/17 Contracted orthodontic activity (UOA)	0
Carry forward orthodontic activity (UOA)	0
Baseline contract value	£548,572.36

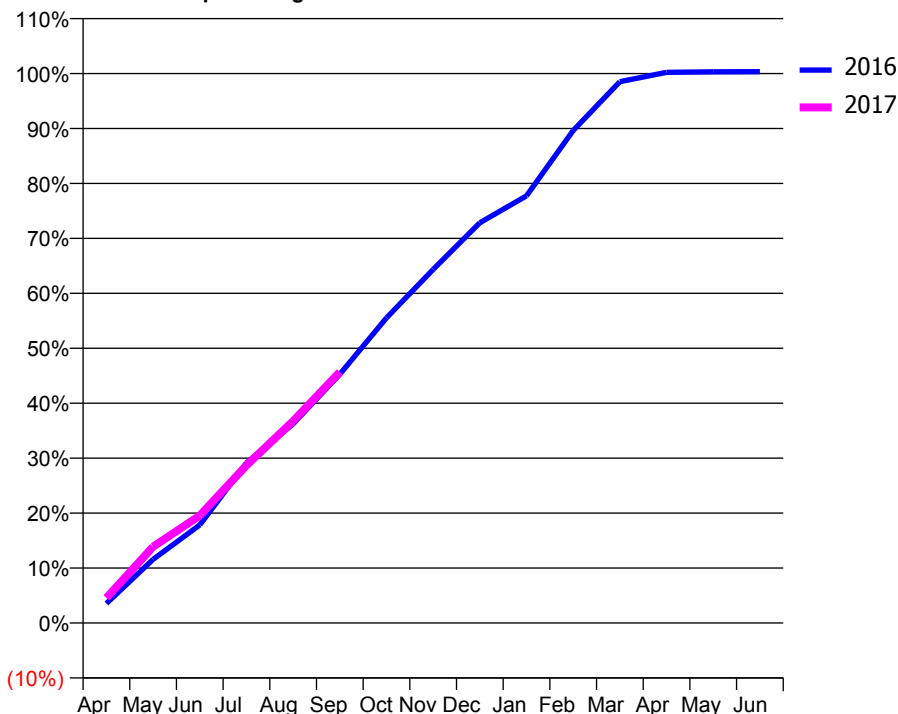
ACCESS*

Patients seen in 24 months	Total	Change since previous quarter
Quarter ending September 2015	8,129	
Quarter ending December 2015	8,037	↓
Quarter ending March 2016	7,893	↓
Quarter ending June 2016	7,796	↓
Quarter ending September 2016	7,721	→
Variance since September 2015	(5.0%)	↓



ACTIVITY

Cumulative percentage of contracted UDA delivered 2016 & 2017



Adjusted Scheduled Activity (UDA)

Month	2016	2017
April	635	820
May	2,075	2,487
June	3,194	3,498
July	5,215	5,139
August	6,488	6,578
September	8,102	8,175
October	9,941	
November	11,516	
December	13,037	
January	13,913	
February	16,044	
March	17,632	
April	17,939	
May	17,953	
June	17,958	

QUALITY

	Quantity	Base Number	Contract	AT	Region	England
% of FP17s for the same patient ID Re-attending within 3 months - Children	61	1,235	4.9%	10.4%	13.5%	12.4%
% of FP17s for the same patient ID Re-attending within 3 months - Adults	685	4,839	14.2%	13.7%	17.4%	16.7%
% of FP17s for the same patient ID Re-attending between 3 & 9 months - Children	764	1,235	61.9%	62.9%	59.0%	57.4%
% of FP17s for the same patient ID Re-attending between 3 & 9 months - Adults	2,592	4,839	53.6%	54.7%	52.6%	50.5%
% of FP17s for Band 1 Urgent Courses	392	4,778	8.2%	7.5%	9.4%	9.1%
% of FP17s Relating to Free Repair or Replacements	70	4,778	1.5%	1.0%	1.0%	0.8%
% of FP17s Relating to Continuations	14	4,778	0.3%	1.3%	1.5%	1.3%
% of Patients satisfied with the dentistry they have received	11	11	100.0%	94.7%	93.7%	93.2%
% of Patients satisfied with the time they had to wait for an appointment	11	11	100.0%	91.3%	90.0%	89.0%

* This is based on patients treated on this contract for their most recent course of treatment. Figures in italics indicate the base number of FP17s or Patient Questionnaire responses are less than 100. N/A is shown where the base number of responses is less than 10 during the period. % is calculated as Quantity/Base number*100

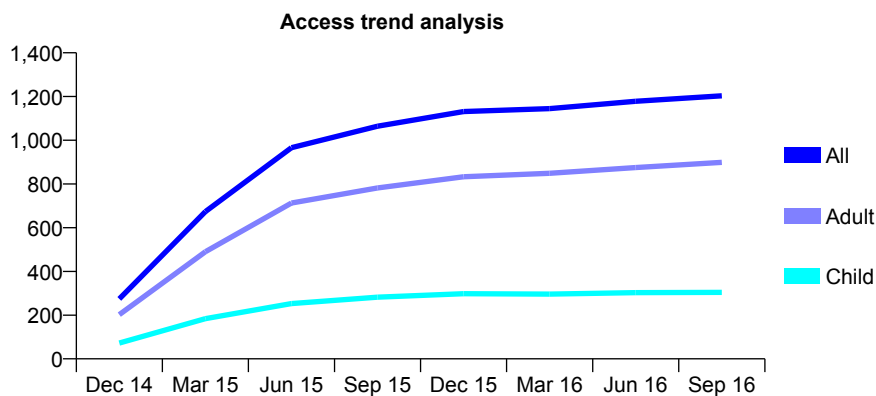
Q50 - Vital Signs At a Glance Contract Report for 750069/0002 - September 2016

Name or company name	MISS IT GREENSTREET
Contract type name	GDS Contract
Purpose of contract	General
Contract start date	01/11/2014
Contract end date	

16/17 Contracted general activity (UDA)	3,210
Carry forward general activity (UDA)	0
16/17 Contracted orthodontic activity (UOA)	0
Carry forward orthodontic activity (UOA)	0
Baseline contract value	£98,383.96

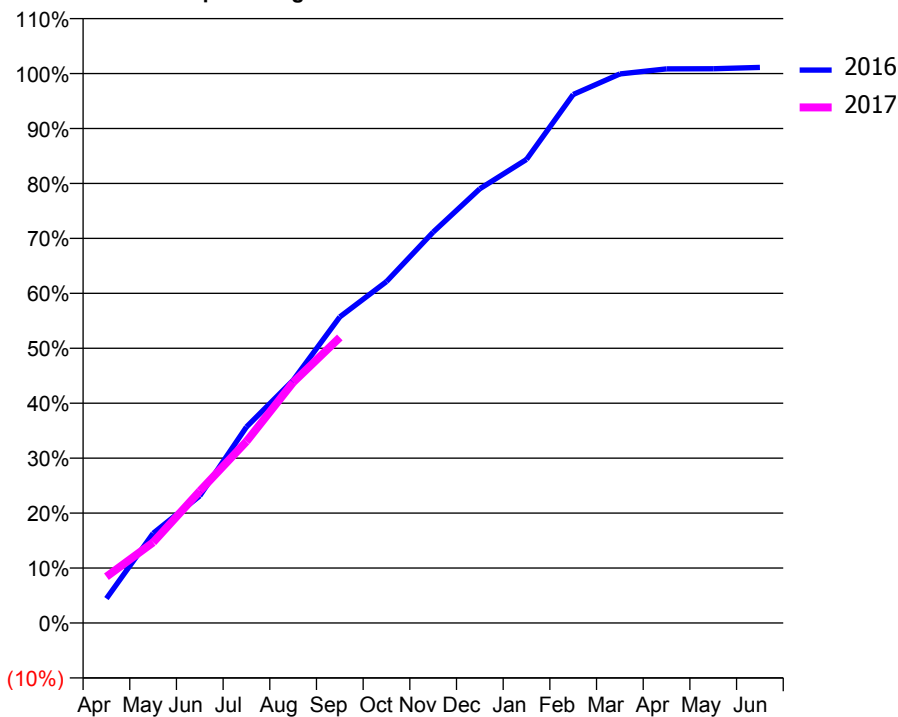
ACCESS*

Patients seen in 24 months	Total	Change since previous quarter
Quarter ending September 2015	1,064	
Quarter ending December 2015	1,131	↑
Quarter ending March 2016	1,145	→
Quarter ending June 2016	1,178	↑
Quarter ending September 2016	1,203	↑
Variance since September 2015	13.1%	↑



ACTIVITY

Cumulative percentage of contracted UDA delivered 2016 & 2017



Month	Adjusted Scheduled Activity (UDA)	
	2016	2017
April	143	271
May	524	471
June	743	771
July	1,145	1,061
August	1,418	1,405
September	1,788	1,668
October	1,994	
November	2,284	
December	2,537	
January	2,708	
February	3,087	
March	3,208	
April	3,237	
May	3,238	
June	3,246	

QUALITY

	Quantity	Base Number	Contract	AT	Region	England
% of FP17s for the same patient ID Re-attending within 3 months - Children	3	271	1.1%	10.4%	13.5%	12.4%
% of FP17s for the same patient ID Re-attending within 3 months - Adults	84	739	11.4%	13.7%	17.4%	16.7%
% of FP17s for the same patient ID Re-attending between 3 & 9 months - Children	215	271	79.3%	62.9%	59.0%	57.4%
% of FP17s for the same patient ID Re-attending between 3 & 9 months - Adults	478	739	64.7%	54.7%	52.6%	50.5%
% of FP17s for Band 1 Urgent Courses	72	978	7.4%	7.5%	9.4%	9.1%
% of FP17s Relating to Free Repair or Replacements	10	978	1.0%	1.0%	1.0%	0.8%
% of FP17s Relating to Continuations	1	978	0.1%	1.3%	1.5%	1.3%
% of Patients satisfied with the dentistry they have received	1	1	N/A	94.7%	93.7%	93.2%
% of Patients satisfied with the time they had to wait for an appointment	1	1	N/A	91.3%	90.0%	89.0%

* This is based on patients treated on this contract for their most recent course of treatment. Figures in italics indicate the base number of FP17s or Patient Questionnaire responses are less than 100. N/A is shown where the base number of responses is less than 10 during the period. % is calculated as Quantity/Base number*100

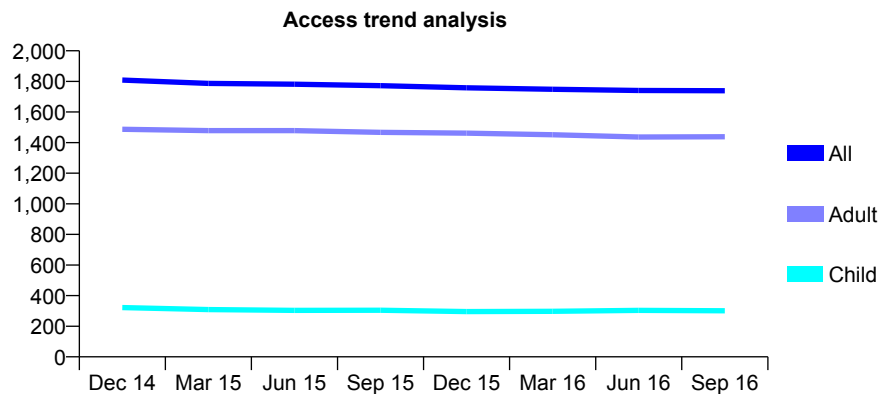
Q50 - Vital Signs At a Glance Contract Report for 761060/0001 - September 2016

Name or company name	MR KK PILLAI
Contract type name	GDS Contract
Purpose of contract	General
Contract start date	01/04/2006
Contract end date	

16/17 Contracted general activity (UDA)	6,072
Carry forward general activity (UDA)	0
16/17 Contracted orthodontic activity (UOA)	0
Carry forward orthodontic activity (UOA)	0
Baseline contract value	£176,744.00

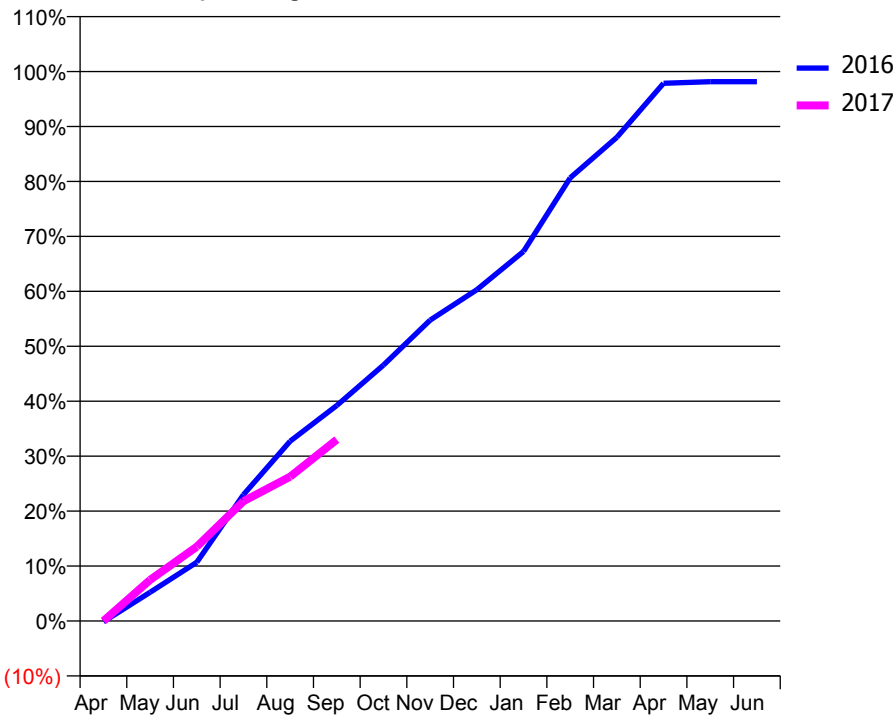
ACCESS*

Patients seen in 24 months	Total	Change since previous quarter
Quarter ending September 2015	1,772	
Quarter ending December 2015	1,758	→
Quarter ending March 2016	1,749	→
Quarter ending June 2016	1,741	→
Quarter ending September 2016	1,739	→
Variance since September 2015	(1.9%)	↓



ACTIVITY

Cumulative percentage of contracted UDA delivered 2016 & 2017



Month	Adjusted Scheduled Activity (UDA)	
	2016	2017
April	-10	0
May	317	454
June	649	821
July	1,396	1,325
August	1,987	1,595
September	2,382	2,005
October	2,828	
November	3,325	
December	3,661	
January	4,084	
February	4,897	
March	5,345	
April	5,942	
May	5,960	
June	5,960	

QUALITY

	Quantity	Base Number	Contract	AT	Region	England
% of FP17s for the same patient ID Re-attending within 3 months - Children	24	275	8.7%	10.4%	13.5%	12.4%
% of FP17s for the same patient ID Re-attending within 3 months - Adults	137	1,245	11.0%	13.7%	17.4%	16.7%
% of FP17s for the same patient ID Re-attending between 3 & 9 months - Children	213	275	77.5%	62.9%	59.0%	57.4%
% of FP17s for the same patient ID Re-attending between 3 & 9 months - Adults	929	1,245	74.6%	54.7%	52.6%	50.5%
% of FP17s for Band 1 Urgent Courses	68	1,276	5.3%	7.5%	9.4%	9.1%
% of FP17s Relating to Free Repair or Replacements	25	1,276	2.0%	1.0%	1.0%	0.8%
% of FP17s Relating to Continuations	4	1,276	0.3%	1.3%	1.5%	1.3%
% of Patients satisfied with the dentistry they have received	7	7	N/A	94.7%	93.7%	93.2%
% of Patients satisfied with the time they had to wait for an appointment	7	7	N/A	91.3%	90.0%	89.0%

* This is based on patients treated on this contract for their most recent course of treatment. Figures in italics indicate the base number of FP17s or Patient Questionnaire responses are less than 100. N/A is shown where the base number of responses is less than 10 during the period. % is calculated as Quantity/Base number*100

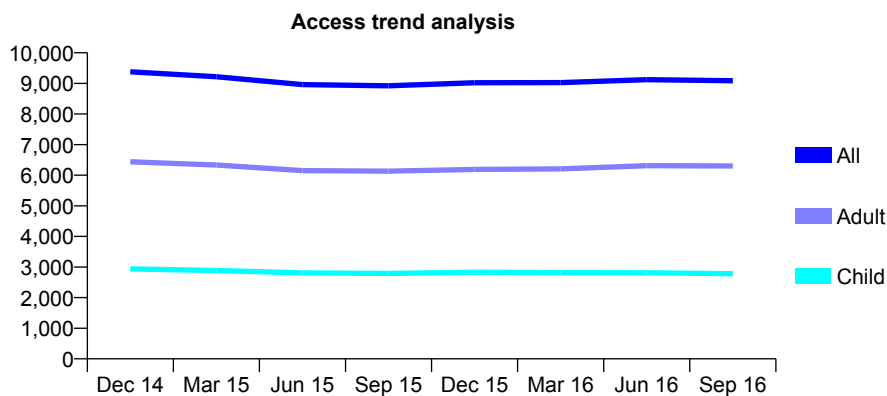
Q50 - Vital Signs At a Glance Contract Report for 762180/0001 - September 2016

Name or company name	MR RJ BROMILEY
Contract type name	GDS Contract
Purpose of contract	General
Contract start date	01/04/2006
Contract end date	

16/17 Contracted general activity (UDA)	23,124
Carry forward general activity (UDA)	0
16/17 Contracted orthodontic activity (UOA)	0
Carry forward orthodontic activity (UOA)	0
Baseline contract value	£767,134.90

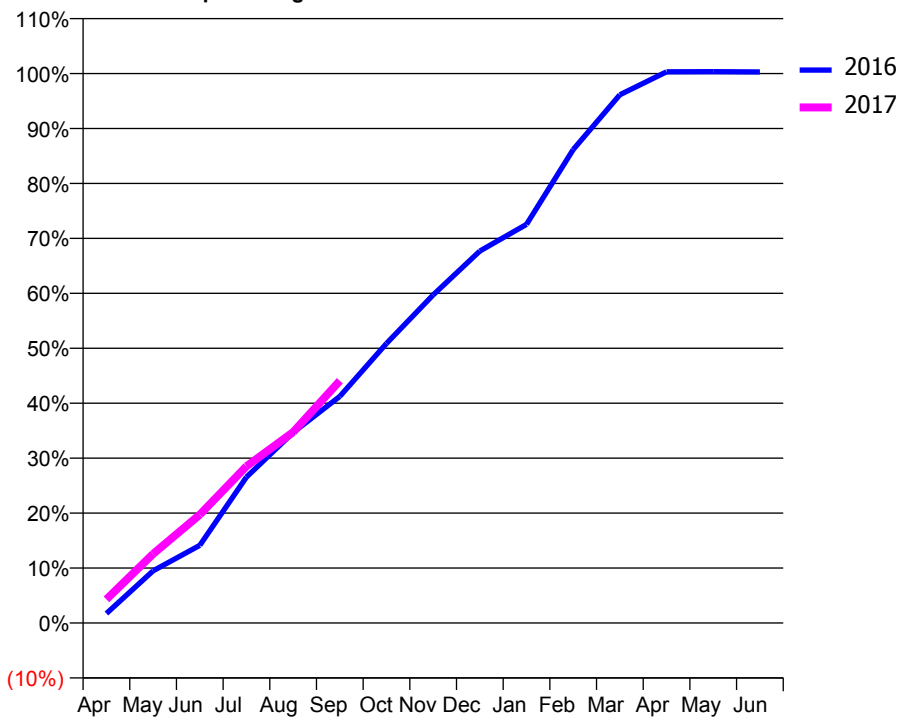
ACCESS*

Patients seen in 24 months	Total	Change since previous quarter
Quarter ending September 2015	8,922	
Quarter ending December 2015	9,021	→
Quarter ending March 2016	9,025	→
Quarter ending June 2016	9,122	→
Quarter ending September 2016	9,086	→
Variance since September 2015	1.8%	→



ACTIVITY

Cumulative percentage of contracted UDA delivered 2016 & 2017



Month	Adjusted Scheduled Activity (UDA)	
	2016	2017
April	400	994
May	2,196	2,912
June	3,268	4,559
July	6,142	6,595
August	8,017	8,034
September	9,535	10,196
October	11,766	
November	13,806	
December	15,656	
January	16,775	
February	19,926	
March	22,228	
April	23,195	
May	23,198	
June	23,187	

QUALITY

	Quantity	Base Number	Contract	AT	Region	England
% of FP17s for the same patient ID Re-attending within 3 months - Children	258	2,510	10.3%	10.4%	13.5%	12.4%
% of FP17s for the same patient ID Re-attending within 3 months - Adults	859	4,812	17.9%	13.7%	17.4%	16.7%
% of FP17s for the same patient ID Re-attending between 3 & 9 months - Children	1,790	2,510	71.3%	62.9%	59.0%	57.4%
% of FP17s for the same patient ID Re-attending between 3 & 9 months - Adults	2,624	4,812	54.5%	54.7%	52.6%	50.5%
% of FP17s for Band 1 Urgent Courses	701	6,018	11.6%	7.5%	9.4%	9.1%
% of FP17s Relating to Free Repair or Replacements	44	6,018	0.7%	1.0%	1.0%	0.8%
% of FP17s Relating to Continuations	16	6,018	0.3%	1.3%	1.5%	1.3%
% of Patients satisfied with the dentistry they have received	14	14	100.0%	94.7%	93.7%	93.2%
% of Patients satisfied with the time they had to wait for an appointment	10	14	71.4%	91.3%	90.0%	89.0%

* This is based on patients treated on this contract for their most recent course of treatment. Figures in italics indicate the base number of FP17s or Patient Questionnaire responses are less than 100. N/A is shown where the base number of responses is less than 10 during the period. % is calculated as Quantity/Base number*100

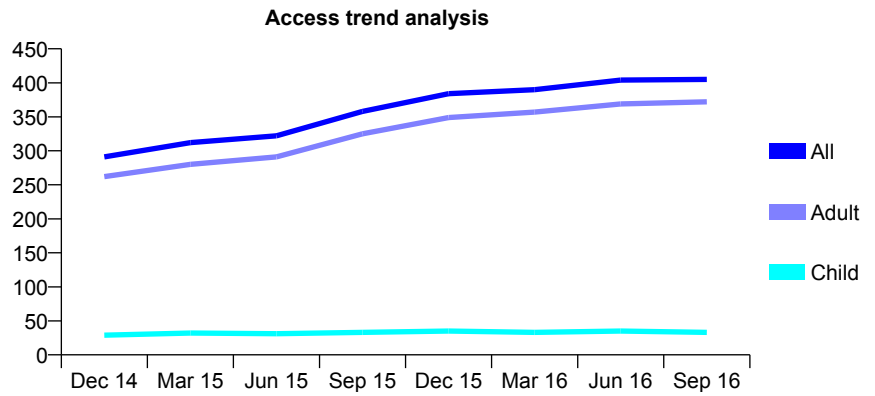
Q50 - Vital Signs At a Glance Contract Report for 762180/0003 - September 2016

Name or company name	MR RJ BROMILEY
Contract type name	PDS Contract
Purpose of contract	General
Contract start date	01/02/2010
Contract end date	30/06/2017

16/17 Contracted general activity (UDA)	4
Carry forward general activity (UDA)	0
16/17 Contracted orthodontic activity (UOA)	0
Carry forward orthodontic activity (UOA)	0
Baseline contract value	£66,923.40

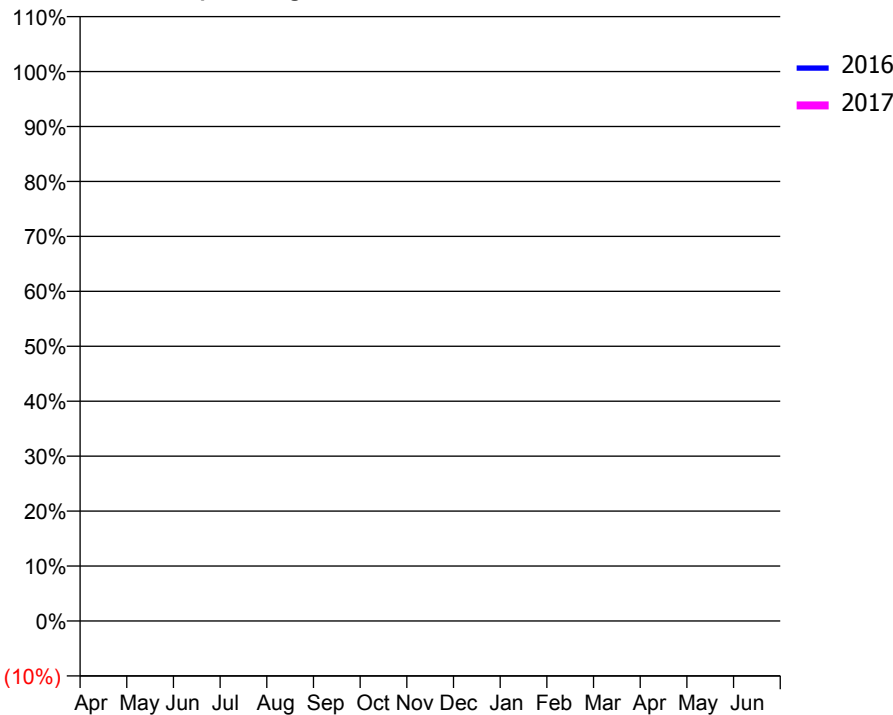
ACCESS*

Patients seen in 24 months	Total	Change since previous quarter
Quarter ending September 2015	358	
Quarter ending December 2015	384	↑
Quarter ending March 2016	390	→
Quarter ending June 2016	404	↑
Quarter ending September 2016	405	→
Variance since September 2015	13.1%	↑



ACTIVITY

Cumulative percentage of contracted UDA delivered 2016 & 2017



Month	Adjusted Scheduled Activity (UDA)	
	2016	2017
April	0	33
May	96	83
June	125	133
July	216	181
August	285	213
September	345	279
October	439	
November	497	
December	548	
January	621	
February	683	
March	731	
April	766	
May	766	
June	766	

QUALITY

	Quantity	Base Number	Contract	AT	Region	England
% of FP17s for the same patient ID Re-attending within 3 months - Children	1	38	2.6%	10.4%	13.5%	12.4%
% of FP17s for the same patient ID Re-attending within 3 months - Adults	8	224	3.6%	13.7%	17.4%	16.7%
% of FP17s for the same patient ID Re-attending between 3 & 9 months - Children	0	38	0.0%	62.9%	59.0%	57.4%
% of FP17s for the same patient ID Re-attending between 3 & 9 months - Adults	1	224	0.4%	54.7%	52.6%	50.5%
% of FP17s for Band 1 Urgent Courses	229	233	98.3%	7.5%	9.4%	9.1%
% of FP17s Relating to Free Repair or Replacements	0	233	0.0%	1.0%	1.0%	0.8%
% of FP17s Relating to Continuations	0	233	0.0%	1.3%	1.5%	1.3%
% of Patients satisfied with the dentistry they have received	0	0	N/A	94.7%	93.7%	93.2%
% of Patients satisfied with the time they had to wait for an appointment	0	0	N/A	91.3%	90.0%	89.0%

* This is based on patients treated on this contract for their most recent course of treatment. Figures in italics indicate the base number of FP17s or Patient Questionnaire responses are less than 100. N/A is shown where the base number of responses is less than 10 during the period. % is calculated as Quantity/Base number*100

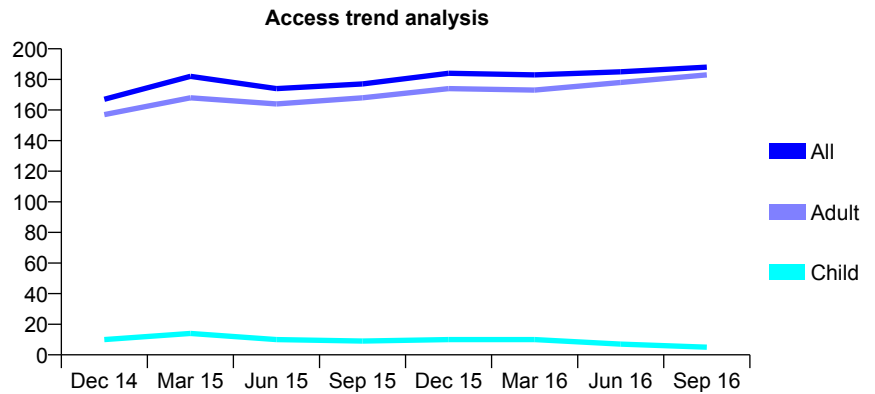
Q50 - Vital Signs At a Glance Contract Report for 762180/0004 - September 2016

Name or company name	MR RJ BROMILEY
Contract type name	PDS Contract
Purpose of contract	General
Contract start date	01/02/2010
Contract end date	30/06/2017

16/17 Contracted general activity (UDA)	16
Carry forward general activity (UDA)	0
16/17 Contracted orthodontic activity (UOA)	0
Carry forward orthodontic activity (UOA)	0
Baseline contract value	£29,279.00

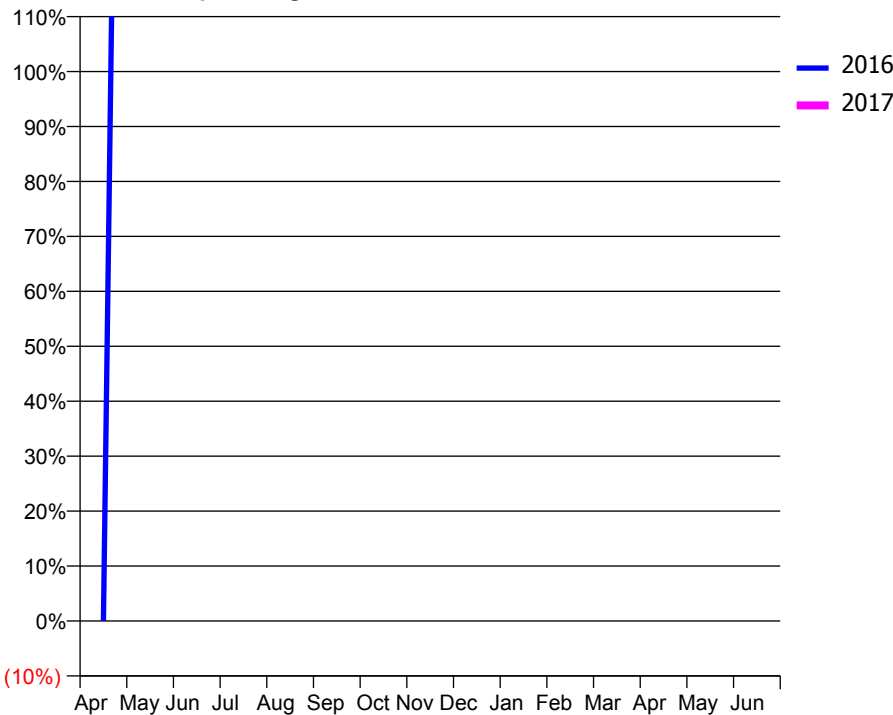
ACCESS*

Patients seen in 24 months	Total	Change since previous quarter
Quarter ending September 2015	177	
Quarter ending December 2015	184	↑
Quarter ending March 2016	183	→
Quarter ending June 2016	185	→
Quarter ending September 2016	188	→
Variance since September 2015	6.2%	↑



ACTIVITY

Cumulative percentage of contracted UDA delivered 2016 & 2017



Month	Adjusted Scheduled Activity (UDA)	
	2016	2017
April	0	25
May	25	31
June	66	77
July	102	87
August	124	106
September	150	140
October	163	
November	186	
December	206	
January	234	
February	256	
March	276	
April	289	
May	289	
June	298	

QUALITY

	Quantity	Base Number	Contract	AT	Region	England
% of FP17s for the same patient ID Re-attending within 3 months - Children	0	10	0.0%	10.4%	13.5%	12.4%
% of FP17s for the same patient ID Re-attending within 3 months - Adults	2	127	1.6%	13.7%	17.4%	16.7%
% of FP17s for the same patient ID Re-attending between 3 & 9 months - Children	0	10	0.0%	62.9%	59.0%	57.4%
% of FP17s for the same patient ID Re-attending between 3 & 9 months - Adults	1	127	0.8%	54.7%	52.6%	50.5%
% of FP17s for Band 1 Urgent Courses	113	117	96.6%	7.5%	9.4%	9.1%
% of FP17s Relating to Free Repair or Replacements	0	117	0.0%	1.0%	1.0%	0.8%
% of FP17s Relating to Continuations	0	117	0.0%	1.3%	1.5%	1.3%
% of Patients satisfied with the dentistry they have received	1	1	N/A	94.7%	93.7%	93.2%
% of Patients satisfied with the time they had to wait for an appointment	1	1	N/A	91.3%	90.0%	89.0%

* This is based on patients treated on this contract for their most recent course of treatment. Figures in italics indicate the base number of FP17s or Patient Questionnaire responses are less than 100. N/A is shown where the base number of responses is less than 10 during the period. % is calculated as Quantity/Base number*100

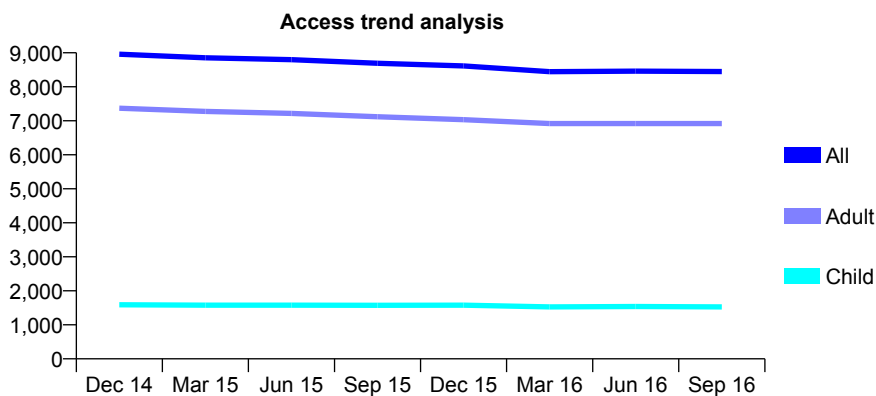
Q50 - Vital Signs At a Glance Contract Report for 772275/0001 - September 2016

Name or company name	MS MM ODUKOYA
Contract type name	GDS Contract
Purpose of contract	General
Contract start date	01/04/2006
Contract end date	

16/17 Contracted general activity (UDA)	19,042
Carry forward general activity (UDA)	0
16/17 Contracted orthodontic activity (UOA)	0
Carry forward orthodontic activity (UOA)	0
Baseline contract value	£593,141.14

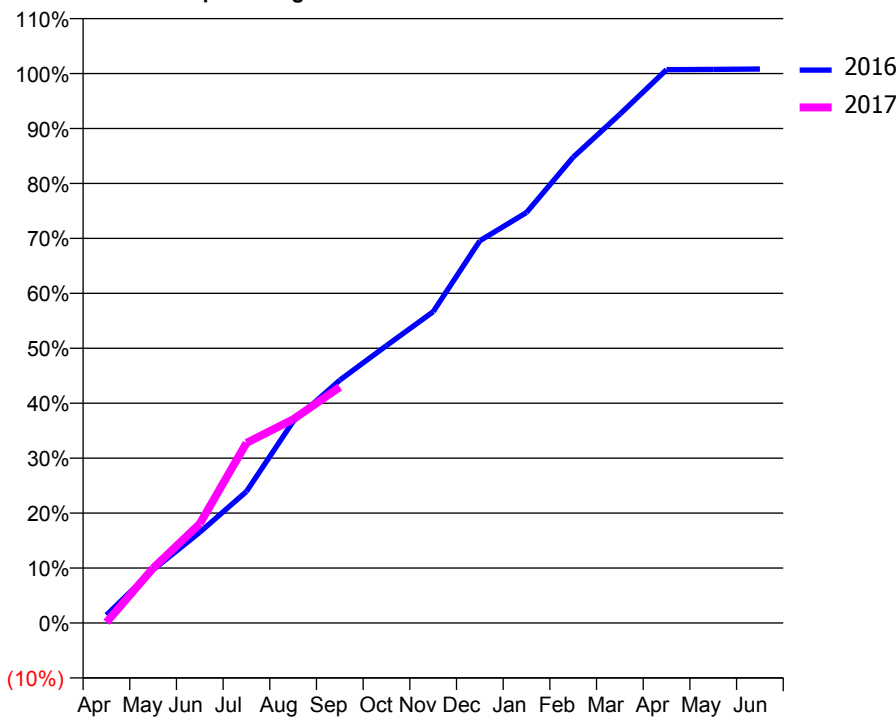
ACCESS*

Patients seen in 24 months	Total	Change since previous quarter
Quarter ending September 2015	8,692	
Quarter ending December 2015	8,613	→
Quarter ending March 2016	8,447	↓
Quarter ending June 2016	8,459	→
Quarter ending September 2016	8,448	→
Variance since September 2015	(2.8%)	↓



ACTIVITY

Cumulative percentage of contracted UDA delivered 2016 & 2017



Month	Adjusted Scheduled Activity (UDA)	
	2016	2017
April	273	24
May	1,845	1,901
June	3,143	3,438
July	4,558	6,243
August	6,986	7,059
September	8,418	8,176
October	9,615	
November	10,786	
December	13,246	
January	14,226	
February	16,145	
March	17,631	
April	19,175	
May	19,185	
June	19,197	

QUALITY

	Quantity	Base Number	Contract	AT	Region	England
% of FP17s for the same patient ID Re-attending within 3 months - Children	75	1,300	5.8%	10.4%	13.5%	12.4%
% of FP17s for the same patient ID Re-attending within 3 months - Adults	669	4,644	14.4%	13.7%	17.4%	16.7%
% of FP17s for the same patient ID Re-attending between 3 & 9 months - Children	902	1,300	69.4%	62.9%	59.0%	57.4%
% of FP17s for the same patient ID Re-attending between 3 & 9 months - Adults	1,942	4,644	41.8%	54.7%	52.6%	50.5%
% of FP17s for Band 1 Urgent Courses	538	4,986	10.8%	7.5%	9.4%	9.1%
% of FP17s Relating to Free Repair or Replacements	83	4,986	1.7%	1.0%	1.0%	0.8%
% of FP17s Relating to Continuations	31	4,986	0.6%	1.3%	1.5%	1.3%
% of Patients satisfied with the dentistry they have received	9	9	N/A	94.7%	93.7%	93.2%
% of Patients satisfied with the time they had to wait for an appointment	9	9	N/A	91.3%	90.0%	89.0%

* This is based on patients treated on this contract for their most recent course of treatment. Figures in italics indicate the base number of FP17s or Patient Questionnaire responses are less than 100. N/A is shown where the base number of responses is less than 10 during the period. % is calculated as Quantity/Base number*100

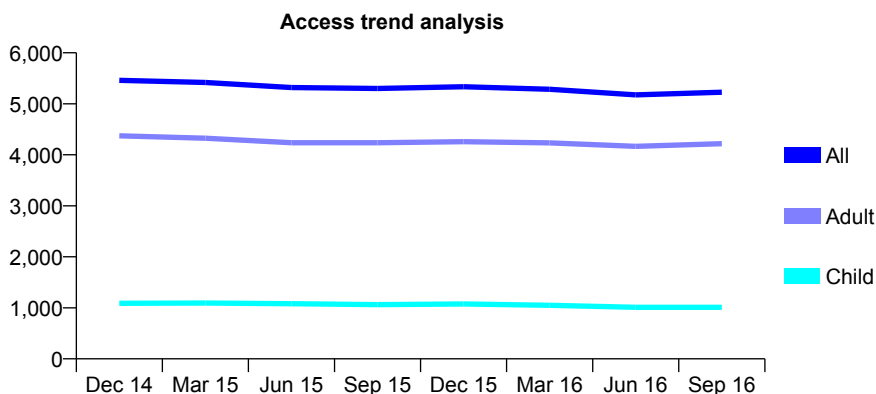
Q50 - Vital Signs At a Glance Contract Report for 776882/0001 - September 2016

Name or company name	MR CT CHALLANS
Contract type name	GDS Contract
Purpose of contract	General
Contract start date	01/12/2006
Contract end date	

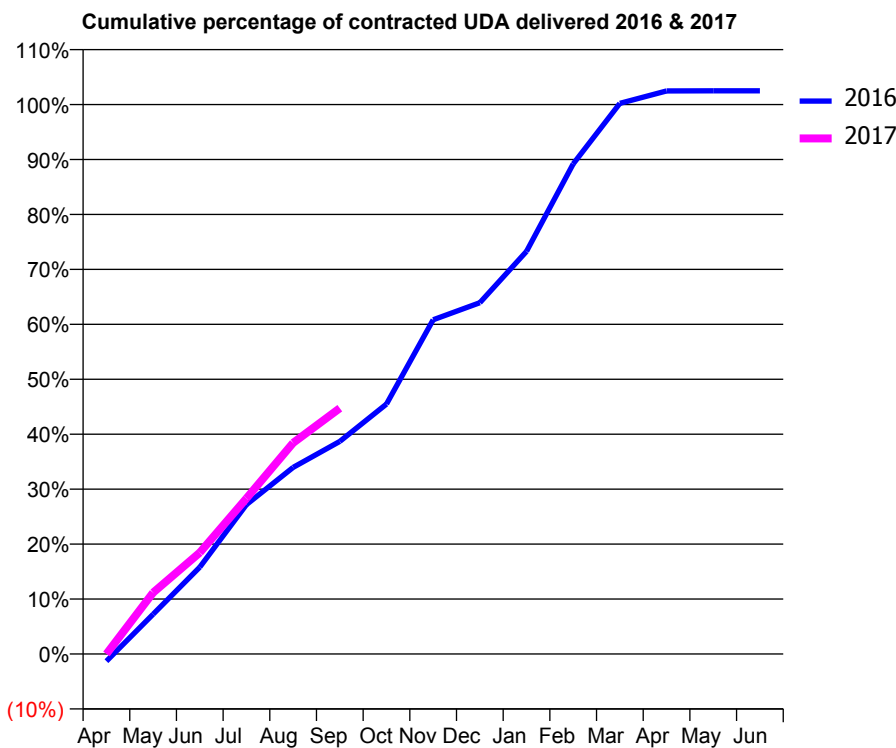
16/17 Contracted general activity (UDA)	13,078
Carry forward general activity (UDA)	0
16/17 Contracted orthodontic activity (UOA)	0
Carry forward orthodontic activity (UOA)	0
Baseline contract value	£344,235.32

ACCESS*

Patients seen in 24 months	Total	Change since previous quarter
Quarter ending September 2015	5,300	
Quarter ending December 2015	5,335	→
Quarter ending March 2016	5,284	→
Quarter ending June 2016	5,175	↓
Quarter ending September 2016	5,227	→
Variance since September 2015	(1.4%)	↓



ACTIVITY



Month	Adjusted Scheduled Activity (UDA)	
	2016	2017
April	-173	0
May	948	1,461
June	2,068	2,414
July	3,555	3,704
August	4,443	5,027
September	5,061	5,852
October	5,948	
November	7,954	
December	8,362	
January	9,583	
February	11,665	
March	13,105	
April	13,402	
May	13,404	
June	13,405	

QUALITY

	Quantity	Base Number	Contract	AT	Region	England
% of FP17s for the same patient ID Re-attending within 3 months - Children	58	727	8.0%	10.4%	13.5%	12.4%
% of FP17s for the same patient ID Re-attending within 3 months - Adults	255	2,715	9.4%	13.7%	17.4%	16.7%
% of FP17s for the same patient ID Re-attending between 3 & 9 months - Children	452	727	62.2%	62.9%	59.0%	57.4%
% of FP17s for the same patient ID Re-attending between 3 & 9 months - Adults	1,553	2,715	57.2%	54.7%	52.6%	50.5%
% of FP17s for Band 1 Urgent Courses	234	3,078	7.6%	7.5%	9.4%	9.1%
% of FP17s Relating to Free Repair or Replacements	13	3,078	0.4%	1.0%	1.0%	0.8%
% of FP17s Relating to Continuations	30	3,078	1.0%	1.3%	1.5%	1.3%
% of Patients satisfied with the dentistry they have received	5	5	N/A	94.7%	93.7%	93.2%
% of Patients satisfied with the time they had to wait for an appointment	5	5	N/A	91.3%	90.0%	89.0%

* This is based on patients treated on this contract for their most recent course of treatment. Figures in italics indicate the base number of FP17s or Patient Questionnaire responses are less than 100. N/A is shown where the base number of responses is less than 10 during the period. % is calculated as Quantity/Base number*100

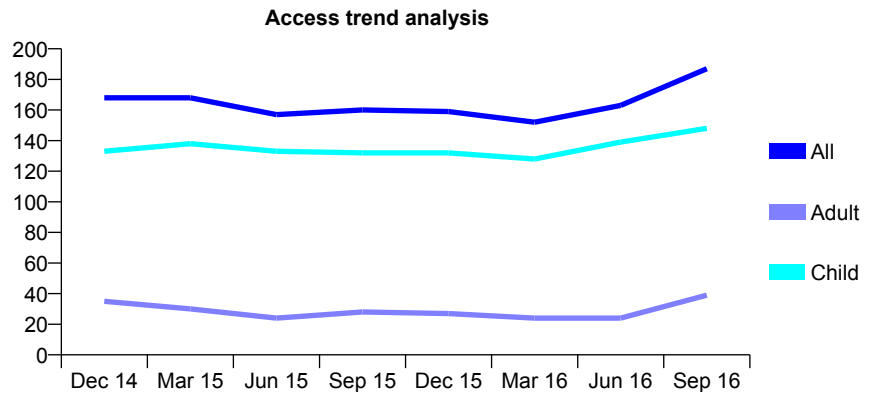
Q50 - Vital Signs At a Glance Contract Report for 802425/0001 - September 2016

Name or company name	Peasholm Dental Practice
Contract type name	GDS Contract
Purpose of contract	General and Orthodontic
Contract start date	01/04/2006
Contract end date	

16/17 Contracted general activity (UDA)	300
Carry forward general activity (UDA)	0
16/17 Contracted orthodontic activity (UOA)	1,156
Carry forward orthodontic activity (UOA)	0
Baseline contract value	£83,829.21

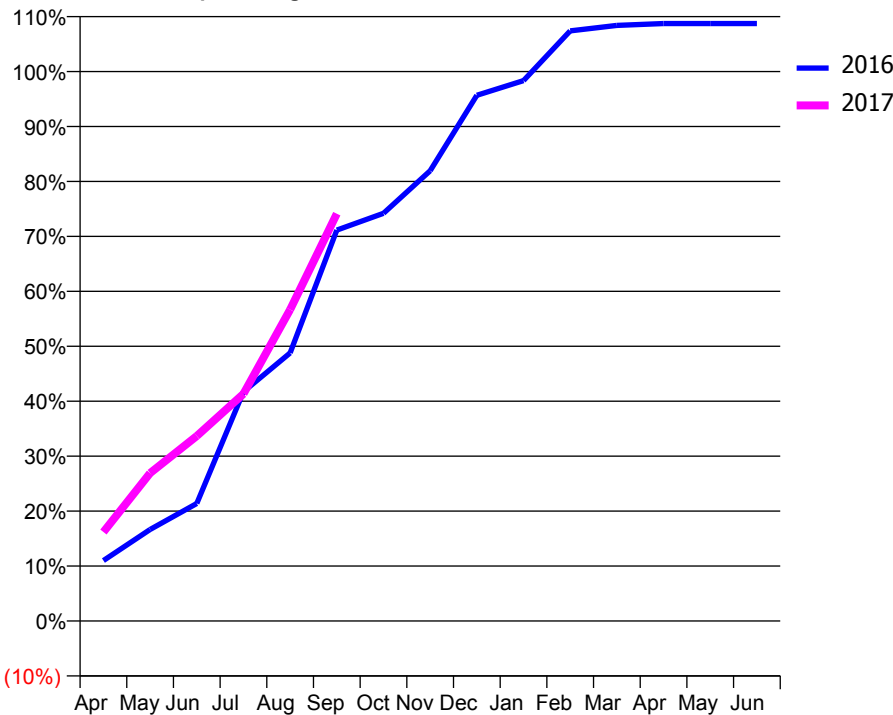
ACCESS*

Patients seen in 24 months	Total	Change since previous quarter
Quarter ending September 2015	160	
Quarter ending December 2015	159	→
Quarter ending March 2016	152	↓
Quarter ending June 2016	163	↑
Quarter ending September 2016	187	↑
Variance since September 2015	16.9%	↑



ACTIVITY

Cumulative percentage of contracted UDA delivered 2016 & 2017



Month	Adjusted Scheduled Activity (UDA)	
	2016	2017
April	33	49
May	50	81
June	64	101
July	125	124
August	146	170
September	213	222
October	223	
November	246	
December	287	
January	295	
February	322	
March	325	
April	326	
May	326	
June	326	

QUALITY

	Quantity	Base Number	Contract	AT	Region	England
% of FP17s for the same patient ID Re-attending within 3 months - Children	9	172	5.2%	10.4%	13.5%	12.4%
% of FP17s for the same patient ID Re-attending within 3 months - Adults	0	17	0.0%	13.7%	17.4%	16.7%
% of FP17s for the same patient ID Re-attending between 3 & 9 months - Children	71	172	41.3%	62.9%	59.0%	57.4%
% of FP17s for the same patient ID Re-attending between 3 & 9 months - Adults	5	17	29.4%	54.7%	52.6%	50.5%
% of FP17s for Band 1 Urgent Courses	7	139	5.0%	7.5%	9.4%	9.1%
% of FP17s Relating to Free Repair or Replacements	0	139	0.0%	1.0%	1.0%	0.8%
% of FP17s Relating to Continuations	3	139	2.2%	1.3%	1.5%	1.3%
% of Patients satisfied with the dentistry they have received	0	0	N/A	94.7%	93.7%	93.2%
% of Patients satisfied with the time they had to wait for an appointment	0	0	N/A	91.3%	90.0%	89.0%

* This is based on patients treated on this contract for their most recent course of treatment. Figures in italics indicate the base number of FP17s or Patient Questionnaire responses are less than 100. N/A is shown where the base number of responses is less than 10 during the period. % is calculated as Quantity/Base number*100

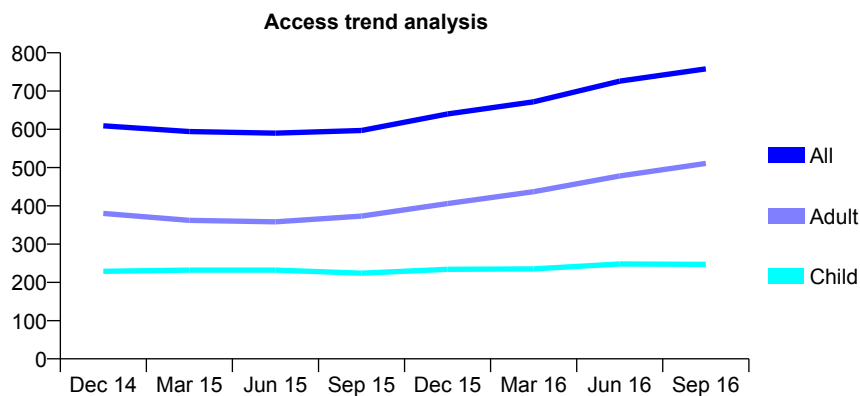
Q50 - Vital Signs At a Glance Contract Report for 810223/0001 - September 2016

Name or company name	MR SW HEYLINGS
Contract type name	GDS Contract
Purpose of contract	General
Contract start date	01/04/2006
Contract end date	

16/17 Contracted general activity (UDA)	2,635
Carry forward general activity (UDA)	0
16/17 Contracted orthodontic activity (UOA)	0
Carry forward orthodontic activity (UOA)	0
Baseline contract value	£71,468.66

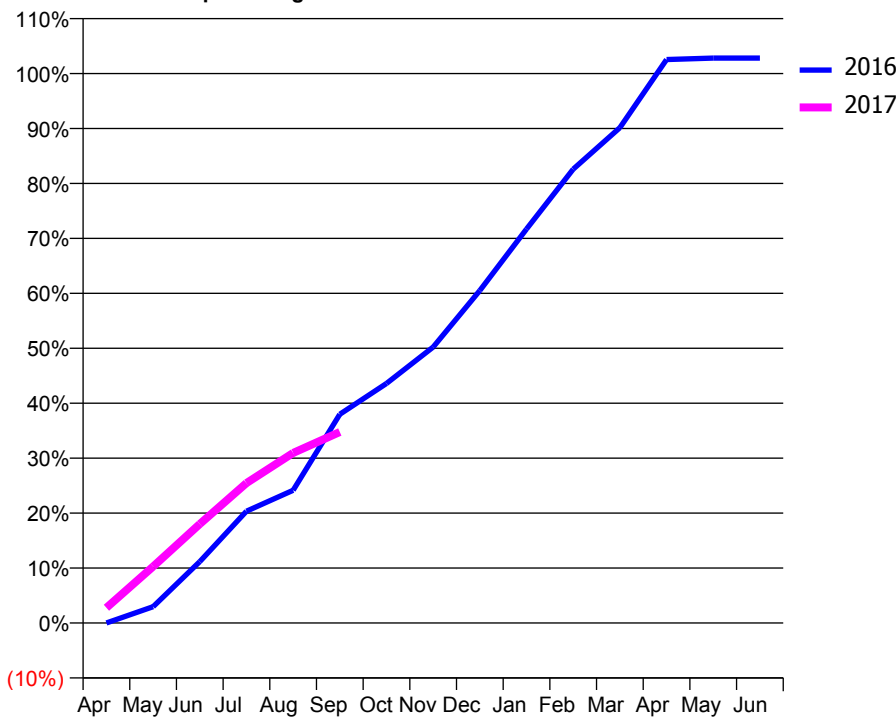
ACCESS*

Patients seen in 24 months	Total	Change since previous quarter
Quarter ending September 2015	597	
Quarter ending December 2015	640	↑
Quarter ending March 2016	672	↑
Quarter ending June 2016	726	↑
Quarter ending September 2016	758	↑
Variance since September 2015	27.0%	↑



ACTIVITY

Cumulative percentage of contracted UDA delivered 2016 & 2017



Adjusted Scheduled Activity (UDA)

Month	2016	2017
April	0	73
May	55	271
June	206	475
July	376	671
August	446	815
September	701	916
October	804	
November	927	
December	1,116	
January	1,323	
February	1,524	
March	1,663	
April	1,892	
May	1,897	
June	1,897	

QUALITY

	Quantity	Base Number	Contract	AT	Region	England
% of FP17s for the same patient ID Re-attending within 3 months - Children	21	202	10.4%	10.4%	13.5%	12.4%
% of FP17s for the same patient ID Re-attending within 3 months - Adults	43	359	12.0%	13.7%	17.4%	16.7%
% of FP17s for the same patient ID Re-attending between 3 & 9 months - Children	110	202	54.5%	62.9%	59.0%	57.4%
% of FP17s for the same patient ID Re-attending between 3 & 9 months - Adults	166	359	46.2%	54.7%	52.6%	50.5%
% of FP17s for Band 1 Urgent Courses	20	440	4.5%	7.5%	9.4%	9.1%
% of FP17s Relating to Free Repair or Replacements	1	440	0.2%	1.0%	1.0%	0.8%
% of FP17s Relating to Continuations	2	440	0.5%	1.3%	1.5%	1.3%
% of Patients satisfied with the dentistry they have received	4	4	N/A	94.7%	93.7%	93.2%
% of Patients satisfied with the time they had to wait for an appointment	4	4	N/A	91.3%	90.0%	89.0%

* This is based on patients treated on this contract for their most recent course of treatment. Figures in italics indicate the base number of FP17s or Patient Questionnaire responses are less than 100. N/A is shown where the base number of responses is less than 10 during the period. % is calculated as Quantity/Base number*100

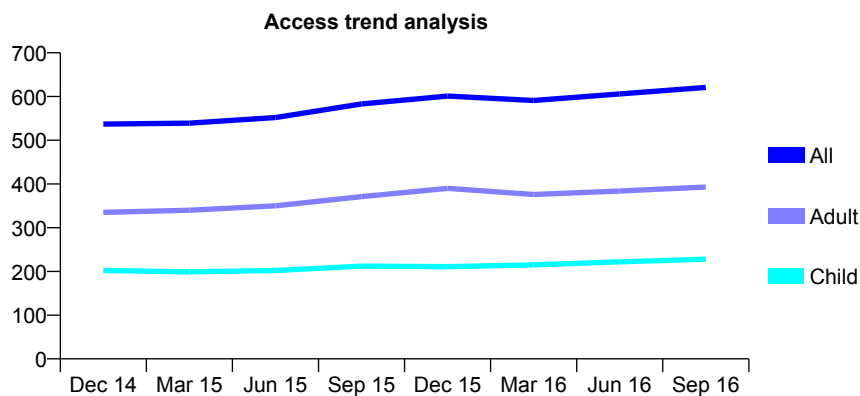
Q50 - Vital Signs At a Glance Contract Report for 810290/0001 - September 2016

Name or company name	MR PA RIDING
Contract type name	GDS Contract
Purpose of contract	General
Contract start date	01/04/2006
Contract end date	

16/17 Contracted general activity (UDA)	1,711
Carry forward general activity (UDA)	0
16/17 Contracted orthodontic activity (UOA)	0
Carry forward orthodontic activity (UOA)	0
Baseline contract value	£51,134.71

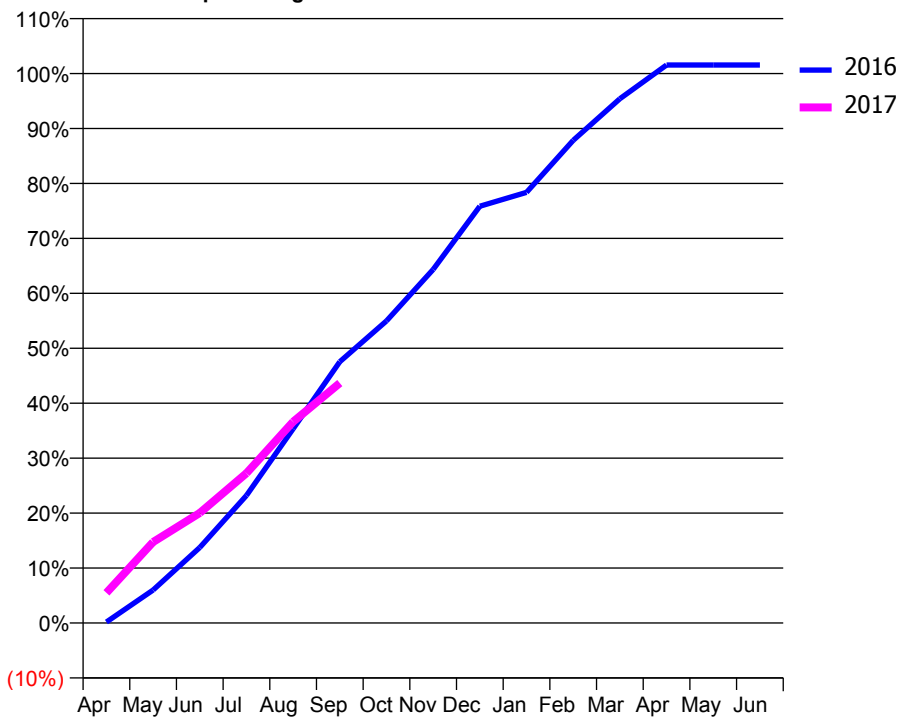
ACCESS*

Patients seen in 24 months	Total	Change since previous quarter
Quarter ending September 2015	583	
Quarter ending December 2015	601	↑
Quarter ending March 2016	591	↓
Quarter ending June 2016	606	↑
Quarter ending September 2016	621	↑
Variance since September 2015	6.5%	↑



ACTIVITY

Cumulative percentage of contracted UDA delivered 2016 & 2017



Month	Adjusted Scheduled Activity (UDA)	
	2016	2017
April	3	94
May	103	252
June	235	343
July	397	466
August	605	627
September	814	747
October	941	
November	1,101	
December	1,298	
January	1,341	
February	1,503	
March	1,632	
April	1,738	
May	1,738	
June	1,738	

QUALITY

	Quantity	Base Number	Contract	AT	Region	England
% of FP17s for the same patient ID Re-attending within 3 months - Children	9	178	5.1%	10.4%	13.5%	12.4%
% of FP17s for the same patient ID Re-attending within 3 months - Adults	16	213	7.5%	13.7%	17.4%	16.7%
% of FP17s for the same patient ID Re-attending between 3 & 9 months - Children	98	178	55.1%	62.9%	59.0%	57.4%
% of FP17s for the same patient ID Re-attending between 3 & 9 months - Adults	115	213	54.0%	54.7%	52.6%	50.5%
% of FP17s for Band 1 Urgent Courses	15	347	4.3%	7.5%	9.4%	9.1%
% of FP17s Relating to Free Repair or Replacements	0	347	0.0%	1.0%	1.0%	0.8%
% of FP17s Relating to Continuations	0	347	0.0%	1.3%	1.5%	1.3%
% of Patients satisfied with the dentistry they have received	1	1	N/A	94.7%	93.7%	93.2%
% of Patients satisfied with the time they had to wait for an appointment	1	1	N/A	91.3%	90.0%	89.0%

* This is based on patients treated on this contract for their most recent course of treatment. Figures in italics indicate the base number of FP17s or Patient Questionnaire responses are less than 100. N/A is shown where the base number of responses is less than 10 during the period. % is calculated as Quantity/Base number*100

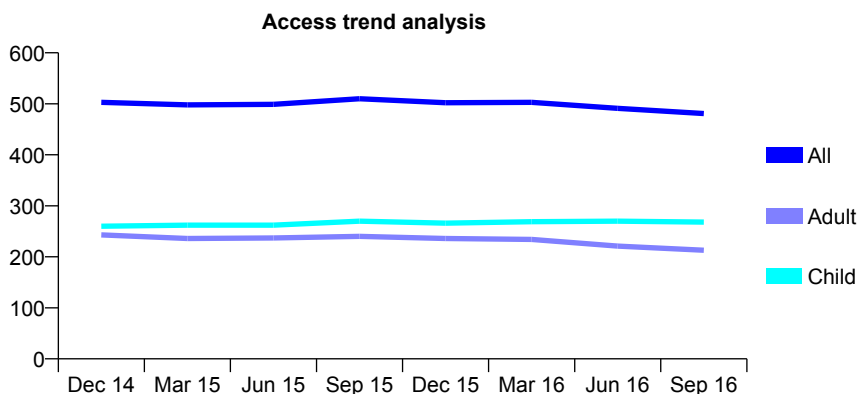
Q50 - Vital Signs At a Glance Contract Report for 811076/0001 - September 2016

Name or company name	MR DR FEIRN
Contract type name	GDS Contract
Purpose of contract	General and Orthodontic
Contract start date	01/04/2006
Contract end date	

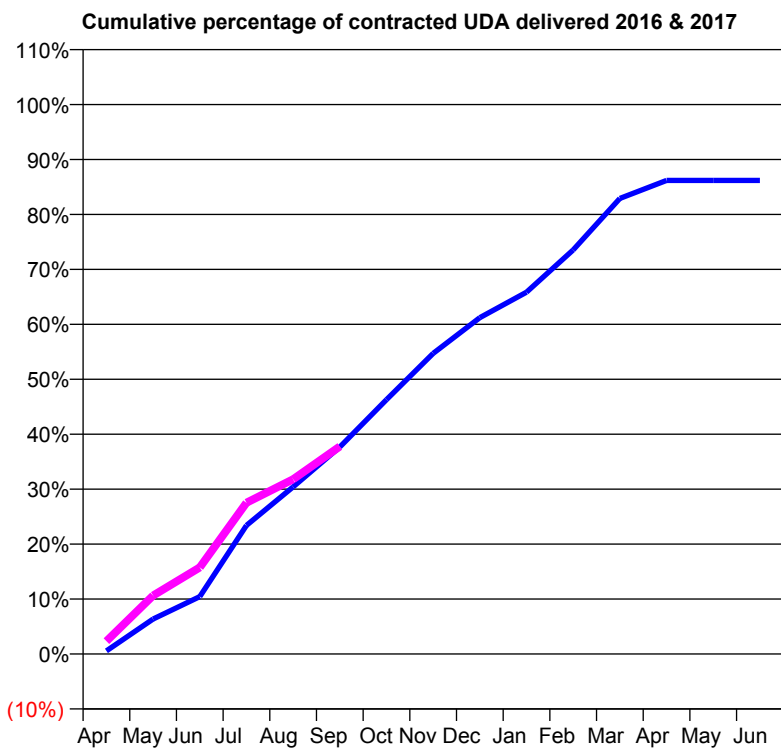
16/17 Contracted general activity (UDA)	1,214
Carry forward general activity (UDA)	0
16/17 Contracted orthodontic activity (UOA)	220
Carry forward orthodontic activity (UOA)	0
Baseline contract value	£45,439.78

ACCESS*

Patients seen in 24 months	Total	Change since previous quarter
Quarter ending September 2015	510	
Quarter ending December 2015	502	↓
Quarter ending March 2016	503	→
Quarter ending June 2016	491	↓
Quarter ending September 2016	481	↓
Variance since September 2015	(5.7%)	↓



ACTIVITY



Month	Adjusted Scheduled Activity (UDA)	
	2016	2017
April	7	28
May	77	129
June	127	191
July	284	334
August	369	386
September	457	459
October	562	
November	664	
December	743	
January	799	
February	893	
March	1,007	
April	1,046	
May	1,046	
June	1,046	

QUALITY

	Quantity	Base Number	Contract	AT	Region	England
% of FP17s for the same patient ID Re-attending within 3 months - Children	17	215	7.9%	10.4%	13.5%	12.4%
% of FP17s for the same patient ID Re-attending within 3 months - Adults	25	122	20.5%	13.7%	17.4%	16.7%
% of FP17s for the same patient ID Re-attending between 3 & 9 months - Children	126	215	58.6%	62.9%	59.0%	57.4%
% of FP17s for the same patient ID Re-attending between 3 & 9 months - Adults	62	122	50.8%	54.7%	52.6%	50.5%
% of FP17s for Band 1 Urgent Courses	18	295	6.1%	7.5%	9.4%	9.1%
% of FP17s Relating to Free Repair or Replacements	0	295	0.0%	1.0%	1.0%	0.8%
% of FP17s Relating to Continuations	2	295	0.7%	1.3%	1.5%	1.3%
% of Patients satisfied with the dentistry they have received	1	1	N/A	94.7%	93.7%	93.2%
% of Patients satisfied with the time they had to wait for an appointment	1	1	N/A	91.3%	90.0%	89.0%

* This is based on patients treated on this contract for their most recent course of treatment. Figures in italics indicate the base number of FP17s or Patient Questionnaire responses are less than 100. N/A is shown where the base number of responses is less than 10 during the period. % is calculated as Quantity/Base number*100

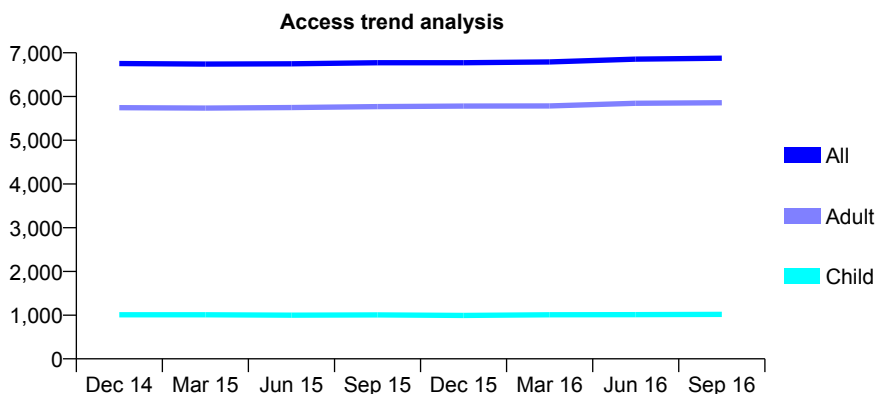
Q50 - Vital Signs At a Glance Contract Report for 819794/0001 - September 2016

Name or company name	MR DJ HARRIS
Contract type name	GDS Contract
Purpose of contract	General
Contract start date	01/12/2006
Contract end date	

16/17 Contracted general activity (UDA)	24,510
Carry forward general activity (UDA)	0
16/17 Contracted orthodontic activity (UOA)	0
Carry forward orthodontic activity (UOA)	0
Baseline contract value	£569,219.13

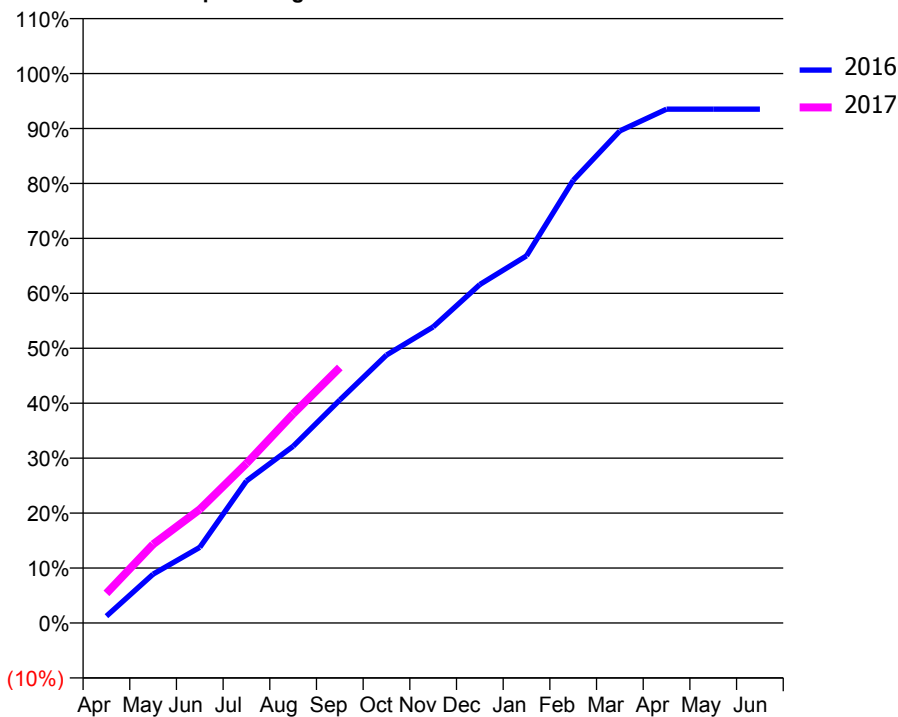
ACCESS*

Patients seen in 24 months	Total	Change since previous quarter
Quarter ending September 2015	6,774	
Quarter ending December 2015	6,773	→
Quarter ending March 2016	6,792	→
Quarter ending June 2016	6,856	→
Quarter ending September 2016	6,877	→
Variance since September 2015	1.5%	→



ACTIVITY

Cumulative percentage of contracted UDA delivered 2016 & 2017



Month	Adjusted Scheduled Activity (UDA)	
	2016	2017
April	308	1,324
May	2,179	3,510
June	3,373	5,069
July	6,336	7,117
August	7,883	9,329
September	9,946	11,396
October	11,954	
November	13,208	
December	15,100	
January	16,379	
February	19,746	
March	21,950	
April	22,919	
May	22,921	
June	22,921	

QUALITY

	Quantity	Base Number	Contract	AT	Region	England
% of FP17s for the same patient ID Re-attending within 3 months - Children	53	951	5.6%	10.4%	13.5%	12.4%
% of FP17s for the same patient ID Re-attending within 3 months - Adults	1,037	5,843	17.7%	13.7%	17.4%	16.7%
% of FP17s for the same patient ID Re-attending between 3 & 9 months - Children	701	951	73.7%	62.9%	59.0%	57.4%
% of FP17s for the same patient ID Re-attending between 3 & 9 months - Adults	3,975	5,843	68.0%	54.7%	52.6%	50.5%
% of FP17s for Band 1 Urgent Courses	461	6,245	7.4%	7.5%	9.4%	9.1%
% of FP17s Relating to Free Repair or Replacements	192	6,245	3.1%	1.0%	1.0%	0.8%
% of FP17s Relating to Continuations	201	6,245	3.2%	1.3%	1.5%	1.3%
% of Patients satisfied with the dentistry they have received	15	16	93.8%	94.7%	93.7%	93.2%
% of Patients satisfied with the time they had to wait for an appointment	16	16	100.0%	91.3%	90.0%	89.0%

* This is based on patients treated on this contract for their most recent course of treatment. Figures in italics indicate the base number of FP17s or Patient Questionnaire responses are less than 100. N/A is shown where the base number of responses is less than 10 during the period. % is calculated as Quantity/Base number*100

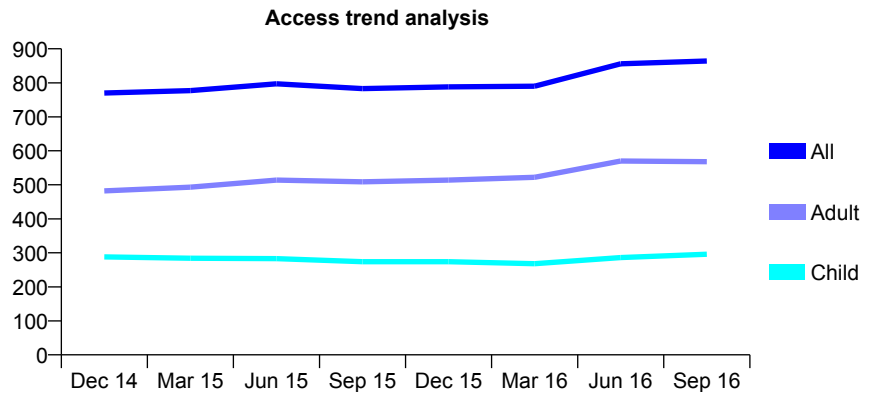
Q50 - Vital Signs At a Glance Contract Report for 824100/0001 - September 2016

Name or company name	MR AR DICKENS
Contract type name	GDS Contract
Purpose of contract	General
Contract start date	01/04/2006
Contract end date	

16/17 Contracted general activity (UDA)	1,924
Carry forward general activity (UDA)	0
16/17 Contracted orthodontic activity (UOA)	0
Carry forward orthodontic activity (UOA)	0
Baseline contract value	£57,818.67

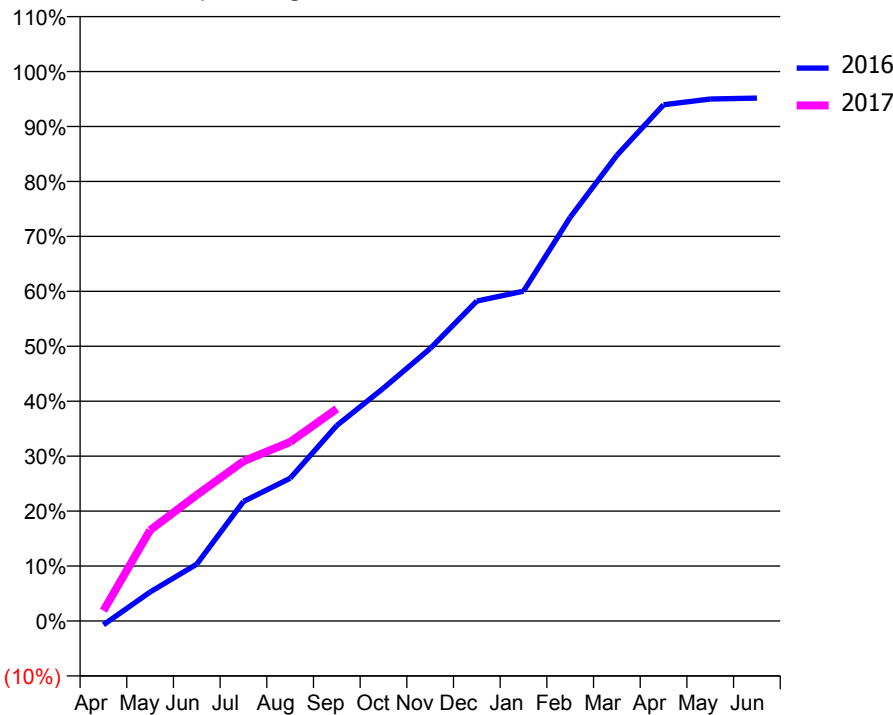
ACCESS*

Patients seen in 24 months	Total	Change since previous quarter
Quarter ending September 2015	783	
Quarter ending December 2015	788	→
Quarter ending March 2016	790	→
Quarter ending June 2016	856	↑
Quarter ending September 2016	864	→
Variance since September 2015	10.3%	↑



ACTIVITY

Cumulative percentage of contracted UDA delivered 2016 & 2017



Month	Adjusted Scheduled Activity (UDA)	
	2016	2017
April	-14	36
May	101	318
June	199	441
July	418	560
August	500	627
September	685	743
October	815	
November	954	
December	1,120	
January	1,155	
February	1,413	
March	1,631	
April	1,808	
May	1,828	
June	1,831	

QUALITY

	Quantity	Base Number	Contract	AT	Region	England
% of FP17s for the same patient ID Re-attending within 3 months - Children	11	198	5.6%	10.4%	13.5%	12.4%
% of FP17s for the same patient ID Re-attending within 3 months - Adults	21	301	7.0%	13.7%	17.4%	16.7%
% of FP17s for the same patient ID Re-attending between 3 & 9 months - Children	94	198	47.5%	62.9%	59.0%	57.4%
% of FP17s for the same patient ID Re-attending between 3 & 9 months - Adults	123	301	40.9%	54.7%	52.6%	50.5%
% of FP17s for Band 1 Urgent Courses	25	380	6.6%	7.5%	9.4%	9.1%
% of FP17s Relating to Free Repair or Replacements	0	380	0.0%	1.0%	1.0%	0.8%
% of FP17s Relating to Continuations	3	380	0.8%	1.3%	1.5%	1.3%
% of Patients satisfied with the dentistry they have received	2	2	N/A	94.7%	93.7%	93.2%
% of Patients satisfied with the time they had to wait for an appointment	2	2	N/A	91.3%	90.0%	89.0%

* This is based on patients treated on this contract for their most recent course of treatment. Figures in italics indicate the base number of FP17s or Patient Questionnaire responses are less than 100. N/A is shown where the base number of responses is less than 10 during the period. % is calculated as Quantity/Base number*100

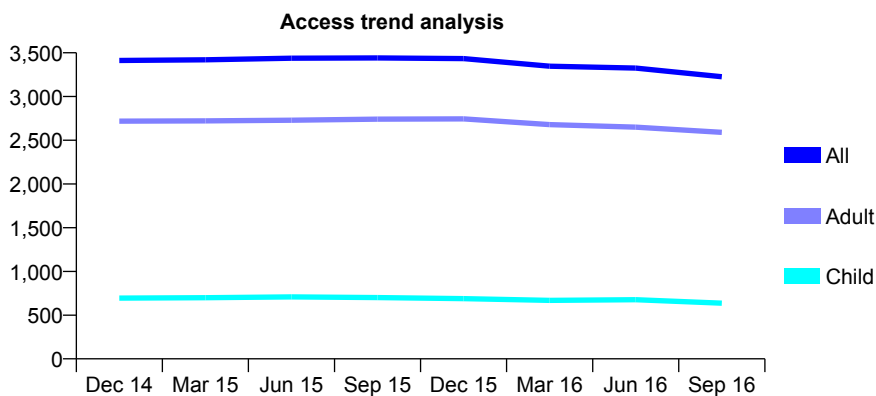
Q50 - Vital Signs At a Glance Contract Report for 844152/0001 - September 2016

Name or company name	MR ST COLES
Contract type name	GDS Contract
Purpose of contract	General
Contract start date	01/04/2006
Contract end date	

16/17 Contracted general activity (UDA)	8,810
Carry forward general activity (UDA)	0
16/17 Contracted orthodontic activity (UOA)	0
Carry forward orthodontic activity (UOA)	0
Baseline contract value	£269,603.50

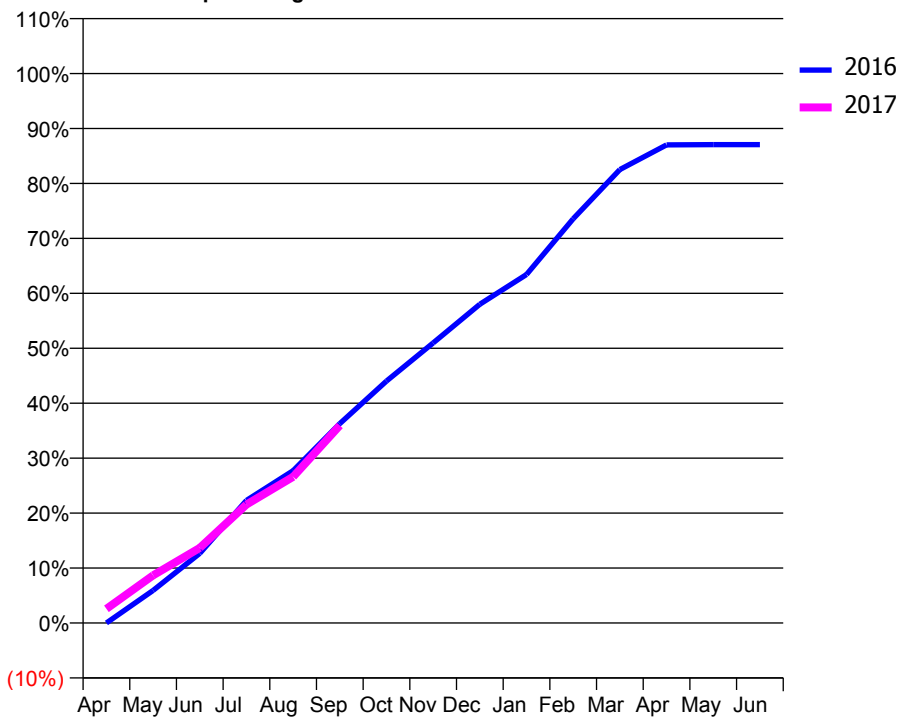
ACCESS*

Patients seen in 24 months	Total	Change since previous quarter
Quarter ending September 2015	3,442	
Quarter ending December 2015	3,434	→
Quarter ending March 2016	3,347	↓
Quarter ending June 2016	3,326	→
Quarter ending September 2016	3,226	↓
Variance since September 2015	(6.3%)	↓



ACTIVITY

Cumulative percentage of contracted UDA delivered 2016 & 2017



Adjusted Scheduled Activity (UDA)

Month	2016	2017
April	0	228
May	522	765
June	1,117	1,205
July	1,966	1,900
August	2,443	2,345
September	3,196	3,167
October	3,879	
November	4,490	
December	5,110	
January	5,587	
February	6,482	
March	7,270	
April	7,666	
May	7,669	
June	7,669	

QUALITY

	Quantity	Base Number	Contract	AT	Region	England
% of FP17s for the same patient ID Re-attending within 3 months - Children	19	284	6.7%	10.4%	13.5%	12.4%
% of FP17s for the same patient ID Re-attending within 3 months - Adults	168	1,216	13.8%	13.7%	17.4%	16.7%
% of FP17s for the same patient ID Re-attending between 3 & 9 months - Children	44	284	15.5%	62.9%	59.0%	57.4%
% of FP17s for the same patient ID Re-attending between 3 & 9 months - Adults	279	1,216	22.9%	54.7%	52.6%	50.5%
% of FP17s for Band 1 Urgent Courses	67	1,306	5.1%	7.5%	9.4%	9.1%
% of FP17s Relating to Free Repair or Replacements	28	1,306	2.1%	1.0%	1.0%	0.8%
% of FP17s Relating to Continuations	28	1,306	2.1%	1.3%	1.5%	1.3%
% of Patients satisfied with the dentistry they have received	4	4	N/A	94.7%	93.7%	93.2%
% of Patients satisfied with the time they had to wait for an appointment	4	4	N/A	91.3%	90.0%	89.0%

* This is based on patients treated on this contract for their most recent course of treatment. Figures in italics indicate the base number of FP17s or Patient Questionnaire responses are less than 100. N/A is shown where the base number of responses is less than 10 during the period. % is calculated as Quantity/Base number*100

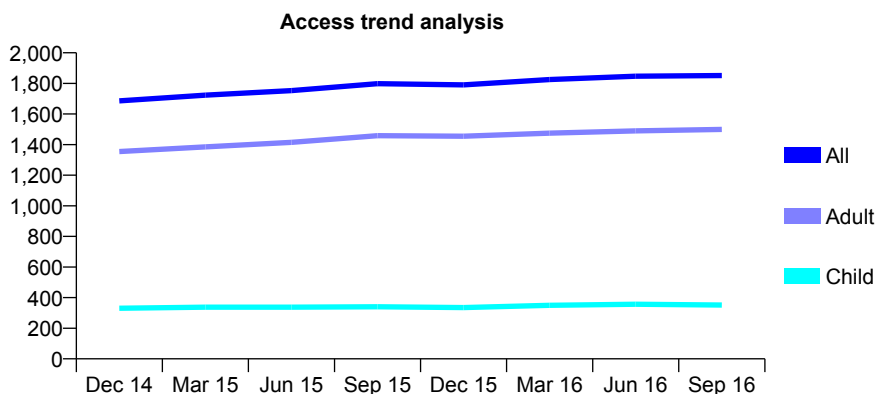
Q50 - Vital Signs At a Glance Contract Report for 854549/0001 - September 2016

Name or company name	MR N THAKKER
Contract type name	GDS Contract
Purpose of contract	General
Contract start date	20/07/2009
Contract end date	

16/17 Contracted general activity (UDA)	7,000
Carry forward general activity (UDA)	0
16/17 Contracted orthodontic activity (UOA)	0
Carry forward orthodontic activity (UOA)	0
Baseline contract value	£188,060.65

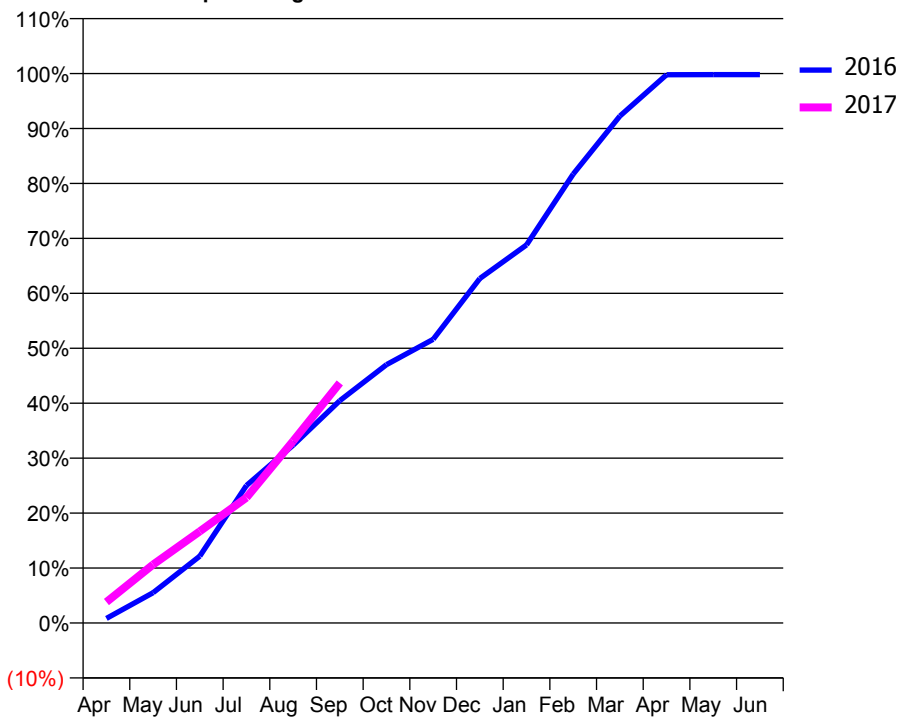
ACCESS*

Patients seen in 24 months	Total	Change since previous quarter
Quarter ending September 2015	1,798	
Quarter ending December 2015	1,790	→
Quarter ending March 2016	1,825	→
Quarter ending June 2016	1,847	→
Quarter ending September 2016	1,851	→
Variance since September 2015	2.9%	↑



ACTIVITY

Cumulative percentage of contracted UDA delivered 2016 & 2017



Month	Adjusted Scheduled Activity (UDA)	
	2016	2017
April	58	267
May	386	745
June	852	1,169
July	1,753	1,598
August	2,265	2,318
September	2,833	3,058
October	3,290	
November	3,615	
December	4,388	
January	4,817	
February	5,718	
March	6,457	
April	6,984	
May	6,985	
June	6,985	

QUALITY

	Quantity	Base Number	Contract	AT	Region	England
% of FP17s for the same patient ID Re-attending within 3 months - Children	32	311	10.3%	10.4%	13.5%	12.4%
% of FP17s for the same patient ID Re-attending within 3 months - Adults	213	1,350	15.8%	13.7%	17.4%	16.7%
% of FP17s for the same patient ID Re-attending between 3 & 9 months - Children	215	311	69.1%	62.9%	59.0%	57.4%
% of FP17s for the same patient ID Re-attending between 3 & 9 months - Adults	889	1,350	65.9%	54.7%	52.6%	50.5%
% of FP17s for Band 1 Urgent Courses	91	1,514	6.0%	7.5%	9.4%	9.1%
% of FP17s Relating to Free Repair or Replacements	22	1,514	1.5%	1.0%	1.0%	0.8%
% of FP17s Relating to Continuations	9	1,514	0.6%	1.3%	1.5%	1.3%
% of Patients satisfied with the dentistry they have received	2	2	N/A	94.7%	93.7%	93.2%
% of Patients satisfied with the time they had to wait for an appointment	2	2	N/A	91.3%	90.0%	89.0%

* This is based on patients treated on this contract for their most recent course of treatment. Figures in italics indicate the base number of FP17s or Patient Questionnaire responses are less than 100. N/A is shown where the base number of responses is less than 10 during the period. % is calculated as Quantity/Base number*100

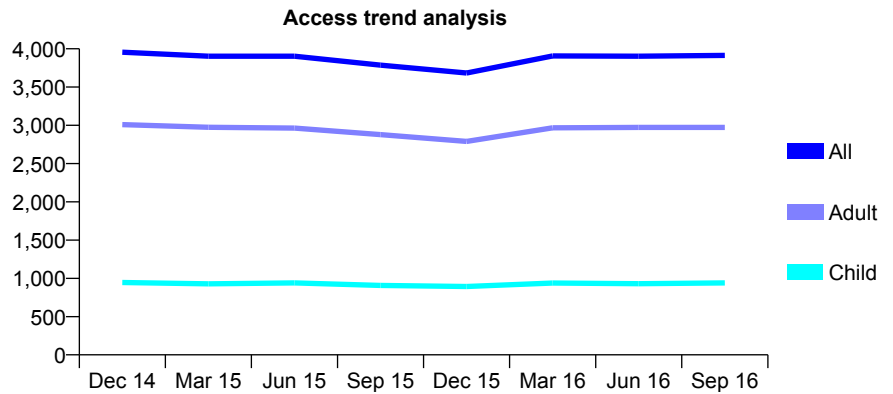
Q50 - Vital Signs At a Glance Contract Report for 858404/0001 - September 2016

Name or company name	MR MS AKHTAR
Contract type name	GDS Contract
Purpose of contract	General
Contract start date	01/12/2009
Contract end date	

16/17 Contracted general activity (UDA)	14,000
Carry forward general activity (UDA)	0
16/17 Contracted orthodontic activity (UOA)	0
Carry forward orthodontic activity (UOA)	0
Baseline contract value	£360,772.66

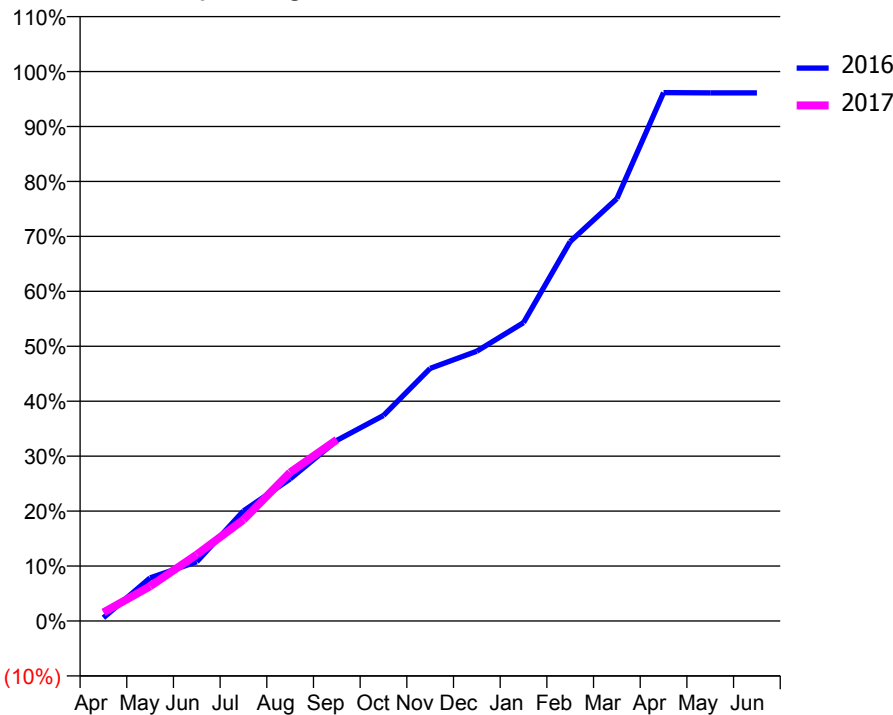
ACCESS*

Patients seen in 24 months	Total	Change since previous quarter
Quarter ending September 2015	3,786	
Quarter ending December 2015	3,684	↓
Quarter ending March 2016	3,907	↑
Quarter ending June 2016	3,903	→
Quarter ending September 2016	3,914	→
Variance since September 2015	3.4%	↑



ACTIVITY

Cumulative percentage of contracted UDA delivered 2016 & 2017



Month	Adjusted Scheduled Activity (UDA)	
	2016	2017
April	83	219
May	1,098	887
June	1,511	1,694
July	2,806	2,581
August	3,619	3,786
September	4,600	4,620
October	5,236	
November	6,437	
December	6,876	
January	7,601	
February	9,667	
March	10,760	
April	13,462	
May	13,454	
June	13,457	

QUALITY

	Quantity	Base Number	Contract	AT	Region	England
% of FP17s for the same patient ID Re-attending within 3 months - Children	64	758	8.4%	10.4%	13.5%	12.4%
% of FP17s for the same patient ID Re-attending within 3 months - Adults	403	2,428	16.6%	13.7%	17.4%	16.7%
% of FP17s for the same patient ID Re-attending between 3 & 9 months - Children	368	758	48.5%	62.9%	59.0%	57.4%
% of FP17s for the same patient ID Re-attending between 3 & 9 months - Adults	1,246	2,428	51.3%	54.7%	52.6%	50.5%
% of FP17s for Band 1 Urgent Courses	270	2,252	12.0%	7.5%	9.4%	9.1%
% of FP17s Relating to Free Repair or Replacements	50	2,252	2.2%	1.0%	1.0%	0.8%
% of FP17s Relating to Continuations	8	2,252	0.4%	1.3%	1.5%	1.3%
% of Patients satisfied with the dentistry they have received	14	16	87.5%	94.7%	93.7%	93.2%
% of Patients satisfied with the time they had to wait for an appointment	14	16	87.5%	91.3%	90.0%	89.0%

* This is based on patients treated on this contract for their most recent course of treatment. Figures in italics indicate the base number of FP17s or Patient Questionnaire responses are less than 100. N/A is shown where the base number of responses is less than 10 during the period. % is calculated as Quantity/Base number*100

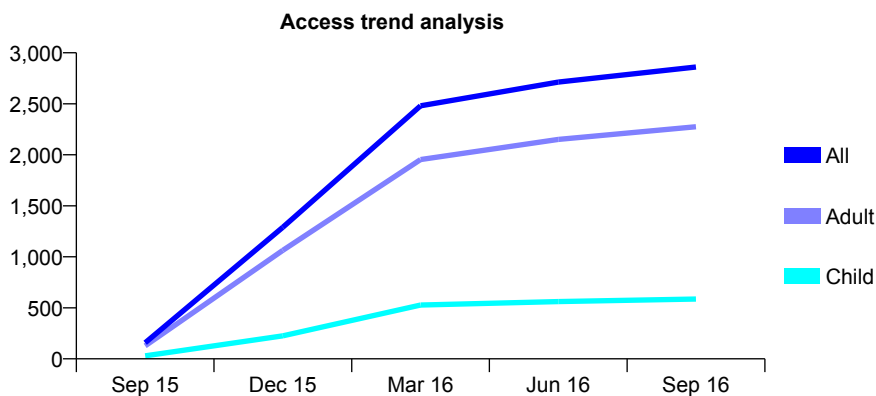
Q50 - Vital Signs At a Glance Contract Report for 876712/0001 - September 2016

Name or company name	MR A BAGGA
Contract type name	GDS Contract
Purpose of contract	General
Contract start date	01/09/2015
Contract end date	

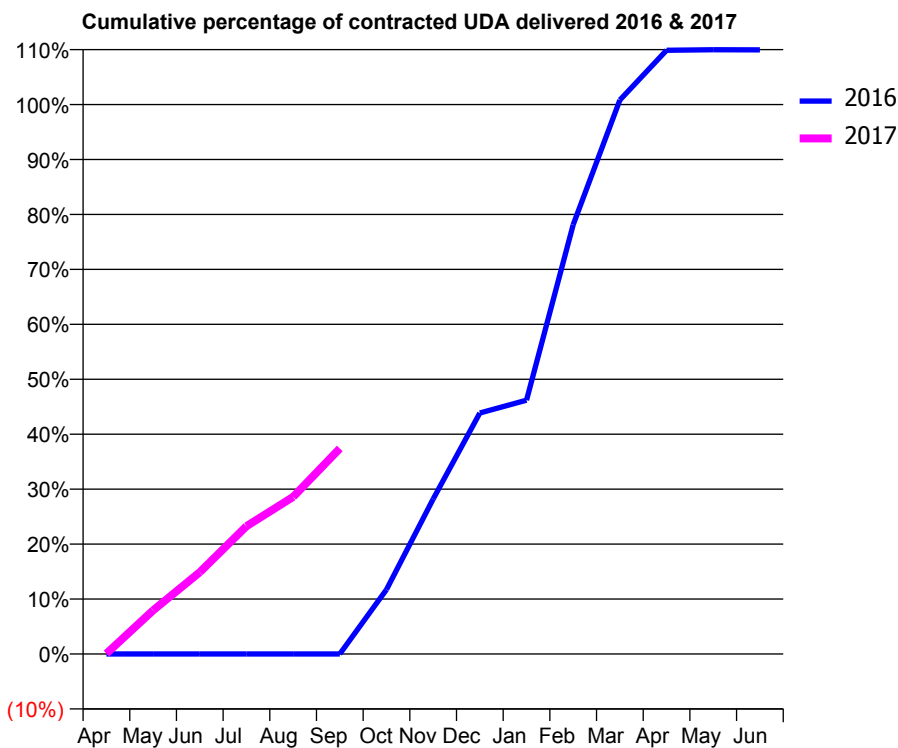
16/17 Contracted general activity (UDA)	9,841
Carry forward general activity (UDA)	0
16/17 Contracted orthodontic activity (UOA)	0
Carry forward orthodontic activity (UOA)	0
Baseline contract value	£304,026.11

ACCESS*

Patients seen in 24 months	Total	Change since previous quarter
Quarter ending September 2015	157	
Quarter ending December 2015	1,289	↑
Quarter ending March 2016	2,481	↑
Quarter ending June 2016	2,713	↑
Quarter ending September 2016	2,861	↑
Variance since September 2015	1722.3%	↑



ACTIVITY



Month	Adjusted Scheduled Activity (UDA)	
	2016	2017
April	0	9
May	0	781
June	0	1,464
July	0	2,290
August	0	2,814
September	0	3,681
October	661	
November	1,590	
December	2,471	
January	2,602	
February	4,403	
March	5,681	
April	6,191	
May	6,196	
June	6,195	

QUALITY

	Quantity	Base Number	Contract	AT	Region	England
% of FP17s for the same patient ID Re-attending within 3 months - Children	14	518	2.7%	10.4%	13.5%	12.4%
% of FP17s for the same patient ID Re-attending within 3 months - Adults	151	2,026	7.5%	13.7%	17.4%	16.7%
% of FP17s for the same patient ID Re-attending between 3 & 9 months - Children	393	518	75.9%	62.9%	59.0%	57.4%
% of FP17s for the same patient ID Re-attending between 3 & 9 months - Adults	1,455	2,026	71.8%	54.7%	52.6%	50.5%
% of FP17s for Band 1 Urgent Courses	84	2,279	3.7%	7.5%	9.4%	9.1%
% of FP17s Relating to Free Repair or Replacements	15	2,279	0.7%	1.0%	1.0%	0.8%
% of FP17s Relating to Continuations	4	2,279	0.2%	1.3%	1.5%	1.3%
% of Patients satisfied with the dentistry they have received	1	1	N/A	94.7%	93.7%	93.2%
% of Patients satisfied with the time they had to wait for an appointment	1	1	N/A	91.3%	90.0%	89.0%

* This is based on patients treated on this contract for their most recent course of treatment. Figures in italics indicate the base number of FP17s or Patient Questionnaire responses are less than 100. N/A is shown where the base number of responses is less than 10 during the period. % is calculated as Quantity/Base number*100

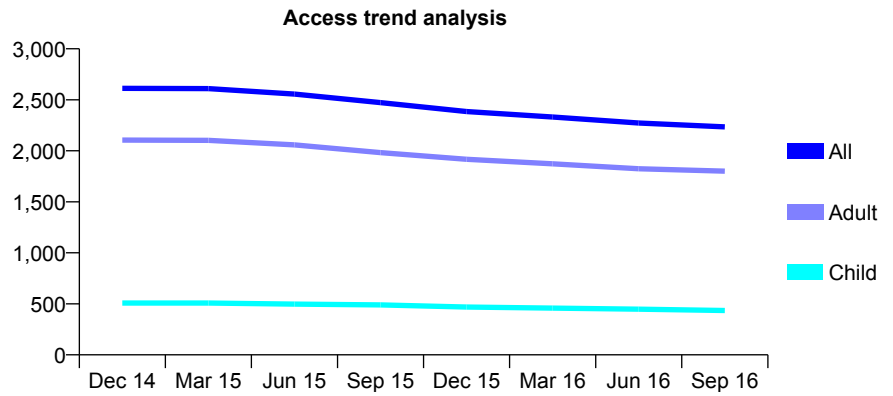
Q50 - Vital Signs At a Glance Contract Report for 878340/0001 - September 2016

Name or company name	Bridge Street Dental Surgery
Contract type name	GDS Contract
Purpose of contract	General
Contract start date	01/06/2012
Contract end date	

16/17 Contracted general activity (UDA)	5,696
Carry forward general activity (UDA)	0
16/17 Contracted orthodontic activity (UOA)	0
Carry forward orthodontic activity (UOA)	0
Baseline contract value	£169,736.60

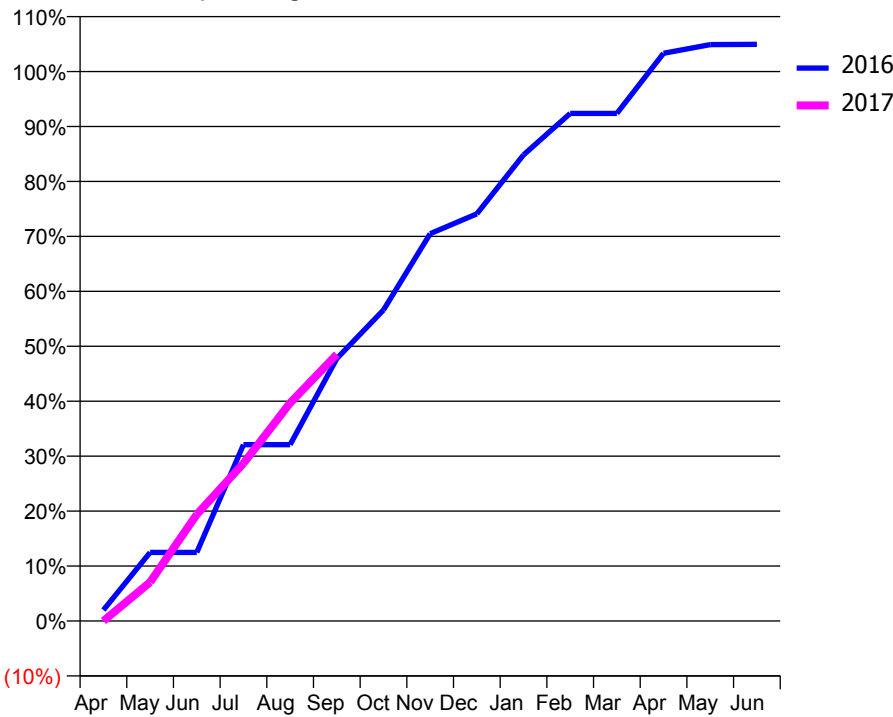
ACCESS*

Patients seen in 24 months	Total	Change since previous quarter
Quarter ending September 2015	2,472	
Quarter ending December 2015	2,385	↓
Quarter ending March 2016	2,331	↓
Quarter ending June 2016	2,272	↓
Quarter ending September 2016	2,235	↓
Variance since September 2015	(9.6%)	↓



ACTIVITY

Cumulative percentage of contracted UDA delivered 2016 & 2017



Month	Adjusted Scheduled Activity (UDA)	
	2016	2017
April	114	0
May	711	402
June	711	1,105
July	1,829	1,634
August	1,829	2,261
September	2,721	2,764
October	3,224	
November	4,015	
December	4,221	
January	4,831	
February	5,261	
March	5,261	
April	5,885	
May	5,974	
June	5,977	

QUALITY

	Quantity	Base Number	Contract	AT	Region	England
% of FP17s for the same patient ID Re-attending within 3 months - Children	24	532	4.5%	10.4%	13.5%	12.4%
% of FP17s for the same patient ID Re-attending within 3 months - Adults	167	1,743	9.6%	13.7%	17.4%	16.7%
% of FP17s for the same patient ID Re-attending between 3 & 9 months - Children	435	532	81.8%	62.9%	59.0%	57.4%
% of FP17s for the same patient ID Re-attending between 3 & 9 months - Adults	1,127	1,743	64.7%	54.7%	52.6%	50.5%
% of FP17s for Band 1 Urgent Courses	53	1,699	3.1%	7.5%	9.4%	9.1%
% of FP17s Relating to Free Repair or Replacements	9	1,699	0.5%	1.0%	1.0%	0.8%
% of FP17s Relating to Continuations	25	1,699	1.5%	1.3%	1.5%	1.3%
% of Patients satisfied with the dentistry they have received	3	3	N/A	94.7%	93.7%	93.2%
% of Patients satisfied with the time they had to wait for an appointment	3	3	N/A	91.3%	90.0%	89.0%

* This is based on patients treated on this contract for their most recent course of treatment. Figures in italics indicate the base number of FP17s or Patient Questionnaire responses are less than 100. N/A is shown where the base number of responses is less than 10 during the period. % is calculated as Quantity/Base number*100

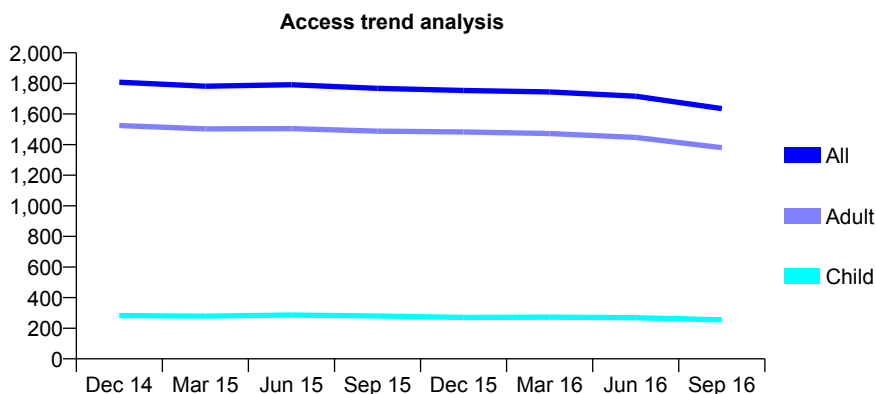
Q50 - Vital Signs At a Glance Contract Report for 895318/0001 - September 2016

Name or company name	Ishak & Dobbs
Contract type name	GDS Contract
Purpose of contract	General
Contract start date	01/04/2006
Contract end date	

16/17 Contracted general activity (UDA)	4,303
Carry forward general activity (UDA)	0
16/17 Contracted orthodontic activity (UOA)	0
Carry forward orthodontic activity (UOA)	0
Baseline contract value	£131,780.27

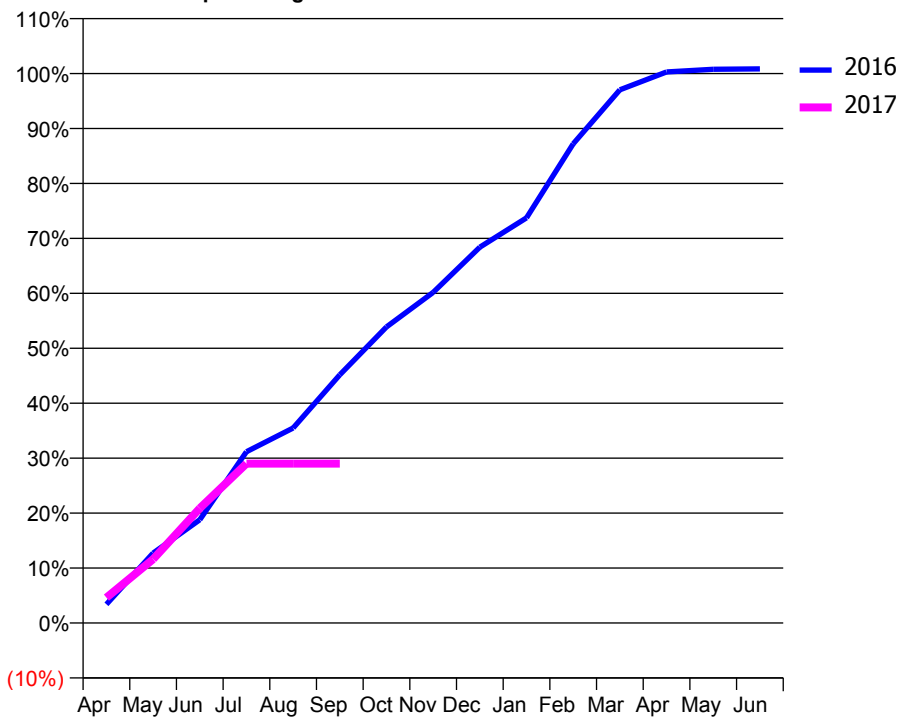
ACCESS*

Patients seen in 24 months	Total	Change since previous quarter
Quarter ending September 2015	1,768	
Quarter ending December 2015	1,754	→
Quarter ending March 2016	1,744	→
Quarter ending June 2016	1,716	↓
Quarter ending September 2016	1,635	↓
Variance since September 2015	(7.5%)	↓



ACTIVITY

Cumulative percentage of contracted UDA delivered 2016 & 2017



Adjusted Scheduled Activity (UDA)

Month	2016	2017
April	147	199
May	548	500
June	809	899
July	1,341	1,249
August	1,528	1,249
September	1,944	1,249
October	2,319	
November	2,589	
December	2,943	
January	3,173	
February	3,752	
March	4,176	
April	4,315	
May	4,336	
June	4,339	

QUALITY

	Quantity	Base Number	Contract	AT	Region	England
% of FP17s for the same patient ID Re-attending within 3 months - Children	2	119	1.7%	10.4%	13.5%	12.4%
% of FP17s for the same patient ID Re-attending within 3 months - Adults	47	549	8.6%	13.7%	17.4%	16.7%
% of FP17s for the same patient ID Re-attending between 3 & 9 months - Children	93	119	78.2%	62.9%	59.0%	57.4%
% of FP17s for the same patient ID Re-attending between 3 & 9 months - Adults	233	549	42.4%	54.7%	52.6%	50.5%
% of FP17s for Band 1 Urgent Courses	4	610	0.7%	7.5%	9.4%	9.1%
% of FP17s Relating to Free Repair or Replacements	1	610	0.2%	1.0%	1.0%	0.8%
% of FP17s Relating to Continuations	16	610	2.6%	1.3%	1.5%	1.3%
% of Patients satisfied with the dentistry they have received	3	3	N/A	94.7%	93.7%	93.2%
% of Patients satisfied with the time they had to wait for an appointment	3	3	N/A	91.3%	90.0%	89.0%

* This is based on patients treated on this contract for their most recent course of treatment. Figures in italics indicate the base number of FP17s or Patient Questionnaire responses are less than 100. N/A is shown where the base number of responses is less than 10 during the period. % is calculated as Quantity/Base number*100

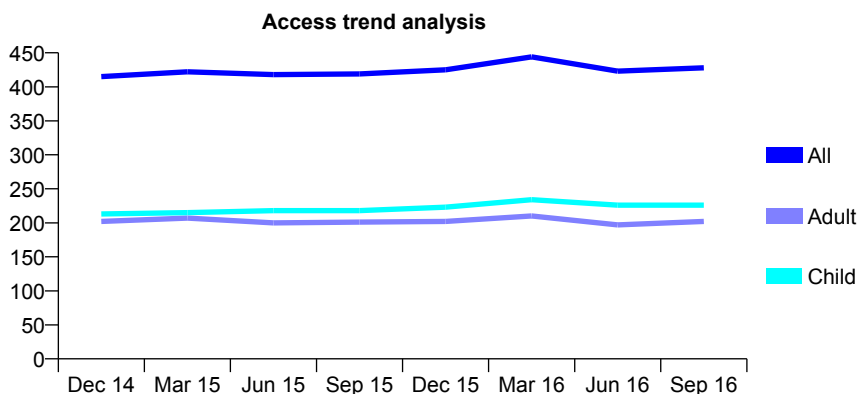
Q50 - Vital Signs At a Glance Contract Report for 911747/0001 - September 2016

Name or company name	MR N MUHAIREZ
Contract type name	GDS Contract
Purpose of contract	General
Contract start date	01/04/2006
Contract end date	

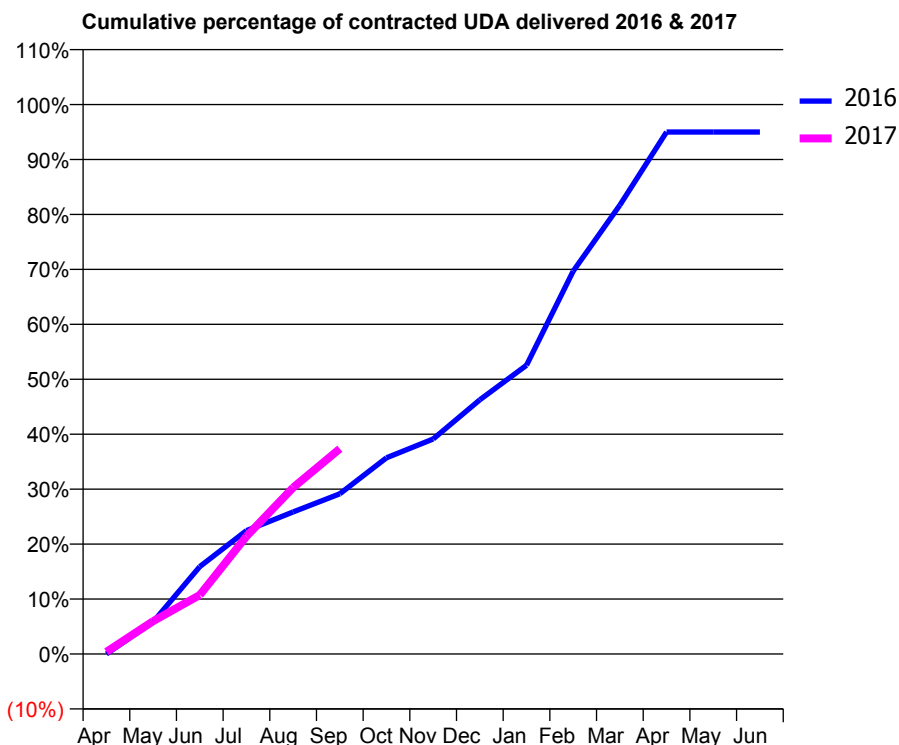
16/17 Contracted general activity (UDA)	1,850
Carry forward general activity (UDA)	0
16/17 Contracted orthodontic activity (UOA)	0
Carry forward orthodontic activity (UOA)	0
Baseline contract value	£42,869.83

ACCESS*

Patients seen in 24 months	Total	Change since previous quarter
Quarter ending September 2015	419	
Quarter ending December 2015	425	→
Quarter ending March 2016	444	↑
Quarter ending June 2016	423	↓
Quarter ending September 2016	428	→
Variance since September 2015	2.1%	↑



ACTIVITY



Month	Adjusted Scheduled Activity (UDA)	
	2016	2017
April	0	7
May	108	111
June	294	199
July	415	396
August	478	560
September	539	691
October	660	
November	724	
December	856	
January	972	
February	1,289	
March	1,511	
April	1,757	
May	1,757	
June	1,757	

QUALITY

	Quantity	Base Number	Contract	AT	Region	England
% of FP17s for the same patient ID Re-attending within 3 months - Children	9	215	4.2%	10.4%	13.5%	12.4%
% of FP17s for the same patient ID Re-attending within 3 months - Adults	18	151	11.9%	13.7%	17.4%	16.7%
% of FP17s for the same patient ID Re-attending between 3 & 9 months - Children	170	215	79.1%	62.9%	59.0%	57.4%
% of FP17s for the same patient ID Re-attending between 3 & 9 months - Adults	87	151	57.6%	54.7%	52.6%	50.5%
% of FP17s for Band 1 Urgent Courses	11	291	3.8%	7.5%	9.4%	9.1%
% of FP17s Relating to Free Repair or Replacements	2	291	0.7%	1.0%	1.0%	0.8%
% of FP17s Relating to Continuations	1	291	0.3%	1.3%	1.5%	1.3%
% of Patients satisfied with the dentistry they have received	0	0	N/A	94.7%	93.7%	93.2%
% of Patients satisfied with the time they had to wait for an appointment	0	0	N/A	91.3%	90.0%	89.0%

* This is based on patients treated on this contract for their most recent course of treatment. Figures in italics indicate the base number of FP17s or Patient Questionnaire responses are less than 100. N/A is shown where the base number of responses is less than 10 during the period. % is calculated as Quantity/Base number*100

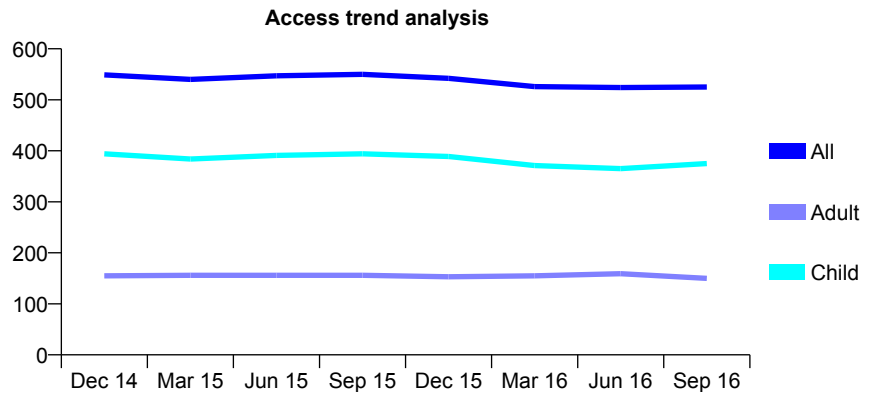
Q50 - Vital Signs At a Glance Contract Report for 915009/0001 - September 2016

Name or company name	MR NJ ALLDAY
Contract type name	GDS Contract
Purpose of contract	General and Orthodontic
Contract start date	01/04/2006
Contract end date	

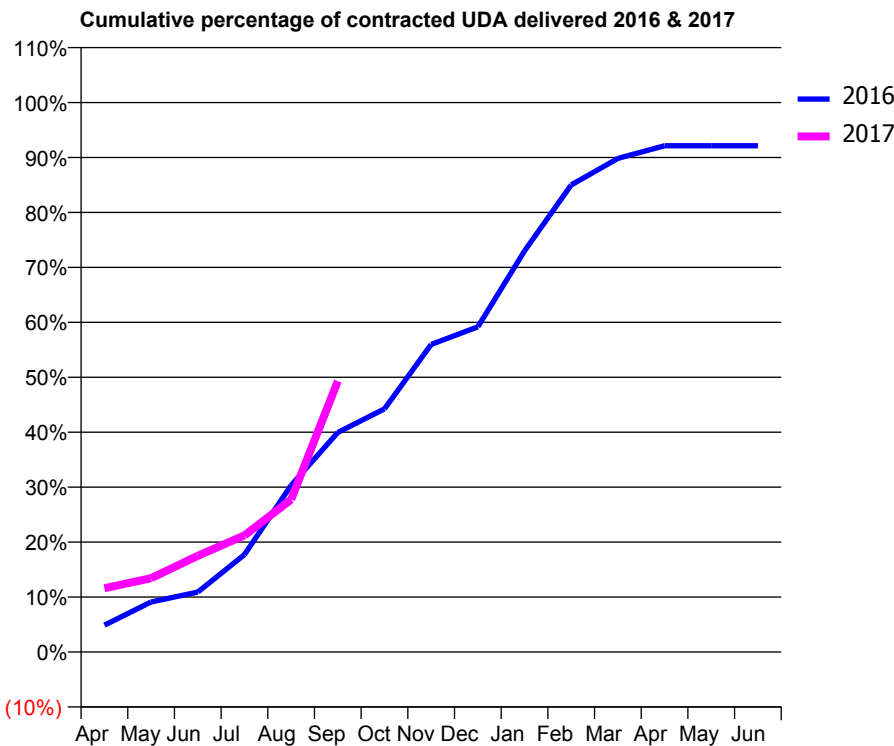
16/17 Contracted general activity (UDA)	1,000
Carry forward general activity (UDA)	0
16/17 Contracted orthodontic activity (UOA)	147
Carry forward orthodontic activity (UOA)	0
Baseline contract value	£36,413.31

ACCESS*

Patients seen in 24 months	Total	Change since previous quarter
Quarter ending September 2015	550	
Quarter ending December 2015	542	↓
Quarter ending March 2016	526	↓
Quarter ending June 2016	524	→
Quarter ending September 2016	525	→
Variance since September 2015	(4.5%)	↓



ACTIVITY



Month	Adjusted Scheduled Activity (UDA)	
	2016	2017
April	49	116
May	91	134
June	109	175
July	177	212
August	303	278
September	400	493
October	443	
November	560	
December	592	
January	730	
February	850	
March	898	
April	921	
May	921	
June	921	

QUALITY

	Quantity	Base Number	Contract	AT	Region	England
% of FP17s for the same patient ID Re-attending within 3 months - Children	32	354	9.0%	10.4%	13.5%	12.4%
% of FP17s for the same patient ID Re-attending within 3 months - Adults	1	64	1.6%	13.7%	17.4%	16.7%
% of FP17s for the same patient ID Re-attending between 3 & 9 months - Children	218	354	61.6%	62.9%	59.0%	57.4%
% of FP17s for the same patient ID Re-attending between 3 & 9 months - Adults	27	64	42.2%	54.7%	52.6%	50.5%
% of FP17s for Band 1 Urgent Courses	5	398	1.3%	7.5%	9.4%	9.1%
% of FP17s Relating to Free Repair or Replacements	0	398	0.0%	1.0%	1.0%	0.8%
% of FP17s Relating to Continuations	0	398	0.0%	1.3%	1.5%	1.3%
% of Patients satisfied with the dentistry they have received	0	0	N/A	94.7%	93.7%	93.2%
% of Patients satisfied with the time they had to wait for an appointment	0	0	N/A	91.3%	90.0%	89.0%

* This is based on patients treated on this contract for their most recent course of treatment. Figures in italics indicate the base number of FP17s or Patient Questionnaire responses are less than 100. N/A is shown where the base number of responses is less than 10 during the period. % is calculated as Quantity/Base number*100

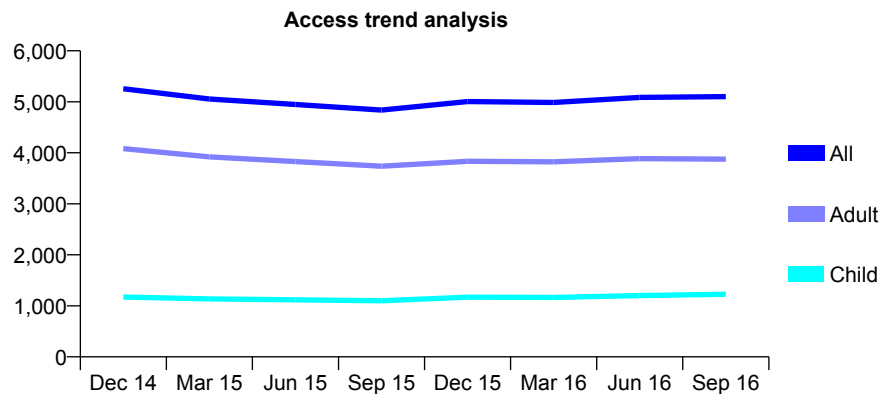
Q50 - Vital Signs At a Glance Contract Report for 917370/0012 - September 2016

Name or company name	MR JS MATHAROO
Contract type name	GDS Contract
Purpose of contract	General
Contract start date	19/02/2009
Contract end date	

16/17 Contracted general activity (UDA)	14,100
Carry forward general activity (UDA)	0
16/17 Contracted orthodontic activity (UOA)	0
Carry forward orthodontic activity (UOA)	0
Baseline contract value	£316,315.69

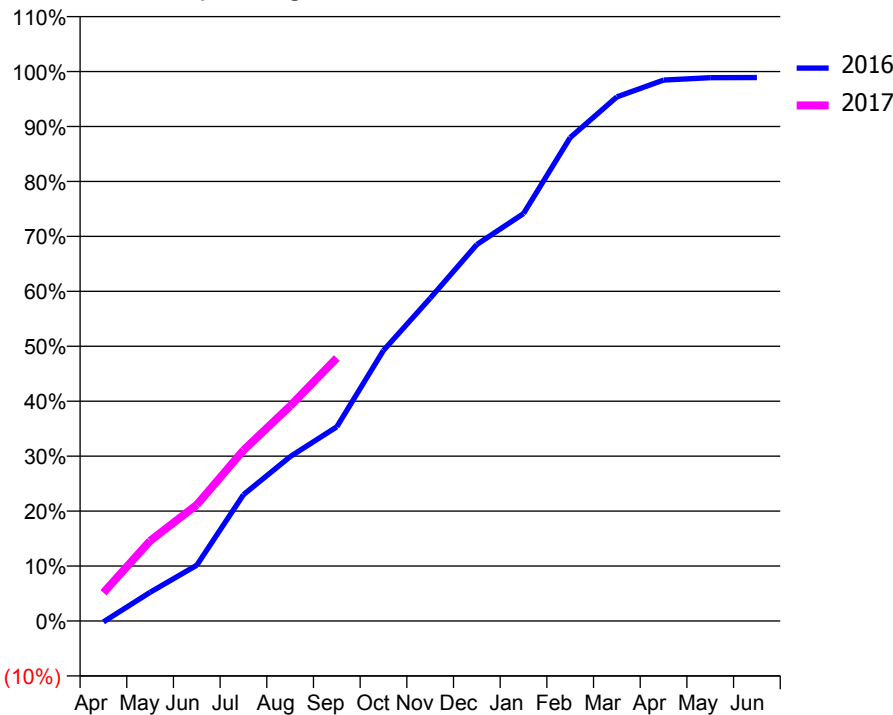
ACCESS*

Patients seen in 24 months	Total	Change since previous quarter
Quarter ending September 2015	4,837	
Quarter ending December 2015	5,004	↑
Quarter ending March 2016	4,988	→
Quarter ending June 2016	5,086	→
Quarter ending September 2016	5,103	→
Variance since September 2015	5.5%	↑



ACTIVITY

Cumulative percentage of contracted UDA delivered 2016 & 2017



Month	Adjusted Scheduled Activity (UDA)	
	2016	2017
April	-24	727
May	737	2,058
June	1,431	2,983
July	3,241	4,380
August	4,219	5,517
September	4,985	6,750
October	6,945	
November	8,283	
December	9,662	
January	10,455	
February	12,405	
March	13,448	
April	13,880	
May	13,943	
June	13,944	

QUALITY

	Quantity	Base Number	Contract	AT	Region	England
% of FP17s for the same patient ID Re-attending within 3 months - Children	31	899	3.4%	10.4%	13.5%	12.4%
% of FP17s for the same patient ID Re-attending within 3 months - Adults	303	2,753	11.0%	13.7%	17.4%	16.7%
% of FP17s for the same patient ID Re-attending between 3 & 9 months - Children	532	899	59.2%	62.9%	59.0%	57.4%
% of FP17s for the same patient ID Re-attending between 3 & 9 months - Adults	1,556	2,753	56.5%	54.7%	52.6%	50.5%
% of FP17s for Band 1 Urgent Courses	28	3,402	0.8%	7.5%	9.4%	9.1%
% of FP17s Relating to Free Repair or Replacements	31	3,402	0.9%	1.0%	1.0%	0.8%
% of FP17s Relating to Continuations	28	3,402	0.8%	1.3%	1.5%	1.3%
% of Patients satisfied with the dentistry they have received	4	4	N/A	94.7%	93.7%	93.2%
% of Patients satisfied with the time they had to wait for an appointment	4	4	N/A	91.3%	90.0%	89.0%

* This is based on patients treated on this contract for their most recent course of treatment. Figures in italics indicate the base number of FP17s or Patient Questionnaire responses are less than 100. N/A is shown where the base number of responses is less than 10 during the period. % is calculated as Quantity/Base number*100

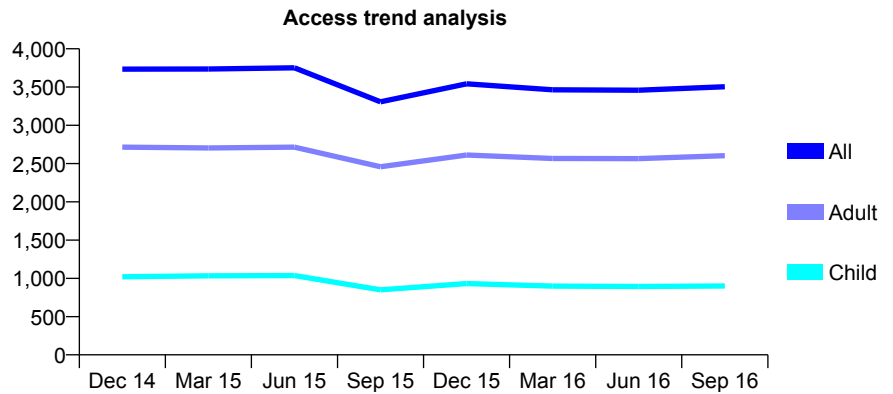
Q50 - Vital Signs At a Glance Contract Report for 925802/0001 - September 2016

Name or company name	MR KB SINCLAIR
Contract type name	GDS Contract
Purpose of contract	General
Contract start date	01/04/2006
Contract end date	

16/17 Contracted general activity (UDA)	10,969
Carry forward general activity (UDA)	0
16/17 Contracted orthodontic activity (UOA)	0
Carry forward orthodontic activity (UOA)	0
Baseline contract value	£321,237.25

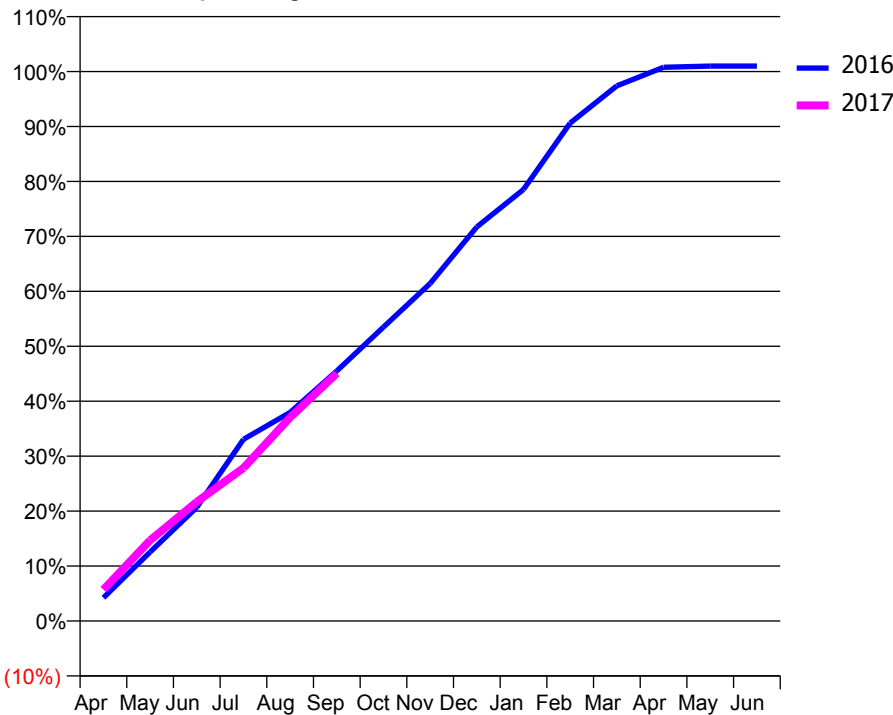
ACCESS*

Patients seen in 24 months	Total	Change since previous quarter
Quarter ending September 2015	3,308	
Quarter ending December 2015	3,542	↑
Quarter ending March 2016	3,464	↓
Quarter ending June 2016	3,458	→
Quarter ending September 2016	3,504	→
Variance since September 2015	5.9%	↑



ACTIVITY

Cumulative percentage of contracted UDA delivered 2016 & 2017



Month	Adjusted Scheduled Activity (UDA)	
	2016	2017
April	464	628
May	1,377	1,612
June	2,270	2,378
July	3,627	3,053
August	4,164	4,064
September	4,993	4,945
October	5,869	
November	6,737	
December	7,868	
January	8,616	
February	9,941	
March	10,684	
April	11,054	
May	11,077	
June	11,078	

QUALITY

	Quantity	Base Number	Contract	AT	Region	England
% of FP17s for the same patient ID Re-attending within 3 months - Children	65	770	8.4%	10.4%	13.5%	12.4%
% of FP17s for the same patient ID Re-attending within 3 months - Adults	199	1,750	11.4%	13.7%	17.4%	16.7%
% of FP17s for the same patient ID Re-attending between 3 & 9 months - Children	443	770	57.5%	62.9%	59.0%	57.4%
% of FP17s for the same patient ID Re-attending between 3 & 9 months - Adults	717	1,750	41.0%	54.7%	52.6%	50.5%
% of FP17s for Band 1 Urgent Courses	99	2,338	4.2%	7.5%	9.4%	9.1%
% of FP17s Relating to Free Repair or Replacements	15	2,338	0.6%	1.0%	1.0%	0.8%
% of FP17s Relating to Continuations	23	2,338	1.0%	1.3%	1.5%	1.3%
% of Patients satisfied with the dentistry they have received	5	5	N/A	94.7%	93.7%	93.2%
% of Patients satisfied with the time they had to wait for an appointment	5	5	N/A	91.3%	90.0%	89.0%

* This is based on patients treated on this contract for their most recent course of treatment. Figures in italics indicate the base number of FP17s or Patient Questionnaire responses are less than 100. N/A is shown where the base number of responses is less than 10 during the period. % is calculated as Quantity/Base number*100

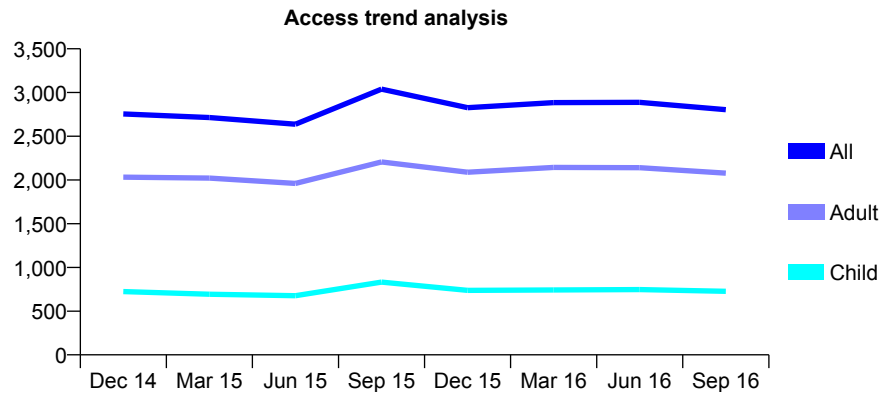
Q50 - Vital Signs At a Glance Contract Report for 925802/0002 - September 2016

Name or company name	MR KB SINCLAIR
Contract type name	GDS Contract
Purpose of contract	General
Contract start date	01/04/2012
Contract end date	

16/17 Contracted general activity (UDA)	8,831
Carry forward general activity (UDA)	0
16/17 Contracted orthodontic activity (UOA)	0
Carry forward orthodontic activity (UOA)	0
Baseline contract value	£213,502.28

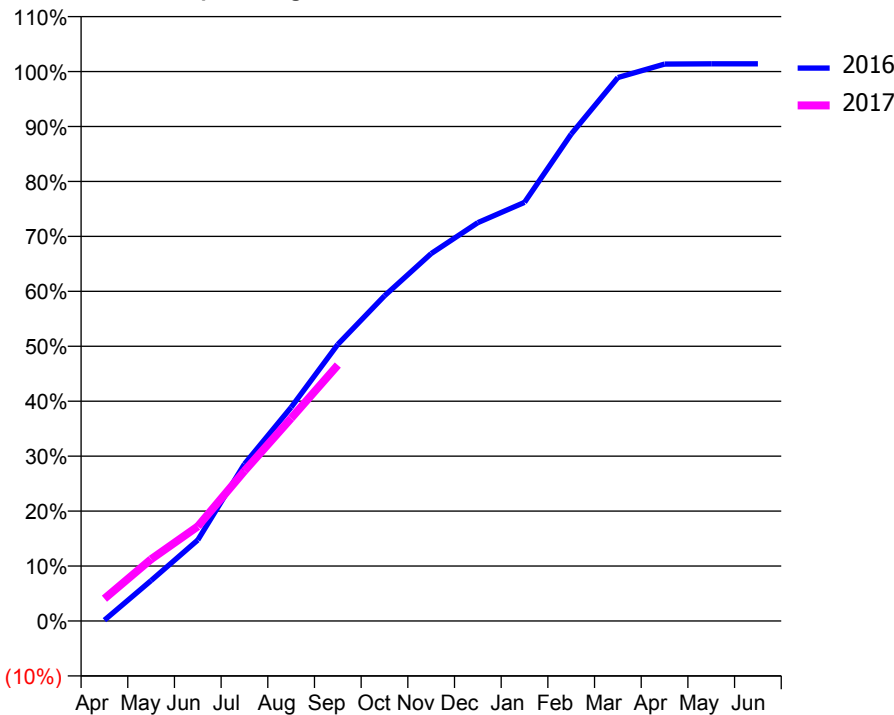
ACCESS*

Patients seen in 24 months	Total	Change since previous quarter
Quarter ending September 2015	3,038	
Quarter ending December 2015	2,826	↓
Quarter ending March 2016	2,885	↑
Quarter ending June 2016	2,887	→
Quarter ending September 2016	2,804	↓
Variance since September 2015	(7.7%)	↓



ACTIVITY

Cumulative percentage of contracted UDA delivered 2016 & 2017



Month	Adjusted Scheduled Activity (UDA)	
	2016	2017
April	14	359
May	651	993
June	1,302	1,520
July	2,523	2,412
August	3,434	3,258
September	4,446	4,113
October	5,226	
November	5,905	
December	6,402	
January	6,727	
February	7,825	
March	8,733	
April	8,950	
May	8,955	
June	8,956	

QUALITY

	Quantity	Base Number	Contract	AT	Region	England
% of FP17s for the same patient ID Re-attending within 3 months - Children	63	679	9.3%	10.4%	13.5%	12.4%
% of FP17s for the same patient ID Re-attending within 3 months - Adults	177	1,645	10.8%	13.7%	17.4%	16.7%
% of FP17s for the same patient ID Re-attending between 3 & 9 months - Children	391	679	57.6%	62.9%	59.0%	57.4%
% of FP17s for the same patient ID Re-attending between 3 & 9 months - Adults	963	1,645	58.5%	54.7%	52.6%	50.5%
% of FP17s for Band 1 Urgent Courses	63	2,220	2.8%	7.5%	9.4%	9.1%
% of FP17s Relating to Free Repair or Replacements	19	2,220	0.9%	1.0%	1.0%	0.8%
% of FP17s Relating to Continuations	25	2,220	1.1%	1.3%	1.5%	1.3%
% of Patients satisfied with the dentistry they have received	4	4	N/A	94.7%	93.7%	93.2%
% of Patients satisfied with the time they had to wait for an appointment	4	4	N/A	91.3%	90.0%	89.0%

* This is based on patients treated on this contract for their most recent course of treatment. Figures in italics indicate the base number of FP17s or Patient Questionnaire responses are less than 100. N/A is shown where the base number of responses is less than 10 during the period. % is calculated as Quantity/Base number*100

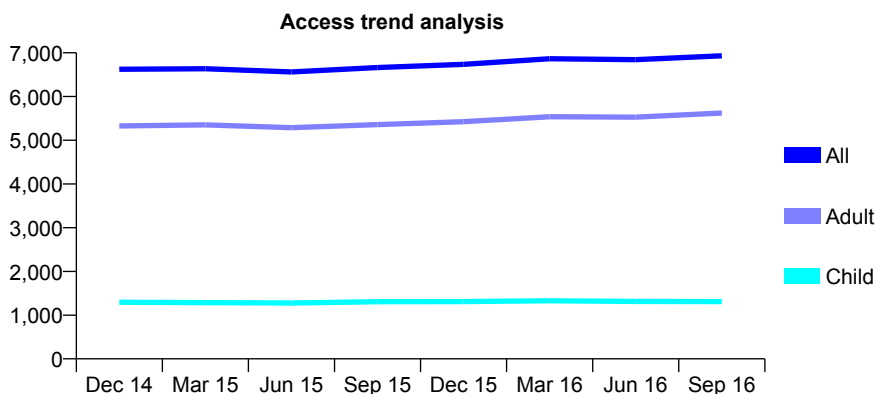
Q50 - Vital Signs At a Glance Contract Report for 938912/0004 - September 2016

Name or company name	MR RF EADES
Contract type name	GDS Contract
Purpose of contract	General
Contract start date	09/09/2012
Contract end date	

16/17 Contracted general activity (UDA)	20,240
Carry forward general activity (UDA)	0
16/17 Contracted orthodontic activity (UOA)	0
Carry forward orthodontic activity (UOA)	0
Baseline contract value	£580,178.17

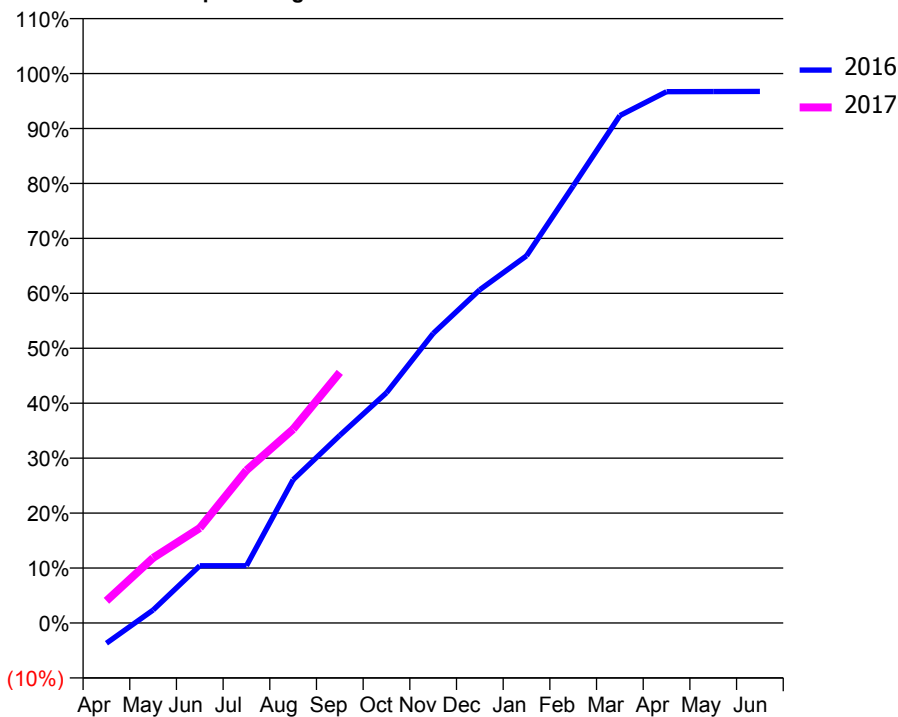
ACCESS*

Patients seen in 24 months	Total	Change since previous quarter
Quarter ending September 2015	6,664	
Quarter ending December 2015	6,735	→
Quarter ending March 2016	6,864	→
Quarter ending June 2016	6,842	→
Quarter ending September 2016	6,932	→
Variance since September 2015	4.0%	↑



ACTIVITY

Cumulative percentage of contracted UDA delivered 2016 & 2017



Month	Adjusted Scheduled Activity (UDA)	
	2016	2017
April	-749	816
May	477	2,402
June	2,110	3,501
July	2,110	5,628
August	5,276	7,137
September	6,912	9,231
October	8,478	
November	10,666	
December	12,275	
January	13,523	
February	16,098	
March	18,690	
April	19,573	
May	19,577	
June	19,583	

QUALITY

	Quantity	Base Number	Contract	AT	Region	England
% of FP17s for the same patient ID Re-attending within 3 months - Children	101	1,183	8.5%	10.4%	13.5%	12.4%
% of FP17s for the same patient ID Re-attending within 3 months - Adults	757	4,915	15.4%	13.7%	17.4%	16.7%
% of FP17s for the same patient ID Re-attending between 3 & 9 months - Children	870	1,183	73.5%	62.9%	59.0%	57.4%
% of FP17s for the same patient ID Re-attending between 3 & 9 months - Adults	3,294	4,915	67.0%	54.7%	52.6%	50.5%
% of FP17s for Band 1 Urgent Courses	335	5,602	6.0%	7.5%	9.4%	9.1%
% of FP17s Relating to Free Repair or Replacements	60	5,602	1.1%	1.0%	1.0%	0.8%
% of FP17s Relating to Continuations	123	5,602	2.2%	1.3%	1.5%	1.3%
% of Patients satisfied with the dentistry they have received	31	31	100.0%	94.7%	93.7%	93.2%
% of Patients satisfied with the time they had to wait for an appointment	30	31	96.8%	91.3%	90.0%	89.0%

* This is based on patients treated on this contract for their most recent course of treatment. Figures in italics indicate the base number of FP17s or Patient Questionnaire responses are less than 100. N/A is shown where the base number of responses is less than 10 during the period. % is calculated as Quantity/Base number*100

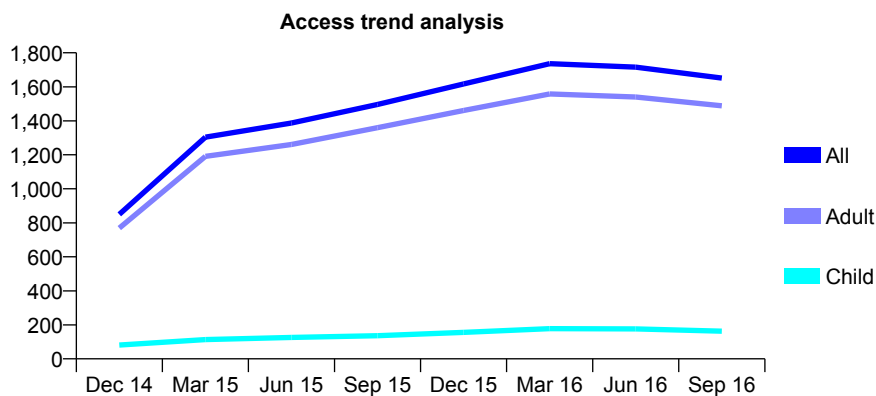
Q50 - Vital Signs At a Glance Contract Report for 939838/0009 - September 2016

Name or company name	MISS Z ISHAK
Contract type name	GDS Contract
Purpose of contract	General
Contract start date	01/09/2014
Contract end date	

16/17 Contracted general activity (UDA)	7,603
Carry forward general activity (UDA)	0
16/17 Contracted orthodontic activity (UOA)	0
Carry forward orthodontic activity (UOA)	0
Baseline contract value	£180,935.82

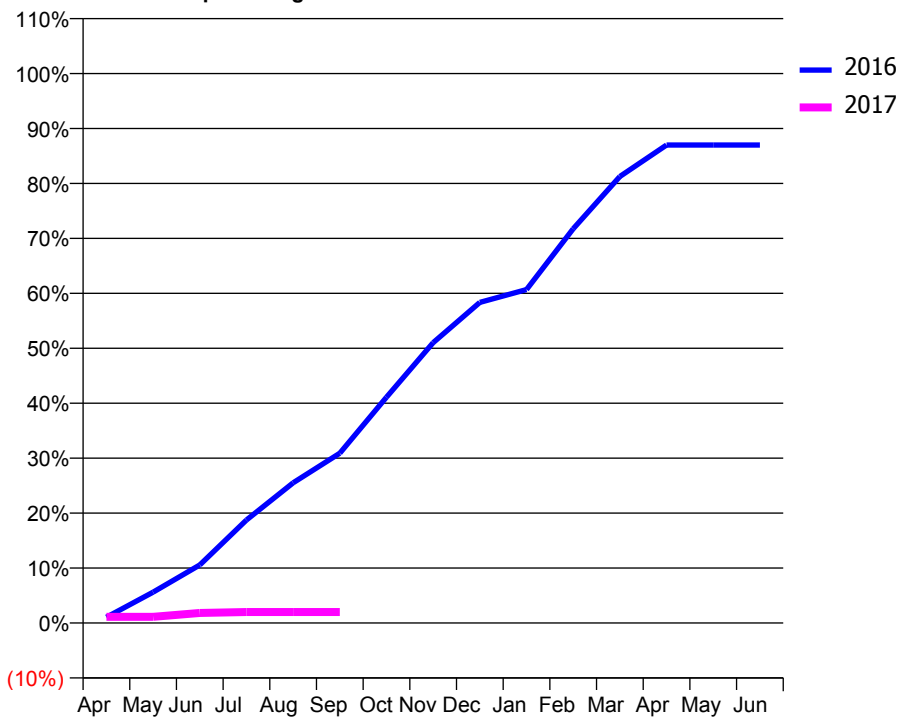
ACCESS*

Patients seen in 24 months	Total	Change since previous quarter
Quarter ending September 2015	1,496	
Quarter ending December 2015	1,617	↑
Quarter ending March 2016	1,736	↑
Quarter ending June 2016	1,716	↓
Quarter ending September 2016	1,651	↓
Variance since September 2015	10.4%	↑



ACTIVITY

Cumulative percentage of contracted UDA delivered 2016 & 2017



Adjusted Scheduled Activity (UDA)

Month	2016	2017
April	80	86
May	427	86
June	803	140
July	1,424	153
August	1,940	153
September	2,349	153
October	3,125	
November	3,879	
December	4,436	
January	4,614	
February	5,454	
March	6,178	
April	6,614	
May	6,614	
June	6,614	

QUALITY

	Quantity	Base Number	Contract	AT	Region	England
% of FP17s for the same patient ID Re-attending within 3 months - Children	0	49	0.0%	10.4%	13.5%	12.4%
% of FP17s for the same patient ID Re-attending within 3 months - Adults	28	229	12.2%	13.7%	17.4%	16.7%
% of FP17s for the same patient ID Re-attending between 3 & 9 months - Children	32	49	65.3%	62.9%	59.0%	57.4%
% of FP17s for the same patient ID Re-attending between 3 & 9 months - Adults	142	229	62.0%	54.7%	52.6%	50.5%
% of FP17s for Band 1 Urgent Courses	4	115	3.5%	7.5%	9.4%	9.1%
% of FP17s Relating to Free Repair or Replacements	1	115	0.9%	1.0%	1.0%	0.8%
% of FP17s Relating to Continuations	4	115	3.5%	1.3%	1.5%	1.3%
% of Patients satisfied with the dentistry they have received	3	3	N/A	94.7%	93.7%	93.2%
% of Patients satisfied with the time they had to wait for an appointment	3	3	N/A	91.3%	90.0%	89.0%

* This is based on patients treated on this contract for their most recent course of treatment. Figures in italics indicate the base number of FP17s or Patient Questionnaire responses are less than 100. N/A is shown where the base number of responses is less than 10 during the period. % is calculated as Quantity/Base number*100

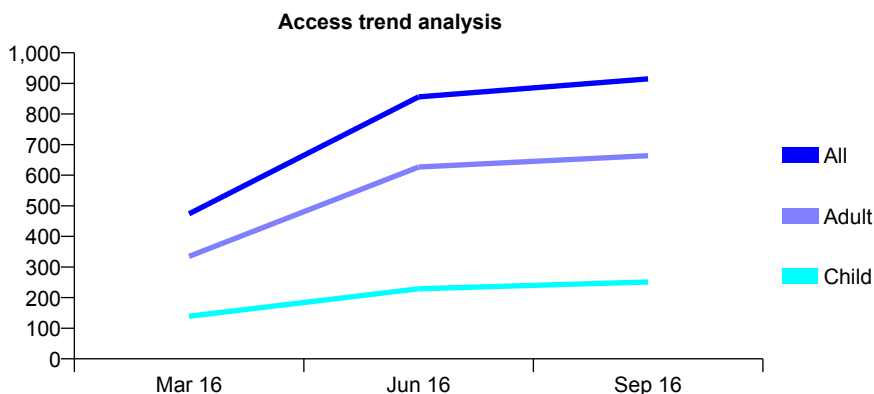
Q50 - Vital Signs At a Glance Contract Report for 939838/0010 - September 2016

Name or company name	MISS Z ISHAK
Contract type name	GDS Contract
Purpose of contract	General
Contract start date	01/10/2015
Contract end date	

16/17 Contracted general activity (UDA)	3,800
Carry forward general activity (UDA)	0
16/17 Contracted orthodontic activity (UOA)	0
Carry forward orthodontic activity (UOA)	0
Baseline contract value	£100,039.87

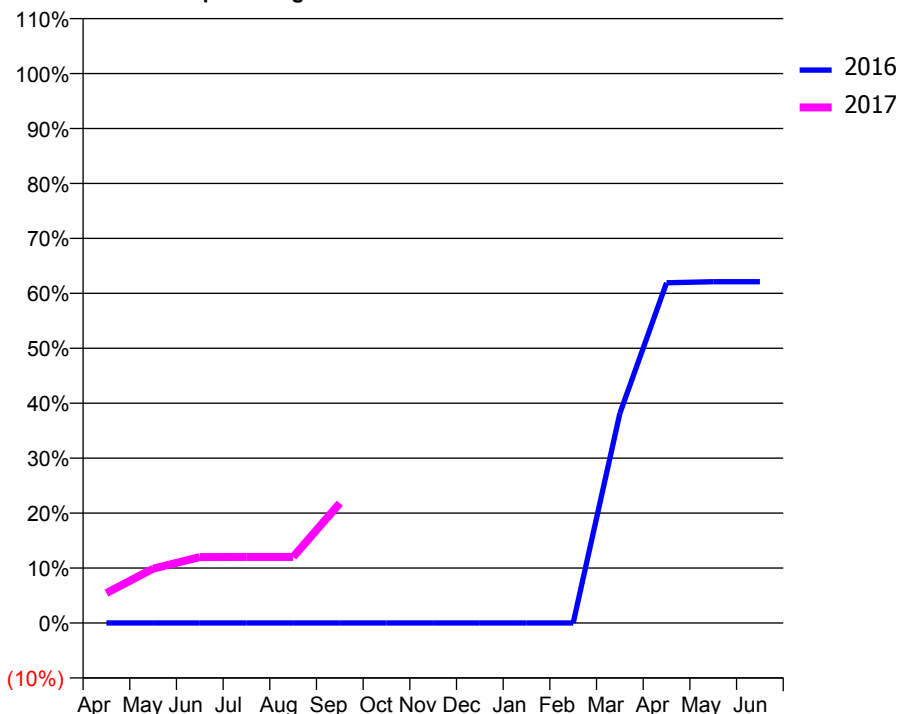
ACCESS*

Patients seen in 24 months	Total	Change since previous quarter
Quarter ending September 2015	0	
Quarter ending December 2015	0	
Quarter ending March 2016	474	
Quarter ending June 2016	856	↑
Quarter ending September 2016	915	↑
Variance since September 2015	N/A	



ACTIVITY

Cumulative percentage of contracted UDA delivered 2016 & 2017



Month	Adjusted Scheduled Activity (UDA)	
	2016	2017
April	0	207
May	0	376
June	0	456
July	0	457
August	0	457
September	0	829
October	0	
November	0	
December	0	
January	0	
February	0	
March	725	
April	1,176	
May	1,180	
June	1,180	

QUALITY

	Quantity	Base Number	Contract	AT	Region	England
% of FP17s for the same patient ID Re-attending within 3 months - Children	12	198	6.1%	10.4%	13.5%	12.4%
% of FP17s for the same patient ID Re-attending within 3 months - Adults	41	543	7.6%	13.7%	17.4%	16.7%
% of FP17s for the same patient ID Re-attending between 3 & 9 months - Children	35	198	17.7%	62.9%	59.0%	57.4%
% of FP17s for the same patient ID Re-attending between 3 & 9 months - Adults	84	543	15.5%	54.7%	52.6%	50.5%
% of FP17s for Band 1 Urgent Courses	23	539	4.3%	7.5%	9.4%	9.1%
% of FP17s Relating to Free Repair or Replacements	0	539	0.0%	1.0%	1.0%	0.8%
% of FP17s Relating to Continuations	11	539	2.0%	1.3%	1.5%	1.3%
% of Patients satisfied with the dentistry they have received	1	1	N/A	94.7%	93.7%	93.2%
% of Patients satisfied with the time they had to wait for an appointment	1	1	N/A	91.3%	90.0%	89.0%

* This is based on patients treated on this contract for their most recent course of treatment. Figures in italics indicate the base number of FP17s or Patient Questionnaire responses are less than 100. N/A is shown where the base number of responses is less than 10 during the period. % is calculated as Quantity/Base number*100

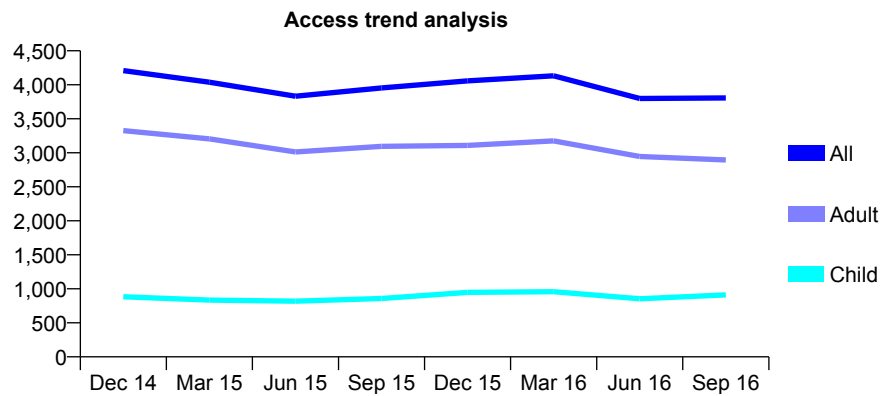
Q50 - Vital Signs At a Glance Contract Report for 950289/0001 - September 2016

Name or company name	MR JS GAKHAL
Contract type name	GDS Contract
Purpose of contract	General
Contract start date	01/04/2006
Contract end date	

16/17 Contracted general activity (UDA)	11,851
Carry forward general activity (UDA)	0
16/17 Contracted orthodontic activity (UOA)	0
Carry forward orthodontic activity (UOA)	0
Baseline contract value	£338,821.54

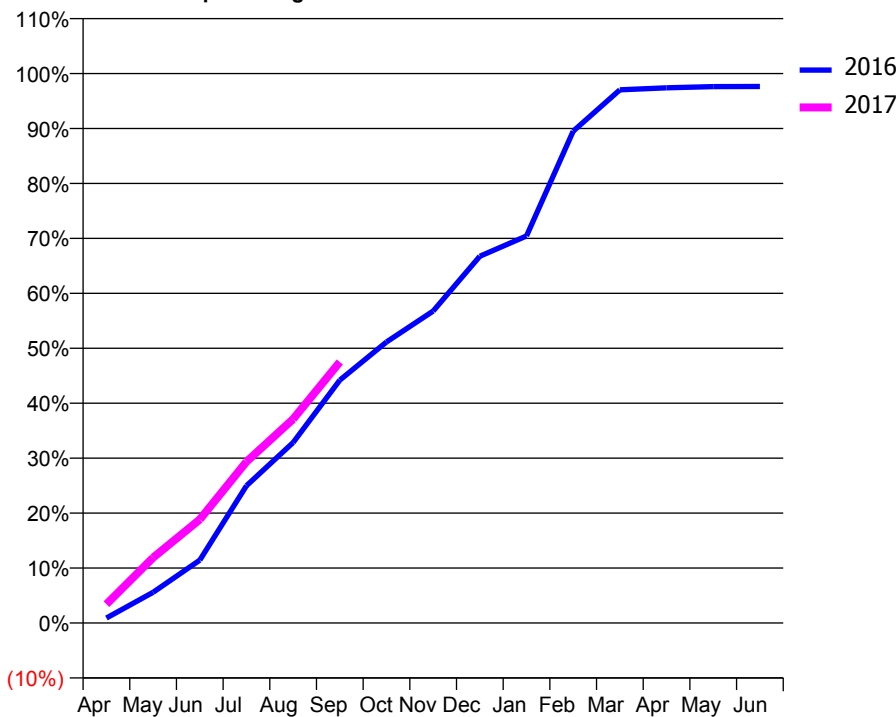
ACCESS*

Patients seen in 24 months	Total	Change since previous quarter
Quarter ending September 2015	3,953	
Quarter ending December 2015	4,058	↑
Quarter ending March 2016	4,133	→
Quarter ending June 2016	3,799	↓
Quarter ending September 2016	3,806	→
Variance since September 2015	(3.7%)	↓



ACTIVITY

Cumulative percentage of contracted UDA delivered 2016 & 2017



Month	Adjusted Scheduled Activity (UDA)	
	2016	2017
April	107	406
May	662	1,411
June	1,357	2,234
July	2,960	3,477
August	3,892	4,398
September	5,239	5,628
October	6,062	
November	6,729	
December	7,911	
January	8,346	
February	10,607	
March	11,500	
April	11,543	
May	11,569	
June	11,570	

QUALITY

	Quantity	Base Number	Contract	AT	Region	England
% of FP17s for the same patient ID Re-attending within 3 months - Children	51	570	8.9%	10.4%	13.5%	12.4%
% of FP17s for the same patient ID Re-attending within 3 months - Adults	298	1,625	18.3%	13.7%	17.4%	16.7%
% of FP17s for the same patient ID Re-attending between 3 & 9 months - Children	273	570	47.9%	62.9%	59.0%	57.4%
% of FP17s for the same patient ID Re-attending between 3 & 9 months - Adults	692	1,625	42.6%	54.7%	52.6%	50.5%
% of FP17s for Band 1 Urgent Courses	256	2,178	11.8%	7.5%	9.4%	9.1%
% of FP17s Relating to Free Repair or Replacements	37	2,178	1.7%	1.0%	1.0%	0.8%
% of FP17s Relating to Continuations	25	2,178	1.1%	1.3%	1.5%	1.3%
% of Patients satisfied with the dentistry they have received	4	4	N/A	94.7%	93.7%	93.2%
% of Patients satisfied with the time they had to wait for an appointment	3	4	N/A	91.3%	90.0%	89.0%

* This is based on patients treated on this contract for their most recent course of treatment. Figures in italics indicate the base number of FP17s or Patient Questionnaire responses are less than 100. N/A is shown where the base number of responses is less than 10 during the period. % is calculated as Quantity/Base number*100

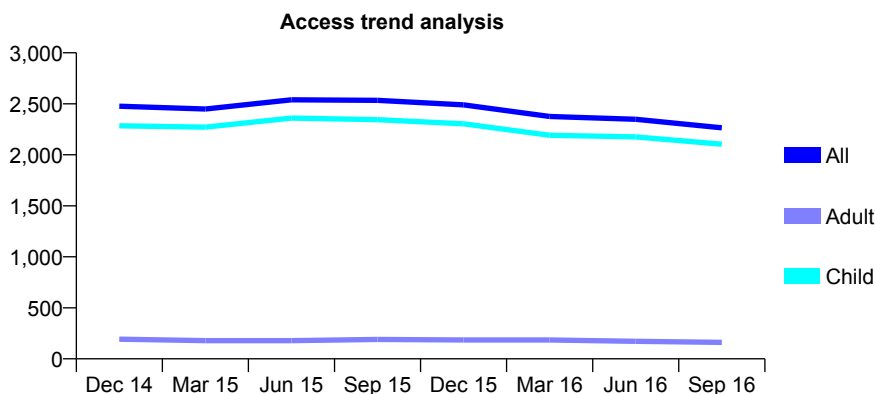
Q50 - Vital Signs At a Glance Contract Report for 952907/0001 - September 2016

Name or company name	MR JT MYERS
Contract type name	GDS Contract
Purpose of contract	General
Contract start date	01/04/2006
Contract end date	

16/17 Contracted general activity (UDA)	4,232
Carry forward general activity (UDA)	0
16/17 Contracted orthodontic activity (UOA)	0
Carry forward orthodontic activity (UOA)	0
Baseline contract value	£96,763.15

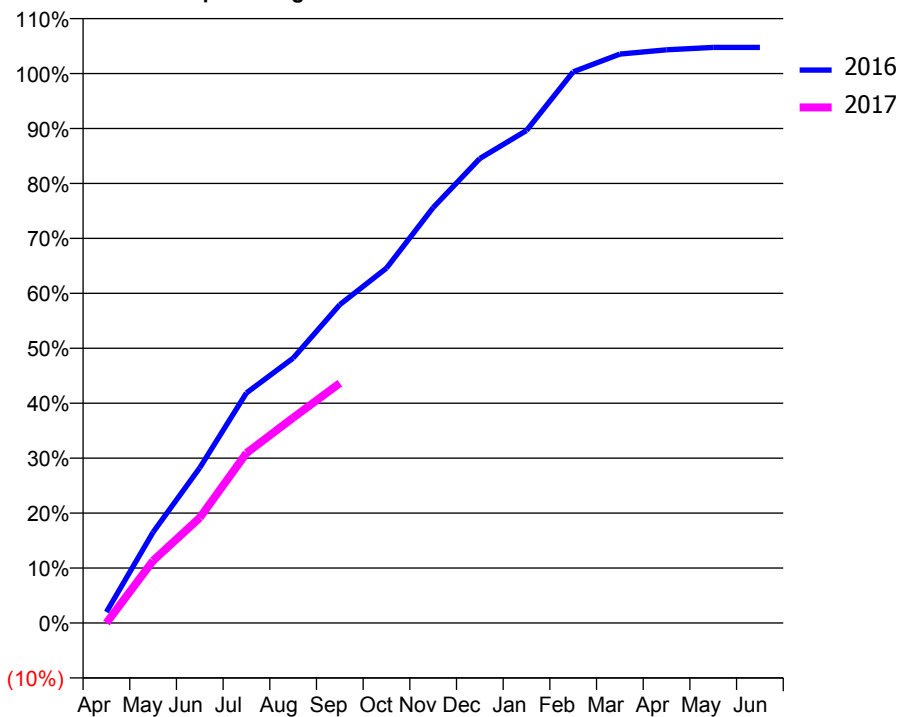
ACCESS*

Patients seen in 24 months	Total	Change since previous quarter
Quarter ending September 2015	2,534	
Quarter ending December 2015	2,489	↓
Quarter ending March 2016	2,376	↓
Quarter ending June 2016	2,348	↓
Quarter ending September 2016	2,265	↓
Variance since September 2015	(10.6%)	↓



ACTIVITY

Cumulative percentage of contracted UDA delivered 2016 & 2017



Month	Adjusted Scheduled Activity (UDA)	
	2016	2017
April	85	0
May	700	480
June	1,196	811
July	1,772	1,308
August	2,040	1,581
September	2,452	1,847
October	2,733	
November	3,200	
December	3,578	
January	3,793	
February	4,245	
March	4,381	
April	4,414	
May	4,433	
June	4,433	

QUALITY

	Quantity	Base Number	Contract	AT	Region	England
% of FP17s for the same patient ID Re-attending within 3 months - Children	83	1,428	5.8%	10.4%	13.5%	12.4%
% of FP17s for the same patient ID Re-attending within 3 months - Adults	0	0	N/A	13.7%	17.4%	16.7%
% of FP17s for the same patient ID Re-attending between 3 & 9 months - Children	808	1,428	56.6%	62.9%	59.0%	57.4%
% of FP17s for the same patient ID Re-attending between 3 & 9 months - Adults	0	0	N/A	54.7%	52.6%	50.5%
% of FP17s for Band 1 Urgent Courses	63	1,398	4.5%	7.5%	9.4%	9.1%
% of FP17s Relating to Free Repair or Replacements	0	1,398	0.0%	1.0%	1.0%	0.8%
% of FP17s Relating to Continuations	0	1,398	0.0%	1.3%	1.5%	1.3%
% of Patients satisfied with the dentistry they have received	2	2	N/A	94.7%	93.7%	93.2%
% of Patients satisfied with the time they had to wait for an appointment	2	2	N/A	91.3%	90.0%	89.0%

* This is based on patients treated on this contract for their most recent course of treatment. Figures in italics indicate the base number of FP17s or Patient Questionnaire responses are less than 100. N/A is shown where the base number of responses is less than 10 during the period. % is calculated as Quantity/Base number*100

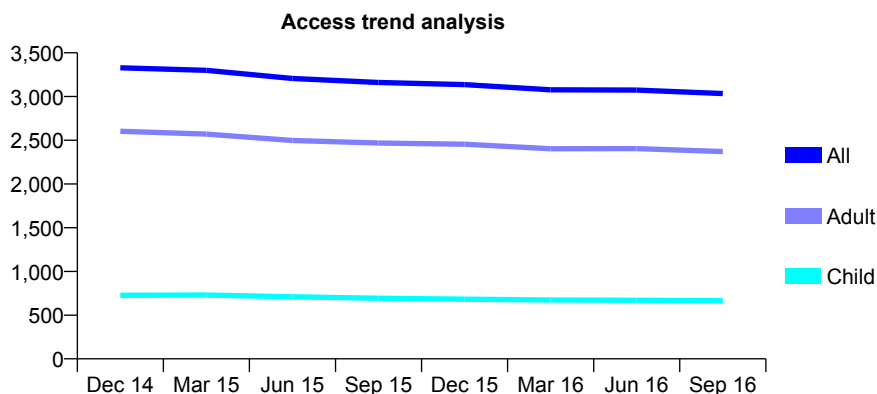
Q50 - Vital Signs At a Glance Contract Report for 962147/0002 - September 2016

Name or company name	MS Z NEMCIK
Contract type name	GDS Contract
Purpose of contract	General
Contract start date	01/07/2011
Contract end date	

16/17 Contracted general activity (UDA)	10,769
Carry forward general activity (UDA)	0
16/17 Contracted orthodontic activity (UOA)	0
Carry forward orthodontic activity (UOA)	0
Baseline contract value	£330,110.16

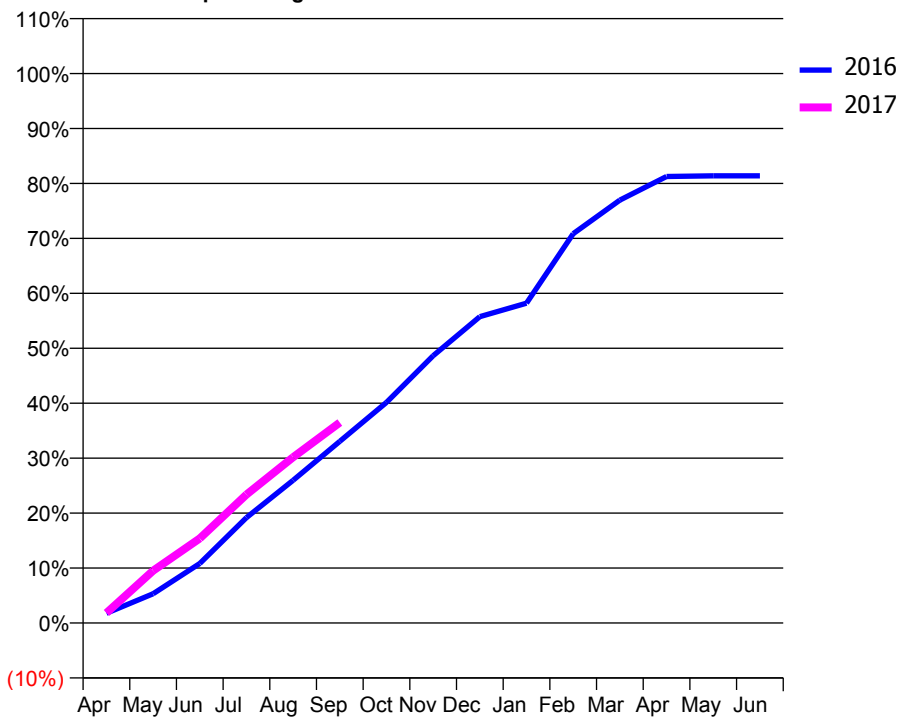
ACCESS*

Patients seen in 24 months	Total	Change since previous quarter
Quarter ending September 2015	3,161	
Quarter ending December 2015	3,137	→
Quarter ending March 2016	3,077	↓
Quarter ending June 2016	3,074	→
Quarter ending September 2016	3,034	↓
Variance since September 2015	(4.0%)	↓



ACTIVITY

Cumulative percentage of contracted UDA delivered 2016 & 2017



Adjusted Scheduled Activity (UDA)

Month	2016	2017
April	191	199
May	573	1,025
June	1,166	1,659
July	2,067	2,518
August	2,798	3,249
September	3,561	3,928
October	4,325	
November	5,239	
December	6,003	
January	6,269	
February	7,631	
March	8,288	
April	8,750	
May	8,764	
June	8,764	

QUALITY

	Quantity	Base Number	Contract	AT	Region	England
% of FP17s for the same patient ID Re-attending within 3 months - Children	42	454	9.3%	10.4%	13.5%	12.4%
% of FP17s for the same patient ID Re-attending within 3 months - Adults	274	1,777	15.4%	13.7%	17.4%	16.7%
% of FP17s for the same patient ID Re-attending between 3 & 9 months - Children	234	454	51.5%	62.9%	59.0%	57.4%
% of FP17s for the same patient ID Re-attending between 3 & 9 months - Adults	1,025	1,777	57.7%	54.7%	52.6%	50.5%
% of FP17s for Band 1 Urgent Courses	122	1,992	6.1%	7.5%	9.4%	9.1%
% of FP17s Relating to Free Repair or Replacements	27	1,992	1.4%	1.0%	1.0%	0.8%
% of FP17s Relating to Continuations	30	1,992	1.5%	1.3%	1.5%	1.3%
% of Patients satisfied with the dentistry they have received	3	3	N/A	94.7%	93.7%	93.2%
% of Patients satisfied with the time they had to wait for an appointment	3	3	N/A	91.3%	90.0%	89.0%

* This is based on patients treated on this contract for their most recent course of treatment. Figures in italics indicate the base number of FP17s or Patient Questionnaire responses are less than 100. N/A is shown where the base number of responses is less than 10 during the period. % is calculated as Quantity/Base number*100

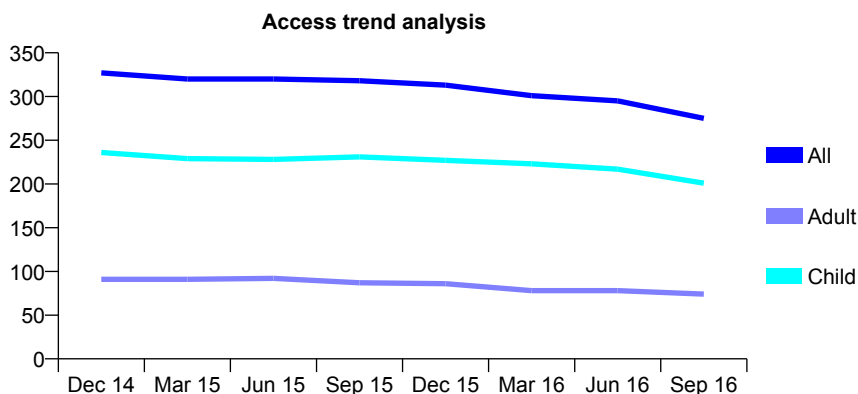
Q50 - Vital Signs At a Glance Contract Report for 999334/0001 - September 2016

Name or company name	MR EO DUODU
Contract type name	GDS Contract
Purpose of contract	General and Orthodontic
Contract start date	01/04/2006
Contract end date	

16/17 Contracted general activity (UDA)	1,043
Carry forward general activity (UDA)	0
16/17 Contracted orthodontic activity (UOA)	154
Carry forward orthodontic activity (UOA)	0
Baseline contract value	£41,140.46

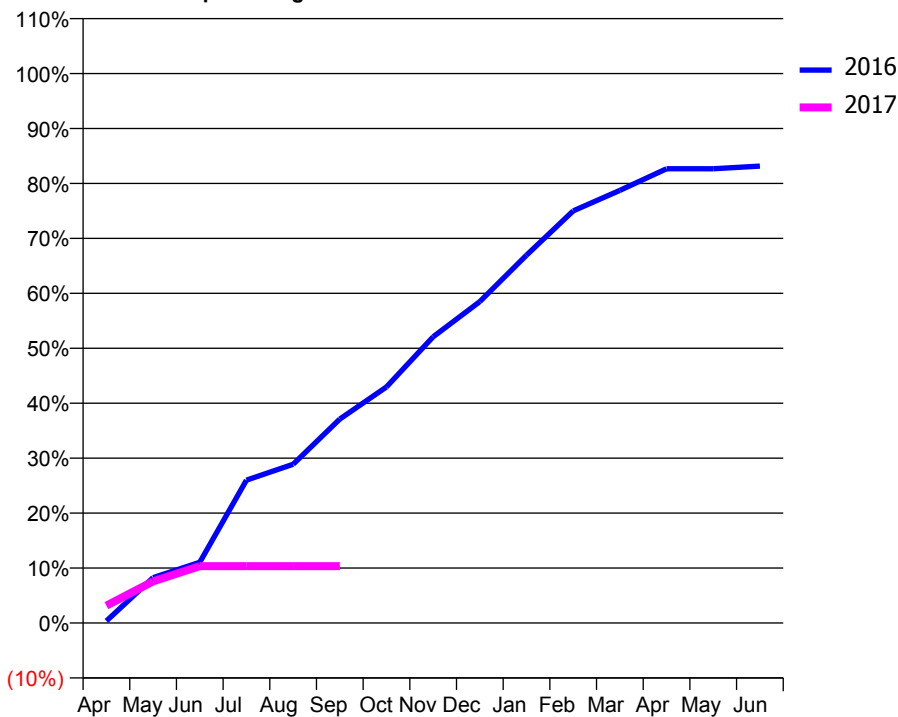
ACCESS*

Patients seen in 24 months	Total	Change since previous quarter
Quarter ending September 2015	318	
Quarter ending December 2015	313	↓
Quarter ending March 2016	301	↓
Quarter ending June 2016	295	↓
Quarter ending September 2016	275	↓
Variance since September 2015	(13.5%)	↓



ACTIVITY

Cumulative percentage of contracted UDA delivered 2016 & 2017



Adjusted Scheduled Activity (UDA)

Month	2016	2017
April	4	33
May	86	79
June	115	108
July	271	108
August	301	108
September	387	108
October	448	
November	543	
December	610	
January	698	
February	782	
March	821	
April	862	
May	862	
June	867	

QUALITY

	Quantity	Base Number	Contract	AT	Region	England
% of FP17s for the same patient ID Re-attending within 3 months - Children	6	74	8.1%	10.4%	13.5%	12.4%
% of FP17s for the same patient ID Re-attending within 3 months - Adults	2	16	12.5%	13.7%	17.4%	16.7%
% of FP17s for the same patient ID Re-attending between 3 & 9 months - Children	52	74	70.3%	62.9%	59.0%	57.4%
% of FP17s for the same patient ID Re-attending between 3 & 9 months - Adults	12	16	75.0%	54.7%	52.6%	50.5%
% of FP17s for Band 1 Urgent Courses	0	56	0.0%	7.5%	9.4%	9.1%
% of FP17s Relating to Free Repair or Replacements	0	56	0.0%	1.0%	1.0%	0.8%
% of FP17s Relating to Continuations	3	56	5.4%	1.3%	1.5%	1.3%
% of Patients satisfied with the dentistry they have received	0	0	N/A	94.7%	93.7%	93.2%
% of Patients satisfied with the time they had to wait for an appointment	0	0	N/A	91.3%	90.0%	89.0%

* This is based on patients treated on this contract for their most recent course of treatment. Figures in italics indicate the base number of FP17s or Patient Questionnaire responses are less than 100. N/A is shown where the base number of responses is less than 10 during the period. % is calculated as Quantity/Base number*100

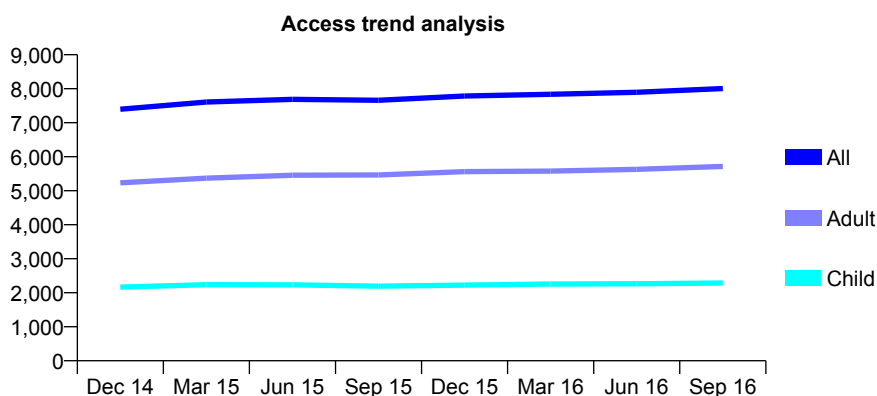
Q51 - Vital Signs At a Glance Contract Report for 101281/0026 - September 2016

Name or company name	OASIS DENTAL CARE LTD
Contract type name	GDS Contract
Purpose of contract	General
Contract start date	01/04/2006
Contract end date	

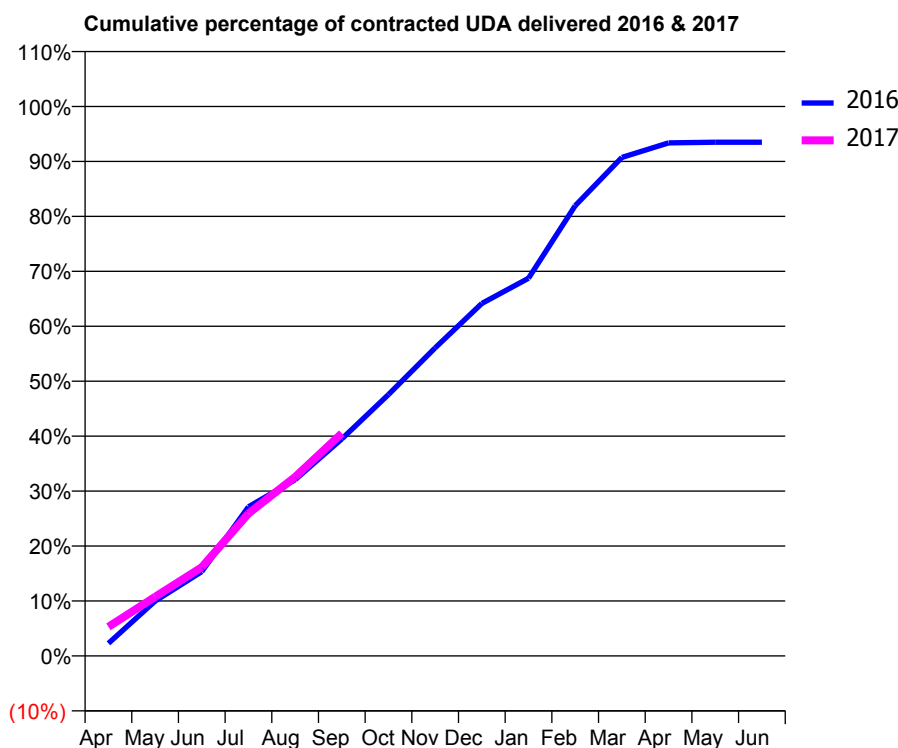
16/17 Contracted general activity (UDA)	25,823
Carry forward general activity (UDA)	0
16/17 Contracted orthodontic activity (UOA)	0
Carry forward orthodontic activity (UOA)	0
Baseline contract value	£610,084.10

ACCESS*

Patients seen in 24 months	Total	Change since previous quarter
Quarter ending September 2015	7,659	
Quarter ending December 2015	7,787	→
Quarter ending March 2016	7,837	→
Quarter ending June 2016	7,895	→
Quarter ending September 2016	8,004	→
Variance since September 2015	4.5%	↑



ACTIVITY



Month	Adjusted Scheduled Activity (UDA)	
	2016	2017
April	593	1,372
May	2,576	2,778
June	3,967	4,173
July	7,006	6,694
August	8,282	8,416
September	10,197	10,464
October	12,283	
November	14,479	
December	16,566	
January	17,749	
February	21,156	
March	23,424	
April	24,109	
May	24,140	
June	24,144	

QUALITY

	Quantity	Base Number	Contract	AT	Region	England
% of FP17s for the same patient ID Re-attending within 3 months - Children	195	1,810	10.8%	10.8%	13.5%	12.4%
% of FP17s for the same patient ID Re-attending within 3 months - Adults	547	3,998	13.7%	15.6%	17.4%	16.7%
% of FP17s for the same patient ID Re-attending between 3 & 9 months - Children	1,156	1,810	63.9%	58.5%	59.0%	57.4%
% of FP17s for the same patient ID Re-attending between 3 & 9 months - Adults	2,496	3,998	62.4%	52.8%	52.6%	50.5%
% of FP17s for Band 1 Urgent Courses	342	5,425	6.3%	7.8%	9.4%	9.1%
% of FP17s Relating to Free Repair or Replacements	110	5,425	2.0%	1.2%	1.0%	0.8%
% of FP17s Relating to Continuations	67	5,425	1.2%	1.6%	1.5%	1.3%
% of Patients satisfied with the dentistry they have received	7	8	N/A	94.5%	93.7%	93.2%
% of Patients satisfied with the time they had to wait for an appointment	7	8	N/A	88.4%	90.0%	89.0%

* This is based on patients treated on this contract for their most recent course of treatment. Figures in italics indicate the base number of FP17s or Patient Questionnaire responses are less than 100. N/A is shown where the base number of responses is less than 10 during the period. % is calculated as Quantity/Base number*100

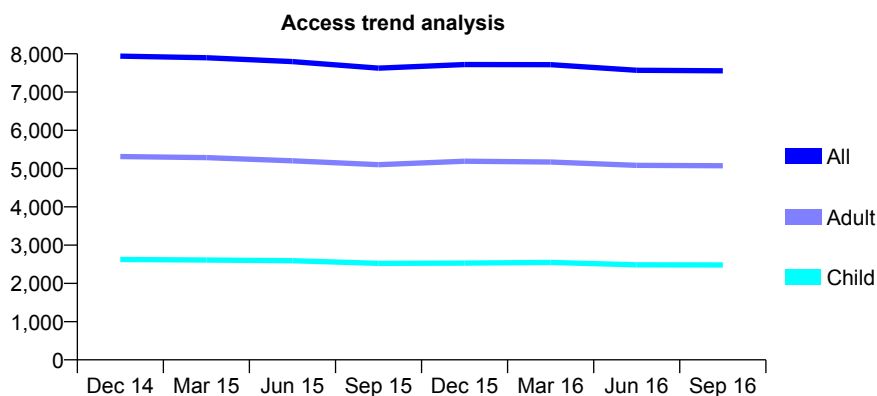
Q51 - Vital Signs At a Glance Contract Report for 101281/0179 - September 2016

Name or company name	OASIS DENTAL CARE LTD
Contract type name	GDS Contract
Purpose of contract	General
Contract start date	01/06/2008
Contract end date	

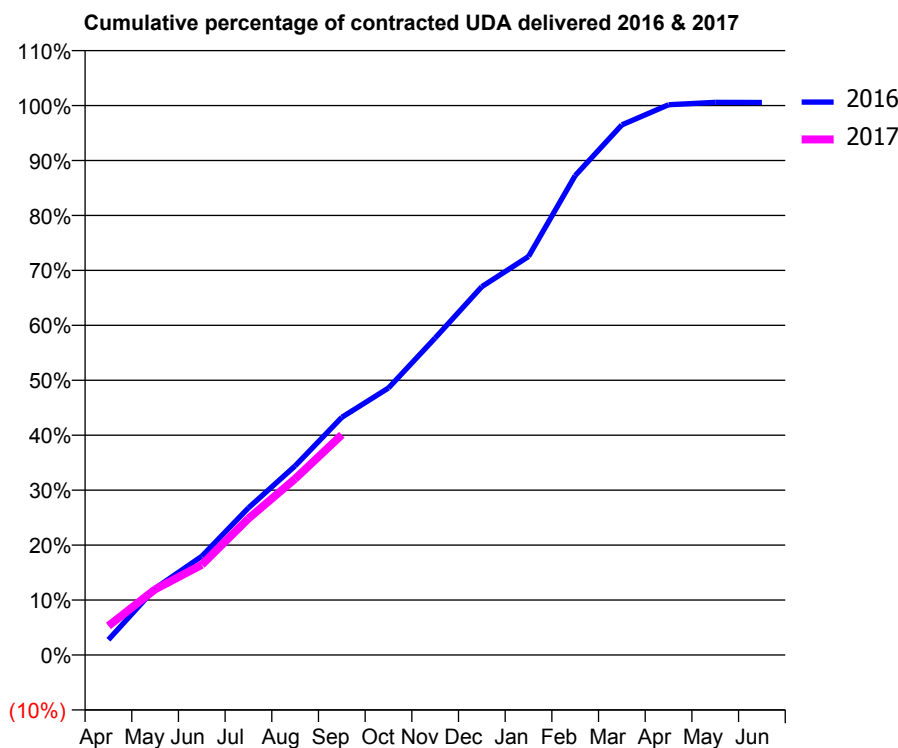
16/17 Contracted general activity (UDA)	25,086
Carry forward general activity (UDA)	-141
16/17 Contracted orthodontic activity (UOA)	0
Carry forward orthodontic activity (UOA)	0
Baseline contract value	£725,843.64

ACCESS*

Patients seen in 24 months	Total	Change since previous quarter
Quarter ending September 2015	7,624	
Quarter ending December 2015	7,719	→
Quarter ending March 2016	7,716	→
Quarter ending June 2016	7,569	↓
Quarter ending September 2016	7,555	→
Variance since September 2015	(0.9%)	→



ACTIVITY



Month	Adjusted Scheduled Activity (UDA)	
	2016	2017
April	696	1,330
May	3,039	2,999
June	4,507	4,117
July	6,717	6,228
August	8,634	8,043
September	10,853	10,055
October	12,193	
November	14,474	
December	16,815	
January	18,193	
February	21,886	
March	24,202	
April	25,121	
May	25,229	
June	25,227	

QUALITY

	Quantity	Base Number	Contract	AT	Region	England
% of FP17s for the same patient ID Re-attending within 3 months - Children	89	1,696	5.2%	10.8%	13.5%	12.4%
% of FP17s for the same patient ID Re-attending within 3 months - Adults	215	3,074	7.0%	15.6%	17.4%	16.7%
% of FP17s for the same patient ID Re-attending between 3 & 9 months - Children	1,012	1,696	59.7%	58.5%	59.0%	57.4%
% of FP17s for the same patient ID Re-attending between 3 & 9 months - Adults	1,878	3,074	61.1%	52.8%	52.6%	50.5%
% of FP17s for Band 1 Urgent Courses	90	4,294	2.1%	7.8%	9.4%	9.1%
% of FP17s Relating to Free Repair or Replacements	23	4,294	0.5%	1.2%	1.0%	0.8%
% of FP17s Relating to Continuations	29	4,294	0.7%	1.6%	1.5%	1.3%
% of Patients satisfied with the dentistry they have received	4	4	N/A	94.5%	93.7%	93.2%
% of Patients satisfied with the time they had to wait for an appointment	4	4	N/A	88.4%	90.0%	89.0%

* This is based on patients treated on this contract for their most recent course of treatment. Figures in italics indicate the base number of FP17s or Patient Questionnaire responses are less than 100. N/A is shown where the base number of responses is less than 10 during the period. % is calculated as Quantity/Base number*100

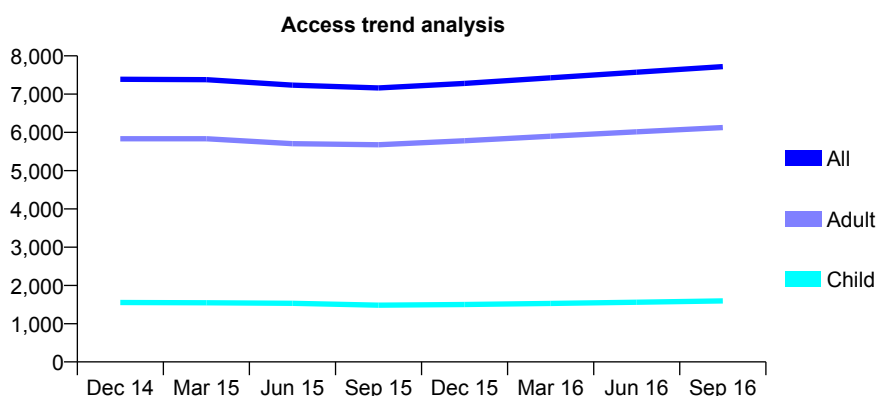
Q51 - Vital Signs At a Glance Contract Report for 101338/0069 - September 2016

Name or company name	Whitecross Dental Care Limited
Contract type name	GDS Contract
Purpose of contract	General and Orthodontic
Contract start date	01/11/2008
Contract end date	

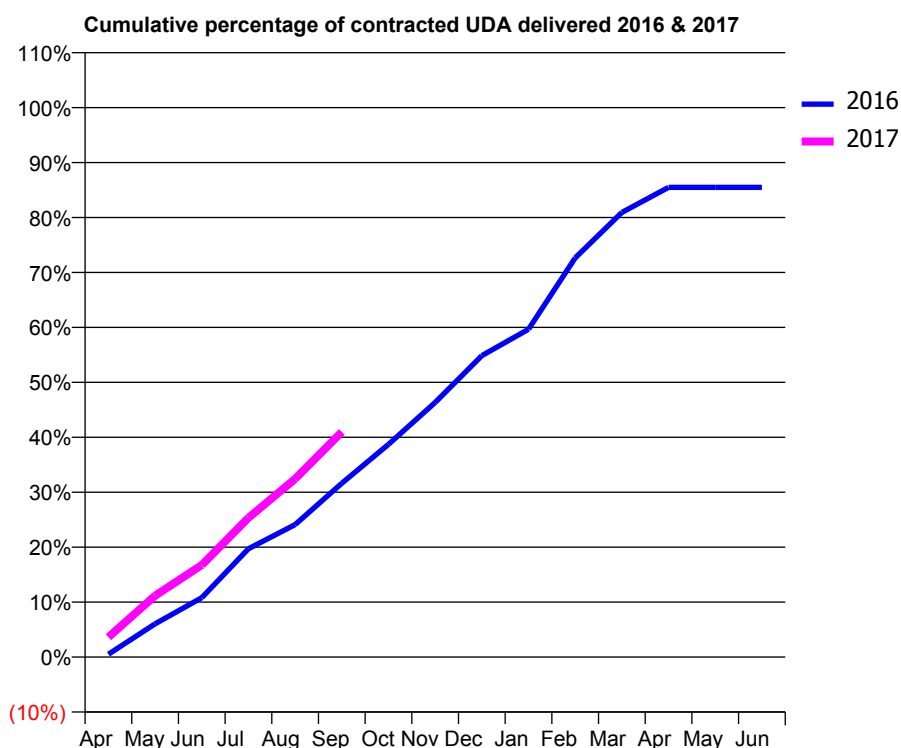
16/17 Contracted general activity (UDA)	24,277
Carry forward general activity (UDA)	0
16/17 Contracted orthodontic activity (UOA)	1,008
Carry forward orthodontic activity (UOA)	0
Baseline contract value	£752,347.69

ACCESS*

Patients seen in 24 months	Total	Change since previous quarter
Quarter ending September 2015	7,160	
Quarter ending December 2015	7,281	→
Quarter ending March 2016	7,427	↑
Quarter ending June 2016	7,574	→
Quarter ending September 2016	7,719	→
Variance since September 2015	7.8%	↑



ACTIVITY



Month	Adjusted Scheduled Activity (UDA)	
	2016	2017
April	125	881
May	1,470	2,712
June	2,625	4,065
July	4,784	6,151
August	5,855	7,876
September	7,678	9,948
October	9,397	
November	11,251	
December	13,319	
January	14,483	
February	17,633	
March	19,647	
April	20,754	
May	20,754	
June	20,754	

QUALITY

	Quantity	Base Number	Contract	AT	Region	England
% of FP17s for the same patient ID Re-attending within 3 months - Children	137	1,148	11.9%	10.8%	13.5%	12.4%
% of FP17s for the same patient ID Re-attending within 3 months - Adults	506	3,820	13.2%	15.6%	17.4%	16.7%
% of FP17s for the same patient ID Re-attending between 3 & 9 months - Children	509	1,148	44.3%	58.5%	59.0%	57.4%
% of FP17s for the same patient ID Re-attending between 3 & 9 months - Adults	1,550	3,820	40.6%	52.8%	52.6%	50.5%
% of FP17s for Band 1 Urgent Courses	305	4,544	6.7%	7.8%	9.4%	9.1%
% of FP17s Relating to Free Repair or Replacements	66	4,544	1.5%	1.2%	1.0%	0.8%
% of FP17s Relating to Continuations	135	4,544	3.0%	1.6%	1.5%	1.3%
% of Patients satisfied with the dentistry they have received	7	7	N/A	94.5%	93.7%	93.2%
% of Patients satisfied with the time they had to wait for an appointment	6	7	N/A	88.4%	90.0%	89.0%

* This is based on patients treated on this contract for their most recent course of treatment. Figures in italics indicate the base number of FP17s or Patient Questionnaire responses are less than 100. N/A is shown where the base number of responses is less than 10 during the period. % is calculated as Quantity/Base number*100

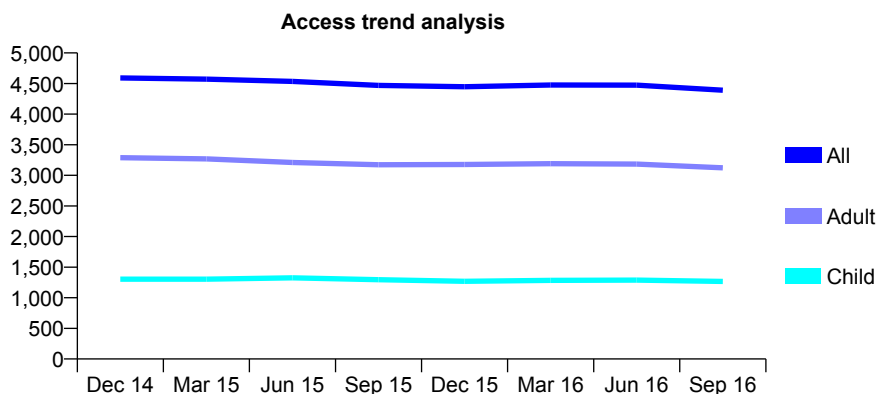
Q51 - Vital Signs At a Glance Contract Report for 101338/0086 - September 2016

Name or company name	Whitecross Dental Care Limited
Contract type name	GDS Contract
Purpose of contract	General
Contract start date	01/04/2009
Contract end date	

16/17 Contracted general activity (UDA)	13,567
Carry forward general activity (UDA)	0
16/17 Contracted orthodontic activity (UOA)	0
Carry forward orthodontic activity (UOA)	0
Baseline contract value	£375,950.32

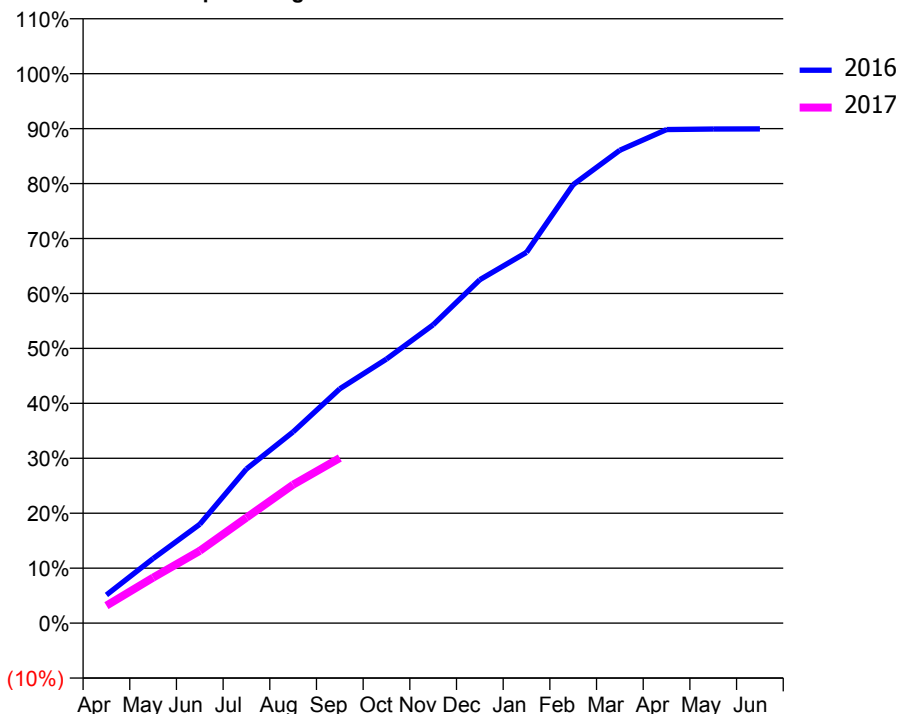
ACCESS*

Patients seen in 24 months	Total	Change since previous quarter
Quarter ending September 2015	4,469	
Quarter ending December 2015	4,447	→
Quarter ending March 2016	4,475	→
Quarter ending June 2016	4,473	→
Quarter ending September 2016	4,390	↓
Variance since September 2015	(1.8%)	↓



ACTIVITY

Cumulative percentage of contracted UDA delivered 2016 & 2017



Month	Adjusted Scheduled Activity (UDA)	
	2016	2017
April	668	432
May	1,529	1,125
June	2,339	1,786
July	3,647	2,607
August	4,527	3,420
September	5,545	4,077
October	6,247	
November	7,059	
December	8,125	
January	8,773	
February	10,374	
March	11,189	
April	11,679	
May	11,691	
June	11,694	

QUALITY

	Quantity	Base Number	Contract	AT	Region	England
% of FP17s for the same patient ID Re-attending within 3 months - Children	41	631	6.5%	10.8%	13.5%	12.4%
% of FP17s for the same patient ID Re-attending within 3 months - Adults	134	1,412	9.5%	15.6%	17.4%	16.7%
% of FP17s for the same patient ID Re-attending between 3 & 9 months - Children	245	631	38.8%	58.5%	59.0%	57.4%
% of FP17s for the same patient ID Re-attending between 3 & 9 months - Adults	522	1,412	37.0%	52.8%	52.6%	50.5%
% of FP17s for Band 1 Urgent Courses	73	1,827	4.0%	7.8%	9.4%	9.1%
% of FP17s Relating to Free Repair or Replacements	12	1,827	0.7%	1.2%	1.0%	0.8%
% of FP17s Relating to Continuations	20	1,827	1.1%	1.6%	1.5%	1.3%
% of Patients satisfied with the dentistry they have received	0	1	N/A	94.5%	93.7%	93.2%
% of Patients satisfied with the time they had to wait for an appointment	1	1	N/A	88.4%	90.0%	89.0%

* This is based on patients treated on this contract for their most recent course of treatment. Figures in italics indicate the base number of FP17s or Patient Questionnaire responses are less than 100. N/A is shown where the base number of responses is less than 10 during the period. % is calculated as Quantity/Base number*100

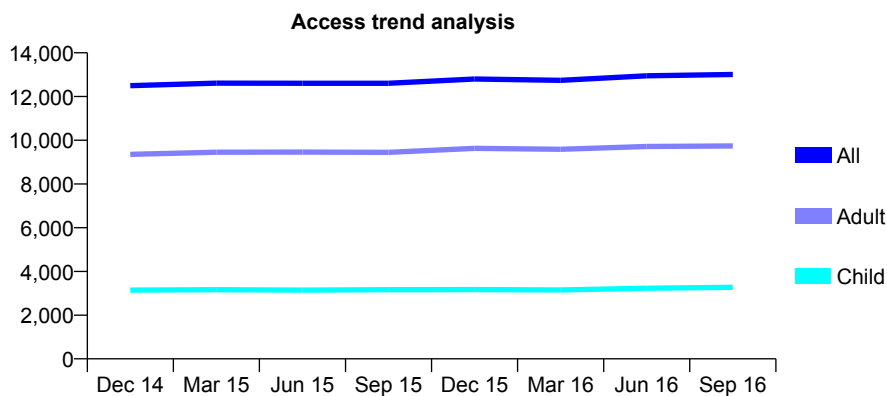
Q51 - Vital Signs At a Glance Contract Report for 101338/0090 - September 2016

Name or company name	Whitecross Dental Care Limited
Contract type name	GDS Contract
Purpose of contract	General
Contract start date	01/08/2009
Contract end date	

16/17 Contracted general activity (UDA)	36,924
Carry forward general activity (UDA)	0
16/17 Contracted orthodontic activity (UOA)	0
Carry forward orthodontic activity (UOA)	0
Baseline contract value	£1,045,035.47

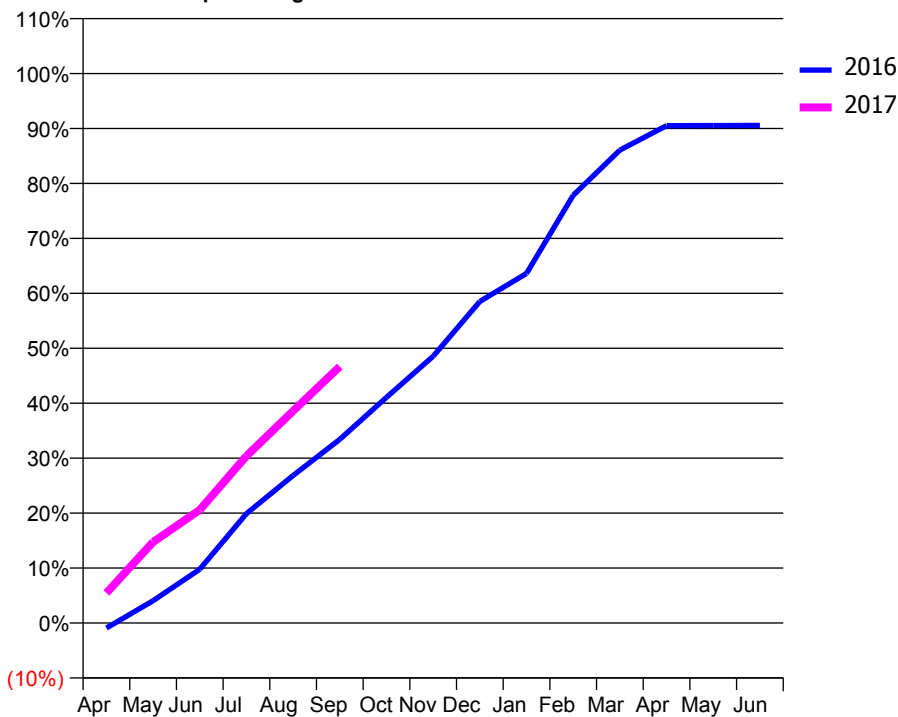
ACCESS*

Patients seen in 24 months	Total	Change since previous quarter
Quarter ending September 2015	12,604	
Quarter ending December 2015	12,804	→
Quarter ending March 2016	12,738	→
Quarter ending June 2016	12,945	→
Quarter ending September 2016	13,011	→
Variance since September 2015	3.2%	↑



ACTIVITY

Cumulative percentage of contracted UDA delivered 2016 & 2017



Month	Adjusted Scheduled Activity (UDA)	
	2016	2017
April	-349	2,024
May	1,501	5,446
June	3,619	7,602
July	7,351	11,223
August	9,912	14,249
September	12,342	17,233
October	15,169	
November	17,927	
December	21,609	
January	23,487	
February	28,738	
March	31,779	
April	33,414	
May	33,426	
June	33,434	

QUALITY

	Quantity	Base Number	Contract	AT	Region	England
% of FP17s for the same patient ID Re-attending within 3 months - Children	134	2,222	6.0%	10.8%	13.5%	12.4%
% of FP17s for the same patient ID Re-attending within 3 months - Adults	856	6,215	13.8%	15.6%	17.4%	16.7%
% of FP17s for the same patient ID Re-attending between 3 & 9 months - Children	1,062	2,222	47.8%	58.5%	59.0%	57.4%
% of FP17s for the same patient ID Re-attending between 3 & 9 months - Adults	2,730	6,215	43.9%	52.8%	52.6%	50.5%
% of FP17s for Band 1 Urgent Courses	605	7,742	7.8%	7.8%	9.4%	9.1%
% of FP17s Relating to Free Repair or Replacements	64	7,742	0.8%	1.2%	1.0%	0.8%
% of FP17s Relating to Continuations	169	7,742	2.2%	1.6%	1.5%	1.3%
% of Patients satisfied with the dentistry they have received	15	15	100.0%	94.5%	93.7%	93.2%
% of Patients satisfied with the time they had to wait for an appointment	13	15	86.7%	88.4%	90.0%	89.0%

* This is based on patients treated on this contract for their most recent course of treatment. Figures in italics indicate the base number of FP17s or Patient Questionnaire responses are less than 100. N/A is shown where the base number of responses is less than 10 during the period. % is calculated as Quantity/Base number*100

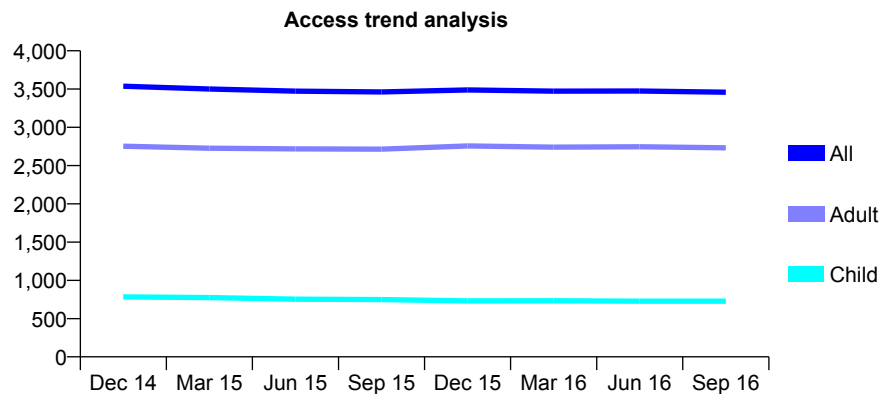
Q51 - Vital Signs At a Glance Contract Report for 101338/0093 - September 2016

Name or company name	Whitecross Dental Care Limited
Contract type name	GDS Contract
Purpose of contract	General
Contract start date	01/08/2009
Contract end date	

16/17 Contracted general activity (UDA)	10,563
Carry forward general activity (UDA)	305
16/17 Contracted orthodontic activity (UOA)	0
Carry forward orthodontic activity (UOA)	0
Baseline contract value	£273,709.30

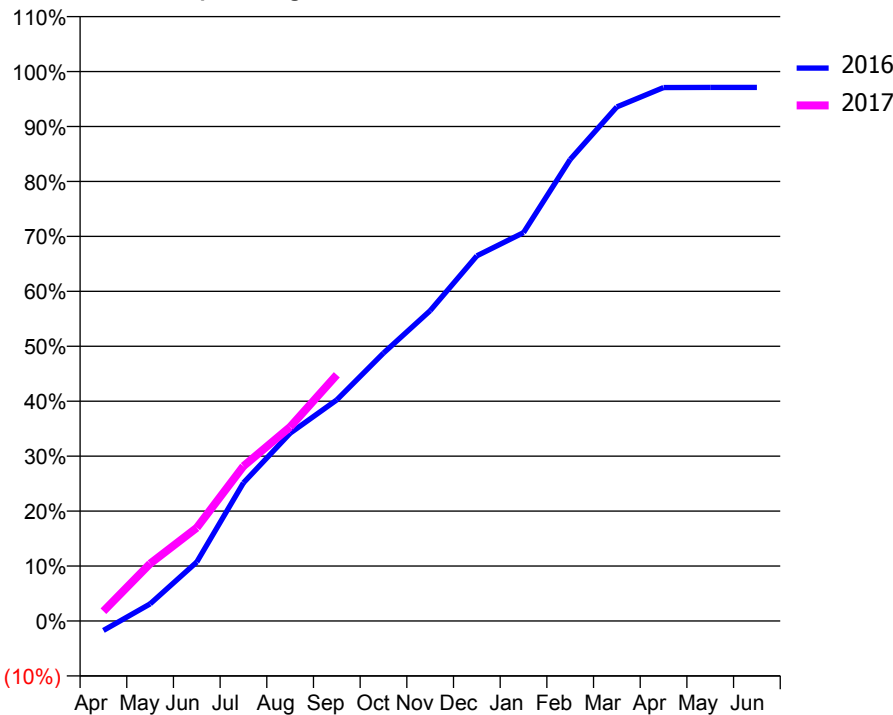
ACCESS*

Patients seen in 24 months	Total	Change since previous quarter
Quarter ending September 2015	3,463	
Quarter ending December 2015	3,488	→
Quarter ending March 2016	3,473	→
Quarter ending June 2016	3,474	→
Quarter ending September 2016	3,459	→
Variance since September 2015	(0.1%)	→



ACTIVITY

Cumulative percentage of contracted UDA delivered 2016 & 2017



Month	2016	2017
April	-183	188
May	330	1,105
June	1,133	1,793
July	2,658	2,977
August	3,612	3,731
September	4,250	4,732
October	5,151	
November	5,966	
December	7,020	
January	7,466	
February	8,874	
March	9,884	
April	10,255	
May	10,258	
June	10,258	

QUALITY

	Quantity	Base Number	Contract	AT	Region	England
% of FP17s for the same patient ID Re-attending within 3 months - Children	42	566	7.4%	10.8%	13.5%	12.4%
% of FP17s for the same patient ID Re-attending within 3 months - Adults	242	1,884	12.8%	15.6%	17.4%	16.7%
% of FP17s for the same patient ID Re-attending between 3 & 9 months - Children	332	566	58.7%	58.5%	59.0%	57.4%
% of FP17s for the same patient ID Re-attending between 3 & 9 months - Adults	990	1,884	52.5%	52.8%	52.6%	50.5%
% of FP17s for Band 1 Urgent Courses	145	2,278	6.4%	7.8%	9.4%	9.1%
% of FP17s Relating to Free Repair or Replacements	12	2,278	0.5%	1.2%	1.0%	0.8%
% of FP17s Relating to Continuations	38	2,278	1.7%	1.6%	1.5%	1.3%
% of Patients satisfied with the dentistry they have received	2	3	N/A	94.5%	93.7%	93.2%
% of Patients satisfied with the time they had to wait for an appointment	2	3	N/A	88.4%	90.0%	89.0%

* This is based on patients treated on this contract for their most recent course of treatment. Figures in italics indicate the base number of FP17s or Patient Questionnaire responses are less than 100. N/A is shown where the base number of responses is less than 10 during the period. % is calculated as Quantity/Base number*100

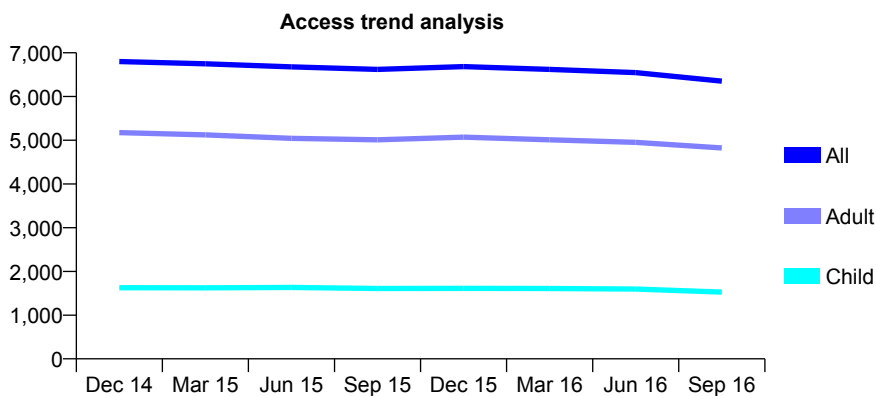
Q51 - Vital Signs At a Glance Contract Report for 101338/0108 - September 2016

Name or company name	Whitecross Dental Care Limited
Contract type name	GDS Contract
Purpose of contract	General
Contract start date	01/12/2009
Contract end date	

16/17 Contracted general activity (UDA)	22,070
Carry forward general activity (UDA)	0
16/17 Contracted orthodontic activity (UOA)	0
Carry forward orthodontic activity (UOA)	0
Baseline contract value	£582,376.54

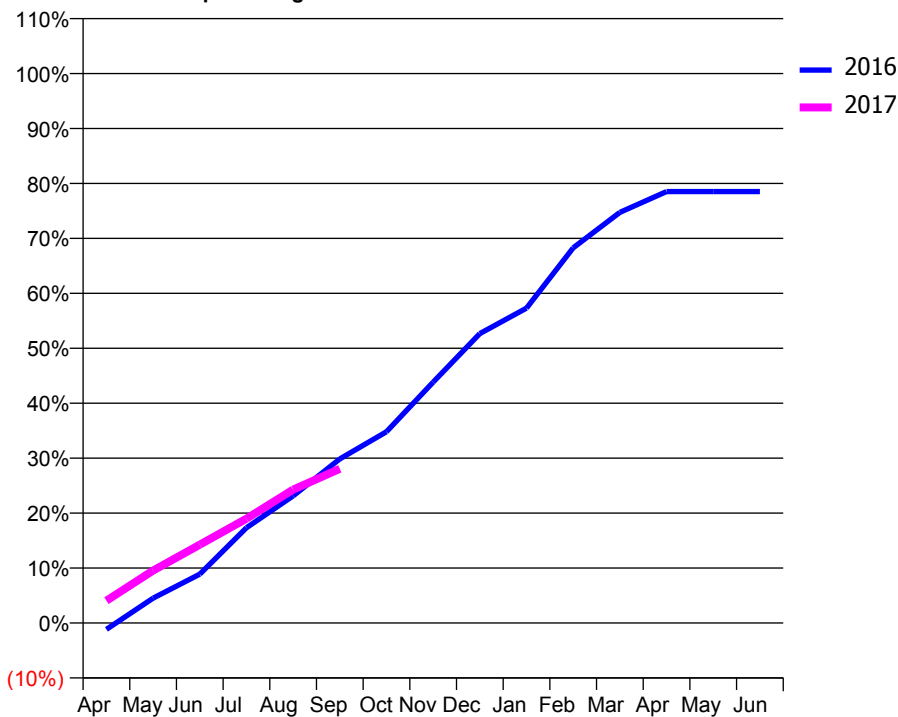
ACCESS*

Patients seen in 24 months	Total	Change since previous quarter
Quarter ending September 2015	6,620	
Quarter ending December 2015	6,683	→
Quarter ending March 2016	6,620	→
Quarter ending June 2016	6,548	↓
Quarter ending September 2016	6,353	↓
Variance since September 2015	(4.0%)	↓



ACTIVITY

Cumulative percentage of contracted UDA delivered 2016 & 2017



Month	Adjusted Scheduled Activity (UDA)	
	2016	2017
April	-262	899
May	1,001	2,108
June	1,962	3,148
July	3,828	4,192
August	5,109	5,358
September	6,593	6,191
October	7,681	
November	9,673	
December	11,624	
January	12,645	
February	15,068	
March	16,494	
April	17,326	
May	17,326	
June	17,327	

QUALITY

	Quantity	Base Number	Contract	AT	Region	England
% of FP17s for the same patient ID Re-attending within 3 months - Children	56	784	7.1%	10.8%	13.5%	12.4%
% of FP17s for the same patient ID Re-attending within 3 months - Adults	391	2,532	15.4%	15.6%	17.4%	16.7%
% of FP17s for the same patient ID Re-attending between 3 & 9 months - Children	445	784	56.8%	58.5%	59.0%	57.4%
% of FP17s for the same patient ID Re-attending between 3 & 9 months - Adults	1,343	2,532	53.0%	52.8%	52.6%	50.5%
% of FP17s for Band 1 Urgent Courses	327	2,940	11.1%	7.8%	9.4%	9.1%
% of FP17s Relating to Free Repair or Replacements	22	2,940	0.7%	1.2%	1.0%	0.8%
% of FP17s Relating to Continuations	37	2,940	1.3%	1.6%	1.5%	1.3%
% of Patients satisfied with the dentistry they have received	6	6	N/A	94.5%	93.7%	93.2%
% of Patients satisfied with the time they had to wait for an appointment	6	6	N/A	88.4%	90.0%	89.0%

* This is based on patients treated on this contract for their most recent course of treatment. Figures in italics indicate the base number of FP17s or Patient Questionnaire responses are less than 100. N/A is shown where the base number of responses is less than 10 during the period. % is calculated as Quantity/Base number*100

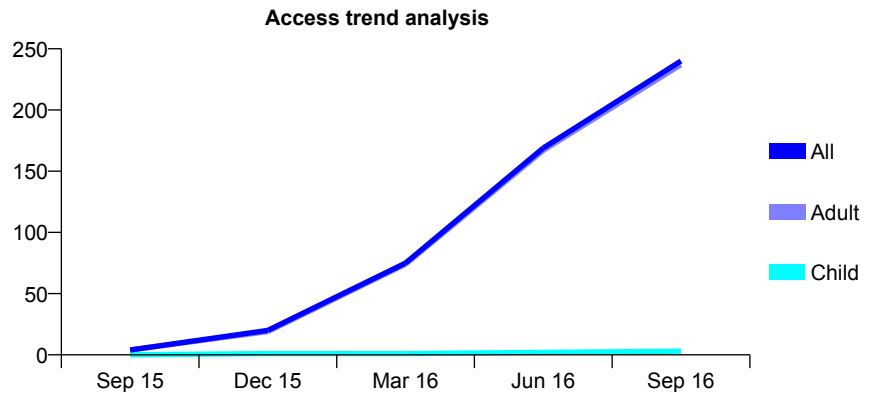
Q51 - Vital Signs At a Glance Contract Report for 101338/0153 - September 2016

Name or company name	Whitecross Dental Care Limited
Contract type name	PDS Contract
Purpose of contract	General
Contract start date	01/05/2015
Contract end date	30/04/2020

16/17 Contracted general activity (UDA)	1,800
Carry forward general activity (UDA)	0
16/17 Contracted orthodontic activity (UOA)	0
Carry forward orthodontic activity (UOA)	0
Baseline contract value	£75,306.32

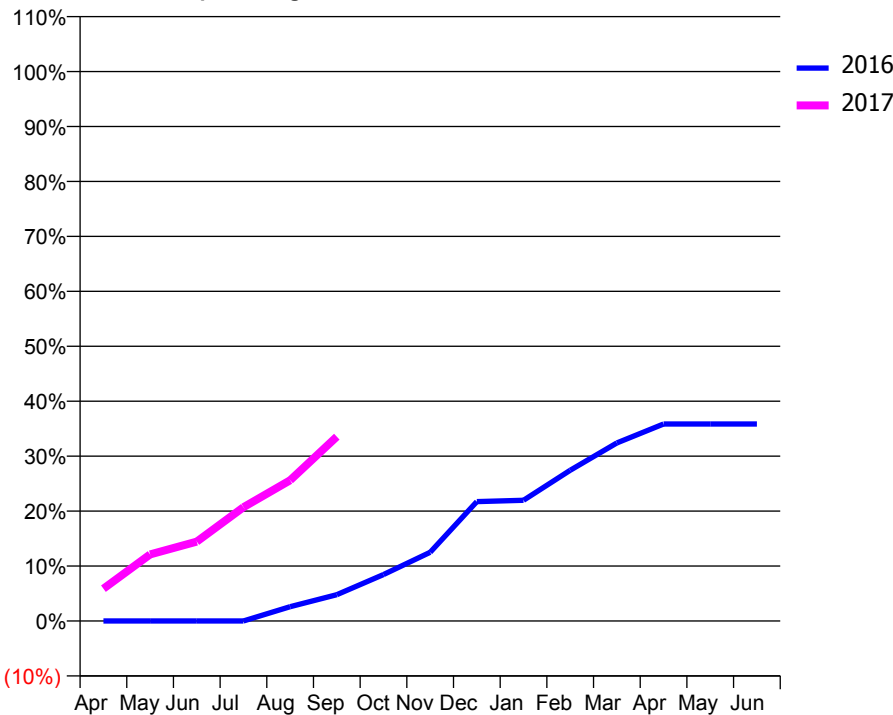
ACCESS*

Patients seen in 24 months	Total	Change since previous quarter
Quarter ending September 2015	4	
Quarter ending December 2015	20	↑
Quarter ending March 2016	75	↑
Quarter ending June 2016	169	↑
Quarter ending September 2016	240	↑
Variance since September 2015	5900.0%	↑



ACTIVITY

Cumulative percentage of contracted UDA delivered 2016 & 2017



Month	Adjusted Scheduled Activity (UDA)	
	2016	2017
April	0	106
May	0	218
June	0	260
July	0	373
August	43	461
September	79	604
October	140	
November	207	
December	359	
January	363	
February	453	
March	535	
April	592	
May	592	
June	592	

QUALITY

	Quantity	Base Number	Contract	AT	Region	England
% of FP17s for the same patient ID Re-attending within 3 months - Children	0	3	0.0%	10.8%	13.5%	12.4%
% of FP17s for the same patient ID Re-attending within 3 months - Adults	25	242	10.3%	15.6%	17.4%	16.7%
% of FP17s for the same patient ID Re-attending between 3 & 9 months - Children	0	3	0.0%	58.5%	59.0%	57.4%
% of FP17s for the same patient ID Re-attending between 3 & 9 months - Adults	0	242	0.0%	52.8%	52.6%	50.5%
% of FP17s for Band 1 Urgent Courses	0	220	0.0%	7.8%	9.4%	9.1%
% of FP17s Relating to Free Repair or Replacements	0	220	0.0%	1.2%	1.0%	0.8%
% of FP17s Relating to Continuations	0	220	0.0%	1.6%	1.5%	1.3%
% of Patients satisfied with the dentistry they have received	0	0	N/A	94.5%	93.7%	93.2%
% of Patients satisfied with the time they had to wait for an appointment	0	0	N/A	88.4%	90.0%	89.0%

* This is based on patients treated on this contract for their most recent course of treatment. Figures in italics indicate the base number of FP17s or Patient Questionnaire responses are less than 100. N/A is shown where the base number of responses is less than 10 during the period. % is calculated as Quantity/Base number*100

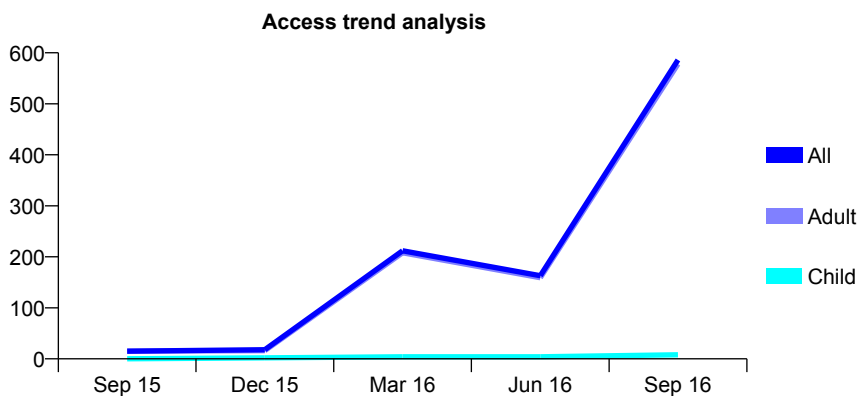
Q51 - Vital Signs At a Glance Contract Report for 101338/0154 - September 2016

Name or company name	Whitecross Dental Care Limited
Contract type name	PDS Contract
Purpose of contract	General
Contract start date	01/05/2015
Contract end date	30/04/2020

16/17 Contracted general activity (UDA)	2,550
Carry forward general activity (UDA)	0
16/17 Contracted orthodontic activity (UOA)	0
Carry forward orthodontic activity (UOA)	0
Baseline contract value	£106,683.96

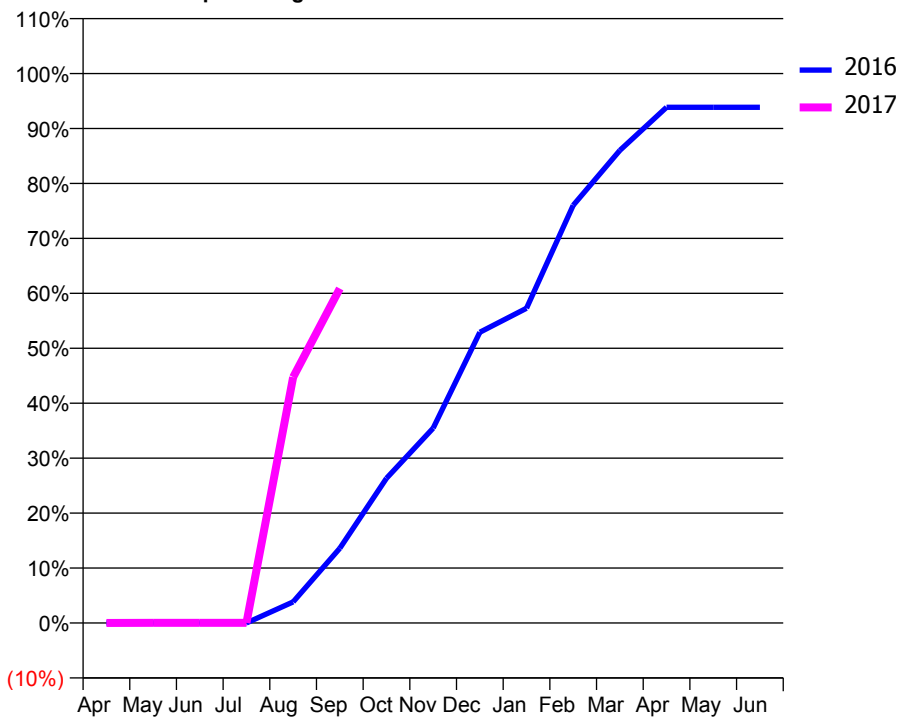
ACCESS*

Patients seen in 24 months	Total	Change since previous quarter
Quarter ending September 2015	15	
Quarter ending December 2015	18	↑
Quarter ending March 2016	212	↑
Quarter ending June 2016	163	↓
Quarter ending September 2016	586	↑
Variance since September 2015	3806.7%	↑



ACTIVITY

Cumulative percentage of contracted UDA delivered 2016 & 2017



Adjusted Scheduled Activity (UDA)

Month	2016	2017
April	0	0
May	0	1
June	0	1
July	0	1
August	90	1,141
September	318	1,552
October	616	
November	829	
December	1,237	
January	1,339	
February	1,777	
March	2,011	
April	2,194	
May	2,194	
June	2,194	

QUALITY

	Quantity	Base Number	Contract	AT	Region	England
% of FP17s for the same patient ID Re-attending within 3 months - Children	1	8	12.5%	10.8%	13.5%	12.4%
% of FP17s for the same patient ID Re-attending within 3 months - Adults	55	571	9.6%	15.6%	17.4%	16.7%
% of FP17s for the same patient ID Re-attending between 3 & 9 months - Children	0	8	0.0%	58.5%	59.0%	57.4%
% of FP17s for the same patient ID Re-attending between 3 & 9 months - Adults	3	571	0.5%	52.8%	52.6%	50.5%
% of FP17s for Band 1 Urgent Courses	0	518	0.0%	7.8%	9.4%	9.1%
% of FP17s Relating to Free Repair or Replacements	0	518	0.0%	1.2%	1.0%	0.8%
% of FP17s Relating to Continuations	0	518	0.0%	1.6%	1.5%	1.3%
% of Patients satisfied with the dentistry they have received	4	5	N/A	94.5%	93.7%	93.2%
% of Patients satisfied with the time they had to wait for an appointment	3	5	N/A	88.4%	90.0%	89.0%

* This is based on patients treated on this contract for their most recent course of treatment. Figures in italics indicate the base number of FP17s or Patient Questionnaire responses are less than 100. N/A is shown where the base number of responses is less than 10 during the period. % is calculated as Quantity/Base number*100

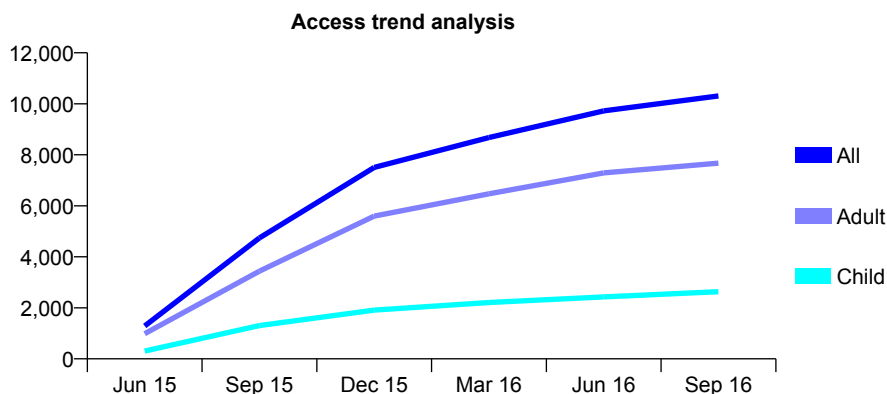
Q51 - Vital Signs At a Glance Contract Report for 101338/0155 - September 2016

Name or company name	Whitecross Dental Care Limited
Contract type name	GDS Contract
Purpose of contract	General
Contract start date	01/06/2015
Contract end date	

16/17 Contracted general activity (UDA)	42,692
Carry forward general activity (UDA)	0
16/17 Contracted orthodontic activity (UOA)	0
Carry forward orthodontic activity (UOA)	0
Baseline contract value	£1,183,619.15

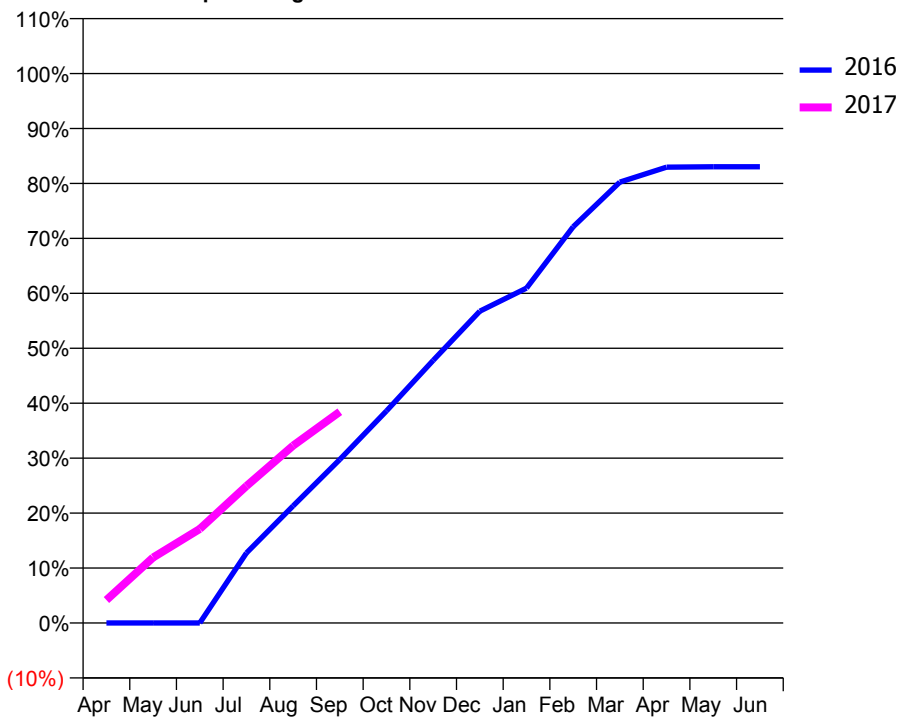
ACCESS*

Patients seen in 24 months	Total	Change since previous quarter
Quarter ending September 2015	4,738	
Quarter ending December 2015	7,507	↑
Quarter ending March 2016	8,679	↑
Quarter ending June 2016	9,722	↑
Quarter ending September 2016	10,307	↑
Variance since September 2015	117.5%	↑



ACTIVITY

Cumulative percentage of contracted UDA delivered 2016 & 2017



Adjusted Scheduled Activity (UDA)

Month	2016	2017
April	0	1,783
May	0	5,095
June	0	7,304
July	4,730	10,645
August	7,912	13,780
September	11,043	16,420
October	14,324	
November	17,731	
December	21,054	
January	22,612	
February	26,751	
March	29,774	
April	30,784	
May	30,806	
June	30,811	

QUALITY

	Quantity	Base Number	Contract	AT	Region	England
% of FP17s for the same patient ID Re-attending within 3 months - Children	193	2,320	8.3%	10.8%	13.5%	12.4%
% of FP17s for the same patient ID Re-attending within 3 months - Adults	836	5,673	14.7%	15.6%	17.4%	16.7%
% of FP17s for the same patient ID Re-attending between 3 & 9 months - Children	1,376	2,320	59.3%	58.5%	59.0%	57.4%
% of FP17s for the same patient ID Re-attending between 3 & 9 months - Adults	2,783	5,673	49.1%	52.8%	52.6%	50.5%
% of FP17s for Band 1 Urgent Courses	313	7,484	4.2%	7.8%	9.4%	9.1%
% of FP17s Relating to Free Repair or Replacements	78	7,484	1.0%	1.2%	1.0%	0.8%
% of FP17s Relating to Continuations	222	7,484	3.0%	1.6%	1.5%	1.3%
% of Patients satisfied with the dentistry they have received	13	15	86.7%	94.5%	93.7%	93.2%
% of Patients satisfied with the time they had to wait for an appointment	8	15	53.3%	88.4%	90.0%	89.0%

* This is based on patients treated on this contract for their most recent course of treatment. Figures in italics indicate the base number of FP17s or Patient Questionnaire responses are less than 100. N/A is shown where the base number of responses is less than 10 during the period. % is calculated as Quantity/Base number*100

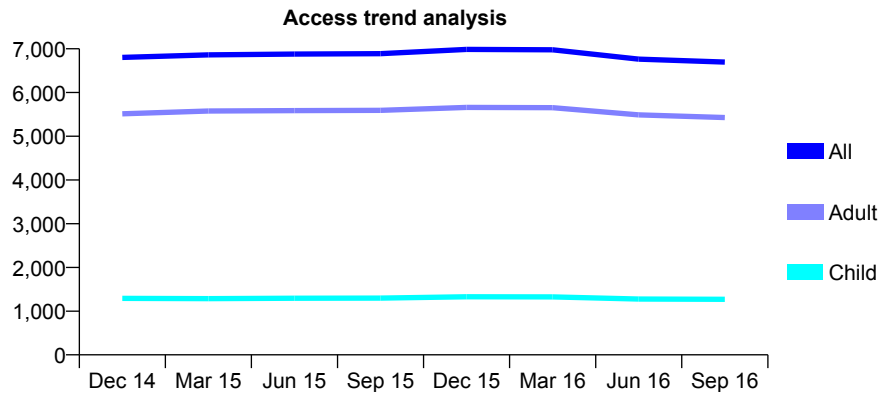
Q51 - Vital Signs At a Glance Contract Report for 101370/0005 - September 2016

Name or company name	Petrie Tucker & Partners Ltd
Contract type name	GDS Contract
Purpose of contract	General and Orthodontic
Contract start date	01/04/2006
Contract end date	

16/17 Contracted general activity (UDA)	24,146
Carry forward general activity (UDA)	0
16/17 Contracted orthodontic activity (UOA)	630
Carry forward orthodontic activity (UOA)	-13
Baseline contract value	£724,133.65

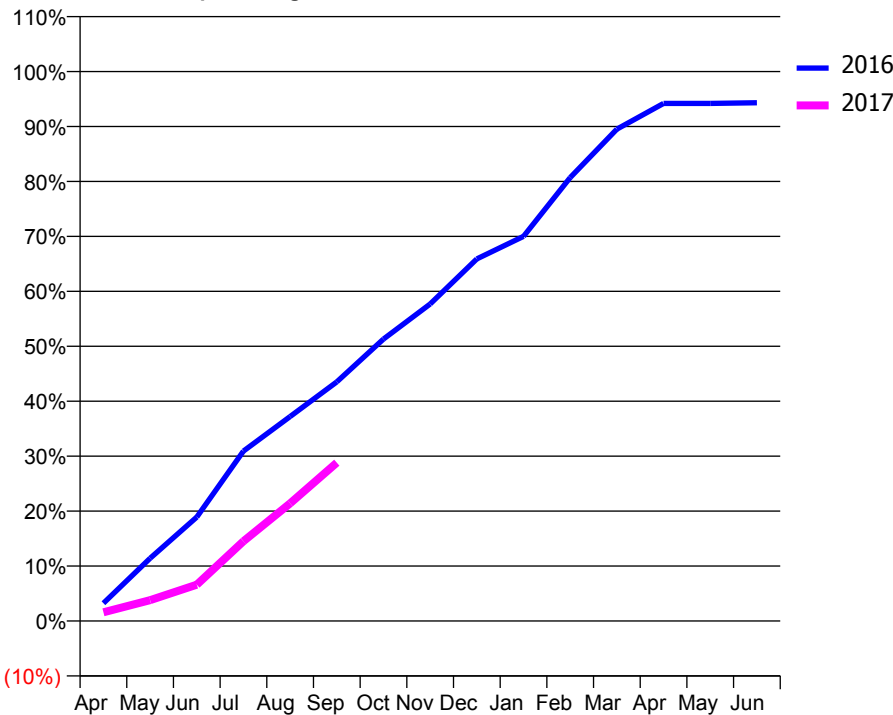
ACCESS*

Patients seen in 24 months	Total	Change since previous quarter
Quarter ending September 2015	6,888	
Quarter ending December 2015	6,987	→
Quarter ending March 2016	6,976	→
Quarter ending June 2016	6,764	↓
Quarter ending September 2016	6,698	→
Variance since September 2015	(2.8%)	↓



ACTIVITY

Cumulative percentage of contracted UDA delivered 2016 & 2017



Month	Adjusted Scheduled Activity (UDA)	
	2016	2017
April	780	381
May	2,756	917
June	4,565	1,598
July	7,471	3,510
August	8,987	5,171
September	10,508	6,958
October	12,392	
November	13,933	
December	15,911	
January	16,902	
February	19,485	
March	21,614	
April	22,745	
May	22,745	
June	22,774	

QUALITY

	Quantity	Base Number	Contract	AT	Region	England
% of FP17s for the same patient ID Re-attending within 3 months - Children	52	701	7.4%	10.8%	13.5%	12.4%
% of FP17s for the same patient ID Re-attending within 3 months - Adults	229	2,539	9.0%	15.6%	17.4%	16.7%
% of FP17s for the same patient ID Re-attending between 3 & 9 months - Children	247	701	35.2%	58.5%	59.0%	57.4%
% of FP17s for the same patient ID Re-attending between 3 & 9 months - Adults	922	2,539	36.3%	52.8%	52.6%	50.5%
% of FP17s for Band 1 Urgent Courses	221	2,841	7.8%	7.8%	9.4%	9.1%
% of FP17s Relating to Free Repair or Replacements	24	2,841	0.8%	1.2%	1.0%	0.8%
% of FP17s Relating to Continuations	31	2,841	1.1%	1.6%	1.5%	1.3%
% of Patients satisfied with the dentistry they have received	5	5	N/A	94.5%	93.7%	93.2%
% of Patients satisfied with the time they had to wait for an appointment	4	5	N/A	88.4%	90.0%	89.0%

* This is based on patients treated on this contract for their most recent course of treatment. Figures in italics indicate the base number of FP17s or Patient Questionnaire responses are less than 100. N/A is shown where the base number of responses is less than 10 during the period. % is calculated as Quantity/Base number*100

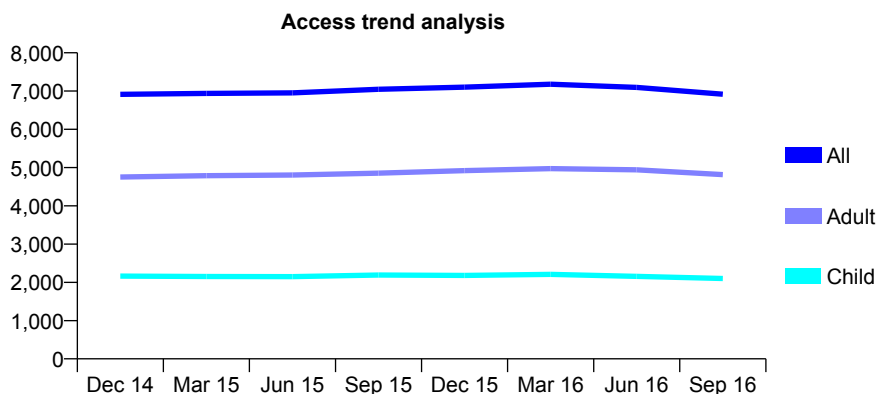
Q51 - Vital Signs At a Glance Contract Report for 101370/0010 - September 2016

Name or company name	Petrie Tucker & Partners Ltd
Contract type name	GDS Contract
Purpose of contract	General
Contract start date	01/04/2006
Contract end date	

16/17 Contracted general activity (UDA)	20,443
Carry forward general activity (UDA)	0
16/17 Contracted orthodontic activity (UOA)	0
Carry forward orthodontic activity (UOA)	0
Baseline contract value	£551,547.10

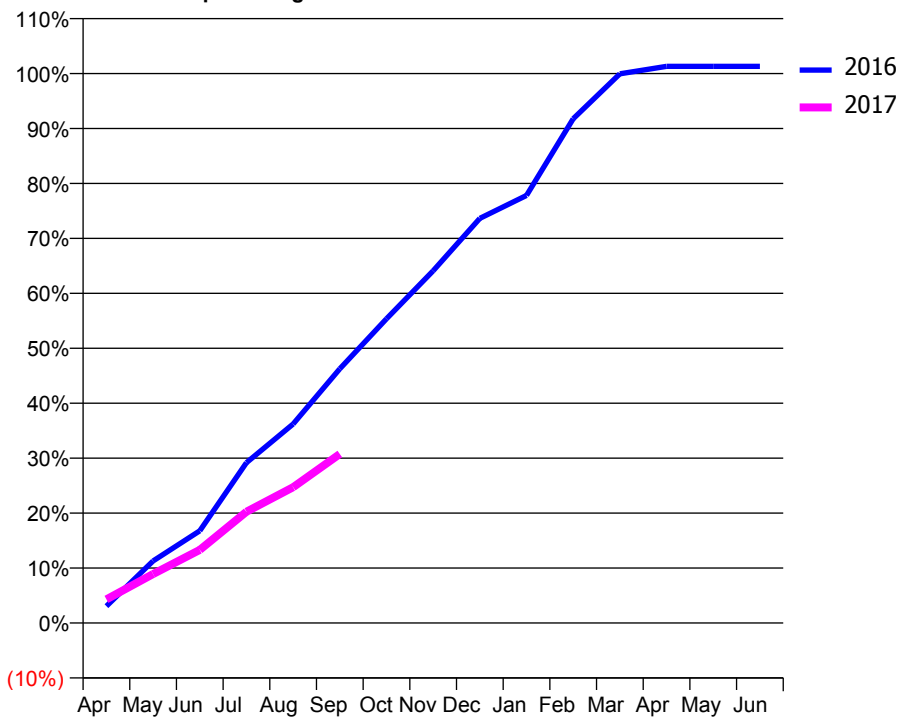
ACCESS*

Patients seen in 24 months	Total	Change since previous quarter
Quarter ending September 2015	7,047	
Quarter ending December 2015	7,101	→
Quarter ending March 2016	7,179	→
Quarter ending June 2016	7,096	↓
Quarter ending September 2016	6,916	↓
Variance since September 2015	(1.9%)	↓



ACTIVITY

Cumulative percentage of contracted UDA delivered 2016 & 2017



Adjusted Scheduled Activity (UDA)

Month	2016	2017
April	626	878
May	2,311	1,821
June	3,433	2,721
July	5,966	4,140
August	7,403	5,052
September	9,459	6,289
October	11,320	
November	13,102	
December	15,053	
January	15,905	
February	18,759	
March	20,432	
April	20,710	
May	20,709	
June	20,712	

QUALITY

	Quantity	Base Number	Contract	AT	Region	England
% of FP17s for the same patient ID Re-attending within 3 months - Children	29	775	3.7%	10.8%	13.5%	12.4%
% of FP17s for the same patient ID Re-attending within 3 months - Adults	158	2,040	7.7%	15.6%	17.4%	16.7%
% of FP17s for the same patient ID Re-attending between 3 & 9 months - Children	388	775	50.1%	58.5%	59.0%	57.4%
% of FP17s for the same patient ID Re-attending between 3 & 9 months - Adults	1,102	2,040	54.0%	52.8%	52.6%	50.5%
% of FP17s for Band 1 Urgent Courses	21	2,651	0.8%	7.8%	9.4%	9.1%
% of FP17s Relating to Free Repair or Replacements	18	2,651	0.7%	1.2%	1.0%	0.8%
% of FP17s Relating to Continuations	26	2,651	1.0%	1.6%	1.5%	1.3%
% of Patients satisfied with the dentistry they have received	5	6	N/A	94.5%	93.7%	93.2%
% of Patients satisfied with the time they had to wait for an appointment	6	6	N/A	88.4%	90.0%	89.0%

* This is based on patients treated on this contract for their most recent course of treatment. Figures in italics indicate the base number of FP17s or Patient Questionnaire responses are less than 100. N/A is shown where the base number of responses is less than 10 during the period. % is calculated as Quantity/Base number*100

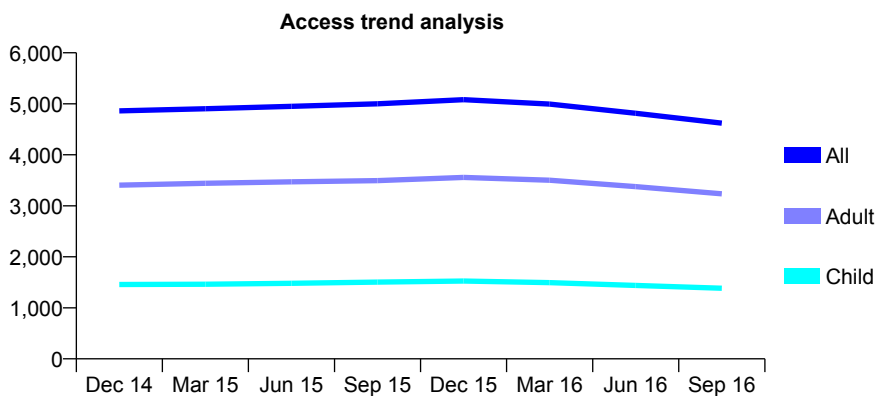
Q51 - Vital Signs At a Glance Contract Report for 101370/0069 - September 2016

Name or company name	Petrie Tucker & Partners Ltd
Contract type name	GDS Contract
Purpose of contract	General
Contract start date	26/05/2006
Contract end date	

16/17 Contracted general activity (UDA)	14,267
Carry forward general activity (UDA)	221
16/17 Contracted orthodontic activity (UOA)	0
Carry forward orthodontic activity (UOA)	0
Baseline contract value	£403,727.00

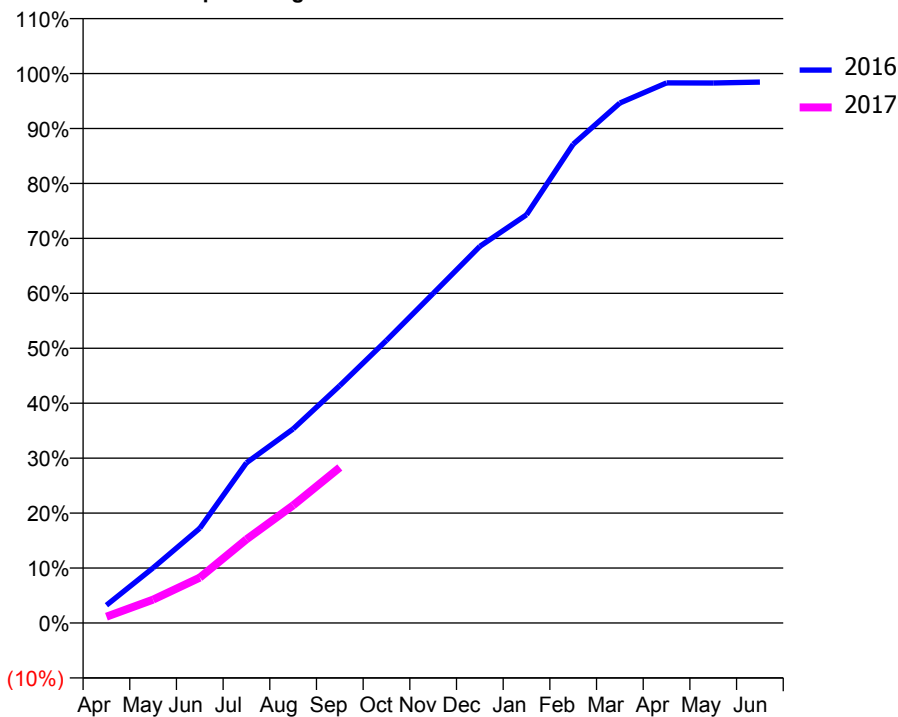
ACCESS*

Patients seen in 24 months	Total	Change since previous quarter
Quarter ending September 2015	5,000	
Quarter ending December 2015	5,081	→
Quarter ending March 2016	4,995	↓
Quarter ending June 2016	4,815	↓
Quarter ending September 2016	4,620	↓
Variance since September 2015	(7.6%)	↓



ACTIVITY

Cumulative percentage of contracted UDA delivered 2016 & 2017



Month	Adjusted Scheduled Activity (UDA)	
	2016	2017
April	461	165
May	1,433	608
June	2,460	1,180
July	4,160	2,173
August	5,038	3,054
September	6,166	4,038
October	7,338	
November	8,558	
December	9,780	
January	10,599	
February	12,432	
March	13,502	
April	14,023	
May	14,020	
June	14,046	

QUALITY

	Quantity	Base Number	Contract	AT	Region	England
% of FP17s for the same patient ID Re-attending within 3 months - Children	65	597	10.9%	10.8%	13.5%	12.4%
% of FP17s for the same patient ID Re-attending within 3 months - Adults	187	1,291	14.5%	15.6%	17.4%	16.7%
% of FP17s for the same patient ID Re-attending between 3 & 9 months - Children	278	597	46.6%	58.5%	59.0%	57.4%
% of FP17s for the same patient ID Re-attending between 3 & 9 months - Adults	526	1,291	40.7%	52.8%	52.6%	50.5%
% of FP17s for Band 1 Urgent Courses	194	1,695	11.4%	7.8%	9.4%	9.1%
% of FP17s Relating to Free Repair or Replacements	11	1,695	0.6%	1.2%	1.0%	0.8%
% of FP17s Relating to Continuations	29	1,695	1.7%	1.6%	1.5%	1.3%
% of Patients satisfied with the dentistry they have received	2	2	N/A	94.5%	93.7%	93.2%
% of Patients satisfied with the time they had to wait for an appointment	2	2	N/A	88.4%	90.0%	89.0%

* This is based on patients treated on this contract for their most recent course of treatment. Figures in italics indicate the base number of FP17s or Patient Questionnaire responses are less than 100. N/A is shown where the base number of responses is less than 10 during the period. % is calculated as Quantity/Base number*100

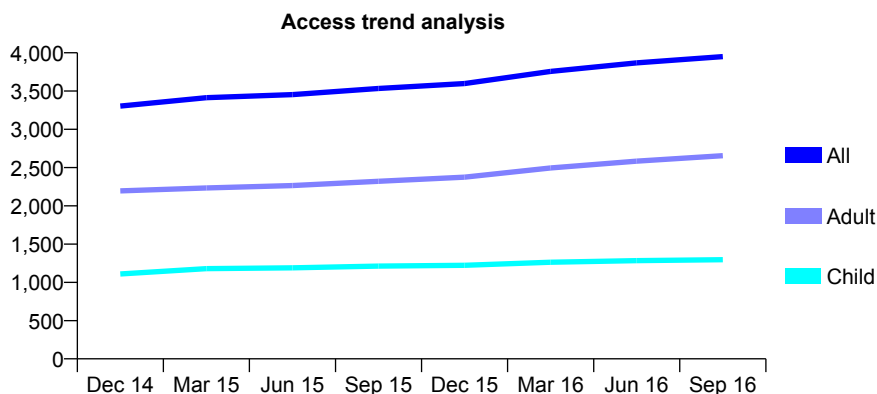
Q51 - Vital Signs At a Glance Contract Report for 101370/0109 - September 2016

Name or company name	Petrie Tucker & Partners Ltd
Contract type name	GDS Contract
Purpose of contract	General
Contract start date	01/10/2008
Contract end date	

16/17 Contracted general activity (UDA)	12,748
Carry forward general activity (UDA)	0
16/17 Contracted orthodontic activity (UOA)	0
Carry forward orthodontic activity (UOA)	0
Baseline contract value	£353,433.36

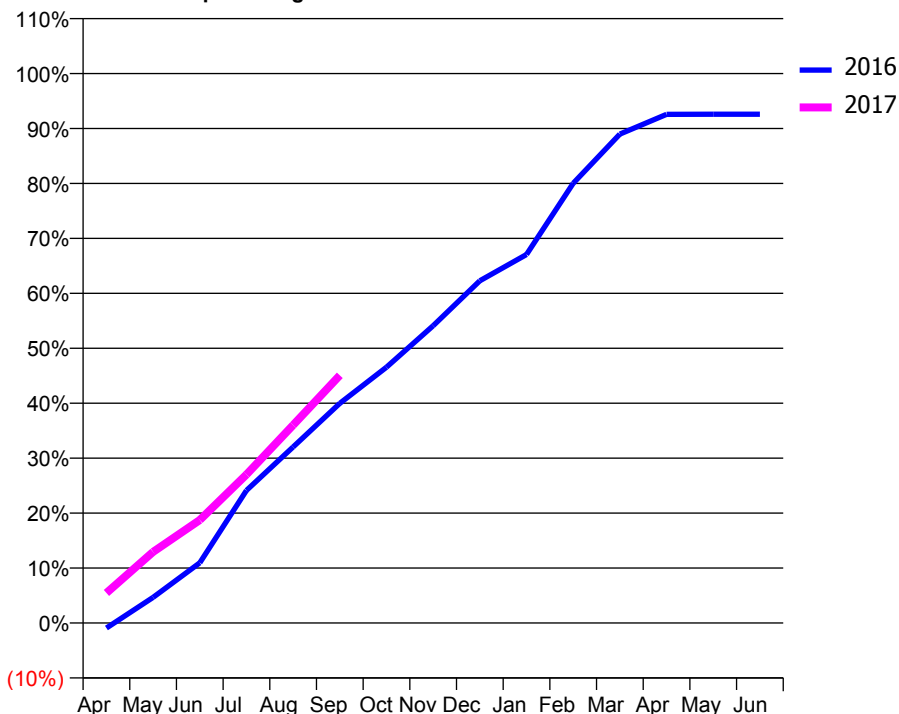
ACCESS*

Patients seen in 24 months	Total	Change since previous quarter
Quarter ending September 2015	3,534	
Quarter ending December 2015	3,598	→
Quarter ending March 2016	3,757	↑
Quarter ending June 2016	3,868	↑
Quarter ending September 2016	3,951	↑
Variance since September 2015	11.8%	↑



ACTIVITY

Cumulative percentage of contracted UDA delivered 2016 & 2017



Month	Adjusted Scheduled Activity (UDA)	
	2016	2017
April	-119	697
May	596	1,650
June	1,398	2,390
July	3,077	3,446
August	4,085	4,593
September	5,096	5,748
October	5,935	
November	6,896	
December	7,940	
January	8,550	
February	10,202	
March	11,342	
April	11,800	
May	11,803	
June	11,803	

QUALITY

	Quantity	Base Number	Contract	AT	Region	England
% of FP17s for the same patient ID Re-attending within 3 months - Children	57	937	6.1%	10.8%	13.5%	12.4%
% of FP17s for the same patient ID Re-attending within 3 months - Adults	152	1,632	9.3%	15.6%	17.4%	16.7%
% of FP17s for the same patient ID Re-attending between 3 & 9 months - Children	550	937	58.7%	58.5%	59.0%	57.4%
% of FP17s for the same patient ID Re-attending between 3 & 9 months - Adults	708	1,632	43.4%	52.8%	52.6%	50.5%
% of FP17s for Band 1 Urgent Courses	13	2,364	0.5%	7.8%	9.4%	9.1%
% of FP17s Relating to Free Repair or Replacements	20	2,364	0.8%	1.2%	1.0%	0.8%
% of FP17s Relating to Continuations	60	2,364	2.5%	1.6%	1.5%	1.3%
% of Patients satisfied with the dentistry they have received	1	1	N/A	94.5%	93.7%	93.2%
% of Patients satisfied with the time they had to wait for an appointment	1	1	N/A	88.4%	90.0%	89.0%

* This is based on patients treated on this contract for their most recent course of treatment. Figures in italics indicate the base number of FP17s or Patient Questionnaire responses are less than 100. N/A is shown where the base number of responses is less than 10 during the period. % is calculated as Quantity/Base number*100

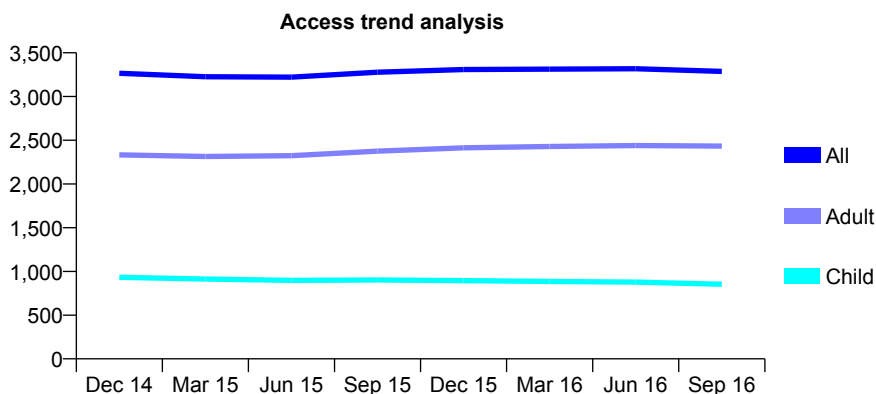
Q51 - Vital Signs At a Glance Contract Report for 101435/0106 - September 2016

Name or company name	IDH Limited
Contract type name	GDS Contract
Purpose of contract	General
Contract start date	01/08/2008
Contract end date	

16/17 Contracted general activity (UDA)	11,883
Carry forward general activity (UDA)	0
16/17 Contracted orthodontic activity (UOA)	0
Carry forward orthodontic activity (UOA)	0
Baseline contract value	£345,152.31

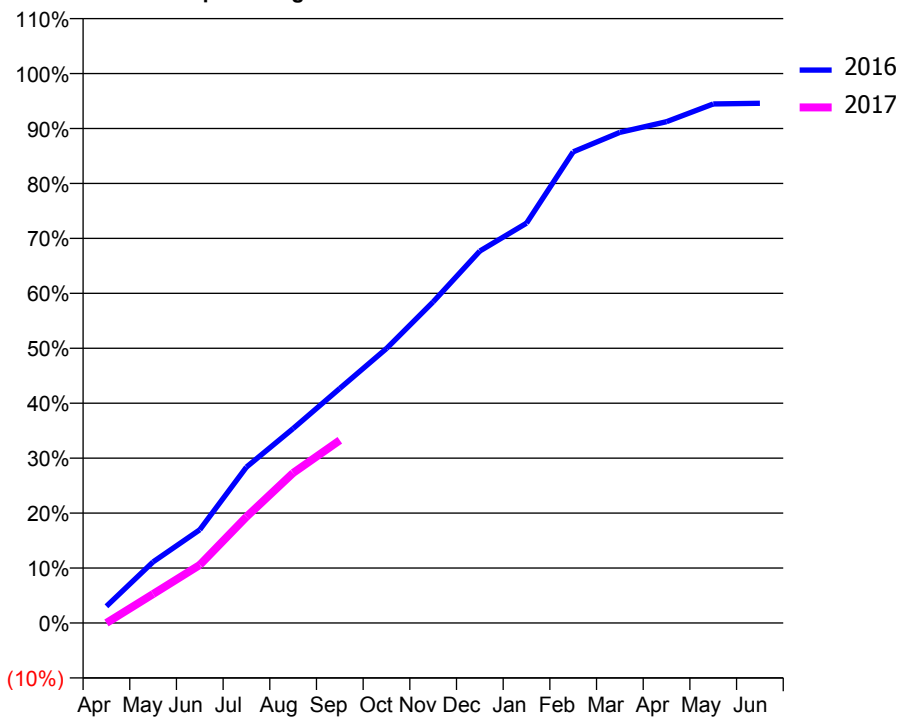
ACCESS*

Patients seen in 24 months	Total	Change since previous quarter
Quarter ending September 2015	3,278	
Quarter ending December 2015	3,308	→
Quarter ending March 2016	3,313	→
Quarter ending June 2016	3,317	→
Quarter ending September 2016	3,287	→
Variance since September 2015	0.3%	→



ACTIVITY

Cumulative percentage of contracted UDA delivered 2016 & 2017



Adjusted Scheduled Activity (UDA)

Month	2016	2017
April	359	0
May	1,312	629
June	2,004	1,257
July	3,350	2,296
August	4,178	3,246
September	5,041	3,951
October	5,896	
November	6,897	
December	7,990	
January	8,589	
February	10,120	
March	10,538	
April	10,767	
May	11,147	
June	11,162	

QUALITY

	Quantity	Base Number	Contract	AT	Region	England
% of FP17s for the same patient ID Re-attending within 3 months - Children	49	788	6.2%	10.8%	13.5%	12.4%
% of FP17s for the same patient ID Re-attending within 3 months - Adults	187	1,920	9.7%	15.6%	17.4%	16.7%
% of FP17s for the same patient ID Re-attending between 3 & 9 months - Children	592	788	75.1%	58.5%	59.0%	57.4%
% of FP17s for the same patient ID Re-attending between 3 & 9 months - Adults	1,353	1,920	70.5%	52.8%	52.6%	50.5%
% of FP17s for Band 1 Urgent Courses	105	2,331	4.5%	7.8%	9.4%	9.1%
% of FP17s Relating to Free Repair or Replacements	1	2,331	0.0%	1.2%	1.0%	0.8%
% of FP17s Relating to Continuations	41	2,331	1.8%	1.6%	1.5%	1.3%
% of Patients satisfied with the dentistry they have received	5	5	N/A	94.5%	93.7%	93.2%
% of Patients satisfied with the time they had to wait for an appointment	5	5	N/A	88.4%	90.0%	89.0%

* This is based on patients treated on this contract for their most recent course of treatment. Figures in italics indicate the base number of FP17s or Patient Questionnaire responses are less than 100. N/A is shown where the base number of responses is less than 10 during the period. % is calculated as Quantity/Base number*100

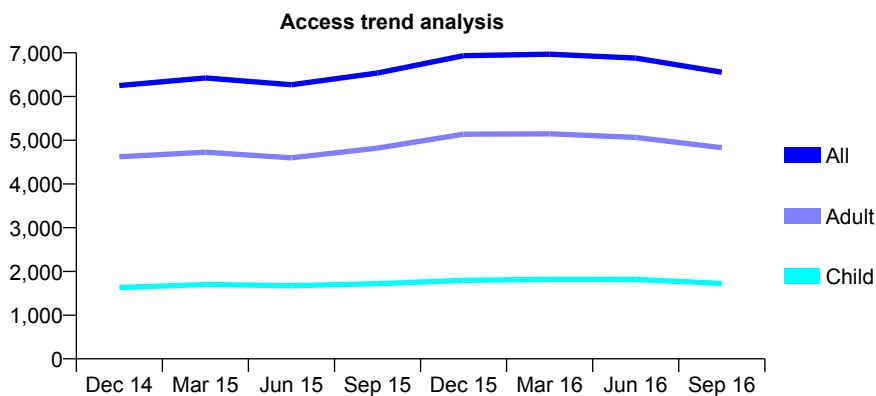
Q51 - Vital Signs At a Glance Contract Report for 101435/0112 - September 2016

Name or company name	IDH Limited
Contract type name	GDS Contract
Purpose of contract	General
Contract start date	01/08/2008
Contract end date	

16/17 Contracted general activity (UDA)	18,223
Carry forward general activity (UDA)	0
16/17 Contracted orthodontic activity (UOA)	0
Carry forward orthodontic activity (UOA)	0
Baseline contract value	£500,204.57

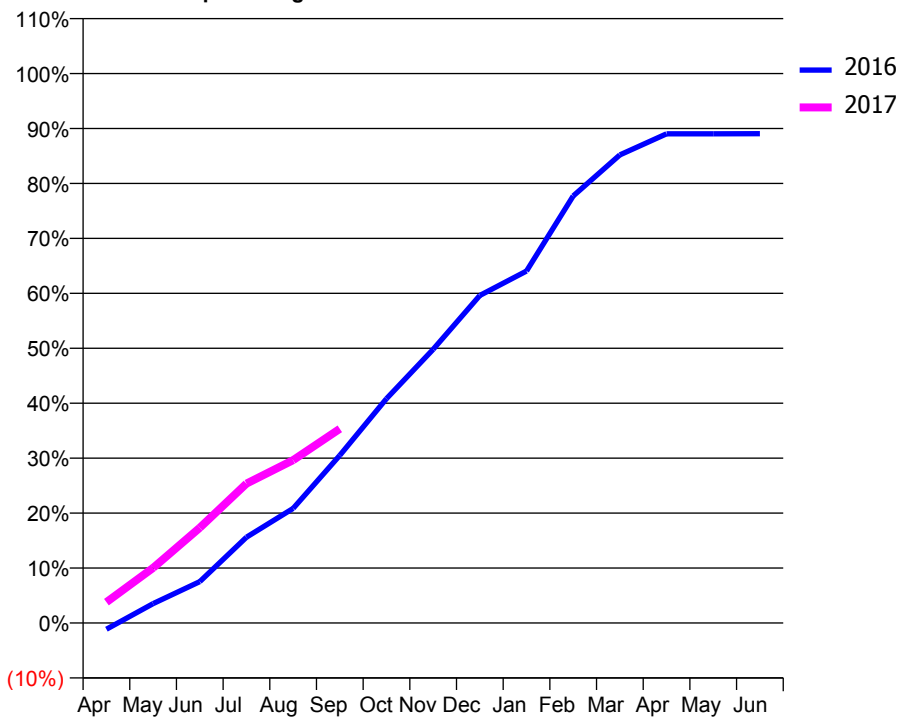
ACCESS*

Patients seen in 24 months	Total	Change since previous quarter
Quarter ending September 2015	6,539	
Quarter ending December 2015	6,933	↑
Quarter ending March 2016	6,968	→
Quarter ending June 2016	6,879	↓
Quarter ending September 2016	6,557	↓
Variance since September 2015	0.3%	→



ACTIVITY

Cumulative percentage of contracted UDA delivered 2016 & 2017



Month	Adjusted Scheduled Activity (UDA)	
	2016	2017
April	-212	691
May	643	1,830
June	1,372	3,158
July	2,844	4,622
August	3,802	5,404
September	5,560	6,441
October	7,442	
November	9,075	
December	10,862	
January	11,672	
February	14,163	
March	15,525	
April	16,222	
May	16,221	
June	16,225	

QUALITY

	Quantity	Base Number	Contract	AT	Region	England
% of FP17s for the same patient ID Re-attending within 3 months - Children	40	786	5.1%	10.8%	13.5%	12.4%
% of FP17s for the same patient ID Re-attending within 3 months - Adults	245	2,071	11.8%	15.6%	17.4%	16.7%
% of FP17s for the same patient ID Re-attending between 3 & 9 months - Children	351	786	44.7%	58.5%	59.0%	57.4%
% of FP17s for the same patient ID Re-attending between 3 & 9 months - Adults	811	2,071	39.2%	52.8%	52.6%	50.5%
% of FP17s for Band 1 Urgent Courses	136	2,591	5.2%	7.8%	9.4%	9.1%
% of FP17s Relating to Free Repair or Replacements	21	2,591	0.8%	1.2%	1.0%	0.8%
% of FP17s Relating to Continuations	55	2,591	2.1%	1.6%	1.5%	1.3%
% of Patients satisfied with the dentistry they have received	7	7	N/A	94.5%	93.7%	93.2%
% of Patients satisfied with the time they had to wait for an appointment	6	7	N/A	88.4%	90.0%	89.0%

* This is based on patients treated on this contract for their most recent course of treatment. Figures in italics indicate the base number of FP17s or Patient Questionnaire responses are less than 100. N/A is shown where the base number of responses is less than 10 during the period. % is calculated as Quantity/Base number*100

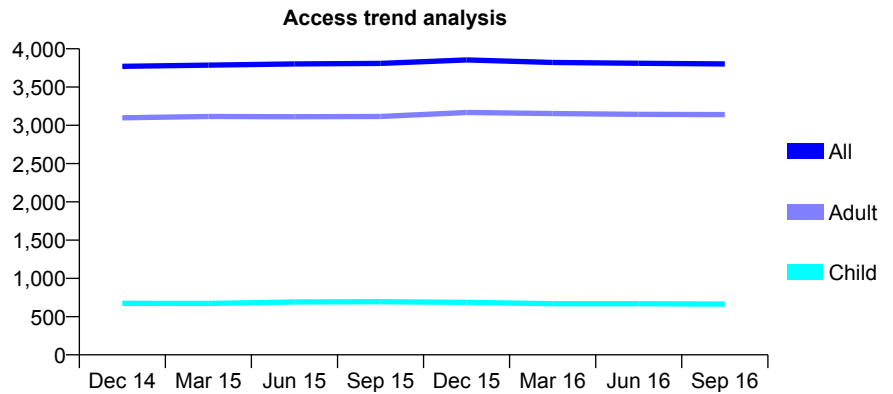
Q51 - Vital Signs At a Glance Contract Report for 101613/0001 - September 2016

Name or company name	Yorkshire Smiles Limited
Contract type name	GDS Contract
Purpose of contract	General
Contract start date	01/07/2012
Contract end date	

16/17 Contracted general activity (UDA)	17,283
Carry forward general activity (UDA)	0
16/17 Contracted orthodontic activity (UOA)	0
Carry forward orthodontic activity (UOA)	0
Baseline contract value	£479,112.60

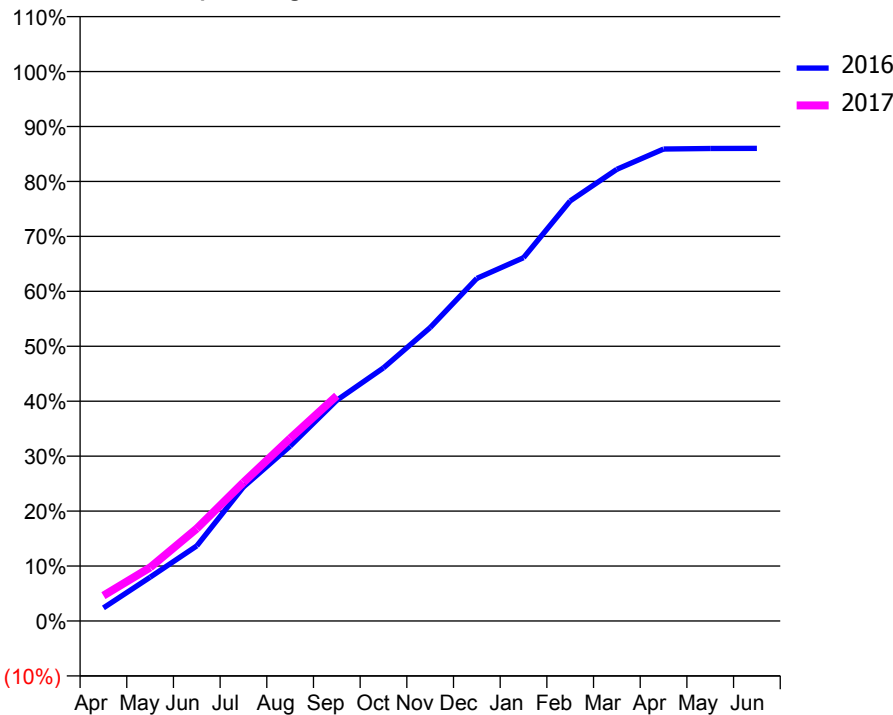
ACCESS*

Patients seen in 24 months	Total	Change since previous quarter
Quarter ending September 2015	3,809	
Quarter ending December 2015	3,854	→
Quarter ending March 2016	3,822	→
Quarter ending June 2016	3,811	→
Quarter ending September 2016	3,802	→
Variance since September 2015	(0.2%)	→



ACTIVITY

Cumulative percentage of contracted UDA delivered 2016 & 2017



Month	Adjusted Scheduled Activity (UDA)	
	2016	2017
April	432	801
May	1,446	1,685
June	2,478	2,909
July	4,426	4,358
August	5,770	5,743
September	7,285	7,086
October	8,354	
November	9,681	
December	11,309	
January	11,988	
February	13,862	
March	14,905	
April	15,574	
May	15,592	
June	15,597	

QUALITY

	Quantity	Base Number	Contract	AT	Region	England
% of FP17s for the same patient ID Re-attending within 3 months - Children	73	581	12.6%	10.8%	13.5%	12.4%
% of FP17s for the same patient ID Re-attending within 3 months - Adults	458	2,470	18.5%	15.6%	17.4%	16.7%
% of FP17s for the same patient ID Re-attending between 3 & 9 months - Children	340	581	58.5%	58.5%	59.0%	57.4%
% of FP17s for the same patient ID Re-attending between 3 & 9 months - Adults	1,349	2,470	54.6%	52.8%	52.6%	50.5%
% of FP17s for Band 1 Urgent Courses	99	2,804	3.5%	7.8%	9.4%	9.1%
% of FP17s Relating to Free Repair or Replacements	54	2,804	1.9%	1.2%	1.0%	0.8%
% of FP17s Relating to Continuations	128	2,804	4.6%	1.6%	1.5%	1.3%
% of Patients satisfied with the dentistry they have received	6	7	N/A	94.5%	93.7%	93.2%
% of Patients satisfied with the time they had to wait for an appointment	6	7	N/A	88.4%	90.0%	89.0%

* This is based on patients treated on this contract for their most recent course of treatment. Figures in italics indicate the base number of FP17s or Patient Questionnaire responses are less than 100. N/A is shown where the base number of responses is less than 10 during the period. % is calculated as Quantity/Base number*100

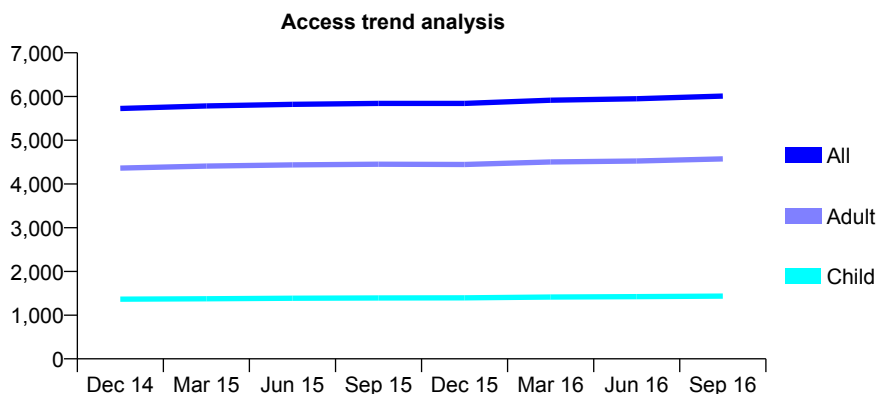
Q51 - Vital Signs At a Glance Contract Report for 102334/0001 - September 2016

Name or company name	157 Dental Care Limited
Contract type name	GDS Contract
Purpose of contract	General
Contract start date	01/11/2010
Contract end date	

16/17 Contracted general activity (UDA)	17,639
Carry forward general activity (UDA)	0
16/17 Contracted orthodontic activity (UOA)	0
Carry forward orthodontic activity (UOA)	0
Baseline contract value	£496,017.52

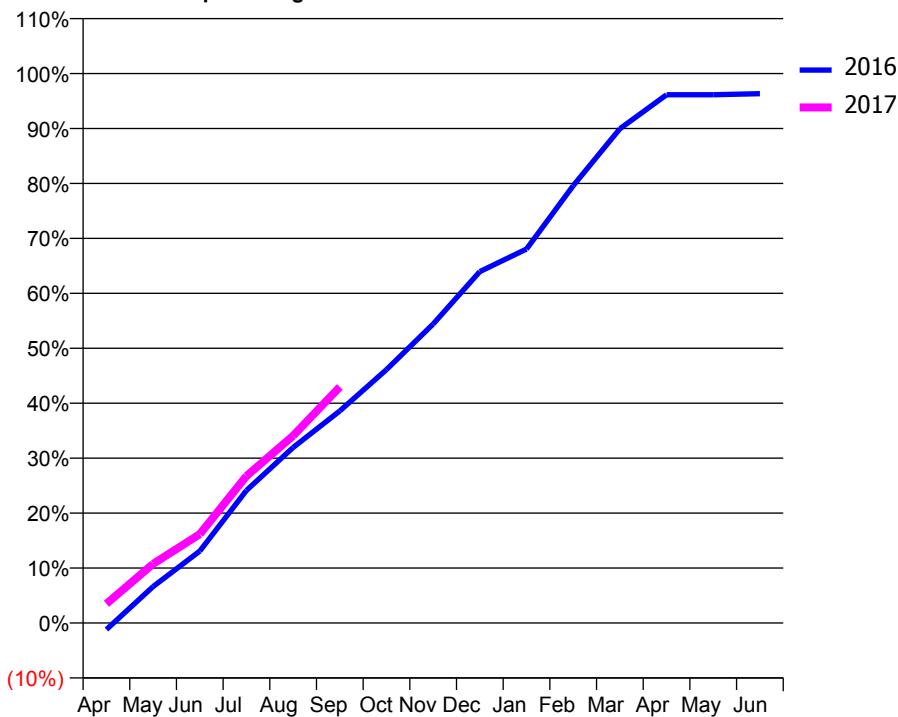
ACCESS*

Patients seen in 24 months	Total	Change since previous quarter
Quarter ending September 2015	5,844	
Quarter ending December 2015	5,842	→
Quarter ending March 2016	5,917	→
Quarter ending June 2016	5,948	→
Quarter ending September 2016	6,010	→
Variance since September 2015	2.8%	↑



ACTIVITY

Cumulative percentage of contracted UDA delivered 2016 & 2017



Adjusted Scheduled Activity (UDA)

Month	2016	2017
April	-210	617
May	1,171	1,899
June	2,311	2,855
July	4,256	4,721
August	5,635	6,010
September	6,808	7,576
October	8,134	
November	9,599	
December	11,281	
January	12,003	
February	14,037	
March	15,865	
April	16,959	
May	16,959	
June	16,991	

QUALITY

	Quantity	Base Number	Contract	AT	Region	England
% of FP17s for the same patient ID Re-attending within 3 months - Children	159	1,254	12.7%	10.8%	13.5%	12.4%
% of FP17s for the same patient ID Re-attending within 3 months - Adults	381	2,715	14.0%	15.6%	17.4%	16.7%
% of FP17s for the same patient ID Re-attending between 3 & 9 months - Children	748	1,254	59.6%	58.5%	59.0%	57.4%
% of FP17s for the same patient ID Re-attending between 3 & 9 months - Adults	1,130	2,715	41.6%	52.8%	52.6%	50.5%
% of FP17s for Band 1 Urgent Courses	343	3,553	9.7%	7.8%	9.4%	9.1%
% of FP17s Relating to Free Repair or Replacements	50	3,553	1.4%	1.2%	1.0%	0.8%
% of FP17s Relating to Continuations	76	3,553	2.1%	1.6%	1.5%	1.3%
% of Patients satisfied with the dentistry they have received	6	6	N/A	94.5%	93.7%	93.2%
% of Patients satisfied with the time they had to wait for an appointment	6	6	N/A	88.4%	90.0%	89.0%

* This is based on patients treated on this contract for their most recent course of treatment. Figures in italics indicate the base number of FP17s or Patient Questionnaire responses are less than 100. N/A is shown where the base number of responses is less than 10 during the period. % is calculated as Quantity/Base number*100

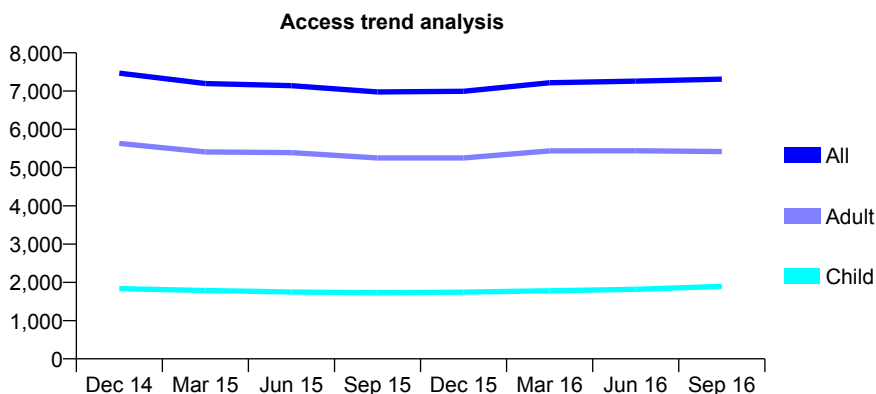
Q51 - Vital Signs At a Glance Contract Report for 104221/0001 - September 2016

Name or company name	Hoyland Family Dental Centre
Contract type name	GDS Contract
Purpose of contract	General
Contract start date	01/01/2009
Contract end date	

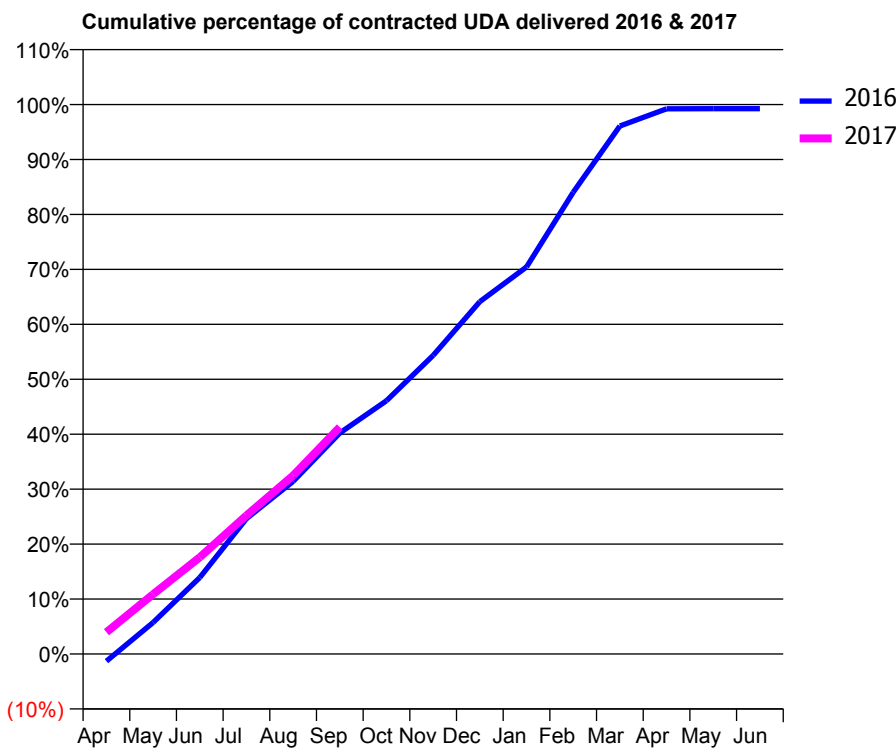
16/17 Contracted general activity (UDA)	24,001
Carry forward general activity (UDA)	0
16/17 Contracted orthodontic activity (UOA)	0
Carry forward orthodontic activity (UOA)	0
Baseline contract value	£665,418.42

ACCESS*

Patients seen in 24 months	Total	Change since previous quarter
Quarter ending September 2015	6,978	
Quarter ending December 2015	6,994	→
Quarter ending March 2016	7,216	↑
Quarter ending June 2016	7,258	→
Quarter ending September 2016	7,312	→
Variance since September 2015	4.8%	↑



ACTIVITY



Month	Adjusted Scheduled Activity (UDA)	
	2016	2017
April	-318	951
May	1,380	2,611
June	3,340	4,228
July	5,917	6,056
August	7,537	7,797
September	9,656	9,908
October	11,063	
November	13,041	
December	15,392	
January	16,903	
February	20,167	
March	23,060	
April	23,813	
May	23,816	
June	23,816	

QUALITY

	Quantity	Base Number	Contract	AT	Region	England
% of FP17s for the same patient ID Re-attending within 3 months - Children	83	1,288	6.4%	10.8%	13.5%	12.4%
% of FP17s for the same patient ID Re-attending within 3 months - Adults	378	3,354	11.3%	15.6%	17.4%	16.7%
% of FP17s for the same patient ID Re-attending between 3 & 9 months - Children	711	1,288	55.2%	58.5%	59.0%	57.4%
% of FP17s for the same patient ID Re-attending between 3 & 9 months - Adults	1,840	3,354	54.9%	52.8%	52.6%	50.5%
% of FP17s for Band 1 Urgent Courses	233	4,299	5.4%	7.8%	9.4%	9.1%
% of FP17s Relating to Free Repair or Replacements	36	4,299	0.8%	1.2%	1.0%	0.8%
% of FP17s Relating to Continuations	65	4,299	1.5%	1.6%	1.5%	1.3%
% of Patients satisfied with the dentistry they have received	6	6	N/A	94.5%	93.7%	93.2%
% of Patients satisfied with the time they had to wait for an appointment	6	6	N/A	88.4%	90.0%	89.0%

* This is based on patients treated on this contract for their most recent course of treatment. Figures in italics indicate the base number of FP17s or Patient Questionnaire responses are less than 100. N/A is shown where the base number of responses is less than 10 during the period. % is calculated as Quantity/Base number*100

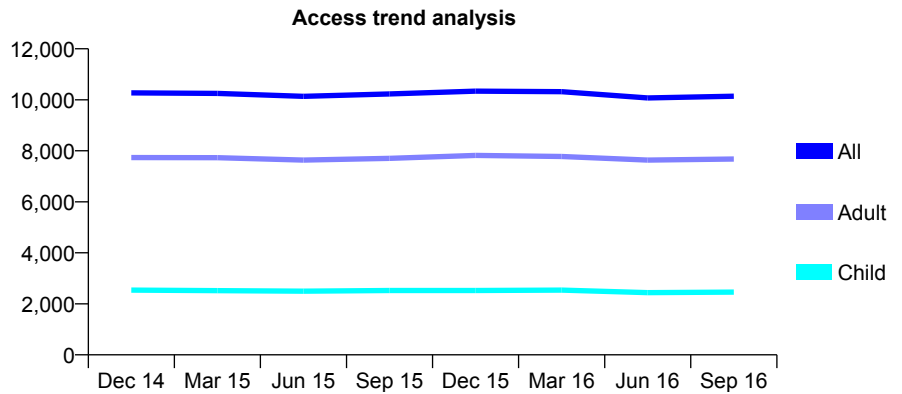
Q51 - Vital Signs At a Glance Contract Report for 108022/0001 - September 2016

Name or company name	P B Robinson Doncaster Ltd
Contract type name	GDS Contract
Purpose of contract	General
Contract start date	01/10/2011
Contract end date	

16/17 Contracted general activity (UDA)	28,644
Carry forward general activity (UDA)	1,001
16/17 Contracted orthodontic activity (UOA)	0
Carry forward orthodontic activity (UOA)	0
Baseline contract value	£810,576.30

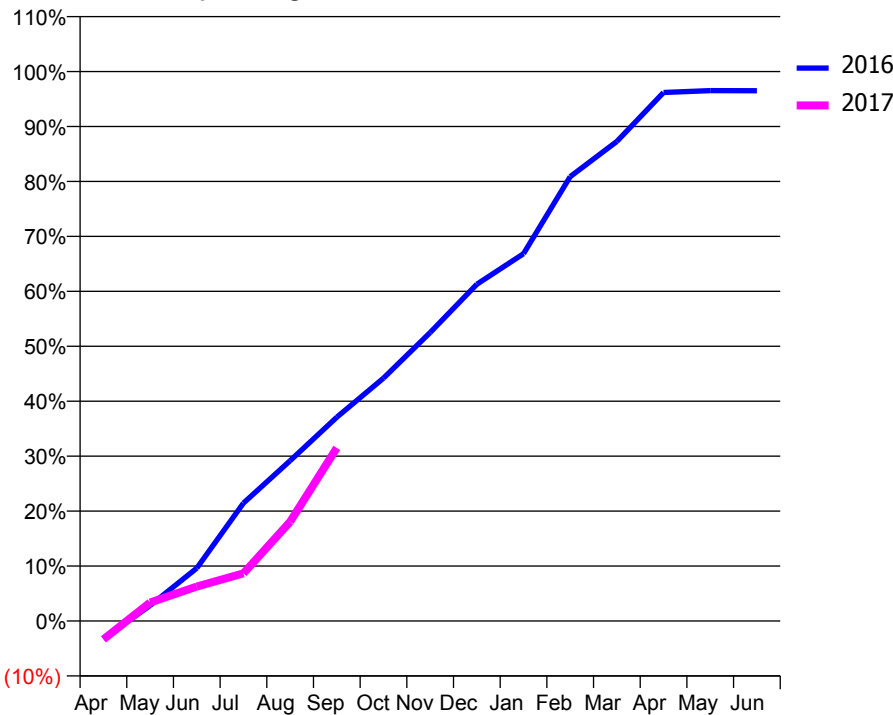
ACCESS*

Patients seen in 24 months	Total	Change since previous quarter
Quarter ending September 2015	10,229	
Quarter ending December 2015	10,341	→
Quarter ending March 2016	10,319	→
Quarter ending June 2016	10,073	↓
Quarter ending September 2016	10,139	→
Variance since September 2015	(0.9%)	→



ACTIVITY

Cumulative percentage of contracted UDA delivered 2016 & 2017



Month	Adjusted Scheduled Activity (UDA)	
	2016	2017
April	-931	-963
May	813	965
June	2,759	1,799
July	6,149	2,485
August	8,358	5,178
September	10,627	9,025
October	12,664	
November	15,042	
December	17,558	
January	19,147	
February	23,167	
March	25,002	
April	27,553	
May	27,651	
June	27,643	

QUALITY

	Quantity	Base Number	Contract	AT	Region	England
% of FP17s for the same patient ID Re-attending within 3 months - Children	115	1,397	8.2%	10.8%	13.5%	12.4%
% of FP17s for the same patient ID Re-attending within 3 months - Adults	562	4,176	13.5%	15.6%	17.4%	16.7%
% of FP17s for the same patient ID Re-attending between 3 & 9 months - Children	691	1,397	49.5%	58.5%	59.0%	57.4%
% of FP17s for the same patient ID Re-attending between 3 & 9 months - Adults	1,840	4,176	44.1%	52.8%	52.6%	50.5%
% of FP17s for Band 1 Urgent Courses	367	4,360	8.4%	7.8%	9.4%	9.1%
% of FP17s Relating to Free Repair or Replacements	57	4,360	1.3%	1.2%	1.0%	0.8%
% of FP17s Relating to Continuations	72	4,360	1.7%	1.6%	1.5%	1.3%
% of Patients satisfied with the dentistry they have received	10	11	90.9%	94.5%	93.7%	93.2%
% of Patients satisfied with the time they had to wait for an appointment	7	11	63.6%	88.4%	90.0%	89.0%

* This is based on patients treated on this contract for their most recent course of treatment. Figures in italics indicate the base number of FP17s or Patient Questionnaire responses are less than 100. N/A is shown where the base number of responses is less than 10 during the period. % is calculated as Quantity/Base number*100

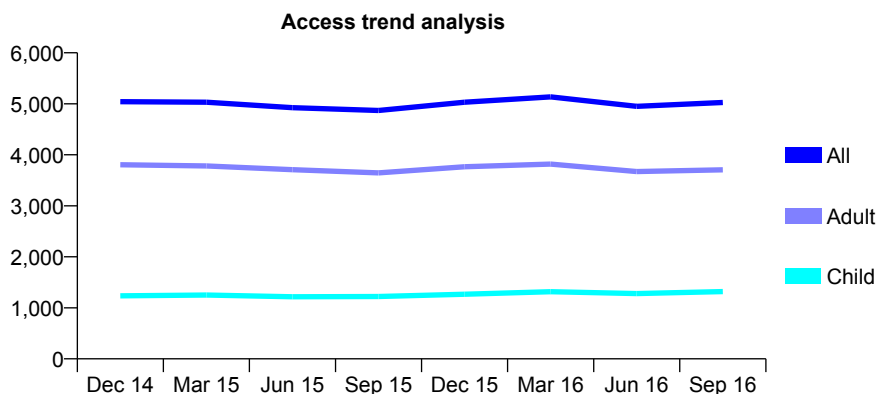
Q51 - Vital Signs At a Glance Contract Report for 108022/0002 - September 2016

Name or company name	P B Robinson Doncaster Ltd
Contract type name	GDS Contract
Purpose of contract	General
Contract start date	01/10/2011
Contract end date	

16/17 Contracted general activity (UDA)	14,348
Carry forward general activity (UDA)	-188
16/17 Contracted orthodontic activity (UOA)	0
Carry forward orthodontic activity (UOA)	0
Baseline contract value	£406,081.81

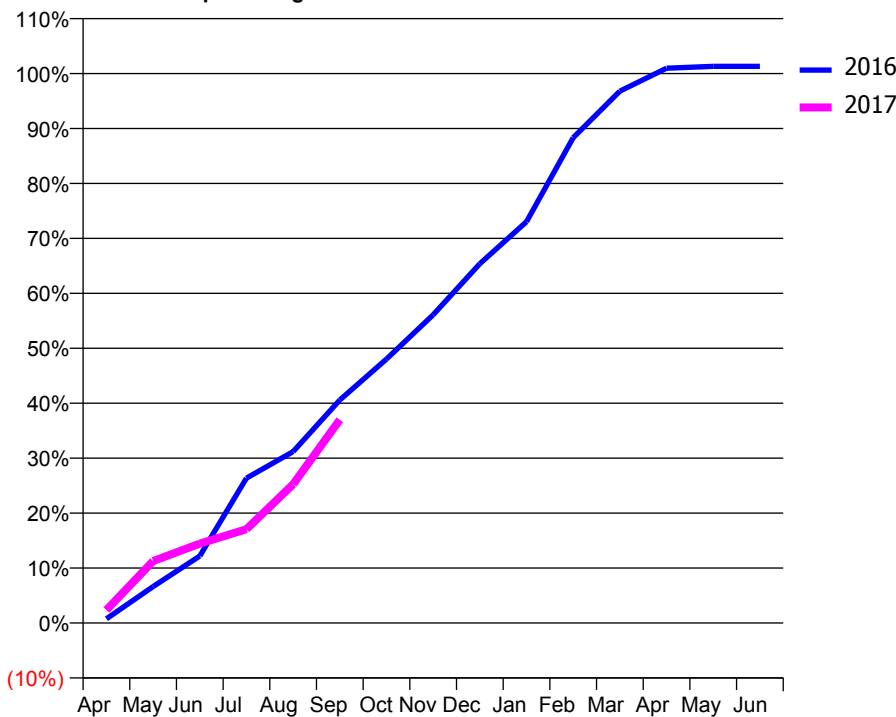
ACCESS*

Patients seen in 24 months	Total	Change since previous quarter
Quarter ending September 2015	4,868	
Quarter ending December 2015	5,031	↑
Quarter ending March 2016	5,136	↑
Quarter ending June 2016	4,950	↓
Quarter ending September 2016	5,026	→
Variance since September 2015	3.2%	↑



ACTIVITY

Cumulative percentage of contracted UDA delivered 2016 & 2017



Month	Adjusted Scheduled Activity (UDA)	
	2016	2017
April	109	340
May	953	1,619
June	1,750	2,072
July	3,782	2,448
August	4,475	3,624
September	5,825	5,307
October	6,892	
November	8,049	
December	9,381	
January	10,480	
February	12,673	
March	13,886	
April	14,485	
May	14,533	
June	14,536	

QUALITY

	Quantity	Base Number	Contract	AT	Region	England
% of FP17s for the same patient ID Re-attending within 3 months - Children	48	707	6.8%	10.8%	13.5%	12.4%
% of FP17s for the same patient ID Re-attending within 3 months - Adults	181	1,902	9.5%	15.6%	17.4%	16.7%
% of FP17s for the same patient ID Re-attending between 3 & 9 months - Children	329	707	46.5%	58.5%	59.0%	57.4%
% of FP17s for the same patient ID Re-attending between 3 & 9 months - Adults	884	1,902	46.5%	52.8%	52.6%	50.5%
% of FP17s for Band 1 Urgent Courses	230	2,344	9.8%	7.8%	9.4%	9.1%
% of FP17s Relating to Free Repair or Replacements	8	2,344	0.3%	1.2%	1.0%	0.8%
% of FP17s Relating to Continuations	6	2,344	0.3%	1.6%	1.5%	1.3%
% of Patients satisfied with the dentistry they have received	6	7	N/A	94.5%	93.7%	93.2%
% of Patients satisfied with the time they had to wait for an appointment	6	7	N/A	88.4%	90.0%	89.0%

* This is based on patients treated on this contract for their most recent course of treatment. Figures in italics indicate the base number of FP17s or Patient Questionnaire responses are less than 100. N/A is shown where the base number of responses is less than 10 during the period. % is calculated as Quantity/Base number*100

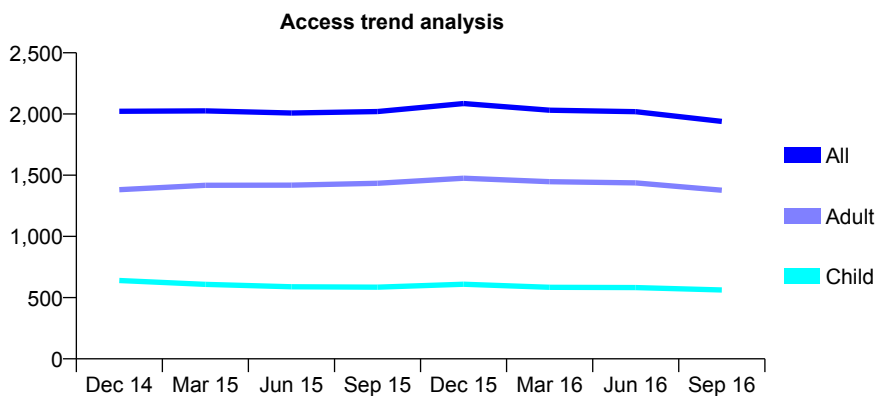
Q51 - Vital Signs At a Glance Contract Report for 108022/0003 - September 2016

Name or company name	P B Robinson Doncaster Ltd
Contract type name	GDS Contract
Purpose of contract	General
Contract start date	01/10/2011
Contract end date	

16/17 Contracted general activity (UDA)	4,696
Carry forward general activity (UDA)	-91
16/17 Contracted orthodontic activity (UOA)	0
Carry forward orthodontic activity (UOA)	0
Baseline contract value	£132,887.62

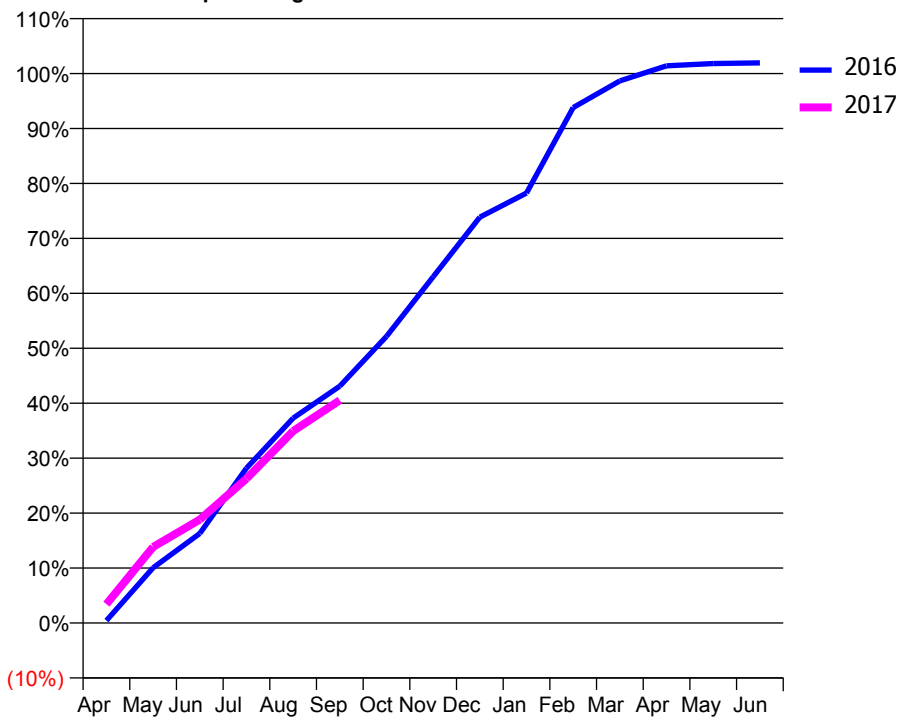
ACCESS*

Patients seen in 24 months	Total	Change since previous quarter
Quarter ending September 2015	2,020	
Quarter ending December 2015	2,085	↑
Quarter ending March 2016	2,031	↓
Quarter ending June 2016	2,019	→
Quarter ending September 2016	1,940	↓
Variance since September 2015	(4.0%)	↓



ACTIVITY

Cumulative percentage of contracted UDA delivered 2016 & 2017



Month	Adjusted Scheduled Activity (UDA)	
	2016	2017
April	21	162
May	472	650
June	766	884
July	1,324	1,234
August	1,751	1,640
September	2,024	1,904
October	2,450	
November	2,959	
December	3,468	
January	3,674	
February	4,405	
March	4,633	
April	4,762	
May	4,781	
June	4,787	

QUALITY

	Quantity	Base Number	Contract	AT	Region	England
% of FP17s for the same patient ID Re-attending within 3 months - Children	15	284	5.3%	10.8%	13.5%	12.4%
% of FP17s for the same patient ID Re-attending within 3 months - Adults	79	682	11.6%	15.6%	17.4%	16.7%
% of FP17s for the same patient ID Re-attending between 3 & 9 months - Children	147	284	51.8%	58.5%	59.0%	57.4%
% of FP17s for the same patient ID Re-attending between 3 & 9 months - Adults	358	682	52.5%	52.8%	52.6%	50.5%
% of FP17s for Band 1 Urgent Courses	48	862	5.6%	7.8%	9.4%	9.1%
% of FP17s Relating to Free Repair or Replacements	7	862	0.8%	1.2%	1.0%	0.8%
% of FP17s Relating to Continuations	12	862	1.4%	1.6%	1.5%	1.3%
% of Patients satisfied with the dentistry they have received	1	2	N/A	94.5%	93.7%	93.2%
% of Patients satisfied with the time they had to wait for an appointment	1	2	N/A	88.4%	90.0%	89.0%

* This is based on patients treated on this contract for their most recent course of treatment. Figures in italics indicate the base number of FP17s or Patient Questionnaire responses are less than 100. N/A is shown where the base number of responses is less than 10 during the period. % is calculated as Quantity/Base number*100

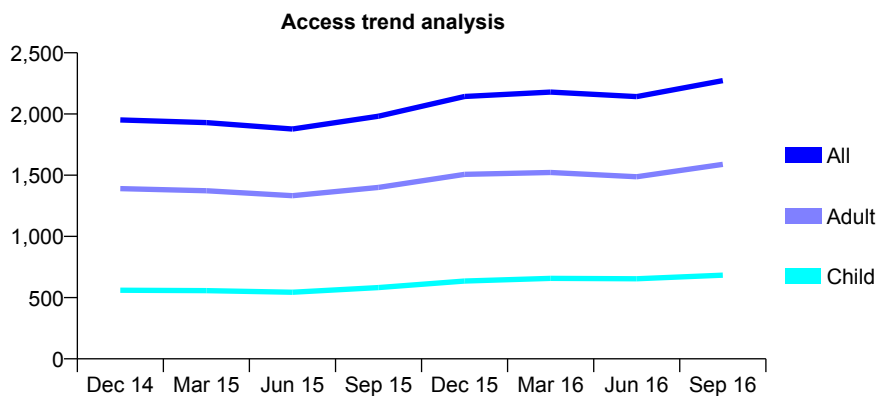
Q51 - Vital Signs At a Glance Contract Report for 108022/0004 - September 2016

Name or company name	P B Robinson Doncaster Ltd
Contract type name	GDS Contract
Purpose of contract	General
Contract start date	01/10/2011
Contract end date	

16/17 Contracted general activity (UDA)	6,618
Carry forward general activity (UDA)	-132
16/17 Contracted orthodontic activity (UOA)	0
Carry forward orthodontic activity (UOA)	0
Baseline contract value	£187,278.10

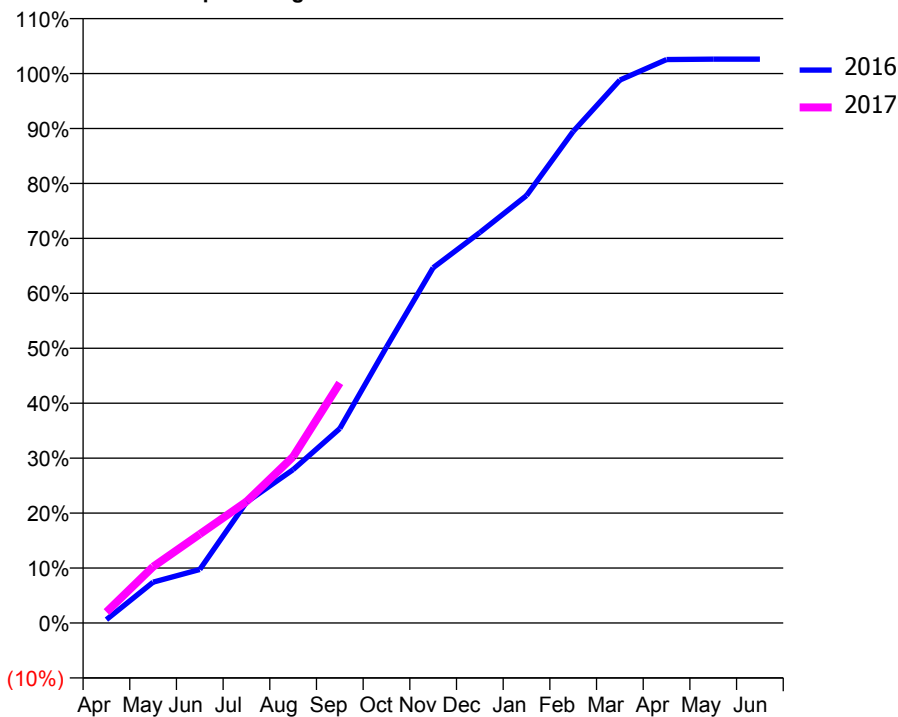
ACCESS*

Patients seen in 24 months	Total	Change since previous quarter
Quarter ending September 2015	1,982	
Quarter ending December 2015	2,143	↑
Quarter ending March 2016	2,179	→
Quarter ending June 2016	2,142	↓
Quarter ending September 2016	2,273	↑
Variance since September 2015	14.7%	↑



ACTIVITY

Cumulative percentage of contracted UDA delivered 2016 & 2017



Month	Adjusted Scheduled Activity (UDA)	
	2016	2017
April	41	132
May	493	678
June	645	1,070
July	1,454	1,462
August	1,847	2,003
September	2,342	2,891
October	3,324	
November	4,279	
December	4,703	
January	5,148	
February	5,921	
March	6,538	
April	6,786	
May	6,790	
June	6,790	

QUALITY

	Quantity	Base Number	Contract	AT	Region	England
% of FP17s for the same patient ID Re-attending within 3 months - Children	40	380	10.5%	10.8%	13.5%	12.4%
% of FP17s for the same patient ID Re-attending within 3 months - Adults	98	850	11.5%	15.6%	17.4%	16.7%
% of FP17s for the same patient ID Re-attending between 3 & 9 months - Children	142	380	37.4%	58.5%	59.0%	57.4%
% of FP17s for the same patient ID Re-attending between 3 & 9 months - Adults	349	850	41.1%	52.8%	52.6%	50.5%
% of FP17s for Band 1 Urgent Courses	98	1,106	8.9%	7.8%	9.4%	9.1%
% of FP17s Relating to Free Repair or Replacements	18	1,106	1.6%	1.2%	1.0%	0.8%
% of FP17s Relating to Continuations	13	1,106	1.2%	1.6%	1.5%	1.3%
% of Patients satisfied with the dentistry they have received	1	1	N/A	94.5%	93.7%	93.2%
% of Patients satisfied with the time they had to wait for an appointment	1	1	N/A	88.4%	90.0%	89.0%

* This is based on patients treated on this contract for their most recent course of treatment. Figures in italics indicate the base number of FP17s or Patient Questionnaire responses are less than 100. N/A is shown where the base number of responses is less than 10 during the period. % is calculated as Quantity/Base number*100

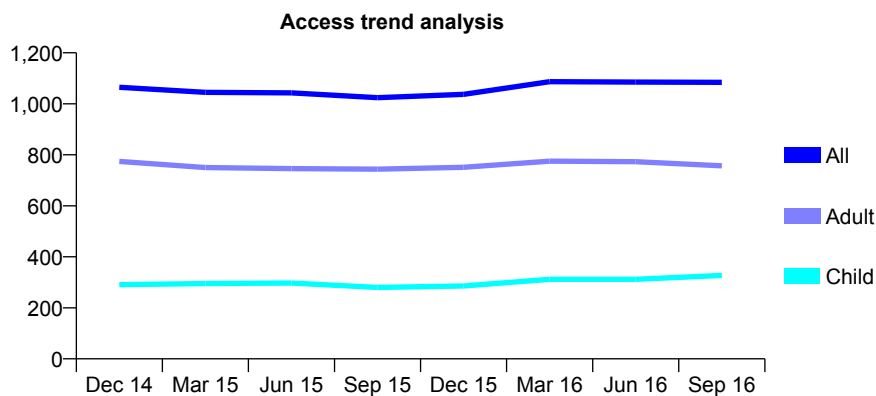
Q51 - Vital Signs At a Glance Contract Report for 108022/0005 - September 2016

Name or company name	P B Robinson Doncaster Ltd
Contract type name	GDS Contract
Purpose of contract	General
Contract start date	01/11/2011
Contract end date	

16/17 Contracted general activity (UDA)	3,346
Carry forward general activity (UDA)	26
16/17 Contracted orthodontic activity (UOA)	0
Carry forward orthodontic activity (UOA)	0
Baseline contract value	£86,701.81

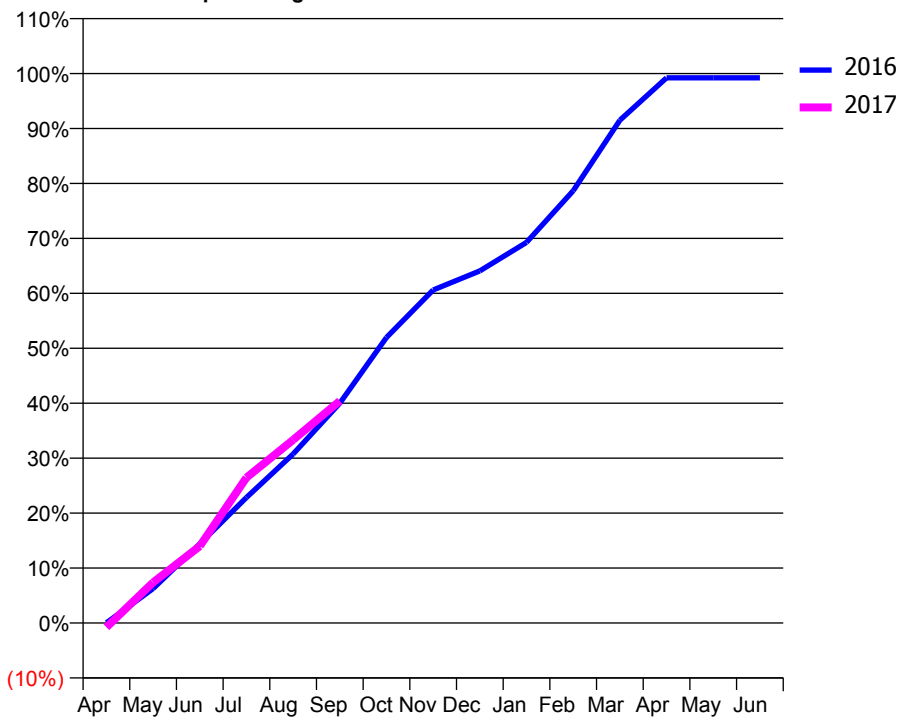
ACCESS*

Patients seen in 24 months	Total	Change since previous quarter
Quarter ending September 2015	1,024	
Quarter ending December 2015	1,037	→
Quarter ending March 2016	1,087	↑
Quarter ending June 2016	1,085	→
Quarter ending September 2016	1,084	→
Variance since September 2015	5.9%	↑



ACTIVITY

Cumulative percentage of contracted UDA delivered 2016 & 2017



Month	Adjusted Scheduled Activity (UDA)	
	2016	2017
April	1	-26
May	210	247
June	482	468
July	765	885
August	1,029	1,116
September	1,338	1,352
October	1,739	
November	2,028	
December	2,144	
January	2,317	
February	2,632	
March	3,061	
April	3,320	
May	3,320	
June	3,320	

QUALITY

	Quantity	Base Number	Contract	AT	Region	England
% of FP17s for the same patient ID Re-attending within 3 months - Children	30	213	14.1%	10.8%	13.5%	12.4%
% of FP17s for the same patient ID Re-attending within 3 months - Adults	46	422	10.9%	15.6%	17.4%	16.7%
% of FP17s for the same patient ID Re-attending between 3 & 9 months - Children	69	213	32.4%	58.5%	59.0%	57.4%
% of FP17s for the same patient ID Re-attending between 3 & 9 months - Adults	148	422	35.1%	52.8%	52.6%	50.5%
% of FP17s for Band 1 Urgent Courses	36	520	6.9%	7.8%	9.4%	9.1%
% of FP17s Relating to Free Repair or Replacements	6	520	1.2%	1.2%	1.0%	0.8%
% of FP17s Relating to Continuations	6	520	1.2%	1.6%	1.5%	1.3%
% of Patients satisfied with the dentistry they have received	1	1	N/A	94.5%	93.7%	93.2%
% of Patients satisfied with the time they had to wait for an appointment	1	1	N/A	88.4%	90.0%	89.0%

* This is based on patients treated on this contract for their most recent course of treatment. Figures in italics indicate the base number of FP17s or Patient Questionnaire responses are less than 100. N/A is shown where the base number of responses is less than 10 during the period. % is calculated as Quantity/Base number*100

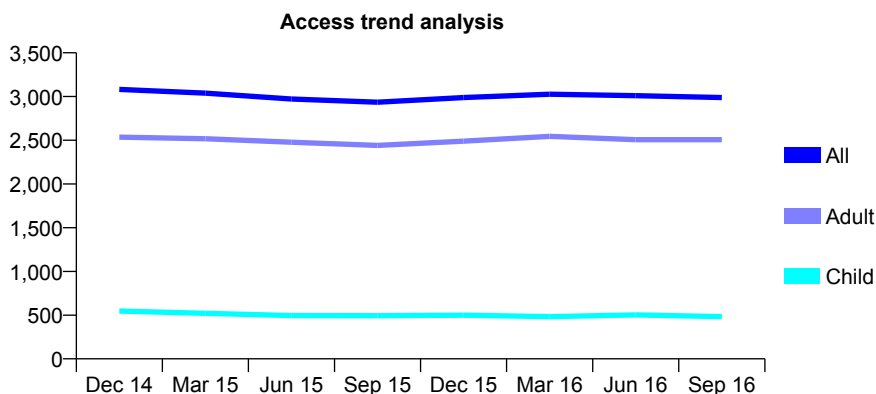
Q51 - Vital Signs At a Glance Contract Report for 108022/0006 - September 2016

Name or company name	P B Robinson Doncaster Ltd
Contract type name	GDS Contract
Purpose of contract	General
Contract start date	01/11/2011
Contract end date	

16/17 Contracted general activity (UDA)	8,800
Carry forward general activity (UDA)	0
16/17 Contracted orthodontic activity (UOA)	0
Carry forward orthodontic activity (UOA)	0
Baseline contract value	£248,997.38

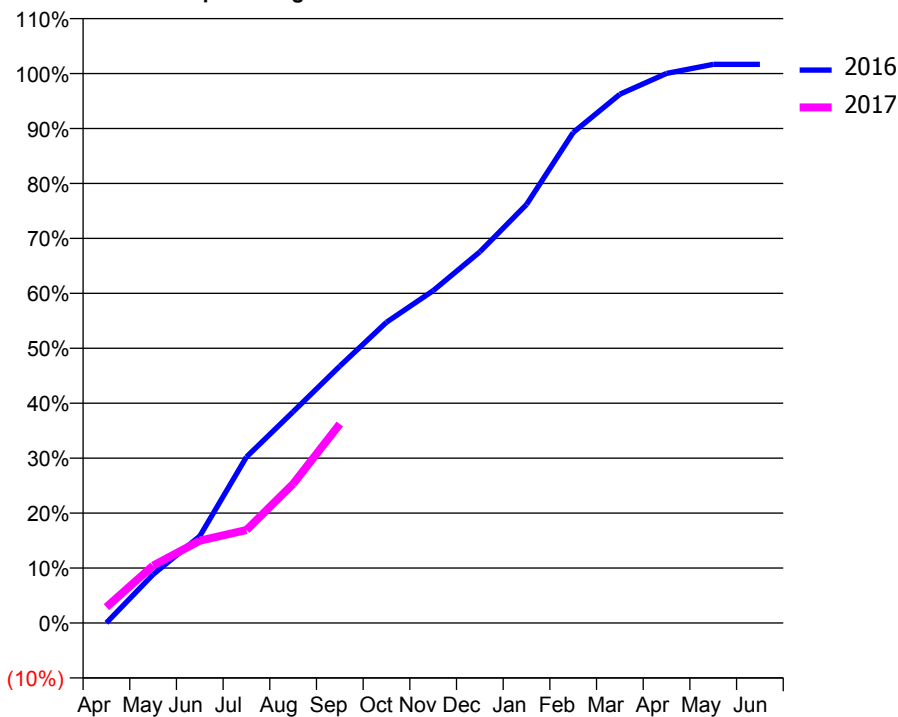
ACCESS*

Patients seen in 24 months	Total	Change since previous quarter
Quarter ending September 2015	2,935	
Quarter ending December 2015	2,989	→
Quarter ending March 2016	3,027	→
Quarter ending June 2016	3,009	→
Quarter ending September 2016	2,989	→
Variance since September 2015	1.8%	→



ACTIVITY

Cumulative percentage of contracted UDA delivered 2016 & 2017



Month	Adjusted Scheduled Activity (UDA)	
	2016	2017
April	3	256
May	778	920
June	1,391	1,318
July	2,660	1,489
August	3,384	2,228
September	4,114	3,188
October	4,817	
November	5,322	
December	5,945	
January	6,703	
February	7,855	
March	8,469	
April	8,802	
May	8,946	
June	8,947	

QUALITY

	Quantity	Base Number	Contract	AT	Region	England
% of FP17s for the same patient ID Re-attending within 3 months - Children	17	278	6.1%	10.8%	13.5%	12.4%
% of FP17s for the same patient ID Re-attending within 3 months - Adults	153	1,222	12.5%	15.6%	17.4%	16.7%
% of FP17s for the same patient ID Re-attending between 3 & 9 months - Children	108	278	38.8%	58.5%	59.0%	57.4%
% of FP17s for the same patient ID Re-attending between 3 & 9 months - Adults	522	1,222	42.7%	52.8%	52.6%	50.5%
% of FP17s for Band 1 Urgent Courses	156	1,274	12.2%	7.8%	9.4%	9.1%
% of FP17s Relating to Free Repair or Replacements	10	1,274	0.8%	1.2%	1.0%	0.8%
% of FP17s Relating to Continuations	15	1,274	1.2%	1.6%	1.5%	1.3%
% of Patients satisfied with the dentistry they have received	5	5	N/A	94.5%	93.7%	93.2%
% of Patients satisfied with the time they had to wait for an appointment	5	5	N/A	88.4%	90.0%	89.0%

* This is based on patients treated on this contract for their most recent course of treatment. Figures in italics indicate the base number of FP17s or Patient Questionnaire responses are less than 100. N/A is shown where the base number of responses is less than 10 during the period. % is calculated as Quantity/Base number*100

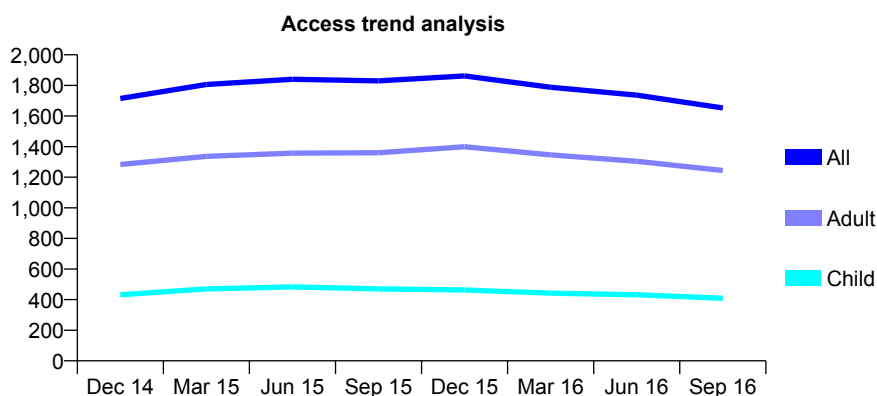
Q51 - Vital Signs At a Glance Contract Report for 108022/0007 - September 2016

Name or company name	P B Robinson Doncaster Ltd
Contract type name	GDS Contract
Purpose of contract	General
Contract start date	01/02/2013
Contract end date	

16/17 Contracted general activity (UDA)	5,120
Carry forward general activity (UDA)	0
16/17 Contracted orthodontic activity (UOA)	0
Carry forward orthodontic activity (UOA)	0
Baseline contract value	£161,424.01

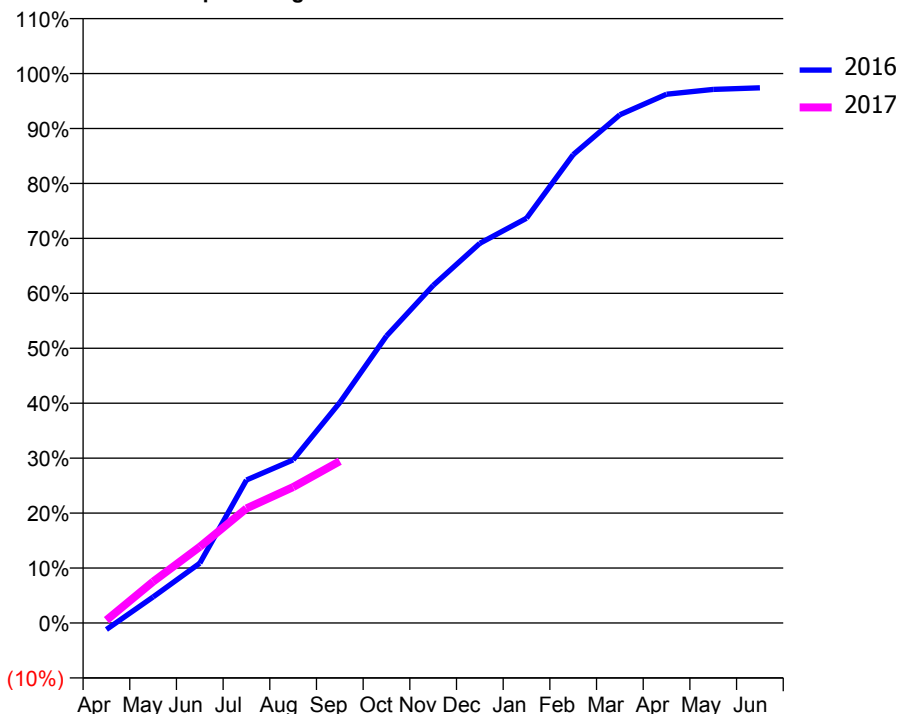
ACCESS*

Patients seen in 24 months	Total	Change since previous quarter
Quarter ending September 2015	1,830	
Quarter ending December 2015	1,862	→
Quarter ending March 2016	1,788	↓
Quarter ending June 2016	1,736	↓
Quarter ending September 2016	1,653	↓
Variance since September 2015	(9.7%)	↓



ACTIVITY

Cumulative percentage of contracted UDA delivered 2016 & 2017



Month	Adjusted Scheduled Activity (UDA)	
	2016	2017
April	-61	27
May	243	386
June	557	710
July	1,333	1,068
August	1,520	1,267
September	2,054	1,508
October	2,675	
November	3,145	
December	3,538	
January	3,772	
February	4,365	
March	4,736	
April	4,928	
May	4,972	
June	4,987	

QUALITY

	Quantity	Base Number	Contract	AT	Region	England
% of FP17s for the same patient ID Re-attending within 3 months - Children	7	158	4.4%	10.8%	13.5%	12.4%
% of FP17s for the same patient ID Re-attending within 3 months - Adults	50	503	9.9%	15.6%	17.4%	16.7%
% of FP17s for the same patient ID Re-attending between 3 & 9 months - Children	58	158	36.7%	58.5%	59.0%	57.4%
% of FP17s for the same patient ID Re-attending between 3 & 9 months - Adults	258	503	51.3%	52.8%	52.6%	50.5%
% of FP17s for Band 1 Urgent Courses	16	561	2.9%	7.8%	9.4%	9.1%
% of FP17s Relating to Free Repair or Replacements	13	561	2.3%	1.2%	1.0%	0.8%
% of FP17s Relating to Continuations	1	561	0.2%	1.6%	1.5%	1.3%
% of Patients satisfied with the dentistry they have received	1	1	N/A	94.5%	93.7%	93.2%
% of Patients satisfied with the time they had to wait for an appointment	1	1	N/A	88.4%	90.0%	89.0%

* This is based on patients treated on this contract for their most recent course of treatment. Figures in italics indicate the base number of FP17s or Patient Questionnaire responses are less than 100. N/A is shown where the base number of responses is less than 10 during the period. % is calculated as Quantity/Base number*100

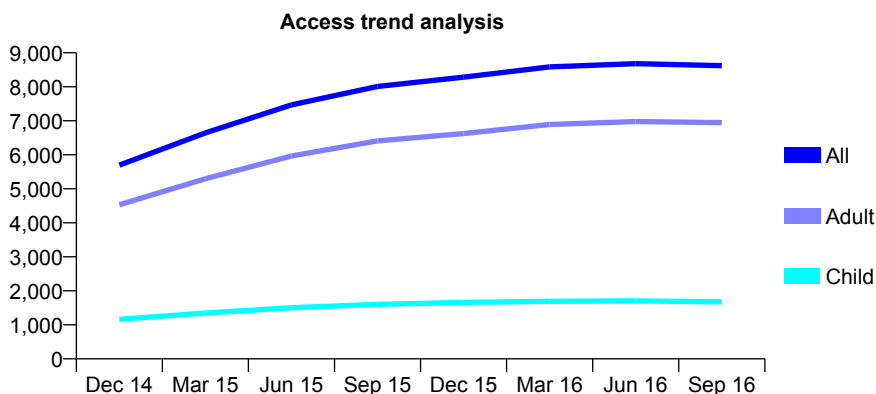
Q51 - Vital Signs At a Glance Contract Report for 109134/0001 - September 2016

Name or company name	Number 9 Dental Care Ltd
Contract type name	GDS Contract
Purpose of contract	General
Contract start date	01/06/2014
Contract end date	

16/17 Contracted general activity (UDA)	27,894
Carry forward general activity (UDA)	0
16/17 Contracted orthodontic activity (UOA)	0
Carry forward orthodontic activity (UOA)	0
Baseline contract value	£780,711.98

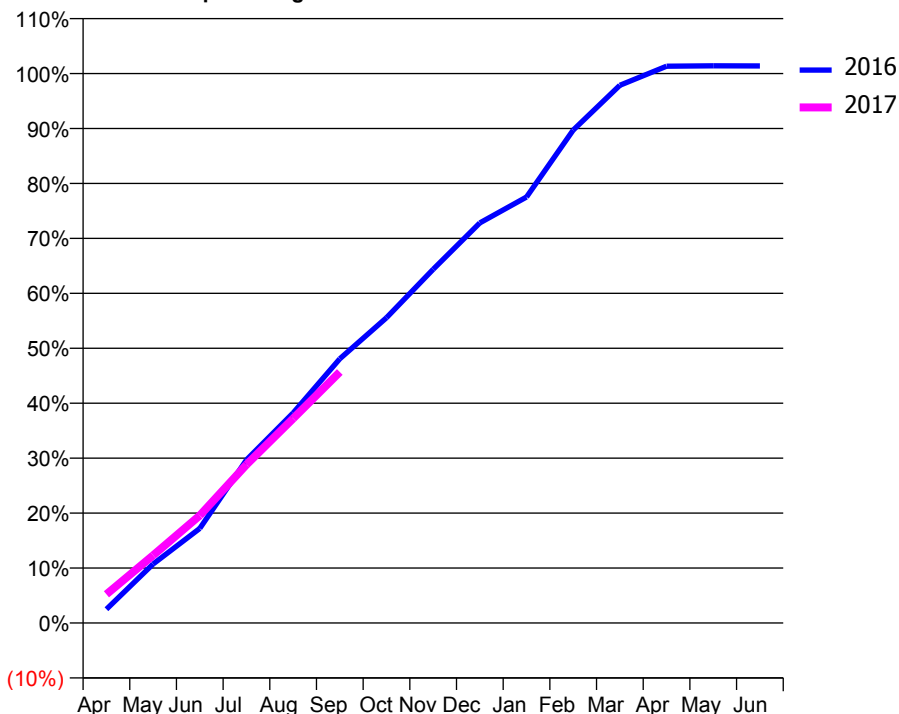
ACCESS*

Patients seen in 24 months	Total	Change since previous quarter
Quarter ending September 2015	8,008	
Quarter ending December 2015	8,284	↑
Quarter ending March 2016	8,585	↑
Quarter ending June 2016	8,679	→
Quarter ending September 2016	8,622	→
Variance since September 2015	7.7%	↑



ACTIVITY

Cumulative percentage of contracted UDA delivered 2016 & 2017



Month	Adjusted Scheduled Activity (UDA)	
	2016	2017
April	699	1,459
May	2,998	3,438
June	4,800	5,459
July	8,281	8,039
August	10,664	10,380
September	13,410	12,740
October	15,495	
November	17,953	
December	20,309	
January	21,626	
February	25,022	
March	27,297	
April	28,267	
May	28,285	
June	28,281	

QUALITY

	Quantity	Base Number	Contract	AT	Region	England
% of FP17s for the same patient ID Re-attending within 3 months - Children	93	1,189	7.8%	10.8%	13.5%	12.4%
% of FP17s for the same patient ID Re-attending within 3 months - Adults	1,020	5,103	20.0%	15.6%	17.4%	16.7%
% of FP17s for the same patient ID Re-attending between 3 & 9 months - Children	589	1,189	49.5%	58.5%	59.0%	57.4%
% of FP17s for the same patient ID Re-attending between 3 & 9 months - Adults	2,499	5,103	49.0%	52.8%	52.6%	50.5%
% of FP17s for Band 1 Urgent Courses	455	5,829	7.8%	7.8%	9.4%	9.1%
% of FP17s Relating to Free Repair or Replacements	118	5,829	2.0%	1.2%	1.0%	0.8%
% of FP17s Relating to Continuations	137	5,829	2.4%	1.6%	1.5%	1.3%
% of Patients satisfied with the dentistry they have received	12	12	100.0%	94.5%	93.7%	93.2%
% of Patients satisfied with the time they had to wait for an appointment	11	12	91.7%	88.4%	90.0%	89.0%

* This is based on patients treated on this contract for their most recent course of treatment. Figures in italics indicate the base number of FP17s or Patient Questionnaire responses are less than 100. N/A is shown where the base number of responses is less than 10 during the period. % is calculated as Quantity/Base number*100

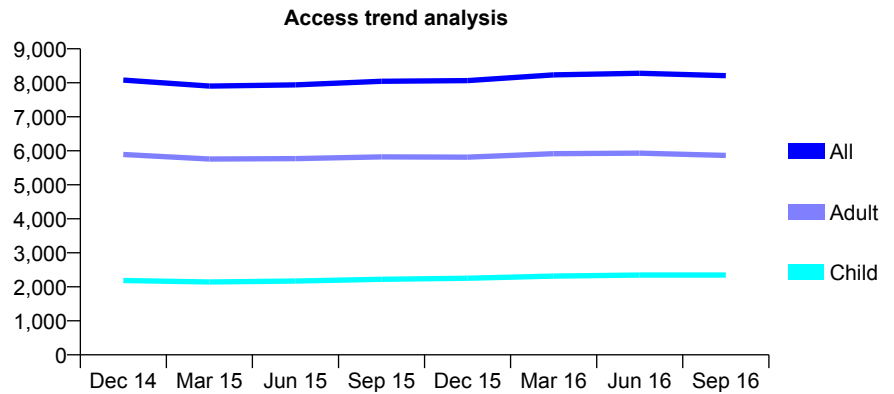
Q51 - Vital Signs At a Glance Contract Report for 109630/0001 - September 2016

Name or company name	TSJ Smile Limited
Contract type name	GDS Contract
Purpose of contract	General
Contract start date	01/04/2012
Contract end date	

16/17 Contracted general activity (UDA)	25,537
Carry forward general activity (UDA)	0
16/17 Contracted orthodontic activity (UOA)	0
Carry forward orthodontic activity (UOA)	0
Baseline contract value	£718,063.49

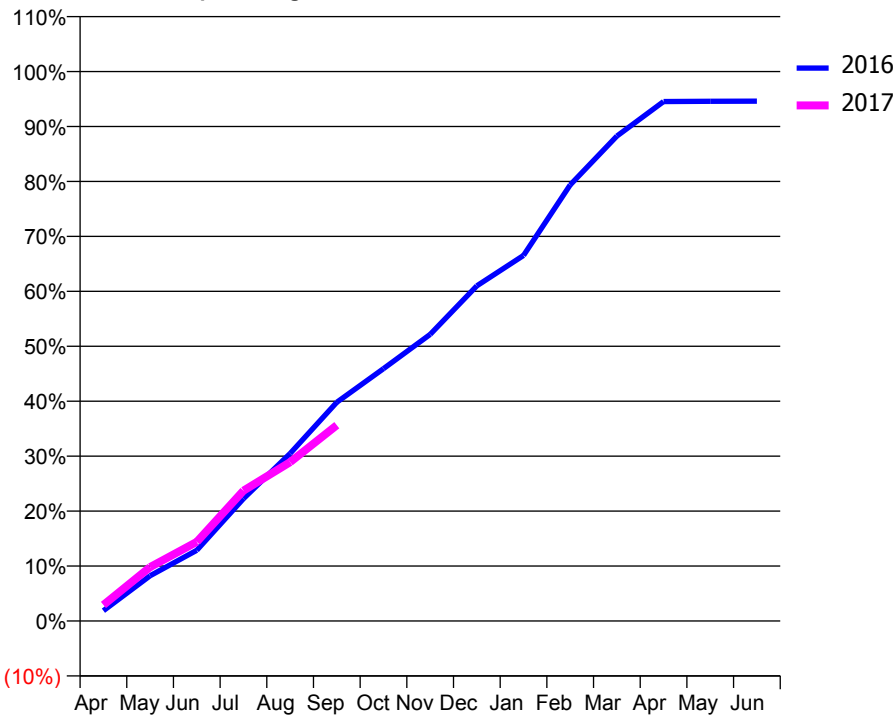
ACCESS*

Patients seen in 24 months	Total	Change since previous quarter
Quarter ending September 2015	8,044	
Quarter ending December 2015	8,065	→
Quarter ending March 2016	8,232	↑
Quarter ending June 2016	8,282	→
Quarter ending September 2016	8,211	→
Variance since September 2015	2.1%	↑



ACTIVITY

Cumulative percentage of contracted UDA delivered 2016 & 2017



Month	Adjusted Scheduled Activity (UDA)	
	2016	2017
April	480	749
May	2,103	2,508
June	3,290	3,680
July	5,684	6,056
August	7,789	7,385
September	10,169	9,103
October	11,726	
November	13,323	
December	15,574	
January	16,986	
February	20,266	
March	22,533	
April	24,143	
May	24,156	
June	24,158	

QUALITY

	Quantity	Base Number	Contract	AT	Region	England
% of FP17s for the same patient ID Re-attending within 3 months - Children	146	1,612	9.1%	10.8%	13.5%	12.4%
% of FP17s for the same patient ID Re-attending within 3 months - Adults	539	3,744	14.4%	15.6%	17.4%	16.7%
% of FP17s for the same patient ID Re-attending between 3 & 9 months - Children	930	1,612	57.7%	58.5%	59.0%	57.4%
% of FP17s for the same patient ID Re-attending between 3 & 9 months - Adults	1,913	3,744	51.1%	52.8%	52.6%	50.5%
% of FP17s for Band 1 Urgent Courses	454	4,463	10.2%	7.8%	9.4%	9.1%
% of FP17s Relating to Free Repair or Replacements	37	4,463	0.8%	1.2%	1.0%	0.8%
% of FP17s Relating to Continuations	29	4,463	0.6%	1.6%	1.5%	1.3%
% of Patients satisfied with the dentistry they have received	7	8	N/A	94.5%	93.7%	93.2%
% of Patients satisfied with the time they had to wait for an appointment	7	8	N/A	88.4%	90.0%	89.0%

* This is based on patients treated on this contract for their most recent course of treatment. Figures in italics indicate the base number of FP17s or Patient Questionnaire responses are less than 100. N/A is shown where the base number of responses is less than 10 during the period. % is calculated as Quantity/Base number*100

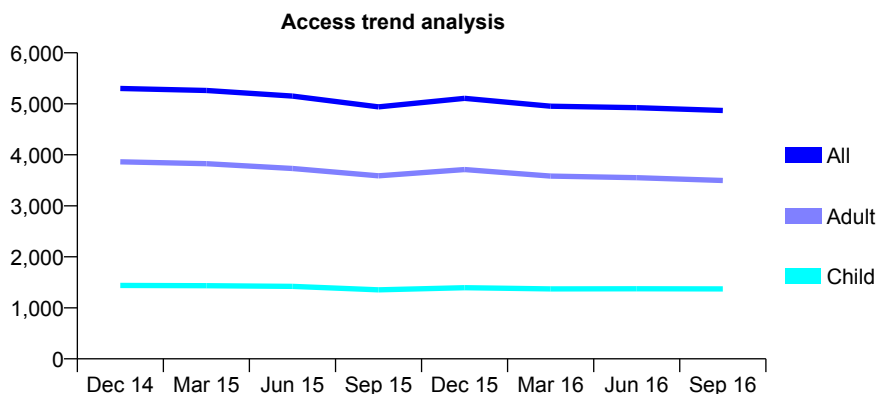
Q51 - Vital Signs At a Glance Contract Report for 109630/0002 - September 2016

Name or company name	TSJ Smile Limited
Contract type name	GDS Contract
Purpose of contract	General
Contract start date	01/04/2012
Contract end date	

16/17 Contracted general activity (UDA)	15,000
Carry forward general activity (UDA)	0
16/17 Contracted orthodontic activity (UOA)	0
Carry forward orthodontic activity (UOA)	0
Baseline contract value	£415,869.19

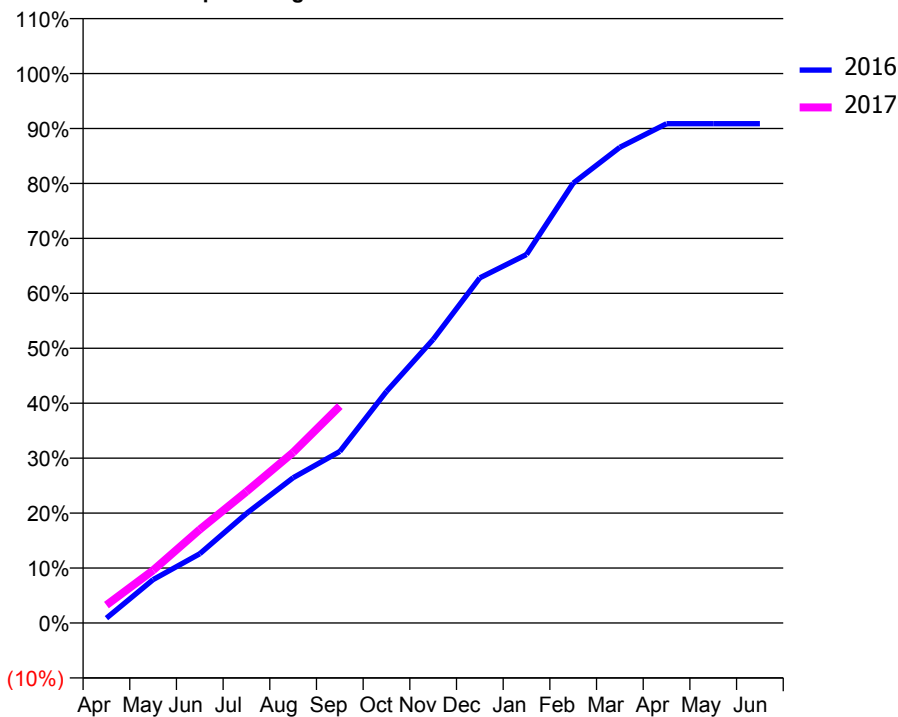
ACCESS*

Patients seen in 24 months	Total	Change since previous quarter
Quarter ending September 2015	4,940	
Quarter ending December 2015	5,107	↑
Quarter ending March 2016	4,952	↓
Quarter ending June 2016	4,925	→
Quarter ending September 2016	4,868	↓
Variance since September 2015	(1.5%)	↓



ACTIVITY

Cumulative percentage of contracted UDA delivered 2016 & 2017



Adjusted Scheduled Activity (UDA)

Month	2016	2017
April	132	489
May	1,186	1,441
June	1,890	2,554
July	2,991	3,587
August	3,965	4,658
September	4,685	5,921
October	6,321	
November	7,740	
December	9,421	
January	10,060	
February	12,007	
March	12,985	
April	13,631	
May	13,631	
June	13,631	

QUALITY

	Quantity	Base Number	Contract	AT	Region	England
% of FP17s for the same patient ID Re-attending within 3 months - Children	104	1,077	9.7%	10.8%	13.5%	12.4%
% of FP17s for the same patient ID Re-attending within 3 months - Adults	334	2,306	14.5%	15.6%	17.4%	16.7%
% of FP17s for the same patient ID Re-attending between 3 & 9 months - Children	663	1,077	61.6%	58.5%	59.0%	57.4%
% of FP17s for the same patient ID Re-attending between 3 & 9 months - Adults	1,244	2,306	53.9%	52.8%	52.6%	50.5%
% of FP17s for Band 1 Urgent Courses	392	3,117	12.6%	7.8%	9.4%	9.1%
% of FP17s Relating to Free Repair or Replacements	21	3,117	0.7%	1.2%	1.0%	0.8%
% of FP17s Relating to Continuations	15	3,117	0.5%	1.6%	1.5%	1.3%
% of Patients satisfied with the dentistry they have received	4	4	N/A	94.5%	93.7%	93.2%
% of Patients satisfied with the time they had to wait for an appointment	4	4	N/A	88.4%	90.0%	89.0%

* This is based on patients treated on this contract for their most recent course of treatment. Figures in italics indicate the base number of FP17s or Patient Questionnaire responses are less than 100. N/A is shown where the base number of responses is less than 10 during the period. % is calculated as Quantity/Base number*100

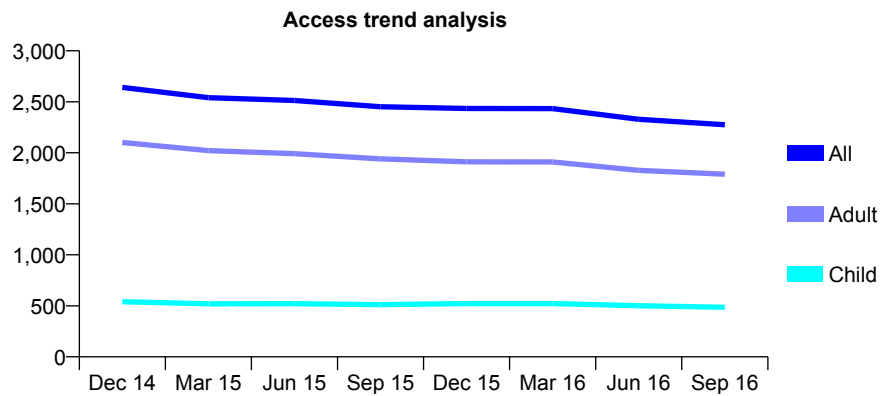
Q51 - Vital Signs At a Glance Contract Report for 109630/0006 - September 2016

Name or company name	TSJ Smile Limited
Contract type name	GDS Contract
Purpose of contract	General
Contract start date	01/12/2012
Contract end date	

16/17 Contracted general activity (UDA)	7,500
Carry forward general activity (UDA)	0
16/17 Contracted orthodontic activity (UOA)	0
Carry forward orthodontic activity (UOA)	0
Baseline contract value	£207,934.59

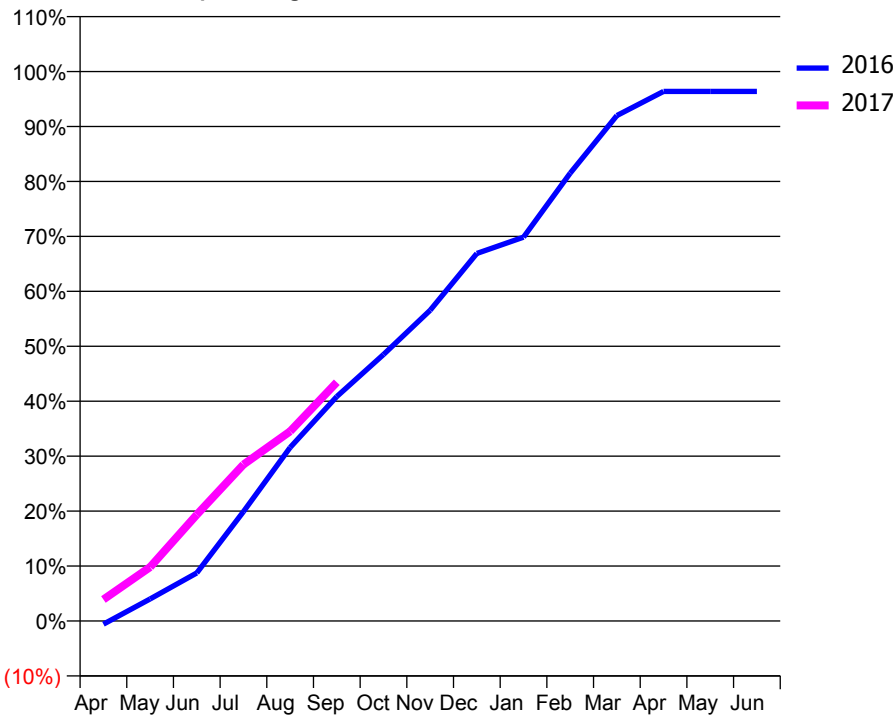
ACCESS*

Patients seen in 24 months	Total	Change since previous quarter
Quarter ending September 2015	2,452	
Quarter ending December 2015	2,434	→
Quarter ending March 2016	2,433	→
Quarter ending June 2016	2,329	↓
Quarter ending September 2016	2,275	↓
Variance since September 2015	(7.2%)	↓



ACTIVITY

Cumulative percentage of contracted UDA delivered 2016 & 2017



Month	Adjusted Scheduled Activity (UDA)	
	2016	2017
April	-45	293
May	301	735
June	656	1,452
July	1,493	2,136
August	2,368	2,588
September	3,065	3,258
October	3,638	
November	4,242	
December	5,017	
January	5,240	
February	6,112	
March	6,900	
April	7,227	
May	7,227	
June	7,227	

QUALITY

	Quantity	Base Number	Contract	AT	Region	England
% of FP17s for the same patient ID Re-attending within 3 months - Children	19	287	6.6%	10.8%	13.5%	12.4%
% of FP17s for the same patient ID Re-attending within 3 months - Adults	127	1,091	11.6%	15.6%	17.4%	16.7%
% of FP17s for the same patient ID Re-attending between 3 & 9 months - Children	165	287	57.5%	58.5%	59.0%	57.4%
% of FP17s for the same patient ID Re-attending between 3 & 9 months - Adults	595	1,091	54.5%	52.8%	52.6%	50.5%
% of FP17s for Band 1 Urgent Courses	51	1,271	4.0%	7.8%	9.4%	9.1%
% of FP17s Relating to Free Repair or Replacements	19	1,271	1.5%	1.2%	1.0%	0.8%
% of FP17s Relating to Continuations	29	1,271	2.3%	1.6%	1.5%	1.3%
% of Patients satisfied with the dentistry they have received	4	4	N/A	94.5%	93.7%	93.2%
% of Patients satisfied with the time they had to wait for an appointment	3	4	N/A	88.4%	90.0%	89.0%

* This is based on patients treated on this contract for their most recent course of treatment. Figures in italics indicate the base number of FP17s or Patient Questionnaire responses are less than 100. N/A is shown where the base number of responses is less than 10 during the period. % is calculated as Quantity/Base number*100

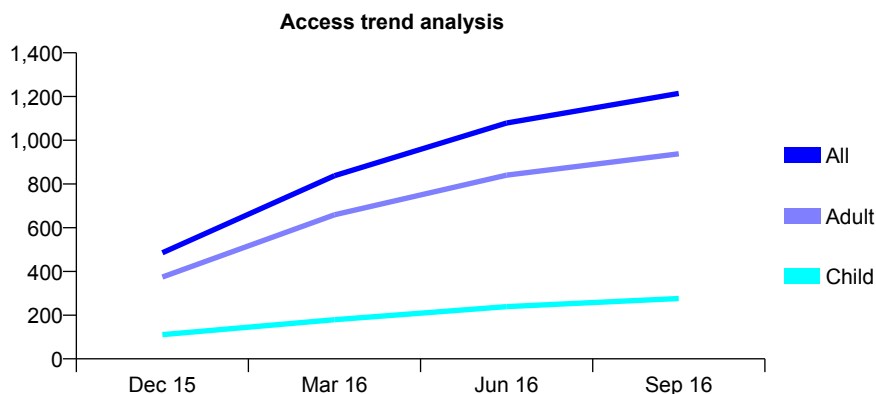
Q51 - Vital Signs At a Glance Contract Report for 109630/0007 - September 2016

Name or company name	TSJ Smile Limited
Contract type name	GDS Contract
Purpose of contract	General
Contract start date	01/10/2015
Contract end date	

16/17 Contracted general activity (UDA)	6,086
Carry forward general activity (UDA)	0
16/17 Contracted orthodontic activity (UOA)	0
Carry forward orthodontic activity (UOA)	0
Baseline contract value	£168,731.98

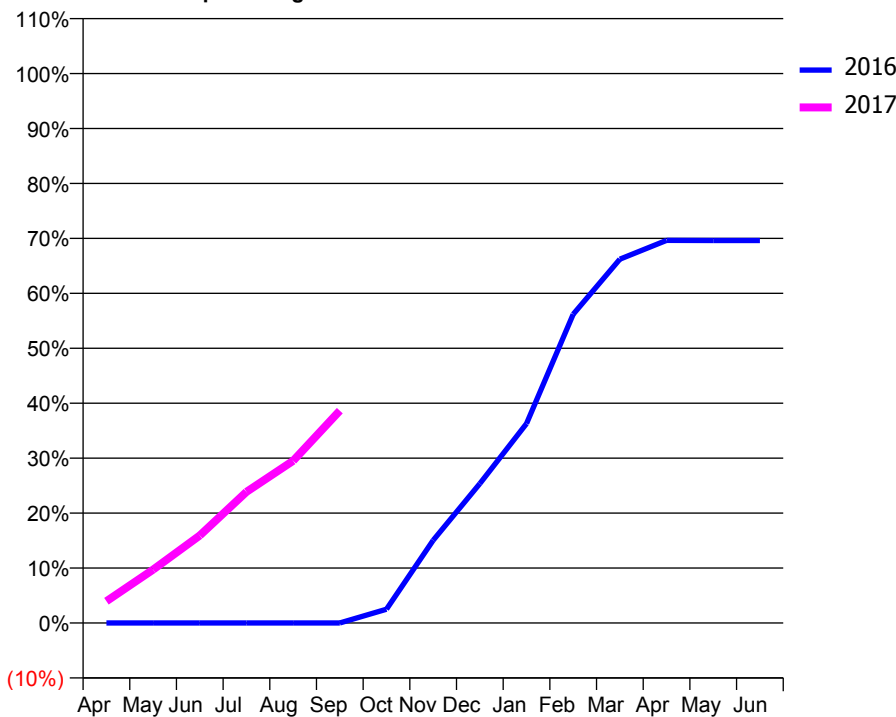
ACCESS*

Patients seen in 24 months	Total	Change since previous quarter
Quarter ending September 2015	0	
Quarter ending December 2015	485	↑
Quarter ending March 2016	838	↑
Quarter ending June 2016	1,079	↑
Quarter ending September 2016	1,214	↑
Variance since September 2015	N/A	



ACTIVITY

Cumulative percentage of contracted UDA delivered 2016 & 2017



Adjusted Scheduled Activity (UDA)

Month	2016	2017
April	0	242
May	0	592
June	0	969
July	0	1,453
August	0	1,797
September	0	2,352
October	77	
November	458	
December	772	
January	1,105	
February	1,710	
March	2,015	
April	2,119	
May	2,118	
June	2,118	

QUALITY

	Quantity	Base Number	Contract	AT	Region	England
% of FP17s for the same patient ID Re-attending within 3 months - Children	24	257	9.3%	10.8%	13.5%	12.4%
% of FP17s for the same patient ID Re-attending within 3 months - Adults	127	868	14.6%	15.6%	17.4%	16.7%
% of FP17s for the same patient ID Re-attending between 3 & 9 months - Children	113	257	44.0%	58.5%	59.0%	57.4%
% of FP17s for the same patient ID Re-attending between 3 & 9 months - Adults	435	868	50.1%	52.8%	52.6%	50.5%
% of FP17s for Band 1 Urgent Courses	86	1,103	7.8%	7.8%	9.4%	9.1%
% of FP17s Relating to Free Repair or Replacements	40	1,103	3.6%	1.2%	1.0%	0.8%
% of FP17s Relating to Continuations	5	1,103	0.5%	1.6%	1.5%	1.3%
% of Patients satisfied with the dentistry they have received	0	1	N/A	94.5%	93.7%	93.2%
% of Patients satisfied with the time they had to wait for an appointment	1	1	N/A	88.4%	90.0%	89.0%

* This is based on patients treated on this contract for their most recent course of treatment. Figures in italics indicate the base number of FP17s or Patient Questionnaire responses are less than 100. N/A is shown where the base number of responses is less than 10 during the period. % is calculated as Quantity/Base number*100

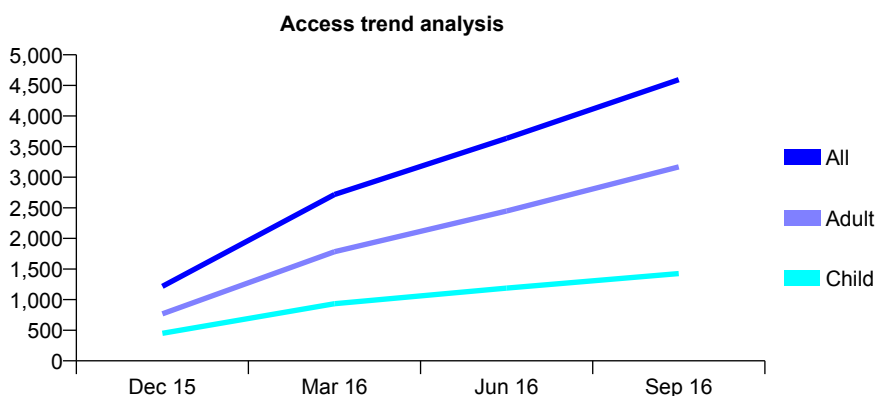
Q51 - Vital Signs At a Glance Contract Report for 109630/0008 - September 2016

Name or company name	TSJ Smile Limited
Contract type name	GDS Contract
Purpose of contract	General
Contract start date	01/10/2015
Contract end date	

16/17 Contracted general activity (UDA)	22,500
Carry forward general activity (UDA)	0
16/17 Contracted orthodontic activity (UOA)	0
Carry forward orthodontic activity (UOA)	0
Baseline contract value	£623,772.39

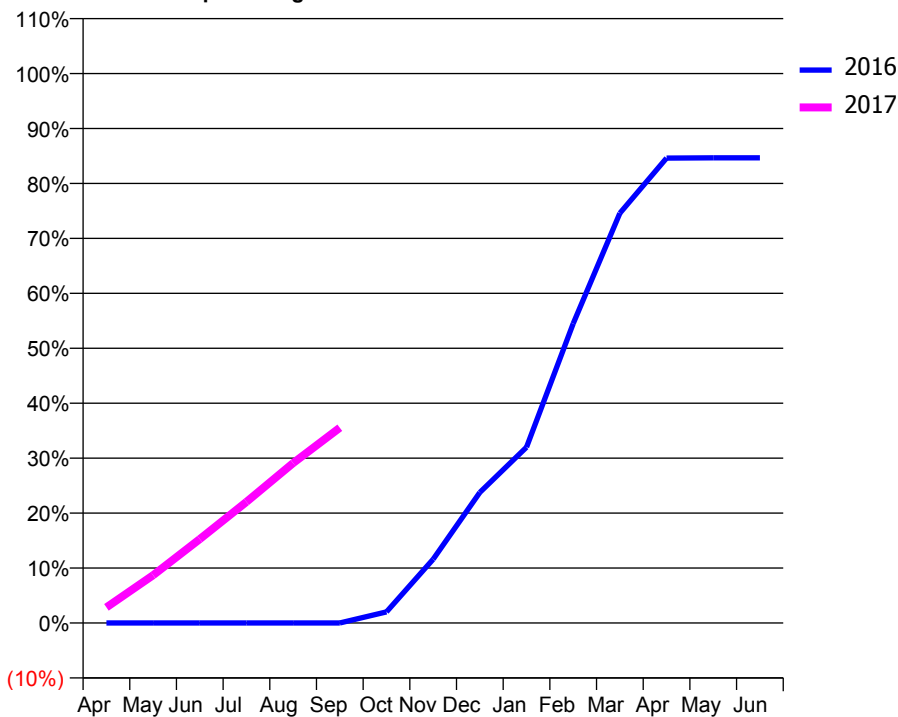
ACCESS*

Patients seen in 24 months	Total	Change since previous quarter
Quarter ending September 2015	0	
Quarter ending December 2015	1,217	↑
Quarter ending March 2016	2,718	↑
Quarter ending June 2016	3,636	↑
Quarter ending September 2016	4,593	↑
Variance since September 2015	N/A	



ACTIVITY

Cumulative percentage of contracted UDA delivered 2016 & 2017



Month	Adjusted Scheduled Activity (UDA)	
	2016	2017
April	0	643
May	0	1,955
June	0	3,437
July	0	4,962
August	0	6,551
September	0	7,996
October	167	
November	958	
December	1,962	
January	2,640	
February	4,495	
March	6,154	
April	6,980	
May	6,985	
June	6,984	

QUALITY

	Quantity	Base Number	Contract	AT	Region	England
% of FP17s for the same patient ID Re-attending within 3 months - Children	141	1,235	11.4%	10.8%	13.5%	12.4%
% of FP17s for the same patient ID Re-attending within 3 months - Adults	488	2,875	17.0%	15.6%	17.4%	16.7%
% of FP17s for the same patient ID Re-attending between 3 & 9 months - Children	493	1,235	39.9%	58.5%	59.0%	57.4%
% of FP17s for the same patient ID Re-attending between 3 & 9 months - Adults	884	2,875	30.7%	52.8%	52.6%	50.5%
% of FP17s for Band 1 Urgent Courses	682	3,786	18.0%	7.8%	9.4%	9.1%
% of FP17s Relating to Free Repair or Replacements	26	3,786	0.7%	1.2%	1.0%	0.8%
% of FP17s Relating to Continuations	46	3,786	1.2%	1.6%	1.5%	1.3%
% of Patients satisfied with the dentistry they have received	4	4	N/A	94.5%	93.7%	93.2%
% of Patients satisfied with the time they had to wait for an appointment	1	4	N/A	88.4%	90.0%	89.0%

* This is based on patients treated on this contract for their most recent course of treatment. Figures in italics indicate the base number of FP17s or Patient Questionnaire responses are less than 100. N/A is shown where the base number of responses is less than 10 during the period. % is calculated as Quantity/Base number*100

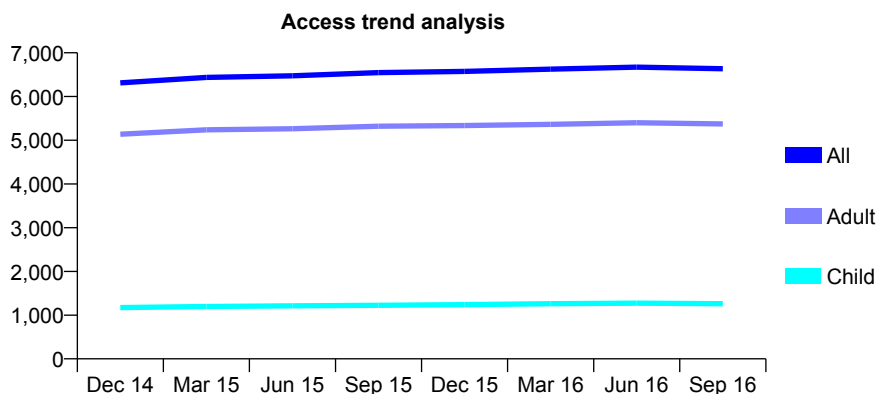
Q51 - Vital Signs At a Glance Contract Report for 109983/0001 - September 2016

Name or company name	Smile Create Ltd
Contract type name	GDS Contract
Purpose of contract	General and Orthodontic
Contract start date	01/04/2012
Contract end date	

16/17 Contracted general activity (UDA)	15,796
Carry forward general activity (UDA)	393
16/17 Contracted orthodontic activity (UOA)	1,575
Carry forward orthodontic activity (UOA)	2
Baseline contract value	£549,117.14

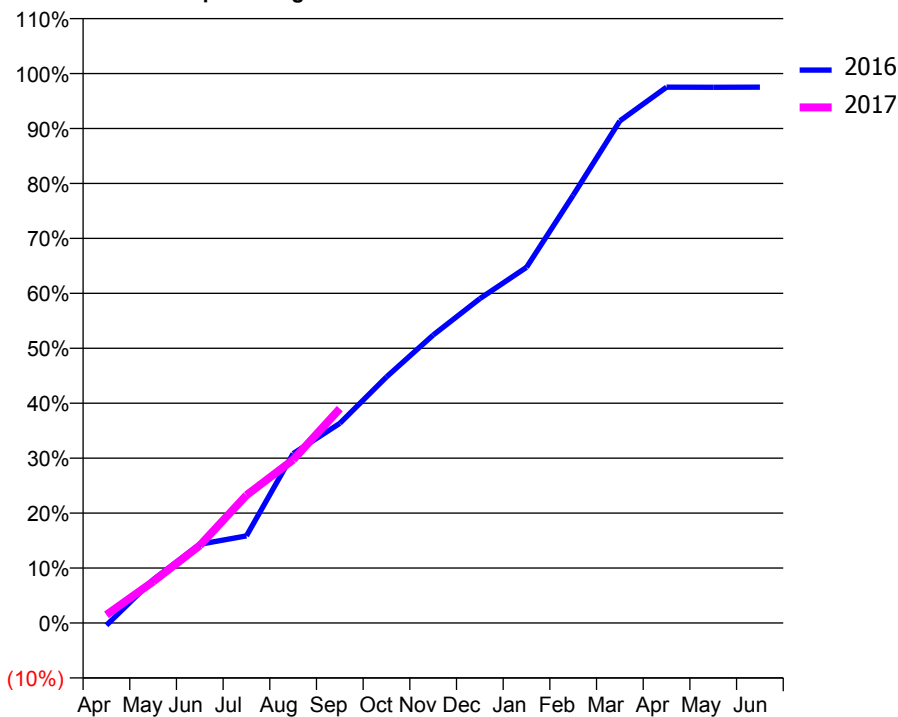
ACCESS*

Patients seen in 24 months	Total	Change since previous quarter
Quarter ending September 2015	6,546	
Quarter ending December 2015	6,575	→
Quarter ending March 2016	6,626	→
Quarter ending June 2016	6,673	→
Quarter ending September 2016	6,635	→
Variance since September 2015	1.4%	→



ACTIVITY

Cumulative percentage of contracted UDA delivered 2016 & 2017



Month	Adjusted Scheduled Activity (UDA)	
	2016	2017
April	-66	237
May	1,243	1,189
June	2,265	2,227
July	2,505	3,674
August	4,869	4,692
September	5,739	6,163
October	7,074	
November	8,279	
December	9,323	
January	10,226	
February	12,300	
March	14,435	
April	15,402	
May	15,401	
June	15,403	

QUALITY

	Quantity	Base Number	Contract	AT	Region	England
% of FP17s for the same patient ID Re-attending within 3 months - Children	111	987	11.2%	10.8%	13.5%	12.4%
% of FP17s for the same patient ID Re-attending within 3 months - Adults	568	3,512	16.2%	15.6%	17.4%	16.7%
% of FP17s for the same patient ID Re-attending between 3 & 9 months - Children	535	987	54.2%	58.5%	59.0%	57.4%
% of FP17s for the same patient ID Re-attending between 3 & 9 months - Adults	1,470	3,512	41.9%	52.8%	52.6%	50.5%
% of FP17s for Band 1 Urgent Courses	326	3,605	9.0%	7.8%	9.4%	9.1%
% of FP17s Relating to Free Repair or Replacements	64	3,605	1.8%	1.2%	1.0%	0.8%
% of FP17s Relating to Continuations	33	3,605	0.9%	1.6%	1.5%	1.3%
% of Patients satisfied with the dentistry they have received	12	13	92.3%	94.5%	93.7%	93.2%
% of Patients satisfied with the time they had to wait for an appointment	12	13	92.3%	88.4%	90.0%	89.0%

* This is based on patients treated on this contract for their most recent course of treatment. Figures in italics indicate the base number of FP17s or Patient Questionnaire responses are less than 100. N/A is shown where the base number of responses is less than 10 during the period. % is calculated as Quantity/Base number*100

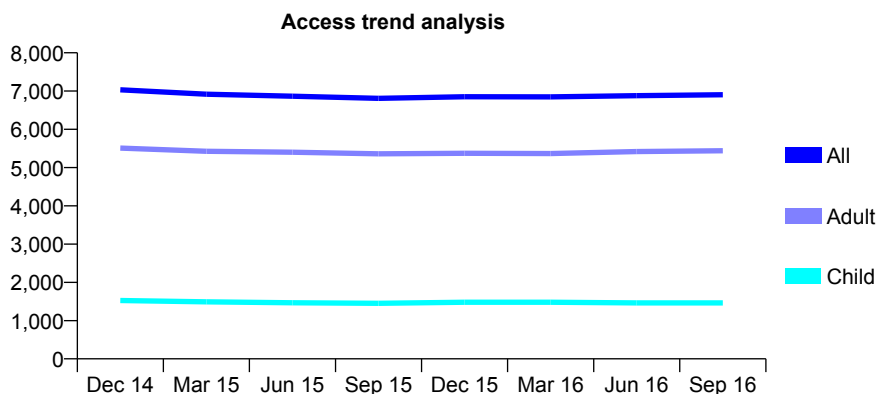
Q51 - Vital Signs At a Glance Contract Report for 110590/0001 - September 2016

Name or company name	London Road Dental Practice Partnership
Contract type name	GDS Contract
Purpose of contract	General
Contract start date	01/04/2012
Contract end date	

16/17 Contracted general activity (UDA)	23,897
Carry forward general activity (UDA)	746
16/17 Contracted orthodontic activity (UOA)	0
Carry forward orthodontic activity (UOA)	0
Baseline contract value	£755,603.30

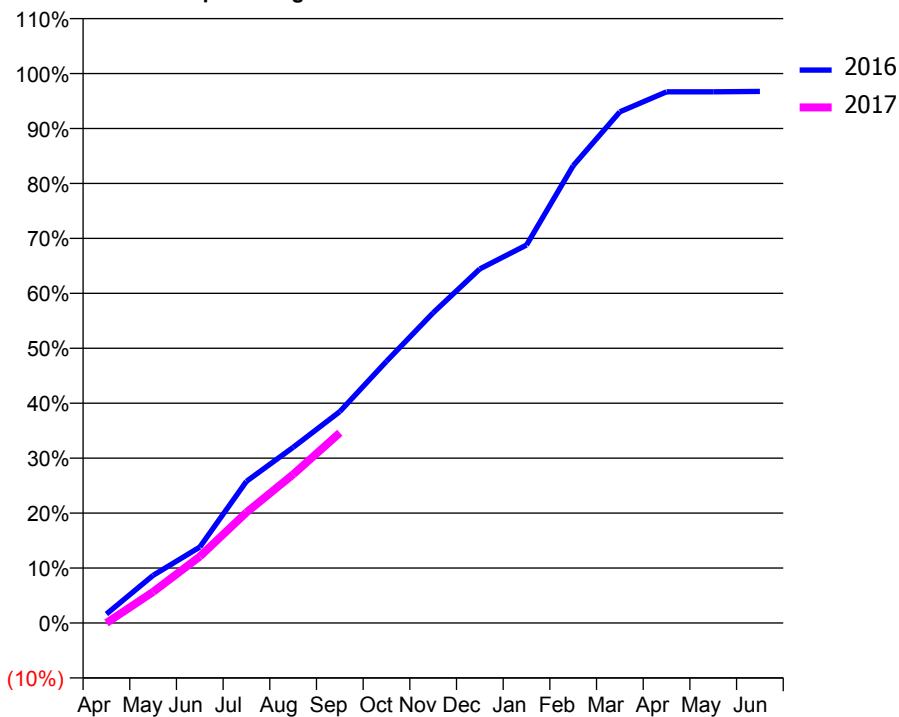
ACCESS*

Patients seen in 24 months	Total	Change since previous quarter
Quarter ending September 2015	6,811	
Quarter ending December 2015	6,853	→
Quarter ending March 2016	6,847	→
Quarter ending June 2016	6,880	→
Quarter ending September 2016	6,902	→
Variance since September 2015	1.3%	→



ACTIVITY

Cumulative percentage of contracted UDA delivered 2016 & 2017



Month	Adjusted Scheduled Activity (UDA)	
	2016	2017
April	373	-5
May	1,988	1,355
June	3,163	2,890
July	5,904	4,813
August	7,320	6,463
September	8,807	8,274
October	10,903	
November	12,928	
December	14,753	
January	15,751	
February	19,053	
March	21,301	
April	22,132	
May	22,136	
June	22,151	

QUALITY

	Quantity	Base Number	Contract	AT	Region	England
% of FP17s for the same patient ID Re-attending within 3 months - Children	65	1,037	6.3%	10.8%	13.5%	12.4%
% of FP17s for the same patient ID Re-attending within 3 months - Adults	414	3,667	11.3%	15.6%	17.4%	16.7%
% of FP17s for the same patient ID Re-attending between 3 & 9 months - Children	633	1,037	61.0%	58.5%	59.0%	57.4%
% of FP17s for the same patient ID Re-attending between 3 & 9 months - Adults	2,116	3,667	57.7%	52.8%	52.6%	50.5%
% of FP17s for Band 1 Urgent Courses	182	4,321	4.2%	7.8%	9.4%	9.1%
% of FP17s Relating to Free Repair or Replacements	32	4,321	0.7%	1.2%	1.0%	0.8%
% of FP17s Relating to Continuations	95	4,321	2.2%	1.6%	1.5%	1.3%
% of Patients satisfied with the dentistry they have received	7	7	N/A	94.5%	93.7%	93.2%
% of Patients satisfied with the time they had to wait for an appointment	7	7	N/A	88.4%	90.0%	89.0%

* This is based on patients treated on this contract for their most recent course of treatment. Figures in italics indicate the base number of FP17s or Patient Questionnaire responses are less than 100. N/A is shown where the base number of responses is less than 10 during the period. % is calculated as Quantity/Base number*100

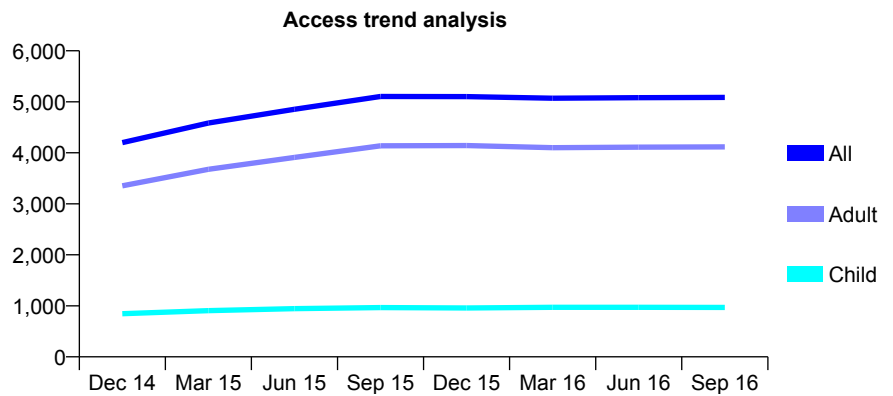
Q51 - Vital Signs At a Glance Contract Report for 111619/0001 - September 2016

Name or company name	SCA Collins Limited
Contract type name	GDS Contract
Purpose of contract	General
Contract start date	01/10/2013
Contract end date	

16/17 Contracted general activity (UDA)	12,834
Carry forward general activity (UDA)	406
16/17 Contracted orthodontic activity (UOA)	0
Carry forward orthodontic activity (UOA)	0
Baseline contract value	£379,247.60

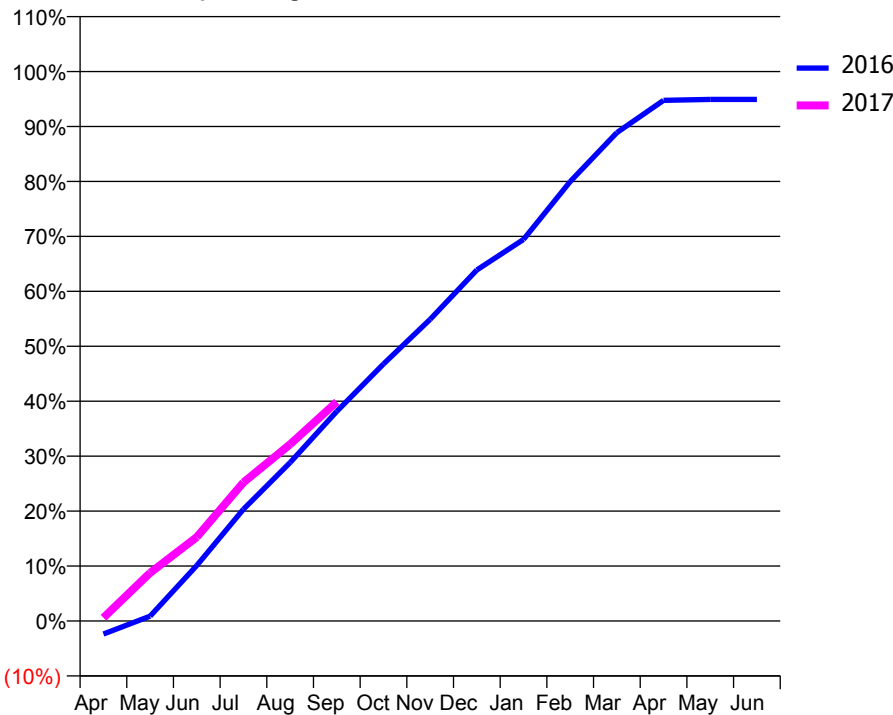
ACCESS*

Patients seen in 24 months	Total	Change since previous quarter
Quarter ending September 2015	5,104	
Quarter ending December 2015	5,102	→
Quarter ending March 2016	5,070	→
Quarter ending June 2016	5,080	→
Quarter ending September 2016	5,086	→
Variance since September 2015	(0.4%)	→



ACTIVITY

Cumulative percentage of contracted UDA delivered 2016 & 2017



Month	Adjusted Scheduled Activity (UDA)	
	2016	2017
April	-307	77
May	115	1,127
June	1,298	1,961
July	2,613	3,238
August	3,702	4,127
September	4,897	5,120
October	6,004	
November	7,046	
December	8,198	
January	8,911	
February	10,263	
March	11,405	
April	12,161	
May	12,183	
June	12,183	

QUALITY

	Quantity	Base Number	Contract	AT	Region	England
% of FP17s for the same patient ID Re-attending within 3 months - Children	75	691	10.9%	10.8%	13.5%	12.4%
% of FP17s for the same patient ID Re-attending within 3 months - Adults	422	2,768	15.2%	15.6%	17.4%	16.7%
% of FP17s for the same patient ID Re-attending between 3 & 9 months - Children	304	691	44.0%	58.5%	59.0%	57.4%
% of FP17s for the same patient ID Re-attending between 3 & 9 months - Adults	1,245	2,768	45.0%	52.8%	52.6%	50.5%
% of FP17s for Band 1 Urgent Courses	224	3,093	7.2%	7.8%	9.4%	9.1%
% of FP17s Relating to Free Repair or Replacements	31	3,093	1.0%	1.2%	1.0%	0.8%
% of FP17s Relating to Continuations	93	3,093	3.0%	1.6%	1.5%	1.3%
% of Patients satisfied with the dentistry they have received	7	7	N/A	94.5%	93.7%	93.2%
% of Patients satisfied with the time they had to wait for an appointment	6	7	N/A	88.4%	90.0%	89.0%

* This is based on patients treated on this contract for their most recent course of treatment. Figures in italics indicate the base number of FP17s or Patient Questionnaire responses are less than 100. N/A is shown where the base number of responses is less than 10 during the period. % is calculated as Quantity/Base number*100

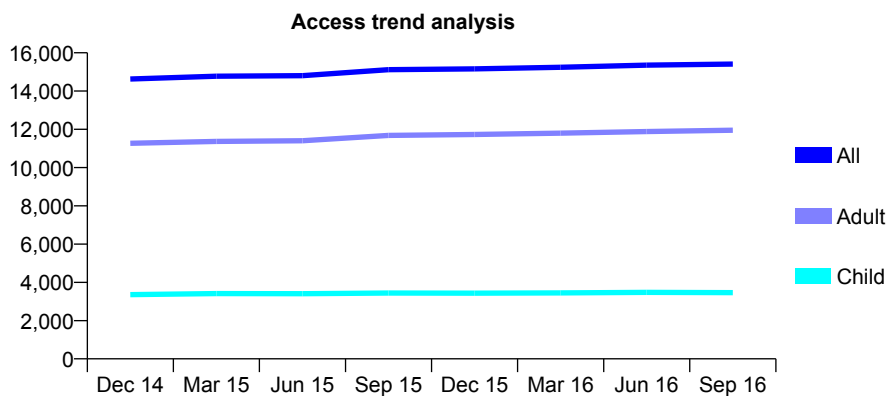
Q51 - Vital Signs At a Glance Contract Report for 112348/0001 - September 2016

Name or company name	Wright Dental Care Ltd
Contract type name	GDS Contract
Purpose of contract	General and Orthodontic
Contract start date	01/12/2011
Contract end date	

16/17 Contracted general activity (UDA)	50,922
Carry forward general activity (UDA)	1,554
16/17 Contracted orthodontic activity (UOA)	300
Carry forward orthodontic activity (UOA)	0
Baseline contract value	£1,339,363.55

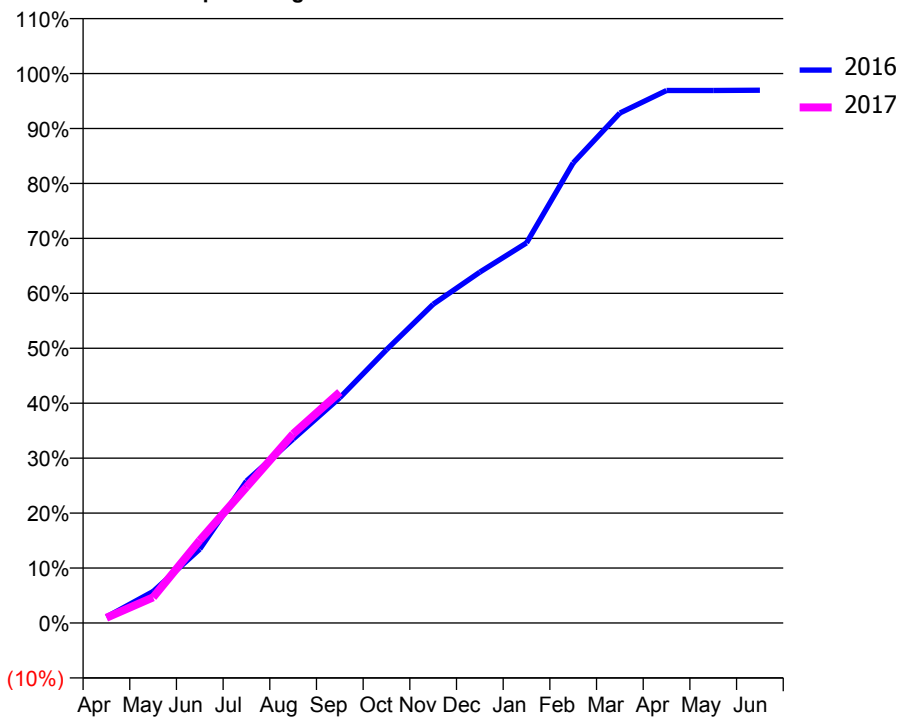
ACCESS*

Patients seen in 24 months	Total	Change since previous quarter
Quarter ending September 2015	15,118	
Quarter ending December 2015	15,158	→
Quarter ending March 2016	15,247	→
Quarter ending June 2016	15,353	→
Quarter ending September 2016	15,411	→
Variance since September 2015	1.9%	→



ACTIVITY

Cumulative percentage of contracted UDA delivered 2016 & 2017



Month	Adjusted Scheduled Activity (UDA)	
	2016	2017
April	558	493
May	2,922	2,377
June	6,852	7,665
July	13,151	12,602
August	17,051	17,528
September	20,881	21,397
October	25,321	
November	29,535	
December	32,522	
January	35,220	
February	42,641	
March	47,262	
April	49,345	
May	49,348	
June	49,368	

QUALITY

	Quantity	Base Number	Contract	AT	Region	England
% of FP17s for the same patient ID Re-attending within 3 months - Children	205	2,736	7.5%	10.8%	13.5%	12.4%
% of FP17s for the same patient ID Re-attending within 3 months - Adults	1,469	9,215	15.9%	15.6%	17.4%	16.7%
% of FP17s for the same patient ID Re-attending between 3 & 9 months - Children	1,683	2,736	61.5%	58.5%	59.0%	57.4%
% of FP17s for the same patient ID Re-attending between 3 & 9 months - Adults	5,284	9,215	57.3%	52.8%	52.6%	50.5%
% of FP17s for Band 1 Urgent Courses	687	10,729	6.4%	7.8%	9.4%	9.1%
% of FP17s Relating to Free Repair or Replacements	183	10,729	1.7%	1.2%	1.0%	0.8%
% of FP17s Relating to Continuations	327	10,729	3.0%	1.6%	1.5%	1.3%
% of Patients satisfied with the dentistry they have received	15	16	93.8%	94.5%	93.7%	93.2%
% of Patients satisfied with the time they had to wait for an appointment	15	16	93.8%	88.4%	90.0%	89.0%

* This is based on patients treated on this contract for their most recent course of treatment. Figures in italics indicate the base number of FP17s or Patient Questionnaire responses are less than 100. N/A is shown where the base number of responses is less than 10 during the period. % is calculated as Quantity/Base number*100

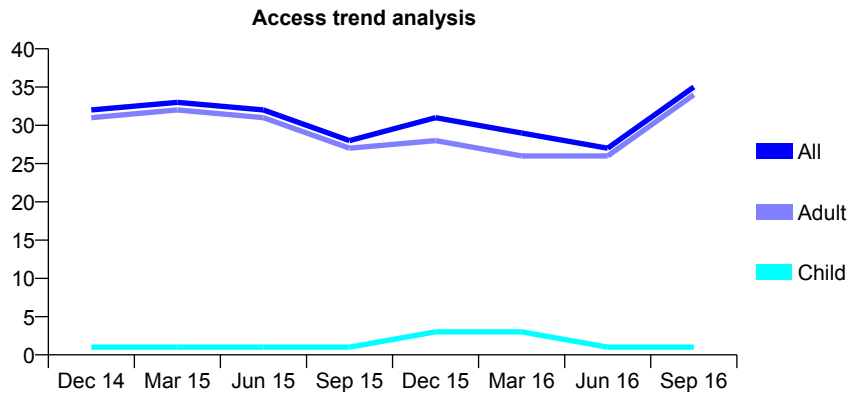
Q51 - Vital Signs At a Glance Contract Report for 112348/0002 - September 2016

Name or company name	Wright Dental Care Ltd
Contract type name	GDS Contract
Purpose of contract	General
Contract start date	01/05/2012
Contract end date	

16/17 Contracted general activity (UDA)	208
Carry forward general activity (UDA)	0
16/17 Contracted orthodontic activity (UOA)	0
Carry forward orthodontic activity (UOA)	0
Baseline contract value	£8,655.78

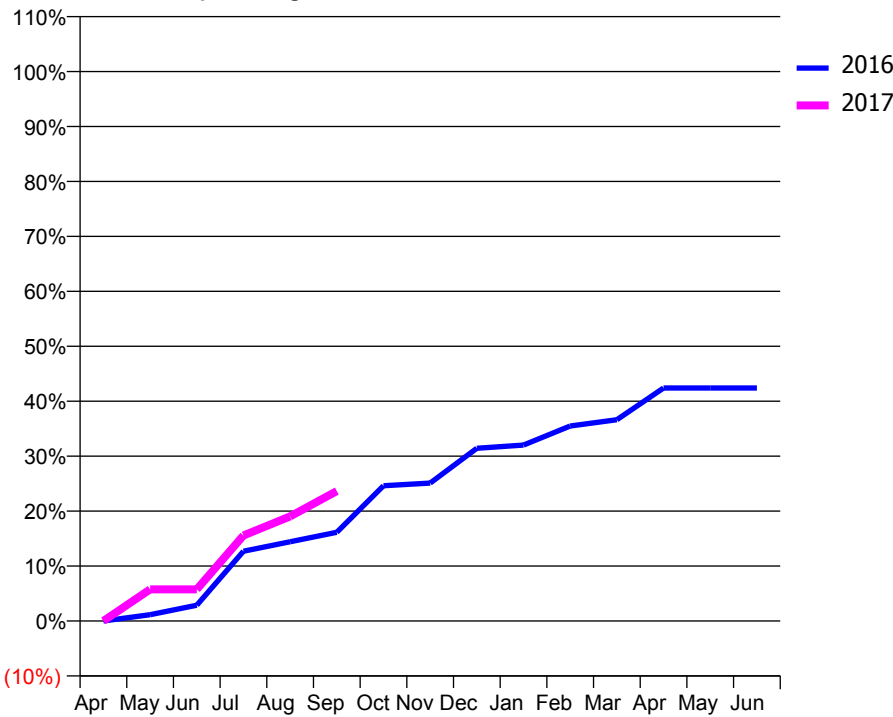
ACCESS*

Patients seen in 24 months	Total	Change since previous quarter
Quarter ending September 2015	28	
Quarter ending December 2015	31	↑
Quarter ending March 2016	29	↓
Quarter ending June 2016	27	↓
Quarter ending September 2016	35	↑
Variance since September 2015	25.0%	↑



ACTIVITY

Cumulative percentage of contracted UDA delivered 2016 & 2017



Month	Adjusted Scheduled Activity (UDA)	
	2016	2017
April	0	0
May	2	12
June	6	12
July	26	32
August	30	40
September	34	49
October	51	
November	52	
December	65	
January	67	
February	74	
March	76	
April	88	
May	88	
June	88	

QUALITY

	Quantity	Base Number	Contract	AT	Region	England
% of FP17s for the same patient ID Re-attending within 3 months - Children	0	7	0.0%	10.8%	13.5%	12.4%
% of FP17s for the same patient ID Re-attending within 3 months - Adults	0	46	0.0%	15.6%	17.4%	16.7%
% of FP17s for the same patient ID Re-attending between 3 & 9 months - Children	0	7	0.0%	58.5%	59.0%	57.4%
% of FP17s for the same patient ID Re-attending between 3 & 9 months - Adults	0	46	0.0%	52.8%	52.6%	50.5%
% of FP17s for Band 1 Urgent Courses	41	41	100.0%	7.8%	9.4%	9.1%
% of FP17s Relating to Free Repair or Replacements	0	41	0.0%	1.2%	1.0%	0.8%
% of FP17s Relating to Continuations	0	41	0.0%	1.6%	1.5%	1.3%
% of Patients satisfied with the dentistry they have received	0	0	N/A	94.5%	93.7%	93.2%
% of Patients satisfied with the time they had to wait for an appointment	0	0	N/A	88.4%	90.0%	89.0%

* This is based on patients treated on this contract for their most recent course of treatment. Figures in italics indicate the base number of FP17s or Patient Questionnaire responses are less than 100. N/A is shown where the base number of responses is less than 10 during the period. % is calculated as Quantity/Base number*100

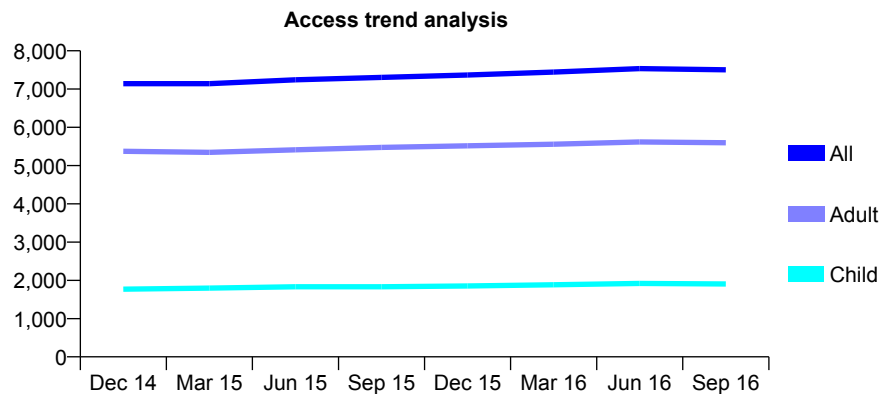
Q51 - Vital Signs At a Glance Contract Report for 113395/0001 - September 2016

Name or company name	Ffolliott Bird Associates Ltd
Contract type name	GDS Contract
Purpose of contract	General
Contract start date	01/09/2007
Contract end date	

16/17 Contracted general activity (UDA)	22,918
Carry forward general activity (UDA)	0
16/17 Contracted orthodontic activity (UOA)	0
Carry forward orthodontic activity (UOA)	0
Baseline contract value	£635,297.41

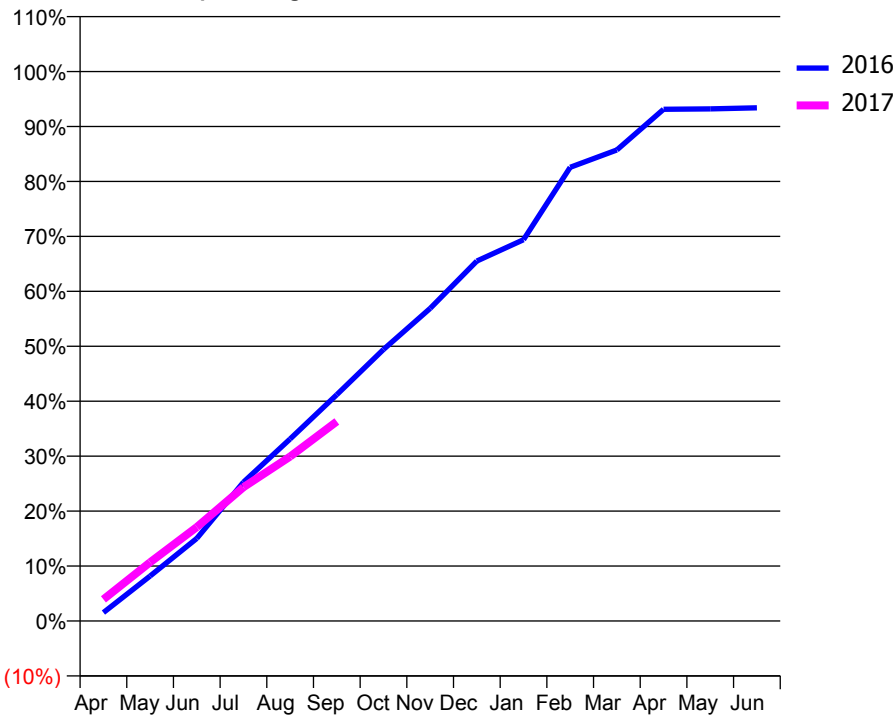
ACCESS*

Patients seen in 24 months	Total	Change since previous quarter
Quarter ending September 2015	7,305	
Quarter ending December 2015	7,366	→
Quarter ending March 2016	7,443	→
Quarter ending June 2016	7,535	→
Quarter ending September 2016	7,502	→
Variance since September 2015	2.7%	↑



ACTIVITY

Cumulative percentage of contracted UDA delivered 2016 & 2017



Month	Adjusted Scheduled Activity (UDA)	
	2016	2017
April	348	905
May	1,856	2,448
June	3,402	3,917
July	5,718	5,580
August	7,502	6,863
September	9,326	8,322
October	11,185	
November	12,877	
December	14,825	
January	15,707	
February	18,688	
March	19,404	
April	21,078	
May	21,094	
June	21,135	

QUALITY

	Quantity	Base Number	Contract	AT	Region	England
% of FP17s for the same patient ID Re-attending within 3 months - Children	81	1,248	6.5%	10.8%	13.5%	12.4%
% of FP17s for the same patient ID Re-attending within 3 months - Adults	360	3,084	11.7%	15.6%	17.4%	16.7%
% of FP17s for the same patient ID Re-attending between 3 & 9 months - Children	650	1,248	52.1%	58.5%	59.0%	57.4%
% of FP17s for the same patient ID Re-attending between 3 & 9 months - Adults	1,292	3,084	41.9%	52.8%	52.6%	50.5%
% of FP17s for Band 1 Urgent Courses	204	3,602	5.7%	7.8%	9.4%	9.1%
% of FP17s Relating to Free Repair or Replacements	30	3,602	0.8%	1.2%	1.0%	0.8%
% of FP17s Relating to Continuations	84	3,602	2.3%	1.6%	1.5%	1.3%
% of Patients satisfied with the dentistry they have received	4	5	N/A	94.5%	93.7%	93.2%
% of Patients satisfied with the time they had to wait for an appointment	4	5	N/A	88.4%	90.0%	89.0%

* This is based on patients treated on this contract for their most recent course of treatment. Figures in italics indicate the base number of FP17s or Patient Questionnaire responses are less than 100. N/A is shown where the base number of responses is less than 10 during the period. % is calculated as Quantity/Base number*100

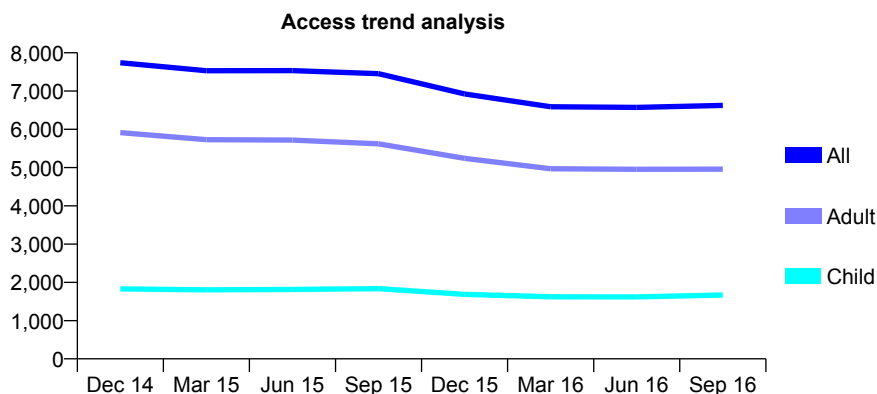
Q51 - Vital Signs At a Glance Contract Report for 113395/0002 - September 2016

Name or company name	Ffolliott Bird Associates Ltd
Contract type name	GDS Contract
Purpose of contract	General
Contract start date	01/09/2007
Contract end date	

16/17 Contracted general activity (UDA)	19,686
Carry forward general activity (UDA)	0
16/17 Contracted orthodontic activity (UOA)	0
Carry forward orthodontic activity (UOA)	0
Baseline contract value	£626,656.45

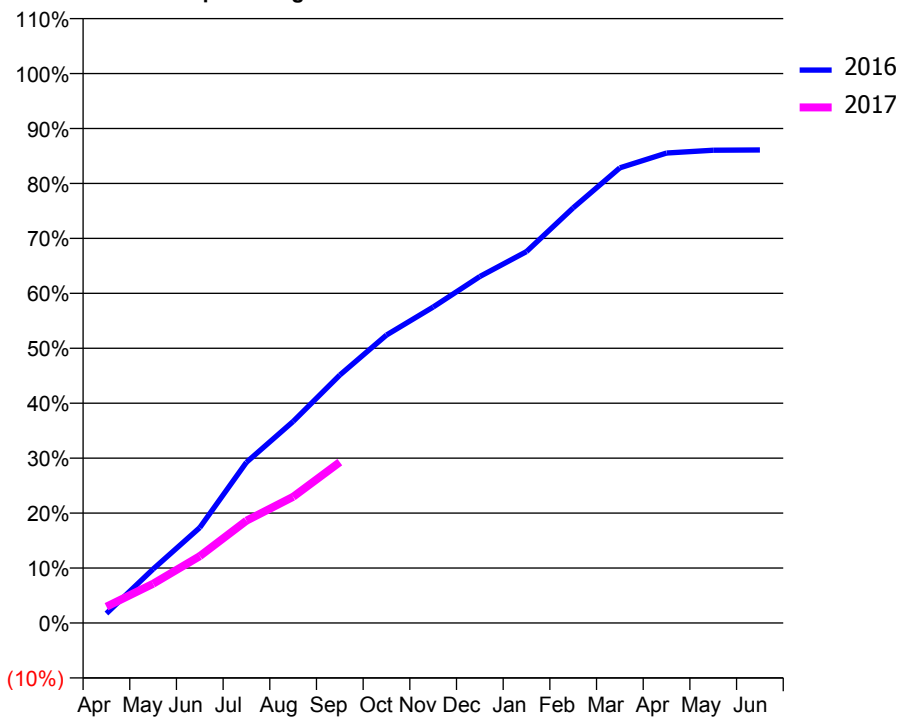
ACCESS*

Patients seen in 24 months	Total	Change since previous quarter
Quarter ending September 2015	7,454	
Quarter ending December 2015	6,924	↓
Quarter ending March 2016	6,591	↓
Quarter ending June 2016	6,573	→
Quarter ending September 2016	6,626	→
Variance since September 2015	(11.1%)	↓



ACTIVITY

Cumulative percentage of contracted UDA delivered 2016 & 2017



Month	Adjusted Scheduled Activity (UDA)	
	2016	2017
April	343	584
May	1,932	1,407
June	3,419	2,396
July	5,757	3,667
August	7,223	4,523
September	8,881	5,766
October	10,316	
November	11,317	
December	12,415	
January	13,308	
February	14,873	
March	16,306	
April	16,835	
May	16,939	
June	16,947	

QUALITY

	Quantity	Base Number	Contract	AT	Region	England
% of FP17s for the same patient ID Re-attending within 3 months - Children	39	901	4.3%	10.8%	13.5%	12.4%
% of FP17s for the same patient ID Re-attending within 3 months - Adults	328	2,691	12.2%	15.6%	17.4%	16.7%
% of FP17s for the same patient ID Re-attending between 3 & 9 months - Children	436	901	48.4%	58.5%	59.0%	57.4%
% of FP17s for the same patient ID Re-attending between 3 & 9 months - Adults	1,261	2,691	46.9%	52.8%	52.6%	50.5%
% of FP17s for Band 1 Urgent Courses	254	3,182	8.0%	7.8%	9.4%	9.1%
% of FP17s Relating to Free Repair or Replacements	22	3,182	0.7%	1.2%	1.0%	0.8%
% of FP17s Relating to Continuations	59	3,182	1.9%	1.6%	1.5%	1.3%
% of Patients satisfied with the dentistry they have received	2	2	N/A	94.5%	93.7%	93.2%
% of Patients satisfied with the time they had to wait for an appointment	2	2	N/A	88.4%	90.0%	89.0%

* This is based on patients treated on this contract for their most recent course of treatment. Figures in italics indicate the base number of FP17s or Patient Questionnaire responses are less than 100. N/A is shown where the base number of responses is less than 10 during the period. % is calculated as Quantity/Base number*100

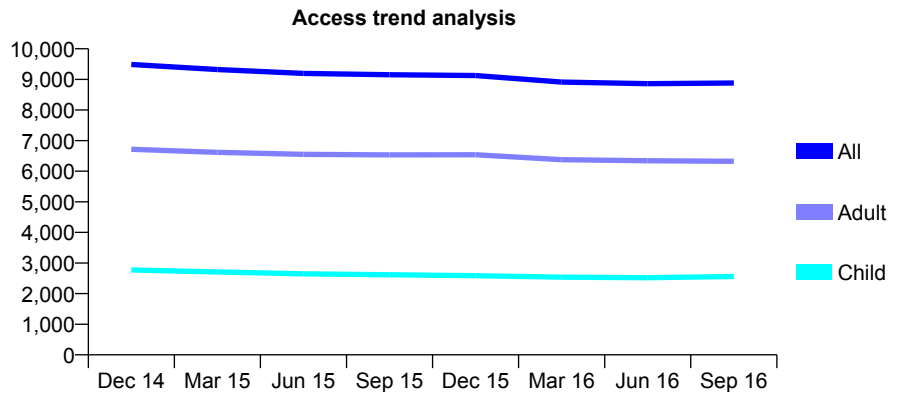
Q51 - Vital Signs At a Glance Contract Report for 113395/0003 - September 2016

Name or company name	Ffolliott Bird Associates Ltd
Contract type name	GDS Contract
Purpose of contract	General
Contract start date	01/09/2007
Contract end date	

16/17 Contracted general activity (UDA)	26,371
Carry forward general activity (UDA)	0
16/17 Contracted orthodontic activity (UOA)	0
Carry forward orthodontic activity (UOA)	0
Baseline contract value	£822,626.31

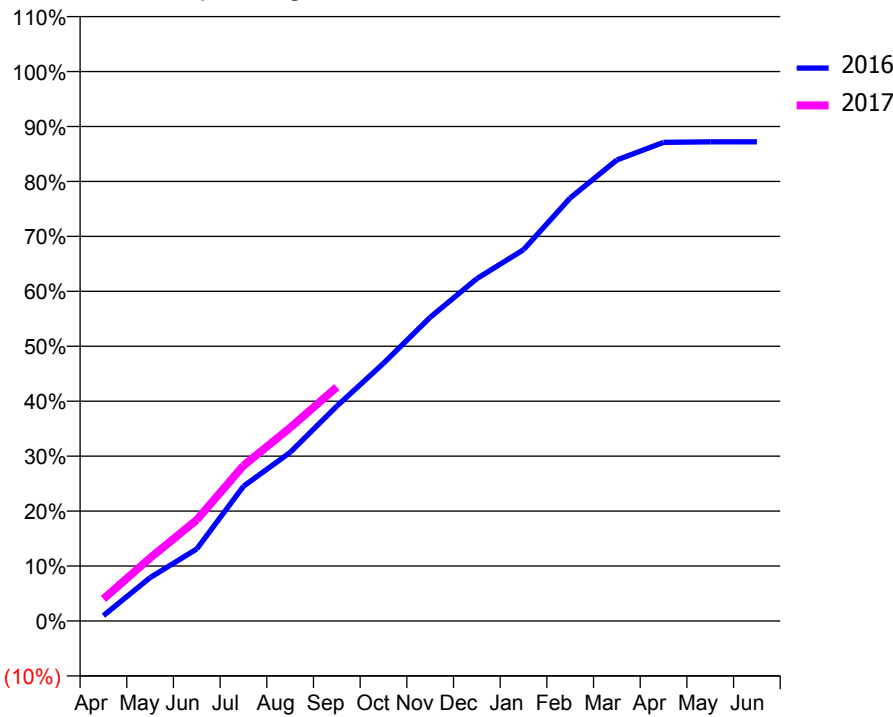
ACCESS*

Patients seen in 24 months	Total	Change since previous quarter
Quarter ending September 2015	9,153	
Quarter ending December 2015	9,125	→
Quarter ending March 2016	8,914	↓
Quarter ending June 2016	8,860	→
Quarter ending September 2016	8,881	→
Variance since September 2015	(3.0%)	↓



ACTIVITY

Cumulative percentage of contracted UDA delivered 2016 & 2017



Month	Adjusted Scheduled Activity (UDA)	
	2016	2017
April	257	1,060
May	2,084	3,023
June	3,457	4,857
July	6,465	7,457
August	8,094	9,276
September	10,316	11,230
October	12,365	
November	14,577	
December	16,433	
January	17,817	
February	20,303	
March	22,124	
April	22,969	
May	22,999	
June	22,996	

QUALITY

	Quantity	Base Number	Contract	AT	Region	England
% of FP17s for the same patient ID Re-attending within 3 months - Children	116	1,766	6.6%	10.8%	13.5%	12.4%
% of FP17s for the same patient ID Re-attending within 3 months - Adults	377	3,752	10.0%	15.6%	17.4%	16.7%
% of FP17s for the same patient ID Re-attending between 3 & 9 months - Children	682	1,766	38.6%	58.5%	59.0%	57.4%
% of FP17s for the same patient ID Re-attending between 3 & 9 months - Adults	1,433	3,752	38.2%	52.8%	52.6%	50.5%
% of FP17s for Band 1 Urgent Courses	217	5,161	4.2%	7.8%	9.4%	9.1%
% of FP17s Relating to Free Repair or Replacements	26	5,161	0.5%	1.2%	1.0%	0.8%
% of FP17s Relating to Continuations	80	5,161	1.6%	1.6%	1.5%	1.3%
% of Patients satisfied with the dentistry they have received	4	4	N/A	94.5%	93.7%	93.2%
% of Patients satisfied with the time they had to wait for an appointment	3	4	N/A	88.4%	90.0%	89.0%

* This is based on patients treated on this contract for their most recent course of treatment. Figures in italics indicate the base number of FP17s or Patient Questionnaire responses are less than 100. N/A is shown where the base number of responses is less than 10 during the period. % is calculated as Quantity/Base number*100

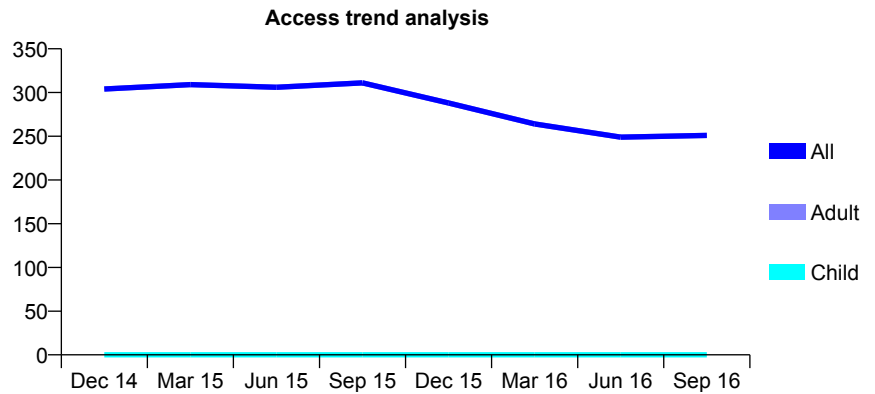
Q51 - Vital Signs At a Glance Contract Report for 113395/0004 - September 2016

Name or company name	Ffolliott Bird Associates Ltd
Contract type name	GDS Contract
Purpose of contract	General
Contract start date	01/04/2008
Contract end date	

16/17 Contracted general activity (UDA)	1,080
Carry forward general activity (UDA)	0
16/17 Contracted orthodontic activity (UOA)	0
Carry forward orthodontic activity (UOA)	0
Baseline contract value	£65,000.42

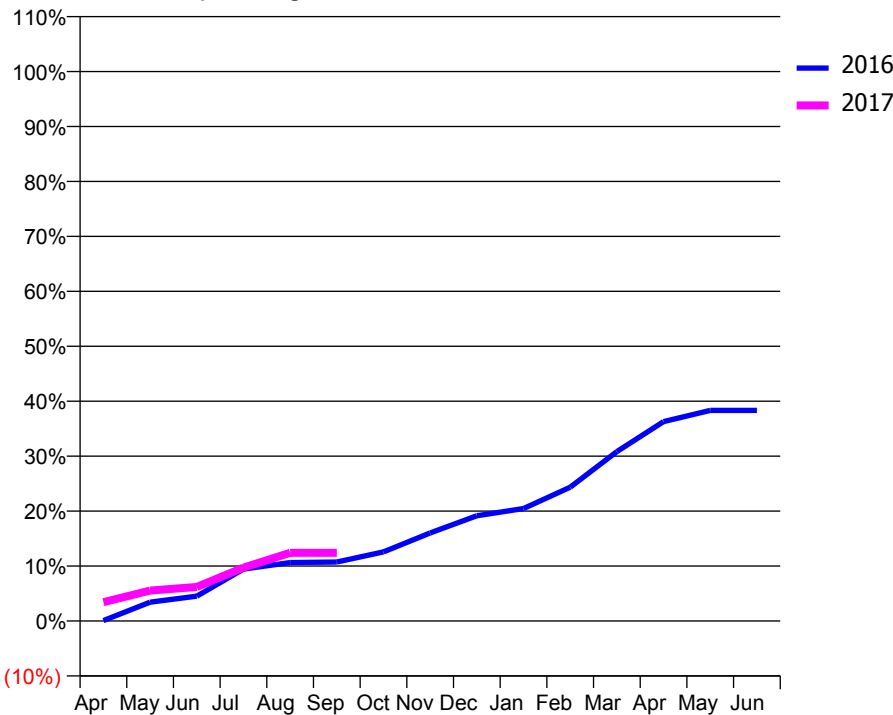
ACCESS*

Patients seen in 24 months	Total	Change since previous quarter
Quarter ending September 2015	311	
Quarter ending December 2015	288	↓
Quarter ending March 2016	264	↓
Quarter ending June 2016	249	↓
Quarter ending September 2016	251	→
Variance since September 2015	(19.3%)	↓



ACTIVITY

Cumulative percentage of contracted UDA delivered 2016 & 2017



Month	Adjusted Scheduled Activity (UDA)	
	2016	2017
April	1	37
May	37	60
June	49	67
July	102	105
August	115	134
September	116	134
October	136	
November	173	
December	207	
January	221	
February	263	
March	333	
April	392	
May	414	
June	414	

QUALITY

	Quantity	Base Number	Contract	AT	Region	England
% of FP17s for the same patient ID Re-attending within 3 months - Children	0	0	N/A	10.8%	13.5%	12.4%
% of FP17s for the same patient ID Re-attending within 3 months - Adults	4	95	4.2%	15.6%	17.4%	16.7%
% of FP17s for the same patient ID Re-attending between 3 & 9 months - Children	0	0	N/A	58.5%	59.0%	57.4%
% of FP17s for the same patient ID Re-attending between 3 & 9 months - Adults	7	95	7.4%	52.8%	52.6%	50.5%
% of FP17s for Band 1 Urgent Courses	0	60	0.0%	7.8%	9.4%	9.1%
% of FP17s Relating to Free Repair or Replacements	0	60	0.0%	1.2%	1.0%	0.8%
% of FP17s Relating to Continuations	0	60	0.0%	1.6%	1.5%	1.3%
% of Patients satisfied with the dentistry they have received	1	1	N/A	94.5%	93.7%	93.2%
% of Patients satisfied with the time they had to wait for an appointment	1	1	N/A	88.4%	90.0%	89.0%

* This is based on patients treated on this contract for their most recent course of treatment. Figures in italics indicate the base number of FP17s or Patient Questionnaire responses are less than 100. N/A is shown where the base number of responses is less than 10 during the period. % is calculated as Quantity/Base number*100

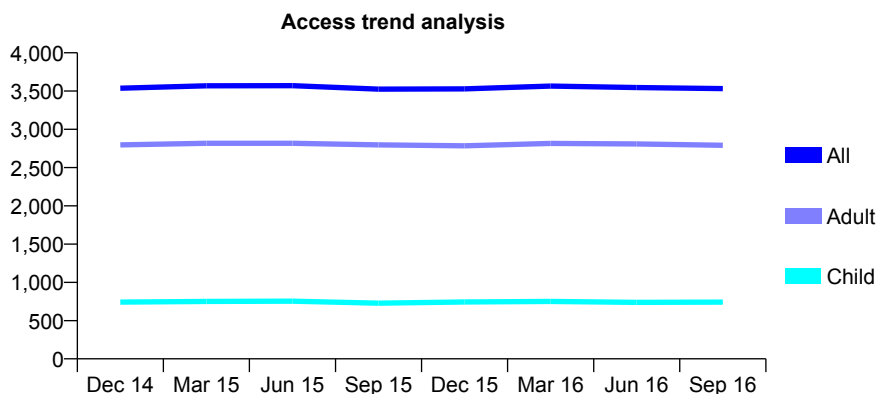
Q51 - Vital Signs At a Glance Contract Report for 114227/0001 - September 2016

Name or company name	Holme Lane Dental Practice
Contract type name	GDS Contract
Purpose of contract	General
Contract start date	01/11/2008
Contract end date	

16/17 Contracted general activity (UDA)	10,817
Carry forward general activity (UDA)	-81
16/17 Contracted orthodontic activity (UOA)	0
Carry forward orthodontic activity (UOA)	0
Baseline contract value	£341,476.42

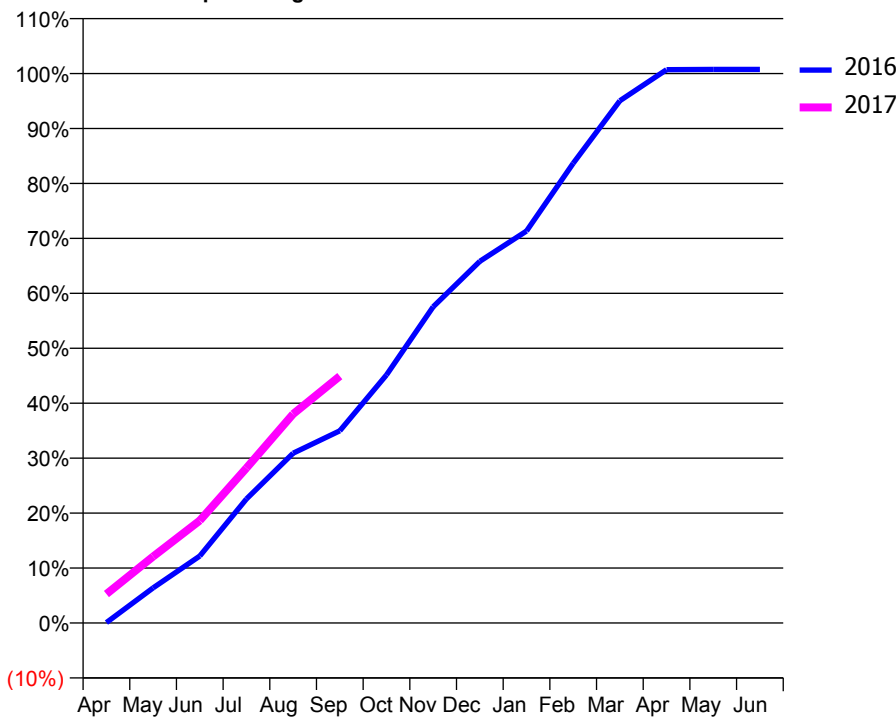
ACCESS*

Patients seen in 24 months	Total	Change since previous quarter
Quarter ending September 2015	3,525	
Quarter ending December 2015	3,529	→
Quarter ending March 2016	3,565	→
Quarter ending June 2016	3,546	→
Quarter ending September 2016	3,532	→
Variance since September 2015	0.2%	→



ACTIVITY

Cumulative percentage of contracted UDA delivered 2016 & 2017



Month	Adjusted Scheduled Activity (UDA)	
	2016	2017
April	9	572
May	691	1,308
June	1,319	2,018
July	2,442	3,053
August	3,342	4,116
September	3,784	4,860
October	4,883	
November	6,225	
December	7,121	
January	7,715	
February	9,049	
March	10,282	
April	10,893	
May	10,897	
June	10,898	

QUALITY

	Quantity	Base Number	Contract	AT	Region	England
% of FP17s for the same patient ID Re-attending within 3 months - Children	41	523	7.8%	10.8%	13.5%	12.4%
% of FP17s for the same patient ID Re-attending within 3 months - Adults	295	1,853	15.9%	15.6%	17.4%	16.7%
% of FP17s for the same patient ID Re-attending between 3 & 9 months - Children	240	523	45.9%	58.5%	59.0%	57.4%
% of FP17s for the same patient ID Re-attending between 3 & 9 months - Adults	805	1,853	43.4%	52.8%	52.6%	50.5%
% of FP17s for Band 1 Urgent Courses	128	2,143	6.0%	7.8%	9.4%	9.1%
% of FP17s Relating to Free Repair or Replacements	27	2,143	1.3%	1.2%	1.0%	0.8%
% of FP17s Relating to Continuations	81	2,143	3.8%	1.6%	1.5%	1.3%
% of Patients satisfied with the dentistry they have received	7	7	N/A	94.5%	93.7%	93.2%
% of Patients satisfied with the time they had to wait for an appointment	7	7	N/A	88.4%	90.0%	89.0%

* This is based on patients treated on this contract for their most recent course of treatment. Figures in italics indicate the base number of FP17s or Patient Questionnaire responses are less than 100. N/A is shown where the base number of responses is less than 10 during the period. % is calculated as Quantity/Base number*100

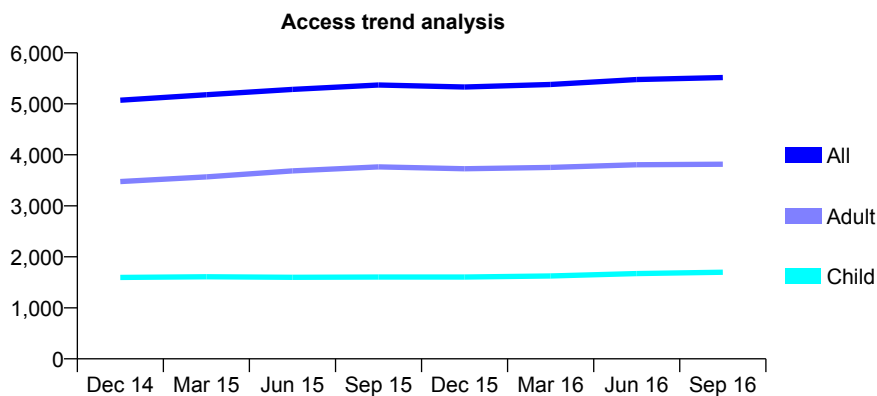
Q51 - Vital Signs At a Glance Contract Report for 114871/0001 - September 2016

Name or company name	Abbeydale Road Family Dental Centre
Contract type name	GDS Contract
Purpose of contract	General
Contract start date	01/04/2012
Contract end date	

16/17 Contracted general activity (UDA)	13,643
Carry forward general activity (UDA)	0
16/17 Contracted orthodontic activity (UOA)	0
Carry forward orthodontic activity (UOA)	0
Baseline contract value	£357,896.14

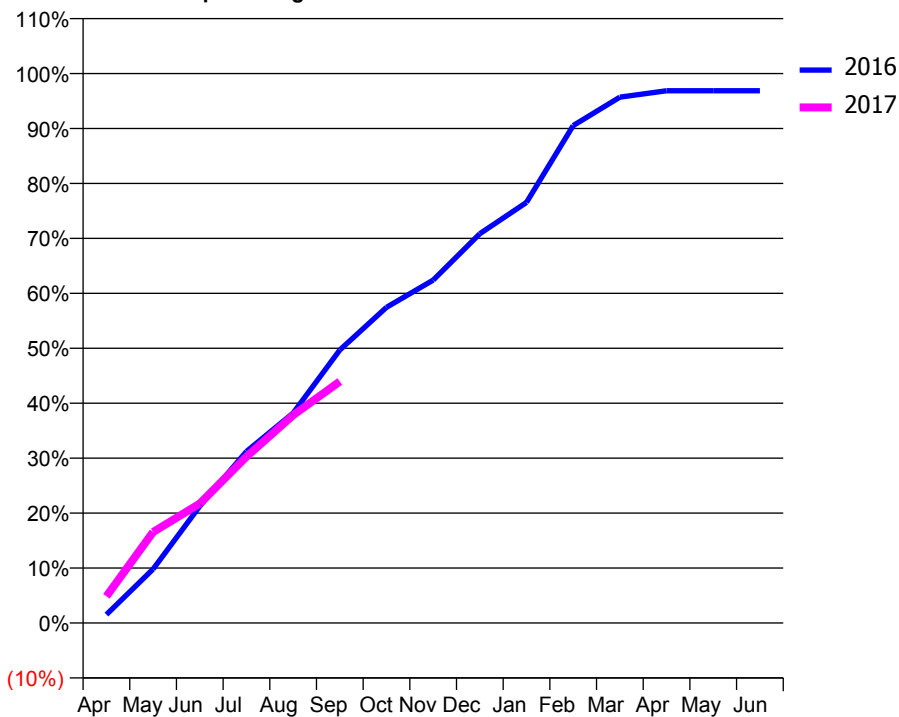
ACCESS*

Patients seen in 24 months	Total	Change since previous quarter
Quarter ending September 2015	5,369	
Quarter ending December 2015	5,330	→
Quarter ending March 2016	5,379	→
Quarter ending June 2016	5,477	→
Quarter ending September 2016	5,515	→
Variance since September 2015	2.7%	↑



ACTIVITY

Cumulative percentage of contracted UDA delivered 2016 & 2017



Adjusted Scheduled Activity (UDA)

Month	2016	2017
April	210	663
May	1,341	2,260
June	2,902	2,965
July	4,260	4,129
August	5,214	5,160
September	6,780	5,998
October	7,840	
November	8,514	
December	9,665	
January	10,445	
February	12,352	
March	13,056	
April	13,215	
May	13,215	
June	13,214	

QUALITY

	Quantity	Base Number	Contract	AT	Region	England
% of FP17s for the same patient ID Re-attending within 3 months - Children	78	1,013	7.7%	10.8%	13.5%	12.4%
% of FP17s for the same patient ID Re-attending within 3 months - Adults	330	1,655	19.9%	15.6%	17.4%	16.7%
% of FP17s for the same patient ID Re-attending between 3 & 9 months - Children	413	1,013	40.8%	58.5%	59.0%	57.4%
% of FP17s for the same patient ID Re-attending between 3 & 9 months - Adults	622	1,655	37.6%	52.8%	52.6%	50.5%
% of FP17s for Band 1 Urgent Courses	189	2,587	7.3%	7.8%	9.4%	9.1%
% of FP17s Relating to Free Repair or Replacements	3	2,587	0.1%	1.2%	1.0%	0.8%
% of FP17s Relating to Continuations	114	2,587	4.4%	1.6%	1.5%	1.3%
% of Patients satisfied with the dentistry they have received	0	2	N/A	94.5%	93.7%	93.2%
% of Patients satisfied with the time they had to wait for an appointment	0	2	N/A	88.4%	90.0%	89.0%

* This is based on patients treated on this contract for their most recent course of treatment. Figures in italics indicate the base number of FP17s or Patient Questionnaire responses are less than 100. N/A is shown where the base number of responses is less than 10 during the period. % is calculated as Quantity/Base number*100

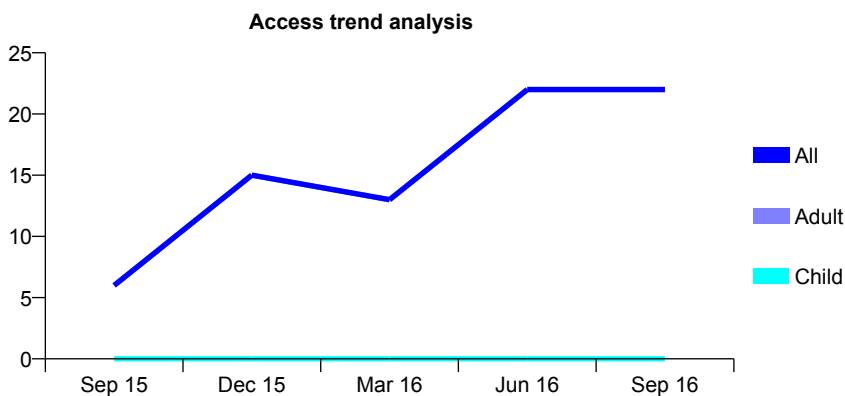
Q51 - Vital Signs At a Glance Contract Report for 115142/0001 - September 2016

Name or company name	Sheffield Teaching Hospital NHS FT
Contract type name	PDS Contract
Purpose of contract	General
Contract start date	01/05/2015
Contract end date	30/04/2020

16/17 Contracted general activity (UDA)	1,800
Carry forward general activity (UDA)	0
16/17 Contracted orthodontic activity (UOA)	0
Carry forward orthodontic activity (UOA)	0
Baseline contract value	£74,700.15

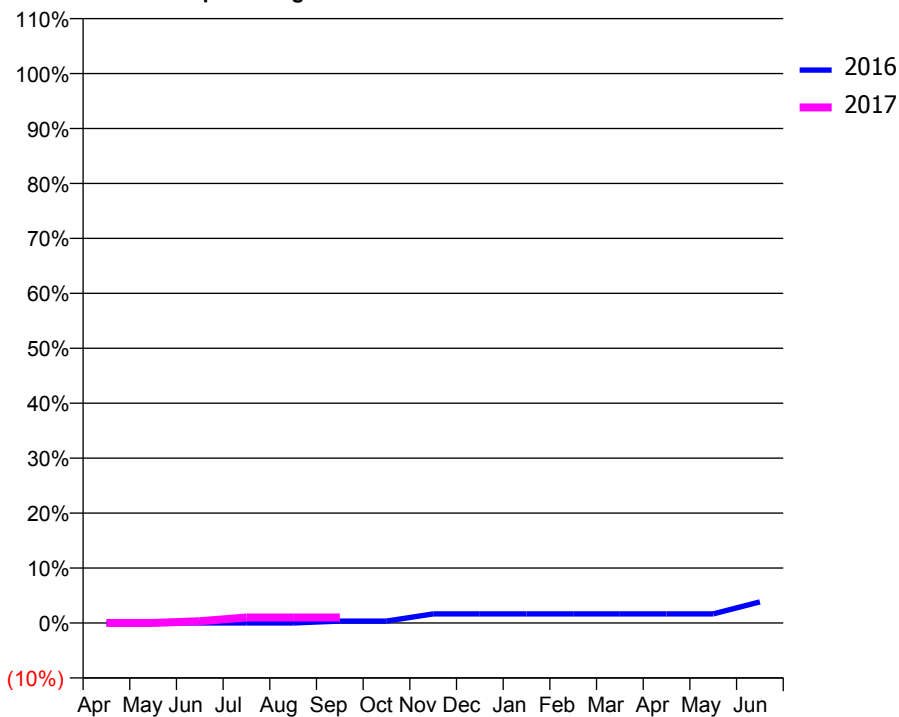
ACCESS*

Patients seen in 24 months	Total	Change since previous quarter
Quarter ending September 2015	6	
Quarter ending December 2015	15	↑
Quarter ending March 2016	13	↓
Quarter ending June 2016	22	↑
Quarter ending September 2016	22	→
Variance since September 2015	266.7%	↑



ACTIVITY

Cumulative percentage of contracted UDA delivered 2016 & 2017



Month	Adjusted Scheduled Activity (UDA)	
	2016	2017
April	0	0
May	0	0
June	0	6
July	0	18
August	0	18
September	6	18
October	6	
November	28	
December	28	
January	28	
February	28	
March	28	
April	28	
May	28	
June	64	

QUALITY

	Quantity	Base Number	Contract	AT	Region	England
% of FP17s for the same patient ID Re-attending within 3 months - Children	0	0	N/A	10.8%	13.5%	12.4%
% of FP17s for the same patient ID Re-attending within 3 months - Adults	0	21	0.0%	15.6%	17.4%	16.7%
% of FP17s for the same patient ID Re-attending between 3 & 9 months - Children	0	0	N/A	58.5%	59.0%	57.4%
% of FP17s for the same patient ID Re-attending between 3 & 9 months - Adults	0	21	0.0%	52.8%	52.6%	50.5%
% of FP17s for Band 1 Urgent Courses	0	6	0.0%	7.8%	9.4%	9.1%
% of FP17s Relating to Free Repair or Replacements	0	6	0.0%	1.2%	1.0%	0.8%
% of FP17s Relating to Continuations	0	6	0.0%	1.6%	1.5%	1.3%
% of Patients satisfied with the dentistry they have received	0	0	N/A	94.5%	93.7%	93.2%
% of Patients satisfied with the time they had to wait for an appointment	0	0	N/A	88.4%	90.0%	89.0%

* This is based on patients treated on this contract for their most recent course of treatment. Figures in italics indicate the base number of FP17s or Patient Questionnaire responses are less than 100. N/A is shown where the base number of responses is less than 10 during the period. % is calculated as Quantity/Base number*100

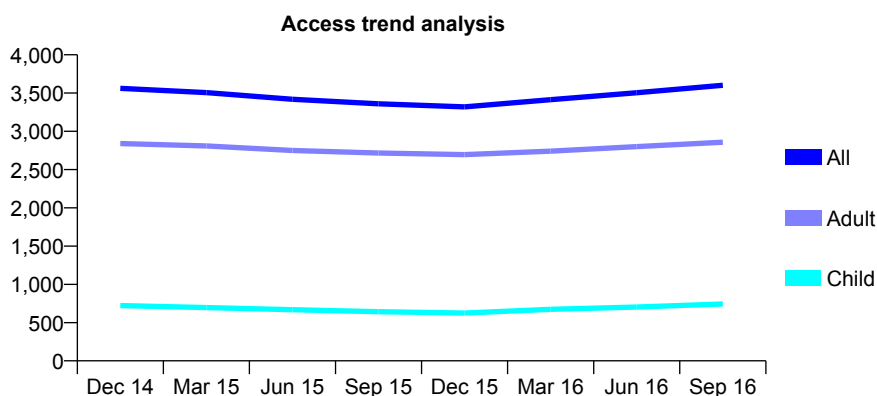
Q51 - Vital Signs At a Glance Contract Report for 116823/0001 - September 2016

Name or company name	Rayner and Horscroft
Contract type name	GDS Contract
Purpose of contract	General
Contract start date	27/01/2010
Contract end date	

16/17 Contracted general activity (UDA)	10,751
Carry forward general activity (UDA)	0
16/17 Contracted orthodontic activity (UOA)	0
Carry forward orthodontic activity (UOA)	0
Baseline contract value	£340,268.78

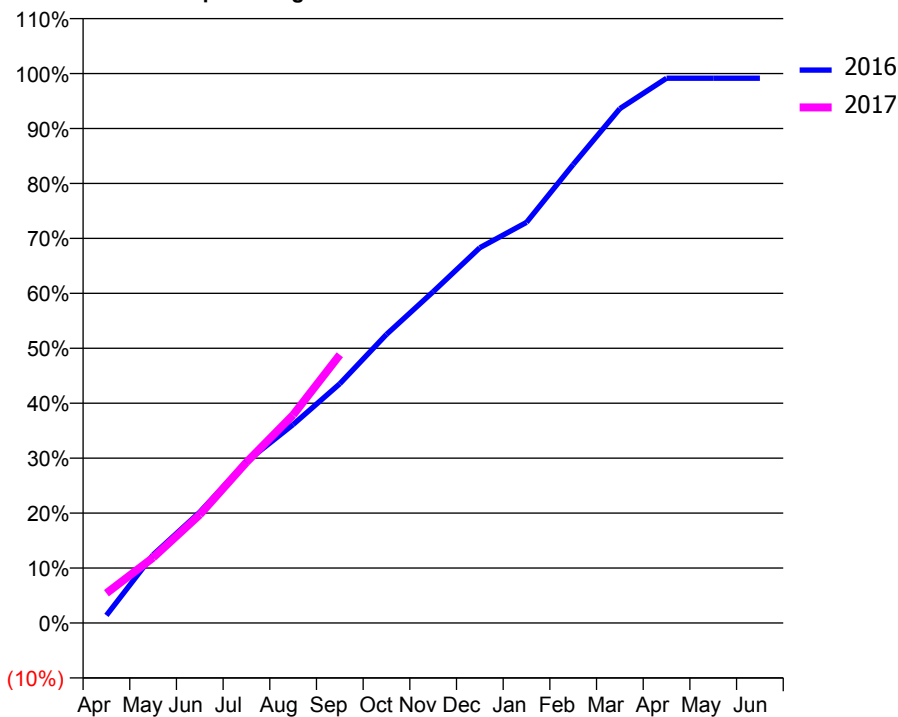
ACCESS*

Patients seen in 24 months	Total	Change since previous quarter
Quarter ending September 2015	3,359	
Quarter ending December 2015	3,320	↓
Quarter ending March 2016	3,414	↑
Quarter ending June 2016	3,504	↑
Quarter ending September 2016	3,601	↑
Variance since September 2015	7.2%	↑



ACTIVITY

Cumulative percentage of contracted UDA delivered 2016 & 2017



Month	Adjusted Scheduled Activity (UDA)	
	2016	2017
April	150	582
May	1,327	1,280
June	2,159	2,120
July	3,144	3,146
August	3,866	4,070
September	4,661	5,248
October	5,621	
November	6,454	
December	7,310	
January	7,805	
February	8,932	
March	10,018	
April	10,612	
May	10,612	
June	10,612	

QUALITY

	Quantity	Base Number	Contract	AT	Region	England
% of FP17s for the same patient ID Re-attending within 3 months - Children	109	777	14.0%	10.8%	13.5%	12.4%
% of FP17s for the same patient ID Re-attending within 3 months - Adults	302	2,757	11.0%	15.6%	17.4%	16.7%
% of FP17s for the same patient ID Re-attending between 3 & 9 months - Children	481	777	61.9%	58.5%	59.0%	57.4%
% of FP17s for the same patient ID Re-attending between 3 & 9 months - Adults	2,023	2,757	73.4%	52.8%	52.6%	50.5%
% of FP17s for Band 1 Urgent Courses	90	3,247	2.8%	7.8%	9.4%	9.1%
% of FP17s Relating to Free Repair or Replacements	16	3,247	0.5%	1.2%	1.0%	0.8%
% of FP17s Relating to Continuations	31	3,247	1.0%	1.6%	1.5%	1.3%
% of Patients satisfied with the dentistry they have received	3	4	N/A	94.5%	93.7%	93.2%
% of Patients satisfied with the time they had to wait for an appointment	3	4	N/A	88.4%	90.0%	89.0%

* This is based on patients treated on this contract for their most recent course of treatment. Figures in italics indicate the base number of FP17s or Patient Questionnaire responses are less than 100. N/A is shown where the base number of responses is less than 10 during the period. % is calculated as Quantity/Base number*100

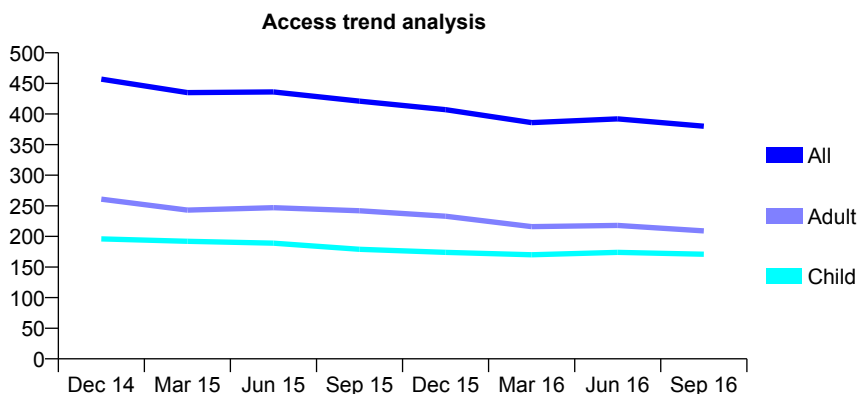
Q51 - Vital Signs At a Glance Contract Report for 117641/0001 - September 2016

Name or company name	Bealby & Jones
Contract type name	GDS Contract
Purpose of contract	General
Contract start date	01/04/2006
Contract end date	

16/17 Contracted general activity (UDA)	1,207
Carry forward general activity (UDA)	0
16/17 Contracted orthodontic activity (UOA)	0
Carry forward orthodontic activity (UOA)	0
Baseline contract value	£37,996.97

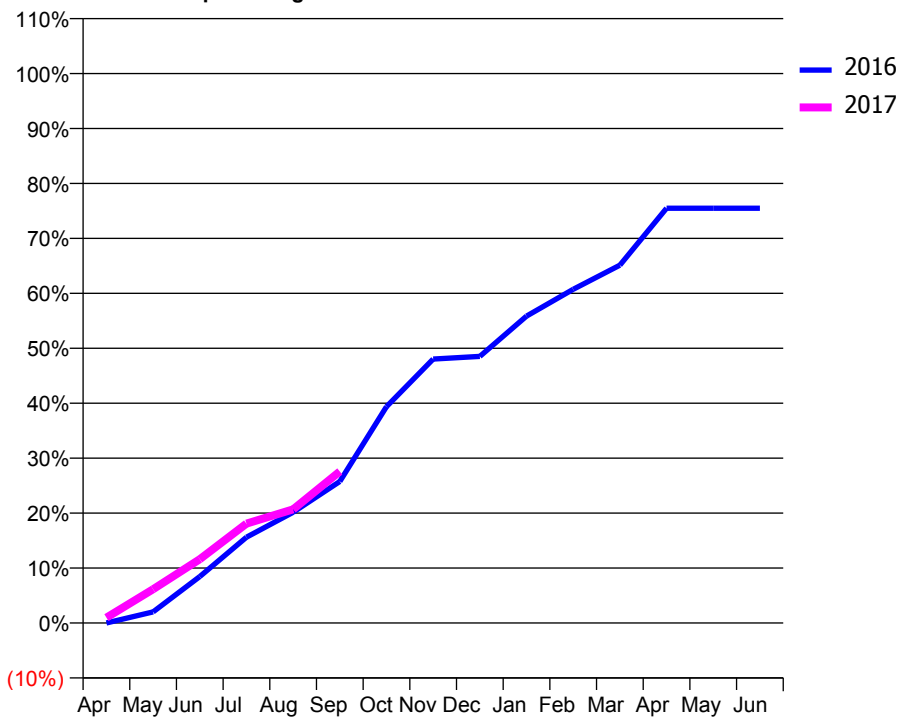
ACCESS*

Patients seen in 24 months	Total	Change since previous quarter
Quarter ending September 2015	421	
Quarter ending December 2015	407	↓
Quarter ending March 2016	386	↓
Quarter ending June 2016	392	→
Quarter ending September 2016	380	↓
Variance since September 2015	(9.7%)	↓



ACTIVITY

Cumulative percentage of contracted UDA delivered 2016 & 2017



Adjusted Scheduled Activity (UDA)

Month	2016	2017
April	0	12
May	24	74
June	102	140
July	188	218
August	243	250
September	311	333
October	475	
November	580	
December	586	
January	674	
February	733	
March	786	
April	911	
May	911	
June	911	

QUALITY

	Quantity	Base Number	Contract	AT	Region	England
% of FP17s for the same patient ID Re-attending within 3 months - Children	2	109	1.8%	10.8%	13.5%	12.4%
% of FP17s for the same patient ID Re-attending within 3 months - Adults	8	102	7.8%	15.6%	17.4%	16.7%
% of FP17s for the same patient ID Re-attending between 3 & 9 months - Children	68	109	62.4%	58.5%	59.0%	57.4%
% of FP17s for the same patient ID Re-attending between 3 & 9 months - Adults	43	102	42.2%	52.8%	52.6%	50.5%
% of FP17s for Band 1 Urgent Courses	10	154	6.5%	7.8%	9.4%	9.1%
% of FP17s Relating to Free Repair or Replacements	0	154	0.0%	1.2%	1.0%	0.8%
% of FP17s Relating to Continuations	0	154	0.0%	1.6%	1.5%	1.3%
% of Patients satisfied with the dentistry they have received	0	0	N/A	94.5%	93.7%	93.2%
% of Patients satisfied with the time they had to wait for an appointment	0	0	N/A	88.4%	90.0%	89.0%

* This is based on patients treated on this contract for their most recent course of treatment. Figures in italics indicate the base number of FP17s or Patient Questionnaire responses are less than 100. N/A is shown where the base number of responses is less than 10 during the period. % is calculated as Quantity/Base number*100

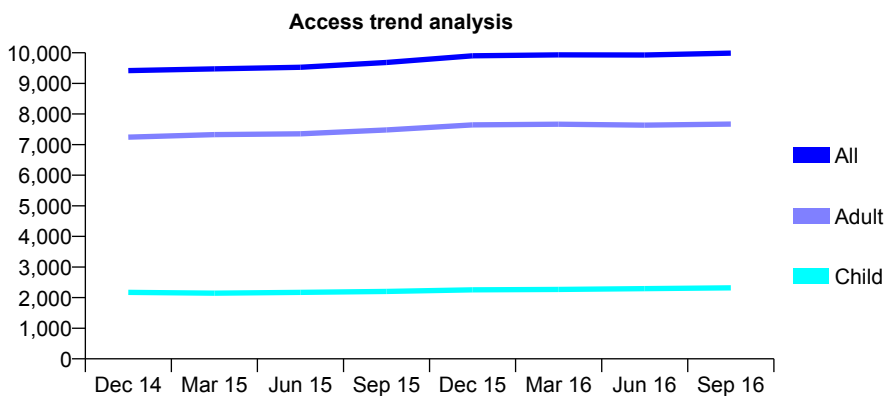
Q51 - Vital Signs At a Glance Contract Report for 118060/0005 - September 2016

Name or company name	Genix Healthcare Ltd
Contract type name	GDS Contract
Purpose of contract	General
Contract start date	01/11/2006
Contract end date	

16/17 Contracted general activity (UDA)	28,148
Carry forward general activity (UDA)	0
16/17 Contracted orthodontic activity (UOA)	0
Carry forward orthodontic activity (UOA)	0
Baseline contract value	£726,396.18

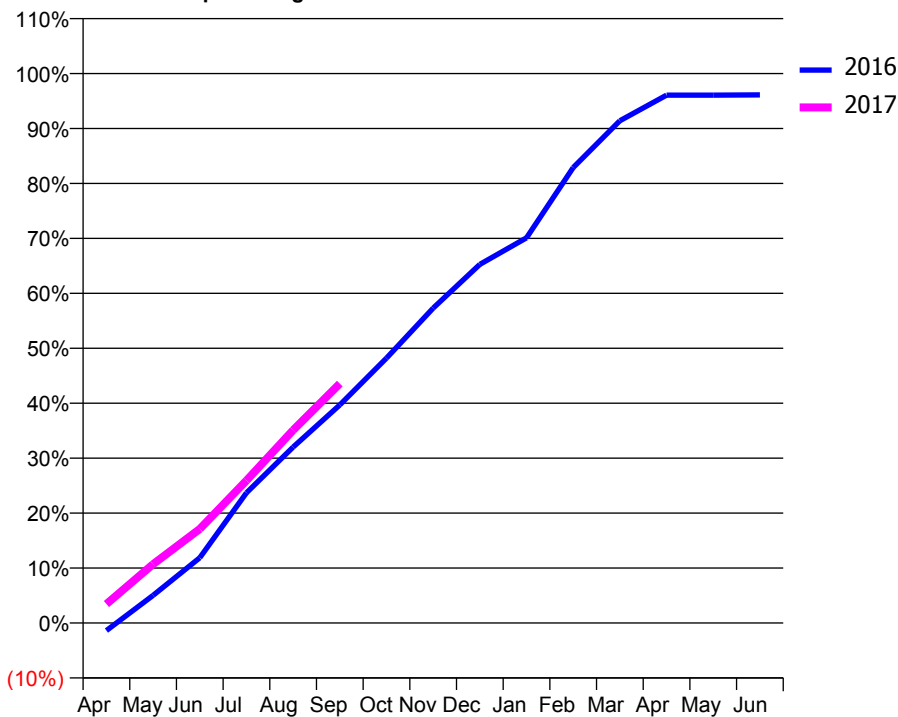
ACCESS*

Patients seen in 24 months	Total	Change since previous quarter
Quarter ending September 2015	9,682	
Quarter ending December 2015	9,900	↑
Quarter ending March 2016	9,933	→
Quarter ending June 2016	9,928	→
Quarter ending September 2016	9,988	→
Variance since September 2015	3.2%	↑



ACTIVITY

Cumulative percentage of contracted UDA delivered 2016 & 2017



Month	Adjusted Scheduled Activity (UDA)	
	2016	2017
April	-391	971
May	1,417	3,017
June	3,345	4,817
July	6,671	7,298
August	9,010	9,881
September	11,172	12,265
October	13,566	
November	16,132	
December	18,370	
January	19,730	
February	23,333	
March	25,727	
April	27,039	
May	27,040	
June	27,054	

QUALITY

	Quantity	Base Number	Contract	AT	Region	England
% of FP17s for the same patient ID Re-attending within 3 months - Children	241	2,030	11.9%	10.8%	13.5%	12.4%
% of FP17s for the same patient ID Re-attending within 3 months - Adults	851	5,761	14.8%	15.6%	17.4%	16.7%
% of FP17s for the same patient ID Re-attending between 3 & 9 months - Children	1,307	2,030	64.4%	58.5%	59.0%	57.4%
% of FP17s for the same patient ID Re-attending between 3 & 9 months - Adults	3,432	5,761	59.6%	52.8%	52.6%	50.5%
% of FP17s for Band 1 Urgent Courses	489	7,116	6.9%	7.8%	9.4%	9.1%
% of FP17s Relating to Free Repair or Replacements	60	7,116	0.8%	1.2%	1.0%	0.8%
% of FP17s Relating to Continuations	55	7,116	0.8%	1.6%	1.5%	1.3%
% of Patients satisfied with the dentistry they have received	17	18	94.4%	94.5%	93.7%	93.2%
% of Patients satisfied with the time they had to wait for an appointment	15	18	83.3%	88.4%	90.0%	89.0%

* This is based on patients treated on this contract for their most recent course of treatment. Figures in italics indicate the base number of FP17s or Patient Questionnaire responses are less than 100. N/A is shown where the base number of responses is less than 10 during the period. % is calculated as Quantity/Base number*100

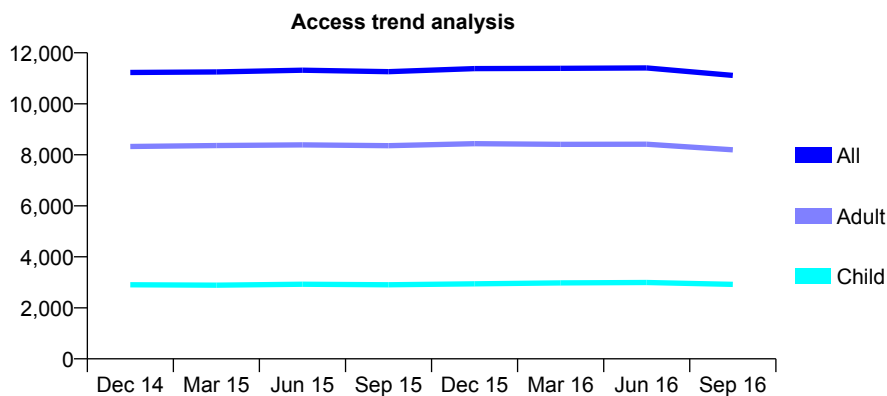
Q51 - Vital Signs At a Glance Contract Report for 118060/0007 - September 2016

Name or company name	Genix Healthcare Ltd
Contract type name	GDS Contract
Purpose of contract	General
Contract start date	01/01/2007
Contract end date	

16/17 Contracted general activity (UDA)	31,865
Carry forward general activity (UDA)	-637
16/17 Contracted orthodontic activity (UOA)	0
Carry forward orthodontic activity (UOA)	0
Baseline contract value	£901,714.44

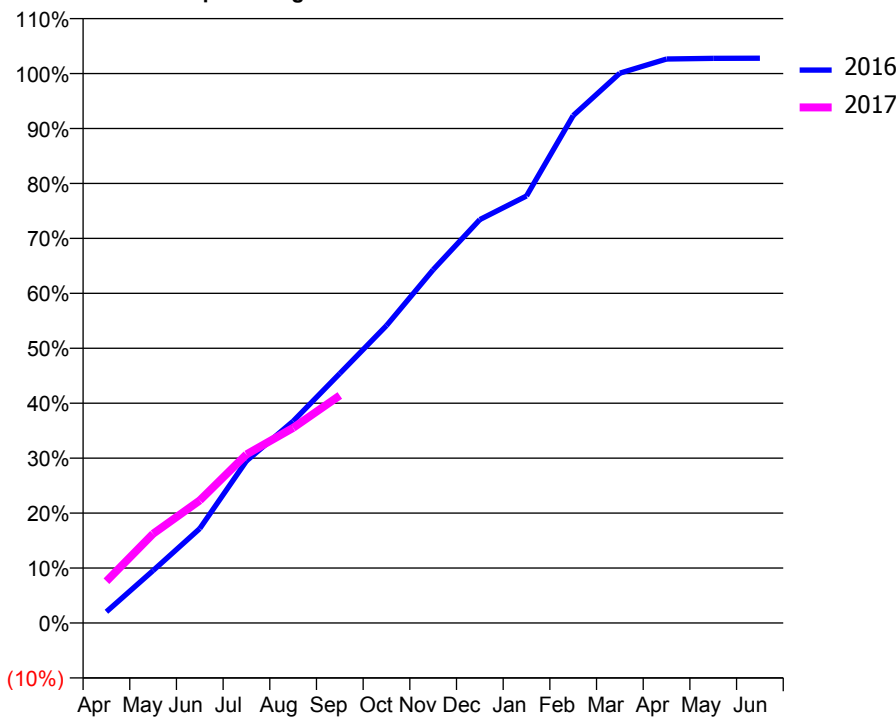
ACCESS*

Patients seen in 24 months	Total	Change since previous quarter
Quarter ending September 2015	11,262	
Quarter ending December 2015	11,378	→
Quarter ending March 2016	11,390	→
Quarter ending June 2016	11,406	→
Quarter ending September 2016	11,116	↓
Variance since September 2015	(1.3%)	↓



ACTIVITY

Cumulative percentage of contracted UDA delivered 2016 & 2017



Month	Adjusted Scheduled Activity (UDA)	
	2016	2017
April	656	2,421
May	3,040	5,177
June	5,482	7,110
July	9,398	9,778
August	11,704	11,313
September	14,473	13,194
October	17,247	
November	20,488	
December	23,392	
January	24,765	
February	29,425	
March	31,885	
April	32,703	
May	32,746	
June	32,749	

QUALITY

	Quantity	Base Number	Contract	AT	Region	England
% of FP17s for the same patient ID Re-attending within 3 months - Children	148	1,774	8.3%	10.8%	13.5%	12.4%
% of FP17s for the same patient ID Re-attending within 3 months - Adults	672	4,595	14.6%	15.6%	17.4%	16.7%
% of FP17s for the same patient ID Re-attending between 3 & 9 months - Children	931	1,774	52.5%	58.5%	59.0%	57.4%
% of FP17s for the same patient ID Re-attending between 3 & 9 months - Adults	2,245	4,595	48.9%	52.8%	52.6%	50.5%
% of FP17s for Band 1 Urgent Courses	580	5,883	9.9%	7.8%	9.4%	9.1%
% of FP17s Relating to Free Repair or Replacements	62	5,883	1.1%	1.2%	1.0%	0.8%
% of FP17s Relating to Continuations	28	5,883	0.5%	1.6%	1.5%	1.3%
% of Patients satisfied with the dentistry they have received	9	11	81.8%	94.5%	93.7%	93.2%
% of Patients satisfied with the time they had to wait for an appointment	9	11	81.8%	88.4%	90.0%	89.0%

* This is based on patients treated on this contract for their most recent course of treatment. Figures in italics indicate the base number of FP17s or Patient Questionnaire responses are less than 100. N/A is shown where the base number of responses is less than 10 during the period. % is calculated as Quantity/Base number*100

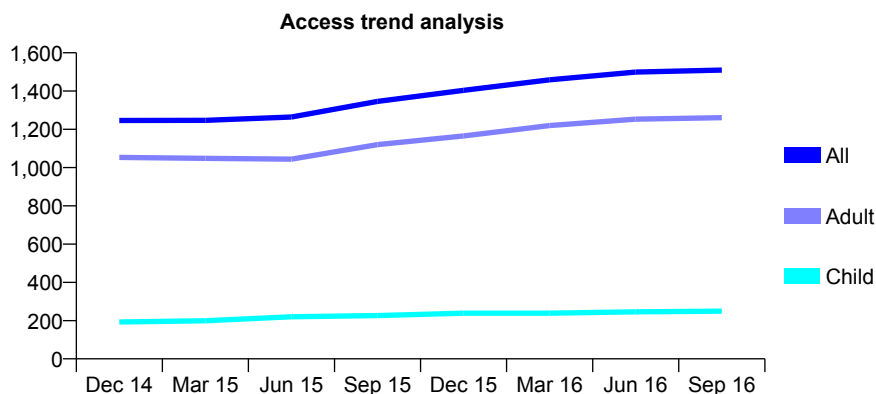
Q51 - Vital Signs At a Glance Contract Report for 118060/0011 - September 2016

Name or company name	Genix Healthcare Ltd
Contract type name	GDS Contract
Purpose of contract	General
Contract start date	01/04/2007
Contract end date	

16/17 Contracted general activity (UDA)	4,381
Carry forward general activity (UDA)	-41
16/17 Contracted orthodontic activity (UOA)	0
Carry forward orthodontic activity (UOA)	0
Baseline contract value	£123,973.71

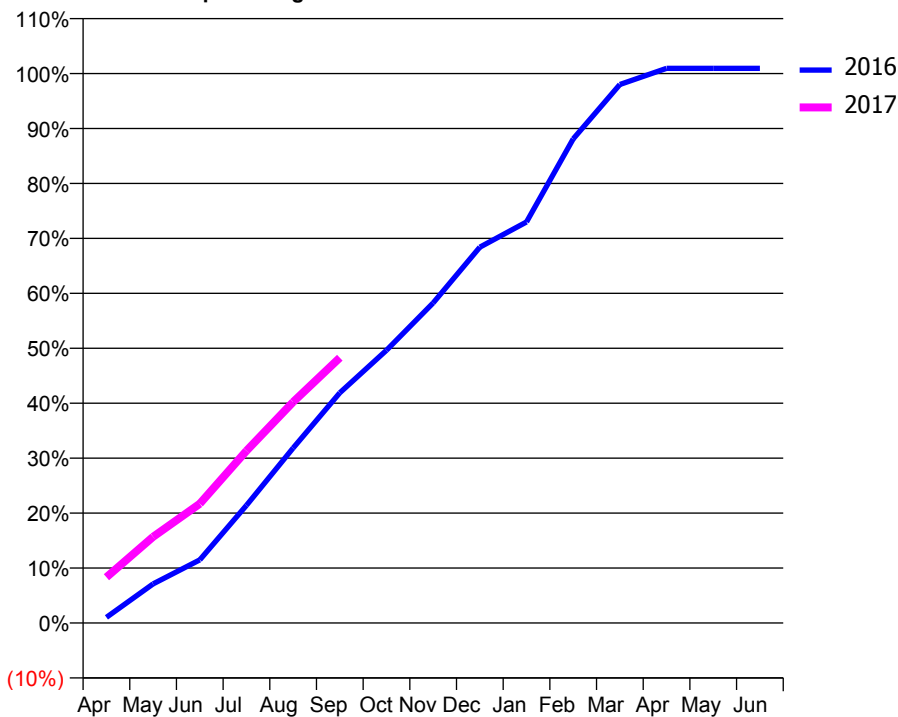
ACCESS*

Patients seen in 24 months	Total	Change since previous quarter
Quarter ending September 2015	1,346	
Quarter ending December 2015	1,404	↑
Quarter ending March 2016	1,459	↑
Quarter ending June 2016	1,499	↑
Quarter ending September 2016	1,510	→
Variance since September 2015	12.2%	↑



ACTIVITY

Cumulative percentage of contracted UDA delivered 2016 & 2017



Month	Adjusted Scheduled Activity (UDA)	
	2016	2017
April	45	366
May	312	688
June	503	951
July	938	1,373
August	1,396	1,762
September	1,836	2,115
October	2,175	
November	2,552	
December	2,997	
January	3,197	
February	3,859	
March	4,294	
April	4,422	
May	4,422	
June	4,422	

QUALITY

	Quantity	Base Number	Contract	AT	Region	England
% of FP17s for the same patient ID Re-attending within 3 months - Children	9	228	3.9%	10.8%	13.5%	12.4%
% of FP17s for the same patient ID Re-attending within 3 months - Adults	104	978	10.6%	15.6%	17.4%	16.7%
% of FP17s for the same patient ID Re-attending between 3 & 9 months - Children	176	228	77.2%	58.5%	59.0%	57.4%
% of FP17s for the same patient ID Re-attending between 3 & 9 months - Adults	588	978	60.1%	52.8%	52.6%	50.5%
% of FP17s for Band 1 Urgent Courses	56	1,140	4.9%	7.8%	9.4%	9.1%
% of FP17s Relating to Free Repair or Replacements	1	1,140	0.1%	1.2%	1.0%	0.8%
% of FP17s Relating to Continuations	5	1,140	0.4%	1.6%	1.5%	1.3%
% of Patients satisfied with the dentistry they have received	3	3	N/A	94.5%	93.7%	93.2%
% of Patients satisfied with the time they had to wait for an appointment	1	3	N/A	88.4%	90.0%	89.0%

* This is based on patients treated on this contract for their most recent course of treatment. Figures in italics indicate the base number of FP17s or Patient Questionnaire responses are less than 100. N/A is shown where the base number of responses is less than 10 during the period. % is calculated as Quantity/Base number*100

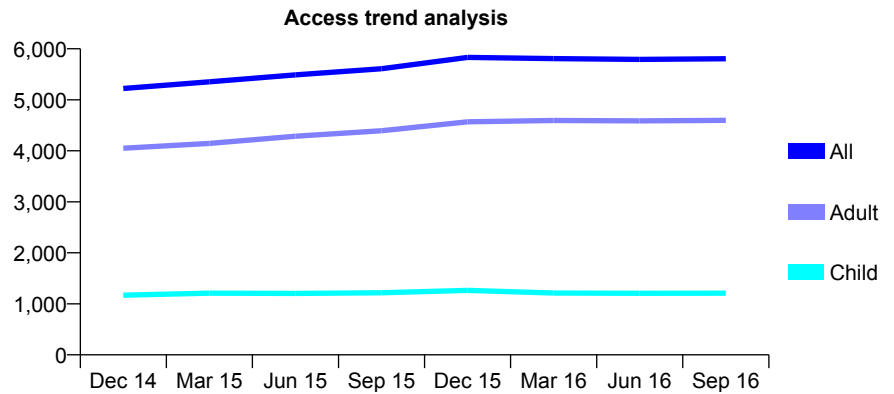
Q51 - Vital Signs At a Glance Contract Report for 118060/0013 - September 2016

Name or company name	Genix Healthcare Ltd
Contract type name	Pilot Contract
Purpose of contract	General
Contract start date	01/05/2007
Contract end date	

16/17 Contracted general activity (UDA)	25,767
Carry forward general activity (UDA)	0
16/17 Contracted orthodontic activity (UOA)	0
Carry forward orthodontic activity (UOA)	0
Baseline contract value	£868,555.18

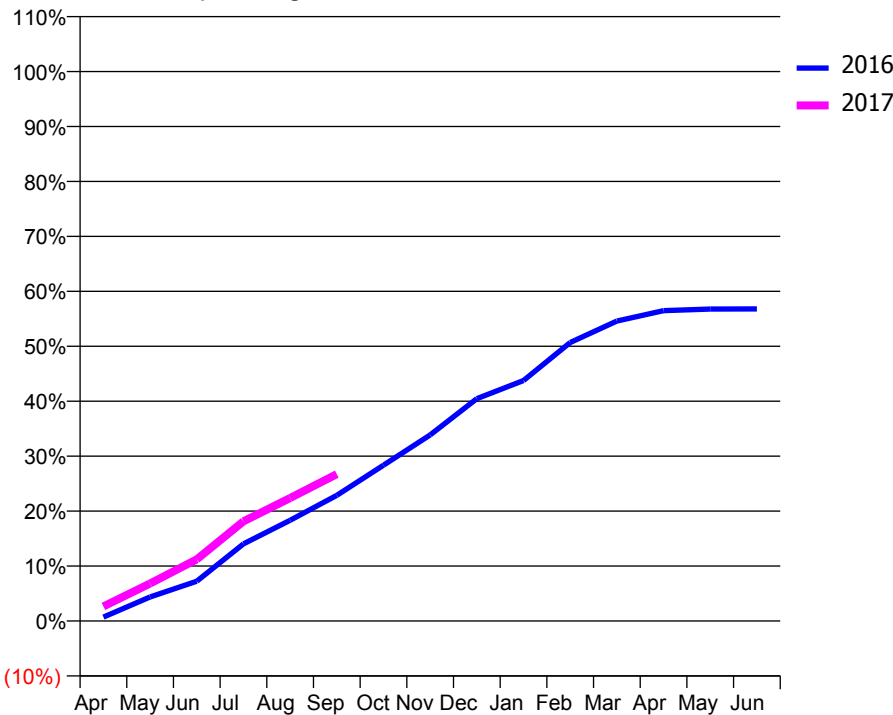
ACCESS*

Patients seen in 24 months	Total	Change since previous quarter
Quarter ending September 2015	5,609	
Quarter ending December 2015	5,831	↑
Quarter ending March 2016	5,807	→
Quarter ending June 2016	5,793	→
Quarter ending September 2016	5,805	→
Variance since September 2015	3.5%	↑



ACTIVITY

Cumulative percentage of contracted UDA delivered 2016 & 2017



Month	Adjusted Scheduled Activity (UDA)	
	2016	2017
April	186	686
May	1,126	1,758
June	1,866	2,889
July	3,614	4,673
August	4,724	5,767
September	5,891	6,888
October	7,308	
November	8,727	
December	10,428	
January	11,274	
February	13,059	
March	14,068	
April	14,557	
May	14,629	
June	14,633	

QUALITY

	Quantity	Base Number	Contract	AT	Region	England
% of FP17s for the same patient ID Re-attending within 3 months - Children	56	878	6.4%	10.8%	13.5%	12.4%
% of FP17s for the same patient ID Re-attending within 3 months - Adults	326	2,765	11.8%	15.6%	17.4%	16.7%
% of FP17s for the same patient ID Re-attending between 3 & 9 months - Children	430	878	49.0%	58.5%	59.0%	57.4%
% of FP17s for the same patient ID Re-attending between 3 & 9 months - Adults	961	2,765	34.8%	52.8%	52.6%	50.5%
% of FP17s for Band 1 Urgent Courses	451	3,400	13.3%	7.8%	9.4%	9.1%
% of FP17s Relating to Free Repair or Replacements	21	3,400	0.6%	1.2%	1.0%	0.8%
% of FP17s Relating to Continuations	11	3,400	0.3%	1.6%	1.5%	1.3%
% of Patients satisfied with the dentistry they have received	3	3	N/A	94.5%	93.7%	93.2%
% of Patients satisfied with the time they had to wait for an appointment	2	3	N/A	88.4%	90.0%	89.0%

* This is based on patients treated on this contract for their most recent course of treatment. Figures in italics indicate the base number of FP17s or Patient Questionnaire responses are less than 100. N/A is shown where the base number of responses is less than 10 during the period. % is calculated as Quantity/Base number*100

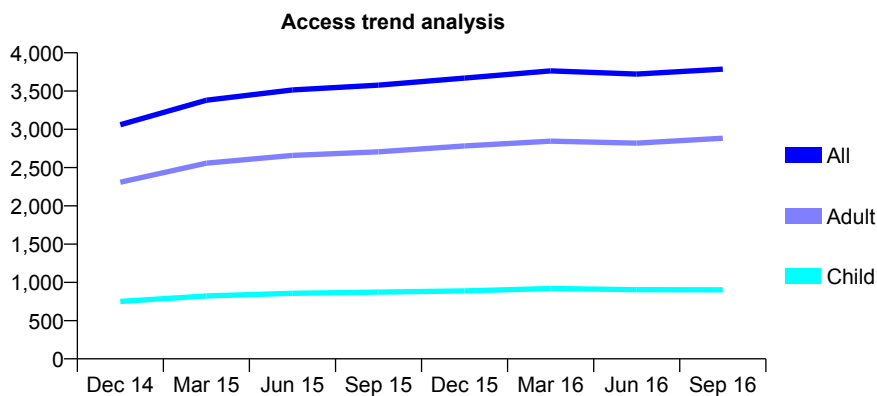
Q51 - Vital Signs At a Glance Contract Report for 119008/0001 - September 2016

Name or company name	765 Dental Care
Contract type name	GDS Contract
Purpose of contract	General
Contract start date	01/04/2014
Contract end date	

16/17 Contracted general activity (UDA)	11,430
Carry forward general activity (UDA)	233
16/17 Contracted orthodontic activity (UOA)	0
Carry forward orthodontic activity (UOA)	0
Baseline contract value	£342,845.73

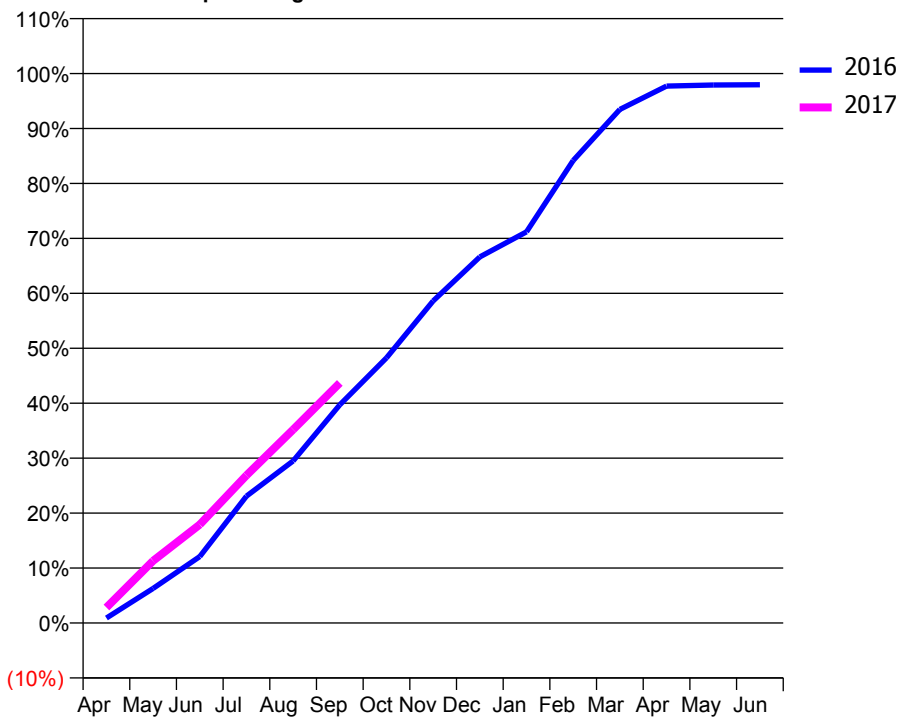
ACCESS*

Patients seen in 24 months	Total	Change since previous quarter
Quarter ending September 2015	3,578	
Quarter ending December 2015	3,670	↑
Quarter ending March 2016	3,764	↑
Quarter ending June 2016	3,722	↓
Quarter ending September 2016	3,786	→
Variance since September 2015	5.8%	↑



ACTIVITY

Cumulative percentage of contracted UDA delivered 2016 & 2017



Month	Adjusted Scheduled Activity (UDA)	
	2016	2017
April	105	323
May	720	1,293
June	1,381	2,049
July	2,639	3,071
August	3,373	4,024
September	4,539	4,994
October	5,515	
November	6,699	
December	7,616	
January	8,136	
February	9,621	
March	10,682	
April	11,169	
May	11,190	
June	11,197	

QUALITY

	Quantity	Base Number	Contract	AT	Region	England
% of FP17s for the same patient ID Re-attending within 3 months - Children	51	724	7.0%	10.8%	13.5%	12.4%
% of FP17s for the same patient ID Re-attending within 3 months - Adults	386	2,499	15.4%	15.6%	17.4%	16.7%
% of FP17s for the same patient ID Re-attending between 3 & 9 months - Children	482	724	66.6%	58.5%	59.0%	57.4%
% of FP17s for the same patient ID Re-attending between 3 & 9 months - Adults	1,595	2,499	63.8%	52.8%	52.6%	50.5%
% of FP17s for Band 1 Urgent Courses	153	2,940	5.2%	7.8%	9.4%	9.1%
% of FP17s Relating to Free Repair or Replacements	22	2,940	0.7%	1.2%	1.0%	0.8%
% of FP17s Relating to Continuations	40	2,940	1.4%	1.6%	1.5%	1.3%
% of Patients satisfied with the dentistry they have received	4	4	N/A	94.5%	93.7%	93.2%
% of Patients satisfied with the time they had to wait for an appointment	3	4	N/A	88.4%	90.0%	89.0%

* This is based on patients treated on this contract for their most recent course of treatment. Figures in italics indicate the base number of FP17s or Patient Questionnaire responses are less than 100. N/A is shown where the base number of responses is less than 10 during the period. % is calculated as Quantity/Base number*100

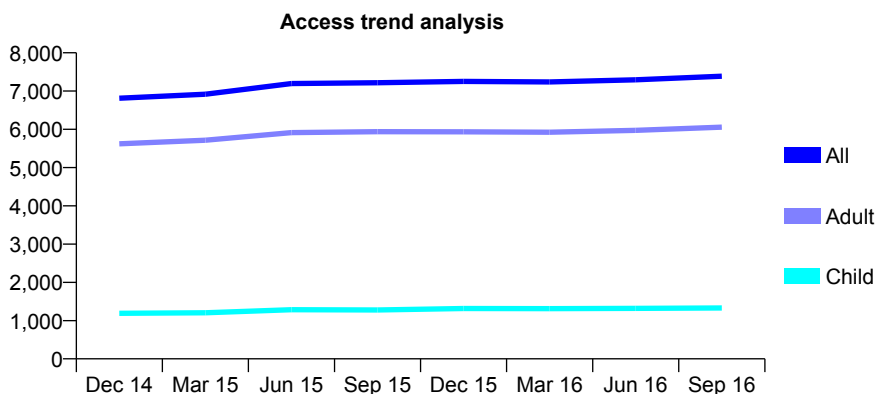
Q51 - Vital Signs At a Glance Contract Report for 120324/0001 - September 2016

Name or company name	HUGHES-DOCHERTY & BASMA SABER
Contract type name	GDS Contract
Purpose of contract	General
Contract start date	01/04/2006
Contract end date	

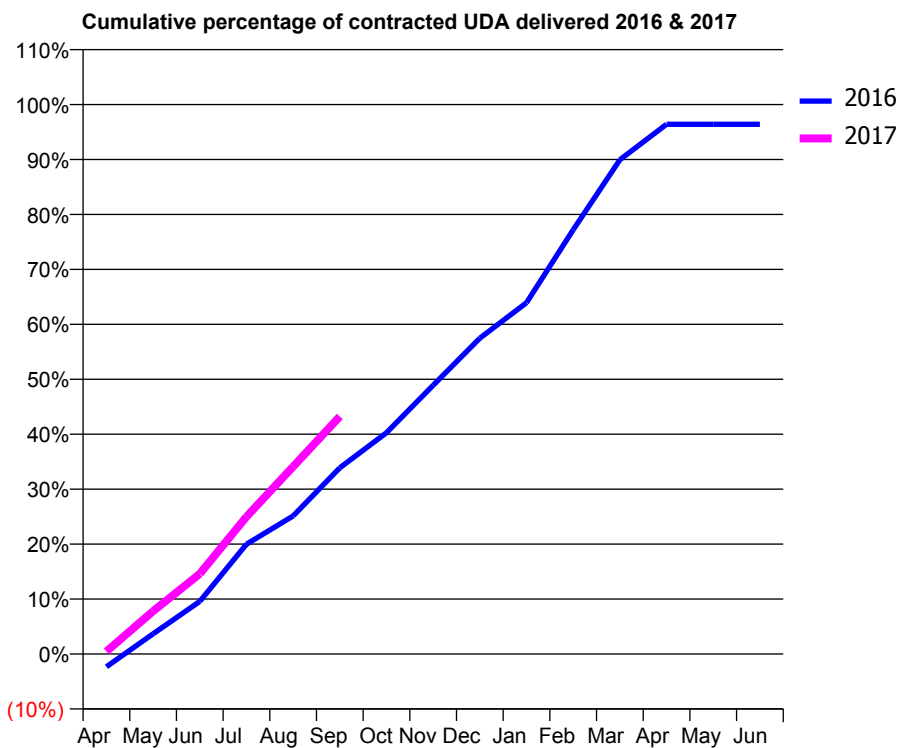
16/17 Contracted general activity (UDA)	21,825
Carry forward general activity (UDA)	785
16/17 Contracted orthodontic activity (UOA)	0
Carry forward orthodontic activity (UOA)	0
Baseline contract value	£690,175.72

ACCESS*

Patients seen in 24 months	Total	Change since previous quarter
Quarter ending September 2015	7,217	
Quarter ending December 2015	7,251	→
Quarter ending March 2016	7,237	→
Quarter ending June 2016	7,294	→
Quarter ending September 2016	7,388	→
Variance since September 2015	2.4%	↑



ACTIVITY



Month	Adjusted Scheduled Activity (UDA)	
	2016	2017
April	-511	104
May	804	1,703
June	2,092	3,184
July	4,362	5,454
August	5,482	7,446
September	7,399	9,434
October	8,787	
November	10,674	
December	12,542	
January	13,955	
February	16,849	
March	19,633	
April	21,039	
May	21,042	
June	21,040	

QUALITY

	Quantity	Base Number	Contract	AT	Region	England
% of FP17s for the same patient ID Re-attending within 3 months - Children	100	1,239	8.1%	10.8%	13.5%	12.4%
% of FP17s for the same patient ID Re-attending within 3 months - Adults	1,115	5,544	20.1%	15.6%	17.4%	16.7%
% of FP17s for the same patient ID Re-attending between 3 & 9 months - Children	913	1,239	73.7%	58.5%	59.0%	57.4%
% of FP17s for the same patient ID Re-attending between 3 & 9 months - Adults	3,314	5,544	59.8%	52.8%	52.6%	50.5%
% of FP17s for Band 1 Urgent Courses	139	5,618	2.5%	7.8%	9.4%	9.1%
% of FP17s Relating to Free Repair or Replacements	147	5,618	2.6%	1.2%	1.0%	0.8%
% of FP17s Relating to Continuations	197	5,618	3.5%	1.6%	1.5%	1.3%
% of Patients satisfied with the dentistry they have received	13	15	86.7%	94.5%	93.7%	93.2%
% of Patients satisfied with the time they had to wait for an appointment	14	15	93.3%	88.4%	90.0%	89.0%

* This is based on patients treated on this contract for their most recent course of treatment. Figures in italics indicate the base number of FP17s or Patient Questionnaire responses are less than 100. N/A is shown where the base number of responses is less than 10 during the period. % is calculated as Quantity/Base number*100

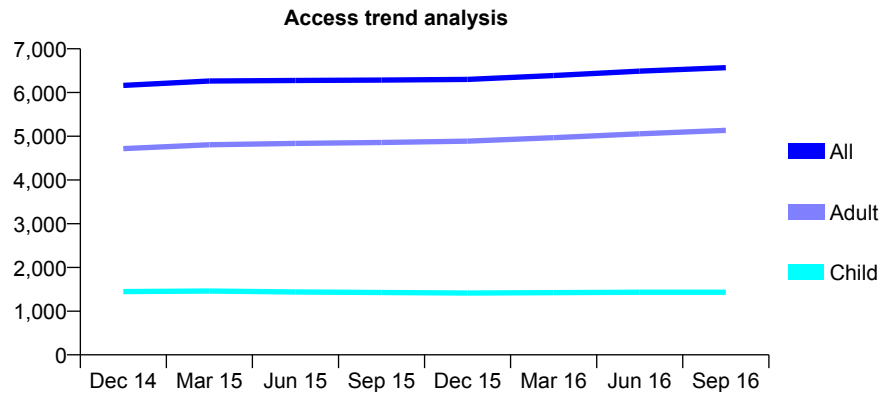
Q51 - Vital Signs At a Glance Contract Report for 122270/0001 - September 2016

Name or company name	Birley Moor Dental Practice Partnership
Contract type name	GDS Contract
Purpose of contract	General
Contract start date	31/03/2012
Contract end date	

16/17 Contracted general activity (UDA)	19,200
Carry forward general activity (UDA)	0
16/17 Contracted orthodontic activity (UOA)	0
Carry forward orthodontic activity (UOA)	0
Baseline contract value	£509,491.28

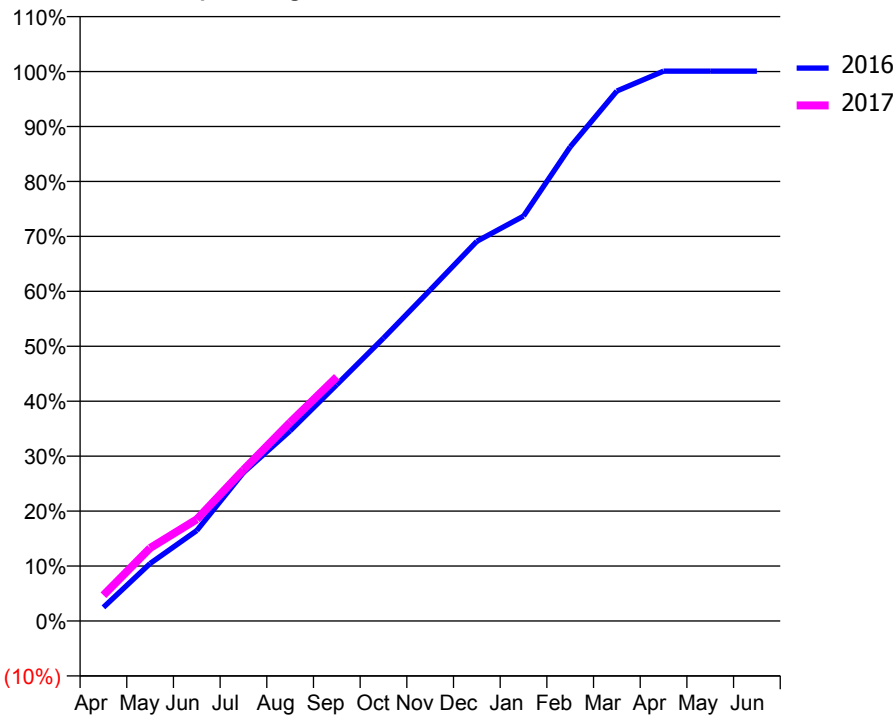
ACCESS*

Patients seen in 24 months	Total	Change since previous quarter
Quarter ending September 2015	6,284	
Quarter ending December 2015	6,301	→
Quarter ending March 2016	6,388	→
Quarter ending June 2016	6,488	→
Quarter ending September 2016	6,567	→
Variance since September 2015	4.5%	↑



ACTIVITY

Cumulative percentage of contracted UDA delivered 2016 & 2017



Month	Adjusted Scheduled Activity (UDA)	
	2016	2017
April	477	901
May	2,010	2,552
June	3,163	3,551
July	5,188	5,281
August	6,646	6,942
September	8,260	8,527
October	9,887	
November	11,565	
December	13,269	
January	14,147	
February	16,568	
March	18,517	
April	19,214	
May	19,214	
June	19,214	

QUALITY

	Quantity	Base Number	Contract	AT	Region	England
% of FP17s for the same patient ID Re-attending within 3 months - Children	72	1,244	5.8%	10.8%	13.5%	12.4%
% of FP17s for the same patient ID Re-attending within 3 months - Adults	494	4,286	11.5%	15.6%	17.4%	16.7%
% of FP17s for the same patient ID Re-attending between 3 & 9 months - Children	935	1,244	75.2%	58.5%	59.0%	57.4%
% of FP17s for the same patient ID Re-attending between 3 & 9 months - Adults	2,952	4,286	68.9%	52.8%	52.6%	50.5%
% of FP17s for Band 1 Urgent Courses	304	5,124	5.9%	7.8%	9.4%	9.1%
% of FP17s Relating to Free Repair or Replacements	22	5,124	0.4%	1.2%	1.0%	0.8%
% of FP17s Relating to Continuations	66	5,124	1.3%	1.6%	1.5%	1.3%
% of Patients satisfied with the dentistry they have received	10	10	100.0%	94.5%	93.7%	93.2%
% of Patients satisfied with the time they had to wait for an appointment	10	10	100.0%	88.4%	90.0%	89.0%

* This is based on patients treated on this contract for their most recent course of treatment. Figures in italics indicate the base number of FP17s or Patient Questionnaire responses are less than 100. N/A is shown where the base number of responses is less than 10 during the period. % is calculated as Quantity/Base number*100

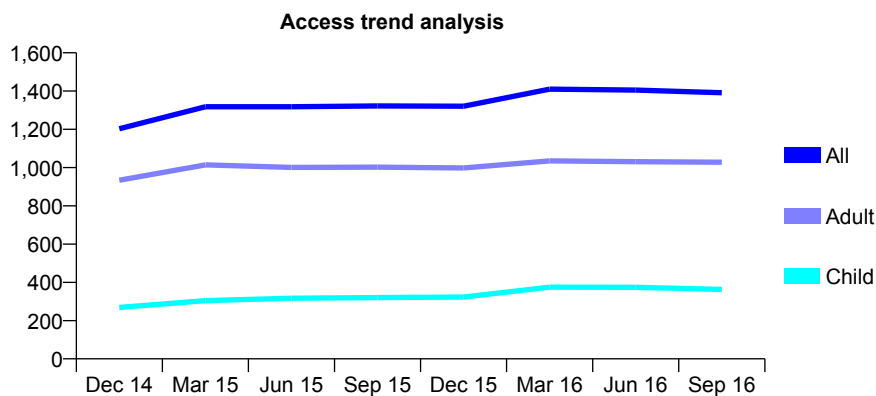
Q51 - Vital Signs At a Glance Contract Report for 122491/0001 - September 2016

Name or company name	Norfolk Park Family Dental Centre
Contract type name	GDS Contract
Purpose of contract	General
Contract start date	01/04/2012
Contract end date	

16/17 Contracted general activity (UDA)	4,621
Carry forward general activity (UDA)	-6
16/17 Contracted orthodontic activity (UOA)	0
Carry forward orthodontic activity (UOA)	0
Baseline contract value	£103,308.83

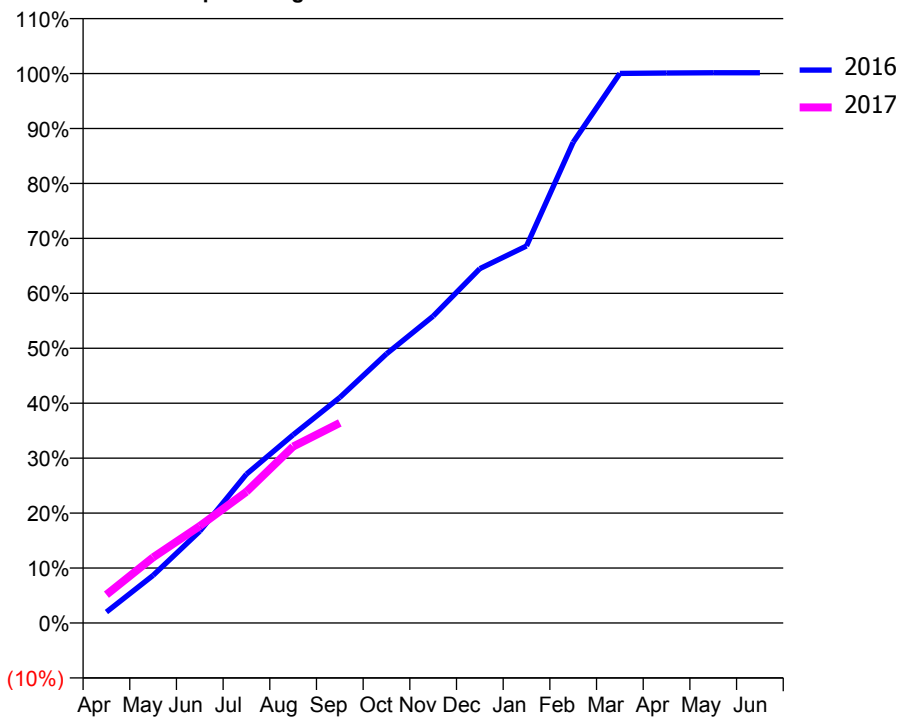
ACCESS*

Patients seen in 24 months	Total	Change since previous quarter
Quarter ending September 2015	1,322	
Quarter ending December 2015	1,321	→
Quarter ending March 2016	1,410	↑
Quarter ending June 2016	1,405	→
Quarter ending September 2016	1,391	→
Variance since September 2015	5.2%	↑



ACTIVITY

Cumulative percentage of contracted UDA delivered 2016 & 2017



Month	Adjusted Scheduled Activity (UDA)	
	2016	2017
April	92	238
May	401	552
June	772	816
July	1,252	1,104
August	1,582	1,484
September	1,896	1,683
October	2,263	
November	2,580	
December	2,980	
January	3,171	
February	4,043	
March	4,622	
April	4,625	
May	4,628	
June	4,628	

QUALITY

	Quantity	Base Number	Contract	AT	Region	England
% of FP17s for the same patient ID Re-attending within 3 months - Children	14	166	8.4%	10.8%	13.5%	12.4%
% of FP17s for the same patient ID Re-attending within 3 months - Adults	63	405	15.6%	15.6%	17.4%	16.7%
% of FP17s for the same patient ID Re-attending between 3 & 9 months - Children	68	166	41.0%	58.5%	59.0%	57.4%
% of FP17s for the same patient ID Re-attending between 3 & 9 months - Adults	135	405	33.3%	52.8%	52.6%	50.5%
% of FP17s for Band 1 Urgent Courses	59	569	10.4%	7.8%	9.4%	9.1%
% of FP17s Relating to Free Repair or Replacements	1	569	0.2%	1.2%	1.0%	0.8%
% of FP17s Relating to Continuations	7	569	1.2%	1.6%	1.5%	1.3%
% of Patients satisfied with the dentistry they have received	2	3	N/A	94.5%	93.7%	93.2%
% of Patients satisfied with the time they had to wait for an appointment	2	3	N/A	88.4%	90.0%	89.0%

* This is based on patients treated on this contract for their most recent course of treatment. Figures in italics indicate the base number of FP17s or Patient Questionnaire responses are less than 100. N/A is shown where the base number of responses is less than 10 during the period. % is calculated as Quantity/Base number*100

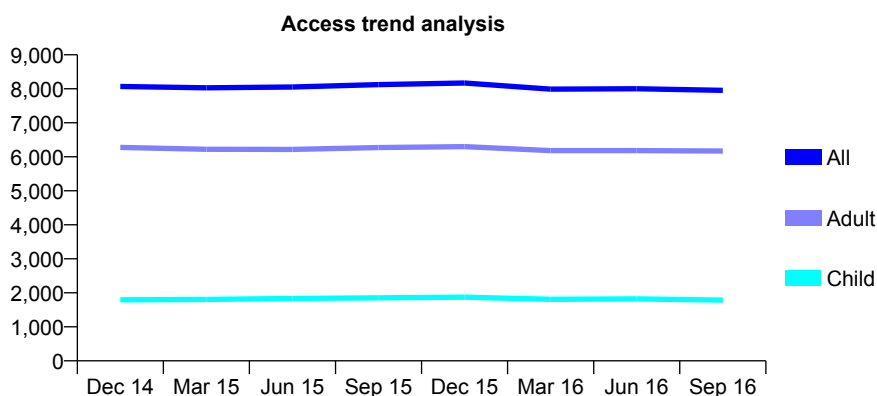
Q51 - Vital Signs At a Glance Contract Report for 125679/0001 - September 2016

Name or company name	Carcroft Dental Practice
Contract type name	GDS Contract
Purpose of contract	General
Contract start date	01/01/2012
Contract end date	

16/17 Contracted general activity (UDA)	21,566
Carry forward general activity (UDA)	-431
16/17 Contracted orthodontic activity (UOA)	0
Carry forward orthodontic activity (UOA)	0
Baseline contract value	£610,274.33

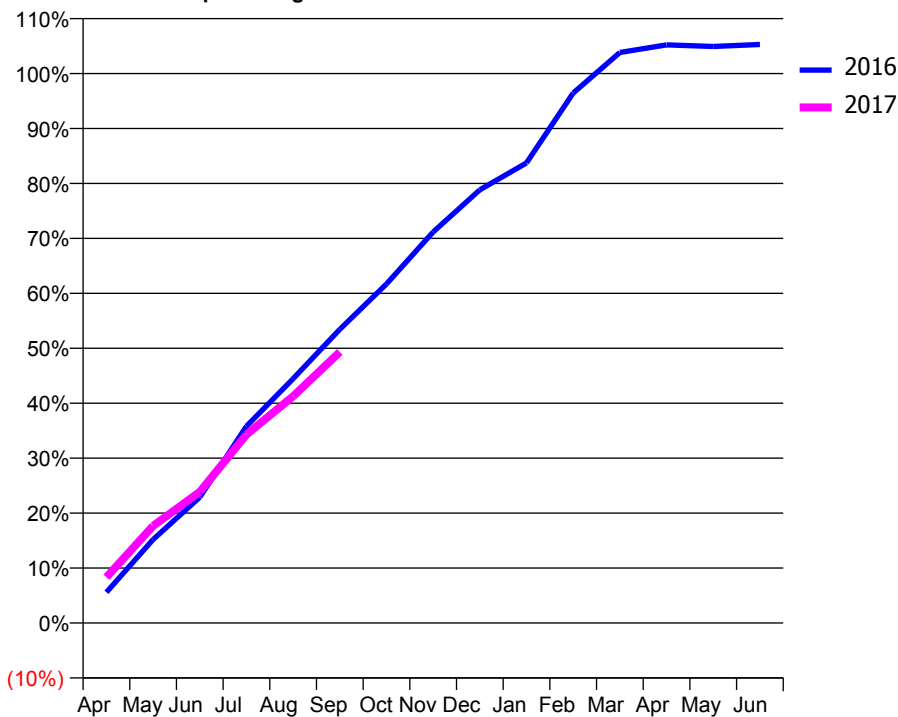
ACCESS*

Patients seen in 24 months	Total	Change since previous quarter
Quarter ending September 2015	8,125	
Quarter ending December 2015	8,172	→
Quarter ending March 2016	7,991	↓
Quarter ending June 2016	8,002	→
Quarter ending September 2016	7,956	→
Variance since September 2015	(2.1%)	↓



ACTIVITY

Cumulative percentage of contracted UDA delivered 2016 & 2017



Month	Adjusted Scheduled Activity (UDA)	
	2016	2017
April	1,206	1,800
May	3,279	3,814
June	4,935	5,148
July	7,720	7,398
August	9,588	8,897
September	11,525	10,638
October	13,304	
November	15,349	
December	17,003	
January	18,059	
February	20,802	
March	22,393	
April	22,690	
May	22,628	
June	22,705	

QUALITY

	Quantity	Base Number	Contract	AT	Region	England
% of FP17s for the same patient ID Re-attending within 3 months - Children	84	1,038	8.1%	10.8%	13.5%	12.4%
% of FP17s for the same patient ID Re-attending within 3 months - Adults	492	3,448	14.3%	15.6%	17.4%	16.7%
% of FP17s for the same patient ID Re-attending between 3 & 9 months - Children	433	1,038	41.7%	58.5%	59.0%	57.4%
% of FP17s for the same patient ID Re-attending between 3 & 9 months - Adults	1,064	3,448	30.9%	52.8%	52.6%	50.5%
% of FP17s for Band 1 Urgent Courses	274	4,366	6.3%	7.8%	9.4%	9.1%
% of FP17s Relating to Free Repair or Replacements	58	4,366	1.3%	1.2%	1.0%	0.8%
% of FP17s Relating to Continuations	142	4,366	3.3%	1.6%	1.5%	1.3%
% of Patients satisfied with the dentistry they have received	4	4	N/A	94.5%	93.7%	93.2%
% of Patients satisfied with the time they had to wait for an appointment	4	4	N/A	88.4%	90.0%	89.0%

* This is based on patients treated on this contract for their most recent course of treatment. Figures in italics indicate the base number of FP17s or Patient Questionnaire responses are less than 100. N/A is shown where the base number of responses is less than 10 during the period. % is calculated as Quantity/Base number*100

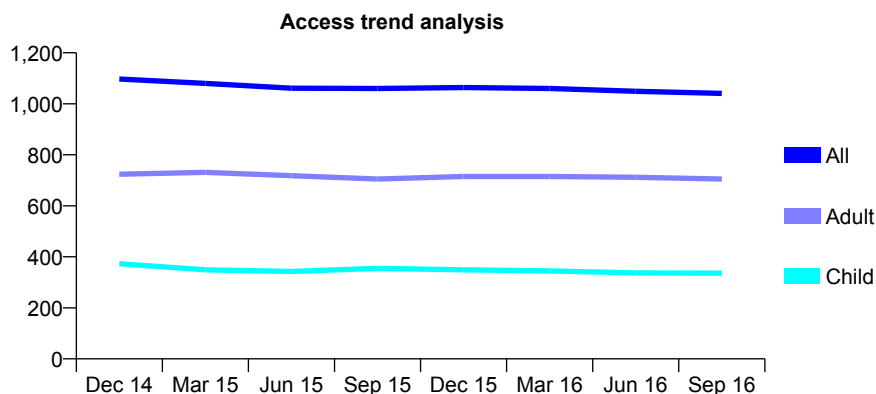
Q51 - Vital Signs At a Glance Contract Report for 126020/0001 - September 2016

Name or company name	Canterbury Dental Care
Contract type name	GDS Contract
Purpose of contract	General
Contract start date	01/04/2006
Contract end date	

16/17 Contracted general activity (UDA)	2,462
Carry forward general activity (UDA)	-26
16/17 Contracted orthodontic activity (UOA)	0
Carry forward orthodontic activity (UOA)	0
Baseline contract value	£78,376.62

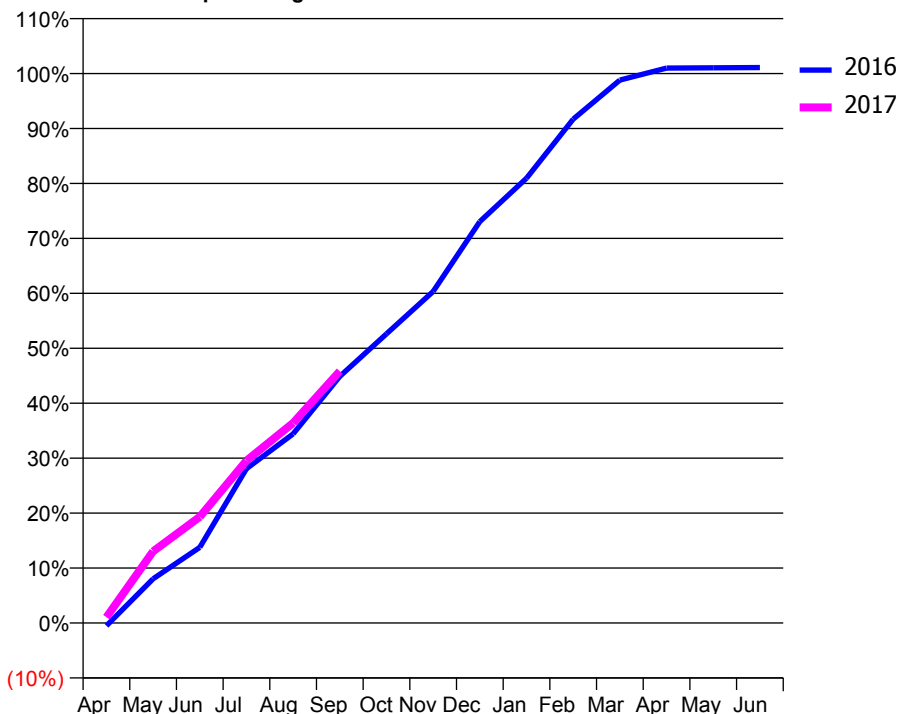
ACCESS*

Patients seen in 24 months	Total	Change since previous quarter
Quarter ending September 2015	1,060	
Quarter ending December 2015	1,064	→
Quarter ending March 2016	1,060	→
Quarter ending June 2016	1,049	↓
Quarter ending September 2016	1,041	→
Variance since September 2015	(1.8%)	↓



ACTIVITY

Cumulative percentage of contracted UDA delivered 2016 & 2017



Adjusted Scheduled Activity (UDA)

Month	2016	2017
April	-13	26
May	198	321
June	339	476
July	692	727
August	847	897
September	1,105	1,128
October	1,295	
November	1,486	
December	1,799	
January	1,993	
February	2,257	
March	2,433	
April	2,486	
May	2,487	
June	2,488	

QUALITY

	Quantity	Base Number	Contract	AT	Region	England
% of FP17s for the same patient ID Re-attending within 3 months - Children	13	202	6.4%	10.8%	13.5%	12.4%
% of FP17s for the same patient ID Re-attending within 3 months - Adults	40	379	10.6%	15.6%	17.4%	16.7%
% of FP17s for the same patient ID Re-attending between 3 & 9 months - Children	102	202	50.5%	58.5%	59.0%	57.4%
% of FP17s for the same patient ID Re-attending between 3 & 9 months - Adults	168	379	44.3%	52.8%	52.6%	50.5%
% of FP17s for Band 1 Urgent Courses	35	532	6.6%	7.8%	9.4%	9.1%
% of FP17s Relating to Free Repair or Replacements	3	532	0.6%	1.2%	1.0%	0.8%
% of FP17s Relating to Continuations	2	532	0.4%	1.6%	1.5%	1.3%
% of Patients satisfied with the dentistry they have received	2	2	N/A	94.5%	93.7%	93.2%
% of Patients satisfied with the time they had to wait for an appointment	1	2	N/A	88.4%	90.0%	89.0%

* This is based on patients treated on this contract for their most recent course of treatment. Figures in italics indicate the base number of FP17s or Patient Questionnaire responses are less than 100. N/A is shown where the base number of responses is less than 10 during the period. % is calculated as Quantity/Base number*100

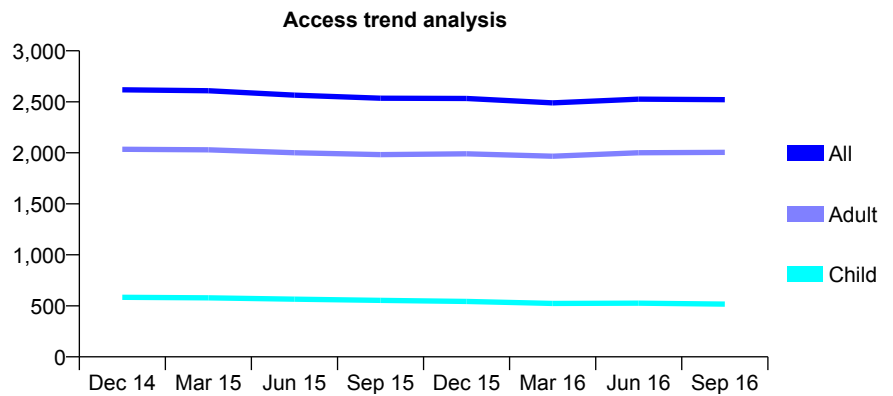
Q51 - Vital Signs At a Glance Contract Report for 126853/0001 - September 2016

Name or company name	Corner House Dental Care
Contract type name	GDS Contract
Purpose of contract	General
Contract start date	01/04/2011
Contract end date	

16/17 Contracted general activity (UDA)	6,146
Carry forward general activity (UDA)	226
16/17 Contracted orthodontic activity (UOA)	0
Carry forward orthodontic activity (UOA)	0
Baseline contract value	£140,474.15

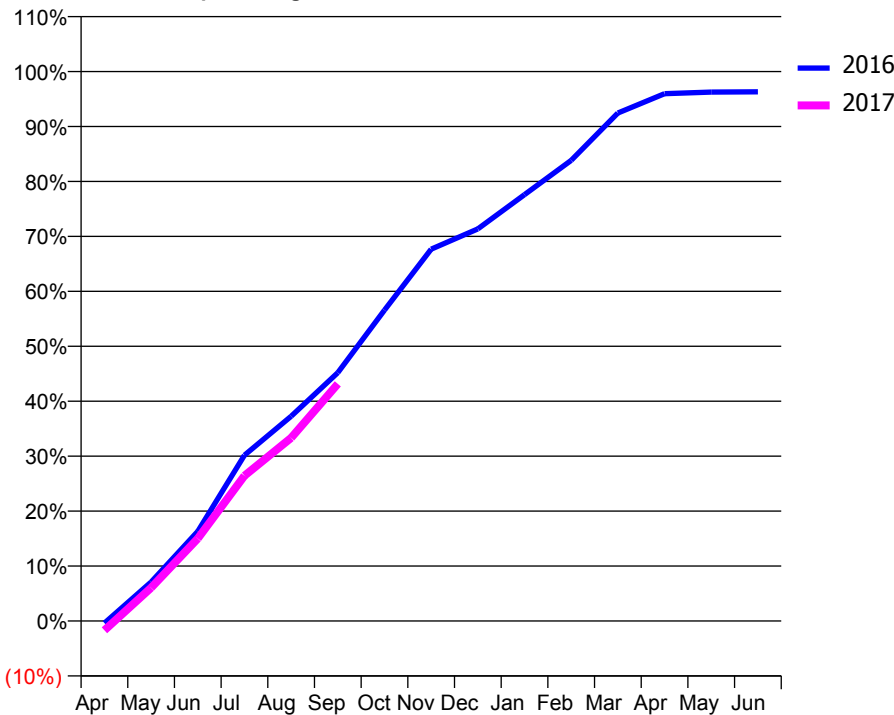
ACCESS*

Patients seen in 24 months	Total	Change since previous quarter
Quarter ending September 2015	2,535	
Quarter ending December 2015	2,533	→
Quarter ending March 2016	2,490	↓
Quarter ending June 2016	2,526	→
Quarter ending September 2016	2,521	→
Variance since September 2015	(0.6%)	→



ACTIVITY

Cumulative percentage of contracted UDA delivered 2016 & 2017



Month	Adjusted Scheduled Activity (UDA)	
	2016	2017
April	-25	-105
May	436	373
June	1,003	922
July	1,854	1,624
August	2,290	2,049
September	2,778	2,652
October	3,477	
November	4,159	
December	4,385	
January	4,769	
February	5,153	
March	5,682	
April	5,897	
May	5,916	
June	5,919	

QUALITY

	Quantity	Base Number	Contract	AT	Region	England
% of FP17s for the same patient ID Re-attending within 3 months - Children	30	416	7.2%	10.8%	13.5%	12.4%
% of FP17s for the same patient ID Re-attending within 3 months - Adults	216	1,566	13.8%	15.6%	17.4%	16.7%
% of FP17s for the same patient ID Re-attending between 3 & 9 months - Children	215	416	51.7%	58.5%	59.0%	57.4%
% of FP17s for the same patient ID Re-attending between 3 & 9 months - Adults	859	1,566	54.9%	52.8%	52.6%	50.5%
% of FP17s for Band 1 Urgent Courses	99	1,412	7.0%	7.8%	9.4%	9.1%
% of FP17s Relating to Free Repair or Replacements	8	1,412	0.6%	1.2%	1.0%	0.8%
% of FP17s Relating to Continuations	32	1,412	2.3%	1.6%	1.5%	1.3%
% of Patients satisfied with the dentistry they have received	2	2	N/A	94.5%	93.7%	93.2%
% of Patients satisfied with the time they had to wait for an appointment	2	2	N/A	88.4%	90.0%	89.0%

* This is based on patients treated on this contract for their most recent course of treatment. Figures in italics indicate the base number of FP17s or Patient Questionnaire responses are less than 100. N/A is shown where the base number of responses is less than 10 during the period. % is calculated as Quantity/Base number*100

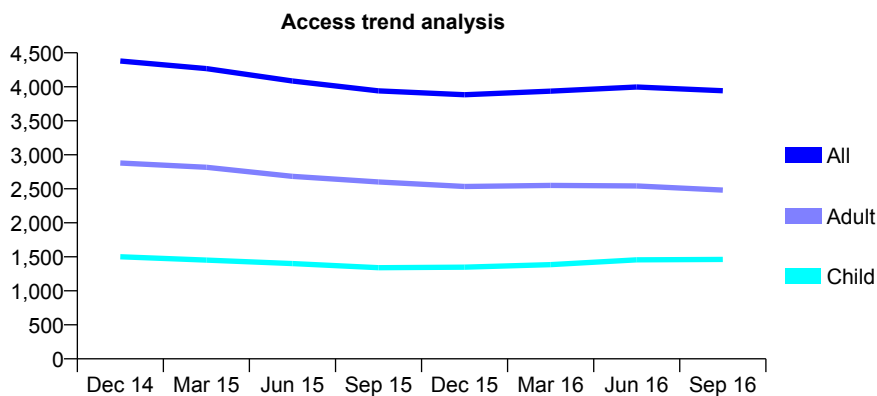
Q51 - Vital Signs At a Glance Contract Report for 127922/0001 - September 2016

Name or company name	Pitsmoor Dental Health
Contract type name	GDS Contract
Purpose of contract	General
Contract start date	01/07/2011
Contract end date	

16/17 Contracted general activity (UDA)	11,393
Carry forward general activity (UDA)	-20
16/17 Contracted orthodontic activity (UOA)	0
Carry forward orthodontic activity (UOA)	0
Baseline contract value	£365,988.86

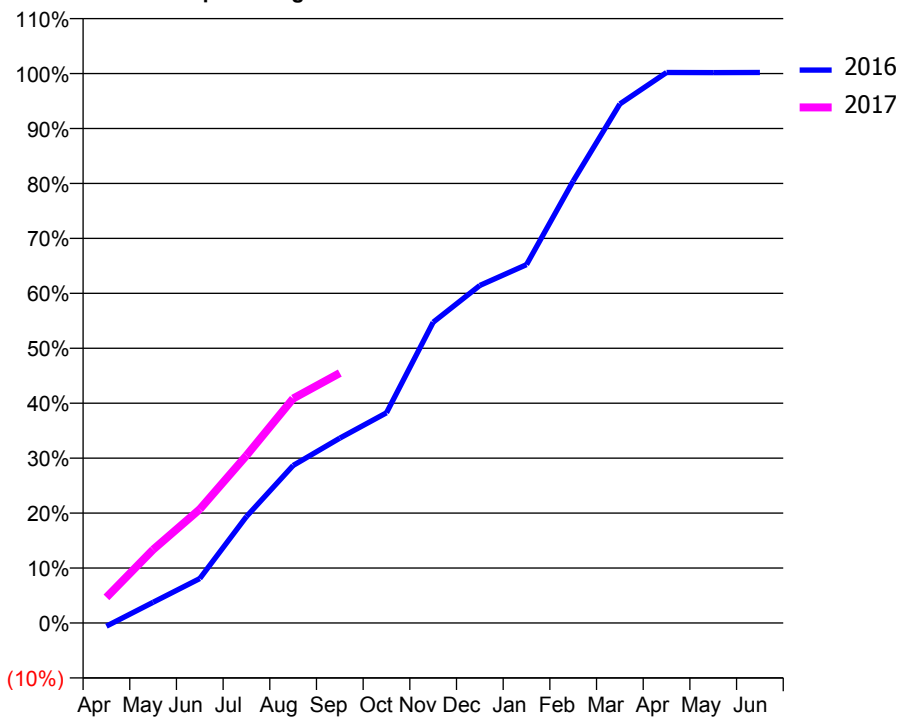
ACCESS*

Patients seen in 24 months	Total	Change since previous quarter
Quarter ending September 2015	3,941	
Quarter ending December 2015	3,884	↓
Quarter ending March 2016	3,936	→
Quarter ending June 2016	3,997	→
Quarter ending September 2016	3,943	↓
Variance since September 2015	0.1%	→



ACTIVITY

Cumulative percentage of contracted UDA delivered 2016 & 2017



Month	Adjusted Scheduled Activity (UDA)	
	2016	2017
April	-68	531
May	430	1,521
June	921	2,360
July	2,209	3,473
August	3,267	4,656
September	3,833	5,181
October	4,358	
November	6,235	
December	7,000	
January	7,430	
February	9,164	
March	10,762	
April	11,413	
May	11,412	
June	11,413	

QUALITY

	Quantity	Base Number	Contract	AT	Region	England
% of FP17s for the same patient ID Re-attending within 3 months - Children	81	1,094	7.4%	10.8%	13.5%	12.4%
% of FP17s for the same patient ID Re-attending within 3 months - Adults	361	1,599	22.6%	15.6%	17.4%	16.7%
% of FP17s for the same patient ID Re-attending between 3 & 9 months - Children	591	1,094	54.0%	58.5%	59.0%	57.4%
% of FP17s for the same patient ID Re-attending between 3 & 9 months - Adults	600	1,599	37.5%	52.8%	52.6%	50.5%
% of FP17s for Band 1 Urgent Courses	376	2,417	15.6%	7.8%	9.4%	9.1%
% of FP17s Relating to Free Repair or Replacements	7	2,417	0.3%	1.2%	1.0%	0.8%
% of FP17s Relating to Continuations	11	2,417	0.5%	1.6%	1.5%	1.3%
% of Patients satisfied with the dentistry they have received	2	2	N/A	94.5%	93.7%	93.2%
% of Patients satisfied with the time they had to wait for an appointment	2	2	N/A	88.4%	90.0%	89.0%

* This is based on patients treated on this contract for their most recent course of treatment. Figures in italics indicate the base number of FP17s or Patient Questionnaire responses are less than 100. N/A is shown where the base number of responses is less than 10 during the period. % is calculated as Quantity/Base number*100

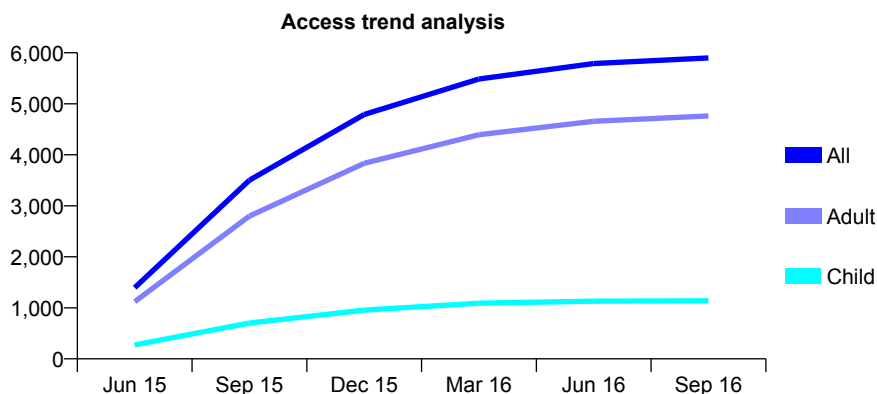
Q51 - Vital Signs At a Glance Contract Report for 128317/0001 - September 2016

Name or company name	Fern Cottage Dental Practice
Contract type name	GDS Contract
Purpose of contract	General
Contract start date	01/05/2015
Contract end date	

16/17 Contracted general activity (UDA)	20,208
Carry forward general activity (UDA)	0
16/17 Contracted orthodontic activity (UOA)	0
Carry forward orthodontic activity (UOA)	0
Baseline contract value	£554,690.99

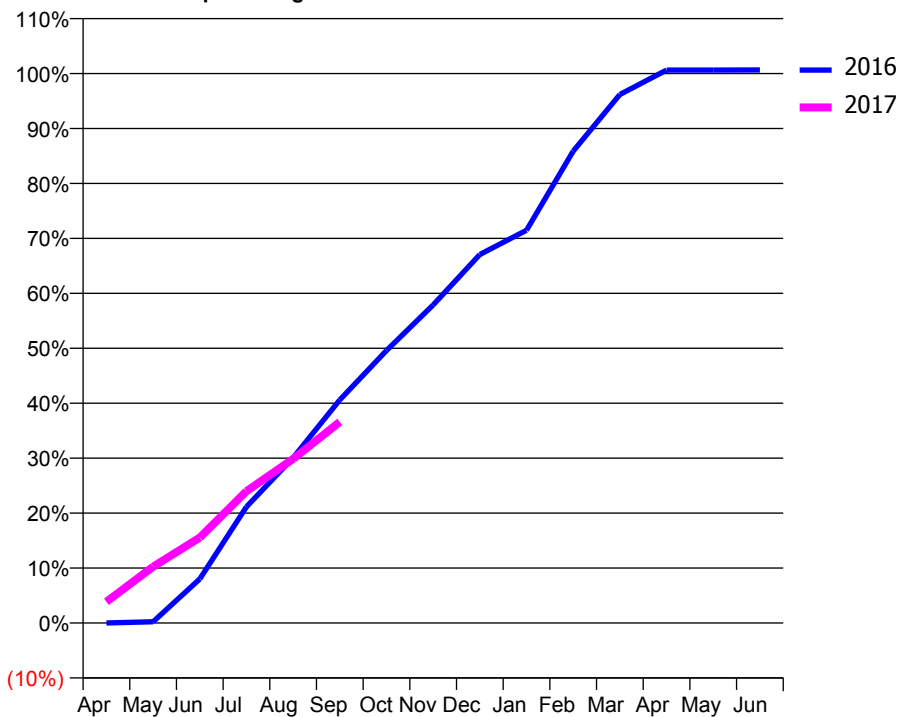
ACCESS*

Patients seen in 24 months	Total	Change since previous quarter
Quarter ending September 2015	3,501	
Quarter ending December 2015	4,790	↑
Quarter ending March 2016	5,485	↑
Quarter ending June 2016	5,790	↑
Quarter ending September 2016	5,900	→
Variance since September 2015	68.5%	↑



ACTIVITY

Cumulative percentage of contracted UDA delivered 2016 & 2017



Month	Adjusted Scheduled Activity (UDA)	
	2016	2017
April	0	780
May	43	2,072
June	1,486	3,140
July	3,916	4,845
August	5,571	6,034
September	7,522	7,397
October	9,184	
November	10,723	
December	12,420	
January	13,238	
February	15,907	
March	17,816	
April	18,638	
May	18,638	
June	18,642	

QUALITY

	Quantity	Base Number	Contract	AT	Region	England
% of FP17s for the same patient ID Re-attending within 3 months - Children	57	850	6.7%	10.8%	13.5%	12.4%
% of FP17s for the same patient ID Re-attending within 3 months - Adults	438	3,417	12.8%	15.6%	17.4%	16.7%
% of FP17s for the same patient ID Re-attending between 3 & 9 months - Children	510	850	60.0%	58.5%	59.0%	57.4%
% of FP17s for the same patient ID Re-attending between 3 & 9 months - Adults	1,923	3,417	56.3%	52.8%	52.6%	50.5%
% of FP17s for Band 1 Urgent Courses	171	3,843	4.4%	7.8%	9.4%	9.1%
% of FP17s Relating to Free Repair or Replacements	66	3,843	1.7%	1.2%	1.0%	0.8%
% of FP17s Relating to Continuations	41	3,843	1.1%	1.6%	1.5%	1.3%
% of Patients satisfied with the dentistry they have received	8	8	N/A	94.5%	93.7%	93.2%
% of Patients satisfied with the time they had to wait for an appointment	7	8	N/A	88.4%	90.0%	89.0%

* This is based on patients treated on this contract for their most recent course of treatment. Figures in italics indicate the base number of FP17s or Patient Questionnaire responses are less than 100. N/A is shown where the base number of responses is less than 10 during the period. % is calculated as Quantity/Base number*100

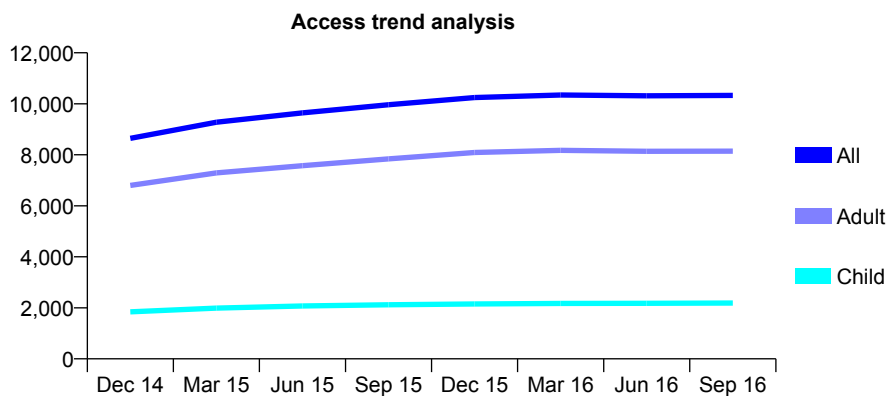
Q51 - Vital Signs At a Glance Contract Report for 129313/0001 - September 2016

Name or company name	Wiltorpe Park Dental Surgery
Contract type name	GDS Contract
Purpose of contract	General
Contract start date	01/02/2014
Contract end date	

16/17 Contracted general activity (UDA)	29,500
Carry forward general activity (UDA)	0
16/17 Contracted orthodontic activity (UOA)	0
Carry forward orthodontic activity (UOA)	0
Baseline contract value	£831,738.37

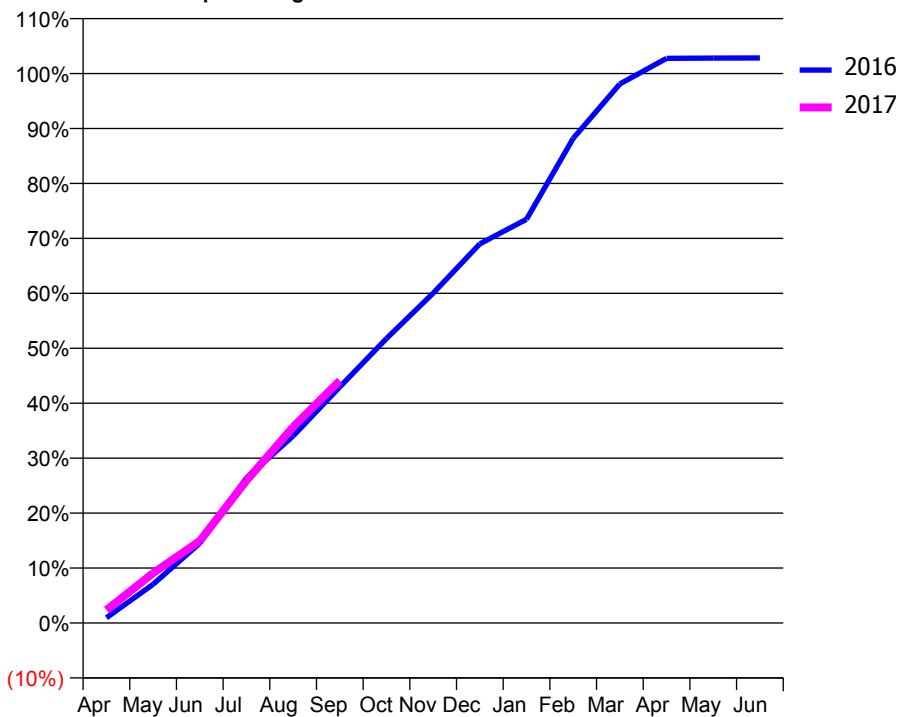
ACCESS*

Patients seen in 24 months	Total	Change since previous quarter
Quarter ending September 2015	9,964	
Quarter ending December 2015	10,244	↑
Quarter ending March 2016	10,346	→
Quarter ending June 2016	10,315	→
Quarter ending September 2016	10,332	→
Variance since September 2015	3.7%	↑



ACTIVITY

Cumulative percentage of contracted UDA delivered 2016 & 2017



Month	Adjusted Scheduled Activity (UDA)	
	2016	2017
April	280	699
May	2,078	2,683
June	4,286	4,405
July	7,794	7,642
August	10,040	10,526
September	12,674	13,011
October	15,270	
November	17,706	
December	20,355	
January	21,677	
February	26,016	
March	28,940	
April	30,314	
May	30,329	
June	30,332	

QUALITY

	Quantity	Base Number	Contract	AT	Region	England
% of FP17s for the same patient ID Re-attending within 3 months - Children	76	1,802	4.2%	10.8%	13.5%	12.4%
% of FP17s for the same patient ID Re-attending within 3 months - Adults	442	6,494	6.8%	15.6%	17.4%	16.7%
% of FP17s for the same patient ID Re-attending between 3 & 9 months - Children	1,091	1,802	60.5%	58.5%	59.0%	57.4%
% of FP17s for the same patient ID Re-attending between 3 & 9 months - Adults	4,471	6,494	68.8%	52.8%	52.6%	50.5%
% of FP17s for Band 1 Urgent Courses	119	7,028	1.7%	7.8%	9.4%	9.1%
% of FP17s Relating to Free Repair or Replacements	60	7,028	0.9%	1.2%	1.0%	0.8%
% of FP17s Relating to Continuations	36	7,028	0.5%	1.6%	1.5%	1.3%
% of Patients satisfied with the dentistry they have received	19	19	100.0%	94.5%	93.7%	93.2%
% of Patients satisfied with the time they had to wait for an appointment	18	19	94.7%	88.4%	90.0%	89.0%

* This is based on patients treated on this contract for their most recent course of treatment. Figures in italics indicate the base number of FP17s or Patient Questionnaire responses are less than 100. N/A is shown where the base number of responses is less than 10 during the period. % is calculated as Quantity/Base number*100

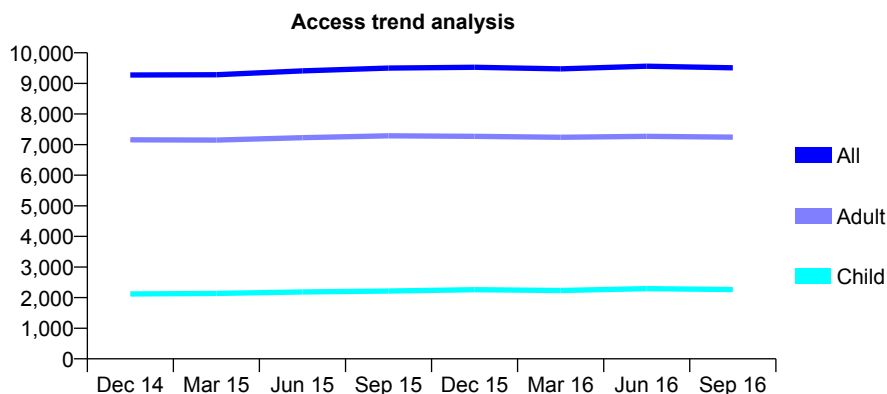
Q51 - Vital Signs At a Glance Contract Report for 129461/0001 - September 2016

Name or company name	IDH 622 Limited
Contract type name	GDS Contract
Purpose of contract	General
Contract start date	01/06/2012
Contract end date	

16/17 Contracted general activity (UDA)	27,284
Carry forward general activity (UDA)	0
16/17 Contracted orthodontic activity (UOA)	0
Carry forward orthodontic activity (UOA)	0
Baseline contract value	£756,438.32

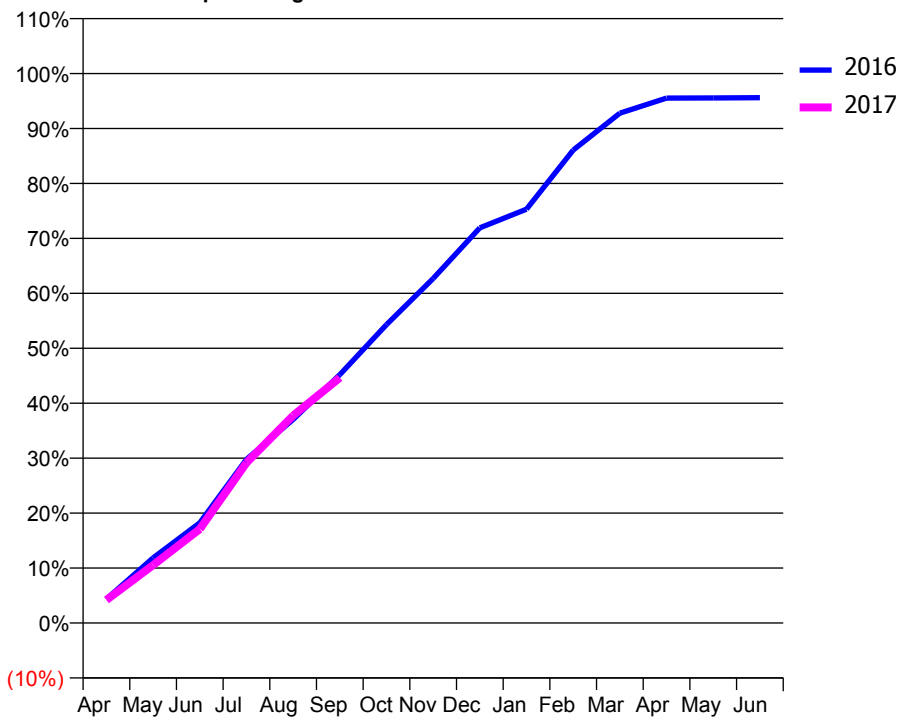
ACCESS*

Patients seen in 24 months	Total	Change since previous quarter
Quarter ending September 2015	9,503	
Quarter ending December 2015	9,528	→
Quarter ending March 2016	9,475	→
Quarter ending June 2016	9,562	→
Quarter ending September 2016	9,510	→
Variance since September 2015	0.1%	→



ACTIVITY

Cumulative percentage of contracted UDA delivered 2016 & 2017



Month	Adjusted Scheduled Activity (UDA)	
	2016	2017
April	1,194	1,140
May	3,237	2,877
June	4,978	4,665
July	8,125	7,954
August	10,108	10,301
September	12,332	12,182
October	14,814	
November	17,108	
December	19,624	
January	20,549	
February	23,478	
March	25,314	
April	26,065	
May	26,069	
June	26,081	

QUALITY

	Quantity	Base Number	Contract	AT	Region	England
% of FP17s for the same patient ID Re-attending within 3 months - Children	62	1,571	3.9%	10.8%	13.5%	12.4%
% of FP17s for the same patient ID Re-attending within 3 months - Adults	350	4,230	8.3%	15.6%	17.4%	16.7%
% of FP17s for the same patient ID Re-attending between 3 & 9 months - Children	855	1,571	54.4%	58.5%	59.0%	57.4%
% of FP17s for the same patient ID Re-attending between 3 & 9 months - Adults	2,162	4,230	51.1%	52.8%	52.6%	50.5%
% of FP17s for Band 1 Urgent Courses	108	5,502	2.0%	7.8%	9.4%	9.1%
% of FP17s Relating to Free Repair or Replacements	30	5,502	0.5%	1.2%	1.0%	0.8%
% of FP17s Relating to Continuations	80	5,502	1.5%	1.6%	1.5%	1.3%
% of Patients satisfied with the dentistry they have received	15	15	100.0%	94.5%	93.7%	93.2%
% of Patients satisfied with the time they had to wait for an appointment	14	15	93.3%	88.4%	90.0%	89.0%

* This is based on patients treated on this contract for their most recent course of treatment. Figures in italics indicate the base number of FP17s or Patient Questionnaire responses are less than 100. N/A is shown where the base number of responses is less than 10 during the period. % is calculated as Quantity/Base number*100

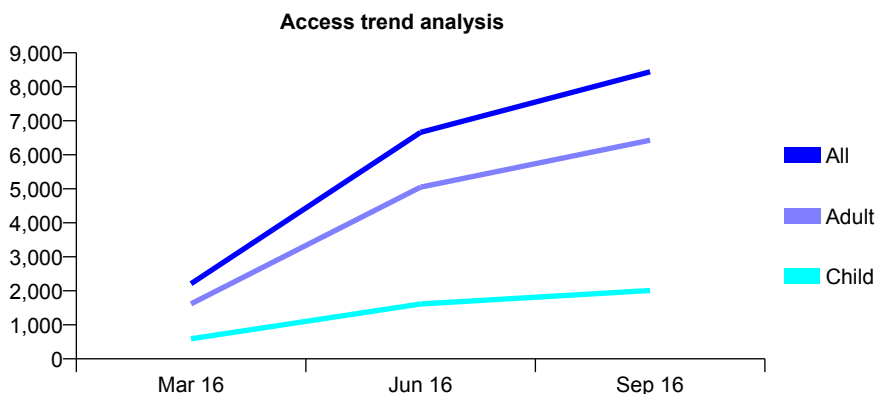
Q51 - Vital Signs At a Glance Contract Report for 129763/0001 - September 2016

Name or company name	Bramley Dental Practice
Contract type name	GDS Contract
Purpose of contract	General
Contract start date	01/01/2016
Contract end date	

16/17 Contracted general activity (UDA)	28,862
Carry forward general activity (UDA)	0
16/17 Contracted orthodontic activity (UOA)	0
Carry forward orthodontic activity (UOA)	0
Baseline contract value	£902,341.02

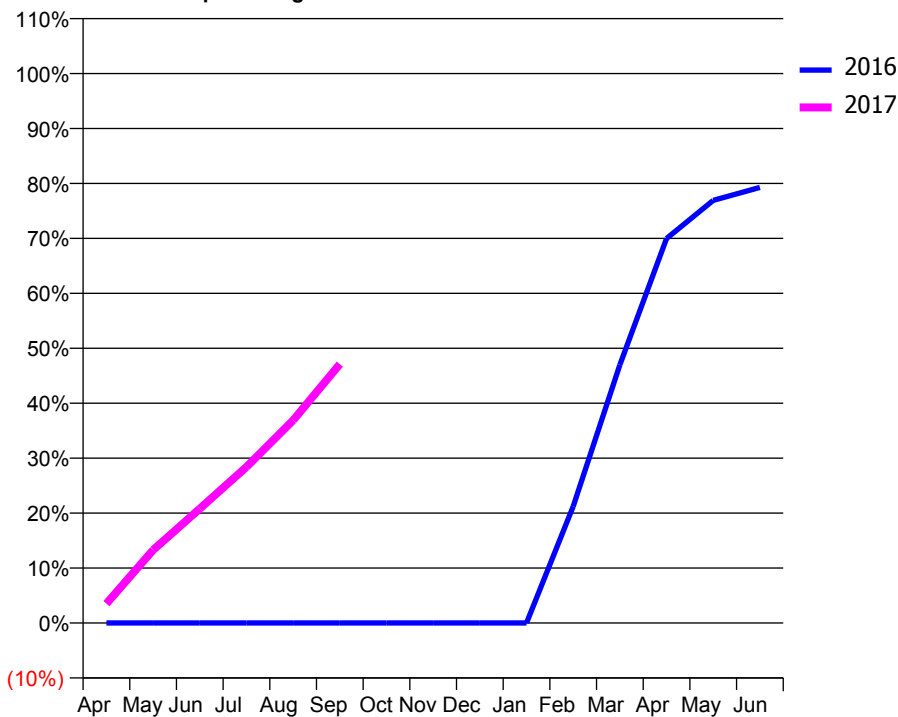
ACCESS*

Patients seen in 24 months	Total	Change since previous quarter
Quarter ending September 2015	0	
Quarter ending December 2015	0	
Quarter ending March 2016	2,208	
Quarter ending June 2016	6,660	↑
Quarter ending September 2016	8,441	↑
Variance since September 2015	N/A	



ACTIVITY

Cumulative percentage of contracted UDA delivered 2016 & 2017



Month	Adjusted Scheduled Activity (UDA)	
	2016	2017
April	0	1,019
May	0	3,833
June	0	6,006
July	0	8,200
August	0	10,648
September	0	13,600
October	0	
November	0	
December	0	
January	0	
February	1,531	
March	3,390	
April	5,048	
May	5,549	
June	5,718	

QUALITY

	Quantity	Base Number	Contract	AT	Region	England
% of FP17s for the same patient ID Re-attending within 3 months - Children	116	2,176	5.3%	10.8%	13.5%	12.4%
% of FP17s for the same patient ID Re-attending within 3 months - Adults	523	6,930	7.5%	15.6%	17.4%	16.7%
% of FP17s for the same patient ID Re-attending between 3 & 9 months - Children	442	2,176	20.3%	58.5%	59.0%	57.4%
% of FP17s for the same patient ID Re-attending between 3 & 9 months - Adults	1,317	6,930	19.0%	52.8%	52.6%	50.5%
% of FP17s for Band 1 Urgent Courses	262	7,595	3.4%	7.8%	9.4%	9.1%
% of FP17s Relating to Free Repair or Replacements	53	7,595	0.7%	1.2%	1.0%	0.8%
% of FP17s Relating to Continuations	22	7,595	0.3%	1.6%	1.5%	1.3%
% of Patients satisfied with the dentistry they have received	3	3	N/A	94.5%	93.7%	93.2%
% of Patients satisfied with the time they had to wait for an appointment	3	3	N/A	88.4%	90.0%	89.0%

* This is based on patients treated on this contract for their most recent course of treatment. Figures in italics indicate the base number of FP17s or Patient Questionnaire responses are less than 100. N/A is shown where the base number of responses is less than 10 during the period. % is calculated as Quantity/Base number*100

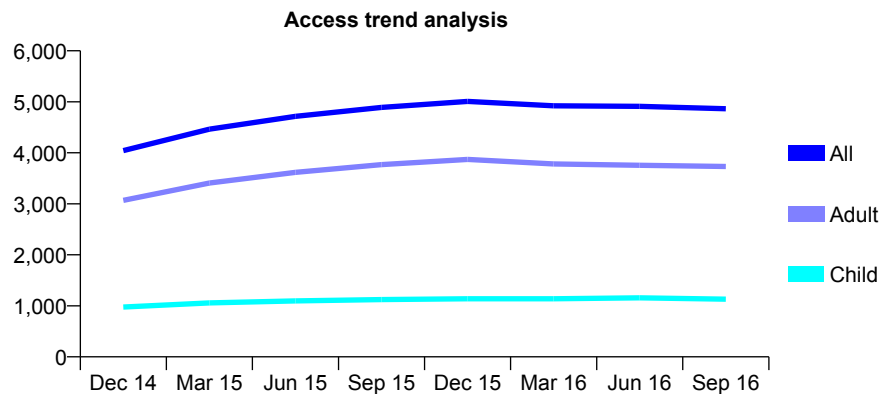
Q51 - Vital Signs At a Glance Contract Report for 131385/0001 - September 2016

Name or company name	HSN Dental Care Ltd
Contract type name	GDS Contract
Purpose of contract	General
Contract start date	01/12/2013
Contract end date	

16/17 Contracted general activity (UDA)	13,641
Carry forward general activity (UDA)	-17
16/17 Contracted orthodontic activity (UOA)	0
Carry forward orthodontic activity (UOA)	0
Baseline contract value	£403,092.43

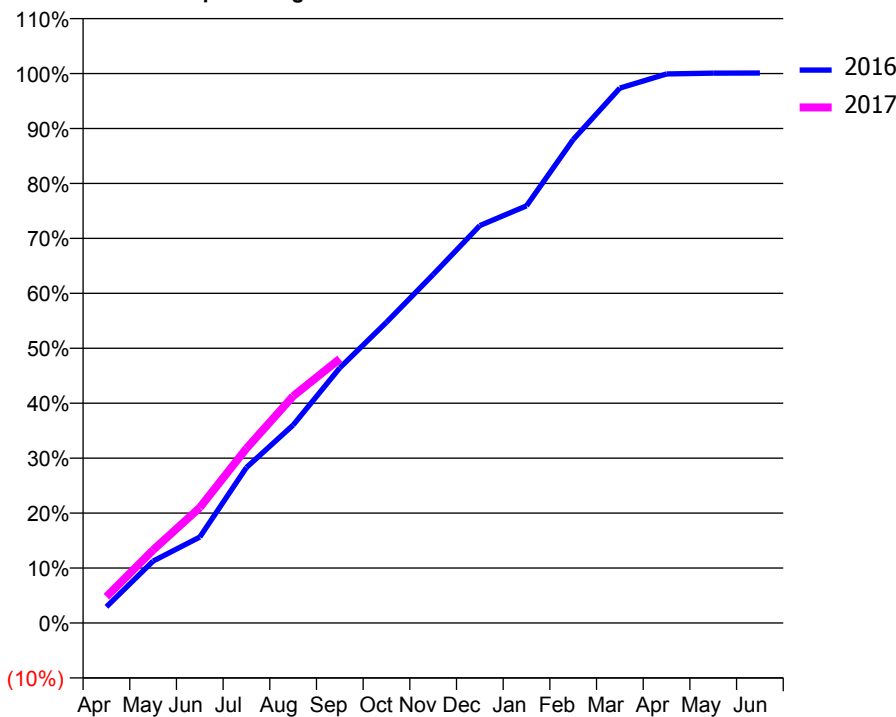
ACCESS*

Patients seen in 24 months	Total	Change since previous quarter
Quarter ending September 2015	4,891	
Quarter ending December 2015	5,009	↑
Quarter ending March 2016	4,922	↓
Quarter ending June 2016	4,911	→
Quarter ending September 2016	4,864	→
Variance since September 2015	(0.6%)	→



ACTIVITY

Cumulative percentage of contracted UDA delivered 2016 & 2017



Month	Adjusted Scheduled Activity (UDA)	
	2016	2017
April	402	654
May	1,536	1,814
June	2,133	2,866
July	3,861	4,334
August	4,915	5,633
September	6,335	6,558
October	7,468	
November	8,652	
December	9,866	
January	10,356	
February	12,002	
March	13,280	
April	13,630	
May	13,651	
June	13,653	

QUALITY

	Quantity	Base Number	Contract	AT	Region	England
% of FP17s for the same patient ID Re-attending within 3 months - Children	72	823	8.7%	10.8%	13.5%	12.4%
% of FP17s for the same patient ID Re-attending within 3 months - Adults	487	2,462	19.8%	15.6%	17.4%	16.7%
% of FP17s for the same patient ID Re-attending between 3 & 9 months - Children	415	823	50.4%	58.5%	59.0%	57.4%
% of FP17s for the same patient ID Re-attending between 3 & 9 months - Adults	1,170	2,462	47.5%	52.8%	52.6%	50.5%
% of FP17s for Band 1 Urgent Courses	247	3,071	8.0%	7.8%	9.4%	9.1%
% of FP17s Relating to Free Repair or Replacements	31	3,071	1.0%	1.2%	1.0%	0.8%
% of FP17s Relating to Continuations	103	3,071	3.4%	1.6%	1.5%	1.3%
% of Patients satisfied with the dentistry they have received	7	8	N/A	94.5%	93.7%	93.2%
% of Patients satisfied with the time they had to wait for an appointment	8	8	N/A	88.4%	90.0%	89.0%

* This is based on patients treated on this contract for their most recent course of treatment. Figures in italics indicate the base number of FP17s or Patient Questionnaire responses are less than 100. N/A is shown where the base number of responses is less than 10 during the period. % is calculated as Quantity/Base number*100

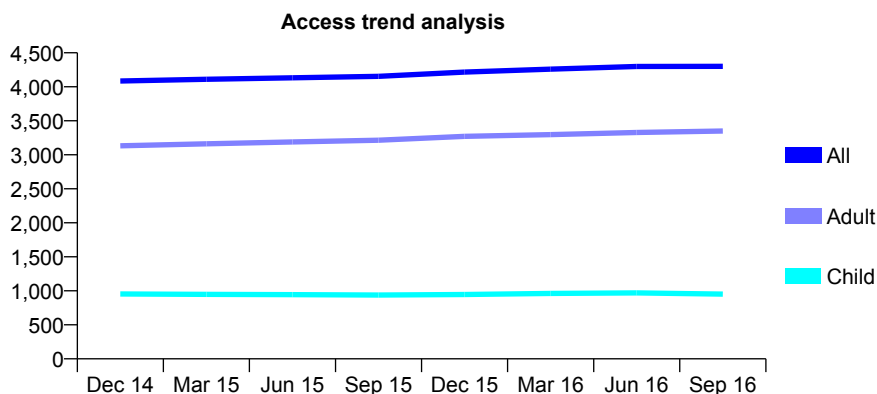
Q51 - Vital Signs At a Glance Contract Report for 131598/0001 - September 2016

Name or company name	Nostell Place Ltd
Contract type name	GDS Contract
Purpose of contract	General
Contract start date	01/12/2010
Contract end date	

16/17 Contracted general activity (UDA)	13,184
Carry forward general activity (UDA)	-264
16/17 Contracted orthodontic activity (UOA)	0
Carry forward orthodontic activity (UOA)	0
Baseline contract value	£373,147.04

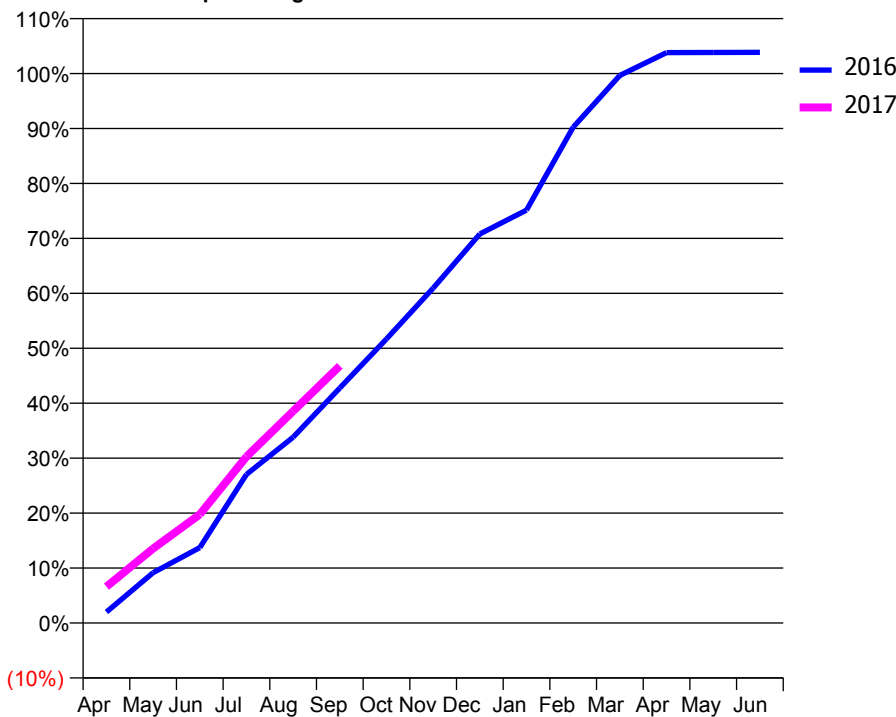
ACCESS*

Patients seen in 24 months	Total	Change since previous quarter
Quarter ending September 2015	4,154	
Quarter ending December 2015	4,217	→
Quarter ending March 2016	4,259	→
Quarter ending June 2016	4,299	→
Quarter ending September 2016	4,301	→
Variance since September 2015	3.5%	↑



ACTIVITY

Cumulative percentage of contracted UDA delivered 2016 & 2017



Month	Adjusted Scheduled Activity (UDA)	
	2016	2017
April	263	871
May	1,209	1,787
June	1,811	2,607
July	3,566	3,991
August	4,459	5,081
September	5,640	6,171
October	6,815	
November	8,035	
December	9,335	
January	9,908	
February	11,897	
March	13,140	
April	13,685	
May	13,689	
June	13,692	

QUALITY

	Quantity	Base Number	Contract	AT	Region	England
% of FP17s for the same patient ID Re-attending within 3 months - Children	59	876	6.7%	10.8%	13.5%	12.4%
% of FP17s for the same patient ID Re-attending within 3 months - Adults	440	2,459	17.9%	15.6%	17.4%	16.7%
% of FP17s for the same patient ID Re-attending between 3 & 9 months - Children	590	876	67.4%	58.5%	59.0%	57.4%
% of FP17s for the same patient ID Re-attending between 3 & 9 months - Adults	1,142	2,459	46.4%	52.8%	52.6%	50.5%
% of FP17s for Band 1 Urgent Courses	269	3,066	8.8%	7.8%	9.4%	9.1%
% of FP17s Relating to Free Repair or Replacements	55	3,066	1.8%	1.2%	1.0%	0.8%
% of FP17s Relating to Continuations	59	3,066	1.9%	1.6%	1.5%	1.3%
% of Patients satisfied with the dentistry they have received	9	9	N/A	94.5%	93.7%	93.2%
% of Patients satisfied with the time they had to wait for an appointment	9	9	N/A	88.4%	90.0%	89.0%

* This is based on patients treated on this contract for their most recent course of treatment. Figures in italics indicate the base number of FP17s or Patient Questionnaire responses are less than 100. N/A is shown where the base number of responses is less than 10 during the period. % is calculated as Quantity/Base number*100

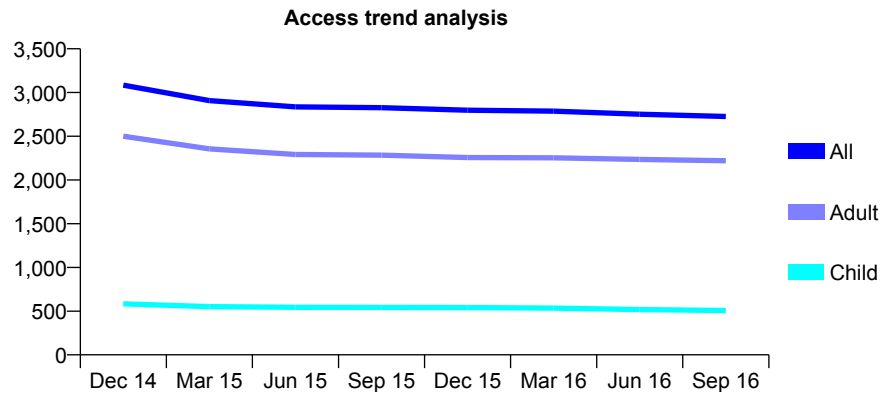
Q51 - Vital Signs At a Glance Contract Report for 132160/0001 - September 2016

Name or company name	L W T Dental Care
Contract type name	GDS Contract
Purpose of contract	General
Contract start date	01/04/2006
Contract end date	

16/17 Contracted general activity (UDA)	8,410
Carry forward general activity (UDA)	27
16/17 Contracted orthodontic activity (UOA)	0
Carry forward orthodontic activity (UOA)	0
Baseline contract value	£185,816.17

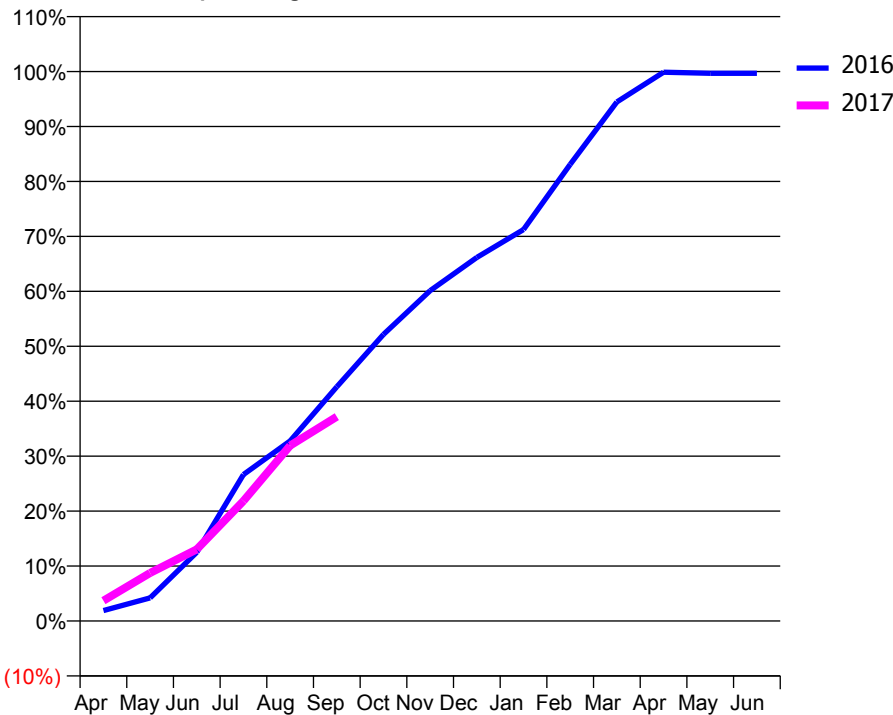
ACCESS*

Patients seen in 24 months	Total	Change since previous quarter
Quarter ending September 2015	2,826	
Quarter ending December 2015	2,798	→
Quarter ending March 2016	2,787	→
Quarter ending June 2016	2,752	↓
Quarter ending September 2016	2,726	→
Variance since September 2015	(3.5%)	↓



ACTIVITY

Cumulative percentage of contracted UDA delivered 2016 & 2017



Month	Adjusted Scheduled Activity (UDA)	
	2016	2017
April	161	311
May	355	735
June	1,052	1,097
July	2,241	1,837
August	2,755	2,685
September	3,585	3,128
October	4,386	
November	5,056	
December	5,564	
January	5,991	
February	6,989	
March	7,945	
April	8,398	
May	8,383	
June	8,383	

QUALITY

	Quantity	Base Number	Contract	AT	Region	England
% of FP17s for the same patient ID Re-attending within 3 months - Children	22	389	5.7%	10.8%	13.5%	12.4%
% of FP17s for the same patient ID Re-attending within 3 months - Adults	197	1,715	11.5%	15.6%	17.4%	16.7%
% of FP17s for the same patient ID Re-attending between 3 & 9 months - Children	262	389	67.4%	58.5%	59.0%	57.4%
% of FP17s for the same patient ID Re-attending between 3 & 9 months - Adults	1,131	1,715	65.9%	52.8%	52.6%	50.5%
% of FP17s for Band 1 Urgent Courses	96	1,869	5.1%	7.8%	9.4%	9.1%
% of FP17s Relating to Free Repair or Replacements	11	1,869	0.6%	1.2%	1.0%	0.8%
% of FP17s Relating to Continuations	13	1,869	0.7%	1.6%	1.5%	1.3%
% of Patients satisfied with the dentistry they have received	7	7	N/A	94.5%	93.7%	93.2%
% of Patients satisfied with the time they had to wait for an appointment	7	7	N/A	88.4%	90.0%	89.0%

* This is based on patients treated on this contract for their most recent course of treatment. Figures in italics indicate the base number of FP17s or Patient Questionnaire responses are less than 100. N/A is shown where the base number of responses is less than 10 during the period. % is calculated as Quantity/Base number*100

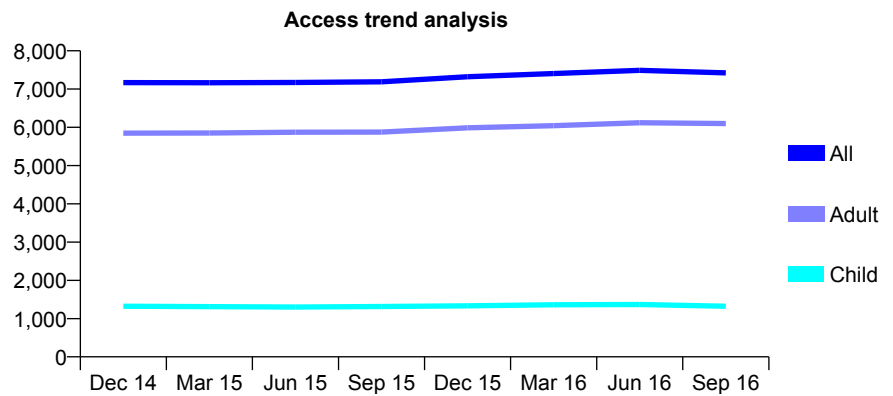
Q51 - Vital Signs At a Glance Contract Report for 132160/0002 - September 2016

Name or company name	L W T Dental Care
Contract type name	GDS Contract
Purpose of contract	General
Contract start date	01/04/2006
Contract end date	

16/17 Contracted general activity (UDA)	24,405
Carry forward general activity (UDA)	0
16/17 Contracted orthodontic activity (UOA)	0
Carry forward orthodontic activity (UOA)	0
Baseline contract value	£557,893.40

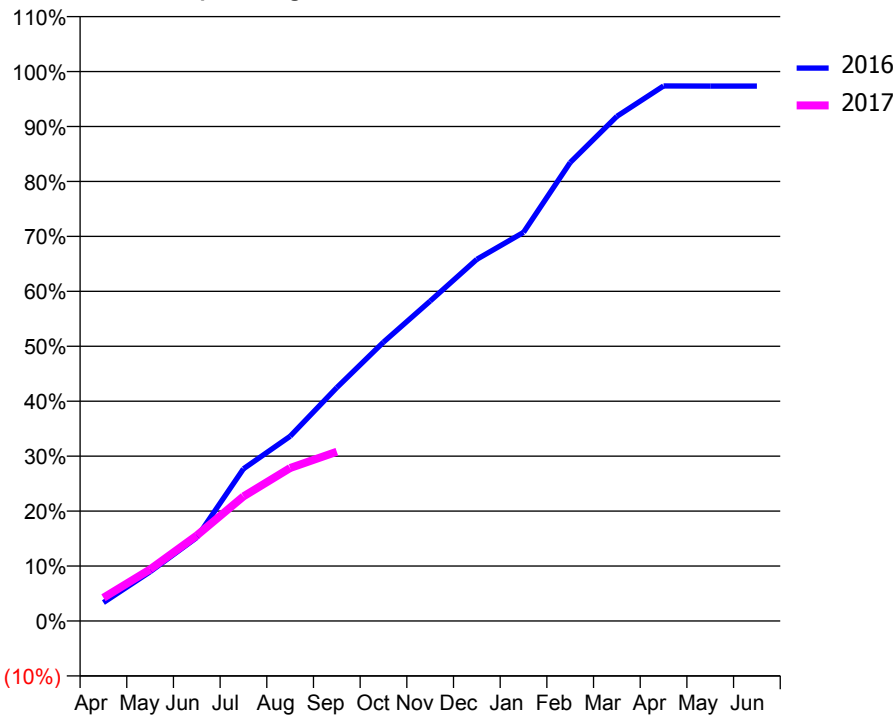
ACCESS*

Patients seen in 24 months	Total	Change since previous quarter
Quarter ending September 2015	7,190	
Quarter ending December 2015	7,323	→
Quarter ending March 2016	7,405	→
Quarter ending June 2016	7,490	→
Quarter ending September 2016	7,424	→
Variance since September 2015	3.3%	↑



ACTIVITY

Cumulative percentage of contracted UDA delivered 2016 & 2017



Month	Adjusted Scheduled Activity (UDA)	
	2016	2017
April	822	1,031
May	2,186	2,294
June	3,709	3,801
July	6,761	5,532
August	8,205	6,793
September	10,366	7,518
October	12,388	
November	14,212	
December	16,064	
January	17,263	
February	20,362	
March	22,415	
April	23,761	
May	23,760	
June	23,760	

QUALITY

	Quantity	Base Number	Contract	AT	Region	England
% of FP17s for the same patient ID Re-attending within 3 months - Children	46	958	4.8%	10.8%	13.5%	12.4%
% of FP17s for the same patient ID Re-attending within 3 months - Adults	611	4,297	14.2%	15.6%	17.4%	16.7%
% of FP17s for the same patient ID Re-attending between 3 & 9 months - Children	702	958	73.3%	58.5%	59.0%	57.4%
% of FP17s for the same patient ID Re-attending between 3 & 9 months - Adults	2,734	4,297	63.6%	52.8%	52.6%	50.5%
% of FP17s for Band 1 Urgent Courses	340	4,188	8.1%	7.8%	9.4%	9.1%
% of FP17s Relating to Free Repair or Replacements	50	4,188	1.2%	1.2%	1.0%	0.8%
% of FP17s Relating to Continuations	45	4,188	1.1%	1.6%	1.5%	1.3%
% of Patients satisfied with the dentistry they have received	33	35	94.3%	94.5%	93.7%	93.2%
% of Patients satisfied with the time they had to wait for an appointment	33	35	94.3%	88.4%	90.0%	89.0%

* This is based on patients treated on this contract for their most recent course of treatment. Figures in italics indicate the base number of FP17s or Patient Questionnaire responses are less than 100. N/A is shown where the base number of responses is less than 10 during the period. % is calculated as Quantity/Base number*100

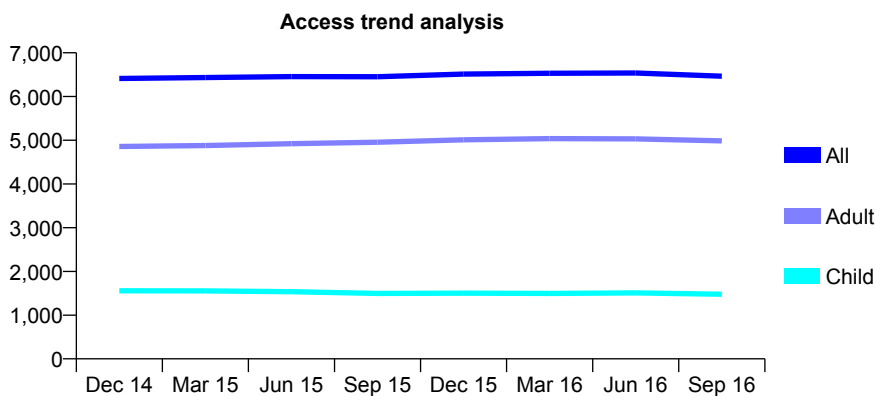
Q51 - Vital Signs At a Glance Contract Report for 132489/0001 - September 2016

Name or company name	Hillcrest Ionian
Contract type name	GDS Contract
Purpose of contract	General
Contract start date	26/04/2010
Contract end date	

16/17 Contracted general activity (UDA)	20,369
Carry forward general activity (UDA)	0
16/17 Contracted orthodontic activity (UOA)	0
Carry forward orthodontic activity (UOA)	0
Baseline contract value	£607,512.19

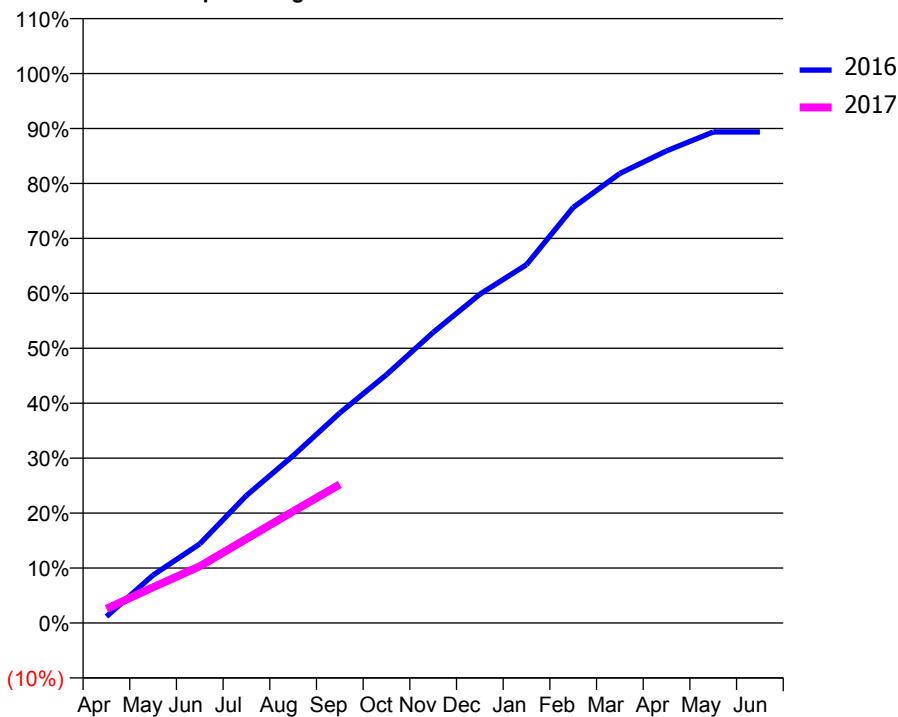
ACCESS*

Patients seen in 24 months	Total	Change since previous quarter
Quarter ending September 2015	6,453	
Quarter ending December 2015	6,513	→
Quarter ending March 2016	6,531	→
Quarter ending June 2016	6,538	→
Quarter ending September 2016	6,465	↓
Variance since September 2015	0.2%	→



ACTIVITY

Cumulative percentage of contracted UDA delivered 2016 & 2017



Month	Adjusted Scheduled Activity (UDA)	
	2016	2017
April	200	527
May	1,480	1,326
June	2,444	2,105
July	3,938	3,122
August	5,166	4,142
September	6,487	5,137
October	7,670	
November	8,976	
December	10,153	
January	11,068	
February	12,834	
March	13,884	
April	14,581	
May	15,165	
June	15,165	

QUALITY

	Quantity	Base Number	Contract	AT	Region	England
% of FP17s for the same patient ID Re-attending within 3 months - Children	23	945	2.4%	10.8%	13.5%	12.4%
% of FP17s for the same patient ID Re-attending within 3 months - Adults	183	2,507	7.3%	15.6%	17.4%	16.7%
% of FP17s for the same patient ID Re-attending between 3 & 9 months - Children	479	945	50.7%	58.5%	59.0%	57.4%
% of FP17s for the same patient ID Re-attending between 3 & 9 months - Adults	906	2,507	36.1%	52.8%	52.6%	50.5%
% of FP17s for Band 1 Urgent Courses	126	2,609	4.8%	7.8%	9.4%	9.1%
% of FP17s Relating to Free Repair or Replacements	12	2,609	0.5%	1.2%	1.0%	0.8%
% of FP17s Relating to Continuations	27	2,609	1.0%	1.6%	1.5%	1.3%
% of Patients satisfied with the dentistry they have received	5	6	N/A	94.5%	93.7%	93.2%
% of Patients satisfied with the time they had to wait for an appointment	6	6	N/A	88.4%	90.0%	89.0%

* This is based on patients treated on this contract for their most recent course of treatment. Figures in italics indicate the base number of FP17s or Patient Questionnaire responses are less than 100. N/A is shown where the base number of responses is less than 10 during the period. % is calculated as Quantity/Base number*100

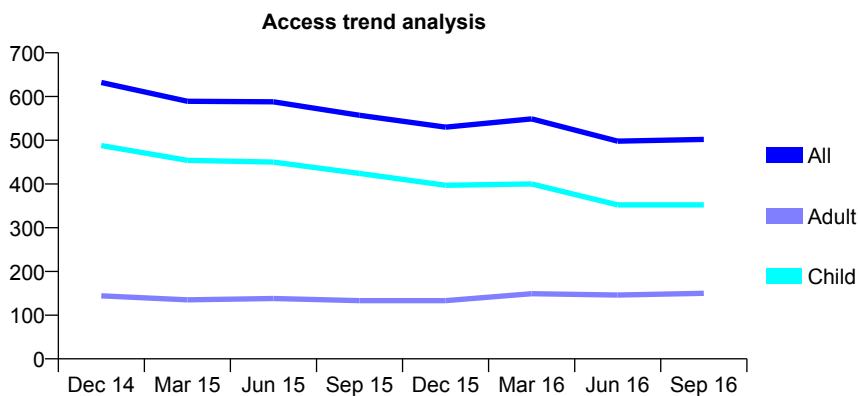
Q51 - Vital Signs At a Glance Contract Report for 133361/0001 - September 2016

Name or company name	D The D Limited
Contract type name	GDS Contract
Purpose of contract	General
Contract start date	01/06/2007
Contract end date	

16/17 Contracted general activity (UDA)	1,286
Carry forward general activity (UDA)	0
16/17 Contracted orthodontic activity (UOA)	0
Carry forward orthodontic activity (UOA)	0
Baseline contract value	£31,269.13

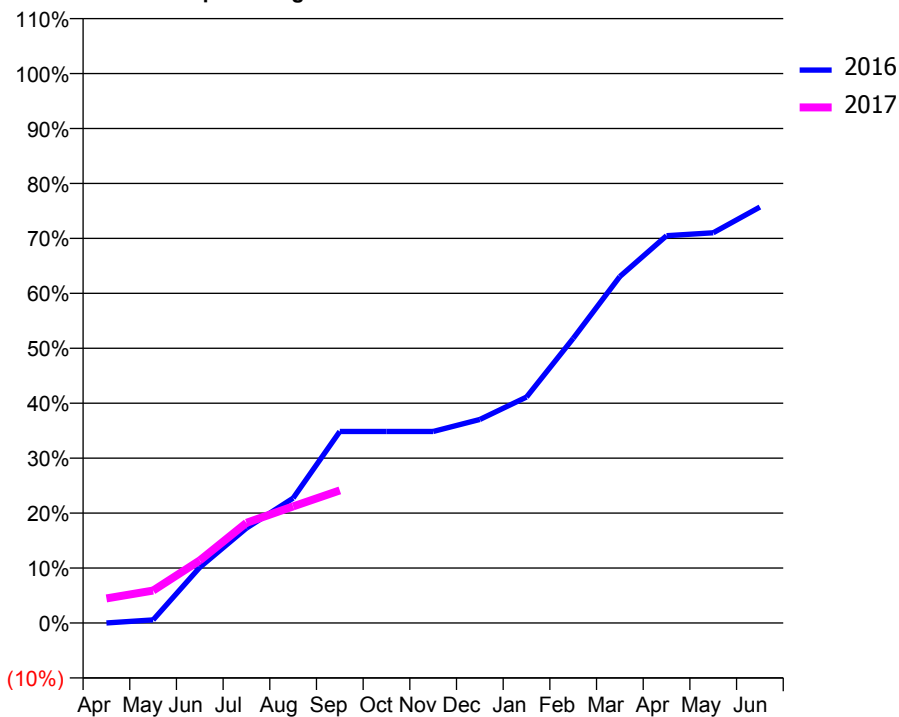
ACCESS*

Patients seen in 24 months	Total	Change since previous quarter
Quarter ending September 2015	557	
Quarter ending December 2015	530	↓
Quarter ending March 2016	549	↑
Quarter ending June 2016	498	↓
Quarter ending September 2016	502	→
Variance since September 2015	(9.9%)	↓



ACTIVITY

Cumulative percentage of contracted UDA delivered 2016 & 2017



Adjusted Scheduled Activity (UDA)

Month	2016	2017
April	0	58
May	7	76
June	130	147
July	222	235
August	292	273
September	448	310
October	448	
November	448	
December	476	
January	529	
February	666	
March	811	
April	906	
May	913	
June	973	

QUALITY

	Quantity	Base Number	Contract	AT	Region	England
% of FP17s for the same patient ID Re-attending within 3 months - Children	19	178	10.7%	10.8%	13.5%	12.4%
% of FP17s for the same patient ID Re-attending within 3 months - Adults	10	47	21.3%	15.6%	17.4%	16.7%
% of FP17s for the same patient ID Re-attending between 3 & 9 months - Children	49	178	27.5%	58.5%	59.0%	57.4%
% of FP17s for the same patient ID Re-attending between 3 & 9 months - Adults	11	47	23.4%	52.8%	52.6%	50.5%
% of FP17s for Band 1 Urgent Courses	12	161	7.5%	7.8%	9.4%	9.1%
% of FP17s Relating to Free Repair or Replacements	0	161	0.0%	1.2%	1.0%	0.8%
% of FP17s Relating to Continuations	1	161	0.6%	1.6%	1.5%	1.3%
% of Patients satisfied with the dentistry they have received	0	0	N/A	94.5%	93.7%	93.2%
% of Patients satisfied with the time they had to wait for an appointment	0	0	N/A	88.4%	90.0%	89.0%

* This is based on patients treated on this contract for their most recent course of treatment. Figures in italics indicate the base number of FP17s or Patient Questionnaire responses are less than 100. N/A is shown where the base number of responses is less than 10 during the period. % is calculated as Quantity/Base number*100

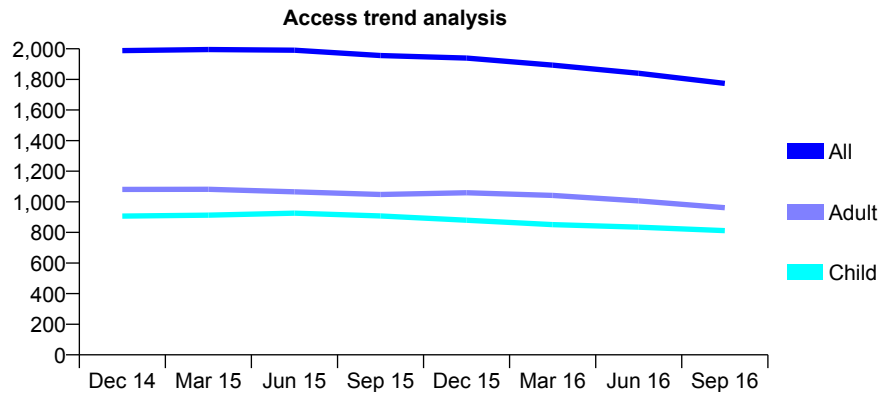
Q51 - Vital Signs At a Glance Contract Report for 133701/0001 - September 2016

Name or company name	The Dental House
Contract type name	GDS Contract
Purpose of contract	General
Contract start date	01/12/2011
Contract end date	

16/17 Contracted general activity (UDA)	6,500
Carry forward general activity (UDA)	0
16/17 Contracted orthodontic activity (UOA)	0
Carry forward orthodontic activity (UOA)	0
Baseline contract value	£168,428.51

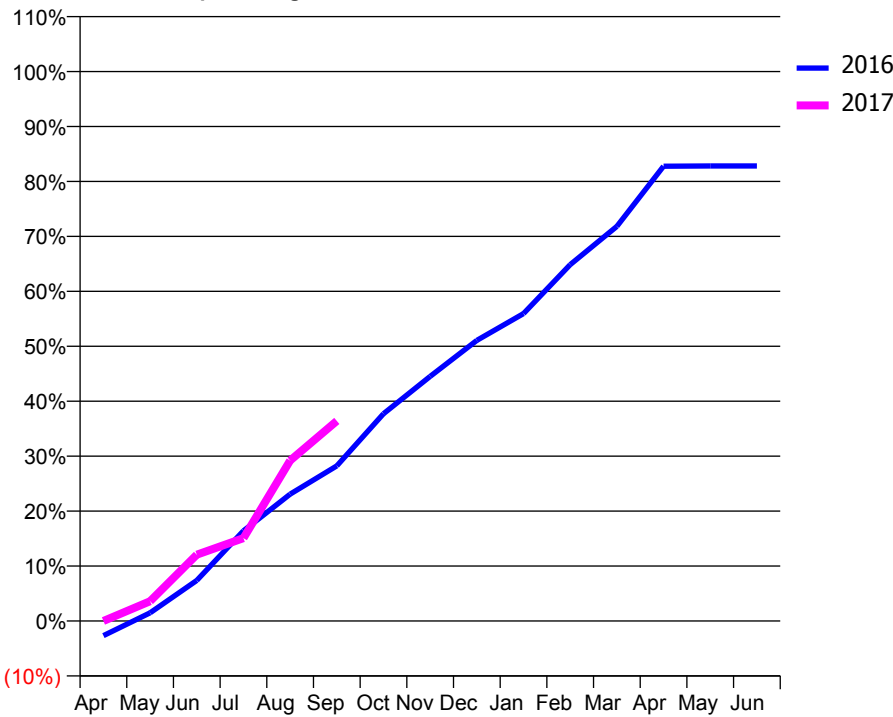
ACCESS*

Patients seen in 24 months	Total	Change since previous quarter
Quarter ending September 2015	1,956	
Quarter ending December 2015	1,939	→
Quarter ending March 2016	1,893	↓
Quarter ending June 2016	1,840	↓
Quarter ending September 2016	1,774	↓
Variance since September 2015	(9.3%)	↓



ACTIVITY

Cumulative percentage of contracted UDA delivered 2016 & 2017



Month	Adjusted Scheduled Activity (UDA)	
	2016	2017
April	-174	0
May	96	234
June	480	785
July	1,067	980
August	1,502	1,899
September	1,835	2,366
October	2,452	
November	2,893	
December	3,319	
January	3,636	
February	4,215	
March	4,668	
April	5,379	
May	5,382	
June	5,382	

QUALITY

	Quantity	Base Number	Contract	AT	Region	England
% of FP17s for the same patient ID Re-attending within 3 months - Children	54	698	7.7%	10.8%	13.5%	12.4%
% of FP17s for the same patient ID Re-attending within 3 months - Adults	161	651	24.7%	15.6%	17.4%	16.7%
% of FP17s for the same patient ID Re-attending between 3 & 9 months - Children	447	698	64.0%	58.5%	59.0%	57.4%
% of FP17s for the same patient ID Re-attending between 3 & 9 months - Adults	334	651	51.3%	52.8%	52.6%	50.5%
% of FP17s for Band 1 Urgent Courses	107	1,076	9.9%	7.8%	9.4%	9.1%
% of FP17s Relating to Free Repair or Replacements	7	1,076	0.7%	1.2%	1.0%	0.8%
% of FP17s Relating to Continuations	1	1,076	0.1%	1.6%	1.5%	1.3%
% of Patients satisfied with the dentistry they have received	1	1	N/A	94.5%	93.7%	93.2%
% of Patients satisfied with the time they had to wait for an appointment	1	1	N/A	88.4%	90.0%	89.0%

* This is based on patients treated on this contract for their most recent course of treatment. Figures in italics indicate the base number of FP17s or Patient Questionnaire responses are less than 100. N/A is shown where the base number of responses is less than 10 during the period. % is calculated as Quantity/Base number*100

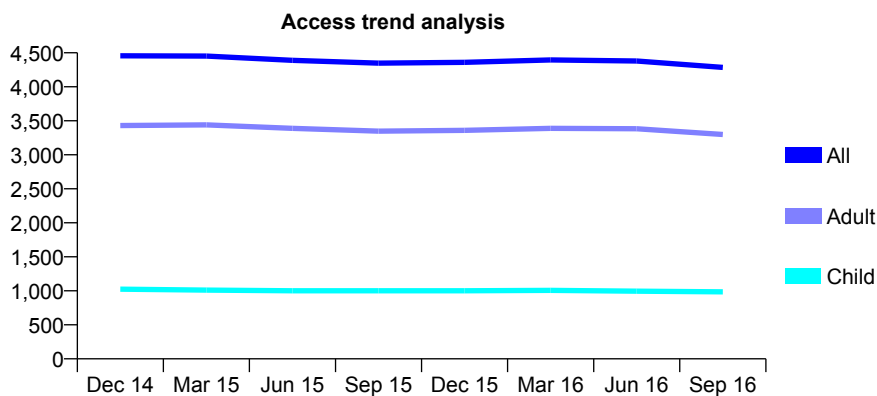
Q51 - Vital Signs At a Glance Contract Report for 134651/0001 - September 2016

Name or company name	DENTECARE (BARNSLEY) LIMITED
Contract type name	GDS Contract
Purpose of contract	General
Contract start date	01/04/2011
Contract end date	

16/17 Contracted general activity (UDA)	15,316
Carry forward general activity (UDA)	0
16/17 Contracted orthodontic activity (UOA)	0
Carry forward orthodontic activity (UOA)	0
Baseline contract value	£431,613.20

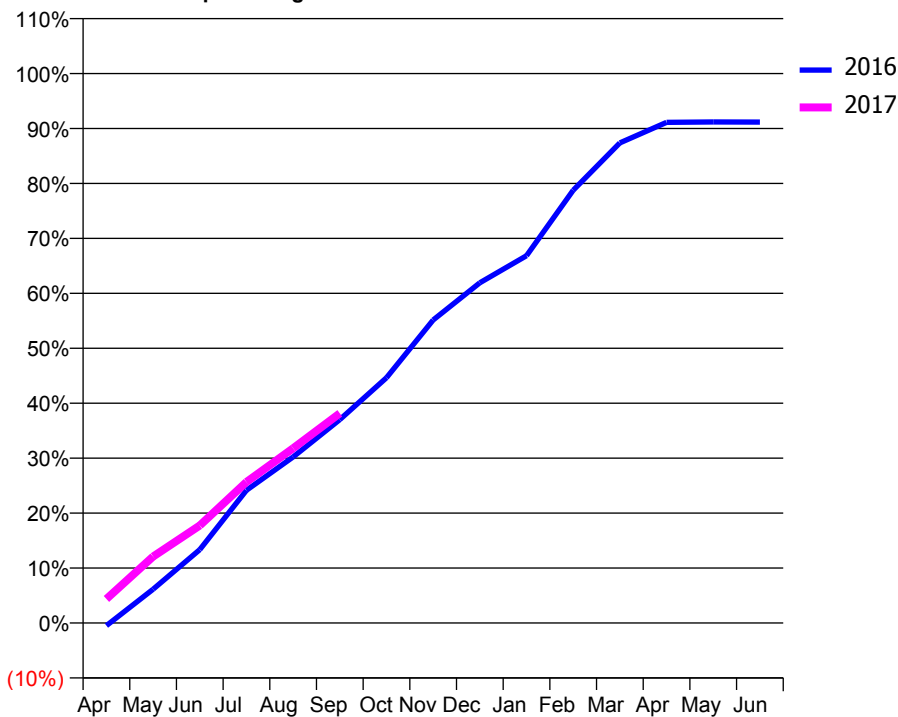
ACCESS*

Patients seen in 24 months	Total	Change since previous quarter
Quarter ending September 2015	4,349	
Quarter ending December 2015	4,360	→
Quarter ending March 2016	4,396	→
Quarter ending June 2016	4,379	→
Quarter ending September 2016	4,285	↓
Variance since September 2015	(1.5%)	↓



ACTIVITY

Cumulative percentage of contracted UDA delivered 2016 & 2017



Adjusted Scheduled Activity (UDA)

Month	2016	2017
April	-78	669
May	940	1,851
June	2,046	2,720
July	3,701	3,930
August	4,631	4,871
September	5,669	5,844
October	6,835	
November	8,448	
December	9,482	
January	10,238	
February	12,061	
March	13,383	
April	13,954	
May	13,964	
June	13,961	

QUALITY

	Quantity	Base Number	Contract	AT	Region	England
% of FP17s for the same patient ID Re-attending within 3 months - Children	58	672	8.6%	10.8%	13.5%	12.4%
% of FP17s for the same patient ID Re-attending within 3 months - Adults	384	2,261	17.0%	15.6%	17.4%	16.7%
% of FP17s for the same patient ID Re-attending between 3 & 9 months - Children	407	672	60.6%	58.5%	59.0%	57.4%
% of FP17s for the same patient ID Re-attending between 3 & 9 months - Adults	1,258	2,261	55.6%	52.8%	52.6%	50.5%
% of FP17s for Band 1 Urgent Courses	296	2,670	11.1%	7.8%	9.4%	9.1%
% of FP17s Relating to Free Repair or Replacements	21	2,670	0.8%	1.2%	1.0%	0.8%
% of FP17s Relating to Continuations	7	2,670	0.3%	1.6%	1.5%	1.3%
% of Patients satisfied with the dentistry they have received	7	7	N/A	94.5%	93.7%	93.2%
% of Patients satisfied with the time they had to wait for an appointment	7	7	N/A	88.4%	90.0%	89.0%

* This is based on patients treated on this contract for their most recent course of treatment. Figures in italics indicate the base number of FP17s or Patient Questionnaire responses are less than 100. N/A is shown where the base number of responses is less than 10 during the period. % is calculated as Quantity/Base number*100

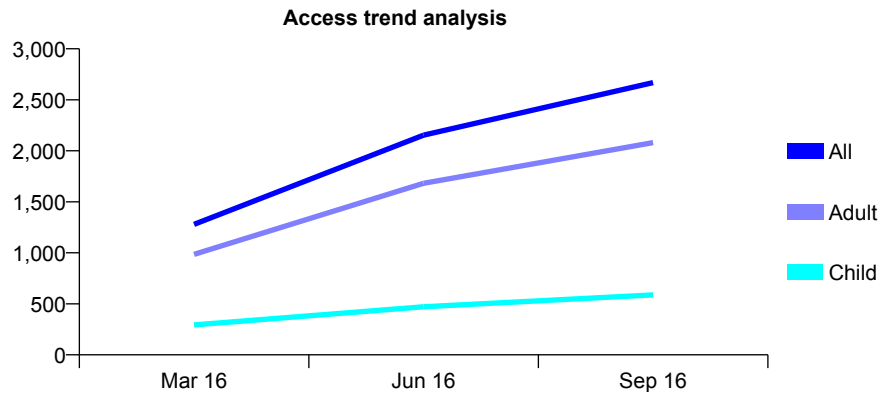
Q51 - Vital Signs At a Glance Contract Report for 138029/0001 - September 2016

Name or company name	Thurcroft Dental Practice
Contract type name	GDS Contract
Purpose of contract	General
Contract start date	01/01/2016
Contract end date	

16/17 Contracted general activity (UDA)	9,388
Carry forward general activity (UDA)	0
16/17 Contracted orthodontic activity (UOA)	0
Carry forward orthodontic activity (UOA)	0
Baseline contract value	£297,376.12

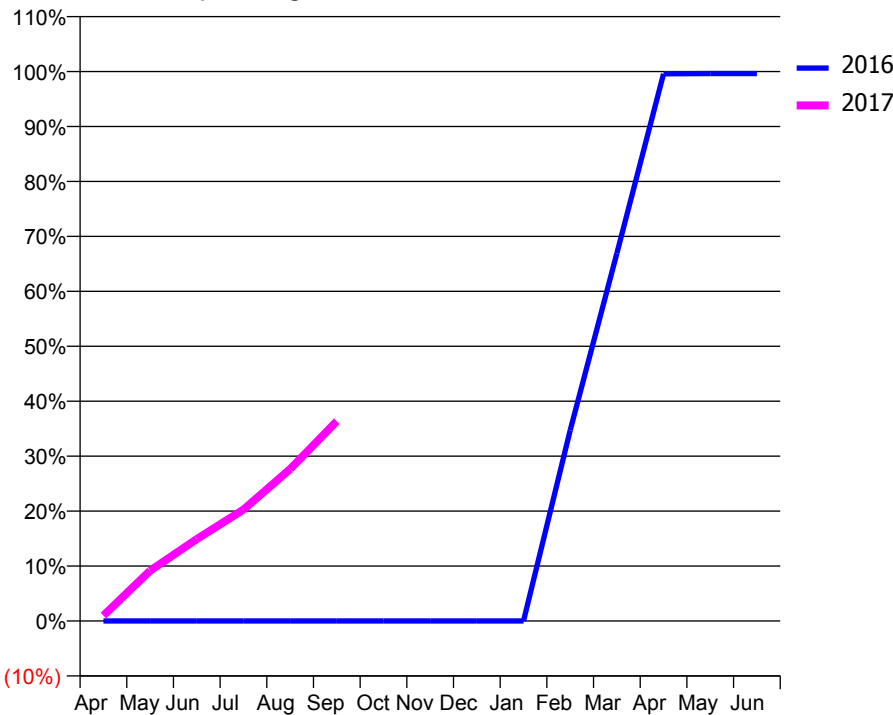
ACCESS*

Patients seen in 24 months	Total	Change since previous quarter
Quarter ending September 2015	0	
Quarter ending December 2015	0	
Quarter ending March 2016	1,279	
Quarter ending June 2016	2,153	↑
Quarter ending September 2016	2,669	↑
Variance since September 2015	N/A	



ACTIVITY

Cumulative percentage of contracted UDA delivered 2016 & 2017



Month	Adjusted Scheduled Activity (UDA)	
	2016	2017
April	0	93
May	0	859
June	0	1,399
July	0	1,904
August	0	2,596
September	0	3,413
October	0	
November	0	
December	0	
January	0	
February	815	
March	1,571	
April	2,337	
May	2,338	
June	2,338	

QUALITY

	Quantity	Base Number	Contract	AT	Region	England
% of FP17s for the same patient ID Re-attending within 3 months - Children	22	486	4.5%	10.8%	13.5%	12.4%
% of FP17s for the same patient ID Re-attending within 3 months - Adults	186	1,838	10.1%	15.6%	17.4%	16.7%
% of FP17s for the same patient ID Re-attending between 3 & 9 months - Children	83	486	17.1%	58.5%	59.0%	57.4%
% of FP17s for the same patient ID Re-attending between 3 & 9 months - Adults	336	1,838	18.3%	52.8%	52.6%	50.5%
% of FP17s for Band 1 Urgent Courses	97	1,947	5.0%	7.8%	9.4%	9.1%
% of FP17s Relating to Free Repair or Replacements	17	1,947	0.9%	1.2%	1.0%	0.8%
% of FP17s Relating to Continuations	9	1,947	0.5%	1.6%	1.5%	1.3%
% of Patients satisfied with the dentistry they have received	1	2	N/A	94.5%	93.7%	93.2%
% of Patients satisfied with the time they had to wait for an appointment	1	2	N/A	88.4%	90.0%	89.0%

* This is based on patients treated on this contract for their most recent course of treatment. Figures in italics indicate the base number of FP17s or Patient Questionnaire responses are less than 100. N/A is shown where the base number of responses is less than 10 during the period. % is calculated as Quantity/Base number*100

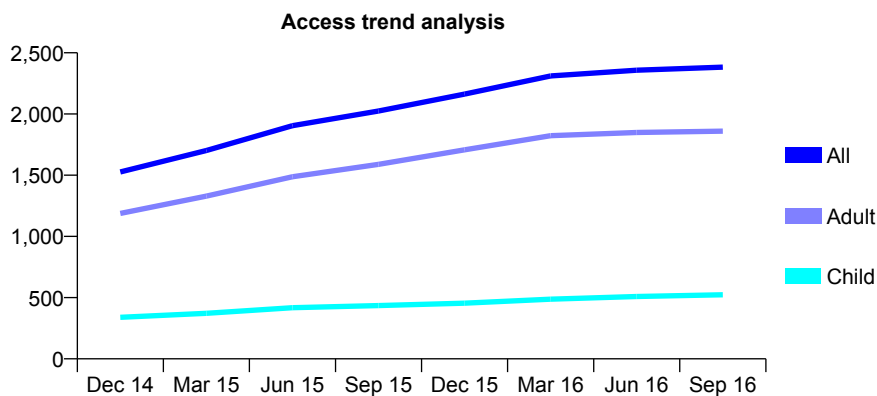
Q51 - Vital Signs At a Glance Contract Report for 140716/0001 - September 2016

Name or company name	Odai Dental Practice
Contract type name	GDS Contract
Purpose of contract	General
Contract start date	01/04/2014
Contract end date	

16/17 Contracted general activity (UDA)	6,249
Carry forward general activity (UDA)	54
16/17 Contracted orthodontic activity (UOA)	0
Carry forward orthodontic activity (UOA)	0
Baseline contract value	£176,833.76

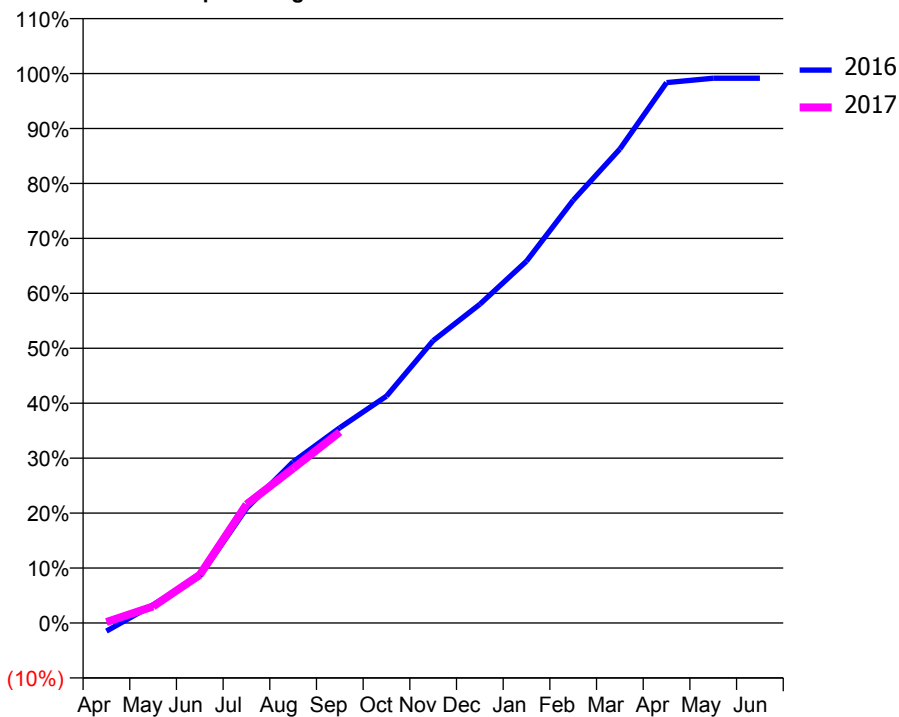
ACCESS*

Patients seen in 24 months	Total	Change since previous quarter
Quarter ending September 2015	2,024	
Quarter ending December 2015	2,163	↑
Quarter ending March 2016	2,311	↑
Quarter ending June 2016	2,358	↑
Quarter ending September 2016	2,383	→
Variance since September 2015	17.7%	↑



ACTIVITY

Cumulative percentage of contracted UDA delivered 2016 & 2017



Month	Adjusted Scheduled Activity (UDA)	
	2016	2017
April	-93	11
May	207	188
June	531	548
July	1,304	1,348
August	1,832	1,759
September	2,221	2,173
October	2,580	
November	3,210	
December	3,625	
January	4,115	
February	4,808	
March	5,390	
April	6,146	
May	6,195	
June	6,195	

QUALITY

	Quantity	Base Number	Contract	AT	Region	England
% of FP17s for the same patient ID Re-attending within 3 months - Children	45	348	12.9%	10.8%	13.5%	12.4%
% of FP17s for the same patient ID Re-attending within 3 months - Adults	217	1,186	18.3%	15.6%	17.4%	16.7%
% of FP17s for the same patient ID Re-attending between 3 & 9 months - Children	150	348	43.1%	58.5%	59.0%	57.4%
% of FP17s for the same patient ID Re-attending between 3 & 9 months - Adults	551	1,186	46.5%	52.8%	52.6%	50.5%
% of FP17s for Band 1 Urgent Courses	128	1,220	10.5%	7.8%	9.4%	9.1%
% of FP17s Relating to Free Repair or Replacements	12	1,220	1.0%	1.2%	1.0%	0.8%
% of FP17s Relating to Continuations	23	1,220	1.9%	1.6%	1.5%	1.3%
% of Patients satisfied with the dentistry they have received	5	5	N/A	94.5%	93.7%	93.2%
% of Patients satisfied with the time they had to wait for an appointment	5	5	N/A	88.4%	90.0%	89.0%

* This is based on patients treated on this contract for their most recent course of treatment. Figures in italics indicate the base number of FP17s or Patient Questionnaire responses are less than 100. N/A is shown where the base number of responses is less than 10 during the period. % is calculated as Quantity/Base number*100

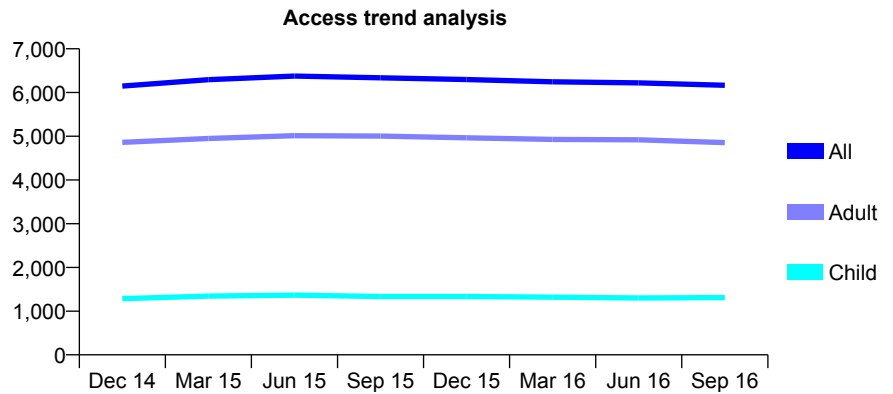
Q51 - Vital Signs At a Glance Contract Report for 142255/0001 - September 2016

Name or company name	Hislop and Wolverson
Contract type name	GDS Contract
Purpose of contract	General and Orthodontic
Contract start date	01/12/2010
Contract end date	

16/17 Contracted general activity (UDA)	21,997
Carry forward general activity (UDA)	-222
16/17 Contracted orthodontic activity (UOA)	525
Carry forward orthodontic activity (UOA)	-11
Baseline contract value	£656,630.13

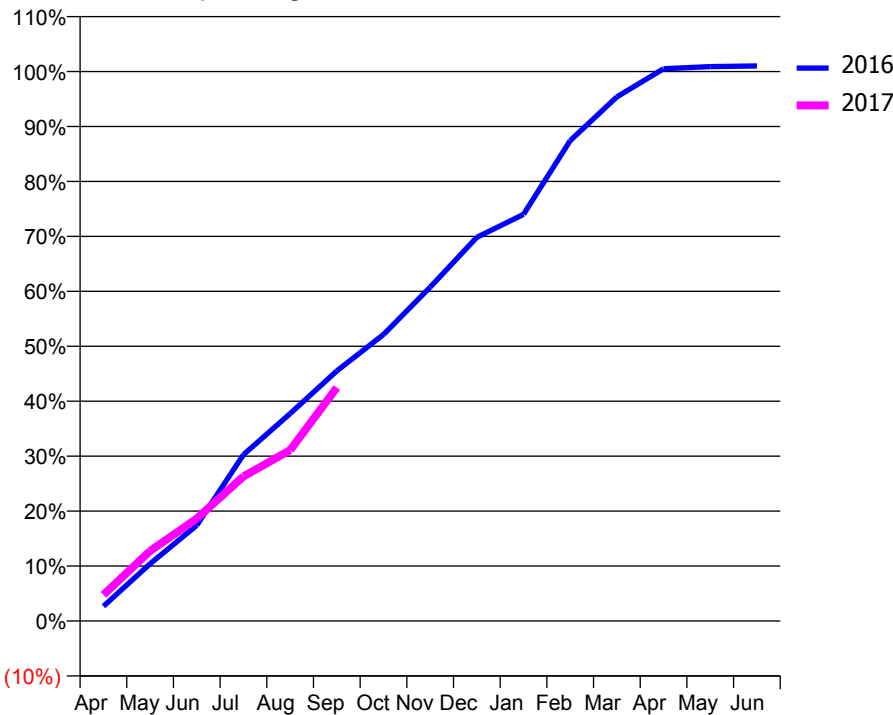
ACCESS*

Patients seen in 24 months	Total	Change since previous quarter
Quarter ending September 2015	6,338	
Quarter ending December 2015	6,296	→
Quarter ending March 2016	6,245	→
Quarter ending June 2016	6,220	→
Quarter ending September 2016	6,165	→
Variance since September 2015	(2.7%)	↓



ACTIVITY

Cumulative percentage of contracted UDA delivered 2016 & 2017



Month	Adjusted Scheduled Activity (UDA)	
	2016	2017
April	586	1,048
May	2,281	2,803
June	3,812	4,101
July	6,626	5,788
August	8,264	6,843
September	9,962	9,342
October	11,413	
November	13,299	
December	15,286	
January	16,198	
February	19,134	
March	20,877	
April	21,999	
May	22,083	
June	22,110	

QUALITY

	Quantity	Base Number	Contract	AT	Region	England
% of FP17s for the same patient ID Re-attending within 3 months - Children	115	1,229	9.4%	10.8%	13.5%	12.4%
% of FP17s for the same patient ID Re-attending within 3 months - Adults	569	3,726	15.3%	15.6%	17.4%	16.7%
% of FP17s for the same patient ID Re-attending between 3 & 9 months - Children	833	1,229	67.8%	58.5%	59.0%	57.4%
% of FP17s for the same patient ID Re-attending between 3 & 9 months - Adults	2,027	3,726	54.4%	52.8%	52.6%	50.5%
% of FP17s for Band 1 Urgent Courses	292	4,381	6.7%	7.8%	9.4%	9.1%
% of FP17s Relating to Free Repair or Replacements	39	4,381	0.9%	1.2%	1.0%	0.8%
% of FP17s Relating to Continuations	90	4,381	2.1%	1.6%	1.5%	1.3%
% of Patients satisfied with the dentistry they have received	8	8	N/A	94.5%	93.7%	93.2%
% of Patients satisfied with the time they had to wait for an appointment	7	8	N/A	88.4%	90.0%	89.0%

* This is based on patients treated on this contract for their most recent course of treatment. Figures in italics indicate the base number of FP17s or Patient Questionnaire responses are less than 100. N/A is shown where the base number of responses is less than 10 during the period. % is calculated as Quantity/Base number*100

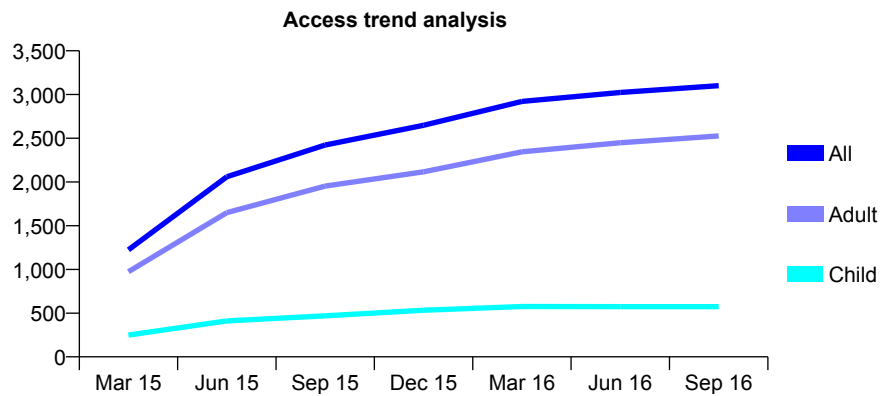
Q51 - Vital Signs At a Glance Contract Report for 142352/0001 - September 2016

Name or company name	Pawson Dental Partnership
Contract type name	GDS Contract
Purpose of contract	General
Contract start date	01/12/2014
Contract end date	

16/17 Contracted general activity (UDA)	10,000
Carry forward general activity (UDA)	-72
16/17 Contracted orthodontic activity (UOA)	0
Carry forward orthodontic activity (UOA)	0
Baseline contract value	£226,832.84

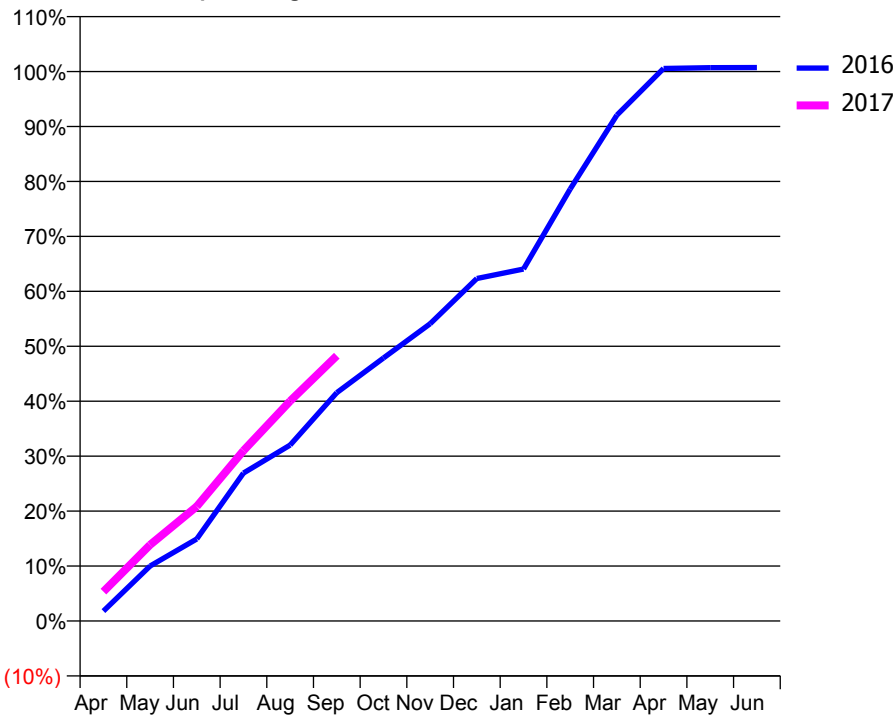
ACCESS*

Patients seen in 24 months	Total	Change since previous quarter
Quarter ending September 2015	2,422	
Quarter ending December 2015	2,649	↑
Quarter ending March 2016	2,921	↑
Quarter ending June 2016	3,023	↑
Quarter ending September 2016	3,101	↑
Variance since September 2015	28.0%	↑



ACTIVITY

Cumulative percentage of contracted UDA delivered 2016 & 2017



Month	Adjusted Scheduled Activity (UDA)	
	2016	2017
April	181	535
May	1,002	1,387
June	1,495	2,086
July	2,692	3,100
August	3,202	4,003
September	4,156	4,828
October	4,788	
November	5,411	
December	6,232	
January	6,404	
February	7,861	
March	9,206	
April	10,054	
May	10,069	
June	10,072	

QUALITY

	Quantity	Base Number	Contract	AT	Region	England
% of FP17s for the same patient ID Re-attending within 3 months - Children	48	454	10.6%	10.8%	13.5%	12.4%
% of FP17s for the same patient ID Re-attending within 3 months - Adults	410	2,103	19.5%	15.6%	17.4%	16.7%
% of FP17s for the same patient ID Re-attending between 3 & 9 months - Children	287	454	63.2%	58.5%	59.0%	57.4%
% of FP17s for the same patient ID Re-attending between 3 & 9 months - Adults	1,242	2,103	59.1%	52.8%	52.6%	50.5%
% of FP17s for Band 1 Urgent Courses	204	2,300	8.9%	7.8%	9.4%	9.1%
% of FP17s Relating to Free Repair or Replacements	38	2,300	1.7%	1.2%	1.0%	0.8%
% of FP17s Relating to Continuations	69	2,300	3.0%	1.6%	1.5%	1.3%
% of Patients satisfied with the dentistry they have received	5	5	N/A	94.5%	93.7%	93.2%
% of Patients satisfied with the time they had to wait for an appointment	5	5	N/A	88.4%	90.0%	89.0%

* This is based on patients treated on this contract for their most recent course of treatment. Figures in italics indicate the base number of FP17s or Patient Questionnaire responses are less than 100. N/A is shown where the base number of responses is less than 10 during the period. % is calculated as Quantity/Base number*100

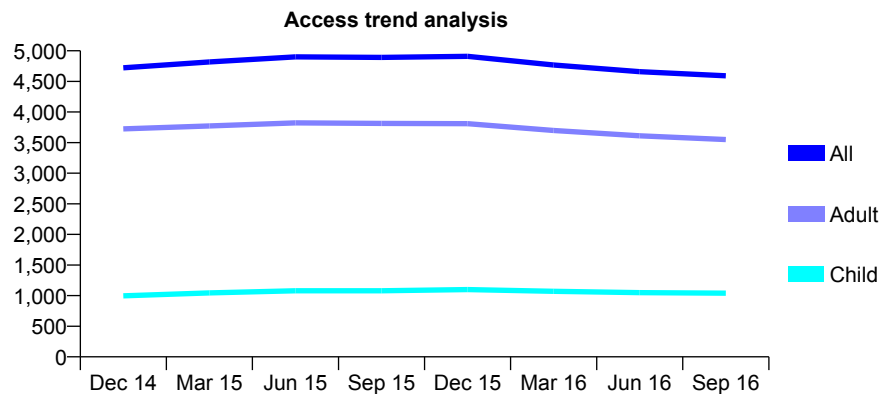
Q51 - Vital Signs At a Glance Contract Report for 143871/0001 - September 2016

Name or company name	Sandygate Dental Practice
Contract type name	GDS Contract
Purpose of contract	General
Contract start date	01/04/2009
Contract end date	

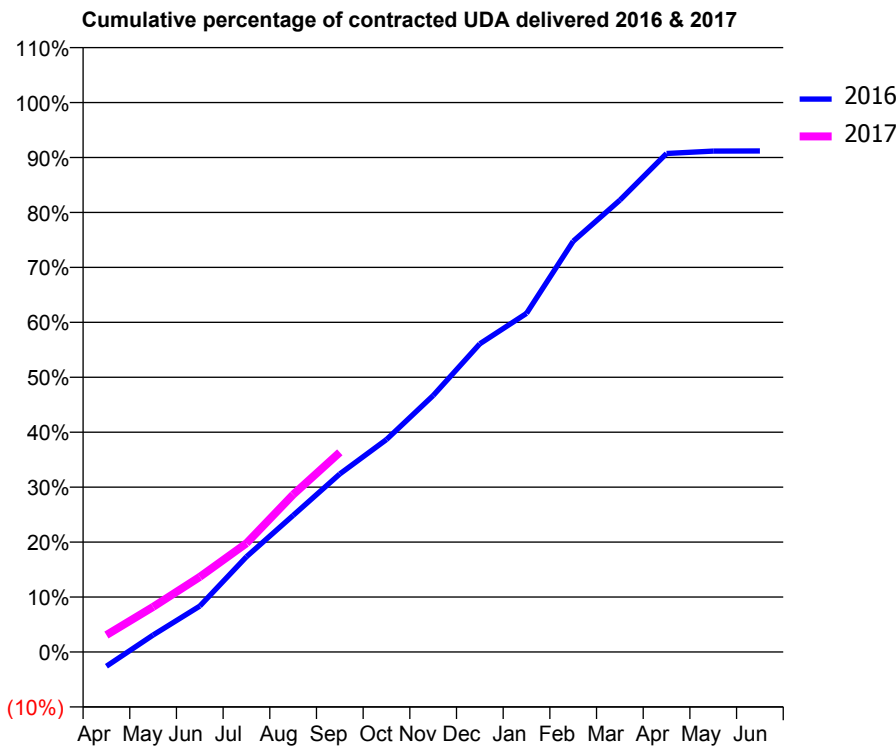
16/17 Contracted general activity (UDA)	12,975
Carry forward general activity (UDA)	0
16/17 Contracted orthodontic activity (UOA)	0
Carry forward orthodontic activity (UOA)	0
Baseline contract value	£291,586.22

ACCESS*

Patients seen in 24 months	Total	Change since previous quarter
Quarter ending September 2015	4,893	
Quarter ending December 2015	4,910	→
Quarter ending March 2016	4,768	↓
Quarter ending June 2016	4,659	↓
Quarter ending September 2016	4,592	↓
Variance since September 2015	(6.2%)	↓



ACTIVITY



Month	Adjusted Scheduled Activity (UDA)	
	2016	2017
April	-339	401
May	402	1,065
June	1,083	1,774
July	2,251	2,568
August	3,227	3,715
September	4,206	4,714
October	5,017	
November	6,058	
December	7,279	
January	7,997	
February	9,698	
March	10,670	
April	11,772	
May	11,828	
June	11,832	

QUALITY

	Quantity	Base Number	Contract	AT	Region	England
% of FP17s for the same patient ID Re-attending within 3 months - Children	60	906	6.6%	10.8%	13.5%	12.4%
% of FP17s for the same patient ID Re-attending within 3 months - Adults	502	2,816	17.8%	15.6%	17.4%	16.7%
% of FP17s for the same patient ID Re-attending between 3 & 9 months - Children	639	906	70.5%	58.5%	59.0%	57.4%
% of FP17s for the same patient ID Re-attending between 3 & 9 months - Adults	1,546	2,816	54.9%	52.8%	52.6%	50.5%
% of FP17s for Band 1 Urgent Courses	146	2,898	5.0%	7.8%	9.4%	9.1%
% of FP17s Relating to Free Repair or Replacements	40	2,898	1.4%	1.2%	1.0%	0.8%
% of FP17s Relating to Continuations	37	2,898	1.3%	1.6%	1.5%	1.3%
% of Patients satisfied with the dentistry they have received	13	13	100.0%	94.5%	93.7%	93.2%
% of Patients satisfied with the time they had to wait for an appointment	12	13	92.3%	88.4%	90.0%	89.0%

* This is based on patients treated on this contract for their most recent course of treatment. Figures in italics indicate the base number of FP17s or Patient Questionnaire responses are less than 100. N/A is shown where the base number of responses is less than 10 during the period. % is calculated as Quantity/Base number*100

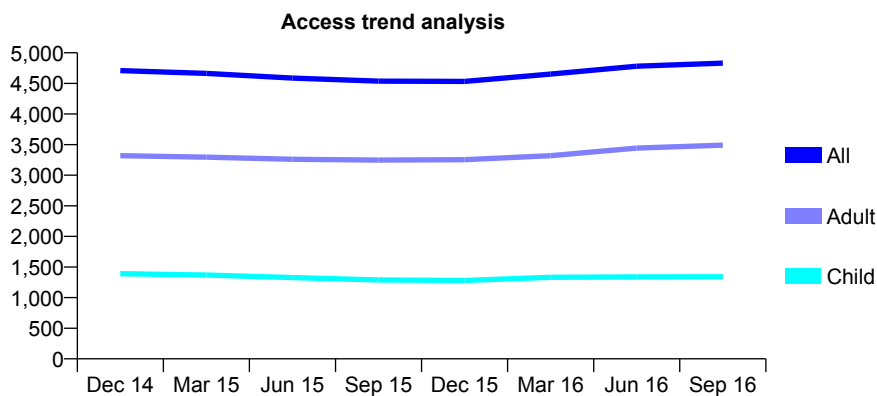
Q51 - Vital Signs At a Glance Contract Report for 144118/0001 - September 2016

Name or company name	Ecclesfield Dental
Contract type name	GDS Contract
Purpose of contract	General
Contract start date	01/04/2010
Contract end date	

16/17 Contracted general activity (UDA)	15,500
Carry forward general activity (UDA)	0
16/17 Contracted orthodontic activity (UOA)	0
Carry forward orthodontic activity (UOA)	0
Baseline contract value	£485,398.45

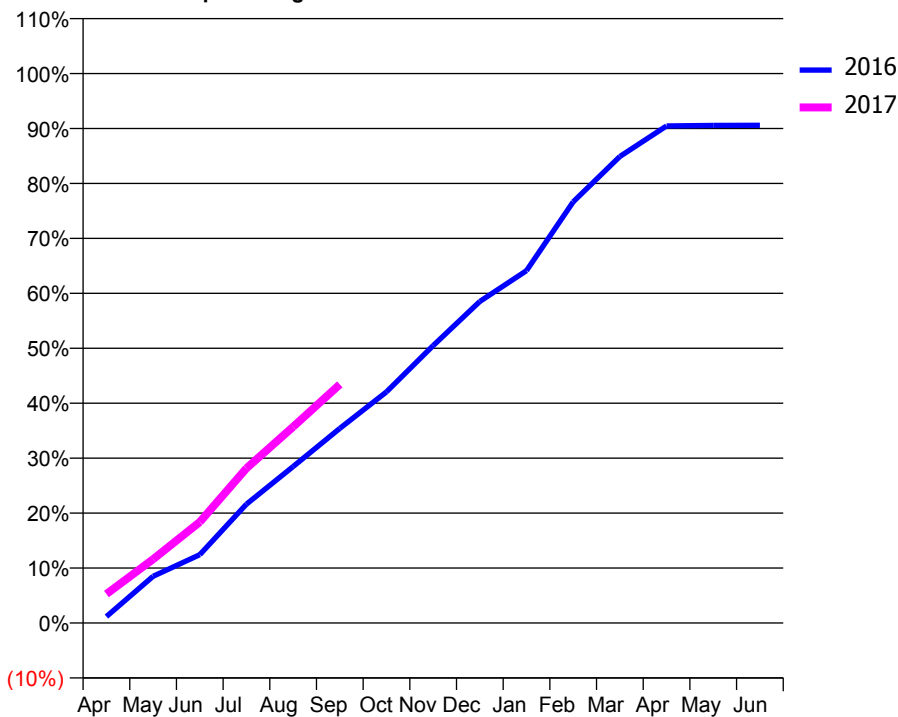
ACCESS*

Patients seen in 24 months	Total	Change since previous quarter
Quarter ending September 2015	4,536	
Quarter ending December 2015	4,533	→
Quarter ending March 2016	4,652	↑
Quarter ending June 2016	4,782	↑
Quarter ending September 2016	4,832	→
Variance since September 2015	6.5%	↑



ACTIVITY

Cumulative percentage of contracted UDA delivered 2016 & 2017



Adjusted Scheduled Activity (UDA)

Month	2016	2017
April	181	818
May	1,319	1,801
June	1,929	2,848
July	3,354	4,365
August	4,415	5,536
September	5,490	6,729
October	6,522	
November	7,827	
December	9,070	
January	9,939	
February	11,880	
March	13,159	
April	14,021	
May	14,036	
June	14,039	

QUALITY

	Quantity	Base Number	Contract	AT	Region	England
% of FP17s for the same patient ID Re-attending within 3 months - Children	124	1,276	9.7%	10.8%	13.5%	12.4%
% of FP17s for the same patient ID Re-attending within 3 months - Adults	430	2,848	15.1%	15.6%	17.4%	16.7%
% of FP17s for the same patient ID Re-attending between 3 & 9 months - Children	845	1,276	66.2%	58.5%	59.0%	57.4%
% of FP17s for the same patient ID Re-attending between 3 & 9 months - Adults	1,684	2,848	59.1%	52.8%	52.6%	50.5%
% of FP17s for Band 1 Urgent Courses	256	3,634	7.0%	7.8%	9.4%	9.1%
% of FP17s Relating to Free Repair or Replacements	31	3,634	0.9%	1.2%	1.0%	0.8%
% of FP17s Relating to Continuations	22	3,634	0.6%	1.6%	1.5%	1.3%
% of Patients satisfied with the dentistry they have received	10	11	90.9%	94.5%	93.7%	93.2%
% of Patients satisfied with the time they had to wait for an appointment	10	11	90.9%	88.4%	90.0%	89.0%

* This is based on patients treated on this contract for their most recent course of treatment. Figures in italics indicate the base number of FP17s or Patient Questionnaire responses are less than 100. N/A is shown where the base number of responses is less than 10 during the period. % is calculated as Quantity/Base number*100

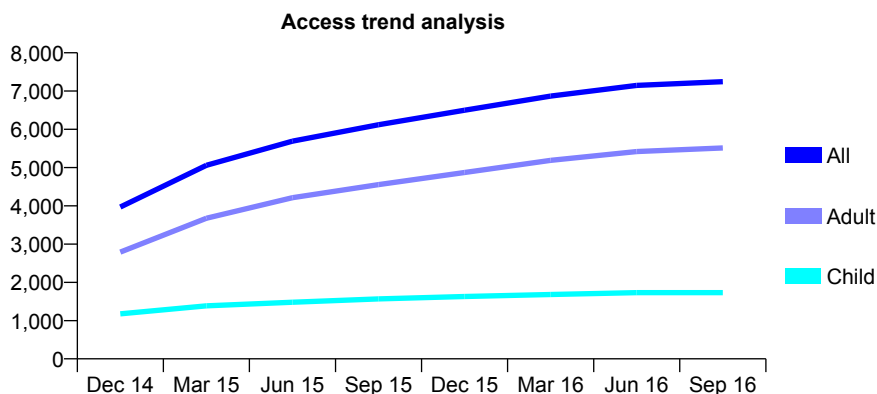
Q51 - Vital Signs At a Glance Contract Report for 144959/0001 - September 2016

Name or company name	Kaye and Rafferty Ltd
Contract type name	GDS Contract
Purpose of contract	General and Orthodontic
Contract start date	01/07/2014
Contract end date	

16/17 Contracted general activity (UDA)	21,500
Carry forward general activity (UDA)	766
16/17 Contracted orthodontic activity (UOA)	2,249
Carry forward orthodontic activity (UOA)	5
Baseline contract value	£706,263.86

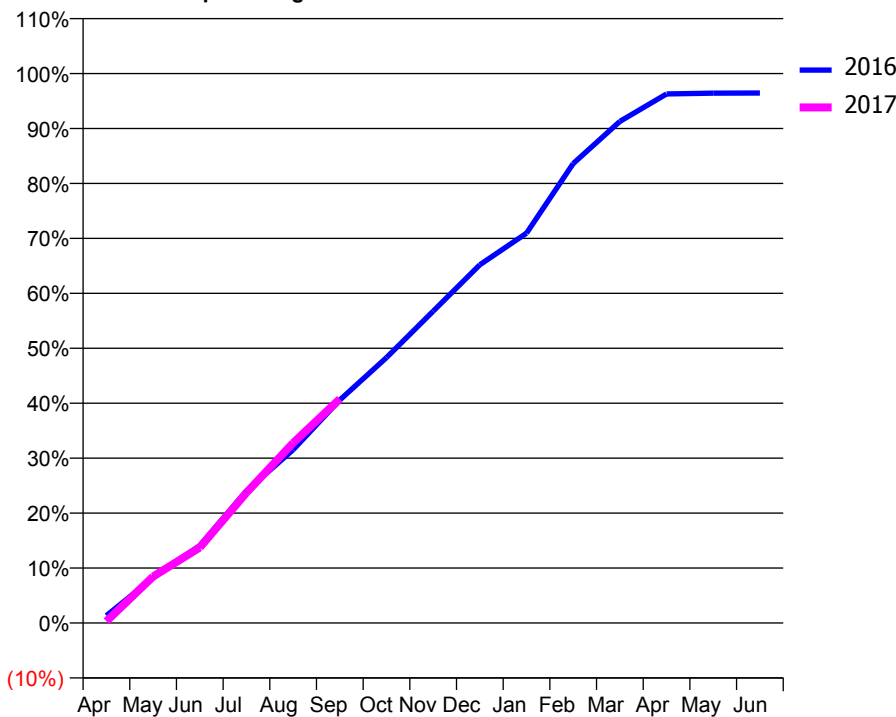
ACCESS*

Patients seen in 24 months	Total	Change since previous quarter
Quarter ending September 2015	6,120	
Quarter ending December 2015	6,500	↑
Quarter ending March 2016	6,869	↑
Quarter ending June 2016	7,148	↑
Quarter ending September 2016	7,245	→
Variance since September 2015	18.4%	↑



ACTIVITY

Cumulative percentage of contracted UDA delivered 2016 & 2017



Adjusted Scheduled Activity (UDA)

Month	2016	2017
April	287	70
May	1,771	1,817
June	3,030	2,954
July	5,168	5,100
August	6,781	7,044
September	8,725	8,768
October	10,388	
November	12,203	
December	14,017	
January	15,251	
February	17,978	
March	19,625	
April	20,701	
May	20,732	
June	20,734	

QUALITY

	Quantity	Base Number	Contract	AT	Region	England
% of FP17s for the same patient ID Re-attending within 3 months - Children	155	1,608	9.6%	10.8%	13.5%	12.4%
% of FP17s for the same patient ID Re-attending within 3 months - Adults	584	4,335	13.5%	15.6%	17.4%	16.7%
% of FP17s for the same patient ID Re-attending between 3 & 9 months - Children	991	1,608	61.6%	58.5%	59.0%	57.4%
% of FP17s for the same patient ID Re-attending between 3 & 9 months - Adults	2,536	4,335	58.5%	52.8%	52.6%	50.5%
% of FP17s for Band 1 Urgent Courses	319	5,314	6.0%	7.8%	9.4%	9.1%
% of FP17s Relating to Free Repair or Replacements	42	5,314	0.8%	1.2%	1.0%	0.8%
% of FP17s Relating to Continuations	79	5,314	1.5%	1.6%	1.5%	1.3%
% of Patients satisfied with the dentistry they have received	9	9	N/A	94.5%	93.7%	93.2%
% of Patients satisfied with the time they had to wait for an appointment	8	9	N/A	88.4%	90.0%	89.0%

* This is based on patients treated on this contract for their most recent course of treatment. Figures in italics indicate the base number of FP17s or Patient Questionnaire responses are less than 100. N/A is shown where the base number of responses is less than 10 during the period. % is calculated as Quantity/Base number*100

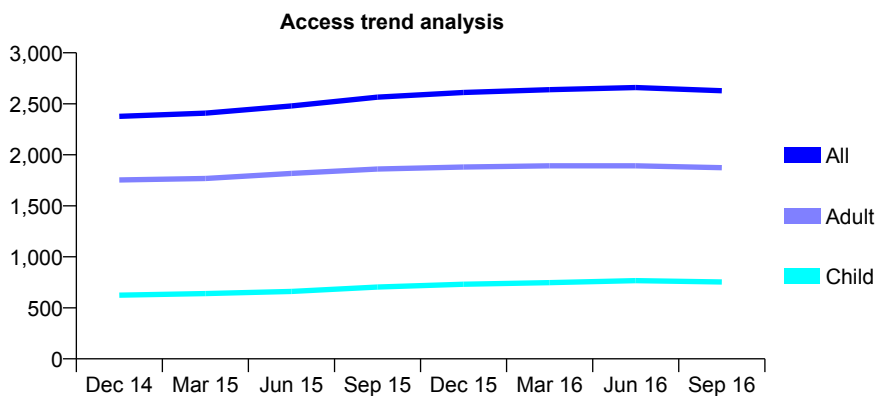
Q51 - Vital Signs At a Glance Contract Report for 145130/0001 - September 2016

Name or company name	Wensley & Wright
Contract type name	GDS Contract
Purpose of contract	General
Contract start date	01/04/2006
Contract end date	

16/17 Contracted general activity (UDA)	8,147
Carry forward general activity (UDA)	0
16/17 Contracted orthodontic activity (UOA)	0
Carry forward orthodontic activity (UOA)	0
Baseline contract value	£255,066.92

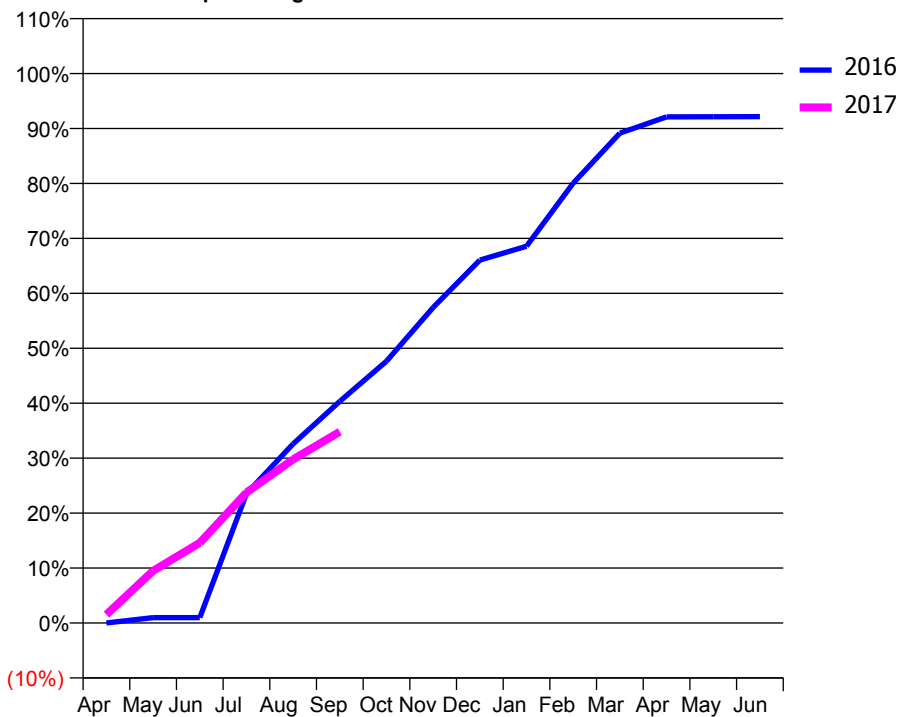
ACCESS*

Patients seen in 24 months	Total	Change since previous quarter
Quarter ending September 2015	2,565	
Quarter ending December 2015	2,611	→
Quarter ending March 2016	2,639	→
Quarter ending June 2016	2,659	→
Quarter ending September 2016	2,628	↓
Variance since September 2015	2.5%	↑



ACTIVITY

Cumulative percentage of contracted UDA delivered 2016 & 2017



Month	Adjusted Scheduled Activity (UDA)	
	2016	2017
April	0	126
May	79	774
June	79	1,189
July	1,918	1,934
August	2,656	2,426
September	3,287	2,837
October	3,882	
November	4,679	
December	5,381	
January	5,586	
February	6,521	
March	7,263	
April	7,503	
May	7,506	
June	7,507	

QUALITY

	Quantity	Base Number	Contract	AT	Region	England
% of FP17s for the same patient ID Re-attending within 3 months - Children	13	401	3.2%	10.8%	13.5%	12.4%
% of FP17s for the same patient ID Re-attending within 3 months - Adults	133	1,118	11.9%	15.6%	17.4%	16.7%
% of FP17s for the same patient ID Re-attending between 3 & 9 months - Children	200	401	49.9%	58.5%	59.0%	57.4%
% of FP17s for the same patient ID Re-attending between 3 & 9 months - Adults	572	1,118	51.2%	52.8%	52.6%	50.5%
% of FP17s for Band 1 Urgent Courses	58	1,401	4.1%	7.8%	9.4%	9.1%
% of FP17s Relating to Free Repair or Replacements	6	1,401	0.4%	1.2%	1.0%	0.8%
% of FP17s Relating to Continuations	34	1,401	2.4%	1.6%	1.5%	1.3%
% of Patients satisfied with the dentistry they have received	7	7	N/A	94.5%	93.7%	93.2%
% of Patients satisfied with the time they had to wait for an appointment	7	7	N/A	88.4%	90.0%	89.0%

* This is based on patients treated on this contract for their most recent course of treatment. Figures in italics indicate the base number of FP17s or Patient Questionnaire responses are less than 100. N/A is shown where the base number of responses is less than 10 during the period. % is calculated as Quantity/Base number*100

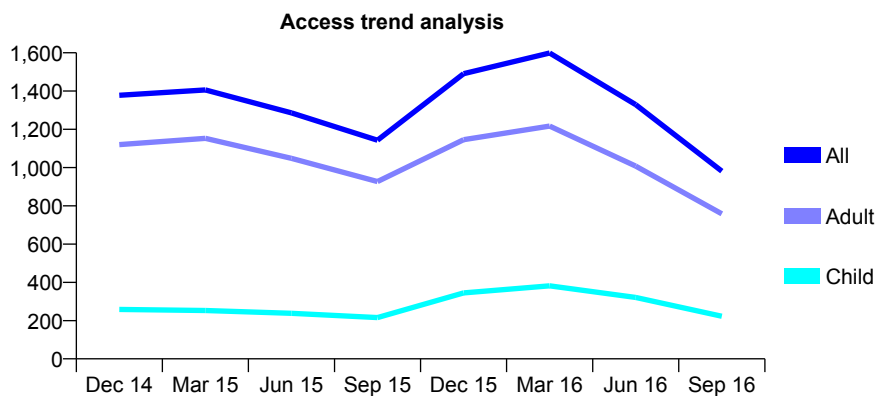
Q51 - Vital Signs At a Glance Contract Report for 145130/0002 - September 2016

Name or company name	Wensley & Wright
Contract type name	GDS Contract
Purpose of contract	General
Contract start date	01/04/2006
Contract end date	

16/17 Contracted general activity (UDA)	3,328
Carry forward general activity (UDA)	0
16/17 Contracted orthodontic activity (UOA)	0
Carry forward orthodontic activity (UOA)	0
Baseline contract value	£93,423.31

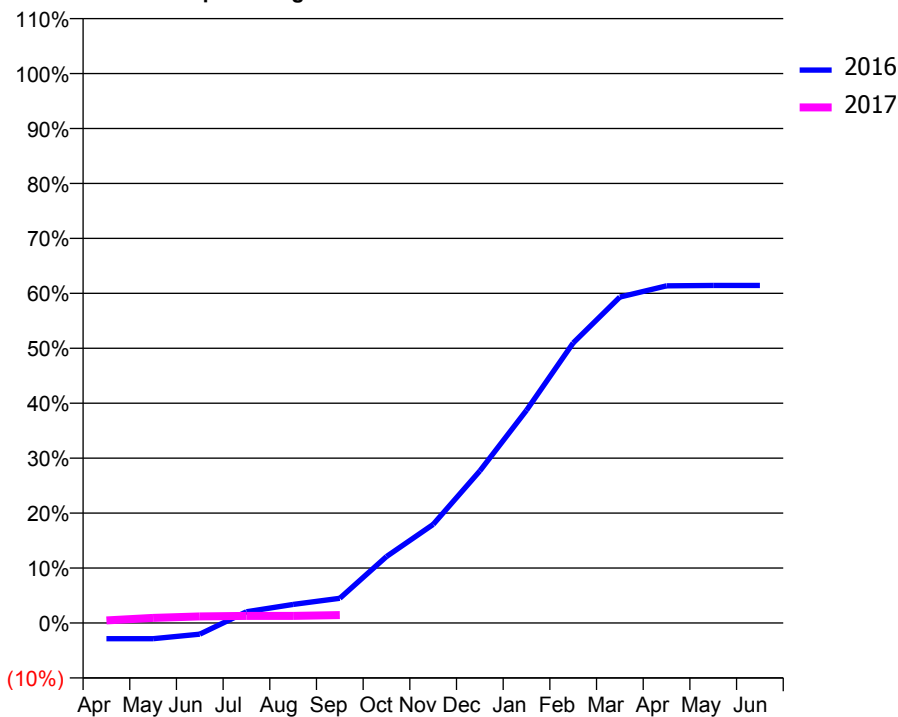
ACCESS*

Patients seen in 24 months	Total	Change since previous quarter
Quarter ending September 2015	1,143	
Quarter ending December 2015	1,491	↑
Quarter ending March 2016	1,599	↑
Quarter ending June 2016	1,329	↓
Quarter ending September 2016	981	↓
Variance since September 2015	(14.2%)	↓



ACTIVITY

Cumulative percentage of contracted UDA delivered 2016 & 2017



Month	Adjusted Scheduled Activity (UDA)	
	2016	2017
April	-96	16
May	-96	31
June	-68	40
July	69	43
August	113	43
September	150	48
October	403	
November	598	
December	921	
January	1,289	
February	1,697	
March	1,974	
April	2,042	
May	2,045	
June	2,045	

QUALITY

	Quantity	Base Number	Contract	AT	Region	England
% of FP17s for the same patient ID Re-attending within 3 months - Children	1	25	4.0%	10.8%	13.5%	12.4%
% of FP17s for the same patient ID Re-attending within 3 months - Adults	4	51	7.8%	15.6%	17.4%	16.7%
% of FP17s for the same patient ID Re-attending between 3 & 9 months - Children	0	25	0.0%	58.5%	59.0%	57.4%
% of FP17s for the same patient ID Re-attending between 3 & 9 months - Adults	4	51	7.8%	52.8%	52.6%	50.5%
% of FP17s for Band 1 Urgent Courses	0	34	0.0%	7.8%	9.4%	9.1%
% of FP17s Relating to Free Repair or Replacements	0	34	0.0%	1.2%	1.0%	0.8%
% of FP17s Relating to Continuations	0	34	0.0%	1.6%	1.5%	1.3%
% of Patients satisfied with the dentistry they have received	0	0	N/A	94.5%	93.7%	93.2%
% of Patients satisfied with the time they had to wait for an appointment	0	0	N/A	88.4%	90.0%	89.0%

* This is based on patients treated on this contract for their most recent course of treatment. Figures in italics indicate the base number of FP17s or Patient Questionnaire responses are less than 100. N/A is shown where the base number of responses is less than 10 during the period. % is calculated as Quantity/Base number*100

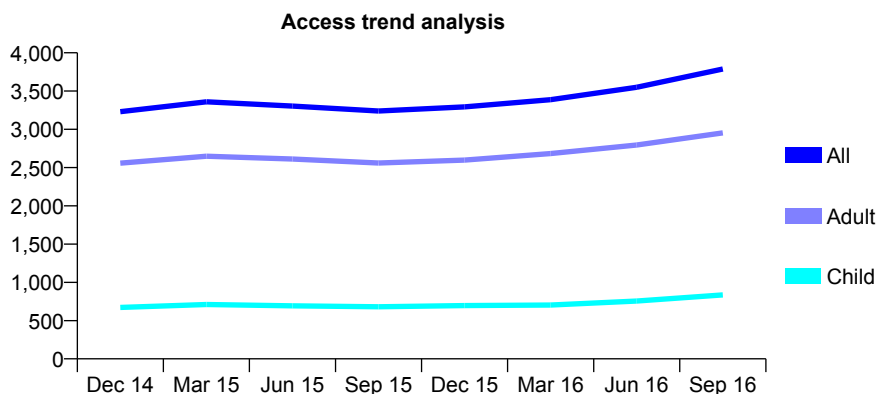
Q51 - Vital Signs At a Glance Contract Report for 146439/0001 - September 2016

Name or company name	Premier Dental Ltd
Contract type name	GDS Contract
Purpose of contract	General
Contract start date	24/02/2011
Contract end date	

16/17 Contracted general activity (UDA)	15,304
Carry forward general activity (UDA)	0
16/17 Contracted orthodontic activity (UOA)	0
Carry forward orthodontic activity (UOA)	0
Baseline contract value	£461,464.57

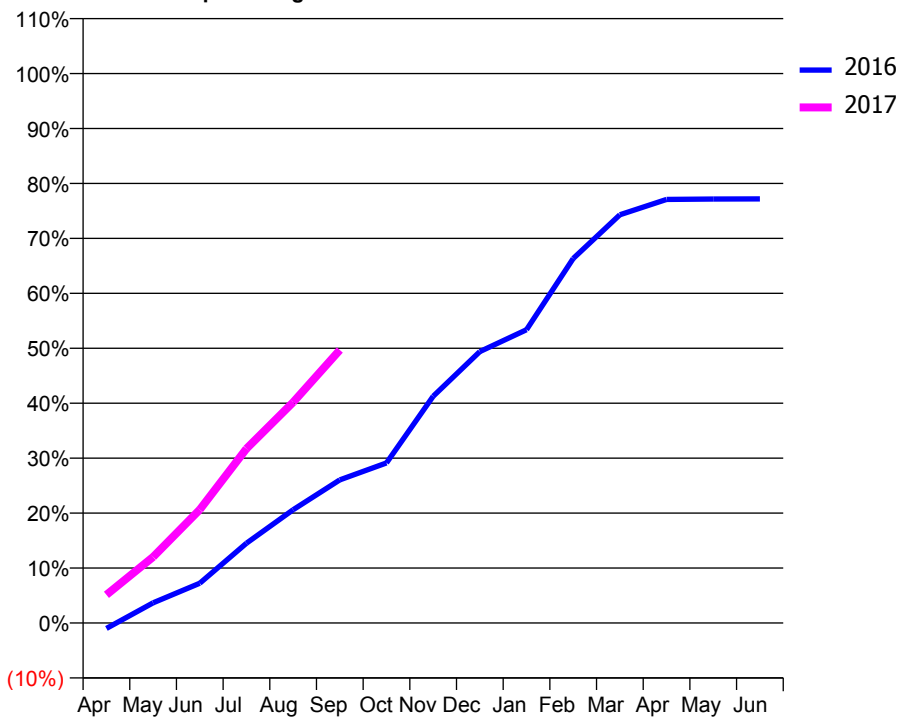
ACCESS*

Patients seen in 24 months	Total	Change since previous quarter
Quarter ending September 2015	3,240	
Quarter ending December 2015	3,293	→
Quarter ending March 2016	3,387	↑
Quarter ending June 2016	3,550	↑
Quarter ending September 2016	3,789	↑
Variance since September 2015	16.9%	↑



ACTIVITY

Cumulative percentage of contracted UDA delivered 2016 & 2017



Adjusted Scheduled Activity (UDA)

Month	2016	2017
April	-154	787
May	564	1,841
June	1,109	3,158
July	2,223	4,854
August	3,156	6,148
September	3,986	7,605
October	4,459	
November	6,317	
December	7,559	
January	8,167	
February	10,151	
March	11,368	
April	11,795	
May	11,807	
June	11,810	

QUALITY

	Quantity	Base Number	Contract	AT	Region	England
% of FP17s for the same patient ID Re-attending within 3 months - Children	33	634	5.2%	10.8%	13.5%	12.4%
% of FP17s for the same patient ID Re-attending within 3 months - Adults	315	2,266	13.9%	15.6%	17.4%	16.7%
% of FP17s for the same patient ID Re-attending between 3 & 9 months - Children	300	634	47.3%	58.5%	59.0%	57.4%
% of FP17s for the same patient ID Re-attending between 3 & 9 months - Adults	1,269	2,266	56.0%	52.8%	52.6%	50.5%
% of FP17s for Band 1 Urgent Courses	102	2,734	3.7%	7.8%	9.4%	9.1%
% of FP17s Relating to Free Repair or Replacements	31	2,734	1.1%	1.2%	1.0%	0.8%
% of FP17s Relating to Continuations	42	2,734	1.5%	1.6%	1.5%	1.3%
% of Patients satisfied with the dentistry they have received	8	8	N/A	94.5%	93.7%	93.2%
% of Patients satisfied with the time they had to wait for an appointment	6	8	N/A	88.4%	90.0%	89.0%

* This is based on patients treated on this contract for their most recent course of treatment. Figures in italics indicate the base number of FP17s or Patient Questionnaire responses are less than 100. N/A is shown where the base number of responses is less than 10 during the period. % is calculated as Quantity/Base number*100

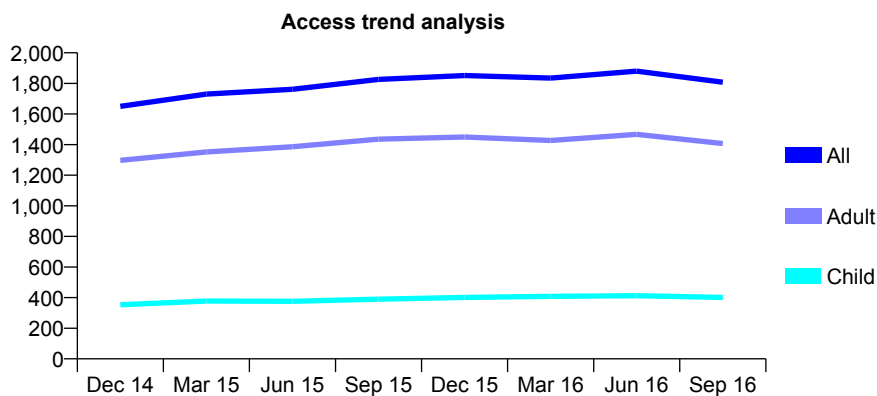
Q51 - Vital Signs At a Glance Contract Report for 147001/0001 - September 2016

Name or company name	Frecheville Dental Practice
Contract type name	GDS Contract
Purpose of contract	General
Contract start date	22/07/2009
Contract end date	

16/17 Contracted general activity (UDA)	5,037
Carry forward general activity (UDA)	-15
16/17 Contracted orthodontic activity (UOA)	0
Carry forward orthodontic activity (UOA)	0
Baseline contract value	£128,937.84

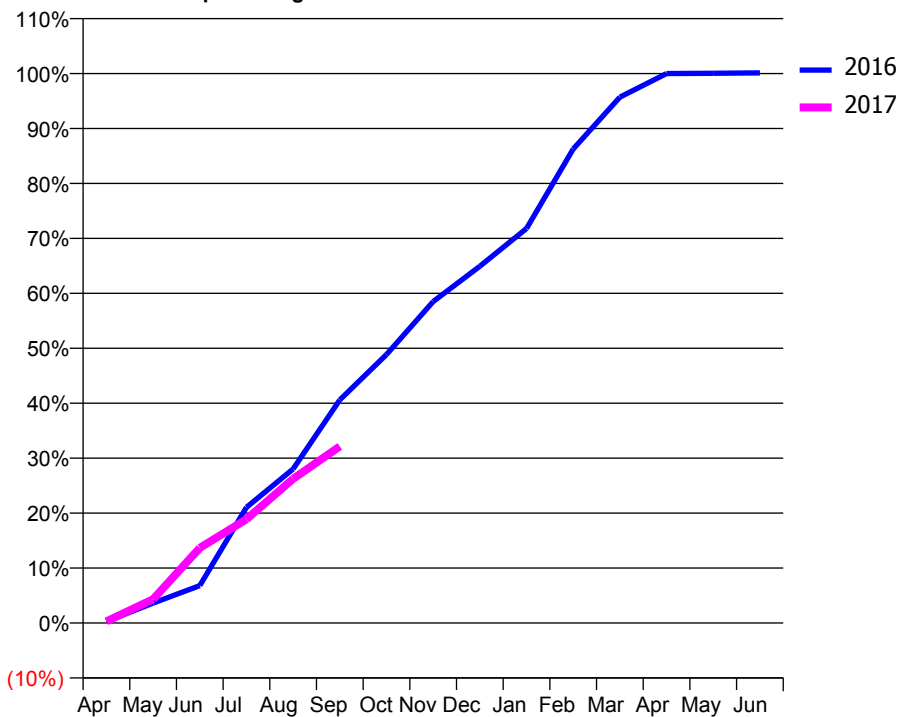
ACCESS*

Patients seen in 24 months	Total	Change since previous quarter
Quarter ending September 2015	1,826	
Quarter ending December 2015	1,851	→
Quarter ending March 2016	1,835	→
Quarter ending June 2016	1,880	↑
Quarter ending September 2016	1,808	↓
Variance since September 2015	(1.0%)	→



ACTIVITY

Cumulative percentage of contracted UDA delivered 2016 & 2017



Adjusted Scheduled Activity (UDA)

Month	2016	2017
April	14	15
May	182	218
June	343	688
July	1,060	951
August	1,412	1,321
September	2,046	1,619
October	2,461	
November	2,946	
December	3,270	
January	3,616	
February	4,344	
March	4,820	
April	5,036	
May	5,039	
June	5,042	

QUALITY

	Quantity	Base Number	Contract	AT	Region	England
% of FP17s for the same patient ID Re-attending within 3 months - Children	5	221	2.3%	10.8%	13.5%	12.4%
% of FP17s for the same patient ID Re-attending within 3 months - Adults	58	788	7.4%	15.6%	17.4%	16.7%
% of FP17s for the same patient ID Re-attending between 3 & 9 months - Children	155	221	70.1%	58.5%	59.0%	57.4%
% of FP17s for the same patient ID Re-attending between 3 & 9 months - Adults	537	788	68.1%	52.8%	52.6%	50.5%
% of FP17s for Band 1 Urgent Courses	32	868	3.7%	7.8%	9.4%	9.1%
% of FP17s Relating to Free Repair or Replacements	7	868	0.8%	1.2%	1.0%	0.8%
% of FP17s Relating to Continuations	7	868	0.8%	1.6%	1.5%	1.3%
% of Patients satisfied with the dentistry they have received	1	1	N/A	94.5%	93.7%	93.2%
% of Patients satisfied with the time they had to wait for an appointment	1	1	N/A	88.4%	90.0%	89.0%

* This is based on patients treated on this contract for their most recent course of treatment. Figures in italics indicate the base number of FP17s or Patient Questionnaire responses are less than 100. N/A is shown where the base number of responses is less than 10 during the period. % is calculated as Quantity/Base number*100

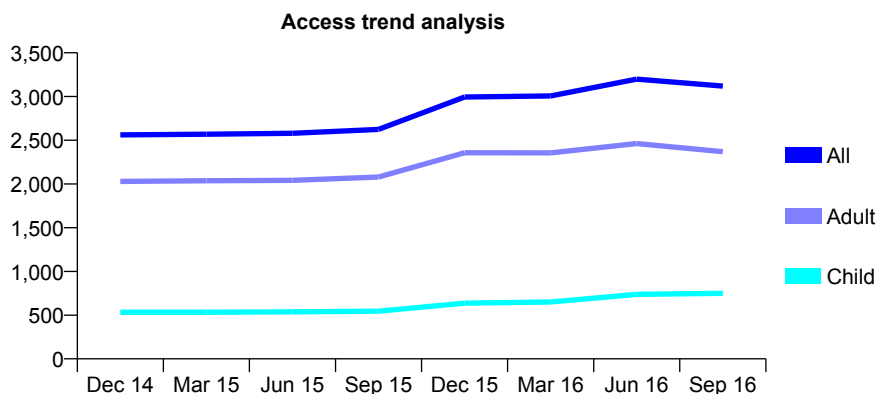
Q51 - Vital Signs At a Glance Contract Report for 147397/0001 - September 2016

Name or company name	Hillsborough Family Dental Centre
Contract type name	GDS Contract
Purpose of contract	General
Contract start date	01/04/2012
Contract end date	

16/17 Contracted general activity (UDA)	8,664
Carry forward general activity (UDA)	81
16/17 Contracted orthodontic activity (UOA)	0
Carry forward orthodontic activity (UOA)	0
Baseline contract value	£234,525.40

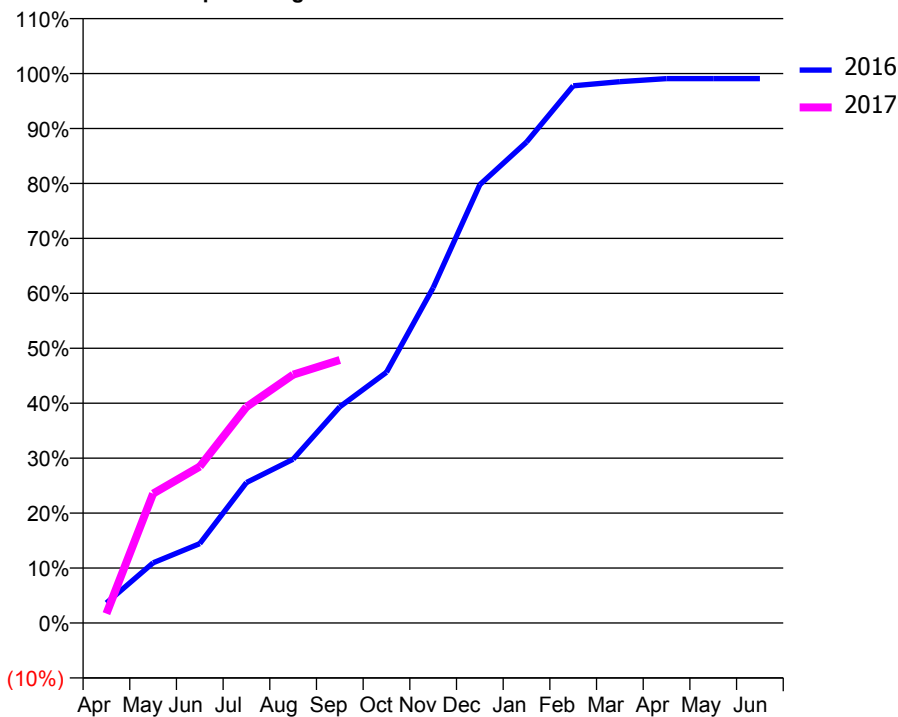
ACCESS*

Patients seen in 24 months	Total	Change since previous quarter
Quarter ending September 2015	2,624	
Quarter ending December 2015	2,994	↑
Quarter ending March 2016	3,006	→
Quarter ending June 2016	3,199	↑
Quarter ending September 2016	3,119	↓
Variance since September 2015	18.9%	↑



ACTIVITY

Cumulative percentage of contracted UDA delivered 2016 & 2017



Month	Adjusted Scheduled Activity (UDA)	
	2016	2017
April	315	149
May	948	2,041
June	1,253	2,468
July	2,214	3,408
August	2,583	3,915
September	3,410	4,148
October	3,954	
November	5,287	
December	6,912	
January	7,582	
February	8,471	
March	8,536	
April	8,583	
May	8,583	
June	8,583	

QUALITY

	Quantity	Base Number	Contract	AT	Region	England
% of FP17s for the same patient ID Re-attending within 3 months - Children	33	585	5.6%	10.8%	13.5%	12.4%
% of FP17s for the same patient ID Re-attending within 3 months - Adults	145	1,063	13.6%	15.6%	17.4%	16.7%
% of FP17s for the same patient ID Re-attending between 3 & 9 months - Children	285	585	48.7%	58.5%	59.0%	57.4%
% of FP17s for the same patient ID Re-attending between 3 & 9 months - Adults	492	1,063	46.3%	52.8%	52.6%	50.5%
% of FP17s for Band 1 Urgent Courses	64	1,619	4.0%	7.8%	9.4%	9.1%
% of FP17s Relating to Free Repair or Replacements	40	1,619	2.5%	1.2%	1.0%	0.8%
% of FP17s Relating to Continuations	53	1,619	3.3%	1.6%	1.5%	1.3%
% of Patients satisfied with the dentistry they have received	3	3	N/A	94.5%	93.7%	93.2%
% of Patients satisfied with the time they had to wait for an appointment	3	3	N/A	88.4%	90.0%	89.0%

* This is based on patients treated on this contract for their most recent course of treatment. Figures in italics indicate the base number of FP17s or Patient Questionnaire responses are less than 100. N/A is shown where the base number of responses is less than 10 during the period. % is calculated as Quantity/Base number*100

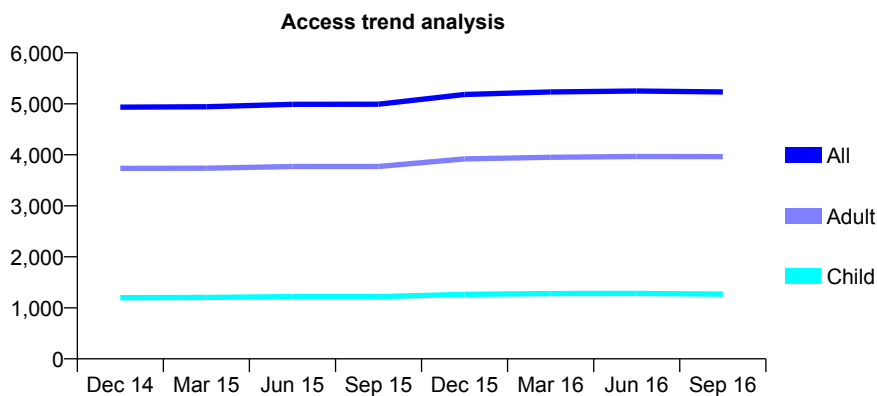
Q51 - Vital Signs At a Glance Contract Report for 147583/0001 - September 2016

Name or company name	Prime Dental Care Limited
Contract type name	GDS Contract
Purpose of contract	General
Contract start date	02/08/2010
Contract end date	

16/17 Contracted general activity (UDA)	13,805
Carry forward general activity (UDA)	0
16/17 Contracted orthodontic activity (UOA)	0
Carry forward orthodontic activity (UOA)	0
Baseline contract value	£418,601.03

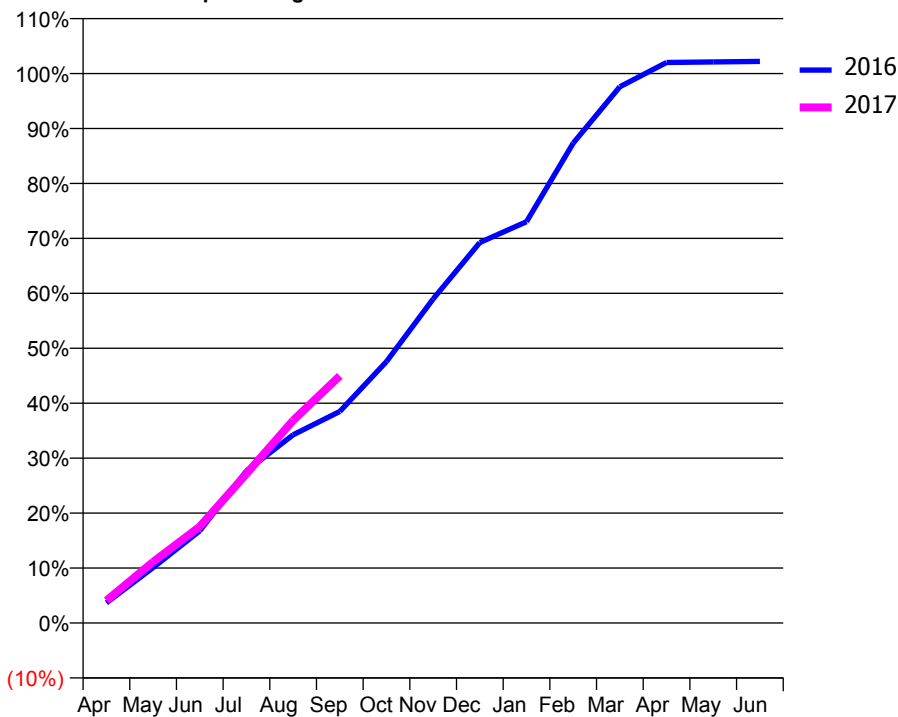
ACCESS*

Patients seen in 24 months	Total	Change since previous quarter
Quarter ending September 2015	4,991	
Quarter ending December 2015	5,183	↑
Quarter ending March 2016	5,232	→
Quarter ending June 2016	5,251	→
Quarter ending September 2016	5,232	→
Variance since September 2015	4.8%	↑



ACTIVITY

Cumulative percentage of contracted UDA delivered 2016 & 2017



Month	Adjusted Scheduled Activity (UDA)	
	2016	2017
April	507	563
May	1,391	1,535
June	2,316	2,425
July	3,821	3,751
August	4,727	5,089
September	5,313	6,208
October	6,568	
November	8,144	
December	9,560	
January	10,083	
February	12,055	
March	13,472	
April	14,081	
May	14,095	
June	14,110	

QUALITY

	Quantity	Base Number	Contract	AT	Region	England
% of FP17s for the same patient ID Re-attending within 3 months - Children	64	796	8.0%	10.8%	13.5%	12.4%
% of FP17s for the same patient ID Re-attending within 3 months - Adults	391	2,476	15.8%	15.6%	17.4%	16.7%
% of FP17s for the same patient ID Re-attending between 3 & 9 months - Children	293	796	36.8%	58.5%	59.0%	57.4%
% of FP17s for the same patient ID Re-attending between 3 & 9 months - Adults	951	2,476	38.4%	52.8%	52.6%	50.5%
% of FP17s for Band 1 Urgent Courses	177	2,747	6.4%	7.8%	9.4%	9.1%
% of FP17s Relating to Free Repair or Replacements	50	2,747	1.8%	1.2%	1.0%	0.8%
% of FP17s Relating to Continuations	35	2,747	1.3%	1.6%	1.5%	1.3%
% of Patients satisfied with the dentistry they have received	7	7	N/A	94.5%	93.7%	93.2%
% of Patients satisfied with the time they had to wait for an appointment	5	7	N/A	88.4%	90.0%	89.0%

* This is based on patients treated on this contract for their most recent course of treatment. Figures in italics indicate the base number of FP17s or Patient Questionnaire responses are less than 100. N/A is shown where the base number of responses is less than 10 during the period. % is calculated as Quantity/Base number*100

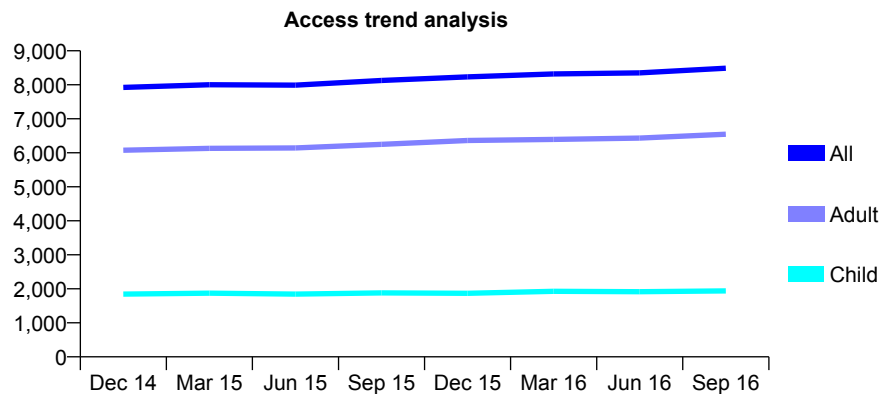
Q51 - Vital Signs At a Glance Contract Report for 149896/0001 - September 2016

Name or company name	Handsworth Dental Care
Contract type name	GDS Contract
Purpose of contract	General
Contract start date	30/10/2009
Contract end date	

16/17 Contracted general activity (UDA)	25,095
Carry forward general activity (UDA)	172
16/17 Contracted orthodontic activity (UOA)	0
Carry forward orthodontic activity (UOA)	0
Baseline contract value	£593,475.79

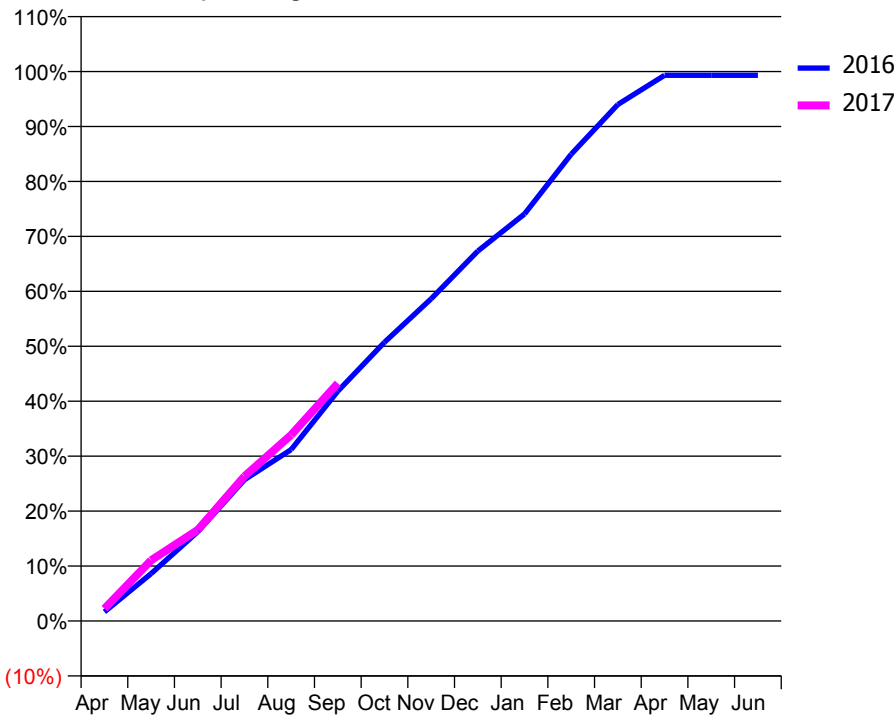
ACCESS*

Patients seen in 24 months	Total	Change since previous quarter
Quarter ending September 2015	8,128	
Quarter ending December 2015	8,233	→
Quarter ending March 2016	8,319	→
Quarter ending June 2016	8,351	→
Quarter ending September 2016	8,489	→
Variance since September 2015	4.4%	↑



ACTIVITY

Cumulative percentage of contracted UDA delivered 2016 & 2017



Month	Adjusted Scheduled Activity (UDA)	
	2016	2017
April	415	562
May	2,168	2,773
June	4,079	4,165
July	6,453	6,610
August	7,829	8,495
September	10,493	10,857
October	12,730	
November	14,717	
December	16,897	
January	18,592	
February	21,320	
March	23,586	
April	24,921	
May	24,923	
June	24,922	

QUALITY

	Quantity	Base Number	Contract	AT	Region	England
% of FP17s for the same patient ID Re-attending within 3 months - Children	162	1,840	8.8%	10.8%	13.5%	12.4%
% of FP17s for the same patient ID Re-attending within 3 months - Adults	939	5,446	17.2%	15.6%	17.4%	16.7%
% of FP17s for the same patient ID Re-attending between 3 & 9 months - Children	1,235	1,840	67.1%	58.5%	59.0%	57.4%
% of FP17s for the same patient ID Re-attending between 3 & 9 months - Adults	3,066	5,446	56.3%	52.8%	52.6%	50.5%
% of FP17s for Band 1 Urgent Courses	473	5,981	7.9%	7.8%	9.4%	9.1%
% of FP17s Relating to Free Repair or Replacements	314	5,981	5.2%	1.2%	1.0%	0.8%
% of FP17s Relating to Continuations	96	5,981	1.6%	1.6%	1.5%	1.3%
% of Patients satisfied with the dentistry they have received	11	12	91.7%	94.5%	93.7%	93.2%
% of Patients satisfied with the time they had to wait for an appointment	12	12	100.0%	88.4%	90.0%	89.0%

* This is based on patients treated on this contract for their most recent course of treatment. Figures in italics indicate the base number of FP17s or Patient Questionnaire responses are less than 100. N/A is shown where the base number of responses is less than 10 during the period. % is calculated as Quantity/Base number*100

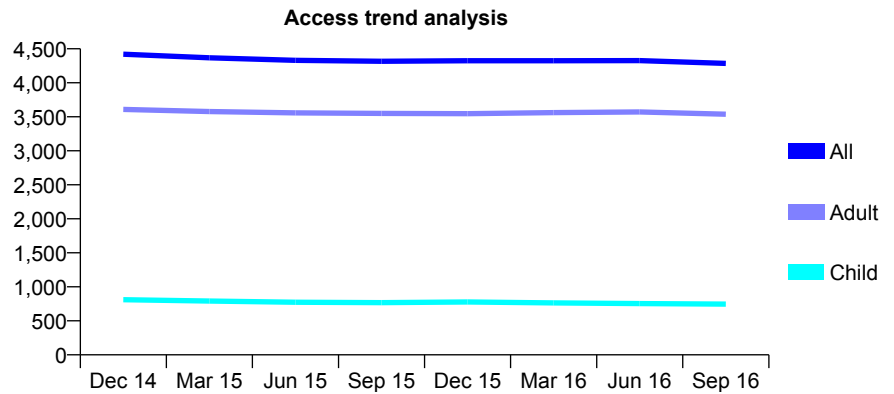
Q51 - Vital Signs At a Glance Contract Report for 150444/0001 - September 2016

Name or company name	Dore Dental Care
Contract type name	GDS Contract
Purpose of contract	General
Contract start date	01/04/2006
Contract end date	

16/17 Contracted general activity (UDA)	12,151
Carry forward general activity (UDA)	321
16/17 Contracted orthodontic activity (UOA)	0
Carry forward orthodontic activity (UOA)	0
Baseline contract value	£384,408.55

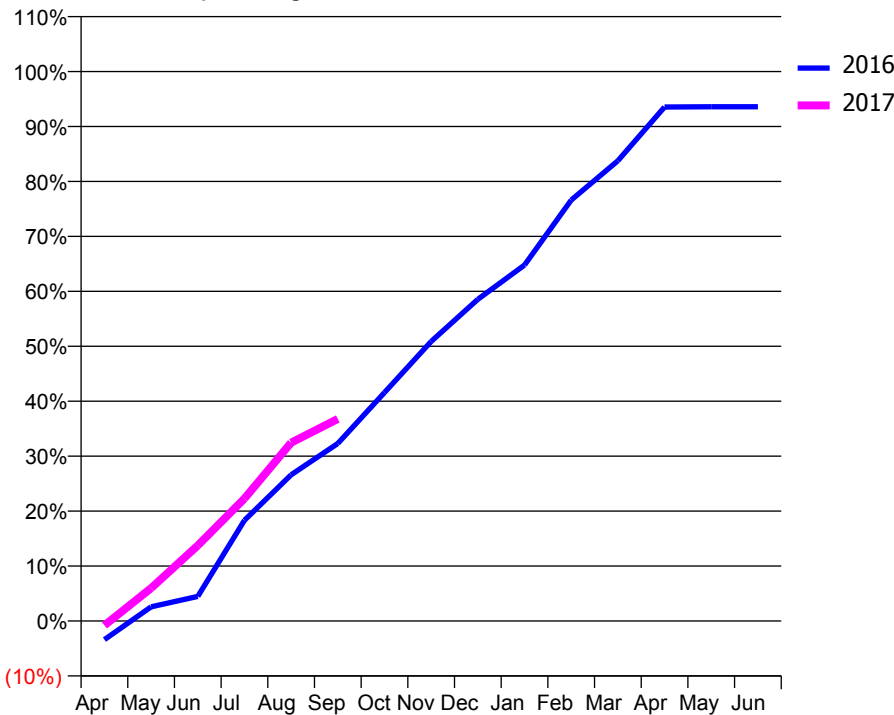
ACCESS*

Patients seen in 24 months	Total	Change since previous quarter
Quarter ending September 2015	4,317	
Quarter ending December 2015	4,325	→
Quarter ending March 2016	4,325	→
Quarter ending June 2016	4,326	→
Quarter ending September 2016	4,285	→
Variance since September 2015	(0.7%)	→



ACTIVITY

Cumulative percentage of contracted UDA delivered 2016 & 2017



Month	Adjusted Scheduled Activity (UDA)	
	2016	2017
April	-415	-98
May	315	728
June	543	1,670
July	2,227	2,709
August	3,234	3,945
September	3,926	4,468
October	5,051	
November	6,182	
December	7,114	
January	7,872	
February	9,308	
March	10,177	
April	11,365	
May	11,372	
June	11,372	

QUALITY

	Quantity	Base Number	Contract	AT	Region	England
% of FP17s for the same patient ID Re-attending within 3 months - Children	31	616	5.0%	10.8%	13.5%	12.4%
% of FP17s for the same patient ID Re-attending within 3 months - Adults	410	2,937	14.0%	15.6%	17.4%	16.7%
% of FP17s for the same patient ID Re-attending between 3 & 9 months - Children	449	616	72.9%	58.5%	59.0%	57.4%
% of FP17s for the same patient ID Re-attending between 3 & 9 months - Adults	2,034	2,937	69.3%	52.8%	52.6%	50.5%
% of FP17s for Band 1 Urgent Courses	152	2,948	5.2%	7.8%	9.4%	9.1%
% of FP17s Relating to Free Repair or Replacements	14	2,948	0.5%	1.2%	1.0%	0.8%
% of FP17s Relating to Continuations	80	2,948	2.7%	1.6%	1.5%	1.3%
% of Patients satisfied with the dentistry they have received	8	8	N/A	94.5%	93.7%	93.2%
% of Patients satisfied with the time they had to wait for an appointment	8	8	N/A	88.4%	90.0%	89.0%

* This is based on patients treated on this contract for their most recent course of treatment. Figures in italics indicate the base number of FP17s or Patient Questionnaire responses are less than 100. N/A is shown where the base number of responses is less than 10 during the period. % is calculated as Quantity/Base number*100

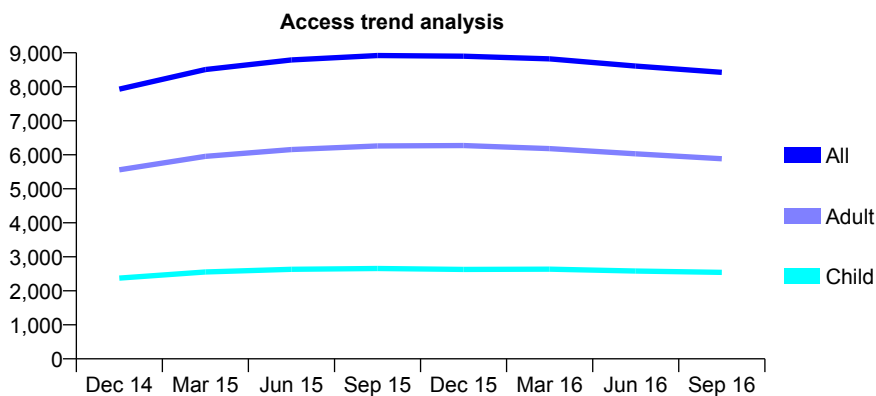
Q51 - Vital Signs At a Glance Contract Report for 151491/0001 - September 2016

Name or company name	A2 Dental Studio
Contract type name	GDS Contract
Purpose of contract	General
Contract start date	06/06/2011
Contract end date	

16/17 Contracted general activity (UDA)	22,823
Carry forward general activity (UDA)	0
16/17 Contracted orthodontic activity (UOA)	0
Carry forward orthodontic activity (UOA)	0
Baseline contract value	£733,513.71

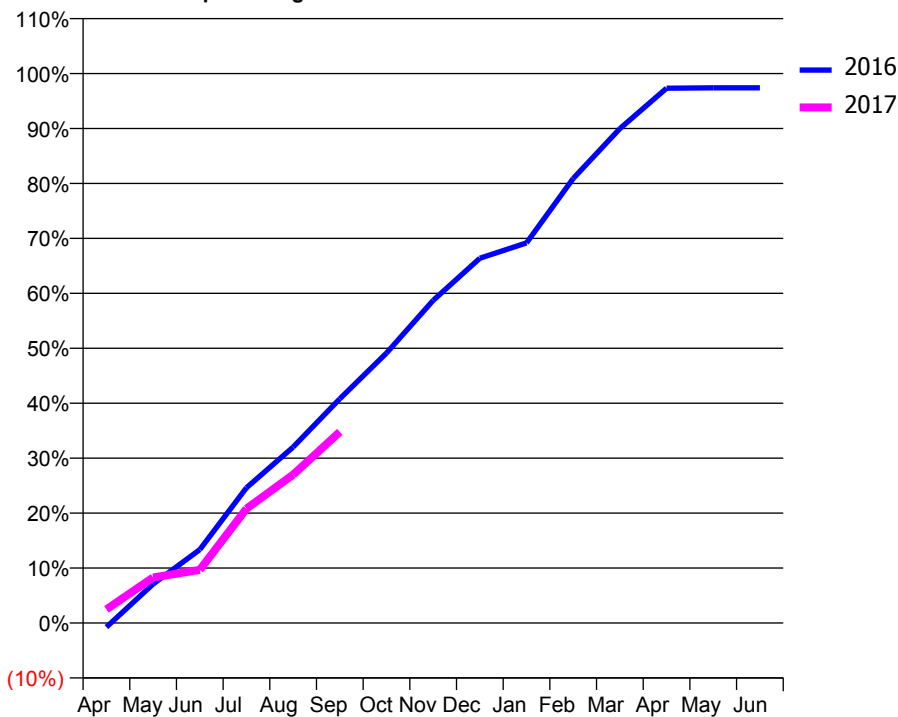
ACCESS*

Patients seen in 24 months	Total	Change since previous quarter
Quarter ending September 2015	8,919	
Quarter ending December 2015	8,901	→
Quarter ending March 2016	8,821	→
Quarter ending June 2016	8,610	↓
Quarter ending September 2016	8,427	↓
Variance since September 2015	(5.5%)	↓



ACTIVITY

Cumulative percentage of contracted UDA delivered 2016 & 2017



Month	Adjusted Scheduled Activity (UDA)	
	2016	2017
April	-175	566
May	1,622	1,894
June	3,049	2,206
July	5,616	4,747
August	7,307	6,163
September	9,316	7,940
October	11,212	
November	13,398	
December	15,152	
January	15,785	
February	18,464	
March	20,535	
April	22,211	
May	22,226	
June	22,226	

QUALITY

	Quantity	Base Number	Contract	AT	Region	England
% of FP17s for the same patient ID Re-attending within 3 months - Children	90	1,470	6.1%	10.8%	13.5%	12.4%
% of FP17s for the same patient ID Re-attending within 3 months - Adults	521	3,367	15.5%	15.6%	17.4%	16.7%
% of FP17s for the same patient ID Re-attending between 3 & 9 months - Children	816	1,470	55.5%	58.5%	59.0%	57.4%
% of FP17s for the same patient ID Re-attending between 3 & 9 months - Adults	1,673	3,367	49.7%	52.8%	52.6%	50.5%
% of FP17s for Band 1 Urgent Courses	291	3,763	7.7%	7.8%	9.4%	9.1%
% of FP17s Relating to Free Repair or Replacements	62	3,763	1.6%	1.2%	1.0%	0.8%
% of FP17s Relating to Continuations	59	3,763	1.6%	1.6%	1.5%	1.3%
% of Patients satisfied with the dentistry they have received	7	7	N/A	94.5%	93.7%	93.2%
% of Patients satisfied with the time they had to wait for an appointment	7	7	N/A	88.4%	90.0%	89.0%

* This is based on patients treated on this contract for their most recent course of treatment. Figures in italics indicate the base number of FP17s or Patient Questionnaire responses are less than 100. N/A is shown where the base number of responses is less than 10 during the period. % is calculated as Quantity/Base number*100

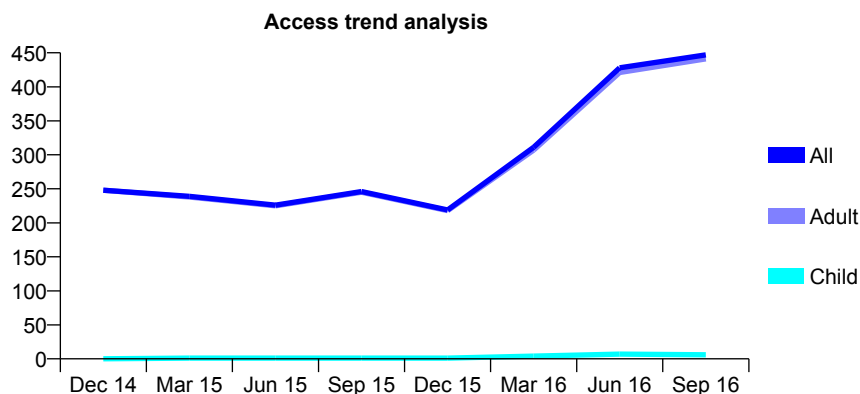
Q51 - Vital Signs At a Glance Contract Report for 151653/0003 - September 2016

Name or company name	The Forum Practice Ltd
Contract type name	PDS Contract
Purpose of contract	General
Contract start date	01/04/2012
Contract end date	28/02/2017

16/17 Contracted general activity (UDA)	1,800
Carry forward general activity (UDA)	0
16/17 Contracted orthodontic activity (UOA)	0
Carry forward orthodontic activity (UOA)	0
Baseline contract value	£66,895.47

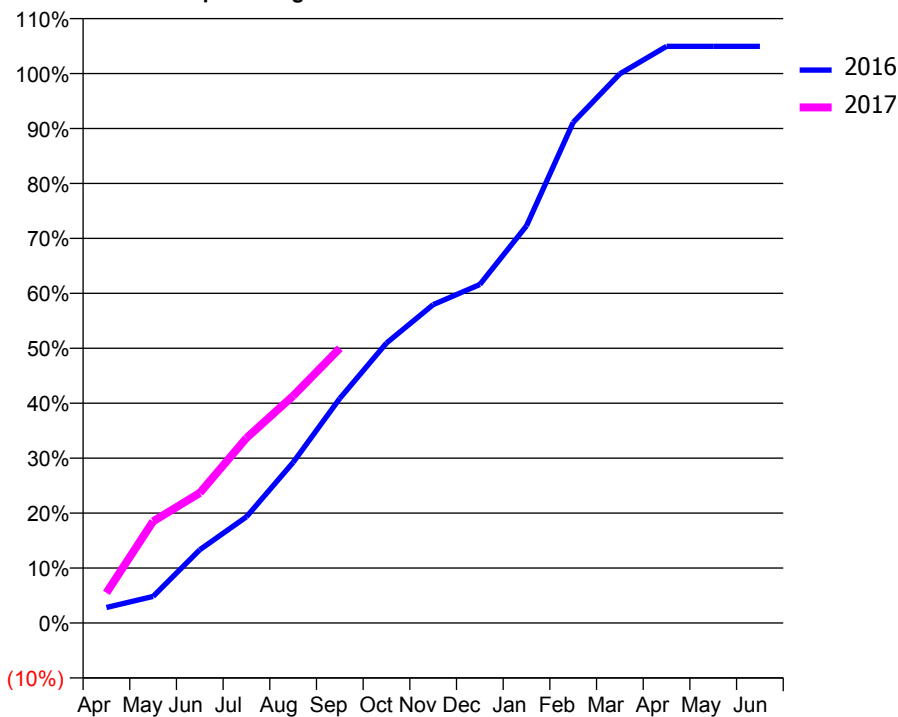
ACCESS*

Patients seen in 24 months	Total	Change since previous quarter
Quarter ending September 2015	246	
Quarter ending December 2015	219	↓
Quarter ending March 2016	311	↑
Quarter ending June 2016	428	↑
Quarter ending September 2016	447	↑
Variance since September 2015	81.7%	↑



ACTIVITY

Cumulative percentage of contracted UDA delivered 2016 & 2017



Month	Adjusted Scheduled Activity (UDA)	
	2016	2017
April	51	99
May	87	333
June	240	426
July	348	606
August	526	744
September	736	900
October	917	
November	1,043	
December	1,109	
January	1,301	
February	1,640	
March	1,799	
April	1,889	
May	1,889	
June	1,889	

QUALITY

	Quantity	Base Number	Contract	AT	Region	England
% of FP17s for the same patient ID Re-attending within 3 months - Children	2	8	25.0%	10.8%	13.5%	12.4%
% of FP17s for the same patient ID Re-attending within 3 months - Adults	25	322	7.8%	15.6%	17.4%	16.7%
% of FP17s for the same patient ID Re-attending between 3 & 9 months - Children	0	8	0.0%	58.5%	59.0%	57.4%
% of FP17s for the same patient ID Re-attending between 3 & 9 months - Adults	2	322	0.6%	52.8%	52.6%	50.5%
% of FP17s for Band 1 Urgent Courses	0	300	0.0%	7.8%	9.4%	9.1%
% of FP17s Relating to Free Repair or Replacements	0	300	0.0%	1.2%	1.0%	0.8%
% of FP17s Relating to Continuations	0	300	0.0%	1.6%	1.5%	1.3%
% of Patients satisfied with the dentistry they have received	0	0	N/A	94.5%	93.7%	93.2%
% of Patients satisfied with the time they had to wait for an appointment	0	0	N/A	88.4%	90.0%	89.0%

* This is based on patients treated on this contract for their most recent course of treatment. Figures in italics indicate the base number of FP17s or Patient Questionnaire responses are less than 100. N/A is shown where the base number of responses is less than 10 during the period. % is calculated as Quantity/Base number*100

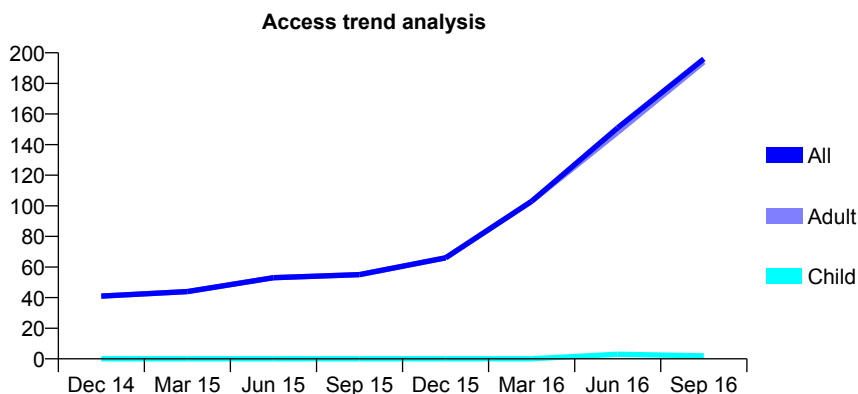
Q51 - Vital Signs At a Glance Contract Report for 151653/0004 - September 2016

Name or company name	The Forum Practice Ltd
Contract type name	PDS Contract
Purpose of contract	General
Contract start date	01/03/2012
Contract end date	30/04/2020

16/17 Contracted general activity (UDA)	750
Carry forward general activity (UDA)	0
16/17 Contracted orthodontic activity (UOA)	0
Carry forward orthodontic activity (UOA)	0
Baseline contract value	£34,694.24

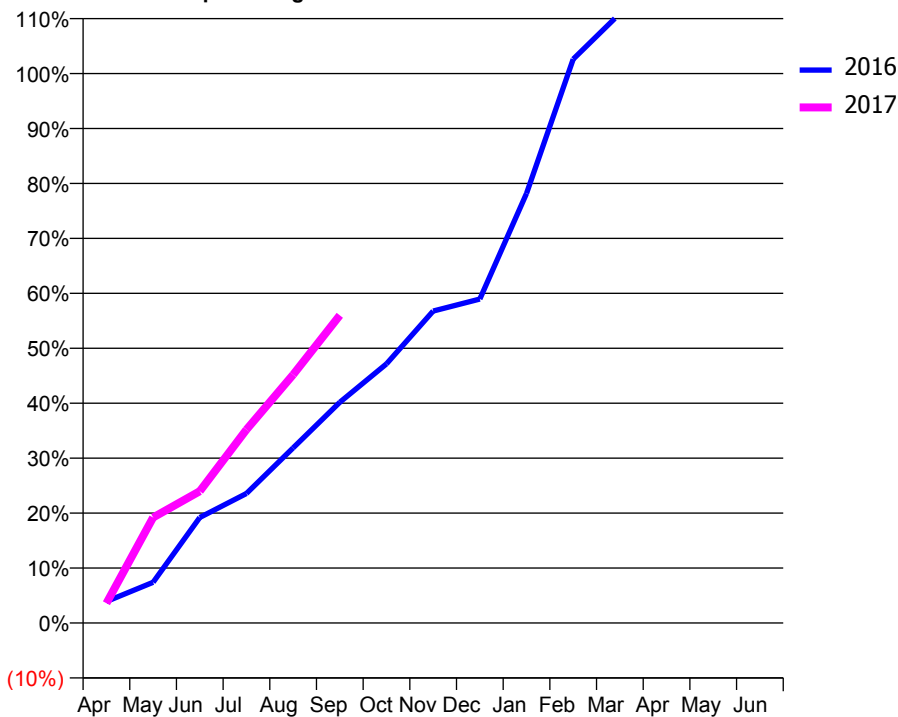
ACCESS*

Patients seen in 24 months	Total	Change since previous quarter
Quarter ending September 2015	55	
Quarter ending December 2015	66	↑
Quarter ending March 2016	103	↑
Quarter ending June 2016	151	↑
Quarter ending September 2016	196	↑
Variance since September 2015	256.4%	↑



ACTIVITY

Cumulative percentage of contracted UDA delivered 2016 & 2017



Month	Adjusted Scheduled Activity (UDA)	
	2016	2017
April	27	27
May	51	144
June	132	180
July	162	264
August	219	339
September	276	420
October	324	
November	390	
December	405	
January	537	
February	705	
March	762	
April	783	
May	783	
June	783	

QUALITY

	Quantity	Base Number	Contract	AT	Region	England
% of FP17s for the same patient ID Re-attending within 3 months - Children	0	3	0.0%	10.8%	13.5%	12.4%
% of FP17s for the same patient ID Re-attending within 3 months - Adults	12	144	8.3%	15.6%	17.4%	16.7%
% of FP17s for the same patient ID Re-attending between 3 & 9 months - Children	0	3	0.0%	58.5%	59.0%	57.4%
% of FP17s for the same patient ID Re-attending between 3 & 9 months - Adults	0	144	0.0%	52.8%	52.6%	50.5%
% of FP17s for Band 1 Urgent Courses	0	140	0.0%	7.8%	9.4%	9.1%
% of FP17s Relating to Free Repair or Replacements	0	140	0.0%	1.2%	1.0%	0.8%
% of FP17s Relating to Continuations	0	140	0.0%	1.6%	1.5%	1.3%
% of Patients satisfied with the dentistry they have received	0	0	N/A	94.5%	93.7%	93.2%
% of Patients satisfied with the time they had to wait for an appointment	0	0	N/A	88.4%	90.0%	89.0%

* This is based on patients treated on this contract for their most recent course of treatment. Figures in italics indicate the base number of FP17s or Patient Questionnaire responses are less than 100. N/A is shown where the base number of responses is less than 10 during the period. % is calculated as Quantity/Base number*100

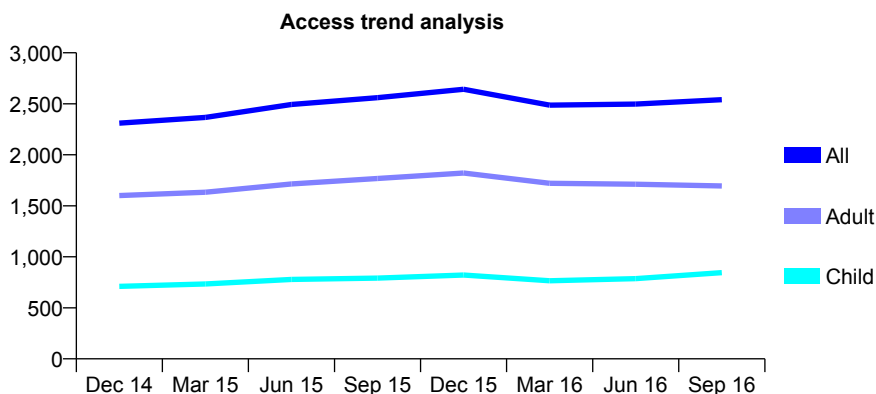
Q51 - Vital Signs At a Glance Contract Report for 152161/0001 - September 2016

Name or company name	Manor Dental Practice
Contract type name	GDS Contract
Purpose of contract	General
Contract start date	01/10/2007
Contract end date	

16/17 Contracted general activity (UDA)	8,728
Carry forward general activity (UDA)	-29
16/17 Contracted orthodontic activity (UOA)	0
Carry forward orthodontic activity (UOA)	0
Baseline contract value	£228,956.58

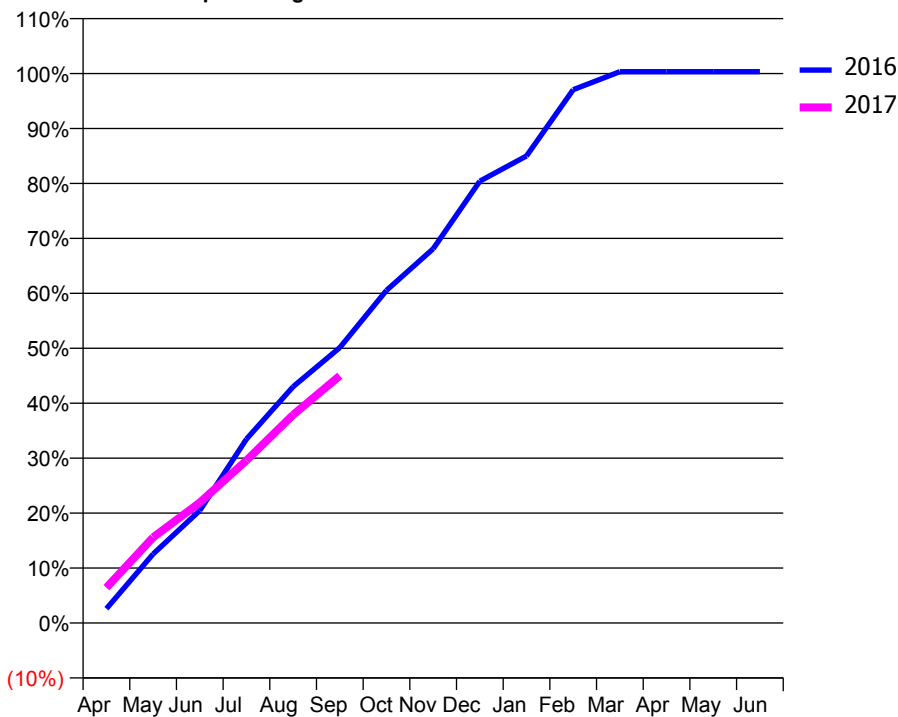
ACCESS*

Patients seen in 24 months	Total	Change since previous quarter
Quarter ending September 2015	2,560	
Quarter ending December 2015	2,643	↑
Quarter ending March 2016	2,487	↓
Quarter ending June 2016	2,498	→
Quarter ending September 2016	2,540	→
Variance since September 2015	(0.8%)	→



ACTIVITY

Cumulative percentage of contracted UDA delivered 2016 & 2017



Adjusted Scheduled Activity (UDA)

Month	2016	2017
April	227	562
May	1,097	1,360
June	1,786	1,914
July	2,922	2,584
August	3,753	3,306
September	4,375	3,928
October	5,282	
November	5,944	
December	7,017	
January	7,419	
February	8,471	
March	8,757	
April	8,757	
May	8,757	
June	8,757	

QUALITY

	Quantity	Base Number	Contract	AT	Region	England
% of FP17s for the same patient ID Re-attending within 3 months - Children	30	433	6.9%	10.8%	13.5%	12.4%
% of FP17s for the same patient ID Re-attending within 3 months - Adults	116	794	14.6%	15.6%	17.4%	16.7%
% of FP17s for the same patient ID Re-attending between 3 & 9 months - Children	154	433	35.6%	58.5%	59.0%	57.4%
% of FP17s for the same patient ID Re-attending between 3 & 9 months - Adults	302	794	38.0%	52.8%	52.6%	50.5%
% of FP17s for Band 1 Urgent Courses	137	1,227	11.2%	7.8%	9.4%	9.1%
% of FP17s Relating to Free Repair or Replacements	10	1,227	0.8%	1.2%	1.0%	0.8%
% of FP17s Relating to Continuations	7	1,227	0.6%	1.6%	1.5%	1.3%
% of Patients satisfied with the dentistry they have received	0	0	N/A	94.5%	93.7%	93.2%
% of Patients satisfied with the time they had to wait for an appointment	0	0	N/A	88.4%	90.0%	89.0%

* This is based on patients treated on this contract for their most recent course of treatment. Figures in italics indicate the base number of FP17s or Patient Questionnaire responses are less than 100. N/A is shown where the base number of responses is less than 10 during the period. % is calculated as Quantity/Base number*100

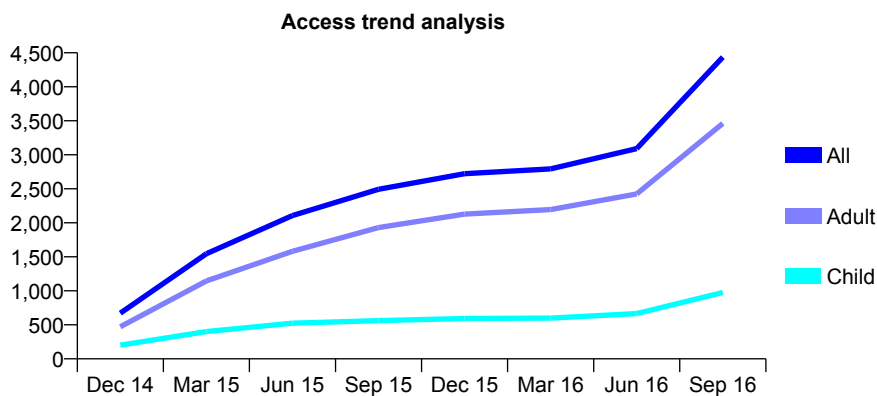
Q51 - Vital Signs At a Glance Contract Report for 152498/0001 - September 2016

Name or company name	Hatfield Dental Care Ltd
Contract type name	GDS Contract
Purpose of contract	General
Contract start date	01/10/2014
Contract end date	

16/17 Contracted general activity (UDA)	14,047
Carry forward general activity (UDA)	0
16/17 Contracted orthodontic activity (UOA)	0
Carry forward orthodontic activity (UOA)	0
Baseline contract value	£390,958.58

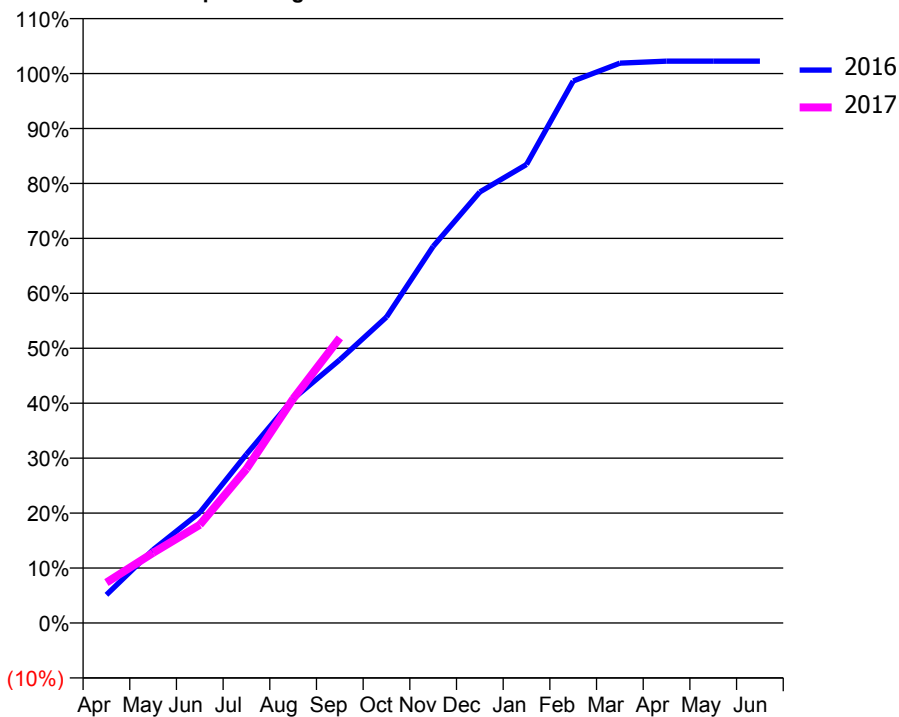
ACCESS*

Patients seen in 24 months	Total	Change since previous quarter
Quarter ending September 2015	2,493	
Quarter ending December 2015	2,723	↑
Quarter ending March 2016	2,794	↑
Quarter ending June 2016	3,091	↑
Quarter ending September 2016	4,437	↑
Variance since September 2015	78.0%	↑



ACTIVITY

Cumulative percentage of contracted UDA delivered 2016 & 2017



Month	Adjusted Scheduled Activity (UDA)	
	2016	2017
April	352	1,035
May	914	1,795
June	1,377	2,510
July	2,104	3,940
August	2,794	5,732
September	3,283	7,290
October	3,815	
November	4,696	
December	5,374	
January	5,716	
February	6,756	
March	6,980	
April	7,004	
May	7,003	
June	7,003	

QUALITY

	Quantity	Base Number	Contract	AT	Region	England
% of FP17s for the same patient ID Re-attending within 3 months - Children	69	905	7.6%	10.8%	13.5%	12.4%
% of FP17s for the same patient ID Re-attending within 3 months - Adults	295	2,983	9.9%	15.6%	17.4%	16.7%
% of FP17s for the same patient ID Re-attending between 3 & 9 months - Children	350	905	38.7%	58.5%	59.0%	57.4%
% of FP17s for the same patient ID Re-attending between 3 & 9 months - Adults	1,079	2,983	36.2%	52.8%	52.6%	50.5%
% of FP17s for Band 1 Urgent Courses	187	3,879	4.8%	7.8%	9.4%	9.1%
% of FP17s Relating to Free Repair or Replacements	34	3,879	0.9%	1.2%	1.0%	0.8%
% of FP17s Relating to Continuations	22	3,879	0.6%	1.6%	1.5%	1.3%
% of Patients satisfied with the dentistry they have received	1	2	N/A	94.5%	93.7%	93.2%
% of Patients satisfied with the time they had to wait for an appointment	2	2	N/A	88.4%	90.0%	89.0%

* This is based on patients treated on this contract for their most recent course of treatment. Figures in italics indicate the base number of FP17s or Patient Questionnaire responses are less than 100. N/A is shown where the base number of responses is less than 10 during the period. % is calculated as Quantity/Base number*100

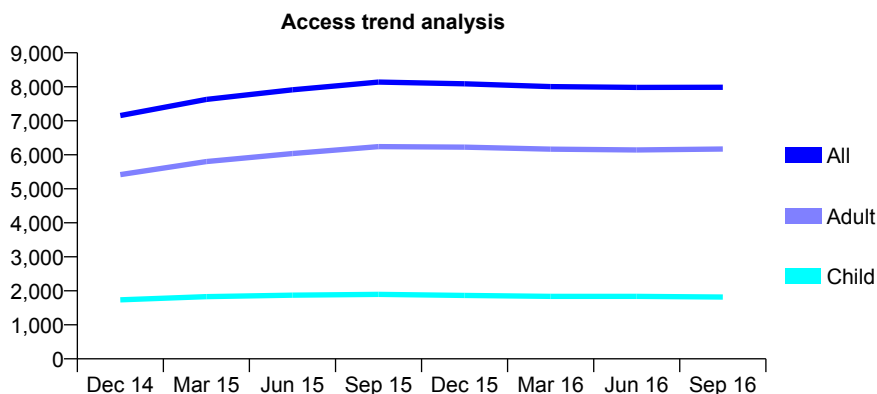
Q51 - Vital Signs At a Glance Contract Report for 153311/0001 - September 2016

Name or company name	Cantley Dental Centre Ltd
Contract type name	GDS Contract
Purpose of contract	General
Contract start date	01/10/2013
Contract end date	

16/17 Contracted general activity (UDA)	20,539
Carry forward general activity (UDA)	384
16/17 Contracted orthodontic activity (UOA)	0
Carry forward orthodontic activity (UOA)	0
Baseline contract value	£581,370.11

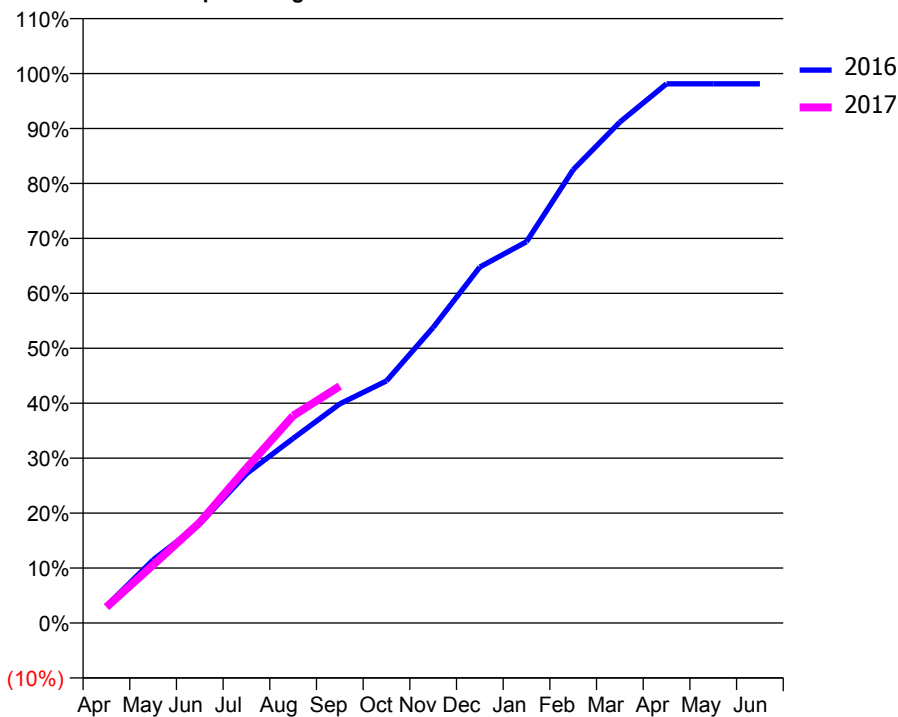
ACCESS*

Patients seen in 24 months	Total	Change since previous quarter
Quarter ending September 2015	8,138	
Quarter ending December 2015	8,090	→
Quarter ending March 2016	8,005	↓
Quarter ending June 2016	7,984	→
Quarter ending September 2016	7,985	→
Variance since September 2015	(1.9%)	↓



ACTIVITY

Cumulative percentage of contracted UDA delivered 2016 & 2017



Month	Adjusted Scheduled Activity (UDA)	
	2016	2017
April	636	597
May	2,358	2,169
June	3,707	3,762
July	5,577	5,788
August	6,901	7,747
September	8,193	8,855
October	9,049	
November	11,046	
December	13,304	
January	14,251	
February	16,942	
March	18,725	
April	20,153	
May	20,153	
June	20,155	

QUALITY

	Quantity	Base Number	Contract	AT	Region	England
% of FP17s for the same patient ID Re-attending within 3 months - Children	91	1,406	6.5%	10.8%	13.5%	12.4%
% of FP17s for the same patient ID Re-attending within 3 months - Adults	489	4,116	11.9%	15.6%	17.4%	16.7%
% of FP17s for the same patient ID Re-attending between 3 & 9 months - Children	747	1,406	53.1%	58.5%	59.0%	57.4%
% of FP17s for the same patient ID Re-attending between 3 & 9 months - Adults	1,883	4,116	45.7%	52.8%	52.6%	50.5%
% of FP17s for Band 1 Urgent Courses	141	4,890	2.9%	7.8%	9.4%	9.1%
% of FP17s Relating to Free Repair or Replacements	28	4,890	0.6%	1.2%	1.0%	0.8%
% of FP17s Relating to Continuations	187	4,890	3.8%	1.6%	1.5%	1.3%
% of Patients satisfied with the dentistry they have received	9	9	N/A	94.5%	93.7%	93.2%
% of Patients satisfied with the time they had to wait for an appointment	7	9	N/A	88.4%	90.0%	89.0%

* This is based on patients treated on this contract for their most recent course of treatment. Figures in italics indicate the base number of FP17s or Patient Questionnaire responses are less than 100. N/A is shown where the base number of responses is less than 10 during the period. % is calculated as Quantity/Base number*100

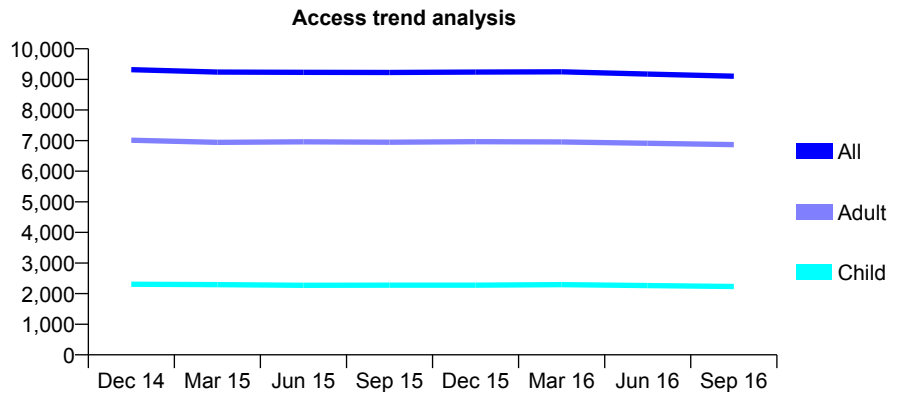
Q51 - Vital Signs At a Glance Contract Report for 153737/0001 - September 2016

Name or company name	Michael & Margaret Naylor
Contract type name	GDS Contract
Purpose of contract	General
Contract start date	01/04/2006
Contract end date	

16/17 Contracted general activity (UDA)	26,136
Carry forward general activity (UDA)	-26
16/17 Contracted orthodontic activity (UOA)	0
Carry forward orthodontic activity (UOA)	0
Baseline contract value	£858,951.18

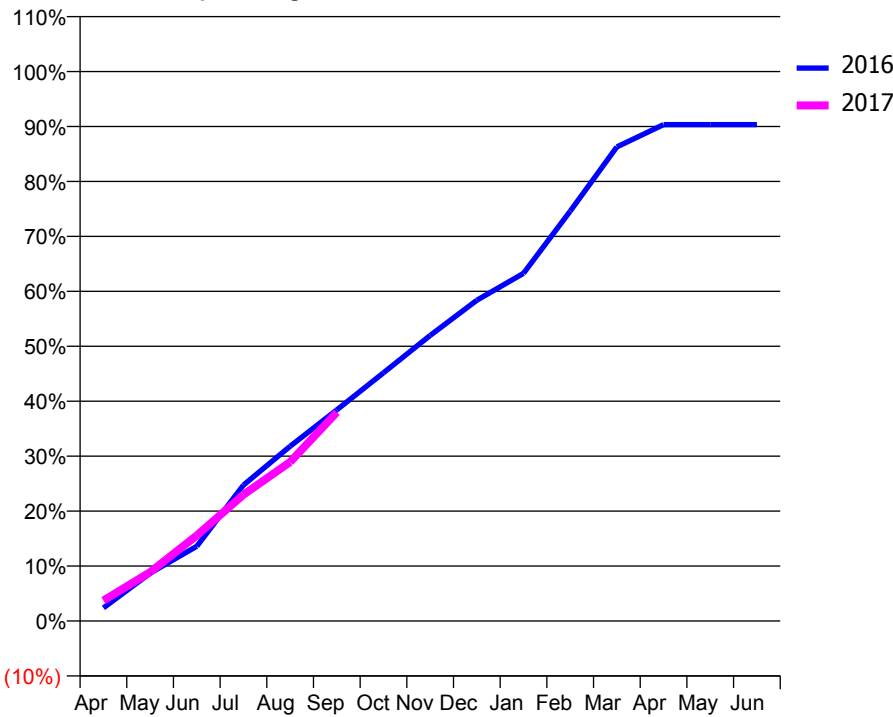
ACCESS*

Patients seen in 24 months	Total	Change since previous quarter
Quarter ending September 2015	9,225	
Quarter ending December 2015	9,241	→
Quarter ending March 2016	9,250	→
Quarter ending June 2016	9,174	→
Quarter ending September 2016	9,103	→
Variance since September 2015	(1.3%)	↓



ACTIVITY

Cumulative percentage of contracted UDA delivered 2016 & 2017



Month	Adjusted Scheduled Activity (UDA)	
	2016	2017
April	624	974
May	2,278	2,324
June	3,555	4,067
July	6,469	6,009
August	8,316	7,563
September	10,050	9,931
October	11,810	
November	13,588	
December	15,267	
January	16,545	
February	19,505	
March	22,563	
April	23,625	
May	23,621	
June	23,621	

QUALITY

	Quantity	Base Number	Contract	AT	Region	England
% of FP17s for the same patient ID Re-attending within 3 months - Children	221	1,854	11.9%	10.8%	13.5%	12.4%
% of FP17s for the same patient ID Re-attending within 3 months - Adults	727	4,756	15.3%	15.6%	17.4%	16.7%
% of FP17s for the same patient ID Re-attending between 3 & 9 months - Children	1,133	1,854	61.1%	58.5%	59.0%	57.4%
% of FP17s for the same patient ID Re-attending between 3 & 9 months - Adults	2,534	4,756	53.3%	52.8%	52.6%	50.5%
% of FP17s for Band 1 Urgent Courses	405	5,714	7.1%	7.8%	9.4%	9.1%
% of FP17s Relating to Free Repair or Replacements	130	5,714	2.3%	1.2%	1.0%	0.8%
% of FP17s Relating to Continuations	80	5,714	1.4%	1.6%	1.5%	1.3%
% of Patients satisfied with the dentistry they have received	13	14	92.9%	94.5%	93.7%	93.2%
% of Patients satisfied with the time they had to wait for an appointment	14	14	100.0%	88.4%	90.0%	89.0%

* This is based on patients treated on this contract for their most recent course of treatment. Figures in italics indicate the base number of FP17s or Patient Questionnaire responses are less than 100. N/A is shown where the base number of responses is less than 10 during the period. % is calculated as Quantity/Base number*100

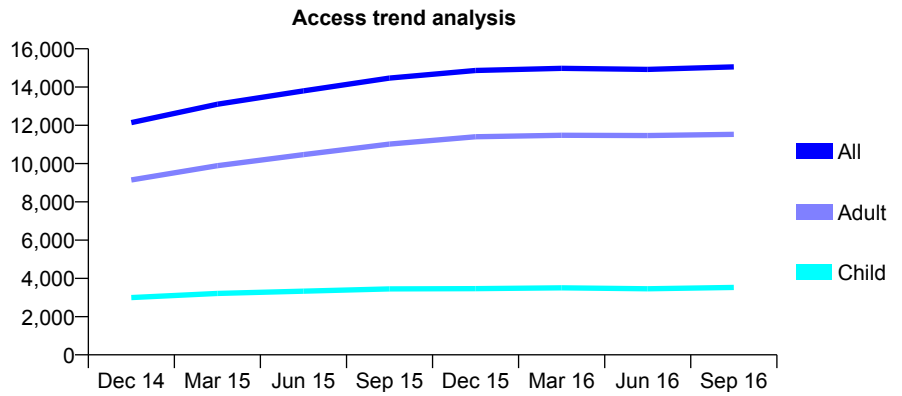
Q51 - Vital Signs At a Glance Contract Report for 153737/0003 - September 2016

Name or company name	Michael & Margaret Naylor
Contract type name	GDS Contract
Purpose of contract	General
Contract start date	01/12/2013
Contract end date	

16/17 Contracted general activity (UDA)	45,179
Carry forward general activity (UDA)	0
16/17 Contracted orthodontic activity (UOA)	0
Carry forward orthodontic activity (UOA)	0
Baseline contract value	£1,455,389.98

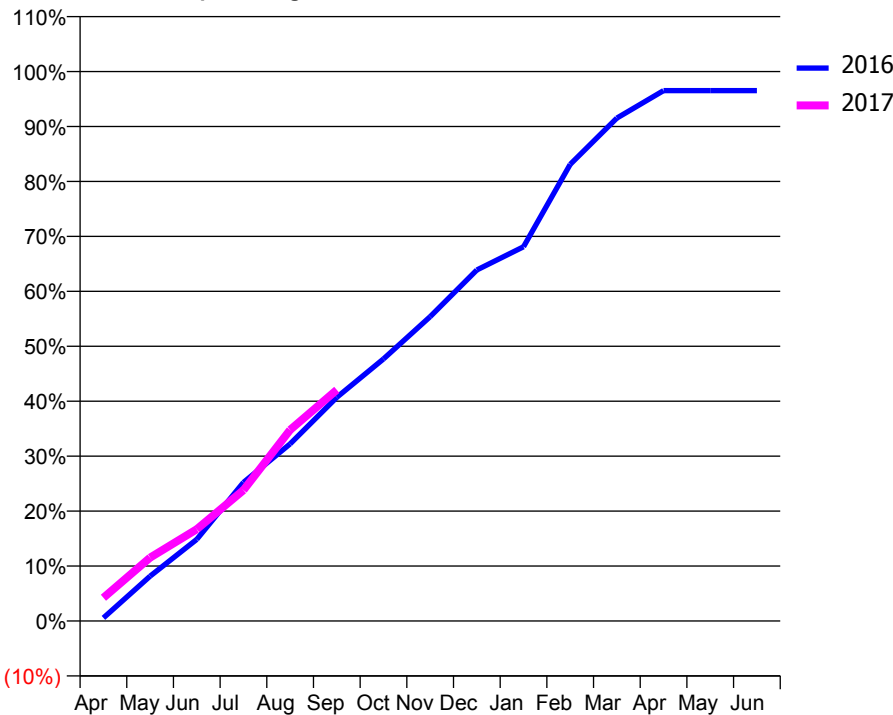
ACCESS*

Patients seen in 24 months	Total	Change since previous quarter
Quarter ending September 2015	14,468	
Quarter ending December 2015	14,868	↑
Quarter ending March 2016	14,977	→
Quarter ending June 2016	14,922	→
Quarter ending September 2016	15,054	→
Variance since September 2015	4.1%	↑



ACTIVITY

Cumulative percentage of contracted UDA delivered 2016 & 2017



Month	Adjusted Scheduled Activity (UDA)	
	2016	2017
April	262	1,915
May	3,692	5,211
June	6,716	7,548
July	11,400	10,764
August	14,566	15,715
September	18,396	19,008
October	21,549	
November	25,028	
December	28,865	
January	30,768	
February	37,539	
March	41,350	
April	43,608	
May	43,605	
June	43,605	

QUALITY

	Quantity	Base Number	Contract	AT	Region	England
% of FP17s for the same patient ID Re-attending within 3 months - Children	273	2,816	9.7%	10.8%	13.5%	12.4%
% of FP17s for the same patient ID Re-attending within 3 months - Adults	1,390	8,477	16.4%	15.6%	17.4%	16.7%
% of FP17s for the same patient ID Re-attending between 3 & 9 months - Children	1,646	2,816	58.5%	58.5%	59.0%	57.4%
% of FP17s for the same patient ID Re-attending between 3 & 9 months - Adults	4,428	8,477	52.2%	52.8%	52.6%	50.5%
% of FP17s for Band 1 Urgent Courses	860	9,987	8.6%	7.8%	9.4%	9.1%
% of FP17s Relating to Free Repair or Replacements	289	9,987	2.9%	1.2%	1.0%	0.8%
% of FP17s Relating to Continuations	98	9,987	1.0%	1.6%	1.5%	1.3%
% of Patients satisfied with the dentistry they have received	19	19	100.0%	94.5%	93.7%	93.2%
% of Patients satisfied with the time they had to wait for an appointment	18	19	94.7%	88.4%	90.0%	89.0%

* This is based on patients treated on this contract for their most recent course of treatment. Figures in italics indicate the base number of FP17s or Patient Questionnaire responses are less than 100. N/A is shown where the base number of responses is less than 10 during the period. % is calculated as Quantity/Base number*100

Q51 - Vital Signs At a Glance Contract Report for 153737/0004 - September 2016


Name or company name	Michael & Margaret Naylor
Contract type name	GDS Contract
Purpose of contract	General
Contract start date	01/05/2015
Contract end date	

16/17 Contracted general activity (UDA)	671
Carry forward general activity (UDA)	0
16/17 Contracted orthodontic activity (UOA)	0
Carry forward orthodontic activity (UOA)	0
Baseline contract value	£22,118.18

ACCESS*

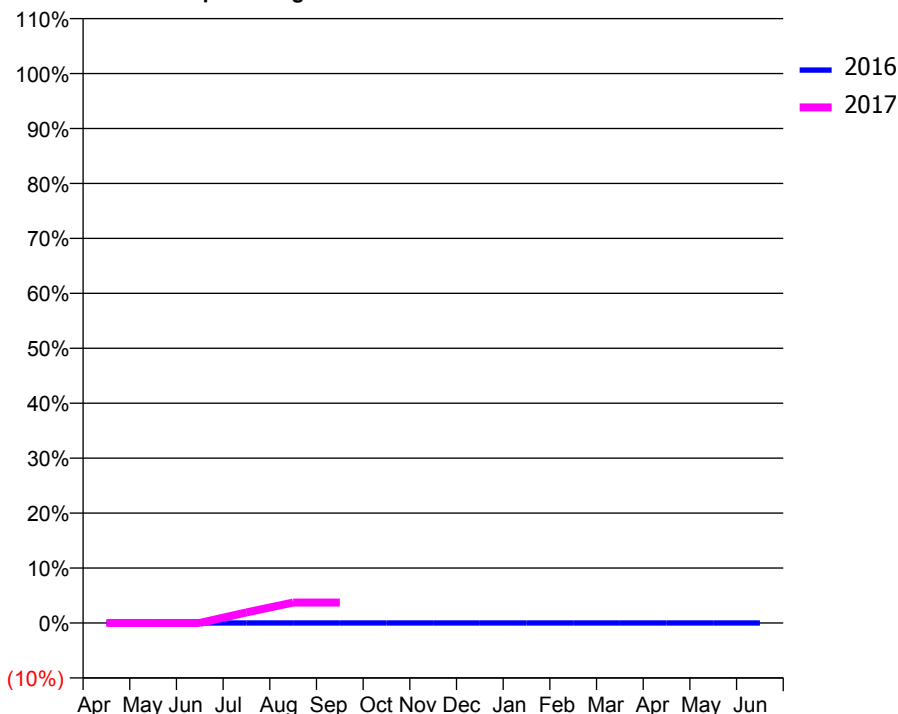
Patients seen in 24 months	Total	Change since previous quarter
Quarter ending September 2015	0	
Quarter ending December 2015	0	
Quarter ending March 2016	0	
Quarter ending June 2016	0	
Quarter ending September 2016	4	↑
Variance since September 2015	N/A	

Access trend analysis



ACTIVITY

Cumulative percentage of contracted UDA delivered 2016 & 2017



Month	Adjusted Scheduled Activity (UDA)	
	2016	2017
April	0	0
May	0	0
June	0	0
July	0	13
August	0	25
September	0	25
October	0	
November	0	
December	0	
January	0	
February	0	
March	0	
April	0	
May	0	
June	0	

QUALITY

	Quantity	Base Number	Contract	AT	Region	England
% of FP17s for the same patient ID Re-attending within 3 months - Children	0	0	N/A	10.8%	13.5%	12.4%
% of FP17s for the same patient ID Re-attending within 3 months - Adults	0	3	0.0%	15.6%	17.4%	16.7%
% of FP17s for the same patient ID Re-attending between 3 & 9 months - Children	0	0	N/A	58.5%	59.0%	57.4%
% of FP17s for the same patient ID Re-attending between 3 & 9 months - Adults	0	3	0.0%	52.8%	52.6%	50.5%
% of FP17s for Band 1 Urgent Courses	0	3	0.0%	7.8%	9.4%	9.1%
% of FP17s Relating to Free Repair or Replacements	0	3	0.0%	1.2%	1.0%	0.8%
% of FP17s Relating to Continuations	0	3	0.0%	1.6%	1.5%	1.3%
% of Patients satisfied with the dentistry they have received	0	0	N/A	94.5%	93.7%	93.2%
% of Patients satisfied with the time they had to wait for an appointment	0	0	N/A	88.4%	90.0%	89.0%

* This is based on patients treated on this contract for their most recent course of treatment. Figures in italics indicate the base number of FP17s or Patient Questionnaire responses are less than 100. N/A is shown where the base number of responses is less than 10 during the period. % is calculated as Quantity/Base number*100

Q51 - Vital Signs At a Glance Contract Report for 153788/0001 - September 2016


Name or company name	Mr R Joseph
Contract type name	GDS Contract
Purpose of contract	General
Contract start date	01/01/2016
Contract end date	

16/17 Contracted general activity (UDA)	15,000
Carry forward general activity (UDA)	0
16/17 Contracted orthodontic activity (UOA)	0
Carry forward orthodontic activity (UOA)	0
Baseline contract value	£481,666.46

ACCESS*

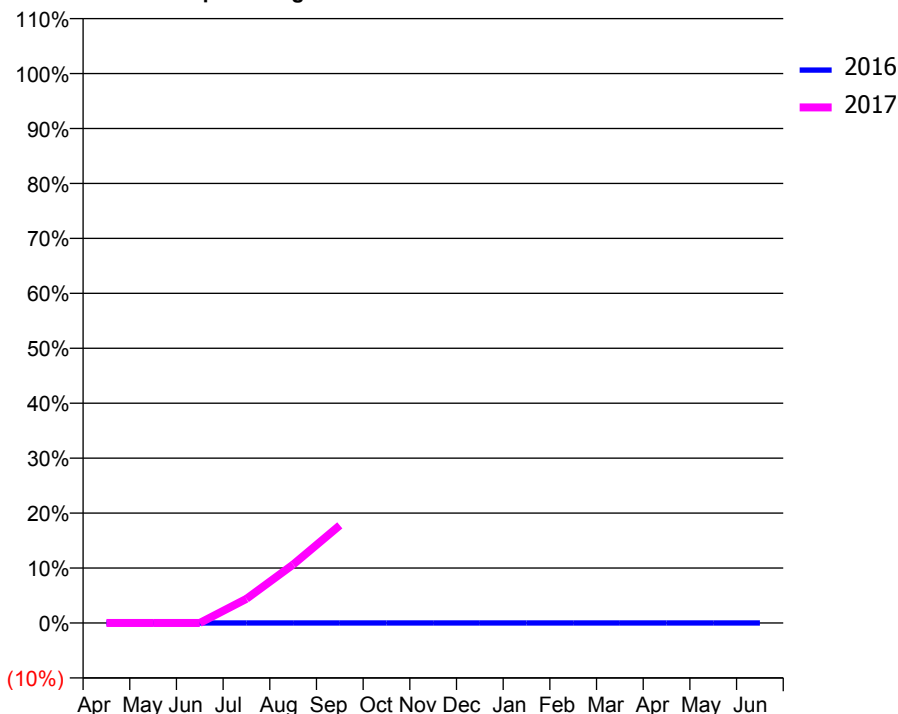
Patients seen in 24 months	Total	Change since previous quarter
Quarter ending September 2015	0	
Quarter ending December 2015	0	
Quarter ending March 2016	0	
Quarter ending June 2016	0	
Quarter ending September 2016	1,322	↑
Variance since September 2015	N/A	

Access trend analysis



ACTIVITY

Cumulative percentage of contracted UDA delivered 2016 & 2017



Adjusted Scheduled Activity (UDA)

Month	2016	2017
April	0	0
May	0	0
June	0	0
July	0	659
August	0	1,595
September	0	2,665
October	0	
November	0	
December	0	
January	0	
February	0	
March	0	
April	0	
May	0	
June	0	

QUALITY

	Quantity	Base Number	Contract	AT	Region	England
% of FP17s for the same patient ID Re-attending within 3 months - Children	8	266	3.0%	10.8%	13.5%	12.4%
% of FP17s for the same patient ID Re-attending within 3 months - Adults	62	1,076	5.8%	15.6%	17.4%	16.7%
% of FP17s for the same patient ID Re-attending between 3 & 9 months - Children	0	266	0.0%	58.5%	59.0%	57.4%
% of FP17s for the same patient ID Re-attending between 3 & 9 months - Adults	1	1,076	0.1%	52.8%	52.6%	50.5%
% of FP17s for Band 1 Urgent Courses	86	1,242	6.9%	7.8%	9.4%	9.1%
% of FP17s Relating to Free Repair or Replacements	64	1,242	5.2%	1.2%	1.0%	0.8%
% of FP17s Relating to Continuations	6	1,242	0.5%	1.6%	1.5%	1.3%
% of Patients satisfied with the dentistry they have received	2	2	N/A	94.5%	93.7%	93.2%
% of Patients satisfied with the time they had to wait for an appointment	2	2	N/A	88.4%	90.0%	89.0%

* This is based on patients treated on this contract for their most recent course of treatment. Figures in italics indicate the base number of FP17s or Patient Questionnaire responses are less than 100. N/A is shown where the base number of responses is less than 10 during the period. % is calculated as Quantity/Base number*100

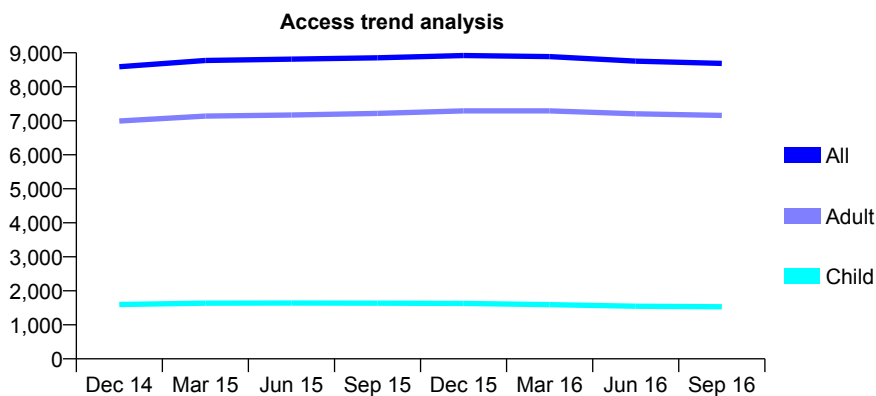
Q51 - Vital Signs At a Glance Contract Report for 153826/0001 - September 2016

Name or company name	School Road Dental Practice
Contract type name	GDS Contract
Purpose of contract	General
Contract start date	01/04/2006
Contract end date	

16/17 Contracted general activity (UDA)	26,832
Carry forward general activity (UDA)	33
16/17 Contracted orthodontic activity (UOA)	0
Carry forward orthodontic activity (UOA)	0
Baseline contract value	£753,010.83

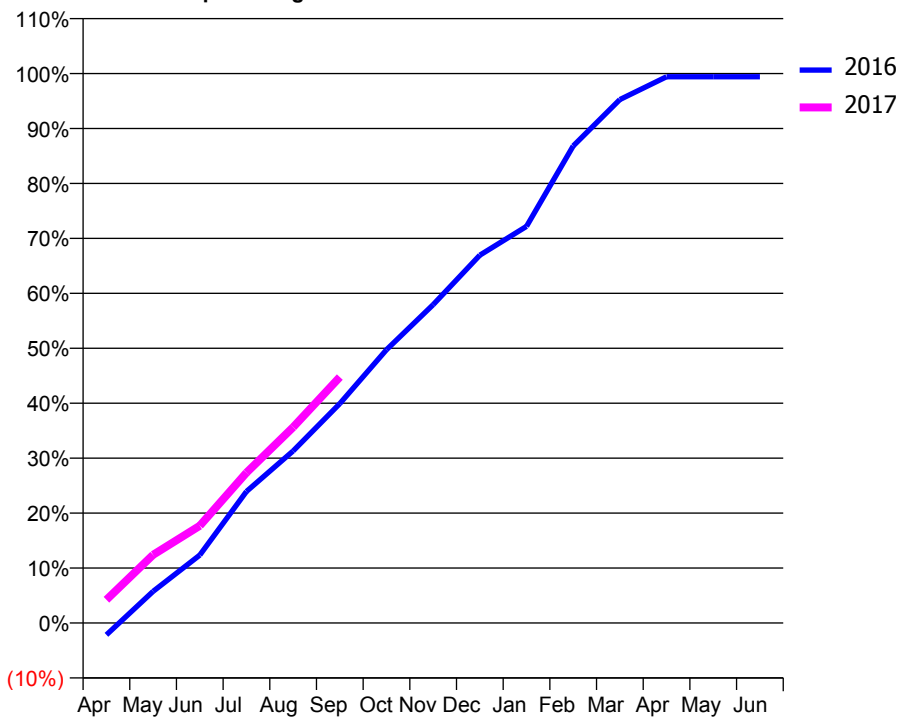
ACCESS*

Patients seen in 24 months	Total	Change since previous quarter
Quarter ending September 2015	8,854	
Quarter ending December 2015	8,921	→
Quarter ending March 2016	8,889	→
Quarter ending June 2016	8,753	↓
Quarter ending September 2016	8,690	→
Variance since September 2015	(1.9%)	↓



ACTIVITY

Cumulative percentage of contracted UDA delivered 2016 & 2017



Month	Adjusted Scheduled Activity (UDA)	
	2016	2017
April	-580	1,137
May	1,543	3,328
June	3,318	4,751
July	6,424	7,338
August	8,403	9,563
September	10,717	12,007
October	13,345	
November	15,547	
December	17,959	
January	19,369	
February	23,293	
March	25,557	
April	26,672	
May	26,672	
June	26,674	

QUALITY

	Quantity	Base Number	Contract	AT	Region	England
% of FP17s for the same patient ID Re-attending within 3 months - Children	114	1,423	8.0%	10.8%	13.5%	12.4%
% of FP17s for the same patient ID Re-attending within 3 months - Adults	967	6,092	15.9%	15.6%	17.4%	16.7%
% of FP17s for the same patient ID Re-attending between 3 & 9 months - Children	986	1,423	69.3%	58.5%	59.0%	57.4%
% of FP17s for the same patient ID Re-attending between 3 & 9 months - Adults	3,812	6,092	62.6%	52.8%	52.6%	50.5%
% of FP17s for Band 1 Urgent Courses	371	6,951	5.3%	7.8%	9.4%	9.1%
% of FP17s Relating to Free Repair or Replacements	123	6,951	1.8%	1.2%	1.0%	0.8%
% of FP17s Relating to Continuations	65	6,951	0.9%	1.6%	1.5%	1.3%
% of Patients satisfied with the dentistry they have received	9	9	N/A	94.5%	93.7%	93.2%
% of Patients satisfied with the time they had to wait for an appointment	8	9	N/A	88.4%	90.0%	89.0%

* This is based on patients treated on this contract for their most recent course of treatment. Figures in italics indicate the base number of FP17s or Patient Questionnaire responses are less than 100. N/A is shown where the base number of responses is less than 10 during the period. % is calculated as Quantity/Base number*100

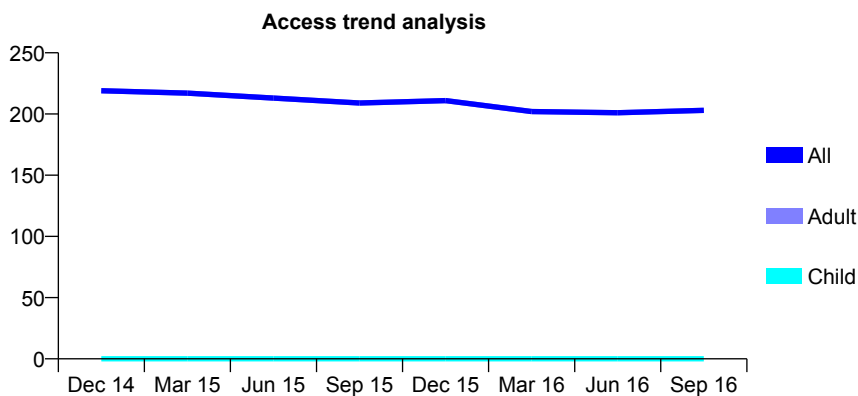
Q51 - Vital Signs At a Glance Contract Report for 153826/0002 - September 2016

Name or company name	School Road Dental Practice
Contract type name	GDS Contract
Purpose of contract	General
Contract start date	01/04/2008
Contract end date	

16/17 Contracted general activity (UDA)	675
Carry forward general activity (UDA)	0
16/17 Contracted orthodontic activity (UOA)	0
Carry forward orthodontic activity (UOA)	0
Baseline contract value	£38,368.12

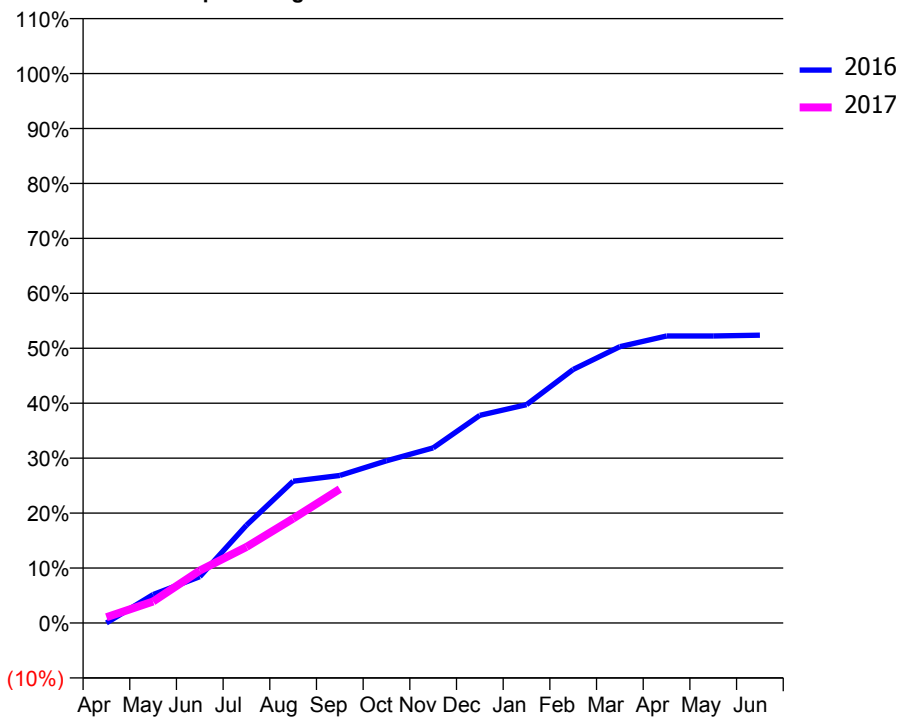
ACCESS*

Patients seen in 24 months	Total	Change since previous quarter
Quarter ending September 2015	209	
Quarter ending December 2015	211	→
Quarter ending March 2016	202	↓
Quarter ending June 2016	201	→
Quarter ending September 2016	203	→
Variance since September 2015	(2.9%)	↓



ACTIVITY

Cumulative percentage of contracted UDA delivered 2016 & 2017



Month	Adjusted Scheduled Activity (UDA)	
	2016	2017
April	0	7
May	35	26
June	57	64
July	120	93
August	174	128
September	181	165
October	199	
November	215	
December	255	
January	268	
February	311	
March	339	
April	353	
May	353	
June	354	

QUALITY

	Quantity	Base Number	Contract	AT	Region	England
% of FP17s for the same patient ID Re-attending within 3 months - Children	0	0	N/A	10.8%	13.5%	12.4%
% of FP17s for the same patient ID Re-attending within 3 months - Adults	13	114	11.4%	15.6%	17.4%	16.7%
% of FP17s for the same patient ID Re-attending between 3 & 9 months - Children	0	0	N/A	58.5%	59.0%	57.4%
% of FP17s for the same patient ID Re-attending between 3 & 9 months - Adults	35	114	30.7%	52.8%	52.6%	50.5%
% of FP17s for Band 1 Urgent Courses	3	101	3.0%	7.8%	9.4%	9.1%
% of FP17s Relating to Free Repair or Replacements	0	101	0.0%	1.2%	1.0%	0.8%
% of FP17s Relating to Continuations	1	101	1.0%	1.6%	1.5%	1.3%
% of Patients satisfied with the dentistry they have received	0	0	N/A	94.5%	93.7%	93.2%
% of Patients satisfied with the time they had to wait for an appointment	0	0	N/A	88.4%	90.0%	89.0%

* This is based on patients treated on this contract for their most recent course of treatment. Figures in italics indicate the base number of FP17s or Patient Questionnaire responses are less than 100. N/A is shown where the base number of responses is less than 10 during the period. % is calculated as Quantity/Base number*100

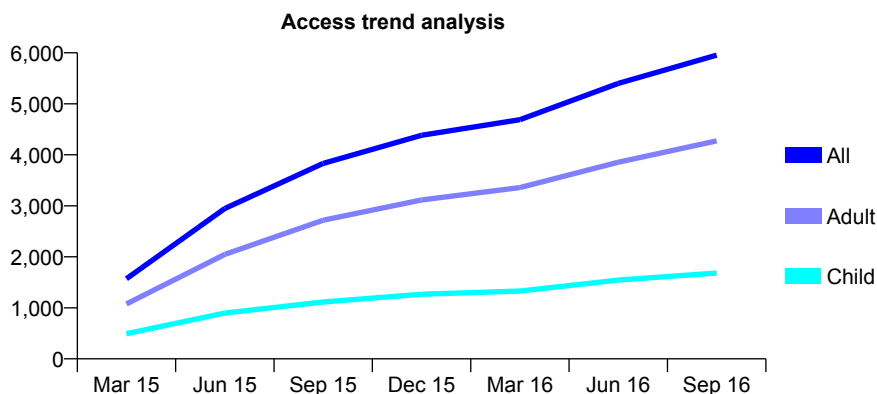
Q51 - Vital Signs At a Glance Contract Report for 155136/0001 - September 2016

Name or company name	Al-Kufaishi and Hanji Partnership
Contract type name	GDS Contract
Purpose of contract	General
Contract start date	01/01/2015
Contract end date	

16/17 Contracted general activity (UDA)	18,547
Carry forward general activity (UDA)	0
16/17 Contracted orthodontic activity (UOA)	0
Carry forward orthodontic activity (UOA)	0
Baseline contract value	£532,201.42

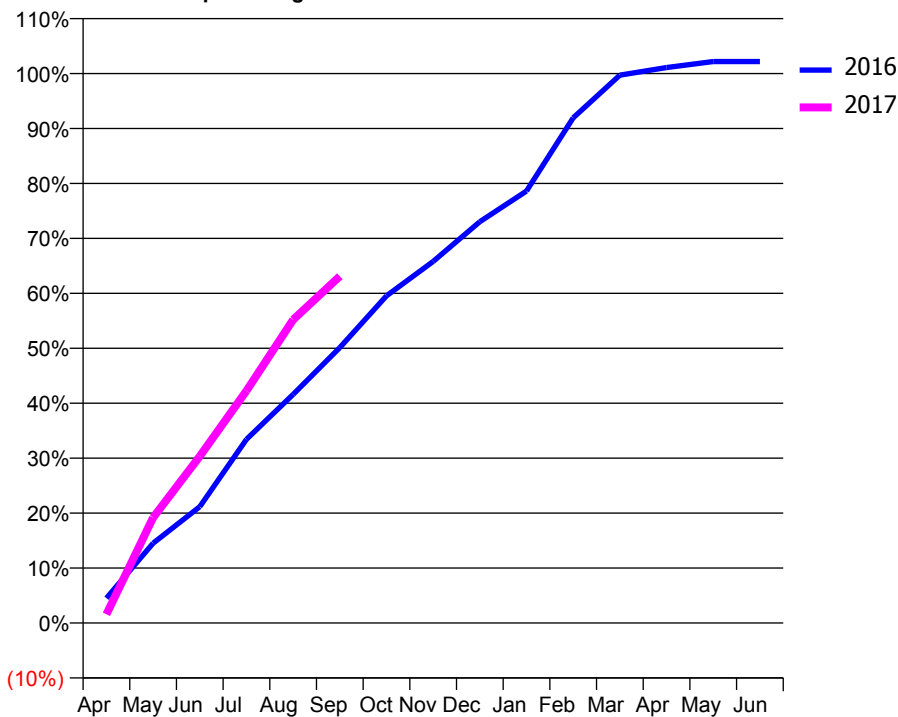
ACCESS*

Patients seen in 24 months	Total	Change since previous quarter
Quarter ending September 2015	3,831	
Quarter ending December 2015	4,382	↑
Quarter ending March 2016	4,688	↑
Quarter ending June 2016	5,400	↑
Quarter ending September 2016	5,954	↑
Variance since September 2015	55.4%	↑



ACTIVITY

Cumulative percentage of contracted UDA delivered 2016 & 2017



QUALITY

	Quantity	Base Number	Contract	AT	Region	England
% of FP17s for the same patient ID Re-attending within 3 months - Children	122	1,224	10.0%	10.8%	13.5%	12.4%
% of FP17s for the same patient ID Re-attending within 3 months - Adults	533	3,194	16.7%	15.6%	17.4%	16.7%
% of FP17s for the same patient ID Re-attending between 3 & 9 months - Children	465	1,224	38.0%	58.5%	59.0%	57.4%
% of FP17s for the same patient ID Re-attending between 3 & 9 months - Adults	1,221	3,194	38.2%	52.8%	52.6%	50.5%
% of FP17s for Band 1 Urgent Courses	258	4,239	6.1%	7.8%	9.4%	9.1%
% of FP17s Relating to Free Repair or Replacements	25	4,239	0.6%	1.2%	1.0%	0.8%
% of FP17s Relating to Continuations	36	4,239	0.8%	1.6%	1.5%	1.3%
% of Patients satisfied with the dentistry they have received	9	10	90.0%	94.5%	93.7%	93.2%
% of Patients satisfied with the time they had to wait for an appointment	9	10	90.0%	88.4%	90.0%	89.0%

* This is based on patients treated on this contract for their most recent course of treatment. Figures in italics indicate the base number of FP17s or Patient Questionnaire responses are less than 100. N/A is shown where the base number of responses is less than 10 during the period. % is calculated as Quantity/Base number*100

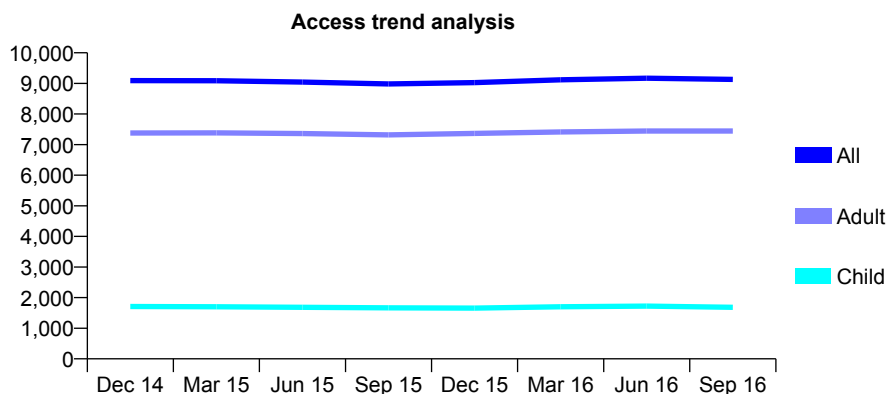
Q51 - Vital Signs At a Glance Contract Report for 157708/0001 - September 2016

Name or company name	Doncaster Dental Centre
Contract type name	GDS Contract
Purpose of contract	General and Orthodontic
Contract start date	01/09/2010
Contract end date	

16/17 Contracted general activity (UDA)	32,715
Carry forward general activity (UDA)	1,004
16/17 Contracted orthodontic activity (UOA)	630
Carry forward orthodontic activity (UOA)	0
Baseline contract value	£966,617.06

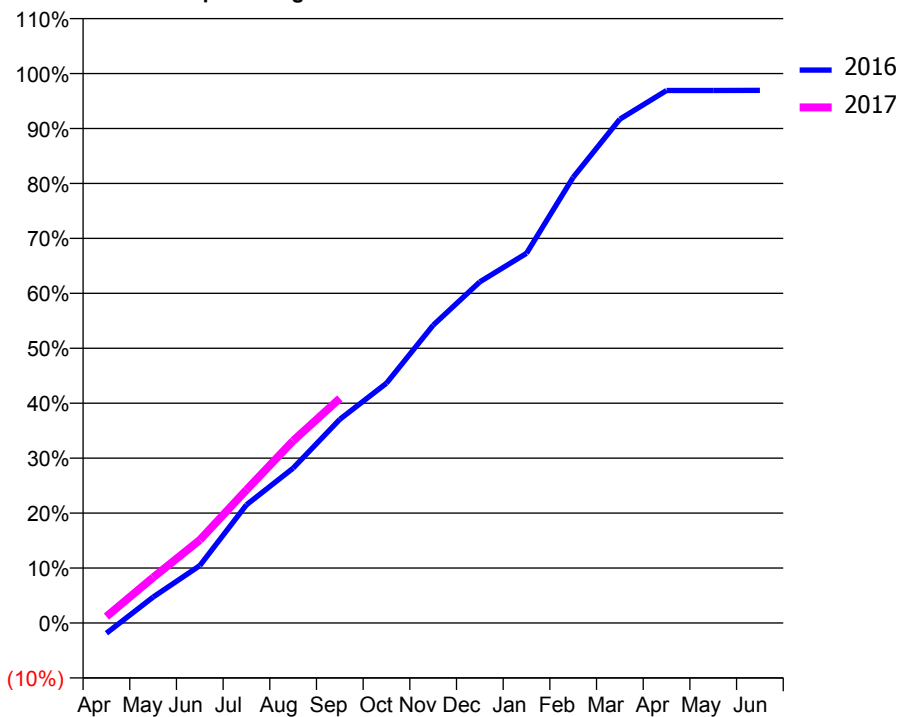
ACCESS*

Patients seen in 24 months	Total	Change since previous quarter
Quarter ending September 2015	8,984	
Quarter ending December 2015	9,027	→
Quarter ending March 2016	9,117	→
Quarter ending June 2016	9,168	→
Quarter ending September 2016	9,131	→
Variance since September 2015	1.6%	→



ACTIVITY

Cumulative percentage of contracted UDA delivered 2016 & 2017



Month	Adjusted Scheduled Activity (UDA)	
	2016	2017
April	-612	383
May	1,540	2,708
June	3,417	4,938
July	7,036	7,930
August	9,219	10,845
September	12,125	13,373
October	14,274	
November	17,733	
December	20,313	
January	22,008	
February	26,533	
March	29,999	
April	31,708	
May	31,708	
June	31,711	

QUALITY

	Quantity	Base Number	Contract	AT	Region	England
% of FP17s for the same patient ID Re-attending within 3 months - Children	94	1,346	7.0%	10.8%	13.5%	12.4%
% of FP17s for the same patient ID Re-attending within 3 months - Adults	820	6,666	12.3%	15.6%	17.4%	16.7%
% of FP17s for the same patient ID Re-attending between 3 & 9 months - Children	859	1,346	63.8%	58.5%	59.0%	57.4%
% of FP17s for the same patient ID Re-attending between 3 & 9 months - Adults	4,563	6,666	68.5%	52.8%	52.6%	50.5%
% of FP17s for Band 1 Urgent Courses	431	7,292	5.9%	7.8%	9.4%	9.1%
% of FP17s Relating to Free Repair or Replacements	41	7,292	0.6%	1.2%	1.0%	0.8%
% of FP17s Relating to Continuations	124	7,292	1.7%	1.6%	1.5%	1.3%
% of Patients satisfied with the dentistry they have received	14	15	93.3%	94.5%	93.7%	93.2%
% of Patients satisfied with the time they had to wait for an appointment	12	15	80.0%	88.4%	90.0%	89.0%

* This is based on patients treated on this contract for their most recent course of treatment. Figures in italics indicate the base number of FP17s or Patient Questionnaire responses are less than 100. N/A is shown where the base number of responses is less than 10 during the period. % is calculated as Quantity/Base number*100

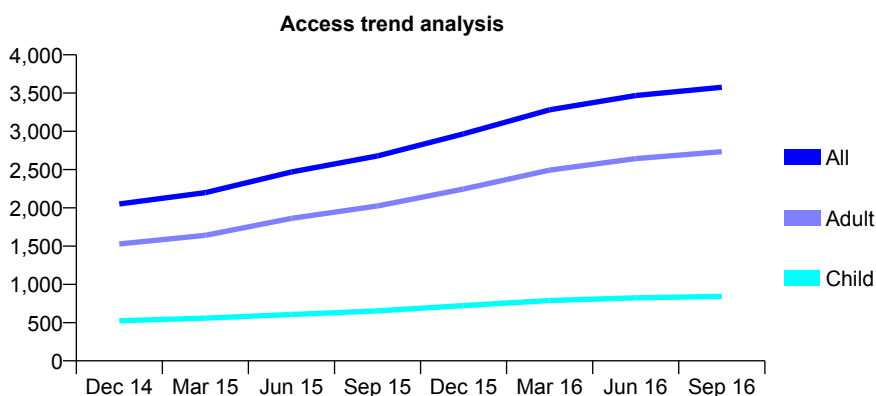
Q51 - Vital Signs At a Glance Contract Report for 158445/0001 - September 2016

Name or company name	Cudworth Dental Surgery Limited
Contract type name	GDS Contract
Purpose of contract	General
Contract start date	01/04/2014
Contract end date	

16/17 Contracted general activity (UDA)	13,414
Carry forward general activity (UDA)	0
16/17 Contracted orthodontic activity (UOA)	0
Carry forward orthodontic activity (UOA)	0
Baseline contract value	£465,512.81

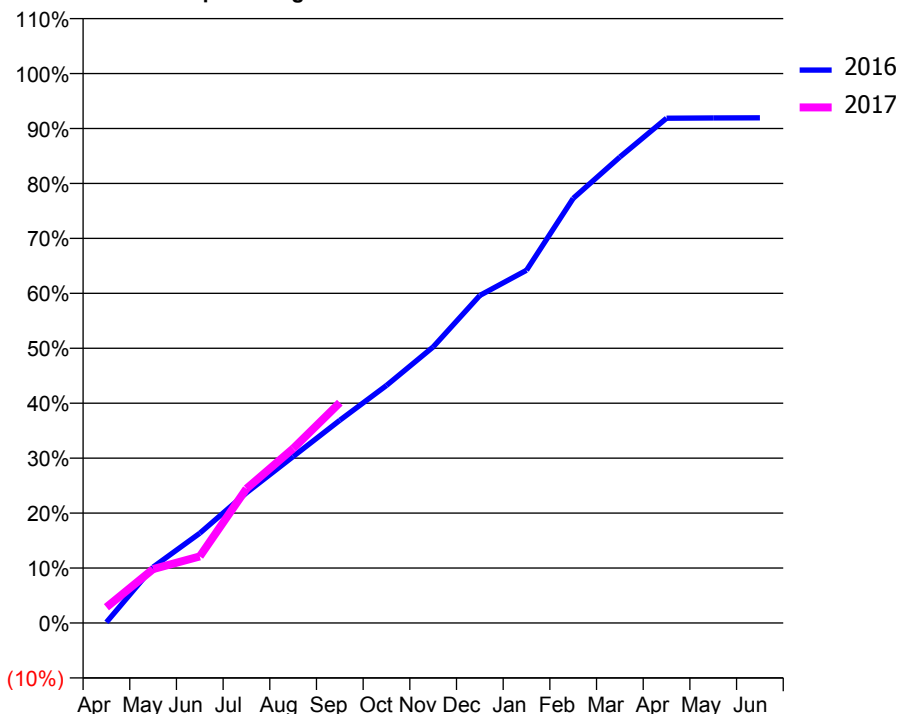
ACCESS*

Patients seen in 24 months	Total	Change since previous quarter
Quarter ending September 2015	2,678	
Quarter ending December 2015	2,968	↑
Quarter ending March 2016	3,281	↑
Quarter ending June 2016	3,467	↑
Quarter ending September 2016	3,575	↑
Variance since September 2015	33.5%	↑



ACTIVITY

Cumulative percentage of contracted UDA delivered 2016 & 2017



Adjusted Scheduled Activity (UDA)

Month	2016	2017
April	17	386
May	1,366	1,317
June	2,192	1,625
July	3,179	3,281
August	4,066	4,259
September	4,950	5,378
October	5,799	
November	6,739	
December	7,995	
January	8,612	
February	10,366	
March	11,376	
April	12,323	
May	12,329	
June	12,331	

QUALITY

	Quantity	Base Number	Contract	AT	Region	England
% of FP17s for the same patient ID Re-attending within 3 months - Children	143	761	18.8%	10.8%	13.5%	12.4%
% of FP17s for the same patient ID Re-attending within 3 months - Adults	286	1,907	15.0%	15.6%	17.4%	16.7%
% of FP17s for the same patient ID Re-attending between 3 & 9 months - Children	384	761	50.5%	58.5%	59.0%	57.4%
% of FP17s for the same patient ID Re-attending between 3 & 9 months - Adults	804	1,907	42.2%	52.8%	52.6%	50.5%
% of FP17s for Band 1 Urgent Courses	230	2,307	10.0%	7.8%	9.4%	9.1%
% of FP17s Relating to Free Repair or Replacements	27	2,307	1.2%	1.2%	1.0%	0.8%
% of FP17s Relating to Continuations	11	2,307	0.5%	1.6%	1.5%	1.3%
% of Patients satisfied with the dentistry they have received	3	4	N/A	94.5%	93.7%	93.2%
% of Patients satisfied with the time they had to wait for an appointment	4	4	N/A	88.4%	90.0%	89.0%

* This is based on patients treated on this contract for their most recent course of treatment. Figures in italics indicate the base number of FP17s or Patient Questionnaire responses are less than 100. N/A is shown where the base number of responses is less than 10 during the period. % is calculated as Quantity/Base number*100

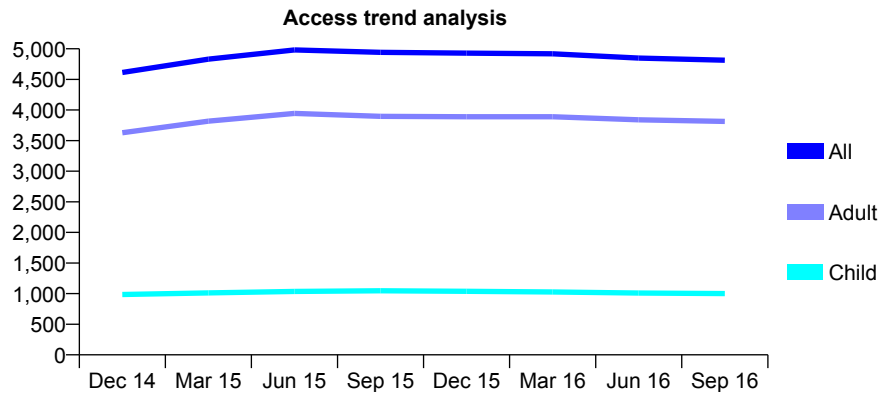
Q51 - Vital Signs At a Glance Contract Report for 158577/0001 - September 2016

Name or company name	Ridgeway Dental Practice
Contract type name	GDS Contract
Purpose of contract	General
Contract start date	01/07/2013
Contract end date	

16/17 Contracted general activity (UDA)	14,089
Carry forward general activity (UDA)	496
16/17 Contracted orthodontic activity (UOA)	0
Carry forward orthodontic activity (UOA)	0
Baseline contract value	£446,557.68

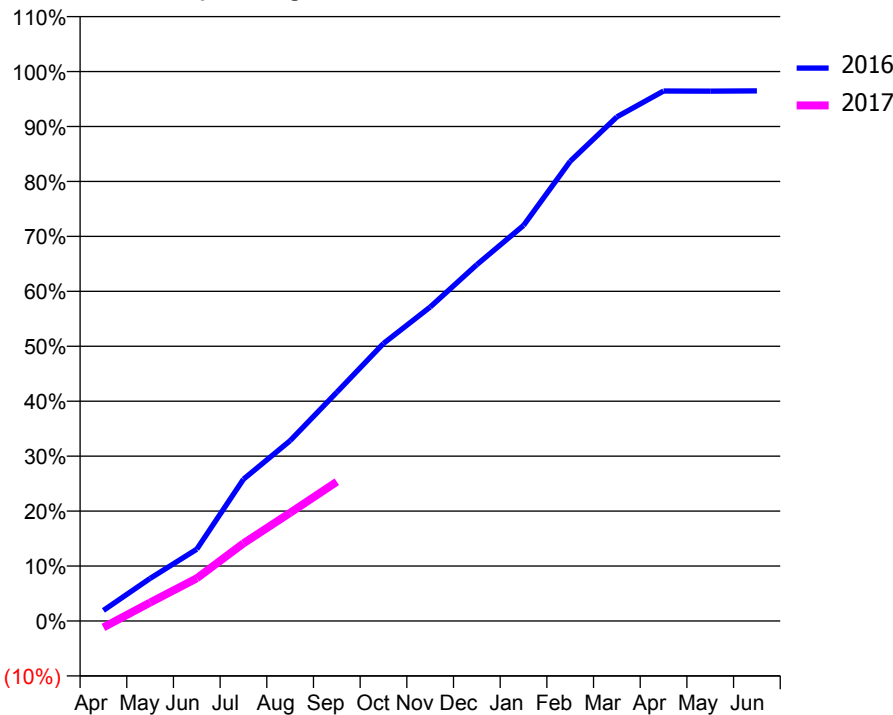
ACCESS*

Patients seen in 24 months	Total	Change since previous quarter
Quarter ending September 2015	4,943	
Quarter ending December 2015	4,930	→
Quarter ending March 2016	4,919	→
Quarter ending June 2016	4,849	↓
Quarter ending September 2016	4,814	→
Variance since September 2015	(2.6%)	↓



ACTIVITY

Cumulative percentage of contracted UDA delivered 2016 & 2017



Month	Adjusted Scheduled Activity (UDA)	
	2016	2017
April	273	-166
May	1,093	475
June	1,841	1,095
July	3,637	1,991
August	4,626	2,776
September	5,865	3,572
October	7,118	
November	8,050	
December	9,137	
January	10,142	
February	11,788	
March	12,924	
April	13,587	
May	13,586	
June	13,593	

QUALITY

	Quantity	Base Number	Contract	AT	Region	England
% of FP17s for the same patient ID Re-attending within 3 months - Children	36	570	6.3%	10.8%	13.5%	12.4%
% of FP17s for the same patient ID Re-attending within 3 months - Adults	224	2,035	11.0%	15.6%	17.4%	16.7%
% of FP17s for the same patient ID Re-attending between 3 & 9 months - Children	348	570	61.1%	58.5%	59.0%	57.4%
% of FP17s for the same patient ID Re-attending between 3 & 9 months - Adults	1,286	2,035	63.2%	52.8%	52.6%	50.5%
% of FP17s for Band 1 Urgent Courses	96	2,269	4.2%	7.8%	9.4%	9.1%
% of FP17s Relating to Free Repair or Replacements	40	2,269	1.8%	1.2%	1.0%	0.8%
% of FP17s Relating to Continuations	20	2,269	0.9%	1.6%	1.5%	1.3%
% of Patients satisfied with the dentistry they have received	2	2	N/A	94.5%	93.7%	93.2%
% of Patients satisfied with the time they had to wait for an appointment	2	2	N/A	88.4%	90.0%	89.0%

* This is based on patients treated on this contract for their most recent course of treatment. Figures in italics indicate the base number of FP17s or Patient Questionnaire responses are less than 100. N/A is shown where the base number of responses is less than 10 during the period. % is calculated as Quantity/Base number*100

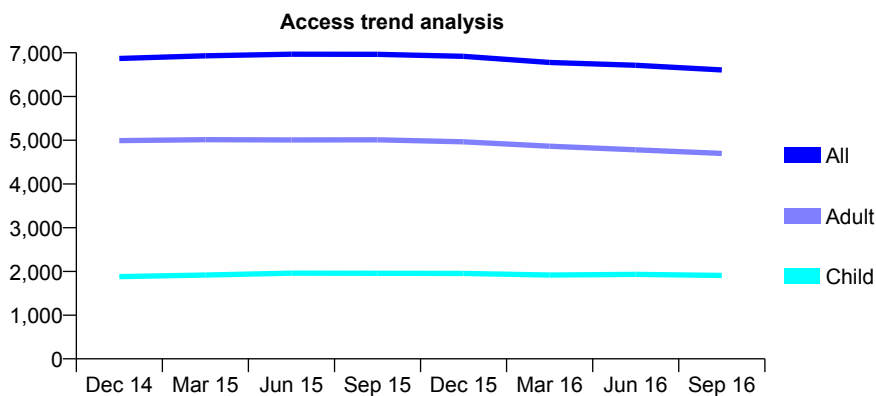
Q51 - Vital Signs At a Glance Contract Report for 159026/0001 - September 2016

Name or company name	SLS DentalCare Ltd
Contract type name	GDS Contract
Purpose of contract	General
Contract start date	01/04/2010
Contract end date	

16/17 Contracted general activity (UDA)	20,400
Carry forward general activity (UDA)	0
16/17 Contracted orthodontic activity (UOA)	0
Carry forward orthodontic activity (UOA)	0
Baseline contract value	£574,562.81

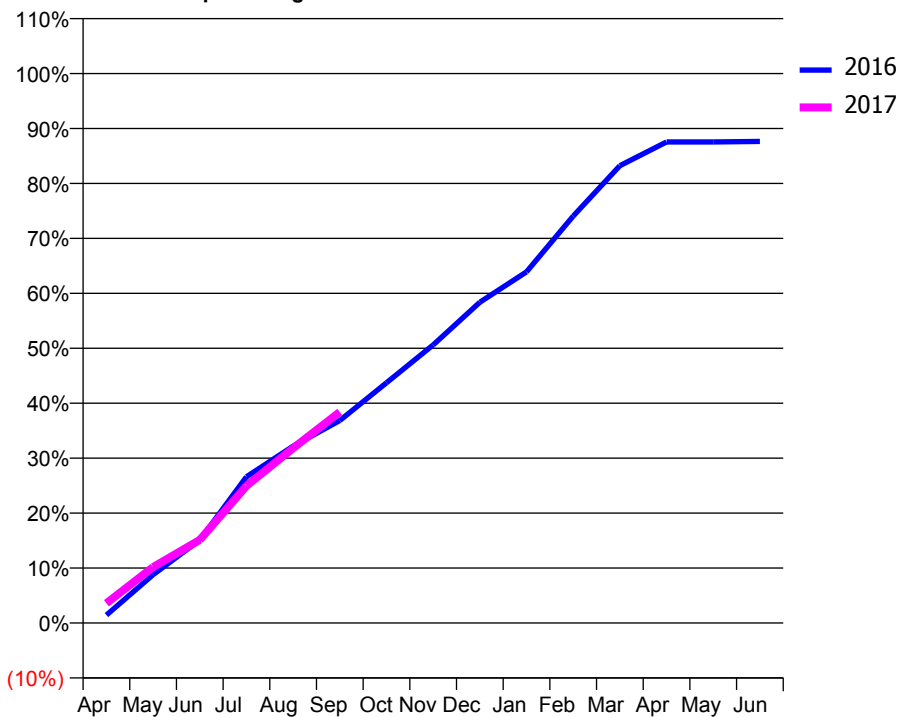
ACCESS*

Patients seen in 24 months	Total	Change since previous quarter
Quarter ending September 2015	6,966	
Quarter ending December 2015	6,918	→
Quarter ending March 2016	6,780	↓
Quarter ending June 2016	6,714	→
Quarter ending September 2016	6,607	↓
Variance since September 2015	(5.2%)	↓



ACTIVITY

Cumulative percentage of contracted UDA delivered 2016 & 2017



Month	Adjusted Scheduled Activity (UDA)	
	2016	2017
April	293	738
May	1,796	2,078
June	3,082	3,085
July	5,430	5,092
August	6,565	6,494
September	7,517	7,832
October	8,919	
November	10,326	
December	11,910	
January	13,039	
February	15,105	
March	16,980	
April	17,859	
May	17,859	
June	17,881	

QUALITY

	Quantity	Base Number	Contract	AT	Region	England
% of FP17s for the same patient ID Re-attending within 3 months - Children	92	1,022	9.0%	10.8%	13.5%	12.4%
% of FP17s for the same patient ID Re-attending within 3 months - Adults	300	2,522	11.9%	15.6%	17.4%	16.7%
% of FP17s for the same patient ID Re-attending between 3 & 9 months - Children	397	1,022	38.8%	58.5%	59.0%	57.4%
% of FP17s for the same patient ID Re-attending between 3 & 9 months - Adults	1,030	2,522	40.8%	52.8%	52.6%	50.5%
% of FP17s for Band 1 Urgent Courses	215	3,337	6.4%	7.8%	9.4%	9.1%
% of FP17s Relating to Free Repair or Replacements	26	3,337	0.8%	1.2%	1.0%	0.8%
% of FP17s Relating to Continuations	59	3,337	1.8%	1.6%	1.5%	1.3%
% of Patients satisfied with the dentistry they have received	4	5	N/A	94.5%	93.7%	93.2%
% of Patients satisfied with the time they had to wait for an appointment	3	5	N/A	88.4%	90.0%	89.0%

* This is based on patients treated on this contract for their most recent course of treatment. Figures in italics indicate the base number of FP17s or Patient Questionnaire responses are less than 100. N/A is shown where the base number of responses is less than 10 during the period. % is calculated as Quantity/Base number*100

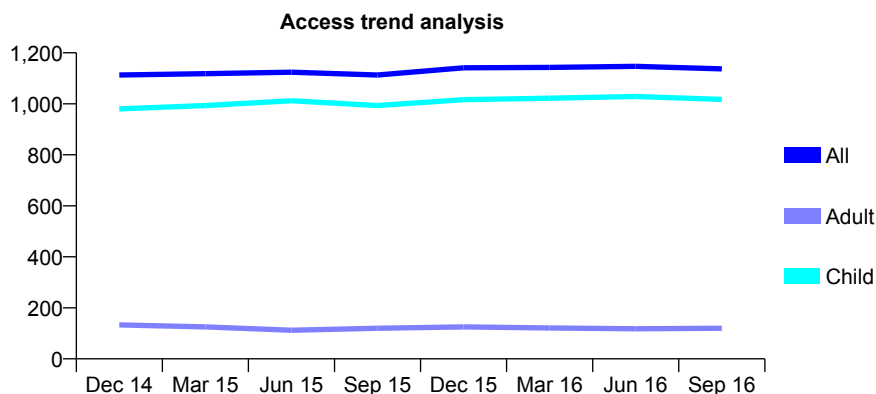
Q51 - Vital Signs At a Glance Contract Report for 159603/0001 - September 2016

Name or company name	GHB
Contract type name	GDS Contract
Purpose of contract	General
Contract start date	01/04/2012
Contract end date	

16/17 Contracted general activity (UDA)	2,915
Carry forward general activity (UDA)	1
16/17 Contracted orthodontic activity (UOA)	0
Carry forward orthodontic activity (UOA)	0
Baseline contract value	£54,986.92

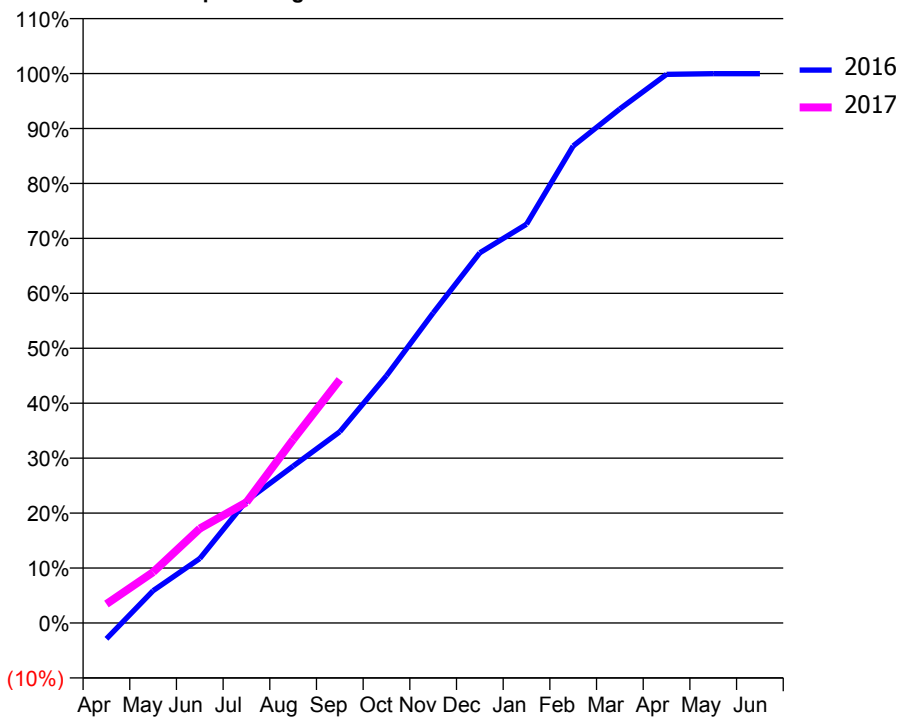
ACCESS*

Patients seen in 24 months	Total	Change since previous quarter
Quarter ending September 2015	1,113	
Quarter ending December 2015	1,141	↑
Quarter ending March 2016	1,143	→
Quarter ending June 2016	1,147	→
Quarter ending September 2016	1,137	→
Variance since September 2015	2.2%	↑



ACTIVITY

Cumulative percentage of contracted UDA delivered 2016 & 2017



Month	Adjusted Scheduled Activity (UDA)	
	2016	2017
April	-85	101
May	172	270
June	342	501
July	648	640
August	832	973
September	1,015	1,291
October	1,312	
November	1,645	
December	1,964	
January	2,115	
February	2,531	
March	2,728	
April	2,911	
May	2,914	
June	2,914	

QUALITY

	Quantity	Base Number	Contract	AT	Region	England
% of FP17s for the same patient ID Re-attending within 3 months - Children	106	938	11.3%	10.8%	13.5%	12.4%
% of FP17s for the same patient ID Re-attending within 3 months - Adults	0	0	N/A	15.6%	17.4%	16.7%
% of FP17s for the same patient ID Re-attending between 3 & 9 months - Children	571	938	60.9%	58.5%	59.0%	57.4%
% of FP17s for the same patient ID Re-attending between 3 & 9 months - Adults	0	0	N/A	52.8%	52.6%	50.5%
% of FP17s for Band 1 Urgent Courses	31	840	3.7%	7.8%	9.4%	9.1%
% of FP17s Relating to Free Repair or Replacements	0	840	0.0%	1.2%	1.0%	0.8%
% of FP17s Relating to Continuations	6	840	0.7%	1.6%	1.5%	1.3%
% of Patients satisfied with the dentistry they have received	0	0	N/A	94.5%	93.7%	93.2%
% of Patients satisfied with the time they had to wait for an appointment	0	0	N/A	88.4%	90.0%	89.0%

* This is based on patients treated on this contract for their most recent course of treatment. Figures in italics indicate the base number of FP17s or Patient Questionnaire responses are less than 100. N/A is shown where the base number of responses is less than 10 during the period. % is calculated as Quantity/Base number*100

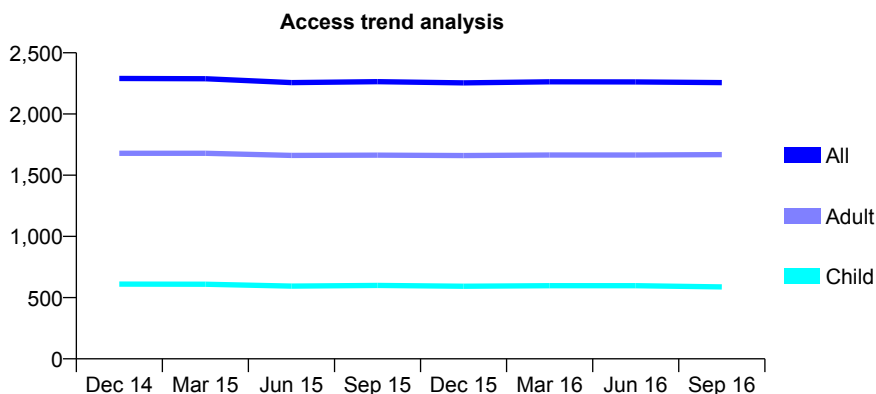
Q51 - Vital Signs At a Glance Contract Report for 160938/0001 - September 2016

Name or company name	Woodseats Dental Care
Contract type name	GDS Contract
Purpose of contract	General
Contract start date	01/04/2006
Contract end date	

16/17 Contracted general activity (UDA)	7,844
Carry forward general activity (UDA)	-48
16/17 Contracted orthodontic activity (UOA)	0
Carry forward orthodontic activity (UOA)	0
Baseline contract value	£187,277.80

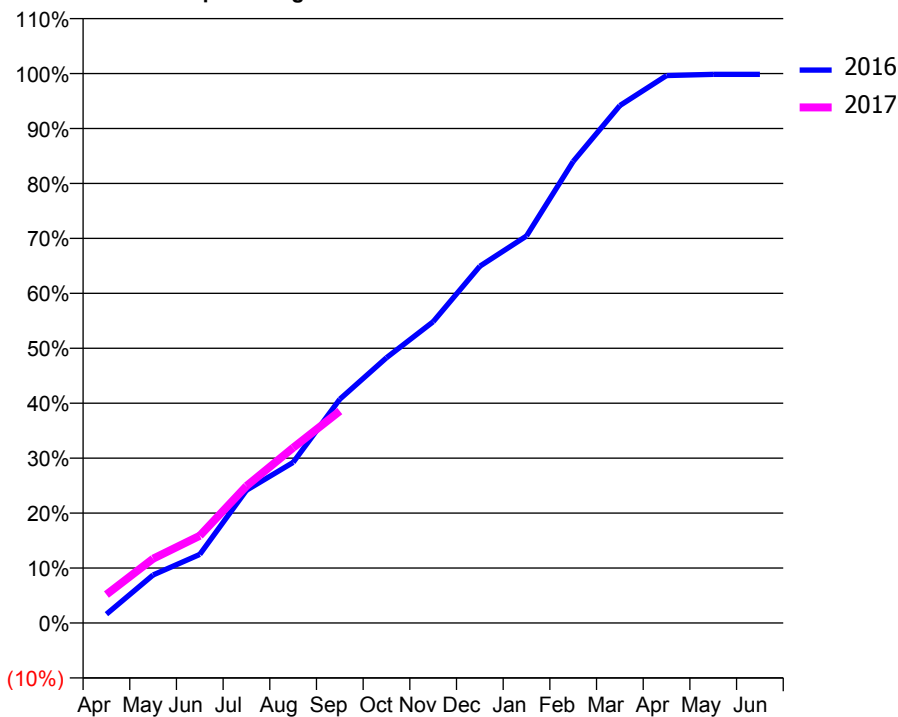
ACCESS*

Patients seen in 24 months	Total	Change since previous quarter
Quarter ending September 2015	2,264	
Quarter ending December 2015	2,254	→
Quarter ending March 2016	2,263	→
Quarter ending June 2016	2,262	→
Quarter ending September 2016	2,256	→
Variance since September 2015	(0.4%)	→



ACTIVITY

Cumulative percentage of contracted UDA delivered 2016 & 2017



Month	Adjusted Scheduled Activity (UDA)	
	2016	2017
April	127	406
May	685	918
June	980	1,245
July	1,895	1,957
August	2,293	2,502
September	3,195	3,025
October	3,787	
November	4,301	
December	5,093	
January	5,525	
February	6,589	
March	7,386	
April	7,816	
May	7,832	
June	7,832	

QUALITY

	Quantity	Base Number	Contract	AT	Region	England
% of FP17s for the same patient ID Re-attending within 3 months - Children	30	459	6.5%	10.8%	13.5%	12.4%
% of FP17s for the same patient ID Re-attending within 3 months - Adults	263	1,439	18.3%	15.6%	17.4%	16.7%
% of FP17s for the same patient ID Re-attending between 3 & 9 months - Children	283	459	61.7%	58.5%	59.0%	57.4%
% of FP17s for the same patient ID Re-attending between 3 & 9 months - Adults	931	1,439	64.7%	52.8%	52.6%	50.5%
% of FP17s for Band 1 Urgent Courses	47	1,671	2.8%	7.8%	9.4%	9.1%
% of FP17s Relating to Free Repair or Replacements	4	1,671	0.2%	1.2%	1.0%	0.8%
% of FP17s Relating to Continuations	16	1,671	1.0%	1.6%	1.5%	1.3%
% of Patients satisfied with the dentistry they have received	5	6	N/A	94.5%	93.7%	93.2%
% of Patients satisfied with the time they had to wait for an appointment	5	6	N/A	88.4%	90.0%	89.0%

* This is based on patients treated on this contract for their most recent course of treatment. Figures in italics indicate the base number of FP17s or Patient Questionnaire responses are less than 100. N/A is shown where the base number of responses is less than 10 during the period. % is calculated as Quantity/Base number*100

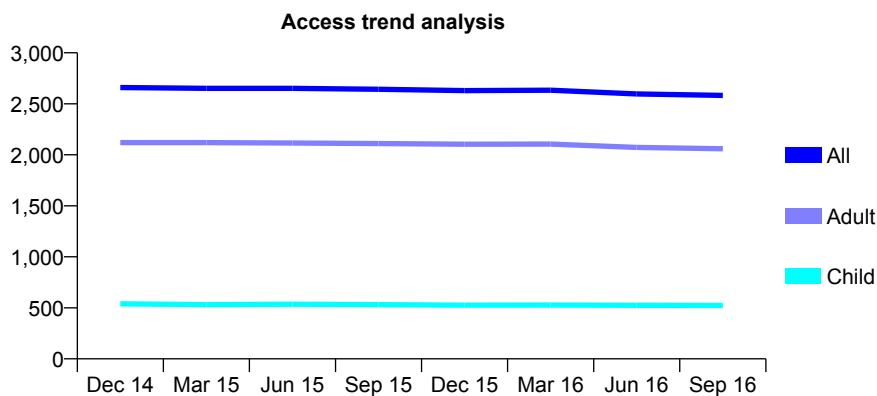
Q51 - Vital Signs At a Glance Contract Report for 161772/0001 - September 2016

Name or company name	J G Lafferty & N C Dalton
Contract type name	GDS Contract
Purpose of contract	General
Contract start date	01/04/2006
Contract end date	

16/17 Contracted general activity (UDA)	8,857
Carry forward general activity (UDA)	-75
16/17 Contracted orthodontic activity (UOA)	0
Carry forward orthodontic activity (UOA)	0
Baseline contract value	£235,530.20

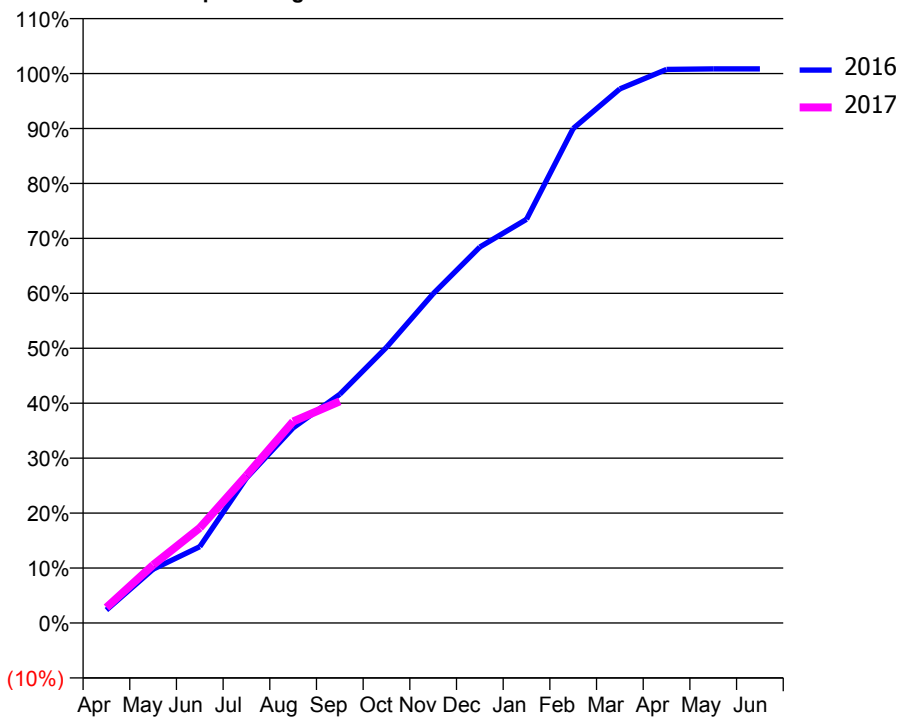
ACCESS*

Patients seen in 24 months	Total	Change since previous quarter
Quarter ending September 2015	2,642	
Quarter ending December 2015	2,630	→
Quarter ending March 2016	2,633	→
Quarter ending June 2016	2,597	↓
Quarter ending September 2016	2,582	→
Variance since September 2015	(2.3%)	↓



ACTIVITY

Cumulative percentage of contracted UDA delivered 2016 & 2017



Adjusted Scheduled Activity (UDA)

Month	2016	2017
April	210	251
May	867	936
June	1,230	1,534
July	2,337	2,377
August	3,146	3,249
September	3,686	3,573
October	4,444	
November	5,309	
December	6,061	
January	6,506	
February	7,970	
March	8,608	
April	8,923	
May	8,932	
June	8,932	

QUALITY

	Quantity	Base Number	Contract	AT	Region	England
% of FP17s for the same patient ID Re-attending within 3 months - Children	39	468	8.3%	10.8%	13.5%	12.4%
% of FP17s for the same patient ID Re-attending within 3 months - Adults	228	1,896	12.0%	15.6%	17.4%	16.7%
% of FP17s for the same patient ID Re-attending between 3 & 9 months - Children	347	468	74.1%	58.5%	59.0%	57.4%
% of FP17s for the same patient ID Re-attending between 3 & 9 months - Adults	1,520	1,896	80.2%	52.8%	52.6%	50.5%
% of FP17s for Band 1 Urgent Courses	96	2,131	4.5%	7.8%	9.4%	9.1%
% of FP17s Relating to Free Repair or Replacements	20	2,131	0.9%	1.2%	1.0%	0.8%
% of FP17s Relating to Continuations	9	2,131	0.4%	1.6%	1.5%	1.3%
% of Patients satisfied with the dentistry they have received	8	8	N/A	94.5%	93.7%	93.2%
% of Patients satisfied with the time they had to wait for an appointment	8	8	N/A	88.4%	90.0%	89.0%

* This is based on patients treated on this contract for their most recent course of treatment. Figures in italics indicate the base number of FP17s or Patient Questionnaire responses are less than 100. N/A is shown where the base number of responses is less than 10 during the period. % is calculated as Quantity/Base number*100

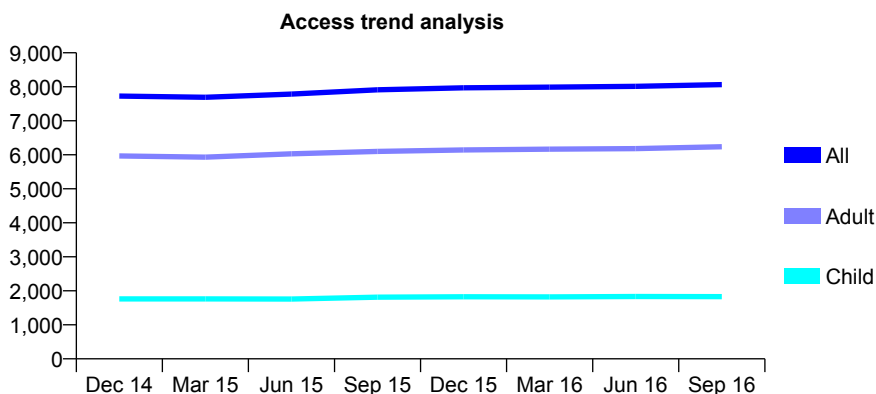
Q51 - Vital Signs At a Glance Contract Report for 162949/0001 - September 2016

Name or company name	Yorkshire and Humberside CDA Ltd t/a Ger
Contract type name	GDS Contract
Purpose of contract	General
Contract start date	01/09/2008
Contract end date	

16/17 Contracted general activity (UDA)	27,279
Carry forward general activity (UDA)	0
16/17 Contracted orthodontic activity (UOA)	0
Carry forward orthodontic activity (UOA)	0
Baseline contract value	£763,282.78

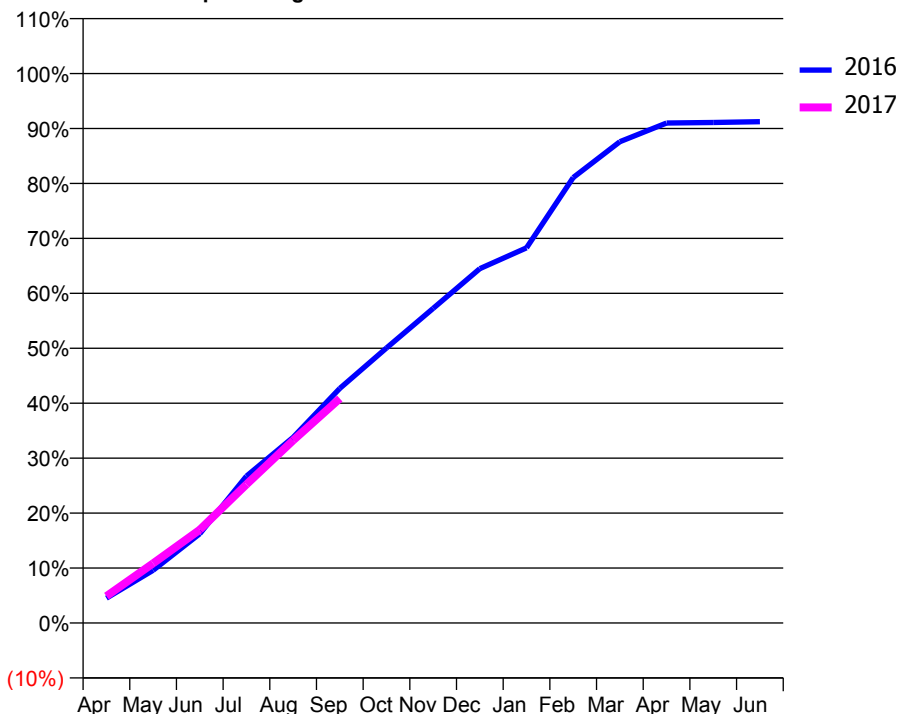
ACCESS*

Patients seen in 24 months	Total	Change since previous quarter
Quarter ending September 2015	7,912	
Quarter ending December 2015	7,969	→
Quarter ending March 2016	7,991	→
Quarter ending June 2016	8,014	→
Quarter ending September 2016	8,065	→
Variance since September 2015	1.9%	→



ACTIVITY

Cumulative percentage of contracted UDA delivered 2016 & 2017



Month	Adjusted Scheduled Activity (UDA)	
	2016	2017
April	1,236	1,334
May	2,620	2,964
June	4,435	4,630
July	7,293	6,880
August	9,221	9,063
September	11,650	11,145
October	13,653	
November	15,617	
December	17,590	
January	18,625	
February	22,110	
March	23,891	
April	24,818	
May	24,850	
June	24,888	

QUALITY

	Quantity	Base Number	Contract	AT	Region	England
% of FP17s for the same patient ID Re-attending within 3 months - Children	195	1,561	12.5%	10.8%	13.5%	12.4%
% of FP17s for the same patient ID Re-attending within 3 months - Adults	772	4,607	16.8%	15.6%	17.4%	16.7%
% of FP17s for the same patient ID Re-attending between 3 & 9 months - Children	1,026	1,561	65.7%	58.5%	59.0%	57.4%
% of FP17s for the same patient ID Re-attending between 3 & 9 months - Adults	2,639	4,607	57.3%	52.8%	52.6%	50.5%
% of FP17s for Band 1 Urgent Courses	624	5,429	11.5%	7.8%	9.4%	9.1%
% of FP17s Relating to Free Repair or Replacements	58	5,429	1.1%	1.2%	1.0%	0.8%
% of FP17s Relating to Continuations	67	5,429	1.2%	1.6%	1.5%	1.3%
% of Patients satisfied with the dentistry they have received	6	6	N/A	94.5%	93.7%	93.2%
% of Patients satisfied with the time they had to wait for an appointment	6	6	N/A	88.4%	90.0%	89.0%

* This is based on patients treated on this contract for their most recent course of treatment. Figures in italics indicate the base number of FP17s or Patient Questionnaire responses are less than 100. N/A is shown where the base number of responses is less than 10 during the period. % is calculated as Quantity/Base number*100

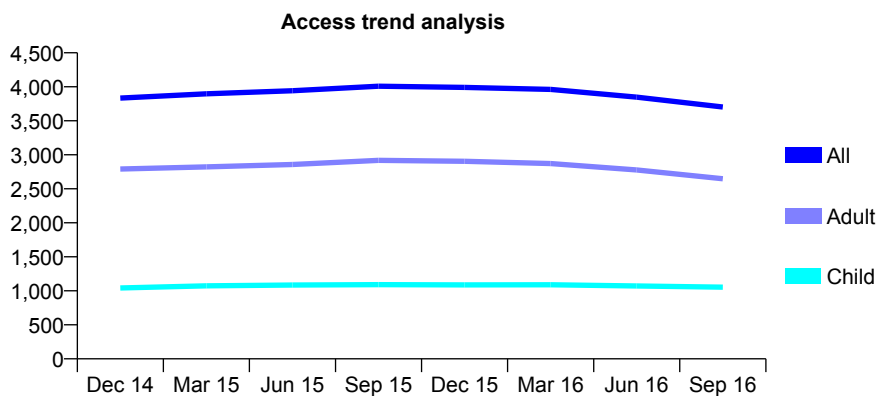
Q51 - Vital Signs At a Glance Contract Report for 162949/0002 - September 2016

Name or company name	Lowedges Dental Care Limited
Contract type name	GDS Contract
Purpose of contract	General
Contract start date	16/12/2008
Contract end date	

16/17 Contracted general activity (UDA)	11,332
Carry forward general activity (UDA)	-227
16/17 Contracted orthodontic activity (UOA)	0
Carry forward orthodontic activity (UOA)	0
Baseline contract value	£339,875.43

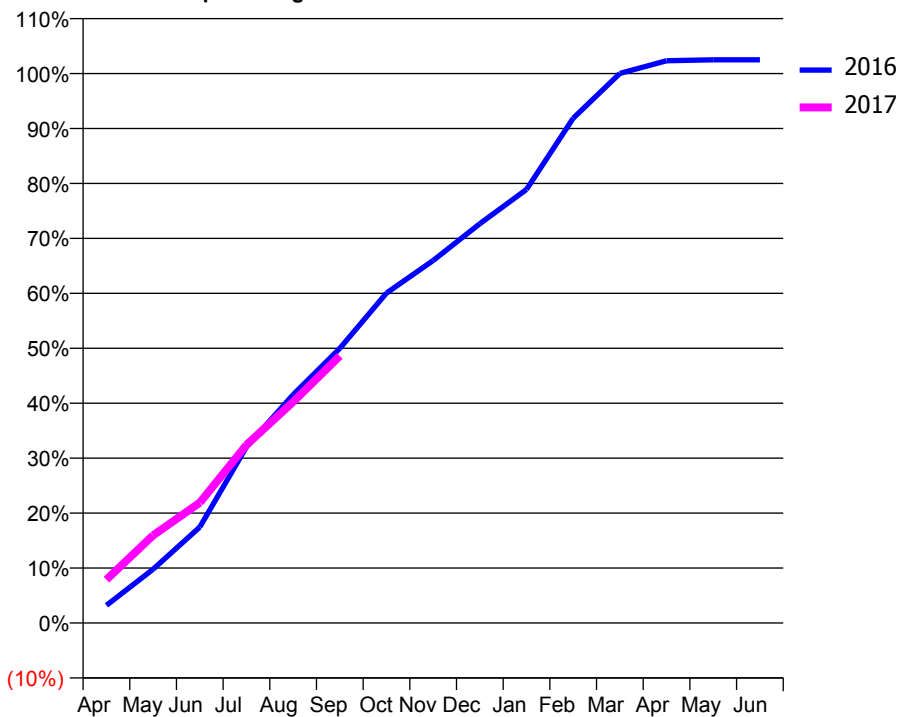
ACCESS*

Patients seen in 24 months	Total	Change since previous quarter
Quarter ending September 2015	4,009	
Quarter ending December 2015	3,992	→
Quarter ending March 2016	3,962	→
Quarter ending June 2016	3,848	↓
Quarter ending September 2016	3,702	↓
Variance since September 2015	(7.7%)	↓



ACTIVITY

Cumulative percentage of contracted UDA delivered 2016 & 2017



Adjusted Scheduled Activity (UDA)

Month	2016	2017
April	365	896
May	1,110	1,807
June	1,980	2,481
July	3,632	3,672
August	4,709	4,561
September	5,663	5,507
October	6,803	
November	7,475	
December	8,234	
January	8,940	
February	10,409	
March	11,334	
April	11,596	
May	11,614	
June	11,614	

QUALITY

	Quantity	Base Number	Contract	AT	Region	England
% of FP17s for the same patient ID Re-attending within 3 months - Children	56	651	8.6%	10.8%	13.5%	12.4%
% of FP17s for the same patient ID Re-attending within 3 months - Adults	339	1,501	22.6%	15.6%	17.4%	16.7%
% of FP17s for the same patient ID Re-attending between 3 & 9 months - Children	307	651	47.2%	58.5%	59.0%	57.4%
% of FP17s for the same patient ID Re-attending between 3 & 9 months - Adults	655	1,501	43.6%	52.8%	52.6%	50.5%
% of FP17s for Band 1 Urgent Courses	100	2,063	4.8%	7.8%	9.4%	9.1%
% of FP17s Relating to Free Repair or Replacements	31	2,063	1.5%	1.2%	1.0%	0.8%
% of FP17s Relating to Continuations	109	2,063	5.3%	1.6%	1.5%	1.3%
% of Patients satisfied with the dentistry they have received	3	4	N/A	94.5%	93.7%	93.2%
% of Patients satisfied with the time they had to wait for an appointment	3	4	N/A	88.4%	90.0%	89.0%

* This is based on patients treated on this contract for their most recent course of treatment. Figures in italics indicate the base number of FP17s or Patient Questionnaire responses are less than 100. N/A is shown where the base number of responses is less than 10 during the period. % is calculated as Quantity/Base number*100

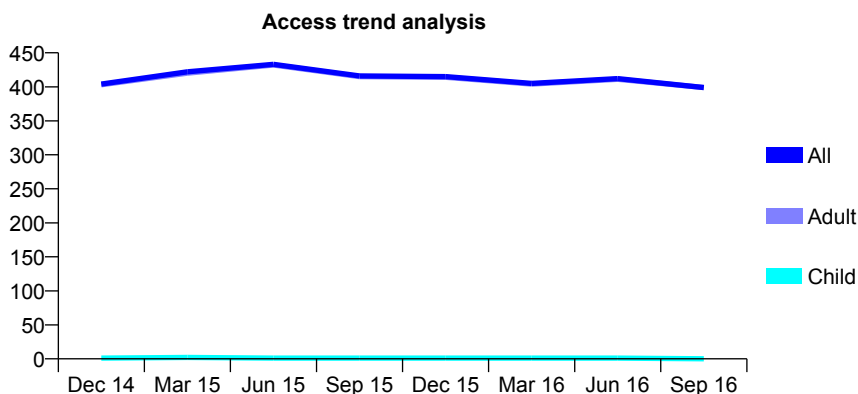
Q51 - Vital Signs At a Glance Contract Report for 162949/0003 - September 2016

Name or company name	Lowedges Dental Care Limited
Contract type name	GDS Contract
Purpose of contract	General
Contract start date	16/12/2008
Contract end date	

16/17 Contracted general activity (UDA)	1,330
Carry forward general activity (UDA)	0
16/17 Contracted orthodontic activity (UOA)	0
Carry forward orthodontic activity (UOA)	0
Baseline contract value	£69,082.31

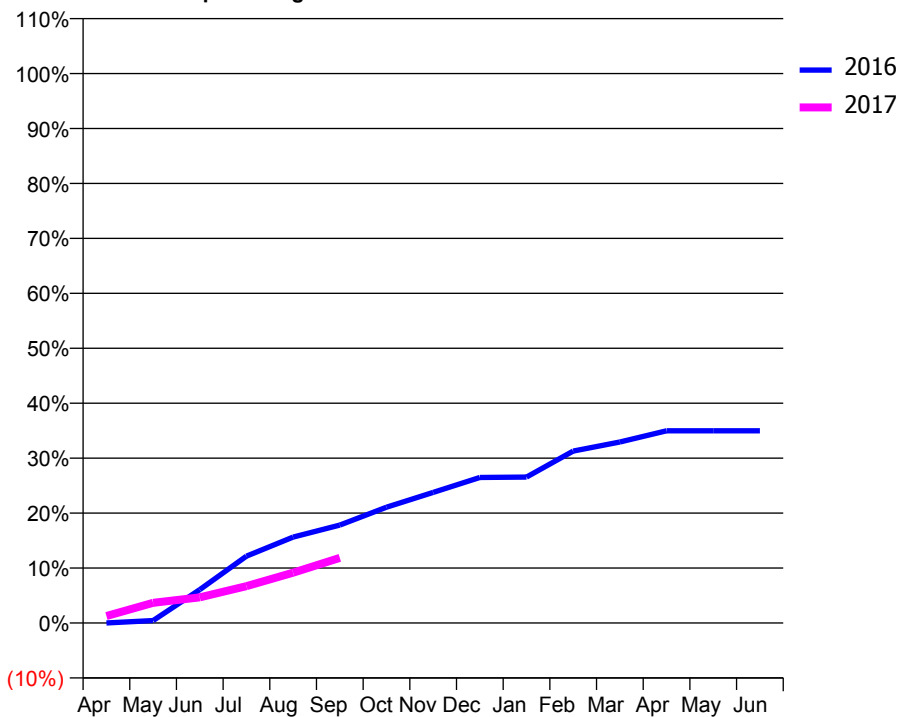
ACCESS*

Patients seen in 24 months	Total	Change since previous quarter
Quarter ending September 2015	416	
Quarter ending December 2015	415	→
Quarter ending March 2016	405	↓
Quarter ending June 2016	412	→
Quarter ending September 2016	399	↓
Variance since September 2015	(4.1%)	↓



ACTIVITY

Cumulative percentage of contracted UDA delivered 2016 & 2017



Adjusted Scheduled Activity (UDA)

Month	2016	2017
April	0	17
May	6	49
June	81	62
July	162	89
August	208	122
September	237	158
October	280	
November	316	
December	352	
January	353	
February	416	
March	438	
April	465	
May	465	
June	465	

QUALITY

	Quantity	Base Number	Contract	AT	Region	England
% of FP17s for the same patient ID Re-attending within 3 months - Children	0	0	N/A	10.8%	13.5%	12.4%
% of FP17s for the same patient ID Re-attending within 3 months - Adults	1	123	0.8%	15.6%	17.4%	16.7%
% of FP17s for the same patient ID Re-attending between 3 & 9 months - Children	0	0	N/A	58.5%	59.0%	57.4%
% of FP17s for the same patient ID Re-attending between 3 & 9 months - Adults	5	123	4.1%	52.8%	52.6%	50.5%
% of FP17s for Band 1 Urgent Courses	4	96	4.2%	7.8%	9.4%	9.1%
% of FP17s Relating to Free Repair or Replacements	0	96	0.0%	1.2%	1.0%	0.8%
% of FP17s Relating to Continuations	1	96	1.0%	1.6%	1.5%	1.3%
% of Patients satisfied with the dentistry they have received	0	0	N/A	94.5%	93.7%	93.2%
% of Patients satisfied with the time they had to wait for an appointment	0	0	N/A	88.4%	90.0%	89.0%

* This is based on patients treated on this contract for their most recent course of treatment. Figures in italics indicate the base number of FP17s or Patient Questionnaire responses are less than 100. N/A is shown where the base number of responses is less than 10 during the period. % is calculated as Quantity/Base number*100

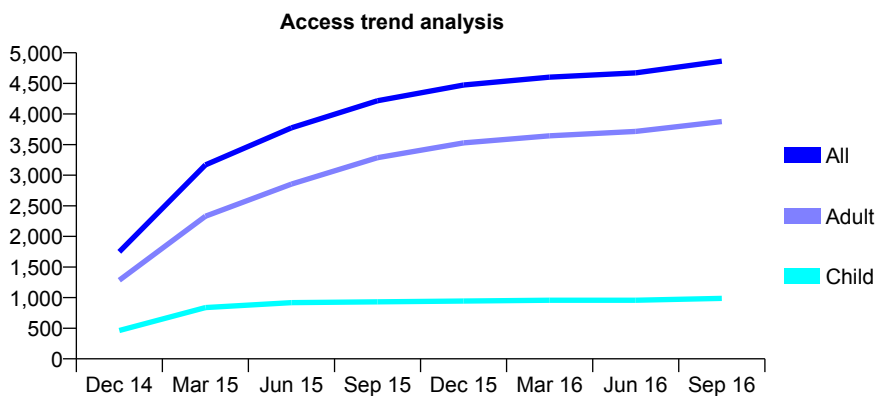
Q51 - Vital Signs At a Glance Contract Report for 163848/0001 - September 2016

Name or company name	Southfield Dental Practice Partnership
Contract type name	GDS Contract
Purpose of contract	General
Contract start date	01/10/2014
Contract end date	

16/17 Contracted general activity (UDA)	13,801
Carry forward general activity (UDA)	24
16/17 Contracted orthodontic activity (UOA)	0
Carry forward orthodontic activity (UOA)	0
Baseline contract value	£390,548.57

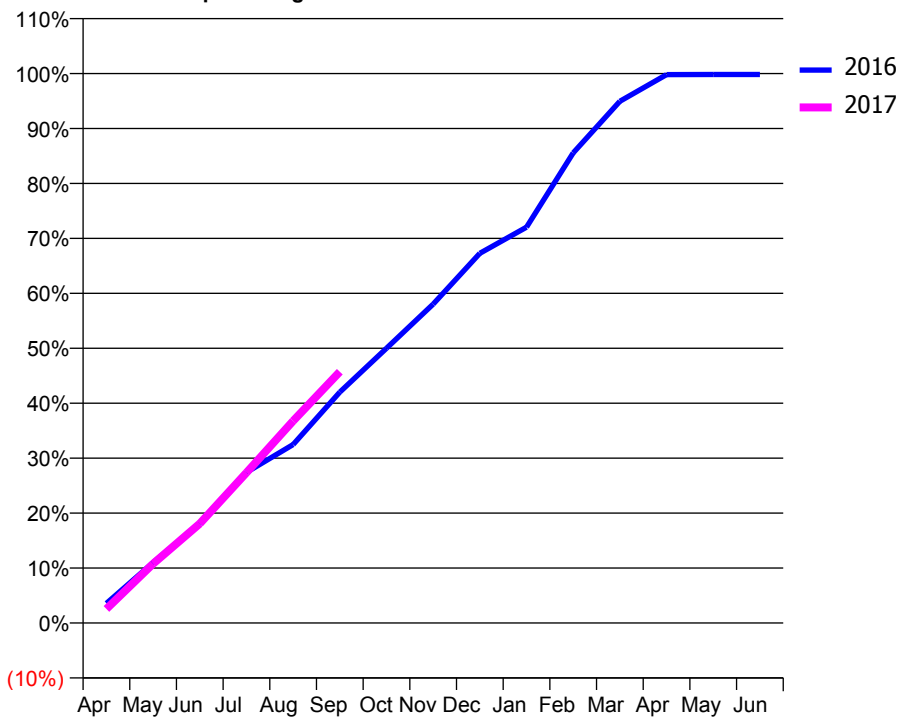
ACCESS*

Patients seen in 24 months	Total	Change since previous quarter
Quarter ending September 2015	4,217	
Quarter ending December 2015	4,474	↑
Quarter ending March 2016	4,602	↑
Quarter ending June 2016	4,673	→
Quarter ending September 2016	4,864	↑
Variance since September 2015	15.3%	↑



ACTIVITY

Cumulative percentage of contracted UDA delivered 2016 & 2017



Month	Adjusted Scheduled Activity (UDA)	
	2016	2017
April	495	355
May	1,519	1,488
June	2,498	2,495
July	3,784	3,775
August	4,483	5,076
September	5,798	6,313
October	6,901	
November	8,010	
December	9,286	
January	9,942	
February	11,809	
March	13,104	
April	13,774	
May	13,776	
June	13,777	

QUALITY

	Quantity	Base Number	Contract	AT	Region	England
% of FP17s for the same patient ID Re-attending within 3 months - Children	72	985	7.3%	10.8%	13.5%	12.4%
% of FP17s for the same patient ID Re-attending within 3 months - Adults	420	2,782	15.1%	15.6%	17.4%	16.7%
% of FP17s for the same patient ID Re-attending between 3 & 9 months - Children	752	985	76.3%	58.5%	59.0%	57.4%
% of FP17s for the same patient ID Re-attending between 3 & 9 months - Adults	1,207	2,782	43.4%	52.8%	52.6%	50.5%
% of FP17s for Band 1 Urgent Courses	168	3,452	4.9%	7.8%	9.4%	9.1%
% of FP17s Relating to Free Repair or Replacements	20	3,452	0.6%	1.2%	1.0%	0.8%
% of FP17s Relating to Continuations	126	3,452	3.7%	1.6%	1.5%	1.3%
% of Patients satisfied with the dentistry they have received	8	8	N/A	94.5%	93.7%	93.2%
% of Patients satisfied with the time they had to wait for an appointment	7	8	N/A	88.4%	90.0%	89.0%

* This is based on patients treated on this contract for their most recent course of treatment. Figures in italics indicate the base number of FP17s or Patient Questionnaire responses are less than 100. N/A is shown where the base number of responses is less than 10 during the period. % is calculated as Quantity/Base number*100

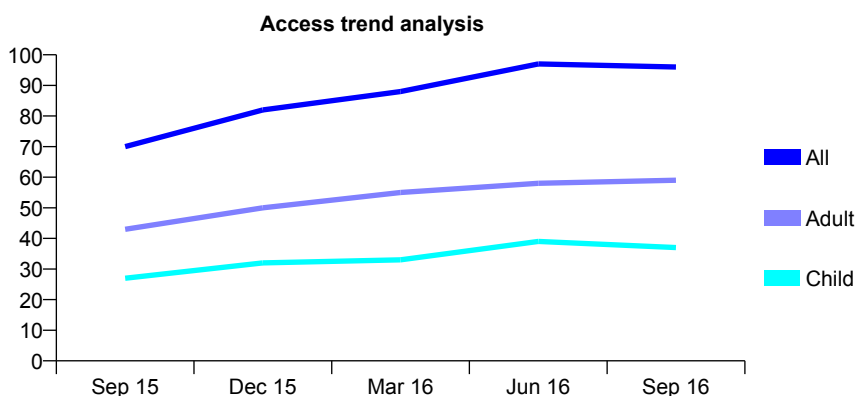
Q51 - Vital Signs At a Glance Contract Report for 165026/0004 - September 2016

Name or company name	Nottinghamshire Healthcare NHS Trust
Contract type name	PDS Contract
Purpose of contract	General
Contract start date	01/04/2012
Contract end date	

16/17 Contracted general activity (UDA)	900
Carry forward general activity (UDA)	0
16/17 Contracted orthodontic activity (UOA)	0
Carry forward orthodontic activity (UOA)	0
Baseline contract value	£22,136.11

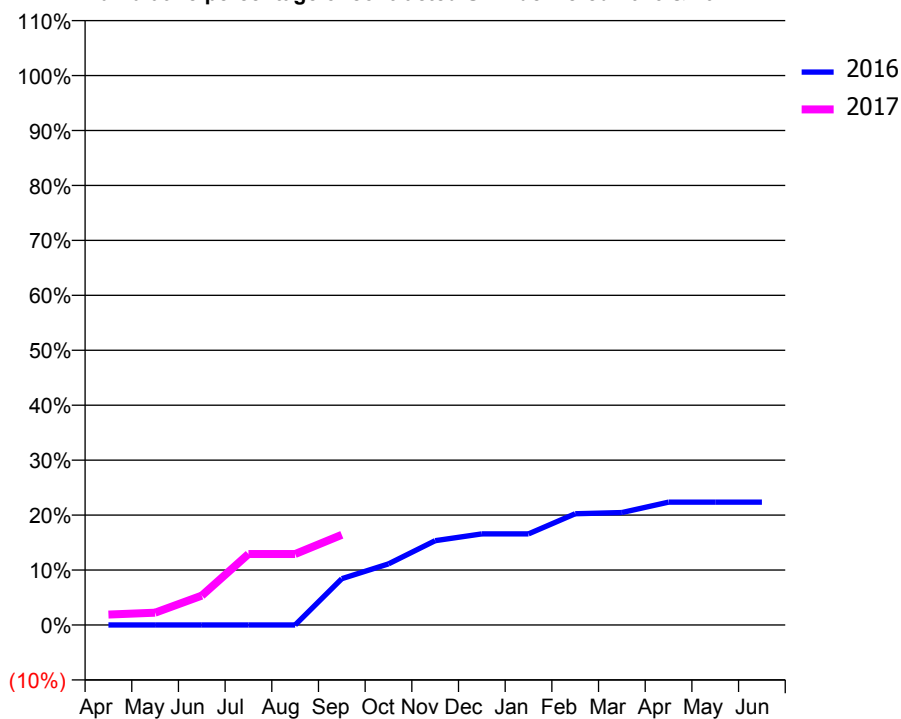
ACCESS*

Patients seen in 24 months	Total	Change since previous quarter
Quarter ending September 2015	70	
Quarter ending December 2015	82	↑
Quarter ending March 2016	88	↑
Quarter ending June 2016	97	↑
Quarter ending September 2016	96	↓
Variance since September 2015	37.1%	↑



ACTIVITY

Cumulative percentage of contracted UDA delivered 2016 & 2017



Month	Adjusted Scheduled Activity (UDA)	
	2016	2017
April	0	17
May	0	20
June	0	48
July	0	116
August	0	116
September	76	148
October	100	
November	138	
December	149	
January	149	
February	182	
March	184	
April	201	
May	201	
June	201	

QUALITY

	Quantity	Base Number	Contract	AT	Region	England
% of FP17s for the same patient ID Re-attending within 3 months - Children	2	32	6.3%	10.8%	13.5%	12.4%
% of FP17s for the same patient ID Re-attending within 3 months - Adults	3	56	5.4%	15.6%	17.4%	16.7%
% of FP17s for the same patient ID Re-attending between 3 & 9 months - Children	10	32	31.3%	58.5%	59.0%	57.4%
% of FP17s for the same patient ID Re-attending between 3 & 9 months - Adults	29	56	51.8%	52.8%	52.6%	50.5%
% of FP17s for Band 1 Urgent Courses	4	79	5.1%	7.8%	9.4%	9.1%
% of FP17s Relating to Free Repair or Replacements	0	79	0.0%	1.2%	1.0%	0.8%
% of FP17s Relating to Continuations	0	79	0.0%	1.6%	1.5%	1.3%
% of Patients satisfied with the dentistry they have received	1	1	N/A	94.5%	93.7%	93.2%
% of Patients satisfied with the time they had to wait for an appointment	1	1	N/A	88.4%	90.0%	89.0%

* This is based on patients treated on this contract for their most recent course of treatment. Figures in italics indicate the base number of FP17s or Patient Questionnaire responses are less than 100. N/A is shown where the base number of responses is less than 10 during the period. % is calculated as Quantity/Base number*100

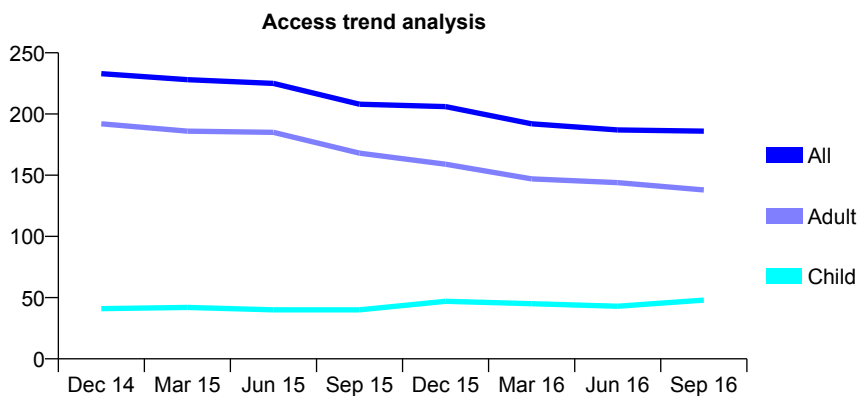
Q51 - Vital Signs At a Glance Contract Report for 165026/0005 - September 2016

Name or company name	Nottinghamshire Healthcare NHS Trust
Contract type name	PDS Contract
Purpose of contract	General
Contract start date	01/04/2012
Contract end date	

16/17 Contracted general activity (UDA)	2,700
Carry forward general activity (UDA)	0
16/17 Contracted orthodontic activity (UOA)	0
Carry forward orthodontic activity (UOA)	0
Baseline contract value	£156,422.36

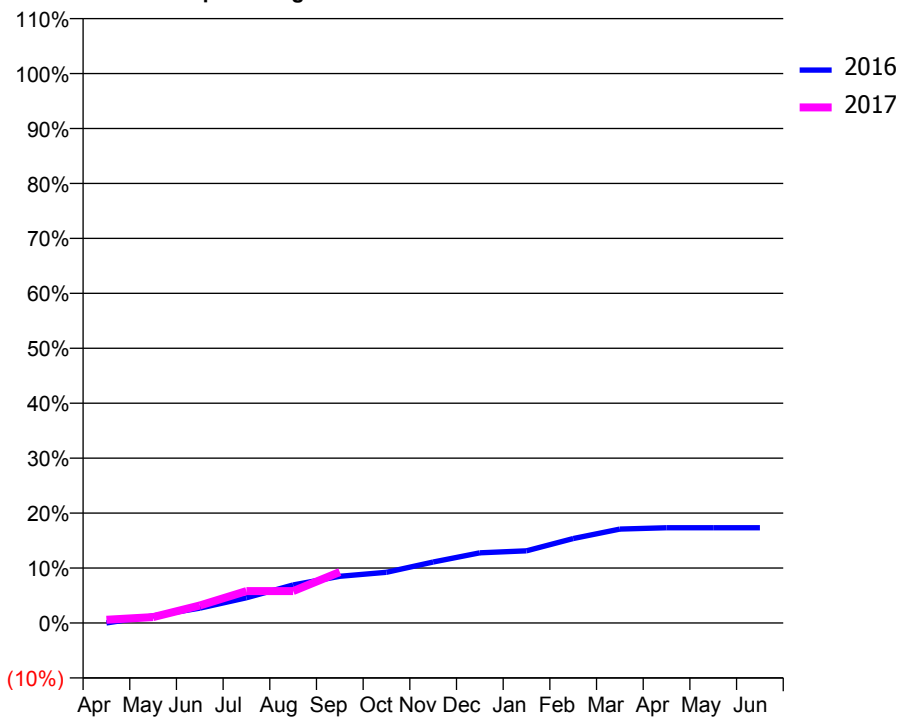
ACCESS*

Patients seen in 24 months	Total	Change since previous quarter
Quarter ending September 2015	208	
Quarter ending December 2015	206	→
Quarter ending March 2016	192	↓
Quarter ending June 2016	187	↓
Quarter ending September 2016	186	→
Variance since September 2015	(10.6%)	↓



ACTIVITY

Cumulative percentage of contracted UDA delivered 2016 & 2017



Month	Adjusted Scheduled Activity (UDA)	
	2016	2017
April	0	16
May	35	29
June	73	86
July	124	157
August	187	157
September	229	250
October	249	
November	300	
December	345	
January	355	
February	415	
March	461	
April	468	
May	468	
June	468	

QUALITY

	Quantity	Base Number	Contract	AT	Region	England
% of FP17s for the same patient ID Re-attending within 3 months - Children	2	41	4.9%	10.8%	13.5%	12.4%
% of FP17s for the same patient ID Re-attending within 3 months - Adults	4	103	3.9%	15.6%	17.4%	16.7%
% of FP17s for the same patient ID Re-attending between 3 & 9 months - Children	18	41	43.9%	58.5%	59.0%	57.4%
% of FP17s for the same patient ID Re-attending between 3 & 9 months - Adults	59	103	57.3%	52.8%	52.6%	50.5%
% of FP17s for Band 1 Urgent Courses	2	138	1.4%	7.8%	9.4%	9.1%
% of FP17s Relating to Free Repair or Replacements	1	138	0.7%	1.2%	1.0%	0.8%
% of FP17s Relating to Continuations	0	138	0.0%	1.6%	1.5%	1.3%
% of Patients satisfied with the dentistry they have received	0	0	N/A	94.5%	93.7%	93.2%
% of Patients satisfied with the time they had to wait for an appointment	0	0	N/A	88.4%	90.0%	89.0%

* This is based on patients treated on this contract for their most recent course of treatment. Figures in italics indicate the base number of FP17s or Patient Questionnaire responses are less than 100. N/A is shown where the base number of responses is less than 10 during the period. % is calculated as Quantity/Base number*100

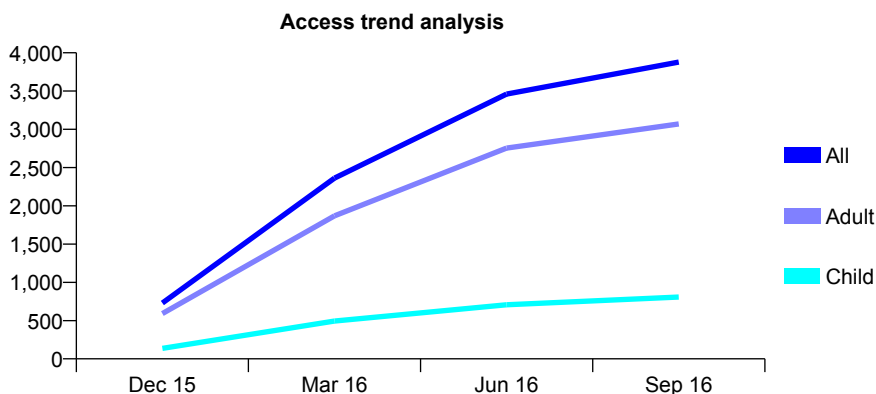
Q51 - Vital Signs At a Glance Contract Report for 166626/0001 - September 2016

Name or company name	Impressions Dental Care Limited
Contract type name	GDS Contract
Purpose of contract	General
Contract start date	01/11/2015
Contract end date	

16/17 Contracted general activity (UDA)	13,344
Carry forward general activity (UDA)	0
16/17 Contracted orthodontic activity (UOA)	0
Carry forward orthodontic activity (UOA)	0
Baseline contract value	£377,607.59

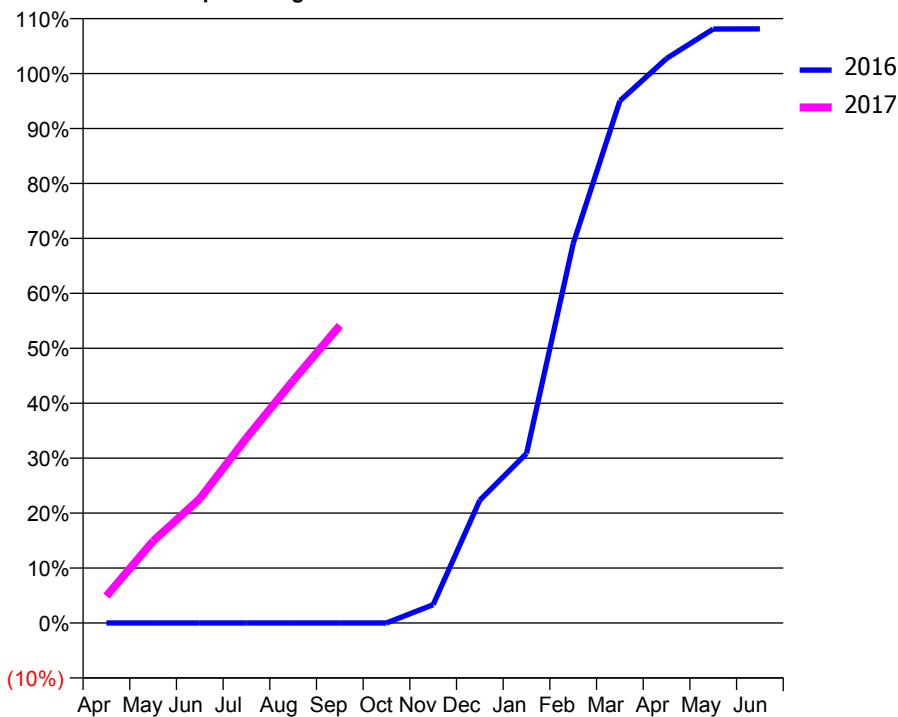
ACCESS*

Patients seen in 24 months	Total	Change since previous quarter
Quarter ending September 2015	0	
Quarter ending December 2015	729	↑
Quarter ending March 2016	2,363	↑
Quarter ending June 2016	3,461	↑
Quarter ending September 2016	3,878	↑
Variance since September 2015	N/A	



ACTIVITY

Cumulative percentage of contracted UDA delivered 2016 & 2017



Adjusted Scheduled Activity (UDA)

Month	2016	2017
April	0	655
May	0	1,989
June	0	3,018
July	0	4,494
August	0	5,888
September	0	7,226
October	0	
November	186	
December	1,244	
January	1,716	
February	3,840	
March	5,283	
April	5,712	
May	6,010	
June	6,012	

QUALITY

	Quantity	Base Number	Contract	AT	Region	England
% of FP17s for the same patient ID Re-attending within 3 months - Children	88	776	11.3%	10.8%	13.5%	12.4%
% of FP17s for the same patient ID Re-attending within 3 months - Adults	667	3,153	21.2%	15.6%	17.4%	16.7%
% of FP17s for the same patient ID Re-attending between 3 & 9 months - Children	296	776	38.1%	58.5%	59.0%	57.4%
% of FP17s for the same patient ID Re-attending between 3 & 9 months - Adults	1,256	3,153	39.8%	52.8%	52.6%	50.5%
% of FP17s for Band 1 Urgent Courses	423	3,585	11.8%	7.8%	9.4%	9.1%
% of FP17s Relating to Free Repair or Replacements	51	3,585	1.4%	1.2%	1.0%	0.8%
% of FP17s Relating to Continuations	52	3,585	1.5%	1.6%	1.5%	1.3%
% of Patients satisfied with the dentistry they have received	13	14	92.9%	94.5%	93.7%	93.2%
% of Patients satisfied with the time they had to wait for an appointment	12	14	85.7%	88.4%	90.0%	89.0%

* This is based on patients treated on this contract for their most recent course of treatment. Figures in italics indicate the base number of FP17s or Patient Questionnaire responses are less than 100. N/A is shown where the base number of responses is less than 10 during the period. % is calculated as Quantity/Base number*100

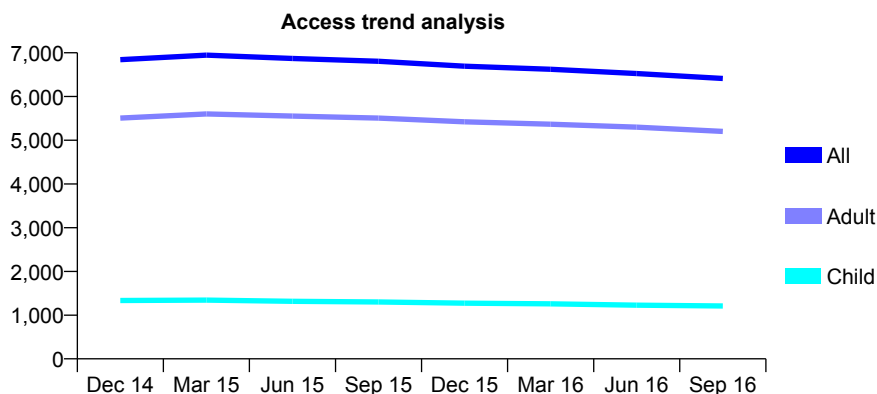
Q51 - Vital Signs At a Glance Contract Report for 166723/0001 - September 2016

Name or company name	Woodhouse Dental Practice
Contract type name	GDS Contract
Purpose of contract	General
Contract start date	01/04/2013
Contract end date	

16/17 Contracted general activity (UDA)	21,329
Carry forward general activity (UDA)	-170
16/17 Contracted orthodontic activity (UOA)	0
Carry forward orthodontic activity (UOA)	0
Baseline contract value	£606,669.42

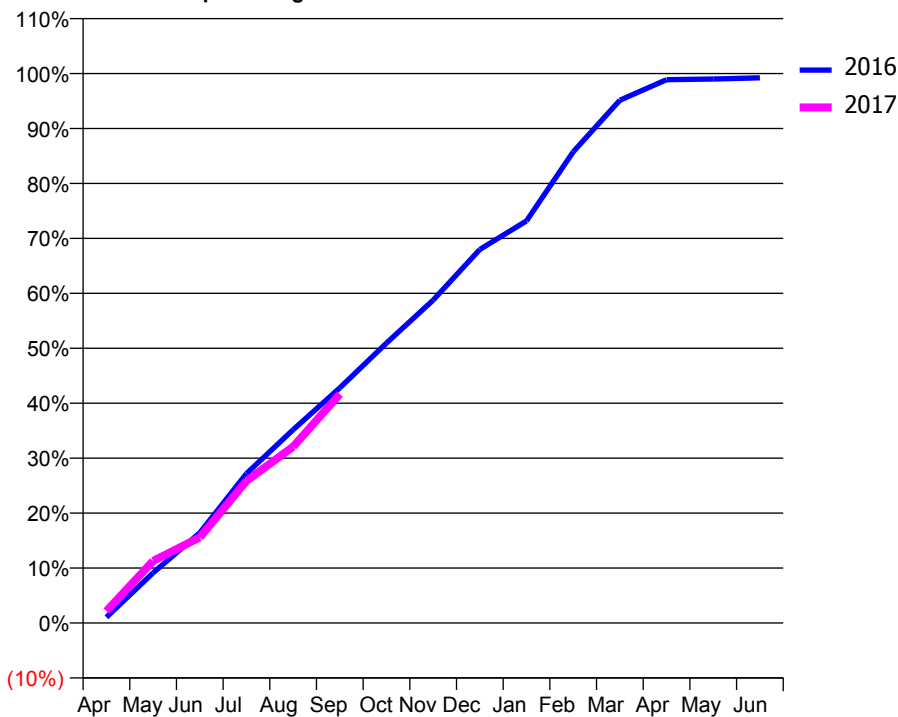
ACCESS*

Patients seen in 24 months	Total	Change since previous quarter
Quarter ending September 2015	6,807	
Quarter ending December 2015	6,694	↓
Quarter ending March 2016	6,624	↓
Quarter ending June 2016	6,527	↓
Quarter ending September 2016	6,413	↓
Variance since September 2015	(5.8%)	↓



ACTIVITY

Cumulative percentage of contracted UDA delivered 2016 & 2017



Adjusted Scheduled Activity (UDA)

Month	2016	2017
April	224	462
May	1,948	2,408
June	3,503	3,325
July	5,802	5,517
August	7,504	6,846
September	9,126	8,884
October	10,866	
November	12,536	
December	14,498	
January	15,608	
February	18,288	
March	20,292	
April	21,092	
May	21,118	
June	21,164	

QUALITY

	Quantity	Base Number	Contract	AT	Region	England
% of FP17s for the same patient ID Re-attending within 3 months - Children	57	1,062	5.4%	10.8%	13.5%	12.4%
% of FP17s for the same patient ID Re-attending within 3 months - Adults	499	4,173	12.0%	15.6%	17.4%	16.7%
% of FP17s for the same patient ID Re-attending between 3 & 9 months - Children	810	1,062	76.3%	58.5%	59.0%	57.4%
% of FP17s for the same patient ID Re-attending between 3 & 9 months - Adults	2,781	4,173	66.6%	52.8%	52.6%	50.5%
% of FP17s for Band 1 Urgent Courses	246	4,844	5.1%	7.8%	9.4%	9.1%
% of FP17s Relating to Free Repair or Replacements	31	4,844	0.6%	1.2%	1.0%	0.8%
% of FP17s Relating to Continuations	59	4,844	1.2%	1.6%	1.5%	1.3%
% of Patients satisfied with the dentistry they have received	21	22	95.5%	94.5%	93.7%	93.2%
% of Patients satisfied with the time they had to wait for an appointment	18	22	81.8%	88.4%	90.0%	89.0%

* This is based on patients treated on this contract for their most recent course of treatment. Figures in italics indicate the base number of FP17s or Patient Questionnaire responses are less than 100. N/A is shown where the base number of responses is less than 10 during the period. % is calculated as Quantity/Base number*100

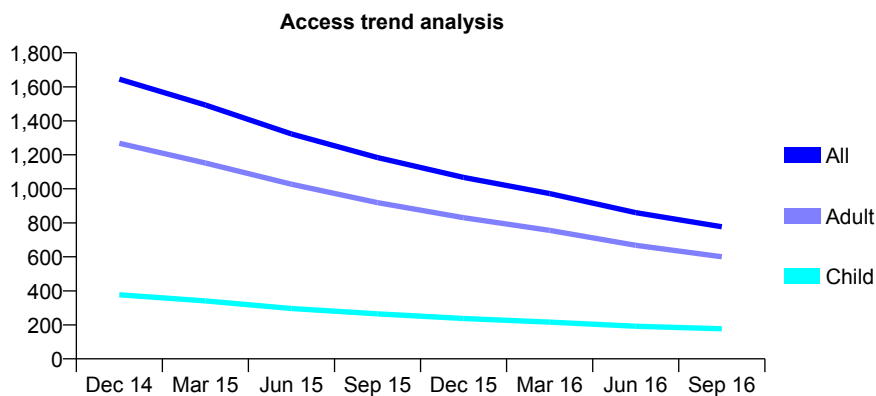
Q51 - Vital Signs At a Glance Contract Report for 166944/0004 - September 2016

Name or company name	Sheffield SPDCS
Contract type name	PDS Contract
Purpose of contract	General
Contract start date	01/04/2010
Contract end date	

16/17 Contracted general activity (UDA)	3,887
Carry forward general activity (UDA)	0
16/17 Contracted orthodontic activity (UOA)	0
Carry forward orthodontic activity (UOA)	0
Baseline contract value	£484,032.71

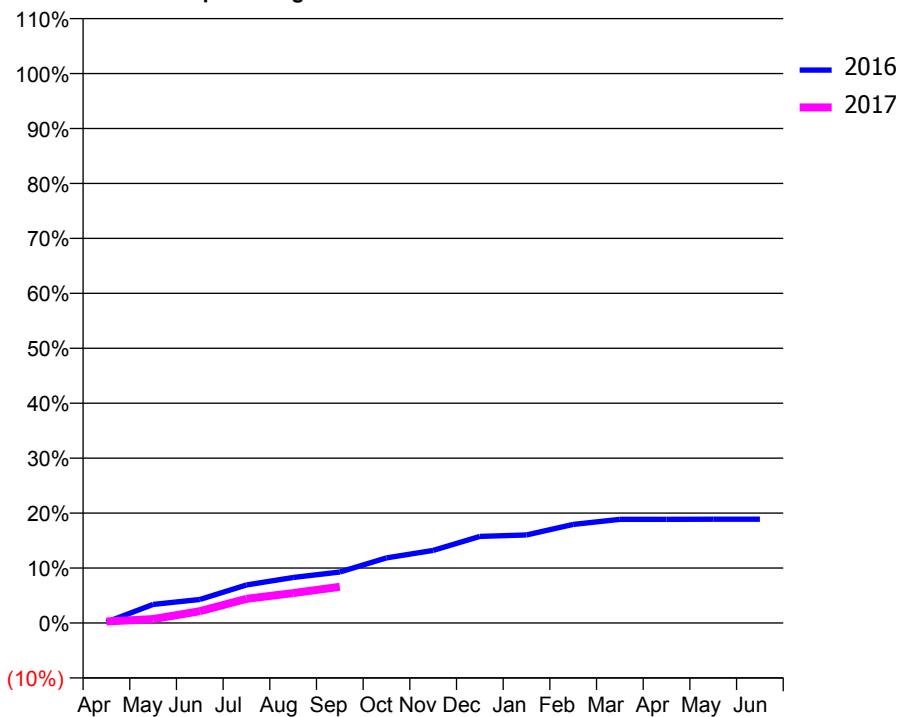
ACCESS*

Patients seen in 24 months	Total	Change since previous quarter
Quarter ending September 2015	1,184	
Quarter ending December 2015	1,067	↓
Quarter ending March 2016	972	↓
Quarter ending June 2016	860	↓
Quarter ending September 2016	777	↓
Variance since September 2015	(34.4%)	↓



ACTIVITY

Cumulative percentage of contracted UDA delivered 2016 & 2017



Month	Adjusted Scheduled Activity (UDA)	
	2016	2017
April	6	11
May	131	28
June	166	83
July	270	171
August	322	211
September	361	256
October	461	
November	514	
December	613	
January	623	
February	697	
March	734	
April	734	
May	735	
June	735	

QUALITY

	Quantity	Base Number	Contract	AT	Region	England
% of FP17s for the same patient ID Re-attending within 3 months - Children	13	142	9.2%	10.8%	13.5%	12.4%
% of FP17s for the same patient ID Re-attending within 3 months - Adults	44	379	11.6%	15.6%	17.4%	16.7%
% of FP17s for the same patient ID Re-attending between 3 & 9 months - Children	66	142	46.5%	58.5%	59.0%	57.4%
% of FP17s for the same patient ID Re-attending between 3 & 9 months - Adults	189	379	49.9%	52.8%	52.6%	50.5%
% of FP17s for Band 1 Urgent Courses	2	108	1.9%	7.8%	9.4%	9.1%
% of FP17s Relating to Free Repair or Replacements	1	108	0.9%	1.2%	1.0%	0.8%
% of FP17s Relating to Continuations	4	108	3.7%	1.6%	1.5%	1.3%
% of Patients satisfied with the dentistry they have received	0	0	N/A	94.5%	93.7%	93.2%
% of Patients satisfied with the time they had to wait for an appointment	0	0	N/A	88.4%	90.0%	89.0%

* This is based on patients treated on this contract for their most recent course of treatment. Figures in italics indicate the base number of FP17s or Patient Questionnaire responses are less than 100. N/A is shown where the base number of responses is less than 10 during the period. % is calculated as Quantity/Base number*100

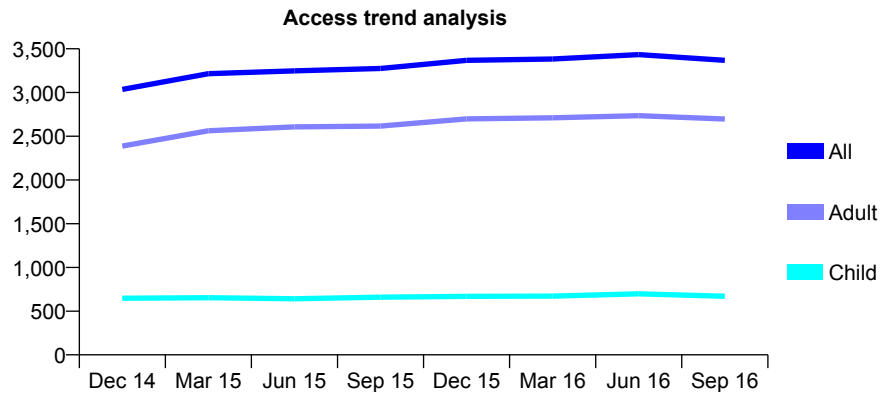
Q51 - Vital Signs At a Glance Contract Report for 166944/0007 - September 2016

Name or company name	Sheffield SPDCS
Contract type name	PDS Contract
Purpose of contract	General
Contract start date	01/08/2013
Contract end date	31/07/2023

16/17 Contracted general activity (UDA)	8,544
Carry forward general activity (UDA)	0
16/17 Contracted orthodontic activity (UOA)	0
Carry forward orthodontic activity (UOA)	0
Baseline contract value	£1,417,782.39

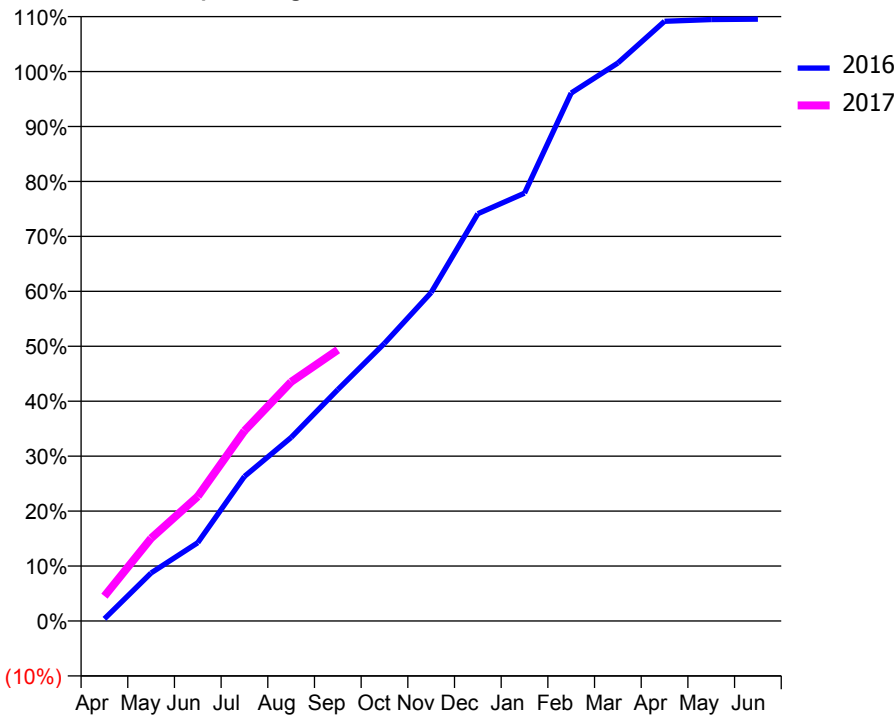
ACCESS*

Patients seen in 24 months	Total	Change since previous quarter
Quarter ending September 2015	3,275	
Quarter ending December 2015	3,368	↑
Quarter ending March 2016	3,383	→
Quarter ending June 2016	3,433	→
Quarter ending September 2016	3,368	↓
Variance since September 2015	2.8%	↑



ACTIVITY

Cumulative percentage of contracted UDA delivered 2016 & 2017



Month	Adjusted Scheduled Activity (UDA)	
	2016	2017
April	34	387
May	748	1,287
June	1,218	1,938
July	2,249	2,958
August	2,853	3,719
September	3,598	4,216
October	4,318	
November	5,108	
December	6,334	
January	6,653	
February	8,210	
March	8,676	
April	9,326	
May	9,351	
June	9,358	

QUALITY

	Quantity	Base Number	Contract	AT	Region	England
% of FP17s for the same patient ID Re-attending within 3 months - Children	288	800	36.0%	10.8%	13.5%	12.4%
% of FP17s for the same patient ID Re-attending within 3 months - Adults	234	1,632	14.3%	15.6%	17.4%	16.7%
% of FP17s for the same patient ID Re-attending between 3 & 9 months - Children	280	800	35.0%	58.5%	59.0%	57.4%
% of FP17s for the same patient ID Re-attending between 3 & 9 months - Adults	743	1,632	45.5%	52.8%	52.6%	50.5%
% of FP17s for Band 1 Urgent Courses	51	2,076	2.5%	7.8%	9.4%	9.1%
% of FP17s Relating to Free Repair or Replacements	4	2,076	0.2%	1.2%	1.0%	0.8%
% of FP17s Relating to Continuations	122	2,076	5.9%	1.6%	1.5%	1.3%
% of Patients satisfied with the dentistry they have received	3	3	N/A	94.5%	93.7%	93.2%
% of Patients satisfied with the time they had to wait for an appointment	2	3	N/A	88.4%	90.0%	89.0%

* This is based on patients treated on this contract for their most recent course of treatment. Figures in italics indicate the base number of FP17s or Patient Questionnaire responses are less than 100. N/A is shown where the base number of responses is less than 10 during the period. % is calculated as Quantity/Base number*100

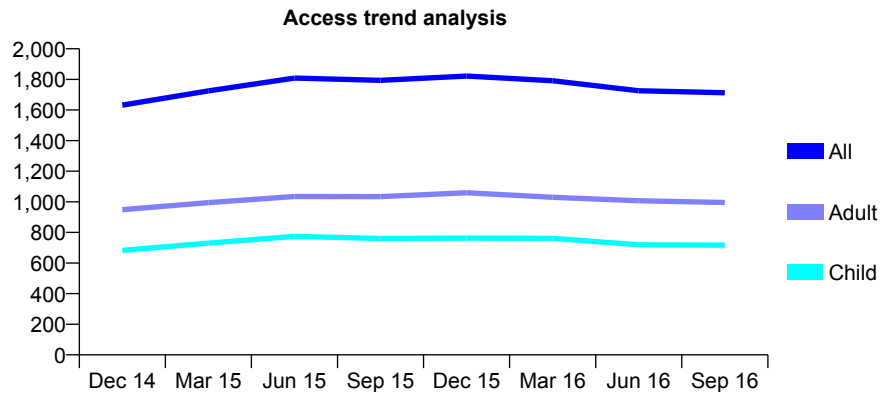
Q51 - Vital Signs At a Glance Contract Report for 166944/0008 - September 2016

Name or company name	Sheffield SPDCS
Contract type name	PDS Contract
Purpose of contract	General
Contract start date	01/08/2013
Contract end date	

16/17 Contracted general activity (UDA)	4,488
Carry forward general activity (UDA)	0
16/17 Contracted orthodontic activity (UOA)	0
Carry forward orthodontic activity (UOA)	0
Baseline contract value	£708,888.74

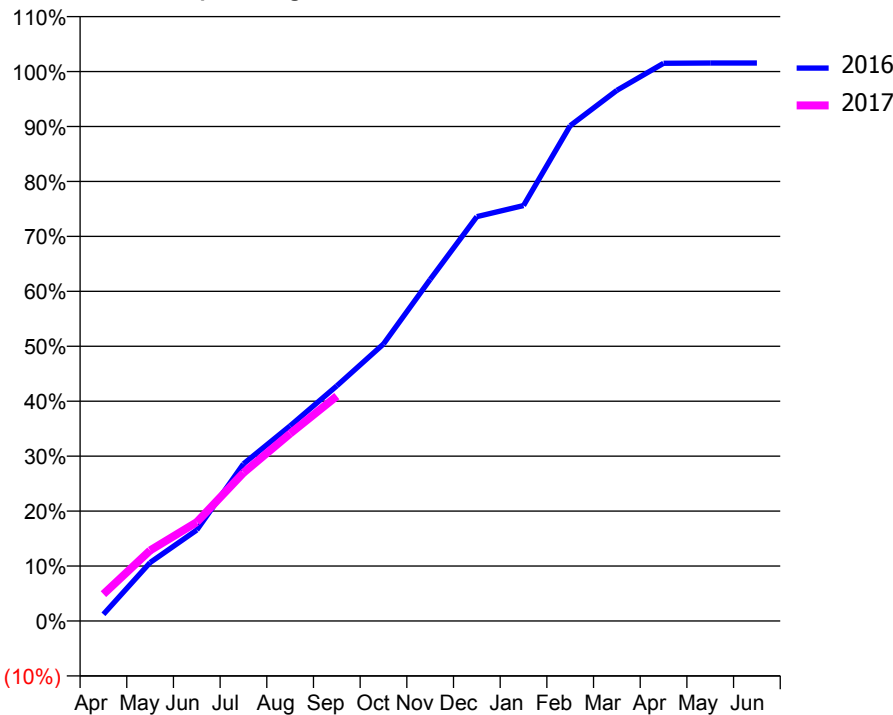
ACCESS*

Patients seen in 24 months	Total	Change since previous quarter
Quarter ending September 2015	1,794	
Quarter ending December 2015	1,822	→
Quarter ending March 2016	1,791	↓
Quarter ending June 2016	1,726	↓
Quarter ending September 2016	1,713	→
Variance since September 2015	(4.5%)	↓



ACTIVITY

Cumulative percentage of contracted UDA delivered 2016 & 2017



Month	Adjusted Scheduled Activity (UDA)	
	2016	2017
April	55	219
May	478	577
June	744	808
July	1,284	1,211
August	1,593	1,531
September	1,920	1,837
October	2,263	
November	2,790	
December	3,303	
January	3,393	
February	4,045	
March	4,334	
April	4,555	
May	4,557	
June	4,557	

QUALITY

	Quantity	Base Number	Contract	AT	Region	England
% of FP17s for the same patient ID Re-attending within 3 months - Children	35	442	7.9%	10.8%	13.5%	12.4%
% of FP17s for the same patient ID Re-attending within 3 months - Adults	54	500	10.8%	15.6%	17.4%	16.7%
% of FP17s for the same patient ID Re-attending between 3 & 9 months - Children	201	442	45.5%	58.5%	59.0%	57.4%
% of FP17s for the same patient ID Re-attending between 3 & 9 months - Adults	215	500	43.0%	52.8%	52.6%	50.5%
% of FP17s for Band 1 Urgent Courses	13	842	1.5%	7.8%	9.4%	9.1%
% of FP17s Relating to Free Repair or Replacements	0	842	0.0%	1.2%	1.0%	0.8%
% of FP17s Relating to Continuations	16	842	1.9%	1.6%	1.5%	1.3%
% of Patients satisfied with the dentistry they have received	1	1	N/A	94.5%	93.7%	93.2%
% of Patients satisfied with the time they had to wait for an appointment	1	1	N/A	88.4%	90.0%	89.0%

* This is based on patients treated on this contract for their most recent course of treatment. Figures in italics indicate the base number of FP17s or Patient Questionnaire responses are less than 100. N/A is shown where the base number of responses is less than 10 during the period. % is calculated as Quantity/Base number*100

Q51 - Vital Signs At a Glance Contract Report for 166944/0009 - September 2016

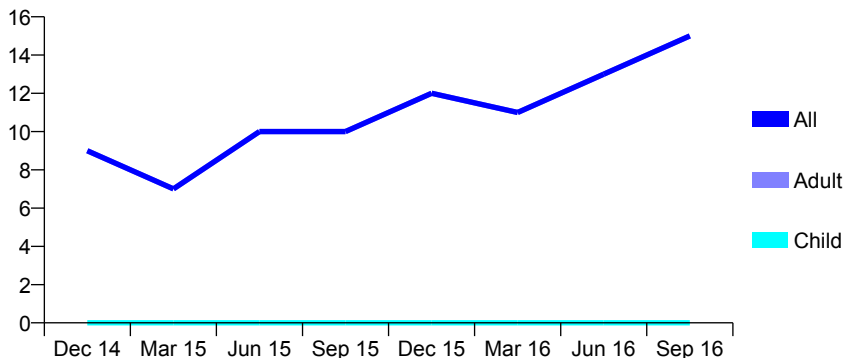
Name or company name	Sheffield SPDCS
Contract type name	PDS Contract
Purpose of contract	General
Contract start date	01/08/2013
Contract end date	

16/17 Contracted general activity (UDA)	7
Carry forward general activity (UDA)	0
16/17 Contracted orthodontic activity (UOA)	0
Carry forward orthodontic activity (UOA)	0
Baseline contract value	£70,887.80

ACCESS*

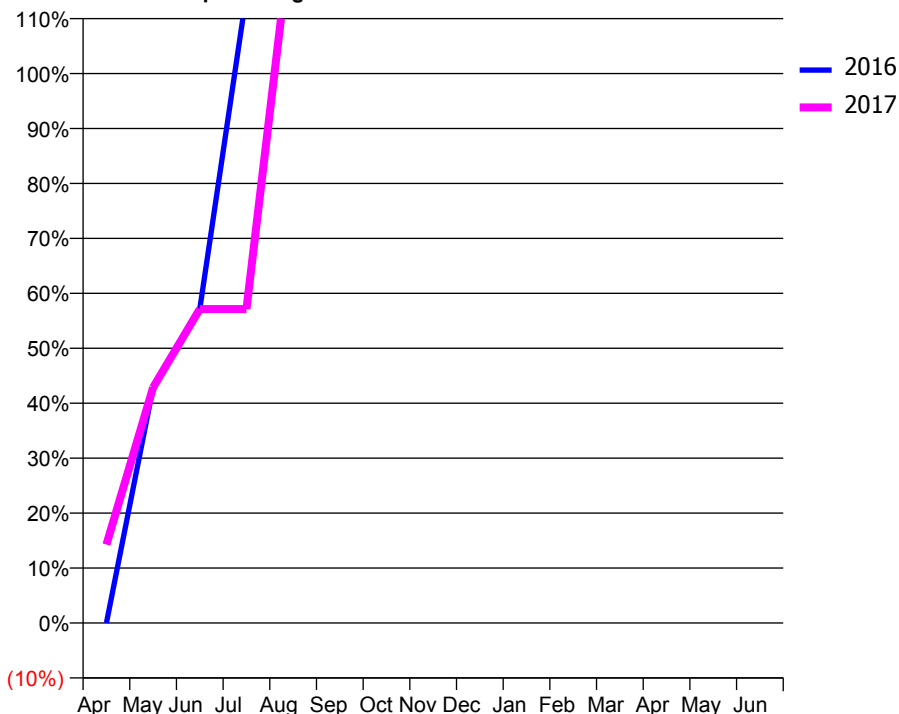
Patients seen in 24 months	Total	Change since previous quarter
Quarter ending September 2015	10	
Quarter ending December 2015	12	↑
Quarter ending March 2016	11	↓
Quarter ending June 2016	13	↑
Quarter ending September 2016	15	↑
Variance since September 2015	50.0%	↑

Access trend analysis



ACTIVITY

Cumulative percentage of contracted UDA delivered 2016 & 2017



Adjusted Scheduled Activity (UDA)

Month	2016	2017
April	0	1
May	3	3
June	4	4
July	8	4
August	24	9
September	26	10
October	30	
November	30	
December	32	
January	32	
February	35	
March	37	
April	52	
May	52	
June	52	

QUALITY

	Quantity	Base Number	Contract	AT	Region	England
% of FP17s for the same patient ID Re-attending within 3 months - Children	0	0	N/A	10.8%	13.5%	12.4%
% of FP17s for the same patient ID Re-attending within 3 months - Adults	0	10	0.0%	15.6%	17.4%	16.7%
% of FP17s for the same patient ID Re-attending between 3 & 9 months - Children	0	0	N/A	58.5%	59.0%	57.4%
% of FP17s for the same patient ID Re-attending between 3 & 9 months - Adults	3	10	30.0%	52.8%	52.6%	50.5%
% of FP17s for Band 1 Urgent Courses	0	8	0.0%	7.8%	9.4%	9.1%
% of FP17s Relating to Free Repair or Replacements	0	8	0.0%	1.2%	1.0%	0.8%
% of FP17s Relating to Continuations	0	8	0.0%	1.6%	1.5%	1.3%
% of Patients satisfied with the dentistry they have received	0	0	N/A	94.5%	93.7%	93.2%
% of Patients satisfied with the time they had to wait for an appointment	0	0	N/A	88.4%	90.0%	89.0%

* This is based on patients treated on this contract for their most recent course of treatment. Figures in italics indicate the base number of FP17s or Patient Questionnaire responses are less than 100. N/A is shown where the base number of responses is less than 10 during the period. % is calculated as Quantity/Base number*100

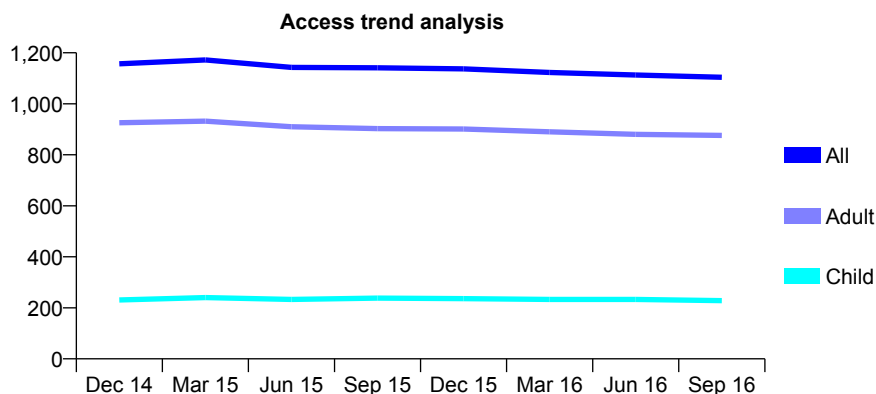
Q51 - Vital Signs At a Glance Contract Report for 167622/0001 - September 2016

Name or company name	JCS Dental Practice
Contract type name	GDS Contract
Purpose of contract	General
Contract start date	01/12/2010
Contract end date	

16/17 Contracted general activity (UDA)	4,471
Carry forward general activity (UDA)	0
16/17 Contracted orthodontic activity (UOA)	0
Carry forward orthodontic activity (UOA)	0
Baseline contract value	£126,554.63

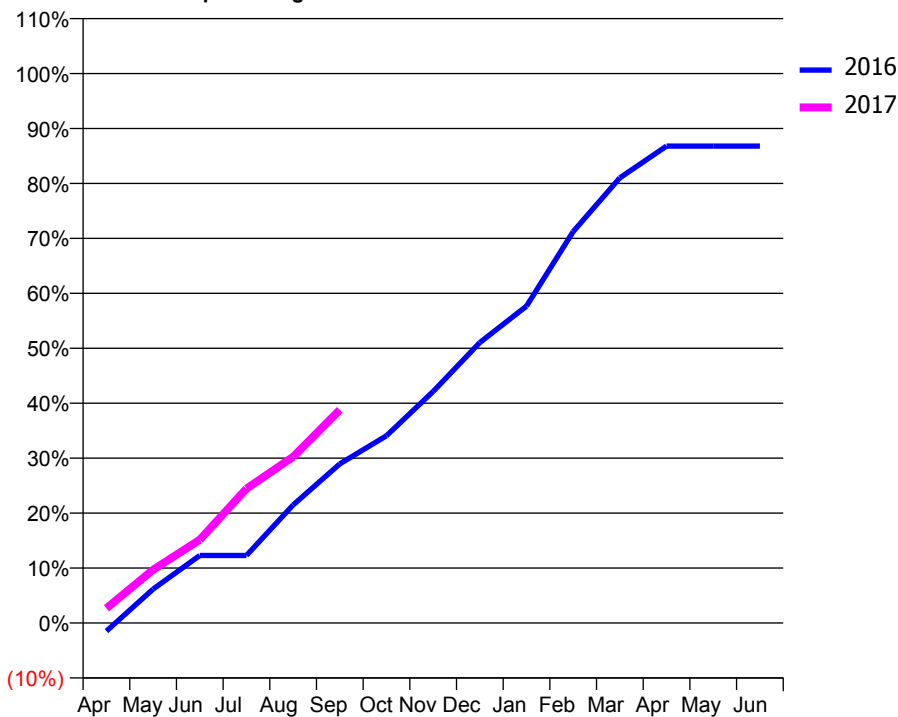
ACCESS*

Patients seen in 24 months	Total	Change since previous quarter
Quarter ending September 2015	1,141	
Quarter ending December 2015	1,137	→
Quarter ending March 2016	1,123	↓
Quarter ending June 2016	1,113	→
Quarter ending September 2016	1,104	→
Variance since September 2015	(3.2%)	↓



ACTIVITY

Cumulative percentage of contracted UDA delivered 2016 & 2017



Adjusted Scheduled Activity (UDA)

Month	2016	2017
April	-66	120
May	276	433
June	549	678
July	549	1,093
August	961	1,353
September	1,295	1,734
October	1,524	
November	1,885	
December	2,282	
January	2,579	
February	3,185	
March	3,622	
April	3,880	
May	3,880	
June	3,880	

QUALITY

	Quantity	Base Number	Contract	AT	Region	England
% of FP17s for the same patient ID Re-attending within 3 months - Children	23	200	11.5%	10.8%	13.5%	12.4%
% of FP17s for the same patient ID Re-attending within 3 months - Adults	160	794	20.2%	15.6%	17.4%	16.7%
% of FP17s for the same patient ID Re-attending between 3 & 9 months - Children	106	200	53.0%	58.5%	59.0%	57.4%
% of FP17s for the same patient ID Re-attending between 3 & 9 months - Adults	423	794	53.3%	52.8%	52.6%	50.5%
% of FP17s for Band 1 Urgent Courses	76	862	8.8%	7.8%	9.4%	9.1%
% of FP17s Relating to Free Repair or Replacements	21	862	2.4%	1.2%	1.0%	0.8%
% of FP17s Relating to Continuations	26	862	3.0%	1.6%	1.5%	1.3%
% of Patients satisfied with the dentistry they have received	1	1	N/A	94.5%	93.7%	93.2%
% of Patients satisfied with the time they had to wait for an appointment	1	1	N/A	88.4%	90.0%	89.0%

* This is based on patients treated on this contract for their most recent course of treatment. Figures in italics indicate the base number of FP17s or Patient Questionnaire responses are less than 100. N/A is shown where the base number of responses is less than 10 during the period. % is calculated as Quantity/Base number*100

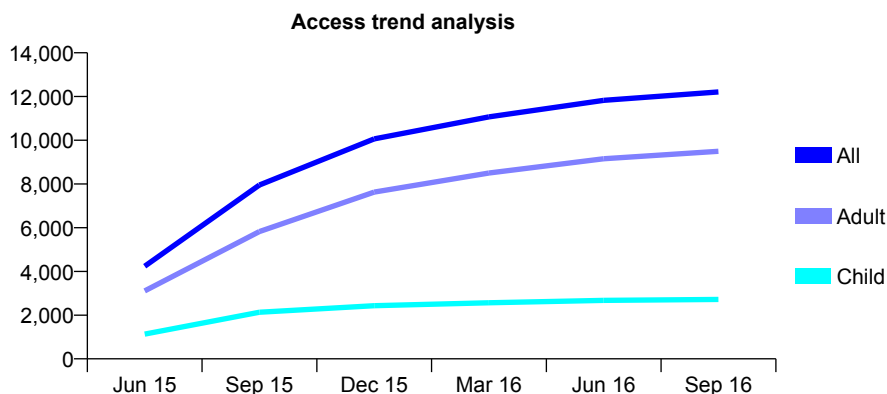
Q51 - Vital Signs At a Glance Contract Report for 167819/0001 - September 2016

Name or company name	Mr Peach and Mr Harper
Contract type name	GDS Contract
Purpose of contract	General
Contract start date	01/04/2015
Contract end date	

16/17 Contracted general activity (UDA)	29,661
Carry forward general activity (UDA)	-593
16/17 Contracted orthodontic activity (UOA)	0
Carry forward orthodontic activity (UOA)	0
Baseline contract value	£924,883.75

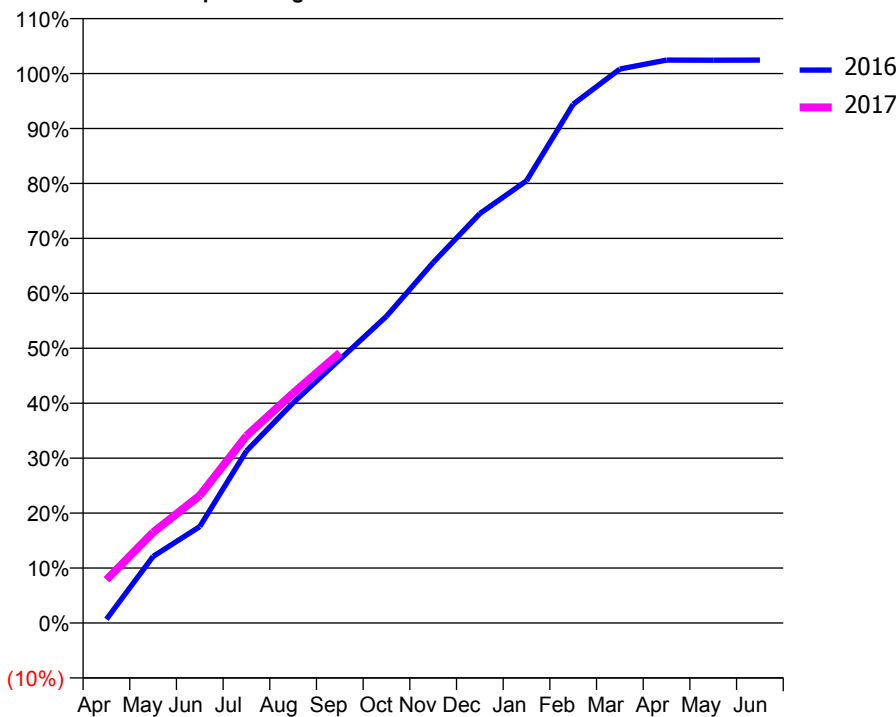
ACCESS*

Patients seen in 24 months	Total	Change since previous quarter
Quarter ending September 2015	7,951	
Quarter ending December 2015	10,060	↑
Quarter ending March 2016	11,069	↑
Quarter ending June 2016	11,824	↑
Quarter ending September 2016	12,208	↑
Variance since September 2015	53.5%	↑



ACTIVITY

Cumulative percentage of contracted UDA delivered 2016 & 2017



Adjusted Scheduled Activity (UDA)

Month	2016	2017
April	199	2,333
May	3,521	4,900
June	5,105	6,887
July	9,105	10,106
August	11,650	12,414
September	13,945	14,589
October	16,228	
November	19,069	
December	21,660	
January	23,397	
February	27,445	
March	29,304	
April	29,780	
May	29,773	
June	29,775	

QUALITY

	Quantity	Base Number	Contract	AT	Region	England
% of FP17s for the same patient ID Re-attending within 3 months - Children	179	2,504	7.1%	10.8%	13.5%	12.4%
% of FP17s for the same patient ID Re-attending within 3 months - Adults	368	6,347	5.8%	15.6%	17.4%	16.7%
% of FP17s for the same patient ID Re-attending between 3 & 9 months - Children	1,757	2,504	70.2%	58.5%	59.0%	57.4%
% of FP17s for the same patient ID Re-attending between 3 & 9 months - Adults	3,426	6,347	54.0%	52.8%	52.6%	50.5%
% of FP17s for Band 1 Urgent Courses	240	8,541	2.8%	7.8%	9.4%	9.1%
% of FP17s Relating to Free Repair or Replacements	43	8,541	0.5%	1.2%	1.0%	0.8%
% of FP17s Relating to Continuations	38	8,541	0.4%	1.6%	1.5%	1.3%
% of Patients satisfied with the dentistry they have received	14	14	100.0%	94.5%	93.7%	93.2%
% of Patients satisfied with the time they had to wait for an appointment	13	14	92.9%	88.4%	90.0%	89.0%

* This is based on patients treated on this contract for their most recent course of treatment. Figures in italics indicate the base number of FP17s or Patient Questionnaire responses are less than 100. N/A is shown where the base number of responses is less than 10 during the period. % is calculated as Quantity/Base number*100

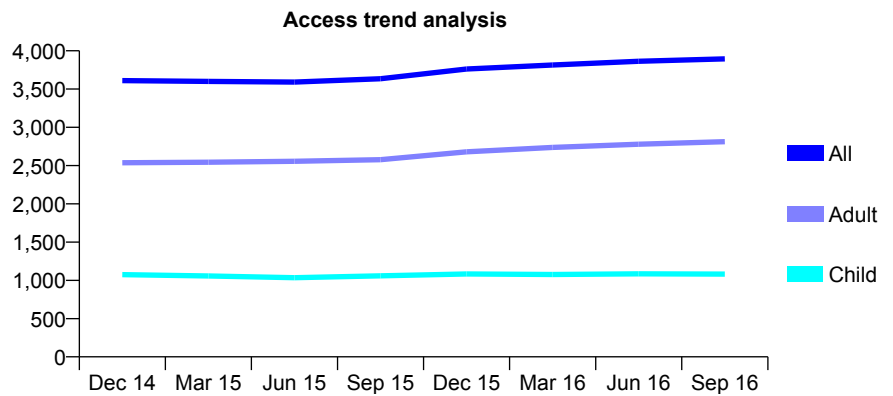
Q51 - Vital Signs At a Glance Contract Report for 174440/0001 - September 2016

Name or company name	Occidental Ltd
Contract type name	GDS Contract
Purpose of contract	General
Contract start date	01/07/2011
Contract end date	

16/17 Contracted general activity (UDA)	14,895
Carry forward general activity (UDA)	136
16/17 Contracted orthodontic activity (UOA)	0
Carry forward orthodontic activity (UOA)	0
Baseline contract value	£454,946.45

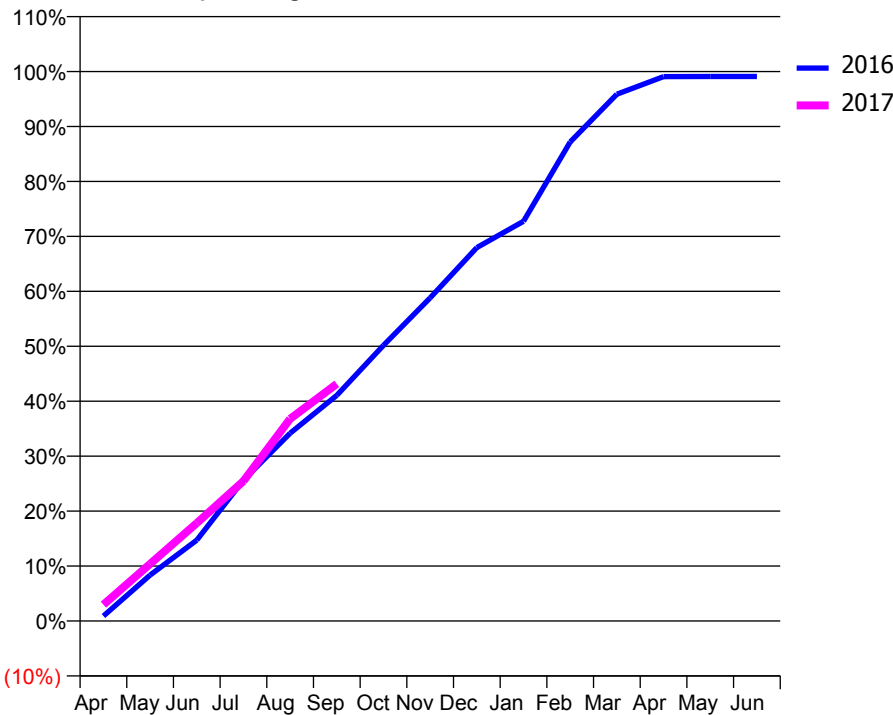
ACCESS*

Patients seen in 24 months	Total	Change since previous quarter
Quarter ending September 2015	3,635	
Quarter ending December 2015	3,762	↑
Quarter ending March 2016	3,815	→
Quarter ending June 2016	3,864	→
Quarter ending September 2016	3,894	→
Variance since September 2015	7.1%	↑



ACTIVITY

Cumulative percentage of contracted UDA delivered 2016 & 2017



Month	Adjusted Scheduled Activity (UDA)	
	2016	2017
April	136	442
May	1,244	1,550
June	2,191	2,656
July	3,818	3,792
August	5,090	5,480
September	6,119	6,429
October	7,474	
November	8,759	
December	10,122	
January	10,833	
February	12,986	
March	14,278	
April	14,756	
May	14,759	
June	14,759	

QUALITY

	Quantity	Base Number	Contract	AT	Region	England
% of FP17s for the same patient ID Re-attending within 3 months - Children	63	898	7.0%	10.8%	13.5%	12.4%
% of FP17s for the same patient ID Re-attending within 3 months - Adults	242	2,014	12.0%	15.6%	17.4%	16.7%
% of FP17s for the same patient ID Re-attending between 3 & 9 months - Children	602	898	67.0%	58.5%	59.0%	57.4%
% of FP17s for the same patient ID Re-attending between 3 & 9 months - Adults	1,185	2,014	58.8%	52.8%	52.6%	50.5%
% of FP17s for Band 1 Urgent Courses	139	2,742	5.1%	7.8%	9.4%	9.1%
% of FP17s Relating to Free Repair or Replacements	32	2,742	1.2%	1.2%	1.0%	0.8%
% of FP17s Relating to Continuations	51	2,742	1.9%	1.6%	1.5%	1.3%
% of Patients satisfied with the dentistry they have received	2	2	N/A	94.5%	93.7%	93.2%
% of Patients satisfied with the time they had to wait for an appointment	2	2	N/A	88.4%	90.0%	89.0%

* This is based on patients treated on this contract for their most recent course of treatment. Figures in italics indicate the base number of FP17s or Patient Questionnaire responses are less than 100. N/A is shown where the base number of responses is less than 10 during the period. % is calculated as Quantity/Base number*100

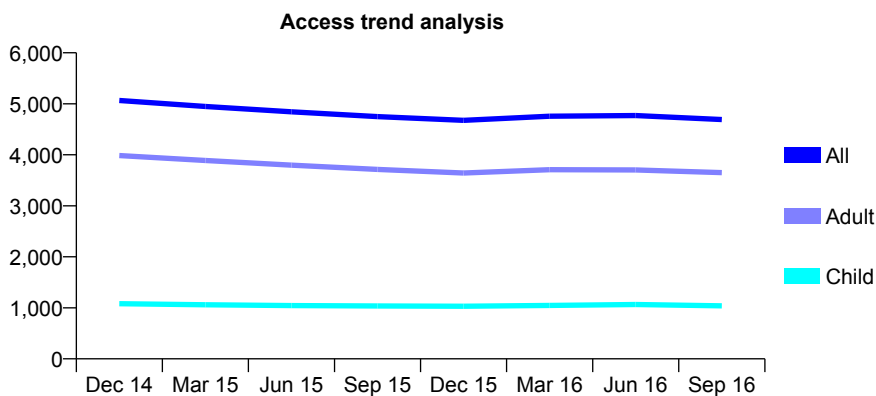
Q51 - Vital Signs At a Glance Contract Report for 175218/0003 - September 2016

Name or company name	Thompson & Thomas
Contract type name	GDS Contract
Purpose of contract	General
Contract start date	01/03/2012
Contract end date	

16/17 Contracted general activity (UDA)	16,553
Carry forward general activity (UDA)	258
16/17 Contracted orthodontic activity (UOA)	0
Carry forward orthodontic activity (UOA)	0
Baseline contract value	£526,835.23

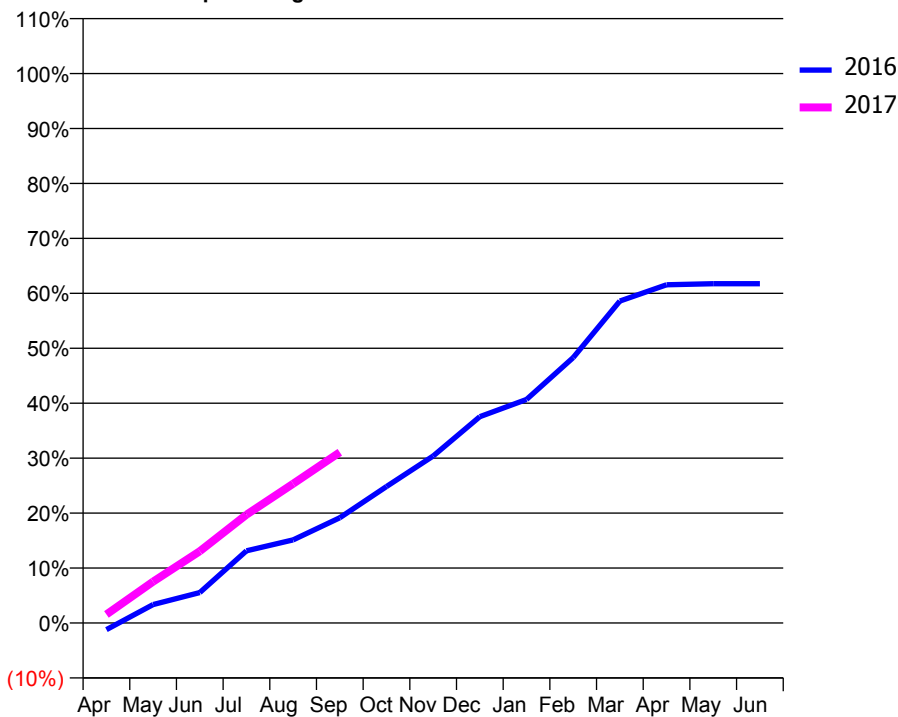
ACCESS*

Patients seen in 24 months	Total	Change since previous quarter
Quarter ending September 2015	4,750	
Quarter ending December 2015	4,675	↓
Quarter ending March 2016	4,756	→
Quarter ending June 2016	4,770	→
Quarter ending September 2016	4,691	↓
Variance since September 2015	(1.2%)	↓



ACTIVITY

Cumulative percentage of contracted UDA delivered 2016 & 2017



Month	Adjusted Scheduled Activity (UDA)	
	2016	2017
April	-204	258
May	555	1,245
June	918	2,165
July	2,174	3,264
August	2,504	4,195
September	3,172	5,144
October	4,112	
November	5,030	
December	6,216	
January	6,735	
February	7,997	
March	9,700	
April	10,189	
May	10,221	
June	10,222	

QUALITY

	Quantity	Base Number	Contract	AT	Region	England
% of FP17s for the same patient ID Re-attending within 3 months - Children	59	759	7.8%	10.8%	13.5%	12.4%
% of FP17s for the same patient ID Re-attending within 3 months - Adults	436	2,521	17.3%	15.6%	17.4%	16.7%
% of FP17s for the same patient ID Re-attending between 3 & 9 months - Children	384	759	50.6%	58.5%	59.0%	57.4%
% of FP17s for the same patient ID Re-attending between 3 & 9 months - Adults	1,201	2,521	47.6%	52.8%	52.6%	50.5%
% of FP17s for Band 1 Urgent Courses	153	2,984	5.1%	7.8%	9.4%	9.1%
% of FP17s Relating to Free Repair or Replacements	78	2,984	2.6%	1.2%	1.0%	0.8%
% of FP17s Relating to Continuations	95	2,984	3.2%	1.6%	1.5%	1.3%
% of Patients satisfied with the dentistry they have received	4	5	N/A	94.5%	93.7%	93.2%
% of Patients satisfied with the time they had to wait for an appointment	5	5	N/A	88.4%	90.0%	89.0%

* This is based on patients treated on this contract for their most recent course of treatment. Figures in italics indicate the base number of FP17s or Patient Questionnaire responses are less than 100. N/A is shown where the base number of responses is less than 10 during the period. % is calculated as Quantity/Base number*100

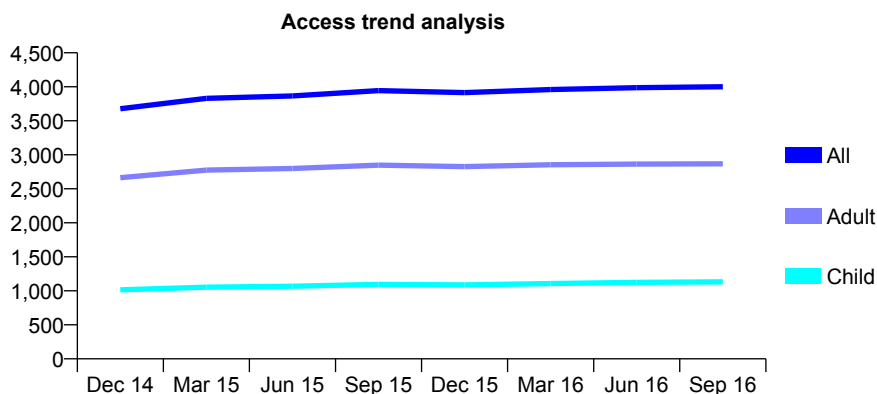
Q51 - Vital Signs At a Glance Contract Report for 175218/0004 - September 2016

Name or company name	Thompson & Thomas
Contract type name	GDS Contract
Purpose of contract	General
Contract start date	01/03/2012
Contract end date	

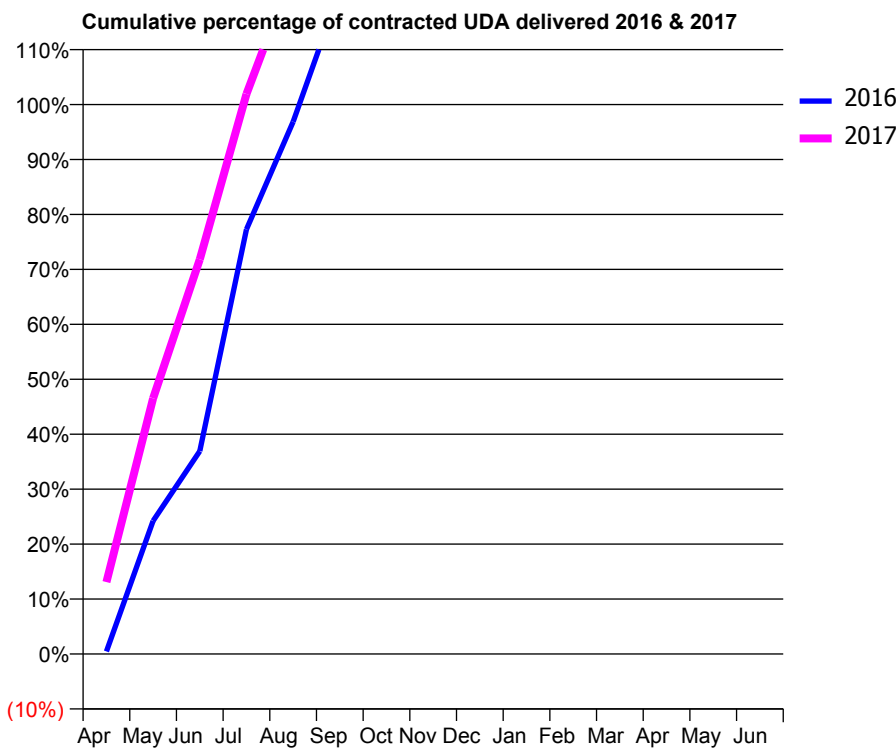
16/17 Contracted general activity (UDA)	2,558
Carry forward general activity (UDA)	0
16/17 Contracted orthodontic activity (UOA)	0
Carry forward orthodontic activity (UOA)	0
Baseline contract value	£252,564.52

ACCESS*

Patients seen in 24 months	Total	Change since previous quarter
Quarter ending September 2015	3,944	
Quarter ending December 2015	3,914	→
Quarter ending March 2016	3,960	→
Quarter ending June 2016	3,987	→
Quarter ending September 2016	4,000	→
Variance since September 2015	1.4%	→



ACTIVITY



Month	Adjusted Scheduled Activity (UDA)	
	2016	2017
April	12	335
May	620	1,190
June	945	1,837
July	1,977	2,607
August	2,478	3,181
September	3,085	3,854
October	3,357	
November	4,629	
December	5,370	
January	5,663	
February	6,764	
March	7,634	
April	7,967	
May	7,975	
June	7,979	

QUALITY

	Quantity	Base Number	Contract	AT	Region	England
% of FP17s for the same patient ID Re-attending within 3 months - Children	75	818	9.2%	10.8%	13.5%	12.4%
% of FP17s for the same patient ID Re-attending within 3 months - Adults	347	2,035	17.1%	15.6%	17.4%	16.7%
% of FP17s for the same patient ID Re-attending between 3 & 9 months - Children	457	818	55.9%	58.5%	59.0%	57.4%
% of FP17s for the same patient ID Re-attending between 3 & 9 months - Adults	1,038	2,035	51.0%	52.8%	52.6%	50.5%
% of FP17s for Band 1 Urgent Courses	91	1,991	4.6%	7.8%	9.4%	9.1%
% of FP17s Relating to Free Repair or Replacements	33	1,991	1.7%	1.2%	1.0%	0.8%
% of FP17s Relating to Continuations	94	1,991	4.7%	1.6%	1.5%	1.3%
% of Patients satisfied with the dentistry they have received	6	6	N/A	94.5%	93.7%	93.2%
% of Patients satisfied with the time they had to wait for an appointment	6	6	N/A	88.4%	90.0%	89.0%

* This is based on patients treated on this contract for their most recent course of treatment. Figures in italics indicate the base number of FP17s or Patient Questionnaire responses are less than 100. N/A is shown where the base number of responses is less than 10 during the period. % is calculated as Quantity/Base number*100

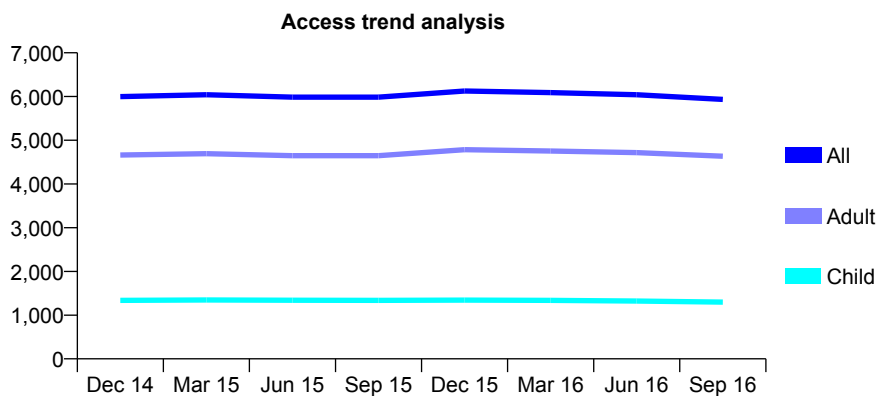
Q51 - Vital Signs At a Glance Contract Report for 175625/0001 - September 2016

Name or company name	Swinton Dental Practice
Contract type name	GDS Contract
Purpose of contract	General
Contract start date	30/07/2011
Contract end date	

16/17 Contracted general activity (UDA)	15,024
Carry forward general activity (UDA)	0
16/17 Contracted orthodontic activity (UOA)	0
Carry forward orthodontic activity (UOA)	0
Baseline contract value	£413,419.30

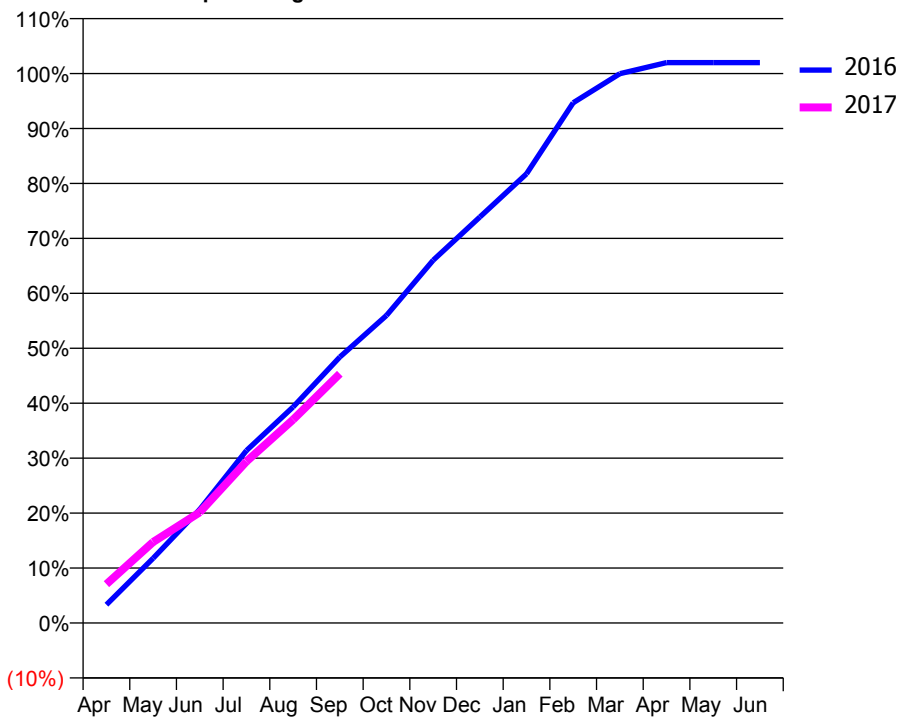
ACCESS*

Patients seen in 24 months	Total	Change since previous quarter
Quarter ending September 2015	5,985	
Quarter ending December 2015	6,126	↑
Quarter ending March 2016	6,091	→
Quarter ending June 2016	6,041	→
Quarter ending September 2016	5,933	↓
Variance since September 2015	(0.9%)	→



ACTIVITY

Cumulative percentage of contracted UDA delivered 2016 & 2017



Month	Adjusted Scheduled Activity (UDA)	
	2016	2017
April	491	1,062
May	1,737	2,213
June	3,051	3,029
July	4,627	4,416
August	5,798	5,562
September	7,135	6,816
October	8,252	
November	9,731	
December	10,893	
January	12,051	
February	13,959	
March	14,739	
April	15,033	
May	15,036	
June	15,036	

QUALITY

	Quantity	Base Number	Contract	AT	Region	England
% of FP17s for the same patient ID Re-attending within 3 months - Children	107	1,001	10.7%	10.8%	13.5%	12.4%
% of FP17s for the same patient ID Re-attending within 3 months - Adults	484	2,855	17.0%	15.6%	17.4%	16.7%
% of FP17s for the same patient ID Re-attending between 3 & 9 months - Children	539	1,001	53.8%	58.5%	59.0%	57.4%
% of FP17s for the same patient ID Re-attending between 3 & 9 months - Adults	1,290	2,855	45.2%	52.8%	52.6%	50.5%
% of FP17s for Band 1 Urgent Courses	455	3,647	12.5%	7.8%	9.4%	9.1%
% of FP17s Relating to Free Repair or Replacements	91	3,647	2.5%	1.2%	1.0%	0.8%
% of FP17s Relating to Continuations	50	3,647	1.4%	1.6%	1.5%	1.3%
% of Patients satisfied with the dentistry they have received	5	6	N/A	94.5%	93.7%	93.2%
% of Patients satisfied with the time they had to wait for an appointment	3	6	N/A	88.4%	90.0%	89.0%

* This is based on patients treated on this contract for their most recent course of treatment. Figures in italics indicate the base number of FP17s or Patient Questionnaire responses are less than 100. N/A is shown where the base number of responses is less than 10 during the period. % is calculated as Quantity/Base number*100

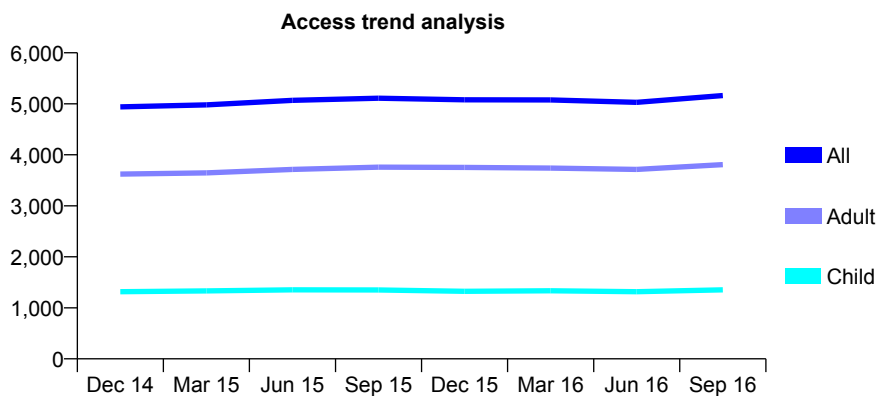
Q51 - Vital Signs At a Glance Contract Report for 177504/0001 - September 2016

Name or company name	Hurlfield Ltd
Contract type name	GDS Contract
Purpose of contract	General
Contract start date	05/10/2009
Contract end date	

16/17 Contracted general activity (UDA)	15,000
Carry forward general activity (UDA)	-34
16/17 Contracted orthodontic activity (UOA)	0
Carry forward orthodontic activity (UOA)	0
Baseline contract value	£424,585.03

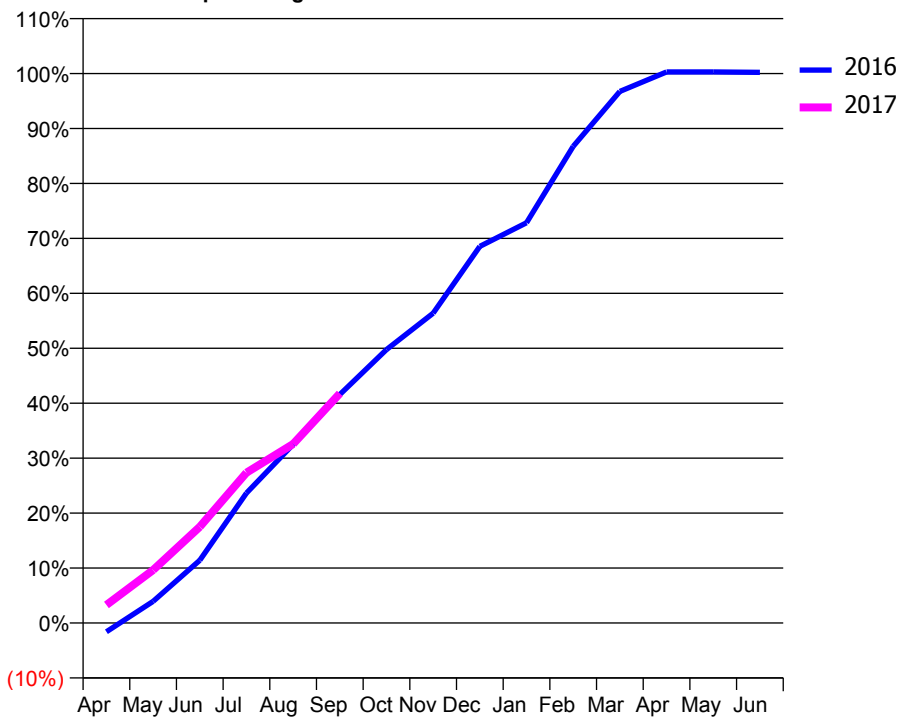
ACCESS*

Patients seen in 24 months	Total	Change since previous quarter
Quarter ending September 2015	5,109	
Quarter ending December 2015	5,078	→
Quarter ending March 2016	5,075	→
Quarter ending June 2016	5,030	→
Quarter ending September 2016	5,162	↑
Variance since September 2015	1.0%	→



ACTIVITY

Cumulative percentage of contracted UDA delivered 2016 & 2017



Adjusted Scheduled Activity (UDA)

Month	2016	2017
April	-243	492
May	590	1,447
June	1,714	2,627
July	3,549	4,105
August	4,877	4,887
September	6,236	6,266
October	7,463	
November	8,459	
December	10,281	
January	10,925	
February	13,013	
March	14,511	
April	15,042	
May	15,042	
June	15,033	

QUALITY

	Quantity	Base Number	Contract	AT	Region	England
% of FP17s for the same patient ID Re-attending within 3 months - Children	125	990	12.6%	10.8%	13.5%	12.4%
% of FP17s for the same patient ID Re-attending within 3 months - Adults	454	2,619	17.3%	15.6%	17.4%	16.7%
% of FP17s for the same patient ID Re-attending between 3 & 9 months - Children	557	990	56.3%	58.5%	59.0%	57.4%
% of FP17s for the same patient ID Re-attending between 3 & 9 months - Adults	1,345	2,619	51.4%	52.8%	52.6%	50.5%
% of FP17s for Band 1 Urgent Courses	273	3,000	9.1%	7.8%	9.4%	9.1%
% of FP17s Relating to Free Repair or Replacements	33	3,000	1.1%	1.2%	1.0%	0.8%
% of FP17s Relating to Continuations	44	3,000	1.5%	1.6%	1.5%	1.3%
% of Patients satisfied with the dentistry they have received	6	6	N/A	94.5%	93.7%	93.2%
% of Patients satisfied with the time they had to wait for an appointment	6	6	N/A	88.4%	90.0%	89.0%

* This is based on patients treated on this contract for their most recent course of treatment. Figures in italics indicate the base number of FP17s or Patient Questionnaire responses are less than 100. N/A is shown where the base number of responses is less than 10 during the period. % is calculated as Quantity/Base number*100

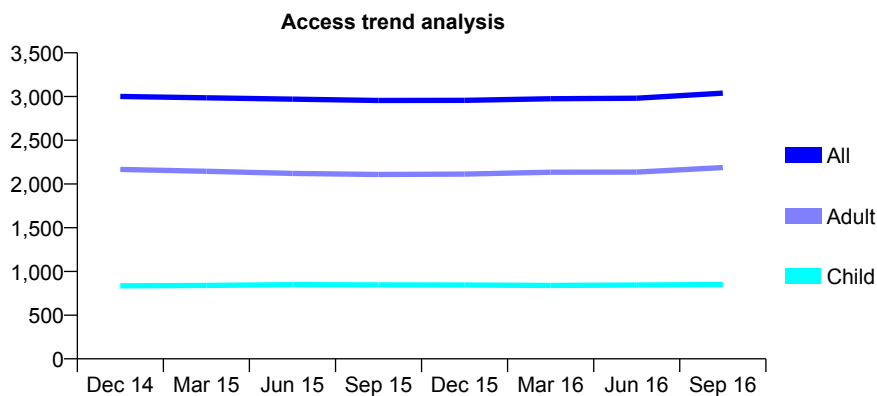
Q51 - Vital Signs At a Glance Contract Report for 180912/0001 - September 2016

Name or company name	Sharrowvale Dental Care
Contract type name	GDS Contract
Purpose of contract	General
Contract start date	01/09/2009
Contract end date	

16/17 Contracted general activity (UDA)	9,649
Carry forward general activity (UDA)	59
16/17 Contracted orthodontic activity (UOA)	0
Carry forward orthodontic activity (UOA)	0
Baseline contract value	£315,032.63

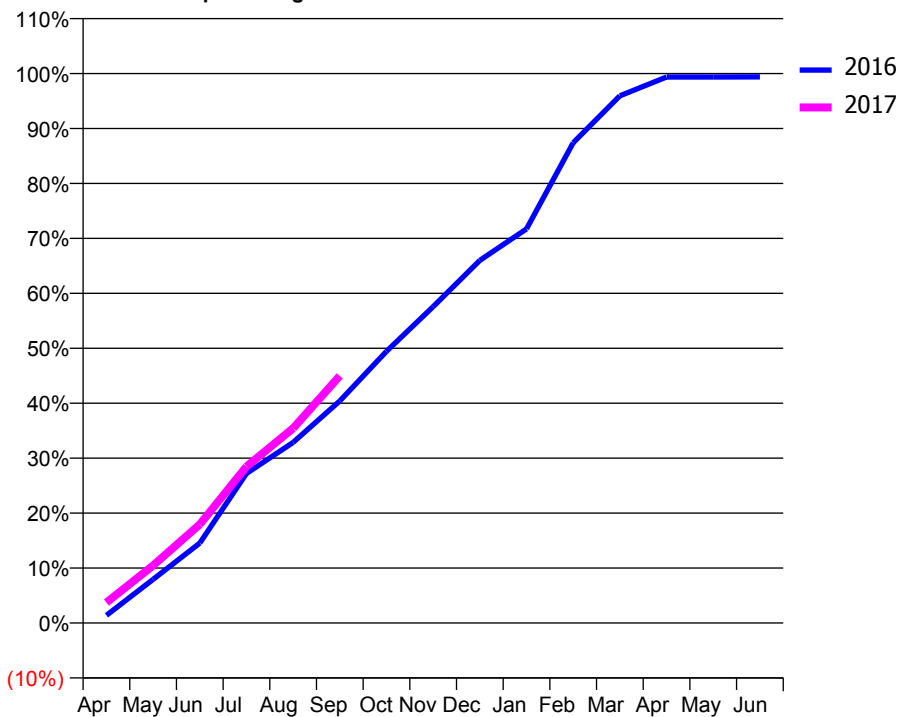
ACCESS*

Patients seen in 24 months	Total	Change since previous quarter
Quarter ending September 2015	2,955	
Quarter ending December 2015	2,957	→
Quarter ending March 2016	2,975	→
Quarter ending June 2016	2,980	→
Quarter ending September 2016	3,038	→
Variance since September 2015	2.8%	↑



ACTIVITY

Cumulative percentage of contracted UDA delivered 2016 & 2017



Month	Adjusted Scheduled Activity (UDA)	
	2016	2017
April	135	359
May	766	1,009
June	1,404	1,732
July	2,627	2,749
August	3,172	3,420
September	3,899	4,339
October	4,772	
November	5,556	
December	6,369	
January	6,920	
February	8,433	
March	9,257	
April	9,586	
May	9,588	
June	9,590	

QUALITY

	Quantity	Base Number	Contract	AT	Region	England
% of FP17s for the same patient ID Re-attending within 3 months - Children	35	686	5.1%	10.8%	13.5%	12.4%
% of FP17s for the same patient ID Re-attending within 3 months - Adults	226	1,745	13.0%	15.6%	17.4%	16.7%
% of FP17s for the same patient ID Re-attending between 3 & 9 months - Children	495	686	72.2%	58.5%	59.0%	57.4%
% of FP17s for the same patient ID Re-attending between 3 & 9 months - Adults	1,164	1,745	66.7%	52.8%	52.6%	50.5%
% of FP17s for Band 1 Urgent Courses	107	2,280	4.7%	7.8%	9.4%	9.1%
% of FP17s Relating to Free Repair or Replacements	15	2,280	0.7%	1.2%	1.0%	0.8%
% of FP17s Relating to Continuations	23	2,280	1.0%	1.6%	1.5%	1.3%
% of Patients satisfied with the dentistry they have received	4	4	N/A	94.5%	93.7%	93.2%
% of Patients satisfied with the time they had to wait for an appointment	4	4	N/A	88.4%	90.0%	89.0%

* This is based on patients treated on this contract for their most recent course of treatment. Figures in italics indicate the base number of FP17s or Patient Questionnaire responses are less than 100. N/A is shown where the base number of responses is less than 10 during the period. % is calculated as Quantity/Base number*100

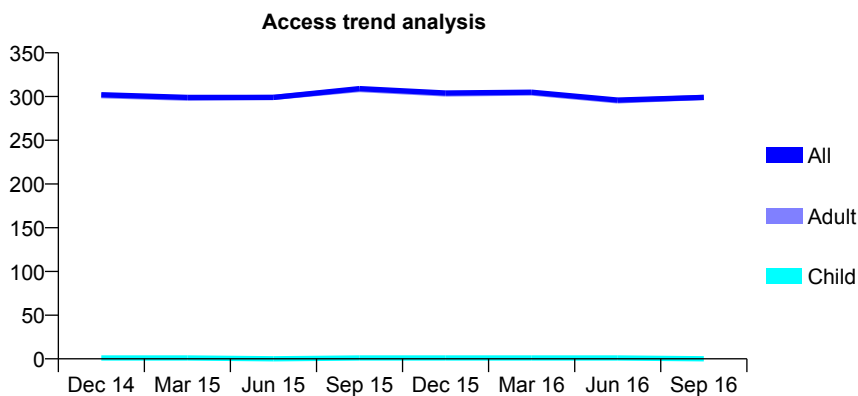
Q51 - Vital Signs At a Glance Contract Report for 180912/0002 - September 2016

Name or company name	Sharrowvale Dental Care
Contract type name	GDS Contract
Purpose of contract	General
Contract start date	01/09/2009
Contract end date	

16/17 Contracted general activity (UDA)	788
Carry forward general activity (UDA)	0
16/17 Contracted orthodontic activity (UOA)	0
Carry forward orthodontic activity (UOA)	0
Baseline contract value	£47,396.15

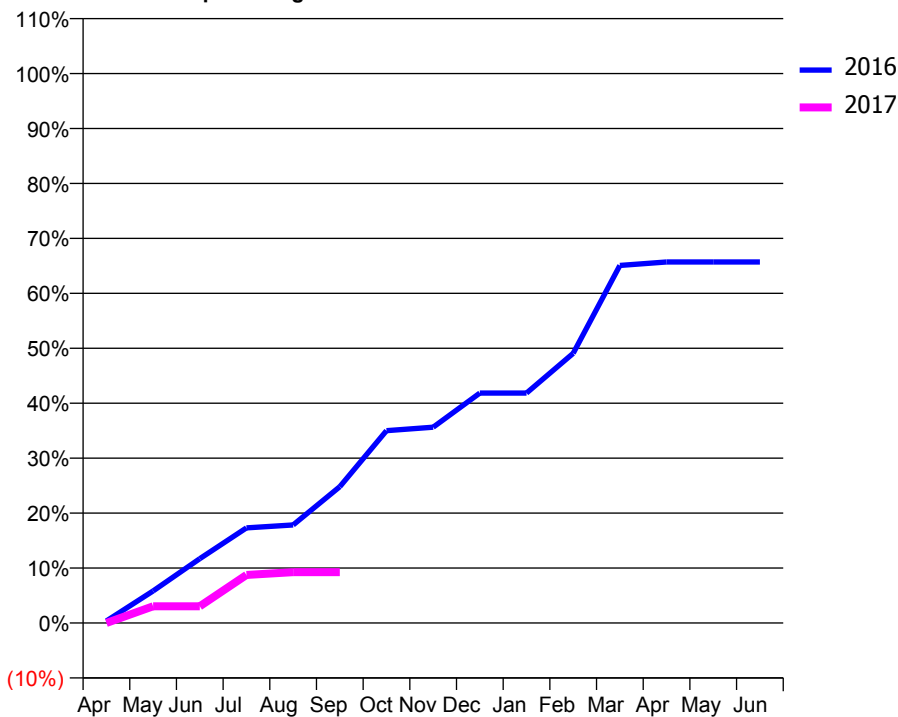
ACCESS*

Patients seen in 24 months	Total	Change since previous quarter
Quarter ending September 2015	309	
Quarter ending December 2015	304	↓
Quarter ending March 2016	305	→
Quarter ending June 2016	296	↓
Quarter ending September 2016	299	→
Variance since September 2015	(3.2%)	↓



ACTIVITY

Cumulative percentage of contracted UDA delivered 2016 & 2017



Month	Adjusted Scheduled Activity (UDA)	
	2016	2017
April	3	0
May	46	24
June	92	24
July	136	69
August	141	73
September	196	73
October	276	
November	281	
December	330	
January	330	
February	387	
March	513	
April	518	
May	518	
June	518	

QUALITY

	Quantity	Base Number	Contract	AT	Region	England
% of FP17s for the same patient ID Re-attending within 3 months - Children	0	0	N/A	10.8%	13.5%	12.4%
% of FP17s for the same patient ID Re-attending within 3 months - Adults	3	58	5.2%	15.6%	17.4%	16.7%
% of FP17s for the same patient ID Re-attending between 3 & 9 months - Children	0	0	N/A	58.5%	59.0%	57.4%
% of FP17s for the same patient ID Re-attending between 3 & 9 months - Adults	5	58	8.6%	52.8%	52.6%	50.5%
% of FP17s for Band 1 Urgent Courses	0	53	0.0%	7.8%	9.4%	9.1%
% of FP17s Relating to Free Repair or Replacements	0	53	0.0%	1.2%	1.0%	0.8%
% of FP17s Relating to Continuations	0	53	0.0%	1.6%	1.5%	1.3%
% of Patients satisfied with the dentistry they have received	0	0	N/A	94.5%	93.7%	93.2%
% of Patients satisfied with the time they had to wait for an appointment	0	0	N/A	88.4%	90.0%	89.0%

* This is based on patients treated on this contract for their most recent course of treatment. Figures in italics indicate the base number of FP17s or Patient Questionnaire responses are less than 100. N/A is shown where the base number of responses is less than 10 during the period. % is calculated as Quantity/Base number*100

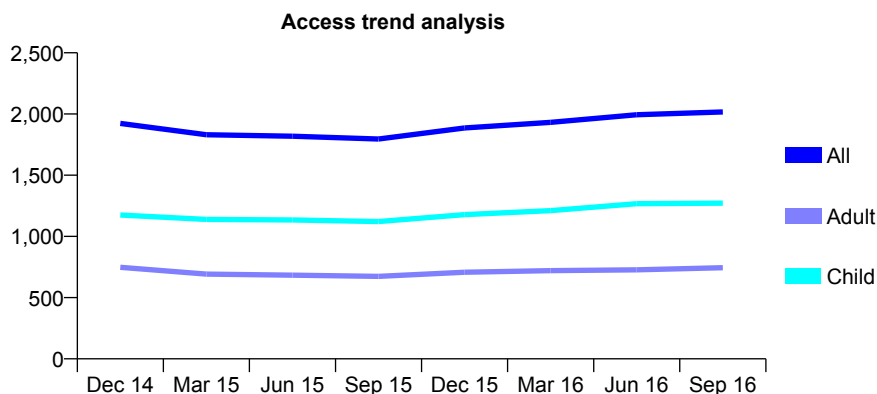
Q51 - Vital Signs At a Glance Contract Report for 181196/0007 - September 2016

Name or company name	Rotherham NHS Foundation Trust
Contract type name	PDS Contract
Purpose of contract	General
Contract start date	01/04/2011
Contract end date	31/03/2021

16/17 Contracted general activity (UDA)	9,000
Carry forward general activity (UDA)	0
16/17 Contracted orthodontic activity (UOA)	0
Carry forward orthodontic activity (UOA)	0
Baseline contract value	£786,050.29

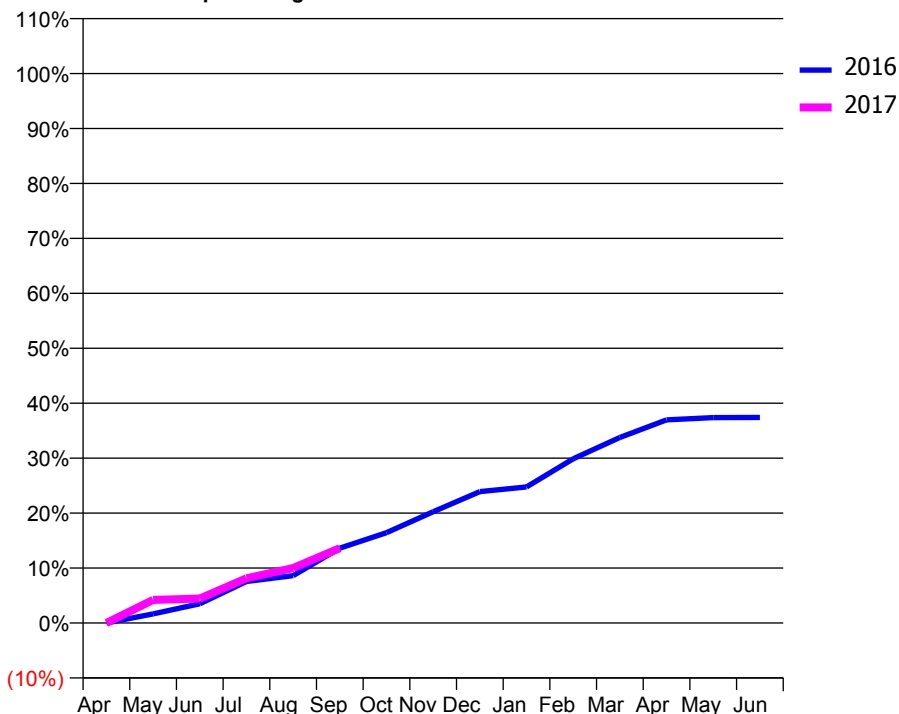
ACCESS*

Patients seen in 24 months	Total	Change since previous quarter
Quarter ending September 2015	1,796	
Quarter ending December 2015	1,886	↑
Quarter ending March 2016	1,932	↑
Quarter ending June 2016	1,994	↑
Quarter ending September 2016	2,017	→
Variance since September 2015	12.3%	↑



ACTIVITY

Cumulative percentage of contracted UDA delivered 2016 & 2017



Month	Adjusted Scheduled Activity (UDA)	
	2016	2017
April	0	0
May	150	380
June	316	401
July	681	733
August	776	901
September	1,225	1,226
October	1,480	
November	1,823	
December	2,153	
January	2,229	
February	2,689	
March	3,039	
April	3,327	
May	3,363	
June	3,367	

QUALITY

	Quantity	Base Number	Contract	AT	Region	England
% of FP17s for the same patient ID Re-attending within 3 months - Children	16	706	2.3%	10.8%	13.5%	12.4%
% of FP17s for the same patient ID Re-attending within 3 months - Adults	11	331	3.3%	15.6%	17.4%	16.7%
% of FP17s for the same patient ID Re-attending between 3 & 9 months - Children	296	706	41.9%	58.5%	59.0%	57.4%
% of FP17s for the same patient ID Re-attending between 3 & 9 months - Adults	138	331	41.7%	52.8%	52.6%	50.5%
% of FP17s for Band 1 Urgent Courses	28	800	3.5%	7.8%	9.4%	9.1%
% of FP17s Relating to Free Repair or Replacements	0	800	0.0%	1.2%	1.0%	0.8%
% of FP17s Relating to Continuations	0	800	0.0%	1.6%	1.5%	1.3%
% of Patients satisfied with the dentistry they have received	1	2	N/A	94.5%	93.7%	93.2%
% of Patients satisfied with the time they had to wait for an appointment	0	2	N/A	88.4%	90.0%	89.0%

* This is based on patients treated on this contract for their most recent course of treatment. Figures in italics indicate the base number of FP17s or Patient Questionnaire responses are less than 100. N/A is shown where the base number of responses is less than 10 during the period. % is calculated as Quantity/Base number*100

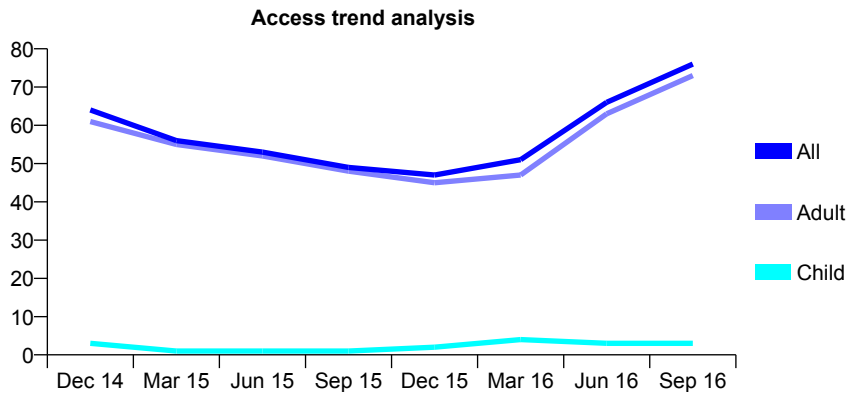
Q51 - Vital Signs At a Glance Contract Report for 181196/0008 - September 2016

Name or company name	Rotherham NHS Foundation Trust
Contract type name	PDS Contract
Purpose of contract	General
Contract start date	01/04/2011
Contract end date	31/03/2021

16/17 Contracted general activity (UDA)	600
Carry forward general activity (UDA)	0
16/17 Contracted orthodontic activity (UOA)	0
Carry forward orthodontic activity (UOA)	0
Baseline contract value	£52,403.35

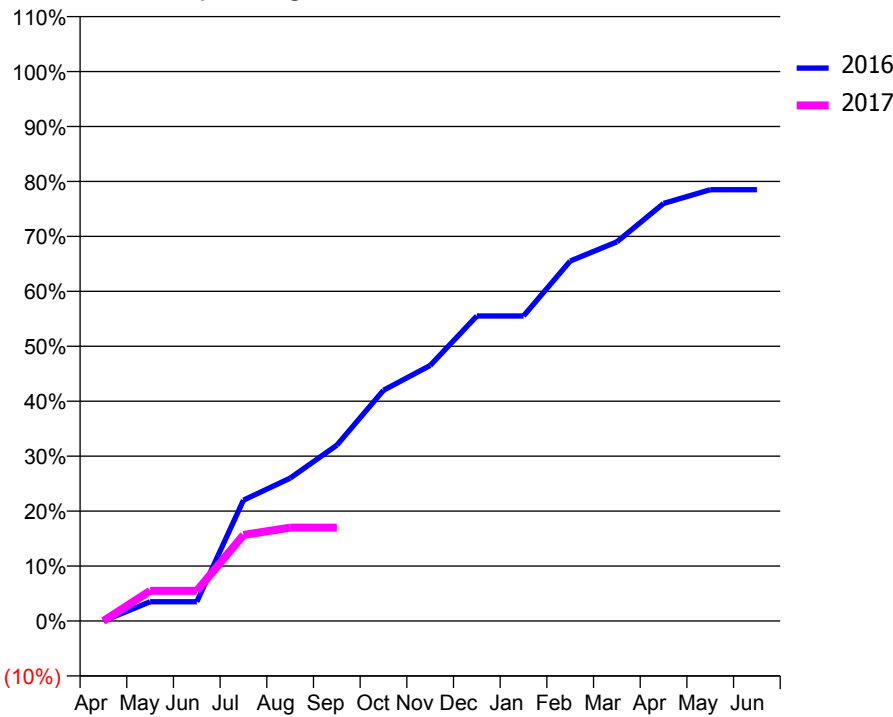
ACCESS*

Patients seen in 24 months	Total	Change since previous quarter
Quarter ending September 2015	49	
Quarter ending December 2015	47	↓
Quarter ending March 2016	51	↑
Quarter ending June 2016	66	↑
Quarter ending September 2016	76	↑
Variance since September 2015	55.1%	↑



ACTIVITY

Cumulative percentage of contracted UDA delivered 2016 & 2017



Month	Adjusted Scheduled Activity (UDA)	
	2016	2017
April	0	0
May	21	33
June	21	33
July	132	94
August	156	102
September	192	102
October	252	
November	279	
December	333	
January	333	
February	393	
March	414	
April	456	
May	471	
June	471	

QUALITY

	Quantity	Base Number	Contract	AT	Region	England
% of FP17s for the same patient ID Re-attending within 3 months - Children	0	5	0.0%	10.8%	13.5%	12.4%
% of FP17s for the same patient ID Re-attending within 3 months - Adults	0	52	0.0%	15.6%	17.4%	16.7%
% of FP17s for the same patient ID Re-attending between 3 & 9 months - Children	0	5	0.0%	58.5%	59.0%	57.4%
% of FP17s for the same patient ID Re-attending between 3 & 9 months - Adults	0	52	0.0%	52.8%	52.6%	50.5%
% of FP17s for Band 1 Urgent Courses	0	38	0.0%	7.8%	9.4%	9.1%
% of FP17s Relating to Free Repair or Replacements	0	38	0.0%	1.2%	1.0%	0.8%
% of FP17s Relating to Continuations	0	38	0.0%	1.6%	1.5%	1.3%
% of Patients satisfied with the dentistry they have received	0	0	N/A	94.5%	93.7%	93.2%
% of Patients satisfied with the time they had to wait for an appointment	0	0	N/A	88.4%	90.0%	89.0%

* This is based on patients treated on this contract for their most recent course of treatment. Figures in italics indicate the base number of FP17s or Patient Questionnaire responses are less than 100. N/A is shown where the base number of responses is less than 10 during the period. % is calculated as Quantity/Base number*100

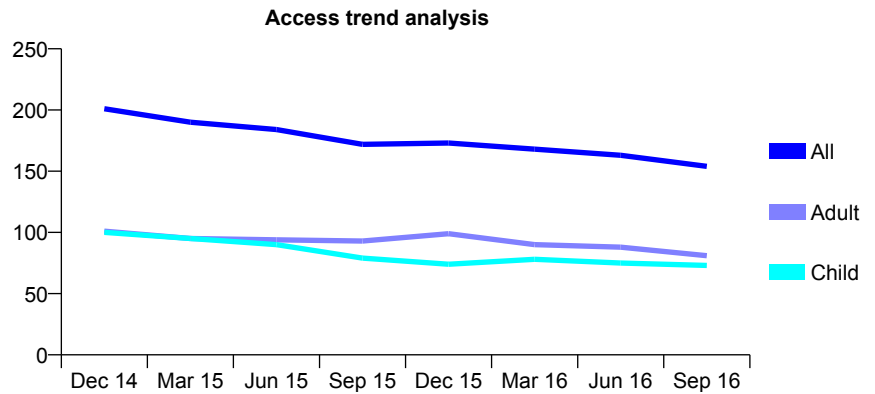
Q51 - Vital Signs At a Glance Contract Report for 181196/0009 - September 2016

Name or company name	Rotherham NHS Foundation Trust
Contract type name	PDS Contract
Purpose of contract	General
Contract start date	01/04/2011
Contract end date	31/03/2021

16/17 Contracted general activity (UDA)	600
Carry forward general activity (UDA)	0
16/17 Contracted orthodontic activity (UOA)	0
Carry forward orthodontic activity (UOA)	0
Baseline contract value	£52,403.35

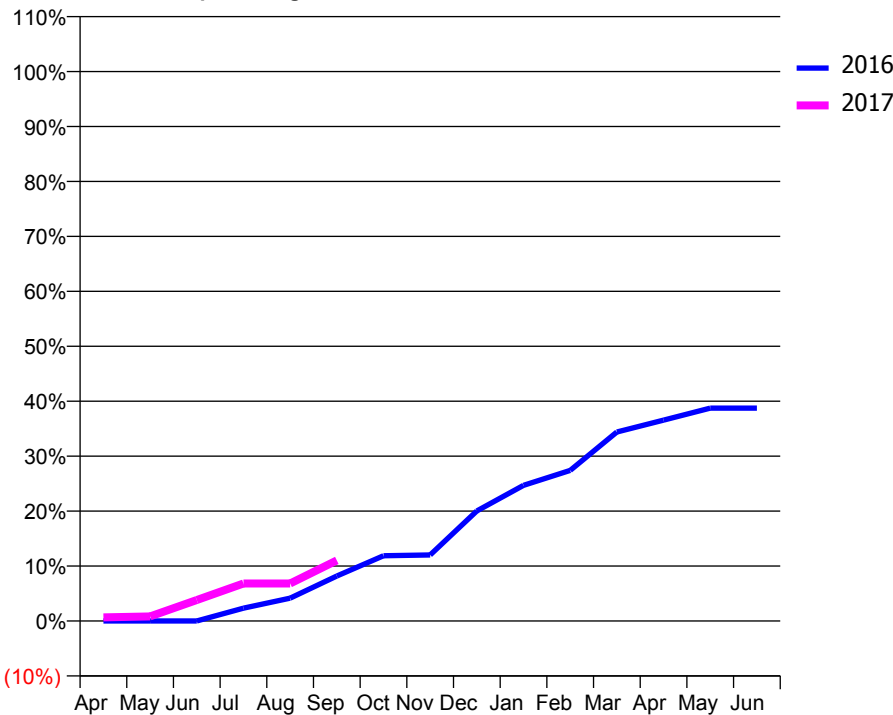
ACCESS*

Patients seen in 24 months	Total	Change since previous quarter
Quarter ending September 2015	172	
Quarter ending December 2015	173	→
Quarter ending March 2016	168	↓
Quarter ending June 2016	163	↓
Quarter ending September 2016	154	↓
Variance since September 2015	(10.5%)	↓



ACTIVITY

Cumulative percentage of contracted UDA delivered 2016 & 2017



Month	Adjusted Scheduled Activity (UDA)	
	2016	2017
April	0	4
May	0	5
June	0	23
July	14	41
August	25	41
September	49	66
October	71	
November	72	
December	120	
January	148	
February	164	
March	206	
April	219	
May	232	
June	232	

QUALITY

	Quantity	Base Number	Contract	AT	Region	England
% of FP17s for the same patient ID Re-attending within 3 months - Children	0	30	0.0%	10.8%	13.5%	12.4%
% of FP17s for the same patient ID Re-attending within 3 months - Adults	2	38	5.3%	15.6%	17.4%	16.7%
% of FP17s for the same patient ID Re-attending between 3 & 9 months - Children	16	30	53.3%	58.5%	59.0%	57.4%
% of FP17s for the same patient ID Re-attending between 3 & 9 months - Adults	27	38	71.1%	52.8%	52.6%	50.5%
% of FP17s for Band 1 Urgent Courses	1	54	1.9%	7.8%	9.4%	9.1%
% of FP17s Relating to Free Repair or Replacements	0	54	0.0%	1.2%	1.0%	0.8%
% of FP17s Relating to Continuations	0	54	0.0%	1.6%	1.5%	1.3%
% of Patients satisfied with the dentistry they have received	0	0	N/A	94.5%	93.7%	93.2%
% of Patients satisfied with the time they had to wait for an appointment	0	0	N/A	88.4%	90.0%	89.0%

* This is based on patients treated on this contract for their most recent course of treatment. Figures in italics indicate the base number of FP17s or Patient Questionnaire responses are less than 100. N/A is shown where the base number of responses is less than 10 during the period. % is calculated as Quantity/Base number*100

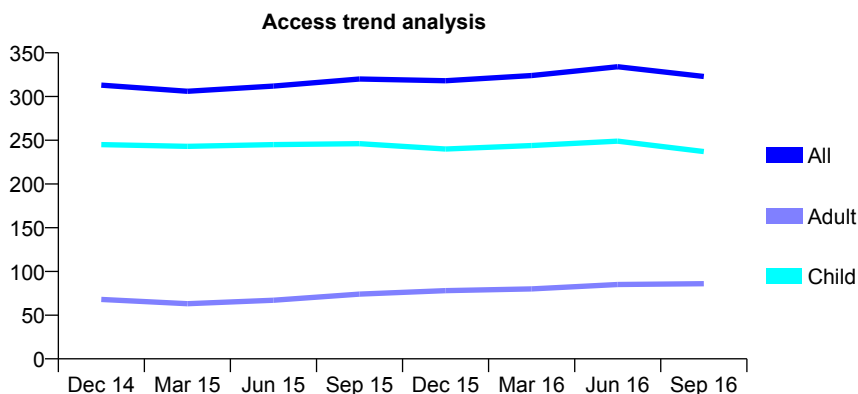
Q51 - Vital Signs At a Glance Contract Report for 181196/0010 - September 2016

Name or company name	Rotherham NHS Foundation Trust
Contract type name	PDS Contract
Purpose of contract	General
Contract start date	01/04/2011
Contract end date	31/03/2021

16/17 Contracted general activity (UDA)	800
Carry forward general activity (UDA)	0
16/17 Contracted orthodontic activity (UOA)	0
Carry forward orthodontic activity (UOA)	0
Baseline contract value	£69,871.14

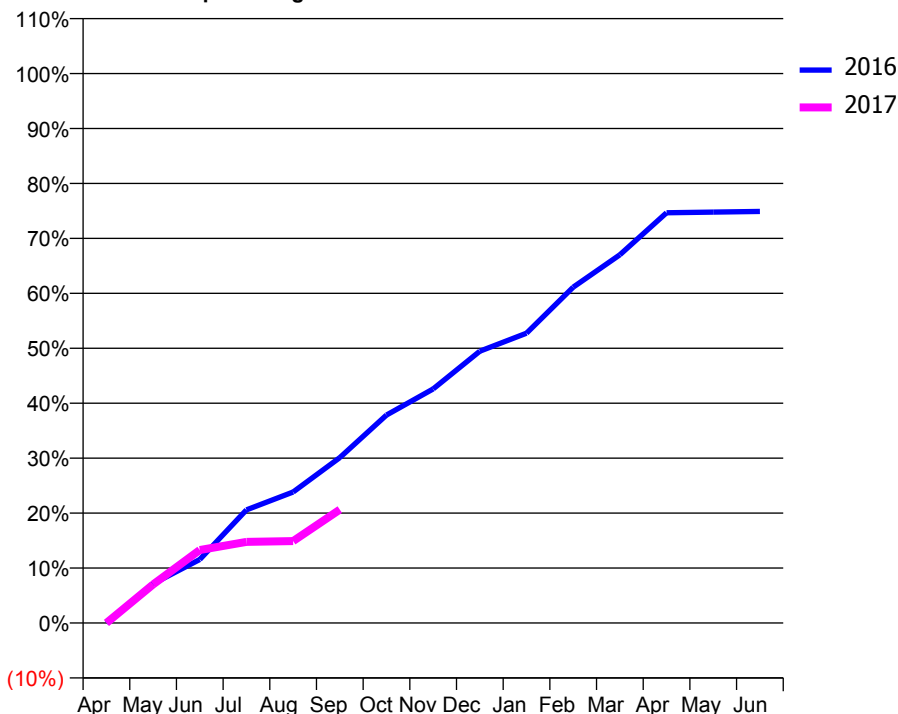
ACCESS*

Patients seen in 24 months	Total	Change since previous quarter
Quarter ending September 2015	320	
Quarter ending December 2015	318	→
Quarter ending March 2016	324	→
Quarter ending June 2016	334	↑
Quarter ending September 2016	323	↓
Variance since September 2015	0.9%	→



ACTIVITY

Cumulative percentage of contracted UDA delivered 2016 & 2017



Month	Adjusted Scheduled Activity (UDA)	
	2016	2017
April	0	0
May	57	56
June	93	106
July	165	118
August	191	119
September	241	165
October	303	
November	341	
December	396	
January	422	
February	489	
March	536	
April	597	
May	598	
June	599	

QUALITY

	Quantity	Base Number	Contract	AT	Region	England
% of FP17s for the same patient ID Re-attending within 3 months - Children	3	134	2.2%	10.8%	13.5%	12.4%
% of FP17s for the same patient ID Re-attending within 3 months - Adults	1	47	2.1%	15.6%	17.4%	16.7%
% of FP17s for the same patient ID Re-attending between 3 & 9 months - Children	79	134	59.0%	58.5%	59.0%	57.4%
% of FP17s for the same patient ID Re-attending between 3 & 9 months - Adults	29	47	61.7%	52.8%	52.6%	50.5%
% of FP17s for Band 1 Urgent Courses	1	125	0.8%	7.8%	9.4%	9.1%
% of FP17s Relating to Free Repair or Replacements	0	125	0.0%	1.2%	1.0%	0.8%
% of FP17s Relating to Continuations	0	125	0.0%	1.6%	1.5%	1.3%
% of Patients satisfied with the dentistry they have received	0	0	N/A	94.5%	93.7%	93.2%
% of Patients satisfied with the time they had to wait for an appointment	0	0	N/A	88.4%	90.0%	89.0%

* This is based on patients treated on this contract for their most recent course of treatment. Figures in italics indicate the base number of FP17s or Patient Questionnaire responses are less than 100. N/A is shown where the base number of responses is less than 10 during the period. % is calculated as Quantity/Base number*100

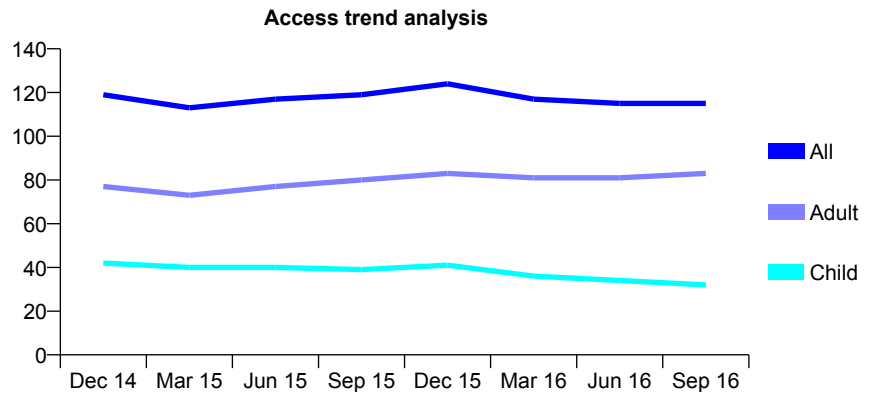
Q51 - Vital Signs At a Glance Contract Report for 181196/0011 - September 2016

Name or company name	Rotherham NHS Foundation Trust
Contract type name	PDS Contract
Purpose of contract	General
Contract start date	01/04/2011
Contract end date	

16/17 Contracted general activity (UDA)	400
Carry forward general activity (UDA)	0
16/17 Contracted orthodontic activity (UOA)	0
Carry forward orthodontic activity (UOA)	0
Baseline contract value	£34,935.57

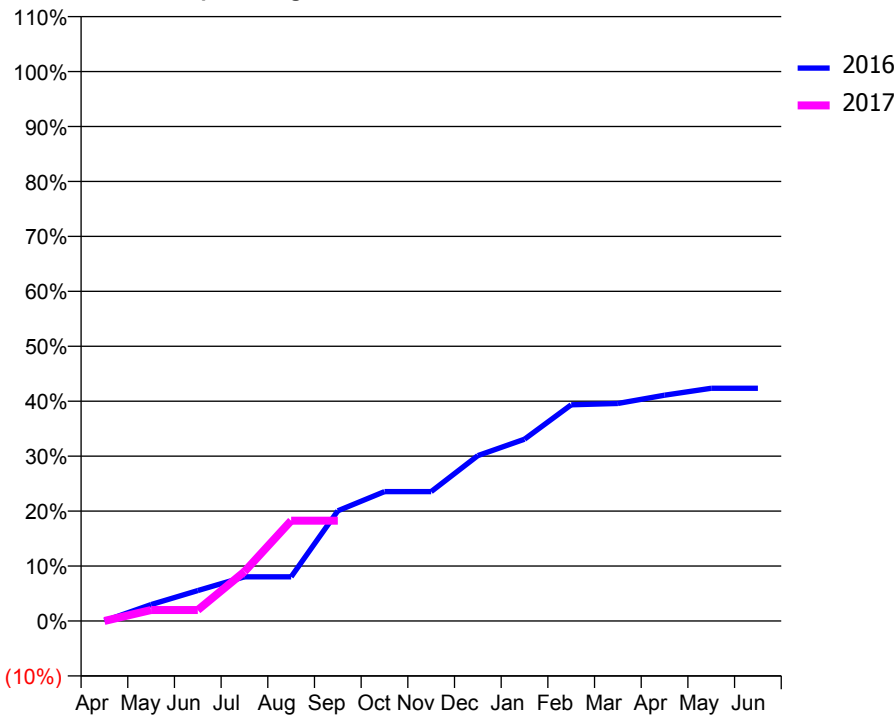
ACCESS*

Patients seen in 24 months	Total	Change since previous quarter
Quarter ending September 2015	119	
Quarter ending December 2015	124	↑
Quarter ending March 2016	117	↓
Quarter ending June 2016	115	↓
Quarter ending September 2016	115	→
Variance since September 2015	(3.4%)	↓



ACTIVITY

Cumulative percentage of contracted UDA delivered 2016 & 2017



Month	Adjusted Scheduled Activity (UDA)	
	2016	2017
April	0	0
May	12	8
June	22	8
July	32	36
August	32	73
September	80	73
October	94	
November	94	
December	120	
January	132	
February	157	
March	158	
April	164	
May	169	
June	169	

QUALITY

	Quantity	Base Number	Contract	AT	Region	England
% of FP17s for the same patient ID Re-attending within 3 months - Children	0	16	0.0%	10.8%	13.5%	12.4%
% of FP17s for the same patient ID Re-attending within 3 months - Adults	0	31	0.0%	15.6%	17.4%	16.7%
% of FP17s for the same patient ID Re-attending between 3 & 9 months - Children	8	16	50.0%	58.5%	59.0%	57.4%
% of FP17s for the same patient ID Re-attending between 3 & 9 months - Adults	11	31	35.5%	52.8%	52.6%	50.5%
% of FP17s for Band 1 Urgent Courses	0	35	0.0%	7.8%	9.4%	9.1%
% of FP17s Relating to Free Repair or Replacements	0	35	0.0%	1.2%	1.0%	0.8%
% of FP17s Relating to Continuations	0	35	0.0%	1.6%	1.5%	1.3%
% of Patients satisfied with the dentistry they have received	0	0	N/A	94.5%	93.7%	93.2%
% of Patients satisfied with the time they had to wait for an appointment	0	0	N/A	88.4%	90.0%	89.0%

* This is based on patients treated on this contract for their most recent course of treatment. Figures in italics indicate the base number of FP17s or Patient Questionnaire responses are less than 100. N/A is shown where the base number of responses is less than 10 during the period. % is calculated as Quantity/Base number*100

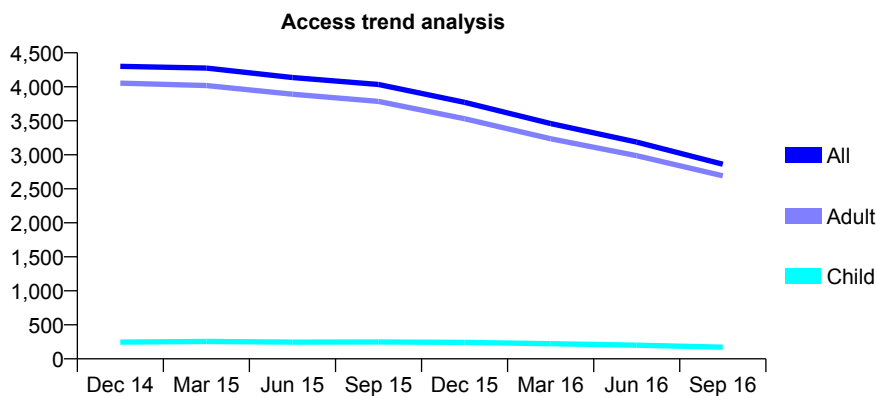
Q51 - Vital Signs At a Glance Contract Report for 181196/0012 - September 2016

Name or company name	Rotherham NHS Foundation Trust
Contract type name	PDS Contract
Purpose of contract	General
Contract start date	01/04/2011
Contract end date	31/03/2021

16/17 Contracted general activity (UDA)	10,160
Carry forward general activity (UDA)	0
16/17 Contracted orthodontic activity (UOA)	0
Carry forward orthodontic activity (UOA)	0
Baseline contract value	£887,567.45

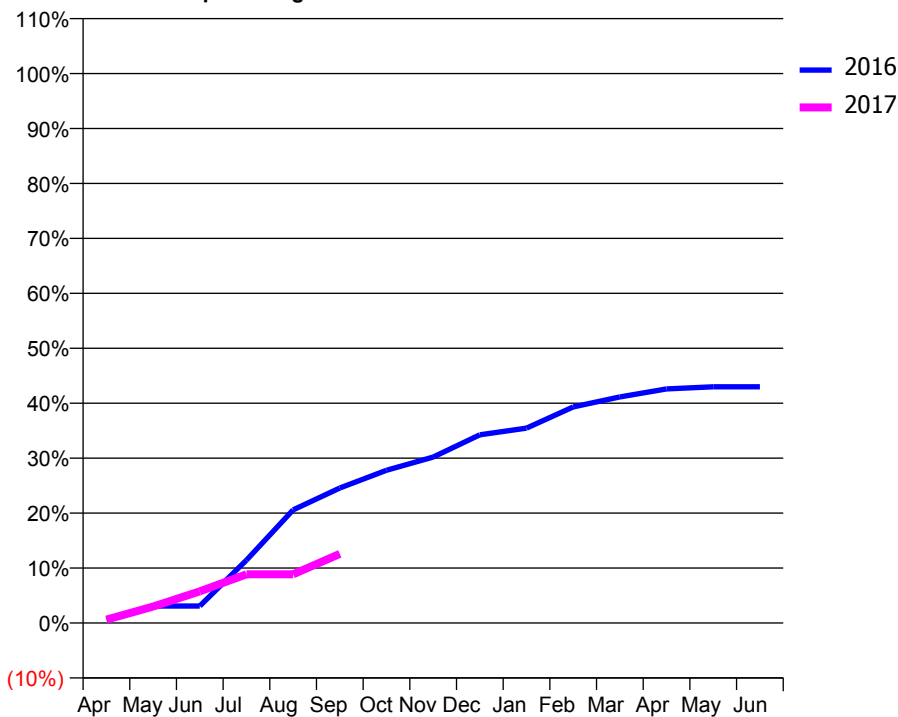
ACCESS*

Patients seen in 24 months	Total	Change since previous quarter
Quarter ending September 2015	4,034	
Quarter ending December 2015	3,772	↓
Quarter ending March 2016	3,460	↓
Quarter ending June 2016	3,188	↓
Quarter ending September 2016	2,862	↓
Variance since September 2015	(29.1%)	↓



ACTIVITY

Cumulative percentage of contracted UDA delivered 2016 & 2017



Adjusted Scheduled Activity (UDA)

Month	2016	2017
April	67	63
May	313	304
June	313	585
July	1,161	901
August	2,093	901
September	2,496	1,278
October	2,824	
November	3,067	
December	3,481	
January	3,603	
February	3,996	
March	4,180	
April	4,328	
May	4,368	
June	4,368	

QUALITY

	Quantity	Base Number	Contract	AT	Region	England
% of FP17s for the same patient ID Re-attending within 3 months - Children	4	66	6.1%	10.8%	13.5%	12.4%
% of FP17s for the same patient ID Re-attending within 3 months - Adults	70	922	7.6%	15.6%	17.4%	16.7%
% of FP17s for the same patient ID Re-attending between 3 & 9 months - Children	0	66	0.0%	58.5%	59.0%	57.4%
% of FP17s for the same patient ID Re-attending between 3 & 9 months - Adults	20	922	2.2%	52.8%	52.6%	50.5%
% of FP17s for Band 1 Urgent Courses	792	882	89.8%	7.8%	9.4%	9.1%
% of FP17s Relating to Free Repair or Replacements	0	882	0.0%	1.2%	1.0%	0.8%
% of FP17s Relating to Continuations	0	882	0.0%	1.6%	1.5%	1.3%
% of Patients satisfied with the dentistry they have received	0	0	N/A	94.5%	93.7%	93.2%
% of Patients satisfied with the time they had to wait for an appointment	0	0	N/A	88.4%	90.0%	89.0%

* This is based on patients treated on this contract for their most recent course of treatment. Figures in italics indicate the base number of FP17s or Patient Questionnaire responses are less than 100. N/A is shown where the base number of responses is less than 10 during the period. % is calculated as Quantity/Base number*100

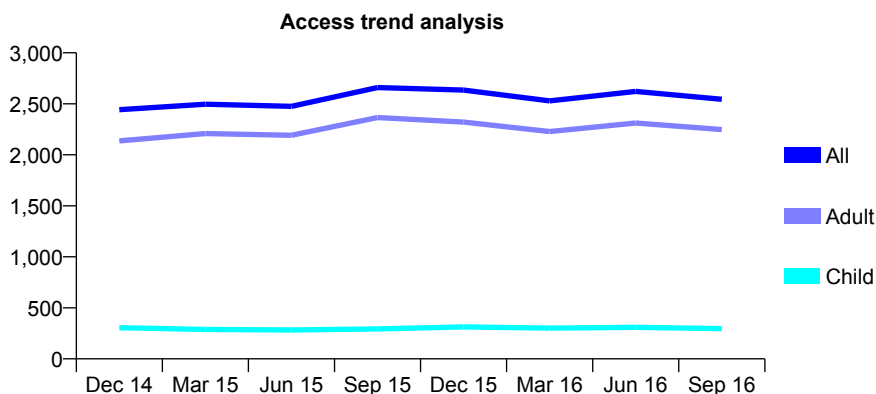
Q51 - Vital Signs At a Glance Contract Report for 181196/0013 - September 2016

Name or company name	Rotherham NHS Foundation Trust
Contract type name	PDS Contract
Purpose of contract	General
Contract start date	01/04/2011
Contract end date	31/03/2021

16/17 Contracted general activity (UDA)	5,900
Carry forward general activity (UDA)	0
16/17 Contracted orthodontic activity (UOA)	0
Carry forward orthodontic activity (UOA)	0
Baseline contract value	£473,073.00

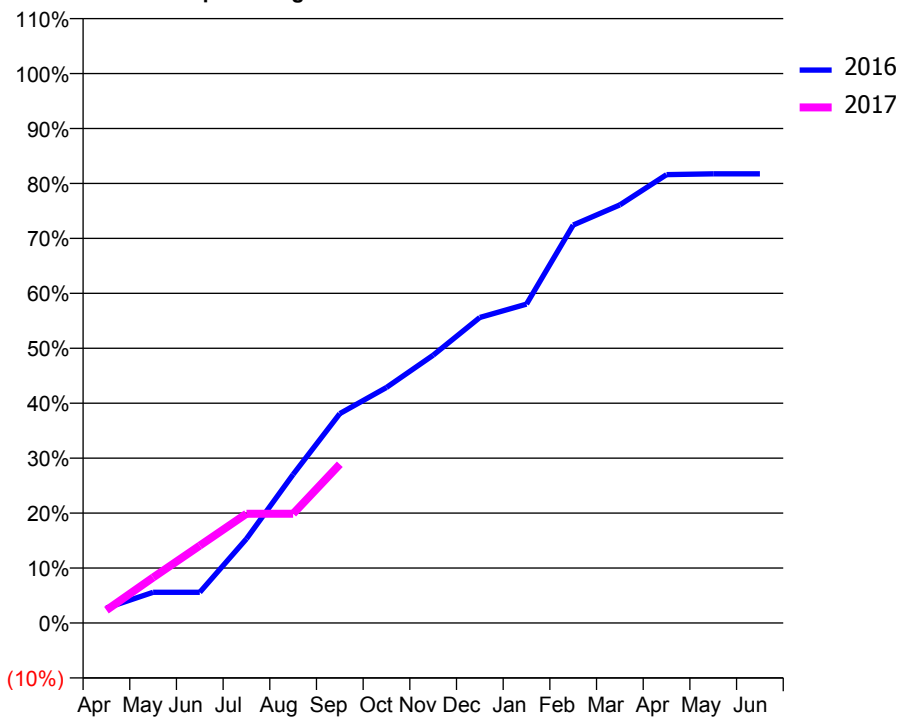
ACCESS*

Patients seen in 24 months	Total	Change since previous quarter
Quarter ending September 2015	2,659	
Quarter ending December 2015	2,634	→
Quarter ending March 2016	2,529	↓
Quarter ending June 2016	2,621	↑
Quarter ending September 2016	2,544	↓
Variance since September 2015	(4.3%)	↓



ACTIVITY

Cumulative percentage of contracted UDA delivered 2016 & 2017



Month	Adjusted Scheduled Activity (UDA)	
	2016	2017
April	161	138
May	329	490
June	329	831
July	904	1,173
August	1,595	1,173
September	2,248	1,705
October	2,529	
November	2,875	
December	3,281	
January	3,424	
February	4,273	
March	4,489	
April	4,814	
May	4,822	
June	4,822	

QUALITY

	Quantity	Base Number	Contract	AT	Region	England
% of FP17s for the same patient ID Re-attending within 3 months - Children	9	293	3.1%	10.8%	13.5%	12.4%
% of FP17s for the same patient ID Re-attending within 3 months - Adults	43	1,401	3.1%	15.6%	17.4%	16.7%
% of FP17s for the same patient ID Re-attending between 3 & 9 months - Children	4	293	1.4%	58.5%	59.0%	57.4%
% of FP17s for the same patient ID Re-attending between 3 & 9 months - Adults	18	1,401	1.3%	52.8%	52.6%	50.5%
% of FP17s for Band 1 Urgent Courses	1,411	1,415	99.7%	7.8%	9.4%	9.1%
% of FP17s Relating to Free Repair or Replacements	0	1,415	0.0%	1.2%	1.0%	0.8%
% of FP17s Relating to Continuations	0	1,415	0.0%	1.6%	1.5%	1.3%
% of Patients satisfied with the dentistry they have received	0	0	N/A	94.5%	93.7%	93.2%
% of Patients satisfied with the time they had to wait for an appointment	0	0	N/A	88.4%	90.0%	89.0%

* This is based on patients treated on this contract for their most recent course of treatment. Figures in italics indicate the base number of FP17s or Patient Questionnaire responses are less than 100. N/A is shown where the base number of responses is less than 10 during the period. % is calculated as Quantity/Base number*100

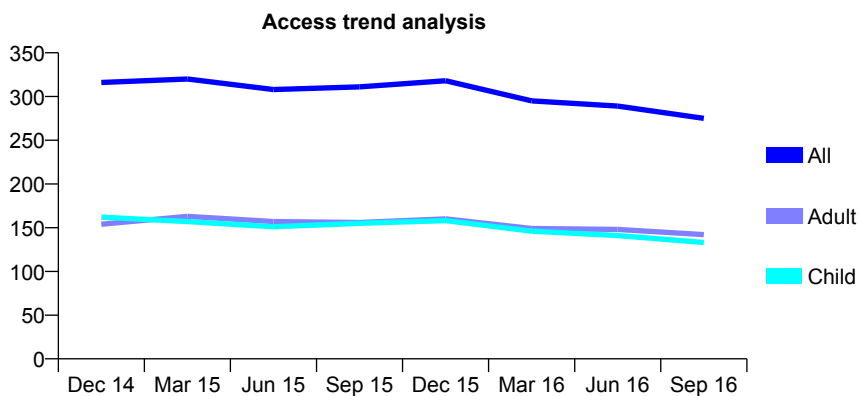
Q51 - Vital Signs At a Glance Contract Report for 181196/0014 - September 2016

Name or company name	Rotherham NHS Foundation Trust
Contract type name	PDS Contract
Purpose of contract	General
Contract start date	01/04/2011
Contract end date	31/03/2021

16/17 Contracted general activity (UDA)	1,500
Carry forward general activity (UDA)	0
16/17 Contracted orthodontic activity (UOA)	0
Carry forward orthodontic activity (UOA)	0
Baseline contract value	£237,180.83

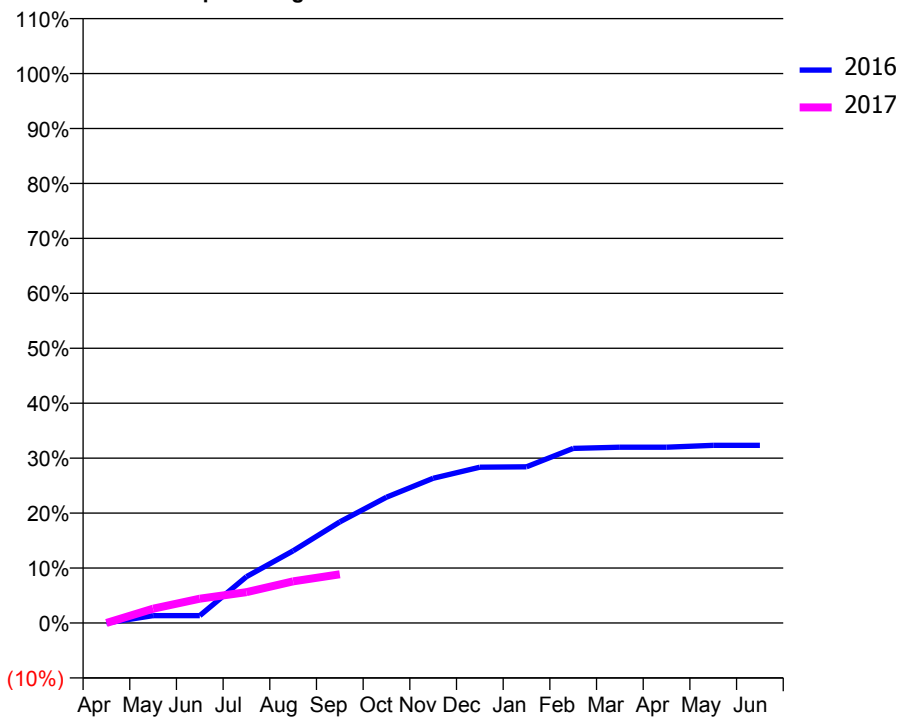
ACCESS*

Patients seen in 24 months	Total	Change since previous quarter
Quarter ending September 2015	311	
Quarter ending December 2015	318	↑
Quarter ending March 2016	295	↓
Quarter ending June 2016	289	↓
Quarter ending September 2016	275	↓
Variance since September 2015	(11.6%)	↓



ACTIVITY

Cumulative percentage of contracted UDA delivered 2016 & 2017



Month	Adjusted Scheduled Activity (UDA)	
	2016	2017
April	0	0
May	20	39
June	20	66
July	127	84
August	197	114
September	276	133
October	343	
November	395	
December	425	
January	427	
February	477	
March	480	
April	480	
May	485	
June	485	

QUALITY

	Quantity	Base Number	Contract	AT	Region	England
% of FP17s for the same patient ID Re-attending within 3 months - Children	3	72	4.2%	10.8%	13.5%	12.4%
% of FP17s for the same patient ID Re-attending within 3 months - Adults	0	28	0.0%	15.6%	17.4%	16.7%
% of FP17s for the same patient ID Re-attending between 3 & 9 months - Children	38	72	52.8%	58.5%	59.0%	57.4%
% of FP17s for the same patient ID Re-attending between 3 & 9 months - Adults	8	28	28.6%	52.8%	52.6%	50.5%
% of FP17s for Band 1 Urgent Courses	6	95	6.3%	7.8%	9.4%	9.1%
% of FP17s Relating to Free Repair or Replacements	0	95	0.0%	1.2%	1.0%	0.8%
% of FP17s Relating to Continuations	0	95	0.0%	1.6%	1.5%	1.3%
% of Patients satisfied with the dentistry they have received	0	0	N/A	94.5%	93.7%	93.2%
% of Patients satisfied with the time they had to wait for an appointment	0	0	N/A	88.4%	90.0%	89.0%

* This is based on patients treated on this contract for their most recent course of treatment. Figures in italics indicate the base number of FP17s or Patient Questionnaire responses are less than 100. N/A is shown where the base number of responses is less than 10 during the period. % is calculated as Quantity/Base number*100

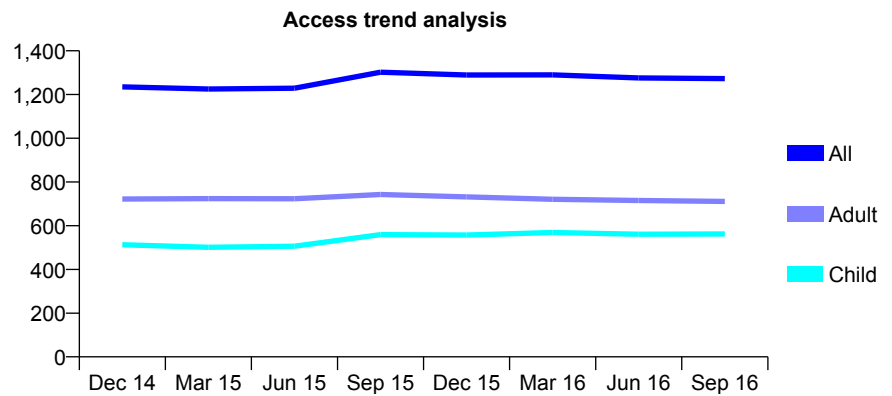
Q51 - Vital Signs At a Glance Contract Report for 181196/0015 - September 2016

Name or company name	Rotherham NHS Foundation Trust
Contract type name	PDS Contract
Purpose of contract	General
Contract start date	01/04/2011
Contract end date	31/03/2021

16/17 Contracted general activity (UDA)	2,500
Carry forward general activity (UDA)	0
16/17 Contracted orthodontic activity (UOA)	0
Carry forward orthodontic activity (UOA)	0
Baseline contract value	£726,570.45

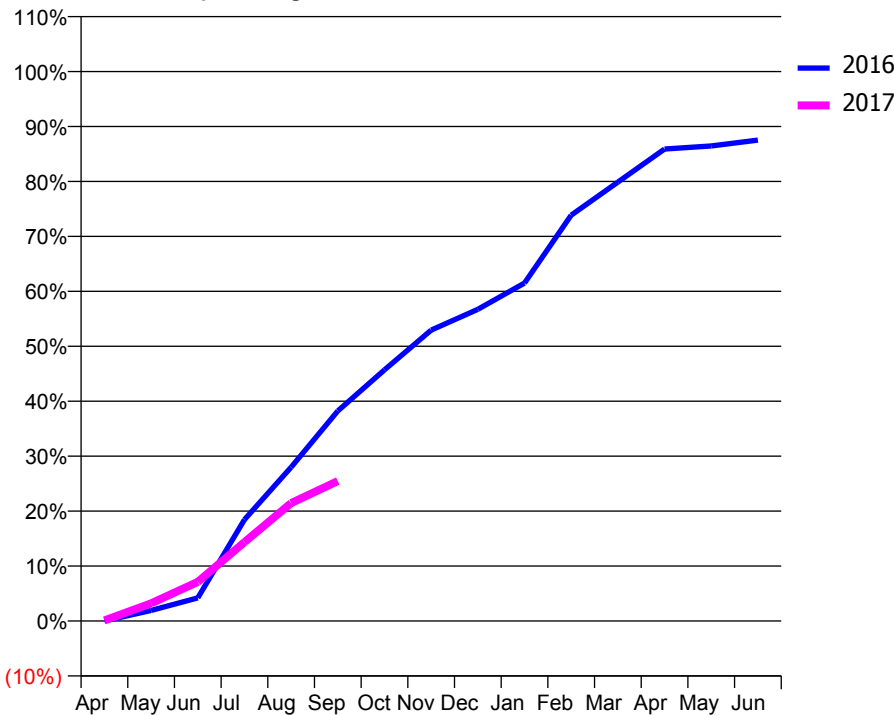
ACCESS*

Patients seen in 24 months	Total	Change since previous quarter
Quarter ending September 2015	1,302	
Quarter ending December 2015	1,289	→
Quarter ending March 2016	1,290	→
Quarter ending June 2016	1,276	↓
Quarter ending September 2016	1,273	→
Variance since September 2015	(2.2%)	↓



ACTIVITY

Cumulative percentage of contracted UDA delivered 2016 & 2017



Month	Adjusted Scheduled Activity (UDA)	
	2016	2017
April	0	3
May	48	80
June	105	178
July	462	359
August	700	537
September	956	637
October	1,142	
November	1,323	
December	1,418	
January	1,537	
February	1,846	
March	1,997	
April	2,147	
May	2,161	
June	2,188	

QUALITY

	Quantity	Base Number	Contract	AT	Region	England
% of FP17s for the same patient ID Re-attending within 3 months - Children	12	321	3.7%	10.8%	13.5%	12.4%
% of FP17s for the same patient ID Re-attending within 3 months - Adults	14	266	5.3%	15.6%	17.4%	16.7%
% of FP17s for the same patient ID Re-attending between 3 & 9 months - Children	123	321	38.3%	58.5%	59.0%	57.4%
% of FP17s for the same patient ID Re-attending between 3 & 9 months - Adults	81	266	30.5%	52.8%	52.6%	50.5%
% of FP17s for Band 1 Urgent Courses	20	363	5.5%	7.8%	9.4%	9.1%
% of FP17s Relating to Free Repair or Replacements	1	363	0.3%	1.2%	1.0%	0.8%
% of FP17s Relating to Continuations	1	363	0.3%	1.6%	1.5%	1.3%
% of Patients satisfied with the dentistry they have received	0	0	N/A	94.5%	93.7%	93.2%
% of Patients satisfied with the time they had to wait for an appointment	0	0	N/A	88.4%	90.0%	89.0%

* This is based on patients treated on this contract for their most recent course of treatment. Figures in italics indicate the base number of FP17s or Patient Questionnaire responses are less than 100. N/A is shown where the base number of responses is less than 10 during the period. % is calculated as Quantity/Base number*100

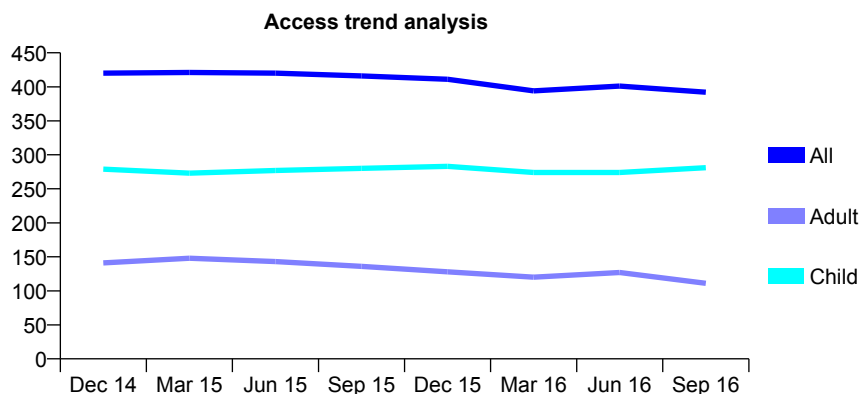
Q51 - Vital Signs At a Glance Contract Report for 181196/0016 - September 2016

Name or company name	Rotherham NHS Foundation Trust
Contract type name	PDS Contract
Purpose of contract	General
Contract start date	01/04/2011
Contract end date	31/03/2021

16/17 Contracted general activity (UDA)	1,200
Carry forward general activity (UDA)	0
16/17 Contracted orthodontic activity (UOA)	0
Carry forward orthodontic activity (UOA)	0
Baseline contract value	£273,520.43

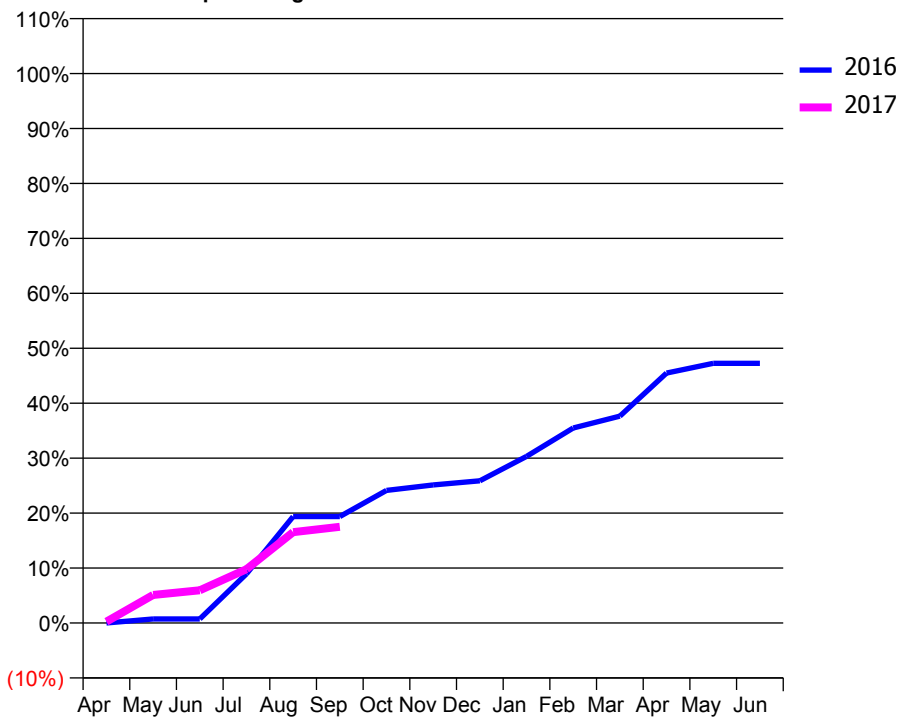
ACCESS*

Patients seen in 24 months	Total	Change since previous quarter
Quarter ending September 2015	416	
Quarter ending December 2015	411	↓
Quarter ending March 2016	394	↓
Quarter ending June 2016	401	→
Quarter ending September 2016	392	↓
Variance since September 2015	(5.8%)	↓



ACTIVITY

Cumulative percentage of contracted UDA delivered 2016 & 2017



Adjusted Scheduled Activity (UDA)

Month	2016	2017
April	0	3
May	9	61
June	9	71
July	107	117
August	232	199
September	232	210
October	290	
November	302	
December	311	
January	364	
February	426	
March	452	
April	546	
May	567	
June	567	

QUALITY

	Quantity	Base Number	Contract	AT	Region	England
% of FP17s for the same patient ID Re-attending within 3 months - Children	5	153	3.3%	10.8%	13.5%	12.4%
% of FP17s for the same patient ID Re-attending within 3 months - Adults	2	57	3.5%	15.6%	17.4%	16.7%
% of FP17s for the same patient ID Re-attending between 3 & 9 months - Children	40	153	26.1%	58.5%	59.0%	57.4%
% of FP17s for the same patient ID Re-attending between 3 & 9 months - Adults	9	57	15.8%	52.8%	52.6%	50.5%
% of FP17s for Band 1 Urgent Courses	5	145	3.4%	7.8%	9.4%	9.1%
% of FP17s Relating to Free Repair or Replacements	0	145	0.0%	1.2%	1.0%	0.8%
% of FP17s Relating to Continuations	0	145	0.0%	1.6%	1.5%	1.3%
% of Patients satisfied with the dentistry they have received	0	0	N/A	94.5%	93.7%	93.2%
% of Patients satisfied with the time they had to wait for an appointment	0	0	N/A	88.4%	90.0%	89.0%

* This is based on patients treated on this contract for their most recent course of treatment. Figures in italics indicate the base number of FP17s or Patient Questionnaire responses are less than 100. N/A is shown where the base number of responses is less than 10 during the period. % is calculated as Quantity/Base number*100

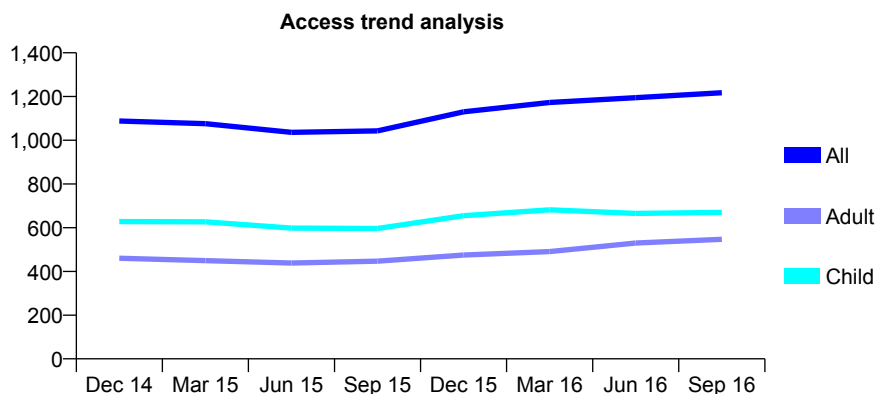
Q51 - Vital Signs At a Glance Contract Report for 181196/0018 - September 2016

Name or company name	Rotherham NHS Foundation Trust
Contract type name	PDS Contract
Purpose of contract	General
Contract start date	01/04/2011
Contract end date	31/03/2021

16/17 Contracted general activity (UDA)	2,000
Carry forward general activity (UDA)	0
16/17 Contracted orthodontic activity (UOA)	0
Carry forward orthodontic activity (UOA)	0
Baseline contract value	£575,492.85

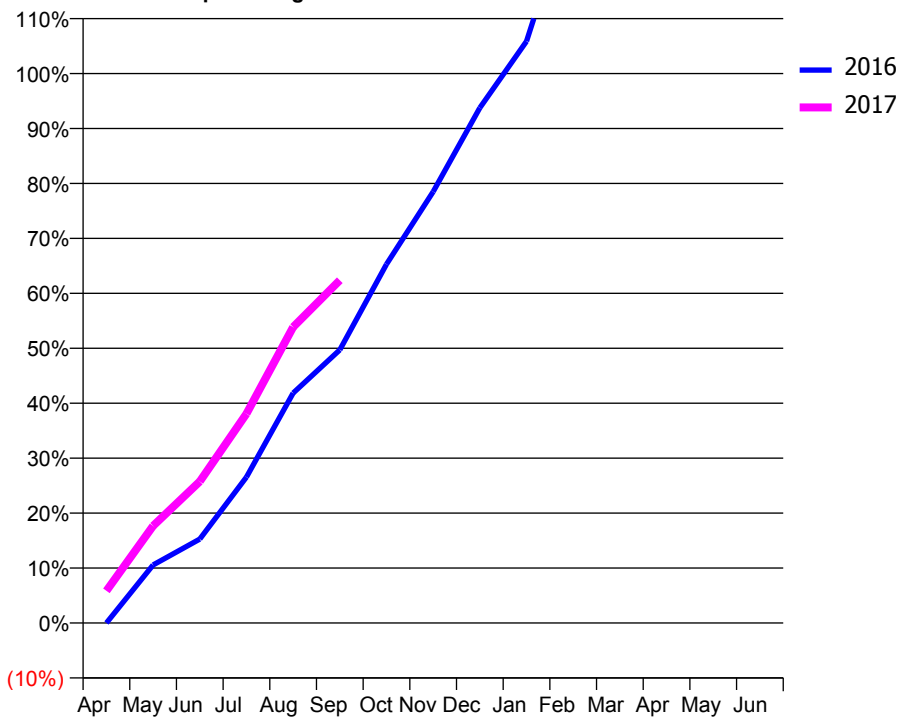
ACCESS*

Patients seen in 24 months	Total	Change since previous quarter
Quarter ending September 2015	1,043	
Quarter ending December 2015	1,130	↑
Quarter ending March 2016	1,173	↑
Quarter ending June 2016	1,195	→
Quarter ending September 2016	1,217	→
Variance since September 2015	16.7%	↑



ACTIVITY

Cumulative percentage of contracted UDA delivered 2016 & 2017



Month	Adjusted Scheduled Activity (UDA)	
	2016	2017
April	0	117
May	211	354
June	305	515
July	531	762
August	837	1,077
September	994	1,247
October	1,306	
November	1,570	
December	1,875	
January	2,117	
February	2,645	
March	2,934	
April	3,260	
May	3,261	
June	3,259	

QUALITY

	Quantity	Base Number	Contract	AT	Region	England
% of FP17s for the same patient ID Re-attending within 3 months - Children	38	578	6.6%	10.8%	13.5%	12.4%
% of FP17s for the same patient ID Re-attending within 3 months - Adults	53	393	13.5%	15.6%	17.4%	16.7%
% of FP17s for the same patient ID Re-attending between 3 & 9 months - Children	315	578	54.5%	58.5%	59.0%	57.4%
% of FP17s for the same patient ID Re-attending between 3 & 9 months - Adults	224	393	57.0%	52.8%	52.6%	50.5%
% of FP17s for Band 1 Urgent Courses	17	770	2.2%	7.8%	9.4%	9.1%
% of FP17s Relating to Free Repair or Replacements	0	770	0.0%	1.2%	1.0%	0.8%
% of FP17s Relating to Continuations	2	770	0.3%	1.6%	1.5%	1.3%
% of Patients satisfied with the dentistry they have received	0	0	N/A	94.5%	93.7%	93.2%
% of Patients satisfied with the time they had to wait for an appointment	0	0	N/A	88.4%	90.0%	89.0%

* This is based on patients treated on this contract for their most recent course of treatment. Figures in italics indicate the base number of FP17s or Patient Questionnaire responses are less than 100. N/A is shown where the base number of responses is less than 10 during the period. % is calculated as Quantity/Base number*100

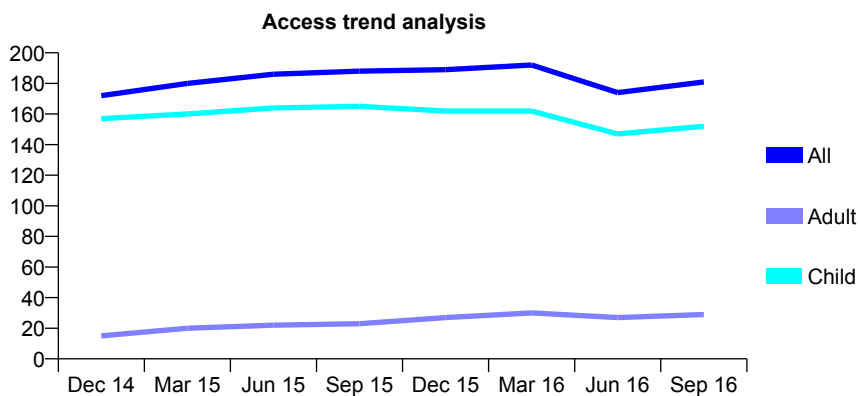
Q51 - Vital Signs At a Glance Contract Report for 181196/0019 - September 2016

Name or company name	Rotherham NHS Foundation Trust
Contract type name	PDS Contract
Purpose of contract	General
Contract start date	01/04/2011
Contract end date	31/03/2021

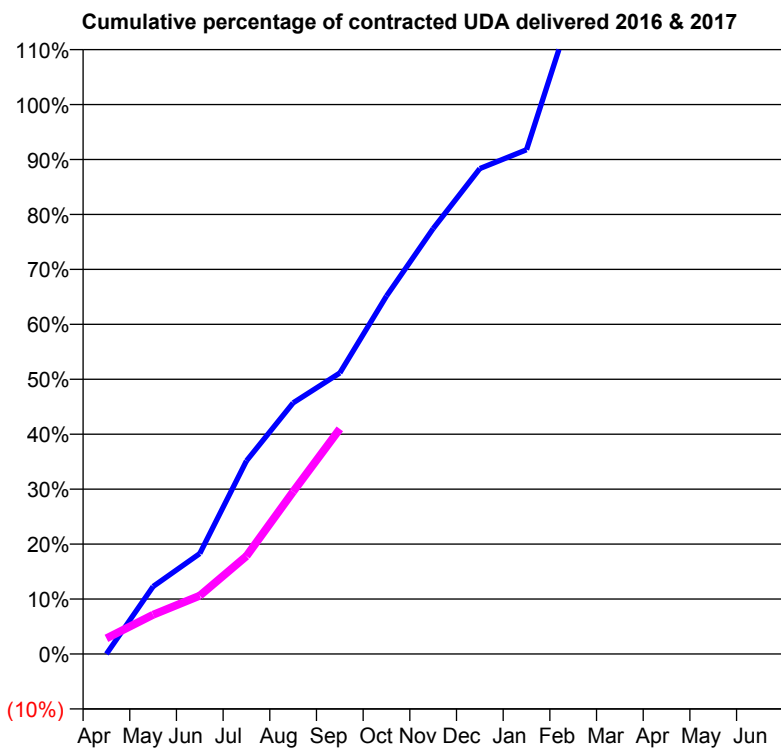
16/17 Contracted general activity (UDA)	350
Carry forward general activity (UDA)	0
16/17 Contracted orthodontic activity (UOA)	0
Carry forward orthodontic activity (UOA)	0
Baseline contract value	£100,711.25

ACCESS*

Patients seen in 24 months	Total	Change since previous quarter
Quarter ending September 2015	188	
Quarter ending December 2015	189	→
Quarter ending March 2016	192	→
Quarter ending June 2016	174	↓
Quarter ending September 2016	181	↑
Variance since September 2015	(3.7%)	↓



ACTIVITY



Month	Adjusted Scheduled Activity (UDA)	
	2016	2017
April	0	10
May	43	25
June	64	37
July	123	62
August	160	103
September	179	143
October	228	
November	271	
December	309	
January	321	
February	413	
March	450	
April	475	
May	475	
June	480	

QUALITY

	Quantity	Base Number	Contract	AT	Region	England
% of FP17s for the same patient ID Re-attending within 3 months - Children	7	98	7.1%	10.8%	13.5%	12.4%
% of FP17s for the same patient ID Re-attending within 3 months - Adults	0	16	0.0%	15.6%	17.4%	16.7%
% of FP17s for the same patient ID Re-attending between 3 & 9 months - Children	43	98	43.9%	58.5%	59.0%	57.4%
% of FP17s for the same patient ID Re-attending between 3 & 9 months - Adults	10	16	62.5%	52.8%	52.6%	50.5%
% of FP17s for Band 1 Urgent Courses	2	85	2.4%	7.8%	9.4%	9.1%
% of FP17s Relating to Free Repair or Replacements	0	85	0.0%	1.2%	1.0%	0.8%
% of FP17s Relating to Continuations	0	85	0.0%	1.6%	1.5%	1.3%
% of Patients satisfied with the dentistry they have received	0	0	N/A	94.5%	93.7%	93.2%
% of Patients satisfied with the time they had to wait for an appointment	0	0	N/A	88.4%	90.0%	89.0%

* This is based on patients treated on this contract for their most recent course of treatment. Figures in italics indicate the base number of FP17s or Patient Questionnaire responses are less than 100. N/A is shown where the base number of responses is less than 10 during the period. % is calculated as Quantity/Base number*100

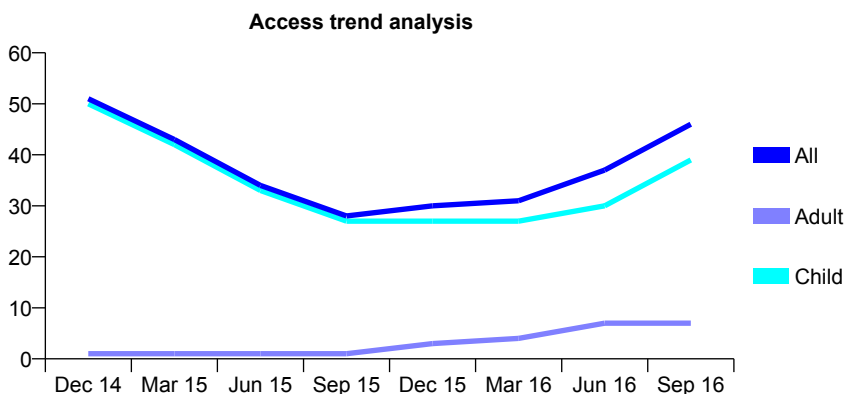
Q51 - Vital Signs At a Glance Contract Report for 181196/0020 - September 2016

Name or company name	Rotherham NHS Foundation Trust
Contract type name	PDS Contract
Purpose of contract	General
Contract start date	01/04/2011
Contract end date	31/03/2021

16/17 Contracted general activity (UDA)	150
Carry forward general activity (UDA)	0
16/17 Contracted orthodontic activity (UOA)	0
Carry forward orthodontic activity (UOA)	0
Baseline contract value	£43,161.97

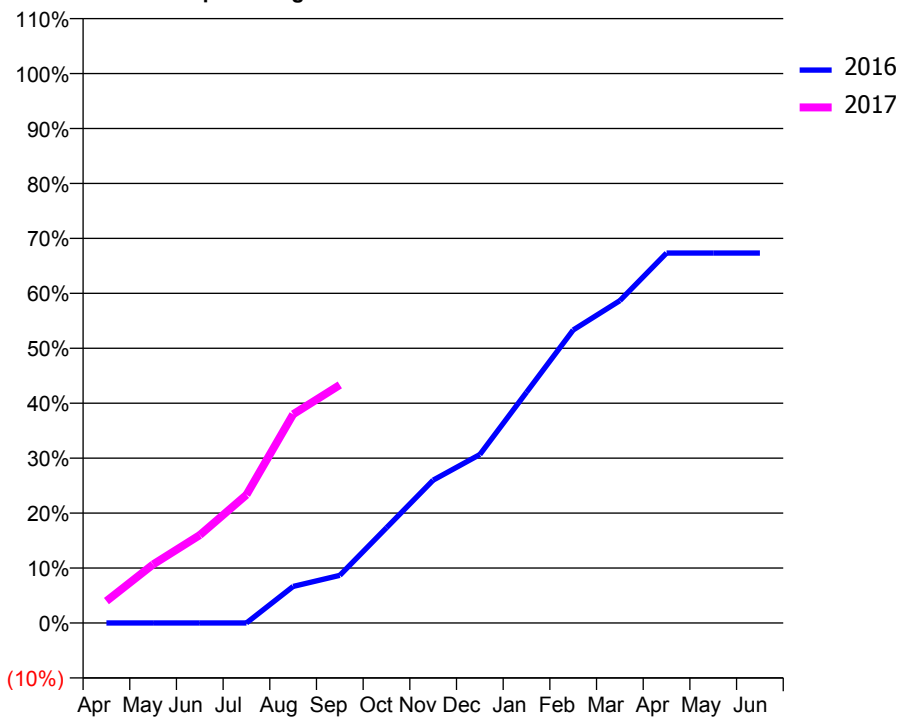
ACCESS*

Patients seen in 24 months	Total	Change since previous quarter
Quarter ending September 2015	28	
Quarter ending December 2015	30	↑
Quarter ending March 2016	31	↑
Quarter ending June 2016	37	↑
Quarter ending September 2016	46	↑
Variance since September 2015	64.3%	↑



ACTIVITY

Cumulative percentage of contracted UDA delivered 2016 & 2017



Adjusted Scheduled Activity (UDA)

Month	2016	2017
April	0	6
May	0	16
June	0	24
July	0	35
August	10	57
September	13	65
October	26	
November	39	
December	46	
January	63	
February	80	
March	88	
April	101	
May	101	
June	101	

QUALITY

	Quantity	Base Number	Contract	AT	Region	England
% of FP17s for the same patient ID Re-attending within 3 months - Children	1	31	3.2%	10.8%	13.5%	12.4%
% of FP17s for the same patient ID Re-attending within 3 months - Adults	1	8	12.5%	15.6%	17.4%	16.7%
% of FP17s for the same patient ID Re-attending between 3 & 9 months - Children	7	31	22.6%	58.5%	59.0%	57.4%
% of FP17s for the same patient ID Re-attending between 3 & 9 months - Adults	3	8	37.5%	52.8%	52.6%	50.5%
% of FP17s for Band 1 Urgent Courses	0	33	0.0%	7.8%	9.4%	9.1%
% of FP17s Relating to Free Repair or Replacements	0	33	0.0%	1.2%	1.0%	0.8%
% of FP17s Relating to Continuations	0	33	0.0%	1.6%	1.5%	1.3%
% of Patients satisfied with the dentistry they have received	0	0	N/A	94.5%	93.7%	93.2%
% of Patients satisfied with the time they had to wait for an appointment	0	0	N/A	88.4%	90.0%	89.0%

* This is based on patients treated on this contract for their most recent course of treatment. Figures in italics indicate the base number of FP17s or Patient Questionnaire responses are less than 100. N/A is shown where the base number of responses is less than 10 during the period. % is calculated as Quantity/Base number*100

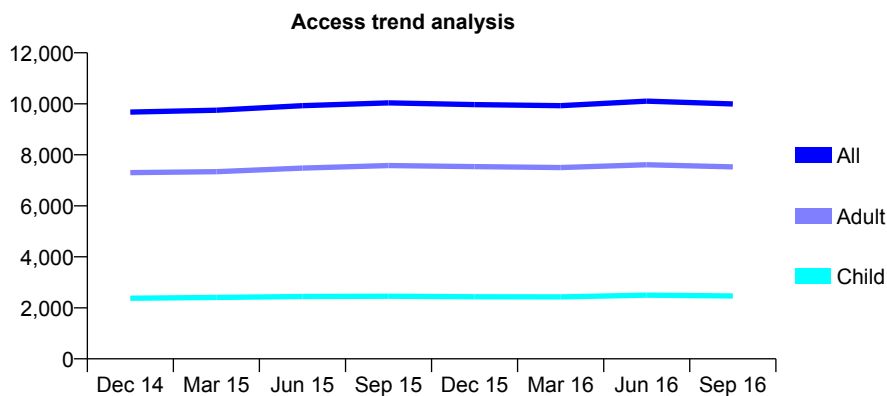
Q51 - Vital Signs At a Glance Contract Report for 181943/0001 - September 2016

Name or company name	Brinsworth Lane Dental Care
Contract type name	GDS Contract
Purpose of contract	General
Contract start date	03/05/2011
Contract end date	

16/17 Contracted general activity (UDA)	25,564
Carry forward general activity (UDA)	0
16/17 Contracted orthodontic activity (UOA)	0
Carry forward orthodontic activity (UOA)	0
Baseline contract value	£806,255.39

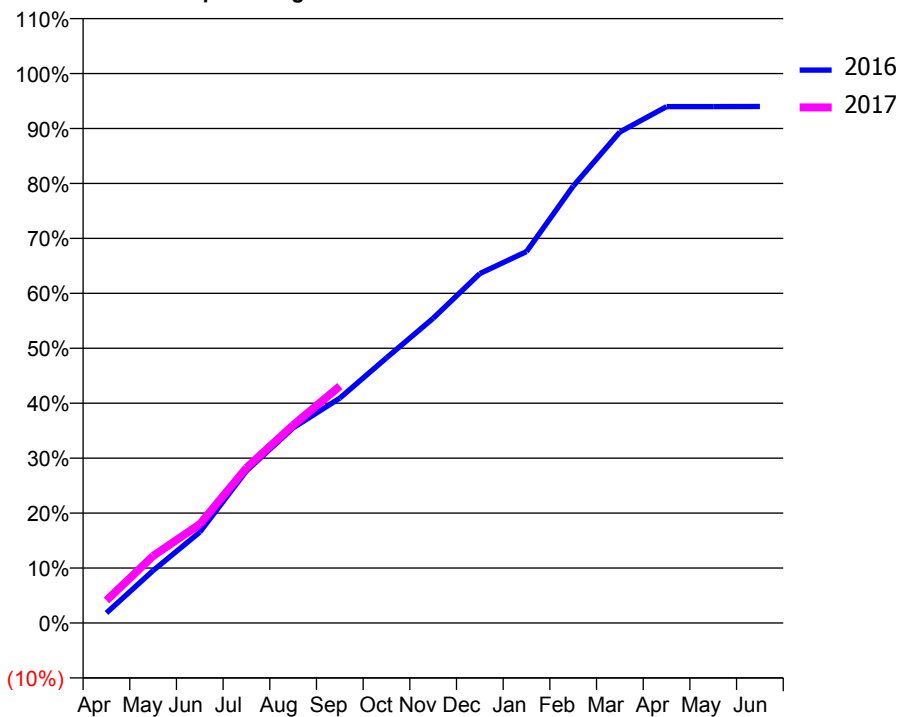
ACCESS*

Patients seen in 24 months	Total	Change since previous quarter
Quarter ending September 2015	10,036	
Quarter ending December 2015	9,967	→
Quarter ending March 2016	9,927	→
Quarter ending June 2016	10,106	→
Quarter ending September 2016	9,993	↓
Variance since September 2015	(0.4%)	→



ACTIVITY

Cumulative percentage of contracted UDA delivered 2016 & 2017



Month	Adjusted Scheduled Activity (UDA)	
	2016	2017
April	469	1,054
May	2,443	3,123
June	4,225	4,603
July	7,082	7,223
August	9,078	9,210
September	10,462	11,020
October	12,337	
November	14,177	
December	16,258	
January	17,279	
February	20,326	
March	22,842	
April	24,022	
May	24,025	
June	24,029	

QUALITY

	Quantity	Base Number	Contract	AT	Region	England
% of FP17s for the same patient ID Re-attending within 3 months - Children	94	1,722	5.5%	10.8%	13.5%	12.4%
% of FP17s for the same patient ID Re-attending within 3 months - Adults	437	4,652	9.4%	15.6%	17.4%	16.7%
% of FP17s for the same patient ID Re-attending between 3 & 9 months - Children	804	1,722	46.7%	58.5%	59.0%	57.4%
% of FP17s for the same patient ID Re-attending between 3 & 9 months - Adults	2,400	4,652	51.6%	52.8%	52.6%	50.5%
% of FP17s for Band 1 Urgent Courses	184	5,785	3.2%	7.8%	9.4%	9.1%
% of FP17s Relating to Free Repair or Replacements	41	5,785	0.7%	1.2%	1.0%	0.8%
% of FP17s Relating to Continuations	74	5,785	1.3%	1.6%	1.5%	1.3%
% of Patients satisfied with the dentistry they have received	7	7	N/A	94.5%	93.7%	93.2%
% of Patients satisfied with the time they had to wait for an appointment	5	7	N/A	88.4%	90.0%	89.0%

* This is based on patients treated on this contract for their most recent course of treatment. Figures in italics indicate the base number of FP17s or Patient Questionnaire responses are less than 100. N/A is shown where the base number of responses is less than 10 during the period. % is calculated as Quantity/Base number*100

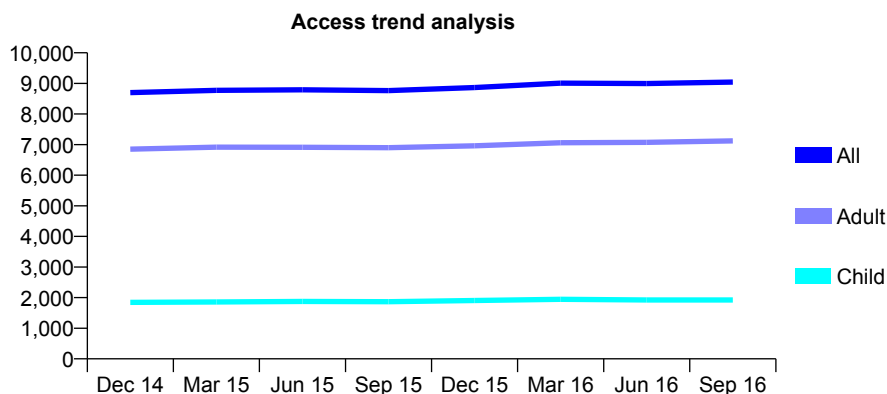
Q51 - Vital Signs At a Glance Contract Report for 182370/0001 - September 2016

Name or company name	Dental Directions
Contract type name	GDS Contract
Purpose of contract	General
Contract start date	01/04/2006
Contract end date	

16/17 Contracted general activity (UDA)	27,296
Carry forward general activity (UDA)	637
16/17 Contracted orthodontic activity (UOA)	0
Carry forward orthodontic activity (UOA)	0
Baseline contract value	£867,546.02

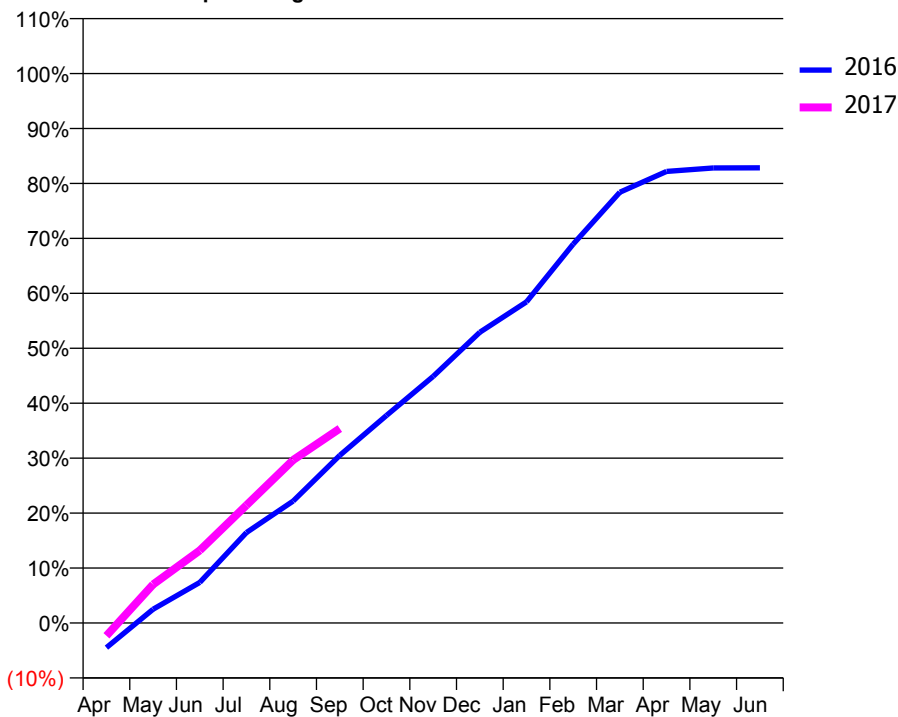
ACCESS*

Patients seen in 24 months	Total	Change since previous quarter
Quarter ending September 2015	8,766	
Quarter ending December 2015	8,867	→
Quarter ending March 2016	9,009	→
Quarter ending June 2016	8,996	→
Quarter ending September 2016	9,044	→
Variance since September 2015	3.2%	↑



ACTIVITY

Cumulative percentage of contracted UDA delivered 2016 & 2017



Adjusted Scheduled Activity (UDA)

Month	2016	2017
April	-1,226	-637
May	684	1,917
June	2,017	3,609
July	4,494	5,855
August	6,055	8,096
September	8,329	9,664
October	10,310	
November	12,251	
December	14,444	
January	15,954	
February	18,819	
March	21,401	
April	22,433	
May	22,605	
June	22,612	

QUALITY

	Quantity	Base Number	Contract	AT	Region	England
% of FP17s for the same patient ID Re-attending within 3 months - Children	86	1,404	6.1%	10.8%	13.5%	12.4%
% of FP17s for the same patient ID Re-attending within 3 months - Adults	570	4,849	11.8%	15.6%	17.4%	16.7%
% of FP17s for the same patient ID Re-attending between 3 & 9 months - Children	862	1,404	61.4%	58.5%	59.0%	57.4%
% of FP17s for the same patient ID Re-attending between 3 & 9 months - Adults	2,659	4,849	54.8%	52.8%	52.6%	50.5%
% of FP17s for Band 1 Urgent Courses	269	5,599	4.8%	7.8%	9.4%	9.1%
% of FP17s Relating to Free Repair or Replacements	52	5,599	0.9%	1.2%	1.0%	0.8%
% of FP17s Relating to Continuations	48	5,599	0.9%	1.6%	1.5%	1.3%
% of Patients satisfied with the dentistry they have received	15	15	100.0%	94.5%	93.7%	93.2%
% of Patients satisfied with the time they had to wait for an appointment	15	15	100.0%	88.4%	90.0%	89.0%

* This is based on patients treated on this contract for their most recent course of treatment. Figures in italics indicate the base number of FP17s or Patient Questionnaire responses are less than 100. N/A is shown where the base number of responses is less than 10 during the period. % is calculated as Quantity/Base number*100

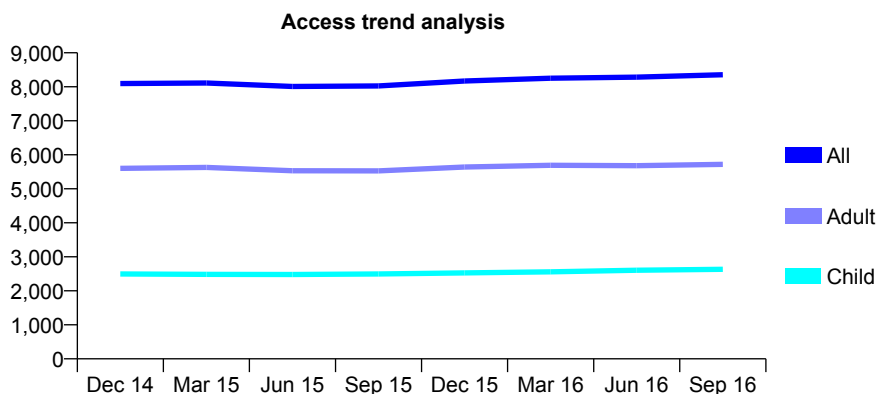
Q51 - Vital Signs At a Glance Contract Report for 182370/0002 - September 2016

Name or company name	Dental Directions
Contract type name	GDS Contract
Purpose of contract	General
Contract start date	01/04/2006
Contract end date	

16/17 Contracted general activity (UDA)	17,789
Carry forward general activity (UDA)	425
16/17 Contracted orthodontic activity (UOA)	0
Carry forward orthodontic activity (UOA)	0
Baseline contract value	£564,939.92

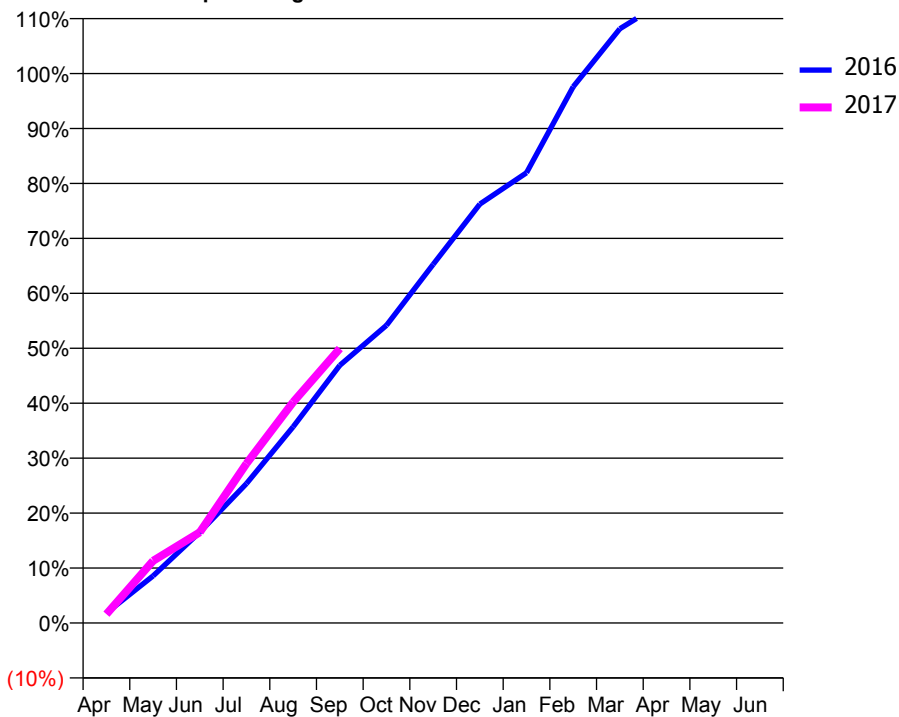
ACCESS*

Patients seen in 24 months	Total	Change since previous quarter
Quarter ending September 2015	8,026	
Quarter ending December 2015	8,169	→
Quarter ending March 2016	8,253	→
Quarter ending June 2016	8,285	→
Quarter ending September 2016	8,353	→
Variance since September 2015	4.1%	↑



ACTIVITY

Cumulative percentage of contracted UDA delivered 2016 & 2017



Month	Adjusted Scheduled Activity (UDA)	
	2016	2017
April	324	288
May	1,528	2,014
June	2,942	2,939
July	4,512	5,160
August	6,352	7,152
September	8,341	8,886
October	9,639	
November	11,610	
December	13,562	
January	14,574	
February	17,358	
March	19,237	
April	20,168	
May	20,185	
June	20,188	

QUALITY

	Quantity	Base Number	Contract	AT	Region	England
% of FP17s for the same patient ID Re-attending within 3 months - Children	133	1,752	7.6%	10.8%	13.5%	12.4%
% of FP17s for the same patient ID Re-attending within 3 months - Adults	470	3,524	13.3%	15.6%	17.4%	16.7%
% of FP17s for the same patient ID Re-attending between 3 & 9 months - Children	913	1,752	52.1%	58.5%	59.0%	57.4%
% of FP17s for the same patient ID Re-attending between 3 & 9 months - Adults	1,747	3,524	49.6%	52.8%	52.6%	50.5%
% of FP17s for Band 1 Urgent Courses	114	4,158	2.7%	7.8%	9.4%	9.1%
% of FP17s Relating to Free Repair or Replacements	53	4,158	1.3%	1.2%	1.0%	0.8%
% of FP17s Relating to Continuations	38	4,158	0.9%	1.6%	1.5%	1.3%
% of Patients satisfied with the dentistry they have received	11	11	100.0%	94.5%	93.7%	93.2%
% of Patients satisfied with the time they had to wait for an appointment	11	11	100.0%	88.4%	90.0%	89.0%

* This is based on patients treated on this contract for their most recent course of treatment. Figures in italics indicate the base number of FP17s or Patient Questionnaire responses are less than 100. N/A is shown where the base number of responses is less than 10 during the period. % is calculated as Quantity/Base number*100

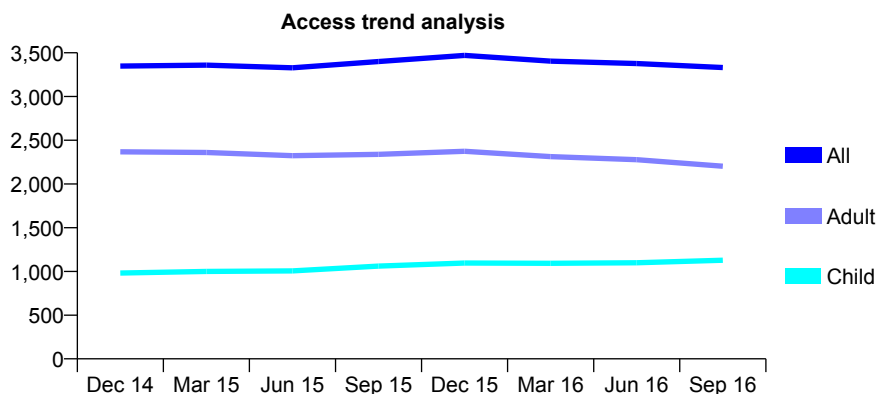
Q51 - Vital Signs At a Glance Contract Report for 186961/0001 - September 2016

Name or company name	Dalton Care Contract Limited Partnership
Contract type name	GDS Contract
Purpose of contract	General
Contract start date	01/09/2010
Contract end date	

16/17 Contracted general activity (UDA)	8,000
Carry forward general activity (UDA)	0
16/17 Contracted orthodontic activity (UOA)	0
Carry forward orthodontic activity (UOA)	0
Baseline contract value	£250,786.61

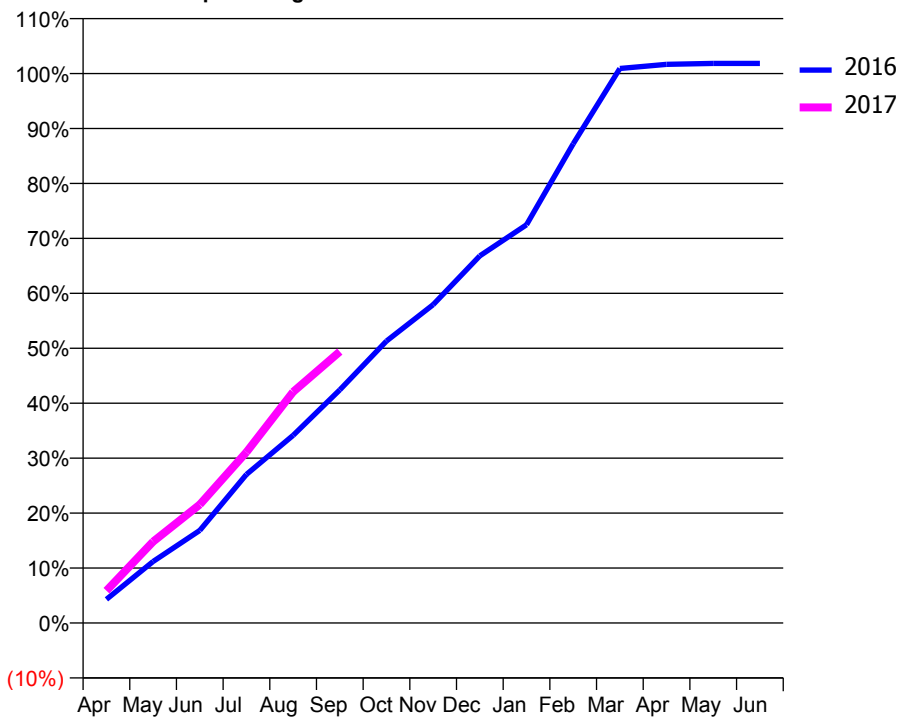
ACCESS*

Patients seen in 24 months	Total	Change since previous quarter
Quarter ending September 2015	3,400	
Quarter ending December 2015	3,470	↑
Quarter ending March 2016	3,404	↓
Quarter ending June 2016	3,377	→
Quarter ending September 2016	3,331	↓
Variance since September 2015	(2.0%)	↓



ACTIVITY

Cumulative percentage of contracted UDA delivered 2016 & 2017



Adjusted Scheduled Activity (UDA)

Month	2016	2017
April	345	471
May	897	1,185
June	1,348	1,726
July	2,165	2,487
August	2,732	3,366
September	3,394	3,952
October	4,105	
November	4,635	
December	5,345	
January	5,798	
February	6,977	
March	8,074	
April	8,133	
May	8,148	
June	8,148	

QUALITY

	Quantity	Base Number	Contract	AT	Region	England
% of FP17s for the same patient ID Re-attending within 3 months - Children	49	631	7.8%	10.8%	13.5%	12.4%
% of FP17s for the same patient ID Re-attending within 3 months - Adults	145	1,066	13.6%	15.6%	17.4%	16.7%
% of FP17s for the same patient ID Re-attending between 3 & 9 months - Children	289	631	45.8%	58.5%	59.0%	57.4%
% of FP17s for the same patient ID Re-attending between 3 & 9 months - Adults	443	1,066	41.6%	52.8%	52.6%	50.5%
% of FP17s for Band 1 Urgent Courses	76	1,668	4.6%	7.8%	9.4%	9.1%
% of FP17s Relating to Free Repair or Replacements	3	1,668	0.2%	1.2%	1.0%	0.8%
% of FP17s Relating to Continuations	39	1,668	2.3%	1.6%	1.5%	1.3%
% of Patients satisfied with the dentistry they have received	0	0	N/A	94.5%	93.7%	93.2%
% of Patients satisfied with the time they had to wait for an appointment	0	0	N/A	88.4%	90.0%	89.0%

* This is based on patients treated on this contract for their most recent course of treatment. Figures in italics indicate the base number of FP17s or Patient Questionnaire responses are less than 100. N/A is shown where the base number of responses is less than 10 during the period. % is calculated as Quantity/Base number*100

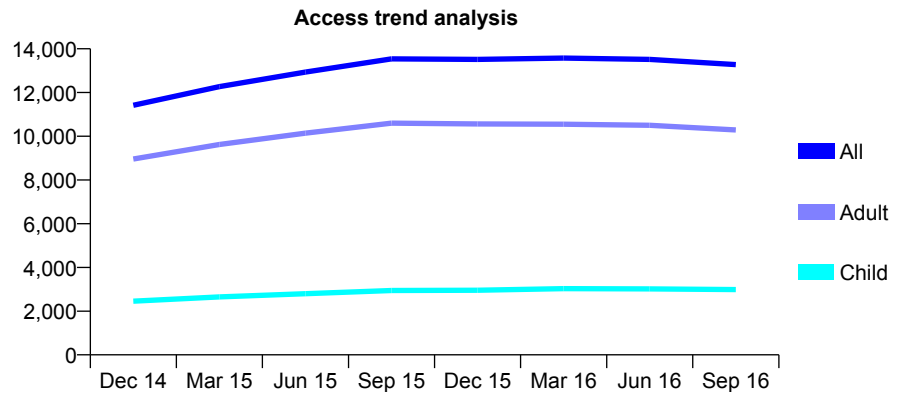
Q51 - Vital Signs At a Glance Contract Report for 190888/0002 - September 2016

Name or company name	Retford Dental Care
Contract type name	GDS Contract
Purpose of contract	General
Contract start date	01/04/2012
Contract end date	

16/17 Contracted general activity (UDA)	35,365
Carry forward general activity (UDA)	326
16/17 Contracted orthodontic activity (UOA)	0
Carry forward orthodontic activity (UOA)	0
Baseline contract value	£1,008,347.96

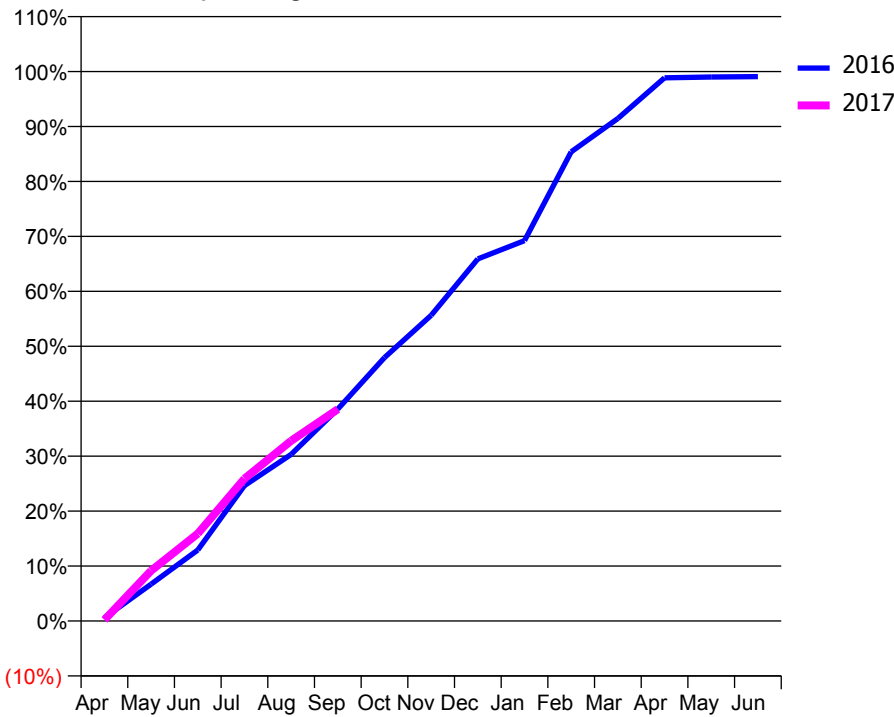
ACCESS*

Patients seen in 24 months	Total	Change since previous quarter
Quarter ending September 2015	13,539	
Quarter ending December 2015	13,518	→
Quarter ending March 2016	13,579	→
Quarter ending June 2016	13,517	→
Quarter ending September 2016	13,277	↓
Variance since September 2015	(1.9%)	↓



ACTIVITY

Cumulative percentage of contracted UDA delivered 2016 & 2017



Month	Adjusted Scheduled Activity (UDA)	
	2016	2017
April	209	71
May	2,371	3,240
June	4,574	5,627
July	8,715	9,158
August	10,722	11,599
September	13,644	13,635
October	16,956	
November	19,673	
December	23,302	
January	24,477	
February	30,196	
March	32,340	
April	34,959	
May	35,006	
June	35,039	

QUALITY

	Quantity	Base Number	Contract	AT	Region	England
% of FP17s for the same patient ID Re-attending within 3 months - Children	103	2,057	5.0%	10.8%	13.5%	12.4%
% of FP17s for the same patient ID Re-attending within 3 months - Adults	1,103	6,802	16.2%	15.6%	17.4%	16.7%
% of FP17s for the same patient ID Re-attending between 3 & 9 months - Children	1,287	2,057	62.6%	58.5%	59.0%	57.4%
% of FP17s for the same patient ID Re-attending between 3 & 9 months - Adults	3,470	6,802	51.0%	52.8%	52.6%	50.5%
% of FP17s for Band 1 Urgent Courses	476	7,355	6.5%	7.8%	9.4%	9.1%
% of FP17s Relating to Free Repair or Replacements	165	7,355	2.2%	1.2%	1.0%	0.8%
% of FP17s Relating to Continuations	65	7,355	0.9%	1.6%	1.5%	1.3%
% of Patients satisfied with the dentistry they have received	18	18	100.0%	94.5%	93.7%	93.2%
% of Patients satisfied with the time they had to wait for an appointment	18	18	100.0%	88.4%	90.0%	89.0%

* This is based on patients treated on this contract for their most recent course of treatment. Figures in italics indicate the base number of FP17s or Patient Questionnaire responses are less than 100. N/A is shown where the base number of responses is less than 10 during the period. % is calculated as Quantity/Base number*100

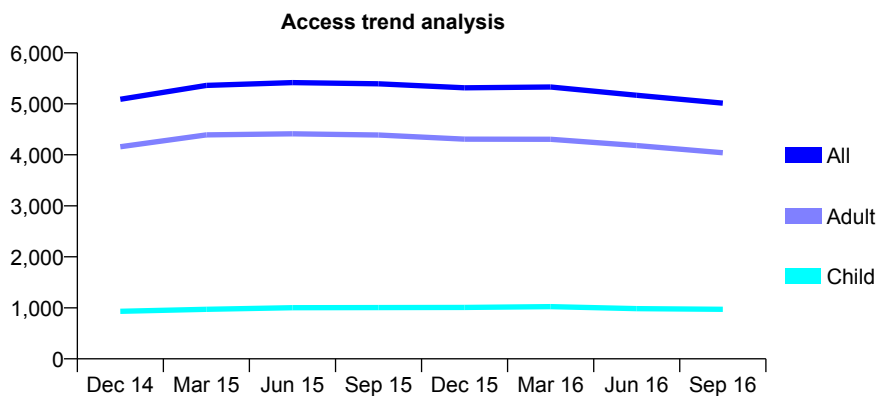
Q51 - Vital Signs At a Glance Contract Report for 191000/0001 - September 2016

Name or company name	Warren House Dental Practice
Contract type name	GDS Contract
Purpose of contract	General
Contract start date	01/05/2013
Contract end date	

16/17 Contracted general activity (UDA)	19,974
Carry forward general activity (UDA)	0
16/17 Contracted orthodontic activity (UOA)	0
Carry forward orthodontic activity (UOA)	0
Baseline contract value	£553,771.41

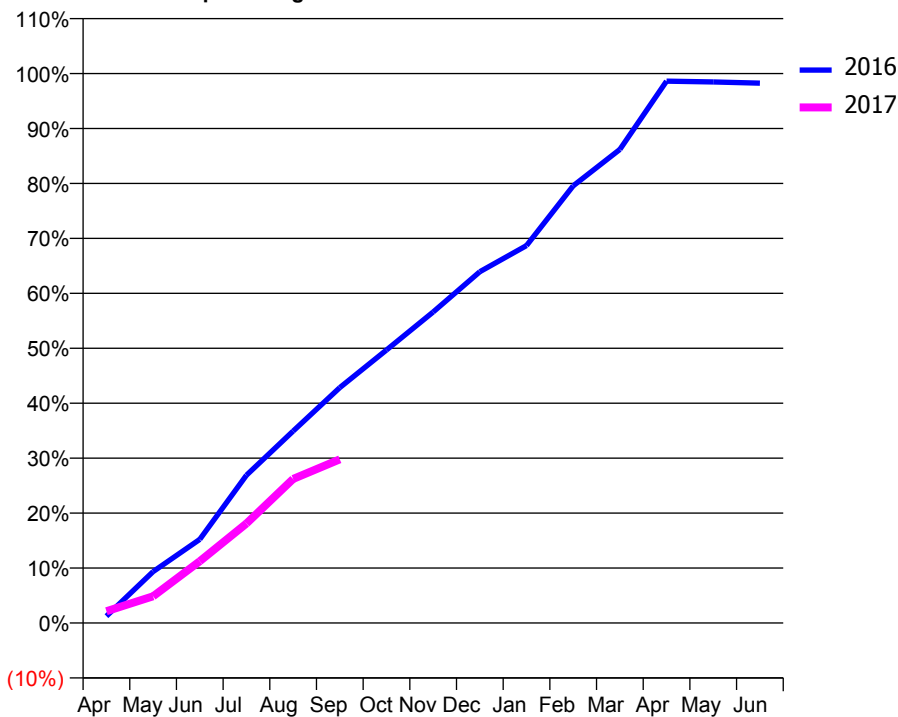
ACCESS*

Patients seen in 24 months	Total	Change since previous quarter
Quarter ending September 2015	5,393	
Quarter ending December 2015	5,314	↓
Quarter ending March 2016	5,329	→
Quarter ending June 2016	5,167	↓
Quarter ending September 2016	5,013	↓
Variance since September 2015	(7.0%)	↓



ACTIVITY

Cumulative percentage of contracted UDA delivered 2016 & 2017



Adjusted Scheduled Activity (UDA)

Month	2016	2017
April	251	427
May	1,869	971
June	3,043	2,245
July	5,375	3,618
August	6,979	5,235
September	8,558	5,952
October	9,924	
November	11,308	
December	12,772	
January	13,718	
February	15,892	
March	17,214	
April	19,698	
May	19,667	
June	19,621	

QUALITY

	Quantity	Base Number	Contract	AT	Region	England
% of FP17s for the same patient ID Re-attending within 3 months - Children	63	701	9.0%	10.8%	13.5%	12.4%
% of FP17s for the same patient ID Re-attending within 3 months - Adults	482	2,847	16.9%	15.6%	17.4%	16.7%
% of FP17s for the same patient ID Re-attending between 3 & 9 months - Children	430	701	61.3%	58.5%	59.0%	57.4%
% of FP17s for the same patient ID Re-attending between 3 & 9 months - Adults	1,619	2,847	56.9%	52.8%	52.6%	50.5%
% of FP17s for Band 1 Urgent Courses	256	2,754	9.3%	7.8%	9.4%	9.1%
% of FP17s Relating to Free Repair or Replacements	72	2,754	2.6%	1.2%	1.0%	0.8%
% of FP17s Relating to Continuations	34	2,754	1.2%	1.6%	1.5%	1.3%
% of Patients satisfied with the dentistry they have received	4	4	N/A	94.5%	93.7%	93.2%
% of Patients satisfied with the time they had to wait for an appointment	4	4	N/A	88.4%	90.0%	89.0%

* This is based on patients treated on this contract for their most recent course of treatment. Figures in italics indicate the base number of FP17s or Patient Questionnaire responses are less than 100. N/A is shown where the base number of responses is less than 10 during the period. % is calculated as Quantity/Base number*100

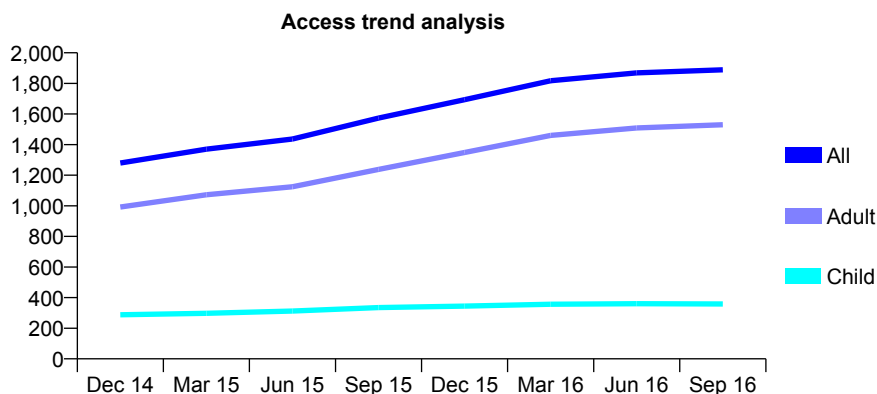
Q51 - Vital Signs At a Glance Contract Report for 192643/0001 - September 2016

Name or company name	Abbeydale Dental Care
Contract type name	GDS Contract
Purpose of contract	General
Contract start date	01/12/2013
Contract end date	

16/17 Contracted general activity (UDA)	6,699
Carry forward general activity (UDA)	0
16/17 Contracted orthodontic activity (UOA)	0
Carry forward orthodontic activity (UOA)	0
Baseline contract value	£219,651.76

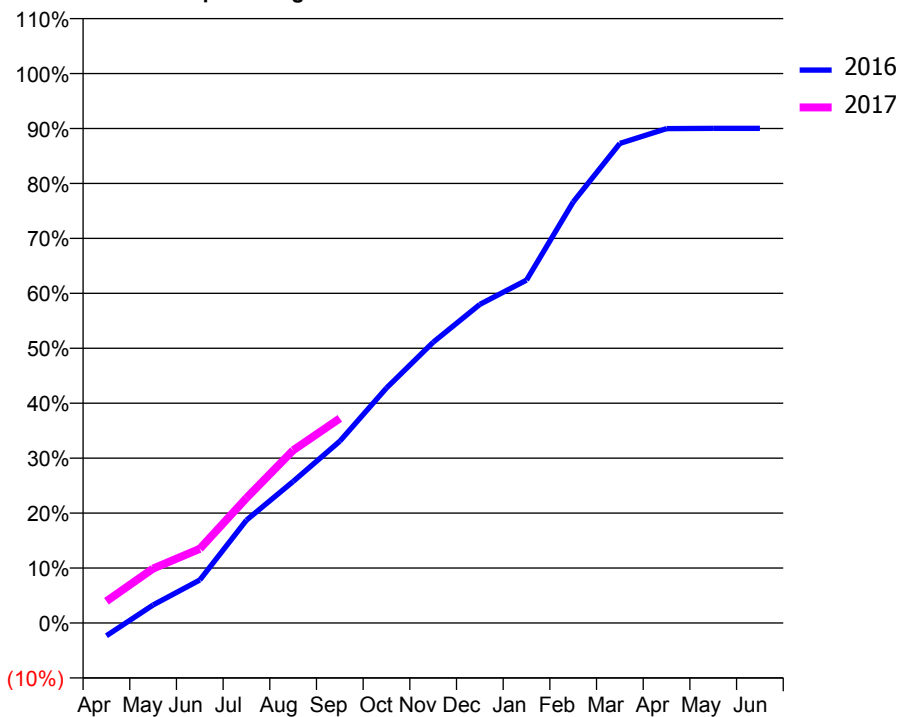
ACCESS*

Patients seen in 24 months	Total	Change since previous quarter
Quarter ending September 2015	1,573	
Quarter ending December 2015	1,694	↑
Quarter ending March 2016	1,817	↑
Quarter ending June 2016	1,869	↑
Quarter ending September 2016	1,889	→
Variance since September 2015	20.1%	↑



ACTIVITY

Cumulative percentage of contracted UDA delivered 2016 & 2017



Month	Adjusted Scheduled Activity (UDA)	
	2016	2017
April	-158	265
May	220	665
June	525	905
July	1,254	1,524
August	1,725	2,107
September	2,216	2,494
October	2,866	
November	3,423	
December	3,885	
January	4,180	
February	5,132	
March	5,846	
April	6,027	
May	6,030	
June	6,030	

QUALITY

	Quantity	Base Number	Contract	AT	Region	England
% of FP17s for the same patient ID Re-attending within 3 months - Children	23	293	7.8%	10.8%	13.5%	12.4%
% of FP17s for the same patient ID Re-attending within 3 months - Adults	188	1,069	17.6%	15.6%	17.4%	16.7%
% of FP17s for the same patient ID Re-attending between 3 & 9 months - Children	205	293	70.0%	58.5%	59.0%	57.4%
% of FP17s for the same patient ID Re-attending between 3 & 9 months - Adults	516	1,069	48.3%	52.8%	52.6%	50.5%
% of FP17s for Band 1 Urgent Courses	50	1,273	3.9%	7.8%	9.4%	9.1%
% of FP17s Relating to Free Repair or Replacements	26	1,273	2.0%	1.2%	1.0%	0.8%
% of FP17s Relating to Continuations	11	1,273	0.9%	1.6%	1.5%	1.3%
% of Patients satisfied with the dentistry they have received	1	1	N/A	94.5%	93.7%	93.2%
% of Patients satisfied with the time they had to wait for an appointment	1	1	N/A	88.4%	90.0%	89.0%

* This is based on patients treated on this contract for their most recent course of treatment. Figures in italics indicate the base number of FP17s or Patient Questionnaire responses are less than 100. N/A is shown where the base number of responses is less than 10 during the period. % is calculated as Quantity/Base number*100

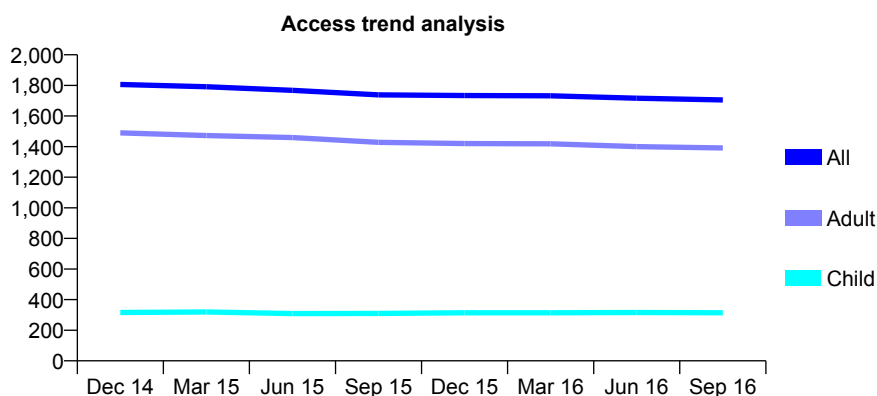
Q51 - Vital Signs At a Glance Contract Report for 193348/0001 - September 2016

Name or company name	Devonshire Quarter Dental Practice
Contract type name	GDS Contract
Purpose of contract	General
Contract start date	01/03/2012
Contract end date	

16/17 Contracted general activity (UDA)	5,177
Carry forward general activity (UDA)	146
16/17 Contracted orthodontic activity (UOA)	0
Carry forward orthodontic activity (UOA)	0
Baseline contract value	£162,225.58

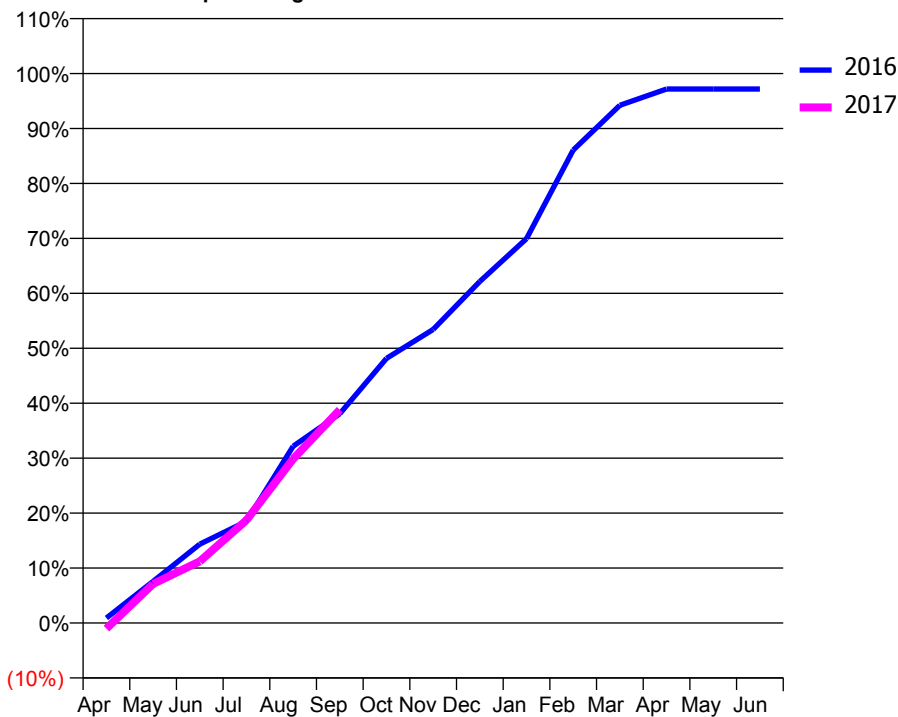
ACCESS*

Patients seen in 24 months	Total	Change since previous quarter
Quarter ending September 2015	1,738	
Quarter ending December 2015	1,734	→
Quarter ending March 2016	1,732	→
Quarter ending June 2016	1,716	→
Quarter ending September 2016	1,705	→
Variance since September 2015	(1.9%)	↓



ACTIVITY

Cumulative percentage of contracted UDA delivered 2016 & 2017



Month	Adjusted Scheduled Activity (UDA)	
	2016	2017
April	47	-53
May	393	369
June	743	581
July	958	969
August	1,666	1,546
September	1,972	2,009
October	2,493	
November	2,765	
December	3,217	
January	3,621	
February	4,455	
March	4,878	
April	5,031	
May	5,031	
June	5,031	

QUALITY

	Quantity	Base Number	Contract	AT	Region	England
% of FP17s for the same patient ID Re-attending within 3 months - Children	32	298	10.7%	10.8%	13.5%	12.4%
% of FP17s for the same patient ID Re-attending within 3 months - Adults	175	1,230	14.2%	15.6%	17.4%	16.7%
% of FP17s for the same patient ID Re-attending between 3 & 9 months - Children	204	298	68.5%	58.5%	59.0%	57.4%
% of FP17s for the same patient ID Re-attending between 3 & 9 months - Adults	869	1,230	70.7%	52.8%	52.6%	50.5%
% of FP17s for Band 1 Urgent Courses	85	1,443	5.9%	7.8%	9.4%	9.1%
% of FP17s Relating to Free Repair or Replacements	11	1,443	0.8%	1.2%	1.0%	0.8%
% of FP17s Relating to Continuations	2	1,443	0.1%	1.6%	1.5%	1.3%
% of Patients satisfied with the dentistry they have received	2	3	N/A	94.5%	93.7%	93.2%
% of Patients satisfied with the time they had to wait for an appointment	2	3	N/A	88.4%	90.0%	89.0%

* This is based on patients treated on this contract for their most recent course of treatment. Figures in italics indicate the base number of FP17s or Patient Questionnaire responses are less than 100. N/A is shown where the base number of responses is less than 10 during the period. % is calculated as Quantity/Base number*100

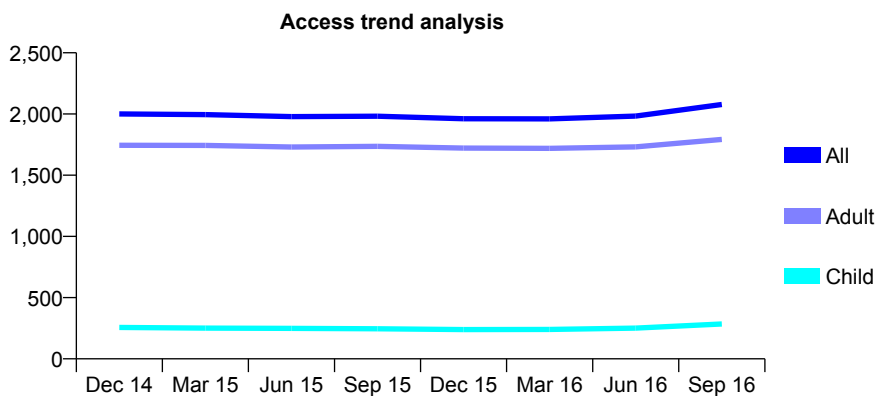
Q51 - Vital Signs At a Glance Contract Report for 194263/0001 - September 2016

Name or company name	R M Denton Ltd
Contract type name	GDS Contract
Purpose of contract	General
Contract start date	01/01/2012
Contract end date	

16/17 Contracted general activity (UDA)	7,200
Carry forward general activity (UDA)	124
16/17 Contracted orthodontic activity (UOA)	0
Carry forward orthodontic activity (UOA)	0
Baseline contract value	£203,781.75

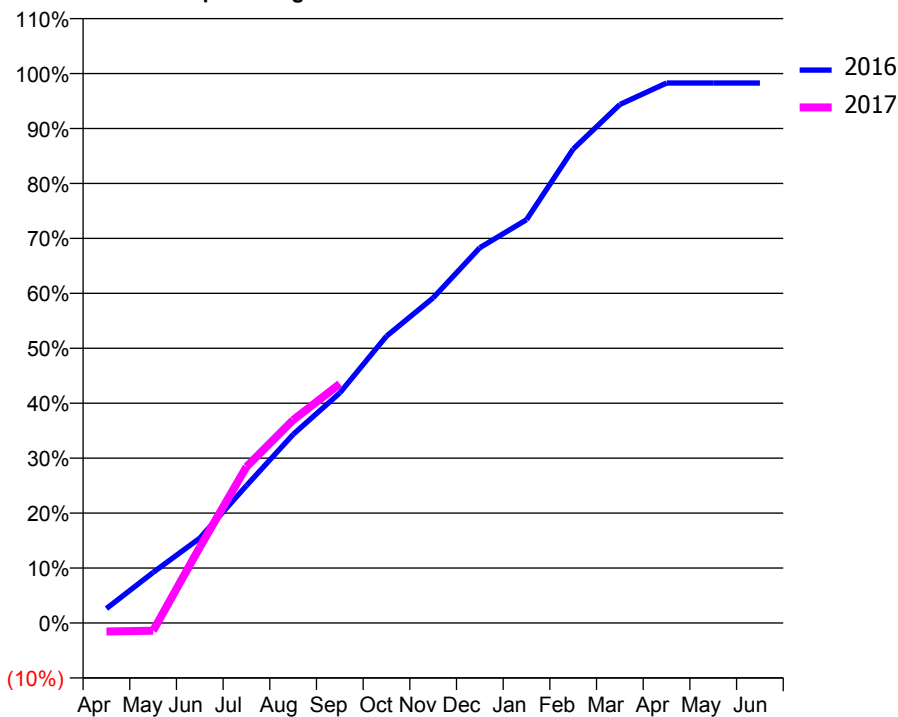
ACCESS*

Patients seen in 24 months	Total	Change since previous quarter
Quarter ending September 2015	1,982	
Quarter ending December 2015	1,961	↓
Quarter ending March 2016	1,960	→
Quarter ending June 2016	1,983	→
Quarter ending September 2016	2,078	↑
Variance since September 2015	4.8%	↑



ACTIVITY

Cumulative percentage of contracted UDA delivered 2016 & 2017



Month	Adjusted Scheduled Activity (UDA)	
	2016	2017
April	190	-113
May	663	-103
June	1,112	993
July	1,800	2,046
August	2,472	2,661
September	3,015	3,133
October	3,759	
November	4,261	
December	4,917	
January	5,285	
February	6,211	
March	6,794	
April	7,076	
May	7,076	
June	7,076	

QUALITY

	Quantity	Base Number	Contract	AT	Region	England
% of FP17s for the same patient ID Re-attending within 3 months - Children	15	252	6.0%	10.8%	13.5%	12.4%
% of FP17s for the same patient ID Re-attending within 3 months - Adults	182	1,391	13.1%	15.6%	17.4%	16.7%
% of FP17s for the same patient ID Re-attending between 3 & 9 months - Children	143	252	56.7%	58.5%	59.0%	57.4%
% of FP17s for the same patient ID Re-attending between 3 & 9 months - Adults	647	1,391	46.5%	52.8%	52.6%	50.5%
% of FP17s for Band 1 Urgent Courses	56	1,507	3.7%	7.8%	9.4%	9.1%
% of FP17s Relating to Free Repair or Replacements	36	1,507	2.4%	1.2%	1.0%	0.8%
% of FP17s Relating to Continuations	34	1,507	2.3%	1.6%	1.5%	1.3%
% of Patients satisfied with the dentistry they have received	4	4	N/A	94.5%	93.7%	93.2%
% of Patients satisfied with the time they had to wait for an appointment	4	4	N/A	88.4%	90.0%	89.0%

* This is based on patients treated on this contract for their most recent course of treatment. Figures in italics indicate the base number of FP17s or Patient Questionnaire responses are less than 100. N/A is shown where the base number of responses is less than 10 during the period. % is calculated as Quantity/Base number*100

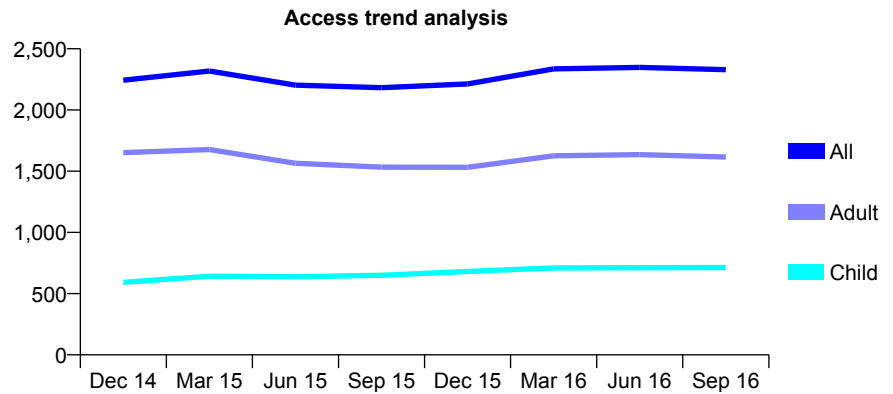
Q51 - Vital Signs At a Glance Contract Report for 196320/0001 - September 2016

Name or company name	Firth Park Dental
Contract type name	GDS Contract
Purpose of contract	General
Contract start date	01/01/2011
Contract end date	

16/17 Contracted general activity (UDA)	7,284
Carry forward general activity (UDA)	-86
16/17 Contracted orthodontic activity (UOA)	0
Carry forward orthodontic activity (UOA)	0
Baseline contract value	£229,750.77

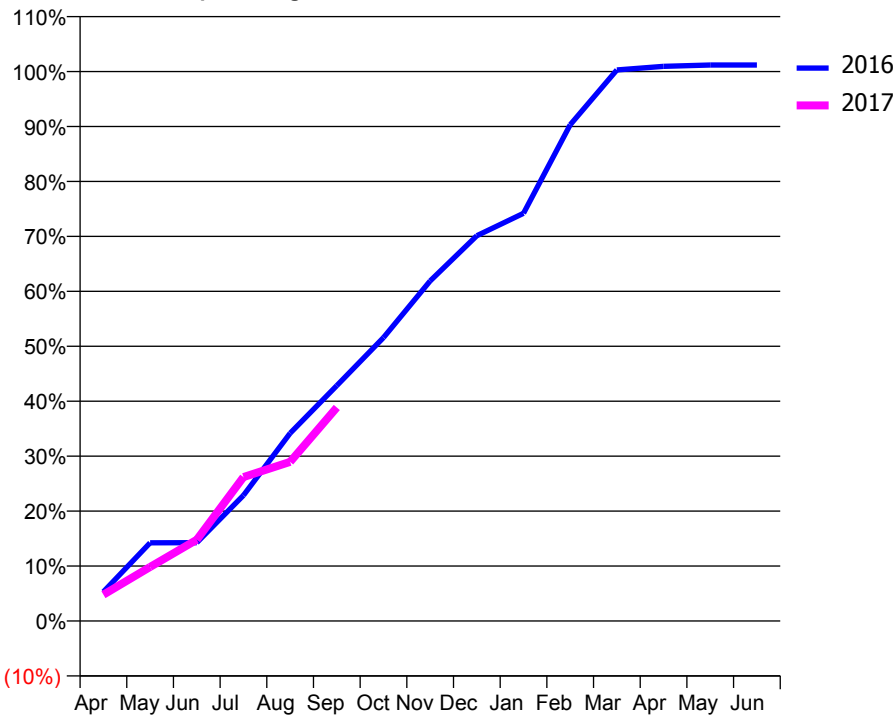
ACCESS*

Patients seen in 24 months	Total	Change since previous quarter
Quarter ending September 2015	2,183	
Quarter ending December 2015	2,213	→
Quarter ending March 2016	2,336	↑
Quarter ending June 2016	2,348	→
Quarter ending September 2016	2,329	→
Variance since September 2015	6.7%	↑



ACTIVITY

Cumulative percentage of contracted UDA delivered 2016 & 2017



Month	Adjusted Scheduled Activity (UDA)	
	2016	2017
April	389	349
May	1,037	716
June	1,038	1,077
July	1,666	1,908
August	2,489	2,110
September	3,120	2,831
October	3,756	
November	4,507	
December	5,107	
January	5,404	
February	6,579	
March	7,304	
April	7,352	
May	7,370	
June	7,370	

QUALITY

	Quantity	Base Number	Contract	AT	Region	England
% of FP17s for the same patient ID Re-attending within 3 months - Children	13	358	3.6%	10.8%	13.5%	12.4%
% of FP17s for the same patient ID Re-attending within 3 months - Adults	113	938	12.0%	15.6%	17.4%	16.7%
% of FP17s for the same patient ID Re-attending between 3 & 9 months - Children	211	358	58.9%	58.5%	59.0%	57.4%
% of FP17s for the same patient ID Re-attending between 3 & 9 months - Adults	585	938	62.4%	52.8%	52.6%	50.5%
% of FP17s for Band 1 Urgent Courses	80	1,252	6.4%	7.8%	9.4%	9.1%
% of FP17s Relating to Free Repair or Replacements	8	1,252	0.6%	1.2%	1.0%	0.8%
% of FP17s Relating to Continuations	0	1,252	0.0%	1.6%	1.5%	1.3%
% of Patients satisfied with the dentistry they have received	1	1	N/A	94.5%	93.7%	93.2%
% of Patients satisfied with the time they had to wait for an appointment	1	1	N/A	88.4%	90.0%	89.0%

* This is based on patients treated on this contract for their most recent course of treatment. Figures in italics indicate the base number of FP17s or Patient Questionnaire responses are less than 100. N/A is shown where the base number of responses is less than 10 during the period. % is calculated as Quantity/Base number*100

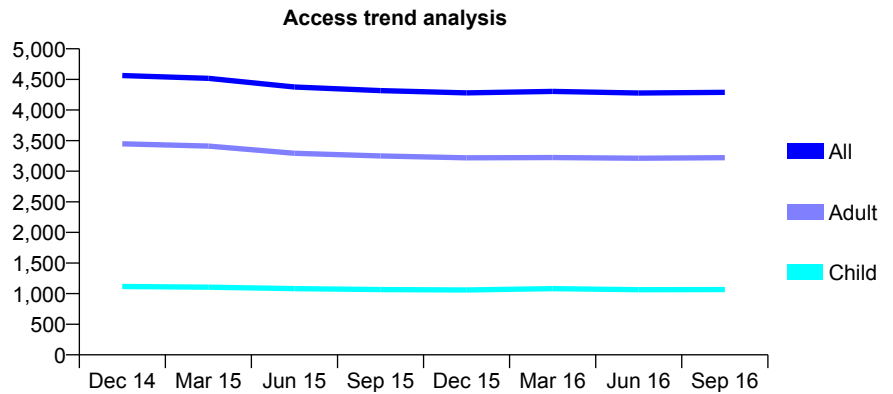
Q51 - Vital Signs At a Glance Contract Report for 196401/0001 - September 2016

Name or company name	M Foster Dental Surgeon Ltd
Contract type name	GDS Contract
Purpose of contract	General
Contract start date	01/12/2010
Contract end date	

16/17 Contracted general activity (UDA)	13,258
Carry forward general activity (UDA)	0
16/17 Contracted orthodontic activity (UOA)	0
Carry forward orthodontic activity (UOA)	0
Baseline contract value	£352,376.30

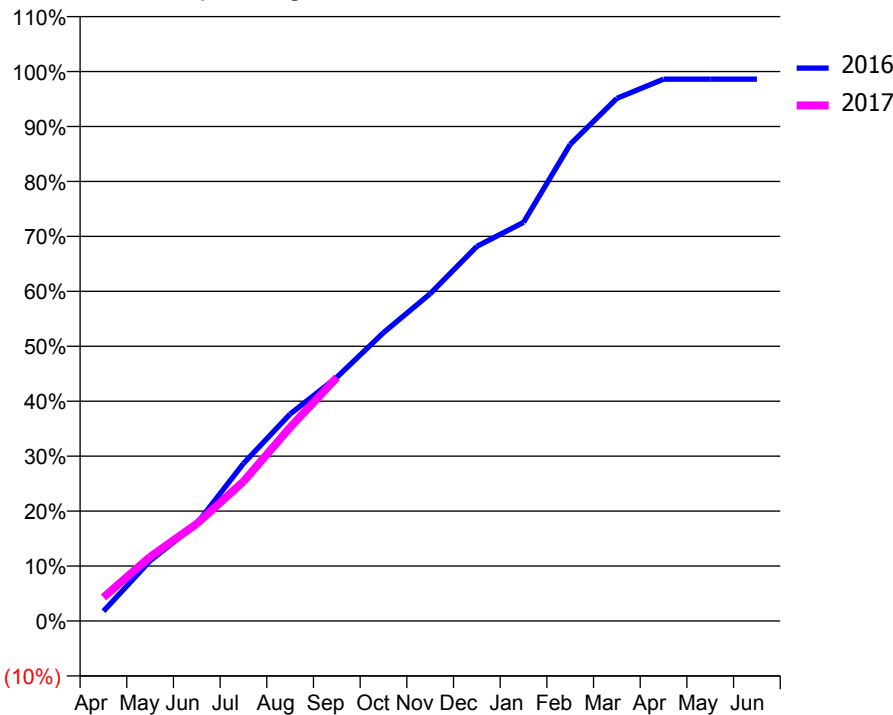
ACCESS*

Patients seen in 24 months	Total	Change since previous quarter
Quarter ending September 2015	4,316	
Quarter ending December 2015	4,280	→
Quarter ending March 2016	4,305	→
Quarter ending June 2016	4,277	→
Quarter ending September 2016	4,288	→
Variance since September 2015	(0.6%)	→



ACTIVITY

Cumulative percentage of contracted UDA delivered 2016 & 2017



Month	Adjusted Scheduled Activity (UDA)	
	2016	2017
April	236	572
May	1,452	1,549
June	2,350	2,346
July	3,801	3,368
August	4,994	4,674
September	5,879	5,878
October	6,959	
November	7,897	
December	9,038	
January	9,619	
February	11,501	
March	12,609	
April	13,073	
May	13,073	
June	13,073	

QUALITY

	Quantity	Base Number	Contract	AT	Region	England
% of FP17s for the same patient ID Re-attending within 3 months - Children	60	758	7.9%	10.8%	13.5%	12.4%
% of FP17s for the same patient ID Re-attending within 3 months - Adults	330	2,312	14.3%	15.6%	17.4%	16.7%
% of FP17s for the same patient ID Re-attending between 3 & 9 months - Children	418	758	55.1%	58.5%	59.0%	57.4%
% of FP17s for the same patient ID Re-attending between 3 & 9 months - Adults	1,318	2,312	57.0%	52.8%	52.6%	50.5%
% of FP17s for Band 1 Urgent Courses	151	2,807	5.4%	7.8%	9.4%	9.1%
% of FP17s Relating to Free Repair or Replacements	47	2,807	1.7%	1.2%	1.0%	0.8%
% of FP17s Relating to Continuations	93	2,807	3.3%	1.6%	1.5%	1.3%
% of Patients satisfied with the dentistry they have received	5	5	N/A	94.5%	93.7%	93.2%
% of Patients satisfied with the time they had to wait for an appointment	5	5	N/A	88.4%	90.0%	89.0%

* This is based on patients treated on this contract for their most recent course of treatment. Figures in italics indicate the base number of FP17s or Patient Questionnaire responses are less than 100. N/A is shown where the base number of responses is less than 10 during the period. % is calculated as Quantity/Base number*100

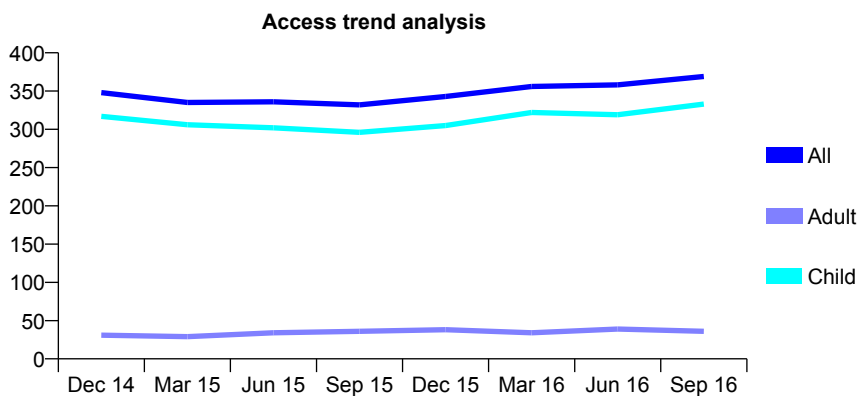
Q51 - Vital Signs At a Glance Contract Report for 196487/0001 - September 2016

Name or company name	Hunt & McGorrigan
Contract type name	GDS Contract
Purpose of contract	General
Contract start date	01/04/2006
Contract end date	

16/17 Contracted general activity (UDA)	720
Carry forward general activity (UDA)	-14
16/17 Contracted orthodontic activity (UOA)	0
Carry forward orthodontic activity (UOA)	0
Baseline contract value	£13,581.67

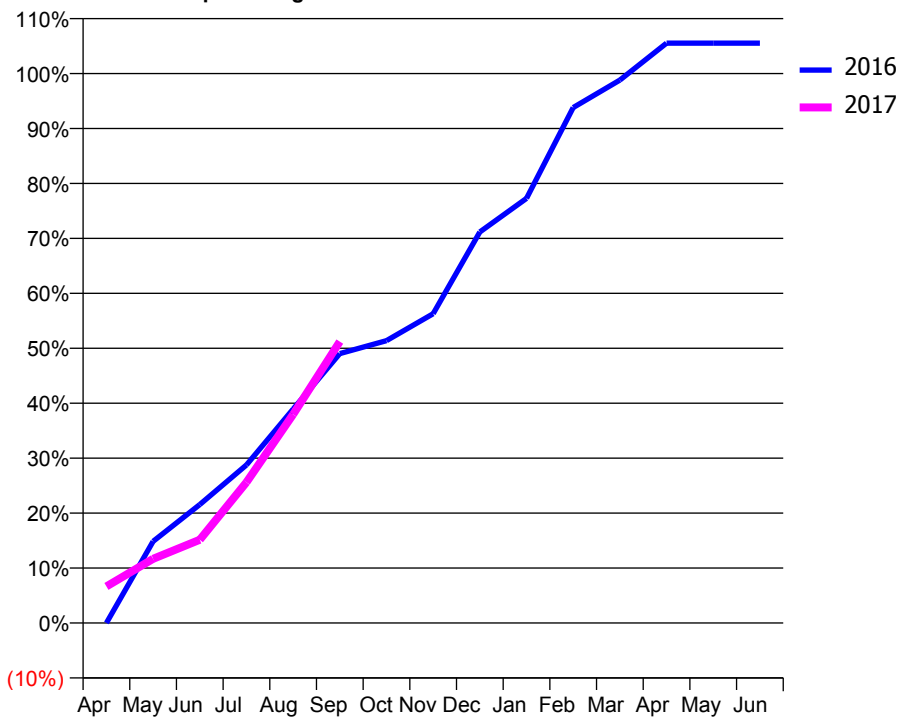
ACCESS*

Patients seen in 24 months	Total	Change since previous quarter
Quarter ending September 2015	332	
Quarter ending December 2015	343	↑
Quarter ending March 2016	356	↑
Quarter ending June 2016	358	→
Quarter ending September 2016	369	↑
Variance since September 2015	11.1%	↑



ACTIVITY

Cumulative percentage of contracted UDA delivered 2016 & 2017



Adjusted Scheduled Activity (UDA)

Month	2016	2017
April	0	48
May	107	84
June	155	109
July	207	184
August	280	273
September	353	369
October	370	
November	405	
December	512	
January	556	
February	675	
March	711	
April	760	
May	760	
June	760	

QUALITY

	Quantity	Base Number	Contract	AT	Region	England
% of FP17s for the same patient ID Re-attending within 3 months - Children	28	305	9.2%	10.8%	13.5%	12.4%
% of FP17s for the same patient ID Re-attending within 3 months - Adults	0	0	N/A	15.6%	17.4%	16.7%
% of FP17s for the same patient ID Re-attending between 3 & 9 months - Children	215	305	70.5%	58.5%	59.0%	57.4%
% of FP17s for the same patient ID Re-attending between 3 & 9 months - Adults	0	0	N/A	52.8%	52.6%	50.5%
% of FP17s for Band 1 Urgent Courses	4	266	1.5%	7.8%	9.4%	9.1%
% of FP17s Relating to Free Repair or Replacements	0	266	0.0%	1.2%	1.0%	0.8%
% of FP17s Relating to Continuations	3	266	1.1%	1.6%	1.5%	1.3%
% of Patients satisfied with the dentistry they have received	0	0	N/A	94.5%	93.7%	93.2%
% of Patients satisfied with the time they had to wait for an appointment	0	0	N/A	88.4%	90.0%	89.0%

* This is based on patients treated on this contract for their most recent course of treatment. Figures in italics indicate the base number of FP17s or Patient Questionnaire responses are less than 100. N/A is shown where the base number of responses is less than 10 during the period. % is calculated as Quantity/Base number*100

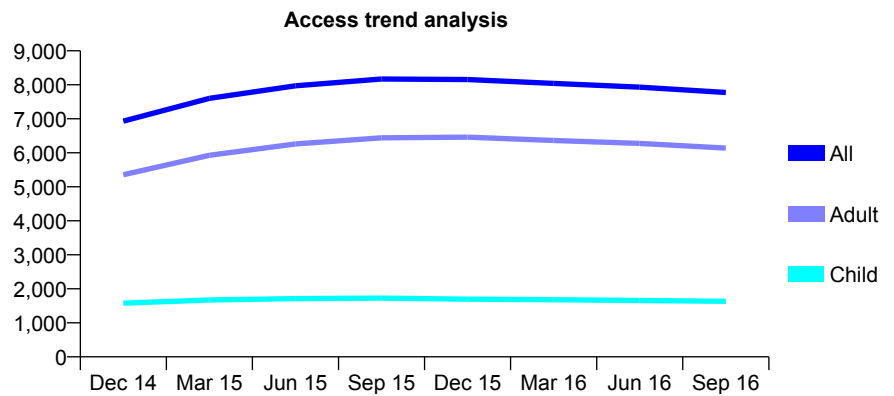
Q51 - Vital Signs At a Glance Contract Report for 197947/0001 - September 2016

Name or company name	Ivy Cottage Dental Care
Contract type name	GDS Contract
Purpose of contract	General
Contract start date	01/12/2013
Contract end date	

16/17 Contracted general activity (UDA)	22,294
Carry forward general activity (UDA)	0
16/17 Contracted orthodontic activity (UOA)	0
Carry forward orthodontic activity (UOA)	0
Baseline contract value	£701,237.52

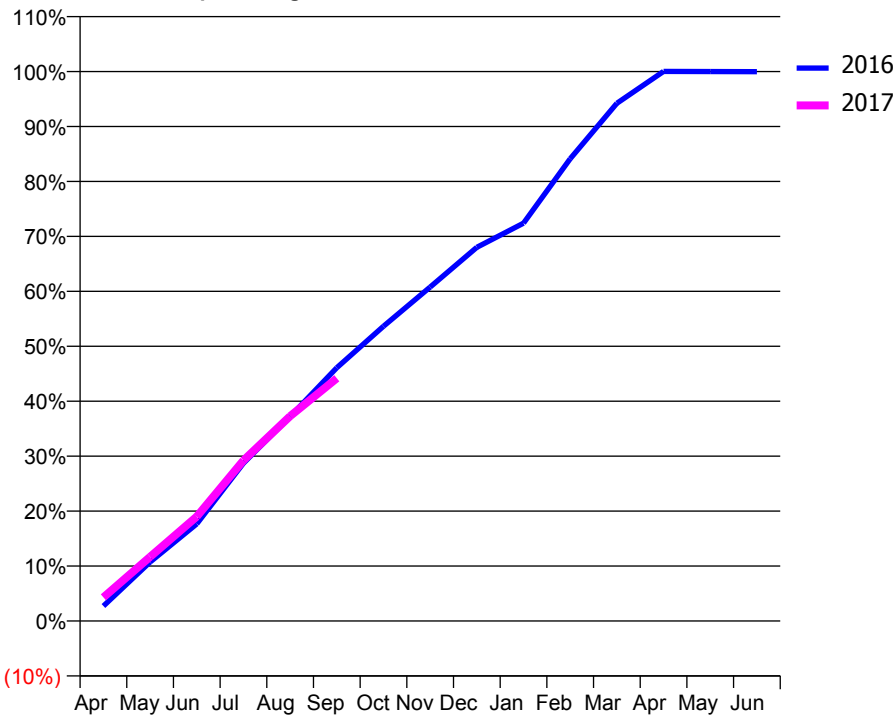
ACCESS*

Patients seen in 24 months	Total	Change since previous quarter
Quarter ending September 2015	8,169	
Quarter ending December 2015	8,156	→
Quarter ending March 2016	8,042	↓
Quarter ending June 2016	7,931	↓
Quarter ending September 2016	7,773	↓
Variance since September 2015	(4.8%)	↓



ACTIVITY

Cumulative percentage of contracted UDA delivered 2016 & 2017



QUALITY

	Quantity	Base Number	Contract	AT	Region	England
% of FP17s for the same patient ID Re-attending within 3 months - Children	105	1,262	8.3%	10.8%	13.5%	12.4%
% of FP17s for the same patient ID Re-attending within 3 months - Adults	704	4,241	16.6%	15.6%	17.4%	16.7%
% of FP17s for the same patient ID Re-attending between 3 & 9 months - Children	742	1,262	58.8%	58.5%	59.0%	57.4%
% of FP17s for the same patient ID Re-attending between 3 & 9 months - Adults	1,976	4,241	46.6%	52.8%	52.6%	50.5%
% of FP17s for Band 1 Urgent Courses	390	4,912	7.9%	7.8%	9.4%	9.1%
% of FP17s Relating to Free Repair or Replacements	71	4,912	1.4%	1.2%	1.0%	0.8%
% of FP17s Relating to Continuations	53	4,912	1.1%	1.6%	1.5%	1.3%
% of Patients satisfied with the dentistry they have received	22	23	95.7%	94.5%	93.7%	93.2%
% of Patients satisfied with the time they had to wait for an appointment	19	23	82.6%	88.4%	90.0%	89.0%

* This is based on patients treated on this contract for their most recent course of treatment. Figures in italics indicate the base number of FP17s or Patient Questionnaire responses are less than 100. N/A is shown where the base number of responses is less than 10 during the period. % is calculated as Quantity/Base number*100

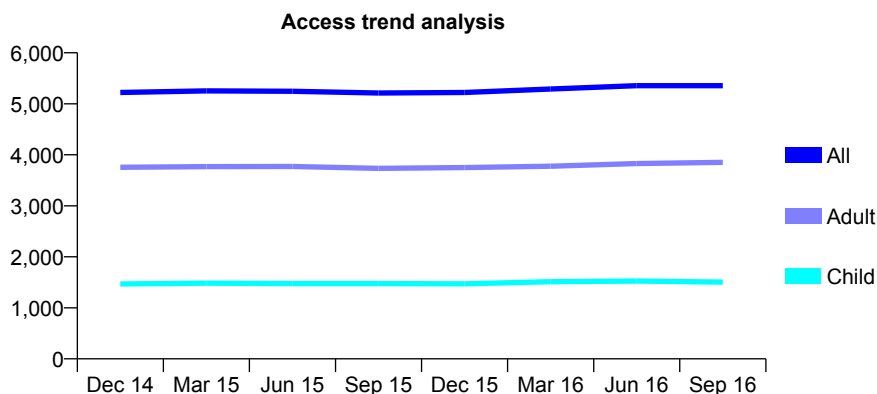
Q51 - Vital Signs At a Glance Contract Report for 198196/0001 - September 2016

Name or company name	I J Kellam Ltd
Contract type name	GDS Contract
Purpose of contract	General
Contract start date	01/11/2011
Contract end date	

16/17 Contracted general activity (UDA)	18,914
Carry forward general activity (UDA)	0
16/17 Contracted orthodontic activity (UOA)	0
Carry forward orthodontic activity (UOA)	0
Baseline contract value	£535,228.28

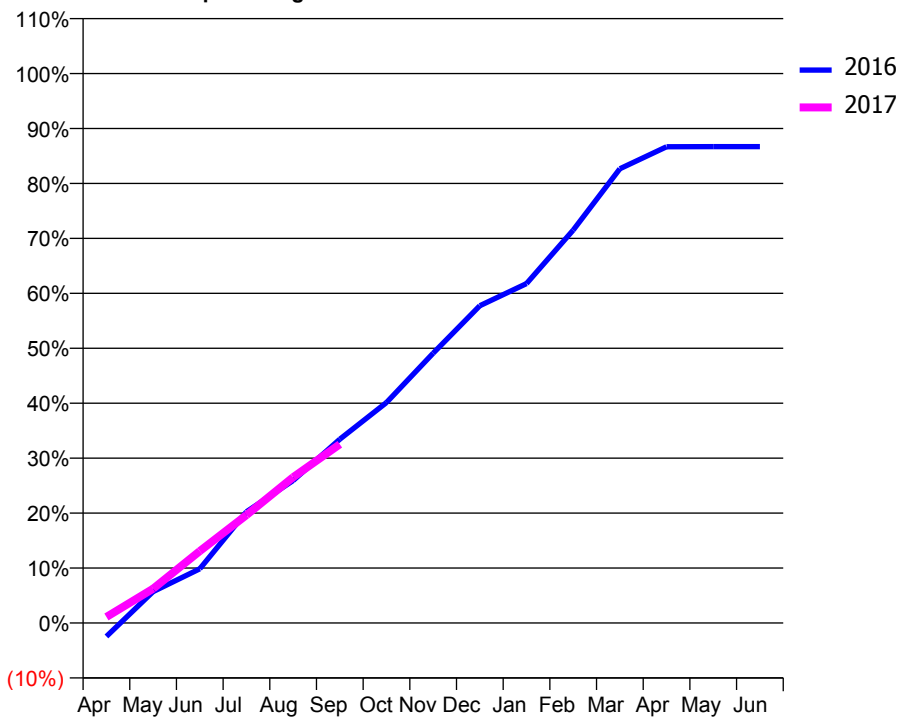
ACCESS*

Patients seen in 24 months	Total	Change since previous quarter
Quarter ending September 2015	5,211	
Quarter ending December 2015	5,221	→
Quarter ending March 2016	5,289	→
Quarter ending June 2016	5,355	→
Quarter ending September 2016	5,356	→
Variance since September 2015	2.8%	↑



ACTIVITY

Cumulative percentage of contracted UDA delivered 2016 & 2017



Month	Adjusted Scheduled Activity (UDA)	
	2016	2017
April	-464	209
May	1,081	1,180
June	1,864	2,477
July	3,828	3,717
August	4,903	5,018
September	6,325	6,151
October	7,588	
November	9,287	
December	10,923	
January	11,684	
February	13,523	
March	15,634	
April	16,391	
May	16,399	
June	16,399	

QUALITY

	Quantity	Base Number	Contract	AT	Region	England
% of FP17s for the same patient ID Re-attending within 3 months - Children	108	1,003	10.8%	10.8%	13.5%	12.4%
% of FP17s for the same patient ID Re-attending within 3 months - Adults	388	2,403	16.1%	15.6%	17.4%	16.7%
% of FP17s for the same patient ID Re-attending between 3 & 9 months - Children	546	1,003	54.4%	58.5%	59.0%	57.4%
% of FP17s for the same patient ID Re-attending between 3 & 9 months - Adults	1,222	2,403	50.9%	52.8%	52.6%	50.5%
% of FP17s for Band 1 Urgent Courses	229	2,695	8.5%	7.8%	9.4%	9.1%
% of FP17s Relating to Free Repair or Replacements	49	2,695	1.8%	1.2%	1.0%	0.8%
% of FP17s Relating to Continuations	27	2,695	1.0%	1.6%	1.5%	1.3%
% of Patients satisfied with the dentistry they have received	5	5	N/A	94.5%	93.7%	93.2%
% of Patients satisfied with the time they had to wait for an appointment	4	5	N/A	88.4%	90.0%	89.0%

* This is based on patients treated on this contract for their most recent course of treatment. Figures in italics indicate the base number of FP17s or Patient Questionnaire responses are less than 100. N/A is shown where the base number of responses is less than 10 during the period. % is calculated as Quantity/Base number*100

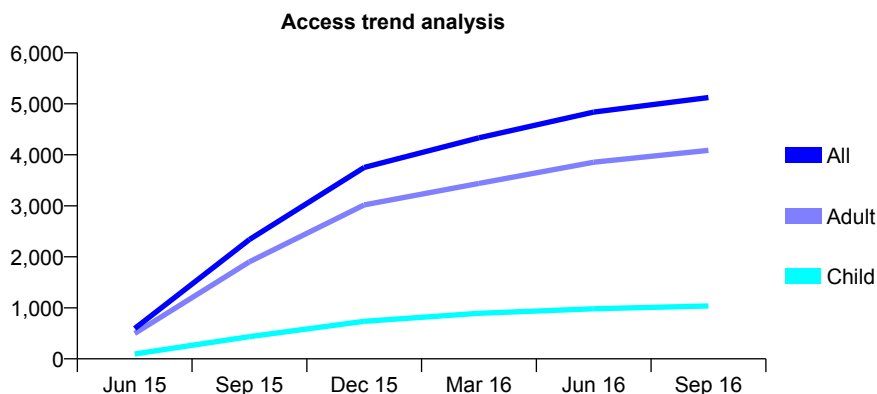
Q51 - Vital Signs At a Glance Contract Report for 198358/0001 - September 2016

Name or company name	Sprotbrough Dental Practice
Contract type name	GDS Contract
Purpose of contract	General
Contract start date	01/06/2015
Contract end date	

16/17 Contracted general activity (UDA)	18,796
Carry forward general activity (UDA)	-170
16/17 Contracted orthodontic activity (UOA)	0
Carry forward orthodontic activity (UOA)	0
Baseline contract value	£531,885.82

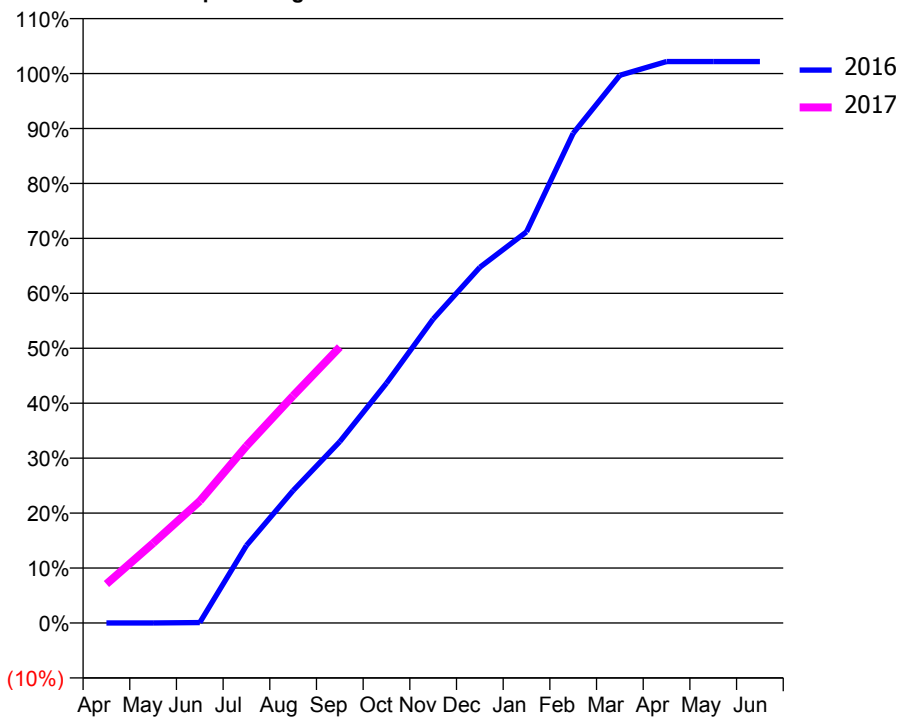
ACCESS*

Patients seen in 24 months	Total	Change since previous quarter
Quarter ending September 2015	2,339	
Quarter ending December 2015	3,753	↑
Quarter ending March 2016	4,334	↑
Quarter ending June 2016	4,837	↑
Quarter ending September 2016	5,124	↑
Variance since September 2015	119.1%	↑



ACTIVITY

Cumulative percentage of contracted UDA delivered 2016 & 2017



Month	Adjusted Scheduled Activity (UDA)	
	2016	2017
April	0	1,333
May	0	2,728
June	14	4,171
July	2,183	6,056
August	3,727	7,774
September	5,104	9,438
October	6,750	
November	8,555	
December	10,010	
January	11,009	
February	13,781	
March	15,413	
April	15,800	
May	15,800	
June	15,800	

QUALITY

	Quantity	Base Number	Contract	AT	Region	England
% of FP17s for the same patient ID Re-attending within 3 months - Children	67	848	7.9%	10.8%	13.5%	12.4%
% of FP17s for the same patient ID Re-attending within 3 months - Adults	666	3,658	18.2%	15.6%	17.4%	16.7%
% of FP17s for the same patient ID Re-attending between 3 & 9 months - Children	506	848	59.7%	58.5%	59.0%	57.4%
% of FP17s for the same patient ID Re-attending between 3 & 9 months - Adults	2,095	3,658	57.3%	52.8%	52.6%	50.5%
% of FP17s for Band 1 Urgent Courses	368	4,336	8.5%	7.8%	9.4%	9.1%
% of FP17s Relating to Free Repair or Replacements	22	4,336	0.5%	1.2%	1.0%	0.8%
% of FP17s Relating to Continuations	131	4,336	3.0%	1.6%	1.5%	1.3%
% of Patients satisfied with the dentistry they have received	8	8	N/A	94.5%	93.7%	93.2%
% of Patients satisfied with the time they had to wait for an appointment	8	8	N/A	88.4%	90.0%	89.0%

* This is based on patients treated on this contract for their most recent course of treatment. Figures in italics indicate the base number of FP17s or Patient Questionnaire responses are less than 100. N/A is shown where the base number of responses is less than 10 during the period. % is calculated as Quantity/Base number*100

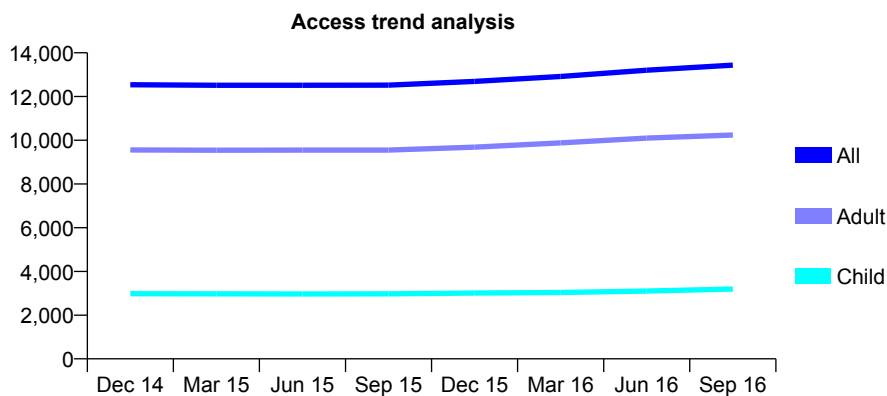
Q51 - Vital Signs At a Glance Contract Report for 198730/0001 - September 2016

Name or company name	Kimberworth Park Practice Limited
Contract type name	GDS Contract
Purpose of contract	General
Contract start date	01/09/2010
Contract end date	

16/17 Contracted general activity (UDA)	34,621
Carry forward general activity (UDA)	0
16/17 Contracted orthodontic activity (UOA)	0
Carry forward orthodontic activity (UOA)	0
Baseline contract value	£1,118,155.48

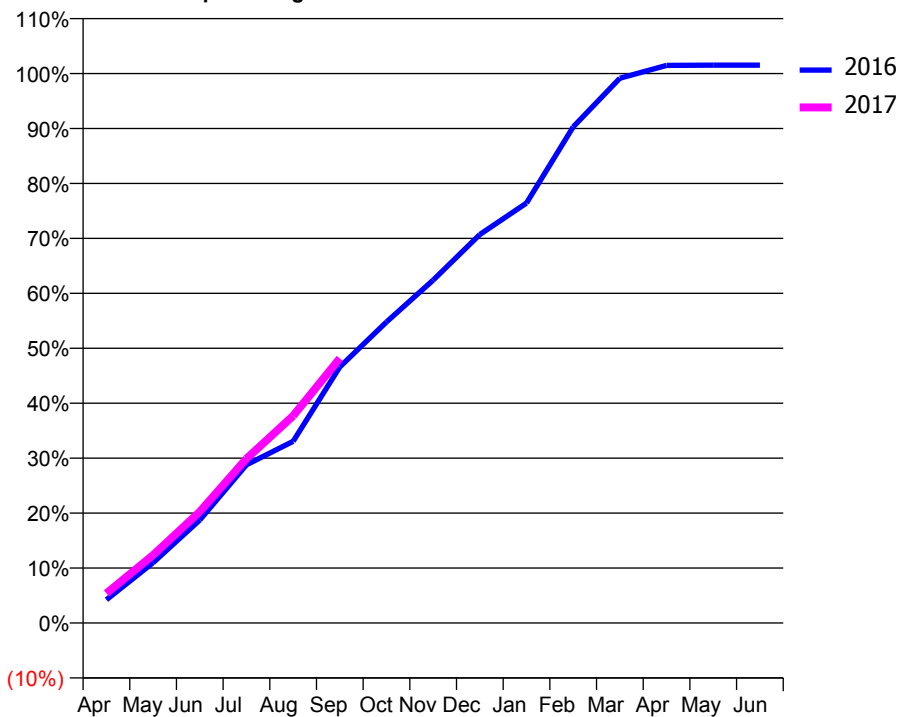
ACCESS*

Patients seen in 24 months	Total	Change since previous quarter
Quarter ending September 2015	12,523	
Quarter ending December 2015	12,691	→
Quarter ending March 2016	12,917	→
Quarter ending June 2016	13,202	↑
Quarter ending September 2016	13,434	→
Variance since September 2015	7.3%	↑



ACTIVITY

Cumulative percentage of contracted UDA delivered 2016 & 2017



Month	Adjusted Scheduled Activity (UDA)	
	2016	2017
April	1,461	1,871
May	3,795	4,283
June	6,487	7,011
July	9,954	10,351
August	11,431	13,053
September	16,120	16,673
October	18,948	
November	21,581	
December	24,451	
January	26,435	
February	31,226	
March	34,291	
April	35,098	
May	35,114	
June	35,115	

QUALITY

	Quantity	Base Number	Contract	AT	Region	England
% of FP17s for the same patient ID Re-attending within 3 months - Children	190	2,134	8.9%	10.8%	13.5%	12.4%
% of FP17s for the same patient ID Re-attending within 3 months - Adults	838	6,138	13.7%	15.6%	17.4%	16.7%
% of FP17s for the same patient ID Re-attending between 3 & 9 months - Children	993	2,134	46.5%	58.5%	59.0%	57.4%
% of FP17s for the same patient ID Re-attending between 3 & 9 months - Adults	2,480	6,138	40.4%	52.8%	52.6%	50.5%
% of FP17s for Band 1 Urgent Courses	801	7,070	11.3%	7.8%	9.4%	9.1%
% of FP17s Relating to Free Repair or Replacements	115	7,070	1.6%	1.2%	1.0%	0.8%
% of FP17s Relating to Continuations	58	7,070	0.8%	1.6%	1.5%	1.3%
% of Patients satisfied with the dentistry they have received	16	18	88.9%	94.5%	93.7%	93.2%
% of Patients satisfied with the time they had to wait for an appointment	16	18	88.9%	88.4%	90.0%	89.0%

* This is based on patients treated on this contract for their most recent course of treatment. Figures in italics indicate the base number of FP17s or Patient Questionnaire responses are less than 100. N/A is shown where the base number of responses is less than 10 during the period. % is calculated as Quantity/Base number*100

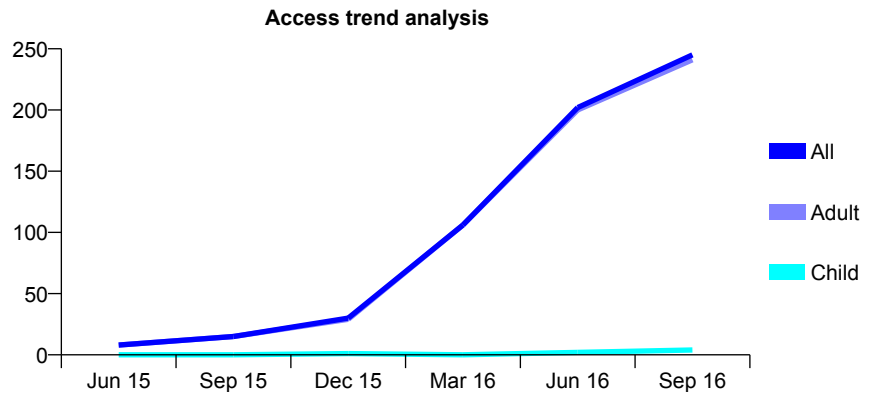
Q51 - Vital Signs At a Glance Contract Report for 198730/0002 - September 2016

Name or company name	Kimberworth Park Practice Limited
Contract type name	PDS Contract
Purpose of contract	General
Contract start date	01/05/2015
Contract end date	30/04/2020

16/17 Contracted general activity (UDA)	1,800
Carry forward general activity (UDA)	0
16/17 Contracted orthodontic activity (UOA)	0
Carry forward orthodontic activity (UOA)	0
Baseline contract value	£76,537.03

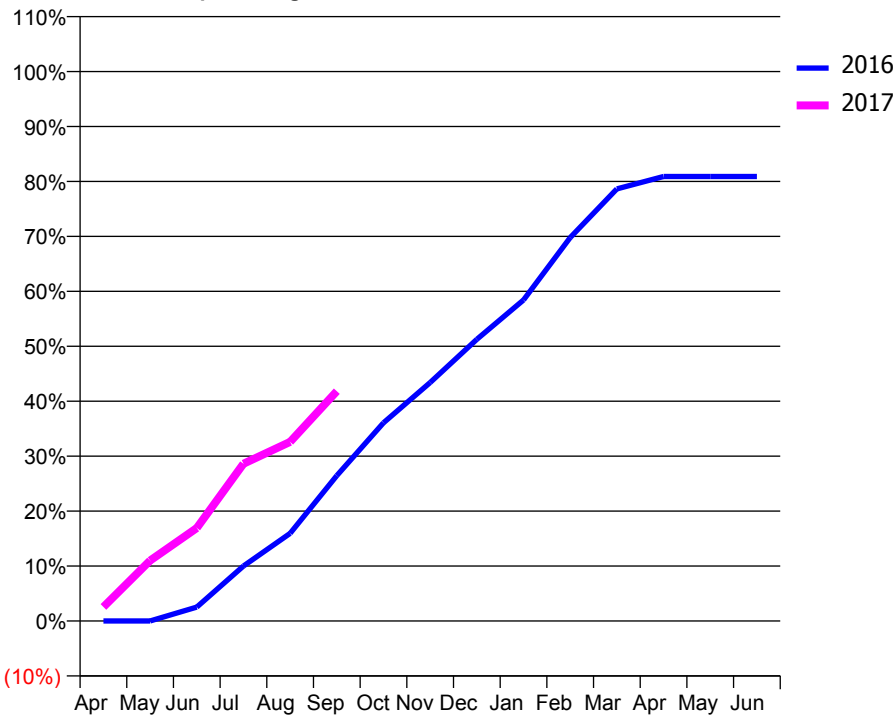
ACCESS*

Patients seen in 24 months	Total	Change since previous quarter
Quarter ending September 2015	15	
Quarter ending December 2015	30	↑
Quarter ending March 2016	106	↑
Quarter ending June 2016	202	↑
Quarter ending September 2016	245	↑
Variance since September 2015	1533.3%	↑



ACTIVITY

Cumulative percentage of contracted UDA delivered 2016 & 2017



Month	Adjusted Scheduled Activity (UDA)	
	2016	2017
April	0	46
May	0	198
June	42	305
July	165	515
August	263	587
September	437	753
October	595	
November	716	
December	846	
January	964	
February	1,151	
March	1,298	
April	1,335	
May	1,335	
June	1,335	

QUALITY

	Quantity	Base Number	Contract	AT	Region	England
% of FP17s for the same patient ID Re-attending within 3 months - Children	2	8	25.0%	10.8%	13.5%	12.4%
% of FP17s for the same patient ID Re-attending within 3 months - Adults	46	265	17.4%	15.6%	17.4%	16.7%
% of FP17s for the same patient ID Re-attending between 3 & 9 months - Children	0	8	0.0%	58.5%	59.0%	57.4%
% of FP17s for the same patient ID Re-attending between 3 & 9 months - Adults	12	265	4.5%	52.8%	52.6%	50.5%
% of FP17s for Band 1 Urgent Courses	20	260	7.7%	7.8%	9.4%	9.1%
% of FP17s Relating to Free Repair or Replacements	0	260	0.0%	1.2%	1.0%	0.8%
% of FP17s Relating to Continuations	0	260	0.0%	1.6%	1.5%	1.3%
% of Patients satisfied with the dentistry they have received	1	1	N/A	94.5%	93.7%	93.2%
% of Patients satisfied with the time they had to wait for an appointment	0	1	N/A	88.4%	90.0%	89.0%

* This is based on patients treated on this contract for their most recent course of treatment. Figures in italics indicate the base number of FP17s or Patient Questionnaire responses are less than 100. N/A is shown where the base number of responses is less than 10 during the period. % is calculated as Quantity/Base number*100

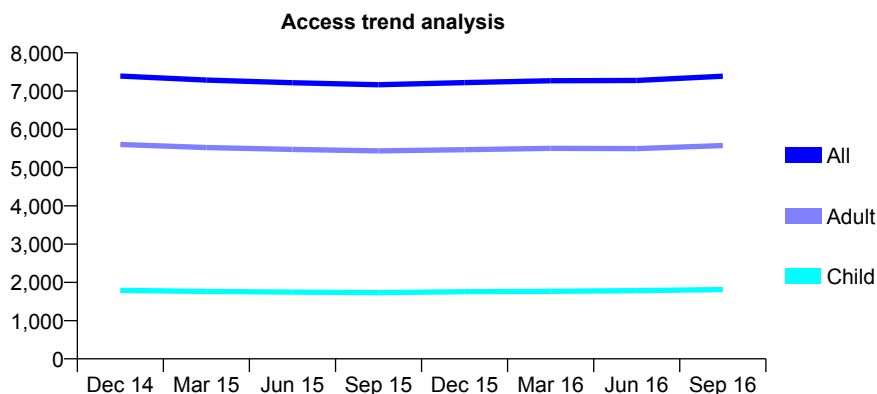
Q51 - Vital Signs At a Glance Contract Report for 198749/0001 - September 2016

Name or company name	RICHMOND DENTAL CARE
Contract type name	Pilot Contract
Purpose of contract	General
Contract start date	01/04/2009
Contract end date	

16/17 Contracted general activity (UDA)	25,655
Carry forward general activity (UDA)	0
16/17 Contracted orthodontic activity (UOA)	0
Carry forward orthodontic activity (UOA)	0
Baseline contract value	£769,478.53

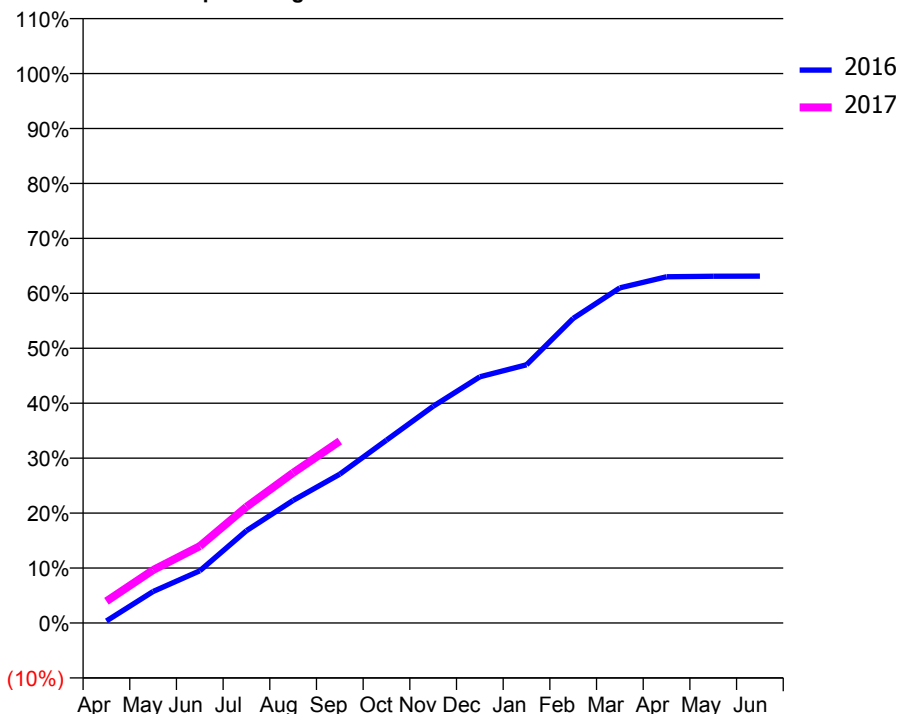
ACCESS*

Patients seen in 24 months	Total	Change since previous quarter
Quarter ending September 2015	7,166	
Quarter ending December 2015	7,221	→
Quarter ending March 2016	7,271	→
Quarter ending June 2016	7,276	→
Quarter ending September 2016	7,388	→
Variance since September 2015	3.1%	↑



ACTIVITY

Cumulative percentage of contracted UDA delivered 2016 & 2017



Adjusted Scheduled Activity (UDA)

Month	2016	2017
April	94	1,015
May	1,472	2,477
June	2,439	3,587
July	4,309	5,423
August	5,727	7,014
September	6,953	8,496
October	8,539	
November	10,123	
December	11,497	
January	12,053	
February	14,223	
March	15,648	
April	16,167	
May	16,192	
June	16,199	

QUALITY

	Quantity	Base Number	Contract	AT	Region	England
% of FP17s for the same patient ID Re-attending within 3 months - Children	101	1,586	6.4%	10.8%	13.5%	12.4%
% of FP17s for the same patient ID Re-attending within 3 months - Adults	616	3,946	15.6%	15.6%	17.4%	16.7%
% of FP17s for the same patient ID Re-attending between 3 & 9 months - Children	1,064	1,586	67.1%	58.5%	59.0%	57.4%
% of FP17s for the same patient ID Re-attending between 3 & 9 months - Adults	2,039	3,946	51.7%	52.8%	52.6%	50.5%
% of FP17s for Band 1 Urgent Courses	515	4,807	10.7%	7.8%	9.4%	9.1%
% of FP17s Relating to Free Repair or Replacements	55	4,807	1.1%	1.2%	1.0%	0.8%
% of FP17s Relating to Continuations	36	4,807	0.7%	1.6%	1.5%	1.3%
% of Patients satisfied with the dentistry they have received	22	22	100.0%	94.5%	93.7%	93.2%
% of Patients satisfied with the time they had to wait for an appointment	18	22	81.8%	88.4%	90.0%	89.0%

* This is based on patients treated on this contract for their most recent course of treatment. Figures in italics indicate the base number of FP17s or Patient Questionnaire responses are less than 100. N/A is shown where the base number of responses is less than 10 during the period. % is calculated as Quantity/Base number*100

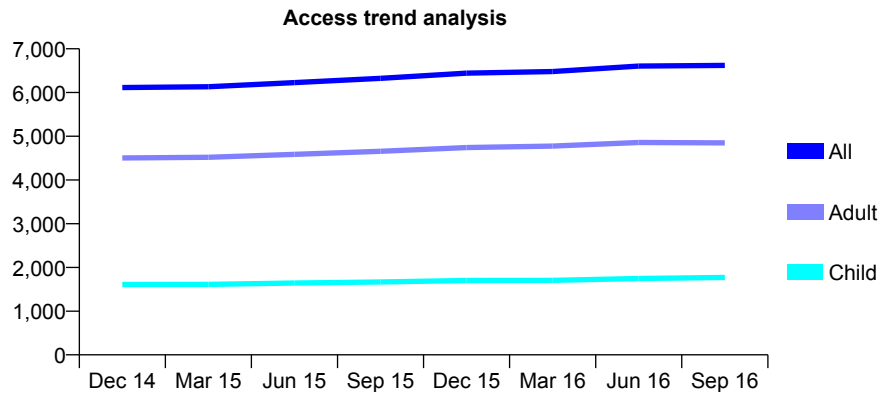
Q51 - Vital Signs At a Glance Contract Report for 202401/0003 - September 2016

Name or company name	MR RS NICHOLSON
Contract type name	GDS Contract
Purpose of contract	General
Contract start date	03/04/2007
Contract end date	

16/17 Contracted general activity (UDA)	19,000
Carry forward general activity (UDA)	0
16/17 Contracted orthodontic activity (UOA)	0
Carry forward orthodontic activity (UOA)	0
Baseline contract value	£526,767.63

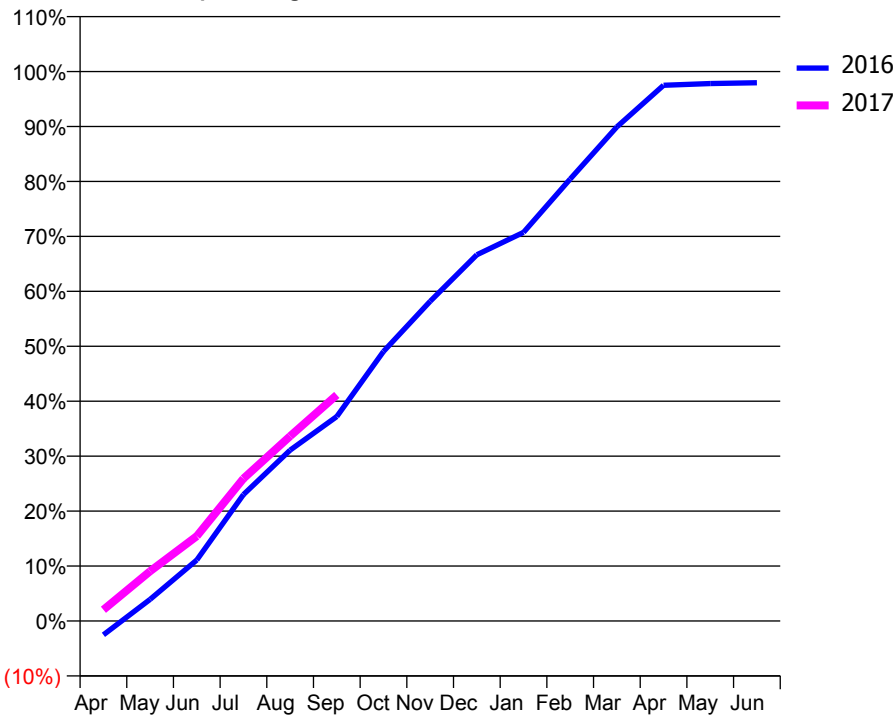
ACCESS*

Patients seen in 24 months	Total	Change since previous quarter
Quarter ending September 2015	6,323	
Quarter ending December 2015	6,443	→
Quarter ending March 2016	6,479	→
Quarter ending June 2016	6,604	→
Quarter ending September 2016	6,621	→
Variance since September 2015	4.7%	↑



ACTIVITY

Cumulative percentage of contracted UDA delivered 2016 & 2017



Month	Adjusted Scheduled Activity (UDA)	
	2016	2017
April	-482	390
May	748	1,721
June	2,109	2,935
July	4,372	4,928
August	5,906	6,392
September	7,069	7,818
October	9,319	
November	11,054	
December	12,663	
January	13,439	
February	15,282	
March	17,086	
April	18,526	
May	18,583	
June	18,611	

QUALITY

	Quantity	Base Number	Contract	AT	Region	England
% of FP17s for the same patient ID Re-attending within 3 months - Children	111	1,176	9.4%	10.8%	13.5%	12.4%
% of FP17s for the same patient ID Re-attending within 3 months - Adults	492	2,938	16.7%	15.6%	17.4%	16.7%
% of FP17s for the same patient ID Re-attending between 3 & 9 months - Children	543	1,176	46.2%	58.5%	59.0%	57.4%
% of FP17s for the same patient ID Re-attending between 3 & 9 months - Adults	1,335	2,938	45.4%	52.8%	52.6%	50.5%
% of FP17s for Band 1 Urgent Courses	210	3,389	6.2%	7.8%	9.4%	9.1%
% of FP17s Relating to Free Repair or Replacements	49	3,389	1.4%	1.2%	1.0%	0.8%
% of FP17s Relating to Continuations	124	3,389	3.7%	1.6%	1.5%	1.3%
% of Patients satisfied with the dentistry they have received	5	7	N/A	94.5%	93.7%	93.2%
% of Patients satisfied with the time they had to wait for an appointment	7	7	N/A	88.4%	90.0%	89.0%

* This is based on patients treated on this contract for their most recent course of treatment. Figures in italics indicate the base number of FP17s or Patient Questionnaire responses are less than 100. N/A is shown where the base number of responses is less than 10 during the period. % is calculated as Quantity/Base number*100

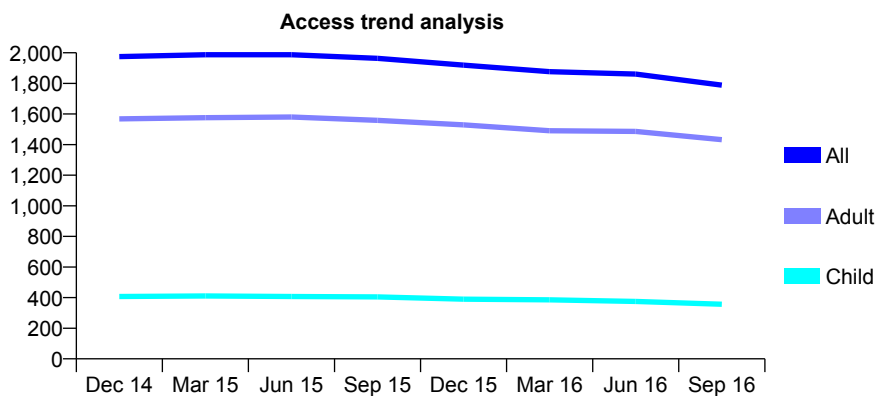
Q51 - Vital Signs At a Glance Contract Report for 214108/0001 - September 2016

Name or company name	MR CE EVES
Contract type name	GDS Contract
Purpose of contract	General
Contract start date	01/04/2006
Contract end date	

16/17 Contracted general activity (UDA)	5,839
Carry forward general activity (UDA)	-15
16/17 Contracted orthodontic activity (UOA)	0
Carry forward orthodontic activity (UOA)	0
Baseline contract value	£165,230.94

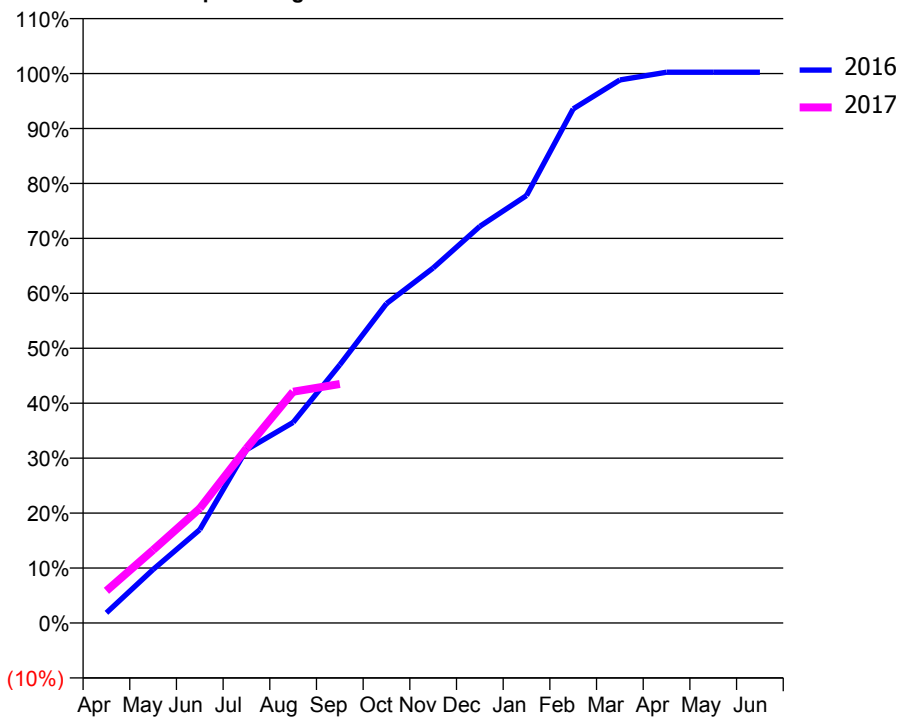
ACCESS*

Patients seen in 24 months	Total	Change since previous quarter
Quarter ending September 2015	1,964	
Quarter ending December 2015	1,919	↓
Quarter ending March 2016	1,877	↓
Quarter ending June 2016	1,861	→
Quarter ending September 2016	1,789	↓
Variance since September 2015	(8.9%)	↓



ACTIVITY

Cumulative percentage of contracted UDA delivered 2016 & 2017



Month	Adjusted Scheduled Activity (UDA)	
	2016	2017
April	109	342
May	570	776
June	992	1,218
July	1,842	1,855
August	2,132	2,458
September	2,745	2,540
October	3,394	
November	3,773	
December	4,215	
January	4,542	
February	5,463	
March	5,771	
April	5,853	
May	5,853	
June	5,853	

QUALITY

	Quantity	Base Number	Contract	AT	Region	England
% of FP17s for the same patient ID Re-attending within 3 months - Children	28	314	8.9%	10.8%	13.5%	12.4%
% of FP17s for the same patient ID Re-attending within 3 months - Adults	107	1,012	10.6%	15.6%	17.4%	16.7%
% of FP17s for the same patient ID Re-attending between 3 & 9 months - Children	227	314	72.3%	58.5%	59.0%	57.4%
% of FP17s for the same patient ID Re-attending between 3 & 9 months - Adults	637	1,012	62.9%	52.8%	52.6%	50.5%
% of FP17s for Band 1 Urgent Courses	59	1,241	4.8%	7.8%	9.4%	9.1%
% of FP17s Relating to Free Repair or Replacements	8	1,241	0.6%	1.2%	1.0%	0.8%
% of FP17s Relating to Continuations	8	1,241	0.6%	1.6%	1.5%	1.3%
% of Patients satisfied with the dentistry they have received	2	2	N/A	94.5%	93.7%	93.2%
% of Patients satisfied with the time they had to wait for an appointment	1	2	N/A	88.4%	90.0%	89.0%

* This is based on patients treated on this contract for their most recent course of treatment. Figures in italics indicate the base number of FP17s or Patient Questionnaire responses are less than 100. N/A is shown where the base number of responses is less than 10 during the period. % is calculated as Quantity/Base number*100

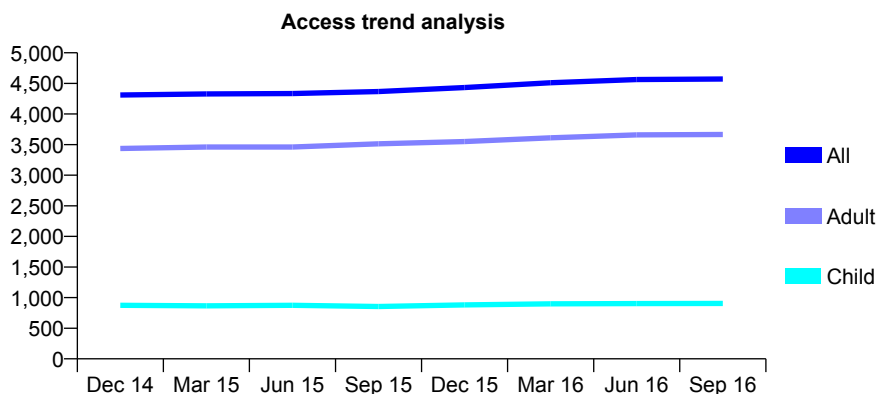
Q51 - Vital Signs At a Glance Contract Report for 214264/0001 - September 2016

Name or company name	MR SG WADE
Contract type name	GDS Contract
Purpose of contract	General
Contract start date	01/04/2006
Contract end date	

16/17 Contracted general activity (UDA)	13,383
Carry forward general activity (UDA)	240
16/17 Contracted orthodontic activity (UOA)	0
Carry forward orthodontic activity (UOA)	0
Baseline contract value	£378,711.37

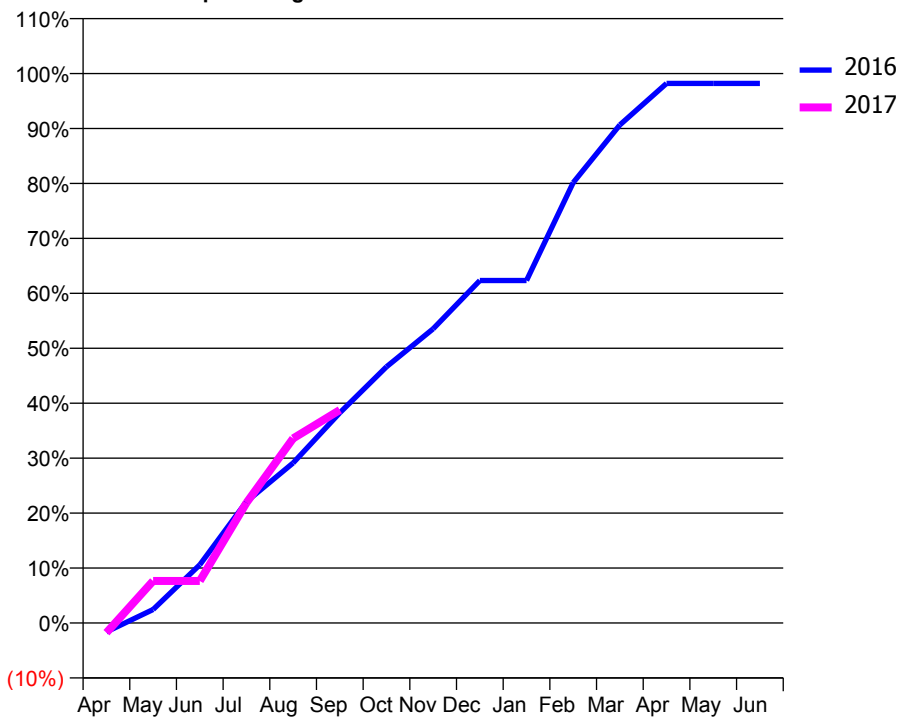
ACCESS*

Patients seen in 24 months	Total	Change since previous quarter
Quarter ending September 2015	4,368	
Quarter ending December 2015	4,432	→
Quarter ending March 2016	4,511	→
Quarter ending June 2016	4,563	→
Quarter ending September 2016	4,571	→
Variance since September 2015	4.6%	↑



ACTIVITY

Cumulative percentage of contracted UDA delivered 2016 & 2017



Adjusted Scheduled Activity (UDA)

Month	2016	2017
April	-219	-240
May	330	1,023
June	1,416	1,023
July	2,956	2,928
August	3,900	4,495
September	5,121	5,188
October	6,240	
November	7,165	
December	8,340	
January	8,340	
February	10,725	
March	12,133	
April	13,143	
May	13,143	
June	13,143	

QUALITY

	Quantity	Base Number	Contract	AT	Region	England
% of FP17s for the same patient ID Re-attending within 3 months - Children	65	758	8.6%	10.8%	13.5%	12.4%
% of FP17s for the same patient ID Re-attending within 3 months - Adults	485	2,659	18.2%	15.6%	17.4%	16.7%
% of FP17s for the same patient ID Re-attending between 3 & 9 months - Children	535	758	70.6%	58.5%	59.0%	57.4%
% of FP17s for the same patient ID Re-attending between 3 & 9 months - Adults	1,400	2,659	52.7%	52.8%	52.6%	50.5%
% of FP17s for Band 1 Urgent Courses	160	2,702	5.9%	7.8%	9.4%	9.1%
% of FP17s Relating to Free Repair or Replacements	49	2,702	1.8%	1.2%	1.0%	0.8%
% of FP17s Relating to Continuations	78	2,702	2.9%	1.6%	1.5%	1.3%
% of Patients satisfied with the dentistry they have received	4	5	N/A	94.5%	93.7%	93.2%
% of Patients satisfied with the time they had to wait for an appointment	4	5	N/A	88.4%	90.0%	89.0%

* This is based on patients treated on this contract for their most recent course of treatment. Figures in italics indicate the base number of FP17s or Patient Questionnaire responses are less than 100. N/A is shown where the base number of responses is less than 10 during the period. % is calculated as Quantity/Base number*100

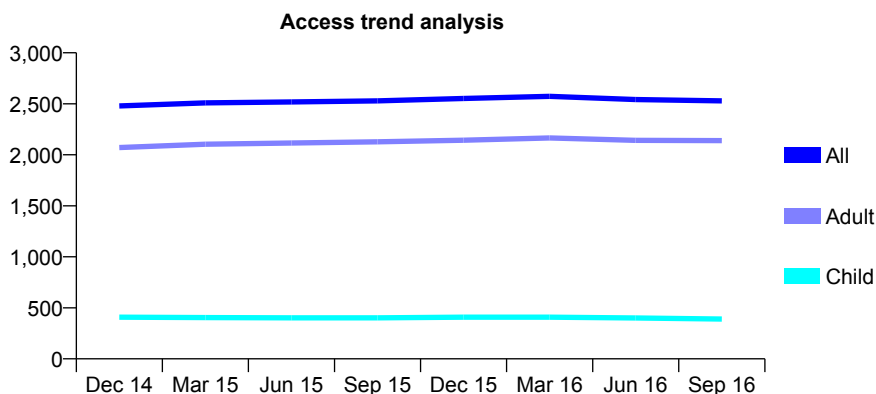
Q51 - Vital Signs At a Glance Contract Report for 215538/0001 - September 2016

Name or company name	Hemper Lane Dental Surgery
Contract type name	GDS Contract
Purpose of contract	General
Contract start date	01/04/2006
Contract end date	

16/17 Contracted general activity (UDA)	7,635
Carry forward general activity (UDA)	-11
16/17 Contracted orthodontic activity (UOA)	0
Carry forward orthodontic activity (UOA)	0
Baseline contract value	£179,334.33

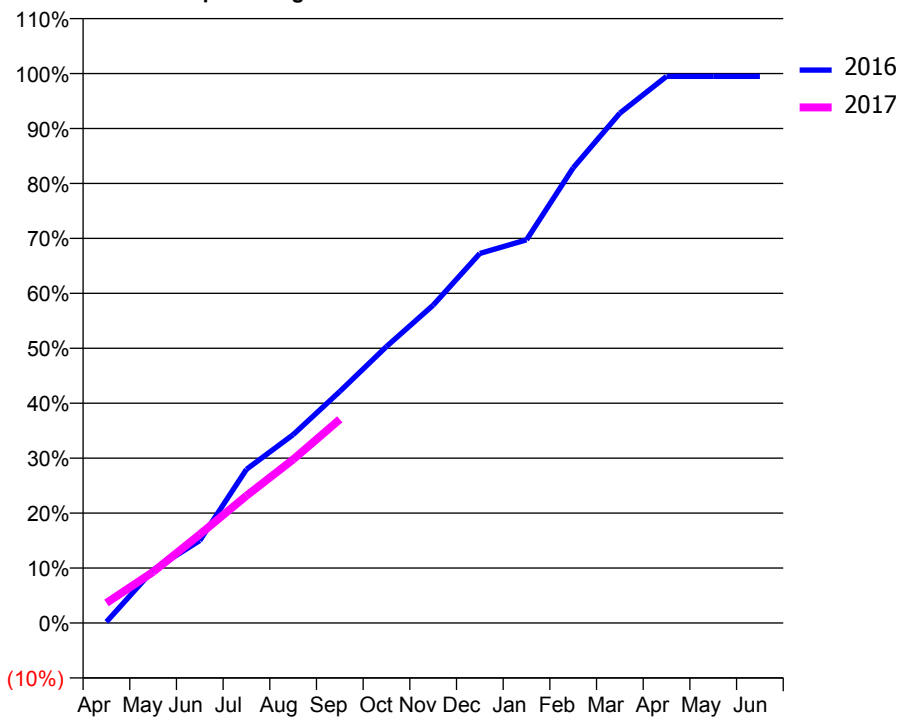
ACCESS*

Patients seen in 24 months	Total	Change since previous quarter
Quarter ending September 2015	2,529	
Quarter ending December 2015	2,552	→
Quarter ending March 2016	2,573	→
Quarter ending June 2016	2,542	↓
Quarter ending September 2016	2,529	→
Variance since September 2015	0.0%	→



ACTIVITY

Cumulative percentage of contracted UDA delivered 2016 & 2017



Month	Adjusted Scheduled Activity (UDA)	
	2016	2017
April	15	278
May	736	711
June	1,145	1,231
July	2,136	1,768
August	2,617	2,272
September	3,217	2,830
October	3,842	
November	4,416	
December	5,135	
January	5,325	
February	6,324	
March	7,084	
April	7,596	
May	7,596	
June	7,596	

QUALITY

	Quantity	Base Number	Contract	AT	Region	England
% of FP17s for the same patient ID Re-attending within 3 months - Children	17	232	7.3%	10.8%	13.5%	12.4%
% of FP17s for the same patient ID Re-attending within 3 months - Adults	308	1,358	22.7%	15.6%	17.4%	16.7%
% of FP17s for the same patient ID Re-attending between 3 & 9 months - Children	106	232	45.7%	58.5%	59.0%	57.4%
% of FP17s for the same patient ID Re-attending between 3 & 9 months - Adults	516	1,358	38.0%	52.8%	52.6%	50.5%
% of FP17s for Band 1 Urgent Courses	204	1,375	14.8%	7.8%	9.4%	9.1%
% of FP17s Relating to Free Repair or Replacements	40	1,375	2.9%	1.2%	1.0%	0.8%
% of FP17s Relating to Continuations	43	1,375	3.1%	1.6%	1.5%	1.3%
% of Patients satisfied with the dentistry they have received	3	3	N/A	94.5%	93.7%	93.2%
% of Patients satisfied with the time they had to wait for an appointment	3	3	N/A	88.4%	90.0%	89.0%

* This is based on patients treated on this contract for their most recent course of treatment. Figures in italics indicate the base number of FP17s or Patient Questionnaire responses are less than 100. N/A is shown where the base number of responses is less than 10 during the period. % is calculated as Quantity/Base number*100

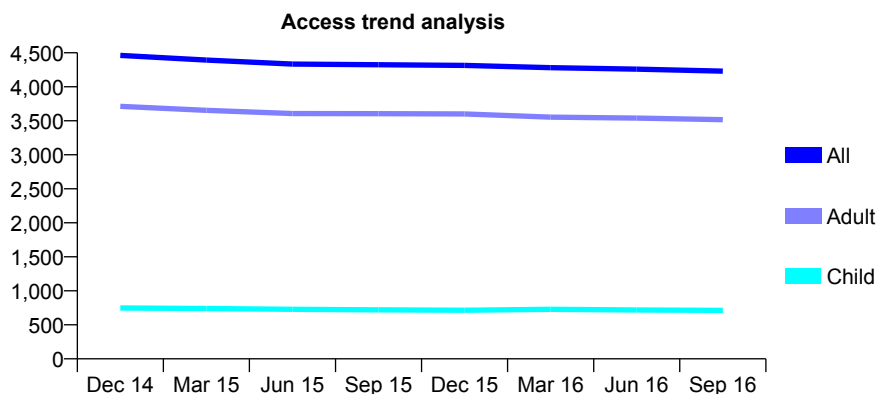
Q51 - Vital Signs At a Glance Contract Report for 219940/0001 - September 2016

Name or company name	MR SD MCCART
Contract type name	Pilot Contract
Purpose of contract	General
Contract start date	01/04/2006
Contract end date	

16/17 Contracted general activity (UDA)	12,365
Carry forward general activity (UDA)	0
16/17 Contracted orthodontic activity (UOA)	0
Carry forward orthodontic activity (UOA)	0
Baseline contract value	£391,657.86

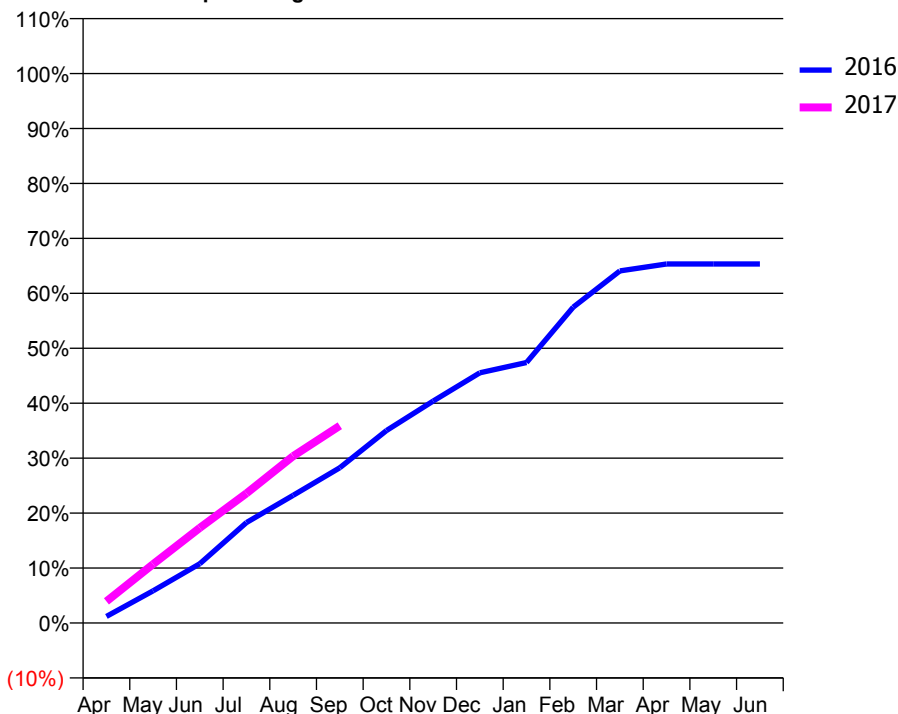
ACCESS*

Patients seen in 24 months	Total	Change since previous quarter
Quarter ending September 2015	4,324	
Quarter ending December 2015	4,315	→
Quarter ending March 2016	4,282	→
Quarter ending June 2016	4,259	→
Quarter ending September 2016	4,230	→
Variance since September 2015	(2.2%)	↓



ACTIVITY

Cumulative percentage of contracted UDA delivered 2016 & 2017



Month	Adjusted Scheduled Activity (UDA)	
	2016	2017
April	150	489
May	725	1,323
June	1,332	2,141
July	2,262	2,917
August	2,872	3,756
September	3,495	4,438
October	4,332	
November	4,996	
December	5,631	
January	5,862	
February	7,107	
March	7,923	
April	8,079	
May	8,079	
June	8,079	

QUALITY

	Quantity	Base Number	Contract	AT	Region	England
% of FP17s for the same patient ID Re-attending within 3 months - Children	10	379	2.6%	10.8%	13.5%	12.4%
% of FP17s for the same patient ID Re-attending within 3 months - Adults	169	1,698	10.0%	15.6%	17.4%	16.7%
% of FP17s for the same patient ID Re-attending between 3 & 9 months - Children	114	379	30.1%	58.5%	59.0%	57.4%
% of FP17s for the same patient ID Re-attending between 3 & 9 months - Adults	481	1,698	28.3%	52.8%	52.6%	50.5%
% of FP17s for Band 1 Urgent Courses	225	1,984	11.3%	7.8%	9.4%	9.1%
% of FP17s Relating to Free Repair or Replacements	7	1,984	0.4%	1.2%	1.0%	0.8%
% of FP17s Relating to Continuations	15	1,984	0.8%	1.6%	1.5%	1.3%
% of Patients satisfied with the dentistry they have received	3	3	N/A	94.5%	93.7%	93.2%
% of Patients satisfied with the time they had to wait for an appointment	2	3	N/A	88.4%	90.0%	89.0%

* This is based on patients treated on this contract for their most recent course of treatment. Figures in italics indicate the base number of FP17s or Patient Questionnaire responses are less than 100. N/A is shown where the base number of responses is less than 10 during the period. % is calculated as Quantity/Base number*100

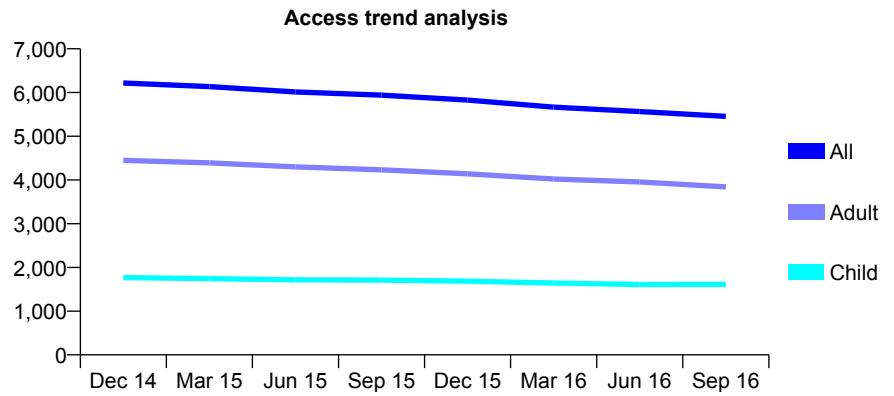
Q51 - Vital Signs At a Glance Contract Report for 230901/0001 - September 2016

Name or company name	MR BJ JULIUS
Contract type name	GDS Contract
Purpose of contract	General and Orthodontic
Contract start date	01/04/2006
Contract end date	

16/17 Contracted general activity (UDA)	19,164
Carry forward general activity (UDA)	127
16/17 Contracted orthodontic activity (UOA)	1,470
Carry forward orthodontic activity (UOA)	-21
Baseline contract value	£610,383.96

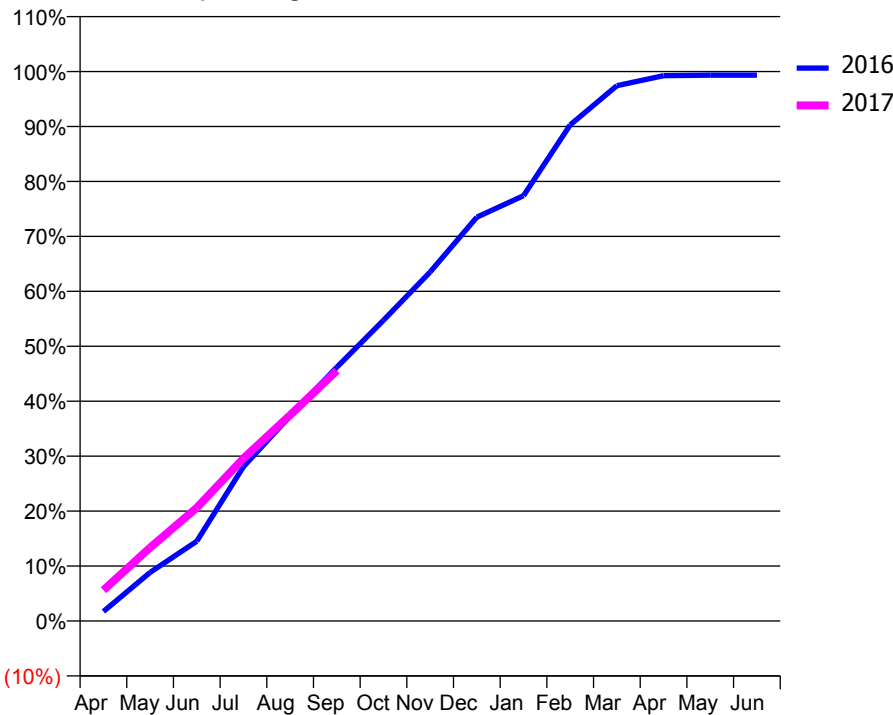
ACCESS*

Patients seen in 24 months	Total	Change since previous quarter
Quarter ending September 2015	5,941	
Quarter ending December 2015	5,827	↓
Quarter ending March 2016	5,666	↓
Quarter ending June 2016	5,565	↓
Quarter ending September 2016	5,456	↓
Variance since September 2015	(8.2%)	↓



ACTIVITY

Cumulative percentage of contracted UDA delivered 2016 & 2017



Month	Adjusted Scheduled Activity (UDA)	
	2016	2017
April	333	1,077
May	1,695	2,560
June	2,783	3,951
July	5,384	5,673
August	7,149	7,181
September	8,851	8,733
October	10,491	
November	12,173	
December	14,086	
January	14,832	
February	17,301	
March	18,669	
April	19,020	
May	19,038	
June	19,038	

QUALITY

	Quantity	Base Number	Contract	AT	Region	England
% of FP17s for the same patient ID Re-attending within 3 months - Children	151	1,351	11.2%	10.8%	13.5%	12.4%
% of FP17s for the same patient ID Re-attending within 3 months - Adults	330	2,543	13.0%	15.6%	17.4%	16.7%
% of FP17s for the same patient ID Re-attending between 3 & 9 months - Children	891	1,351	66.0%	58.5%	59.0%	57.4%
% of FP17s for the same patient ID Re-attending between 3 & 9 months - Adults	1,524	2,543	59.9%	52.8%	52.6%	50.5%
% of FP17s for Band 1 Urgent Courses	153	3,666	4.2%	7.8%	9.4%	9.1%
% of FP17s Relating to Free Repair or Replacements	33	3,666	0.9%	1.2%	1.0%	0.8%
% of FP17s Relating to Continuations	91	3,666	2.5%	1.6%	1.5%	1.3%
% of Patients satisfied with the dentistry they have received	8	10	80.0%	94.5%	93.7%	93.2%
% of Patients satisfied with the time they had to wait for an appointment	10	10	100.0%	88.4%	90.0%	89.0%

* This is based on patients treated on this contract for their most recent course of treatment. Figures in italics indicate the base number of FP17s or Patient Questionnaire responses are less than 100. N/A is shown where the base number of responses is less than 10 during the period. % is calculated as Quantity/Base number*100

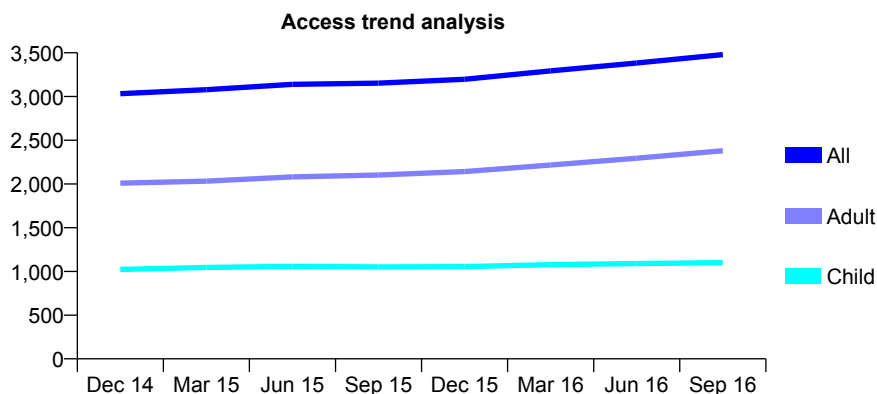
Q51 - Vital Signs At a Glance Contract Report for 233021/0001 - September 2016

Name or company name	MR AJ CADMAN
Contract type name	GDS Contract
Purpose of contract	General
Contract start date	01/04/2006
Contract end date	

16/17 Contracted general activity (UDA)	7,585
Carry forward general activity (UDA)	-114
16/17 Contracted orthodontic activity (UOA)	0
Carry forward orthodontic activity (UOA)	0
Baseline contract value	£244,753.12

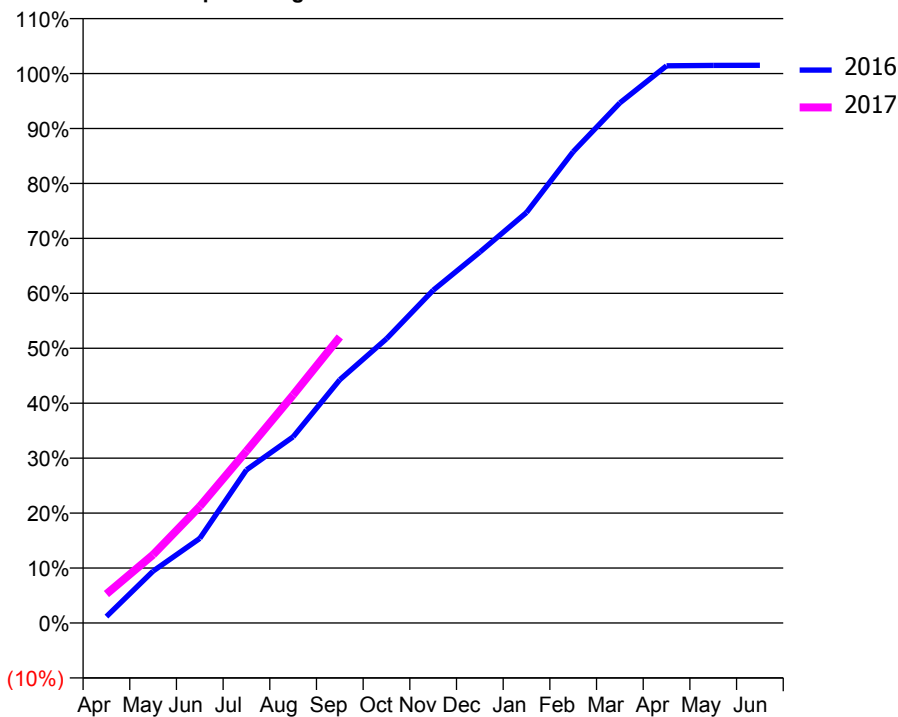
ACCESS*

Patients seen in 24 months	Total	Change since previous quarter
Quarter ending September 2015	3,153	
Quarter ending December 2015	3,197	→
Quarter ending March 2016	3,294	↑
Quarter ending June 2016	3,383	↑
Quarter ending September 2016	3,480	↑
Variance since September 2015	10.4%	↑



ACTIVITY

Cumulative percentage of contracted UDA delivered 2016 & 2017



Adjusted Scheduled Activity (UDA)

Month	2016	2017
April	89	400
May	717	944
June	1,169	1,610
July	2,113	2,374
August	2,570	3,149
September	3,359	3,949
October	3,923	
November	4,594	
December	5,119	
January	5,666	
February	6,506	
March	7,179	
April	7,692	
May	7,696	
June	7,699	

QUALITY

	Quantity	Base Number	Contract	AT	Region	England
% of FP17s for the same patient ID Re-attending within 3 months - Children	64	919	7.0%	10.8%	13.5%	12.4%
% of FP17s for the same patient ID Re-attending within 3 months - Adults	345	2,035	17.0%	15.6%	17.4%	16.7%
% of FP17s for the same patient ID Re-attending between 3 & 9 months - Children	598	919	65.1%	58.5%	59.0%	57.4%
% of FP17s for the same patient ID Re-attending between 3 & 9 months - Adults	1,219	2,035	59.9%	52.8%	52.6%	50.5%
% of FP17s for Band 1 Urgent Courses	119	2,077	5.7%	7.8%	9.4%	9.1%
% of FP17s Relating to Free Repair or Replacements	6	2,077	0.3%	1.2%	1.0%	0.8%
% of FP17s Relating to Continuations	52	2,077	2.5%	1.6%	1.5%	1.3%
% of Patients satisfied with the dentistry they have received	0	0	N/A	94.5%	93.7%	93.2%
% of Patients satisfied with the time they had to wait for an appointment	0	0	N/A	88.4%	90.0%	89.0%

* This is based on patients treated on this contract for their most recent course of treatment. Figures in italics indicate the base number of FP17s or Patient Questionnaire responses are less than 100. N/A is shown where the base number of responses is less than 10 during the period. % is calculated as Quantity/Base number*100

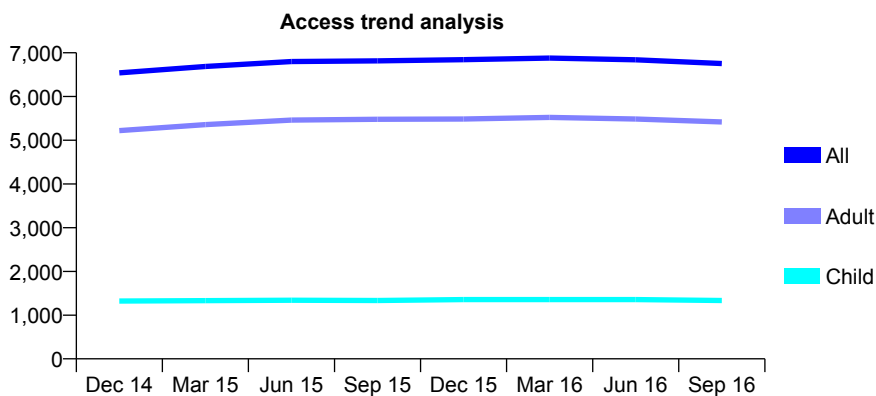
Q51 - Vital Signs At a Glance Contract Report for 234230/0001 - September 2016

Name or company name	MR IA SHELBOURNE
Contract type name	GDS Contract
Purpose of contract	General
Contract start date	01/12/2008
Contract end date	

16/17 Contracted general activity (UDA)	20,016
Carry forward general activity (UDA)	0
16/17 Contracted orthodontic activity (UOA)	0
Carry forward orthodontic activity (UOA)	0
Baseline contract value	£554,935.85

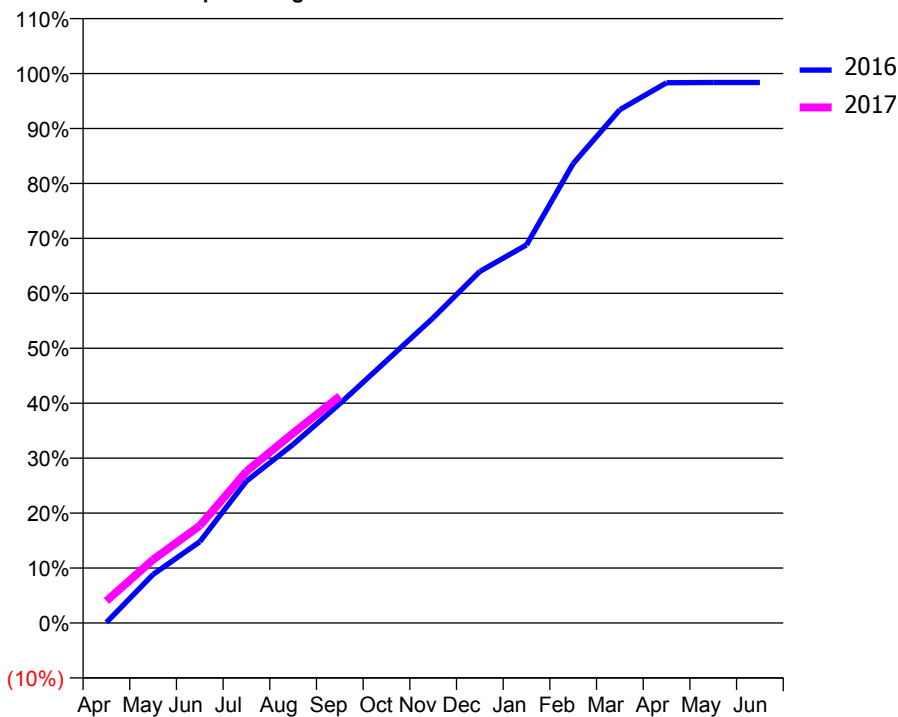
ACCESS*

Patients seen in 24 months	Total	Change since previous quarter
Quarter ending September 2015	6,815	
Quarter ending December 2015	6,844	→
Quarter ending March 2016	6,878	→
Quarter ending June 2016	6,841	→
Quarter ending September 2016	6,754	↓
Variance since September 2015	(0.9%)	→



ACTIVITY

Cumulative percentage of contracted UDA delivered 2016 & 2017



Month	Adjusted Scheduled Activity (UDA)	
	2016	2017
April	20	804
May	1,769	2,312
June	2,960	3,542
July	5,169	5,527
August	6,508	6,917
September	7,986	8,267
October	9,552	
November	11,117	
December	12,804	
January	13,771	
February	16,737	
March	18,700	
April	19,681	
May	19,690	
June	19,690	

QUALITY

	Quantity	Base Number	Contract	AT	Region	England
% of FP17s for the same patient ID Re-attending within 3 months - Children	80	988	8.1%	10.8%	13.5%	12.4%
% of FP17s for the same patient ID Re-attending within 3 months - Adults	554	3,747	14.8%	15.6%	17.4%	16.7%
% of FP17s for the same patient ID Re-attending between 3 & 9 months - Children	618	988	62.6%	58.5%	59.0%	57.4%
% of FP17s for the same patient ID Re-attending between 3 & 9 months - Adults	1,903	3,747	50.8%	52.8%	52.6%	50.5%
% of FP17s for Band 1 Urgent Courses	183	4,275	4.3%	7.8%	9.4%	9.1%
% of FP17s Relating to Free Repair or Replacements	57	4,275	1.3%	1.2%	1.0%	0.8%
% of FP17s Relating to Continuations	128	4,275	3.0%	1.6%	1.5%	1.3%
% of Patients satisfied with the dentistry they have received	9	9	N/A	94.5%	93.7%	93.2%
% of Patients satisfied with the time they had to wait for an appointment	9	9	N/A	88.4%	90.0%	89.0%

* This is based on patients treated on this contract for their most recent course of treatment. Figures in italics indicate the base number of FP17s or Patient Questionnaire responses are less than 100. N/A is shown where the base number of responses is less than 10 during the period. % is calculated as Quantity/Base number*100

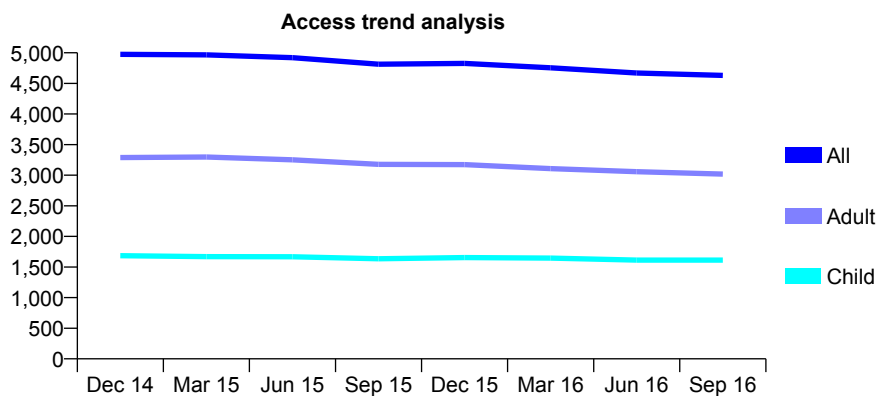
Q51 - Vital Signs At a Glance Contract Report for 253421/0003 - September 2016

Name or company name	MR MA CHOUDHRY
Contract type name	GDS Contract
Purpose of contract	General
Contract start date	01/04/2006
Contract end date	

16/17 Contracted general activity (UDA)	11,573
Carry forward general activity (UDA)	-231
16/17 Contracted orthodontic activity (UOA)	0
Carry forward orthodontic activity (UOA)	0
Baseline contract value	£366,027.20

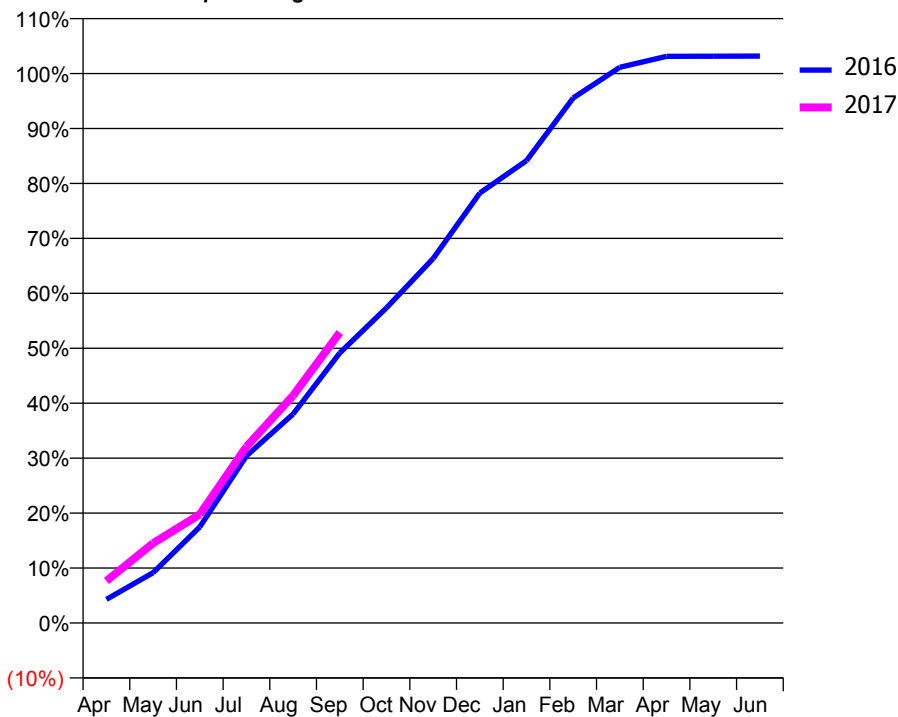
ACCESS*

Patients seen in 24 months	Total	Change since previous quarter
Quarter ending September 2015	4,813	
Quarter ending December 2015	4,827	→
Quarter ending March 2016	4,755	↓
Quarter ending June 2016	4,671	↓
Quarter ending September 2016	4,631	→
Variance since September 2015	(3.8%)	↓



ACTIVITY

Cumulative percentage of contracted UDA delivered 2016 & 2017



Adjusted Scheduled Activity (UDA)

Month	2016	2017
April	498	887
May	1,059	1,681
June	2,024	2,287
July	3,521	3,715
August	4,402	4,793
September	5,688	6,117
October	6,638	
November	7,676	
December	9,054	
January	9,737	
February	11,059	
March	11,705	
April	11,934	
May	11,938	
June	11,939	

QUALITY

	Quantity	Base Number	Contract	AT	Region	England
% of FP17s for the same patient ID Re-attending within 3 months - Children	65	1,009	6.4%	10.8%	13.5%	12.4%
% of FP17s for the same patient ID Re-attending within 3 months - Adults	396	1,902	20.8%	15.6%	17.4%	16.7%
% of FP17s for the same patient ID Re-attending between 3 & 9 months - Children	426	1,009	42.2%	58.5%	59.0%	57.4%
% of FP17s for the same patient ID Re-attending between 3 & 9 months - Adults	680	1,902	35.8%	52.8%	52.6%	50.5%
% of FP17s for Band 1 Urgent Courses	414	2,740	15.1%	7.8%	9.4%	9.1%
% of FP17s Relating to Free Repair or Replacements	16	2,740	0.6%	1.2%	1.0%	0.8%
% of FP17s Relating to Continuations	45	2,740	1.6%	1.6%	1.5%	1.3%
% of Patients satisfied with the dentistry they have received	2	2	N/A	94.5%	93.7%	93.2%
% of Patients satisfied with the time they had to wait for an appointment	1	2	N/A	88.4%	90.0%	89.0%

* This is based on patients treated on this contract for their most recent course of treatment. Figures in italics indicate the base number of FP17s or Patient Questionnaire responses are less than 100. N/A is shown where the base number of responses is less than 10 during the period. % is calculated as Quantity/Base number*100

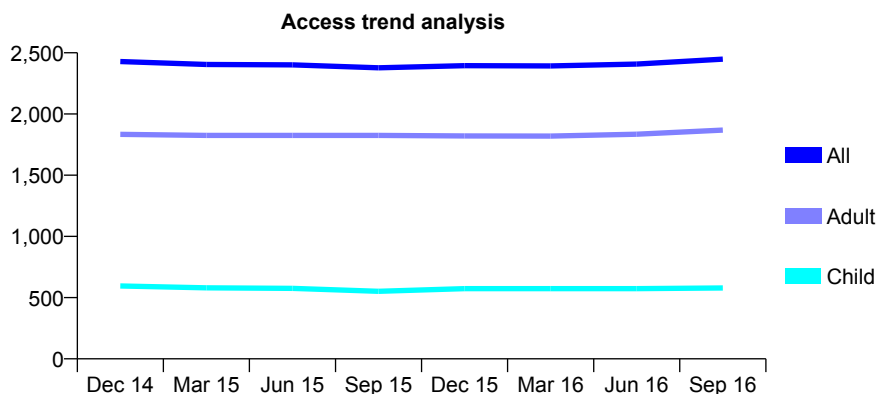
Q51 - Vital Signs At a Glance Contract Report for 263478/0001 - September 2016

Name or company name	MR NA AYLOTT
Contract type name	GDS Contract
Purpose of contract	General
Contract start date	01/01/2011
Contract end date	

16/17 Contracted general activity (UDA)	9,040
Carry forward general activity (UDA)	313
16/17 Contracted orthodontic activity (UOA)	0
Carry forward orthodontic activity (UOA)	0
Baseline contract value	£255,813.47

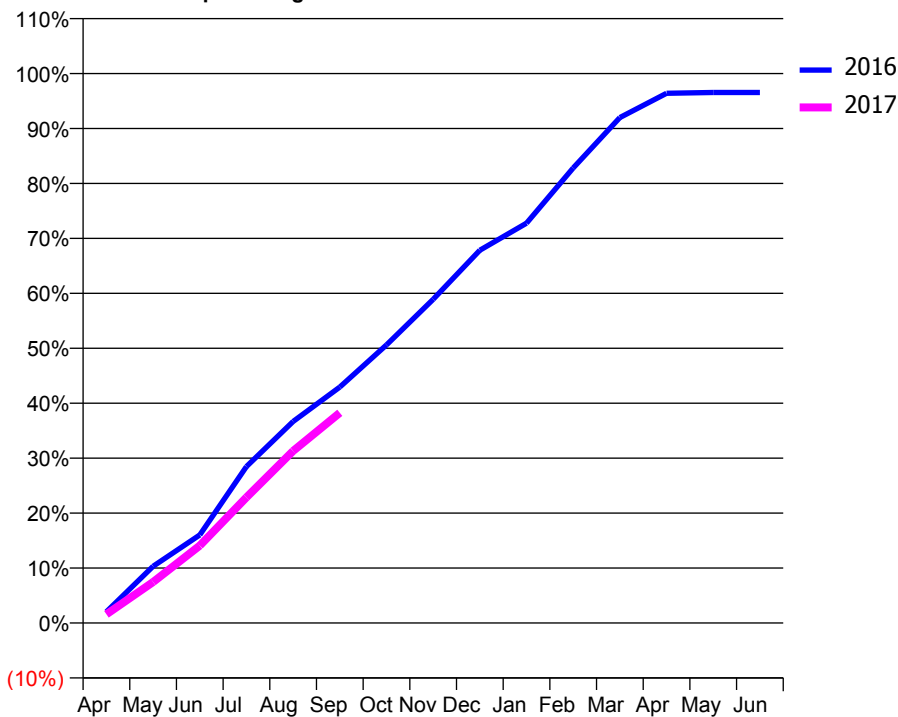
ACCESS*

Patients seen in 24 months	Total	Change since previous quarter
Quarter ending September 2015	2,377	
Quarter ending December 2015	2,395	→
Quarter ending March 2016	2,393	→
Quarter ending June 2016	2,408	→
Quarter ending September 2016	2,448	→
Variance since September 2015	3.0%	↑



ACTIVITY

Cumulative percentage of contracted UDA delivered 2016 & 2017



Month	Adjusted Scheduled Activity (UDA)	
	2016	2017
April	186	144
May	933	675
June	1,448	1,273
July	2,574	2,067
August	3,316	2,830
September	3,883	3,459
October	4,575	
November	5,325	
December	6,132	
January	6,579	
February	7,486	
March	8,315	
April	8,715	
May	8,727	
June	8,727	

QUALITY

	Quantity	Base Number	Contract	AT	Region	England
% of FP17s for the same patient ID Re-attending within 3 months - Children	52	578	9.0%	10.8%	13.5%	12.4%
% of FP17s for the same patient ID Re-attending within 3 months - Adults	213	1,730	12.3%	15.6%	17.4%	16.7%
% of FP17s for the same patient ID Re-attending between 3 & 9 months - Children	432	578	74.7%	58.5%	59.0%	57.4%
% of FP17s for the same patient ID Re-attending between 3 & 9 months - Adults	1,249	1,730	72.2%	52.8%	52.6%	50.5%
% of FP17s for Band 1 Urgent Courses	125	2,122	5.9%	7.8%	9.4%	9.1%
% of FP17s Relating to Free Repair or Replacements	7	2,122	0.3%	1.2%	1.0%	0.8%
% of FP17s Relating to Continuations	37	2,122	1.7%	1.6%	1.5%	1.3%
% of Patients satisfied with the dentistry they have received	18	19	94.7%	94.5%	93.7%	93.2%
% of Patients satisfied with the time they had to wait for an appointment	17	19	89.5%	88.4%	90.0%	89.0%

* This is based on patients treated on this contract for their most recent course of treatment. Figures in italics indicate the base number of FP17s or Patient Questionnaire responses are less than 100. N/A is shown where the base number of responses is less than 10 during the period. % is calculated as Quantity/Base number*100

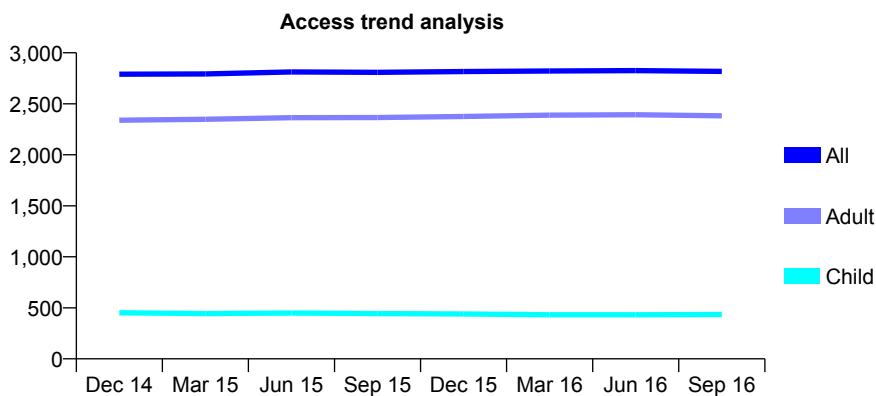
Q51 - Vital Signs At a Glance Contract Report for 320331/0001 - September 2016

Name or company name	MR PR GIBBONS
Contract type name	GDS Contract
Purpose of contract	General
Contract start date	01/04/2006
Contract end date	

16/17 Contracted general activity (UDA)	9,483
Carry forward general activity (UDA)	0
16/17 Contracted orthodontic activity (UOA)	0
Carry forward orthodontic activity (UOA)	0
Baseline contract value	£262,933.40

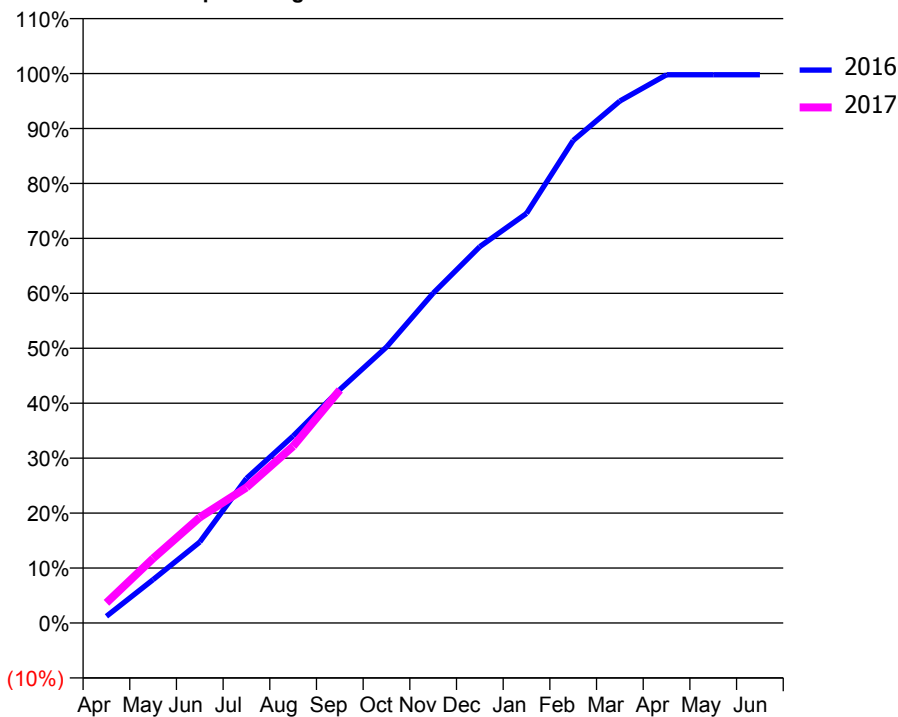
ACCESS*

Patients seen in 24 months	Total	Change since previous quarter
Quarter ending September 2015	2,809	
Quarter ending December 2015	2,816	→
Quarter ending March 2016	2,821	→
Quarter ending June 2016	2,825	→
Quarter ending September 2016	2,818	→
Variance since September 2015	0.3%	→



ACTIVITY

Cumulative percentage of contracted UDA delivered 2016 & 2017



Month	Adjusted Scheduled Activity (UDA)	
	2016	2017
April	115	348
May	749	1,116
June	1,399	1,824
July	2,495	2,340
August	3,227	3,049
September	4,028	4,022
October	4,763	
November	5,691	
December	6,495	
January	7,068	
February	8,327	
March	9,008	
April	9,460	
May	9,461	
June	9,461	

QUALITY

	Quantity	Base Number	Contract	AT	Region	England
% of FP17s for the same patient ID Re-attending within 3 months - Children	61	449	13.6%	10.8%	13.5%	12.4%
% of FP17s for the same patient ID Re-attending within 3 months - Adults	322	2,010	16.0%	15.6%	17.4%	16.7%
% of FP17s for the same patient ID Re-attending between 3 & 9 months - Children	307	449	68.4%	58.5%	59.0%	57.4%
% of FP17s for the same patient ID Re-attending between 3 & 9 months - Adults	1,225	2,010	60.9%	52.8%	52.6%	50.5%
% of FP17s for Band 1 Urgent Courses	12	2,226	0.5%	7.8%	9.4%	9.1%
% of FP17s Relating to Free Repair or Replacements	17	2,226	0.8%	1.2%	1.0%	0.8%
% of FP17s Relating to Continuations	109	2,226	4.9%	1.6%	1.5%	1.3%
% of Patients satisfied with the dentistry they have received	2	3	N/A	94.5%	93.7%	93.2%
% of Patients satisfied with the time they had to wait for an appointment	2	3	N/A	88.4%	90.0%	89.0%

* This is based on patients treated on this contract for their most recent course of treatment. Figures in italics indicate the base number of FP17s or Patient Questionnaire responses are less than 100. N/A is shown where the base number of responses is less than 10 during the period. % is calculated as Quantity/Base number*100

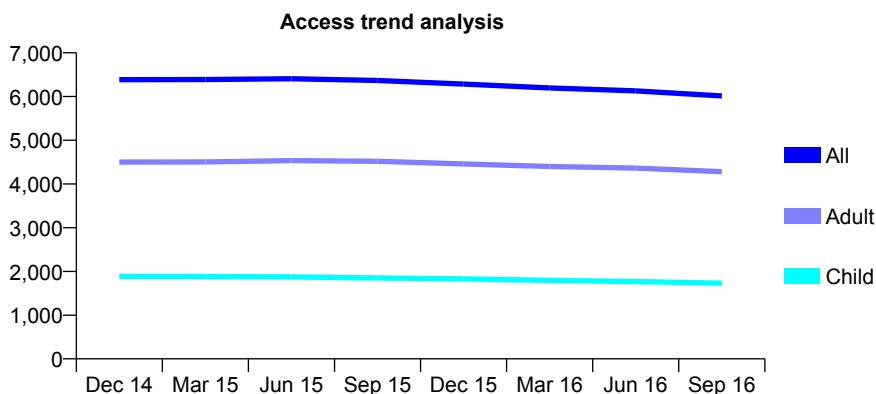
Q51 - Vital Signs At a Glance Contract Report for 325880/0001 - September 2016

Name or company name	MR RJ ANDERSON
Contract type name	GDS Contract
Purpose of contract	General
Contract start date	01/04/2006
Contract end date	

16/17 Contracted general activity (UDA)	16,565
Carry forward general activity (UDA)	0
16/17 Contracted orthodontic activity (UOA)	0
Carry forward orthodontic activity (UOA)	0
Baseline contract value	£427,481.62

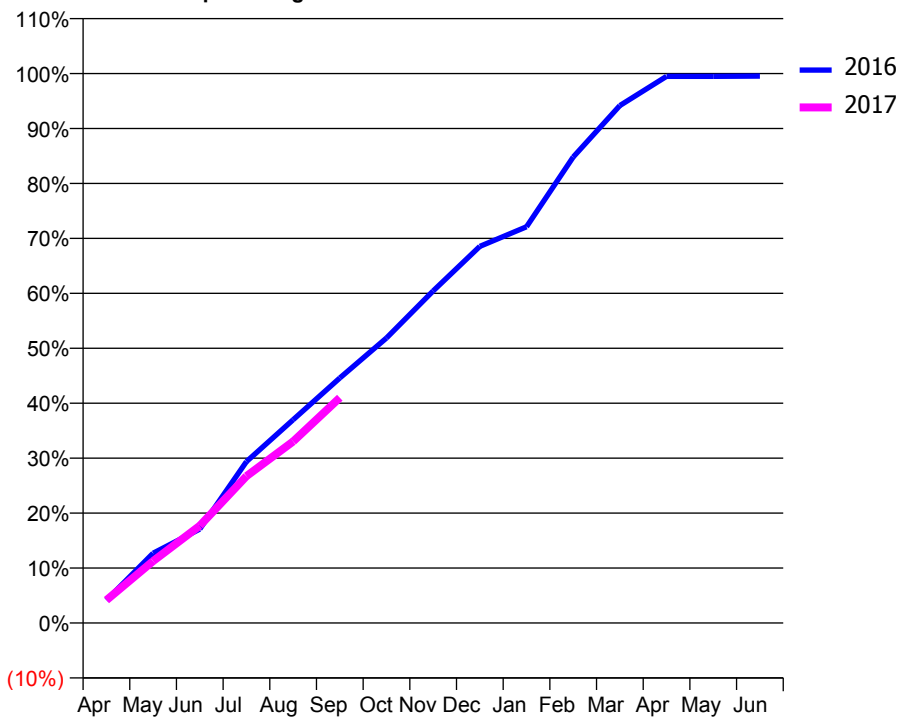
ACCESS*

Patients seen in 24 months	Total	Change since previous quarter
Quarter ending September 2015	6,368	
Quarter ending December 2015	6,285	↓
Quarter ending March 2016	6,196	↓
Quarter ending June 2016	6,130	↓
Quarter ending September 2016	6,012	↓
Variance since September 2015	(5.6%)	↓



ACTIVITY

Cumulative percentage of contracted UDA delivered 2016 & 2017



Adjusted Scheduled Activity (UDA)

Month	2016	2017
April	689	688
May	2,104	1,868
June	2,831	2,931
July	4,865	4,427
August	6,130	5,473
September	7,385	6,790
October	8,591	
November	10,011	
December	11,354	
January	11,945	
February	14,048	
March	15,598	
April	16,481	
May	16,480	
June	16,487	

QUALITY

	Quantity	Base Number	Contract	AT	Region	England
% of FP17s for the same patient ID Re-attending within 3 months - Children	105	1,409	7.5%	10.8%	13.5%	12.4%
% of FP17s for the same patient ID Re-attending within 3 months - Adults	440	3,133	14.0%	15.6%	17.4%	16.7%
% of FP17s for the same patient ID Re-attending between 3 & 9 months - Children	886	1,409	62.9%	58.5%	59.0%	57.4%
% of FP17s for the same patient ID Re-attending between 3 & 9 months - Adults	1,881	3,133	60.0%	52.8%	52.6%	50.5%
% of FP17s for Band 1 Urgent Courses	338	4,086	8.3%	7.8%	9.4%	9.1%
% of FP17s Relating to Free Repair or Replacements	42	4,086	1.0%	1.2%	1.0%	0.8%
% of FP17s Relating to Continuations	13	4,086	0.3%	1.6%	1.5%	1.3%
% of Patients satisfied with the dentistry they have received	3	3	N/A	94.5%	93.7%	93.2%
% of Patients satisfied with the time they had to wait for an appointment	2	3	N/A	88.4%	90.0%	89.0%

* This is based on patients treated on this contract for their most recent course of treatment. Figures in italics indicate the base number of FP17s or Patient Questionnaire responses are less than 100. N/A is shown where the base number of responses is less than 10 during the period. % is calculated as Quantity/Base number*100

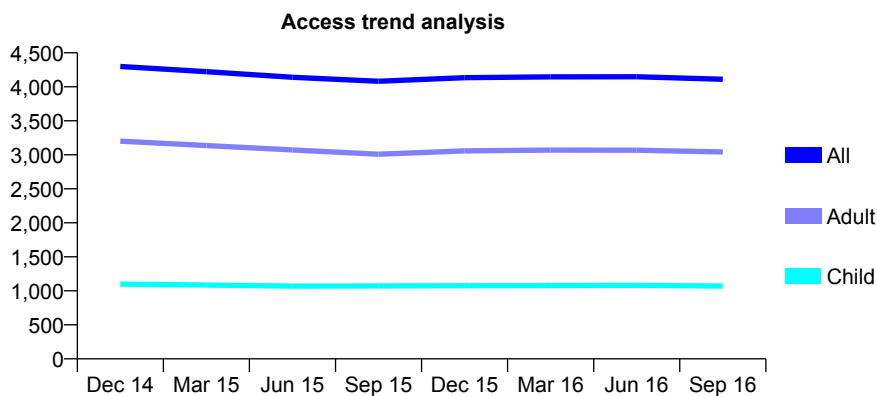
Q51 - Vital Signs At a Glance Contract Report for 327255/0001 - September 2016

Name or company name	MR PM RUSHWORTH
Contract type name	GDS Contract
Purpose of contract	General
Contract start date	01/04/2006
Contract end date	

16/17 Contracted general activity (UDA)	12,485
Carry forward general activity (UDA)	-244
16/17 Contracted orthodontic activity (UOA)	0
Carry forward orthodontic activity (UOA)	0
Baseline contract value	£395,022.79

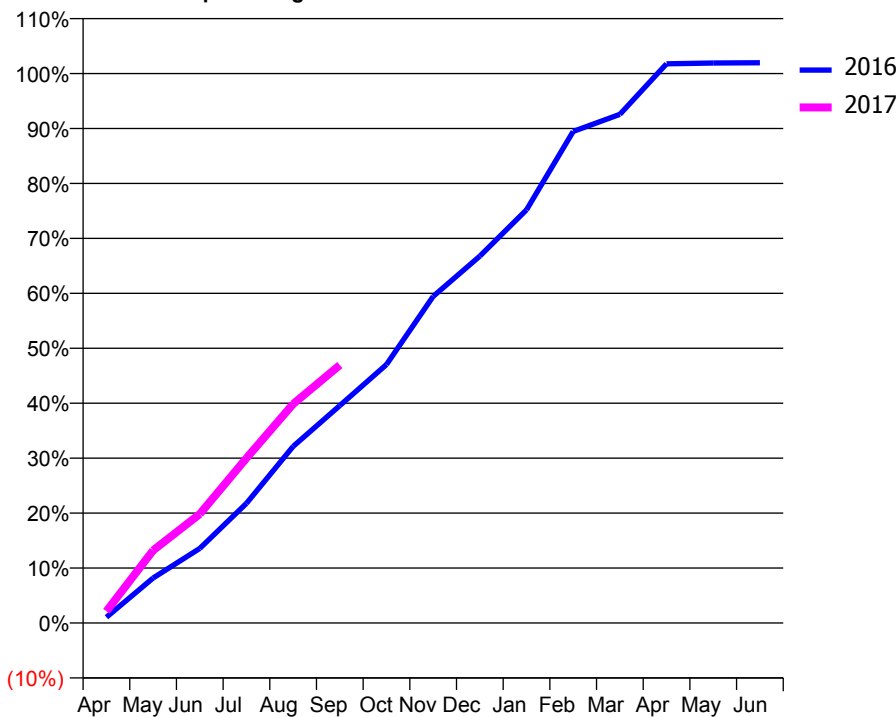
ACCESS*

Patients seen in 24 months	Total	Change since previous quarter
Quarter ending September 2015	4,081	
Quarter ending December 2015	4,134	→
Quarter ending March 2016	4,146	→
Quarter ending June 2016	4,149	→
Quarter ending September 2016	4,111	→
Variance since September 2015	0.7%	→



ACTIVITY

Cumulative percentage of contracted UDA delivered 2016 & 2017



Month	Adjusted Scheduled Activity (UDA)	
	2016	2017
April	132	268
May	1,023	1,649
June	1,696	2,476
July	2,719	3,746
August	4,013	4,978
September	4,940	5,862
October	5,873	
November	7,422	
December	8,336	
January	9,386	
February	11,169	
March	11,558	
April	12,705	
May	12,723	
June	12,729	

QUALITY

	Quantity	Base Number	Contract	AT	Region	England
% of FP17s for the same patient ID Re-attending within 3 months - Children	78	1,034	7.5%	10.8%	13.5%	12.4%
% of FP17s for the same patient ID Re-attending within 3 months - Adults	390	2,696	14.5%	15.6%	17.4%	16.7%
% of FP17s for the same patient ID Re-attending between 3 & 9 months - Children	759	1,034	73.4%	58.5%	59.0%	57.4%
% of FP17s for the same patient ID Re-attending between 3 & 9 months - Adults	1,807	2,696	67.0%	52.8%	52.6%	50.5%
% of FP17s for Band 1 Urgent Courses	126	3,176	4.0%	7.8%	9.4%	9.1%
% of FP17s Relating to Free Repair or Replacements	63	3,176	2.0%	1.2%	1.0%	0.8%
% of FP17s Relating to Continuations	46	3,176	1.4%	1.6%	1.5%	1.3%
% of Patients satisfied with the dentistry they have received	27	28	96.4%	94.5%	93.7%	93.2%
% of Patients satisfied with the time they had to wait for an appointment	27	28	96.4%	88.4%	90.0%	89.0%

* This is based on patients treated on this contract for their most recent course of treatment. Figures in italics indicate the base number of FP17s or Patient Questionnaire responses are less than 100. N/A is shown where the base number of responses is less than 10 during the period. % is calculated as Quantity/Base number*100

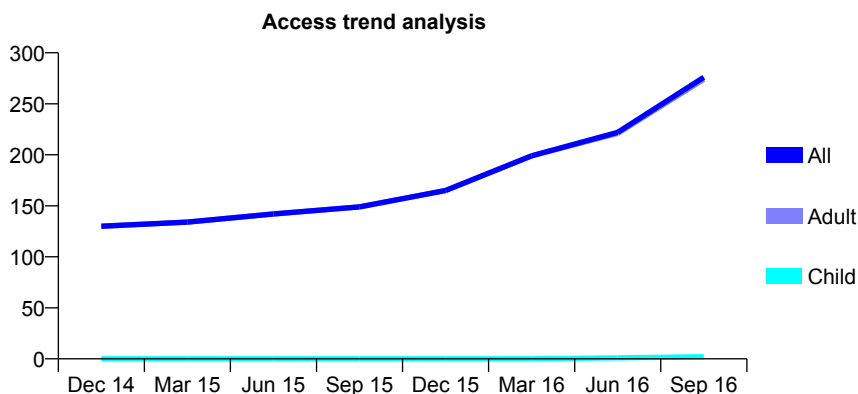
Q51 - Vital Signs At a Glance Contract Report for 327972/0001 - September 2016

Name or company name	MR AP ROSE
Contract type name	PDS Contract
Purpose of contract	General
Contract start date	01/04/2006
Contract end date	31/03/2018

16/17 Contracted general activity (UDA)	1,140
Carry forward general activity (UDA)	0
16/17 Contracted orthodontic activity (UOA)	0
Carry forward orthodontic activity (UOA)	0
Baseline contract value	£47,513.83

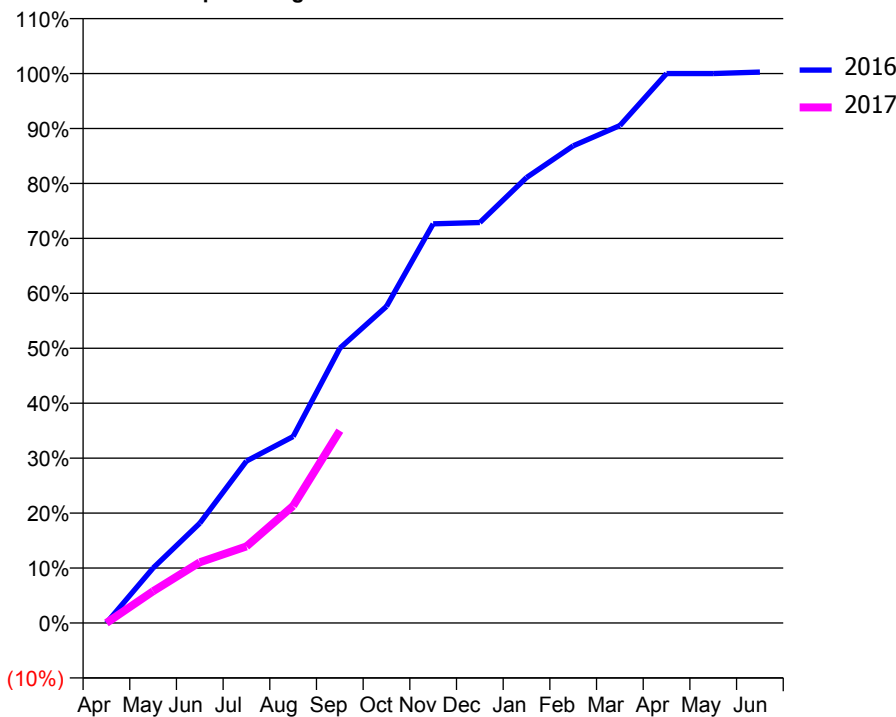
ACCESS*

Patients seen in 24 months	Total	Change since previous quarter
Quarter ending September 2015	149	
Quarter ending December 2015	165	↑
Quarter ending March 2016	199	↑
Quarter ending June 2016	222	↑
Quarter ending September 2016	276	↑
Variance since September 2015	85.2%	↑



ACTIVITY

Cumulative percentage of contracted UDA delivered 2016 & 2017



Month	Adjusted Scheduled Activity (UDA)	
	2016	2017
April	0	0
May	114	66
June	207	126
July	336	159
August	387	243
September	570	399
October	657	
November	828	
December	831	
January	924	
February	990	
March	1,032	
April	1,140	
May	1,140	
June	1,143	

QUALITY

	Quantity	Base Number	Contract	AT	Region	England
% of FP17s for the same patient ID Re-attending within 3 months - Children	0	2	0.0%	10.8%	13.5%	12.4%
% of FP17s for the same patient ID Re-attending within 3 months - Adults	14	169	8.3%	15.6%	17.4%	16.7%
% of FP17s for the same patient ID Re-attending between 3 & 9 months - Children	0	2	0.0%	58.5%	59.0%	57.4%
% of FP17s for the same patient ID Re-attending between 3 & 9 months - Adults	0	169	0.0%	52.8%	52.6%	50.5%
% of FP17s for Band 1 Urgent Courses	0	133	0.0%	7.8%	9.4%	9.1%
% of FP17s Relating to Free Repair or Replacements	0	133	0.0%	1.2%	1.0%	0.8%
% of FP17s Relating to Continuations	0	133	0.0%	1.6%	1.5%	1.3%
% of Patients satisfied with the dentistry they have received	0	0	N/A	94.5%	93.7%	93.2%
% of Patients satisfied with the time they had to wait for an appointment	0	0	N/A	88.4%	90.0%	89.0%

* This is based on patients treated on this contract for their most recent course of treatment. Figures in italics indicate the base number of FP17s or Patient Questionnaire responses are less than 100. N/A is shown where the base number of responses is less than 10 during the period. % is calculated as Quantity/Base number*100

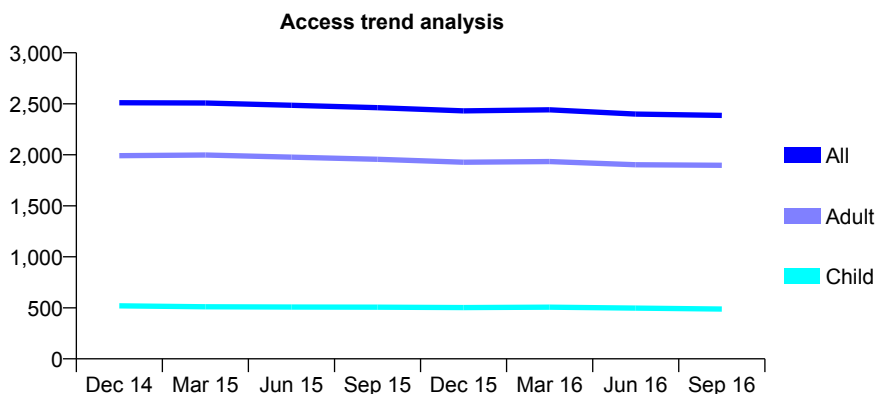
Q51 - Vital Signs At a Glance Contract Report for 352470/0002 - September 2016

Name or company name	MR H CROSSLEY
Contract type name	GDS Contract
Purpose of contract	General
Contract start date	02/09/2012
Contract end date	

16/17 Contracted general activity (UDA)	7,004
Carry forward general activity (UDA)	0
16/17 Contracted orthodontic activity (UOA)	0
Carry forward orthodontic activity (UOA)	0
Baseline contract value	£194,183.18

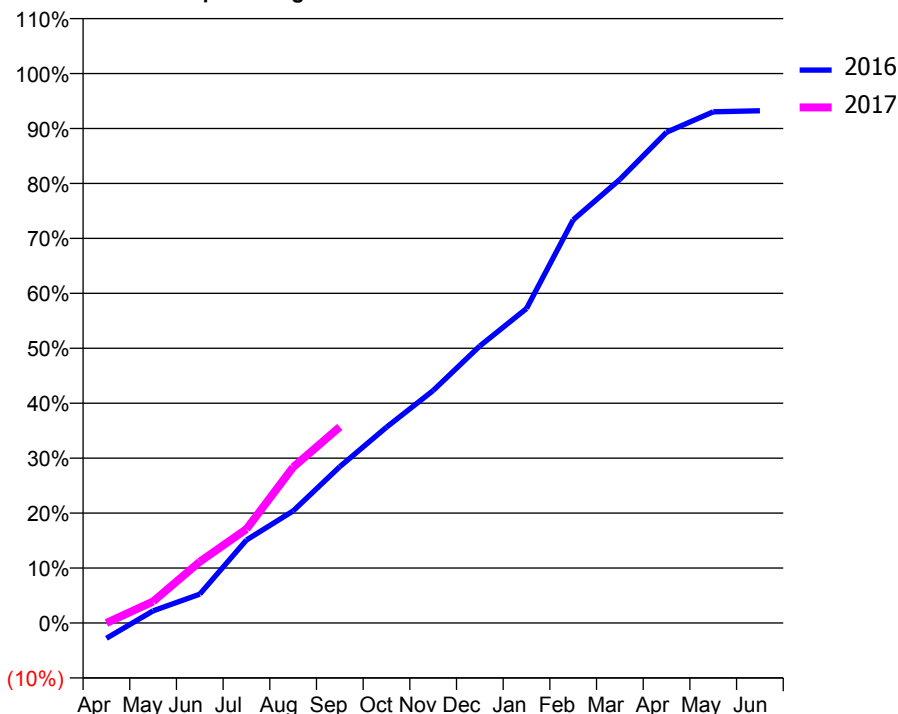
ACCESS*

Patients seen in 24 months	Total	Change since previous quarter
Quarter ending September 2015	2,462	
Quarter ending December 2015	2,431	↓
Quarter ending March 2016	2,441	→
Quarter ending June 2016	2,399	↓
Quarter ending September 2016	2,386	→
Variance since September 2015	(3.1%)	↓



ACTIVITY

Cumulative percentage of contracted UDA delivered 2016 & 2017



Adjusted Scheduled Activity (UDA)

Month	2016	2017
April	-196	0
May	156	275
June	368	781
July	1,058	1,198
August	1,428	1,987
September	1,993	2,499
October	2,495	
November	2,963	
December	3,531	
January	4,008	
February	5,139	
March	5,653	
April	6,256	
May	6,516	
June	6,530	

QUALITY

	Quantity	Base Number	Contract	AT	Region	England
% of FP17s for the same patient ID Re-attending within 3 months - Children	17	358	4.7%	10.8%	13.5%	12.4%
% of FP17s for the same patient ID Re-attending within 3 months - Adults	137	1,057	13.0%	15.6%	17.4%	16.7%
% of FP17s for the same patient ID Re-attending between 3 & 9 months - Children	223	358	62.3%	58.5%	59.0%	57.4%
% of FP17s for the same patient ID Re-attending between 3 & 9 months - Adults	317	1,057	30.0%	52.8%	52.6%	50.5%
% of FP17s for Band 1 Urgent Courses	46	1,079	4.3%	7.8%	9.4%	9.1%
% of FP17s Relating to Free Repair or Replacements	10	1,079	0.9%	1.2%	1.0%	0.8%
% of FP17s Relating to Continuations	30	1,079	2.8%	1.6%	1.5%	1.3%
% of Patients satisfied with the dentistry they have received	2	2	N/A	94.5%	93.7%	93.2%
% of Patients satisfied with the time they had to wait for an appointment	1	2	N/A	88.4%	90.0%	89.0%

* This is based on patients treated on this contract for their most recent course of treatment. Figures in italics indicate the base number of FP17s or Patient Questionnaire responses are less than 100. N/A is shown where the base number of responses is less than 10 during the period. % is calculated as Quantity/Base number*100

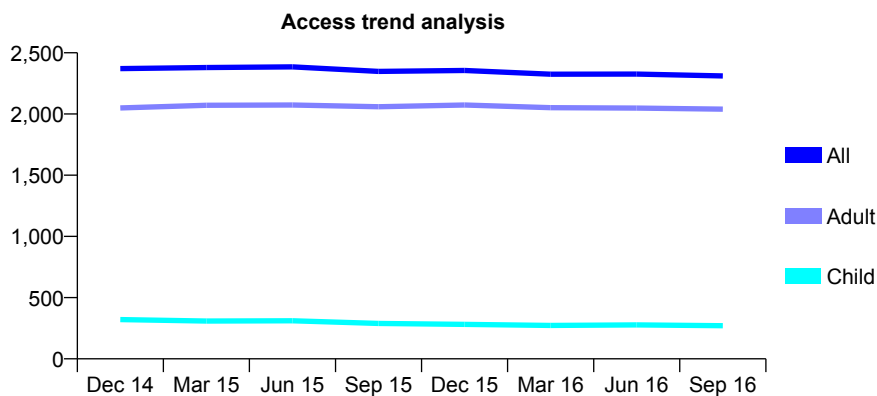
Q51 - Vital Signs At a Glance Contract Report for 563056/0001 - September 2016

Name or company name	MR MP DEWAR
Contract type name	GDS Contract
Purpose of contract	General
Contract start date	01/04/2006
Contract end date	

16/17 Contracted general activity (UDA)	7,678
Carry forward general activity (UDA)	42
16/17 Contracted orthodontic activity (UOA)	0
Carry forward orthodontic activity (UOA)	0
Baseline contract value	£169,642.88

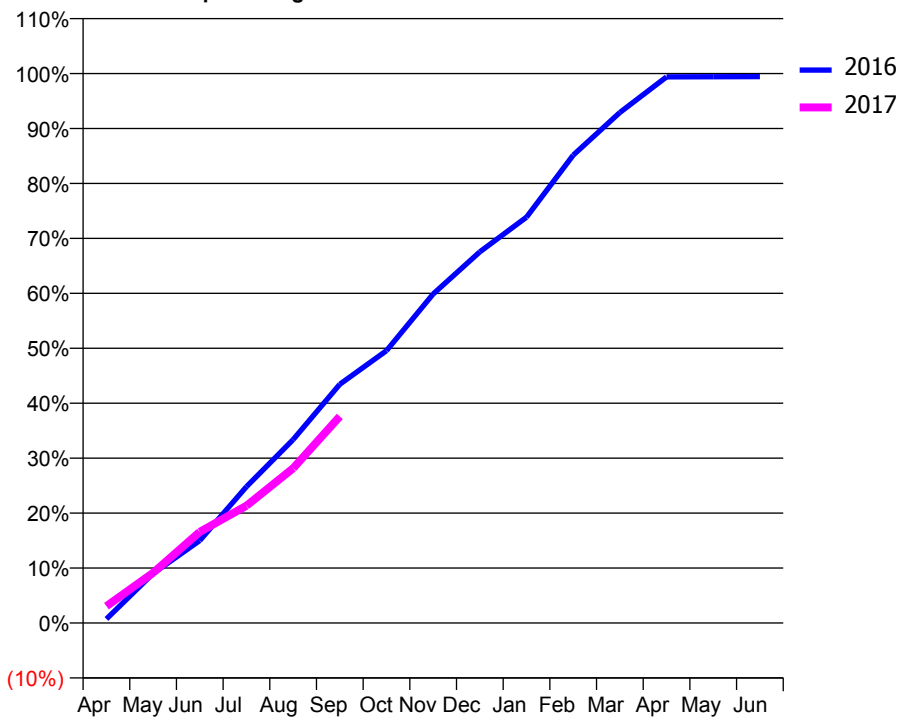
ACCESS*

Patients seen in 24 months	Total	Change since previous quarter
Quarter ending September 2015	2,348	
Quarter ending December 2015	2,356	→
Quarter ending March 2016	2,325	↓
Quarter ending June 2016	2,326	→
Quarter ending September 2016	2,311	→
Variance since September 2015	(1.6%)	↓



ACTIVITY

Cumulative percentage of contracted UDA delivered 2016 & 2017



Month	Adjusted Scheduled Activity (UDA)	
	2016	2017
April	56	236
May	693	702
June	1,153	1,274
July	1,905	1,639
August	2,564	2,162
September	3,337	2,887
October	3,805	
November	4,598	
December	5,187	
January	5,670	
February	6,538	
March	7,134	
April	7,630	
May	7,632	
June	7,635	

QUALITY

	Quantity	Base Number	Contract	AT	Region	England
% of FP17s for the same patient ID Re-attending within 3 months - Children	22	221	10.0%	10.8%	13.5%	12.4%
% of FP17s for the same patient ID Re-attending within 3 months - Adults	426	1,592	26.8%	15.6%	17.4%	16.7%
% of FP17s for the same patient ID Re-attending between 3 & 9 months - Children	148	221	67.0%	58.5%	59.0%	57.4%
% of FP17s for the same patient ID Re-attending between 3 & 9 months - Adults	773	1,592	48.6%	52.8%	52.6%	50.5%
% of FP17s for Band 1 Urgent Courses	205	1,543	13.3%	7.8%	9.4%	9.1%
% of FP17s Relating to Free Repair or Replacements	17	1,543	1.1%	1.2%	1.0%	0.8%
% of FP17s Relating to Continuations	57	1,543	3.7%	1.6%	1.5%	1.3%
% of Patients satisfied with the dentistry they have received	5	5	N/A	94.5%	93.7%	93.2%
% of Patients satisfied with the time they had to wait for an appointment	5	5	N/A	88.4%	90.0%	89.0%

* This is based on patients treated on this contract for their most recent course of treatment. Figures in italics indicate the base number of FP17s or Patient Questionnaire responses are less than 100. N/A is shown where the base number of responses is less than 10 during the period. % is calculated as Quantity/Base number*100

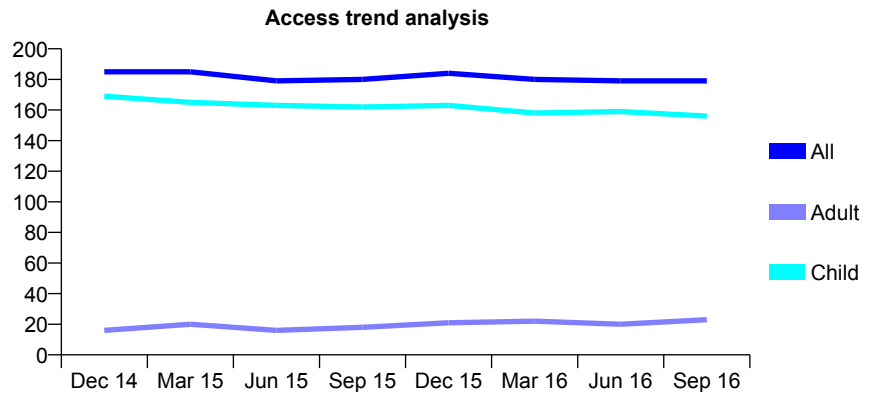
Q51 - Vital Signs At a Glance Contract Report for 567647/0001 - September 2016

Name or company name	MR S HUSSAIN
Contract type name	GDS Contract
Purpose of contract	General
Contract start date	01/04/2006
Contract end date	

16/17 Contracted general activity (UDA)	400
Carry forward general activity (UDA)	-8
16/17 Contracted orthodontic activity (UOA)	0
Carry forward orthodontic activity (UOA)	0
Baseline contract value	£11,712.29

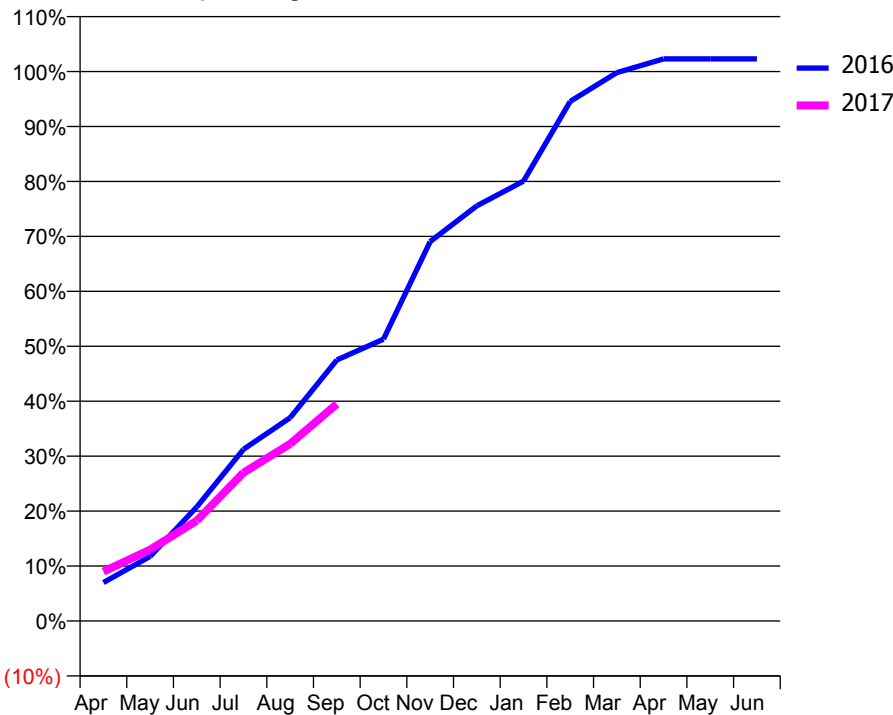
ACCESS*

Patients seen in 24 months	Total	Change since previous quarter
Quarter ending September 2015	180	
Quarter ending December 2015	184	↑
Quarter ending March 2016	180	↓
Quarter ending June 2016	179	→
Quarter ending September 2016	179	→
Variance since September 2015	(0.6%)	→



ACTIVITY

Cumulative percentage of contracted UDA delivered 2016 & 2017



Month	Adjusted Scheduled Activity (UDA)	
	2016	2017
April	28	36
May	47	52
June	83	73
July	125	108
August	148	129
September	190	158
October	205	
November	276	
December	302	
January	320	
February	378	
March	399	
April	409	
May	409	
June	409	

QUALITY

	Quantity	Base Number	Contract	AT	Region	England
% of FP17s for the same patient ID Re-attending within 3 months - Children	1	114	0.9%	10.8%	13.5%	12.4%
% of FP17s for the same patient ID Re-attending within 3 months - Adults	0	0	N/A	15.6%	17.4%	16.7%
% of FP17s for the same patient ID Re-attending between 3 & 9 months - Children	83	114	72.8%	58.5%	59.0%	57.4%
% of FP17s for the same patient ID Re-attending between 3 & 9 months - Adults	0	0	N/A	52.8%	52.6%	50.5%
% of FP17s for Band 1 Urgent Courses	0	106	0.0%	7.8%	9.4%	9.1%
% of FP17s Relating to Free Repair or Replacements	0	106	0.0%	1.2%	1.0%	0.8%
% of FP17s Relating to Continuations	0	106	0.0%	1.6%	1.5%	1.3%
% of Patients satisfied with the dentistry they have received	0	0	N/A	94.5%	93.7%	93.2%
% of Patients satisfied with the time they had to wait for an appointment	0	0	N/A	88.4%	90.0%	89.0%

* This is based on patients treated on this contract for their most recent course of treatment. Figures in italics indicate the base number of FP17s or Patient Questionnaire responses are less than 100. N/A is shown where the base number of responses is less than 10 during the period. % is calculated as Quantity/Base number*100

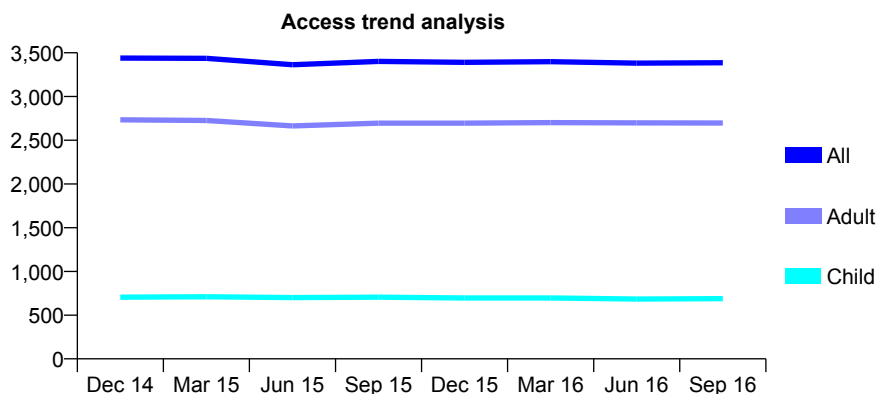
Q51 - Vital Signs At a Glance Contract Report for 568465/0001 - September 2016

Name or company name	MR MB PERCIVAL
Contract type name	GDS Contract
Purpose of contract	General
Contract start date	01/04/2006
Contract end date	

16/17 Contracted general activity (UDA)	9,722
Carry forward general activity (UDA)	0
16/17 Contracted orthodontic activity (UOA)	0
Carry forward orthodontic activity (UOA)	0
Baseline contract value	£291,875.60

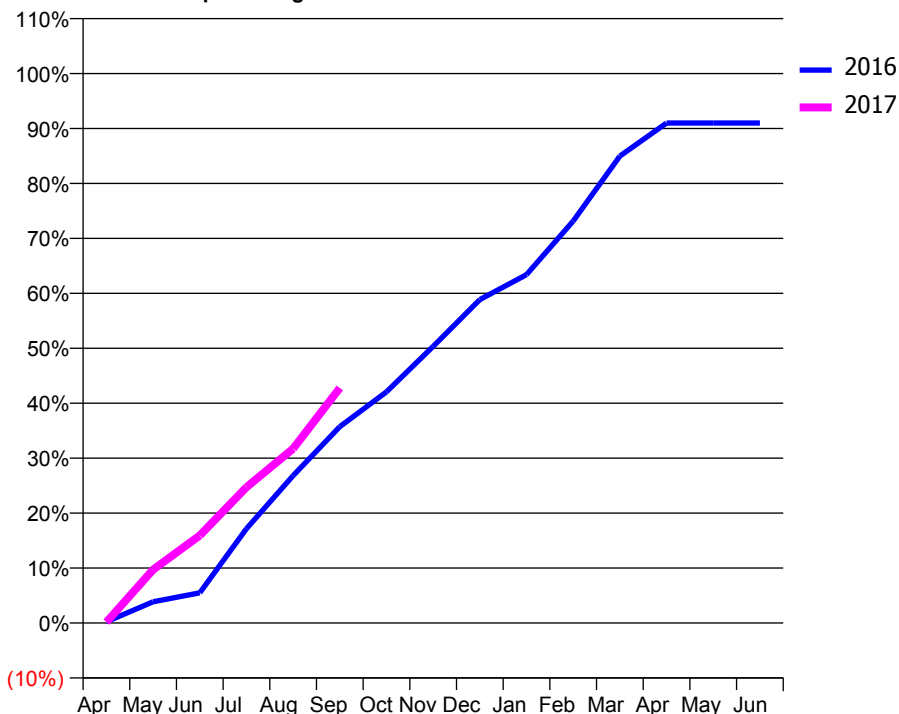
ACCESS*

Patients seen in 24 months	Total	Change since previous quarter
Quarter ending September 2015	3,401	
Quarter ending December 2015	3,391	→
Quarter ending March 2016	3,398	→
Quarter ending June 2016	3,382	→
Quarter ending September 2016	3,386	→
Variance since September 2015	(0.4%)	→



ACTIVITY

Cumulative percentage of contracted UDA delivered 2016 & 2017



Month	Adjusted Scheduled Activity (UDA)	
	2016	2017
April	21	15
May	376	946
June	535	1,549
July	1,670	2,404
August	2,608	3,085
September	3,473	4,158
October	4,089	
November	4,894	
December	5,723	
January	6,164	
February	7,113	
March	8,260	
April	8,847	
May	8,847	
June	8,847	

QUALITY

	Quantity	Base Number	Contract	AT	Region	England
% of FP17s for the same patient ID Re-attending within 3 months - Children	37	464	8.0%	10.8%	13.5%	12.4%
% of FP17s for the same patient ID Re-attending within 3 months - Adults	293	2,026	14.5%	15.6%	17.4%	16.7%
% of FP17s for the same patient ID Re-attending between 3 & 9 months - Children	222	464	47.8%	58.5%	59.0%	57.4%
% of FP17s for the same patient ID Re-attending between 3 & 9 months - Adults	1,116	2,026	55.1%	52.8%	52.6%	50.5%
% of FP17s for Band 1 Urgent Courses	143	2,206	6.5%	7.8%	9.4%	9.1%
% of FP17s Relating to Free Repair or Replacements	10	2,206	0.5%	1.2%	1.0%	0.8%
% of FP17s Relating to Continuations	53	2,206	2.4%	1.6%	1.5%	1.3%
% of Patients satisfied with the dentistry they have received	4	4	N/A	94.5%	93.7%	93.2%
% of Patients satisfied with the time they had to wait for an appointment	4	4	N/A	88.4%	90.0%	89.0%

* This is based on patients treated on this contract for their most recent course of treatment. Figures in italics indicate the base number of FP17s or Patient Questionnaire responses are less than 100. N/A is shown where the base number of responses is less than 10 during the period. % is calculated as Quantity/Base number*100

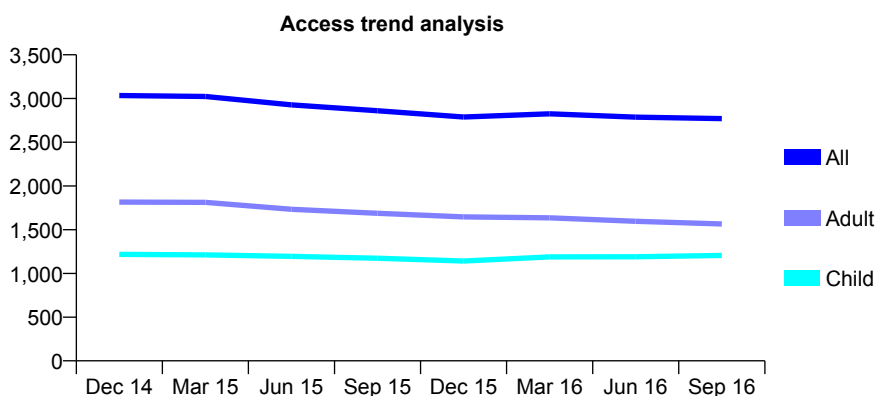
Q51 - Vital Signs At a Glance Contract Report for 572950/0001 - September 2016

Name or company name	MR R JOSEPH
Contract type name	GDS Contract
Purpose of contract	General
Contract start date	01/04/2006
Contract end date	

16/17 Contracted general activity (UDA)	9,012
Carry forward general activity (UDA)	278
16/17 Contracted orthodontic activity (UOA)	0
Carry forward orthodontic activity (UOA)	0
Baseline contract value	£280,785.77

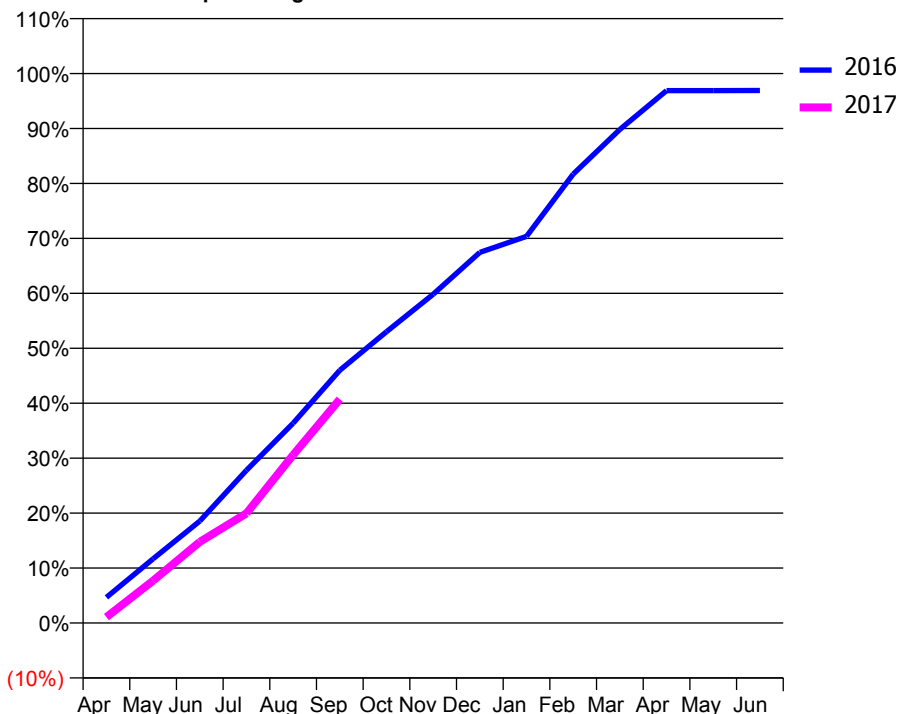
ACCESS*

Patients seen in 24 months	Total	Change since previous quarter
Quarter ending September 2015	2,861	
Quarter ending December 2015	2,788	↓
Quarter ending March 2016	2,825	→
Quarter ending June 2016	2,787	↓
Quarter ending September 2016	2,770	→
Variance since September 2015	(3.2%)	↓



ACTIVITY

Cumulative percentage of contracted UDA delivered 2016 & 2017



Adjusted Scheduled Activity (UDA)

Month	2016	2017
April	422	97
May	1,053	695
June	1,673	1,331
July	2,505	1,798
August	3,276	2,756
September	4,145	3,671
October	4,777	
November	5,391	
December	6,079	
January	6,340	
February	7,363	
March	8,094	
April	8,730	
May	8,732	
June	8,733	

QUALITY

	Quantity	Base Number	Contract	AT	Region	England
% of FP17s for the same patient ID Re-attending within 3 months - Children	94	841	11.2%	10.8%	13.5%	12.4%
% of FP17s for the same patient ID Re-attending within 3 months - Adults	191	1,122	17.0%	15.6%	17.4%	16.7%
% of FP17s for the same patient ID Re-attending between 3 & 9 months - Children	373	841	44.4%	58.5%	59.0%	57.4%
% of FP17s for the same patient ID Re-attending between 3 & 9 months - Adults	544	1,122	48.5%	52.8%	52.6%	50.5%
% of FP17s for Band 1 Urgent Courses	102	1,727	5.9%	7.8%	9.4%	9.1%
% of FP17s Relating to Free Repair or Replacements	35	1,727	2.0%	1.2%	1.0%	0.8%
% of FP17s Relating to Continuations	33	1,727	1.9%	1.6%	1.5%	1.3%
% of Patients satisfied with the dentistry they have received	2	2	N/A	94.5%	93.7%	93.2%
% of Patients satisfied with the time they had to wait for an appointment	2	2	N/A	88.4%	90.0%	89.0%

* This is based on patients treated on this contract for their most recent course of treatment. Figures in italics indicate the base number of FP17s or Patient Questionnaire responses are less than 100. N/A is shown where the base number of responses is less than 10 during the period. % is calculated as Quantity/Base number*100

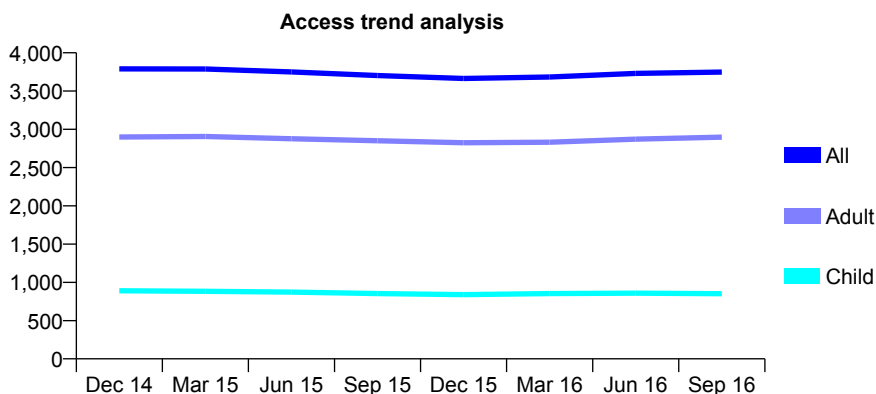
Q51 - Vital Signs At a Glance Contract Report for 572950/0002 - September 2016

Name or company name	MR R JOSEPH
Contract type name	GDS Contract
Purpose of contract	General
Contract start date	01/04/2006
Contract end date	

16/17 Contracted general activity (UDA)	12,000
Carry forward general activity (UDA)	0
16/17 Contracted orthodontic activity (UOA)	0
Carry forward orthodontic activity (UOA)	0
Baseline contract value	£393,775.08

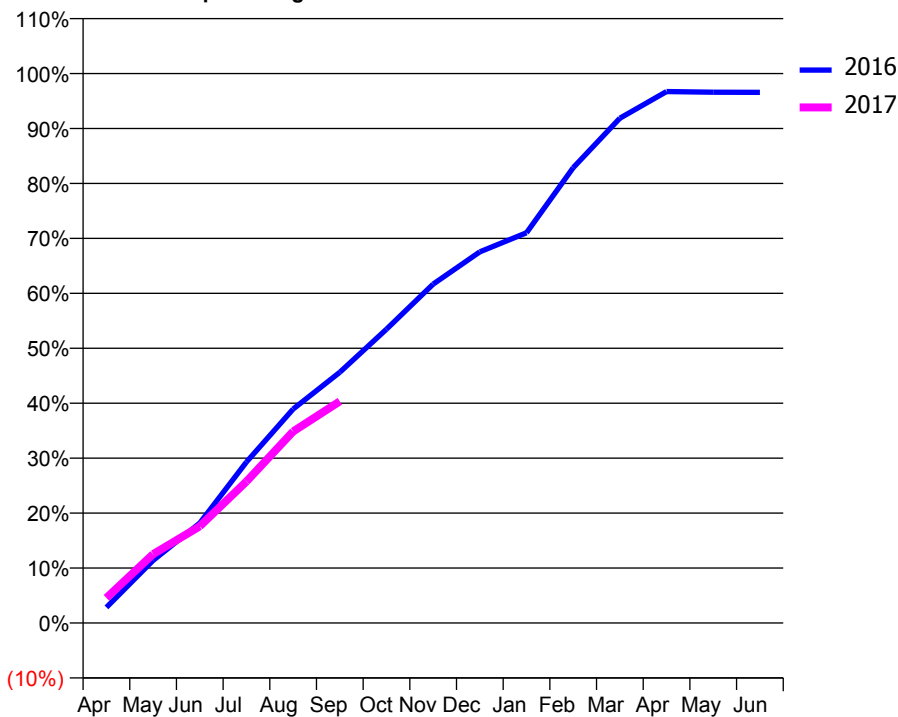
ACCESS*

Patients seen in 24 months	Total	Change since previous quarter
Quarter ending September 2015	3,703	
Quarter ending December 2015	3,664	↓
Quarter ending March 2016	3,684	→
Quarter ending June 2016	3,730	→
Quarter ending September 2016	3,749	→
Variance since September 2015	1.2%	→



ACTIVITY

Cumulative percentage of contracted UDA delivered 2016 & 2017



Month	Adjusted Scheduled Activity (UDA)	
	2016	2017
April	343	549
May	1,368	1,505
June	2,184	2,112
July	3,516	3,092
August	4,671	4,183
September	5,475	4,842
October	6,416	
November	7,400	
December	8,105	
January	8,523	
February	9,944	
March	11,024	
April	11,606	
May	11,592	
June	11,588	

QUALITY

	Quantity	Base Number	Contract	AT	Region	England
% of FP17s for the same patient ID Re-attending within 3 months - Children	58	676	8.6%	10.8%	13.5%	12.4%
% of FP17s for the same patient ID Re-attending within 3 months - Adults	300	2,150	14.0%	15.6%	17.4%	16.7%
% of FP17s for the same patient ID Re-attending between 3 & 9 months - Children	359	676	53.1%	58.5%	59.0%	57.4%
% of FP17s for the same patient ID Re-attending between 3 & 9 months - Adults	1,127	2,150	52.4%	52.8%	52.6%	50.5%
% of FP17s for Band 1 Urgent Courses	213	2,506	8.5%	7.8%	9.4%	9.1%
% of FP17s Relating to Free Repair or Replacements	71	2,506	2.8%	1.2%	1.0%	0.8%
% of FP17s Relating to Continuations	43	2,506	1.7%	1.6%	1.5%	1.3%
% of Patients satisfied with the dentistry they have received	7	7	N/A	94.5%	93.7%	93.2%
% of Patients satisfied with the time they had to wait for an appointment	7	7	N/A	88.4%	90.0%	89.0%

* This is based on patients treated on this contract for their most recent course of treatment. Figures in italics indicate the base number of FP17s or Patient Questionnaire responses are less than 100. N/A is shown where the base number of responses is less than 10 during the period. % is calculated as Quantity/Base number*100

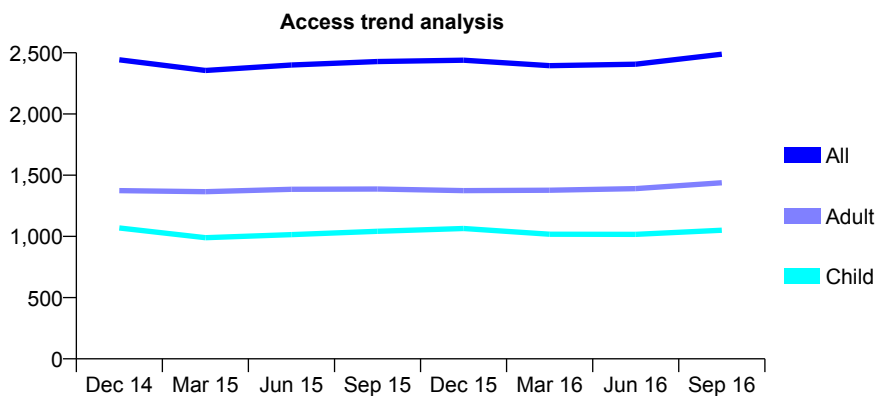
Q51 - Vital Signs At a Glance Contract Report for 572950/0004 - September 2016

Name or company name	MR R JOSEPH
Contract type name	GDS Contract
Purpose of contract	General
Contract start date	01/04/2006
Contract end date	

16/17 Contracted general activity (UDA)	9,500
Carry forward general activity (UDA)	0
16/17 Contracted orthodontic activity (UOA)	0
Carry forward orthodontic activity (UOA)	0
Baseline contract value	£328,705.41

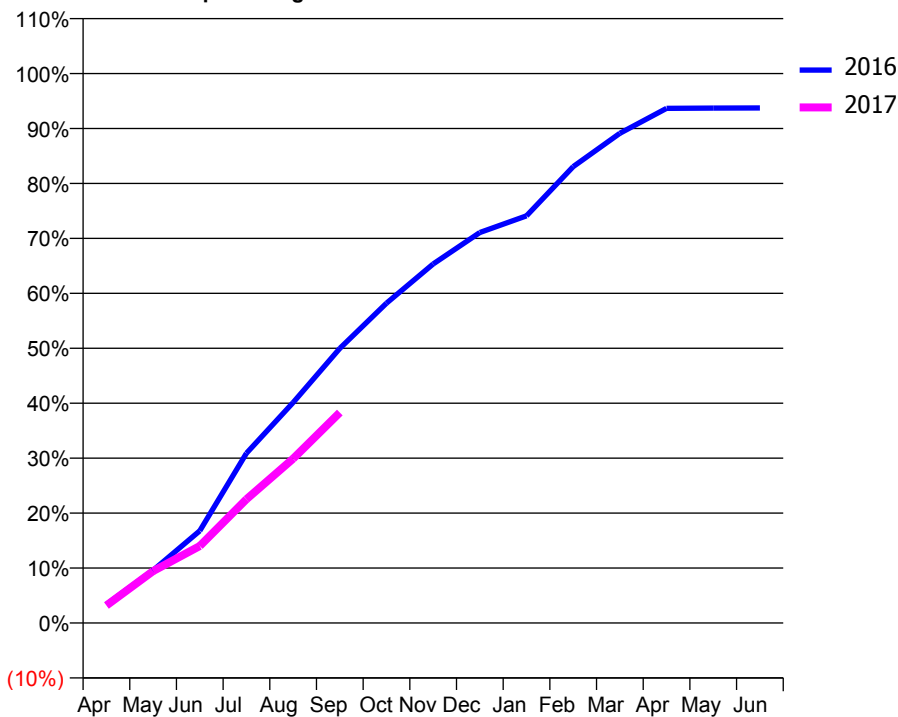
ACCESS*

Patients seen in 24 months	Total	Change since previous quarter
Quarter ending September 2015	2,429	
Quarter ending December 2015	2,439	→
Quarter ending March 2016	2,395	↓
Quarter ending June 2016	2,407	→
Quarter ending September 2016	2,489	↑
Variance since September 2015	2.5%	↑



ACTIVITY

Cumulative percentage of contracted UDA delivered 2016 & 2017



Adjusted Scheduled Activity (UDA)

Month	2016	2017
April	322	303
May	912	897
June	1,594	1,332
July	2,935	2,140
August	3,811	2,841
September	4,749	3,638
October	5,530	
November	6,207	
December	6,752	
January	7,040	
February	7,890	
March	8,466	
April	8,898	
May	8,903	
June	8,906	

QUALITY

	Quantity	Base Number	Contract	AT	Region	England
% of FP17s for the same patient ID Re-attending within 3 months - Children	69	797	8.7%	10.8%	13.5%	12.4%
% of FP17s for the same patient ID Re-attending within 3 months - Adults	167	1,037	16.1%	15.6%	17.4%	16.7%
% of FP17s for the same patient ID Re-attending between 3 & 9 months - Children	388	797	48.7%	58.5%	59.0%	57.4%
% of FP17s for the same patient ID Re-attending between 3 & 9 months - Adults	418	1,037	40.3%	52.8%	52.6%	50.5%
% of FP17s for Band 1 Urgent Courses	321	1,651	19.4%	7.8%	9.4%	9.1%
% of FP17s Relating to Free Repair or Replacements	31	1,651	1.9%	1.2%	1.0%	0.8%
% of FP17s Relating to Continuations	15	1,651	0.9%	1.6%	1.5%	1.3%
% of Patients satisfied with the dentistry they have received	1	1	N/A	94.5%	93.7%	93.2%
% of Patients satisfied with the time they had to wait for an appointment	1	1	N/A	88.4%	90.0%	89.0%

* This is based on patients treated on this contract for their most recent course of treatment. Figures in italics indicate the base number of FP17s or Patient Questionnaire responses are less than 100. N/A is shown where the base number of responses is less than 10 during the period. % is calculated as Quantity/Base number*100

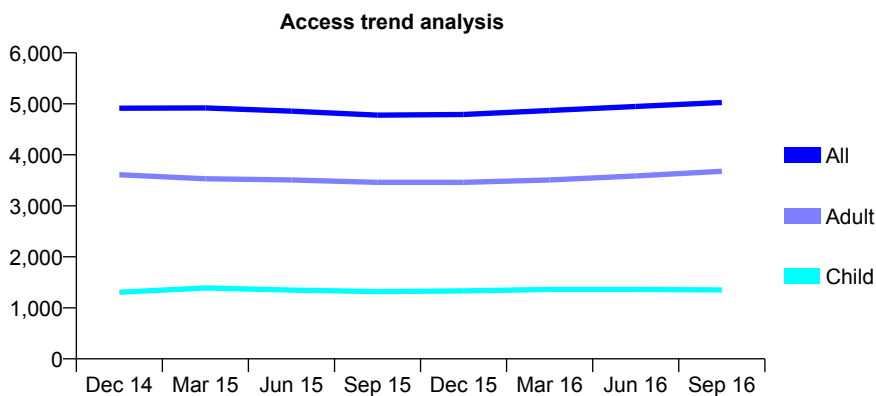
Q51 - Vital Signs At a Glance Contract Report for 572950/0005 - September 2016

Name or company name	MR R JOSEPH
Contract type name	GDS Contract
Purpose of contract	General
Contract start date	01/04/2007
Contract end date	

16/17 Contracted general activity (UDA)	17,802
Carry forward general activity (UDA)	0
16/17 Contracted orthodontic activity (UOA)	0
Carry forward orthodontic activity (UOA)	0
Baseline contract value	£499,131.19

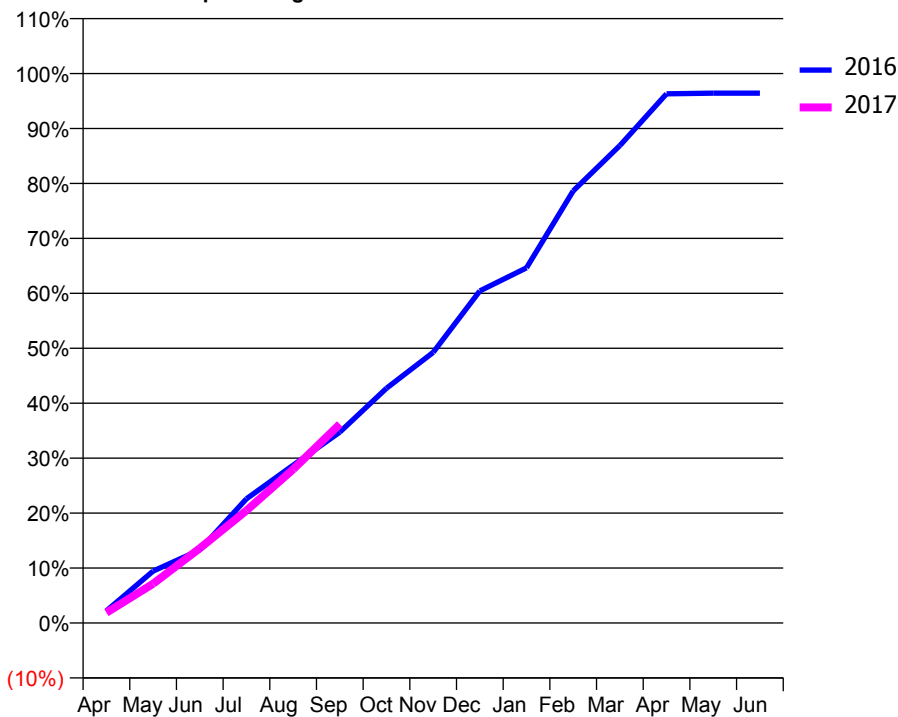
ACCESS*

Patients seen in 24 months	Total	Change since previous quarter
Quarter ending September 2015	4,778	
Quarter ending December 2015	4,792	→
Quarter ending March 2016	4,868	→
Quarter ending June 2016	4,947	→
Quarter ending September 2016	5,027	→
Variance since September 2015	5.2%	↑



ACTIVITY

Cumulative percentage of contracted UDA delivered 2016 & 2017



Adjusted Scheduled Activity (UDA)

Month	2016	2017
April	395	335
May	1,682	1,271
June	2,371	2,419
July	4,026	3,645
August	5,114	4,979
September	6,185	6,444
October	7,606	
November	8,768	
December	10,759	
January	11,504	
February	14,000	
March	15,468	
April	17,144	
May	17,163	
June	17,164	

QUALITY

	Quantity	Base Number	Contract	AT	Region	England
% of FP17s for the same patient ID Re-attending within 3 months - Children	117	1,076	10.9%	10.8%	13.5%	12.4%
% of FP17s for the same patient ID Re-attending within 3 months - Adults	448	2,804	16.0%	15.6%	17.4%	16.7%
% of FP17s for the same patient ID Re-attending between 3 & 9 months - Children	613	1,076	57.0%	58.5%	59.0%	57.4%
% of FP17s for the same patient ID Re-attending between 3 & 9 months - Adults	1,609	2,804	57.4%	52.8%	52.6%	50.5%
% of FP17s for Band 1 Urgent Courses	292	3,021	9.7%	7.8%	9.4%	9.1%
% of FP17s Relating to Free Repair or Replacements	47	3,021	1.6%	1.2%	1.0%	0.8%
% of FP17s Relating to Continuations	17	3,021	0.6%	1.6%	1.5%	1.3%
% of Patients satisfied with the dentistry they have received	7	8	N/A	94.5%	93.7%	93.2%
% of Patients satisfied with the time they had to wait for an appointment	6	8	N/A	88.4%	90.0%	89.0%

* This is based on patients treated on this contract for their most recent course of treatment. Figures in italics indicate the base number of FP17s or Patient Questionnaire responses are less than 100. N/A is shown where the base number of responses is less than 10 during the period. % is calculated as Quantity/Base number*100

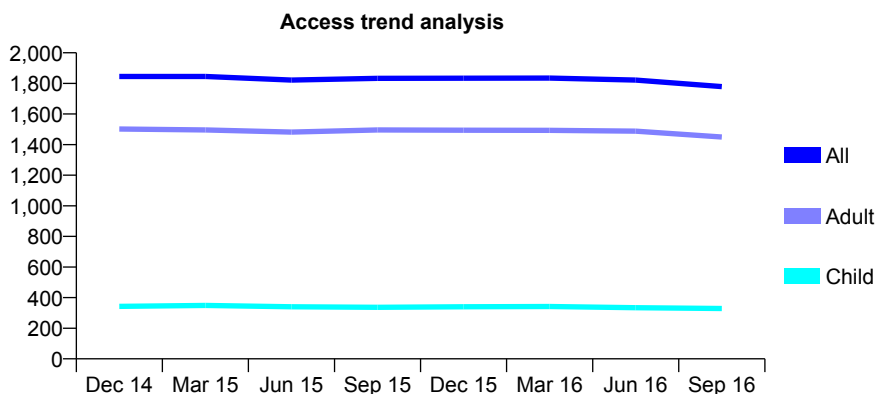
Q51 - Vital Signs At a Glance Contract Report for 620637/0001 - September 2016

Name or company name	MRS JC DAVIES
Contract type name	GDS Contract
Purpose of contract	General
Contract start date	01/04/2006
Contract end date	

16/17 Contracted general activity (UDA)	5,337
Carry forward general activity (UDA)	-29
16/17 Contracted orthodontic activity (UOA)	0
Carry forward orthodontic activity (UOA)	0
Baseline contract value	£151,026.06

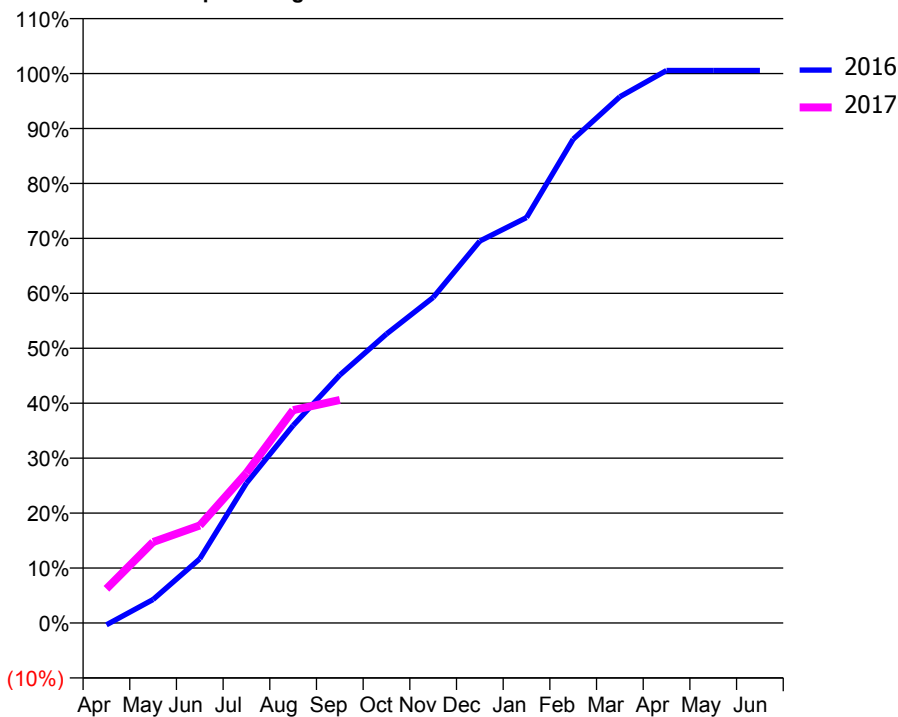
ACCESS*

Patients seen in 24 months	Total	Change since previous quarter
Quarter ending September 2015	1,833	
Quarter ending December 2015	1,834	→
Quarter ending March 2016	1,835	→
Quarter ending June 2016	1,822	→
Quarter ending September 2016	1,779	↓
Variance since September 2015	(2.9%)	↓



ACTIVITY

Cumulative percentage of contracted UDA delivered 2016 & 2017



Month	Adjusted Scheduled Activity (UDA)	
	2016	2017
April	-19	332
May	228	787
June	624	947
July	1,359	1,458
August	1,919	2,068
September	2,408	2,167
October	2,807	
November	3,163	
December	3,710	
January	3,938	
February	4,699	
March	5,111	
April	5,366	
May	5,366	
June	5,366	

QUALITY

	Quantity	Base Number	Contract	AT	Region	England
% of FP17s for the same patient ID Re-attending within 3 months - Children	14	253	5.5%	10.8%	13.5%	12.4%
% of FP17s for the same patient ID Re-attending within 3 months - Adults	114	865	13.2%	15.6%	17.4%	16.7%
% of FP17s for the same patient ID Re-attending between 3 & 9 months - Children	184	253	72.7%	58.5%	59.0%	57.4%
% of FP17s for the same patient ID Re-attending between 3 & 9 months - Adults	422	865	48.8%	52.8%	52.6%	50.5%
% of FP17s for Band 1 Urgent Courses	48	1,014	4.7%	7.8%	9.4%	9.1%
% of FP17s Relating to Free Repair or Replacements	7	1,014	0.7%	1.2%	1.0%	0.8%
% of FP17s Relating to Continuations	19	1,014	1.9%	1.6%	1.5%	1.3%
% of Patients satisfied with the dentistry they have received	3	3	N/A	94.5%	93.7%	93.2%
% of Patients satisfied with the time they had to wait for an appointment	3	3	N/A	88.4%	90.0%	89.0%

* This is based on patients treated on this contract for their most recent course of treatment. Figures in italics indicate the base number of FP17s or Patient Questionnaire responses are less than 100. N/A is shown where the base number of responses is less than 10 during the period. % is calculated as Quantity/Base number*100

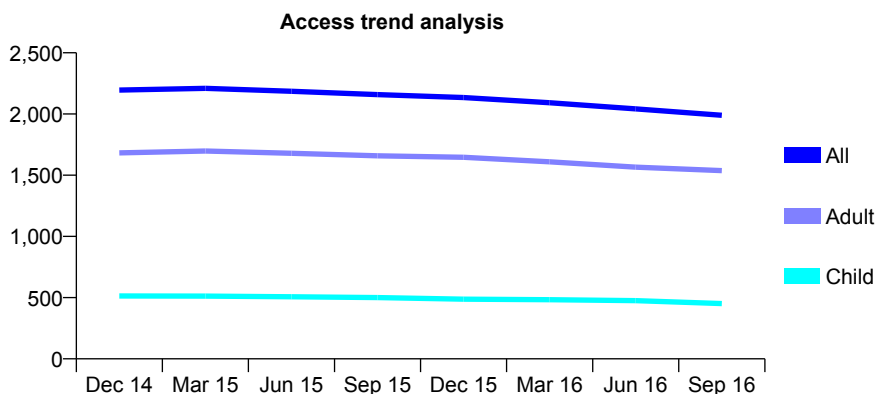
Q51 - Vital Signs At a Glance Contract Report for 638714/0001 - September 2016

Name or company name	MR JA STOREY
Contract type name	GDS Contract
Purpose of contract	General
Contract start date	01/04/2006
Contract end date	

16/17 Contracted general activity (UDA)	7,500
Carry forward general activity (UDA)	0
16/17 Contracted orthodontic activity (UOA)	0
Carry forward orthodontic activity (UOA)	0
Baseline contract value	£212,250.00

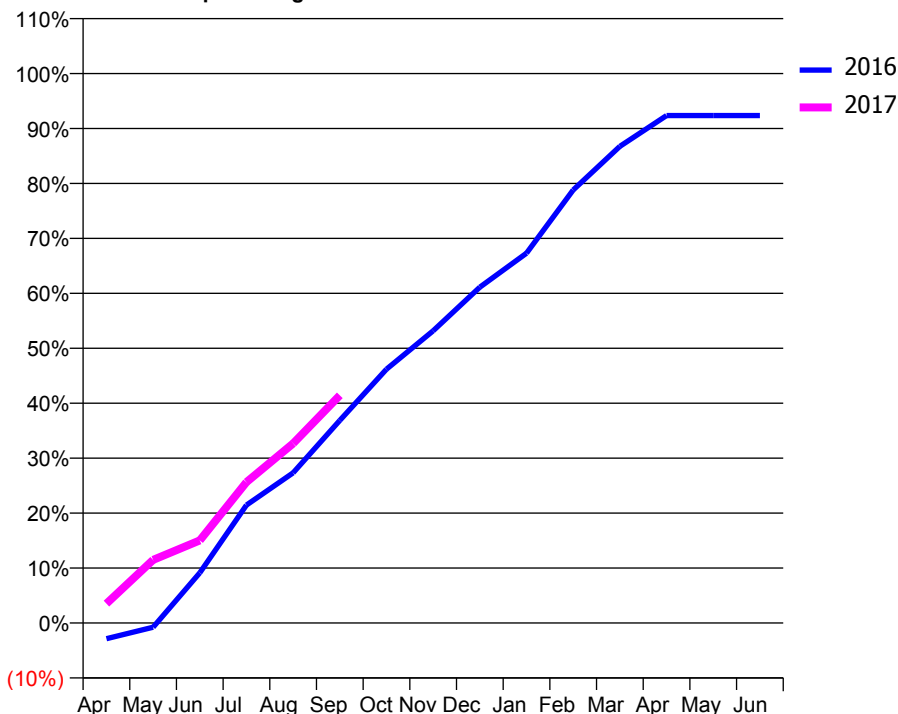
ACCESS*

Patients seen in 24 months	Total	Change since previous quarter
Quarter ending September 2015	2,158	
Quarter ending December 2015	2,134	↓
Quarter ending March 2016	2,092	↓
Quarter ending June 2016	2,042	↓
Quarter ending September 2016	1,990	↓
Variance since September 2015	(7.8%)	↓



ACTIVITY

Cumulative percentage of contracted UDA delivered 2016 & 2017



Month	Adjusted Scheduled Activity (UDA)	
	2016	2017
April	-223	264
May	-61	861
June	708	1,127
July	1,663	1,923
August	2,118	2,450
September	2,858	3,108
October	3,580	
November	4,121	
December	4,736	
January	5,216	
February	6,107	
March	6,723	
April	7,157	
May	7,157	
June	7,157	

QUALITY

	Quantity	Base Number	Contract	AT	Region	England
% of FP17s for the same patient ID Re-attending within 3 months - Children	16	419	3.8%	10.8%	13.5%	12.4%
% of FP17s for the same patient ID Re-attending within 3 months - Adults	208	1,305	15.9%	15.6%	17.4%	16.7%
% of FP17s for the same patient ID Re-attending between 3 & 9 months - Children	330	419	78.8%	58.5%	59.0%	57.4%
% of FP17s for the same patient ID Re-attending between 3 & 9 months - Adults	848	1,305	65.0%	52.8%	52.6%	50.5%
% of FP17s for Band 1 Urgent Courses	90	1,534	5.9%	7.8%	9.4%	9.1%
% of FP17s Relating to Free Repair or Replacements	18	1,534	1.2%	1.2%	1.0%	0.8%
% of FP17s Relating to Continuations	48	1,534	3.1%	1.6%	1.5%	1.3%
% of Patients satisfied with the dentistry they have received	0	0	N/A	94.5%	93.7%	93.2%
% of Patients satisfied with the time they had to wait for an appointment	0	0	N/A	88.4%	90.0%	89.0%

* This is based on patients treated on this contract for their most recent course of treatment. Figures in italics indicate the base number of FP17s or Patient Questionnaire responses are less than 100. N/A is shown where the base number of responses is less than 10 during the period. % is calculated as Quantity/Base number*100

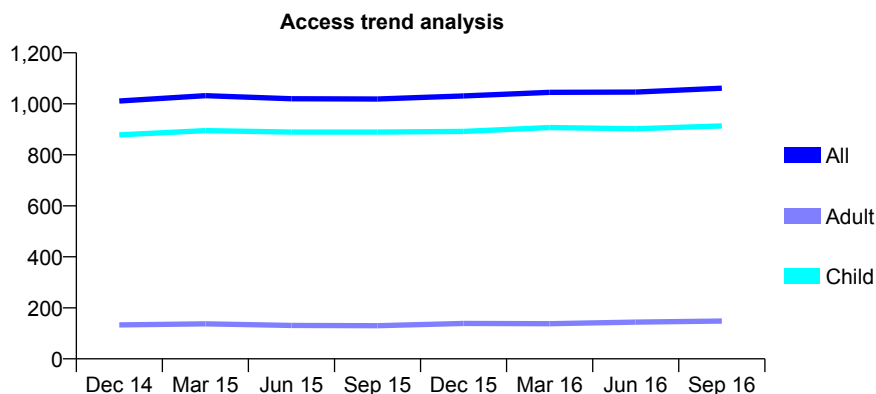
Q51 - Vital Signs At a Glance Contract Report for 643300/0001 - September 2016

Name or company name	MR DM HILTON
Contract type name	GDS Contract
Purpose of contract	General
Contract start date	01/04/2006
Contract end date	

16/17 Contracted general activity (UDA)	2,856
Carry forward general activity (UDA)	0
16/17 Contracted orthodontic activity (UOA)	0
Carry forward orthodontic activity (UOA)	0
Baseline contract value	£78,773.46

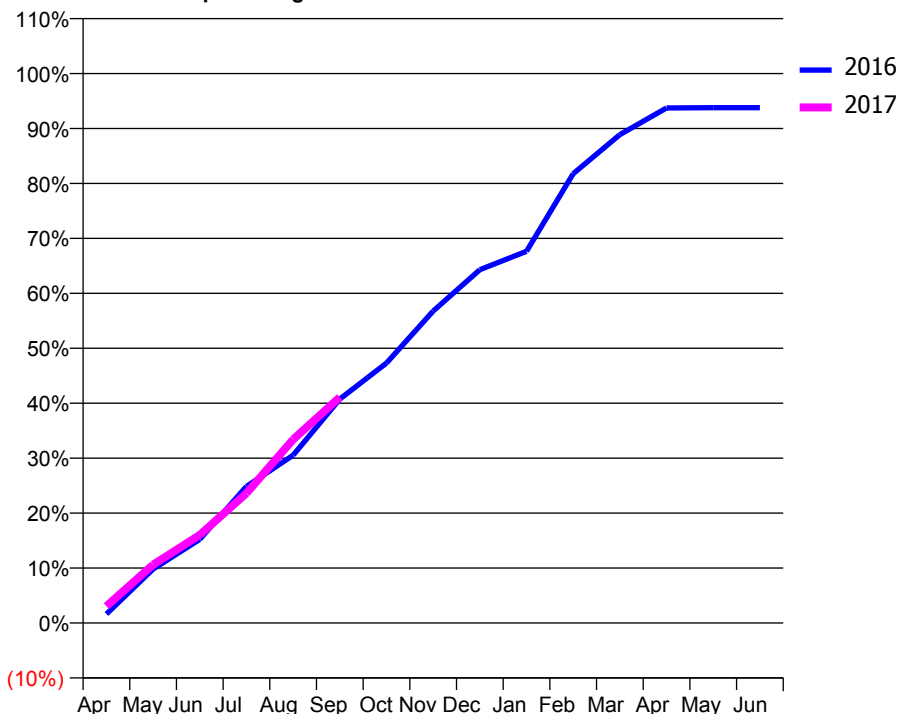
ACCESS*

Patients seen in 24 months	Total	Change since previous quarter
Quarter ending September 2015	1,019	
Quarter ending December 2015	1,031	→
Quarter ending March 2016	1,045	→
Quarter ending June 2016	1,046	→
Quarter ending September 2016	1,061	→
Variance since September 2015	4.1%	↑



ACTIVITY

Cumulative percentage of contracted UDA delivered 2016 & 2017



Adjusted Scheduled Activity (UDA)

Month	2016	2017
April	47	88
May	280	303
June	435	458
July	710	675
August	872	954
September	1,164	1,174
October	1,351	
November	1,621	
December	1,836	
January	1,932	
February	2,335	
March	2,538	
April	2,677	
May	2,678	
June	2,678	

QUALITY

	Quantity	Base Number	Contract	AT	Region	England
% of FP17s for the same patient ID Re-attending within 3 months - Children	56	877	6.4%	10.8%	13.5%	12.4%
% of FP17s for the same patient ID Re-attending within 3 months - Adults	10	69	14.5%	15.6%	17.4%	16.7%
% of FP17s for the same patient ID Re-attending between 3 & 9 months - Children	646	877	73.7%	58.5%	59.0%	57.4%
% of FP17s for the same patient ID Re-attending between 3 & 9 months - Adults	50	69	72.5%	52.8%	52.6%	50.5%
% of FP17s for Band 1 Urgent Courses	0	850	0.0%	7.8%	9.4%	9.1%
% of FP17s Relating to Free Repair or Replacements	0	850	0.0%	1.2%	1.0%	0.8%
% of FP17s Relating to Continuations	0	850	0.0%	1.6%	1.5%	1.3%
% of Patients satisfied with the dentistry they have received	1	1	N/A	94.5%	93.7%	93.2%
% of Patients satisfied with the time they had to wait for an appointment	1	1	N/A	88.4%	90.0%	89.0%

* This is based on patients treated on this contract for their most recent course of treatment. Figures in italics indicate the base number of FP17s or Patient Questionnaire responses are less than 100. N/A is shown where the base number of responses is less than 10 during the period. % is calculated as Quantity/Base number*100

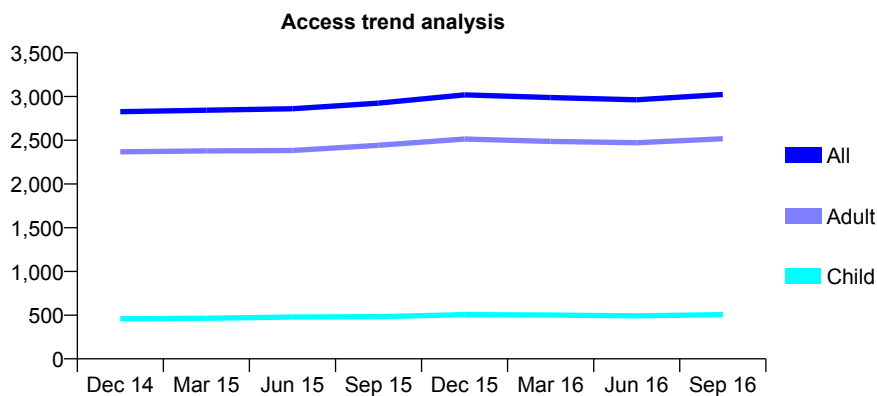
Q51 - Vital Signs At a Glance Contract Report for 648566/0001 - September 2016

Name or company name	MR MM HOOPER
Contract type name	GDS Contract
Purpose of contract	General
Contract start date	01/04/2006
Contract end date	

16/17 Contracted general activity (UDA)	7,935
Carry forward general activity (UDA)	0
16/17 Contracted orthodontic activity (UOA)	0
Carry forward orthodontic activity (UOA)	0
Baseline contract value	£224,519.75

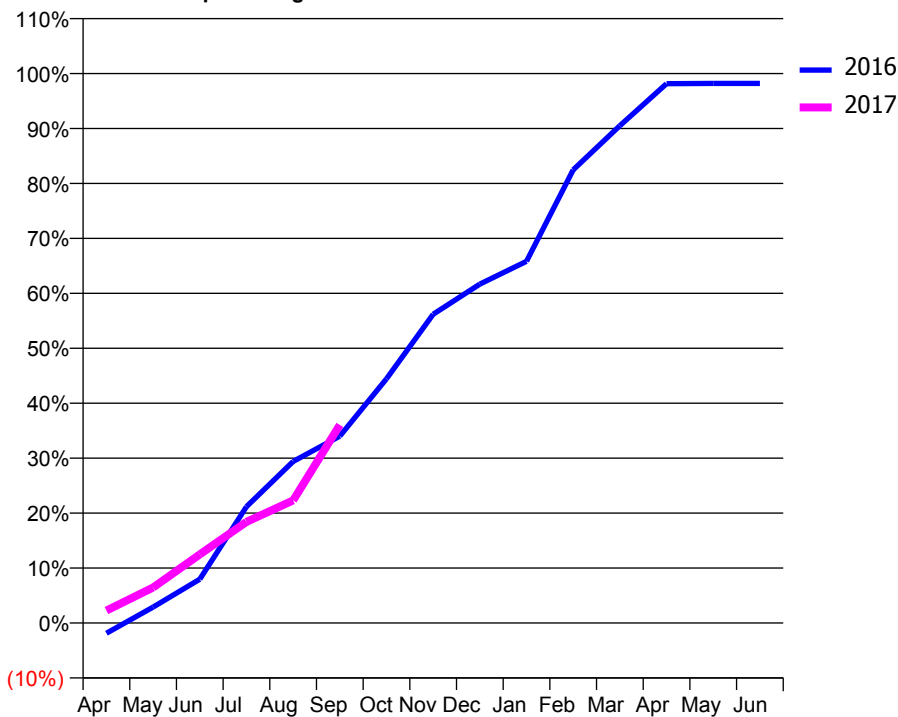
ACCESS*

Patients seen in 24 months	Total	Change since previous quarter
Quarter ending September 2015	2,924	
Quarter ending December 2015	3,019	↑
Quarter ending March 2016	2,988	↓
Quarter ending June 2016	2,963	→
Quarter ending September 2016	3,023	↑
Variance since September 2015	3.4%	↑



ACTIVITY

Cumulative percentage of contracted UDA delivered 2016 & 2017



Adjusted Scheduled Activity (UDA)

Month	2016	2017
April	-150	181
May	230	514
June	632	990
July	1,680	1,461
August	2,332	1,771
September	2,700	2,861
October	3,526	
November	4,458	
December	4,893	
January	5,223	
February	6,545	
March	7,181	
April	7,788	
May	7,791	
June	7,791	

QUALITY

	Quantity	Base Number	Contract	AT	Region	England
% of FP17s for the same patient ID Re-attending within 3 months - Children	41	353	11.6%	10.8%	13.5%	12.4%
% of FP17s for the same patient ID Re-attending within 3 months - Adults	179	1,593	11.2%	15.6%	17.4%	16.7%
% of FP17s for the same patient ID Re-attending between 3 & 9 months - Children	196	353	55.5%	58.5%	59.0%	57.4%
% of FP17s for the same patient ID Re-attending between 3 & 9 months - Adults	677	1,593	42.5%	52.8%	52.6%	50.5%
% of FP17s for Band 1 Urgent Courses	423	1,610	26.3%	7.8%	9.4%	9.1%
% of FP17s Relating to Free Repair or Replacements	5	1,610	0.3%	1.2%	1.0%	0.8%
% of FP17s Relating to Continuations	9	1,610	0.6%	1.6%	1.5%	1.3%
% of Patients satisfied with the dentistry they have received	3	3	N/A	94.5%	93.7%	93.2%
% of Patients satisfied with the time they had to wait for an appointment	3	3	N/A	88.4%	90.0%	89.0%

* This is based on patients treated on this contract for their most recent course of treatment. Figures in italics indicate the base number of FP17s or Patient Questionnaire responses are less than 100. N/A is shown where the base number of responses is less than 10 during the period. % is calculated as Quantity/Base number*100

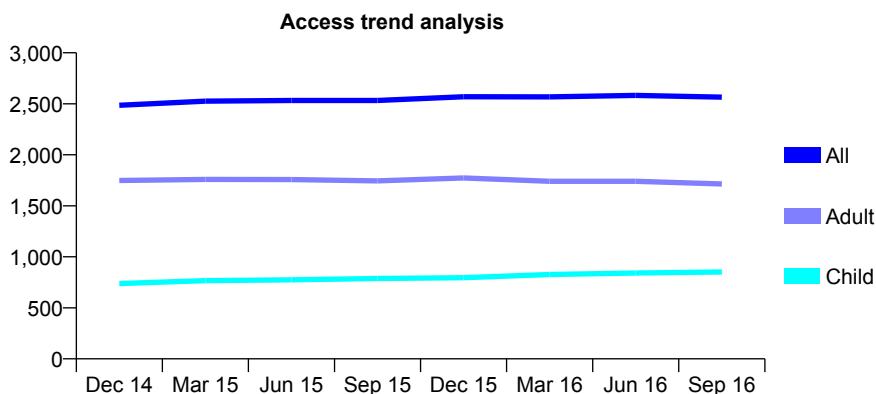
Q51 - Vital Signs At a Glance Contract Report for 648655/0004 - September 2016

Name or company name	MR JA GATUS
Contract type name	GDS Contract
Purpose of contract	General
Contract start date	01/04/2006
Contract end date	

16/17 Contracted general activity (UDA)	8,192
Carry forward general activity (UDA)	0
16/17 Contracted orthodontic activity (UOA)	0
Carry forward orthodontic activity (UOA)	0
Baseline contract value	£231,816.62

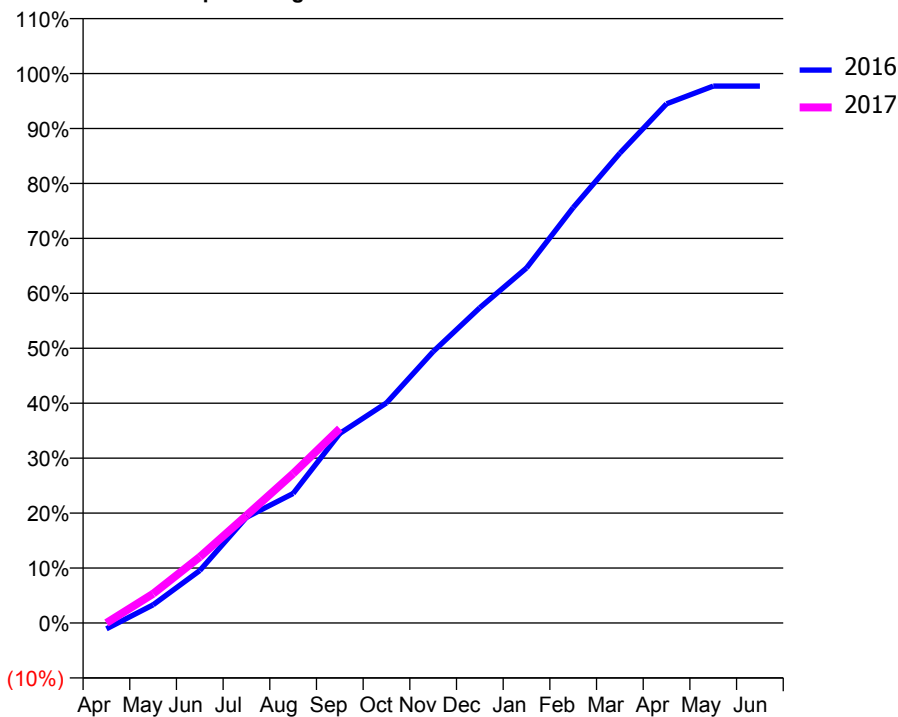
ACCESS*

Patients seen in 24 months	Total	Change since previous quarter
Quarter ending September 2015	2,533	
Quarter ending December 2015	2,569	→
Quarter ending March 2016	2,568	→
Quarter ending June 2016	2,582	→
Quarter ending September 2016	2,565	→
Variance since September 2015	1.3%	→



ACTIVITY

Cumulative percentage of contracted UDA delivered 2016 & 2017



Adjusted Scheduled Activity (UDA)

Month	2016	2017
April	-89	0
May	272	437
June	782	986
July	1,575	1,603
August	1,931	2,227
September	2,825	2,900
October	3,282	
November	4,046	
December	4,700	
January	5,293	
February	6,193	
March	7,004	
April	7,740	
May	8,005	
June	8,005	

QUALITY

	Quantity	Base Number	Contract	AT	Region	England
% of FP17s for the same patient ID Re-attending within 3 months - Children	67	721	9.3%	10.8%	13.5%	12.4%
% of FP17s for the same patient ID Re-attending within 3 months - Adults	226	1,421	15.9%	15.6%	17.4%	16.7%
% of FP17s for the same patient ID Re-attending between 3 & 9 months - Children	491	721	68.1%	58.5%	59.0%	57.4%
% of FP17s for the same patient ID Re-attending between 3 & 9 months - Adults	847	1,421	59.6%	52.8%	52.6%	50.5%
% of FP17s for Band 1 Urgent Courses	93	1,665	5.6%	7.8%	9.4%	9.1%
% of FP17s Relating to Free Repair or Replacements	5	1,665	0.3%	1.2%	1.0%	0.8%
% of FP17s Relating to Continuations	11	1,665	0.7%	1.6%	1.5%	1.3%
% of Patients satisfied with the dentistry they have received	3	3	N/A	94.5%	93.7%	93.2%
% of Patients satisfied with the time they had to wait for an appointment	3	3	N/A	88.4%	90.0%	89.0%

* This is based on patients treated on this contract for their most recent course of treatment. Figures in italics indicate the base number of FP17s or Patient Questionnaire responses are less than 100. N/A is shown where the base number of responses is less than 10 during the period. % is calculated as Quantity/Base number*100

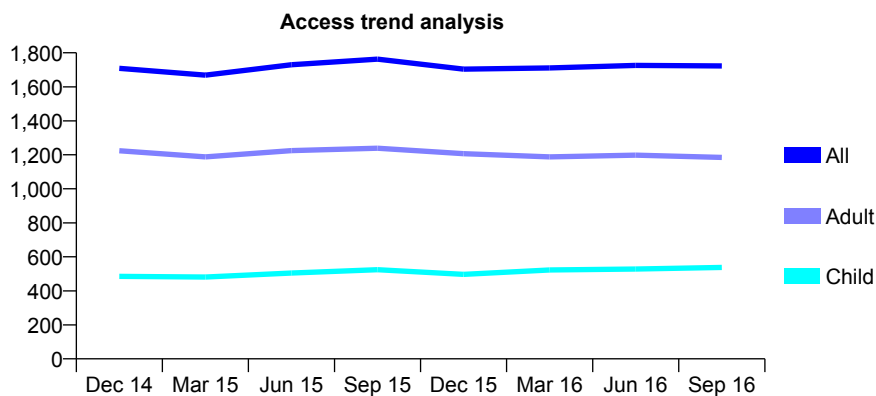
Q51 - Vital Signs At a Glance Contract Report for 657271/0001 - September 2016

Name or company name	MR IJ AL ZUBAIDI
Contract type name	GDS Contract
Purpose of contract	General
Contract start date	01/04/2006
Contract end date	

16/17 Contracted general activity (UDA)	5,584
Carry forward general activity (UDA)	-112
16/17 Contracted orthodontic activity (UOA)	0
Carry forward orthodontic activity (UOA)	0
Baseline contract value	£167,493.48

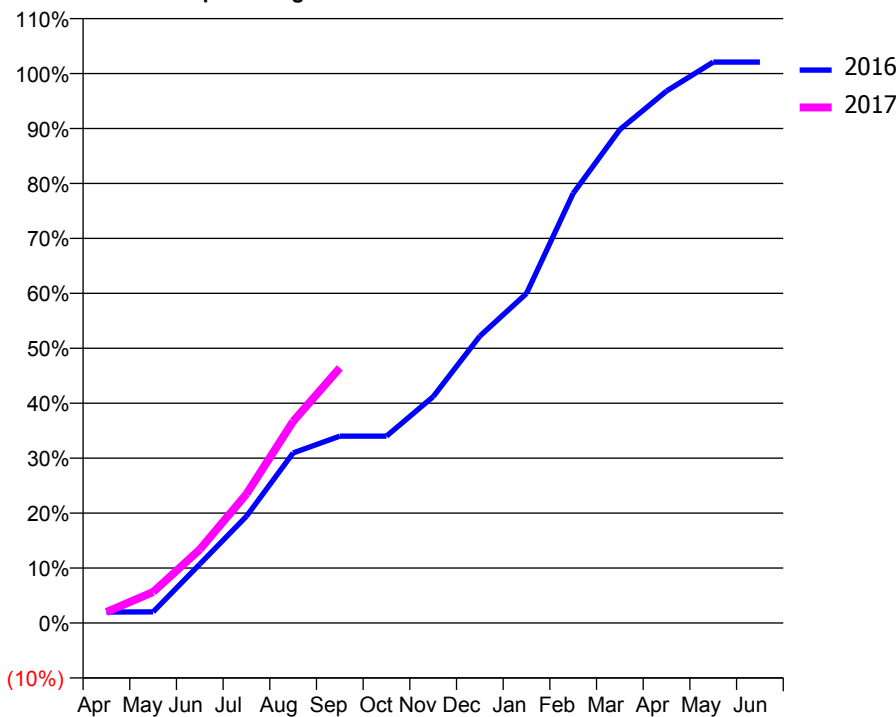
ACCESS*

Patients seen in 24 months	Total	Change since previous quarter
Quarter ending September 2015	1,763	
Quarter ending December 2015	1,704	↓
Quarter ending March 2016	1,711	→
Quarter ending June 2016	1,726	→
Quarter ending September 2016	1,723	→
Variance since September 2015	(2.3%)	↓



ACTIVITY

Cumulative percentage of contracted UDA delivered 2016 & 2017



Month	Adjusted Scheduled Activity (UDA)	
	2016	2017
April	112	112
May	113	314
June	599	748
July	1,085	1,311
August	1,728	2,050
September	1,900	2,592
October	1,900	
November	2,301	
December	2,915	
January	3,349	
February	4,367	
March	5,014	
April	5,406	
May	5,700	
June	5,700	

QUALITY

	Quantity	Base Number	Contract	AT	Region	England
% of FP17s for the same patient ID Re-attending within 3 months - Children	16	286	5.6%	10.8%	13.5%	12.4%
% of FP17s for the same patient ID Re-attending within 3 months - Adults	81	671	12.1%	15.6%	17.4%	16.7%
% of FP17s for the same patient ID Re-attending between 3 & 9 months - Children	76	286	26.6%	58.5%	59.0%	57.4%
% of FP17s for the same patient ID Re-attending between 3 & 9 months - Adults	180	671	26.8%	52.8%	52.6%	50.5%
% of FP17s for Band 1 Urgent Courses	52	718	7.2%	7.8%	9.4%	9.1%
% of FP17s Relating to Free Repair or Replacements	11	718	1.5%	1.2%	1.0%	0.8%
% of FP17s Relating to Continuations	13	718	1.8%	1.6%	1.5%	1.3%
% of Patients satisfied with the dentistry they have received	19	20	95.0%	94.5%	93.7%	93.2%
% of Patients satisfied with the time they had to wait for an appointment	15	20	75.0%	88.4%	90.0%	89.0%

* This is based on patients treated on this contract for their most recent course of treatment. Figures in italics indicate the base number of FP17s or Patient Questionnaire responses are less than 100. N/A is shown where the base number of responses is less than 10 during the period. % is calculated as Quantity/Base number*100

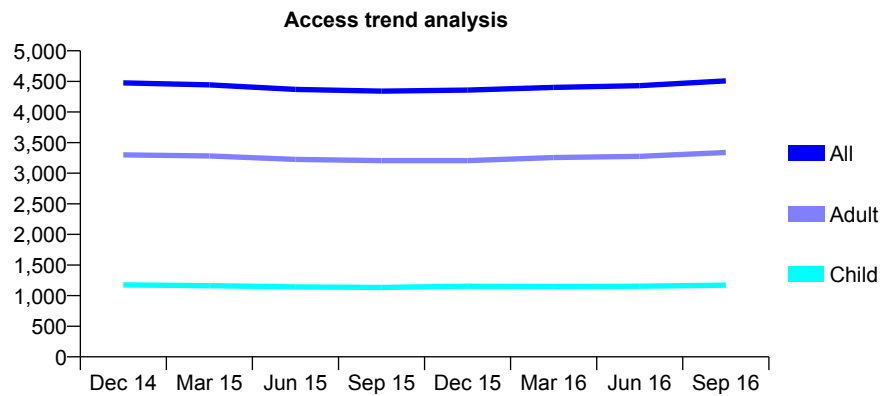
Q51 - Vital Signs At a Glance Contract Report for 661325/0001 - September 2016

Name or company name	MR S KHAZENIFAR
Contract type name	GDS Contract
Purpose of contract	General
Contract start date	01/04/2006
Contract end date	

16/17 Contracted general activity (UDA)	16,254
Carry forward general activity (UDA)	344
16/17 Contracted orthodontic activity (UOA)	0
Carry forward orthodontic activity (UOA)	0
Baseline contract value	£479,303.55

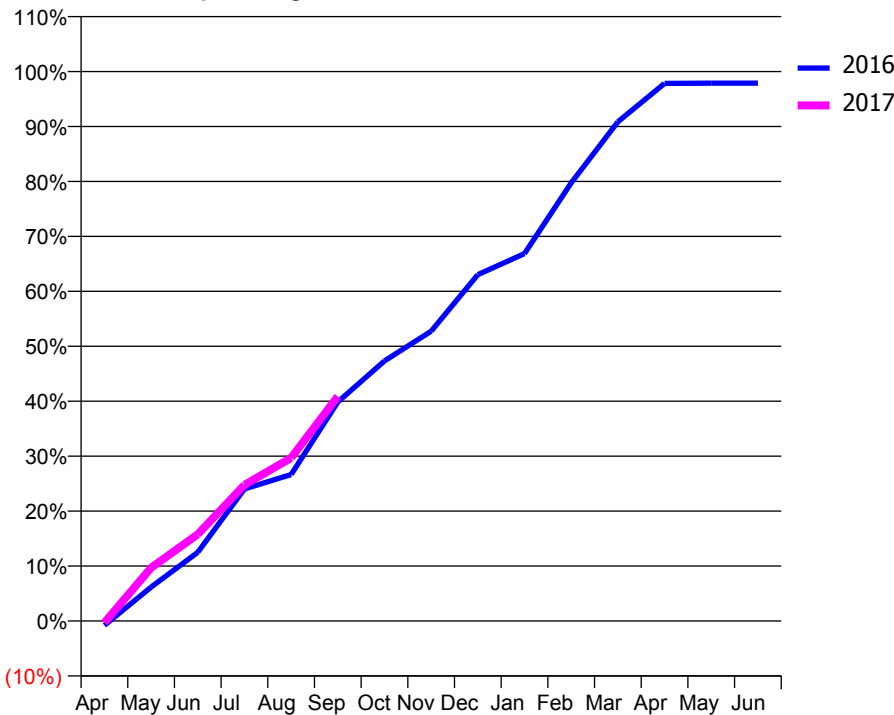
ACCESS*

Patients seen in 24 months	Total	Change since previous quarter
Quarter ending September 2015	4,340	
Quarter ending December 2015	4,359	→
Quarter ending March 2016	4,403	→
Quarter ending June 2016	4,430	→
Quarter ending September 2016	4,508	→
Variance since September 2015	3.9%	↑



ACTIVITY

Cumulative percentage of contracted UDA delivered 2016 & 2017



Month	Adjusted Scheduled Activity (UDA)	
	2016	2017
April	-132	-54
May	1,003	1,577
June	2,034	2,567
July	3,905	4,025
August	4,331	4,825
September	6,478	6,644
October	7,692	
November	8,573	
December	10,245	
January	10,867	
February	12,960	
March	14,767	
April	15,902	
May	15,910	
June	15,910	

QUALITY

	Quantity	Base Number	Contract	AT	Region	England
% of FP17s for the same patient ID Re-attending within 3 months - Children	149	934	16.0%	10.8%	13.5%	12.4%
% of FP17s for the same patient ID Re-attending within 3 months - Adults	533	2,606	20.5%	15.6%	17.4%	16.7%
% of FP17s for the same patient ID Re-attending between 3 & 9 months - Children	508	934	54.4%	58.5%	59.0%	57.4%
% of FP17s for the same patient ID Re-attending between 3 & 9 months - Adults	1,375	2,606	52.8%	52.8%	52.6%	50.5%
% of FP17s for Band 1 Urgent Courses	254	3,143	8.1%	7.8%	9.4%	9.1%
% of FP17s Relating to Free Repair or Replacements	41	3,143	1.3%	1.2%	1.0%	0.8%
% of FP17s Relating to Continuations	35	3,143	1.1%	1.6%	1.5%	1.3%
% of Patients satisfied with the dentistry they have received	4	5	N/A	94.5%	93.7%	93.2%
% of Patients satisfied with the time they had to wait for an appointment	5	5	N/A	88.4%	90.0%	89.0%

* This is based on patients treated on this contract for their most recent course of treatment. Figures in italics indicate the base number of FP17s or Patient Questionnaire responses are less than 100. N/A is shown where the base number of responses is less than 10 during the period. % is calculated as Quantity/Base number*100

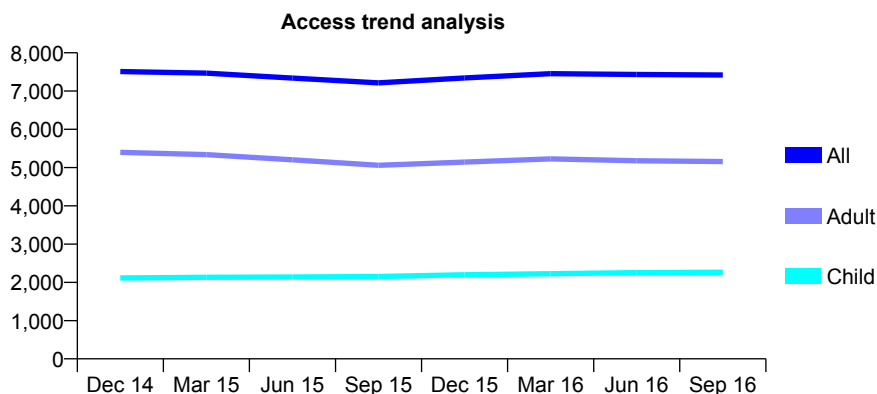
Q51 - Vital Signs At a Glance Contract Report for 682721/0002 - September 2016

Name or company name	MR CR SMITH
Contract type name	GDS Contract
Purpose of contract	General
Contract start date	01/10/2008
Contract end date	

16/17 Contracted general activity (UDA)	18,750
Carry forward general activity (UDA)	659
16/17 Contracted orthodontic activity (UOA)	0
Carry forward orthodontic activity (UOA)	0
Baseline contract value	£562,410.97

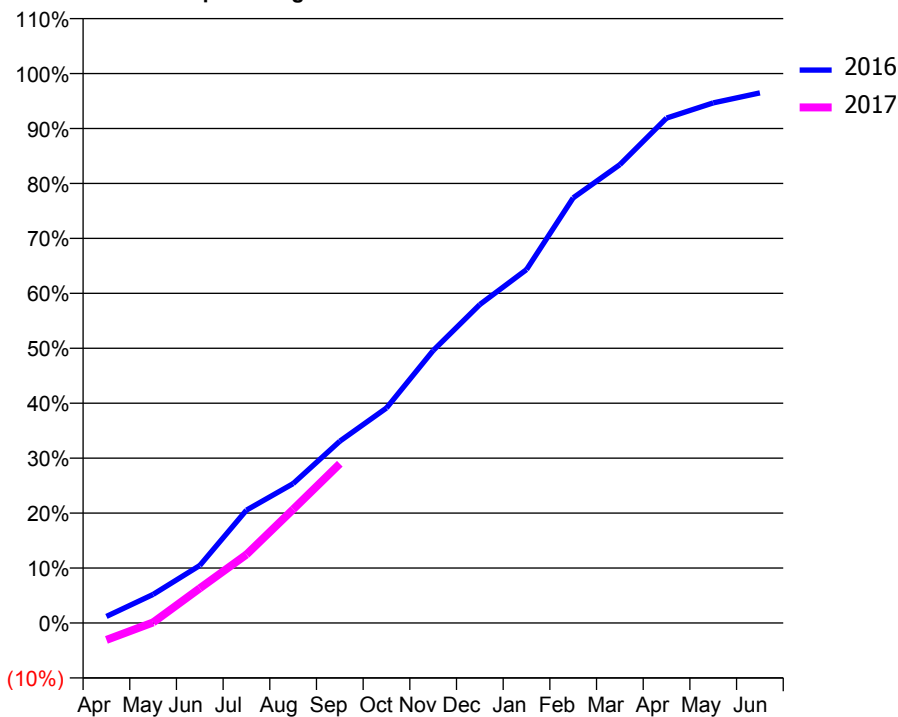
ACCESS*

Patients seen in 24 months	Total	Change since previous quarter
Quarter ending September 2015	7,214	
Quarter ending December 2015	7,342	→
Quarter ending March 2016	7,455	→
Quarter ending June 2016	7,433	→
Quarter ending September 2016	7,421	→
Variance since September 2015	2.9%	↑



ACTIVITY

Cumulative percentage of contracted UDA delivered 2016 & 2017



Adjusted Scheduled Activity (UDA)

Month	2016	2017
April	227	-581
May	977	22
June	1,965	1,184
July	3,852	2,335
August	4,758	3,880
September	6,204	5,436
October	7,339	
November	9,297	
December	10,870	
January	12,058	
February	14,509	
March	15,639	
April	17,229	
May	17,749	
June	18,091	

QUALITY

	Quantity	Base Number	Contract	AT	Region	England
% of FP17s for the same patient ID Re-attending within 3 months - Children	86	1,619	5.3%	10.8%	13.5%	12.4%
% of FP17s for the same patient ID Re-attending within 3 months - Adults	451	3,362	13.4%	15.6%	17.4%	16.7%
% of FP17s for the same patient ID Re-attending between 3 & 9 months - Children	955	1,619	59.0%	58.5%	59.0%	57.4%
% of FP17s for the same patient ID Re-attending between 3 & 9 months - Adults	1,692	3,362	50.3%	52.8%	52.6%	50.5%
% of FP17s for Band 1 Urgent Courses	162	3,471	4.7%	7.8%	9.4%	9.1%
% of FP17s Relating to Free Repair or Replacements	36	3,471	1.0%	1.2%	1.0%	0.8%
% of FP17s Relating to Continuations	64	3,471	1.8%	1.6%	1.5%	1.3%
% of Patients satisfied with the dentistry they have received	12	13	92.3%	94.5%	93.7%	93.2%
% of Patients satisfied with the time they had to wait for an appointment	12	13	92.3%	88.4%	90.0%	89.0%

* This is based on patients treated on this contract for their most recent course of treatment. Figures in italics indicate the base number of FP17s or Patient Questionnaire responses are less than 100. N/A is shown where the base number of responses is less than 10 during the period. % is calculated as Quantity/Base number*100

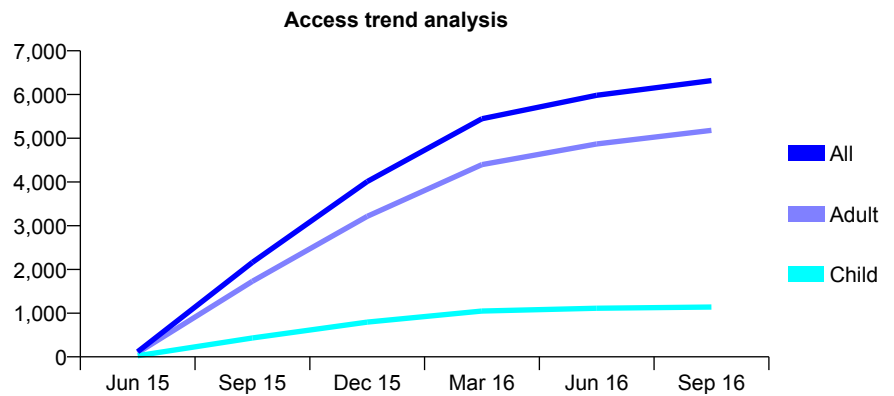
Q51 - Vital Signs At a Glance Contract Report for 725005/0002 - September 2016

Name or company name	MR AJ CALE
Contract type name	GDS Contract
Purpose of contract	General
Contract start date	01/06/2015
Contract end date	

16/17 Contracted general activity (UDA)	25,350
Carry forward general activity (UDA)	0
16/17 Contracted orthodontic activity (UOA)	0
Carry forward orthodontic activity (UOA)	0
Baseline contract value	£702,818.91

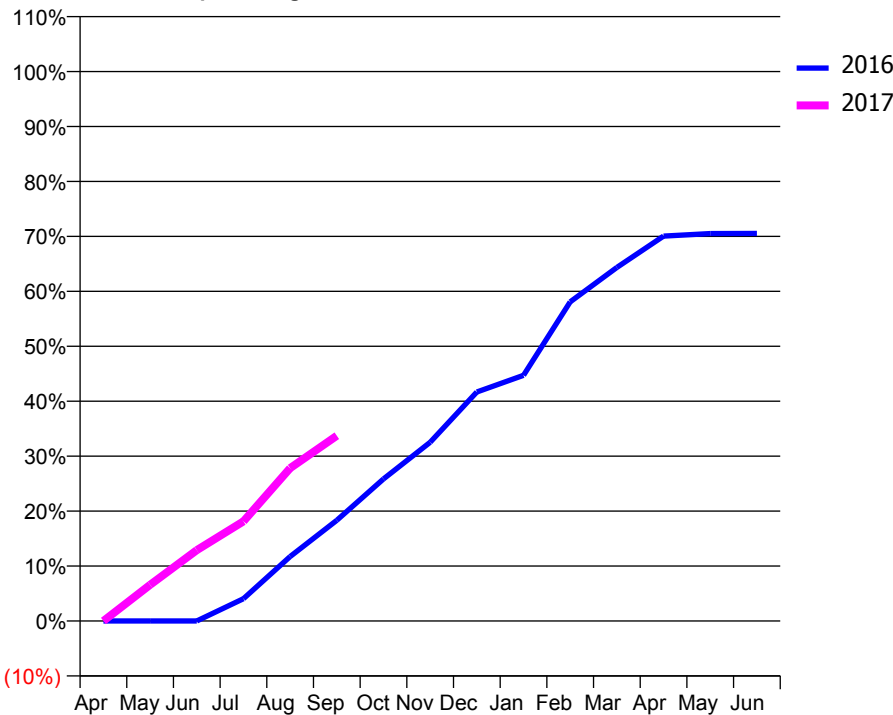
ACCESS*

Patients seen in 24 months	Total	Change since previous quarter
Quarter ending September 2015	2,161	
Quarter ending December 2015	4,008	↑
Quarter ending March 2016	5,445	↑
Quarter ending June 2016	5,982	↑
Quarter ending September 2016	6,318	↑
Variance since September 2015	192.4%	↑



ACTIVITY

Cumulative percentage of contracted UDA delivered 2016 & 2017



Month	Adjusted Scheduled Activity (UDA)	
	2016	2017
April	0	0
May	0	1,669
June	0	3,271
July	1,030	4,596
August	2,976	7,050
September	4,645	8,549
October	6,554	
November	8,244	
December	10,568	
January	11,335	
February	14,724	
March	16,311	
April	17,758	
May	17,872	
June	17,877	

QUALITY

	Quantity	Base Number	Contract	AT	Region	England
% of FP17s for the same patient ID Re-attending within 3 months - Children	67	945	7.1%	10.8%	13.5%	12.4%
% of FP17s for the same patient ID Re-attending within 3 months - Adults	661	3,762	17.6%	15.6%	17.4%	16.7%
% of FP17s for the same patient ID Re-attending between 3 & 9 months - Children	553	945	58.5%	58.5%	59.0%	57.4%
% of FP17s for the same patient ID Re-attending between 3 & 9 months - Adults	1,390	3,762	36.9%	52.8%	52.6%	50.5%
% of FP17s for Band 1 Urgent Courses	330	4,039	8.2%	7.8%	9.4%	9.1%
% of FP17s Relating to Free Repair or Replacements	92	4,039	2.3%	1.2%	1.0%	0.8%
% of FP17s Relating to Continuations	148	4,039	3.7%	1.6%	1.5%	1.3%
% of Patients satisfied with the dentistry they have received	9	10	90.0%	94.5%	93.7%	93.2%
% of Patients satisfied with the time they had to wait for an appointment	9	10	90.0%	88.4%	90.0%	89.0%

* This is based on patients treated on this contract for their most recent course of treatment. Figures in italics indicate the base number of FP17s or Patient Questionnaire responses are less than 100. N/A is shown where the base number of responses is less than 10 during the period. % is calculated as Quantity/Base number*100

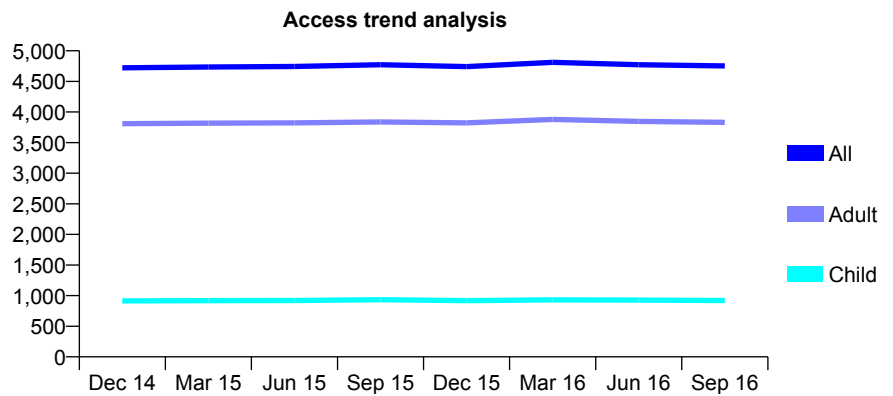
Q51 - Vital Signs At a Glance Contract Report for 725900/0001 - September 2016

Name or company name	F P Dental
Contract type name	GDS Contract
Purpose of contract	General
Contract start date	01/04/2009
Contract end date	

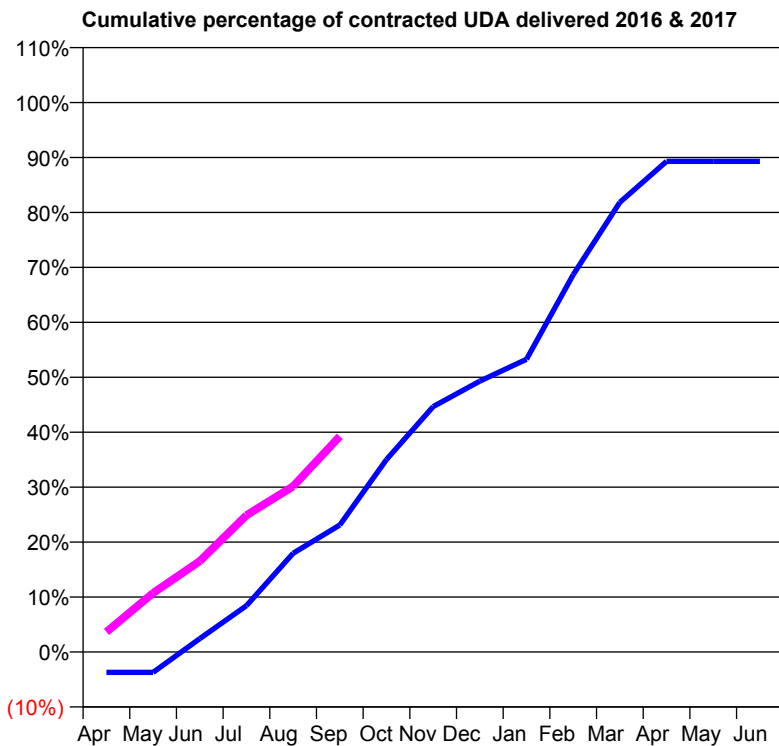
16/17 Contracted general activity (UDA)	13,301
Carry forward general activity (UDA)	0
16/17 Contracted orthodontic activity (UOA)	0
Carry forward orthodontic activity (UOA)	0
Baseline contract value	£368,766.66

ACCESS*

Patients seen in 24 months	Total	Change since previous quarter
Quarter ending September 2015	4,772	
Quarter ending December 2015	4,741	→
Quarter ending March 2016	4,811	→
Quarter ending June 2016	4,773	→
Quarter ending September 2016	4,752	→
Variance since September 2015	(0.4%)	→



ACTIVITY



Month	Adjusted Scheduled Activity (UDA)	
	2016	2017
April	-497	486
May	-497	1,427
June	323	2,199
July	1,123	3,309
August	2,391	4,011
September	3,074	5,221
October	4,660	
November	5,941	
December	6,556	
January	7,086	
February	9,134	
March	10,886	
April	11,876	
May	11,877	
June	11,877	

QUALITY

	Quantity	Base Number	Contract	AT	Region	England
% of FP17s for the same patient ID Re-attending within 3 months - Children	46	675	6.8%	10.8%	13.5%	12.4%
% of FP17s for the same patient ID Re-attending within 3 months - Adults	297	2,663	11.2%	15.6%	17.4%	16.7%
% of FP17s for the same patient ID Re-attending between 3 & 9 months - Children	448	675	66.4%	58.5%	59.0%	57.4%
% of FP17s for the same patient ID Re-attending between 3 & 9 months - Adults	1,631	2,663	61.2%	52.8%	52.6%	50.5%
% of FP17s for Band 1 Urgent Courses	120	2,759	4.3%	7.8%	9.4%	9.1%
% of FP17s Relating to Free Repair or Replacements	37	2,759	1.3%	1.2%	1.0%	0.8%
% of FP17s Relating to Continuations	51	2,759	1.8%	1.6%	1.5%	1.3%
% of Patients satisfied with the dentistry they have received	6	6	N/A	94.5%	93.7%	93.2%
% of Patients satisfied with the time they had to wait for an appointment	5	6	N/A	88.4%	90.0%	89.0%

* This is based on patients treated on this contract for their most recent course of treatment. Figures in italics indicate the base number of FP17s or Patient Questionnaire responses are less than 100. N/A is shown where the base number of responses is less than 10 during the period. % is calculated as Quantity/Base number*100

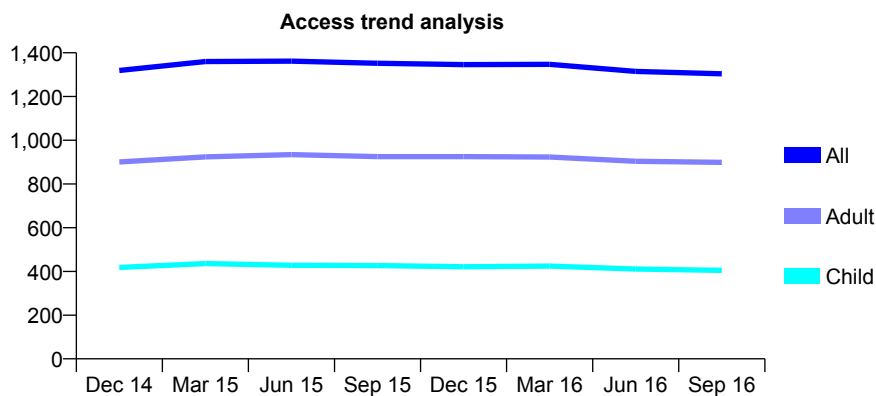
Q51 - Vital Signs At a Glance Contract Report for 725943/0001 - September 2016

Name or company name	MR RD BROOK
Contract type name	GDS Contract
Purpose of contract	General
Contract start date	01/04/2006
Contract end date	

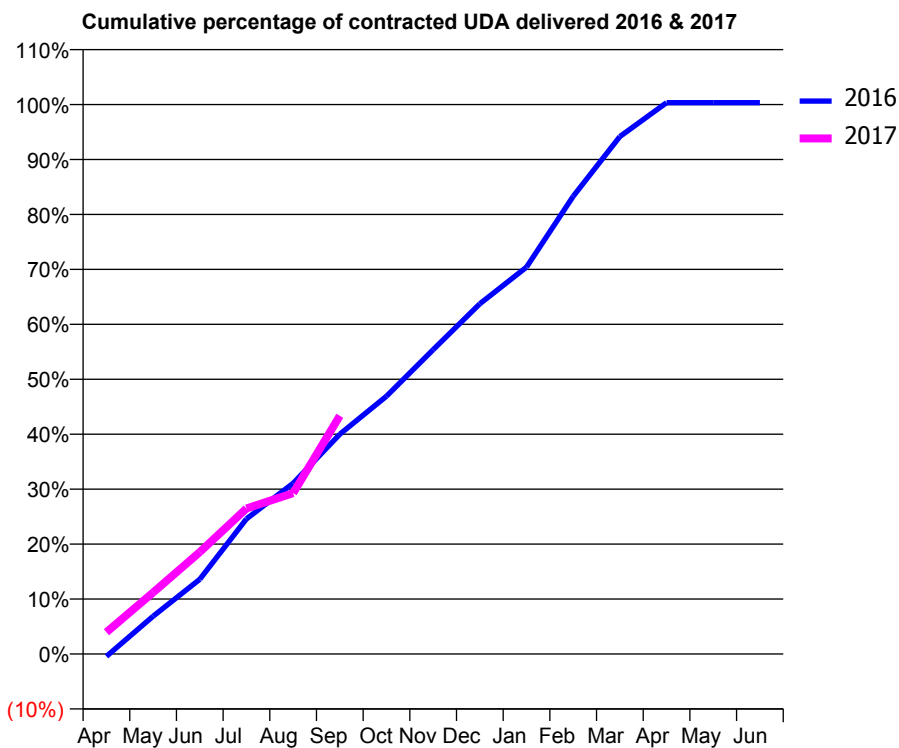
16/17 Contracted general activity (UDA)	4,996
Carry forward general activity (UDA)	-16
16/17 Contracted orthodontic activity (UOA)	0
Carry forward orthodontic activity (UOA)	0
Baseline contract value	£158,636.02

ACCESS*

Patients seen in 24 months	Total	Change since previous quarter
Quarter ending September 2015	1,352	
Quarter ending December 2015	1,346	→
Quarter ending March 2016	1,347	→
Quarter ending June 2016	1,315	↓
Quarter ending September 2016	1,304	→
Variance since September 2015	(3.6%)	↓



ACTIVITY



Month	Adjusted Scheduled Activity (UDA)	
	2016	2017
April	-22	199
May	344	559
June	679	926
July	1,229	1,324
August	1,552	1,462
September	1,999	2,166
October	2,344	
November	2,767	
December	3,184	
January	3,518	
February	4,161	
March	4,705	
April	5,012	
May	5,012	
June	5,012	

QUALITY

	Quantity	Base Number	Contract	AT	Region	England
% of FP17s for the same patient ID Re-attending within 3 months - Children	35	336	10.4%	10.8%	13.5%	12.4%
% of FP17s for the same patient ID Re-attending within 3 months - Adults	151	686	22.0%	15.6%	17.4%	16.7%
% of FP17s for the same patient ID Re-attending between 3 & 9 months - Children	233	336	69.3%	58.5%	59.0%	57.4%
% of FP17s for the same patient ID Re-attending between 3 & 9 months - Adults	379	686	55.2%	52.8%	52.6%	50.5%
% of FP17s for Band 1 Urgent Courses	108	889	12.1%	7.8%	9.4%	9.1%
% of FP17s Relating to Free Repair or Replacements	13	889	1.5%	1.2%	1.0%	0.8%
% of FP17s Relating to Continuations	19	889	2.1%	1.6%	1.5%	1.3%
% of Patients satisfied with the dentistry they have received	3	3	N/A	94.5%	93.7%	93.2%
% of Patients satisfied with the time they had to wait for an appointment	3	3	N/A	88.4%	90.0%	89.0%

* This is based on patients treated on this contract for their most recent course of treatment. Figures in italics indicate the base number of FP17s or Patient Questionnaire responses are less than 100. N/A is shown where the base number of responses is less than 10 during the period. % is calculated as Quantity/Base number*100

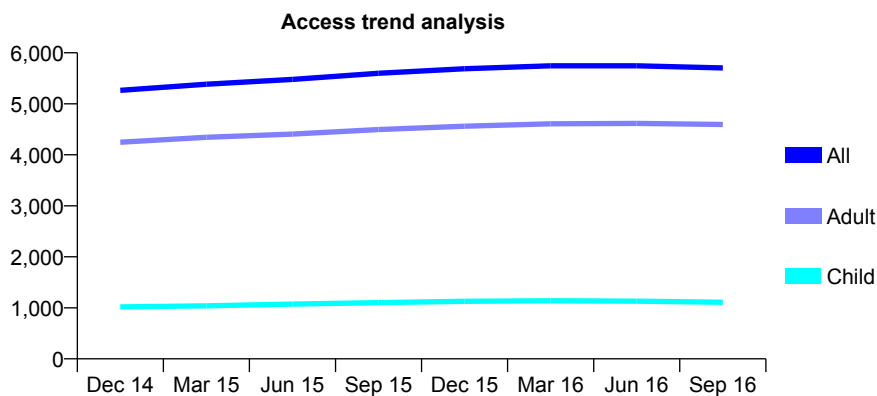
Q51 - Vital Signs At a Glance Contract Report for 730718/0001 - September 2016

Name or company name	MR CD SHELSWELL
Contract type name	GDS Contract
Purpose of contract	General
Contract start date	01/04/2006
Contract end date	

16/17 Contracted general activity (UDA)	19,806
Carry forward general activity (UDA)	-129
16/17 Contracted orthodontic activity (UOA)	0
Carry forward orthodontic activity (UOA)	0
Baseline contract value	£560,569.63

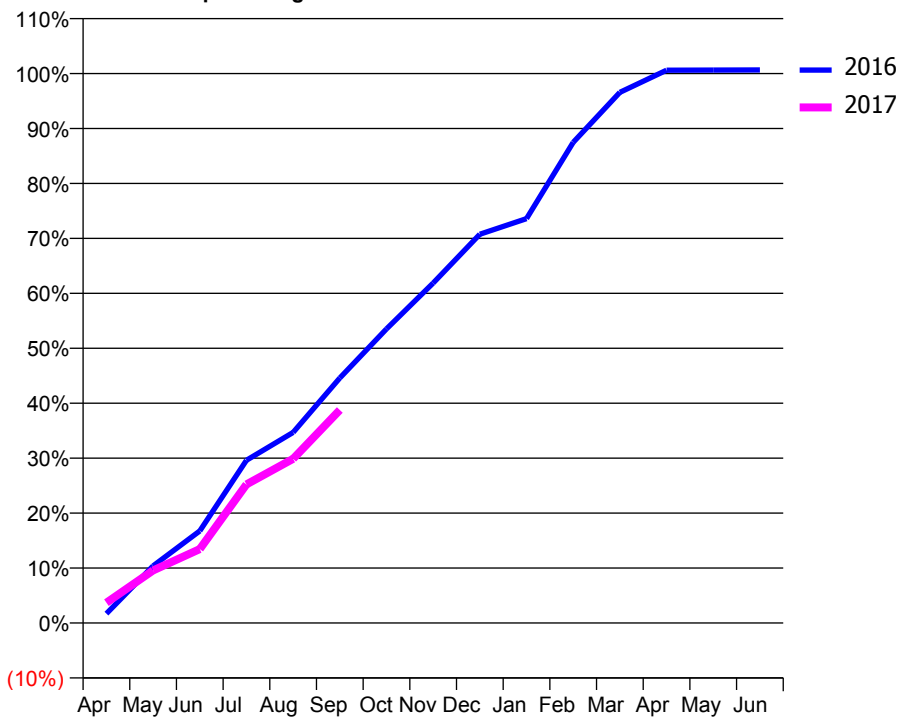
ACCESS*

Patients seen in 24 months	Total	Change since previous quarter
Quarter ending September 2015	5,598	
Quarter ending December 2015	5,687	→
Quarter ending March 2016	5,746	→
Quarter ending June 2016	5,745	→
Quarter ending September 2016	5,704	→
Variance since September 2015	1.9%	→



ACTIVITY

Cumulative percentage of contracted UDA delivered 2016 & 2017



Month	Adjusted Scheduled Activity (UDA)	
	2016	2017
April	340	735
May	2,062	1,894
June	3,318	2,665
July	5,866	4,995
August	6,873	5,917
September	8,833	7,678
October	10,598	
November	12,252	
December	14,015	
January	14,576	
February	17,324	
March	19,127	
April	19,924	
May	19,927	
June	19,934	

QUALITY

	Quantity	Base Number	Contract	AT	Region	England
% of FP17s for the same patient ID Re-attending within 3 months - Children	64	780	8.2%	10.8%	13.5%	12.4%
% of FP17s for the same patient ID Re-attending within 3 months - Adults	714	3,510	20.3%	15.6%	17.4%	16.7%
% of FP17s for the same patient ID Re-attending between 3 & 9 months - Children	463	780	59.4%	58.5%	59.0%	57.4%
% of FP17s for the same patient ID Re-attending between 3 & 9 months - Adults	1,768	3,510	50.4%	52.8%	52.6%	50.5%
% of FP17s for Band 1 Urgent Courses	196	3,881	5.1%	7.8%	9.4%	9.1%
% of FP17s Relating to Free Repair or Replacements	177	3,881	4.6%	1.2%	1.0%	0.8%
% of FP17s Relating to Continuations	140	3,881	3.6%	1.6%	1.5%	1.3%
% of Patients satisfied with the dentistry they have received	10	10	100.0%	94.5%	93.7%	93.2%
% of Patients satisfied with the time they had to wait for an appointment	9	10	90.0%	88.4%	90.0%	89.0%

* This is based on patients treated on this contract for their most recent course of treatment. Figures in italics indicate the base number of FP17s or Patient Questionnaire responses are less than 100. N/A is shown where the base number of responses is less than 10 during the period. % is calculated as Quantity/Base number*100

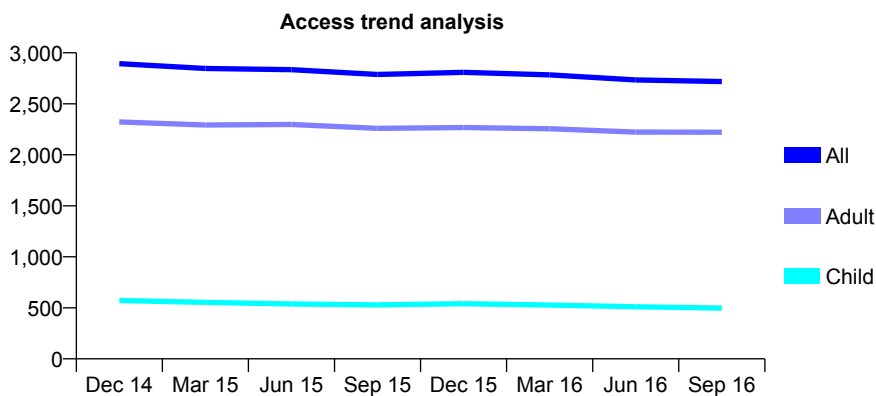
Q51 - Vital Signs At a Glance Contract Report for 740497/0001 - September 2016

Name or company name	MR JM BURNHAM
Contract type name	GDS Contract
Purpose of contract	General
Contract start date	01/04/2006
Contract end date	

16/17 Contracted general activity (UDA)	8,232
Carry forward general activity (UDA)	76
16/17 Contracted orthodontic activity (UOA)	0
Carry forward orthodontic activity (UOA)	0
Baseline contract value	£206,271.38

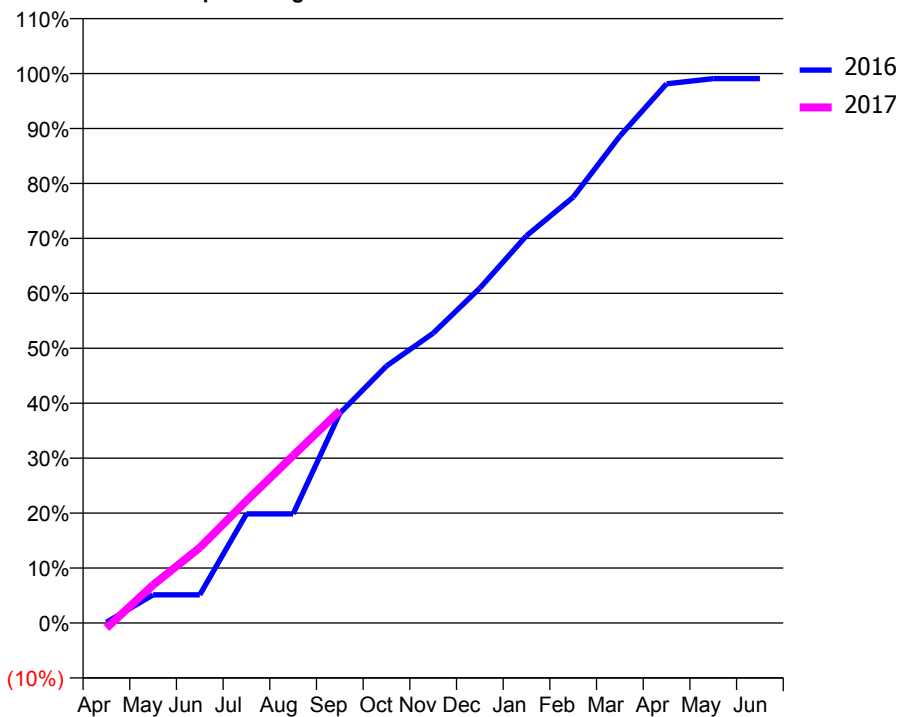
ACCESS*

Patients seen in 24 months	Total	Change since previous quarter
Quarter ending September 2015	2,788	
Quarter ending December 2015	2,808	→
Quarter ending March 2016	2,784	→
Quarter ending June 2016	2,734	↓
Quarter ending September 2016	2,718	→
Variance since September 2015	(2.5%)	↓



ACTIVITY

Cumulative percentage of contracted UDA delivered 2016 & 2017



Adjusted Scheduled Activity (UDA)

Month	2016	2017
April	10	-76
May	423	570
June	423	1,130
July	1,636	1,830
August	1,636	2,508
September	3,141	3,181
October	3,851	
November	4,342	
December	5,016	
January	5,802	
February	6,379	
March	7,294	
April	8,077	
May	8,156	
June	8,156	

QUALITY

	Quantity	Base Number	Contract	AT	Region	England
% of FP17s for the same patient ID Re-attending within 3 months - Children	15	356	4.2%	10.8%	13.5%	12.4%
% of FP17s for the same patient ID Re-attending within 3 months - Adults	297	1,684	17.6%	15.6%	17.4%	16.7%
% of FP17s for the same patient ID Re-attending between 3 & 9 months - Children	192	356	53.9%	58.5%	59.0%	57.4%
% of FP17s for the same patient ID Re-attending between 3 & 9 months - Adults	842	1,684	50.0%	52.8%	52.6%	50.5%
% of FP17s for Band 1 Urgent Courses	142	1,613	8.8%	7.8%	9.4%	9.1%
% of FP17s Relating to Free Repair or Replacements	8	1,613	0.5%	1.2%	1.0%	0.8%
% of FP17s Relating to Continuations	34	1,613	2.1%	1.6%	1.5%	1.3%
% of Patients satisfied with the dentistry they have received	2	2	N/A	94.5%	93.7%	93.2%
% of Patients satisfied with the time they had to wait for an appointment	2	2	N/A	88.4%	90.0%	89.0%

* This is based on patients treated on this contract for their most recent course of treatment. Figures in italics indicate the base number of FP17s or Patient Questionnaire responses are less than 100. N/A is shown where the base number of responses is less than 10 during the period. % is calculated as Quantity/Base number*100

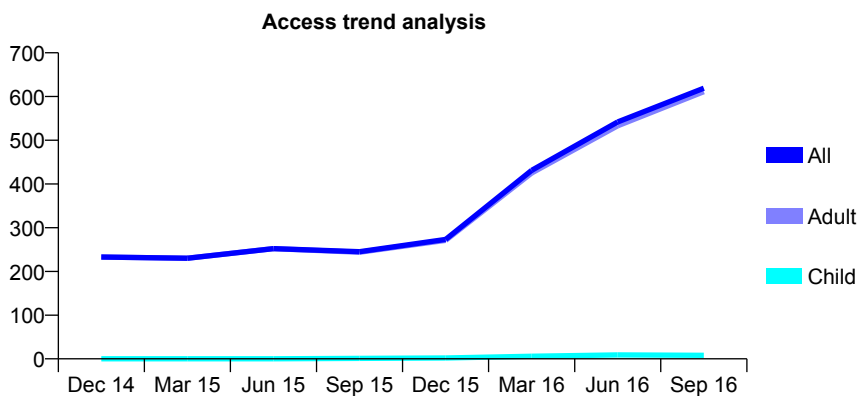
Q51 - Vital Signs At a Glance Contract Report for 748803/0001 - September 2016

Name or company name	MR TA DYER
Contract type name	PDS Contract
Purpose of contract	General
Contract start date	01/04/2007
Contract end date	31/03/2018

16/17 Contracted general activity (UDA)	3,963
Carry forward general activity (UDA)	0
16/17 Contracted orthodontic activity (UOA)	0
Carry forward orthodontic activity (UOA)	0
Baseline contract value	£166,329.26

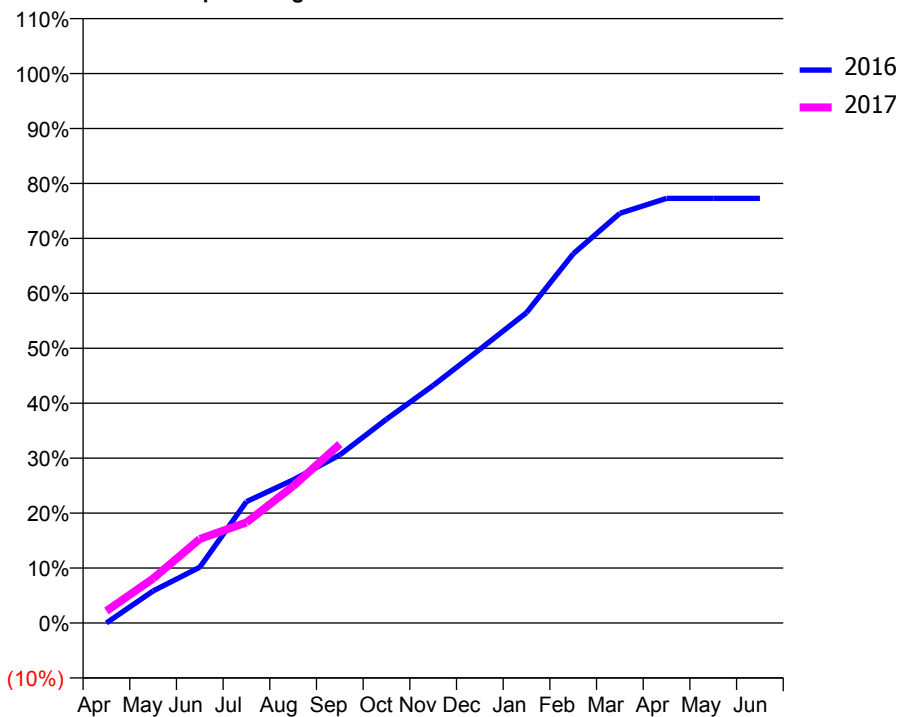
ACCESS*

Patients seen in 24 months	Total	Change since previous quarter
Quarter ending September 2015	245	
Quarter ending December 2015	273	↑
Quarter ending March 2016	431	↑
Quarter ending June 2016	542	↑
Quarter ending September 2016	619	↑
Variance since September 2015	152.7%	↑



ACTIVITY

Cumulative percentage of contracted UDA delivered 2016 & 2017



Month	Adjusted Scheduled Activity (UDA)	
	2016	2017
April	0	87
May	231	321
June	402	606
July	876	726
August	1,032	987
September	1,212	1,290
October	1,470	
November	1,713	
December	1,974	
January	2,238	
February	2,662	
March	2,955	
April	3,063	
May	3,063	
June	3,063	

QUALITY

	Quantity	Base Number	Contract	AT	Region	England
% of FP17s for the same patient ID Re-attending within 3 months - Children	1	9	11.1%	10.8%	13.5%	12.4%
% of FP17s for the same patient ID Re-attending within 3 months - Adults	87	457	19.0%	15.6%	17.4%	16.7%
% of FP17s for the same patient ID Re-attending between 3 & 9 months - Children	0	9	0.0%	58.5%	59.0%	57.4%
% of FP17s for the same patient ID Re-attending between 3 & 9 months - Adults	15	457	3.3%	52.8%	52.6%	50.5%
% of FP17s for Band 1 Urgent Courses	0	430	0.0%	7.8%	9.4%	9.1%
% of FP17s Relating to Free Repair or Replacements	1	430	0.2%	1.2%	1.0%	0.8%
% of FP17s Relating to Continuations	0	430	0.0%	1.6%	1.5%	1.3%
% of Patients satisfied with the dentistry they have received	0	0	N/A	94.5%	93.7%	93.2%
% of Patients satisfied with the time they had to wait for an appointment	0	0	N/A	88.4%	90.0%	89.0%

* This is based on patients treated on this contract for their most recent course of treatment. Figures in italics indicate the base number of FP17s or Patient Questionnaire responses are less than 100. N/A is shown where the base number of responses is less than 10 during the period. % is calculated as Quantity/Base number*100

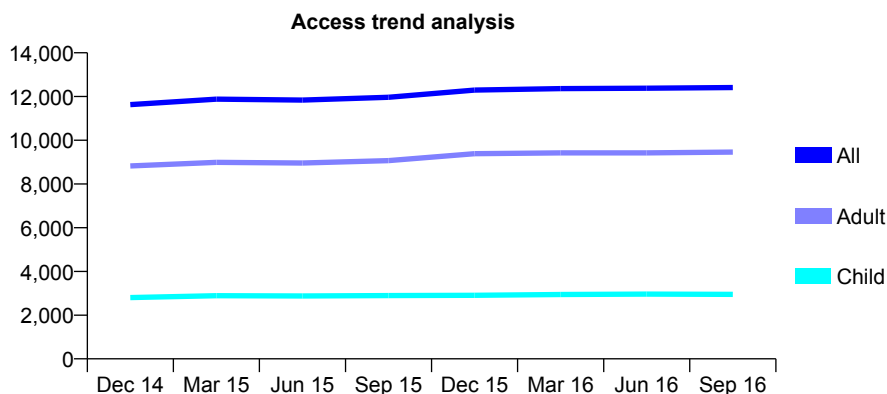
Q51 - Vital Signs At a Glance Contract Report for 749338/0001 - September 2016

Name or company name	MR NP MALLON
Contract type name	GDS Contract
Purpose of contract	General
Contract start date	01/04/2006
Contract end date	

16/17 Contracted general activity (UDA)	42,313
Carry forward general activity (UDA)	13
16/17 Contracted orthodontic activity (UOA)	0
Carry forward orthodontic activity (UOA)	0
Baseline contract value	£1,265,731.13

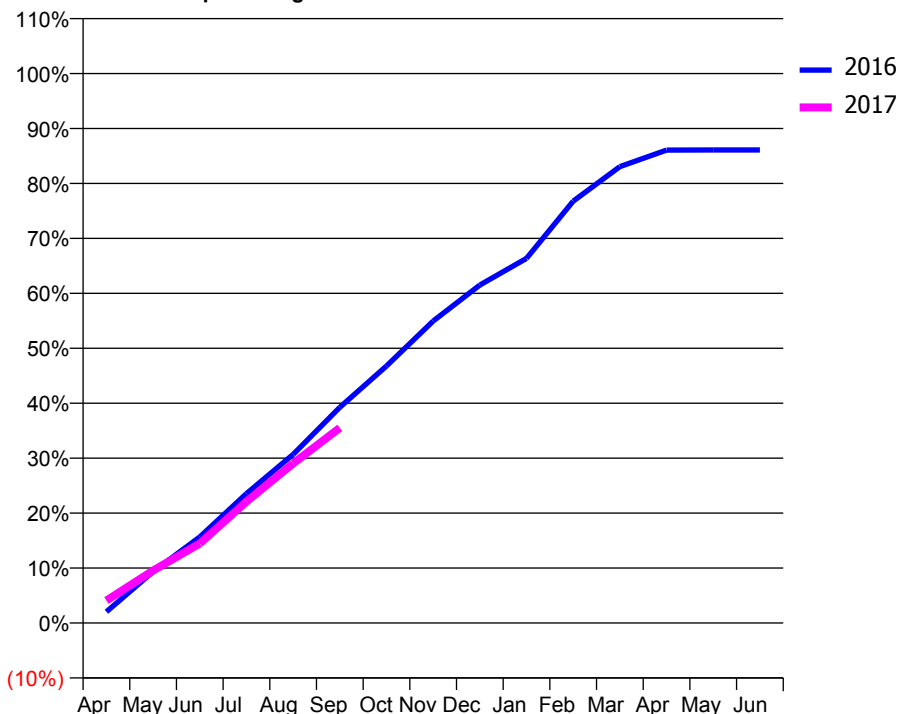
ACCESS*

Patients seen in 24 months	Total	Change since previous quarter
Quarter ending September 2015	11,965	
Quarter ending December 2015	12,296	↑
Quarter ending March 2016	12,364	→
Quarter ending June 2016	12,383	→
Quarter ending September 2016	12,411	→
Variance since September 2015	3.7%	↑



ACTIVITY

Cumulative percentage of contracted UDA delivered 2016 & 2017



Month	Adjusted Scheduled Activity (UDA)	
	2016	2017
April	869	1,728
May	3,962	4,036
June	6,629	6,125
July	9,967	9,350
August	12,982	12,285
September	16,609	15,027
October	19,797	
November	23,255	
December	26,026	
January	28,081	
February	32,484	
March	35,140	
April	36,415	
May	36,431	
June	36,430	

QUALITY

	Quantity	Base Number	Contract	AT	Region	England
% of FP17s for the same patient ID Re-attending within 3 months - Children	149	2,581	5.8%	10.8%	13.5%	12.4%
% of FP17s for the same patient ID Re-attending within 3 months - Adults	1,201	7,813	15.4%	15.6%	17.4%	16.7%
% of FP17s for the same patient ID Re-attending between 3 & 9 months - Children	1,833	2,581	71.0%	58.5%	59.0%	57.4%
% of FP17s for the same patient ID Re-attending between 3 & 9 months - Adults	4,888	7,813	62.6%	52.8%	52.6%	50.5%
% of FP17s for Band 1 Urgent Courses	726	9,091	8.0%	7.8%	9.4%	9.1%
% of FP17s Relating to Free Repair or Replacements	113	9,091	1.2%	1.2%	1.0%	0.8%
% of FP17s Relating to Continuations	120	9,091	1.3%	1.6%	1.5%	1.3%
% of Patients satisfied with the dentistry they have received	10	10	100.0%	94.5%	93.7%	93.2%
% of Patients satisfied with the time they had to wait for an appointment	8	10	80.0%	88.4%	90.0%	89.0%

* This is based on patients treated on this contract for their most recent course of treatment. Figures in italics indicate the base number of FP17s or Patient Questionnaire responses are less than 100. N/A is shown where the base number of responses is less than 10 during the period. % is calculated as Quantity/Base number*100

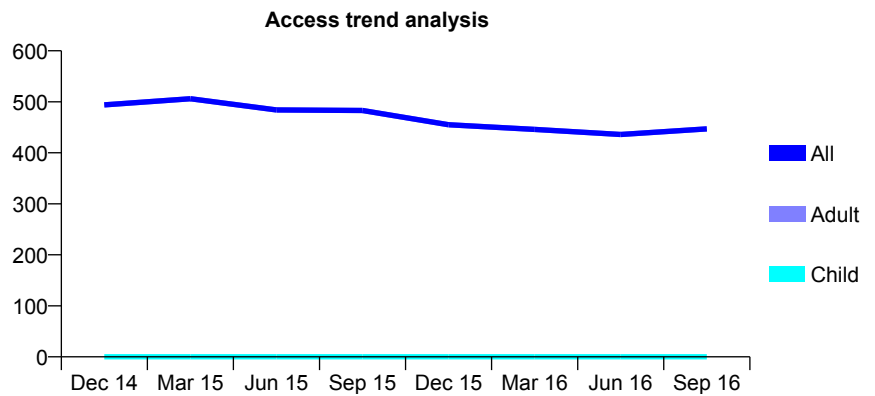
Q51 - Vital Signs At a Glance Contract Report for 749338/0002 - September 2016

Name or company name	MR NP MALLON
Contract type name	GDS Contract
Purpose of contract	General
Contract start date	01/02/2008
Contract end date	

16/17 Contracted general activity (UDA)	1,322
Carry forward general activity (UDA)	0
16/17 Contracted orthodontic activity (UOA)	0
Carry forward orthodontic activity (UOA)	0
Baseline contract value	£54,618.28

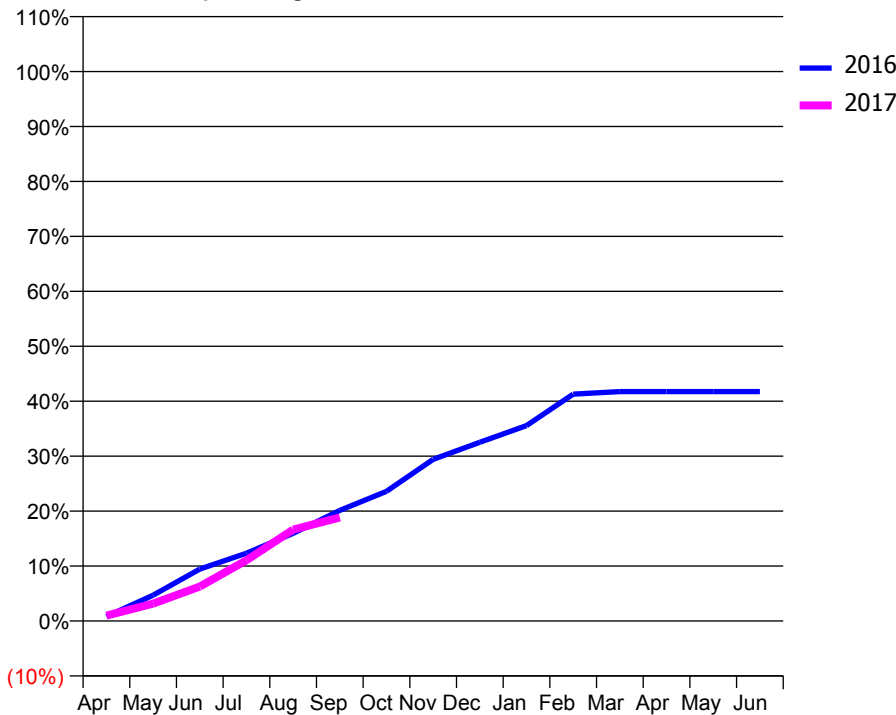
ACCESS*

Patients seen in 24 months	Total	Change since previous quarter
Quarter ending September 2015	483	
Quarter ending December 2015	455	↓
Quarter ending March 2016	446	↓
Quarter ending June 2016	436	↓
Quarter ending September 2016	447	↑
Variance since September 2015	(7.5%)	↓



ACTIVITY

Cumulative percentage of contracted UDA delivered 2016 & 2017



Month	Adjusted Scheduled Activity (UDA)	
	2016	2017
April	11	13
May	62	42
June	125	83
July	163	146
August	211	220
September	266	249
October	312	
November	389	
December	430	
January	470	
February	546	
March	552	
April	552	
May	552	
June	552	

QUALITY

	Quantity	Base Number	Contract	AT	Region	England
% of FP17s for the same patient ID Re-attending within 3 months - Children	0	0	N/A	10.8%	13.5%	12.4%
% of FP17s for the same patient ID Re-attending within 3 months - Adults	11	238	4.6%	15.6%	17.4%	16.7%
% of FP17s for the same patient ID Re-attending between 3 & 9 months - Children	0	0	N/A	58.5%	59.0%	57.4%
% of FP17s for the same patient ID Re-attending between 3 & 9 months - Adults	47	238	19.7%	52.8%	52.6%	50.5%
% of FP17s for Band 1 Urgent Courses	0	237	0.0%	7.8%	9.4%	9.1%
% of FP17s Relating to Free Repair or Replacements	0	237	0.0%	1.2%	1.0%	0.8%
% of FP17s Relating to Continuations	0	237	0.0%	1.6%	1.5%	1.3%
% of Patients satisfied with the dentistry they have received	0	0	N/A	94.5%	93.7%	93.2%
% of Patients satisfied with the time they had to wait for an appointment	0	0	N/A	88.4%	90.0%	89.0%

* This is based on patients treated on this contract for their most recent course of treatment. Figures in italics indicate the base number of FP17s or Patient Questionnaire responses are less than 100. N/A is shown where the base number of responses is less than 10 during the period. % is calculated as Quantity/Base number*100

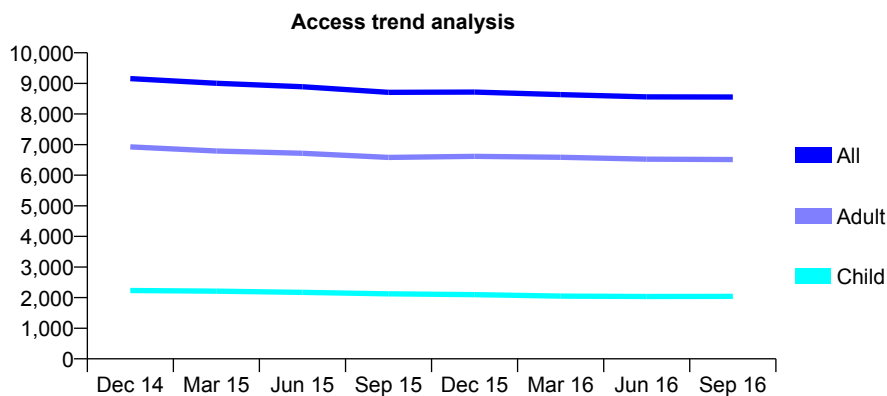
Q51 - Vital Signs At a Glance Contract Report for 803987/0001 - September 2016

Name or company name	MR JM SUMMERFIELD
Contract type name	GDS Contract
Purpose of contract	General
Contract start date	01/04/2006
Contract end date	

16/17 Contracted general activity (UDA)	19,605
Carry forward general activity (UDA)	0
16/17 Contracted orthodontic activity (UOA)	0
Carry forward orthodontic activity (UOA)	0
Baseline contract value	£433,165.44

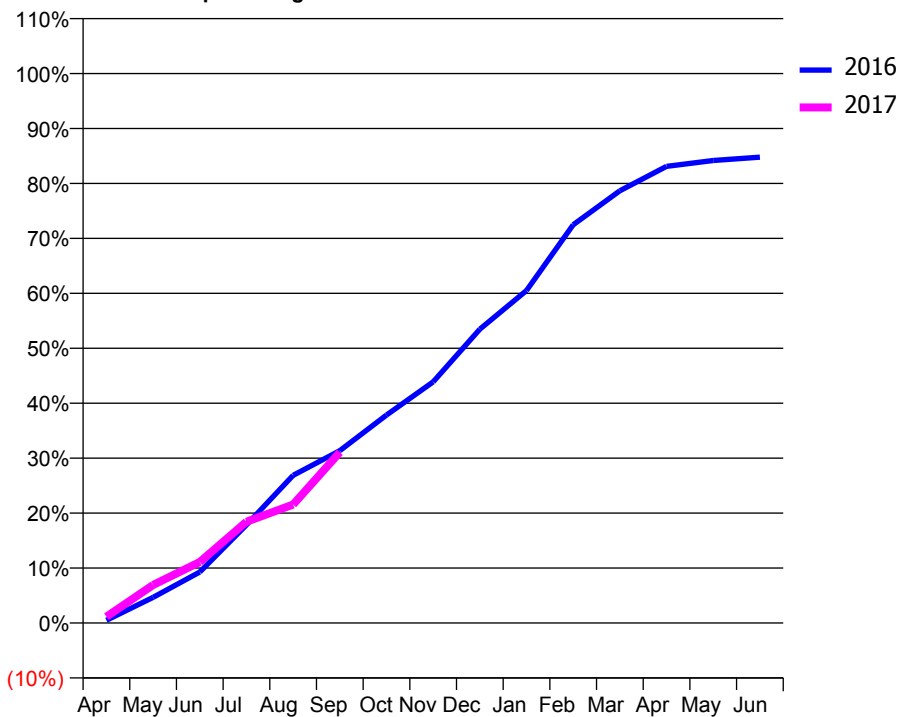
ACCESS*

Patients seen in 24 months	Total	Change since previous quarter
Quarter ending September 2015	8,708	
Quarter ending December 2015	8,716	→
Quarter ending March 2016	8,634	→
Quarter ending June 2016	8,561	→
Quarter ending September 2016	8,556	→
Variance since September 2015	(1.7%)	↓



ACTIVITY

Cumulative percentage of contracted UDA delivered 2016 & 2017



QUALITY

	Quantity	Base Number	Contract	AT	Region	England
% of FP17s for the same patient ID Re-attending within 3 months - Children	57	895	6.4%	10.8%	13.5%	12.4%
% of FP17s for the same patient ID Re-attending within 3 months - Adults	326	2,809	11.6%	15.6%	17.4%	16.7%
% of FP17s for the same patient ID Re-attending between 3 & 9 months - Children	214	895	23.9%	58.5%	59.0%	57.4%
% of FP17s for the same patient ID Re-attending between 3 & 9 months - Adults	754	2,809	26.8%	52.8%	52.6%	50.5%
% of FP17s for Band 1 Urgent Courses	1,092	3,149	34.7%	7.8%	9.4%	9.1%
% of FP17s Relating to Free Repair or Replacements	22	3,149	0.7%	1.2%	1.0%	0.8%
% of FP17s Relating to Continuations	8	3,149	0.3%	1.6%	1.5%	1.3%
% of Patients satisfied with the dentistry they have received	11	13	84.6%	94.5%	93.7%	93.2%
% of Patients satisfied with the time they had to wait for an appointment	12	13	92.3%	88.4%	90.0%	89.0%

* This is based on patients treated on this contract for their most recent course of treatment. Figures in italics indicate the base number of FP17s or Patient Questionnaire responses are less than 100. N/A is shown where the base number of responses is less than 10 during the period. % is calculated as Quantity/Base number*100

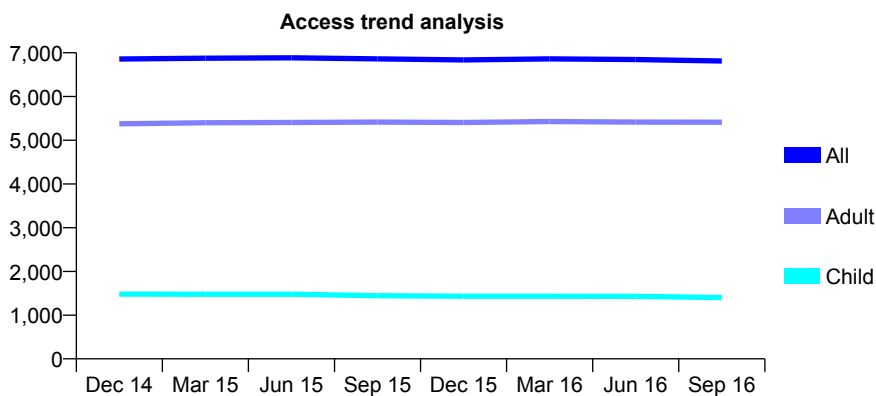
Q51 - Vital Signs At a Glance Contract Report for 813192/0001 - September 2016

Name or company name	MR AJ RIPLEY
Contract type name	GDS Contract
Purpose of contract	General
Contract start date	01/04/2006
Contract end date	

16/17 Contracted general activity (UDA)	20,808
Carry forward general activity (UDA)	738
16/17 Contracted orthodontic activity (UOA)	0
Carry forward orthodontic activity (UOA)	0
Baseline contract value	£672,537.23

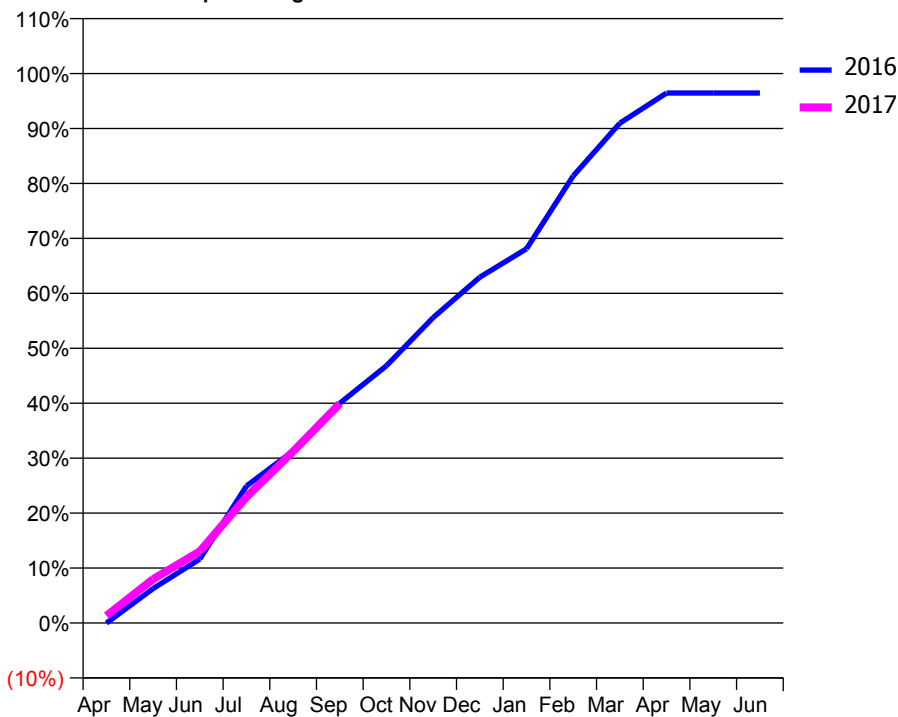
ACCESS*

Patients seen in 24 months	Total	Change since previous quarter
Quarter ending September 2015	6,861	
Quarter ending December 2015	6,838	→
Quarter ending March 2016	6,862	→
Quarter ending June 2016	6,845	→
Quarter ending September 2016	6,812	→
Variance since September 2015	(0.7%)	→



ACTIVITY

Cumulative percentage of contracted UDA delivered 2016 & 2017



Month	Adjusted Scheduled Activity (UDA)	
	2016	2017
April	-10	275
May	1,307	1,662
June	2,422	2,716
July	5,187	4,772
August	6,516	6,494
September	8,325	8,310
October	9,742	
November	11,565	
December	13,096	
January	14,173	
February	16,930	
March	18,927	
April	20,070	
May	20,070	
June	20,070	

QUALITY

	Quantity	Base Number	Contract	AT	Region	England
% of FP17s for the same patient ID Re-attending within 3 months - Children	62	1,038	6.0%	10.8%	13.5%	12.4%
% of FP17s for the same patient ID Re-attending within 3 months - Adults	456	3,621	12.6%	15.6%	17.4%	16.7%
% of FP17s for the same patient ID Re-attending between 3 & 9 months - Children	598	1,038	57.6%	58.5%	59.0%	57.4%
% of FP17s for the same patient ID Re-attending between 3 & 9 months - Adults	2,026	3,621	56.0%	52.8%	52.6%	50.5%
% of FP17s for Band 1 Urgent Courses	237	4,206	5.6%	7.8%	9.4%	9.1%
% of FP17s Relating to Free Repair or Replacements	45	4,206	1.1%	1.2%	1.0%	0.8%
% of FP17s Relating to Continuations	102	4,206	2.4%	1.6%	1.5%	1.3%
% of Patients satisfied with the dentistry they have received	9	9	N/A	94.5%	93.7%	93.2%
% of Patients satisfied with the time they had to wait for an appointment	6	9	N/A	88.4%	90.0%	89.0%

* This is based on patients treated on this contract for their most recent course of treatment. Figures in italics indicate the base number of FP17s or Patient Questionnaire responses are less than 100. N/A is shown where the base number of responses is less than 10 during the period. % is calculated as Quantity/Base number*100

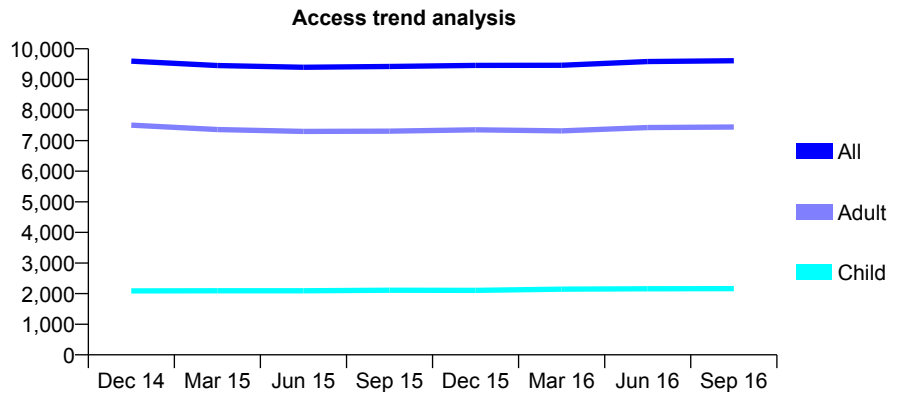
Q51 - Vital Signs At a Glance Contract Report for 813737/0001 - September 2016

Name or company name	MR KO DAVIES
Contract type name	PDS Contract
Purpose of contract	General
Contract start date	05/05/2006
Contract end date	04/05/2019

16/17 Contracted general activity (UDA)	30,985
Carry forward general activity (UDA)	0
16/17 Contracted orthodontic activity (UOA)	0
Carry forward orthodontic activity (UOA)	0
Baseline contract value	£857,285.40

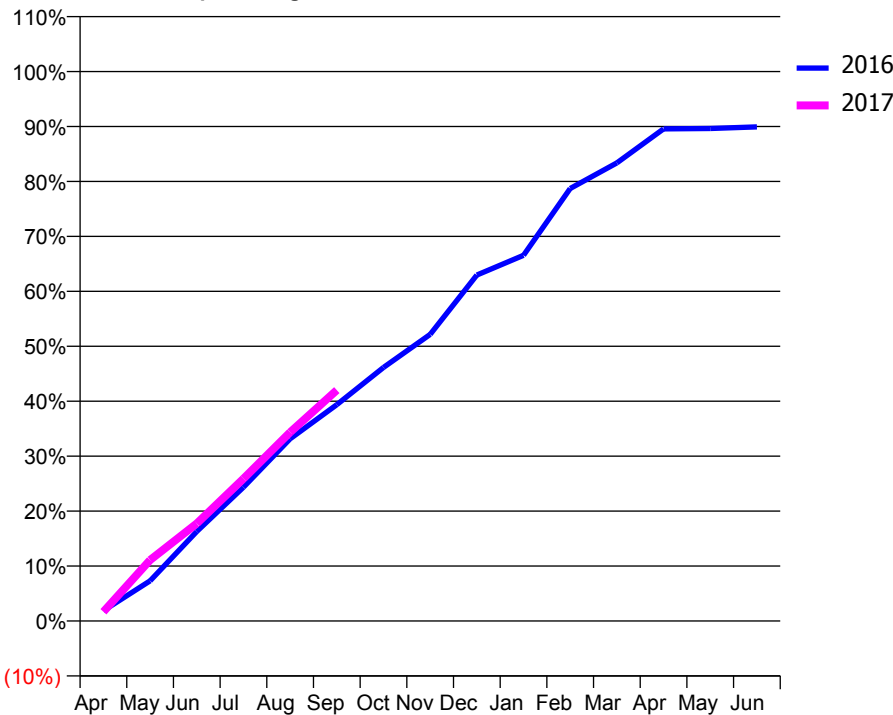
ACCESS*

Patients seen in 24 months	Total	Change since previous quarter
Quarter ending September 2015	9,423	
Quarter ending December 2015	9,459	→
Quarter ending March 2016	9,462	→
Quarter ending June 2016	9,586	→
Quarter ending September 2016	9,609	→
Variance since September 2015	2.0%	→



ACTIVITY

Cumulative percentage of contracted UDA delivered 2016 & 2017



Month	Adjusted Scheduled Activity (UDA)	
	2016	2017
April	585	520
May	2,269	3,442
June	5,048	5,499
July	7,548	8,026
August	10,274	10,643
September	12,199	13,022
October	14,299	
November	16,160	
December	19,508	
January	20,623	
February	24,388	
March	25,831	
April	27,748	
May	27,774	
June	27,864	

QUALITY

	Quantity	Base Number	Contract	AT	Region	England
% of FP17s for the same patient ID Re-attending within 3 months - Children	107	1,647	6.5%	10.8%	13.5%	12.4%
% of FP17s for the same patient ID Re-attending within 3 months - Adults	910	5,852	15.6%	15.6%	17.4%	16.7%
% of FP17s for the same patient ID Re-attending between 3 & 9 months - Children	978	1,647	59.4%	58.5%	59.0%	57.4%
% of FP17s for the same patient ID Re-attending between 3 & 9 months - Adults	3,307	5,852	56.5%	52.8%	52.6%	50.5%
% of FP17s for Band 1 Urgent Courses	298	6,327	4.7%	7.8%	9.4%	9.1%
% of FP17s Relating to Free Repair or Replacements	182	6,327	2.9%	1.2%	1.0%	0.8%
% of FP17s Relating to Continuations	98	6,327	1.5%	1.6%	1.5%	1.3%
% of Patients satisfied with the dentistry they have received	15	15	100.0%	94.5%	93.7%	93.2%
% of Patients satisfied with the time they had to wait for an appointment	14	15	93.3%	88.4%	90.0%	89.0%

* This is based on patients treated on this contract for their most recent course of treatment. Figures in italics indicate the base number of FP17s or Patient Questionnaire responses are less than 100. N/A is shown where the base number of responses is less than 10 during the period. % is calculated as Quantity/Base number*100

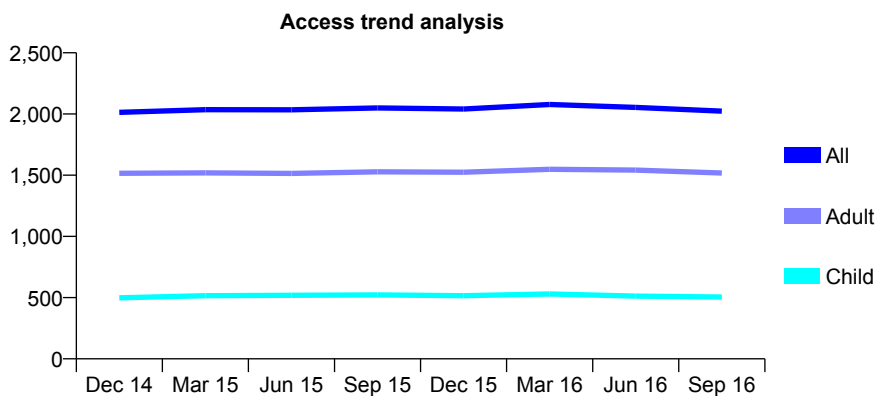
Q51 - Vital Signs At a Glance Contract Report for 822280/0001 - September 2016

Name or company name	MR RN KYNMAN
Contract type name	GDS Contract
Purpose of contract	General
Contract start date	01/04/2006
Contract end date	

16/17 Contracted general activity (UDA)	5,711
Carry forward general activity (UDA)	-21
16/17 Contracted orthodontic activity (UOA)	0
Carry forward orthodontic activity (UOA)	0
Baseline contract value	£139,677.59

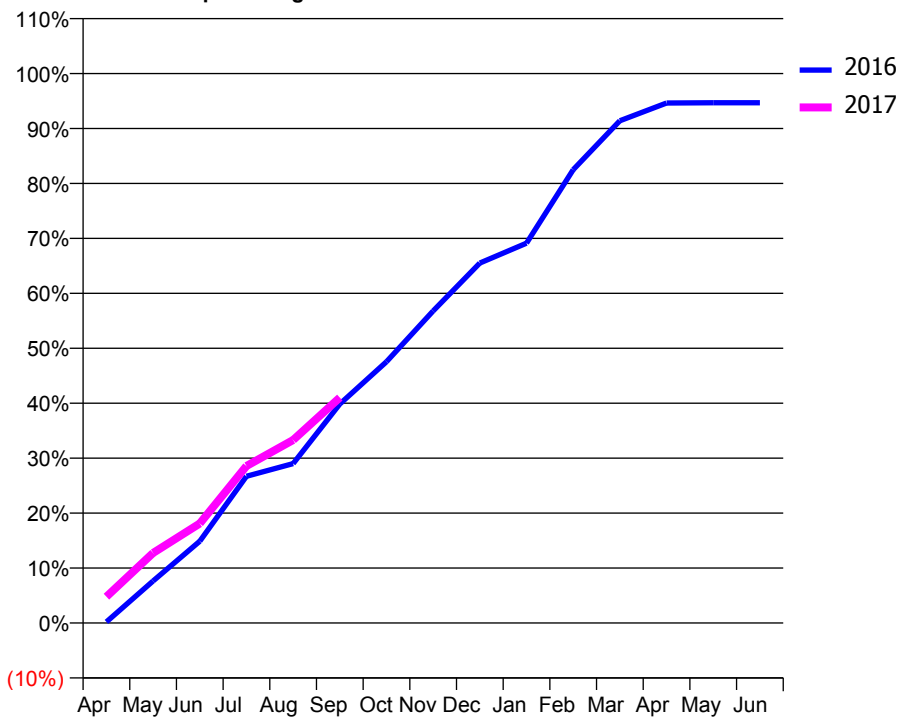
ACCESS*

Patients seen in 24 months	Total	Change since previous quarter
Quarter ending September 2015	2,050	
Quarter ending December 2015	2,041	→
Quarter ending March 2016	2,078	→
Quarter ending June 2016	2,054	↓
Quarter ending September 2016	2,023	↓
Variance since September 2015	(1.3%)	↓



ACTIVITY

Cumulative percentage of contracted UDA delivered 2016 & 2017



Month	Adjusted Scheduled Activity (UDA)	
	2016	2017
April	12	274
May	437	728
June	851	1,035
July	1,525	1,632
August	1,657	1,902
September	2,276	2,343
October	2,716	
November	3,244	
December	3,741	
January	3,947	
February	4,711	
March	5,220	
April	5,404	
May	5,407	
June	5,407	

QUALITY

	Quantity	Base Number	Contract	AT	Region	England
% of FP17s for the same patient ID Re-attending within 3 months - Children	19	408	4.7%	10.8%	13.5%	12.4%
% of FP17s for the same patient ID Re-attending within 3 months - Adults	97	1,054	9.2%	15.6%	17.4%	16.7%
% of FP17s for the same patient ID Re-attending between 3 & 9 months - Children	316	408	77.5%	58.5%	59.0%	57.4%
% of FP17s for the same patient ID Re-attending between 3 & 9 months - Adults	590	1,054	56.0%	52.8%	52.6%	50.5%
% of FP17s for Band 1 Urgent Courses	97	1,358	7.1%	7.8%	9.4%	9.1%
% of FP17s Relating to Free Repair or Replacements	8	1,358	0.6%	1.2%	1.0%	0.8%
% of FP17s Relating to Continuations	3	1,358	0.2%	1.6%	1.5%	1.3%
% of Patients satisfied with the dentistry they have received	2	2	N/A	94.5%	93.7%	93.2%
% of Patients satisfied with the time they had to wait for an appointment	2	2	N/A	88.4%	90.0%	89.0%

* This is based on patients treated on this contract for their most recent course of treatment. Figures in italics indicate the base number of FP17s or Patient Questionnaire responses are less than 100. N/A is shown where the base number of responses is less than 10 during the period. % is calculated as Quantity/Base number*100

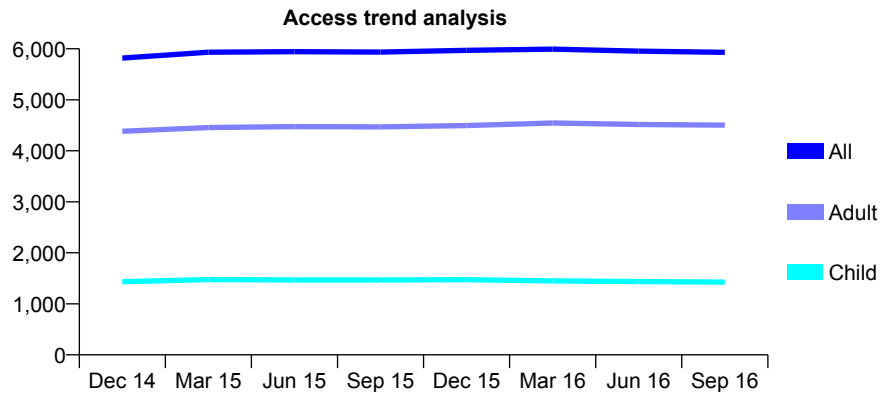
Q51 - Vital Signs At a Glance Contract Report for 822280/0002 - September 2016

Name or company name	MR RN KYNMAN
Contract type name	GDS Contract
Purpose of contract	General
Contract start date	01/04/2006
Contract end date	

16/17 Contracted general activity (UDA)	18,470
Carry forward general activity (UDA)	-134
16/17 Contracted orthodontic activity (UOA)	0
Carry forward orthodontic activity (UOA)	0
Baseline contract value	£423,056.66

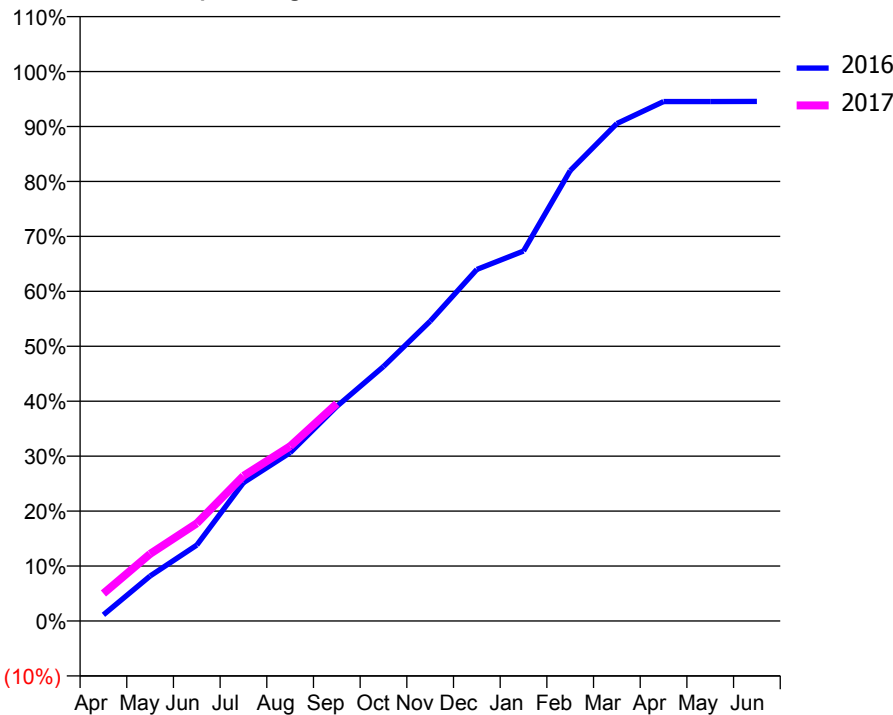
ACCESS*

Patients seen in 24 months	Total	Change since previous quarter
Quarter ending September 2015	5,937	
Quarter ending December 2015	5,969	→
Quarter ending March 2016	5,993	→
Quarter ending June 2016	5,953	→
Quarter ending September 2016	5,930	→
Variance since September 2015	(0.1%)	→



ACTIVITY

Cumulative percentage of contracted UDA delivered 2016 & 2017



Month	Adjusted Scheduled Activity (UDA)	
	2016	2017
April	209	928
May	1,512	2,257
June	2,555	3,284
July	4,650	4,879
August	5,657	5,875
September	7,216	7,307
October	8,553	
November	10,077	
December	11,817	
January	12,434	
February	15,137	
March	16,722	
April	17,462	
May	17,461	
June	17,464	

QUALITY

	Quantity	Base Number	Contract	AT	Region	England
% of FP17s for the same patient ID Re-attending within 3 months - Children	75	1,126	6.7%	10.8%	13.5%	12.4%
% of FP17s for the same patient ID Re-attending within 3 months - Adults	747	3,733	20.0%	15.6%	17.4%	16.7%
% of FP17s for the same patient ID Re-attending between 3 & 9 months - Children	809	1,126	71.8%	58.5%	59.0%	57.4%
% of FP17s for the same patient ID Re-attending between 3 & 9 months - Adults	2,211	3,733	59.2%	52.8%	52.6%	50.5%
% of FP17s for Band 1 Urgent Courses	559	4,487	12.5%	7.8%	9.4%	9.1%
% of FP17s Relating to Free Repair or Replacements	50	4,487	1.1%	1.2%	1.0%	0.8%
% of FP17s Relating to Continuations	26	4,487	0.6%	1.6%	1.5%	1.3%
% of Patients satisfied with the dentistry they have received	7	9	N/A	94.5%	93.7%	93.2%
% of Patients satisfied with the time they had to wait for an appointment	9	9	N/A	88.4%	90.0%	89.0%

* This is based on patients treated on this contract for their most recent course of treatment. Figures in italics indicate the base number of FP17s or Patient Questionnaire responses are less than 100. N/A is shown where the base number of responses is less than 10 during the period. % is calculated as Quantity/Base number*100

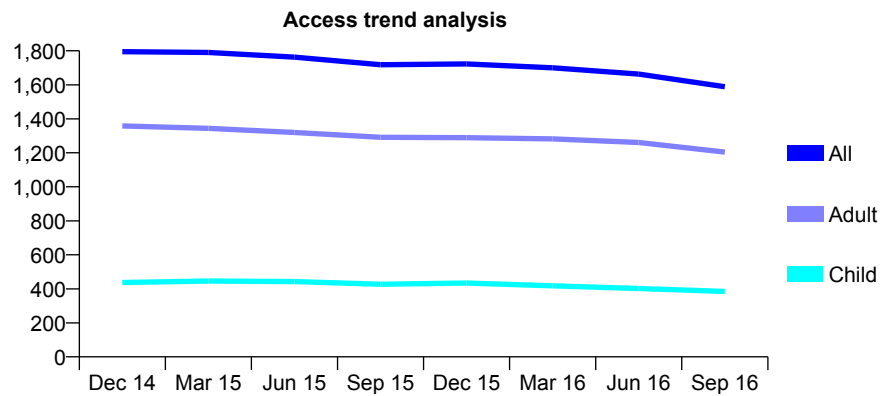
Q51 - Vital Signs At a Glance Contract Report for 835498/0001 - September 2016

Name or company name	MR JA WARDY
Contract type name	GDS Contract
Purpose of contract	General
Contract start date	01/04/2006
Contract end date	

16/17 Contracted general activity (UDA)	6,500
Carry forward general activity (UDA)	0
16/17 Contracted orthodontic activity (UOA)	0
Carry forward orthodontic activity (UOA)	0
Baseline contract value	£176,628.04

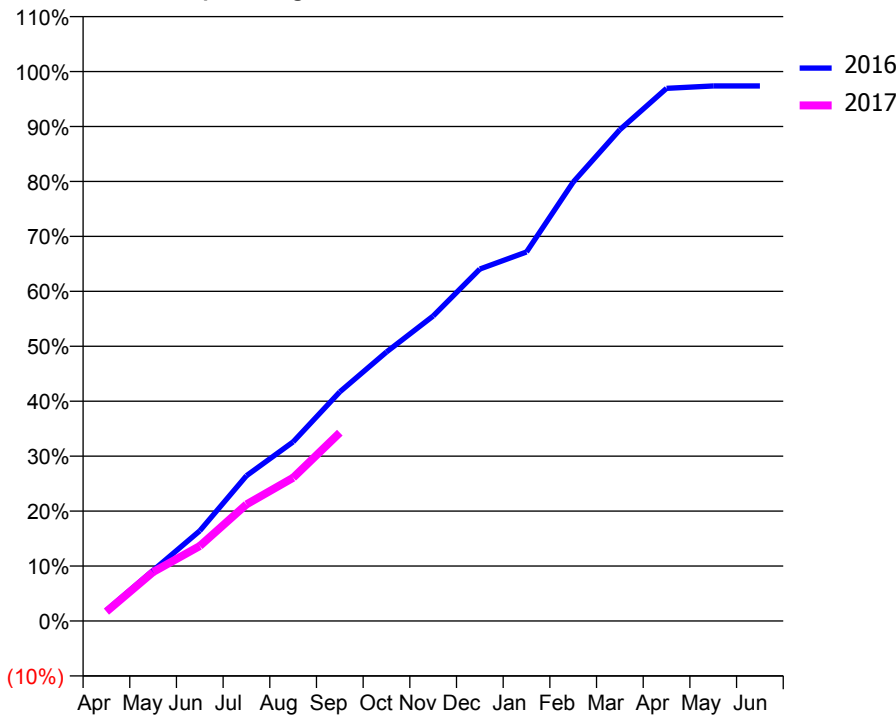
ACCESS*

Patients seen in 24 months	Total	Change since previous quarter
Quarter ending September 2015	1,718	
Quarter ending December 2015	1,723	→
Quarter ending March 2016	1,700	↓
Quarter ending June 2016	1,663	↓
Quarter ending September 2016	1,589	↓
Variance since September 2015	(7.5%)	↓



ACTIVITY

Cumulative percentage of contracted UDA delivered 2016 & 2017



Month	Adjusted Scheduled Activity (UDA)	
	2016	2017
April	126	111
May	598	580
June	1,066	887
July	1,719	1,379
August	2,119	1,695
September	2,710	2,228
October	3,182	
November	3,609	
December	4,164	
January	4,365	
February	5,193	
March	5,812	
April	6,300	
May	6,329	
June	6,329	

QUALITY

	Quantity	Base Number	Contract	AT	Region	England
% of FP17s for the same patient ID Re-attending within 3 months - Children	61	339	18.0%	10.8%	13.5%	12.4%
% of FP17s for the same patient ID Re-attending within 3 months - Adults	131	708	18.5%	15.6%	17.4%	16.7%
% of FP17s for the same patient ID Re-attending between 3 & 9 months - Children	199	339	58.7%	58.5%	59.0%	57.4%
% of FP17s for the same patient ID Re-attending between 3 & 9 months - Adults	342	708	48.3%	52.8%	52.6%	50.5%
% of FP17s for Band 1 Urgent Courses	53	886	6.0%	7.8%	9.4%	9.1%
% of FP17s Relating to Free Repair or Replacements	7	886	0.8%	1.2%	1.0%	0.8%
% of FP17s Relating to Continuations	20	886	2.3%	1.6%	1.5%	1.3%
% of Patients satisfied with the dentistry they have received	1	1	N/A	94.5%	93.7%	93.2%
% of Patients satisfied with the time they had to wait for an appointment	1	1	N/A	88.4%	90.0%	89.0%

* This is based on patients treated on this contract for their most recent course of treatment. Figures in italics indicate the base number of FP17s or Patient Questionnaire responses are less than 100. N/A is shown where the base number of responses is less than 10 during the period. % is calculated as Quantity/Base number*100

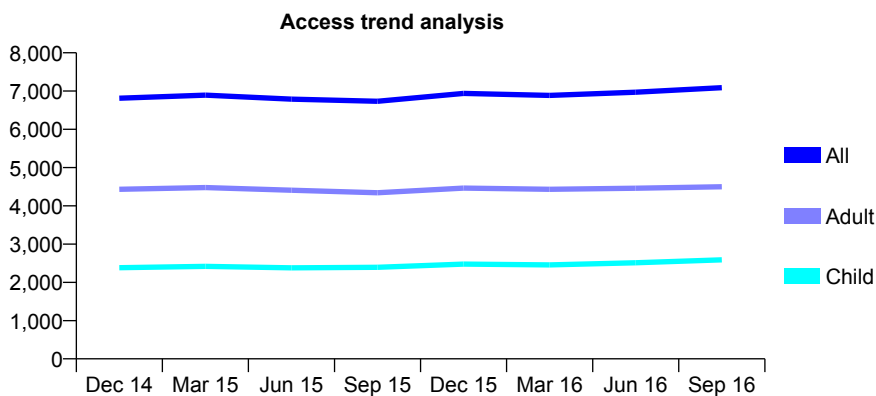
Q51 - Vital Signs At a Glance Contract Report for 848131/0001 - September 2016

Name or company name	MR V ORLIAKLIS
Contract type name	GDS Contract
Purpose of contract	General
Contract start date	01/04/2006
Contract end date	

16/17 Contracted general activity (UDA)	19,582
Carry forward general activity (UDA)	-207
16/17 Contracted orthodontic activity (UOA)	0
Carry forward orthodontic activity (UOA)	0
Baseline contract value	£587,304.05

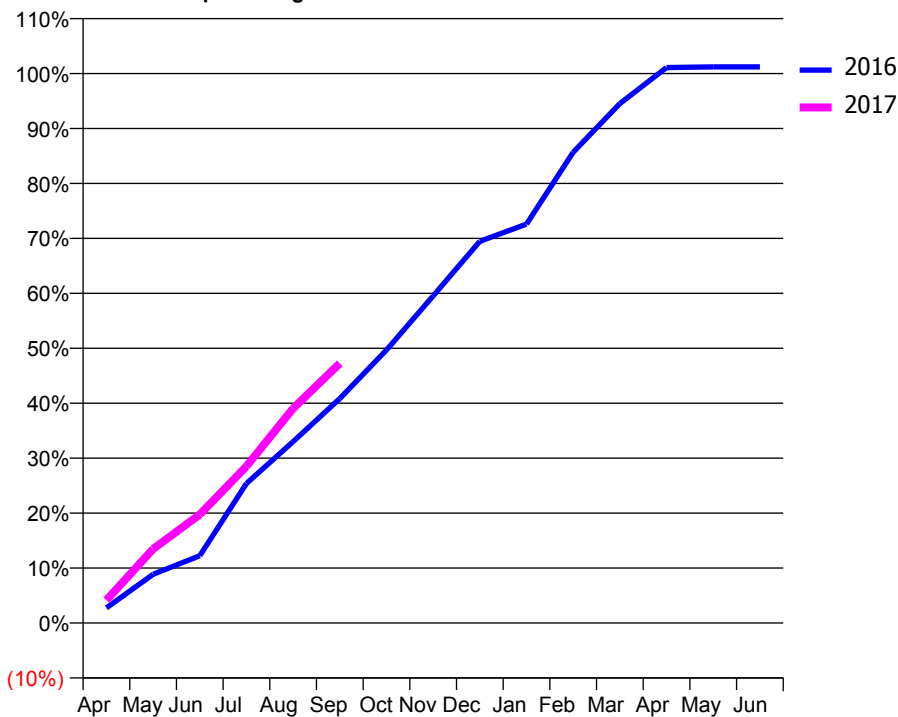
ACCESS*

Patients seen in 24 months	Total	Change since previous quarter
Quarter ending September 2015	6,734	
Quarter ending December 2015	6,939	↑
Quarter ending March 2016	6,888	→
Quarter ending June 2016	6,970	→
Quarter ending September 2016	7,087	→
Variance since September 2015	5.2%	↑



ACTIVITY

Cumulative percentage of contracted UDA delivered 2016 & 2017



Month	Adjusted Scheduled Activity (UDA)	
	2016	2017
April	538	816
May	1,735	2,640
June	2,396	3,863
July	4,972	5,586
August	6,465	7,647
September	7,998	9,254
October	9,731	
November	11,660	
December	13,604	
January	14,217	
February	16,775	
March	18,514	
April	19,792	
May	19,818	
June	19,820	

QUALITY

	Quantity	Base Number	Contract	AT	Region	England
% of FP17s for the same patient ID Re-attending within 3 months - Children	217	1,817	11.9%	10.8%	13.5%	12.4%
% of FP17s for the same patient ID Re-attending within 3 months - Adults	410	2,903	14.1%	15.6%	17.4%	16.7%
% of FP17s for the same patient ID Re-attending between 3 & 9 months - Children	848	1,817	46.7%	58.5%	59.0%	57.4%
% of FP17s for the same patient ID Re-attending between 3 & 9 months - Adults	1,469	2,903	50.6%	52.8%	52.6%	50.5%
% of FP17s for Band 1 Urgent Courses	163	3,839	4.2%	7.8%	9.4%	9.1%
% of FP17s Relating to Free Repair or Replacements	11	3,839	0.3%	1.2%	1.0%	0.8%
% of FP17s Relating to Continuations	55	3,839	1.4%	1.6%	1.5%	1.3%
% of Patients satisfied with the dentistry they have received	5	5	N/A	94.5%	93.7%	93.2%
% of Patients satisfied with the time they had to wait for an appointment	4	5	N/A	88.4%	90.0%	89.0%

* This is based on patients treated on this contract for their most recent course of treatment. Figures in italics indicate the base number of FP17s or Patient Questionnaire responses are less than 100. N/A is shown where the base number of responses is less than 10 during the period. % is calculated as Quantity/Base number*100

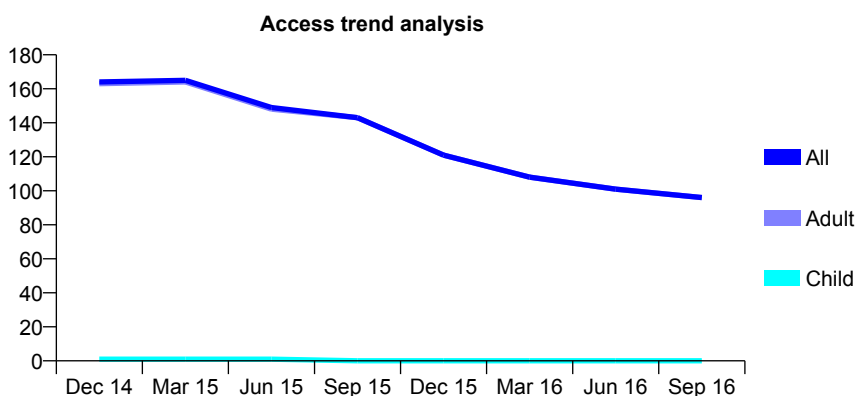
Q51 - Vital Signs At a Glance Contract Report for 848131/0002 - September 2016

Name or company name	MR V ORLIAKLIS
Contract type name	GDS Contract
Purpose of contract	General
Contract start date	01/04/2008
Contract end date	

16/17 Contracted general activity (UDA)	450
Carry forward general activity (UDA)	0
16/17 Contracted orthodontic activity (UOA)	0
Carry forward orthodontic activity (UOA)	0
Baseline contract value	£27,083.52

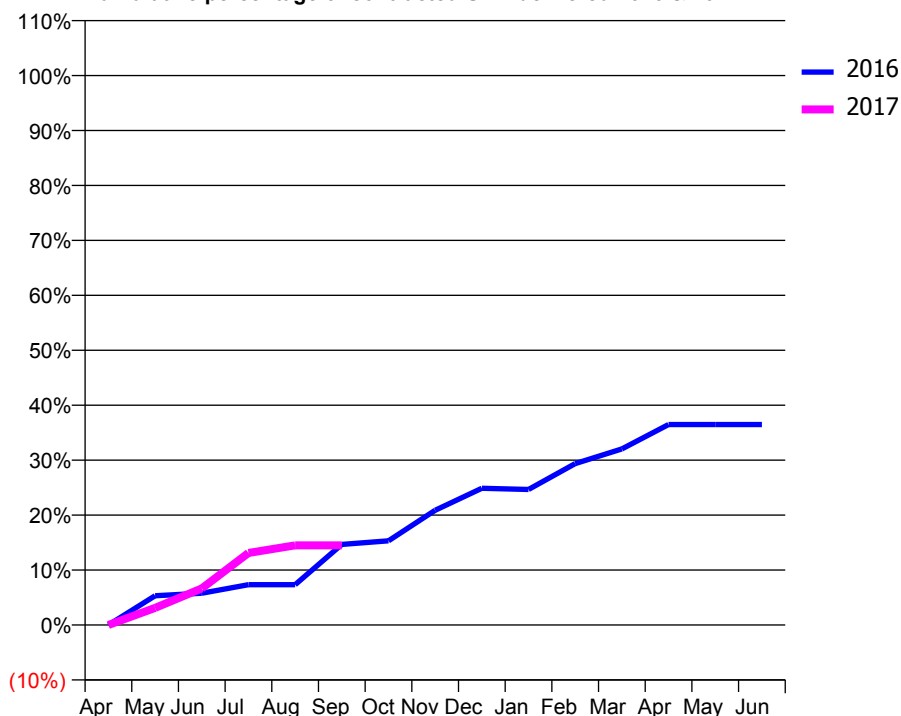
ACCESS*

Patients seen in 24 months	Total	Change since previous quarter
Quarter ending September 2015	143	
Quarter ending December 2015	121	↓
Quarter ending March 2016	108	↓
Quarter ending June 2016	101	↓
Quarter ending September 2016	96	↓
Variance since September 2015	(32.9%)	↓



ACTIVITY

Cumulative percentage of contracted UDA delivered 2016 & 2017



Month	Adjusted Scheduled Activity (UDA)	
	2016	2017
April	0	0
May	24	14
June	26	30
July	33	59
August	33	65
September	66	65
October	69	
November	94	
December	112	
January	111	
February	132	
March	144	
April	164	
May	164	
June	164	

QUALITY

	Quantity	Base Number	Contract	AT	Region	England
% of FP17s for the same patient ID Re-attending within 3 months - Children	0	0	N/A	10.8%	13.5%	12.4%
% of FP17s for the same patient ID Re-attending within 3 months - Adults	0	28	0.0%	15.6%	17.4%	16.7%
% of FP17s for the same patient ID Re-attending between 3 & 9 months - Children	0	0	N/A	58.5%	59.0%	57.4%
% of FP17s for the same patient ID Re-attending between 3 & 9 months - Adults	3	28	10.7%	52.8%	52.6%	50.5%
% of FP17s for Band 1 Urgent Courses	1	21	4.8%	7.8%	9.4%	9.1%
% of FP17s Relating to Free Repair or Replacements	0	21	0.0%	1.2%	1.0%	0.8%
% of FP17s Relating to Continuations	0	21	0.0%	1.6%	1.5%	1.3%
% of Patients satisfied with the dentistry they have received	0	0	N/A	94.5%	93.7%	93.2%
% of Patients satisfied with the time they had to wait for an appointment	0	0	N/A	88.4%	90.0%	89.0%

* This is based on patients treated on this contract for their most recent course of treatment. Figures in italics indicate the base number of FP17s or Patient Questionnaire responses are less than 100. N/A is shown where the base number of responses is less than 10 during the period. % is calculated as Quantity/Base number*100

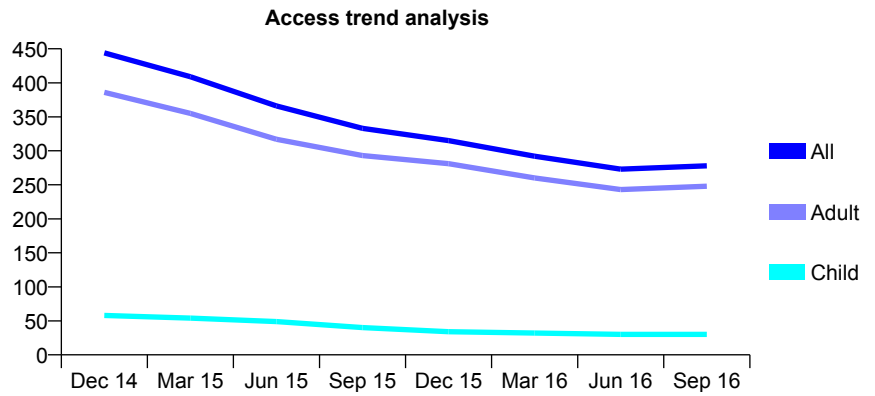
Q51 - Vital Signs At a Glance Contract Report for 848131/0004 - September 2016

Name or company name	MR V ORLIAKLIS
Contract type name	PDS Plus Contract
Purpose of contract	General
Contract start date	01/02/2011
Contract end date	31/03/2017

16/17 Contracted general activity (UDA)	2,000
Carry forward general activity (UDA)	0
16/17 Contracted orthodontic activity (UOA)	0
Carry forward orthodontic activity (UOA)	0
Baseline contract value	£126,671.86

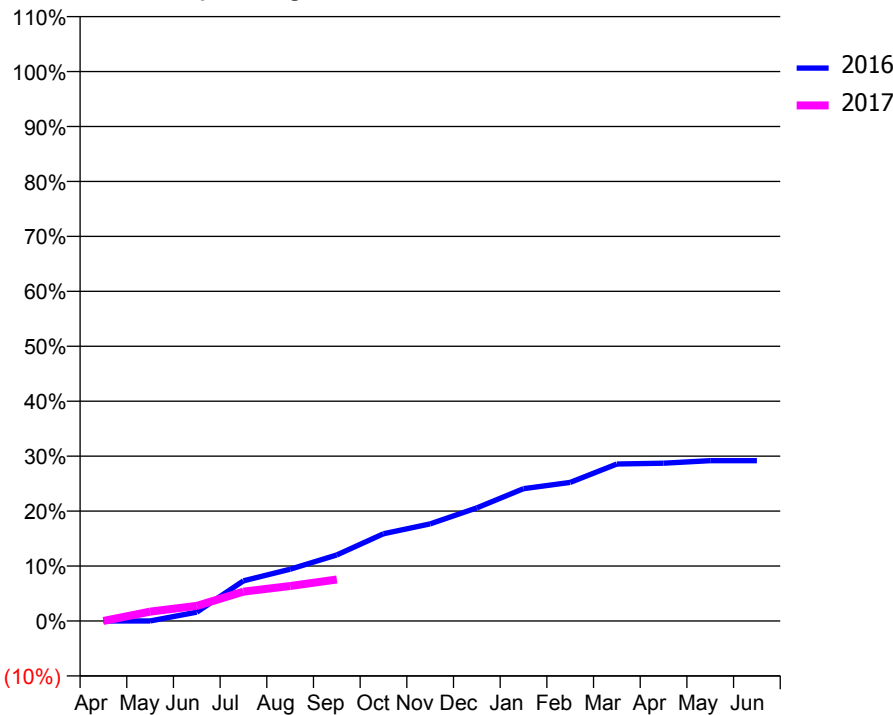
ACCESS*

Patients seen in 24 months	Total	Change since previous quarter
Quarter ending September 2015	333	
Quarter ending December 2015	315	↓
Quarter ending March 2016	292	↓
Quarter ending June 2016	273	↓
Quarter ending September 2016	278	→
Variance since September 2015	(16.5%)	↓



ACTIVITY

Cumulative percentage of contracted UDA delivered 2016 & 2017



Month	Adjusted Scheduled Activity (UDA)	
	2016	2017
April	0	0
May	0	34
June	32	55
July	146	107
August	188	127
September	241	151
October	318	
November	354	
December	412	
January	482	
February	505	
March	572	
April	575	
May	584	
June	584	

QUALITY

	Quantity	Base Number	Contract	AT	Region	England
% of FP17s for the same patient ID Re-attending within 3 months - Children	0	8	0.0%	10.8%	13.5%	12.4%
% of FP17s for the same patient ID Re-attending within 3 months - Adults	5	89	5.6%	15.6%	17.4%	16.7%
% of FP17s for the same patient ID Re-attending between 3 & 9 months - Children	3	8	37.5%	58.5%	59.0%	57.4%
% of FP17s for the same patient ID Re-attending between 3 & 9 months - Adults	35	89	39.3%	52.8%	52.6%	50.5%
% of FP17s for Band 1 Urgent Courses	2	83	2.4%	7.8%	9.4%	9.1%
% of FP17s Relating to Free Repair or Replacements	0	83	0.0%	1.2%	1.0%	0.8%
% of FP17s Relating to Continuations	0	83	0.0%	1.6%	1.5%	1.3%
% of Patients satisfied with the dentistry they have received	12	14	85.7%	94.5%	93.7%	93.2%
% of Patients satisfied with the time they had to wait for an appointment	10	14	71.4%	88.4%	90.0%	89.0%

* This is based on patients treated on this contract for their most recent course of treatment. Figures in italics indicate the base number of FP17s or Patient Questionnaire responses are less than 100. N/A is shown where the base number of responses is less than 10 during the period. % is calculated as Quantity/Base number*100

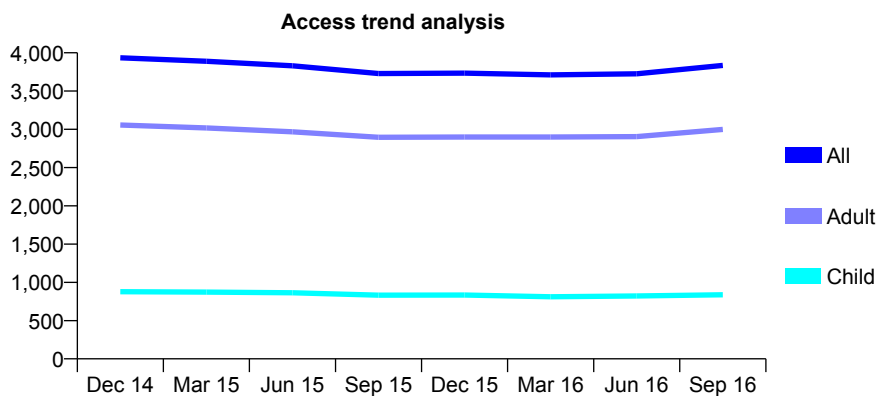
Q51 - Vital Signs At a Glance Contract Report for 855650/0003 - September 2016

Name or company name	MISS F ARDABILI
Contract type name	GDS Contract
Purpose of contract	General
Contract start date	01/01/2012
Contract end date	

16/17 Contracted general activity (UDA)	11,500
Carry forward general activity (UDA)	0
16/17 Contracted orthodontic activity (UOA)	0
Carry forward orthodontic activity (UOA)	0
Baseline contract value	£296,772.64

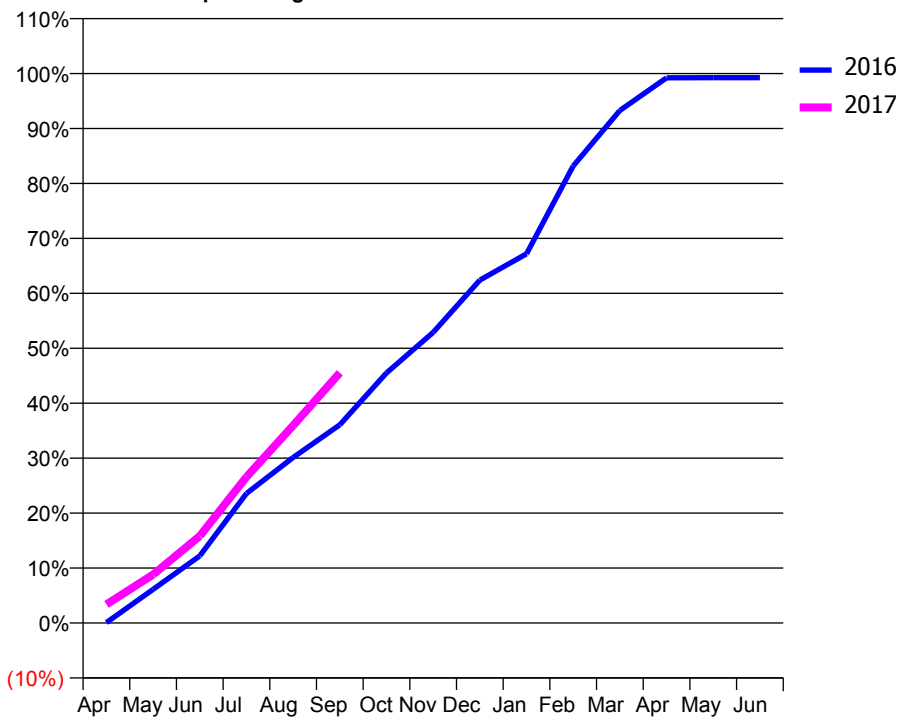
ACCESS*

Patients seen in 24 months	Total	Change since previous quarter
Quarter ending September 2015	3,729	
Quarter ending December 2015	3,734	→
Quarter ending March 2016	3,712	→
Quarter ending June 2016	3,726	→
Quarter ending September 2016	3,835	↑
Variance since September 2015	2.8%	↑



ACTIVITY

Cumulative percentage of contracted UDA delivered 2016 & 2017



Month	Adjusted Scheduled Activity (UDA)	
	2016	2017
April	8	388
May	705	1,014
June	1,406	1,821
July	2,711	3,058
August	3,465	4,136
September	4,149	5,237
October	5,233	
November	6,082	
December	7,175	
January	7,726	
February	9,564	
March	10,725	
April	11,410	
May	11,412	
June	11,412	

QUALITY

	Quantity	Base Number	Contract	AT	Region	England
% of FP17s for the same patient ID Re-attending within 3 months - Children	31	528	5.9%	10.8%	13.5%	12.4%
% of FP17s for the same patient ID Re-attending within 3 months - Adults	302	1,955	15.4%	15.6%	17.4%	16.7%
% of FP17s for the same patient ID Re-attending between 3 & 9 months - Children	261	528	49.4%	58.5%	59.0%	57.4%
% of FP17s for the same patient ID Re-attending between 3 & 9 months - Adults	902	1,955	46.1%	52.8%	52.6%	50.5%
% of FP17s for Band 1 Urgent Courses	120	2,252	5.3%	7.8%	9.4%	9.1%
% of FP17s Relating to Free Repair or Replacements	34	2,252	1.5%	1.2%	1.0%	0.8%
% of FP17s Relating to Continuations	46	2,252	2.0%	1.6%	1.5%	1.3%
% of Patients satisfied with the dentistry they have received	5	5	N/A	94.5%	93.7%	93.2%
% of Patients satisfied with the time they had to wait for an appointment	5	5	N/A	88.4%	90.0%	89.0%

* This is based on patients treated on this contract for their most recent course of treatment. Figures in italics indicate the base number of FP17s or Patient Questionnaire responses are less than 100. N/A is shown where the base number of responses is less than 10 during the period. % is calculated as Quantity/Base number*100

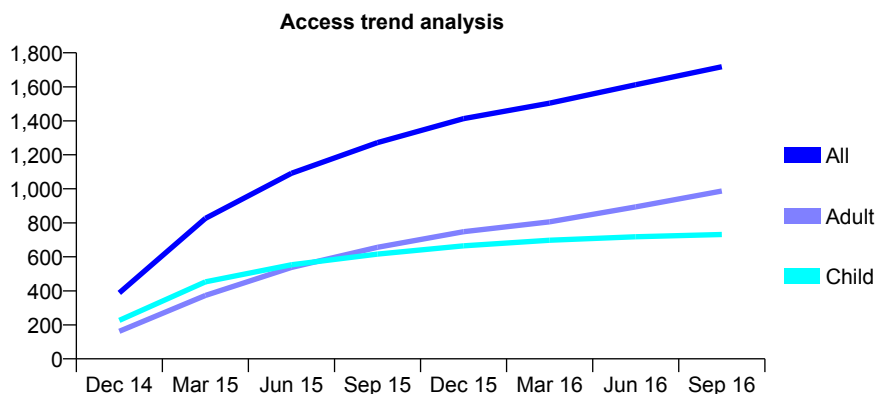
Q51 - Vital Signs At a Glance Contract Report for 855650/0004 - September 2016

Name or company name	MISS F ARDABILI
Contract type name	GDS Contract
Purpose of contract	General
Contract start date	01/10/2014
Contract end date	

16/17 Contracted general activity (UDA)	2,042
Carry forward general activity (UDA)	0
16/17 Contracted orthodontic activity (UOA)	0
Carry forward orthodontic activity (UOA)	0
Baseline contract value	£52,696.49

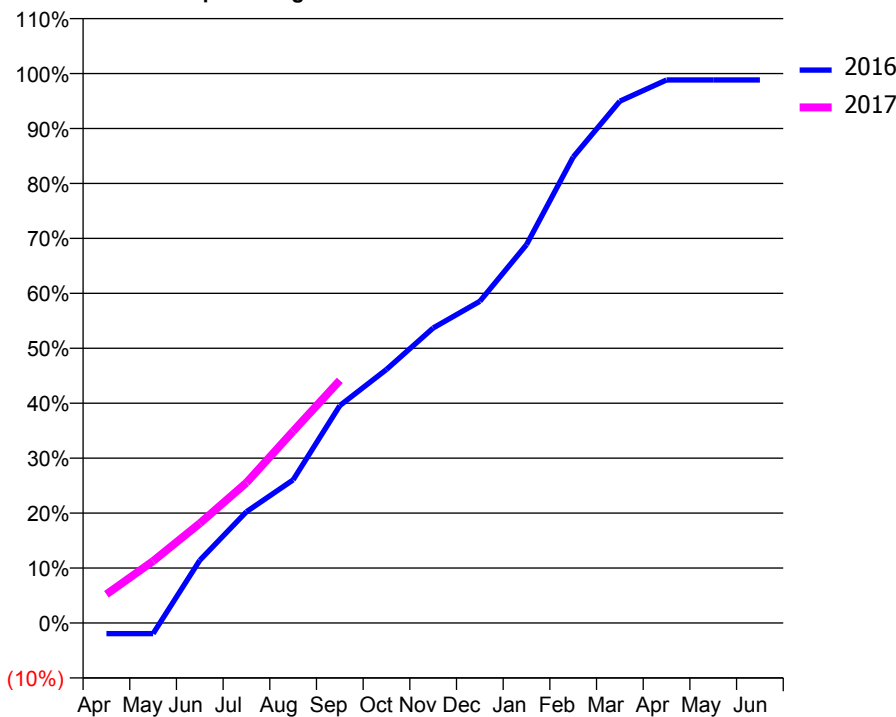
ACCESS*

Patients seen in 24 months	Total	Change since previous quarter
Quarter ending September 2015	1,272	
Quarter ending December 2015	1,413	↑
Quarter ending March 2016	1,504	↑
Quarter ending June 2016	1,612	↑
Quarter ending September 2016	1,718	↑
Variance since September 2015	35.1%	↑



ACTIVITY

Cumulative percentage of contracted UDA delivered 2016 & 2017



Adjusted Scheduled Activity (UDA)

Month	2016	2017
April	-40	107
May	-40	230
June	233	370
July	413	521
August	532	713
September	808	902
October	942	
November	1,097	
December	1,196	
January	1,406	
February	1,732	
March	1,939	
April	2,018	
May	2,018	
June	2,018	

QUALITY

	Quantity	Base Number	Contract	AT	Region	England
% of FP17s for the same patient ID Re-attending within 3 months - Children	21	496	4.2%	10.8%	13.5%	12.4%
% of FP17s for the same patient ID Re-attending within 3 months - Adults	37	572	6.5%	15.6%	17.4%	16.7%
% of FP17s for the same patient ID Re-attending between 3 & 9 months - Children	298	496	60.1%	58.5%	59.0%	57.4%
% of FP17s for the same patient ID Re-attending between 3 & 9 months - Adults	272	572	47.6%	52.8%	52.6%	50.5%
% of FP17s for Band 1 Urgent Courses	4	527	0.8%	7.8%	9.4%	9.1%
% of FP17s Relating to Free Repair or Replacements	1	527	0.2%	1.2%	1.0%	0.8%
% of FP17s Relating to Continuations	6	527	1.1%	1.6%	1.5%	1.3%
% of Patients satisfied with the dentistry they have received	0	0	N/A	94.5%	93.7%	93.2%
% of Patients satisfied with the time they had to wait for an appointment	0	0	N/A	88.4%	90.0%	89.0%

* This is based on patients treated on this contract for their most recent course of treatment. Figures in italics indicate the base number of FP17s or Patient Questionnaire responses are less than 100. N/A is shown where the base number of responses is less than 10 during the period. % is calculated as Quantity/Base number*100

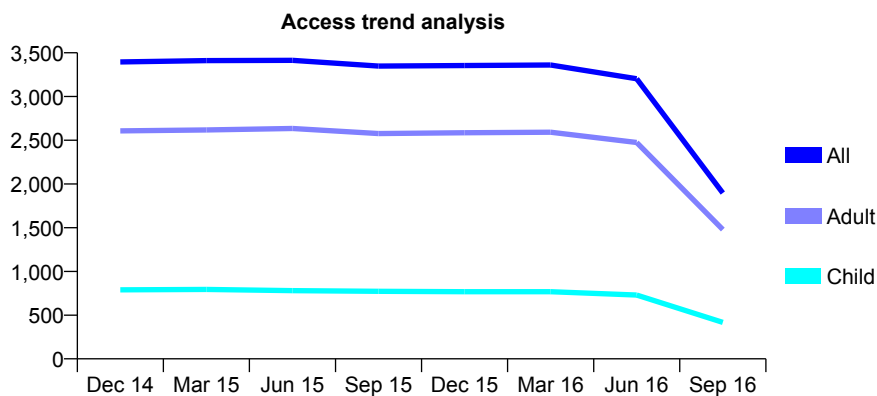
Q51 - Vital Signs At a Glance Contract Report for 895334/0001 - September 2016

Name or company name	MR PJ CRYAN
Contract type name	GDS Contract
Purpose of contract	General
Contract start date	01/04/2006
Contract end date	30/04/2016

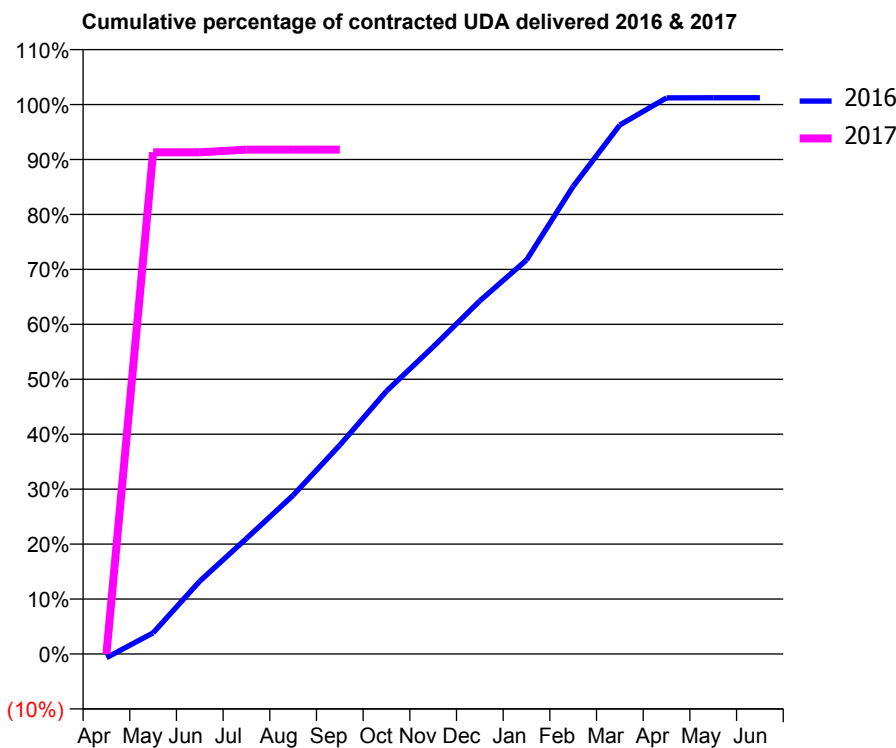
16/17 Contracted general activity (UDA)	633
Carry forward general activity (UDA)	0
16/17 Contracted orthodontic activity (UOA)	0
Carry forward orthodontic activity (UOA)	0
Baseline contract value	£17,919.72

ACCESS*

Patients seen in 24 months	Total	Change since previous quarter
Quarter ending September 2015	3,349	
Quarter ending December 2015	3,354	→
Quarter ending March 2016	3,360	→
Quarter ending June 2016	3,204	↓
Quarter ending September 2016	1,896	↓
Variance since September 2015	(43.4%)	↓



ACTIVITY



Month	Adjusted Scheduled Activity (UDA)	
	2016	2017
April	-52	0
May	292	578
June	1,008	578
July	1,598	581
August	2,195	581
September	2,889	581
October	3,636	
November	4,248	
December	4,884	
January	5,449	
February	6,468	
March	7,316	
April	7,690	
May	7,692	
June	7,692	

QUALITY

	Quantity	Base Number	Contract	AT	Region	England
% of FP17s for the same patient ID Re-attending within 3 months - Children	9	131	6.9%	10.8%	13.5%	12.4%
% of FP17s for the same patient ID Re-attending within 3 months - Adults	36	395	9.1%	15.6%	17.4%	16.7%
% of FP17s for the same patient ID Re-attending between 3 & 9 months - Children	69	131	52.7%	58.5%	59.0%	57.4%
% of FP17s for the same patient ID Re-attending between 3 & 9 months - Adults	175	395	44.3%	52.8%	52.6%	50.5%
% of FP17s for Band 1 Urgent Courses	10	309	3.2%	7.8%	9.4%	9.1%
% of FP17s Relating to Free Repair or Replacements	4	309	1.3%	1.2%	1.0%	0.8%
% of FP17s Relating to Continuations	4	309	1.3%	1.6%	1.5%	1.3%
% of Patients satisfied with the dentistry they have received	0	0	N/A	94.5%	93.7%	93.2%
% of Patients satisfied with the time they had to wait for an appointment	0	0	N/A	88.4%	90.0%	89.0%

* This is based on patients treated on this contract for their most recent course of treatment. Figures in italics indicate the base number of FP17s or Patient Questionnaire responses are less than 100. N/A is shown where the base number of responses is less than 10 during the period. % is calculated as Quantity/Base number*100

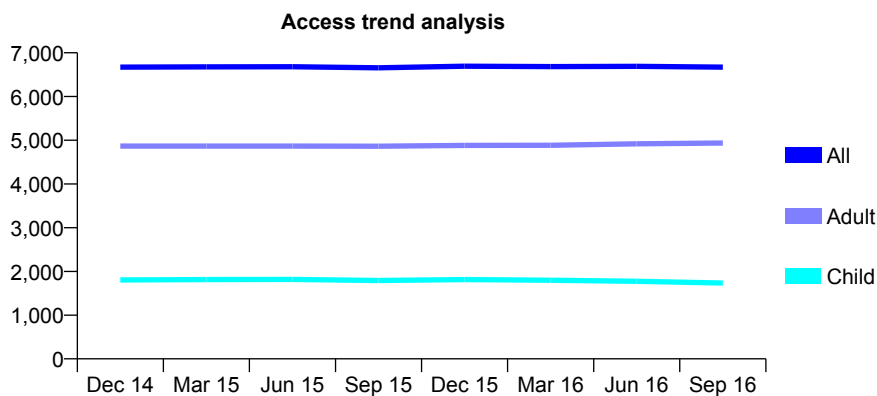
Q51 - Vital Signs At a Glance Contract Report for 916889/0001 - September 2016

Name or company name	MR SG EMMS
Contract type name	GDS Contract
Purpose of contract	General and Orthodontic
Contract start date	01/04/2006
Contract end date	

16/17 Contracted general activity (UDA)	16,671
Carry forward general activity (UDA)	497
16/17 Contracted orthodontic activity (UOA)	525
Carry forward orthodontic activity (UOA)	-6
Baseline contract value	£505,795.31

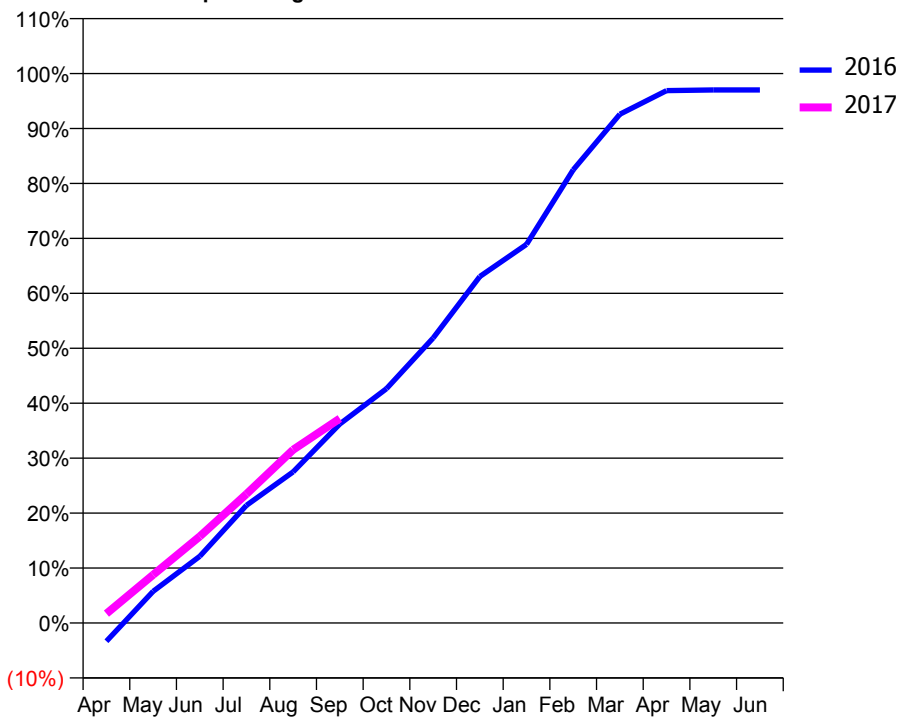
ACCESS*

Patients seen in 24 months	Total	Change since previous quarter
Quarter ending September 2015	6,656	
Quarter ending December 2015	6,694	→
Quarter ending March 2016	6,683	→
Quarter ending June 2016	6,691	→
Quarter ending September 2016	6,671	→
Variance since September 2015	0.2%	→



ACTIVITY

Cumulative percentage of contracted UDA delivered 2016 & 2017



Month	Adjusted Scheduled Activity (UDA)	
	2016	2017
April	-557	287
May	963	1,464
June	2,026	2,626
July	3,569	3,913
August	4,587	5,257
September	6,038	6,205
October	7,109	
November	8,649	
December	10,514	
January	11,487	
February	13,748	
March	15,437	
April	16,154	
May	16,172	
June	16,173	

QUALITY

	Quantity	Base Number	Contract	AT	Region	England
% of FP17s for the same patient ID Re-attending within 3 months - Children	147	1,045	14.1%	10.8%	13.5%	12.4%
% of FP17s for the same patient ID Re-attending within 3 months - Adults	632	3,075	20.6%	15.6%	17.4%	16.7%
% of FP17s for the same patient ID Re-attending between 3 & 9 months - Children	454	1,045	43.4%	58.5%	59.0%	57.4%
% of FP17s for the same patient ID Re-attending between 3 & 9 months - Adults	1,256	3,075	40.8%	52.8%	52.6%	50.5%
% of FP17s for Band 1 Urgent Courses	389	3,380	11.5%	7.8%	9.4%	9.1%
% of FP17s Relating to Free Repair or Replacements	12	3,380	0.4%	1.2%	1.0%	0.8%
% of FP17s Relating to Continuations	11	3,380	0.3%	1.6%	1.5%	1.3%
% of Patients satisfied with the dentistry they have received	6	6	N/A	94.5%	93.7%	93.2%
% of Patients satisfied with the time they had to wait for an appointment	5	6	N/A	88.4%	90.0%	89.0%

* This is based on patients treated on this contract for their most recent course of treatment. Figures in italics indicate the base number of FP17s or Patient Questionnaire responses are less than 100. N/A is shown where the base number of responses is less than 10 during the period. % is calculated as Quantity/Base number*100

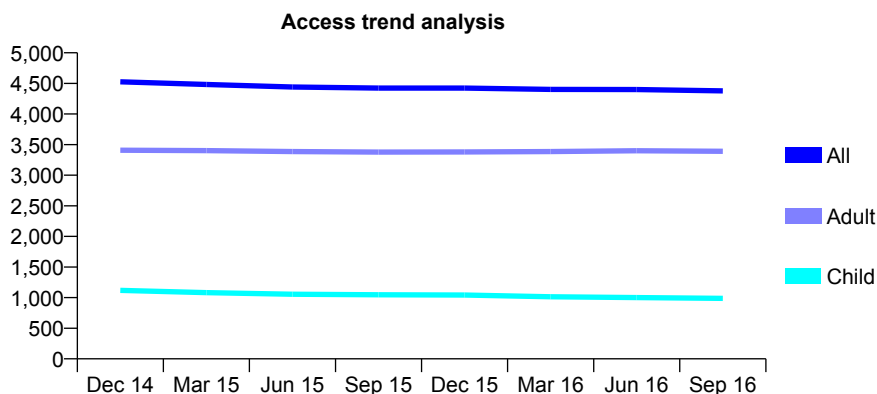
Q51 - Vital Signs At a Glance Contract Report for 927554/0001 - September 2016

Name or company name	MR SI HODGSON
Contract type name	GDS Contract
Purpose of contract	General
Contract start date	01/06/2010
Contract end date	

16/17 Contracted general activity (UDA)	11,298
Carry forward general activity (UDA)	0
16/17 Contracted orthodontic activity (UOA)	0
Carry forward orthodontic activity (UOA)	0
Baseline contract value	£356,899.24

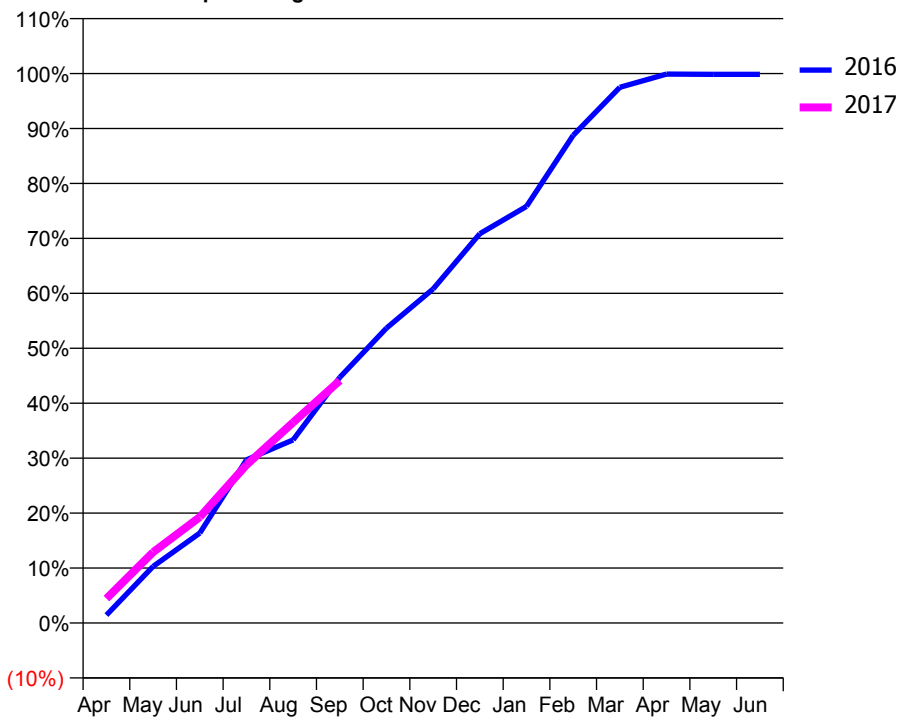
ACCESS*

Patients seen in 24 months	Total	Change since previous quarter
Quarter ending September 2015	4,424	
Quarter ending December 2015	4,424	→
Quarter ending March 2016	4,402	→
Quarter ending June 2016	4,400	→
Quarter ending September 2016	4,378	→
Variance since September 2015	(1.0%)	↓



ACTIVITY

Cumulative percentage of contracted UDA delivered 2016 & 2017



Adjusted Scheduled Activity (UDA)

Month	2016	2017
April	161	503
May	1,155	1,458
June	1,835	2,180
July	3,328	3,249
August	3,736	4,124
September	5,011	4,987
October	6,015	
November	6,815	
December	7,941	
January	8,497	
February	9,948	
March	10,926	
April	11,195	
May	11,191	
June	11,191	

QUALITY

	Quantity	Base Number	Contract	AT	Region	England
% of FP17s for the same patient ID Re-attending within 3 months - Children	58	838	6.9%	10.8%	13.5%	12.4%
% of FP17s for the same patient ID Re-attending within 3 months - Adults	227	2,230	10.2%	15.6%	17.4%	16.7%
% of FP17s for the same patient ID Re-attending between 3 & 9 months - Children	610	838	72.8%	58.5%	59.0%	57.4%
% of FP17s for the same patient ID Re-attending between 3 & 9 months - Adults	1,327	2,230	59.5%	52.8%	52.6%	50.5%
% of FP17s for Band 1 Urgent Courses	258	2,929	8.8%	7.8%	9.4%	9.1%
% of FP17s Relating to Free Repair or Replacements	55	2,929	1.9%	1.2%	1.0%	0.8%
% of FP17s Relating to Continuations	0	2,929	0.0%	1.6%	1.5%	1.3%
% of Patients satisfied with the dentistry they have received	7	7	N/A	94.5%	93.7%	93.2%
% of Patients satisfied with the time they had to wait for an appointment	6	7	N/A	88.4%	90.0%	89.0%

* This is based on patients treated on this contract for their most recent course of treatment. Figures in italics indicate the base number of FP17s or Patient Questionnaire responses are less than 100. N/A is shown where the base number of responses is less than 10 during the period. % is calculated as Quantity/Base number*100

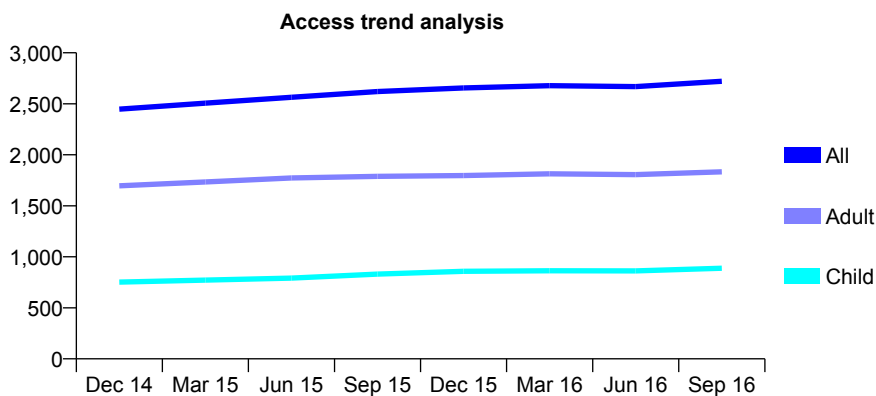
Q51 - Vital Signs At a Glance Contract Report for 933333/0001 - September 2016

Name or company name	MR DA IGOE
Contract type name	GDS Contract
Purpose of contract	General
Contract start date	01/04/2006
Contract end date	

16/17 Contracted general activity (UDA)	7,226
Carry forward general activity (UDA)	-25
16/17 Contracted orthodontic activity (UOA)	0
Carry forward orthodontic activity (UOA)	0
Baseline contract value	£179,365.80

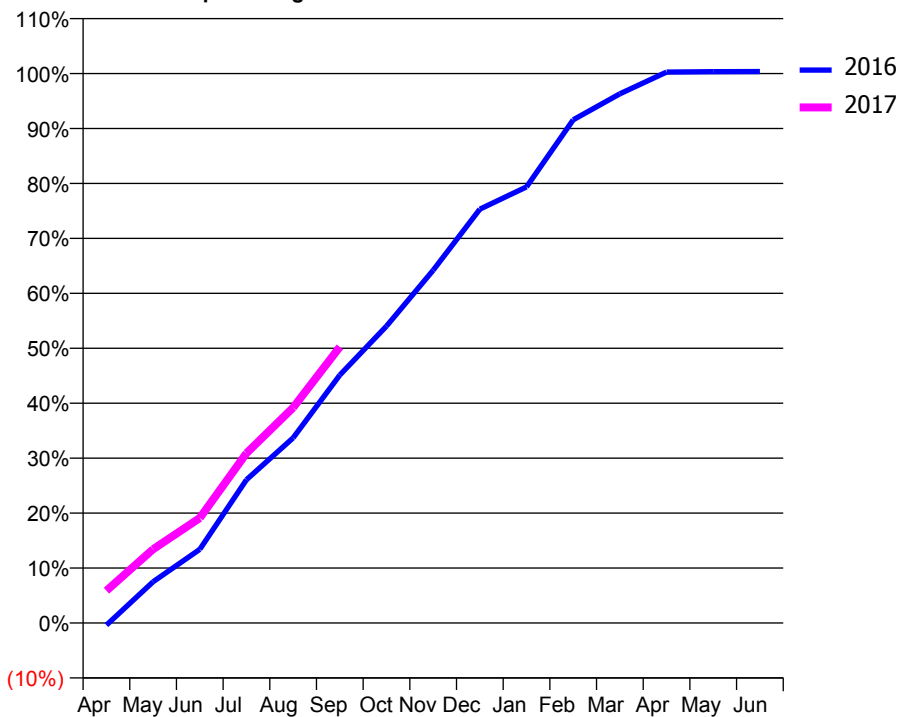
ACCESS*

Patients seen in 24 months	Total	Change since previous quarter
Quarter ending September 2015	2,620	
Quarter ending December 2015	2,655	→
Quarter ending March 2016	2,678	→
Quarter ending June 2016	2,668	→
Quarter ending September 2016	2,721	→
Variance since September 2015	3.9%	↑



ACTIVITY

Cumulative percentage of contracted UDA delivered 2016 & 2017



Month	Adjusted Scheduled Activity (UDA)	
	2016	2017
April	-29	426
May	542	971
June	968	1,381
July	1,884	2,233
August	2,435	2,833
September	3,261	3,631
October	3,904	
November	4,638	
December	5,442	
January	5,735	
February	6,617	
March	6,959	
April	7,245	
May	7,250	
June	7,251	

QUALITY

	Quantity	Base Number	Contract	AT	Region	England
% of FP17s for the same patient ID Re-attending within 3 months - Children	83	766	10.8%	10.8%	13.5%	12.4%
% of FP17s for the same patient ID Re-attending within 3 months - Adults	200	1,456	13.7%	15.6%	17.4%	16.7%
% of FP17s for the same patient ID Re-attending between 3 & 9 months - Children	457	766	59.7%	58.5%	59.0%	57.4%
% of FP17s for the same patient ID Re-attending between 3 & 9 months - Adults	819	1,456	56.3%	52.8%	52.6%	50.5%
% of FP17s for Band 1 Urgent Courses	109	2,086	5.2%	7.8%	9.4%	9.1%
% of FP17s Relating to Free Repair or Replacements	19	2,086	0.9%	1.2%	1.0%	0.8%
% of FP17s Relating to Continuations	25	2,086	1.2%	1.6%	1.5%	1.3%
% of Patients satisfied with the dentistry they have received	5	5	N/A	94.5%	93.7%	93.2%
% of Patients satisfied with the time they had to wait for an appointment	5	5	N/A	88.4%	90.0%	89.0%

* This is based on patients treated on this contract for their most recent course of treatment. Figures in italics indicate the base number of FP17s or Patient Questionnaire responses are less than 100. N/A is shown where the base number of responses is less than 10 during the period. % is calculated as Quantity/Base number*100

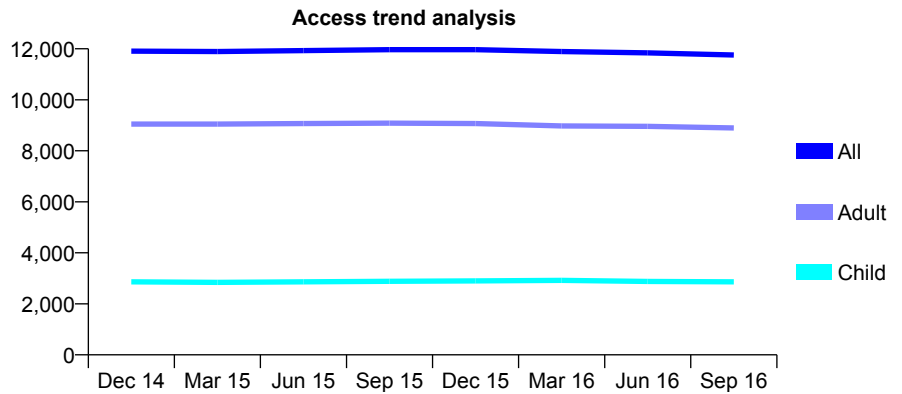
Q51 - Vital Signs At a Glance Contract Report for 934801/0001 - September 2016

Name or company name	MR KS KHEHRA
Contract type name	GDS Contract
Purpose of contract	General
Contract start date	01/04/2006
Contract end date	

16/17 Contracted general activity (UDA)	37,726
Carry forward general activity (UDA)	-231
16/17 Contracted orthodontic activity (UOA)	0
Carry forward orthodontic activity (UOA)	0
Baseline contract value	£1,160,604.39

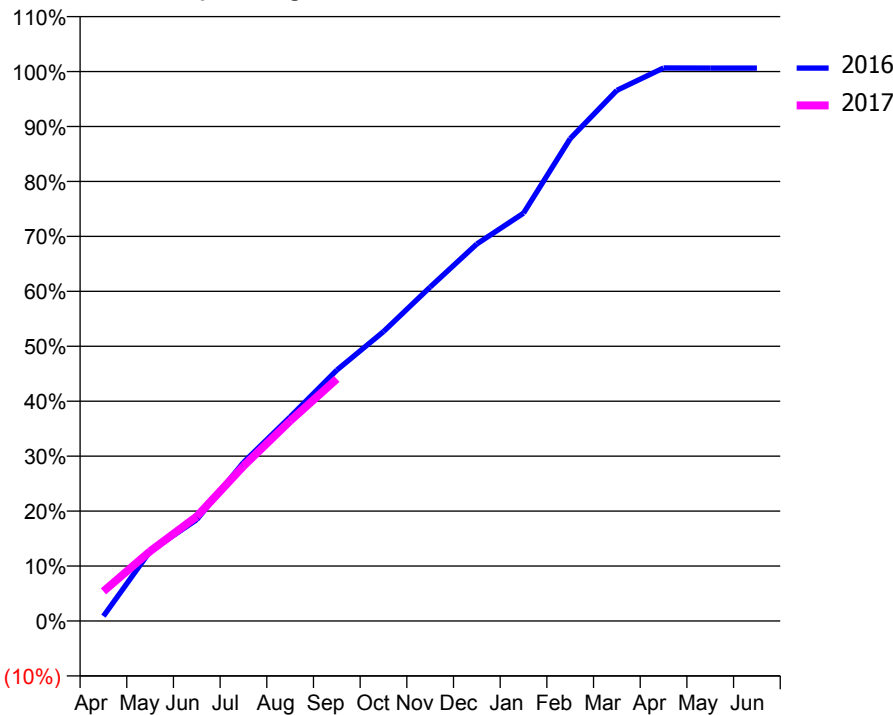
ACCESS*

Patients seen in 24 months	Total	Change since previous quarter
Quarter ending September 2015	11,967	
Quarter ending December 2015	11,965	→
Quarter ending March 2016	11,894	→
Quarter ending June 2016	11,839	→
Quarter ending September 2016	11,759	→
Variance since September 2015	(1.7%)	↓



ACTIVITY

Cumulative percentage of contracted UDA delivered 2016 & 2017



Month	Adjusted Scheduled Activity (UDA)	
	2016	2017
April	336	2,041
May	4,792	4,789
June	6,961	7,181
July	10,891	10,633
August	14,010	13,740
September	17,221	16,622
October	19,867	
November	22,933	
December	25,888	
January	28,001	
February	33,115	
March	36,436	
April	37,966	
May	37,957	
June	37,957	

QUALITY

	Quantity	Base Number	Contract	AT	Region	England
% of FP17s for the same patient ID Re-attending within 3 months - Children	232	2,232	10.4%	10.8%	13.5%	12.4%
% of FP17s for the same patient ID Re-attending within 3 months - Adults	1,262	6,561	19.2%	15.6%	17.4%	16.7%
% of FP17s for the same patient ID Re-attending between 3 & 9 months - Children	1,278	2,232	57.3%	58.5%	59.0%	57.4%
% of FP17s for the same patient ID Re-attending between 3 & 9 months - Adults	3,358	6,561	51.2%	52.8%	52.6%	50.5%
% of FP17s for Band 1 Urgent Courses	772	7,600	10.2%	7.8%	9.4%	9.1%
% of FP17s Relating to Free Repair or Replacements	96	7,600	1.3%	1.2%	1.0%	0.8%
% of FP17s Relating to Continuations	112	7,600	1.5%	1.6%	1.5%	1.3%
% of Patients satisfied with the dentistry they have received	23	23	100.0%	94.5%	93.7%	93.2%
% of Patients satisfied with the time they had to wait for an appointment	19	23	82.6%	88.4%	90.0%	89.0%

* This is based on patients treated on this contract for their most recent course of treatment. Figures in italics indicate the base number of FP17s or Patient Questionnaire responses are less than 100. N/A is shown where the base number of responses is less than 10 during the period. % is calculated as Quantity/Base number*100

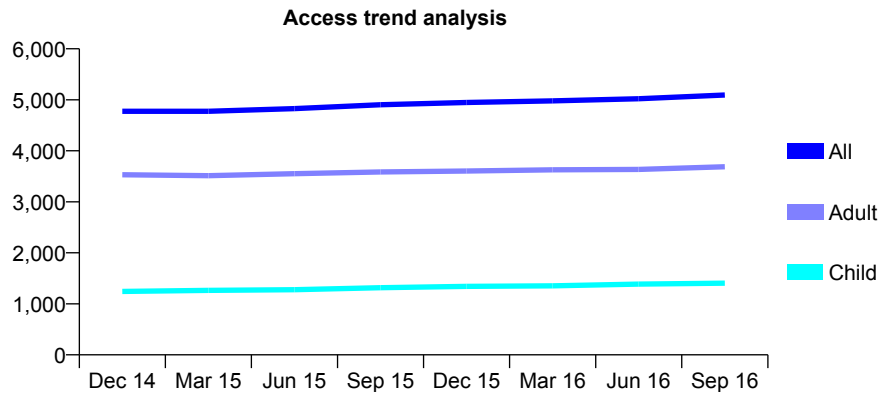
Q51 - Vital Signs At a Glance Contract Report for 934801/0002 - September 2016

Name or company name	MR KS KHEHRA
Contract type name	GDS Contract
Purpose of contract	General
Contract start date	17/08/2009
Contract end date	

16/17 Contracted general activity (UDA)	14,000
Carry forward general activity (UDA)	0
16/17 Contracted orthodontic activity (UOA)	0
Carry forward orthodontic activity (UOA)	0
Baseline contract value	£436,345.93

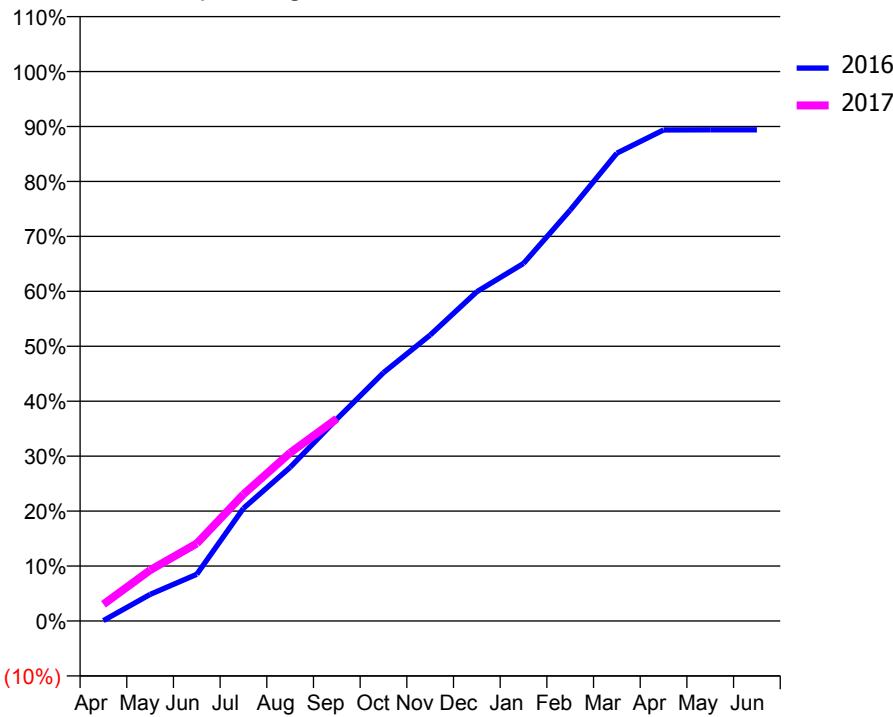
ACCESS*

Patients seen in 24 months	Total	Change since previous quarter
Quarter ending September 2015	4,902	
Quarter ending December 2015	4,947	→
Quarter ending March 2016	4,980	→
Quarter ending June 2016	5,020	→
Quarter ending September 2016	5,093	→
Variance since September 2015	3.9%	↑



ACTIVITY

Cumulative percentage of contracted UDA delivered 2016 & 2017



Month	Adjusted Scheduled Activity (UDA)	
	2016	2017
April	11	428
May	677	1,296
June	1,192	1,975
July	2,872	3,228
August	3,916	4,285
September	5,146	5,154
October	6,326	
November	7,287	
December	8,390	
January	9,110	
February	10,468	
March	11,920	
April	12,512	
May	12,514	
June	12,514	

QUALITY

	Quantity	Base Number	Contract	AT	Region	England
% of FP17s for the same patient ID Re-attending within 3 months - Children	91	1,048	8.7%	10.8%	13.5%	12.4%
% of FP17s for the same patient ID Re-attending within 3 months - Adults	472	2,539	18.6%	15.6%	17.4%	16.7%
% of FP17s for the same patient ID Re-attending between 3 & 9 months - Children	600	1,048	57.3%	58.5%	59.0%	57.4%
% of FP17s for the same patient ID Re-attending between 3 & 9 months - Adults	1,214	2,539	47.8%	52.8%	52.6%	50.5%
% of FP17s for Band 1 Urgent Courses	261	2,636	9.9%	7.8%	9.4%	9.1%
% of FP17s Relating to Free Repair or Replacements	26	2,636	1.0%	1.2%	1.0%	0.8%
% of FP17s Relating to Continuations	35	2,636	1.3%	1.6%	1.5%	1.3%
% of Patients satisfied with the dentistry they have received	1	1	N/A	94.5%	93.7%	93.2%
% of Patients satisfied with the time they had to wait for an appointment	1	1	N/A	88.4%	90.0%	89.0%

* This is based on patients treated on this contract for their most recent course of treatment. Figures in italics indicate the base number of FP17s or Patient Questionnaire responses are less than 100. N/A is shown where the base number of responses is less than 10 during the period. % is calculated as Quantity/Base number*100

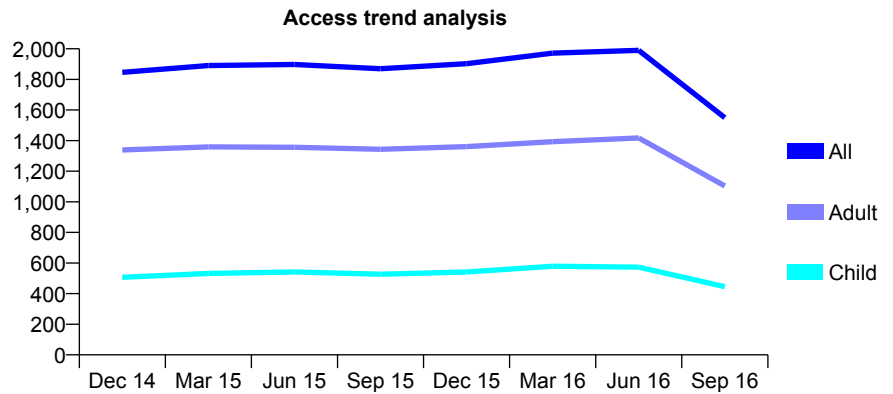
Q51 - Vital Signs At a Glance Contract Report for 935611/0002 - September 2016

Name or company name	MR W BEUKES
Contract type name	GDS Contract
Purpose of contract	General
Contract start date	01/04/2009
Contract end date	30/06/2016

16/17 Contracted general activity (UDA)	2,000
Carry forward general activity (UDA)	0
16/17 Contracted orthodontic activity (UOA)	0
Carry forward orthodontic activity (UOA)	0
Baseline contract value	£55,449.23

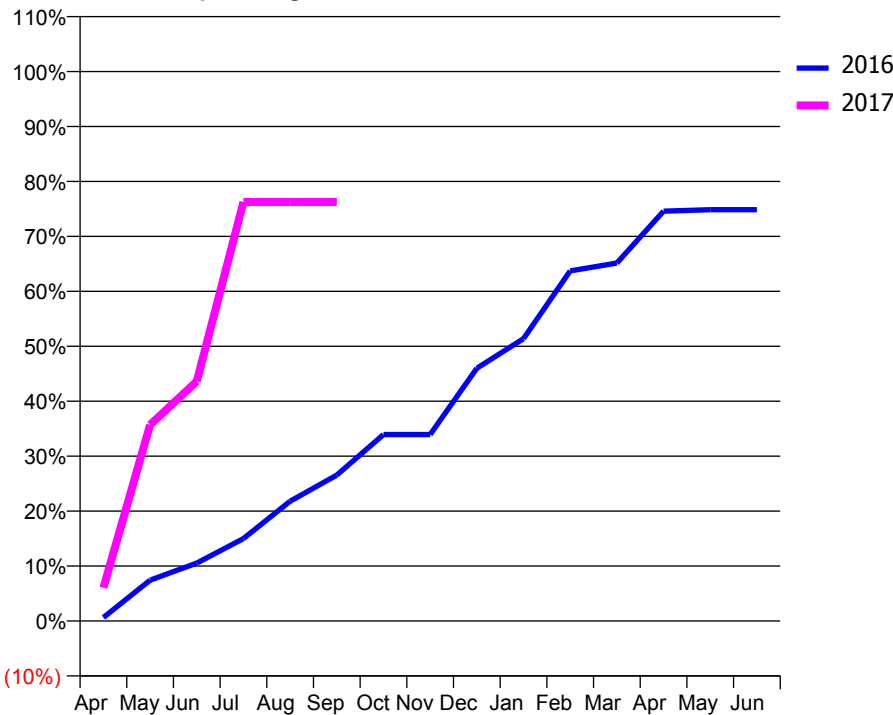
ACCESS*

Patients seen in 24 months	Total	Change since previous quarter
Quarter ending September 2015	1,870	
Quarter ending December 2015	1,903	→
Quarter ending March 2016	1,972	↑
Quarter ending June 2016	1,990	→
Quarter ending September 2016	1,550	↓
Variance since September 2015	(17.1%)	↓



ACTIVITY

Cumulative percentage of contracted UDA delivered 2016 & 2017



Month	Adjusted Scheduled Activity (UDA)	
	2016	2017
April	51	121
May	595	714
June	843	872
July	1,201	1,525
August	1,744	1,525
September	2,125	1,525
October	2,715	
November	2,715	
December	3,680	
January	4,111	
February	5,097	
March	5,211	
April	5,967	
May	5,988	
June	5,988	

QUALITY

	Quantity	Base Number	Contract	AT	Region	England
% of FP17s for the same patient ID Re-attending within 3 months - Children	28	254	11.0%	10.8%	13.5%	12.4%
% of FP17s for the same patient ID Re-attending within 3 months - Adults	153	683	22.4%	15.6%	17.4%	16.7%
% of FP17s for the same patient ID Re-attending between 3 & 9 months - Children	126	254	49.6%	58.5%	59.0%	57.4%
% of FP17s for the same patient ID Re-attending between 3 & 9 months - Adults	289	683	42.3%	52.8%	52.6%	50.5%
% of FP17s for Band 1 Urgent Courses	86	598	14.4%	7.8%	9.4%	9.1%
% of FP17s Relating to Free Repair or Replacements	4	598	0.7%	1.2%	1.0%	0.8%
% of FP17s Relating to Continuations	11	598	1.8%	1.6%	1.5%	1.3%
% of Patients satisfied with the dentistry they have received	2	2	N/A	94.5%	93.7%	93.2%
% of Patients satisfied with the time they had to wait for an appointment	2	2	N/A	88.4%	90.0%	89.0%

* This is based on patients treated on this contract for their most recent course of treatment. Figures in italics indicate the base number of FP17s or Patient Questionnaire responses are less than 100. N/A is shown where the base number of responses is less than 10 during the period. % is calculated as Quantity/Base number*100

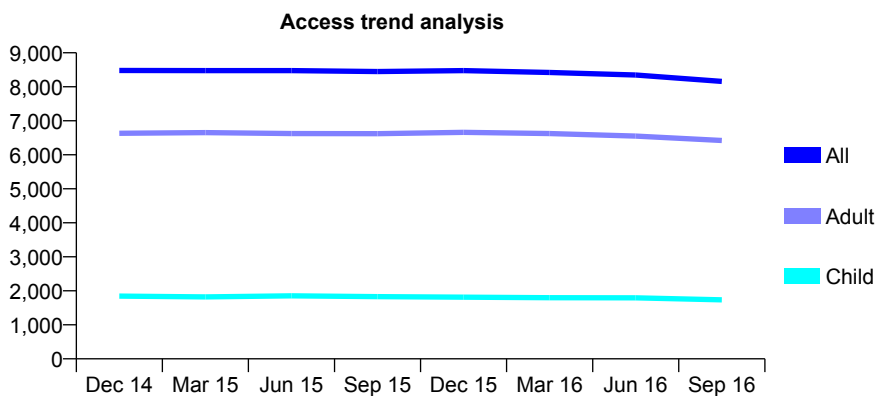
Q51 - Vital Signs At a Glance Contract Report for 942987/0002 - September 2016

Name or company name	MR CA GODFREY
Contract type name	GDS Contract
Purpose of contract	General
Contract start date	26/12/2011
Contract end date	

16/17 Contracted general activity (UDA)	24,221
Carry forward general activity (UDA)	0
16/17 Contracted orthodontic activity (UOA)	0
Carry forward orthodontic activity (UOA)	0
Baseline contract value	£627,616.48

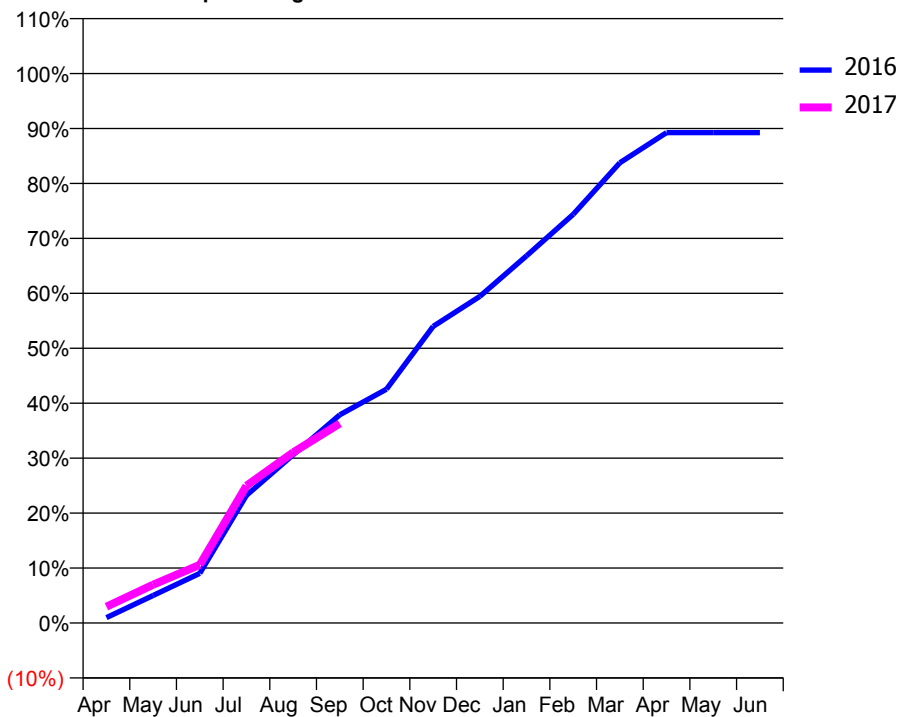
ACCESS*

Patients seen in 24 months	Total	Change since previous quarter
Quarter ending September 2015	8,449	
Quarter ending December 2015	8,476	→
Quarter ending March 2016	8,423	→
Quarter ending June 2016	8,347	→
Quarter ending September 2016	8,158	↓
Variance since September 2015	(3.4%)	↓



ACTIVITY

Cumulative percentage of contracted UDA delivered 2016 & 2017



Month	Adjusted Scheduled Activity (UDA)	
	2016	2017
April	236	720
May	1,212	1,688
June	2,191	2,564
July	5,629	6,051
August	7,417	7,519
September	9,178	8,793
October	10,307	
November	13,074	
December	14,400	
January	16,184	
February	18,010	
March	20,289	
April	21,616	
May	21,616	
June	21,616	

QUALITY

	Quantity	Base Number	Contract	AT	Region	England
% of FP17s for the same patient ID Re-attending within 3 months - Children	80	1,117	7.2%	10.8%	13.5%	12.4%
% of FP17s for the same patient ID Re-attending within 3 months - Adults	668	4,213	15.9%	15.6%	17.4%	16.7%
% of FP17s for the same patient ID Re-attending between 3 & 9 months - Children	617	1,117	55.2%	58.5%	59.0%	57.4%
% of FP17s for the same patient ID Re-attending between 3 & 9 months - Adults	2,201	4,213	52.2%	52.8%	52.6%	50.5%
% of FP17s for Band 1 Urgent Courses	422	4,708	9.0%	7.8%	9.4%	9.1%
% of FP17s Relating to Free Repair or Replacements	59	4,708	1.3%	1.2%	1.0%	0.8%
% of FP17s Relating to Continuations	155	4,708	3.3%	1.6%	1.5%	1.3%
% of Patients satisfied with the dentistry they have received	9	11	81.8%	94.5%	93.7%	93.2%
% of Patients satisfied with the time they had to wait for an appointment	11	11	100.0%	88.4%	90.0%	89.0%

* This is based on patients treated on this contract for their most recent course of treatment. Figures in italics indicate the base number of FP17s or Patient Questionnaire responses are less than 100. N/A is shown where the base number of responses is less than 10 during the period. % is calculated as Quantity/Base number*100

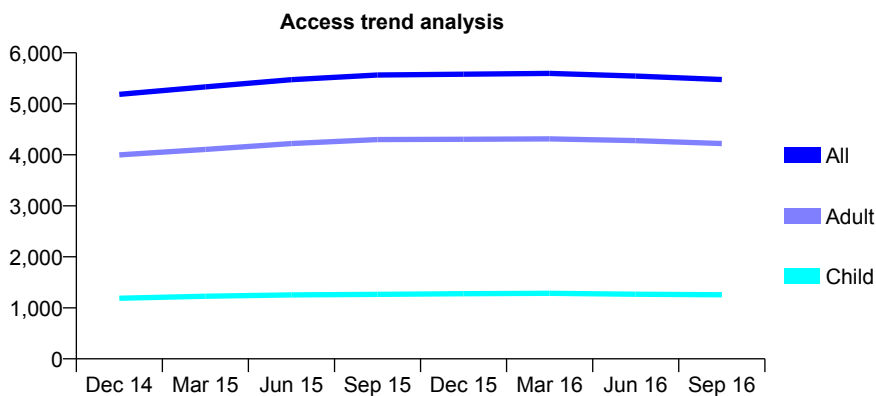
Q51 - Vital Signs At a Glance Contract Report for 951412/0001 - September 2016

Name or company name	MR ML MILBOURN
Contract type name	GDS Contract
Purpose of contract	General
Contract start date	05/01/2009
Contract end date	

16/17 Contracted general activity (UDA)	12,278
Carry forward general activity (UDA)	0
16/17 Contracted orthodontic activity (UOA)	0
Carry forward orthodontic activity (UOA)	0
Baseline contract value	£316,849.95

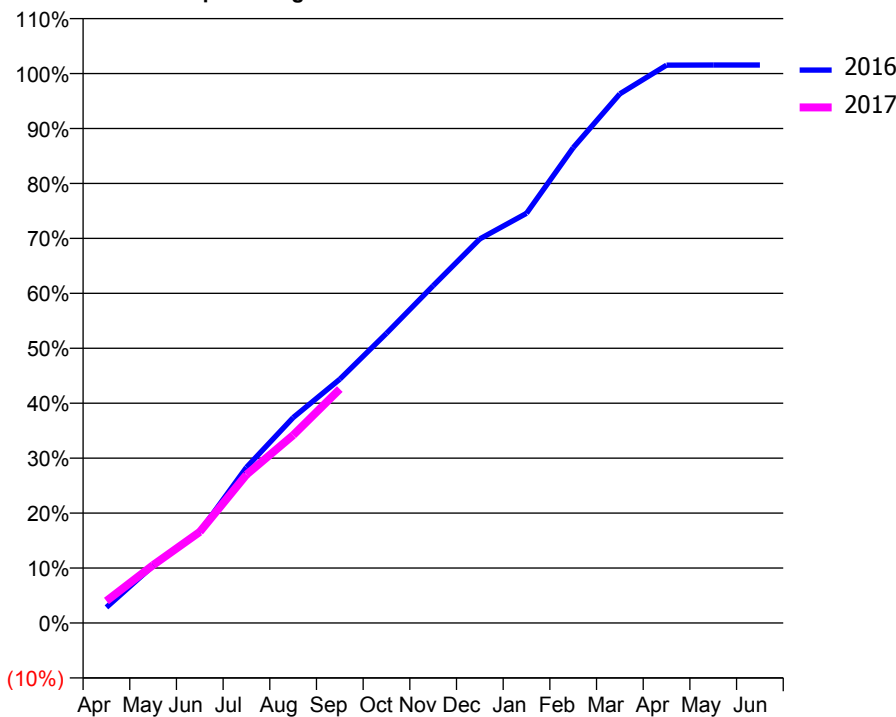
ACCESS*

Patients seen in 24 months	Total	Change since previous quarter
Quarter ending September 2015	5,564	
Quarter ending December 2015	5,581	→
Quarter ending March 2016	5,596	→
Quarter ending June 2016	5,545	→
Quarter ending September 2016	5,476	↓
Variance since September 2015	(1.6%)	↓



ACTIVITY

Cumulative percentage of contracted UDA delivered 2016 & 2017



Month	Adjusted Scheduled Activity (UDA)	
	2016	2017
April	350	492
May	1,280	1,295
June	2,042	2,038
July	3,479	3,314
August	4,591	4,197
September	5,449	5,227
October	6,473	
November	7,538	
December	8,583	
January	9,155	
February	10,620	
March	11,823	
April	12,466	
May	12,467	
June	12,467	

QUALITY

	Quantity	Base Number	Contract	AT	Region	England
% of FP17s for the same patient ID Re-attending within 3 months - Children	52	873	6.0%	10.8%	13.5%	12.4%
% of FP17s for the same patient ID Re-attending within 3 months - Adults	313	2,706	11.6%	15.6%	17.4%	16.7%
% of FP17s for the same patient ID Re-attending between 3 & 9 months - Children	477	873	54.6%	58.5%	59.0%	57.4%
% of FP17s for the same patient ID Re-attending between 3 & 9 months - Adults	1,525	2,706	56.4%	52.8%	52.6%	50.5%
% of FP17s for Band 1 Urgent Courses	139	2,896	4.8%	7.8%	9.4%	9.1%
% of FP17s Relating to Free Repair or Replacements	41	2,896	1.4%	1.2%	1.0%	0.8%
% of FP17s Relating to Continuations	45	2,896	1.6%	1.6%	1.5%	1.3%
% of Patients satisfied with the dentistry they have received	7	7	N/A	94.5%	93.7%	93.2%
% of Patients satisfied with the time they had to wait for an appointment	7	7	N/A	88.4%	90.0%	89.0%

* This is based on patients treated on this contract for their most recent course of treatment. Figures in italics indicate the base number of FP17s or Patient Questionnaire responses are less than 100. N/A is shown where the base number of responses is less than 10 during the period. % is calculated as Quantity/Base number*100