

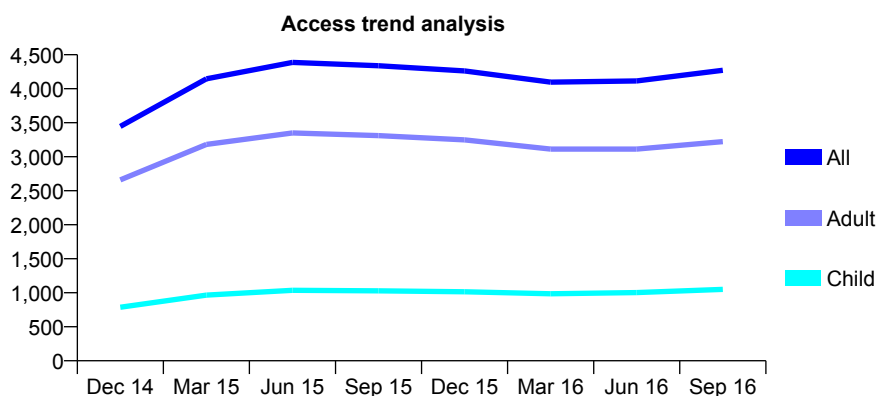
## Q52 - Vital Signs At a Glance Contract Report for 101281/0009 - September 2016

Name or company name	OASIS DENTAL CARE LTD
Contract type name	GDS Contract
Purpose of contract	General
Contract start date	01/04/2006
Contract end date	

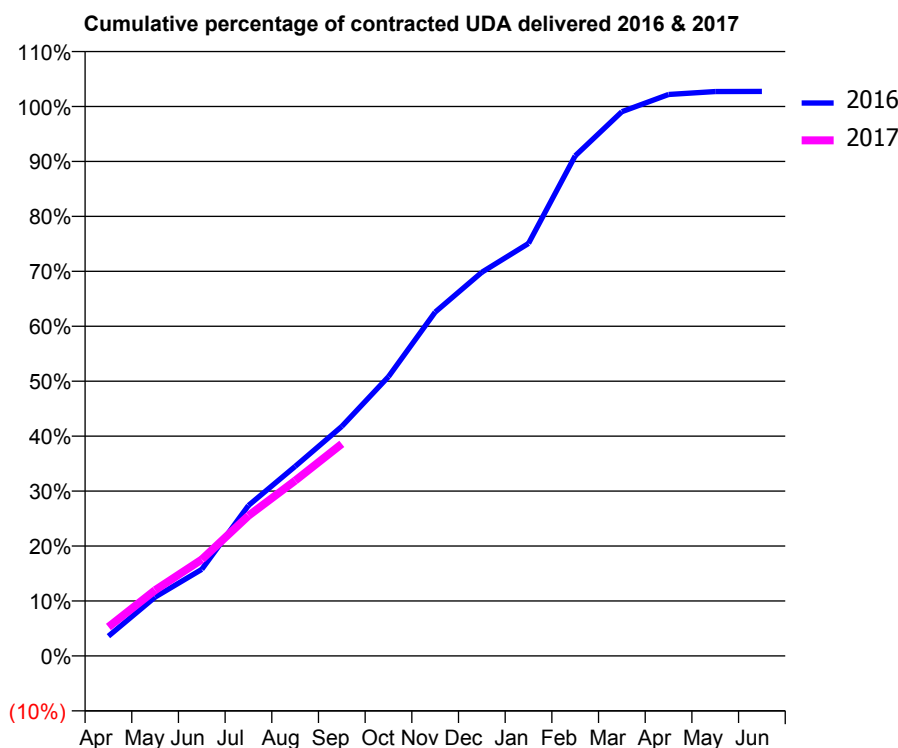
16/17 Contracted general activity (UDA)	15,000
Carry forward general activity (UDA)	0
16/17 Contracted orthodontic activity (UOA)	0
Carry forward orthodontic activity (UOA)	0
Baseline contract value	£353,689.48

### ACCESS\*

Patients seen in 24 months	Total	Change since previous quarter
Quarter ending September 2015	4,338	
Quarter ending December 2015	4,262	↓
Quarter ending March 2016	4,098	↓
Quarter ending June 2016	4,115	→
Quarter ending September 2016	4,272	↑
<b>Variance since September 2015</b>	<b>(1.5%)</b>	<b>↓</b>



### ACTIVITY



Month	Adjusted Scheduled Activity (UDA)	
	2016	2017
April	541	792
May	1,606	1,796
June	2,366	2,633
July	4,106	3,826
August	5,173	4,787
September	6,267	5,790
October	7,625	
November	9,384	
December	10,475	
January	11,262	
February	13,653	
March	14,857	
April	15,327	
May	15,407	
June	15,410	

### QUALITY

	Quantity	Base Number	Contract	AT	Region	England
% of FP17s for the same patient ID Re-attending within 3 months - Children	69	750	9.2%	11.8%	13.5%	12.4%
% of FP17s for the same patient ID Re-attending within 3 months - Adults	253	2,157	11.7%	15.6%	17.4%	16.7%
% of FP17s for the same patient ID Re-attending between 3 & 9 months - Children	391	750	52.1%	59.6%	59.0%	57.4%
% of FP17s for the same patient ID Re-attending between 3 & 9 months - Adults	1,123	2,157	52.1%	54.4%	52.6%	50.5%
% of FP17s for Band 1 Urgent Courses	175	2,729	6.4%	8.6%	9.4%	9.1%
% of FP17s Relating to Free Repair or Replacements	36	2,729	1.3%	0.9%	1.0%	0.8%
% of FP17s Relating to Continuations	57	2,729	2.1%	1.4%	1.5%	1.3%
% of Patients satisfied with the dentistry they have received	3	3	N/A	92.7%	93.7%	93.2%
% of Patients satisfied with the time they had to wait for an appointment	3	3	N/A	88.3%	90.0%	89.0%

\* This is based on patients treated on this contract for their most recent course of treatment. Figures in italics indicate the base number of FP17s or Patient Questionnaire responses are less than 100. N/A is shown where the base number of responses is less than 10 during the period. % is calculated as Quantity/Base number\*100

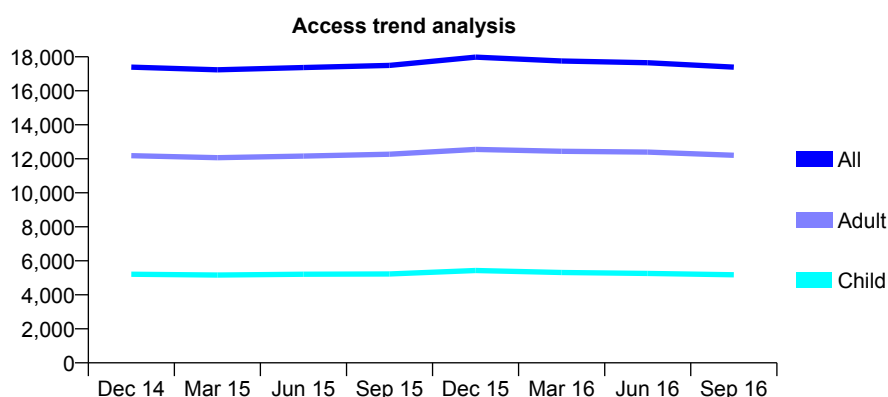
## Q52 - Vital Signs At a Glance Contract Report for 101281/0012 - September 2016

Name or company name	OASIS DENTAL CARE LTD
Contract type name	GDS Contract
Purpose of contract	General
Contract start date	01/04/2006
Contract end date	

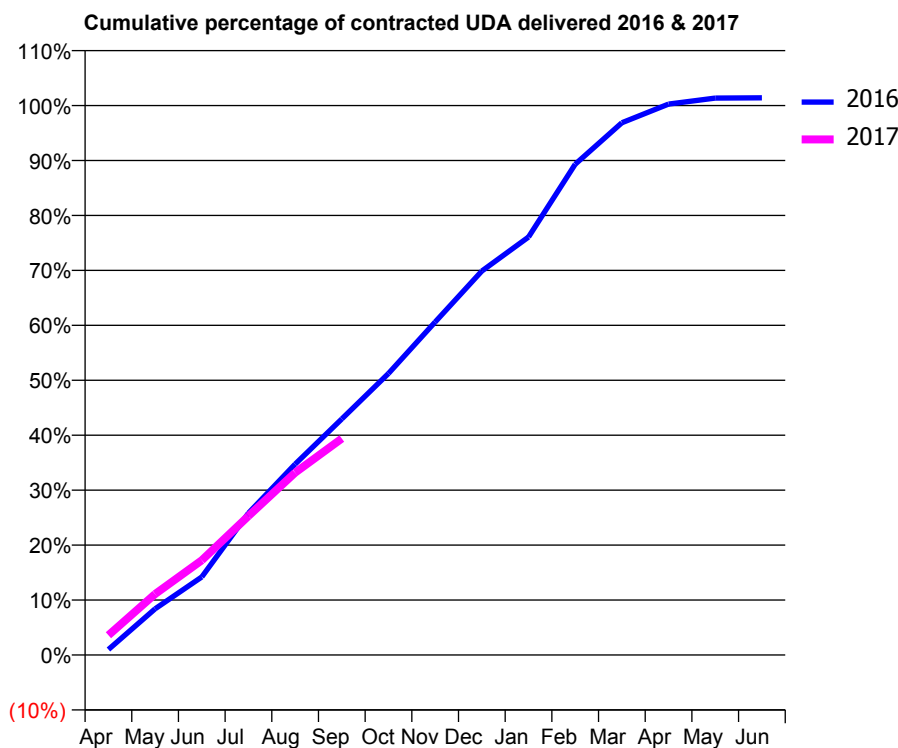
16/17 Contracted general activity (UDA)	49,069
Carry forward general activity (UDA)	0
16/17 Contracted orthodontic activity (UOA)	0
Carry forward orthodontic activity (UOA)	0
Baseline contract value	£1,397,988.99

### ACCESS\*

Patients seen in 24 months	Total	Change since previous quarter
Quarter ending September 2015	17,498	
Quarter ending December 2015	17,982	↑
Quarter ending March 2016	17,751	↓
Quarter ending June 2016	17,654	→
Quarter ending September 2016	17,392	↓
<b>Variance since September 2015</b>	<b>(0.6%)</b>	<b>→</b>



### ACTIVITY



Month	Adjusted Scheduled Activity (UDA)	
	2016	2017
April	497	1,774
May	4,131	5,446
June	6,968	8,459
July	12,678	12,412
August	17,047	16,286
September	21,080	19,337
October	25,146	
November	29,744	
December	34,291	
January	37,323	
February	43,829	
March	47,530	
April	49,202	
May	49,733	
June	49,753	

### QUALITY

	Quantity	Base Number	Contract	AT	Region	England
% of FP17s for the same patient ID Re-attending within 3 months - Children	316	3,953	8.0%	11.8%	13.5%	12.4%
% of FP17s for the same patient ID Re-attending within 3 months - Adults	1,086	8,349	13.0%	15.6%	17.4%	16.7%
% of FP17s for the same patient ID Re-attending between 3 & 9 months - Children	2,639	3,953	66.8%	59.6%	59.0%	57.4%
% of FP17s for the same patient ID Re-attending between 3 & 9 months - Adults	5,189	8,349	62.2%	54.4%	52.6%	50.5%
% of FP17s for Band 1 Urgent Courses	583	10,784	5.4%	8.6%	9.4%	9.1%
% of FP17s Relating to Free Repair or Replacements	113	10,784	1.0%	0.9%	1.0%	0.8%
% of FP17s Relating to Continuations	47	10,784	0.4%	1.4%	1.5%	1.3%
% of Patients satisfied with the dentistry they have received	5	8	N/A	92.7%	93.7%	93.2%
% of Patients satisfied with the time they had to wait for an appointment	6	8	N/A	88.3%	90.0%	89.0%

\* This is based on patients treated on this contract for their most recent course of treatment. Figures in italics indicate the base number of FP17s or Patient Questionnaire responses are less than 100. N/A is shown where the base number of responses is less than 10 during the period. % is calculated as Quantity/Base number\*100

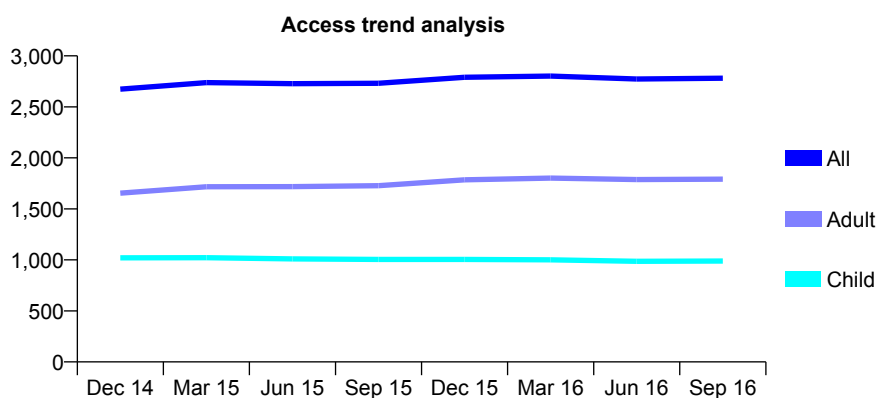
## Q52 - Vital Signs At a Glance Contract Report for 101281/0013 - September 2016

Name or company name	OASIS DENTAL CARE LTD
Contract type name	GDS Contract
Purpose of contract	General
Contract start date	01/04/2006
Contract end date	

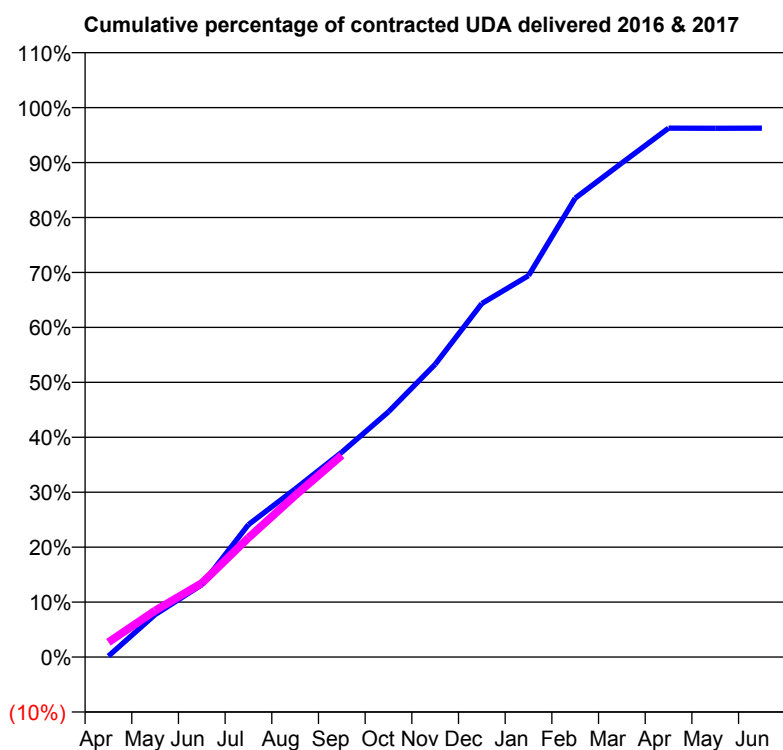
16/17 Contracted general activity (UDA)	8,210
Carry forward general activity (UDA)	0
16/17 Contracted orthodontic activity (UOA)	0
Carry forward orthodontic activity (UOA)	0
Baseline contract value	£222,417.99

### ACCESS\*

Patients seen in 24 months	Total	Change since previous quarter
Quarter ending September 2015	2,732	
Quarter ending December 2015	2,790	↑
Quarter ending March 2016	2,802	→
Quarter ending June 2016	2,773	↓
Quarter ending September 2016	2,781	→
<b>Variance since September 2015</b>	<b>1.8%</b>	<b>→</b>



### ACTIVITY



Month	Adjusted Scheduled Activity (UDA)	
	2016	2017
April	14	223
May	634	695
June	1,081	1,104
July	1,980	1,782
August	2,511	2,414
September	3,062	3,015
October	3,665	
November	4,373	
December	5,284	
January	5,700	
February	6,857	
March	7,383	
April	7,902	
May	7,901	
June	7,902	

### QUALITY

	Quantity	Base Number	Contract	AT	Region	England
% of FP17s for the same patient ID Re-attending within 3 months - Children	46	828	5.6%	11.8%	13.5%	12.4%
% of FP17s for the same patient ID Re-attending within 3 months - Adults	112	1,319	8.5%	15.6%	17.4%	16.7%
% of FP17s for the same patient ID Re-attending between 3 & 9 months - Children	648	828	78.3%	59.6%	59.0%	57.4%
% of FP17s for the same patient ID Re-attending between 3 & 9 months - Adults	961	1,319	72.9%	54.4%	52.6%	50.5%
% of FP17s for Band 1 Urgent Courses	82	1,878	4.4%	8.6%	9.4%	9.1%
% of FP17s Relating to Free Repair or Replacements	5	1,878	0.3%	0.9%	1.0%	0.8%
% of FP17s Relating to Continuations	2	1,878	0.1%	1.4%	1.5%	1.3%
% of Patients satisfied with the dentistry they have received	1	1	N/A	92.7%	93.7%	93.2%
% of Patients satisfied with the time they had to wait for an appointment	1	1	N/A	88.3%	90.0%	89.0%

\* This is based on patients treated on this contract for their most recent course of treatment. Figures in italics indicate the base number of FP17s or Patient Questionnaire responses are less than 100. N/A is shown where the base number of responses is less than 10 during the period. % is calculated as Quantity/Base number\*100

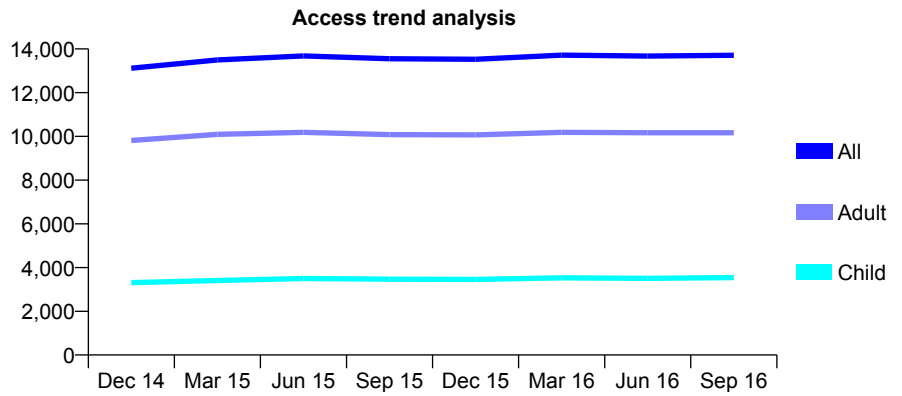
## Q52 - Vital Signs At a Glance Contract Report for 101281/0016 - September 2016

Name or company name	OASIS DENTAL CARE LTD
Contract type name	PDS Contract
Purpose of contract	General
Contract start date	01/04/2006
Contract end date	31/03/2021

16/17 Contracted general activity (UDA)	44,534
Carry forward general activity (UDA)	0
16/17 Contracted orthodontic activity (UOA)	0
Carry forward orthodontic activity (UOA)	0
Baseline contract value	£1,254,888.70

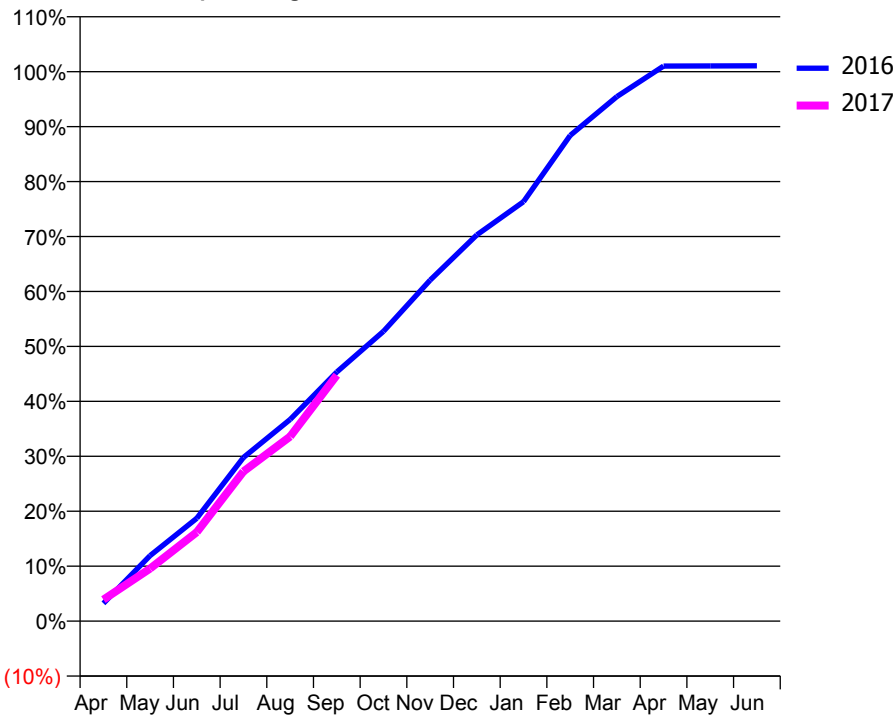
### ACCESS\*

Patients seen in 24 months	Total	Change since previous quarter
Quarter ending September 2015	13,551	
Quarter ending December 2015	13,527	→
Quarter ending March 2016	13,715	→
Quarter ending June 2016	13,672	→
Quarter ending September 2016	13,709	→
<b>Variance since September 2015</b>	<b>1.2%</b>	<b>→</b>



### ACTIVITY

Cumulative percentage of contracted UDA delivered 2016 & 2017



### QUALITY

	Quantity	Base Number	Contract	AT	Region	England
% of FP17s for the same patient ID Re-attending within 3 months - Children	231	3,188	7.2%	11.8%	13.5%	12.4%
% of FP17s for the same patient ID Re-attending within 3 months - Adults	1,396	8,777	15.9%	15.6%	17.4%	16.7%
% of FP17s for the same patient ID Re-attending between 3 & 9 months - Children	2,202	3,188	69.1%	59.6%	59.0%	57.4%
% of FP17s for the same patient ID Re-attending between 3 & 9 months - Adults	5,669	8,777	64.6%	54.4%	52.6%	50.5%
% of FP17s for Band 1 Urgent Courses	608	10,658	5.7%	8.6%	9.4%	9.1%
% of FP17s Relating to Free Repair or Replacements	77	10,658	0.7%	0.9%	1.0%	0.8%
% of FP17s Relating to Continuations	147	10,658	1.4%	1.4%	1.5%	1.3%
% of Patients satisfied with the dentistry they have received	11	12	91.7%	92.7%	93.7%	93.2%
% of Patients satisfied with the time they had to wait for an appointment	12	12	100.0%	88.3%	90.0%	89.0%

\* This is based on patients treated on this contract for their most recent course of treatment. Figures in italics indicate the base number of FP17s or Patient Questionnaire responses are less than 100. N/A is shown where the base number of responses is less than 10 during the period. % is calculated as Quantity/Base number\*100

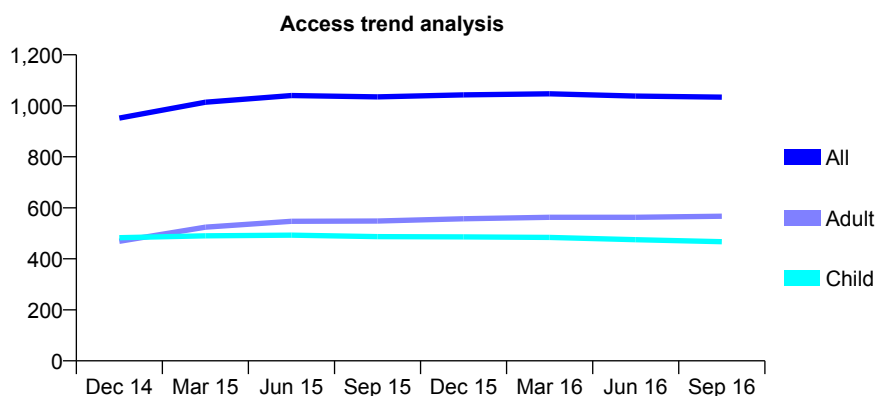
## Q52 - Vital Signs At a Glance Contract Report for 101281/0024 - September 2016

Name or company name	OASIS DENTAL CARE LTD
Contract type name	GDS Contract
Purpose of contract	General
Contract start date	01/04/2006
Contract end date	

16/17 Contracted general activity (UDA)	2,579
Carry forward general activity (UDA)	0
16/17 Contracted orthodontic activity (UOA)	0
Carry forward orthodontic activity (UOA)	0
Baseline contract value	£62,514.61

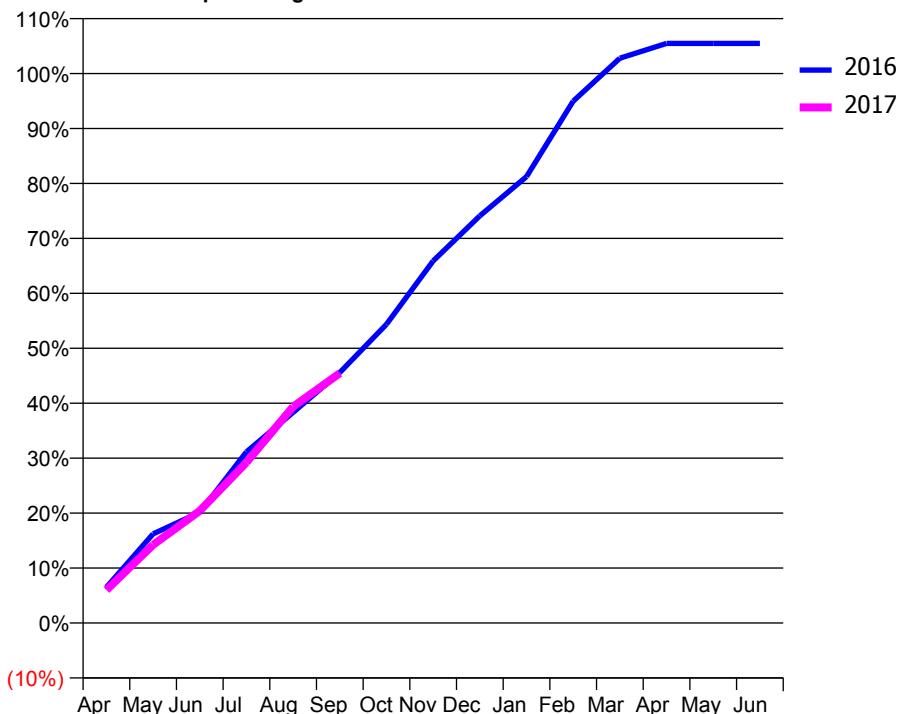
### ACCESS\*

Patients seen in 24 months	Total	Change since previous quarter
Quarter ending September 2015	1,035	
Quarter ending December 2015	1,043	→
Quarter ending March 2016	1,047	→
Quarter ending June 2016	1,038	→
Quarter ending September 2016	1,034	→
<b>Variance since September 2015</b>	<b>(0.1%)</b>	→



### ACTIVITY

Cumulative percentage of contracted UDA delivered 2016 & 2017



Month	Adjusted Scheduled Activity (UDA)	
	2016	2017
April	168	155
May	418	367
June	520	526
July	803	754
August	989	1,015
September	1,176	1,173
October	1,402	
November	1,700	
December	1,911	
January	2,095	
February	2,449	
March	2,651	
April	2,720	
May	2,720	
June	2,720	

### QUALITY

	Quantity	Base Number	Contract	AT	Region	England
% of FP17s for the same patient ID Re-attending within 3 months - Children	23	432	5.3%	11.8%	13.5%	12.4%
% of FP17s for the same patient ID Re-attending within 3 months - Adults	33	426	7.7%	15.6%	17.4%	16.7%
% of FP17s for the same patient ID Re-attending between 3 & 9 months - Children	352	432	81.5%	59.6%	59.0%	57.4%
% of FP17s for the same patient ID Re-attending between 3 & 9 months - Adults	329	426	77.2%	54.4%	52.6%	50.5%
% of FP17s for Band 1 Urgent Courses	14	806	1.7%	8.6%	9.4%	9.1%
% of FP17s Relating to Free Repair or Replacements	7	806	0.9%	0.9%	1.0%	0.8%
% of FP17s Relating to Continuations	4	806	0.5%	1.4%	1.5%	1.3%
% of Patients satisfied with the dentistry they have received	2	2	N/A	92.7%	93.7%	93.2%
% of Patients satisfied with the time they had to wait for an appointment	1	2	N/A	88.3%	90.0%	89.0%

\* This is based on patients treated on this contract for their most recent course of treatment. Figures in italics indicate the base number of FP17s or Patient Questionnaire responses are less than 100. N/A is shown where the base number of responses is less than 10 during the period. % is calculated as Quantity/Base number\*100

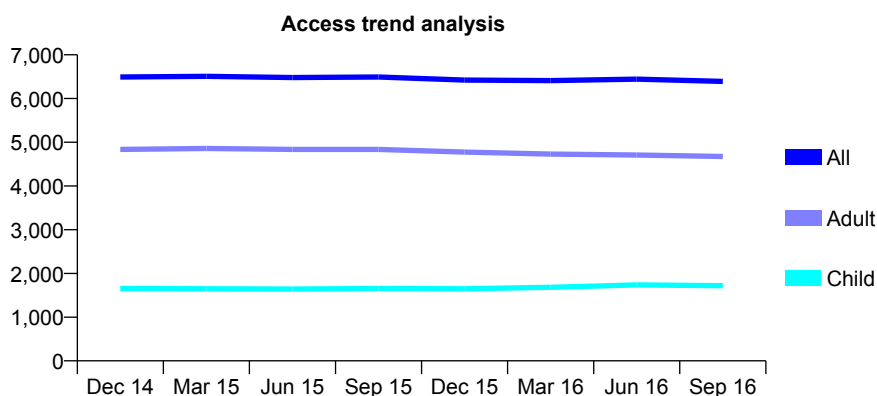
## Q52 - Vital Signs At a Glance Contract Report for 101281/0030 - September 2016

Name or company name	OASIS DENTAL CARE LTD
Contract type name	GDS Contract
Purpose of contract	General
Contract start date	01/04/2006
Contract end date	

16/17 Contracted general activity (UDA)	20,500
Carry forward general activity (UDA)	0
16/17 Contracted orthodontic activity (UOA)	0
Carry forward orthodontic activity (UOA)	0
Baseline contract value	£586,551.07

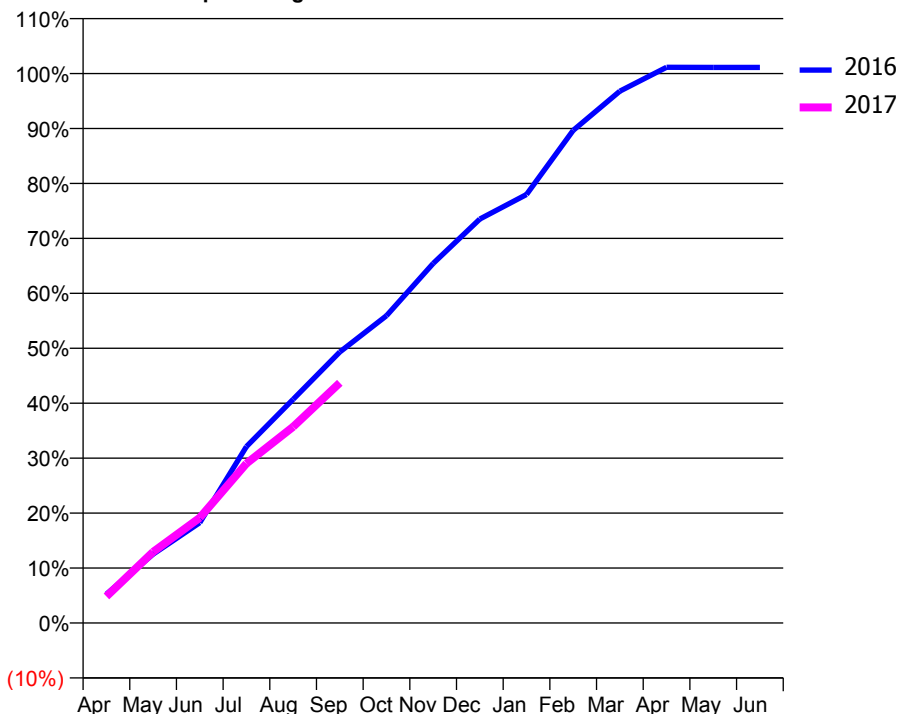
### ACCESS\*

Patients seen in 24 months	Total	Change since previous quarter
Quarter ending September 2015	6,491	
Quarter ending December 2015	6,422	↓
Quarter ending March 2016	6,409	→
Quarter ending June 2016	6,444	→
Quarter ending September 2016	6,392	→
<b>Variance since September 2015</b>	<b>(1.5%)</b>	<b>↓</b>



### ACTIVITY

Cumulative percentage of contracted UDA delivered 2016 & 2017



Adjusted Scheduled Activity (UDA)

Month	2016	2017
April	1,075	992
May	2,571	2,654
June	3,742	3,926
July	6,584	5,950
August	8,344	7,319
September	10,110	8,962
October	11,462	
November	13,415	
December	15,070	
January	15,988	
February	18,379	
March	19,839	
April	20,730	
May	20,728	
June	20,725	

### QUALITY

	Quantity	Base Number	Contract	AT	Region	England
% of FP17s for the same patient ID Re-attending within 3 months - Children	130	1,439	9.0%	11.8%	13.5%	12.4%
% of FP17s for the same patient ID Re-attending within 3 months - Adults	635	3,878	16.4%	15.6%	17.4%	16.7%
% of FP17s for the same patient ID Re-attending between 3 & 9 months - Children	868	1,439	60.3%	59.6%	59.0%	57.4%
% of FP17s for the same patient ID Re-attending between 3 & 9 months - Adults	2,517	3,878	64.9%	54.4%	52.6%	50.5%
% of FP17s for Band 1 Urgent Courses	192	4,893	3.9%	8.6%	9.4%	9.1%
% of FP17s Relating to Free Repair or Replacements	36	4,893	0.7%	0.9%	1.0%	0.8%
% of FP17s Relating to Continuations	124	4,893	2.5%	1.4%	1.5%	1.3%
% of Patients satisfied with the dentistry they have received	7	7	N/A	92.7%	93.7%	93.2%
% of Patients satisfied with the time they had to wait for an appointment	7	7	N/A	88.3%	90.0%	89.0%

\* This is based on patients treated on this contract for their most recent course of treatment. Figures in italics indicate the base number of FP17s or Patient Questionnaire responses are less than 100. N/A is shown where the base number of responses is less than 10 during the period. % is calculated as Quantity/Base number\*100

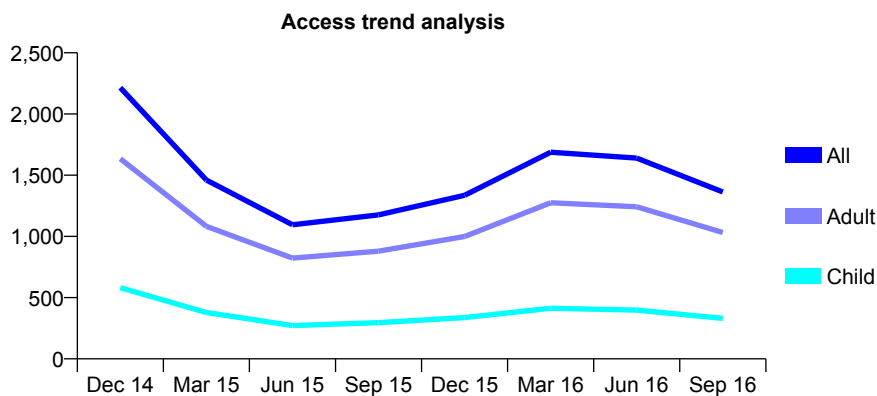
## Q52 - Vital Signs At a Glance Contract Report for 101281/0184 - September 2016

Name or company name	OASIS DENTAL CARE LTD
Contract type name	PDS Contract
Purpose of contract	General
Contract start date	22/09/2008
Contract end date	

16/17 Contracted general activity (UDA)	5,500
Carry forward general activity (UDA)	0
16/17 Contracted orthodontic activity (UOA)	0
Carry forward orthodontic activity (UOA)	0
Baseline contract value	£171,958.81

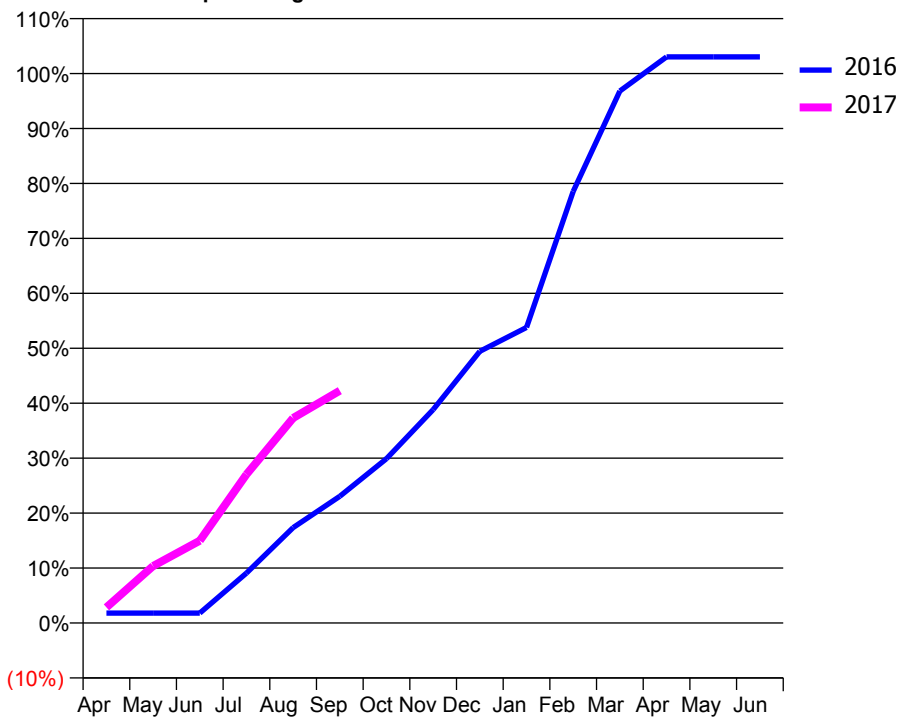
### ACCESS\*

Patients seen in 24 months	Total	Change since previous quarter
Quarter ending September 2015	1,176	
Quarter ending December 2015	1,336	↑
Quarter ending March 2016	1,688	↑
Quarter ending June 2016	1,640	↓
Quarter ending September 2016	1,363	↓
<b>Variance since September 2015</b>	<b>15.9%</b>	<b>↑</b>



### ACTIVITY

Cumulative percentage of contracted UDA delivered 2016 & 2017



Month	Adjusted Scheduled Activity (UDA)	
	2016	2017
April	100	157
May	100	571
June	100	824
July	500	1,488
August	955	2,052
September	1,269	2,326
October	1,646	
November	2,136	
December	2,719	
January	2,958	
February	4,320	
March	5,324	
April	5,667	
May	5,667	
June	5,667	

### QUALITY

	Quantity	Base Number	Contract	AT	Region	England
% of FP17s for the same patient ID Re-attending within 3 months - Children	26	228	11.4%	11.8%	13.5%	12.4%
% of FP17s for the same patient ID Re-attending within 3 months - Adults	87	691	12.6%	15.6%	17.4%	16.7%
% of FP17s for the same patient ID Re-attending between 3 & 9 months - Children	118	228	51.8%	59.6%	59.0%	57.4%
% of FP17s for the same patient ID Re-attending between 3 & 9 months - Adults	395	691	57.2%	54.4%	52.6%	50.5%
% of FP17s for Band 1 Urgent Courses	39	805	4.8%	8.6%	9.4%	9.1%
% of FP17s Relating to Free Repair or Replacements	26	805	3.2%	0.9%	1.0%	0.8%
% of FP17s Relating to Continuations	35	805	4.3%	1.4%	1.5%	1.3%
% of Patients satisfied with the dentistry they have received	1	1	N/A	92.7%	93.7%	93.2%
% of Patients satisfied with the time they had to wait for an appointment	1	1	N/A	88.3%	90.0%	89.0%

\* This is based on patients treated on this contract for their most recent course of treatment. Figures in italics indicate the base number of FP17s or Patient Questionnaire responses are less than 100. N/A is shown where the base number of responses is less than 10 during the period. % is calculated as Quantity/Base number\*100

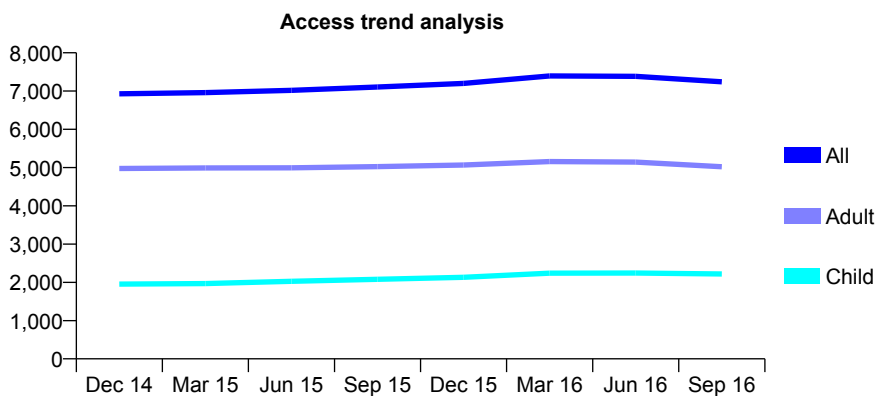
## Q52 - Vital Signs At a Glance Contract Report for 101338/0051 - September 2016

Name or company name	Whitecross Dental Care Limited
Contract type name	GDS Contract
Purpose of contract	General
Contract start date	02/07/2007
Contract end date	

16/17 Contracted general activity (UDA)	22,200
Carry forward general activity (UDA)	0
16/17 Contracted orthodontic activity (UOA)	0
Carry forward orthodontic activity (UOA)	0
Baseline contract value	£594,382.58

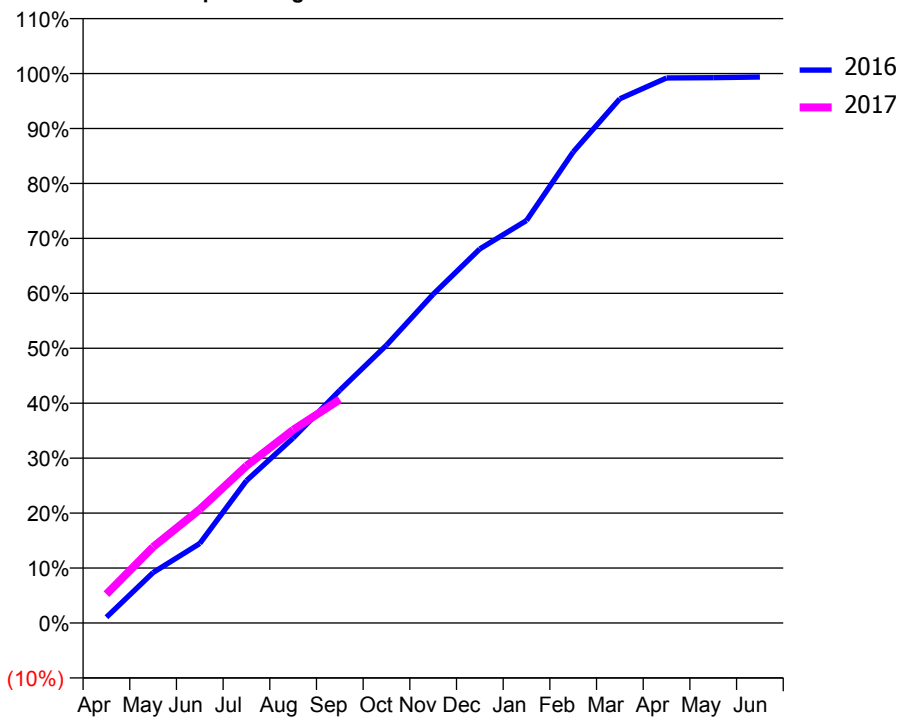
### ACCESS\*

Patients seen in 24 months	Total	Change since previous quarter
Quarter ending September 2015	7,105	
Quarter ending December 2015	7,200	→
Quarter ending March 2016	7,396	↑
Quarter ending June 2016	7,386	→
Quarter ending September 2016	7,242	↓
<b>Variance since September 2015</b>	<b>1.9%</b>	<b>→</b>



### ACTIVITY

Cumulative percentage of contracted UDA delivered 2016 & 2017



Month	Adjusted Scheduled Activity (UDA)	
	2016	2017
April	233	1,165
May	2,037	3,075
June	3,213	4,593
July	5,751	6,349
August	7,473	7,804
September	9,404	9,031
October	11,225	
November	13,284	
December	15,117	
January	16,261	
February	19,031	
March	21,178	
April	22,022	
May	22,030	
June	22,056	

### QUALITY

	Quantity	Base Number	Contract	AT	Region	England
% of FP17s for the same patient ID Re-attending within 3 months - Children	92	1,203	7.6%	11.8%	13.5%	12.4%
% of FP17s for the same patient ID Re-attending within 3 months - Adults	476	2,849	16.7%	15.6%	17.4%	16.7%
% of FP17s for the same patient ID Re-attending between 3 & 9 months - Children	612	1,203	50.9%	59.6%	59.0%	57.4%
% of FP17s for the same patient ID Re-attending between 3 & 9 months - Adults	1,399	2,849	49.1%	54.4%	52.6%	50.5%
% of FP17s for Band 1 Urgent Courses	301	3,731	8.1%	8.6%	9.4%	9.1%
% of FP17s Relating to Free Repair or Replacements	43	3,731	1.2%	0.9%	1.0%	0.8%
% of FP17s Relating to Continuations	117	3,731	3.1%	1.4%	1.5%	1.3%
% of Patients satisfied with the dentistry they have received	3	4	N/A	92.7%	93.7%	93.2%
% of Patients satisfied with the time they had to wait for an appointment	3	4	N/A	88.3%	90.0%	89.0%

\* This is based on patients treated on this contract for their most recent course of treatment. Figures in italics indicate the base number of FP17s or Patient Questionnaire responses are less than 100. N/A is shown where the base number of responses is less than 10 during the period. % is calculated as Quantity/Base number\*100



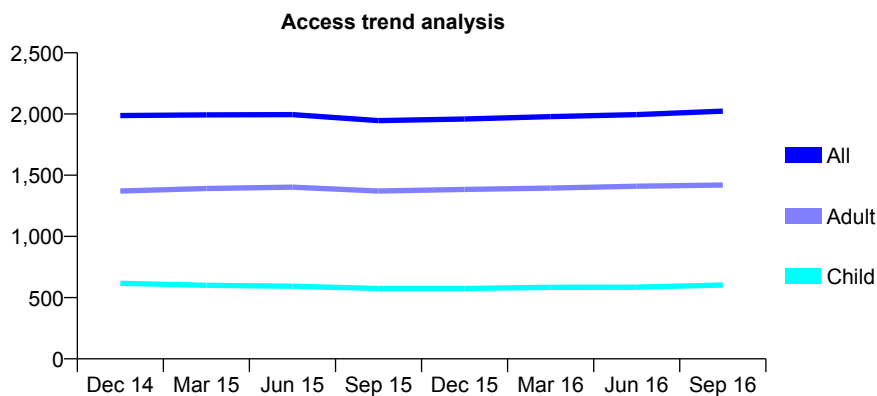
## Q52 - Vital Signs At a Glance Contract Report for 101338/0052 - September 2016

Name or company name	Whitecross Dental Care Limited
Contract type name	GDS Contract
Purpose of contract	General
Contract start date	02/07/2007
Contract end date	

16/17 Contracted general activity (UDA)	7,500
Carry forward general activity (UDA)	0
16/17 Contracted orthodontic activity (UOA)	0
Carry forward orthodontic activity (UOA)	0
Baseline contract value	£200,804.92

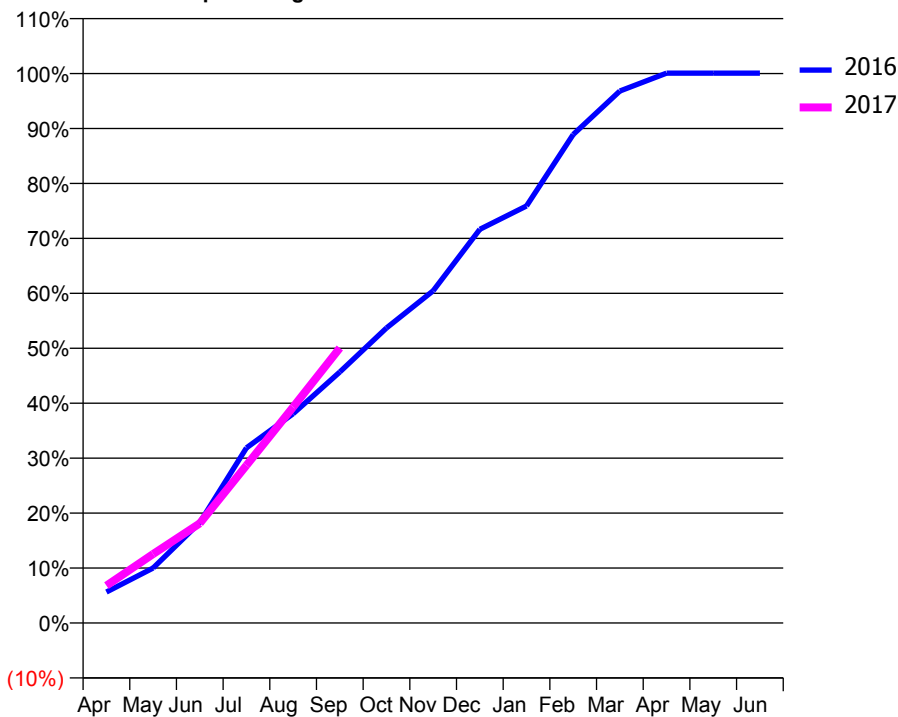
### ACCESS\*

Patients seen in 24 months	Total	Change since previous quarter
Quarter ending September 2015	1,946	
Quarter ending December 2015	1,959	→
Quarter ending March 2016	1,979	→
Quarter ending June 2016	1,995	→
Quarter ending September 2016	2,023	→
<b>Variance since September 2015</b>	<b>4.0%</b>	<b>↑</b>



### ACTIVITY

Cumulative percentage of contracted UDA delivered 2016 & 2017



Month	Adjusted Scheduled Activity (UDA)	
	2016	2017
April	424	511
May	751	942
June	1,371	1,360
July	2,390	2,153
August	2,856	2,948
September	3,425	3,754
October	4,026	
November	4,535	
December	5,373	
January	5,692	
February	6,667	
March	7,260	
April	7,505	
May	7,505	
June	7,505	

### QUALITY

	Quantity	Base Number	Contract	AT	Region	England
% of FP17s for the same patient ID Re-attending within 3 months - Children	37	537	6.9%	11.8%	13.5%	12.4%
% of FP17s for the same patient ID Re-attending within 3 months - Adults	160	1,110	14.4%	15.6%	17.4%	16.7%
% of FP17s for the same patient ID Re-attending between 3 & 9 months - Children	277	537	51.6%	59.6%	59.0%	57.4%
% of FP17s for the same patient ID Re-attending between 3 & 9 months - Adults	584	1,110	52.6%	54.4%	52.6%	50.5%
% of FP17s for Band 1 Urgent Courses	113	1,538	7.3%	8.6%	9.4%	9.1%
% of FP17s Relating to Free Repair or Replacements	4	1,538	0.3%	0.9%	1.0%	0.8%
% of FP17s Relating to Continuations	6	1,538	0.4%	1.4%	1.5%	1.3%
% of Patients satisfied with the dentistry they have received	0	0	N/A	92.7%	93.7%	93.2%
% of Patients satisfied with the time they had to wait for an appointment	0	0	N/A	88.3%	90.0%	89.0%

\* This is based on patients treated on this contract for their most recent course of treatment. Figures in italics indicate the base number of FP17s or Patient Questionnaire responses are less than 100. N/A is shown where the base number of responses is less than 10 during the period. % is calculated as Quantity/Base number\*100

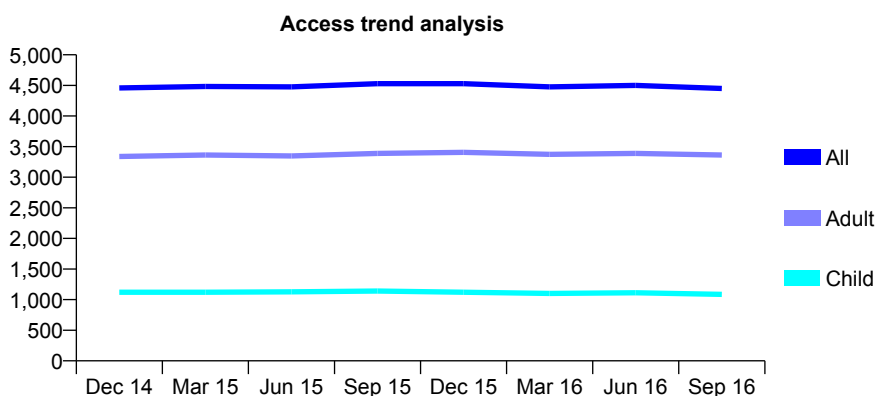
## Q52 - Vital Signs At a Glance Contract Report for 101338/0053 - September 2016

Name or company name	Whitecross Dental Care Limited
Contract type name	GDS Contract
Purpose of contract	General
Contract start date	02/07/2007
Contract end date	

16/17 Contracted general activity (UDA)	16,523
Carry forward general activity (UDA)	0
16/17 Contracted orthodontic activity (UOA)	0
Carry forward orthodontic activity (UOA)	0
Baseline contract value	£447,374.12

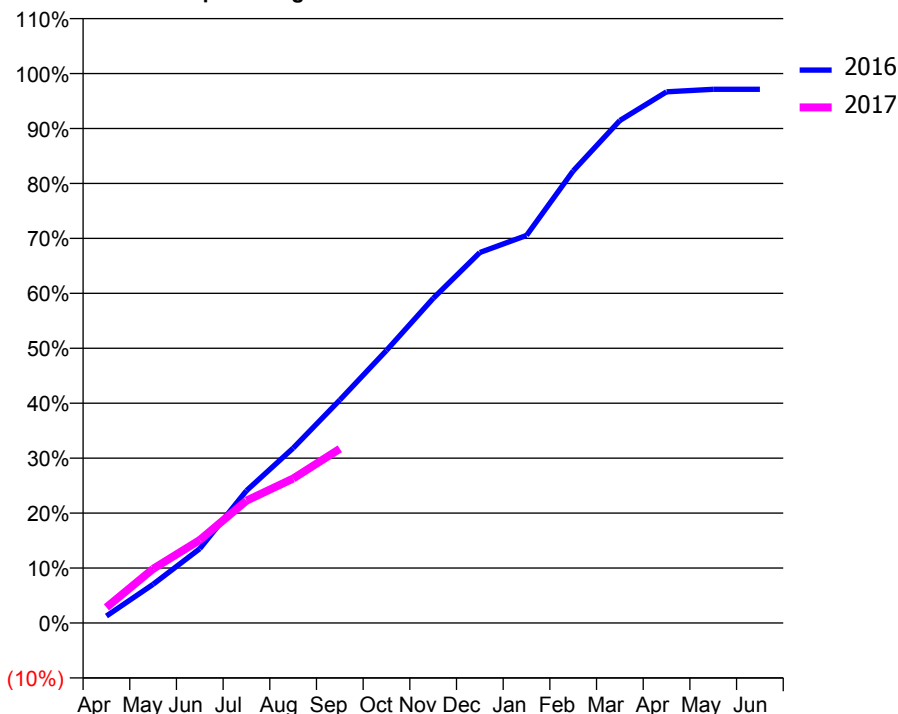
### ACCESS\*

Patients seen in 24 months	Total	Change since previous quarter
Quarter ending September 2015	4,529	
Quarter ending December 2015	4,529	→
Quarter ending March 2016	4,476	↓
Quarter ending June 2016	4,501	→
Quarter ending September 2016	4,450	↓
<b>Variance since September 2015</b>	<b>(1.7%)</b>	<b>↓</b>



### ACTIVITY

Cumulative percentage of contracted UDA delivered 2016 & 2017



Adjusted Scheduled Activity (UDA)

Month	2016	2017
April	211	471
May	1,164	1,629
June	2,234	2,497
July	3,981	3,679
August	5,260	4,346
September	6,705	5,240
October	8,198	
November	9,763	
December	11,142	
January	11,655	
February	13,596	
March	15,109	
April	15,972	
May	16,048	
June	16,048	

### QUALITY

	Quantity	Base Number	Contract	AT	Region	England
% of FP17s for the same patient ID Re-attending within 3 months - Children	45	657	6.8%	11.8%	13.5%	12.4%
% of FP17s for the same patient ID Re-attending within 3 months - Adults	225	1,782	12.6%	15.6%	17.4%	16.7%
% of FP17s for the same patient ID Re-attending between 3 & 9 months - Children	348	657	53.0%	59.6%	59.0%	57.4%
% of FP17s for the same patient ID Re-attending between 3 & 9 months - Adults	1,002	1,782	56.2%	54.4%	52.6%	50.5%
% of FP17s for Band 1 Urgent Courses	105	2,139	4.9%	8.6%	9.4%	9.1%
% of FP17s Relating to Free Repair or Replacements	14	2,139	0.7%	0.9%	1.0%	0.8%
% of FP17s Relating to Continuations	46	2,139	2.2%	1.4%	1.5%	1.3%
% of Patients satisfied with the dentistry they have received	3	3	N/A	92.7%	93.7%	93.2%
% of Patients satisfied with the time they had to wait for an appointment	3	3	N/A	88.3%	90.0%	89.0%

\* This is based on patients treated on this contract for their most recent course of treatment. Figures in italics indicate the base number of FP17s or Patient Questionnaire responses are less than 100. N/A is shown where the base number of responses is less than 10 during the period. % is calculated as Quantity/Base number\*100

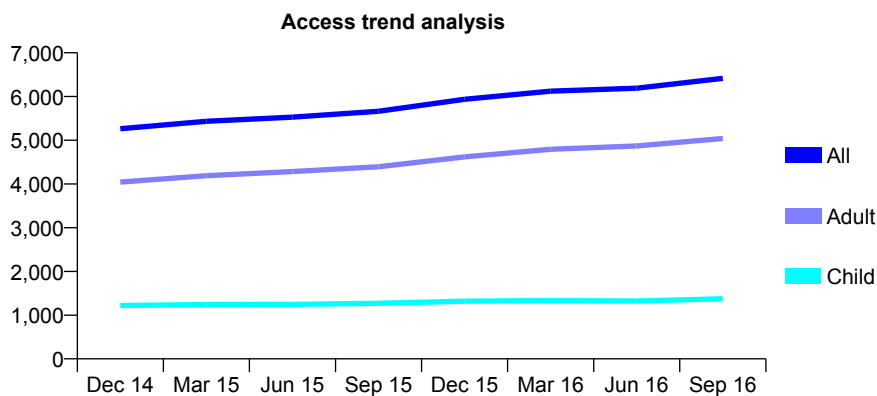
## Q52 - Vital Signs At a Glance Contract Report for 101338/0054 - September 2016

Name or company name	Whitecross Dental Care Limited
Contract type name	GDS Contract
Purpose of contract	General
Contract start date	02/07/2007
Contract end date	

16/17 Contracted general activity (UDA)	20,500
Carry forward general activity (UDA)	0
16/17 Contracted orthodontic activity (UOA)	0
Carry forward orthodontic activity (UOA)	0
Baseline contract value	£548,866.79

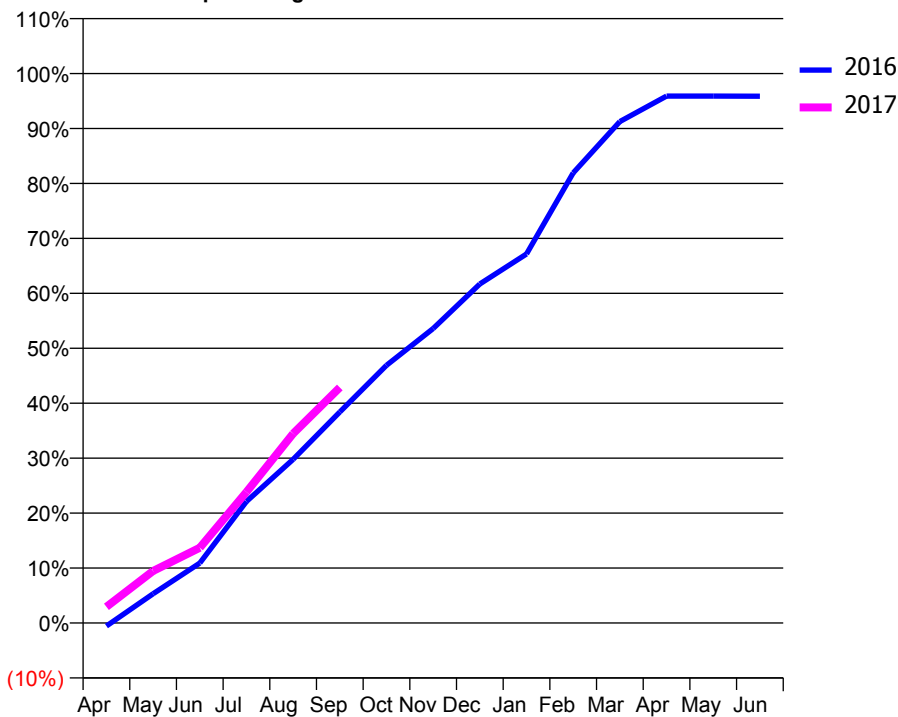
### ACCESS\*

Patients seen in 24 months	Total	Change since previous quarter
Quarter ending September 2015	5,664	
Quarter ending December 2015	5,938	↑
Quarter ending March 2016	6,124	↑
Quarter ending June 2016	6,191	→
Quarter ending September 2016	6,415	↑
<b>Variance since September 2015</b>	<b>13.3%</b>	<b>↑</b>



### ACTIVITY

Cumulative percentage of contracted UDA delivered 2016 & 2017



Adjusted Scheduled Activity (UDA)

Month	2016	2017
April	-116	606
May	1,093	1,944
June	2,236	2,807
July	4,532	4,889
August	6,106	7,065
September	7,870	8,790
October	9,615	
November	10,987	
December	12,650	
January	13,767	
February	16,792	
March	18,705	
April	19,656	
May	19,656	
June	19,655	

### QUALITY

	Quantity	Base Number	Contract	AT	Region	England
% of FP17s for the same patient ID Re-attending within 3 months - Children	67	896	7.5%	11.8%	13.5%	12.4%
% of FP17s for the same patient ID Re-attending within 3 months - Adults	491	3,203	15.3%	15.6%	17.4%	16.7%
% of FP17s for the same patient ID Re-attending between 3 & 9 months - Children	449	896	50.1%	59.6%	59.0%	57.4%
% of FP17s for the same patient ID Re-attending between 3 & 9 months - Adults	1,451	3,203	45.3%	54.4%	52.6%	50.5%
% of FP17s for Band 1 Urgent Courses	294	3,789	7.8%	8.6%	9.4%	9.1%
% of FP17s Relating to Free Repair or Replacements	67	3,789	1.8%	0.9%	1.0%	0.8%
% of FP17s Relating to Continuations	69	3,789	1.8%	1.4%	1.5%	1.3%
% of Patients satisfied with the dentistry they have received	3	3	N/A	92.7%	93.7%	93.2%
% of Patients satisfied with the time they had to wait for an appointment	1	3	N/A	88.3%	90.0%	89.0%

\* This is based on patients treated on this contract for their most recent course of treatment. Figures in italics indicate the base number of FP17s or Patient Questionnaire responses are less than 100. N/A is shown where the base number of responses is less than 10 during the period. % is calculated as Quantity/Base number\*100

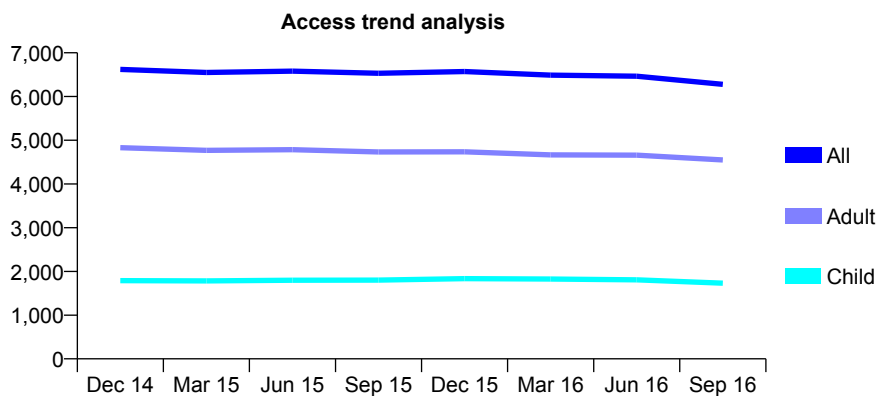
## Q52 - Vital Signs At a Glance Contract Report for 101338/0055 - September 2016

Name or company name	Whitecross Dental Care Limited
Contract type name	GDS Contract
Purpose of contract	General
Contract start date	02/07/2007
Contract end date	

16/17 Contracted general activity (UDA)	19,000
Carry forward general activity (UDA)	0
16/17 Contracted orthodontic activity (UOA)	0
Carry forward orthodontic activity (UOA)	0
Baseline contract value	£508,705.80

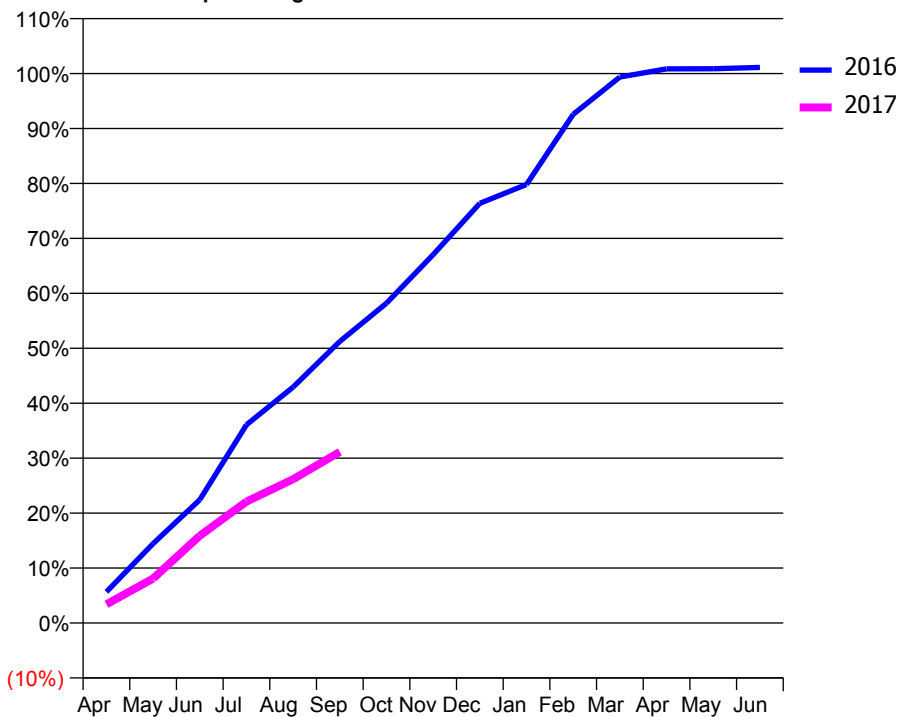
### ACCESS\*

Patients seen in 24 months	Total	Change since previous quarter
Quarter ending September 2015	6,533	
Quarter ending December 2015	6,570	→
Quarter ending March 2016	6,489	↓
Quarter ending June 2016	6,466	→
Quarter ending September 2016	6,280	↓
<b>Variance since September 2015</b>	<b>(3.9%)</b>	<b>↓</b>



### ACTIVITY

Cumulative percentage of contracted UDA delivered 2016 & 2017



Month	Adjusted Scheduled Activity (UDA)	
	2016	2017
April	1,079	646
May	2,747	1,538
June	4,261	3,016
July	6,854	4,200
August	8,158	4,974
September	9,735	5,917
October	11,058	
November	12,736	
December	14,512	
January	15,163	
February	17,586	
March	18,877	
April	19,160	
May	19,163	
June	19,211	

### QUALITY

	Quantity	Base Number	Contract	AT	Region	England
% of FP17s for the same patient ID Re-attending within 3 months - Children	45	808	5.6%	11.8%	13.5%	12.4%
% of FP17s for the same patient ID Re-attending within 3 months - Adults	376	2,363	15.9%	15.6%	17.4%	16.7%
% of FP17s for the same patient ID Re-attending between 3 & 9 months - Children	356	808	44.1%	59.6%	59.0%	57.4%
% of FP17s for the same patient ID Re-attending between 3 & 9 months - Adults	1,131	2,363	47.9%	54.4%	52.6%	50.5%
% of FP17s for Band 1 Urgent Courses	387	2,973	13.0%	8.6%	9.4%	9.1%
% of FP17s Relating to Free Repair or Replacements	37	2,973	1.2%	0.9%	1.0%	0.8%
% of FP17s Relating to Continuations	38	2,973	1.3%	1.4%	1.5%	1.3%
% of Patients satisfied with the dentistry they have received	2	3	N/A	92.7%	93.7%	93.2%
% of Patients satisfied with the time they had to wait for an appointment	3	3	N/A	88.3%	90.0%	89.0%

\* This is based on patients treated on this contract for their most recent course of treatment. Figures in italics indicate the base number of FP17s or Patient Questionnaire responses are less than 100. N/A is shown where the base number of responses is less than 10 during the period. % is calculated as Quantity/Base number\*100

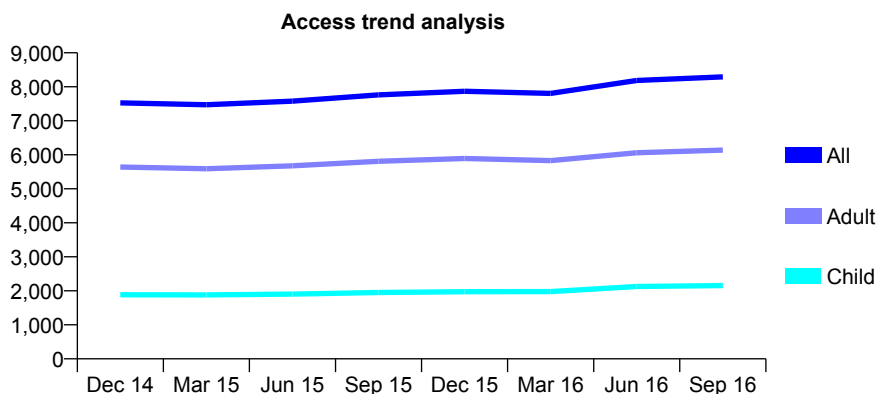
## Q52 - Vital Signs At a Glance Contract Report for 101338/0056 - September 2016

Name or company name	Whitecross Dental Care Limited
Contract type name	GDS Contract
Purpose of contract	General
Contract start date	02/07/2007
Contract end date	

16/17 Contracted general activity (UDA)	25,300
Carry forward general activity (UDA)	0
16/17 Contracted orthodontic activity (UOA)	0
Carry forward orthodontic activity (UOA)	0
Baseline contract value	£677,381.93

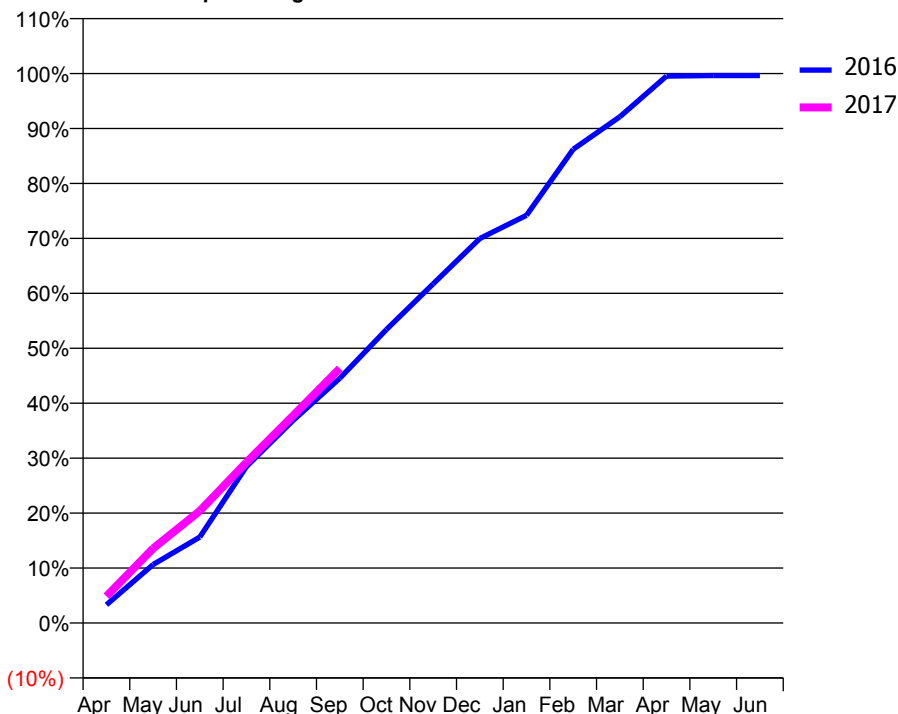
### ACCESS\*

Patients seen in 24 months	Total	Change since previous quarter
Quarter ending September 2015	7,762	
Quarter ending December 2015	7,868	→
Quarter ending March 2016	7,807	→
Quarter ending June 2016	8,188	↑
Quarter ending September 2016	8,291	→
<b>Variance since September 2015</b>	<b>6.8%</b>	<b>↑</b>



### ACTIVITY

Cumulative percentage of contracted UDA delivered 2016 & 2017



Month	Adjusted Scheduled Activity (UDA)	
	2016	2017
April	841	1,234
May	2,693	3,435
June	3,958	5,157
July	7,207	7,402
August	9,331	9,551
September	11,268	11,724
October	13,515	
November	15,618	
December	17,703	
January	18,769	
February	21,810	
March	23,308	
April	25,181	
May	25,205	
June	25,205	

### QUALITY

	Quantity	Base Number	Contract	AT	Region	England
% of FP17s for the same patient ID Re-attending within 3 months - Children	90	1,641	5.5%	11.8%	13.5%	12.4%
% of FP17s for the same patient ID Re-attending within 3 months - Adults	501	4,313	11.6%	15.6%	17.4%	16.7%
% of FP17s for the same patient ID Re-attending between 3 & 9 months - Children	883	1,641	53.8%	59.6%	59.0%	57.4%
% of FP17s for the same patient ID Re-attending between 3 & 9 months - Adults	2,264	4,313	52.5%	54.4%	52.6%	50.5%
% of FP17s for Band 1 Urgent Courses	129	5,048	2.6%	8.6%	9.4%	9.1%
% of FP17s Relating to Free Repair or Replacements	55	5,048	1.1%	0.9%	1.0%	0.8%
% of FP17s Relating to Continuations	129	5,048	2.6%	1.4%	1.5%	1.3%
% of Patients satisfied with the dentistry they have received	9	11	81.8%	92.7%	93.7%	93.2%
% of Patients satisfied with the time they had to wait for an appointment	10	11	90.9%	88.3%	90.0%	89.0%

\* This is based on patients treated on this contract for their most recent course of treatment. Figures in italics indicate the base number of FP17s or Patient Questionnaire responses are less than 100. N/A is shown where the base number of responses is less than 10 during the period. % is calculated as Quantity/Base number\*100

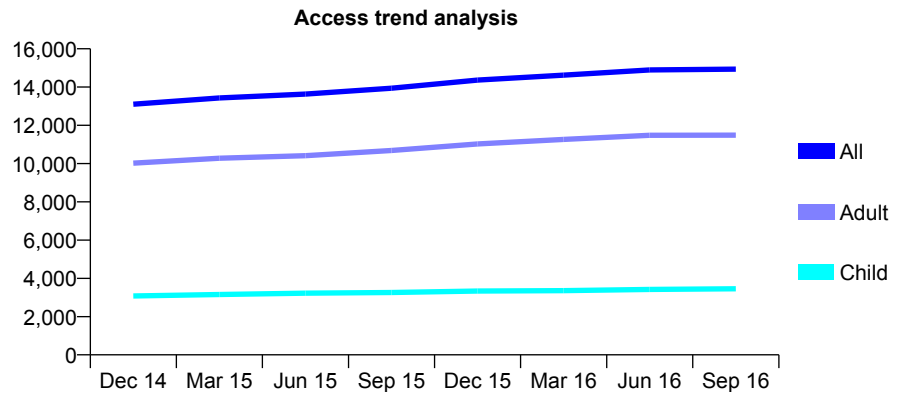
## Q52 - Vital Signs At a Glance Contract Report for 101338/0067 - September 2016

Name or company name	Whitecross Dental Care Limited
Contract type name	GDS Contract
Purpose of contract	General
Contract start date	01/07/2008
Contract end date	

16/17 Contracted general activity (UDA)	40,509
Carry forward general activity (UDA)	0
16/17 Contracted orthodontic activity (UOA)	0
Carry forward orthodontic activity (UOA)	0
Baseline contract value	£1,084,587.54

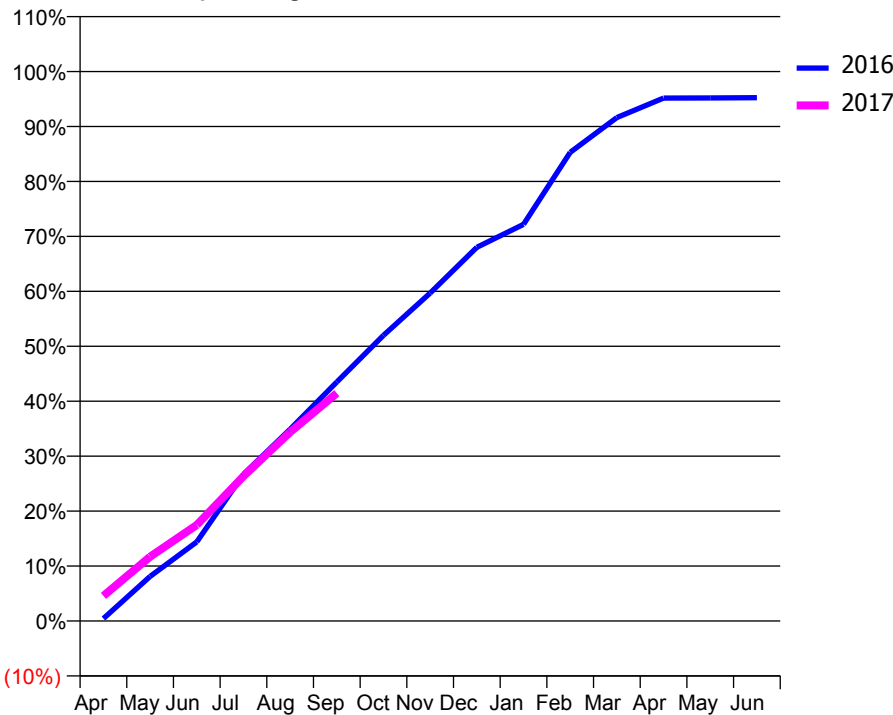
### ACCESS\*

Patients seen in 24 months	Total	Change since previous quarter
Quarter ending September 2015	13,941	
Quarter ending December 2015	14,362	↑
Quarter ending March 2016	14,626	→
Quarter ending June 2016	14,898	→
Quarter ending September 2016	14,940	→
<b>Variance since September 2015</b>	<b>7.2%</b>	<b>↑</b>



### ACTIVITY

Cumulative percentage of contracted UDA delivered 2016 & 2017



Month	Adjusted Scheduled Activity (UDA)	
	2016	2017
April	185	1,849
May	3,285	4,744
June	5,830	7,085
July	10,814	10,667
August	14,137	13,921
September	17,624	16,799
October	21,062	
November	24,176	
December	27,553	
January	29,240	
February	34,547	
March	37,117	
April	38,550	
May	38,559	
June	38,574	

### QUALITY

	Quantity	Base Number	Contract	AT	Region	England
% of FP17s for the same patient ID Re-attending within 3 months - Children	163	2,340	7.0%	11.8%	13.5%	12.4%
% of FP17s for the same patient ID Re-attending within 3 months - Adults	929	7,189	12.9%	15.6%	17.4%	16.7%
% of FP17s for the same patient ID Re-attending between 3 & 9 months - Children	1,197	2,340	51.2%	59.6%	59.0%	57.4%
% of FP17s for the same patient ID Re-attending between 3 & 9 months - Adults	3,897	7,189	54.2%	54.4%	52.6%	50.5%
% of FP17s for Band 1 Urgent Courses	668	8,839	7.6%	8.6%	9.4%	9.1%
% of FP17s Relating to Free Repair or Replacements	85	8,839	1.0%	0.9%	1.0%	0.8%
% of FP17s Relating to Continuations	142	8,839	1.6%	1.4%	1.5%	1.3%
% of Patients satisfied with the dentistry they have received	8	9	N/A	92.7%	93.7%	93.2%
% of Patients satisfied with the time they had to wait for an appointment	6	9	N/A	88.3%	90.0%	89.0%

\* This is based on patients treated on this contract for their most recent course of treatment. Figures in italics indicate the base number of FP17s or Patient Questionnaire responses are less than 100. N/A is shown where the base number of responses is less than 10 during the period. % is calculated as Quantity/Base number\*100

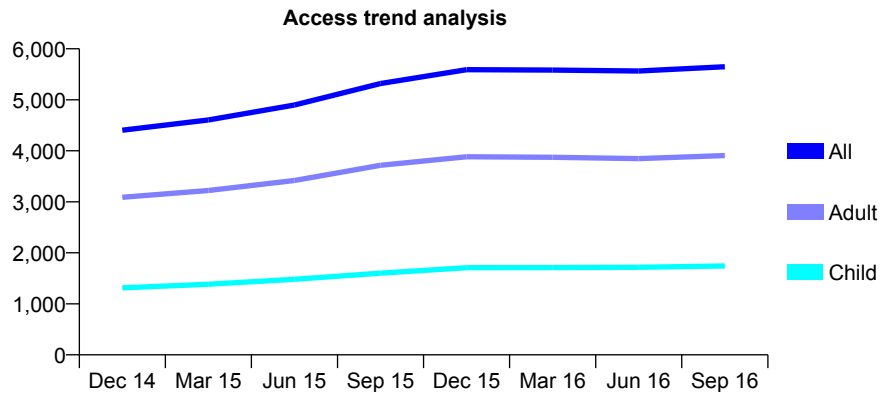
## Q52 - Vital Signs At a Glance Contract Report for 101338/0074 - September 2016

Name or company name	Whitecross Dental Care Limited
Contract type name	GDS Contract
Purpose of contract	General
Contract start date	09/12/2008
Contract end date	

16/17 Contracted general activity (UDA)	17,554
Carry forward general activity (UDA)	0
16/17 Contracted orthodontic activity (UOA)	0
Carry forward orthodontic activity (UOA)	0
Baseline contract value	£537,371.32

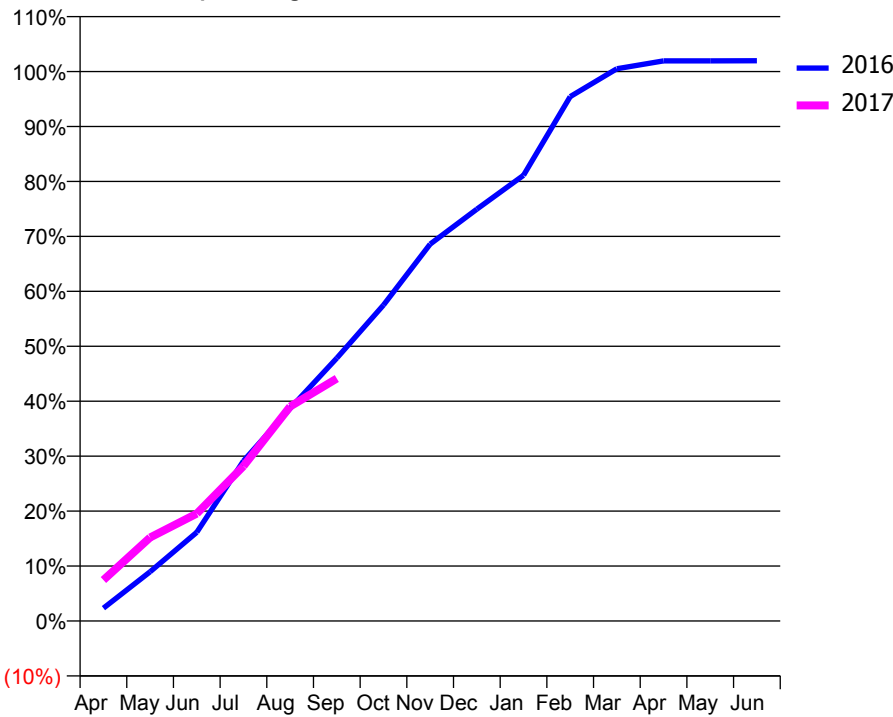
### ACCESS\*

Patients seen in 24 months	Total	Change since previous quarter
Quarter ending September 2015	5,318	
Quarter ending December 2015	5,591	↑
Quarter ending March 2016	5,584	→
Quarter ending June 2016	5,565	→
Quarter ending September 2016	5,648	→
<b>Variance since September 2015</b>	<b>6.2%</b>	<b>↑</b>



### ACTIVITY

Cumulative percentage of contracted UDA delivered 2016 & 2017



Month	Adjusted Scheduled Activity (UDA)	
	2016	2017
April	410	1,309
May	1,575	2,668
June	2,835	3,433
July	5,115	4,946
August	6,791	6,851
September	8,400	7,746
October	10,094	
November	12,040	
December	13,157	
January	14,238	
February	16,752	
March	17,643	
April	17,892	
May	17,892	
June	17,896	

### QUALITY

	Quantity	Base Number	Contract	AT	Region	England
% of FP17s for the same patient ID Re-attending within 3 months - Children	65	1,094	5.9%	11.8%	13.5%	12.4%
% of FP17s for the same patient ID Re-attending within 3 months - Adults	293	2,391	12.3%	15.6%	17.4%	16.7%
% of FP17s for the same patient ID Re-attending between 3 & 9 months - Children	562	1,094	51.4%	59.6%	59.0%	57.4%
% of FP17s for the same patient ID Re-attending between 3 & 9 months - Adults	1,335	2,391	55.8%	54.4%	52.6%	50.5%
% of FP17s for Band 1 Urgent Courses	215	3,378	6.4%	8.6%	9.4%	9.1%
% of FP17s Relating to Free Repair or Replacements	12	3,378	0.4%	0.9%	1.0%	0.8%
% of FP17s Relating to Continuations	64	3,378	1.9%	1.4%	1.5%	1.3%
% of Patients satisfied with the dentistry they have received	0	2	N/A	92.7%	93.7%	93.2%
% of Patients satisfied with the time they had to wait for an appointment	1	2	N/A	88.3%	90.0%	89.0%

\* This is based on patients treated on this contract for their most recent course of treatment. Figures in italics indicate the base number of FP17s or Patient Questionnaire responses are less than 100. N/A is shown where the base number of responses is less than 10 during the period. % is calculated as Quantity/Base number\*100

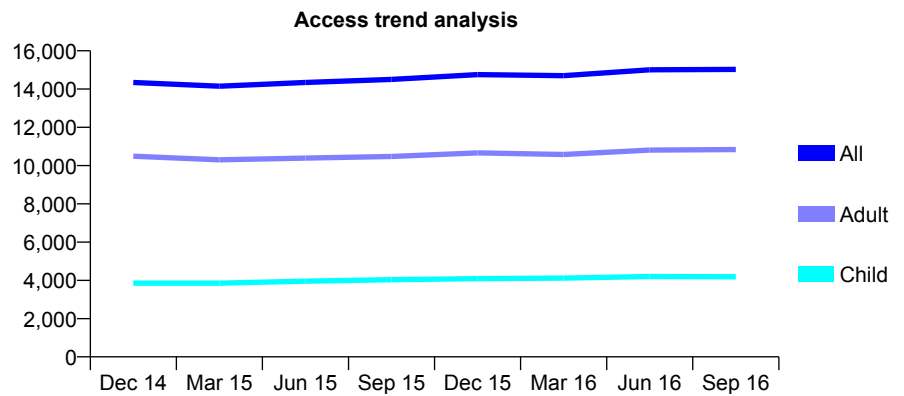
## Q52 - Vital Signs At a Glance Contract Report for 101338/0079 - September 2016

Name or company name	Whitecross Dental Care Limited
Contract type name	GDS Contract
Purpose of contract	General
Contract start date	01/04/2009
Contract end date	

16/17 Contracted general activity (UDA)	44,400
Carry forward general activity (UDA)	0
16/17 Contracted orthodontic activity (UOA)	0
Carry forward orthodontic activity (UOA)	0
Baseline contract value	£1,188,765.14

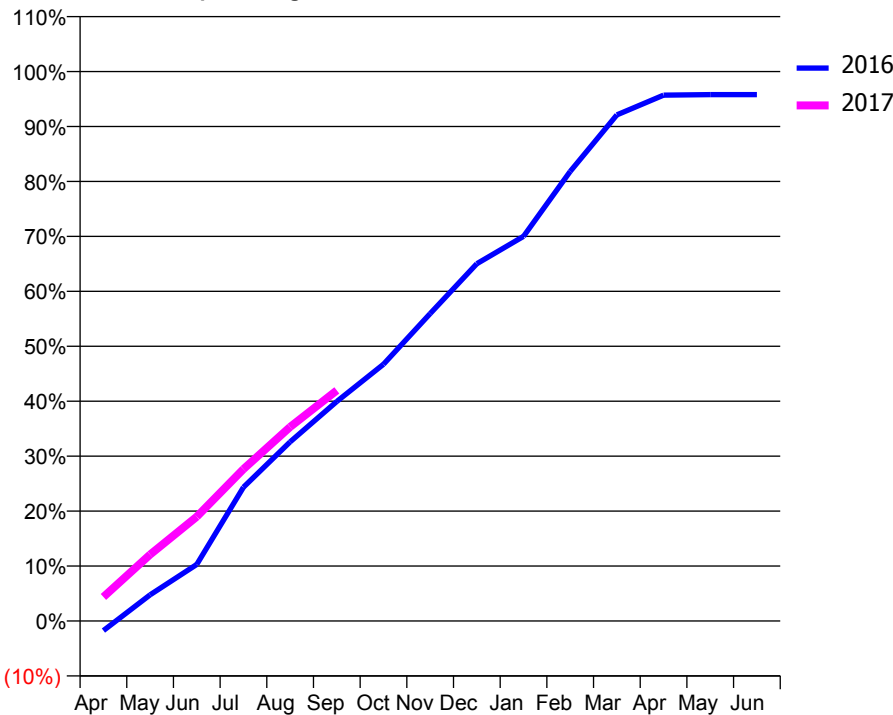
### ACCESS\*

Patients seen in 24 months	Total	Change since previous quarter
Quarter ending September 2015	14,504	
Quarter ending December 2015	14,754	→
Quarter ending March 2016	14,700	→
Quarter ending June 2016	15,009	↑
Quarter ending September 2016	15,027	→
<b>Variance since September 2015</b>	<b>3.6%</b>	<b>↑</b>



### ACTIVITY

Cumulative percentage of contracted UDA delivered 2016 & 2017



Month	Adjusted Scheduled Activity (UDA)	
	2016	2017
April	-785	1,943
May	2,117	5,373
June	4,570	8,436
July	10,812	12,278
August	14,477	15,677
September	17,744	18,639
October	20,749	
November	24,846	
December	28,876	
January	31,083	
February	36,324	
March	40,893	
April	42,492	
May	42,528	
June	42,534	

### QUALITY

	Quantity	Base Number	Contract	AT	Region	England
% of FP17s for the same patient ID Re-attending within 3 months - Children	199	2,634	7.6%	11.8%	13.5%	12.4%
% of FP17s for the same patient ID Re-attending within 3 months - Adults	1,103	6,791	16.2%	15.6%	17.4%	16.7%
% of FP17s for the same patient ID Re-attending between 3 & 9 months - Children	1,247	2,634	47.3%	59.6%	59.0%	57.4%
% of FP17s for the same patient ID Re-attending between 3 & 9 months - Adults	3,048	6,791	44.9%	54.4%	52.6%	50.5%
% of FP17s for Band 1 Urgent Courses	826	8,713	9.5%	8.6%	9.4%	9.1%
% of FP17s Relating to Free Repair or Replacements	78	8,713	0.9%	0.9%	1.0%	0.8%
% of FP17s Relating to Continuations	220	8,713	2.5%	1.4%	1.5%	1.3%
% of Patients satisfied with the dentistry they have received	4	4	N/A	92.7%	93.7%	93.2%
% of Patients satisfied with the time they had to wait for an appointment	4	4	N/A	88.3%	90.0%	89.0%

\* This is based on patients treated on this contract for their most recent course of treatment. Figures in italics indicate the base number of FP17s or Patient Questionnaire responses are less than 100. N/A is shown where the base number of responses is less than 10 during the period. % is calculated as Quantity/Base number\*100



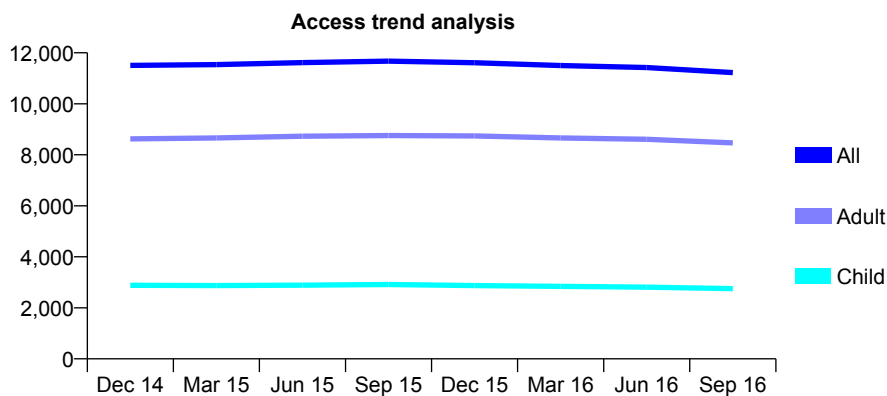
## Q52 - Vital Signs At a Glance Contract Report for 101338/0080 - September 2016

Name or company name	Whitecross Dental Care Limited
Contract type name	GDS Contract
Purpose of contract	General
Contract start date	01/04/2009
Contract end date	

16/17 Contracted general activity (UDA)	30,442
Carry forward general activity (UDA)	0
16/17 Contracted orthodontic activity (UOA)	0
Carry forward orthodontic activity (UOA)	0
Baseline contract value	£810,588.02

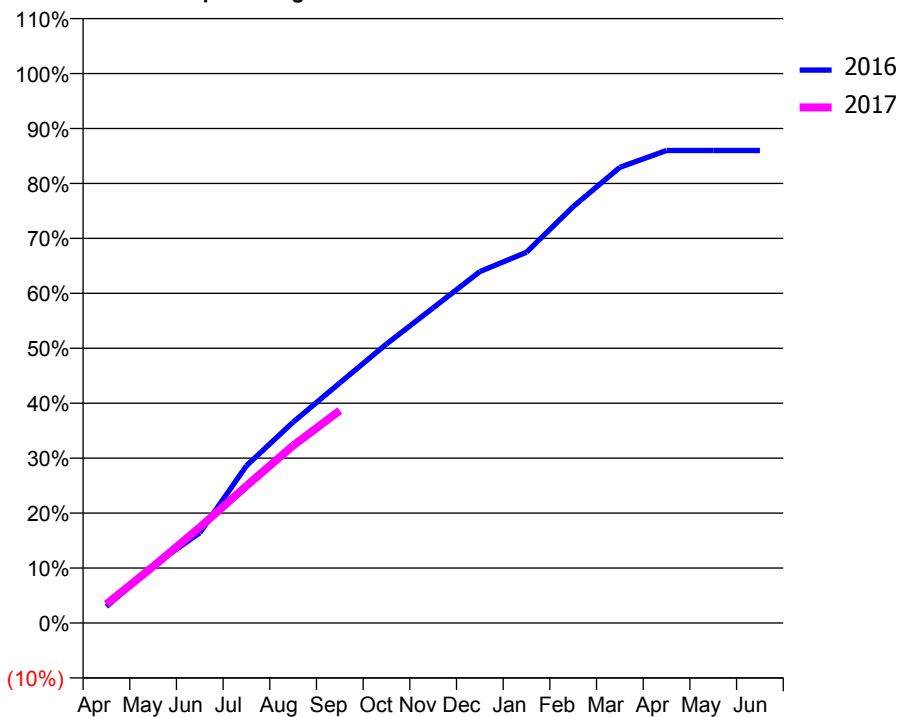
### ACCESS\*

Patients seen in 24 months	Total	Change since previous quarter
Quarter ending September 2015	11,674	
Quarter ending December 2015	11,613	→
Quarter ending March 2016	11,502	→
Quarter ending June 2016	11,420	→
Quarter ending September 2016	11,224	↓
<b>Variance since September 2015</b>	<b>(3.9%)</b>	<b>↓</b>



### ACTIVITY

Cumulative percentage of contracted UDA delivered 2016 & 2017



Month	2016	2017
April	914	1,049
May	3,181	3,125
June	4,997	5,297
July	8,710	7,594
August	11,128	9,830
September	13,299	11,775
October	15,456	
November	17,458	
December	19,473	
January	20,537	
February	23,066	
March	25,247	
April	26,180	
May	26,178	
June	26,179	

### QUALITY

	Quantity	Base Number	Contract	AT	Region	England
% of FP17s for the same patient ID Re-attending within 3 months - Children	73	1,601	4.6%	11.8%	13.5%	12.4%
% of FP17s for the same patient ID Re-attending within 3 months - Adults	458	4,667	9.8%	15.6%	17.4%	16.7%
% of FP17s for the same patient ID Re-attending between 3 & 9 months - Children	613	1,601	38.3%	59.6%	59.0%	57.4%
% of FP17s for the same patient ID Re-attending between 3 & 9 months - Adults	2,100	4,667	45.0%	54.4%	52.6%	50.5%
% of FP17s for Band 1 Urgent Courses	255	5,871	4.3%	8.6%	9.4%	9.1%
% of FP17s Relating to Free Repair or Replacements	109	5,871	1.9%	0.9%	1.0%	0.8%
% of FP17s Relating to Continuations	113	5,871	1.9%	1.4%	1.5%	1.3%
% of Patients satisfied with the dentistry they have received	4	5	N/A	92.7%	93.7%	93.2%
% of Patients satisfied with the time they had to wait for an appointment	3	5	N/A	88.3%	90.0%	89.0%

\* This is based on patients treated on this contract for their most recent course of treatment. Figures in italics indicate the base number of FP17s or Patient Questionnaire responses are less than 100. N/A is shown where the base number of responses is less than 10 during the period. % is calculated as Quantity/Base number\*100

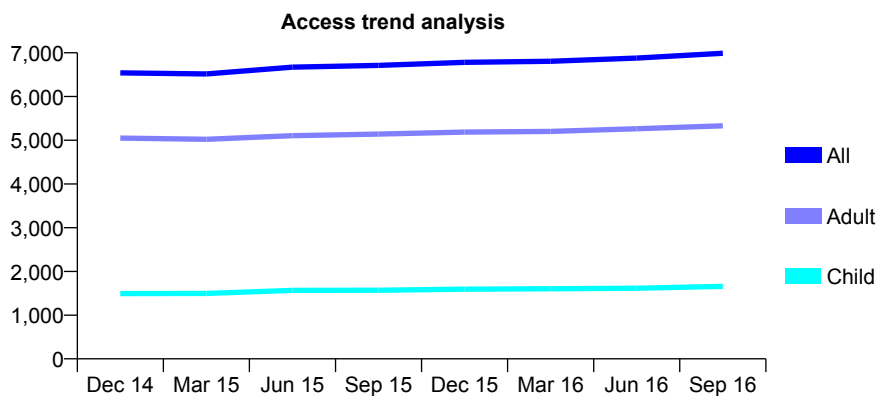
## Q52 - Vital Signs At a Glance Contract Report for 101338/0081 - September 2016

Name or company name	Whitecross Dental Care Limited
Contract type name	GDS Contract
Purpose of contract	General
Contract start date	01/04/2009
Contract end date	

16/17 Contracted general activity (UDA)	16,300
Carry forward general activity (UDA)	0
16/17 Contracted orthodontic activity (UOA)	0
Carry forward orthodontic activity (UOA)	0
Baseline contract value	£436,416.03

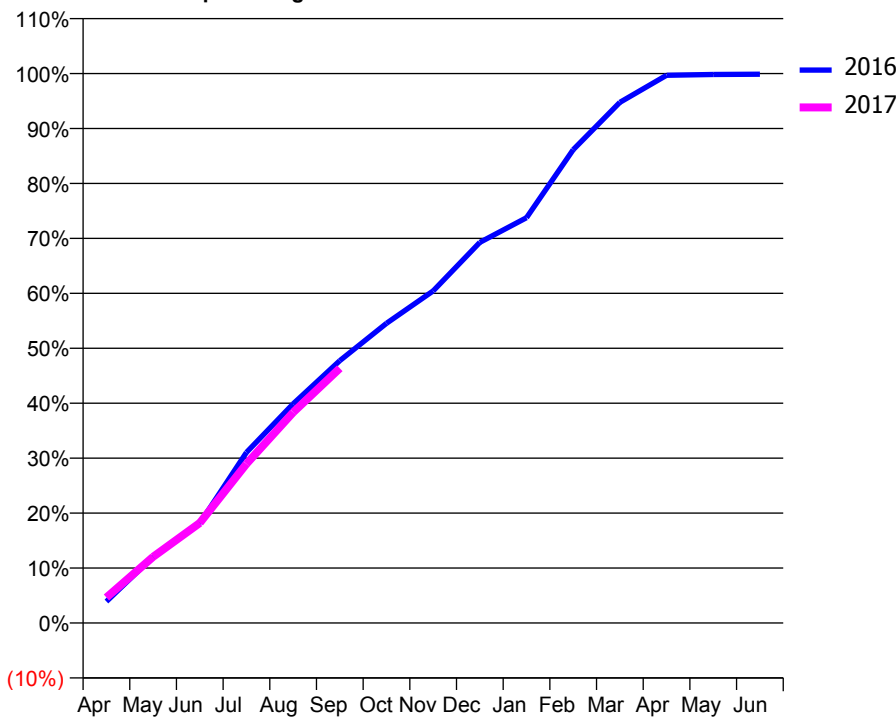
### ACCESS\*

Patients seen in 24 months	Total	Change since previous quarter
Quarter ending September 2015	6,712	
Quarter ending December 2015	6,781	→
Quarter ending March 2016	6,807	→
Quarter ending June 2016	6,879	→
Quarter ending September 2016	6,988	→
<b>Variance since September 2015</b>	<b>4.1%</b>	<b>↑</b>



### ACTIVITY

Cumulative percentage of contracted UDA delivered 2016 & 2017



Month	Adjusted Scheduled Activity (UDA)	
	2016	2017
April	639	757
May	1,966	1,966
June	2,961	2,969
July	5,060	4,722
August	6,500	6,247
September	7,783	7,555
October	8,890	
November	9,849	
December	11,290	
January	12,024	
February	14,039	
March	15,445	
April	16,249	
May	16,270	
June	16,279	

### QUALITY

	Quantity	Base Number	Contract	AT	Region	England
% of FP17s for the same patient ID Re-attending within 3 months - Children	45	903	5.0%	11.8%	13.5%	12.4%
% of FP17s for the same patient ID Re-attending within 3 months - Adults	239	2,886	8.3%	15.6%	17.4%	16.7%
% of FP17s for the same patient ID Re-attending between 3 & 9 months - Children	337	903	37.3%	59.6%	59.0%	57.4%
% of FP17s for the same patient ID Re-attending between 3 & 9 months - Adults	1,159	2,886	40.2%	54.4%	52.6%	50.5%
% of FP17s for Band 1 Urgent Courses	151	3,415	4.4%	8.6%	9.4%	9.1%
% of FP17s Relating to Free Repair or Replacements	19	3,415	0.6%	0.9%	1.0%	0.8%
% of FP17s Relating to Continuations	47	3,415	1.4%	1.4%	1.5%	1.3%
% of Patients satisfied with the dentistry they have received	4	5	N/A	92.7%	93.7%	93.2%
% of Patients satisfied with the time they had to wait for an appointment	4	5	N/A	88.3%	90.0%	89.0%

\* This is based on patients treated on this contract for their most recent course of treatment. Figures in italics indicate the base number of FP17s or Patient Questionnaire responses are less than 100. N/A is shown where the base number of responses is less than 10 during the period. % is calculated as Quantity/Base number\*100

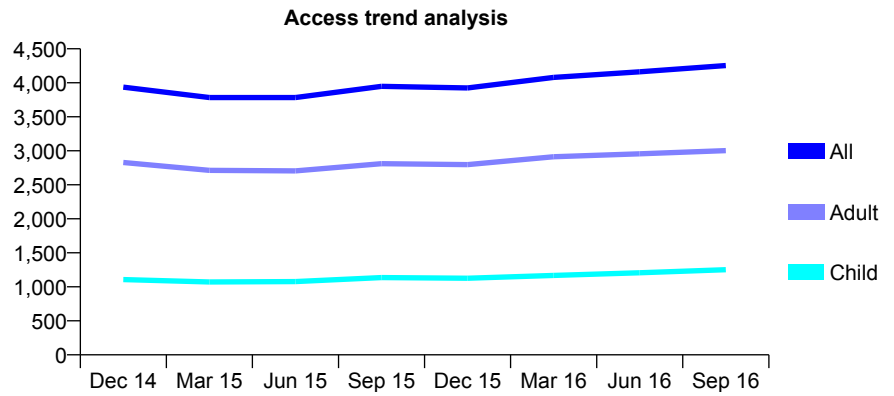
## Q52 - Vital Signs At a Glance Contract Report for 101338/0098 - September 2016

Name or company name	Whitecross Dental Care Limited
Contract type name	GDS Contract
Purpose of contract	General
Contract start date	01/09/2009
Contract end date	

16/17 Contracted general activity (UDA)	16,371
Carry forward general activity (UDA)	0
16/17 Contracted orthodontic activity (UOA)	0
Carry forward orthodontic activity (UOA)	0
Baseline contract value	£410,343.43

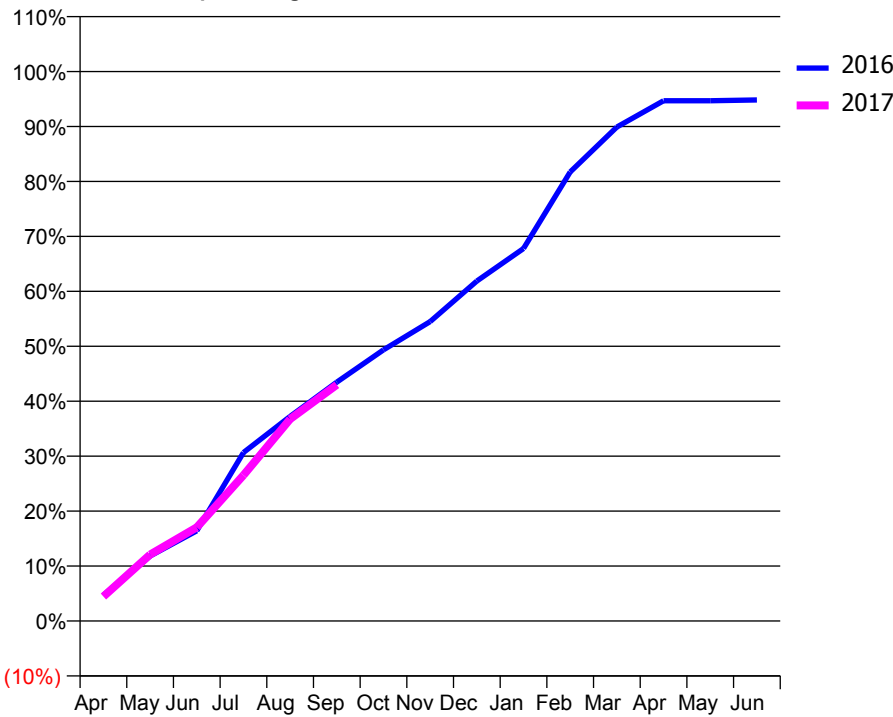
### ACCESS\*

Patients seen in 24 months	Total	Change since previous quarter
Quarter ending September 2015	3,948	
Quarter ending December 2015	3,924	→
Quarter ending March 2016	4,079	↑
Quarter ending June 2016	4,162	↑
Quarter ending September 2016	4,253	↑
<b>Variance since September 2015</b>	<b>7.7%</b>	<b>↑</b>



### ACTIVITY

Cumulative percentage of contracted UDA delivered 2016 & 2017



Month	Adjusted Scheduled Activity (UDA)	
	2016	2017
April	771	728
May	1,938	1,979
June	2,686	2,791
July	5,018	4,345
August	6,096	6,015
September	7,119	7,039
October	8,077	
November	8,922	
December	10,129	
January	11,099	
February	13,378	
March	14,718	
April	15,500	
May	15,501	
June	15,522	

### QUALITY

	Quantity	Base Number	Contract	AT	Region	England
% of FP17s for the same patient ID Re-attending within 3 months - Children	70	916	7.6%	11.8%	13.5%	12.4%
% of FP17s for the same patient ID Re-attending within 3 months - Adults	429	2,112	20.3%	15.6%	17.4%	16.7%
% of FP17s for the same patient ID Re-attending between 3 & 9 months - Children	440	916	48.0%	59.6%	59.0%	57.4%
% of FP17s for the same patient ID Re-attending between 3 & 9 months - Adults	969	2,112	45.9%	54.4%	52.6%	50.5%
% of FP17s for Band 1 Urgent Courses	309	2,741	11.3%	8.6%	9.4%	9.1%
% of FP17s Relating to Free Repair or Replacements	44	2,741	1.6%	0.9%	1.0%	0.8%
% of FP17s Relating to Continuations	108	2,741	3.9%	1.4%	1.5%	1.3%
% of Patients satisfied with the dentistry they have received	1	1	N/A	92.7%	93.7%	93.2%
% of Patients satisfied with the time they had to wait for an appointment	1	1	N/A	88.3%	90.0%	89.0%

\* This is based on patients treated on this contract for their most recent course of treatment. Figures in italics indicate the base number of FP17s or Patient Questionnaire responses are less than 100. N/A is shown where the base number of responses is less than 10 during the period. % is calculated as Quantity/Base number\*100

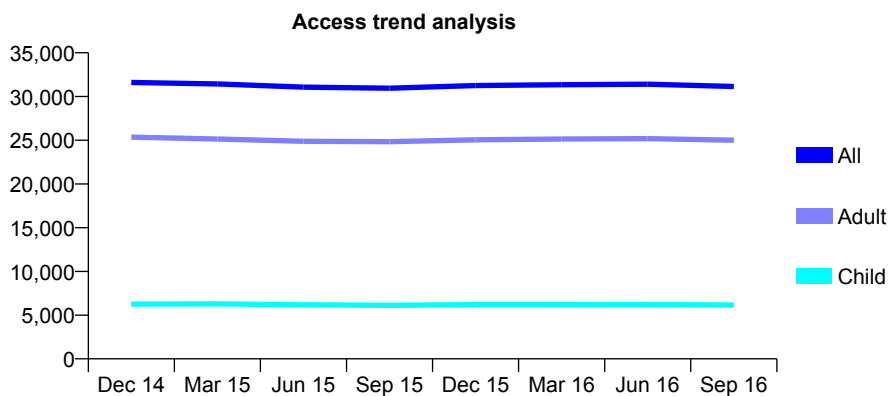
## Q52 - Vital Signs At a Glance Contract Report for 101338/0104 - September 2016

Name or company name	Whitecross Dental Care Limited
Contract type name	GDS Contract
Purpose of contract	General
Contract start date	01/10/2009
Contract end date	

16/17 Contracted general activity (UDA)	85,709
Carry forward general activity (UDA)	0
16/17 Contracted orthodontic activity (UOA)	0
Carry forward orthodontic activity (UOA)	0
Baseline contract value	£2,365,663.00

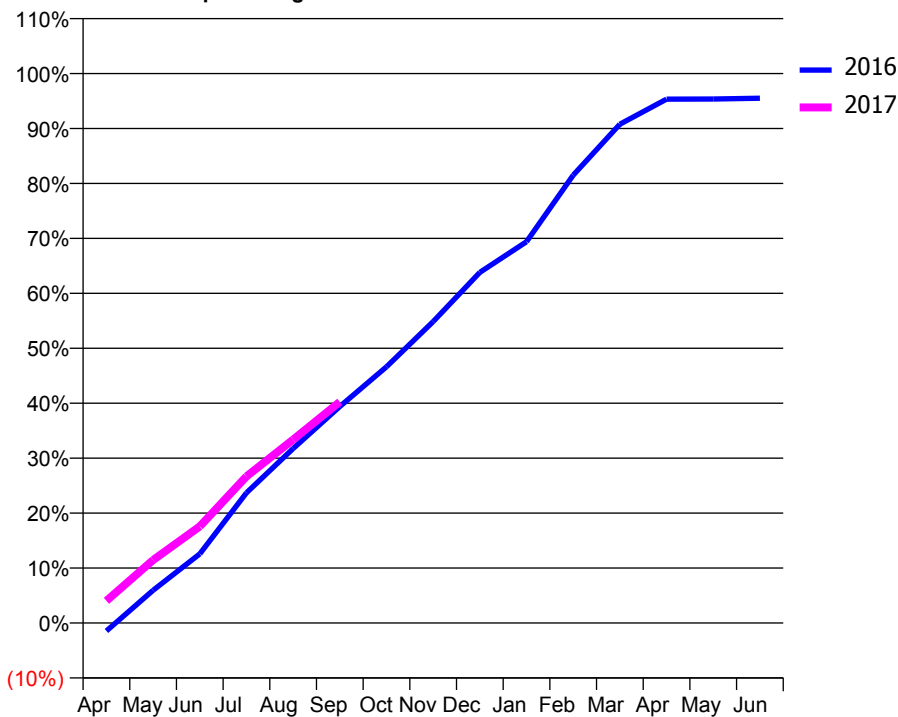
### ACCESS\*

Patients seen in 24 months	Total	Change since previous quarter
Quarter ending September 2015	30,946	
Quarter ending December 2015	31,250	→
Quarter ending March 2016	31,345	→
Quarter ending June 2016	31,405	→
Quarter ending September 2016	31,152	→
<b>Variance since September 2015</b>	<b>0.7%</b>	<b>→</b>



### ACTIVITY

Cumulative percentage of contracted UDA delivered 2016 & 2017



Month	Adjusted Scheduled Activity (UDA)	
	2016	2017
April	-1,266	3,470
May	5,107	9,819
June	10,777	15,078
July	20,319	22,866
August	27,208	28,614
September	33,770	34,490
October	39,975	
November	47,020	
December	54,692	
January	59,478	
February	69,844	
March	77,804	
April	81,699	
May	81,721	
June	81,852	

### QUALITY

	Quantity	Base Number	Contract	AT	Region	England
% of FP17s for the same patient ID Re-attending within 3 months - Children	250	3,908	6.4%	11.8%	13.5%	12.4%
% of FP17s for the same patient ID Re-attending within 3 months - Adults	2,059	15,083	13.7%	15.6%	17.4%	16.7%
% of FP17s for the same patient ID Re-attending between 3 & 9 months - Children	1,565	3,908	40.0%	59.6%	59.0%	57.4%
% of FP17s for the same patient ID Re-attending between 3 & 9 months - Adults	6,003	15,083	39.8%	54.4%	52.6%	50.5%
% of FP17s for Band 1 Urgent Courses	1,430	17,344	8.2%	8.6%	9.4%	9.1%
% of FP17s Relating to Free Repair or Replacements	129	17,344	0.7%	0.9%	1.0%	0.8%
% of FP17s Relating to Continuations	454	17,344	2.6%	1.4%	1.5%	1.3%
% of Patients satisfied with the dentistry they have received	26	27	96.3%	92.7%	93.7%	93.2%
% of Patients satisfied with the time they had to wait for an appointment	24	27	88.9%	88.3%	90.0%	89.0%

\* This is based on patients treated on this contract for their most recent course of treatment. Figures in italics indicate the base number of FP17s or Patient Questionnaire responses are less than 100. N/A is shown where the base number of responses is less than 10 during the period. % is calculated as Quantity/Base number\*100

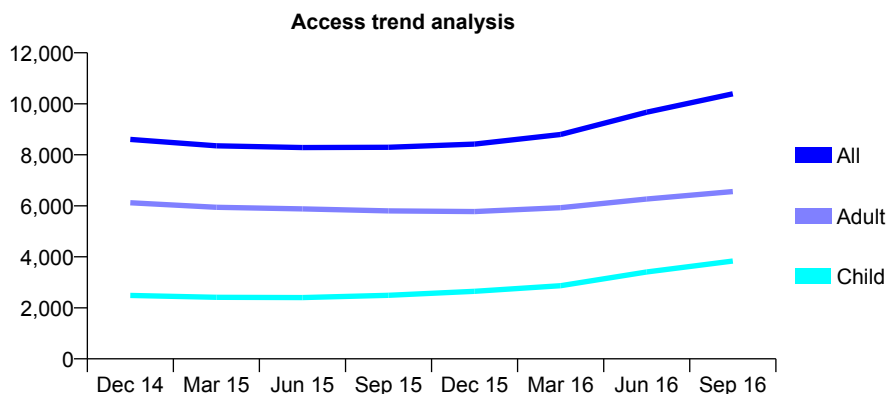
## Q52 - Vital Signs At a Glance Contract Report for 101338/0138 - September 2016

Name or company name	Whitecross Dental Care Limited
Contract type name	GDS Contract
Purpose of contract	General
Contract start date	01/06/2012
Contract end date	

16/17 Contracted general activity (UDA)	28,509
Carry forward general activity (UDA)	0
16/17 Contracted orthodontic activity (UOA)	0
Carry forward orthodontic activity (UOA)	0
Baseline contract value	£941,014.51

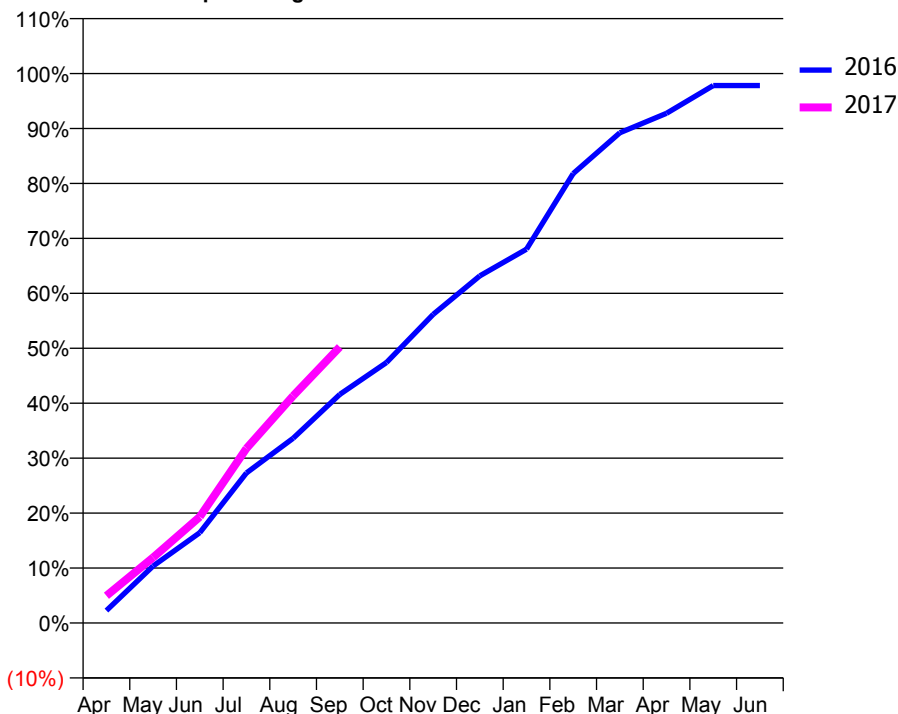
### ACCESS\*

Patients seen in 24 months	Total	Change since previous quarter
Quarter ending September 2015	8,294	
Quarter ending December 2015	8,421	→
Quarter ending March 2016	8,796	↑
Quarter ending June 2016	9,673	↑
Quarter ending September 2016	10,394	↑
<b>Variance since September 2015</b>	<b>25.3%</b>	<b>↑</b>



### ACTIVITY

Cumulative percentage of contracted UDA delivered 2016 & 2017



Month	Adjusted Scheduled Activity (UDA)	
	2016	2017
April	647	1,413
May	2,960	3,402
June	4,686	5,513
July	7,789	9,062
August	9,588	11,787
September	11,862	14,322
October	13,516	
November	16,009	
December	18,010	
January	19,398	
February	23,318	
March	25,436	
April	26,445	
May	27,884	
June	27,887	

### QUALITY

	Quantity	Base Number	Contract	AT	Region	England
% of FP17s for the same patient ID Re-attending within 3 months - Children	167	3,158	5.3%	11.8%	13.5%	12.4%
% of FP17s for the same patient ID Re-attending within 3 months - Adults	524	4,664	11.2%	15.6%	17.4%	16.7%
% of FP17s for the same patient ID Re-attending between 3 & 9 months - Children	1,216	3,158	38.5%	59.6%	59.0%	57.4%
% of FP17s for the same patient ID Re-attending between 3 & 9 months - Adults	2,112	4,664	45.3%	54.4%	52.6%	50.5%
% of FP17s for Band 1 Urgent Courses	432	6,626	6.5%	8.6%	9.4%	9.1%
% of FP17s Relating to Free Repair or Replacements	23	6,626	0.3%	0.9%	1.0%	0.8%
% of FP17s Relating to Continuations	87	6,626	1.3%	1.4%	1.5%	1.3%
% of Patients satisfied with the dentistry they have received	6	6	N/A	92.7%	93.7%	93.2%
% of Patients satisfied with the time they had to wait for an appointment	4	6	N/A	88.3%	90.0%	89.0%

\* This is based on patients treated on this contract for their most recent course of treatment. Figures in italics indicate the base number of FP17s or Patient Questionnaire responses are less than 100. N/A is shown where the base number of responses is less than 10 during the period. % is calculated as Quantity/Base number\*100

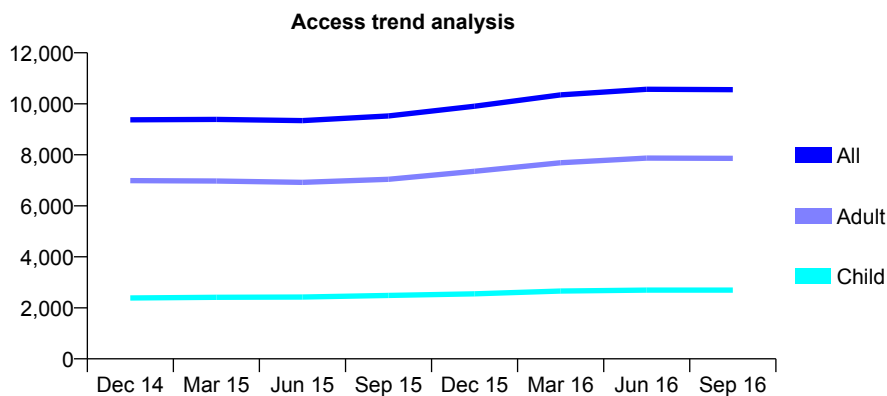
## Q52 - Vital Signs At a Glance Contract Report for 101338/0139 - September 2016

Name or company name	Whitecross Dental Care Limited
Contract type name	GDS Contract
Purpose of contract	General
Contract start date	01/06/2012
Contract end date	

16/17 Contracted general activity (UDA)	28,439
Carry forward general activity (UDA)	0
16/17 Contracted orthodontic activity (UOA)	0
Carry forward orthodontic activity (UOA)	0
Baseline contract value	£815,555.70

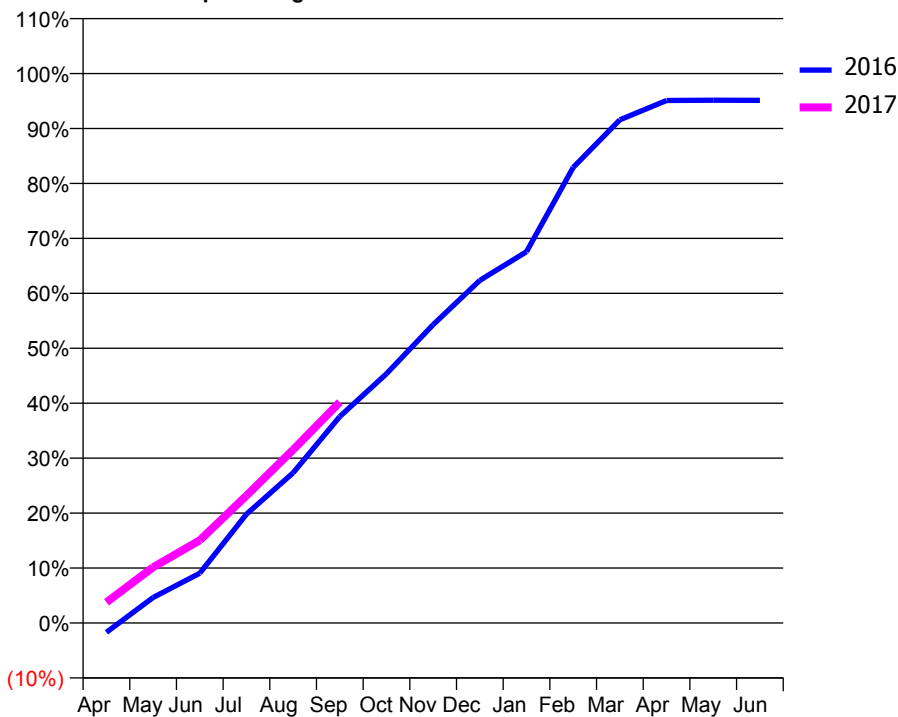
### ACCESS\*

Patients seen in 24 months	Total	Change since previous quarter
Quarter ending September 2015	9,526	
Quarter ending December 2015	9,905	↑
Quarter ending March 2016	10,348	↑
Quarter ending June 2016	10,568	↑
Quarter ending September 2016	10,554	→
<b>Variance since September 2015</b>	<b>10.8%</b>	<b>↑</b>



### ACTIVITY

Cumulative percentage of contracted UDA delivered 2016 & 2017



Adjusted Scheduled Activity (UDA)		
Month	2016	2017
April	-487	1,071
May	1,324	2,887
June	2,578	4,285
July	5,635	6,595
August	7,777	8,968
September	10,684	11,430
October	12,904	
November	15,438	
December	17,734	
January	19,217	
February	23,577	
March	26,039	
April	27,043	
May	27,054	
June	27,052	

### QUALITY

	Quantity	Base Number	Contract	AT	Region	England
% of FP17s for the same patient ID Re-attending within 3 months - Children	86	1,693	5.1%	11.8%	13.5%	12.4%
% of FP17s for the same patient ID Re-attending within 3 months - Adults	511	4,657	11.0%	15.6%	17.4%	16.7%
% of FP17s for the same patient ID Re-attending between 3 & 9 months - Children	1,014	1,693	59.9%	59.6%	59.0%	57.4%
% of FP17s for the same patient ID Re-attending between 3 & 9 months - Adults	2,601	4,657	55.9%	54.4%	52.6%	50.5%
% of FP17s for Band 1 Urgent Courses	370	5,772	6.4%	8.6%	9.4%	9.1%
% of FP17s Relating to Free Repair or Replacements	46	5,772	0.8%	0.9%	1.0%	0.8%
% of FP17s Relating to Continuations	110	5,772	1.9%	1.4%	1.5%	1.3%
% of Patients satisfied with the dentistry they have received	2	2	N/A	92.7%	93.7%	93.2%
% of Patients satisfied with the time they had to wait for an appointment	2	2	N/A	88.3%	90.0%	89.0%

\* This is based on patients treated on this contract for their most recent course of treatment. Figures in italics indicate the base number of FP17s or Patient Questionnaire responses are less than 100. N/A is shown where the base number of responses is less than 10 during the period. % is calculated as Quantity/Base number\*100

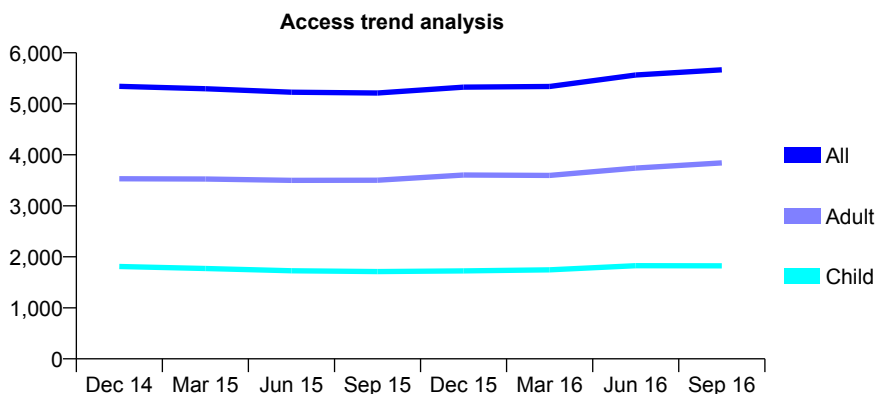
## Q52 - Vital Signs At a Glance Contract Report for 101338/0140 - September 2016

Name or company name	Whitecross Dental Care Limited
Contract type name	GDS Contract
Purpose of contract	General
Contract start date	01/06/2012
Contract end date	

16/17 Contracted general activity (UDA)	16,508
Carry forward general activity (UDA)	0
16/17 Contracted orthodontic activity (UOA)	0
Carry forward orthodontic activity (UOA)	0
Baseline contract value	£474,281.73

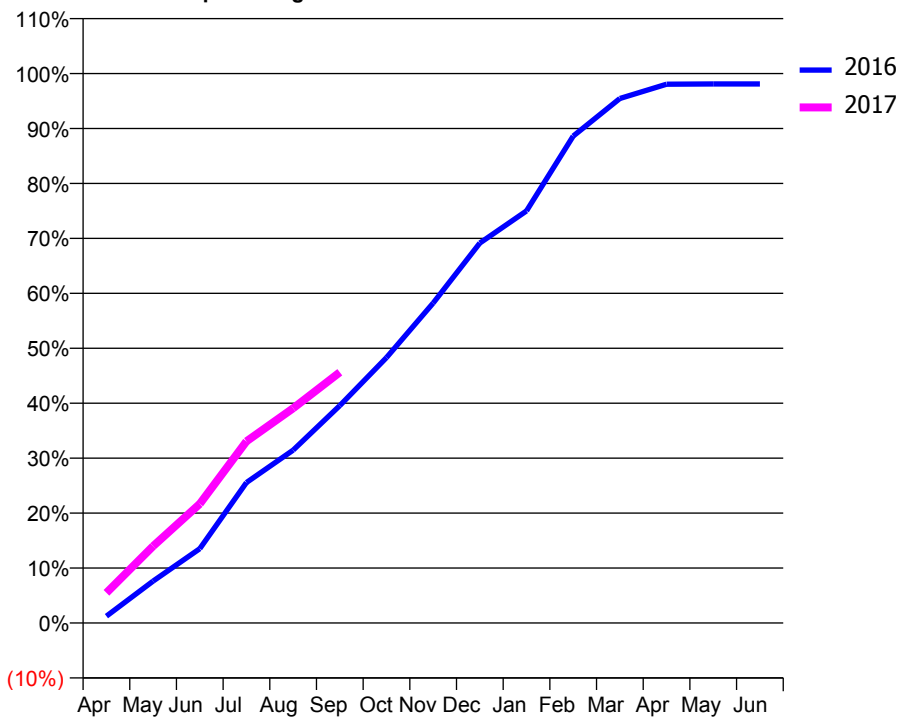
### ACCESS\*

Patients seen in 24 months	Total	Change since previous quarter
Quarter ending September 2015	5,213	
Quarter ending December 2015	5,327	↑
Quarter ending March 2016	5,341	→
Quarter ending June 2016	5,564	↑
Quarter ending September 2016	5,666	→
<b>Variance since September 2015</b>	<b>8.7%</b>	<b>↑</b>



### ACTIVITY

Cumulative percentage of contracted UDA delivered 2016 & 2017



Month	Adjusted Scheduled Activity (UDA)	
	2016	2017
April	208	907
May	1,260	2,311
June	2,233	3,578
July	4,218	5,458
August	5,192	6,452
September	6,531	7,535
October	7,976	
November	9,613	
December	11,414	
January	12,380	
February	14,629	
March	15,758	
April	16,188	
May	16,196	
June	16,196	

### QUALITY

	Quantity	Base Number	Contract	AT	Region	England
% of FP17s for the same patient ID Re-attending within 3 months - Children	125	1,450	8.6%	11.8%	13.5%	12.4%
% of FP17s for the same patient ID Re-attending within 3 months - Adults	432	2,925	14.8%	15.6%	17.4%	16.7%
% of FP17s for the same patient ID Re-attending between 3 & 9 months - Children	826	1,450	57.0%	59.6%	59.0%	57.4%
% of FP17s for the same patient ID Re-attending between 3 & 9 months - Adults	1,593	2,925	54.5%	54.4%	52.6%	50.5%
% of FP17s for Band 1 Urgent Courses	286	4,136	6.9%	8.6%	9.4%	9.1%
% of FP17s Relating to Free Repair or Replacements	37	4,136	0.9%	0.9%	1.0%	0.8%
% of FP17s Relating to Continuations	65	4,136	1.6%	1.4%	1.5%	1.3%
% of Patients satisfied with the dentistry they have received	9	10	90.0%	92.7%	93.7%	93.2%
% of Patients satisfied with the time they had to wait for an appointment	8	10	80.0%	88.3%	90.0%	89.0%

\* This is based on patients treated on this contract for their most recent course of treatment. Figures in italics indicate the base number of FP17s or Patient Questionnaire responses are less than 100. N/A is shown where the base number of responses is less than 10 during the period. % is calculated as Quantity/Base number\*100

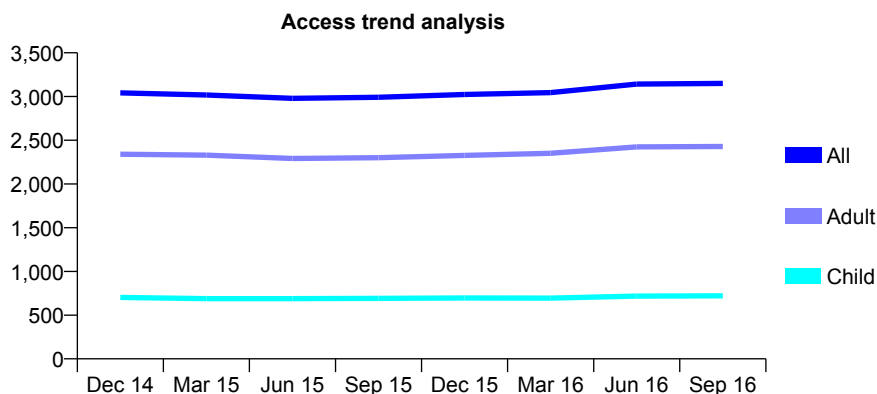
## Q52 - Vital Signs At a Glance Contract Report for 101338/0141 - September 2016

Name or company name	Whitecross Dental Care Limited
Contract type name	GDS Contract
Purpose of contract	General
Contract start date	01/06/2012
Contract end date	

16/17 Contracted general activity (UDA)	10,500
Carry forward general activity (UDA)	0
16/17 Contracted orthodontic activity (UOA)	0
Carry forward orthodontic activity (UOA)	0
Baseline contract value	£284,257.82

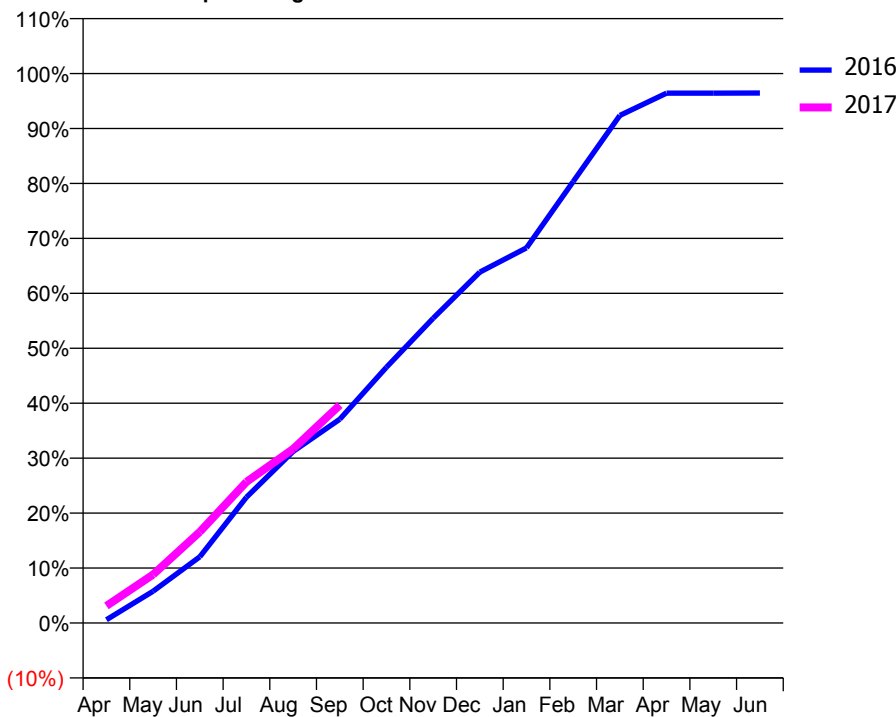
### ACCESS\*

Patients seen in 24 months	Total	Change since previous quarter
Quarter ending September 2015	2,992	
Quarter ending December 2015	3,023	→
Quarter ending March 2016	3,045	→
Quarter ending June 2016	3,142	↑
Quarter ending September 2016	3,150	→
<b>Variance since September 2015</b>	<b>5.3%</b>	<b>↑</b>



### ACTIVITY

Cumulative percentage of contracted UDA delivered 2016 & 2017



Month	Adjusted Scheduled Activity (UDA)	
	2016	2017
April	62	329
May	607	926
June	1,266	1,741
July	2,403	2,697
August	3,278	3,325
September	3,894	4,165
October	4,889	
November	5,824	
December	6,706	
January	7,170	
February	8,436	
March	9,699	
April	10,125	
May	10,125	
June	10,128	

### QUALITY

	Quantity	Base Number	Contract	AT	Region	England
% of FP17s for the same patient ID Re-attending within 3 months - Children	36	509	7.1%	11.8%	13.5%	12.4%
% of FP17s for the same patient ID Re-attending within 3 months - Adults	239	1,726	13.8%	15.6%	17.4%	16.7%
% of FP17s for the same patient ID Re-attending between 3 & 9 months - Children	279	509	54.8%	59.6%	59.0%	57.4%
% of FP17s for the same patient ID Re-attending between 3 & 9 months - Adults	1,001	1,726	58.0%	54.4%	52.6%	50.5%
% of FP17s for Band 1 Urgent Courses	110	2,043	5.4%	8.6%	9.4%	9.1%
% of FP17s Relating to Free Repair or Replacements	15	2,043	0.7%	0.9%	1.0%	0.8%
% of FP17s Relating to Continuations	71	2,043	3.5%	1.4%	1.5%	1.3%
% of Patients satisfied with the dentistry they have received	7	8	N/A	92.7%	93.7%	93.2%
% of Patients satisfied with the time they had to wait for an appointment	7	8	N/A	88.3%	90.0%	89.0%

\* This is based on patients treated on this contract for their most recent course of treatment. Figures in italics indicate the base number of FP17s or Patient Questionnaire responses are less than 100. N/A is shown where the base number of responses is less than 10 during the period. % is calculated as Quantity/Base number\*100



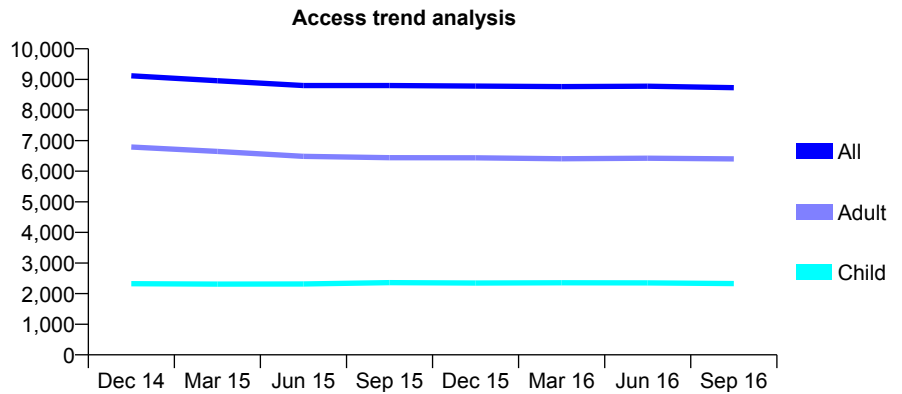
## Q52 - Vital Signs At a Glance Contract Report for 101338/0142 - September 2016

Name or company name	Whitecross Dental Care Limited
Contract type name	GDS Contract
Purpose of contract	General
Contract start date	01/06/2012
Contract end date	

16/17 Contracted general activity (UDA)	29,824
Carry forward general activity (UDA)	0
16/17 Contracted orthodontic activity (UOA)	0
Carry forward orthodontic activity (UOA)	0
Baseline contract value	£823,346.14

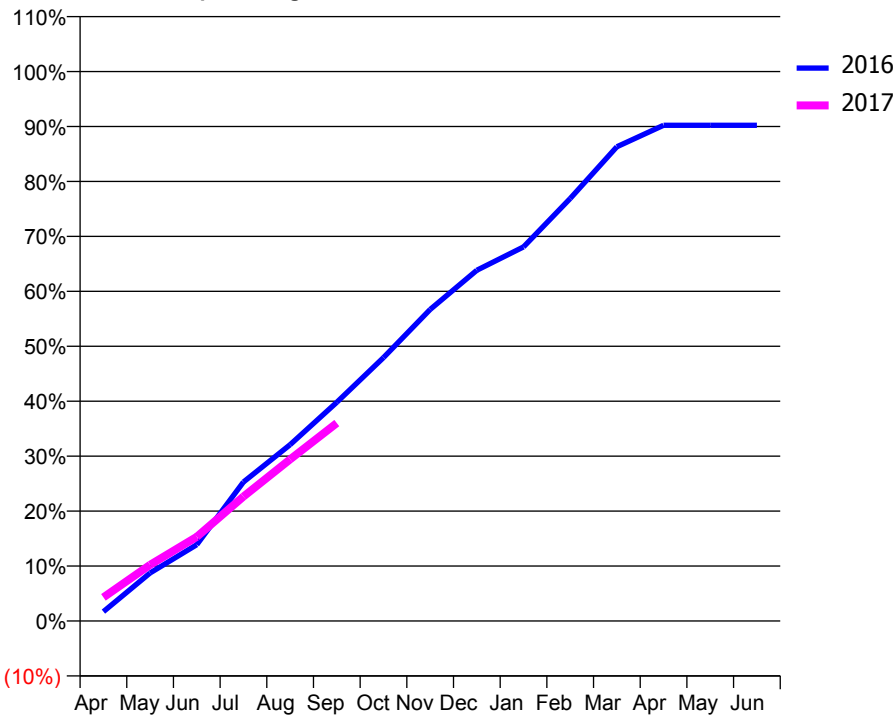
### ACCESS\*

Patients seen in 24 months	Total	Change since previous quarter
Quarter ending September 2015	8,801	
Quarter ending December 2015	8,783	→
Quarter ending March 2016	8,763	→
Quarter ending June 2016	8,776	→
Quarter ending September 2016	8,732	→
<b>Variance since September 2015</b>	<b>(0.8%)</b>	→



### ACTIVITY

Cumulative percentage of contracted UDA delivered 2016 & 2017



Month	Adjusted Scheduled Activity (UDA)	
	2016	2017
April	511	1,282
May	2,607	3,054
June	4,146	4,568
July	7,542	6,760
August	9,571	8,774
September	11,872	10,745
October	14,295	
November	16,911	
December	19,036	
January	20,302	
February	22,934	
March	25,740	
April	26,902	
May	26,903	
June	26,903	

### QUALITY

	Quantity	Base Number	Contract	AT	Region	England
% of FP17s for the same patient ID Re-attending within 3 months - Children	116	1,738	6.7%	11.8%	13.5%	12.4%
% of FP17s for the same patient ID Re-attending within 3 months - Adults	583	4,553	12.8%	15.6%	17.4%	16.7%
% of FP17s for the same patient ID Re-attending between 3 & 9 months - Children	1,145	1,738	65.9%	59.6%	59.0%	57.4%
% of FP17s for the same patient ID Re-attending between 3 & 9 months - Adults	2,445	4,553	53.7%	54.4%	52.6%	50.5%
% of FP17s for Band 1 Urgent Courses	315	5,732	5.5%	8.6%	9.4%	9.1%
% of FP17s Relating to Free Repair or Replacements	75	5,732	1.3%	0.9%	1.0%	0.8%
% of FP17s Relating to Continuations	141	5,732	2.5%	1.4%	1.5%	1.3%
% of Patients satisfied with the dentistry they have received	6	6	N/A	92.7%	93.7%	93.2%
% of Patients satisfied with the time they had to wait for an appointment	6	6	N/A	88.3%	90.0%	89.0%

\* This is based on patients treated on this contract for their most recent course of treatment. Figures in italics indicate the base number of FP17s or Patient Questionnaire responses are less than 100. N/A is shown where the base number of responses is less than 10 during the period. % is calculated as Quantity/Base number\*100

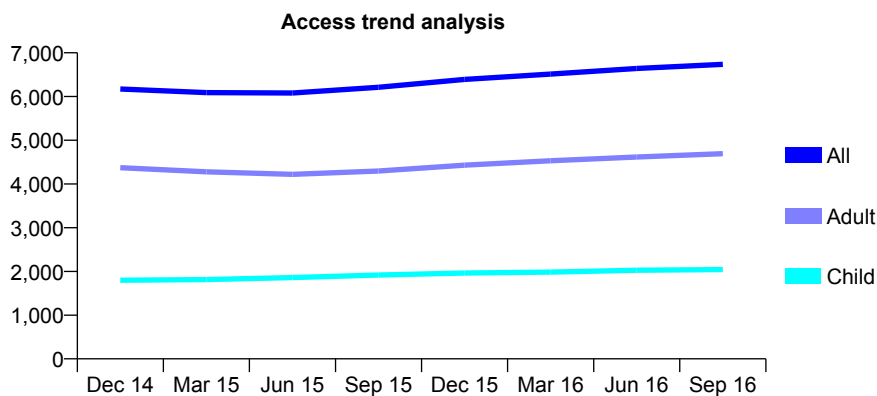
## Q52 - Vital Signs At a Glance Contract Report for 101338/0143 - September 2016

Name or company name	Whitecross Dental Care Limited
Contract type name	GDS Contract
Purpose of contract	General
Contract start date	01/07/2012
Contract end date	

16/17 Contracted general activity (UDA)	20,788
Carry forward general activity (UDA)	0
16/17 Contracted orthodontic activity (UOA)	0
Carry forward orthodontic activity (UOA)	0
Baseline contract value	£728,747.89

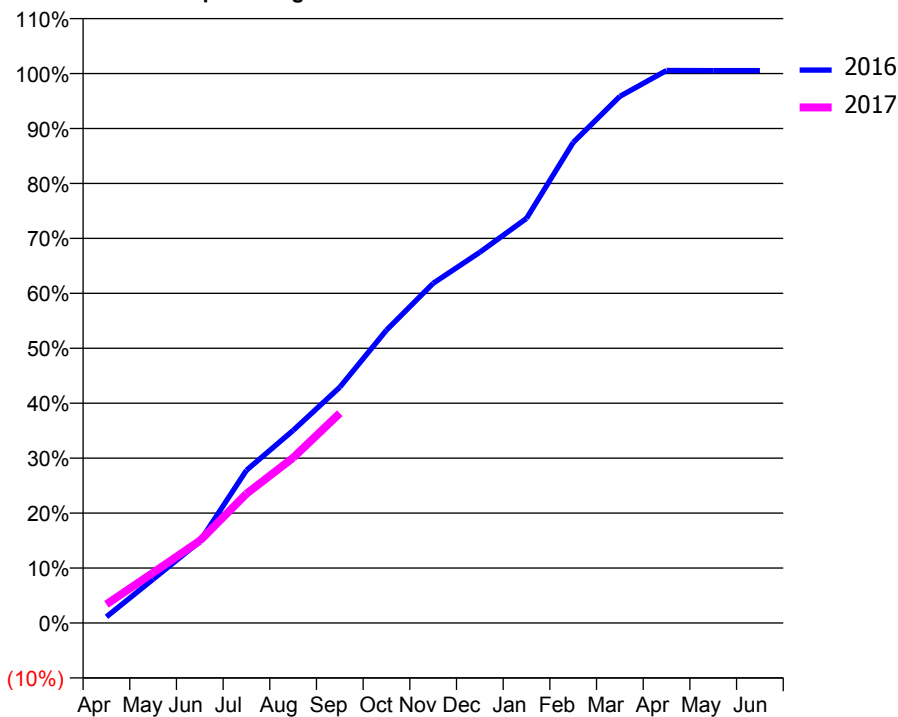
### ACCESS\*

Patients seen in 24 months	Total	Change since previous quarter
Quarter ending September 2015	6,211	
Quarter ending December 2015	6,393	↑
Quarter ending March 2016	6,513	→
Quarter ending June 2016	6,643	→
Quarter ending September 2016	6,735	→
<b>Variance since September 2015</b>	<b>8.4%</b>	<b>↑</b>



### ACTIVITY

Cumulative percentage of contracted UDA delivered 2016 & 2017



Adjusted Scheduled Activity (UDA)

Month	2016	2017
April	233	707
May	1,656	1,902
June	3,087	3,108
July	5,781	4,891
August	7,286	6,253
September	8,921	7,939
October	11,078	
November	12,849	
December	14,027	
January	15,309	
February	18,178	
March	19,925	
April	20,903	
May	20,896	
June	20,895	

### QUALITY

	Quantity	Base Number	Contract	AT	Region	England
% of FP17s for the same patient ID Re-attending within 3 months - Children	60	1,351	4.4%	11.8%	13.5%	12.4%
% of FP17s for the same patient ID Re-attending within 3 months - Adults	314	2,727	11.5%	15.6%	17.4%	16.7%
% of FP17s for the same patient ID Re-attending between 3 & 9 months - Children	806	1,351	59.7%	59.6%	59.0%	57.4%
% of FP17s for the same patient ID Re-attending between 3 & 9 months - Adults	1,251	2,727	45.9%	54.4%	52.6%	50.5%
% of FP17s for Band 1 Urgent Courses	186	3,685	5.0%	8.6%	9.4%	9.1%
% of FP17s Relating to Free Repair or Replacements	31	3,685	0.8%	0.9%	1.0%	0.8%
% of FP17s Relating to Continuations	45	3,685	1.2%	1.4%	1.5%	1.3%
% of Patients satisfied with the dentistry they have received	1	1	N/A	92.7%	93.7%	93.2%
% of Patients satisfied with the time they had to wait for an appointment	1	1	N/A	88.3%	90.0%	89.0%

\* This is based on patients treated on this contract for their most recent course of treatment. Figures in italics indicate the base number of FP17s or Patient Questionnaire responses are less than 100. N/A is shown where the base number of responses is less than 10 during the period. % is calculated as Quantity/Base number\*100

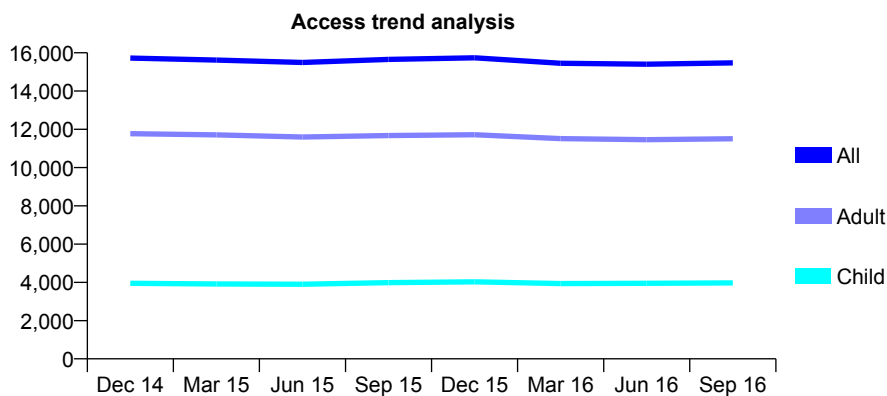
## Q52 - Vital Signs At a Glance Contract Report for 101370/0081 - September 2016

Name or company name	Petrie Tucker & Partners Ltd
Contract type name	GDS Contract
Purpose of contract	General
Contract start date	01/04/2007
Contract end date	

16/17 Contracted general activity (UDA)	48,026
Carry forward general activity (UDA)	0
16/17 Contracted orthodontic activity (UOA)	0
Carry forward orthodontic activity (UOA)	0
Baseline contract value	£1,422,815.83

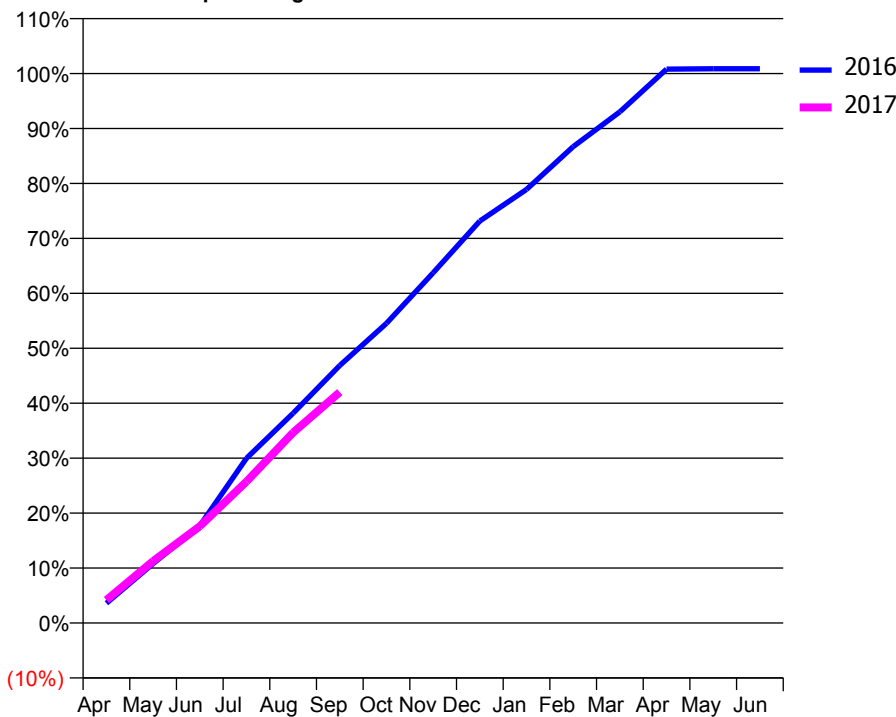
### ACCESS\*

Patients seen in 24 months	Total	Change since previous quarter
Quarter ending September 2015	15,653	
Quarter ending December 2015	15,741	→
Quarter ending March 2016	15,452	↓
Quarter ending June 2016	15,407	→
Quarter ending September 2016	15,475	→
<b>Variance since September 2015</b>	<b>(1.1%)</b>	<b>↓</b>



### ACTIVITY

Cumulative percentage of contracted UDA delivered 2016 & 2017



Month	Adjusted Scheduled Activity (UDA)	
	2016	2017
April	1,730	2,011
May	5,188	5,410
June	8,503	8,453
July	14,402	12,354
August	18,333	16,644
September	22,511	20,183
October	26,191	
November	30,612	
December	35,128	
January	37,895	
February	41,630	
March	44,675	
April	48,401	
May	48,436	
June	48,442	

### QUALITY

	Quantity	Base Number	Contract	AT	Region	England
% of FP17s for the same patient ID Re-attending within 3 months - Children	318	3,720	8.5%	11.8%	13.5%	12.4%
% of FP17s for the same patient ID Re-attending within 3 months - Adults	1,121	9,051	12.4%	15.6%	17.4%	16.7%
% of FP17s for the same patient ID Re-attending between 3 & 9 months - Children	2,510	3,720	67.5%	59.6%	59.0%	57.4%
% of FP17s for the same patient ID Re-attending between 3 & 9 months - Adults	5,347	9,051	59.1%	54.4%	52.6%	50.5%
% of FP17s for Band 1 Urgent Courses	714	10,915	6.5%	8.6%	9.4%	9.1%
% of FP17s Relating to Free Repair or Replacements	85	10,915	0.8%	0.9%	1.0%	0.8%
% of FP17s Relating to Continuations	244	10,915	2.2%	1.4%	1.5%	1.3%
% of Patients satisfied with the dentistry they have received	4	5	N/A	92.7%	93.7%	93.2%
% of Patients satisfied with the time they had to wait for an appointment	4	5	N/A	88.3%	90.0%	89.0%

\* This is based on patients treated on this contract for their most recent course of treatment. Figures in italics indicate the base number of FP17s or Patient Questionnaire responses are less than 100. N/A is shown where the base number of responses is less than 10 during the period. % is calculated as Quantity/Base number\*100

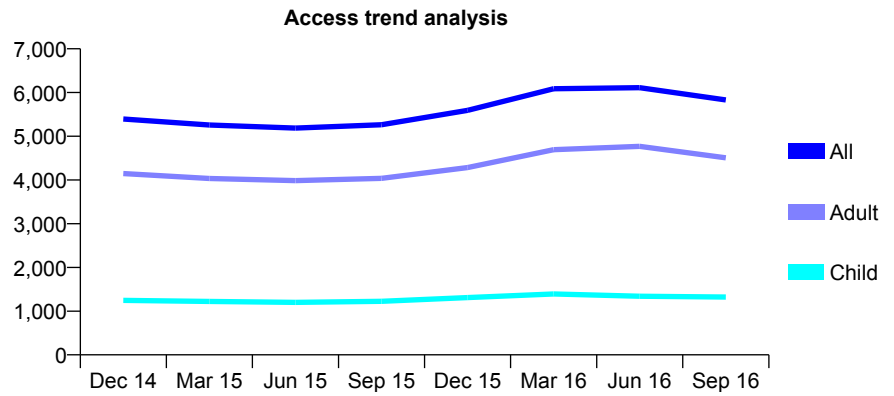
## Q52 - Vital Signs At a Glance Contract Report for 101435/0095 - September 2016

Name or company name	IDH Limited
Contract type name	GDS Contract
Purpose of contract	General
Contract start date	01/04/2008
Contract end date	

16/17 Contracted general activity (UDA)	17,548
Carry forward general activity (UDA)	0
16/17 Contracted orthodontic activity (UOA)	0
Carry forward orthodontic activity (UOA)	0
Baseline contract value	£452,205.81

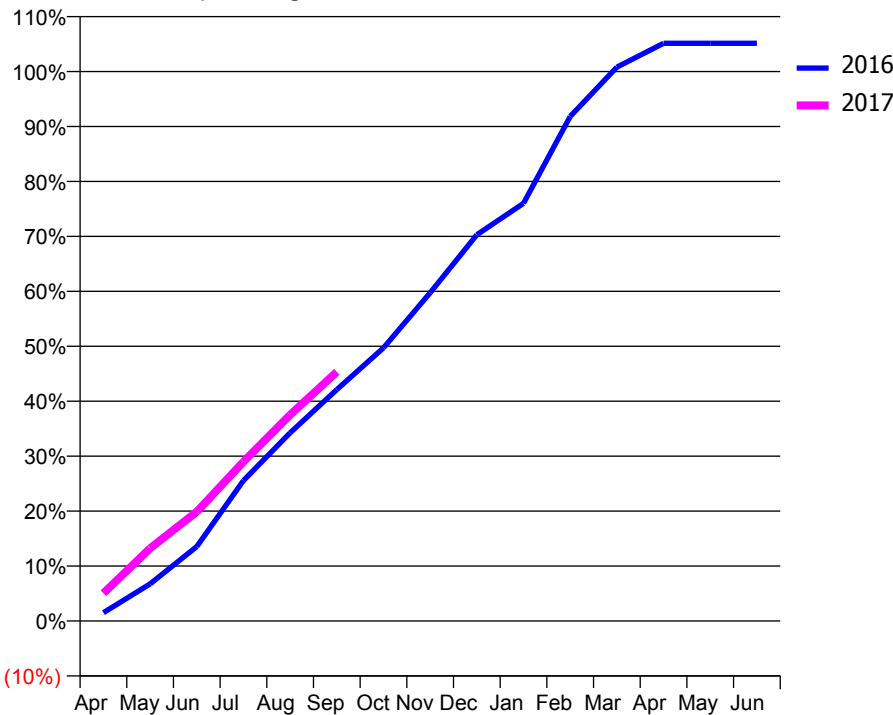
### ACCESS\*

Patients seen in 24 months	Total	Change since previous quarter
Quarter ending September 2015	5,263	
Quarter ending December 2015	5,593	↑
Quarter ending March 2016	6,086	↑
Quarter ending June 2016	6,111	→
Quarter ending September 2016	5,829	↓
<b>Variance since September 2015</b>	<b>10.8%</b>	<b>↑</b>



### ACTIVITY

Cumulative percentage of contracted UDA delivered 2016 & 2017



Month	Adjusted Scheduled Activity (UDA)	
	2016	2017
April	265	888
May	1,185	2,323
June	2,378	3,491
July	4,485	5,085
August	6,012	6,585
September	7,389	7,955
October	8,723	
November	10,483	
December	12,336	
January	13,339	
February	16,110	
March	17,689	
April	18,449	
May	18,449	
June	18,449	

### QUALITY

	Quantity	Base Number	Contract	AT	Region	England
% of FP17s for the same patient ID Re-attending within 3 months - Children	70	944	7.4%	11.8%	13.5%	12.4%
% of FP17s for the same patient ID Re-attending within 3 months - Adults	385	3,141	12.3%	15.6%	17.4%	16.7%
% of FP17s for the same patient ID Re-attending between 3 & 9 months - Children	458	944	48.5%	59.6%	59.0%	57.4%
% of FP17s for the same patient ID Re-attending between 3 & 9 months - Adults	1,410	3,141	44.9%	54.4%	52.6%	50.5%
% of FP17s for Band 1 Urgent Courses	217	3,778	5.7%	8.6%	9.4%	9.1%
% of FP17s Relating to Free Repair or Replacements	32	3,778	0.8%	0.9%	1.0%	0.8%
% of FP17s Relating to Continuations	61	3,778	1.6%	1.4%	1.5%	1.3%
% of Patients satisfied with the dentistry they have received	11	12	91.7%	92.7%	93.7%	93.2%
% of Patients satisfied with the time they had to wait for an appointment	10	12	83.3%	88.3%	90.0%	89.0%

\* This is based on patients treated on this contract for their most recent course of treatment. Figures in italics indicate the base number of FP17s or Patient Questionnaire responses are less than 100. N/A is shown where the base number of responses is less than 10 during the period. % is calculated as Quantity/Base number\*100

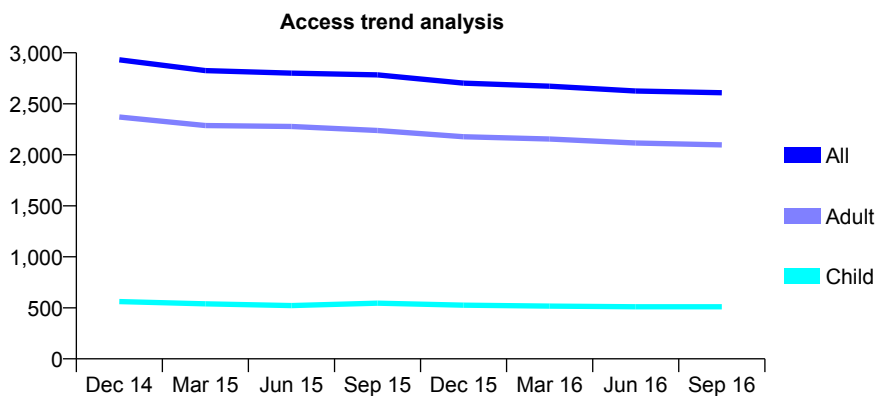
## Q52 - Vital Signs At a Glance Contract Report for 103462/0001 - September 2016

Name or company name	Xen Smiles Ltd
Contract type name	GDS Contract
Purpose of contract	General
Contract start date	03/05/2011
Contract end date	

16/17 Contracted general activity (UDA)	11,000
Carry forward general activity (UDA)	0
16/17 Contracted orthodontic activity (UOA)	0
Carry forward orthodontic activity (UOA)	0
Baseline contract value	£248,341.58

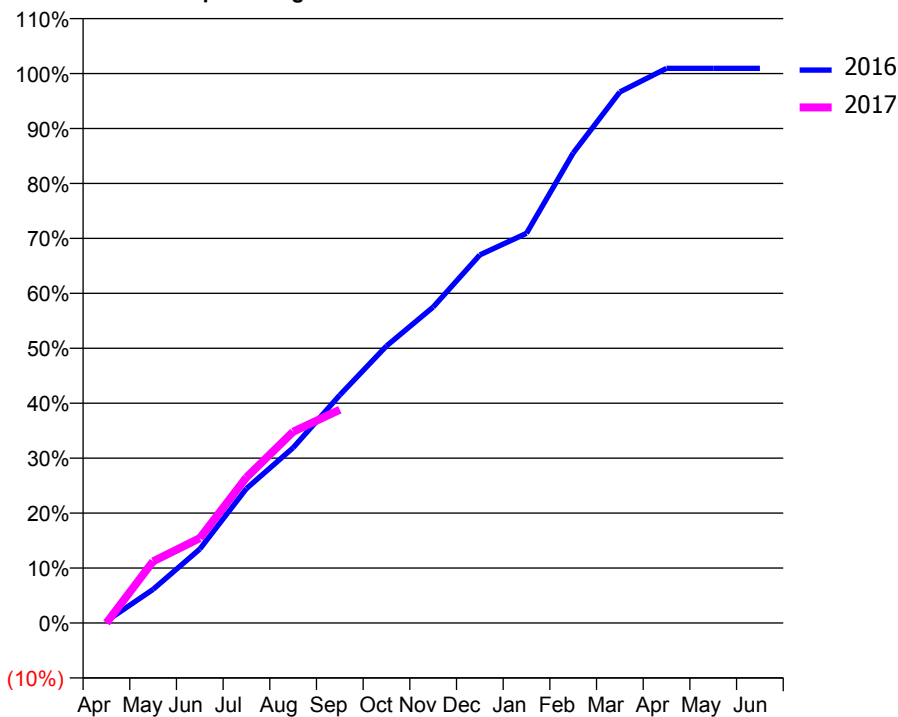
### ACCESS\*

Patients seen in 24 months	Total	Change since previous quarter
Quarter ending September 2015	2,784	
Quarter ending December 2015	2,703	↓
Quarter ending March 2016	2,672	↓
Quarter ending June 2016	2,626	↓
Quarter ending September 2016	2,608	→
<b>Variance since September 2015</b>	<b>(6.3%)</b>	<b>↓</b>



### ACTIVITY

Cumulative percentage of contracted UDA delivered 2016 & 2017



Month	Adjusted Scheduled Activity (UDA)	
	2016	2017
April	38	0
May	673	1,236
June	1,479	1,698
July	2,691	2,917
August	3,509	3,828
September	4,563	4,269
October	5,545	
November	6,325	
December	7,368	
January	7,802	
February	9,407	
March	10,631	
April	11,103	
May	11,102	
June	11,102	

### QUALITY

	Quantity	Base Number	Contract	AT	Region	England
% of FP17s for the same patient ID Re-attending within 3 months - Children	49	368	13.3%	11.8%	13.5%	12.4%
% of FP17s for the same patient ID Re-attending within 3 months - Adults	397	1,515	26.2%	15.6%	17.4%	16.7%
% of FP17s for the same patient ID Re-attending between 3 & 9 months - Children	174	368	47.3%	59.6%	59.0%	57.4%
% of FP17s for the same patient ID Re-attending between 3 & 9 months - Adults	790	1,515	52.1%	54.4%	52.6%	50.5%
% of FP17s for Band 1 Urgent Courses	111	1,729	6.4%	8.6%	9.4%	9.1%
% of FP17s Relating to Free Repair or Replacements	52	1,729	3.0%	0.9%	1.0%	0.8%
% of FP17s Relating to Continuations	78	1,729	4.5%	1.4%	1.5%	1.3%
% of Patients satisfied with the dentistry they have received	4	5	N/A	92.7%	93.7%	93.2%
% of Patients satisfied with the time they had to wait for an appointment	3	5	N/A	88.3%	90.0%	89.0%

\* This is based on patients treated on this contract for their most recent course of treatment. Figures in italics indicate the base number of FP17s or Patient Questionnaire responses are less than 100. N/A is shown where the base number of responses is less than 10 during the period. % is calculated as Quantity/Base number\*100

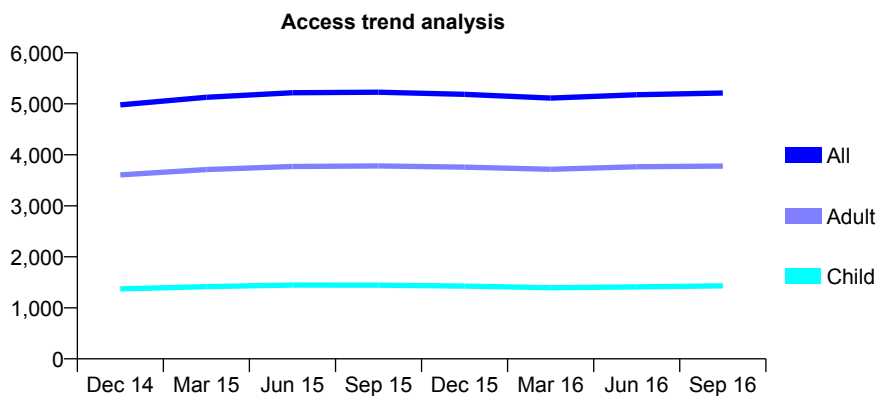
## Q52 - Vital Signs At a Glance Contract Report for 106771/0001 - September 2016

Name or company name	Lingwell Croft Dental Practice
Contract type name	GDS Contract
Purpose of contract	General
Contract start date	29/04/2011
Contract end date	

16/17 Contracted general activity (UDA)	16,400
Carry forward general activity (UDA)	0
16/17 Contracted orthodontic activity (UOA)	0
Carry forward orthodontic activity (UOA)	0
Baseline contract value	£438,571.29

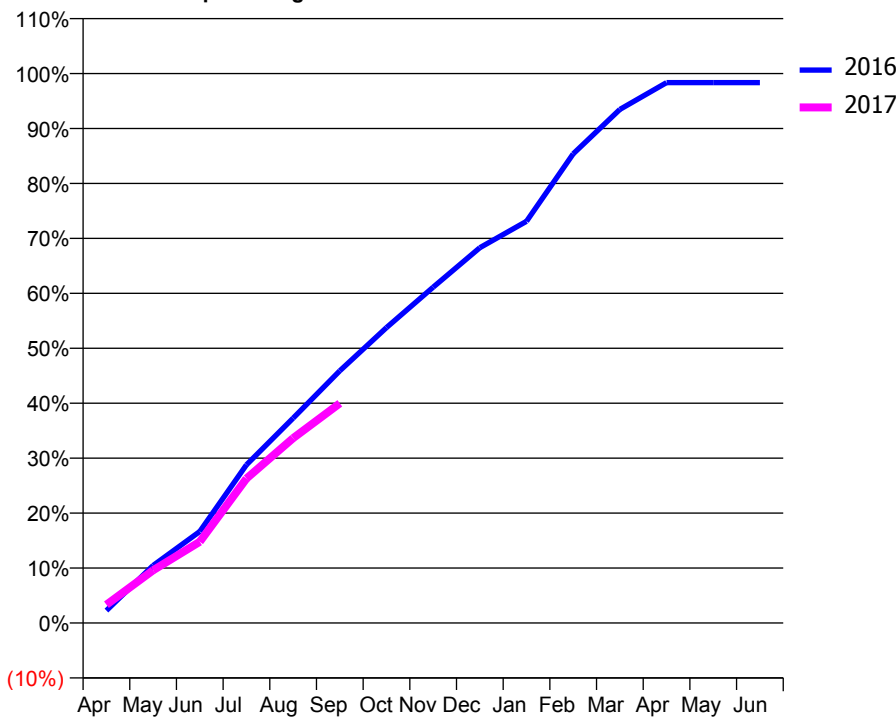
### ACCESS\*

Patients seen in 24 months	Total	Change since previous quarter
Quarter ending September 2015	5,227	
Quarter ending December 2015	5,186	→
Quarter ending March 2016	5,113	↓
Quarter ending June 2016	5,178	→
Quarter ending September 2016	5,211	→
<b>Variance since September 2015</b>	<b>(0.3%)</b>	<b>→</b>



### ACTIVITY

Cumulative percentage of contracted UDA delivered 2016 & 2017



Month	Adjusted Scheduled Activity (UDA)	
	2016	2017
April	373	548
May	1,715	1,576
June	2,732	2,425
July	4,723	4,312
August	6,116	5,516
September	7,528	6,556
October	8,818	
November	10,022	
December	11,200	
January	11,988	
February	14,004	
March	15,329	
April	16,127	
May	16,127	
June	16,127	

### QUALITY

	Quantity	Base Number	Contract	AT	Region	England
% of FP17s for the same patient ID Re-attending within 3 months - Children	60	1,044	5.7%	11.8%	13.5%	12.4%
% of FP17s for the same patient ID Re-attending within 3 months - Adults	316	2,700	11.7%	15.6%	17.4%	16.7%
% of FP17s for the same patient ID Re-attending between 3 & 9 months - Children	655	1,044	62.7%	59.6%	59.0%	57.4%
% of FP17s for the same patient ID Re-attending between 3 & 9 months - Adults	1,726	2,700	63.9%	54.4%	52.6%	50.5%
% of FP17s for Band 1 Urgent Courses	152	3,403	4.5%	8.6%	9.4%	9.1%
% of FP17s Relating to Free Repair or Replacements	32	3,403	0.9%	0.9%	1.0%	0.8%
% of FP17s Relating to Continuations	60	3,403	1.8%	1.4%	1.5%	1.3%
% of Patients satisfied with the dentistry they have received	2	2	N/A	92.7%	93.7%	93.2%
% of Patients satisfied with the time they had to wait for an appointment	2	2	N/A	88.3%	90.0%	89.0%

\* This is based on patients treated on this contract for their most recent course of treatment. Figures in italics indicate the base number of FP17s or Patient Questionnaire responses are less than 100. N/A is shown where the base number of responses is less than 10 during the period. % is calculated as Quantity/Base number\*100

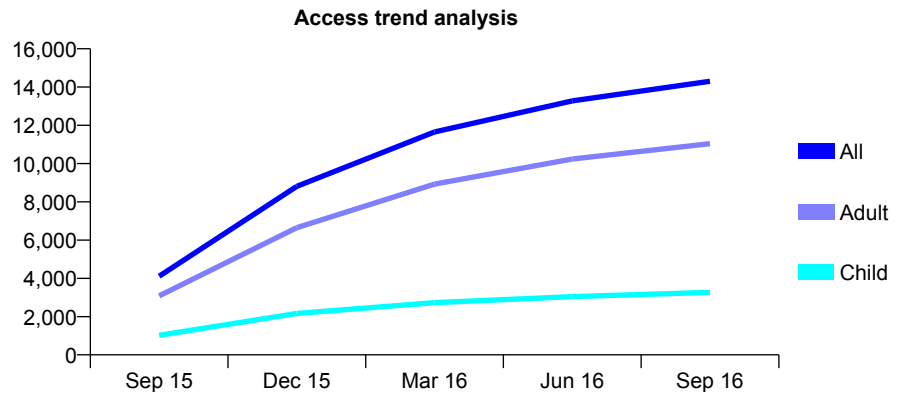
## Q52 - Vital Signs At a Glance Contract Report for 107840/0001 - September 2016

Name or company name	The Avondale Dental Practice Partnership
Contract type name	GDS Contract
Purpose of contract	General
Contract start date	01/07/2015
Contract end date	

16/17 Contracted general activity (UDA)	45,480
Carry forward general activity (UDA)	0
16/17 Contracted orthodontic activity (UOA)	0
Carry forward orthodontic activity (UOA)	0
Baseline contract value	£1,464,665.35

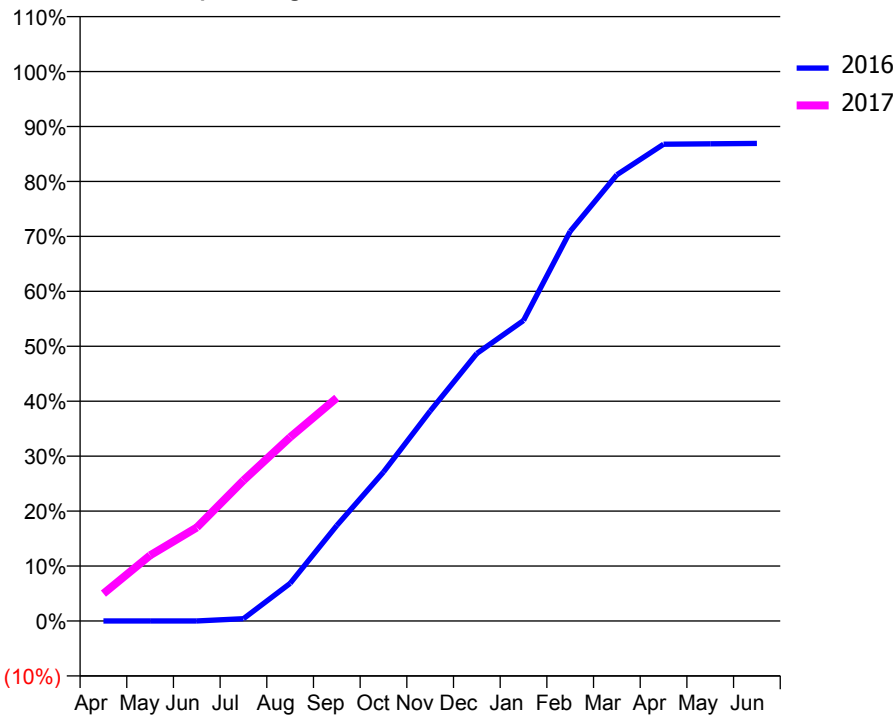
### ACCESS\*

Patients seen in 24 months	Total	Change since previous quarter
Quarter ending September 2015	4,109	
Quarter ending December 2015	8,811	↑
Quarter ending March 2016	11,656	↑
Quarter ending June 2016	13,276	↑
Quarter ending September 2016	14,305	↑
<b>Variance since September 2015</b>	<b>248.1%</b>	<b>↑</b>



### ACTIVITY

Cumulative percentage of contracted UDA delivered 2016 & 2017



Month	Adjusted Scheduled Activity (UDA)	
	2016	2017
April	0	2,268
May	0	5,430
June	0	7,743
July	146	11,639
August	2,341	15,216
September	5,932	18,469
October	9,249	
November	13,030	
December	16,607	
January	18,649	
February	24,191	
March	27,699	
April	29,598	
May	29,617	
June	29,646	

### QUALITY

	Quantity	Base Number	Contract	AT	Region	England
% of FP17s for the same patient ID Re-attending within 3 months - Children	121	2,583	4.7%	11.8%	13.5%	12.4%
% of FP17s for the same patient ID Re-attending within 3 months - Adults	1,012	8,113	12.5%	15.6%	17.4%	16.7%
% of FP17s for the same patient ID Re-attending between 3 & 9 months - Children	1,476	2,583	57.1%	59.6%	59.0%	57.4%
% of FP17s for the same patient ID Re-attending between 3 & 9 months - Adults	4,257	8,113	52.5%	54.4%	52.6%	50.5%
% of FP17s for Band 1 Urgent Courses	635	9,327	6.8%	8.6%	9.4%	9.1%
% of FP17s Relating to Free Repair or Replacements	51	9,327	0.5%	0.9%	1.0%	0.8%
% of FP17s Relating to Continuations	163	9,327	1.7%	1.4%	1.5%	1.3%
% of Patients satisfied with the dentistry they have received	11	12	91.7%	92.7%	93.7%	93.2%
% of Patients satisfied with the time they had to wait for an appointment	10	12	83.3%	88.3%	90.0%	89.0%

\* This is based on patients treated on this contract for their most recent course of treatment. Figures in italics indicate the base number of FP17s or Patient Questionnaire responses are less than 100. N/A is shown where the base number of responses is less than 10 during the period. % is calculated as Quantity/Base number\*100

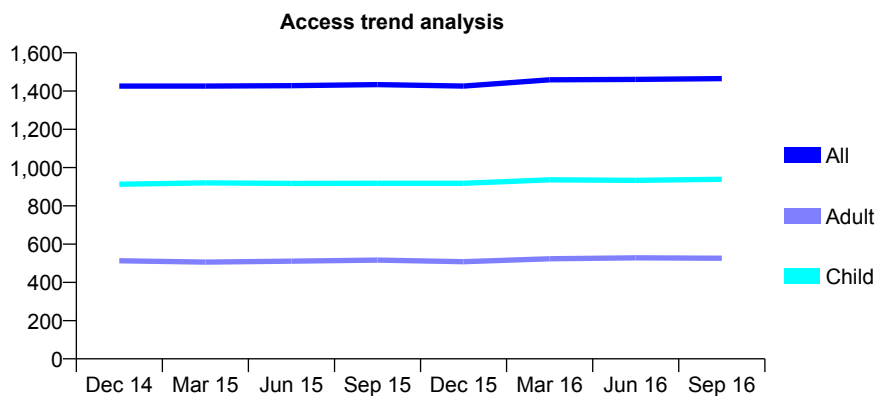
## Q52 - Vital Signs At a Glance Contract Report for 112003/0001 - September 2016

Name or company name	King Lane Dental Care
Contract type name	GDS Contract
Purpose of contract	General
Contract start date	12/10/2006
Contract end date	

16/17 Contracted general activity (UDA)	3,725
Carry forward general activity (UDA)	0
16/17 Contracted orthodontic activity (UOA)	0
Carry forward orthodontic activity (UOA)	0
Baseline contract value	£126,846.14

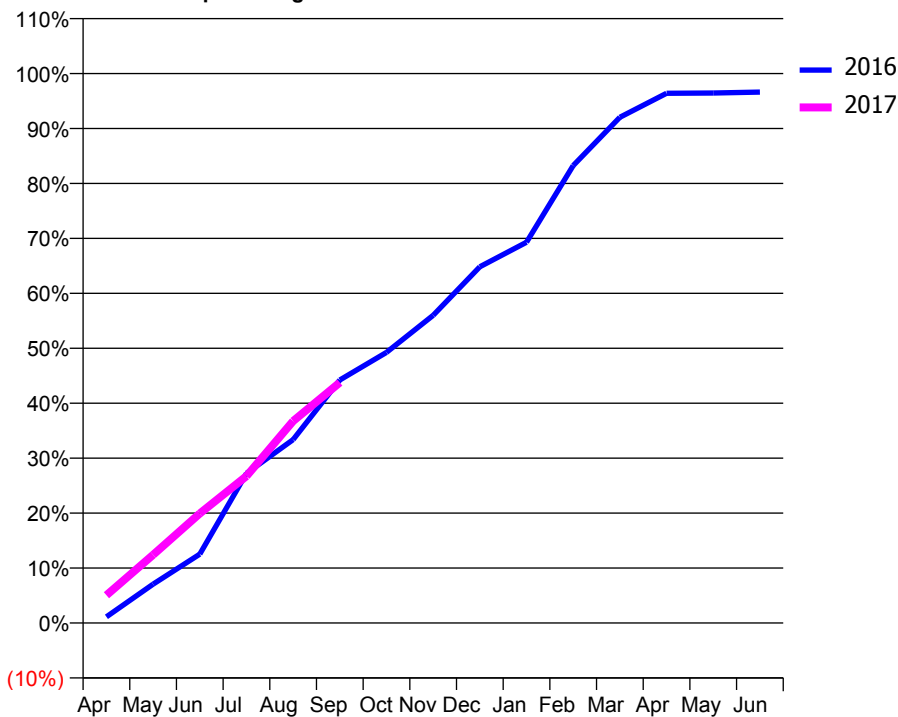
### ACCESS\*

Patients seen in 24 months	Total	Change since previous quarter
Quarter ending September 2015	1,434	
Quarter ending December 2015	1,426	→
Quarter ending March 2016	1,459	↑
Quarter ending June 2016	1,461	→
Quarter ending September 2016	1,465	→
<b>Variance since September 2015</b>	<b>2.2%</b>	<b>↑</b>



### ACTIVITY

Cumulative percentage of contracted UDA delivered 2016 & 2017



Adjusted Scheduled Activity (UDA)

Month	2016	2017
April	42	189
May	264	462
June	467	742
July	1,015	995
August	1,243	1,369
September	1,647	1,631
October	1,834	
November	2,086	
December	2,415	
January	2,581	
February	3,101	
March	3,429	
April	3,591	
May	3,593	
June	3,599	

### QUALITY

	Quantity	Base Number	Contract	AT	Region	England
% of FP17s for the same patient ID Re-attending within 3 months - Children	65	807	8.1%	11.8%	13.5%	12.4%
% of FP17s for the same patient ID Re-attending within 3 months - Adults	62	355	17.5%	15.6%	17.4%	16.7%
% of FP17s for the same patient ID Re-attending between 3 & 9 months - Children	506	807	62.7%	59.6%	59.0%	57.4%
% of FP17s for the same patient ID Re-attending between 3 & 9 months - Adults	192	355	54.1%	54.4%	52.6%	50.5%
% of FP17s for Band 1 Urgent Courses	43	1,055	4.1%	8.6%	9.4%	9.1%
% of FP17s Relating to Free Repair or Replacements	0	1,055	0.0%	0.9%	1.0%	0.8%
% of FP17s Relating to Continuations	2	1,055	0.2%	1.4%	1.5%	1.3%
% of Patients satisfied with the dentistry they have received	3	3	N/A	92.7%	93.7%	93.2%
% of Patients satisfied with the time they had to wait for an appointment	2	3	N/A	88.3%	90.0%	89.0%

\* This is based on patients treated on this contract for their most recent course of treatment. Figures in italics indicate the base number of FP17s or Patient Questionnaire responses are less than 100. N/A is shown where the base number of responses is less than 10 during the period. % is calculated as Quantity/Base number\*100



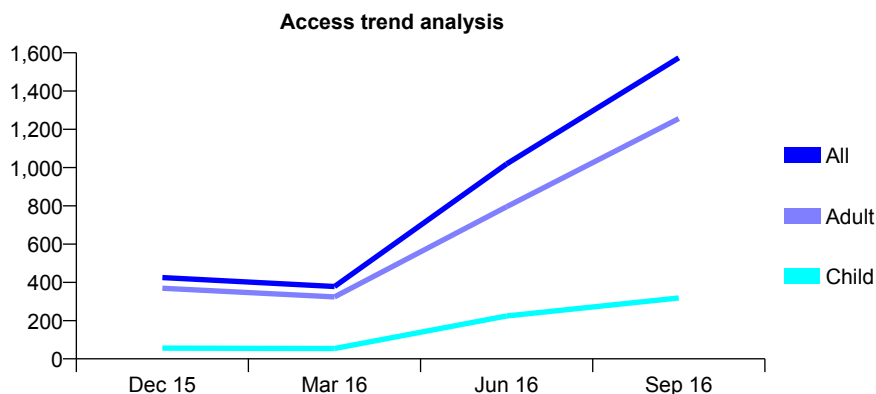
## Q52 - Vital Signs At a Glance Contract Report for 112941/0001 - September 2016

Name or company name	Crossgates Dental Practice Partnership
Contract type name	GDS Contract
Purpose of contract	General
Contract start date	01/10/2015
Contract end date	

16/17 Contracted general activity (UDA)	8,000
Carry forward general activity (UDA)	0
16/17 Contracted orthodontic activity (UOA)	0
Carry forward orthodontic activity (UOA)	0
Baseline contract value	£230,319.04

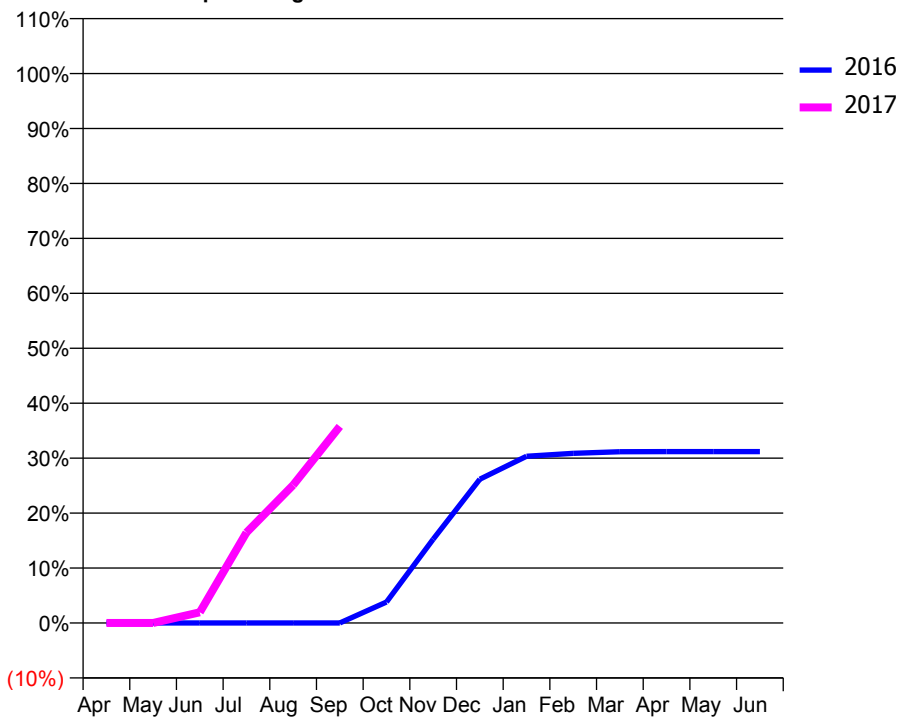
### ACCESS\*

Patients seen in 24 months	Total	Change since previous quarter
Quarter ending September 2015	0	
Quarter ending December 2015	425	↑
Quarter ending March 2016	378	↓
Quarter ending June 2016	1,019	↑
Quarter ending September 2016	1,574	↑
<b>Variance since September 2015</b>	N/A	



### ACTIVITY

Cumulative percentage of contracted UDA delivered 2016 & 2017



Month	Adjusted Scheduled Activity (UDA)	
	2016	2017
April	0	0
May	0	0
June	0	156
July	0	1,317
August	0	2,009
September	0	2,862
October	153	
November	610	
December	1,047	
January	1,214	
February	1,235	
March	1,247	
April	1,248	
May	1,248	
June	1,248	

### QUALITY

	Quantity	Base Number	Contract	AT	Region	England
% of FP17s for the same patient ID Re-attending within 3 months - Children	19	378	5.0%	11.8%	13.5%	12.4%
% of FP17s for the same patient ID Re-attending within 3 months - Adults	94	1,478	6.4%	15.6%	17.4%	16.7%
% of FP17s for the same patient ID Re-attending between 3 & 9 months - Children	35	378	9.3%	59.6%	59.0%	57.4%
% of FP17s for the same patient ID Re-attending between 3 & 9 months - Adults	196	1,478	13.3%	54.4%	52.6%	50.5%
% of FP17s for Band 1 Urgent Courses	56	1,306	4.3%	8.6%	9.4%	9.1%
% of FP17s Relating to Free Repair or Replacements	5	1,306	0.4%	0.9%	1.0%	0.8%
% of FP17s Relating to Continuations	21	1,306	1.6%	1.4%	1.5%	1.3%
% of Patients satisfied with the dentistry they have received	0	0	N/A	92.7%	93.7%	93.2%
% of Patients satisfied with the time they had to wait for an appointment	0	0	N/A	88.3%	90.0%	89.0%

\* This is based on patients treated on this contract for their most recent course of treatment. Figures in italics indicate the base number of FP17s or Patient Questionnaire responses are less than 100. N/A is shown where the base number of responses is less than 10 during the period. % is calculated as Quantity/Base number\*100

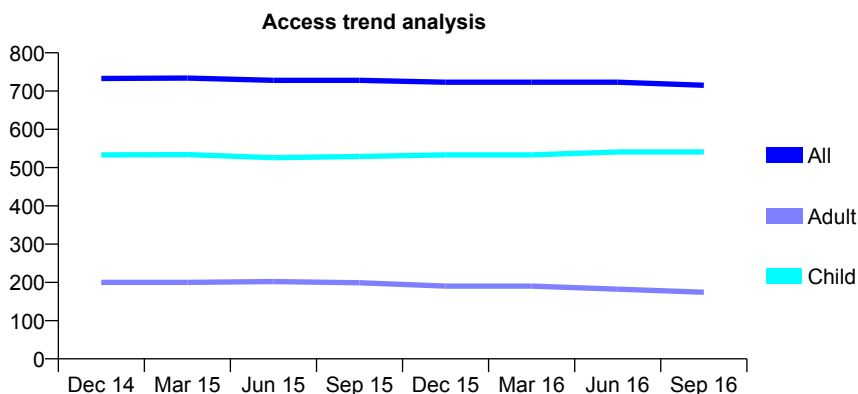
## Q52 - Vital Signs At a Glance Contract Report for 117161/0001 - September 2016

Name or company name	Wells Road Dental Surgery Ltd
Contract type name	GDS Contract
Purpose of contract	General
Contract start date	01/09/2008
Contract end date	

16/17 Contracted general activity (UDA)	1,400
Carry forward general activity (UDA)	0
16/17 Contracted orthodontic activity (UOA)	0
Carry forward orthodontic activity (UOA)	0
Baseline contract value	£37,805.87

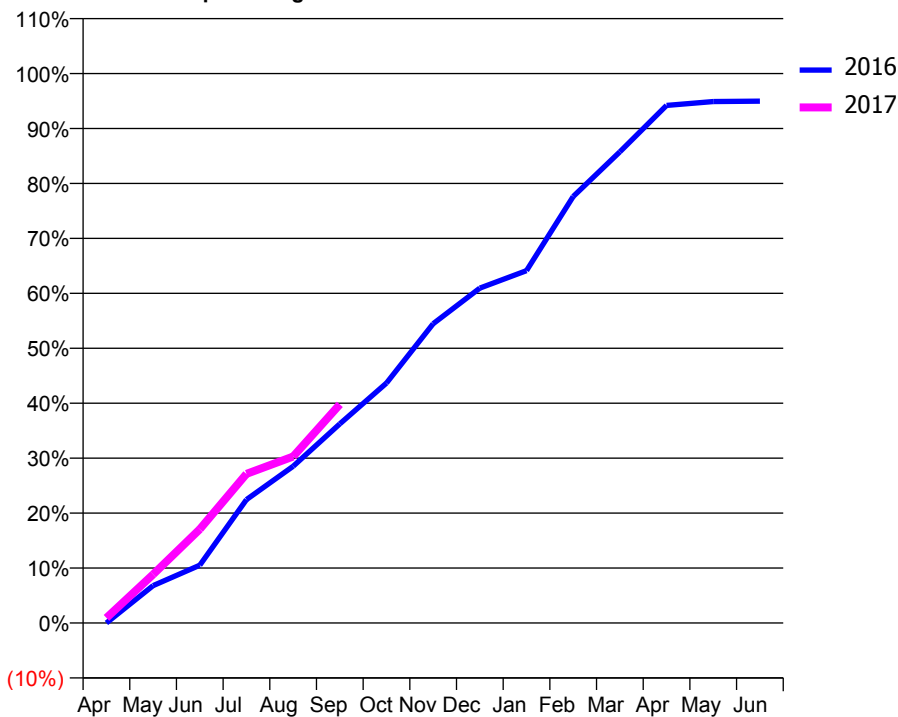
### ACCESS\*

Patients seen in 24 months	Total	Change since previous quarter
Quarter ending September 2015	728	
Quarter ending December 2015	723	→
Quarter ending March 2016	723	→
Quarter ending June 2016	723	→
Quarter ending September 2016	715	↓
<b>Variance since September 2015</b>	<b>(1.8%)</b>	<b>↓</b>



### ACTIVITY

Cumulative percentage of contracted UDA delivered 2016 & 2017



Month	Adjusted Scheduled Activity (UDA)	
	2016	2017
April	0	13
May	95	124
June	147	239
July	314	380
August	399	424
September	507	557
October	611	
November	762	
December	853	
January	898	
February	1,087	
March	1,201	
April	1,319	
May	1,329	
June	1,330	

### QUALITY

	Quantity	Base Number	Contract	AT	Region	England
% of FP17s for the same patient ID Re-attending within 3 months - Children	21	407	5.2%	11.8%	13.5%	12.4%
% of FP17s for the same patient ID Re-attending within 3 months - Adults	1	78	1.3%	15.6%	17.4%	16.7%
% of FP17s for the same patient ID Re-attending between 3 & 9 months - Children	254	407	62.4%	59.6%	59.0%	57.4%
% of FP17s for the same patient ID Re-attending between 3 & 9 months - Adults	59	78	75.6%	54.4%	52.6%	50.5%
% of FP17s for Band 1 Urgent Courses	0	397	0.0%	8.6%	9.4%	9.1%
% of FP17s Relating to Free Repair or Replacements	1	397	0.3%	0.9%	1.0%	0.8%
% of FP17s Relating to Continuations	1	397	0.3%	1.4%	1.5%	1.3%
% of Patients satisfied with the dentistry they have received	2	2	N/A	92.7%	93.7%	93.2%
% of Patients satisfied with the time they had to wait for an appointment	2	2	N/A	88.3%	90.0%	89.0%

\* This is based on patients treated on this contract for their most recent course of treatment. Figures in italics indicate the base number of FP17s or Patient Questionnaire responses are less than 100. N/A is shown where the base number of responses is less than 10 during the period. % is calculated as Quantity/Base number\*100

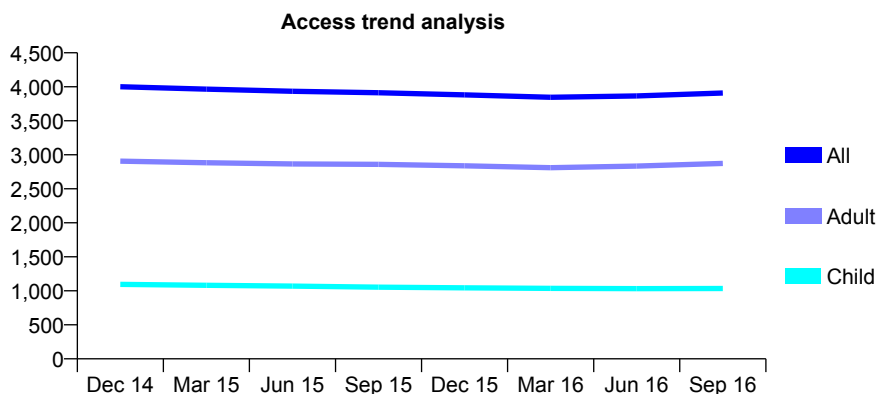
## Q52 - Vital Signs At a Glance Contract Report for 117358/0001 - September 2016

Name or company name	Kirkburton Dental Care Ltd
Contract type name	GDS Contract
Purpose of contract	General
Contract start date	01/04/2009
Contract end date	

16/17 Contracted general activity (UDA)	12,000
Carry forward general activity (UDA)	0
16/17 Contracted orthodontic activity (UOA)	0
Carry forward orthodontic activity (UOA)	0
Baseline contract value	£359,507.91

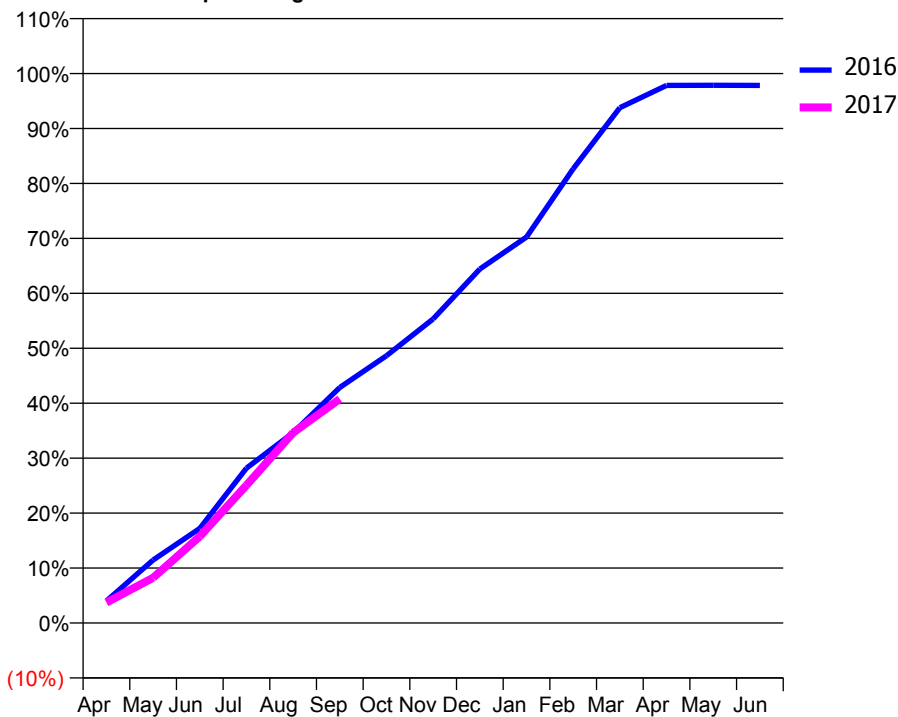
### ACCESS\*

Patients seen in 24 months	Total	Change since previous quarter
Quarter ending September 2015	3,913	
Quarter ending December 2015	3,882	→
Quarter ending March 2016	3,847	→
Quarter ending June 2016	3,866	→
Quarter ending September 2016	3,908	→
<b>Variance since September 2015</b>	<b>(0.1%)</b>	→



### ACTIVITY

Cumulative percentage of contracted UDA delivered 2016 & 2017



Month	Adjusted Scheduled Activity (UDA)	
	2016	2017
April	483	447
May	1,376	988
June	2,067	1,891
July	3,382	3,009
August	4,158	4,156
September	5,145	4,893
October	5,838	
November	6,641	
December	7,729	
January	8,430	
February	9,921	
March	11,255	
April	11,739	
May	11,743	
June	11,741	

### QUALITY

	Quantity	Base Number	Contract	AT	Region	England
% of FP17s for the same patient ID Re-attending within 3 months - Children	98	913	10.7%	11.8%	13.5%	12.4%
% of FP17s for the same patient ID Re-attending within 3 months - Adults	321	2,225	14.4%	15.6%	17.4%	16.7%
% of FP17s for the same patient ID Re-attending between 3 & 9 months - Children	612	913	67.0%	59.6%	59.0%	57.4%
% of FP17s for the same patient ID Re-attending between 3 & 9 months - Adults	1,328	2,225	59.7%	54.4%	52.6%	50.5%
% of FP17s for Band 1 Urgent Courses	201	2,855	7.0%	8.6%	9.4%	9.1%
% of FP17s Relating to Free Repair or Replacements	48	2,855	1.7%	0.9%	1.0%	0.8%
% of FP17s Relating to Continuations	20	2,855	0.7%	1.4%	1.5%	1.3%
% of Patients satisfied with the dentistry they have received	5	5	N/A	92.7%	93.7%	93.2%
% of Patients satisfied with the time they had to wait for an appointment	5	5	N/A	88.3%	90.0%	89.0%

\* This is based on patients treated on this contract for their most recent course of treatment. Figures in italics indicate the base number of FP17s or Patient Questionnaire responses are less than 100. N/A is shown where the base number of responses is less than 10 during the period. % is calculated as Quantity/Base number\*100

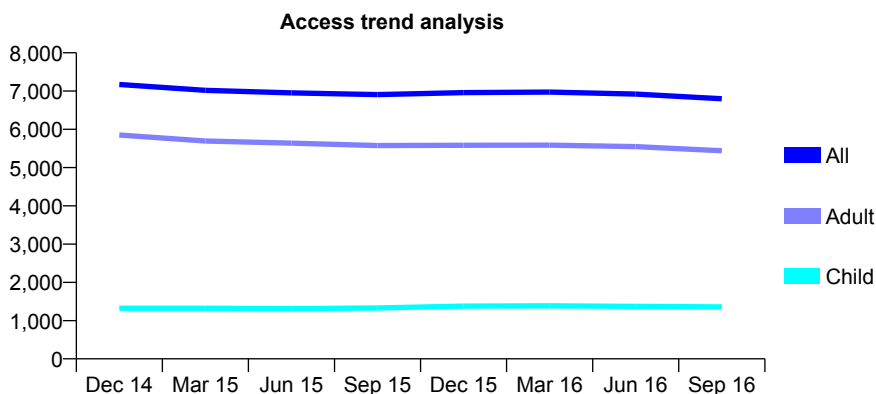
## Q52 - Vital Signs At a Glance Contract Report for 118060/0004 - September 2016

Name or company name	Genix Healthcare Ltd
Contract type name	GDS Contract
Purpose of contract	General
Contract start date	01/10/2006
Contract end date	

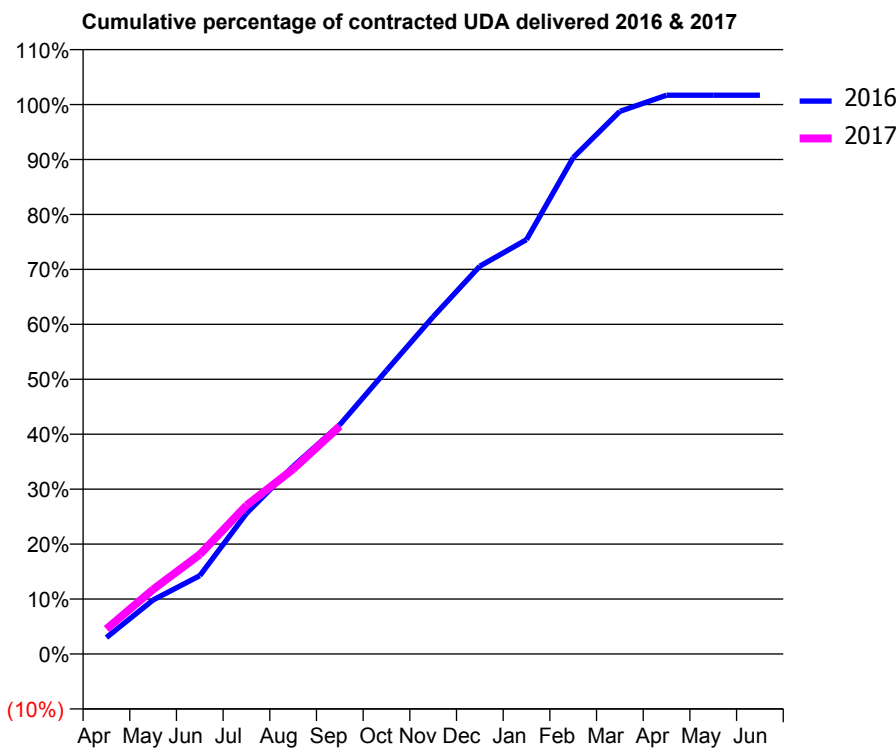
16/17 Contracted general activity (UDA)	18,700
Carry forward general activity (UDA)	0
16/17 Contracted orthodontic activity (UOA)	0
Carry forward orthodontic activity (UOA)	0
Baseline contract value	£545,764.15

### ACCESS\*

Patients seen in 24 months	Total	Change since previous quarter
Quarter ending September 2015	6,907	
Quarter ending December 2015	6,958	→
Quarter ending March 2016	6,974	→
Quarter ending June 2016	6,920	→
Quarter ending September 2016	6,798	↓
<b>Variance since September 2015</b>	<b>(1.6%)</b>	<b>↓</b>



### ACTIVITY



Month	Adjusted Scheduled Activity (UDA)	
	2016	2017
April	560	849
May	1,838	2,198
June	2,666	3,386
July	4,786	5,056
August	6,386	6,293
September	7,801	7,754
October	9,651	
November	11,480	
December	13,197	
January	14,100	
February	16,890	
March	18,469	
April	19,018	
May	19,015	
June	19,015	

### QUALITY

	Quantity	Base Number	Contract	AT	Region	England
% of FP17s for the same patient ID Re-attending within 3 months - Children	69	1,016	6.8%	11.8%	13.5%	12.4%
% of FP17s for the same patient ID Re-attending within 3 months - Adults	522	4,021	13.0%	15.6%	17.4%	16.7%
% of FP17s for the same patient ID Re-attending between 3 & 9 months - Children	693	1,016	68.2%	59.6%	59.0%	57.4%
% of FP17s for the same patient ID Re-attending between 3 & 9 months - Adults	2,659	4,021	66.1%	54.4%	52.6%	50.5%
% of FP17s for Band 1 Urgent Courses	330	4,719	7.0%	8.6%	9.4%	9.1%
% of FP17s Relating to Free Repair or Replacements	69	4,719	1.5%	0.9%	1.0%	0.8%
% of FP17s Relating to Continuations	25	4,719	0.5%	1.4%	1.5%	1.3%
% of Patients satisfied with the dentistry they have received	0	0	N/A	92.7%	93.7%	93.2%
% of Patients satisfied with the time they had to wait for an appointment	0	0	N/A	88.3%	90.0%	89.0%

\* This is based on patients treated on this contract for their most recent course of treatment. Figures in italics indicate the base number of FP17s or Patient Questionnaire responses are less than 100. N/A is shown where the base number of responses is less than 10 during the period. % is calculated as Quantity/Base number\*100

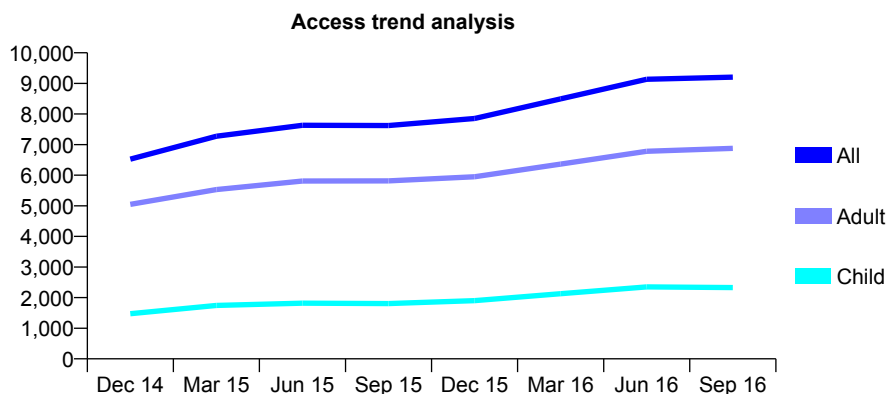
## Q52 - Vital Signs At a Glance Contract Report for 118060/0009 - September 2016

Name or company name	Genix Healthcare Ltd
Contract type name	GDS Contract
Purpose of contract	General
Contract start date	01/01/2007
Contract end date	

16/17 Contracted general activity (UDA)	23,667
Carry forward general activity (UDA)	0
16/17 Contracted orthodontic activity (UOA)	0
Carry forward orthodontic activity (UOA)	0
Baseline contract value	£571,823.27

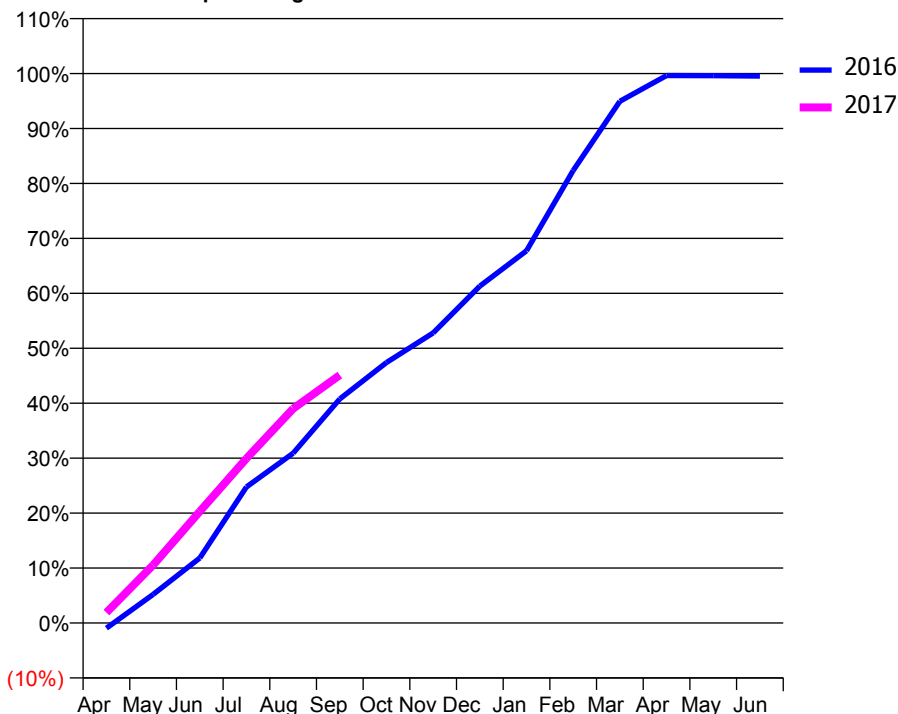
### ACCESS\*

Patients seen in 24 months	Total	Change since previous quarter
Quarter ending September 2015	7,621	
Quarter ending December 2015	7,853	↑
Quarter ending March 2016	8,493	↑
Quarter ending June 2016	9,133	↑
Quarter ending September 2016	9,205	→
<b>Variance since September 2015</b>	<b>20.8%</b>	<b>↑</b>



### ACTIVITY

Cumulative percentage of contracted UDA delivered 2016 & 2017



Month	Adjusted Scheduled Activity (UDA)	
	2016	2017
April	-226	451
May	1,235	2,498
June	2,798	4,805
July	5,859	7,089
August	7,316	9,230
September	9,650	10,682
October	11,218	
November	12,497	
December	14,511	
January	16,032	
February	19,490	
March	22,471	
April	23,576	
May	23,573	
June	23,558	

### QUALITY

	Quantity	Base Number	Contract	AT	Region	England
% of FP17s for the same patient ID Re-attending within 3 months - Children	84	1,729	4.9%	11.8%	13.5%	12.4%
% of FP17s for the same patient ID Re-attending within 3 months - Adults	510	4,994	10.2%	15.6%	17.4%	16.7%
% of FP17s for the same patient ID Re-attending between 3 & 9 months - Children	810	1,729	46.8%	59.6%	59.0%	57.4%
% of FP17s for the same patient ID Re-attending between 3 & 9 months - Adults	2,520	4,994	50.5%	54.4%	52.6%	50.5%
% of FP17s for Band 1 Urgent Courses	380	6,190	6.1%	8.6%	9.4%	9.1%
% of FP17s Relating to Free Repair or Replacements	91	6,190	1.5%	0.9%	1.0%	0.8%
% of FP17s Relating to Continuations	27	6,190	0.4%	1.4%	1.5%	1.3%
% of Patients satisfied with the dentistry they have received	7	7	N/A	92.7%	93.7%	93.2%
% of Patients satisfied with the time they had to wait for an appointment	7	7	N/A	88.3%	90.0%	89.0%

\* This is based on patients treated on this contract for their most recent course of treatment. Figures in italics indicate the base number of FP17s or Patient Questionnaire responses are less than 100. N/A is shown where the base number of responses is less than 10 during the period. % is calculated as Quantity/Base number\*100

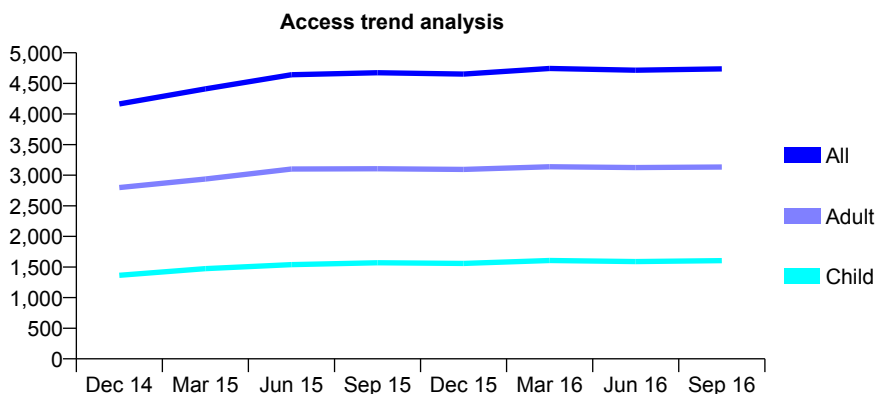
## Q52 - Vital Signs At a Glance Contract Report for 118060/0012 - September 2016

Name or company name	Genix Healthcare Ltd
Contract type name	GDS Contract
Purpose of contract	General
Contract start date	01/04/2007
Contract end date	

16/17 Contracted general activity (UDA)	14,018
Carry forward general activity (UDA)	0
16/17 Contracted orthodontic activity (UOA)	0
Carry forward orthodontic activity (UOA)	0
Baseline contract value	£346,543.23

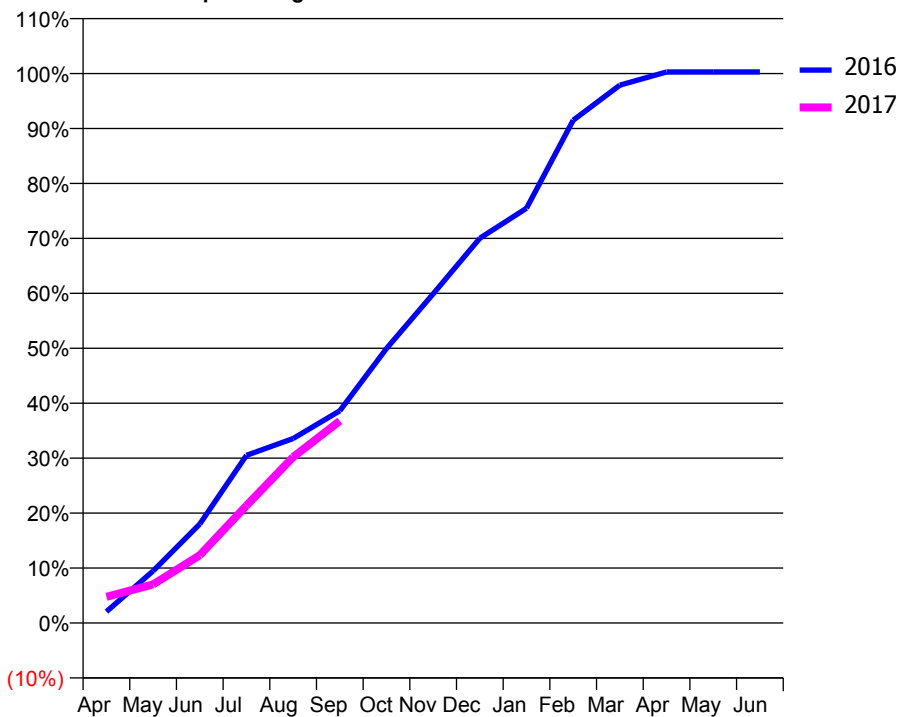
### ACCESS\*

Patients seen in 24 months	Total	Change since previous quarter
Quarter ending September 2015	4,674	
Quarter ending December 2015	4,653	→
Quarter ending March 2016	4,744	→
Quarter ending June 2016	4,715	→
Quarter ending September 2016	4,738	→
<b>Variance since September 2015</b>	<b>1.4%</b>	<b>→</b>



### ACTIVITY

Cumulative percentage of contracted UDA delivered 2016 & 2017



Month	Adjusted Scheduled Activity (UDA)	
	2016	2017
April	291	667
May	1,330	986
June	2,527	1,731
July	4,277	2,994
August	4,708	4,232
September	5,413	5,155
October	7,001	
November	8,399	
December	9,815	
January	10,583	
February	12,825	
March	13,720	
April	14,058	
May	14,057	
June	14,057	

### QUALITY

	Quantity	Base Number	Contract	AT	Region	England
% of FP17s for the same patient ID Re-attending within 3 months - Children	61	860	7.1%	11.8%	13.5%	12.4%
% of FP17s for the same patient ID Re-attending within 3 months - Adults	234	1,707	13.7%	15.6%	17.4%	16.7%
% of FP17s for the same patient ID Re-attending between 3 & 9 months - Children	425	860	49.4%	59.6%	59.0%	57.4%
% of FP17s for the same patient ID Re-attending between 3 & 9 months - Adults	836	1,707	49.0%	54.4%	52.6%	50.5%
% of FP17s for Band 1 Urgent Courses	173	2,427	7.1%	8.6%	9.4%	9.1%
% of FP17s Relating to Free Repair or Replacements	27	2,427	1.1%	0.9%	1.0%	0.8%
% of FP17s Relating to Continuations	3	2,427	0.1%	1.4%	1.5%	1.3%
% of Patients satisfied with the dentistry they have received	4	5	N/A	92.7%	93.7%	93.2%
% of Patients satisfied with the time they had to wait for an appointment	5	5	N/A	88.3%	90.0%	89.0%

\* This is based on patients treated on this contract for their most recent course of treatment. Figures in italics indicate the base number of FP17s or Patient Questionnaire responses are less than 100. N/A is shown where the base number of responses is less than 10 during the period. % is calculated as Quantity/Base number\*100

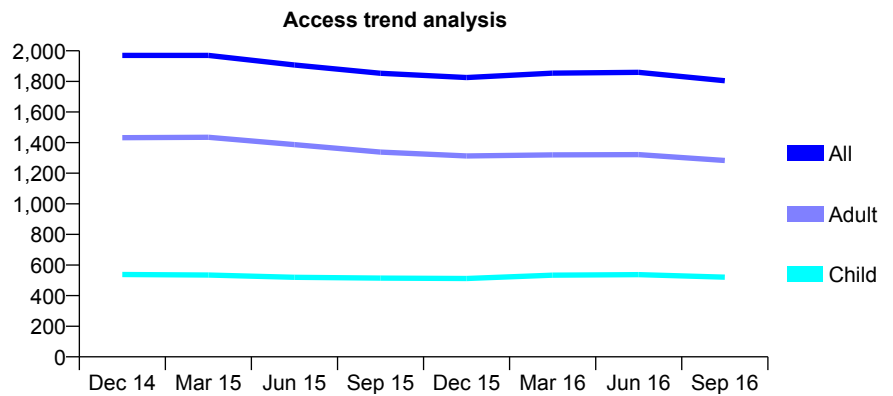
## Q52 - Vital Signs At a Glance Contract Report for 118060/0015 - September 2016

Name or company name	Genix Healthcare Ltd
Contract type name	GDS Contract
Purpose of contract	General
Contract start date	01/04/2008
Contract end date	

16/17 Contracted general activity (UDA)	6,000
Carry forward general activity (UDA)	0
16/17 Contracted orthodontic activity (UOA)	0
Carry forward orthodontic activity (UOA)	0
Baseline contract value	£156,370.76

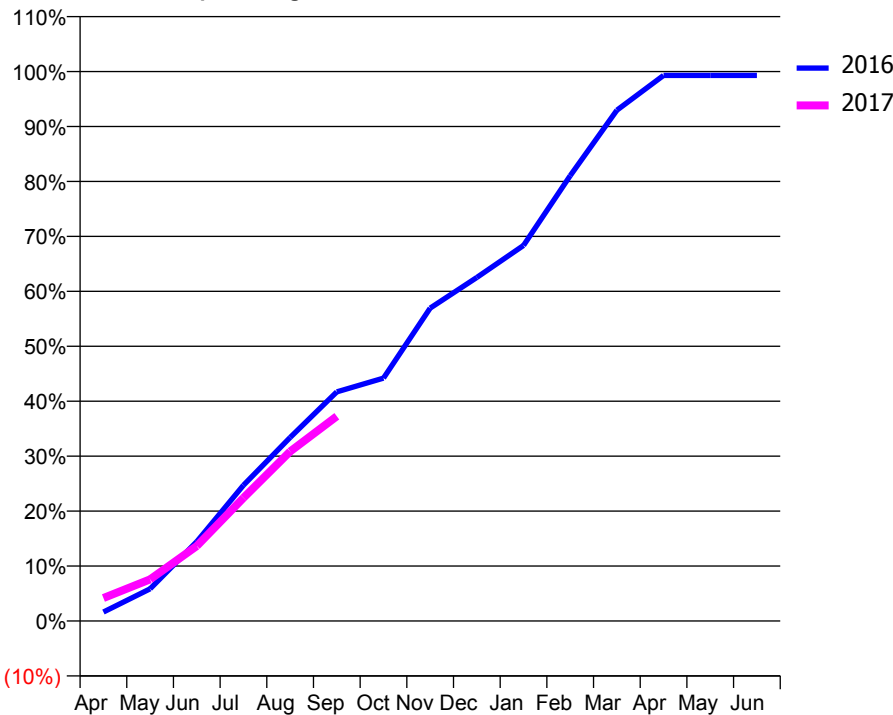
### ACCESS\*

Patients seen in 24 months	Total	Change since previous quarter
Quarter ending September 2015	1,853	
Quarter ending December 2015	1,825	↓
Quarter ending March 2016	1,854	→
Quarter ending June 2016	1,859	→
Quarter ending September 2016	1,804	↓
<b>Variance since September 2015</b>	<b>(2.6%)</b>	<b>↓</b>



### ACTIVITY

Cumulative percentage of contracted UDA delivered 2016 & 2017



Month	Adjusted Scheduled Activity (UDA)	
	2016	2017
April	98	252
May	352	455
June	868	819
July	1,483	1,345
August	2,004	1,852
September	2,502	2,236
October	2,652	
November	3,417	
December	3,752	
January	4,100	
February	4,862	
March	5,577	
April	5,957	
May	5,957	
June	5,958	

### QUALITY

	Quantity	Base Number	Contract	AT	Region	England
% of FP17s for the same patient ID Re-attending within 3 months - Children	25	383	6.5%	11.8%	13.5%	12.4%
% of FP17s for the same patient ID Re-attending within 3 months - Adults	84	770	10.9%	15.6%	17.4%	16.7%
% of FP17s for the same patient ID Re-attending between 3 & 9 months - Children	216	383	56.4%	59.6%	59.0%	57.4%
% of FP17s for the same patient ID Re-attending between 3 & 9 months - Adults	408	770	53.0%	54.4%	52.6%	50.5%
% of FP17s for Band 1 Urgent Courses	22	1,015	2.2%	8.6%	9.4%	9.1%
% of FP17s Relating to Free Repair or Replacements	1	1,015	0.1%	0.9%	1.0%	0.8%
% of FP17s Relating to Continuations	3	1,015	0.3%	1.4%	1.5%	1.3%
% of Patients satisfied with the dentistry they have received	3	3	N/A	92.7%	93.7%	93.2%
% of Patients satisfied with the time they had to wait for an appointment	3	3	N/A	88.3%	90.0%	89.0%

\* This is based on patients treated on this contract for their most recent course of treatment. Figures in italics indicate the base number of FP17s or Patient Questionnaire responses are less than 100. N/A is shown where the base number of responses is less than 10 during the period. % is calculated as Quantity/Base number\*100

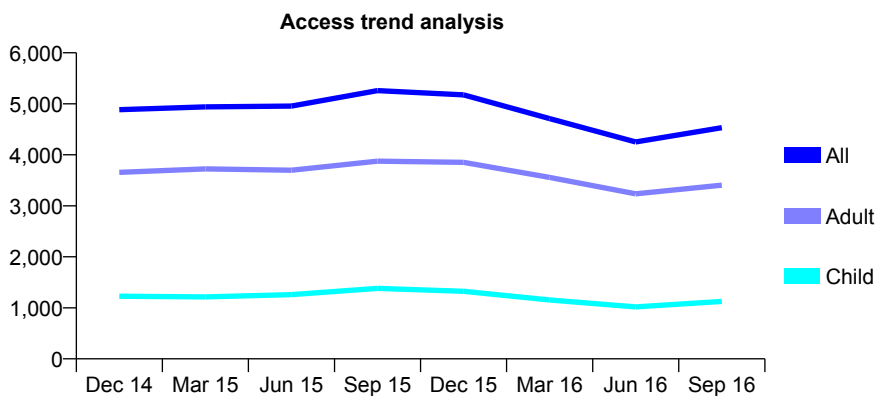
## Q52 - Vital Signs At a Glance Contract Report for 118060/0018 - September 2016

Name or company name	Genix Healthcare Ltd
Contract type name	GDS Contract
Purpose of contract	General
Contract start date	01/11/2009
Contract end date	

16/17 Contracted general activity (UDA)	14,000
Carry forward general activity (UDA)	0
16/17 Contracted orthodontic activity (UOA)	0
Carry forward orthodontic activity (UOA)	0
Baseline contract value	£345,341.91

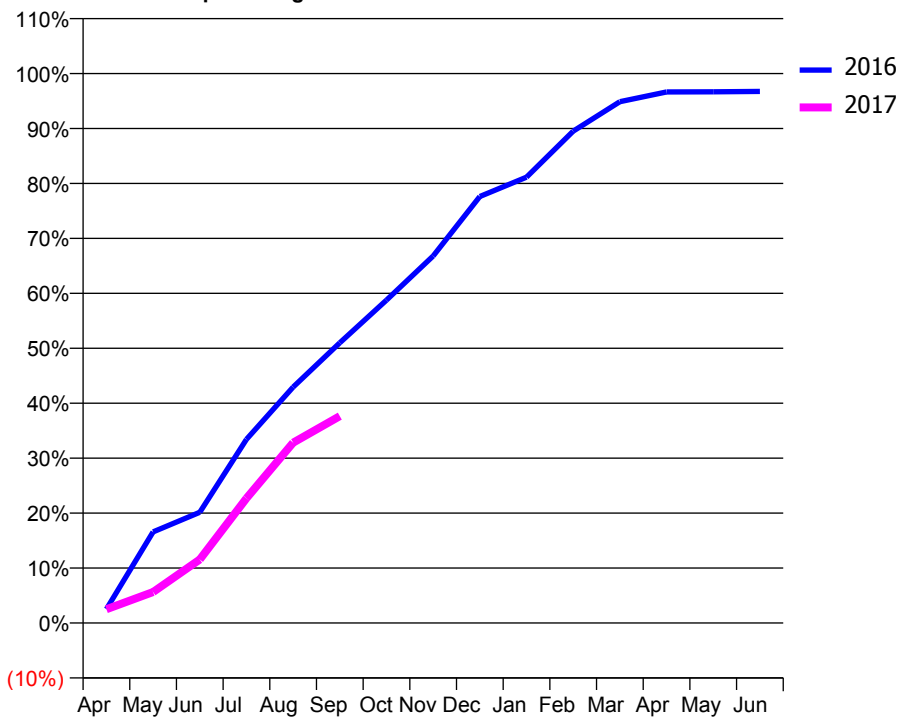
### ACCESS\*

Patients seen in 24 months	Total	Change since previous quarter
Quarter ending September 2015	5,258	
Quarter ending December 2015	5,176	↓
Quarter ending March 2016	4,710	↓
Quarter ending June 2016	4,253	↓
Quarter ending September 2016	4,531	↑
<b>Variance since September 2015</b>	<b>(13.8%)</b>	<b>↓</b>



### ACTIVITY

Cumulative percentage of contracted UDA delivered 2016 & 2017



Month	Adjusted Scheduled Activity (UDA)	
	2016	2017
April	353	352
May	2,321	791
June	2,823	1,620
July	4,681	3,179
August	6,013	4,595
September	7,141	5,270
October	8,227	
November	9,351	
December	10,866	
January	11,358	
February	12,531	
March	13,281	
April	13,529	
May	13,532	
June	13,542	

### QUALITY

	Quantity	Base Number	Contract	AT	Region	England
% of FP17s for the same patient ID Re-attending within 3 months - Children	23	819	2.8%	11.8%	13.5%	12.4%
% of FP17s for the same patient ID Re-attending within 3 months - Adults	185	2,286	8.1%	15.6%	17.4%	16.7%
% of FP17s for the same patient ID Re-attending between 3 & 9 months - Children	358	819	43.7%	59.6%	59.0%	57.4%
% of FP17s for the same patient ID Re-attending between 3 & 9 months - Adults	1,011	2,286	44.2%	54.4%	52.6%	50.5%
% of FP17s for Band 1 Urgent Courses	263	2,940	8.9%	8.6%	9.4%	9.1%
% of FP17s Relating to Free Repair or Replacements	56	2,940	1.9%	0.9%	1.0%	0.8%
% of FP17s Relating to Continuations	27	2,940	0.9%	1.4%	1.5%	1.3%
% of Patients satisfied with the dentistry they have received	2	3	N/A	92.7%	93.7%	93.2%
% of Patients satisfied with the time they had to wait for an appointment	3	3	N/A	88.3%	90.0%	89.0%

\* This is based on patients treated on this contract for their most recent course of treatment. Figures in italics indicate the base number of FP17s or Patient Questionnaire responses are less than 100. N/A is shown where the base number of responses is less than 10 during the period. % is calculated as Quantity/Base number\*100



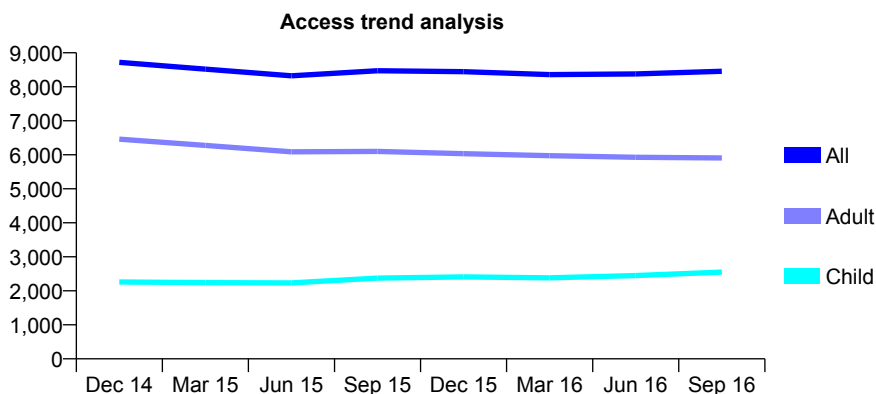
## Q52 - Vital Signs At a Glance Contract Report for 118060/0031 - September 2016

Name or company name	Genix Healthcare Ltd
Contract type name	GDS Contract
Purpose of contract	General
Contract start date	01/07/2012
Contract end date	

16/17 Contracted general activity (UDA)	26,800
Carry forward general activity (UDA)	0
16/17 Contracted orthodontic activity (UOA)	0
Carry forward orthodontic activity (UOA)	0
Baseline contract value	£736,130.97

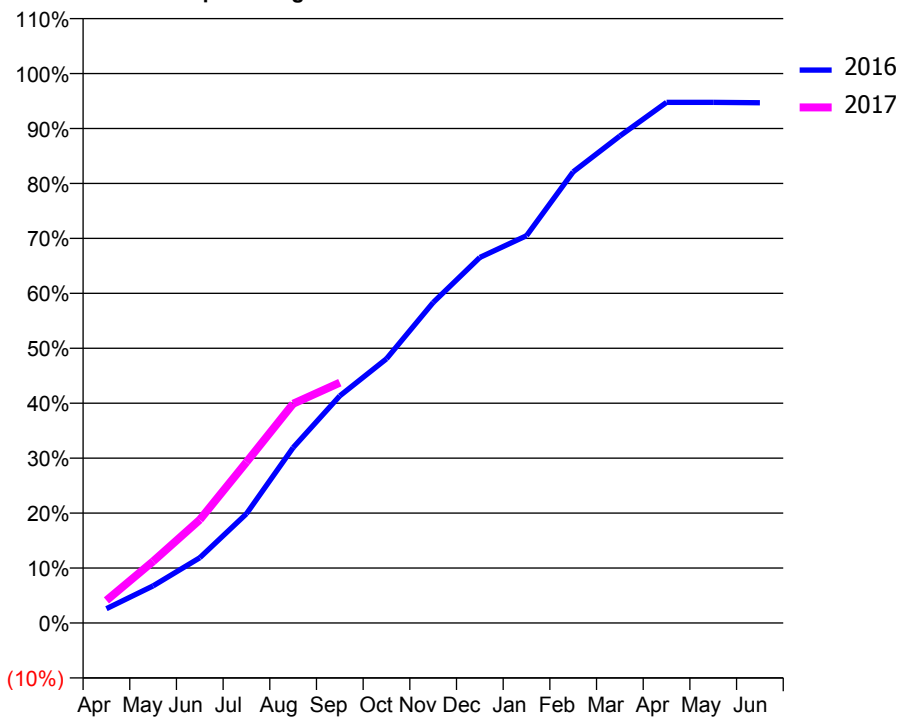
### ACCESS\*

Patients seen in 24 months	Total	Change since previous quarter
Quarter ending September 2015	8,472	
Quarter ending December 2015	8,445	→
Quarter ending March 2016	8,357	↓
Quarter ending June 2016	8,378	→
Quarter ending September 2016	8,457	→
<b>Variance since September 2015</b>	<b>(0.2%)</b>	<b>→</b>



### ACTIVITY

Cumulative percentage of contracted UDA delivered 2016 & 2017



Month	Adjusted Scheduled Activity (UDA)	
	2016	2017
April	700	1,105
May	1,809	3,007
June	3,185	5,036
July	5,330	7,848
August	8,556	10,694
September	11,079	11,723
October	12,886	
November	15,629	
December	17,829	
January	18,890	
February	22,002	
March	23,751	
April	25,393	
May	25,394	
June	25,374	

### QUALITY

	Quantity	Base Number	Contract	AT	Region	England
% of FP17s for the same patient ID Re-attending within 3 months - Children	186	1,974	9.4%	11.8%	13.5%	12.4%
% of FP17s for the same patient ID Re-attending within 3 months - Adults	1,038	4,483	23.2%	15.6%	17.4%	16.7%
% of FP17s for the same patient ID Re-attending between 3 & 9 months - Children	1,043	1,974	52.8%	59.6%	59.0%	57.4%
% of FP17s for the same patient ID Re-attending between 3 & 9 months - Adults	2,152	4,483	48.0%	54.4%	52.6%	50.5%
% of FP17s for Band 1 Urgent Courses	847	5,618	15.1%	8.6%	9.4%	9.1%
% of FP17s Relating to Free Repair or Replacements	69	5,618	1.2%	0.9%	1.0%	0.8%
% of FP17s Relating to Continuations	30	5,618	0.5%	1.4%	1.5%	1.3%
% of Patients satisfied with the dentistry they have received	4	7	N/A	92.7%	93.7%	93.2%
% of Patients satisfied with the time they had to wait for an appointment	4	7	N/A	88.3%	90.0%	89.0%

\* This is based on patients treated on this contract for their most recent course of treatment. Figures in italics indicate the base number of FP17s or Patient Questionnaire responses are less than 100. N/A is shown where the base number of responses is less than 10 during the period. % is calculated as Quantity/Base number\*100

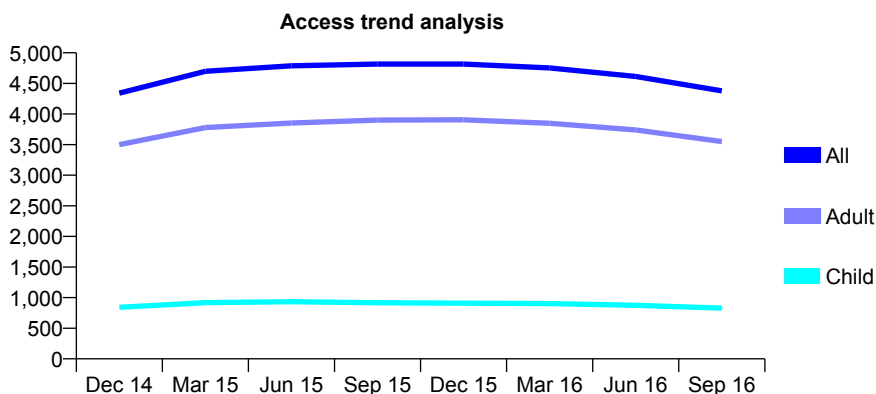
## Q52 - Vital Signs At a Glance Contract Report for 121487/0001 - September 2016

Name or company name	Dr Issa & Partners
Contract type name	GDS Contract
Purpose of contract	General
Contract start date	01/11/2013
Contract end date	

16/17 Contracted general activity (UDA)	15,000
Carry forward general activity (UDA)	0
16/17 Contracted orthodontic activity (UOA)	0
Carry forward orthodontic activity (UOA)	0
Baseline contract value	£372,945.60

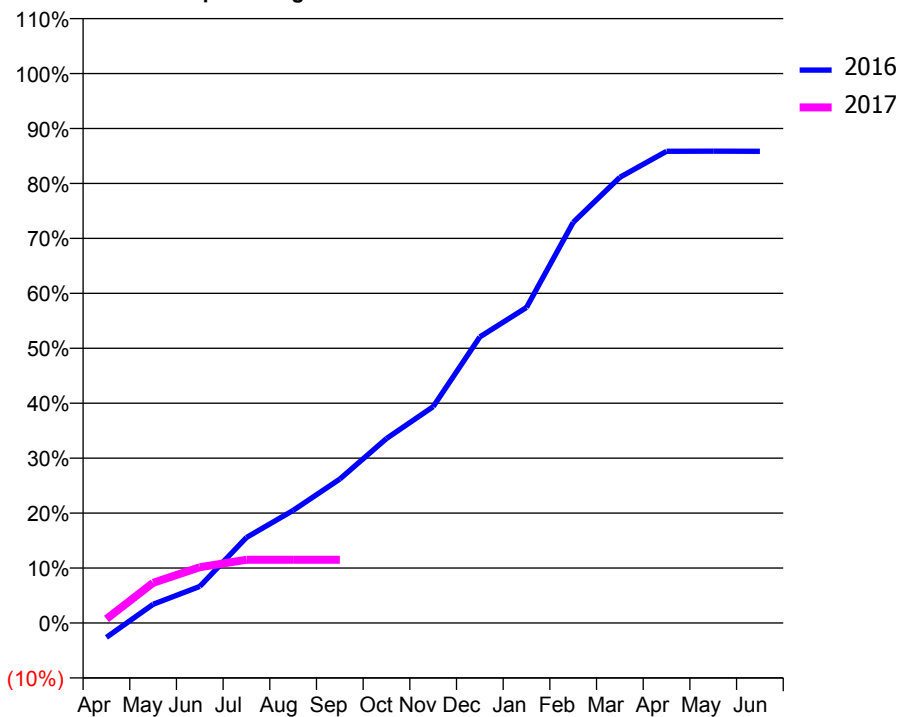
### ACCESS\*

Patients seen in 24 months	Total	Change since previous quarter
Quarter ending September 2015	4,816	
Quarter ending December 2015	4,815	→
Quarter ending March 2016	4,753	↓
Quarter ending June 2016	4,614	↓
Quarter ending September 2016	4,379	↓
<b>Variance since September 2015</b>	<b>(9.1%)</b>	<b>↓</b>



### ACTIVITY

Cumulative percentage of contracted UDA delivered 2016 & 2017



Month	Adjusted Scheduled Activity (UDA)	
	2016	2017
April	-396	113
May	511	1,099
June	998	1,522
July	2,337	1,728
August	3,073	1,728
September	3,930	1,728
October	5,037	
November	5,905	
December	7,811	
January	8,612	
February	10,935	
March	12,167	
April	12,877	
May	12,879	
June	12,878	

### QUALITY

	Quantity	Base Number	Contract	AT	Region	England
% of FP17s for the same patient ID Re-attending within 3 months - Children	12	166	7.2%	11.8%	13.5%	12.4%
% of FP17s for the same patient ID Re-attending within 3 months - Adults	159	753	21.1%	15.6%	17.4%	16.7%
% of FP17s for the same patient ID Re-attending between 3 & 9 months - Children	88	166	53.0%	59.6%	59.0%	57.4%
% of FP17s for the same patient ID Re-attending between 3 & 9 months - Adults	348	753	46.2%	54.4%	52.6%	50.5%
% of FP17s for Band 1 Urgent Courses	44	652	6.7%	8.6%	9.4%	9.1%
% of FP17s Relating to Free Repair or Replacements	9	652	1.4%	0.9%	1.0%	0.8%
% of FP17s Relating to Continuations	14	652	2.1%	1.4%	1.5%	1.3%
% of Patients satisfied with the dentistry they have received	1	1	N/A	92.7%	93.7%	93.2%
% of Patients satisfied with the time they had to wait for an appointment	1	1	N/A	88.3%	90.0%	89.0%

\* This is based on patients treated on this contract for their most recent course of treatment. Figures in italics indicate the base number of FP17s or Patient Questionnaire responses are less than 100. N/A is shown where the base number of responses is less than 10 during the period. % is calculated as Quantity/Base number\*100

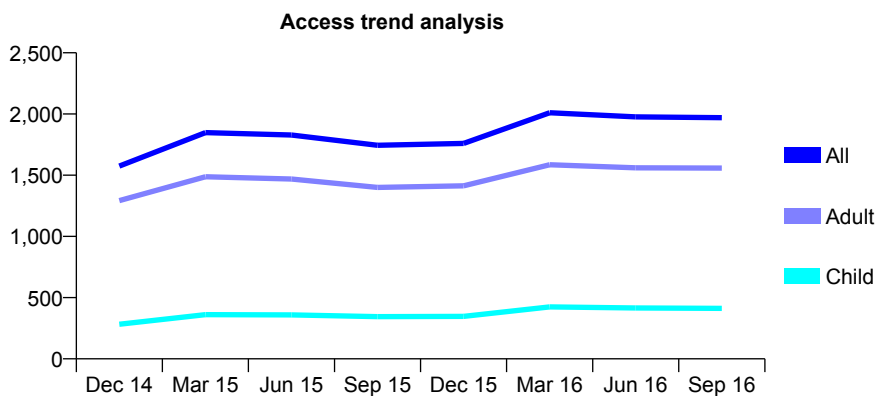
## Q52 - Vital Signs At a Glance Contract Report for 122432/0001 - September 2016

Name or company name	Ponte Healthcare Ltd
Contract type name	GDS Contract
Purpose of contract	General
Contract start date	09/02/2012
Contract end date	

16/17 Contracted general activity (UDA)	7,559
Carry forward general activity (UDA)	0
16/17 Contracted orthodontic activity (UOA)	0
Carry forward orthodontic activity (UOA)	0
Baseline contract value	£183,442.22

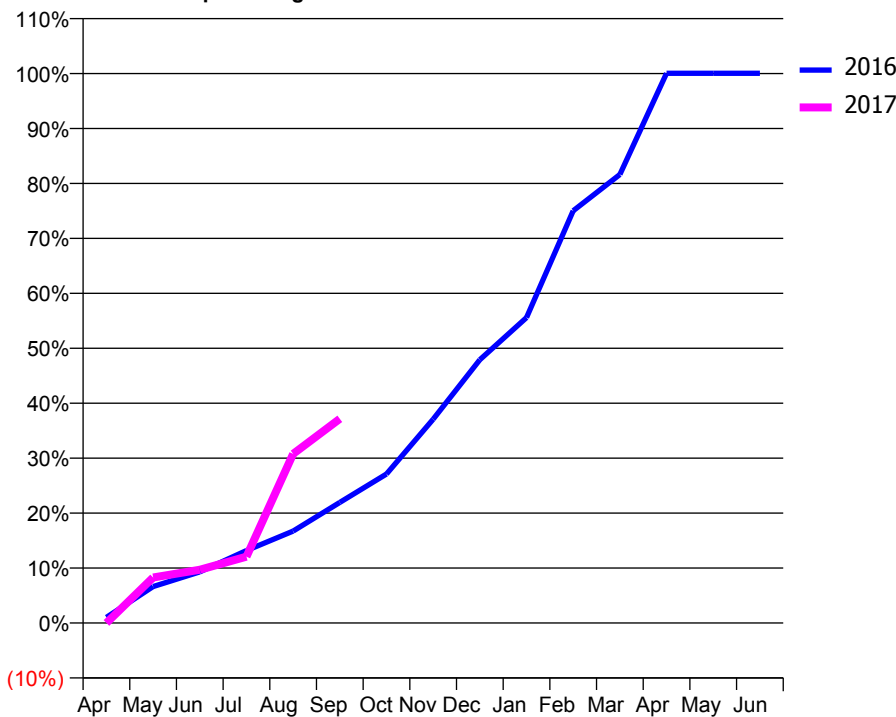
### ACCESS\*

Patients seen in 24 months	Total	Change since previous quarter
Quarter ending September 2015	1,745	
Quarter ending December 2015	1,760	→
Quarter ending March 2016	2,010	↑
Quarter ending June 2016	1,977	↓
Quarter ending September 2016	1,970	→
<b>Variance since September 2015</b>	<b>12.9%</b>	<b>↑</b>



### ACTIVITY

Cumulative percentage of contracted UDA delivered 2016 & 2017



Month	Adjusted Scheduled Activity (UDA)	
	2016	2017
April	77	0
May	502	627
June	703	732
July	997	913
August	1,264	2,327
September	1,660	2,810
October	2,049	
November	2,803	
December	3,622	
January	4,202	
February	5,671	
March	6,170	
April	7,561	
May	7,561	
June	7,561	

### QUALITY

	Quantity	Base Number	Contract	AT	Region	England
% of FP17s for the same patient ID Re-attending within 3 months - Children	44	387	11.4%	11.8%	13.5%	12.4%
% of FP17s for the same patient ID Re-attending within 3 months - Adults	176	1,196	14.7%	15.6%	17.4%	16.7%
% of FP17s for the same patient ID Re-attending between 3 & 9 months - Children	222	387	57.4%	59.6%	59.0%	57.4%
% of FP17s for the same patient ID Re-attending between 3 & 9 months - Adults	688	1,196	57.5%	54.4%	52.6%	50.5%
% of FP17s for Band 1 Urgent Courses	79	1,117	7.1%	8.6%	9.4%	9.1%
% of FP17s Relating to Free Repair or Replacements	8	1,117	0.7%	0.9%	1.0%	0.8%
% of FP17s Relating to Continuations	7	1,117	0.6%	1.4%	1.5%	1.3%
% of Patients satisfied with the dentistry they have received	2	3	N/A	92.7%	93.7%	93.2%
% of Patients satisfied with the time they had to wait for an appointment	2	3	N/A	88.3%	90.0%	89.0%

\* This is based on patients treated on this contract for their most recent course of treatment. Figures in italics indicate the base number of FP17s or Patient Questionnaire responses are less than 100. N/A is shown where the base number of responses is less than 10 during the period. % is calculated as Quantity/Base number\*100

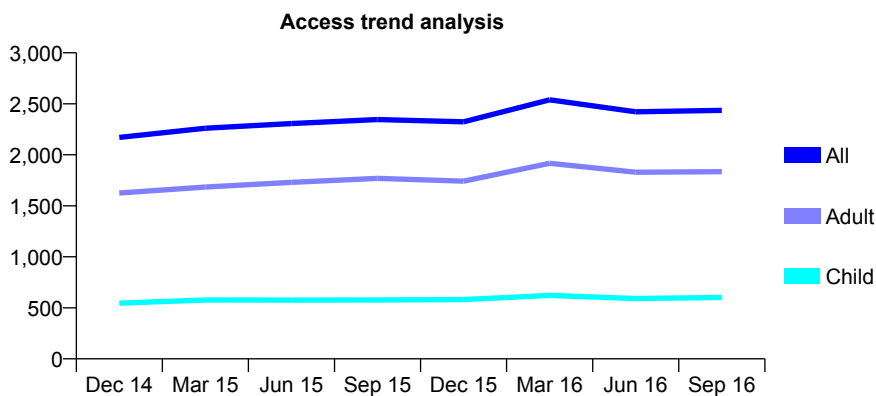
## Q52 - Vital Signs At a Glance Contract Report for 122742/0001 - September 2016

Name or company name	Indigo Dental Ltd
Contract type name	GDS Contract
Purpose of contract	General
Contract start date	01/10/2013
Contract end date	

16/17 Contracted general activity (UDA)	10,020
Carry forward general activity (UDA)	0
16/17 Contracted orthodontic activity (UOA)	0
Carry forward orthodontic activity (UOA)	0
Baseline contract value	£260,653.82

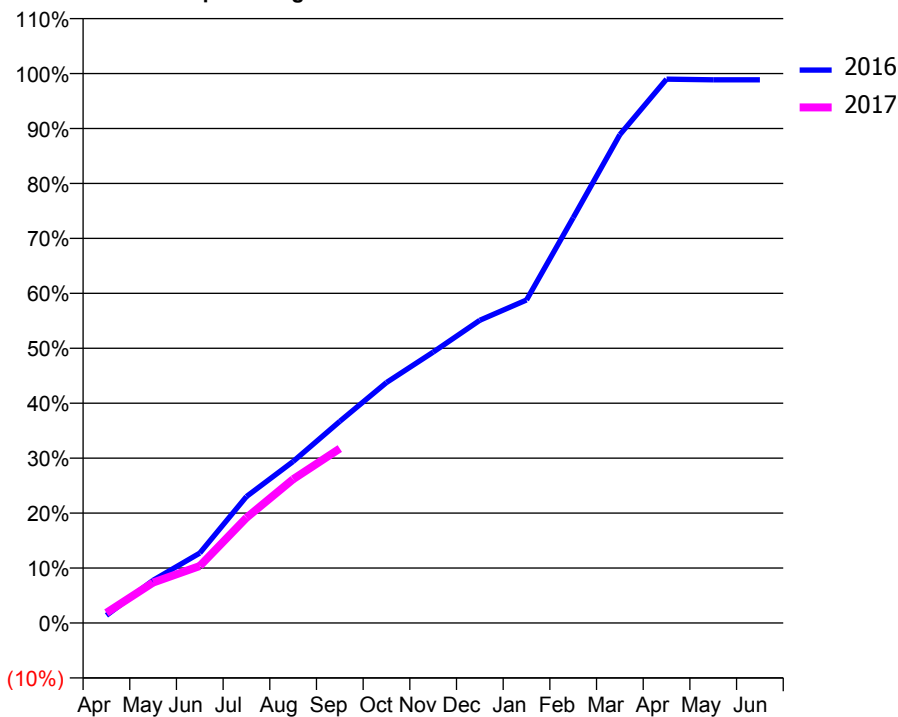
### ACCESS\*

Patients seen in 24 months	Total	Change since previous quarter
Quarter ending September 2015	2,346	
Quarter ending December 2015	2,323	→
Quarter ending March 2016	2,539	↑
Quarter ending June 2016	2,422	↓
Quarter ending September 2016	2,436	→
<b>Variance since September 2015</b>	<b>3.8%</b>	<b>↑</b>



### ACTIVITY

Cumulative percentage of contracted UDA delivered 2016 & 2017



Month	Adjusted Scheduled Activity (UDA)	
	2016	2017
April	139	186
May	779	737
June	1,276	1,041
July	2,306	1,921
August	2,947	2,622
September	3,679	3,182
October	4,385	
November	4,939	
December	5,520	
January	5,891	
February	7,390	
March	8,906	
April	9,916	
May	9,905	
June	9,905	

### QUALITY

	Quantity	Base Number	Contract	AT	Region	England
% of FP17s for the same patient ID Re-attending within 3 months - Children	27	386	7.0%	11.8%	13.5%	12.4%
% of FP17s for the same patient ID Re-attending within 3 months - Adults	136	1,196	11.4%	15.6%	17.4%	16.7%
% of FP17s for the same patient ID Re-attending between 3 & 9 months - Children	239	386	61.9%	59.6%	59.0%	57.4%
% of FP17s for the same patient ID Re-attending between 3 & 9 months - Adults	690	1,196	57.7%	54.4%	52.6%	50.5%
% of FP17s for Band 1 Urgent Courses	67	1,308	5.1%	8.6%	9.4%	9.1%
% of FP17s Relating to Free Repair or Replacements	26	1,308	2.0%	0.9%	1.0%	0.8%
% of FP17s Relating to Continuations	3	1,308	0.2%	1.4%	1.5%	1.3%
% of Patients satisfied with the dentistry they have received	0	0	N/A	92.7%	93.7%	93.2%
% of Patients satisfied with the time they had to wait for an appointment	0	0	N/A	88.3%	90.0%	89.0%

\* This is based on patients treated on this contract for their most recent course of treatment. Figures in italics indicate the base number of FP17s or Patient Questionnaire responses are less than 100. N/A is shown where the base number of responses is less than 10 during the period. % is calculated as Quantity/Base number\*100

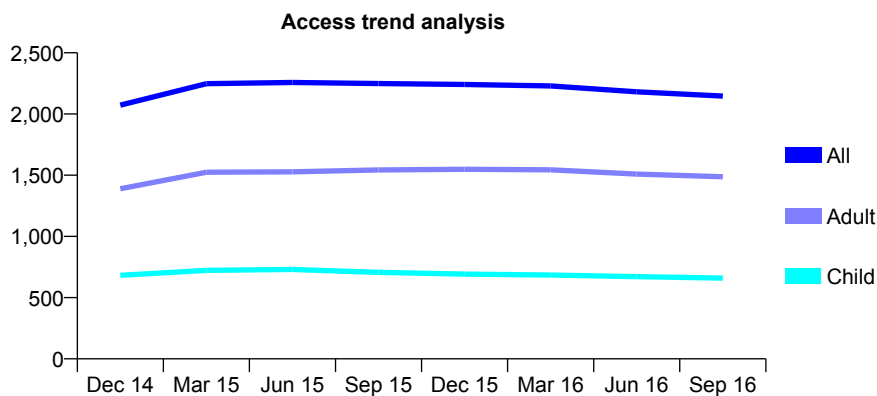
## Q52 - Vital Signs At a Glance Contract Report for 123811/0001 - September 2016

Name or company name	Carnegie Dental Clinic Ltd
Contract type name	GDS Contract
Purpose of contract	General
Contract start date	02/07/2007
Contract end date	

16/17 Contracted general activity (UDA)	8,152
Carry forward general activity (UDA)	0
16/17 Contracted orthodontic activity (UOA)	0
Carry forward orthodontic activity (UOA)	0
Baseline contract value	£216,719.85

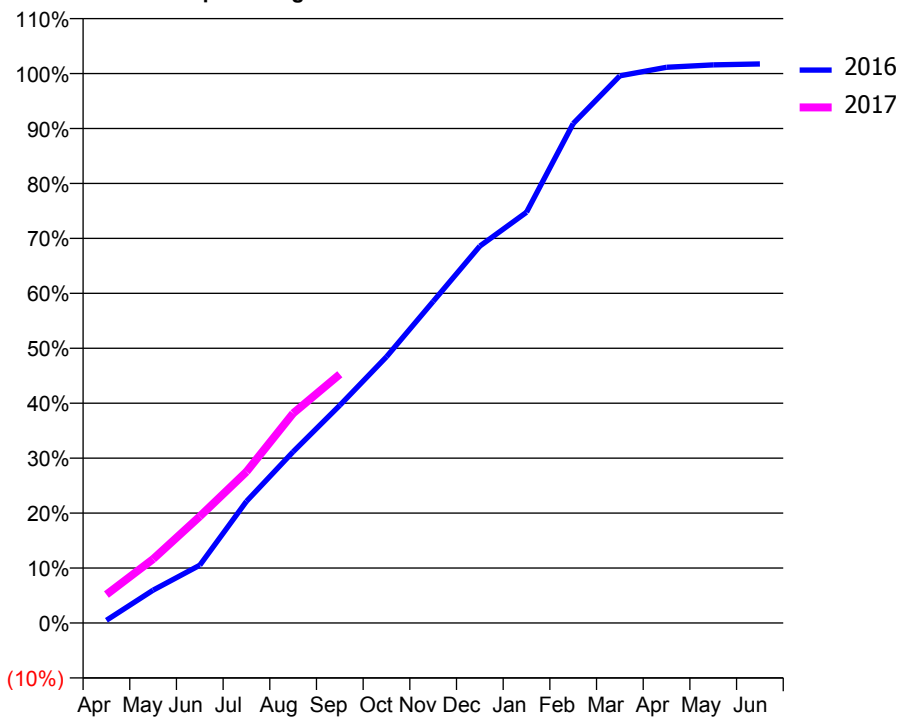
### ACCESS\*

Patients seen in 24 months	Total	Change since previous quarter
Quarter ending September 2015	2,249	
Quarter ending December 2015	2,241	→
Quarter ending March 2016	2,229	→
Quarter ending June 2016	2,181	↓
Quarter ending September 2016	2,147	↓
<b>Variance since September 2015</b>	<b>(4.5%)</b>	<b>↓</b>



### ACTIVITY

Cumulative percentage of contracted UDA delivered 2016 & 2017



Month	Adjusted Scheduled Activity (UDA)	
	2016	2017
April	40	423
May	489	948
June	857	1,582
July	1,806	2,244
August	2,542	3,111
September	3,229	3,690
October	3,949	
November	4,771	
December	5,591	
January	6,095	
February	7,410	
March	8,117	
April	8,244	
May	8,280	
June	8,293	

### QUALITY

	Quantity	Base Number	Contract	AT	Region	England
% of FP17s for the same patient ID Re-attending within 3 months - Children	63	621	10.1%	11.8%	13.5%	12.4%
% of FP17s for the same patient ID Re-attending within 3 months - Adults	163	1,081	15.1%	15.6%	17.4%	16.7%
% of FP17s for the same patient ID Re-attending between 3 & 9 months - Children	447	621	72.0%	59.6%	59.0%	57.4%
% of FP17s for the same patient ID Re-attending between 3 & 9 months - Adults	750	1,081	69.4%	54.4%	52.6%	50.5%
% of FP17s for Band 1 Urgent Courses	125	1,596	7.8%	8.6%	9.4%	9.1%
% of FP17s Relating to Free Repair or Replacements	16	1,596	1.0%	0.9%	1.0%	0.8%
% of FP17s Relating to Continuations	5	1,596	0.3%	1.4%	1.5%	1.3%
% of Patients satisfied with the dentistry they have received	1	1	N/A	92.7%	93.7%	93.2%
% of Patients satisfied with the time they had to wait for an appointment	1	1	N/A	88.3%	90.0%	89.0%

\* This is based on patients treated on this contract for their most recent course of treatment. Figures in italics indicate the base number of FP17s or Patient Questionnaire responses are less than 100. N/A is shown where the base number of responses is less than 10 during the period. % is calculated as Quantity/Base number\*100

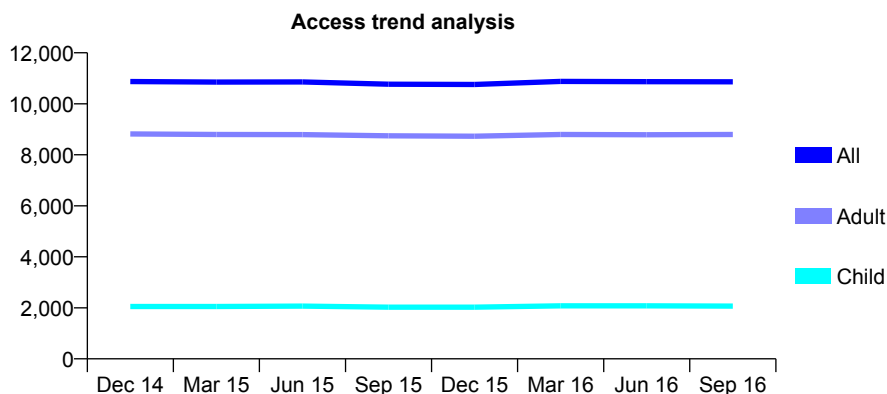
## Q52 - Vital Signs At a Glance Contract Report for 125237/0001 - September 2016

Name or company name	Horbury Dental Care Limited
Contract type name	GDS Contract
Purpose of contract	General
Contract start date	01/04/2011
Contract end date	

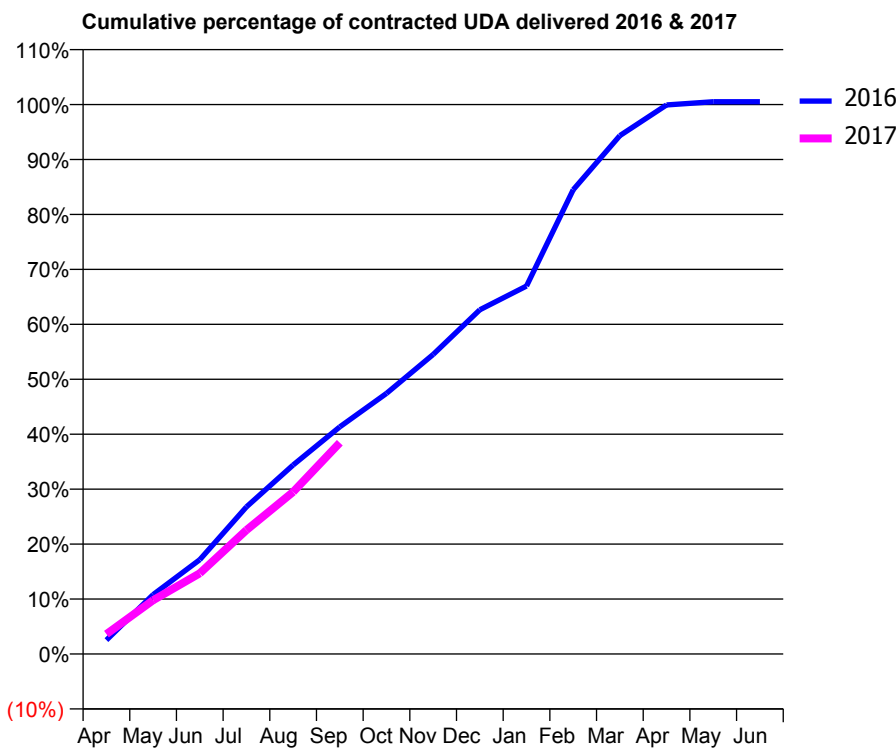
16/17 Contracted general activity (UDA)	30,037
Carry forward general activity (UDA)	0
16/17 Contracted orthodontic activity (UOA)	0
Carry forward orthodontic activity (UOA)	0
Baseline contract value	£1,128,886.29

### ACCESS\*

Patients seen in 24 months	Total	Change since previous quarter
Quarter ending September 2015	10,770	
Quarter ending December 2015	10,758	→
Quarter ending March 2016	10,876	→
Quarter ending June 2016	10,866	→
Quarter ending September 2016	10,865	→
<b>Variance since September 2015</b>	<b>0.9%</b>	<b>→</b>



### ACTIVITY



Month	Adjusted Scheduled Activity (UDA)	
	2016	2017
April	759	1,087
May	3,250	2,938
June	5,157	4,412
July	8,044	6,776
August	10,335	8,863
September	12,415	11,552
October	14,250	
November	16,374	
December	18,817	
January	20,115	
February	25,379	
March	28,334	
April	30,012	
May	30,185	
June	30,185	

### QUALITY

	Quantity	Base Number	Contract	AT	Region	England
% of FP17s for the same patient ID Re-attending within 3 months - Children	129	1,670	7.7%	11.8%	13.5%	12.4%
% of FP17s for the same patient ID Re-attending within 3 months - Adults	713	5,868	12.2%	15.6%	17.4%	16.7%
% of FP17s for the same patient ID Re-attending between 3 & 9 months - Children	1,132	1,670	67.8%	59.6%	59.0%	57.4%
% of FP17s for the same patient ID Re-attending between 3 & 9 months - Adults	3,114	5,868	53.1%	54.4%	52.6%	50.5%
% of FP17s for Band 1 Urgent Courses	359	6,212	5.8%	8.6%	9.4%	9.1%
% of FP17s Relating to Free Repair or Replacements	74	6,212	1.2%	0.9%	1.0%	0.8%
% of FP17s Relating to Continuations	130	6,212	2.1%	1.4%	1.5%	1.3%
% of Patients satisfied with the dentistry they have received	10	10	100.0%	92.7%	93.7%	93.2%
% of Patients satisfied with the time they had to wait for an appointment	9	10	90.0%	88.3%	90.0%	89.0%

\* This is based on patients treated on this contract for their most recent course of treatment. Figures in italics indicate the base number of FP17s or Patient Questionnaire responses are less than 100. N/A is shown where the base number of responses is less than 10 during the period. % is calculated as Quantity/Base number\*100

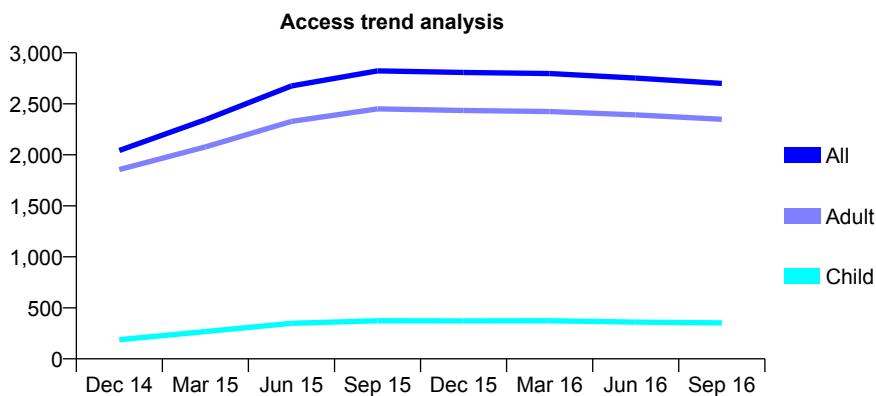
## Q52 - Vital Signs At a Glance Contract Report for 128031/0001 - September 2016

Name or company name	JIGL Ltd
Contract type name	GDS Contract
Purpose of contract	General
Contract start date	01/01/2011
Contract end date	

16/17 Contracted general activity (UDA)	8,000
Carry forward general activity (UDA)	0
16/17 Contracted orthodontic activity (UOA)	0
Carry forward orthodontic activity (UOA)	0
Baseline contract value	£254,388.69

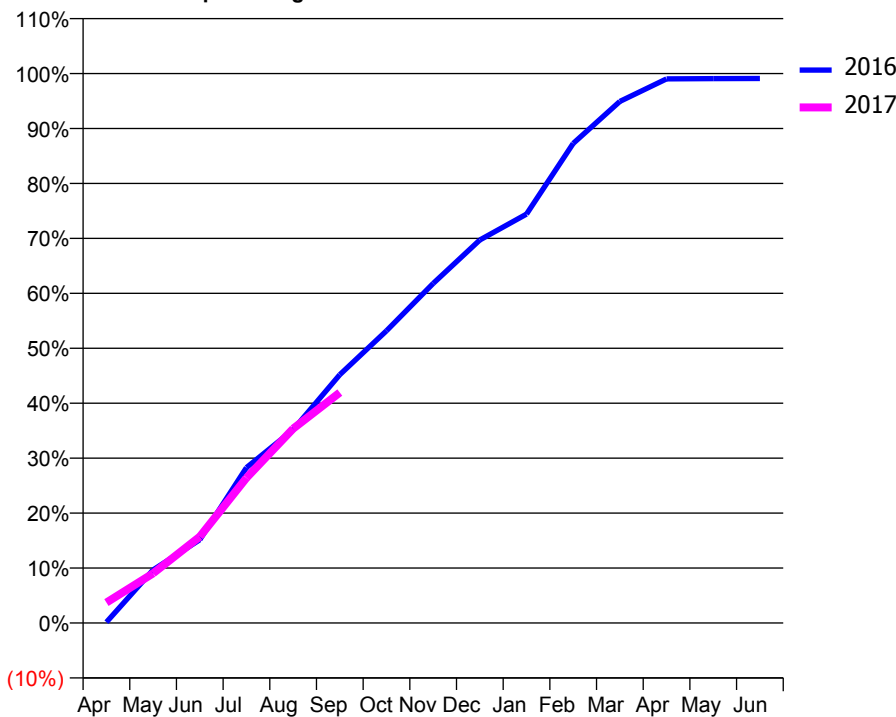
### ACCESS\*

Patients seen in 24 months	Total	Change since previous quarter
Quarter ending September 2015	2,823	
Quarter ending December 2015	2,807	→
Quarter ending March 2016	2,797	→
Quarter ending June 2016	2,752	↓
Quarter ending September 2016	2,700	↓
<b>Variance since September 2015</b>	<b>(4.4%)</b>	<b>↓</b>



### ACTIVITY

Cumulative percentage of contracted UDA delivered 2016 & 2017



Adjusted Scheduled Activity (UDA)

Month	2016	2017
April	12	298
May	774	724
June	1,212	1,257
July	2,263	2,113
August	2,814	2,830
September	3,615	3,356
October	4,254	
November	4,944	
December	5,577	
January	5,952	
February	6,981	
March	7,594	
April	7,922	
May	7,925	
June	7,927	

### QUALITY

	Quantity	Base Number	Contract	AT	Region	England
% of FP17s for the same patient ID Re-attending within 3 months - Children	5	233	2.1%	11.8%	13.5%	12.4%
% of FP17s for the same patient ID Re-attending within 3 months - Adults	145	1,615	9.0%	15.6%	17.4%	16.7%
% of FP17s for the same patient ID Re-attending between 3 & 9 months - Children	173	233	74.2%	59.6%	59.0%	57.4%
% of FP17s for the same patient ID Re-attending between 3 & 9 months - Adults	1,131	1,615	70.0%	54.4%	52.6%	50.5%
% of FP17s for Band 1 Urgent Courses	147	1,645	8.9%	8.6%	9.4%	9.1%
% of FP17s Relating to Free Repair or Replacements	16	1,645	1.0%	0.9%	1.0%	0.8%
% of FP17s Relating to Continuations	12	1,645	0.7%	1.4%	1.5%	1.3%
% of Patients satisfied with the dentistry they have received	2	2	N/A	92.7%	93.7%	93.2%
% of Patients satisfied with the time they had to wait for an appointment	2	2	N/A	88.3%	90.0%	89.0%

\* This is based on patients treated on this contract for their most recent course of treatment. Figures in italics indicate the base number of FP17s or Patient Questionnaire responses are less than 100. N/A is shown where the base number of responses is less than 10 during the period. % is calculated as Quantity/Base number\*100

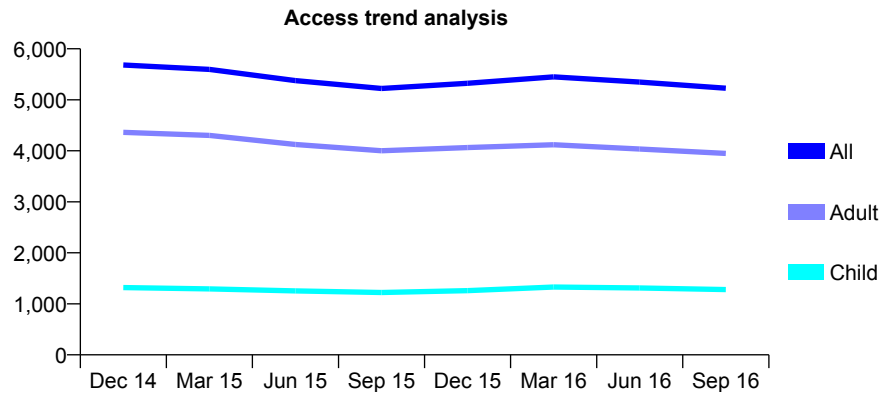
## Q52 - Vital Signs At a Glance Contract Report for 128260/0001 - September 2016

Name or company name	Elland Practice Ltd
Contract type name	GDS Contract
Purpose of contract	General
Contract start date	01/08/2008
Contract end date	

16/17 Contracted general activity (UDA)	16,466
Carry forward general activity (UDA)	0
16/17 Contracted orthodontic activity (UOA)	0
Carry forward orthodontic activity (UOA)	0
Baseline contract value	£460,964.37

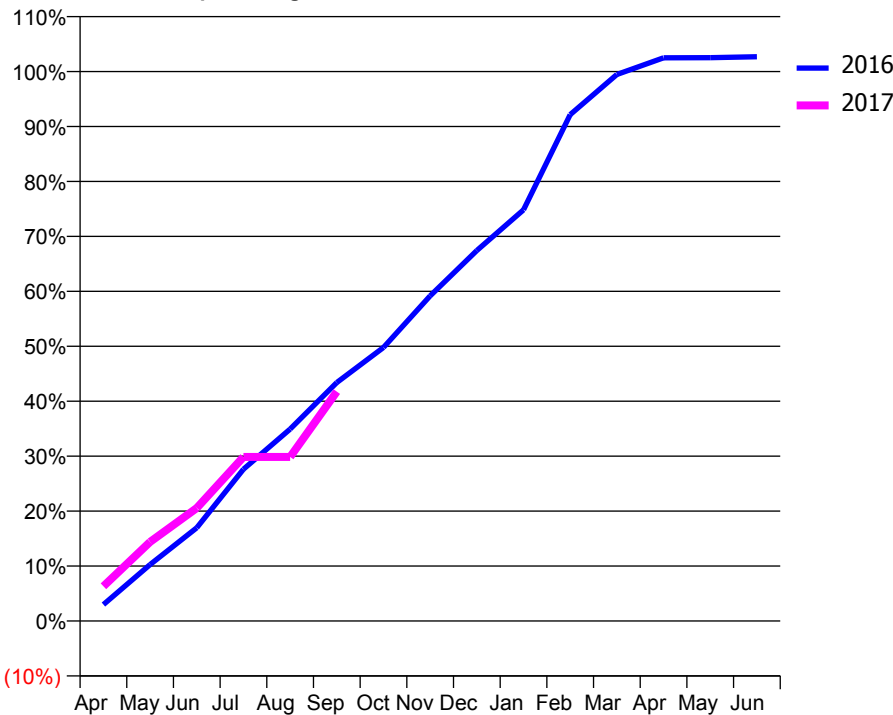
### ACCESS\*

Patients seen in 24 months	Total	Change since previous quarter
Quarter ending September 2015	5,222	
Quarter ending December 2015	5,323	→
Quarter ending March 2016	5,450	↑
Quarter ending June 2016	5,347	↓
Quarter ending September 2016	5,227	↓
<b>Variance since September 2015</b>	<b>0.1%</b>	<b>→</b>



### ACTIVITY

Cumulative percentage of contracted UDA delivered 2016 & 2017



Month	Adjusted Scheduled Activity (UDA)	
	2016	2017
April	492	1,043
May	1,692	2,370
June	2,796	3,388
July	4,549	4,916
August	5,751	4,916
September	7,145	6,873
October	8,199	
November	9,744	
December	11,101	
January	12,322	
February	15,174	
March	16,379	
April	16,876	
May	16,879	
June	16,907	

### QUALITY

	Quantity	Base Number	Contract	AT	Region	England
% of FP17s for the same patient ID Re-attending within 3 months - Children	66	904	7.3%	11.8%	13.5%	12.4%
% of FP17s for the same patient ID Re-attending within 3 months - Adults	305	2,805	10.9%	15.6%	17.4%	16.7%
% of FP17s for the same patient ID Re-attending between 3 & 9 months - Children	601	904	66.5%	59.6%	59.0%	57.4%
% of FP17s for the same patient ID Re-attending between 3 & 9 months - Adults	1,938	2,805	69.1%	54.4%	52.6%	50.5%
% of FP17s for Band 1 Urgent Courses	145	3,428	4.2%	8.6%	9.4%	9.1%
% of FP17s Relating to Free Repair or Replacements	14	3,428	0.4%	0.9%	1.0%	0.8%
% of FP17s Relating to Continuations	16	3,428	0.5%	1.4%	1.5%	1.3%
% of Patients satisfied with the dentistry they have received	5	5	N/A	92.7%	93.7%	93.2%
% of Patients satisfied with the time they had to wait for an appointment	5	5	N/A	88.3%	90.0%	89.0%

\* This is based on patients treated on this contract for their most recent course of treatment. Figures in italics indicate the base number of FP17s or Patient Questionnaire responses are less than 100. N/A is shown where the base number of responses is less than 10 during the period. % is calculated as Quantity/Base number\*100



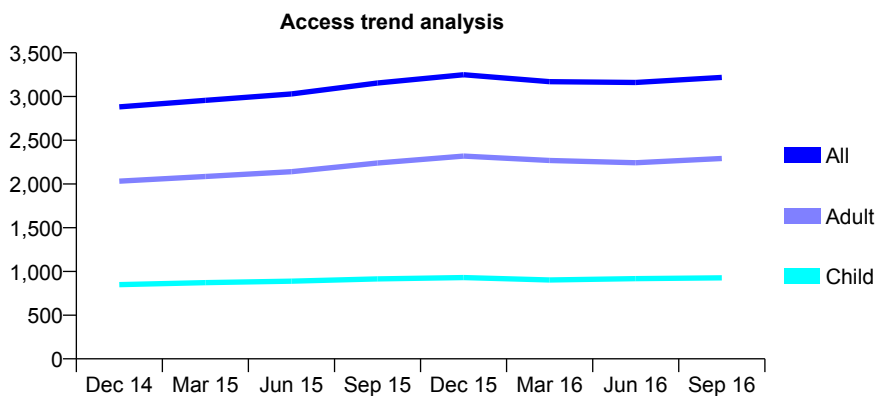
## Q52 - Vital Signs At a Glance Contract Report for 129542/0001 - September 2016

Name or company name	Dental Care Centre Ltd
Contract type name	PDS Contract
Purpose of contract	General
Contract start date	01/07/2007
Contract end date	

16/17 Contracted general activity (UDA)	9,341
Carry forward general activity (UDA)	0
16/17 Contracted orthodontic activity (UOA)	0
Carry forward orthodontic activity (UOA)	0
Baseline contract value	£347,101.39

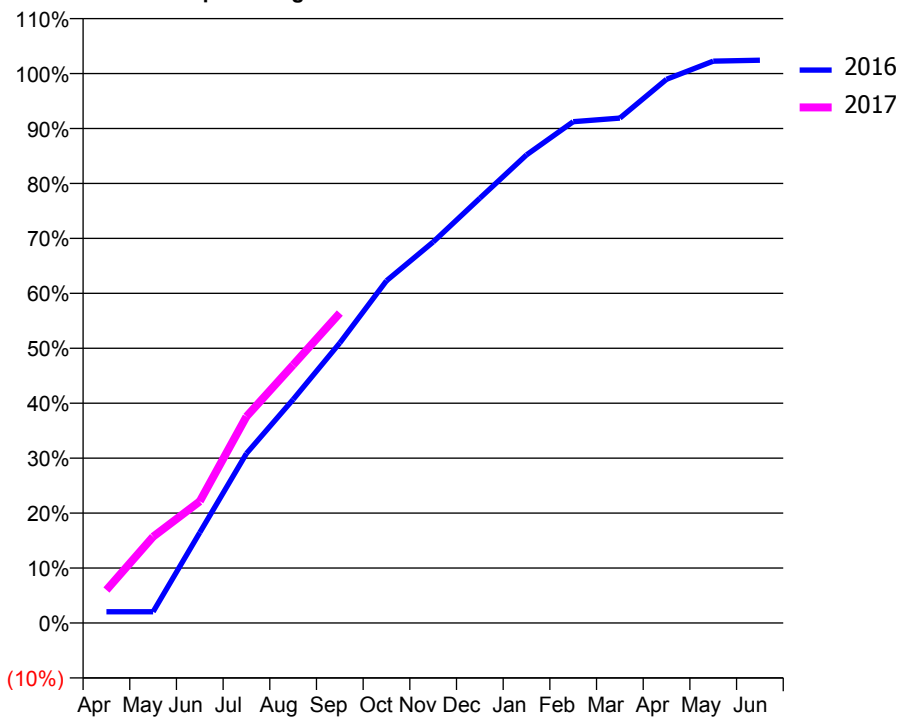
### ACCESS\*

Patients seen in 24 months	Total	Change since previous quarter
Quarter ending September 2015	3,155	
Quarter ending December 2015	3,249	↑
Quarter ending March 2016	3,170	↓
Quarter ending June 2016	3,160	→
Quarter ending September 2016	3,218	→
<b>Variance since September 2015</b>	<b>2.0%</b>	<b>→</b>



### ACTIVITY

Cumulative percentage of contracted UDA delivered 2016 & 2017



Month	Adjusted Scheduled Activity (UDA)	
	2016	2017
April	191	561
May	191	1,468
June	1,538	2,069
July	2,881	3,510
August	3,801	4,387
September	4,760	5,270
October	5,818	
November	6,477	
December	7,220	
January	7,957	
February	8,521	
March	8,583	
April	9,242	
May	9,551	
June	9,566	

### QUALITY

	Quantity	Base Number	Contract	AT	Region	England
% of FP17s for the same patient ID Re-attending within 3 months - Children	106	1,053	10.1%	11.8%	13.5%	12.4%
% of FP17s for the same patient ID Re-attending within 3 months - Adults	373	2,207	16.9%	15.6%	17.4%	16.7%
% of FP17s for the same patient ID Re-attending between 3 & 9 months - Children	712	1,053	67.6%	59.6%	59.0%	57.4%
% of FP17s for the same patient ID Re-attending between 3 & 9 months - Adults	1,269	2,207	57.5%	54.4%	52.6%	50.5%
% of FP17s for Band 1 Urgent Courses	272	2,667	10.2%	8.6%	9.4%	9.1%
% of FP17s Relating to Free Repair or Replacements	37	2,667	1.4%	0.9%	1.0%	0.8%
% of FP17s Relating to Continuations	30	2,667	1.1%	1.4%	1.5%	1.3%
% of Patients satisfied with the dentistry they have received	5	5	N/A	92.7%	93.7%	93.2%
% of Patients satisfied with the time they had to wait for an appointment	4	5	N/A	88.3%	90.0%	89.0%

\* This is based on patients treated on this contract for their most recent course of treatment. Figures in italics indicate the base number of FP17s or Patient Questionnaire responses are less than 100. N/A is shown where the base number of responses is less than 10 during the period. % is calculated as Quantity/Base number\*100

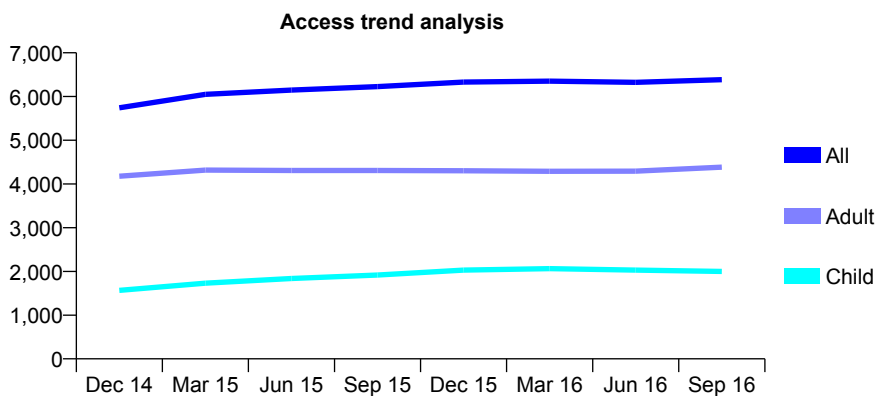
## Q52 - Vital Signs At a Glance Contract Report for 129941/0001 - September 2016

Name or company name	Eclipse (Batley) Ltd
Contract type name	GDS Contract
Purpose of contract	General
Contract start date	06/04/2013
Contract end date	

16/17 Contracted general activity (UDA)	19,148
Carry forward general activity (UDA)	0
16/17 Contracted orthodontic activity (UOA)	0
Carry forward orthodontic activity (UOA)	0
Baseline contract value	£605,629.82

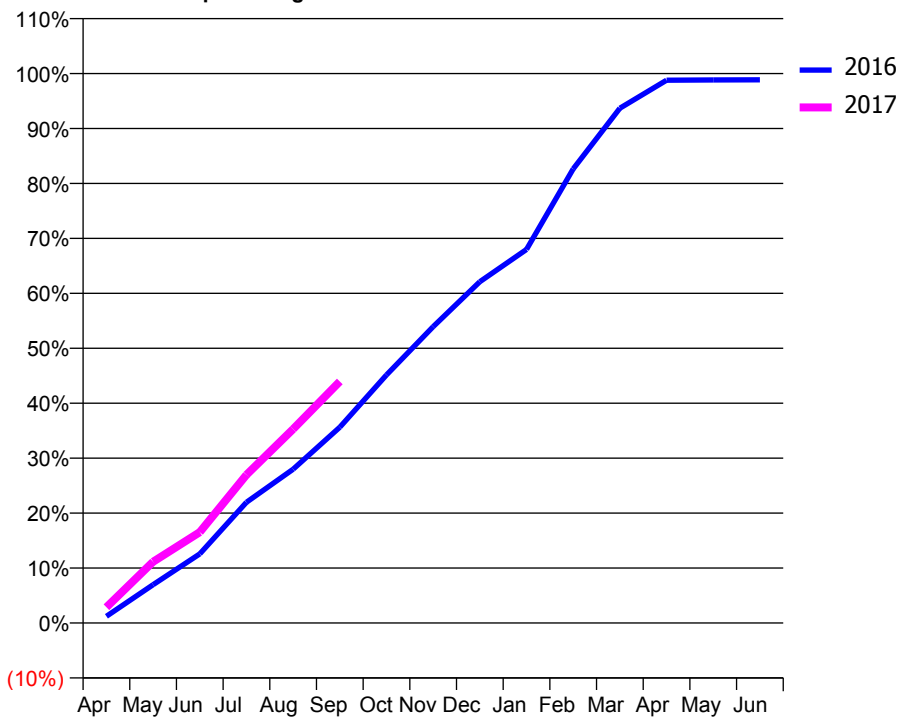
### ACCESS\*

Patients seen in 24 months	Total	Change since previous quarter
Quarter ending September 2015	6,226	
Quarter ending December 2015	6,332	→
Quarter ending March 2016	6,353	→
Quarter ending June 2016	6,324	→
Quarter ending September 2016	6,385	→
<b>Variance since September 2015</b>	2.6%	↑



### ACTIVITY

Cumulative percentage of contracted UDA delivered 2016 & 2017



Month	Adjusted Scheduled Activity (UDA)	
	2016	2017
April	236	550
May	1,335	2,137
June	2,409	3,168
July	4,210	5,164
August	5,358	6,760
September	6,822	8,419
October	8,645	
November	10,328	
December	11,892	
January	13,016	
February	15,822	
March	17,940	
April	18,914	
May	18,923	
June	18,927	

### QUALITY

	Quantity	Base Number	Contract	AT	Region	England
% of FP17s for the same patient ID Re-attending within 3 months - Children	189	1,742	10.8%	11.8%	13.5%	12.4%
% of FP17s for the same patient ID Re-attending within 3 months - Adults	520	3,308	15.7%	15.6%	17.4%	16.7%
% of FP17s for the same patient ID Re-attending between 3 & 9 months - Children	1,175	1,742	67.5%	59.6%	59.0%	57.4%
% of FP17s for the same patient ID Re-attending between 3 & 9 months - Adults	2,036	3,308	61.5%	54.4%	52.6%	50.5%
% of FP17s for Band 1 Urgent Courses	282	4,232	6.7%	8.6%	9.4%	9.1%
% of FP17s Relating to Free Repair or Replacements	38	4,232	0.9%	0.9%	1.0%	0.8%
% of FP17s Relating to Continuations	22	4,232	0.5%	1.4%	1.5%	1.3%
% of Patients satisfied with the dentistry they have received	2	2	N/A	92.7%	93.7%	93.2%
% of Patients satisfied with the time they had to wait for an appointment	2	2	N/A	88.3%	90.0%	89.0%

\* This is based on patients treated on this contract for their most recent course of treatment. Figures in italics indicate the base number of FP17s or Patient Questionnaire responses are less than 100. N/A is shown where the base number of responses is less than 10 during the period. % is calculated as Quantity/Base number\*100

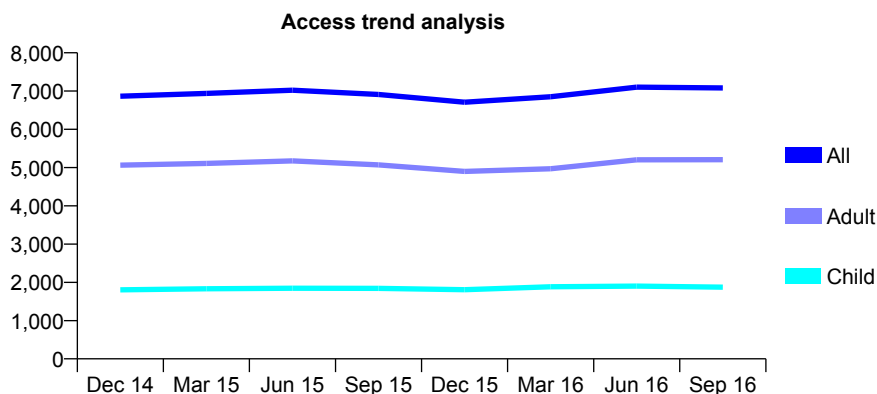
## Q52 - Vital Signs At a Glance Contract Report for 131105/0001 - September 2016

Name or company name	Stable Court Dental Surgery Limited
Contract type name	GDS Contract
Purpose of contract	General
Contract start date	12/11/2012
Contract end date	

16/17 Contracted general activity (UDA)	18,488
Carry forward general activity (UDA)	0
16/17 Contracted orthodontic activity (UOA)	0
Carry forward orthodontic activity (UOA)	0
Baseline contract value	£638,347.63

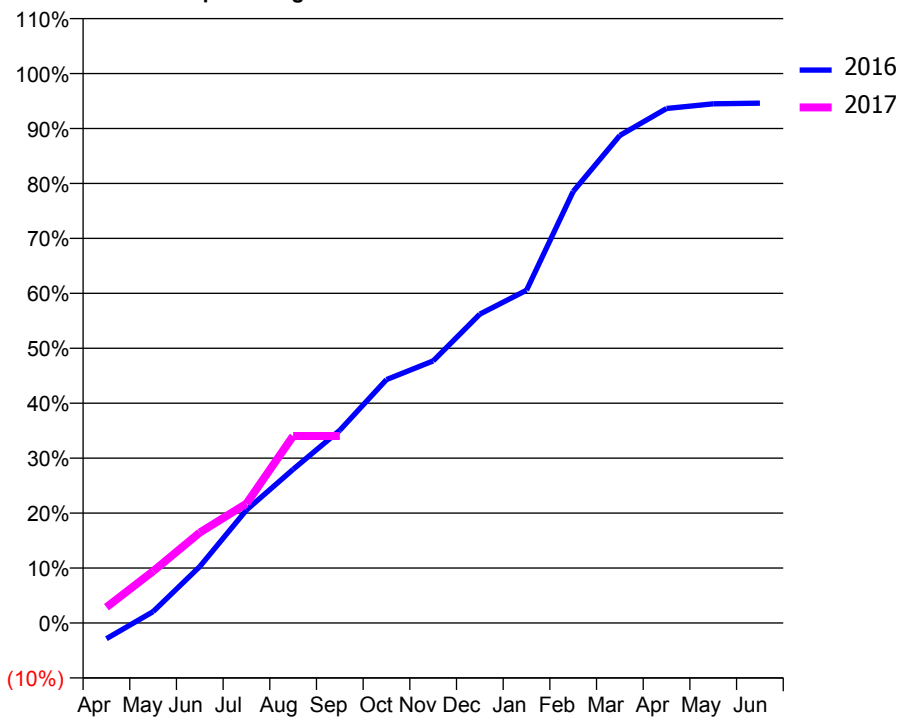
### ACCESS\*

Patients seen in 24 months	Total	Change since previous quarter
Quarter ending September 2015	6,912	
Quarter ending December 2015	6,710	↓
Quarter ending March 2016	6,852	↑
Quarter ending June 2016	7,102	↑
Quarter ending September 2016	7,080	→
<b>Variance since September 2015</b>	<b>2.4%</b>	<b>↑</b>



### ACTIVITY

Cumulative percentage of contracted UDA delivered 2016 & 2017



Adjusted Scheduled Activity (UDA)

Month	2016	2017
April	-530	533
May	381	1,743
June	1,899	3,043
July	3,801	4,015
August	5,170	6,294
September	6,483	6,294
October	8,191	
November	8,818	
December	10,392	
January	11,194	
February	14,519	
March	16,405	
April	17,312	
May	17,467	
June	17,489	

### QUALITY

	Quantity	Base Number	Contract	AT	Region	England
% of FP17s for the same patient ID Re-attending within 3 months - Children	119	1,296	9.2%	11.8%	13.5%	12.4%
% of FP17s for the same patient ID Re-attending within 3 months - Adults	586	3,323	17.6%	15.6%	17.4%	16.7%
% of FP17s for the same patient ID Re-attending between 3 & 9 months - Children	817	1,296	63.0%	59.6%	59.0%	57.4%
% of FP17s for the same patient ID Re-attending between 3 & 9 months - Adults	1,773	3,323	53.4%	54.4%	52.6%	50.5%
% of FP17s for Band 1 Urgent Courses	297	3,806	7.8%	8.6%	9.4%	9.1%
% of FP17s Relating to Free Repair or Replacements	18	3,806	0.5%	0.9%	1.0%	0.8%
% of FP17s Relating to Continuations	103	3,806	2.7%	1.4%	1.5%	1.3%
% of Patients satisfied with the dentistry they have received	5	5	N/A	92.7%	93.7%	93.2%
% of Patients satisfied with the time they had to wait for an appointment	5	5	N/A	88.3%	90.0%	89.0%

\* This is based on patients treated on this contract for their most recent course of treatment. Figures in italics indicate the base number of FP17s or Patient Questionnaire responses are less than 100. N/A is shown where the base number of responses is less than 10 during the period. % is calculated as Quantity/Base number\*100

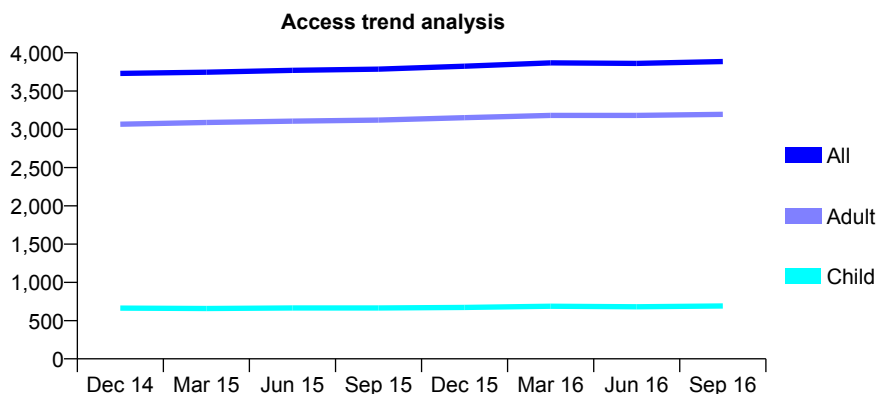
## Q52 - Vital Signs At a Glance Contract Report for 131687/0001 - September 2016

Name or company name	Ellis Dental Practice Limited
Contract type name	GDS Contract
Purpose of contract	General
Contract start date	07/04/2010
Contract end date	

16/17 Contracted general activity (UDA)	12,327
Carry forward general activity (UDA)	0
16/17 Contracted orthodontic activity (UOA)	0
Carry forward orthodontic activity (UOA)	0
Baseline contract value	£343,661.79

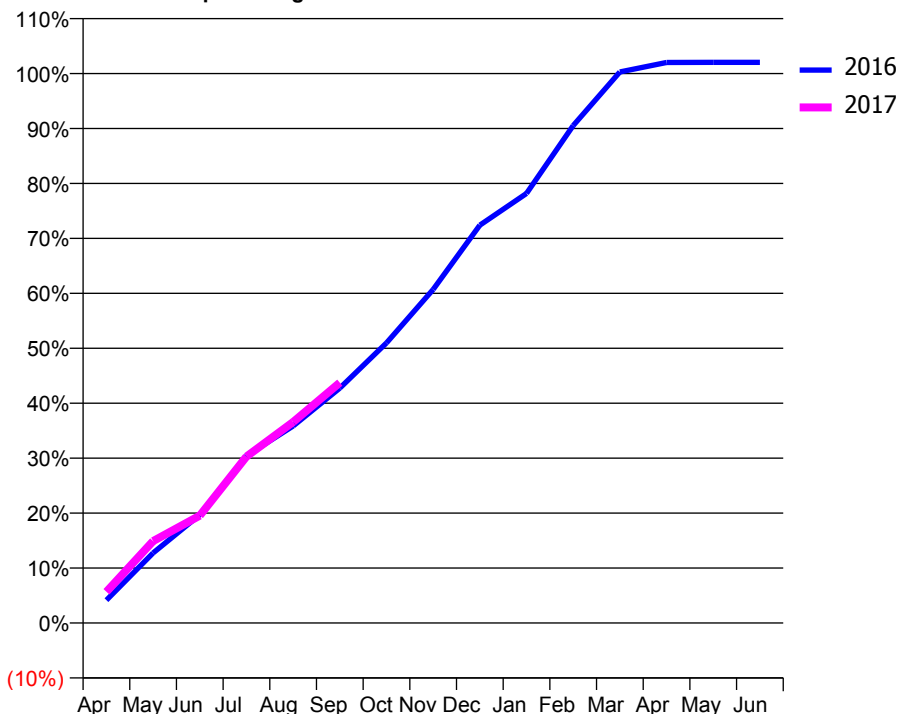
### ACCESS\*

Patients seen in 24 months	Total	Change since previous quarter
Quarter ending September 2015	3,786	
Quarter ending December 2015	3,824	→
Quarter ending March 2016	3,868	→
Quarter ending June 2016	3,862	→
Quarter ending September 2016	3,886	→
<b>Variance since September 2015</b>	<b>2.6%</b>	<b>↑</b>



### ACTIVITY

Cumulative percentage of contracted UDA delivered 2016 & 2017



Month	Adjusted Scheduled Activity (UDA)	
	2016	2017
April	514	703
May	1,572	1,837
June	2,428	2,410
July	3,750	3,735
August	4,421	4,510
September	5,271	5,392
October	6,284	
November	7,482	
December	8,926	
January	9,637	
February	11,159	
March	12,363	
April	12,575	
May	12,576	
June	12,576	

### QUALITY

	Quantity	Base Number	Contract	AT	Region	England
% of FP17s for the same patient ID Re-attending within 3 months - Children	31	555	5.6%	11.8%	13.5%	12.4%
% of FP17s for the same patient ID Re-attending within 3 months - Adults	426	2,475	17.2%	15.6%	17.4%	16.7%
% of FP17s for the same patient ID Re-attending between 3 & 9 months - Children	404	555	72.8%	59.6%	59.0%	57.4%
% of FP17s for the same patient ID Re-attending between 3 & 9 months - Adults	1,376	2,475	55.6%	54.4%	52.6%	50.5%
% of FP17s for Band 1 Urgent Courses	307	2,889	10.6%	8.6%	9.4%	9.1%
% of FP17s Relating to Free Repair or Replacements	7	2,889	0.2%	0.9%	1.0%	0.8%
% of FP17s Relating to Continuations	56	2,889	1.9%	1.4%	1.5%	1.3%
% of Patients satisfied with the dentistry they have received	4	4	N/A	92.7%	93.7%	93.2%
% of Patients satisfied with the time they had to wait for an appointment	4	4	N/A	88.3%	90.0%	89.0%

\* This is based on patients treated on this contract for their most recent course of treatment. Figures in italics indicate the base number of FP17s or Patient Questionnaire responses are less than 100. N/A is shown where the base number of responses is less than 10 during the period. % is calculated as Quantity/Base number\*100

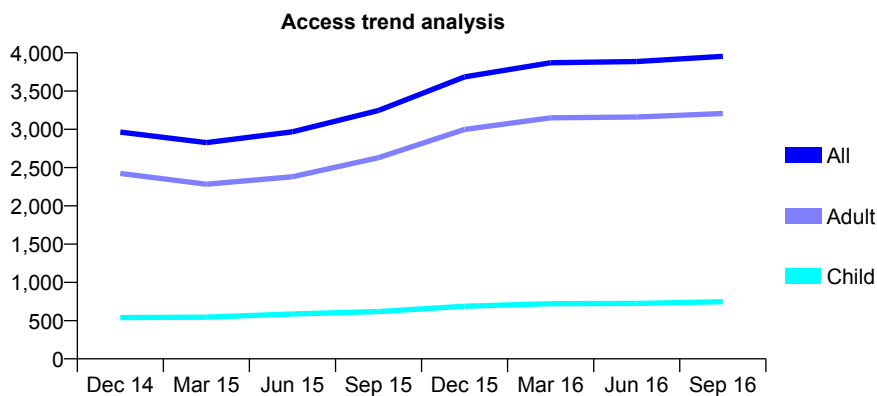
## Q52 - Vital Signs At a Glance Contract Report for 132926/0001 - September 2016

Name or company name	The Leeds Dental Team Limited
Contract type name	GDS Contract
Purpose of contract	General
Contract start date	01/12/2007
Contract end date	

16/17 Contracted general activity (UDA)	11,617
Carry forward general activity (UDA)	0
16/17 Contracted orthodontic activity (UOA)	0
Carry forward orthodontic activity (UOA)	0
Baseline contract value	£287,731.10

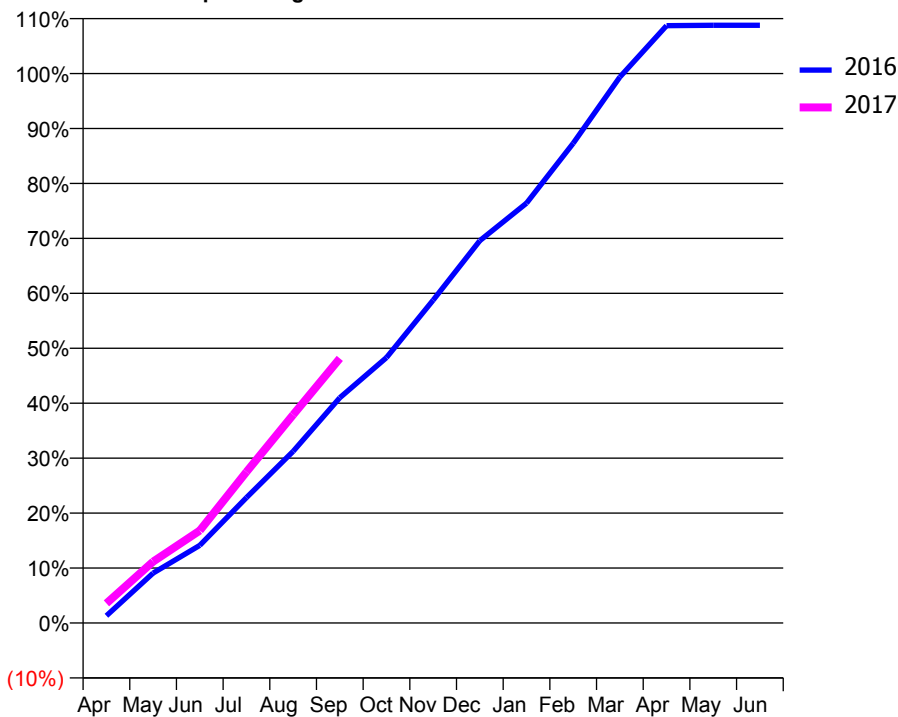
### ACCESS\*

Patients seen in 24 months	Total	Change since previous quarter
Quarter ending September 2015	3,246	
Quarter ending December 2015	3,686	↑
Quarter ending March 2016	3,870	↑
Quarter ending June 2016	3,885	→
Quarter ending September 2016	3,953	→
<b>Variance since September 2015</b>	<b>21.8%</b>	<b>↑</b>



### ACTIVITY

Cumulative percentage of contracted UDA delivered 2016 & 2017



Month	Adjusted Scheduled Activity (UDA)	
	2016	2017
April	138	415
May	948	1,300
June	1,476	1,956
July	2,383	3,196
August	3,262	4,401
September	4,283	5,595
October	5,045	
November	6,137	
December	7,267	
January	7,979	
February	9,117	
March	10,377	
April	11,354	
May	11,361	
June	11,361	

### QUALITY

	Quantity	Base Number	Contract	AT	Region	England
% of FP17s for the same patient ID Re-attending within 3 months - Children	65	645	10.1%	11.8%	13.5%	12.4%
% of FP17s for the same patient ID Re-attending within 3 months - Adults	614	2,650	23.2%	15.6%	17.4%	16.7%
% of FP17s for the same patient ID Re-attending between 3 & 9 months - Children	345	645	53.5%	59.6%	59.0%	57.4%
% of FP17s for the same patient ID Re-attending between 3 & 9 months - Adults	1,229	2,650	46.4%	54.4%	52.6%	50.5%
% of FP17s for Band 1 Urgent Courses	360	2,997	12.0%	8.6%	9.4%	9.1%
% of FP17s Relating to Free Repair or Replacements	45	2,997	1.5%	0.9%	1.0%	0.8%
% of FP17s Relating to Continuations	36	2,997	1.2%	1.4%	1.5%	1.3%
% of Patients satisfied with the dentistry they have received	2	2	N/A	92.7%	93.7%	93.2%
% of Patients satisfied with the time they had to wait for an appointment	1	2	N/A	88.3%	90.0%	89.0%

\* This is based on patients treated on this contract for their most recent course of treatment. Figures in italics indicate the base number of FP17s or Patient Questionnaire responses are less than 100. N/A is shown where the base number of responses is less than 10 during the period. % is calculated as Quantity/Base number\*100

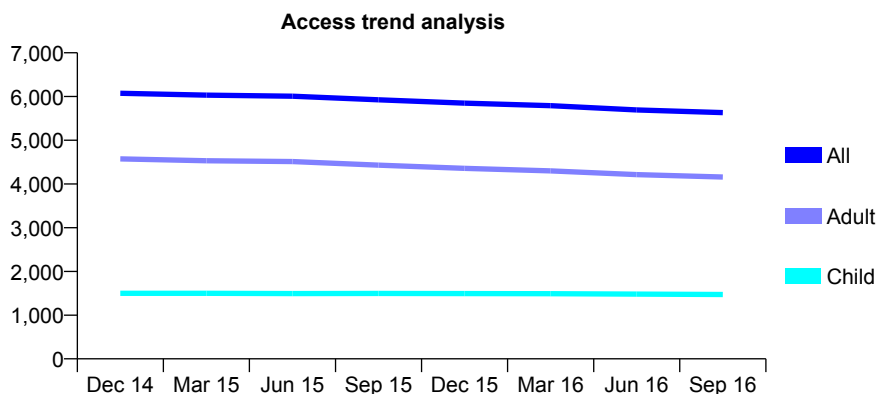
## Q52 - Vital Signs At a Glance Contract Report for 133981/0001 - September 2016

Name or company name	Farsley Dental Practice Limited
Contract type name	GDS Contract
Purpose of contract	General
Contract start date	01/04/2008
Contract end date	

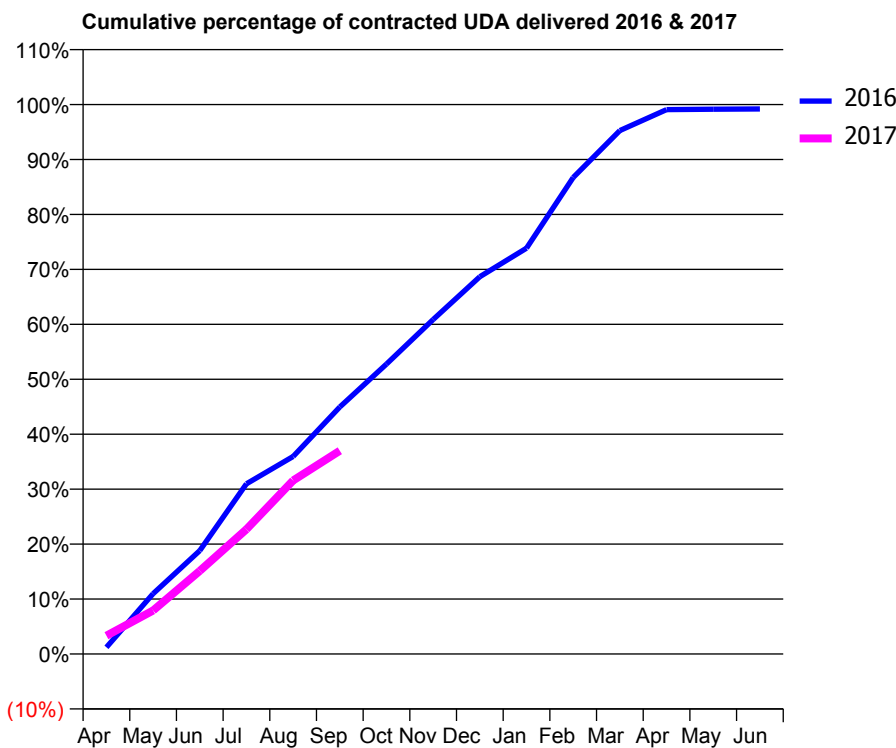
16/17 Contracted general activity (UDA)	17,651
Carry forward general activity (UDA)	0
16/17 Contracted orthodontic activity (UOA)	0
Carry forward orthodontic activity (UOA)	0
Baseline contract value	£532,169.55

### ACCESS\*

Patients seen in 24 months	Total	Change since previous quarter
Quarter ending September 2015	5,924	
Quarter ending December 2015	5,849	↓
Quarter ending March 2016	5,790	↓
Quarter ending June 2016	5,694	↓
Quarter ending September 2016	5,632	↓
<b>Variance since September 2015</b>	<b>(4.9%)</b>	<b>↓</b>



### ACTIVITY



Month	Adjusted Scheduled Activity (UDA)	
	2016	2017
April	216	590
May	1,939	1,401
June	3,322	2,669
July	5,468	4,008
August	6,346	5,576
September	7,936	6,529
October	9,315	
November	10,744	
December	12,119	
January	13,036	
February	15,307	
March	16,814	
April	17,488	
May	17,499	
June	17,509	

### QUALITY

	Quantity	Base Number	Contract	AT	Region	England
% of FP17s for the same patient ID Re-attending within 3 months - Children	91	1,138	8.0%	11.8%	13.5%	12.4%
% of FP17s for the same patient ID Re-attending within 3 months - Adults	381	2,901	13.1%	15.6%	17.4%	16.7%
% of FP17s for the same patient ID Re-attending between 3 & 9 months - Children	742	1,138	65.2%	59.6%	59.0%	57.4%
% of FP17s for the same patient ID Re-attending between 3 & 9 months - Adults	1,882	2,901	64.9%	54.4%	52.6%	50.5%
% of FP17s for Band 1 Urgent Courses	253	3,696	6.8%	8.6%	9.4%	9.1%
% of FP17s Relating to Free Repair or Replacements	17	3,696	0.5%	0.9%	1.0%	0.8%
% of FP17s Relating to Continuations	18	3,696	0.5%	1.4%	1.5%	1.3%
% of Patients satisfied with the dentistry they have received	5	5	N/A	92.7%	93.7%	93.2%
% of Patients satisfied with the time they had to wait for an appointment	5	5	N/A	88.3%	90.0%	89.0%

\* This is based on patients treated on this contract for their most recent course of treatment. Figures in italics indicate the base number of FP17s or Patient Questionnaire responses are less than 100. N/A is shown where the base number of responses is less than 10 during the period. % is calculated as Quantity/Base number\*100

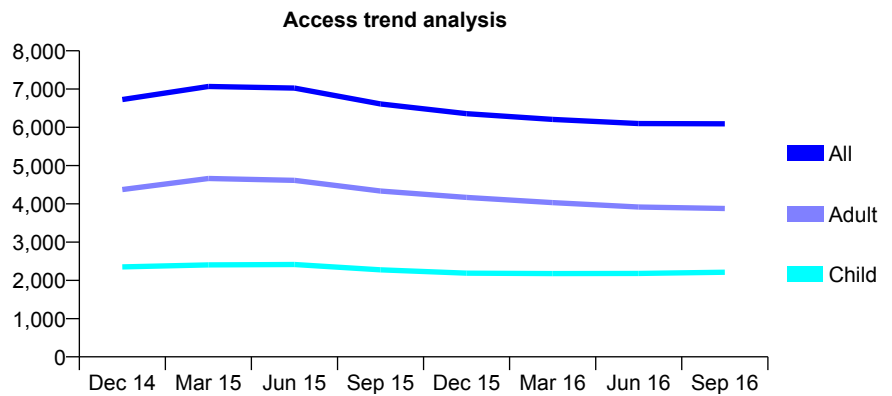
## Q52 - Vital Signs At a Glance Contract Report for 135658/0001 - September 2016

Name or company name	Fartown Limited
Contract type name	GDS Contract
Purpose of contract	General
Contract start date	01/05/2013
Contract end date	

16/17 Contracted general activity (UDA)	21,000
Carry forward general activity (UDA)	0
16/17 Contracted orthodontic activity (UOA)	0
Carry forward orthodontic activity (UOA)	0
Baseline contract value	£581,669.45

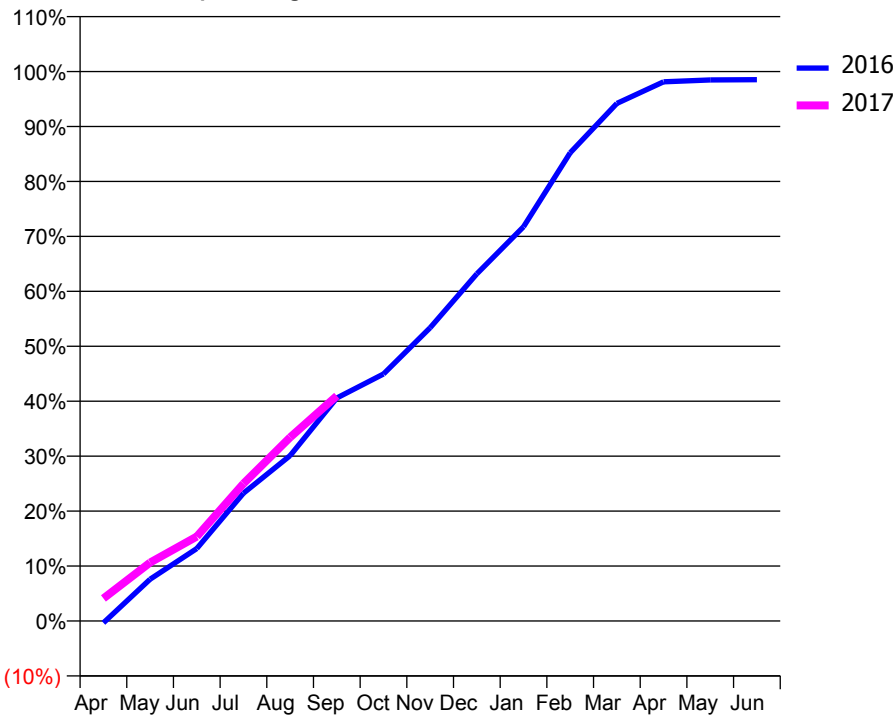
### ACCESS\*

Patients seen in 24 months	Total	Change since previous quarter
Quarter ending September 2015	6,612	
Quarter ending December 2015	6,356	↓
Quarter ending March 2016	6,207	↓
Quarter ending June 2016	6,097	↓
Quarter ending September 2016	6,091	→
<b>Variance since September 2015</b>	<b>(7.9%)</b>	<b>↓</b>



### ACTIVITY

Cumulative percentage of contracted UDA delivered 2016 & 2017



Month	Adjusted Scheduled Activity (UDA)	
	2016	2017
April	-74	866
May	1,597	2,232
June	2,771	3,230
July	4,883	5,252
August	6,321	7,019
September	8,525	8,606
October	9,440	
November	11,208	
December	13,267	
January	15,067	
February	17,892	
March	19,782	
April	20,608	
May	20,676	
June	20,685	

### QUALITY

	Quantity	Base Number	Contract	AT	Region	England
% of FP17s for the same patient ID Re-attending within 3 months - Children	116	1,565	7.4%	11.8%	13.5%	12.4%
% of FP17s for the same patient ID Re-attending within 3 months - Adults	521	2,566	20.3%	15.6%	17.4%	16.7%
% of FP17s for the same patient ID Re-attending between 3 & 9 months - Children	787	1,565	50.3%	59.6%	59.0%	57.4%
% of FP17s for the same patient ID Re-attending between 3 & 9 months - Adults	1,227	2,566	47.8%	54.4%	52.6%	50.5%
% of FP17s for Band 1 Urgent Courses	477	3,736	12.8%	8.6%	9.4%	9.1%
% of FP17s Relating to Free Repair or Replacements	0	3,736	0.0%	0.9%	1.0%	0.8%
% of FP17s Relating to Continuations	7	3,736	0.2%	1.4%	1.5%	1.3%
% of Patients satisfied with the dentistry they have received	1	1	N/A	92.7%	93.7%	93.2%
% of Patients satisfied with the time they had to wait for an appointment	1	1	N/A	88.3%	90.0%	89.0%

\* This is based on patients treated on this contract for their most recent course of treatment. Figures in italics indicate the base number of FP17s or Patient Questionnaire responses are less than 100. N/A is shown where the base number of responses is less than 10 during the period. % is calculated as Quantity/Base number\*100

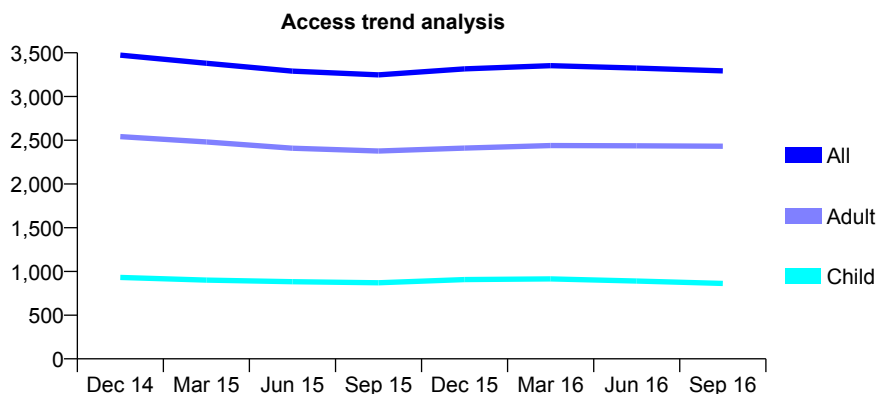
## Q52 - Vital Signs At a Glance Contract Report for 138401/0001 - September 2016

Name or company name	Beechwood Dental Practice Ltd
Contract type name	GDS Contract
Purpose of contract	General
Contract start date	01/01/2011
Contract end date	

16/17 Contracted general activity (UDA)	12,770
Carry forward general activity (UDA)	0
16/17 Contracted orthodontic activity (UOA)	0
Carry forward orthodontic activity (UOA)	0
Baseline contract value	£374,977.63

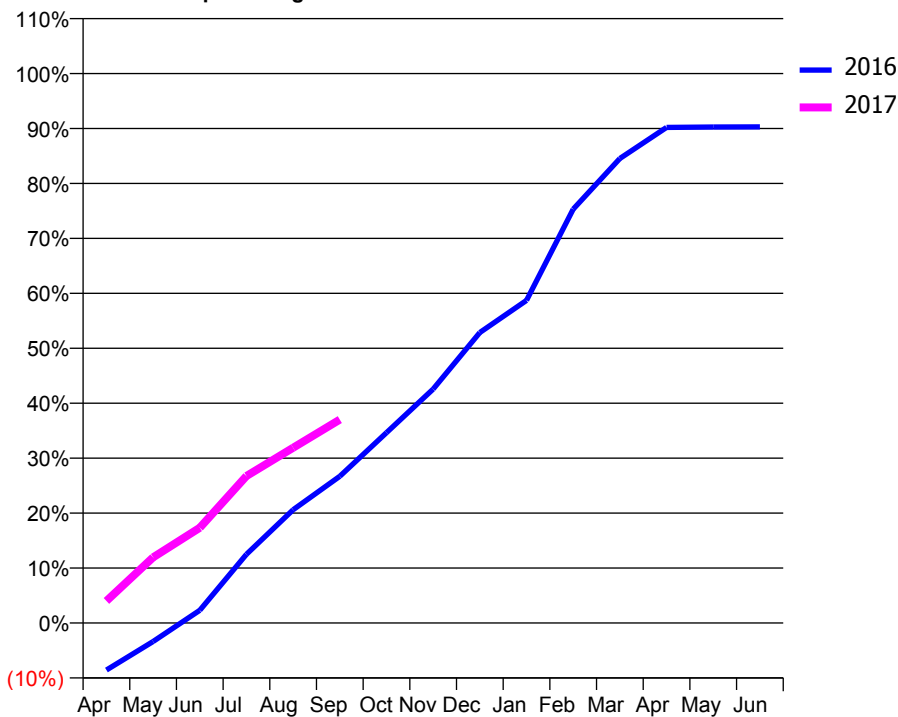
### ACCESS\*

Patients seen in 24 months	Total	Change since previous quarter
Quarter ending September 2015	3,247	
Quarter ending December 2015	3,316	↑
Quarter ending March 2016	3,353	→
Quarter ending June 2016	3,326	→
Quarter ending September 2016	3,293	→
<b>Variance since September 2015</b>	<b>1.4%</b>	<b>→</b>



### ACTIVITY

Cumulative percentage of contracted UDA delivered 2016 & 2017



Month	Adjusted Scheduled Activity (UDA)	
	2016	2017
April	-1,094	512
May	-431	1,526
June	295	2,214
July	1,597	3,417
August	2,633	4,073
September	3,411	4,728
October	4,424	
November	5,437	
December	6,751	
January	7,498	
February	9,618	
March	10,794	
April	11,516	
May	11,526	
June	11,530	

### QUALITY

	Quantity	Base Number	Contract	AT	Region	England
% of FP17s for the same patient ID Re-attending within 3 months - Children	37	497	7.4%	11.8%	13.5%	12.4%
% of FP17s for the same patient ID Re-attending within 3 months - Adults	371	1,534	24.2%	15.6%	17.4%	16.7%
% of FP17s for the same patient ID Re-attending between 3 & 9 months - Children	250	497	50.3%	59.6%	59.0%	57.4%
% of FP17s for the same patient ID Re-attending between 3 & 9 months - Adults	656	1,534	42.8%	54.4%	52.6%	50.5%
% of FP17s for Band 1 Urgent Courses	214	1,816	11.8%	8.6%	9.4%	9.1%
% of FP17s Relating to Free Repair or Replacements	32	1,816	1.8%	0.9%	1.0%	0.8%
% of FP17s Relating to Continuations	40	1,816	2.2%	1.4%	1.5%	1.3%
% of Patients satisfied with the dentistry they have received	1	1	N/A	92.7%	93.7%	93.2%
% of Patients satisfied with the time they had to wait for an appointment	1	1	N/A	88.3%	90.0%	89.0%

\* This is based on patients treated on this contract for their most recent course of treatment. Figures in italics indicate the base number of FP17s or Patient Questionnaire responses are less than 100. N/A is shown where the base number of responses is less than 10 during the period. % is calculated as Quantity/Base number\*100



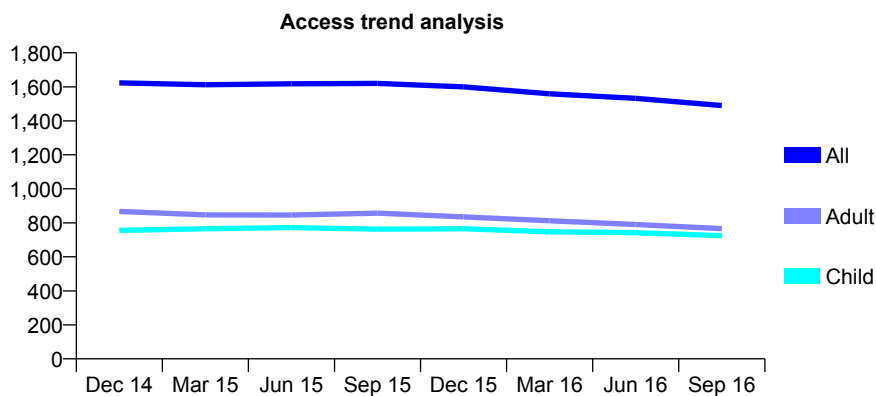
## Q52 - Vital Signs At a Glance Contract Report for 138509/0002 - September 2016

Name or company name	Marlborough Road Dental Practice
Contract type name	GDS Contract
Purpose of contract	General
Contract start date	07/09/2010
Contract end date	

16/17 Contracted general activity (UDA)	6,000
Carry forward general activity (UDA)	0
16/17 Contracted orthodontic activity (UOA)	0
Carry forward orthodontic activity (UOA)	0
Baseline contract value	£171,693.92

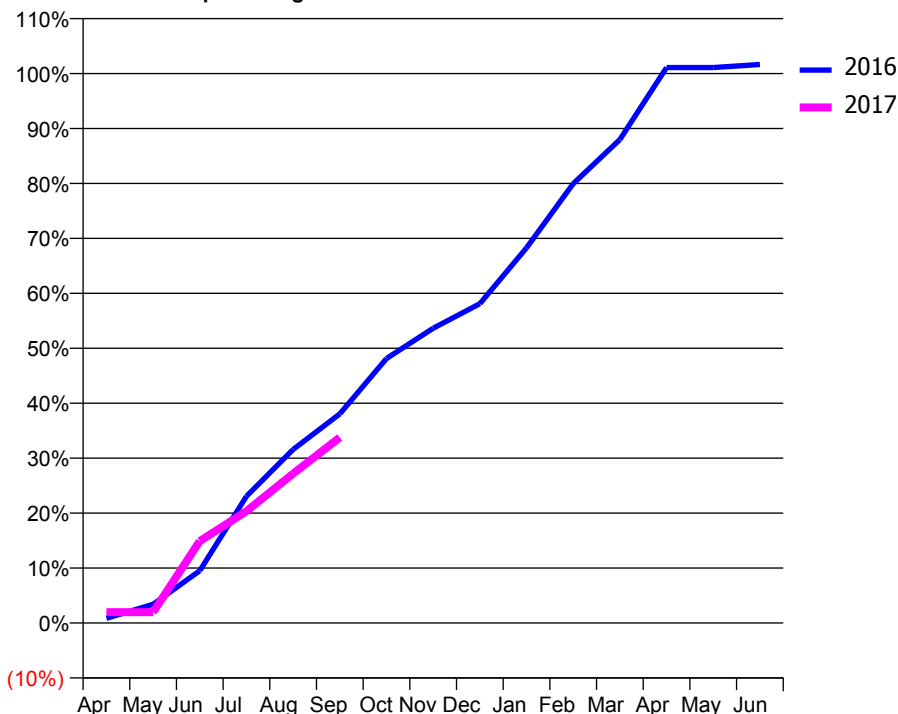
### ACCESS\*

Patients seen in 24 months	Total	Change since previous quarter
Quarter ending September 2015	1,620	
Quarter ending December 2015	1,600	↓
Quarter ending March 2016	1,559	↓
Quarter ending June 2016	1,532	↓
Quarter ending September 2016	1,490	↓
<b>Variance since September 2015</b>	<b>(8.0%)</b>	<b>↓</b>



### ACTIVITY

**Cumulative percentage of contracted UDA delivered 2016 & 2017**



Month	Adjusted Scheduled Activity (UDA)	
	2016	2017
April	51	118
May	205	118
June	572	895
July	1,383	1,221
August	1,895	1,631
September	2,284	2,025
October	2,888	
November	3,219	
December	3,487	
January	4,096	
February	4,797	
March	5,278	
April	6,065	
May	6,065	
June	6,098	

### QUALITY

	Quantity	Base Number	Contract	AT	Region	England
% of FP17s for the same patient ID Re-attending within 3 months - Children	107	824	13.0%	11.8%	13.5%	12.4%
% of FP17s for the same patient ID Re-attending within 3 months - Adults	78	648	12.0%	15.6%	17.4%	16.7%
% of FP17s for the same patient ID Re-attending between 3 & 9 months - Children	578	824	70.1%	59.6%	59.0%	57.4%
% of FP17s for the same patient ID Re-attending between 3 & 9 months - Adults	468	648	72.2%	54.4%	52.6%	50.5%
% of FP17s for Band 1 Urgent Courses	42	1,117	3.8%	8.6%	9.4%	9.1%
% of FP17s Relating to Free Repair or Replacements	0	1,117	0.0%	0.9%	1.0%	0.8%
% of FP17s Relating to Continuations	7	1,117	0.6%	1.4%	1.5%	1.3%
% of Patients satisfied with the dentistry they have received	1	1	N/A	92.7%	93.7%	93.2%
% of Patients satisfied with the time they had to wait for an appointment	0	1	N/A	88.3%	90.0%	89.0%

\* This is based on patients treated on this contract for their most recent course of treatment. Figures in italics indicate the base number of FP17s or Patient Questionnaire responses are less than 100. N/A is shown where the base number of responses is less than 10 during the period. % is calculated as Quantity/Base number\*100

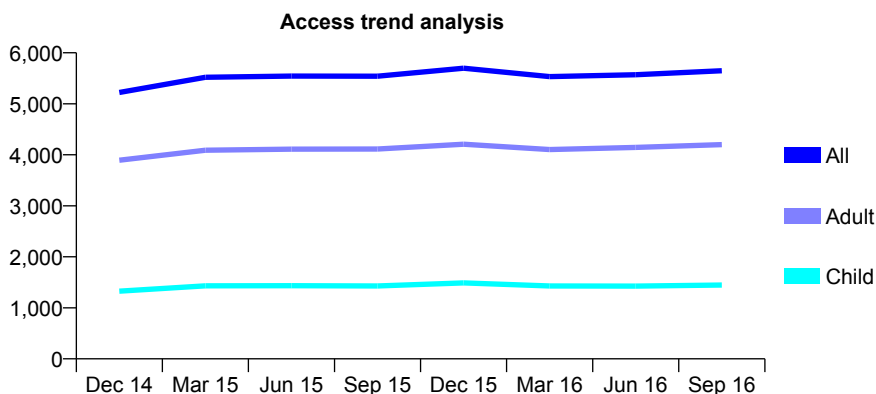
## Q52 - Vital Signs At a Glance Contract Report for 138924/0001 - September 2016

Name or company name	Clayton Dental Practice Ltd
Contract type name	PDS Contract
Purpose of contract	General
Contract start date	01/01/2012
Contract end date	31/12/2021

16/17 Contracted general activity (UDA)	15,103
Carry forward general activity (UDA)	0
16/17 Contracted orthodontic activity (UOA)	0
Carry forward orthodontic activity (UOA)	0
Baseline contract value	£471,232.18

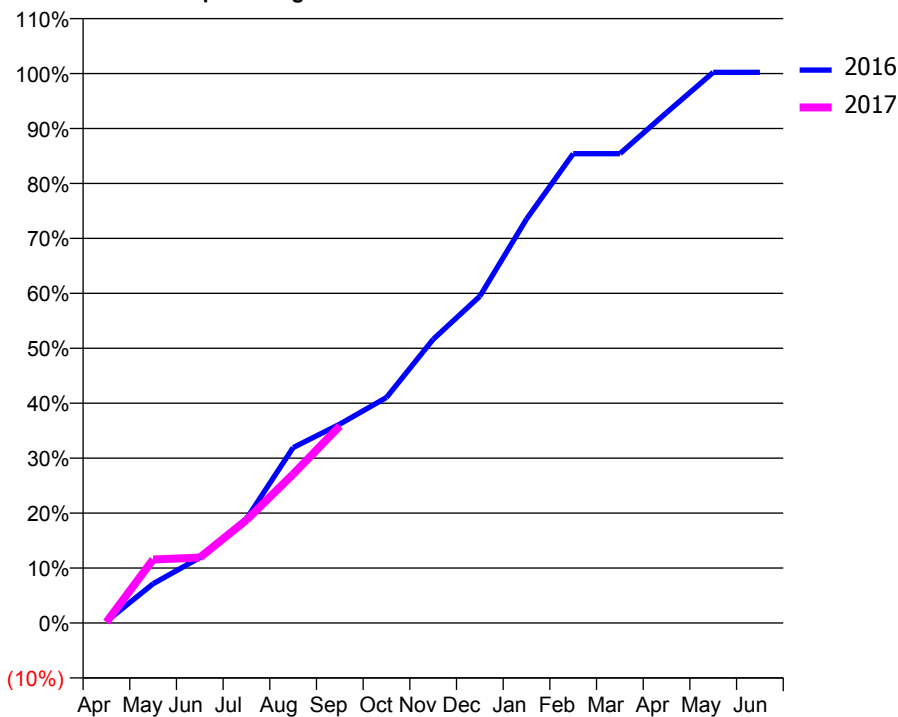
### ACCESS\*

Patients seen in 24 months	Total	Change since previous quarter
Quarter ending September 2015	5,542	
Quarter ending December 2015	5,697	↑
Quarter ending March 2016	5,533	↓
Quarter ending June 2016	5,569	→
Quarter ending September 2016	5,649	→
<b>Variance since September 2015</b>	<b>1.9%</b>	<b>→</b>



### ACTIVITY

Cumulative percentage of contracted UDA delivered 2016 & 2017



Month	Adjusted Scheduled Activity (UDA)	
	2016	2017
April	46	24
May	1,078	1,747
June	1,798	1,797
July	2,864	2,831
August	4,822	4,090
September	5,465	5,416
October	6,198	
November	7,798	
December	8,982	
January	11,104	
February	12,900	
March	12,900	
April	14,027	
May	15,133	
June	15,133	

### QUALITY

	Quantity	Base Number	Contract	AT	Region	England
% of FP17s for the same patient ID Re-attending within 3 months - Children	88	1,058	8.3%	11.8%	13.5%	12.4%
% of FP17s for the same patient ID Re-attending within 3 months - Adults	450	2,870	15.7%	15.6%	17.4%	16.7%
% of FP17s for the same patient ID Re-attending between 3 & 9 months - Children	538	1,058	50.9%	59.6%	59.0%	57.4%
% of FP17s for the same patient ID Re-attending between 3 & 9 months - Adults	1,262	2,870	44.0%	54.4%	52.6%	50.5%
% of FP17s for Band 1 Urgent Courses	190	2,779	6.8%	8.6%	9.4%	9.1%
% of FP17s Relating to Free Repair or Replacements	66	2,779	2.4%	0.9%	1.0%	0.8%
% of FP17s Relating to Continuations	18	2,779	0.6%	1.4%	1.5%	1.3%
% of Patients satisfied with the dentistry they have received	5	6	N/A	92.7%	93.7%	93.2%
% of Patients satisfied with the time they had to wait for an appointment	5	6	N/A	88.3%	90.0%	89.0%

\* This is based on patients treated on this contract for their most recent course of treatment. Figures in italics indicate the base number of FP17s or Patient Questionnaire responses are less than 100. N/A is shown where the base number of responses is less than 10 during the period. % is calculated as Quantity/Base number\*100

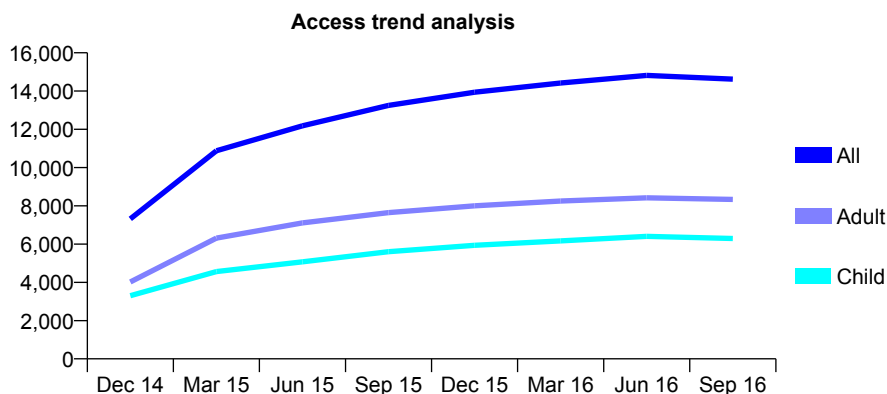
## Q52 - Vital Signs At a Glance Contract Report for 139599/0001 - September 2016

Name or company name	Allerton Dental Limited
Contract type name	GDS Contract
Purpose of contract	General
Contract start date	01/08/2014
Contract end date	

16/17 Contracted general activity (UDA)	43,917
Carry forward general activity (UDA)	0
16/17 Contracted orthodontic activity (UOA)	0
Carry forward orthodontic activity (UOA)	0
Baseline contract value	£1,159,756.47

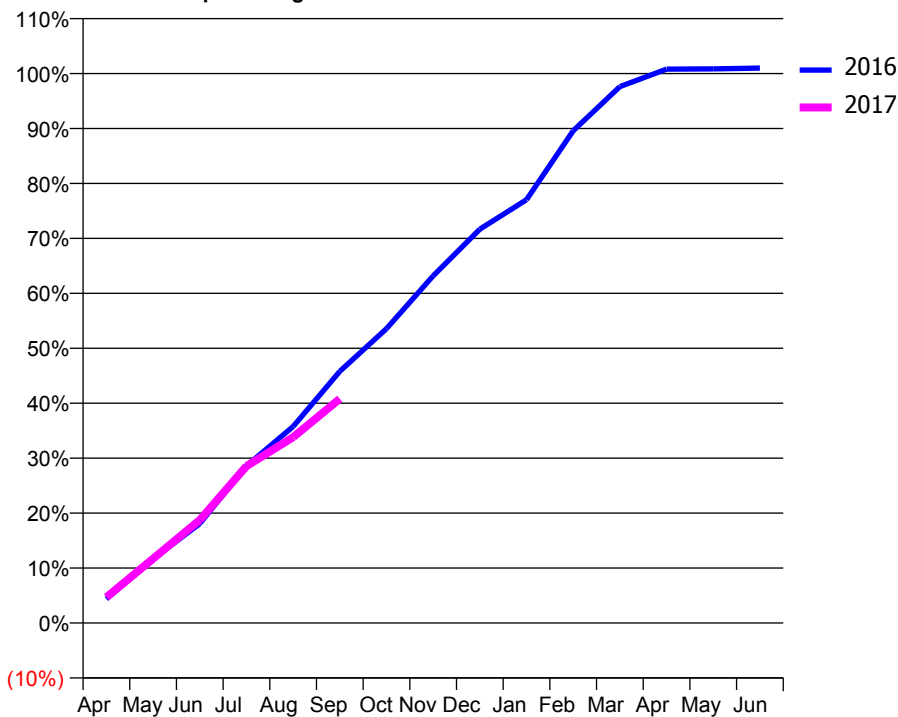
### ACCESS\*

Patients seen in 24 months	Total	Change since previous quarter
Quarter ending September 2015	13,249	
Quarter ending December 2015	13,937	↑
Quarter ending March 2016	14,423	↑
Quarter ending June 2016	14,817	↑
Quarter ending September 2016	14,626	↓
<b>Variance since September 2015</b>	<b>10.4%</b>	<b>↑</b>



### ACTIVITY

Cumulative percentage of contracted UDA delivered 2016 & 2017



Month	Adjusted Scheduled Activity (UDA)	
	2016	2017
April	1,928	2,058
May	5,117	5,143
June	7,940	8,233
July	12,564	12,535
August	15,709	14,855
September	20,113	17,925
October	23,529	
November	27,742	
December	31,481	
January	33,831	
February	39,345	
March	42,872	
April	44,269	
May	44,283	
June	44,347	

### QUALITY

	Quantity	Base Number	Contract	AT	Region	England
% of FP17s for the same patient ID Re-attending within 3 months - Children	1,222	5,617	21.8%	11.8%	13.5%	12.4%
% of FP17s for the same patient ID Re-attending within 3 months - Adults	737	5,459	13.5%	15.6%	17.4%	16.7%
% of FP17s for the same patient ID Re-attending between 3 & 9 months - Children	2,896	5,617	51.6%	59.6%	59.0%	57.4%
% of FP17s for the same patient ID Re-attending between 3 & 9 months - Adults	3,203	5,459	58.7%	54.4%	52.6%	50.5%
% of FP17s for Band 1 Urgent Courses	692	10,220	6.8%	8.6%	9.4%	9.1%
% of FP17s Relating to Free Repair or Replacements	36	10,220	0.4%	0.9%	1.0%	0.8%
% of FP17s Relating to Continuations	43	10,220	0.4%	1.4%	1.5%	1.3%
% of Patients satisfied with the dentistry they have received	20	20	100.0%	92.7%	93.7%	93.2%
% of Patients satisfied with the time they had to wait for an appointment	16	20	80.0%	88.3%	90.0%	89.0%

\* This is based on patients treated on this contract for their most recent course of treatment. Figures in italics indicate the base number of FP17s or Patient Questionnaire responses are less than 100. N/A is shown where the base number of responses is less than 10 during the period. % is calculated as Quantity/Base number\*100

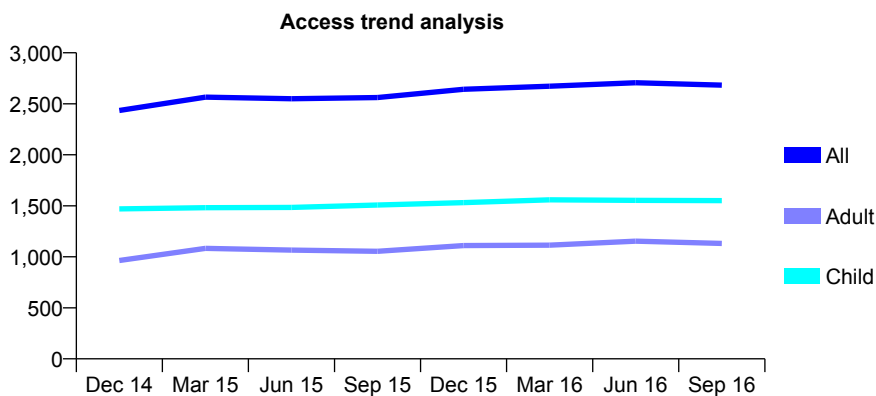
## Q52 - Vital Signs At a Glance Contract Report for 140155/0001 - September 2016

Name or company name	S & S Care Limited
Contract type name	GDS Contract
Purpose of contract	General
Contract start date	01/11/2009
Contract end date	

16/17 Contracted general activity (UDA)	6,546
Carry forward general activity (UDA)	0
16/17 Contracted orthodontic activity (UOA)	0
Carry forward orthodontic activity (UOA)	0
Baseline contract value	£245,010.70

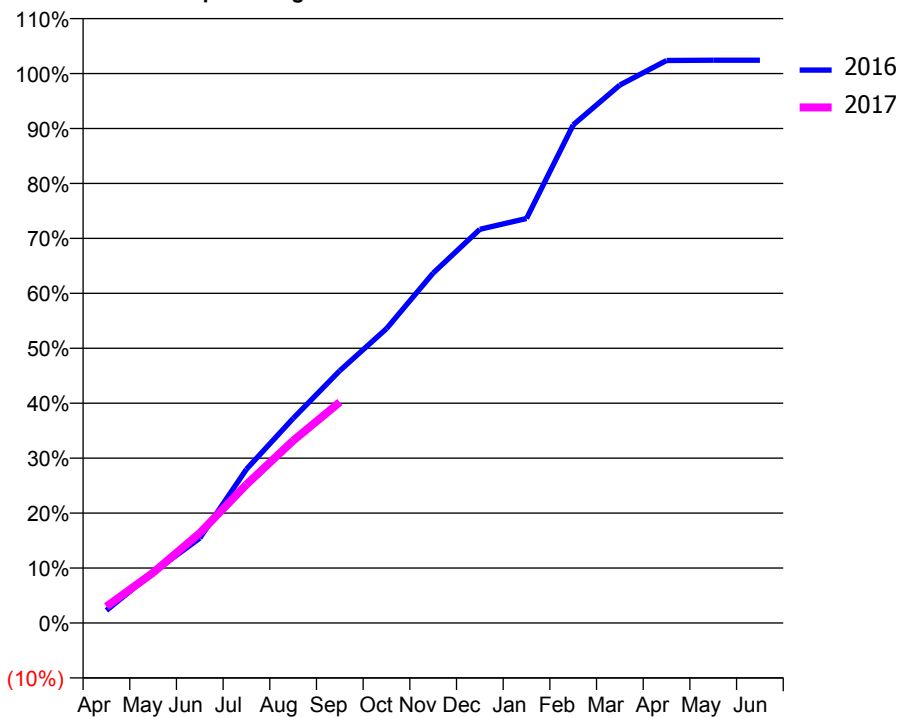
### ACCESS\*

Patients seen in 24 months	Total	Change since previous quarter
Quarter ending September 2015	2,562	
Quarter ending December 2015	2,643	↑
Quarter ending March 2016	2,673	→
Quarter ending June 2016	2,707	→
Quarter ending September 2016	2,683	→
<b>Variance since September 2015</b>	<b>4.7%</b>	<b>↑</b>



### ACTIVITY

Cumulative percentage of contracted UDA delivered 2016 & 2017



Adjusted Scheduled Activity (UDA)

Month	2016	2017
April	149	196
May	602	600
June	1,011	1,071
July	1,832	1,649
August	2,437	2,172
September	3,006	2,631
October	3,506	
November	4,170	
December	4,691	
January	4,818	
February	5,933	
March	6,408	
April	6,700	
May	6,704	
June	6,704	

### QUALITY

	Quantity	Base Number	Contract	AT	Region	England
% of FP17s for the same patient ID Re-attending within 3 months - Children	90	1,232	7.3%	11.8%	13.5%	12.4%
% of FP17s for the same patient ID Re-attending within 3 months - Adults	34	519	6.6%	15.6%	17.4%	16.7%
% of FP17s for the same patient ID Re-attending between 3 & 9 months - Children	784	1,232	63.6%	59.6%	59.0%	57.4%
% of FP17s for the same patient ID Re-attending between 3 & 9 months - Adults	303	519	58.4%	54.4%	52.6%	50.5%
% of FP17s for Band 1 Urgent Courses	54	1,572	3.4%	8.6%	9.4%	9.1%
% of FP17s Relating to Free Repair or Replacements	1	1,572	0.1%	0.9%	1.0%	0.8%
% of FP17s Relating to Continuations	1	1,572	0.1%	1.4%	1.5%	1.3%
% of Patients satisfied with the dentistry they have received	0	0	N/A	92.7%	93.7%	93.2%
% of Patients satisfied with the time they had to wait for an appointment	0	0	N/A	88.3%	90.0%	89.0%

\* This is based on patients treated on this contract for their most recent course of treatment. Figures in italics indicate the base number of FP17s or Patient Questionnaire responses are less than 100. N/A is shown where the base number of responses is less than 10 during the period. % is calculated as Quantity/Base number\*100

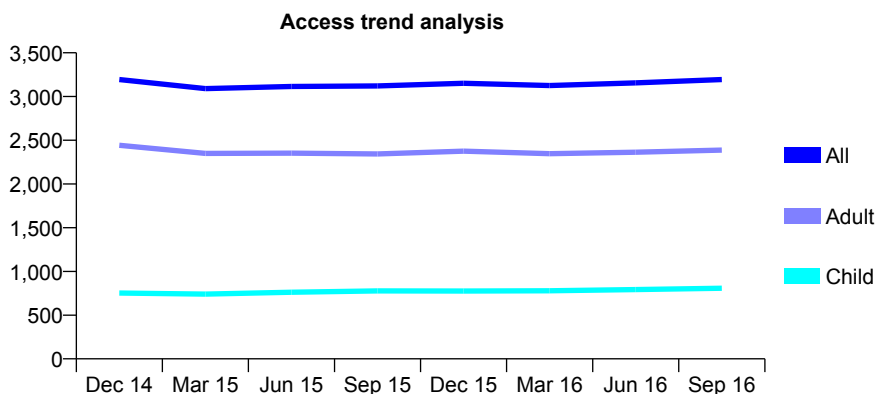
## Q52 - Vital Signs At a Glance Contract Report for 140686/0001 - September 2016

Name or company name	C.J. Harker & Associates Ltd
Contract type name	PDS Contract
Purpose of contract	General
Contract start date	01/05/2008
Contract end date	30/04/2018

16/17 Contracted general activity (UDA)	7,582
Carry forward general activity (UDA)	0
16/17 Contracted orthodontic activity (UOA)	0
Carry forward orthodontic activity (UOA)	0
Baseline contract value	£188,129.84

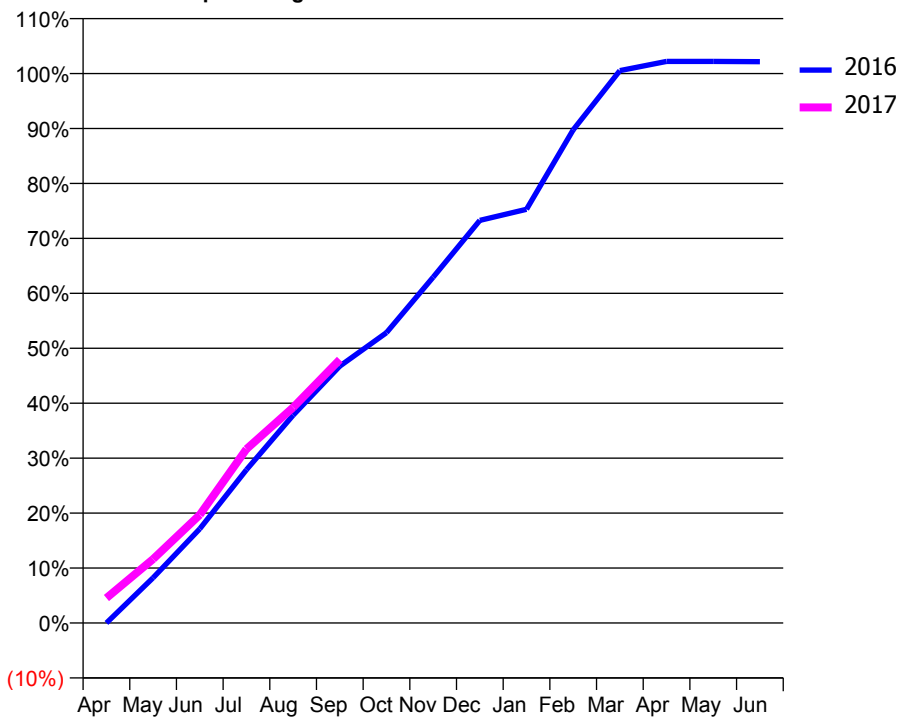
### ACCESS\*

Patients seen in 24 months	Total	Change since previous quarter
Quarter ending September 2015	3,121	
Quarter ending December 2015	3,151	→
Quarter ending March 2016	3,126	→
Quarter ending June 2016	3,156	→
Quarter ending September 2016	3,194	→
<b>Variance since September 2015</b>	<b>2.3%</b>	<b>↑</b>



### ACTIVITY

Cumulative percentage of contracted UDA delivered 2016 & 2017



Month	Adjusted Scheduled Activity (UDA)	
	2016	2017
April	0	345
May	625	883
June	1,301	1,493
July	2,115	2,401
August	2,867	2,974
September	3,544	3,635
October	4,006	
November	4,771	
December	5,556	
January	5,708	
February	6,805	
March	7,621	
April	7,749	
May	7,749	
June	7,746	

### QUALITY

	Quantity	Base Number	Contract	AT	Region	England
% of FP17s for the same patient ID Re-attending within 3 months - Children	20	652	3.1%	11.8%	13.5%	12.4%
% of FP17s for the same patient ID Re-attending within 3 months - Adults	123	1,424	8.6%	15.6%	17.4%	16.7%
% of FP17s for the same patient ID Re-attending between 3 & 9 months - Children	422	652	64.7%	59.6%	59.0%	57.4%
% of FP17s for the same patient ID Re-attending between 3 & 9 months - Adults	633	1,424	44.5%	54.4%	52.6%	50.5%
% of FP17s for Band 1 Urgent Courses	116	2,020	5.7%	8.6%	9.4%	9.1%
% of FP17s Relating to Free Repair or Replacements	10	2,020	0.5%	0.9%	1.0%	0.8%
% of FP17s Relating to Continuations	22	2,020	1.1%	1.4%	1.5%	1.3%
% of Patients satisfied with the dentistry they have received	2	2	N/A	92.7%	93.7%	93.2%
% of Patients satisfied with the time they had to wait for an appointment	2	2	N/A	88.3%	90.0%	89.0%

\* This is based on patients treated on this contract for their most recent course of treatment. Figures in italics indicate the base number of FP17s or Patient Questionnaire responses are less than 100. N/A is shown where the base number of responses is less than 10 during the period. % is calculated as Quantity/Base number\*100

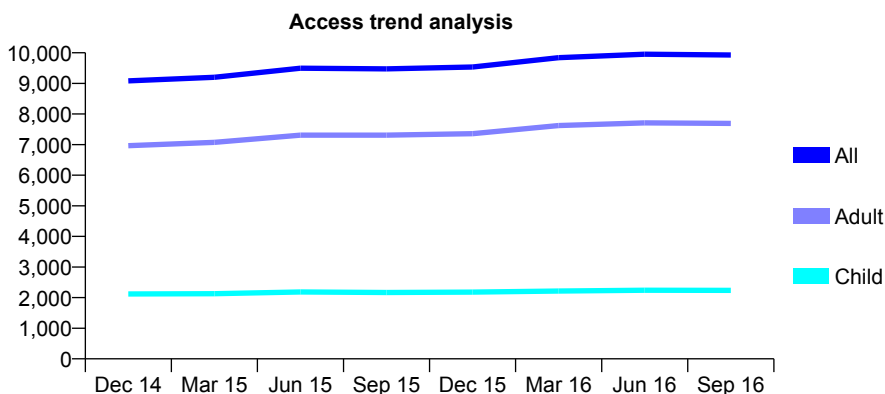
## Q52 - Vital Signs At a Glance Contract Report for 140686/0002 - September 2016

Name or company name	C.J. Harker & Associates Ltd
Contract type name	PDS Contract
Purpose of contract	General
Contract start date	01/05/2008
Contract end date	30/04/2018

16/17 Contracted general activity (UDA)	24,843
Carry forward general activity (UDA)	0
16/17 Contracted orthodontic activity (UOA)	0
Carry forward orthodontic activity (UOA)	0
Baseline contract value	£687,714.24

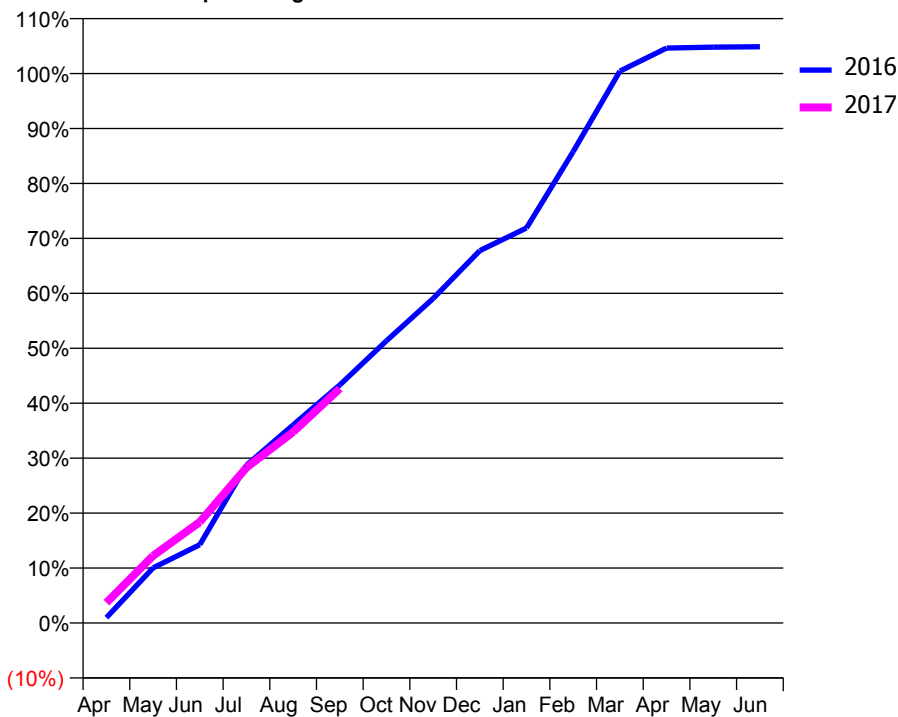
### ACCESS\*

Patients seen in 24 months	Total	Change since previous quarter
Quarter ending September 2015	9,476	
Quarter ending December 2015	9,537	→
Quarter ending March 2016	9,839	↑
Quarter ending June 2016	9,953	→
Quarter ending September 2016	9,930	→
<b>Variance since September 2015</b>	<b>4.8%</b>	<b>↑</b>



### ACTIVITY

Cumulative percentage of contracted UDA delivered 2016 & 2017



Month	Adjusted Scheduled Activity (UDA)	
	2016	2017
April	247	917
May	2,493	3,044
June	3,544	4,565
July	7,138	7,025
August	8,953	8,638
September	10,762	10,602
October	12,760	
November	14,669	
December	16,837	
January	17,858	
February	21,316	
March	24,952	
April	25,992	
May	26,036	
June	26,052	

### QUALITY

	Quantity	Base Number	Contract	AT	Region	England
% of FP17s for the same patient ID Re-attending within 3 months - Children	77	1,735	4.4%	11.8%	13.5%	12.4%
% of FP17s for the same patient ID Re-attending within 3 months - Adults	542	4,920	11.0%	15.6%	17.4%	16.7%
% of FP17s for the same patient ID Re-attending between 3 & 9 months - Children	1,109	1,735	63.9%	59.6%	59.0%	57.4%
% of FP17s for the same patient ID Re-attending between 3 & 9 months - Adults	2,352	4,920	47.8%	54.4%	52.6%	50.5%
% of FP17s for Band 1 Urgent Courses	441	6,028	7.3%	8.6%	9.4%	9.1%
% of FP17s Relating to Free Repair or Replacements	35	6,028	0.6%	0.9%	1.0%	0.8%
% of FP17s Relating to Continuations	86	6,028	1.4%	1.4%	1.5%	1.3%
% of Patients satisfied with the dentistry they have received	7	7	N/A	92.7%	93.7%	93.2%
% of Patients satisfied with the time they had to wait for an appointment	7	7	N/A	88.3%	90.0%	89.0%

\* This is based on patients treated on this contract for their most recent course of treatment. Figures in italics indicate the base number of FP17s or Patient Questionnaire responses are less than 100. N/A is shown where the base number of responses is less than 10 during the period. % is calculated as Quantity/Base number\*100

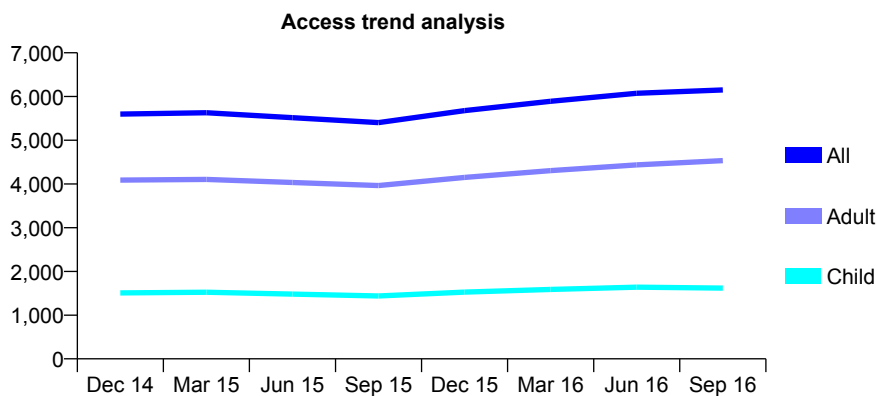
## Q52 - Vital Signs At a Glance Contract Report for 141976/0001 - September 2016

Name or company name	Dalton Dental Care
Contract type name	GDS Contract
Purpose of contract	General
Contract start date	01/05/2008
Contract end date	

16/17 Contracted general activity (UDA)	18,170
Carry forward general activity (UDA)	0
16/17 Contracted orthodontic activity (UOA)	0
Carry forward orthodontic activity (UOA)	0
Baseline contract value	£552,659.67

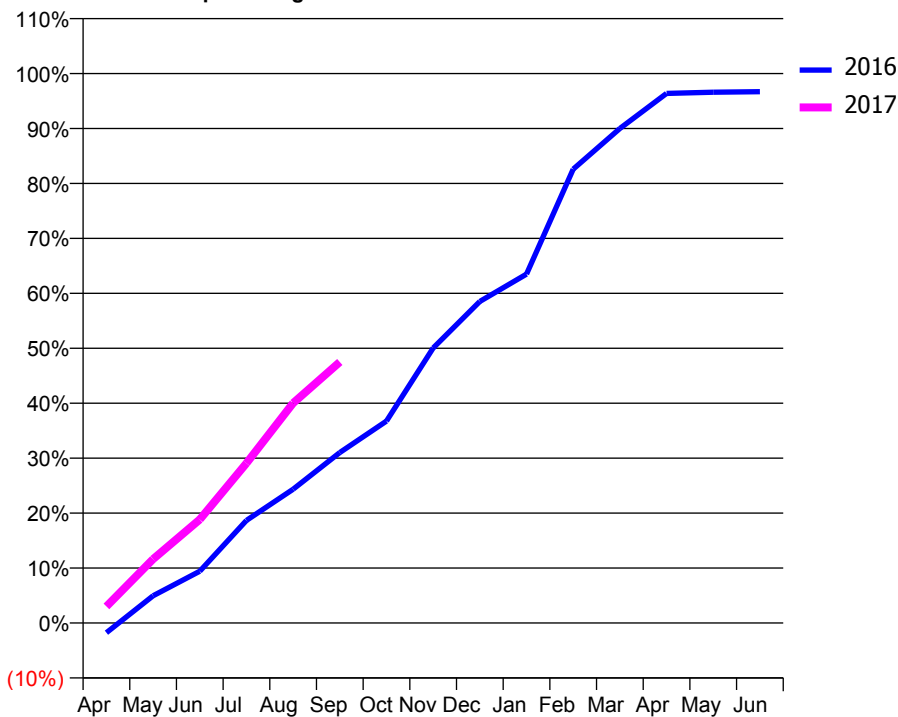
### ACCESS\*

Patients seen in 24 months	Total	Change since previous quarter
Quarter ending September 2015	5,403	
Quarter ending December 2015	5,677	↑
Quarter ending March 2016	5,891	↑
Quarter ending June 2016	6,075	↑
Quarter ending September 2016	6,151	→
<b>Variance since September 2015</b>	<b>13.8%</b>	<b>↑</b>



### ACTIVITY

Cumulative percentage of contracted UDA delivered 2016 & 2017



Adjusted Scheduled Activity (UDA)

Month	2016	2017
April	-324	547
May	903	2,114
June	1,715	3,423
July	3,393	5,285
August	4,425	7,274
September	5,636	8,632
October	6,677	
November	9,093	
December	10,632	
January	11,536	
February	15,007	
March	16,354	
April	17,512	
May	17,553	
June	17,570	

### QUALITY

	Quantity	Base Number	Contract	AT	Region	England
% of FP17s for the same patient ID Re-attending within 3 months - Children	83	1,204	6.9%	11.8%	13.5%	12.4%
% of FP17s for the same patient ID Re-attending within 3 months - Adults	541	3,555	15.2%	15.6%	17.4%	16.7%
% of FP17s for the same patient ID Re-attending between 3 & 9 months - Children	730	1,204	60.6%	59.6%	59.0%	57.4%
% of FP17s for the same patient ID Re-attending between 3 & 9 months - Adults	2,051	3,555	57.7%	54.4%	52.6%	50.5%
% of FP17s for Band 1 Urgent Courses	317	4,174	7.6%	8.6%	9.4%	9.1%
% of FP17s Relating to Free Repair or Replacements	36	4,174	0.9%	0.9%	1.0%	0.8%
% of FP17s Relating to Continuations	59	4,174	1.4%	1.4%	1.5%	1.3%
% of Patients satisfied with the dentistry they have received	5	5	N/A	92.7%	93.7%	93.2%
% of Patients satisfied with the time they had to wait for an appointment	5	5	N/A	88.3%	90.0%	89.0%

\* This is based on patients treated on this contract for their most recent course of treatment. Figures in italics indicate the base number of FP17s or Patient Questionnaire responses are less than 100. N/A is shown where the base number of responses is less than 10 during the period. % is calculated as Quantity/Base number\*100

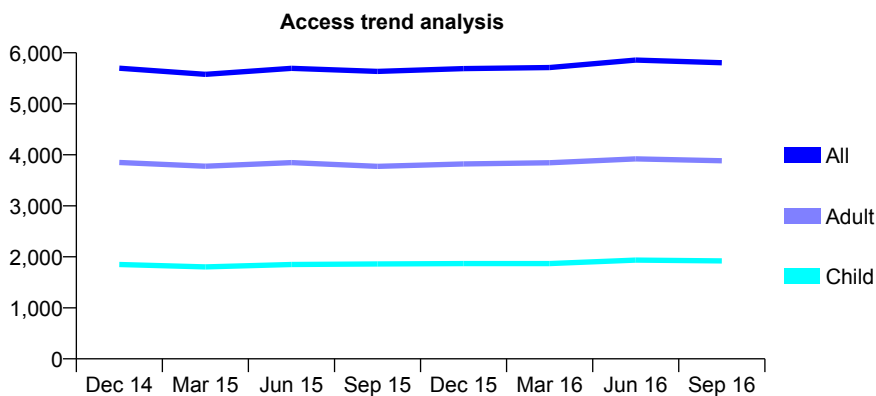
## Q52 - Vital Signs At a Glance Contract Report for 143170/0001 - September 2016

Name or company name	Joe Kelly & Associates Ltd
Contract type name	GDS Contract
Purpose of contract	General and Orthodontic
Contract start date	01/11/2011
Contract end date	

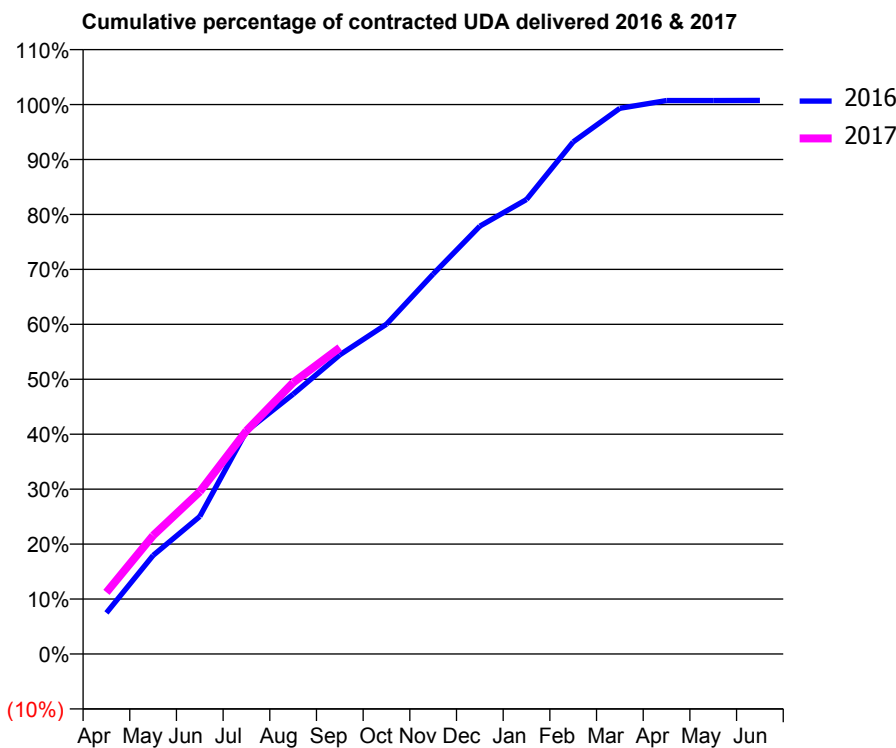
16/17 Contracted general activity (UDA)	13,120
Carry forward general activity (UDA)	0
16/17 Contracted orthodontic activity (UOA)	880
Carry forward orthodontic activity (UOA)	0
Baseline contract value	£464,107.77

### ACCESS\*

Patients seen in 24 months	Total	Change since previous quarter
Quarter ending September 2015	5,634	
Quarter ending December 2015	5,690	→
Quarter ending March 2016	5,712	→
Quarter ending June 2016	5,857	↑
Quarter ending September 2016	5,805	→
<b>Variance since September 2015</b>	<b>3.0%</b>	<b>↑</b>



### ACTIVITY



Month	Adjusted Scheduled Activity (UDA)	
	2016	2017
April	984	1,473
May	2,356	2,829
June	3,284	3,876
July	5,323	5,331
August	6,204	6,480
September	7,143	7,315
October	7,874	
November	9,073	
December	10,216	
January	10,853	
February	12,227	
March	13,030	
April	13,213	
May	13,214	
June	13,216	

### QUALITY

	Quantity	Base Number	Contract	AT	Region	England
% of FP17s for the same patient ID Re-attending within 3 months - Children	167	1,666	10.0%	11.8%	13.5%	12.4%
% of FP17s for the same patient ID Re-attending within 3 months - Adults	319	2,531	12.6%	15.6%	17.4%	16.7%
% of FP17s for the same patient ID Re-attending between 3 & 9 months - Children	958	1,666	57.5%	59.6%	59.0%	57.4%
% of FP17s for the same patient ID Re-attending between 3 & 9 months - Adults	961	2,531	38.0%	54.4%	52.6%	50.5%
% of FP17s for Band 1 Urgent Courses	218	4,014	5.4%	8.6%	9.4%	9.1%
% of FP17s Relating to Free Repair or Replacements	2	4,014	0.0%	0.9%	1.0%	0.8%
% of FP17s Relating to Continuations	24	4,014	0.6%	1.4%	1.5%	1.3%
% of Patients satisfied with the dentistry they have received	5	5	N/A	92.7%	93.7%	93.2%
% of Patients satisfied with the time they had to wait for an appointment	4	5	N/A	88.3%	90.0%	89.0%

\* This is based on patients treated on this contract for their most recent course of treatment. Figures in italics indicate the base number of FP17s or Patient Questionnaire responses are less than 100. N/A is shown where the base number of responses is less than 10 during the period. % is calculated as Quantity/Base number\*100



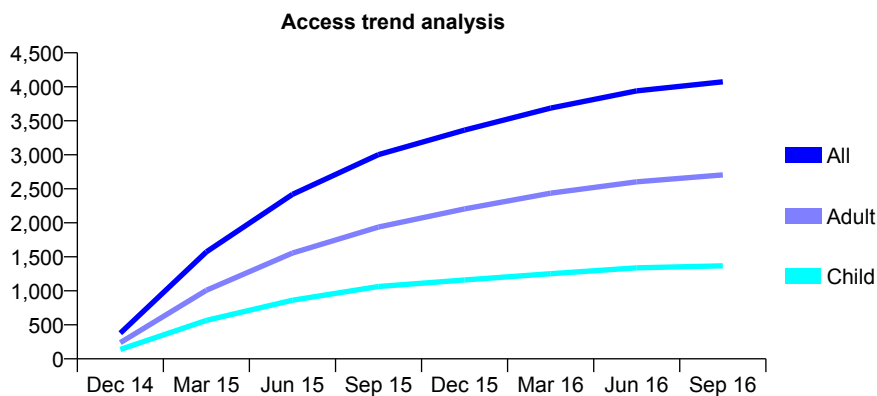
## Q52 - Vital Signs At a Glance Contract Report for 143839/0001 - September 2016

Name or company name	Belle Isle Family Dental Practice
Contract type name	GDS Contract
Purpose of contract	General and Orthodontic
Contract start date	01/12/2014
Contract end date	

16/17 Contracted general activity (UDA)	14,200
Carry forward general activity (UDA)	0
16/17 Contracted orthodontic activity (UOA)	694
Carry forward orthodontic activity (UOA)	0
Baseline contract value	£430,438.35

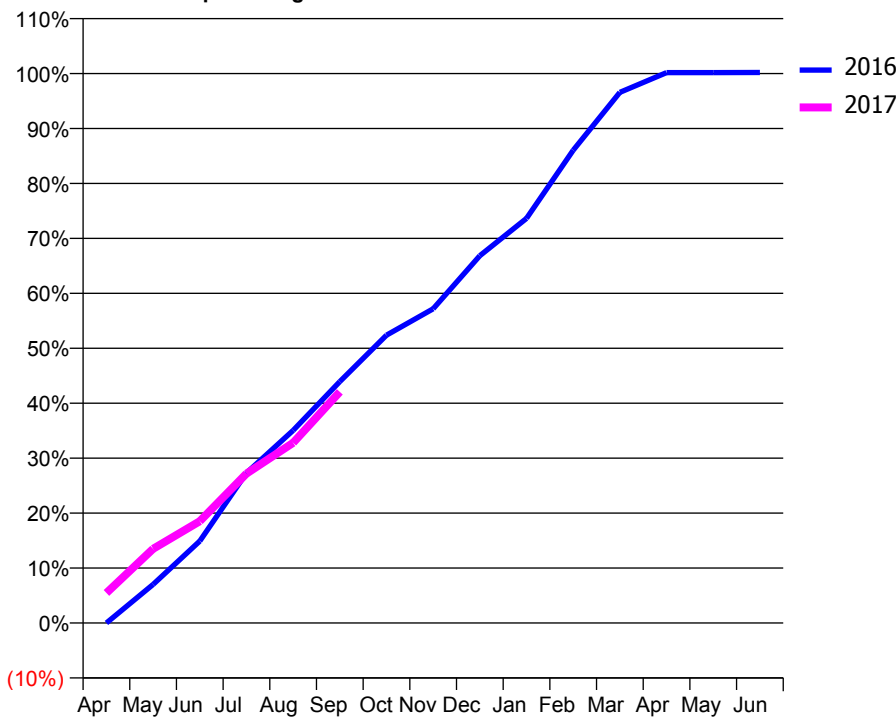
### ACCESS\*

Patients seen in 24 months	Total	Change since previous quarter
Quarter ending September 2015	3,002	
Quarter ending December 2015	3,364	↑
Quarter ending March 2016	3,688	↑
Quarter ending June 2016	3,941	↑
Quarter ending September 2016	4,073	↑
<b>Variance since September 2015</b>	<b>35.7%</b>	<b>↑</b>



### ACTIVITY

Cumulative percentage of contracted UDA delivered 2016 & 2017



Adjusted Scheduled Activity (UDA)

Month	2016	2017
April	0	776
May	997	1,918
June	2,118	2,630
July	3,877	3,861
August	4,978	4,658
September	6,239	5,972
October	7,439	
November	8,119	
December	9,493	
January	10,457	
February	12,218	
March	13,711	
April	14,222	
May	14,224	
June	14,225	

### QUALITY

	Quantity	Base Number	Contract	AT	Region	England
% of FP17s for the same patient ID Re-attending within 3 months - Children	73	999	7.3%	11.8%	13.5%	12.4%
% of FP17s for the same patient ID Re-attending within 3 months - Adults	231	1,760	13.1%	15.6%	17.4%	16.7%
% of FP17s for the same patient ID Re-attending between 3 & 9 months - Children	587	999	58.8%	59.6%	59.0%	57.4%
% of FP17s for the same patient ID Re-attending between 3 & 9 months - Adults	1,028	1,760	58.4%	54.4%	52.6%	50.5%
% of FP17s for Band 1 Urgent Courses	166	2,520	6.6%	8.6%	9.4%	9.1%
% of FP17s Relating to Free Repair or Replacements	16	2,520	0.6%	0.9%	1.0%	0.8%
% of FP17s Relating to Continuations	17	2,520	0.7%	1.4%	1.5%	1.3%
% of Patients satisfied with the dentistry they have received	6	7	N/A	92.7%	93.7%	93.2%
% of Patients satisfied with the time they had to wait for an appointment	6	7	N/A	88.3%	90.0%	89.0%

\* This is based on patients treated on this contract for their most recent course of treatment. Figures in italics indicate the base number of FP17s or Patient Questionnaire responses are less than 100. N/A is shown where the base number of responses is less than 10 during the period. % is calculated as Quantity/Base number\*100

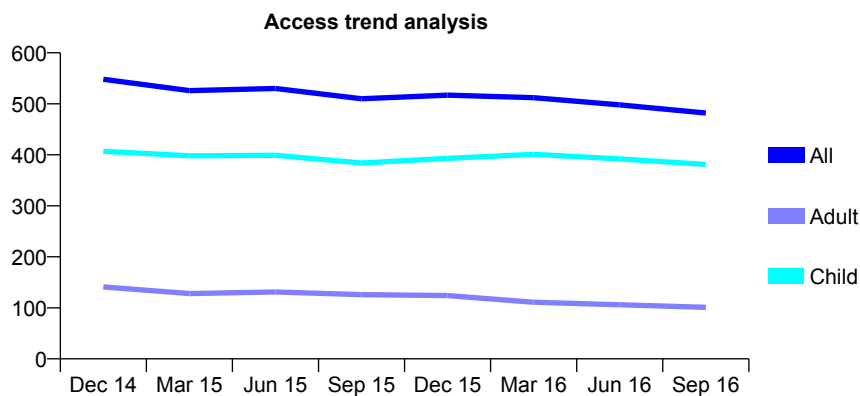
## Q52 - Vital Signs At a Glance Contract Report for 144800/0001 - September 2016

Name or company name	Hipperholme Dental Practice Limited
Contract type name	GDS Contract
Purpose of contract	General
Contract start date	01/04/2008
Contract end date	

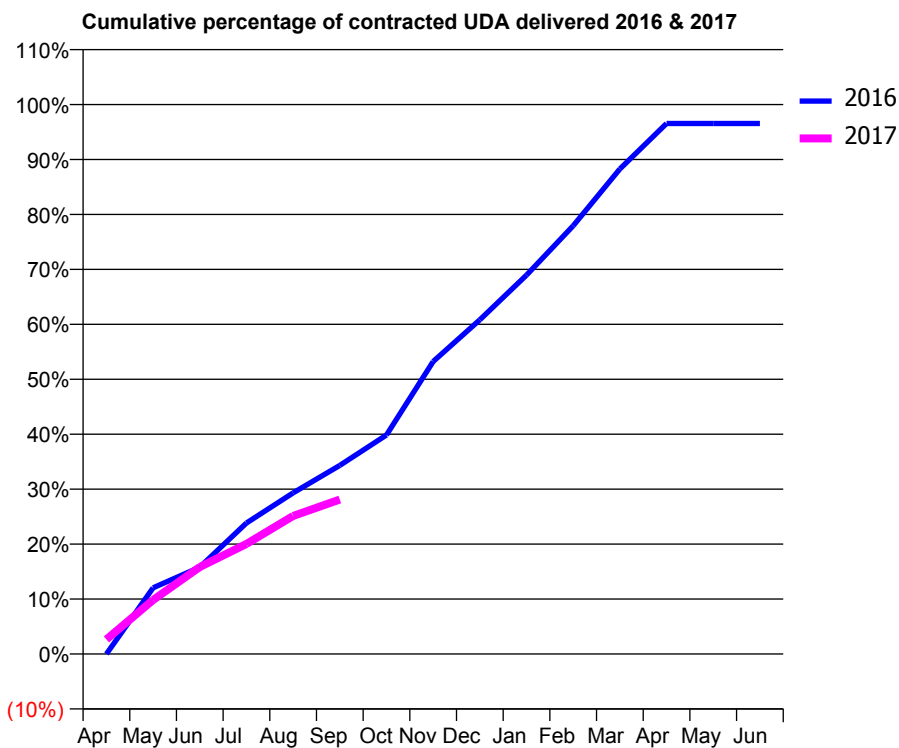
16/17 Contracted general activity (UDA)	1,050
Carry forward general activity (UDA)	0
16/17 Contracted orthodontic activity (UOA)	0
Carry forward orthodontic activity (UOA)	0
Baseline contract value	£23,443.36

### ACCESS\*

Patients seen in 24 months	Total	Change since previous quarter
Quarter ending September 2015	510	
Quarter ending December 2015	517	→
Quarter ending March 2016	512	→
Quarter ending June 2016	498	↓
Quarter ending September 2016	482	↓
<b>Variance since September 2015</b>	<b>(5.5%)</b>	<b>↓</b>



### ACTIVITY



Month	Adjusted Scheduled Activity (UDA)	
	2016	2017
April	0	28
May	127	103
June	166	166
July	250	210
August	308	264
September	360	295
October	419	
November	559	
December	639	
January	724	
February	818	
March	927	
April	1,014	
May	1,014	
June	1,014	

### QUALITY

	Quantity	Base Number	Contract	AT	Region	England
% of FP17s for the same patient ID Re-attending within 3 months - Children	29	280	10.4%	11.8%	13.5%	12.4%
% of FP17s for the same patient ID Re-attending within 3 months - Adults	1	29	3.4%	15.6%	17.4%	16.7%
% of FP17s for the same patient ID Re-attending between 3 & 9 months - Children	193	280	68.9%	59.6%	59.0%	57.4%
% of FP17s for the same patient ID Re-attending between 3 & 9 months - Adults	15	29	51.7%	54.4%	52.6%	50.5%
% of FP17s for Band 1 Urgent Courses	6	230	2.6%	8.6%	9.4%	9.1%
% of FP17s Relating to Free Repair or Replacements	1	230	0.4%	0.9%	1.0%	0.8%
% of FP17s Relating to Continuations	0	230	0.0%	1.4%	1.5%	1.3%
% of Patients satisfied with the dentistry they have received	0	0	N/A	92.7%	93.7%	93.2%
% of Patients satisfied with the time they had to wait for an appointment	0	0	N/A	88.3%	90.0%	89.0%

\* This is based on patients treated on this contract for their most recent course of treatment. Figures in italics indicate the base number of FP17s or Patient Questionnaire responses are less than 100. N/A is shown where the base number of responses is less than 10 during the period. % is calculated as Quantity/Base number\*100

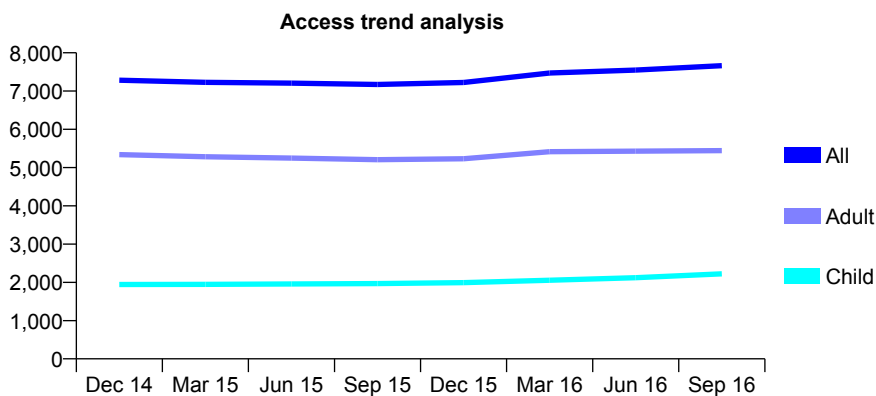
## Q52 - Vital Signs At a Glance Contract Report for 144983/0001 - September 2016

Name or company name	Hick Lane Dental Surgery Ltd.
Contract type name	GDS Contract
Purpose of contract	General
Contract start date	01/10/2008
Contract end date	

16/17 Contracted general activity (UDA)	22,549
Carry forward general activity (UDA)	0
16/17 Contracted orthodontic activity (UOA)	0
Carry forward orthodontic activity (UOA)	0
Baseline contract value	£677,811.19

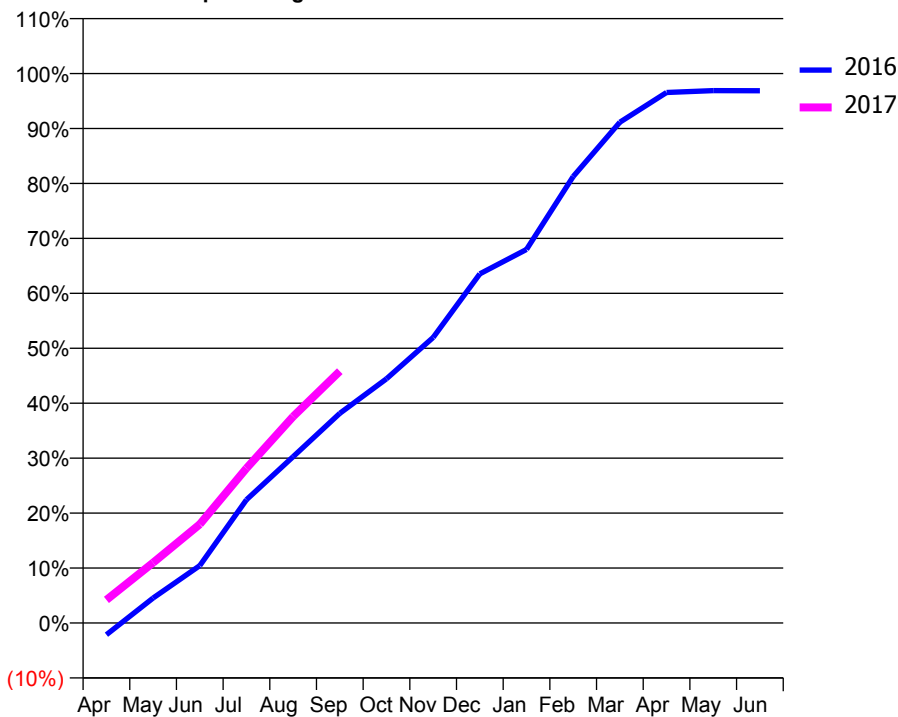
### ACCESS\*

Patients seen in 24 months	Total	Change since previous quarter
Quarter ending September 2015	7,173	
Quarter ending December 2015	7,224	→
Quarter ending March 2016	7,471	↑
Quarter ending June 2016	7,550	→
Quarter ending September 2016	7,664	→
<b>Variance since September 2015</b>	<b>6.8%</b>	<b>↑</b>



### ACTIVITY

Cumulative percentage of contracted UDA delivered 2016 & 2017



Month	Adjusted Scheduled Activity (UDA)	
	2016	2017
April	-485	948
May	1,026	2,476
June	2,353	4,053
July	5,061	6,352
August	6,824	8,474
September	8,605	10,334
October	10,021	
November	11,720	
December	14,331	
January	15,330	
February	18,325	
March	20,550	
April	21,771	
May	21,849	
June	21,841	

### QUALITY

	Quantity	Base Number	Contract	AT	Region	England
% of FP17s for the same patient ID Re-attending within 3 months - Children	159	1,835	8.7%	11.8%	13.5%	12.4%
% of FP17s for the same patient ID Re-attending within 3 months - Adults	737	4,374	16.8%	15.6%	17.4%	16.7%
% of FP17s for the same patient ID Re-attending between 3 & 9 months - Children	1,070	1,835	58.3%	59.6%	59.0%	57.4%
% of FP17s for the same patient ID Re-attending between 3 & 9 months - Adults	2,653	4,374	60.7%	54.4%	52.6%	50.5%
% of FP17s for Band 1 Urgent Courses	552	5,726	9.6%	8.6%	9.4%	9.1%
% of FP17s Relating to Free Repair or Replacements	105	5,726	1.8%	0.9%	1.0%	0.8%
% of FP17s Relating to Continuations	134	5,726	2.3%	1.4%	1.5%	1.3%
% of Patients satisfied with the dentistry they have received	9	10	90.0%	92.7%	93.7%	93.2%
% of Patients satisfied with the time they had to wait for an appointment	8	10	80.0%	88.3%	90.0%	89.0%

\* This is based on patients treated on this contract for their most recent course of treatment. Figures in italics indicate the base number of FP17s or Patient Questionnaire responses are less than 100. N/A is shown where the base number of responses is less than 10 during the period. % is calculated as Quantity/Base number\*100

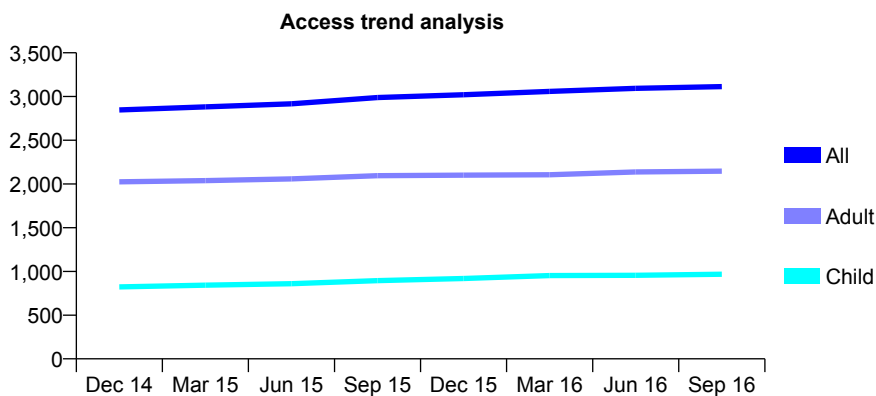
## Q52 - Vital Signs At a Glance Contract Report for 145203/0001 - September 2016

Name or company name	Ross Dental Surgeons Ltd
Contract type name	PDS Contract
Purpose of contract	General
Contract start date	01/11/2008
Contract end date	

16/17 Contracted general activity (UDA)	6,100
Carry forward general activity (UDA)	0
16/17 Contracted orthodontic activity (UOA)	0
Carry forward orthodontic activity (UOA)	0
Baseline contract value	£158,854.01

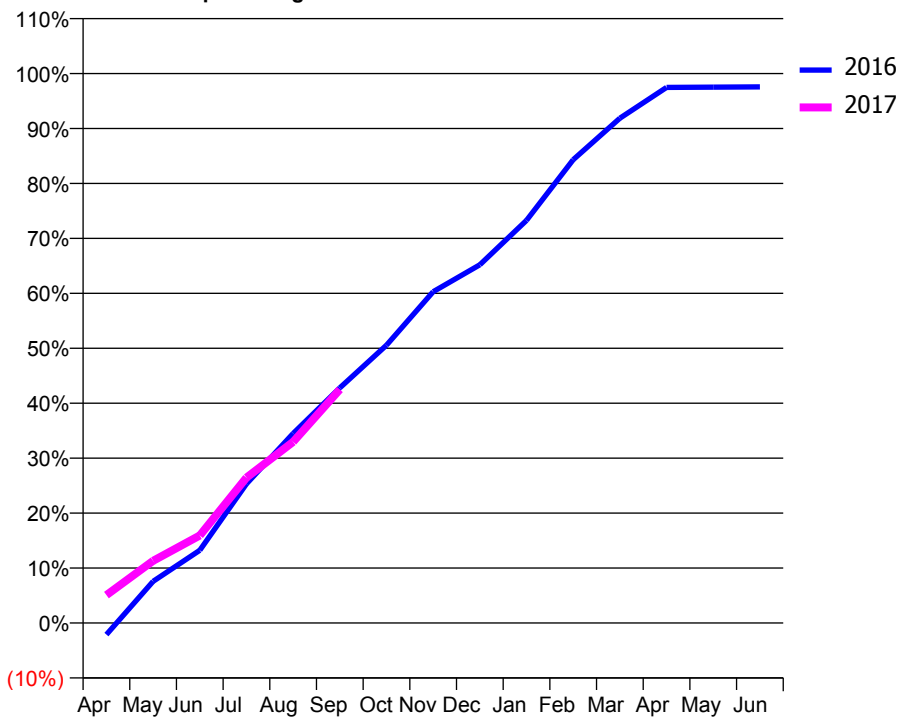
### ACCESS\*

Patients seen in 24 months	Total	Change since previous quarter
Quarter ending September 2015	2,989	
Quarter ending December 2015	3,020	→
Quarter ending March 2016	3,059	→
Quarter ending June 2016	3,093	→
Quarter ending September 2016	3,113	→
<b>Variance since September 2015</b>	<b>4.1%</b>	<b>↑</b>



### ACTIVITY

Cumulative percentage of contracted UDA delivered 2016 & 2017



Adjusted Scheduled Activity (UDA)

Month	2016	2017
April	-129	310
May	463	691
June	807	971
July	1,545	1,614
August	2,104	2,011
September	2,611	2,593
October	3,084	
November	3,678	
December	3,976	
January	4,470	
February	5,143	
March	5,603	
April	5,946	
May	5,949	
June	5,951	

### QUALITY

	Quantity	Base Number	Contract	AT	Region	England
% of FP17s for the same patient ID Re-attending within 3 months - Children	54	901	6.0%	11.8%	13.5%	12.4%
% of FP17s for the same patient ID Re-attending within 3 months - Adults	172	1,704	10.1%	15.6%	17.4%	16.7%
% of FP17s for the same patient ID Re-attending between 3 & 9 months - Children	677	901	75.1%	59.6%	59.0%	57.4%
% of FP17s for the same patient ID Re-attending between 3 & 9 months - Adults	1,063	1,704	62.4%	54.4%	52.6%	50.5%
% of FP17s for Band 1 Urgent Courses	62	1,724	3.6%	8.6%	9.4%	9.1%
% of FP17s Relating to Free Repair or Replacements	14	1,724	0.8%	0.9%	1.0%	0.8%
% of FP17s Relating to Continuations	14	1,724	0.8%	1.4%	1.5%	1.3%
% of Patients satisfied with the dentistry they have received	1	1	N/A	92.7%	93.7%	93.2%
% of Patients satisfied with the time they had to wait for an appointment	1	1	N/A	88.3%	90.0%	89.0%

\* This is based on patients treated on this contract for their most recent course of treatment. Figures in italics indicate the base number of FP17s or Patient Questionnaire responses are less than 100. N/A is shown where the base number of responses is less than 10 during the period. % is calculated as Quantity/Base number\*100

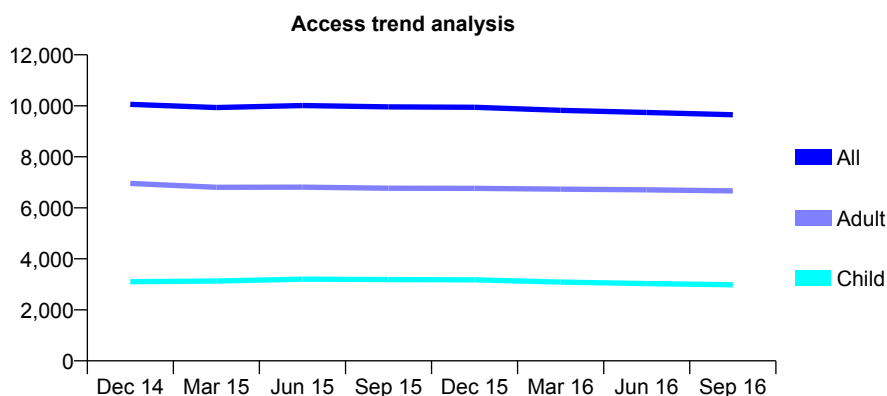
## Q52 - Vital Signs At a Glance Contract Report for 145211/0001 - September 2016

Name or company name	Shaw & Associates Dental Surgeons Ltd
Contract type name	GDS Contract
Purpose of contract	General
Contract start date	01/04/2010
Contract end date	

16/17 Contracted general activity (UDA)	31,000
Carry forward general activity (UDA)	0
16/17 Contracted orthodontic activity (UOA)	0
Carry forward orthodontic activity (UOA)	0
Baseline contract value	£1,005,213.74

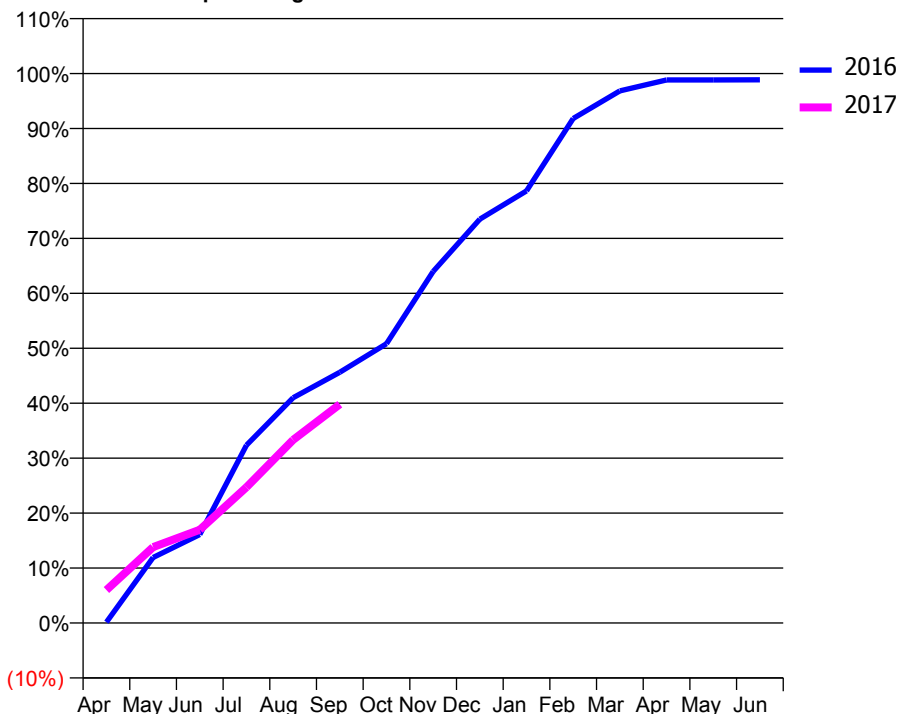
### ACCESS\*

Patients seen in 24 months	Total	Change since previous quarter
Quarter ending September 2015	9,960	
Quarter ending December 2015	9,941	→
Quarter ending March 2016	9,821	↓
Quarter ending June 2016	9,738	→
Quarter ending September 2016	9,650	→
<b>Variance since September 2015</b>	<b>(3.1%)</b>	<b>↓</b>



### ACTIVITY

Cumulative percentage of contracted UDA delivered 2016 & 2017



Month	Adjusted Scheduled Activity (UDA)	
	2016	2017
April	52	1,863
May	3,696	4,284
June	4,989	5,259
July	10,035	7,661
August	12,710	10,334
September	14,143	12,339
October	15,757	
November	19,832	
December	22,786	
January	24,375	
February	28,463	
March	30,023	
April	30,633	
May	30,636	
June	30,642	

### QUALITY

	Quantity	Base Number	Contract	AT	Region	England
% of FP17s for the same patient ID Re-attending within 3 months - Children	222	2,280	9.7%	11.8%	13.5%	12.4%
% of FP17s for the same patient ID Re-attending within 3 months - Adults	723	5,279	13.7%	15.6%	17.4%	16.7%
% of FP17s for the same patient ID Re-attending between 3 & 9 months - Children	1,542	2,280	67.6%	59.6%	59.0%	57.4%
% of FP17s for the same patient ID Re-attending between 3 & 9 months - Adults	3,668	5,279	69.5%	54.4%	52.6%	50.5%
% of FP17s for Band 1 Urgent Courses	393	7,211	5.5%	8.6%	9.4%	9.1%
% of FP17s Relating to Free Repair or Replacements	98	7,211	1.4%	0.9%	1.0%	0.8%
% of FP17s Relating to Continuations	73	7,211	1.0%	1.4%	1.5%	1.3%
% of Patients satisfied with the dentistry they have received	5	5	N/A	92.7%	93.7%	93.2%
% of Patients satisfied with the time they had to wait for an appointment	4	5	N/A	88.3%	90.0%	89.0%

\* This is based on patients treated on this contract for their most recent course of treatment. Figures in italics indicate the base number of FP17s or Patient Questionnaire responses are less than 100. N/A is shown where the base number of responses is less than 10 during the period. % is calculated as Quantity/Base number\*100

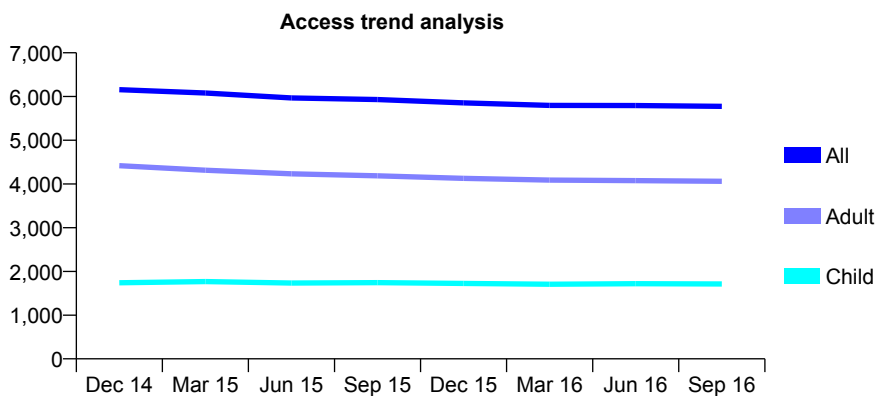
## Q52 - Vital Signs At a Glance Contract Report for 145211/0002 - September 2016

Name or company name	Shaw & Associates Dental Surgeons Ltd
Contract type name	GDS Contract
Purpose of contract	General
Contract start date	09/08/2010
Contract end date	

16/17 Contracted general activity (UDA)	19,532
Carry forward general activity (UDA)	0
16/17 Contracted orthodontic activity (UOA)	0
Carry forward orthodontic activity (UOA)	0
Baseline contract value	£501,385.46

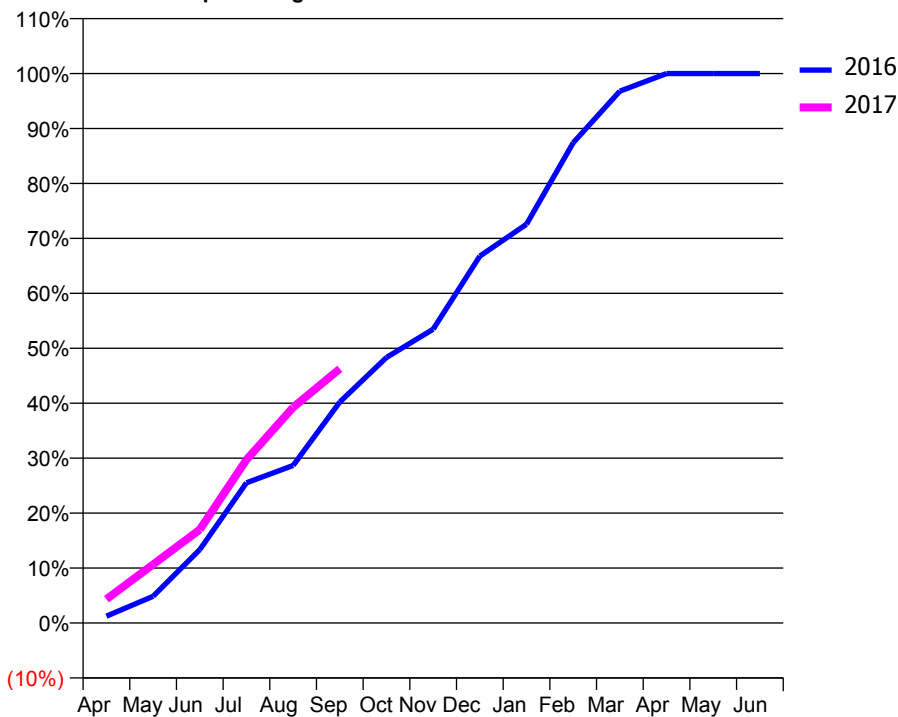
### ACCESS\*

Patients seen in 24 months	Total	Change since previous quarter
Quarter ending September 2015	5,930	
Quarter ending December 2015	5,854	↓
Quarter ending March 2016	5,797	→
Quarter ending June 2016	5,795	→
Quarter ending September 2016	5,774	→
<b>Variance since September 2015</b>	<b>(2.6%)</b>	<b>↓</b>



### ACTIVITY

Cumulative percentage of contracted UDA delivered 2016 & 2017



Month	Adjusted Scheduled Activity (UDA)	
	2016	2017
April	245	845
May	953	2,083
June	2,609	3,320
July	4,985	5,806
August	5,602	7,665
September	7,856	9,039
October	9,441	
November	10,445	
December	13,043	
January	14,173	
February	17,071	
March	18,903	
April	19,530	
May	19,530	
June	19,530	

### QUALITY

	Quantity	Base Number	Contract	AT	Region	England
% of FP17s for the same patient ID Re-attending within 3 months - Children	111	1,382	8.0%	11.8%	13.5%	12.4%
% of FP17s for the same patient ID Re-attending within 3 months - Adults	422	3,267	12.9%	15.6%	17.4%	16.7%
% of FP17s for the same patient ID Re-attending between 3 & 9 months - Children	877	1,382	63.5%	59.6%	59.0%	57.4%
% of FP17s for the same patient ID Re-attending between 3 & 9 months - Adults	2,208	3,267	67.6%	54.4%	52.6%	50.5%
% of FP17s for Band 1 Urgent Courses	220	4,352	5.1%	8.6%	9.4%	9.1%
% of FP17s Relating to Free Repair or Replacements	18	4,352	0.4%	0.9%	1.0%	0.8%
% of FP17s Relating to Continuations	79	4,352	1.8%	1.4%	1.5%	1.3%
% of Patients satisfied with the dentistry they have received	7	7	N/A	92.7%	93.7%	93.2%
% of Patients satisfied with the time they had to wait for an appointment	7	7	N/A	88.3%	90.0%	89.0%

\* This is based on patients treated on this contract for their most recent course of treatment. Figures in italics indicate the base number of FP17s or Patient Questionnaire responses are less than 100. N/A is shown where the base number of responses is less than 10 during the period. % is calculated as Quantity/Base number\*100

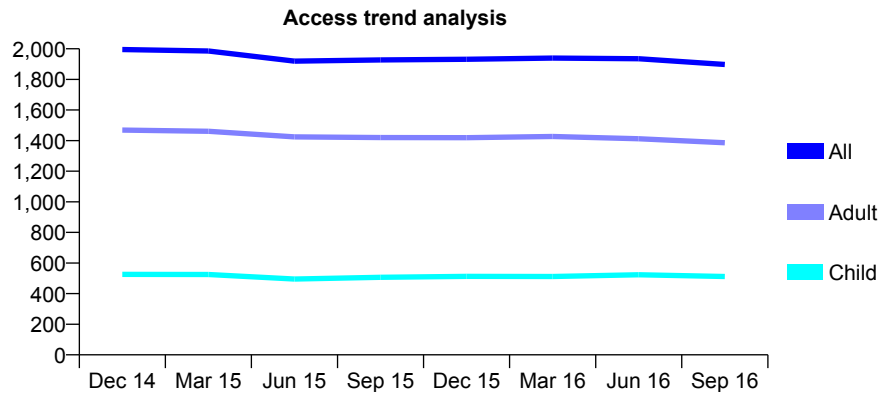
## Q52 - Vital Signs At a Glance Contract Report for 145823/0001 - September 2016

Name or company name	Newsome Practice limited
Contract type name	GDS Contract
Purpose of contract	General
Contract start date	07/03/2012
Contract end date	

16/17 Contracted general activity (UDA)	7,162
Carry forward general activity (UDA)	0
16/17 Contracted orthodontic activity (UOA)	0
Carry forward orthodontic activity (UOA)	0
Baseline contract value	£190,143.45

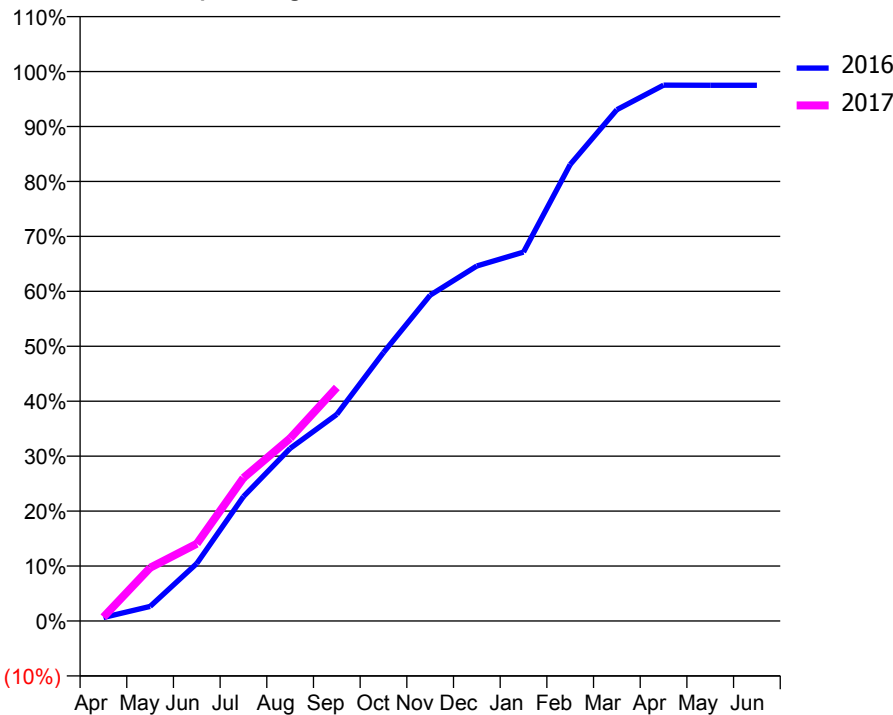
### ACCESS\*

Patients seen in 24 months	Total	Change since previous quarter
Quarter ending September 2015	1,927	
Quarter ending December 2015	1,932	→
Quarter ending March 2016	1,939	→
Quarter ending June 2016	1,935	→
Quarter ending September 2016	1,898	↓
<b>Variance since September 2015</b>	<b>(1.5%)</b>	<b>↓</b>



### ACTIVITY

Cumulative percentage of contracted UDA delivered 2016 & 2017



Month	Adjusted Scheduled Activity (UDA)	
	2016	2017
April	45	52
May	191	695
June	751	1,007
July	1,623	1,866
August	2,250	2,382
September	2,693	3,044
October	3,500	
November	4,247	
December	4,628	
January	4,808	
February	5,950	
March	6,665	
April	6,984	
May	6,982	
June	6,982	

### QUALITY

	Quantity	Base Number	Contract	AT	Region	England
% of FP17s for the same patient ID Re-attending within 3 months - Children	26	453	5.7%	11.8%	13.5%	12.4%
% of FP17s for the same patient ID Re-attending within 3 months - Adults	175	1,181	14.8%	15.6%	17.4%	16.7%
% of FP17s for the same patient ID Re-attending between 3 & 9 months - Children	313	453	69.1%	59.6%	59.0%	57.4%
% of FP17s for the same patient ID Re-attending between 3 & 9 months - Adults	760	1,181	64.4%	54.4%	52.6%	50.5%
% of FP17s for Band 1 Urgent Courses	76	1,490	5.1%	8.6%	9.4%	9.1%
% of FP17s Relating to Free Repair or Replacements	15	1,490	1.0%	0.9%	1.0%	0.8%
% of FP17s Relating to Continuations	11	1,490	0.7%	1.4%	1.5%	1.3%
% of Patients satisfied with the dentistry they have received	0	0	N/A	92.7%	93.7%	93.2%
% of Patients satisfied with the time they had to wait for an appointment	0	0	N/A	88.3%	90.0%	89.0%

\* This is based on patients treated on this contract for their most recent course of treatment. Figures in italics indicate the base number of FP17s or Patient Questionnaire responses are less than 100. N/A is shown where the base number of responses is less than 10 during the period. % is calculated as Quantity/Base number\*100

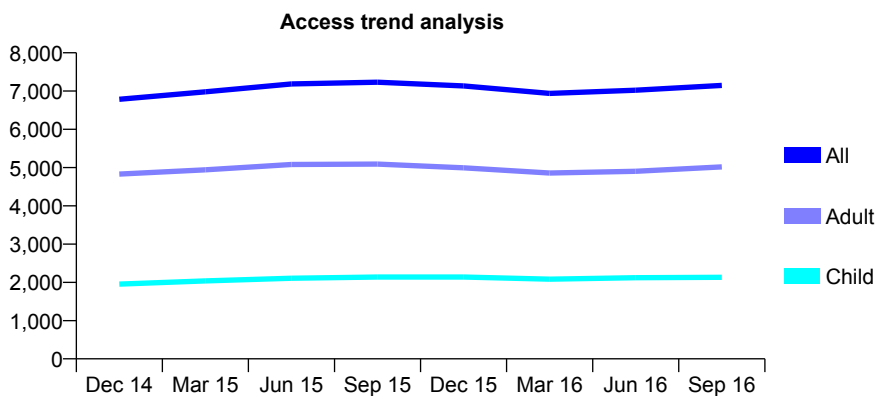
## Q52 - Vital Signs At a Glance Contract Report for 148156/0002 - September 2016

Name or company name	Premier Dental Limited
Contract type name	GDS Contract
Purpose of contract	General
Contract start date	01/12/2008
Contract end date	

16/17 Contracted general activity (UDA)	22,574
Carry forward general activity (UDA)	0
16/17 Contracted orthodontic activity (UOA)	0
Carry forward orthodontic activity (UOA)	0
Baseline contract value	£679,301.23

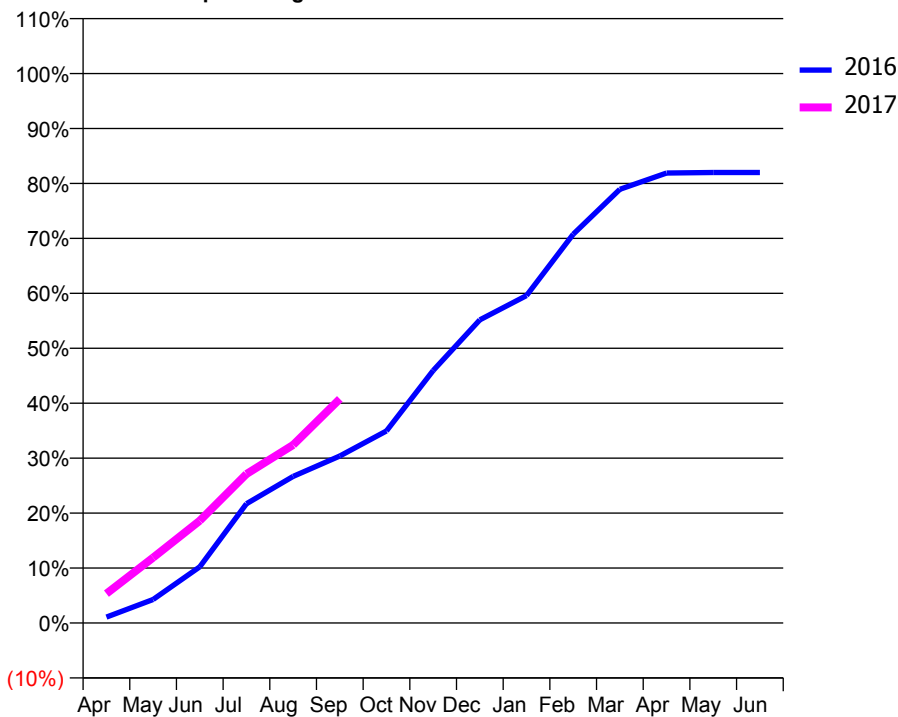
### ACCESS\*

Patients seen in 24 months	Total	Change since previous quarter
Quarter ending September 2015	7,231	
Quarter ending December 2015	7,133	↓
Quarter ending March 2016	6,940	↓
Quarter ending June 2016	7,023	→
Quarter ending September 2016	7,149	→
<b>Variance since September 2015</b>	<b>(1.1%)</b>	<b>↓</b>



### ACTIVITY

Cumulative percentage of contracted UDA delivered 2016 & 2017



Adjusted Scheduled Activity (UDA)

Month	2016	2017
April	244	1,208
May	969	2,688
June	2,307	4,206
July	4,900	6,122
August	6,022	7,318
September	6,860	9,203
October	7,890	
November	10,373	
December	12,454	
January	13,451	
February	15,971	
March	17,819	
April	18,484	
May	18,505	
June	18,508	

### QUALITY

	Quantity	Base Number	Contract	AT	Region	England
% of FP17s for the same patient ID Re-attending within 3 months - Children	76	1,306	5.8%	11.8%	13.5%	12.4%
% of FP17s for the same patient ID Re-attending within 3 months - Adults	363	2,871	12.6%	15.6%	17.4%	16.7%
% of FP17s for the same patient ID Re-attending between 3 & 9 months - Children	614	1,306	47.0%	59.6%	59.0%	57.4%
% of FP17s for the same patient ID Re-attending between 3 & 9 months - Adults	1,230	2,871	42.8%	54.4%	52.6%	50.5%
% of FP17s for Band 1 Urgent Courses	166	3,908	4.2%	8.6%	9.4%	9.1%
% of FP17s Relating to Free Repair or Replacements	25	3,908	0.6%	0.9%	1.0%	0.8%
% of FP17s Relating to Continuations	89	3,908	2.3%	1.4%	1.5%	1.3%
% of Patients satisfied with the dentistry they have received	6	6	N/A	92.7%	93.7%	93.2%
% of Patients satisfied with the time they had to wait for an appointment	5	6	N/A	88.3%	90.0%	89.0%

\* This is based on patients treated on this contract for their most recent course of treatment. Figures in italics indicate the base number of FP17s or Patient Questionnaire responses are less than 100. N/A is shown where the base number of responses is less than 10 during the period. % is calculated as Quantity/Base number\*100



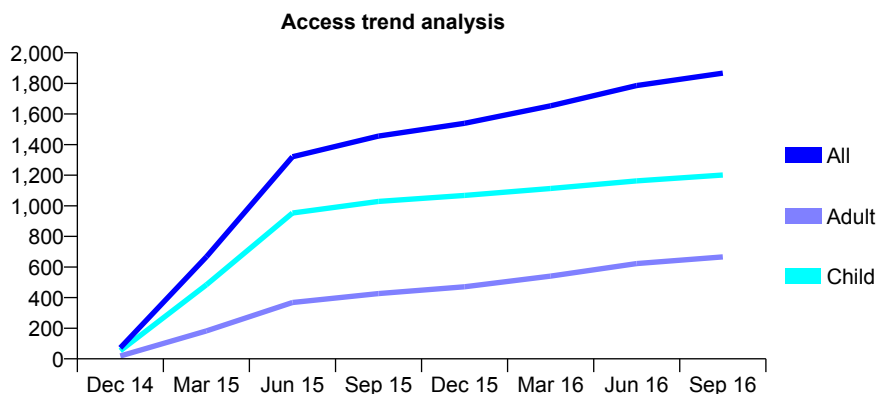
## Q52 - Vital Signs At a Glance Contract Report for 149888/0001 - September 2016

Name or company name	CVDC Ltd
Contract type name	GDS Contract
Purpose of contract	General
Contract start date	01/12/2014
Contract end date	

16/17 Contracted general activity (UDA)	5,000
Carry forward general activity (UDA)	0
16/17 Contracted orthodontic activity (UOA)	0
Carry forward orthodontic activity (UOA)	0
Baseline contract value	£116,377.39

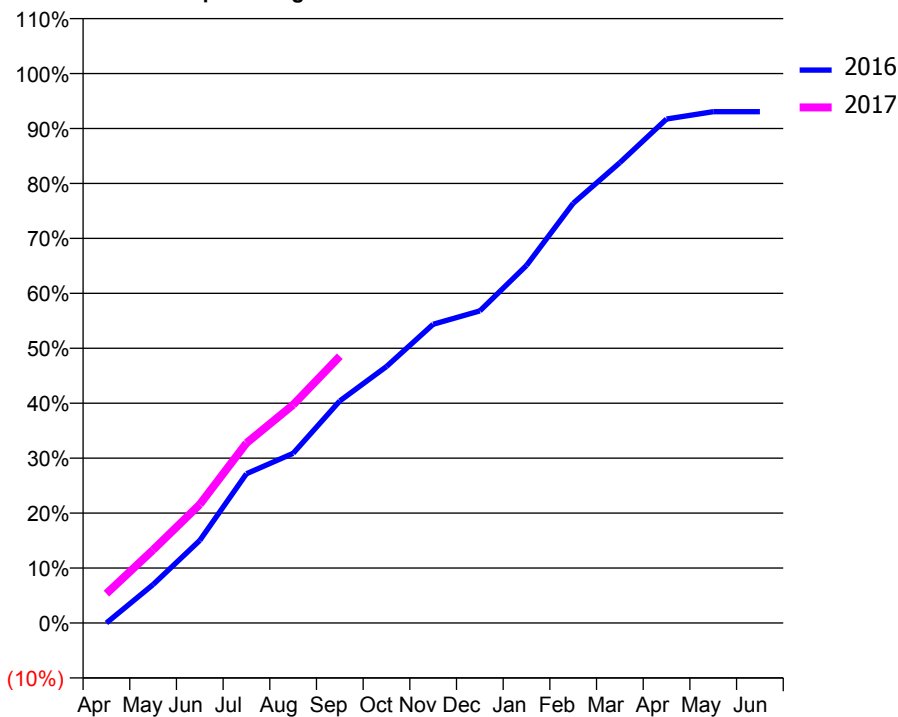
### ACCESS\*

Patients seen in 24 months	Total	Change since previous quarter
Quarter ending September 2015	1,456	
Quarter ending December 2015	1,539	↑
Quarter ending March 2016	1,654	↑
Quarter ending June 2016	1,786	↑
Quarter ending September 2016	1,867	↑
<b>Variance since September 2015</b>	<b>28.2%</b>	<b>↑</b>



### ACTIVITY

Cumulative percentage of contracted UDA delivered 2016 & 2017



Adjusted Scheduled Activity (UDA)

Month	2016	2017
April	0	268
May	350	666
June	751	1,080
July	1,358	1,637
August	1,544	1,986
September	2,021	2,427
October	2,334	
November	2,719	
December	2,840	
January	3,254	
February	3,819	
March	4,189	
April	4,585	
May	4,652	
June	4,652	

### QUALITY

	Quantity	Base Number	Contract	AT	Region	England
% of FP17s for the same patient ID Re-attending within 3 months - Children	70	1,035	6.8%	11.8%	13.5%	12.4%
% of FP17s for the same patient ID Re-attending within 3 months - Adults	64	460	13.9%	15.6%	17.4%	16.7%
% of FP17s for the same patient ID Re-attending between 3 & 9 months - Children	609	1,035	58.8%	59.6%	59.0%	57.4%
% of FP17s for the same patient ID Re-attending between 3 & 9 months - Adults	244	460	53.0%	54.4%	52.6%	50.5%
% of FP17s for Band 1 Urgent Courses	32	1,281	2.5%	8.6%	9.4%	9.1%
% of FP17s Relating to Free Repair or Replacements	1	1,281	0.1%	0.9%	1.0%	0.8%
% of FP17s Relating to Continuations	0	1,281	0.0%	1.4%	1.5%	1.3%
% of Patients satisfied with the dentistry they have received	1	1	N/A	92.7%	93.7%	93.2%
% of Patients satisfied with the time they had to wait for an appointment	1	1	N/A	88.3%	90.0%	89.0%

\* This is based on patients treated on this contract for their most recent course of treatment. Figures in italics indicate the base number of FP17s or Patient Questionnaire responses are less than 100. N/A is shown where the base number of responses is less than 10 during the period. % is calculated as Quantity/Base number\*100

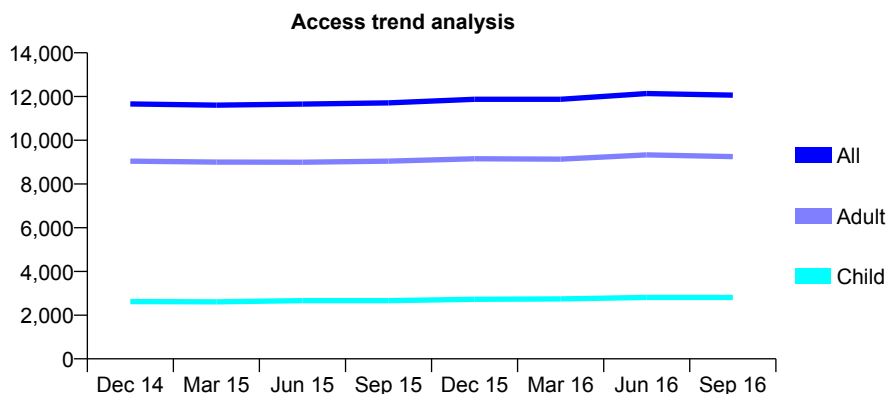
## Q52 - Vital Signs At a Glance Contract Report for 151181/0001 - September 2016

Name or company name	Jackro Healthcare Services Ltd
Contract type name	GDS Contract
Purpose of contract	General
Contract start date	01/03/2008
Contract end date	

16/17 Contracted general activity (UDA)	30,000
Carry forward general activity (UDA)	0
16/17 Contracted orthodontic activity (UOA)	0
Carry forward orthodontic activity (UOA)	0
Baseline contract value	£1,010,665.37

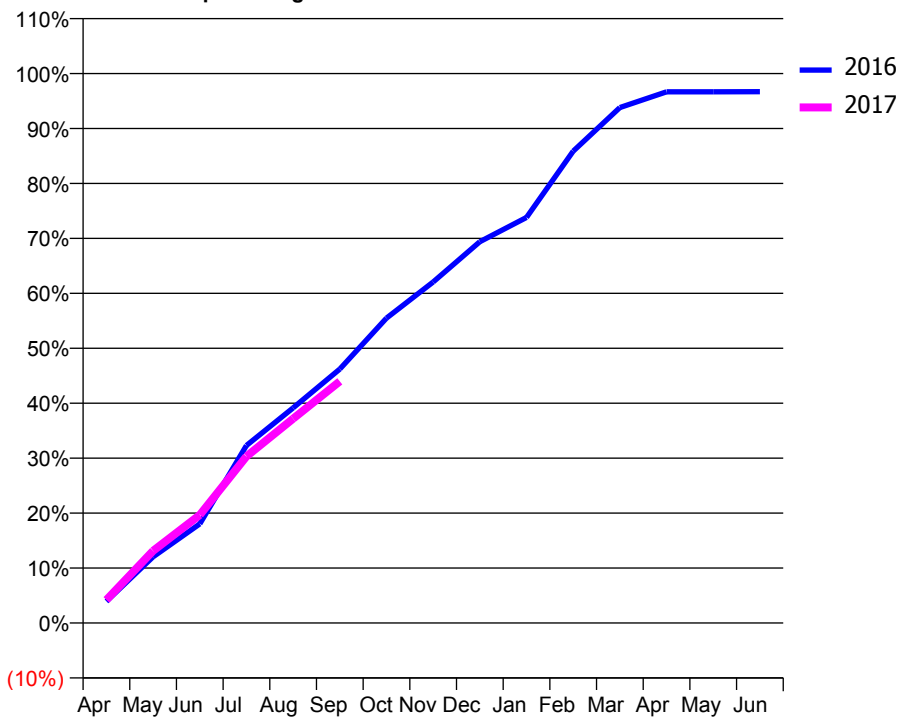
### ACCESS\*

Patients seen in 24 months	Total	Change since previous quarter
Quarter ending September 2015	11,708	
Quarter ending December 2015	11,876	→
Quarter ending March 2016	11,873	→
Quarter ending June 2016	12,138	↑
Quarter ending September 2016	12,061	→
<b>Variance since September 2015</b>	<b>3.0%</b>	<b>↑</b>



### ACTIVITY

Cumulative percentage of contracted UDA delivered 2016 & 2017



Month	Adjusted Scheduled Activity (UDA)	
	2016	2017
April	1,185	1,263
May	3,618	3,942
June	5,413	5,904
July	9,693	9,094
August	11,747	11,160
September	13,868	13,197
October	16,647	
November	18,619	
December	20,817	
January	22,143	
February	25,760	
March	28,142	
April	29,000	
May	29,000	
June	29,005	

### QUALITY

	Quantity	Base Number	Contract	AT	Region	England
% of FP17s for the same patient ID Re-attending within 3 months - Children	146	2,000	7.3%	11.8%	13.5%	12.4%
% of FP17s for the same patient ID Re-attending within 3 months - Adults	658	5,612	11.7%	15.6%	17.4%	16.7%
% of FP17s for the same patient ID Re-attending between 3 & 9 months - Children	1,026	2,000	51.3%	59.6%	59.0%	57.4%
% of FP17s for the same patient ID Re-attending between 3 & 9 months - Adults	2,533	5,612	45.1%	54.4%	52.6%	50.5%
% of FP17s for Band 1 Urgent Courses	583	7,163	8.1%	8.6%	9.4%	9.1%
% of FP17s Relating to Free Repair or Replacements	30	7,163	0.4%	0.9%	1.0%	0.8%
% of FP17s Relating to Continuations	114	7,163	1.6%	1.4%	1.5%	1.3%
% of Patients satisfied with the dentistry they have received	7	8	N/A	92.7%	93.7%	93.2%
% of Patients satisfied with the time they had to wait for an appointment	8	8	N/A	88.3%	90.0%	89.0%

\* This is based on patients treated on this contract for their most recent course of treatment. Figures in italics indicate the base number of FP17s or Patient Questionnaire responses are less than 100. N/A is shown where the base number of responses is less than 10 during the period. % is calculated as Quantity/Base number\*100

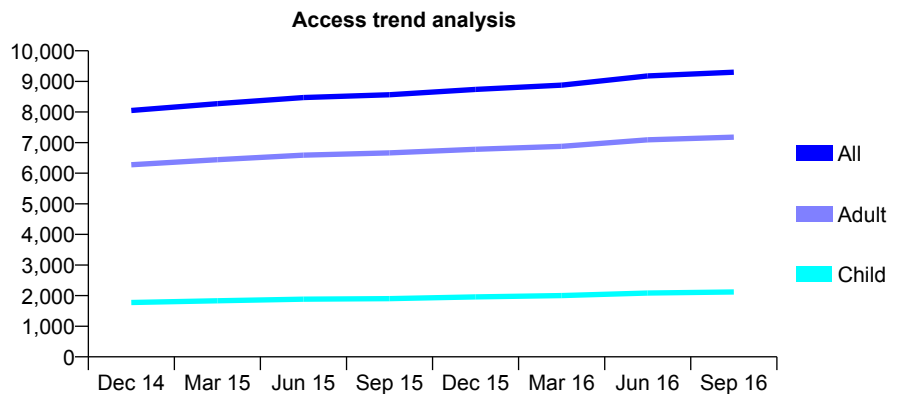
## Q52 - Vital Signs At a Glance Contract Report for 151211/0001 - September 2016

Name or company name	Milne, Spencer & Harris Dental Surgeons
Contract type name	GDS Contract
Purpose of contract	General and Orthodontic
Contract start date	01/04/2010
Contract end date	

16/17 Contracted general activity (UDA)	22,000
Carry forward general activity (UDA)	0
16/17 Contracted orthodontic activity (UOA)	650
Carry forward orthodontic activity (UOA)	0
Baseline contract value	£736,004.06

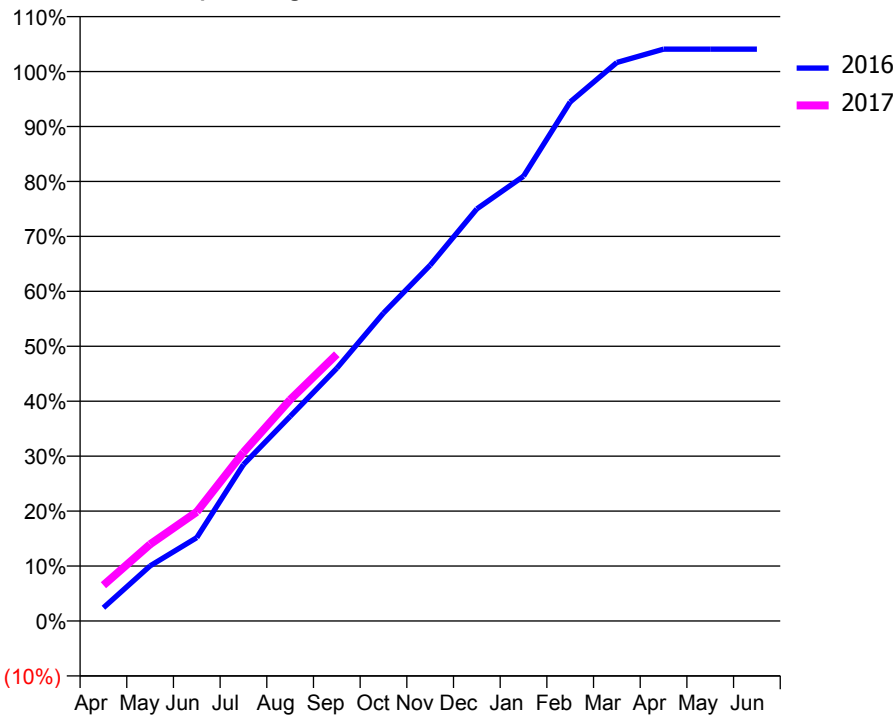
### ACCESS\*

Patients seen in 24 months	Total	Change since previous quarter
Quarter ending September 2015	8,565	
Quarter ending December 2015	8,739	↑
Quarter ending March 2016	8,880	→
Quarter ending June 2016	9,179	↑
Quarter ending September 2016	9,299	→
<b>Variance since September 2015</b>	<b>8.6%</b>	<b>↑</b>



### ACTIVITY

Cumulative percentage of contracted UDA delivered 2016 & 2017



Month	Adjusted Scheduled Activity (UDA)	
	2016	2017
April	531	1,431
May	2,210	3,071
June	3,338	4,371
July	6,265	6,758
August	8,193	8,859
September	10,120	10,679
October	12,330	
November	14,246	
December	16,499	
January	17,805	
February	20,780	
March	22,362	
April	22,893	
May	22,897	
June	22,897	

### QUALITY

	Quantity	Base Number	Contract	AT	Region	England
% of FP17s for the same patient ID Re-attending within 3 months - Children	146	1,340	10.9%	11.8%	13.5%	12.4%
% of FP17s for the same patient ID Re-attending within 3 months - Adults	554	3,869	14.3%	15.6%	17.4%	16.7%
% of FP17s for the same patient ID Re-attending between 3 & 9 months - Children	519	1,340	38.7%	59.6%	59.0%	57.4%
% of FP17s for the same patient ID Re-attending between 3 & 9 months - Adults	1,325	3,869	34.2%	54.4%	52.6%	50.5%
% of FP17s for Band 1 Urgent Courses	303	4,867	6.2%	8.6%	9.4%	9.1%
% of FP17s Relating to Free Repair or Replacements	50	4,867	1.0%	0.9%	1.0%	0.8%
% of FP17s Relating to Continuations	157	4,867	3.2%	1.4%	1.5%	1.3%
% of Patients satisfied with the dentistry they have received	2	2	N/A	92.7%	93.7%	93.2%
% of Patients satisfied with the time they had to wait for an appointment	1	2	N/A	88.3%	90.0%	89.0%

\* This is based on patients treated on this contract for their most recent course of treatment. Figures in italics indicate the base number of FP17s or Patient Questionnaire responses are less than 100. N/A is shown where the base number of responses is less than 10 during the period. % is calculated as Quantity/Base number\*100

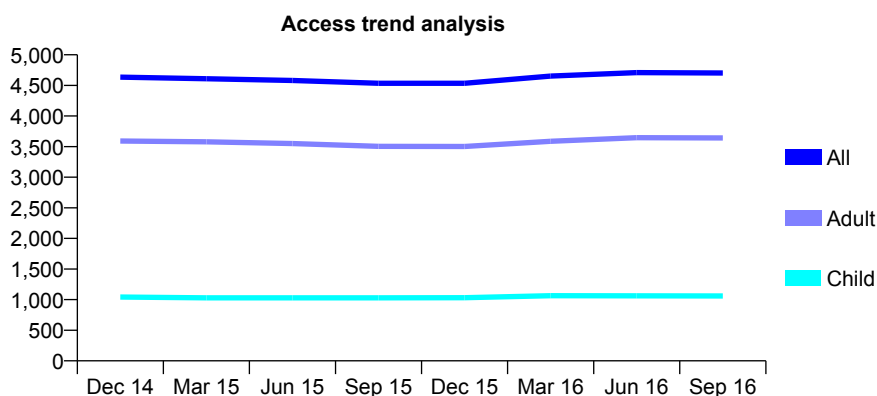
## Q52 - Vital Signs At a Glance Contract Report for 151211/0002 - September 2016

Name or company name	Milne, Spencer & Harris Dental Surgeons
Contract type name	GDS Contract
Purpose of contract	General and Orthodontic
Contract start date	01/04/2010
Contract end date	

16/17 Contracted general activity (UDA)	11,795
Carry forward general activity (UDA)	0
16/17 Contracted orthodontic activity (UOA)	441
Carry forward orthodontic activity (UOA)	0
Baseline contract value	£400,256.41

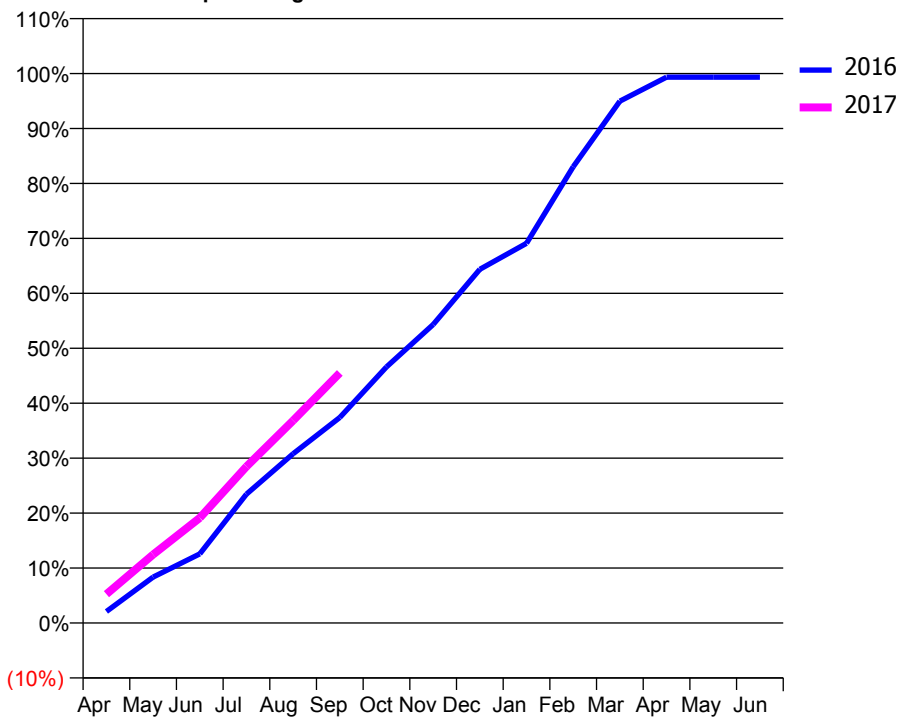
### ACCESS\*

Patients seen in 24 months	Total	Change since previous quarter
Quarter ending September 2015	4,534	
Quarter ending December 2015	4,534	→
Quarter ending March 2016	4,652	↑
Quarter ending June 2016	4,710	→
Quarter ending September 2016	4,702	→
<b>Variance since September 2015</b>	<b>3.7%</b>	<b>↑</b>



### ACTIVITY

Cumulative percentage of contracted UDA delivered 2016 & 2017



Month	Adjusted Scheduled Activity (UDA)	
	2016	2017
April	249	621
May	987	1,470
June	1,485	2,257
July	2,767	3,358
August	3,635	4,346
September	4,413	5,367
October	5,496	
November	6,409	
December	7,592	
January	8,150	
February	9,794	
March	11,202	
April	11,716	
May	11,716	
June	11,716	

### QUALITY

	Quantity	Base Number	Contract	AT	Region	England
% of FP17s for the same patient ID Re-attending within 3 months - Children	115	870	13.2%	11.8%	13.5%	12.4%
% of FP17s for the same patient ID Re-attending within 3 months - Adults	288	2,092	13.8%	15.6%	17.4%	16.7%
% of FP17s for the same patient ID Re-attending between 3 & 9 months - Children	404	870	46.4%	59.6%	59.0%	57.4%
% of FP17s for the same patient ID Re-attending between 3 & 9 months - Adults	612	2,092	29.3%	54.4%	52.6%	50.5%
% of FP17s for Band 1 Urgent Courses	224	2,677	8.4%	8.6%	9.4%	9.1%
% of FP17s Relating to Free Repair or Replacements	32	2,677	1.2%	0.9%	1.0%	0.8%
% of FP17s Relating to Continuations	82	2,677	3.1%	1.4%	1.5%	1.3%
% of Patients satisfied with the dentistry they have received	3	3	N/A	92.7%	93.7%	93.2%
% of Patients satisfied with the time they had to wait for an appointment	3	3	N/A	88.3%	90.0%	89.0%

\* This is based on patients treated on this contract for their most recent course of treatment. Figures in italics indicate the base number of FP17s or Patient Questionnaire responses are less than 100. N/A is shown where the base number of responses is less than 10 during the period. % is calculated as Quantity/Base number\*100

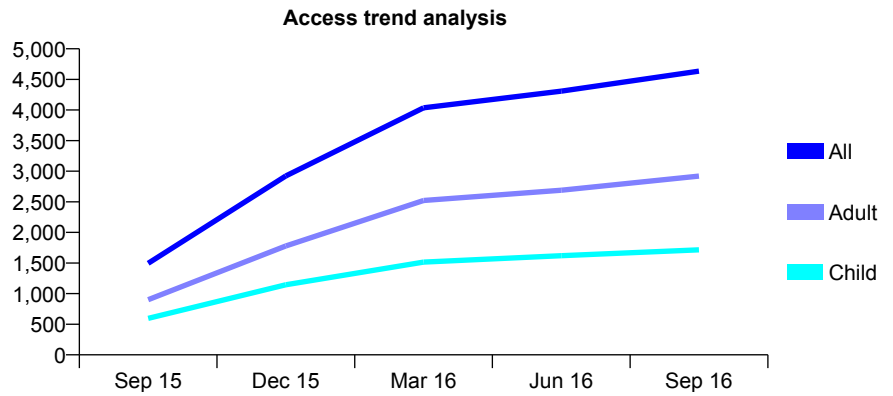
## Q52 - Vital Signs At a Glance Contract Report for 151386/0002 - September 2016

Name or company name	The Centre of Advanced Dentistry Yorkshire
Contract type name	GDS Contract
Purpose of contract	General
Contract start date	01/07/2015
Contract end date	

16/17 Contracted general activity (UDA)	21,059
Carry forward general activity (UDA)	0
16/17 Contracted orthodontic activity (UOA)	0
Carry forward orthodontic activity (UOA)	0
Baseline contract value	£489,291.62

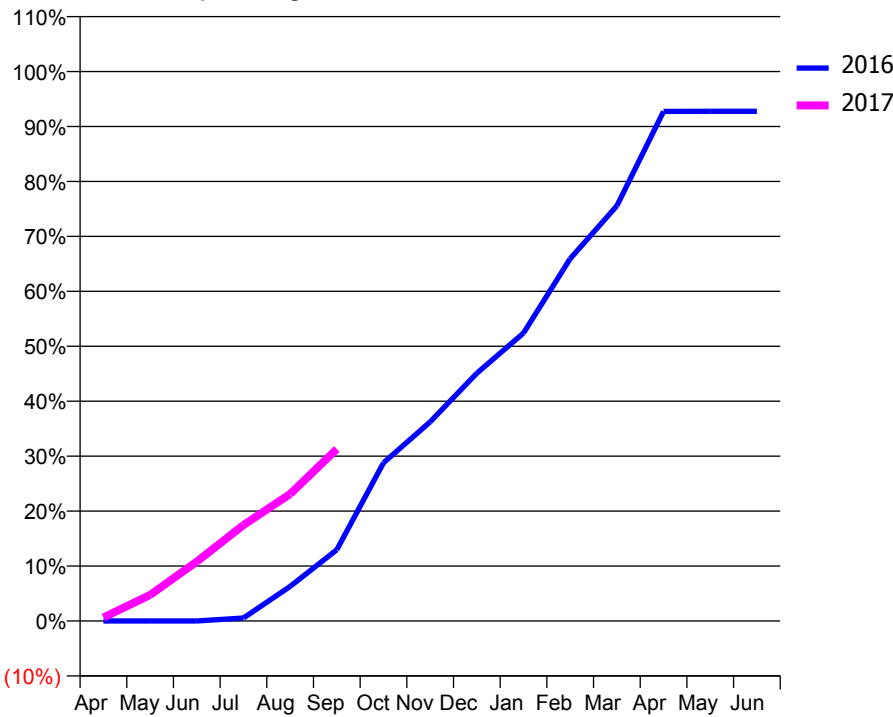
### ACCESS\*

Patients seen in 24 months	Total	Change since previous quarter
Quarter ending September 2015	1,496	
Quarter ending December 2015	2,923	↑
Quarter ending March 2016	4,036	↑
Quarter ending June 2016	4,309	↑
Quarter ending September 2016	4,636	↑
<b>Variance since September 2015</b>	<b>209.9%</b>	<b>↑</b>



### ACTIVITY

Cumulative percentage of contracted UDA delivered 2016 & 2017



Month	Adjusted Scheduled Activity (UDA)	
	2016	2017
April	0	134
May	0	1,001
June	0	2,276
July	85	3,675
August	993	4,868
September	2,050	6,591
October	4,549	
November	5,724	
December	7,124	
January	8,277	
February	10,416	
March	11,935	
April	14,648	
May	14,649	
June	14,649	

### QUALITY

	Quantity	Base Number	Contract	AT	Region	England
% of FP17s for the same patient ID Re-attending within 3 months - Children	127	1,437	8.8%	11.8%	13.5%	12.4%
% of FP17s for the same patient ID Re-attending within 3 months - Adults	353	2,277	15.5%	15.6%	17.4%	16.7%
% of FP17s for the same patient ID Re-attending between 3 & 9 months - Children	786	1,437	54.7%	59.6%	59.0%	57.4%
% of FP17s for the same patient ID Re-attending between 3 & 9 months - Adults	1,107	2,277	48.6%	54.4%	52.6%	50.5%
% of FP17s for Band 1 Urgent Courses	171	2,816	6.1%	8.6%	9.4%	9.1%
% of FP17s Relating to Free Repair or Replacements	6	2,816	0.2%	0.9%	1.0%	0.8%
% of FP17s Relating to Continuations	15	2,816	0.5%	1.4%	1.5%	1.3%
% of Patients satisfied with the dentistry they have received	3	3	N/A	92.7%	93.7%	93.2%
% of Patients satisfied with the time they had to wait for an appointment	3	3	N/A	88.3%	90.0%	89.0%

\* This is based on patients treated on this contract for their most recent course of treatment. Figures in italics indicate the base number of FP17s or Patient Questionnaire responses are less than 100. N/A is shown where the base number of responses is less than 10 during the period. % is calculated as Quantity/Base number\*100

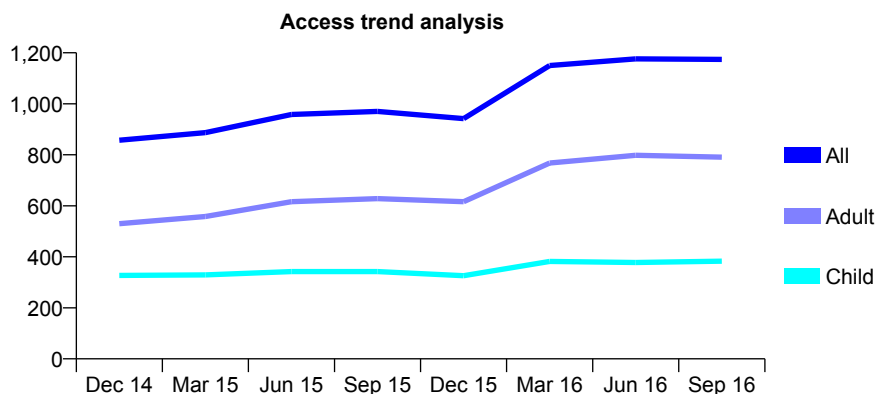
## Q52 - Vital Signs At a Glance Contract Report for 151823/0001 - September 2016

Name or company name	Brighthouse Dental Team Ltd
Contract type name	GDS Contract
Purpose of contract	General
Contract start date	26/10/2013
Contract end date	

16/17 Contracted general activity (UDA)	3,400
Carry forward general activity (UDA)	0
16/17 Contracted orthodontic activity (UOA)	0
Carry forward orthodontic activity (UOA)	0
Baseline contract value	£89,942.20

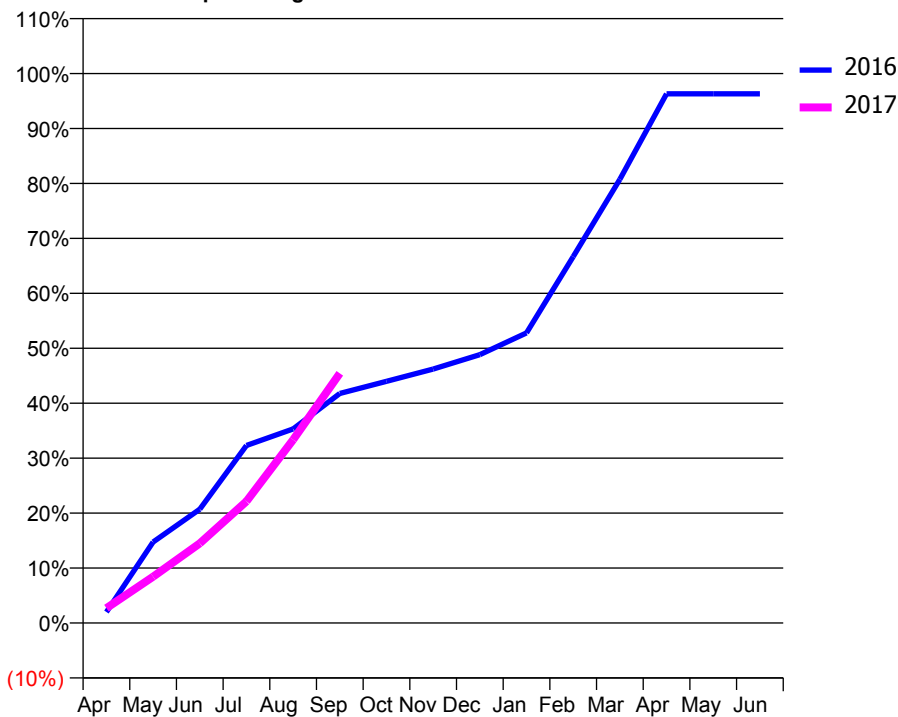
### ACCESS\*

Patients seen in 24 months	Total	Change since previous quarter
Quarter ending September 2015	970	
Quarter ending December 2015	942	↓
Quarter ending March 2016	1,150	↑
Quarter ending June 2016	1,176	↑
Quarter ending September 2016	1,174	→
<b>Variance since September 2015</b>	<b>21.0%</b>	<b>↑</b>



### ACTIVITY

Cumulative percentage of contracted UDA delivered 2016 & 2017



Adjusted Scheduled Activity (UDA)

Month	2016	2017
April	68	92
May	501	287
June	704	493
July	1,099	753
August	1,201	1,134
September	1,420	1,545
October	1,495	
November	1,571	
December	1,660	
January	1,795	
February	2,267	
March	2,746	
April	3,274	
May	3,274	
June	3,274	

### QUALITY

	Quantity	Base Number	Contract	AT	Region	England
% of FP17s for the same patient ID Re-attending within 3 months - Children	29	311	9.3%	11.8%	13.5%	12.4%
% of FP17s for the same patient ID Re-attending within 3 months - Adults	132	699	18.9%	15.6%	17.4%	16.7%
% of FP17s for the same patient ID Re-attending between 3 & 9 months - Children	195	311	62.7%	59.6%	59.0%	57.4%
% of FP17s for the same patient ID Re-attending between 3 & 9 months - Adults	331	699	47.4%	54.4%	52.6%	50.5%
% of FP17s for Band 1 Urgent Courses	79	861	9.2%	8.6%	9.4%	9.1%
% of FP17s Relating to Free Repair or Replacements	26	861	3.0%	0.9%	1.0%	0.8%
% of FP17s Relating to Continuations	6	861	0.7%	1.4%	1.5%	1.3%
% of Patients satisfied with the dentistry they have received	2	2	N/A	92.7%	93.7%	93.2%
% of Patients satisfied with the time they had to wait for an appointment	1	2	N/A	88.3%	90.0%	89.0%

\* This is based on patients treated on this contract for their most recent course of treatment. Figures in italics indicate the base number of FP17s or Patient Questionnaire responses are less than 100. N/A is shown where the base number of responses is less than 10 during the period. % is calculated as Quantity/Base number\*100

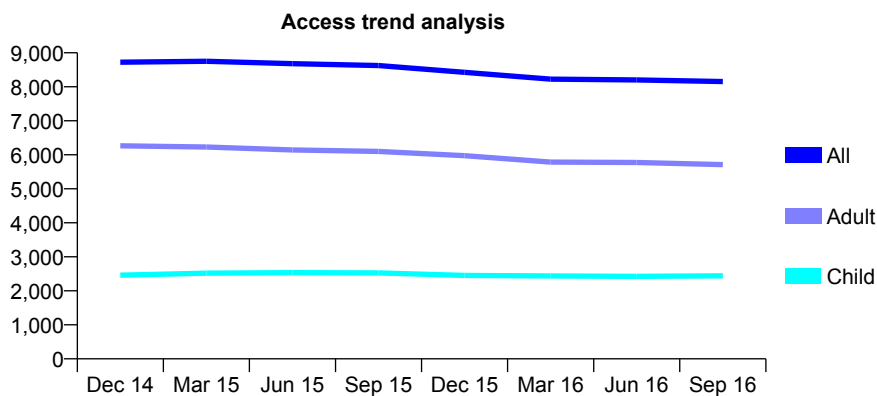
## Q52 - Vital Signs At a Glance Contract Report for 154520/0001 - September 2016

Name or company name	K S Hunjan Associates Limited
Contract type name	GDS Contract
Purpose of contract	General
Contract start date	01/04/2010
Contract end date	

16/17 Contracted general activity (UDA)	25,000
Carry forward general activity (UDA)	0
16/17 Contracted orthodontic activity (UOA)	0
Carry forward orthodontic activity (UOA)	0
Baseline contract value	£785,341.29

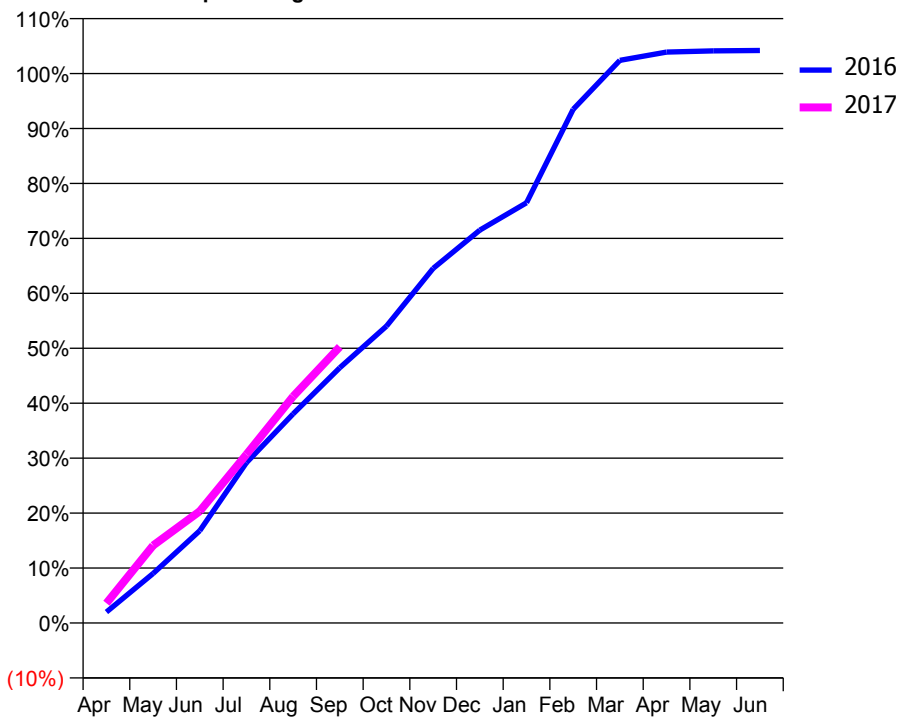
### ACCESS\*

Patients seen in 24 months	Total	Change since previous quarter
Quarter ending September 2015	8,627	
Quarter ending December 2015	8,427	↓
Quarter ending March 2016	8,225	↓
Quarter ending June 2016	8,203	→
Quarter ending September 2016	8,153	→
<b>Variance since September 2015</b>	<b>(5.5%)</b>	<b>↓</b>



### ACTIVITY

Cumulative percentage of contracted UDA delivered 2016 & 2017



Adjusted Scheduled Activity (UDA)

Month	2016	2017
April	500	900
May	2,254	3,530
June	4,201	5,084
July	7,293	7,671
August	9,518	10,312
September	11,614	12,570
October	13,507	
November	16,136	
December	17,876	
January	19,120	
February	23,370	
March	25,601	
April	25,974	
May	26,030	
June	26,048	

### QUALITY

	Quantity	Base Number	Contract	AT	Region	England
% of FP17s for the same patient ID Re-attending within 3 months - Children	149	1,925	7.7%	11.8%	13.5%	12.4%
% of FP17s for the same patient ID Re-attending within 3 months - Adults	760	4,581	16.6%	15.6%	17.4%	16.7%
% of FP17s for the same patient ID Re-attending between 3 & 9 months - Children	1,262	1,925	65.6%	59.6%	59.0%	57.4%
% of FP17s for the same patient ID Re-attending between 3 & 9 months - Adults	2,738	4,581	59.8%	54.4%	52.6%	50.5%
% of FP17s for Band 1 Urgent Courses	539	5,957	9.0%	8.6%	9.4%	9.1%
% of FP17s Relating to Free Repair or Replacements	95	5,957	1.6%	0.9%	1.0%	0.8%
% of FP17s Relating to Continuations	44	5,957	0.7%	1.4%	1.5%	1.3%
% of Patients satisfied with the dentistry they have received	14	14	100.0%	92.7%	93.7%	93.2%
% of Patients satisfied with the time they had to wait for an appointment	13	14	92.9%	88.3%	90.0%	89.0%

\* This is based on patients treated on this contract for their most recent course of treatment. Figures in italics indicate the base number of FP17s or Patient Questionnaire responses are less than 100. N/A is shown where the base number of responses is less than 10 during the period. % is calculated as Quantity/Base number\*100

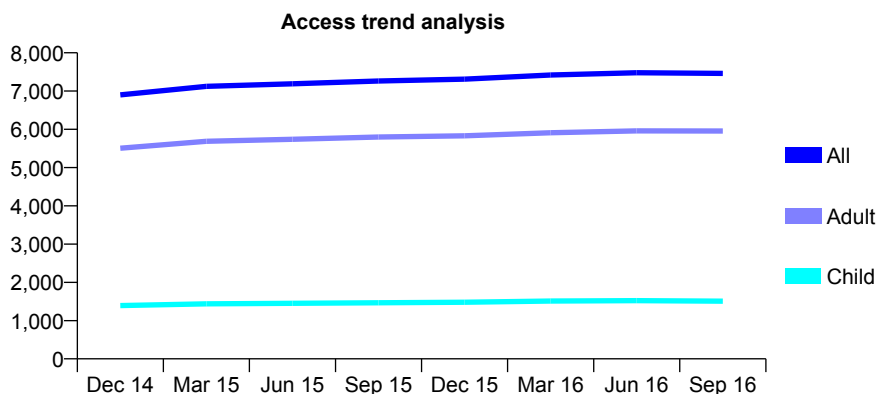
## Q52 - Vital Signs At a Glance Contract Report for 154660/0001 - September 2016

Name or company name	Northgate Practice Limited
Contract type name	GDS Contract
Purpose of contract	General
Contract start date	01/06/2011
Contract end date	

16/17 Contracted general activity (UDA)	20,000
Carry forward general activity (UDA)	0
16/17 Contracted orthodontic activity (UOA)	0
Carry forward orthodontic activity (UOA)	0
Baseline contract value	£763,395.78

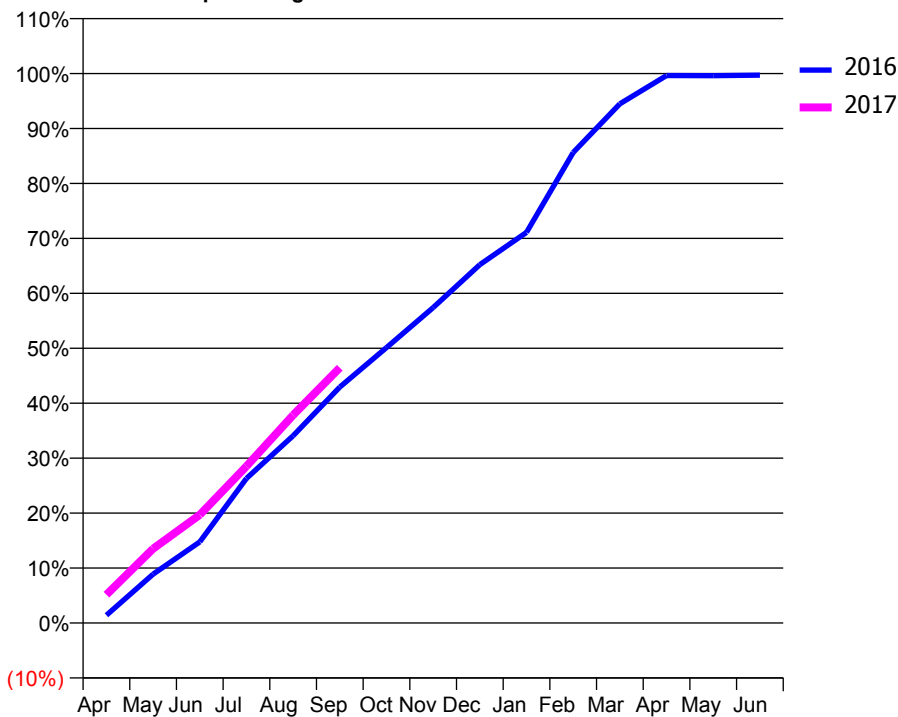
### ACCESS\*

Patients seen in 24 months	Total	Change since previous quarter
Quarter ending September 2015	7,262	
Quarter ending December 2015	7,312	→
Quarter ending March 2016	7,420	→
Quarter ending June 2016	7,479	→
Quarter ending September 2016	7,463	→
<b>Variance since September 2015</b>	<b>2.8%</b>	<b>↑</b>



### ACTIVITY

Cumulative percentage of contracted UDA delivered 2016 & 2017



Month	Adjusted Scheduled Activity (UDA)	
	2016	2017
April	285	1,033
May	1,778	2,705
June	2,953	3,939
July	5,262	5,706
August	6,818	7,568
September	8,590	9,290
October	10,026	
November	11,478	
December	13,045	
January	14,217	
February	17,125	
March	18,898	
April	19,924	
May	19,923	
June	19,942	

### QUALITY

	Quantity	Base Number	Contract	AT	Region	England
% of FP17s for the same patient ID Re-attending within 3 months - Children	75	1,253	6.0%	11.8%	13.5%	12.4%
% of FP17s for the same patient ID Re-attending within 3 months - Adults	587	4,731	12.4%	15.6%	17.4%	16.7%
% of FP17s for the same patient ID Re-attending between 3 & 9 months - Children	847	1,253	67.6%	59.6%	59.0%	57.4%
% of FP17s for the same patient ID Re-attending between 3 & 9 months - Adults	2,996	4,731	63.3%	54.4%	52.6%	50.5%
% of FP17s for Band 1 Urgent Courses	293	5,429	5.4%	8.6%	9.4%	9.1%
% of FP17s Relating to Free Repair or Replacements	70	5,429	1.3%	0.9%	1.0%	0.8%
% of FP17s Relating to Continuations	89	5,429	1.6%	1.4%	1.5%	1.3%
% of Patients satisfied with the dentistry they have received	5	5	N/A	92.7%	93.7%	93.2%
% of Patients satisfied with the time they had to wait for an appointment	5	5	N/A	88.3%	90.0%	89.0%

\* This is based on patients treated on this contract for their most recent course of treatment. Figures in italics indicate the base number of FP17s or Patient Questionnaire responses are less than 100. N/A is shown where the base number of responses is less than 10 during the period. % is calculated as Quantity/Base number\*100



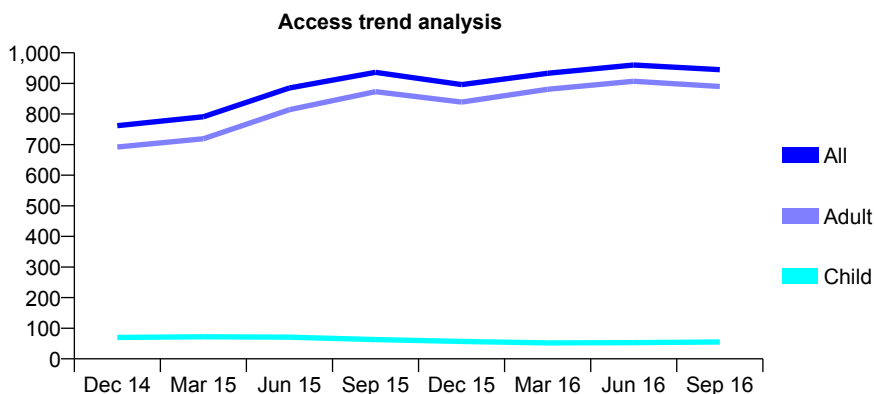
## Q52 - Vital Signs At a Glance Contract Report for 156442/0001 - September 2016

Name or company name	Calderdale PCT
Contract type name	PDS Contract
Purpose of contract	General
Contract start date	01/04/2009
Contract end date	31/03/2017

16/17 Contracted general activity (UDA)	1,450
Carry forward general activity (UDA)	0
16/17 Contracted orthodontic activity (UOA)	0
Carry forward orthodontic activity (UOA)	0
Baseline contract value	£0.00

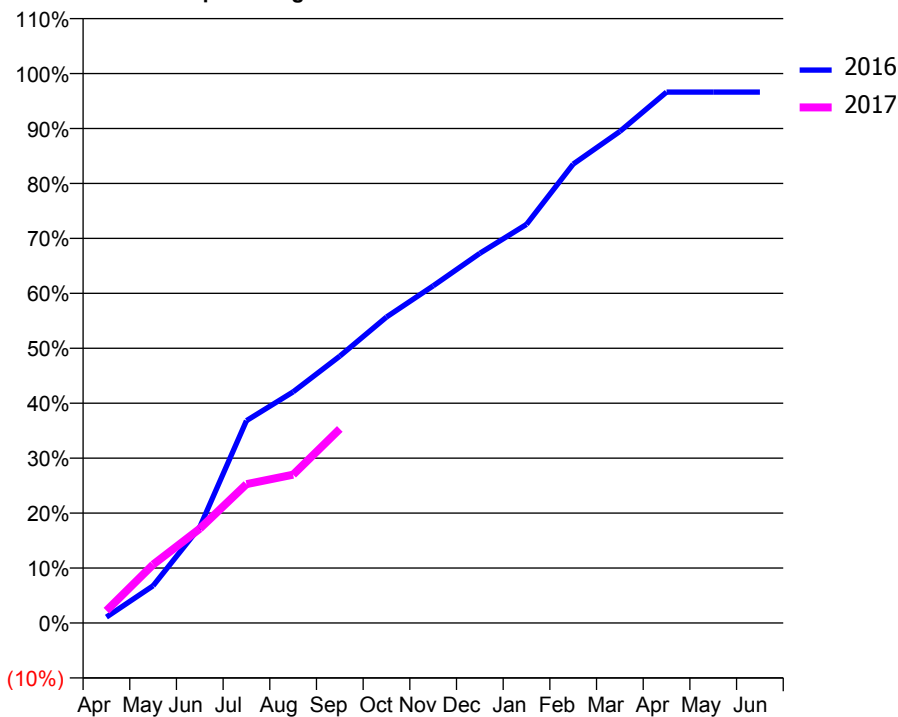
### ACCESS\*

Patients seen in 24 months	Total	Change since previous quarter
Quarter ending September 2015	936	
Quarter ending December 2015	896	↓
Quarter ending March 2016	933	↑
Quarter ending June 2016	960	↑
Quarter ending September 2016	945	↓
<b>Variance since September 2015</b>	<b>1.0%</b>	→



### ACTIVITY

Cumulative percentage of contracted UDA delivered 2016 & 2017



Month	Adjusted Scheduled Activity (UDA)	
	2016	2017
April	16	32
May	98	154
June	253	249
July	534	366
August	610	392
September	704	512
October	807	
November	890	
December	975	
January	1,052	
February	1,211	
March	1,297	
April	1,401	
May	1,401	
June	1,401	

### QUALITY

	Quantity	Base Number	Contract	AT	Region	England
% of FP17s for the same patient ID Re-attending within 3 months - Children	1	44	2.3%	11.8%	13.5%	12.4%
% of FP17s for the same patient ID Re-attending within 3 months - Adults	16	460	3.5%	15.6%	17.4%	16.7%
% of FP17s for the same patient ID Re-attending between 3 & 9 months - Children	0	44	0.0%	59.6%	59.0%	57.4%
% of FP17s for the same patient ID Re-attending between 3 & 9 months - Adults	15	460	3.3%	54.4%	52.6%	50.5%
% of FP17s for Band 1 Urgent Courses	406	417	97.4%	8.6%	9.4%	9.1%
% of FP17s Relating to Free Repair or Replacements	0	417	0.0%	0.9%	1.0%	0.8%
% of FP17s Relating to Continuations	0	417	0.0%	1.4%	1.5%	1.3%
% of Patients satisfied with the dentistry they have received	1	2	N/A	92.7%	93.7%	93.2%
% of Patients satisfied with the time they had to wait for an appointment	0	2	N/A	88.3%	90.0%	89.0%

\* This is based on patients treated on this contract for their most recent course of treatment. Figures in italics indicate the base number of FP17s or Patient Questionnaire responses are less than 100. N/A is shown where the base number of responses is less than 10 during the period. % is calculated as Quantity/Base number\*100

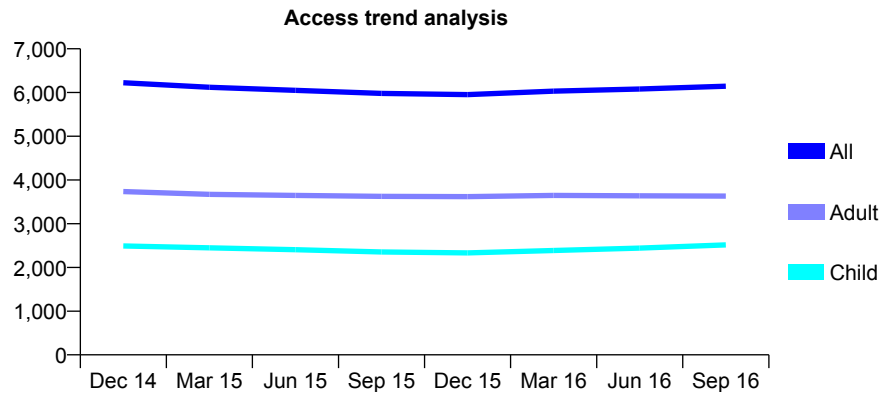
## Q52 - Vital Signs At a Glance Contract Report for 156809/0001 - September 2016

Name or company name	Thornhill Dental Surgery Ltd
Contract type name	GDS Contract
Purpose of contract	General
Contract start date	01/10/2012
Contract end date	

16/17 Contracted general activity (UDA)	20,625
Carry forward general activity (UDA)	0
16/17 Contracted orthodontic activity (UOA)	0
Carry forward orthodontic activity (UOA)	0
Baseline contract value	£726,975.69

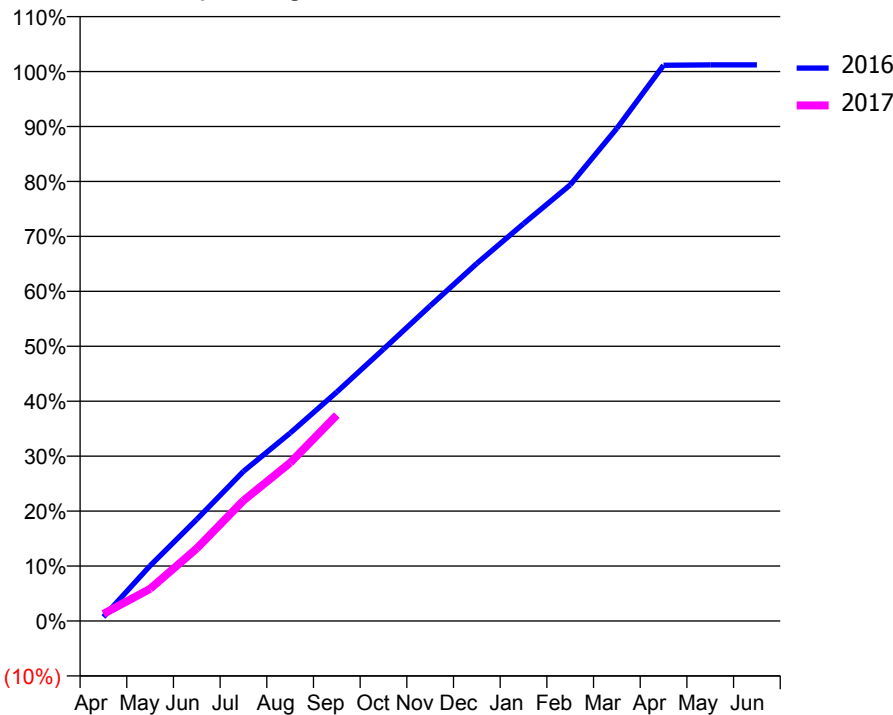
### ACCESS\*

Patients seen in 24 months	Total	Change since previous quarter
Quarter ending September 2015	5,979	
Quarter ending December 2015	5,952	→
Quarter ending March 2016	6,032	→
Quarter ending June 2016	6,079	→
Quarter ending September 2016	6,145	→
<b>Variance since September 2015</b>	<b>2.8%</b>	<b>↑</b>



### ACTIVITY

Cumulative percentage of contracted UDA delivered 2016 & 2017



Month	Adjusted Scheduled Activity (UDA)	
	2016	2017
April	152	269
May	2,075	1,209
June	3,816	2,727
July	5,617	4,520
August	7,053	5,938
September	8,596	7,732
October	10,205	
November	11,831	
December	13,420	
January	14,913	
February	16,370	
March	18,489	
April	20,858	
May	20,873	
June	20,871	

### QUALITY

	Quantity	Base Number	Contract	AT	Region	England
% of FP17s for the same patient ID Re-attending within 3 months - Children	283	2,851	9.9%	11.8%	13.5%	12.4%
% of FP17s for the same patient ID Re-attending within 3 months - Adults	258	2,614	9.9%	15.6%	17.4%	16.7%
% of FP17s for the same patient ID Re-attending between 3 & 9 months - Children	1,876	2,851	65.8%	59.6%	59.0%	57.4%
% of FP17s for the same patient ID Re-attending between 3 & 9 months - Adults	1,656	2,614	63.4%	54.4%	52.6%	50.5%
% of FP17s for Band 1 Urgent Courses	214	4,219	5.1%	8.6%	9.4%	9.1%
% of FP17s Relating to Free Repair or Replacements	38	4,219	0.9%	0.9%	1.0%	0.8%
% of FP17s Relating to Continuations	13	4,219	0.3%	1.4%	1.5%	1.3%
% of Patients satisfied with the dentistry they have received	24	24	100.0%	92.7%	93.7%	93.2%
% of Patients satisfied with the time they had to wait for an appointment	24	24	100.0%	88.3%	90.0%	89.0%

\* This is based on patients treated on this contract for their most recent course of treatment. Figures in italics indicate the base number of FP17s or Patient Questionnaire responses are less than 100. N/A is shown where the base number of responses is less than 10 during the period. % is calculated as Quantity/Base number\*100

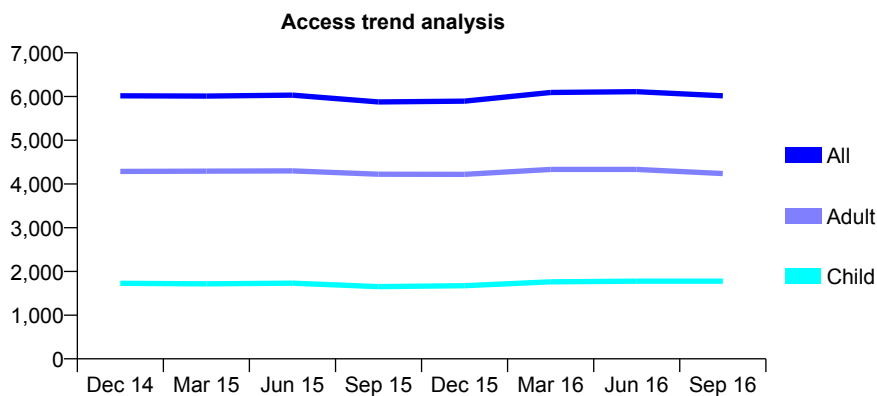
## Q52 - Vital Signs At a Glance Contract Report for 158267/0001 - September 2016

Name or company name	WALRUS DENTAL CARE LTD
Contract type name	GDS Contract
Purpose of contract	General
Contract start date	01/10/2009
Contract end date	

16/17 Contracted general activity (UDA)	21,540
Carry forward general activity (UDA)	0
16/17 Contracted orthodontic activity (UOA)	0
Carry forward orthodontic activity (UOA)	0
Baseline contract value	£607,524.80

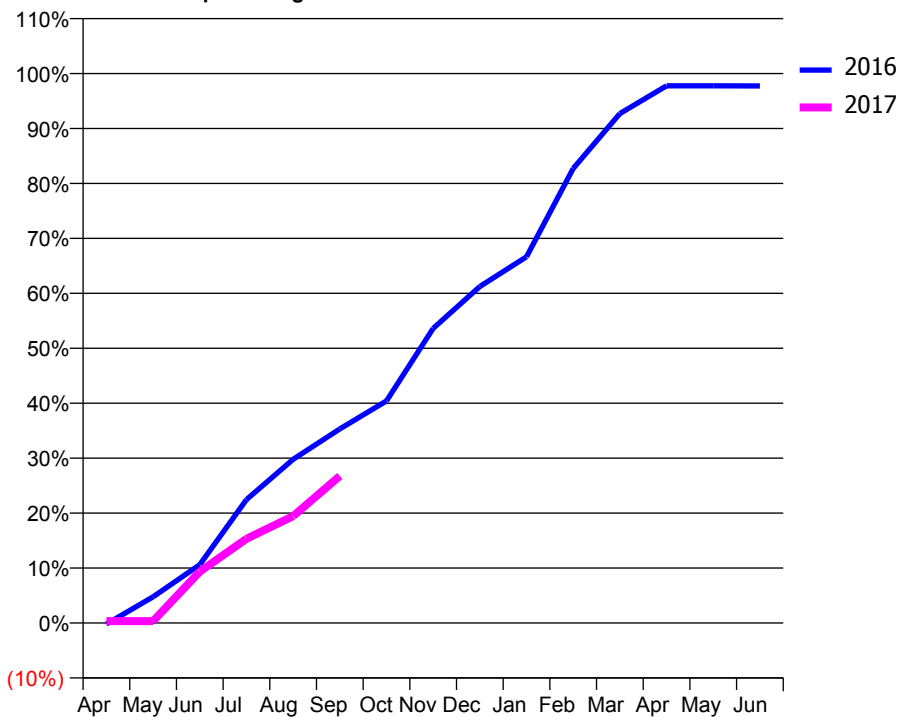
### ACCESS\*

Patients seen in 24 months	Total	Change since previous quarter
Quarter ending September 2015	5,875	
Quarter ending December 2015	5,894	→
Quarter ending March 2016	6,093	↑
Quarter ending June 2016	6,111	→
Quarter ending September 2016	6,015	↓
<b>Variance since September 2015</b>	<b>2.4%</b>	<b>↑</b>



### ACTIVITY

Cumulative percentage of contracted UDA delivered 2016 & 2017



Month	Adjusted Scheduled Activity (UDA)	
	2016	2017
April	-42	77
May	977	77
June	2,181	2,016
July	4,609	3,299
August	6,117	4,188
September	7,252	5,762
October	8,296	
November	11,004	
December	12,572	
January	13,679	
February	16,977	
March	19,029	
April	20,066	
May	20,066	
June	20,061	

### QUALITY

	Quantity	Base Number	Contract	AT	Region	England
% of FP17s for the same patient ID Re-attending within 3 months - Children	65	1,035	6.3%	11.8%	13.5%	12.4%
% of FP17s for the same patient ID Re-attending within 3 months - Adults	267	2,139	12.5%	15.6%	17.4%	16.7%
% of FP17s for the same patient ID Re-attending between 3 & 9 months - Children	584	1,035	56.4%	59.6%	59.0%	57.4%
% of FP17s for the same patient ID Re-attending between 3 & 9 months - Adults	1,256	2,139	58.7%	54.4%	52.6%	50.5%
% of FP17s for Band 1 Urgent Courses	327	2,800	11.7%	8.6%	9.4%	9.1%
% of FP17s Relating to Free Repair or Replacements	14	2,800	0.5%	0.9%	1.0%	0.8%
% of FP17s Relating to Continuations	2	2,800	0.1%	1.4%	1.5%	1.3%
% of Patients satisfied with the dentistry they have received	2	2	N/A	92.7%	93.7%	93.2%
% of Patients satisfied with the time they had to wait for an appointment	2	2	N/A	88.3%	90.0%	89.0%

\* This is based on patients treated on this contract for their most recent course of treatment. Figures in italics indicate the base number of FP17s or Patient Questionnaire responses are less than 100. N/A is shown where the base number of responses is less than 10 during the period. % is calculated as Quantity/Base number\*100

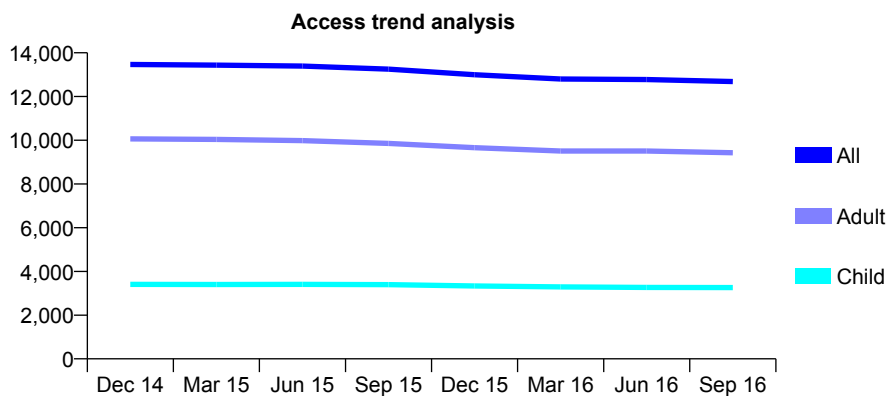
## Q52 - Vital Signs At a Glance Contract Report for 159492/0001 - September 2016

Name or company name	James Taylor & Partners Ltd
Contract type name	GDS Contract
Purpose of contract	General
Contract start date	01/11/2010
Contract end date	

16/17 Contracted general activity (UDA)	42,343
Carry forward general activity (UDA)	0
16/17 Contracted orthodontic activity (UOA)	0
Carry forward orthodontic activity (UOA)	0
Baseline contract value	£1,135,084.06

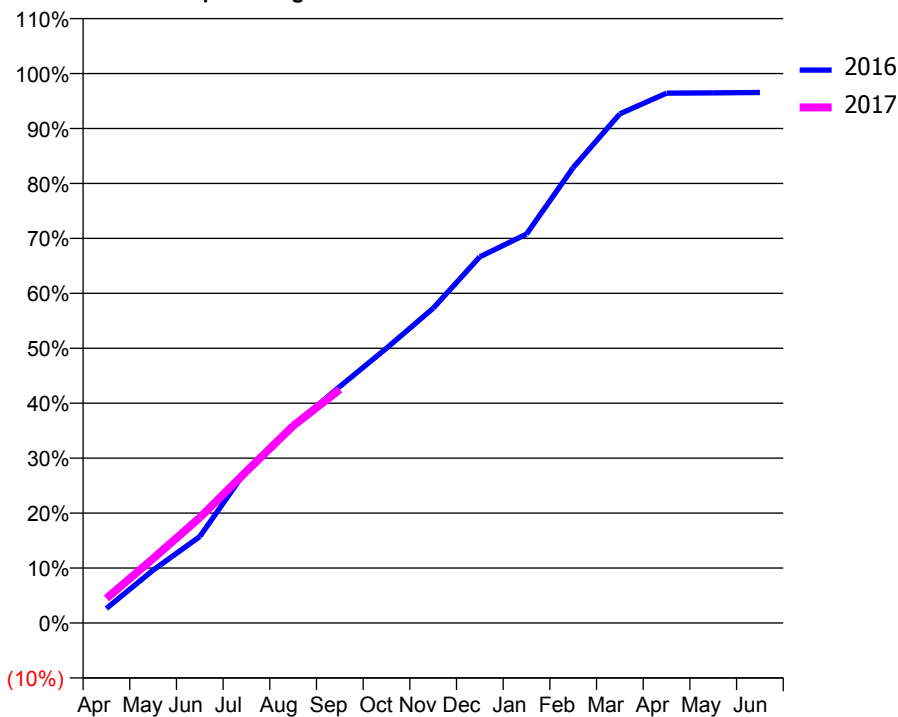
### ACCESS\*

Patients seen in 24 months	Total	Change since previous quarter
Quarter ending September 2015	13,252	
Quarter ending December 2015	12,995	↓
Quarter ending March 2016	12,802	↓
Quarter ending June 2016	12,778	→
Quarter ending September 2016	12,685	→
<b>Variance since September 2015</b>	<b>(4.3%)</b>	<b>↓</b>



### ACTIVITY

Cumulative percentage of contracted UDA delivered 2016 & 2017



### QUALITY

	Quantity	Base Number	Contract	AT	Region	England
% of FP17s for the same patient ID Re-attending within 3 months - Children	227	2,600	8.7%	11.8%	13.5%	12.4%
% of FP17s for the same patient ID Re-attending within 3 months - Adults	817	6,764	12.1%	15.6%	17.4%	16.7%
% of FP17s for the same patient ID Re-attending between 3 & 9 months - Children	1,763	2,600	67.8%	59.6%	59.0%	57.4%
% of FP17s for the same patient ID Re-attending between 3 & 9 months - Adults	4,436	6,764	65.6%	54.4%	52.6%	50.5%
% of FP17s for Band 1 Urgent Courses	457	8,583	5.3%	8.6%	9.4%	9.1%
% of FP17s Relating to Free Repair or Replacements	35	8,583	0.4%	0.9%	1.0%	0.8%
% of FP17s Relating to Continuations	48	8,583	0.6%	1.4%	1.5%	1.3%
% of Patients satisfied with the dentistry they have received	7	9	N/A	92.7%	93.7%	93.2%
% of Patients satisfied with the time they had to wait for an appointment	7	9	N/A	88.3%	90.0%	89.0%

\* This is based on patients treated on this contract for their most recent course of treatment. Figures in italics indicate the base number of FP17s or Patient Questionnaire responses are less than 100. N/A is shown where the base number of responses is less than 10 during the period. % is calculated as Quantity/Base number\*100

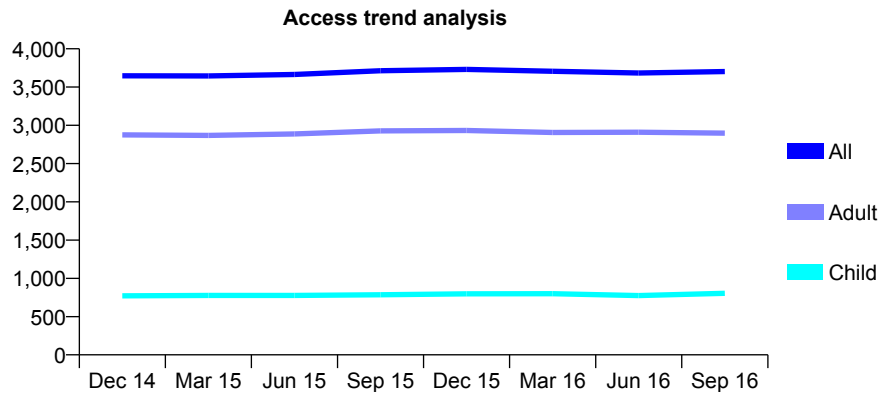
## Q52 - Vital Signs At a Glance Contract Report for 159778/0001 - September 2016

Name or company name	Yorkshire Smiles Limited
Contract type name	GDS Contract
Purpose of contract	General
Contract start date	01/07/2012
Contract end date	

16/17 Contracted general activity (UDA)	16,750
Carry forward general activity (UDA)	0
16/17 Contracted orthodontic activity (UOA)	0
Carry forward orthodontic activity (UOA)	0
Baseline contract value	£474,872.89

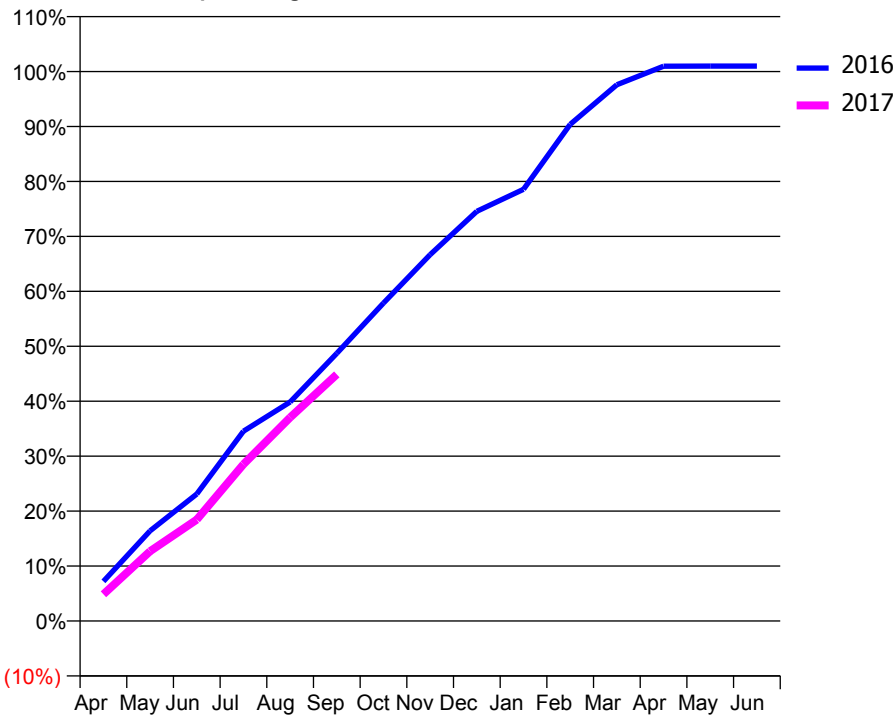
### ACCESS\*

Patients seen in 24 months	Total	Change since previous quarter
Quarter ending September 2015	3,713	
Quarter ending December 2015	3,731	→
Quarter ending March 2016	3,706	→
Quarter ending June 2016	3,683	→
Quarter ending September 2016	3,702	→
<b>Variance since September 2015</b>	<b>(0.3%)</b>	→



### ACTIVITY

Cumulative percentage of contracted UDA delivered 2016 & 2017



Month	Adjusted Scheduled Activity (UDA)	
	2016	2017
April	1,208	816
May	2,750	2,127
June	3,871	3,093
July	5,787	4,777
August	6,676	6,206
September	8,161	7,519
October	9,691	
November	11,166	
December	12,488	
January	13,160	
February	15,140	
March	16,345	
April	16,911	
May	16,915	
June	16,915	

### QUALITY

	Quantity	Base Number	Contract	AT	Region	England
% of FP17s for the same patient ID Re-attending within 3 months - Children	74	622	11.9%	11.8%	13.5%	12.4%
% of FP17s for the same patient ID Re-attending within 3 months - Adults	455	2,474	18.4%	15.6%	17.4%	16.7%
% of FP17s for the same patient ID Re-attending between 3 & 9 months - Children	345	622	55.5%	59.6%	59.0%	57.4%
% of FP17s for the same patient ID Re-attending between 3 & 9 months - Adults	1,480	2,474	59.8%	54.4%	52.6%	50.5%
% of FP17s for Band 1 Urgent Courses	149	2,862	5.2%	8.6%	9.4%	9.1%
% of FP17s Relating to Free Repair or Replacements	30	2,862	1.0%	0.9%	1.0%	0.8%
% of FP17s Relating to Continuations	141	2,862	4.9%	1.4%	1.5%	1.3%
% of Patients satisfied with the dentistry they have received	4	4	N/A	92.7%	93.7%	93.2%
% of Patients satisfied with the time they had to wait for an appointment	4	4	N/A	88.3%	90.0%	89.0%

\* This is based on patients treated on this contract for their most recent course of treatment. Figures in italics indicate the base number of FP17s or Patient Questionnaire responses are less than 100. N/A is shown where the base number of responses is less than 10 during the period. % is calculated as Quantity/Base number\*100

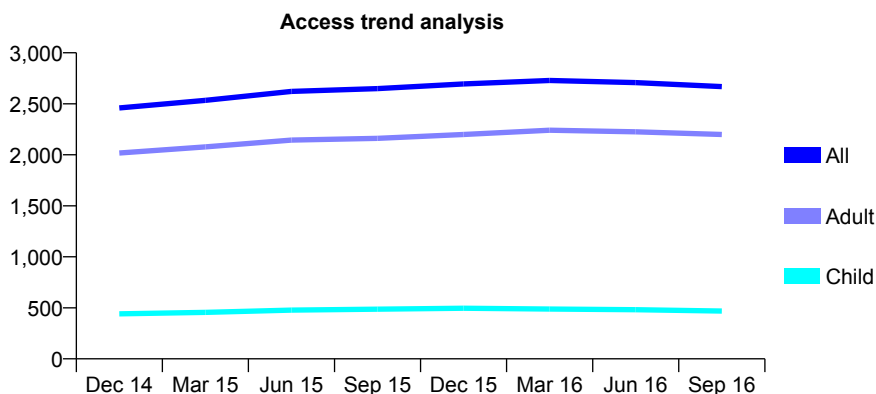
## Q52 - Vital Signs At a Glance Contract Report for 160962/0001 - September 2016

Name or company name	Chris Anderson Dental Surgeon Limited
Contract type name	GDS Contract
Purpose of contract	General
Contract start date	01/05/2012
Contract end date	

16/17 Contracted general activity (UDA)	5,910
Carry forward general activity (UDA)	0
16/17 Contracted orthodontic activity (UOA)	0
Carry forward orthodontic activity (UOA)	0
Baseline contract value	£174,255.39

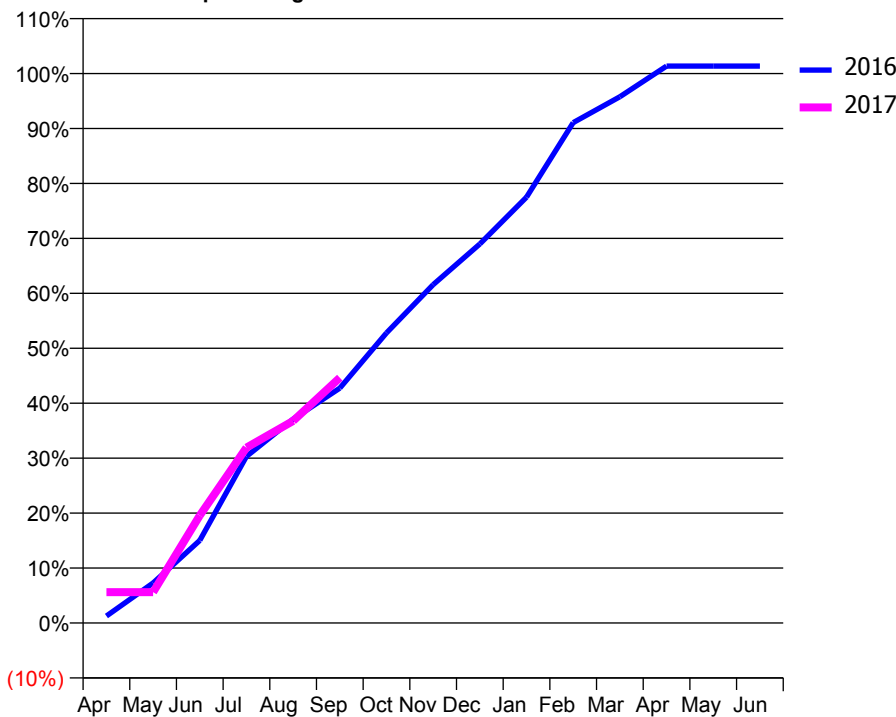
### ACCESS\*

Patients seen in 24 months	Total	Change since previous quarter
Quarter ending September 2015	2,649	
Quarter ending December 2015	2,695	→
Quarter ending March 2016	2,729	→
Quarter ending June 2016	2,708	→
Quarter ending September 2016	2,668	↓
<b>Variance since September 2015</b>	<b>0.7%</b>	<b>→</b>



### ACTIVITY

Cumulative percentage of contracted UDA delivered 2016 & 2017



Month	Adjusted Scheduled Activity (UDA)	
	2016	2017
April	76	333
May	431	333
June	889	1,156
July	1,792	1,887
August	2,194	2,174
September	2,526	2,639
October	3,120	
November	3,640	
December	4,076	
January	4,580	
February	5,381	
March	5,660	
April	5,989	
May	5,989	
June	5,989	

### QUALITY

	Quantity	Base Number	Contract	AT	Region	England
% of FP17s for the same patient ID Re-attending within 3 months - Children	14	342	4.1%	11.8%	13.5%	12.4%
% of FP17s for the same patient ID Re-attending within 3 months - Adults	153	1,555	9.8%	15.6%	17.4%	16.7%
% of FP17s for the same patient ID Re-attending between 3 & 9 months - Children	187	342	54.7%	59.6%	59.0%	57.4%
% of FP17s for the same patient ID Re-attending between 3 & 9 months - Adults	855	1,555	55.0%	54.4%	52.6%	50.5%
% of FP17s for Band 1 Urgent Courses	43	1,259	3.4%	8.6%	9.4%	9.1%
% of FP17s Relating to Free Repair or Replacements	6	1,259	0.5%	0.9%	1.0%	0.8%
% of FP17s Relating to Continuations	10	1,259	0.8%	1.4%	1.5%	1.3%
% of Patients satisfied with the dentistry they have received	2	2	N/A	92.7%	93.7%	93.2%
% of Patients satisfied with the time they had to wait for an appointment	2	2	N/A	88.3%	90.0%	89.0%

\* This is based on patients treated on this contract for their most recent course of treatment. Figures in italics indicate the base number of FP17s or Patient Questionnaire responses are less than 100. N/A is shown where the base number of responses is less than 10 during the period. % is calculated as Quantity/Base number\*100

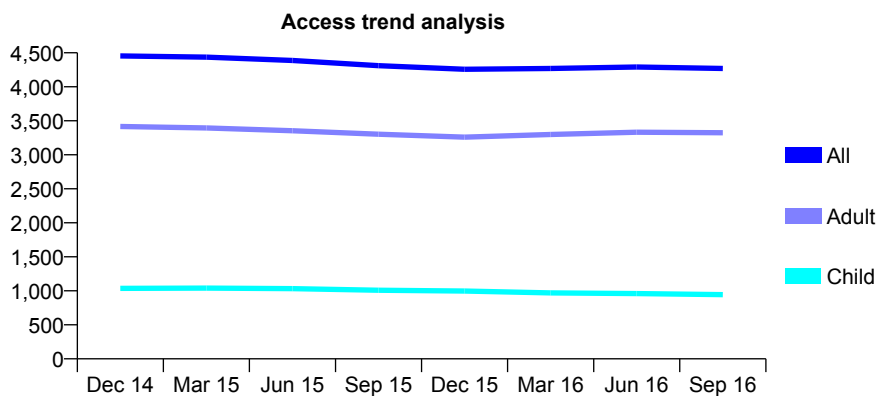
## Q52 - Vital Signs At a Glance Contract Report for 161071/0001 - September 2016

Name or company name	Nichols and Fisher Dental Care
Contract type name	GDS Contract
Purpose of contract	General
Contract start date	01/08/2006
Contract end date	

16/17 Contracted general activity (UDA)	11,228
Carry forward general activity (UDA)	0
16/17 Contracted orthodontic activity (UOA)	0
Carry forward orthodontic activity (UOA)	0
Baseline contract value	£384,290.69

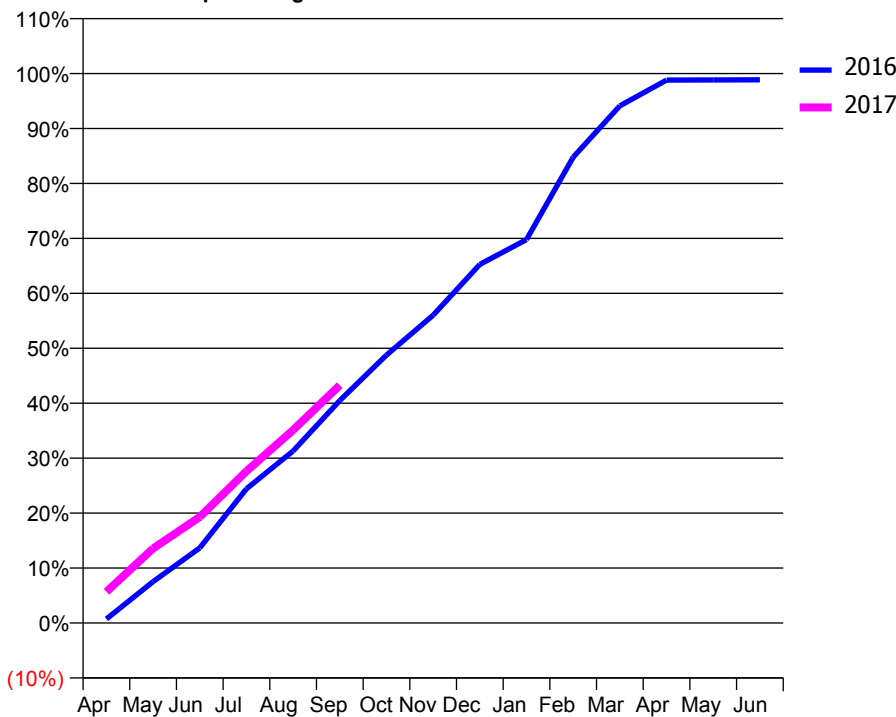
### ACCESS\*

Patients seen in 24 months	Total	Change since previous quarter
Quarter ending September 2015	4,311	
Quarter ending December 2015	4,258	↓
Quarter ending March 2016	4,269	→
Quarter ending June 2016	4,292	→
Quarter ending September 2016	4,269	→
<b>Variance since September 2015</b>	<b>(1.0%)</b>	→



### ACTIVITY

Cumulative percentage of contracted UDA delivered 2016 & 2017



Month	Adjusted Scheduled Activity (UDA)	
	2016	2017
April	83	639
May	846	1,524
June	1,536	2,168
July	2,742	3,102
August	3,517	3,945
September	4,547	4,860
October	5,474	
November	6,289	
December	7,328	
January	7,836	
February	9,518	
March	10,567	
April	11,092	
May	11,097	
June	11,098	

### QUALITY

	Quantity	Base Number	Contract	AT	Region	England
% of FP17s for the same patient ID Re-attending within 3 months - Children	31	781	4.0%	11.8%	13.5%	12.4%
% of FP17s for the same patient ID Re-attending within 3 months - Adults	297	2,228	13.3%	15.6%	17.4%	16.7%
% of FP17s for the same patient ID Re-attending between 3 & 9 months - Children	506	781	64.8%	59.6%	59.0%	57.4%
% of FP17s for the same patient ID Re-attending between 3 & 9 months - Adults	816	2,228	36.6%	54.4%	52.6%	50.5%
% of FP17s for Band 1 Urgent Courses	228	2,768	8.2%	8.6%	9.4%	9.1%
% of FP17s Relating to Free Repair or Replacements	35	2,768	1.3%	0.9%	1.0%	0.8%
% of FP17s Relating to Continuations	24	2,768	0.9%	1.4%	1.5%	1.3%
% of Patients satisfied with the dentistry they have received	4	4	N/A	92.7%	93.7%	93.2%
% of Patients satisfied with the time they had to wait for an appointment	4	4	N/A	88.3%	90.0%	89.0%

\* This is based on patients treated on this contract for their most recent course of treatment. Figures in italics indicate the base number of FP17s or Patient Questionnaire responses are less than 100. N/A is shown where the base number of responses is less than 10 during the period. % is calculated as Quantity/Base number\*100

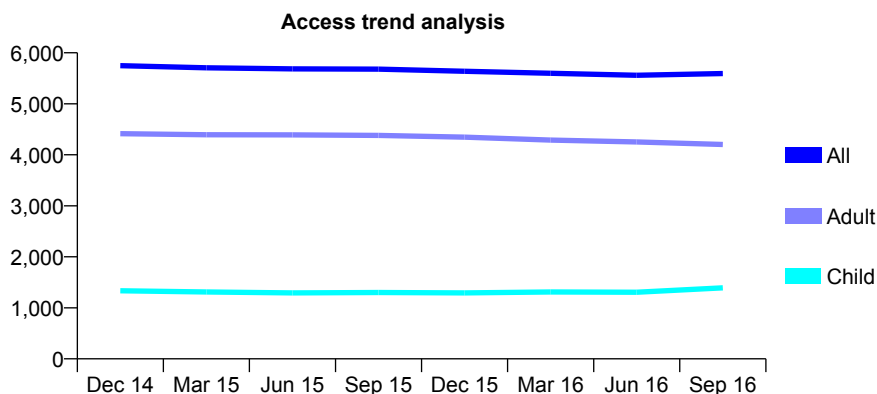
## Q52 - Vital Signs At a Glance Contract Report for 161942/0001 - September 2016

Name or company name	Greenhead Dental Practice Limited
Contract type name	GDS Contract
Purpose of contract	General
Contract start date	01/11/2008
Contract end date	

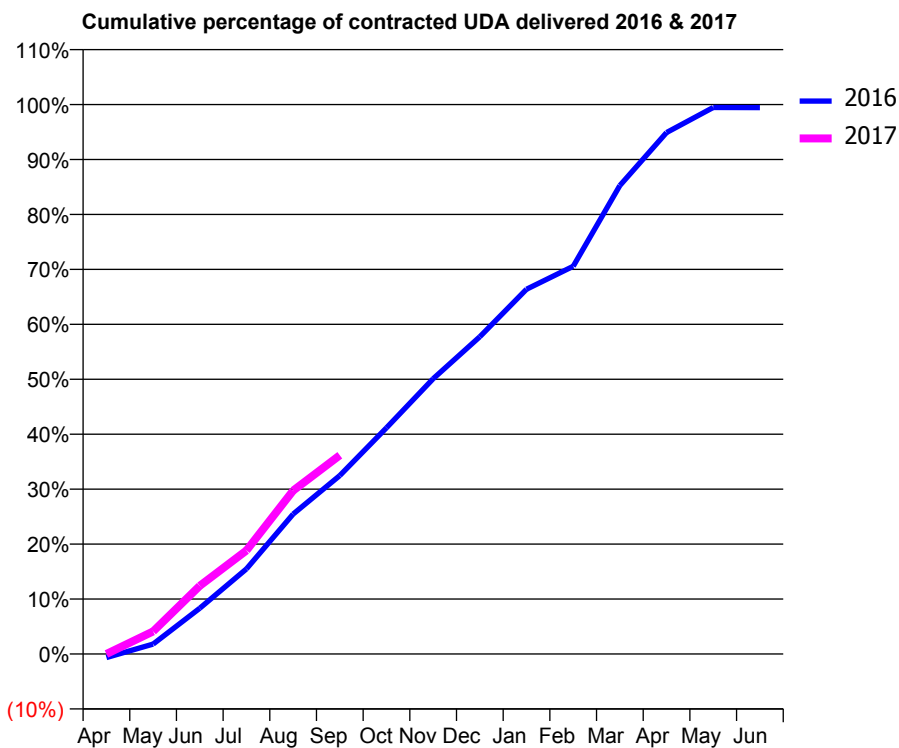
16/17 Contracted general activity (UDA)	18,600
Carry forward general activity (UDA)	0
16/17 Contracted orthodontic activity (UOA)	0
Carry forward orthodontic activity (UOA)	0
Baseline contract value	£473,169.64

### ACCESS\*

Patients seen in 24 months	Total	Change since previous quarter
Quarter ending September 2015	5,681	
Quarter ending December 2015	5,638	→
Quarter ending March 2016	5,598	→
Quarter ending June 2016	5,559	→
Quarter ending September 2016	5,594	→
<b>Variance since September 2015</b>	<b>(1.5%)</b>	<b>↓</b>



### ACTIVITY



Month	Adjusted Scheduled Activity (UDA)	
	2016	2017
April	-123	0
May	335	765
June	1,549	2,309
July	2,883	3,504
August	4,737	5,533
September	6,040	6,727
October	7,656	
November	9,316	
December	10,741	
January	12,348	
February	13,123	
March	15,858	
April	17,649	
May	18,497	
June	18,496	

### QUALITY

	Quantity	Base Number	Contract	AT	Region	England
% of FP17s for the same patient ID Re-attending within 3 months - Children	111	1,229	9.0%	11.8%	13.5%	12.4%
% of FP17s for the same patient ID Re-attending within 3 months - Adults	688	3,691	18.6%	15.6%	17.4%	16.7%
% of FP17s for the same patient ID Re-attending between 3 & 9 months - Children	765	1,229	62.2%	59.6%	59.0%	57.4%
% of FP17s for the same patient ID Re-attending between 3 & 9 months - Adults	2,355	3,691	63.8%	54.4%	52.6%	50.5%
% of FP17s for Band 1 Urgent Courses	144	3,654	3.9%	8.6%	9.4%	9.1%
% of FP17s Relating to Free Repair or Replacements	47	3,654	1.3%	0.9%	1.0%	0.8%
% of FP17s Relating to Continuations	88	3,654	2.4%	1.4%	1.5%	1.3%
% of Patients satisfied with the dentistry they have received	4	4	N/A	92.7%	93.7%	93.2%
% of Patients satisfied with the time they had to wait for an appointment	4	4	N/A	88.3%	90.0%	89.0%

\* This is based on patients treated on this contract for their most recent course of treatment. Figures in italics indicate the base number of FP17s or Patient Questionnaire responses are less than 100. N/A is shown where the base number of responses is less than 10 during the period. % is calculated as Quantity/Base number\*100



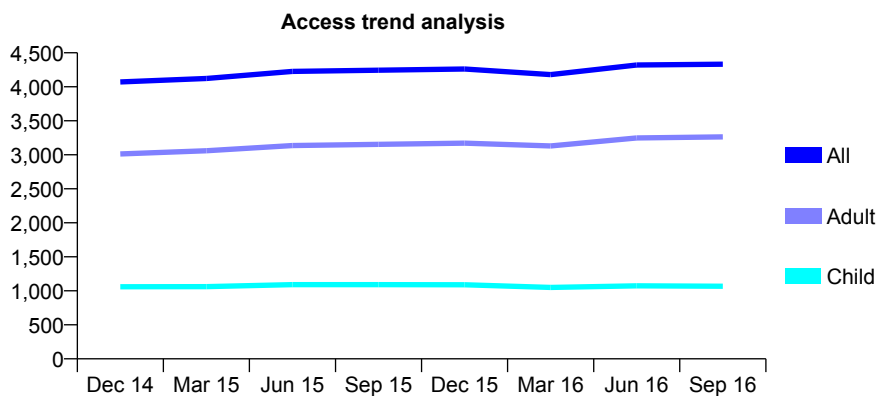
## Q52 - Vital Signs At a Glance Contract Report for 162892/0001 - September 2016

Name or company name	Royd House Dental Practice Limited
Contract type name	GDS Contract
Purpose of contract	General
Contract start date	01/04/2007
Contract end date	

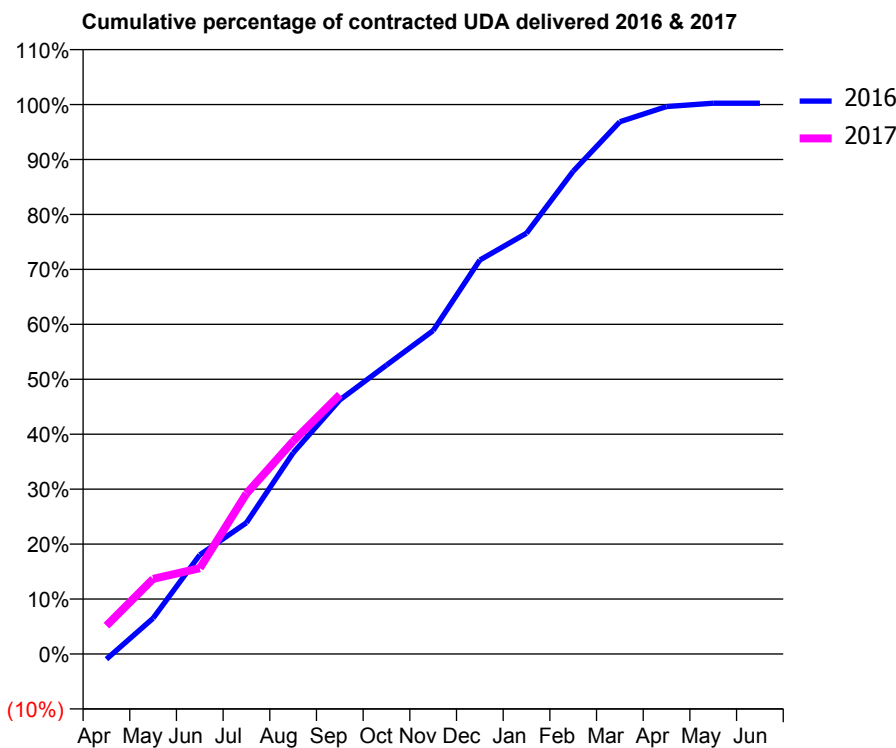
16/17 Contracted general activity (UDA)	12,786
Carry forward general activity (UDA)	0
16/17 Contracted orthodontic activity (UOA)	0
Carry forward orthodontic activity (UOA)	0
Baseline contract value	£295,085.19

### ACCESS\*

Patients seen in 24 months	Total	Change since previous quarter
Quarter ending September 2015	4,245	
Quarter ending December 2015	4,262	→
Quarter ending March 2016	4,180	↓
Quarter ending June 2016	4,321	↑
Quarter ending September 2016	4,332	→
<b>Variance since September 2015</b>	<b>2.0%</b>	<b>↑</b>



### ACTIVITY



Month	Adjusted Scheduled Activity (UDA)	
	2016	2017
April	-122	658
May	832	1,747
June	2,307	1,996
July	3,055	3,735
August	4,681	4,951
September	5,912	6,032
October	6,721	
November	7,525	
December	9,168	
January	9,792	
February	11,233	
March	12,383	
April	12,739	
May	12,815	
June	12,815	

### QUALITY

	Quantity	Base Number	Contract	AT	Region	England
% of FP17s for the same patient ID Re-attending within 3 months - Children	100	1,086	9.2%	11.8%	13.5%	12.4%
% of FP17s for the same patient ID Re-attending within 3 months - Adults	464	3,159	14.7%	15.6%	17.4%	16.7%
% of FP17s for the same patient ID Re-attending between 3 & 9 months - Children	747	1,086	68.8%	59.6%	59.0%	57.4%
% of FP17s for the same patient ID Re-attending between 3 & 9 months - Adults	2,098	3,159	66.4%	54.4%	52.6%	50.5%
% of FP17s for Band 1 Urgent Courses	87	3,203	2.7%	8.6%	9.4%	9.1%
% of FP17s Relating to Free Repair or Replacements	33	3,203	1.0%	0.9%	1.0%	0.8%
% of FP17s Relating to Continuations	69	3,203	2.2%	1.4%	1.5%	1.3%
% of Patients satisfied with the dentistry they have received	2	2	N/A	92.7%	93.7%	93.2%
% of Patients satisfied with the time they had to wait for an appointment	2	2	N/A	88.3%	90.0%	89.0%

\* This is based on patients treated on this contract for their most recent course of treatment. Figures in italics indicate the base number of FP17s or Patient Questionnaire responses are less than 100. N/A is shown where the base number of responses is less than 10 during the period. % is calculated as Quantity/Base number\*100

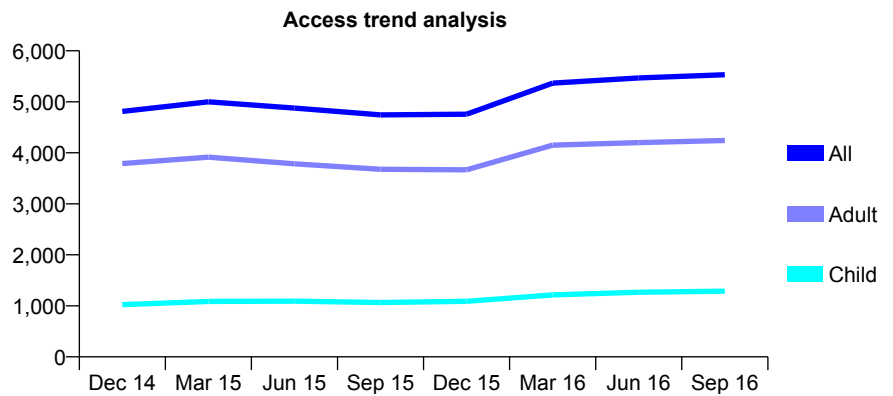
## Q52 - Vital Signs At a Glance Contract Report for 162965/0001 - September 2016

Name or company name	Clarendon Dental Spa (Leeds) Ltd
Contract type name	GDS Contract
Purpose of contract	General
Contract start date	01/10/2008
Contract end date	

16/17 Contracted general activity (UDA)	13,200
Carry forward general activity (UDA)	0
16/17 Contracted orthodontic activity (UOA)	0
Carry forward orthodontic activity (UOA)	0
Baseline contract value	£343,749.65

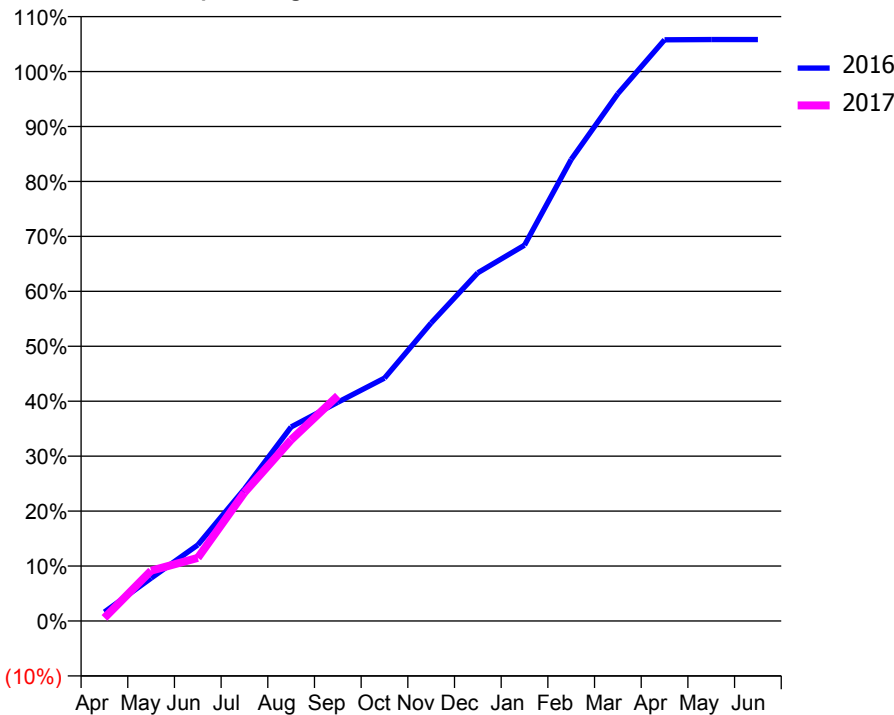
### ACCESS\*

Patients seen in 24 months	Total	Change since previous quarter
Quarter ending September 2015	4,743	
Quarter ending December 2015	4,756	→
Quarter ending March 2016	5,366	↑
Quarter ending June 2016	5,468	→
Quarter ending September 2016	5,530	→
<b>Variance since September 2015</b>	<b>16.6%</b>	<b>↑</b>



### ACTIVITY

Cumulative percentage of contracted UDA delivered 2016 & 2017



Month	Adjusted Scheduled Activity (UDA)	
	2016	2017
April	217	74
May	1,031	1,210
June	1,827	1,515
July	3,174	3,087
August	4,662	4,351
September	5,256	5,411
October	5,836	
November	7,162	
December	8,366	
January	9,027	
February	11,088	
March	12,668	
April	13,961	
May	13,966	
June	13,968	

### QUALITY

	Quantity	Base Number	Contract	AT	Region	England
% of FP17s for the same patient ID Re-attending within 3 months - Children	97	911	10.6%	11.8%	13.5%	12.4%
% of FP17s for the same patient ID Re-attending within 3 months - Adults	327	2,648	12.3%	15.6%	17.4%	16.7%
% of FP17s for the same patient ID Re-attending between 3 & 9 months - Children	513	911	56.3%	59.6%	59.0%	57.4%
% of FP17s for the same patient ID Re-attending between 3 & 9 months - Adults	1,356	2,648	51.2%	54.4%	52.6%	50.5%
% of FP17s for Band 1 Urgent Courses	313	3,001	10.4%	8.6%	9.4%	9.1%
% of FP17s Relating to Free Repair or Replacements	6	3,001	0.2%	0.9%	1.0%	0.8%
% of FP17s Relating to Continuations	7	3,001	0.2%	1.4%	1.5%	1.3%
% of Patients satisfied with the dentistry they have received	2	2	N/A	92.7%	93.7%	93.2%
% of Patients satisfied with the time they had to wait for an appointment	2	2	N/A	88.3%	90.0%	89.0%

\* This is based on patients treated on this contract for their most recent course of treatment. Figures in italics indicate the base number of FP17s or Patient Questionnaire responses are less than 100. N/A is shown where the base number of responses is less than 10 during the period. % is calculated as Quantity/Base number\*100

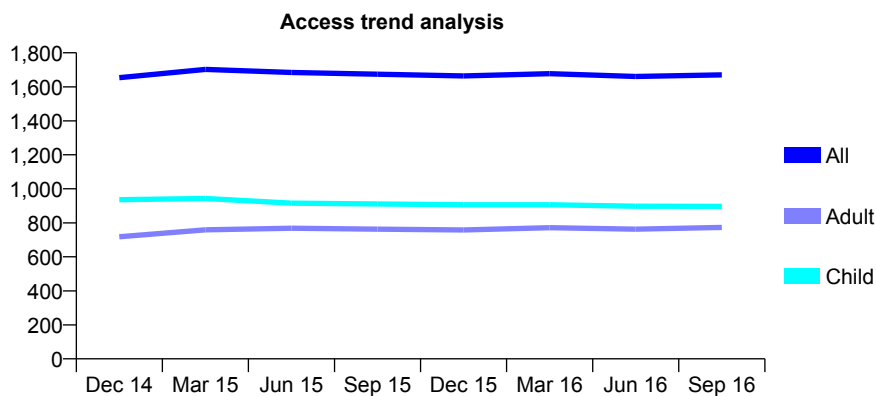
## Q52 - Vital Signs At a Glance Contract Report for 164240/0001 - September 2016

Name or company name	Acorn Villas Dental Practice
Contract type name	GDS Contract
Purpose of contract	General
Contract start date	01/04/2013
Contract end date	

16/17 Contracted general activity (UDA)	5,926
Carry forward general activity (UDA)	0
16/17 Contracted orthodontic activity (UOA)	0
Carry forward orthodontic activity (UOA)	0
Baseline contract value	£163,279.01

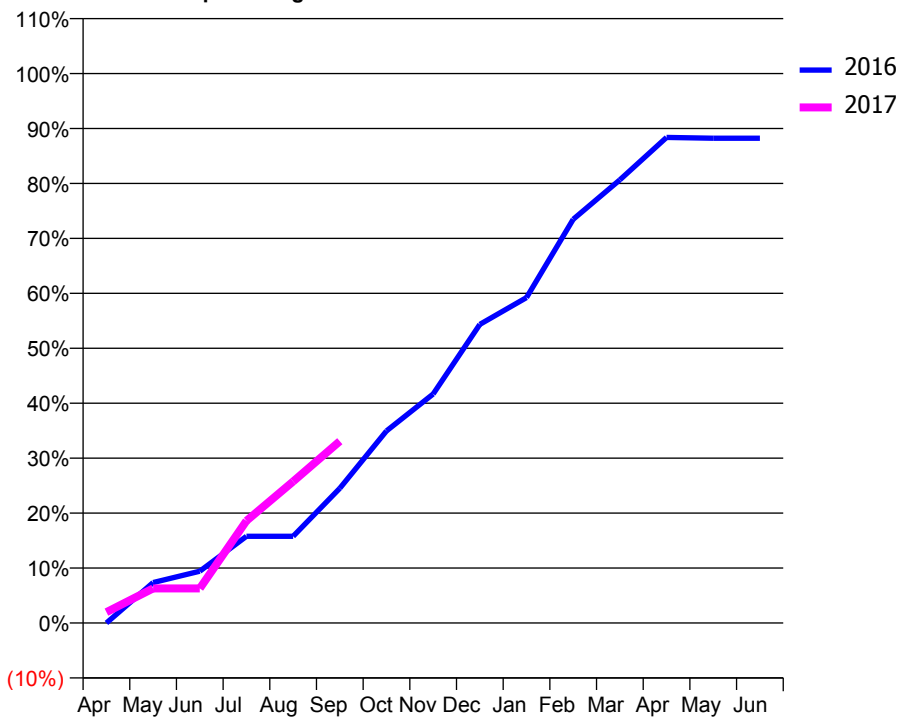
### ACCESS\*

Patients seen in 24 months	Total	Change since previous quarter
Quarter ending September 2015	1,674	
Quarter ending December 2015	1,664	→
Quarter ending March 2016	1,677	→
Quarter ending June 2016	1,661	→
Quarter ending September 2016	1,670	→
<b>Variance since September 2015</b>	<b>(0.2%)</b>	→



### ACTIVITY

Cumulative percentage of contracted UDA delivered 2016 & 2017



Adjusted Scheduled Activity (UDA)

Month	2016	2017
April	0	117
May	437	373
June	559	373
July	936	1,102
August	936	1,526
September	1,453	1,960
October	2,071	
November	2,470	
December	3,220	
January	3,510	
February	4,354	
March	4,780	
April	5,236	
May	5,227	
June	5,227	

### QUALITY

	Quantity	Base Number	Contract	AT	Region	England
% of FP17s for the same patient ID Re-attending within 3 months - Children	68	800	8.5%	11.8%	13.5%	12.4%
% of FP17s for the same patient ID Re-attending within 3 months - Adults	62	519	11.9%	15.6%	17.4%	16.7%
% of FP17s for the same patient ID Re-attending between 3 & 9 months - Children	585	800	73.1%	59.6%	59.0%	57.4%
% of FP17s for the same patient ID Re-attending between 3 & 9 months - Adults	358	519	69.0%	54.4%	52.6%	50.5%
% of FP17s for Band 1 Urgent Courses	32	1,101	2.9%	8.6%	9.4%	9.1%
% of FP17s Relating to Free Repair or Replacements	1	1,101	0.1%	0.9%	1.0%	0.8%
% of FP17s Relating to Continuations	3	1,101	0.3%	1.4%	1.5%	1.3%
% of Patients satisfied with the dentistry they have received	2	2	N/A	92.7%	93.7%	93.2%
% of Patients satisfied with the time they had to wait for an appointment	1	2	N/A	88.3%	90.0%	89.0%

\* This is based on patients treated on this contract for their most recent course of treatment. Figures in italics indicate the base number of FP17s or Patient Questionnaire responses are less than 100. N/A is shown where the base number of responses is less than 10 during the period. % is calculated as Quantity/Base number\*100

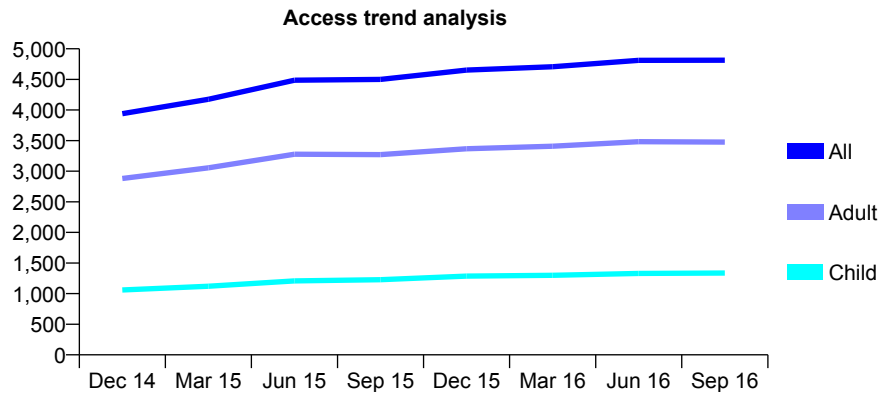
## Q52 - Vital Signs At a Glance Contract Report for 164631/0001 - September 2016

Name or company name	Armley Dental Practice Partnership
Contract type name	GDS Contract
Purpose of contract	General
Contract start date	01/05/2013
Contract end date	

16/17 Contracted general activity (UDA)	15,981
Carry forward general activity (UDA)	0
16/17 Contracted orthodontic activity (UOA)	0
Carry forward orthodontic activity (UOA)	0
Baseline contract value	£577,281.12

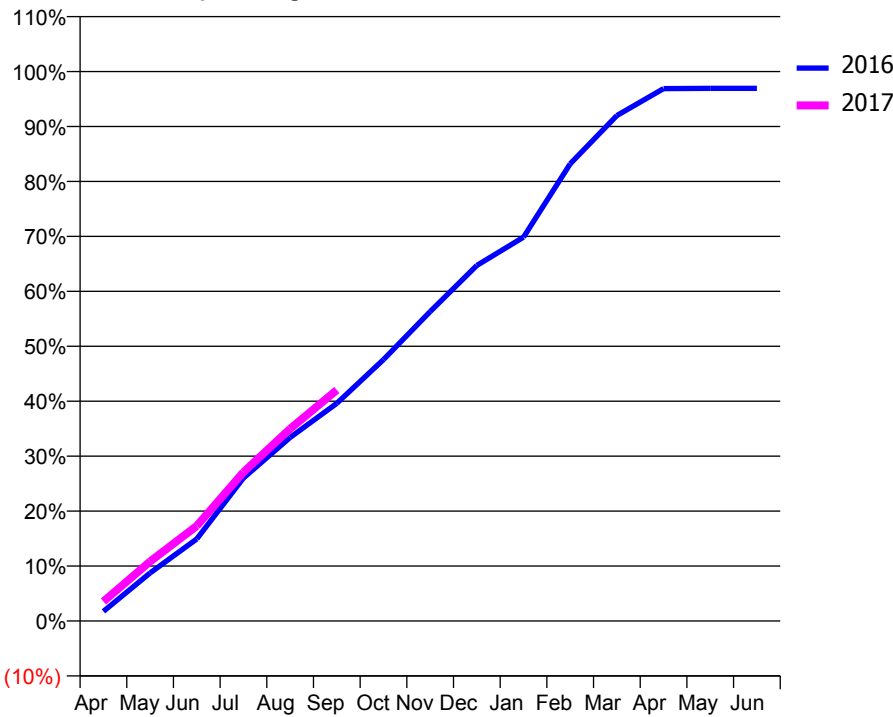
### ACCESS\*

Patients seen in 24 months	Total	Change since previous quarter
Quarter ending September 2015	4,499	
Quarter ending December 2015	4,653	↑
Quarter ending March 2016	4,708	→
Quarter ending June 2016	4,812	↑
Quarter ending September 2016	4,813	→
<b>Variance since September 2015</b>	<b>7.0%</b>	<b>↑</b>



### ACTIVITY

Cumulative percentage of contracted UDA delivered 2016 & 2017



Month	Adjusted Scheduled Activity (UDA)	
	2016	2017
April	281	569
May	1,400	1,733
June	2,387	2,765
July	4,160	4,331
August	5,337	5,591
September	6,332	6,720
October	7,603	
November	9,000	
December	10,342	
January	11,163	
February	13,295	
March	14,701	
April	15,482	
May	15,492	
June	15,493	

### QUALITY

	Quantity	Base Number	Contract	AT	Region	England
% of FP17s for the same patient ID Re-attending within 3 months - Children	42	850	4.9%	11.8%	13.5%	12.4%
% of FP17s for the same patient ID Re-attending within 3 months - Adults	243	2,033	12.0%	15.6%	17.4%	16.7%
% of FP17s for the same patient ID Re-attending between 3 & 9 months - Children	437	850	51.4%	59.6%	59.0%	57.4%
% of FP17s for the same patient ID Re-attending between 3 & 9 months - Adults	894	2,033	44.0%	54.4%	52.6%	50.5%
% of FP17s for Band 1 Urgent Courses	123	2,640	4.7%	8.6%	9.4%	9.1%
% of FP17s Relating to Free Repair or Replacements	8	2,640	0.3%	0.9%	1.0%	0.8%
% of FP17s Relating to Continuations	41	2,640	1.6%	1.4%	1.5%	1.3%
% of Patients satisfied with the dentistry they have received	2	2	N/A	92.7%	93.7%	93.2%
% of Patients satisfied with the time they had to wait for an appointment	2	2	N/A	88.3%	90.0%	89.0%

\* This is based on patients treated on this contract for their most recent course of treatment. Figures in italics indicate the base number of FP17s or Patient Questionnaire responses are less than 100. N/A is shown where the base number of responses is less than 10 during the period. % is calculated as Quantity/Base number\*100

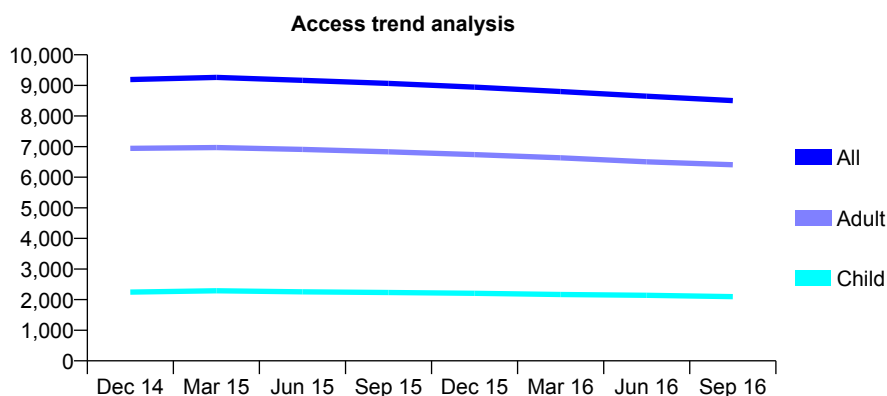
## Q52 - Vital Signs At a Glance Contract Report for 165360/0001 - September 2016

Name or company name	Meltham Dental Care Ltd
Contract type name	GDS Contract
Purpose of contract	General
Contract start date	01/04/2010
Contract end date	

16/17 Contracted general activity (UDA)	28,778
Carry forward general activity (UDA)	0
16/17 Contracted orthodontic activity (UOA)	0
Carry forward orthodontic activity (UOA)	0
Baseline contract value	£828,525.01

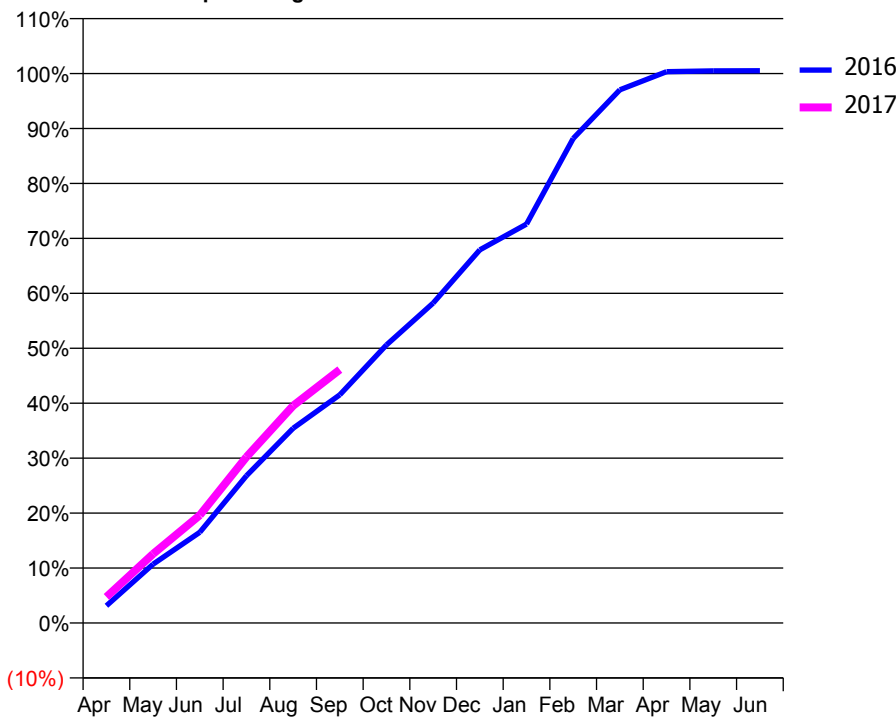
### ACCESS\*

Patients seen in 24 months	Total	Change since previous quarter
Quarter ending September 2015	9,065	
Quarter ending December 2015	8,943	↓
Quarter ending March 2016	8,800	↓
Quarter ending June 2016	8,645	↓
Quarter ending September 2016	8,504	↓
<b>Variance since September 2015</b>	<b>(6.2%)</b>	<b>↓</b>



### ACTIVITY

Cumulative percentage of contracted UDA delivered 2016 & 2017



Month	Adjusted Scheduled Activity (UDA)	
	2016	2017
April	907	1,363
May	3,085	3,624
June	4,754	5,645
July	7,715	8,699
August	10,201	11,378
September	11,956	13,271
October	14,566	
November	16,760	
December	19,543	
January	20,892	
February	25,373	
March	27,924	
April	28,872	
May	28,914	
June	28,923	

### QUALITY

	Quantity	Base Number	Contract	AT	Region	England
% of FP17s for the same patient ID Re-attending within 3 months - Children	147	1,846	8.0%	11.8%	13.5%	12.4%
% of FP17s for the same patient ID Re-attending within 3 months - Adults	921	5,533	16.6%	15.6%	17.4%	16.7%
% of FP17s for the same patient ID Re-attending between 3 & 9 months - Children	1,401	1,846	75.9%	59.6%	59.0%	57.4%
% of FP17s for the same patient ID Re-attending between 3 & 9 months - Adults	3,761	5,533	68.0%	54.4%	52.6%	50.5%
% of FP17s for Band 1 Urgent Courses	457	6,854	6.7%	8.6%	9.4%	9.1%
% of FP17s Relating to Free Repair or Replacements	44	6,854	0.6%	0.9%	1.0%	0.8%
% of FP17s Relating to Continuations	93	6,854	1.4%	1.4%	1.5%	1.3%
% of Patients satisfied with the dentistry they have received	9	11	81.8%	92.7%	93.7%	93.2%
% of Patients satisfied with the time they had to wait for an appointment	9	11	81.8%	88.3%	90.0%	89.0%

\* This is based on patients treated on this contract for their most recent course of treatment. Figures in italics indicate the base number of FP17s or Patient Questionnaire responses are less than 100. N/A is shown where the base number of responses is less than 10 during the period. % is calculated as Quantity/Base number\*100

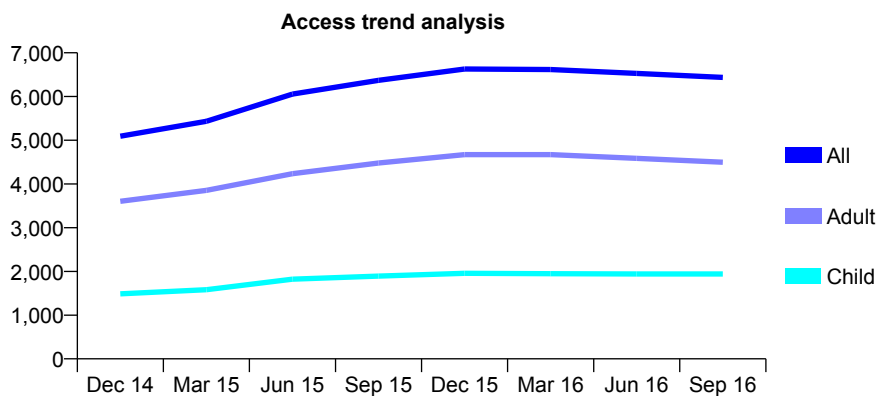
## Q52 - Vital Signs At a Glance Contract Report for 166391/0001 - September 2016

Name or company name	Horsforth Smile Clinic Ltd
Contract type name	GDS Contract
Purpose of contract	General
Contract start date	01/01/2014
Contract end date	

16/17 Contracted general activity (UDA)	15,597
Carry forward general activity (UDA)	0
16/17 Contracted orthodontic activity (UOA)	0
Carry forward orthodontic activity (UOA)	0
Baseline contract value	£377,810.21

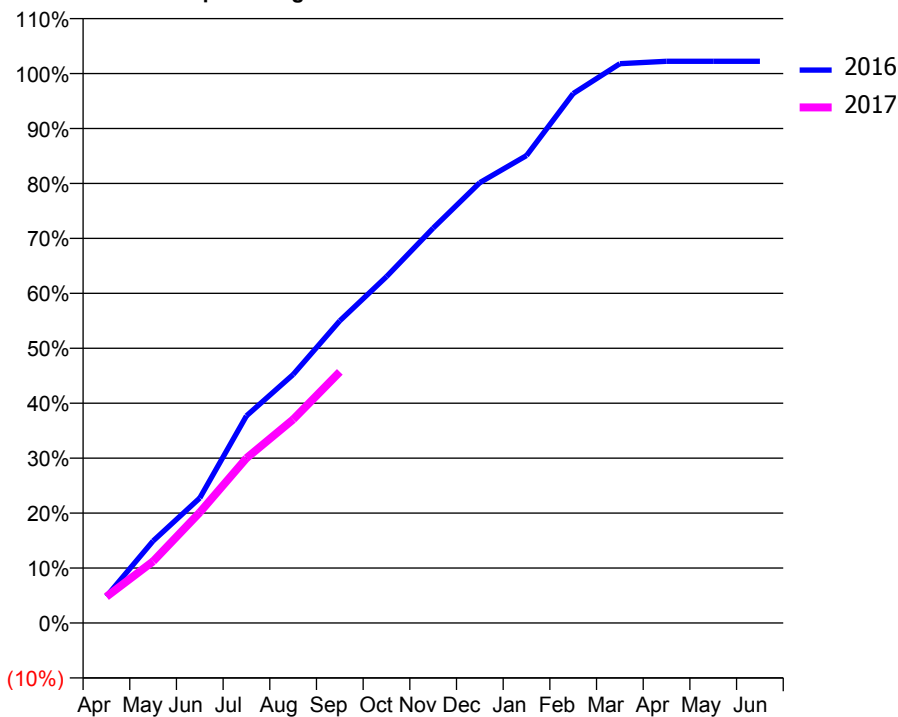
### ACCESS\*

Patients seen in 24 months	Total	Change since previous quarter
Quarter ending September 2015	6,370	
Quarter ending December 2015	6,630	↑
Quarter ending March 2016	6,618	→
Quarter ending June 2016	6,528	↓
Quarter ending September 2016	6,438	↓
<b>Variance since September 2015</b>	<b>1.1%</b>	<b>→</b>



### ACTIVITY

Cumulative percentage of contracted UDA delivered 2016 & 2017



Month	Adjusted Scheduled Activity (UDA)	
	2016	2017
April	755	747
May	2,328	1,752
June	3,549	3,140
July	5,881	4,680
August	7,055	5,777
September	8,580	7,128
October	9,831	
November	11,209	
December	12,501	
January	13,267	
February	15,028	
March	15,875	
April	15,942	
May	15,945	
June	15,945	

### QUALITY

	Quantity	Base Number	Contract	AT	Region	England
% of FP17s for the same patient ID Re-attending within 3 months - Children	101	1,329	7.6%	11.8%	13.5%	12.4%
% of FP17s for the same patient ID Re-attending within 3 months - Adults	602	3,302	18.2%	15.6%	17.4%	16.7%
% of FP17s for the same patient ID Re-attending between 3 & 9 months - Children	608	1,329	45.7%	59.6%	59.0%	57.4%
% of FP17s for the same patient ID Re-attending between 3 & 9 months - Adults	1,624	3,302	49.2%	54.4%	52.6%	50.5%
% of FP17s for Band 1 Urgent Courses	416	3,821	10.9%	8.6%	9.4%	9.1%
% of FP17s Relating to Free Repair or Replacements	10	3,821	0.3%	0.9%	1.0%	0.8%
% of FP17s Relating to Continuations	36	3,821	0.9%	1.4%	1.5%	1.3%
% of Patients satisfied with the dentistry they have received	6	6	N/A	92.7%	93.7%	93.2%
% of Patients satisfied with the time they had to wait for an appointment	5	6	N/A	88.3%	90.0%	89.0%

\* This is based on patients treated on this contract for their most recent course of treatment. Figures in italics indicate the base number of FP17s or Patient Questionnaire responses are less than 100. N/A is shown where the base number of responses is less than 10 during the period. % is calculated as Quantity/Base number\*100

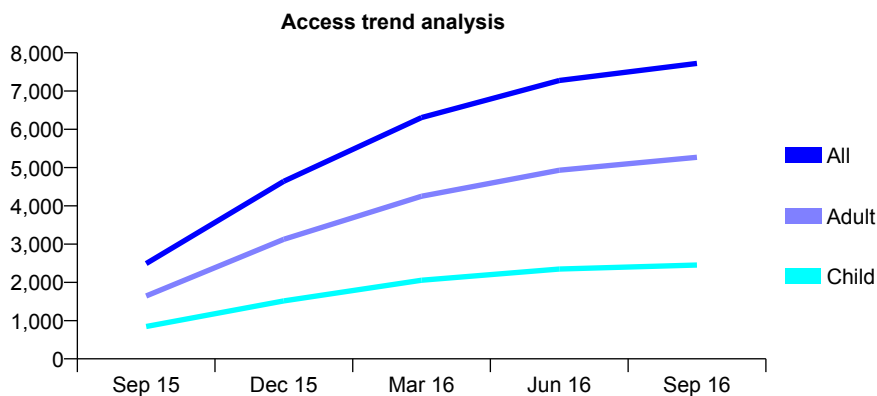
## Q52 - Vital Signs At a Glance Contract Report for 166561/0001 - September 2016

Name or company name	Wakefield Road Surgery Partnership
Contract type name	GDS Contract
Purpose of contract	General
Contract start date	01/07/2015
Contract end date	

16/17 Contracted general activity (UDA)	32,261
Carry forward general activity (UDA)	0
16/17 Contracted orthodontic activity (UOA)	0
Carry forward orthodontic activity (UOA)	0
Baseline contract value	£1,063,371.35

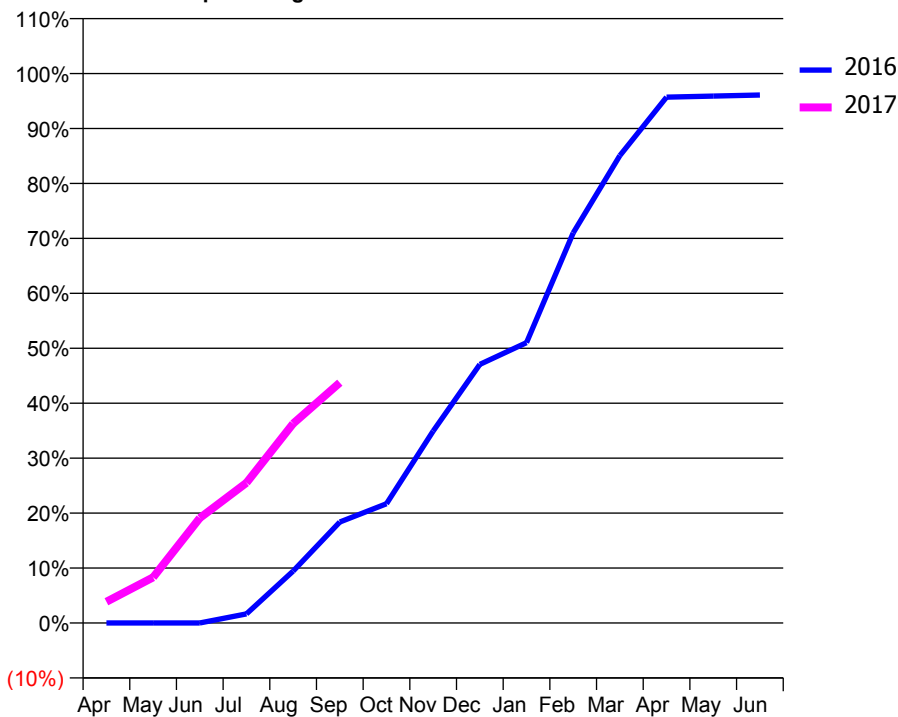
### ACCESS\*

Patients seen in 24 months	Total	Change since previous quarter
Quarter ending September 2015	2,490	
Quarter ending December 2015	4,640	↑
Quarter ending March 2016	6,307	↑
Quarter ending June 2016	7,276	↑
Quarter ending September 2016	7,722	↑
<b>Variance since September 2015</b>	<b>210.1%</b>	<b>↑</b>



### ACTIVITY

Cumulative percentage of contracted UDA delivered 2016 & 2017



Adjusted Scheduled Activity (UDA)

Month	2016	2017
April	0	1,252
May	0	2,684
June	0	6,163
July	402	8,235
August	2,288	11,710
September	4,447	14,109
October	5,254	
November	8,451	
December	11,390	
January	12,347	
February	17,176	
March	20,583	
April	23,157	
May	23,204	
June	23,248	

### QUALITY

	Quantity	Base Number	Contract	AT	Region	England
% of FP17s for the same patient ID Re-attending within 3 months - Children	182	2,136	8.5%	11.8%	13.5%	12.4%
% of FP17s for the same patient ID Re-attending within 3 months - Adults	592	4,635	12.8%	15.6%	17.4%	16.7%
% of FP17s for the same patient ID Re-attending between 3 & 9 months - Children	1,224	2,136	57.3%	59.6%	59.0%	57.4%
% of FP17s for the same patient ID Re-attending between 3 & 9 months - Adults	2,558	4,635	55.2%	54.4%	52.6%	50.5%
% of FP17s for Band 1 Urgent Courses	279	5,835	4.8%	8.6%	9.4%	9.1%
% of FP17s Relating to Free Repair or Replacements	24	5,835	0.4%	0.9%	1.0%	0.8%
% of FP17s Relating to Continuations	149	5,835	2.6%	1.4%	1.5%	1.3%
% of Patients satisfied with the dentistry they have received	5	6	N/A	92.7%	93.7%	93.2%
% of Patients satisfied with the time they had to wait for an appointment	5	6	N/A	88.3%	90.0%	89.0%

\* This is based on patients treated on this contract for their most recent course of treatment. Figures in italics indicate the base number of FP17s or Patient Questionnaire responses are less than 100. N/A is shown where the base number of responses is less than 10 during the period. % is calculated as Quantity/Base number\*100

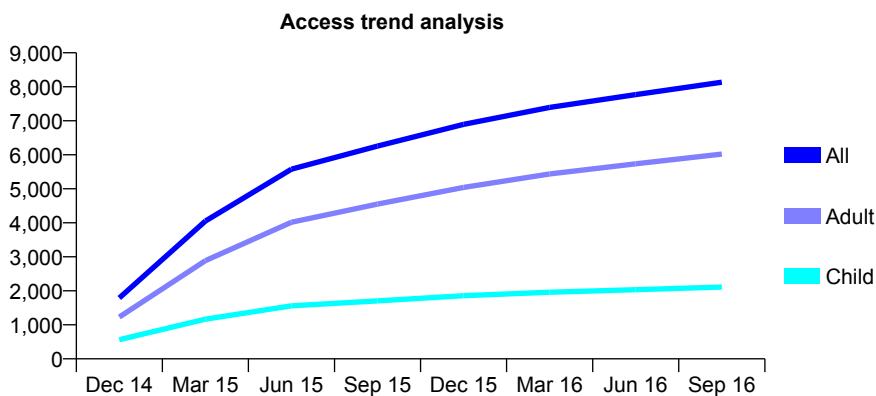
## Q52 - Vital Signs At a Glance Contract Report for 167053/0001 - September 2016

Name or company name	Stainbeck Dental Surgery
Contract type name	GDS Contract
Purpose of contract	General
Contract start date	17/10/2014
Contract end date	

16/17 Contracted general activity (UDA)	23,990
Carry forward general activity (UDA)	0
16/17 Contracted orthodontic activity (UOA)	0
Carry forward orthodontic activity (UOA)	0
Baseline contract value	£737,772.17

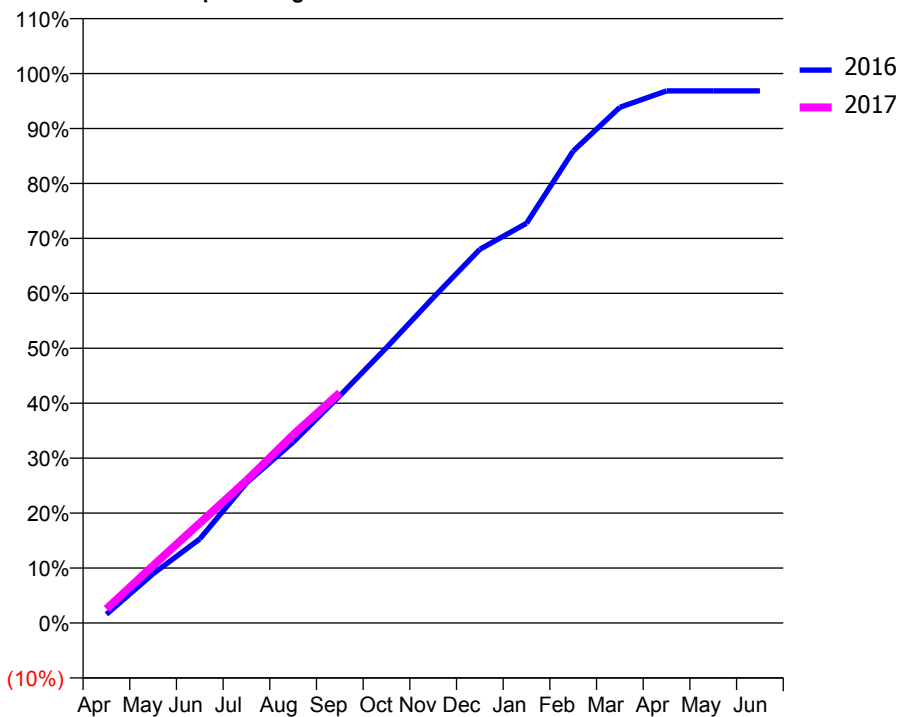
### ACCESS\*

Patients seen in 24 months	Total	Change since previous quarter
Quarter ending September 2015	6,256	
Quarter ending December 2015	6,898	↑
Quarter ending March 2016	7,396	↑
Quarter ending June 2016	7,770	↑
Quarter ending September 2016	8,134	↑
<b>Variance since September 2015</b>	<b>30.0%</b>	<b>↑</b>



### ACTIVITY

Cumulative percentage of contracted UDA delivered 2016 & 2017



Month	Adjusted Scheduled Activity (UDA)	
	2016	2017
April	383	615
May	2,152	2,505
June	3,669	4,365
July	6,117	6,223
August	7,898	8,218
September	9,925	10,059
October	12,027	
November	14,199	
December	16,316	
January	17,453	
February	20,605	
March	22,514	
April	23,231	
May	23,231	
June	23,231	

### QUALITY

	Quantity	Base Number	Contract	AT	Region	England
% of FP17s for the same patient ID Re-attending within 3 months - Children	101	1,460	6.9%	11.8%	13.5%	12.4%
% of FP17s for the same patient ID Re-attending within 3 months - Adults	501	3,814	13.1%	15.6%	17.4%	16.7%
% of FP17s for the same patient ID Re-attending between 3 & 9 months - Children	770	1,460	52.7%	59.6%	59.0%	57.4%
% of FP17s for the same patient ID Re-attending between 3 & 9 months - Adults	1,935	3,814	50.7%	54.4%	52.6%	50.5%
% of FP17s for Band 1 Urgent Courses	326	4,920	6.6%	8.6%	9.4%	9.1%
% of FP17s Relating to Free Repair or Replacements	60	4,920	1.2%	0.9%	1.0%	0.8%
% of FP17s Relating to Continuations	99	4,920	2.0%	1.4%	1.5%	1.3%
% of Patients satisfied with the dentistry they have received	4	4	N/A	92.7%	93.7%	93.2%
% of Patients satisfied with the time they had to wait for an appointment	4	4	N/A	88.3%	90.0%	89.0%

\* This is based on patients treated on this contract for their most recent course of treatment. Figures in italics indicate the base number of FP17s or Patient Questionnaire responses are less than 100. N/A is shown where the base number of responses is less than 10 during the period. % is calculated as Quantity/Base number\*100



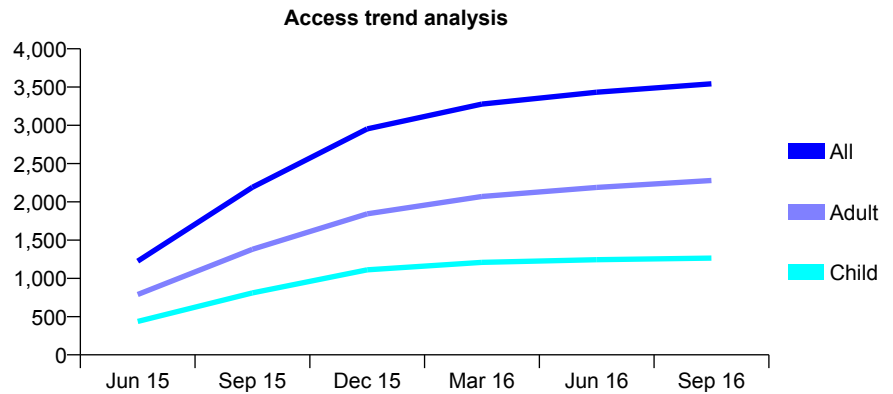
## Q52 - Vital Signs At a Glance Contract Report for 167614/0001 - September 2016

Name or company name	Heaton Dental Care Limited
Contract type name	GDS Contract
Purpose of contract	General
Contract start date	06/04/2015
Contract end date	

16/17 Contracted general activity (UDA)	10,649
Carry forward general activity (UDA)	0
16/17 Contracted orthodontic activity (UOA)	0
Carry forward orthodontic activity (UOA)	0
Baseline contract value	£290,561.12

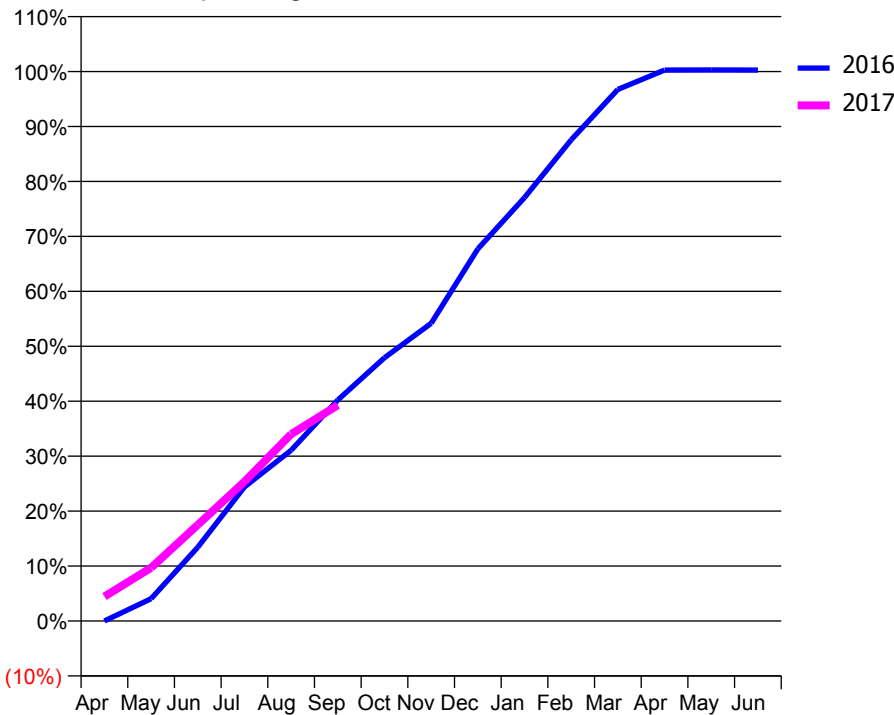
### ACCESS\*

Patients seen in 24 months	Total	Change since previous quarter
Quarter ending September 2015	2,190	
Quarter ending December 2015	2,954	↑
Quarter ending March 2016	3,278	↑
Quarter ending June 2016	3,432	↑
Quarter ending September 2016	3,543	↑
<b>Variance since September 2015</b>	<b>61.8%</b>	<b>↑</b>



### ACTIVITY

Cumulative percentage of contracted UDA delivered 2016 & 2017



Month	Adjusted Scheduled Activity (UDA)	
	2016	2017
April	0	474
May	428	1,033
June	1,411	1,864
July	2,563	2,702
August	3,263	3,623
September	4,225	4,181
October	5,034	
November	5,691	
December	7,112	
January	8,094	
February	9,197	
March	10,162	
April	10,531	
May	10,532	
June	10,531	

### QUALITY

	Quantity	Base Number	Contract	AT	Region	England
% of FP17s for the same patient ID Re-attending within 3 months - Children	29	836	3.5%	11.8%	13.5%	12.4%
% of FP17s for the same patient ID Re-attending within 3 months - Adults	170	1,569	10.8%	15.6%	17.4%	16.7%
% of FP17s for the same patient ID Re-attending between 3 & 9 months - Children	535	836	64.0%	59.6%	59.0%	57.4%
% of FP17s for the same patient ID Re-attending between 3 & 9 months - Adults	970	1,569	61.8%	54.4%	52.6%	50.5%
% of FP17s for Band 1 Urgent Courses	22	1,662	1.3%	8.6%	9.4%	9.1%
% of FP17s Relating to Free Repair or Replacements	1	1,662	0.1%	0.9%	1.0%	0.8%
% of FP17s Relating to Continuations	2	1,662	0.1%	1.4%	1.5%	1.3%
% of Patients satisfied with the dentistry they have received	13	17	76.5%	92.7%	93.7%	93.2%
% of Patients satisfied with the time they had to wait for an appointment	14	17	82.4%	88.3%	90.0%	89.0%

\* This is based on patients treated on this contract for their most recent course of treatment. Figures in italics indicate the base number of FP17s or Patient Questionnaire responses are less than 100. N/A is shown where the base number of responses is less than 10 during the period. % is calculated as Quantity/Base number\*100

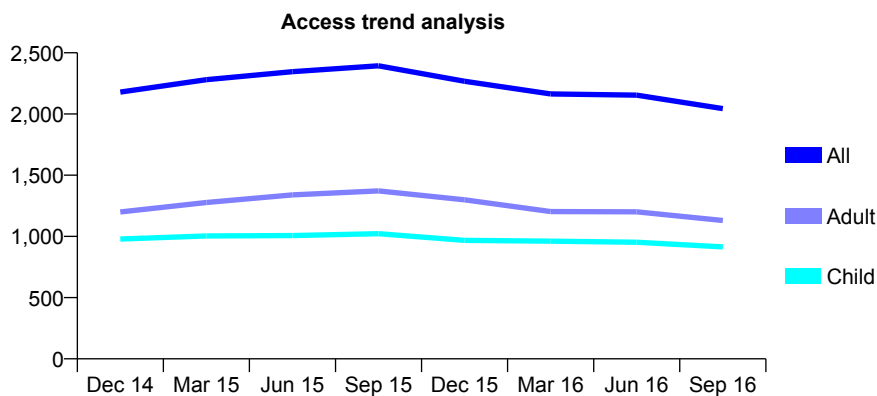
## Q52 - Vital Signs At a Glance Contract Report for 168025/0001 - September 2016

Name or company name	Summerville Road Dental Practice
Contract type name	GDS Contract
Purpose of contract	General
Contract start date	01/10/2013
Contract end date	

16/17 Contracted general activity (UDA)	6,736
Carry forward general activity (UDA)	0
16/17 Contracted orthodontic activity (UOA)	0
Carry forward orthodontic activity (UOA)	0
Baseline contract value	£181,790.21

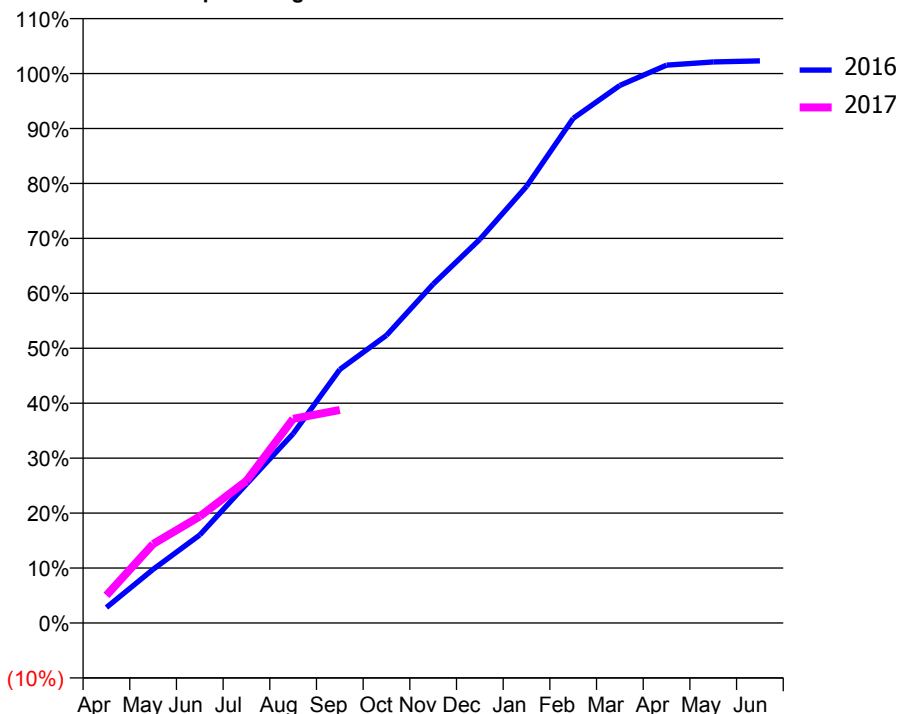
### ACCESS\*

Patients seen in 24 months	Total	Change since previous quarter
Quarter ending September 2015	2,394	
Quarter ending December 2015	2,267	↓
Quarter ending March 2016	2,164	↓
Quarter ending June 2016	2,154	→
Quarter ending September 2016	2,044	↓
<b>Variance since September 2015</b>	<b>(14.6%)</b>	<b>↓</b>



### ACTIVITY

Cumulative percentage of contracted UDA delivered 2016 & 2017



Adjusted Scheduled Activity (UDA)

Month	2016	2017
April	190	339
May	658	968
June	1,079	1,307
July	1,702	1,743
August	2,320	2,503
September	3,109	2,611
October	3,527	
November	4,154	
December	4,704	
January	5,352	
February	6,186	
March	6,589	
April	6,839	
May	6,877	
June	6,891	

### QUALITY

	Quantity	Base Number	Contract	AT	Region	England
% of FP17s for the same patient ID Re-attending within 3 months - Children	44	518	8.5%	11.8%	13.5%	12.4%
% of FP17s for the same patient ID Re-attending within 3 months - Adults	67	561	11.9%	15.6%	17.4%	16.7%
% of FP17s for the same patient ID Re-attending between 3 & 9 months - Children	255	518	49.2%	59.6%	59.0%	57.4%
% of FP17s for the same patient ID Re-attending between 3 & 9 months - Adults	241	561	43.0%	54.4%	52.6%	50.5%
% of FP17s for Band 1 Urgent Courses	81	941	8.6%	8.6%	9.4%	9.1%
% of FP17s Relating to Free Repair or Replacements	0	941	0.0%	0.9%	1.0%	0.8%
% of FP17s Relating to Continuations	0	941	0.0%	1.4%	1.5%	1.3%
% of Patients satisfied with the dentistry they have received	2	2	N/A	92.7%	93.7%	93.2%
% of Patients satisfied with the time they had to wait for an appointment	1	2	N/A	88.3%	90.0%	89.0%

\* This is based on patients treated on this contract for their most recent course of treatment. Figures in italics indicate the base number of FP17s or Patient Questionnaire responses are less than 100. N/A is shown where the base number of responses is less than 10 during the period. % is calculated as Quantity/Base number\*100

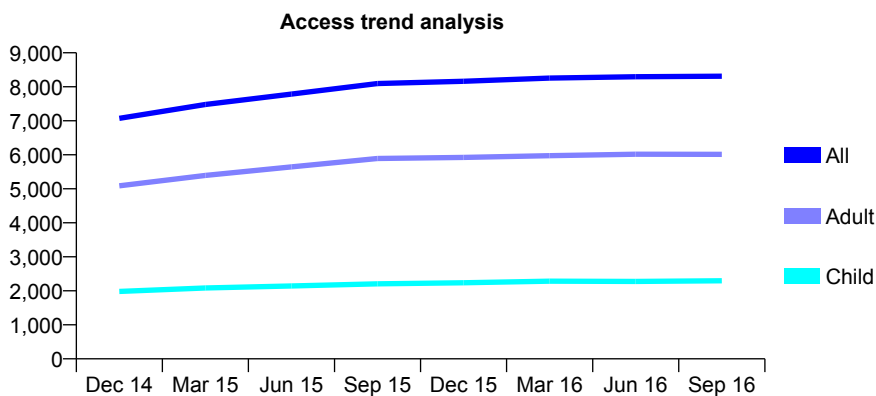
## Q52 - Vital Signs At a Glance Contract Report for 168785/0001 - September 2016

Name or company name	Bedford & Associates Limited
Contract type name	GDS Contract
Purpose of contract	General
Contract start date	01/11/2013
Contract end date	

16/17 Contracted general activity (UDA)	23,757
Carry forward general activity (UDA)	0
16/17 Contracted orthodontic activity (UOA)	0
Carry forward orthodontic activity (UOA)	0
Baseline contract value	£630,420.88

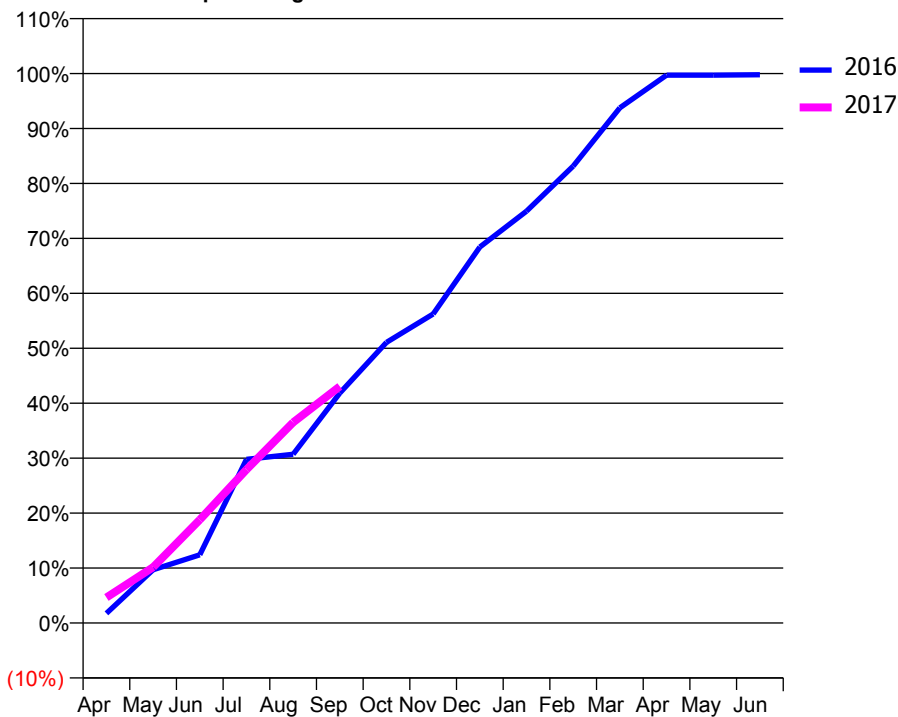
### ACCESS\*

Patients seen in 24 months	Total	Change since previous quarter
Quarter ending September 2015	8,097	
Quarter ending December 2015	8,162	→
Quarter ending March 2016	8,257	→
Quarter ending June 2016	8,296	→
Quarter ending September 2016	8,311	→
<b>Variance since September 2015</b>	<b>2.6%</b>	<b>↑</b>



### ACTIVITY

Cumulative percentage of contracted UDA delivered 2016 & 2017



Month	Adjusted Scheduled Activity (UDA)	
	2016	2017
April	420	1,102
May	2,303	2,412
June	2,949	4,464
July	7,076	6,635
August	7,294	8,675
September	9,941	10,228
October	12,135	
November	13,358	
December	16,254	
January	17,807	
February	19,756	
March	22,274	
April	23,687	
May	23,688	
June	23,703	

### QUALITY

	Quantity	Base Number	Contract	AT	Region	England
% of FP17s for the same patient ID Re-attending within 3 months - Children	100	1,641	6.1%	11.8%	13.5%	12.4%
% of FP17s for the same patient ID Re-attending within 3 months - Adults	508	4,246	12.0%	15.6%	17.4%	16.7%
% of FP17s for the same patient ID Re-attending between 3 & 9 months - Children	937	1,641	57.1%	59.6%	59.0%	57.4%
% of FP17s for the same patient ID Re-attending between 3 & 9 months - Adults	2,253	4,246	53.1%	54.4%	52.6%	50.5%
% of FP17s for Band 1 Urgent Courses	366	5,168	7.1%	8.6%	9.4%	9.1%
% of FP17s Relating to Free Repair or Replacements	70	5,168	1.4%	0.9%	1.0%	0.8%
% of FP17s Relating to Continuations	46	5,168	0.9%	1.4%	1.5%	1.3%
% of Patients satisfied with the dentistry they have received	6	6	N/A	92.7%	93.7%	93.2%
% of Patients satisfied with the time they had to wait for an appointment	6	6	N/A	88.3%	90.0%	89.0%

\* This is based on patients treated on this contract for their most recent course of treatment. Figures in italics indicate the base number of FP17s or Patient Questionnaire responses are less than 100. N/A is shown where the base number of responses is less than 10 during the period. % is calculated as Quantity/Base number\*100

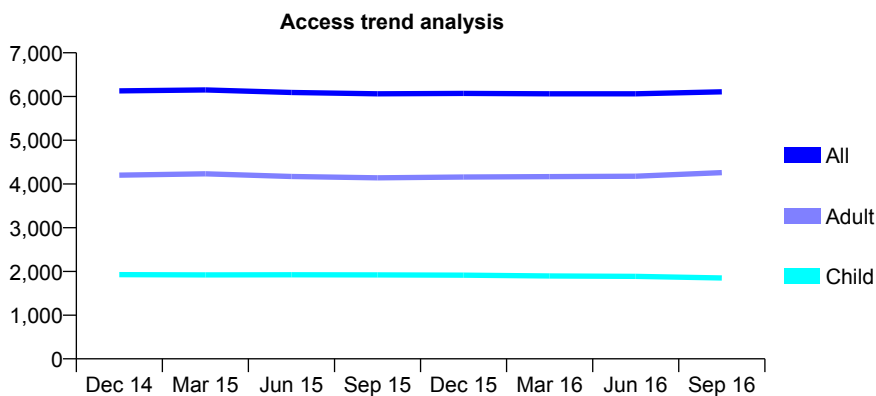
## Q52 - Vital Signs At a Glance Contract Report for 168904/0001 - September 2016

Name or company name	Mount Dental Surgery Limited
Contract type name	GDS Contract
Purpose of contract	General
Contract start date	01/04/2010
Contract end date	

16/17 Contracted general activity (UDA)	17,579
Carry forward general activity (UDA)	0
16/17 Contracted orthodontic activity (UOA)	0
Carry forward orthodontic activity (UOA)	0
Baseline contract value	£538,703.99

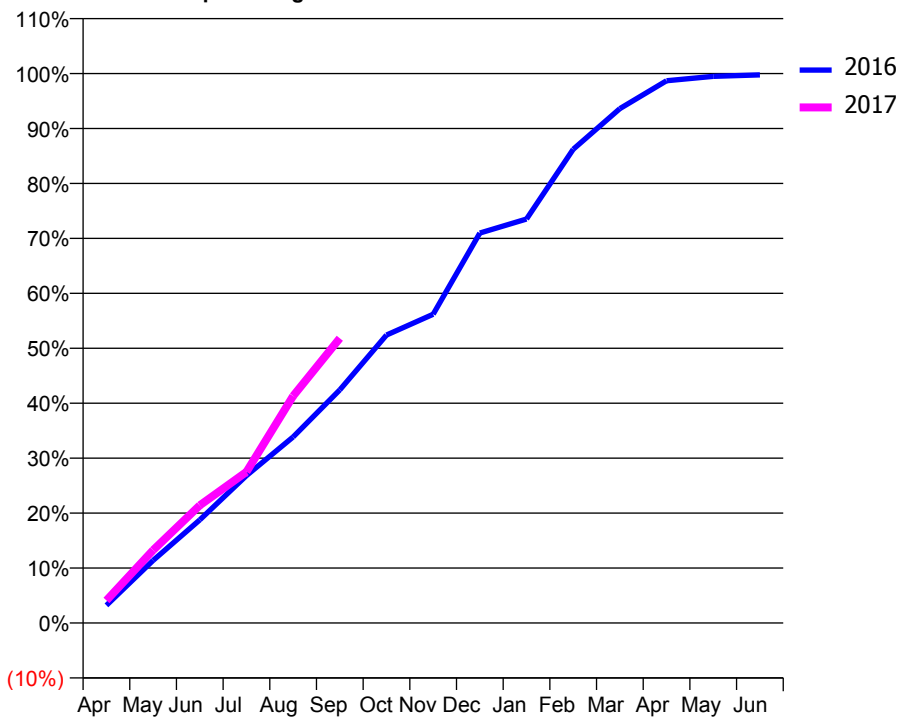
### ACCESS\*

Patients seen in 24 months	Total	Change since previous quarter
Quarter ending September 2015	6,062	
Quarter ending December 2015	6,071	→
Quarter ending March 2016	6,062	→
Quarter ending June 2016	6,061	→
Quarter ending September 2016	6,108	→
<b>Variance since September 2015</b>	<b>0.8%</b>	<b>→</b>



### ACTIVITY

Cumulative percentage of contracted UDA delivered 2016 & 2017



### QUALITY

	Quantity	Base Number	Contract	AT	Region	England
% of FP17s for the same patient ID Re-attending within 3 months - Children	128	1,442	8.9%	11.8%	13.5%	12.4%
% of FP17s for the same patient ID Re-attending within 3 months - Adults	395	2,727	14.5%	15.6%	17.4%	16.7%
% of FP17s for the same patient ID Re-attending between 3 & 9 months - Children	705	1,442	48.9%	59.6%	59.0%	57.4%
% of FP17s for the same patient ID Re-attending between 3 & 9 months - Adults	1,099	2,727	40.3%	54.4%	52.6%	50.5%
% of FP17s for Band 1 Urgent Courses	340	3,756	9.1%	8.6%	9.4%	9.1%
% of FP17s Relating to Free Repair or Replacements	5	3,756	0.1%	0.9%	1.0%	0.8%
% of FP17s Relating to Continuations	29	3,756	0.8%	1.4%	1.5%	1.3%
% of Patients satisfied with the dentistry they have received	1	1	N/A	92.7%	93.7%	93.2%
% of Patients satisfied with the time they had to wait for an appointment	1	1	N/A	88.3%	90.0%	89.0%

\* This is based on patients treated on this contract for their most recent course of treatment. Figures in italics indicate the base number of FP17s or Patient Questionnaire responses are less than 100. N/A is shown where the base number of responses is less than 10 during the period. % is calculated as Quantity/Base number\*100

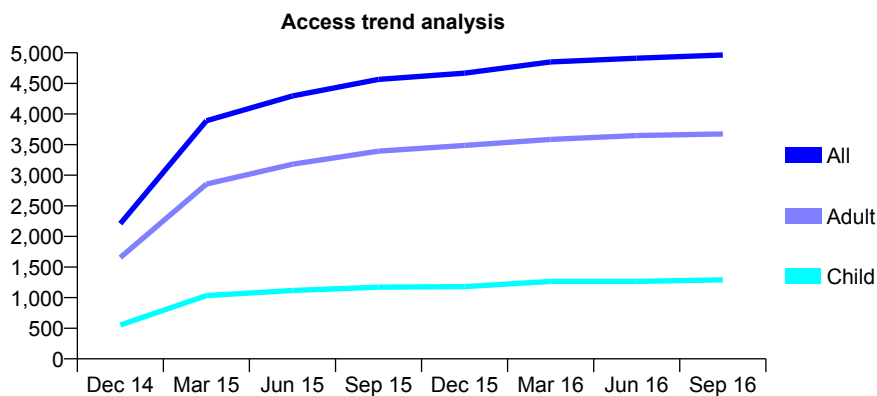
## Q52 - Vital Signs At a Glance Contract Report for 169188/0001 - September 2016

Name or company name	Thornton Dental Limited
Contract type name	GDS Contract
Purpose of contract	General
Contract start date	01/08/2014
Contract end date	

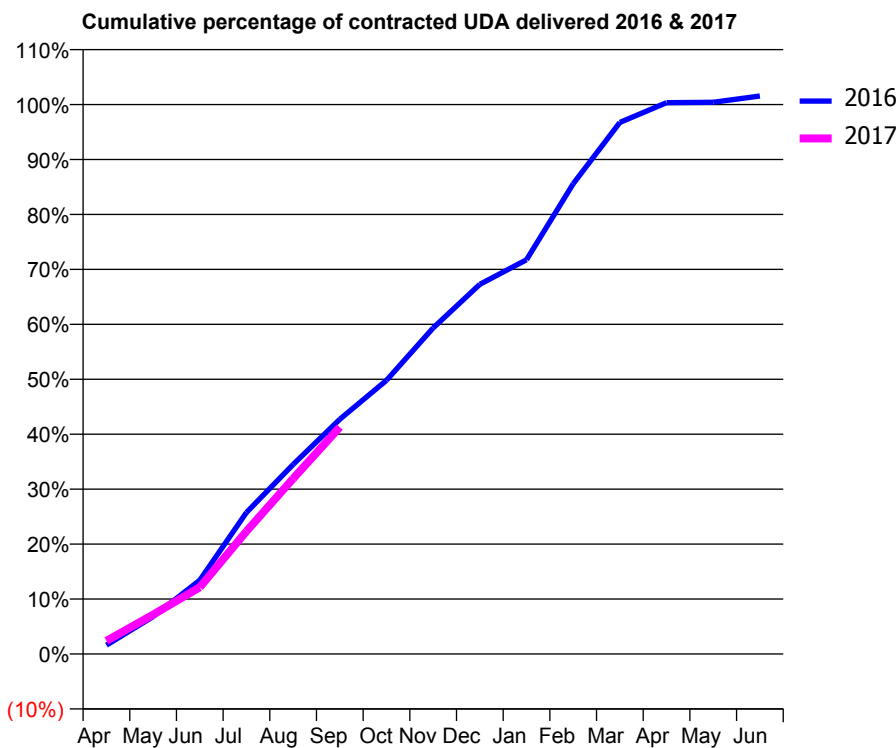
16/17 Contracted general activity (UDA)	14,479
Carry forward general activity (UDA)	0
16/17 Contracted orthodontic activity (UOA)	0
Carry forward orthodontic activity (UOA)	0
Baseline contract value	£344,658.63

### ACCESS\*

Patients seen in 24 months	Total	Change since previous quarter
Quarter ending September 2015	4,565	
Quarter ending December 2015	4,667	↑
Quarter ending March 2016	4,850	↑
Quarter ending June 2016	4,912	→
Quarter ending September 2016	4,965	→
<b>Variance since September 2015</b>	<b>8.8%</b>	<b>↑</b>



### ACTIVITY



Month	Adjusted Scheduled Activity (UDA)	
	2016	2017
April	232	348
May	985	1,039
June	1,944	1,758
July	3,729	3,235
August	4,994	4,623
September	6,186	5,980
October	7,212	
November	8,593	
December	9,743	
January	10,389	
February	12,390	
March	14,007	
April	14,527	
May	14,537	
June	14,701	

### QUALITY

	Quantity	Base Number	Contract	AT	Region	England
% of FP17s for the same patient ID Re-attending within 3 months - Children	159	1,041	15.3%	11.8%	13.5%	12.4%
% of FP17s for the same patient ID Re-attending within 3 months - Adults	380	2,538	15.0%	15.6%	17.4%	16.7%
% of FP17s for the same patient ID Re-attending between 3 & 9 months - Children	574	1,041	55.1%	59.6%	59.0%	57.4%
% of FP17s for the same patient ID Re-attending between 3 & 9 months - Adults	1,527	2,538	60.2%	54.4%	52.6%	50.5%
% of FP17s for Band 1 Urgent Courses	260	3,234	8.0%	8.6%	9.4%	9.1%
% of FP17s Relating to Free Repair or Replacements	30	3,234	0.9%	0.9%	1.0%	0.8%
% of FP17s Relating to Continuations	31	3,234	1.0%	1.4%	1.5%	1.3%
% of Patients satisfied with the dentistry they have received	3	3	N/A	92.7%	93.7%	93.2%
% of Patients satisfied with the time they had to wait for an appointment	3	3	N/A	88.3%	90.0%	89.0%

\* This is based on patients treated on this contract for their most recent course of treatment. Figures in italics indicate the base number of FP17s or Patient Questionnaire responses are less than 100. N/A is shown where the base number of responses is less than 10 during the period. % is calculated as Quantity/Base number\*100

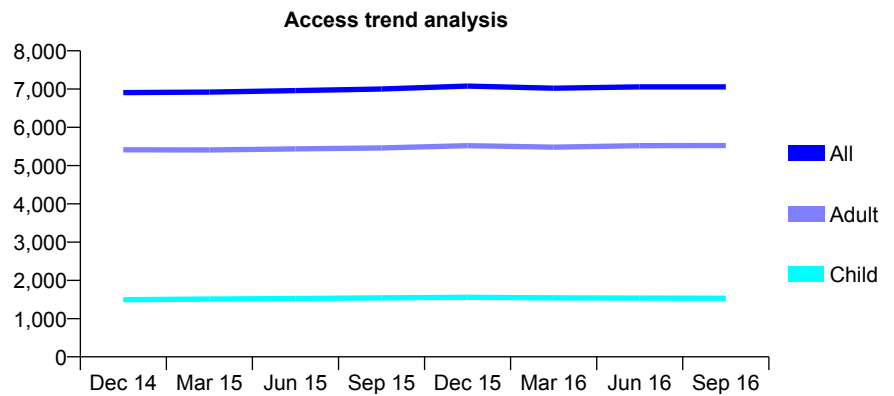
## Q52 - Vital Signs At a Glance Contract Report for 172340/0001 - September 2016

Name or company name	S C Milnes Ltd
Contract type name	GDS Contract
Purpose of contract	General
Contract start date	01/06/2009
Contract end date	

16/17 Contracted general activity (UDA)	21,455
Carry forward general activity (UDA)	0
16/17 Contracted orthodontic activity (UOA)	0
Carry forward orthodontic activity (UOA)	0
Baseline contract value	£671,783.61

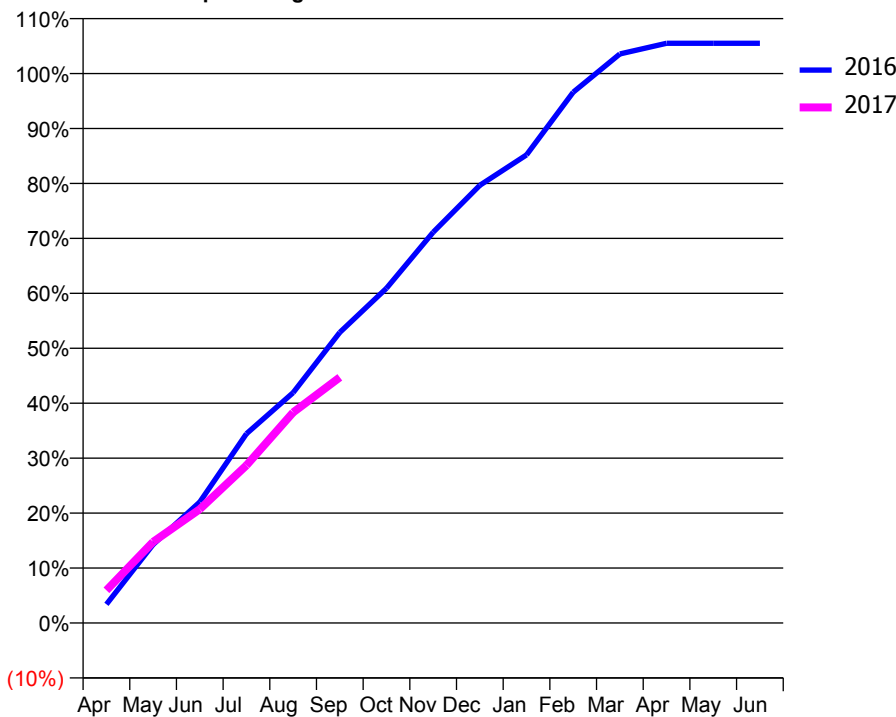
### ACCESS\*

Patients seen in 24 months	Total	Change since previous quarter
Quarter ending September 2015	7,003	
Quarter ending December 2015	7,078	→
Quarter ending March 2016	7,023	→
Quarter ending June 2016	7,056	→
Quarter ending September 2016	7,056	→
<b>Variance since September 2015</b>	<b>0.8%</b>	<b>→</b>



### ACTIVITY

Cumulative percentage of contracted UDA delivered 2016 & 2017



Month	Adjusted Scheduled Activity (UDA)	
	2016	2017
April	732	1,276
May	3,065	3,166
June	4,725	4,446
July	7,391	6,158
August	8,996	8,226
September	11,347	9,592
October	13,069	
November	15,259	
December	17,088	
January	18,276	
February	20,723	
March	22,221	
April	22,633	
May	22,633	
June	22,633	

### QUALITY

	Quantity	Base Number	Contract	AT	Region	England
% of FP17s for the same patient ID Re-attending within 3 months - Children	74	1,195	6.2%	11.8%	13.5%	12.4%
% of FP17s for the same patient ID Re-attending within 3 months - Adults	618	4,358	14.2%	15.6%	17.4%	16.7%
% of FP17s for the same patient ID Re-attending between 3 & 9 months - Children	749	1,195	62.7%	59.6%	59.0%	57.4%
% of FP17s for the same patient ID Re-attending between 3 & 9 months - Adults	2,732	4,358	62.7%	54.4%	52.6%	50.5%
% of FP17s for Band 1 Urgent Courses	178	5,234	3.4%	8.6%	9.4%	9.1%
% of FP17s Relating to Free Repair or Replacements	55	5,234	1.1%	0.9%	1.0%	0.8%
% of FP17s Relating to Continuations	114	5,234	2.2%	1.4%	1.5%	1.3%
% of Patients satisfied with the dentistry they have received	2	2	N/A	92.7%	93.7%	93.2%
% of Patients satisfied with the time they had to wait for an appointment	2	2	N/A	88.3%	90.0%	89.0%

\* This is based on patients treated on this contract for their most recent course of treatment. Figures in italics indicate the base number of FP17s or Patient Questionnaire responses are less than 100. N/A is shown where the base number of responses is less than 10 during the period. % is calculated as Quantity/Base number\*100

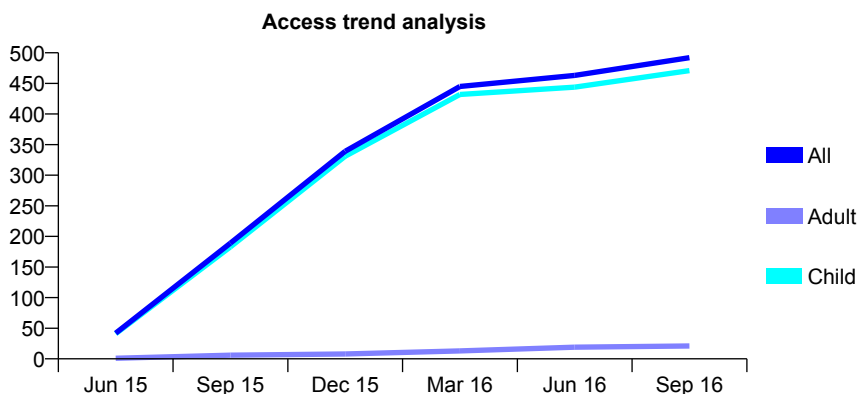
## Q52 - Vital Signs At a Glance Contract Report for 173649/0001 - September 2016

Name or company name	The Dental Studio
Contract type name	GDS Contract
Purpose of contract	General
Contract start date	01/06/2015
Contract end date	

16/17 Contracted general activity (UDA)	1,030
Carry forward general activity (UDA)	0
16/17 Contracted orthodontic activity (UOA)	0
Carry forward orthodontic activity (UOA)	0
Baseline contract value	£22,596.92

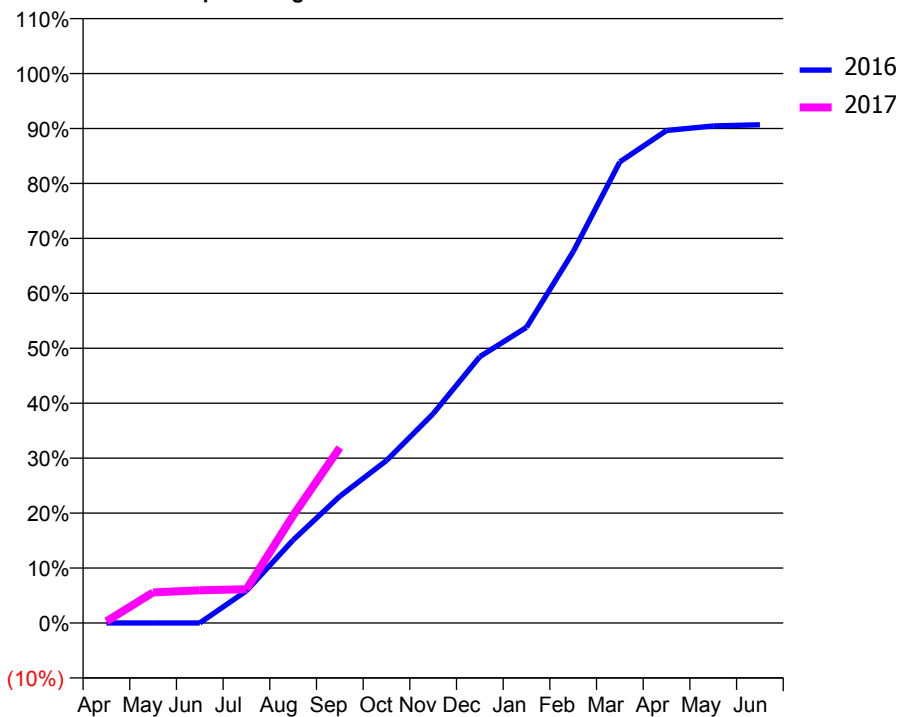
### ACCESS\*

Patients seen in 24 months	Total	Change since previous quarter
Quarter ending September 2015	189	
Quarter ending December 2015	339	↑
Quarter ending March 2016	445	↑
Quarter ending June 2016	463	↑
Quarter ending September 2016	492	↑
<b>Variance since September 2015</b>	<b>160.3%</b>	<b>↑</b>



### ACTIVITY

Cumulative percentage of contracted UDA delivered 2016 & 2017



Adjusted Scheduled Activity (UDA)

Month	2016	2017
April	0	3
May	0	57
June	0	61
July	50	63
August	130	202
September	198	329
October	254	
November	327	
December	416	
January	462	
February	580	
March	720	
April	769	
May	776	
June	778	

### QUALITY

	Quantity	Base Number	Contract	AT	Region	England
% of FP17s for the same patient ID Re-attending within 3 months - Children	9	308	2.9%	11.8%	13.5%	12.4%
% of FP17s for the same patient ID Re-attending within 3 months - Adults	0	0	N/A	15.6%	17.4%	16.7%
% of FP17s for the same patient ID Re-attending between 3 & 9 months - Children	202	308	65.6%	59.6%	59.0%	57.4%
% of FP17s for the same patient ID Re-attending between 3 & 9 months - Adults	0	0	N/A	54.4%	52.6%	50.5%
% of FP17s for Band 1 Urgent Courses	4	270	1.5%	8.6%	9.4%	9.1%
% of FP17s Relating to Free Repair or Replacements	0	270	0.0%	0.9%	1.0%	0.8%
% of FP17s Relating to Continuations	0	270	0.0%	1.4%	1.5%	1.3%
% of Patients satisfied with the dentistry they have received	0	0	N/A	92.7%	93.7%	93.2%
% of Patients satisfied with the time they had to wait for an appointment	0	0	N/A	88.3%	90.0%	89.0%

\* This is based on patients treated on this contract for their most recent course of treatment. Figures in italics indicate the base number of FP17s or Patient Questionnaire responses are less than 100. N/A is shown where the base number of responses is less than 10 during the period. % is calculated as Quantity/Base number\*100

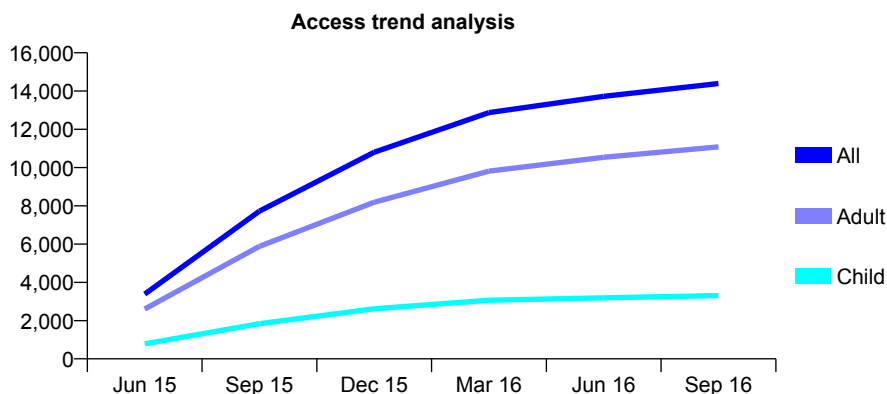
## Q52 - Vital Signs At a Glance Contract Report for 173681/0001 - September 2016

Name or company name	Mulli Limited
Contract type name	GDS Contract
Purpose of contract	General
Contract start date	01/05/2015
Contract end date	

16/17 Contracted general activity (UDA)	55,056
Carry forward general activity (UDA)	0
16/17 Contracted orthodontic activity (UOA)	0
Carry forward orthodontic activity (UOA)	0
Baseline contract value	£1,566,799.85

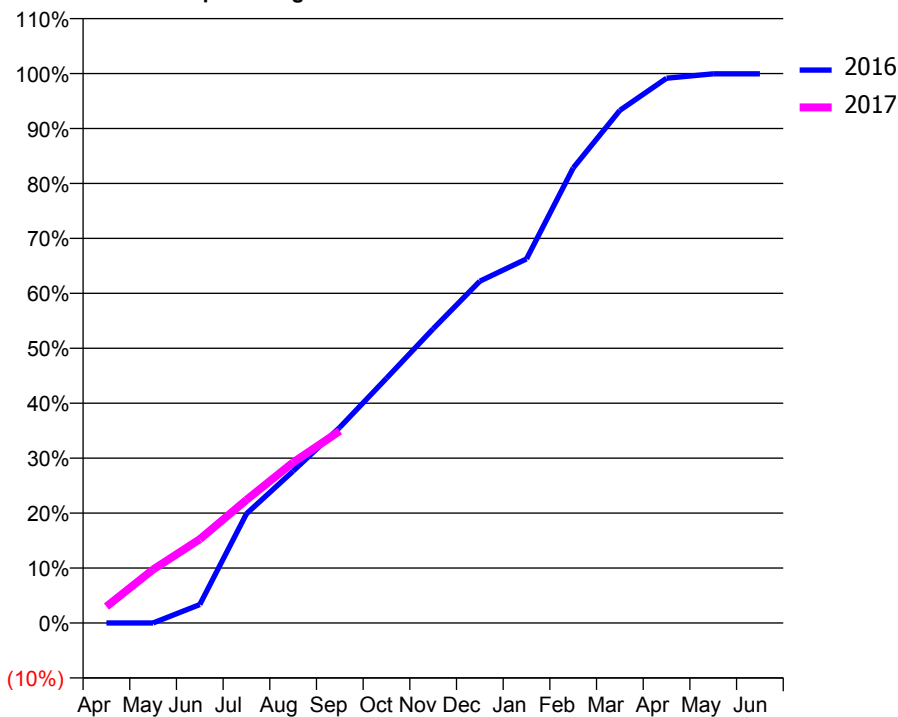
### ACCESS\*

Patients seen in 24 months	Total	Change since previous quarter
Quarter ending September 2015	7,718	
Quarter ending December 2015	10,806	↑
Quarter ending March 2016	12,876	↑
Quarter ending June 2016	13,726	↑
Quarter ending September 2016	14,395	↑
<b>Variance since September 2015</b>	<b>86.5%</b>	<b>↑</b>



### ACTIVITY

Cumulative percentage of contracted UDA delivered 2016 & 2017



Month	Adjusted Scheduled Activity (UDA)	
	2016	2017
April	0	1,647
May	0	5,361
June	1,693	8,401
July	10,040	12,334
August	13,958	16,095
September	17,973	19,242
October	22,478	
November	27,022	
December	31,390	
January	33,443	
February	41,788	
March	47,079	
April	50,032	
May	50,440	
June	50,443	

### QUALITY

	Quantity	Base Number	Contract	AT	Region	England
% of FP17s for the same patient ID Re-attending within 3 months - Children	184	2,370	7.8%	11.8%	13.5%	12.4%
% of FP17s for the same patient ID Re-attending within 3 months - Adults	1,335	8,412	15.9%	15.6%	17.4%	16.7%
% of FP17s for the same patient ID Re-attending between 3 & 9 months - Children	1,366	2,370	57.6%	59.6%	59.0%	57.4%
% of FP17s for the same patient ID Re-attending between 3 & 9 months - Adults	4,659	8,412	55.4%	54.4%	52.6%	50.5%
% of FP17s for Band 1 Urgent Courses	689	9,283	7.4%	8.6%	9.4%	9.1%
% of FP17s Relating to Free Repair or Replacements	240	9,283	2.6%	0.9%	1.0%	0.8%
% of FP17s Relating to Continuations	90	9,283	1.0%	1.4%	1.5%	1.3%
% of Patients satisfied with the dentistry they have received	7	9	N/A	92.7%	93.7%	93.2%
% of Patients satisfied with the time they had to wait for an appointment	9	9	N/A	88.3%	90.0%	89.0%

\* This is based on patients treated on this contract for their most recent course of treatment. Figures in italics indicate the base number of FP17s or Patient Questionnaire responses are less than 100. N/A is shown where the base number of responses is less than 10 during the period. % is calculated as Quantity/Base number\*100



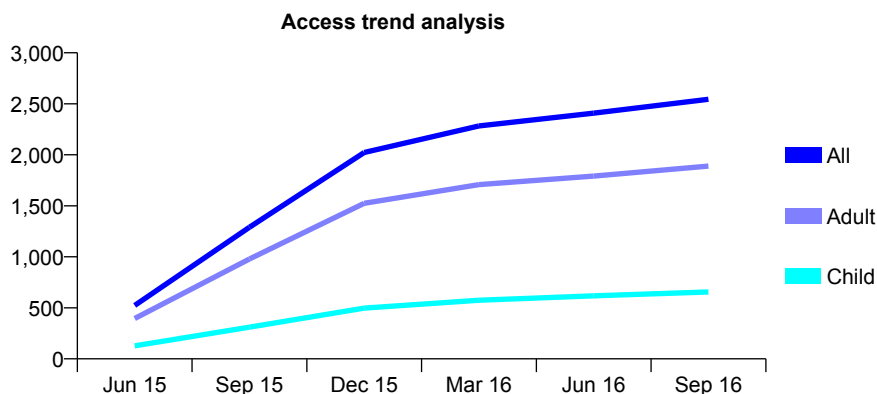
## Q52 - Vital Signs At a Glance Contract Report for 173681/0002 - September 2016

Name or company name	Mulli Limited
Contract type name	GDS Contract
Purpose of contract	General
Contract start date	01/05/2015
Contract end date	

16/17 Contracted general activity (UDA)	8,500
Carry forward general activity (UDA)	0
16/17 Contracted orthodontic activity (UOA)	0
Carry forward orthodontic activity (UOA)	0
Baseline contract value	£255,102.02

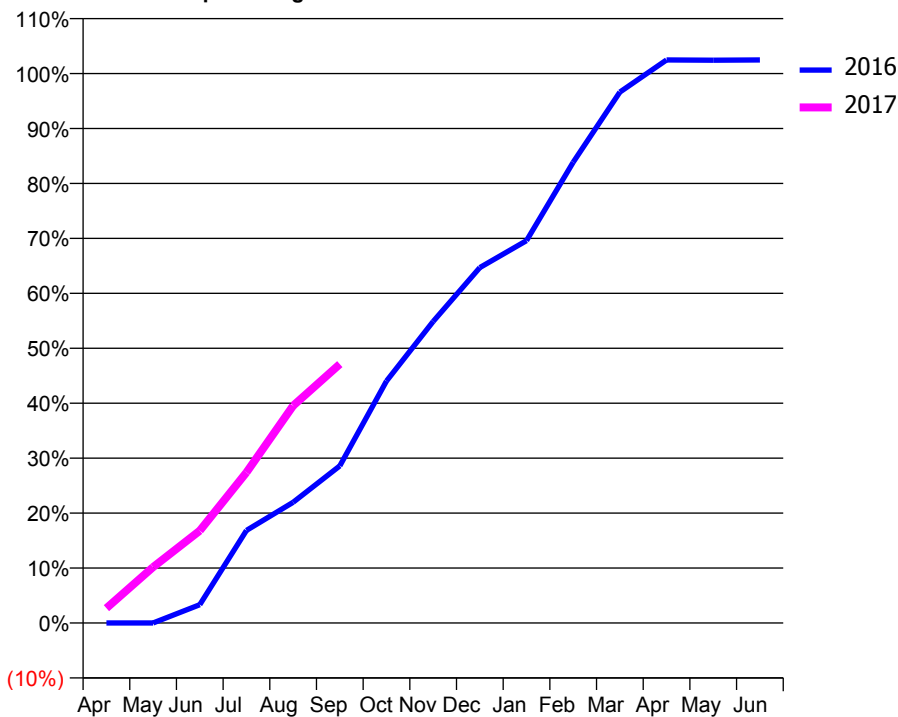
### ACCESS\*

Patients seen in 24 months	Total	Change since previous quarter
Quarter ending September 2015	1,290	
Quarter ending December 2015	2,023	↑
Quarter ending March 2016	2,283	↑
Quarter ending June 2016	2,409	↑
Quarter ending September 2016	2,544	↑
<b>Variance since September 2015</b>	<b>97.2%</b>	<b>↑</b>



### ACTIVITY

Cumulative percentage of contracted UDA delivered 2016 & 2017



Adjusted Scheduled Activity (UDA)

Month	2016	2017
April	0	231
May	0	866
June	261	1,428
July	1,312	2,331
August	1,713	3,362
September	2,228	4,005
October	3,431	
November	4,277	
December	5,040	
January	5,423	
February	6,533	
March	7,528	
April	7,984	
May	7,980	
June	7,985	

### QUALITY

	Quantity	Base Number	Contract	AT	Region	England
% of FP17s for the same patient ID Re-attending within 3 months - Children	39	523	7.5%	11.8%	13.5%	12.4%
% of FP17s for the same patient ID Re-attending within 3 months - Adults	269	1,748	15.4%	15.6%	17.4%	16.7%
% of FP17s for the same patient ID Re-attending between 3 & 9 months - Children	302	523	57.7%	59.6%	59.0%	57.4%
% of FP17s for the same patient ID Re-attending between 3 & 9 months - Adults	1,145	1,748	65.5%	54.4%	52.6%	50.5%
% of FP17s for Band 1 Urgent Courses	43	2,068	2.1%	8.6%	9.4%	9.1%
% of FP17s Relating to Free Repair or Replacements	41	2,068	2.0%	0.9%	1.0%	0.8%
% of FP17s Relating to Continuations	22	2,068	1.1%	1.4%	1.5%	1.3%
% of Patients satisfied with the dentistry they have received	4	4	N/A	92.7%	93.7%	93.2%
% of Patients satisfied with the time they had to wait for an appointment	4	4	N/A	88.3%	90.0%	89.0%

\* This is based on patients treated on this contract for their most recent course of treatment. Figures in italics indicate the base number of FP17s or Patient Questionnaire responses are less than 100. N/A is shown where the base number of responses is less than 10 during the period. % is calculated as Quantity/Base number\*100

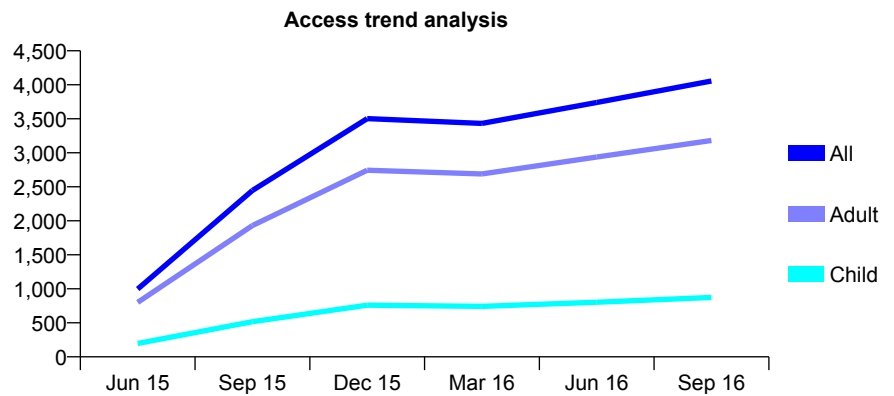
## Q52 - Vital Signs At a Glance Contract Report for 173681/0003 - September 2016

Name or company name	Mulli Limited
Contract type name	GDS Contract
Purpose of contract	General
Contract start date	01/05/2015
Contract end date	

16/17 Contracted general activity (UDA)	15,309
Carry forward general activity (UDA)	0
16/17 Contracted orthodontic activity (UOA)	0
Carry forward orthodontic activity (UOA)	0
Baseline contract value	£400,002.96

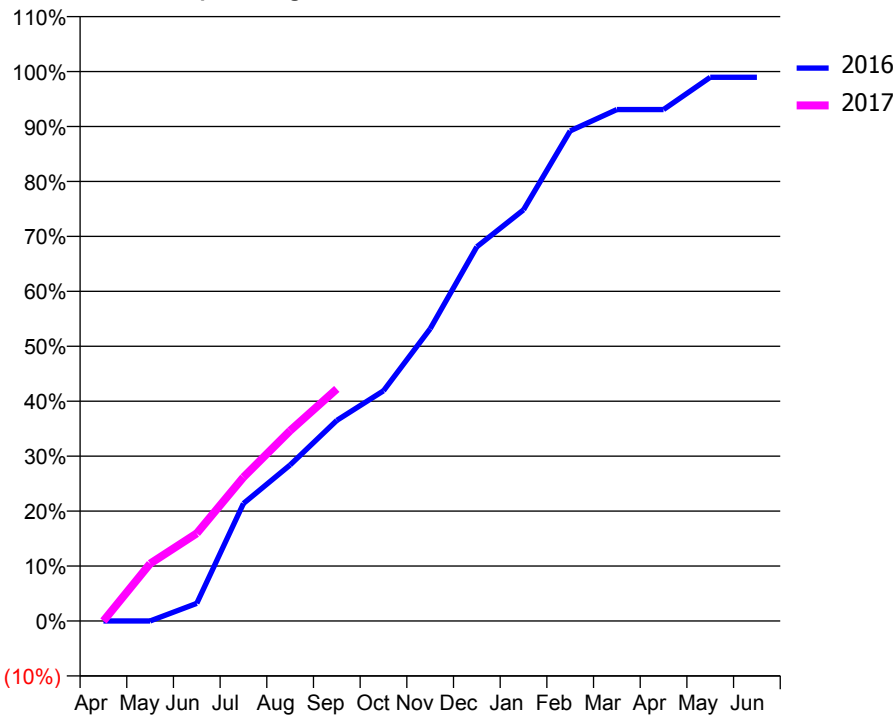
### ACCESS\*

Patients seen in 24 months	Total	Change since previous quarter
Quarter ending September 2015	2,446	
Quarter ending December 2015	3,503	↑
Quarter ending March 2016	3,433	↓
Quarter ending June 2016	3,740	↑
Quarter ending September 2016	4,055	↑
<b>Variance since September 2015</b>	<b>65.8%</b>	<b>↑</b>



### ACTIVITY

Cumulative percentage of contracted UDA delivered 2016 & 2017



Month	Adjusted Scheduled Activity (UDA)	
	2016	2017
April	0	0
May	0	1,598
June	451	2,443
July	3,002	4,006
August	3,985	5,304
September	5,123	6,466
October	5,879	
November	7,463	
December	9,557	
January	10,500	
February	12,515	
March	13,061	
April	13,061	
May	13,885	
June	13,887	

### QUALITY

	Quantity	Base Number	Contract	AT	Region	England
% of FP17s for the same patient ID Re-attending within 3 months - Children	45	765	5.9%	11.8%	13.5%	12.4%
% of FP17s for the same patient ID Re-attending within 3 months - Adults	499	3,055	16.3%	15.6%	17.4%	16.7%
% of FP17s for the same patient ID Re-attending between 3 & 9 months - Children	438	765	57.3%	59.6%	59.0%	57.4%
% of FP17s for the same patient ID Re-attending between 3 & 9 months - Adults	1,764	3,055	57.7%	54.4%	52.6%	50.5%
% of FP17s for Band 1 Urgent Courses	169	3,422	4.9%	8.6%	9.4%	9.1%
% of FP17s Relating to Free Repair or Replacements	87	3,422	2.5%	0.9%	1.0%	0.8%
% of FP17s Relating to Continuations	43	3,422	1.3%	1.4%	1.5%	1.3%
% of Patients satisfied with the dentistry they have received	3	3	N/A	92.7%	93.7%	93.2%
% of Patients satisfied with the time they had to wait for an appointment	3	3	N/A	88.3%	90.0%	89.0%

\* This is based on patients treated on this contract for their most recent course of treatment. Figures in italics indicate the base number of FP17s or Patient Questionnaire responses are less than 100. N/A is shown where the base number of responses is less than 10 during the period. % is calculated as Quantity/Base number\*100

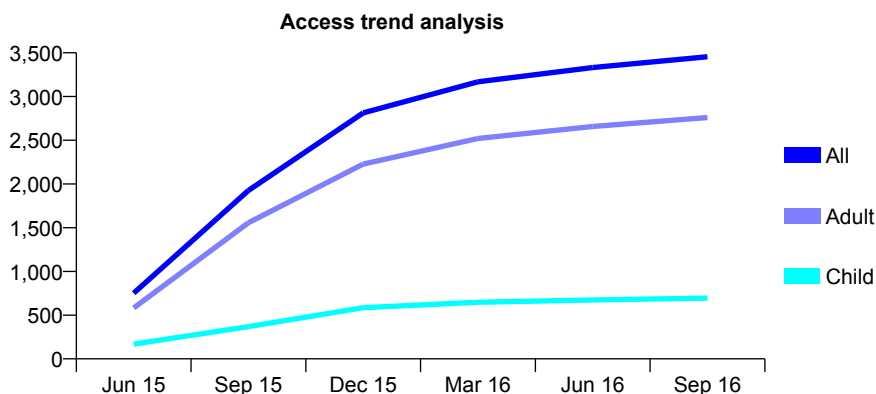
## Q52 - Vital Signs At a Glance Contract Report for 173681/0004 - September 2016

Name or company name	Mulli Limited
Contract type name	GDS Contract
Purpose of contract	General
Contract start date	01/05/2015
Contract end date	

16/17 Contracted general activity (UDA)	13,781
Carry forward general activity (UDA)	0
16/17 Contracted orthodontic activity (UOA)	0
Carry forward orthodontic activity (UOA)	0
Baseline contract value	£311,958.83

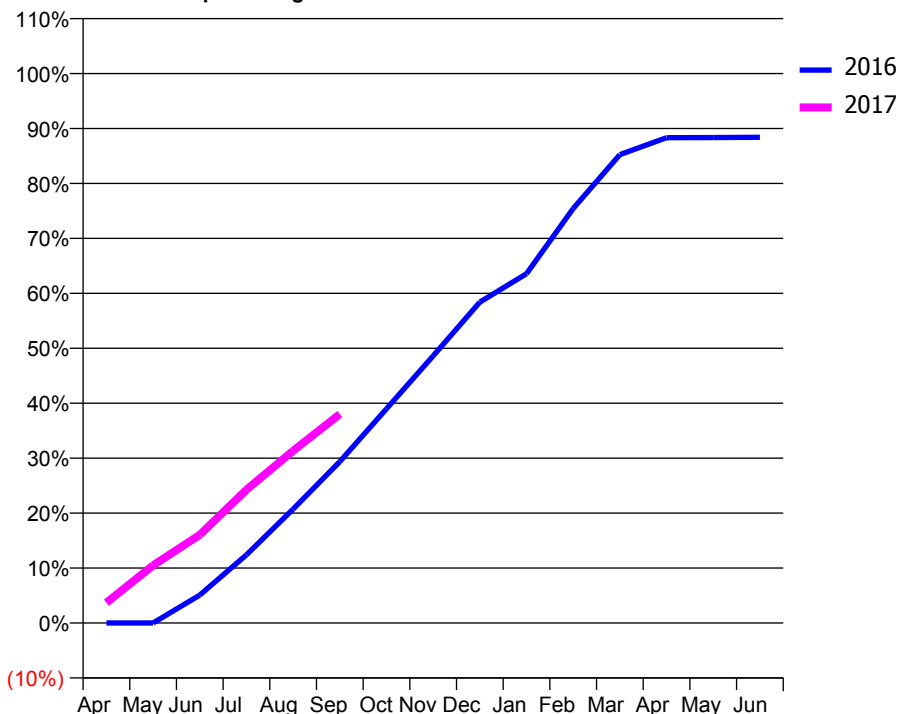
### ACCESS\*

Patients seen in 24 months	Total	Change since previous quarter
Quarter ending September 2015	1,925	
Quarter ending December 2015	2,813	↑
Quarter ending March 2016	3,168	↑
Quarter ending June 2016	3,331	↑
Quarter ending September 2016	3,455	↑
<b>Variance since September 2015</b>	<b>79.5%</b>	<b>↑</b>



### ACTIVITY

Cumulative percentage of contracted UDA delivered 2016 & 2017



Month	Adjusted Scheduled Activity (UDA)	
	2016	2017
April	0	512
May	0	1,447
June	642	2,213
July	1,568	3,344
August	2,621	4,318
September	3,710	5,240
October	4,924	
November	6,142	
December	7,376	
January	8,029	
February	9,531	
March	10,769	
April	11,157	
May	11,161	
June	11,165	

### QUALITY

	Quantity	Base Number	Contract	AT	Region	England
% of FP17s for the same patient ID Re-attending within 3 months - Children	48	577	8.3%	11.8%	13.5%	12.4%
% of FP17s for the same patient ID Re-attending within 3 months - Adults	522	2,599	20.1%	15.6%	17.4%	16.7%
% of FP17s for the same patient ID Re-attending between 3 & 9 months - Children	383	577	66.4%	59.6%	59.0%	57.4%
% of FP17s for the same patient ID Re-attending between 3 & 9 months - Adults	1,612	2,599	62.0%	54.4%	52.6%	50.5%
% of FP17s for Band 1 Urgent Courses	366	2,987	12.3%	8.6%	9.4%	9.1%
% of FP17s Relating to Free Repair or Replacements	69	2,987	2.3%	0.9%	1.0%	0.8%
% of FP17s Relating to Continuations	60	2,987	2.0%	1.4%	1.5%	1.3%
% of Patients satisfied with the dentistry they have received	2	2	N/A	92.7%	93.7%	93.2%
% of Patients satisfied with the time they had to wait for an appointment	2	2	N/A	88.3%	90.0%	89.0%

\* This is based on patients treated on this contract for their most recent course of treatment. Figures in italics indicate the base number of FP17s or Patient Questionnaire responses are less than 100. N/A is shown where the base number of responses is less than 10 during the period. % is calculated as Quantity/Base number\*100

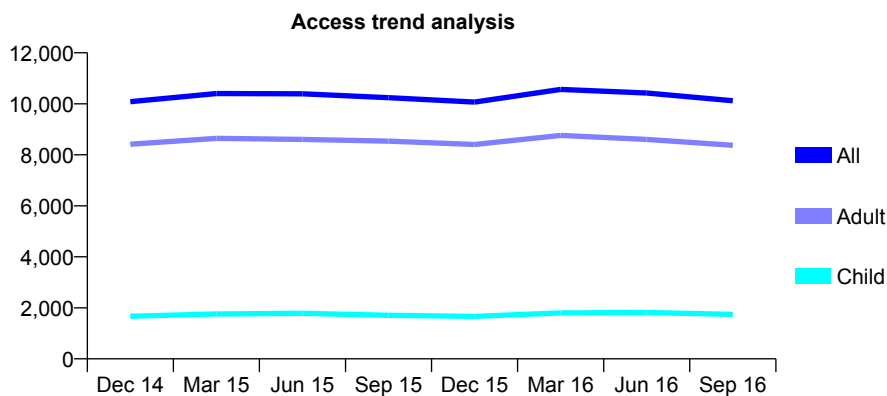
## Q52 - Vital Signs At a Glance Contract Report for 174831/0001 - September 2016

Name or company name	TOVEY LITTLE DENTAL CENTRE LTD
Contract type name	GDS Contract
Purpose of contract	General
Contract start date	01/04/2011
Contract end date	

16/17 Contracted general activity (UDA)	30,005
Carry forward general activity (UDA)	0
16/17 Contracted orthodontic activity (UOA)	0
Carry forward orthodontic activity (UOA)	0
Baseline contract value	£967,104.69

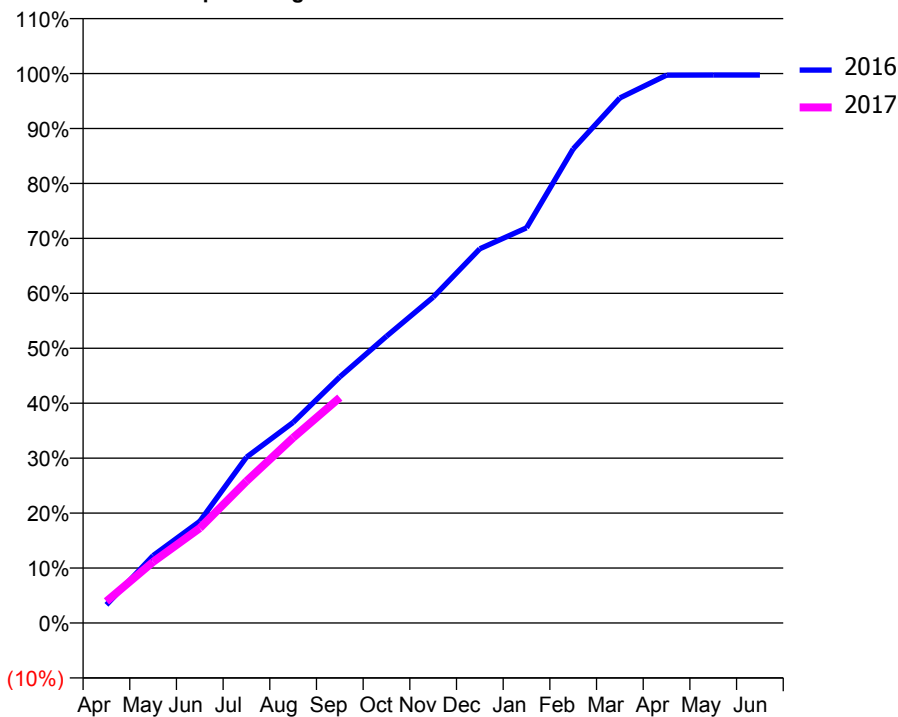
### ACCESS\*

Patients seen in 24 months	Total	Change since previous quarter
Quarter ending September 2015	10,242	
Quarter ending December 2015	10,068	↓
Quarter ending March 2016	10,564	↑
Quarter ending June 2016	10,422	↓
Quarter ending September 2016	10,118	↓
<b>Variance since September 2015</b>	<b>(1.2%)</b>	<b>↓</b>



### ACTIVITY

Cumulative percentage of contracted UDA delivered 2016 & 2017



### QUALITY

	Quantity	Base Number	Contract	AT	Region	England
% of FP17s for the same patient ID Re-attending within 3 months - Children	196	1,511	13.0%	11.8%	13.5%	12.4%
% of FP17s for the same patient ID Re-attending within 3 months - Adults	882	5,824	15.1%	15.6%	17.4%	16.7%
% of FP17s for the same patient ID Re-attending between 3 & 9 months - Children	829	1,511	54.9%	59.6%	59.0%	57.4%
% of FP17s for the same patient ID Re-attending between 3 & 9 months - Adults	3,139	5,824	53.9%	54.4%	52.6%	50.5%
% of FP17s for Band 1 Urgent Courses	325	6,040	5.4%	8.6%	9.4%	9.1%
% of FP17s Relating to Free Repair or Replacements	97	6,040	1.6%	0.9%	1.0%	0.8%
% of FP17s Relating to Continuations	135	6,040	2.2%	1.4%	1.5%	1.3%
% of Patients satisfied with the dentistry they have received	6	8	N/A	92.7%	93.7%	93.2%
% of Patients satisfied with the time they had to wait for an appointment	6	8	N/A	88.3%	90.0%	89.0%

\* This is based on patients treated on this contract for their most recent course of treatment. Figures in italics indicate the base number of FP17s or Patient Questionnaire responses are less than 100. N/A is shown where the base number of responses is less than 10 during the period. % is calculated as Quantity/Base number\*100

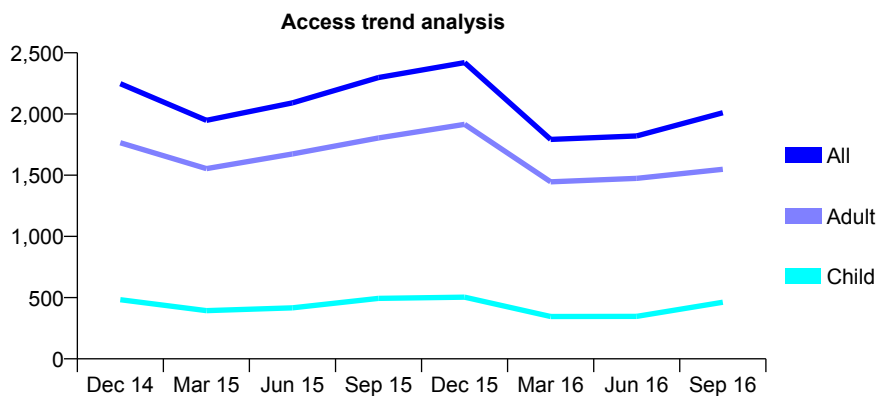
## Q52 - Vital Signs At a Glance Contract Report for 174831/0002 - September 2016

Name or company name	TOVEY LITTLE DENTAL CENTRE LTD
Contract type name	GDS Contract
Purpose of contract	General
Contract start date	01/04/2011
Contract end date	

16/17 Contracted general activity (UDA)	6,000
Carry forward general activity (UDA)	0
16/17 Contracted orthodontic activity (UOA)	0
Carry forward orthodontic activity (UOA)	0
Baseline contract value	£171,958.81

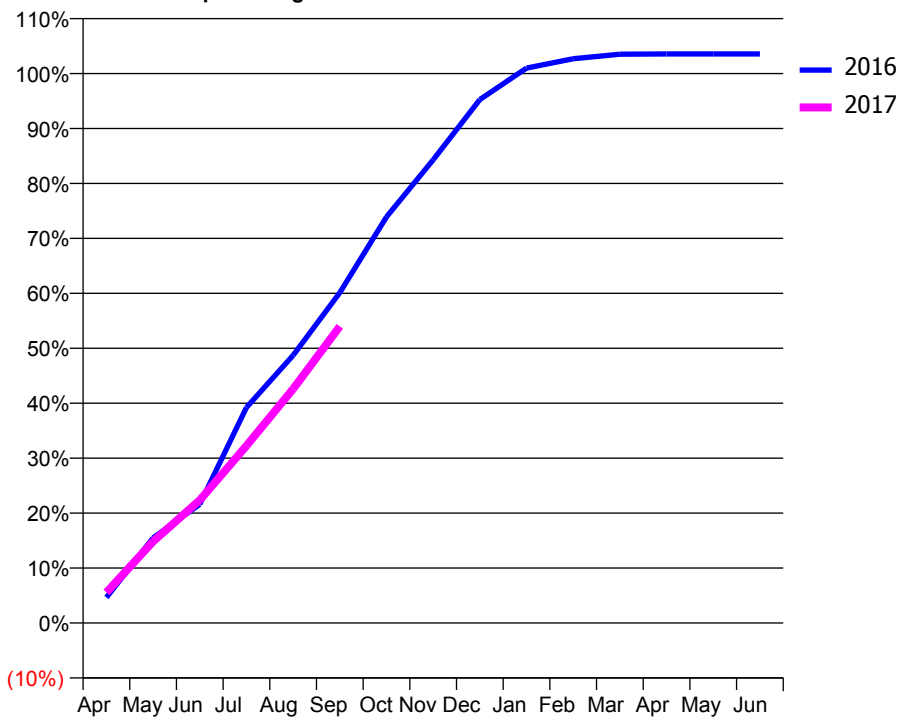
### ACCESS\*

Patients seen in 24 months	Total	Change since previous quarter
Quarter ending September 2015	2,298	
Quarter ending December 2015	2,420	↑
Quarter ending March 2016	1,792	↓
Quarter ending June 2016	1,821	→
Quarter ending September 2016	2,010	↑
<b>Variance since September 2015</b>	<b>(12.5%)</b>	<b>↓</b>



### ACTIVITY

Cumulative percentage of contracted UDA delivered 2016 & 2017



Adjusted Scheduled Activity (UDA)

Month	2016	2017
April	278	334
May	929	891
June	1,296	1,342
July	2,354	1,936
August	2,923	2,555
September	3,608	3,239
October	4,435	
November	5,057	
December	5,716	
January	6,060	
February	6,161	
March	6,211	
April	6,214	
May	6,214	
June	6,214	

### QUALITY

	Quantity	Base Number	Contract	AT	Region	England
% of FP17s for the same patient ID Re-attending within 3 months - Children	12	404	3.0%	11.8%	13.5%	12.4%
% of FP17s for the same patient ID Re-attending within 3 months - Adults	62	1,172	5.3%	15.6%	17.4%	16.7%
% of FP17s for the same patient ID Re-attending between 3 & 9 months - Children	171	404	42.3%	59.6%	59.0%	57.4%
% of FP17s for the same patient ID Re-attending between 3 & 9 months - Adults	326	1,172	27.8%	54.4%	52.6%	50.5%
% of FP17s for Band 1 Urgent Courses	57	1,574	3.6%	8.6%	9.4%	9.1%
% of FP17s Relating to Free Repair or Replacements	13	1,574	0.8%	0.9%	1.0%	0.8%
% of FP17s Relating to Continuations	25	1,574	1.6%	1.4%	1.5%	1.3%
% of Patients satisfied with the dentistry they have received	2	2	N/A	92.7%	93.7%	93.2%
% of Patients satisfied with the time they had to wait for an appointment	1	2	N/A	88.3%	90.0%	89.0%

\* This is based on patients treated on this contract for their most recent course of treatment. Figures in italics indicate the base number of FP17s or Patient Questionnaire responses are less than 100. N/A is shown where the base number of responses is less than 10 during the period. % is calculated as Quantity/Base number\*100

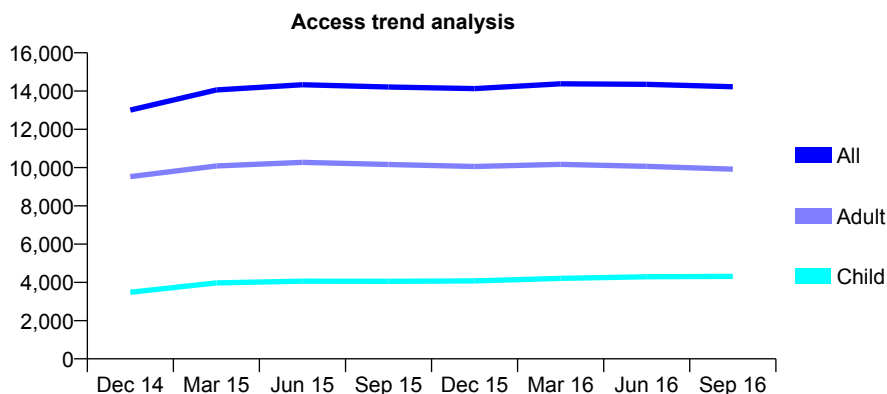
## Q52 - Vital Signs At a Glance Contract Report for 177725/0001 - September 2016

Name or company name	MCM Dental Services Ltd
Contract type name	PDS Contract
Purpose of contract	General
Contract start date	03/10/2007
Contract end date	02/10/2017

16/17 Contracted general activity (UDA)	47,000
Carry forward general activity (UDA)	0
16/17 Contracted orthodontic activity (UOA)	0
Carry forward orthodontic activity (UOA)	0
Baseline contract value	£1,410,643.05

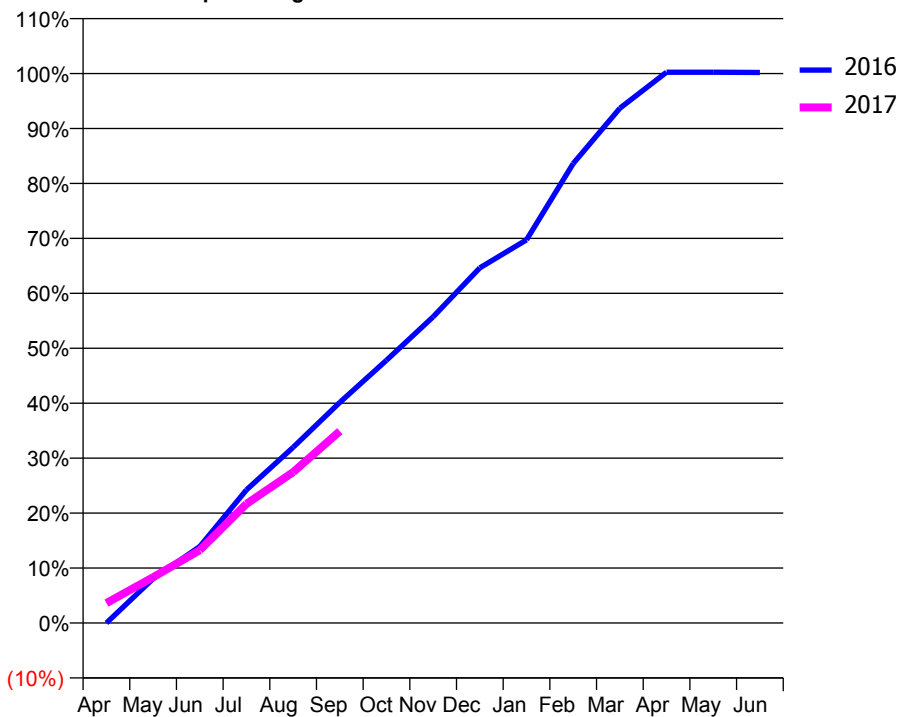
### ACCESS\*

Patients seen in 24 months	Total	Change since previous quarter
Quarter ending September 2015	14,214	
Quarter ending December 2015	14,129	→
Quarter ending March 2016	14,376	→
Quarter ending June 2016	14,354	→
Quarter ending September 2016	14,228	→
<b>Variance since September 2015</b>	<b>0.1%</b>	<b>→</b>



### ACTIVITY

Cumulative percentage of contracted UDA delivered 2016 & 2017



Month	Adjusted Scheduled Activity (UDA)	
	2016	2017
April	0	1,701
May	3,789	3,917
June	6,537	6,233
July	11,392	10,189
August	15,031	12,910
September	18,866	16,405
October	22,479	
November	26,191	
December	30,377	
January	32,773	
February	39,303	
March	44,033	
April	47,106	
May	47,112	
June	47,085	

### QUALITY

	Quantity	Base Number	Contract	AT	Region	England
% of FP17s for the same patient ID Re-attending within 3 months - Children	213	2,892	7.4%	11.8%	13.5%	12.4%
% of FP17s for the same patient ID Re-attending within 3 months - Adults	833	5,857	14.2%	15.6%	17.4%	16.7%
% of FP17s for the same patient ID Re-attending between 3 & 9 months - Children	1,429	2,892	49.4%	59.6%	59.0%	57.4%
% of FP17s for the same patient ID Re-attending between 3 & 9 months - Adults	2,860	5,857	48.8%	54.4%	52.6%	50.5%
% of FP17s for Band 1 Urgent Courses	915	7,108	12.9%	8.6%	9.4%	9.1%
% of FP17s Relating to Free Repair or Replacements	32	7,108	0.5%	0.9%	1.0%	0.8%
% of FP17s Relating to Continuations	31	7,108	0.4%	1.4%	1.5%	1.3%
% of Patients satisfied with the dentistry they have received	7	7	N/A	92.7%	93.7%	93.2%
% of Patients satisfied with the time they had to wait for an appointment	7	7	N/A	88.3%	90.0%	89.0%

\* This is based on patients treated on this contract for their most recent course of treatment. Figures in italics indicate the base number of FP17s or Patient Questionnaire responses are less than 100. N/A is shown where the base number of responses is less than 10 during the period. % is calculated as Quantity/Base number\*100

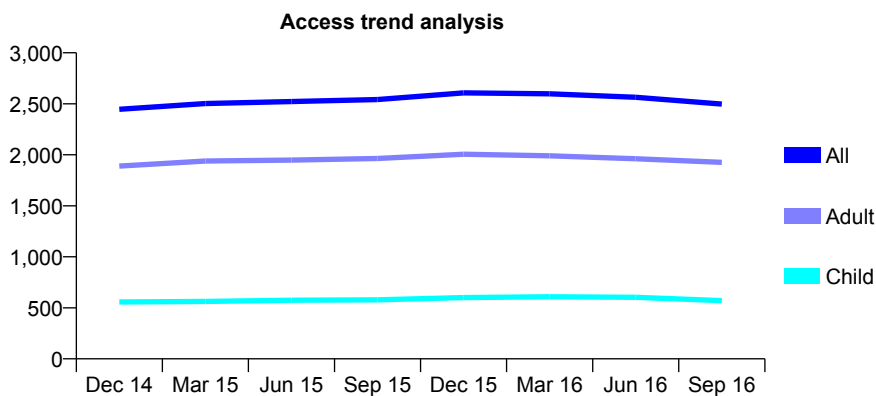
## Q52 - Vital Signs At a Glance Contract Report for 180904/0002 - September 2016

Name or company name	Perfect Smile Clinic (UK) Ltd
Contract type name	PDS Contract
Purpose of contract	General
Contract start date	01/03/2011
Contract end date	31/03/2021

16/17 Contracted general activity (UDA)	8,080
Carry forward general activity (UDA)	0
16/17 Contracted orthodontic activity (UOA)	0
Carry forward orthodontic activity (UOA)	0
Baseline contract value	£223,213.00

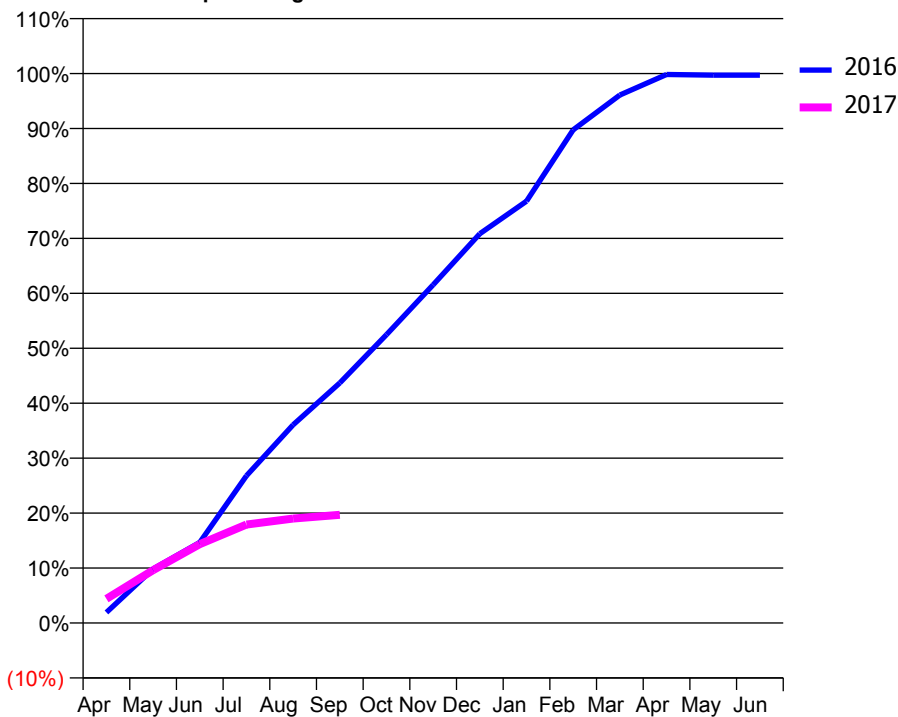
### ACCESS\*

Patients seen in 24 months	Total	Change since previous quarter
Quarter ending September 2015	2,542	
Quarter ending December 2015	2,607	↑
Quarter ending March 2016	2,598	→
Quarter ending June 2016	2,564	↓
Quarter ending September 2016	2,497	↓
<b>Variance since September 2015</b>	<b>(1.8%)</b>	<b>↓</b>



### ACTIVITY

Cumulative percentage of contracted UDA delivered 2016 & 2017



Month	Adjusted Scheduled Activity (UDA)	
	2016	2017
April	156	356
May	795	777
June	1,186	1,160
July	2,165	1,448
August	2,914	1,536
September	3,531	1,590
October	4,240	
November	4,973	
December	5,725	
January	6,204	
February	7,251	
March	7,764	
April	8,067	
May	8,056	
June	8,056	

### QUALITY

	Quantity	Base Number	Contract	AT	Region	England
% of FP17s for the same patient ID Re-attending within 3 months - Children	16	230	7.0%	11.8%	13.5%	12.4%
% of FP17s for the same patient ID Re-attending within 3 months - Adults	162	773	21.0%	15.6%	17.4%	16.7%
% of FP17s for the same patient ID Re-attending between 3 & 9 months - Children	168	230	73.0%	59.6%	59.0%	57.4%
% of FP17s for the same patient ID Re-attending between 3 & 9 months - Adults	449	773	58.1%	54.4%	52.6%	50.5%
% of FP17s for Band 1 Urgent Courses	92	863	10.7%	8.6%	9.4%	9.1%
% of FP17s Relating to Free Repair or Replacements	12	863	1.4%	0.9%	1.0%	0.8%
% of FP17s Relating to Continuations	4	863	0.5%	1.4%	1.5%	1.3%
% of Patients satisfied with the dentistry they have received	1	1	N/A	92.7%	93.7%	93.2%
% of Patients satisfied with the time they had to wait for an appointment	1	1	N/A	88.3%	90.0%	89.0%

\* This is based on patients treated on this contract for their most recent course of treatment. Figures in italics indicate the base number of FP17s or Patient Questionnaire responses are less than 100. N/A is shown where the base number of responses is less than 10 during the period. % is calculated as Quantity/Base number\*100

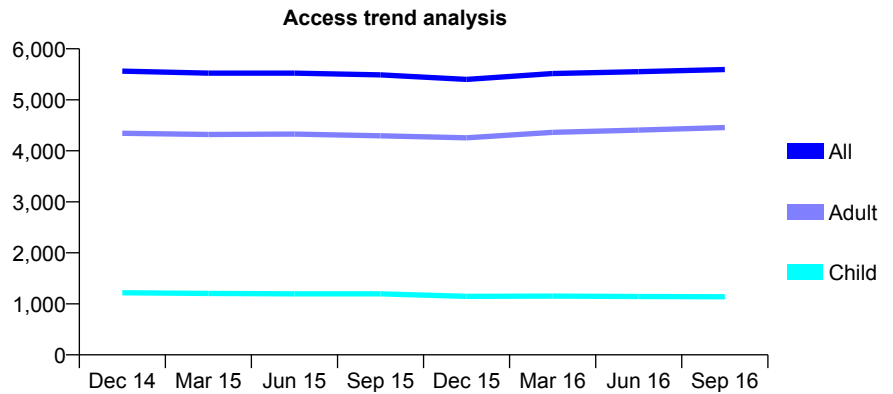
## Q52 - Vital Signs At a Glance Contract Report for 181234/0001 - September 2016

Name or company name	Glen Lea Dental Suite
Contract type name	GDS Contract
Purpose of contract	General
Contract start date	01/06/2012
Contract end date	

16/17 Contracted general activity (UDA)	14,835
Carry forward general activity (UDA)	0
16/17 Contracted orthodontic activity (UOA)	0
Carry forward orthodontic activity (UOA)	0
Baseline contract value	£424,959.04

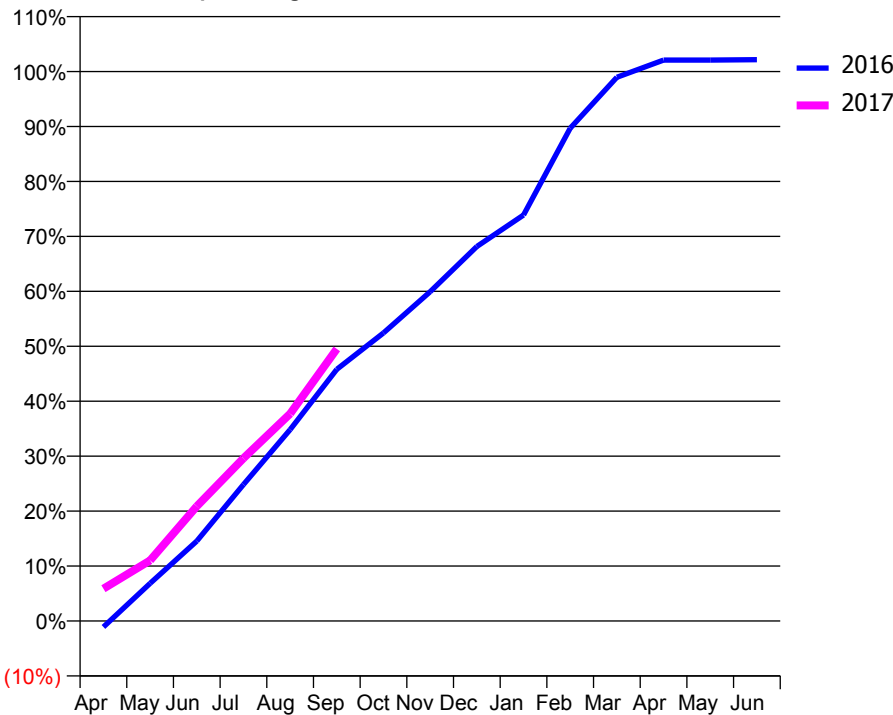
### ACCESS\*

Patients seen in 24 months	Total	Change since previous quarter
Quarter ending September 2015	5,490	
Quarter ending December 2015	5,401	↓
Quarter ending March 2016	5,514	↑
Quarter ending June 2016	5,551	→
Quarter ending September 2016	5,593	→
<b>Variance since September 2015</b>	<b>1.9%</b>	<b>→</b>



### ACTIVITY

Cumulative percentage of contracted UDA delivered 2016 & 2017



Month	Adjusted Scheduled Activity (UDA)	
	2016	2017
April	-164	872
May	1,018	1,635
June	2,160	3,099
July	3,685	4,394
August	5,169	5,595
September	6,796	7,347
October	7,776	
November	8,890	
December	10,111	
January	10,961	
February	13,305	
March	14,678	
April	15,142	
May	15,142	
June	15,154	

### QUALITY

	Quantity	Base Number	Contract	AT	Region	England
% of FP17s for the same patient ID Re-attending within 3 months - Children	34	662	5.1%	11.8%	13.5%	12.4%
% of FP17s for the same patient ID Re-attending within 3 months - Adults	379	2,731	13.9%	15.6%	17.4%	16.7%
% of FP17s for the same patient ID Re-attending between 3 & 9 months - Children	177	662	26.7%	59.6%	59.0%	57.4%
% of FP17s for the same patient ID Re-attending between 3 & 9 months - Adults	757	2,731	27.7%	54.4%	52.6%	50.5%
% of FP17s for Band 1 Urgent Courses	296	3,203	9.2%	8.6%	9.4%	9.1%
% of FP17s Relating to Free Repair or Replacements	14	3,203	0.4%	0.9%	1.0%	0.8%
% of FP17s Relating to Continuations	65	3,203	2.0%	1.4%	1.5%	1.3%
% of Patients satisfied with the dentistry they have received	12	13	92.3%	92.7%	93.7%	93.2%
% of Patients satisfied with the time they had to wait for an appointment	13	13	100.0%	88.3%	90.0%	89.0%

\* This is based on patients treated on this contract for their most recent course of treatment. Figures in italics indicate the base number of FP17s or Patient Questionnaire responses are less than 100. N/A is shown where the base number of responses is less than 10 during the period. % is calculated as Quantity/Base number\*100



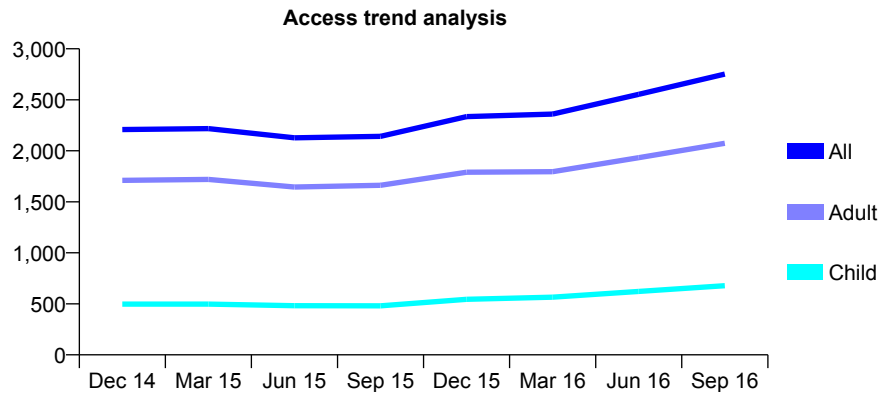
## Q52 - Vital Signs At a Glance Contract Report for 181234/0002 - September 2016

Name or company name	Glen Lea Dental Suite
Contract type name	GDS Contract
Purpose of contract	General
Contract start date	01/06/2012
Contract end date	

16/17 Contracted general activity (UDA)	7,000
Carry forward general activity (UDA)	0
16/17 Contracted orthodontic activity (UOA)	0
Carry forward orthodontic activity (UOA)	0
Baseline contract value	£172,670.95

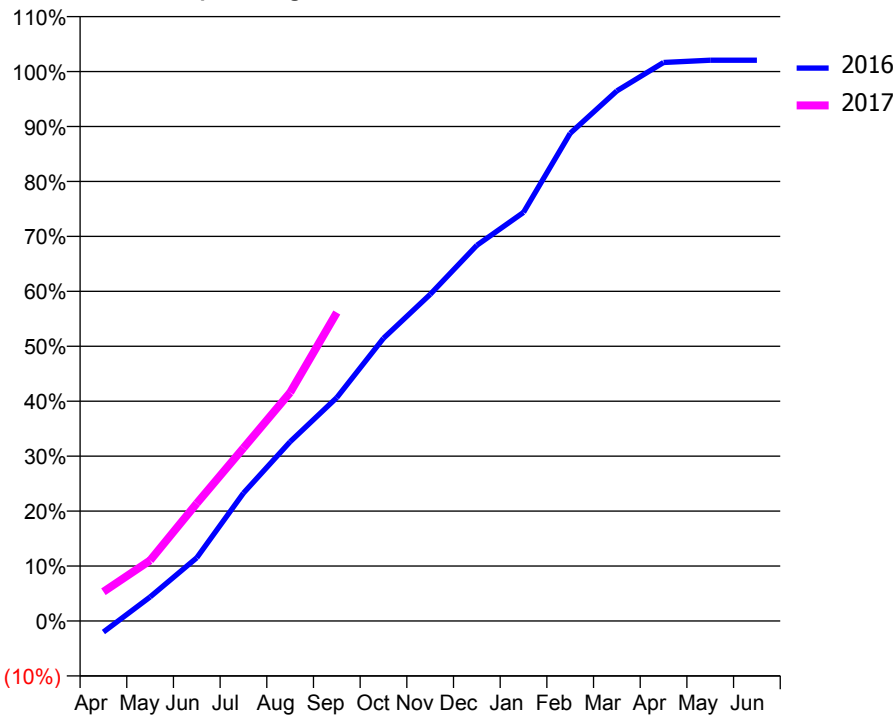
### ACCESS\*

Patients seen in 24 months	Total	Change since previous quarter
Quarter ending September 2015	2,142	
Quarter ending December 2015	2,335	↑
Quarter ending March 2016	2,360	→
Quarter ending June 2016	2,554	↑
Quarter ending September 2016	2,752	↑
<b>Variance since September 2015</b>	<b>28.5%</b>	<b>↑</b>



### ACTIVITY

Cumulative percentage of contracted UDA delivered 2016 & 2017



Month	Adjusted Scheduled Activity (UDA)	
	2016	2017
April	-141	373
May	307	772
June	806	1,499
July	1,630	2,204
August	2,284	2,911
September	2,846	3,930
October	3,602	
November	4,161	
December	4,786	
January	5,205	
February	6,212	
March	6,753	
April	7,115	
May	7,143	
June	7,144	

### QUALITY

	Quantity	Base Number	Contract	AT	Region	England
% of FP17s for the same patient ID Re-attending within 3 months - Children	28	552	5.1%	11.8%	13.5%	12.4%
% of FP17s for the same patient ID Re-attending within 3 months - Adults	278	1,712	16.2%	15.6%	17.4%	16.7%
% of FP17s for the same patient ID Re-attending between 3 & 9 months - Children	177	552	32.1%	59.6%	59.0%	57.4%
% of FP17s for the same patient ID Re-attending between 3 & 9 months - Adults	448	1,712	26.2%	54.4%	52.6%	50.5%
% of FP17s for Band 1 Urgent Courses	325	2,070	15.7%	8.6%	9.4%	9.1%
% of FP17s Relating to Free Repair or Replacements	14	2,070	0.7%	0.9%	1.0%	0.8%
% of FP17s Relating to Continuations	51	2,070	2.5%	1.4%	1.5%	1.3%
% of Patients satisfied with the dentistry they have received	3	4	N/A	92.7%	93.7%	93.2%
% of Patients satisfied with the time they had to wait for an appointment	3	4	N/A	88.3%	90.0%	89.0%

\* This is based on patients treated on this contract for their most recent course of treatment. Figures in italics indicate the base number of FP17s or Patient Questionnaire responses are less than 100. N/A is shown where the base number of responses is less than 10 during the period. % is calculated as Quantity/Base number\*100

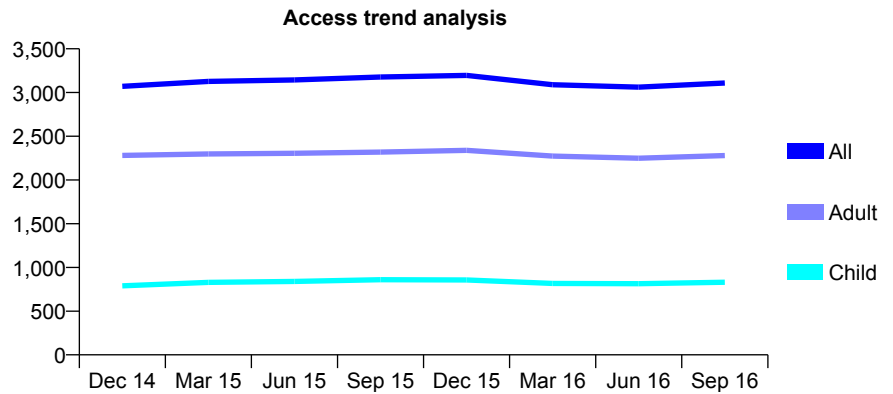
## Q52 - Vital Signs At a Glance Contract Report for 181463/0001 - September 2016

Name or company name	Dhinsa Dental Limited
Contract type name	GDS Contract
Purpose of contract	General
Contract start date	01/04/2009
Contract end date	

16/17 Contracted general activity (UDA)	11,550
Carry forward general activity (UDA)	0
16/17 Contracted orthodontic activity (UOA)	0
Carry forward orthodontic activity (UOA)	0
Baseline contract value	£273,092.10

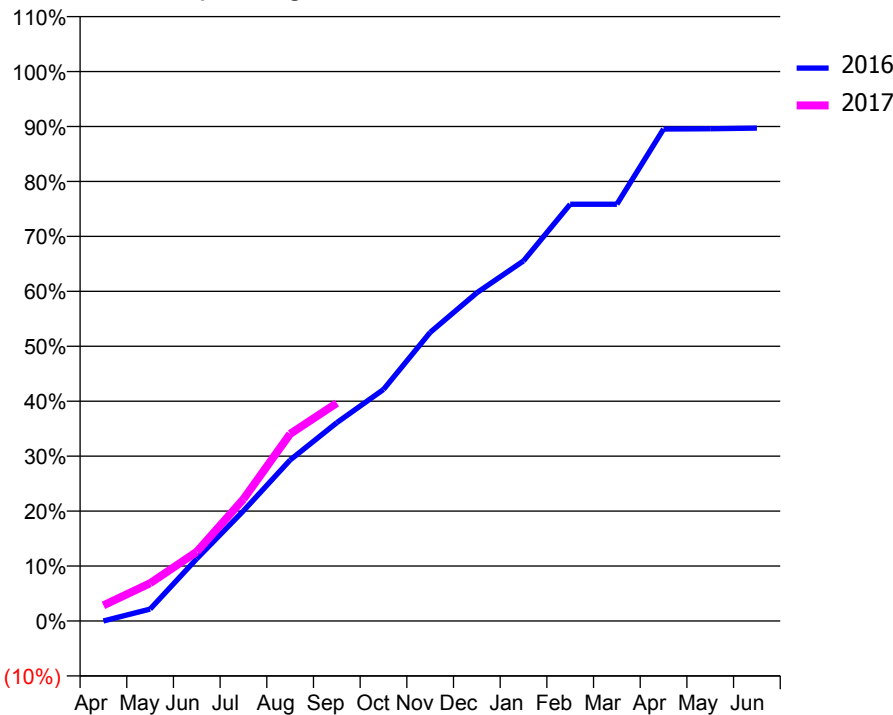
### ACCESS\*

Patients seen in 24 months	Total	Change since previous quarter
Quarter ending September 2015	3,178	
Quarter ending December 2015	3,196	→
Quarter ending March 2016	3,089	↓
Quarter ending June 2016	3,062	→
Quarter ending September 2016	3,109	→
<b>Variance since September 2015</b>	<b>(2.2%)</b>	<b>↓</b>



### ACTIVITY

Cumulative percentage of contracted UDA delivered 2016 & 2017



Month	Adjusted Scheduled Activity (UDA)	
	2016	2017
April	0	330
May	252	796
June	1,311	1,457
July	2,318	2,562
August	3,385	3,932
September	4,169	4,580
October	4,867	
November	6,067	
December	6,900	
January	7,568	
February	8,760	
March	8,760	
April	10,342	
May	10,346	
June	10,360	

### QUALITY

	Quantity	Base Number	Contract	AT	Region	England
% of FP17s for the same patient ID Re-attending within 3 months - Children	45	817	5.5%	11.8%	13.5%	12.4%
% of FP17s for the same patient ID Re-attending within 3 months - Adults	279	1,780	15.7%	15.6%	17.4%	16.7%
% of FP17s for the same patient ID Re-attending between 3 & 9 months - Children	518	817	63.4%	59.6%	59.0%	57.4%
% of FP17s for the same patient ID Re-attending between 3 & 9 months - Adults	759	1,780	42.6%	54.4%	52.6%	50.5%
% of FP17s for Band 1 Urgent Courses	96	1,894	5.1%	8.6%	9.4%	9.1%
% of FP17s Relating to Free Repair or Replacements	14	1,894	0.7%	0.9%	1.0%	0.8%
% of FP17s Relating to Continuations	32	1,894	1.7%	1.4%	1.5%	1.3%
% of Patients satisfied with the dentistry they have received	4	4	N/A	92.7%	93.7%	93.2%
% of Patients satisfied with the time they had to wait for an appointment	4	4	N/A	88.3%	90.0%	89.0%

\* This is based on patients treated on this contract for their most recent course of treatment. Figures in italics indicate the base number of FP17s or Patient Questionnaire responses are less than 100. N/A is shown where the base number of responses is less than 10 during the period. % is calculated as Quantity/Base number\*100

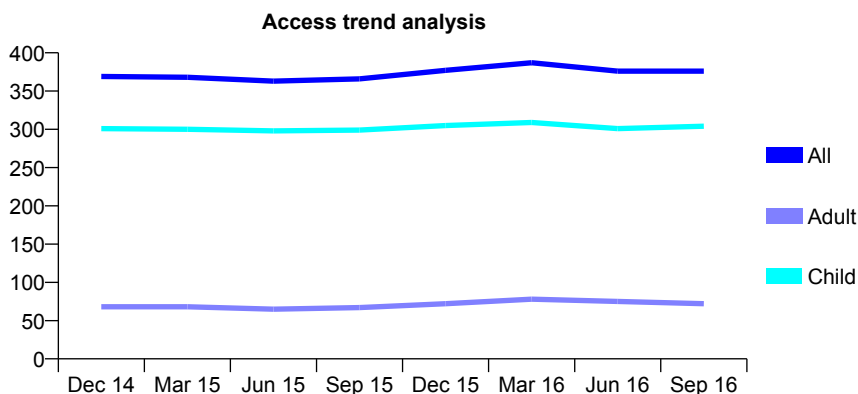
## Q52 - Vital Signs At a Glance Contract Report for 182192/0001 - September 2016

Name or company name	Baldon Dental Centre Ltd
Contract type name	PDS Contract
Purpose of contract	General
Contract start date	01/11/2008
Contract end date	

16/17 Contracted general activity (UDA)	835
Carry forward general activity (UDA)	0
16/17 Contracted orthodontic activity (UOA)	0
Carry forward orthodontic activity (UOA)	0
Baseline contract value	£23,955.39

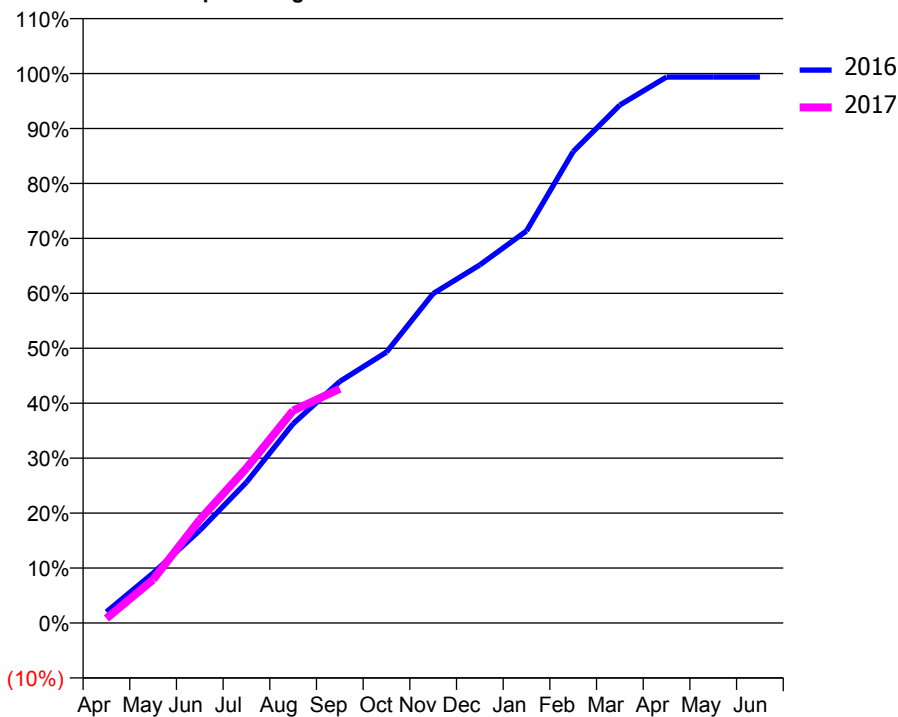
### ACCESS\*

Patients seen in 24 months	Total	Change since previous quarter
Quarter ending September 2015	366	
Quarter ending December 2015	377	↑
Quarter ending March 2016	387	↑
Quarter ending June 2016	376	↓
Quarter ending September 2016	376	→
<b>Variance since September 2015</b>	<b>2.7%</b>	<b>↑</b>



### ACTIVITY

Cumulative percentage of contracted UDA delivered 2016 & 2017



Adjusted Scheduled Activity (UDA)

Month	2016	2017
April	17	7
May	76	66
June	141	157
July	214	235
August	303	323
September	367	356
October	412	
November	501	
December	544	
January	596	
February	716	
March	787	
April	830	
May	830	
June	830	

### QUALITY

	Quantity	Base Number	Contract	AT	Region	England
% of FP17s for the same patient ID Re-attending within 3 months - Children	13	222	5.9%	11.8%	13.5%	12.4%
% of FP17s for the same patient ID Re-attending within 3 months - Adults	1	35	2.9%	15.6%	17.4%	16.7%
% of FP17s for the same patient ID Re-attending between 3 & 9 months - Children	164	222	73.9%	59.6%	59.0%	57.4%
% of FP17s for the same patient ID Re-attending between 3 & 9 months - Adults	27	35	77.1%	54.4%	52.6%	50.5%
% of FP17s for Band 1 Urgent Courses	5	228	2.2%	8.6%	9.4%	9.1%
% of FP17s Relating to Free Repair or Replacements	0	228	0.0%	0.9%	1.0%	0.8%
% of FP17s Relating to Continuations	0	228	0.0%	1.4%	1.5%	1.3%
% of Patients satisfied with the dentistry they have received	1	1	N/A	92.7%	93.7%	93.2%
% of Patients satisfied with the time they had to wait for an appointment	0	1	N/A	88.3%	90.0%	89.0%

\* This is based on patients treated on this contract for their most recent course of treatment. Figures in italics indicate the base number of FP17s or Patient Questionnaire responses are less than 100. N/A is shown where the base number of responses is less than 10 during the period. % is calculated as Quantity/Base number\*100

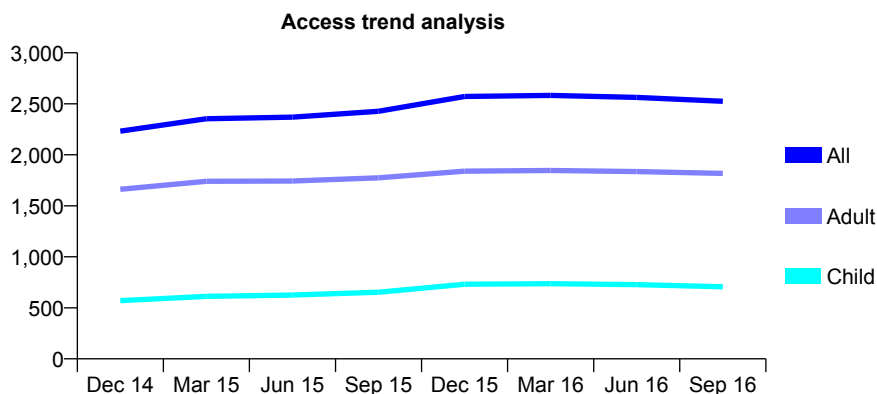
## Q52 - Vital Signs At a Glance Contract Report for 183180/0001 - September 2016

Name or company name	Airedale Dental Practice
Contract type name	GDS Contract
Purpose of contract	General
Contract start date	01/03/2013
Contract end date	

16/17 Contracted general activity (UDA)	8,800
Carry forward general activity (UDA)	0
16/17 Contracted orthodontic activity (UOA)	0
Carry forward orthodontic activity (UOA)	0
Baseline contract value	£278,235.70

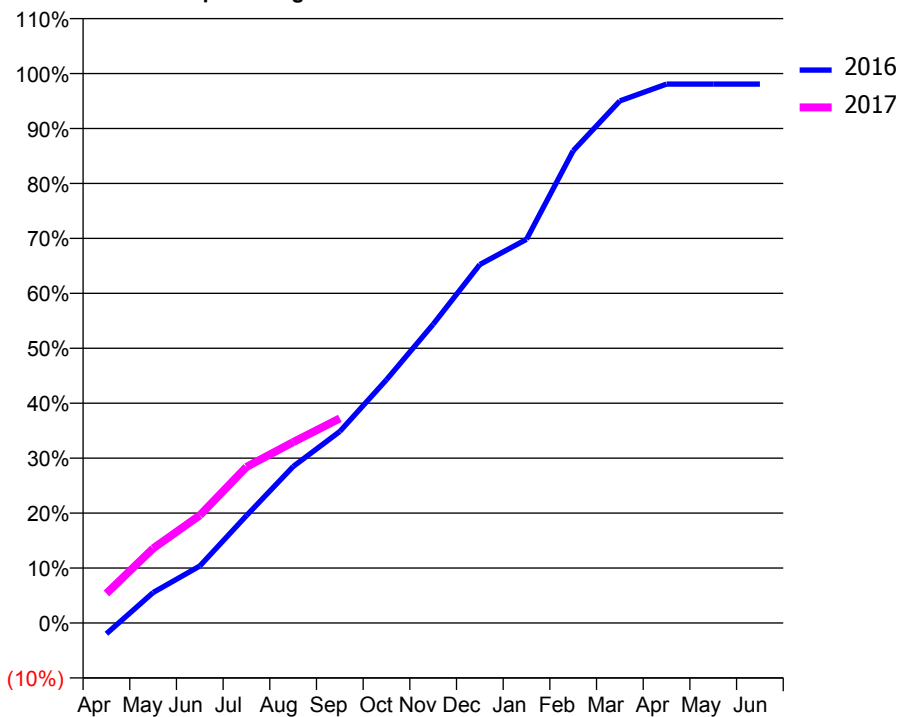
### ACCESS\*

Patients seen in 24 months	Total	Change since previous quarter
Quarter ending September 2015	2,427	
Quarter ending December 2015	2,572	↑
Quarter ending March 2016	2,583	→
Quarter ending June 2016	2,563	→
Quarter ending September 2016	2,525	↓
<b>Variance since September 2015</b>	<b>4.0%</b>	<b>↑</b>



### ACTIVITY

Cumulative percentage of contracted UDA delivered 2016 & 2017



Month	Adjusted Scheduled Activity (UDA)	
	2016	2017
April	-174	472
May	489	1,194
June	912	1,724
July	1,719	2,499
August	2,506	2,897
September	3,067	3,277
October	3,896	
November	4,784	
December	5,740	
January	6,144	
February	7,563	
March	8,361	
April	8,630	
May	8,630	
June	8,630	

### QUALITY

	Quantity	Base Number	Contract	AT	Region	England
% of FP17s for the same patient ID Re-attending within 3 months - Children	50	416	12.0%	11.8%	13.5%	12.4%
% of FP17s for the same patient ID Re-attending within 3 months - Adults	215	1,017	21.1%	15.6%	17.4%	16.7%
% of FP17s for the same patient ID Re-attending between 3 & 9 months - Children	246	416	59.1%	59.6%	59.0%	57.4%
% of FP17s for the same patient ID Re-attending between 3 & 9 months - Adults	522	1,017	51.3%	54.4%	52.6%	50.5%
% of FP17s for Band 1 Urgent Courses	127	1,290	9.8%	8.6%	9.4%	9.1%
% of FP17s Relating to Free Repair or Replacements	16	1,290	1.2%	0.9%	1.0%	0.8%
% of FP17s Relating to Continuations	58	1,290	4.5%	1.4%	1.5%	1.3%
% of Patients satisfied with the dentistry they have received	1	1	N/A	92.7%	93.7%	93.2%
% of Patients satisfied with the time they had to wait for an appointment	0	1	N/A	88.3%	90.0%	89.0%

\* This is based on patients treated on this contract for their most recent course of treatment. Figures in italics indicate the base number of FP17s or Patient Questionnaire responses are less than 100. N/A is shown where the base number of responses is less than 10 during the period. % is calculated as Quantity/Base number\*100

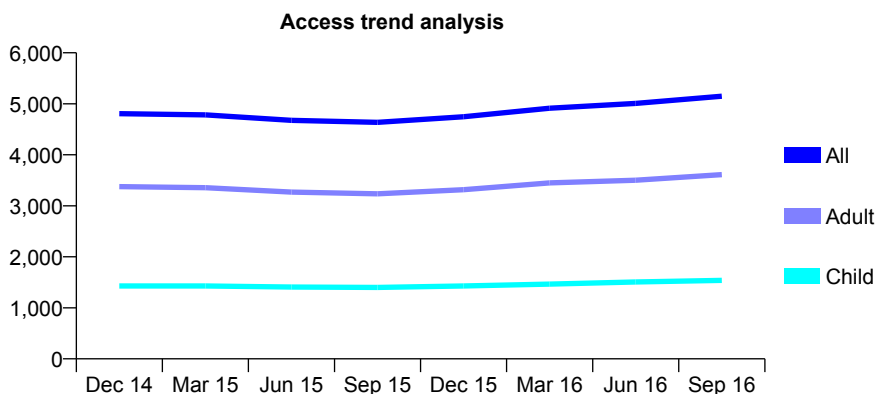
## Q52 - Vital Signs At a Glance Contract Report for 183857/0001 - September 2016

Name or company name	Windmill Dental
Contract type name	GDS Contract
Purpose of contract	General
Contract start date	01/03/2010
Contract end date	

16/17 Contracted general activity (UDA)	14,000
Carry forward general activity (UDA)	0
16/17 Contracted orthodontic activity (UOA)	0
Carry forward orthodontic activity (UOA)	0
Baseline contract value	£375,371.64

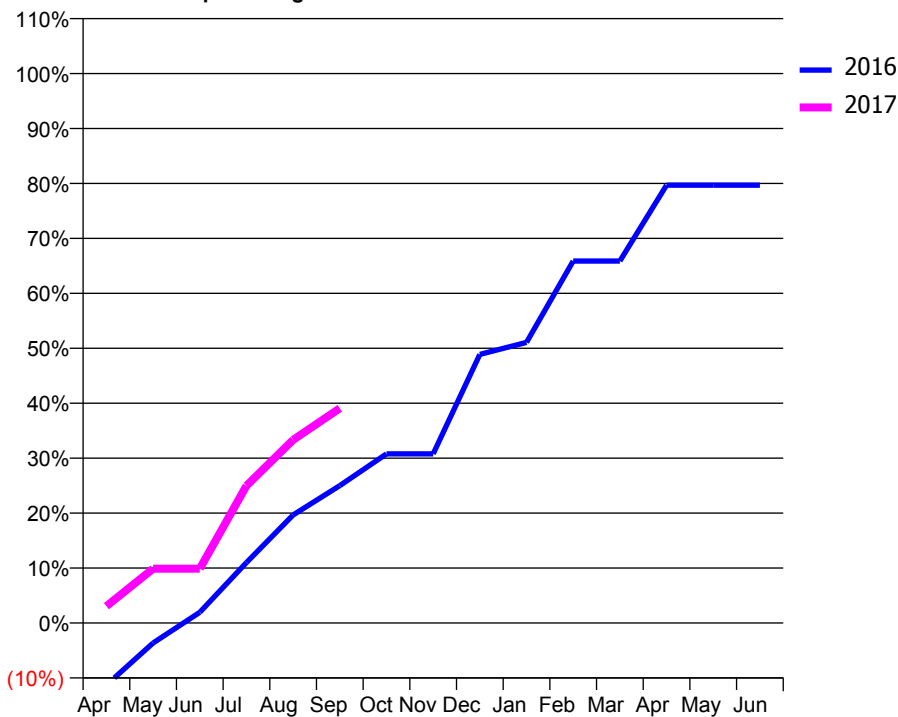
### ACCESS\*

Patients seen in 24 months	Total	Change since previous quarter
Quarter ending September 2015	4,637	
Quarter ending December 2015	4,747	↑
Quarter ending March 2016	4,915	↑
Quarter ending June 2016	5,009	→
Quarter ending September 2016	5,150	↑
<b>Variance since September 2015</b>	<b>11.1%</b>	<b>↑</b>



### ACTIVITY

Cumulative percentage of contracted UDA delivered 2016 & 2017



Adjusted Scheduled Activity (UDA)

Month	2016	2017
April	-1,586	430
May	-510	1,385
June	272	1,385
July	1,540	3,498
August	2,753	4,665
September	3,503	5,472
October	4,309	
November	4,309	
December	6,844	
January	7,148	
February	9,222	
March	9,222	
April	11,155	
May	11,154	
June	11,154	

### QUALITY

	Quantity	Base Number	Contract	AT	Region	England
% of FP17s for the same patient ID Re-attending within 3 months - Children	101	1,415	7.1%	11.8%	13.5%	12.4%
% of FP17s for the same patient ID Re-attending within 3 months - Adults	430	3,123	13.8%	15.6%	17.4%	16.7%
% of FP17s for the same patient ID Re-attending between 3 & 9 months - Children	859	1,415	60.7%	59.6%	59.0%	57.4%
% of FP17s for the same patient ID Re-attending between 3 & 9 months - Adults	1,793	3,123	57.4%	54.4%	52.6%	50.5%
% of FP17s for Band 1 Urgent Courses	157	2,998	5.2%	8.6%	9.4%	9.1%
% of FP17s Relating to Free Repair or Replacements	9	2,998	0.3%	0.9%	1.0%	0.8%
% of FP17s Relating to Continuations	26	2,998	0.9%	1.4%	1.5%	1.3%
% of Patients satisfied with the dentistry they have received	2	2	N/A	92.7%	93.7%	93.2%
% of Patients satisfied with the time they had to wait for an appointment	2	2	N/A	88.3%	90.0%	89.0%

\* This is based on patients treated on this contract for their most recent course of treatment. Figures in italics indicate the base number of FP17s or Patient Questionnaire responses are less than 100. N/A is shown where the base number of responses is less than 10 during the period. % is calculated as Quantity/Base number\*100

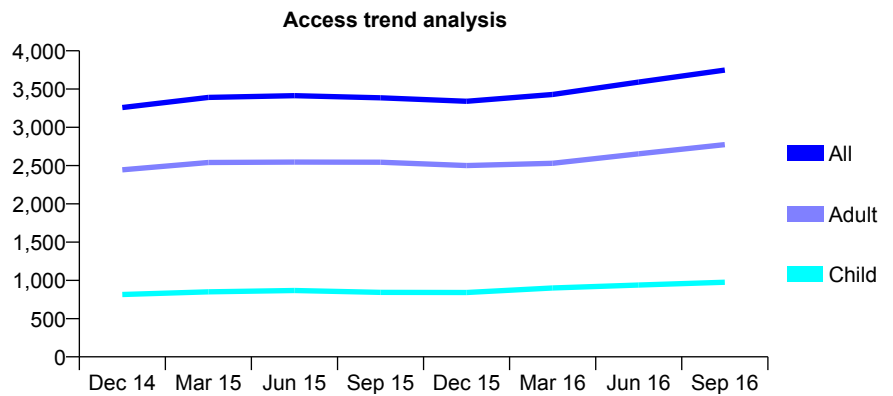
## Q52 - Vital Signs At a Glance Contract Report for 184659/0001 - September 2016

Name or company name	Humber & Yorkshire CDA Limited
Contract type name	GDS Contract
Purpose of contract	General
Contract start date	12/11/2009
Contract end date	

16/17 Contracted general activity (UDA)	8,500
Carry forward general activity (UDA)	0
16/17 Contracted orthodontic activity (UOA)	0
Carry forward orthodontic activity (UOA)	0
Baseline contract value	£268,122.60

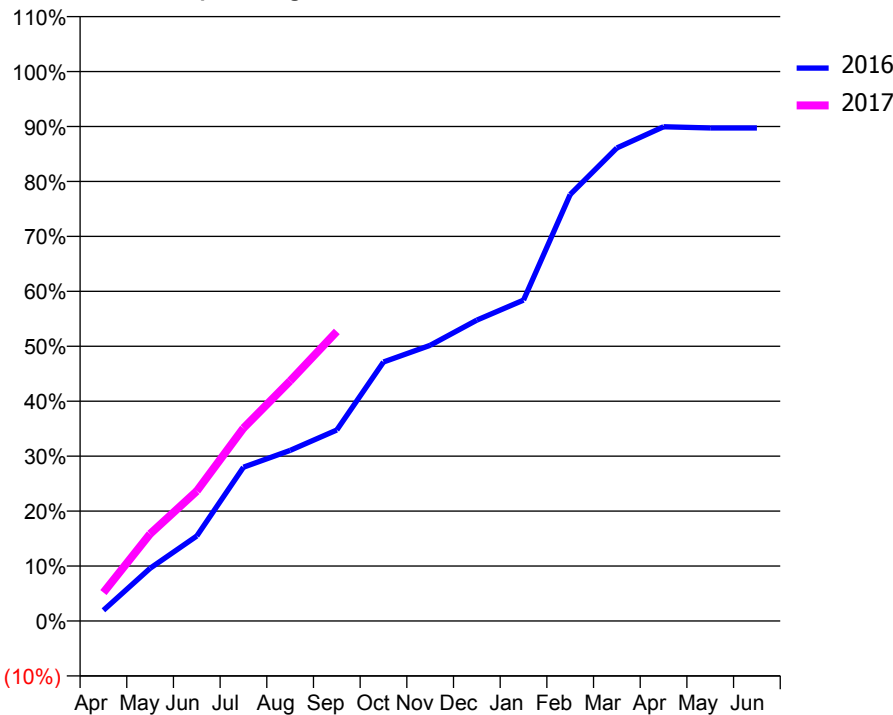
### ACCESS\*

Patients seen in 24 months	Total	Change since previous quarter
Quarter ending September 2015	3,386	
Quarter ending December 2015	3,341	↓
Quarter ending March 2016	3,430	↑
Quarter ending June 2016	3,592	↑
Quarter ending September 2016	3,749	↑
<b>Variance since September 2015</b>	<b>10.7%</b>	<b>↑</b>



### ACTIVITY

Cumulative percentage of contracted UDA delivered 2016 & 2017



Month	Adjusted Scheduled Activity (UDA)	
	2016	2017
April	167	440
May	817	1,347
June	1,314	2,010
July	2,379	2,984
August	2,640	3,714
September	2,955	4,480
October	4,007	
November	4,264	
December	4,654	
January	4,963	
February	6,598	
March	7,317	
April	7,646	
May	7,626	
June	7,626	

### QUALITY

	Quantity	Base Number	Contract	AT	Region	England
% of FP17s for the same patient ID Re-attending within 3 months - Children	117	911	12.8%	11.8%	13.5%	12.4%
% of FP17s for the same patient ID Re-attending within 3 months - Adults	301	1,945	15.5%	15.6%	17.4%	16.7%
% of FP17s for the same patient ID Re-attending between 3 & 9 months - Children	586	911	64.3%	59.6%	59.0%	57.4%
% of FP17s for the same patient ID Re-attending between 3 & 9 months - Adults	760	1,945	39.1%	54.4%	52.6%	50.5%
% of FP17s for Band 1 Urgent Courses	223	2,794	8.0%	8.6%	9.4%	9.1%
% of FP17s Relating to Free Repair or Replacements	32	2,794	1.1%	0.9%	1.0%	0.8%
% of FP17s Relating to Continuations	37	2,794	1.3%	1.4%	1.5%	1.3%
% of Patients satisfied with the dentistry they have received	1	1	N/A	92.7%	93.7%	93.2%
% of Patients satisfied with the time they had to wait for an appointment	1	1	N/A	88.3%	90.0%	89.0%

\* This is based on patients treated on this contract for their most recent course of treatment. Figures in italics indicate the base number of FP17s or Patient Questionnaire responses are less than 100. N/A is shown where the base number of responses is less than 10 during the period. % is calculated as Quantity/Base number\*100

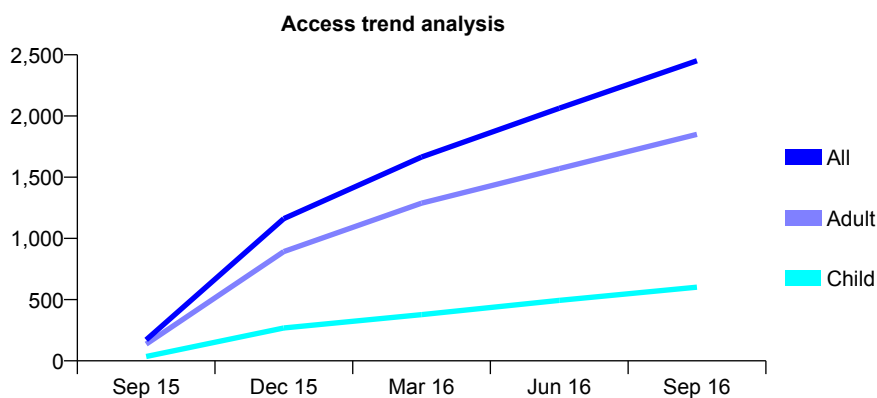
## Q52 - Vital Signs At a Glance Contract Report for 184772/0001 - September 2016

Name or company name	Ripponden Dental Care Ltd
Contract type name	GDS Contract
Purpose of contract	General
Contract start date	09/09/2015
Contract end date	

16/17 Contracted general activity (UDA)	7,100
Carry forward general activity (UDA)	0
16/17 Contracted orthodontic activity (UOA)	0
Carry forward orthodontic activity (UOA)	0
Baseline contract value	£188,654.32

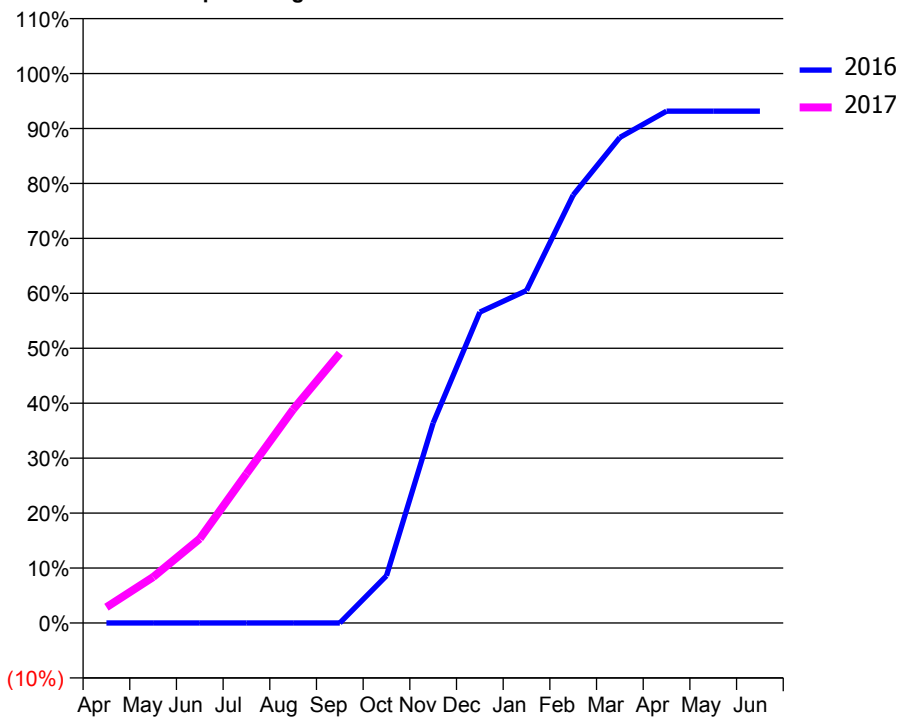
### ACCESS\*

Patients seen in 24 months	Total	Change since previous quarter
Quarter ending September 2015	172	
Quarter ending December 2015	1,162	↑
Quarter ending March 2016	1,665	↑
Quarter ending June 2016	2,064	↑
Quarter ending September 2016	2,452	↑
<b>Variance since September 2015</b>	<b>1325.6%</b>	<b>↑</b>



### ACTIVITY

Cumulative percentage of contracted UDA delivered 2016 & 2017



Adjusted Scheduled Activity (UDA)

Month	2016	2017
April	0	204
May	0	594
June	0	1,091
July	0	1,928
August	0	2,759
September	0	3,485
October	357	
November	1,508	
December	2,343	
January	2,507	
February	3,226	
March	3,660	
April	3,858	
May	3,858	
June	3,858	

### QUALITY

	Quantity	Base Number	Contract	AT	Region	England
% of FP17s for the same patient ID Re-attending within 3 months - Children	26	469	5.5%	11.8%	13.5%	12.4%
% of FP17s for the same patient ID Re-attending within 3 months - Adults	243	1,452	16.7%	15.6%	17.4%	16.7%
% of FP17s for the same patient ID Re-attending between 3 & 9 months - Children	127	469	27.1%	59.6%	59.0%	57.4%
% of FP17s for the same patient ID Re-attending between 3 & 9 months - Adults	528	1,452	36.4%	54.4%	52.6%	50.5%
% of FP17s for Band 1 Urgent Courses	89	1,794	5.0%	8.6%	9.4%	9.1%
% of FP17s Relating to Free Repair or Replacements	11	1,794	0.6%	0.9%	1.0%	0.8%
% of FP17s Relating to Continuations	61	1,794	3.4%	1.4%	1.5%	1.3%
% of Patients satisfied with the dentistry they have received	0	0	N/A	92.7%	93.7%	93.2%
% of Patients satisfied with the time they had to wait for an appointment	0	0	N/A	88.3%	90.0%	89.0%

\* This is based on patients treated on this contract for their most recent course of treatment. Figures in italics indicate the base number of FP17s or Patient Questionnaire responses are less than 100. N/A is shown where the base number of responses is less than 10 during the period. % is calculated as Quantity/Base number\*100

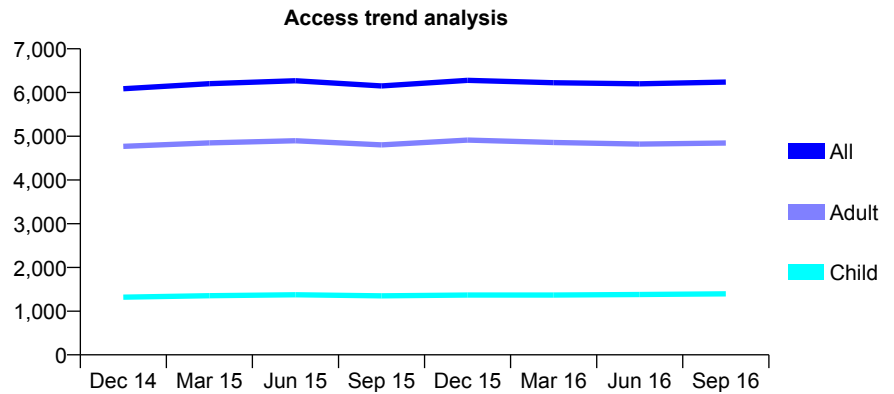
## Q52 - Vital Signs At a Glance Contract Report for 184810/0001 - September 2016

Name or company name	S K Exel Dental Limited
Contract type name	GDS Contract
Purpose of contract	General
Contract start date	01/12/2009
Contract end date	

16/17 Contracted general activity (UDA)	19,460
Carry forward general activity (UDA)	0
16/17 Contracted orthodontic activity (UOA)	0
Carry forward orthodontic activity (UOA)	0
Baseline contract value	£617,760.68

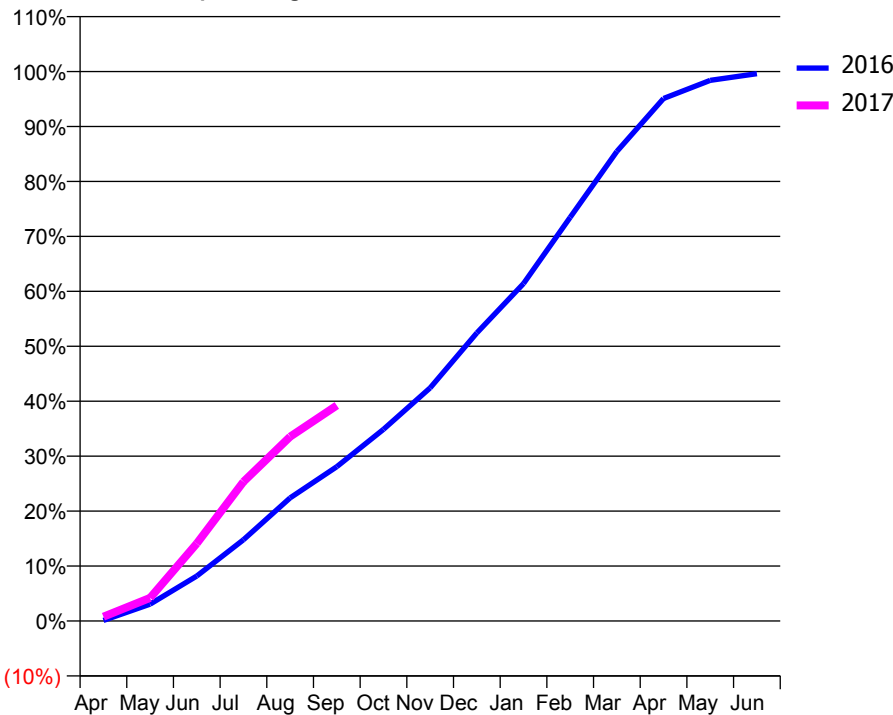
### ACCESS\*

Patients seen in 24 months	Total	Change since previous quarter
Quarter ending September 2015	6,152	
Quarter ending December 2015	6,280	↑
Quarter ending March 2016	6,224	→
Quarter ending June 2016	6,200	→
Quarter ending September 2016	6,240	→
<b>Variance since September 2015</b>	<b>1.4%</b>	<b>→</b>



### ACTIVITY

Cumulative percentage of contracted UDA delivered 2016 & 2017



Month	Adjusted Scheduled Activity (UDA)	
	2016	2017
April	20	154
May	596	818
June	1,593	2,748
July	2,879	4,930
August	4,361	6,528
September	5,466	7,636
October	6,786	
November	8,256	
December	10,202	
January	11,949	
February	14,298	
March	16,630	
April	18,504	
May	19,145	
June	19,382	

### QUALITY

	Quantity	Base Number	Contract	AT	Region	England
% of FP17s for the same patient ID Re-attending within 3 months - Children	147	1,129	13.0%	11.8%	13.5%	12.4%
% of FP17s for the same patient ID Re-attending within 3 months - Adults	561	3,202	17.5%	15.6%	17.4%	16.7%
% of FP17s for the same patient ID Re-attending between 3 & 9 months - Children	619	1,129	54.8%	59.6%	59.0%	57.4%
% of FP17s for the same patient ID Re-attending between 3 & 9 months - Adults	1,577	3,202	49.3%	54.4%	52.6%	50.5%
% of FP17s for Band 1 Urgent Courses	569	3,378	16.8%	8.6%	9.4%	9.1%
% of FP17s Relating to Free Repair or Replacements	21	3,378	0.6%	0.9%	1.0%	0.8%
% of FP17s Relating to Continuations	46	3,378	1.4%	1.4%	1.5%	1.3%
% of Patients satisfied with the dentistry they have received	2	2	N/A	92.7%	93.7%	93.2%
% of Patients satisfied with the time they had to wait for an appointment	2	2	N/A	88.3%	90.0%	89.0%

\* This is based on patients treated on this contract for their most recent course of treatment. Figures in italics indicate the base number of FP17s or Patient Questionnaire responses are less than 100. N/A is shown where the base number of responses is less than 10 during the period. % is calculated as Quantity/Base number\*100



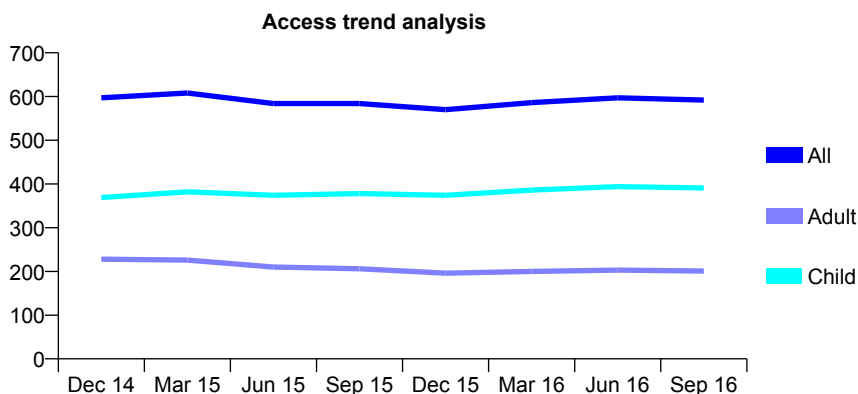
## Q52 - Vital Signs At a Glance Contract Report for 185213/0001 - September 2016

Name or company name	Eastleigh Dental Health Practice
Contract type name	GDS Contract
Purpose of contract	General
Contract start date	01/08/2012
Contract end date	

16/17 Contracted general activity (UDA)	1,773
Carry forward general activity (UDA)	0
16/17 Contracted orthodontic activity (UOA)	0
Carry forward orthodontic activity (UOA)	0
Baseline contract value	£52,196.29

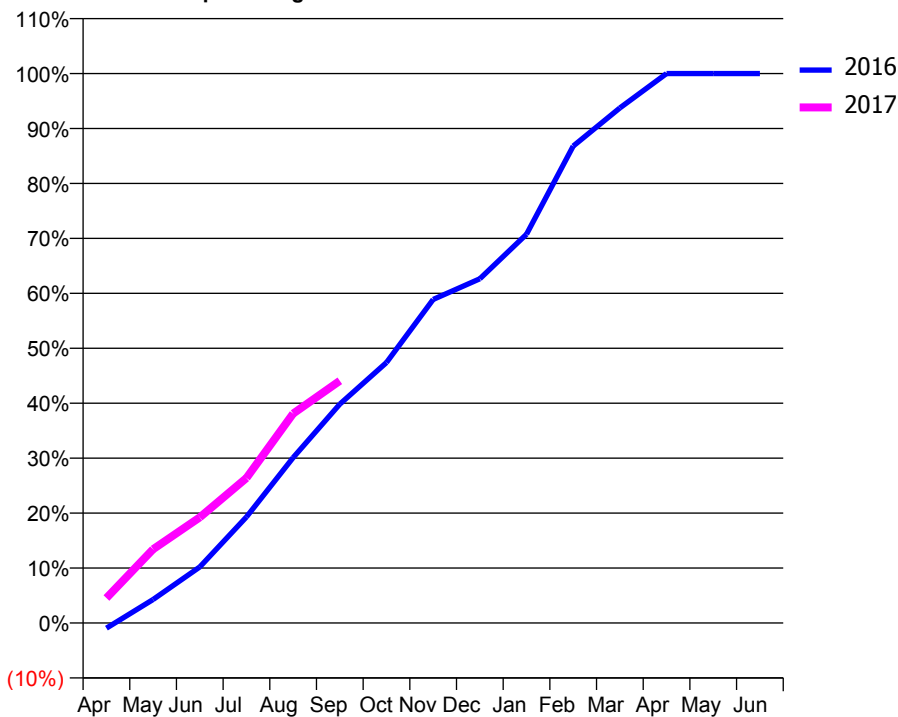
### ACCESS\*

Patients seen in 24 months	Total	Change since previous quarter
Quarter ending September 2015	584	
Quarter ending December 2015	570	↓
Quarter ending March 2016	586	↑
Quarter ending June 2016	597	→
Quarter ending September 2016	592	→
<b>Variance since September 2015</b>	<b>1.4%</b>	<b>→</b>



### ACTIVITY

Cumulative percentage of contracted UDA delivered 2016 & 2017



Adjusted Scheduled Activity (UDA)

Month	2016	2017
April	-17	81
May	76	238
June	181	341
July	342	468
August	534	676
September	706	782
October	841	
November	1,044	
December	1,111	
January	1,255	
February	1,539	
March	1,662	
April	1,773	
May	1,773	
June	1,773	

### QUALITY

	Quantity	Base Number	Contract	AT	Region	England
% of FP17s for the same patient ID Re-attending within 3 months - Children	30	364	8.2%	11.8%	13.5%	12.4%
% of FP17s for the same patient ID Re-attending within 3 months - Adults	27	128	21.1%	15.6%	17.4%	16.7%
% of FP17s for the same patient ID Re-attending between 3 & 9 months - Children	259	364	71.2%	59.6%	59.0%	57.4%
% of FP17s for the same patient ID Re-attending between 3 & 9 months - Adults	73	128	57.0%	54.4%	52.6%	50.5%
% of FP17s for Band 1 Urgent Courses	23	425	5.4%	8.6%	9.4%	9.1%
% of FP17s Relating to Free Repair or Replacements	0	425	0.0%	0.9%	1.0%	0.8%
% of FP17s Relating to Continuations	3	425	0.7%	1.4%	1.5%	1.3%
% of Patients satisfied with the dentistry they have received	0	0	N/A	92.7%	93.7%	93.2%
% of Patients satisfied with the time they had to wait for an appointment	0	0	N/A	88.3%	90.0%	89.0%

\* This is based on patients treated on this contract for their most recent course of treatment. Figures in italics indicate the base number of FP17s or Patient Questionnaire responses are less than 100. N/A is shown where the base number of responses is less than 10 during the period. % is calculated as Quantity/Base number\*100

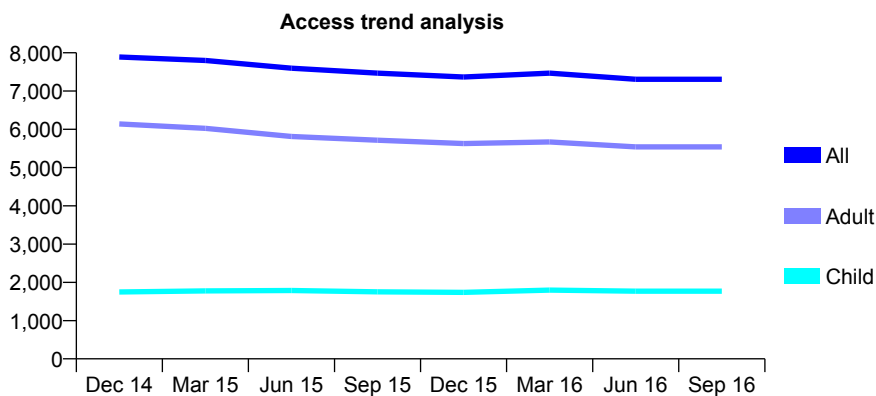
## Q52 - Vital Signs At a Glance Contract Report for 187399/0001 - September 2016

Name or company name	M & B Practices Ltd
Contract type name	GDS Contract
Purpose of contract	General
Contract start date	01/11/2011
Contract end date	

16/17 Contracted general activity (UDA)	24,700
Carry forward general activity (UDA)	0
16/17 Contracted orthodontic activity (UOA)	0
Carry forward orthodontic activity (UOA)	0
Baseline contract value	£583,590.79

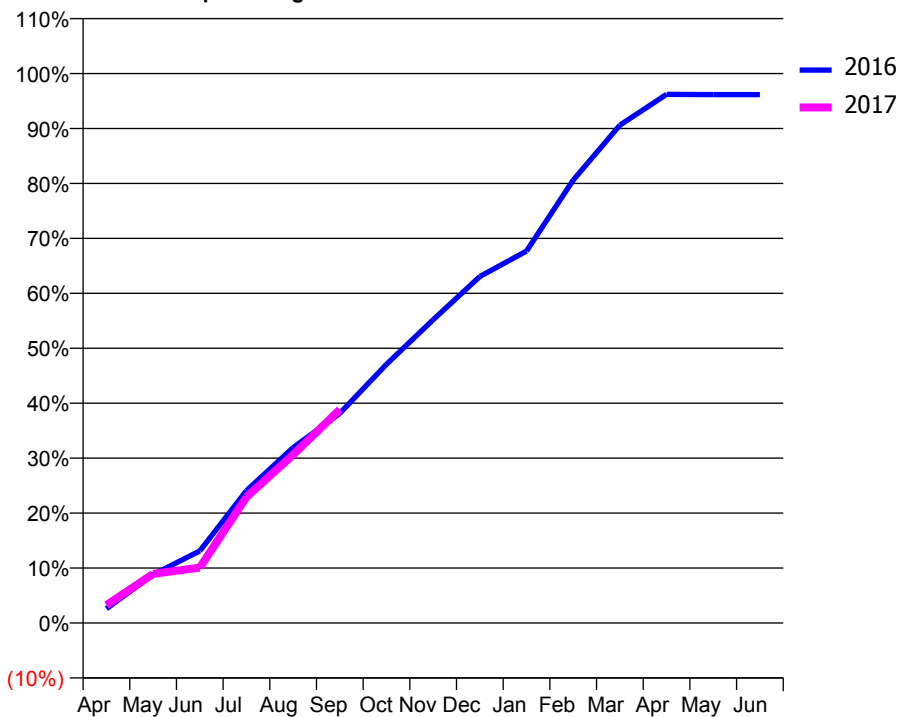
### ACCESS\*

Patients seen in 24 months	Total	Change since previous quarter
Quarter ending September 2015	7,467	
Quarter ending December 2015	7,366	↓
Quarter ending March 2016	7,468	→
Quarter ending June 2016	7,309	↓
Quarter ending September 2016	7,309	→
<b>Variance since September 2015</b>	<b>(2.1%)</b>	<b>↓</b>



### ACTIVITY

Cumulative percentage of contracted UDA delivered 2016 & 2017



Month	Adjusted Scheduled Activity (UDA)	
	2016	2017
April	645	804
May	2,178	2,210
June	3,239	2,490
July	5,948	5,666
August	7,886	7,567
September	9,424	9,598
October	11,630	
November	13,635	
December	15,577	
January	16,721	
February	19,907	
March	22,378	
April	23,762	
May	23,751	
June	23,751	

### QUALITY

	Quantity	Base Number	Contract	AT	Region	England
% of FP17s for the same patient ID Re-attending within 3 months - Children	100	1,118	8.9%	11.8%	13.5%	12.4%
% of FP17s for the same patient ID Re-attending within 3 months - Adults	626	3,646	17.2%	15.6%	17.4%	16.7%
% of FP17s for the same patient ID Re-attending between 3 & 9 months - Children	611	1,118	54.7%	59.6%	59.0%	57.4%
% of FP17s for the same patient ID Re-attending between 3 & 9 months - Adults	1,795	3,646	49.2%	54.4%	52.6%	50.5%
% of FP17s for Band 1 Urgent Courses	465	4,316	10.8%	8.6%	9.4%	9.1%
% of FP17s Relating to Free Repair or Replacements	72	4,316	1.7%	0.9%	1.0%	0.8%
% of FP17s Relating to Continuations	43	4,316	1.0%	1.4%	1.5%	1.3%
% of Patients satisfied with the dentistry they have received	3	3	N/A	92.7%	93.7%	93.2%
% of Patients satisfied with the time they had to wait for an appointment	3	3	N/A	88.3%	90.0%	89.0%

\* This is based on patients treated on this contract for their most recent course of treatment. Figures in italics indicate the base number of FP17s or Patient Questionnaire responses are less than 100. N/A is shown where the base number of responses is less than 10 during the period. % is calculated as Quantity/Base number\*100

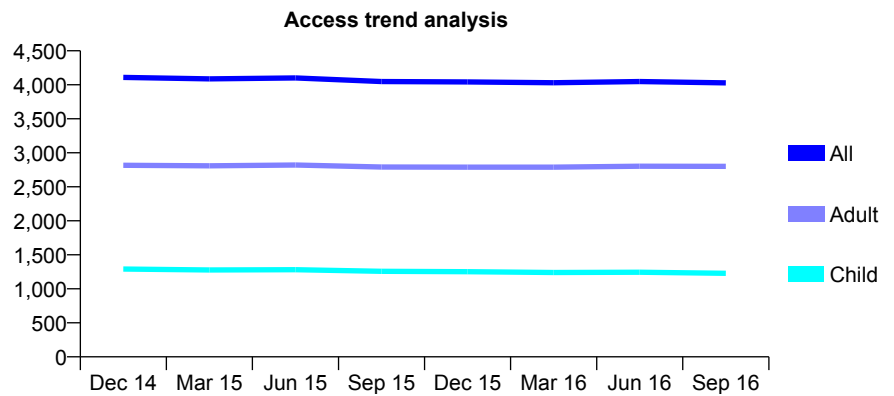
## Q52 - Vital Signs At a Glance Contract Report for 188700/0001 - September 2016

Name or company name	Honden Limited
Contract type name	GDS Contract
Purpose of contract	General
Contract start date	01/09/2011
Contract end date	

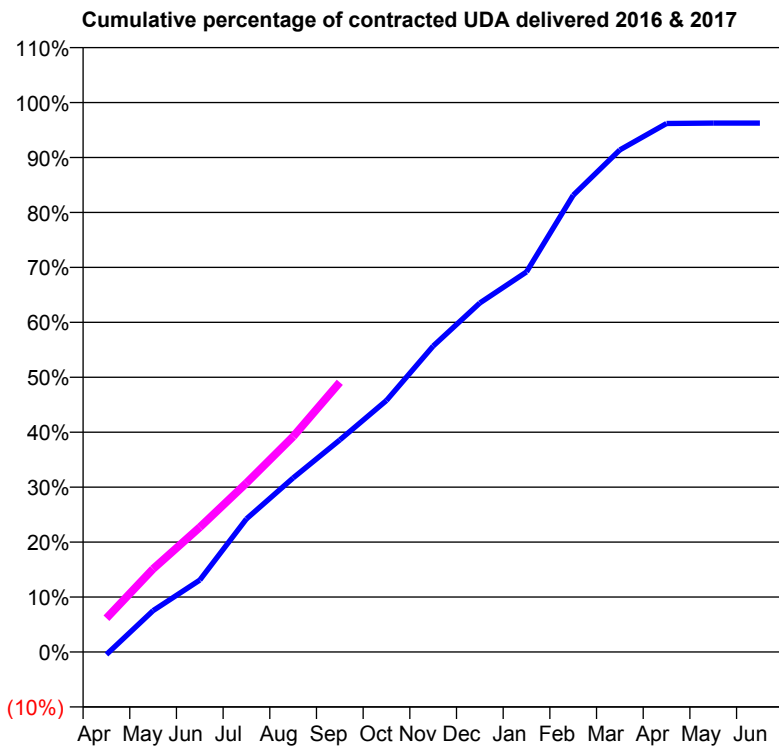
16/17 Contracted general activity (UDA)	10,800
Carry forward general activity (UDA)	0
16/17 Contracted orthodontic activity (UOA)	0
Carry forward orthodontic activity (UOA)	0
Baseline contract value	£318,057.60

### ACCESS\*

Patients seen in 24 months	Total	Change since previous quarter
Quarter ending September 2015	4,049	
Quarter ending December 2015	4,042	→
Quarter ending March 2016	4,030	→
Quarter ending June 2016	4,048	→
Quarter ending September 2016	4,029	→
<b>Variance since September 2015</b>	<b>(0.5%)</b>	<b>→</b>



### ACTIVITY



Month	Adjusted Scheduled Activity (UDA)	
	2016	2017
April	-51	663
May	815	1,634
June	1,415	2,451
July	2,617	3,321
August	3,421	4,234
September	4,169	5,301
October	4,943	
November	6,014	
December	6,861	
January	7,469	
February	8,977	
March	9,869	
April	10,388	
May	10,396	
June	10,396	

### QUALITY

	Quantity	Base Number	Contract	AT	Region	England
% of FP17s for the same patient ID Re-attending within 3 months - Children	65	1,094	5.9%	11.8%	13.5%	12.4%
% of FP17s for the same patient ID Re-attending within 3 months - Adults	359	2,283	15.7%	15.6%	17.4%	16.7%
% of FP17s for the same patient ID Re-attending between 3 & 9 months - Children	735	1,094	67.2%	59.6%	59.0%	57.4%
% of FP17s for the same patient ID Re-attending between 3 & 9 months - Adults	1,412	2,283	61.8%	54.4%	52.6%	50.5%
% of FP17s for Band 1 Urgent Courses	156	3,091	5.0%	8.6%	9.4%	9.1%
% of FP17s Relating to Free Repair or Replacements	18	3,091	0.6%	0.9%	1.0%	0.8%
% of FP17s Relating to Continuations	91	3,091	2.9%	1.4%	1.5%	1.3%
% of Patients satisfied with the dentistry they have received	3	3	N/A	92.7%	93.7%	93.2%
% of Patients satisfied with the time they had to wait for an appointment	3	3	N/A	88.3%	90.0%	89.0%

\* This is based on patients treated on this contract for their most recent course of treatment. Figures in italics indicate the base number of FP17s or Patient Questionnaire responses are less than 100. N/A is shown where the base number of responses is less than 10 during the period. % is calculated as Quantity/Base number\*100

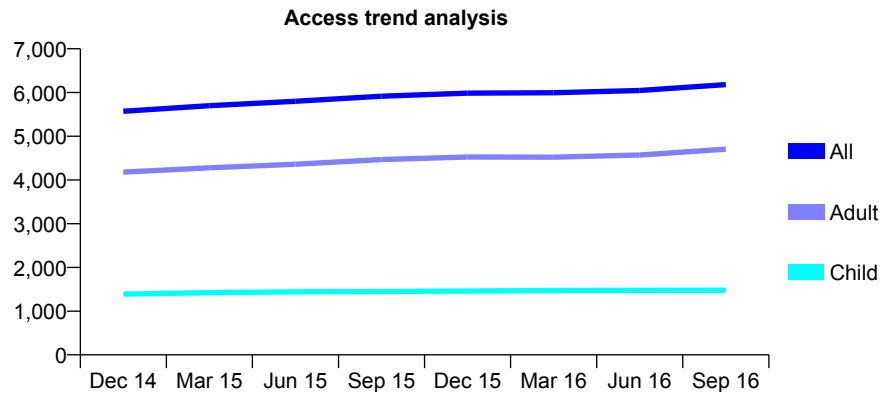
## Q52 - Vital Signs At a Glance Contract Report for 190268/0001 - September 2016

Name or company name	Bailiff Bridge Dental Practice
Contract type name	GDS Contract
Purpose of contract	General
Contract start date	01/07/2007
Contract end date	

16/17 Contracted general activity (UDA)	20,416
Carry forward general activity (UDA)	0
16/17 Contracted orthodontic activity (UOA)	0
Carry forward orthodontic activity (UOA)	0
Baseline contract value	£518,211.73

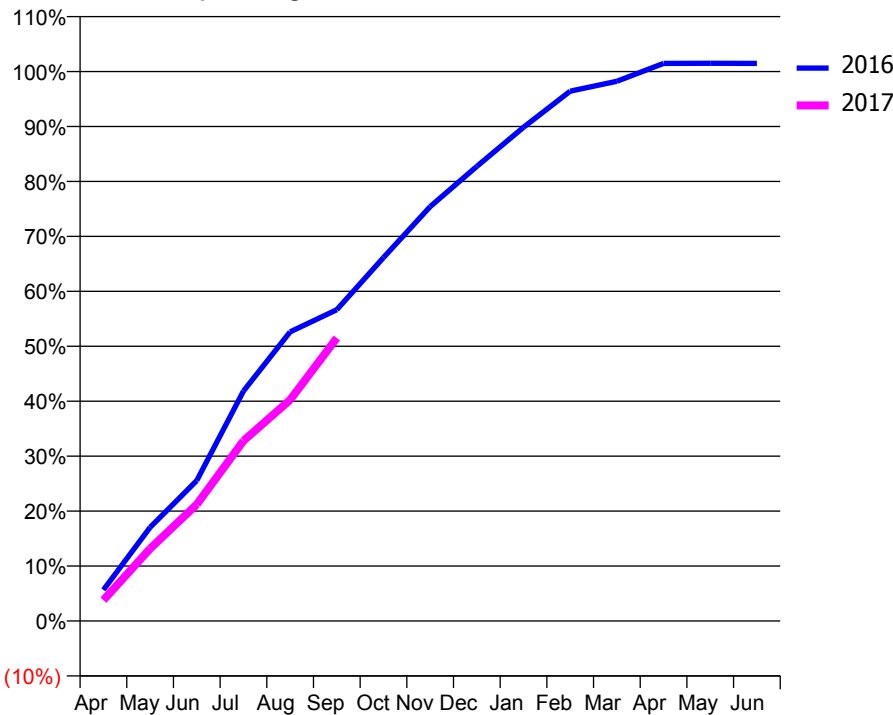
### ACCESS\*

Patients seen in 24 months	Total	Change since previous quarter
Quarter ending September 2015	5,916	
Quarter ending December 2015	5,986	→
Quarter ending March 2016	5,994	→
Quarter ending June 2016	6,046	→
Quarter ending September 2016	6,181	↑
<b>Variance since September 2015</b>	<b>4.5%</b>	<b>↑</b>



### ACTIVITY

Cumulative percentage of contracted UDA delivered 2016 & 2017



Month	Adjusted Scheduled Activity (UDA)	
	2016	2017
April	1,187	773
May	3,580	2,690
June	5,367	4,333
July	8,791	6,697
August	11,051	8,216
September	11,899	10,514
October	13,891	
November	15,834	
December	17,375	
January	18,868	
February	20,247	
March	20,628	
April	21,310	
May	21,312	
June	21,310	

### QUALITY

	Quantity	Base Number	Contract	AT	Region	England
% of FP17s for the same patient ID Re-attending within 3 months - Children	169	1,471	11.5%	11.8%	13.5%	12.4%
% of FP17s for the same patient ID Re-attending within 3 months - Adults	563	4,256	13.2%	15.6%	17.4%	16.7%
% of FP17s for the same patient ID Re-attending between 3 & 9 months - Children	1,012	1,471	68.8%	59.6%	59.0%	57.4%
% of FP17s for the same patient ID Re-attending between 3 & 9 months - Adults	2,176	4,256	51.1%	54.4%	52.6%	50.5%
% of FP17s for Band 1 Urgent Courses	248	5,375	4.6%	8.6%	9.4%	9.1%
% of FP17s Relating to Free Repair or Replacements	48	5,375	0.9%	0.9%	1.0%	0.8%
% of FP17s Relating to Continuations	78	5,375	1.5%	1.4%	1.5%	1.3%
% of Patients satisfied with the dentistry they have received	10	10	100.0%	92.7%	93.7%	93.2%
% of Patients satisfied with the time they had to wait for an appointment	10	10	100.0%	88.3%	90.0%	89.0%

\* This is based on patients treated on this contract for their most recent course of treatment. Figures in italics indicate the base number of FP17s or Patient Questionnaire responses are less than 100. N/A is shown where the base number of responses is less than 10 during the period. % is calculated as Quantity/Base number\*100

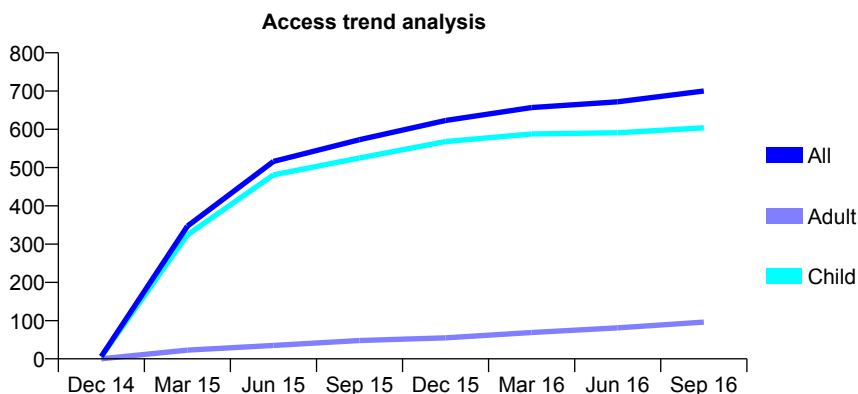
## Q52 - Vital Signs At a Glance Contract Report for 190284/0001 - September 2016

Name or company name	Hebden Bridge Dental Care Ltd.
Contract type name	GDS Contract
Purpose of contract	General
Contract start date	01/11/2014
Contract end date	

16/17 Contracted general activity (UDA)	1,500
Carry forward general activity (UDA)	0
16/17 Contracted orthodontic activity (UOA)	0
Carry forward orthodontic activity (UOA)	0
Baseline contract value	£37,981.40

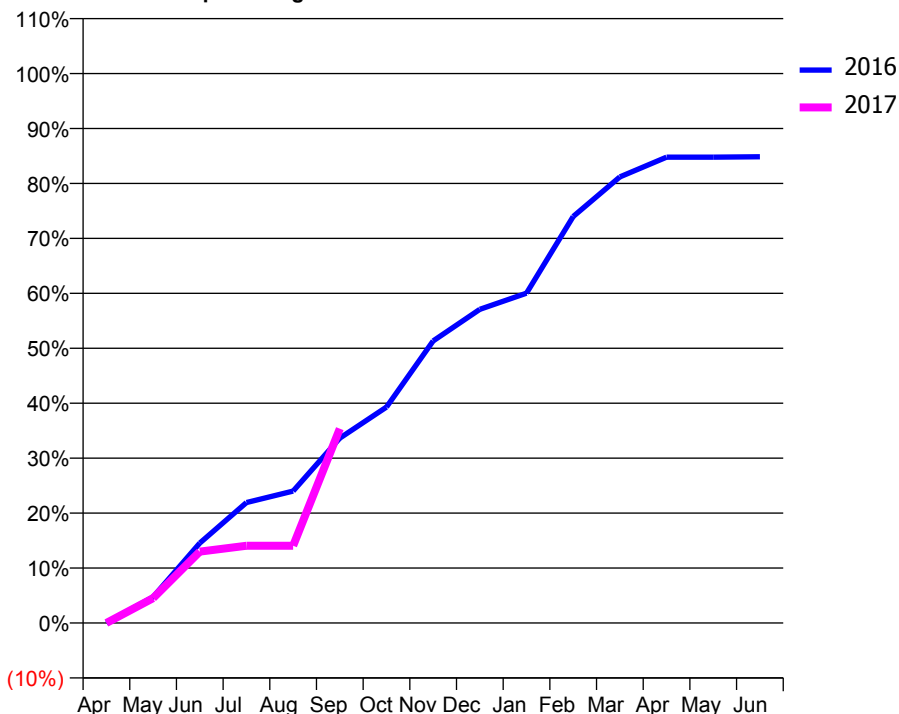
### ACCESS\*

Patients seen in 24 months	Total	Change since previous quarter
Quarter ending September 2015	573	
Quarter ending December 2015	623	↑
Quarter ending March 2016	657	↑
Quarter ending June 2016	672	↑
Quarter ending September 2016	700	↑
<b>Variance since September 2015</b>	<b>22.2%</b>	<b>↑</b>



### ACTIVITY

Cumulative percentage of contracted UDA delivered 2016 & 2017



Month	Adjusted Scheduled Activity (UDA)	
	2016	2017
April	0	0
May	71	68
June	218	195
July	329	211
August	360	211
September	505	531
October	590	
November	770	
December	856	
January	900	
February	1,110	
March	1,218	
April	1,272	
May	1,272	
June	1,273	

### QUALITY

	Quantity	Base Number	Contract	AT	Region	England
% of FP17s for the same patient ID Re-attending within 3 months - Children	25	419	6.0%	11.8%	13.5%	12.4%
% of FP17s for the same patient ID Re-attending within 3 months - Adults	3	31	9.7%	15.6%	17.4%	16.7%
% of FP17s for the same patient ID Re-attending between 3 & 9 months - Children	243	419	58.0%	59.6%	59.0%	57.4%
% of FP17s for the same patient ID Re-attending between 3 & 9 months - Adults	18	31	58.1%	54.4%	52.6%	50.5%
% of FP17s for Band 1 Urgent Courses	3	420	0.7%	8.6%	9.4%	9.1%
% of FP17s Relating to Free Repair or Replacements	0	420	0.0%	0.9%	1.0%	0.8%
% of FP17s Relating to Continuations	9	420	2.1%	1.4%	1.5%	1.3%
% of Patients satisfied with the dentistry they have received	0	0	N/A	92.7%	93.7%	93.2%
% of Patients satisfied with the time they had to wait for an appointment	0	0	N/A	88.3%	90.0%	89.0%

\* This is based on patients treated on this contract for their most recent course of treatment. Figures in italics indicate the base number of FP17s or Patient Questionnaire responses are less than 100. N/A is shown where the base number of responses is less than 10 during the period. % is calculated as Quantity/Base number\*100

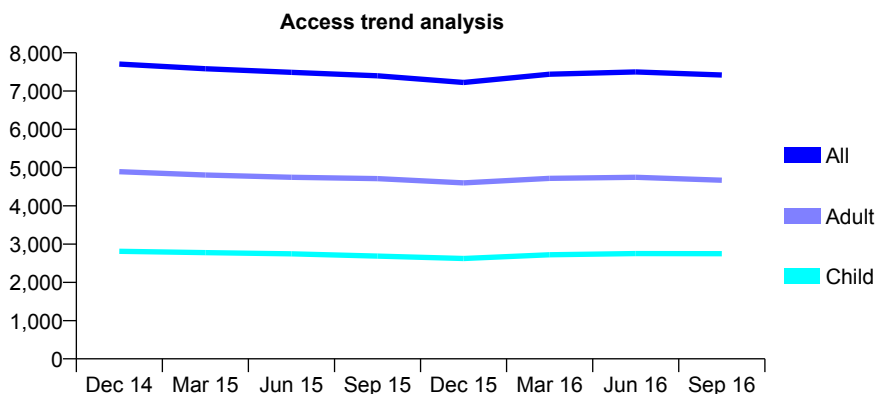
## Q52 - Vital Signs At a Glance Contract Report for 190551/0001 - September 2016

Name or company name	Dentistry@ltd
Contract type name	GDS Contract
Purpose of contract	General
Contract start date	11/05/2009
Contract end date	

16/17 Contracted general activity (UDA)	24,076
Carry forward general activity (UDA)	0
16/17 Contracted orthodontic activity (UOA)	0
Carry forward orthodontic activity (UOA)	0
Baseline contract value	£830,900.64

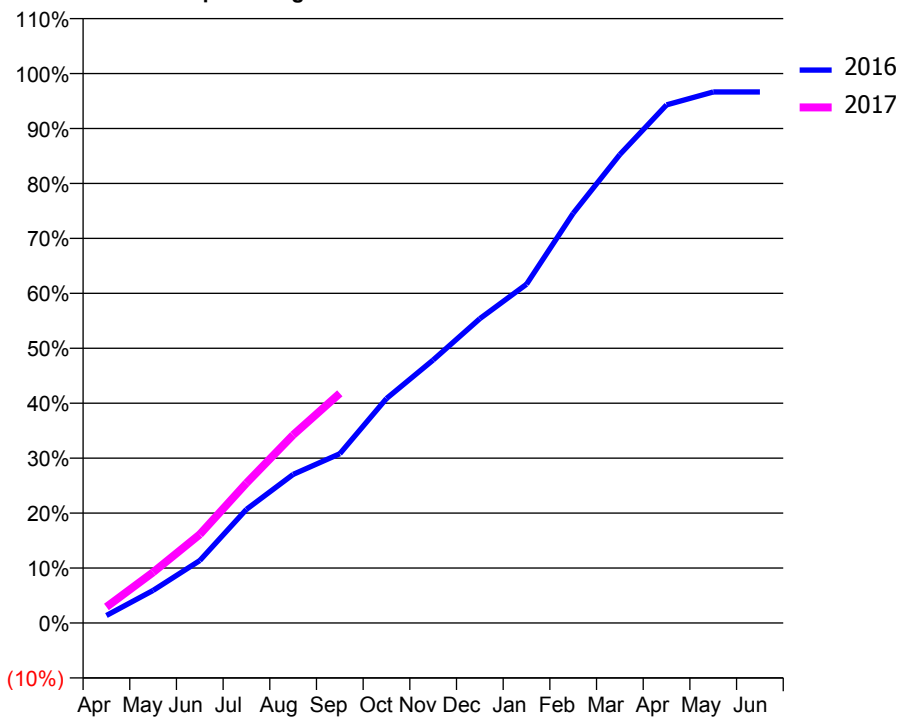
### ACCESS\*

Patients seen in 24 months	Total	Change since previous quarter
Quarter ending September 2015	7,398	
Quarter ending December 2015	7,223	↓
Quarter ending March 2016	7,439	↑
Quarter ending June 2016	7,499	→
Quarter ending September 2016	7,419	↓
<b>Variance since September 2015</b>	<b>0.3%</b>	<b>→</b>



### ACTIVITY

Cumulative percentage of contracted UDA delivered 2016 & 2017



Adjusted Scheduled Activity (UDA)

Month	2016	2017
April	327	705
May	1,427	2,220
June	2,739	3,881
July	4,980	6,134
August	6,509	8,242
September	7,419	10,063
October	9,836	
November	11,524	
December	13,334	
January	14,843	
February	17,951	
March	20,526	
April	22,700	
May	23,267	
June	23,268	

### QUALITY

	Quantity	Base Number	Contract	AT	Region	England
% of FP17s for the same patient ID Re-attending within 3 months - Children	262	2,524	10.4%	11.8%	13.5%	12.4%
% of FP17s for the same patient ID Re-attending within 3 months - Adults	717	3,637	19.7%	15.6%	17.4%	16.7%
% of FP17s for the same patient ID Re-attending between 3 & 9 months - Children	1,509	2,524	59.8%	59.6%	59.0%	57.4%
% of FP17s for the same patient ID Re-attending between 3 & 9 months - Adults	1,675	3,637	46.1%	54.4%	52.6%	50.5%
% of FP17s for Band 1 Urgent Courses	458	5,015	9.1%	8.6%	9.4%	9.1%
% of FP17s Relating to Free Repair or Replacements	60	5,015	1.2%	0.9%	1.0%	0.8%
% of FP17s Relating to Continuations	16	5,015	0.3%	1.4%	1.5%	1.3%
% of Patients satisfied with the dentistry they have received	3	4	N/A	92.7%	93.7%	93.2%
% of Patients satisfied with the time they had to wait for an appointment	2	4	N/A	88.3%	90.0%	89.0%

\* This is based on patients treated on this contract for their most recent course of treatment. Figures in italics indicate the base number of FP17s or Patient Questionnaire responses are less than 100. N/A is shown where the base number of responses is less than 10 during the period. % is calculated as Quantity/Base number\*100

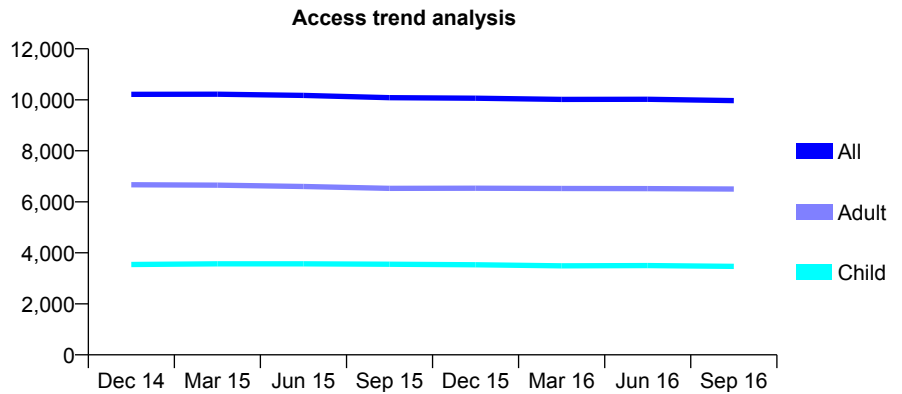
## Q52 - Vital Signs At a Glance Contract Report for 190748/0001 - September 2016

Name or company name	A & S Dental Surgeons Ltd
Contract type name	GDS Contract
Purpose of contract	General
Contract start date	01/03/2011
Contract end date	

16/17 Contracted general activity (UDA)	29,000
Carry forward general activity (UDA)	0
16/17 Contracted orthodontic activity (UOA)	0
Carry forward orthodontic activity (UOA)	0
Baseline contract value	£1,115,820.32

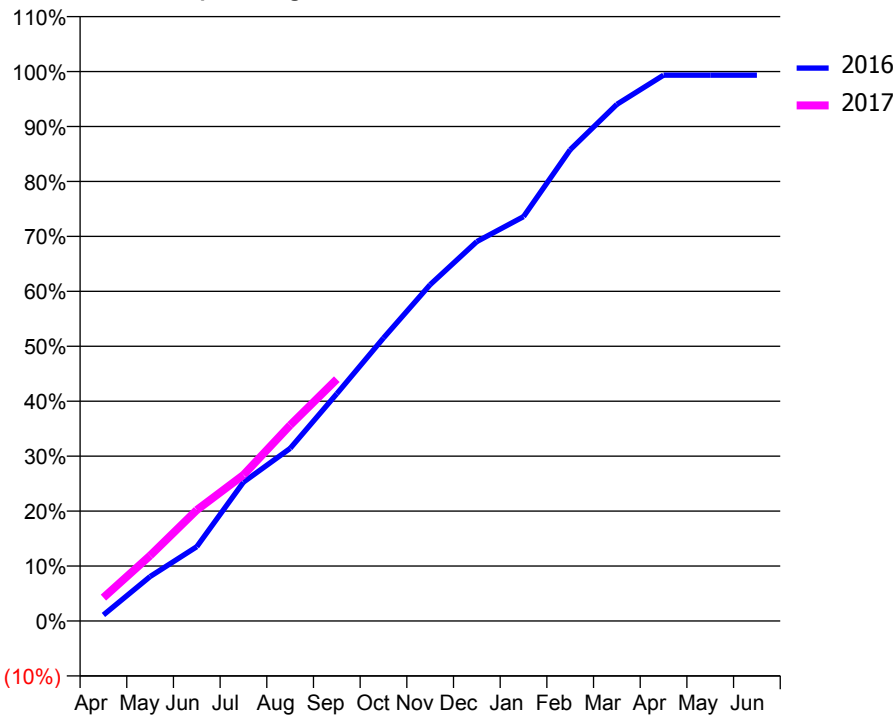
### ACCESS\*

Patients seen in 24 months	Total	Change since previous quarter
Quarter ending September 2015	10,083	
Quarter ending December 2015	10,065	→
Quarter ending March 2016	10,014	→
Quarter ending June 2016	10,020	→
Quarter ending September 2016	9,969	→
<b>Variance since September 2015</b>	<b>(1.1%)</b>	<b>↓</b>



### ACTIVITY

Cumulative percentage of contracted UDA delivered 2016 & 2017



Month	Adjusted Scheduled Activity (UDA)	
	2016	2017
April	319	1,234
May	2,347	3,449
June	3,922	5,862
July	7,331	7,711
August	9,107	10,333
September	11,996	12,763
October	14,934	
November	17,752	
December	20,028	
January	21,338	
February	24,874	
March	27,268	
April	28,811	
May	28,811	
June	28,811	

### QUALITY

	Quantity	Base Number	Contract	AT	Region	England
% of FP17s for the same patient ID Re-attending within 3 months - Children	166	3,006	5.5%	11.8%	13.5%	12.4%
% of FP17s for the same patient ID Re-attending within 3 months - Adults	439	4,866	9.0%	15.6%	17.4%	16.7%
% of FP17s for the same patient ID Re-attending between 3 & 9 months - Children	2,131	3,006	70.9%	59.6%	59.0%	57.4%
% of FP17s for the same patient ID Re-attending between 3 & 9 months - Adults	3,069	4,866	63.1%	54.4%	52.6%	50.5%
% of FP17s for Band 1 Urgent Courses	327	6,519	5.0%	8.6%	9.4%	9.1%
% of FP17s Relating to Free Repair or Replacements	45	6,519	0.7%	0.9%	1.0%	0.8%
% of FP17s Relating to Continuations	34	6,519	0.5%	1.4%	1.5%	1.3%
% of Patients satisfied with the dentistry they have received	10	11	90.9%	92.7%	93.7%	93.2%
% of Patients satisfied with the time they had to wait for an appointment	9	11	81.8%	88.3%	90.0%	89.0%

\* This is based on patients treated on this contract for their most recent course of treatment. Figures in italics indicate the base number of FP17s or Patient Questionnaire responses are less than 100. N/A is shown where the base number of responses is less than 10 during the period. % is calculated as Quantity/Base number\*100

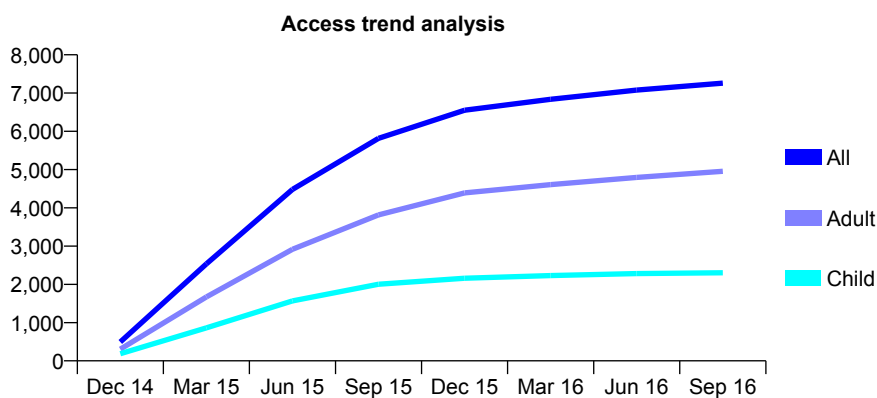
## Q52 - Vital Signs At a Glance Contract Report for 190810/0001 - September 2016

Name or company name	Church Street Dental Partnership
Contract type name	GDS Contract
Purpose of contract	General
Contract start date	01/12/2014
Contract end date	

16/17 Contracted general activity (UDA)	20,511
Carry forward general activity (UDA)	0
16/17 Contracted orthodontic activity (UOA)	0
Carry forward orthodontic activity (UOA)	0
Baseline contract value	£615,508.97

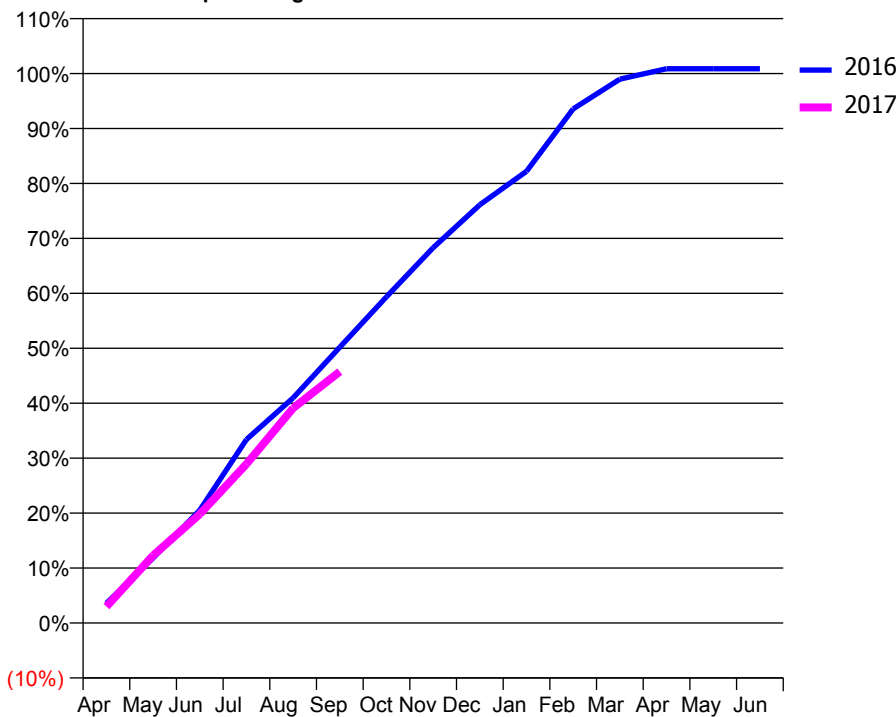
### ACCESS\*

Patients seen in 24 months	Total	Change since previous quarter
Quarter ending September 2015	5,817	
Quarter ending December 2015	6,551	↑
Quarter ending March 2016	6,836	↑
Quarter ending June 2016	7,077	↑
Quarter ending September 2016	7,259	↑
<b>Variance since September 2015</b>	<b>24.8%</b>	<b>↑</b>



### ACTIVITY

Cumulative percentage of contracted UDA delivered 2016 & 2017



Adjusted Scheduled Activity (UDA)

Month	2016	2017
April	741	616
May	2,427	2,521
June	4,215	4,063
July	6,851	5,933
August	8,402	8,023
September	10,296	9,385
October	12,175	
November	14,008	
December	15,609	
January	16,863	
February	19,188	
March	20,302	
April	20,689	
May	20,689	
June	20,689	

### QUALITY

	Quantity	Base Number	Contract	AT	Region	England
% of FP17s for the same patient ID Re-attending within 3 months - Children	68	1,911	3.6%	11.8%	13.5%	12.4%
% of FP17s for the same patient ID Re-attending within 3 months - Adults	207	3,454	6.0%	15.6%	17.4%	16.7%
% of FP17s for the same patient ID Re-attending between 3 & 9 months - Children	1,315	1,911	68.8%	59.6%	59.0%	57.4%
% of FP17s for the same patient ID Re-attending between 3 & 9 months - Adults	2,180	3,454	63.1%	54.4%	52.6%	50.5%
% of FP17s for Band 1 Urgent Courses	77	5,082	1.5%	8.6%	9.4%	9.1%
% of FP17s Relating to Free Repair or Replacements	4	5,082	0.1%	0.9%	1.0%	0.8%
% of FP17s Relating to Continuations	2	5,082	0.0%	1.4%	1.5%	1.3%
% of Patients satisfied with the dentistry they have received	3	3	N/A	92.7%	93.7%	93.2%
% of Patients satisfied with the time they had to wait for an appointment	2	3	N/A	88.3%	90.0%	89.0%

\* This is based on patients treated on this contract for their most recent course of treatment. Figures in italics indicate the base number of FP17s or Patient Questionnaire responses are less than 100. N/A is shown where the base number of responses is less than 10 during the period. % is calculated as Quantity/Base number\*100



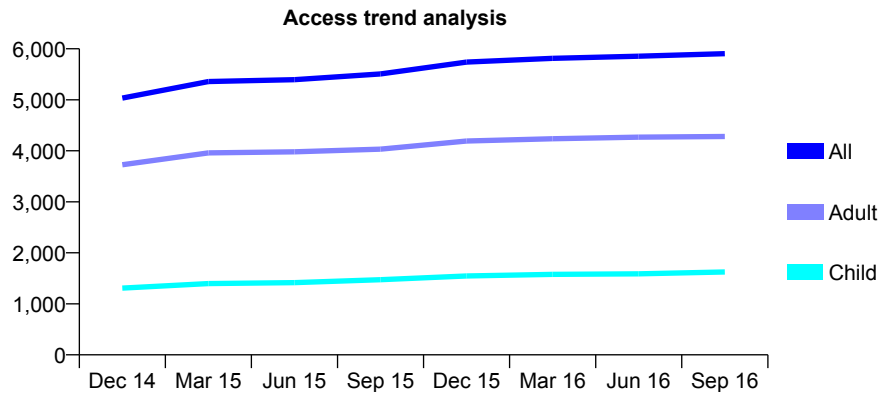
## Q52 - Vital Signs At a Glance Contract Report for 192554/0001 - September 2016

Name or company name	The Crossgates Lane and Chapeltown Roa
Contract type name	GDS Contract
Purpose of contract	General
Contract start date	01/05/2013
Contract end date	

16/17 Contracted general activity (UDA)	17,895
Carry forward general activity (UDA)	0
16/17 Contracted orthodontic activity (UOA)	0
Carry forward orthodontic activity (UOA)	0
Baseline contract value	£572,034.99

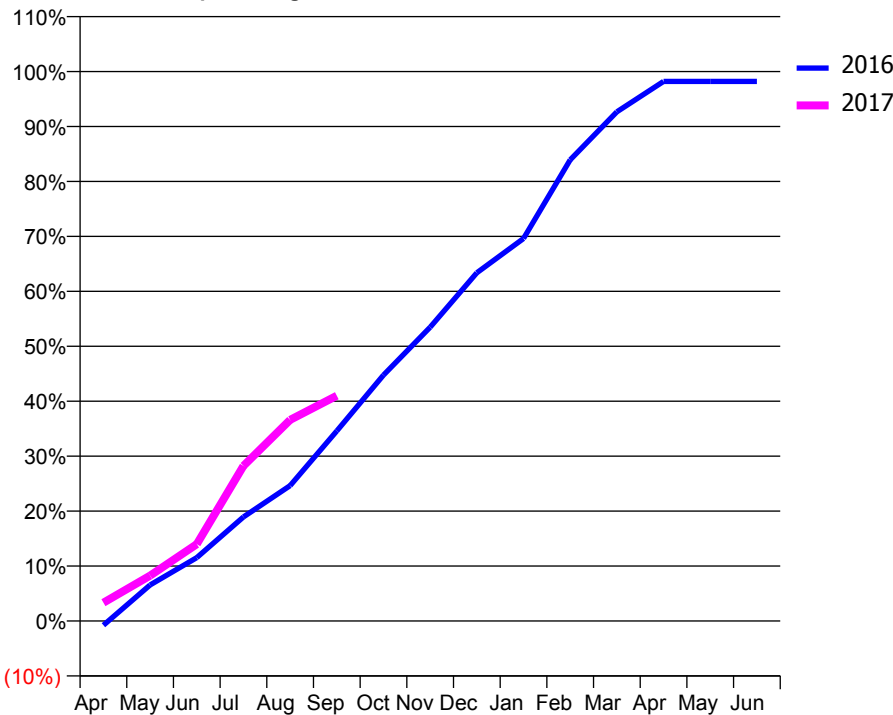
### ACCESS\*

Patients seen in 24 months	Total	Change since previous quarter
Quarter ending September 2015	5,506	
Quarter ending December 2015	5,739	↑
Quarter ending March 2016	5,813	→
Quarter ending June 2016	5,855	→
Quarter ending September 2016	5,905	→
<b>Variance since September 2015</b>	<b>7.2%</b>	<b>↑</b>



### ACTIVITY

Cumulative percentage of contracted UDA delivered 2016 & 2017



Month	Adjusted Scheduled Activity (UDA)	
	2016	2017
April	-142	597
May	1,175	1,478
June	2,064	2,503
July	3,389	5,053
August	4,412	6,549
September	6,189	7,335
October	8,011	
November	9,567	
December	11,342	
January	12,457	
February	15,020	
March	16,580	
April	17,572	
May	17,570	
June	17,570	

### QUALITY

	Quantity	Base Number	Contract	AT	Region	England
% of FP17s for the same patient ID Re-attending within 3 months - Children	78	1,003	7.8%	11.8%	13.5%	12.4%
% of FP17s for the same patient ID Re-attending within 3 months - Adults	269	2,263	11.9%	15.6%	17.4%	16.7%
% of FP17s for the same patient ID Re-attending between 3 & 9 months - Children	483	1,003	48.2%	59.6%	59.0%	57.4%
% of FP17s for the same patient ID Re-attending between 3 & 9 months - Adults	965	2,263	42.6%	54.4%	52.6%	50.5%
% of FP17s for Band 1 Urgent Courses	195	2,936	6.6%	8.6%	9.4%	9.1%
% of FP17s Relating to Free Repair or Replacements	12	2,936	0.4%	0.9%	1.0%	0.8%
% of FP17s Relating to Continuations	44	2,936	1.5%	1.4%	1.5%	1.3%
% of Patients satisfied with the dentistry they have received	3	3	N/A	92.7%	93.7%	93.2%
% of Patients satisfied with the time they had to wait for an appointment	3	3	N/A	88.3%	90.0%	89.0%

\* This is based on patients treated on this contract for their most recent course of treatment. Figures in italics indicate the base number of FP17s or Patient Questionnaire responses are less than 100. N/A is shown where the base number of responses is less than 10 during the period. % is calculated as Quantity/Base number\*100

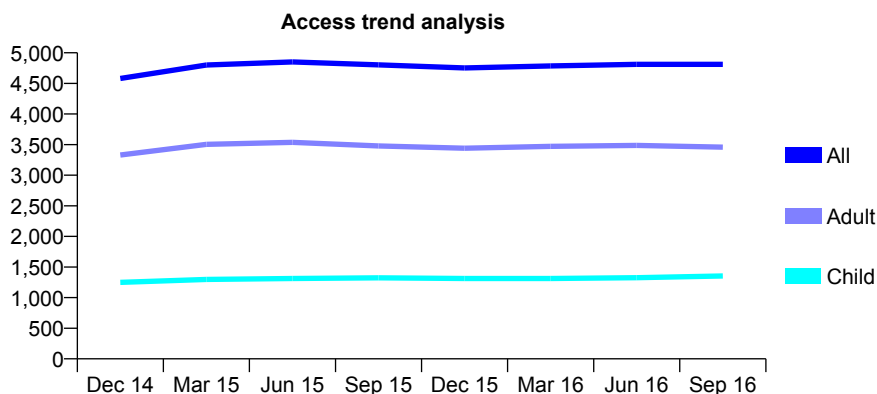
## Q52 - Vital Signs At a Glance Contract Report for 192554/0002 - September 2016

Name or company name	The Crossgates Lane and Chapeltown Roa
Contract type name	GDS Contract
Purpose of contract	General
Contract start date	01/05/2013
Contract end date	

16/17 Contracted general activity (UDA)	17,479
Carry forward general activity (UDA)	0
16/17 Contracted orthodontic activity (UOA)	0
Carry forward orthodontic activity (UOA)	0
Baseline contract value	£531,085.14

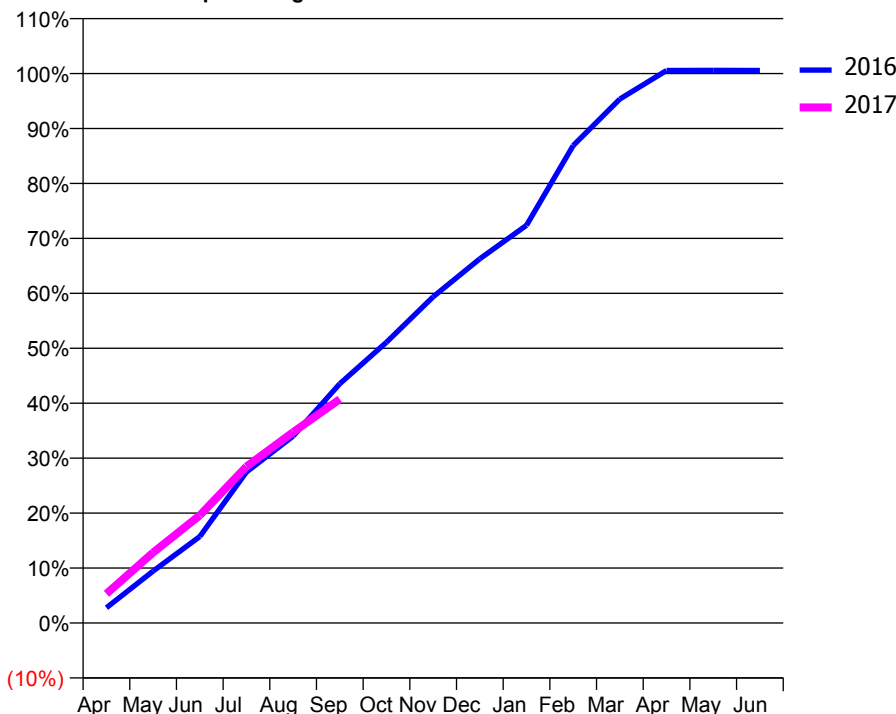
### ACCESS\*

Patients seen in 24 months	Total	Change since previous quarter
Quarter ending September 2015	4,802	
Quarter ending December 2015	4,753	↓
Quarter ending March 2016	4,785	→
Quarter ending June 2016	4,812	→
Quarter ending September 2016	4,811	→
<b>Variance since September 2015</b>	<b>0.2%</b>	<b>→</b>



### ACTIVITY

Cumulative percentage of contracted UDA delivered 2016 & 2017



Month	Adjusted Scheduled Activity (UDA)	
	2016	2017
April	487	932
May	1,654	2,243
June	2,752	3,424
July	4,802	4,979
August	5,946	6,072
September	7,612	7,121
October	8,929	
November	10,378	
December	11,585	
January	12,652	
February	15,186	
March	16,666	
April	17,575	
May	17,578	
June	17,576	

### QUALITY

	Quantity	Base Number	Contract	AT	Region	England
% of FP17s for the same patient ID Re-attending within 3 months - Children	65	838	7.8%	11.8%	13.5%	12.4%
% of FP17s for the same patient ID Re-attending within 3 months - Adults	354	2,311	15.3%	15.6%	17.4%	16.7%
% of FP17s for the same patient ID Re-attending between 3 & 9 months - Children	374	838	44.6%	59.6%	59.0%	57.4%
% of FP17s for the same patient ID Re-attending between 3 & 9 months - Adults	1,214	2,311	52.5%	54.4%	52.6%	50.5%
% of FP17s for Band 1 Urgent Courses	187	2,874	6.5%	8.6%	9.4%	9.1%
% of FP17s Relating to Free Repair or Replacements	23	2,874	0.8%	0.9%	1.0%	0.8%
% of FP17s Relating to Continuations	60	2,874	2.1%	1.4%	1.5%	1.3%
% of Patients satisfied with the dentistry they have received	1	1	N/A	92.7%	93.7%	93.2%
% of Patients satisfied with the time they had to wait for an appointment	0	1	N/A	88.3%	90.0%	89.0%

\* This is based on patients treated on this contract for their most recent course of treatment. Figures in italics indicate the base number of FP17s or Patient Questionnaire responses are less than 100. N/A is shown where the base number of responses is less than 10 during the period. % is calculated as Quantity/Base number\*100

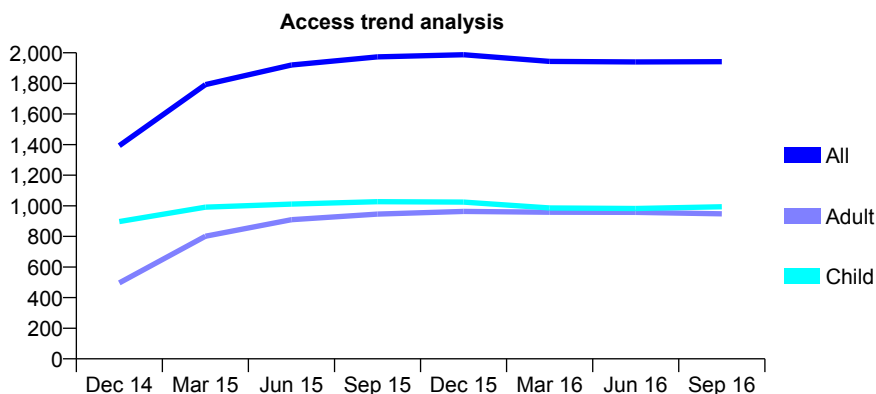
## Q52 - Vital Signs At a Glance Contract Report for 193356/0001 - September 2016

Name or company name	Guiseley Dental care
Contract type name	GDS Contract
Purpose of contract	General
Contract start date	01/08/2012
Contract end date	

16/17 Contracted general activity (UDA)	4,400
Carry forward general activity (UDA)	0
16/17 Contracted orthodontic activity (UOA)	0
Carry forward orthodontic activity (UOA)	0
Baseline contract value	£110,942.70

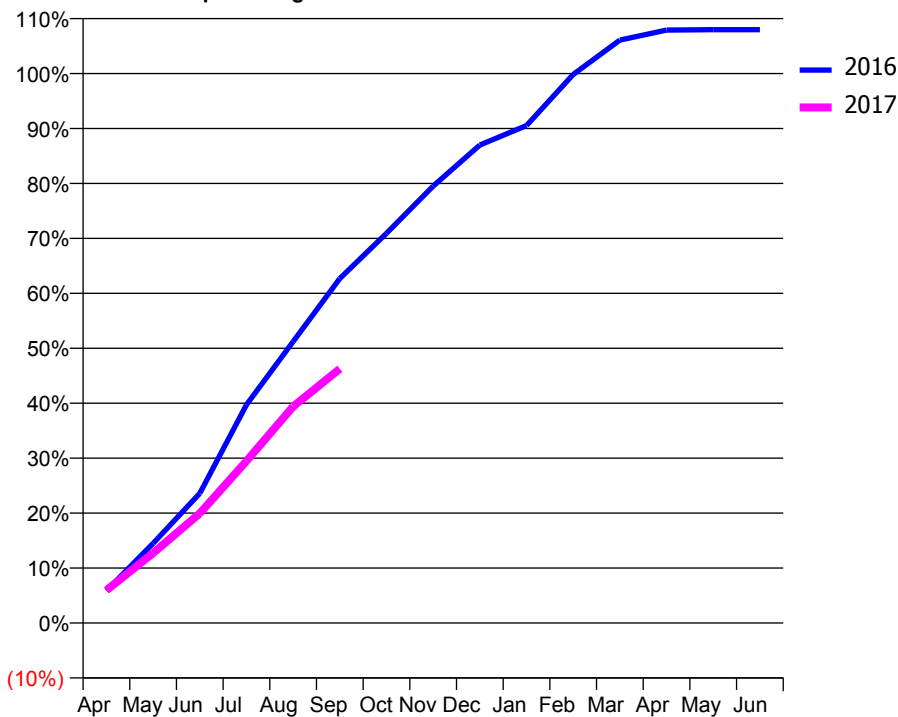
### ACCESS\*

Patients seen in 24 months	Total	Change since previous quarter
Quarter ending September 2015	1,973	
Quarter ending December 2015	1,987	→
Quarter ending March 2016	1,944	↓
Quarter ending June 2016	1,940	→
Quarter ending September 2016	1,942	→
<b>Variance since September 2015</b>	<b>(1.6%)</b>	<b>↓</b>



### ACTIVITY

Cumulative percentage of contracted UDA delivered 2016 & 2017



Adjusted Scheduled Activity (UDA)

Month	2016	2017
April	259	263
May	638	560
June	1,038	878
July	1,748	1,296
August	2,254	1,734
September	2,758	2,035
October	3,121	
November	3,499	
December	3,827	
January	3,983	
February	4,392	
March	4,667	
April	4,748	
May	4,751	
June	4,751	

### QUALITY

	Quantity	Base Number	Contract	AT	Region	England
% of FP17s for the same patient ID Re-attending within 3 months - Children	75	932	8.0%	11.8%	13.5%	12.4%
% of FP17s for the same patient ID Re-attending within 3 months - Adults	69	613	11.3%	15.6%	17.4%	16.7%
% of FP17s for the same patient ID Re-attending between 3 & 9 months - Children	649	932	69.6%	59.6%	59.0%	57.4%
% of FP17s for the same patient ID Re-attending between 3 & 9 months - Adults	343	613	56.0%	54.4%	52.6%	50.5%
% of FP17s for Band 1 Urgent Courses	61	1,493	4.1%	8.6%	9.4%	9.1%
% of FP17s Relating to Free Repair or Replacements	3	1,493	0.2%	0.9%	1.0%	0.8%
% of FP17s Relating to Continuations	4	1,493	0.3%	1.4%	1.5%	1.3%
% of Patients satisfied with the dentistry they have received	1	1	N/A	92.7%	93.7%	93.2%
% of Patients satisfied with the time they had to wait for an appointment	1	1	N/A	88.3%	90.0%	89.0%

\* This is based on patients treated on this contract for their most recent course of treatment. Figures in italics indicate the base number of FP17s or Patient Questionnaire responses are less than 100. N/A is shown where the base number of responses is less than 10 during the period. % is calculated as Quantity/Base number\*100

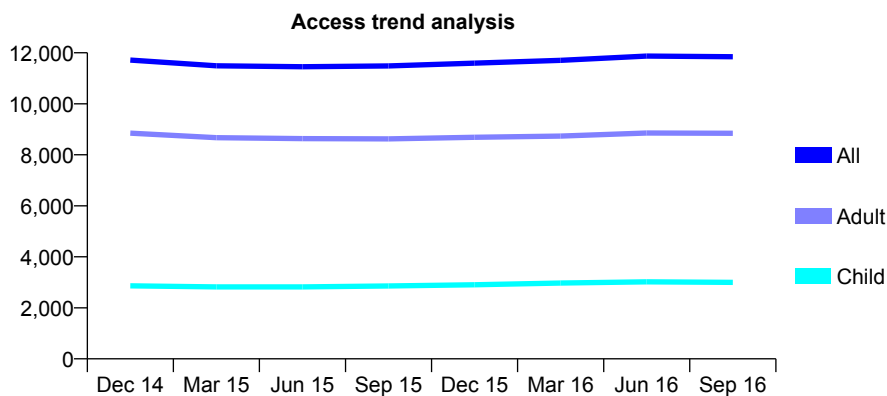
## Q52 - Vital Signs At a Glance Contract Report for 193429/0002 - September 2016

Name or company name	David E Wood & Associates Ltd
Contract type name	GDS Contract
Purpose of contract	General
Contract start date	01/10/2011
Contract end date	

16/17 Contracted general activity (UDA)	26,945
Carry forward general activity (UDA)	0
16/17 Contracted orthodontic activity (UOA)	0
Carry forward orthodontic activity (UOA)	0
Baseline contract value	£902,570.85

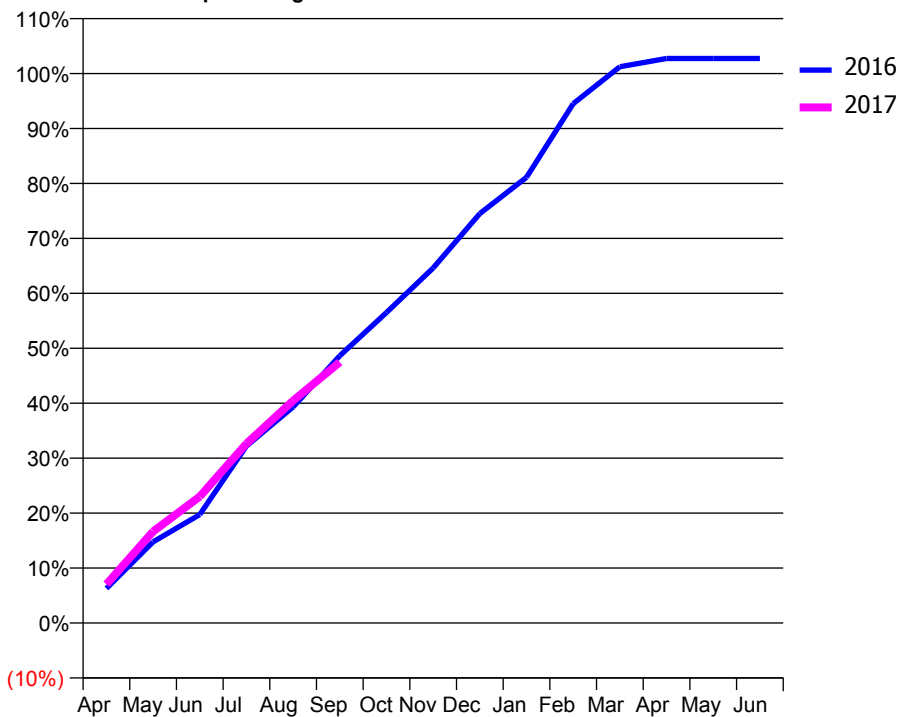
### ACCESS\*

Patients seen in 24 months	Total	Change since previous quarter
Quarter ending September 2015	11,485	
Quarter ending December 2015	11,594	→
Quarter ending March 2016	11,705	→
Quarter ending June 2016	11,870	→
Quarter ending September 2016	11,845	→
<b>Variance since September 2015</b>	<b>3.1%</b>	<b>↑</b>



### ACTIVITY

Cumulative percentage of contracted UDA delivered 2016 & 2017



Month	Adjusted Scheduled Activity (UDA)	
	2016	2017
April	1,700	1,896
May	3,980	4,487
June	5,322	6,199
July	8,679	8,795
August	10,593	10,903
September	13,109	12,794
October	15,222	
November	17,411	
December	20,075	
January	21,854	
February	25,465	
March	27,279	
April	27,681	
May	27,682	
June	27,683	

### QUALITY

	Quantity	Base Number	Contract	AT	Region	England
% of FP17s for the same patient ID Re-attending within 3 months - Children	104	2,099	5.0%	11.8%	13.5%	12.4%
% of FP17s for the same patient ID Re-attending within 3 months - Adults	539	5,278	10.2%	15.6%	17.4%	16.7%
% of FP17s for the same patient ID Re-attending between 3 & 9 months - Children	1,184	2,099	56.4%	59.6%	59.0%	57.4%
% of FP17s for the same patient ID Re-attending between 3 & 9 months - Adults	2,263	5,278	42.9%	54.4%	52.6%	50.5%
% of FP17s for Band 1 Urgent Courses	181	6,443	2.8%	8.6%	9.4%	9.1%
% of FP17s Relating to Free Repair or Replacements	44	6,443	0.7%	0.9%	1.0%	0.8%
% of FP17s Relating to Continuations	48	6,443	0.7%	1.4%	1.5%	1.3%
% of Patients satisfied with the dentistry they have received	5	6	N/A	92.7%	93.7%	93.2%
% of Patients satisfied with the time they had to wait for an appointment	6	6	N/A	88.3%	90.0%	89.0%

\* This is based on patients treated on this contract for their most recent course of treatment. Figures in italics indicate the base number of FP17s or Patient Questionnaire responses are less than 100. N/A is shown where the base number of responses is less than 10 during the period. % is calculated as Quantity/Base number\*100

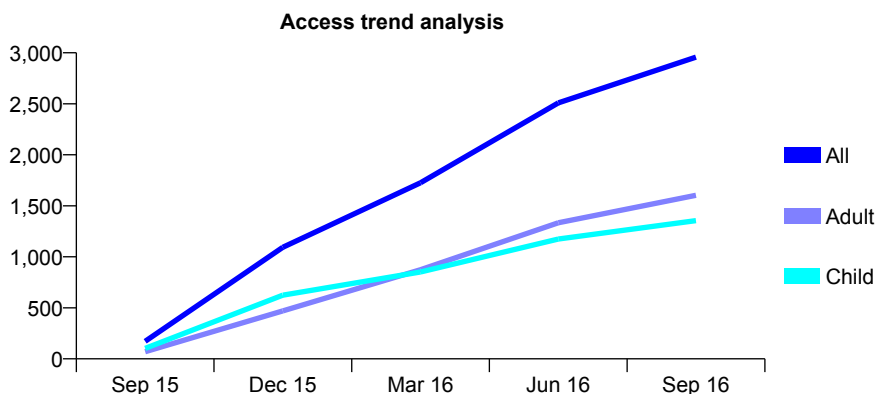
## Q52 - Vital Signs At a Glance Contract Report for 194301/0002 - September 2016

Name or company name	Ravat & Ray Dental Care Bradford
Contract type name	GDS Contract
Purpose of contract	General
Contract start date	07/09/2015
Contract end date	

16/17 Contracted general activity (UDA)	19,528
Carry forward general activity (UDA)	0
16/17 Contracted orthodontic activity (UOA)	0
Carry forward orthodontic activity (UOA)	0
Baseline contract value	£549,970.66

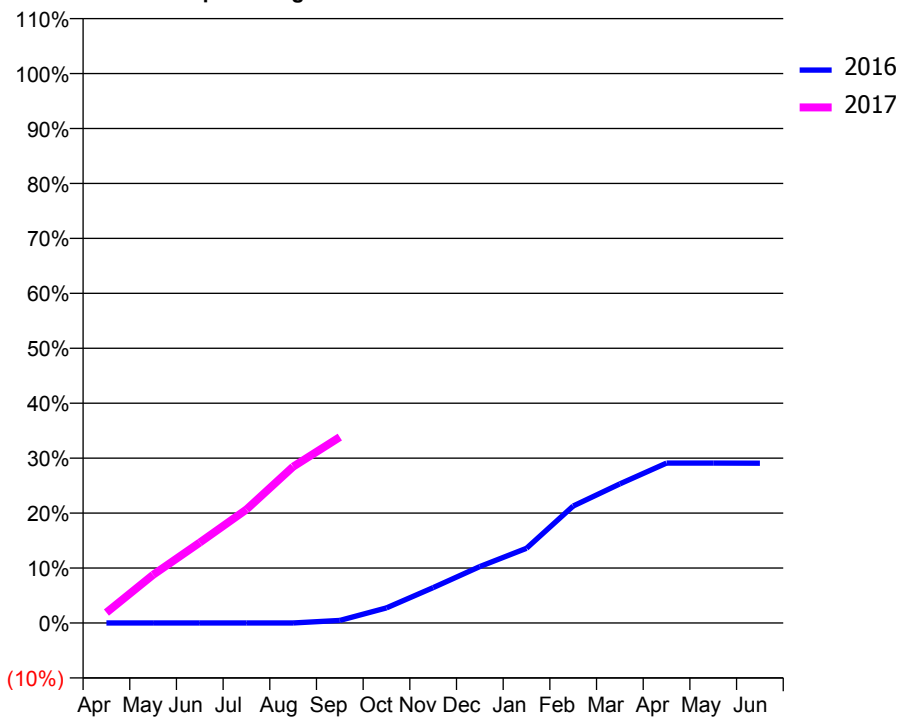
### ACCESS\*

Patients seen in 24 months	Total	Change since previous quarter
Quarter ending September 2015	172	
Quarter ending December 2015	1,094	↑
Quarter ending March 2016	1,726	↑
Quarter ending June 2016	2,509	↑
Quarter ending September 2016	2,958	↑
<b>Variance since September 2015</b>	<b>1619.8%</b>	<b>↑</b>



### ACTIVITY

Cumulative percentage of contracted UDA delivered 2016 & 2017



Adjusted Scheduled Activity (UDA)

Month	2016	2017
April	0	374
May	0	1,712
June	0	2,861
July	0	4,037
August	0	5,557
September	68	6,611
October	403	
November	943	
December	1,505	
January	1,993	
February	3,119	
March	3,708	
April	4,264	
May	4,263	
June	4,261	

### QUALITY

	Quantity	Base Number	Contract	AT	Region	England
% of FP17s for the same patient ID Re-attending within 3 months - Children	201	1,520	13.2%	11.8%	13.5%	12.4%
% of FP17s for the same patient ID Re-attending within 3 months - Adults	392	1,879	20.9%	15.6%	17.4%	16.7%
% of FP17s for the same patient ID Re-attending between 3 & 9 months - Children	657	1,520	43.2%	59.6%	59.0%	57.4%
% of FP17s for the same patient ID Re-attending between 3 & 9 months - Adults	673	1,879	35.8%	54.4%	52.6%	50.5%
% of FP17s for Band 1 Urgent Courses	233	3,210	7.3%	8.6%	9.4%	9.1%
% of FP17s Relating to Free Repair or Replacements	2	3,210	0.1%	0.9%	1.0%	0.8%
% of FP17s Relating to Continuations	12	3,210	0.4%	1.4%	1.5%	1.3%
% of Patients satisfied with the dentistry they have received	1	1	N/A	92.7%	93.7%	93.2%
% of Patients satisfied with the time they had to wait for an appointment	1	1	N/A	88.3%	90.0%	89.0%

\* This is based on patients treated on this contract for their most recent course of treatment. Figures in italics indicate the base number of FP17s or Patient Questionnaire responses are less than 100. N/A is shown where the base number of responses is less than 10 during the period. % is calculated as Quantity/Base number\*100

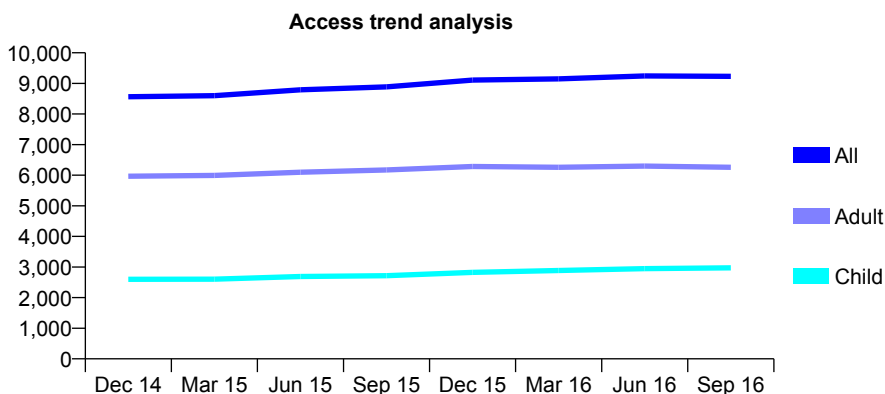
## Q52 - Vital Signs At a Glance Contract Report for 195480/0001 - September 2016

Name or company name	Azam & Associates Healthcare Ltd
Contract type name	GDS Contract
Purpose of contract	General
Contract start date	01/05/2010
Contract end date	

16/17 Contracted general activity (UDA)	29,187
Carry forward general activity (UDA)	0
16/17 Contracted orthodontic activity (UOA)	0
Carry forward orthodontic activity (UOA)	0
Baseline contract value	£819,744.14

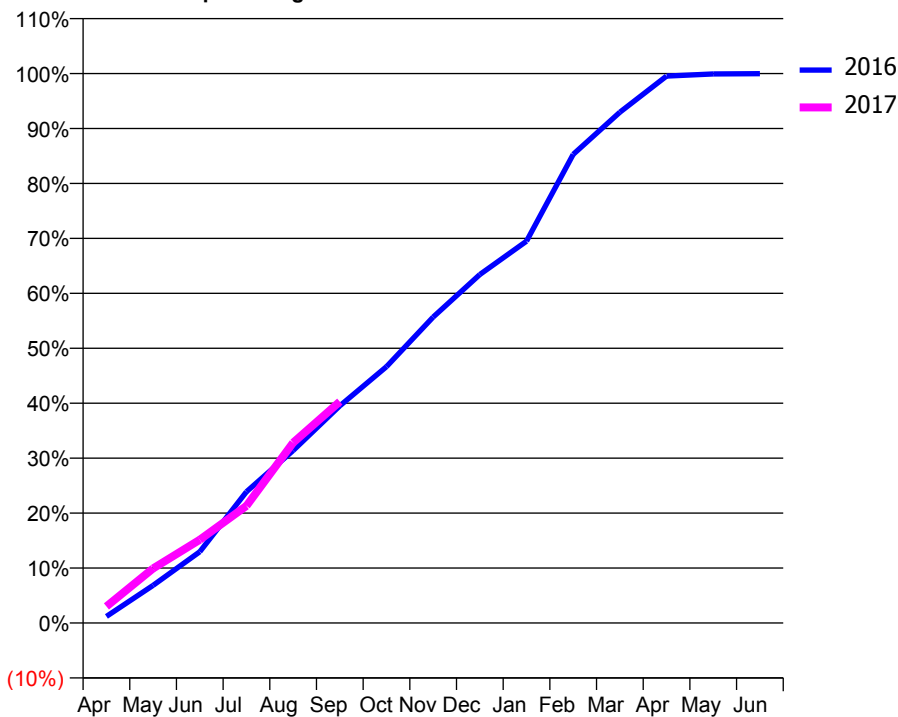
### ACCESS\*

Patients seen in 24 months	Total	Change since previous quarter
Quarter ending September 2015	8,887	
Quarter ending December 2015	9,108	↑
Quarter ending March 2016	9,147	→
Quarter ending June 2016	9,244	→
Quarter ending September 2016	9,233	→
<b>Variance since September 2015</b>	<b>3.9%</b>	<b>↑</b>



### ACTIVITY

Cumulative percentage of contracted UDA delivered 2016 & 2017



Month	Adjusted Scheduled Activity (UDA)	
	2016	2017
April	348	879
May	2,004	2,898
June	3,785	4,424
July	6,971	6,223
August	9,161	9,577
September	11,532	11,764
October	13,615	
November	16,255	
December	18,512	
January	20,284	
February	24,893	
March	27,134	
April	29,050	
May	29,163	
June	29,174	

### QUALITY

	Quantity	Base Number	Contract	AT	Region	England
% of FP17s for the same patient ID Re-attending within 3 months - Children	136	2,050	6.6%	11.8%	13.5%	12.4%
% of FP17s for the same patient ID Re-attending within 3 months - Adults	654	4,126	15.9%	15.6%	17.4%	16.7%
% of FP17s for the same patient ID Re-attending between 3 & 9 months - Children	1,060	2,050	51.7%	59.6%	59.0%	57.4%
% of FP17s for the same patient ID Re-attending between 3 & 9 months - Adults	1,849	4,126	44.8%	54.4%	52.6%	50.5%
% of FP17s for Band 1 Urgent Courses	642	5,432	11.8%	8.6%	9.4%	9.1%
% of FP17s Relating to Free Repair or Replacements	30	5,432	0.6%	0.9%	1.0%	0.8%
% of FP17s Relating to Continuations	34	5,432	0.6%	1.4%	1.5%	1.3%
% of Patients satisfied with the dentistry they have received	4	4	N/A	92.7%	93.7%	93.2%
% of Patients satisfied with the time they had to wait for an appointment	4	4	N/A	88.3%	90.0%	89.0%

\* This is based on patients treated on this contract for their most recent course of treatment. Figures in italics indicate the base number of FP17s or Patient Questionnaire responses are less than 100. N/A is shown where the base number of responses is less than 10 during the period. % is calculated as Quantity/Base number\*100

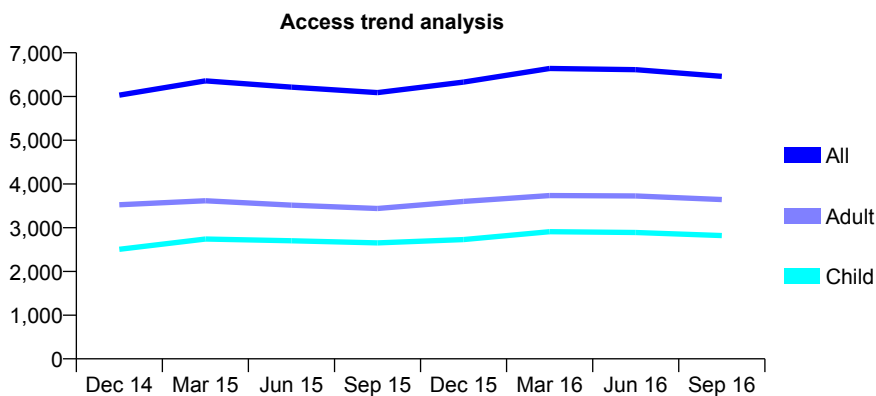
## Q52 - Vital Signs At a Glance Contract Report for 195545/0001 - September 2016

Name or company name	Mistry & Power
Contract type name	GDS Contract
Purpose of contract	General
Contract start date	03/10/2011
Contract end date	

16/17 Contracted general activity (UDA)	16,513
Carry forward general activity (UDA)	0
16/17 Contracted orthodontic activity (UOA)	0
Carry forward orthodontic activity (UOA)	0
Baseline contract value	£545,211.30

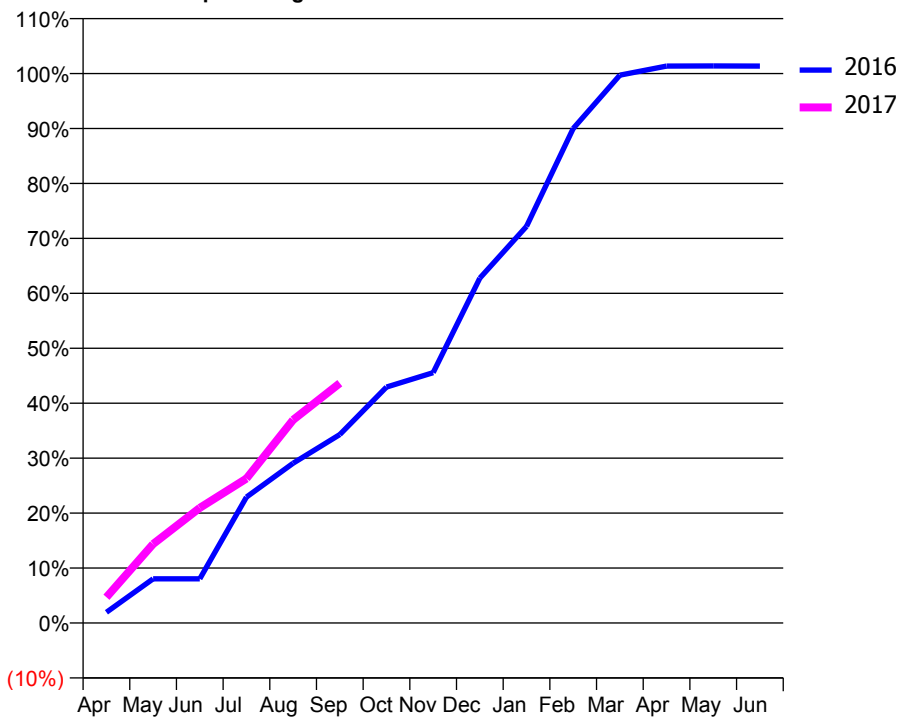
### ACCESS\*

Patients seen in 24 months	Total	Change since previous quarter
Quarter ending September 2015	6,091	
Quarter ending December 2015	6,329	↑
Quarter ending March 2016	6,643	↑
Quarter ending June 2016	6,615	→
Quarter ending September 2016	6,462	↓
<b>Variance since September 2015</b>	<b>6.1%</b>	<b>↑</b>



### ACTIVITY

Cumulative percentage of contracted UDA delivered 2016 & 2017



Adjusted Scheduled Activity (UDA)

Month	2016	2017
April	323	776
May	1,328	2,375
June	1,328	3,462
July	3,787	4,340
August	4,801	6,105
September	5,662	7,208
October	7,093	
November	7,523	
December	10,363	
January	11,919	
February	14,862	
March	16,464	
April	16,738	
May	16,739	
June	16,738	

### QUALITY

	Quantity	Base Number	Contract	AT	Region	England
% of FP17s for the same patient ID Re-attending within 3 months - Children	75	1,834	4.1%	11.8%	13.5%	12.4%
% of FP17s for the same patient ID Re-attending within 3 months - Adults	163	1,933	8.4%	15.6%	17.4%	16.7%
% of FP17s for the same patient ID Re-attending between 3 & 9 months - Children	1,146	1,834	62.5%	59.6%	59.0%	57.4%
% of FP17s for the same patient ID Re-attending between 3 & 9 months - Adults	1,069	1,933	55.3%	54.4%	52.6%	50.5%
% of FP17s for Band 1 Urgent Courses	115	3,655	3.1%	8.6%	9.4%	9.1%
% of FP17s Relating to Free Repair or Replacements	6	3,655	0.2%	0.9%	1.0%	0.8%
% of FP17s Relating to Continuations	42	3,655	1.1%	1.4%	1.5%	1.3%
% of Patients satisfied with the dentistry they have received	0	0	N/A	92.7%	93.7%	93.2%
% of Patients satisfied with the time they had to wait for an appointment	0	0	N/A	88.3%	90.0%	89.0%

\* This is based on patients treated on this contract for their most recent course of treatment. Figures in italics indicate the base number of FP17s or Patient Questionnaire responses are less than 100. N/A is shown where the base number of responses is less than 10 during the period. % is calculated as Quantity/Base number\*100

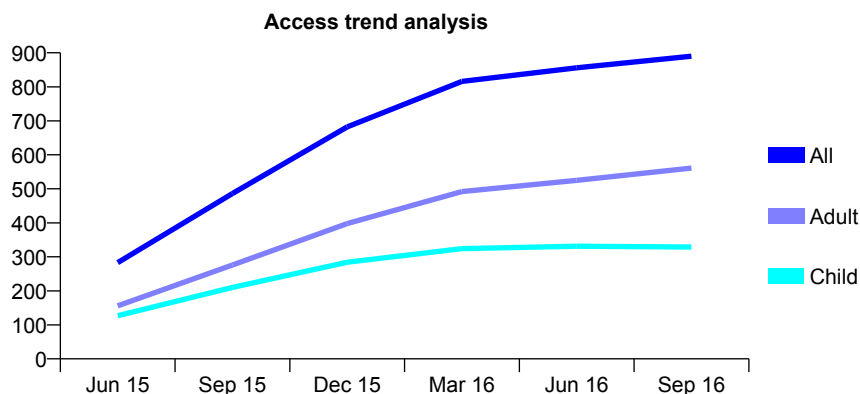
## Q52 - Vital Signs At a Glance Contract Report for 195650/0001 - September 2016

Name or company name	MRS FY MARTIN
Contract type name	GDS Contract
Purpose of contract	General
Contract start date	01/04/2015
Contract end date	

16/17 Contracted general activity (UDA)	3,000
Carry forward general activity (UDA)	0
16/17 Contracted orthodontic activity (UOA)	0
Carry forward orthodontic activity (UOA)	0
Baseline contract value	£65,129.41

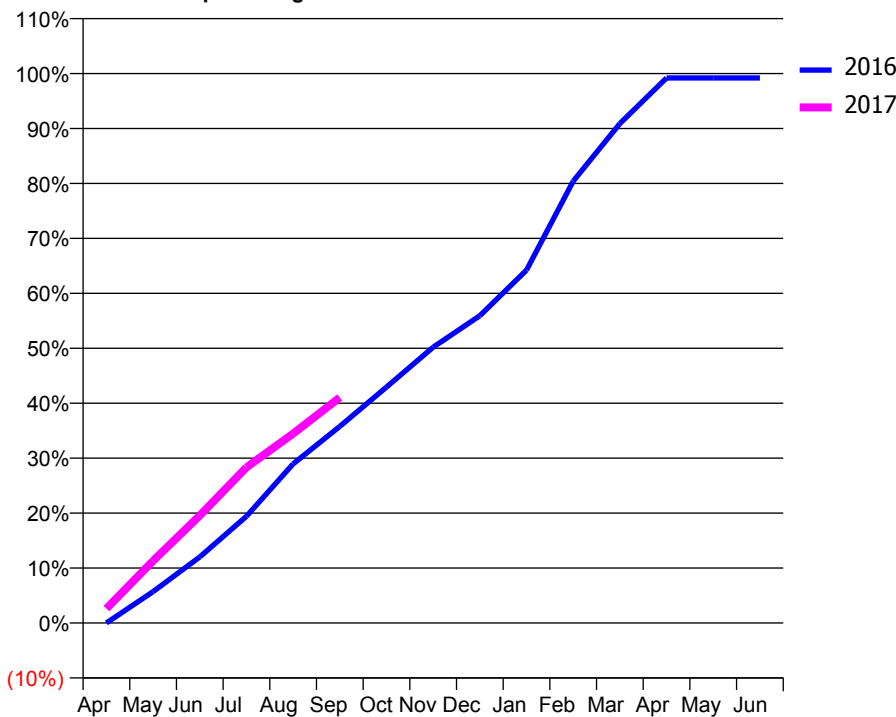
### ACCESS\*

Patients seen in 24 months	Total	Change since previous quarter
Quarter ending September 2015	486	
Quarter ending December 2015	682	↑
Quarter ending March 2016	816	↑
Quarter ending June 2016	856	↑
Quarter ending September 2016	890	↑
<b>Variance since September 2015</b>	<b>83.1%</b>	<b>↑</b>



### ACTIVITY

Cumulative percentage of contracted UDA delivered 2016 & 2017



Month	Adjusted Scheduled Activity (UDA)	
	2016	2017
April	0	79
May	171	340
June	361	587
July	583	850
August	869	1,034
September	1,073	1,231
October	1,288	
November	1,506	
December	1,677	
January	1,927	
February	2,413	
March	2,726	
April	2,976	
May	2,976	
June	2,976	

### QUALITY

	Quantity	Base Number	Contract	AT	Region	England
% of FP17s for the same patient ID Re-attending within 3 months - Children	88	354	24.9%	11.8%	13.5%	12.4%
% of FP17s for the same patient ID Re-attending within 3 months - Adults	89	431	20.6%	15.6%	17.4%	16.7%
% of FP17s for the same patient ID Re-attending between 3 & 9 months - Children	205	354	57.9%	59.6%	59.0%	57.4%
% of FP17s for the same patient ID Re-attending between 3 & 9 months - Adults	216	431	50.1%	54.4%	52.6%	50.5%
% of FP17s for Band 1 Urgent Courses	46	650	7.1%	8.6%	9.4%	9.1%
% of FP17s Relating to Free Repair or Replacements	4	650	0.6%	0.9%	1.0%	0.8%
% of FP17s Relating to Continuations	20	650	3.1%	1.4%	1.5%	1.3%
% of Patients satisfied with the dentistry they have received	0	0	N/A	92.7%	93.7%	93.2%
% of Patients satisfied with the time they had to wait for an appointment	0	0	N/A	88.3%	90.0%	89.0%

\* This is based on patients treated on this contract for their most recent course of treatment. Figures in italics indicate the base number of FP17s or Patient Questionnaire responses are less than 100. N/A is shown where the base number of responses is less than 10 during the period. % is calculated as Quantity/Base number\*100



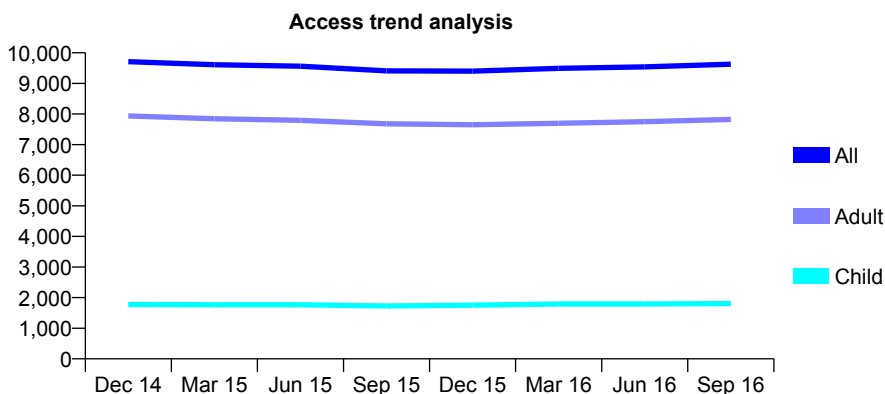
## Q52 - Vital Signs At a Glance Contract Report for 197262/0001 - September 2016

Name or company name	Hirst & O'Donnell Limited
Contract type name	GDS Contract
Purpose of contract	General
Contract start date	01/05/2009
Contract end date	

16/17 Contracted general activity (UDA)	27,000
Carry forward general activity (UDA)	0
16/17 Contracted orthodontic activity (UOA)	0
Carry forward orthodontic activity (UOA)	0
Baseline contract value	£814,166.77

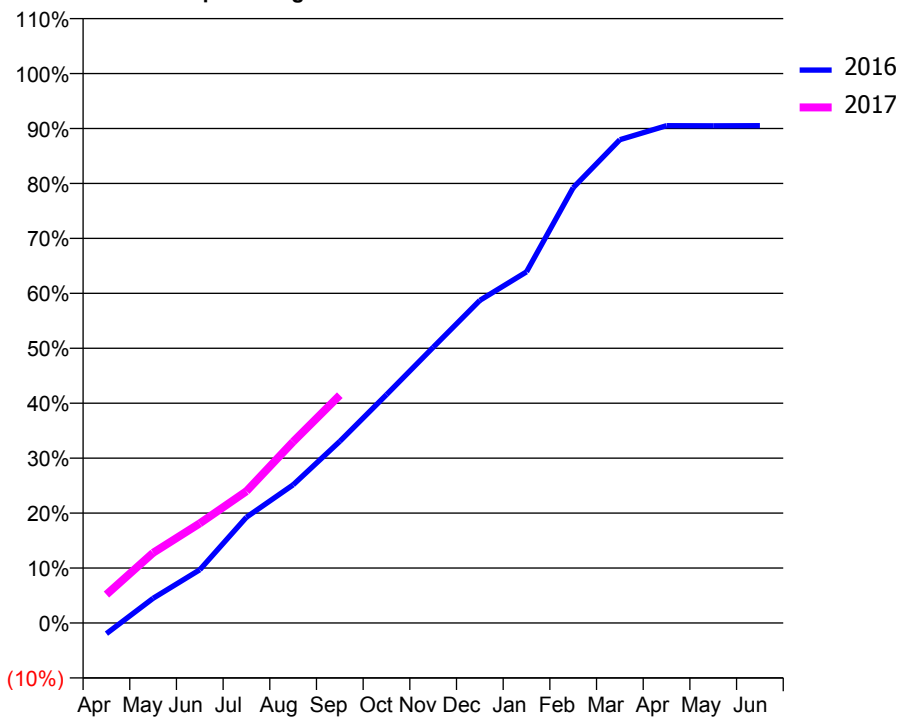
### ACCESS\*

Patients seen in 24 months	Total	Change since previous quarter
Quarter ending September 2015	9,408	
Quarter ending December 2015	9,402	→
Quarter ending March 2016	9,491	→
Quarter ending June 2016	9,542	→
Quarter ending September 2016	9,628	→
<b>Variance since September 2015</b>	<b>2.3%</b>	<b>↑</b>



### ACTIVITY

Cumulative percentage of contracted UDA delivered 2016 & 2017



Month	Adjusted Scheduled Activity (UDA)	
	2016	2017
April	-530	1,396
May	1,215	3,450
June	2,619	4,898
July	5,200	6,479
August	6,794	8,909
September	8,929	11,193
October	11,217	
November	13,546	
December	15,852	
January	17,256	
February	21,389	
March	23,747	
April	24,438	
May	24,433	
June	24,436	

### QUALITY

	Quantity	Base Number	Contract	AT	Region	England
% of FP17s for the same patient ID Re-attending within 3 months - Children	77	1,451	5.3%	11.8%	13.5%	12.4%
% of FP17s for the same patient ID Re-attending within 3 months - Adults	664	5,055	13.1%	15.6%	17.4%	16.7%
% of FP17s for the same patient ID Re-attending between 3 & 9 months - Children	1,051	1,451	72.4%	59.6%	59.0%	57.4%
% of FP17s for the same patient ID Re-attending between 3 & 9 months - Adults	2,672	5,055	52.9%	54.4%	52.6%	50.5%
% of FP17s for Band 1 Urgent Courses	522	6,094	8.6%	8.6%	9.4%	9.1%
% of FP17s Relating to Free Repair or Replacements	50	6,094	0.8%	0.9%	1.0%	0.8%
% of FP17s Relating to Continuations	108	6,094	1.8%	1.4%	1.5%	1.3%
% of Patients satisfied with the dentistry they have received	10	11	90.9%	92.7%	93.7%	93.2%
% of Patients satisfied with the time they had to wait for an appointment	10	11	90.9%	88.3%	90.0%	89.0%

\* This is based on patients treated on this contract for their most recent course of treatment. Figures in italics indicate the base number of FP17s or Patient Questionnaire responses are less than 100. N/A is shown where the base number of responses is less than 10 during the period. % is calculated as Quantity/Base number\*100

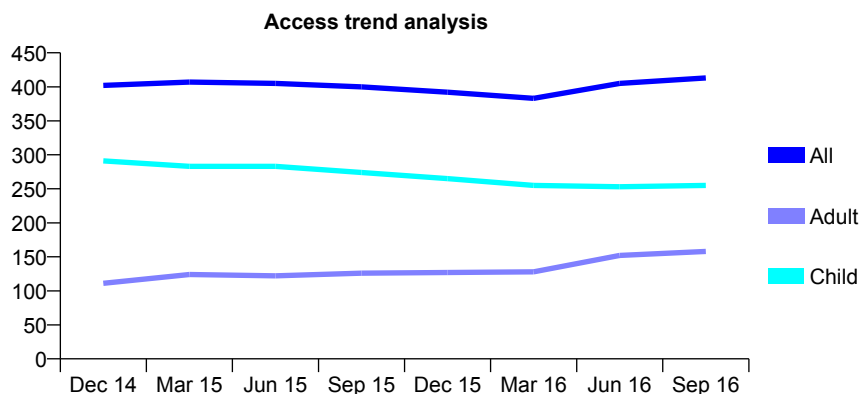
## Q52 - Vital Signs At a Glance Contract Report for 197564/0001 - September 2016

Name or company name	Baldon Dental Service Limited
Contract type name	GDS Contract
Purpose of contract	General
Contract start date	02/07/2007
Contract end date	

16/17 Contracted general activity (UDA)	719
Carry forward general activity (UDA)	0
16/17 Contracted orthodontic activity (UOA)	0
Carry forward orthodontic activity (UOA)	0
Baseline contract value	£20,657.47

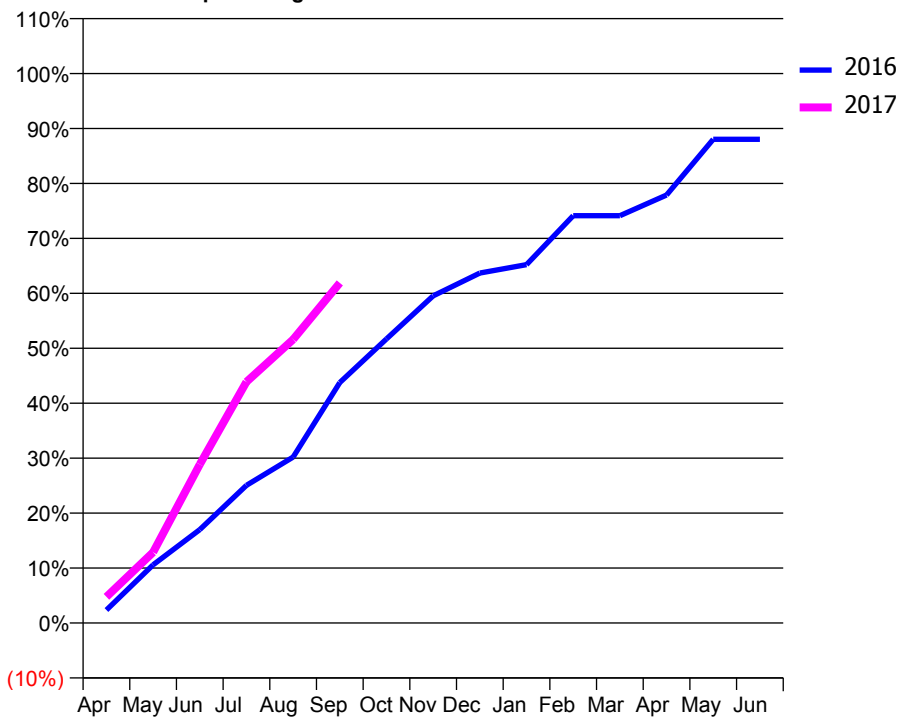
### ACCESS\*

Patients seen in 24 months	Total	Change since previous quarter
Quarter ending September 2015	400	
Quarter ending December 2015	392	↓
Quarter ending March 2016	383	↓
Quarter ending June 2016	405	↑
Quarter ending September 2016	413	→
<b>Variance since September 2015</b>	<b>3.3%</b>	<b>↑</b>



### ACTIVITY

Cumulative percentage of contracted UDA delivered 2016 & 2017



Adjusted Scheduled Activity (UDA)

Month	2016	2017
April	17	34
May	76	93
June	122	208
July	180	316
August	217	371
September	315	445
October	372	
November	428	
December	458	
January	469	
February	533	
March	533	
April	560	
May	633	
June	633	

### QUALITY

	Quantity	Base Number	Contract	AT	Region	England
% of FP17s for the same patient ID Re-attending within 3 months - Children	9	247	3.6%	11.8%	13.5%	12.4%
% of FP17s for the same patient ID Re-attending within 3 months - Adults	4	106	3.8%	15.6%	17.4%	16.7%
% of FP17s for the same patient ID Re-attending between 3 & 9 months - Children	127	247	51.4%	59.6%	59.0%	57.4%
% of FP17s for the same patient ID Re-attending between 3 & 9 months - Adults	25	106	23.6%	54.4%	52.6%	50.5%
% of FP17s for Band 1 Urgent Courses	5	267	1.9%	8.6%	9.4%	9.1%
% of FP17s Relating to Free Repair or Replacements	1	267	0.4%	0.9%	1.0%	0.8%
% of FP17s Relating to Continuations	0	267	0.0%	1.4%	1.5%	1.3%
% of Patients satisfied with the dentistry they have received	0	0	N/A	92.7%	93.7%	93.2%
% of Patients satisfied with the time they had to wait for an appointment	0	0	N/A	88.3%	90.0%	89.0%

\* This is based on patients treated on this contract for their most recent course of treatment. Figures in italics indicate the base number of FP17s or Patient Questionnaire responses are less than 100. N/A is shown where the base number of responses is less than 10 during the period. % is calculated as Quantity/Base number\*100

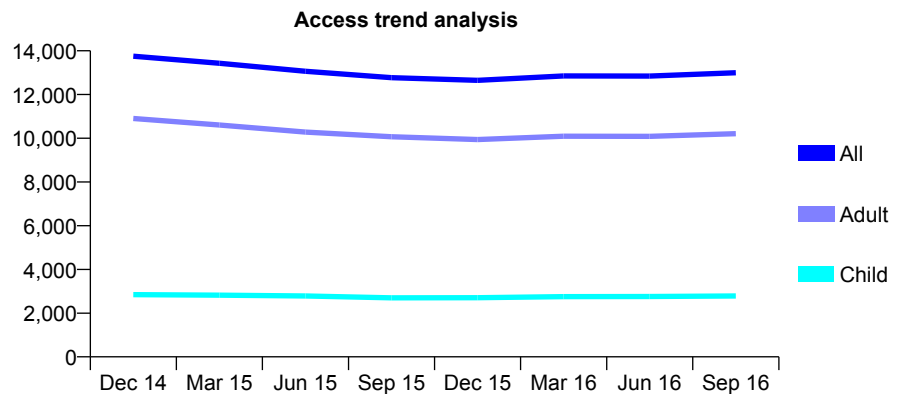
## Q52 - Vital Signs At a Glance Contract Report for 197890/0001 - September 2016

Name or company name	Armstrong & Haire Ltd
Contract type name	GDS Contract
Purpose of contract	General
Contract start date	01/11/2010
Contract end date	

16/17 Contracted general activity (UDA)	37,582
Carry forward general activity (UDA)	0
16/17 Contracted orthodontic activity (UOA)	0
Carry forward orthodontic activity (UOA)	0
Baseline contract value	£1,108,889.81

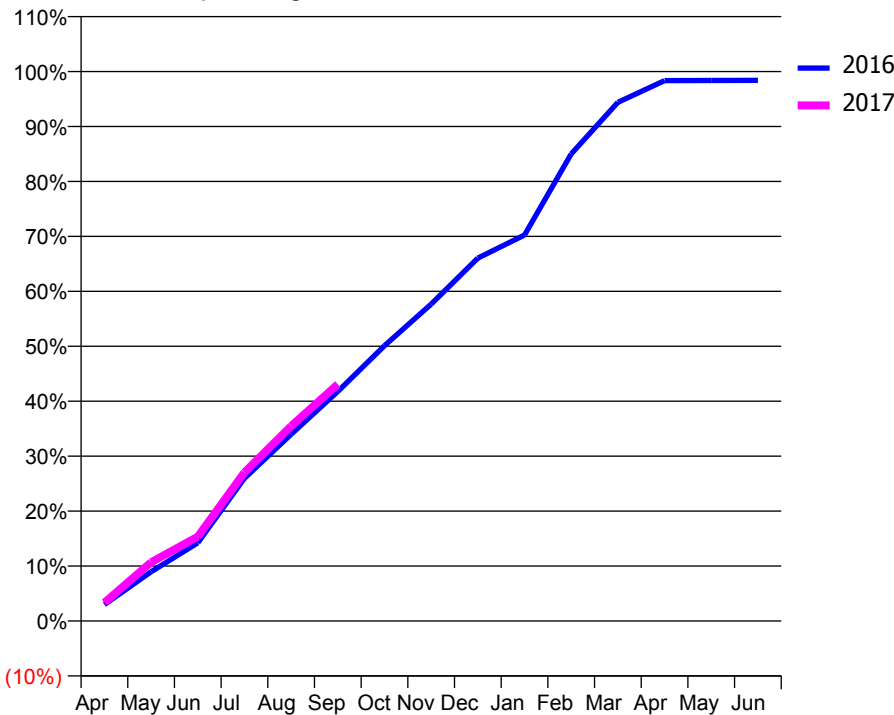
### ACCESS\*

Patients seen in 24 months	Total	Change since previous quarter
Quarter ending September 2015	12,771	
Quarter ending December 2015	12,647	→
Quarter ending March 2016	12,851	→
Quarter ending June 2016	12,844	→
Quarter ending September 2016	12,997	→
<b>Variance since September 2015</b>	<b>1.8%</b>	<b>→</b>



### ACTIVITY

Cumulative percentage of contracted UDA delivered 2016 & 2017



Month	Adjusted Scheduled Activity (UDA)	
	2016	2017
April	1,123	1,257
May	3,373	4,016
June	5,350	5,767
July	9,763	10,162
August	12,769	13,330
September	15,696	16,196
October	18,826	
November	21,676	
December	24,818	
January	26,401	
February	31,946	
March	35,476	
April	36,962	
May	36,969	
June	36,975	

### QUALITY

	Quantity	Base Number	Contract	AT	Region	England
% of FP17s for the same patient ID Re-attending within 3 months - Children	210	2,216	9.5%	11.8%	13.5%	12.4%
% of FP17s for the same patient ID Re-attending within 3 months - Adults	1,369	8,428	16.2%	15.6%	17.4%	16.7%
% of FP17s for the same patient ID Re-attending between 3 & 9 months - Children	1,450	2,216	65.4%	59.6%	59.0%	57.4%
% of FP17s for the same patient ID Re-attending between 3 & 9 months - Adults	5,173	8,428	61.4%	54.4%	52.6%	50.5%
% of FP17s for Band 1 Urgent Courses	699	9,840	7.1%	8.6%	9.4%	9.1%
% of FP17s Relating to Free Repair or Replacements	69	9,840	0.7%	0.9%	1.0%	0.8%
% of FP17s Relating to Continuations	194	9,840	2.0%	1.4%	1.5%	1.3%
% of Patients satisfied with the dentistry they have received	9	10	90.0%	92.7%	93.7%	93.2%
% of Patients satisfied with the time they had to wait for an appointment	10	10	100.0%	88.3%	90.0%	89.0%

\* This is based on patients treated on this contract for their most recent course of treatment. Figures in italics indicate the base number of FP17s or Patient Questionnaire responses are less than 100. N/A is shown where the base number of responses is less than 10 during the period. % is calculated as Quantity/Base number\*100

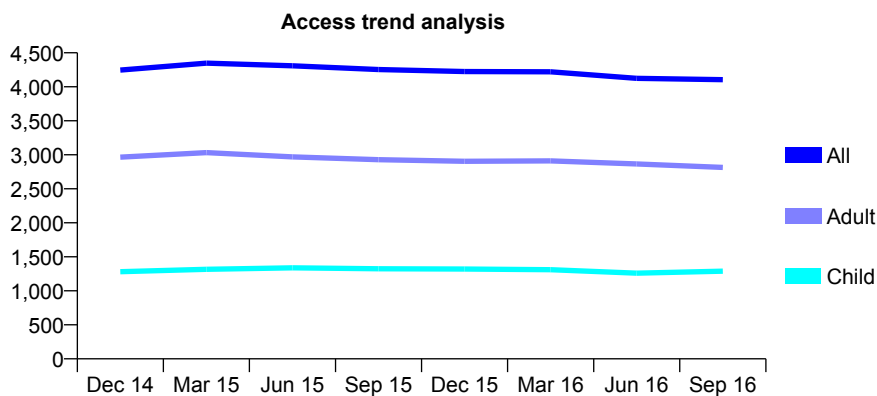
## Q52 - Vital Signs At a Glance Contract Report for 198625/0001 - September 2016

Name or company name	J H Sager Ltd
Contract type name	GDS Contract
Purpose of contract	General
Contract start date	01/04/2009
Contract end date	

16/17 Contracted general activity (UDA)	14,400
Carry forward general activity (UDA)	0
16/17 Contracted orthodontic activity (UOA)	0
Carry forward orthodontic activity (UOA)	0
Baseline contract value	£389,398.91

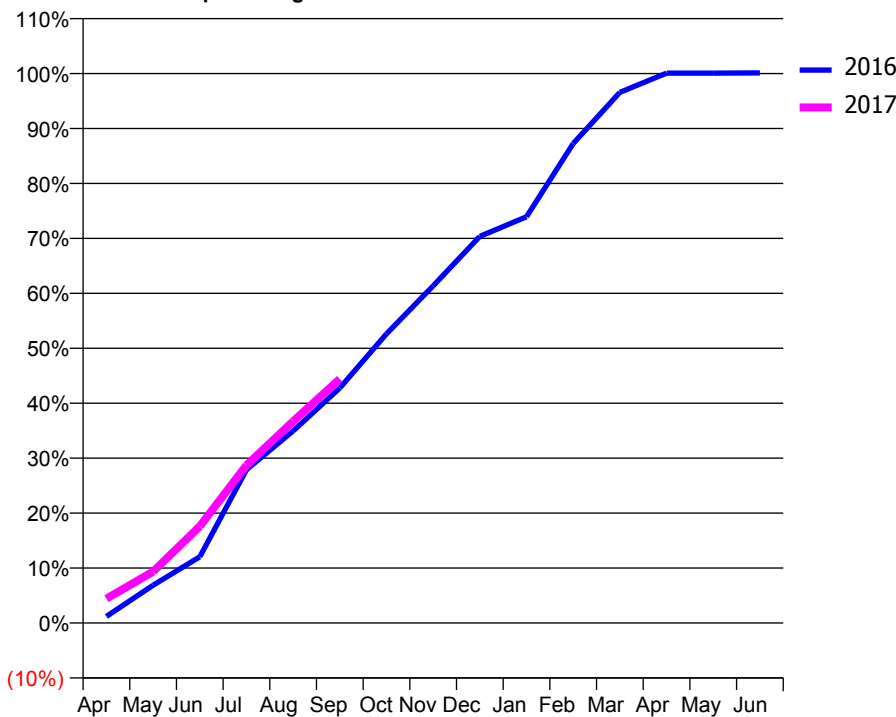
### ACCESS\*

Patients seen in 24 months	Total	Change since previous quarter
Quarter ending September 2015	4,253	
Quarter ending December 2015	4,225	→
Quarter ending March 2016	4,221	→
Quarter ending June 2016	4,125	↓
Quarter ending September 2016	4,104	→
<b>Variance since September 2015</b>	<b>(3.5%)</b>	<b>↓</b>



### ACTIVITY

Cumulative percentage of contracted UDA delivered 2016 & 2017



Month	Adjusted Scheduled Activity (UDA)	
	2016	2017
April	173	636
May	992	1,348
June	1,735	2,537
July	4,016	4,136
August	5,033	5,286
September	6,157	6,396
October	7,576	
November	8,834	
December	10,133	
January	10,646	
February	12,563	
March	13,907	
April	14,411	
May	14,411	
June	14,417	

### QUALITY

	Quantity	Base Number	Contract	AT	Region	England
% of FP17s for the same patient ID Re-attending within 3 months - Children	60	748	8.0%	11.8%	13.5%	12.4%
% of FP17s for the same patient ID Re-attending within 3 months - Adults	342	1,809	18.9%	15.6%	17.4%	16.7%
% of FP17s for the same patient ID Re-attending between 3 & 9 months - Children	329	748	44.0%	59.6%	59.0%	57.4%
% of FP17s for the same patient ID Re-attending between 3 & 9 months - Adults	881	1,809	48.7%	54.4%	52.6%	50.5%
% of FP17s for Band 1 Urgent Courses	196	2,367	8.3%	8.6%	9.4%	9.1%
% of FP17s Relating to Free Repair or Replacements	26	2,367	1.1%	0.9%	1.0%	0.8%
% of FP17s Relating to Continuations	30	2,367	1.3%	1.4%	1.5%	1.3%
% of Patients satisfied with the dentistry they have received	1	2	N/A	92.7%	93.7%	93.2%
% of Patients satisfied with the time they had to wait for an appointment	2	2	N/A	88.3%	90.0%	89.0%

\* This is based on patients treated on this contract for their most recent course of treatment. Figures in italics indicate the base number of FP17s or Patient Questionnaire responses are less than 100. N/A is shown where the base number of responses is less than 10 during the period. % is calculated as Quantity/Base number\*100

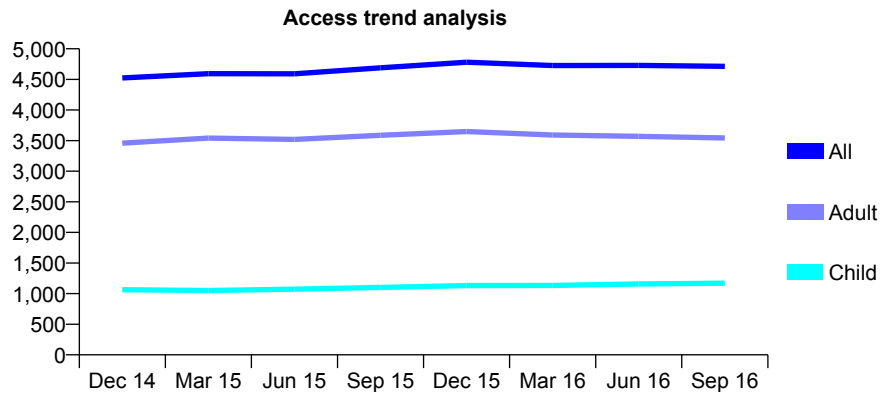
## Q52 - Vital Signs At a Glance Contract Report for 202401/0004 - September 2016

Name or company name	MR RS NICHOLSON
Contract type name	GDS Contract
Purpose of contract	General
Contract start date	03/04/2007
Contract end date	

16/17 Contracted general activity (UDA)	12,193
Carry forward general activity (UDA)	0
16/17 Contracted orthodontic activity (UOA)	0
Carry forward orthodontic activity (UOA)	0
Baseline contract value	£324,994.79

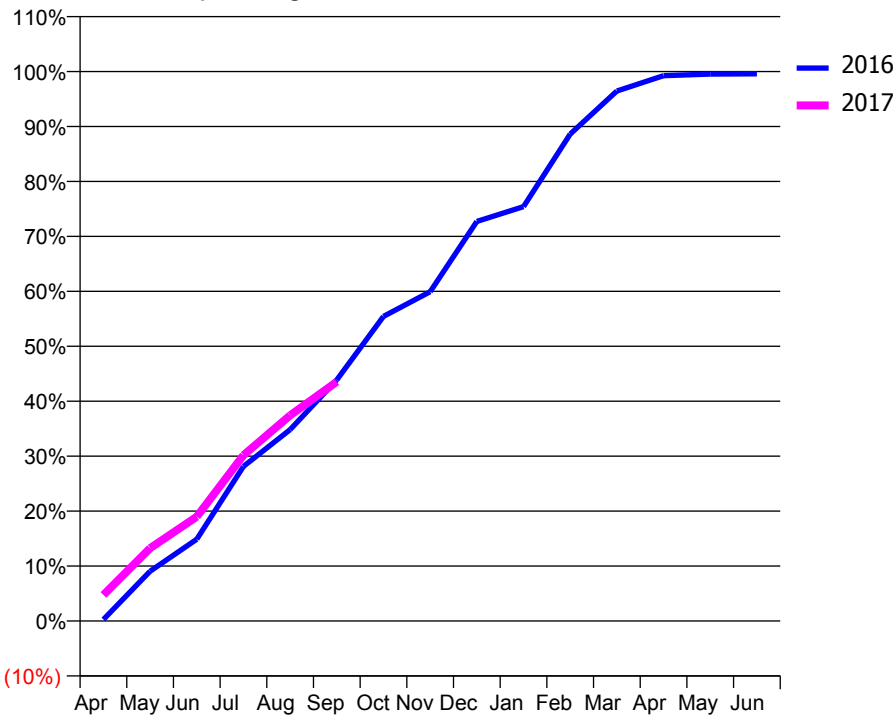
### ACCESS\*

Patients seen in 24 months	Total	Change since previous quarter
Quarter ending September 2015	4,689	
Quarter ending December 2015	4,781	→
Quarter ending March 2016	4,726	↓
Quarter ending June 2016	4,728	→
Quarter ending September 2016	4,714	→
<b>Variance since September 2015</b>	<b>0.5%</b>	<b>→</b>



### ACTIVITY

Cumulative percentage of contracted UDA delivered 2016 & 2017



Month	Adjusted Scheduled Activity (UDA)	
	2016	2017
April	34	577
May	1,105	1,618
June	1,815	2,316
July	3,431	3,679
August	4,246	4,565
September	5,352	5,310
October	6,760	
November	7,306	
December	8,867	
January	9,194	
February	10,805	
March	11,759	
April	12,101	
May	12,136	
June	12,143	

### QUALITY

	Quantity	Base Number	Contract	AT	Region	England
% of FP17s for the same patient ID Re-attending within 3 months - Children	48	759	6.3%	11.8%	13.5%	12.4%
% of FP17s for the same patient ID Re-attending within 3 months - Adults	211	1,996	10.6%	15.6%	17.4%	16.7%
% of FP17s for the same patient ID Re-attending between 3 & 9 months - Children	359	759	47.3%	59.6%	59.0%	57.4%
% of FP17s for the same patient ID Re-attending between 3 & 9 months - Adults	977	1,996	48.9%	54.4%	52.6%	50.5%
% of FP17s for Band 1 Urgent Courses	64	2,564	2.5%	8.6%	9.4%	9.1%
% of FP17s Relating to Free Repair or Replacements	29	2,564	1.1%	0.9%	1.0%	0.8%
% of FP17s Relating to Continuations	50	2,564	2.0%	1.4%	1.5%	1.3%
% of Patients satisfied with the dentistry they have received	1	2	N/A	92.7%	93.7%	93.2%
% of Patients satisfied with the time they had to wait for an appointment	2	2	N/A	88.3%	90.0%	89.0%

\* This is based on patients treated on this contract for their most recent course of treatment. Figures in italics indicate the base number of FP17s or Patient Questionnaire responses are less than 100. N/A is shown where the base number of responses is less than 10 during the period. % is calculated as Quantity/Base number\*100

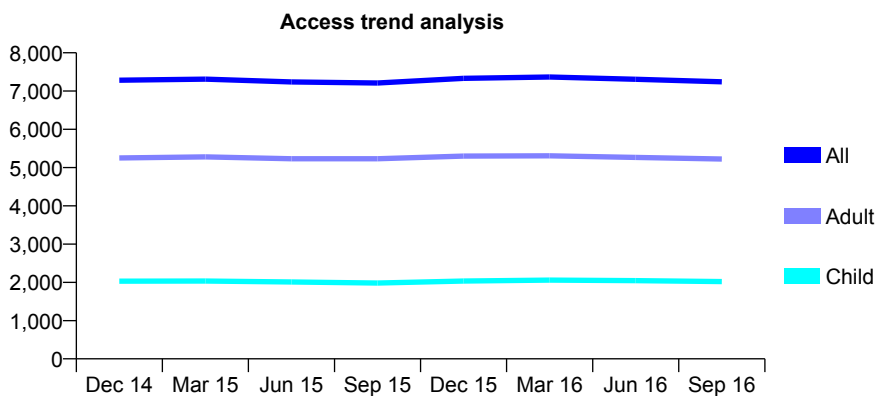
## Q52 - Vital Signs At a Glance Contract Report for 204412/0002 - September 2016

Name or company name	MR CS DHALIWAL
Contract type name	GDS Contract
Purpose of contract	General
Contract start date	16/04/2006
Contract end date	

16/17 Contracted general activity (UDA)	24,569
Carry forward general activity (UDA)	0
16/17 Contracted orthodontic activity (UOA)	0
Carry forward orthodontic activity (UOA)	0
Baseline contract value	£660,131.04

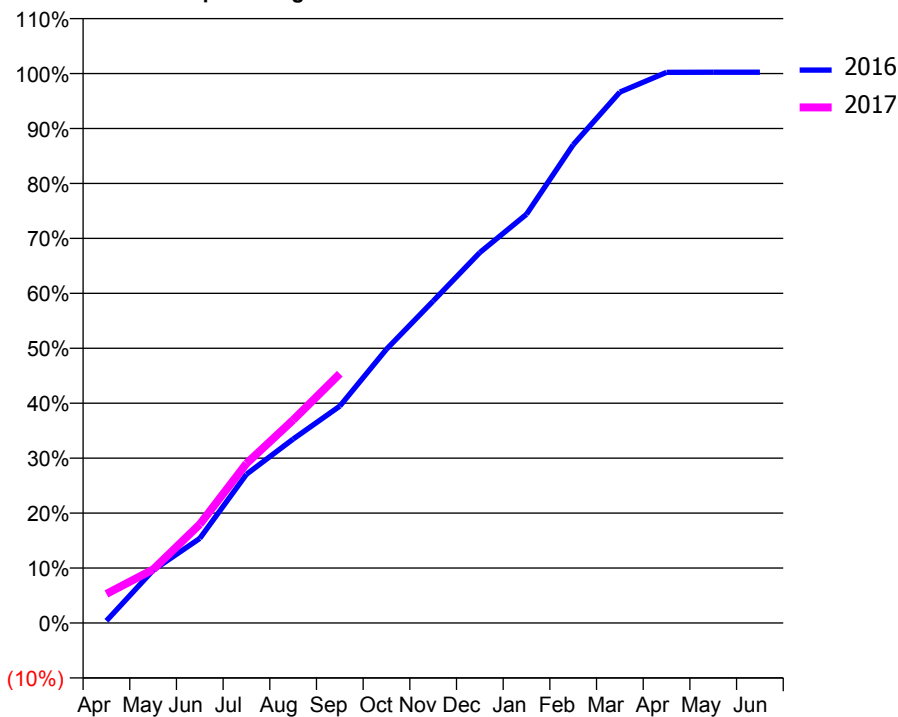
### ACCESS\*

Patients seen in 24 months	Total	Change since previous quarter
Quarter ending September 2015	7,212	
Quarter ending December 2015	7,332	→
Quarter ending March 2016	7,366	→
Quarter ending June 2016	7,309	→
Quarter ending September 2016	7,242	→
<b>Variance since September 2015</b>	<b>0.4%</b>	<b>→</b>



### ACTIVITY

Cumulative percentage of contracted UDA delivered 2016 & 2017



Month	Adjusted Scheduled Activity (UDA)	
	2016	2017
April	97	1,305
May	2,357	2,392
June	3,783	4,417
July	6,650	7,135
August	8,226	9,076
September	9,695	11,148
October	12,244	
November	14,398	
December	16,564	
January	18,279	
February	21,382	
March	23,736	
April	24,620	
May	24,625	
June	24,626	

### QUALITY

	Quantity	Base Number	Contract	AT	Region	England
% of FP17s for the same patient ID Re-attending within 3 months - Children	130	1,556	8.4%	11.8%	13.5%	12.4%
% of FP17s for the same patient ID Re-attending within 3 months - Adults	602	3,898	15.4%	15.6%	17.4%	16.7%
% of FP17s for the same patient ID Re-attending between 3 & 9 months - Children	976	1,556	62.7%	59.6%	59.0%	57.4%
% of FP17s for the same patient ID Re-attending between 3 & 9 months - Adults	2,407	3,898	61.7%	54.4%	52.6%	50.5%
% of FP17s for Band 1 Urgent Courses	358	5,146	7.0%	8.6%	9.4%	9.1%
% of FP17s Relating to Free Repair or Replacements	48	5,146	0.9%	0.9%	1.0%	0.8%
% of FP17s Relating to Continuations	141	5,146	2.7%	1.4%	1.5%	1.3%
% of Patients satisfied with the dentistry they have received	3	4	N/A	92.7%	93.7%	93.2%
% of Patients satisfied with the time they had to wait for an appointment	3	4	N/A	88.3%	90.0%	89.0%

\* This is based on patients treated on this contract for their most recent course of treatment. Figures in italics indicate the base number of FP17s or Patient Questionnaire responses are less than 100. N/A is shown where the base number of responses is less than 10 during the period. % is calculated as Quantity/Base number\*100

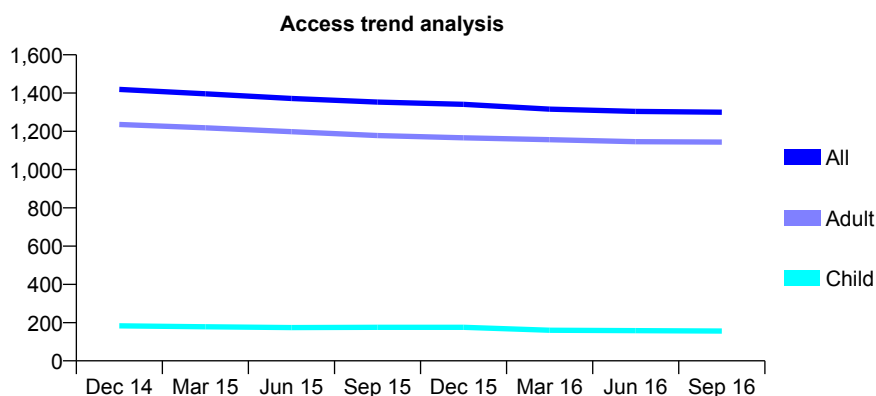
## Q52 - Vital Signs At a Glance Contract Report for 208574/0001 - September 2016

Name or company name	MR AR DENBIGH-WHITE
Contract type name	GDS Contract
Purpose of contract	General
Contract start date	01/04/2006
Contract end date	

16/17 Contracted general activity (UDA)	4,698
Carry forward general activity (UDA)	0
16/17 Contracted orthodontic activity (UOA)	0
Carry forward orthodontic activity (UOA)	0
Baseline contract value	£123,504.81

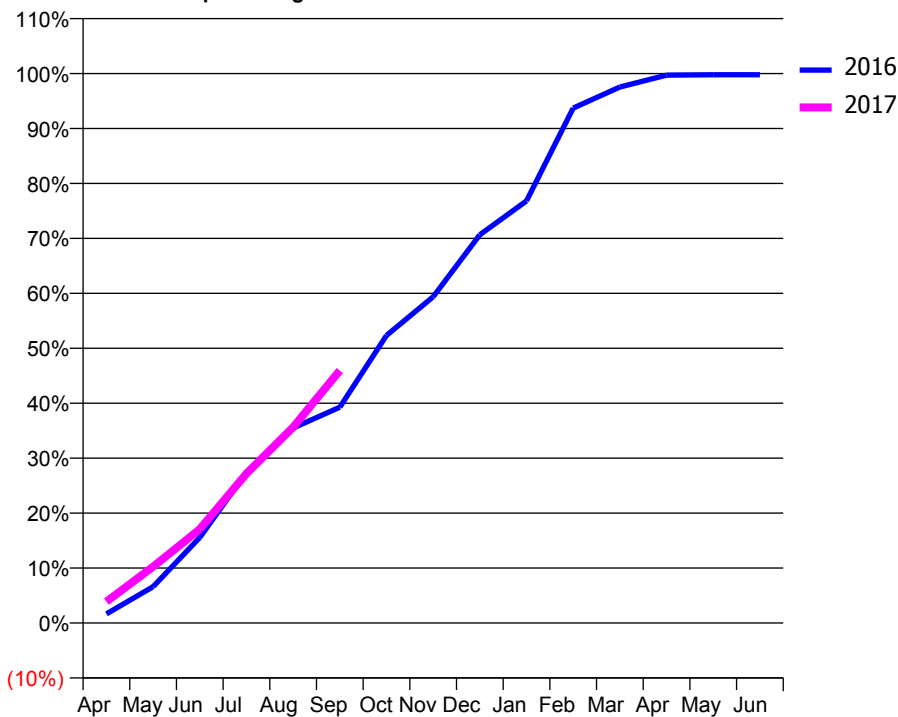
### ACCESS\*

Patients seen in 24 months	Total	Change since previous quarter
Quarter ending September 2015	1,353	
Quarter ending December 2015	1,341	→
Quarter ending March 2016	1,316	↓
Quarter ending June 2016	1,304	→
Quarter ending September 2016	1,300	→
<b>Variance since September 2015</b>	<b>(3.9%)</b>	<b>↓</b>



### ACTIVITY

Cumulative percentage of contracted UDA delivered 2016 & 2017



Month	Adjusted Scheduled Activity (UDA)	
	2016	2017
April	78	183
May	311	481
June	731	802
July	1,288	1,277
August	1,667	1,674
September	1,845	2,158
October	2,459	
November	2,789	
December	3,319	
January	3,609	
February	4,402	
March	4,582	
April	4,684	
May	4,687	
June	4,687	

### QUALITY

	Quantity	Base Number	Contract	AT	Region	England
% of FP17s for the same patient ID Re-attending within 3 months - Children	16	143	11.2%	11.8%	13.5%	12.4%
% of FP17s for the same patient ID Re-attending within 3 months - Adults	129	801	16.1%	15.6%	17.4%	16.7%
% of FP17s for the same patient ID Re-attending between 3 & 9 months - Children	85	143	59.4%	59.6%	59.0%	57.4%
% of FP17s for the same patient ID Re-attending between 3 & 9 months - Adults	321	801	40.1%	54.4%	52.6%	50.5%
% of FP17s for Band 1 Urgent Courses	120	894	13.4%	8.6%	9.4%	9.1%
% of FP17s Relating to Free Repair or Replacements	24	894	2.7%	0.9%	1.0%	0.8%
% of FP17s Relating to Continuations	16	894	1.8%	1.4%	1.5%	1.3%
% of Patients satisfied with the dentistry they have received	3	3	N/A	92.7%	93.7%	93.2%
% of Patients satisfied with the time they had to wait for an appointment	3	3	N/A	88.3%	90.0%	89.0%

\* This is based on patients treated on this contract for their most recent course of treatment. Figures in italics indicate the base number of FP17s or Patient Questionnaire responses are less than 100. N/A is shown where the base number of responses is less than 10 during the period. % is calculated as Quantity/Base number\*100

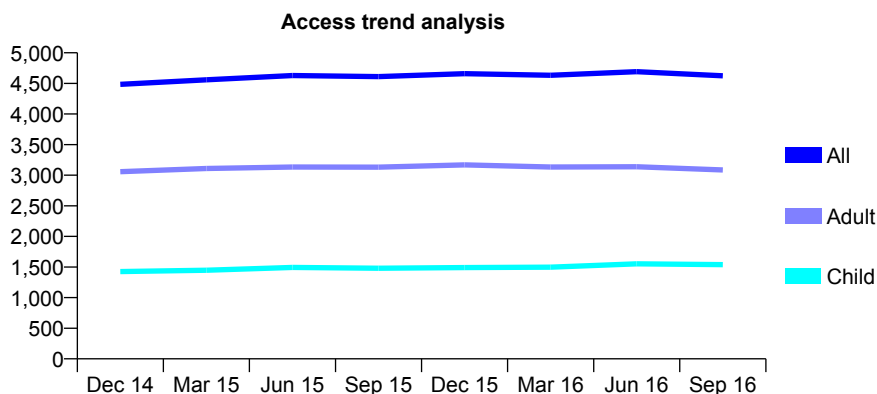
## Q52 - Vital Signs At a Glance Contract Report for 215651/0001 - September 2016

Name or company name	MRS AA RAYNER
Contract type name	PDS Contract
Purpose of contract	General
Contract start date	01/04/2006
Contract end date	31/03/2021

16/17 Contracted general activity (UDA)	9,185
Carry forward general activity (UDA)	0
16/17 Contracted orthodontic activity (UOA)	0
Carry forward orthodontic activity (UOA)	0
Baseline contract value	£202,654.83

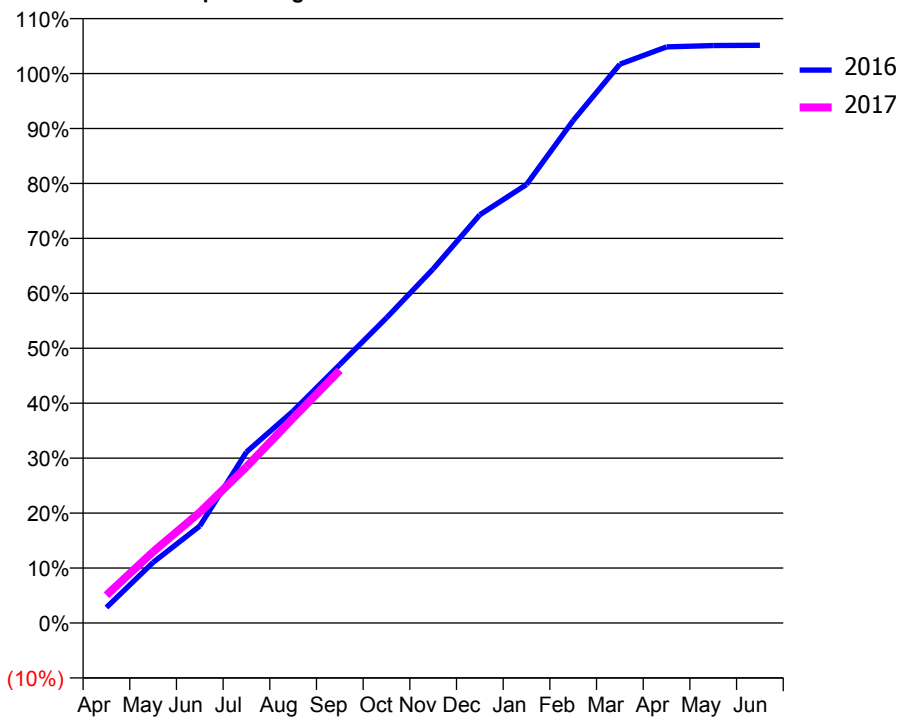
### ACCESS\*

Patients seen in 24 months	Total	Change since previous quarter
Quarter ending September 2015	4,611	
Quarter ending December 2015	4,660	→
Quarter ending March 2016	4,633	→
Quarter ending June 2016	4,691	→
Quarter ending September 2016	4,624	↓
<b>Variance since September 2015</b>	<b>0.3%</b>	<b>→</b>



### ACTIVITY

Cumulative percentage of contracted UDA delivered 2016 & 2017



Adjusted Scheduled Activity (UDA)

Month	2016	2017
April	260	464
May	1,013	1,191
June	1,623	1,852
July	2,858	2,611
August	3,542	3,427
September	4,320	4,226
October	5,100	
November	5,919	
December	6,825	
January	7,329	
February	8,400	
March	9,339	
April	9,631	
May	9,653	
June	9,657	

### QUALITY

	Quantity	Base Number	Contract	AT	Region	England
% of FP17s for the same patient ID Re-attending within 3 months - Children	173	1,260	13.7%	11.8%	13.5%	12.4%
% of FP17s for the same patient ID Re-attending within 3 months - Adults	306	1,968	15.5%	15.6%	17.4%	16.7%
% of FP17s for the same patient ID Re-attending between 3 & 9 months - Children	705	1,260	56.0%	59.6%	59.0%	57.4%
% of FP17s for the same patient ID Re-attending between 3 & 9 months - Adults	891	1,968	45.3%	54.4%	52.6%	50.5%
% of FP17s for Band 1 Urgent Courses	277	2,361	11.7%	8.6%	9.4%	9.1%
% of FP17s Relating to Free Repair or Replacements	3	2,361	0.1%	0.9%	1.0%	0.8%
% of FP17s Relating to Continuations	32	2,361	1.4%	1.4%	1.5%	1.3%
% of Patients satisfied with the dentistry they have received	1	1	N/A	92.7%	93.7%	93.2%
% of Patients satisfied with the time they had to wait for an appointment	1	1	N/A	88.3%	90.0%	89.0%

\* This is based on patients treated on this contract for their most recent course of treatment. Figures in italics indicate the base number of FP17s or Patient Questionnaire responses are less than 100. N/A is shown where the base number of responses is less than 10 during the period. % is calculated as Quantity/Base number\*100



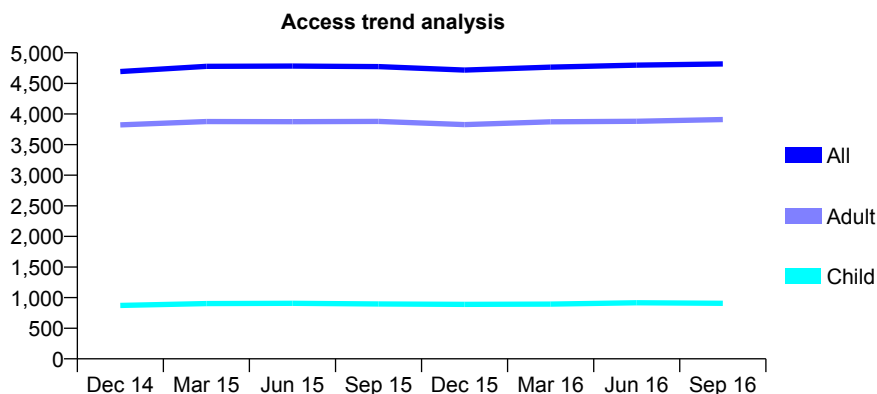
## Q52 - Vital Signs At a Glance Contract Report for 215651/0002 - September 2016

Name or company name	MRS AA RAYNER
Contract type name	Pilot Contract
Purpose of contract	General
Contract start date	01/04/2006
Contract end date	31/03/2021

16/17 Contracted general activity (UDA)	11,957
Carry forward general activity (UDA)	0
16/17 Contracted orthodontic activity (UOA)	0
Carry forward orthodontic activity (UOA)	0
Baseline contract value	£324,224.76

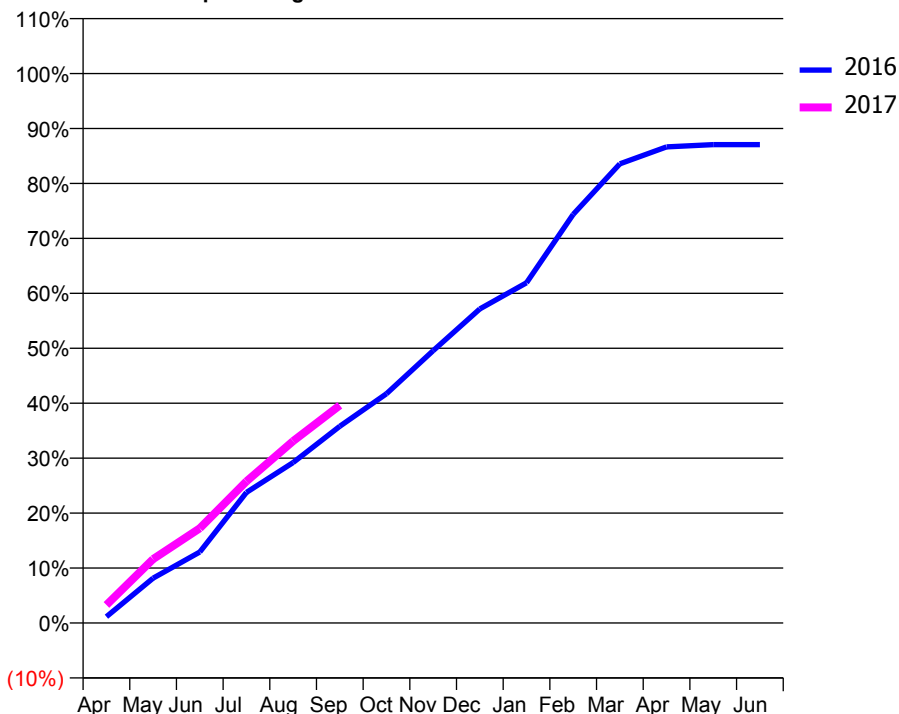
### ACCESS\*

Patients seen in 24 months	Total	Change since previous quarter
Quarter ending September 2015	4,775	
Quarter ending December 2015	4,718	↓
Quarter ending March 2016	4,766	→
Quarter ending June 2016	4,798	→
Quarter ending September 2016	4,817	→
<b>Variance since September 2015</b>	<b>0.9%</b>	<b>→</b>



### ACTIVITY

Cumulative percentage of contracted UDA delivered 2016 & 2017



Month	Adjusted Scheduled Activity (UDA)	
	2016	2017
April	138	394
May	976	1,391
June	1,546	2,062
July	2,841	3,083
August	3,493	3,958
September	4,281	4,737
October	4,989	
November	5,927	
December	6,834	
January	7,402	
February	8,892	
March	9,993	
April	10,359	
May	10,408	
June	10,409	

### QUALITY

	Quantity	Base Number	Contract	AT	Region	England
% of FP17s for the same patient ID Re-attending within 3 months - Children	45	600	7.5%	11.8%	13.5%	12.4%
% of FP17s for the same patient ID Re-attending within 3 months - Adults	301	2,186	13.8%	15.6%	17.4%	16.7%
% of FP17s for the same patient ID Re-attending between 3 & 9 months - Children	292	600	48.7%	59.6%	59.0%	57.4%
% of FP17s for the same patient ID Re-attending between 3 & 9 months - Adults	796	2,186	36.4%	54.4%	52.6%	50.5%
% of FP17s for Band 1 Urgent Courses	238	2,566	9.3%	8.6%	9.4%	9.1%
% of FP17s Relating to Free Repair or Replacements	26	2,566	1.0%	0.9%	1.0%	0.8%
% of FP17s Relating to Continuations	30	2,566	1.2%	1.4%	1.5%	1.3%
% of Patients satisfied with the dentistry they have received	1	1	N/A	92.7%	93.7%	93.2%
% of Patients satisfied with the time they had to wait for an appointment	1	1	N/A	88.3%	90.0%	89.0%

\* This is based on patients treated on this contract for their most recent course of treatment. Figures in italics indicate the base number of FP17s or Patient Questionnaire responses are less than 100. N/A is shown where the base number of responses is less than 10 during the period. % is calculated as Quantity/Base number\*100

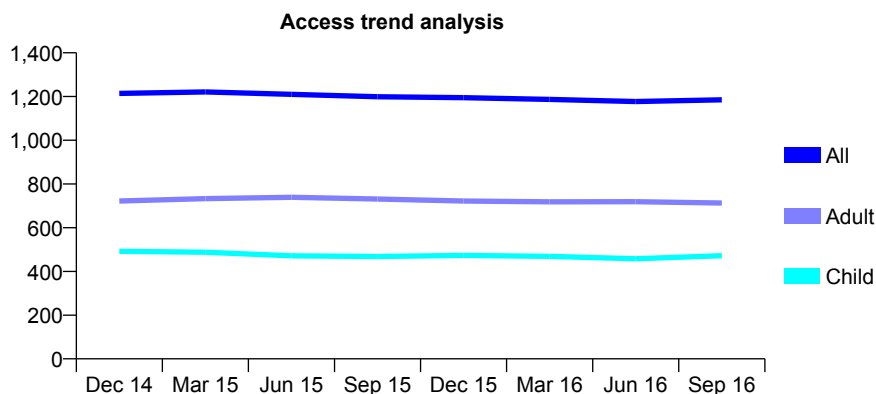
## Q52 - Vital Signs At a Glance Contract Report for 222526/0001 - September 2016

Name or company name	MR MR HANSON
Contract type name	GDS Contract
Purpose of contract	General
Contract start date	01/04/2006
Contract end date	

16/17 Contracted general activity (UDA)	4,896
Carry forward general activity (UDA)	0
16/17 Contracted orthodontic activity (UOA)	0
Carry forward orthodontic activity (UOA)	0
Baseline contract value	£135,751.90

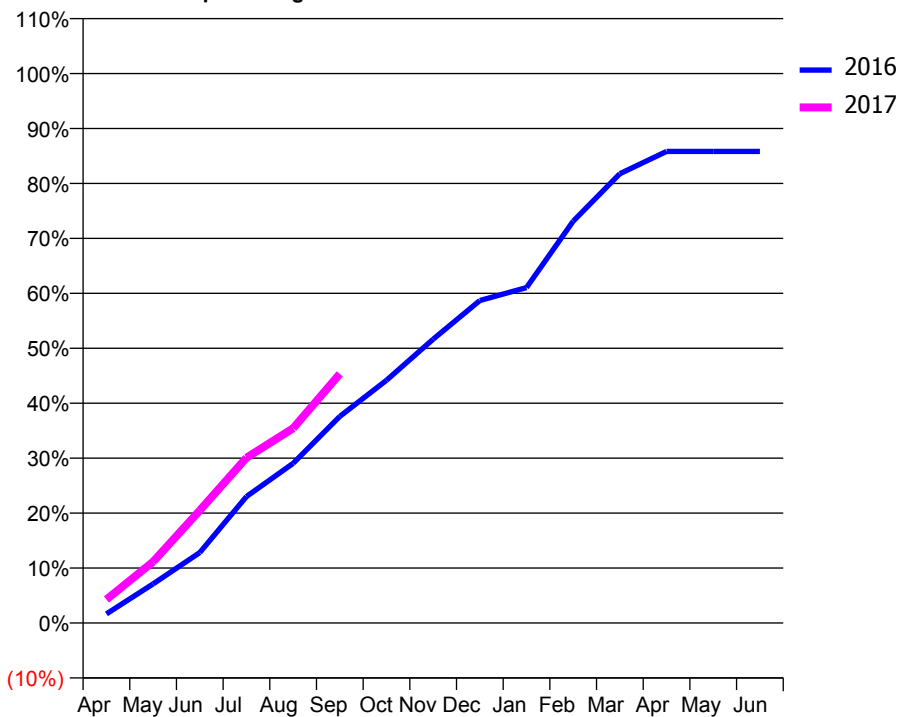
### ACCESS\*

Patients seen in 24 months	Total	Change since previous quarter
Quarter ending September 2015	1,199	
Quarter ending December 2015	1,195	→
Quarter ending March 2016	1,187	→
Quarter ending June 2016	1,177	→
Quarter ending September 2016	1,185	→
<b>Variance since September 2015</b>	<b>(1.2%)</b>	<b>↓</b>



### ACTIVITY

Cumulative percentage of contracted UDA delivered 2016 & 2017



Adjusted Scheduled Activity (UDA)

Month	2016	2017
April	81	210
May	348	546
June	627	1,003
July	1,127	1,473
August	1,422	1,736
September	1,841	2,220
October	2,163	
November	2,529	
December	2,874	
January	2,989	
February	3,580	
March	4,003	
April	4,202	
May	4,202	
June	4,202	

### QUALITY

	Quantity	Base Number	Contract	AT	Region	England
% of FP17s for the same patient ID Re-attending within 3 months - Children	111	584	19.0%	11.8%	13.5%	12.4%
% of FP17s for the same patient ID Re-attending within 3 months - Adults	109	572	19.1%	15.6%	17.4%	16.7%
% of FP17s for the same patient ID Re-attending between 3 & 9 months - Children	386	584	66.1%	59.6%	59.0%	57.4%
% of FP17s for the same patient ID Re-attending between 3 & 9 months - Adults	337	572	58.9%	54.4%	52.6%	50.5%
% of FP17s for Band 1 Urgent Courses	33	1,070	3.1%	8.6%	9.4%	9.1%
% of FP17s Relating to Free Repair or Replacements	0	1,070	0.0%	0.9%	1.0%	0.8%
% of FP17s Relating to Continuations	19	1,070	1.8%	1.4%	1.5%	1.3%
% of Patients satisfied with the dentistry they have received	0	0	N/A	92.7%	93.7%	93.2%
% of Patients satisfied with the time they had to wait for an appointment	0	0	N/A	88.3%	90.0%	89.0%

\* This is based on patients treated on this contract for their most recent course of treatment. Figures in italics indicate the base number of FP17s or Patient Questionnaire responses are less than 100. N/A is shown where the base number of responses is less than 10 during the period. % is calculated as Quantity/Base number\*100

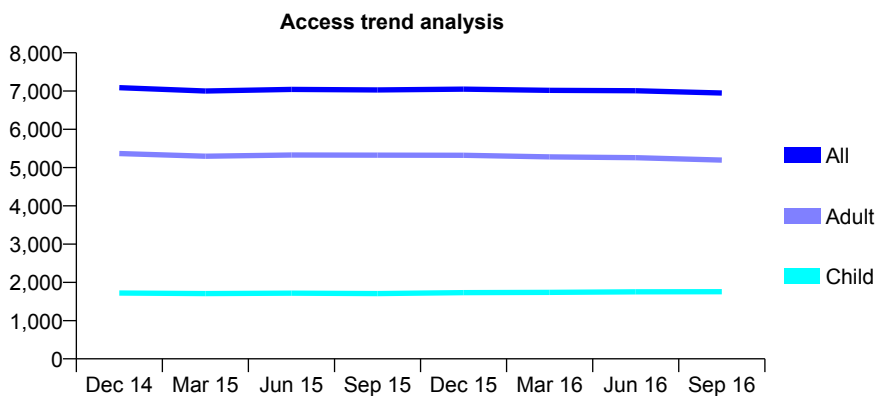
## Q52 - Vital Signs At a Glance Contract Report for 224804/0001 - September 2016

Name or company name	MRS SJ WEBSTER
Contract type name	GDS Contract
Purpose of contract	General
Contract start date	01/04/2006
Contract end date	

16/17 Contracted general activity (UDA)	19,900
Carry forward general activity (UDA)	0
16/17 Contracted orthodontic activity (UOA)	0
Carry forward orthodontic activity (UOA)	0
Baseline contract value	£587,728.16

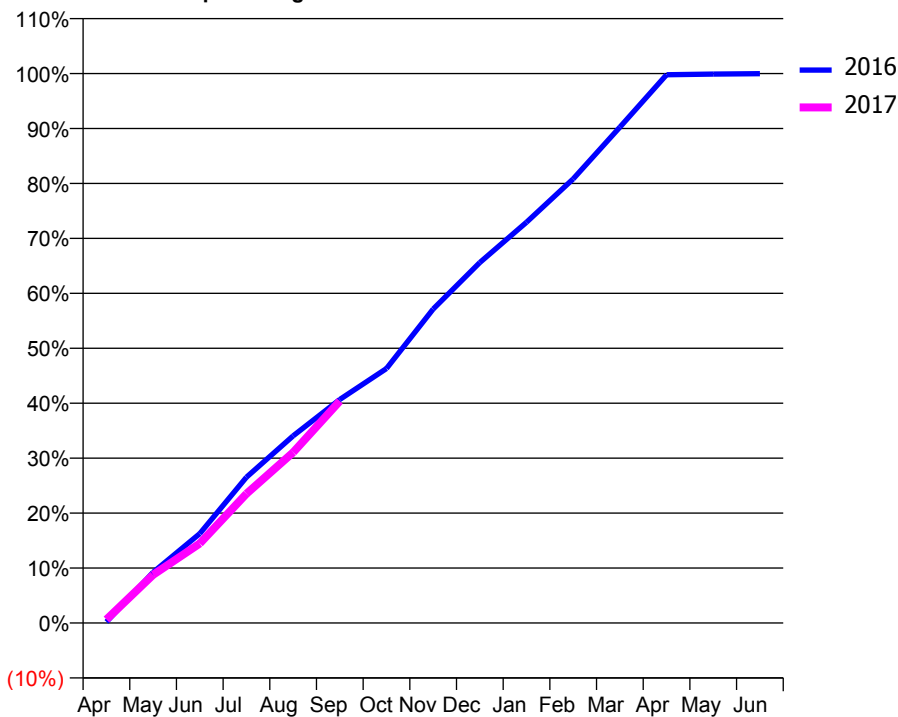
### ACCESS\*

Patients seen in 24 months	Total	Change since previous quarter
Quarter ending September 2015	7,029	
Quarter ending December 2015	7,050	→
Quarter ending March 2016	7,018	→
Quarter ending June 2016	7,010	→
Quarter ending September 2016	6,950	→
<b>Variance since September 2015</b>	<b>(1.1%)</b>	<b>↓</b>



### ACTIVITY

Cumulative percentage of contracted UDA delivered 2016 & 2017



Month	Adjusted Scheduled Activity (UDA)	
	2016	2017
April	40	127
May	1,836	1,746
June	3,240	2,878
July	5,279	4,680
August	6,775	6,181
September	8,096	8,037
October	9,215	
November	11,369	
December	13,055	
January	14,512	
February	16,086	
March	17,959	
April	19,856	
May	19,877	
June	19,894	

### QUALITY

	Quantity	Base Number	Contract	AT	Region	England
% of FP17s for the same patient ID Re-attending within 3 months - Children	132	1,589	8.3%	11.8%	13.5%	12.4%
% of FP17s for the same patient ID Re-attending within 3 months - Adults	622	4,255	14.6%	15.6%	17.4%	16.7%
% of FP17s for the same patient ID Re-attending between 3 & 9 months - Children	1,060	1,589	66.7%	59.6%	59.0%	57.4%
% of FP17s for the same patient ID Re-attending between 3 & 9 months - Adults	2,718	4,255	63.9%	54.4%	52.6%	50.5%
% of FP17s for Band 1 Urgent Courses	179	4,786	3.7%	8.6%	9.4%	9.1%
% of FP17s Relating to Free Repair or Replacements	63	4,786	1.3%	0.9%	1.0%	0.8%
% of FP17s Relating to Continuations	55	4,786	1.1%	1.4%	1.5%	1.3%
% of Patients satisfied with the dentistry they have received	9	9	N/A	92.7%	93.7%	93.2%
% of Patients satisfied with the time they had to wait for an appointment	9	9	N/A	88.3%	90.0%	89.0%

\* This is based on patients treated on this contract for their most recent course of treatment. Figures in italics indicate the base number of FP17s or Patient Questionnaire responses are less than 100. N/A is shown where the base number of responses is less than 10 during the period. % is calculated as Quantity/Base number\*100

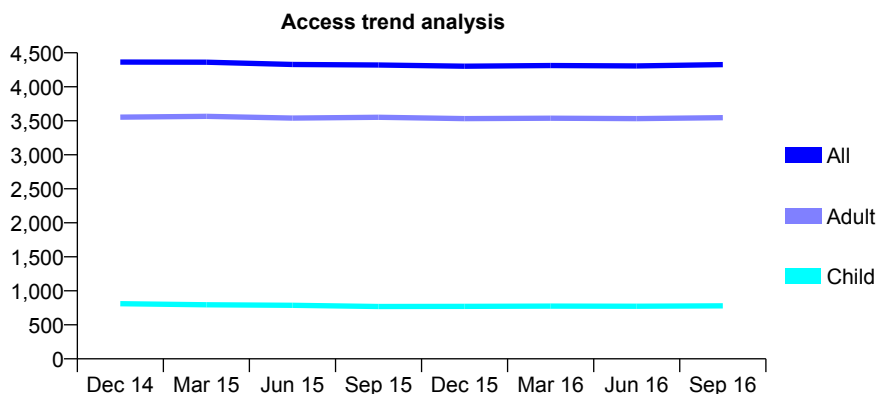
## Q52 - Vital Signs At a Glance Contract Report for 224839/0001 - September 2016

Name or company name	MR JS WOSTENHOLME
Contract type name	GDS Contract
Purpose of contract	General
Contract start date	01/04/2006
Contract end date	

16/17 Contracted general activity (UDA)	14,253
Carry forward general activity (UDA)	0
16/17 Contracted orthodontic activity (UOA)	0
Carry forward orthodontic activity (UOA)	0
Baseline contract value	£418,407.54

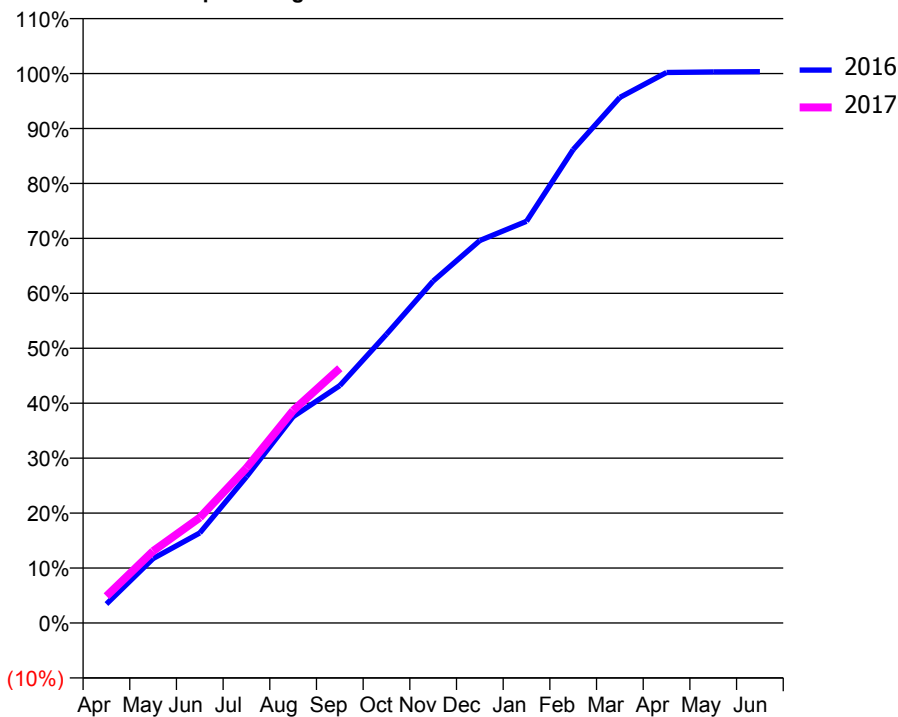
### ACCESS\*

Patients seen in 24 months	Total	Change since previous quarter
Quarter ending September 2015	4,321	
Quarter ending December 2015	4,303	→
Quarter ending March 2016	4,313	→
Quarter ending June 2016	4,307	→
Quarter ending September 2016	4,327	→
<b>Variance since September 2015</b>	<b>0.1%</b>	<b>→</b>



### ACTIVITY

Cumulative percentage of contracted UDA delivered 2016 & 2017



Month	Adjusted Scheduled Activity (UDA)	
	2016	2017
April	491	697
May	1,673	1,866
June	2,335	2,735
July	3,792	4,021
August	5,352	5,511
September	6,158	6,607
October	7,488	
November	8,871	
December	9,922	
January	10,421	
February	12,282	
March	13,634	
April	14,278	
May	14,293	
June	14,299	

### QUALITY

	Quantity	Base Number	Contract	AT	Region	England
% of FP17s for the same patient ID Re-attending within 3 months - Children	47	685	6.9%	11.8%	13.5%	12.4%
% of FP17s for the same patient ID Re-attending within 3 months - Adults	486	3,271	14.9%	15.6%	17.4%	16.7%
% of FP17s for the same patient ID Re-attending between 3 & 9 months - Children	471	685	68.8%	59.6%	59.0%	57.4%
% of FP17s for the same patient ID Re-attending between 3 & 9 months - Adults	2,302	3,271	70.4%	54.4%	52.6%	50.5%
% of FP17s for Band 1 Urgent Courses	231	3,684	6.3%	8.6%	9.4%	9.1%
% of FP17s Relating to Free Repair or Replacements	29	3,684	0.8%	0.9%	1.0%	0.8%
% of FP17s Relating to Continuations	83	3,684	2.3%	1.4%	1.5%	1.3%
% of Patients satisfied with the dentistry they have received	5	5	N/A	92.7%	93.7%	93.2%
% of Patients satisfied with the time they had to wait for an appointment	5	5	N/A	88.3%	90.0%	89.0%

\* This is based on patients treated on this contract for their most recent course of treatment. Figures in italics indicate the base number of FP17s or Patient Questionnaire responses are less than 100. N/A is shown where the base number of responses is less than 10 during the period. % is calculated as Quantity/Base number\*100

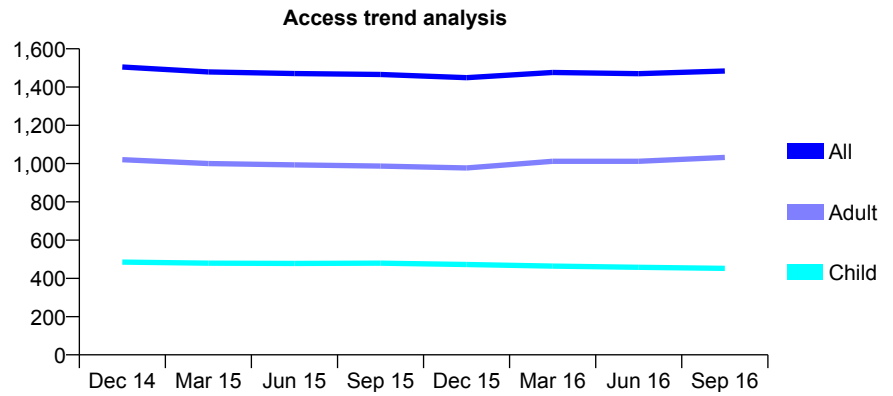
## Q52 - Vital Signs At a Glance Contract Report for 228672/0001 - September 2016

Name or company name	MRS GI AUSTIN
Contract type name	GDS Contract
Purpose of contract	General
Contract start date	01/04/2006
Contract end date	

16/17 Contracted general activity (UDA)	5,297
Carry forward general activity (UDA)	0
16/17 Contracted orthodontic activity (UOA)	0
Carry forward orthodontic activity (UOA)	0
Baseline contract value	£147,758.29

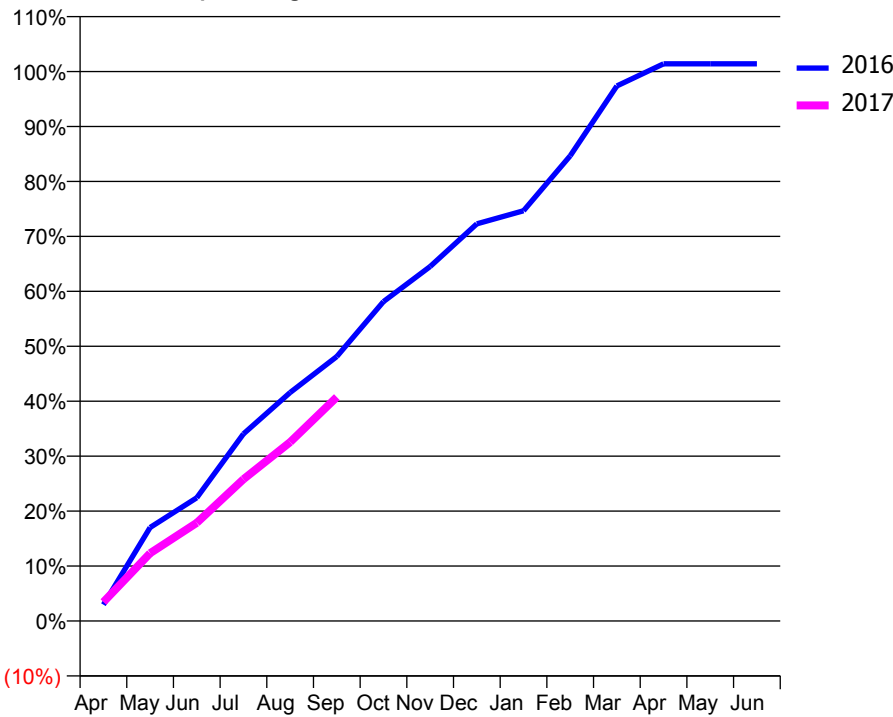
### ACCESS\*

Patients seen in 24 months	Total	Change since previous quarter
Quarter ending September 2015	1,466	
Quarter ending December 2015	1,449	↓
Quarter ending March 2016	1,476	→
Quarter ending June 2016	1,470	→
Quarter ending September 2016	1,484	→
<b>Variance since September 2015</b>	<b>1.2%</b>	<b>→</b>



### ACTIVITY

Cumulative percentage of contracted UDA delivered 2016 & 2017



Month	Adjusted Scheduled Activity (UDA)	
	2016	2017
April	157	183
May	901	654
June	1,188	947
July	1,805	1,367
August	2,203	1,724
September	2,550	2,159
October	3,079	
November	3,417	
December	3,829	
January	3,954	
February	4,484	
March	5,158	
April	5,372	
May	5,372	
June	5,372	

### QUALITY

	Quantity	Base Number	Contract	AT	Region	England
% of FP17s for the same patient ID Re-attending within 3 months - Children	56	468	12.0%	11.8%	13.5%	12.4%
% of FP17s for the same patient ID Re-attending within 3 months - Adults	172	725	23.7%	15.6%	17.4%	16.7%
% of FP17s for the same patient ID Re-attending between 3 & 9 months - Children	359	468	76.7%	59.6%	59.0%	57.4%
% of FP17s for the same patient ID Re-attending between 3 & 9 months - Adults	359	725	49.5%	54.4%	52.6%	50.5%
% of FP17s for Band 1 Urgent Courses	25	1,093	2.3%	8.6%	9.4%	9.1%
% of FP17s Relating to Free Repair or Replacements	82	1,093	7.5%	0.9%	1.0%	0.8%
% of FP17s Relating to Continuations	27	1,093	2.5%	1.4%	1.5%	1.3%
% of Patients satisfied with the dentistry they have received	1	1	N/A	92.7%	93.7%	93.2%
% of Patients satisfied with the time they had to wait for an appointment	1	1	N/A	88.3%	90.0%	89.0%

\* This is based on patients treated on this contract for their most recent course of treatment. Figures in italics indicate the base number of FP17s or Patient Questionnaire responses are less than 100. N/A is shown where the base number of responses is less than 10 during the period. % is calculated as Quantity/Base number\*100

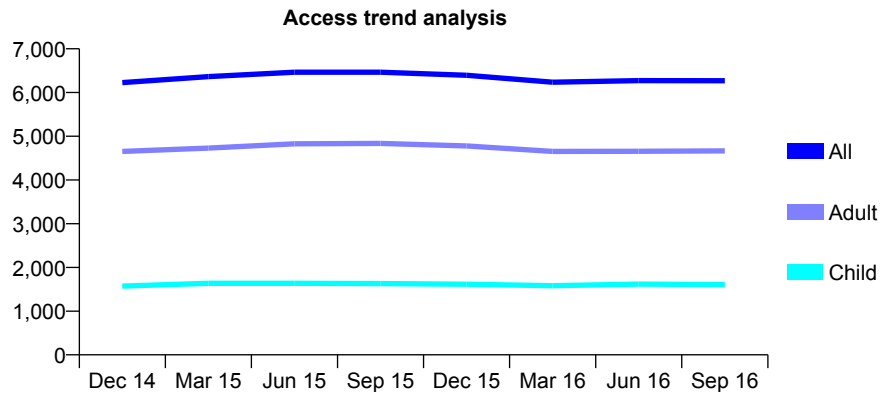
## Q52 - Vital Signs At a Glance Contract Report for 230200/0001 - September 2016

Name or company name	MR SJ GARDNER
Contract type name	GDS Contract
Purpose of contract	General
Contract start date	01/04/2006
Contract end date	

16/17 Contracted general activity (UDA)	17,700
Carry forward general activity (UDA)	0
16/17 Contracted orthodontic activity (UOA)	0
Carry forward orthodontic activity (UOA)	0
Baseline contract value	£532,185.94

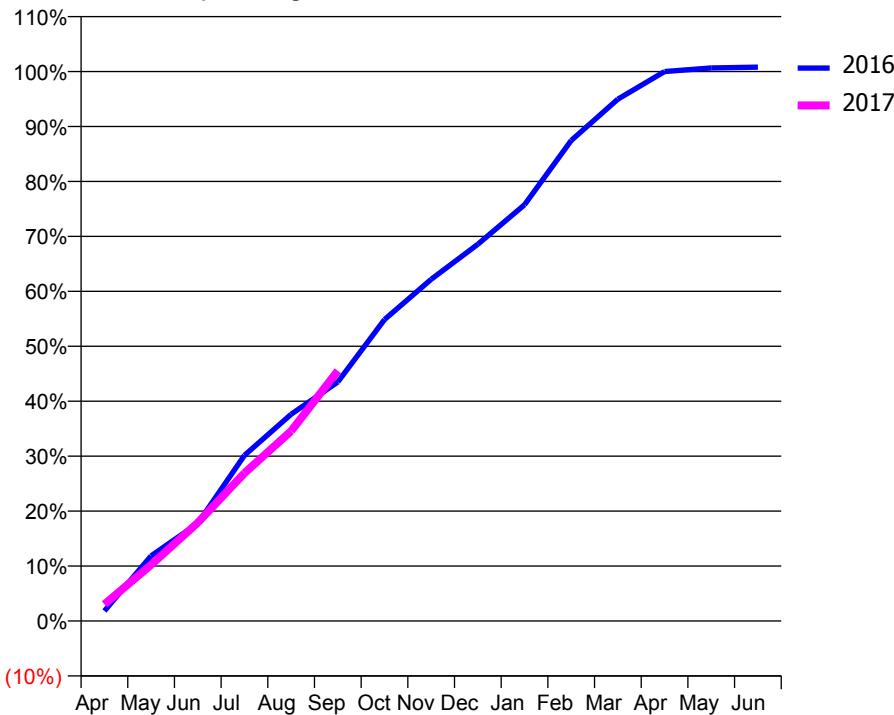
### ACCESS\*

Patients seen in 24 months	Total	Change since previous quarter
Quarter ending September 2015	6,466	
Quarter ending December 2015	6,394	↓
Quarter ending March 2016	6,235	↓
Quarter ending June 2016	6,274	→
Quarter ending September 2016	6,271	→
<b>Variance since September 2015</b>	<b>(3.0%)</b>	<b>↓</b>



### ACTIVITY

Cumulative percentage of contracted UDA delivered 2016 & 2017



Month	Adjusted Scheduled Activity (UDA)	
	2016	2017
April	325	540
May	2,097	1,809
June	3,146	3,167
July	5,337	4,765
August	6,658	6,120
September	7,698	8,058
October	9,709	
November	11,009	
December	12,137	
January	13,406	
February	15,480	
March	16,808	
April	17,700	
May	17,816	
June	17,839	

### QUALITY

	Quantity	Base Number	Contract	AT	Region	England
% of FP17s for the same patient ID Re-attending within 3 months - Children	106	1,077	9.8%	11.8%	13.5%	12.4%
% of FP17s for the same patient ID Re-attending within 3 months - Adults	805	3,738	21.5%	15.6%	17.4%	16.7%
% of FP17s for the same patient ID Re-attending between 3 & 9 months - Children	493	1,077	45.8%	59.6%	59.0%	57.4%
% of FP17s for the same patient ID Re-attending between 3 & 9 months - Adults	1,806	3,738	48.3%	54.4%	52.6%	50.5%
% of FP17s for Band 1 Urgent Courses	625	4,266	14.7%	8.6%	9.4%	9.1%
% of FP17s Relating to Free Repair or Replacements	83	4,266	1.9%	0.9%	1.0%	0.8%
% of FP17s Relating to Continuations	54	4,266	1.3%	1.4%	1.5%	1.3%
% of Patients satisfied with the dentistry they have received	48	48	100.0%	92.7%	93.7%	93.2%
% of Patients satisfied with the time they had to wait for an appointment	47	48	97.9%	88.3%	90.0%	89.0%

\* This is based on patients treated on this contract for their most recent course of treatment. Figures in italics indicate the base number of FP17s or Patient Questionnaire responses are less than 100. N/A is shown where the base number of responses is less than 10 during the period. % is calculated as Quantity/Base number\*100

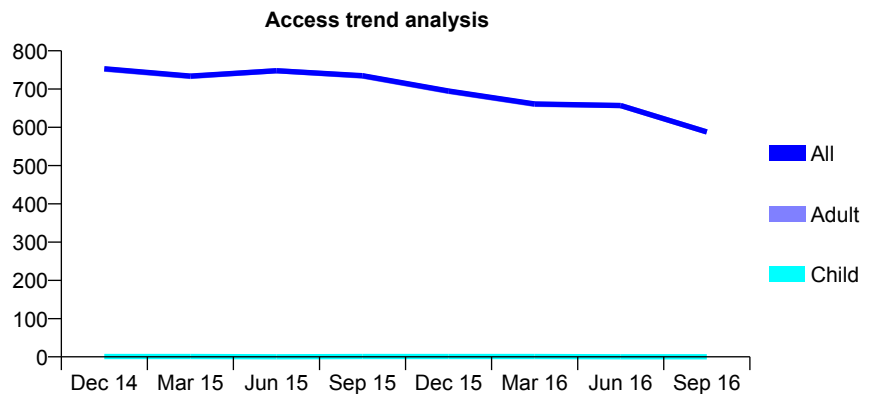
## Q52 - Vital Signs At a Glance Contract Report for 230200/0002 - September 2016

Name or company name	MR SJ GARDNER
Contract type name	GDS Contract
Purpose of contract	General
Contract start date	01/04/2006
Contract end date	

16/17 Contracted general activity (UDA)	1,738
Carry forward general activity (UDA)	0
16/17 Contracted orthodontic activity (UOA)	0
Carry forward orthodontic activity (UOA)	0
Baseline contract value	£106,037.10

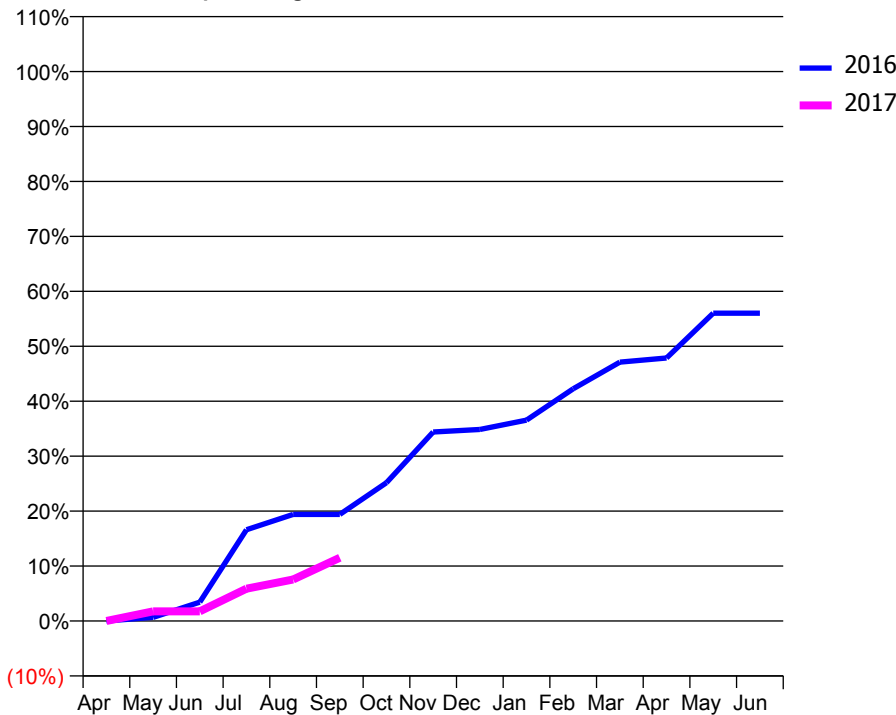
### ACCESS\*

Patients seen in 24 months	Total	Change since previous quarter
Quarter ending September 2015	735	
Quarter ending December 2015	695	↓
Quarter ending March 2016	661	↓
Quarter ending June 2016	657	→
Quarter ending September 2016	588	↓
<b>Variance since September 2015</b>	<b>(20.0%)</b>	<b>↓</b>



### ACTIVITY

Cumulative percentage of contracted UDA delivered 2016 & 2017



Month	Adjusted Scheduled Activity (UDA)	
	2016	2017
April	0	0
May	11	30
June	60	30
July	289	102
August	337	131
September	337	200
October	438	
November	598	
December	606	
January	635	
February	734	
March	819	
April	832	
May	974	
June	974	

### QUALITY

	Quantity	Base Number	Contract	AT	Region	England
% of FP17s for the same patient ID Re-attending within 3 months - Children	0	0	N/A	11.8%	13.5%	12.4%
% of FP17s for the same patient ID Re-attending within 3 months - Adults	13	181	7.2%	15.6%	17.4%	16.7%
% of FP17s for the same patient ID Re-attending between 3 & 9 months - Children	0	0	N/A	59.6%	59.0%	57.4%
% of FP17s for the same patient ID Re-attending between 3 & 9 months - Adults	8	181	4.4%	54.4%	52.6%	50.5%
% of FP17s for Band 1 Urgent Courses	68	95	71.6%	8.6%	9.4%	9.1%
% of FP17s Relating to Free Repair or Replacements	0	95	0.0%	0.9%	1.0%	0.8%
% of FP17s Relating to Continuations	0	95	0.0%	1.4%	1.5%	1.3%
% of Patients satisfied with the dentistry they have received	0	0	N/A	92.7%	93.7%	93.2%
% of Patients satisfied with the time they had to wait for an appointment	0	0	N/A	88.3%	90.0%	89.0%

\* This is based on patients treated on this contract for their most recent course of treatment. Figures in italics indicate the base number of FP17s or Patient Questionnaire responses are less than 100. N/A is shown where the base number of responses is less than 10 during the period. % is calculated as Quantity/Base number\*100

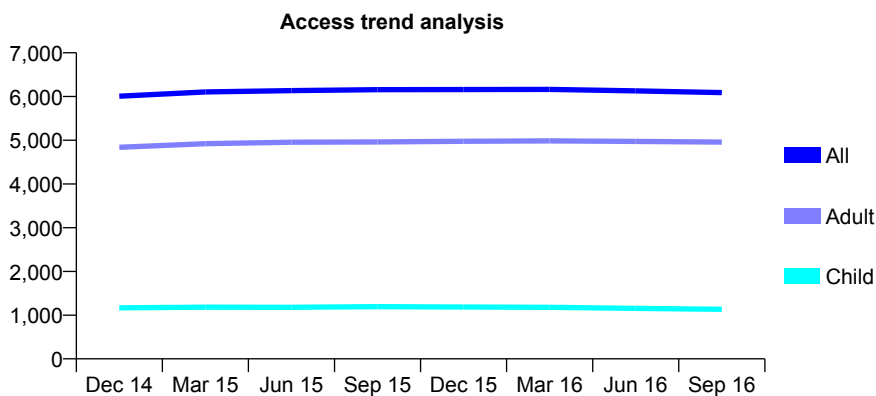
## Q52 - Vital Signs At a Glance Contract Report for 231010/0001 - September 2016

Name or company name	MR WS MALACH
Contract type name	Pilot Contract
Purpose of contract	General
Contract start date	01/04/2006
Contract end date	31/03/2021

16/17 Contracted general activity (UDA)	21,490
Carry forward general activity (UDA)	0
16/17 Contracted orthodontic activity (UOA)	0
Carry forward orthodontic activity (UOA)	0
Baseline contract value	£624,375.08

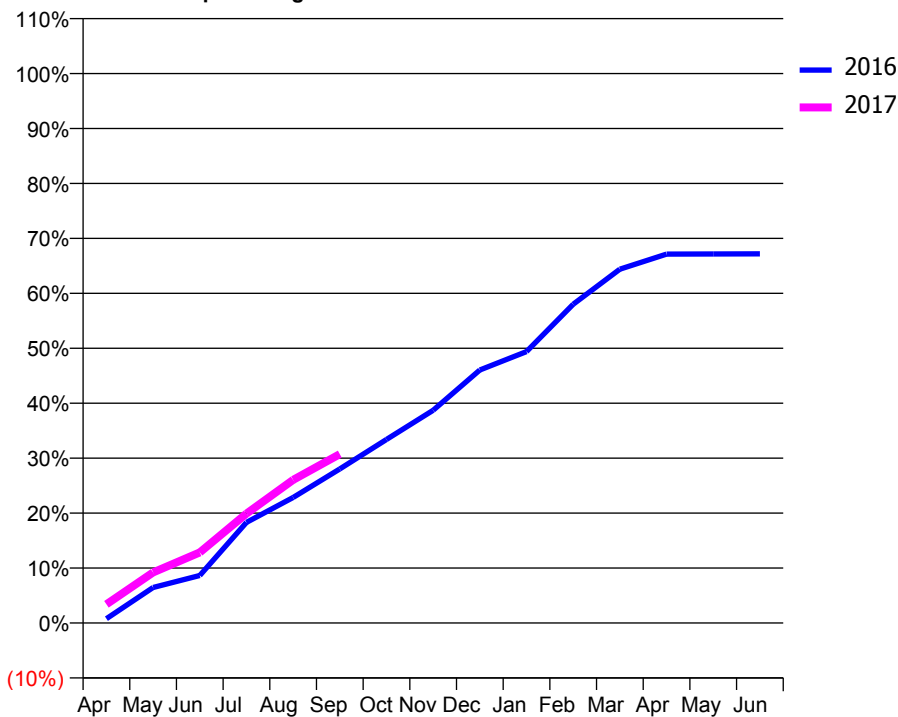
### ACCESS\*

Patients seen in 24 months	Total	Change since previous quarter
Quarter ending September 2015	6,157	
Quarter ending December 2015	6,161	→
Quarter ending March 2016	6,164	→
Quarter ending June 2016	6,129	→
Quarter ending September 2016	6,091	→
<b>Variance since September 2015</b>	<b>(1.1%)</b>	<b>↓</b>



### ACTIVITY

Cumulative percentage of contracted UDA delivered 2016 & 2017



Adjusted Scheduled Activity (UDA)

Month	2016	2017
April	167	735
May	1,390	1,981
June	1,857	2,760
July	3,934	4,276
August	4,912	5,599
September	6,024	6,604
October	7,176	
November	8,323	
December	9,897	
January	10,614	
February	12,468	
March	13,840	
April	14,425	
May	14,431	
June	14,436	

### QUALITY

	Quantity	Base Number	Contract	AT	Region	England
% of FP17s for the same patient ID Re-attending within 3 months - Children	67	762	8.8%	11.8%	13.5%	12.4%
% of FP17s for the same patient ID Re-attending within 3 months - Adults	363	3,063	11.9%	15.6%	17.4%	16.7%
% of FP17s for the same patient ID Re-attending between 3 & 9 months - Children	482	762	63.3%	59.6%	59.0%	57.4%
% of FP17s for the same patient ID Re-attending between 3 & 9 months - Adults	1,652	3,063	53.9%	54.4%	52.6%	50.5%
% of FP17s for Band 1 Urgent Courses	66	3,428	1.9%	8.6%	9.4%	9.1%
% of FP17s Relating to Free Repair or Replacements	19	3,428	0.6%	0.9%	1.0%	0.8%
% of FP17s Relating to Continuations	25	3,428	0.7%	1.4%	1.5%	1.3%
% of Patients satisfied with the dentistry they have received	4	4	N/A	92.7%	93.7%	93.2%
% of Patients satisfied with the time they had to wait for an appointment	3	4	N/A	88.3%	90.0%	89.0%

\* This is based on patients treated on this contract for their most recent course of treatment. Figures in italics indicate the base number of FP17s or Patient Questionnaire responses are less than 100. N/A is shown where the base number of responses is less than 10 during the period. % is calculated as Quantity/Base number\*100



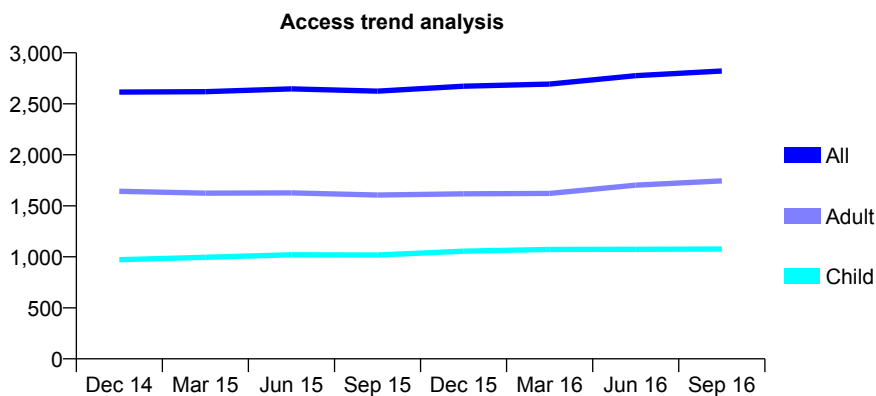
## Q52 - Vital Signs At a Glance Contract Report for 233013/0003 - September 2016

Name or company name	MR IS BOYD
Contract type name	GDS Contract
Purpose of contract	General
Contract start date	01/07/2009
Contract end date	

16/17 Contracted general activity (UDA)	9,000
Carry forward general activity (UDA)	0
16/17 Contracted orthodontic activity (UOA)	0
Carry forward orthodontic activity (UOA)	0
Baseline contract value	£277,356.21

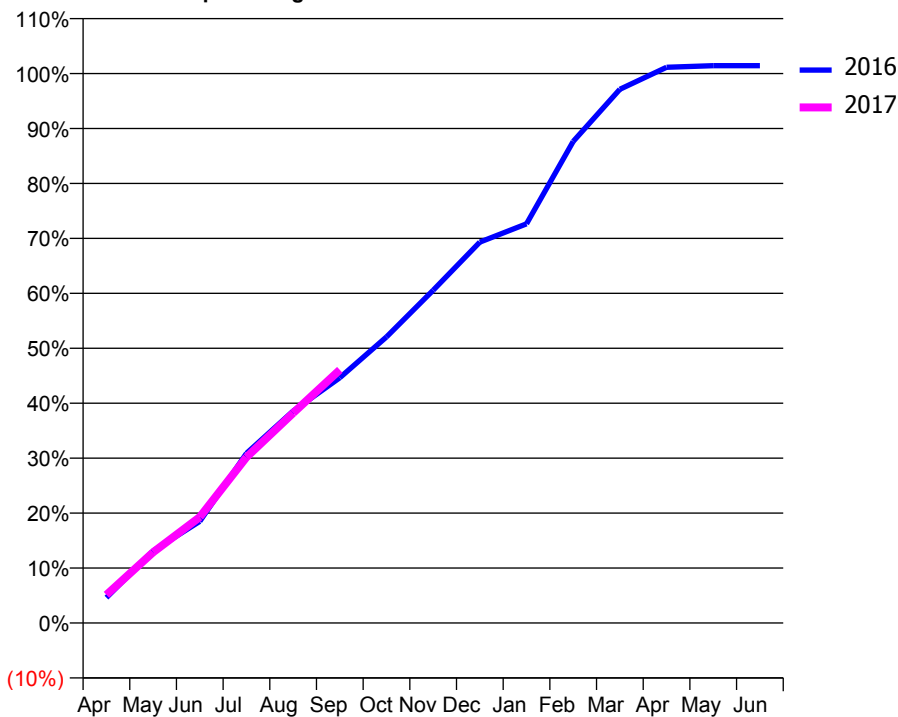
### ACCESS\*

Patients seen in 24 months	Total	Change since previous quarter
Quarter ending September 2015	2,624	
Quarter ending December 2015	2,673	→
Quarter ending March 2016	2,694	→
Quarter ending June 2016	2,776	↑
Quarter ending September 2016	2,822	→
<b>Variance since September 2015</b>	<b>7.5%</b>	<b>↑</b>



### ACTIVITY

Cumulative percentage of contracted UDA delivered 2016 & 2017



Month	Adjusted Scheduled Activity (UDA)	
	2016	2017
April	416	462
May	1,180	1,158
June	1,665	1,736
July	2,779	2,716
August	3,472	3,440
September	4,018	4,146
October	4,685	
November	5,451	
December	6,238	
January	6,537	
February	7,888	
March	8,741	
April	9,103	
May	9,128	
June	9,129	

### QUALITY

	Quantity	Base Number	Contract	AT	Region	England
% of FP17s for the same patient ID Re-attending within 3 months - Children	65	837	7.8%	11.8%	13.5%	12.4%
% of FP17s for the same patient ID Re-attending within 3 months - Adults	246	1,625	15.1%	15.6%	17.4%	16.7%
% of FP17s for the same patient ID Re-attending between 3 & 9 months - Children	575	837	68.7%	59.6%	59.0%	57.4%
% of FP17s for the same patient ID Re-attending between 3 & 9 months - Adults	1,110	1,625	68.3%	54.4%	52.6%	50.5%
% of FP17s for Band 1 Urgent Courses	90	2,275	4.0%	8.6%	9.4%	9.1%
% of FP17s Relating to Free Repair or Replacements	10	2,275	0.4%	0.9%	1.0%	0.8%
% of FP17s Relating to Continuations	8	2,275	0.4%	1.4%	1.5%	1.3%
% of Patients satisfied with the dentistry they have received	1	1	N/A	92.7%	93.7%	93.2%
% of Patients satisfied with the time they had to wait for an appointment	1	1	N/A	88.3%	90.0%	89.0%

\* This is based on patients treated on this contract for their most recent course of treatment. Figures in italics indicate the base number of FP17s or Patient Questionnaire responses are less than 100. N/A is shown where the base number of responses is less than 10 during the period. % is calculated as Quantity/Base number\*100

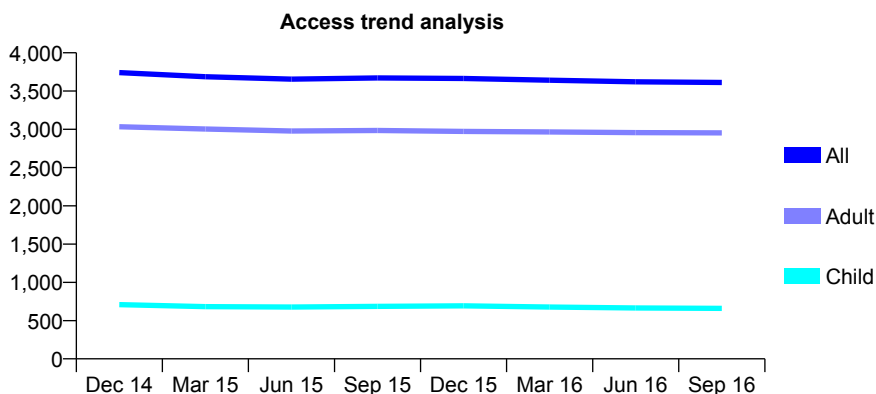
## Q52 - Vital Signs At a Glance Contract Report for 235989/0001 - September 2016

Name or company name	MR MJ CLARKE
Contract type name	GDS Contract
Purpose of contract	General
Contract start date	01/04/2006
Contract end date	

16/17 Contracted general activity (UDA)	10,826
Carry forward general activity (UDA)	0
16/17 Contracted orthodontic activity (UOA)	0
Carry forward orthodontic activity (UOA)	0
Baseline contract value	£288,703.43

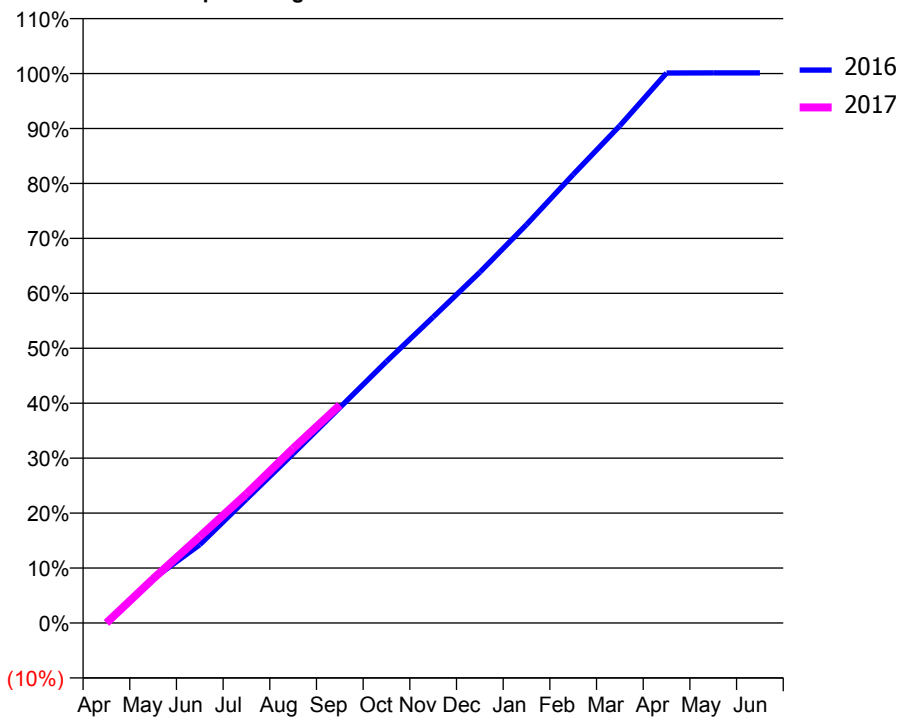
### ACCESS\*

Patients seen in 24 months	Total	Change since previous quarter
Quarter ending September 2015	3,671	
Quarter ending December 2015	3,665	→
Quarter ending March 2016	3,642	→
Quarter ending June 2016	3,621	→
Quarter ending September 2016	3,613	→
<b>Variance since September 2015</b>	<b>(1.6%)</b>	<b>↓</b>



### ACTIVITY

Cumulative percentage of contracted UDA delivered 2016 & 2017



Month	Adjusted Scheduled Activity (UDA)	
	2016	2017
April	14	0
May	870	872
June	1,543	1,705
July	2,441	2,544
August	3,336	3,440
September	4,243	4,294
October	5,152	
November	6,029	
December	6,911	
January	7,849	
February	8,837	
March	9,799	
April	10,836	
May	10,838	
June	10,838	

### QUALITY

	Quantity	Base Number	Contract	AT	Region	England
% of FP17s for the same patient ID Re-attending within 3 months - Children	32	501	6.4%	11.8%	13.5%	12.4%
% of FP17s for the same patient ID Re-attending within 3 months - Adults	416	2,233	18.6%	15.6%	17.4%	16.7%
% of FP17s for the same patient ID Re-attending between 3 & 9 months - Children	316	501	63.1%	59.6%	59.0%	57.4%
% of FP17s for the same patient ID Re-attending between 3 & 9 months - Adults	1,213	2,233	54.3%	54.4%	52.6%	50.5%
% of FP17s for Band 1 Urgent Courses	128	2,279	5.6%	8.6%	9.4%	9.1%
% of FP17s Relating to Free Repair or Replacements	19	2,279	0.8%	0.9%	1.0%	0.8%
% of FP17s Relating to Continuations	93	2,279	4.1%	1.4%	1.5%	1.3%
% of Patients satisfied with the dentistry they have received	2	2	N/A	92.7%	93.7%	93.2%
% of Patients satisfied with the time they had to wait for an appointment	2	2	N/A	88.3%	90.0%	89.0%

\* This is based on patients treated on this contract for their most recent course of treatment. Figures in italics indicate the base number of FP17s or Patient Questionnaire responses are less than 100. N/A is shown where the base number of responses is less than 10 during the period. % is calculated as Quantity/Base number\*100

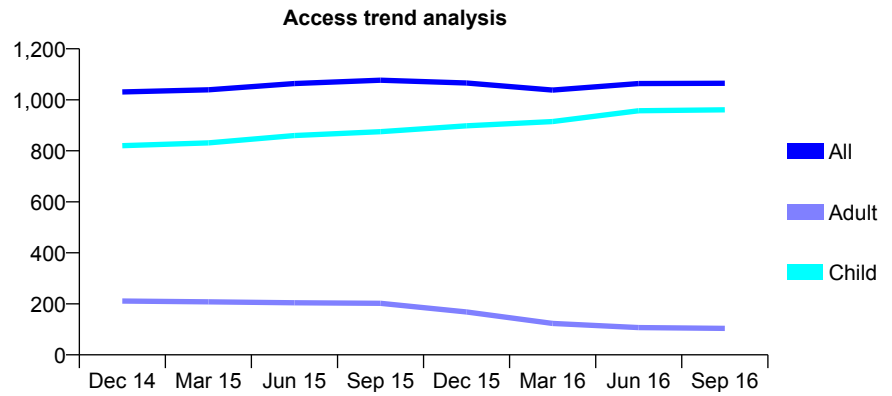
## Q52 - Vital Signs At a Glance Contract Report for 237787/0001 - September 2016

Name or company name	MRS PK GREWAL
Contract type name	GDS Contract
Purpose of contract	General
Contract start date	01/04/2006
Contract end date	

16/17 Contracted general activity (UDA)	1,790
Carry forward general activity (UDA)	0
16/17 Contracted orthodontic activity (UOA)	0
Carry forward orthodontic activity (UOA)	0
Baseline contract value	£39,314.95

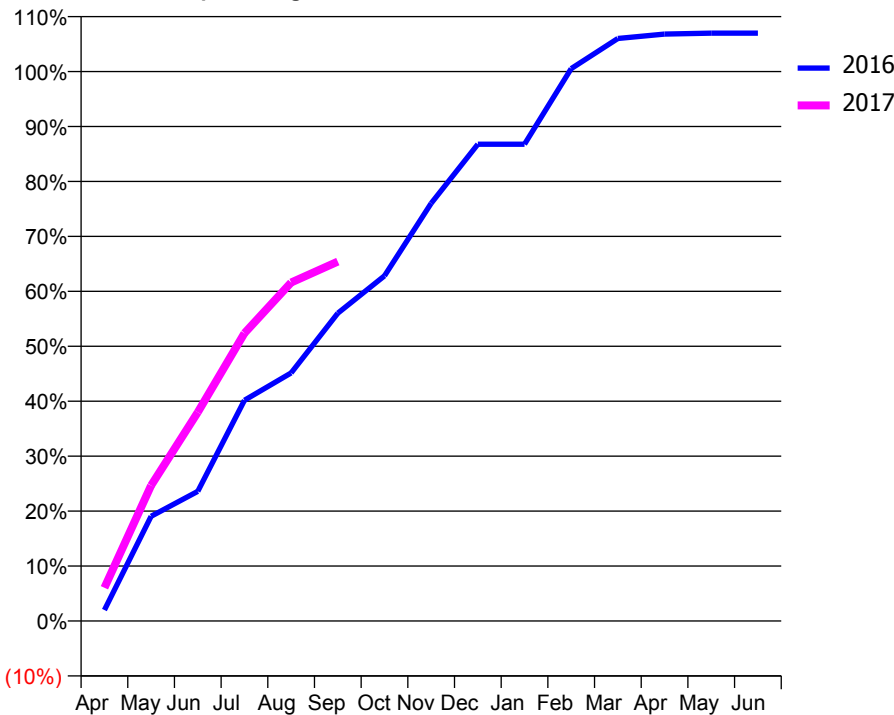
### ACCESS\*

Patients seen in 24 months	Total	Change since previous quarter
Quarter ending September 2015	1,077	
Quarter ending December 2015	1,066	↓
Quarter ending March 2016	1,038	↓
Quarter ending June 2016	1,064	↑
Quarter ending September 2016	1,065	→
<b>Variance since September 2015</b>	<b>(1.1%)</b>	<b>↓</b>



### ACTIVITY

Cumulative percentage of contracted UDA delivered 2016 & 2017



Month	Adjusted Scheduled Activity (UDA)	
	2016	2017
April	36	108
May	341	441
June	422	680
July	719	938
August	808	1,103
September	1,003	1,171
October	1,125	
November	1,361	
December	1,553	
January	1,553	
February	1,799	
March	1,897	
April	1,912	
May	1,915	
June	1,915	

### QUALITY

	Quantity	Base Number	Contract	AT	Region	England
% of FP17s for the same patient ID Re-attending within 3 months - Children	80	906	8.8%	11.8%	13.5%	12.4%
% of FP17s for the same patient ID Re-attending within 3 months - Adults	7	32	21.9%	15.6%	17.4%	16.7%
% of FP17s for the same patient ID Re-attending between 3 & 9 months - Children	545	906	60.2%	59.6%	59.0%	57.4%
% of FP17s for the same patient ID Re-attending between 3 & 9 months - Adults	18	32	56.3%	54.4%	52.6%	50.5%
% of FP17s for Band 1 Urgent Courses	35	920	3.8%	8.6%	9.4%	9.1%
% of FP17s Relating to Free Repair or Replacements	0	920	0.0%	0.9%	1.0%	0.8%
% of FP17s Relating to Continuations	0	920	0.0%	1.4%	1.5%	1.3%
% of Patients satisfied with the dentistry they have received	0	0	N/A	92.7%	93.7%	93.2%
% of Patients satisfied with the time they had to wait for an appointment	0	0	N/A	88.3%	90.0%	89.0%

\* This is based on patients treated on this contract for their most recent course of treatment. Figures in italics indicate the base number of FP17s or Patient Questionnaire responses are less than 100. N/A is shown where the base number of responses is less than 10 during the period. % is calculated as Quantity/Base number\*100

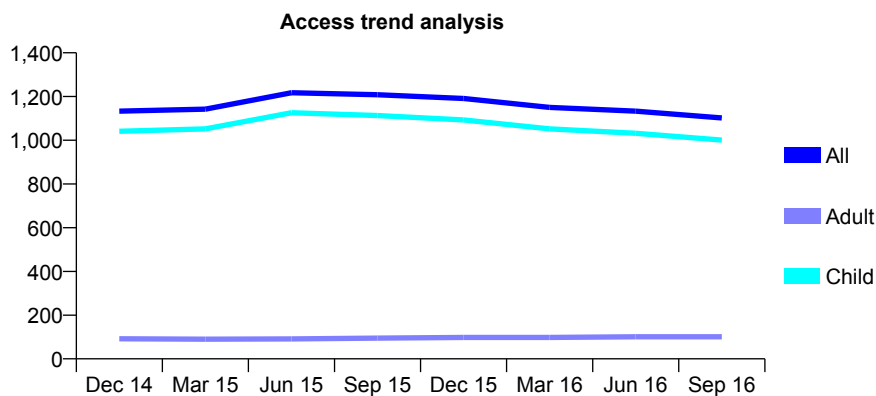
## Q52 - Vital Signs At a Glance Contract Report for 239224/0001 - September 2016

Name or company name	MRS SJ JARDINE
Contract type name	GDS Contract
Purpose of contract	General
Contract start date	01/04/2006
Contract end date	

16/17 Contracted general activity (UDA)	2,200
Carry forward general activity (UDA)	0
16/17 Contracted orthodontic activity (UOA)	0
Carry forward orthodontic activity (UOA)	0
Baseline contract value	£46,934.26

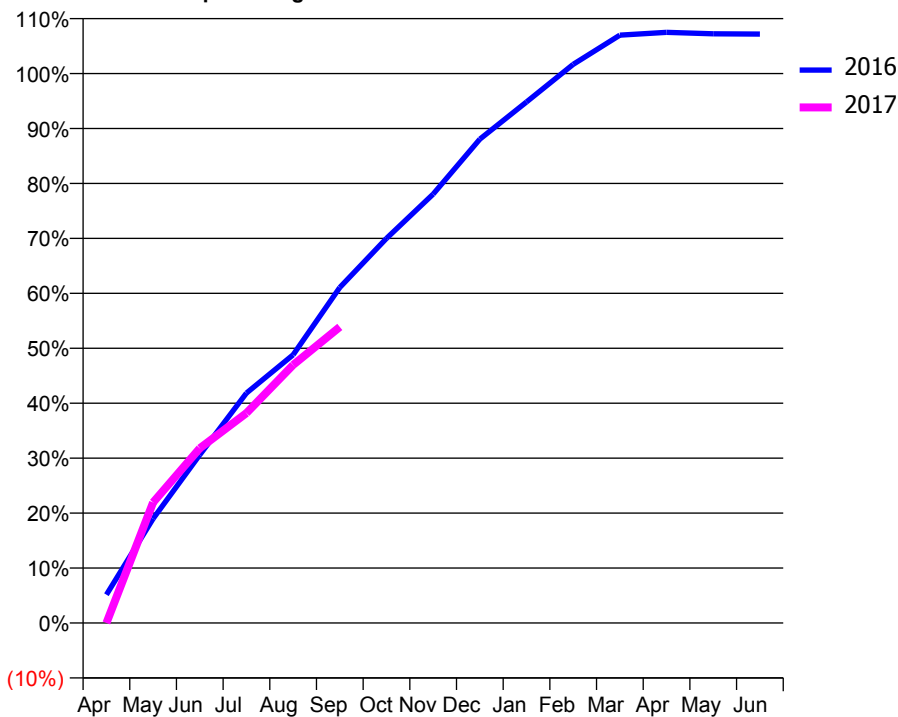
### ACCESS\*

Patients seen in 24 months	Total	Change since previous quarter
Quarter ending September 2015	1,208	
Quarter ending December 2015	1,191	↓
Quarter ending March 2016	1,150	↓
Quarter ending June 2016	1,133	↓
Quarter ending September 2016	1,102	↓
<b>Variance since September 2015</b>	<b>(8.8%)</b>	<b>↓</b>



### ACTIVITY

Cumulative percentage of contracted UDA delivered 2016 & 2017



Month	Adjusted Scheduled Activity (UDA)	
	2016	2017
April	113	0
May	418	483
June	673	700
July	921	840
August	1,074	1,033
September	1,343	1,185
October	1,540	
November	1,717	
December	1,937	
January	2,086	
February	2,237	
March	2,354	
April	2,365	
May	2,359	
June	2,358	

### QUALITY

	Quantity	Base Number	Contract	AT	Region	England
% of FP17s for the same patient ID Re-attending within 3 months - Children	72	949	7.6%	11.8%	13.5%	12.4%
% of FP17s for the same patient ID Re-attending within 3 months - Adults	0	0	N/A	15.6%	17.4%	16.7%
% of FP17s for the same patient ID Re-attending between 3 & 9 months - Children	675	949	71.1%	59.6%	59.0%	57.4%
% of FP17s for the same patient ID Re-attending between 3 & 9 months - Adults	0	0	N/A	54.4%	52.6%	50.5%
% of FP17s for Band 1 Urgent Courses	22	943	2.3%	8.6%	9.4%	9.1%
% of FP17s Relating to Free Repair or Replacements	0	943	0.0%	0.9%	1.0%	0.8%
% of FP17s Relating to Continuations	0	943	0.0%	1.4%	1.5%	1.3%
% of Patients satisfied with the dentistry they have received	1	1	N/A	92.7%	93.7%	93.2%
% of Patients satisfied with the time they had to wait for an appointment	1	1	N/A	88.3%	90.0%	89.0%

\* This is based on patients treated on this contract for their most recent course of treatment. Figures in italics indicate the base number of FP17s or Patient Questionnaire responses are less than 100. N/A is shown where the base number of responses is less than 10 during the period. % is calculated as Quantity/Base number\*100

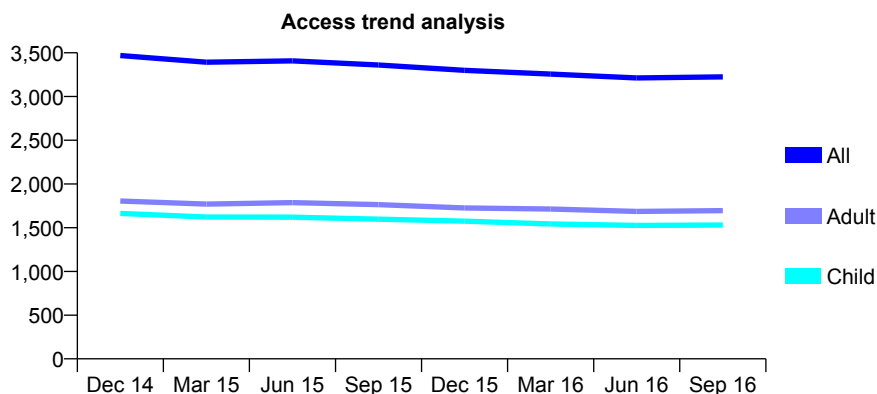
## Q52 - Vital Signs At a Glance Contract Report for 250619/0001 - September 2016

Name or company name	MR SH BASHIR
Contract type name	PDS Contract
Purpose of contract	General
Contract start date	01/04/2006
Contract end date	31/03/2021

16/17 Contracted general activity (UDA)	8,413
Carry forward general activity (UDA)	0
16/17 Contracted orthodontic activity (UOA)	0
Carry forward orthodontic activity (UOA)	0
Baseline contract value	£223,176.91

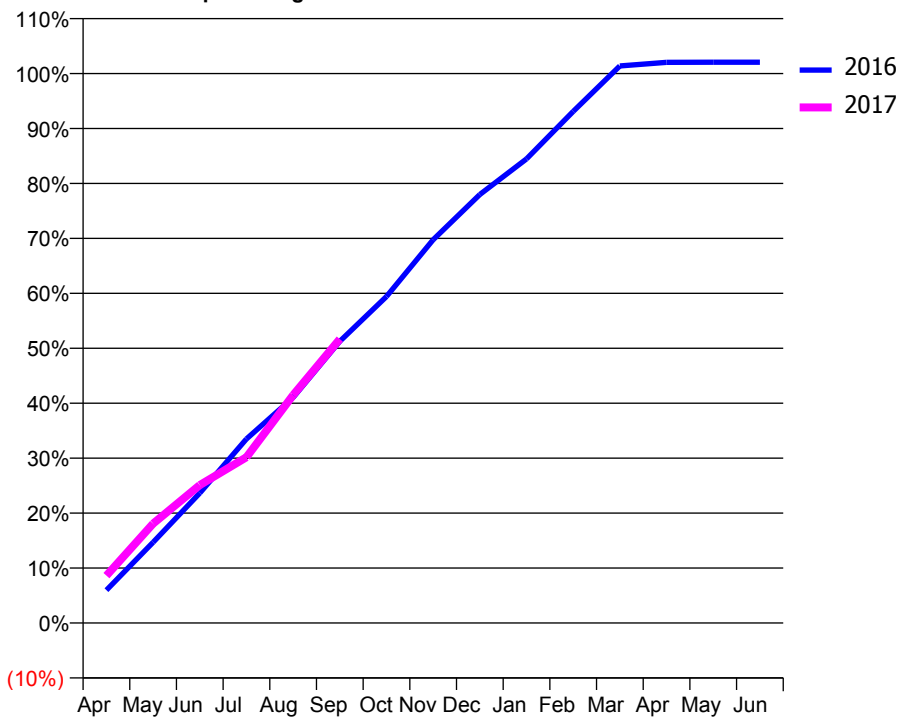
### ACCESS\*

Patients seen in 24 months	Total	Change since previous quarter
Quarter ending September 2015	3,361	
Quarter ending December 2015	3,300	↓
Quarter ending March 2016	3,256	↓
Quarter ending June 2016	3,212	↓
Quarter ending September 2016	3,225	→
<b>Variance since September 2015</b>	<b>(4.0%)</b>	<b>↓</b>



### ACTIVITY

Cumulative percentage of contracted UDA delivered 2016 & 2017



Adjusted Scheduled Activity (UDA)

Month	2016	2017
April	504	725
May	1,236	1,522
June	1,990	2,113
July	2,818	2,538
August	3,454	3,491
September	4,313	4,347
October	4,999	
November	5,869	
December	6,560	
January	7,106	
February	7,832	
March	8,529	
April	8,584	
May	8,586	
June	8,586	

### QUALITY

	Quantity	Base Number	Contract	AT	Region	England
% of FP17s for the same patient ID Re-attending within 3 months - Children	57	1,483	3.8%	11.8%	13.5%	12.4%
% of FP17s for the same patient ID Re-attending within 3 months - Adults	96	1,332	7.2%	15.6%	17.4%	16.7%
% of FP17s for the same patient ID Re-attending between 3 & 9 months - Children	1,199	1,483	80.8%	59.6%	59.0%	57.4%
% of FP17s for the same patient ID Re-attending between 3 & 9 months - Adults	955	1,332	71.7%	54.4%	52.6%	50.5%
% of FP17s for Band 1 Urgent Courses	61	2,783	2.2%	8.6%	9.4%	9.1%
% of FP17s Relating to Free Repair or Replacements	5	2,783	0.2%	0.9%	1.0%	0.8%
% of FP17s Relating to Continuations	0	2,783	0.0%	1.4%	1.5%	1.3%
% of Patients satisfied with the dentistry they have received	0	0	N/A	92.7%	93.7%	93.2%
% of Patients satisfied with the time they had to wait for an appointment	0	0	N/A	88.3%	90.0%	89.0%

\* This is based on patients treated on this contract for their most recent course of treatment. Figures in italics indicate the base number of FP17s or Patient Questionnaire responses are less than 100. N/A is shown where the base number of responses is less than 10 during the period. % is calculated as Quantity/Base number\*100

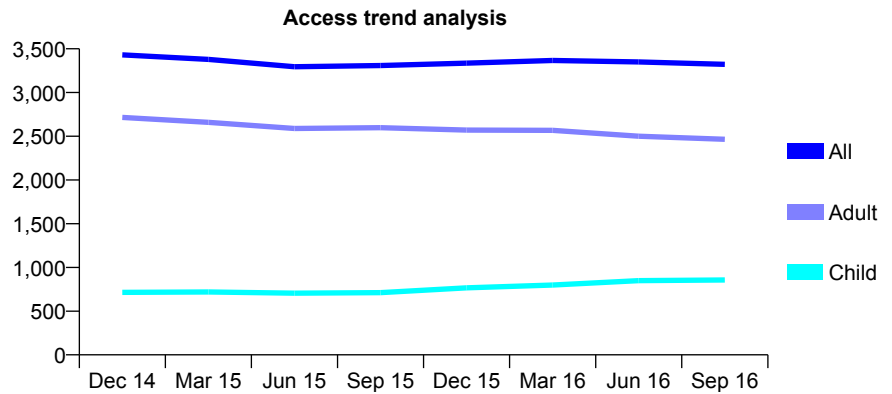
## Q52 - Vital Signs At a Glance Contract Report for 263095/0001 - September 2016

Name or company name	MISS F SHAKOOR
Contract type name	GDS Contract
Purpose of contract	General
Contract start date	01/05/2012
Contract end date	

16/17 Contracted general activity (UDA)	11,600
Carry forward general activity (UDA)	0
16/17 Contracted orthodontic activity (UOA)	0
Carry forward orthodontic activity (UOA)	0
Baseline contract value	£364,763.32

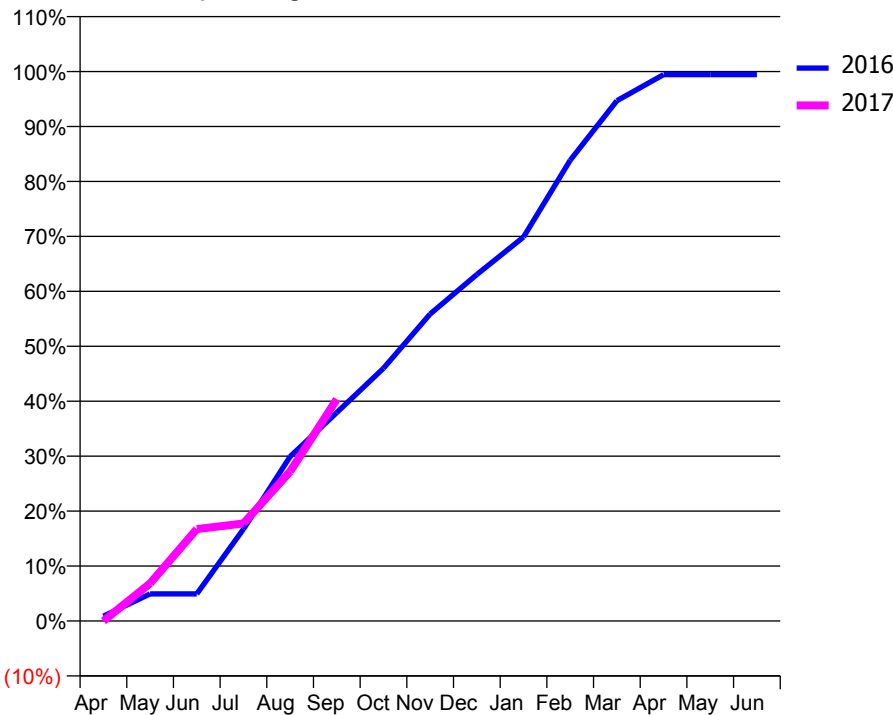
### ACCESS\*

Patients seen in 24 months	Total	Change since previous quarter
Quarter ending September 2015	3,309	
Quarter ending December 2015	3,336	→
Quarter ending March 2016	3,366	→
Quarter ending June 2016	3,350	→
Quarter ending September 2016	3,322	→
<b>Variance since September 2015</b>	<b>0.4%</b>	<b>→</b>



### ACTIVITY

Cumulative percentage of contracted UDA delivered 2016 & 2017



Month	Adjusted Scheduled Activity (UDA)	
	2016	2017
April	102	0
May	572	795
June	572	1,940
July	1,941	2,060
August	3,472	3,157
September	4,401	4,682
October	5,337	
November	6,480	
December	7,314	
January	8,104	
February	9,727	
March	10,984	
April	11,536	
May	11,535	
June	11,535	

### QUALITY

	Quantity	Base Number	Contract	AT	Region	England
% of FP17s for the same patient ID Re-attending within 3 months - Children	34	764	4.5%	11.8%	13.5%	12.4%
% of FP17s for the same patient ID Re-attending within 3 months - Adults	224	2,027	11.1%	15.6%	17.4%	16.7%
% of FP17s for the same patient ID Re-attending between 3 & 9 months - Children	503	764	65.8%	59.6%	59.0%	57.4%
% of FP17s for the same patient ID Re-attending between 3 & 9 months - Adults	1,450	2,027	71.5%	54.4%	52.6%	50.5%
% of FP17s for Band 1 Urgent Courses	63	2,550	2.5%	8.6%	9.4%	9.1%
% of FP17s Relating to Free Repair or Replacements	33	2,550	1.3%	0.9%	1.0%	0.8%
% of FP17s Relating to Continuations	45	2,550	1.8%	1.4%	1.5%	1.3%
% of Patients satisfied with the dentistry they have received	5	5	N/A	92.7%	93.7%	93.2%
% of Patients satisfied with the time they had to wait for an appointment	5	5	N/A	88.3%	90.0%	89.0%

\* This is based on patients treated on this contract for their most recent course of treatment. Figures in italics indicate the base number of FP17s or Patient Questionnaire responses are less than 100. N/A is shown where the base number of responses is less than 10 during the period. % is calculated as Quantity/Base number\*100

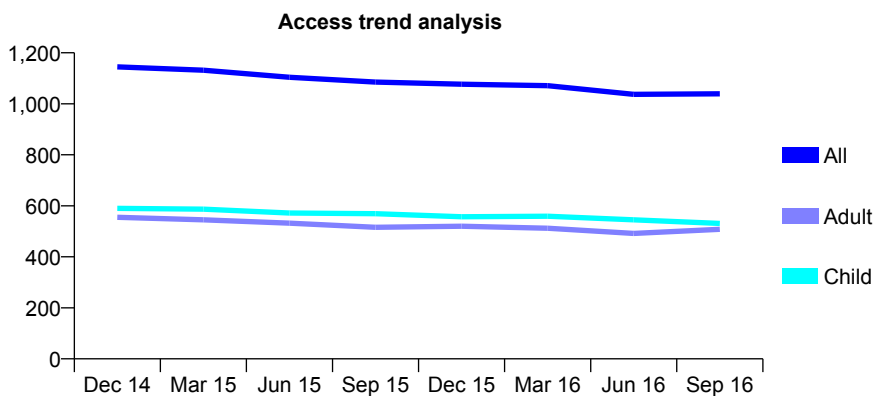
## Q52 - Vital Signs At a Glance Contract Report for 269794/0001 - September 2016

Name or company name	MR MP BROWN
Contract type name	GDS Contract
Purpose of contract	General
Contract start date	02/02/2009
Contract end date	

16/17 Contracted general activity (UDA)	1,436
Carry forward general activity (UDA)	0
16/17 Contracted orthodontic activity (UOA)	0
Carry forward orthodontic activity (UOA)	0
Baseline contract value	£48,431.58

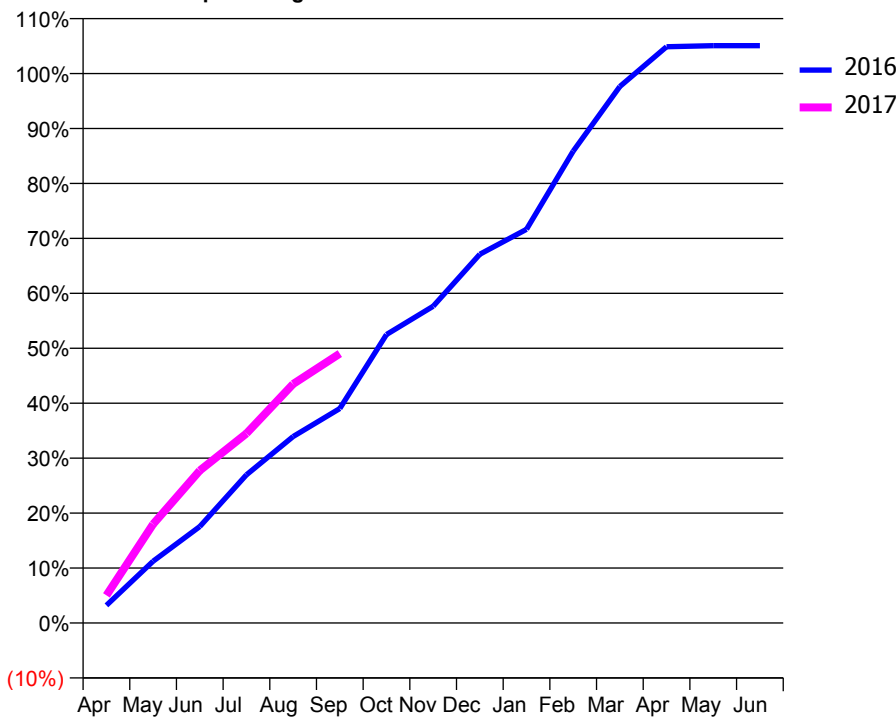
### ACCESS\*

Patients seen in 24 months	Total	Change since previous quarter
Quarter ending September 2015	1,085	
Quarter ending December 2015	1,077	→
Quarter ending March 2016	1,071	→
Quarter ending June 2016	1,037	↓
Quarter ending September 2016	1,039	→
<b>Variance since September 2015</b>	<b>(4.2%)</b>	<b>↓</b>



### ACTIVITY

Cumulative percentage of contracted UDA delivered 2016 & 2017



Month	Adjusted Scheduled Activity (UDA)	
	2016	2017
April	46	72
May	162	258
June	252	399
July	387	495
August	487	625
September	560	704
October	754	
November	828	
December	964	
January	1,029	
February	1,233	
March	1,402	
April	1,506	
May	1,509	
June	1,509	

### QUALITY

	Quantity	Base Number	Contract	AT	Region	England
% of FP17s for the same patient ID Re-attending within 3 months - Children	50	471	10.6%	11.8%	13.5%	12.4%
% of FP17s for the same patient ID Re-attending within 3 months - Adults	90	437	20.6%	15.6%	17.4%	16.7%
% of FP17s for the same patient ID Re-attending between 3 & 9 months - Children	314	471	66.7%	59.6%	59.0%	57.4%
% of FP17s for the same patient ID Re-attending between 3 & 9 months - Adults	266	437	60.9%	54.4%	52.6%	50.5%
% of FP17s for Band 1 Urgent Courses	16	444	3.6%	8.6%	9.4%	9.1%
% of FP17s Relating to Free Repair or Replacements	0	444	0.0%	0.9%	1.0%	0.8%
% of FP17s Relating to Continuations	14	444	3.2%	1.4%	1.5%	1.3%
% of Patients satisfied with the dentistry they have received	3	3	N/A	92.7%	93.7%	93.2%
% of Patients satisfied with the time they had to wait for an appointment	2	3	N/A	88.3%	90.0%	89.0%

\* This is based on patients treated on this contract for their most recent course of treatment. Figures in italics indicate the base number of FP17s or Patient Questionnaire responses are less than 100. N/A is shown where the base number of responses is less than 10 during the period. % is calculated as Quantity/Base number\*100

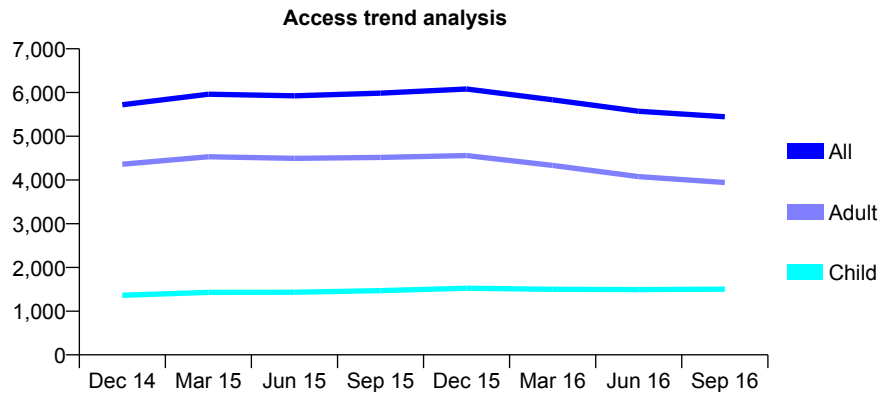
## Q52 - Vital Signs At a Glance Contract Report for 269883/0002 - September 2016

Name or company name	MR MA MANZOOR
Contract type name	GDS Contract
Purpose of contract	General
Contract start date	01/12/2012
Contract end date	

16/17 Contracted general activity (UDA)	17,225
Carry forward general activity (UDA)	0
16/17 Contracted orthodontic activity (UOA)	0
Carry forward orthodontic activity (UOA)	0
Baseline contract value	£463,209.80

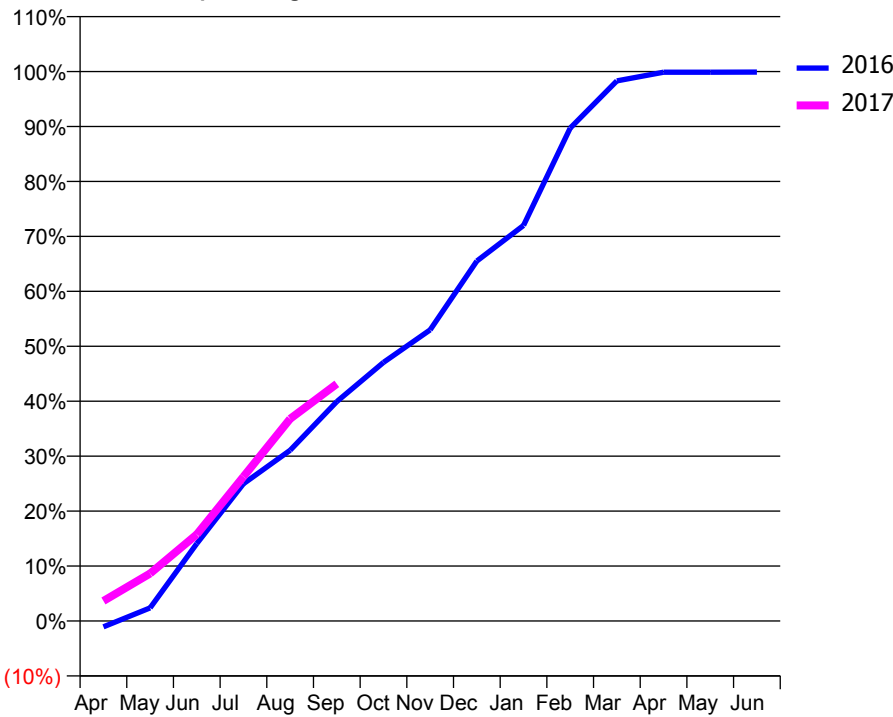
### ACCESS\*

Patients seen in 24 months	Total	Change since previous quarter
Quarter ending September 2015	5,985	
Quarter ending December 2015	6,081	→
Quarter ending March 2016	5,834	↓
Quarter ending June 2016	5,570	↓
Quarter ending September 2016	5,445	↓
<b>Variance since September 2015</b>	<b>(9.0%)</b>	<b>↓</b>



### ACTIVITY

Cumulative percentage of contracted UDA delivered 2016 & 2017



Month	Adjusted Scheduled Activity (UDA)	
	2016	2017
April	-185	627
May	412	1,489
June	2,425	2,716
July	4,302	4,523
August	5,352	6,338
September	6,878	7,433
October	8,106	
November	9,127	
December	11,283	
January	12,398	
February	15,450	
March	16,931	
April	17,202	
May	17,202	
June	17,205	

### QUALITY

	Quantity	Base Number	Contract	AT	Region	England
% of FP17s for the same patient ID Re-attending within 3 months - Children	63	1,133	5.6%	11.8%	13.5%	12.4%
% of FP17s for the same patient ID Re-attending within 3 months - Adults	333	2,598	12.8%	15.6%	17.4%	16.7%
% of FP17s for the same patient ID Re-attending between 3 & 9 months - Children	741	1,133	65.4%	59.6%	59.0%	57.4%
% of FP17s for the same patient ID Re-attending between 3 & 9 months - Adults	1,703	2,598	65.6%	54.4%	52.6%	50.5%
% of FP17s for Band 1 Urgent Courses	242	3,607	6.7%	8.6%	9.4%	9.1%
% of FP17s Relating to Free Repair or Replacements	31	3,607	0.9%	0.9%	1.0%	0.8%
% of FP17s Relating to Continuations	6	3,607	0.2%	1.4%	1.5%	1.3%
% of Patients satisfied with the dentistry they have received	4	4	N/A	92.7%	93.7%	93.2%
% of Patients satisfied with the time they had to wait for an appointment	4	4	N/A	88.3%	90.0%	89.0%

\* This is based on patients treated on this contract for their most recent course of treatment. Figures in italics indicate the base number of FP17s or Patient Questionnaire responses are less than 100. N/A is shown where the base number of responses is less than 10 during the period. % is calculated as Quantity/Base number\*100



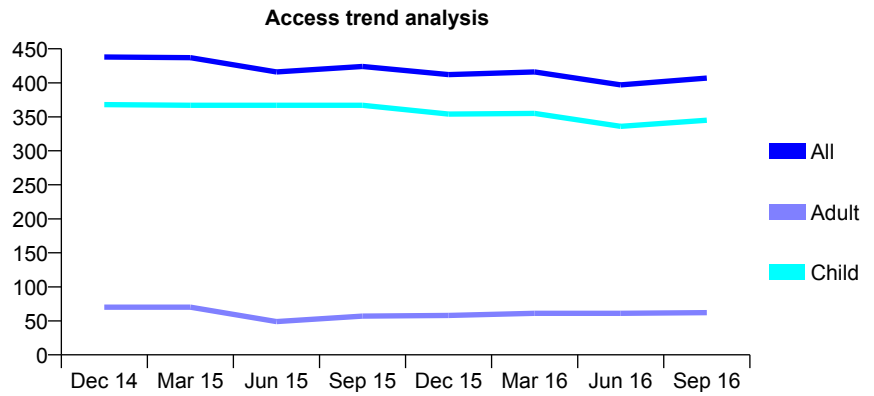
## Q52 - Vital Signs At a Glance Contract Report for 271209/0001 - September 2016

Name or company name	MR PJ MOORE
Contract type name	GDS Contract
Purpose of contract	General
Contract start date	15/09/2006
Contract end date	

16/17 Contracted general activity (UDA)	806
Carry forward general activity (UDA)	0
16/17 Contracted orthodontic activity (UOA)	0
Carry forward orthodontic activity (UOA)	0
Baseline contract value	£23,984.48

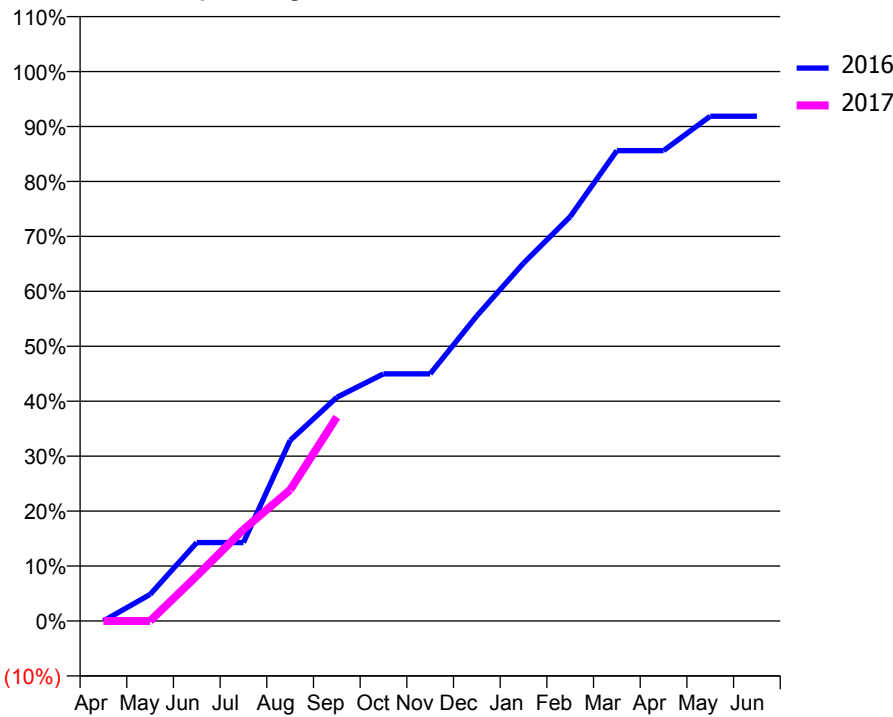
### ACCESS\*

Patients seen in 24 months	Total	Change since previous quarter
Quarter ending September 2015	424	
Quarter ending December 2015	412	↓
Quarter ending March 2016	416	→
Quarter ending June 2016	397	↓
Quarter ending September 2016	407	↑
<b>Variance since September 2015</b>	<b>(4.0%)</b>	<b>↓</b>



### ACTIVITY

Cumulative percentage of contracted UDA delivered 2016 & 2017



Month	Adjusted Scheduled Activity (UDA)	
	2016	2017
April	0	0
May	39	0
June	115	66
July	115	134
August	265	192
September	328	299
October	363	
November	363	
December	448	
January	525	
February	593	
March	690	
April	690	
May	740	
June	740	

### QUALITY

	Quantity	Base Number	Contract	AT	Region	England
% of FP17s for the same patient ID Re-attending within 3 months - Children	31	243	12.8%	11.8%	13.5%	12.4%
% of FP17s for the same patient ID Re-attending within 3 months - Adults	3	24	12.5%	15.6%	17.4%	16.7%
% of FP17s for the same patient ID Re-attending between 3 & 9 months - Children	88	243	36.2%	59.6%	59.0%	57.4%
% of FP17s for the same patient ID Re-attending between 3 & 9 months - Adults	8	24	33.3%	54.4%	52.6%	50.5%
% of FP17s for Band 1 Urgent Courses	11	232	4.7%	8.6%	9.4%	9.1%
% of FP17s Relating to Free Repair or Replacements	0	232	0.0%	0.9%	1.0%	0.8%
% of FP17s Relating to Continuations	0	232	0.0%	1.4%	1.5%	1.3%
% of Patients satisfied with the dentistry they have received	0	0	N/A	92.7%	93.7%	93.2%
% of Patients satisfied with the time they had to wait for an appointment	0	0	N/A	88.3%	90.0%	89.0%

\* This is based on patients treated on this contract for their most recent course of treatment. Figures in italics indicate the base number of FP17s or Patient Questionnaire responses are less than 100. N/A is shown where the base number of responses is less than 10 during the period. % is calculated as Quantity/Base number\*100

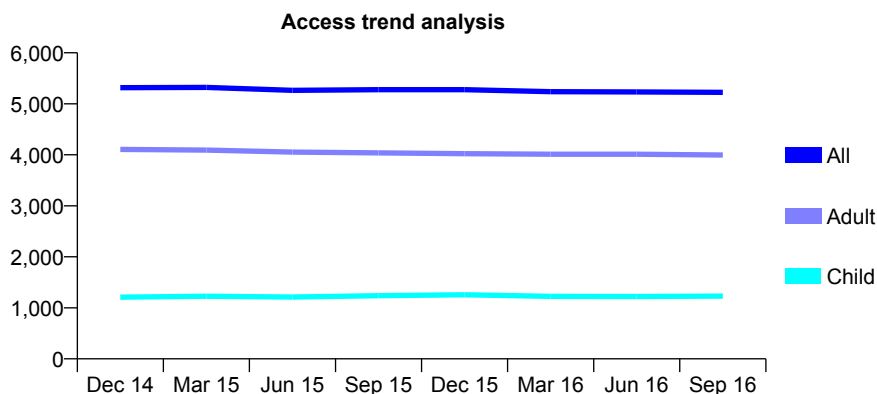
## Q52 - Vital Signs At a Glance Contract Report for 305359/0001 - September 2016

Name or company name	MR NP VETTASSERI
Contract type name	GDS Contract
Purpose of contract	General
Contract start date	01/04/2006
Contract end date	

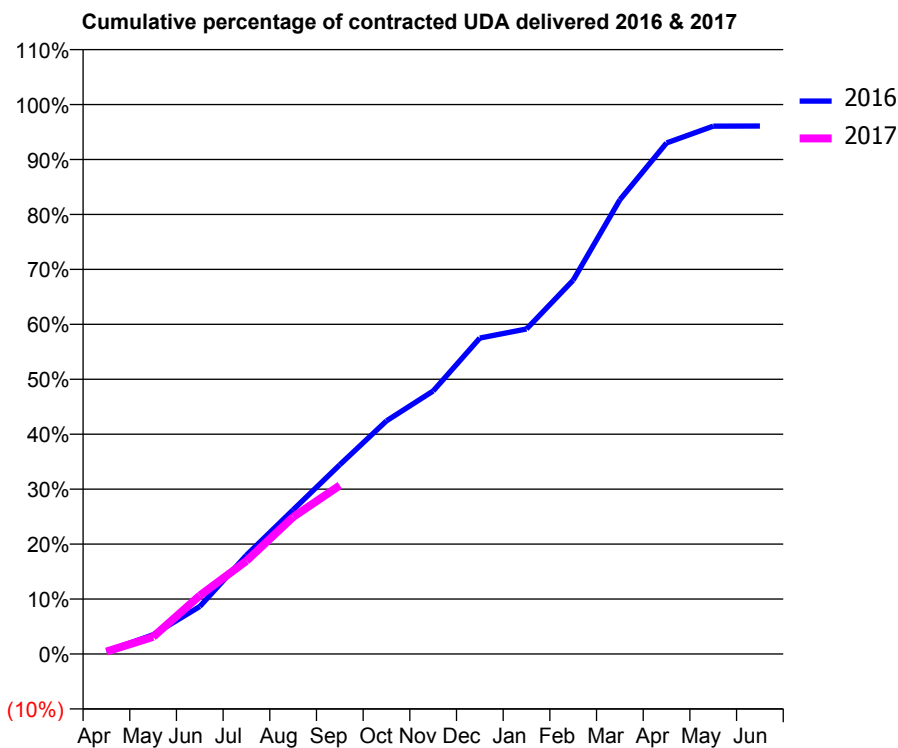
16/17 Contracted general activity (UDA)	19,060
Carry forward general activity (UDA)	0
16/17 Contracted orthodontic activity (UOA)	0
Carry forward orthodontic activity (UOA)	0
Baseline contract value	£542,263.34

### ACCESS\*

Patients seen in 24 months	Total	Change since previous quarter
Quarter ending September 2015	5,278	
Quarter ending December 2015	5,277	→
Quarter ending March 2016	5,237	→
Quarter ending June 2016	5,233	→
Quarter ending September 2016	5,225	→
<b>Variance since September 2015</b>	<b>(1.0%)</b>	<b>↓</b>



### ACTIVITY



Month	Adjusted Scheduled Activity (UDA)	
	2016	2017
April	90	87
May	668	594
June	1,651	2,028
July	3,427	3,233
August	5,002	4,750
September	6,565	5,849
October	8,089	
November	9,121	
December	10,958	
January	11,273	
February	12,966	
March	15,755	
April	17,728	
May	18,310	
June	18,313	

### QUALITY

	Quantity	Base Number	Contract	AT	Region	England
% of FP17s for the same patient ID Re-attending within 3 months - Children	36	635	5.7%	11.8%	13.5%	12.4%
% of FP17s for the same patient ID Re-attending within 3 months - Adults	234	2,145	10.9%	15.6%	17.4%	16.7%
% of FP17s for the same patient ID Re-attending between 3 & 9 months - Children	201	635	31.7%	59.6%	59.0%	57.4%
% of FP17s for the same patient ID Re-attending between 3 & 9 months - Adults	758	2,145	35.3%	54.4%	52.6%	50.5%
% of FP17s for Band 1 Urgent Courses	34	1,999	1.7%	8.6%	9.4%	9.1%
% of FP17s Relating to Free Repair or Replacements	41	1,999	2.1%	0.9%	1.0%	0.8%
% of FP17s Relating to Continuations	28	1,999	1.4%	1.4%	1.5%	1.3%
% of Patients satisfied with the dentistry they have received	5	5	N/A	92.7%	93.7%	93.2%
% of Patients satisfied with the time they had to wait for an appointment	5	5	N/A	88.3%	90.0%	89.0%

\* This is based on patients treated on this contract for their most recent course of treatment. Figures in italics indicate the base number of FP17s or Patient Questionnaire responses are less than 100. N/A is shown where the base number of responses is less than 10 during the period. % is calculated as Quantity/Base number\*100

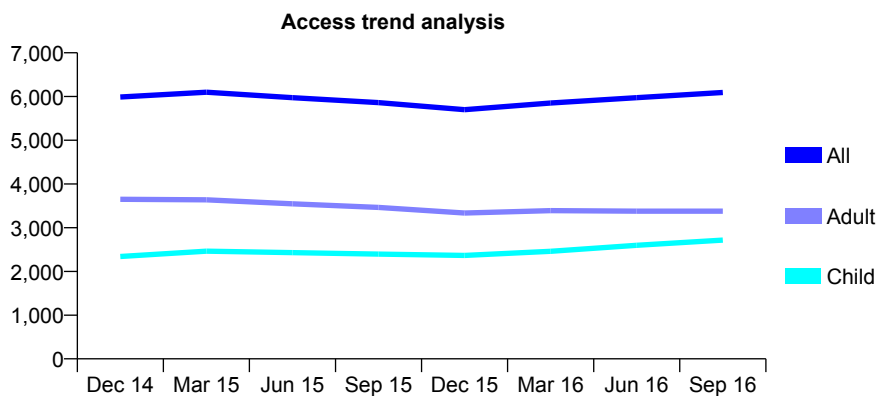
## Q52 - Vital Signs At a Glance Contract Report for 306231/0003 - September 2016

Name or company name	MR KS HUNJAN
Contract type name	PDS Contract
Purpose of contract	General
Contract start date	01/04/2006
Contract end date	31/03/2021

16/17 Contracted general activity (UDA)	15,382
Carry forward general activity (UDA)	0
16/17 Contracted orthodontic activity (UOA)	0
Carry forward orthodontic activity (UOA)	0
Baseline contract value	£535,921.35

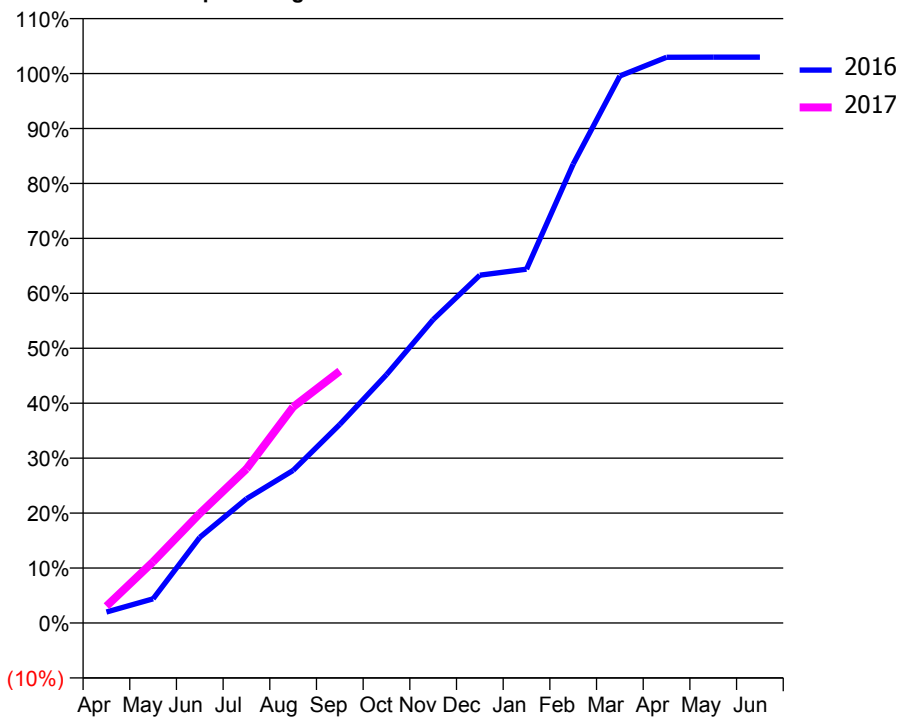
### ACCESS\*

Patients seen in 24 months	Total	Change since previous quarter
Quarter ending September 2015	5,861	
Quarter ending December 2015	5,700	↓
Quarter ending March 2016	5,852	↑
Quarter ending June 2016	5,974	↑
Quarter ending September 2016	6,092	→
<b>Variance since September 2015</b>	<b>3.9%</b>	<b>↑</b>



### ACTIVITY

Cumulative percentage of contracted UDA delivered 2016 & 2017



Month	Adjusted Scheduled Activity (UDA)	
	2016	2017
April	308	473
May	679	1,714
June	2,399	3,066
July	3,478	4,314
August	4,272	6,049
September	5,558	7,053
October	6,953	
November	8,495	
December	9,736	
January	9,903	
February	12,845	
March	15,312	
April	15,838	
May	15,839	
June	15,841	

### QUALITY

	Quantity	Base Number	Contract	AT	Region	England
% of FP17s for the same patient ID Re-attending within 3 months - Children	63	1,932	3.3%	11.8%	13.5%	12.4%
% of FP17s for the same patient ID Re-attending within 3 months - Adults	177	2,214	8.0%	15.6%	17.4%	16.7%
% of FP17s for the same patient ID Re-attending between 3 & 9 months - Children	1,127	1,932	58.3%	59.6%	59.0%	57.4%
% of FP17s for the same patient ID Re-attending between 3 & 9 months - Adults	1,367	2,214	61.7%	54.4%	52.6%	50.5%
% of FP17s for Band 1 Urgent Courses	136	3,858	3.5%	8.6%	9.4%	9.1%
% of FP17s Relating to Free Repair or Replacements	6	3,858	0.2%	0.9%	1.0%	0.8%
% of FP17s Relating to Continuations	30	3,858	0.8%	1.4%	1.5%	1.3%
% of Patients satisfied with the dentistry they have received	1	1	N/A	92.7%	93.7%	93.2%
% of Patients satisfied with the time they had to wait for an appointment	0	1	N/A	88.3%	90.0%	89.0%

\* This is based on patients treated on this contract for their most recent course of treatment. Figures in italics indicate the base number of FP17s or Patient Questionnaire responses are less than 100. N/A is shown where the base number of responses is less than 10 during the period. % is calculated as Quantity/Base number\*100

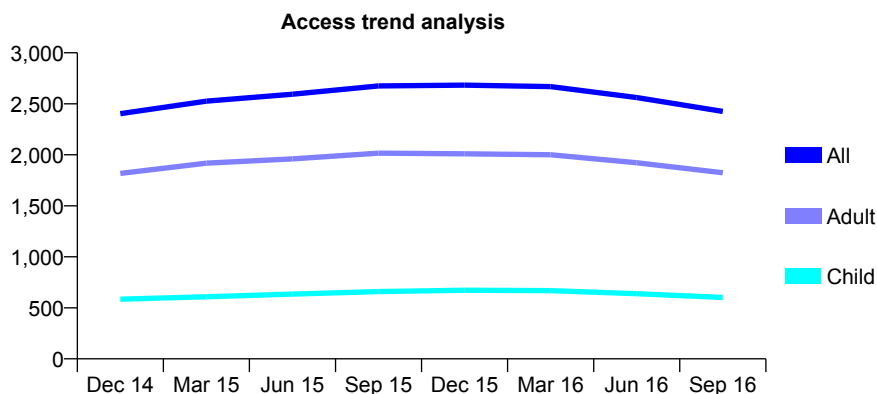
## Q52 - Vital Signs At a Glance Contract Report for 318760/0001 - September 2016

Name or company name	MR JM HAWORTH AND MR A HUSSAIN
Contract type name	GDS Contract
Purpose of contract	General
Contract start date	01/04/2006
Contract end date	

16/17 Contracted general activity (UDA)	10,780
Carry forward general activity (UDA)	0
16/17 Contracted orthodontic activity (UOA)	0
Carry forward orthodontic activity (UOA)	0
Baseline contract value	£358,102.45

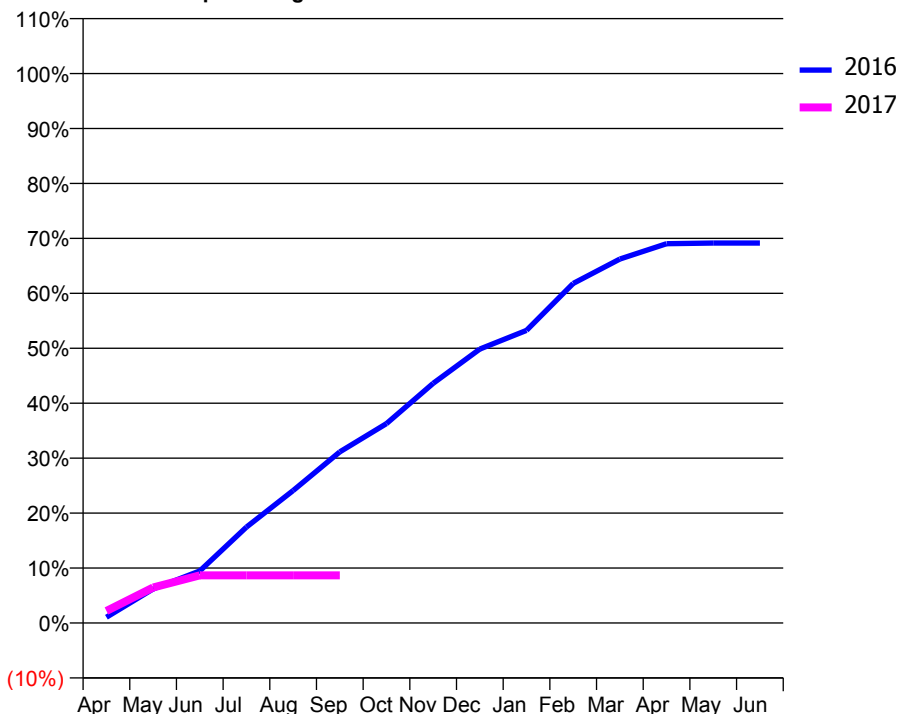
### ACCESS\*

Patients seen in 24 months	Total	Change since previous quarter
Quarter ending September 2015	2,675	
Quarter ending December 2015	2,683	→
Quarter ending March 2016	2,669	→
Quarter ending June 2016	2,561	↓
Quarter ending September 2016	2,426	↓
<b>Variance since September 2015</b>	<b>(9.3%)</b>	<b>↓</b>



### ACTIVITY

Cumulative percentage of contracted UDA delivered 2016 & 2017



Adjusted Scheduled Activity (UDA)

Month	2016	2017
April	113	236
May	668	697
June	1,021	935
July	1,882	935
August	2,599	935
September	3,358	935
October	3,912	
November	4,702	
December	5,376	
January	5,742	
February	6,662	
March	7,139	
April	7,440	
May	7,453	
June	7,453	

### QUALITY

	Quantity	Base Number	Contract	AT	Region	England
% of FP17s for the same patient ID Re-attending within 3 months - Children	17	144	11.8%	11.8%	13.5%	12.4%
% of FP17s for the same patient ID Re-attending within 3 months - Adults	53	424	12.5%	15.6%	17.4%	16.7%
% of FP17s for the same patient ID Re-attending between 3 & 9 months - Children	79	144	54.9%	59.6%	59.0%	57.4%
% of FP17s for the same patient ID Re-attending between 3 & 9 months - Adults	246	424	58.0%	54.4%	52.6%	50.5%
% of FP17s for Band 1 Urgent Courses	43	426	10.1%	8.6%	9.4%	9.1%
% of FP17s Relating to Free Repair or Replacements	1	426	0.2%	0.9%	1.0%	0.8%
% of FP17s Relating to Continuations	11	426	2.6%	1.4%	1.5%	1.3%
% of Patients satisfied with the dentistry they have received	0	0	N/A	92.7%	93.7%	93.2%
% of Patients satisfied with the time they had to wait for an appointment	0	0	N/A	88.3%	90.0%	89.0%

\* This is based on patients treated on this contract for their most recent course of treatment. Figures in italics indicate the base number of FP17s or Patient Questionnaire responses are less than 100. N/A is shown where the base number of responses is less than 10 during the period. % is calculated as Quantity/Base number\*100

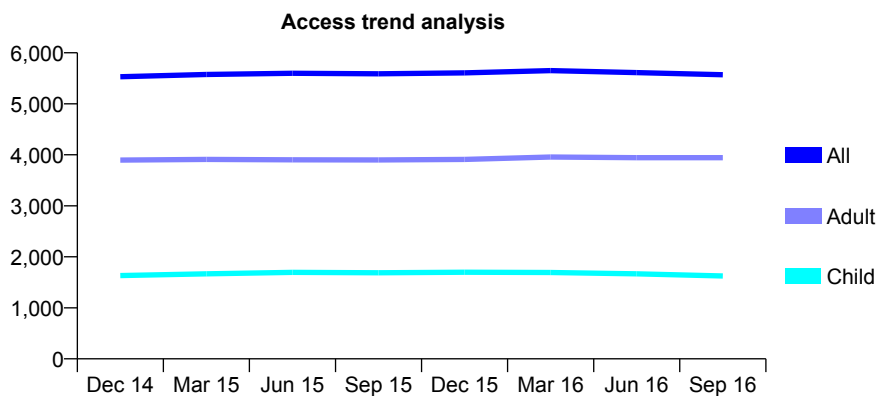
## Q52 - Vital Signs At a Glance Contract Report for 318809/0001 - September 2016

Name or company name	MR ID MARKER
Contract type name	GDS Contract
Purpose of contract	General
Contract start date	01/04/2006
Contract end date	

16/17 Contracted general activity (UDA)	19,000
Carry forward general activity (UDA)	0
16/17 Contracted orthodontic activity (UOA)	0
Carry forward orthodontic activity (UOA)	0
Baseline contract value	£596,409.83

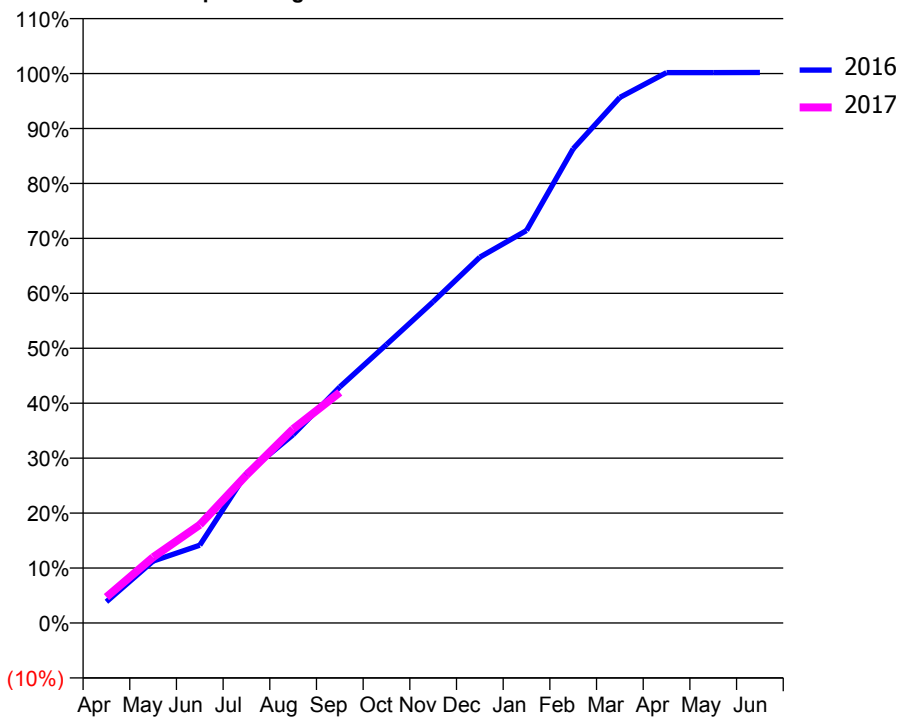
### ACCESS\*

Patients seen in 24 months	Total	Change since previous quarter
Quarter ending September 2015	5,587	
Quarter ending December 2015	5,606	→
Quarter ending March 2016	5,651	→
Quarter ending June 2016	5,611	→
Quarter ending September 2016	5,569	→
<b>Variance since September 2015</b>	<b>(0.3%)</b>	<b>→</b>



### ACTIVITY

Cumulative percentage of contracted UDA delivered 2016 & 2017



Adjusted Scheduled Activity (UDA)

Month	2016	2017
April	735	896
May	2,141	2,278
June	2,692	3,397
July	5,173	5,115
August	6,513	6,712
September	8,162	7,975
October	9,631	
November	11,111	
December	12,650	
January	13,572	
February	16,400	
March	18,173	
April	19,032	
May	19,033	
June	19,035	

### QUALITY

	Quantity	Base Number	Contract	AT	Region	England
% of FP17s for the same patient ID Re-attending within 3 months - Children	138	1,376	10.0%	11.8%	13.5%	12.4%
% of FP17s for the same patient ID Re-attending within 3 months - Adults	438	3,234	13.5%	15.6%	17.4%	16.7%
% of FP17s for the same patient ID Re-attending between 3 & 9 months - Children	900	1,376	65.4%	59.6%	59.0%	57.4%
% of FP17s for the same patient ID Re-attending between 3 & 9 months - Adults	2,186	3,234	67.6%	54.4%	52.6%	50.5%
% of FP17s for Band 1 Urgent Courses	279	4,257	6.6%	8.6%	9.4%	9.1%
% of FP17s Relating to Free Repair or Replacements	33	4,257	0.8%	0.9%	1.0%	0.8%
% of FP17s Relating to Continuations	28	4,257	0.7%	1.4%	1.5%	1.3%
% of Patients satisfied with the dentistry they have received	5	6	N/A	92.7%	93.7%	93.2%
% of Patients satisfied with the time they had to wait for an appointment	5	6	N/A	88.3%	90.0%	89.0%

\* This is based on patients treated on this contract for their most recent course of treatment. Figures in italics indicate the base number of FP17s or Patient Questionnaire responses are less than 100. N/A is shown where the base number of responses is less than 10 during the period. % is calculated as Quantity/Base number\*100

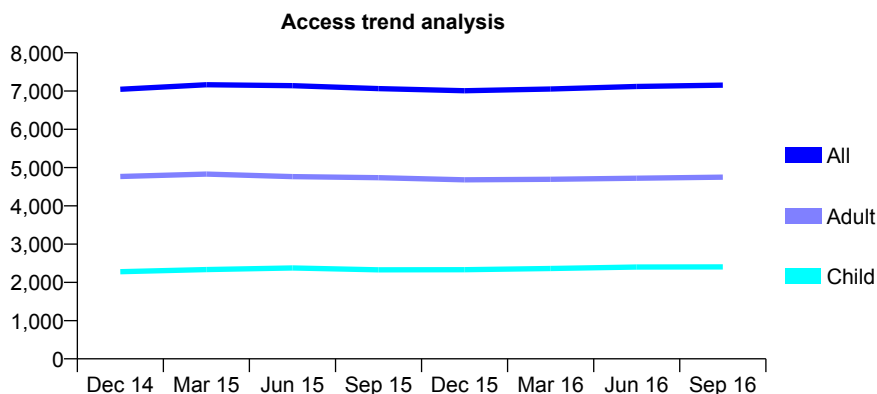
## Q52 - Vital Signs At a Glance Contract Report for 320854/0001 - September 2016

Name or company name	MR PR JONES
Contract type name	GDS Contract
Purpose of contract	General
Contract start date	01/04/2006
Contract end date	

16/17 Contracted general activity (UDA)	17,816
Carry forward general activity (UDA)	0
16/17 Contracted orthodontic activity (UOA)	0
Carry forward orthodontic activity (UOA)	0
Baseline contract value	£452,064.94

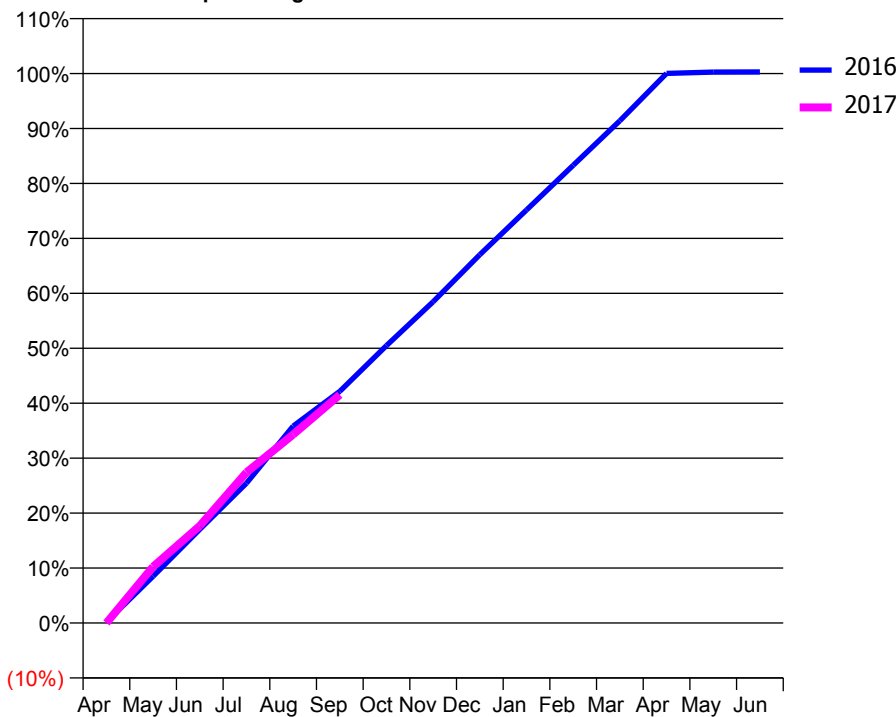
### ACCESS\*

Patients seen in 24 months	Total	Change since previous quarter
Quarter ending September 2015	7,063	
Quarter ending December 2015	7,010	→
Quarter ending March 2016	7,054	→
Quarter ending June 2016	7,121	→
Quarter ending September 2016	7,153	→
<b>Variance since September 2015</b>	<b>1.3%</b>	<b>→</b>



### ACTIVITY

Cumulative percentage of contracted UDA delivered 2016 & 2017



Month	Adjusted Scheduled Activity (UDA)	
	2016	2017
April	31	0
May	1,515	1,826
June	3,036	3,150
July	4,534	4,885
August	6,383	6,113
September	7,513	7,401
October	8,994	
November	10,419	
December	11,942	
January	13,390	
February	14,839	
March	16,285	
April	17,821	
May	17,863	
June	17,866	

### QUALITY

	Quantity	Base Number	Contract	AT	Region	England
% of FP17s for the same patient ID Re-attending within 3 months - Children	316	2,066	15.3%	11.8%	13.5%	12.4%
% of FP17s for the same patient ID Re-attending within 3 months - Adults	519	3,221	16.1%	15.6%	17.4%	16.7%
% of FP17s for the same patient ID Re-attending between 3 & 9 months - Children	1,204	2,066	58.3%	59.6%	59.0%	57.4%
% of FP17s for the same patient ID Re-attending between 3 & 9 months - Adults	1,556	3,221	48.3%	54.4%	52.6%	50.5%
% of FP17s for Band 1 Urgent Courses	58	3,787	1.5%	8.6%	9.4%	9.1%
% of FP17s Relating to Free Repair or Replacements	20	3,787	0.5%	0.9%	1.0%	0.8%
% of FP17s Relating to Continuations	53	3,787	1.4%	1.4%	1.5%	1.3%
% of Patients satisfied with the dentistry they have received	5	6	N/A	92.7%	93.7%	93.2%
% of Patients satisfied with the time they had to wait for an appointment	5	6	N/A	88.3%	90.0%	89.0%

\* This is based on patients treated on this contract for their most recent course of treatment. Figures in italics indicate the base number of FP17s or Patient Questionnaire responses are less than 100. N/A is shown where the base number of responses is less than 10 during the period. % is calculated as Quantity/Base number\*100

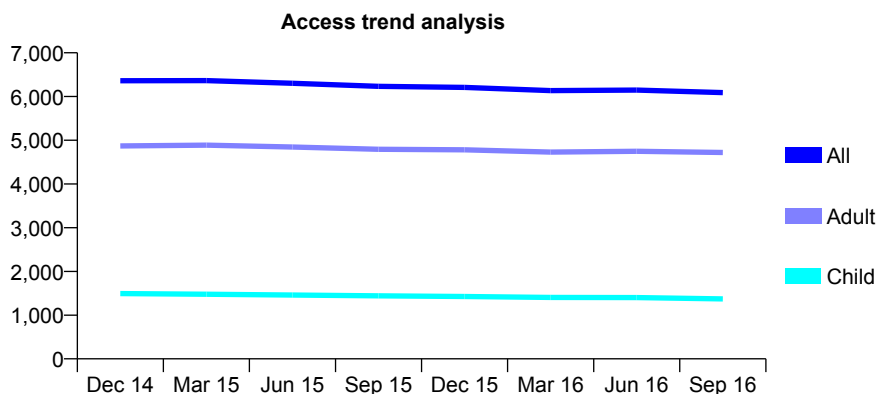
## Q52 - Vital Signs At a Glance Contract Report for 322903/0001 - September 2016

Name or company name	MR MA SPEIGHT
Contract type name	GDS Contract
Purpose of contract	General
Contract start date	01/04/2006
Contract end date	

16/17 Contracted general activity (UDA)	15,171
Carry forward general activity (UDA)	0
16/17 Contracted orthodontic activity (UOA)	0
Carry forward orthodontic activity (UOA)	0
Baseline contract value	£453,022.08

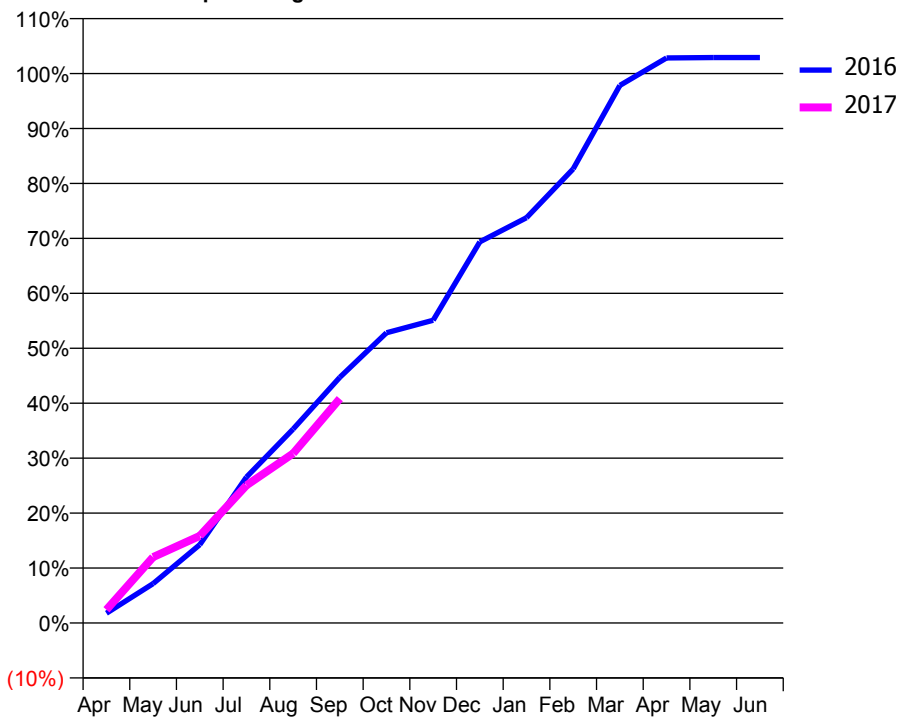
### ACCESS\*

Patients seen in 24 months	Total	Change since previous quarter
Quarter ending September 2015	6,234	
Quarter ending December 2015	6,208	→
Quarter ending March 2016	6,134	↓
Quarter ending June 2016	6,148	→
Quarter ending September 2016	6,090	→
<b>Variance since September 2015</b>	<b>(2.3%)</b>	<b>↓</b>



### ACTIVITY

Cumulative percentage of contracted UDA delivered 2016 & 2017



Adjusted Scheduled Activity (UDA)

Month	2016	2017
April	272	365
May	1,089	1,821
June	2,165	2,407
July	4,029	3,803
August	5,353	4,683
September	6,784	6,193
October	8,011	
November	8,359	
December	10,523	
January	11,190	
February	12,536	
March	14,843	
April	15,601	
May	15,610	
June	15,610	

### QUALITY

	Quantity	Base Number	Contract	AT	Region	England
% of FP17s for the same patient ID Re-attending within 3 months - Children	80	942	8.5%	11.8%	13.5%	12.4%
% of FP17s for the same patient ID Re-attending within 3 months - Adults	408	2,951	13.8%	15.6%	17.4%	16.7%
% of FP17s for the same patient ID Re-attending between 3 & 9 months - Children	555	942	58.9%	59.6%	59.0%	57.4%
% of FP17s for the same patient ID Re-attending between 3 & 9 months - Adults	1,446	2,951	49.0%	54.4%	52.6%	50.5%
% of FP17s for Band 1 Urgent Courses	385	3,477	11.1%	8.6%	9.4%	9.1%
% of FP17s Relating to Free Repair or Replacements	29	3,477	0.8%	0.9%	1.0%	0.8%
% of FP17s Relating to Continuations	52	3,477	1.5%	1.4%	1.5%	1.3%
% of Patients satisfied with the dentistry they have received	3	3	N/A	92.7%	93.7%	93.2%
% of Patients satisfied with the time they had to wait for an appointment	3	3	N/A	88.3%	90.0%	89.0%

\* This is based on patients treated on this contract for their most recent course of treatment. Figures in italics indicate the base number of FP17s or Patient Questionnaire responses are less than 100. N/A is shown where the base number of responses is less than 10 during the period. % is calculated as Quantity/Base number\*100

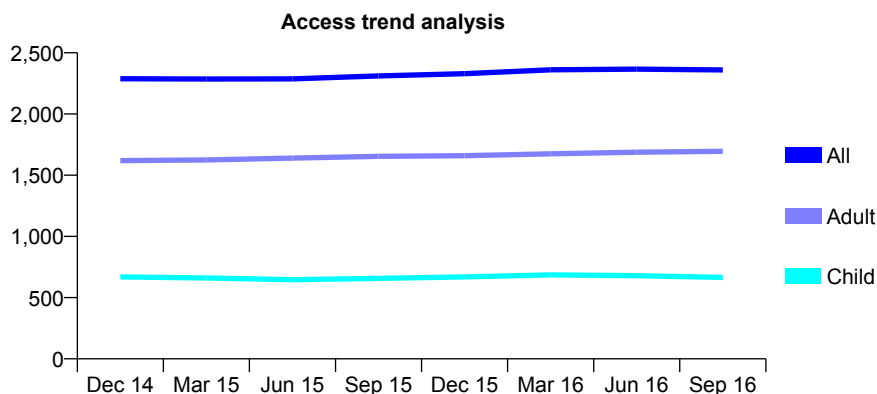
## Q52 - Vital Signs At a Glance Contract Report for 324345/0001 - September 2016

Name or company name	MR SP AGABEG
Contract type name	GDS Contract
Purpose of contract	General
Contract start date	01/04/2006
Contract end date	

16/17 Contracted general activity (UDA)	6,799
Carry forward general activity (UDA)	0
16/17 Contracted orthodontic activity (UOA)	0
Carry forward orthodontic activity (UOA)	0
Baseline contract value	£184,358.14

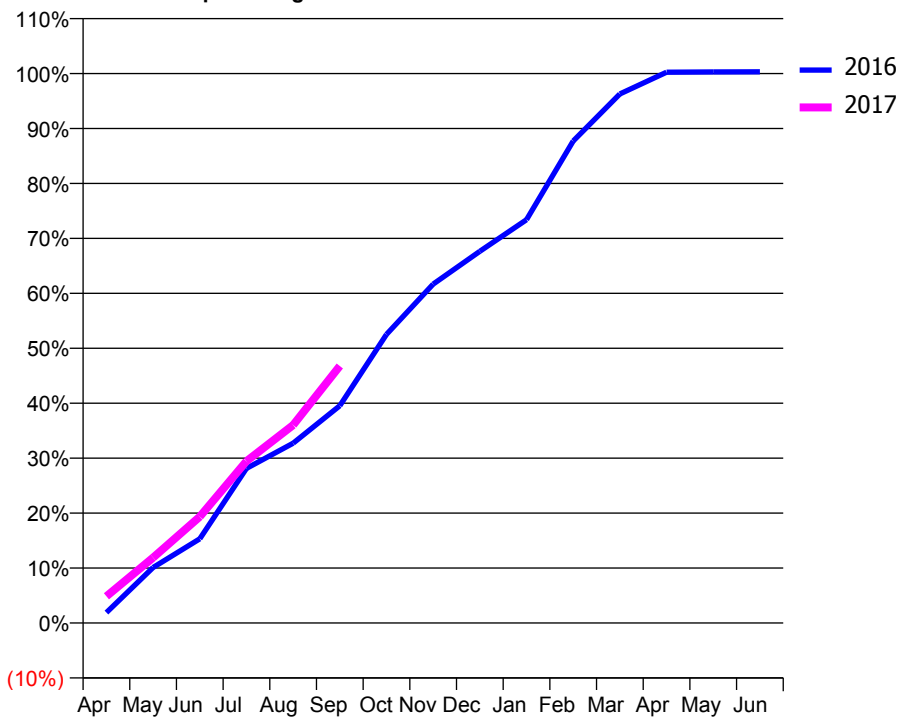
### ACCESS\*

Patients seen in 24 months	Total	Change since previous quarter
Quarter ending September 2015	2,311	
Quarter ending December 2015	2,329	→
Quarter ending March 2016	2,361	→
Quarter ending June 2016	2,367	→
Quarter ending September 2016	2,360	→
<b>Variance since September 2015</b>	<b>2.1%</b>	<b>↑</b>



### ACTIVITY

Cumulative percentage of contracted UDA delivered 2016 & 2017



Month	Adjusted Scheduled Activity (UDA)	
	2016	2017
April	130	330
May	688	810
June	1,042	1,316
July	1,913	2,002
August	2,224	2,449
September	2,689	3,181
October	3,571	
November	4,193	
December	4,599	
January	4,990	
February	5,964	
March	6,546	
April	6,816	
May	6,819	
June	6,820	

### QUALITY

	Quantity	Base Number	Contract	AT	Region	England
% of FP17s for the same patient ID Re-attending within 3 months - Children	48	479	10.0%	11.8%	13.5%	12.4%
% of FP17s for the same patient ID Re-attending within 3 months - Adults	142	1,199	11.8%	15.6%	17.4%	16.7%
% of FP17s for the same patient ID Re-attending between 3 & 9 months - Children	266	479	55.5%	59.6%	59.0%	57.4%
% of FP17s for the same patient ID Re-attending between 3 & 9 months - Adults	708	1,199	59.0%	54.4%	52.6%	50.5%
% of FP17s for Band 1 Urgent Courses	113	1,555	7.3%	8.6%	9.4%	9.1%
% of FP17s Relating to Free Repair or Replacements	3	1,555	0.2%	0.9%	1.0%	0.8%
% of FP17s Relating to Continuations	15	1,555	1.0%	1.4%	1.5%	1.3%
% of Patients satisfied with the dentistry they have received	2	2	N/A	92.7%	93.7%	93.2%
% of Patients satisfied with the time they had to wait for an appointment	1	2	N/A	88.3%	90.0%	89.0%

\* This is based on patients treated on this contract for their most recent course of treatment. Figures in italics indicate the base number of FP17s or Patient Questionnaire responses are less than 100. N/A is shown where the base number of responses is less than 10 during the period. % is calculated as Quantity/Base number\*100



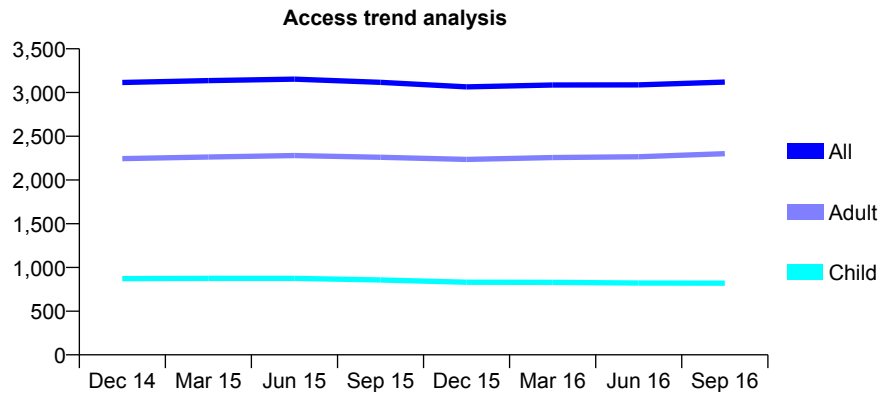
## Q52 - Vital Signs At a Glance Contract Report for 324345/0003 - September 2016

Name or company name	MR SP AGABEG
Contract type name	GDS Contract
Purpose of contract	General
Contract start date	01/04/2006
Contract end date	

16/17 Contracted general activity (UDA)	10,289
Carry forward general activity (UDA)	0
16/17 Contracted orthodontic activity (UOA)	0
Carry forward orthodontic activity (UOA)	0
Baseline contract value	£305,017.08

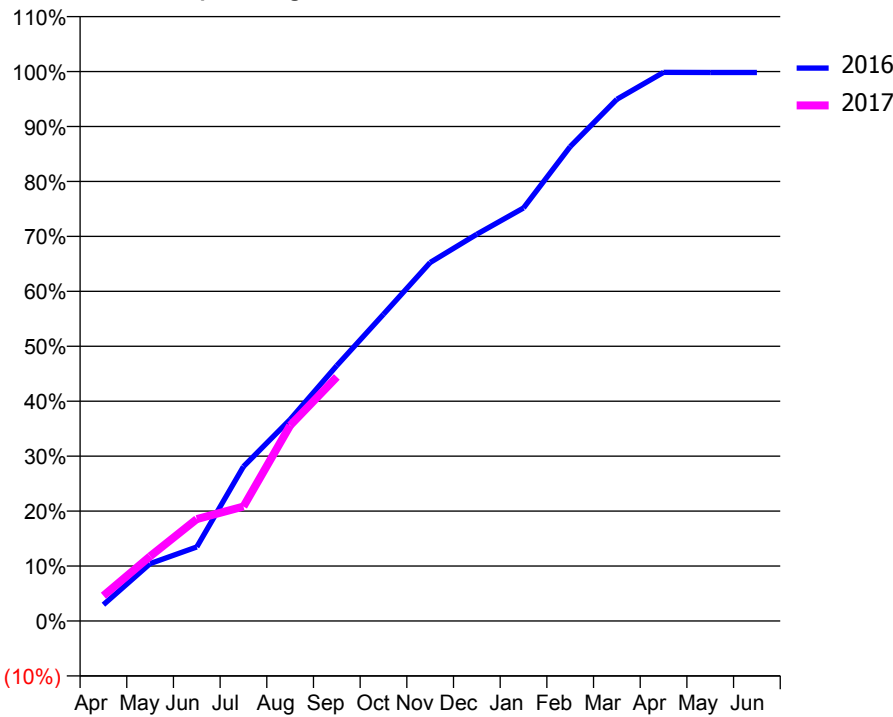
### ACCESS\*

Patients seen in 24 months	Total	Change since previous quarter
Quarter ending September 2015	3,117	
Quarter ending December 2015	3,065	↓
Quarter ending March 2016	3,086	→
Quarter ending June 2016	3,088	→
Quarter ending September 2016	3,120	→
<b>Variance since September 2015</b>	<b>0.1%</b>	<b>→</b>



### ACTIVITY

Cumulative percentage of contracted UDA delivered 2016 & 2017



Month	Adjusted Scheduled Activity (UDA)	
	2016	2017
April	307	474
May	1,074	1,212
June	1,387	1,908
July	2,893	2,144
August	3,773	3,662
September	4,782	4,569
October	5,743	
November	6,713	
December	7,241	
January	7,733	
February	8,883	
March	9,768	
April	10,273	
May	10,271	
June	10,270	

### QUALITY

	Quantity	Base Number	Contract	AT	Region	England
% of FP17s for the same patient ID Re-attending within 3 months - Children	50	609	8.2%	11.8%	13.5%	12.4%
% of FP17s for the same patient ID Re-attending within 3 months - Adults	338	1,837	18.4%	15.6%	17.4%	16.7%
% of FP17s for the same patient ID Re-attending between 3 & 9 months - Children	364	609	59.8%	59.6%	59.0%	57.4%
% of FP17s for the same patient ID Re-attending between 3 & 9 months - Adults	883	1,837	48.1%	54.4%	52.6%	50.5%
% of FP17s for Band 1 Urgent Courses	143	2,254	6.3%	8.6%	9.4%	9.1%
% of FP17s Relating to Free Repair or Replacements	16	2,254	0.7%	0.9%	1.0%	0.8%
% of FP17s Relating to Continuations	18	2,254	0.8%	1.4%	1.5%	1.3%
% of Patients satisfied with the dentistry they have received	1	1	N/A	92.7%	93.7%	93.2%
% of Patients satisfied with the time they had to wait for an appointment	1	1	N/A	88.3%	90.0%	89.0%

\* This is based on patients treated on this contract for their most recent course of treatment. Figures in italics indicate the base number of FP17s or Patient Questionnaire responses are less than 100. N/A is shown where the base number of responses is less than 10 during the period. % is calculated as Quantity/Base number\*100

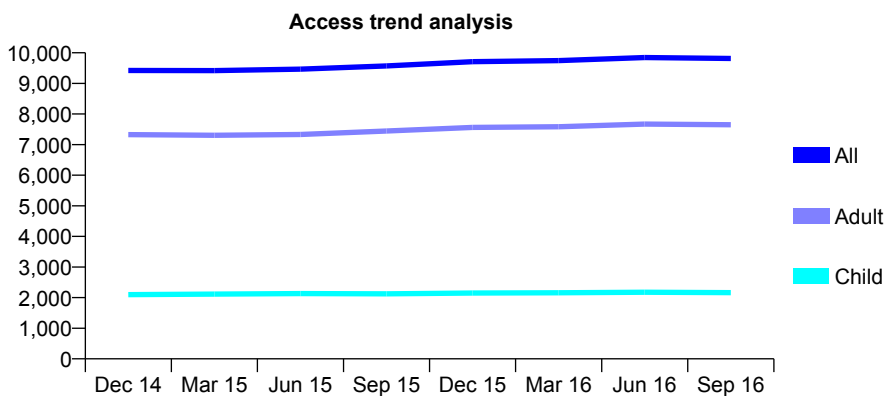
## Q52 - Vital Signs At a Glance Contract Report for 325430/0001 - September 2016

Name or company name	MR P BANERJEE
Contract type name	GDS Contract
Purpose of contract	General
Contract start date	01/04/2006
Contract end date	

16/17 Contracted general activity (UDA)	24,893
Carry forward general activity (UDA)	0
16/17 Contracted orthodontic activity (UOA)	0
Carry forward orthodontic activity (UOA)	0
Baseline contract value	£789,785.03

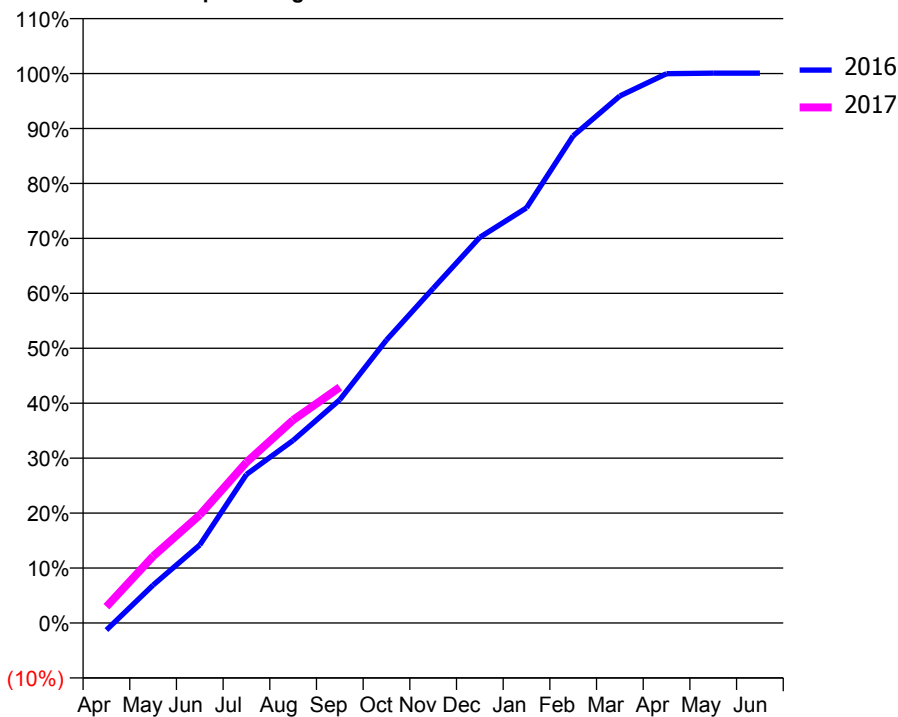
### ACCESS\*

Patients seen in 24 months	Total	Change since previous quarter
Quarter ending September 2015	9,569	
Quarter ending December 2015	9,711	→
Quarter ending March 2016	9,744	→
Quarter ending June 2016	9,846	→
Quarter ending September 2016	9,814	→
<b>Variance since September 2015</b>	<b>2.6%</b>	<b>↑</b>



### ACTIVITY

Cumulative percentage of contracted UDA delivered 2016 & 2017



Month	Adjusted Scheduled Activity (UDA)	
	2016	2017
April	-322	738
May	1,720	3,025
June	3,536	4,897
July	6,732	7,283
August	8,271	9,195
September	10,114	10,681
October	12,819	
November	15,156	
December	17,475	
January	18,807	
February	22,071	
March	23,876	
April	24,886	
May	24,908	
June	24,909	

### QUALITY

	Quantity	Base Number	Contract	AT	Region	England
% of FP17s for the same patient ID Re-attending within 3 months - Children	85	1,755	4.8%	11.8%	13.5%	12.4%
% of FP17s for the same patient ID Re-attending within 3 months - Adults	564	5,639	10.0%	15.6%	17.4%	16.7%
% of FP17s for the same patient ID Re-attending between 3 & 9 months - Children	1,339	1,755	76.3%	59.6%	59.0%	57.4%
% of FP17s for the same patient ID Re-attending between 3 & 9 months - Adults	3,846	5,639	68.2%	54.4%	52.6%	50.5%
% of FP17s for Band 1 Urgent Courses	511	6,885	7.4%	8.6%	9.4%	9.1%
% of FP17s Relating to Free Repair or Replacements	34	6,885	0.5%	0.9%	1.0%	0.8%
% of FP17s Relating to Continuations	21	6,885	0.3%	1.4%	1.5%	1.3%
% of Patients satisfied with the dentistry they have received	1	1	N/A	92.7%	93.7%	93.2%
% of Patients satisfied with the time they had to wait for an appointment	1	1	N/A	88.3%	90.0%	89.0%

\* This is based on patients treated on this contract for their most recent course of treatment. Figures in italics indicate the base number of FP17s or Patient Questionnaire responses are less than 100. N/A is shown where the base number of responses is less than 10 during the period. % is calculated as Quantity/Base number\*100

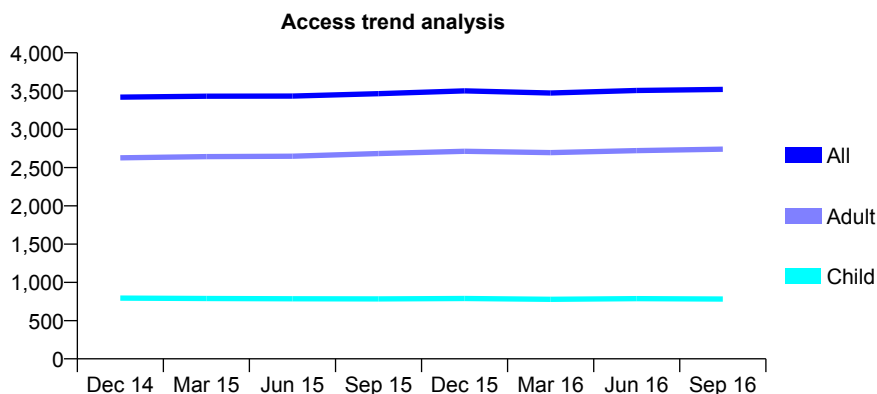
## Q52 - Vital Signs At a Glance Contract Report for 328693/0001 - September 2016

Name or company name	MISS TM BLACK
Contract type name	GDS Contract
Purpose of contract	General
Contract start date	01/04/2006
Contract end date	

16/17 Contracted general activity (UDA)	11,650
Carry forward general activity (UDA)	0
16/17 Contracted orthodontic activity (UOA)	0
Carry forward orthodontic activity (UOA)	0
Baseline contract value	£376,538.12

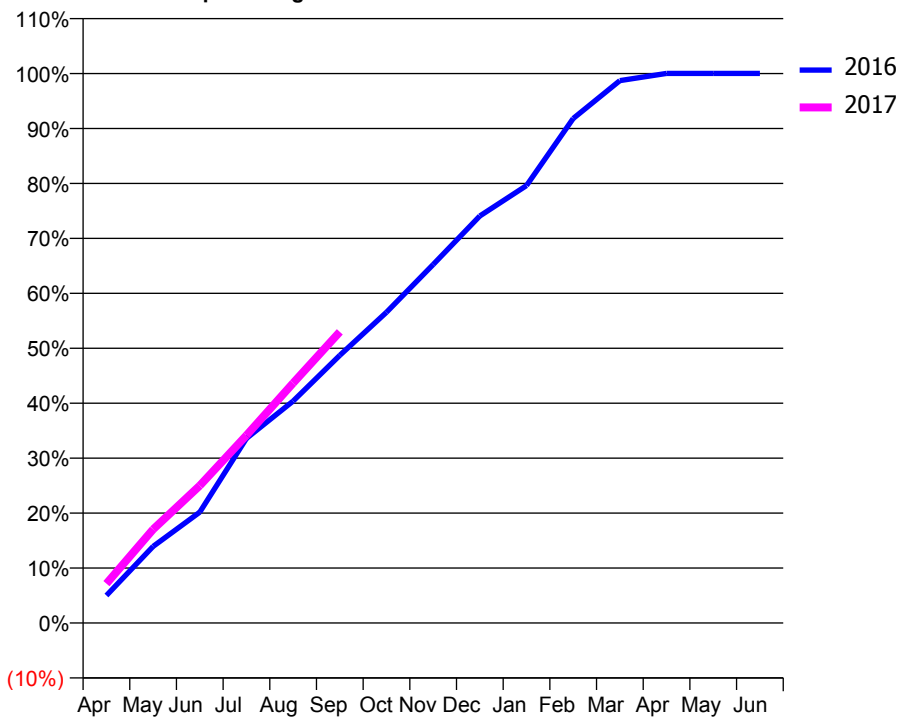
### ACCESS\*

Patients seen in 24 months	Total	Change since previous quarter
Quarter ending September 2015	3,466	
Quarter ending December 2015	3,502	→
Quarter ending March 2016	3,475	→
Quarter ending June 2016	3,508	→
Quarter ending September 2016	3,521	→
<b>Variance since September 2015</b>	<b>1.6%</b>	<b>→</b>



### ACTIVITY

Cumulative percentage of contracted UDA delivered 2016 & 2017



Adjusted Scheduled Activity (UDA)

Month	2016	2017
April	583	836
May	1,623	1,987
June	2,351	2,915
July	3,914	3,978
August	4,707	5,086
September	5,676	6,174
October	6,587	
November	7,601	
December	8,629	
January	9,273	
February	10,697	
March	11,500	
April	11,652	
May	11,652	
June	11,652	

### QUALITY

	Quantity	Base Number	Contract	AT	Region	England
% of FP17s for the same patient ID Re-attending within 3 months - Children	35	772	4.5%	11.8%	13.5%	12.4%
% of FP17s for the same patient ID Re-attending within 3 months - Adults	431	2,548	16.9%	15.6%	17.4%	16.7%
% of FP17s for the same patient ID Re-attending between 3 & 9 months - Children	606	772	78.5%	59.6%	59.0%	57.4%
% of FP17s for the same patient ID Re-attending between 3 & 9 months - Adults	1,545	2,548	60.6%	54.4%	52.6%	50.5%
% of FP17s for Band 1 Urgent Courses	126	3,245	3.9%	8.6%	9.4%	9.1%
% of FP17s Relating to Free Repair or Replacements	53	3,245	1.6%	0.9%	1.0%	0.8%
% of FP17s Relating to Continuations	91	3,245	2.8%	1.4%	1.5%	1.3%
% of Patients satisfied with the dentistry they have received	1	2	N/A	92.7%	93.7%	93.2%
% of Patients satisfied with the time they had to wait for an appointment	2	2	N/A	88.3%	90.0%	89.0%

\* This is based on patients treated on this contract for their most recent course of treatment. Figures in italics indicate the base number of FP17s or Patient Questionnaire responses are less than 100. N/A is shown where the base number of responses is less than 10 during the period. % is calculated as Quantity/Base number\*100

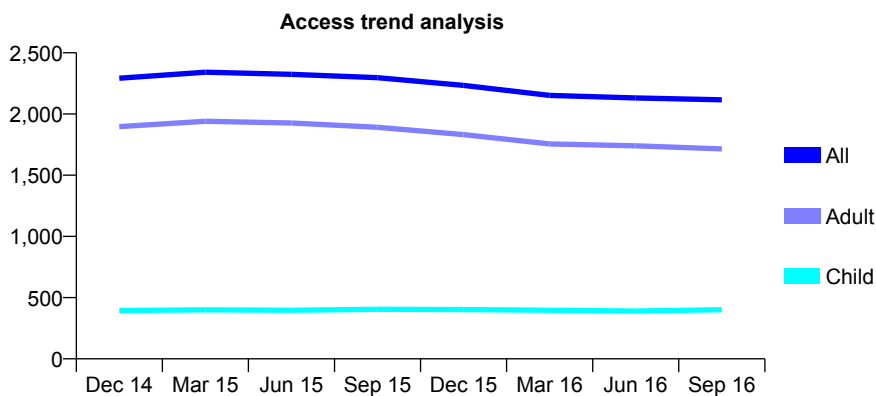
## Q52 - Vital Signs At a Glance Contract Report for 356786/0001 - September 2016

Name or company name	MS V DHARMAR
Contract type name	GDS Contract
Purpose of contract	General
Contract start date	21/05/2012
Contract end date	

16/17 Contracted general activity (UDA)	8,240
Carry forward general activity (UDA)	0
16/17 Contracted orthodontic activity (UOA)	0
Carry forward orthodontic activity (UOA)	0
Baseline contract value	£162,279.79

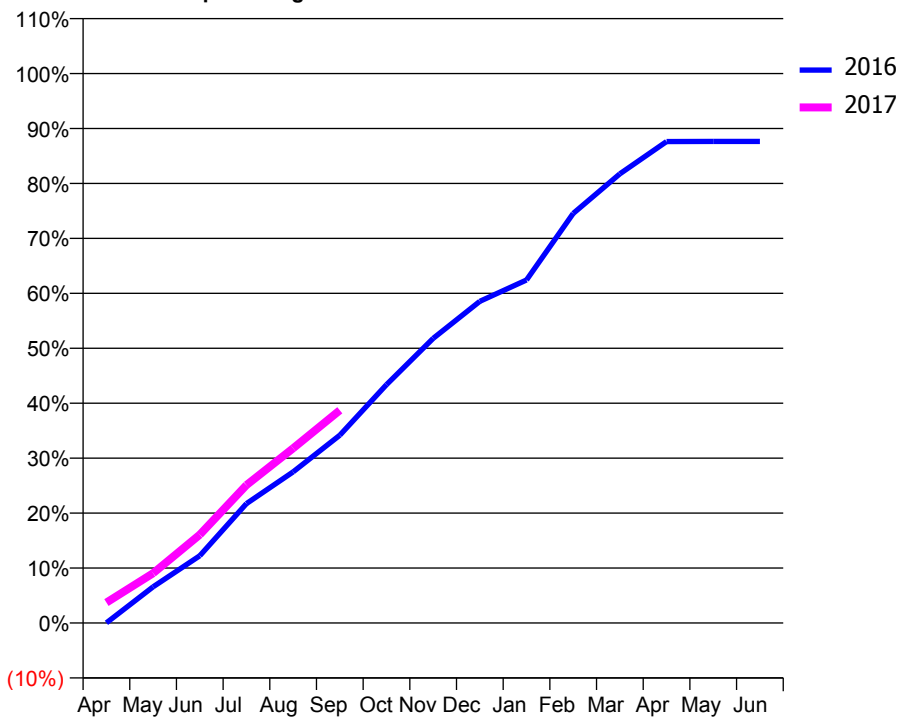
### ACCESS\*

Patients seen in 24 months	Total	Change since previous quarter
Quarter ending September 2015	2,297	
Quarter ending December 2015	2,234	↓
Quarter ending March 2016	2,152	↓
Quarter ending June 2016	2,131	→
Quarter ending September 2016	2,116	→
<b>Variance since September 2015</b>	<b>(7.9%)</b>	<b>↓</b>



### ACTIVITY

Cumulative percentage of contracted UDA delivered 2016 & 2017



### QUALITY

	Quantity	Base Number	Contract	AT	Region	England
% of FP17s for the same patient ID Re-attending within 3 months - Children	17	366	4.6%	11.8%	13.5%	12.4%
% of FP17s for the same patient ID Re-attending within 3 months - Adults	244	1,764	13.8%	15.6%	17.4%	16.7%
% of FP17s for the same patient ID Re-attending between 3 & 9 months - Children	269	366	73.5%	59.6%	59.0%	57.4%
% of FP17s for the same patient ID Re-attending between 3 & 9 months - Adults	1,339	1,764	75.9%	54.4%	52.6%	50.5%
% of FP17s for Band 1 Urgent Courses	86	1,842	4.7%	8.6%	9.4%	9.1%
% of FP17s Relating to Free Repair or Replacements	19	1,842	1.0%	0.9%	1.0%	0.8%
% of FP17s Relating to Continuations	25	1,842	1.4%	1.4%	1.5%	1.3%
% of Patients satisfied with the dentistry they have received	6	6	N/A	92.7%	93.7%	93.2%
% of Patients satisfied with the time they had to wait for an appointment	5	6	N/A	88.3%	90.0%	89.0%

\* This is based on patients treated on this contract for their most recent course of treatment. Figures in italics indicate the base number of FP17s or Patient Questionnaire responses are less than 100. N/A is shown where the base number of responses is less than 10 during the period. % is calculated as Quantity/Base number\*100

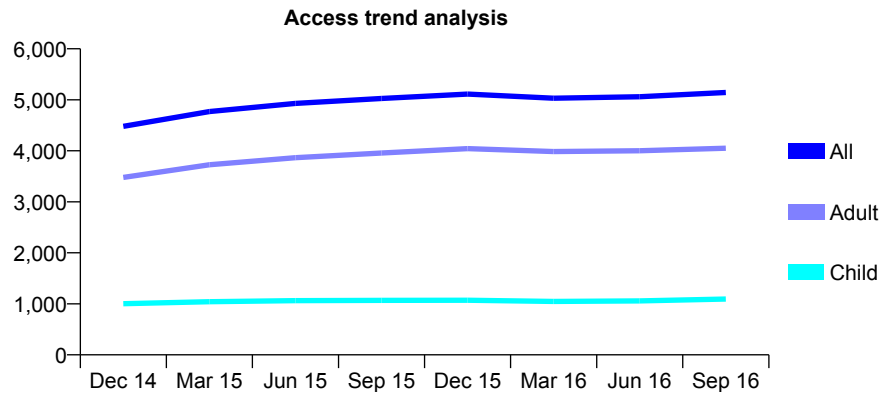
## Q52 - Vital Signs At a Glance Contract Report for 358789/0001 - September 2016

Name or company name	MR BS PANESAR
Contract type name	GDS Contract
Purpose of contract	General
Contract start date	01/01/2014
Contract end date	

16/17 Contracted general activity (UDA)	17,078
Carry forward general activity (UDA)	0
16/17 Contracted orthodontic activity (UOA)	0
Carry forward orthodontic activity (UOA)	0
Baseline contract value	£461,807.61

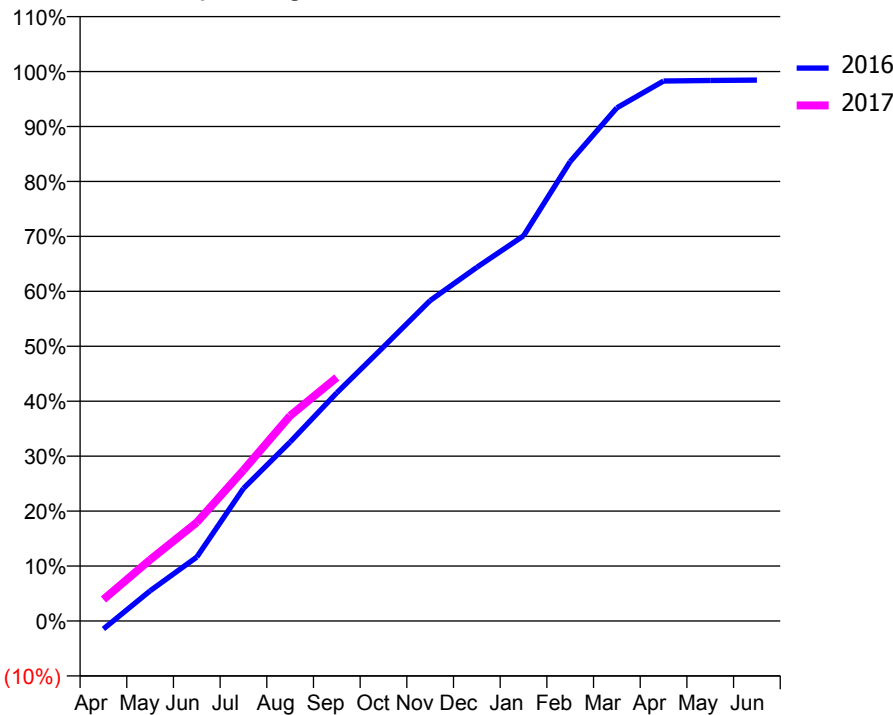
### ACCESS\*

Patients seen in 24 months	Total	Change since previous quarter
Quarter ending September 2015	5,025	
Quarter ending December 2015	5,112	→
Quarter ending March 2016	5,031	↓
Quarter ending June 2016	5,059	→
Quarter ending September 2016	5,145	→
<b>Variance since September 2015</b>	<b>2.4%</b>	<b>↑</b>



### ACTIVITY

Cumulative percentage of contracted UDA delivered 2016 & 2017



Month	Adjusted Scheduled Activity (UDA)	
	2016	2017
April	-252	669
May	940	1,904
June	1,987	3,066
July	4,121	4,687
August	5,564	6,381
September	7,092	7,571
October	8,520	
November	9,962	
December	10,991	
January	11,971	
February	14,280	
March	15,948	
April	16,783	
May	16,798	
June	16,811	

### QUALITY

	Quantity	Base Number	Contract	AT	Region	England
% of FP17s for the same patient ID Re-attending within 3 months - Children	57	851	6.7%	11.8%	13.5%	12.4%
% of FP17s for the same patient ID Re-attending within 3 months - Adults	498	3,284	15.2%	15.6%	17.4%	16.7%
% of FP17s for the same patient ID Re-attending between 3 & 9 months - Children	489	851	57.5%	59.6%	59.0%	57.4%
% of FP17s for the same patient ID Re-attending between 3 & 9 months - Adults	1,964	3,284	59.8%	54.4%	52.6%	50.5%
% of FP17s for Band 1 Urgent Courses	252	3,821	6.6%	8.6%	9.4%	9.1%
% of FP17s Relating to Free Repair or Replacements	38	3,821	1.0%	0.9%	1.0%	0.8%
% of FP17s Relating to Continuations	74	3,821	1.9%	1.4%	1.5%	1.3%
% of Patients satisfied with the dentistry they have received	7	7	N/A	92.7%	93.7%	93.2%
% of Patients satisfied with the time they had to wait for an appointment	7	7	N/A	88.3%	90.0%	89.0%

\* This is based on patients treated on this contract for their most recent course of treatment. Figures in italics indicate the base number of FP17s or Patient Questionnaire responses are less than 100. N/A is shown where the base number of responses is less than 10 during the period. % is calculated as Quantity/Base number\*100

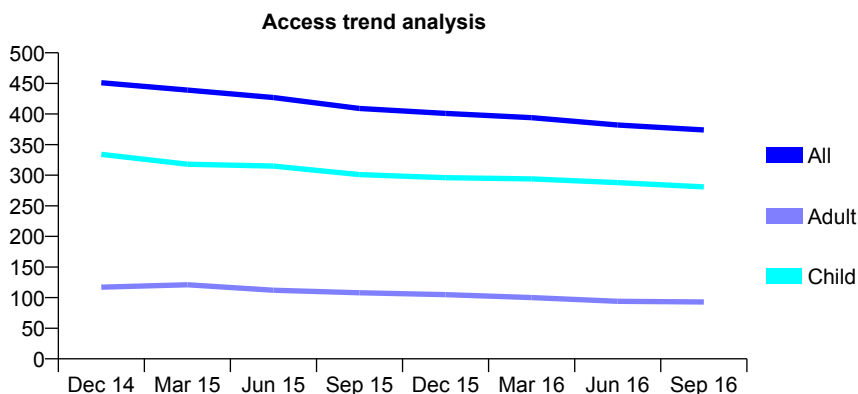
## Q52 - Vital Signs At a Glance Contract Report for 359548/0002 - September 2016

Name or company name	MR CW TAYLOR
Contract type name	GDS Contract
Purpose of contract	General
Contract start date	01/12/2012
Contract end date	

16/17 Contracted general activity (UDA)	1,096
Carry forward general activity (UDA)	0
16/17 Contracted orthodontic activity (UOA)	0
Carry forward orthodontic activity (UOA)	0
Baseline contract value	£30,467.62

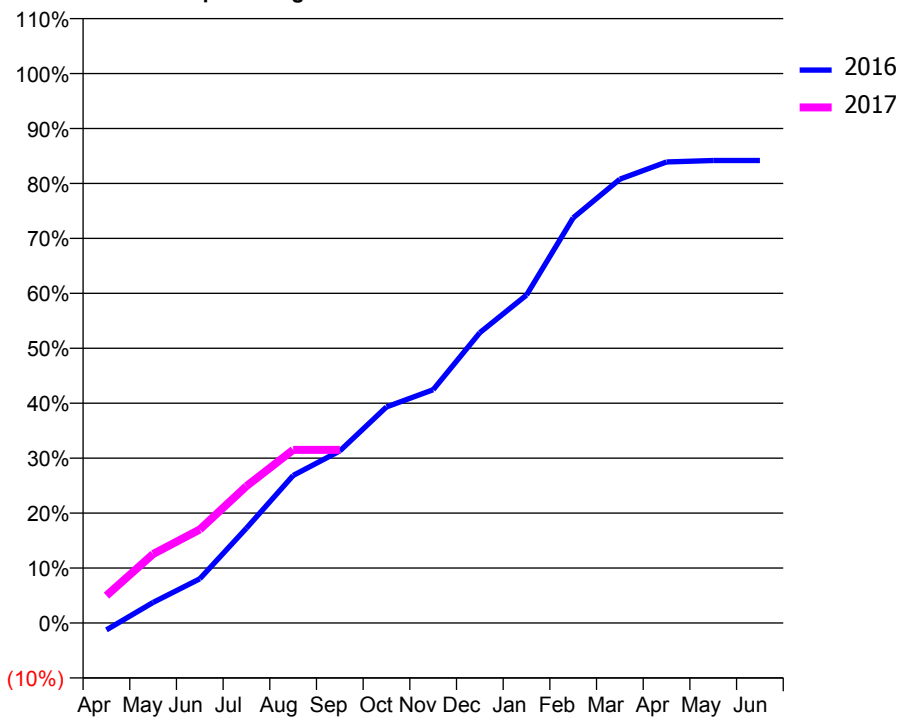
### ACCESS\*

Patients seen in 24 months	Total	Change since previous quarter
Quarter ending September 2015	409	
Quarter ending December 2015	401	↓
Quarter ending March 2016	394	↓
Quarter ending June 2016	382	↓
Quarter ending September 2016	374	↓
<b>Variance since September 2015</b>	<b>(8.6%)</b>	<b>↓</b>



### ACTIVITY

Cumulative percentage of contracted UDA delivered 2016 & 2017



Month	Adjusted Scheduled Activity (UDA)	
	2016	2017
April	-14	55
May	41	138
June	88	187
July	189	273
August	294	345
September	343	345
October	431	
November	465	
December	579	
January	654	
February	808	
March	885	
April	920	
May	923	
June	923	

### QUALITY

	Quantity	Base Number	Contract	AT	Region	England
% of FP17s for the same patient ID Re-attending within 3 months - Children	25	217	11.5%	11.8%	13.5%	12.4%
% of FP17s for the same patient ID Re-attending within 3 months - Adults	14	55	25.5%	15.6%	17.4%	16.7%
% of FP17s for the same patient ID Re-attending between 3 & 9 months - Children	138	217	63.6%	59.6%	59.0%	57.4%
% of FP17s for the same patient ID Re-attending between 3 & 9 months - Adults	33	55	60.0%	54.4%	52.6%	50.5%
% of FP17s for Band 1 Urgent Courses	7	239	2.9%	8.6%	9.4%	9.1%
% of FP17s Relating to Free Repair or Replacements	0	239	0.0%	0.9%	1.0%	0.8%
% of FP17s Relating to Continuations	6	239	2.5%	1.4%	1.5%	1.3%
% of Patients satisfied with the dentistry they have received	0	0	N/A	92.7%	93.7%	93.2%
% of Patients satisfied with the time they had to wait for an appointment	0	0	N/A	88.3%	90.0%	89.0%

\* This is based on patients treated on this contract for their most recent course of treatment. Figures in italics indicate the base number of FP17s or Patient Questionnaire responses are less than 100. N/A is shown where the base number of responses is less than 10 during the period. % is calculated as Quantity/Base number\*100

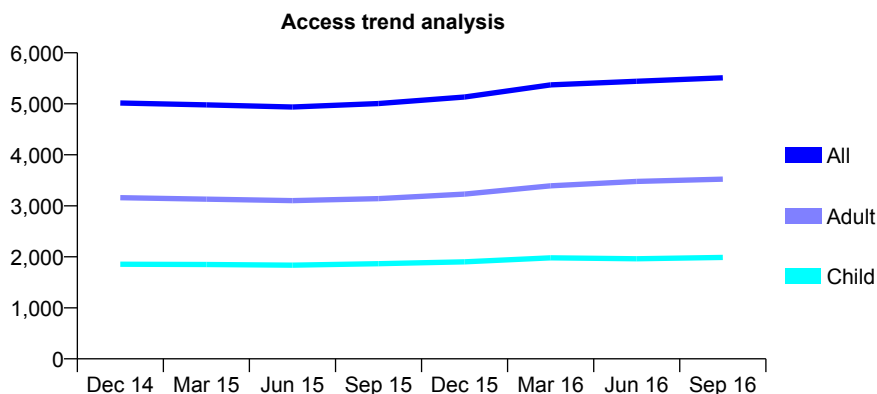
## Q52 - Vital Signs At a Glance Contract Report for 366307/0001 - September 2016

Name or company name	MR GR JONES
Contract type name	GDS Contract
Purpose of contract	General
Contract start date	01/11/2007
Contract end date	

16/17 Contracted general activity (UDA)	14,014
Carry forward general activity (UDA)	0
16/17 Contracted orthodontic activity (UOA)	0
Carry forward orthodontic activity (UOA)	0
Baseline contract value	£426,498.65

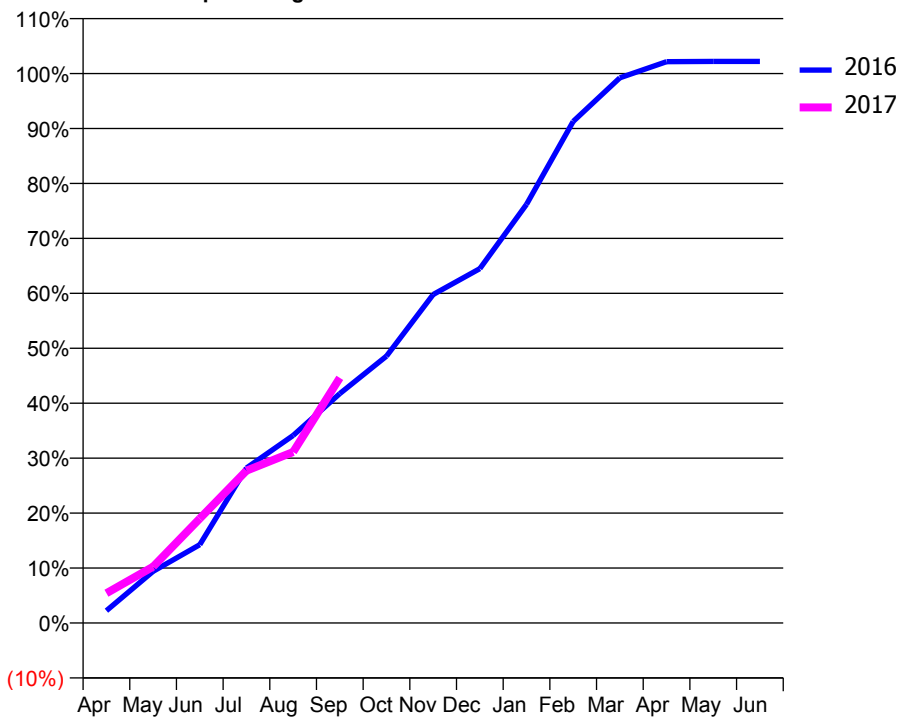
### ACCESS\*

Patients seen in 24 months	Total	Change since previous quarter
Quarter ending September 2015	5,006	
Quarter ending December 2015	5,133	↑
Quarter ending March 2016	5,372	↑
Quarter ending June 2016	5,442	→
Quarter ending September 2016	5,509	→
<b>Variance since September 2015</b>	<b>10.0%</b>	<b>↑</b>



### ACTIVITY

Cumulative percentage of contracted UDA delivered 2016 & 2017



Month	Adjusted Scheduled Activity (UDA)	
	2016	2017
April	314	759
May	1,319	1,436
June	1,997	2,665
July	3,955	3,886
August	4,783	4,363
September	5,851	6,254
October	6,805	
November	8,378	
December	9,037	
January	10,677	
February	12,791	
March	13,905	
April	14,317	
May	14,323	
June	14,324	

### QUALITY

	Quantity	Base Number	Contract	AT	Region	England
% of FP17s for the same patient ID Re-attending within 3 months - Children	129	1,551	8.3%	11.8%	13.5%	12.4%
% of FP17s for the same patient ID Re-attending within 3 months - Adults	380	2,670	14.2%	15.6%	17.4%	16.7%
% of FP17s for the same patient ID Re-attending between 3 & 9 months - Children	1,041	1,551	67.1%	59.6%	59.0%	57.4%
% of FP17s for the same patient ID Re-attending between 3 & 9 months - Adults	1,671	2,670	62.6%	54.4%	52.6%	50.5%
% of FP17s for Band 1 Urgent Courses	224	3,347	6.7%	8.6%	9.4%	9.1%
% of FP17s Relating to Free Repair or Replacements	29	3,347	0.9%	0.9%	1.0%	0.8%
% of FP17s Relating to Continuations	17	3,347	0.5%	1.4%	1.5%	1.3%
% of Patients satisfied with the dentistry they have received	1	1	N/A	92.7%	93.7%	93.2%
% of Patients satisfied with the time they had to wait for an appointment	1	1	N/A	88.3%	90.0%	89.0%

\* This is based on patients treated on this contract for their most recent course of treatment. Figures in italics indicate the base number of FP17s or Patient Questionnaire responses are less than 100. N/A is shown where the base number of responses is less than 10 during the period. % is calculated as Quantity/Base number\*100

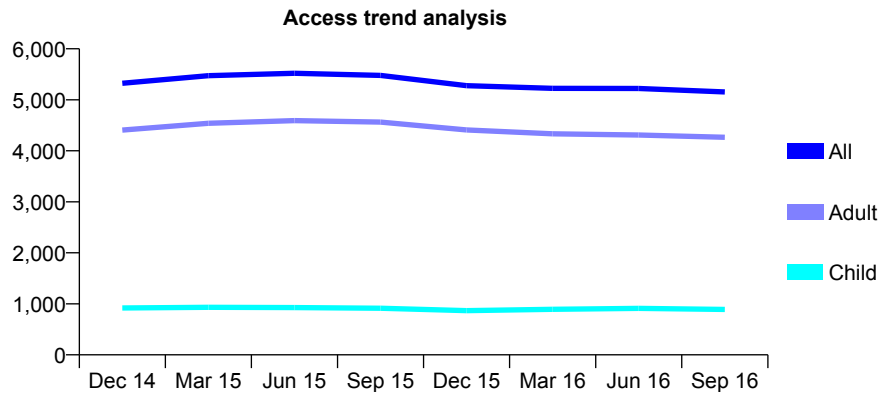
## Q52 - Vital Signs At a Glance Contract Report for 367869/0001 - September 2016

Name or company name	MR T RAHMAN
Contract type name	GDS Contract
Purpose of contract	General
Contract start date	10/09/2013
Contract end date	

16/17 Contracted general activity (UDA)	20,660
Carry forward general activity (UDA)	0
16/17 Contracted orthodontic activity (UOA)	0
Carry forward orthodontic activity (UOA)	0
Baseline contract value	£465,296.18

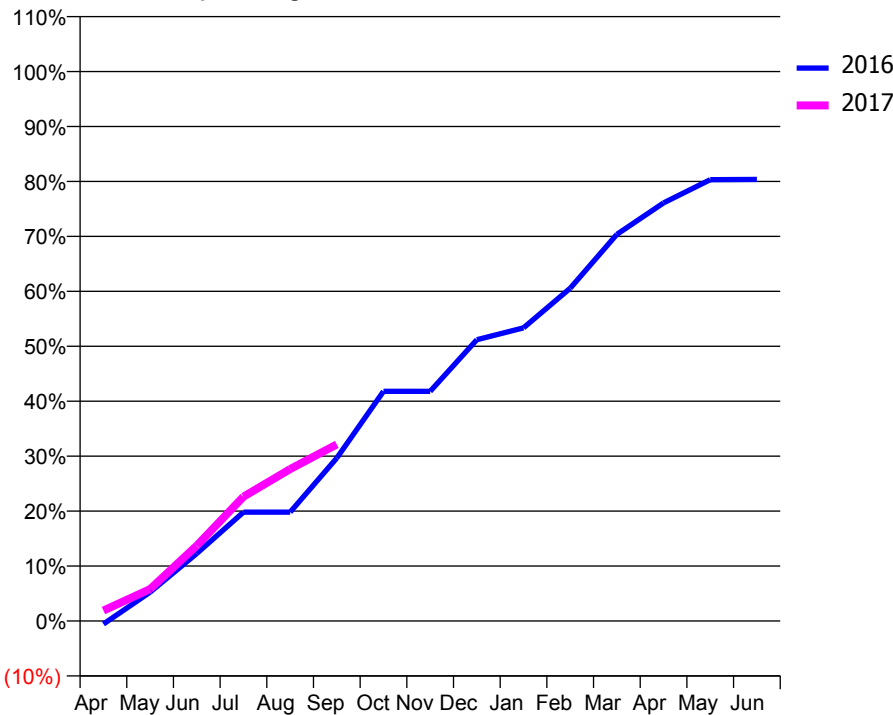
### ACCESS\*

Patients seen in 24 months	Total	Change since previous quarter
Quarter ending September 2015	5,478	
Quarter ending December 2015	5,276	↓
Quarter ending March 2016	5,226	→
Quarter ending June 2016	5,221	→
Quarter ending September 2016	5,155	↓
<b>Variance since September 2015</b>	<b>(5.9%)</b>	<b>↓</b>



### ACTIVITY

Cumulative percentage of contracted UDA delivered 2016 & 2017



Month	Adjusted Scheduled Activity (UDA)	
	2016	2017
April	-120	394
May	1,084	1,203
June	2,539	2,834
July	4,094	4,676
August	4,094	5,712
September	6,128	6,638
October	8,635	
November	8,635	
December	10,576	
January	11,021	
February	12,511	
March	14,536	
April	15,720	
May	16,592	
June	16,602	

### QUALITY

	Quantity	Base Number	Contract	AT	Region	England
% of FP17s for the same patient ID Re-attending within 3 months - Children	55	697	7.9%	11.8%	13.5%	12.4%
% of FP17s for the same patient ID Re-attending within 3 months - Adults	402	3,149	12.8%	15.6%	17.4%	16.7%
% of FP17s for the same patient ID Re-attending between 3 & 9 months - Children	373	697	53.5%	59.6%	59.0%	57.4%
% of FP17s for the same patient ID Re-attending between 3 & 9 months - Adults	1,749	3,149	55.5%	54.4%	52.6%	50.5%
% of FP17s for Band 1 Urgent Courses	263	3,073	8.6%	8.6%	9.4%	9.1%
% of FP17s Relating to Free Repair or Replacements	8	3,073	0.3%	0.9%	1.0%	0.8%
% of FP17s Relating to Continuations	19	3,073	0.6%	1.4%	1.5%	1.3%
% of Patients satisfied with the dentistry they have received	10	11	90.9%	92.7%	93.7%	93.2%
% of Patients satisfied with the time they had to wait for an appointment	11	11	100.0%	88.3%	90.0%	89.0%

\* This is based on patients treated on this contract for their most recent course of treatment. Figures in italics indicate the base number of FP17s or Patient Questionnaire responses are less than 100. N/A is shown where the base number of responses is less than 10 during the period. % is calculated as Quantity/Base number\*100



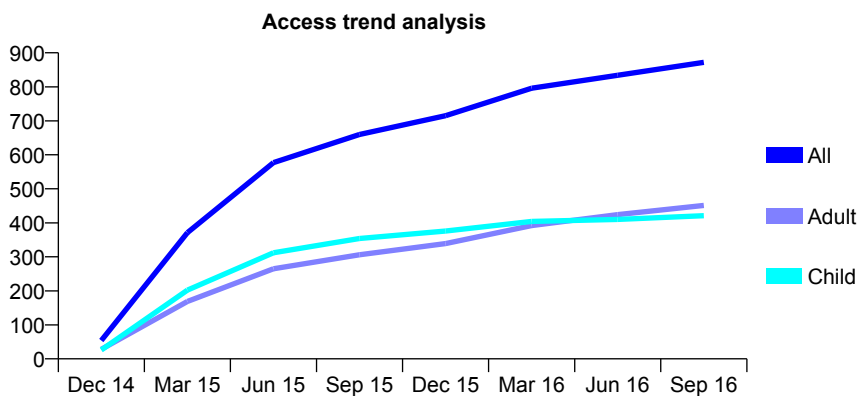
## Q52 - Vital Signs At a Glance Contract Report for 367893/0001 - September 2016

Name or company name	MRS KM PUNIA
Contract type name	GDS Contract
Purpose of contract	General
Contract start date	01/12/2014
Contract end date	

16/17 Contracted general activity (UDA)	3,000
Carry forward general activity (UDA)	0
16/17 Contracted orthodontic activity (UOA)	0
Carry forward orthodontic activity (UOA)	0
Baseline contract value	£86,541.19

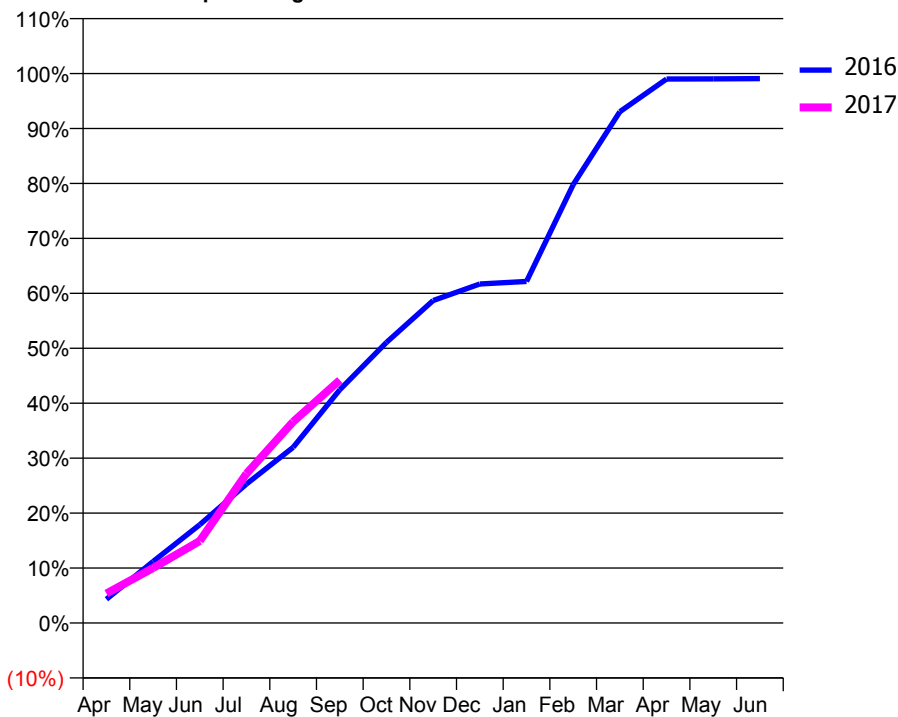
### ACCESS\*

Patients seen in 24 months	Total	Change since previous quarter
Quarter ending September 2015	660	
Quarter ending December 2015	715	↑
Quarter ending March 2016	796	↑
Quarter ending June 2016	834	↑
Quarter ending September 2016	872	↑
<b>Variance since September 2015</b>	<b>32.1%</b>	<b>↑</b>



### ACTIVITY

**Cumulative percentage of contracted UDA delivered 2016 & 2017**



**Adjusted Scheduled Activity (UDA)**

Month	2016	2017
April	130	161
May	336	300
June	537	448
July	759	816
August	959	1,099
September	1,274	1,326
October	1,532	
November	1,761	
December	1,851	
January	1,865	
February	2,393	
March	2,792	
April	2,970	
May	2,971	
June	2,972	

### QUALITY

	Quantity	Base Number	Contract	AT	Region	England
% of FP17s for the same patient ID Re-attending within 3 months - Children	20	313	6.4%	11.8%	13.5%	12.4%
% of FP17s for the same patient ID Re-attending within 3 months - Adults	66	349	18.9%	15.6%	17.4%	16.7%
% of FP17s for the same patient ID Re-attending between 3 & 9 months - Children	212	313	67.7%	59.6%	59.0%	57.4%
% of FP17s for the same patient ID Re-attending between 3 & 9 months - Adults	189	349	54.2%	54.4%	52.6%	50.5%
% of FP17s for Band 1 Urgent Courses	31	584	5.3%	8.6%	9.4%	9.1%
% of FP17s Relating to Free Repair or Replacements	1	584	0.2%	0.9%	1.0%	0.8%
% of FP17s Relating to Continuations	4	584	0.7%	1.4%	1.5%	1.3%
% of Patients satisfied with the dentistry they have received	1	1	N/A	92.7%	93.7%	93.2%
% of Patients satisfied with the time they had to wait for an appointment	1	1	N/A	88.3%	90.0%	89.0%

\* This is based on patients treated on this contract for their most recent course of treatment. Figures in italics indicate the base number of FP17s or Patient Questionnaire responses are less than 100. N/A is shown where the base number of responses is less than 10 during the period. % is calculated as Quantity/Base number\*100

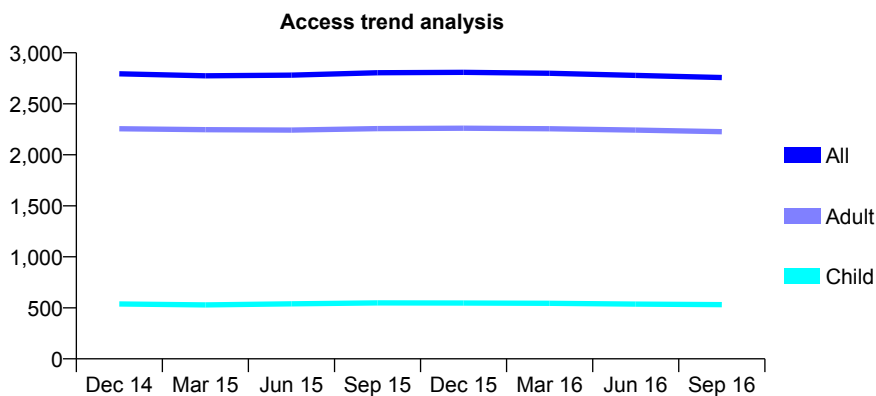
## Q52 - Vital Signs At a Glance Contract Report for 560758/0001 - September 2016

Name or company name	MRS MA O'SULLIVAN
Contract type name	GDS Contract
Purpose of contract	General
Contract start date	01/04/2006
Contract end date	

16/17 Contracted general activity (UDA)	6,350
Carry forward general activity (UDA)	0
16/17 Contracted orthodontic activity (UOA)	0
Carry forward orthodontic activity (UOA)	0
Baseline contract value	£170,200.08

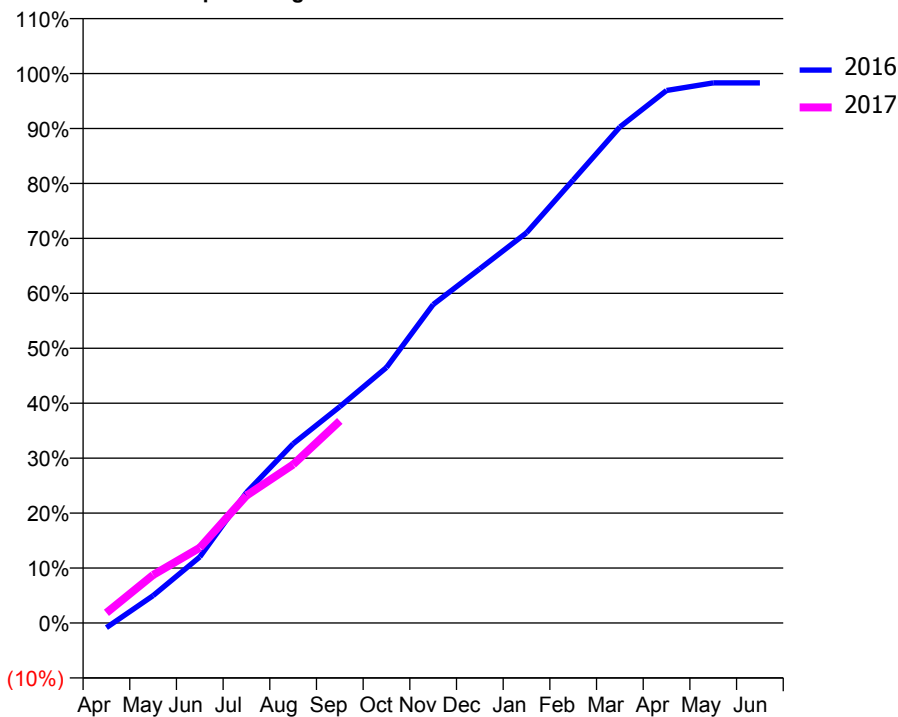
### ACCESS\*

Patients seen in 24 months	Total	Change since previous quarter
Quarter ending September 2015	2,805	
Quarter ending December 2015	2,808	→
Quarter ending March 2016	2,799	→
Quarter ending June 2016	2,779	→
Quarter ending September 2016	2,758	→
<b>Variance since September 2015</b>	<b>(1.7%)</b>	<b>↓</b>



### ACTIVITY

Cumulative percentage of contracted UDA delivered 2016 & 2017



Adjusted Scheduled Activity (UDA)

Month	2016	2017
April	-54	118
May	316	555
June	763	870
July	1,510	1,472
August	2,071	1,832
September	2,500	2,335
October	2,954	
November	3,680	
December	4,093	
January	4,510	
February	5,120	
March	5,731	
April	6,154	
May	6,242	
June	6,242	

### QUALITY

	Quantity	Base Number	Contract	AT	Region	England
% of FP17s for the same patient ID Re-attending within 3 months - Children	26	361	7.2%	11.8%	13.5%	12.4%
% of FP17s for the same patient ID Re-attending within 3 months - Adults	247	1,347	18.3%	15.6%	17.4%	16.7%
% of FP17s for the same patient ID Re-attending between 3 & 9 months - Children	207	361	57.3%	59.6%	59.0%	57.4%
% of FP17s for the same patient ID Re-attending between 3 & 9 months - Adults	563	1,347	41.8%	54.4%	52.6%	50.5%
% of FP17s for Band 1 Urgent Courses	209	1,453	14.4%	8.6%	9.4%	9.1%
% of FP17s Relating to Free Repair or Replacements	10	1,453	0.7%	0.9%	1.0%	0.8%
% of FP17s Relating to Continuations	22	1,453	1.5%	1.4%	1.5%	1.3%
% of Patients satisfied with the dentistry they have received	1	1	N/A	92.7%	93.7%	93.2%
% of Patients satisfied with the time they had to wait for an appointment	1	1	N/A	88.3%	90.0%	89.0%

\* This is based on patients treated on this contract for their most recent course of treatment. Figures in italics indicate the base number of FP17s or Patient Questionnaire responses are less than 100. N/A is shown where the base number of responses is less than 10 during the period. % is calculated as Quantity/Base number\*100

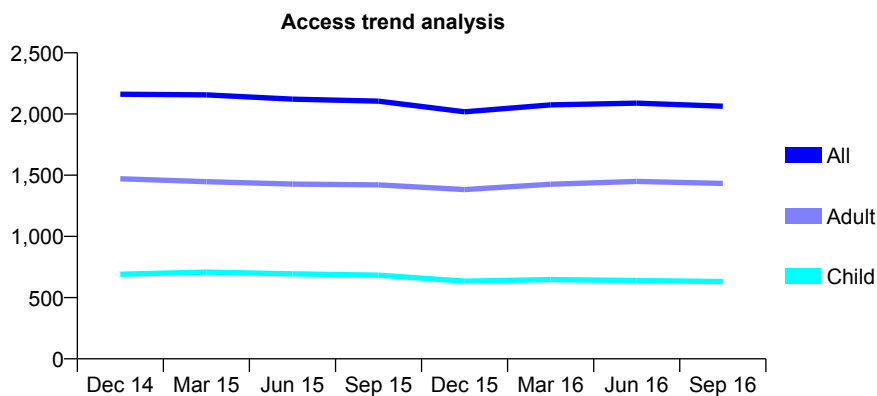
## Q52 - Vital Signs At a Glance Contract Report for 569712/0001 - September 2016

Name or company name	MR NM SYKES
Contract type name	GDS Contract
Purpose of contract	General
Contract start date	01/04/2006
Contract end date	

16/17 Contracted general activity (UDA)	7,500
Carry forward general activity (UDA)	0
16/17 Contracted orthodontic activity (UOA)	0
Carry forward orthodontic activity (UOA)	0
Baseline contract value	£224,400.63

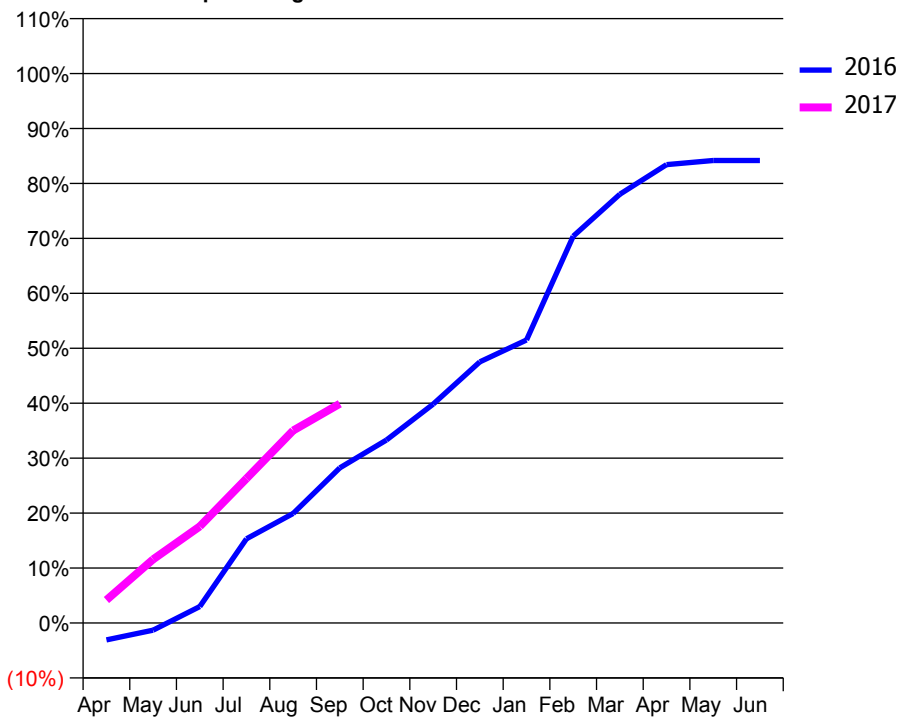
### ACCESS\*

Patients seen in 24 months	Total	Change since previous quarter
Quarter ending September 2015	2,105	
Quarter ending December 2015	2,018	↓
Quarter ending March 2016	2,075	↑
Quarter ending June 2016	2,089	→
Quarter ending September 2016	2,064	↓
<b>Variance since September 2015</b>	<b>(1.9%)</b>	<b>↓</b>



### ACTIVITY

Cumulative percentage of contracted UDA delivered 2016 & 2017



Month	Adjusted Scheduled Activity (UDA)	
	2016	2017
April	-232	314
May	-99	869
June	225	1,319
July	1,149	1,971
August	1,494	2,628
September	2,117	2,994
October	2,498	
November	2,988	
December	3,564	
January	3,864	
February	5,279	
March	5,853	
April	6,256	
May	6,312	
June	6,312	

### QUALITY

	Quantity	Base Number	Contract	AT	Region	England
% of FP17s for the same patient ID Re-attending within 3 months - Children	71	517	13.7%	11.8%	13.5%	12.4%
% of FP17s for the same patient ID Re-attending within 3 months - Adults	288	1,077	26.7%	15.6%	17.4%	16.7%
% of FP17s for the same patient ID Re-attending between 3 & 9 months - Children	297	517	57.4%	59.6%	59.0%	57.4%
% of FP17s for the same patient ID Re-attending between 3 & 9 months - Adults	463	1,077	43.0%	54.4%	52.6%	50.5%
% of FP17s for Band 1 Urgent Courses	63	1,331	4.7%	8.6%	9.4%	9.1%
% of FP17s Relating to Free Repair or Replacements	31	1,331	2.3%	0.9%	1.0%	0.8%
% of FP17s Relating to Continuations	0	1,331	0.0%	1.4%	1.5%	1.3%
% of Patients satisfied with the dentistry they have received	2	2	N/A	92.7%	93.7%	93.2%
% of Patients satisfied with the time they had to wait for an appointment	2	2	N/A	88.3%	90.0%	89.0%

\* This is based on patients treated on this contract for their most recent course of treatment. Figures in italics indicate the base number of FP17s or Patient Questionnaire responses are less than 100. N/A is shown where the base number of responses is less than 10 during the period. % is calculated as Quantity/Base number\*100

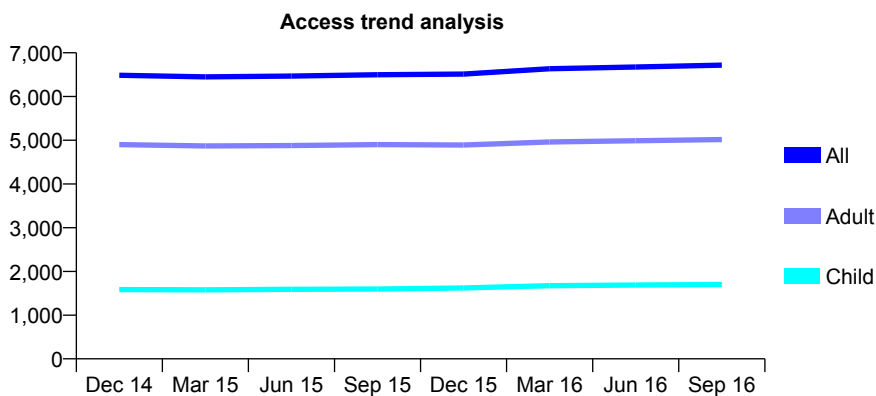
## Q52 - Vital Signs At a Glance Contract Report for 575208/0002 - September 2016

Name or company name	MRS JC O'SULLIVAN
Contract type name	GDS Contract
Purpose of contract	General
Contract start date	01/04/2008
Contract end date	

16/17 Contracted general activity (UDA)	18,414
Carry forward general activity (UDA)	0
16/17 Contracted orthodontic activity (UOA)	0
Carry forward orthodontic activity (UOA)	0
Baseline contract value	£651,700.63

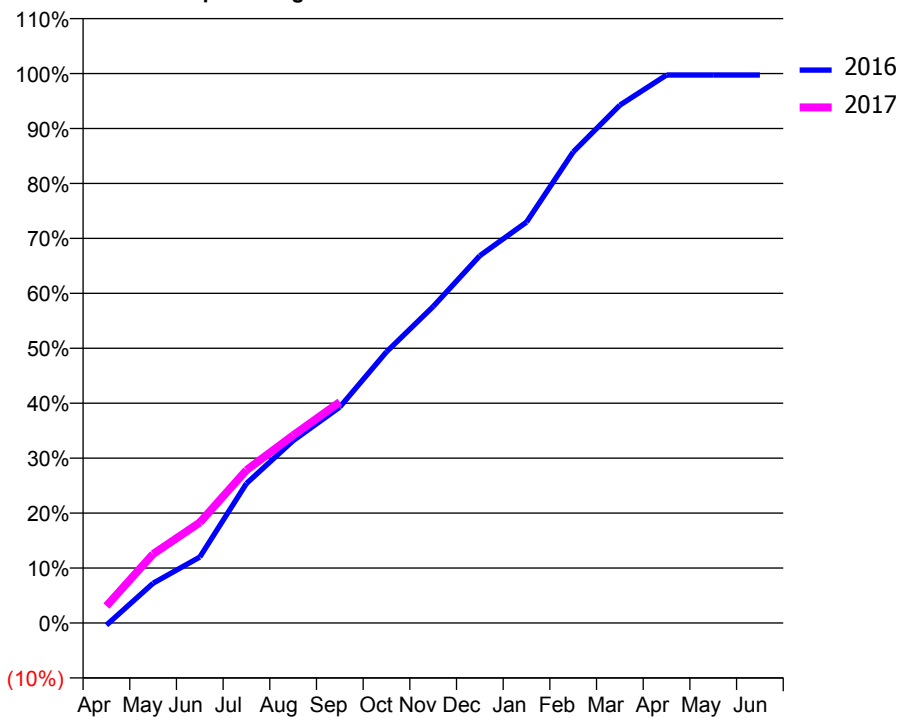
### ACCESS\*

Patients seen in 24 months	Total	Change since previous quarter
Quarter ending September 2015	6,498	
Quarter ending December 2015	6,513	→
Quarter ending March 2016	6,635	→
Quarter ending June 2016	6,674	→
Quarter ending September 2016	6,717	→
<b>Variance since September 2015</b>	<b>3.4%</b>	<b>↑</b>



### ACTIVITY

Cumulative percentage of contracted UDA delivered 2016 & 2017



Month	Adjusted Scheduled Activity (UDA)	
	2016	2017
April	-74	572
May	1,332	2,311
June	2,208	3,368
July	4,677	5,123
August	6,112	6,290
September	7,238	7,406
October	9,085	
November	10,608	
December	12,307	
January	13,437	
February	15,787	
March	17,352	
April	18,363	
May	18,363	
June	18,363	

### QUALITY

	Quantity	Base Number	Contract	AT	Region	England
% of FP17s for the same patient ID Re-attending within 3 months - Children	86	1,286	6.7%	11.8%	13.5%	12.4%
% of FP17s for the same patient ID Re-attending within 3 months - Adults	685	3,981	17.2%	15.6%	17.4%	16.7%
% of FP17s for the same patient ID Re-attending between 3 & 9 months - Children	836	1,286	65.0%	59.6%	59.0%	57.4%
% of FP17s for the same patient ID Re-attending between 3 & 9 months - Adults	2,501	3,981	62.8%	54.4%	52.6%	50.5%
% of FP17s for Band 1 Urgent Courses	368	4,343	8.5%	8.6%	9.4%	9.1%
% of FP17s Relating to Free Repair or Replacements	48	4,343	1.1%	0.9%	1.0%	0.8%
% of FP17s Relating to Continuations	101	4,343	2.3%	1.4%	1.5%	1.3%
% of Patients satisfied with the dentistry they have received	4	4	N/A	92.7%	93.7%	93.2%
% of Patients satisfied with the time they had to wait for an appointment	4	4	N/A	88.3%	90.0%	89.0%

\* This is based on patients treated on this contract for their most recent course of treatment. Figures in italics indicate the base number of FP17s or Patient Questionnaire responses are less than 100. N/A is shown where the base number of responses is less than 10 during the period. % is calculated as Quantity/Base number\*100

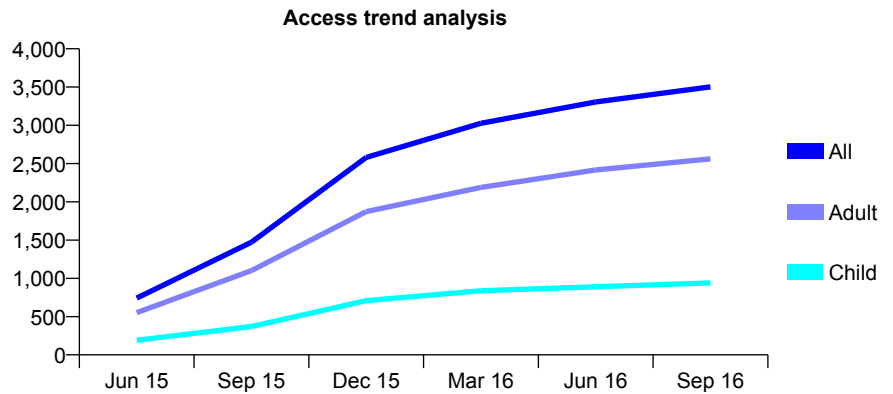
## Q52 - Vital Signs At a Glance Contract Report for 606774/0001 - September 2016

Name or company name	MISS LA KIANI
Contract type name	PDS Contract
Purpose of contract	General
Contract start date	21/04/2015
Contract end date	

16/17 Contracted general activity (UDA)	14,166
Carry forward general activity (UDA)	0
16/17 Contracted orthodontic activity (UOA)	0
Carry forward orthodontic activity (UOA)	0
Baseline contract value	£384,116.18

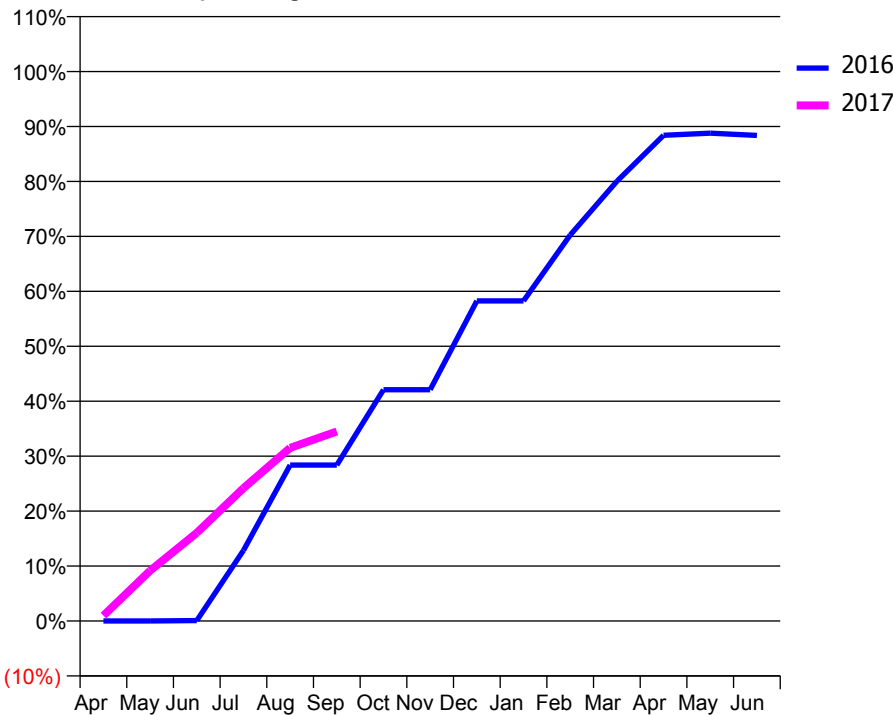
### ACCESS\*

Patients seen in 24 months	Total	Change since previous quarter
Quarter ending September 2015	1,472	
Quarter ending December 2015	2,581	↑
Quarter ending March 2016	3,027	↑
Quarter ending June 2016	3,305	↑
Quarter ending September 2016	3,502	↑
<b>Variance since September 2015</b>	<b>137.9%</b>	<b>↑</b>



### ACTIVITY

Cumulative percentage of contracted UDA delivered 2016 & 2017



Month	Adjusted Scheduled Activity (UDA)	
	2016	2017
April	0	141
May	0	1,299
June	12	2,275
July	1,744	3,426
August	3,851	4,464
September	3,851	4,887
October	5,715	
November	5,715	
December	7,906	
January	7,906	
February	9,535	
March	10,862	
April	11,999	
May	12,053	
June	11,994	

### QUALITY

	Quantity	Base Number	Contract	AT	Region	England
% of FP17s for the same patient ID Re-attending within 3 months - Children	33	688	4.8%	11.8%	13.5%	12.4%
% of FP17s for the same patient ID Re-attending within 3 months - Adults	230	1,847	12.5%	15.6%	17.4%	16.7%
% of FP17s for the same patient ID Re-attending between 3 & 9 months - Children	335	688	48.7%	59.6%	59.0%	57.4%
% of FP17s for the same patient ID Re-attending between 3 & 9 months - Adults	952	1,847	51.5%	54.4%	52.6%	50.5%
% of FP17s for Band 1 Urgent Courses	115	2,096	5.5%	8.6%	9.4%	9.1%
% of FP17s Relating to Free Repair or Replacements	19	2,096	0.9%	0.9%	1.0%	0.8%
% of FP17s Relating to Continuations	42	2,096	2.0%	1.4%	1.5%	1.3%
% of Patients satisfied with the dentistry they have received	2	2	N/A	92.7%	93.7%	93.2%
% of Patients satisfied with the time they had to wait for an appointment	2	2	N/A	88.3%	90.0%	89.0%

\* This is based on patients treated on this contract for their most recent course of treatment. Figures in italics indicate the base number of FP17s or Patient Questionnaire responses are less than 100. N/A is shown where the base number of responses is less than 10 during the period. % is calculated as Quantity/Base number\*100

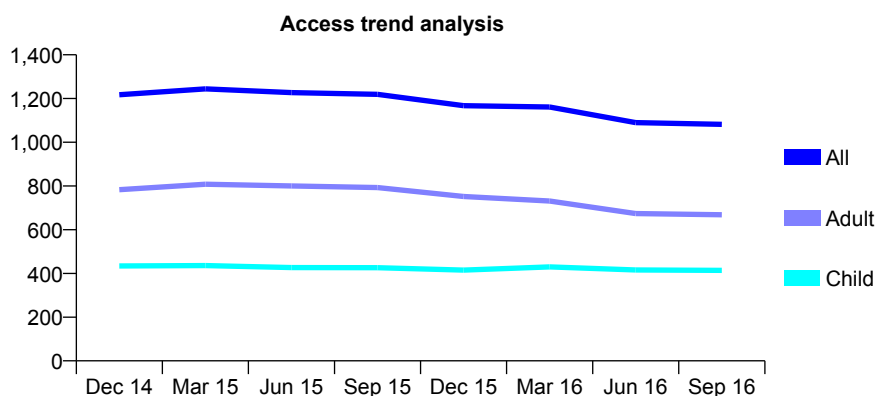
## Q52 - Vital Signs At a Glance Contract Report for 623520/0001 - September 2016

Name or company name	MR GS CHANA
Contract type name	GDS Contract
Purpose of contract	General
Contract start date	01/04/2006
Contract end date	

16/17 Contracted general activity (UDA)	4,347
Carry forward general activity (UDA)	0
16/17 Contracted orthodontic activity (UOA)	0
Carry forward orthodontic activity (UOA)	0
Baseline contract value	£122,362.40

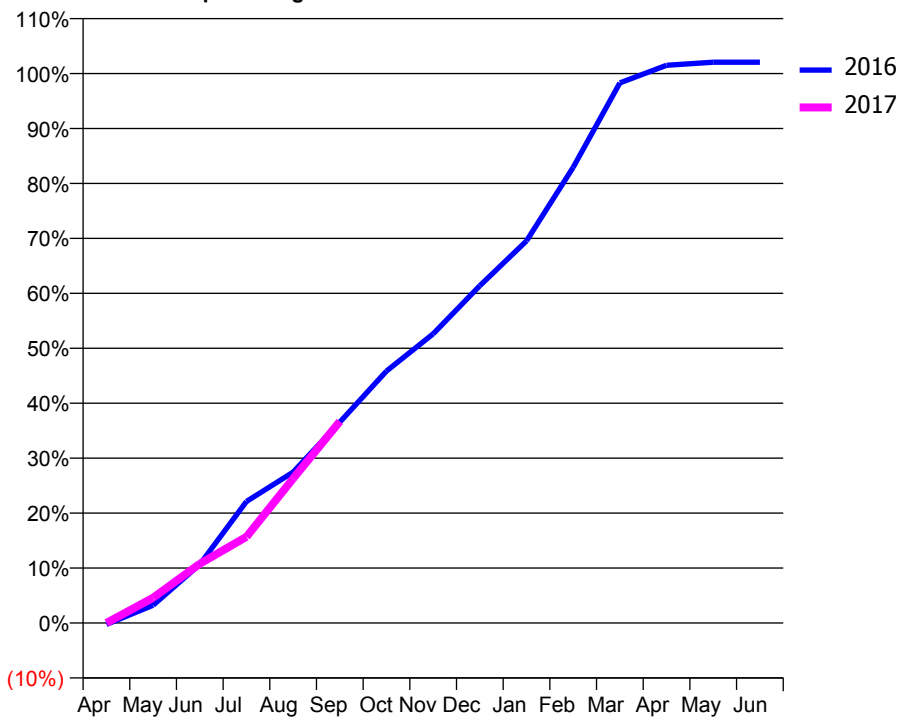
### ACCESS\*

Patients seen in 24 months	Total	Change since previous quarter
Quarter ending September 2015	1,219	
Quarter ending December 2015	1,167	↓
Quarter ending March 2016	1,161	→
Quarter ending June 2016	1,090	↓
Quarter ending September 2016	1,082	→
<b>Variance since September 2015</b>	<b>(11.2%)</b>	<b>↓</b>



### ACTIVITY

Cumulative percentage of contracted UDA delivered 2016 & 2017



Month	Adjusted Scheduled Activity (UDA)	
	2016	2017
April	-12	0
May	141	200
June	464	469
July	962	682
August	1,194	1,143
September	1,589	1,594
October	1,993	
November	2,288	
December	2,668	
January	3,023	
February	3,605	
March	4,273	
April	4,412	
May	4,436	
June	4,436	

### QUALITY

	Quantity	Base Number	Contract	AT	Region	England
% of FP17s for the same patient ID Re-attending within 3 months - Children	11	211	5.2%	11.8%	13.5%	12.4%
% of FP17s for the same patient ID Re-attending within 3 months - Adults	27	258	10.5%	15.6%	17.4%	16.7%
% of FP17s for the same patient ID Re-attending between 3 & 9 months - Children	84	211	39.8%	59.6%	59.0%	57.4%
% of FP17s for the same patient ID Re-attending between 3 & 9 months - Adults	88	258	34.1%	54.4%	52.6%	50.5%
% of FP17s for Band 1 Urgent Courses	2	435	0.5%	8.6%	9.4%	9.1%
% of FP17s Relating to Free Repair or Replacements	0	435	0.0%	0.9%	1.0%	0.8%
% of FP17s Relating to Continuations	0	435	0.0%	1.4%	1.5%	1.3%
% of Patients satisfied with the dentistry they have received	0	0	N/A	92.7%	93.7%	93.2%
% of Patients satisfied with the time they had to wait for an appointment	0	0	N/A	88.3%	90.0%	89.0%

\* This is based on patients treated on this contract for their most recent course of treatment. Figures in italics indicate the base number of FP17s or Patient Questionnaire responses are less than 100. N/A is shown where the base number of responses is less than 10 during the period. % is calculated as Quantity/Base number\*100

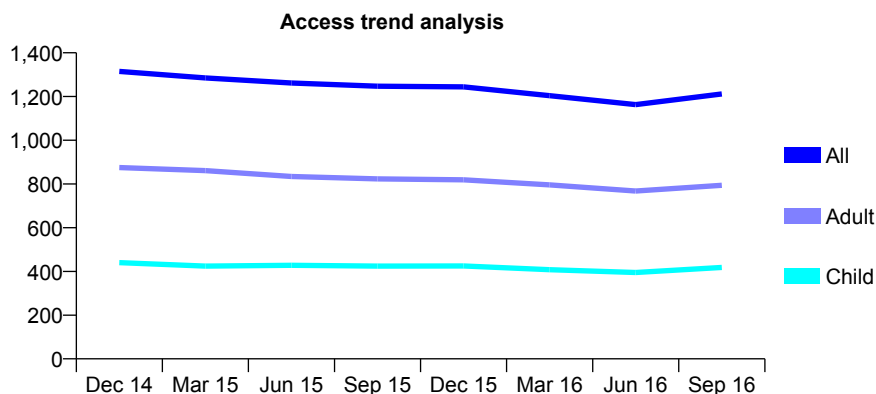
## Q52 - Vital Signs At a Glance Contract Report for 623520/0002 - September 2016

Name or company name	MR GS CHANA
Contract type name	GDS Contract
Purpose of contract	General
Contract start date	01/04/2006
Contract end date	

16/17 Contracted general activity (UDA)	4,150
Carry forward general activity (UDA)	0
16/17 Contracted orthodontic activity (UOA)	0
Carry forward orthodontic activity (UOA)	0
Baseline contract value	£123,118.13

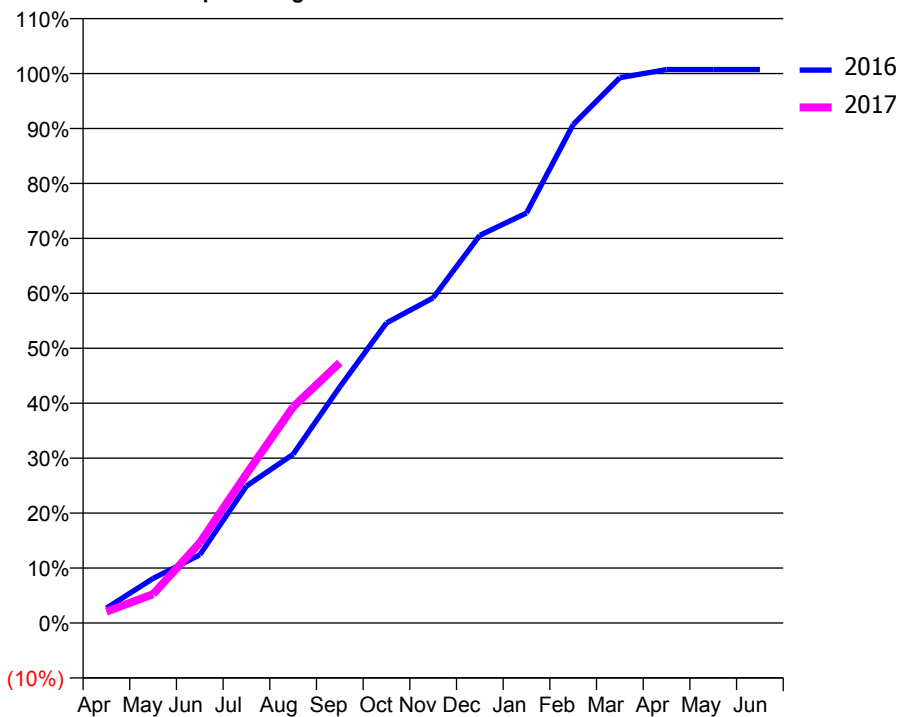
### ACCESS\*

Patients seen in 24 months	Total	Change since previous quarter
Quarter ending September 2015	1,247	
Quarter ending December 2015	1,244	→
Quarter ending March 2016	1,204	↓
Quarter ending June 2016	1,163	↓
Quarter ending September 2016	1,212	↑
<b>Variance since September 2015</b>	<b>(2.8%)</b>	<b>↓</b>



### ACTIVITY

Cumulative percentage of contracted UDA delivered 2016 & 2017



Month	Adjusted Scheduled Activity (UDA)	
	2016	2017
April	112	86
May	337	218
June	515	606
July	1,035	1,126
August	1,274	1,632
September	1,783	1,966
October	2,266	
November	2,456	
December	2,928	
January	3,096	
February	3,765	
March	4,119	
April	4,180	
May	4,180	
June	4,180	

### QUALITY

	Quantity	Base Number	Contract	AT	Region	England
% of FP17s for the same patient ID Re-attending within 3 months - Children	8	193	4.1%	11.8%	13.5%	12.4%
% of FP17s for the same patient ID Re-attending within 3 months - Adults	9	275	3.3%	15.6%	17.4%	16.7%
% of FP17s for the same patient ID Re-attending between 3 & 9 months - Children	37	193	19.2%	59.6%	59.0%	57.4%
% of FP17s for the same patient ID Re-attending between 3 & 9 months - Adults	52	275	18.9%	54.4%	52.6%	50.5%
% of FP17s for Band 1 Urgent Courses	1	455	0.2%	8.6%	9.4%	9.1%
% of FP17s Relating to Free Repair or Replacements	0	455	0.0%	0.9%	1.0%	0.8%
% of FP17s Relating to Continuations	0	455	0.0%	1.4%	1.5%	1.3%
% of Patients satisfied with the dentistry they have received	0	0	N/A	92.7%	93.7%	93.2%
% of Patients satisfied with the time they had to wait for an appointment	0	0	N/A	88.3%	90.0%	89.0%

\* This is based on patients treated on this contract for their most recent course of treatment. Figures in italics indicate the base number of FP17s or Patient Questionnaire responses are less than 100. N/A is shown where the base number of responses is less than 10 during the period. % is calculated as Quantity/Base number\*100

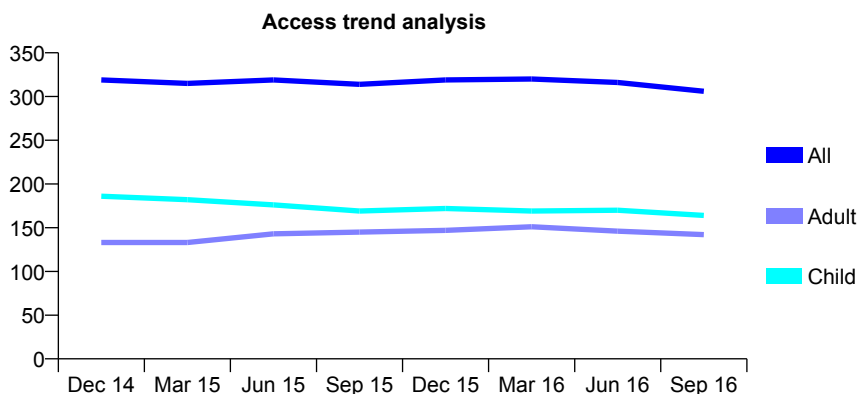
## Q52 - Vital Signs At a Glance Contract Report for 631191/0001 - September 2016

Name or company name	MRS MJ MILLINGTON-SMITH
Contract type name	GDS Contract
Purpose of contract	General
Contract start date	01/04/2006
Contract end date	

16/17 Contracted general activity (UDA)	1,000
Carry forward general activity (UDA)	0
16/17 Contracted orthodontic activity (UOA)	0
Carry forward orthodontic activity (UOA)	0
Baseline contract value	£30,840.83

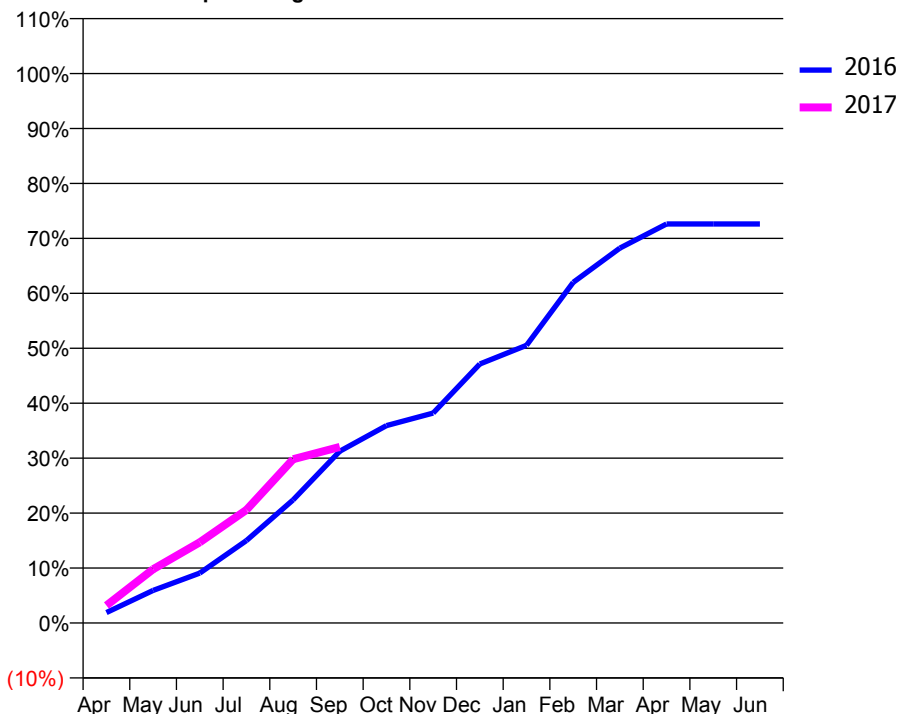
### ACCESS\*

Patients seen in 24 months	Total	Change since previous quarter
Quarter ending September 2015	314	
Quarter ending December 2015	319	→
Quarter ending March 2016	320	→
Quarter ending June 2016	316	↓
Quarter ending September 2016	306	↓
<b>Variance since September 2015</b>	<b>(2.5%)</b>	<b>↓</b>



### ACTIVITY

Cumulative percentage of contracted UDA delivered 2016 & 2017



Adjusted Scheduled Activity (UDA)

Month	2016	2017
April	19	32
May	59	98
June	91	147
July	150	206
August	224	298
September	313	320
October	359	
November	382	
December	471	
January	505	
February	620	
March	682	
April	726	
May	726	
June	726	

### QUALITY

	Quantity	Base Number	Contract	AT	Region	England
% of FP17s for the same patient ID Re-attending within 3 months - Children	9	133	6.8%	11.8%	13.5%	12.4%
% of FP17s for the same patient ID Re-attending within 3 months - Adults	16	103	15.5%	15.6%	17.4%	16.7%
% of FP17s for the same patient ID Re-attending between 3 & 9 months - Children	92	133	69.2%	59.6%	59.0%	57.4%
% of FP17s for the same patient ID Re-attending between 3 & 9 months - Adults	67	103	65.0%	54.4%	52.6%	50.5%
% of FP17s for Band 1 Urgent Courses	2	211	0.9%	8.6%	9.4%	9.1%
% of FP17s Relating to Free Repair or Replacements	0	211	0.0%	0.9%	1.0%	0.8%
% of FP17s Relating to Continuations	3	211	1.4%	1.4%	1.5%	1.3%
% of Patients satisfied with the dentistry they have received	1	1	N/A	92.7%	93.7%	93.2%
% of Patients satisfied with the time they had to wait for an appointment	1	1	N/A	88.3%	90.0%	89.0%

\* This is based on patients treated on this contract for their most recent course of treatment. Figures in italics indicate the base number of FP17s or Patient Questionnaire responses are less than 100. N/A is shown where the base number of responses is less than 10 during the period. % is calculated as Quantity/Base number\*100



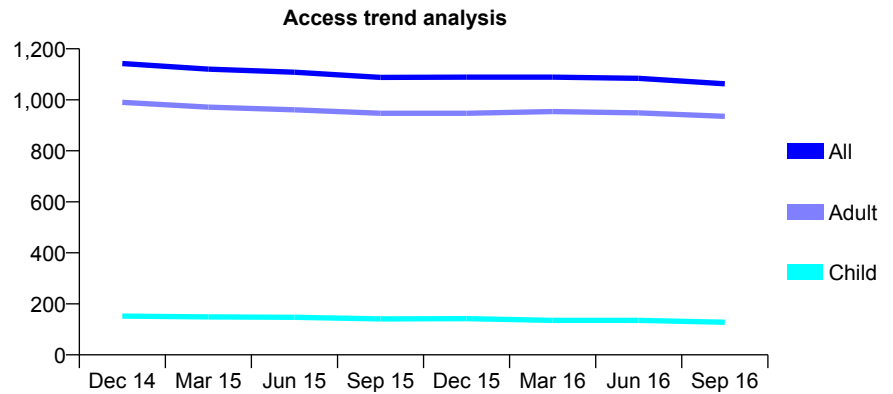
## Q52 - Vital Signs At a Glance Contract Report for 631507/0001 - September 2016

Name or company name	MR JC RAYNER
Contract type name	GDS Contract
Purpose of contract	General
Contract start date	01/04/2006
Contract end date	

16/17 Contracted general activity (UDA)	2,718
Carry forward general activity (UDA)	0
16/17 Contracted orthodontic activity (UOA)	0
Carry forward orthodontic activity (UOA)	0
Baseline contract value	£53,636.99

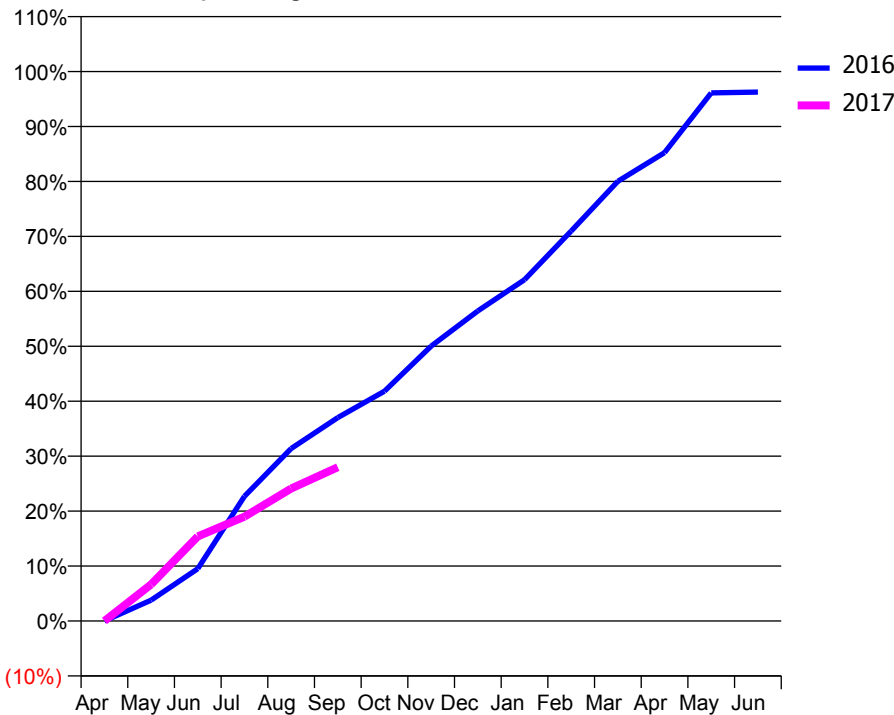
### ACCESS\*

Patients seen in 24 months	Total	Change since previous quarter
Quarter ending September 2015	1,088	
Quarter ending December 2015	1,089	→
Quarter ending March 2016	1,089	→
Quarter ending June 2016	1,084	→
Quarter ending September 2016	1,063	↓
<b>Variance since September 2015</b>	<b>(2.3%)</b>	<b>↓</b>



### ACTIVITY

Cumulative percentage of contracted UDA delivered 2016 & 2017



Month	Adjusted Scheduled Activity (UDA)	
	2016	2017
April	0	0
May	103	181
June	259	418
July	617	516
August	853	655
September	1,006	761
October	1,137	
November	1,360	
December	1,534	
January	1,688	
February	1,929	
March	2,175	
April	2,317	
May	2,612	
June	2,616	

### QUALITY

	Quantity	Base Number	Contract	AT	Region	England
% of FP17s for the same patient ID Re-attending within 3 months - Children	6	77	7.8%	11.8%	13.5%	12.4%
% of FP17s for the same patient ID Re-attending within 3 months - Adults	70	548	12.8%	15.6%	17.4%	16.7%
% of FP17s for the same patient ID Re-attending between 3 & 9 months - Children	35	77	45.5%	59.6%	59.0%	57.4%
% of FP17s for the same patient ID Re-attending between 3 & 9 months - Adults	223	548	40.7%	54.4%	52.6%	50.5%
% of FP17s for Band 1 Urgent Courses	34	413	8.2%	8.6%	9.4%	9.1%
% of FP17s Relating to Free Repair or Replacements	2	413	0.5%	0.9%	1.0%	0.8%
% of FP17s Relating to Continuations	9	413	2.2%	1.4%	1.5%	1.3%
% of Patients satisfied with the dentistry they have received	1	1	N/A	92.7%	93.7%	93.2%
% of Patients satisfied with the time they had to wait for an appointment	1	1	N/A	88.3%	90.0%	89.0%

\* This is based on patients treated on this contract for their most recent course of treatment. Figures in italics indicate the base number of FP17s or Patient Questionnaire responses are less than 100. N/A is shown where the base number of responses is less than 10 during the period. % is calculated as Quantity/Base number\*100

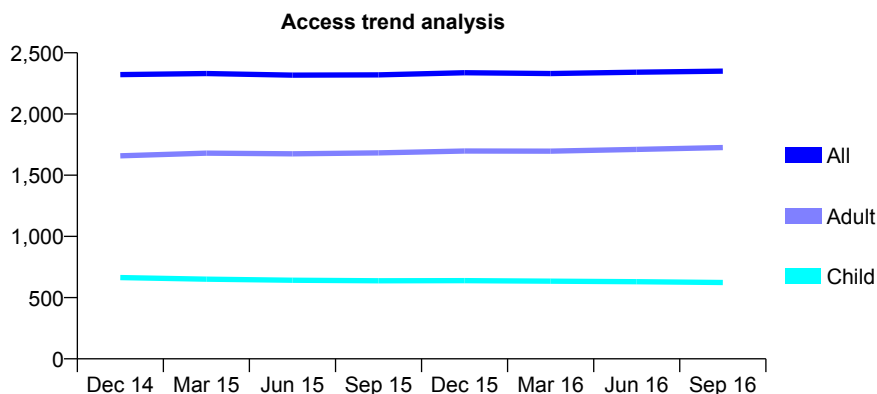
## Q52 - Vital Signs At a Glance Contract Report for 632643/0001 - September 2016

Name or company name	MR PA BRIDGE
Contract type name	GDS Contract
Purpose of contract	General
Contract start date	01/04/2006
Contract end date	

16/17 Contracted general activity (UDA)	9,046
Carry forward general activity (UDA)	0
16/17 Contracted orthodontic activity (UOA)	0
Carry forward orthodontic activity (UOA)	0
Baseline contract value	£232,685.23

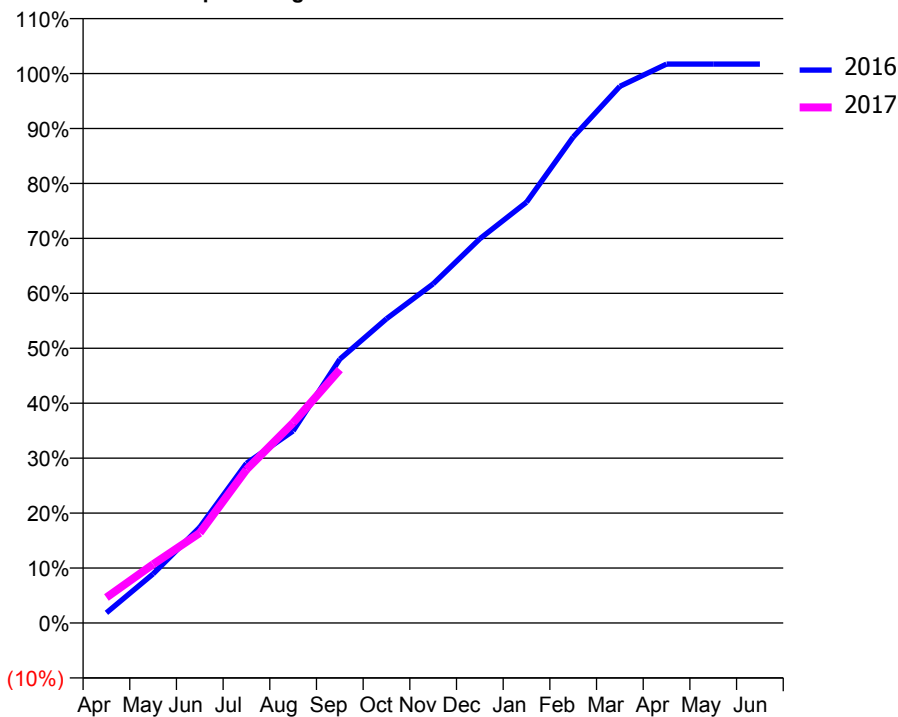
### ACCESS\*

Patients seen in 24 months	Total	Change since previous quarter
Quarter ending September 2015	2,320	
Quarter ending December 2015	2,337	→
Quarter ending March 2016	2,331	→
Quarter ending June 2016	2,341	→
Quarter ending September 2016	2,350	→
<b>Variance since September 2015</b>	<b>1.3%</b>	<b>→</b>



### ACTIVITY

Cumulative percentage of contracted UDA delivered 2016 & 2017



Month	Adjusted Scheduled Activity (UDA)	
	2016	2017
April	168	421
May	808	968
June	1,576	1,483
July	2,628	2,526
August	3,162	3,297
September	4,343	4,172
October	5,008	
November	5,584	
December	6,325	
January	6,926	
February	8,000	
March	8,834	
April	9,202	
May	9,202	
June	9,202	

### QUALITY

	Quantity	Base Number	Contract	AT	Region	England
% of FP17s for the same patient ID Re-attending within 3 months - Children	36	577	6.2%	11.8%	13.5%	12.4%
% of FP17s for the same patient ID Re-attending within 3 months - Adults	365	1,762	20.7%	15.6%	17.4%	16.7%
% of FP17s for the same patient ID Re-attending between 3 & 9 months - Children	427	577	74.0%	59.6%	59.0%	57.4%
% of FP17s for the same patient ID Re-attending between 3 & 9 months - Adults	1,171	1,762	66.5%	54.4%	52.6%	50.5%
% of FP17s for Band 1 Urgent Courses	127	2,136	5.9%	8.6%	9.4%	9.1%
% of FP17s Relating to Free Repair or Replacements	13	2,136	0.6%	0.9%	1.0%	0.8%
% of FP17s Relating to Continuations	52	2,136	2.4%	1.4%	1.5%	1.3%
% of Patients satisfied with the dentistry they have received	2	2	N/A	92.7%	93.7%	93.2%
% of Patients satisfied with the time they had to wait for an appointment	2	2	N/A	88.3%	90.0%	89.0%

\* This is based on patients treated on this contract for their most recent course of treatment. Figures in italics indicate the base number of FP17s or Patient Questionnaire responses are less than 100. N/A is shown where the base number of responses is less than 10 during the period. % is calculated as Quantity/Base number\*100

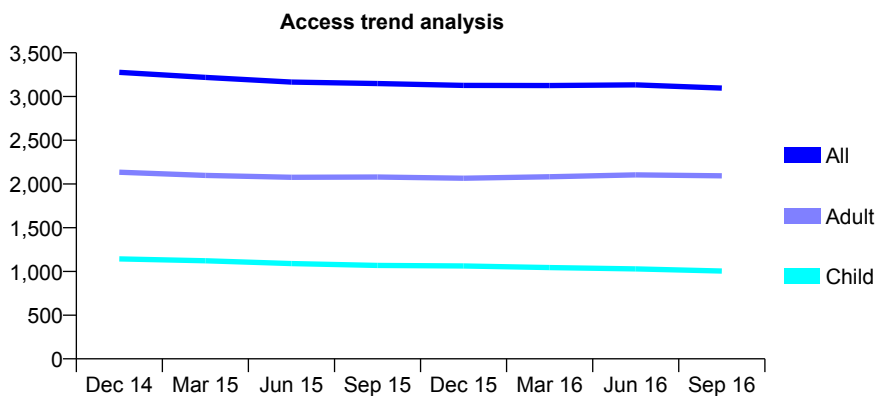
## Q52 - Vital Signs At a Glance Contract Report for 643637/0001 - September 2016

Name or company name	MR A VANIA
Contract type name	GDS Contract
Purpose of contract	General
Contract start date	01/04/2006
Contract end date	

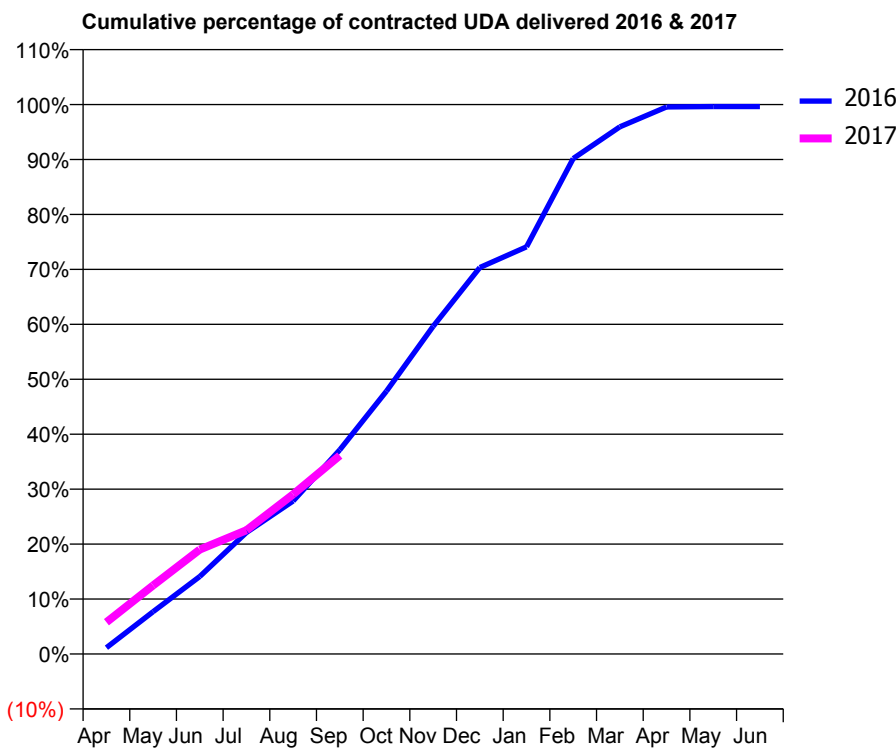
16/17 Contracted general activity (UDA)	11,017
Carry forward general activity (UDA)	0
16/17 Contracted orthodontic activity (UOA)	0
Carry forward orthodontic activity (UOA)	0
Baseline contract value	£337,928.81

### ACCESS\*

Patients seen in 24 months	Total	Change since previous quarter
Quarter ending September 2015	3,148	
Quarter ending December 2015	3,127	→
Quarter ending March 2016	3,126	→
Quarter ending June 2016	3,133	→
Quarter ending September 2016	3,097	↓
<b>Variance since September 2015</b>	<b>(1.6%)</b>	<b>↓</b>



### ACTIVITY



Month	Adjusted Scheduled Activity (UDA)	
	2016	2017
April	127	639
May	848	1,376
June	1,555	2,094
July	2,436	2,484
August	3,068	3,201
September	4,095	3,979
October	5,270	
November	6,571	
December	7,750	
January	8,164	
February	9,933	
March	10,569	
April	10,968	
May	10,977	
June	10,977	

### QUALITY

	Quantity	Base Number	Contract	AT	Region	England
% of FP17s for the same patient ID Re-attending within 3 months - Children	119	912	13.0%	11.8%	13.5%	12.4%
% of FP17s for the same patient ID Re-attending within 3 months - Adults	284	1,466	19.4%	15.6%	17.4%	16.7%
% of FP17s for the same patient ID Re-attending between 3 & 9 months - Children	634	912	69.5%	59.6%	59.0%	57.4%
% of FP17s for the same patient ID Re-attending between 3 & 9 months - Adults	912	1,466	62.2%	54.4%	52.6%	50.5%
% of FP17s for Band 1 Urgent Courses	291	2,199	13.2%	8.6%	9.4%	9.1%
% of FP17s Relating to Free Repair or Replacements	15	2,199	0.7%	0.9%	1.0%	0.8%
% of FP17s Relating to Continuations	27	2,199	1.2%	1.4%	1.5%	1.3%
% of Patients satisfied with the dentistry they have received	3	5	N/A	92.7%	93.7%	93.2%
% of Patients satisfied with the time they had to wait for an appointment	4	5	N/A	88.3%	90.0%	89.0%

\* This is based on patients treated on this contract for their most recent course of treatment. Figures in italics indicate the base number of FP17s or Patient Questionnaire responses are less than 100. N/A is shown where the base number of responses is less than 10 during the period. % is calculated as Quantity/Base number\*100

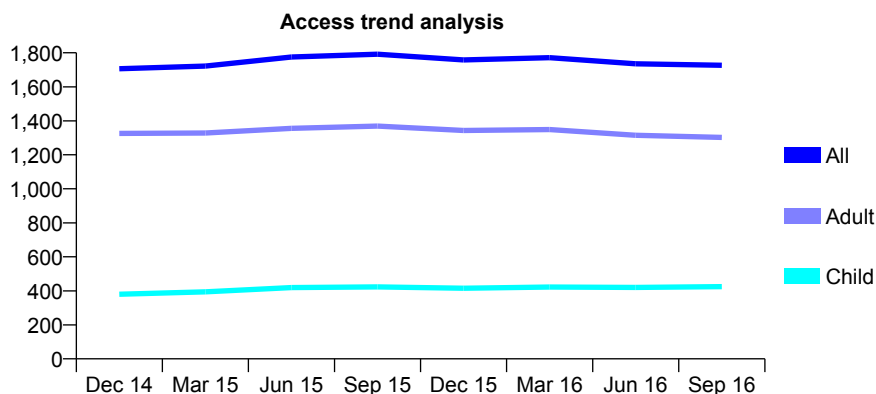
## Q52 - Vital Signs At a Glance Contract Report for 650889/0001 - September 2016

Name or company name	MR SO ODAI
Contract type name	GDS Contract
Purpose of contract	General
Contract start date	01/04/2006
Contract end date	

16/17 Contracted general activity (UDA)	4,288
Carry forward general activity (UDA)	0
16/17 Contracted orthodontic activity (UOA)	0
Carry forward orthodontic activity (UOA)	0
Baseline contract value	£113,991.01

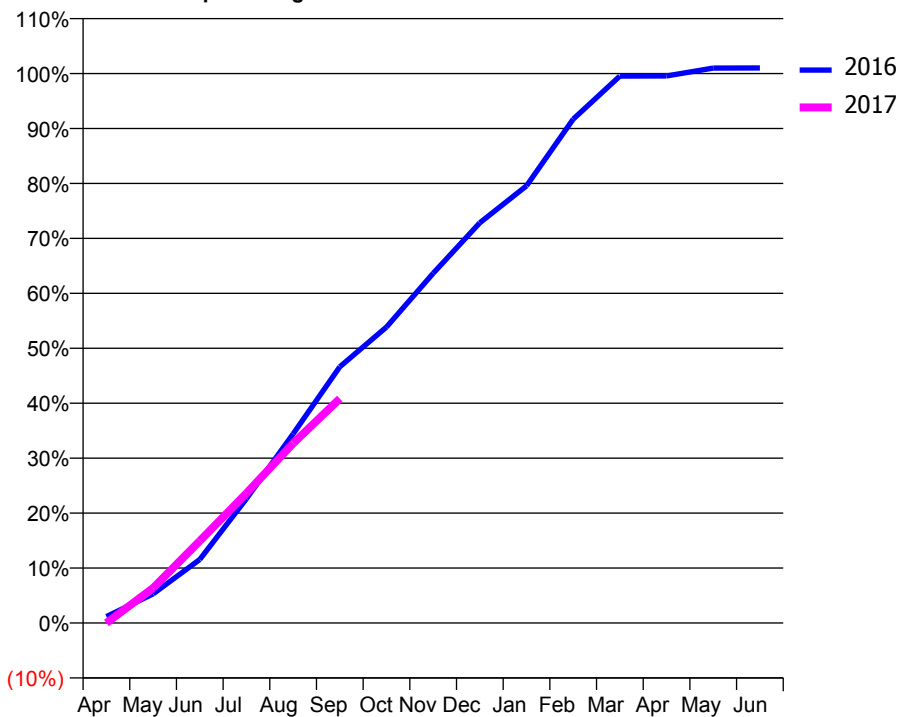
### ACCESS\*

Patients seen in 24 months	Total	Change since previous quarter
Quarter ending September 2015	1,792	
Quarter ending December 2015	1,758	↓
Quarter ending March 2016	1,771	→
Quarter ending June 2016	1,735	↓
Quarter ending September 2016	1,727	→
<b>Variance since September 2015</b>	<b>(3.6%)</b>	<b>↓</b>



### ACTIVITY

Cumulative percentage of contracted UDA delivered 2016 & 2017



Adjusted Scheduled Activity (UDA)

Month	2016	2017
April	50	0
May	228	274
June	496	641
July	970	1,013
August	1,476	1,402
September	1,999	1,751
October	2,310	
November	2,729	
December	3,123	
January	3,412	
February	3,932	
March	4,268	
April	4,269	
May	4,331	
June	4,332	

### QUALITY

	Quantity	Base Number	Contract	AT	Region	England
% of FP17s for the same patient ID Re-attending within 3 months - Children	10	274	3.6%	11.8%	13.5%	12.4%
% of FP17s for the same patient ID Re-attending within 3 months - Adults	102	754	13.5%	15.6%	17.4%	16.7%
% of FP17s for the same patient ID Re-attending between 3 & 9 months - Children	142	274	51.8%	59.6%	59.0%	57.4%
% of FP17s for the same patient ID Re-attending between 3 & 9 months - Adults	444	754	58.9%	54.4%	52.6%	50.5%
% of FP17s for Band 1 Urgent Courses	69	985	7.0%	8.6%	9.4%	9.1%
% of FP17s Relating to Free Repair or Replacements	4	985	0.4%	0.9%	1.0%	0.8%
% of FP17s Relating to Continuations	6	985	0.6%	1.4%	1.5%	1.3%
% of Patients satisfied with the dentistry they have received	1	1	N/A	92.7%	93.7%	93.2%
% of Patients satisfied with the time they had to wait for an appointment	1	1	N/A	88.3%	90.0%	89.0%

\* This is based on patients treated on this contract for their most recent course of treatment. Figures in italics indicate the base number of FP17s or Patient Questionnaire responses are less than 100. N/A is shown where the base number of responses is less than 10 during the period. % is calculated as Quantity/Base number\*100

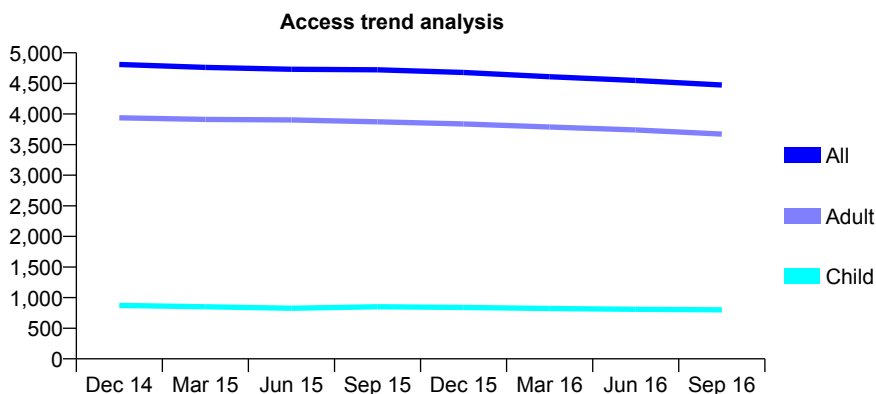
## Q52 - Vital Signs At a Glance Contract Report for 650986/0001 - September 2016

Name or company name	MISS JE COTTERILL
Contract type name	GDS Contract
Purpose of contract	General
Contract start date	01/04/2006
Contract end date	

16/17 Contracted general activity (UDA)	12,927
Carry forward general activity (UDA)	0
16/17 Contracted orthodontic activity (UOA)	0
Carry forward orthodontic activity (UOA)	0
Baseline contract value	£314,518.20

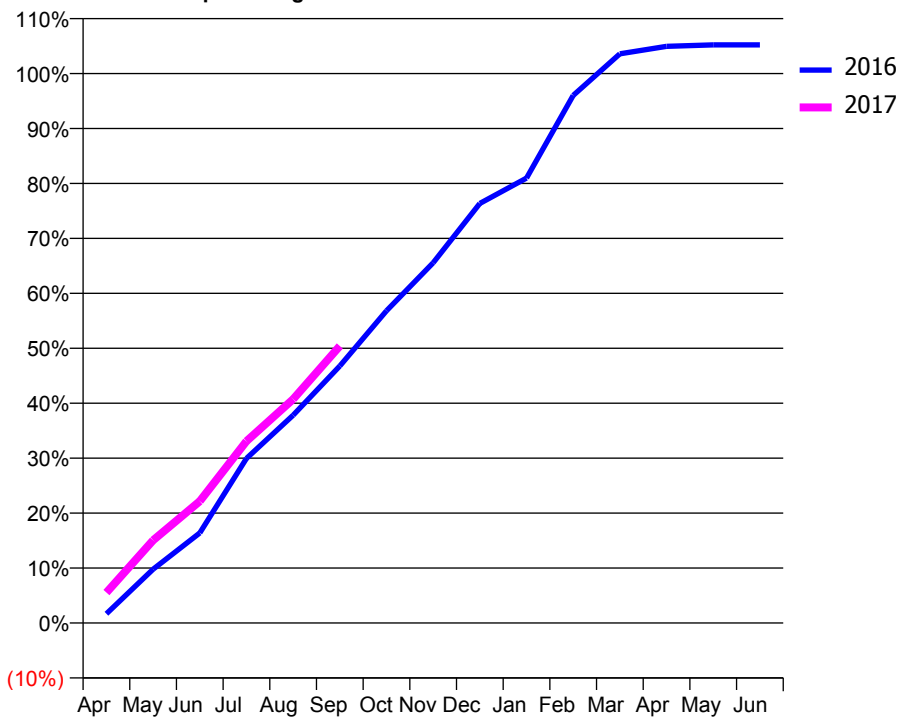
### ACCESS\*

Patients seen in 24 months	Total	Change since previous quarter
Quarter ending September 2015	4,722	
Quarter ending December 2015	4,678	→
Quarter ending March 2016	4,610	↓
Quarter ending June 2016	4,548	↓
Quarter ending September 2016	4,474	↓
<b>Variance since September 2015</b>	<b>(5.3%)</b>	<b>↓</b>



### ACTIVITY

Cumulative percentage of contracted UDA delivered 2016 & 2017



Month	Adjusted Scheduled Activity (UDA)	
	2016	2017
April	218	718
May	1,267	1,946
June	2,118	2,867
July	3,873	4,277
August	4,888	5,266
September	6,045	6,518
October	7,345	
November	8,475	
December	9,871	
January	10,466	
February	12,411	
March	13,390	
April	13,567	
May	13,602	
June	13,602	

### QUALITY

	Quantity	Base Number	Contract	AT	Region	England
% of FP17s for the same patient ID Re-attending within 3 months - Children	60	675	8.9%	11.8%	13.5%	12.4%
% of FP17s for the same patient ID Re-attending within 3 months - Adults	377	3,033	12.4%	15.6%	17.4%	16.7%
% of FP17s for the same patient ID Re-attending between 3 & 9 months - Children	463	675	68.6%	59.6%	59.0%	57.4%
% of FP17s for the same patient ID Re-attending between 3 & 9 months - Adults	2,185	3,033	72.0%	54.4%	52.6%	50.5%
% of FP17s for Band 1 Urgent Courses	196	3,630	5.4%	8.6%	9.4%	9.1%
% of FP17s Relating to Free Repair or Replacements	44	3,630	1.2%	0.9%	1.0%	0.8%
% of FP17s Relating to Continuations	43	3,630	1.2%	1.4%	1.5%	1.3%
% of Patients satisfied with the dentistry they have received	13	14	92.9%	92.7%	93.7%	93.2%
% of Patients satisfied with the time they had to wait for an appointment	13	14	92.9%	88.3%	90.0%	89.0%

\* This is based on patients treated on this contract for their most recent course of treatment. Figures in italics indicate the base number of FP17s or Patient Questionnaire responses are less than 100. N/A is shown where the base number of responses is less than 10 during the period. % is calculated as Quantity/Base number\*100

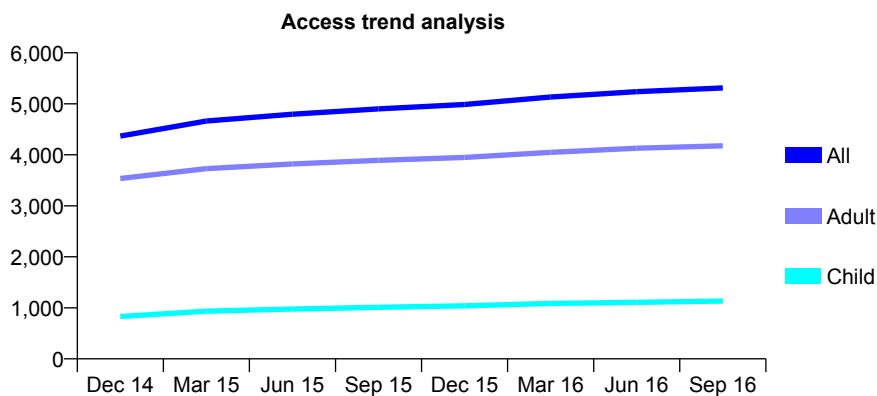
## Q52 - Vital Signs At a Glance Contract Report for 658049/0001 - September 2016

Name or company name	MISS KM HAYES-SINCLAIR
Contract type name	GDS Contract
Purpose of contract	General
Contract start date	01/12/2010
Contract end date	

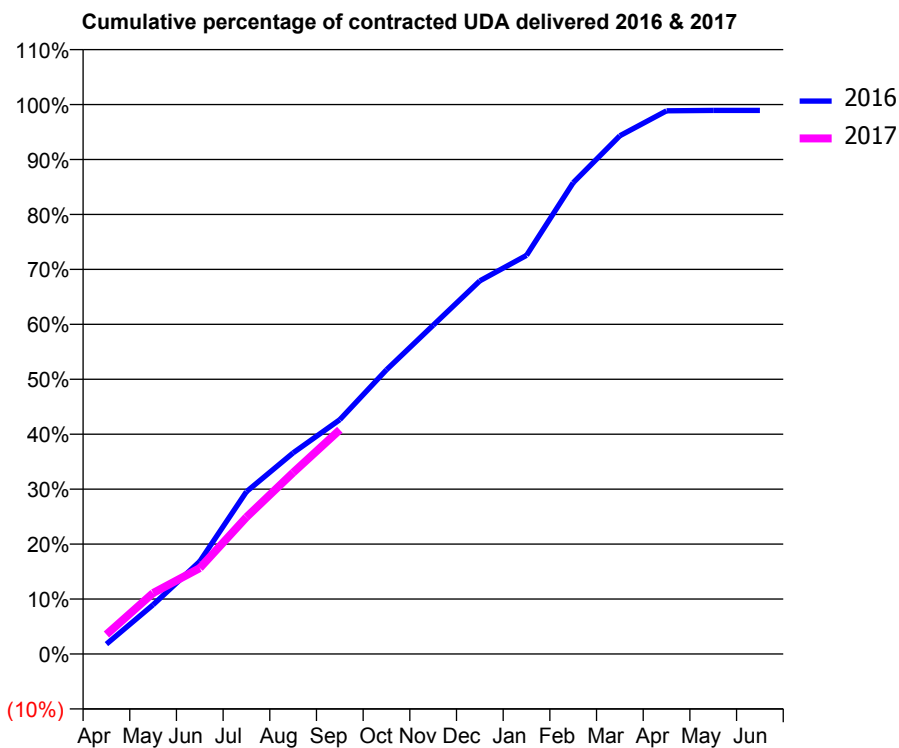
16/17 Contracted general activity (UDA)	16,775
Carry forward general activity (UDA)	0
16/17 Contracted orthodontic activity (UOA)	0
Carry forward orthodontic activity (UOA)	0
Baseline contract value	£520,120.56

### ACCESS\*

Patients seen in 24 months	Total	Change since previous quarter
Quarter ending September 2015	4,901	
Quarter ending December 2015	4,987	→
Quarter ending March 2016	5,134	↑
Quarter ending June 2016	5,237	↑
Quarter ending September 2016	5,310	→
<b>Variance since September 2015</b>	<b>8.3%</b>	<b>↑</b>



### ACTIVITY



Month	Adjusted Scheduled Activity (UDA)	
	2016	2017
April	304	594
May	1,505	1,861
June	2,826	2,625
July	4,957	4,181
August	6,139	5,538
September	7,155	6,845
October	8,678	
November	10,037	
December	11,393	
January	12,169	
February	14,389	
March	15,823	
April	16,584	
May	16,595	
June	16,595	

### QUALITY

	Quantity	Base Number	Contract	AT	Region	England
% of FP17s for the same patient ID Re-attending within 3 months - Children	82	955	8.6%	11.8%	13.5%	12.4%
% of FP17s for the same patient ID Re-attending within 3 months - Adults	454	2,513	18.1%	15.6%	17.4%	16.7%
% of FP17s for the same patient ID Re-attending between 3 & 9 months - Children	613	955	64.2%	59.6%	59.0%	57.4%
% of FP17s for the same patient ID Re-attending between 3 & 9 months - Adults	602	2,513	24.0%	54.4%	52.6%	50.5%
% of FP17s for Band 1 Urgent Courses	132	3,121	4.2%	8.6%	9.4%	9.1%
% of FP17s Relating to Free Repair or Replacements	39	3,121	1.2%	0.9%	1.0%	0.8%
% of FP17s Relating to Continuations	169	3,121	5.4%	1.4%	1.5%	1.3%
% of Patients satisfied with the dentistry they have received	6	6	N/A	92.7%	93.7%	93.2%
% of Patients satisfied with the time they had to wait for an appointment	6	6	N/A	88.3%	90.0%	89.0%

\* This is based on patients treated on this contract for their most recent course of treatment. Figures in italics indicate the base number of FP17s or Patient Questionnaire responses are less than 100. N/A is shown where the base number of responses is less than 10 during the period. % is calculated as Quantity/Base number\*100

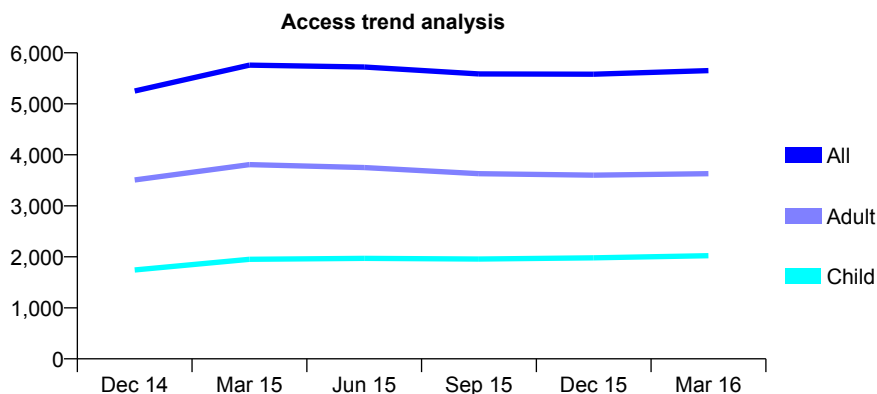
## Q52 - Vital Signs At a Glance Contract Report for 658308/0002 - September 2016

Name or company name	Perfect Smile Clinic (UK) Ltd
Contract type name	GDS Contract
Purpose of contract	General
Contract start date	01/11/2009
Contract end date	

16/17 Contracted general activity (UDA)	15,500
Carry forward general activity (UDA)	0
16/17 Contracted orthodontic activity (UOA)	0
Carry forward orthodontic activity (UOA)	0
Baseline contract value	£383,501.76

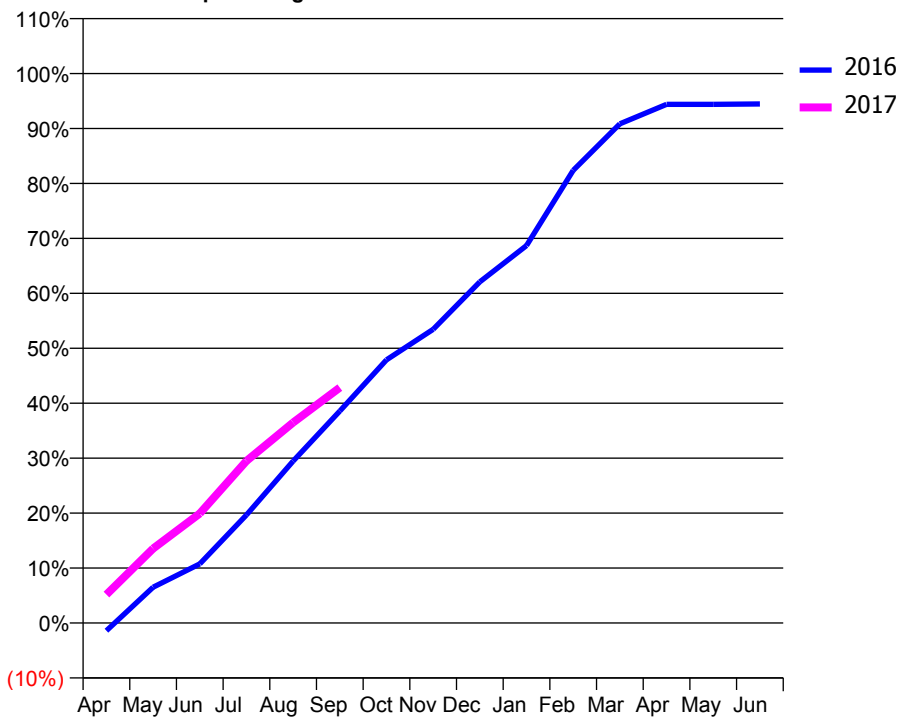
### ACCESS\*

Patients seen in 24 months	Total	Change since previous quarter
Quarter ending September 2015	5,586	
Quarter ending December 2015	5,581	→
Quarter ending March 2016	5,650	→
Quarter ending June 2016	0	
Quarter ending September 2016	0	
<b>Variance since September 2015</b>	N/A	



### ACTIVITY

Cumulative percentage of contracted UDA delivered 2016 & 2017



Month	Adjusted Scheduled Activity (UDA)	
	2016	2017
April	-221	803
May	1,008	2,099
June	1,669	3,089
July	3,050	4,573
August	4,567	5,657
September	5,979	6,642
October	7,423	
November	8,284	
December	9,624	
January	10,646	
February	12,767	
March	14,081	
April	14,630	
May	14,628	
June	14,640	

### QUALITY

	Quantity	Base Number	Contract	AT	Region	England
% of FP17s for the same patient ID Re-attending within 3 months - Children	219	1,694	12.9%	11.8%	13.5%	12.4%
% of FP17s for the same patient ID Re-attending within 3 months - Adults	559	2,722	20.5%	15.6%	17.4%	16.7%
% of FP17s for the same patient ID Re-attending between 3 & 9 months - Children	1,111	1,694	65.6%	59.6%	59.0%	57.4%
% of FP17s for the same patient ID Re-attending between 3 & 9 months - Adults	1,606	2,722	59.0%	54.4%	52.6%	50.5%
% of FP17s for Band 1 Urgent Courses	338	3,688	9.2%	8.6%	9.4%	9.1%
% of FP17s Relating to Free Repair or Replacements	41	3,688	1.1%	0.9%	1.0%	0.8%
% of FP17s Relating to Continuations	23	3,688	0.6%	1.4%	1.5%	1.3%
% of Patients satisfied with the dentistry they have received	4	4	N/A	92.7%	93.7%	93.2%
% of Patients satisfied with the time they had to wait for an appointment	3	4	N/A	88.3%	90.0%	89.0%

\* This is based on patients treated on this contract for their most recent course of treatment. Figures in italics indicate the base number of FP17s or Patient Questionnaire responses are less than 100. N/A is shown where the base number of responses is less than 10 during the period. % is calculated as Quantity/Base number\*100

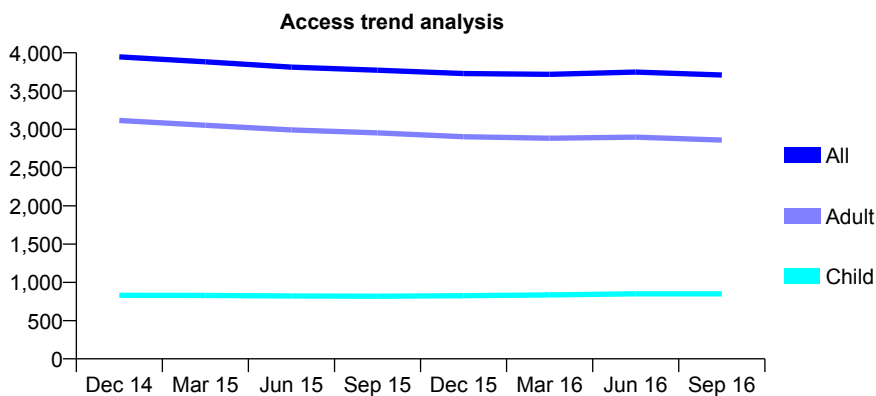
## Q52 - Vital Signs At a Glance Contract Report for 659878/0001 - September 2016

Name or company name	MISS AW SHUM
Contract type name	GDS Contract
Purpose of contract	General
Contract start date	01/04/2006
Contract end date	

16/17 Contracted general activity (UDA)	15,984
Carry forward general activity (UDA)	0
16/17 Contracted orthodontic activity (UOA)	0
Carry forward orthodontic activity (UOA)	0
Baseline contract value	£393,579.68

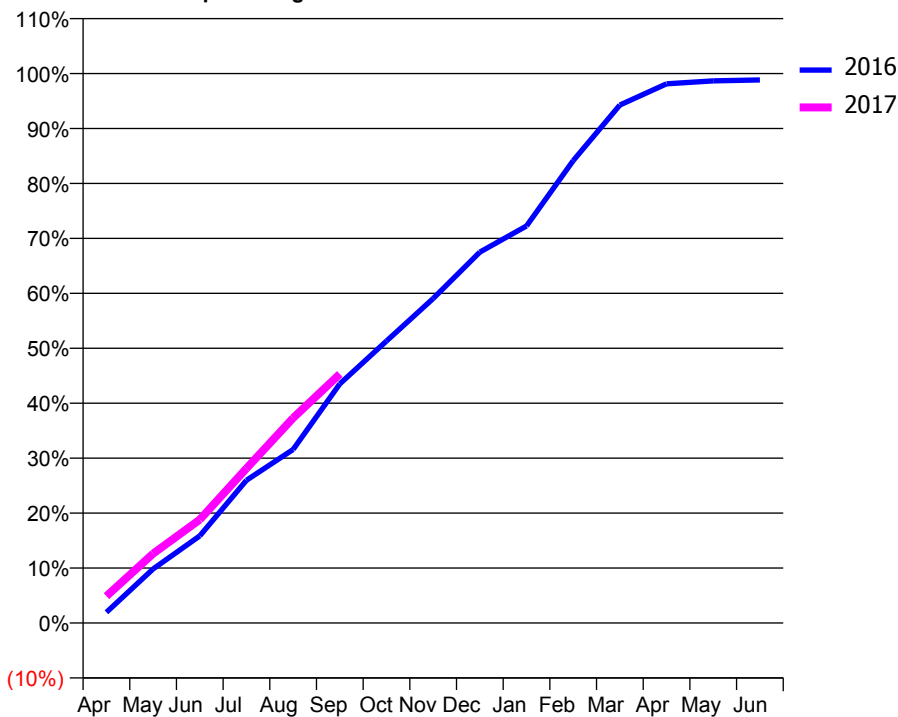
### ACCESS\*

Patients seen in 24 months	Total	Change since previous quarter
Quarter ending September 2015	3,773	
Quarter ending December 2015	3,729	↓
Quarter ending March 2016	3,718	→
Quarter ending June 2016	3,748	→
Quarter ending September 2016	3,710	↓
<b>Variance since September 2015</b>	<b>(1.7%)</b>	<b>↓</b>



### ACTIVITY

Cumulative percentage of contracted UDA delivered 2016 & 2017



Month	Adjusted Scheduled Activity (UDA)	
	2016	2017
April	312	782
May	1,573	2,019
June	2,537	3,008
July	4,154	4,499
August	5,050	5,964
September	6,955	7,244
October	8,201	
November	9,439	
December	10,790	
January	11,548	
February	13,450	
March	15,068	
April	15,684	
May	15,770	
June	15,797	

### QUALITY

	Quantity	Base Number	Contract	AT	Region	England
% of FP17s for the same patient ID Re-attending within 3 months - Children	73	730	10.0%	11.8%	13.5%	12.4%
% of FP17s for the same patient ID Re-attending within 3 months - Adults	471	2,528	18.6%	15.6%	17.4%	16.7%
% of FP17s for the same patient ID Re-attending between 3 & 9 months - Children	469	730	64.2%	59.6%	59.0%	57.4%
% of FP17s for the same patient ID Re-attending between 3 & 9 months - Adults	1,577	2,528	62.4%	54.4%	52.6%	50.5%
% of FP17s for Band 1 Urgent Courses	84	3,024	2.8%	8.6%	9.4%	9.1%
% of FP17s Relating to Free Repair or Replacements	26	3,024	0.9%	0.9%	1.0%	0.8%
% of FP17s Relating to Continuations	148	3,024	4.9%	1.4%	1.5%	1.3%
% of Patients satisfied with the dentistry they have received	4	5	N/A	92.7%	93.7%	93.2%
% of Patients satisfied with the time they had to wait for an appointment	4	5	N/A	88.3%	90.0%	89.0%

\* This is based on patients treated on this contract for their most recent course of treatment. Figures in italics indicate the base number of FP17s or Patient Questionnaire responses are less than 100. N/A is shown where the base number of responses is less than 10 during the period. % is calculated as Quantity/Base number\*100



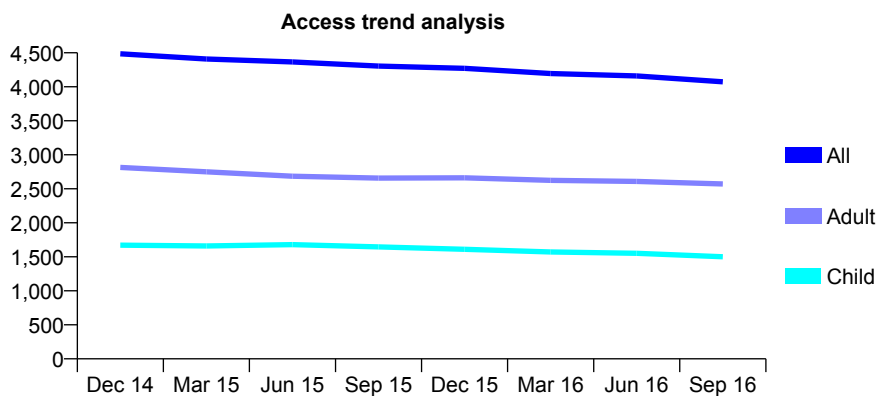
## Q52 - Vital Signs At a Glance Contract Report for 673714/0001 - September 2016

Name or company name	MR NV O'DONOVAN
Contract type name	PDS Contract
Purpose of contract	General
Contract start date	01/11/2007
Contract end date	

16/17 Contracted general activity (UDA)	11,788
Carry forward general activity (UDA)	0
16/17 Contracted orthodontic activity (UOA)	0
Carry forward orthodontic activity (UOA)	0
Baseline contract value	£380,736.09

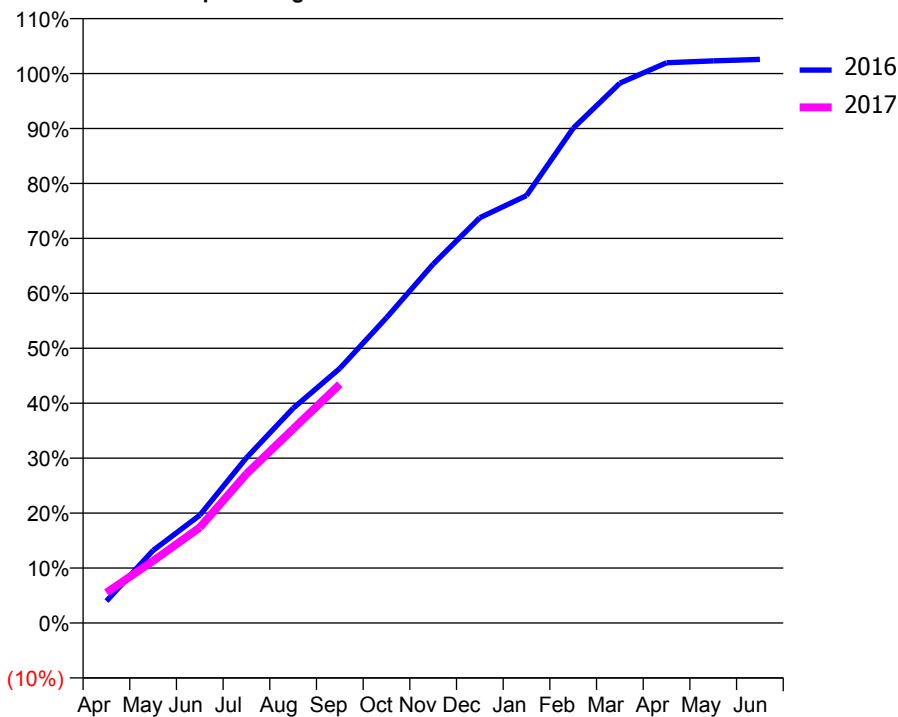
### ACCESS\*

Patients seen in 24 months	Total	Change since previous quarter
Quarter ending September 2015	4,304	
Quarter ending December 2015	4,272	→
Quarter ending March 2016	4,196	↓
Quarter ending June 2016	4,160	→
Quarter ending September 2016	4,073	↓
<b>Variance since September 2015</b>	<b>(5.4%)</b>	<b>↓</b>



### ACTIVITY

Cumulative percentage of contracted UDA delivered 2016 & 2017



Adjusted Scheduled Activity (UDA)

Month	2016	2017
April	469	652
May	1,559	1,330
June	2,313	2,050
July	3,546	3,200
August	4,606	4,164
September	5,463	5,121
October	6,548	
November	7,699	
December	8,695	
January	9,170	
February	10,614	
March	11,581	
April	12,019	
May	12,058	
June	12,091	

### QUALITY

	Quantity	Base Number	Contract	AT	Region	England
% of FP17s for the same patient ID Re-attending within 3 months - Children	69	1,093	6.3%	11.8%	13.5%	12.4%
% of FP17s for the same patient ID Re-attending within 3 months - Adults	203	1,783	11.4%	15.6%	17.4%	16.7%
% of FP17s for the same patient ID Re-attending between 3 & 9 months - Children	649	1,093	59.4%	59.6%	59.0%	57.4%
% of FP17s for the same patient ID Re-attending between 3 & 9 months - Adults	1,045	1,783	58.6%	54.4%	52.6%	50.5%
% of FP17s for Band 1 Urgent Courses	133	2,613	5.1%	8.6%	9.4%	9.1%
% of FP17s Relating to Free Repair or Replacements	12	2,613	0.5%	0.9%	1.0%	0.8%
% of FP17s Relating to Continuations	41	2,613	1.6%	1.4%	1.5%	1.3%
% of Patients satisfied with the dentistry they have received	2	2	N/A	92.7%	93.7%	93.2%
% of Patients satisfied with the time they had to wait for an appointment	1	2	N/A	88.3%	90.0%	89.0%

\* This is based on patients treated on this contract for their most recent course of treatment. Figures in italics indicate the base number of FP17s or Patient Questionnaire responses are less than 100. N/A is shown where the base number of responses is less than 10 during the period. % is calculated as Quantity/Base number\*100

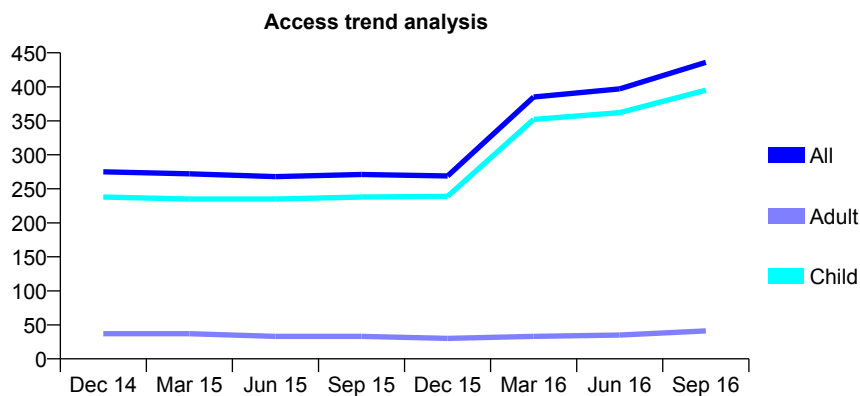
## Q52 - Vital Signs At a Glance Contract Report for 673854/0001 - September 2016

Name or company name	MR MR PARROTT
Contract type name	GDS Contract
Purpose of contract	General
Contract start date	01/04/2006
Contract end date	

16/17 Contracted general activity (UDA)	734
Carry forward general activity (UDA)	0
16/17 Contracted orthodontic activity (UOA)	0
Carry forward orthodontic activity (UOA)	0
Baseline contract value	£17,630.16

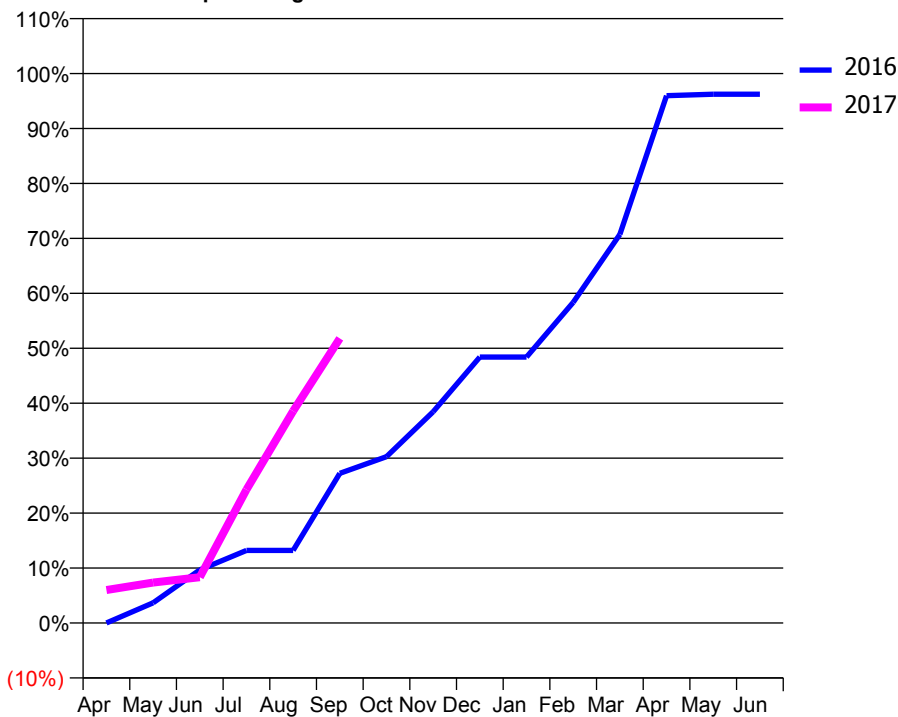
### ACCESS\*

Patients seen in 24 months	Total	Change since previous quarter
Quarter ending September 2015	271	
Quarter ending December 2015	269	→
Quarter ending March 2016	385	↑
Quarter ending June 2016	397	↑
Quarter ending September 2016	436	↑
<b>Variance since September 2015</b>	<b>60.9%</b>	<b>↑</b>



### ACTIVITY

Cumulative percentage of contracted UDA delivered 2016 & 2017



Month	Adjusted Scheduled Activity (UDA)	
	2016	2017
April	0	44
May	27	54
June	71	61
July	97	178
August	97	283
September	200	380
October	222	
November	282	
December	355	
January	355	
February	428	
March	519	
April	704	
May	706	
June	706	

### QUALITY

	Quantity	Base Number	Contract	AT	Region	England
% of FP17s for the same patient ID Re-attending within 3 months - Children	20	447	4.5%	11.8%	13.5%	12.4%
% of FP17s for the same patient ID Re-attending within 3 months - Adults	0	15	0.0%	15.6%	17.4%	16.7%
% of FP17s for the same patient ID Re-attending between 3 & 9 months - Children	231	447	51.7%	59.6%	59.0%	57.4%
% of FP17s for the same patient ID Re-attending between 3 & 9 months - Adults	4	15	26.7%	54.4%	52.6%	50.5%
% of FP17s for Band 1 Urgent Courses	1	309	0.3%	8.6%	9.4%	9.1%
% of FP17s Relating to Free Repair or Replacements	0	309	0.0%	0.9%	1.0%	0.8%
% of FP17s Relating to Continuations	1	309	0.3%	1.4%	1.5%	1.3%
% of Patients satisfied with the dentistry they have received	0	0	N/A	92.7%	93.7%	93.2%
% of Patients satisfied with the time they had to wait for an appointment	0	0	N/A	88.3%	90.0%	89.0%

\* This is based on patients treated on this contract for their most recent course of treatment. Figures in italics indicate the base number of FP17s or Patient Questionnaire responses are less than 100. N/A is shown where the base number of responses is less than 10 during the period. % is calculated as Quantity/Base number\*100

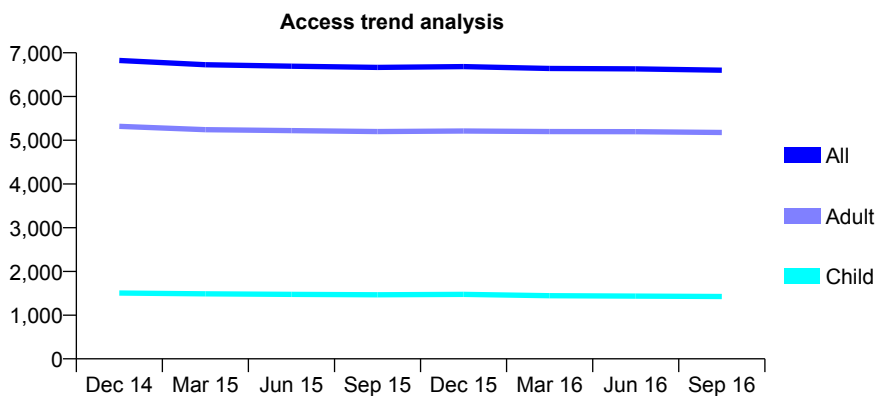
## Q52 - Vital Signs At a Glance Contract Report for 674761/0001 - September 2016

Name or company name	MR M YOUNAS
Contract type name	GDS Contract
Purpose of contract	General
Contract start date	01/09/2011
Contract end date	

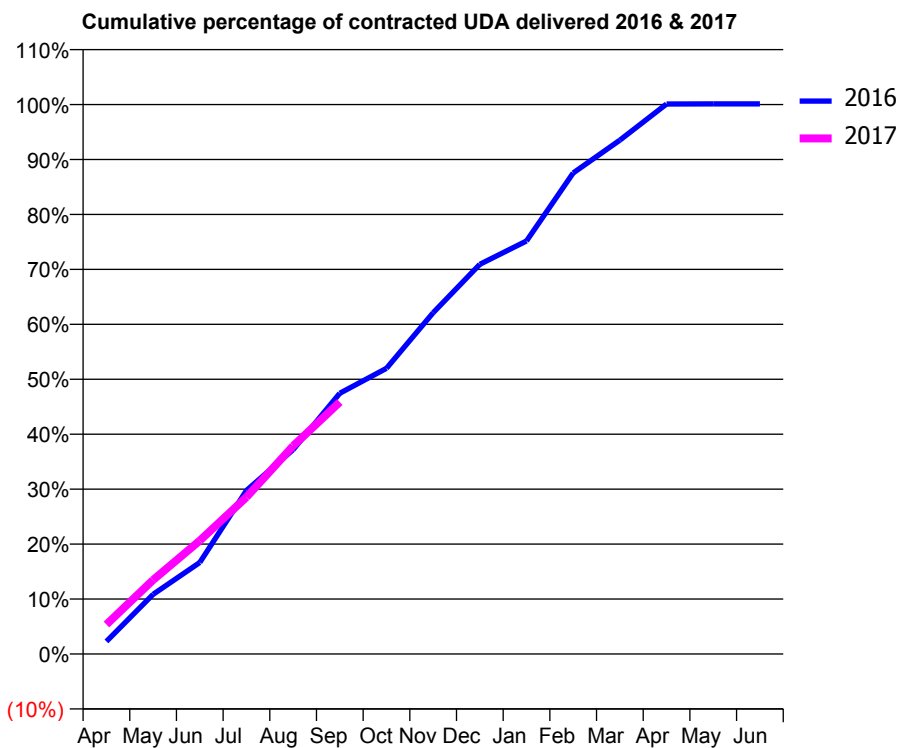
16/17 Contracted general activity (UDA)	20,390
Carry forward general activity (UDA)	0
16/17 Contracted orthodontic activity (UOA)	0
Carry forward orthodontic activity (UOA)	0
Baseline contract value	£582,872.34

### ACCESS\*

Patients seen in 24 months	Total	Change since previous quarter
Quarter ending September 2015	6,665	
Quarter ending December 2015	6,685	→
Quarter ending March 2016	6,641	→
Quarter ending June 2016	6,631	→
Quarter ending September 2016	6,602	→
<b>Variance since September 2015</b>	<b>(0.9%)</b>	→



### ACTIVITY



Month	Adjusted Scheduled Activity (UDA)	
	2016	2017
April	466	1,095
May	2,217	2,749
June	3,396	4,208
July	6,068	5,819
August	7,581	7,719
September	9,675	9,348
October	10,603	
November	12,666	
December	14,463	
January	15,329	
February	17,848	
March	19,065	
April	20,411	
May	20,413	
June	20,415	

### QUALITY

	Quantity	Base Number	Contract	AT	Region	England
% of FP17s for the same patient ID Re-attending within 3 months - Children	82	1,267	6.5%	11.8%	13.5%	12.4%
% of FP17s for the same patient ID Re-attending within 3 months - Adults	533	3,983	13.4%	15.6%	17.4%	16.7%
% of FP17s for the same patient ID Re-attending between 3 & 9 months - Children	913	1,267	72.1%	59.6%	59.0%	57.4%
% of FP17s for the same patient ID Re-attending between 3 & 9 months - Adults	2,440	3,983	61.3%	54.4%	52.6%	50.5%
% of FP17s for Band 1 Urgent Courses	254	4,618	5.5%	8.6%	9.4%	9.1%
% of FP17s Relating to Free Repair or Replacements	35	4,618	0.8%	0.9%	1.0%	0.8%
% of FP17s Relating to Continuations	43	4,618	0.9%	1.4%	1.5%	1.3%
% of Patients satisfied with the dentistry they have received	6	7	N/A	92.7%	93.7%	93.2%
% of Patients satisfied with the time they had to wait for an appointment	7	7	N/A	88.3%	90.0%	89.0%

\* This is based on patients treated on this contract for their most recent course of treatment. Figures in italics indicate the base number of FP17s or Patient Questionnaire responses are less than 100. N/A is shown where the base number of responses is less than 10 during the period. % is calculated as Quantity/Base number\*100

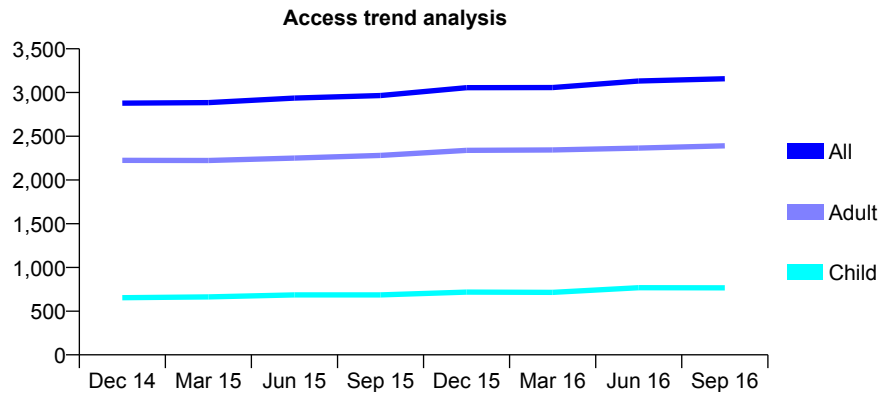
## Q52 - Vital Signs At a Glance Contract Report for 676470/0002 - September 2016

Name or company name	MR EA SARKER
Contract type name	GDS Contract
Purpose of contract	General
Contract start date	01/04/2006
Contract end date	

16/17 Contracted general activity (UDA)	9,500
Carry forward general activity (UDA)	0
16/17 Contracted orthodontic activity (UOA)	0
Carry forward orthodontic activity (UOA)	0
Baseline contract value	£246,885.38

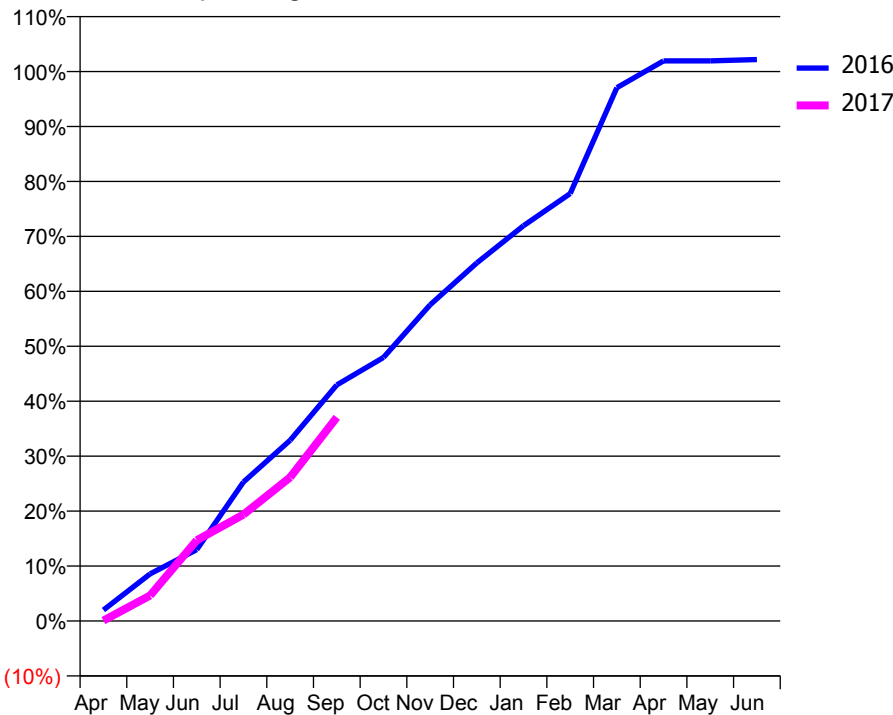
### ACCESS\*

Patients seen in 24 months	Total	Change since previous quarter
Quarter ending September 2015	2,965	
Quarter ending December 2015	3,056	↑
Quarter ending March 2016	3,057	→
Quarter ending June 2016	3,132	↑
Quarter ending September 2016	3,157	→
<b>Variance since September 2015</b>	<b>6.5%</b>	<b>↑</b>



### ACTIVITY

Cumulative percentage of contracted UDA delivered 2016 & 2017



Month	Adjusted Scheduled Activity (UDA)	
	2016	2017
April	190	7
May	815	443
June	1,235	1,397
July	2,402	1,840
August	3,125	2,483
September	4,081	3,521
October	4,556	
November	5,467	
December	6,190	
January	6,835	
February	7,390	
March	9,220	
April	9,683	
May	9,683	
June	9,707	

### QUALITY

	Quantity	Base Number	Contract	AT	Region	England
% of FP17s for the same patient ID Re-attending within 3 months - Children	21	384	5.5%	11.8%	13.5%	12.4%
% of FP17s for the same patient ID Re-attending within 3 months - Adults	112	852	13.1%	15.6%	17.4%	16.7%
% of FP17s for the same patient ID Re-attending between 3 & 9 months - Children	73	384	19.0%	59.6%	59.0%	57.4%
% of FP17s for the same patient ID Re-attending between 3 & 9 months - Adults	181	852	21.2%	54.4%	52.6%	50.5%
% of FP17s for Band 1 Urgent Courses	71	1,075	6.6%	8.6%	9.4%	9.1%
% of FP17s Relating to Free Repair or Replacements	11	1,075	1.0%	0.9%	1.0%	0.8%
% of FP17s Relating to Continuations	10	1,075	0.9%	1.4%	1.5%	1.3%
% of Patients satisfied with the dentistry they have received	3	3	N/A	92.7%	93.7%	93.2%
% of Patients satisfied with the time they had to wait for an appointment	3	3	N/A	88.3%	90.0%	89.0%

\* This is based on patients treated on this contract for their most recent course of treatment. Figures in italics indicate the base number of FP17s or Patient Questionnaire responses are less than 100. N/A is shown where the base number of responses is less than 10 during the period. % is calculated as Quantity/Base number\*100

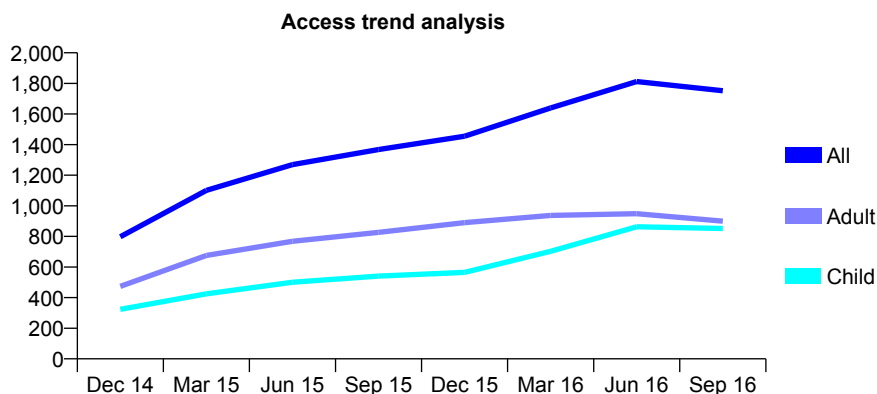
## Q52 - Vital Signs At a Glance Contract Report for 676640/0002 - September 2016

Name or company name	MR KS HAMID
Contract type name	GDS Contract
Purpose of contract	General
Contract start date	16/07/2014
Contract end date	

16/17 Contracted general activity (UDA)	6,500
Carry forward general activity (UDA)	0
16/17 Contracted orthodontic activity (UOA)	0
Carry forward orthodontic activity (UOA)	0
Baseline contract value	£147,092.05

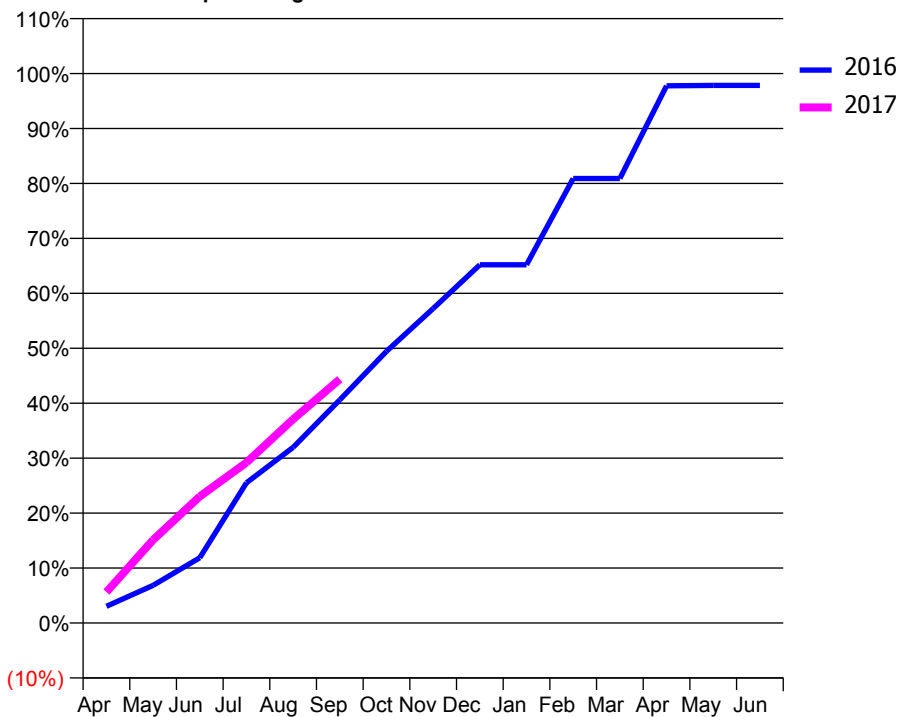
### ACCESS\*

Patients seen in 24 months	Total	Change since previous quarter
Quarter ending September 2015	1,368	
Quarter ending December 2015	1,455	↑
Quarter ending March 2016	1,640	↑
Quarter ending June 2016	1,812	↑
Quarter ending September 2016	1,752	↓
<b>Variance since September 2015</b>	<b>28.1%</b>	<b>↑</b>



### ACTIVITY

Cumulative percentage of contracted UDA delivered 2016 & 2017



Adjusted Scheduled Activity (UDA)

Month	2016	2017
April	198	367
May	445	983
June	773	1,498
July	1,658	1,898
August	2,078	2,411
September	2,640	2,885
October	3,214	
November	3,720	
December	4,237	
January	4,237	
February	5,257	
March	5,257	
April	6,355	
May	6,359	
June	6,359	

### QUALITY

	Quantity	Base Number	Contract	AT	Region	England
% of FP17s for the same patient ID Re-attending within 3 months - Children	70	839	8.3%	11.8%	13.5%	12.4%
% of FP17s for the same patient ID Re-attending within 3 months - Adults	297	1,016	29.2%	15.6%	17.4%	16.7%
% of FP17s for the same patient ID Re-attending between 3 & 9 months - Children	286	839	34.1%	59.6%	59.0%	57.4%
% of FP17s for the same patient ID Re-attending between 3 & 9 months - Adults	537	1,016	52.9%	54.4%	52.6%	50.5%
% of FP17s for Band 1 Urgent Courses	104	1,355	7.7%	8.6%	9.4%	9.1%
% of FP17s Relating to Free Repair or Replacements	45	1,355	3.3%	0.9%	1.0%	0.8%
% of FP17s Relating to Continuations	56	1,355	4.1%	1.4%	1.5%	1.3%
% of Patients satisfied with the dentistry they have received	3	3	N/A	92.7%	93.7%	93.2%
% of Patients satisfied with the time they had to wait for an appointment	3	3	N/A	88.3%	90.0%	89.0%

\* This is based on patients treated on this contract for their most recent course of treatment. Figures in italics indicate the base number of FP17s or Patient Questionnaire responses are less than 100. N/A is shown where the base number of responses is less than 10 during the period. % is calculated as Quantity/Base number\*100

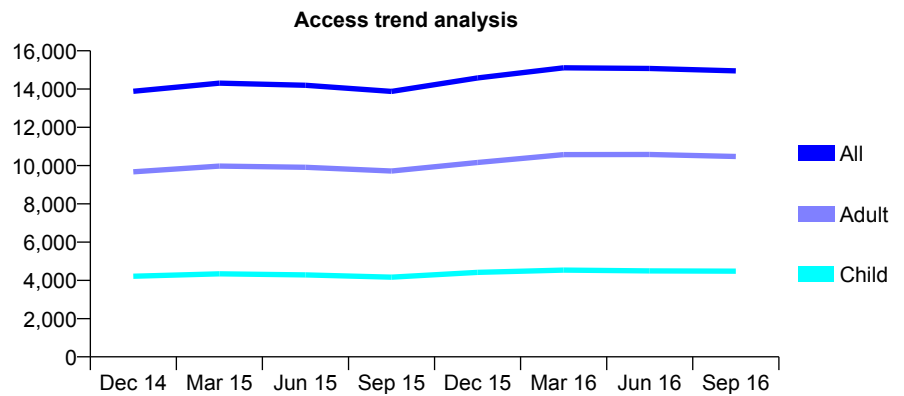
## Q52 - Vital Signs At a Glance Contract Report for 680559/0001 - September 2016

Name or company name	MR SS KHAN
Contract type name	PDS Contract
Purpose of contract	General
Contract start date	01/04/2006
Contract end date	31/03/2021

16/17 Contracted general activity (UDA)	55,890
Carry forward general activity (UDA)	0
16/17 Contracted orthodontic activity (UOA)	0
Carry forward orthodontic activity (UOA)	0
Baseline contract value	£1,447,246.90

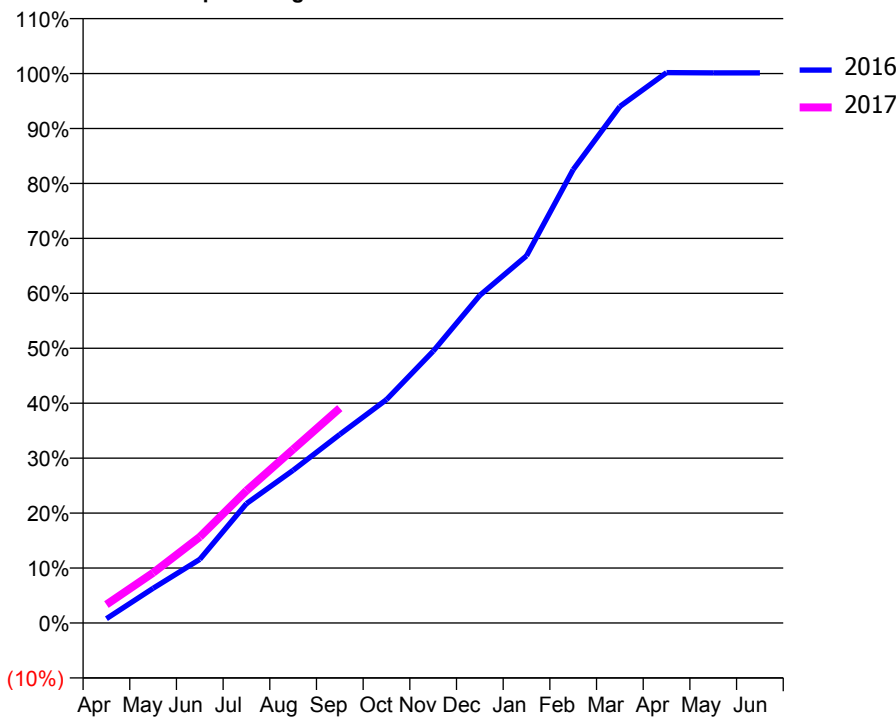
### ACCESS\*

Patients seen in 24 months	Total	Change since previous quarter
Quarter ending September 2015	13,877	
Quarter ending December 2015	14,581	↑
Quarter ending March 2016	15,108	↑
Quarter ending June 2016	15,073	→
Quarter ending September 2016	14,948	→
<b>Variance since September 2015</b>	<b>7.7%</b>	<b>↑</b>



### ACTIVITY

Cumulative percentage of contracted UDA delivered 2016 & 2017



Month	Adjusted Scheduled Activity (UDA)	
	2016	2017
April	444	1,877
May	3,537	5,107
June	6,478	8,754
July	12,145	13,460
August	15,541	17,670
September	19,191	21,858
October	22,730	
November	27,648	
December	33,333	
January	37,342	
February	46,114	
March	52,536	
April	55,979	
May	55,951	
June	55,947	

### QUALITY

	Quantity	Base Number	Contract	AT	Region	England
% of FP17s for the same patient ID Re-attending within 3 months - Children	378	3,464	10.9%	11.8%	13.5%	12.4%
% of FP17s for the same patient ID Re-attending within 3 months - Adults	1,503	7,511	20.0%	15.6%	17.4%	16.7%
% of FP17s for the same patient ID Re-attending between 3 & 9 months - Children	2,185	3,464	63.1%	59.6%	59.0%	57.4%
% of FP17s for the same patient ID Re-attending between 3 & 9 months - Adults	4,371	7,511	58.2%	54.4%	52.6%	50.5%
% of FP17s for Band 1 Urgent Courses	921	9,843	9.4%	8.6%	9.4%	9.1%
% of FP17s Relating to Free Repair or Replacements	151	9,843	1.5%	0.9%	1.0%	0.8%
% of FP17s Relating to Continuations	49	9,843	0.5%	1.4%	1.5%	1.3%
% of Patients satisfied with the dentistry they have received	12	12	100.0%	92.7%	93.7%	93.2%
% of Patients satisfied with the time they had to wait for an appointment	11	12	91.7%	88.3%	90.0%	89.0%

\* This is based on patients treated on this contract for their most recent course of treatment. Figures in italics indicate the base number of FP17s or Patient Questionnaire responses are less than 100. N/A is shown where the base number of responses is less than 10 during the period. % is calculated as Quantity/Base number\*100

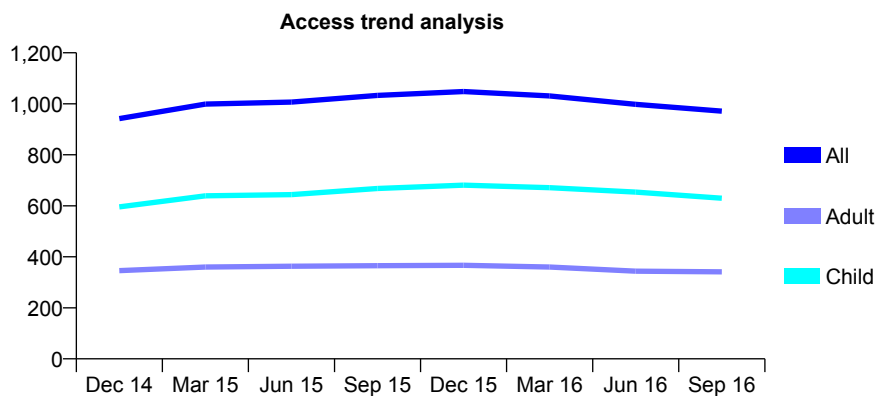
## Q52 - Vital Signs At a Glance Contract Report for 693391/0001 - September 2016

Name or company name	MR O FAROOQ
Contract type name	GDS Contract
Purpose of contract	General
Contract start date	01/01/2014
Contract end date	

16/17 Contracted general activity (UDA)	3,360
Carry forward general activity (UDA)	0
16/17 Contracted orthodontic activity (UOA)	0
Carry forward orthodontic activity (UOA)	0
Baseline contract value	£95,122.43

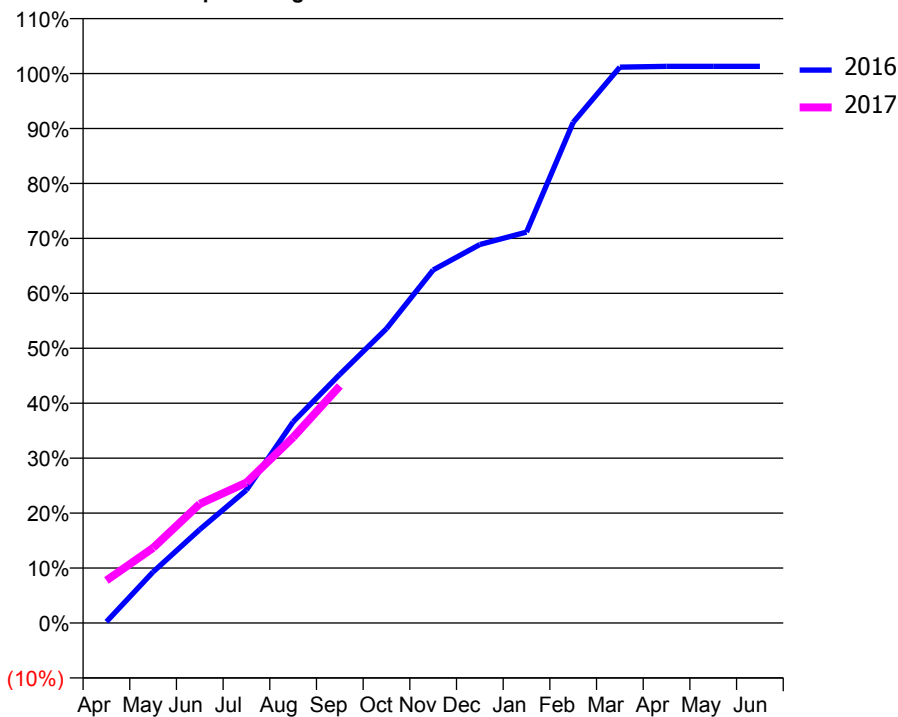
### ACCESS\*

Patients seen in 24 months	Total	Change since previous quarter
Quarter ending September 2015	1,033	
Quarter ending December 2015	1,048	→
Quarter ending March 2016	1,031	↓
Quarter ending June 2016	998	↓
Quarter ending September 2016	971	↓
<b>Variance since September 2015</b>	<b>(6.0%)</b>	<b>↓</b>



### ACTIVITY

Cumulative percentage of contracted UDA delivered 2016 & 2017



Month	Adjusted Scheduled Activity (UDA)	
	2016	2017
April	8	260
May	312	459
June	572	729
July	813	859
August	1,230	1,135
September	1,521	1,449
October	1,800	
November	2,159	
December	2,314	
January	2,390	
February	3,061	
March	3,399	
April	3,404	
May	3,404	
June	3,404	

### QUALITY

	Quantity	Base Number	Contract	AT	Region	England
% of FP17s for the same patient ID Re-attending within 3 months - Children	7	481	1.5%	11.8%	13.5%	12.4%
% of FP17s for the same patient ID Re-attending within 3 months - Adults	11	202	5.4%	15.6%	17.4%	16.7%
% of FP17s for the same patient ID Re-attending between 3 & 9 months - Children	380	481	79.0%	59.6%	59.0%	57.4%
% of FP17s for the same patient ID Re-attending between 3 & 9 months - Adults	168	202	83.2%	54.4%	52.6%	50.5%
% of FP17s for Band 1 Urgent Courses	10	678	1.5%	8.6%	9.4%	9.1%
% of FP17s Relating to Free Repair or Replacements	0	678	0.0%	0.9%	1.0%	0.8%
% of FP17s Relating to Continuations	0	678	0.0%	1.4%	1.5%	1.3%
% of Patients satisfied with the dentistry they have received	0	0	N/A	92.7%	93.7%	93.2%
% of Patients satisfied with the time they had to wait for an appointment	0	0	N/A	88.3%	90.0%	89.0%

\* This is based on patients treated on this contract for their most recent course of treatment. Figures in italics indicate the base number of FP17s or Patient Questionnaire responses are less than 100. N/A is shown where the base number of responses is less than 10 during the period. % is calculated as Quantity/Base number\*100

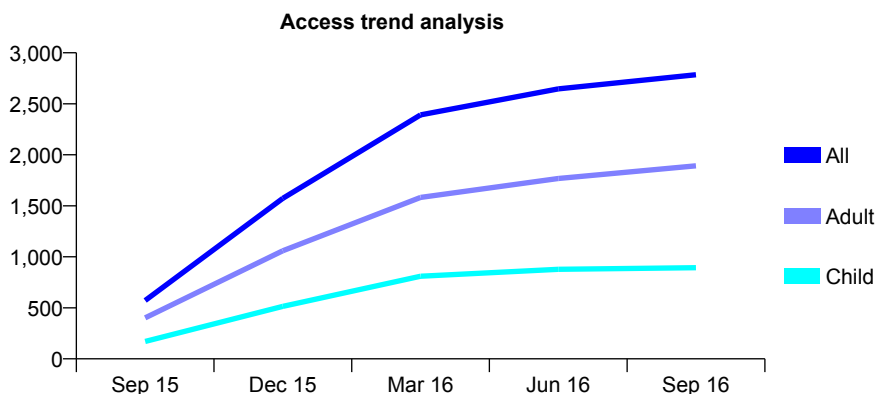
## Q52 - Vital Signs At a Glance Contract Report for 693456/0001 - September 2016

Name or company name	MR OE MOHAMMED
Contract type name	GDS Contract
Purpose of contract	General
Contract start date	01/04/2015
Contract end date	

16/17 Contracted general activity (UDA)	8,350
Carry forward general activity (UDA)	0
16/17 Contracted orthodontic activity (UOA)	0
Carry forward orthodontic activity (UOA)	0
Baseline contract value	£237,283.19

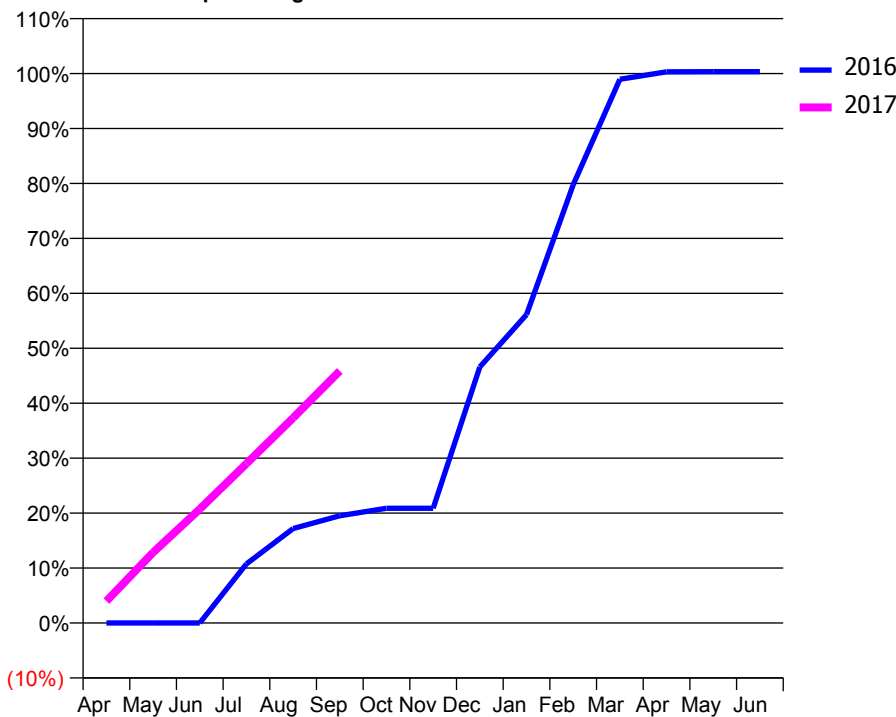
### ACCESS\*

Patients seen in 24 months	Total	Change since previous quarter
Quarter ending September 2015	572	
Quarter ending December 2015	1,573	↑
Quarter ending March 2016	2,392	↑
Quarter ending June 2016	2,646	↑
Quarter ending September 2016	2,785	↑
<b>Variance since September 2015</b>	<b>386.9%</b>	<b>↑</b>



### ACTIVITY

Cumulative percentage of contracted UDA delivered 2016 & 2017



Month	Adjusted Scheduled Activity (UDA)	
	2016	2017
April	0	333
May	0	1,073
June	0	1,732
July	899	2,422
August	1,435	3,117
September	1,631	3,831
October	1,744	
November	1,744	
December	3,892	
January	4,685	
February	6,660	
March	8,262	
April	8,376	
May	8,379	
June	8,379	

### QUALITY

	Quantity	Base Number	Contract	AT	Region	England
% of FP17s for the same patient ID Re-attending within 3 months - Children	18	509	3.5%	11.8%	13.5%	12.4%
% of FP17s for the same patient ID Re-attending within 3 months - Adults	143	1,119	12.8%	15.6%	17.4%	16.7%
% of FP17s for the same patient ID Re-attending between 3 & 9 months - Children	245	509	48.1%	59.6%	59.0%	57.4%
% of FP17s for the same patient ID Re-attending between 3 & 9 months - Adults	548	1,119	49.0%	54.4%	52.6%	50.5%
% of FP17s for Band 1 Urgent Courses	81	1,581	5.1%	8.6%	9.4%	9.1%
% of FP17s Relating to Free Repair or Replacements	3	1,581	0.2%	0.9%	1.0%	0.8%
% of FP17s Relating to Continuations	5	1,581	0.3%	1.4%	1.5%	1.3%
% of Patients satisfied with the dentistry they have received	0	0	N/A	92.7%	93.7%	93.2%
% of Patients satisfied with the time they had to wait for an appointment	0	0	N/A	88.3%	90.0%	89.0%

\* This is based on patients treated on this contract for their most recent course of treatment. Figures in italics indicate the base number of FP17s or Patient Questionnaire responses are less than 100. N/A is shown where the base number of responses is less than 10 during the period. % is calculated as Quantity/Base number\*100



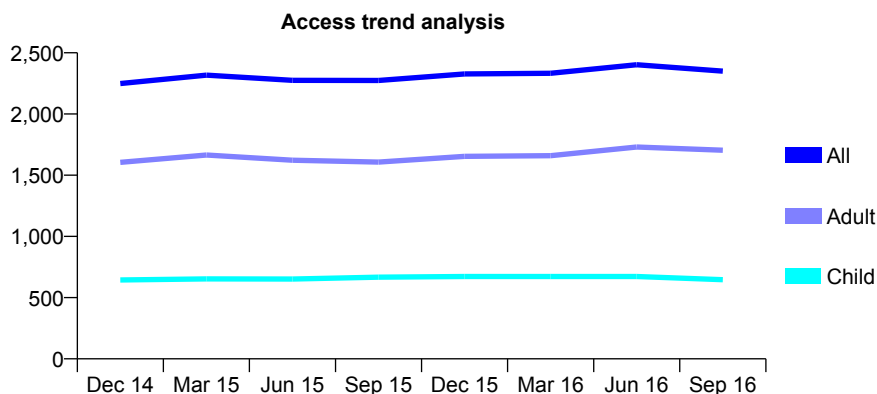
## Q52 - Vital Signs At a Glance Contract Report for 712256/0001 - September 2016

Name or company name	MR NT SALEEM
Contract type name	PDS Contract
Purpose of contract	General
Contract start date	02/03/2011
Contract end date	01/03/2021

16/17 Contracted general activity (UDA)	6,000
Carry forward general activity (UDA)	0
16/17 Contracted orthodontic activity (UOA)	0
Carry forward orthodontic activity (UOA)	0
Baseline contract value	£193,641.45

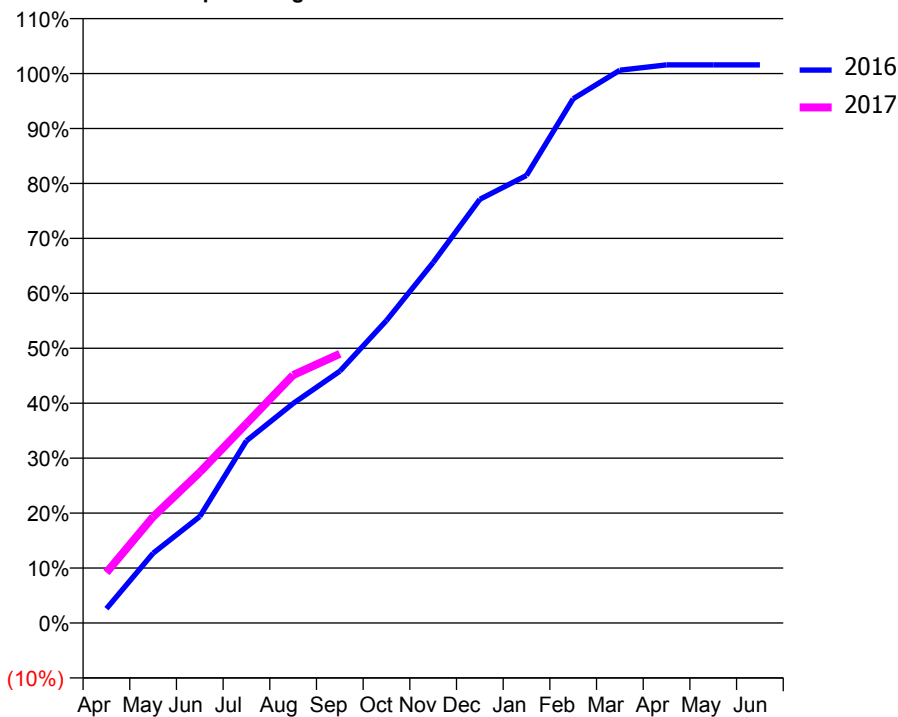
### ACCESS\*

Patients seen in 24 months	Total	Change since previous quarter
Quarter ending September 2015	2,274	
Quarter ending December 2015	2,327	↑
Quarter ending March 2016	2,333	→
Quarter ending June 2016	2,403	↑
Quarter ending September 2016	2,350	↓
<b>Variance since September 2015</b>	<b>3.3%</b>	<b>↑</b>



### ACTIVITY

Cumulative percentage of contracted UDA delivered 2016 & 2017



Month	2016	2017
April	156	551
May	762	1,159
June	1,163	1,646
July	1,990	2,177
August	2,397	2,708
September	2,750	2,939
October	3,303	
November	3,937	
December	4,627	
January	4,887	
February	5,724	
March	6,036	
April	6,094	
May	6,094	
June	6,094	

### QUALITY

	Quantity	Base Number	Contract	AT	Region	England
% of FP17s for the same patient ID Re-attending within 3 months - Children	28	395	7.1%	11.8%	13.5%	12.4%
% of FP17s for the same patient ID Re-attending within 3 months - Adults	89	935	9.5%	15.6%	17.4%	16.7%
% of FP17s for the same patient ID Re-attending between 3 & 9 months - Children	224	395	56.7%	59.6%	59.0%	57.4%
% of FP17s for the same patient ID Re-attending between 3 & 9 months - Adults	413	935	44.2%	54.4%	52.6%	50.5%
% of FP17s for Band 1 Urgent Courses	159	1,287	12.4%	8.6%	9.4%	9.1%
% of FP17s Relating to Free Repair or Replacements	0	1,287	0.0%	0.9%	1.0%	0.8%
% of FP17s Relating to Continuations	1	1,287	0.1%	1.4%	1.5%	1.3%
% of Patients satisfied with the dentistry they have received	4	4	N/A	92.7%	93.7%	93.2%
% of Patients satisfied with the time they had to wait for an appointment	4	4	N/A	88.3%	90.0%	89.0%

\* This is based on patients treated on this contract for their most recent course of treatment. Figures in italics indicate the base number of FP17s or Patient Questionnaire responses are less than 100. N/A is shown where the base number of responses is less than 10 during the period. % is calculated as Quantity/Base number\*100

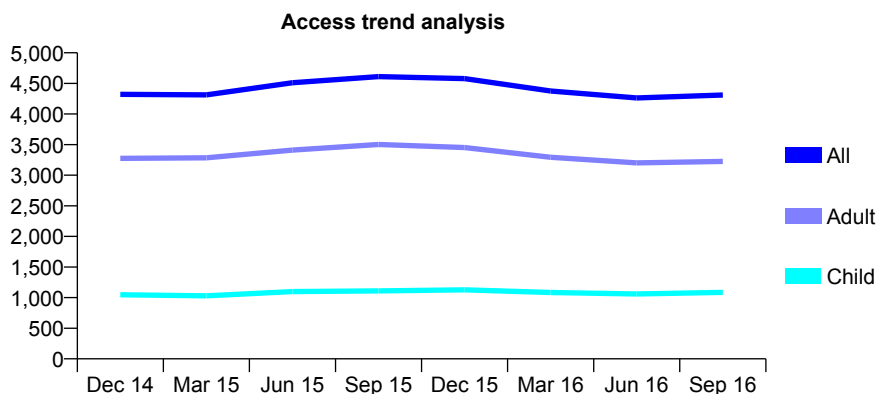
## Q52 - Vital Signs At a Glance Contract Report for 712256/0002 - September 2016

Name or company name	MR NT SALEEM
Contract type name	PDS Contract
Purpose of contract	General
Contract start date	02/09/2013
Contract end date	01/09/2023

16/17 Contracted general activity (UDA)	11,668
Carry forward general activity (UDA)	0
16/17 Contracted orthodontic activity (UOA)	0
Carry forward orthodontic activity (UOA)	0
Baseline contract value	£296,394.59

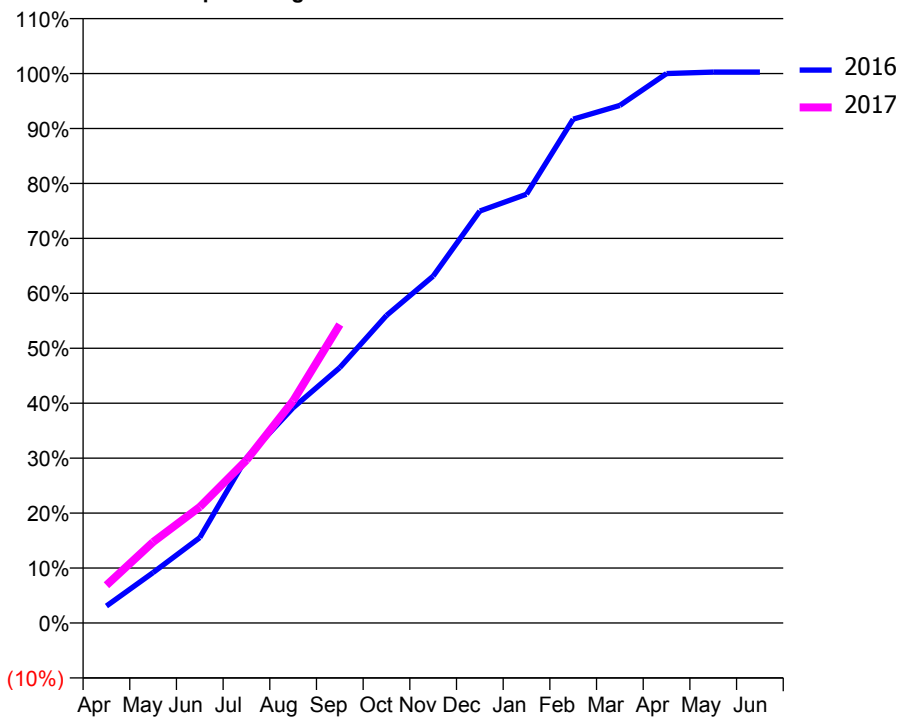
### ACCESS\*

Patients seen in 24 months	Total	Change since previous quarter
Quarter ending September 2015	4,612	
Quarter ending December 2015	4,579	→
Quarter ending March 2016	4,376	↓
Quarter ending June 2016	4,262	↓
Quarter ending September 2016	4,311	→
<b>Variance since September 2015</b>	<b>(6.5%)</b>	<b>↓</b>



### ACTIVITY

Cumulative percentage of contracted UDA delivered 2016 & 2017



Month	Adjusted Scheduled Activity (UDA)	
	2016	2017
April	360	803
May	1,071	1,719
June	1,812	2,463
July	3,507	3,460
August	4,573	4,719
September	5,423	6,338
October	6,532	
November	7,367	
December	8,748	
January	9,104	
February	10,698	
March	10,991	
April	11,666	
May	11,698	
June	11,699	

### QUALITY

	Quantity	Base Number	Contract	AT	Region	England
% of FP17s for the same patient ID Re-attending within 3 months - Children	115	1,024	11.2%	11.8%	13.5%	12.4%
% of FP17s for the same patient ID Re-attending within 3 months - Adults	235	2,380	9.9%	15.6%	17.4%	16.7%
% of FP17s for the same patient ID Re-attending between 3 & 9 months - Children	548	1,024	53.5%	59.6%	59.0%	57.4%
% of FP17s for the same patient ID Re-attending between 3 & 9 months - Adults	1,324	2,380	55.6%	54.4%	52.6%	50.5%
% of FP17s for Band 1 Urgent Courses	138	3,062	4.5%	8.6%	9.4%	9.1%
% of FP17s Relating to Free Repair or Replacements	10	3,062	0.3%	0.9%	1.0%	0.8%
% of FP17s Relating to Continuations	15	3,062	0.5%	1.4%	1.5%	1.3%
% of Patients satisfied with the dentistry they have received	9	10	90.0%	92.7%	93.7%	93.2%
% of Patients satisfied with the time they had to wait for an appointment	10	10	100.0%	88.3%	90.0%	89.0%

\* This is based on patients treated on this contract for their most recent course of treatment. Figures in italics indicate the base number of FP17s or Patient Questionnaire responses are less than 100. N/A is shown where the base number of responses is less than 10 during the period. % is calculated as Quantity/Base number\*100

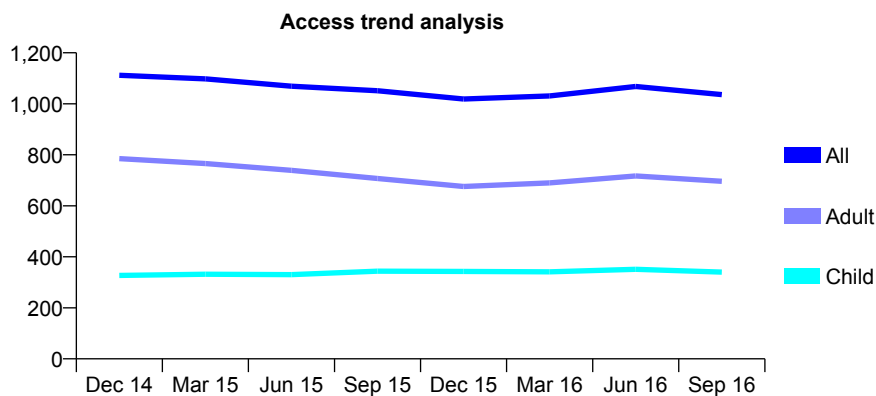
## Q52 - Vital Signs At a Glance Contract Report for 715492/0001 - September 2016

Name or company name	MR N TIBREWAL
Contract type name	GDS Contract
Purpose of contract	General
Contract start date	03/12/2012
Contract end date	

16/17 Contracted general activity (UDA)	2,000
Carry forward general activity (UDA)	0
16/17 Contracted orthodontic activity (UOA)	0
Carry forward orthodontic activity (UOA)	0
Baseline contract value	£51,785.66

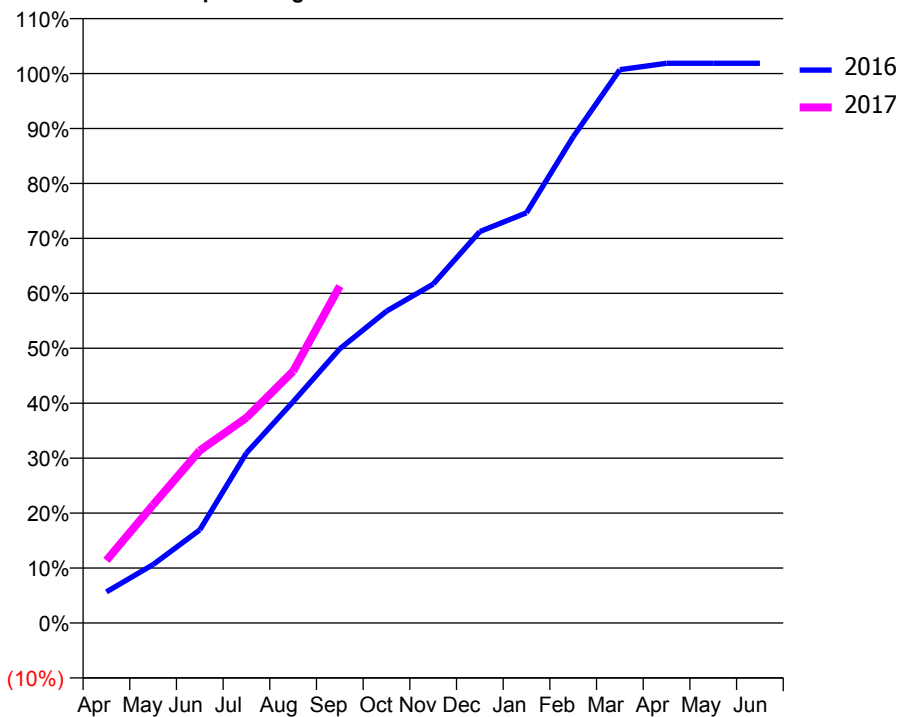
### ACCESS\*

Patients seen in 24 months	Total	Change since previous quarter
Quarter ending September 2015	1,051	
Quarter ending December 2015	1,019	↓
Quarter ending March 2016	1,031	→
Quarter ending June 2016	1,068	↑
Quarter ending September 2016	1,036	↓
<b>Variance since September 2015</b>	<b>(1.4%)</b>	<b>↓</b>



### ACTIVITY

Cumulative percentage of contracted UDA delivered 2016 & 2017



Adjusted Scheduled Activity (UDA)

Month	2016	2017
April	113	228
May	213	430
June	339	628
July	619	747
August	805	916
September	998	1,226
October	1,135	
November	1,234	
December	1,425	
January	1,493	
February	1,770	
March	2,014	
April	2,037	
May	2,037	
June	2,037	

### QUALITY

	Quantity	Base Number	Contract	AT	Region	England
% of FP17s for the same patient ID Re-attending within 3 months - Children	9	212	4.2%	11.8%	13.5%	12.4%
% of FP17s for the same patient ID Re-attending within 3 months - Adults	35	424	8.3%	15.6%	17.4%	16.7%
% of FP17s for the same patient ID Re-attending between 3 & 9 months - Children	42	212	19.8%	59.6%	59.0%	57.4%
% of FP17s for the same patient ID Re-attending between 3 & 9 months - Adults	103	424	24.3%	54.4%	52.6%	50.5%
% of FP17s for Band 1 Urgent Courses	50	619	8.1%	8.6%	9.4%	9.1%
% of FP17s Relating to Free Repair or Replacements	2	619	0.3%	0.9%	1.0%	0.8%
% of FP17s Relating to Continuations	3	619	0.5%	1.4%	1.5%	1.3%
% of Patients satisfied with the dentistry they have received	1	1	N/A	92.7%	93.7%	93.2%
% of Patients satisfied with the time they had to wait for an appointment	1	1	N/A	88.3%	90.0%	89.0%

\* This is based on patients treated on this contract for their most recent course of treatment. Figures in italics indicate the base number of FP17s or Patient Questionnaire responses are less than 100. N/A is shown where the base number of responses is less than 10 during the period. % is calculated as Quantity/Base number\*100

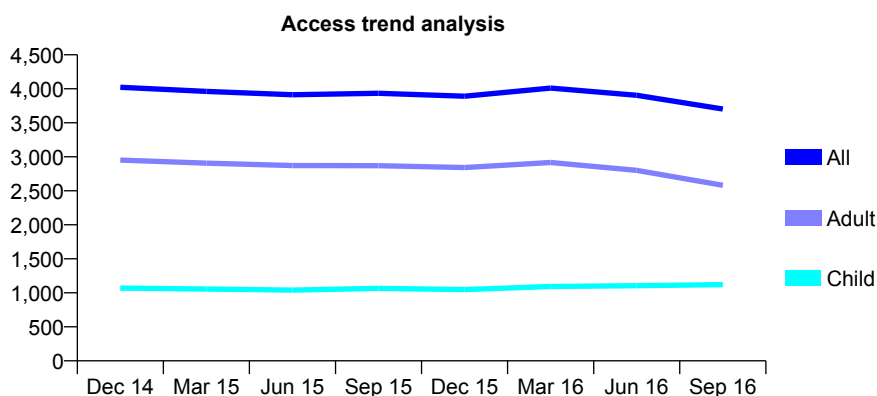
## Q52 - Vital Signs At a Glance Contract Report for 719188/0001 - September 2016

Name or company name	MR K RISHI
Contract type name	GDS Contract
Purpose of contract	General
Contract start date	25/09/2012
Contract end date	

16/17 Contracted general activity (UDA)	10,303
Carry forward general activity (UDA)	0
16/17 Contracted orthodontic activity (UOA)	0
Carry forward orthodontic activity (UOA)	0
Baseline contract value	£313,769.67

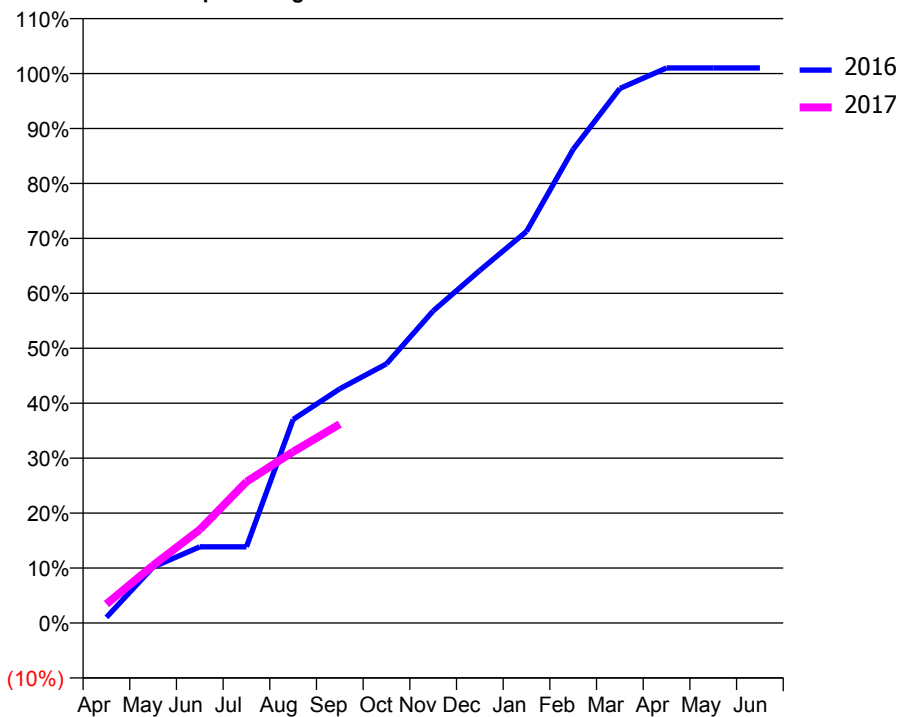
### ACCESS\*

Patients seen in 24 months	Total	Change since previous quarter
Quarter ending September 2015	3,934	
Quarter ending December 2015	3,892	↓
Quarter ending March 2016	4,010	↑
Quarter ending June 2016	3,904	↓
Quarter ending September 2016	3,702	↓
<b>Variance since September 2015</b>	<b>(5.9%)</b>	<b>↓</b>



### ACTIVITY

Cumulative percentage of contracted UDA delivered 2016 & 2017



Adjusted Scheduled Activity (UDA)

Month	2016	2017
April	106	357
May	1,050	1,081
June	1,429	1,752
July	1,429	2,648
August	3,817	3,212
September	4,390	3,728
October	4,860	
November	5,852	
December	6,611	
January	7,342	
February	8,883	
March	10,021	
April	10,406	
May	10,407	
June	10,408	

### QUALITY

	Quantity	Base Number	Contract	AT	Region	England
% of FP17s for the same patient ID Re-attending within 3 months - Children	39	855	4.6%	11.8%	13.5%	12.4%
% of FP17s for the same patient ID Re-attending within 3 months - Adults	155	1,618	9.6%	15.6%	17.4%	16.7%
% of FP17s for the same patient ID Re-attending between 3 & 9 months - Children	622	855	72.7%	59.6%	59.0%	57.4%
% of FP17s for the same patient ID Re-attending between 3 & 9 months - Adults	1,172	1,618	72.4%	54.4%	52.6%	50.5%
% of FP17s for Band 1 Urgent Courses	16	1,953	0.8%	8.6%	9.4%	9.1%
% of FP17s Relating to Free Repair or Replacements	7	1,953	0.4%	0.9%	1.0%	0.8%
% of FP17s Relating to Continuations	32	1,953	1.6%	1.4%	1.5%	1.3%
% of Patients satisfied with the dentistry they have received	1	1	N/A	92.7%	93.7%	93.2%
% of Patients satisfied with the time they had to wait for an appointment	1	1	N/A	88.3%	90.0%	89.0%

\* This is based on patients treated on this contract for their most recent course of treatment. Figures in italics indicate the base number of FP17s or Patient Questionnaire responses are less than 100. N/A is shown where the base number of responses is less than 10 during the period. % is calculated as Quantity/Base number\*100

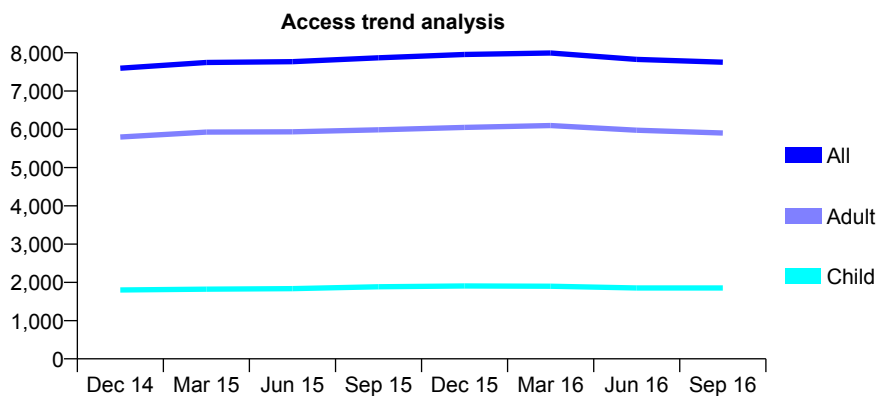
## Q52 - Vital Signs At a Glance Contract Report for 721980/0004 - September 2016

Name or company name	MR A HUSSAIN
Contract type name	GDS Contract
Purpose of contract	General
Contract start date	02/07/2007
Contract end date	

16/17 Contracted general activity (UDA)	22,272
Carry forward general activity (UDA)	0
16/17 Contracted orthodontic activity (UOA)	0
Carry forward orthodontic activity (UOA)	0
Baseline contract value	£646,516.88

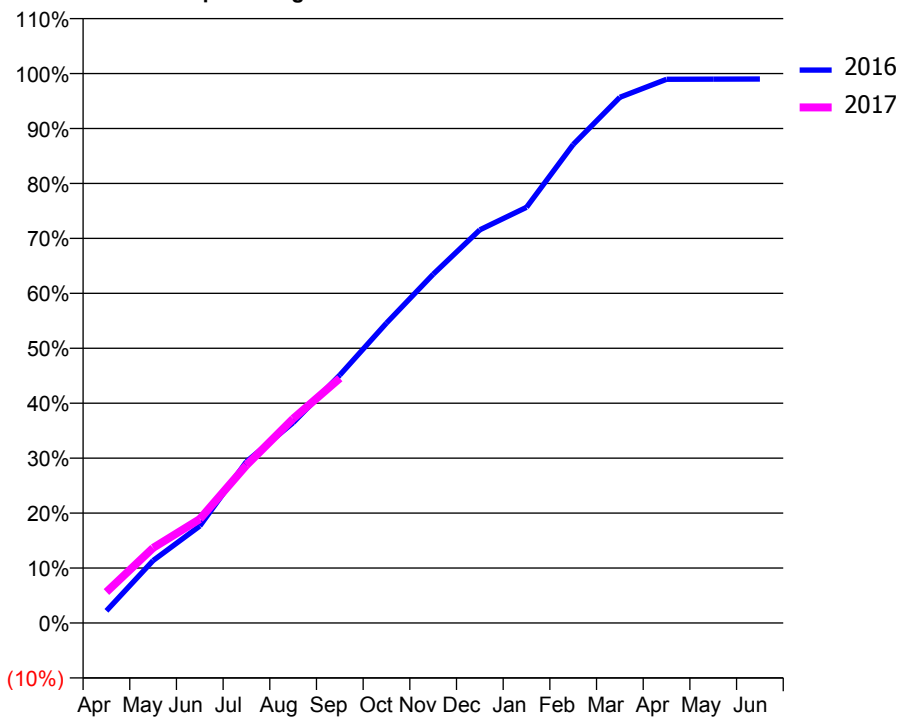
### ACCESS\*

Patients seen in 24 months	Total	Change since previous quarter
Quarter ending September 2015	7,870	
Quarter ending December 2015	7,956	→
Quarter ending March 2016	7,995	→
Quarter ending June 2016	7,828	↓
Quarter ending September 2016	7,754	→
<b>Variance since September 2015</b>	<b>(1.5%)</b>	<b>↓</b>



### ACTIVITY

Cumulative percentage of contracted UDA delivered 2016 & 2017



Month	Adjusted Scheduled Activity (UDA)	
	2016	2017
April	494	1,256
May	2,530	3,043
June	3,932	4,215
July	6,545	6,396
August	8,121	8,281
September	10,048	9,918
October	12,157	
November	14,137	
December	15,936	
January	16,851	
February	19,397	
March	21,309	
April	22,039	
May	22,042	
June	22,051	

### QUALITY

	Quantity	Base Number	Contract	AT	Region	England
% of FP17s for the same patient ID Re-attending within 3 months - Children	134	1,382	9.7%	11.8%	13.5%	12.4%
% of FP17s for the same patient ID Re-attending within 3 months - Adults	721	4,363	16.5%	15.6%	17.4%	16.7%
% of FP17s for the same patient ID Re-attending between 3 & 9 months - Children	713	1,382	51.6%	59.6%	59.0%	57.4%
% of FP17s for the same patient ID Re-attending between 3 & 9 months - Adults	2,372	4,363	54.4%	54.4%	52.6%	50.5%
% of FP17s for Band 1 Urgent Courses	189	5,234	3.6%	8.6%	9.4%	9.1%
% of FP17s Relating to Free Repair or Replacements	72	5,234	1.4%	0.9%	1.0%	0.8%
% of FP17s Relating to Continuations	107	5,234	2.0%	1.4%	1.5%	1.3%
% of Patients satisfied with the dentistry they have received	4	4	N/A	92.7%	93.7%	93.2%
% of Patients satisfied with the time they had to wait for an appointment	3	4	N/A	88.3%	90.0%	89.0%

\* This is based on patients treated on this contract for their most recent course of treatment. Figures in italics indicate the base number of FP17s or Patient Questionnaire responses are less than 100. N/A is shown where the base number of responses is less than 10 during the period. % is calculated as Quantity/Base number\*100

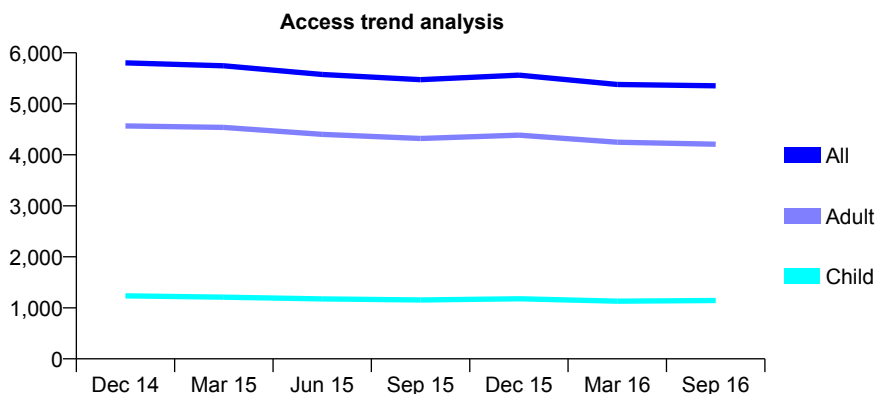
## Q52 - Vital Signs At a Glance Contract Report for 721980/0006 - September 2016

Name or company name	MR A HUSSAIN
Contract type name	GDS Contract
Purpose of contract	General
Contract start date	02/07/2007
Contract end date	

16/17 Contracted general activity (UDA)	15,185
Carry forward general activity (UDA)	0
16/17 Contracted orthodontic activity (UOA)	0
Carry forward orthodontic activity (UOA)	0
Baseline contract value	£451,069.94

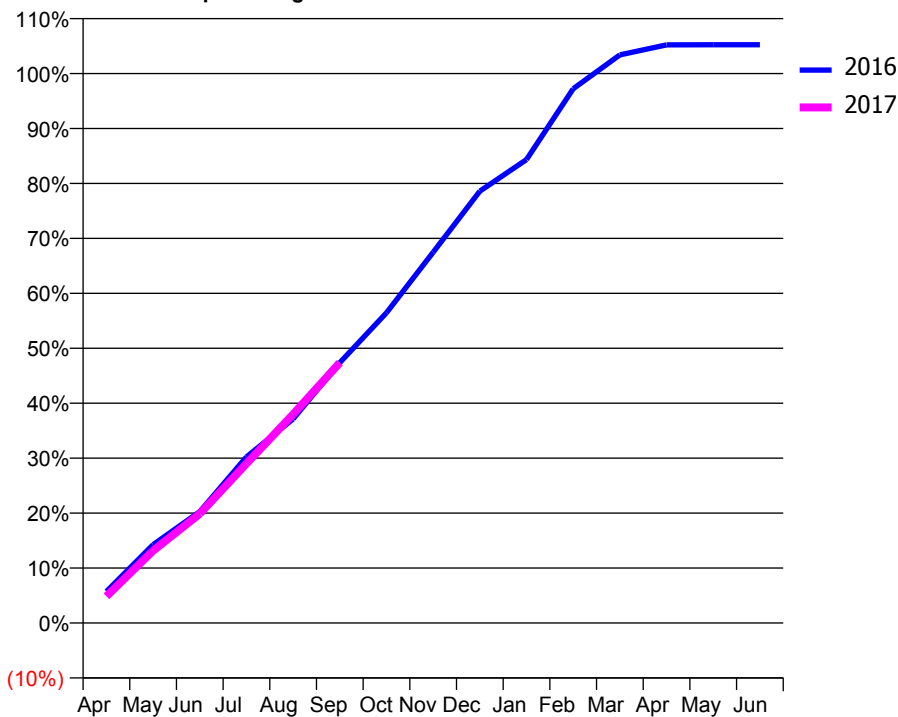
### ACCESS\*

Patients seen in 24 months	Total	Change since previous quarter
Quarter ending September 2015	5,472	
Quarter ending December 2015	5,563	→
Quarter ending March 2016	5,378	↓
Quarter ending June 2016	0	
Quarter ending September 2016	5,354	↑
<b>Variance since September 2015</b>	<b>(2.2%)</b>	<b>↓</b>



### ACTIVITY

Cumulative percentage of contracted UDA delivered 2016 & 2017



Month	Adjusted Scheduled Activity (UDA)	
	2016	2017
April	872	739
May	2,164	2,001
June	3,078	3,020
July	4,590	4,406
August	5,641	5,769
September	7,196	7,196
October	8,573	
November	10,247	
December	11,932	
January	12,807	
February	14,764	
March	15,701	
April	15,976	
May	15,981	
June	15,981	

### QUALITY

	Quantity	Base Number	Contract	AT	Region	England
% of FP17s for the same patient ID Re-attending within 3 months - Children	109	1,020	10.7%	11.8%	13.5%	12.4%
% of FP17s for the same patient ID Re-attending within 3 months - Adults	473	3,464	13.7%	15.6%	17.4%	16.7%
% of FP17s for the same patient ID Re-attending between 3 & 9 months - Children	618	1,020	60.6%	59.6%	59.0%	57.4%
% of FP17s for the same patient ID Re-attending between 3 & 9 months - Adults	2,225	3,464	64.2%	54.4%	52.6%	50.5%
% of FP17s for Band 1 Urgent Courses	223	4,321	5.2%	8.6%	9.4%	9.1%
% of FP17s Relating to Free Repair or Replacements	62	4,321	1.4%	0.9%	1.0%	0.8%
% of FP17s Relating to Continuations	48	4,321	1.1%	1.4%	1.5%	1.3%
% of Patients satisfied with the dentistry they have received	5	6	N/A	92.7%	93.7%	93.2%
% of Patients satisfied with the time they had to wait for an appointment	6	6	N/A	88.3%	90.0%	89.0%

\* This is based on patients treated on this contract for their most recent course of treatment. Figures in italics indicate the base number of FP17s or Patient Questionnaire responses are less than 100. N/A is shown where the base number of responses is less than 10 during the period. % is calculated as Quantity/Base number\*100

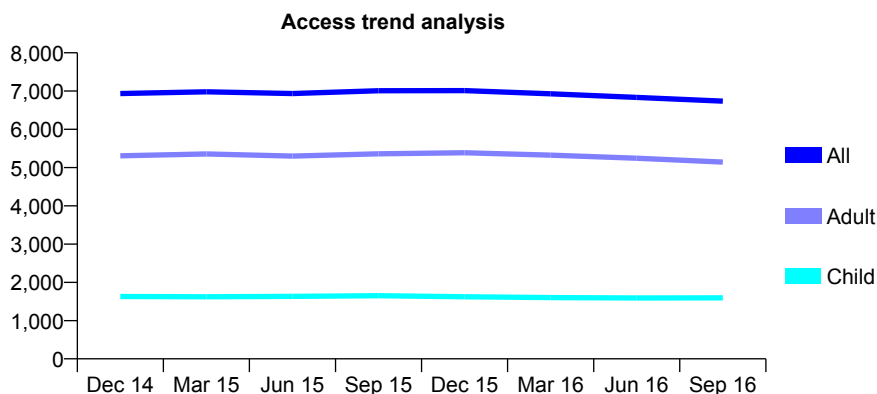
## Q52 - Vital Signs At a Glance Contract Report for 721980/0007 - September 2016

Name or company name	MR A HUSSAIN
Contract type name	GDS Contract
Purpose of contract	General
Contract start date	02/07/2007
Contract end date	

16/17 Contracted general activity (UDA)	19,645
Carry forward general activity (UDA)	0
16/17 Contracted orthodontic activity (UOA)	0
Carry forward orthodontic activity (UOA)	0
Baseline contract value	£597,986.04

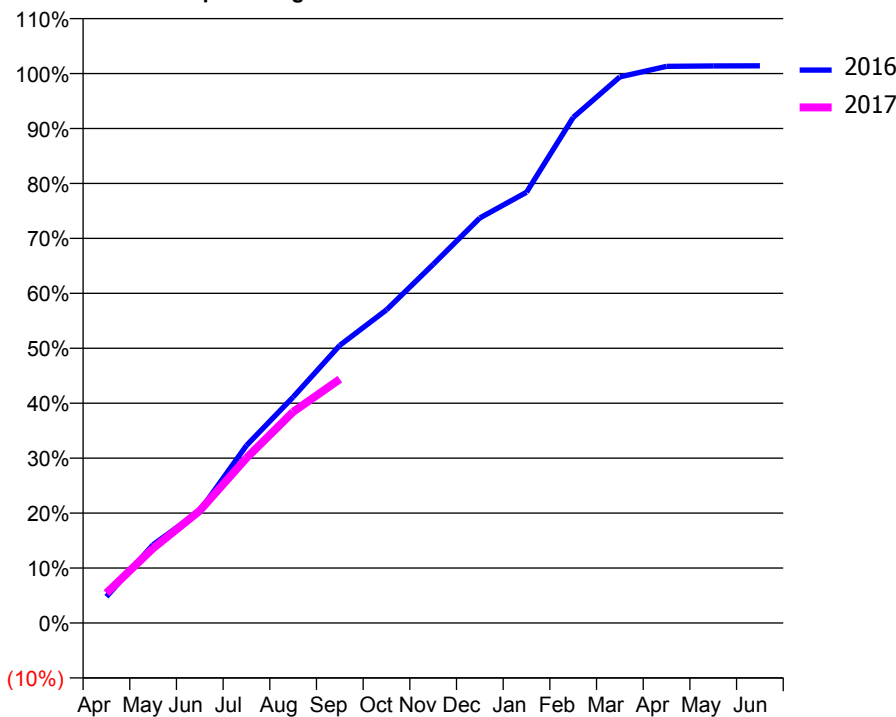
### ACCESS\*

Patients seen in 24 months	Total	Change since previous quarter
Quarter ending September 2015	7,008	
Quarter ending December 2015	7,012	→
Quarter ending March 2016	6,927	↓
Quarter ending June 2016	6,835	↓
Quarter ending September 2016	6,736	↓
<b>Variance since September 2015</b>	<b>(3.9%)</b>	<b>↓</b>



### ACTIVITY

Cumulative percentage of contracted UDA delivered 2016 & 2017



### QUALITY

	Quantity	Base Number	Contract	AT	Region	England
% of FP17s for the same patient ID Re-attending within 3 months - Children	96	1,119	8.6%	11.8%	13.5%	12.4%
% of FP17s for the same patient ID Re-attending within 3 months - Adults	464	3,514	13.2%	15.6%	17.4%	16.7%
% of FP17s for the same patient ID Re-attending between 3 & 9 months - Children	721	1,119	64.4%	59.6%	59.0%	57.4%
% of FP17s for the same patient ID Re-attending between 3 & 9 months - Adults	2,186	3,514	62.2%	54.4%	52.6%	50.5%
% of FP17s for Band 1 Urgent Courses	195	4,435	4.4%	8.6%	9.4%	9.1%
% of FP17s Relating to Free Repair or Replacements	68	4,435	1.5%	0.9%	1.0%	0.8%
% of FP17s Relating to Continuations	76	4,435	1.7%	1.4%	1.5%	1.3%
% of Patients satisfied with the dentistry they have received	8	8	N/A	92.7%	93.7%	93.2%
% of Patients satisfied with the time they had to wait for an appointment	8	8	N/A	88.3%	90.0%	89.0%

\* This is based on patients treated on this contract for their most recent course of treatment. Figures in italics indicate the base number of FP17s or Patient Questionnaire responses are less than 100. N/A is shown where the base number of responses is less than 10 during the period. % is calculated as Quantity/Base number\*100

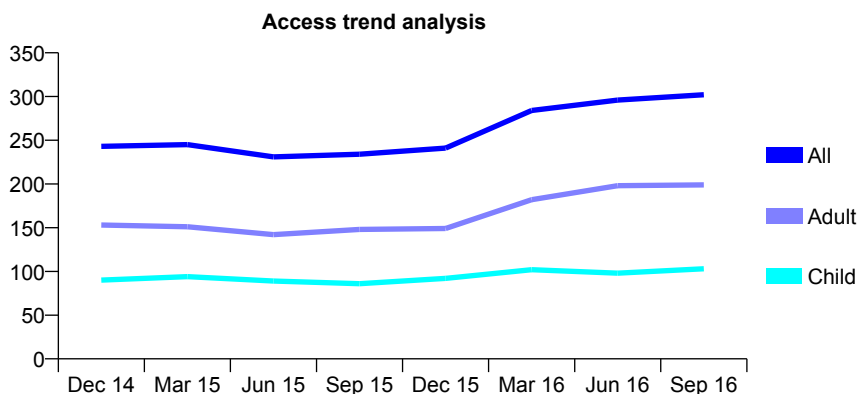
## Q52 - Vital Signs At a Glance Contract Report for 729264/0001 - September 2016

Name or company name	MISS AM MILARVIE
Contract type name	GDS Contract
Purpose of contract	General
Contract start date	01/04/2006
Contract end date	

16/17 Contracted general activity (UDA)	1,042
Carry forward general activity (UDA)	0
16/17 Contracted orthodontic activity (UOA)	0
Carry forward orthodontic activity (UOA)	0
Baseline contract value	£25,841.95

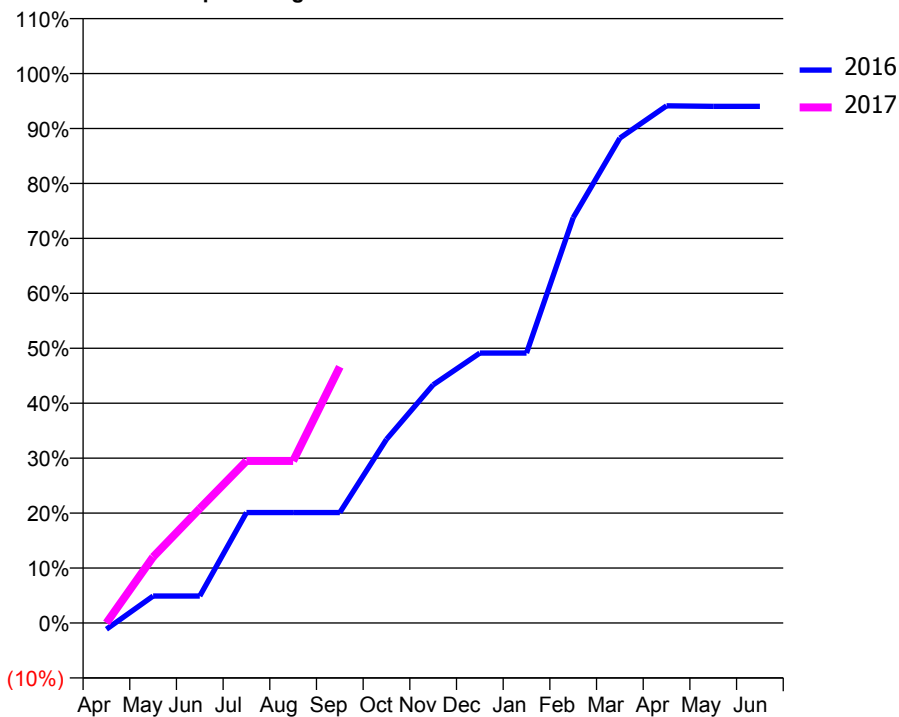
### ACCESS\*

Patients seen in 24 months	Total	Change since previous quarter
Quarter ending September 2015	234	
Quarter ending December 2015	241	↑
Quarter ending March 2016	284	↑
Quarter ending June 2016	296	↑
Quarter ending September 2016	302	↑
<b>Variance since September 2015</b>	<b>29.1%</b>	<b>↑</b>



### ACTIVITY

Cumulative percentage of contracted UDA delivered 2016 & 2017



Adjusted Scheduled Activity (UDA)

Month	2016	2017
April	-12	0
May	51	125
June	51	217
July	210	307
August	210	307
September	210	486
October	348	
November	452	
December	512	
January	512	
February	769	
March	920	
April	981	
May	980	
June	980	

### QUALITY

	Quantity	Base Number	Contract	AT	Region	England
% of FP17s for the same patient ID Re-attending within 3 months - Children	2	73	2.7%	11.8%	13.5%	12.4%
% of FP17s for the same patient ID Re-attending within 3 months - Adults	30	147	20.4%	15.6%	17.4%	16.7%
% of FP17s for the same patient ID Re-attending between 3 & 9 months - Children	44	73	60.3%	59.6%	59.0%	57.4%
% of FP17s for the same patient ID Re-attending between 3 & 9 months - Adults	63	147	42.9%	54.4%	52.6%	50.5%
% of FP17s for Band 1 Urgent Courses	4	202	2.0%	8.6%	9.4%	9.1%
% of FP17s Relating to Free Repair or Replacements	2	202	1.0%	0.9%	1.0%	0.8%
% of FP17s Relating to Continuations	0	202	0.0%	1.4%	1.5%	1.3%
% of Patients satisfied with the dentistry they have received	0	0	N/A	92.7%	93.7%	93.2%
% of Patients satisfied with the time they had to wait for an appointment	0	0	N/A	88.3%	90.0%	89.0%

\* This is based on patients treated on this contract for their most recent course of treatment. Figures in italics indicate the base number of FP17s or Patient Questionnaire responses are less than 100. N/A is shown where the base number of responses is less than 10 during the period. % is calculated as Quantity/Base number\*100



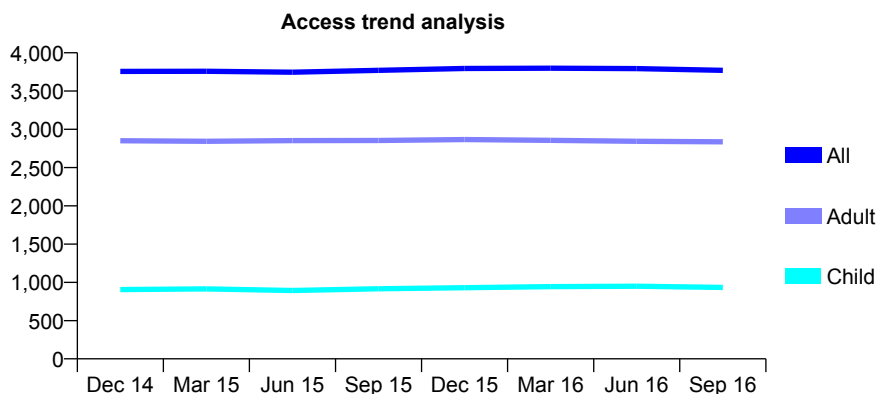
## Q52 - Vital Signs At a Glance Contract Report for 731447/0001 - September 2016

Name or company name	MRS CI GRAVE
Contract type name	GDS Contract
Purpose of contract	General
Contract start date	01/04/2006
Contract end date	

16/17 Contracted general activity (UDA)	10,000
Carry forward general activity (UDA)	0
16/17 Contracted orthodontic activity (UOA)	0
Carry forward orthodontic activity (UOA)	0
Baseline contract value	£227,736.04

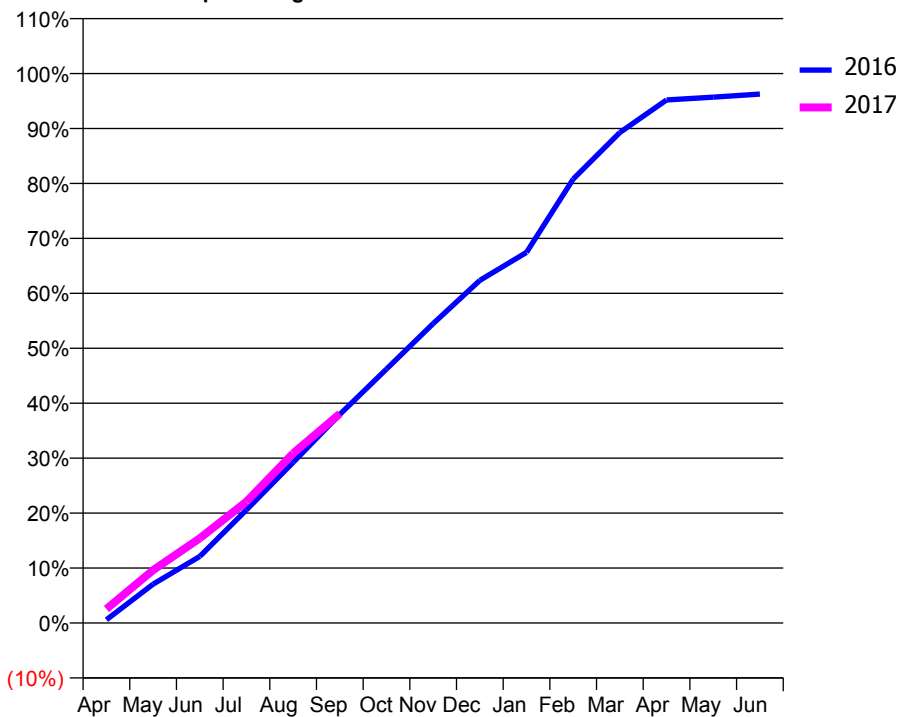
### ACCESS\*

Patients seen in 24 months	Total	Change since previous quarter
Quarter ending September 2015	3,770	
Quarter ending December 2015	3,796	→
Quarter ending March 2016	3,799	→
Quarter ending June 2016	3,793	→
Quarter ending September 2016	3,770	→
<b>Variance since September 2015</b>	<b>0.0%</b>	<b>→</b>



### ACTIVITY

Cumulative percentage of contracted UDA delivered 2016 & 2017



Month	2016	2017
April	59	255
May	706	962
June	1,213	1,542
July	2,060	2,209
August	2,923	3,087
September	3,796	3,808
October	4,622	
November	5,449	
December	6,234	
January	6,746	
February	8,080	
March	8,926	
April	9,520	
May	9,569	
June	9,625	

### QUALITY

	Quantity	Base Number	Contract	AT	Region	England
% of FP17s for the same patient ID Re-attending within 3 months - Children	71	749	9.5%	11.8%	13.5%	12.4%
% of FP17s for the same patient ID Re-attending within 3 months - Adults	458	1,847	24.8%	15.6%	17.4%	16.7%
% of FP17s for the same patient ID Re-attending between 3 & 9 months - Children	422	749	56.3%	59.6%	59.0%	57.4%
% of FP17s for the same patient ID Re-attending between 3 & 9 months - Adults	605	1,847	32.8%	54.4%	52.6%	50.5%
% of FP17s for Band 1 Urgent Courses	375	2,210	17.0%	8.6%	9.4%	9.1%
% of FP17s Relating to Free Repair or Replacements	6	2,210	0.3%	0.9%	1.0%	0.8%
% of FP17s Relating to Continuations	62	2,210	2.8%	1.4%	1.5%	1.3%
% of Patients satisfied with the dentistry they have received	2	2	N/A	92.7%	93.7%	93.2%
% of Patients satisfied with the time they had to wait for an appointment	2	2	N/A	88.3%	90.0%	89.0%

\* This is based on patients treated on this contract for their most recent course of treatment. Figures in italics indicate the base number of FP17s or Patient Questionnaire responses are less than 100. N/A is shown where the base number of responses is less than 10 during the period. % is calculated as Quantity/Base number\*100

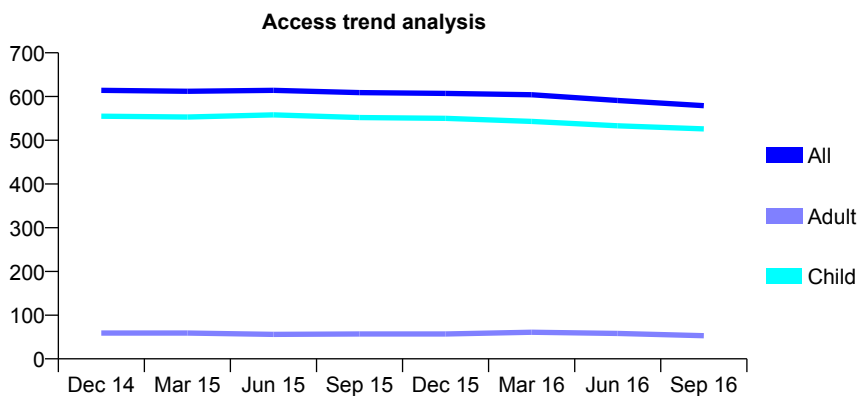
## Q52 - Vital Signs At a Glance Contract Report for 738697/0001 - September 2016

Name or company name	MR RG LETTON
Contract type name	GDS Contract
Purpose of contract	General
Contract start date	01/04/2006
Contract end date	

16/17 Contracted general activity (UDA)	1,350
Carry forward general activity (UDA)	0
16/17 Contracted orthodontic activity (UOA)	0
Carry forward orthodontic activity (UOA)	0
Baseline contract value	£31,739.34

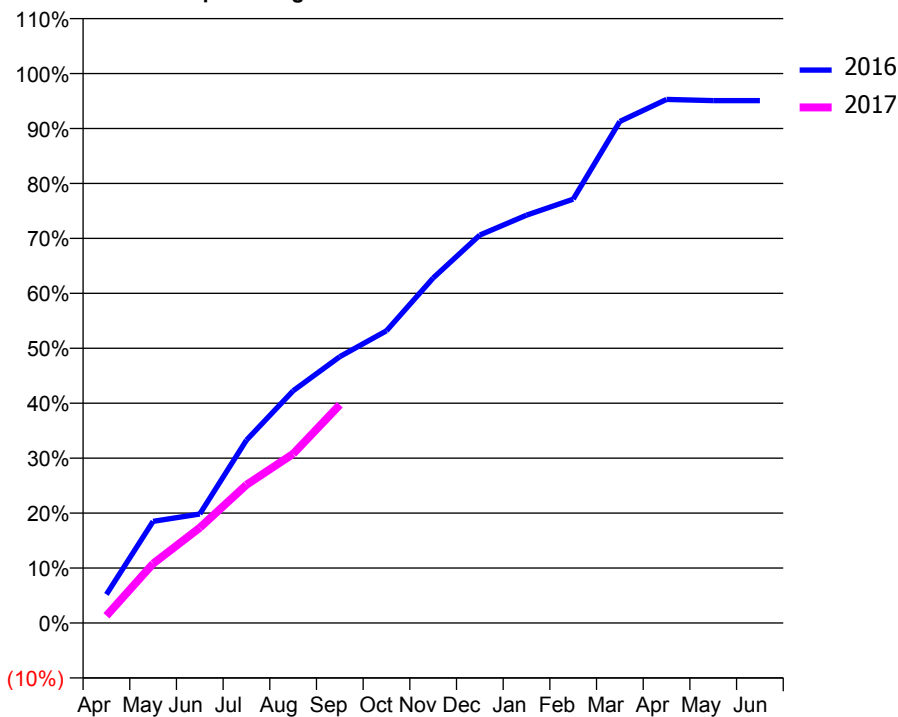
### ACCESS\*

Patients seen in 24 months	Total	Change since previous quarter
Quarter ending September 2015	609	
Quarter ending December 2015	607	→
Quarter ending March 2016	604	→
Quarter ending June 2016	591	↓
Quarter ending September 2016	579	↓
<b>Variance since September 2015</b>	<b>(4.9%)</b>	<b>↓</b>



### ACTIVITY

Cumulative percentage of contracted UDA delivered 2016 & 2017



Adjusted Scheduled Activity (UDA)

Month	2016	2017
April	70	18
May	250	146
June	268	234
July	449	339
August	571	416
September	654	536
October	718	
November	848	
December	953	
January	1,002	
February	1,041	
March	1,232	
April	1,286	
May	1,283	
June	1,283	

### QUALITY

	Quantity	Base Number	Contract	AT	Region	England
% of FP17s for the same patient ID Re-attending within 3 months - Children	31	426	7.3%	11.8%	13.5%	12.4%
% of FP17s for the same patient ID Re-attending within 3 months - Adults	3	18	16.7%	15.6%	17.4%	16.7%
% of FP17s for the same patient ID Re-attending between 3 & 9 months - Children	290	426	68.1%	59.6%	59.0%	57.4%
% of FP17s for the same patient ID Re-attending between 3 & 9 months - Adults	13	18	72.2%	54.4%	52.6%	50.5%
% of FP17s for Band 1 Urgent Courses	6	407	1.5%	8.6%	9.4%	9.1%
% of FP17s Relating to Free Repair or Replacements	0	407	0.0%	0.9%	1.0%	0.8%
% of FP17s Relating to Continuations	0	407	0.0%	1.4%	1.5%	1.3%
% of Patients satisfied with the dentistry they have received	0	0	N/A	92.7%	93.7%	93.2%
% of Patients satisfied with the time they had to wait for an appointment	0	0	N/A	88.3%	90.0%	89.0%

\* This is based on patients treated on this contract for their most recent course of treatment. Figures in italics indicate the base number of FP17s or Patient Questionnaire responses are less than 100. N/A is shown where the base number of responses is less than 10 during the period. % is calculated as Quantity/Base number\*100

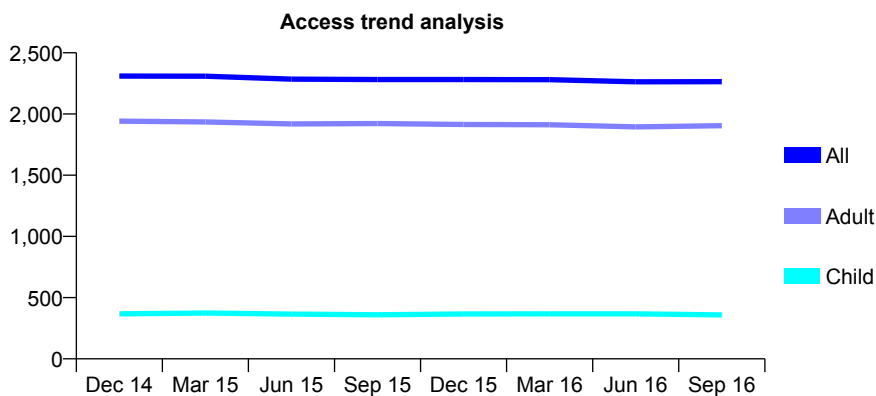
## Q52 - Vital Signs At a Glance Contract Report for 739367/0001 - September 2016

Name or company name	MR MW SOUTH
Contract type name	GDS Contract
Purpose of contract	General
Contract start date	01/04/2006
Contract end date	

16/17 Contracted general activity (UDA)	8,098
Carry forward general activity (UDA)	0
16/17 Contracted orthodontic activity (UOA)	0
Carry forward orthodontic activity (UOA)	0
Baseline contract value	£217,752.50

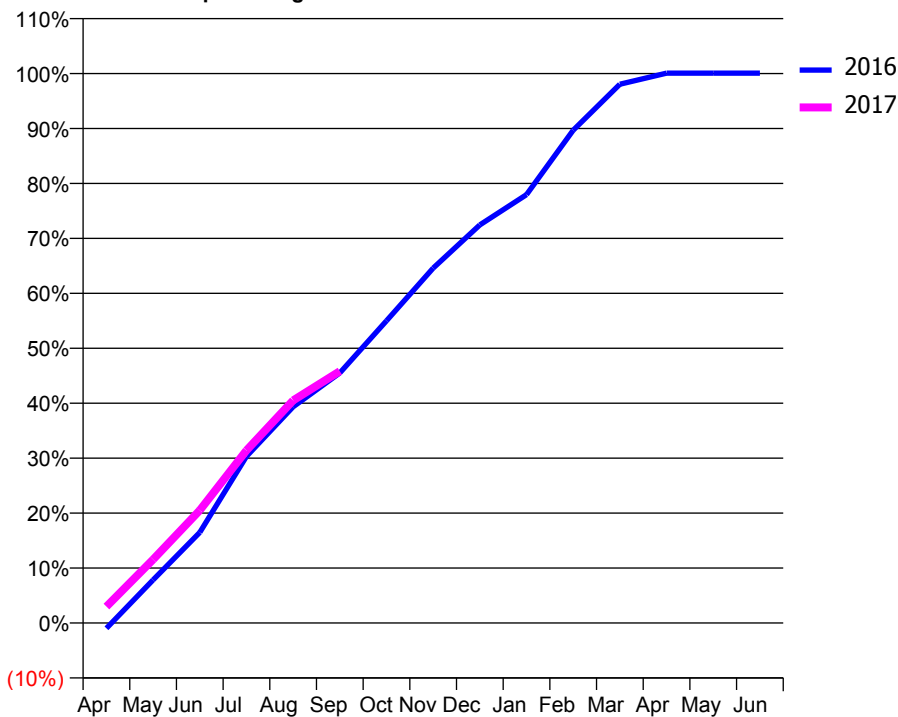
### ACCESS\*

Patients seen in 24 months	Total	Change since previous quarter
Quarter ending September 2015	2,282	
Quarter ending December 2015	2,282	→
Quarter ending March 2016	2,280	→
Quarter ending June 2016	2,263	→
Quarter ending September 2016	2,264	→
<b>Variance since September 2015</b>	<b>(0.8%)</b>	→



### ACTIVITY

Cumulative percentage of contracted UDA delivered 2016 & 2017



Adjusted Scheduled Activity (UDA)

Month	2016	2017
April	-80	243
May	635	937
June	1,335	1,662
July	2,456	2,543
August	3,186	3,281
September	3,686	3,712
October	4,454	
November	5,230	
December	5,867	
January	6,313	
February	7,263	
March	7,940	
April	8,102	
May	8,102	
June	8,102	

### QUALITY

	Quantity	Base Number	Contract	AT	Region	England
% of FP17s for the same patient ID Re-attending within 3 months - Children	11	301	3.7%	11.8%	13.5%	12.4%
% of FP17s for the same patient ID Re-attending within 3 months - Adults	235	1,541	15.2%	15.6%	17.4%	16.7%
% of FP17s for the same patient ID Re-attending between 3 & 9 months - Children	208	301	69.1%	59.6%	59.0%	57.4%
% of FP17s for the same patient ID Re-attending between 3 & 9 months - Adults	922	1,541	59.8%	54.4%	52.6%	50.5%
% of FP17s for Band 1 Urgent Courses	148	1,753	8.4%	8.6%	9.4%	9.1%
% of FP17s Relating to Free Repair or Replacements	37	1,753	2.1%	0.9%	1.0%	0.8%
% of FP17s Relating to Continuations	67	1,753	3.8%	1.4%	1.5%	1.3%
% of Patients satisfied with the dentistry they have received	2	2	N/A	92.7%	93.7%	93.2%
% of Patients satisfied with the time they had to wait for an appointment	2	2	N/A	88.3%	90.0%	89.0%

\* This is based on patients treated on this contract for their most recent course of treatment. Figures in italics indicate the base number of FP17s or Patient Questionnaire responses are less than 100. N/A is shown where the base number of responses is less than 10 during the period. % is calculated as Quantity/Base number\*100

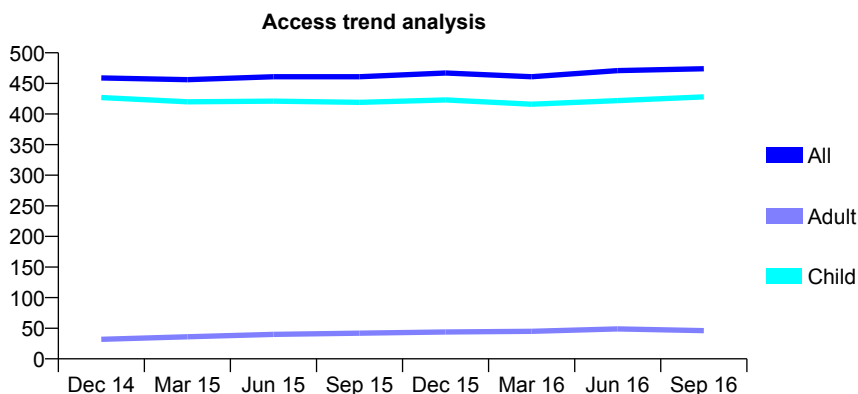
## Q52 - Vital Signs At a Glance Contract Report for 745669/0001 - September 2016

Name or company name	MR RA MUIRHEAD
Contract type name	GDS Contract
Purpose of contract	General
Contract start date	01/04/2006
Contract end date	

16/17 Contracted general activity (UDA)	948
Carry forward general activity (UDA)	0
16/17 Contracted orthodontic activity (UOA)	0
Carry forward orthodontic activity (UOA)	0
Baseline contract value	£27,096.13

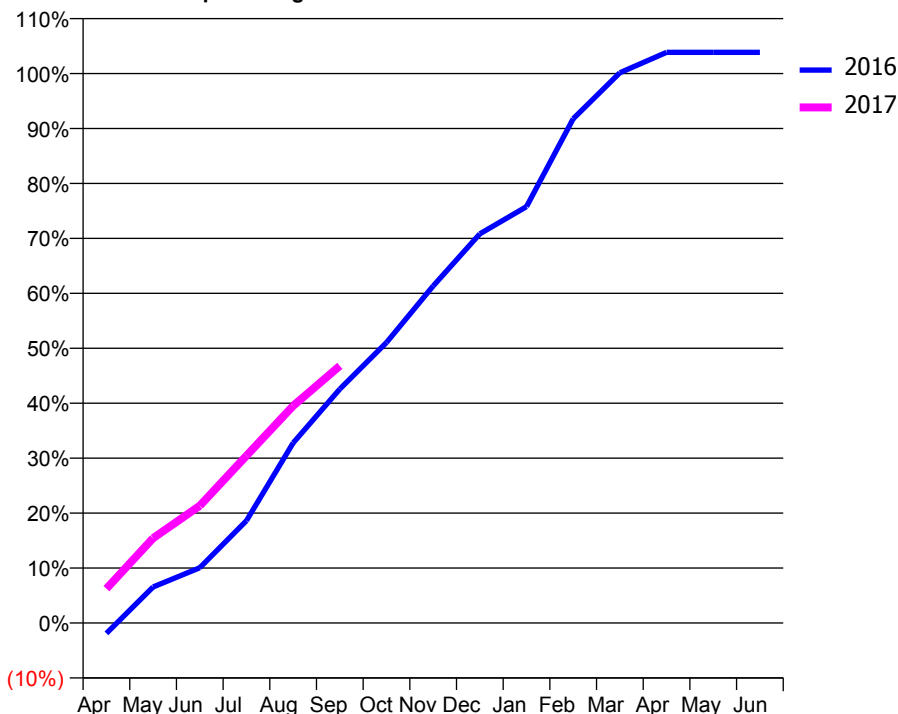
### ACCESS\*

Patients seen in 24 months	Total	Change since previous quarter
Quarter ending September 2015	461	
Quarter ending December 2015	467	→
Quarter ending March 2016	461	↓
Quarter ending June 2016	471	↑
Quarter ending September 2016	474	→
<b>Variance since September 2015</b>	<b>2.8%</b>	<b>↑</b>



### ACTIVITY

Cumulative percentage of contracted UDA delivered 2016 & 2017



Month	Adjusted Scheduled Activity (UDA)	
	2016	2017
April	-18	59
May	62	146
June	95	202
July	177	289
August	311	375
September	404	444
October	484	
November	581	
December	671	
January	718	
February	870	
March	949	
April	985	
May	985	
June	985	

### QUALITY

	Quantity	Base Number	Contract	AT	Region	England
% of FP17s for the same patient ID Re-attending within 3 months - Children	41	409	10.0%	11.8%	13.5%	12.4%
% of FP17s for the same patient ID Re-attending within 3 months - Adults	1	1	100.0%	15.6%	17.4%	16.7%
% of FP17s for the same patient ID Re-attending between 3 & 9 months - Children	262	409	64.1%	59.6%	59.0%	57.4%
% of FP17s for the same patient ID Re-attending between 3 & 9 months - Adults	0	1	0.0%	54.4%	52.6%	50.5%
% of FP17s for Band 1 Urgent Courses	3	379	0.8%	8.6%	9.4%	9.1%
% of FP17s Relating to Free Repair or Replacements	0	379	0.0%	0.9%	1.0%	0.8%
% of FP17s Relating to Continuations	23	379	6.1%	1.4%	1.5%	1.3%
% of Patients satisfied with the dentistry they have received	0	0	N/A	92.7%	93.7%	93.2%
% of Patients satisfied with the time they had to wait for an appointment	0	0	N/A	88.3%	90.0%	89.0%

\* This is based on patients treated on this contract for their most recent course of treatment. Figures in italics indicate the base number of FP17s or Patient Questionnaire responses are less than 100. N/A is shown where the base number of responses is less than 10 during the period. % is calculated as Quantity/Base number\*100

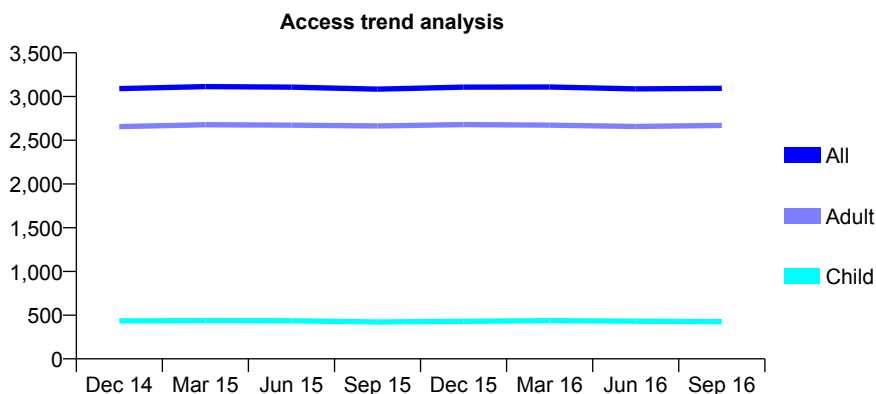
## Q52 - Vital Signs At a Glance Contract Report for 751936/0001 - September 2016

Name or company name	MR P HARTLEY
Contract type name	GDS Contract
Purpose of contract	General
Contract start date	01/04/2006
Contract end date	

16/17 Contracted general activity (UDA)	8,300
Carry forward general activity (UDA)	0
16/17 Contracted orthodontic activity (UOA)	0
Carry forward orthodontic activity (UOA)	0
Baseline contract value	£189,306.38

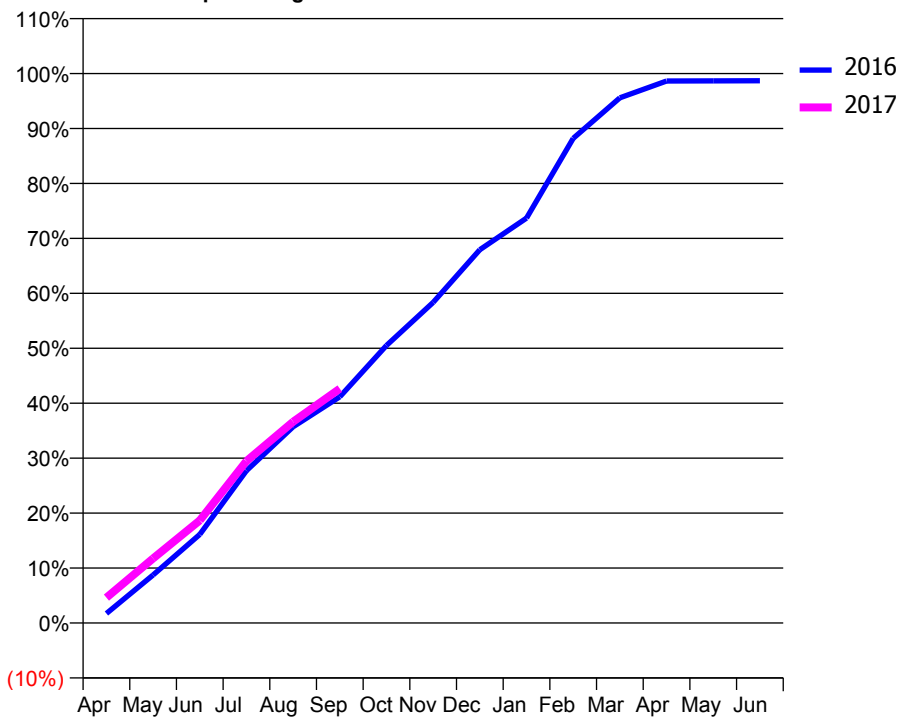
### ACCESS\*

Patients seen in 24 months	Total	Change since previous quarter
Quarter ending September 2015	3,085	
Quarter ending December 2015	3,108	→
Quarter ending March 2016	3,109	→
Quarter ending June 2016	3,088	→
Quarter ending September 2016	3,094	→
<b>Variance since September 2015</b>	<b>0.3%</b>	<b>→</b>



### ACTIVITY

Cumulative percentage of contracted UDA delivered 2016 & 2017



Month	Adjusted Scheduled Activity (UDA)	
	2016	2017
April	143	384
May	727	976
June	1,339	1,550
July	2,301	2,446
August	2,965	3,040
September	3,417	3,540
October	4,192	
November	4,843	
December	5,639	
January	6,116	
February	7,321	
March	7,933	
April	8,186	
May	8,189	
June	8,191	

### QUALITY

	Quantity	Base Number	Contract	AT	Region	England
% of FP17s for the same patient ID Re-attending within 3 months - Children	9	327	2.8%	11.8%	13.5%	12.4%
% of FP17s for the same patient ID Re-attending within 3 months - Adults	185	1,927	9.6%	15.6%	17.4%	16.7%
% of FP17s for the same patient ID Re-attending between 3 & 9 months - Children	230	327	70.3%	59.6%	59.0%	57.4%
% of FP17s for the same patient ID Re-attending between 3 & 9 months - Adults	1,220	1,927	63.3%	54.4%	52.6%	50.5%
% of FP17s for Band 1 Urgent Courses	21	2,082	1.0%	8.6%	9.4%	9.1%
% of FP17s Relating to Free Repair or Replacements	15	2,082	0.7%	0.9%	1.0%	0.8%
% of FP17s Relating to Continuations	55	2,082	2.6%	1.4%	1.5%	1.3%
% of Patients satisfied with the dentistry they have received	2	2	N/A	92.7%	93.7%	93.2%
% of Patients satisfied with the time they had to wait for an appointment	2	2	N/A	88.3%	90.0%	89.0%

\* This is based on patients treated on this contract for their most recent course of treatment. Figures in italics indicate the base number of FP17s or Patient Questionnaire responses are less than 100. N/A is shown where the base number of responses is less than 10 during the period. % is calculated as Quantity/Base number\*100

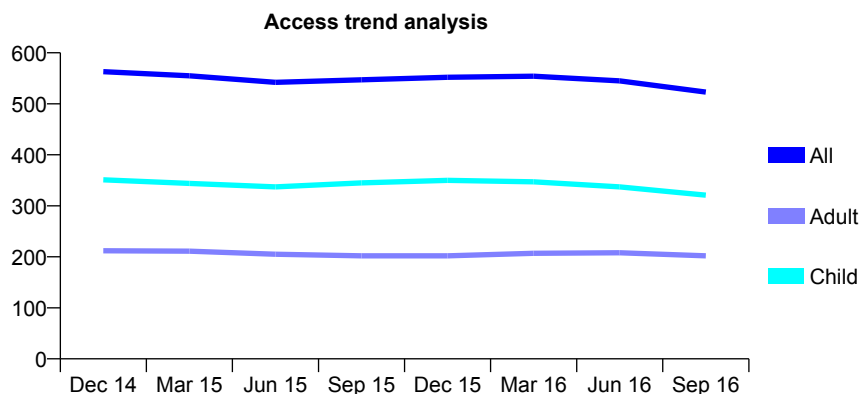
## Q52 - Vital Signs At a Glance Contract Report for 764183/0001 - September 2016

Name or company name	MRS P DHILLON
Contract type name	GDS Contract
Purpose of contract	General
Contract start date	01/08/2006
Contract end date	

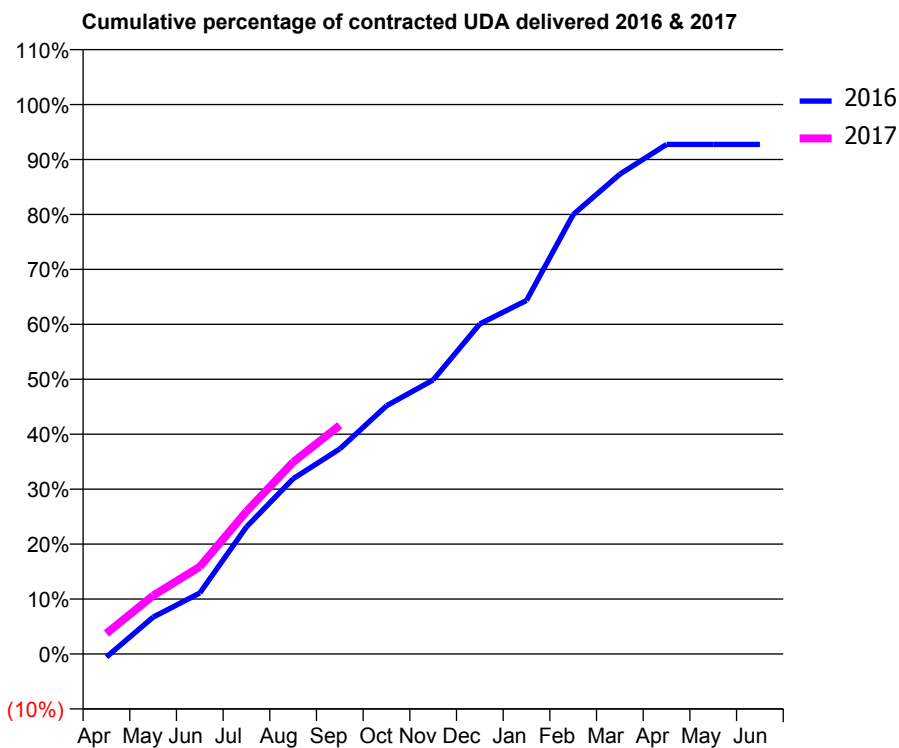
16/17 Contracted general activity (UDA)	1,550
Carry forward general activity (UDA)	0
16/17 Contracted orthodontic activity (UOA)	0
Carry forward orthodontic activity (UOA)	0
Baseline contract value	£49,129.29

### ACCESS\*

Patients seen in 24 months	Total	Change since previous quarter
Quarter ending September 2015	547	
Quarter ending December 2015	552	→
Quarter ending March 2016	554	→
Quarter ending June 2016	545	↓
Quarter ending September 2016	523	↓
<b>Variance since September 2015</b>	<b>(4.4%)</b>	<b>↓</b>



### ACTIVITY



Month	Adjusted Scheduled Activity (UDA)	
	2016	2017
April	-9	58
May	104	165
June	172	246
July	359	402
August	495	541
September	579	645
October	700	
November	773	
December	931	
January	997	
February	1,239	
March	1,353	
April	1,437	
May	1,437	
June	1,437	

### QUALITY

	Quantity	Base Number	Contract	AT	Region	England
% of FP17s for the same patient ID Re-attending within 3 months - Children	15	293	5.1%	11.8%	13.5%	12.4%
% of FP17s for the same patient ID Re-attending within 3 months - Adults	29	156	18.6%	15.6%	17.4%	16.7%
% of FP17s for the same patient ID Re-attending between 3 & 9 months - Children	216	293	73.7%	59.6%	59.0%	57.4%
% of FP17s for the same patient ID Re-attending between 3 & 9 months - Adults	93	156	59.6%	54.4%	52.6%	50.5%
% of FP17s for Band 1 Urgent Courses	6	399	1.5%	8.6%	9.4%	9.1%
% of FP17s Relating to Free Repair or Replacements	0	399	0.0%	0.9%	1.0%	0.8%
% of FP17s Relating to Continuations	1	399	0.3%	1.4%	1.5%	1.3%
% of Patients satisfied with the dentistry they have received	1	1	N/A	92.7%	93.7%	93.2%
% of Patients satisfied with the time they had to wait for an appointment	1	1	N/A	88.3%	90.0%	89.0%

\* This is based on patients treated on this contract for their most recent course of treatment. Figures in italics indicate the base number of FP17s or Patient Questionnaire responses are less than 100. N/A is shown where the base number of responses is less than 10 during the period. % is calculated as Quantity/Base number\*100

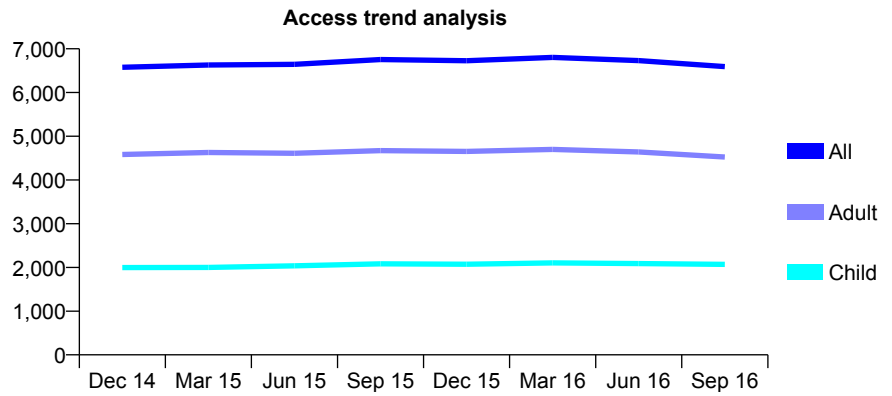
## Q52 - Vital Signs At a Glance Contract Report for 764302/0001 - September 2016

Name or company name	MR IH AL-HUSSEIN
Contract type name	GDS Contract
Purpose of contract	General
Contract start date	01/04/2006
Contract end date	

16/17 Contracted general activity (UDA)	15,945
Carry forward general activity (UDA)	0
16/17 Contracted orthodontic activity (UOA)	0
Carry forward orthodontic activity (UOA)	0
Baseline contract value	£471,182.82

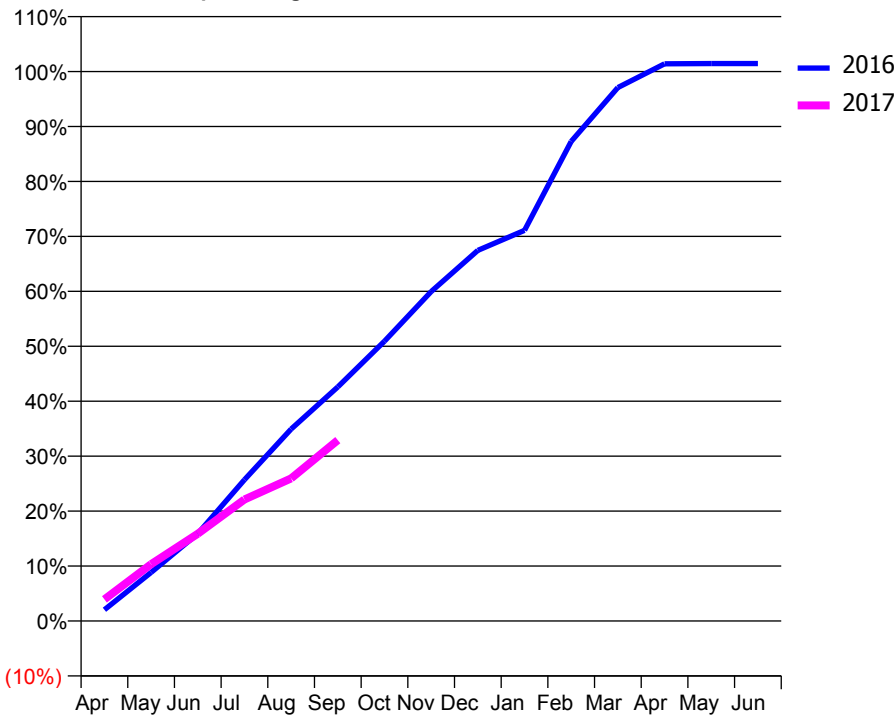
### ACCESS\*

Patients seen in 24 months	Total	Change since previous quarter
Quarter ending September 2015	6,753	
Quarter ending December 2015	6,726	→
Quarter ending March 2016	6,803	→
Quarter ending June 2016	6,730	↓
Quarter ending September 2016	6,592	↓
<b>Variance since September 2015</b>	<b>(2.4%)</b>	<b>↓</b>



### ACTIVITY

Cumulative percentage of contracted UDA delivered 2016 & 2017



Month	Adjusted Scheduled Activity (UDA)	
	2016	2017
April	329	630
May	1,409	1,652
June	2,535	2,532
July	4,101	3,528
August	5,571	4,136
September	6,794	5,247
October	8,121	
November	9,558	
December	10,754	
January	11,337	
February	13,915	
March	15,481	
April	16,167	
May	16,174	
June	16,174	

### QUALITY

	Quantity	Base Number	Contract	AT	Region	England
% of FP17s for the same patient ID Re-attending within 3 months - Children	102	1,236	8.3%	11.8%	13.5%	12.4%
% of FP17s for the same patient ID Re-attending within 3 months - Adults	271	2,268	11.9%	15.6%	17.4%	16.7%
% of FP17s for the same patient ID Re-attending between 3 & 9 months - Children	626	1,236	50.6%	59.6%	59.0%	57.4%
% of FP17s for the same patient ID Re-attending between 3 & 9 months - Adults	1,134	2,268	50.0%	54.4%	52.6%	50.5%
% of FP17s for Band 1 Urgent Courses	200	2,503	8.0%	8.6%	9.4%	9.1%
% of FP17s Relating to Free Repair or Replacements	3	2,503	0.1%	0.9%	1.0%	0.8%
% of FP17s Relating to Continuations	45	2,503	1.8%	1.4%	1.5%	1.3%
% of Patients satisfied with the dentistry they have received	3	3	N/A	92.7%	93.7%	93.2%
% of Patients satisfied with the time they had to wait for an appointment	3	3	N/A	88.3%	90.0%	89.0%

\* This is based on patients treated on this contract for their most recent course of treatment. Figures in italics indicate the base number of FP17s or Patient Questionnaire responses are less than 100. N/A is shown where the base number of responses is less than 10 during the period. % is calculated as Quantity/Base number\*100

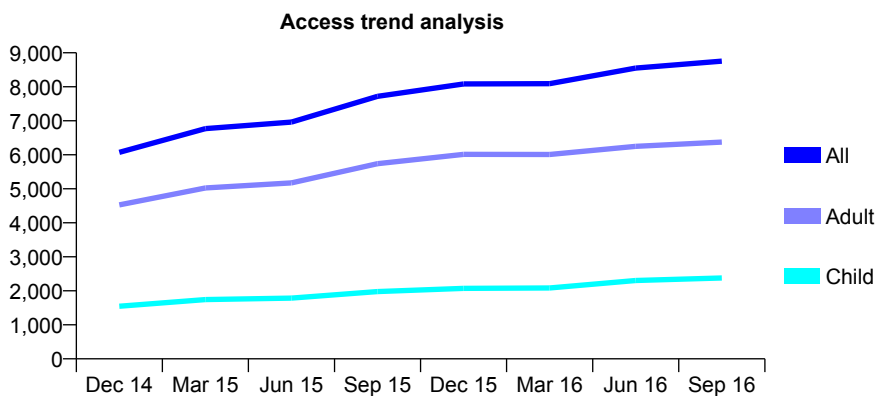
## Q52 - Vital Signs At a Glance Contract Report for 765007/0002 - September 2016

Name or company name	MS MC HALLEN
Contract type name	GDS Contract
Purpose of contract	General
Contract start date	01/04/2008
Contract end date	

16/17 Contracted general activity (UDA)	26,101
Carry forward general activity (UDA)	0
16/17 Contracted orthodontic activity (UOA)	0
Carry forward orthodontic activity (UOA)	0
Baseline contract value	£620,010.45

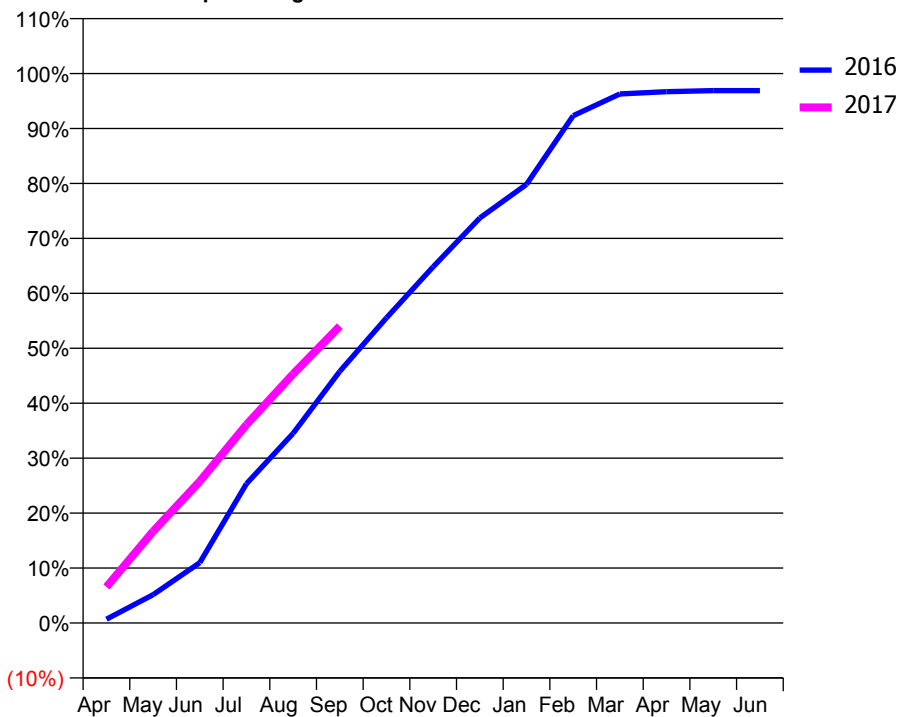
### ACCESS\*

Patients seen in 24 months	Total	Change since previous quarter
Quarter ending September 2015	7,719	
Quarter ending December 2015	8,085	↑
Quarter ending March 2016	8,094	→
Quarter ending June 2016	8,551	↑
Quarter ending September 2016	8,753	↑
<b>Variance since September 2015</b>	<b>13.4%</b>	<b>↑</b>



### ACTIVITY

Cumulative percentage of contracted UDA delivered 2016 & 2017



Month	Adjusted Scheduled Activity (UDA)	
	2016	2017
April	182	1,710
May	1,348	4,353
June	2,868	6,729
July	6,616	9,423
August	9,007	11,830
September	11,955	14,106
October	14,497	
November	16,921	
December	19,238	
January	20,833	
February	24,098	
March	25,130	
April	25,237	
May	25,289	
June	25,286	

### QUALITY

	Quantity	Base Number	Contract	AT	Region	England
% of FP17s for the same patient ID Re-attending within 3 months - Children	153	1,864	8.2%	11.8%	13.5%	12.4%
% of FP17s for the same patient ID Re-attending within 3 months - Adults	408	3,620	11.3%	15.6%	17.4%	16.7%
% of FP17s for the same patient ID Re-attending between 3 & 9 months - Children	978	1,864	52.5%	59.6%	59.0%	57.4%
% of FP17s for the same patient ID Re-attending between 3 & 9 months - Adults	1,785	3,620	49.3%	54.4%	52.6%	50.5%
% of FP17s for Band 1 Urgent Courses	98	5,436	1.8%	8.6%	9.4%	9.1%
% of FP17s Relating to Free Repair or Replacements	30	5,436	0.6%	0.9%	1.0%	0.8%
% of FP17s Relating to Continuations	143	5,436	2.6%	1.4%	1.5%	1.3%
% of Patients satisfied with the dentistry they have received	8	8	N/A	92.7%	93.7%	93.2%
% of Patients satisfied with the time they had to wait for an appointment	7	8	N/A	88.3%	90.0%	89.0%

\* This is based on patients treated on this contract for their most recent course of treatment. Figures in italics indicate the base number of FP17s or Patient Questionnaire responses are less than 100. N/A is shown where the base number of responses is less than 10 during the period. % is calculated as Quantity/Base number\*100



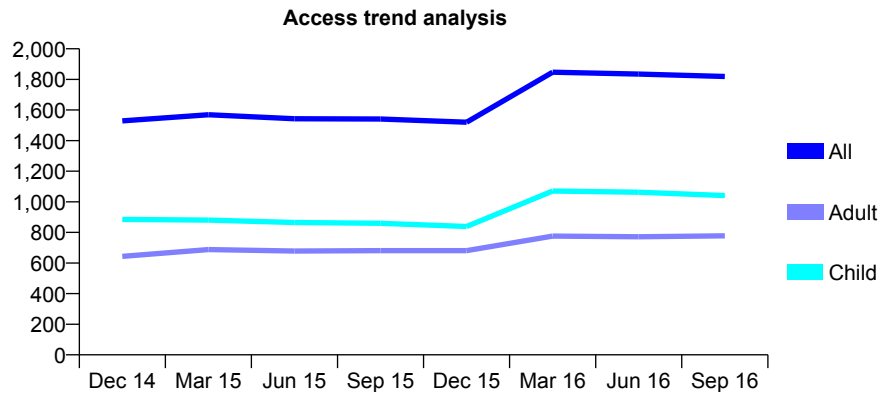
## Q52 - Vital Signs At a Glance Contract Report for 772038/0001 - September 2016

Name or company name	MR Z HUSSAIN
Contract type name	GDS Contract
Purpose of contract	General
Contract start date	01/04/2006
Contract end date	

16/17 Contracted general activity (UDA)	5,331
Carry forward general activity (UDA)	0
16/17 Contracted orthodontic activity (UOA)	0
Carry forward orthodontic activity (UOA)	0
Baseline contract value	£123,598.33

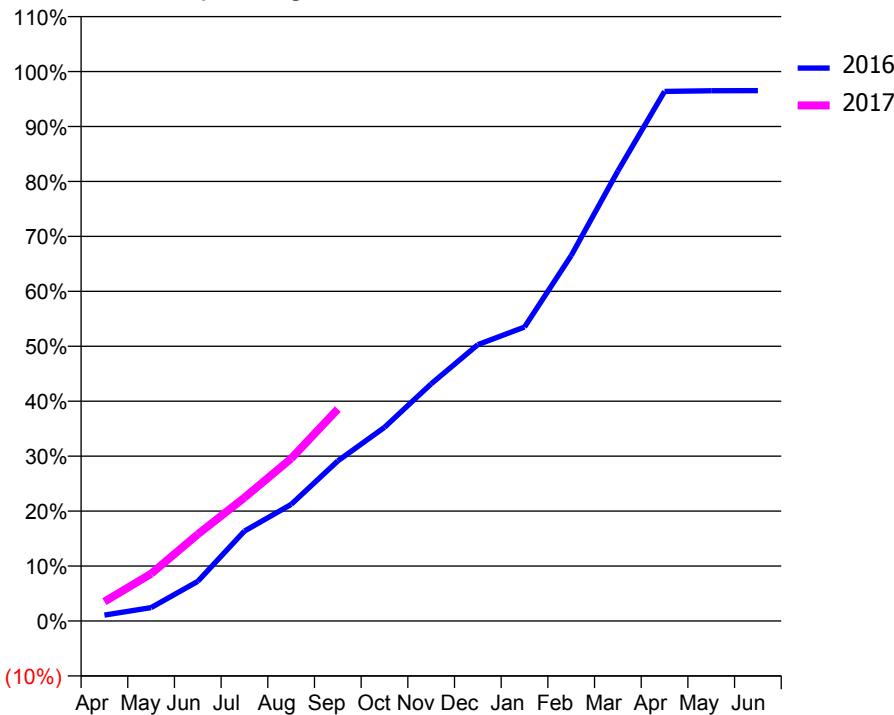
### ACCESS\*

Patients seen in 24 months	Total	Change since previous quarter
Quarter ending September 2015	1,541	
Quarter ending December 2015	1,520	↓
Quarter ending March 2016	1,847	↑
Quarter ending June 2016	1,835	→
Quarter ending September 2016	1,819	→
<b>Variance since September 2015</b>	<b>18.0%</b>	<b>↑</b>



### ACTIVITY

Cumulative percentage of contracted UDA delivered 2016 & 2017



Month	Adjusted Scheduled Activity (UDA)	
	2016	2017
April	58	189
May	130	459
June	384	842
July	873	1,198
August	1,131	1,576
September	1,553	2,056
October	1,879	
November	2,301	
December	2,681	
January	2,852	
February	3,545	
March	4,365	
April	5,138	
May	5,144	
June	5,145	

### QUALITY

	Quantity	Base Number	Contract	AT	Region	England
% of FP17s for the same patient ID Re-attending within 3 months - Children	39	1,190	3.3%	11.8%	13.5%	12.4%
% of FP17s for the same patient ID Re-attending within 3 months - Adults	33	596	5.5%	15.6%	17.4%	16.7%
% of FP17s for the same patient ID Re-attending between 3 & 9 months - Children	882	1,190	74.1%	59.6%	59.0%	57.4%
% of FP17s for the same patient ID Re-attending between 3 & 9 months - Adults	404	596	67.8%	54.4%	52.6%	50.5%
% of FP17s for Band 1 Urgent Courses	24	1,376	1.7%	8.6%	9.4%	9.1%
% of FP17s Relating to Free Repair or Replacements	0	1,376	0.0%	0.9%	1.0%	0.8%
% of FP17s Relating to Continuations	0	1,376	0.0%	1.4%	1.5%	1.3%
% of Patients satisfied with the dentistry they have received	0	0	N/A	92.7%	93.7%	93.2%
% of Patients satisfied with the time they had to wait for an appointment	0	0	N/A	88.3%	90.0%	89.0%

\* This is based on patients treated on this contract for their most recent course of treatment. Figures in italics indicate the base number of FP17s or Patient Questionnaire responses are less than 100. N/A is shown where the base number of responses is less than 10 during the period. % is calculated as Quantity/Base number\*100

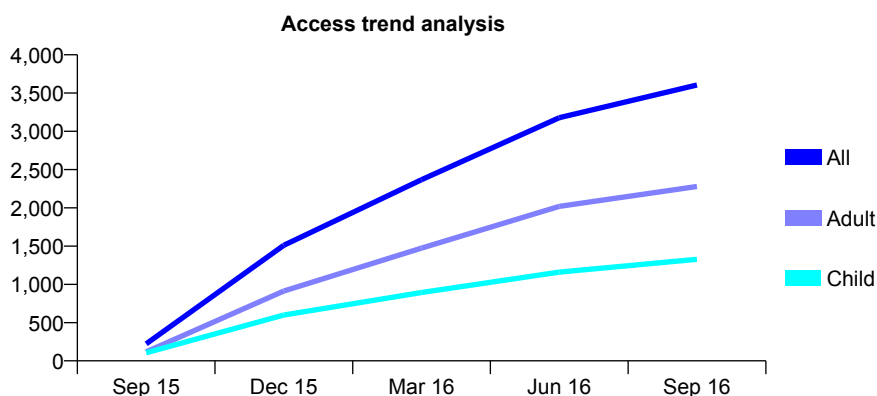
## Q52 - Vital Signs At a Glance Contract Report for 773867/0002 - September 2016

Name or company name	MR PK TSAKPO
Contract type name	GDS Contract
Purpose of contract	General
Contract start date	19/08/2015
Contract end date	

16/17 Contracted general activity (UDA)	15,240
Carry forward general activity (UDA)	0
16/17 Contracted orthodontic activity (UOA)	0
Carry forward orthodontic activity (UOA)	0
Baseline contract value	£393,098.61

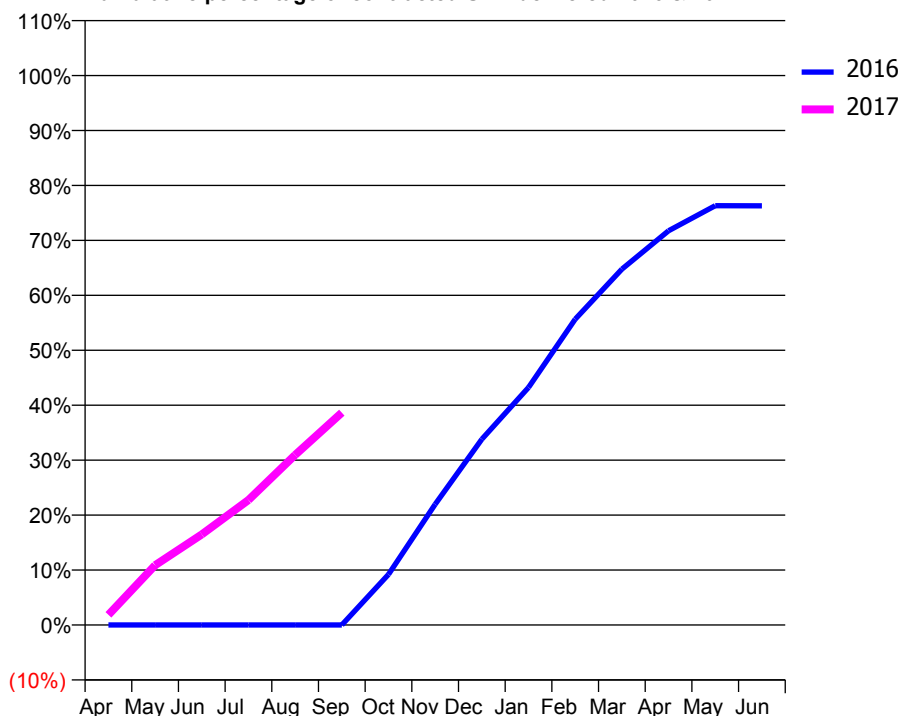
### ACCESS\*

Patients seen in 24 months	Total	Change since previous quarter
Quarter ending September 2015	223	
Quarter ending December 2015	1,510	↑
Quarter ending March 2016	2,367	↑
Quarter ending June 2016	3,179	↑
Quarter ending September 2016	3,605	↑
<b>Variance since September 2015</b>	<b>1516.6%</b>	<b>↑</b>



### ACTIVITY

Cumulative percentage of contracted UDA delivered 2016 & 2017



Month	Adjusted Scheduled Activity (UDA)	
	2016	2017
April	0	281
May	0	1,658
June	0	2,513
July	0	3,467
August	0	4,716
September	0	5,888
October	872	
November	2,082	
December	3,205	
January	4,097	
February	5,276	
March	6,137	
April	6,799	
May	7,232	
June	7,230	

### QUALITY

	Quantity	Base Number	Contract	AT	Region	England
% of FP17s for the same patient ID Re-attending within 3 months - Children	71	1,131	6.3%	11.8%	13.5%	12.4%
% of FP17s for the same patient ID Re-attending within 3 months - Adults	345	1,991	17.3%	15.6%	17.4%	16.7%
% of FP17s for the same patient ID Re-attending between 3 & 9 months - Children	349	1,131	30.9%	59.6%	59.0%	57.4%
% of FP17s for the same patient ID Re-attending between 3 & 9 months - Adults	623	1,991	31.3%	54.4%	52.6%	50.5%
% of FP17s for Band 1 Urgent Courses	221	2,623	8.4%	8.6%	9.4%	9.1%
% of FP17s Relating to Free Repair or Replacements	28	2,623	1.1%	0.9%	1.0%	0.8%
% of FP17s Relating to Continuations	19	2,623	0.7%	1.4%	1.5%	1.3%
% of Patients satisfied with the dentistry they have received	3	4	N/A	92.7%	93.7%	93.2%
% of Patients satisfied with the time they had to wait for an appointment	3	4	N/A	88.3%	90.0%	89.0%

\* This is based on patients treated on this contract for their most recent course of treatment. Figures in italics indicate the base number of FP17s or Patient Questionnaire responses are less than 100. N/A is shown where the base number of responses is less than 10 during the period. % is calculated as Quantity/Base number\*100

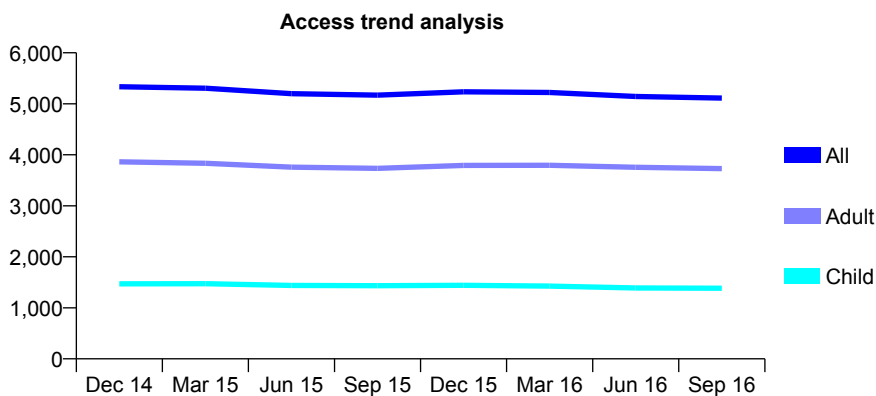
## Q52 - Vital Signs At a Glance Contract Report for 776033/0001 - September 2016

Name or company name	MR ET MOREKO
Contract type name	GDS Contract
Purpose of contract	General
Contract start date	01/11/2006
Contract end date	

16/17 Contracted general activity (UDA)	18,800
Carry forward general activity (UDA)	0
16/17 Contracted orthodontic activity (UOA)	0
Carry forward orthodontic activity (UOA)	0
Baseline contract value	£440,025.05

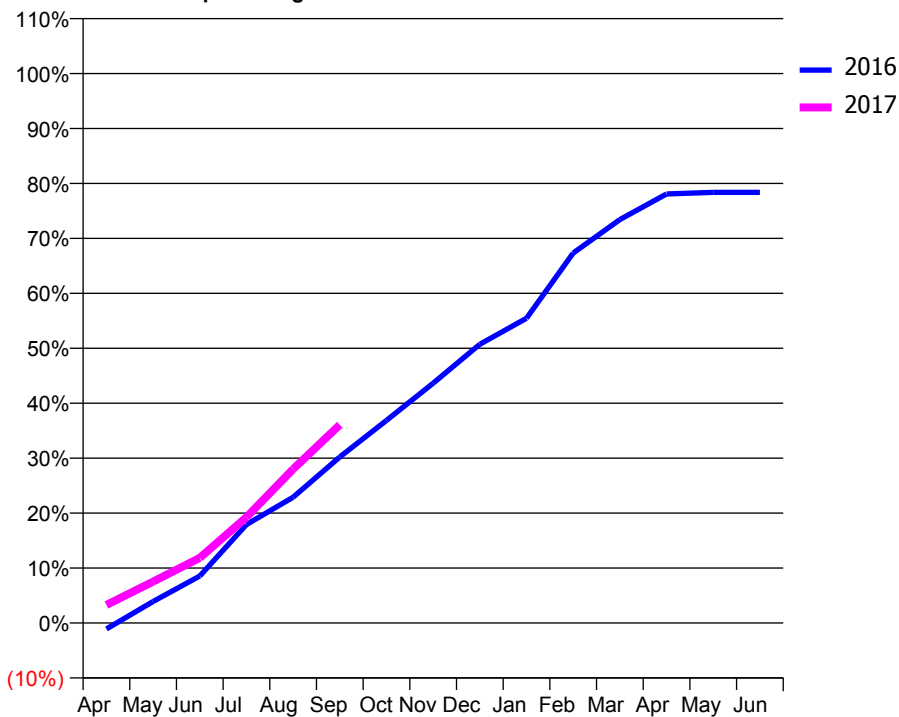
### ACCESS\*

Patients seen in 24 months	Total	Change since previous quarter
Quarter ending September 2015	5,169	
Quarter ending December 2015	5,234	→
Quarter ending March 2016	5,222	→
Quarter ending June 2016	5,145	↓
Quarter ending September 2016	5,113	→
<b>Variance since September 2015</b>	<b>(1.1%)</b>	<b>↓</b>



### ACTIVITY

Cumulative percentage of contracted UDA delivered 2016 & 2017



Month	Adjusted Scheduled Activity (UDA)	
	2016	2017
April	-207	616
May	735	1,416
June	1,608	2,228
July	3,368	3,620
August	4,305	5,269
September	5,681	6,780
October	6,932	
November	8,205	
December	9,538	
January	10,427	
February	12,660	
March	13,802	
April	14,680	
May	14,734	
June	14,736	

### QUALITY

	Quantity	Base Number	Contract	AT	Region	England
% of FP17s for the same patient ID Re-attending within 3 months - Children	145	1,226	11.8%	11.8%	13.5%	12.4%
% of FP17s for the same patient ID Re-attending within 3 months - Adults	425	2,942	14.4%	15.6%	17.4%	16.7%
% of FP17s for the same patient ID Re-attending between 3 & 9 months - Children	817	1,226	66.6%	59.6%	59.0%	57.4%
% of FP17s for the same patient ID Re-attending between 3 & 9 months - Adults	1,962	2,942	66.7%	54.4%	52.6%	50.5%
% of FP17s for Band 1 Urgent Courses	230	3,745	6.1%	8.6%	9.4%	9.1%
% of FP17s Relating to Free Repair or Replacements	93	3,745	2.5%	0.9%	1.0%	0.8%
% of FP17s Relating to Continuations	33	3,745	0.9%	1.4%	1.5%	1.3%
% of Patients satisfied with the dentistry they have received	3	3	N/A	92.7%	93.7%	93.2%
% of Patients satisfied with the time they had to wait for an appointment	2	3	N/A	88.3%	90.0%	89.0%

\* This is based on patients treated on this contract for their most recent course of treatment. Figures in italics indicate the base number of FP17s or Patient Questionnaire responses are less than 100. N/A is shown where the base number of responses is less than 10 during the period. % is calculated as Quantity/Base number\*100

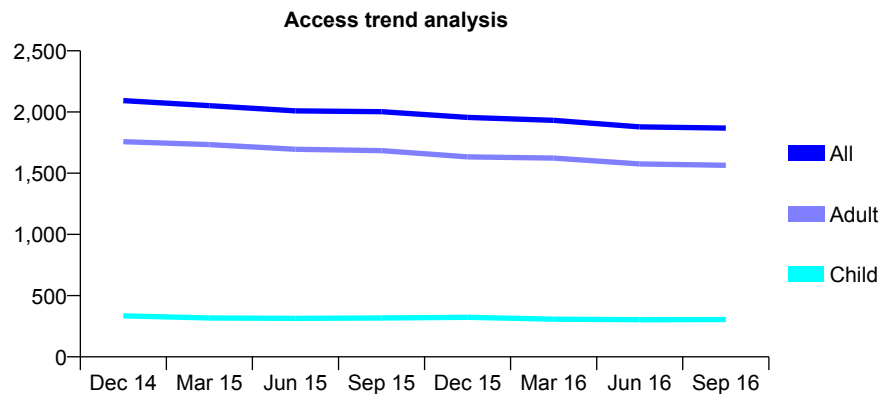
## Q52 - Vital Signs At a Glance Contract Report for 776076/0001 - September 2016

Name or company name	MS AR MALLIKARACHCHI
Contract type name	GDS Contract
Purpose of contract	General
Contract start date	19/05/2011
Contract end date	

16/17 Contracted general activity (UDA)	5,981
Carry forward general activity (UDA)	0
16/17 Contracted orthodontic activity (UOA)	0
Carry forward orthodontic activity (UOA)	0
Baseline contract value	£163,629.73

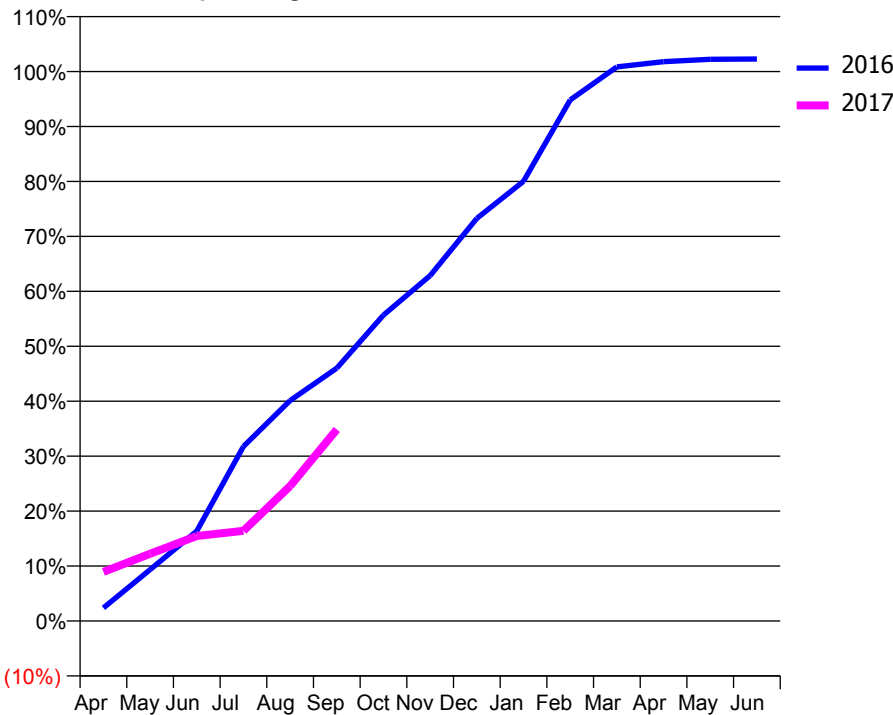
### ACCESS\*

Patients seen in 24 months	Total	Change since previous quarter
Quarter ending September 2015	2,003	
Quarter ending December 2015	1,956	↓
Quarter ending March 2016	1,932	↓
Quarter ending June 2016	1,879	↓
Quarter ending September 2016	1,869	→
<b>Variance since September 2015</b>	<b>(6.7%)</b>	<b>↓</b>



### ACTIVITY

Cumulative percentage of contracted UDA delivered 2016 & 2017



Month	2016	2017
April	143	535
May	560	733
June	979	925
July	1,901	981
August	2,400	1,469
September	2,753	2,084
October	3,330	
November	3,759	
December	4,383	
January	4,786	
February	5,672	
March	6,031	
April	6,087	
May	6,114	
June	6,117	

### QUALITY

	Quantity	Base Number	Contract	AT	Region	England
% of FP17s for the same patient ID Re-attending within 3 months - Children	19	245	7.8%	11.8%	13.5%	12.4%
% of FP17s for the same patient ID Re-attending within 3 months - Adults	89	1,013	8.8%	15.6%	17.4%	16.7%
% of FP17s for the same patient ID Re-attending between 3 & 9 months - Children	171	245	69.8%	59.6%	59.0%	57.4%
% of FP17s for the same patient ID Re-attending between 3 & 9 months - Adults	751	1,013	74.1%	54.4%	52.6%	50.5%
% of FP17s for Band 1 Urgent Courses	62	1,210	5.1%	8.6%	9.4%	9.1%
% of FP17s Relating to Free Repair or Replacements	18	1,210	1.5%	0.9%	1.0%	0.8%
% of FP17s Relating to Continuations	6	1,210	0.5%	1.4%	1.5%	1.3%
% of Patients satisfied with the dentistry they have received	4	5	N/A	92.7%	93.7%	93.2%
% of Patients satisfied with the time they had to wait for an appointment	5	5	N/A	88.3%	90.0%	89.0%

\* This is based on patients treated on this contract for their most recent course of treatment. Figures in italics indicate the base number of FP17s or Patient Questionnaire responses are less than 100. N/A is shown where the base number of responses is less than 10 during the period. % is calculated as Quantity/Base number\*100

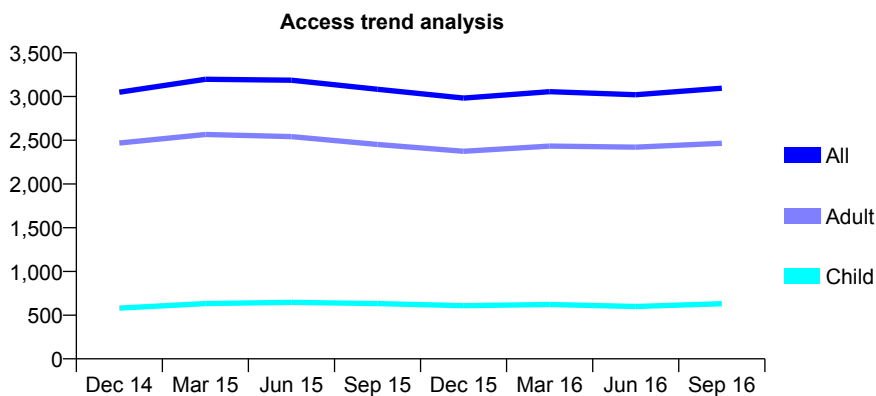
## Q52 - Vital Signs At a Glance Contract Report for 776777/0001 - September 2016

Name or company name	MR HR LETUKA
Contract type name	PDS Contract
Purpose of contract	General
Contract start date	16/02/2008
Contract end date	15/02/2018

16/17 Contracted general activity (UDA)	9,700
Carry forward general activity (UDA)	0
16/17 Contracted orthodontic activity (UOA)	0
Carry forward orthodontic activity (UOA)	0
Baseline contract value	£300,499.43

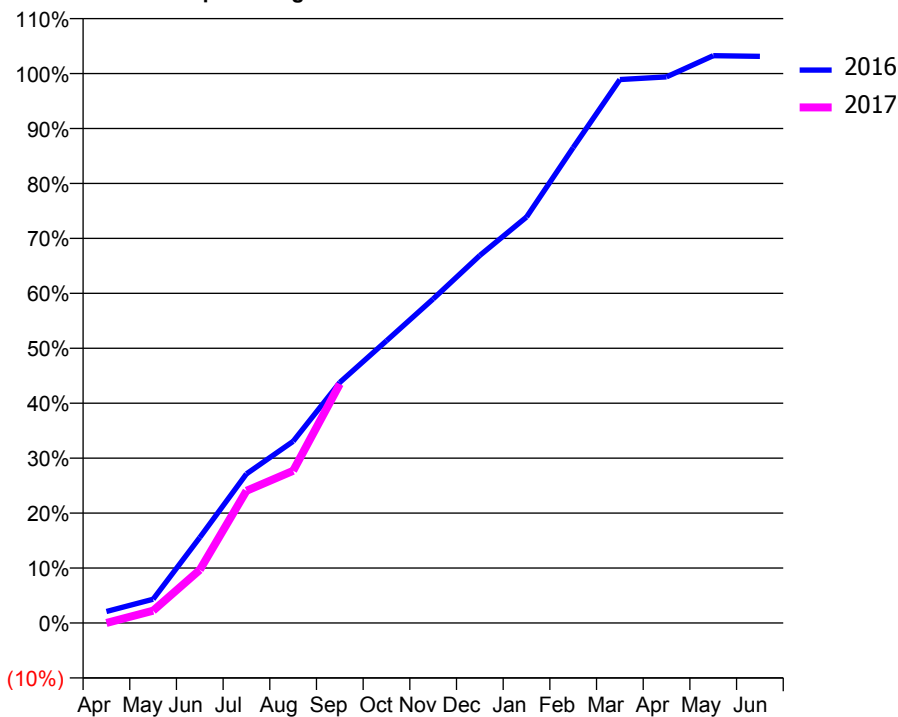
### ACCESS\*

Patients seen in 24 months	Total	Change since previous quarter
Quarter ending September 2015	3,083	
Quarter ending December 2015	2,982	↓
Quarter ending March 2016	3,055	↑
Quarter ending June 2016	3,020	↓
Quarter ending September 2016	3,095	↑
<b>Variance since September 2015</b>	0.4%	→



### ACTIVITY

Cumulative percentage of contracted UDA delivered 2016 & 2017



Month	Adjusted Scheduled Activity (UDA)	
	2016	2017
April	204	0
May	421	217
June	1,510	939
July	2,633	2,334
August	3,207	2,686
September	4,247	4,219
October	4,983	
November	5,722	
December	6,488	
January	7,167	
February	8,393	
March	9,594	
April	9,639	
May	10,014	
June	10,002	

### QUALITY

	Quantity	Base Number	Contract	AT	Region	England
% of FP17s for the same patient ID Re-attending within 3 months - Children	49	474	10.3%	11.8%	13.5%	12.4%
% of FP17s for the same patient ID Re-attending within 3 months - Adults	186	1,568	11.9%	15.6%	17.4%	16.7%
% of FP17s for the same patient ID Re-attending between 3 & 9 months - Children	249	474	52.5%	59.6%	59.0%	57.4%
% of FP17s for the same patient ID Re-attending between 3 & 9 months - Adults	802	1,568	51.1%	54.4%	52.6%	50.5%
% of FP17s for Band 1 Urgent Courses	168	1,874	9.0%	8.6%	9.4%	9.1%
% of FP17s Relating to Free Repair or Replacements	4	1,874	0.2%	0.9%	1.0%	0.8%
% of FP17s Relating to Continuations	26	1,874	1.4%	1.4%	1.5%	1.3%
% of Patients satisfied with the dentistry they have received	2	2	N/A	92.7%	93.7%	93.2%
% of Patients satisfied with the time they had to wait for an appointment	2	2	N/A	88.3%	90.0%	89.0%

\* This is based on patients treated on this contract for their most recent course of treatment. Figures in italics indicate the base number of FP17s or Patient Questionnaire responses are less than 100. N/A is shown where the base number of responses is less than 10 during the period. % is calculated as Quantity/Base number\*100

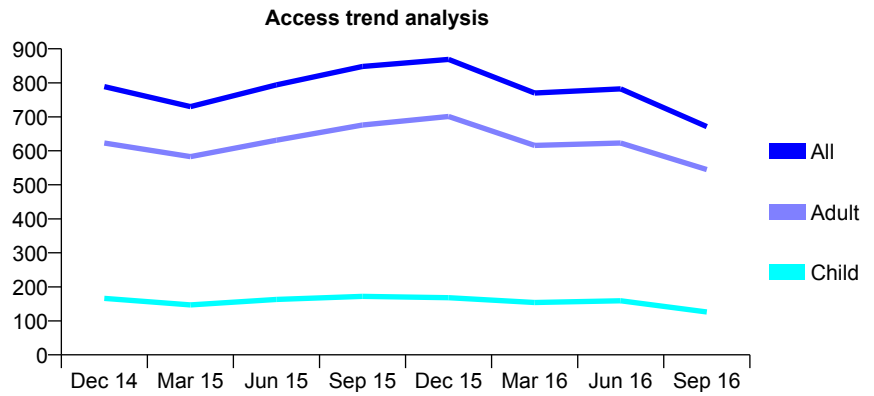
## Q52 - Vital Signs At a Glance Contract Report for 776777/0002 - September 2016

Name or company name	MR HR LETUKA
Contract type name	PDS Contract
Purpose of contract	General
Contract start date	24/06/2008
Contract end date	23/06/2018

16/17 Contracted general activity (UDA)	2,300
Carry forward general activity (UDA)	0
16/17 Contracted orthodontic activity (UOA)	0
Carry forward orthodontic activity (UOA)	0
Baseline contract value	£66,096.67

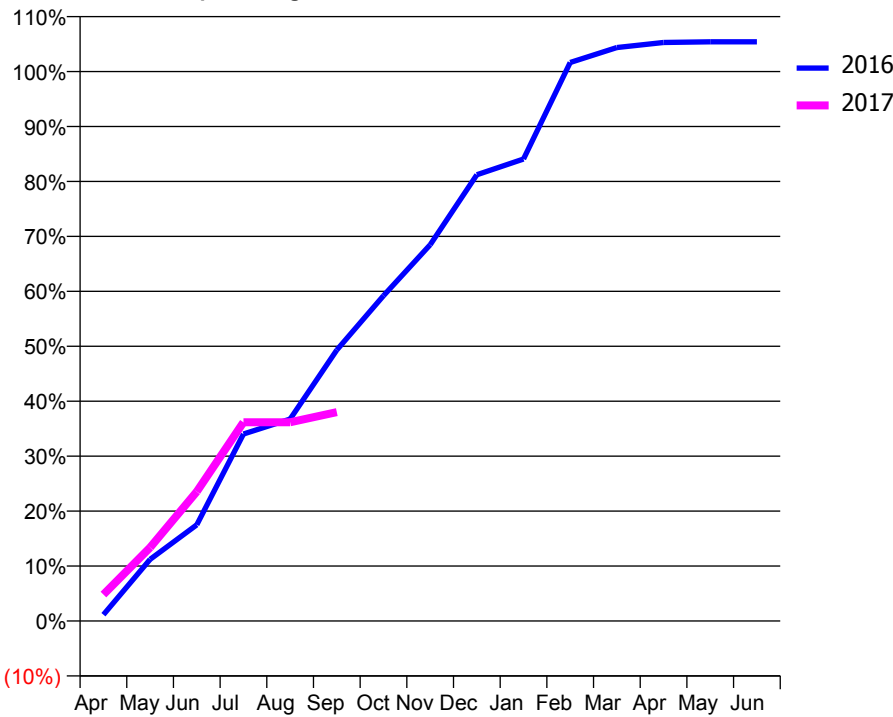
### ACCESS\*

Patients seen in 24 months	Total	Change since previous quarter
Quarter ending September 2015	848	
Quarter ending December 2015	869	↑
Quarter ending March 2016	770	↓
Quarter ending June 2016	782	→
Quarter ending September 2016	671	↓
<b>Variance since September 2015</b>	<b>(20.9%)</b>	<b>↓</b>



### ACTIVITY

Cumulative percentage of contracted UDA delivered 2016 & 2017



Month	Adjusted Scheduled Activity (UDA)	
	2016	2017
April	27	111
May	258	308
June	403	541
July	783	832
August	845	832
September	1,134	875
October	1,362	
November	1,575	
December	1,868	
January	1,934	
February	2,338	
March	2,400	
April	2,421	
May	2,424	
June	2,424	

### QUALITY

	Quantity	Base Number	Contract	AT	Region	England
% of FP17s for the same patient ID Re-attending within 3 months - Children	4	94	4.3%	11.8%	13.5%	12.4%
% of FP17s for the same patient ID Re-attending within 3 months - Adults	44	399	11.0%	15.6%	17.4%	16.7%
% of FP17s for the same patient ID Re-attending between 3 & 9 months - Children	44	94	46.8%	59.6%	59.0%	57.4%
% of FP17s for the same patient ID Re-attending between 3 & 9 months - Adults	214	399	53.6%	54.4%	52.6%	50.5%
% of FP17s for Band 1 Urgent Courses	43	481	8.9%	8.6%	9.4%	9.1%
% of FP17s Relating to Free Repair or Replacements	0	481	0.0%	0.9%	1.0%	0.8%
% of FP17s Relating to Continuations	7	481	1.5%	1.4%	1.5%	1.3%
% of Patients satisfied with the dentistry they have received	0	0	N/A	92.7%	93.7%	93.2%
% of Patients satisfied with the time they had to wait for an appointment	0	0	N/A	88.3%	90.0%	89.0%

\* This is based on patients treated on this contract for their most recent course of treatment. Figures in italics indicate the base number of FP17s or Patient Questionnaire responses are less than 100. N/A is shown where the base number of responses is less than 10 during the period. % is calculated as Quantity/Base number\*100

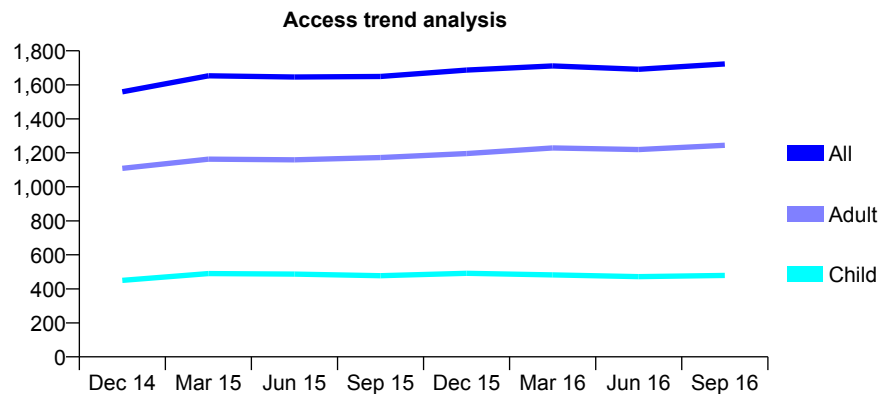
## Q52 - Vital Signs At a Glance Contract Report for 782599/0001 - September 2016

Name or company name	MR M BALA
Contract type name	PDS Contract
Purpose of contract	General
Contract start date	01/04/2008
Contract end date	

16/17 Contracted general activity (UDA)	6,564
Carry forward general activity (UDA)	0
16/17 Contracted orthodontic activity (UOA)	0
Carry forward orthodontic activity (UOA)	0
Baseline contract value	£195,382.66

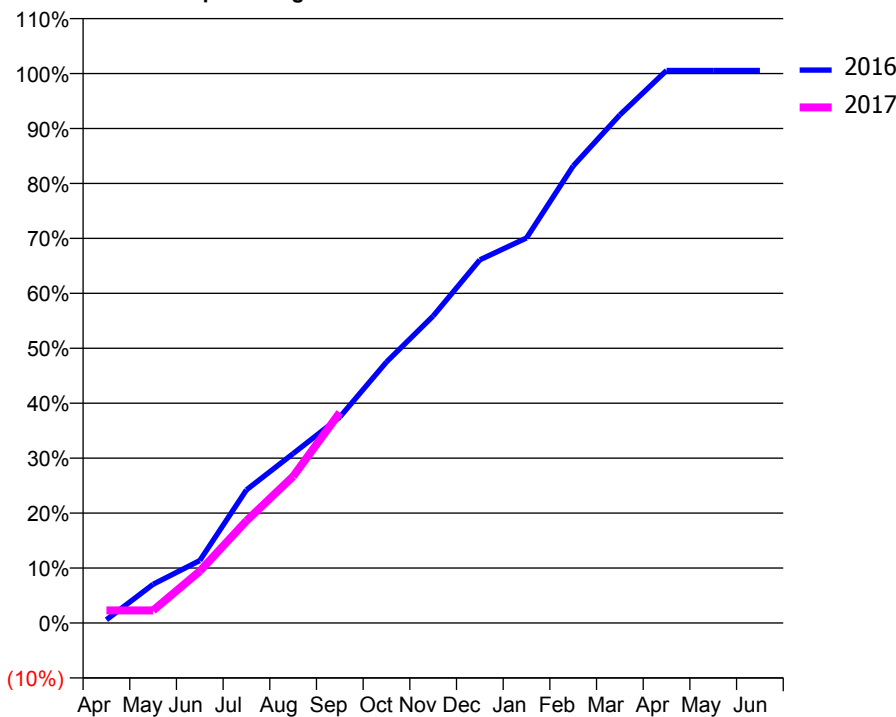
### ACCESS\*

Patients seen in 24 months	Total	Change since previous quarter
Quarter ending September 2015	1,649	
Quarter ending December 2015	1,687	↑
Quarter ending March 2016	1,711	→
Quarter ending June 2016	1,691	↓
Quarter ending September 2016	1,723	→
<b>Variance since September 2015</b>	<b>4.5%</b>	<b>↑</b>



### ACTIVITY

Cumulative percentage of contracted UDA delivered 2016 & 2017



Month	Adjusted Scheduled Activity (UDA)	
	2016	2017
April	39	151
May	463	151
June	747	620
July	1,591	1,220
August	2,023	1,751
September	2,460	2,515
October	3,118	
November	3,668	
December	4,338	
January	4,600	
February	5,460	
March	6,070	
April	6,599	
May	6,599	
June	6,600	

### QUALITY

	Quantity	Base Number	Contract	AT	Region	England
% of FP17s for the same patient ID Re-attending within 3 months - Children	26	333	7.8%	11.8%	13.5%	12.4%
% of FP17s for the same patient ID Re-attending within 3 months - Adults	136	939	14.5%	15.6%	17.4%	16.7%
% of FP17s for the same patient ID Re-attending between 3 & 9 months - Children	220	333	66.1%	59.6%	59.0%	57.4%
% of FP17s for the same patient ID Re-attending between 3 & 9 months - Adults	558	939	59.4%	54.4%	52.6%	50.5%
% of FP17s for Band 1 Urgent Courses	54	1,073	5.0%	8.6%	9.4%	9.1%
% of FP17s Relating to Free Repair or Replacements	6	1,073	0.6%	0.9%	1.0%	0.8%
% of FP17s Relating to Continuations	15	1,073	1.4%	1.4%	1.5%	1.3%
% of Patients satisfied with the dentistry they have received	4	4	N/A	92.7%	93.7%	93.2%
% of Patients satisfied with the time they had to wait for an appointment	4	4	N/A	88.3%	90.0%	89.0%

\* This is based on patients treated on this contract for their most recent course of treatment. Figures in italics indicate the base number of FP17s or Patient Questionnaire responses are less than 100. N/A is shown where the base number of responses is less than 10 during the period. % is calculated as Quantity/Base number\*100

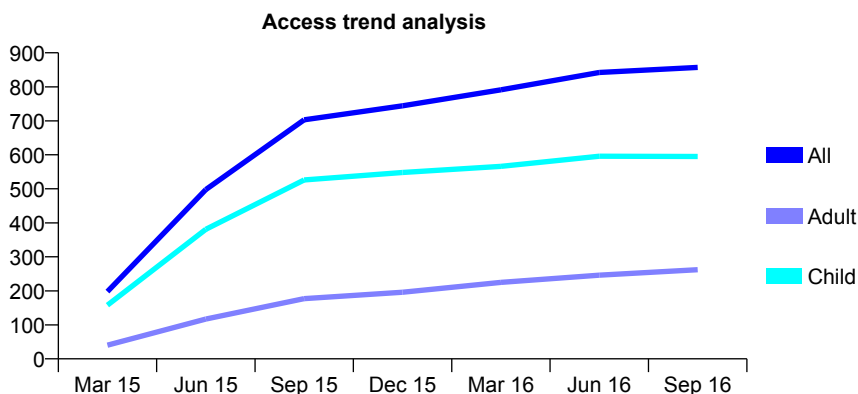
## Q52 - Vital Signs At a Glance Contract Report for 782815/0001 - September 2016

Name or company name	MR OJ WAINWRIGHT
Contract type name	GDS Contract
Purpose of contract	General
Contract start date	01/02/2015
Contract end date	

16/17 Contracted general activity (UDA)	2,182
Carry forward general activity (UDA)	0
16/17 Contracted orthodontic activity (UOA)	0
Carry forward orthodontic activity (UOA)	0
Baseline contract value	£46,792.70

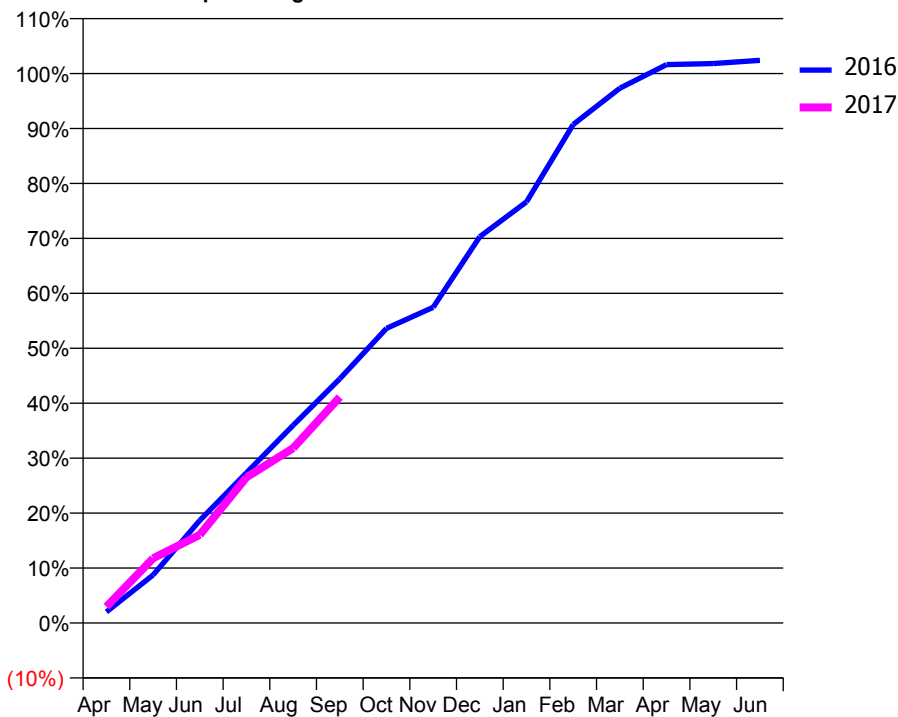
### ACCESS\*

Patients seen in 24 months	Total	Change since previous quarter
Quarter ending September 2015	703	
Quarter ending December 2015	744	↑
Quarter ending March 2016	791	↑
Quarter ending June 2016	842	↑
Quarter ending September 2016	857	→
<b>Variance since September 2015</b>	<b>21.9%</b>	<b>↑</b>



### ACTIVITY

Cumulative percentage of contracted UDA delivered 2016 & 2017



Adjusted Scheduled Activity (UDA)

Month	2016	2017
April	44	65
May	191	257
June	408	350
July	597	579
August	785	695
September	970	897
October	1,170	
November	1,253	
December	1,534	
January	1,673	
February	1,980	
March	2,124	
April	2,217	
May	2,221	
June	2,234	

### QUALITY

	Quantity	Base Number	Contract	AT	Region	England
% of FP17s for the same patient ID Re-attending within 3 months - Children	62	545	11.4%	11.8%	13.5%	12.4%
% of FP17s for the same patient ID Re-attending within 3 months - Adults	36	183	19.7%	15.6%	17.4%	16.7%
% of FP17s for the same patient ID Re-attending between 3 & 9 months - Children	359	545	65.9%	59.6%	59.0%	57.4%
% of FP17s for the same patient ID Re-attending between 3 & 9 months - Adults	107	183	58.5%	54.4%	52.6%	50.5%
% of FP17s for Band 1 Urgent Courses	22	663	3.3%	8.6%	9.4%	9.1%
% of FP17s Relating to Free Repair or Replacements	2	663	0.3%	0.9%	1.0%	0.8%
% of FP17s Relating to Continuations	0	663	0.0%	1.4%	1.5%	1.3%
% of Patients satisfied with the dentistry they have received	0	0	N/A	92.7%	93.7%	93.2%
% of Patients satisfied with the time they had to wait for an appointment	0	0	N/A	88.3%	90.0%	89.0%

\* This is based on patients treated on this contract for their most recent course of treatment. Figures in italics indicate the base number of FP17s or Patient Questionnaire responses are less than 100. N/A is shown where the base number of responses is less than 10 during the period. % is calculated as Quantity/Base number\*100



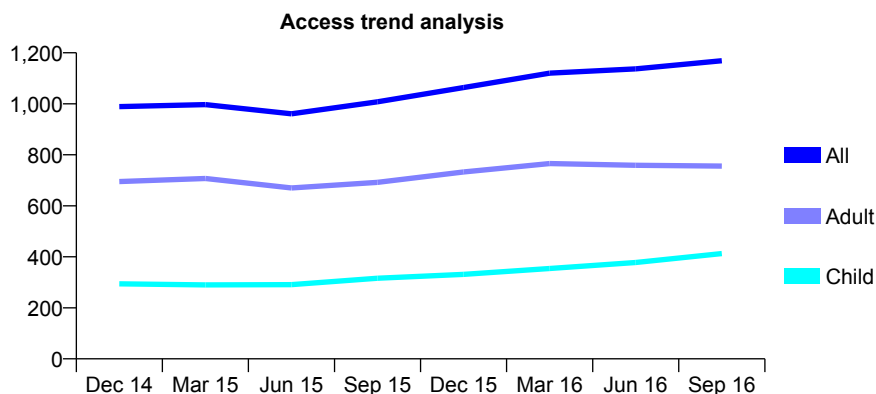
## Q52 - Vital Signs At a Glance Contract Report for 793396/0001 - September 2016

Name or company name	MR JP SIWEK
Contract type name	GDS Contract
Purpose of contract	General
Contract start date	01/04/2006
Contract end date	

16/17 Contracted general activity (UDA)	3,533
Carry forward general activity (UDA)	0
16/17 Contracted orthodontic activity (UOA)	0
Carry forward orthodontic activity (UOA)	0
Baseline contract value	£93,777.23

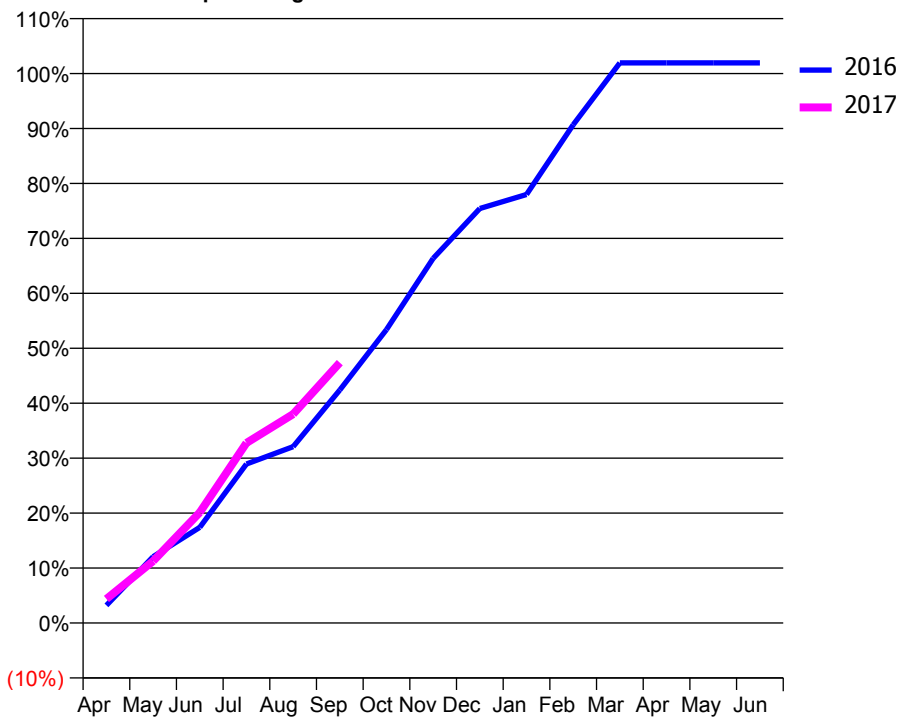
### ACCESS\*

Patients seen in 24 months	Total	Change since previous quarter
Quarter ending September 2015	1,008	
Quarter ending December 2015	1,064	↑
Quarter ending March 2016	1,120	↑
Quarter ending June 2016	1,137	→
Quarter ending September 2016	1,169	↑
<b>Variance since September 2015</b>	<b>16.0%</b>	<b>↑</b>



### ACTIVITY

Cumulative percentage of contracted UDA delivered 2016 & 2017



Adjusted Scheduled Activity (UDA)

Month	2016	2017
April	113	155
May	426	398
June	615	711
July	1,022	1,158
August	1,134	1,343
September	1,498	1,674
October	1,887	
November	2,344	
December	2,665	
January	2,755	
February	3,203	
March	3,602	
April	3,602	
May	3,602	
June	3,602	

### QUALITY

	Quantity	Base Number	Contract	AT	Region	England
% of FP17s for the same patient ID Re-attending within 3 months - Children	23	307	7.5%	11.8%	13.5%	12.4%
% of FP17s for the same patient ID Re-attending within 3 months - Adults	62	512	12.1%	15.6%	17.4%	16.7%
% of FP17s for the same patient ID Re-attending between 3 & 9 months - Children	136	307	44.3%	59.6%	59.0%	57.4%
% of FP17s for the same patient ID Re-attending between 3 & 9 months - Adults	288	512	56.3%	54.4%	52.6%	50.5%
% of FP17s for Band 1 Urgent Courses	5	819	0.6%	8.6%	9.4%	9.1%
% of FP17s Relating to Free Repair or Replacements	0	819	0.0%	0.9%	1.0%	0.8%
% of FP17s Relating to Continuations	5	819	0.6%	1.4%	1.5%	1.3%
% of Patients satisfied with the dentistry they have received	2	2	N/A	92.7%	93.7%	93.2%
% of Patients satisfied with the time they had to wait for an appointment	1	2	N/A	88.3%	90.0%	89.0%

\* This is based on patients treated on this contract for their most recent course of treatment. Figures in italics indicate the base number of FP17s or Patient Questionnaire responses are less than 100. N/A is shown where the base number of responses is less than 10 during the period. % is calculated as Quantity/Base number\*100

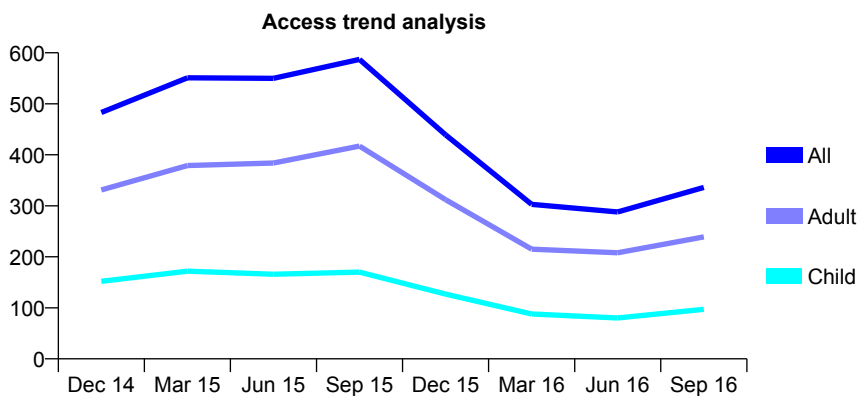
## Q52 - Vital Signs At a Glance Contract Report for 800627/0002 - September 2016

Name or company name	MR AP HICKS
Contract type name	GDS Contract
Purpose of contract	General
Contract start date	01/04/2006
Contract end date	

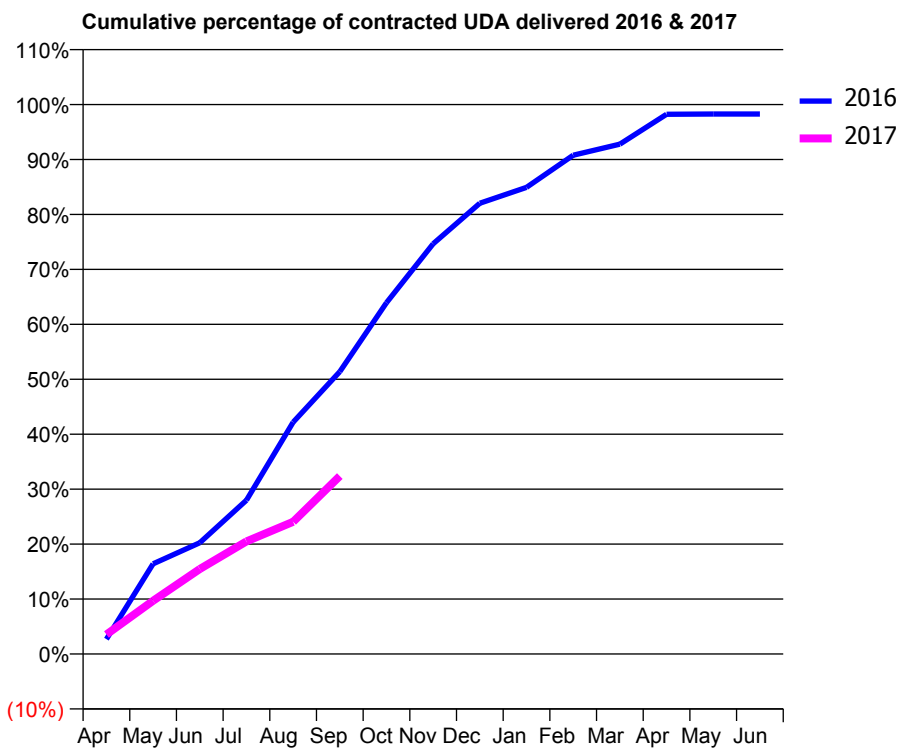
16/17 Contracted general activity (UDA)	1,478
Carry forward general activity (UDA)	0
16/17 Contracted orthodontic activity (UOA)	0
Carry forward orthodontic activity (UOA)	0
Baseline contract value	£32,875.82

### ACCESS\*

Patients seen in 24 months	Total	Change since previous quarter
Quarter ending September 2015	587	
Quarter ending December 2015	439	↓
Quarter ending March 2016	303	↓
Quarter ending June 2016	288	↓
Quarter ending September 2016	336	↑
<b>Variance since September 2015</b>	<b>(42.8%)</b>	<b>↓</b>



### ACTIVITY



Month	Adjusted Scheduled Activity (UDA)	
	2016	2017
April	40	52
May	243	143
June	299	229
July	414	303
August	623	356
September	760	479
October	945	
November	1,103	
December	1,212	
January	1,255	
February	1,342	
March	1,371	
April	1,452	
May	1,452	
June	1,452	

### QUALITY

	Quantity	Base Number	Contract	AT	Region	England
% of FP17s for the same patient ID Re-attending within 3 months - Children	4	89	4.5%	11.8%	13.5%	12.4%
% of FP17s for the same patient ID Re-attending within 3 months - Adults	25	222	11.3%	15.6%	17.4%	16.7%
% of FP17s for the same patient ID Re-attending between 3 & 9 months - Children	24	89	27.0%	59.6%	59.0%	57.4%
% of FP17s for the same patient ID Re-attending between 3 & 9 months - Adults	54	222	24.3%	54.4%	52.6%	50.5%
% of FP17s for Band 1 Urgent Courses	24	275	8.7%	8.6%	9.4%	9.1%
% of FP17s Relating to Free Repair or Replacements	4	275	1.5%	0.9%	1.0%	0.8%
% of FP17s Relating to Continuations	9	275	3.3%	1.4%	1.5%	1.3%
% of Patients satisfied with the dentistry they have received	1	1	N/A	92.7%	93.7%	93.2%
% of Patients satisfied with the time they had to wait for an appointment	1	1	N/A	88.3%	90.0%	89.0%

\* This is based on patients treated on this contract for their most recent course of treatment. Figures in italics indicate the base number of FP17s or Patient Questionnaire responses are less than 100. N/A is shown where the base number of responses is less than 10 during the period. % is calculated as Quantity/Base number\*100

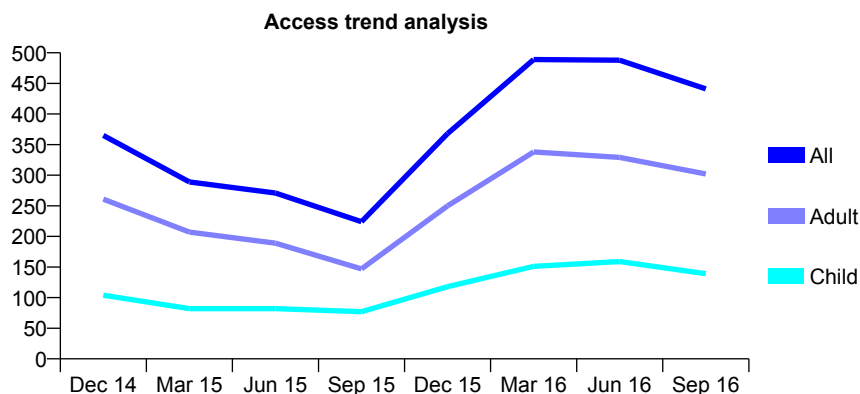
## Q52 - Vital Signs At a Glance Contract Report for 800627/0003 - September 2016

Name or company name	MR AP HICKS
Contract type name	GDS Contract
Purpose of contract	General
Contract start date	15/06/2010
Contract end date	

16/17 Contracted general activity (UDA)	1,369
Carry forward general activity (UDA)	0
16/17 Contracted orthodontic activity (UOA)	0
Carry forward orthodontic activity (UOA)	0
Baseline contract value	£31,005.50

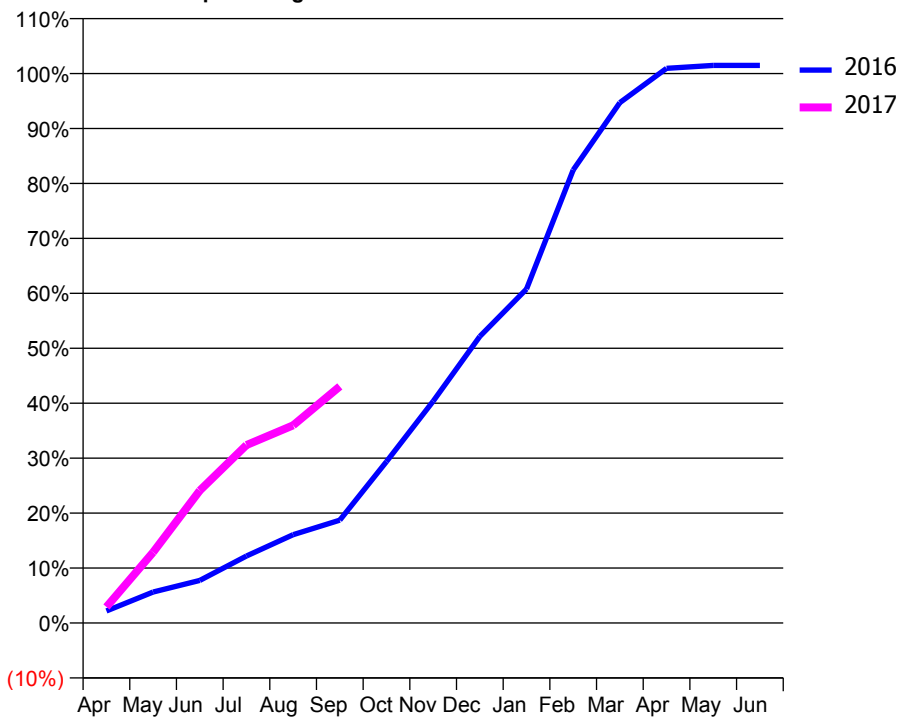
### ACCESS\*

Patients seen in 24 months	Total	Change since previous quarter
Quarter ending September 2015	224	
Quarter ending December 2015	368	↑
Quarter ending March 2016	489	↑
Quarter ending June 2016	488	→
Quarter ending September 2016	441	↓
<b>Variance since September 2015</b>	<b>96.9%</b>	<b>↑</b>



### ACTIVITY

Cumulative percentage of contracted UDA delivered 2016 & 2017



Month	Adjusted Scheduled Activity (UDA)	
	2016	2017
April	30	40
May	77	176
June	106	330
July	167	443
August	220	492
September	256	589
October	402	
November	553	
December	714	
January	832	
February	1,129	
March	1,297	
April	1,382	
May	1,389	
June	1,389	

### QUALITY

	Quantity	Base Number	Contract	AT	Region	England
% of FP17s for the same patient ID Re-attending within 3 months - Children	14	114	12.3%	11.8%	13.5%	12.4%
% of FP17s for the same patient ID Re-attending within 3 months - Adults	50	263	19.0%	15.6%	17.4%	16.7%
% of FP17s for the same patient ID Re-attending between 3 & 9 months - Children	51	114	44.7%	59.6%	59.0%	57.4%
% of FP17s for the same patient ID Re-attending between 3 & 9 months - Adults	97	263	36.9%	54.4%	52.6%	50.5%
% of FP17s for Band 1 Urgent Courses	7	333	2.1%	8.6%	9.4%	9.1%
% of FP17s Relating to Free Repair or Replacements	16	333	4.8%	0.9%	1.0%	0.8%
% of FP17s Relating to Continuations	16	333	4.8%	1.4%	1.5%	1.3%
% of Patients satisfied with the dentistry they have received	1	2	N/A	92.7%	93.7%	93.2%
% of Patients satisfied with the time they had to wait for an appointment	2	2	N/A	88.3%	90.0%	89.0%

\* This is based on patients treated on this contract for their most recent course of treatment. Figures in italics indicate the base number of FP17s or Patient Questionnaire responses are less than 100. N/A is shown where the base number of responses is less than 10 during the period. % is calculated as Quantity/Base number\*100

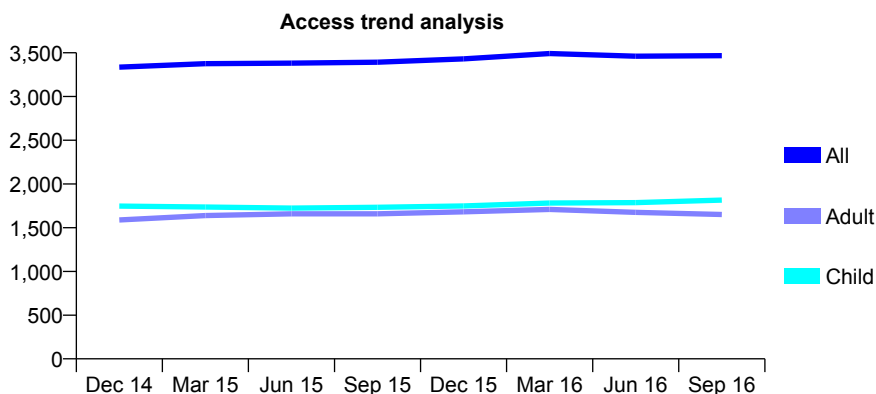
## Q52 - Vital Signs At a Glance Contract Report for 811246/0001 - September 2016

Name or company name	MR CJ FINNERTY
Contract type name	PDS Contract
Purpose of contract	General
Contract start date	01/04/2006
Contract end date	31/03/2021

16/17 Contracted general activity (UDA)	11,197
Carry forward general activity (UDA)	0
16/17 Contracted orthodontic activity (UOA)	0
Carry forward orthodontic activity (UOA)	0
Baseline contract value	£327,671.95

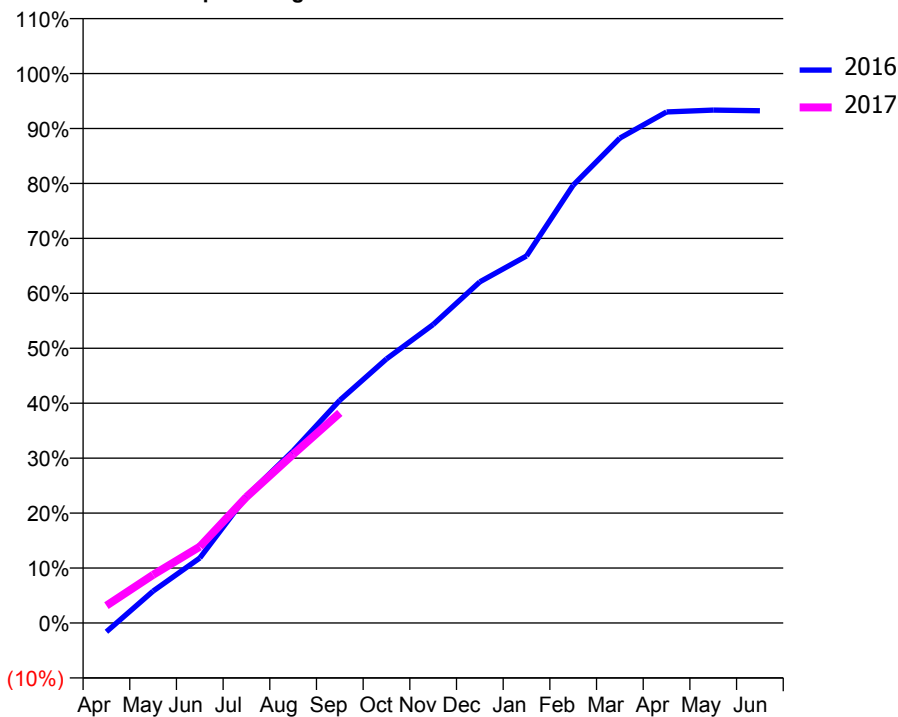
### ACCESS\*

Patients seen in 24 months	Total	Change since previous quarter
Quarter ending September 2015	3,392	
Quarter ending December 2015	3,430	→
Quarter ending March 2016	3,491	→
Quarter ending June 2016	3,461	→
Quarter ending September 2016	3,467	→
<b>Variance since September 2015</b>	<b>2.2%</b>	<b>↑</b>



### ACTIVITY

Cumulative percentage of contracted UDA delivered 2016 & 2017



Month	Adjusted Scheduled Activity (UDA)	
	2016	2017
April	-180	355
May	651	983
June	1,324	1,557
July	2,581	2,570
August	3,510	3,436
September	4,539	4,282
October	5,381	
November	6,083	
December	6,952	
January	7,479	
February	8,922	
March	9,882	
April	10,415	
May	10,453	
June	10,438	

### QUALITY

	Quantity	Base Number	Contract	AT	Region	England
% of FP17s for the same patient ID Re-attending within 3 months - Children	109	1,472	7.4%	11.8%	13.5%	12.4%
% of FP17s for the same patient ID Re-attending within 3 months - Adults	188	1,002	18.8%	15.6%	17.4%	16.7%
% of FP17s for the same patient ID Re-attending between 3 & 9 months - Children	974	1,472	66.2%	59.6%	59.0%	57.4%
% of FP17s for the same patient ID Re-attending between 3 & 9 months - Adults	521	1,002	52.0%	54.4%	52.6%	50.5%
% of FP17s for Band 1 Urgent Courses	193	2,232	8.6%	8.6%	9.4%	9.1%
% of FP17s Relating to Free Repair or Replacements	3	2,232	0.1%	0.9%	1.0%	0.8%
% of FP17s Relating to Continuations	2	2,232	0.1%	1.4%	1.5%	1.3%
% of Patients satisfied with the dentistry they have received	5	5	N/A	92.7%	93.7%	93.2%
% of Patients satisfied with the time they had to wait for an appointment	5	5	N/A	88.3%	90.0%	89.0%

\* This is based on patients treated on this contract for their most recent course of treatment. Figures in italics indicate the base number of FP17s or Patient Questionnaire responses are less than 100. N/A is shown where the base number of responses is less than 10 during the period. % is calculated as Quantity/Base number\*100

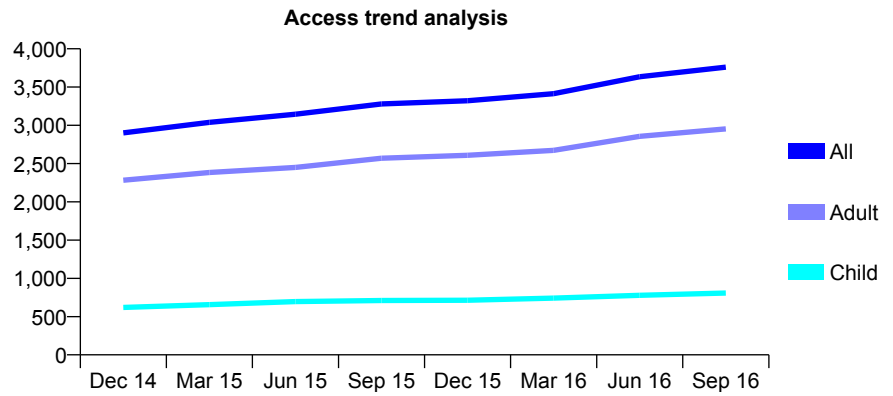
## Q52 - Vital Signs At a Glance Contract Report for 811459/0001 - September 2016

Name or company name	MR MA SILVESTER
Contract type name	GDS Contract
Purpose of contract	General and Orthodontic
Contract start date	01/04/2006
Contract end date	

16/17 Contracted general activity (UDA)	9,000
Carry forward general activity (UDA)	0
16/17 Contracted orthodontic activity (UOA)	250
Carry forward orthodontic activity (UOA)	0
Baseline contract value	£288,781.96

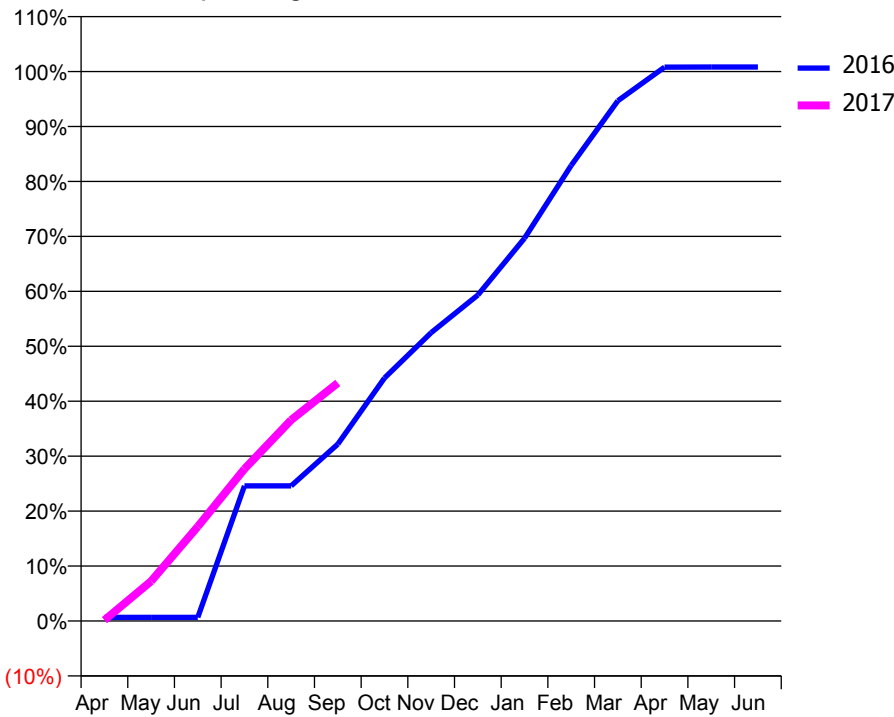
### ACCESS\*

Patients seen in 24 months	Total	Change since previous quarter
Quarter ending September 2015	3,280	
Quarter ending December 2015	3,321	→
Quarter ending March 2016	3,414	↑
Quarter ending June 2016	3,635	↑
Quarter ending September 2016	3,761	↑
<b>Variance since September 2015</b>	<b>14.7%</b>	<b>↑</b>



### ACTIVITY

**Cumulative percentage of contracted UDA delivered 2016 & 2017**



Month	Adjusted Scheduled Activity (UDA)	
	2016	2017
April	59	15
May	59	652
June	59	1,548
July	2,213	2,492
August	2,213	3,292
September	2,896	3,899
October	3,981	
November	4,724	
December	5,339	
January	6,269	
February	7,463	
March	8,522	
April	9,071	
May	9,073	
June	9,073	

### QUALITY

	Quantity	Base Number	Contract	AT	Region	England
% of FP17s for the same patient ID Re-attending within 3 months - Children	19	445	4.3%	11.8%	13.5%	12.4%
% of FP17s for the same patient ID Re-attending within 3 months - Adults	190	1,586	12.0%	15.6%	17.4%	16.7%
% of FP17s for the same patient ID Re-attending between 3 & 9 months - Children	162	445	36.4%	59.6%	59.0%	57.4%
% of FP17s for the same patient ID Re-attending between 3 & 9 months - Adults	476	1,586	30.0%	54.4%	52.6%	50.5%
% of FP17s for Band 1 Urgent Courses	123	1,795	6.9%	8.6%	9.4%	9.1%
% of FP17s Relating to Free Repair or Replacements	40	1,795	2.2%	0.9%	1.0%	0.8%
% of FP17s Relating to Continuations	16	1,795	0.9%	1.4%	1.5%	1.3%
% of Patients satisfied with the dentistry they have received	1	1	N/A	92.7%	93.7%	93.2%
% of Patients satisfied with the time they had to wait for an appointment	1	1	N/A	88.3%	90.0%	89.0%

\* This is based on patients treated on this contract for their most recent course of treatment. Figures in italics indicate the base number of FP17s or Patient Questionnaire responses are less than 100. N/A is shown where the base number of responses is less than 10 during the period. % is calculated as Quantity/Base number\*100

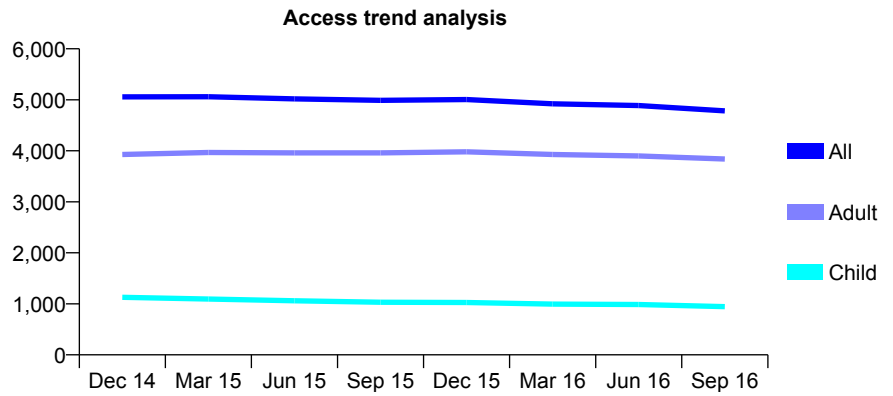
## Q52 - Vital Signs At a Glance Contract Report for 812080/0001 - September 2016

Name or company name	MR PA BENNETT
Contract type name	GDS Contract
Purpose of contract	General
Contract start date	01/04/2006
Contract end date	

16/17 Contracted general activity (UDA)	17,017
Carry forward general activity (UDA)	0
16/17 Contracted orthodontic activity (UOA)	0
Carry forward orthodontic activity (UOA)	0
Baseline contract value	£343,558.13

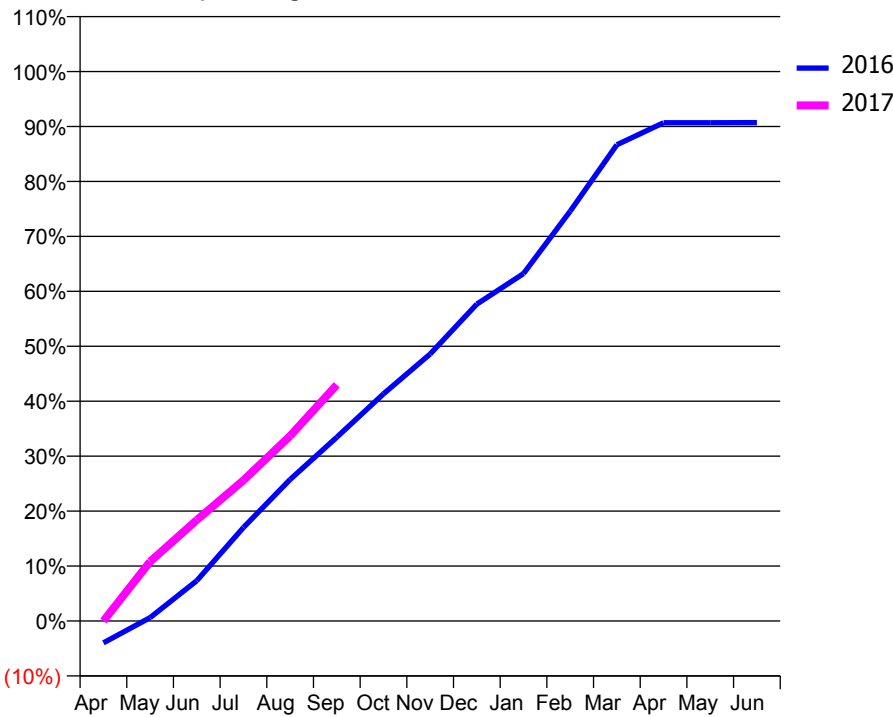
### ACCESS\*

Patients seen in 24 months	Total	Change since previous quarter
Quarter ending September 2015	4,990	
Quarter ending December 2015	5,005	→
Quarter ending March 2016	4,921	↓
Quarter ending June 2016	4,888	→
Quarter ending September 2016	4,783	↓
<b>Variance since September 2015</b>	<b>(4.1%)</b>	<b>↓</b>



### ACTIVITY

Cumulative percentage of contracted UDA delivered 2016 & 2017



Month	Adjusted Scheduled Activity (UDA)	
	2016	2017
April	-680	0
May	103	1,840
June	1,249	3,127
July	2,898	4,361
August	4,383	5,735
September	5,693	7,316
October	7,035	
November	8,269	
December	9,816	
January	10,760	
February	12,690	
March	14,747	
April	15,428	
May	15,429	
June	15,435	

### QUALITY

	Quantity	Base Number	Contract	AT	Region	England
% of FP17s for the same patient ID Re-attending within 3 months - Children	82	797	10.3%	11.8%	13.5%	12.4%
% of FP17s for the same patient ID Re-attending within 3 months - Adults	359	2,892	12.4%	15.6%	17.4%	16.7%
% of FP17s for the same patient ID Re-attending between 3 & 9 months - Children	524	797	65.7%	59.6%	59.0%	57.4%
% of FP17s for the same patient ID Re-attending between 3 & 9 months - Adults	2,063	2,892	71.3%	54.4%	52.6%	50.5%
% of FP17s for Band 1 Urgent Courses	30	3,366	0.9%	8.6%	9.4%	9.1%
% of FP17s Relating to Free Repair or Replacements	50	3,366	1.5%	0.9%	1.0%	0.8%
% of FP17s Relating to Continuations	41	3,366	1.2%	1.4%	1.5%	1.3%
% of Patients satisfied with the dentistry they have received	5	5	N/A	92.7%	93.7%	93.2%
% of Patients satisfied with the time they had to wait for an appointment	4	5	N/A	88.3%	90.0%	89.0%

\* This is based on patients treated on this contract for their most recent course of treatment. Figures in italics indicate the base number of FP17s or Patient Questionnaire responses are less than 100. N/A is shown where the base number of responses is less than 10 during the period. % is calculated as Quantity/Base number\*100

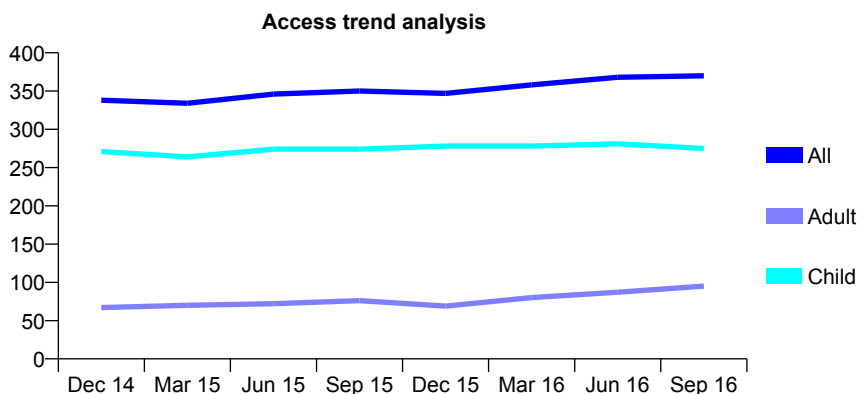
## Q52 - Vital Signs At a Glance Contract Report for 812315/0001 - September 2016

Name or company name	MR PS JEAVONS
Contract type name	GDS Contract
Purpose of contract	General
Contract start date	01/04/2006
Contract end date	

16/17 Contracted general activity (UDA)	960
Carry forward general activity (UDA)	0
16/17 Contracted orthodontic activity (UOA)	0
Carry forward orthodontic activity (UOA)	0
Baseline contract value	£23,393.20

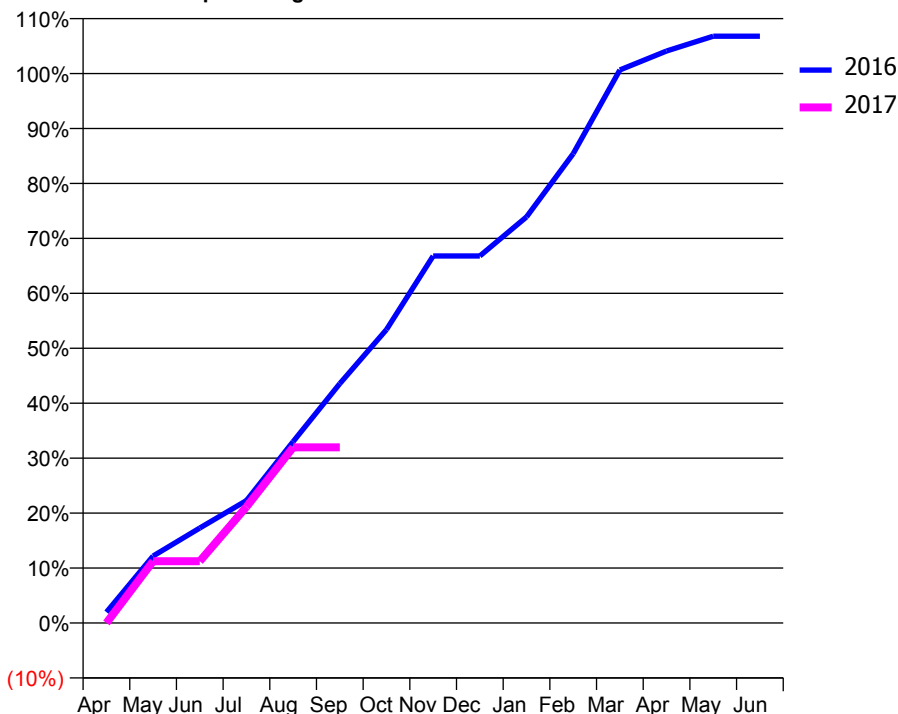
### ACCESS\*

Patients seen in 24 months	Total	Change since previous quarter
Quarter ending September 2015	350	
Quarter ending December 2015	347	→
Quarter ending March 2016	358	↑
Quarter ending June 2016	368	↑
Quarter ending September 2016	370	→
<b>Variance since September 2015</b>	<b>5.7%</b>	<b>↑</b>



### ACTIVITY

Cumulative percentage of contracted UDA delivered 2016 & 2017



Adjusted Scheduled Activity (UDA)		
Month	2016	2017
April	19	0
May	117	108
June	166	108
July	214	203
August	317	307
September	418	307
October	513	
November	641	
December	641	
January	709	
February	820	
March	966	
April	999	
May	1,025	
June	1,025	

### QUALITY

	Quantity	Base Number	Contract	AT	Region	England
% of FP17s for the same patient ID Re-attending within 3 months - Children	7	148	4.7%	11.8%	13.5%	12.4%
% of FP17s for the same patient ID Re-attending within 3 months - Adults	2	24	8.3%	15.6%	17.4%	16.7%
% of FP17s for the same patient ID Re-attending between 3 & 9 months - Children	100	148	67.6%	59.6%	59.0%	57.4%
% of FP17s for the same patient ID Re-attending between 3 & 9 months - Adults	4	24	16.7%	54.4%	52.6%	50.5%
% of FP17s for Band 1 Urgent Courses	0	142	0.0%	8.6%	9.4%	9.1%
% of FP17s Relating to Free Repair or Replacements	0	142	0.0%	0.9%	1.0%	0.8%
% of FP17s Relating to Continuations	0	142	0.0%	1.4%	1.5%	1.3%
% of Patients satisfied with the dentistry they have received	0	0	N/A	92.7%	93.7%	93.2%
% of Patients satisfied with the time they had to wait for an appointment	0	0	N/A	88.3%	90.0%	89.0%

\* This is based on patients treated on this contract for their most recent course of treatment. Figures in italics indicate the base number of FP17s or Patient Questionnaire responses are less than 100. N/A is shown where the base number of responses is less than 10 during the period. % is calculated as Quantity/Base number\*100

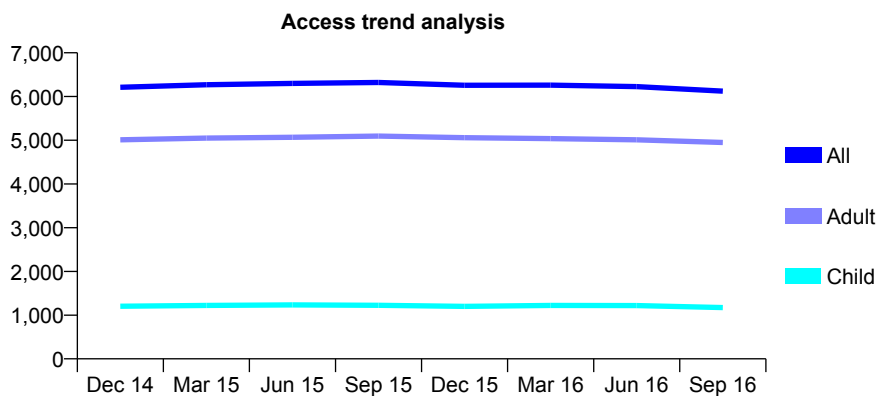
## Q52 - Vital Signs At a Glance Contract Report for 815888/0001 - September 2016

Name or company name	PE EDWARDS AND M PATEL
Contract type name	GDS Contract
Purpose of contract	General
Contract start date	01/04/2006
Contract end date	

16/17 Contracted general activity (UDA)	18,561
Carry forward general activity (UDA)	0
16/17 Contracted orthodontic activity (UOA)	0
Carry forward orthodontic activity (UOA)	0
Baseline contract value	£437,513.53

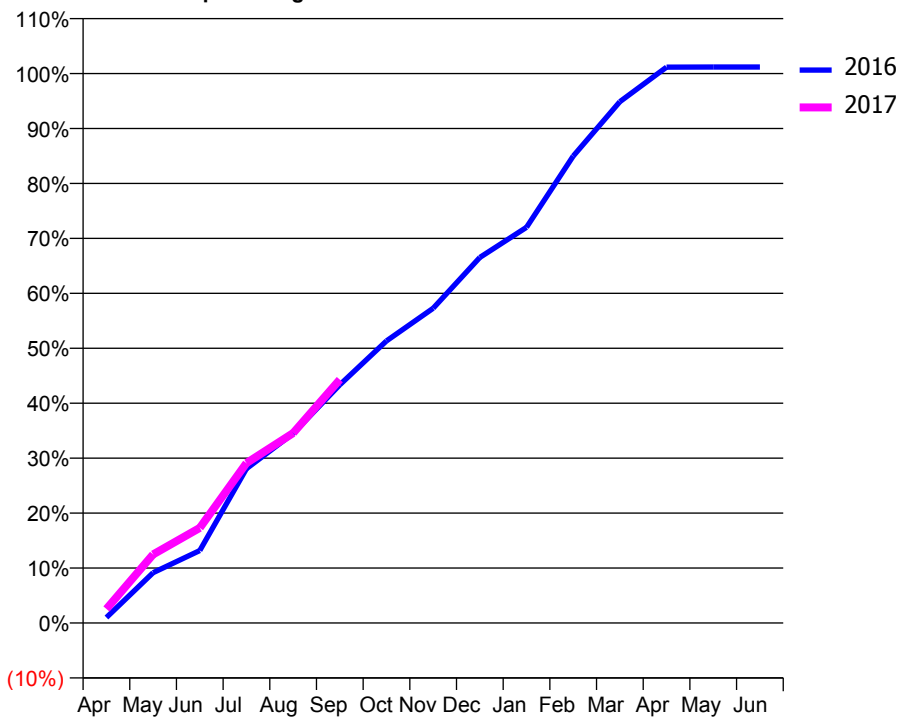
### ACCESS\*

Patients seen in 24 months	Total	Change since previous quarter
Quarter ending September 2015	6,320	
Quarter ending December 2015	6,258	→
Quarter ending March 2016	6,259	→
Quarter ending June 2016	6,226	→
Quarter ending September 2016	6,124	↓
<b>Variance since September 2015</b>	<b>(3.1%)</b>	<b>↓</b>



### ACTIVITY

Cumulative percentage of contracted UDA delivered 2016 & 2017



Adjusted Scheduled Activity (UDA)

Month	2016	2017
April	186	473
May	1,701	2,316
June	2,446	3,214
July	5,214	5,403
August	6,405	6,416
September	8,048	8,224
October	9,529	
November	10,634	
December	12,346	
January	13,366	
February	15,773	
March	17,607	
April	18,774	
May	18,778	
June	18,779	

### QUALITY

	Quantity	Base Number	Contract	AT	Region	England
% of FP17s for the same patient ID Re-attending within 3 months - Children	65	850	7.6%	11.8%	13.5%	12.4%
% of FP17s for the same patient ID Re-attending within 3 months - Adults	593	3,449	17.2%	15.6%	17.4%	16.7%
% of FP17s for the same patient ID Re-attending between 3 & 9 months - Children	425	850	50.0%	59.6%	59.0%	57.4%
% of FP17s for the same patient ID Re-attending between 3 & 9 months - Adults	1,416	3,449	41.1%	54.4%	52.6%	50.5%
% of FP17s for Band 1 Urgent Courses	320	3,818	8.4%	8.6%	9.4%	9.1%
% of FP17s Relating to Free Repair or Replacements	30	3,818	0.8%	0.9%	1.0%	0.8%
% of FP17s Relating to Continuations	39	3,818	1.0%	1.4%	1.5%	1.3%
% of Patients satisfied with the dentistry they have received	3	4	N/A	92.7%	93.7%	93.2%
% of Patients satisfied with the time they had to wait for an appointment	4	4	N/A	88.3%	90.0%	89.0%

\* This is based on patients treated on this contract for their most recent course of treatment. Figures in italics indicate the base number of FP17s or Patient Questionnaire responses are less than 100. N/A is shown where the base number of responses is less than 10 during the period. % is calculated as Quantity/Base number\*100



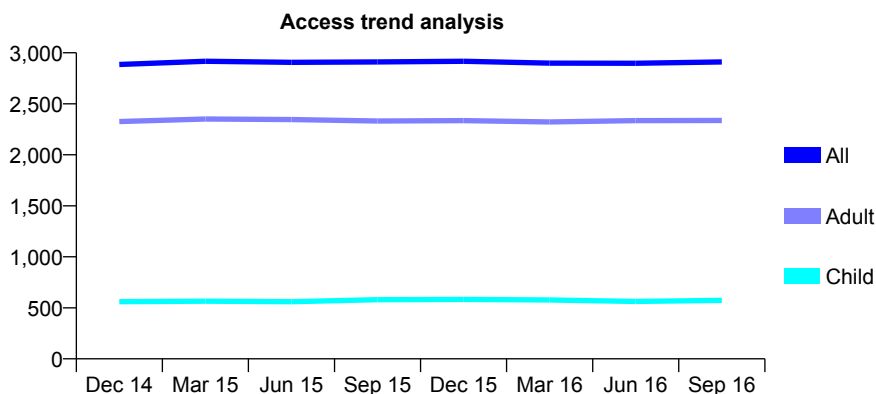
## Q52 - Vital Signs At a Glance Contract Report for 822019/0001 - September 2016

Name or company name	MR KT CRUMMEY
Contract type name	GDS Contract
Purpose of contract	General
Contract start date	01/04/2006
Contract end date	

16/17 Contracted general activity (UDA)	8,918
Carry forward general activity (UDA)	0
16/17 Contracted orthodontic activity (UOA)	0
Carry forward orthodontic activity (UOA)	0
Baseline contract value	£240,019.57

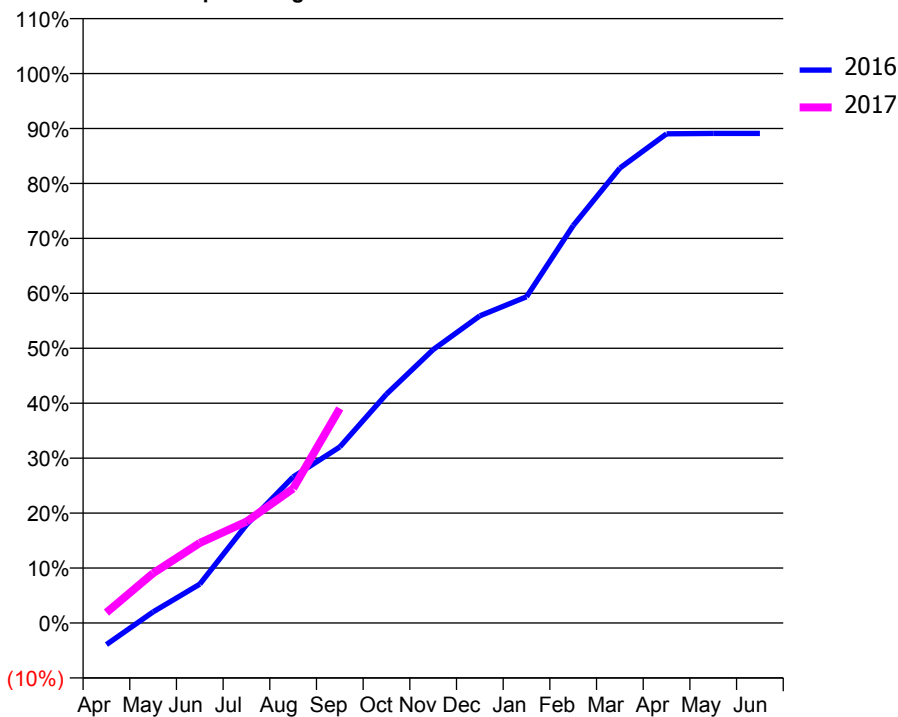
### ACCESS\*

Patients seen in 24 months	Total	Change since previous quarter
Quarter ending September 2015	2,911	
Quarter ending December 2015	2,917	→
Quarter ending March 2016	2,899	→
Quarter ending June 2016	2,898	→
Quarter ending September 2016	2,910	→
<b>Variance since September 2015</b>	<b>(0.0%)</b>	→



### ACTIVITY

Cumulative percentage of contracted UDA delivered 2016 & 2017



Adjusted Scheduled Activity (UDA)

Month	2016	2017
April	-352	169
May	182	809
June	631	1,300
July	1,595	1,646
August	2,370	2,183
September	2,857	3,484
October	3,714	
November	4,438	
December	4,985	
January	5,294	
February	6,451	
March	7,382	
April	7,939	
May	7,947	
June	7,947	

### QUALITY

	Quantity	Base Number	Contract	AT	Region	England
% of FP17s for the same patient ID Re-attending within 3 months - Children	23	439	5.2%	11.8%	13.5%	12.4%
% of FP17s for the same patient ID Re-attending within 3 months - Adults	161	1,267	12.7%	15.6%	17.4%	16.7%
% of FP17s for the same patient ID Re-attending between 3 & 9 months - Children	273	439	62.2%	59.6%	59.0%	57.4%
% of FP17s for the same patient ID Re-attending between 3 & 9 months - Adults	357	1,267	28.2%	54.4%	52.6%	50.5%
% of FP17s for Band 1 Urgent Courses	106	1,469	7.2%	8.6%	9.4%	9.1%
% of FP17s Relating to Free Repair or Replacements	16	1,469	1.1%	0.9%	1.0%	0.8%
% of FP17s Relating to Continuations	9	1,469	0.6%	1.4%	1.5%	1.3%
% of Patients satisfied with the dentistry they have received	3	3	N/A	92.7%	93.7%	93.2%
% of Patients satisfied with the time they had to wait for an appointment	3	3	N/A	88.3%	90.0%	89.0%

\* This is based on patients treated on this contract for their most recent course of treatment. Figures in italics indicate the base number of FP17s or Patient Questionnaire responses are less than 100. N/A is shown where the base number of responses is less than 10 during the period. % is calculated as Quantity/Base number\*100

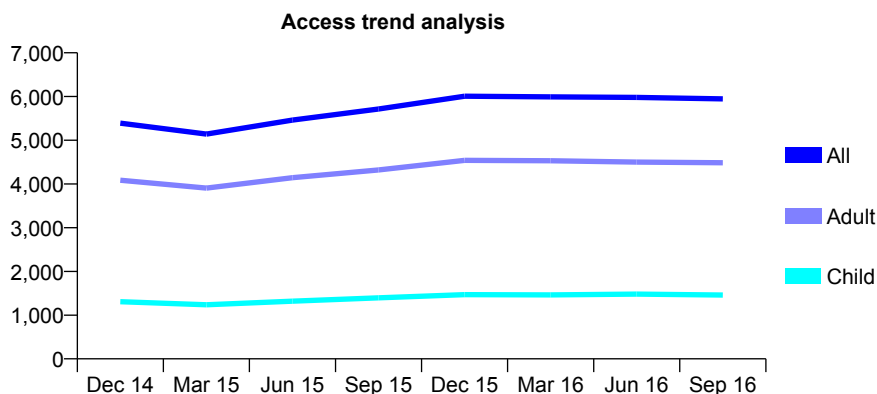
## Q52 - Vital Signs At a Glance Contract Report for 827835/0001 - September 2016

Name or company name	MISS HA PATTINSON
Contract type name	GDS Contract
Purpose of contract	General
Contract start date	01/04/2006
Contract end date	

16/17 Contracted general activity (UDA)	17,107
Carry forward general activity (UDA)	0
16/17 Contracted orthodontic activity (UOA)	0
Carry forward orthodontic activity (UOA)	0
Baseline contract value	£443,430.27

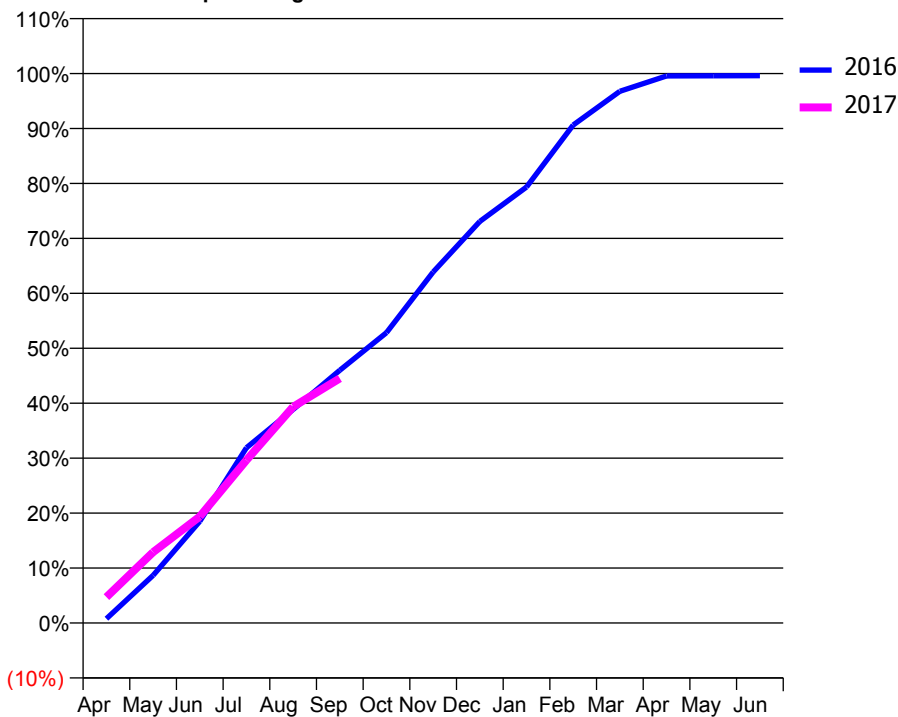
### ACCESS\*

Patients seen in 24 months	Total	Change since previous quarter
Quarter ending September 2015	5,715	
Quarter ending December 2015	6,007	↑
Quarter ending March 2016	5,993	→
Quarter ending June 2016	5,981	→
Quarter ending September 2016	5,945	→
<b>Variance since September 2015</b>	<b>4.0%</b>	<b>↑</b>



### ACTIVITY

Cumulative percentage of contracted UDA delivered 2016 & 2017



Month	Adjusted Scheduled Activity (UDA)	
	2016	2017
April	134	807
May	1,483	2,207
June	3,165	3,313
July	5,456	5,073
August	6,650	6,733
September	7,867	7,614
October	9,039	
November	10,928	
December	12,502	
January	13,573	
February	15,503	
March	16,552	
April	17,032	
May	17,036	
June	17,039	

### QUALITY

	Quantity	Base Number	Contract	AT	Region	England
% of FP17s for the same patient ID Re-attending within 3 months - Children	126	1,030	12.2%	11.8%	13.5%	12.4%
% of FP17s for the same patient ID Re-attending within 3 months - Adults	692	3,205	21.6%	15.6%	17.4%	16.7%
% of FP17s for the same patient ID Re-attending between 3 & 9 months - Children	466	1,030	45.2%	59.6%	59.0%	57.4%
% of FP17s for the same patient ID Re-attending between 3 & 9 months - Adults	1,394	3,205	43.5%	54.4%	52.6%	50.5%
% of FP17s for Band 1 Urgent Courses	1,249	3,995	31.3%	8.6%	9.4%	9.1%
% of FP17s Relating to Free Repair or Replacements	41	3,995	1.0%	0.9%	1.0%	0.8%
% of FP17s Relating to Continuations	25	3,995	0.6%	1.4%	1.5%	1.3%
% of Patients satisfied with the dentistry they have received	2	3	N/A	92.7%	93.7%	93.2%
% of Patients satisfied with the time they had to wait for an appointment	2	3	N/A	88.3%	90.0%	89.0%

\* This is based on patients treated on this contract for their most recent course of treatment. Figures in italics indicate the base number of FP17s or Patient Questionnaire responses are less than 100. N/A is shown where the base number of responses is less than 10 during the period. % is calculated as Quantity/Base number\*100

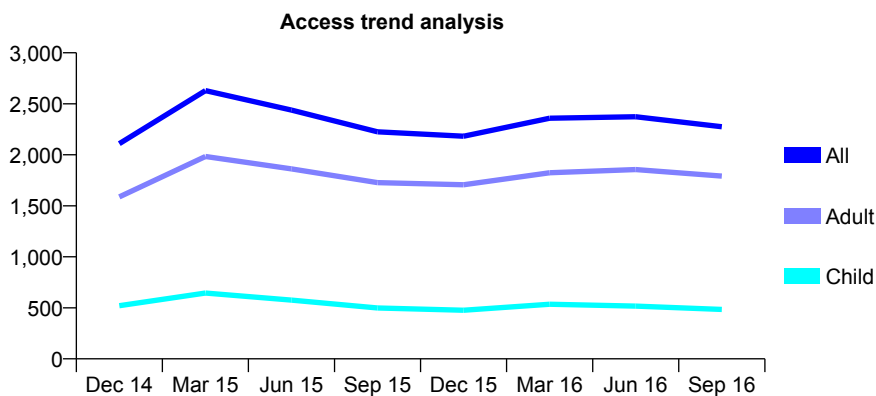
## Q52 - Vital Signs At a Glance Contract Report for 827835/0002 - September 2016

Name or company name	MISS HA PATTINSON
Contract type name	GDS Contract
Purpose of contract	General
Contract start date	08/06/2010
Contract end date	

16/17 Contracted general activity (UDA)	6,600
Carry forward general activity (UDA)	0
16/17 Contracted orthodontic activity (UOA)	0
Carry forward orthodontic activity (UOA)	0
Baseline contract value	£170,822.54

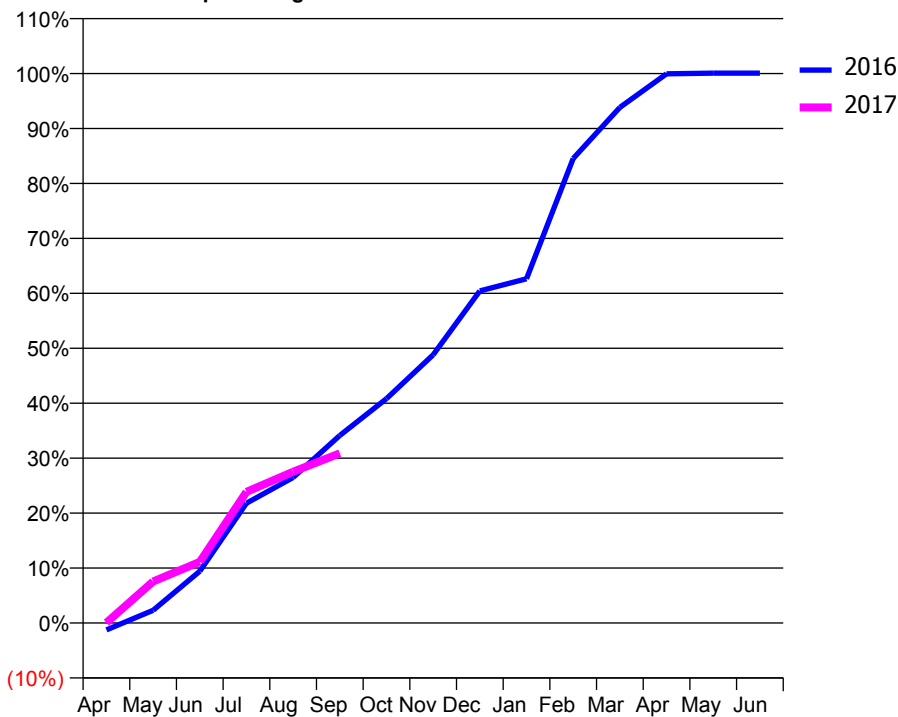
### ACCESS\*

Patients seen in 24 months	Total	Change since previous quarter
Quarter ending September 2015	2,226	
Quarter ending December 2015	2,183	↓
Quarter ending March 2016	2,359	↑
Quarter ending June 2016	2,373	→
Quarter ending September 2016	2,275	↓
<b>Variance since September 2015</b>	<b>2.2%</b>	<b>↑</b>



### ACTIVITY

Cumulative percentage of contracted UDA delivered 2016 & 2017



Month	Adjusted Scheduled Activity (UDA)	
	2016	2017
April	-84	4
May	152	498
June	623	734
July	1,440	1,575
August	1,749	1,817
September	2,252	2,038
October	2,694	
November	3,222	
December	3,989	
January	4,134	
February	5,580	
March	6,193	
April	6,596	
May	6,604	
June	6,604	

### QUALITY

	Quantity	Base Number	Contract	AT	Region	England
% of FP17s for the same patient ID Re-attending within 3 months - Children	7	178	3.9%	11.8%	13.5%	12.4%
% of FP17s for the same patient ID Re-attending within 3 months - Adults	74	700	10.6%	15.6%	17.4%	16.7%
% of FP17s for the same patient ID Re-attending between 3 & 9 months - Children	55	178	30.9%	59.6%	59.0%	57.4%
% of FP17s for the same patient ID Re-attending between 3 & 9 months - Adults	219	700	31.3%	54.4%	52.6%	50.5%
% of FP17s for Band 1 Urgent Courses	78	704	11.1%	8.6%	9.4%	9.1%
% of FP17s Relating to Free Repair or Replacements	14	704	2.0%	0.9%	1.0%	0.8%
% of FP17s Relating to Continuations	4	704	0.6%	1.4%	1.5%	1.3%
% of Patients satisfied with the dentistry they have received	1	1	N/A	92.7%	93.7%	93.2%
% of Patients satisfied with the time they had to wait for an appointment	1	1	N/A	88.3%	90.0%	89.0%

\* This is based on patients treated on this contract for their most recent course of treatment. Figures in italics indicate the base number of FP17s or Patient Questionnaire responses are less than 100. N/A is shown where the base number of responses is less than 10 during the period. % is calculated as Quantity/Base number\*100

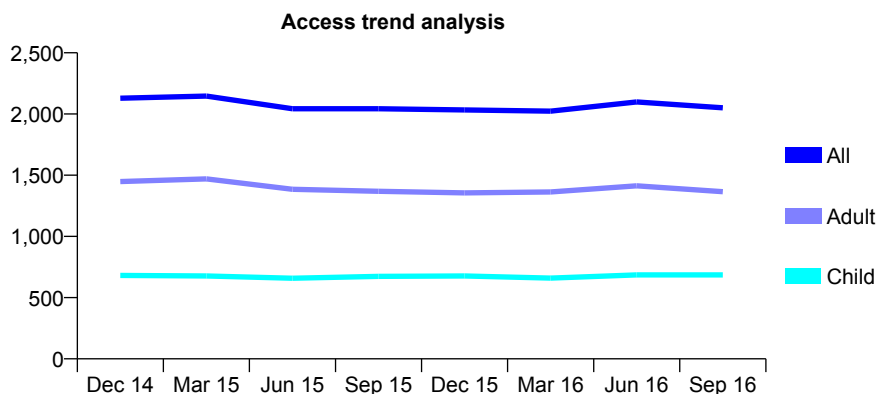
## Q52 - Vital Signs At a Glance Contract Report for 829021/0001 - September 2016

Name or company name	MR Y LAHER
Contract type name	PDS Contract
Purpose of contract	General
Contract start date	01/04/2006
Contract end date	31/03/2021

16/17 Contracted general activity (UDA)	5,500
Carry forward general activity (UDA)	0
16/17 Contracted orthodontic activity (UOA)	0
Carry forward orthodontic activity (UOA)	0
Baseline contract value	£132,389.48

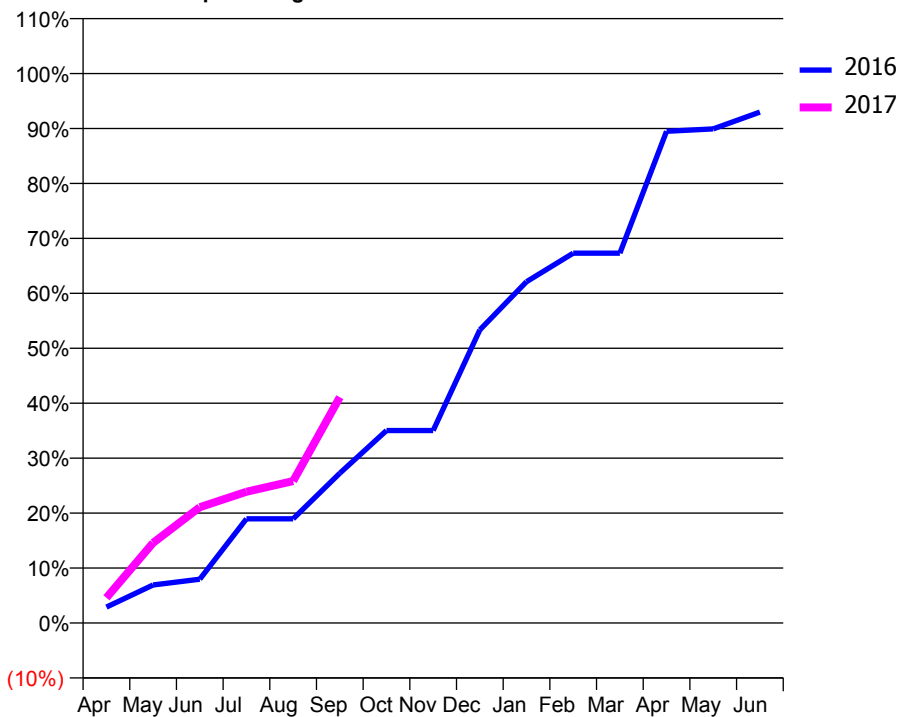
### ACCESS\*

Patients seen in 24 months	Total	Change since previous quarter
Quarter ending September 2015	2,043	
Quarter ending December 2015	2,033	→
Quarter ending March 2016	2,023	→
Quarter ending June 2016	2,099	↑
Quarter ending September 2016	2,051	↓
<b>Variance since September 2015</b>	<b>0.4%</b>	<b>→</b>



### ACTIVITY

Cumulative percentage of contracted UDA delivered 2016 & 2017



Month	Adjusted Scheduled Activity (UDA)	
	2016	2017
April	160	253
May	381	802
June	439	1,160
July	1,043	1,314
August	1,043	1,420
September	1,499	2,260
October	1,927	
November	1,927	
December	2,934	
January	3,416	
February	3,702	
March	3,702	
April	4,921	
May	4,946	
June	5,114	

### QUALITY

	Quantity	Base Number	Contract	AT	Region	England
% of FP17s for the same patient ID Re-attending within 3 months - Children	61	496	12.3%	11.8%	13.5%	12.4%
% of FP17s for the same patient ID Re-attending within 3 months - Adults	240	1,054	22.8%	15.6%	17.4%	16.7%
% of FP17s for the same patient ID Re-attending between 3 & 9 months - Children	112	496	22.6%	59.6%	59.0%	57.4%
% of FP17s for the same patient ID Re-attending between 3 & 9 months - Adults	228	1,054	21.6%	54.4%	52.6%	50.5%
% of FP17s for Band 1 Urgent Courses	134	989	13.5%	8.6%	9.4%	9.1%
% of FP17s Relating to Free Repair or Replacements	0	989	0.0%	0.9%	1.0%	0.8%
% of FP17s Relating to Continuations	0	989	0.0%	1.4%	1.5%	1.3%
% of Patients satisfied with the dentistry they have received	4	5	N/A	92.7%	93.7%	93.2%
% of Patients satisfied with the time they had to wait for an appointment	3	5	N/A	88.3%	90.0%	89.0%

\* This is based on patients treated on this contract for their most recent course of treatment. Figures in italics indicate the base number of FP17s or Patient Questionnaire responses are less than 100. N/A is shown where the base number of responses is less than 10 during the period. % is calculated as Quantity/Base number\*100

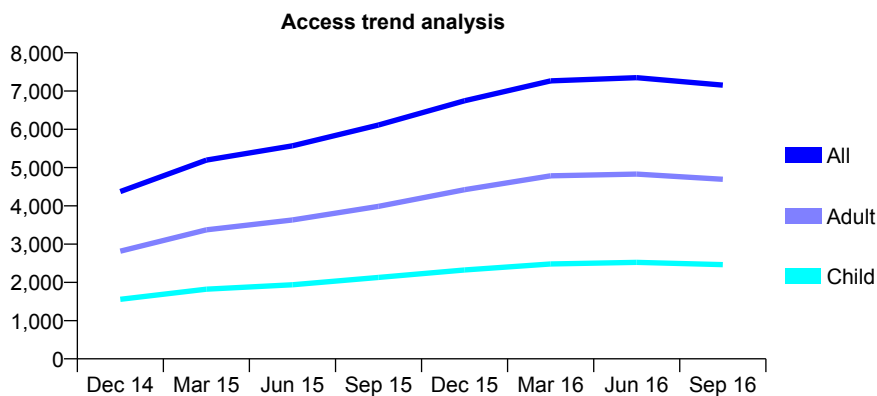
## Q52 - Vital Signs At a Glance Contract Report for 834858/0003 - September 2016

Name or company name	JE Moore & LW Appleton
Contract type name	GDS Contract
Purpose of contract	General
Contract start date	06/05/2014
Contract end date	

16/17 Contracted general activity (UDA)	19,607
Carry forward general activity (UDA)	0
16/17 Contracted orthodontic activity (UOA)	0
Carry forward orthodontic activity (UOA)	0
Baseline contract value	£588,450.39

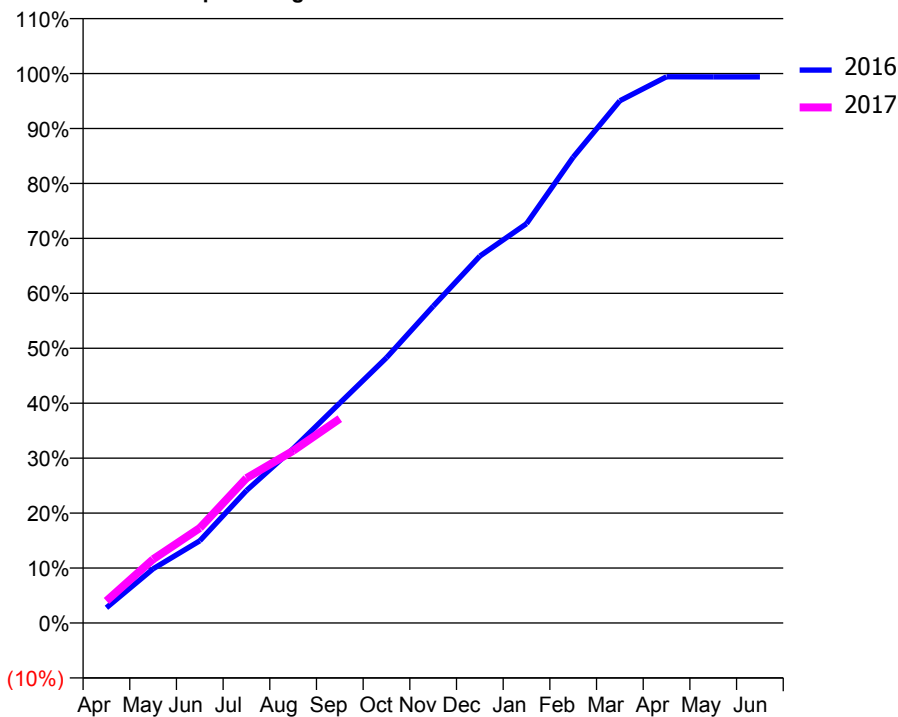
### ACCESS\*

Patients seen in 24 months	Total	Change since previous quarter
Quarter ending September 2015	6,114	
Quarter ending December 2015	6,747	↑
Quarter ending March 2016	7,265	↑
Quarter ending June 2016	7,349	→
Quarter ending September 2016	7,155	↓
<b>Variance since September 2015</b>	<b>17.0%</b>	<b>↑</b>



### ACTIVITY

Cumulative percentage of contracted UDA delivered 2016 & 2017



Adjusted Scheduled Activity (UDA)

Month	2016	2017
April	544	786
May	1,934	2,277
June	2,932	3,390
July	4,725	5,172
August	6,219	6,145
September	7,847	7,294
October	9,468	
November	11,304	
December	13,092	
January	14,250	
February	16,624	
March	18,633	
April	19,490	
May	19,485	
June	19,488	

### QUALITY

	Quantity	Base Number	Contract	AT	Region	England
% of FP17s for the same patient ID Re-attending within 3 months - Children	139	1,349	10.3%	11.8%	13.5%	12.4%
% of FP17s for the same patient ID Re-attending within 3 months - Adults	554	2,545	21.8%	15.6%	17.4%	16.7%
% of FP17s for the same patient ID Re-attending between 3 & 9 months - Children	562	1,349	41.7%	59.6%	59.0%	57.4%
% of FP17s for the same patient ID Re-attending between 3 & 9 months - Adults	1,011	2,545	39.7%	54.4%	52.6%	50.5%
% of FP17s for Band 1 Urgent Courses	459	3,486	13.2%	8.6%	9.4%	9.1%
% of FP17s Relating to Free Repair or Replacements	12	3,486	0.3%	0.9%	1.0%	0.8%
% of FP17s Relating to Continuations	46	3,486	1.3%	1.4%	1.5%	1.3%
% of Patients satisfied with the dentistry they have received	3	4	N/A	92.7%	93.7%	93.2%
% of Patients satisfied with the time they had to wait for an appointment	2	4	N/A	88.3%	90.0%	89.0%

\* This is based on patients treated on this contract for their most recent course of treatment. Figures in italics indicate the base number of FP17s or Patient Questionnaire responses are less than 100. N/A is shown where the base number of responses is less than 10 during the period. % is calculated as Quantity/Base number\*100

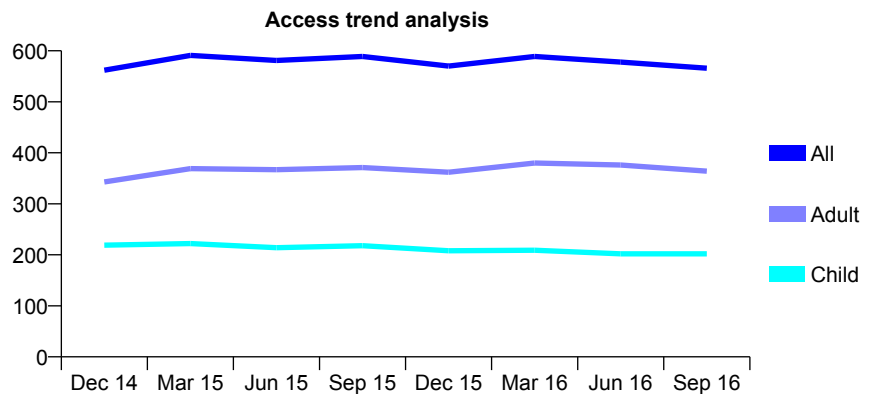
## Q52 - Vital Signs At a Glance Contract Report for 838764/0002 - September 2016

Name or company name	MR HM BOTT
Contract type name	GDS Contract
Purpose of contract	General
Contract start date	02/01/2009
Contract end date	

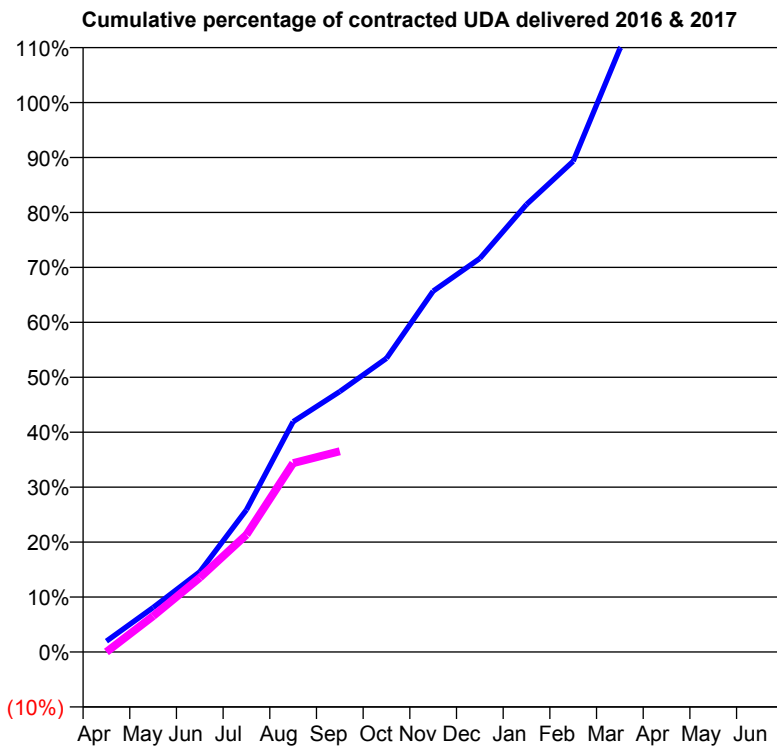
16/17 Contracted general activity (UDA)	1,260
Carry forward general activity (UDA)	0
16/17 Contracted orthodontic activity (UOA)	0
Carry forward orthodontic activity (UOA)	0
Baseline contract value	£35,707.01

### ACCESS\*

Patients seen in 24 months	Total	Change since previous quarter
Quarter ending September 2015	589	
Quarter ending December 2015	570	↓
Quarter ending March 2016	589	↑
Quarter ending June 2016	578	↓
Quarter ending September 2016	566	↓
<b>Variance since September 2015</b>	<b>(3.9%)</b>	<b>↓</b>



### ACTIVITY



Adjusted Scheduled Activity (UDA)		
Month	2016	2017
April	25	0
May	102	82
June	184	170
July	326	269
August	528	433
September	597	460
October	673	
November	827	
December	902	
January	1,026	
February	1,125	
March	1,383	
April	1,511	
May	1,514	
June	1,514	

### QUALITY

	Quantity	Base Number	Contract	AT	Region	England
% of FP17s for the same patient ID Re-attending within 3 months - Children	8	112	7.1%	11.8%	13.5%	12.4%
% of FP17s for the same patient ID Re-attending within 3 months - Adults	11	176	6.3%	15.6%	17.4%	16.7%
% of FP17s for the same patient ID Re-attending between 3 & 9 months - Children	70	112	62.5%	59.6%	59.0%	57.4%
% of FP17s for the same patient ID Re-attending between 3 & 9 months - Adults	118	176	67.0%	54.4%	52.6%	50.5%
% of FP17s for Band 1 Urgent Courses	6	245	2.4%	8.6%	9.4%	9.1%
% of FP17s Relating to Free Repair or Replacements	0	245	0.0%	0.9%	1.0%	0.8%
% of FP17s Relating to Continuations	2	245	0.8%	1.4%	1.5%	1.3%
% of Patients satisfied with the dentistry they have received	0	0	N/A	92.7%	93.7%	93.2%
% of Patients satisfied with the time they had to wait for an appointment	0	0	N/A	88.3%	90.0%	89.0%

\* This is based on patients treated on this contract for their most recent course of treatment. Figures in italics indicate the base number of FP17s or Patient Questionnaire responses are less than 100. N/A is shown where the base number of responses is less than 10 during the period. % is calculated as Quantity/Base number\*100

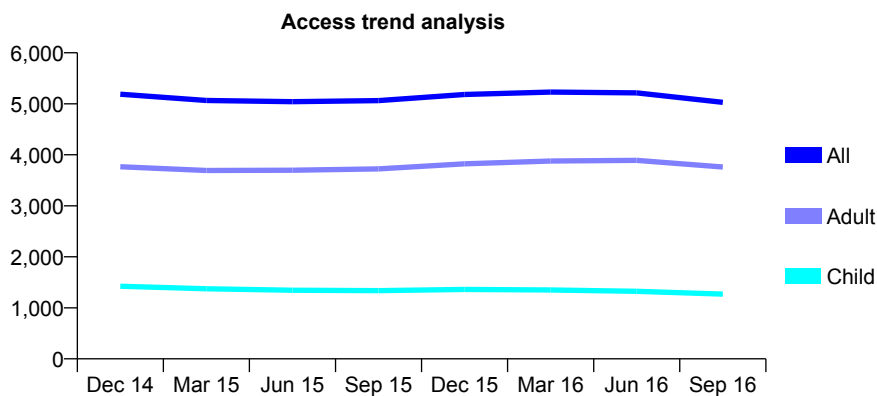
## Q52 - Vital Signs At a Glance Contract Report for 841579/0001 - September 2016

Name or company name	MR JS DEU
Contract type name	GDS Contract
Purpose of contract	General
Contract start date	01/04/2006
Contract end date	

16/17 Contracted general activity (UDA)	12,135
Carry forward general activity (UDA)	0
16/17 Contracted orthodontic activity (UOA)	0
Carry forward orthodontic activity (UOA)	0
Baseline contract value	£361,440.37

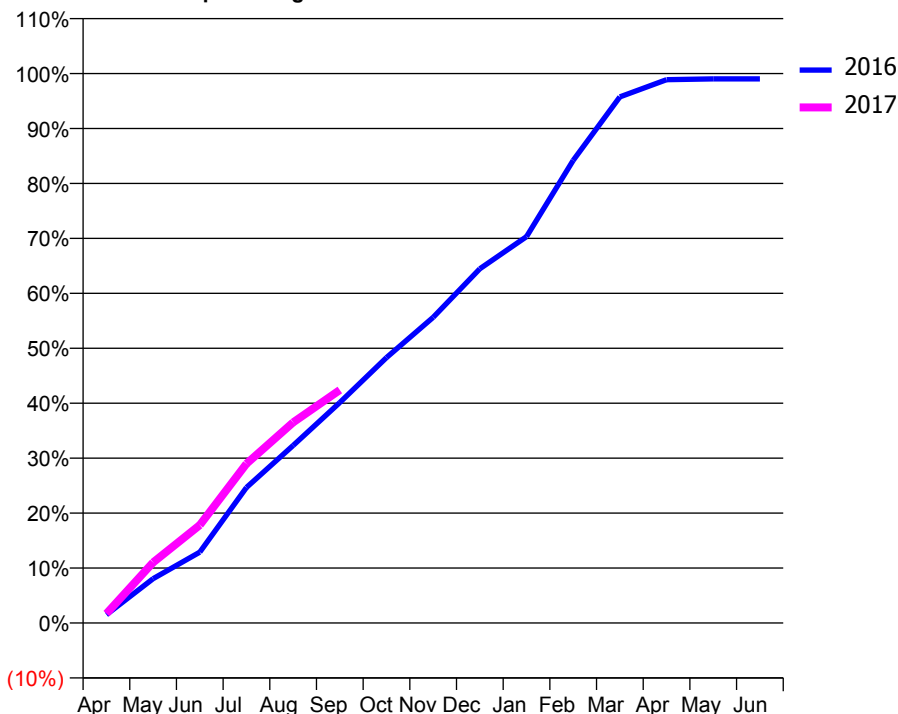
### ACCESS\*

Patients seen in 24 months	Total	Change since previous quarter
Quarter ending September 2015	5,062	
Quarter ending December 2015	5,183	↑
Quarter ending March 2016	5,229	→
Quarter ending June 2016	5,215	→
Quarter ending September 2016	5,030	↓
<b>Variance since September 2015</b>	<b>(0.6%)</b>	→



### ACTIVITY

Cumulative percentage of contracted UDA delivered 2016 & 2017



Month	Adjusted Scheduled Activity (UDA)	
	2016	2017
April	183	208
May	978	1,339
June	1,565	2,162
July	2,994	3,516
August	3,920	4,429
September	4,870	5,147
October	5,861	
November	6,750	
December	7,822	
January	8,531	
February	10,218	
March	11,619	
April	12,000	
May	12,015	
June	12,017	

### QUALITY

	Quantity	Base Number	Contract	AT	Region	England
% of FP17s for the same patient ID Re-attending within 3 months - Children	63	854	7.4%	11.8%	13.5%	12.4%
% of FP17s for the same patient ID Re-attending within 3 months - Adults	245	2,259	10.8%	15.6%	17.4%	16.7%
% of FP17s for the same patient ID Re-attending between 3 & 9 months - Children	468	854	54.8%	59.6%	59.0%	57.4%
% of FP17s for the same patient ID Re-attending between 3 & 9 months - Adults	1,068	2,259	47.3%	54.4%	52.6%	50.5%
% of FP17s for Band 1 Urgent Courses	78	2,427	3.2%	8.6%	9.4%	9.1%
% of FP17s Relating to Free Repair or Replacements	17	2,427	0.7%	0.9%	1.0%	0.8%
% of FP17s Relating to Continuations	5	2,427	0.2%	1.4%	1.5%	1.3%
% of Patients satisfied with the dentistry they have received	4	4	N/A	92.7%	93.7%	93.2%
% of Patients satisfied with the time they had to wait for an appointment	4	4	N/A	88.3%	90.0%	89.0%

\* This is based on patients treated on this contract for their most recent course of treatment. Figures in italics indicate the base number of FP17s or Patient Questionnaire responses are less than 100. N/A is shown where the base number of responses is less than 10 during the period. % is calculated as Quantity/Base number\*100

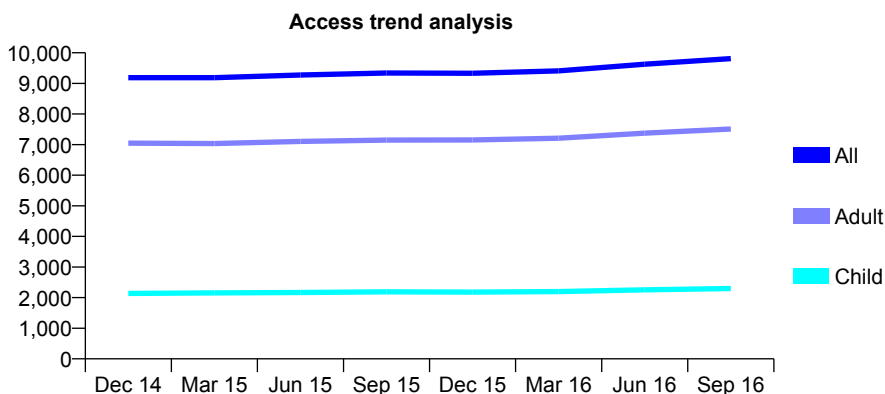
## Q52 - Vital Signs At a Glance Contract Report for 842400/0001 - September 2016

Name or company name	MR PR ELLUL
Contract type name	GDS Contract
Purpose of contract	General
Contract start date	01/04/2006
Contract end date	

16/17 Contracted general activity (UDA)	24,500
Carry forward general activity (UDA)	0
16/17 Contracted orthodontic activity (UOA)	0
Carry forward orthodontic activity (UOA)	0
Baseline contract value	£714,884.39

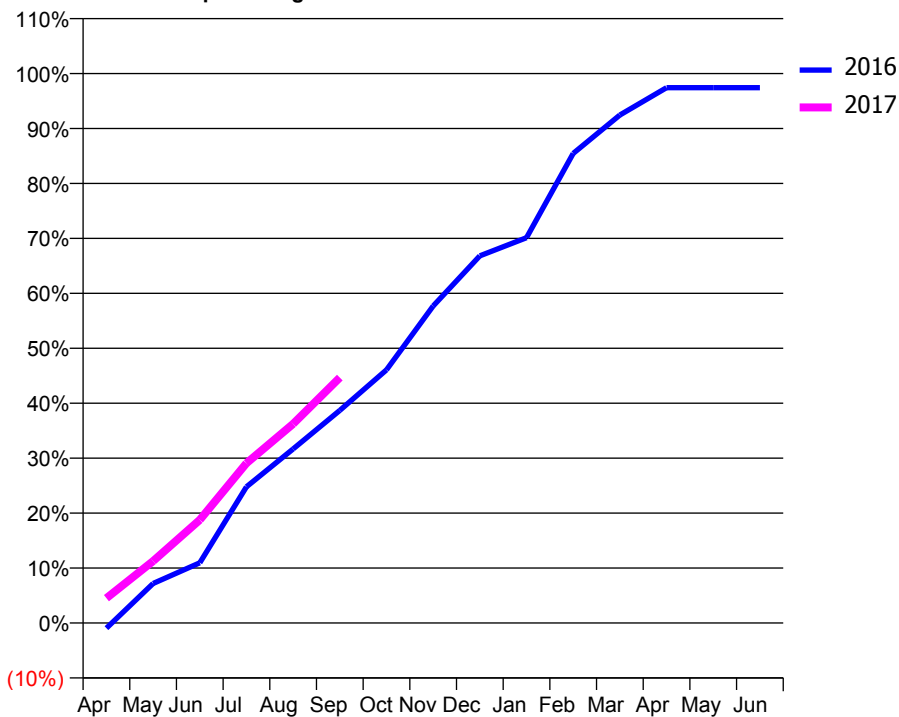
### ACCESS\*

Patients seen in 24 months	Total	Change since previous quarter
Quarter ending September 2015	9,338	
Quarter ending December 2015	9,333	→
Quarter ending March 2016	9,411	→
Quarter ending June 2016	9,629	↑
Quarter ending September 2016	9,809	→
<b>Variance since September 2015</b>	<b>5.0%</b>	<b>↑</b>



### ACTIVITY

Cumulative percentage of contracted UDA delivered 2016 & 2017



Month	Adjusted Scheduled Activity (UDA)	
	2016	2017
April	-232	1,109
May	1,763	2,761
June	2,684	4,601
July	6,076	7,123
August	7,763	8,879
September	9,482	10,940
October	11,290	
November	14,133	
December	16,372	
January	17,181	
February	20,936	
March	22,652	
April	23,867	
May	23,868	
June	23,868	

### QUALITY

	Quantity	Base Number	Contract	AT	Region	England
% of FP17s for the same patient ID Re-attending within 3 months - Children	91	1,835	5.0%	11.8%	13.5%	12.4%
% of FP17s for the same patient ID Re-attending within 3 months - Adults	823	6,001	13.7%	15.6%	17.4%	16.7%
% of FP17s for the same patient ID Re-attending between 3 & 9 months - Children	1,200	1,835	65.4%	59.6%	59.0%	57.4%
% of FP17s for the same patient ID Re-attending between 3 & 9 months - Adults	3,519	6,001	58.6%	54.4%	52.6%	50.5%
% of FP17s for Band 1 Urgent Courses	600	6,493	9.2%	8.6%	9.4%	9.1%
% of FP17s Relating to Free Repair or Replacements	63	6,493	1.0%	0.9%	1.0%	0.8%
% of FP17s Relating to Continuations	19	6,493	0.3%	1.4%	1.5%	1.3%
% of Patients satisfied with the dentistry they have received	7	7	N/A	92.7%	93.7%	93.2%
% of Patients satisfied with the time they had to wait for an appointment	7	7	N/A	88.3%	90.0%	89.0%

\* This is based on patients treated on this contract for their most recent course of treatment. Figures in italics indicate the base number of FP17s or Patient Questionnaire responses are less than 100. N/A is shown where the base number of responses is less than 10 during the period. % is calculated as Quantity/Base number\*100



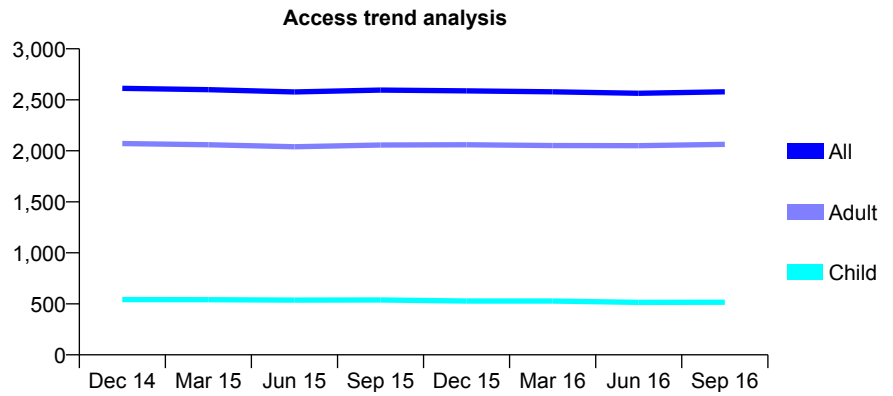
## Q52 - Vital Signs At a Glance Contract Report for 842443/0001 - September 2016

Name or company name	MR GS GILLER
Contract type name	GDS Contract
Purpose of contract	General
Contract start date	01/04/2006
Contract end date	

16/17 Contracted general activity (UDA)	9,355
Carry forward general activity (UDA)	0
16/17 Contracted orthodontic activity (UOA)	0
Carry forward orthodontic activity (UOA)	0
Baseline contract value	£213,042.49

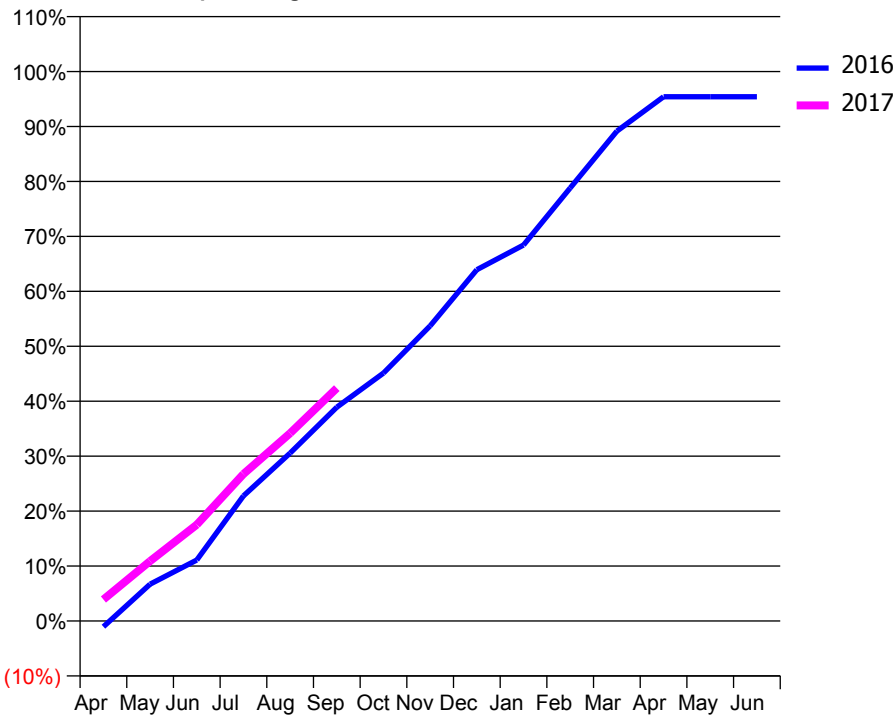
### ACCESS\*

Patients seen in 24 months	Total	Change since previous quarter
Quarter ending September 2015	2,595	
Quarter ending December 2015	2,588	→
Quarter ending March 2016	2,579	→
Quarter ending June 2016	2,564	→
Quarter ending September 2016	2,579	→
<b>Variance since September 2015</b>	<b>(0.6%)</b>	→



### ACTIVITY

Cumulative percentage of contracted UDA delivered 2016 & 2017



Month	Adjusted Scheduled Activity (UDA)	
	2016	2017
April	-99	367
May	627	1,021
June	1,038	1,639
July	2,131	2,502
August	2,859	3,197
September	3,639	3,965
October	4,220	
November	5,025	
December	5,980	
January	6,401	
February	7,373	
March	8,339	
April	8,926	
May	8,926	
June	8,926	

### QUALITY

	Quantity	Base Number	Contract	AT	Region	England
% of FP17s for the same patient ID Re-attending within 3 months - Children	26	438	5.9%	11.8%	13.5%	12.4%
% of FP17s for the same patient ID Re-attending within 3 months - Adults	323	1,912	16.9%	15.6%	17.4%	16.7%
% of FP17s for the same patient ID Re-attending between 3 & 9 months - Children	300	438	68.5%	59.6%	59.0%	57.4%
% of FP17s for the same patient ID Re-attending between 3 & 9 months - Adults	1,240	1,912	64.9%	54.4%	52.6%	50.5%
% of FP17s for Band 1 Urgent Courses	151	2,055	7.3%	8.6%	9.4%	9.1%
% of FP17s Relating to Free Repair or Replacements	29	2,055	1.4%	0.9%	1.0%	0.8%
% of FP17s Relating to Continuations	49	2,055	2.4%	1.4%	1.5%	1.3%
% of Patients satisfied with the dentistry they have received	4	4	N/A	92.7%	93.7%	93.2%
% of Patients satisfied with the time they had to wait for an appointment	4	4	N/A	88.3%	90.0%	89.0%

\* This is based on patients treated on this contract for their most recent course of treatment. Figures in italics indicate the base number of FP17s or Patient Questionnaire responses are less than 100. N/A is shown where the base number of responses is less than 10 during the period. % is calculated as Quantity/Base number\*100

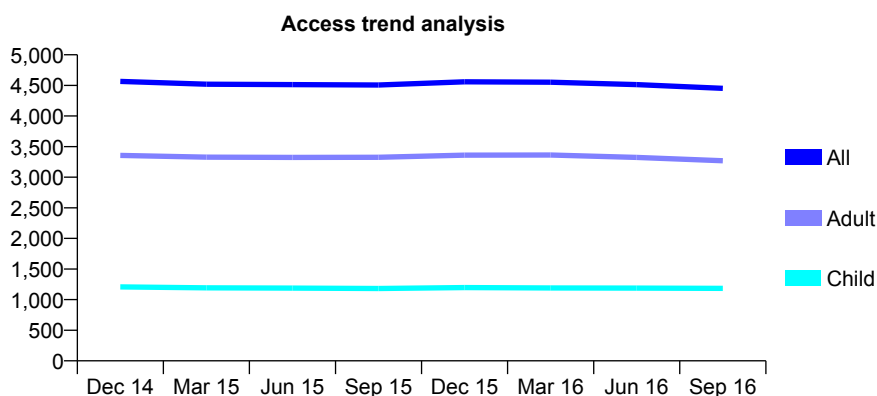
## Q52 - Vital Signs At a Glance Contract Report for 844098/0001 - September 2016

Name or company name	MR AM QAYYUM
Contract type name	GDS Contract
Purpose of contract	General
Contract start date	01/04/2006
Contract end date	

16/17 Contracted general activity (UDA)	11,929
Carry forward general activity (UDA)	0
16/17 Contracted orthodontic activity (UOA)	0
Carry forward orthodontic activity (UOA)	0
Baseline contract value	£378,077.25

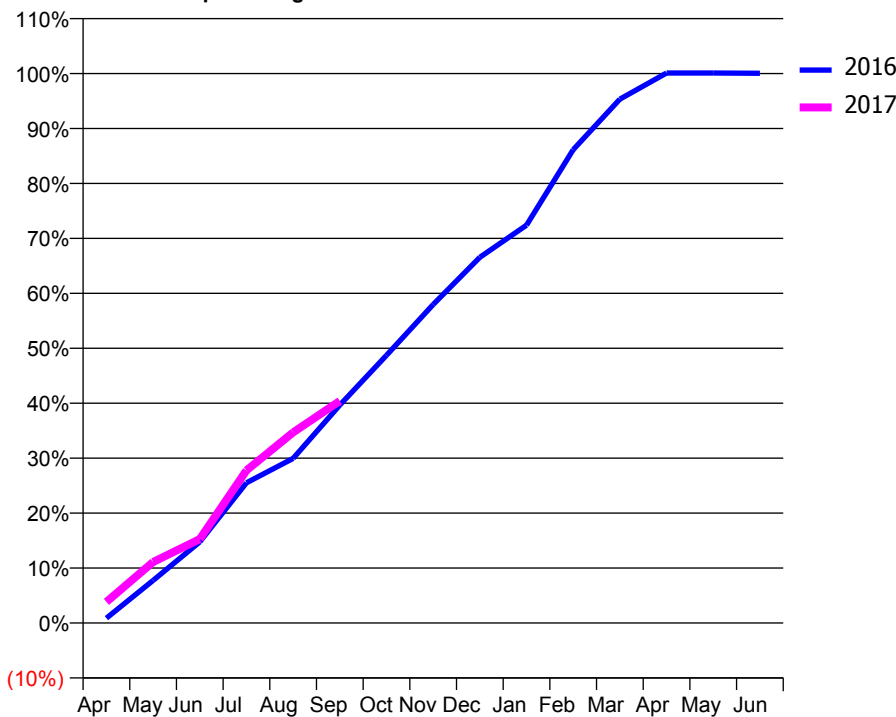
### ACCESS\*

Patients seen in 24 months	Total	Change since previous quarter
Quarter ending September 2015	4,506	
Quarter ending December 2015	4,559	→
Quarter ending March 2016	4,552	→
Quarter ending June 2016	4,512	→
Quarter ending September 2016	4,452	↓
<b>Variance since September 2015</b>	<b>(1.2%)</b>	<b>↓</b>



### ACTIVITY

Cumulative percentage of contracted UDA delivered 2016 & 2017



Adjusted Scheduled Activity (UDA)

Month	2016	2017
April	106	459
May	925	1,325
June	1,762	1,821
July	3,043	3,313
August	3,573	4,138
September	4,730	4,820
October	5,810	
November	6,914	
December	7,938	
January	8,636	
February	10,275	
March	11,372	
April	11,939	
May	11,939	
June	11,933	

### QUALITY

	Quantity	Base Number	Contract	AT	Region	England
% of FP17s for the same patient ID Re-attending within 3 months - Children	46	799	5.8%	11.8%	13.5%	12.4%
% of FP17s for the same patient ID Re-attending within 3 months - Adults	586	2,576	22.7%	15.6%	17.4%	16.7%
% of FP17s for the same patient ID Re-attending between 3 & 9 months - Children	465	799	58.2%	59.6%	59.0%	57.4%
% of FP17s for the same patient ID Re-attending between 3 & 9 months - Adults	1,440	2,576	55.9%	54.4%	52.6%	50.5%
% of FP17s for Band 1 Urgent Courses	282	2,487	11.3%	8.6%	9.4%	9.1%
% of FP17s Relating to Free Repair or Replacements	49	2,487	2.0%	0.9%	1.0%	0.8%
% of FP17s Relating to Continuations	45	2,487	1.8%	1.4%	1.5%	1.3%
% of Patients satisfied with the dentistry they have received	5	6	N/A	92.7%	93.7%	93.2%
% of Patients satisfied with the time they had to wait for an appointment	5	6	N/A	88.3%	90.0%	89.0%

\* This is based on patients treated on this contract for their most recent course of treatment. Figures in italics indicate the base number of FP17s or Patient Questionnaire responses are less than 100. N/A is shown where the base number of responses is less than 10 during the period. % is calculated as Quantity/Base number\*100

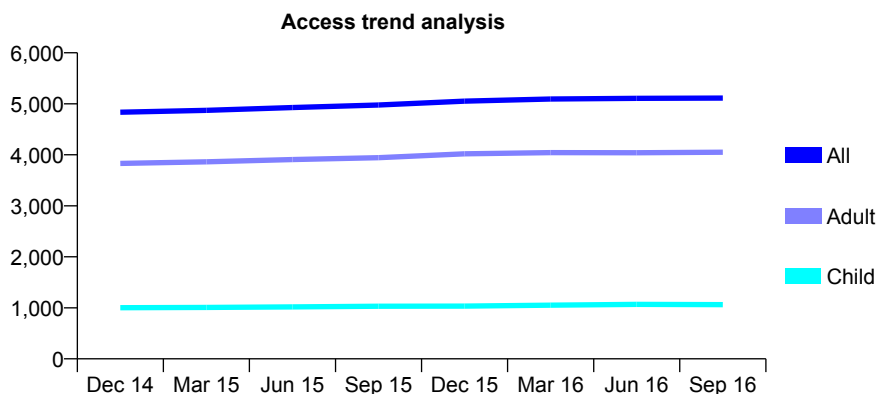
## Q52 - Vital Signs At a Glance Contract Report for 847194/0001 - September 2016

Name or company name	MR MJ MILLICAN
Contract type name	GDS Contract
Purpose of contract	General
Contract start date	01/04/2006
Contract end date	

16/17 Contracted general activity (UDA)	14,000
Carry forward general activity (UDA)	0
16/17 Contracted orthodontic activity (UOA)	0
Carry forward orthodontic activity (UOA)	0
Baseline contract value	£431,022.21

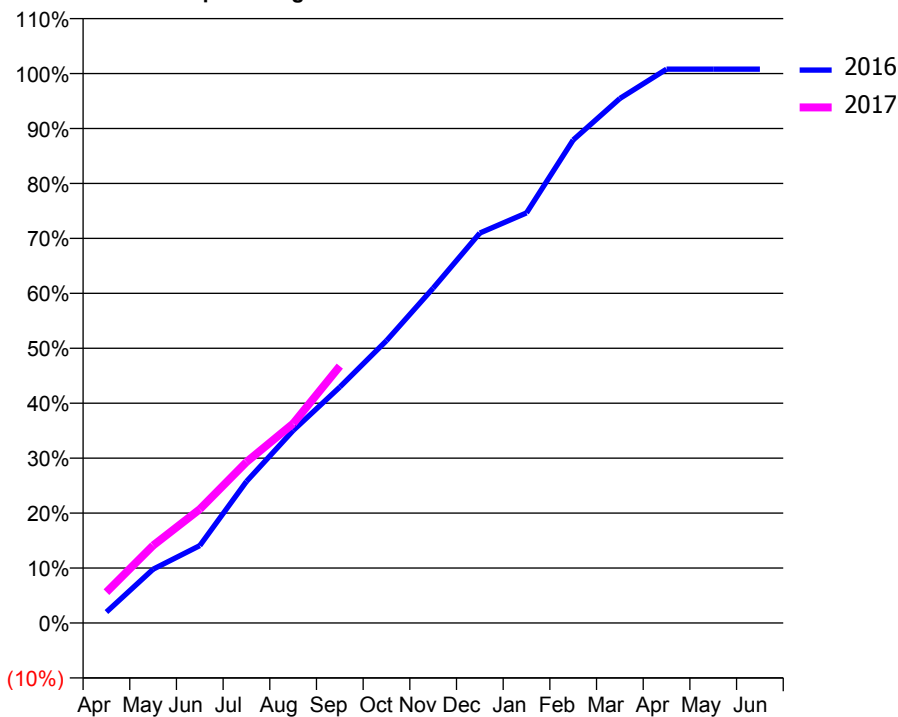
### ACCESS\*

Patients seen in 24 months	Total	Change since previous quarter
Quarter ending September 2015	4,977	
Quarter ending December 2015	5,053	→
Quarter ending March 2016	5,094	→
Quarter ending June 2016	5,108	→
Quarter ending September 2016	5,112	→
<b>Variance since September 2015</b>	<b>2.7%</b>	<b>↑</b>



### ACTIVITY

Cumulative percentage of contracted UDA delivered 2016 & 2017



Month	Adjusted Scheduled Activity (UDA)	
	2016	2017
April	281	788
May	1,372	1,975
June	1,973	2,899
July	3,605	4,104
August	4,906	5,079
September	6,012	6,545
October	7,194	
November	8,531	
December	9,937	
January	10,449	
February	12,306	
March	13,365	
April	14,110	
May	14,111	
June	14,111	

### QUALITY

	Quantity	Base Number	Contract	AT	Region	England
% of FP17s for the same patient ID Re-attending within 3 months - Children	34	870	3.9%	11.8%	13.5%	12.4%
% of FP17s for the same patient ID Re-attending within 3 months - Adults	398	3,367	11.8%	15.6%	17.4%	16.7%
% of FP17s for the same patient ID Re-attending between 3 & 9 months - Children	583	870	67.0%	59.6%	59.0%	57.4%
% of FP17s for the same patient ID Re-attending between 3 & 9 months - Adults	2,349	3,367	69.8%	54.4%	52.6%	50.5%
% of FP17s for Band 1 Urgent Courses	235	3,831	6.1%	8.6%	9.4%	9.1%
% of FP17s Relating to Free Repair or Replacements	10	3,831	0.3%	0.9%	1.0%	0.8%
% of FP17s Relating to Continuations	79	3,831	2.1%	1.4%	1.5%	1.3%
% of Patients satisfied with the dentistry they have received	4	5	N/A	92.7%	93.7%	93.2%
% of Patients satisfied with the time they had to wait for an appointment	4	5	N/A	88.3%	90.0%	89.0%

\* This is based on patients treated on this contract for their most recent course of treatment. Figures in italics indicate the base number of FP17s or Patient Questionnaire responses are less than 100. N/A is shown where the base number of responses is less than 10 during the period. % is calculated as Quantity/Base number\*100

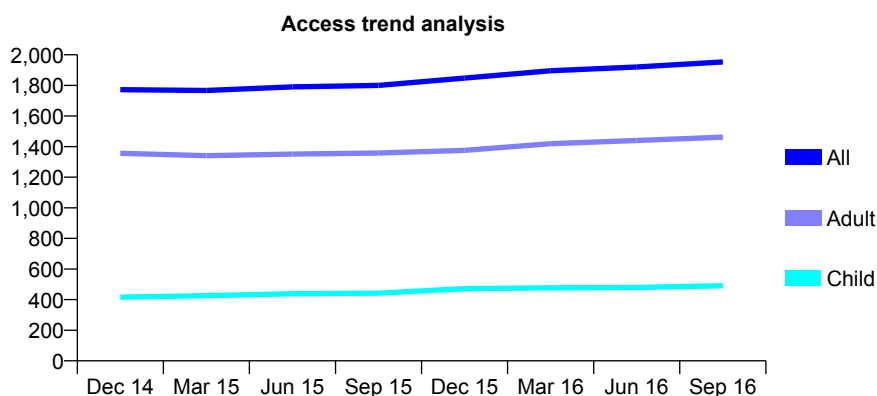
## Q52 - Vital Signs At a Glance Contract Report for 852538/0001 - September 2016

Name or company name	MISS NK KHROUD
Contract type name	PDS Contract
Purpose of contract	General
Contract start date	23/05/2012
Contract end date	22/05/2022

16/17 Contracted general activity (UDA)	5,591
Carry forward general activity (UDA)	0
16/17 Contracted orthodontic activity (UOA)	0
Carry forward orthodontic activity (UOA)	0
Baseline contract value	£165,729.27

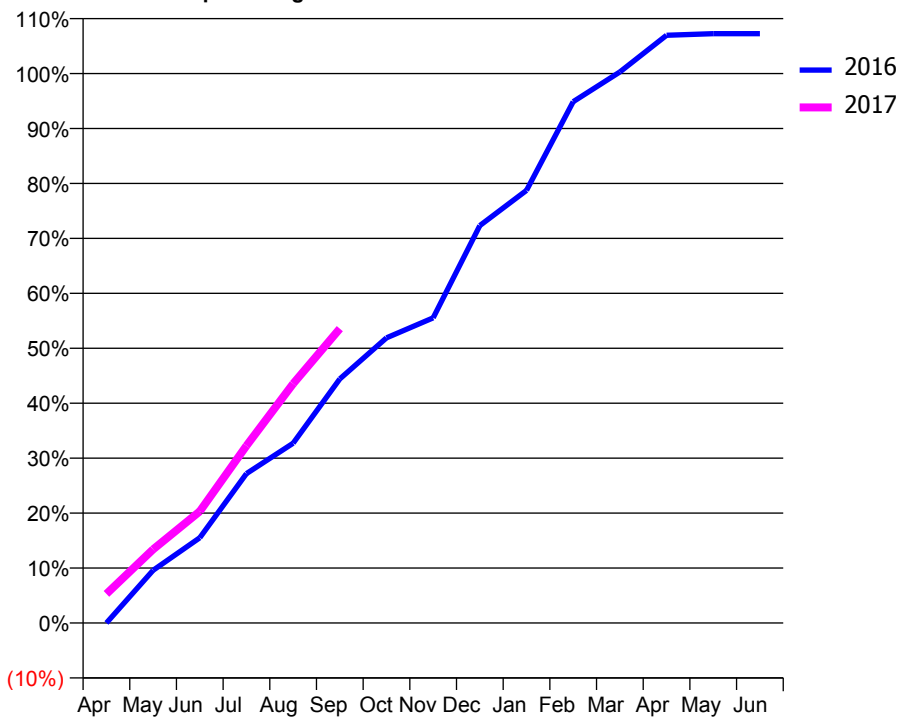
### ACCESS\*

Patients seen in 24 months	Total	Change since previous quarter
Quarter ending September 2015	1,800	
Quarter ending December 2015	1,848	↑
Quarter ending March 2016	1,896	↑
Quarter ending June 2016	1,920	→
Quarter ending September 2016	1,953	→
<b>Variance since September 2015</b>	<b>8.5%</b>	<b>↑</b>



### ACTIVITY

Cumulative percentage of contracted UDA delivered 2016 & 2017



Adjusted Scheduled Activity (UDA)

Month	2016	2017
April	0	296
May	537	749
June	867	1,136
July	1,521	1,804
August	1,830	2,435
September	2,484	2,995
October	2,902	
November	3,105	
December	4,044	
January	4,402	
February	5,305	
March	5,607	
April	5,980	
May	5,997	
June	5,997	

### QUALITY

	Quantity	Base Number	Contract	AT	Region	England
% of FP17s for the same patient ID Re-attending within 3 months - Children	34	457	7.4%	11.8%	13.5%	12.4%
% of FP17s for the same patient ID Re-attending within 3 months - Adults	151	1,207	12.5%	15.6%	17.4%	16.7%
% of FP17s for the same patient ID Re-attending between 3 & 9 months - Children	267	457	58.4%	59.6%	59.0%	57.4%
% of FP17s for the same patient ID Re-attending between 3 & 9 months - Adults	683	1,207	56.6%	54.4%	52.6%	50.5%
% of FP17s for Band 1 Urgent Courses	53	1,454	3.6%	8.6%	9.4%	9.1%
% of FP17s Relating to Free Repair or Replacements	28	1,454	1.9%	0.9%	1.0%	0.8%
% of FP17s Relating to Continuations	12	1,454	0.8%	1.4%	1.5%	1.3%
% of Patients satisfied with the dentistry they have received	1	1	N/A	92.7%	93.7%	93.2%
% of Patients satisfied with the time they had to wait for an appointment	1	1	N/A	88.3%	90.0%	89.0%

\* This is based on patients treated on this contract for their most recent course of treatment. Figures in italics indicate the base number of FP17s or Patient Questionnaire responses are less than 100. N/A is shown where the base number of responses is less than 10 during the period. % is calculated as Quantity/Base number\*100

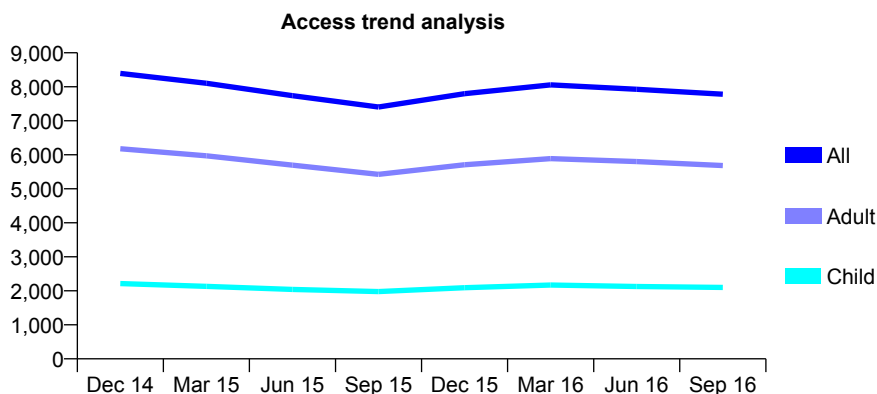
## Q52 - Vital Signs At a Glance Contract Report for 854093/0001 - September 2016

Name or company name	MR A HUSSAIN
Contract type name	GDS Contract
Purpose of contract	General
Contract start date	01/04/2006
Contract end date	

16/17 Contracted general activity (UDA)	21,783
Carry forward general activity (UDA)	0
16/17 Contracted orthodontic activity (UOA)	0
Carry forward orthodontic activity (UOA)	0
Baseline contract value	£810,497.86

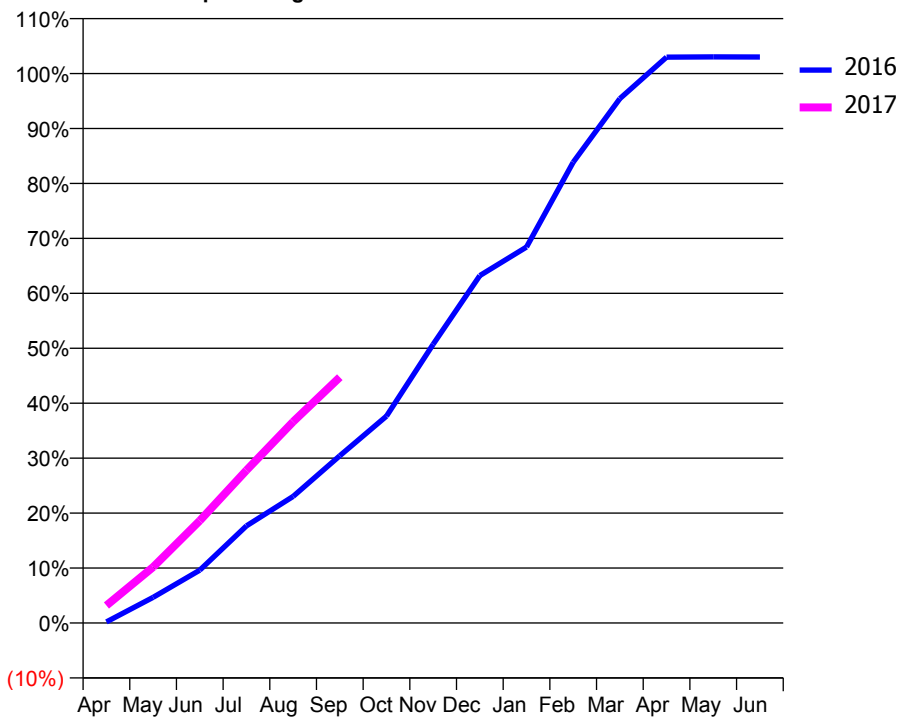
### ACCESS\*

Patients seen in 24 months	Total	Change since previous quarter
Quarter ending September 2015	7,405	
Quarter ending December 2015	7,799	↑
Quarter ending March 2016	8,058	↑
Quarter ending June 2016	7,927	↓
Quarter ending September 2016	7,783	↓
<b>Variance since September 2015</b>	<b>5.1%</b>	<b>↑</b>



### ACTIVITY

Cumulative percentage of contracted UDA delivered 2016 & 2017



Month	Adjusted Scheduled Activity (UDA)	
	2016	2017
April	43	697
May	1,017	2,218
June	2,097	4,057
July	3,853	6,056
August	5,017	7,980
September	6,633	9,744
October	8,202	
November	11,051	
December	13,772	
January	14,906	
February	18,264	
March	20,788	
April	22,434	
May	22,442	
June	22,438	

### QUALITY

	Quantity	Base Number	Contract	AT	Region	England
% of FP17s for the same patient ID Re-attending within 3 months - Children	117	1,647	7.1%	11.8%	13.5%	12.4%
% of FP17s for the same patient ID Re-attending within 3 months - Adults	517	3,964	13.0%	15.6%	17.4%	16.7%
% of FP17s for the same patient ID Re-attending between 3 & 9 months - Children	1,052	1,647	63.9%	59.6%	59.0%	57.4%
% of FP17s for the same patient ID Re-attending between 3 & 9 months - Adults	2,333	3,964	58.9%	54.4%	52.6%	50.5%
% of FP17s for Band 1 Urgent Courses	499	4,920	10.1%	8.6%	9.4%	9.1%
% of FP17s Relating to Free Repair or Replacements	32	4,920	0.7%	0.9%	1.0%	0.8%
% of FP17s Relating to Continuations	18	4,920	0.4%	1.4%	1.5%	1.3%
% of Patients satisfied with the dentistry they have received	7	9	N/A	92.7%	93.7%	93.2%
% of Patients satisfied with the time they had to wait for an appointment	6	9	N/A	88.3%	90.0%	89.0%

\* This is based on patients treated on this contract for their most recent course of treatment. Figures in italics indicate the base number of FP17s or Patient Questionnaire responses are less than 100. N/A is shown where the base number of responses is less than 10 during the period. % is calculated as Quantity/Base number\*100

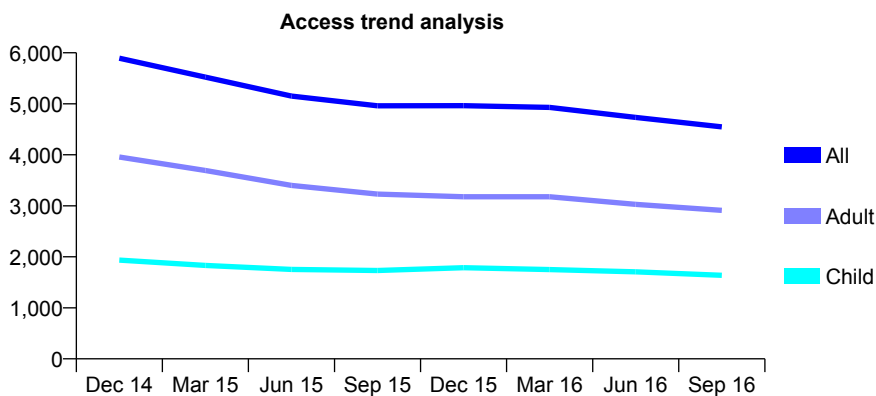
## Q52 - Vital Signs At a Glance Contract Report for 854093/0005 - September 2016

Name or company name	MR A HUSSAIN
Contract type name	GDS Contract
Purpose of contract	General
Contract start date	06/10/2012
Contract end date	

16/17 Contracted general activity (UDA)	15,340
Carry forward general activity (UDA)	0
16/17 Contracted orthodontic activity (UOA)	0
Carry forward orthodontic activity (UOA)	0
Baseline contract value	£486,208.13

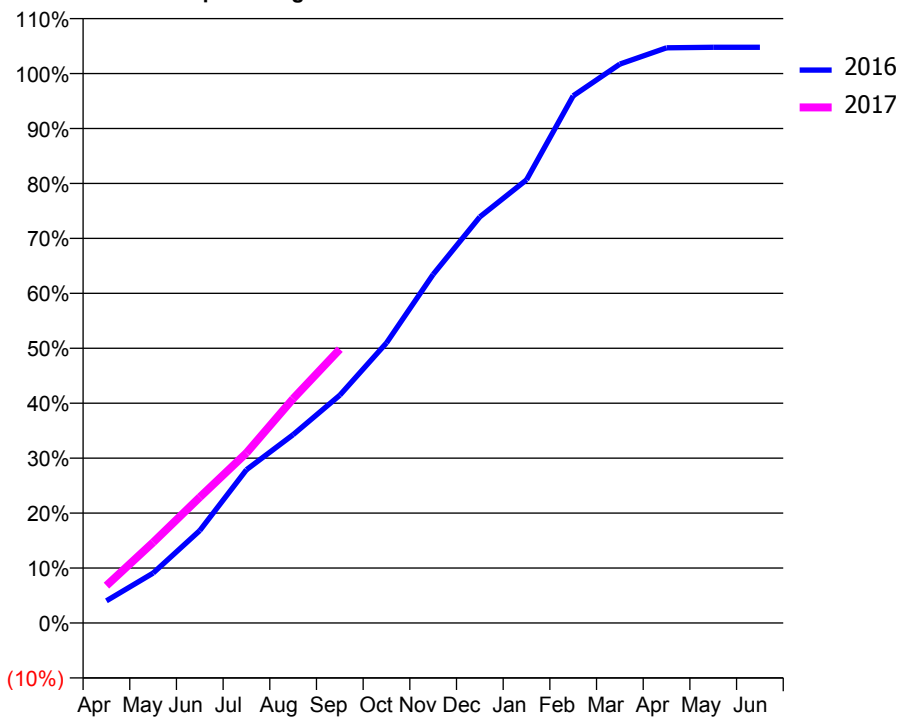
### ACCESS\*

Patients seen in 24 months	Total	Change since previous quarter
Quarter ending September 2015	4,962	
Quarter ending December 2015	4,963	→
Quarter ending March 2016	4,929	→
Quarter ending June 2016	4,733	↓
Quarter ending September 2016	4,547	↓
<b>Variance since September 2015</b>	<b>(8.4%)</b>	<b>↓</b>



### ACTIVITY

Cumulative percentage of contracted UDA delivered 2016 & 2017



Month	Adjusted Scheduled Activity (UDA)	
	2016	2017
April	620	1,043
May	1,394	2,249
June	2,580	3,514
July	4,279	4,749
August	5,257	6,264
September	6,359	7,644
October	7,819	
November	9,731	
December	11,338	
January	12,373	
February	14,718	
March	15,602	
April	16,056	
May	16,073	
June	16,074	

### QUALITY

	Quantity	Base Number	Contract	AT	Region	England
% of FP17s for the same patient ID Re-attending within 3 months - Children	118	1,315	9.0%	11.8%	13.5%	12.4%
% of FP17s for the same patient ID Re-attending within 3 months - Adults	377	2,127	17.7%	15.6%	17.4%	16.7%
% of FP17s for the same patient ID Re-attending between 3 & 9 months - Children	705	1,315	53.6%	59.6%	59.0%	57.4%
% of FP17s for the same patient ID Re-attending between 3 & 9 months - Adults	1,163	2,127	54.7%	54.4%	52.6%	50.5%
% of FP17s for Band 1 Urgent Courses	223	3,297	6.8%	8.6%	9.4%	9.1%
% of FP17s Relating to Free Repair or Replacements	17	3,297	0.5%	0.9%	1.0%	0.8%
% of FP17s Relating to Continuations	45	3,297	1.4%	1.4%	1.5%	1.3%
% of Patients satisfied with the dentistry they have received	4	4	N/A	92.7%	93.7%	93.2%
% of Patients satisfied with the time they had to wait for an appointment	3	4	N/A	88.3%	90.0%	89.0%

\* This is based on patients treated on this contract for their most recent course of treatment. Figures in italics indicate the base number of FP17s or Patient Questionnaire responses are less than 100. N/A is shown where the base number of responses is less than 10 during the period. % is calculated as Quantity/Base number\*100

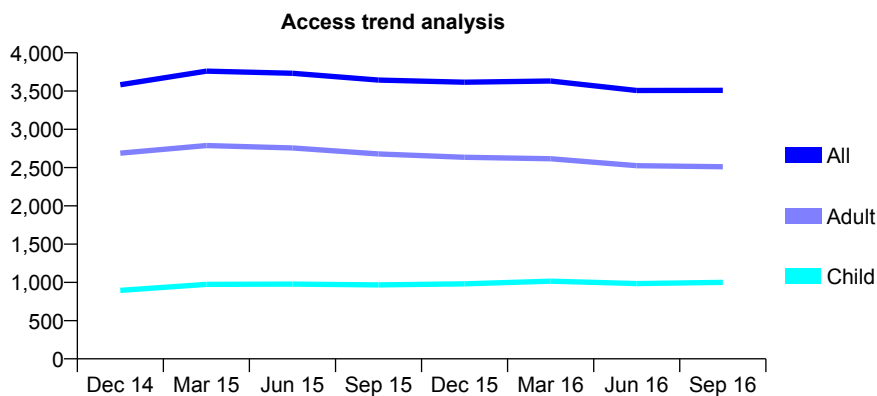
## Q52 - Vital Signs At a Glance Contract Report for 854093/0006 - September 2016

Name or company name	MR A HUSSAIN
Contract type name	GDS Contract
Purpose of contract	General
Contract start date	01/02/2013
Contract end date	

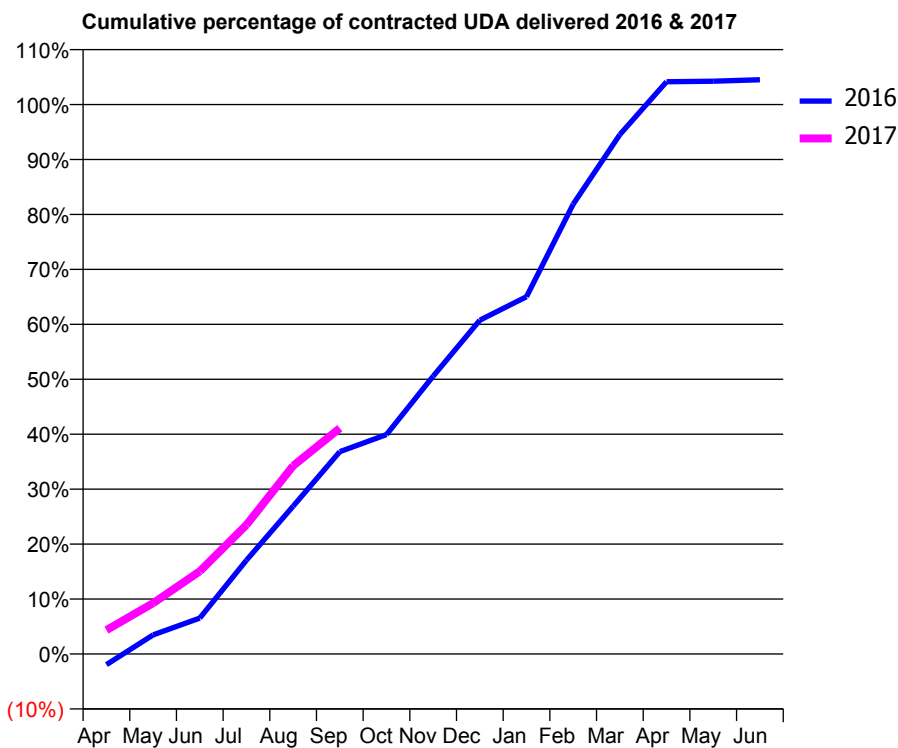
16/17 Contracted general activity (UDA)	10,865
Carry forward general activity (UDA)	0
16/17 Contracted orthodontic activity (UOA)	0
Carry forward orthodontic activity (UOA)	0
Baseline contract value	£350,548.69

### ACCESS\*

Patients seen in 24 months	Total	Change since previous quarter
Quarter ending September 2015	3,644	
Quarter ending December 2015	3,615	→
Quarter ending March 2016	3,632	→
Quarter ending June 2016	3,508	↓
Quarter ending September 2016	3,509	→
<b>Variance since September 2015</b>	<b>(3.7%)</b>	<b>↓</b>



### ACTIVITY



Month	Adjusted Scheduled Activity (UDA)	
	2016	2017
April	-213	473
May	379	1,006
June	711	1,635
July	1,856	2,553
August	2,922	3,722
September	4,002	4,466
October	4,340	
November	5,494	
December	6,602	
January	7,065	
February	8,895	
March	10,270	
April	11,316	
May	11,326	
June	11,355	

### QUALITY

	Quantity	Base Number	Contract	AT	Region	England
% of FP17s for the same patient ID Re-attending within 3 months - Children	92	771	11.9%	11.8%	13.5%	12.4%
% of FP17s for the same patient ID Re-attending within 3 months - Adults	324	1,818	17.8%	15.6%	17.4%	16.7%
% of FP17s for the same patient ID Re-attending between 3 & 9 months - Children	480	771	62.3%	59.6%	59.0%	57.4%
% of FP17s for the same patient ID Re-attending between 3 & 9 months - Adults	1,110	1,818	61.1%	54.4%	52.6%	50.5%
% of FP17s for Band 1 Urgent Courses	219	2,250	9.7%	8.6%	9.4%	9.1%
% of FP17s Relating to Free Repair or Replacements	21	2,250	0.9%	0.9%	1.0%	0.8%
% of FP17s Relating to Continuations	70	2,250	3.1%	1.4%	1.5%	1.3%
% of Patients satisfied with the dentistry they have received	3	3	N/A	92.7%	93.7%	93.2%
% of Patients satisfied with the time they had to wait for an appointment	1	3	N/A	88.3%	90.0%	89.0%

\* This is based on patients treated on this contract for their most recent course of treatment. Figures in italics indicate the base number of FP17s or Patient Questionnaire responses are less than 100. N/A is shown where the base number of responses is less than 10 during the period. % is calculated as Quantity/Base number\*100

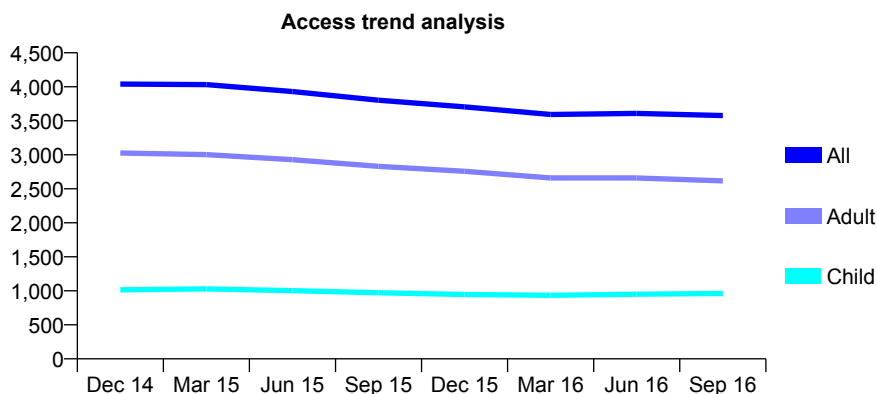
## Q52 - Vital Signs At a Glance Contract Report for 854549/0002 - September 2016

Name or company name	MR N THAKKER
Contract type name	GDS Contract
Purpose of contract	General
Contract start date	02/11/2009
Contract end date	

16/17 Contracted general activity (UDA)	14,000
Carry forward general activity (UDA)	0
16/17 Contracted orthodontic activity (UOA)	0
Carry forward orthodontic activity (UOA)	0
Baseline contract value	£330,356.80

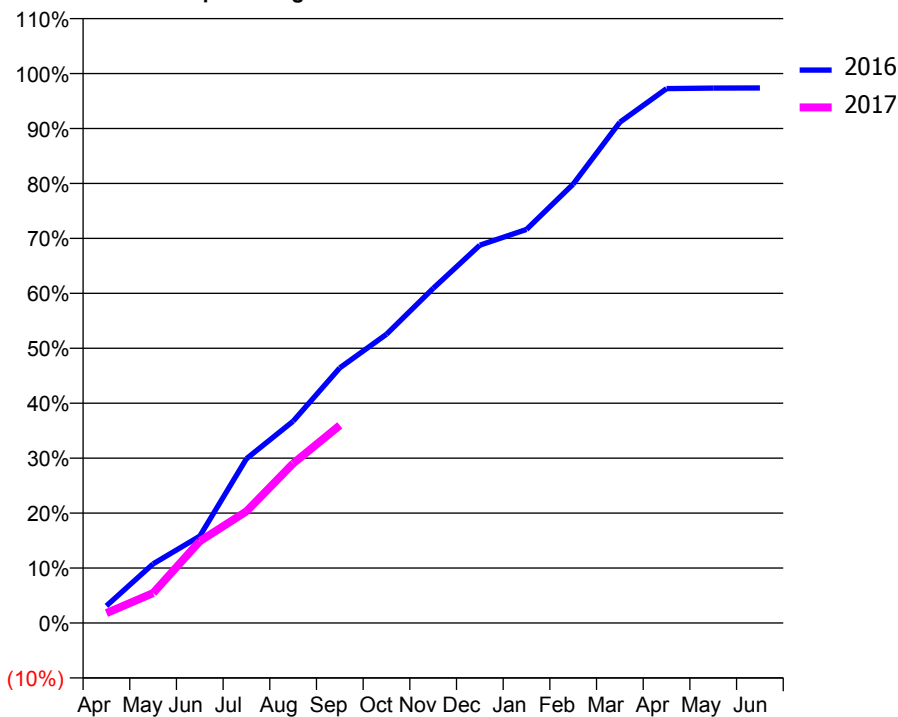
### ACCESS\*

Patients seen in 24 months	Total	Change since previous quarter
Quarter ending September 2015	3,802	
Quarter ending December 2015	3,704	↓
Quarter ending March 2016	3,593	↓
Quarter ending June 2016	3,609	→
Quarter ending September 2016	3,577	→
<b>Variance since September 2015</b>	<b>(5.9%)</b>	<b>↓</b>



### ACTIVITY

Cumulative percentage of contracted UDA delivered 2016 & 2017



Adjusted Scheduled Activity (UDA)

Month	2016	2017
April	438	253
May	1,507	763
June	2,214	2,086
July	4,187	2,845
August	5,141	4,064
September	6,500	5,037
October	7,357	
November	8,525	
December	9,627	
January	10,029	
February	11,183	
March	12,758	
April	13,617	
May	13,629	
June	13,633	

### QUALITY

	Quantity	Base Number	Contract	AT	Region	England
% of FP17s for the same patient ID Re-attending within 3 months - Children	50	672	7.4%	11.8%	13.5%	12.4%
% of FP17s for the same patient ID Re-attending within 3 months - Adults	272	1,735	15.7%	15.6%	17.4%	16.7%
% of FP17s for the same patient ID Re-attending between 3 & 9 months - Children	315	672	46.9%	59.6%	59.0%	57.4%
% of FP17s for the same patient ID Re-attending between 3 & 9 months - Adults	882	1,735	50.8%	54.4%	52.6%	50.5%
% of FP17s for Band 1 Urgent Courses	171	2,121	8.1%	8.6%	9.4%	9.1%
% of FP17s Relating to Free Repair or Replacements	33	2,121	1.6%	0.9%	1.0%	0.8%
% of FP17s Relating to Continuations	1	2,121	0.0%	1.4%	1.5%	1.3%
% of Patients satisfied with the dentistry they have received	2	3	N/A	92.7%	93.7%	93.2%
% of Patients satisfied with the time they had to wait for an appointment	1	3	N/A	88.3%	90.0%	89.0%

\* This is based on patients treated on this contract for their most recent course of treatment. Figures in italics indicate the base number of FP17s or Patient Questionnaire responses are less than 100. N/A is shown where the base number of responses is less than 10 during the period. % is calculated as Quantity/Base number\*100



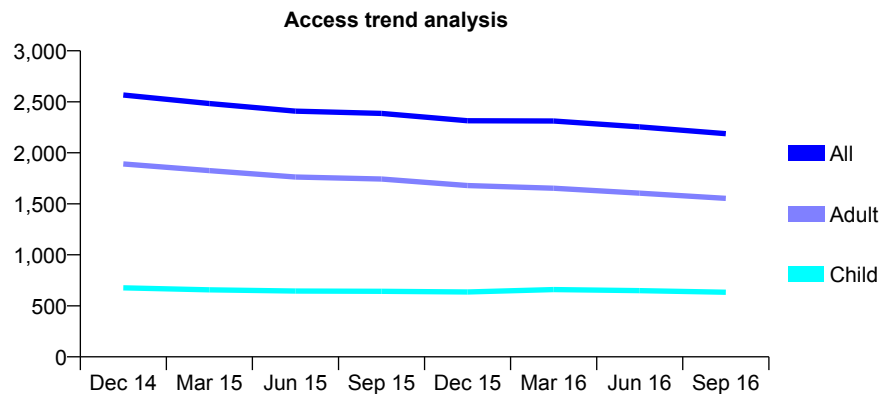
## Q52 - Vital Signs At a Glance Contract Report for 854549/0003 - September 2016

Name or company name	MR N THAKKER
Contract type name	GDS Contract
Purpose of contract	General
Contract start date	01/03/2010
Contract end date	

16/17 Contracted general activity (UDA)	7,000
Carry forward general activity (UDA)	0
16/17 Contracted orthodontic activity (UOA)	0
Carry forward orthodontic activity (UOA)	0
Baseline contract value	£168,917.24

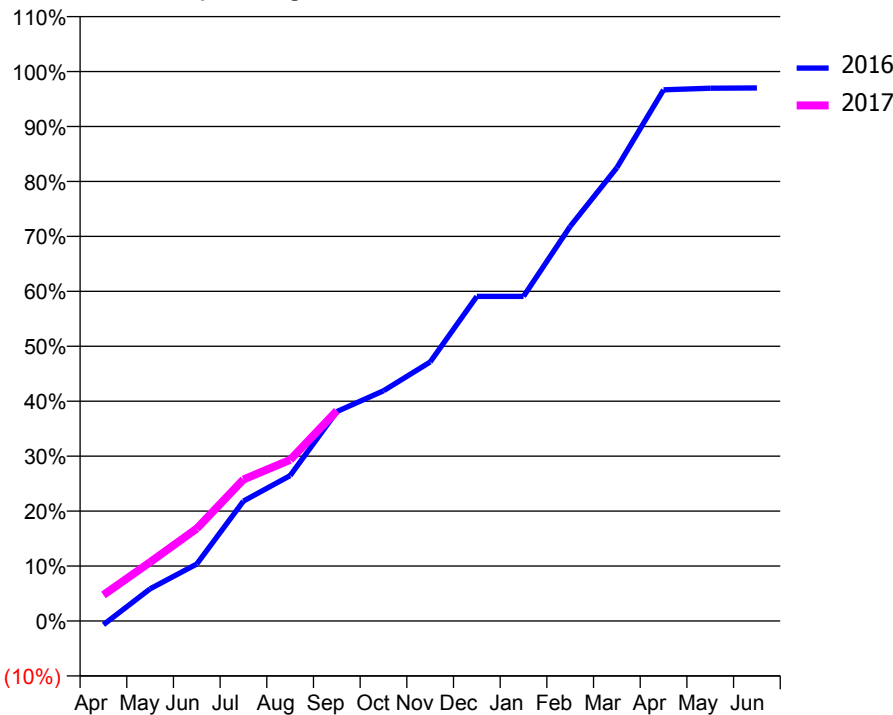
### ACCESS\*

Patients seen in 24 months	Total	Change since previous quarter
Quarter ending September 2015	2,386	
Quarter ending December 2015	2,315	↓
Quarter ending March 2016	2,312	→
Quarter ending June 2016	2,254	↓
Quarter ending September 2016	2,187	↓
<b>Variance since September 2015</b>	<b>(8.3%)</b>	<b>↓</b>



### ACTIVITY

Cumulative percentage of contracted UDA delivered 2016 & 2017



Month	Adjusted Scheduled Activity (UDA)	
	2016	2017
April	-48	332
May	410	749
June	726	1,178
July	1,528	1,803
August	1,852	2,052
September	2,667	2,678
October	2,932	
November	3,300	
December	4,136	
January	4,136	
February	5,028	
March	5,774	
April	6,767	
May	6,787	
June	6,791	

### QUALITY

	Quantity	Base Number	Contract	AT	Region	England
% of FP17s for the same patient ID Re-attending within 3 months - Children	42	491	8.6%	11.8%	13.5%	12.4%
% of FP17s for the same patient ID Re-attending within 3 months - Adults	233	1,261	18.5%	15.6%	17.4%	16.7%
% of FP17s for the same patient ID Re-attending between 3 & 9 months - Children	303	491	61.7%	59.6%	59.0%	57.4%
% of FP17s for the same patient ID Re-attending between 3 & 9 months - Adults	755	1,261	59.9%	54.4%	52.6%	50.5%
% of FP17s for Band 1 Urgent Courses	74	1,345	5.5%	8.6%	9.4%	9.1%
% of FP17s Relating to Free Repair or Replacements	48	1,345	3.6%	0.9%	1.0%	0.8%
% of FP17s Relating to Continuations	13	1,345	1.0%	1.4%	1.5%	1.3%
% of Patients satisfied with the dentistry they have received	3	3	N/A	92.7%	93.7%	93.2%
% of Patients satisfied with the time they had to wait for an appointment	3	3	N/A	88.3%	90.0%	89.0%

\* This is based on patients treated on this contract for their most recent course of treatment. Figures in italics indicate the base number of FP17s or Patient Questionnaire responses are less than 100. N/A is shown where the base number of responses is less than 10 during the period. % is calculated as Quantity/Base number\*100

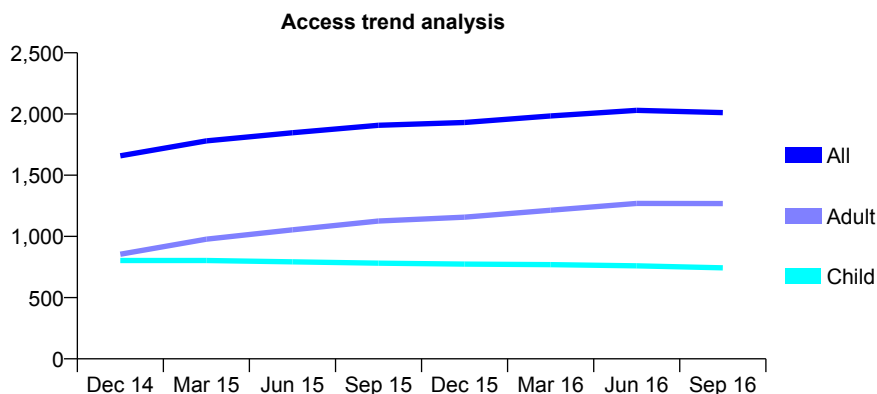
## Q52 - Vital Signs At a Glance Contract Report for 855464/0004 - September 2016

Name or company name	MR JA KHAN
Contract type name	GDS Contract
Purpose of contract	General
Contract start date	29/08/2012
Contract end date	

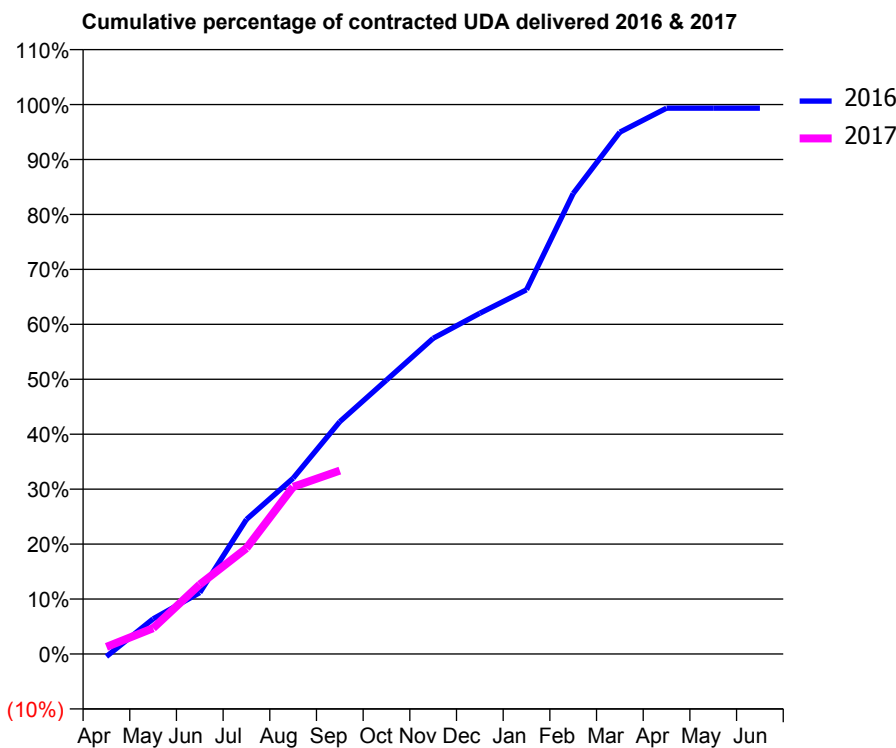
16/17 Contracted general activity (UDA)	5,250
Carry forward general activity (UDA)	0
16/17 Contracted orthodontic activity (UOA)	0
Carry forward orthodontic activity (UOA)	0
Baseline contract value	£141,029.98

### ACCESS\*

Patients seen in 24 months	Total	Change since previous quarter
Quarter ending September 2015	1,908	
Quarter ending December 2015	1,931	→
Quarter ending March 2016	1,984	↑
Quarter ending June 2016	2,030	↑
Quarter ending September 2016	2,011	→
<b>Variance since September 2015</b>	<b>5.4%</b>	<b>↑</b>



### ACTIVITY



Month	Adjusted Scheduled Activity (UDA)	
	2016	2017
April	-25	68
May	335	247
June	587	664
July	1,286	1,011
August	1,680	1,597
September	2,221	1,752
October	2,618	
November	3,016	
December	3,255	
January	3,480	
February	4,399	
March	4,986	
April	5,216	
May	5,216	
June	5,216	

### QUALITY

	Quantity	Base Number	Contract	AT	Region	England
% of FP17s for the same patient ID Re-attending within 3 months - Children	51	505	10.1%	11.8%	13.5%	12.4%
% of FP17s for the same patient ID Re-attending within 3 months - Adults	45	556	8.1%	15.6%	17.4%	16.7%
% of FP17s for the same patient ID Re-attending between 3 & 9 months - Children	303	505	60.0%	59.6%	59.0%	57.4%
% of FP17s for the same patient ID Re-attending between 3 & 9 months - Adults	152	556	27.3%	54.4%	52.6%	50.5%
% of FP17s for Band 1 Urgent Courses	192	925	20.8%	8.6%	9.4%	9.1%
% of FP17s Relating to Free Repair or Replacements	3	925	0.3%	0.9%	1.0%	0.8%
% of FP17s Relating to Continuations	0	925	0.0%	1.4%	1.5%	1.3%
% of Patients satisfied with the dentistry they have received	2	2	N/A	92.7%	93.7%	93.2%
% of Patients satisfied with the time they had to wait for an appointment	2	2	N/A	88.3%	90.0%	89.0%

\* This is based on patients treated on this contract for their most recent course of treatment. Figures in italics indicate the base number of FP17s or Patient Questionnaire responses are less than 100. N/A is shown where the base number of responses is less than 10 during the period. % is calculated as Quantity/Base number\*100

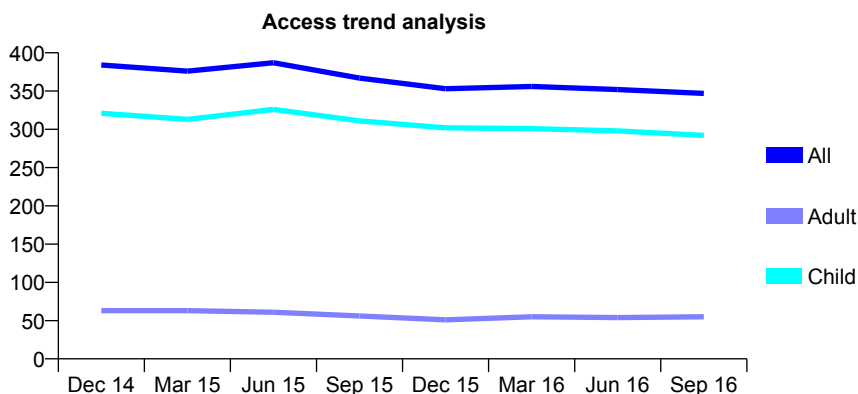
## Q52 - Vital Signs At a Glance Contract Report for 857564/0001 - September 2016

Name or company name	MR OD HIGGS
Contract type name	GDS Contract
Purpose of contract	General
Contract start date	15/09/2006
Contract end date	

16/17 Contracted general activity (UDA)	806
Carry forward general activity (UDA)	0
16/17 Contracted orthodontic activity (UOA)	0
Carry forward orthodontic activity (UOA)	0
Baseline contract value	£23,984.48

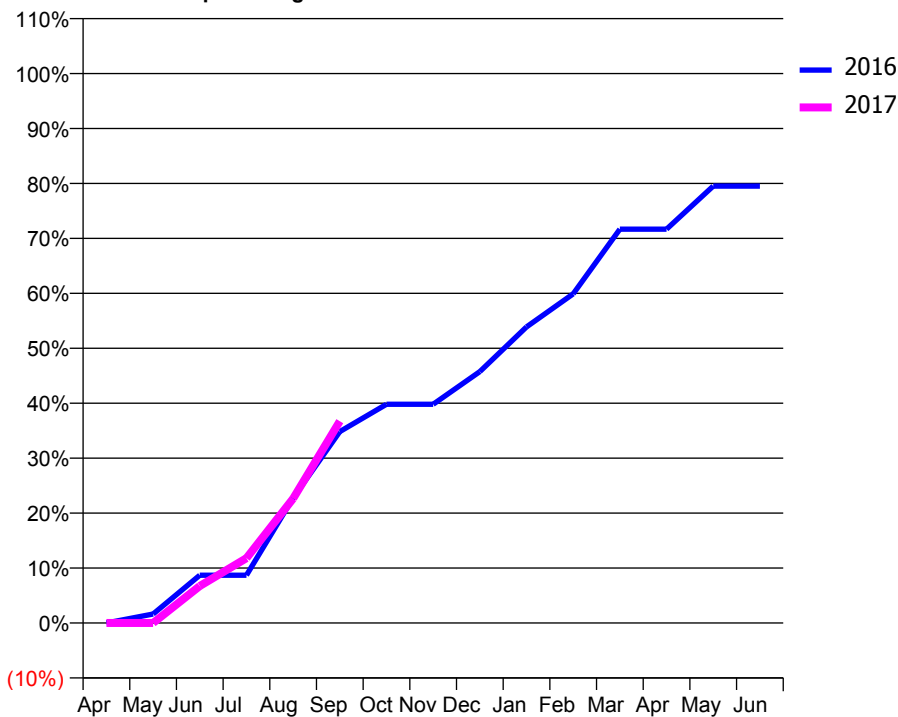
### ACCESS\*

Patients seen in 24 months	Total	Change since previous quarter
Quarter ending September 2015	367	
Quarter ending December 2015	353	↓
Quarter ending March 2016	356	→
Quarter ending June 2016	352	↓
Quarter ending September 2016	347	↓
<b>Variance since September 2015</b>	<b>(5.4%)</b>	<b>↓</b>



### ACTIVITY

Cumulative percentage of contracted UDA delivered 2016 & 2017



Month	Adjusted Scheduled Activity (UDA)	
	2016	2017
April	0	0
May	13	0
June	70	54
July	70	95
August	184	183
September	281	296
October	321	
November	321	
December	369	
January	434	
February	483	
March	578	
April	578	
May	641	
June	641	

### QUALITY

	Quantity	Base Number	Contract	AT	Region	England
% of FP17s for the same patient ID Re-attending within 3 months - Children	31	266	11.7%	11.8%	13.5%	12.4%
% of FP17s for the same patient ID Re-attending within 3 months - Adults	4	22	18.2%	15.6%	17.4%	16.7%
% of FP17s for the same patient ID Re-attending between 3 & 9 months - Children	140	266	52.6%	59.6%	59.0%	57.4%
% of FP17s for the same patient ID Re-attending between 3 & 9 months - Adults	11	22	50.0%	54.4%	52.6%	50.5%
% of FP17s for Band 1 Urgent Courses	6	234	2.6%	8.6%	9.4%	9.1%
% of FP17s Relating to Free Repair or Replacements	0	234	0.0%	0.9%	1.0%	0.8%
% of FP17s Relating to Continuations	0	234	0.0%	1.4%	1.5%	1.3%
% of Patients satisfied with the dentistry they have received	1	1	N/A	92.7%	93.7%	93.2%
% of Patients satisfied with the time they had to wait for an appointment	1	1	N/A	88.3%	90.0%	89.0%

\* This is based on patients treated on this contract for their most recent course of treatment. Figures in italics indicate the base number of FP17s or Patient Questionnaire responses are less than 100. N/A is shown where the base number of responses is less than 10 during the period. % is calculated as Quantity/Base number\*100

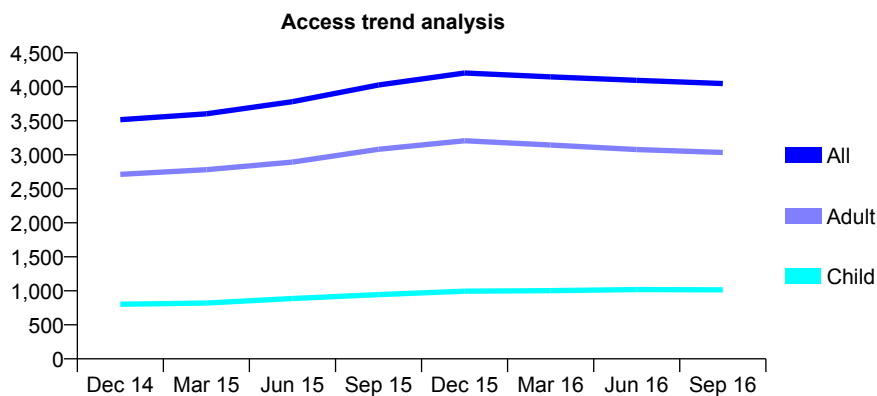
## Q52 - Vital Signs At a Glance Contract Report for 905755/0001 - September 2016

Name or company name	MR FN MACPHERSON
Contract type name	GDS Contract
Purpose of contract	General
Contract start date	01/04/2006
Contract end date	

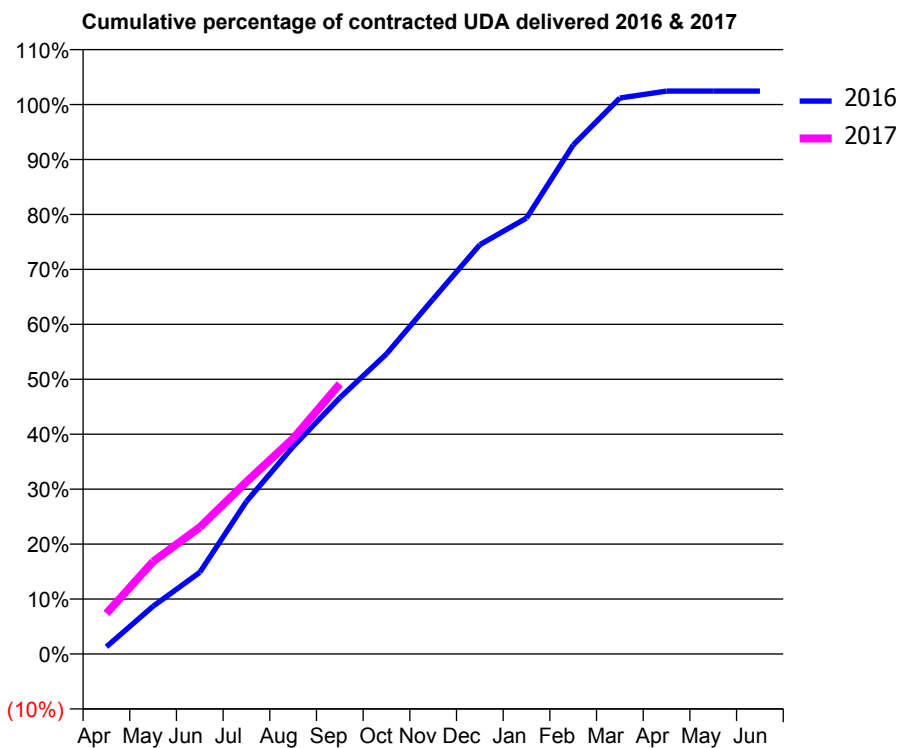
16/17 Contracted general activity (UDA)	10,626
Carry forward general activity (UDA)	0
16/17 Contracted orthodontic activity (UOA)	0
Carry forward orthodontic activity (UOA)	0
Baseline contract value	£264,432.67

### ACCESS\*

Patients seen in 24 months	Total	Change since previous quarter
Quarter ending September 2015	4,027	
Quarter ending December 2015	4,202	↑
Quarter ending March 2016	4,147	↓
Quarter ending June 2016	4,096	↓
Quarter ending September 2016	4,048	↓
<b>Variance since September 2015</b>	<b>0.5%</b>	→



### ACTIVITY



Month	Adjusted Scheduled Activity (UDA)	
	2016	2017
April	141	786
May	924	1,789
June	1,579	2,452
July	2,952	3,330
August	4,012	4,169
September	4,955	5,224
October	5,803	
November	6,865	
December	7,916	
January	8,431	
February	9,844	
March	10,752	
April	10,885	
May	10,885	
June	10,885	

### QUALITY

	Quantity	Base Number	Contract	AT	Region	England
% of FP17s for the same patient ID Re-attending within 3 months - Children	64	807	7.9%	11.8%	13.5%	12.4%
% of FP17s for the same patient ID Re-attending within 3 months - Adults	510	2,433	21.0%	15.6%	17.4%	16.7%
% of FP17s for the same patient ID Re-attending between 3 & 9 months - Children	536	807	66.4%	59.6%	59.0%	57.4%
% of FP17s for the same patient ID Re-attending between 3 & 9 months - Adults	1,515	2,433	62.3%	54.4%	52.6%	50.5%
% of FP17s for Band 1 Urgent Courses	353	3,149	11.2%	8.6%	9.4%	9.1%
% of FP17s Relating to Free Repair or Replacements	61	3,149	1.9%	0.9%	1.0%	0.8%
% of FP17s Relating to Continuations	53	3,149	1.7%	1.4%	1.5%	1.3%
% of Patients satisfied with the dentistry they have received	4	4	N/A	92.7%	93.7%	93.2%
% of Patients satisfied with the time they had to wait for an appointment	4	4	N/A	88.3%	90.0%	89.0%

\* This is based on patients treated on this contract for their most recent course of treatment. Figures in italics indicate the base number of FP17s or Patient Questionnaire responses are less than 100. N/A is shown where the base number of responses is less than 10 during the period. % is calculated as Quantity/Base number\*100

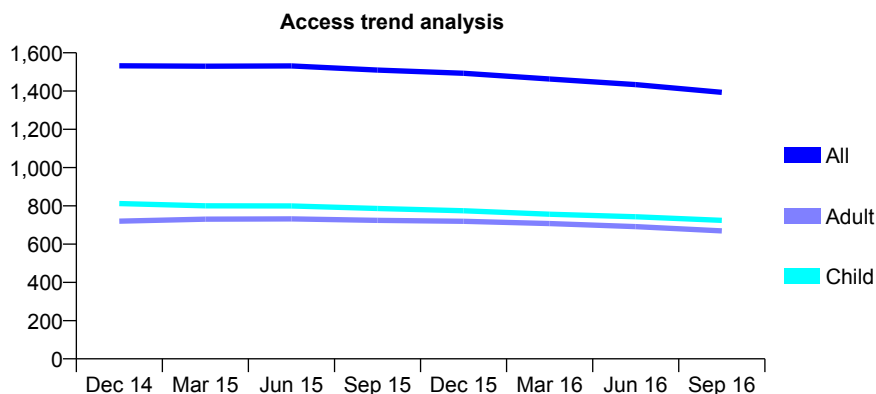
## Q52 - Vital Signs At a Glance Contract Report for 911291/0001 - September 2016

Name or company name	MR JG PEARSON
Contract type name	GDS Contract
Purpose of contract	General
Contract start date	01/04/2006
Contract end date	

16/17 Contracted general activity (UDA)	5,000
Carry forward general activity (UDA)	0
16/17 Contracted orthodontic activity (UOA)	0
Carry forward orthodontic activity (UOA)	0
Baseline contract value	£116,336.29

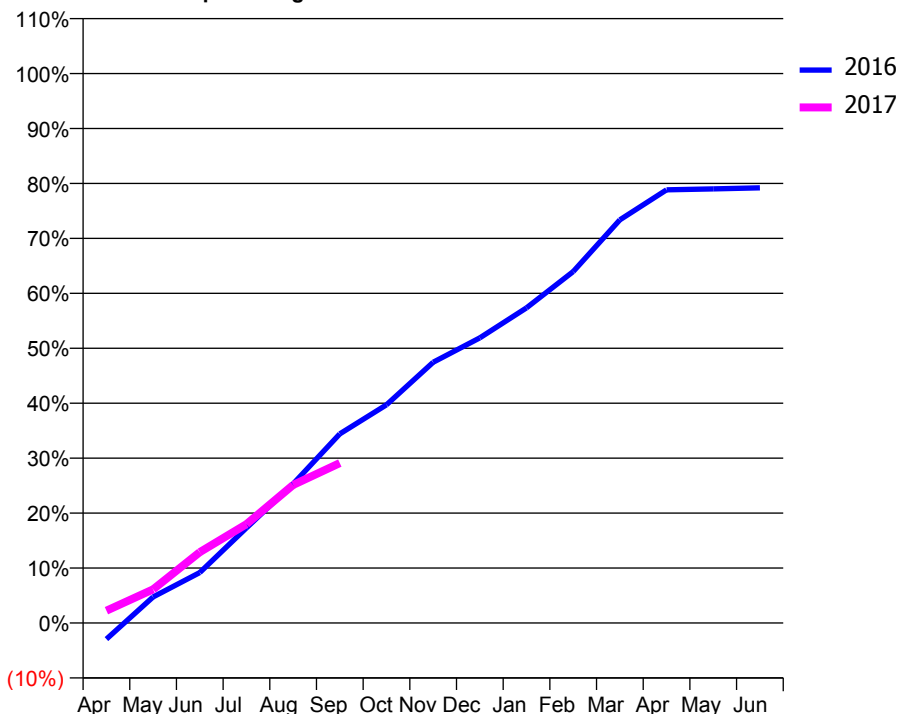
### ACCESS\*

Patients seen in 24 months	Total	Change since previous quarter
Quarter ending September 2015	1,510	
Quarter ending December 2015	1,493	↓
Quarter ending March 2016	1,463	↓
Quarter ending June 2016	1,434	↓
Quarter ending September 2016	1,393	↓
<b>Variance since September 2015</b>	<b>(7.7%)</b>	<b>↓</b>



### ACTIVITY

Cumulative percentage of contracted UDA delivered 2016 & 2017



Adjusted Scheduled Activity (UDA)

Month	2016	2017
April	-148	112
May	238	306
June	460	645
July	865	899
August	1,267	1,256
September	1,721	1,456
October	1,986	
November	2,373	
December	2,594	
January	2,868	
February	3,198	
March	3,668	
April	3,942	
May	3,951	
June	3,960	

### QUALITY

	Quantity	Base Number	Contract	AT	Region	England
% of FP17s for the same patient ID Re-attending within 3 months - Children	41	445	9.2%	11.8%	13.5%	12.4%
% of FP17s for the same patient ID Re-attending within 3 months - Adults	90	425	21.2%	15.6%	17.4%	16.7%
% of FP17s for the same patient ID Re-attending between 3 & 9 months - Children	210	445	47.2%	59.6%	59.0%	57.4%
% of FP17s for the same patient ID Re-attending between 3 & 9 months - Adults	239	425	56.2%	54.4%	52.6%	50.5%
% of FP17s for Band 1 Urgent Courses	65	710	9.2%	8.6%	9.4%	9.1%
% of FP17s Relating to Free Repair or Replacements	0	710	0.0%	0.9%	1.0%	0.8%
% of FP17s Relating to Continuations	12	710	1.7%	1.4%	1.5%	1.3%
% of Patients satisfied with the dentistry they have received	1	1	N/A	92.7%	93.7%	93.2%
% of Patients satisfied with the time they had to wait for an appointment	1	1	N/A	88.3%	90.0%	89.0%

\* This is based on patients treated on this contract for their most recent course of treatment. Figures in italics indicate the base number of FP17s or Patient Questionnaire responses are less than 100. N/A is shown where the base number of responses is less than 10 during the period. % is calculated as Quantity/Base number\*100

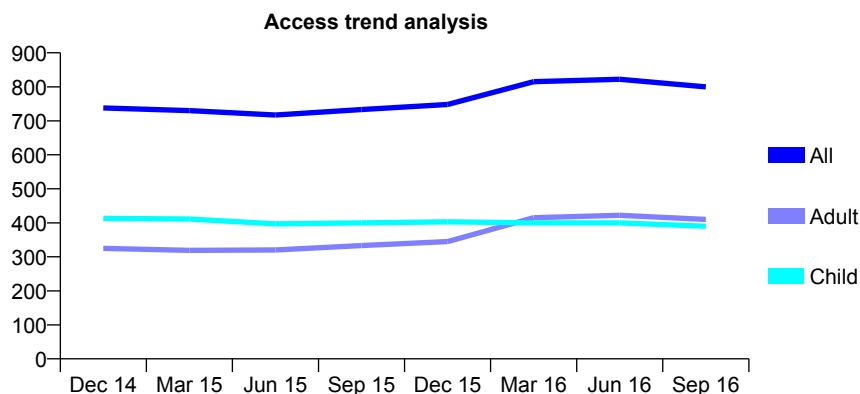
## Q52 - Vital Signs At a Glance Contract Report for 913103/0001 - September 2016

Name or company name	MRS JM GRAYE
Contract type name	GDS Contract
Purpose of contract	General
Contract start date	01/04/2006
Contract end date	

16/17 Contracted general activity (UDA)	2,419
Carry forward general activity (UDA)	0
16/17 Contracted orthodontic activity (UOA)	0
Carry forward orthodontic activity (UOA)	0
Baseline contract value	£53,095.85

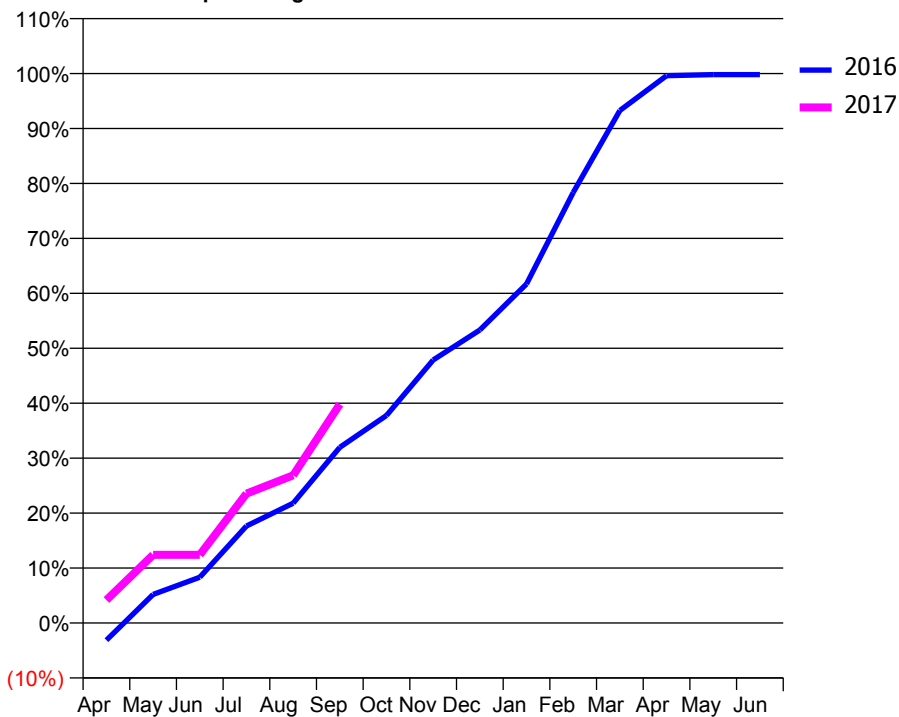
### ACCESS\*

Patients seen in 24 months	Total	Change since previous quarter
Quarter ending September 2015	733	
Quarter ending December 2015	748	↑
Quarter ending March 2016	815	↑
Quarter ending June 2016	822	→
Quarter ending September 2016	800	↓
<b>Variance since September 2015</b>	<b>9.1%</b>	<b>↑</b>



### ACTIVITY

Cumulative percentage of contracted UDA delivered 2016 & 2017



Month	Adjusted Scheduled Activity (UDA)	
	2016	2017
April	-76	101
May	126	300
June	201	300
July	427	570
August	527	650
September	773	963
October	914	
November	1,158	
December	1,290	
January	1,493	
February	1,895	
March	2,256	
April	2,409	
May	2,414	
June	2,414	

### QUALITY

	Quantity	Base Number	Contract	AT	Region	England
% of FP17s for the same patient ID Re-attending within 3 months - Children	37	368	10.1%	11.8%	13.5%	12.4%
% of FP17s for the same patient ID Re-attending within 3 months - Adults	39	274	14.2%	15.6%	17.4%	16.7%
% of FP17s for the same patient ID Re-attending between 3 & 9 months - Children	275	368	74.7%	59.6%	59.0%	57.4%
% of FP17s for the same patient ID Re-attending between 3 & 9 months - Adults	164	274	59.9%	54.4%	52.6%	50.5%
% of FP17s for Band 1 Urgent Courses	14	561	2.5%	8.6%	9.4%	9.1%
% of FP17s Relating to Free Repair or Replacements	1	561	0.2%	0.9%	1.0%	0.8%
% of FP17s Relating to Continuations	0	561	0.0%	1.4%	1.5%	1.3%
% of Patients satisfied with the dentistry they have received	0	0	N/A	92.7%	93.7%	93.2%
% of Patients satisfied with the time they had to wait for an appointment	0	0	N/A	88.3%	90.0%	89.0%

\* This is based on patients treated on this contract for their most recent course of treatment. Figures in italics indicate the base number of FP17s or Patient Questionnaire responses are less than 100. N/A is shown where the base number of responses is less than 10 during the period. % is calculated as Quantity/Base number\*100

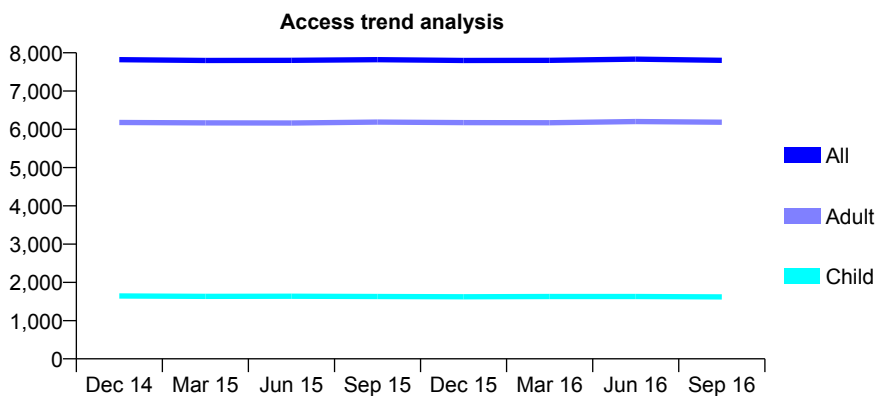
## Q52 - Vital Signs At a Glance Contract Report for 914126/0001 - September 2016

Name or company name	MR RM WHITE
Contract type name	GDS Contract
Purpose of contract	General
Contract start date	01/04/2006
Contract end date	

16/17 Contracted general activity (UDA)	22,295
Carry forward general activity (UDA)	0
16/17 Contracted orthodontic activity (UOA)	0
Carry forward orthodontic activity (UOA)	0
Baseline contract value	£584,395.42

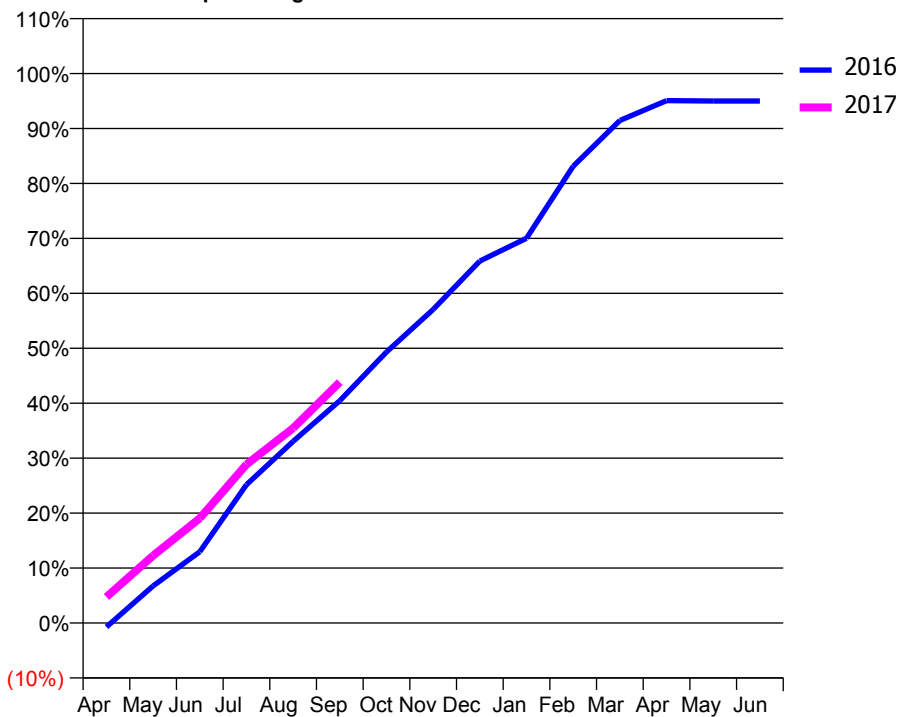
### ACCESS\*

Patients seen in 24 months	Total	Change since previous quarter
Quarter ending September 2015	7,819	
Quarter ending December 2015	7,798	→
Quarter ending March 2016	7,802	→
Quarter ending June 2016	7,834	→
Quarter ending September 2016	7,802	→
<b>Variance since September 2015</b>	<b>(0.2%)</b>	→



### ACTIVITY

Cumulative percentage of contracted UDA delivered 2016 & 2017



Month	Adjusted Scheduled Activity (UDA)	
	2016	2017
April	-163	1,059
May	1,504	2,733
June	2,894	4,250
July	5,614	6,438
August	7,371	7,906
September	9,020	9,775
October	10,997	
November	12,721	
December	14,684	
January	15,609	
February	18,534	
March	20,389	
April	21,193	
May	21,176	
June	21,178	

### QUALITY

	Quantity	Base Number	Contract	AT	Region	England
% of FP17s for the same patient ID Re-attending within 3 months - Children	68	1,280	5.3%	11.8%	13.5%	12.4%
% of FP17s for the same patient ID Re-attending within 3 months - Adults	689	4,401	15.7%	15.6%	17.4%	16.7%
% of FP17s for the same patient ID Re-attending between 3 & 9 months - Children	850	1,280	66.4%	59.6%	59.0%	57.4%
% of FP17s for the same patient ID Re-attending between 3 & 9 months - Adults	2,061	4,401	46.8%	54.4%	52.6%	50.5%
% of FP17s for Band 1 Urgent Courses	477	5,280	9.0%	8.6%	9.4%	9.1%
% of FP17s Relating to Free Repair or Replacements	110	5,280	2.1%	0.9%	1.0%	0.8%
% of FP17s Relating to Continuations	62	5,280	1.2%	1.4%	1.5%	1.3%
% of Patients satisfied with the dentistry they have received	12	12	100.0%	92.7%	93.7%	93.2%
% of Patients satisfied with the time they had to wait for an appointment	12	12	100.0%	88.3%	90.0%	89.0%

\* This is based on patients treated on this contract for their most recent course of treatment. Figures in italics indicate the base number of FP17s or Patient Questionnaire responses are less than 100. N/A is shown where the base number of responses is less than 10 during the period. % is calculated as Quantity/Base number\*100

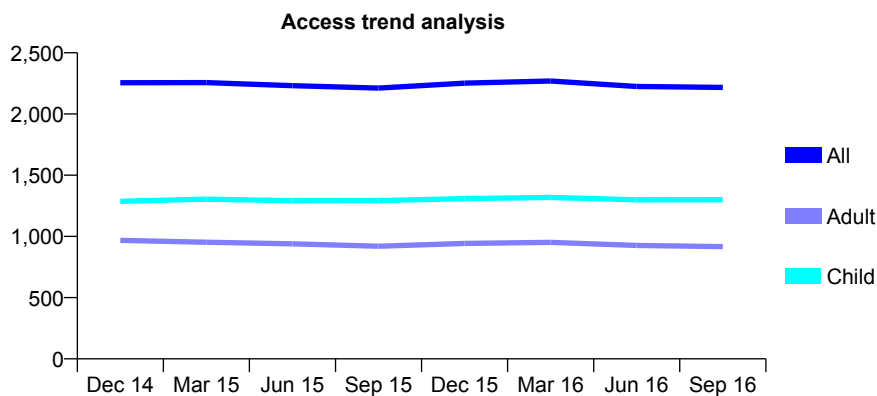
## Q52 - Vital Signs At a Glance Contract Report for 914169/0001 - September 2016

Name or company name	MR DS BROWN
Contract type name	GDS Contract
Purpose of contract	General
Contract start date	01/04/2006
Contract end date	

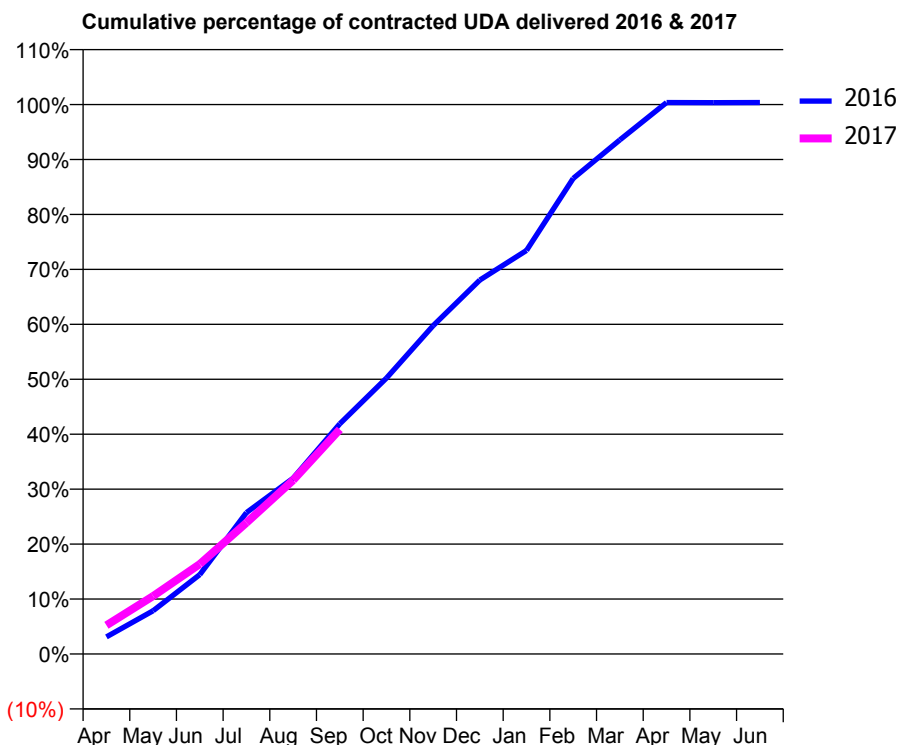
16/17 Contracted general activity (UDA)	7,850
Carry forward general activity (UDA)	0
16/17 Contracted orthodontic activity (UOA)	0
Carry forward orthodontic activity (UOA)	0
Baseline contract value	£271,895.25

### ACCESS\*

Patients seen in 24 months	Total	Change since previous quarter
Quarter ending September 2015	2,212	
Quarter ending December 2015	2,252	→
Quarter ending March 2016	2,270	→
Quarter ending June 2016	2,225	↓
Quarter ending September 2016	2,217	→
<b>Variance since September 2015</b>	<b>0.2%</b>	<b>→</b>



### ACTIVITY



Month	Adjusted Scheduled Activity (UDA)	
	2016	2017
April	245	410
May	618	828
June	1,134	1,286
July	2,020	1,876
August	2,512	2,483
September	3,289	3,210
October	3,942	
November	4,690	
December	5,343	
January	5,765	
February	6,794	
March	7,345	
April	7,877	
May	7,876	
June	7,877	

### QUALITY

	Quantity	Base Number	Contract	AT	Region	England
% of FP17s for the same patient ID Re-attending within 3 months - Children	112	1,178	9.5%	11.8%	13.5%	12.4%
% of FP17s for the same patient ID Re-attending within 3 months - Adults	113	672	16.8%	15.6%	17.4%	16.7%
% of FP17s for the same patient ID Re-attending between 3 & 9 months - Children	858	1,178	72.8%	59.6%	59.0%	57.4%
% of FP17s for the same patient ID Re-attending between 3 & 9 months - Adults	425	672	63.2%	54.4%	52.6%	50.5%
% of FP17s for Band 1 Urgent Courses	63	1,623	3.9%	8.6%	9.4%	9.1%
% of FP17s Relating to Free Repair or Replacements	0	1,623	0.0%	0.9%	1.0%	0.8%
% of FP17s Relating to Continuations	0	1,623	0.0%	1.4%	1.5%	1.3%
% of Patients satisfied with the dentistry they have received	1	1	N/A	92.7%	93.7%	93.2%
% of Patients satisfied with the time they had to wait for an appointment	1	1	N/A	88.3%	90.0%	89.0%

\* This is based on patients treated on this contract for their most recent course of treatment. Figures in italics indicate the base number of FP17s or Patient Questionnaire responses are less than 100. N/A is shown where the base number of responses is less than 10 during the period. % is calculated as Quantity/Base number\*100



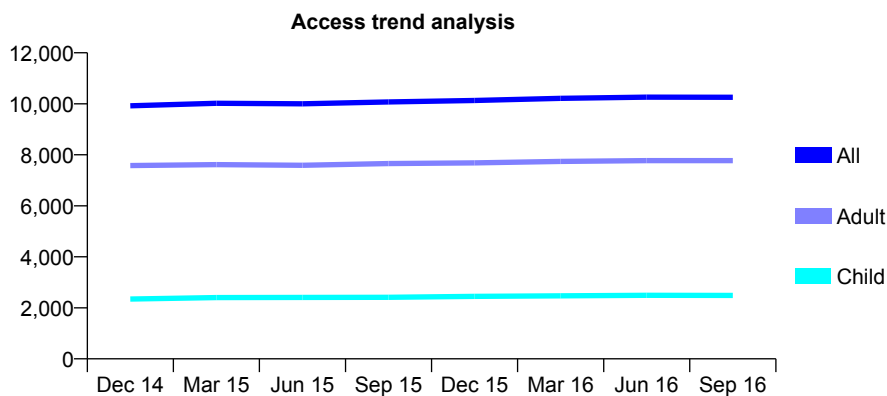
## Q52 - Vital Signs At a Glance Contract Report for 915017/0001 - September 2016

Name or company name	MR JP HENDRON
Contract type name	Pilot Contract
Purpose of contract	General
Contract start date	01/04/2006
Contract end date	

16/17 Contracted general activity (UDA)	30,060
Carry forward general activity (UDA)	0
16/17 Contracted orthodontic activity (UOA)	0
Carry forward orthodontic activity (UOA)	0
Baseline contract value	£914,314.45

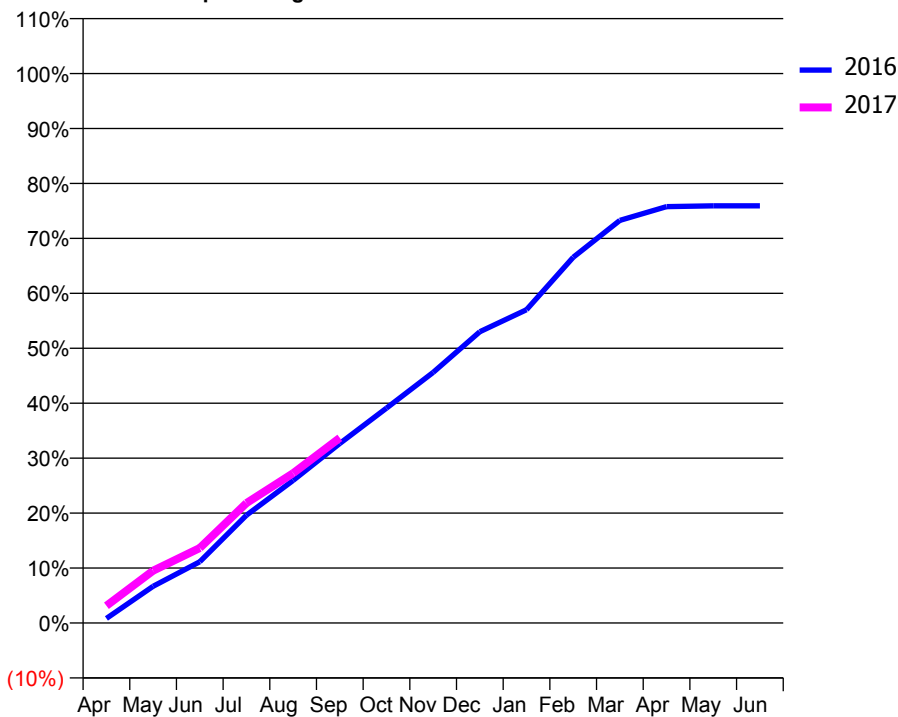
### ACCESS\*

Patients seen in 24 months	Total	Change since previous quarter
Quarter ending September 2015	10,072	
Quarter ending December 2015	10,133	→
Quarter ending March 2016	10,213	→
Quarter ending June 2016	10,263	→
Quarter ending September 2016	10,258	→
<b>Variance since September 2015</b>	<b>1.8%</b>	<b>→</b>



### ACTIVITY

Cumulative percentage of contracted UDA delivered 2016 & 2017



Month	Adjusted Scheduled Activity (UDA)	
	2016	2017
April	252	947
May	2,009	2,860
June	3,351	4,105
July	5,894	6,563
August	7,804	8,192
September	9,823	10,130
October	11,752	
November	13,713	
December	15,932	
January	17,141	
February	20,009	
March	22,026	
April	22,780	
May	22,819	
June	22,824	

### QUALITY

	Quantity	Base Number	Contract	AT	Region	England
% of FP17s for the same patient ID Re-attending within 3 months - Children	81	1,881	4.3%	11.8%	13.5%	12.4%
% of FP17s for the same patient ID Re-attending within 3 months - Adults	442	4,656	9.5%	15.6%	17.4%	16.7%
% of FP17s for the same patient ID Re-attending between 3 & 9 months - Children	1,259	1,881	66.9%	59.6%	59.0%	57.4%
% of FP17s for the same patient ID Re-attending between 3 & 9 months - Adults	2,470	4,656	53.0%	54.4%	52.6%	50.5%
% of FP17s for Band 1 Urgent Courses	254	6,003	4.2%	8.6%	9.4%	9.1%
% of FP17s Relating to Free Repair or Replacements	33	6,003	0.5%	0.9%	1.0%	0.8%
% of FP17s Relating to Continuations	114	6,003	1.9%	1.4%	1.5%	1.3%
% of Patients satisfied with the dentistry they have received	3	3	N/A	92.7%	93.7%	93.2%
% of Patients satisfied with the time they had to wait for an appointment	2	3	N/A	88.3%	90.0%	89.0%

\* This is based on patients treated on this contract for their most recent course of treatment. Figures in italics indicate the base number of FP17s or Patient Questionnaire responses are less than 100. N/A is shown where the base number of responses is less than 10 during the period. % is calculated as Quantity/Base number\*100

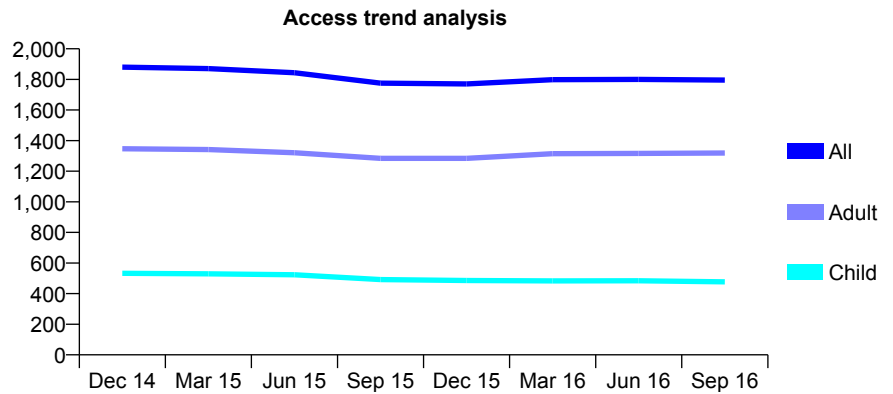
## Q52 - Vital Signs At a Glance Contract Report for 915467/0001 - September 2016

Name or company name	MR A STEVENSON
Contract type name	PDS Contract
Purpose of contract	General
Contract start date	01/04/2006
Contract end date	31/03/2021

16/17 Contracted general activity (UDA)	5,620
Carry forward general activity (UDA)	0
16/17 Contracted orthodontic activity (UOA)	0
Carry forward orthodontic activity (UOA)	0
Baseline contract value	£153,859.64

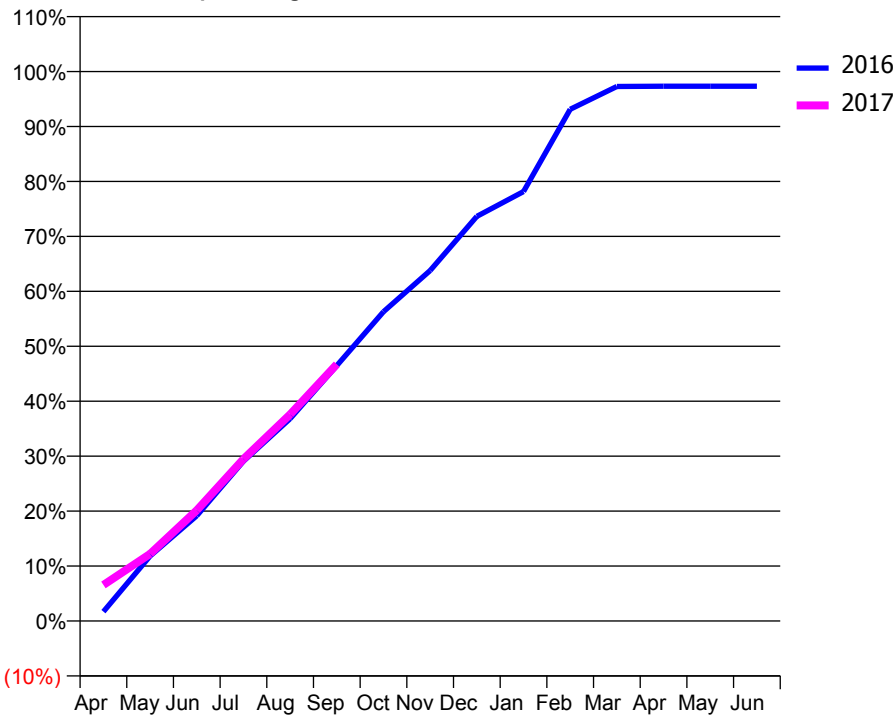
### ACCESS\*

Patients seen in 24 months	Total	Change since previous quarter
Quarter ending September 2015	1,776	
Quarter ending December 2015	1,770	→
Quarter ending March 2016	1,798	→
Quarter ending June 2016	1,800	→
Quarter ending September 2016	1,796	→
<b>Variance since September 2015</b>	<b>1.1%</b>	<b>→</b>



### ACTIVITY

Cumulative percentage of contracted UDA delivered 2016 & 2017



Month	Adjusted Scheduled Activity (UDA)	
	2016	2017
April	96	368
May	665	687
June	1,076	1,132
July	1,634	1,656
August	2,069	2,114
September	2,612	2,625
October	3,163	
November	3,585	
December	4,138	
January	4,392	
February	5,233	
March	5,467	
April	5,470	
May	5,470	
June	5,470	

### QUALITY

	Quantity	Base Number	Contract	AT	Region	England
% of FP17s for the same patient ID Re-attending within 3 months - Children	17	303	5.6%	11.8%	13.5%	12.4%
% of FP17s for the same patient ID Re-attending within 3 months - Adults	185	969	19.1%	15.6%	17.4%	16.7%
% of FP17s for the same patient ID Re-attending between 3 & 9 months - Children	111	303	36.6%	59.6%	59.0%	57.4%
% of FP17s for the same patient ID Re-attending between 3 & 9 months - Adults	384	969	39.6%	54.4%	52.6%	50.5%
% of FP17s for Band 1 Urgent Courses	37	1,271	2.9%	8.6%	9.4%	9.1%
% of FP17s Relating to Free Repair or Replacements	12	1,271	0.9%	0.9%	1.0%	0.8%
% of FP17s Relating to Continuations	36	1,271	2.8%	1.4%	1.5%	1.3%
% of Patients satisfied with the dentistry they have received	0	0	N/A	92.7%	93.7%	93.2%
% of Patients satisfied with the time they had to wait for an appointment	0	0	N/A	88.3%	90.0%	89.0%

\* This is based on patients treated on this contract for their most recent course of treatment. Figures in italics indicate the base number of FP17s or Patient Questionnaire responses are less than 100. N/A is shown where the base number of responses is less than 10 during the period. % is calculated as Quantity/Base number\*100

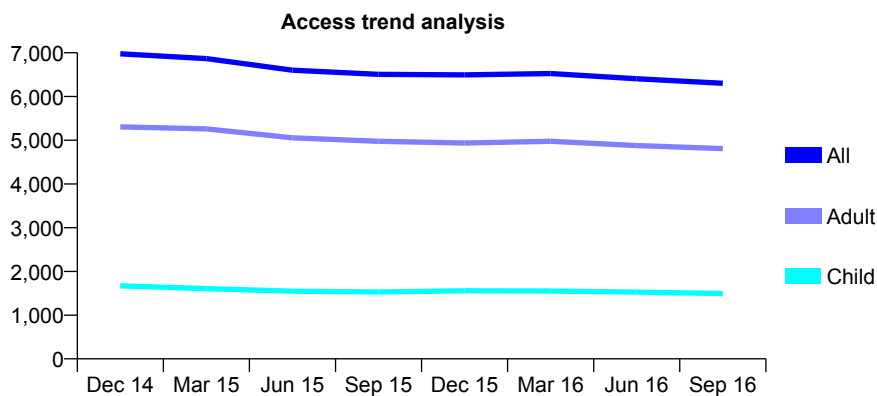
## Q52 - Vital Signs At a Glance Contract Report for 917370/0011 - September 2016

Name or company name	MR JS MATHAROO
Contract type name	GDS Contract
Purpose of contract	General
Contract start date	14/04/2008
Contract end date	

16/17 Contracted general activity (UDA)	15,000
Carry forward general activity (UDA)	0
16/17 Contracted orthodontic activity (UOA)	0
Carry forward orthodontic activity (UOA)	0
Baseline contract value	£429,897.04

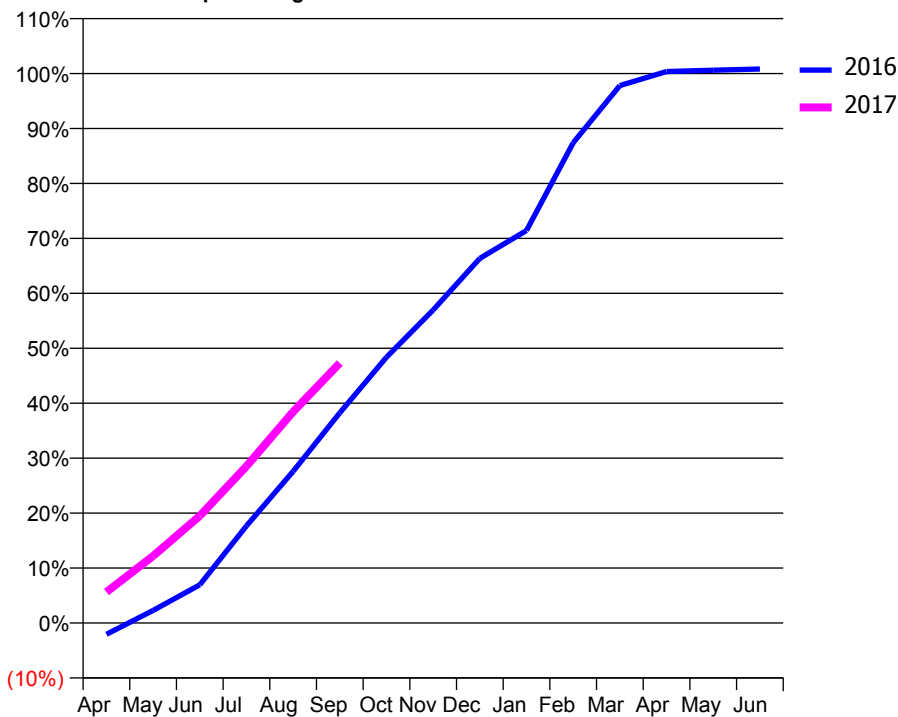
### ACCESS\*

Patients seen in 24 months	Total	Change since previous quarter
Quarter ending September 2015	6,507	
Quarter ending December 2015	6,494	→
Quarter ending March 2016	6,526	→
Quarter ending June 2016	6,408	↓
Quarter ending September 2016	6,303	↓
<b>Variance since September 2015</b>	<b>(3.1%)</b>	<b>↓</b>



### ACTIVITY

Cumulative percentage of contracted UDA delivered 2016 & 2017



Month	Adjusted Scheduled Activity (UDA)	
	2016	2017
April	-313	846
May	342	1,830
June	1,042	2,926
July	2,653	4,279
August	4,139	5,768
September	5,738	7,097
October	7,255	
November	8,545	
December	9,954	
January	10,716	
February	13,108	
March	14,673	
April	15,053	
May	15,089	
June	15,124	

### QUALITY

	Quantity	Base Number	Contract	AT	Region	England
% of FP17s for the same patient ID Re-attending within 3 months - Children	77	1,014	7.6%	11.8%	13.5%	12.4%
% of FP17s for the same patient ID Re-attending within 3 months - Adults	378	2,789	13.6%	15.6%	17.4%	16.7%
% of FP17s for the same patient ID Re-attending between 3 & 9 months - Children	569	1,014	56.1%	59.6%	59.0%	57.4%
% of FP17s for the same patient ID Re-attending between 3 & 9 months - Adults	1,299	2,789	46.6%	54.4%	52.6%	50.5%
% of FP17s for Band 1 Urgent Courses	285	3,402	8.4%	8.6%	9.4%	9.1%
% of FP17s Relating to Free Repair or Replacements	47	3,402	1.4%	0.9%	1.0%	0.8%
% of FP17s Relating to Continuations	31	3,402	0.9%	1.4%	1.5%	1.3%
% of Patients satisfied with the dentistry they have received	5	5	N/A	92.7%	93.7%	93.2%
% of Patients satisfied with the time they had to wait for an appointment	4	5	N/A	88.3%	90.0%	89.0%

\* This is based on patients treated on this contract for their most recent course of treatment. Figures in italics indicate the base number of FP17s or Patient Questionnaire responses are less than 100. N/A is shown where the base number of responses is less than 10 during the period. % is calculated as Quantity/Base number\*100

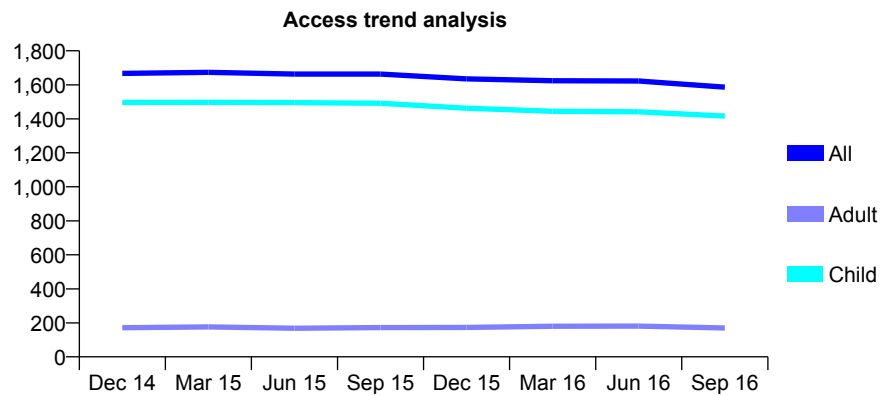
## Q52 - Vital Signs At a Glance Contract Report for 917990/0001 - September 2016

Name or company name	MISS L TAYLOR
Contract type name	GDS Contract
Purpose of contract	General
Contract start date	01/04/2006
Contract end date	

16/17 Contracted general activity (UDA)	3,898
Carry forward general activity (UDA)	0
16/17 Contracted orthodontic activity (UOA)	0
Carry forward orthodontic activity (UOA)	0
Baseline contract value	£93,311.53

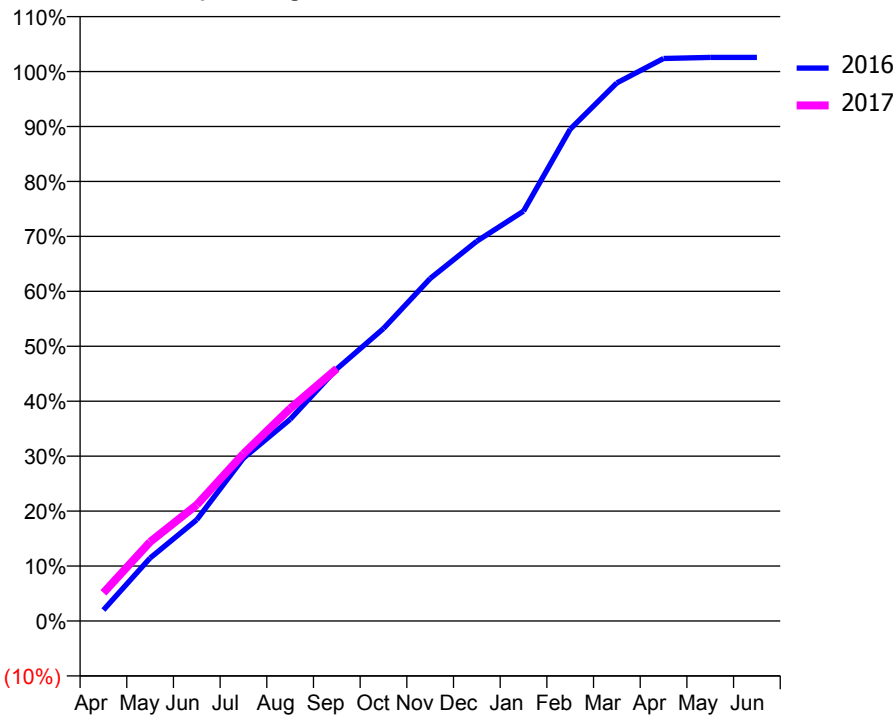
### ACCESS\*

Patients seen in 24 months	Total	Change since previous quarter
Quarter ending September 2015	1,663	
Quarter ending December 2015	1,635	↓
Quarter ending March 2016	1,624	→
Quarter ending June 2016	1,622	→
Quarter ending September 2016	1,586	↓
<b>Variance since September 2015</b>	<b>(4.6%)</b>	<b>↓</b>



### ACTIVITY

Cumulative percentage of contracted UDA delivered 2016 & 2017



Month	Adjusted Scheduled Activity (UDA)	
	2016	2017
April	78	200
May	447	562
June	718	824
July	1,155	1,187
August	1,431	1,508
September	1,789	1,790
October	2,075	
November	2,430	
December	2,694	
January	2,907	
February	3,489	
March	3,817	
April	3,990	
May	3,998	
June	3,998	

### QUALITY

	Quantity	Base Number	Contract	AT	Region	England
% of FP17s for the same patient ID Re-attending within 3 months - Children	115	1,228	9.4%	11.8%	13.5%	12.4%
% of FP17s for the same patient ID Re-attending within 3 months - Adults	2	50	4.0%	15.6%	17.4%	16.7%
% of FP17s for the same patient ID Re-attending between 3 & 9 months - Children	829	1,228	67.5%	59.6%	59.0%	57.4%
% of FP17s for the same patient ID Re-attending between 3 & 9 months - Adults	39	50	78.0%	54.4%	52.6%	50.5%
% of FP17s for Band 1 Urgent Courses	20	1,154	1.7%	8.6%	9.4%	9.1%
% of FP17s Relating to Free Repair or Replacements	0	1,154	0.0%	0.9%	1.0%	0.8%
% of FP17s Relating to Continuations	0	1,154	0.0%	1.4%	1.5%	1.3%
% of Patients satisfied with the dentistry they have received	0	0	N/A	92.7%	93.7%	93.2%
% of Patients satisfied with the time they had to wait for an appointment	0	0	N/A	88.3%	90.0%	89.0%

\* This is based on patients treated on this contract for their most recent course of treatment. Figures in italics indicate the base number of FP17s or Patient Questionnaire responses are less than 100. N/A is shown where the base number of responses is less than 10 during the period. % is calculated as Quantity/Base number\*100

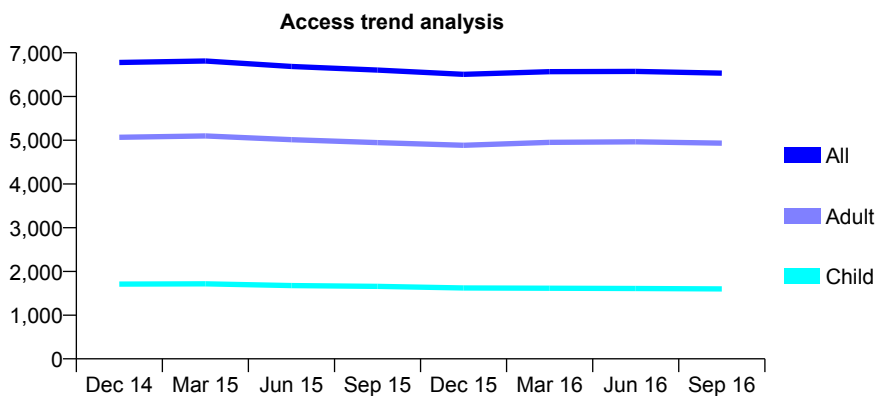
## Q52 - Vital Signs At a Glance Contract Report for 919861/0001 - September 2016

Name or company name	MRS SJ BARRETT
Contract type name	Pilot Contract
Purpose of contract	General
Contract start date	01/04/2006
Contract end date	31/03/2021

16/17 Contracted general activity (UDA)	21,548
Carry forward general activity (UDA)	0
16/17 Contracted orthodontic activity (UOA)	0
Carry forward orthodontic activity (UOA)	0
Baseline contract value	£611,372.27

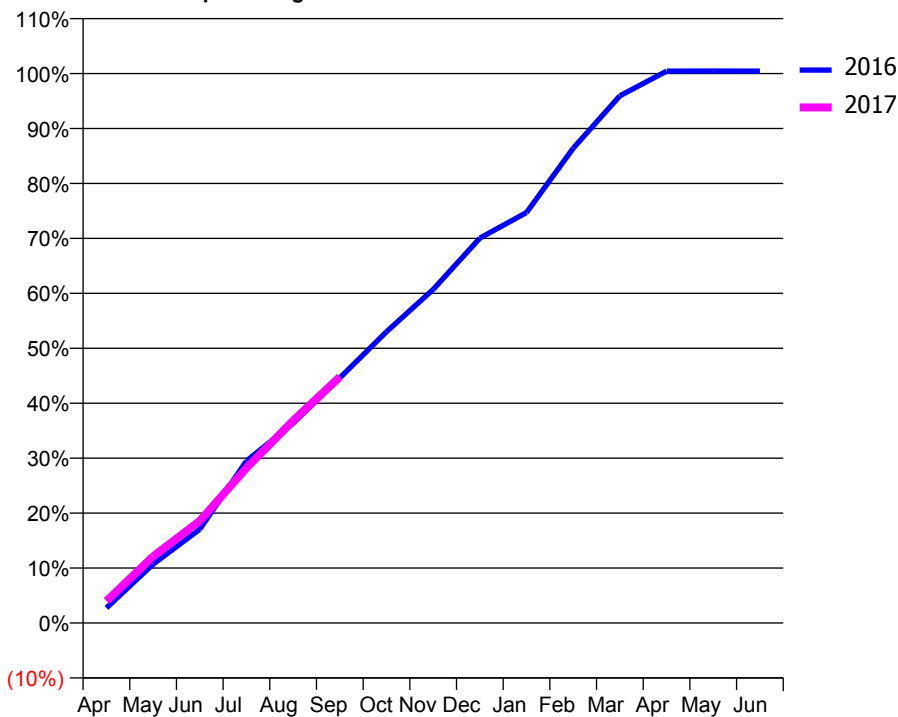
### ACCESS\*

Patients seen in 24 months	Total	Change since previous quarter
Quarter ending September 2015	6,605	
Quarter ending December 2015	6,506	↓
Quarter ending March 2016	6,569	→
Quarter ending June 2016	6,574	→
Quarter ending September 2016	6,535	→
<b>Variance since September 2015</b>	<b>(1.1%)</b>	<b>↓</b>



### ACTIVITY

Cumulative percentage of contracted UDA delivered 2016 & 2017



Adjusted Scheduled Activity (UDA)

Month	2016	2017
April	592	866
May	2,311	2,617
June	3,677	4,009
July	6,355	6,083
August	7,836	7,938
September	9,612	9,657
October	11,422	
November	13,079	
December	15,091	
January	16,100	
February	18,618	
March	20,672	
April	21,640	
May	21,646	
June	21,643	

### QUALITY

	Quantity	Base Number	Contract	AT	Region	England
% of FP17s for the same patient ID Re-attending within 3 months - Children	80	1,187	6.7%	11.8%	13.5%	12.4%
% of FP17s for the same patient ID Re-attending within 3 months - Adults	669	3,855	17.4%	15.6%	17.4%	16.7%
% of FP17s for the same patient ID Re-attending between 3 & 9 months - Children	732	1,187	61.7%	59.6%	59.0%	57.4%
% of FP17s for the same patient ID Re-attending between 3 & 9 months - Adults	2,185	3,855	56.7%	54.4%	52.6%	50.5%
% of FP17s for Band 1 Urgent Courses	430	4,642	9.3%	8.6%	9.4%	9.1%
% of FP17s Relating to Free Repair or Replacements	116	4,642	2.5%	0.9%	1.0%	0.8%
% of FP17s Relating to Continuations	145	4,642	3.1%	1.4%	1.5%	1.3%
% of Patients satisfied with the dentistry they have received	7	7	N/A	92.7%	93.7%	93.2%
% of Patients satisfied with the time they had to wait for an appointment	6	7	N/A	88.3%	90.0%	89.0%

\* This is based on patients treated on this contract for their most recent course of treatment. Figures in italics indicate the base number of FP17s or Patient Questionnaire responses are less than 100. N/A is shown where the base number of responses is less than 10 during the period. % is calculated as Quantity/Base number\*100

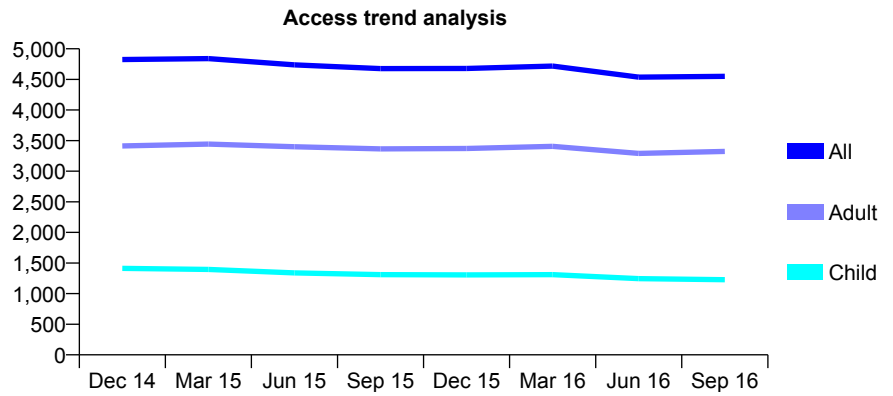
## Q52 - Vital Signs At a Glance Contract Report for 929271/0001 - September 2016

Name or company name	MISS R PRASAD
Contract type name	GDS Contract
Purpose of contract	General
Contract start date	01/04/2006
Contract end date	

16/17 Contracted general activity (UDA)	14,610
Carry forward general activity (UDA)	0
16/17 Contracted orthodontic activity (UOA)	0
Carry forward orthodontic activity (UOA)	0
Baseline contract value	£323,801.38

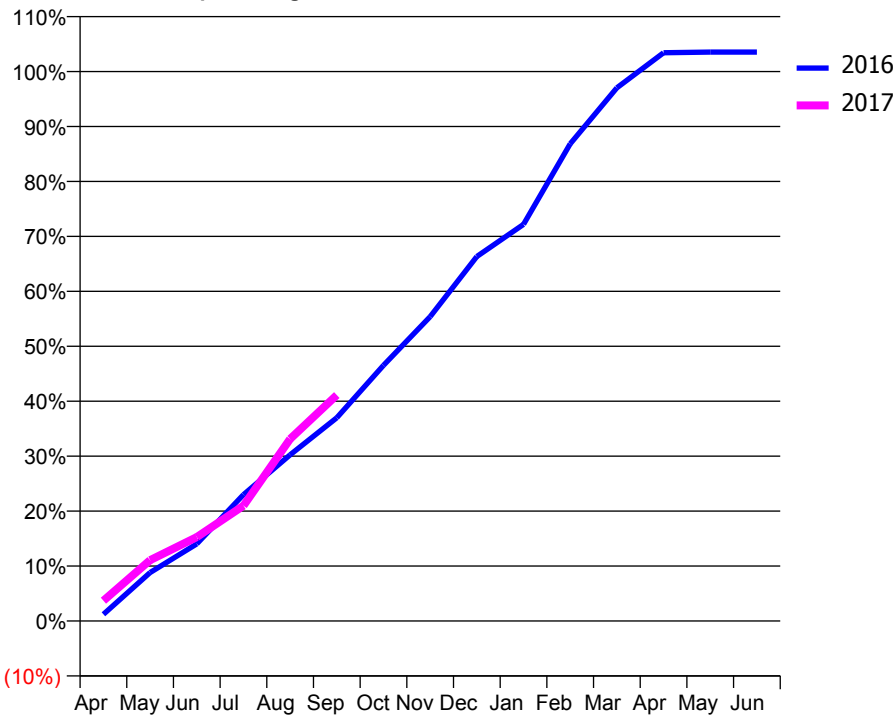
### ACCESS\*

Patients seen in 24 months	Total	Change since previous quarter
Quarter ending September 2015	4,677	
Quarter ending December 2015	4,679	→
Quarter ending March 2016	4,718	→
Quarter ending June 2016	4,536	↓
Quarter ending September 2016	4,551	→
<b>Variance since September 2015</b>	<b>(2.7%)</b>	<b>↓</b>



### ACTIVITY

Cumulative percentage of contracted UDA delivered 2016 & 2017



Month	Adjusted Scheduled Activity (UDA)	
	2016	2017
April	177	542
May	1,289	1,620
June	2,051	2,231
July	3,358	3,066
August	4,418	4,842
September	5,406	6,009
October	6,798	
November	8,093	
December	9,690	
January	10,546	
February	12,686	
March	14,178	
April	15,110	
May	15,125	
June	15,125	

### QUALITY

	Quantity	Base Number	Contract	AT	Region	England
% of FP17s for the same patient ID Re-attending within 3 months - Children	75	820	9.1%	11.8%	13.5%	12.4%
% of FP17s for the same patient ID Re-attending within 3 months - Adults	353	2,367	14.9%	15.6%	17.4%	16.7%
% of FP17s for the same patient ID Re-attending between 3 & 9 months - Children	460	820	56.1%	59.6%	59.0%	57.4%
% of FP17s for the same patient ID Re-attending between 3 & 9 months - Adults	1,302	2,367	55.0%	54.4%	52.6%	50.5%
% of FP17s for Band 1 Urgent Courses	82	2,864	2.9%	8.6%	9.4%	9.1%
% of FP17s Relating to Free Repair or Replacements	56	2,864	2.0%	0.9%	1.0%	0.8%
% of FP17s Relating to Continuations	38	2,864	1.3%	1.4%	1.5%	1.3%
% of Patients satisfied with the dentistry they have received	7	7	N/A	92.7%	93.7%	93.2%
% of Patients satisfied with the time they had to wait for an appointment	4	7	N/A	88.3%	90.0%	89.0%

\* This is based on patients treated on this contract for their most recent course of treatment. Figures in italics indicate the base number of FP17s or Patient Questionnaire responses are less than 100. N/A is shown where the base number of responses is less than 10 during the period. % is calculated as Quantity/Base number\*100

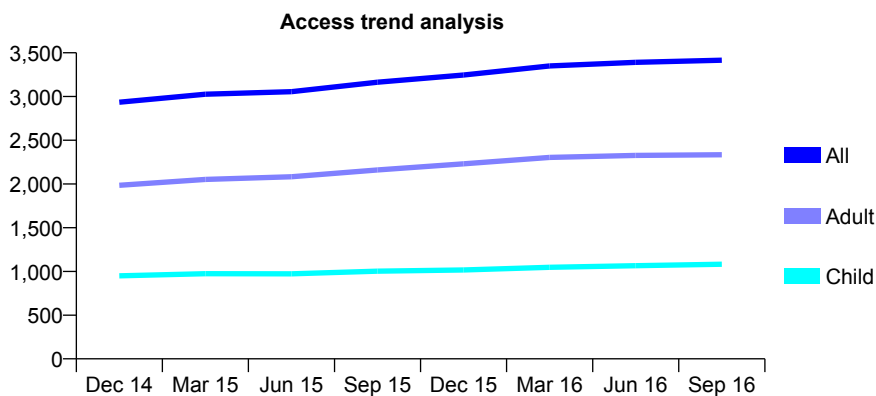
## Q52 - Vital Signs At a Glance Contract Report for 932574/0001 - September 2016

Name or company name	MRS M HAMER
Contract type name	GDS Contract
Purpose of contract	General
Contract start date	01/11/2007
Contract end date	

16/17 Contracted general activity (UDA)	7,800
Carry forward general activity (UDA)	0
16/17 Contracted orthodontic activity (UOA)	0
Carry forward orthodontic activity (UOA)	0
Baseline contract value	£210,835.46

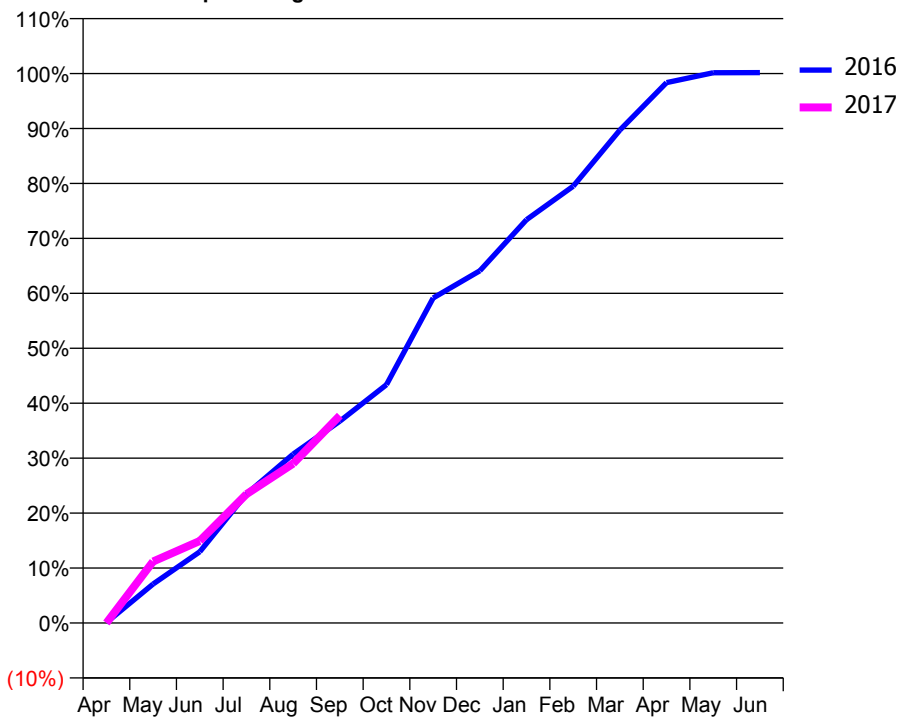
### ACCESS\*

Patients seen in 24 months	Total	Change since previous quarter
Quarter ending September 2015	3,163	
Quarter ending December 2015	3,246	↑
Quarter ending March 2016	3,350	↑
Quarter ending June 2016	3,391	→
Quarter ending September 2016	3,416	→
<b>Variance since September 2015</b>	<b>8.0%</b>	<b>↑</b>



### ACTIVITY

Cumulative percentage of contracted UDA delivered 2016 & 2017



Adjusted Scheduled Activity (UDA)

Month	2016	2017
April	7	0
May	554	873
June	1,011	1,166
July	1,830	1,830
August	2,397	2,262
September	2,865	2,944
October	3,383	
November	4,613	
December	4,999	
January	5,725	
February	6,200	
March	6,997	
April	7,671	
May	7,810	
June	7,812	

### QUALITY

	Quantity	Base Number	Contract	AT	Region	England
% of FP17s for the same patient ID Re-attending within 3 months - Children	58	975	5.9%	11.8%	13.5%	12.4%
% of FP17s for the same patient ID Re-attending within 3 months - Adults	104	1,243	8.4%	15.6%	17.4%	16.7%
% of FP17s for the same patient ID Re-attending between 3 & 9 months - Children	724	975	74.3%	59.6%	59.0%	57.4%
% of FP17s for the same patient ID Re-attending between 3 & 9 months - Adults	570	1,243	45.9%	54.4%	52.6%	50.5%
% of FP17s for Band 1 Urgent Courses	27	1,728	1.6%	8.6%	9.4%	9.1%
% of FP17s Relating to Free Repair or Replacements	18	1,728	1.0%	0.9%	1.0%	0.8%
% of FP17s Relating to Continuations	6	1,728	0.3%	1.4%	1.5%	1.3%
% of Patients satisfied with the dentistry they have received	3	3	N/A	92.7%	93.7%	93.2%
% of Patients satisfied with the time they had to wait for an appointment	1	3	N/A	88.3%	90.0%	89.0%

\* This is based on patients treated on this contract for their most recent course of treatment. Figures in italics indicate the base number of FP17s or Patient Questionnaire responses are less than 100. N/A is shown where the base number of responses is less than 10 during the period. % is calculated as Quantity/Base number\*100

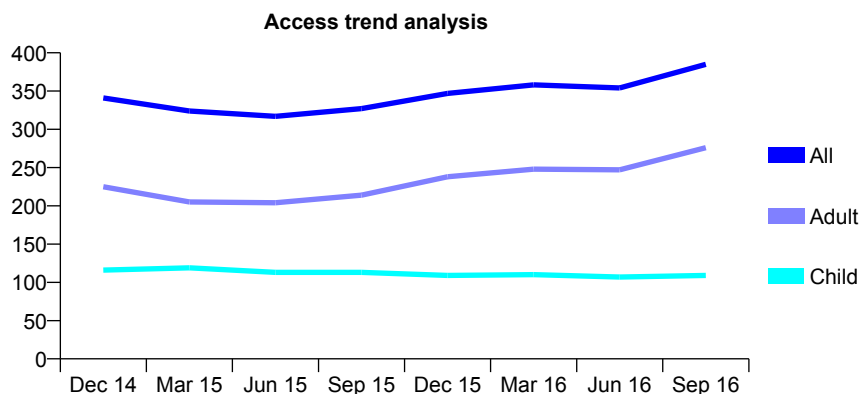
## Q52 - Vital Signs At a Glance Contract Report for 934305/0002 - September 2016

Name or company name	MR M DENNETT
Contract type name	GDS Contract
Purpose of contract	General
Contract start date	09/01/2013
Contract end date	

16/17 Contracted general activity (UDA)	1,105
Carry forward general activity (UDA)	0
16/17 Contracted orthodontic activity (UOA)	0
Carry forward orthodontic activity (UOA)	0
Baseline contract value	£31,372.81

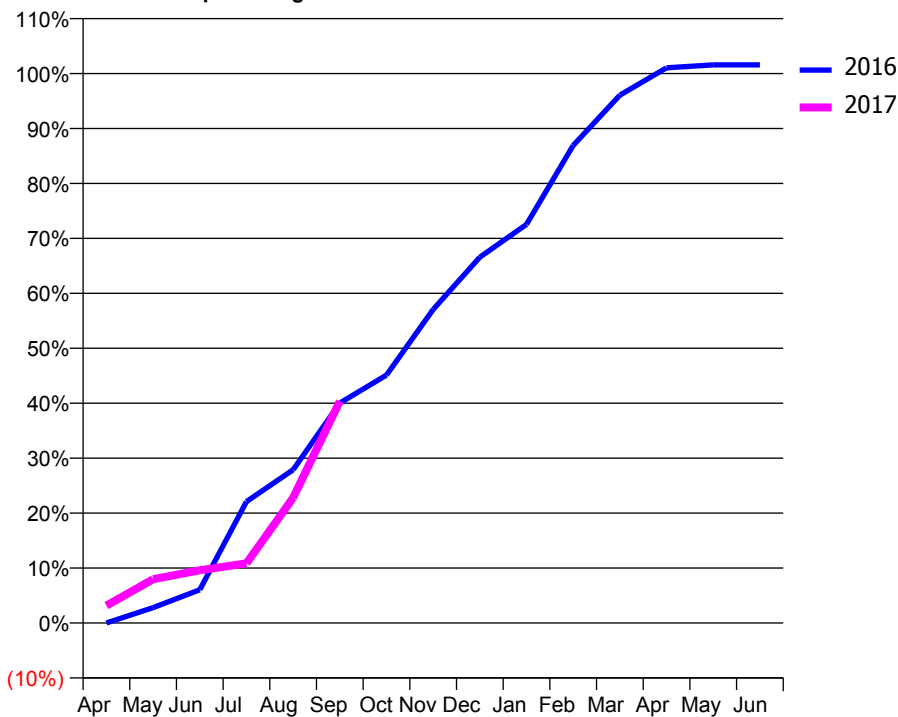
### ACCESS\*

Patients seen in 24 months	Total	Change since previous quarter
Quarter ending September 2015	327	
Quarter ending December 2015	347	↑
Quarter ending March 2016	358	↑
Quarter ending June 2016	354	↓
Quarter ending September 2016	385	↑
<b>Variance since September 2015</b>	<b>17.7%</b>	<b>↑</b>



### ACTIVITY

Cumulative percentage of contracted UDA delivered 2016 & 2017



Adjusted Scheduled Activity (UDA)

Month	2016	2017
April	0	35
May	31	88
June	67	106
July	244	120
August	308	252
September	442	446
October	499	
November	631	
December	736	
January	802	
February	960	
March	1,061	
April	1,116	
May	1,122	
June	1,122	

### QUALITY

	Quantity	Base Number	Contract	AT	Region	England
% of FP17s for the same patient ID Re-attending within 3 months - Children	3	71	4.2%	11.8%	13.5%	12.4%
% of FP17s for the same patient ID Re-attending within 3 months - Adults	25	176	14.2%	15.6%	17.4%	16.7%
% of FP17s for the same patient ID Re-attending between 3 & 9 months - Children	38	71	53.5%	59.6%	59.0%	57.4%
% of FP17s for the same patient ID Re-attending between 3 & 9 months - Adults	85	176	48.3%	54.4%	52.6%	50.5%
% of FP17s for Band 1 Urgent Courses	1	233	0.4%	8.6%	9.4%	9.1%
% of FP17s Relating to Free Repair or Replacements	0	233	0.0%	0.9%	1.0%	0.8%
% of FP17s Relating to Continuations	0	233	0.0%	1.4%	1.5%	1.3%
% of Patients satisfied with the dentistry they have received	0	0	N/A	92.7%	93.7%	93.2%
% of Patients satisfied with the time they had to wait for an appointment	0	0	N/A	88.3%	90.0%	89.0%

\* This is based on patients treated on this contract for their most recent course of treatment. Figures in italics indicate the base number of FP17s or Patient Questionnaire responses are less than 100. N/A is shown where the base number of responses is less than 10 during the period. % is calculated as Quantity/Base number\*100



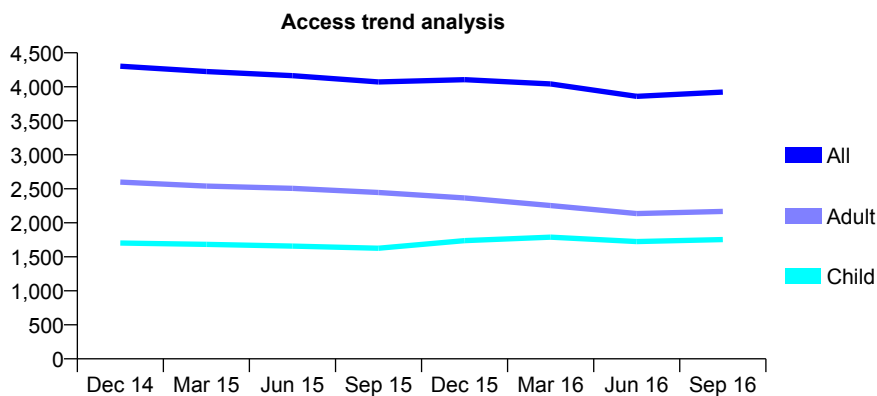
## Q52 - Vital Signs At a Glance Contract Report for 934364/0002 - September 2016

Name or company name	MR J LJUSTINA
Contract type name	GDS Contract
Purpose of contract	General
Contract start date	26/07/2010
Contract end date	

16/17 Contracted general activity (UDA)	12,699
Carry forward general activity (UDA)	0
16/17 Contracted orthodontic activity (UOA)	0
Carry forward orthodontic activity (UOA)	0
Baseline contract value	£463,004.26

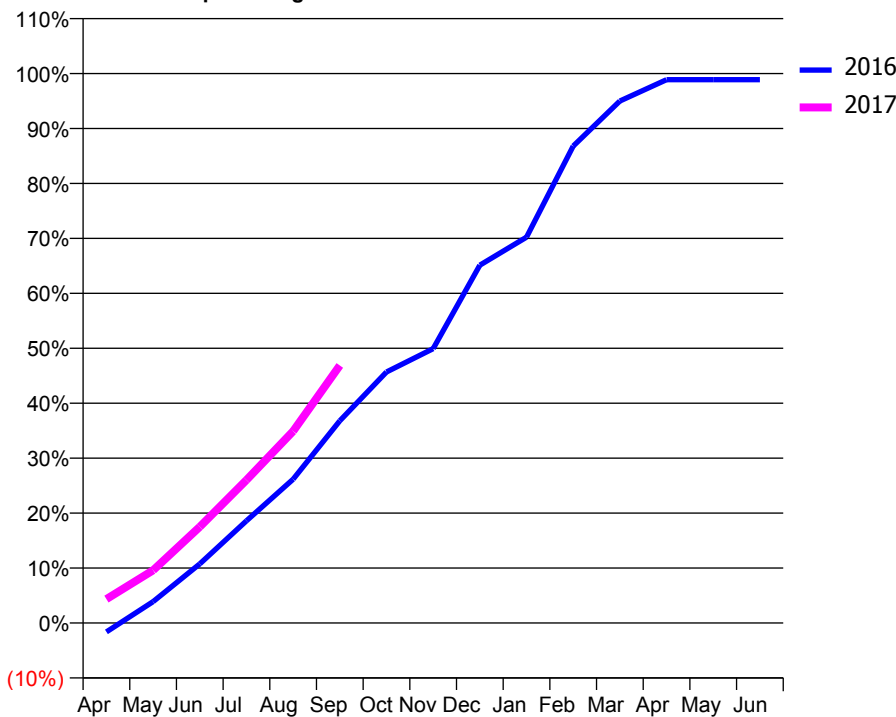
### ACCESS\*

Patients seen in 24 months	Total	Change since previous quarter
Quarter ending September 2015	4,072	
Quarter ending December 2015	4,105	→
Quarter ending March 2016	4,042	↓
Quarter ending June 2016	3,860	↓
Quarter ending September 2016	3,922	→
<b>Variance since September 2015</b>	<b>(3.7%)</b>	<b>↓</b>



### ACTIVITY

Cumulative percentage of contracted UDA delivered 2016 & 2017



Adjusted Scheduled Activity (UDA)

Month	2016	2017
April	-209	553
May	496	1,218
June	1,367	2,223
July	2,362	3,305
August	3,323	4,433
September	4,674	5,953
October	5,800	
November	6,340	
December	8,270	
January	8,915	
February	11,021	
March	12,064	
April	12,555	
May	12,555	
June	12,555	

### QUALITY

	Quantity	Base Number	Contract	AT	Region	England
% of FP17s for the same patient ID Re-attending within 3 months - Children	49	1,304	3.8%	11.8%	13.5%	12.4%
% of FP17s for the same patient ID Re-attending within 3 months - Adults	151	1,456	10.4%	15.6%	17.4%	16.7%
% of FP17s for the same patient ID Re-attending between 3 & 9 months - Children	876	1,304	67.2%	59.6%	59.0%	57.4%
% of FP17s for the same patient ID Re-attending between 3 & 9 months - Adults	876	1,456	60.2%	54.4%	52.6%	50.5%
% of FP17s for Band 1 Urgent Courses	130	2,569	5.1%	8.6%	9.4%	9.1%
% of FP17s Relating to Free Repair or Replacements	2	2,569	0.1%	0.9%	1.0%	0.8%
% of FP17s Relating to Continuations	35	2,569	1.4%	1.4%	1.5%	1.3%
% of Patients satisfied with the dentistry they have received	2	2	N/A	92.7%	93.7%	93.2%
% of Patients satisfied with the time they had to wait for an appointment	2	2	N/A	88.3%	90.0%	89.0%

\* This is based on patients treated on this contract for their most recent course of treatment. Figures in italics indicate the base number of FP17s or Patient Questionnaire responses are less than 100. N/A is shown where the base number of responses is less than 10 during the period. % is calculated as Quantity/Base number\*100

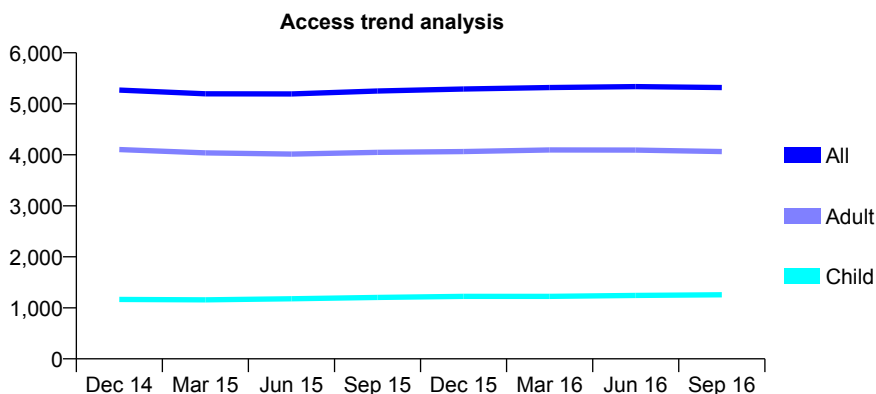
## Q52 - Vital Signs At a Glance Contract Report for 941662/0001 - September 2016

Name or company name	Thota, Thota & Precious
Contract type name	GDS Contract
Purpose of contract	General
Contract start date	01/04/2006
Contract end date	

16/17 Contracted general activity (UDA)	15,400
Carry forward general activity (UDA)	0
16/17 Contracted orthodontic activity (UOA)	0
Carry forward orthodontic activity (UOA)	0
Baseline contract value	£572,962.79

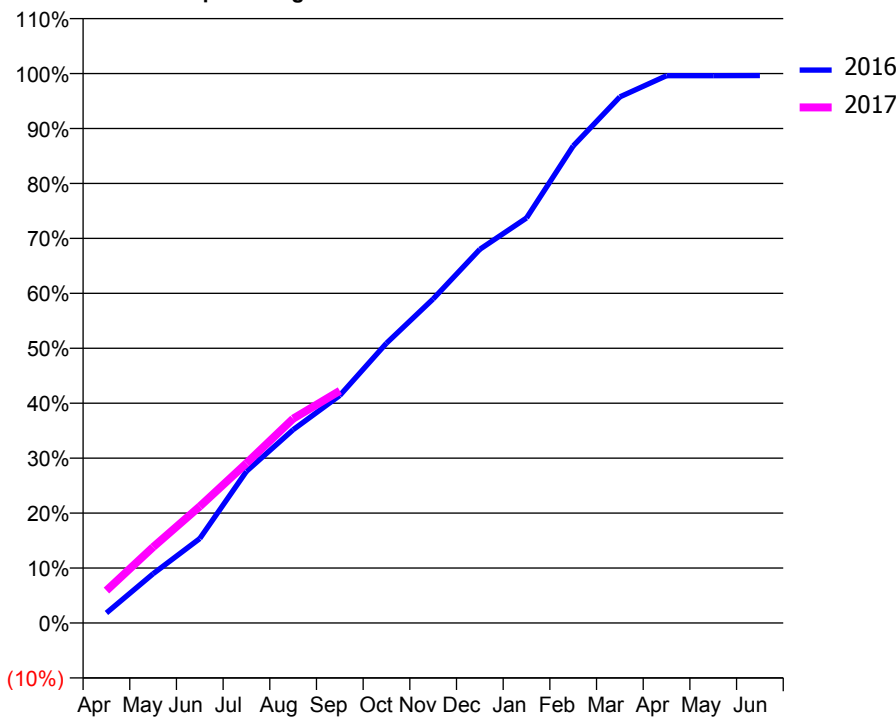
### ACCESS\*

Patients seen in 24 months	Total	Change since previous quarter
Quarter ending September 2015	5,252	
Quarter ending December 2015	5,291	→
Quarter ending March 2016	5,320	→
Quarter ending June 2016	5,337	→
Quarter ending September 2016	5,320	→
<b>Variance since September 2015</b>	<b>1.3%</b>	<b>→</b>



### ACTIVITY

Cumulative percentage of contracted UDA delivered 2016 & 2017



Month	Adjusted Scheduled Activity (UDA)	
	2016	2017
April	283	910
May	1,383	2,130
June	2,368	3,269
July	4,250	4,478
August	5,417	5,726
September	6,377	6,509
October	7,844	
November	9,083	
December	10,471	
January	11,351	
February	13,371	
March	14,745	
April	15,339	
May	15,340	
June	15,344	

### QUALITY

	Quantity	Base Number	Contract	AT	Region	England
% of FP17s for the same patient ID Re-attending within 3 months - Children	117	1,048	11.2%	11.8%	13.5%	12.4%
% of FP17s for the same patient ID Re-attending within 3 months - Adults	589	3,192	18.5%	15.6%	17.4%	16.7%
% of FP17s for the same patient ID Re-attending between 3 & 9 months - Children	664	1,048	63.4%	59.6%	59.0%	57.4%
% of FP17s for the same patient ID Re-attending between 3 & 9 months - Adults	1,930	3,192	60.5%	54.4%	52.6%	50.5%
% of FP17s for Band 1 Urgent Courses	335	3,940	8.5%	8.6%	9.4%	9.1%
% of FP17s Relating to Free Repair or Replacements	99	3,940	2.5%	0.9%	1.0%	0.8%
% of FP17s Relating to Continuations	25	3,940	0.6%	1.4%	1.5%	1.3%
% of Patients satisfied with the dentistry they have received	9	9	N/A	92.7%	93.7%	93.2%
% of Patients satisfied with the time they had to wait for an appointment	9	9	N/A	88.3%	90.0%	89.0%

\* This is based on patients treated on this contract for their most recent course of treatment. Figures in italics indicate the base number of FP17s or Patient Questionnaire responses are less than 100. N/A is shown where the base number of responses is less than 10 during the period. % is calculated as Quantity/Base number\*100

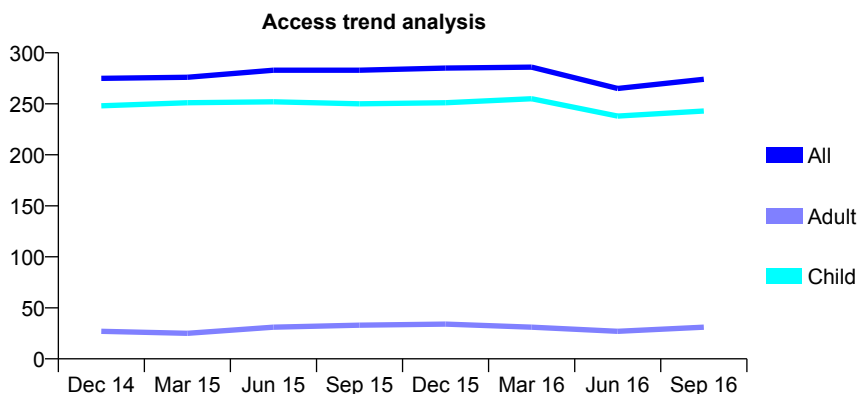
## Q52 - Vital Signs At a Glance Contract Report for 941670/0001 - September 2016

Name or company name	MR JA SINCLAIR
Contract type name	GDS Contract
Purpose of contract	General
Contract start date	25/03/2011
Contract end date	

16/17 Contracted general activity (UDA)	886
Carry forward general activity (UDA)	0
16/17 Contracted orthodontic activity (UOA)	0
Carry forward orthodontic activity (UOA)	0
Baseline contract value	£18,456.41

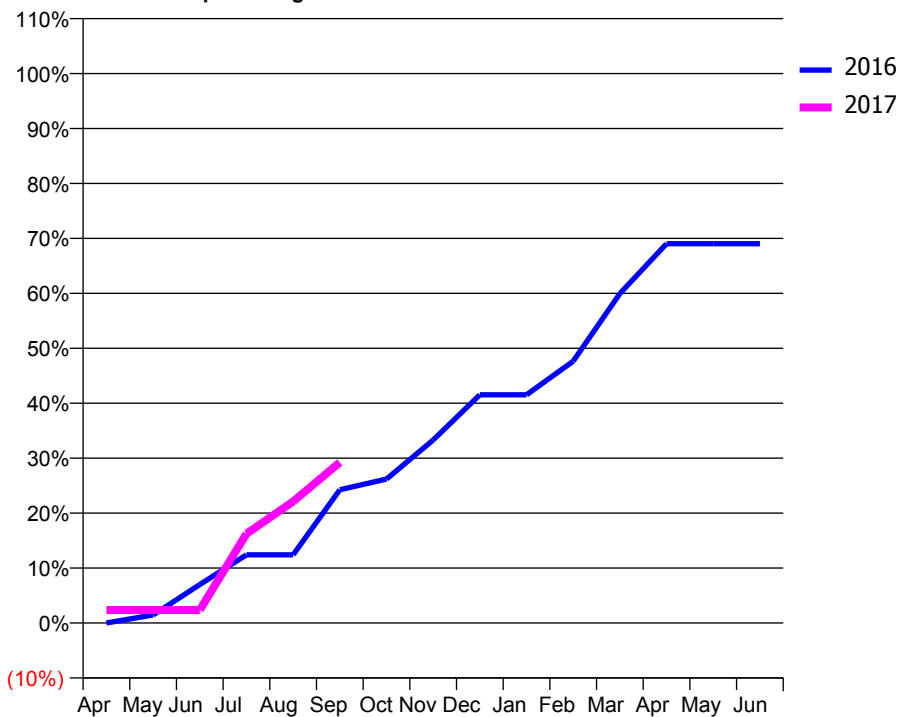
### ACCESS\*

Patients seen in 24 months	Total	Change since previous quarter
Quarter ending September 2015	283	
Quarter ending December 2015	285	→
Quarter ending March 2016	286	→
Quarter ending June 2016	265	↓
Quarter ending September 2016	274	↑
<b>Variance since September 2015</b>	<b>(3.2%)</b>	<b>↓</b>



### ACTIVITY

Cumulative percentage of contracted UDA delivered 2016 & 2017



Month	Adjusted Scheduled Activity (UDA)	
	2016	2017
April	0	21
May	13	21
June	62	21
July	110	144
August	110	196
September	215	259
October	232	
November	295	
December	368	
January	368	
February	422	
March	531	
April	612	
May	612	
June	612	

### QUALITY

	Quantity	Base Number	Contract	AT	Region	England
% of FP17s for the same patient ID Re-attending within 3 months - Children	25	231	10.8%	11.8%	13.5%	12.4%
% of FP17s for the same patient ID Re-attending within 3 months - Adults	0	1	0.0%	15.6%	17.4%	16.7%
% of FP17s for the same patient ID Re-attending between 3 & 9 months - Children	132	231	57.1%	59.6%	59.0%	57.4%
% of FP17s for the same patient ID Re-attending between 3 & 9 months - Adults	1	1	100.0%	54.4%	52.6%	50.5%
% of FP17s for Band 1 Urgent Courses	0	181	0.0%	8.6%	9.4%	9.1%
% of FP17s Relating to Free Repair or Replacements	0	181	0.0%	0.9%	1.0%	0.8%
% of FP17s Relating to Continuations	0	181	0.0%	1.4%	1.5%	1.3%
% of Patients satisfied with the dentistry they have received	0	0	N/A	92.7%	93.7%	93.2%
% of Patients satisfied with the time they had to wait for an appointment	0	0	N/A	88.3%	90.0%	89.0%

\* This is based on patients treated on this contract for their most recent course of treatment. Figures in italics indicate the base number of FP17s or Patient Questionnaire responses are less than 100. N/A is shown where the base number of responses is less than 10 during the period. % is calculated as Quantity/Base number\*100

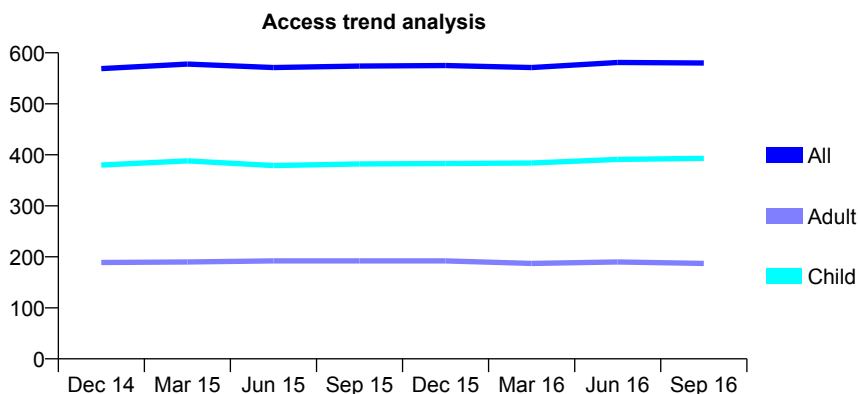
## Q52 - Vital Signs At a Glance Contract Report for 964387/0001 - September 2016

Name or company name	MR NP COLE
Contract type name	GDS Contract
Purpose of contract	General
Contract start date	04/10/2010
Contract end date	

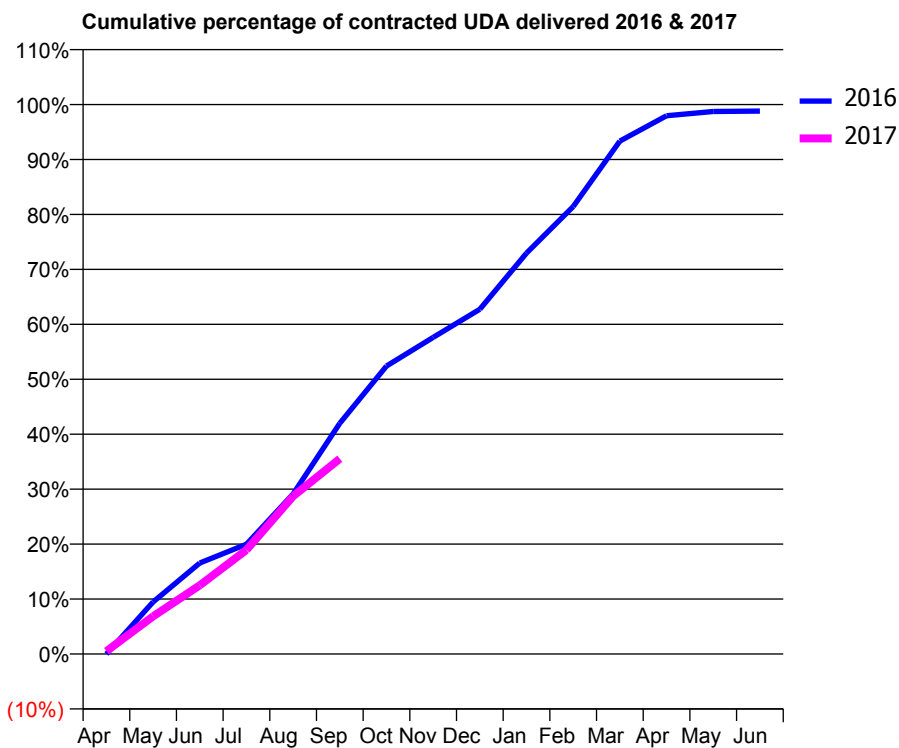
16/17 Contracted general activity (UDA)	1,550
Carry forward general activity (UDA)	0
16/17 Contracted orthodontic activity (UOA)	0
Carry forward orthodontic activity (UOA)	0
Baseline contract value	£45,958.47

### ACCESS\*

Patients seen in 24 months	Total	Change since previous quarter
Quarter ending September 2015	574	
Quarter ending December 2015	575	→
Quarter ending March 2016	571	→
Quarter ending June 2016	581	→
Quarter ending September 2016	580	→
<b>Variance since September 2015</b>	<b>1.0%</b>	<b>→</b>



### ACTIVITY



Month	Adjusted Scheduled Activity (UDA)	
	2016	2017
April	0	8
May	147	106
June	257	194
July	310	293
August	452	445
September	651	551
October	812	
November	893	
December	973	
January	1,131	
February	1,262	
March	1,447	
April	1,518	
May	1,530	
June	1,531	

### QUALITY

	Quantity	Base Number	Contract	AT	Region	England
% of FP17s for the same patient ID Re-attending within 3 months - Children	23	316	7.3%	11.8%	13.5%	12.4%
% of FP17s for the same patient ID Re-attending within 3 months - Adults	13	104	12.5%	15.6%	17.4%	16.7%
% of FP17s for the same patient ID Re-attending between 3 & 9 months - Children	216	316	68.4%	59.6%	59.0%	57.4%
% of FP17s for the same patient ID Re-attending between 3 & 9 months - Adults	58	104	55.8%	54.4%	52.6%	50.5%
% of FP17s for Band 1 Urgent Courses	14	371	3.8%	8.6%	9.4%	9.1%
% of FP17s Relating to Free Repair or Replacements	0	371	0.0%	0.9%	1.0%	0.8%
% of FP17s Relating to Continuations	0	371	0.0%	1.4%	1.5%	1.3%
% of Patients satisfied with the dentistry they have received	0	0	N/A	92.7%	93.7%	93.2%
% of Patients satisfied with the time they had to wait for an appointment	0	0	N/A	88.3%	90.0%	89.0%

\* This is based on patients treated on this contract for their most recent course of treatment. Figures in italics indicate the base number of FP17s or Patient Questionnaire responses are less than 100. N/A is shown where the base number of responses is less than 10 during the period. % is calculated as Quantity/Base number\*100

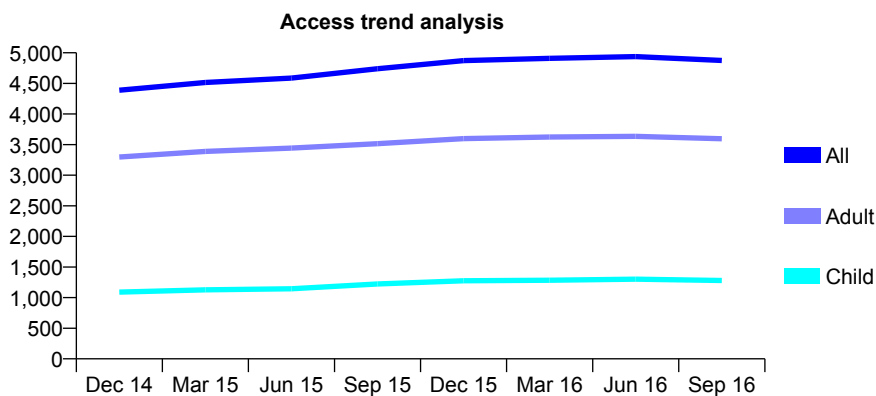
## Q52 - Vital Signs At a Glance Contract Report for 973793/0001 - September 2016

Name or company name	MR RB LAD
Contract type name	GDS Contract
Purpose of contract	General
Contract start date	02/08/2010
Contract end date	

16/17 Contracted general activity (UDA)	13,862
Carry forward general activity (UDA)	0
16/17 Contracted orthodontic activity (UOA)	0
Carry forward orthodontic activity (UOA)	0
Baseline contract value	£430,128.04

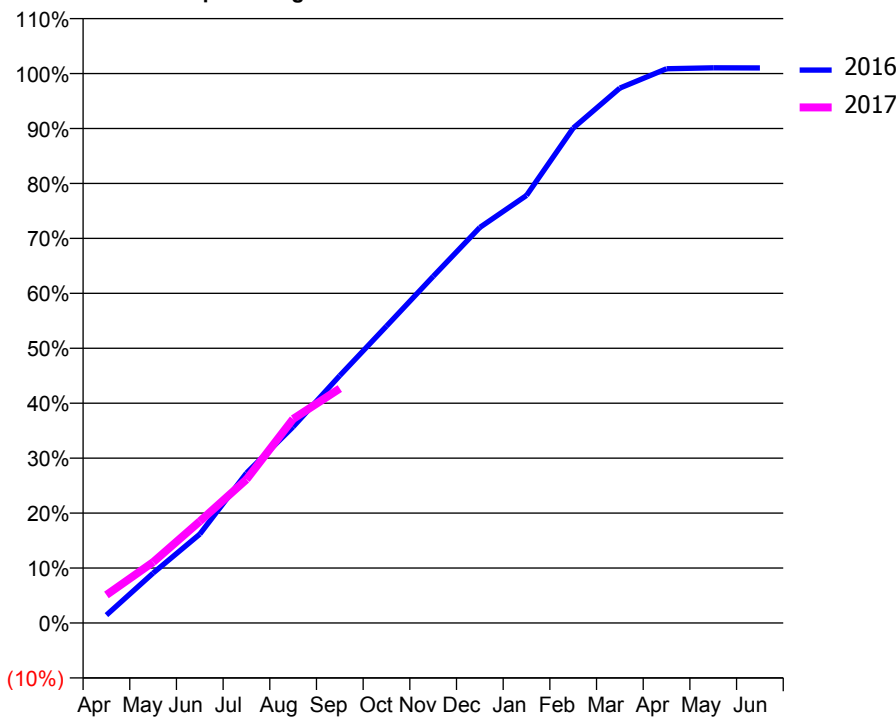
### ACCESS\*

Patients seen in 24 months	Total	Change since previous quarter
Quarter ending September 2015	4,740	
Quarter ending December 2015	4,872	↑
Quarter ending March 2016	4,910	→
Quarter ending June 2016	4,937	→
Quarter ending September 2016	4,874	↓
<b>Variance since September 2015</b>	<b>2.8%</b>	<b>↑</b>



### ACTIVITY

Cumulative percentage of contracted UDA delivered 2016 & 2017



Month	Adjusted Scheduled Activity (UDA)	
	2016	2017
April	201	709
May	1,261	1,535
June	2,243	2,565
July	3,782	3,620
August	4,948	5,149
September	6,241	5,916
October	7,489	
November	8,744	
December	9,978	
January	10,786	
February	12,487	
March	13,495	
April	13,982	
May	14,004	
June	14,003	

### QUALITY

	Quantity	Base Number	Contract	AT	Region	England
% of FP17s for the same patient ID Re-attending within 3 months - Children	91	996	9.1%	11.8%	13.5%	12.4%
% of FP17s for the same patient ID Re-attending within 3 months - Adults	356	2,603	13.7%	15.6%	17.4%	16.7%
% of FP17s for the same patient ID Re-attending between 3 & 9 months - Children	658	996	66.1%	59.6%	59.0%	57.4%
% of FP17s for the same patient ID Re-attending between 3 & 9 months - Adults	1,681	2,603	64.6%	54.4%	52.6%	50.5%
% of FP17s for Band 1 Urgent Courses	173	3,045	5.7%	8.6%	9.4%	9.1%
% of FP17s Relating to Free Repair or Replacements	21	3,045	0.7%	0.9%	1.0%	0.8%
% of FP17s Relating to Continuations	21	3,045	0.7%	1.4%	1.5%	1.3%
% of Patients satisfied with the dentistry they have received	6	6	N/A	92.7%	93.7%	93.2%
% of Patients satisfied with the time they had to wait for an appointment	4	6	N/A	88.3%	90.0%	89.0%

\* This is based on patients treated on this contract for their most recent course of treatment. Figures in italics indicate the base number of FP17s or Patient Questionnaire responses are less than 100. N/A is shown where the base number of responses is less than 10 during the period. % is calculated as Quantity/Base number\*100

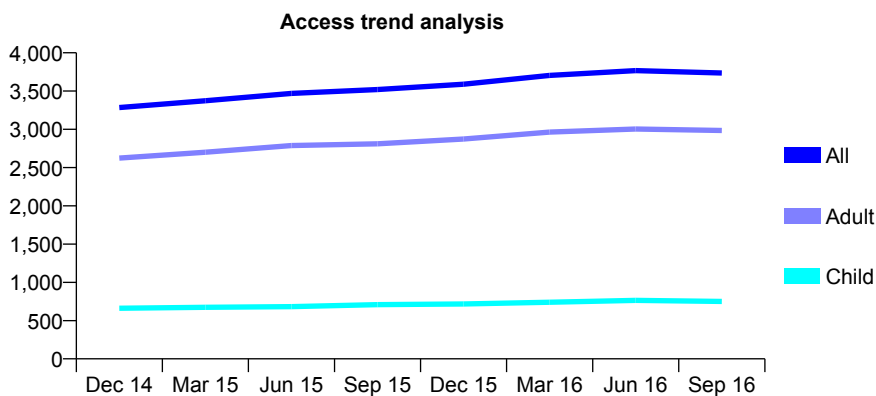
## Q52 - Vital Signs At a Glance Contract Report for 999261/0001 - September 2016

Name or company name	MISS AJ EDEN
Contract type name	GDS Contract
Purpose of contract	General
Contract start date	01/04/2006
Contract end date	

16/17 Contracted general activity (UDA)	10,750
Carry forward general activity (UDA)	0
16/17 Contracted orthodontic activity (UOA)	0
Carry forward orthodontic activity (UOA)	0
Baseline contract value	£247,241.52

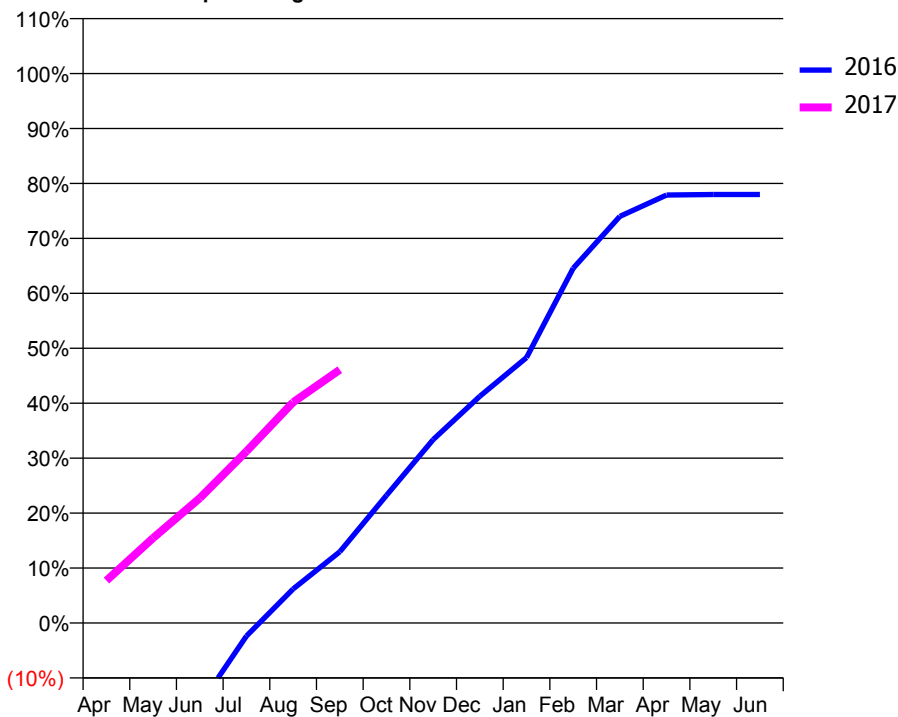
### ACCESS\*

Patients seen in 24 months	Total	Change since previous quarter
Quarter ending September 2015	3,520	
Quarter ending December 2015	3,590	→
Quarter ending March 2016	3,704	↑
Quarter ending June 2016	3,768	→
Quarter ending September 2016	3,736	→
<b>Variance since September 2015</b>	<b>6.1%</b>	<b>↑</b>



### ACTIVITY

Cumulative percentage of contracted UDA delivered 2016 & 2017



Month	Adjusted Scheduled Activity (UDA)	
	2016	2017
April	-2,688	831
May	-2,280	1,664
June	-1,605	2,443
July	-257	3,360
August	666	4,318
September	1,395	4,955
October	2,497	
November	3,587	
December	4,436	
January	5,192	
February	6,940	
March	7,956	
April	8,373	
May	8,382	
June	8,383	

### QUALITY

	Quantity	Base Number	Contract	AT	Region	England
% of FP17s for the same patient ID Re-attending within 3 months - Children	65	625	10.4%	11.8%	13.5%	12.4%
% of FP17s for the same patient ID Re-attending within 3 months - Adults	444	2,361	18.8%	15.6%	17.4%	16.7%
% of FP17s for the same patient ID Re-attending between 3 & 9 months - Children	397	625	63.5%	59.6%	59.0%	57.4%
% of FP17s for the same patient ID Re-attending between 3 & 9 months - Adults	1,461	2,361	61.9%	54.4%	52.6%	50.5%
% of FP17s for Band 1 Urgent Courses	205	2,808	7.3%	8.6%	9.4%	9.1%
% of FP17s Relating to Free Repair or Replacements	49	2,808	1.7%	0.9%	1.0%	0.8%
% of FP17s Relating to Continuations	58	2,808	2.1%	1.4%	1.5%	1.3%
% of Patients satisfied with the dentistry they have received	1	2	N/A	92.7%	93.7%	93.2%
% of Patients satisfied with the time they had to wait for an appointment	2	2	N/A	88.3%	90.0%	89.0%

\* This is based on patients treated on this contract for their most recent course of treatment. Figures in italics indicate the base number of FP17s or Patient Questionnaire responses are less than 100. N/A is shown where the base number of responses is less than 10 during the period. % is calculated as Quantity/Base number\*100

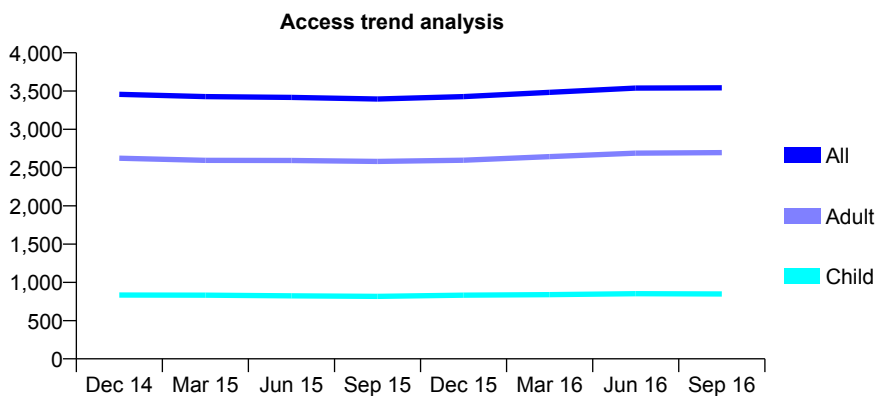
## Q52 - Vital Signs At a Glance Contract Report for 999261/0002 - September 2016

Name or company name	MISS AJ EDEN
Contract type name	GDS Contract
Purpose of contract	General
Contract start date	01/04/2006
Contract end date	

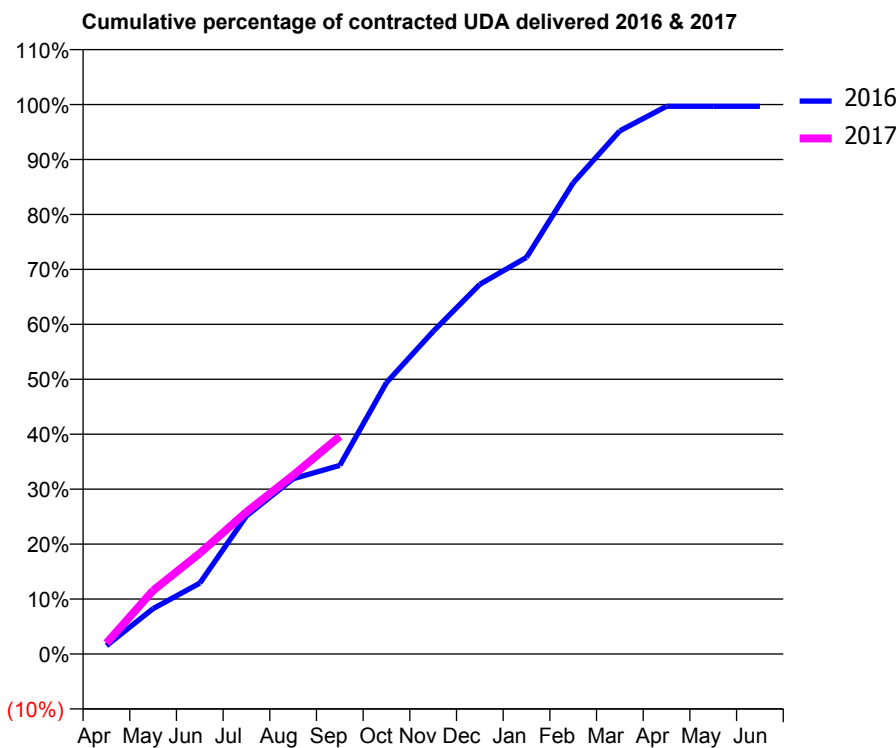
16/17 Contracted general activity (UDA)	11,000
Carry forward general activity (UDA)	0
16/17 Contracted orthodontic activity (UOA)	0
Carry forward orthodontic activity (UOA)	0
Baseline contract value	£252,464.23

### ACCESS\*

Patients seen in 24 months	Total	Change since previous quarter
Quarter ending September 2015	3,396	
Quarter ending December 2015	3,428	→
Quarter ending March 2016	3,483	→
Quarter ending June 2016	3,539	→
Quarter ending September 2016	3,543	→
<b>Variance since September 2015</b>	<b>4.3%</b>	<b>↑</b>



### ACTIVITY



Month	Adjusted Scheduled Activity (UDA)	
	2016	2017
April	168	217
May	909	1,271
June	1,418	2,017
July	2,763	2,844
August	3,509	3,578
September	3,777	4,357
October	5,434	
November	6,459	
December	7,401	
January	7,941	
February	9,431	
March	10,473	
April	10,964	
May	10,964	
June	10,965	

### QUALITY

	Quantity	Base Number	Contract	AT	Region	England
% of FP17s for the same patient ID Re-attending within 3 months - Children	58	659	8.8%	11.8%	13.5%	12.4%
% of FP17s for the same patient ID Re-attending within 3 months - Adults	264	2,036	13.0%	15.6%	17.4%	16.7%
% of FP17s for the same patient ID Re-attending between 3 & 9 months - Children	430	659	65.3%	59.6%	59.0%	57.4%
% of FP17s for the same patient ID Re-attending between 3 & 9 months - Adults	1,395	2,036	68.5%	54.4%	52.6%	50.5%
% of FP17s for Band 1 Urgent Courses	139	2,433	5.7%	8.6%	9.4%	9.1%
% of FP17s Relating to Free Repair or Replacements	28	2,433	1.2%	0.9%	1.0%	0.8%
% of FP17s Relating to Continuations	43	2,433	1.8%	1.4%	1.5%	1.3%
% of Patients satisfied with the dentistry they have received	8	8	N/A	92.7%	93.7%	93.2%
% of Patients satisfied with the time they had to wait for an appointment	8	8	N/A	88.3%	90.0%	89.0%

\* This is based on patients treated on this contract for their most recent course of treatment. Figures in italics indicate the base number of FP17s or Patient Questionnaire responses are less than 100. N/A is shown where the base number of responses is less than 10 during the period. % is calculated as Quantity/Base number\*100

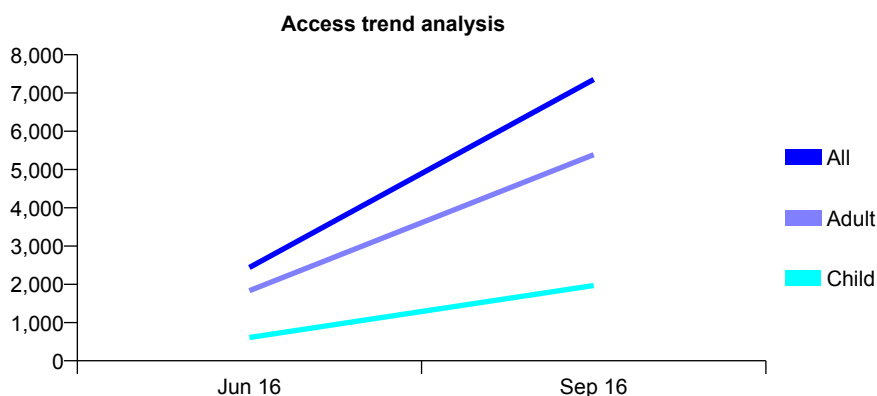
## Q53 - Vital Signs At a Glance Contract Report for 100138/0000 - September 2016

Name or company name	Longfellow Road Partnership
Contract type name	GDS Contract
Purpose of contract	General
Contract start date	01/05/2016
Contract end date	

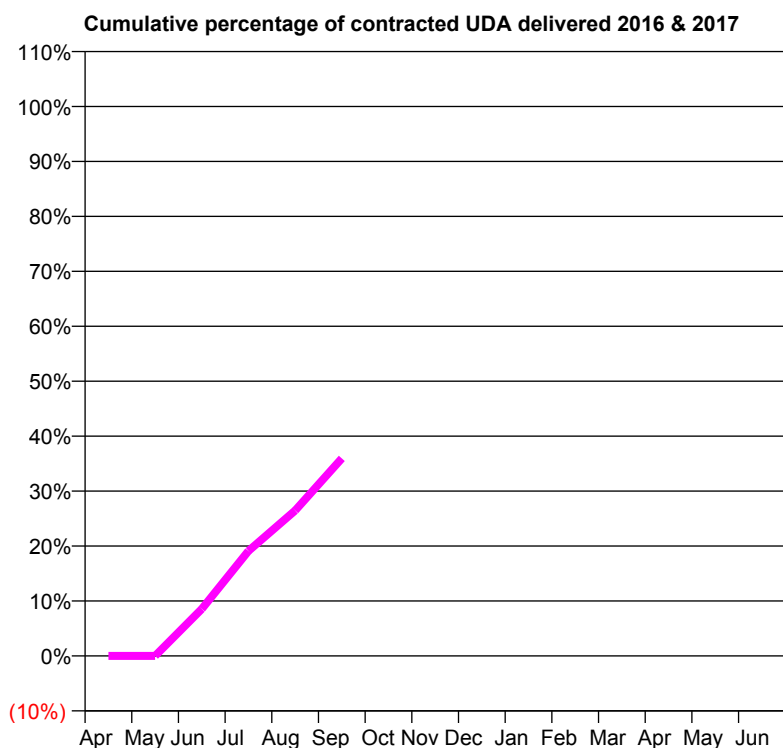
16/17 Contracted general activity (UDA)	45,281
Carry forward general activity (UDA)	0
16/17 Contracted orthodontic activity (UOA)	0
Carry forward orthodontic activity (UOA)	0
Baseline contract value	£1,076,296.28

### ACCESS\*

Patients seen in 24 months	Total	Change since previous quarter
Quarter ending September 2015	0	
Quarter ending December 2015	0	
Quarter ending March 2016	0	
Quarter ending June 2016	2,440	↑
Quarter ending September 2016	7,355	↑
<b>Variance since September 2015</b>	N/A	



### ACTIVITY



Month	Adjusted Scheduled Activity (UDA)	
	2016	2017
April	0	0
May	0	0
June	0	3,876
July	0	8,651
August	0	11,979
September	0	16,283
October	0	
November	0	
December	0	
January	0	
February	0	
March	0	
April	0	
May	0	
June	0	

### QUALITY

	Quantity	Base Number	Contract	AT	Region	England
% of FP17s for the same patient ID Re-attending within 3 months - Children	84	1,992	4.2%	9.9%	12.0%	12.4%
% of FP17s for the same patient ID Re-attending within 3 months - Adults	423	5,683	7.4%	13.5%	15.9%	16.7%
% of FP17s for the same patient ID Re-attending between 3 & 9 months - Children	20	1,992	1.0%	58.0%	58.6%	57.4%
% of FP17s for the same patient ID Re-attending between 3 & 9 months - Adults	86	5,683	1.5%	49.5%	51.6%	50.5%
% of FP17s for Band 1 Urgent Courses	393	7,675	5.1%	7.0%	8.0%	9.1%
% of FP17s Relating to Free Repair or Replacements	25	7,675	0.3%	0.8%	0.8%	0.8%
% of FP17s Relating to Continuations	27	7,675	0.4%	1.4%	1.3%	1.3%
% of Patients satisfied with the dentistry they have received	0	0	N/A	93.3%	93.1%	93.2%
% of Patients satisfied with the time they had to wait for an appointment	0	0	N/A	90.6%	89.1%	89.0%

\* This is based on patients treated on this contract for their most recent course of treatment. Figures in italics indicate the base number of FP17s or Patient Questionnaire responses are less than 100. N/A is shown where the base number of responses is less than 10 during the period. % is calculated as Quantity/Base number\*100



## Q53 - Vital Signs At a Glance Contract Report for 100188/0000 - September 2016


Name or company name	High Street Dental Practice
Contract type name	GDS Contract
Purpose of contract	General
Contract start date	01/07/2016
Contract end date	

16/17 Contracted general activity (UDA)	10,677
Carry forward general activity (UDA)	0
16/17 Contracted orthodontic activity (UOA)	0
Carry forward orthodontic activity (UOA)	0
Baseline contract value	£227,848.51

### ACCESS\*

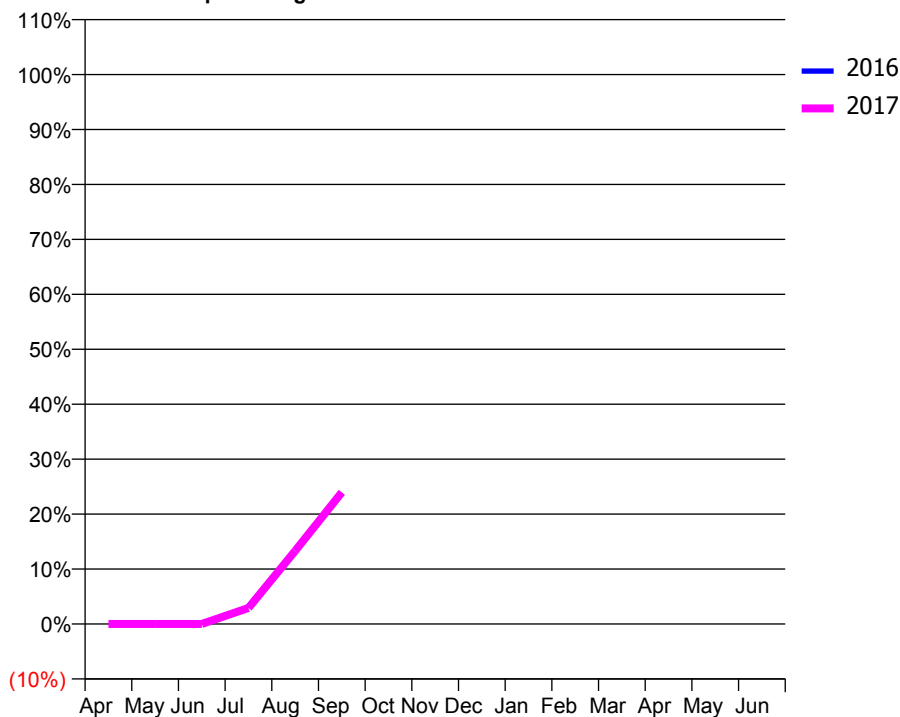
Patients seen in 24 months	Total	Change since previous quarter
Quarter ending September 2015	0	
Quarter ending December 2015	0	
Quarter ending March 2016	0	
Quarter ending June 2016	0	
Quarter ending September 2016	1,762	↑
<b>Variance since September 2015</b>	N/A	

### Access trend analysis



### ACTIVITY

#### Cumulative percentage of contracted UDA delivered 2016 & 2017



Month	Adjusted Scheduled Activity (UDA)	
	2016	2017
April	0	0
May	0	0
June	0	0
July	0	311
August	0	1,420
September	0	2,557
October	0	
November	0	
December	0	
January	0	
February	0	
March	0	
April	0	
May	0	
June	0	

### QUALITY

	Quantity	Base Number	Contract	AT	Region	England
% of FP17s for the same patient ID Re-attending within 3 months - Children	6	441	1.4%	9.9%	12.0%	12.4%
% of FP17s for the same patient ID Re-attending within 3 months - Adults	44	1,110	4.0%	13.5%	15.9%	16.7%
% of FP17s for the same patient ID Re-attending between 3 & 9 months - Children	0	441	0.0%	58.0%	58.6%	57.4%
% of FP17s for the same patient ID Re-attending between 3 & 9 months - Adults	0	1,110	0.0%	49.5%	51.6%	50.5%
% of FP17s for Band 1 Urgent Courses	32	1,551	2.1%	7.0%	8.0%	9.1%
% of FP17s Relating to Free Repair or Replacements	1	1,551	0.1%	0.8%	0.8%	0.8%
% of FP17s Relating to Continuations	24	1,551	1.5%	1.4%	1.3%	1.3%
% of Patients satisfied with the dentistry they have received	0	0	N/A	93.3%	93.1%	93.2%
% of Patients satisfied with the time they had to wait for an appointment	0	0	N/A	90.6%	89.1%	89.0%

\* This is based on patients treated on this contract for their most recent course of treatment. Figures in italics indicate the base number of FP17s or Patient Questionnaire responses are less than 100. N/A is shown where the base number of responses is less than 10 during the period. % is calculated as Quantity/Base number\*100

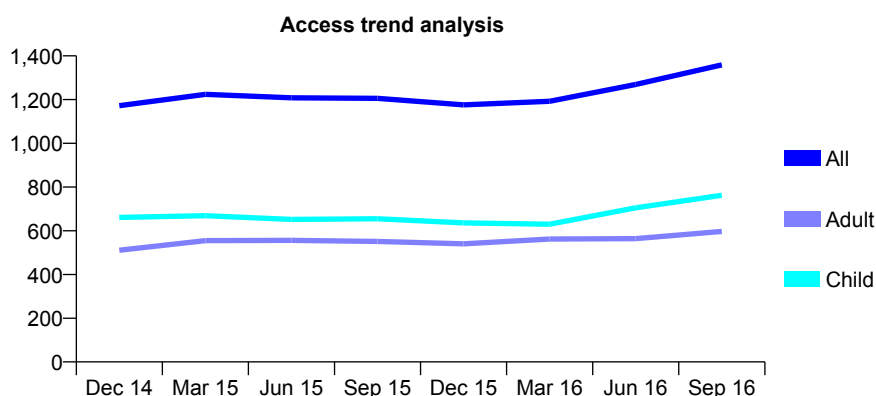
## Q53 - Vital Signs At a Glance Contract Report for 101281/0108 - September 2016

Name or company name	OASIS DENTAL CARE LTD
Contract type name	GDS Contract
Purpose of contract	General
Contract start date	01/04/2006
Contract end date	

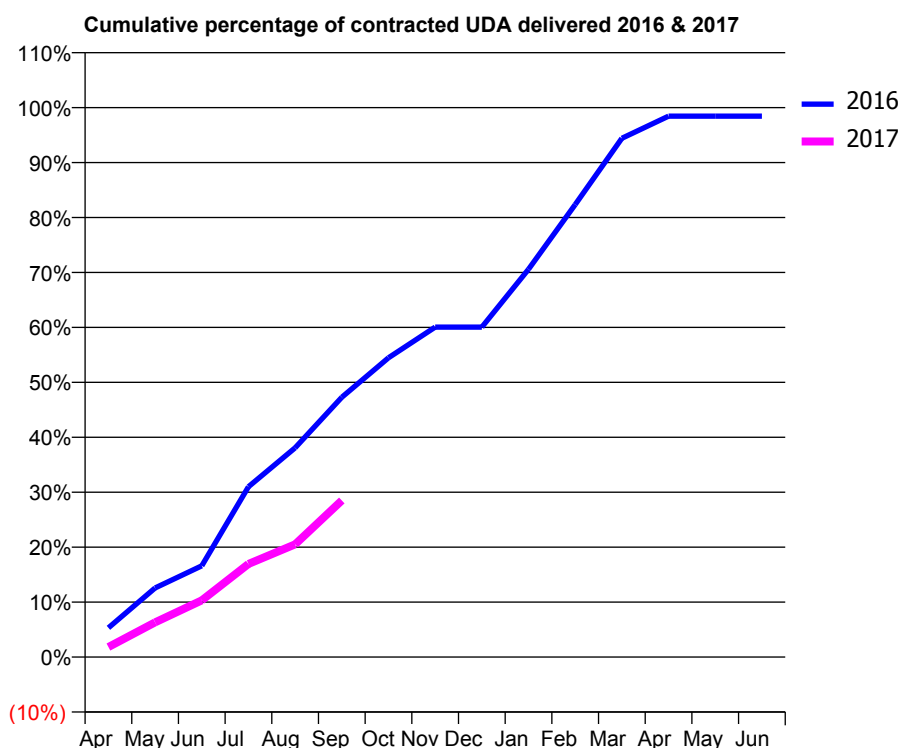
16/17 Contracted general activity (UDA)	4,000
Carry forward general activity (UDA)	0
16/17 Contracted orthodontic activity (UOA)	0
Carry forward orthodontic activity (UOA)	0
Baseline contract value	£93,814.26

### ACCESS\*

Patients seen in 24 months	Total	Change since previous quarter
Quarter ending September 2015	1,206	
Quarter ending December 2015	1,176	↓
Quarter ending March 2016	1,192	→
Quarter ending June 2016	1,269	↑
Quarter ending September 2016	1,359	↑
<b>Variance since September 2015</b>	<b>12.7%</b>	<b>↑</b>



### ACTIVITY



Month	Adjusted Scheduled Activity (UDA)	
	2016	2017
April	133	73
May	315	252
June	415	413
July	775	678
August	952	821
September	1,182	1,140
October	1,361	
November	1,501	
December	1,501	
January	1,765	
February	2,059	
March	2,360	
April	2,461	
May	2,461	
June	2,461	

### QUALITY

	Quantity	Base Number	Contract	AT	Region	England
% of FP17s for the same patient ID Re-attending within 3 months - Children	34	613	5.5%	9.9%	12.0%	12.4%
% of FP17s for the same patient ID Re-attending within 3 months - Adults	37	309	12.0%	13.5%	15.9%	16.7%
% of FP17s for the same patient ID Re-attending between 3 & 9 months - Children	304	613	49.6%	58.0%	58.6%	57.4%
% of FP17s for the same patient ID Re-attending between 3 & 9 months - Adults	150	309	48.5%	49.5%	51.6%	50.5%
% of FP17s for Band 1 Urgent Courses	34	851	4.0%	7.0%	8.0%	9.1%
% of FP17s Relating to Free Repair or Replacements	2	851	0.2%	0.8%	0.8%	0.8%
% of FP17s Relating to Continuations	13	851	1.5%	1.4%	1.3%	1.3%
% of Patients satisfied with the dentistry they have received	2	3	N/A	93.3%	93.1%	93.2%
% of Patients satisfied with the time they had to wait for an appointment	2	3	N/A	90.6%	89.1%	89.0%

\* This is based on patients treated on this contract for their most recent course of treatment. Figures in italics indicate the base number of FP17s or Patient Questionnaire responses are less than 100. N/A is shown where the base number of responses is less than 10 during the period. % is calculated as Quantity/Base number\*100

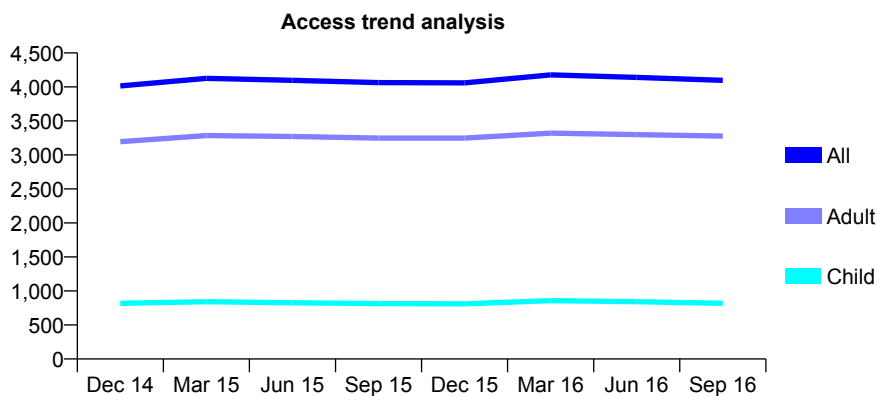
## Q53 - Vital Signs At a Glance Contract Report for 101281/0134 - September 2016

Name or company name	OASIS DENTAL CARE LTD
Contract type name	GDS Contract
Purpose of contract	General
Contract start date	01/04/2006
Contract end date	

16/17 Contracted general activity (UDA)	12,151
Carry forward general activity (UDA)	-243
16/17 Contracted orthodontic activity (UOA)	0
Carry forward orthodontic activity (UOA)	0
Baseline contract value	£264,285.01

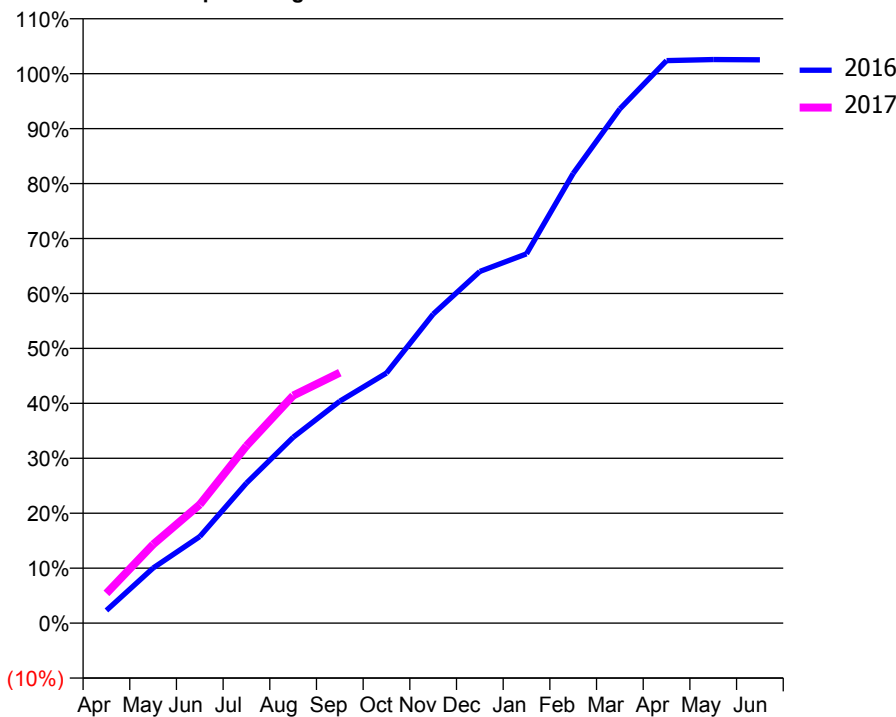
### ACCESS\*

Patients seen in 24 months	Total	Change since previous quarter
Quarter ending September 2015	4,064	
Quarter ending December 2015	4,059	→
Quarter ending March 2016	4,177	↑
Quarter ending June 2016	4,141	→
Quarter ending September 2016	4,097	↓
<b>Variance since September 2015</b>	<b>0.8%</b>	<b>→</b>



### ACTIVITY

Cumulative percentage of contracted UDA delivered 2016 & 2017



Month	Adjusted Scheduled Activity (UDA)	
	2016	2017
April	281	660
May	1,219	1,742
June	1,914	2,622
July	3,097	3,920
August	4,109	5,033
September	4,907	5,540
October	5,529	
November	6,835	
December	7,778	
January	8,165	
February	9,943	
March	11,372	
April	12,440	
May	12,464	
June	12,457	

### QUALITY

	Quantity	Base Number	Contract	AT	Region	England
% of FP17s for the same patient ID Re-attending within 3 months - Children	47	674	7.0%	9.9%	12.0%	12.4%
% of FP17s for the same patient ID Re-attending within 3 months - Adults	373	2,528	14.8%	13.5%	15.9%	16.7%
% of FP17s for the same patient ID Re-attending between 3 & 9 months - Children	475	674	70.5%	58.0%	58.6%	57.4%
% of FP17s for the same patient ID Re-attending between 3 & 9 months - Adults	1,696	2,528	67.1%	49.5%	51.6%	50.5%
% of FP17s for Band 1 Urgent Courses	182	2,864	6.4%	7.0%	8.0%	9.1%
% of FP17s Relating to Free Repair or Replacements	65	2,864	2.3%	0.8%	0.8%	0.8%
% of FP17s Relating to Continuations	17	2,864	0.6%	1.4%	1.3%	1.3%
% of Patients satisfied with the dentistry they have received	7	7	N/A	93.3%	93.1%	93.2%
% of Patients satisfied with the time they had to wait for an appointment	6	7	N/A	90.6%	89.1%	89.0%

\* This is based on patients treated on this contract for their most recent course of treatment. Figures in italics indicate the base number of FP17s or Patient Questionnaire responses are less than 100. N/A is shown where the base number of responses is less than 10 during the period. % is calculated as Quantity/Base number\*100

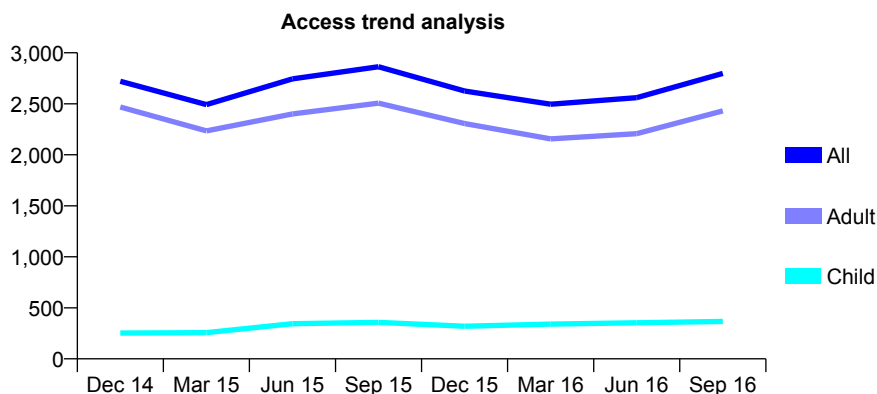
## Q53 - Vital Signs At a Glance Contract Report for 101281/0149 - September 2016

Name or company name	OASIS DENTAL CARE LTD
Contract type name	GDS Contract
Purpose of contract	General
Contract start date	01/04/2006
Contract end date	

16/17 Contracted general activity (UDA)	7,534
Carry forward general activity (UDA)	-151
16/17 Contracted orthodontic activity (UOA)	0
Carry forward orthodontic activity (UOA)	0
Baseline contract value	£183,269.27

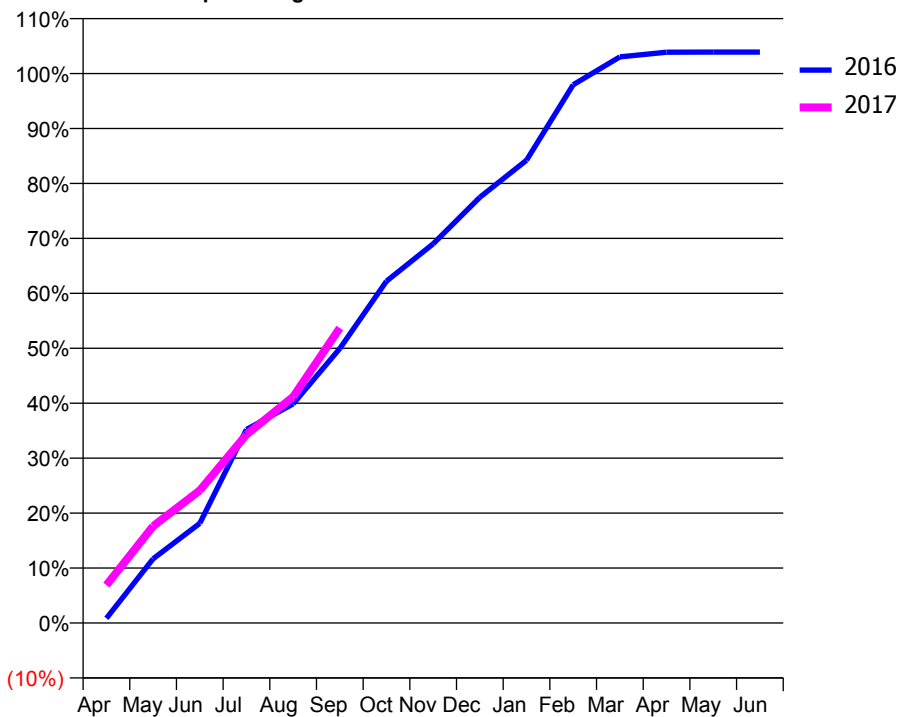
### ACCESS\*

Patients seen in 24 months	Total	Change since previous quarter
Quarter ending September 2015	2,863	
Quarter ending December 2015	2,626	↓
Quarter ending March 2016	2,496	↓
Quarter ending June 2016	2,560	↑
Quarter ending September 2016	2,798	↑
<b>Variance since September 2015</b>	<b>(2.3%)</b>	<b>↓</b>



### ACTIVITY

Cumulative percentage of contracted UDA delivered 2016 & 2017



Month	Adjusted Scheduled Activity (UDA)	
	2016	2017
April	64	520
May	881	1,328
June	1,367	1,818
July	2,654	2,583
August	3,005	3,101
September	3,764	4,045
October	4,687	
November	5,199	
December	5,837	
January	6,346	
February	7,379	
March	7,761	
April	7,826	
May	7,828	
June	7,828	

### QUALITY

	Quantity	Base Number	Contract	AT	Region	England
% of FP17s for the same patient ID Re-attending within 3 months - Children	23	328	7.0%	9.9%	12.0%	12.4%
% of FP17s for the same patient ID Re-attending within 3 months - Adults	161	1,897	8.5%	13.5%	15.9%	16.7%
% of FP17s for the same patient ID Re-attending between 3 & 9 months - Children	139	328	42.4%	58.0%	58.6%	57.4%
% of FP17s for the same patient ID Re-attending between 3 & 9 months - Adults	749	1,897	39.5%	49.5%	51.6%	50.5%
% of FP17s for Band 1 Urgent Courses	205	2,201	9.3%	7.0%	8.0%	9.1%
% of FP17s Relating to Free Repair or Replacements	22	2,201	1.0%	0.8%	0.8%	0.8%
% of FP17s Relating to Continuations	11	2,201	0.5%	1.4%	1.3%	1.3%
% of Patients satisfied with the dentistry they have received	2	2	N/A	93.3%	93.1%	93.2%
% of Patients satisfied with the time they had to wait for an appointment	2	2	N/A	90.6%	89.1%	89.0%

\* This is based on patients treated on this contract for their most recent course of treatment. Figures in italics indicate the base number of FP17s or Patient Questionnaire responses are less than 100. N/A is shown where the base number of responses is less than 10 during the period. % is calculated as Quantity/Base number\*100

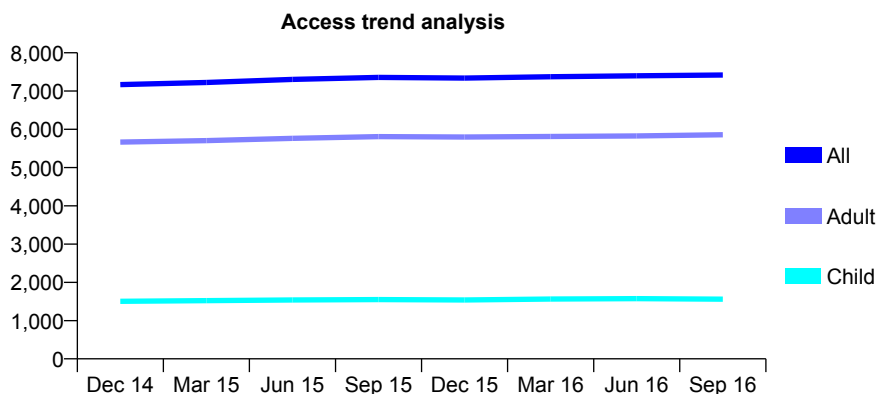
## Q53 - Vital Signs At a Glance Contract Report for 101281/0164 - September 2016

Name or company name	OASIS DENTAL CARE LTD
Contract type name	GDS Contract
Purpose of contract	General
Contract start date	01/02/2007
Contract end date	

16/17 Contracted general activity (UDA)	21,454
Carry forward general activity (UDA)	-239
16/17 Contracted orthodontic activity (UOA)	0
Carry forward orthodontic activity (UOA)	0
Baseline contract value	£437,873.48

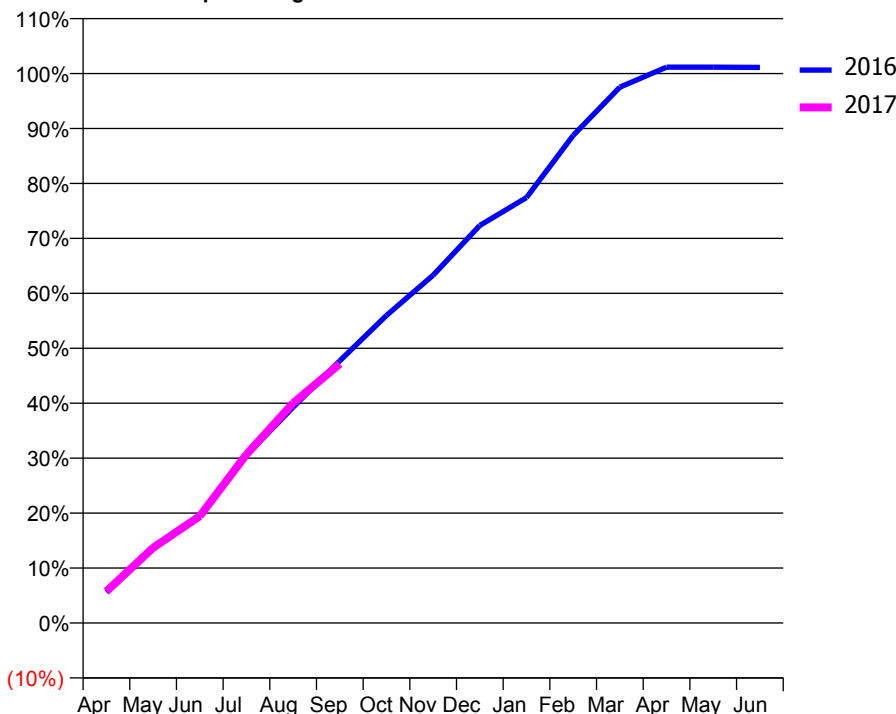
### ACCESS\*

Patients seen in 24 months	Total	Change since previous quarter
Quarter ending September 2015	7,356	
Quarter ending December 2015	7,338	→
Quarter ending March 2016	7,373	→
Quarter ending June 2016	7,400	→
Quarter ending September 2016	7,418	→
<b>Variance since September 2015</b>	<b>0.8%</b>	<b>→</b>



### ACTIVITY

Cumulative percentage of contracted UDA delivered 2016 & 2017



Month	Adjusted Scheduled Activity (UDA)	
	2016	2017
April	1,198	1,238
May	2,947	2,939
June	4,188	4,172
July	6,554	6,583
August	8,426	8,588
September	10,239	10,116
October	12,011	
November	13,580	
December	15,520	
January	16,611	
February	19,039	
March	20,924	
April	21,703	
May	21,705	
June	21,693	

### QUALITY

	Quantity	Base Number	Contract	AT	Region	England
% of FP17s for the same patient ID Re-attending within 3 months - Children	131	1,315	10.0%	9.9%	12.0%	12.4%
% of FP17s for the same patient ID Re-attending within 3 months - Adults	796	4,499	17.7%	13.5%	15.9%	16.7%
% of FP17s for the same patient ID Re-attending between 3 & 9 months - Children	823	1,315	62.6%	58.0%	58.6%	57.4%
% of FP17s for the same patient ID Re-attending between 3 & 9 months - Adults	2,461	4,499	54.7%	49.5%	51.6%	50.5%
% of FP17s for Band 1 Urgent Courses	400	5,452	7.3%	7.0%	8.0%	9.1%
% of FP17s Relating to Free Repair or Replacements	84	5,452	1.5%	0.8%	0.8%	0.8%
% of FP17s Relating to Continuations	216	5,452	4.0%	1.4%	1.3%	1.3%
% of Patients satisfied with the dentistry they have received	8	8	N/A	93.3%	93.1%	93.2%
% of Patients satisfied with the time they had to wait for an appointment	8	8	N/A	90.6%	89.1%	89.0%

\* This is based on patients treated on this contract for their most recent course of treatment. Figures in italics indicate the base number of FP17s or Patient Questionnaire responses are less than 100. N/A is shown where the base number of responses is less than 10 during the period. % is calculated as Quantity/Base number\*100

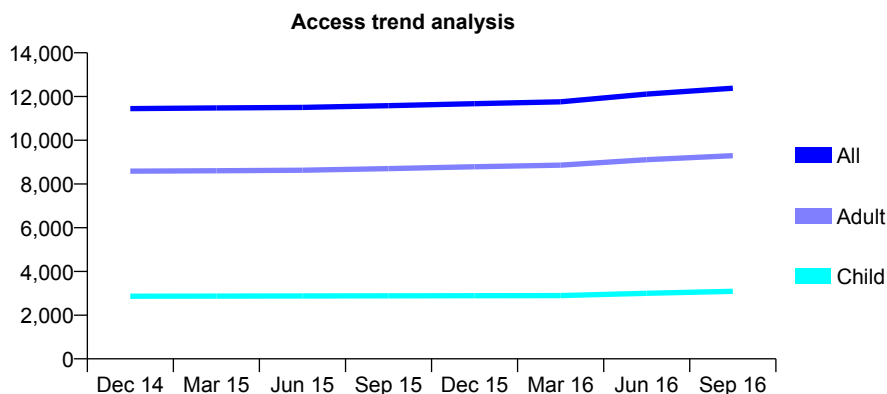
## Q53 - Vital Signs At a Glance Contract Report for 101281/0166 - September 2016

Name or company name	OASIS DENTAL CARE LTD
Contract type name	GDS Contract
Purpose of contract	General
Contract start date	27/04/2007
Contract end date	

16/17 Contracted general activity (UDA)	34,800
Carry forward general activity (UDA)	0
16/17 Contracted orthodontic activity (UOA)	0
Carry forward orthodontic activity (UOA)	0
Baseline contract value	£710,263.68

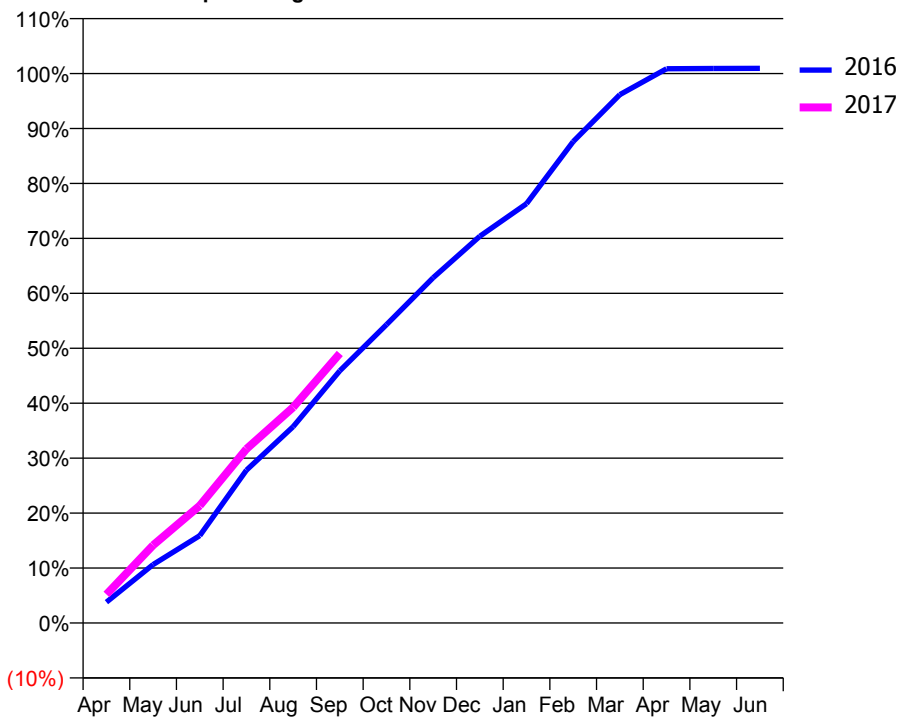
### ACCESS\*

Patients seen in 24 months	Total	Change since previous quarter
Quarter ending September 2015	11,582	
Quarter ending December 2015	11,674	→
Quarter ending March 2016	11,756	→
Quarter ending June 2016	12,110	↑
Quarter ending September 2016	12,382	↑
<b>Variance since September 2015</b>	<b>6.9%</b>	<b>↑</b>



### ACTIVITY

Cumulative percentage of contracted UDA delivered 2016 & 2017



Month	Adjusted Scheduled Activity (UDA)	
	2016	2017
April	1,322	1,809
May	3,702	4,931
June	5,533	7,435
July	9,686	11,027
August	12,432	13,655
September	15,973	17,073
October	18,894	
November	21,868	
December	24,492	
January	26,556	
February	30,486	
March	33,467	
April	35,099	
May	35,118	
June	35,124	

### QUALITY

	Quantity	Base Number	Contract	AT	Region	England
% of FP17s for the same patient ID Re-attending within 3 months - Children	204	2,608	7.8%	9.9%	12.0%	12.4%
% of FP17s for the same patient ID Re-attending within 3 months - Adults	1,038	7,197	14.4%	13.5%	15.9%	16.7%
% of FP17s for the same patient ID Re-attending between 3 & 9 months - Children	1,599	2,608	61.3%	58.0%	58.6%	57.4%
% of FP17s for the same patient ID Re-attending between 3 & 9 months - Adults	4,050	7,197	56.3%	49.5%	51.6%	50.5%
% of FP17s for Band 1 Urgent Courses	652	9,013	7.2%	7.0%	8.0%	9.1%
% of FP17s Relating to Free Repair or Replacements	155	9,013	1.7%	0.8%	0.8%	0.8%
% of FP17s Relating to Continuations	165	9,013	1.8%	1.4%	1.3%	1.3%
% of Patients satisfied with the dentistry they have received	13	15	86.7%	93.3%	93.1%	93.2%
% of Patients satisfied with the time they had to wait for an appointment	14	15	93.3%	90.6%	89.1%	89.0%

\* This is based on patients treated on this contract for their most recent course of treatment. Figures in italics indicate the base number of FP17s or Patient Questionnaire responses are less than 100. N/A is shown where the base number of responses is less than 10 during the period. % is calculated as Quantity/Base number\*100

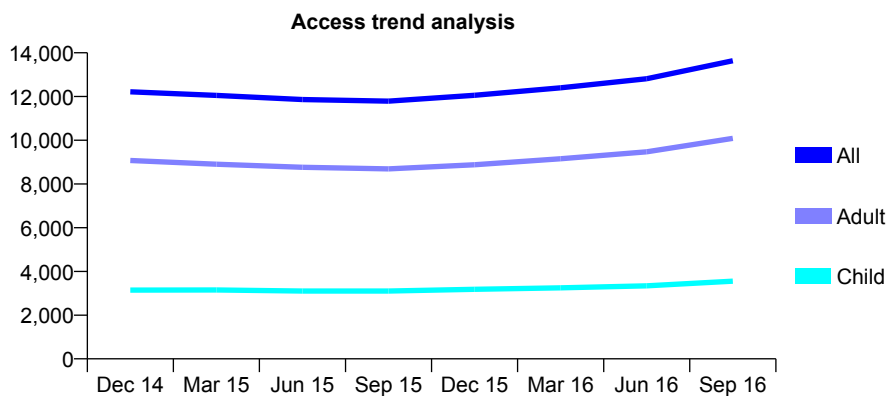
## Q53 - Vital Signs At a Glance Contract Report for 101281/0172 - September 2016

Name or company name	OASIS DENTAL CARE LTD
Contract type name	GDS Contract
Purpose of contract	General
Contract start date	01/11/2007
Contract end date	

16/17 Contracted general activity (UDA)	40,086
Carry forward general activity (UDA)	0
16/17 Contracted orthodontic activity (UOA)	0
Carry forward orthodontic activity (UOA)	0
Baseline contract value	£1,061,381.55

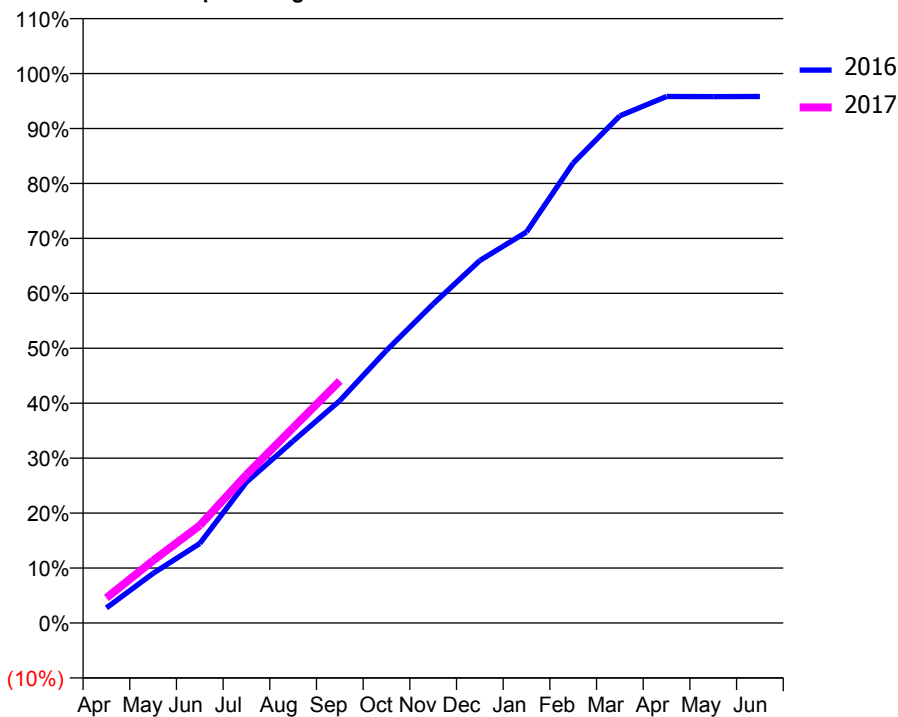
### ACCESS\*

Patients seen in 24 months	Total	Change since previous quarter
Quarter ending September 2015	11,790	
Quarter ending December 2015	12,059	↑
Quarter ending March 2016	12,398	↑
Quarter ending June 2016	12,812	↑
Quarter ending September 2016	13,640	↑
<b>Variance since September 2015</b>	<b>15.7%</b>	<b>↑</b>



### ACTIVITY

Cumulative percentage of contracted UDA delivered 2016 & 2017



Adjusted Scheduled Activity (UDA)		
Month	2016	2017
April	1,106	1,830
May	3,624	4,554
June	5,806	7,118
July	10,277	10,821
August	13,275	14,247
September	16,218	17,661
October	19,886	
November	23,272	
December	26,449	
January	28,522	
February	33,557	
March	37,004	
April	38,409	
May	38,398	
June	38,412	

### QUALITY

	Quantity	Base Number	Contract	AT	Region	England
% of FP17s for the same patient ID Re-attending within 3 months - Children	480	3,267	14.7%	9.9%	12.0%	12.4%
% of FP17s for the same patient ID Re-attending within 3 months - Adults	857	7,240	11.8%	13.5%	15.9%	16.7%
% of FP17s for the same patient ID Re-attending between 3 & 9 months - Children	1,808	3,267	55.3%	58.0%	58.6%	57.4%
% of FP17s for the same patient ID Re-attending between 3 & 9 months - Adults	3,772	7,240	52.1%	49.5%	51.6%	50.5%
% of FP17s for Band 1 Urgent Courses	819	9,690	8.5%	7.0%	8.0%	9.1%
% of FP17s Relating to Free Repair or Replacements	40	9,690	0.4%	0.8%	0.8%	0.8%
% of FP17s Relating to Continuations	132	9,690	1.4%	1.4%	1.3%	1.3%
% of Patients satisfied with the dentistry they have received	18	22	81.8%	93.3%	93.1%	93.2%
% of Patients satisfied with the time they had to wait for an appointment	18	22	81.8%	90.6%	89.1%	89.0%

\* This is based on patients treated on this contract for their most recent course of treatment. Figures in italics indicate the base number of FP17s or Patient Questionnaire responses are less than 100. N/A is shown where the base number of responses is less than 10 during the period. % is calculated as Quantity/Base number\*100

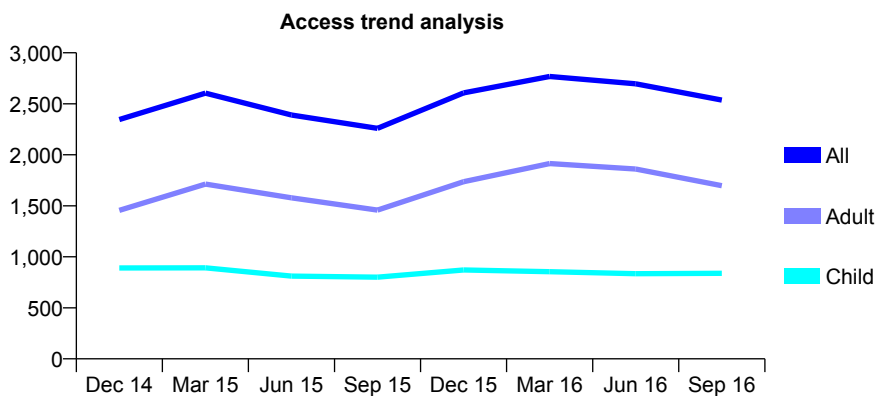
## Q53 - Vital Signs At a Glance Contract Report for 101281/0219 - September 2016

Name or company name	OASIS DENTAL CARE LTD
Contract type name	PDS Plus Contract
Purpose of contract	General
Contract start date	01/10/2010
Contract end date	31/03/2017

16/17 Contracted general activity (UDA)	6,000
Carry forward general activity (UDA)	-120
16/17 Contracted orthodontic activity (UOA)	0
Carry forward orthodontic activity (UOA)	0
Baseline contract value	£87,572.25

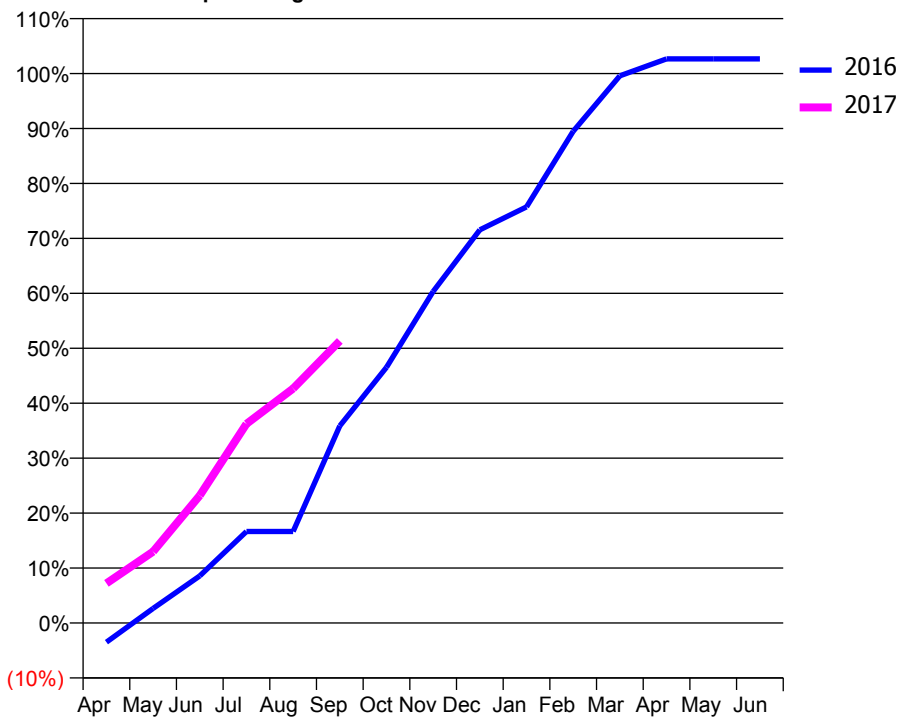
### ACCESS\*

Patients seen in 24 months	Total	Change since previous quarter
Quarter ending September 2015	2,259	
Quarter ending December 2015	2,607	↑
Quarter ending March 2016	2,768	↑
Quarter ending June 2016	2,696	↓
Quarter ending September 2016	2,536	↓
<b>Variance since September 2015</b>	<b>12.3%</b>	<b>↑</b>



### ACTIVITY

Cumulative percentage of contracted UDA delivered 2016 & 2017



Adjusted Scheduled Activity (UDA)

Month	2016	2017
April	-210	433
May	159	780
June	515	1,392
July	999	2,175
August	999	2,560
September	2,152	3,081
October	2,792	
November	3,621	
December	4,293	
January	4,543	
February	5,369	
March	5,974	
April	6,159	
May	6,159	
June	6,159	

### QUALITY

	Quantity	Base Number	Contract	AT	Region	England
% of FP17s for the same patient ID Re-attending within 3 months - Children	23	691	3.3%	9.9%	12.0%	12.4%
% of FP17s for the same patient ID Re-attending within 3 months - Adults	82	1,296	6.3%	13.5%	15.9%	16.7%
% of FP17s for the same patient ID Re-attending between 3 & 9 months - Children	461	691	66.7%	58.0%	58.6%	57.4%
% of FP17s for the same patient ID Re-attending between 3 & 9 months - Adults	544	1,296	42.0%	49.5%	51.6%	50.5%
% of FP17s for Band 1 Urgent Courses	109	1,888	5.8%	7.0%	8.0%	9.1%
% of FP17s Relating to Free Repair or Replacements	8	1,888	0.4%	0.8%	0.8%	0.8%
% of FP17s Relating to Continuations	8	1,888	0.4%	1.4%	1.3%	1.3%
% of Patients satisfied with the dentistry they have received	20	22	90.9%	93.3%	93.1%	93.2%
% of Patients satisfied with the time they had to wait for an appointment	21	22	95.5%	90.6%	89.1%	89.0%

\* This is based on patients treated on this contract for their most recent course of treatment. Figures in italics indicate the base number of FP17s or Patient Questionnaire responses are less than 100. N/A is shown where the base number of responses is less than 10 during the period. % is calculated as Quantity/Base number\*100



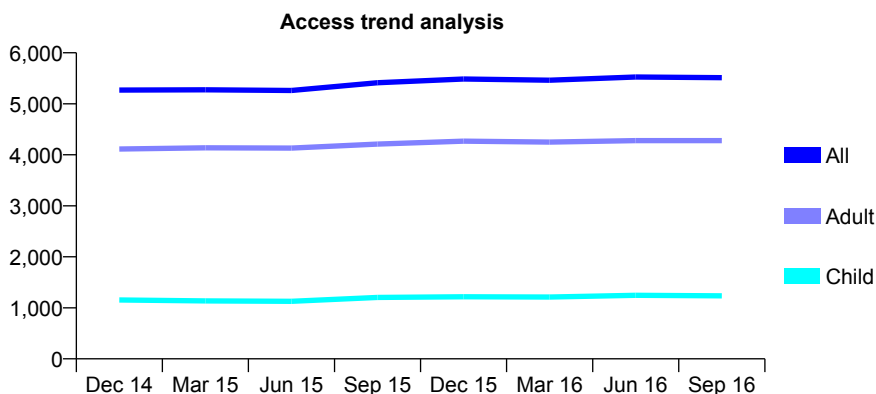
## Q53 - Vital Signs At a Glance Contract Report for 101281/0225 - September 2016

Name or company name	OASIS DENTAL CARE LTD
Contract type name	PDS Plus Contract
Purpose of contract	General
Contract start date	01/09/2010
Contract end date	31/03/2017

16/17 Contracted general activity (UDA)	16,078
Carry forward general activity (UDA)	541
16/17 Contracted orthodontic activity (UOA)	0
Carry forward orthodontic activity (UOA)	0
Baseline contract value	£183,030.62

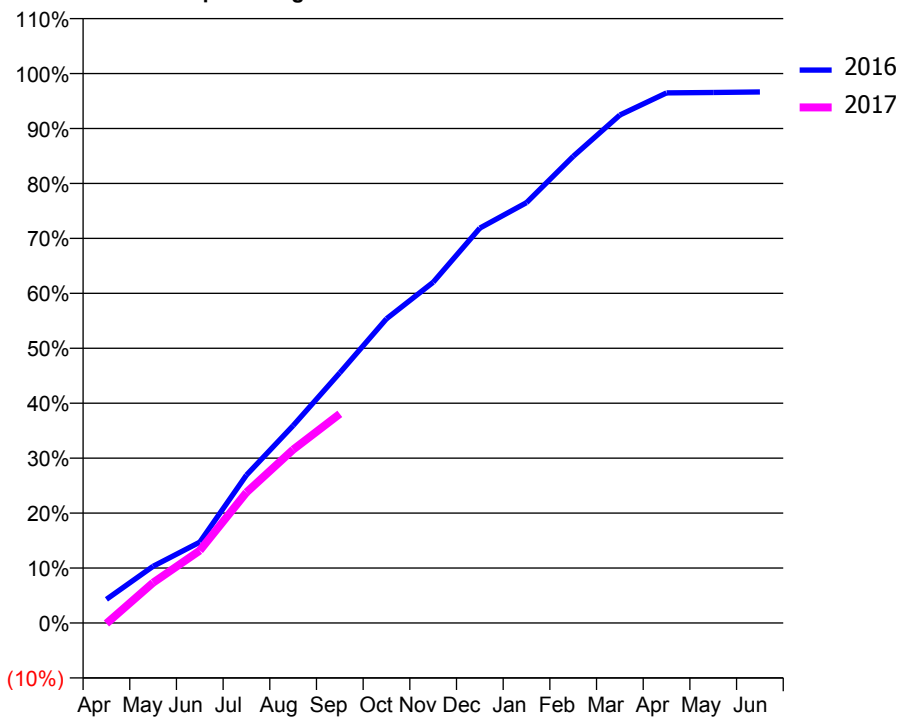
### ACCESS\*

Patients seen in 24 months	Total	Change since previous quarter
Quarter ending September 2015	5,414	
Quarter ending December 2015	5,485	→
Quarter ending March 2016	5,462	→
Quarter ending June 2016	5,525	→
Quarter ending September 2016	5,513	→
<b>Variance since September 2015</b>	<b>1.8%</b>	<b>→</b>



### ACTIVITY

Cumulative percentage of contracted UDA delivered 2016 & 2017



Month	Adjusted Scheduled Activity (UDA)	
	2016	2017
April	693	-18
May	1,659	1,181
June	2,368	2,122
July	4,330	3,821
August	5,776	5,075
September	7,320	6,121
October	8,903	
November	9,972	
December	11,554	
January	12,299	
February	13,654	
March	14,864	
April	15,512	
May	15,523	
June	15,537	

### QUALITY

	Quantity	Base Number	Contract	AT	Region	England
% of FP17s for the same patient ID Re-attending within 3 months - Children	42	907	4.6%	9.9%	12.0%	12.4%
% of FP17s for the same patient ID Re-attending within 3 months - Adults	335	2,690	12.5%	13.5%	15.9%	16.7%
% of FP17s for the same patient ID Re-attending between 3 & 9 months - Children	570	907	62.8%	58.0%	58.6%	57.4%
% of FP17s for the same patient ID Re-attending between 3 & 9 months - Adults	1,135	2,690	42.2%	49.5%	51.6%	50.5%
% of FP17s for Band 1 Urgent Courses	410	3,311	12.4%	7.0%	8.0%	9.1%
% of FP17s Relating to Free Repair or Replacements	33	3,311	1.0%	0.8%	0.8%	0.8%
% of FP17s Relating to Continuations	2	3,311	0.1%	1.4%	1.3%	1.3%
% of Patients satisfied with the dentistry they have received	18	19	94.7%	93.3%	93.1%	93.2%
% of Patients satisfied with the time they had to wait for an appointment	18	19	94.7%	90.6%	89.1%	89.0%

\* This is based on patients treated on this contract for their most recent course of treatment. Figures in italics indicate the base number of FP17s or Patient Questionnaire responses are less than 100. N/A is shown where the base number of responses is less than 10 during the period. % is calculated as Quantity/Base number\*100

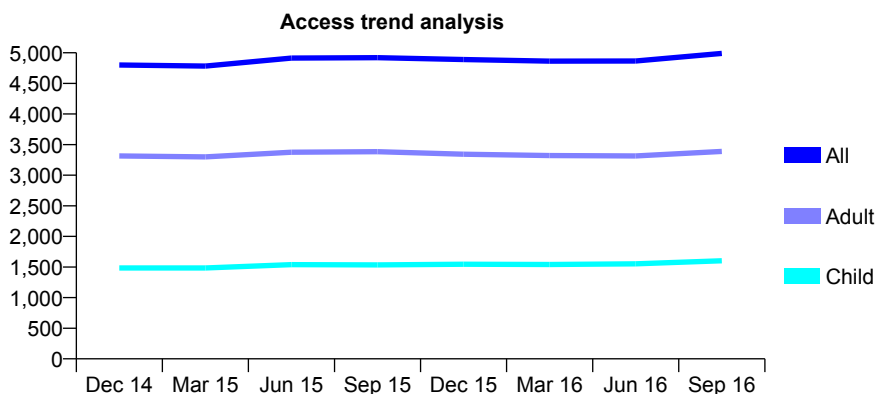
## Q53 - Vital Signs At a Glance Contract Report for 101362/0005 - September 2016

Name or company name	Rodericks Dental Limited
Contract type name	GDS Contract
Purpose of contract	General
Contract start date	01/04/2008
Contract end date	

16/17 Contracted general activity (UDA)	14,000
Carry forward general activity (UDA)	-266
16/17 Contracted orthodontic activity (UOA)	0
Carry forward orthodontic activity (UOA)	0
Baseline contract value	£326,717.79

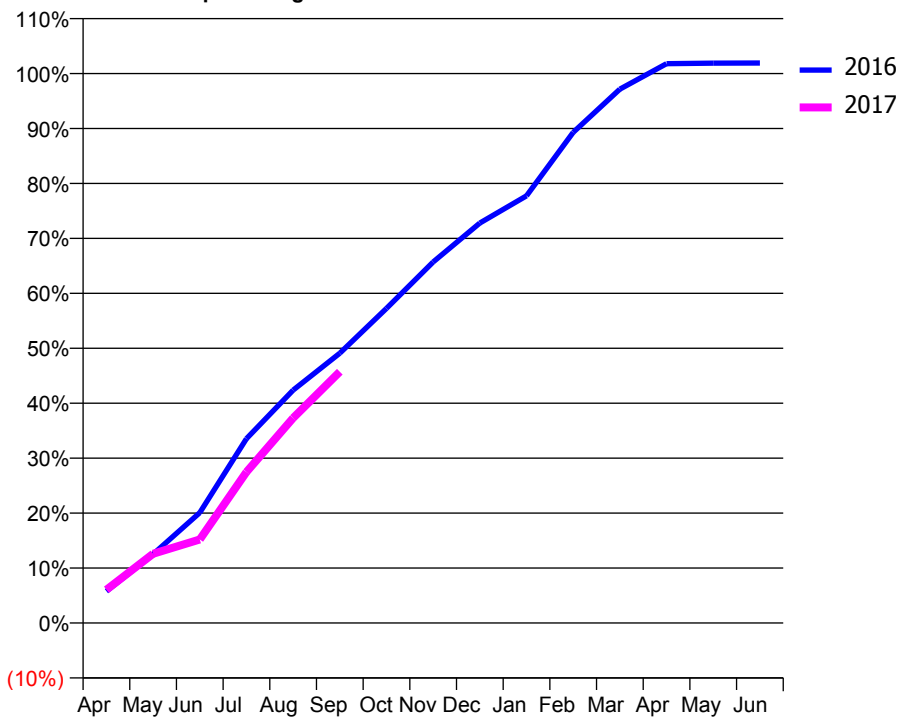
### ACCESS\*

Patients seen in 24 months	Total	Change since previous quarter
Quarter ending September 2015	4,920	
Quarter ending December 2015	4,890	→
Quarter ending March 2016	4,863	→
Quarter ending June 2016	4,867	→
Quarter ending September 2016	4,991	↑
<b>Variance since September 2015</b>	<b>1.4%</b>	<b>→</b>



### ACTIVITY

Cumulative percentage of contracted UDA delivered 2016 & 2017



Month	Adjusted Scheduled Activity (UDA)	
	2016	2017
April	812	846
May	1,756	1,766
June	2,813	2,130
July	4,696	3,849
August	5,933	5,222
September	6,875	6,403
October	8,018	
November	9,199	
December	10,192	
January	10,885	
February	12,502	
March	13,601	
April	14,249	
May	14,264	
June	14,266	

### QUALITY

	Quantity	Base Number	Contract	AT	Region	England
% of FP17s for the same patient ID Re-attending within 3 months - Children	51	1,037	4.9%	9.9%	12.0%	12.4%
% of FP17s for the same patient ID Re-attending within 3 months - Adults	185	2,039	9.1%	13.5%	15.9%	16.7%
% of FP17s for the same patient ID Re-attending between 3 & 9 months - Children	472	1,037	45.5%	58.0%	58.6%	57.4%
% of FP17s for the same patient ID Re-attending between 3 & 9 months - Adults	972	2,039	47.7%	49.5%	51.6%	50.5%
% of FP17s for Band 1 Urgent Courses	126	2,817	4.5%	7.0%	8.0%	9.1%
% of FP17s Relating to Free Repair or Replacements	14	2,817	0.5%	0.8%	0.8%	0.8%
% of FP17s Relating to Continuations	18	2,817	0.6%	1.4%	1.3%	1.3%
% of Patients satisfied with the dentistry they have received	6	6	N/A	93.3%	93.1%	93.2%
% of Patients satisfied with the time they had to wait for an appointment	5	6	N/A	90.6%	89.1%	89.0%

\* This is based on patients treated on this contract for their most recent course of treatment. Figures in italics indicate the base number of FP17s or Patient Questionnaire responses are less than 100. N/A is shown where the base number of responses is less than 10 during the period. % is calculated as Quantity/Base number\*100

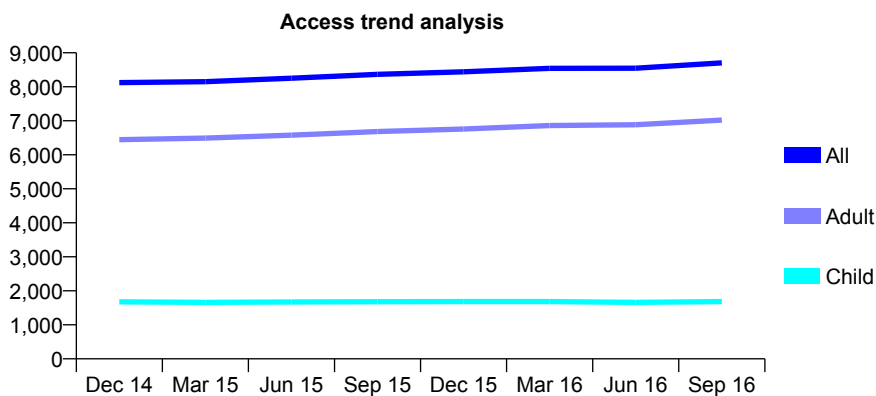
## Q53 - Vital Signs At a Glance Contract Report for 101435/0091 - September 2016

Name or company name	IDH Limited
Contract type name	GDS Contract
Purpose of contract	General
Contract start date	01/03/2008
Contract end date	

16/17 Contracted general activity (UDA)	23,435
Carry forward general activity (UDA)	0
16/17 Contracted orthodontic activity (UOA)	0
Carry forward orthodontic activity (UOA)	0
Baseline contract value	£573,409.14

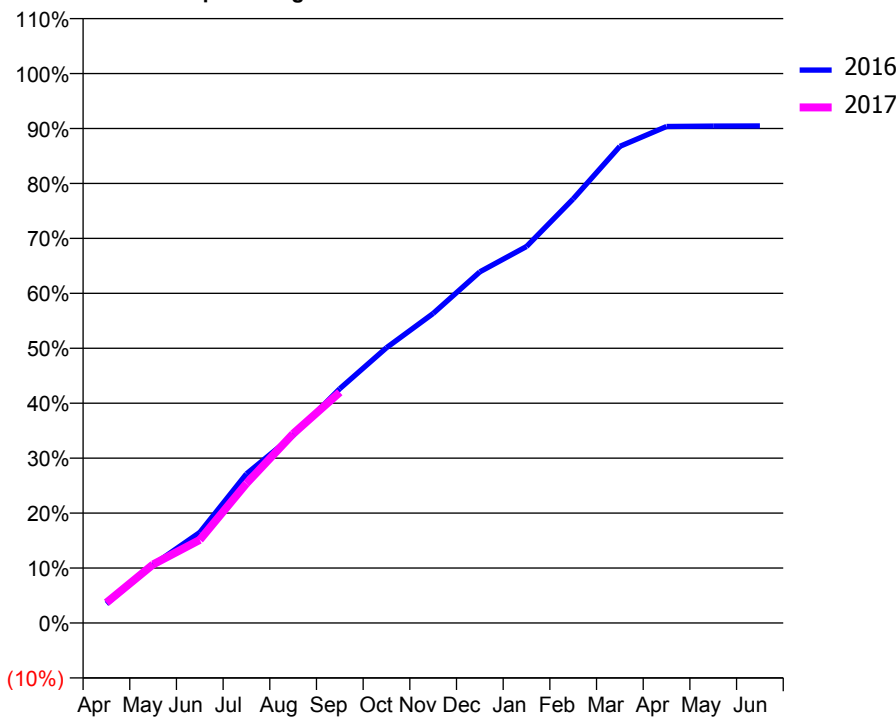
### ACCESS\*

Patients seen in 24 months	Total	Change since previous quarter
Quarter ending September 2015	8,365	
Quarter ending December 2015	8,441	→
Quarter ending March 2016	8,545	→
Quarter ending June 2016	8,547	→
Quarter ending September 2016	8,704	→
<b>Variance since September 2015</b>	<b>4.1%</b>	<b>↑</b>



### ACTIVITY

Cumulative percentage of contracted UDA delivered 2016 & 2017



Month	Adjusted Scheduled Activity (UDA)	
	2016	2017
April	819	869
May	2,480	2,499
June	3,866	3,546
July	6,359	5,954
August	7,998	8,072
September	9,994	9,841
October	11,743	
November	13,204	
December	14,975	
January	16,059	
February	18,090	
March	20,327	
April	21,178	
May	21,190	
June	21,199	

### QUALITY

	Quantity	Base Number	Contract	AT	Region	England
% of FP17s for the same patient ID Re-attending within 3 months - Children	57	1,242	4.6%	9.9%	12.0%	12.4%
% of FP17s for the same patient ID Re-attending within 3 months - Adults	513	4,444	11.5%	13.5%	15.9%	16.7%
% of FP17s for the same patient ID Re-attending between 3 & 9 months - Children	698	1,242	56.2%	58.0%	58.6%	57.4%
% of FP17s for the same patient ID Re-attending between 3 & 9 months - Adults	2,175	4,444	48.9%	49.5%	51.6%	50.5%
% of FP17s for Band 1 Urgent Courses	309	5,225	5.9%	7.0%	8.0%	9.1%
% of FP17s Relating to Free Repair or Replacements	17	5,225	0.3%	0.8%	0.8%	0.8%
% of FP17s Relating to Continuations	112	5,225	2.1%	1.4%	1.3%	1.3%
% of Patients satisfied with the dentistry they have received	16	16	100.0%	93.3%	93.1%	93.2%
% of Patients satisfied with the time they had to wait for an appointment	14	16	87.5%	90.6%	89.1%	89.0%

\* This is based on patients treated on this contract for their most recent course of treatment. Figures in italics indicate the base number of FP17s or Patient Questionnaire responses are less than 100. N/A is shown where the base number of responses is less than 10 during the period. % is calculated as Quantity/Base number\*100

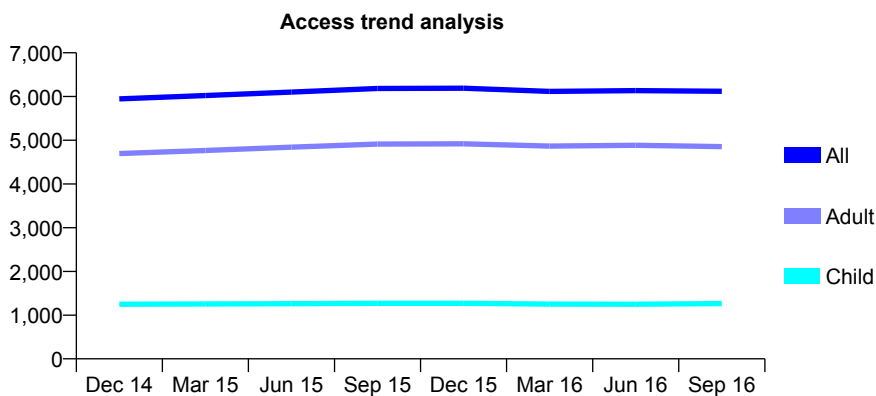
## Q53 - Vital Signs At a Glance Contract Report for 101435/0098 - September 2016

Name or company name	IDH Limited
Contract type name	GDS Contract
Purpose of contract	General
Contract start date	01/05/2008
Contract end date	

16/17 Contracted general activity (UDA)	17,250
Carry forward general activity (UDA)	646
16/17 Contracted orthodontic activity (UOA)	0
Carry forward orthodontic activity (UOA)	0
Baseline contract value	£403,149.33

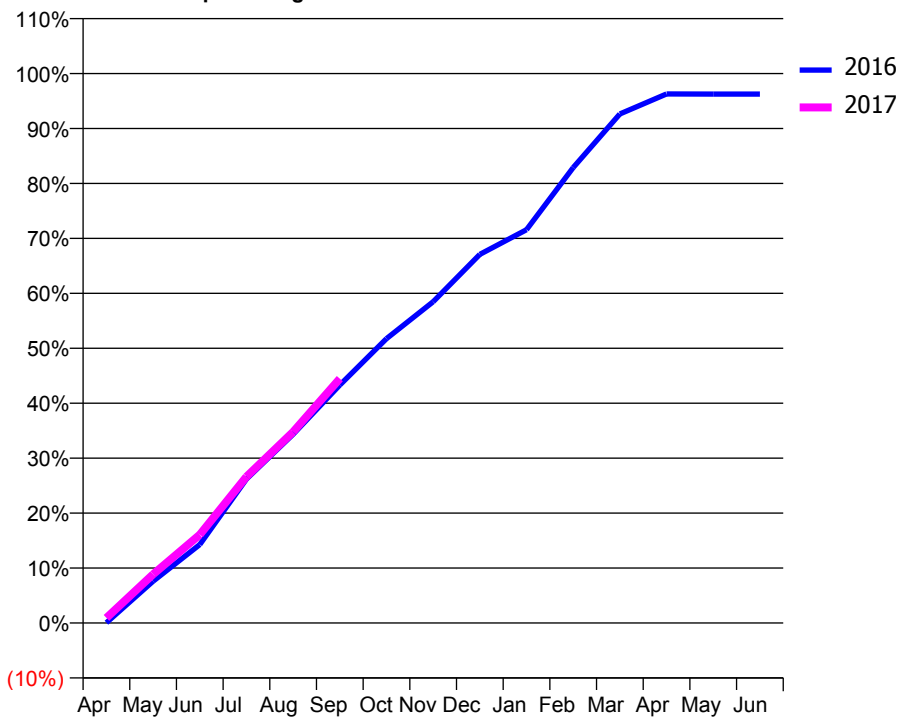
### ACCESS\*

Patients seen in 24 months	Total	Change since previous quarter
Quarter ending September 2015	6,183	
Quarter ending December 2015	6,190	→
Quarter ending March 2016	6,118	↓
Quarter ending June 2016	6,134	→
Quarter ending September 2016	6,119	→
<b>Variance since September 2015</b>	<b>(1.0%)</b>	<b>↓</b>



### ACTIVITY

Cumulative percentage of contracted UDA delivered 2016 & 2017



Month	Adjusted Scheduled Activity (UDA)	
	2016	2017
April	10	162
May	1,314	1,529
June	2,463	2,773
July	4,518	4,595
August	5,927	6,001
September	7,471	7,672
October	8,925	
November	10,086	
December	11,571	
January	12,348	
February	14,296	
March	15,979	
April	16,608	
May	16,604	
June	16,604	

### QUALITY

	Quantity	Base Number	Contract	AT	Region	England
% of FP17s for the same patient ID Re-attending within 3 months - Children	33	784	4.2%	9.9%	12.0%	12.4%
% of FP17s for the same patient ID Re-attending within 3 months - Adults	252	2,649	9.5%	13.5%	15.9%	16.7%
% of FP17s for the same patient ID Re-attending between 3 & 9 months - Children	312	784	39.8%	58.0%	58.6%	57.4%
% of FP17s for the same patient ID Re-attending between 3 & 9 months - Adults	983	2,649	37.1%	49.5%	51.6%	50.5%
% of FP17s for Band 1 Urgent Courses	111	3,181	3.5%	7.0%	8.0%	9.1%
% of FP17s Relating to Free Repair or Replacements	14	3,181	0.4%	0.8%	0.8%	0.8%
% of FP17s Relating to Continuations	66	3,181	2.1%	1.4%	1.3%	1.3%
% of Patients satisfied with the dentistry they have received	9	10	90.0%	93.3%	93.1%	93.2%
% of Patients satisfied with the time they had to wait for an appointment	9	10	90.0%	90.6%	89.1%	89.0%

\* This is based on patients treated on this contract for their most recent course of treatment. Figures in italics indicate the base number of FP17s or Patient Questionnaire responses are less than 100. N/A is shown where the base number of responses is less than 10 during the period. % is calculated as Quantity/Base number\*100

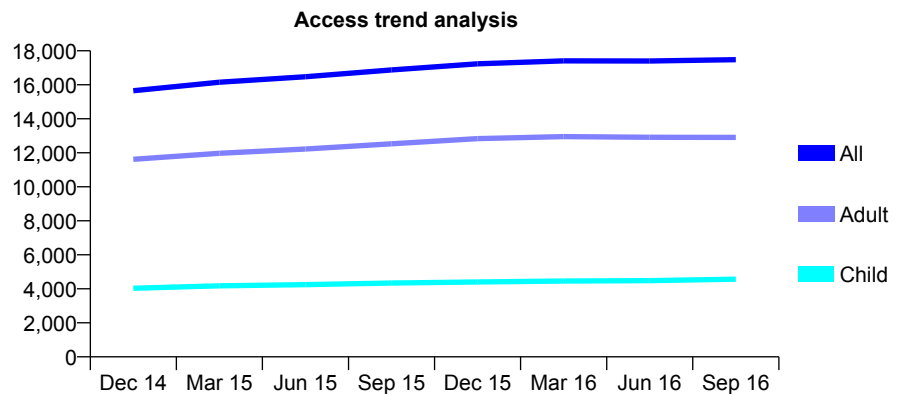
## Q53 - Vital Signs At a Glance Contract Report for 101435/0102 - September 2016

Name or company name	IDH Limited
Contract type name	GDS Contract
Purpose of contract	General
Contract start date	01/06/2008
Contract end date	

16/17 Contracted general activity (UDA)	54,777
Carry forward general activity (UDA)	0
16/17 Contracted orthodontic activity (UOA)	0
Carry forward orthodontic activity (UOA)	0
Baseline contract value	£1,434,679.70

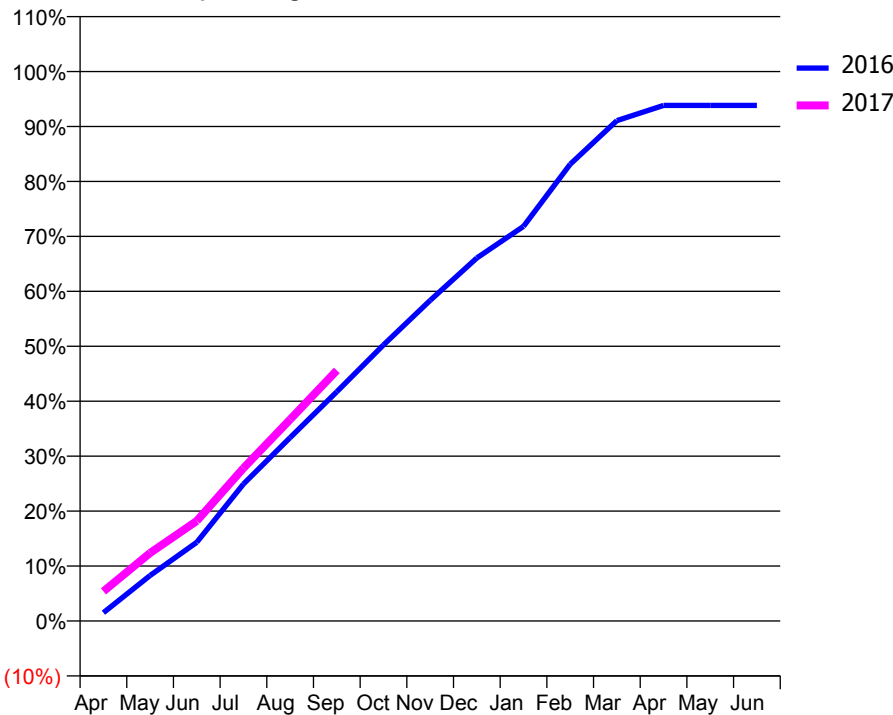
### ACCESS\*

Patients seen in 24 months	Total	Change since previous quarter
Quarter ending September 2015	16,871	
Quarter ending December 2015	17,238	↑
Quarter ending March 2016	17,407	→
Quarter ending June 2016	17,399	→
Quarter ending September 2016	17,481	→
<b>Variance since September 2015</b>	<b>3.6%</b>	<b>↑</b>



### ACTIVITY

Cumulative percentage of contracted UDA delivered 2016 & 2017



Month	Adjusted Scheduled Activity (UDA)	
	2016	2017
April	824	2,952
May	4,540	6,785
June	7,849	9,972
July	13,656	15,238
August	18,289	20,089
September	22,857	24,978
October	27,527	
November	31,956	
December	36,191	
January	39,345	
February	45,537	
March	49,879	
April	51,396	
May	51,394	
June	51,391	

### QUALITY

	Quantity	Base Number	Contract	AT	Region	England
% of FP17s for the same patient ID Re-attending within 3 months - Children	225	3,585	6.3%	9.9%	12.0%	12.4%
% of FP17s for the same patient ID Re-attending within 3 months - Adults	1,250	8,959	14.0%	13.5%	15.9%	16.7%
% of FP17s for the same patient ID Re-attending between 3 & 9 months - Children	2,130	3,585	59.4%	58.0%	58.6%	57.4%
% of FP17s for the same patient ID Re-attending between 3 & 9 months - Adults	5,020	8,959	56.0%	49.5%	51.6%	50.5%
% of FP17s for Band 1 Urgent Courses	611	11,816	5.2%	7.0%	8.0%	9.1%
% of FP17s Relating to Free Repair or Replacements	171	11,816	1.4%	0.8%	0.8%	0.8%
% of FP17s Relating to Continuations	298	11,816	2.5%	1.4%	1.3%	1.3%
% of Patients satisfied with the dentistry they have received	12	15	80.0%	93.3%	93.1%	93.2%
% of Patients satisfied with the time they had to wait for an appointment	15	15	100.0%	90.6%	89.1%	89.0%

\* This is based on patients treated on this contract for their most recent course of treatment. Figures in italics indicate the base number of FP17s or Patient Questionnaire responses are less than 100. N/A is shown where the base number of responses is less than 10 during the period. % is calculated as Quantity/Base number\*100

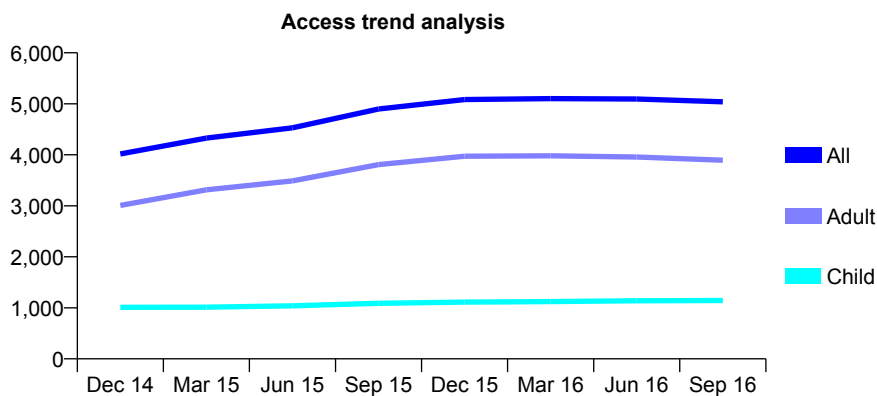
## Q53 - Vital Signs At a Glance Contract Report for 101796/0001 - September 2016

Name or company name	Villimaitis/Vilimaitiene
Contract type name	GDS Contract
Purpose of contract	General
Contract start date	01/12/2013
Contract end date	

16/17 Contracted general activity (UDA)	11,200
Carry forward general activity (UDA)	-144
16/17 Contracted orthodontic activity (UOA)	0
Carry forward orthodontic activity (UOA)	0
Baseline contract value	£320,495.30

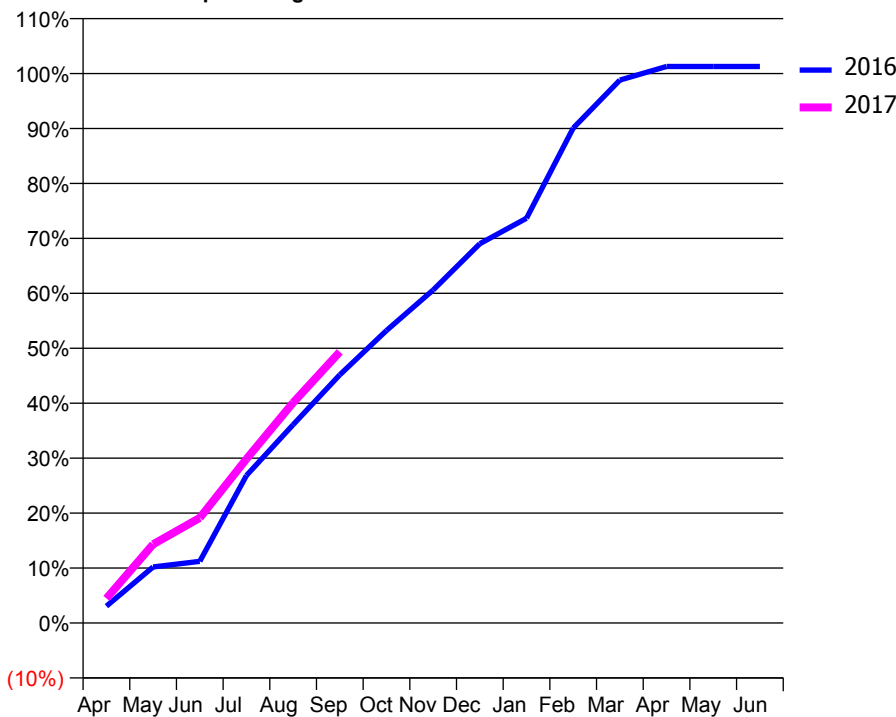
### ACCESS\*

Patients seen in 24 months	Total	Change since previous quarter
Quarter ending September 2015	4,897	
Quarter ending December 2015	5,084	↑
Quarter ending March 2016	5,103	→
Quarter ending June 2016	5,095	→
Quarter ending September 2016	5,040	↓
<b>Variance since September 2015</b>	<b>2.9%</b>	<b>↑</b>



### ACTIVITY

Cumulative percentage of contracted UDA delivered 2016 & 2017



Month	Adjusted Scheduled Activity (UDA)	
	2016	2017
April	344	500
May	1,143	1,605
June	1,257	2,142
July	3,007	3,345
August	4,042	4,492
September	5,058	5,528
October	5,963	
November	6,789	
December	7,730	
January	8,249	
February	10,086	
March	11,067	
April	11,344	
May	11,344	
June	11,344	

### QUALITY

	Quantity	Base Number	Contract	AT	Region	England
% of FP17s for the same patient ID Re-attending within 3 months - Children	77	948	8.1%	9.9%	12.0%	12.4%
% of FP17s for the same patient ID Re-attending within 3 months - Adults	136	1,814	7.5%	13.5%	15.9%	16.7%
% of FP17s for the same patient ID Re-attending between 3 & 9 months - Children	612	948	64.6%	58.0%	58.6%	57.4%
% of FP17s for the same patient ID Re-attending between 3 & 9 months - Adults	694	1,814	38.3%	49.5%	51.6%	50.5%
% of FP17s for Band 1 Urgent Courses	176	2,603	6.8%	7.0%	8.0%	9.1%
% of FP17s Relating to Free Repair or Replacements	27	2,603	1.0%	0.8%	0.8%	0.8%
% of FP17s Relating to Continuations	11	2,603	0.4%	1.4%	1.3%	1.3%
% of Patients satisfied with the dentistry they have received	9	9	N/A	93.3%	93.1%	93.2%
% of Patients satisfied with the time they had to wait for an appointment	8	9	N/A	90.6%	89.1%	89.0%

\* This is based on patients treated on this contract for their most recent course of treatment. Figures in italics indicate the base number of FP17s or Patient Questionnaire responses are less than 100. N/A is shown where the base number of responses is less than 10 during the period. % is calculated as Quantity/Base number\*100

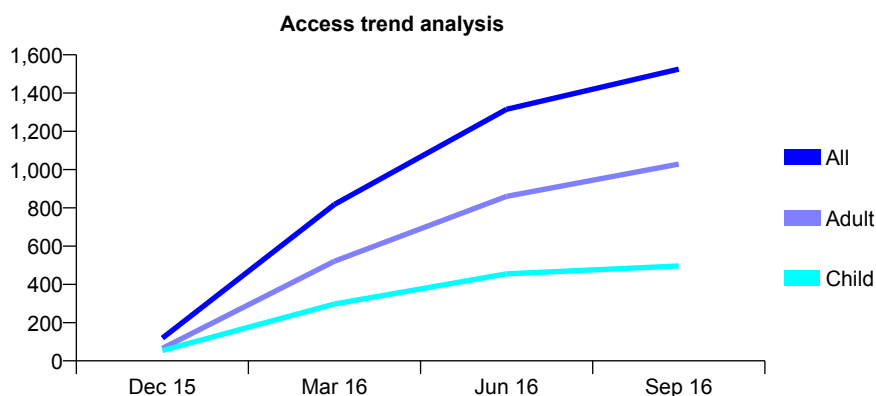
## Q53 - Vital Signs At a Glance Contract Report for 103063/0001 - September 2016

Name or company name	Graham Stokes & Kanwar Ratra
Contract type name	GDS Contract
Purpose of contract	General
Contract start date	01/12/2015
Contract end date	

16/17 Contracted general activity (UDA)	4,910
Carry forward general activity (UDA)	-82
16/17 Contracted orthodontic activity (UOA)	0
Carry forward orthodontic activity (UOA)	0
Baseline contract value	£129,062.47

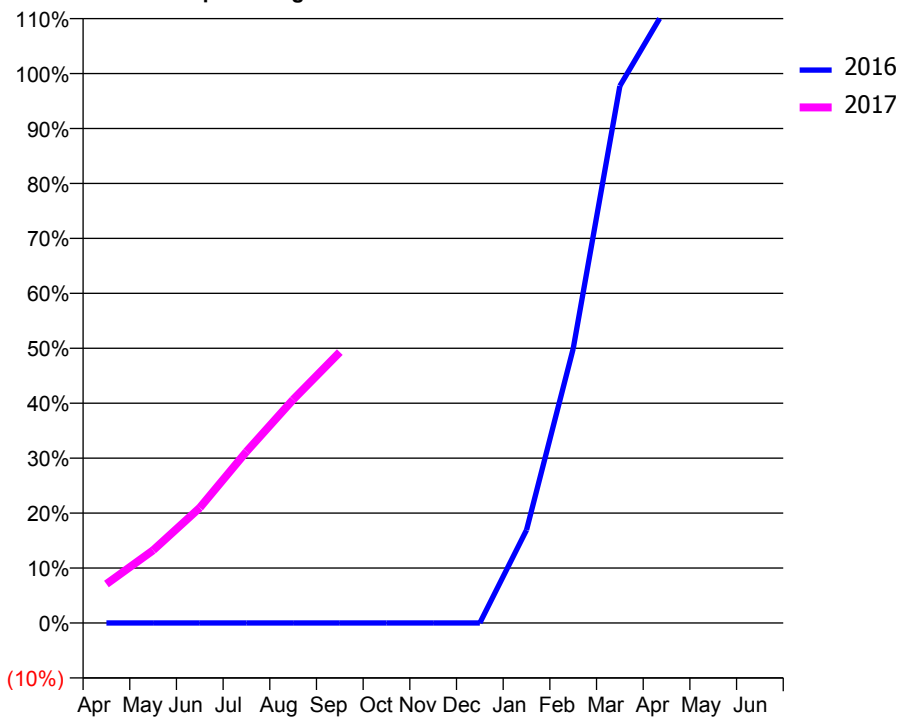
### ACCESS\*

Patients seen in 24 months	Total	Change since previous quarter
Quarter ending September 2015	0	
Quarter ending December 2015	119	↑
Quarter ending March 2016	818	↑
Quarter ending June 2016	1,315	↑
Quarter ending September 2016	1,525	↑
<b>Variance since September 2015</b>	N/A	



### ACTIVITY

Cumulative percentage of contracted UDA delivered 2016 & 2017



Month	Adjusted Scheduled Activity (UDA)	
	2016	2017
April	0	348
May	0	650
June	0	1,031
July	0	1,532
August	0	1,996
September	0	2,420
October	0	
November	0	
December	0	
January	231	
February	683	
March	1,336	
April	1,533	
May	1,535	
June	1,548	

### QUALITY

	Quantity	Base Number	Contract	AT	Region	England
% of FP17s for the same patient ID Re-attending within 3 months - Children	54	508	10.6%	9.9%	12.0%	12.4%
% of FP17s for the same patient ID Re-attending within 3 months - Adults	162	1,001	16.2%	13.5%	15.9%	16.7%
% of FP17s for the same patient ID Re-attending between 3 & 9 months - Children	195	508	38.4%	58.0%	58.6%	57.4%
% of FP17s for the same patient ID Re-attending between 3 & 9 months - Adults	312	1,001	31.2%	49.5%	51.6%	50.5%
% of FP17s for Band 1 Urgent Courses	53	1,383	3.8%	7.0%	8.0%	9.1%
% of FP17s Relating to Free Repair or Replacements	22	1,383	1.6%	0.8%	0.8%	0.8%
% of FP17s Relating to Continuations	15	1,383	1.1%	1.4%	1.3%	1.3%
% of Patients satisfied with the dentistry they have received	4	5	N/A	93.3%	93.1%	93.2%
% of Patients satisfied with the time they had to wait for an appointment	5	5	N/A	90.6%	89.1%	89.0%

\* This is based on patients treated on this contract for their most recent course of treatment. Figures in italics indicate the base number of FP17s or Patient Questionnaire responses are less than 100. N/A is shown where the base number of responses is less than 10 during the period. % is calculated as Quantity/Base number\*100

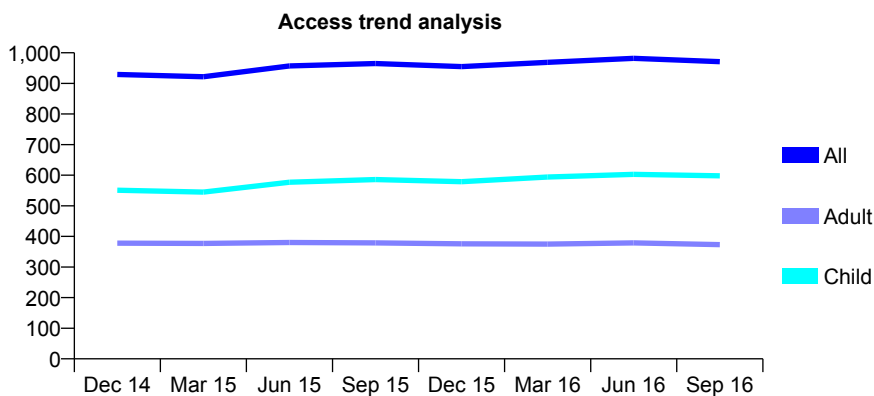
## Q53 - Vital Signs At a Glance Contract Report for 105341/0001 - September 2016

Name or company name	Rossmamor Limited
Contract type name	GDS Contract
Purpose of contract	General
Contract start date	01/04/2010
Contract end date	

16/17 Contracted general activity (UDA)	2,800
Carry forward general activity (UDA)	-10
16/17 Contracted orthodontic activity (UOA)	0
Carry forward orthodontic activity (UOA)	0
Baseline contract value	£81,937.23

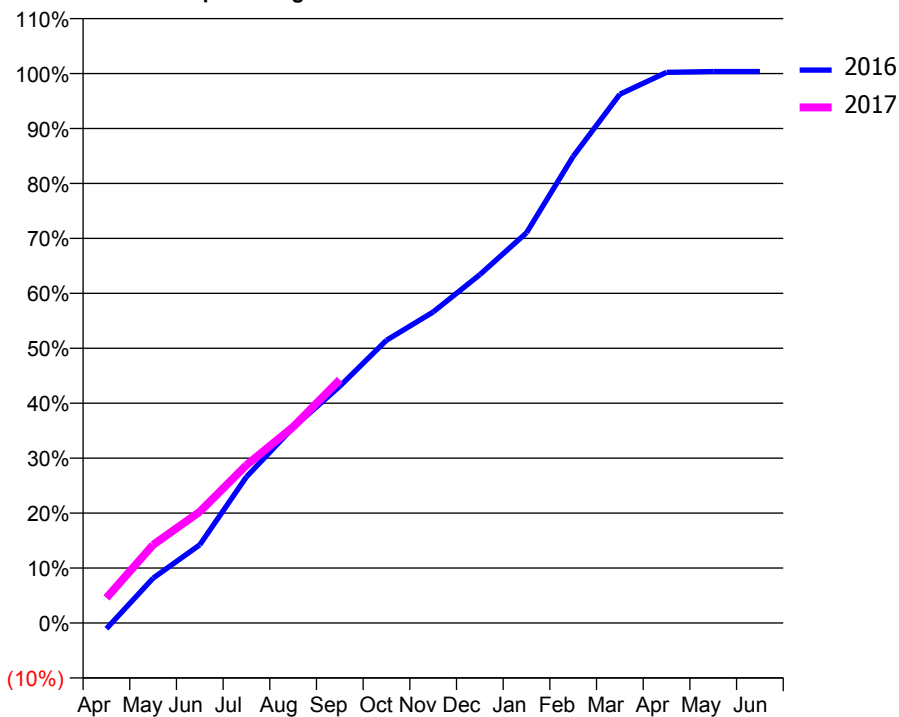
### ACCESS\*

Patients seen in 24 months	Total	Change since previous quarter
Quarter ending September 2015	965	
Quarter ending December 2015	955	↓
Quarter ending March 2016	969	→
Quarter ending June 2016	982	→
Quarter ending September 2016	971	↓
<b>Variance since September 2015</b>	<b>0.6%</b>	<b>→</b>



### ACTIVITY

Cumulative percentage of contracted UDA delivered 2016 & 2017



Month	Adjusted Scheduled Activity (UDA)	
	2016	2017
April	-30	128
May	229	398
June	398	567
July	745	805
August	996	999
September	1,207	1,239
October	1,441	
November	1,585	
December	1,775	
January	1,988	
February	2,378	
March	2,695	
April	2,806	
May	2,810	
June	2,810	

### QUALITY

	Quantity	Base Number	Contract	AT	Region	England
% of FP17s for the same patient ID Re-attending within 3 months - Children	52	478	10.9%	9.9%	12.0%	12.4%
% of FP17s for the same patient ID Re-attending within 3 months - Adults	60	269	22.3%	13.5%	15.9%	16.7%
% of FP17s for the same patient ID Re-attending between 3 & 9 months - Children	302	478	63.2%	58.0%	58.6%	57.4%
% of FP17s for the same patient ID Re-attending between 3 & 9 months - Adults	151	269	56.1%	49.5%	51.6%	50.5%
% of FP17s for Band 1 Urgent Courses	37	678	5.5%	7.0%	8.0%	9.1%
% of FP17s Relating to Free Repair or Replacements	0	678	0.0%	0.8%	0.8%	0.8%
% of FP17s Relating to Continuations	0	678	0.0%	1.4%	1.3%	1.3%
% of Patients satisfied with the dentistry they have received	1	1	N/A	93.3%	93.1%	93.2%
% of Patients satisfied with the time they had to wait for an appointment	1	1	N/A	90.6%	89.1%	89.0%

\* This is based on patients treated on this contract for their most recent course of treatment. Figures in italics indicate the base number of FP17s or Patient Questionnaire responses are less than 100. N/A is shown where the base number of responses is less than 10 during the period. % is calculated as Quantity/Base number\*100



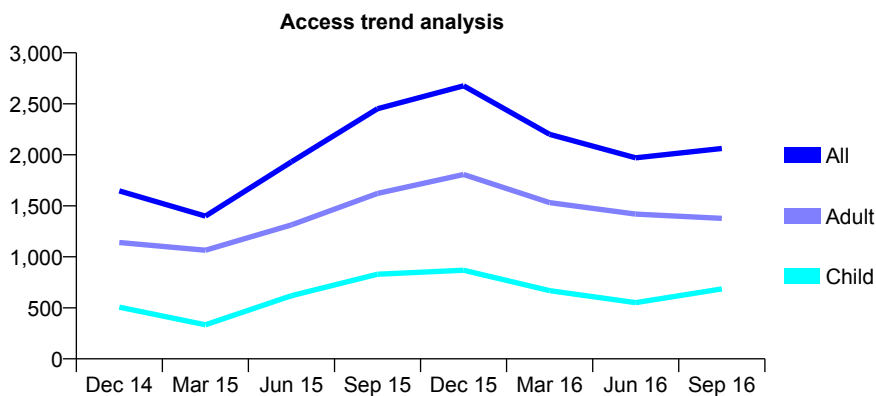
## Q53 - Vital Signs At a Glance Contract Report for 109789/0001 - September 2016

Name or company name	Dental Surgery, 60 Long Street
Contract type name	GDS Contract
Purpose of contract	General
Contract start date	01/04/2014
Contract end date	

16/17 Contracted general activity (UDA)	6,414
Carry forward general activity (UDA)	-128
16/17 Contracted orthodontic activity (UOA)	0
Carry forward orthodontic activity (UOA)	0
Baseline contract value	£146,712.77

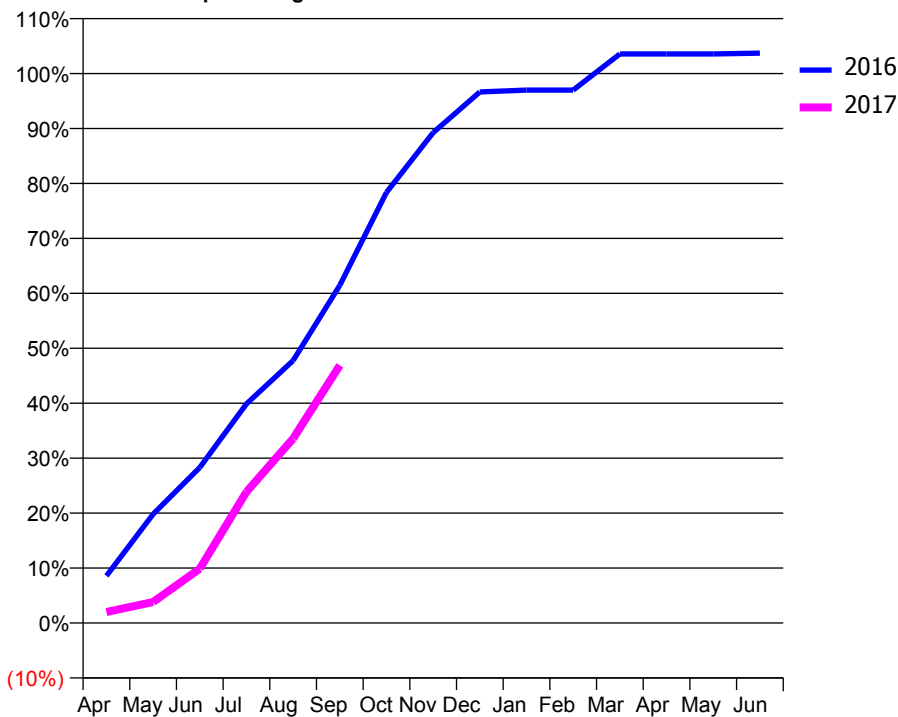
### ACCESS\*

Patients seen in 24 months	Total	Change since previous quarter
Quarter ending September 2015	2,452	
Quarter ending December 2015	2,676	↑
Quarter ending March 2016	2,200	↓
Quarter ending June 2016	1,970	↓
Quarter ending September 2016	2,062	↑
<b>Variance since September 2015</b>	<b>(15.9%)</b>	<b>↓</b>



### ACTIVITY

Cumulative percentage of contracted UDA delivered 2016 & 2017



Month	Adjusted Scheduled Activity (UDA)	
	2016	2017
April	550	128
May	1,270	244
June	1,816	635
July	2,559	1,531
August	3,064	2,154
September	3,942	3,008
October	5,026	
November	5,724	
December	6,199	
January	6,221	
February	6,221	
March	6,642	
April	6,642	
May	6,642	
June	6,652	

### QUALITY

	Quantity	Base Number	Contract	AT	Region	England
% of FP17s for the same patient ID Re-attending within 3 months - Children	23	462	5.0%	9.9%	12.0%	12.4%
% of FP17s for the same patient ID Re-attending within 3 months - Adults	57	680	8.4%	13.5%	15.9%	16.7%
% of FP17s for the same patient ID Re-attending between 3 & 9 months - Children	80	462	17.3%	58.0%	58.6%	57.4%
% of FP17s for the same patient ID Re-attending between 3 & 9 months - Adults	83	680	12.2%	49.5%	51.6%	50.5%
% of FP17s for Band 1 Urgent Courses	123	1,136	10.8%	7.0%	8.0%	9.1%
% of FP17s Relating to Free Repair or Replacements	2	1,136	0.2%	0.8%	0.8%	0.8%
% of FP17s Relating to Continuations	5	1,136	0.4%	1.4%	1.3%	1.3%
% of Patients satisfied with the dentistry they have received	0	0	N/A	93.3%	93.1%	93.2%
% of Patients satisfied with the time they had to wait for an appointment	0	0	N/A	90.6%	89.1%	89.0%

\* This is based on patients treated on this contract for their most recent course of treatment. Figures in italics indicate the base number of FP17s or Patient Questionnaire responses are less than 100. N/A is shown where the base number of responses is less than 10 during the period. % is calculated as Quantity/Base number\*100

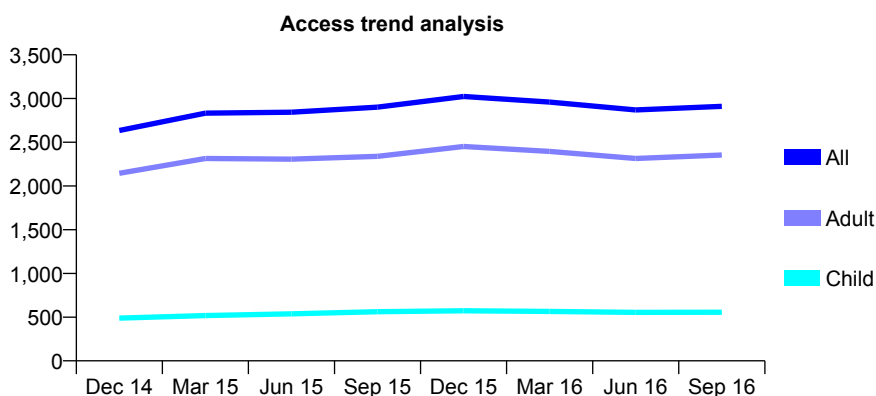
## Q53 - Vital Signs At a Glance Contract Report for 109975/0001 - September 2016

Name or company name	165 Long Street, Atherstone
Contract type name	GDS Contract
Purpose of contract	General
Contract start date	01/03/2011
Contract end date	

16/17 Contracted general activity (UDA)	7,887
Carry forward general activity (UDA)	-98
16/17 Contracted orthodontic activity (UOA)	0
Carry forward orthodontic activity (UOA)	0
Baseline contract value	£169,174.65

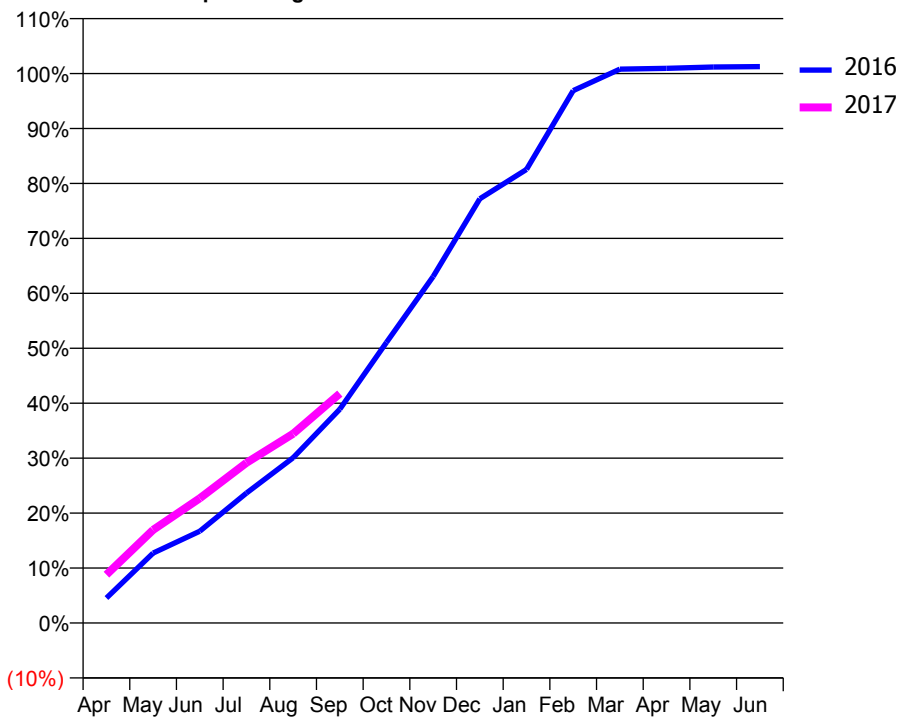
### ACCESS\*

Patients seen in 24 months	Total	Change since previous quarter
Quarter ending September 2015	2,901	
Quarter ending December 2015	3,024	↑
Quarter ending March 2016	2,960	↓
Quarter ending June 2016	2,870	↓
Quarter ending September 2016	2,910	→
<b>Variance since September 2015</b>	<b>0.3%</b>	<b>→</b>



### ACTIVITY

Cumulative percentage of contracted UDA delivered 2016 & 2017



Month	Adjusted Scheduled Activity (UDA)	
	2016	2017
April	358	693
May	1,005	1,336
June	1,318	1,790
July	1,865	2,299
August	2,371	2,717
September	3,070	3,292
October	4,028	
November	4,973	
December	6,088	
January	6,510	
February	7,641	
March	7,950	
April	7,961	
May	7,979	
June	7,985	

### QUALITY

	Quantity	Base Number	Contract	AT	Region	England
% of FP17s for the same patient ID Re-attending within 3 months - Children	25	441	5.7%	9.9%	12.0%	12.4%
% of FP17s for the same patient ID Re-attending within 3 months - Adults	105	725	14.5%	13.5%	15.9%	16.7%
% of FP17s for the same patient ID Re-attending between 3 & 9 months - Children	283	441	64.2%	58.0%	58.6%	57.4%
% of FP17s for the same patient ID Re-attending between 3 & 9 months - Adults	292	725	40.3%	49.5%	51.6%	50.5%
% of FP17s for Band 1 Urgent Courses	90	1,123	8.0%	7.0%	8.0%	9.1%
% of FP17s Relating to Free Repair or Replacements	17	1,123	1.5%	0.8%	0.8%	0.8%
% of FP17s Relating to Continuations	24	1,123	2.1%	1.4%	1.3%	1.3%
% of Patients satisfied with the dentistry they have received	5	6	N/A	93.3%	93.1%	93.2%
% of Patients satisfied with the time they had to wait for an appointment	6	6	N/A	90.6%	89.1%	89.0%

\* This is based on patients treated on this contract for their most recent course of treatment. Figures in italics indicate the base number of FP17s or Patient Questionnaire responses are less than 100. N/A is shown where the base number of responses is less than 10 during the period. % is calculated as Quantity/Base number\*100

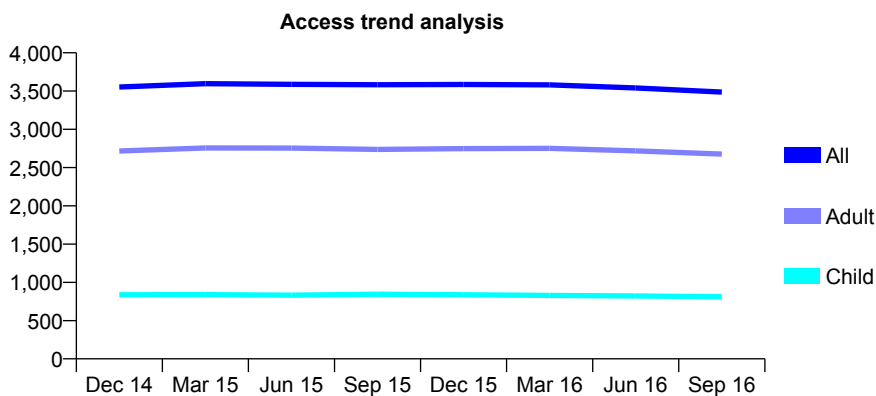
### Q53 - Vital Signs At a Glance Contract Report for 113131/0001 - September 2016

Name or company name	76Dental
Contract type name	GDS Contract
Purpose of contract	General
Contract start date	01/04/2011
Contract end date	

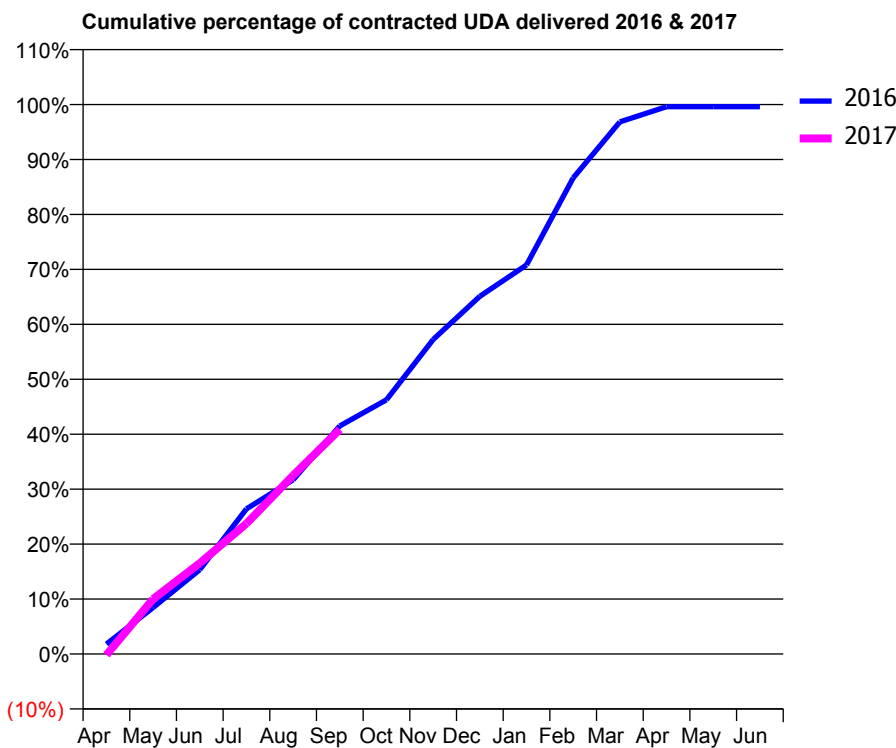
16/17 Contracted general activity (UDA)	11,219
Carry forward general activity (UDA)	45
16/17 Contracted orthodontic activity (UOA)	0
Carry forward orthodontic activity (UOA)	0
Baseline contract value	£317,505.86

#### ACCESS\*

Patients seen in 24 months	Total	Change since previous quarter
Quarter ending September 2015	3,582	
Quarter ending December 2015	3,586	→
Quarter ending March 2016	3,580	→
Quarter ending June 2016	3,540	↓
Quarter ending September 2016	3,487	↓
<b>Variance since September 2015</b>	<b>(2.7%)</b>	<b>↓</b>



#### ACTIVITY



Month	Adjusted Scheduled Activity (UDA)	
	2016	2017
April	202	-21
May	948	1,123
June	1,722	1,854
July	2,964	2,664
August	3,557	3,647
September	4,656	4,587
October	5,190	
November	6,421	
December	7,302	
January	7,942	
February	9,722	
March	10,865	
April	11,174	
May	11,174	
June	11,174	

#### QUALITY

	Quantity	Base Number	Contract	AT	Region	England
% of FP17s for the same patient ID Re-attending within 3 months - Children	41	592	6.9%	9.9%	12.0%	12.4%
% of FP17s for the same patient ID Re-attending within 3 months - Adults	209	1,807	11.6%	13.5%	15.9%	16.7%
% of FP17s for the same patient ID Re-attending between 3 & 9 months - Children	379	592	64.0%	58.0%	58.6%	57.4%
% of FP17s for the same patient ID Re-attending between 3 & 9 months - Adults	1,103	1,807	61.0%	49.5%	51.6%	50.5%
% of FP17s for Band 1 Urgent Courses	114	2,271	5.0%	7.0%	8.0%	9.1%
% of FP17s Relating to Free Repair or Replacements	20	2,271	0.9%	0.8%	0.8%	0.8%
% of FP17s Relating to Continuations	26	2,271	1.1%	1.4%	1.3%	1.3%
% of Patients satisfied with the dentistry they have received	4	4	N/A	93.3%	93.1%	93.2%
% of Patients satisfied with the time they had to wait for an appointment	4	4	N/A	90.6%	89.1%	89.0%

\* This is based on patients treated on this contract for their most recent course of treatment. Figures in italics indicate the base number of FP17s or Patient Questionnaire responses are less than 100. N/A is shown where the base number of responses is less than 10 during the period. % is calculated as Quantity/Base number\*100

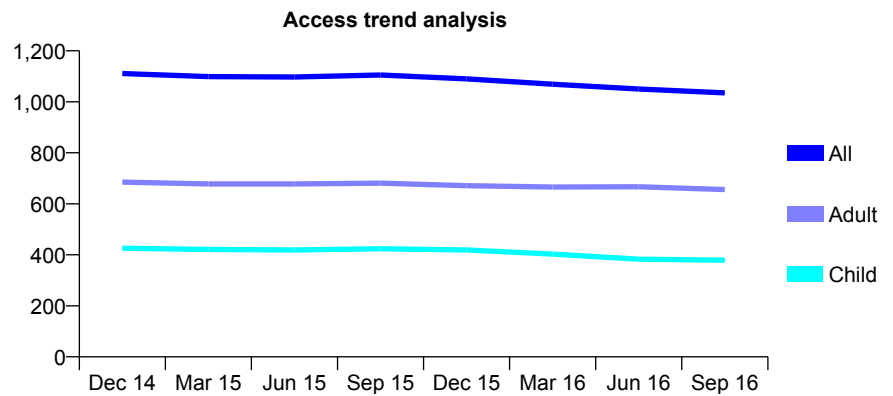
## Q53 - Vital Signs At a Glance Contract Report for 115010/0001 - September 2016

Name or company name	Salmon And Light Dental Practice
Contract type name	GDS Contract
Purpose of contract	General
Contract start date	01/04/2012
Contract end date	

16/17 Contracted general activity (UDA)	3,571
Carry forward general activity (UDA)	0
16/17 Contracted orthodontic activity (UOA)	0
Carry forward orthodontic activity (UOA)	0
Baseline contract value	£83,523.24

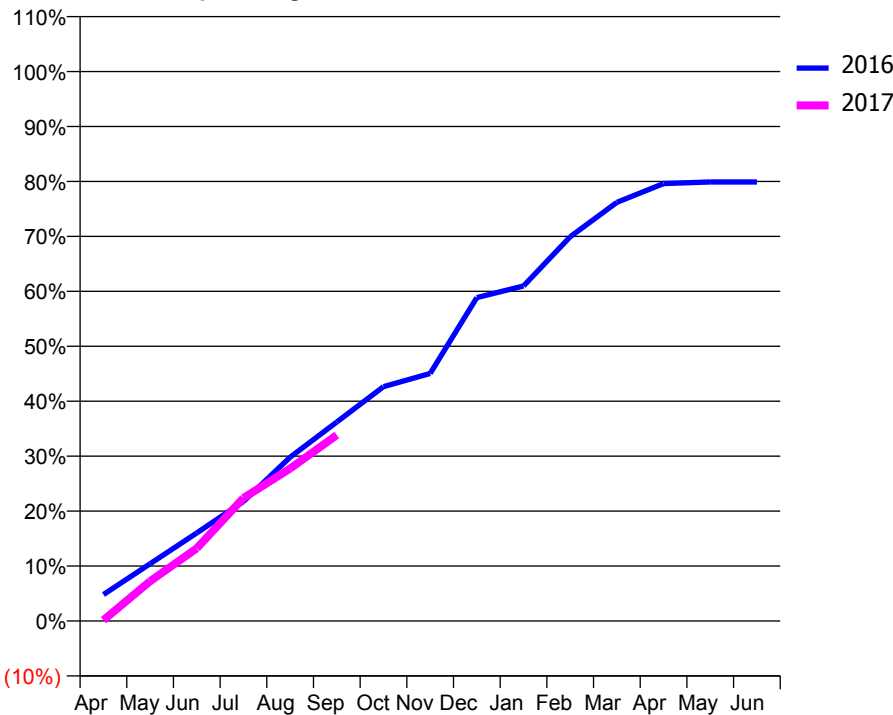
### ACCESS\*

Patients seen in 24 months	Total	Change since previous quarter
Quarter ending September 2015	1,105	
Quarter ending December 2015	1,090	↓
Quarter ending March 2016	1,069	↓
Quarter ending June 2016	1,050	↓
Quarter ending September 2016	1,035	↓
<b>Variance since September 2015</b>	<b>(6.3%)</b>	<b>↓</b>



### ACTIVITY

Cumulative percentage of contracted UDA delivered 2016 & 2017



Month	Adjusted Scheduled Activity (UDA)	
	2016	2017
April	172	6
May	372	258
June	572	473
July	777	799
August	1,065	991
September	1,294	1,208
October	1,523	
November	1,608	
December	2,102	
January	2,178	
February	2,497	
March	2,721	
April	2,843	
May	2,853	
June	2,853	

### QUALITY

	Quantity	Base Number	Contract	AT	Region	England
% of FP17s for the same patient ID Re-attending within 3 months - Children	19	336	5.7%	9.9%	12.0%	12.4%
% of FP17s for the same patient ID Re-attending within 3 months - Adults	74	485	15.3%	13.5%	15.9%	16.7%
% of FP17s for the same patient ID Re-attending between 3 & 9 months - Children	253	336	75.3%	58.0%	58.6%	57.4%
% of FP17s for the same patient ID Re-attending between 3 & 9 months - Adults	287	485	59.2%	49.5%	51.6%	50.5%
% of FP17s for Band 1 Urgent Courses	67	762	8.8%	7.0%	8.0%	9.1%
% of FP17s Relating to Free Repair or Replacements	0	762	0.0%	0.8%	0.8%	0.8%
% of FP17s Relating to Continuations	2	762	0.3%	1.4%	1.3%	1.3%
% of Patients satisfied with the dentistry they have received	1	1	N/A	93.3%	93.1%	93.2%
% of Patients satisfied with the time they had to wait for an appointment	1	1	N/A	90.6%	89.1%	89.0%

\* This is based on patients treated on this contract for their most recent course of treatment. Figures in italics indicate the base number of FP17s or Patient Questionnaire responses are less than 100. N/A is shown where the base number of responses is less than 10 during the period. % is calculated as Quantity/Base number\*100

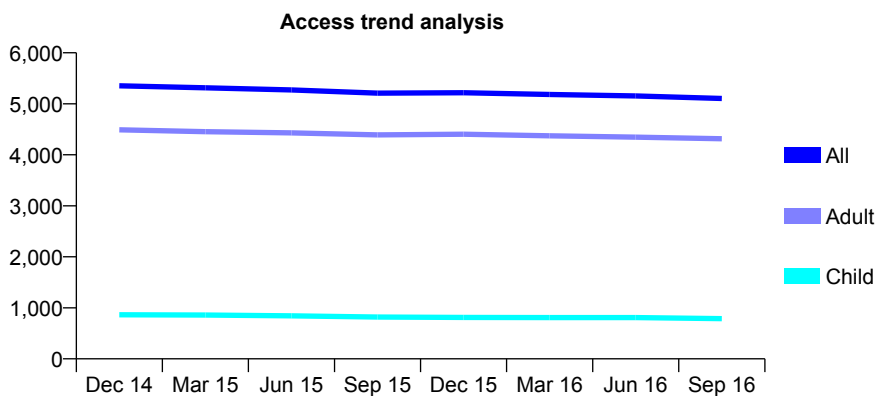
## Q53 - Vital Signs At a Glance Contract Report for 116548/0001 - September 2016

Name or company name	Weobley Dental Surgery
Contract type name	GDS Contract
Purpose of contract	General
Contract start date	01/04/2006
Contract end date	

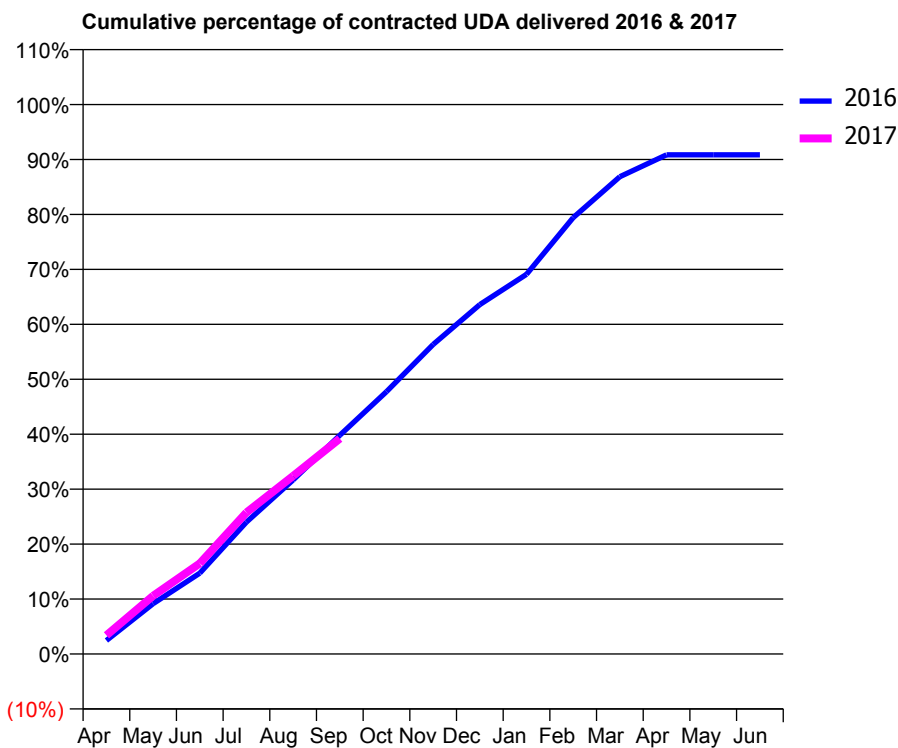
16/17 Contracted general activity (UDA)	17,977
Carry forward general activity (UDA)	0
16/17 Contracted orthodontic activity (UOA)	0
Carry forward orthodontic activity (UOA)	0
Baseline contract value	£499,071.06

### ACCESS\*

Patients seen in 24 months	Total	Change since previous quarter
Quarter ending September 2015	5,210	
Quarter ending December 2015	5,218	→
Quarter ending March 2016	5,183	→
Quarter ending June 2016	5,155	→
Quarter ending September 2016	5,105	→
<b>Variance since September 2015</b>	<b>(2.0%)</b>	<b>↓</b>



### ACTIVITY



Month	Adjusted Scheduled Activity (UDA)	
	2016	2017
April	444	611
May	1,648	1,904
June	2,645	2,965
July	4,319	4,631
August	5,693	5,825
September	7,159	7,046
October	8,583	
November	10,127	
December	11,433	
January	12,424	
February	14,277	
March	15,616	
April	16,330	
May	16,330	
June	16,330	

### QUALITY

	Quantity	Base Number	Contract	AT	Region	England
% of FP17s for the same patient ID Re-attending within 3 months - Children	44	637	6.9%	9.9%	12.0%	12.4%
% of FP17s for the same patient ID Re-attending within 3 months - Adults	796	3,766	21.1%	13.5%	15.9%	16.7%
% of FP17s for the same patient ID Re-attending between 3 & 9 months - Children	378	637	59.3%	58.0%	58.6%	57.4%
% of FP17s for the same patient ID Re-attending between 3 & 9 months - Adults	1,928	3,766	51.2%	49.5%	51.6%	50.5%
% of FP17s for Band 1 Urgent Courses	391	4,040	9.7%	7.0%	8.0%	9.1%
% of FP17s Relating to Free Repair or Replacements	83	4,040	2.1%	0.8%	0.8%	0.8%
% of FP17s Relating to Continuations	122	4,040	3.0%	1.4%	1.3%	1.3%
% of Patients satisfied with the dentistry they have received	17	17	100.0%	93.3%	93.1%	93.2%
% of Patients satisfied with the time they had to wait for an appointment	16	17	94.1%	90.6%	89.1%	89.0%

\* This is based on patients treated on this contract for their most recent course of treatment. Figures in italics indicate the base number of FP17s or Patient Questionnaire responses are less than 100. N/A is shown where the base number of responses is less than 10 during the period. % is calculated as Quantity/Base number\*100

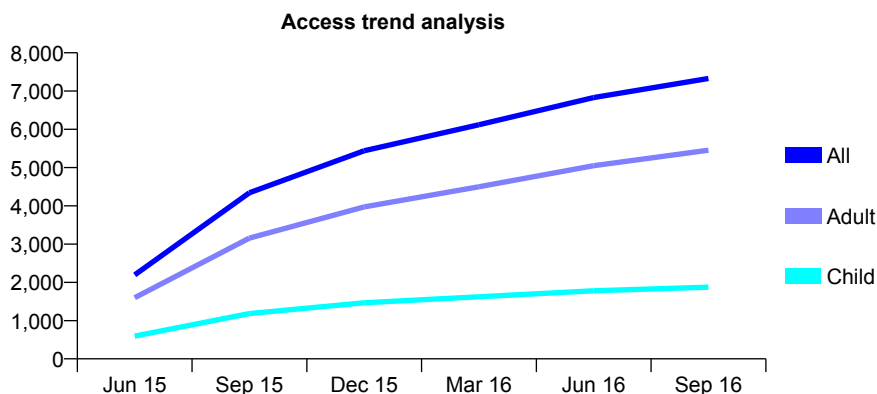
## Q53 - Vital Signs At a Glance Contract Report for 124192/0001 - September 2016

Name or company name	Mr David R Pulsford & Ms Lucy Noon
Contract type name	GDS Contract
Purpose of contract	General
Contract start date	01/04/2015
Contract end date	

16/17 Contracted general activity (UDA)	22,537
Carry forward general activity (UDA)	676
16/17 Contracted orthodontic activity (UOA)	0
Carry forward orthodontic activity (UOA)	0
Baseline contract value	£667,745.74

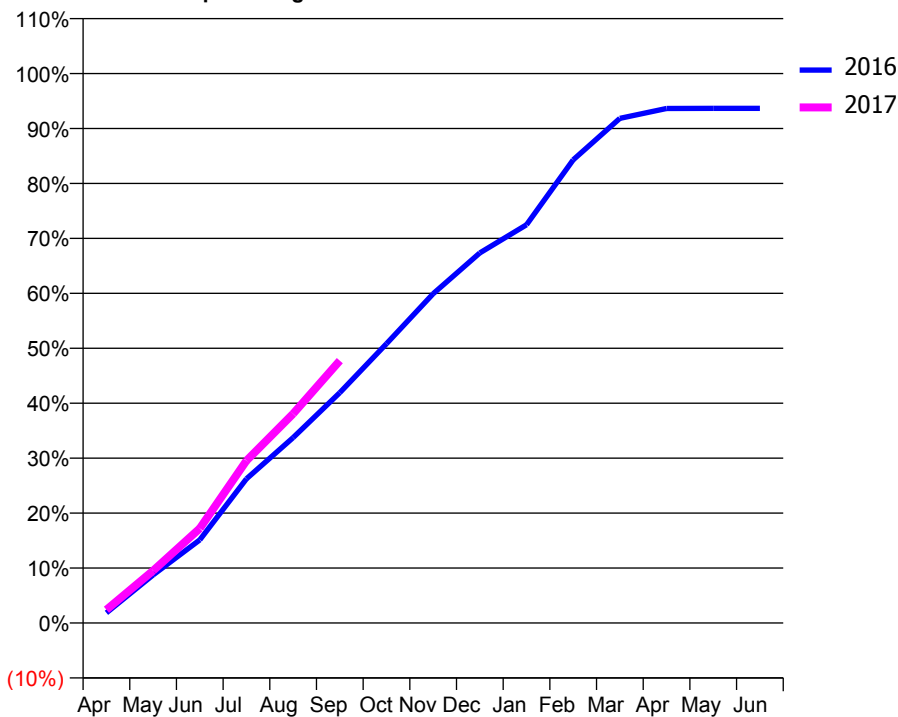
### ACCESS\*

Patients seen in 24 months	Total	Change since previous quarter
Quarter ending September 2015	4,341	
Quarter ending December 2015	5,438	↑
Quarter ending March 2016	6,120	↑
Quarter ending June 2016	6,829	↑
Quarter ending September 2016	7,329	↑
<b>Variance since September 2015</b>	<b>68.8%</b>	<b>↑</b>



### ACTIVITY

Cumulative percentage of contracted UDA delivered 2016 & 2017



Month	Adjusted Scheduled Activity (UDA)	
	2016	2017
April	427	544
May	2,004	2,149
June	3,466	3,879
July	6,007	6,657
August	7,724	8,581
September	9,597	10,758
October	11,634	
November	13,716	
December	15,420	
January	16,593	
February	19,296	
March	21,026	
April	21,434	
May	21,441	
June	21,442	

### QUALITY

	Quantity	Base Number	Contract	AT	Region	England
% of FP17s for the same patient ID Re-attending within 3 months - Children	61	1,509	4.0%	9.9%	12.0%	12.4%
% of FP17s for the same patient ID Re-attending within 3 months - Adults	417	4,003	10.4%	13.5%	15.9%	16.7%
% of FP17s for the same patient ID Re-attending between 3 & 9 months - Children	873	1,509	57.9%	58.0%	58.6%	57.4%
% of FP17s for the same patient ID Re-attending between 3 & 9 months - Adults	2,194	4,003	54.8%	49.5%	51.6%	50.5%
% of FP17s for Band 1 Urgent Courses	279	5,099	5.5%	7.0%	8.0%	9.1%
% of FP17s Relating to Free Repair or Replacements	2	5,099	0.0%	0.8%	0.8%	0.8%
% of FP17s Relating to Continuations	65	5,099	1.3%	1.4%	1.3%	1.3%
% of Patients satisfied with the dentistry they have received	5	5	N/A	93.3%	93.1%	93.2%
% of Patients satisfied with the time they had to wait for an appointment	5	5	N/A	90.6%	89.1%	89.0%

\* This is based on patients treated on this contract for their most recent course of treatment. Figures in italics indicate the base number of FP17s or Patient Questionnaire responses are less than 100. N/A is shown where the base number of responses is less than 10 during the period. % is calculated as Quantity/Base number\*100

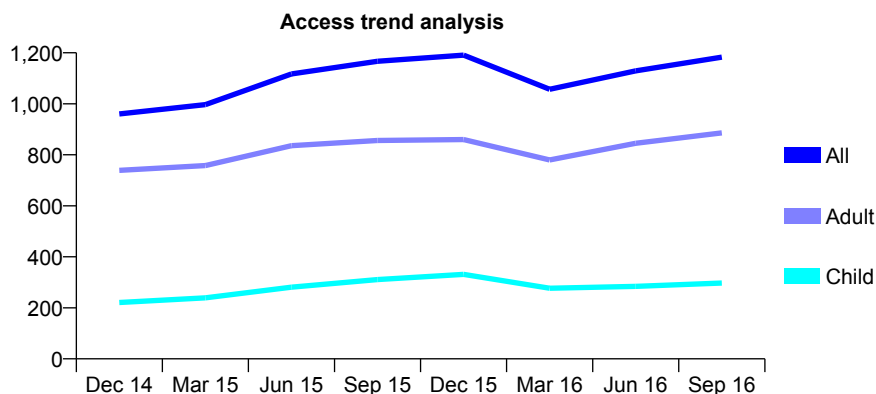
## Q53 - Vital Signs At a Glance Contract Report for 129216/0001 - September 2016

Name or company name	Acacia Dental Practice Limited
Contract type name	GDS Contract
Purpose of contract	General
Contract start date	01/11/2012
Contract end date	

16/17 Contracted general activity (UDA)	3,760
Carry forward general activity (UDA)	50
16/17 Contracted orthodontic activity (UOA)	0
Carry forward orthodontic activity (UOA)	0
Baseline contract value	£95,140.59

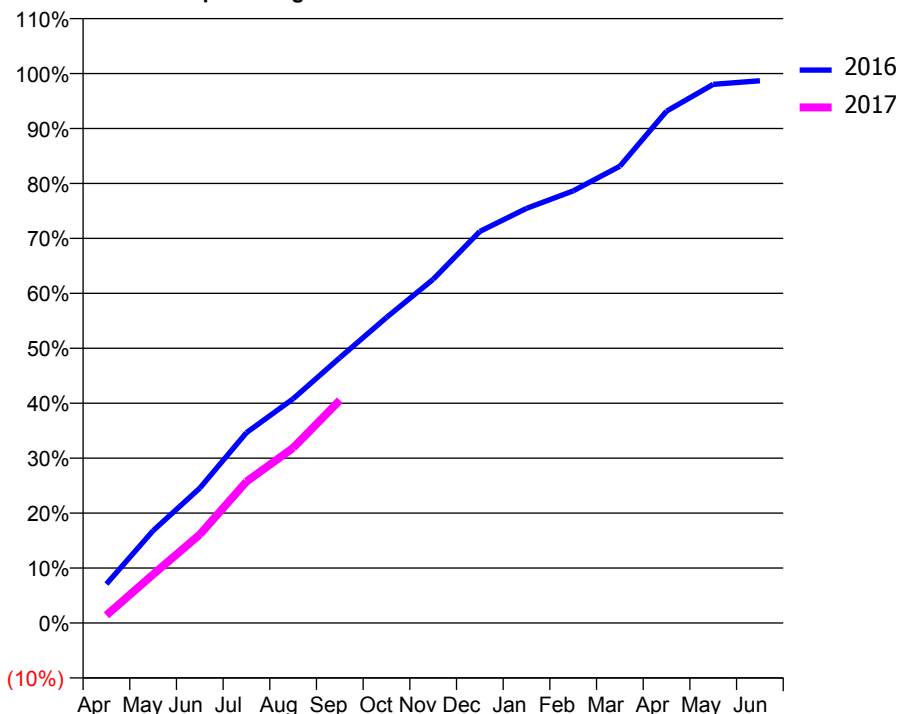
### ACCESS\*

Patients seen in 24 months	Total	Change since previous quarter
Quarter ending September 2015	1,167	
Quarter ending December 2015	1,191	↑
Quarter ending March 2016	1,057	↓
Quarter ending June 2016	1,129	↑
Quarter ending September 2016	1,183	↑
<b>Variance since September 2015</b>	<b>1.4%</b>	→



### ACTIVITY

Cumulative percentage of contracted UDA delivered 2016 & 2017



Adjusted Scheduled Activity (UDA)

Month	2016	2017
April	267	53
May	632	333
June	923	606
July	1,302	967
August	1,534	1,199
September	1,815	1,524
October	2,091	
November	2,352	
December	2,679	
January	2,837	
February	2,957	
March	3,125	
April	3,502	
May	3,686	
June	3,710	

### QUALITY

	Quantity	Base Number	Contract	AT	Region	England
% of FP17s for the same patient ID Re-attending within 3 months - Children	17	258	6.6%	9.9%	12.0%	12.4%
% of FP17s for the same patient ID Re-attending within 3 months - Adults	84	726	11.6%	13.5%	15.9%	16.7%
% of FP17s for the same patient ID Re-attending between 3 & 9 months - Children	102	258	39.5%	58.0%	58.6%	57.4%
% of FP17s for the same patient ID Re-attending between 3 & 9 months - Adults	278	726	38.3%	49.5%	51.6%	50.5%
% of FP17s for Band 1 Urgent Courses	56	788	7.1%	7.0%	8.0%	9.1%
% of FP17s Relating to Free Repair or Replacements	9	788	1.1%	0.8%	0.8%	0.8%
% of FP17s Relating to Continuations	18	788	2.3%	1.4%	1.3%	1.3%
% of Patients satisfied with the dentistry they have received	1	1	N/A	93.3%	93.1%	93.2%
% of Patients satisfied with the time they had to wait for an appointment	1	1	N/A	90.6%	89.1%	89.0%

\* This is based on patients treated on this contract for their most recent course of treatment. Figures in italics indicate the base number of FP17s or Patient Questionnaire responses are less than 100. N/A is shown where the base number of responses is less than 10 during the period. % is calculated as Quantity/Base number\*100

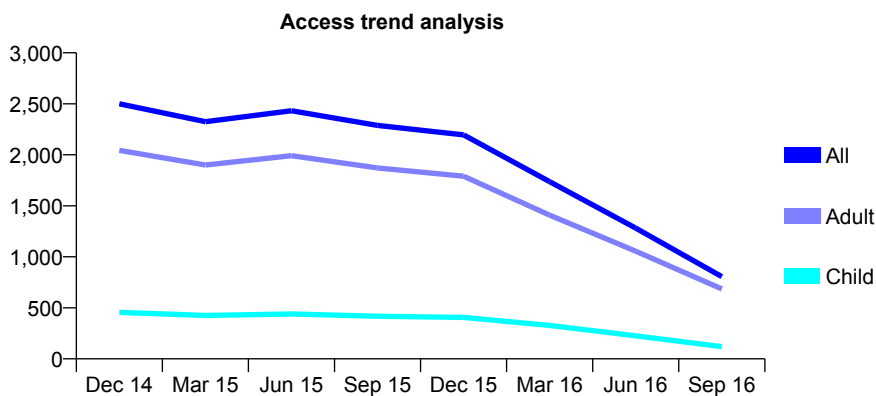
## Q53 - Vital Signs At a Glance Contract Report for 129577/0002 - September 2016

Name or company name	Richmond Dental Practice Ltd.
Contract type name	PDS Plus Contract
Purpose of contract	General
Contract start date	01/11/2012
Contract end date	31/03/2017

16/17 Contracted general activity (UDA)	3,650
Carry forward general activity (UDA)	0
16/17 Contracted orthodontic activity (UOA)	0
Carry forward orthodontic activity (UOA)	0
Baseline contract value	£71,416.84

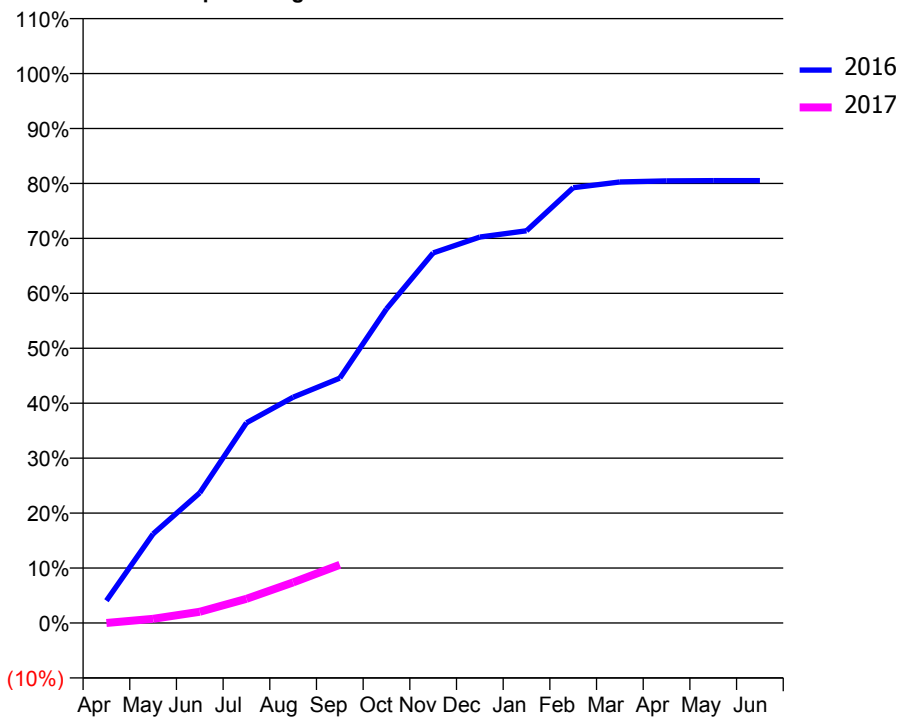
### ACCESS\*

Patients seen in 24 months	Total	Change since previous quarter
Quarter ending September 2015	2,288	
Quarter ending December 2015	2,196	↓
Quarter ending March 2016	1,736	↓
Quarter ending June 2016	1,282	↓
Quarter ending September 2016	806	↓
<b>Variance since September 2015</b>	<b>(64.8%)</b>	<b>↓</b>



### ACTIVITY

Cumulative percentage of contracted UDA delivered 2016 & 2017



Adjusted Scheduled Activity (UDA)

Month	2016	2017
April	148	0
May	592	28
June	865	75
July	1,330	161
August	1,500	270
September	1,627	386
October	2,086	
November	2,458	
December	2,564	
January	2,605	
February	2,891	
March	2,929	
April	2,936	
May	2,938	
June	2,938	

### QUALITY

	Quantity	Base Number	Contract	AT	Region	England
% of FP17s for the same patient ID Re-attending within 3 months - Children	0	16	0.0%	9.9%	12.0%	12.4%
% of FP17s for the same patient ID Re-attending within 3 months - Adults	2	90	2.2%	13.5%	15.9%	16.7%
% of FP17s for the same patient ID Re-attending between 3 & 9 months - Children	0	16	0.0%	58.0%	58.6%	57.4%
% of FP17s for the same patient ID Re-attending between 3 & 9 months - Adults	2	90	2.2%	49.5%	51.6%	50.5%
% of FP17s for Band 1 Urgent Courses	17	100	17.0%	7.0%	8.0%	9.1%
% of FP17s Relating to Free Repair or Replacements	0	100	0.0%	0.8%	0.8%	0.8%
% of FP17s Relating to Continuations	1	100	1.0%	1.4%	1.3%	1.3%
% of Patients satisfied with the dentistry they have received	25	26	96.2%	93.3%	93.1%	93.2%
% of Patients satisfied with the time they had to wait for an appointment	25	26	96.2%	90.6%	89.1%	89.0%

\* This is based on patients treated on this contract for their most recent course of treatment. Figures in italics indicate the base number of FP17s or Patient Questionnaire responses are less than 100. N/A is shown where the base number of responses is less than 10 during the period. % is calculated as Quantity/Base number\*100



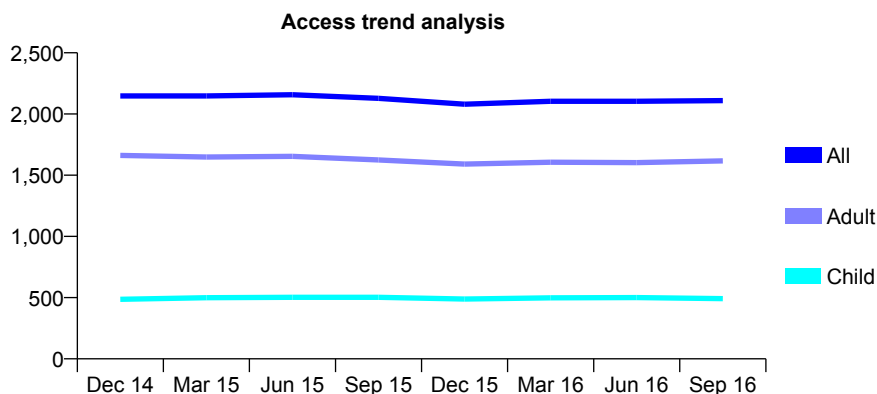
## Q53 - Vital Signs At a Glance Contract Report for 130346/0001 - September 2016

Name or company name	Kingsbury Dental Practice
Contract type name	GDS Contract
Purpose of contract	General
Contract start date	01/04/2011
Contract end date	

16/17 Contracted general activity (UDA)	5,800
Carry forward general activity (UDA)	50
16/17 Contracted orthodontic activity (UOA)	0
Carry forward orthodontic activity (UOA)	0
Baseline contract value	£182,857.45

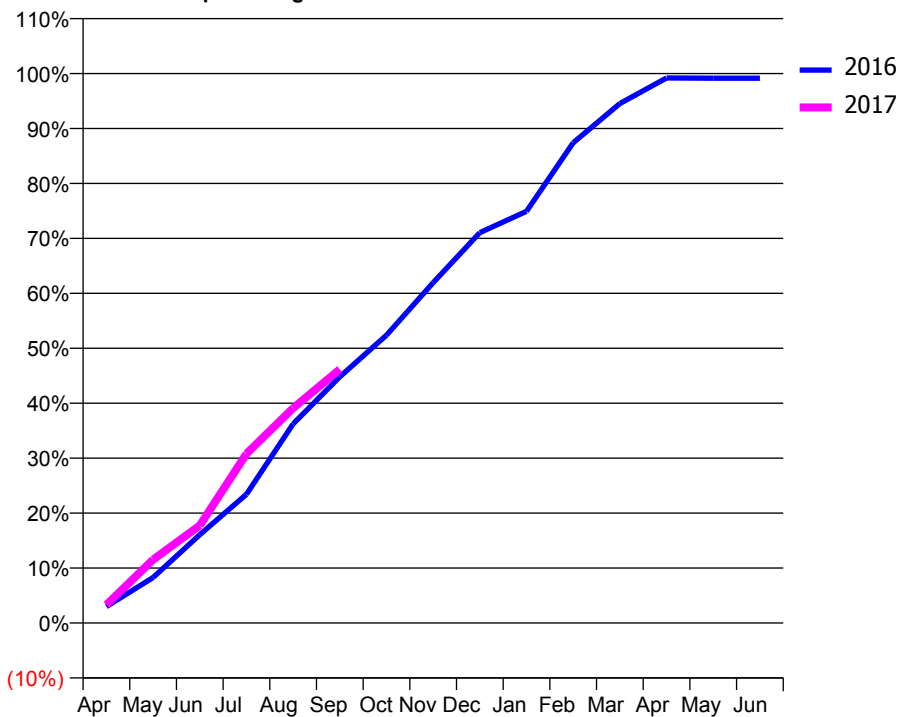
### ACCESS\*

Patients seen in 24 months	Total	Change since previous quarter
Quarter ending September 2015	2,128	
Quarter ending December 2015	2,080	↓
Quarter ending March 2016	2,104	→
Quarter ending June 2016	2,104	→
Quarter ending September 2016	2,109	→
<b>Variance since September 2015</b>	<b>(0.9%)</b>	→



### ACTIVITY

Cumulative percentage of contracted UDA delivered 2016 & 2017



Adjusted Scheduled Activity (UDA)

Month	2016	2017
April	174	192
May	481	670
June	932	1,030
July	1,359	1,786
August	2,103	2,269
September	2,600	2,677
October	3,038	
November	3,592	
December	4,121	
January	4,345	
February	5,069	
March	5,483	
April	5,753	
May	5,750	
June	5,750	

### QUALITY

	Quantity	Base Number	Contract	AT	Region	England
% of FP17s for the same patient ID Re-attending within 3 months - Children	11	225	4.9%	9.9%	12.0%	12.4%
% of FP17s for the same patient ID Re-attending within 3 months - Adults	124	882	14.1%	13.5%	15.9%	16.7%
% of FP17s for the same patient ID Re-attending between 3 & 9 months - Children	69	225	30.7%	58.0%	58.6%	57.4%
% of FP17s for the same patient ID Re-attending between 3 & 9 months - Adults	308	882	34.9%	49.5%	51.6%	50.5%
% of FP17s for Band 1 Urgent Courses	21	1,023	2.1%	7.0%	8.0%	9.1%
% of FP17s Relating to Free Repair or Replacements	8	1,023	0.8%	0.8%	0.8%	0.8%
% of FP17s Relating to Continuations	13	1,023	1.3%	1.4%	1.3%	1.3%
% of Patients satisfied with the dentistry they have received	3	3	N/A	93.3%	93.1%	93.2%
% of Patients satisfied with the time they had to wait for an appointment	3	3	N/A	90.6%	89.1%	89.0%

\* This is based on patients treated on this contract for their most recent course of treatment. Figures in italics indicate the base number of FP17s or Patient Questionnaire responses are less than 100. N/A is shown where the base number of responses is less than 10 during the period. % is calculated as Quantity/Base number\*100

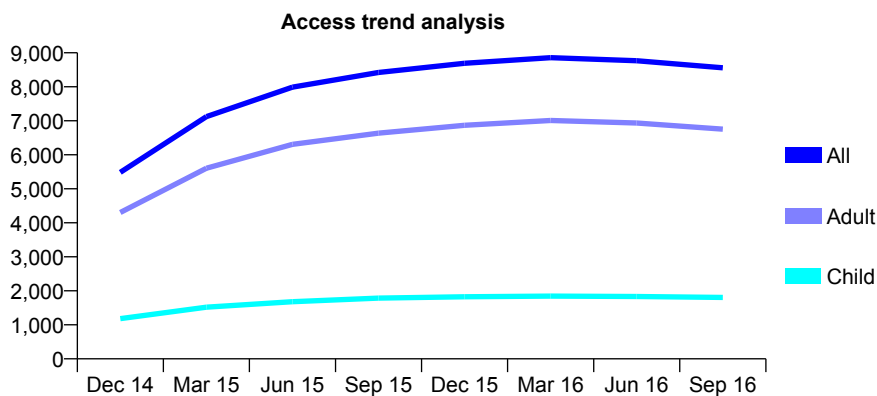
## Q53 - Vital Signs At a Glance Contract Report for 134996/0001 - September 2016

Name or company name	Marden House Dental Practice Partnership
Contract type name	GDS Contract
Purpose of contract	General
Contract start date	17/01/2014
Contract end date	

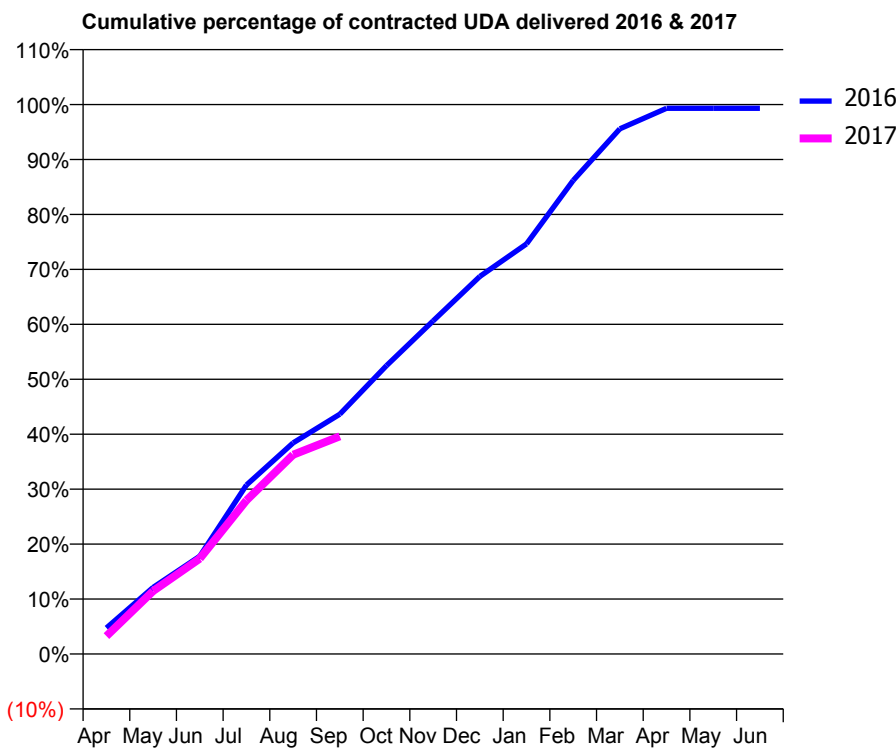
16/17 Contracted general activity (UDA)	18,625
Carry forward general activity (UDA)	126
16/17 Contracted orthodontic activity (UOA)	0
Carry forward orthodontic activity (UOA)	0
Baseline contract value	£570,143.84

### ACCESS\*

Patients seen in 24 months	Total	Change since previous quarter
Quarter ending September 2015	8,422	
Quarter ending December 2015	8,694	↑
Quarter ending March 2016	8,858	→
Quarter ending June 2016	8,768	↓
Quarter ending September 2016	8,559	↓
<b>Variance since September 2015</b>	<b>1.6%</b>	<b>→</b>



### ACTIVITY



Month	Adjusted Scheduled Activity (UDA)	
	2016	2017
April	881	606
May	2,260	2,135
June	3,313	3,234
July	5,730	5,211
August	7,158	6,753
September	8,128	7,380
October	9,774	
November	11,291	
December	12,795	
January	13,902	
February	16,053	
March	17,801	
April	18,498	
May	18,498	
June	18,499	

### QUALITY

	Quantity	Base Number	Contract	AT	Region	England
% of FP17s for the same patient ID Re-attending within 3 months - Children	52	877	5.9%	9.9%	12.0%	12.4%
% of FP17s for the same patient ID Re-attending within 3 months - Adults	476	3,502	13.6%	13.5%	15.9%	16.7%
% of FP17s for the same patient ID Re-attending between 3 & 9 months - Children	200	877	22.8%	58.0%	58.6%	57.4%
% of FP17s for the same patient ID Re-attending between 3 & 9 months - Adults	951	3,502	27.2%	49.5%	51.6%	50.5%
% of FP17s for Band 1 Urgent Courses	561	4,049	13.9%	7.0%	8.0%	9.1%
% of FP17s Relating to Free Repair or Replacements	30	4,049	0.7%	0.8%	0.8%	0.8%
% of FP17s Relating to Continuations	44	4,049	1.1%	1.4%	1.3%	1.3%
% of Patients satisfied with the dentistry they have received	9	12	75.0%	93.3%	93.1%	93.2%
% of Patients satisfied with the time they had to wait for an appointment	5	12	41.7%	90.6%	89.1%	89.0%

\* This is based on patients treated on this contract for their most recent course of treatment. Figures in italics indicate the base number of FP17s or Patient Questionnaire responses are less than 100. N/A is shown where the base number of responses is less than 10 during the period. % is calculated as Quantity/Base number\*100

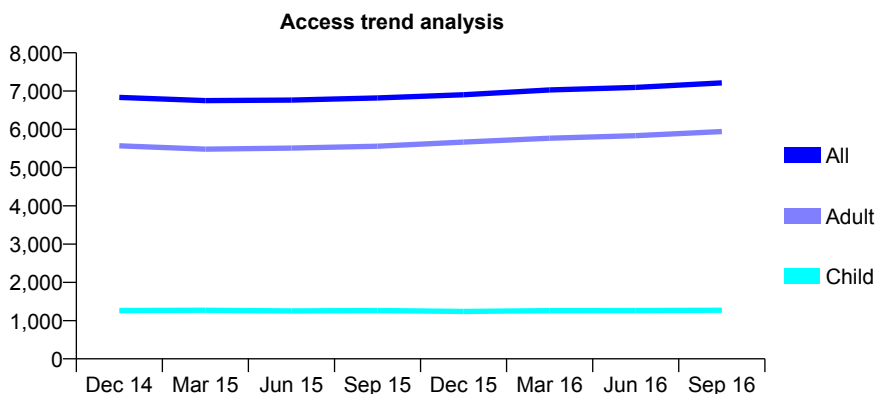
### Q53 - Vital Signs At a Glance Contract Report for 135194/0001 - September 2016

Name or company name	S.R. Williams Ltd
Contract type name	GDS Contract
Purpose of contract	General
Contract start date	01/04/2009
Contract end date	

16/17 Contracted general activity (UDA)	18,067
Carry forward general activity (UDA)	-21
16/17 Contracted orthodontic activity (UOA)	0
Carry forward orthodontic activity (UOA)	0
Baseline contract value	£526,754.63

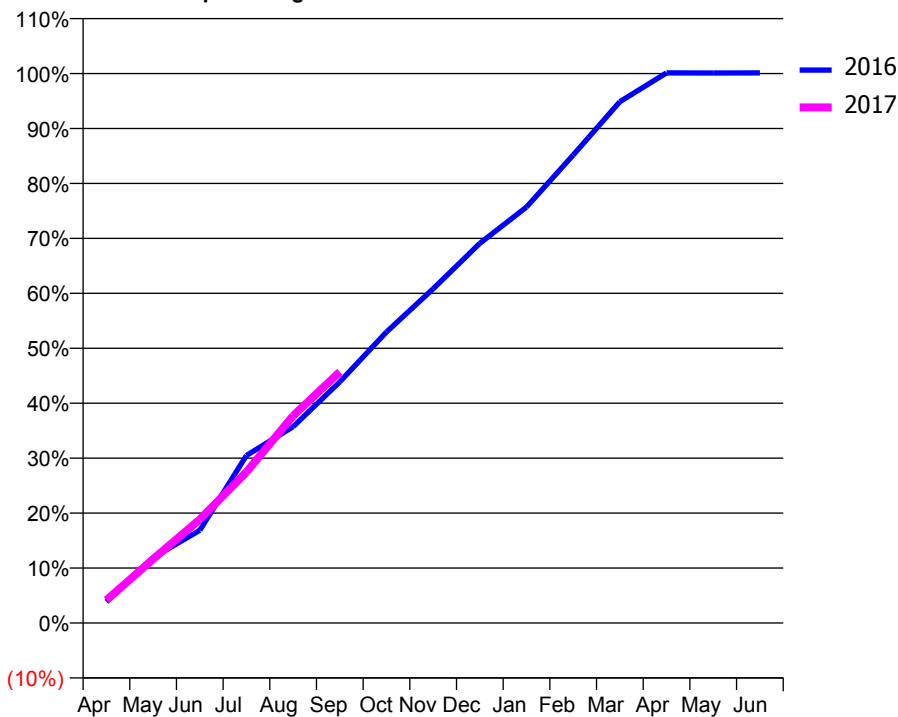
#### ACCESS\*

Patients seen in 24 months	Total	Change since previous quarter
Quarter ending September 2015	6,821	
Quarter ending December 2015	6,904	→
Quarter ending March 2016	7,028	→
Quarter ending June 2016	7,095	→
Quarter ending September 2016	7,213	→
<b>Variance since September 2015</b>	<b>5.7%</b>	<b>↑</b>



#### ACTIVITY

Cumulative percentage of contracted UDA delivered 2016 & 2017



Month	Adjusted Scheduled Activity (UDA)	
	2016	2017
April	701	753
May	2,150	2,101
June	3,050	3,405
July	5,511	4,963
August	6,456	6,814
September	7,929	8,257
October	9,570	
November	10,991	
December	12,483	
January	13,677	
February	15,388	
March	17,142	
April	18,086	
May	18,083	
June	18,088	

#### QUALITY

	Quantity	Base Number	Contract	AT	Region	England
% of FP17s for the same patient ID Re-attending within 3 months - Children	101	1,089	9.3%	9.9%	12.0%	12.4%
% of FP17s for the same patient ID Re-attending within 3 months - Adults	514	3,739	13.7%	13.5%	15.9%	16.7%
% of FP17s for the same patient ID Re-attending between 3 & 9 months - Children	662	1,089	60.8%	58.0%	58.6%	57.4%
% of FP17s for the same patient ID Re-attending between 3 & 9 months - Adults	1,258	3,739	33.6%	49.5%	51.6%	50.5%
% of FP17s for Band 1 Urgent Courses	316	4,350	7.3%	7.0%	8.0%	9.1%
% of FP17s Relating to Free Repair or Replacements	31	4,350	0.7%	0.8%	0.8%	0.8%
% of FP17s Relating to Continuations	92	4,350	2.1%	1.4%	1.3%	1.3%
% of Patients satisfied with the dentistry they have received	42	43	97.7%	93.3%	93.1%	93.2%
% of Patients satisfied with the time they had to wait for an appointment	37	43	86.0%	90.6%	89.1%	89.0%

\* This is based on patients treated on this contract for their most recent course of treatment. Figures in italics indicate the base number of FP17s or Patient Questionnaire responses are less than 100. N/A is shown where the base number of responses is less than 10 during the period. % is calculated as Quantity/Base number\*100

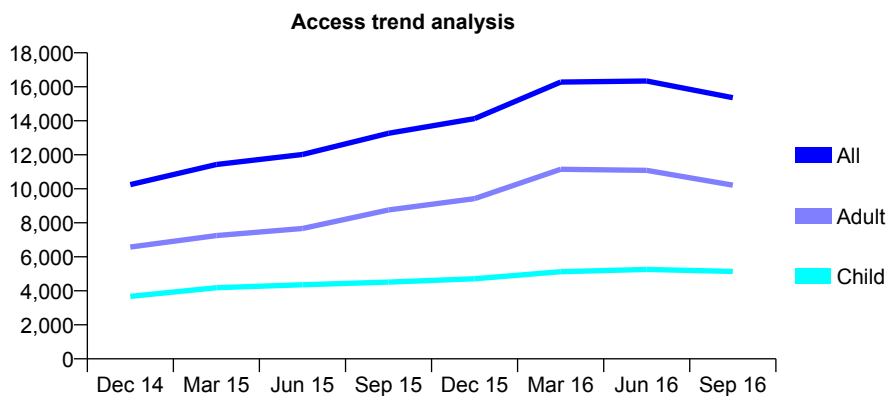
## Q53 - Vital Signs At a Glance Contract Report for 137243/0001 - September 2016

Name or company name	Camphill Dental Practice
Contract type name	GDS Contract
Purpose of contract	General
Contract start date	01/04/2014
Contract end date	

16/17 Contracted general activity (UDA)	41,852
Carry forward general activity (UDA)	-178
16/17 Contracted orthodontic activity (UOA)	0
Carry forward orthodontic activity (UOA)	0
Baseline contract value	£934,435.04

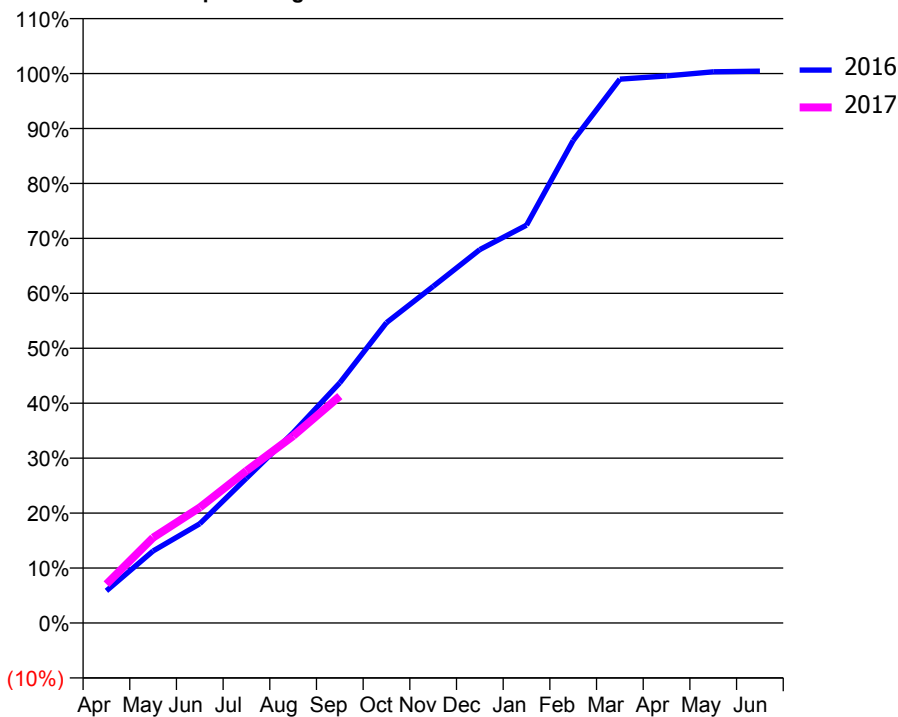
### ACCESS\*

Patients seen in 24 months	Total	Change since previous quarter
Quarter ending September 2015	13,266	
Quarter ending December 2015	14,133	↑
Quarter ending March 2016	16,275	↑
Quarter ending June 2016	16,345	→
Quarter ending September 2016	15,358	↓
<b>Variance since September 2015</b>	<b>15.8%</b>	<b>↑</b>



### ACTIVITY

Cumulative percentage of contracted UDA delivered 2016 & 2017



Month	Adjusted Scheduled Activity (UDA)	
	2016	2017
April	2,450	2,960
May	5,488	6,504
June	7,566	8,801
July	11,039	11,596
August	14,493	14,242
September	18,293	17,281
October	22,875	
November	25,635	
December	28,441	
January	30,302	
February	36,754	
March	41,418	
April	41,662	
May	41,981	
June	42,030	

### QUALITY

	Quantity	Base Number	Contract	AT	Region	England
% of FP17s for the same patient ID Re-attending within 3 months - Children	295	3,698	8.0%	9.9%	12.0%	12.4%
% of FP17s for the same patient ID Re-attending within 3 months - Adults	685	4,454	15.4%	13.5%	15.9%	16.7%
% of FP17s for the same patient ID Re-attending between 3 & 9 months - Children	1,973	3,698	53.4%	58.0%	58.6%	57.4%
% of FP17s for the same patient ID Re-attending between 3 & 9 months - Adults	1,791	4,454	40.2%	49.5%	51.6%	50.5%
% of FP17s for Band 1 Urgent Courses	620	7,856	7.9%	7.0%	8.0%	9.1%
% of FP17s Relating to Free Repair or Replacements	36	7,856	0.5%	0.8%	0.8%	0.8%
% of FP17s Relating to Continuations	165	7,856	2.1%	1.4%	1.3%	1.3%
% of Patients satisfied with the dentistry they have received	12	15	80.0%	93.3%	93.1%	93.2%
% of Patients satisfied with the time they had to wait for an appointment	14	15	93.3%	90.6%	89.1%	89.0%

\* This is based on patients treated on this contract for their most recent course of treatment. Figures in italics indicate the base number of FP17s or Patient Questionnaire responses are less than 100. N/A is shown where the base number of responses is less than 10 during the period. % is calculated as Quantity/Base number\*100

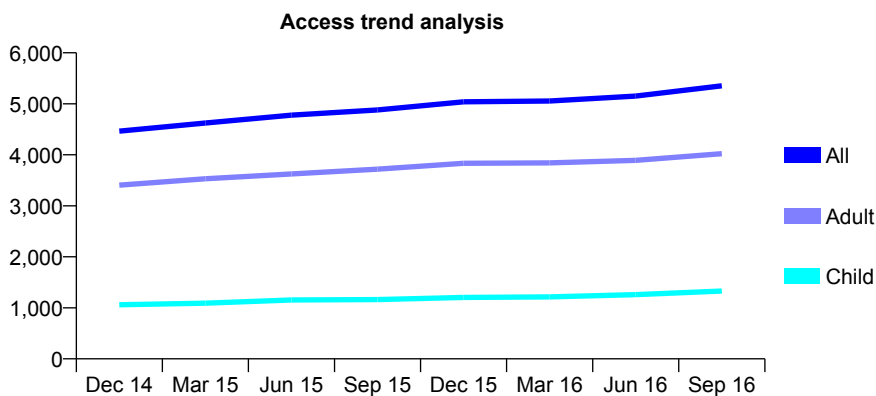
## Q53 - Vital Signs At a Glance Contract Report for 138606/0001 - September 2016

Name or company name	Gentle Dental Care (DROITWICH)LTD
Contract type name	PDS Plus Contract
Purpose of contract	General
Contract start date	01/04/2012
Contract end date	31/03/2017

16/17 Contracted general activity (UDA)	13,850
Carry forward general activity (UDA)	-277
16/17 Contracted orthodontic activity (UOA)	0
Carry forward orthodontic activity (UOA)	0
Baseline contract value	£164,353.45

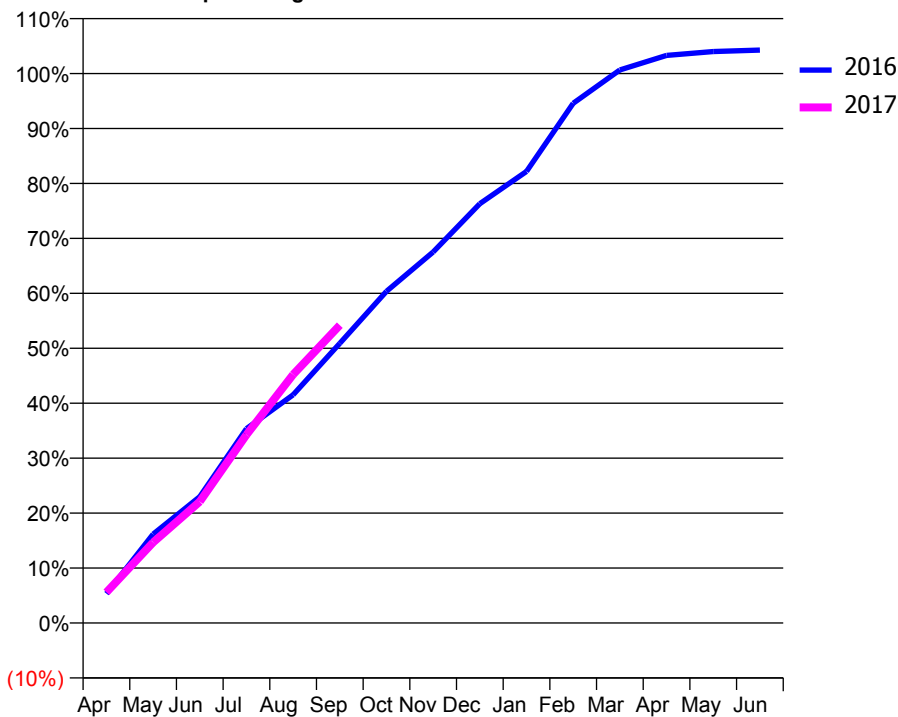
### ACCESS\*

Patients seen in 24 months	Total	Change since previous quarter
Quarter ending September 2015	4,880	
Quarter ending December 2015	5,038	↑
Quarter ending March 2016	5,055	→
Quarter ending June 2016	5,151	→
Quarter ending September 2016	5,352	↑
<b>Variance since September 2015</b>	<b>9.7%</b>	<b>↑</b>



### ACTIVITY

Cumulative percentage of contracted UDA delivered 2016 & 2017



Month	Adjusted Scheduled Activity (UDA)	
	2016	2017
April	741	776
May	2,240	2,032
June	3,186	3,060
July	4,900	4,744
August	5,752	6,263
September	7,048	7,507
October	8,360	
November	9,353	
December	10,569	
January	11,384	
February	13,100	
March	13,941	
April	14,307	
May	14,405	
June	14,440	

### QUALITY

	Quantity	Base Number	Contract	AT	Region	England
% of FP17s for the same patient ID Re-attending within 3 months - Children	72	930	7.7%	9.9%	12.0%	12.4%
% of FP17s for the same patient ID Re-attending within 3 months - Adults	340	2,585	13.2%	13.5%	15.9%	16.7%
% of FP17s for the same patient ID Re-attending between 3 & 9 months - Children	400	930	43.0%	58.0%	58.6%	57.4%
% of FP17s for the same patient ID Re-attending between 3 & 9 months - Adults	1,069	2,585	41.4%	49.5%	51.6%	50.5%
% of FP17s for Band 1 Urgent Courses	261	3,316	7.9%	7.0%	8.0%	9.1%
% of FP17s Relating to Free Repair or Replacements	72	3,316	2.2%	0.8%	0.8%	0.8%
% of FP17s Relating to Continuations	32	3,316	1.0%	1.4%	1.3%	1.3%
% of Patients satisfied with the dentistry they have received	12	12	100.0%	93.3%	93.1%	93.2%
% of Patients satisfied with the time they had to wait for an appointment	12	12	100.0%	90.6%	89.1%	89.0%

\* This is based on patients treated on this contract for their most recent course of treatment. Figures in italics indicate the base number of FP17s or Patient Questionnaire responses are less than 100. N/A is shown where the base number of responses is less than 10 during the period. % is calculated as Quantity/Base number\*100

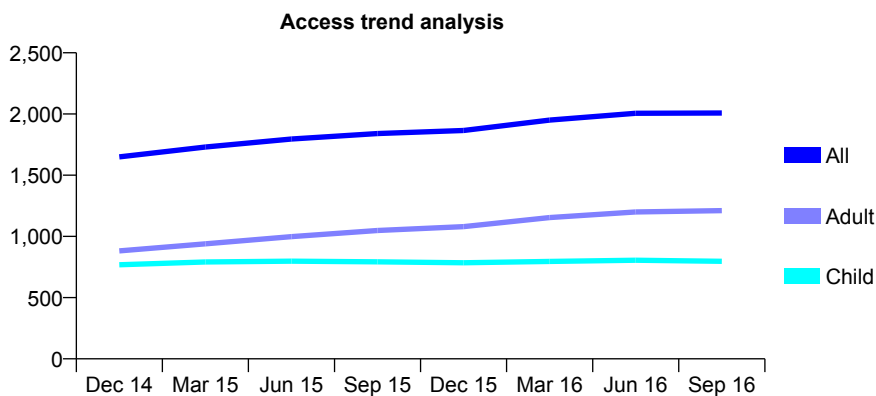
## Q53 - Vital Signs At a Glance Contract Report for 141224/0001 - September 2016

Name or company name	Abbey Cottage Dental Practice Ltd
Contract type name	GDS Contract
Purpose of contract	General and Orthodontic
Contract start date	01/04/2009
Contract end date	

16/17 Contracted general activity (UDA)	5,526
Carry forward general activity (UDA)	0
16/17 Contracted orthodontic activity (UOA)	3
Carry forward orthodontic activity (UOA)	0
Baseline contract value	£134,599.50

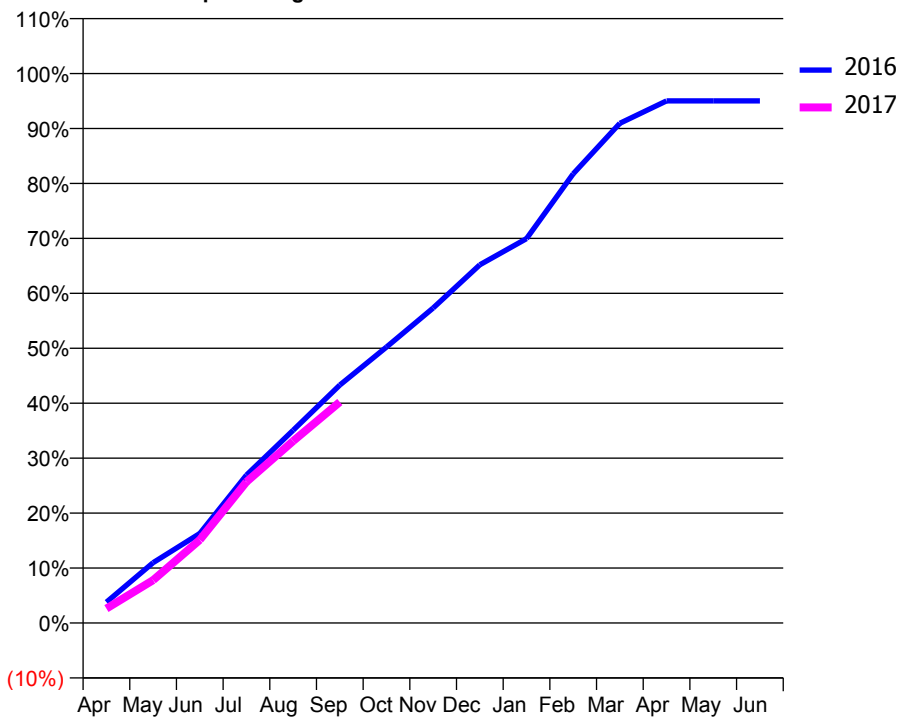
### ACCESS\*

Patients seen in 24 months	Total	Change since previous quarter
Quarter ending September 2015	1,840	
Quarter ending December 2015	1,865	→
Quarter ending March 2016	1,950	↑
Quarter ending June 2016	2,006	↑
Quarter ending September 2016	2,008	→
<b>Variance since September 2015</b>	<b>9.1%</b>	<b>↑</b>



### ACTIVITY

Cumulative percentage of contracted UDA delivered 2016 & 2017



Month	Adjusted Scheduled Activity (UDA)	
	2016	2017
April	210	146
May	607	431
June	901	836
July	1,488	1,419
August	1,938	1,829
September	2,394	2,223
October	2,775	
November	3,168	
December	3,602	
January	3,865	
February	4,517	
March	5,026	
April	5,250	
May	5,250	
June	5,250	

### QUALITY

	Quantity	Base Number	Contract	AT	Region	England
% of FP17s for the same patient ID Re-attending within 3 months - Children	42	615	6.8%	9.9%	12.0%	12.4%
% of FP17s for the same patient ID Re-attending within 3 months - Adults	113	838	13.5%	13.5%	15.9%	16.7%
% of FP17s for the same patient ID Re-attending between 3 & 9 months - Children	363	615	59.0%	58.0%	58.6%	57.4%
% of FP17s for the same patient ID Re-attending between 3 & 9 months - Adults	464	838	55.4%	49.5%	51.6%	50.5%
% of FP17s for Band 1 Urgent Courses	110	1,315	8.4%	7.0%	8.0%	9.1%
% of FP17s Relating to Free Repair or Replacements	3	1,315	0.2%	0.8%	0.8%	0.8%
% of FP17s Relating to Continuations	8	1,315	0.6%	1.4%	1.3%	1.3%
% of Patients satisfied with the dentistry they have received	0	0	N/A	93.3%	93.1%	93.2%
% of Patients satisfied with the time they had to wait for an appointment	0	0	N/A	90.6%	89.1%	89.0%

\* This is based on patients treated on this contract for their most recent course of treatment. Figures in italics indicate the base number of FP17s or Patient Questionnaire responses are less than 100. N/A is shown where the base number of responses is less than 10 during the period. % is calculated as Quantity/Base number\*100

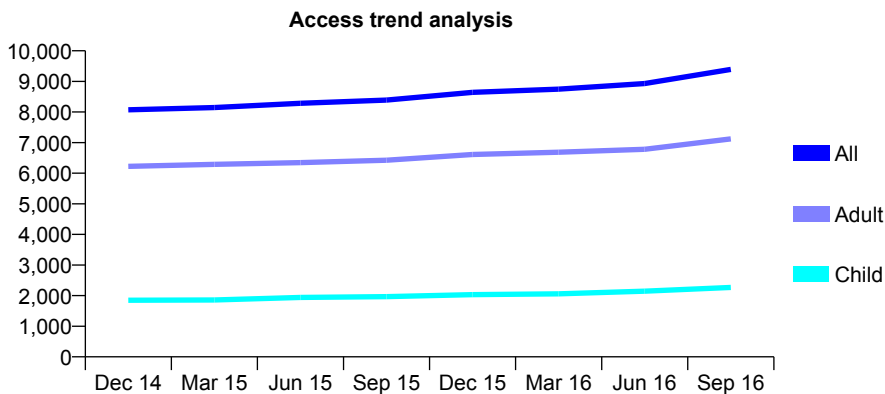
## Q53 - Vital Signs At a Glance Contract Report for 141453/0001 - September 2016

Name or company name	Gentle Dental Care (WORCESTER)LTD
Contract type name	PDS Plus Contract
Purpose of contract	General
Contract start date	01/04/2012
Contract end date	31/03/2017

16/17 Contracted general activity (UDA)	30,500
Carry forward general activity (UDA)	0
16/17 Contracted orthodontic activity (UOA)	0
Carry forward orthodontic activity (UOA)	0
Baseline contract value	£360,149.30

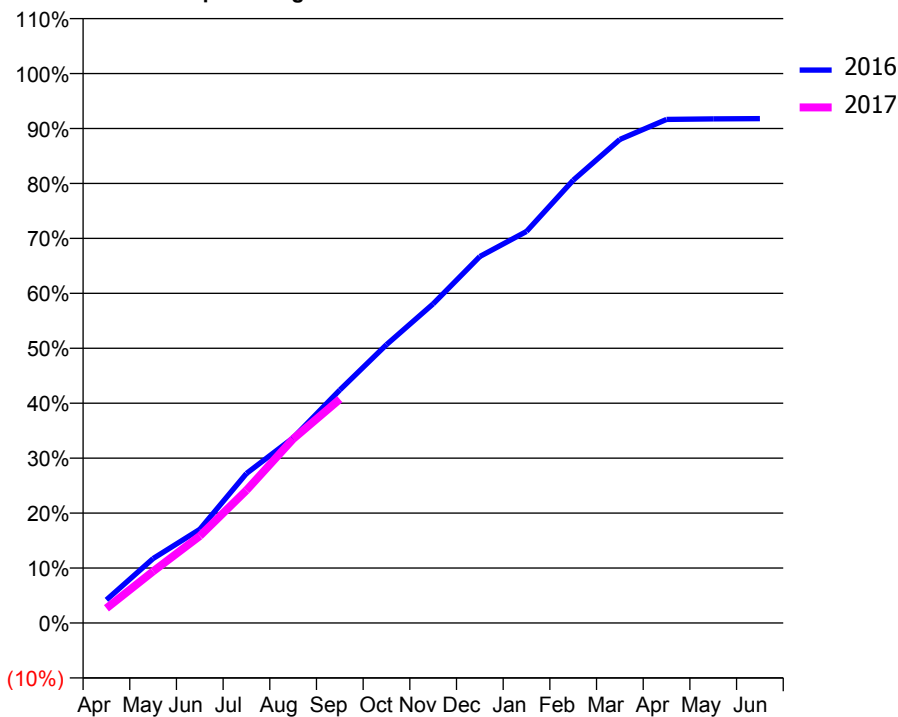
### ACCESS\*

Patients seen in 24 months	Total	Change since previous quarter
Quarter ending September 2015	8,392	
Quarter ending December 2015	8,642	↑
Quarter ending March 2016	8,747	→
Quarter ending June 2016	8,931	↑
Quarter ending September 2016	9,394	↑
<b>Variance since September 2015</b>	<b>11.9%</b>	<b>↑</b>



### ACTIVITY

Cumulative percentage of contracted UDA delivered 2016 & 2017



Month	Adjusted Scheduled Activity (UDA)	
	2016	2017
April	1,261	819
May	3,516	2,865
June	5,117	4,832
July	8,162	7,366
August	10,111	10,216
September	12,724	12,421
October	15,199	
November	17,423	
December	20,012	
January	21,376	
February	24,174	
March	26,403	
April	27,494	
May	27,522	
June	27,536	

### QUALITY

	Quantity	Base Number	Contract	AT	Region	England
% of FP17s for the same patient ID Re-attending within 3 months - Children	135	1,524	8.9%	9.9%	12.0%	12.4%
% of FP17s for the same patient ID Re-attending within 3 months - Adults	796	4,448	17.9%	13.5%	15.9%	16.7%
% of FP17s for the same patient ID Re-attending between 3 & 9 months - Children	643	1,524	42.2%	58.0%	58.6%	57.4%
% of FP17s for the same patient ID Re-attending between 3 & 9 months - Adults	1,639	4,448	36.8%	49.5%	51.6%	50.5%
% of FP17s for Band 1 Urgent Courses	675	5,492	12.3%	7.0%	8.0%	9.1%
% of FP17s Relating to Free Repair or Replacements	72	5,492	1.3%	0.8%	0.8%	0.8%
% of FP17s Relating to Continuations	38	5,492	0.7%	1.4%	1.3%	1.3%
% of Patients satisfied with the dentistry they have received	19	21	90.5%	93.3%	93.1%	93.2%
% of Patients satisfied with the time they had to wait for an appointment	20	21	95.2%	90.6%	89.1%	89.0%

\* This is based on patients treated on this contract for their most recent course of treatment. Figures in italics indicate the base number of FP17s or Patient Questionnaire responses are less than 100. N/A is shown where the base number of responses is less than 10 during the period. % is calculated as Quantity/Base number\*100

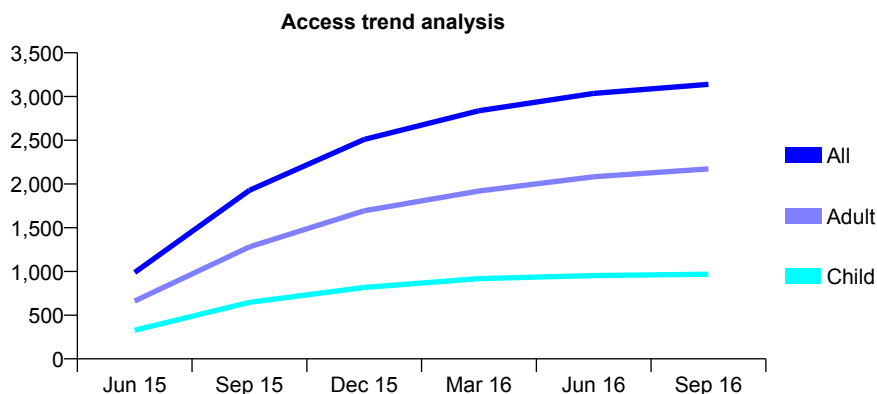
## Q53 - Vital Signs At a Glance Contract Report for 142735/0001 - September 2016

Name or company name	Allesley Park Dental Practice
Contract type name	GDS Contract
Purpose of contract	General
Contract start date	01/04/2015
Contract end date	

16/17 Contracted general activity (UDA)	7,784
Carry forward general activity (UDA)	0
16/17 Contracted orthodontic activity (UOA)	0
Carry forward orthodontic activity (UOA)	0
Baseline contract value	£172,426.82

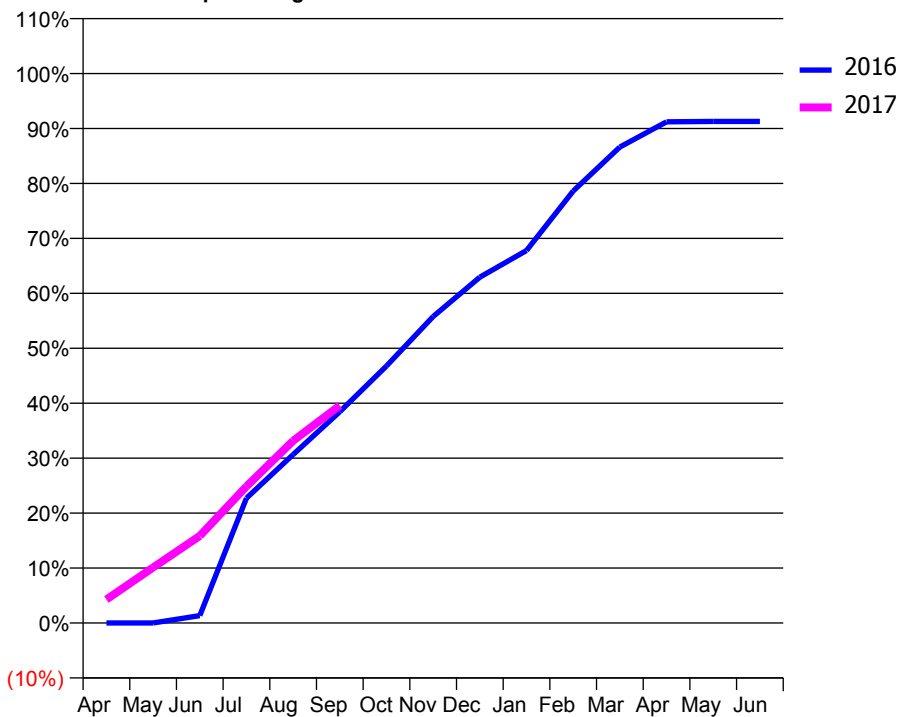
### ACCESS\*

Patients seen in 24 months	Total	Change since previous quarter
Quarter ending September 2015	1,927	
Quarter ending December 2015	2,509	↑
Quarter ending March 2016	2,837	↑
Quarter ending June 2016	3,036	↑
Quarter ending September 2016	3,140	↑
<b>Variance since September 2015</b>	<b>62.9%</b>	<b>↑</b>



### ACTIVITY

Cumulative percentage of contracted UDA delivered 2016 & 2017



Month	Adjusted Scheduled Activity (UDA)	
	2016	2017
April	0	334
May	0	787
June	107	1,235
July	1,800	1,935
August	2,430	2,581
September	3,047	3,082
October	3,707	
November	4,420	
December	4,988	
January	5,373	
February	6,230	
March	6,865	
April	7,229	
May	7,234	
June	7,234	

### QUALITY

	Quantity	Base Number	Contract	AT	Region	England
% of FP17s for the same patient ID Re-attending within 3 months - Children	44	767	5.7%	9.9%	12.0%	12.4%
% of FP17s for the same patient ID Re-attending within 3 months - Adults	231	1,612	14.3%	13.5%	15.9%	16.7%
% of FP17s for the same patient ID Re-attending between 3 & 9 months - Children	496	767	64.7%	58.0%	58.6%	57.4%
% of FP17s for the same patient ID Re-attending between 3 & 9 months - Adults	876	1,612	54.3%	49.5%	51.6%	50.5%
% of FP17s for Band 1 Urgent Courses	84	1,681	5.0%	7.0%	8.0%	9.1%
% of FP17s Relating to Free Repair or Replacements	11	1,681	0.7%	0.8%	0.8%	0.8%
% of FP17s Relating to Continuations	25	1,681	1.5%	1.4%	1.3%	1.3%
% of Patients satisfied with the dentistry they have received	1	1	N/A	93.3%	93.1%	93.2%
% of Patients satisfied with the time they had to wait for an appointment	1	1	N/A	90.6%	89.1%	89.0%

\* This is based on patients treated on this contract for their most recent course of treatment. Figures in italics indicate the base number of FP17s or Patient Questionnaire responses are less than 100. N/A is shown where the base number of responses is less than 10 during the period. % is calculated as Quantity/Base number\*100



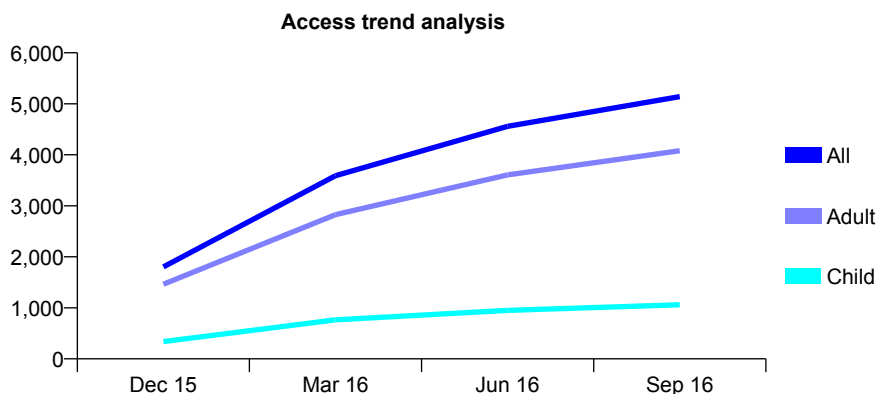
## Q53 - Vital Signs At a Glance Contract Report for 143502/0001 - September 2016

Name or company name	Light Lane Dental Practice
Contract type name	GDS Contract
Purpose of contract	General and Orthodontic
Contract start date	01/10/2015
Contract end date	

16/17 Contracted general activity (UDA)	22,006
Carry forward general activity (UDA)	0
16/17 Contracted orthodontic activity (UOA)	290
Carry forward orthodontic activity (UOA)	-6
Baseline contract value	£609,958.63

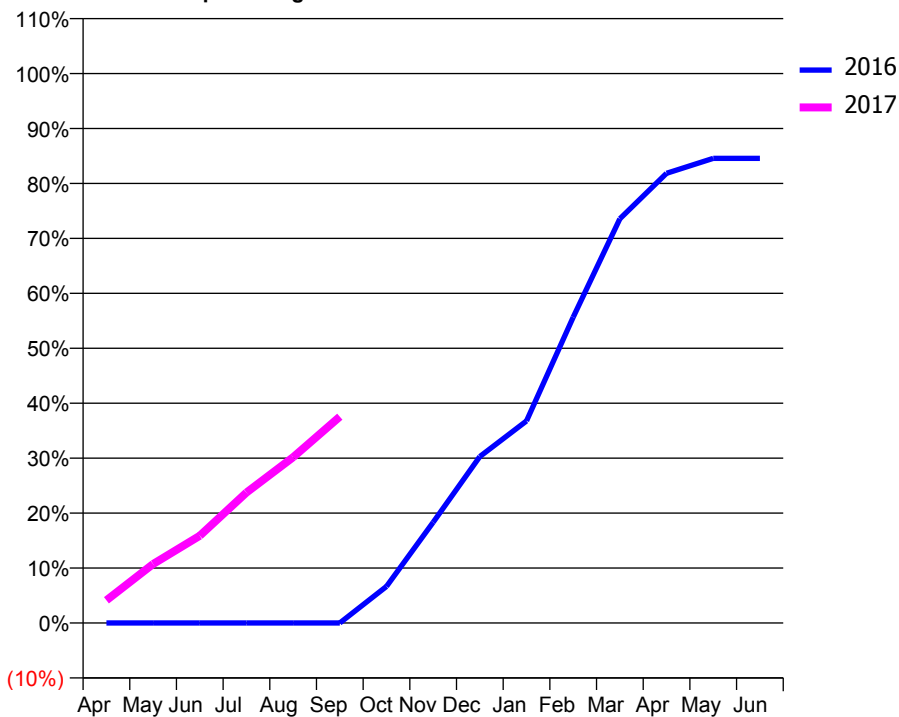
### ACCESS\*

Patients seen in 24 months	Total	Change since previous quarter
Quarter ending September 2015	0	
Quarter ending December 2015	1,803	↑
Quarter ending March 2016	3,592	↑
Quarter ending June 2016	4,558	↑
Quarter ending September 2016	5,142	↑
<b>Variance since September 2015</b>	N/A	



### ACTIVITY

Cumulative percentage of contracted UDA delivered 2016 & 2017



Adjusted Scheduled Activity (UDA)

Month	2016	2017
April	0	912
May	0	2,365
June	0	3,494
July	0	5,227
August	0	6,638
September	0	8,264
October	733	
November	2,017	
December	3,334	
January	4,046	
February	6,125	
March	8,096	
April	9,004	
May	9,303	
June	9,303	

### QUALITY

	Quantity	Base Number	Contract	AT	Region	England
% of FP17s for the same patient ID Re-attending within 3 months - Children	22	871	2.5%	9.9%	12.0%	12.4%
% of FP17s for the same patient ID Re-attending within 3 months - Adults	542	3,653	14.8%	13.5%	15.9%	16.7%
% of FP17s for the same patient ID Re-attending between 3 & 9 months - Children	389	871	44.7%	58.0%	58.6%	57.4%
% of FP17s for the same patient ID Re-attending between 3 & 9 months - Adults	1,633	3,653	44.7%	49.5%	51.6%	50.5%
% of FP17s for Band 1 Urgent Courses	131	4,022	3.3%	7.0%	8.0%	9.1%
% of FP17s Relating to Free Repair or Replacements	14	4,022	0.3%	0.8%	0.8%	0.8%
% of FP17s Relating to Continuations	9	4,022	0.2%	1.4%	1.3%	1.3%
% of Patients satisfied with the dentistry they have received	9	10	90.0%	93.3%	93.1%	93.2%
% of Patients satisfied with the time they had to wait for an appointment	9	10	90.0%	90.6%	89.1%	89.0%

\* This is based on patients treated on this contract for their most recent course of treatment. Figures in italics indicate the base number of FP17s or Patient Questionnaire responses are less than 100. N/A is shown where the base number of responses is less than 10 during the period. % is calculated as Quantity/Base number\*100

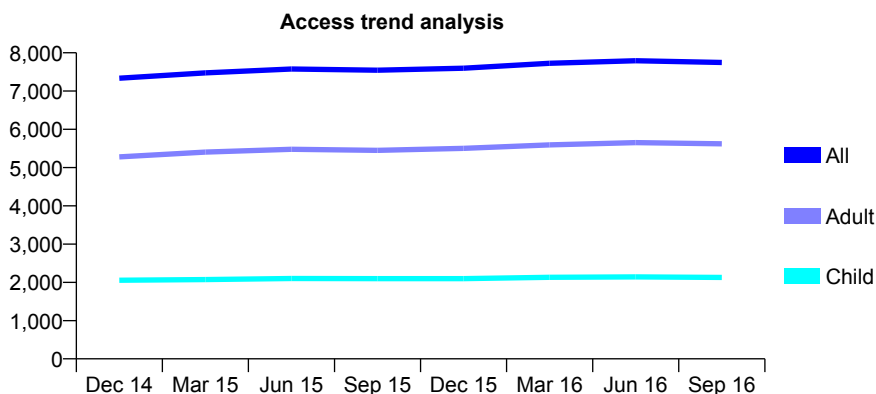
## Q53 - Vital Signs At a Glance Contract Report for 143561/0001 - September 2016

Name or company name	New Road Dental Practice
Contract type name	GDS Contract
Purpose of contract	General
Contract start date	01/06/2008
Contract end date	

16/17 Contracted general activity (UDA)	21,350
Carry forward general activity (UDA)	773
16/17 Contracted orthodontic activity (UOA)	0
Carry forward orthodontic activity (UOA)	0
Baseline contract value	£474,121.71

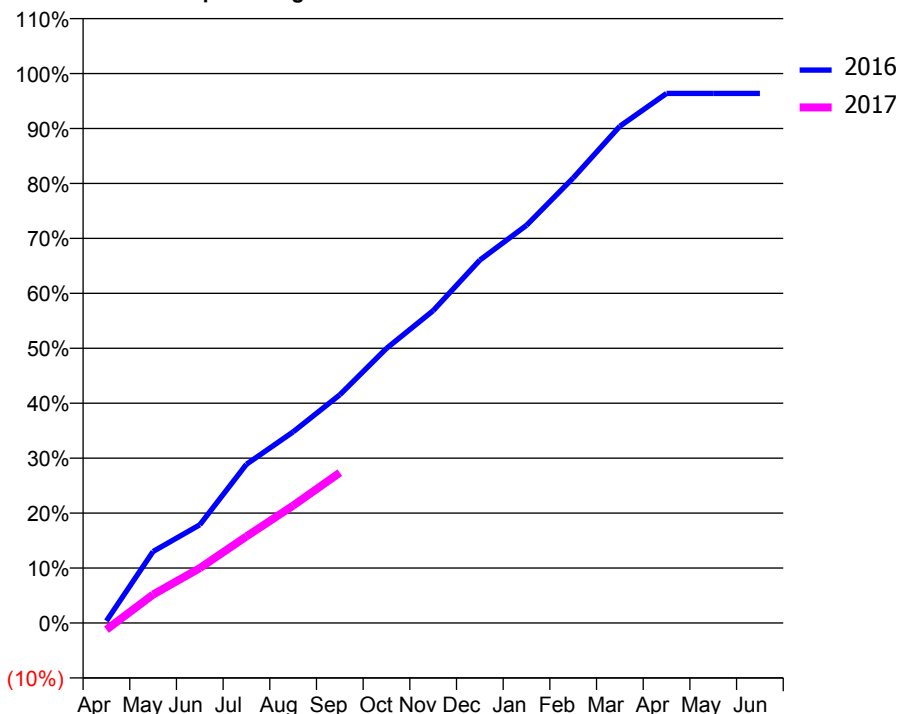
### ACCESS\*

Patients seen in 24 months	Total	Change since previous quarter
Quarter ending September 2015	7,545	
Quarter ending December 2015	7,599	→
Quarter ending March 2016	7,725	→
Quarter ending June 2016	7,794	→
Quarter ending September 2016	7,749	→
<b>Variance since September 2015</b>	<b>2.7%</b>	<b>↑</b>



### ACTIVITY

Cumulative percentage of contracted UDA delivered 2016 & 2017



Month	Adjusted Scheduled Activity (UDA)	
	2016	2017
April	79	-261
May	2,782	1,107
June	3,818	2,131
July	6,170	3,367
August	7,429	4,561
September	8,868	5,839
October	10,668	
November	12,134	
December	14,100	
January	15,451	
February	17,291	
March	19,302	
April	20,575	
May	20,576	
June	20,577	

### QUALITY

	Quantity	Base Number	Contract	AT	Region	England
% of FP17s for the same patient ID Re-attending within 3 months - Children	95	1,787	5.3%	9.9%	12.0%	12.4%
% of FP17s for the same patient ID Re-attending within 3 months - Adults	354	3,361	10.5%	13.5%	15.9%	16.7%
% of FP17s for the same patient ID Re-attending between 3 & 9 months - Children	1,260	1,787	70.5%	58.0%	58.6%	57.4%
% of FP17s for the same patient ID Re-attending between 3 & 9 months - Adults	2,061	3,361	61.3%	49.5%	51.6%	50.5%
% of FP17s for Band 1 Urgent Courses	180	3,737	4.8%	7.0%	8.0%	9.1%
% of FP17s Relating to Free Repair or Replacements	25	3,737	0.7%	0.8%	0.8%	0.8%
% of FP17s Relating to Continuations	43	3,737	1.2%	1.4%	1.3%	1.3%
% of Patients satisfied with the dentistry they have received	10	10	100.0%	93.3%	93.1%	93.2%
% of Patients satisfied with the time they had to wait for an appointment	9	10	90.0%	90.6%	89.1%	89.0%

\* This is based on patients treated on this contract for their most recent course of treatment. Figures in italics indicate the base number of FP17s or Patient Questionnaire responses are less than 100. N/A is shown where the base number of responses is less than 10 during the period. % is calculated as Quantity/Base number\*100

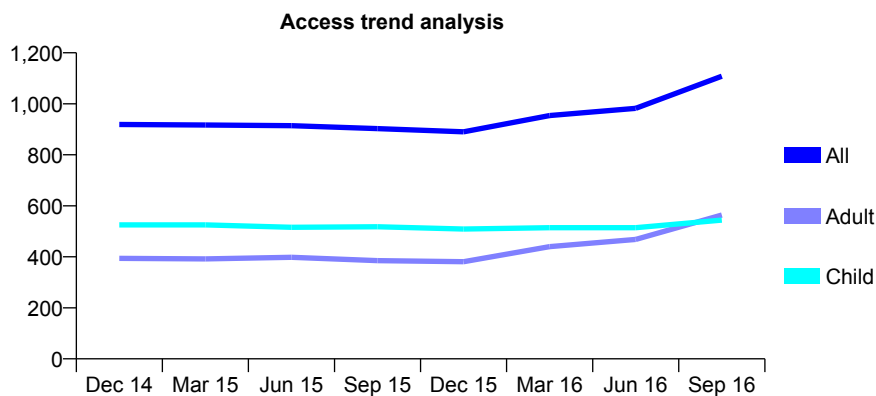
### Q53 - Vital Signs At a Glance Contract Report for 147222/0001 - September 2016

Name or company name	Hudson & Mileson
Contract type name	GDS Contract
Purpose of contract	General
Contract start date	01/04/2006
Contract end date	

16/17 Contracted general activity (UDA)	2,600
Carry forward general activity (UDA)	0
16/17 Contracted orthodontic activity (UOA)	0
Carry forward orthodontic activity (UOA)	0
Baseline contract value	£77,523.93

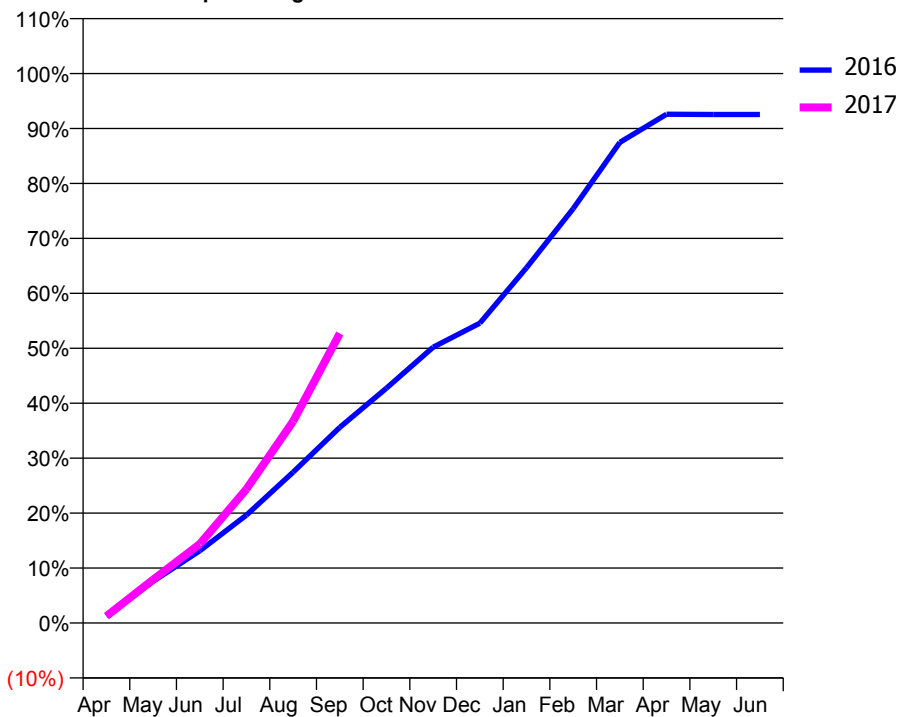
#### ACCESS\*

Patients seen in 24 months	Total	Change since previous quarter
Quarter ending September 2015	903	
Quarter ending December 2015	890	↓
Quarter ending March 2016	954	↑
Quarter ending June 2016	982	↑
Quarter ending September 2016	1,108	↑
<b>Variance since September 2015</b>	<b>22.7%</b>	<b>↑</b>



#### ACTIVITY

Cumulative percentage of contracted UDA delivered 2016 & 2017



Month	2016	2017
April	32	32
May	197	205
June	342	374
July	511	634
August	714	954
September	926	1,370
October	1,112	
November	1,305	
December	1,419	
January	1,681	
February	1,961	
March	2,274	
April	2,407	
May	2,406	
June	2,406	

#### QUALITY

	Quantity	Base Number	Contract	AT	Region	England
% of FP17s for the same patient ID Re-attending within 3 months - Children	29	498	5.8%	9.9%	12.0%	12.4%
% of FP17s for the same patient ID Re-attending within 3 months - Adults	51	442	11.5%	13.5%	15.9%	16.7%
% of FP17s for the same patient ID Re-attending between 3 & 9 months - Children	326	498	65.5%	58.0%	58.6%	57.4%
% of FP17s for the same patient ID Re-attending between 3 & 9 months - Adults	189	442	42.8%	49.5%	51.6%	50.5%
% of FP17s for Band 1 Urgent Courses	35	867	4.0%	7.0%	8.0%	9.1%
% of FP17s Relating to Free Repair or Replacements	0	867	0.0%	0.8%	0.8%	0.8%
% of FP17s Relating to Continuations	13	867	1.5%	1.4%	1.3%	1.3%
% of Patients satisfied with the dentistry they have received	0	0	N/A	93.3%	93.1%	93.2%
% of Patients satisfied with the time they had to wait for an appointment	0	0	N/A	90.6%	89.1%	89.0%

\* This is based on patients treated on this contract for their most recent course of treatment. Figures in italics indicate the base number of FP17s or Patient Questionnaire responses are less than 100. N/A is shown where the base number of responses is less than 10 during the period. % is calculated as Quantity/Base number\*100

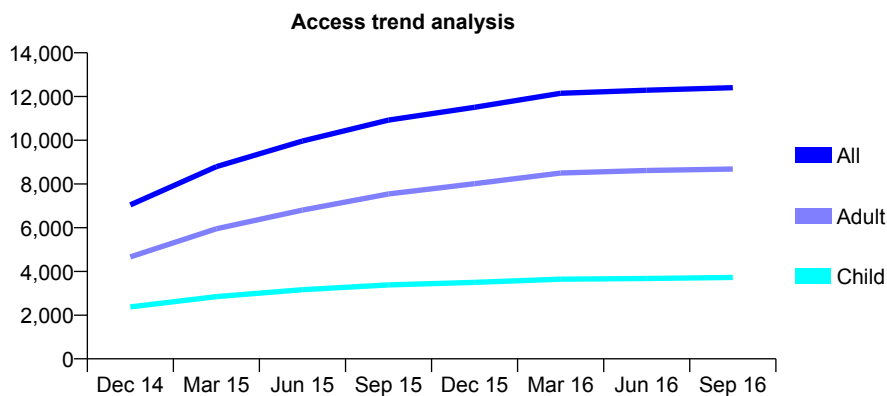
### Q53 - Vital Signs At a Glance Contract Report for 148571/0001 - September 2016

Name or company name	Lyppard Dental Centre
Contract type name	GDS Contract
Purpose of contract	General
Contract start date	01/04/2014
Contract end date	

16/17 Contracted general activity (UDA)	26,414
Carry forward general activity (UDA)	-296
16/17 Contracted orthodontic activity (UOA)	0
Carry forward orthodontic activity (UOA)	0
Baseline contract value	£826,667.75

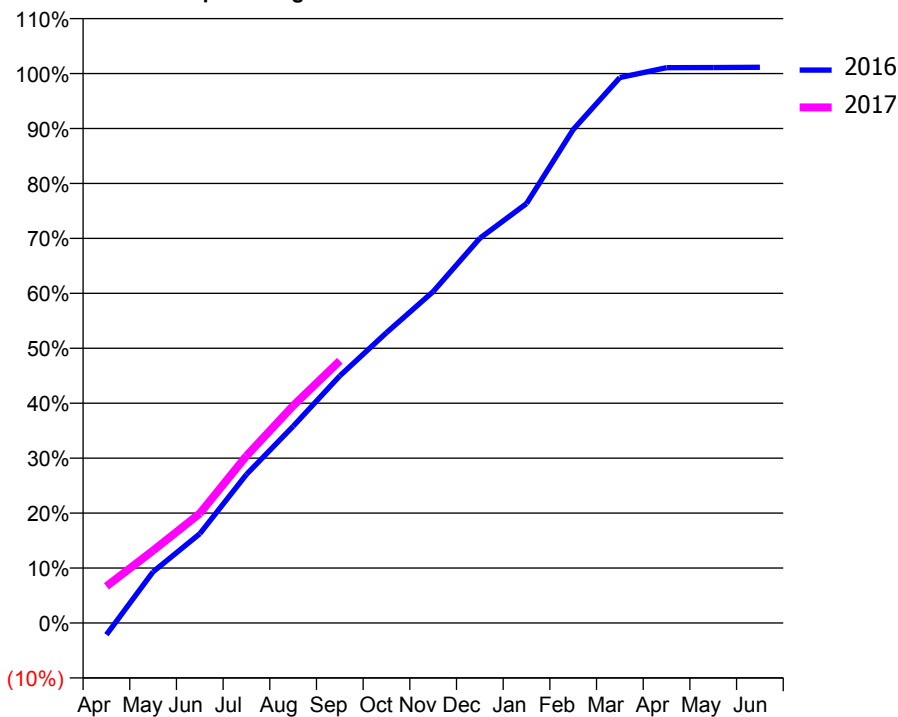
#### ACCESS\*

Patients seen in 24 months	Total	Change since previous quarter
Quarter ending September 2015	10,924	
Quarter ending December 2015	11,506	↑
Quarter ending March 2016	12,146	↑
Quarter ending June 2016	12,290	→
Quarter ending September 2016	12,407	→
<b>Variance since September 2015</b>	<b>13.6%</b>	<b>↑</b>



#### ACTIVITY

Cumulative percentage of contracted UDA delivered 2016 & 2017



Month	Adjusted Scheduled Activity (UDA)	
	2016	2017
April	-564	1,765
May	2,462	3,483
June	4,295	5,266
July	7,142	8,033
August	9,455	10,443
September	11,883	12,605
October	13,958	
November	15,931	
December	18,499	
January	20,161	
February	23,721	
March	26,216	
April	26,696	
May	26,697	
June	26,710	

#### QUALITY

	Quantity	Base Number	Contract	AT	Region	England
% of FP17s for the same patient ID Re-attending within 3 months - Children	142	2,293	6.2%	9.9%	12.0%	12.4%
% of FP17s for the same patient ID Re-attending within 3 months - Adults	452	3,923	11.5%	13.5%	15.9%	16.7%
% of FP17s for the same patient ID Re-attending between 3 & 9 months - Children	856	2,293	37.3%	58.0%	58.6%	57.4%
% of FP17s for the same patient ID Re-attending between 3 & 9 months - Adults	1,103	3,923	28.1%	49.5%	51.6%	50.5%
% of FP17s for Band 1 Urgent Courses	377	5,956	6.3%	7.0%	8.0%	9.1%
% of FP17s Relating to Free Repair or Replacements	34	5,956	0.6%	0.8%	0.8%	0.8%
% of FP17s Relating to Continuations	92	5,956	1.5%	1.4%	1.3%	1.3%
% of Patients satisfied with the dentistry they have received	9	10	90.0%	93.3%	93.1%	93.2%
% of Patients satisfied with the time they had to wait for an appointment	9	10	90.0%	90.6%	89.1%	89.0%

\* This is based on patients treated on this contract for their most recent course of treatment. Figures in italics indicate the base number of FP17s or Patient Questionnaire responses are less than 100. N/A is shown where the base number of responses is less than 10 during the period. % is calculated as Quantity/Base number\*100

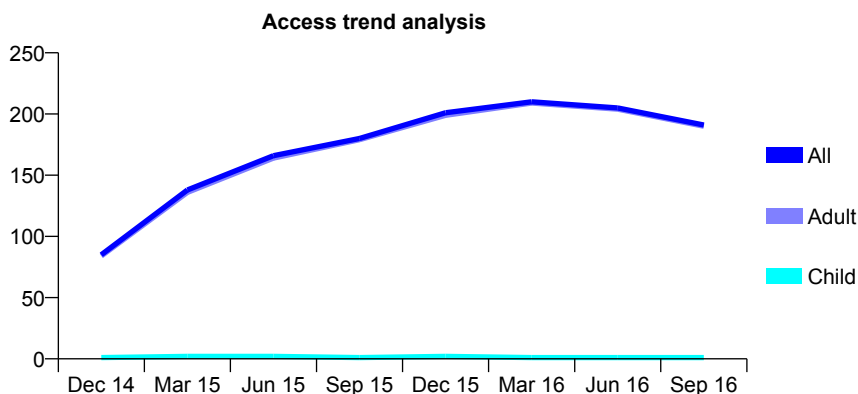
## Q53 - Vital Signs At a Glance Contract Report for 148571/0002 - September 2016

Name or company name	Lyppard Dental Centre
Contract type name	GDS Contract
Purpose of contract	General
Contract start date	01/04/2014
Contract end date	

16/17 Contracted general activity (UDA)	750
Carry forward general activity (UDA)	-5
16/17 Contracted orthodontic activity (UOA)	0
Carry forward orthodontic activity (UOA)	0
Baseline contract value	£275,353.14

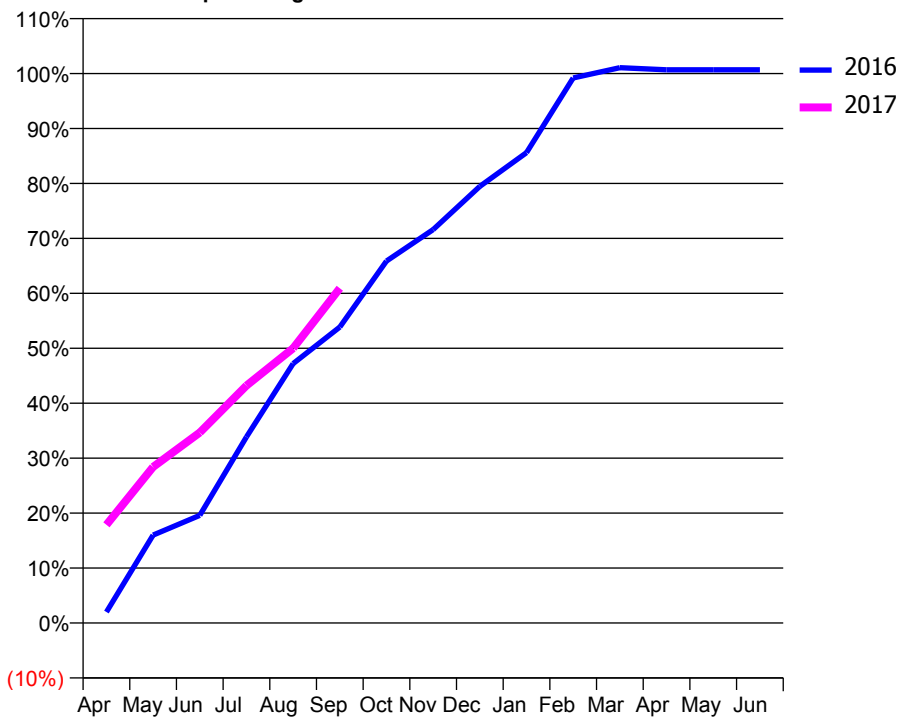
### ACCESS\*

Patients seen in 24 months	Total	Change since previous quarter
Quarter ending September 2015	180	
Quarter ending December 2015	201	↑
Quarter ending March 2016	210	↑
Quarter ending June 2016	205	↓
Quarter ending September 2016	191	↓
<b>Variance since September 2015</b>	<b>6.1%</b>	<b>↑</b>



### ACTIVITY

Cumulative percentage of contracted UDA delivered 2016 & 2017



Month	Adjusted Scheduled Activity (UDA)	
	2016	2017
April	15	134
May	120	213
June	147	260
July	254	324
August	354	375
September	404	457
October	494	
November	537	
December	596	
January	642	
February	744	
March	758	
April	755	
May	755	
June	755	

### QUALITY

	Quantity	Base Number	Contract	AT	Region	England
% of FP17s for the same patient ID Re-attending within 3 months - Children	0	0	N/A	9.9%	12.0%	12.4%
% of FP17s for the same patient ID Re-attending within 3 months - Adults	8	156	5.1%	13.5%	15.9%	16.7%
% of FP17s for the same patient ID Re-attending between 3 & 9 months - Children	0	0	N/A	58.0%	58.6%	57.4%
% of FP17s for the same patient ID Re-attending between 3 & 9 months - Adults	6	156	3.8%	49.5%	51.6%	50.5%
% of FP17s for Band 1 Urgent Courses	0	158	0.0%	7.0%	8.0%	9.1%
% of FP17s Relating to Free Repair or Replacements	0	158	0.0%	0.8%	0.8%	0.8%
% of FP17s Relating to Continuations	5	158	3.2%	1.4%	1.3%	1.3%
% of Patients satisfied with the dentistry they have received	0	0	N/A	93.3%	93.1%	93.2%
% of Patients satisfied with the time they had to wait for an appointment	0	0	N/A	90.6%	89.1%	89.0%

\* This is based on patients treated on this contract for their most recent course of treatment. Figures in italics indicate the base number of FP17s or Patient Questionnaire responses are less than 100. N/A is shown where the base number of responses is less than 10 during the period. % is calculated as Quantity/Base number\*100

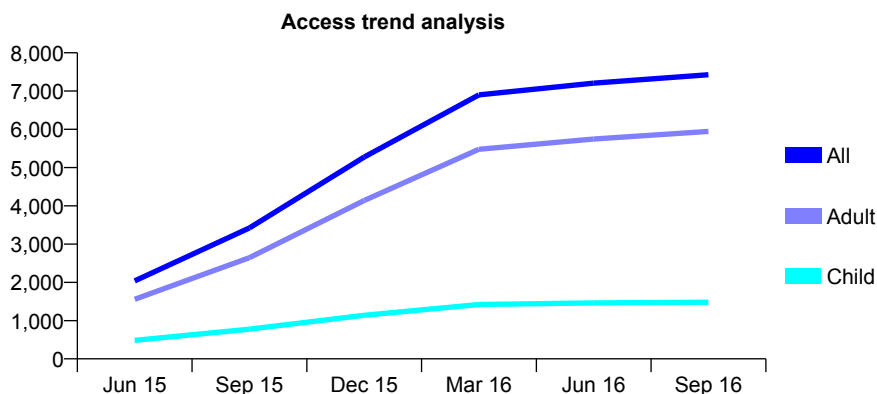
## Q53 - Vital Signs At a Glance Contract Report for 150312/0001 - September 2016

Name or company name	Dorset House Dental
Contract type name	GDS Contract
Purpose of contract	General and Orthodontic
Contract start date	01/04/2015
Contract end date	

16/17 Contracted general activity (UDA)	21,588
Carry forward general activity (UDA)	121
16/17 Contracted orthodontic activity (UOA)	628
Carry forward orthodontic activity (UOA)	-13
Baseline contract value	£689,694.44

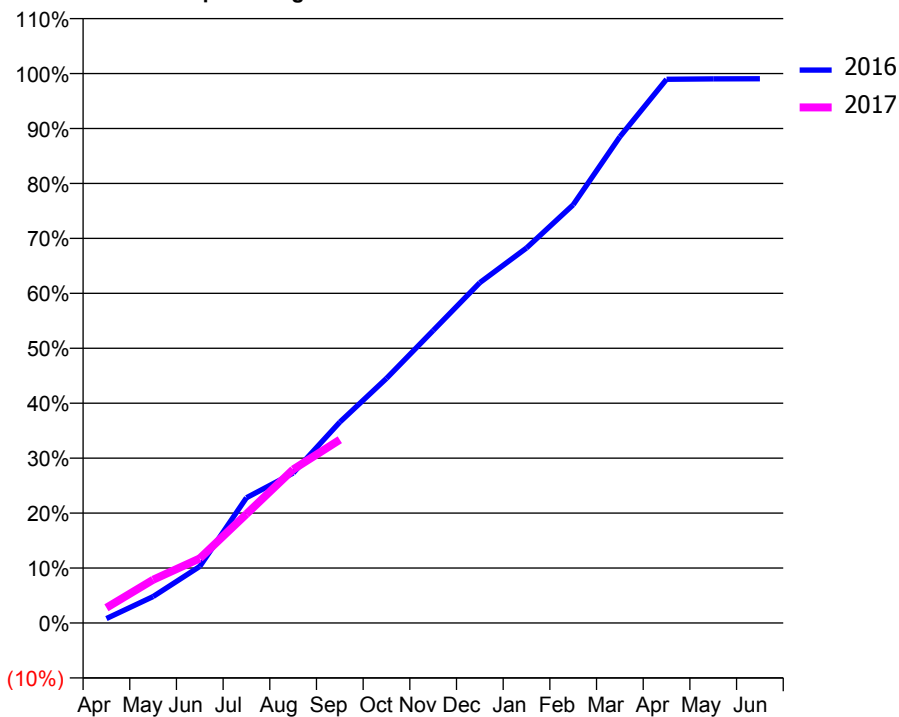
### ACCESS\*

Patients seen in 24 months	Total	Change since previous quarter
Quarter ending September 2015	3,420	
Quarter ending December 2015	5,277	↑
Quarter ending March 2016	6,899	↑
Quarter ending June 2016	7,208	↑
Quarter ending September 2016	7,425	↑
<b>Variance since September 2015</b>	<b>117.1%</b>	<b>↑</b>



### ACTIVITY

Cumulative percentage of contracted UDA delivered 2016 & 2017



Month	Adjusted Scheduled Activity (UDA)	
	2016	2017
April	176	601
May	1,042	1,699
June	2,223	2,540
July	4,923	4,282
August	5,890	6,030
September	7,890	7,203
October	9,610	
November	11,489	
December	13,374	
January	14,731	
February	16,429	
March	19,105	
April	21,364	
May	21,375	
June	21,381	

### QUALITY

	Quantity	Base Number	Contract	AT	Region	England
% of FP17s for the same patient ID Re-attending within 3 months - Children	67	1,151	5.8%	9.9%	12.0%	12.4%
% of FP17s for the same patient ID Re-attending within 3 months - Adults	466	3,883	12.0%	13.5%	15.9%	16.7%
% of FP17s for the same patient ID Re-attending between 3 & 9 months - Children	569	1,151	49.4%	58.0%	58.6%	57.4%
% of FP17s for the same patient ID Re-attending between 3 & 9 months - Adults	1,508	3,883	38.8%	49.5%	51.6%	50.5%
% of FP17s for Band 1 Urgent Courses	143	3,924	3.6%	7.0%	8.0%	9.1%
% of FP17s Relating to Free Repair or Replacements	44	3,924	1.1%	0.8%	0.8%	0.8%
% of FP17s Relating to Continuations	133	3,924	3.4%	1.4%	1.3%	1.3%
% of Patients satisfied with the dentistry they have received	13	14	92.9%	93.3%	93.1%	93.2%
% of Patients satisfied with the time they had to wait for an appointment	12	14	85.7%	90.6%	89.1%	89.0%

\* This is based on patients treated on this contract for their most recent course of treatment. Figures in italics indicate the base number of FP17s or Patient Questionnaire responses are less than 100. N/A is shown where the base number of responses is less than 10 during the period. % is calculated as Quantity/Base number\*100

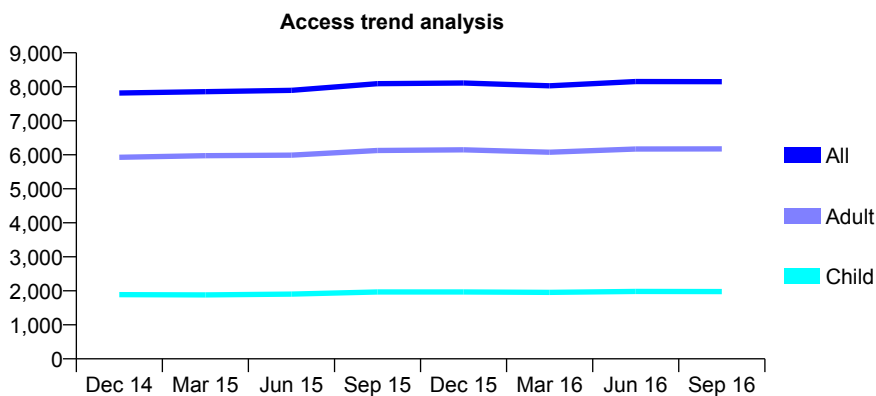
## Q53 - Vital Signs At a Glance Contract Report for 152358/0001 - September 2016

Name or company name	Ombersley Road Dental Practice
Contract type name	GDS Contract
Purpose of contract	General
Contract start date	22/03/2011
Contract end date	

16/17 Contracted general activity (UDA)	25,610
Carry forward general activity (UDA)	0
16/17 Contracted orthodontic activity (UOA)	0
Carry forward orthodontic activity (UOA)	0
Baseline contract value	£635,226.26

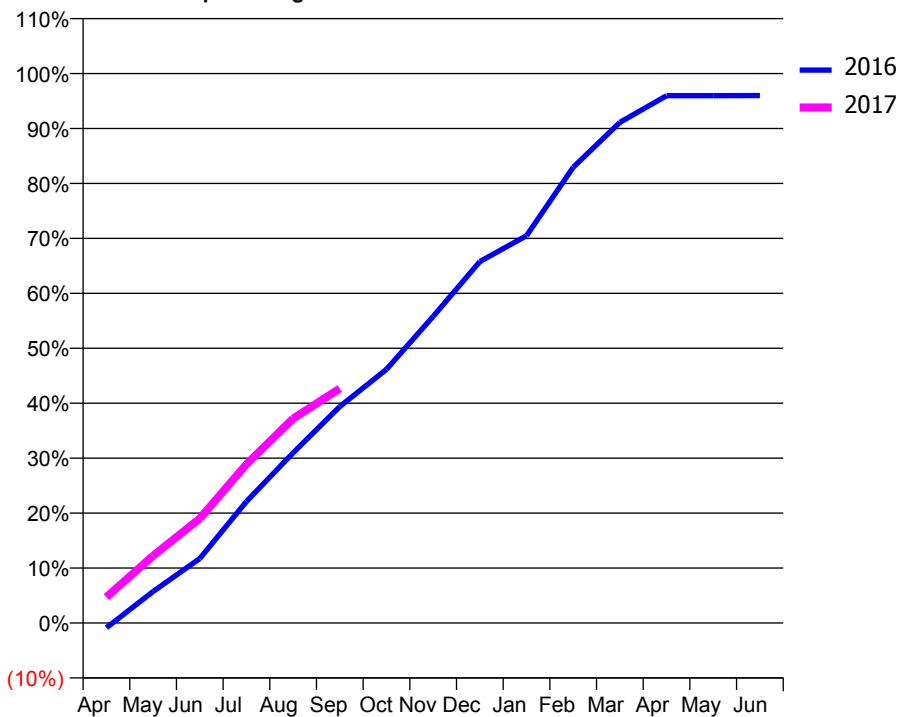
### ACCESS\*

Patients seen in 24 months	Total	Change since previous quarter
Quarter ending September 2015	8,094	
Quarter ending December 2015	8,112	→
Quarter ending March 2016	8,031	→
Quarter ending June 2016	8,153	→
Quarter ending September 2016	8,150	→
<b>Variance since September 2015</b>	<b>0.7%</b>	<b>→</b>



### ACTIVITY

Cumulative percentage of contracted UDA delivered 2016 & 2017



Month	Adjusted Scheduled Activity (UDA)	
	2016	2017
April	-229	1,206
May	1,470	3,135
June	3,002	4,871
July	5,662	7,400
August	7,931	9,533
September	10,089	10,930
October	11,825	
November	14,290	
December	16,846	
January	18,049	
February	21,242	
March	23,331	
April	24,574	
May	24,575	
June	24,584	

### QUALITY

	Quantity	Base Number	Contract	AT	Region	England
% of FP17s for the same patient ID Re-attending within 3 months - Children	45	1,434	3.1%	9.9%	12.0%	12.4%
% of FP17s for the same patient ID Re-attending within 3 months - Adults	195	4,101	4.8%	13.5%	15.9%	16.7%
% of FP17s for the same patient ID Re-attending between 3 & 9 months - Children	948	1,434	66.1%	58.0%	58.6%	57.4%
% of FP17s for the same patient ID Re-attending between 3 & 9 months - Adults	2,700	4,101	65.8%	49.5%	51.6%	50.5%
% of FP17s for Band 1 Urgent Courses	127	5,061	2.5%	7.0%	8.0%	9.1%
% of FP17s Relating to Free Repair or Replacements	32	5,061	0.6%	0.8%	0.8%	0.8%
% of FP17s Relating to Continuations	14	5,061	0.3%	1.4%	1.3%	1.3%
% of Patients satisfied with the dentistry they have received	21	22	95.5%	93.3%	93.1%	93.2%
% of Patients satisfied with the time they had to wait for an appointment	21	22	95.5%	90.6%	89.1%	89.0%

\* This is based on patients treated on this contract for their most recent course of treatment. Figures in italics indicate the base number of FP17s or Patient Questionnaire responses are less than 100. N/A is shown where the base number of responses is less than 10 during the period. % is calculated as Quantity/Base number\*100

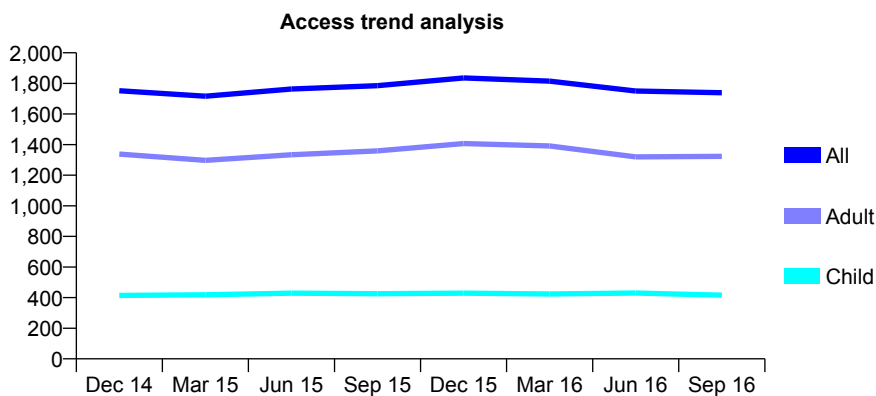
## Q53 - Vital Signs At a Glance Contract Report for 152366/0001 - September 2016

Name or company name	Damani Dental Practice.
Contract type name	GDS Contract
Purpose of contract	General
Contract start date	08/12/2010
Contract end date	

16/17 Contracted general activity (UDA)	5,961
Carry forward general activity (UDA)	-40
16/17 Contracted orthodontic activity (UOA)	0
Carry forward orthodontic activity (UOA)	0
Baseline contract value	£151,584.22

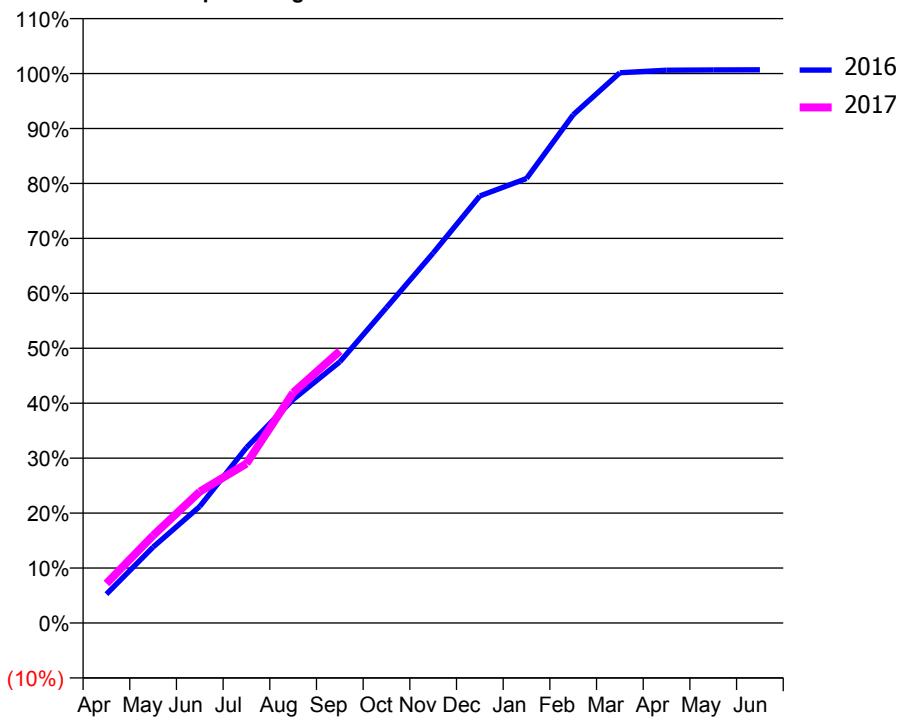
### ACCESS\*

Patients seen in 24 months	Total	Change since previous quarter
Quarter ending September 2015	1,785	
Quarter ending December 2015	1,836	↑
Quarter ending March 2016	1,815	↓
Quarter ending June 2016	1,750	↓
Quarter ending September 2016	1,739	→
<b>Variance since September 2015</b>	<b>(2.6%)</b>	<b>↓</b>



### ACTIVITY

Cumulative percentage of contracted UDA delivered 2016 & 2017



Month	Adjusted Scheduled Activity (UDA)	
	2016	2017
April	313	429
May	824	949
June	1,265	1,426
July	1,902	1,730
August	2,426	2,499
September	2,833	2,951
October	3,422	
November	4,014	
December	4,633	
January	4,822	
February	5,513	
March	5,970	
April	5,997	
May	6,000	
June	6,001	

### QUALITY

	Quantity	Base Number	Contract	AT	Region	England
% of FP17s for the same patient ID Re-attending within 3 months - Children	19	355	5.4%	9.9%	12.0%	12.4%
% of FP17s for the same patient ID Re-attending within 3 months - Adults	115	1,033	11.1%	13.5%	15.9%	16.7%
% of FP17s for the same patient ID Re-attending between 3 & 9 months - Children	226	355	63.7%	58.0%	58.6%	57.4%
% of FP17s for the same patient ID Re-attending between 3 & 9 months - Adults	666	1,033	64.5%	49.5%	51.6%	50.5%
% of FP17s for Band 1 Urgent Courses	78	1,375	5.7%	7.0%	8.0%	9.1%
% of FP17s Relating to Free Repair or Replacements	31	1,375	2.3%	0.8%	0.8%	0.8%
% of FP17s Relating to Continuations	17	1,375	1.2%	1.4%	1.3%	1.3%
% of Patients satisfied with the dentistry they have received	3	3	N/A	93.3%	93.1%	93.2%
% of Patients satisfied with the time they had to wait for an appointment	3	3	N/A	90.6%	89.1%	89.0%

\* This is based on patients treated on this contract for their most recent course of treatment. Figures in italics indicate the base number of FP17s or Patient Questionnaire responses are less than 100. N/A is shown where the base number of responses is less than 10 during the period. % is calculated as Quantity/Base number\*100



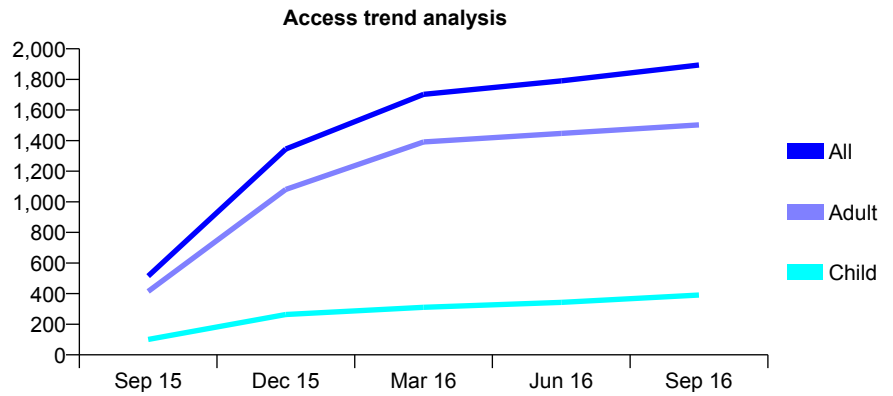
## Q53 - Vital Signs At a Glance Contract Report for 152854/0001 - September 2016

Name or company name	Cottage Dental Practice
Contract type name	GDS Contract
Purpose of contract	General
Contract start date	01/07/2015
Contract end date	

16/17 Contracted general activity (UDA)	6,331
Carry forward general activity (UDA)	-115
16/17 Contracted orthodontic activity (UOA)	0
Carry forward orthodontic activity (UOA)	0
Baseline contract value	£178,000.96

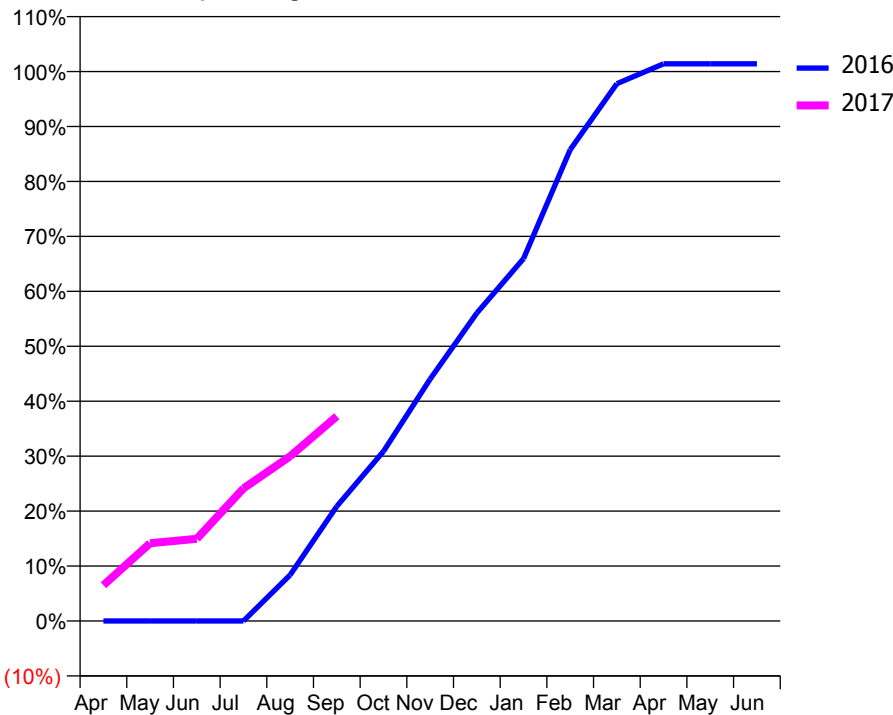
### ACCESS\*

Patients seen in 24 months	Total	Change since previous quarter
Quarter ending September 2015	515	
Quarter ending December 2015	1,345	↑
Quarter ending March 2016	1,702	↑
Quarter ending June 2016	1,790	↑
Quarter ending September 2016	1,894	↑
<b>Variance since September 2015</b>	<b>267.8%</b>	<b>↑</b>



### ACTIVITY

Cumulative percentage of contracted UDA delivered 2016 & 2017



Month	Adjusted Scheduled Activity (UDA)	
	2016	2017
April	0	413
May	0	897
June	0	947
July	0	1,528
August	401	1,897
September	999	2,359
October	1,478	
November	2,107	
December	2,682	
January	3,156	
February	4,106	
March	4,680	
April	4,853	
May	4,853	
June	4,853	

### QUALITY

	Quantity	Base Number	Contract	AT	Region	England
% of FP17s for the same patient ID Re-attending within 3 months - Children	13	313	4.2%	9.9%	12.0%	12.4%
% of FP17s for the same patient ID Re-attending within 3 months - Adults	49	439	11.2%	13.5%	15.9%	16.7%
% of FP17s for the same patient ID Re-attending between 3 & 9 months - Children	177	313	56.5%	58.0%	58.6%	57.4%
% of FP17s for the same patient ID Re-attending between 3 & 9 months - Adults	230	439	52.4%	49.5%	51.6%	50.5%
% of FP17s for Band 1 Urgent Courses	22	692	3.2%	7.0%	8.0%	9.1%
% of FP17s Relating to Free Repair or Replacements	5	692	0.7%	0.8%	0.8%	0.8%
% of FP17s Relating to Continuations	5	692	0.7%	1.4%	1.3%	1.3%
% of Patients satisfied with the dentistry they have received	5	5	N/A	93.3%	93.1%	93.2%
% of Patients satisfied with the time they had to wait for an appointment	5	5	N/A	90.6%	89.1%	89.0%

\* This is based on patients treated on this contract for their most recent course of treatment. Figures in italics indicate the base number of FP17s or Patient Questionnaire responses are less than 100. N/A is shown where the base number of responses is less than 10 during the period. % is calculated as Quantity/Base number\*100

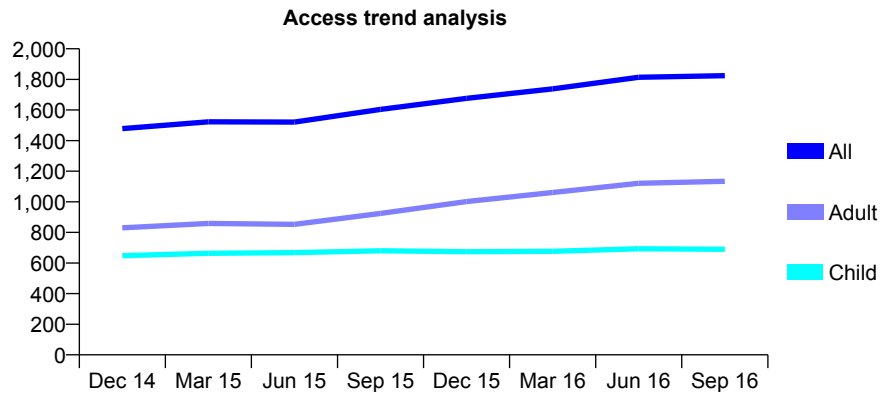
## Q53 - Vital Signs At a Glance Contract Report for 153486/0001 - September 2016

Name or company name	Gosford Lodge Dental Surgery
Contract type name	GDS Contract
Purpose of contract	General
Contract start date	21/04/2012
Contract end date	

16/17 Contracted general activity (UDA)	5,515
Carry forward general activity (UDA)	-2
16/17 Contracted orthodontic activity (UOA)	0
Carry forward orthodontic activity (UOA)	0
Baseline contract value	£149,167.34

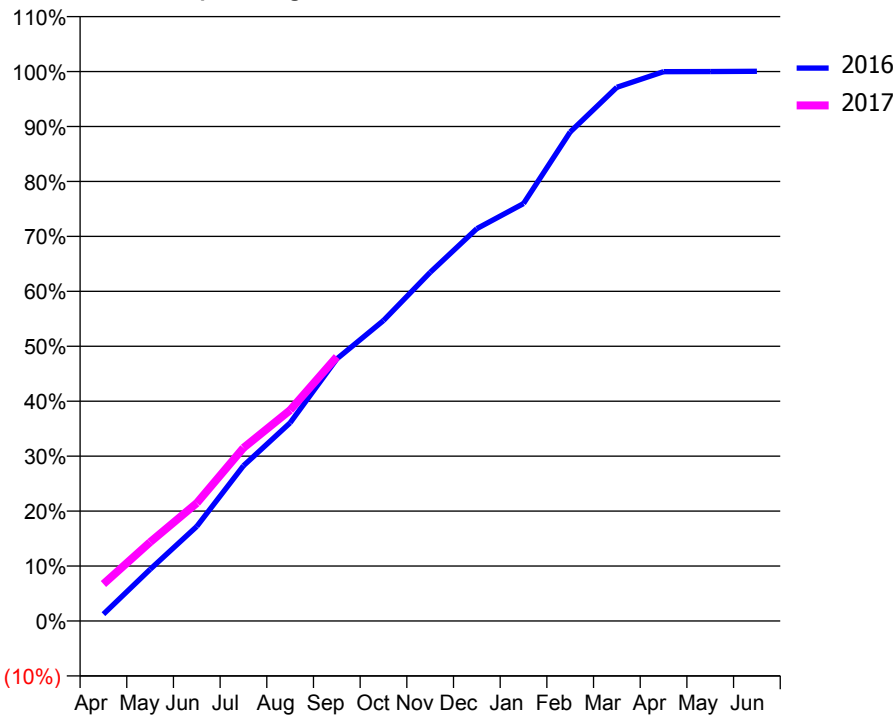
### ACCESS\*

Patients seen in 24 months	Total	Change since previous quarter
Quarter ending September 2015	1,604	
Quarter ending December 2015	1,676	↑
Quarter ending March 2016	1,738	↑
Quarter ending June 2016	1,814	↑
Quarter ending September 2016	1,824	→
<b>Variance since September 2015</b>	<b>13.7%</b>	<b>↑</b>



### ACTIVITY

Cumulative percentage of contracted UDA delivered 2016 & 2017



Month	Adjusted Scheduled Activity (UDA)	
	2016	2017
April	69	372
May	518	792
June	950	1,183
July	1,559	1,738
August	1,990	2,116
September	2,630	2,652
October	3,016	
November	3,500	
December	3,938	
January	4,190	
February	4,908	
March	5,356	
April	5,514	
May	5,515	
June	5,517	

### QUALITY

	Quantity	Base Number	Contract	AT	Region	England
% of FP17s for the same patient ID Re-attending within 3 months - Children	33	477	6.9%	9.9%	12.0%	12.4%
% of FP17s for the same patient ID Re-attending within 3 months - Adults	130	725	17.9%	13.5%	15.9%	16.7%
% of FP17s for the same patient ID Re-attending between 3 & 9 months - Children	240	477	50.3%	58.0%	58.6%	57.4%
% of FP17s for the same patient ID Re-attending between 3 & 9 months - Adults	240	725	33.1%	49.5%	51.6%	50.5%
% of FP17s for Band 1 Urgent Courses	106	1,119	9.5%	7.0%	8.0%	9.1%
% of FP17s Relating to Free Repair or Replacements	3	1,119	0.3%	0.8%	0.8%	0.8%
% of FP17s Relating to Continuations	7	1,119	0.6%	1.4%	1.3%	1.3%
% of Patients satisfied with the dentistry they have received	1	1	N/A	93.3%	93.1%	93.2%
% of Patients satisfied with the time they had to wait for an appointment	1	1	N/A	90.6%	89.1%	89.0%

\* This is based on patients treated on this contract for their most recent course of treatment. Figures in italics indicate the base number of FP17s or Patient Questionnaire responses are less than 100. N/A is shown where the base number of responses is less than 10 during the period. % is calculated as Quantity/Base number\*100

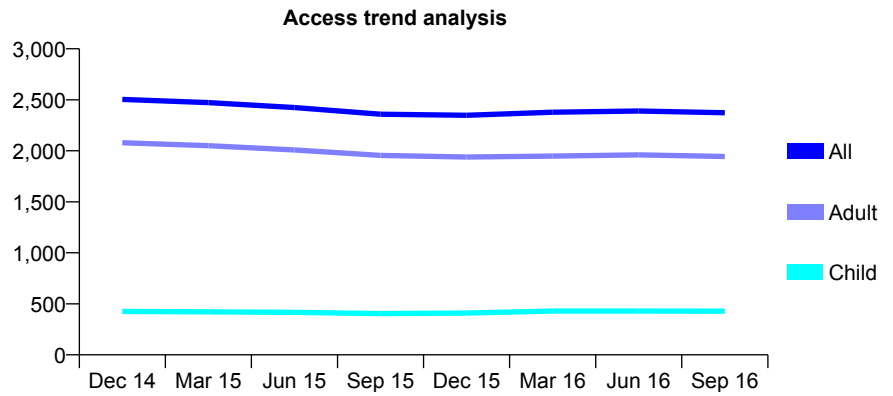
### Q53 - Vital Signs At a Glance Contract Report for 158380/0001 - September 2016

Name or company name	Callowbrook Dental Surgery
Contract type name	GDS Contract
Purpose of contract	General
Contract start date	06/12/2010
Contract end date	

16/17 Contracted general activity (UDA)	7,424
Carry forward general activity (UDA)	-148
16/17 Contracted orthodontic activity (UOA)	0
Carry forward orthodontic activity (UOA)	0
Baseline contract value	£171,040.69

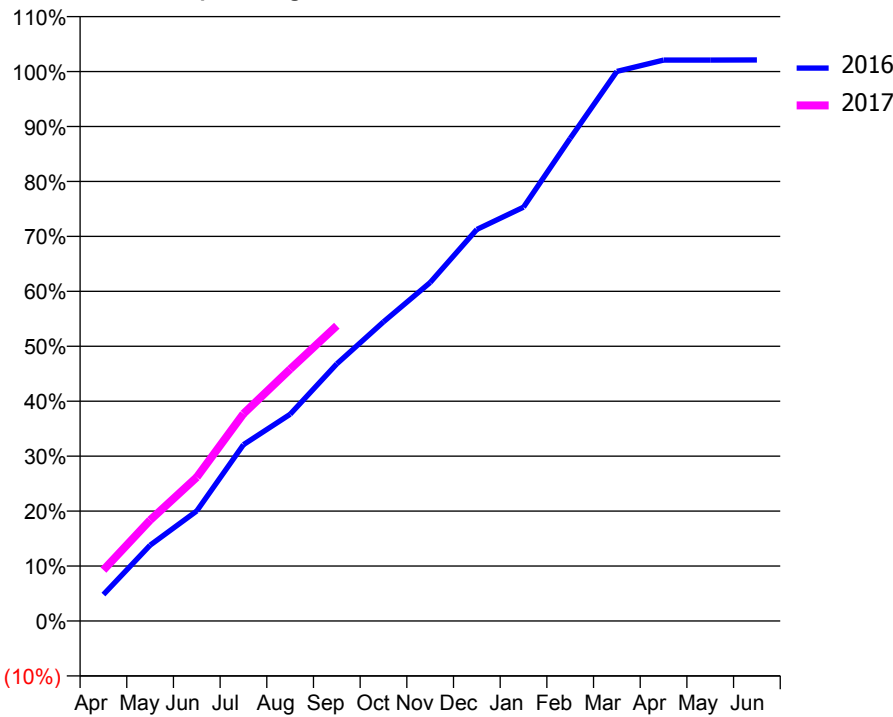
#### ACCESS\*

Patients seen in 24 months	Total	Change since previous quarter
Quarter ending September 2015	2,359	
Quarter ending December 2015	2,349	→
Quarter ending March 2016	2,379	→
Quarter ending June 2016	2,390	→
Quarter ending September 2016	2,373	→
<b>Variance since September 2015</b>	<b>0.6%</b>	<b>→</b>



#### ACTIVITY

Cumulative percentage of contracted UDA delivered 2016 & 2017



Month	Adjusted Scheduled Activity (UDA)	
	2016	2017
April	358	689
May	1,024	1,363
June	1,487	1,943
July	2,383	2,800
August	2,793	3,403
September	3,474	3,990
October	4,041	
November	4,574	
December	5,291	
January	5,592	
February	6,521	
March	7,425	
April	7,578	
May	7,578	
June	7,581	

#### QUALITY

	Quantity	Base Number	Contract	AT	Region	England
% of FP17s for the same patient ID Re-attending within 3 months - Children	26	338	7.7%	9.9%	12.0%	12.4%
% of FP17s for the same patient ID Re-attending within 3 months - Adults	342	1,647	20.8%	13.5%	15.9%	16.7%
% of FP17s for the same patient ID Re-attending between 3 & 9 months - Children	229	338	67.8%	58.0%	58.6%	57.4%
% of FP17s for the same patient ID Re-attending between 3 & 9 months - Adults	968	1,647	58.8%	49.5%	51.6%	50.5%
% of FP17s for Band 1 Urgent Courses	124	1,892	6.6%	7.0%	8.0%	9.1%
% of FP17s Relating to Free Repair or Replacements	39	1,892	2.1%	0.8%	0.8%	0.8%
% of FP17s Relating to Continuations	95	1,892	5.0%	1.4%	1.3%	1.3%
% of Patients satisfied with the dentistry they have received	1	1	N/A	93.3%	93.1%	93.2%
% of Patients satisfied with the time they had to wait for an appointment	1	1	N/A	90.6%	89.1%	89.0%

\* This is based on patients treated on this contract for their most recent course of treatment. Figures in italics indicate the base number of FP17s or Patient Questionnaire responses are less than 100. N/A is shown where the base number of responses is less than 10 during the period. % is calculated as Quantity/Base number\*100

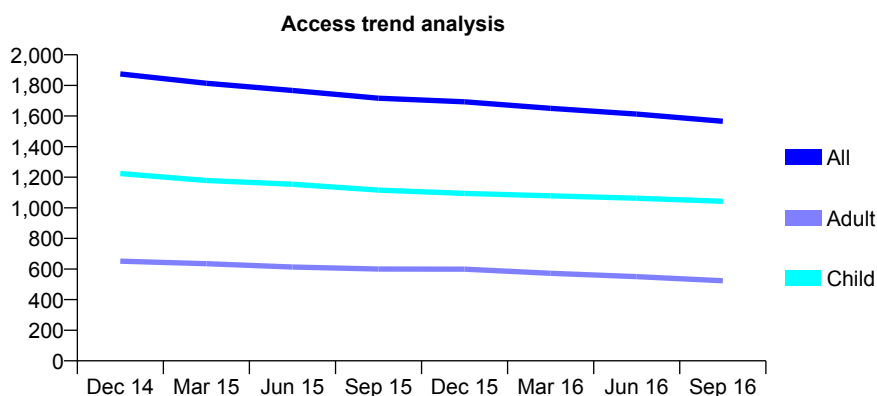
## Q53 - Vital Signs At a Glance Contract Report for 159344/0001 - September 2016

Name or company name	Whitehouse Partners and Associates
Contract type name	GDS Contract
Purpose of contract	General
Contract start date	03/03/2011
Contract end date	

16/17 Contracted general activity (UDA)	3,200
Carry forward general activity (UDA)	112
16/17 Contracted orthodontic activity (UOA)	0
Carry forward orthodontic activity (UOA)	0
Baseline contract value	£80,668.27

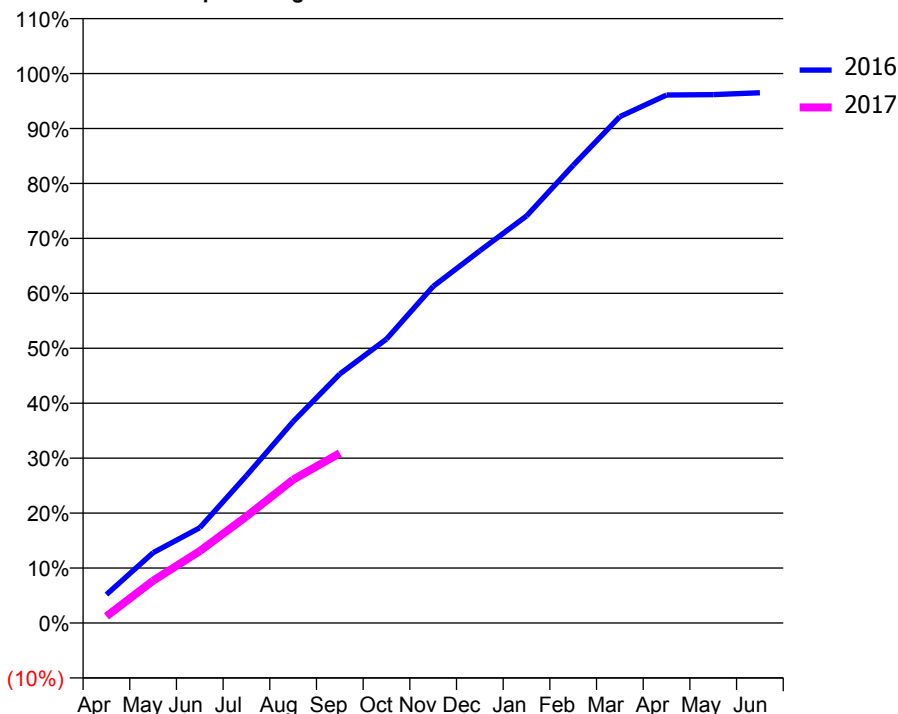
### ACCESS\*

Patients seen in 24 months	Total	Change since previous quarter
Quarter ending September 2015	1,716	
Quarter ending December 2015	1,693	↓
Quarter ending March 2016	1,650	↓
Quarter ending June 2016	1,613	↓
Quarter ending September 2016	1,566	↓
<b>Variance since September 2015</b>	<b>(8.7%)</b>	↓



### ACTIVITY

Cumulative percentage of contracted UDA delivered 2016 & 2017



Adjusted Scheduled Activity (UDA)

Month	2016	2017
April	166	39
May	410	247
June	555	419
July	858	621
August	1,173	835
September	1,450	989
October	1,654	
November	1,961	
December	2,168	
January	2,371	
February	2,666	
March	2,949	
April	3,075	
May	3,077	
June	3,088	

### QUALITY

	Quantity	Base Number	Contract	AT	Region	England
% of FP17s for the same patient ID Re-attending within 3 months - Children	23	639	3.6%	9.9%	12.0%	12.4%
% of FP17s for the same patient ID Re-attending within 3 months - Adults	16	230	7.0%	13.5%	15.9%	16.7%
% of FP17s for the same patient ID Re-attending between 3 & 9 months - Children	340	639	53.2%	58.0%	58.6%	57.4%
% of FP17s for the same patient ID Re-attending between 3 & 9 months - Adults	126	230	54.8%	49.5%	51.6%	50.5%
% of FP17s for Band 1 Urgent Courses	14	762	1.8%	7.0%	8.0%	9.1%
% of FP17s Relating to Free Repair or Replacements	1	762	0.1%	0.8%	0.8%	0.8%
% of FP17s Relating to Continuations	1	762	0.1%	1.4%	1.3%	1.3%
% of Patients satisfied with the dentistry they have received	1	1	N/A	93.3%	93.1%	93.2%
% of Patients satisfied with the time they had to wait for an appointment	1	1	N/A	90.6%	89.1%	89.0%

\* This is based on patients treated on this contract for their most recent course of treatment. Figures in italics indicate the base number of FP17s or Patient Questionnaire responses are less than 100. N/A is shown where the base number of responses is less than 10 during the period. % is calculated as Quantity/Base number\*100

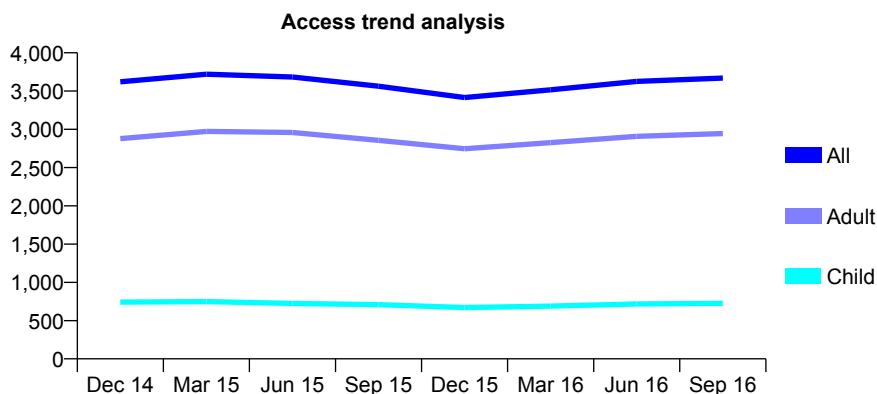
## Q53 - Vital Signs At a Glance Contract Report for 161748/0001 - September 2016

Name or company name	The Cottage Dental Surgery
Contract type name	GDS Contract
Purpose of contract	General
Contract start date	04/01/2011
Contract end date	

16/17 Contracted general activity (UDA)	10,195
Carry forward general activity (UDA)	-152
16/17 Contracted orthodontic activity (UOA)	0
Carry forward orthodontic activity (UOA)	0
Baseline contract value	£216,896.19

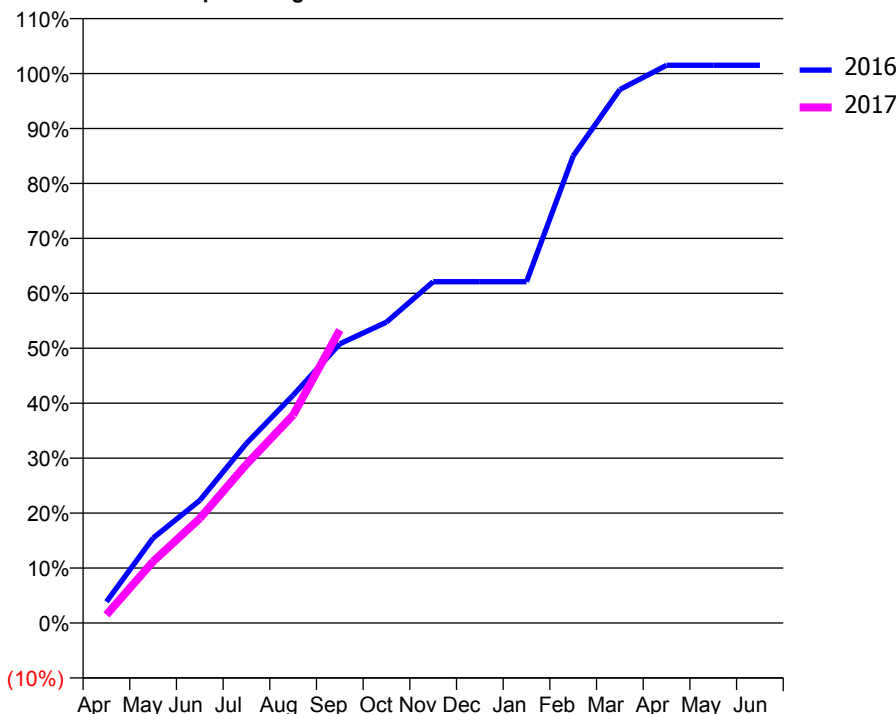
### ACCESS\*

Patients seen in 24 months	Total	Change since previous quarter
Quarter ending September 2015	3,564	
Quarter ending December 2015	3,416	↓
Quarter ending March 2016	3,517	↑
Quarter ending June 2016	3,626	↑
Quarter ending September 2016	3,670	→
<b>Variance since September 2015</b>	<b>3.0%</b>	<b>↑</b>



### ACTIVITY

Cumulative percentage of contracted UDA delivered 2016 & 2017



Adjusted Scheduled Activity (UDA)

Month	2016	2017
April	395	152
May	1,578	1,141
June	2,276	1,940
July	3,333	2,945
August	4,226	3,858
September	5,179	5,437
October	5,583	
November	6,333	
December	6,333	
January	6,333	
February	8,666	
March	9,897	
April	10,347	
May	10,347	
June	10,347	

### QUALITY

	Quantity	Base Number	Contract	AT	Region	England
% of FP17s for the same patient ID Re-attending within 3 months - Children	21	462	4.5%	9.9%	12.0%	12.4%
% of FP17s for the same patient ID Re-attending within 3 months - Adults	343	2,124	16.1%	13.5%	15.9%	16.7%
% of FP17s for the same patient ID Re-attending between 3 & 9 months - Children	241	462	52.2%	58.0%	58.6%	57.4%
% of FP17s for the same patient ID Re-attending between 3 & 9 months - Adults	906	2,124	42.7%	49.5%	51.6%	50.5%
% of FP17s for Band 1 Urgent Courses	245	2,415	10.1%	7.0%	8.0%	9.1%
% of FP17s Relating to Free Repair or Replacements	98	2,415	4.1%	0.8%	0.8%	0.8%
% of FP17s Relating to Continuations	12	2,415	0.5%	1.4%	1.3%	1.3%
% of Patients satisfied with the dentistry they have received	3	3	N/A	93.3%	93.1%	93.2%
% of Patients satisfied with the time they had to wait for an appointment	3	3	N/A	90.6%	89.1%	89.0%

\* This is based on patients treated on this contract for their most recent course of treatment. Figures in italics indicate the base number of FP17s or Patient Questionnaire responses are less than 100. N/A is shown where the base number of responses is less than 10 during the period. % is calculated as Quantity/Base number\*100

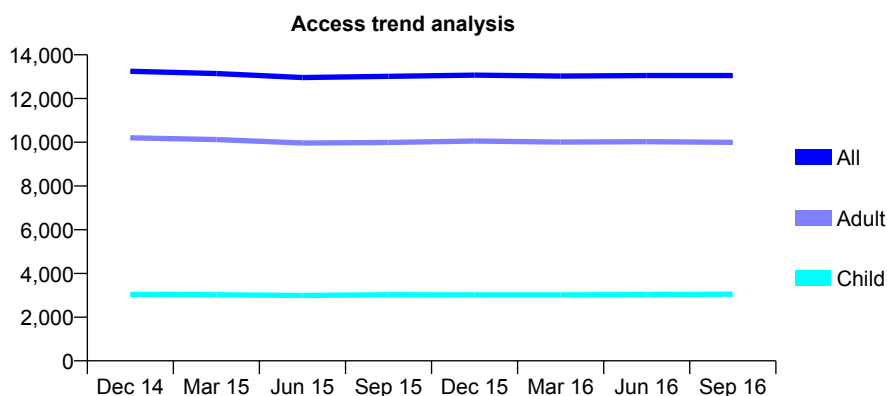
## Q53 - Vital Signs At a Glance Contract Report for 164062/0001 - September 2016

Name or company name	Integrated Dental Holdings Limited (IDH 47)
Contract type name	GDS Contract
Purpose of contract	General
Contract start date	18/01/2011
Contract end date	

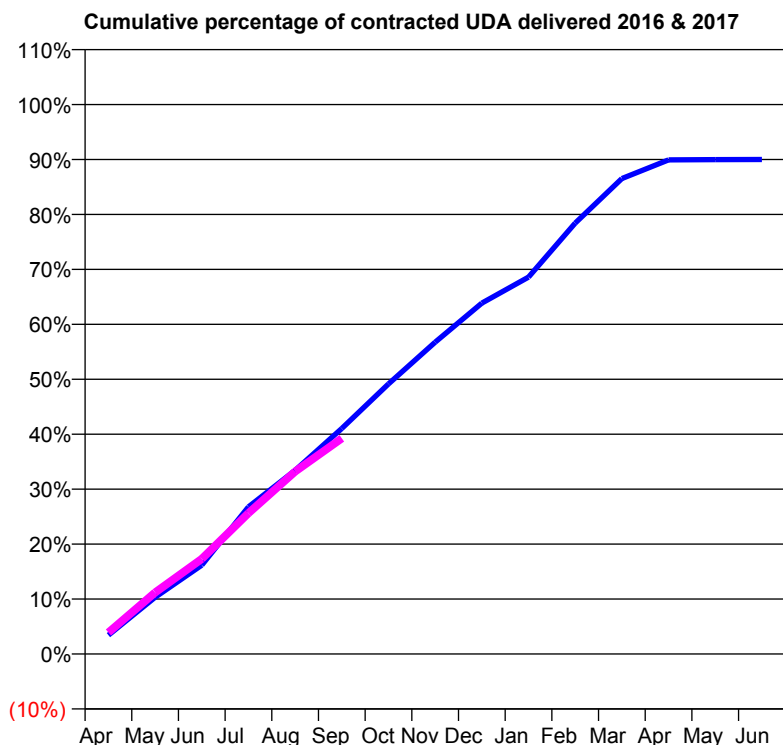
16/17 Contracted general activity (UDA)	44,602
Carry forward general activity (UDA)	0
16/17 Contracted orthodontic activity (UOA)	0
Carry forward orthodontic activity (UOA)	0
Baseline contract value	£959,801.87

### ACCESS\*

Patients seen in 24 months	Total	Change since previous quarter
Quarter ending September 2015	13,014	
Quarter ending December 2015	13,069	→
Quarter ending March 2016	13,024	→
Quarter ending June 2016	13,049	→
Quarter ending September 2016	13,049	→
<b>Variance since September 2015</b>	<b>0.3%</b>	<b>→</b>



### ACTIVITY



Month	Adjusted Scheduled Activity (UDA)	
	2016	2017
April	1,528	1,743
May	4,601	5,000
June	7,214	7,724
July	11,942	11,439
August	14,908	14,816
September	18,305	17,510
October	21,925	
November	25,308	
December	28,485	
January	30,592	
February	34,982	
March	38,590	
April	40,111	
May	40,124	
June	40,142	

### QUALITY

	Quantity	Base Number	Contract	AT	Region	England
% of FP17s for the same patient ID Re-attending within 3 months - Children	138	2,392	5.8%	9.9%	12.0%	12.4%
% of FP17s for the same patient ID Re-attending within 3 months - Adults	853	6,871	12.4%	13.5%	15.9%	16.7%
% of FP17s for the same patient ID Re-attending between 3 & 9 months - Children	1,597	2,392	66.8%	58.0%	58.6%	57.4%
% of FP17s for the same patient ID Re-attending between 3 & 9 months - Adults	3,638	6,871	52.9%	49.5%	51.6%	50.5%
% of FP17s for Band 1 Urgent Courses	558	8,582	6.5%	7.0%	8.0%	9.1%
% of FP17s Relating to Free Repair or Replacements	42	8,582	0.5%	0.8%	0.8%	0.8%
% of FP17s Relating to Continuations	157	8,582	1.8%	1.4%	1.3%	1.3%
% of Patients satisfied with the dentistry they have received	13	16	81.3%	93.3%	93.1%	93.2%
% of Patients satisfied with the time they had to wait for an appointment	15	16	93.8%	90.6%	89.1%	89.0%

\* This is based on patients treated on this contract for their most recent course of treatment. Figures in italics indicate the base number of FP17s or Patient Questionnaire responses are less than 100. N/A is shown where the base number of responses is less than 10 during the period. % is calculated as Quantity/Base number\*100

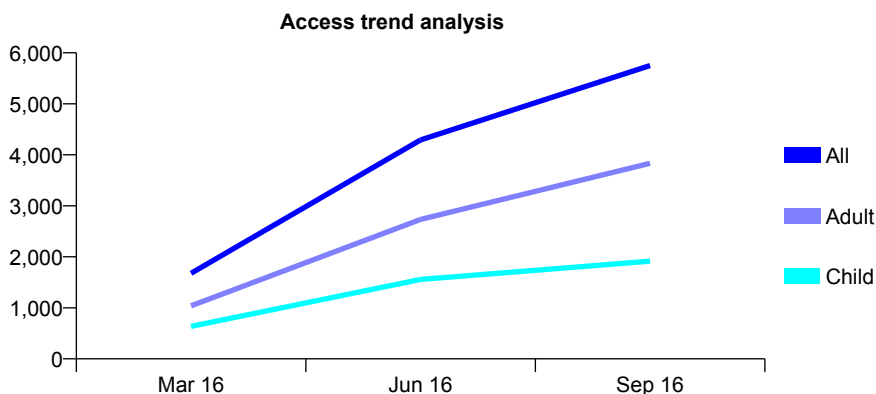
### Q53 - Vital Signs At a Glance Contract Report for 165182/0001 - September 2016

Name or company name	Dentist at Redhouse Ltd
Contract type name	GDS Contract
Purpose of contract	General
Contract start date	01/02/2016
Contract end date	

16/17 Contracted general activity (UDA)	21,849
Carry forward general activity (UDA)	-279
16/17 Contracted orthodontic activity (UOA)	0
Carry forward orthodontic activity (UOA)	0
Baseline contract value	£700,641.15

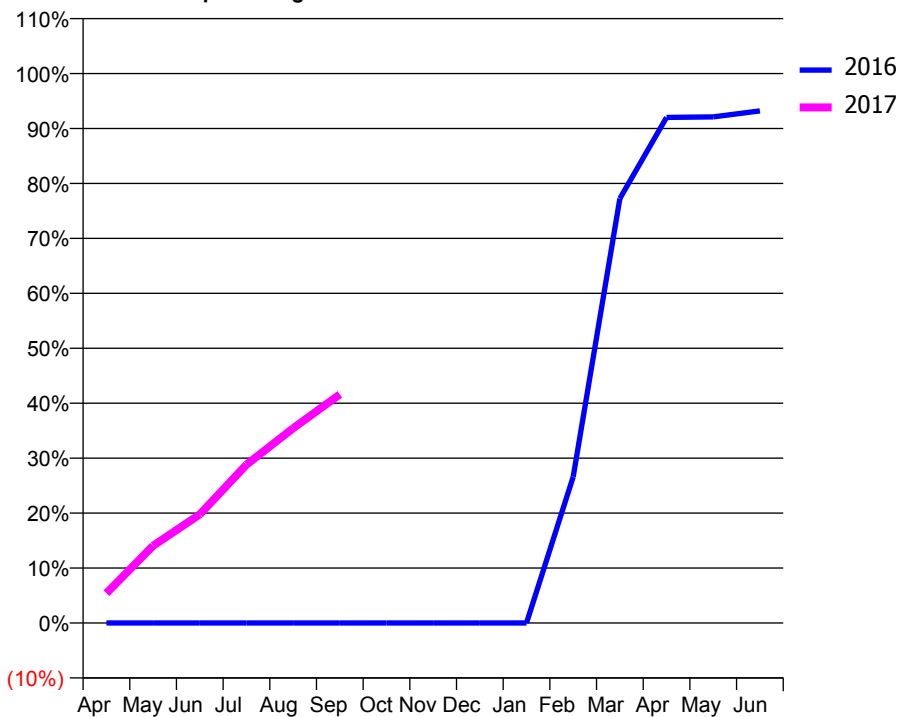
#### ACCESS\*

Patients seen in 24 months	Total	Change since previous quarter
Quarter ending September 2015	0	
Quarter ending December 2015	0	
Quarter ending March 2016	1,676	
Quarter ending June 2016	4,291	↑
Quarter ending September 2016	5,751	↑
<b>Variance since September 2015</b>	N/A	



#### ACTIVITY

Cumulative percentage of contracted UDA delivered 2016 & 2017



Month	Adjusted Scheduled Activity (UDA)	
	2016	2017
April	0	1,184
May	0	3,073
June	0	4,317
July	0	6,299
August	0	7,744
September	0	9,090
October	0	
November	0	
December	0	
January	0	
February	969	
March	2,814	
April	3,351	
May	3,355	
June	3,395	

#### QUALITY

	Quantity	Base Number	Contract	AT	Region	England
% of FP17s for the same patient ID Re-attending within 3 months - Children	117	1,904	6.1%	9.9%	12.0%	12.4%
% of FP17s for the same patient ID Re-attending within 3 months - Adults	334	3,691	9.0%	13.5%	15.9%	16.7%
% of FP17s for the same patient ID Re-attending between 3 & 9 months - Children	332	1,904	17.4%	58.0%	58.6%	57.4%
% of FP17s for the same patient ID Re-attending between 3 & 9 months - Adults	364	3,691	9.9%	49.5%	51.6%	50.5%
% of FP17s for Band 1 Urgent Courses	237	4,514	5.3%	7.0%	8.0%	9.1%
% of FP17s Relating to Free Repair or Replacements	38	4,514	0.8%	0.8%	0.8%	0.8%
% of FP17s Relating to Continuations	14	4,514	0.3%	1.4%	1.3%	1.3%
% of Patients satisfied with the dentistry they have received	0	0	N/A	93.3%	93.1%	93.2%
% of Patients satisfied with the time they had to wait for an appointment	0	0	N/A	90.6%	89.1%	89.0%

\* This is based on patients treated on this contract for their most recent course of treatment. Figures in italics indicate the base number of FP17s or Patient Questionnaire responses are less than 100. N/A is shown where the base number of responses is less than 10 during the period. % is calculated as Quantity/Base number\*100

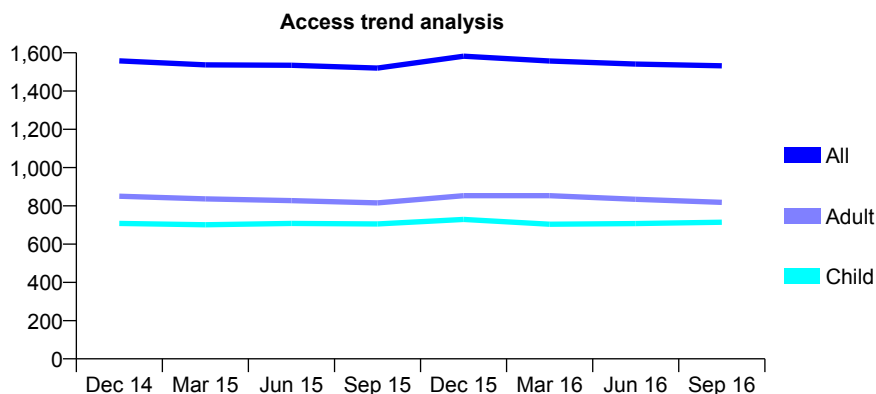
## Q53 - Vital Signs At a Glance Contract Report for 166170/0001 - September 2016

Name or company name	Rubery Dental Surgery Limited
Contract type name	GDS Contract
Purpose of contract	General
Contract start date	01/11/2007
Contract end date	

16/17 Contracted general activity (UDA)	7,372
Carry forward general activity (UDA)	-84
16/17 Contracted orthodontic activity (UOA)	0
Carry forward orthodontic activity (UOA)	0
Baseline contract value	£174,475.03

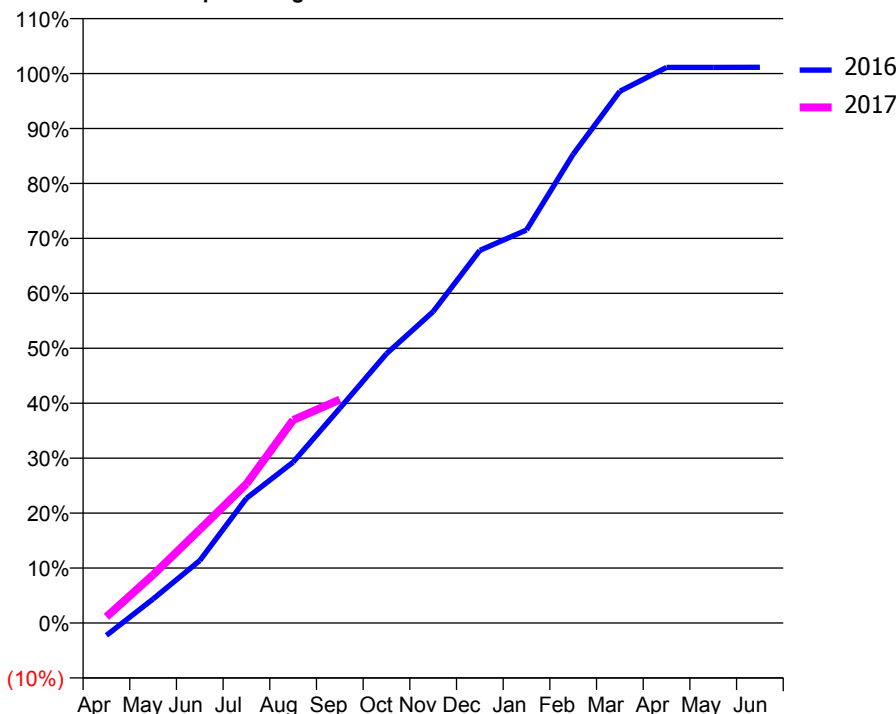
### ACCESS\*

Patients seen in 24 months	Total	Change since previous quarter
Quarter ending September 2015	1,520	
Quarter ending December 2015	1,582	↑
Quarter ending March 2016	1,557	↓
Quarter ending June 2016	1,541	↓
Quarter ending September 2016	1,532	→
<b>Variance since September 2015</b>	<b>0.8%</b>	<b>→</b>



### ACTIVITY

Cumulative percentage of contracted UDA delivered 2016 & 2017



Adjusted Scheduled Activity (UDA)

Month	2016	2017
April	-168	84
May	323	647
June	839	1,256
July	1,673	1,867
August	2,158	2,724
September	2,881	2,998
October	3,612	
November	4,178	
December	5,000	
January	5,274	
February	6,289	
March	7,133	
April	7,453	
May	7,453	
June	7,456	

### QUALITY

	Quantity	Base Number	Contract	AT	Region	England
% of FP17s for the same patient ID Re-attending within 3 months - Children	8	421	1.9%	9.9%	12.0%	12.4%
% of FP17s for the same patient ID Re-attending within 3 months - Adults	44	532	8.3%	13.5%	15.9%	16.7%
% of FP17s for the same patient ID Re-attending between 3 & 9 months - Children	203	421	48.2%	58.0%	58.6%	57.4%
% of FP17s for the same patient ID Re-attending between 3 & 9 months - Adults	352	532	66.2%	49.5%	51.6%	50.5%
% of FP17s for Band 1 Urgent Courses	49	831	5.9%	7.0%	8.0%	9.1%
% of FP17s Relating to Free Repair or Replacements	0	831	0.0%	0.8%	0.8%	0.8%
% of FP17s Relating to Continuations	0	831	0.0%	1.4%	1.3%	1.3%
% of Patients satisfied with the dentistry they have received	2	2	N/A	93.3%	93.1%	93.2%
% of Patients satisfied with the time they had to wait for an appointment	2	2	N/A	90.6%	89.1%	89.0%

\* This is based on patients treated on this contract for their most recent course of treatment. Figures in italics indicate the base number of FP17s or Patient Questionnaire responses are less than 100. N/A is shown where the base number of responses is less than 10 during the period. % is calculated as Quantity/Base number\*100



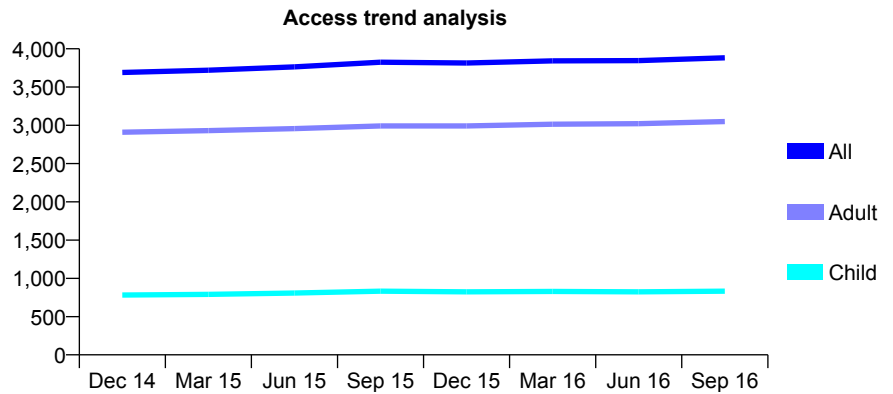
### Q53 - Vital Signs At a Glance Contract Report for 167444/0001 - September 2016

Name or company name	Eachway Dental Practice
Contract type name	GDS Contract
Purpose of contract	General
Contract start date	01/04/2012
Contract end date	

16/17 Contracted general activity (UDA)	9,534
Carry forward general activity (UDA)	-191
16/17 Contracted orthodontic activity (UOA)	0
Carry forward orthodontic activity (UOA)	0
Baseline contract value	£216,945.75

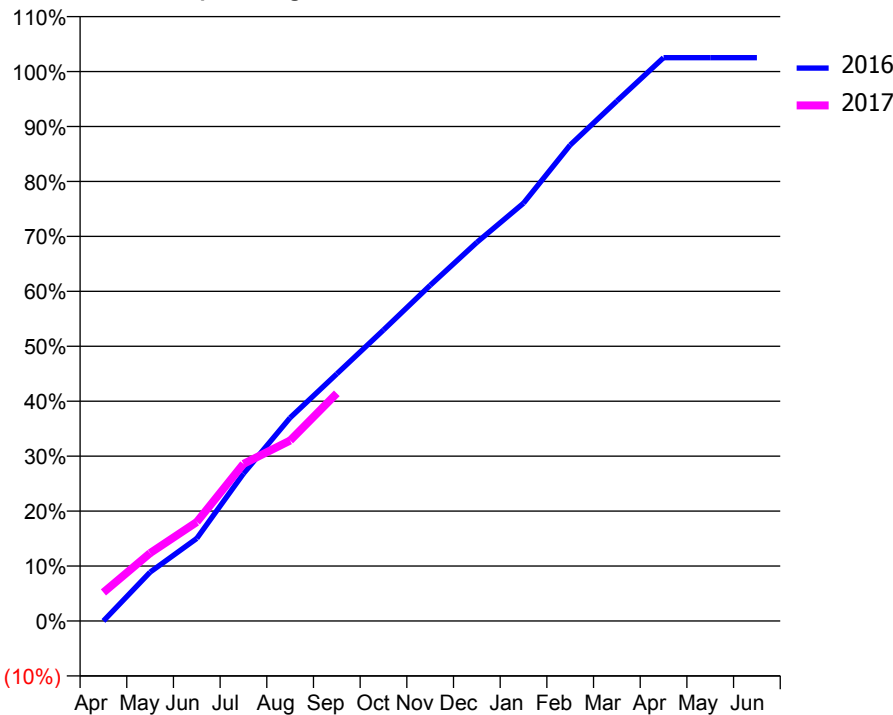
#### ACCESS\*

Patients seen in 24 months	Total	Change since previous quarter
Quarter ending September 2015	3,824	
Quarter ending December 2015	3,815	→
Quarter ending March 2016	3,843	→
Quarter ending June 2016	3,845	→
Quarter ending September 2016	3,883	→
<b>Variance since September 2015</b>	<b>1.5%</b>	<b>→</b>



#### ACTIVITY

Cumulative percentage of contracted UDA delivered 2016 & 2017



Month	Adjusted Scheduled Activity (UDA)	
	2016	2017
April	0	496
May	848	1,178
June	1,433	1,717
July	2,559	2,726
August	3,528	3,133
September	4,288	3,951
October	5,049	
November	5,824	
December	6,569	
January	7,249	
February	8,259	
March	9,022	
April	9,773	
May	9,773	
June	9,773	

#### QUALITY

	Quantity	Base Number	Contract	AT	Region	England
% of FP17s for the same patient ID Re-attending within 3 months - Children	20	629	3.2%	9.9%	12.0%	12.4%
% of FP17s for the same patient ID Re-attending within 3 months - Adults	157	2,060	7.6%	13.5%	15.9%	16.7%
% of FP17s for the same patient ID Re-attending between 3 & 9 months - Children	382	629	60.7%	58.0%	58.6%	57.4%
% of FP17s for the same patient ID Re-attending between 3 & 9 months - Adults	1,167	2,060	56.7%	49.5%	51.6%	50.5%
% of FP17s for Band 1 Urgent Courses	113	2,284	4.9%	7.0%	8.0%	9.1%
% of FP17s Relating to Free Repair or Replacements	14	2,284	0.6%	0.8%	0.8%	0.8%
% of FP17s Relating to Continuations	6	2,284	0.3%	1.4%	1.3%	1.3%
% of Patients satisfied with the dentistry they have received	6	6	N/A	93.3%	93.1%	93.2%
% of Patients satisfied with the time they had to wait for an appointment	6	6	N/A	90.6%	89.1%	89.0%

\* This is based on patients treated on this contract for their most recent course of treatment. Figures in italics indicate the base number of FP17s or Patient Questionnaire responses are less than 100. N/A is shown where the base number of responses is less than 10 during the period. % is calculated as Quantity/Base number\*100

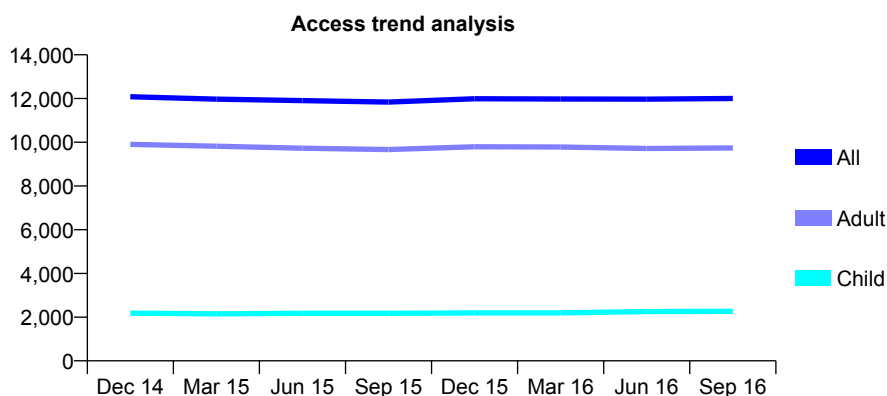
### Q53 - Vital Signs At a Glance Contract Report for 167797/0002 - September 2016

Name or company name	Grafton House Dental Practice
Contract type name	PDS Plus Contract
Purpose of contract	General
Contract start date	01/04/2011
Contract end date	31/03/2017

16/17 Contracted general activity (UDA)	32,084
Carry forward general activity (UDA)	-201
16/17 Contracted orthodontic activity (UOA)	0
Carry forward orthodontic activity (UOA)	0
Baseline contract value	£670,180.51

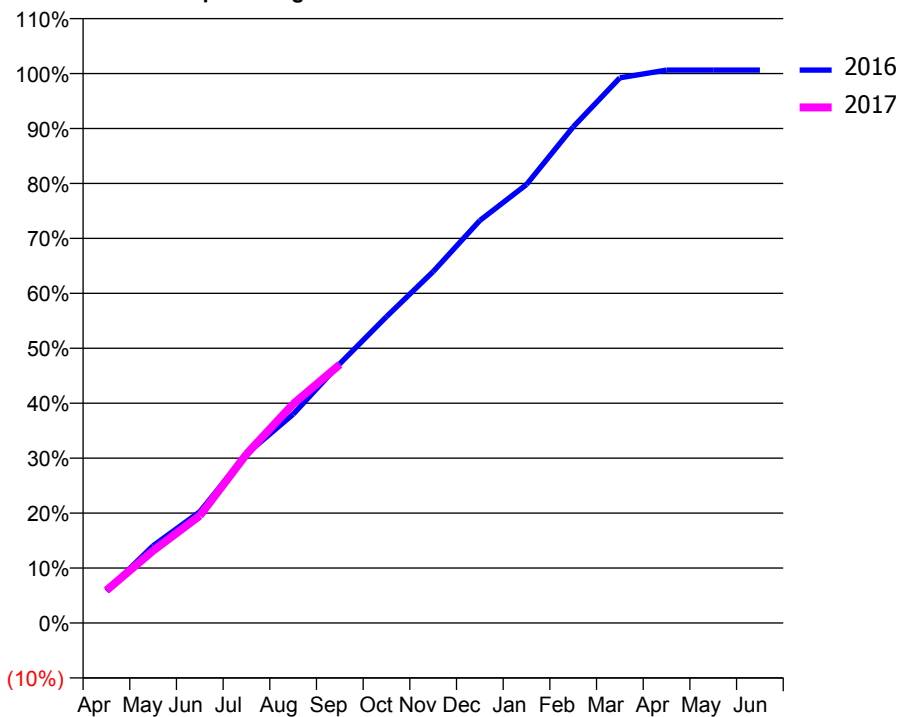
#### ACCESS\*

Patients seen in 24 months	Total	Change since previous quarter
Quarter ending September 2015	11,840	
Quarter ending December 2015	11,990	→
Quarter ending March 2016	11,976	→
Quarter ending June 2016	11,969	→
Quarter ending September 2016	12,002	→
<b>Variance since September 2015</b>	<b>1.4%</b>	<b>→</b>



#### ACTIVITY

Cumulative percentage of contracted UDA delivered 2016 & 2017



Month	Adjusted Scheduled Activity (UDA)	
	2016	2017
April	1,864	1,904
May	4,515	4,222
June	6,499	6,265
July	9,871	9,864
August	12,186	12,788
September	15,141	15,092
October	17,888	
November	20,516	
December	23,499	
January	25,606	
February	28,968	
March	31,831	
April	32,285	
May	32,285	
June	32,285	

#### QUALITY

	Quantity	Base Number	Contract	AT	Region	England
% of FP17s for the same patient ID Re-attending within 3 months - Children	79	1,775	4.5%	9.9%	12.0%	12.4%
% of FP17s for the same patient ID Re-attending within 3 months - Adults	537	6,706	8.0%	13.5%	15.9%	16.7%
% of FP17s for the same patient ID Re-attending between 3 & 9 months - Children	1,044	1,775	58.8%	58.0%	58.6%	57.4%
% of FP17s for the same patient ID Re-attending between 3 & 9 months - Adults	4,273	6,706	63.7%	49.5%	51.6%	50.5%
% of FP17s for Band 1 Urgent Courses	421	8,231	5.1%	7.0%	8.0%	9.1%
% of FP17s Relating to Free Repair or Replacements	18	8,231	0.2%	0.8%	0.8%	0.8%
% of FP17s Relating to Continuations	47	8,231	0.6%	1.4%	1.3%	1.3%
% of Patients satisfied with the dentistry they have received	30	32	93.8%	93.3%	93.1%	93.2%
% of Patients satisfied with the time they had to wait for an appointment	32	32	100.0%	90.6%	89.1%	89.0%

\* This is based on patients treated on this contract for their most recent course of treatment. Figures in italics indicate the base number of FP17s or Patient Questionnaire responses are less than 100. N/A is shown where the base number of responses is less than 10 during the period. % is calculated as Quantity/Base number\*100

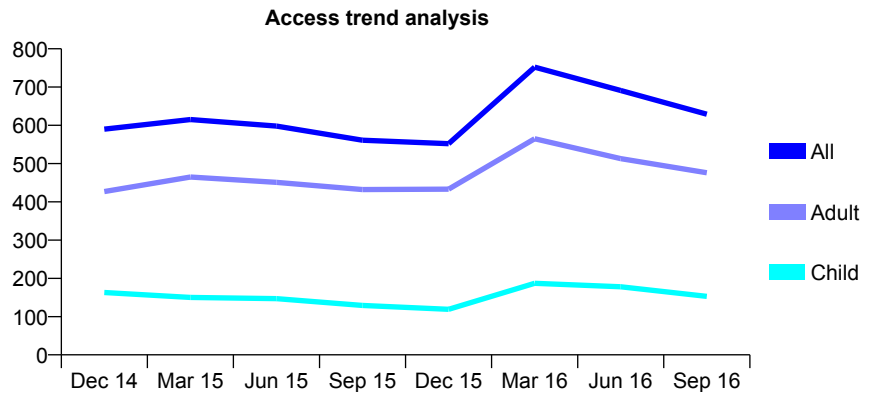
## Q53 - Vital Signs At a Glance Contract Report for 169536/0001 - September 2016

Name or company name	Mrs Tait and Mr Parsons
Contract type name	GDS Contract
Purpose of contract	General
Contract start date	01/11/2012
Contract end date	

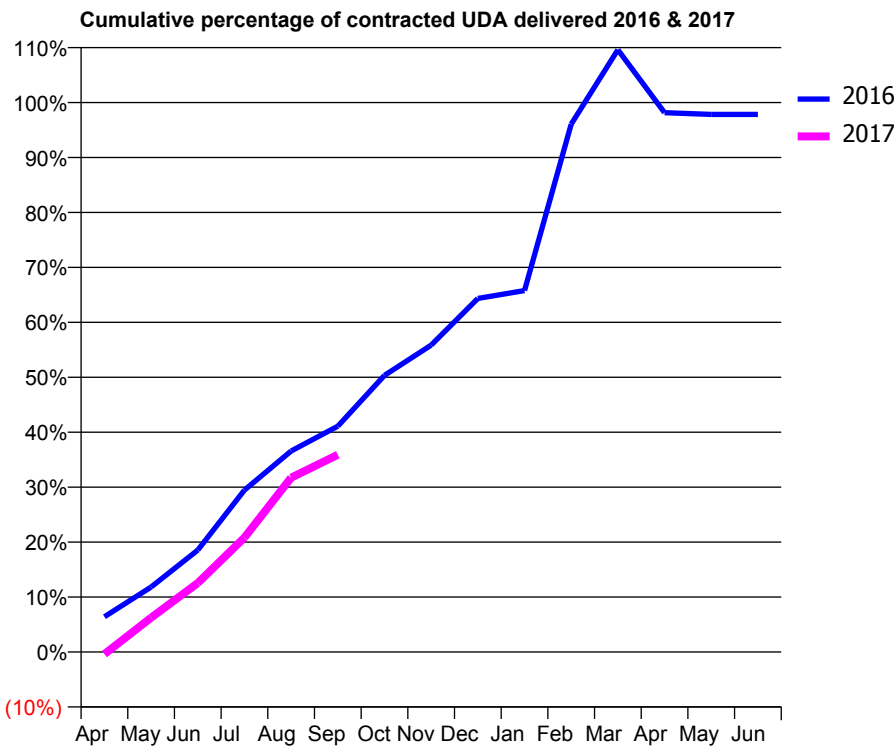
16/17 Contracted general activity (UDA)	1,878
Carry forward general activity (UDA)	41
16/17 Contracted orthodontic activity (UOA)	0
Carry forward orthodontic activity (UOA)	0
Baseline contract value	£46,418.77

### ACCESS\*

Patients seen in 24 months	Total	Change since previous quarter
Quarter ending September 2015	561	
Quarter ending December 2015	552	↓
Quarter ending March 2016	752	↑
Quarter ending June 2016	691	↓
Quarter ending September 2016	629	↓
<b>Variance since September 2015</b>	<b>12.1%</b>	<b>↑</b>



### ACTIVITY



Month	Adjusted Scheduled Activity (UDA)	
	2016	2017
April	121	-7
May	222	117
June	348	236
July	554	391
August	687	596
September	772	674
October	946	
November	1,049	
December	1,208	
January	1,235	
February	1,804	
March	2,058	
April	1,843	
May	1,837	
June	1,837	

### QUALITY

	Quantity	Base Number	Contract	AT	Region	England
% of FP17s for the same patient ID Re-attending within 3 months - Children	2	102	2.0%	9.9%	12.0%	12.4%
% of FP17s for the same patient ID Re-attending within 3 months - Adults	33	306	10.8%	13.5%	15.9%	16.7%
% of FP17s for the same patient ID Re-attending between 3 & 9 months - Children	56	102	54.9%	58.0%	58.6%	57.4%
% of FP17s for the same patient ID Re-attending between 3 & 9 months - Adults	212	306	69.3%	49.5%	51.6%	50.5%
% of FP17s for Band 1 Urgent Courses	36	462	7.8%	7.0%	8.0%	9.1%
% of FP17s Relating to Free Repair or Replacements	3	462	0.6%	0.8%	0.8%	0.8%
% of FP17s Relating to Continuations	5	462	1.1%	1.4%	1.3%	1.3%
% of Patients satisfied with the dentistry they have received	0	0	N/A	93.3%	93.1%	93.2%
% of Patients satisfied with the time they had to wait for an appointment	0	0	N/A	90.6%	89.1%	89.0%

\* This is based on patients treated on this contract for their most recent course of treatment. Figures in italics indicate the base number of FP17s or Patient Questionnaire responses are less than 100. N/A is shown where the base number of responses is less than 10 during the period. % is calculated as Quantity/Base number\*100

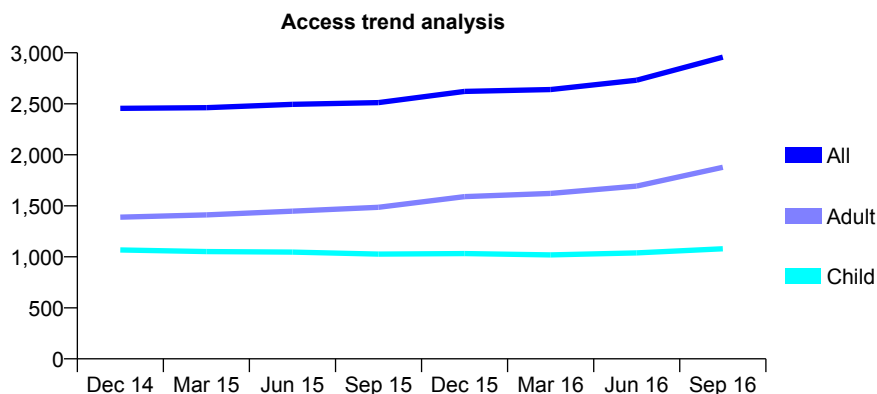
## Q53 - Vital Signs At a Glance Contract Report for 169994/0002 - September 2016

Name or company name	Abbotsbury Court Dental Practice
Contract type name	GDS Contract
Purpose of contract	General
Contract start date	02/09/2012
Contract end date	

16/17 Contracted general activity (UDA)	7,527
Carry forward general activity (UDA)	49
16/17 Contracted orthodontic activity (UOA)	0
Carry forward orthodontic activity (UOA)	0
Baseline contract value	£190,250.20

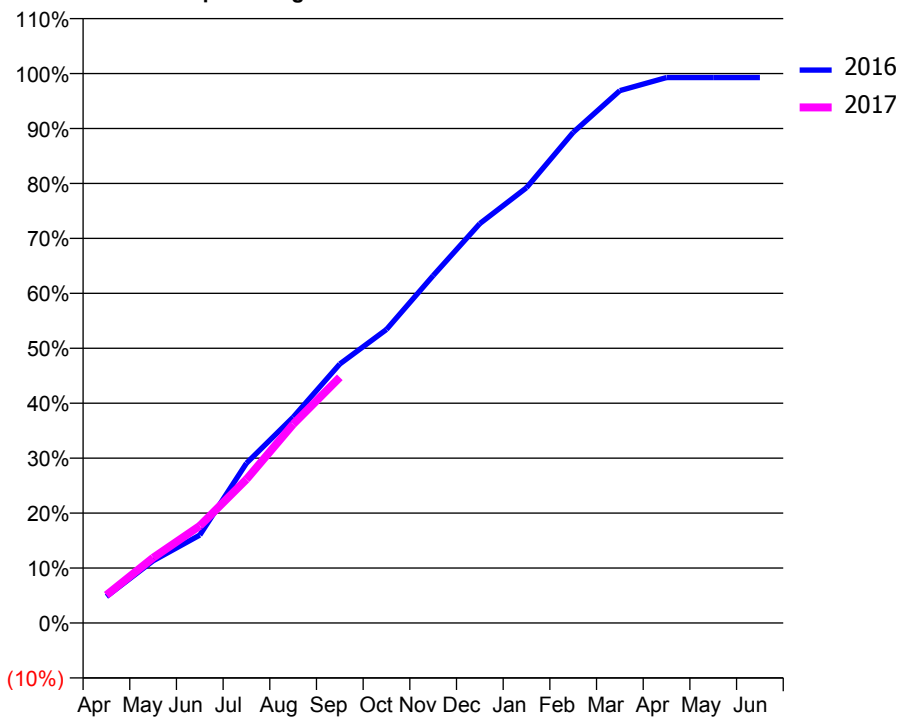
### ACCESS\*

Patients seen in 24 months	Total	Change since previous quarter
Quarter ending September 2015	2,512	
Quarter ending December 2015	2,622	↑
Quarter ending March 2016	2,640	→
Quarter ending June 2016	2,732	↑
Quarter ending September 2016	2,957	↑
<b>Variance since September 2015</b>	<b>17.7%</b>	<b>↑</b>



### ACTIVITY

Cumulative percentage of contracted UDA delivered 2016 & 2017



Adjusted Scheduled Activity (UDA)

Month	2016	2017
April	314	382
May	739	895
June	1,044	1,330
July	1,899	1,967
August	2,444	2,722
September	3,077	3,365
October	3,487	
November	4,127	
December	4,744	
January	5,170	
February	5,829	
March	6,323	
April	6,478	
May	6,478	
June	6,478	

### QUALITY

	Quantity	Base Number	Contract	AT	Region	England
% of FP17s for the same patient ID Re-attending within 3 months - Children	55	904	6.1%	9.9%	12.0%	12.4%
% of FP17s for the same patient ID Re-attending within 3 months - Adults	220	1,358	16.2%	13.5%	15.9%	16.7%
% of FP17s for the same patient ID Re-attending between 3 & 9 months - Children	540	904	59.7%	58.0%	58.6%	57.4%
% of FP17s for the same patient ID Re-attending between 3 & 9 months - Adults	509	1,358	37.5%	49.5%	51.6%	50.5%
% of FP17s for Band 1 Urgent Courses	216	2,169	10.0%	7.0%	8.0%	9.1%
% of FP17s Relating to Free Repair or Replacements	10	2,169	0.5%	0.8%	0.8%	0.8%
% of FP17s Relating to Continuations	11	2,169	0.5%	1.4%	1.3%	1.3%
% of Patients satisfied with the dentistry they have received	1	1	N/A	93.3%	93.1%	93.2%
% of Patients satisfied with the time they had to wait for an appointment	1	1	N/A	90.6%	89.1%	89.0%

\* This is based on patients treated on this contract for their most recent course of treatment. Figures in italics indicate the base number of FP17s or Patient Questionnaire responses are less than 100. N/A is shown where the base number of responses is less than 10 during the period. % is calculated as Quantity/Base number\*100

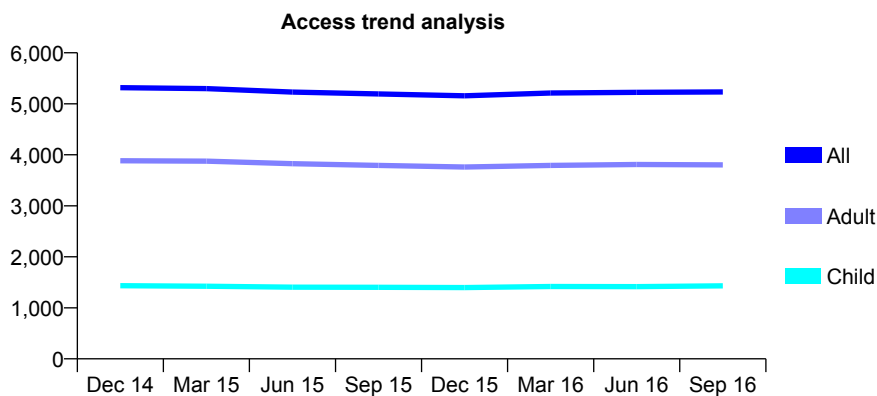
## Q53 - Vital Signs At a Glance Contract Report for 174009/0001 - September 2016

Name or company name	Droitwich Spa Dental Practice
Contract type name	GDS Contract
Purpose of contract	General
Contract start date	01/03/2012
Contract end date	

16/17 Contracted general activity (UDA)	17,772
Carry forward general activity (UDA)	-288
16/17 Contracted orthodontic activity (UOA)	0
Carry forward orthodontic activity (UOA)	0
Baseline contract value	£495,829.33

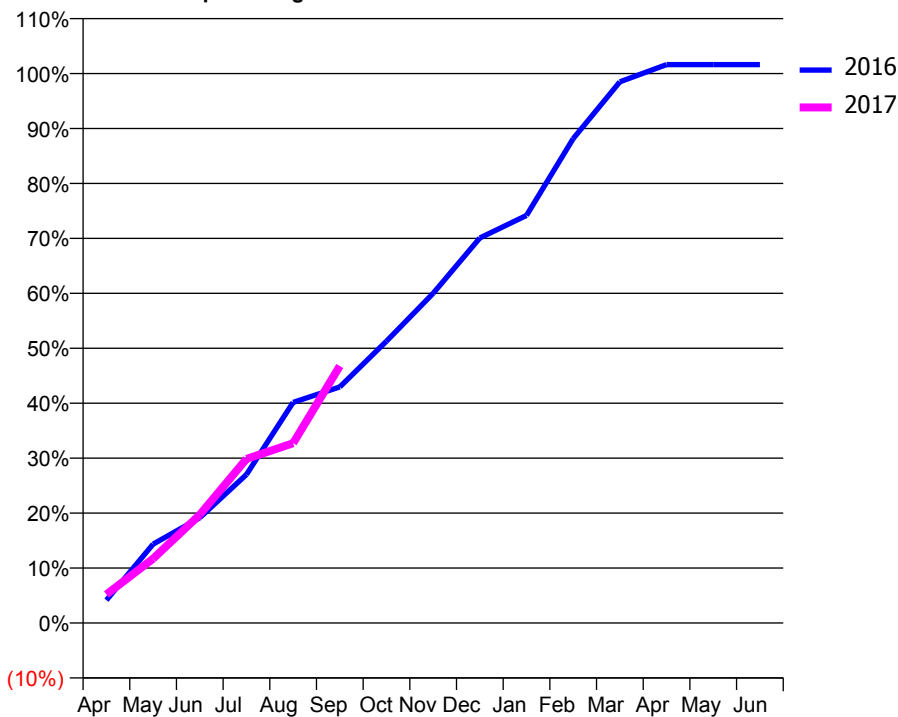
### ACCESS\*

Patients seen in 24 months	Total	Change since previous quarter
Quarter ending September 2015	5,194	
Quarter ending December 2015	5,157	→
Quarter ending March 2016	5,212	→
Quarter ending June 2016	5,226	→
Quarter ending September 2016	5,233	→
<b>Variance since September 2015</b>	<b>0.8%</b>	<b>→</b>



### ACTIVITY

Cumulative percentage of contracted UDA delivered 2016 & 2017



Month	Adjusted Scheduled Activity (UDA)	
	2016	2017
April	741	927
May	2,550	2,080
June	3,404	3,505
July	4,801	5,306
August	7,136	5,815
September	7,635	8,314
October	9,113	
November	10,665	
December	12,453	
January	13,183	
February	15,666	
March	17,504	
April	18,059	
May	18,059	
June	18,060	

### QUALITY

	Quantity	Base Number	Contract	AT	Region	England
% of FP17s for the same patient ID Re-attending within 3 months - Children	71	1,114	6.4%	9.9%	12.0%	12.4%
% of FP17s for the same patient ID Re-attending within 3 months - Adults	464	2,873	16.2%	13.5%	15.9%	16.7%
% of FP17s for the same patient ID Re-attending between 3 & 9 months - Children	738	1,114	66.2%	58.0%	58.6%	57.4%
% of FP17s for the same patient ID Re-attending between 3 & 9 months - Adults	1,732	2,873	60.3%	49.5%	51.6%	50.5%
% of FP17s for Band 1 Urgent Courses	261	3,283	8.0%	7.0%	8.0%	9.1%
% of FP17s Relating to Free Repair or Replacements	36	3,283	1.1%	0.8%	0.8%	0.8%
% of FP17s Relating to Continuations	33	3,283	1.0%	1.4%	1.3%	1.3%
% of Patients satisfied with the dentistry they have received	5	5	N/A	93.3%	93.1%	93.2%
% of Patients satisfied with the time they had to wait for an appointment	5	5	N/A	90.6%	89.1%	89.0%

\* This is based on patients treated on this contract for their most recent course of treatment. Figures in italics indicate the base number of FP17s or Patient Questionnaire responses are less than 100. N/A is shown where the base number of responses is less than 10 during the period. % is calculated as Quantity/Base number\*100

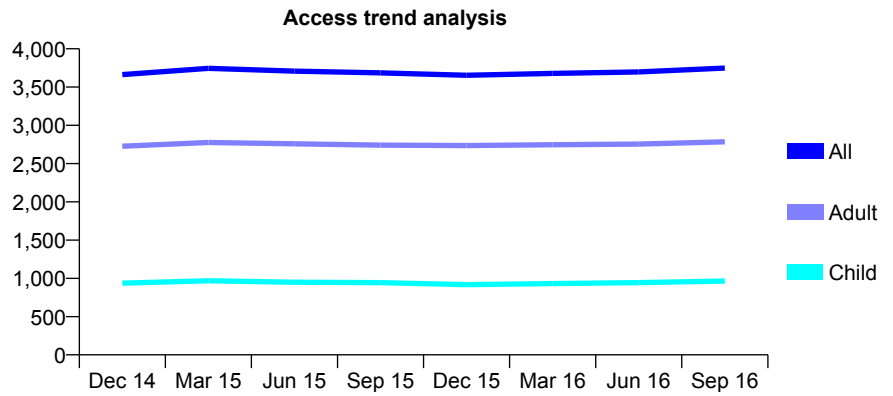
## Q53 - Vital Signs At a Glance Contract Report for 174203/0001 - September 2016

Name or company name	Brighton Villa Dental Practice
Contract type name	GDS Contract
Purpose of contract	General
Contract start date	01/04/2006
Contract end date	

16/17 Contracted general activity (UDA)	11,754
Carry forward general activity (UDA)	462
16/17 Contracted orthodontic activity (UOA)	0
Carry forward orthodontic activity (UOA)	0
Baseline contract value	£285,839.00

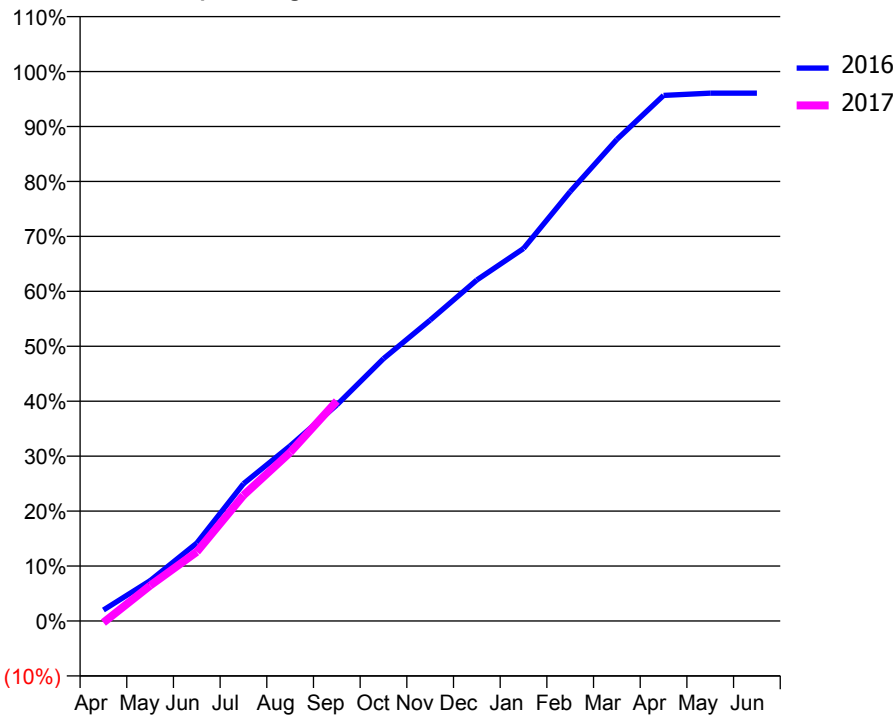
### ACCESS\*

Patients seen in 24 months	Total	Change since previous quarter
Quarter ending September 2015	3,685	
Quarter ending December 2015	3,654	→
Quarter ending March 2016	3,678	→
Quarter ending June 2016	3,698	→
Quarter ending September 2016	3,749	→
<b>Variance since September 2015</b>	<b>1.7%</b>	<b>→</b>



### ACTIVITY

Cumulative percentage of contracted UDA delivered 2016 & 2017



Month	Adjusted Scheduled Activity (UDA)	
	2016	2017
April	234	-37
May	863	756
June	1,667	1,480
July	2,935	2,688
August	3,747	3,608
September	4,623	4,704
October	5,612	
November	6,437	
December	7,296	
January	7,969	
February	9,187	
March	10,303	
April	11,243	
May	11,292	
June	11,292	

### QUALITY

	Quantity	Base Number	Contract	AT	Region	England
% of FP17s for the same patient ID Re-attending within 3 months - Children	85	902	9.4%	9.9%	12.0%	12.4%
% of FP17s for the same patient ID Re-attending within 3 months - Adults	404	2,406	16.8%	13.5%	15.9%	16.7%
% of FP17s for the same patient ID Re-attending between 3 & 9 months - Children	595	902	66.0%	58.0%	58.6%	57.4%
% of FP17s for the same patient ID Re-attending between 3 & 9 months - Adults	1,463	2,406	60.8%	49.5%	51.6%	50.5%
% of FP17s for Band 1 Urgent Courses	243	2,938	8.3%	7.0%	8.0%	9.1%
% of FP17s Relating to Free Repair or Replacements	25	2,938	0.9%	0.8%	0.8%	0.8%
% of FP17s Relating to Continuations	57	2,938	1.9%	1.4%	1.3%	1.3%
% of Patients satisfied with the dentistry they have received	11	11	100.0%	93.3%	93.1%	93.2%
% of Patients satisfied with the time they had to wait for an appointment	10	11	90.9%	90.6%	89.1%	89.0%

\* This is based on patients treated on this contract for their most recent course of treatment. Figures in italics indicate the base number of FP17s or Patient Questionnaire responses are less than 100. N/A is shown where the base number of responses is less than 10 during the period. % is calculated as Quantity/Base number\*100

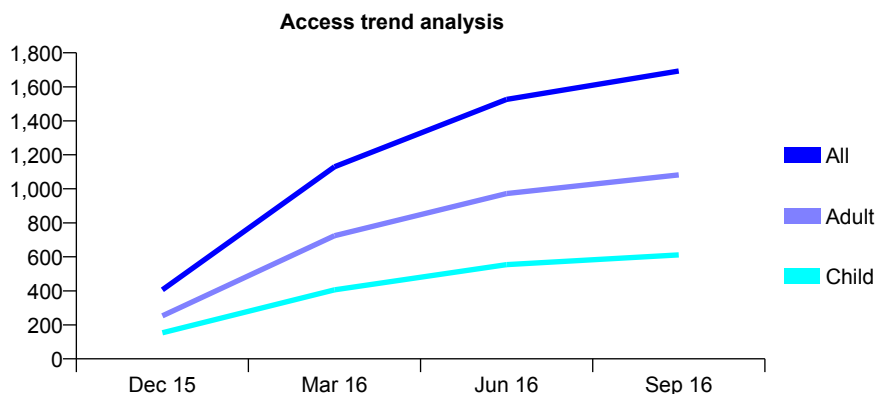
## Q53 - Vital Signs At a Glance Contract Report for 175668/0001 - September 2016

Name or company name	Jai Arhi and Christopher Tulacz
Contract type name	GDS Contract
Purpose of contract	General
Contract start date	01/11/2015
Contract end date	

16/17 Contracted general activity (UDA)	7,993
Carry forward general activity (UDA)	0
16/17 Contracted orthodontic activity (UOA)	0
Carry forward orthodontic activity (UOA)	0
Baseline contract value	£196,633.94

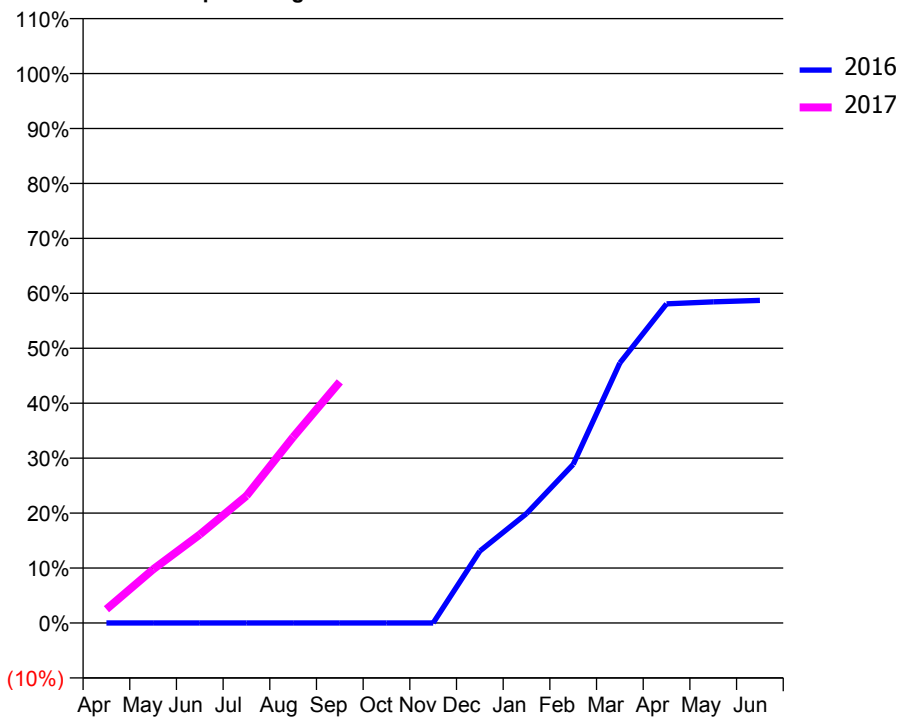
### ACCESS\*

Patients seen in 24 months	Total	Change since previous quarter
Quarter ending September 2015	0	
Quarter ending December 2015	406	↑
Quarter ending March 2016	1,130	↑
Quarter ending June 2016	1,526	↑
Quarter ending September 2016	1,693	↑
<b>Variance since September 2015</b>	N/A	



### ACTIVITY

Cumulative percentage of contracted UDA delivered 2016 & 2017



Adjusted Scheduled Activity (UDA)

Month	2016	2017
April	0	201
May	0	780
June	0	1,286
July	0	1,850
August	0	2,705
September	0	3,508
October	0	
November	0	
December	610	
January	928	
February	1,346	
March	2,208	
April	2,709	
May	2,726	
June	2,738	

### QUALITY

	Quantity	Base Number	Contract	AT	Region	England
% of FP17s for the same patient ID Re-attending within 3 months - Children	48	603	8.0%	9.9%	12.0%	12.4%
% of FP17s for the same patient ID Re-attending within 3 months - Adults	174	1,112	15.6%	13.5%	15.9%	16.7%
% of FP17s for the same patient ID Re-attending between 3 & 9 months - Children	282	603	46.8%	58.0%	58.6%	57.4%
% of FP17s for the same patient ID Re-attending between 3 & 9 months - Adults	489	1,112	44.0%	49.5%	51.6%	50.5%
% of FP17s for Band 1 Urgent Courses	88	1,552	5.7%	7.0%	8.0%	9.1%
% of FP17s Relating to Free Repair or Replacements	10	1,552	0.6%	0.8%	0.8%	0.8%
% of FP17s Relating to Continuations	33	1,552	2.1%	1.4%	1.3%	1.3%
% of Patients satisfied with the dentistry they have received	1	1	N/A	93.3%	93.1%	93.2%
% of Patients satisfied with the time they had to wait for an appointment	1	1	N/A	90.6%	89.1%	89.0%

\* This is based on patients treated on this contract for their most recent course of treatment. Figures in italics indicate the base number of FP17s or Patient Questionnaire responses are less than 100. N/A is shown where the base number of responses is less than 10 during the period. % is calculated as Quantity/Base number\*100

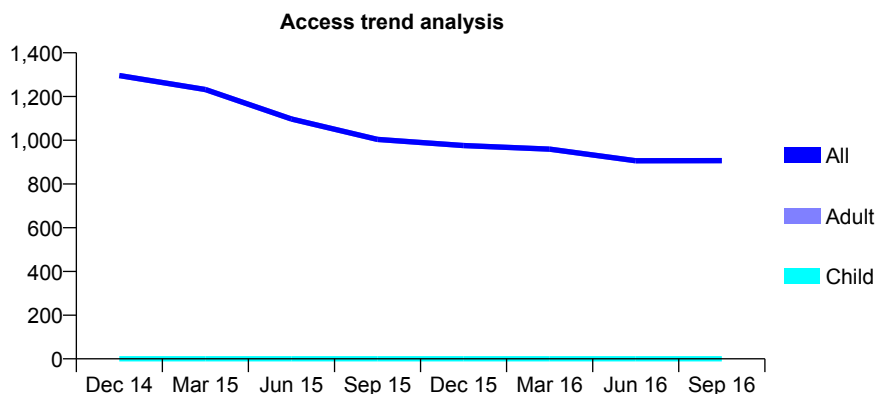
## Q53 - Vital Signs At a Glance Contract Report for 175951/0001 - September 2016

Name or company name	Gentle Dental Care (WORCESTER)LTD. C
Contract type name	PDS Plus Contract
Purpose of contract	General
Contract start date	01/04/2012
Contract end date	31/03/2017

16/17 Contracted general activity (UDA)	6,000
Carry forward general activity (UDA)	0
16/17 Contracted orthodontic activity (UOA)	0
Carry forward orthodontic activity (UOA)	0
Baseline contract value	£94,323.88

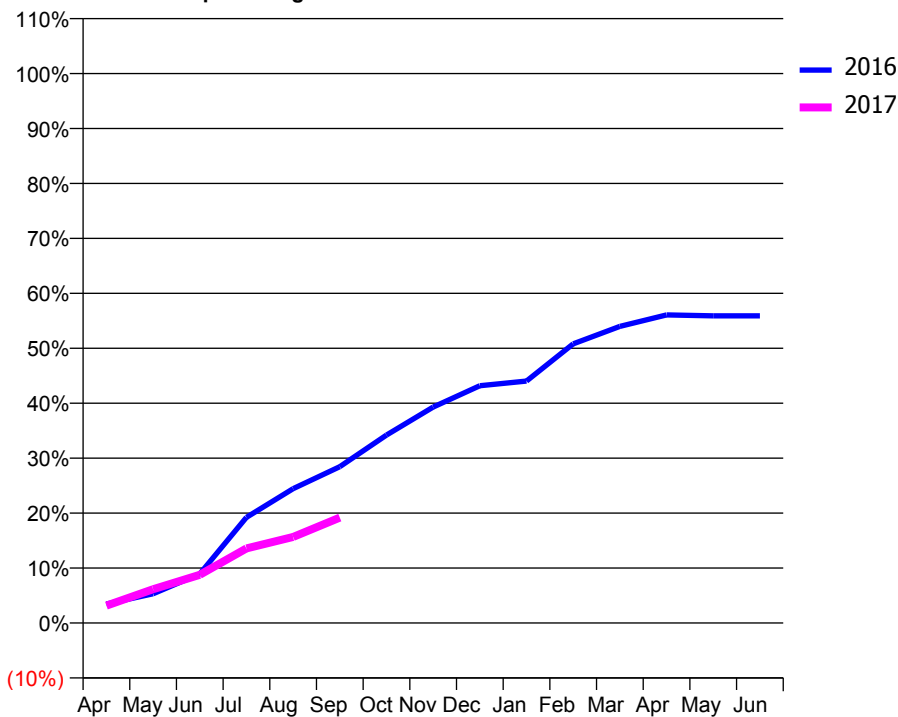
### ACCESS\*

Patients seen in 24 months	Total	Change since previous quarter
Quarter ending September 2015	1,004	
Quarter ending December 2015	976	↓
Quarter ending March 2016	959	↓
Quarter ending June 2016	906	↓
Quarter ending September 2016	907	→
<b>Variance since September 2015</b>	<b>(9.7%)</b>	<b>↓</b>



### ACTIVITY

Cumulative percentage of contracted UDA delivered 2016 & 2017



Adjusted Scheduled Activity (UDA)

Month	2016	2017
April	208	190
May	319	369
June	536	526
July	1,153	814
August	1,467	940
September	1,707	1,151
October	2,052	
November	2,357	
December	2,591	
January	2,643	
February	3,048	
March	3,238	
April	3,364	
May	3,353	
June	3,354	

### QUALITY

	Quantity	Base Number	Contract	AT	Region	England
% of FP17s for the same patient ID Re-attending within 3 months - Children	0	0	N/A	9.9%	12.0%	12.4%
% of FP17s for the same patient ID Re-attending within 3 months - Adults	44	296	14.9%	13.5%	15.9%	16.7%
% of FP17s for the same patient ID Re-attending between 3 & 9 months - Children	0	0	N/A	58.0%	58.6%	57.4%
% of FP17s for the same patient ID Re-attending between 3 & 9 months - Adults	37	296	12.5%	49.5%	51.6%	50.5%
% of FP17s for Band 1 Urgent Courses	4	269	1.5%	7.0%	8.0%	9.1%
% of FP17s Relating to Free Repair or Replacements	1	269	0.4%	0.8%	0.8%	0.8%
% of FP17s Relating to Continuations	4	269	1.5%	1.4%	1.3%	1.3%
% of Patients satisfied with the dentistry they have received	2	7	N/A	93.3%	93.1%	93.2%
% of Patients satisfied with the time they had to wait for an appointment	1	7	N/A	90.6%	89.1%	89.0%

\* This is based on patients treated on this contract for their most recent course of treatment. Figures in italics indicate the base number of FP17s or Patient Questionnaire responses are less than 100. N/A is shown where the base number of responses is less than 10 during the period. % is calculated as Quantity/Base number\*100



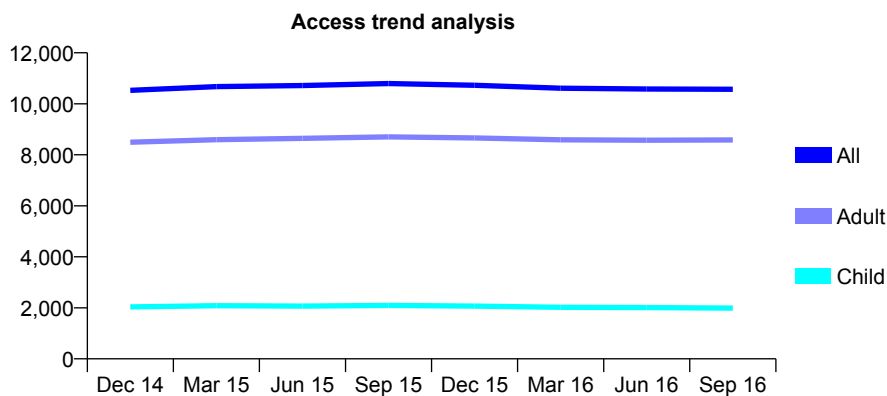
### Q53 - Vital Signs At a Glance Contract Report for 176370/0001 - September 2016

Name or company name	Kyrle Street Dental Practice
Contract type name	GDS Contract
Purpose of contract	General
Contract start date	01/04/2006
Contract end date	

16/17 Contracted general activity (UDA)	29,000
Carry forward general activity (UDA)	0
16/17 Contracted orthodontic activity (UOA)	0
Carry forward orthodontic activity (UOA)	0
Baseline contract value	£750,609.69

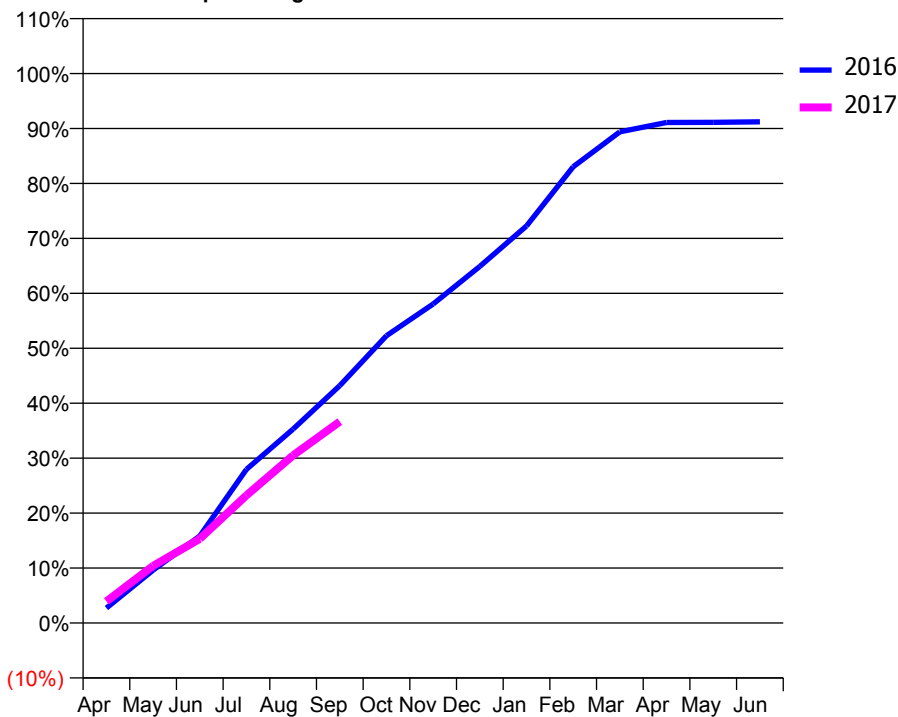
#### ACCESS\*

Patients seen in 24 months	Total	Change since previous quarter
Quarter ending September 2015	10,794	
Quarter ending December 2015	10,727	→
Quarter ending March 2016	10,612	↓
Quarter ending June 2016	10,583	→
Quarter ending September 2016	10,571	→
<b>Variance since September 2015</b>	<b>(2.1%)</b>	<b>↓</b>



#### ACTIVITY

Cumulative percentage of contracted UDA delivered 2016 & 2017



Month	Adjusted Scheduled Activity (UDA)	
	2016	2017
April	788	1,142
May	2,788	3,014
June	4,590	4,444
July	8,113	6,738
August	10,233	8,849
September	12,531	10,627
October	15,160	
November	16,835	
December	18,819	
January	20,957	
February	24,082	
March	25,919	
April	26,415	
May	26,421	
June	26,450	

#### QUALITY

	Quantity	Base Number	Contract	AT	Region	England
% of FP17s for the same patient ID Re-attending within 3 months - Children	63	1,155	5.5%	9.9%	12.0%	12.4%
% of FP17s for the same patient ID Re-attending within 3 months - Adults	715	4,704	15.2%	13.5%	15.9%	16.7%
% of FP17s for the same patient ID Re-attending between 3 & 9 months - Children	520	1,155	45.0%	58.0%	58.6%	57.4%
% of FP17s for the same patient ID Re-attending between 3 & 9 months - Adults	1,683	4,704	35.8%	49.5%	51.6%	50.5%
% of FP17s for Band 1 Urgent Courses	809	5,530	14.6%	7.0%	8.0%	9.1%
% of FP17s Relating to Free Repair or Replacements	21	5,530	0.4%	0.8%	0.8%	0.8%
% of FP17s Relating to Continuations	26	5,530	0.5%	1.4%	1.3%	1.3%
% of Patients satisfied with the dentistry they have received	22	22	100.0%	93.3%	93.1%	93.2%
% of Patients satisfied with the time they had to wait for an appointment	21	22	95.5%	90.6%	89.1%	89.0%

\* This is based on patients treated on this contract for their most recent course of treatment. Figures in italics indicate the base number of FP17s or Patient Questionnaire responses are less than 100. N/A is shown where the base number of responses is less than 10 during the period. % is calculated as Quantity/Base number\*100

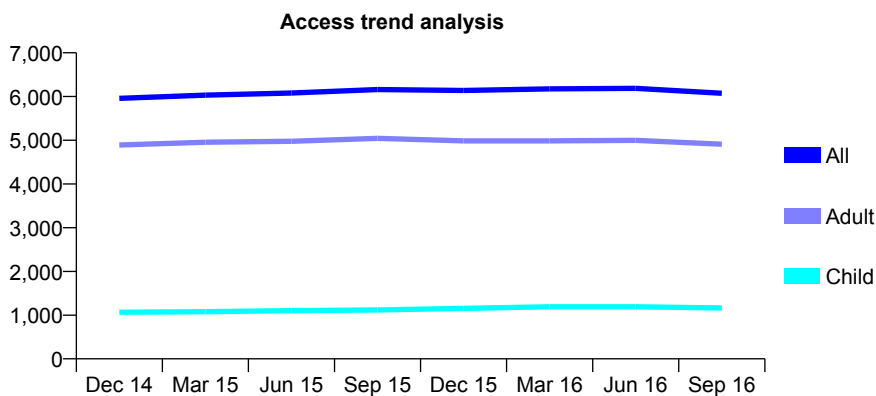
### Q53 - Vital Signs At a Glance Contract Report for 176834/0001 - September 2016

Name or company name	Bewdley Dental Partnership
Contract type name	GDS Contract
Purpose of contract	General
Contract start date	01/02/2009
Contract end date	

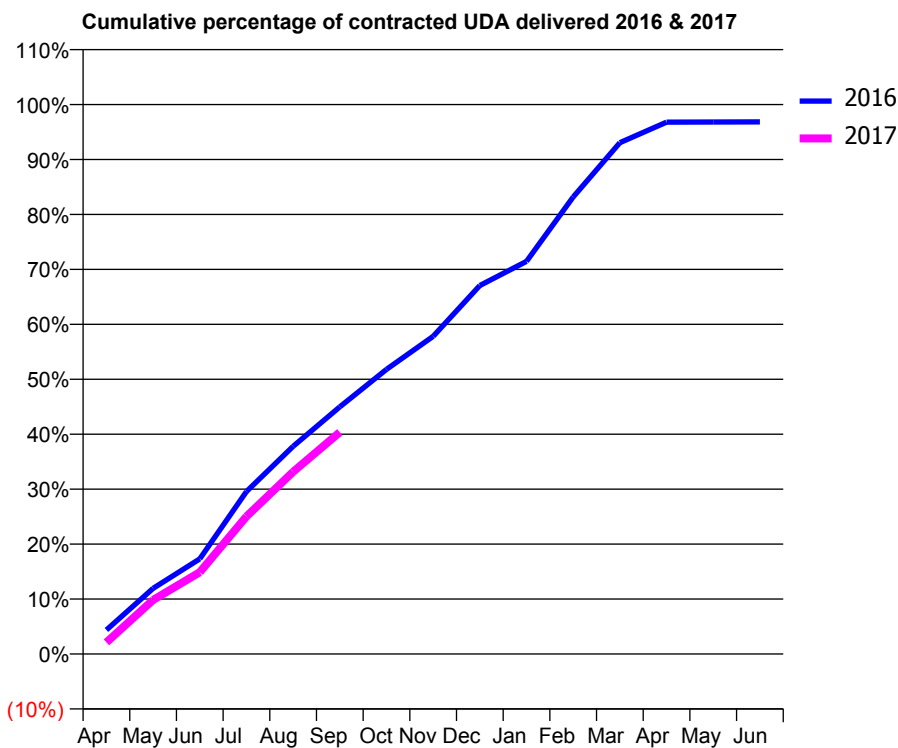
16/17 Contracted general activity (UDA)	20,370
Carry forward general activity (UDA)	646
16/17 Contracted orthodontic activity (UOA)	0
Carry forward orthodontic activity (UOA)	0
Baseline contract value	£661,943.98

#### ACCESS\*

Patients seen in 24 months	Total	Change since previous quarter
Quarter ending September 2015	6,160	
Quarter ending December 2015	6,139	→
Quarter ending March 2016	6,176	→
Quarter ending June 2016	6,188	→
Quarter ending September 2016	6,074	↓
<b>Variance since September 2015</b>	<b>(1.4%)</b>	<b>↓</b>



#### ACTIVITY



Month	Adjusted Scheduled Activity (UDA)	
	2016	2017
April	894	433
May	2,437	2,006
June	3,526	3,031
July	6,023	5,099
August	7,699	6,755
September	9,161	8,225
October	10,550	
November	11,779	
December	13,663	
January	14,555	
February	16,943	
March	18,956	
April	19,718	
May	19,723	
June	19,724	

#### QUALITY

	Quantity	Base Number	Contract	AT	Region	England
% of FP17s for the same patient ID Re-attending within 3 months - Children	54	894	6.0%	9.9%	12.0%	12.4%
% of FP17s for the same patient ID Re-attending within 3 months - Adults	342	2,658	12.9%	13.5%	15.9%	16.7%
% of FP17s for the same patient ID Re-attending between 3 & 9 months - Children	563	894	63.0%	58.0%	58.6%	57.4%
% of FP17s for the same patient ID Re-attending between 3 & 9 months - Adults	1,237	2,658	46.5%	49.5%	51.6%	50.5%
% of FP17s for Band 1 Urgent Courses	60	3,211	1.9%	7.0%	8.0%	9.1%
% of FP17s Relating to Free Repair or Replacements	81	3,211	2.5%	0.8%	0.8%	0.8%
% of FP17s Relating to Continuations	51	3,211	1.6%	1.4%	1.3%	1.3%
% of Patients satisfied with the dentistry they have received	9	10	90.0%	93.3%	93.1%	93.2%
% of Patients satisfied with the time they had to wait for an appointment	9	10	90.0%	90.6%	89.1%	89.0%

\* This is based on patients treated on this contract for their most recent course of treatment. Figures in italics indicate the base number of FP17s or Patient Questionnaire responses are less than 100. N/A is shown where the base number of responses is less than 10 during the period. % is calculated as Quantity/Base number\*100

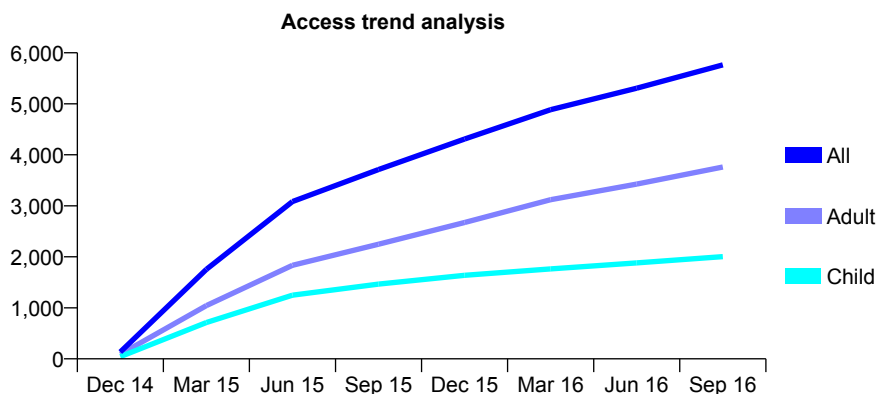
## Q53 - Vital Signs At a Glance Contract Report for 177040/0001 - September 2016

Name or company name	Mr S B Ahmed Mulgund and Mrs S S Mulgund
Contract type name	GDS Contract
Purpose of contract	General
Contract start date	01/12/2014
Contract end date	

16/17 Contracted general activity (UDA)	14,774
Carry forward general activity (UDA)	448
16/17 Contracted orthodontic activity (UOA)	0
Carry forward orthodontic activity (UOA)	0
Baseline contract value	£383,711.86

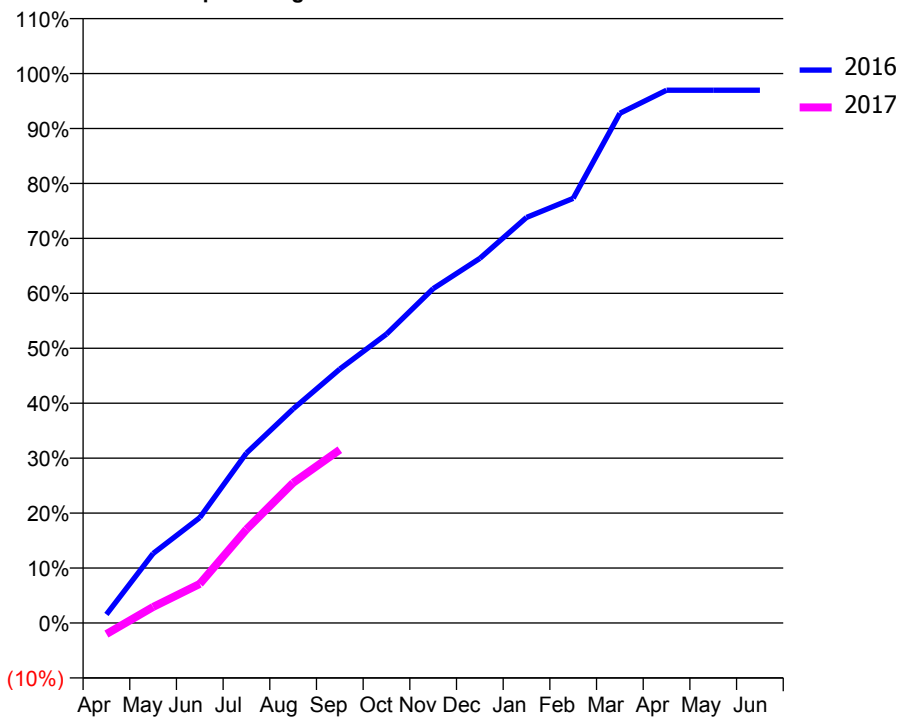
### ACCESS\*

Patients seen in 24 months	Total	Change since previous quarter
Quarter ending September 2015	3,712	
Quarter ending December 2015	4,310	↑
Quarter ending March 2016	4,884	↑
Quarter ending June 2016	5,306	↑
Quarter ending September 2016	5,764	↑
<b>Variance since September 2015</b>	<b>55.3%</b>	<b>↑</b>



### ACTIVITY

Cumulative percentage of contracted UDA delivered 2016 & 2017



Adjusted Scheduled Activity (UDA)

Month	2016	2017
April	232	-301
May	1,869	433
June	2,836	1,051
July	4,568	2,519
August	5,756	3,770
September	6,828	4,660
October	7,769	
November	8,990	
December	9,802	
January	10,903	
February	11,416	
March	13,706	
April	14,323	
May	14,326	
June	14,326	

### QUALITY

	Quantity	Base Number	Contract	AT	Region	England
% of FP17s for the same patient ID Re-attending within 3 months - Children	37	1,071	3.5%	9.9%	12.0%	12.4%
% of FP17s for the same patient ID Re-attending within 3 months - Adults	132	1,856	7.1%	13.5%	15.9%	16.7%
% of FP17s for the same patient ID Re-attending between 3 & 9 months - Children	550	1,071	51.4%	58.0%	58.6%	57.4%
% of FP17s for the same patient ID Re-attending between 3 & 9 months - Adults	790	1,856	42.6%	49.5%	51.6%	50.5%
% of FP17s for Band 1 Urgent Courses	6	2,195	0.3%	7.0%	8.0%	9.1%
% of FP17s Relating to Free Repair or Replacements	0	2,195	0.0%	0.8%	0.8%	0.8%
% of FP17s Relating to Continuations	0	2,195	0.0%	1.4%	1.3%	1.3%
% of Patients satisfied with the dentistry they have received	6	7	N/A	93.3%	93.1%	93.2%
% of Patients satisfied with the time they had to wait for an appointment	6	7	N/A	90.6%	89.1%	89.0%

\* This is based on patients treated on this contract for their most recent course of treatment. Figures in italics indicate the base number of FP17s or Patient Questionnaire responses are less than 100. N/A is shown where the base number of responses is less than 10 during the period. % is calculated as Quantity/Base number\*100

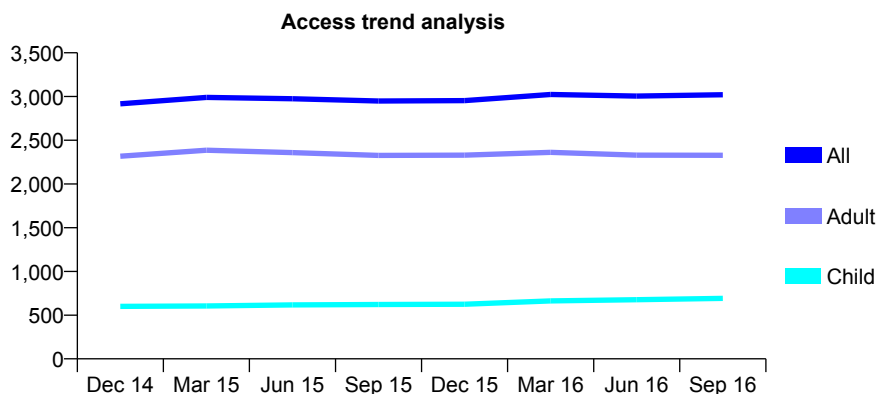
## Q53 - Vital Signs At a Glance Contract Report for 177407/0002 - September 2016

Name or company name	BST Partnership
Contract type name	PDS Plus Contract
Purpose of contract	General
Contract start date	01/01/2011
Contract end date	31/03/2017

16/17 Contracted general activity (UDA)	8,000
Carry forward general activity (UDA)	0
16/17 Contracted orthodontic activity (UOA)	0
Carry forward orthodontic activity (UOA)	0
Baseline contract value	£129,885.07

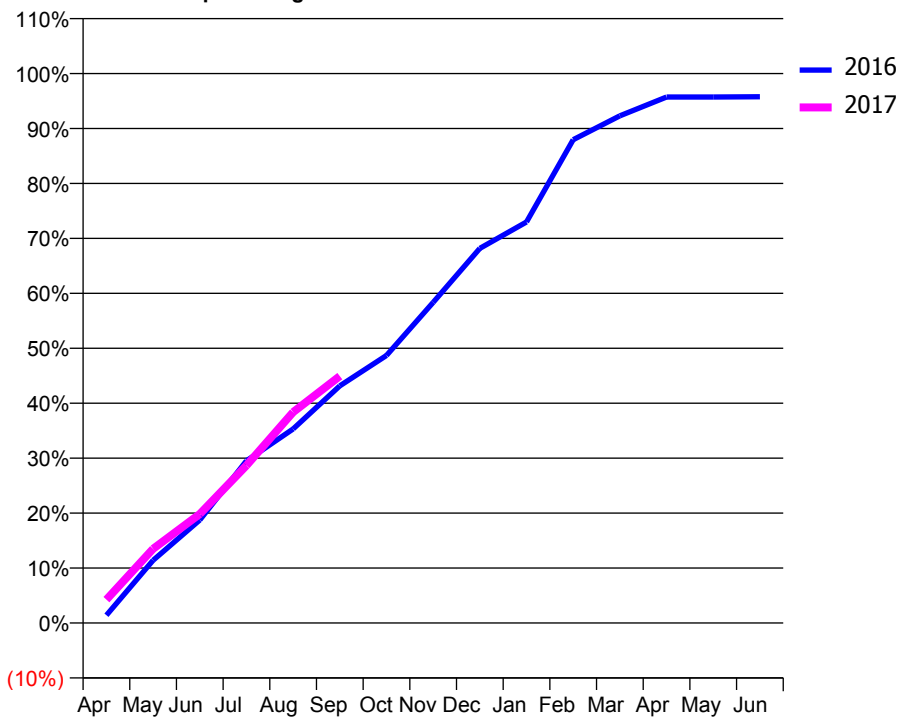
### ACCESS\*

Patients seen in 24 months	Total	Change since previous quarter
Quarter ending September 2015	2,948	
Quarter ending December 2015	2,954	→
Quarter ending March 2016	3,024	↑
Quarter ending June 2016	3,005	→
Quarter ending September 2016	3,020	→
<b>Variance since September 2015</b>	<b>2.4%</b>	<b>↑</b>



### ACTIVITY

Cumulative percentage of contracted UDA delivered 2016 & 2017



Month	Adjusted Scheduled Activity (UDA)	
	2016	2017
April	114	341
May	913	1,080
June	1,499	1,587
July	2,361	2,293
August	2,825	3,070
September	3,453	3,595
October	3,896	
November	4,669	
December	5,454	
January	5,838	
February	7,036	
March	7,383	
April	7,659	
May	7,659	
June	7,661	

### QUALITY

	Quantity	Base Number	Contract	AT	Region	England
% of FP17s for the same patient ID Re-attending within 3 months - Children	31	502	6.2%	9.9%	12.0%	12.4%
% of FP17s for the same patient ID Re-attending within 3 months - Adults	217	1,488	14.6%	13.5%	15.9%	16.7%
% of FP17s for the same patient ID Re-attending between 3 & 9 months - Children	292	502	58.2%	58.0%	58.6%	57.4%
% of FP17s for the same patient ID Re-attending between 3 & 9 months - Adults	706	1,488	47.4%	49.5%	51.6%	50.5%
% of FP17s for Band 1 Urgent Courses	154	1,842	8.4%	7.0%	8.0%	9.1%
% of FP17s Relating to Free Repair or Replacements	13	1,842	0.7%	0.8%	0.8%	0.8%
% of FP17s Relating to Continuations	25	1,842	1.4%	1.4%	1.3%	1.3%
% of Patients satisfied with the dentistry they have received	14	16	87.5%	93.3%	93.1%	93.2%
% of Patients satisfied with the time they had to wait for an appointment	13	16	81.3%	90.6%	89.1%	89.0%

\* This is based on patients treated on this contract for their most recent course of treatment. Figures in italics indicate the base number of FP17s or Patient Questionnaire responses are less than 100. N/A is shown where the base number of responses is less than 10 during the period. % is calculated as Quantity/Base number\*100

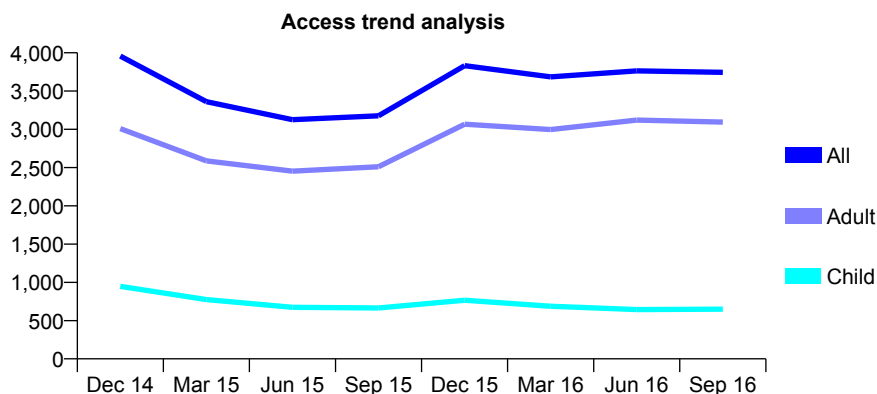
## Q53 - Vital Signs At a Glance Contract Report for 179213/0001 - September 2016

Name or company name	Gentle Dental Care (EVESHAM)LTD
Contract type name	PDS Plus Contract
Purpose of contract	General
Contract start date	01/04/2012
Contract end date	31/03/2017

16/17 Contracted general activity (UDA)	17,200
Carry forward general activity (UDA)	0
16/17 Contracted orthodontic activity (UOA)	0
Carry forward orthodontic activity (UOA)	0
Baseline contract value	£205,127.34

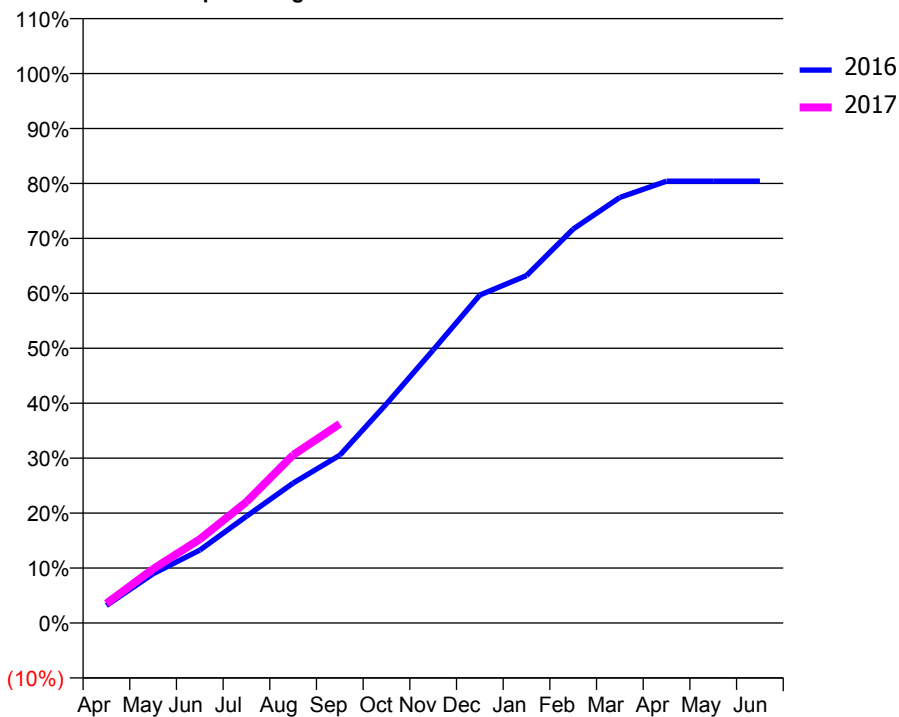
### ACCESS\*

Patients seen in 24 months	Total	Change since previous quarter
Quarter ending September 2015	3,176	
Quarter ending December 2015	3,832	↑
Quarter ending March 2016	3,685	↓
Quarter ending June 2016	3,764	↑
Quarter ending September 2016	3,744	→
<b>Variance since September 2015</b>	<b>17.9%</b>	<b>↑</b>



### ACTIVITY

Cumulative percentage of contracted UDA delivered 2016 & 2017



Month	Adjusted Scheduled Activity (UDA)	
	2016	2017
April	548	613
May	1,543	1,694
June	2,280	2,624
July	3,340	3,792
August	4,381	5,261
September	5,253	6,234
October	6,858	
November	8,546	
December	10,264	
January	10,875	
February	12,332	
March	13,322	
April	13,829	
May	13,829	
June	13,832	

### QUALITY

	Quantity	Base Number	Contract	AT	Region	England
% of FP17s for the same patient ID Re-attending within 3 months - Children	9	403	2.2%	9.9%	12.0%	12.4%
% of FP17s for the same patient ID Re-attending within 3 months - Adults	157	1,941	8.1%	13.5%	15.9%	16.7%
% of FP17s for the same patient ID Re-attending between 3 & 9 months - Children	57	403	14.1%	58.0%	58.6%	57.4%
% of FP17s for the same patient ID Re-attending between 3 & 9 months - Adults	382	1,941	19.7%	49.5%	51.6%	50.5%
% of FP17s for Band 1 Urgent Courses	190	2,179	8.7%	7.0%	8.0%	9.1%
% of FP17s Relating to Free Repair or Replacements	18	2,179	0.8%	0.8%	0.8%	0.8%
% of FP17s Relating to Continuations	39	2,179	1.8%	1.4%	1.3%	1.3%
% of Patients satisfied with the dentistry they have received	14	16	87.5%	93.3%	93.1%	93.2%
% of Patients satisfied with the time they had to wait for an appointment	13	16	81.3%	90.6%	89.1%	89.0%

\* This is based on patients treated on this contract for their most recent course of treatment. Figures in italics indicate the base number of FP17s or Patient Questionnaire responses are less than 100. N/A is shown where the base number of responses is less than 10 during the period. % is calculated as Quantity/Base number\*100

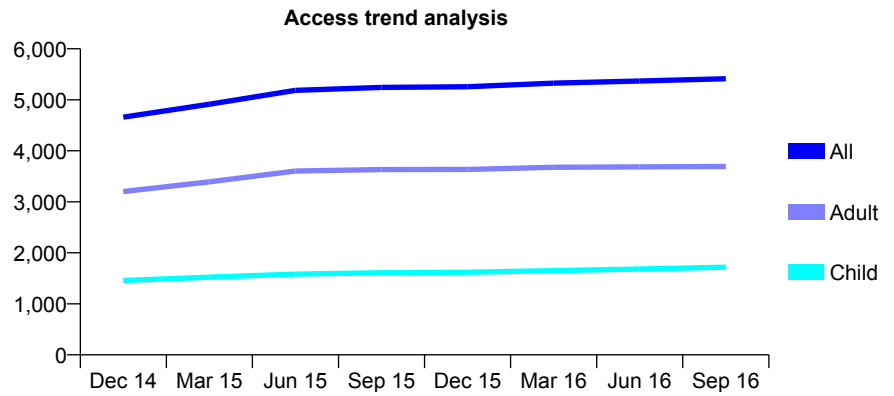
## Q53 - Vital Signs At a Glance Contract Report for 179531/0001 - September 2016

Name or company name	Mr & Mrs Parvis
Contract type name	GDS Contract
Purpose of contract	General and Orthodontic
Contract start date	01/07/2013
Contract end date	

16/17 Contracted general activity (UDA)	14,510
Carry forward general activity (UDA)	-53
16/17 Contracted orthodontic activity (UOA)	106
Carry forward orthodontic activity (UOA)	-1
Baseline contract value	£361,644.60

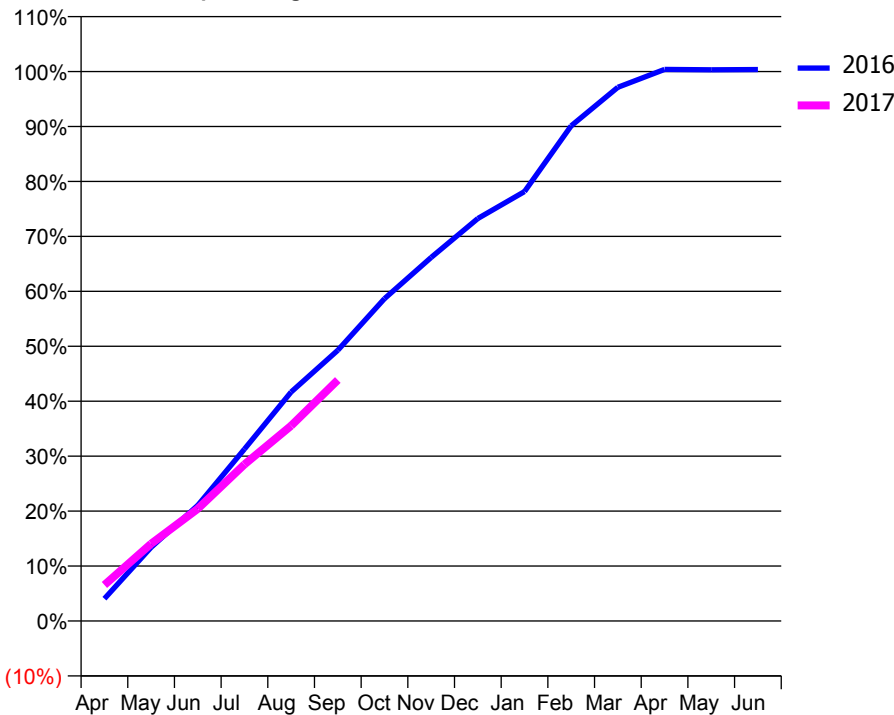
### ACCESS\*

Patients seen in 24 months	Total	Change since previous quarter
Quarter ending September 2015	5,242	
Quarter ending December 2015	5,255	→
Quarter ending March 2016	5,328	→
Quarter ending June 2016	5,368	→
Quarter ending September 2016	5,413	→
<b>Variance since September 2015</b>	<b>3.3%</b>	<b>↑</b>



### ACTIVITY

Cumulative percentage of contracted UDA delivered 2016 & 2017



Month	Adjusted Scheduled Activity (UDA)	
	2016	2017
April	591	952
May	1,946	2,042
June	3,056	2,964
July	4,540	4,136
August	6,048	5,155
September	7,151	6,365
October	8,514	
November	9,599	
December	10,629	
January	11,340	
February	13,076	
March	14,094	
April	14,564	
May	14,554	
June	14,563	

### QUALITY

	Quantity	Base Number	Contract	AT	Region	England
% of FP17s for the same patient ID Re-attending within 3 months - Children	76	1,357	5.6%	9.9%	12.0%	12.4%
% of FP17s for the same patient ID Re-attending within 3 months - Adults	238	2,145	11.1%	13.5%	15.9%	16.7%
% of FP17s for the same patient ID Re-attending between 3 & 9 months - Children	861	1,357	63.4%	58.0%	58.6%	57.4%
% of FP17s for the same patient ID Re-attending between 3 & 9 months - Adults	1,054	2,145	49.1%	49.5%	51.6%	50.5%
% of FP17s for Band 1 Urgent Courses	56	3,273	1.7%	7.0%	8.0%	9.1%
% of FP17s Relating to Free Repair or Replacements	25	3,273	0.8%	0.8%	0.8%	0.8%
% of FP17s Relating to Continuations	7	3,273	0.2%	1.4%	1.3%	1.3%
% of Patients satisfied with the dentistry they have received	3	4	N/A	93.3%	93.1%	93.2%
% of Patients satisfied with the time they had to wait for an appointment	2	4	N/A	90.6%	89.1%	89.0%

\* This is based on patients treated on this contract for their most recent course of treatment. Figures in italics indicate the base number of FP17s or Patient Questionnaire responses are less than 100. N/A is shown where the base number of responses is less than 10 during the period. % is calculated as Quantity/Base number\*100

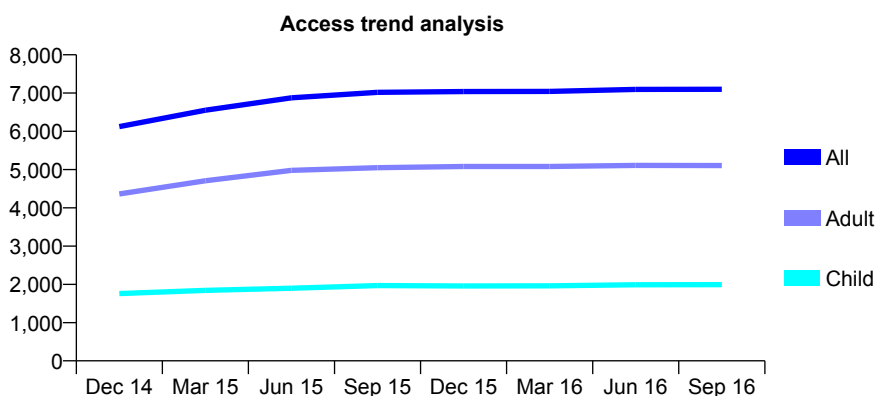
## Q53 - Vital Signs At a Glance Contract Report for 179531/0002 - September 2016

Name or company name	Mr & Mrs Parvis
Contract type name	GDS Contract
Purpose of contract	General and Orthodontic
Contract start date	01/07/2013
Contract end date	

16/17 Contracted general activity (UDA)	16,334
Carry forward general activity (UDA)	-291
16/17 Contracted orthodontic activity (UOA)	264
Carry forward orthodontic activity (UOA)	2
Baseline contract value	£428,316.79

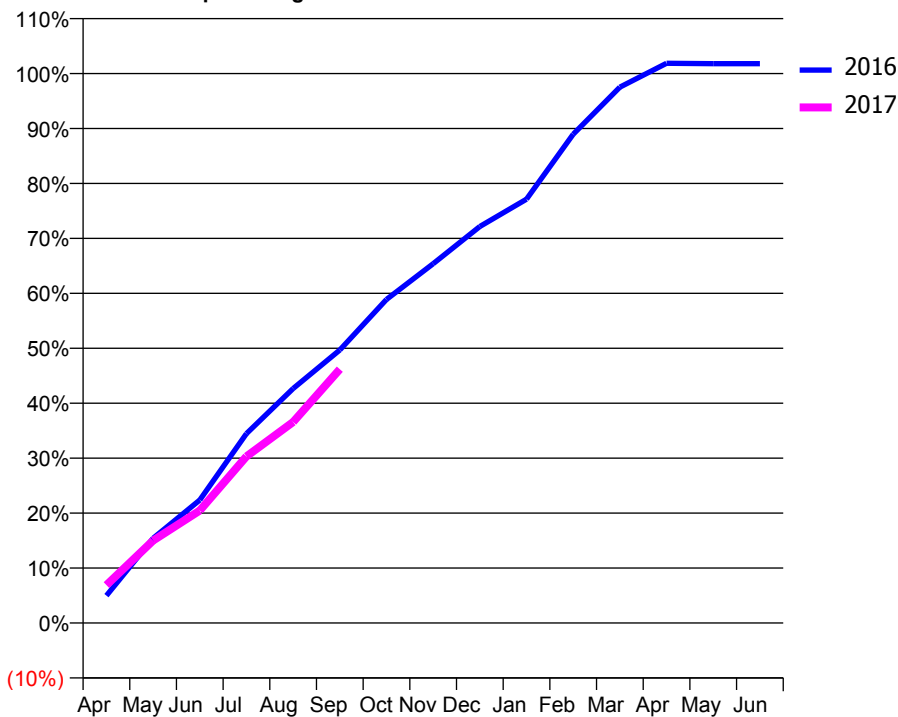
### ACCESS\*

Patients seen in 24 months	Total	Change since previous quarter
Quarter ending September 2015	7,019	
Quarter ending December 2015	7,038	→
Quarter ending March 2016	7,042	→
Quarter ending June 2016	7,096	→
Quarter ending September 2016	7,098	→
<b>Variance since September 2015</b>	<b>1.1%</b>	<b>→</b>



### ACTIVITY

Cumulative percentage of contracted UDA delivered 2016 & 2017



Month	Adjusted Scheduled Activity (UDA)	
	2016	2017
April	814	1,127
May	2,520	2,450
June	3,655	3,342
July	5,629	4,951
August	6,970	5,975
September	8,116	7,547
October	9,619	
November	10,682	
December	11,788	
January	12,597	
February	14,531	
March	15,929	
April	16,636	
May	16,626	
June	16,625	

### QUALITY

	Quantity	Base Number	Contract	AT	Region	England
% of FP17s for the same patient ID Re-attending within 3 months - Children	103	1,646	6.3%	9.9%	12.0%	12.4%
% of FP17s for the same patient ID Re-attending within 3 months - Adults	359	3,233	11.1%	13.5%	15.9%	16.7%
% of FP17s for the same patient ID Re-attending between 3 & 9 months - Children	1,034	1,646	62.8%	58.0%	58.6%	57.4%
% of FP17s for the same patient ID Re-attending between 3 & 9 months - Adults	1,668	3,233	51.6%	49.5%	51.6%	50.5%
% of FP17s for Band 1 Urgent Courses	120	4,043	3.0%	7.0%	8.0%	9.1%
% of FP17s Relating to Free Repair or Replacements	18	4,043	0.4%	0.8%	0.8%	0.8%
% of FP17s Relating to Continuations	11	4,043	0.3%	1.4%	1.3%	1.3%
% of Patients satisfied with the dentistry they have received	25	25	100.0%	93.3%	93.1%	93.2%
% of Patients satisfied with the time they had to wait for an appointment	24	25	96.0%	90.6%	89.1%	89.0%

\* This is based on patients treated on this contract for their most recent course of treatment. Figures in italics indicate the base number of FP17s or Patient Questionnaire responses are less than 100. N/A is shown where the base number of responses is less than 10 during the period. % is calculated as Quantity/Base number\*100

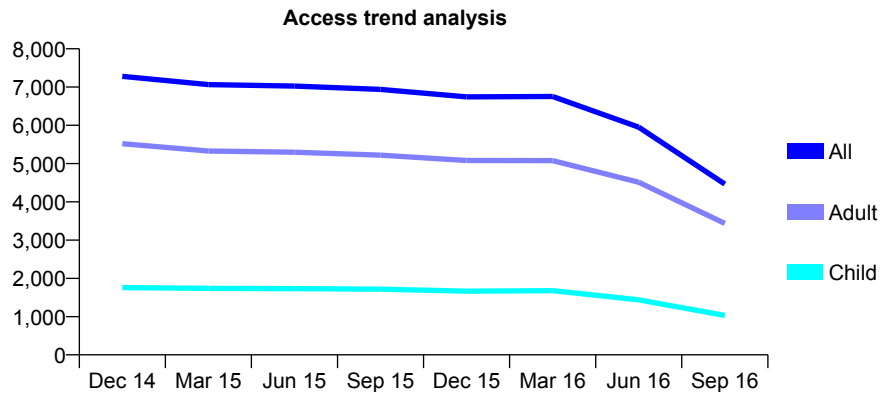
## Q53 - Vital Signs At a Glance Contract Report for 179590/0001 - September 2016

Name or company name	Primecare Oral Health Services
Contract type name	PDS Plus Contract
Purpose of contract	General
Contract start date	01/02/2011
Contract end date	27/05/2016

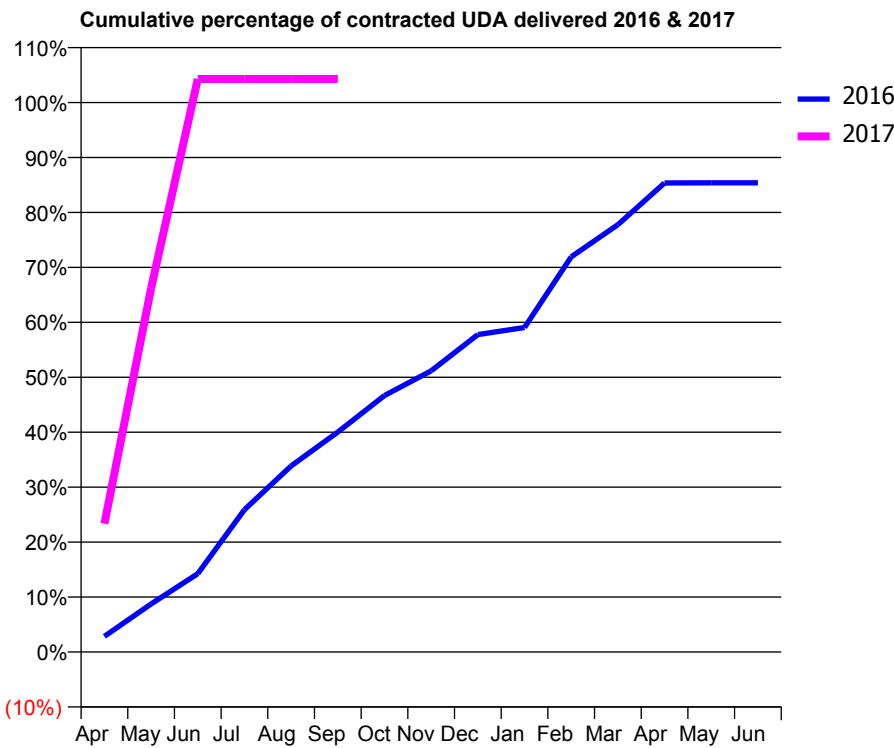
16/17 Contracted general activity (UDA)	3,454
Carry forward general activity (UDA)	0
16/17 Contracted orthodontic activity (UOA)	0
Carry forward orthodontic activity (UOA)	0
Baseline contract value	£42,016.30

### ACCESS\*

Patients seen in 24 months	Total	Change since previous quarter
Quarter ending September 2015	6,937	
Quarter ending December 2015	6,745	↓
Quarter ending March 2016	6,755	→
Quarter ending June 2016	5,953	↓
Quarter ending September 2016	4,465	↓
<b>Variance since September 2015</b>	<b>(35.6%)</b>	<b>↓</b>



### ACTIVITY



Month	Adjusted Scheduled Activity (UDA)	
	2016	2017
April	634	806
May	1,939	2,287
June	3,156	3,602
July	5,735	3,602
August	7,501	3,602
September	8,864	3,602
October	10,340	
November	11,334	
December	12,793	
January	13,081	
February	15,931	
March	17,226	
April	18,908	
May	18,913	
June	18,913	

### QUALITY

	Quantity	Base Number	Contract	AT	Region	England
% of FP17s for the same patient ID Re-attending within 3 months - Children	53	514	10.3%	9.9%	12.0%	12.4%
% of FP17s for the same patient ID Re-attending within 3 months - Adults	255	1,656	15.4%	13.5%	15.9%	16.7%
% of FP17s for the same patient ID Re-attending between 3 & 9 months - Children	239	514	46.5%	58.0%	58.6%	57.4%
% of FP17s for the same patient ID Re-attending between 3 & 9 months - Adults	751	1,656	45.4%	49.5%	51.6%	50.5%
% of FP17s for Band 1 Urgent Courses	55	1,331	4.1%	7.0%	8.0%	9.1%
% of FP17s Relating to Free Repair or Replacements	35	1,331	2.6%	0.8%	0.8%	0.8%
% of FP17s Relating to Continuations	57	1,331	4.3%	1.4%	1.3%	1.3%
% of Patients satisfied with the dentistry they have received	38	38	100.0%	93.3%	93.1%	93.2%
% of Patients satisfied with the time they had to wait for an appointment	37	38	97.4%	90.6%	89.1%	89.0%

\* This is based on patients treated on this contract for their most recent course of treatment. Figures in italics indicate the base number of FP17s or Patient Questionnaire responses are less than 100. N/A is shown where the base number of responses is less than 10 during the period. % is calculated as Quantity/Base number\*100



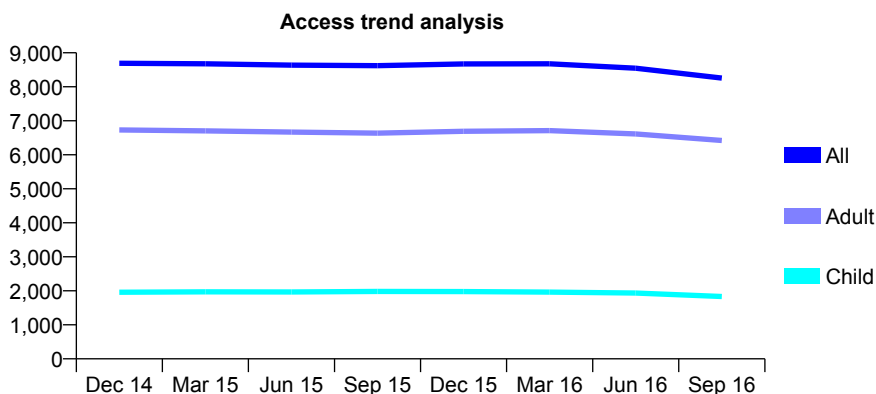
## Q53 - Vital Signs At a Glance Contract Report for 180122/0002 - September 2016

Name or company name	IDH Limited
Contract type name	GDS Contract
Purpose of contract	General
Contract start date	01/09/2008
Contract end date	

16/17 Contracted general activity (UDA)	24,615
Carry forward general activity (UDA)	0
16/17 Contracted orthodontic activity (UOA)	0
Carry forward orthodontic activity (UOA)	0
Baseline contract value	£714,558.84

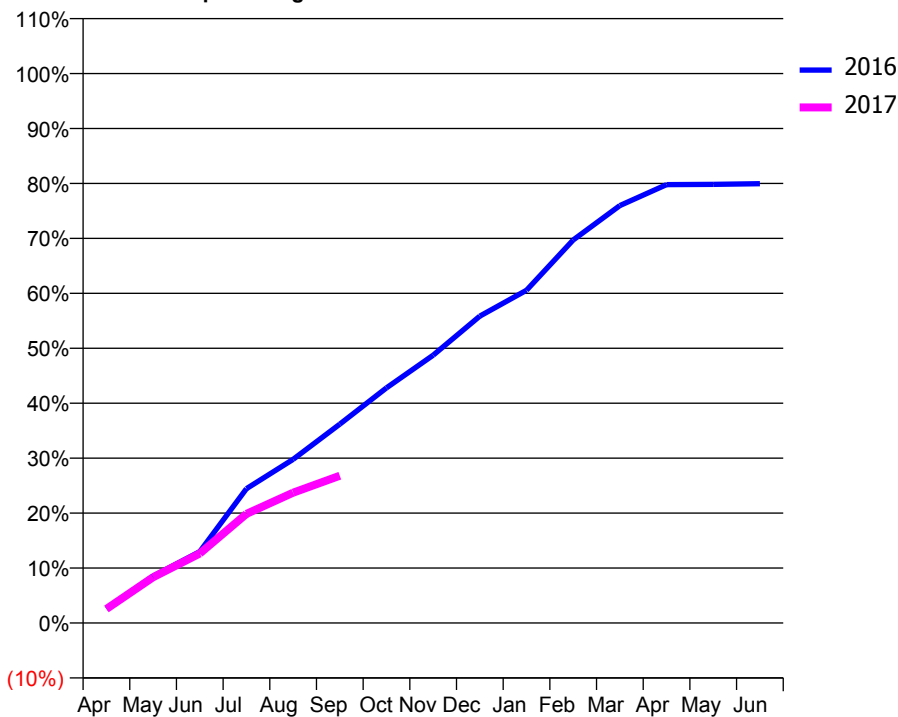
### ACCESS\*

Patients seen in 24 months	Total	Change since previous quarter
Quarter ending September 2015	8,622	
Quarter ending December 2015	8,673	→
Quarter ending March 2016	8,677	→
Quarter ending June 2016	8,549	↓
Quarter ending September 2016	8,256	↓
<b>Variance since September 2015</b>	<b>(4.2%)</b>	<b>↓</b>



### ACTIVITY

Cumulative percentage of contracted UDA delivered 2016 & 2017



Adjusted Scheduled Activity (UDA)

Month	2016	2017
April	641	632
May	2,100	2,054
June	3,200	3,115
July	6,017	4,892
August	7,333	5,841
September	8,907	6,596
October	10,536	
November	12,000	
December	13,745	
January	14,908	
February	17,161	
March	18,700	
April	19,638	
May	19,651	
June	19,677	

### QUALITY

	Quantity	Base Number	Contract	AT	Region	England
% of FP17s for the same patient ID Re-attending within 3 months - Children	70	986	7.1%	9.9%	12.0%	12.4%
% of FP17s for the same patient ID Re-attending within 3 months - Adults	477	3,286	14.5%	13.5%	15.9%	16.7%
% of FP17s for the same patient ID Re-attending between 3 & 9 months - Children	588	986	59.6%	58.0%	58.6%	57.4%
% of FP17s for the same patient ID Re-attending between 3 & 9 months - Adults	1,429	3,286	43.5%	49.5%	51.6%	50.5%
% of FP17s for Band 1 Urgent Courses	429	3,811	11.3%	7.0%	8.0%	9.1%
% of FP17s Relating to Free Repair or Replacements	12	3,811	0.3%	0.8%	0.8%	0.8%
% of FP17s Relating to Continuations	78	3,811	2.0%	1.4%	1.3%	1.3%
% of Patients satisfied with the dentistry they have received	4	5	N/A	93.3%	93.1%	93.2%
% of Patients satisfied with the time they had to wait for an appointment	5	5	N/A	90.6%	89.1%	89.0%

\* This is based on patients treated on this contract for their most recent course of treatment. Figures in italics indicate the base number of FP17s or Patient Questionnaire responses are less than 100. N/A is shown where the base number of responses is less than 10 during the period. % is calculated as Quantity/Base number\*100

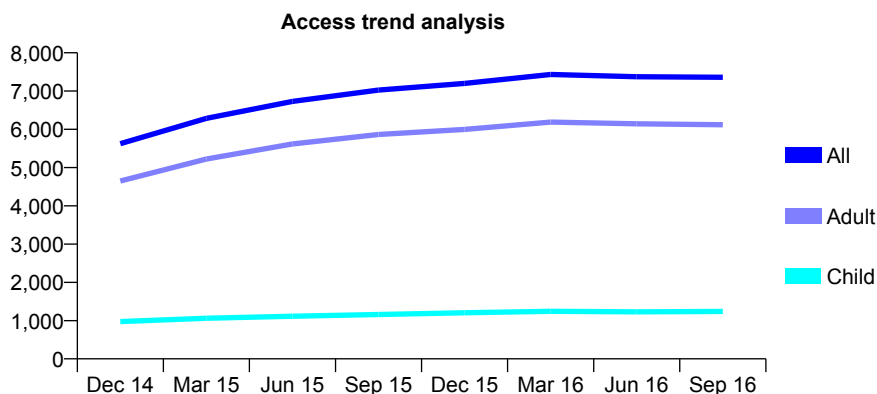
## Q53 - Vital Signs At a Glance Contract Report for 180793/0001 - September 2016

Name or company name	Coleshill Smile Care Limited
Contract type name	GDS Contract
Purpose of contract	General
Contract start date	01/04/2014
Contract end date	

16/17 Contracted general activity (UDA)	20,993
Carry forward general activity (UDA)	0
16/17 Contracted orthodontic activity (UOA)	0
Carry forward orthodontic activity (UOA)	0
Baseline contract value	£600,786.21

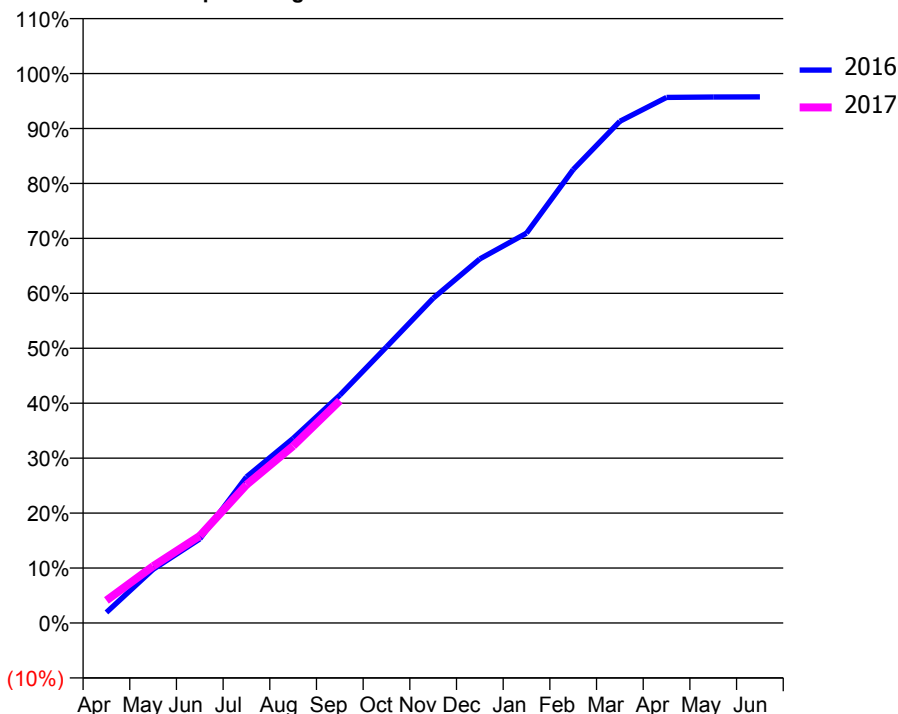
### ACCESS\*

Patients seen in 24 months	Total	Change since previous quarter
Quarter ending September 2015	7,024	
Quarter ending December 2015	7,200	↑
Quarter ending March 2016	7,434	↑
Quarter ending June 2016	7,373	→
Quarter ending September 2016	7,359	→
<b>Variance since September 2015</b>	<b>4.8%</b>	<b>↑</b>



### ACTIVITY

Cumulative percentage of contracted UDA delivered 2016 & 2017



Adjusted Scheduled Activity (UDA)

Month	2016	2017
April	406	865
May	2,052	2,175
June	3,210	3,329
July	5,583	5,278
August	7,055	6,762
September	8,703	8,493
October	10,547	
November	12,407	
December	13,910	
January	14,893	
February	17,325	
March	19,165	
April	20,080	
May	20,092	
June	20,099	

### QUALITY

	Quantity	Base Number	Contract	AT	Region	England
% of FP17s for the same patient ID Re-attending within 3 months - Children	71	862	8.2%	9.9%	12.0%	12.4%
% of FP17s for the same patient ID Re-attending within 3 months - Adults	691	4,228	16.3%	13.5%	15.9%	16.7%
% of FP17s for the same patient ID Re-attending between 3 & 9 months - Children	464	862	53.8%	58.0%	58.6%	57.4%
% of FP17s for the same patient ID Re-attending between 3 & 9 months - Adults	2,327	4,228	55.0%	49.5%	51.6%	50.5%
% of FP17s for Band 1 Urgent Courses	576	4,603	12.5%	7.0%	8.0%	9.1%
% of FP17s Relating to Free Repair or Replacements	79	4,603	1.7%	0.8%	0.8%	0.8%
% of FP17s Relating to Continuations	54	4,603	1.2%	1.4%	1.3%	1.3%
% of Patients satisfied with the dentistry they have received	7	8	N/A	93.3%	93.1%	93.2%
% of Patients satisfied with the time they had to wait for an appointment	7	8	N/A	90.6%	89.1%	89.0%

\* This is based on patients treated on this contract for their most recent course of treatment. Figures in italics indicate the base number of FP17s or Patient Questionnaire responses are less than 100. N/A is shown where the base number of responses is less than 10 during the period. % is calculated as Quantity/Base number\*100

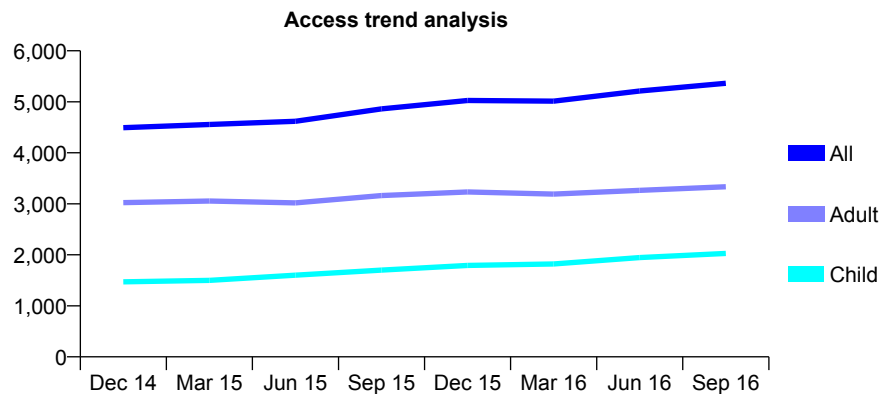
## Q53 - Vital Signs At a Glance Contract Report for 181307/0001 - September 2016

Name or company name	Willenhall Dental Care
Contract type name	GDS Contract
Purpose of contract	General
Contract start date	01/09/2011
Contract end date	

16/17 Contracted general activity (UDA)	12,679
Carry forward general activity (UDA)	0
16/17 Contracted orthodontic activity (UOA)	0
Carry forward orthodontic activity (UOA)	0
Baseline contract value	£316,952.92

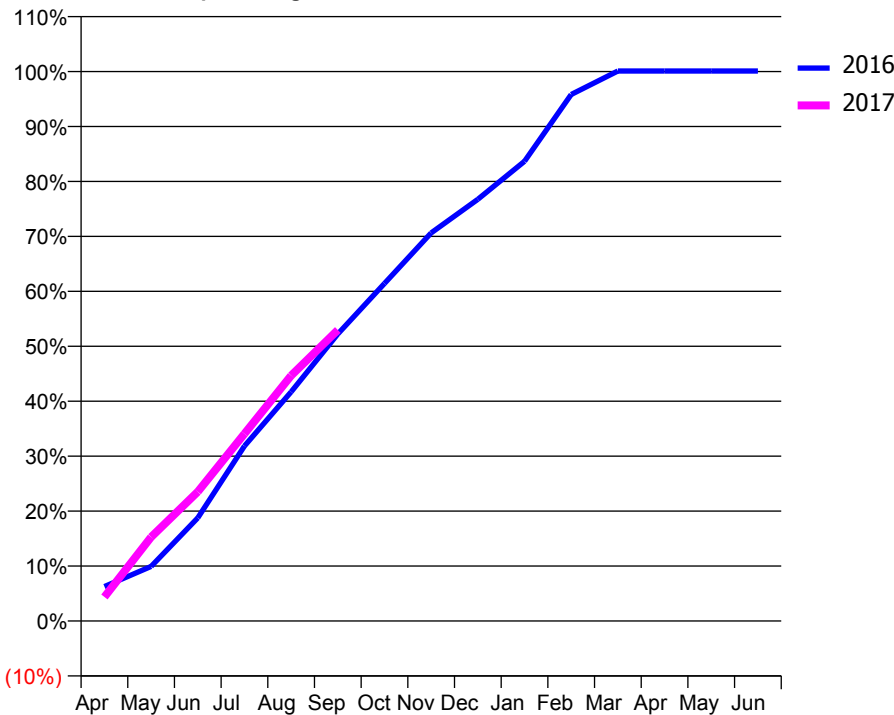
### ACCESS\*

Patients seen in 24 months	Total	Change since previous quarter
Quarter ending September 2015	4,861	
Quarter ending December 2015	5,025	↑
Quarter ending March 2016	5,013	→
Quarter ending June 2016	5,211	↑
Quarter ending September 2016	5,363	↑
<b>Variance since September 2015</b>	<b>10.3%</b>	<b>↑</b>



### ACTIVITY

Cumulative percentage of contracted UDA delivered 2016 & 2017



Month	Adjusted Scheduled Activity (UDA)	
	2016	2017
April	796	555
May	1,261	1,936
June	2,379	2,982
July	4,037	4,322
August	5,288	5,664
September	6,624	6,714
October	7,790	
November	8,955	
December	9,731	
January	10,606	
February	12,148	
March	12,691	
April	12,691	
May	12,691	
June	12,691	

### QUALITY

	Quantity	Base Number	Contract	AT	Region	England
% of FP17s for the same patient ID Re-attending within 3 months - Children	5	1,325	0.4%	9.9%	12.0%	12.4%
% of FP17s for the same patient ID Re-attending within 3 months - Adults	15	1,814	0.8%	13.5%	15.9%	16.7%
% of FP17s for the same patient ID Re-attending between 3 & 9 months - Children	702	1,325	53.0%	58.0%	58.6%	57.4%
% of FP17s for the same patient ID Re-attending between 3 & 9 months - Adults	869	1,814	47.9%	49.5%	51.6%	50.5%
% of FP17s for Band 1 Urgent Courses	4	3,139	0.1%	7.0%	8.0%	9.1%
% of FP17s Relating to Free Repair or Replacements	1	3,139	0.0%	0.8%	0.8%	0.8%
% of FP17s Relating to Continuations	0	3,139	0.0%	1.4%	1.3%	1.3%
% of Patients satisfied with the dentistry they have received	3	3	N/A	93.3%	93.1%	93.2%
% of Patients satisfied with the time they had to wait for an appointment	2	3	N/A	90.6%	89.1%	89.0%

\* This is based on patients treated on this contract for their most recent course of treatment. Figures in italics indicate the base number of FP17s or Patient Questionnaire responses are less than 100. N/A is shown where the base number of responses is less than 10 during the period. % is calculated as Quantity/Base number\*100

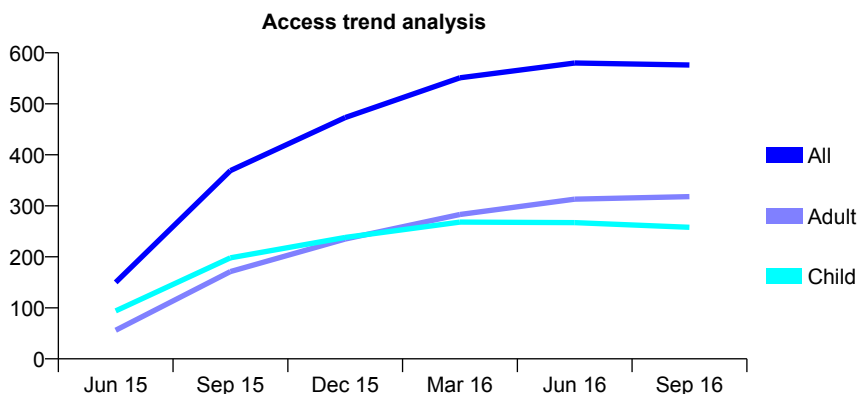
## Q53 - Vital Signs At a Glance Contract Report for 182109/0001 - September 2016

Name or company name	Evesham Place Limited
Contract type name	GDS Contract
Purpose of contract	General
Contract start date	01/04/2015
Contract end date	

16/17 Contracted general activity (UDA)	1,452
Carry forward general activity (UDA)	0
16/17 Contracted orthodontic activity (UOA)	0
Carry forward orthodontic activity (UOA)	0
Baseline contract value	£35,418.91

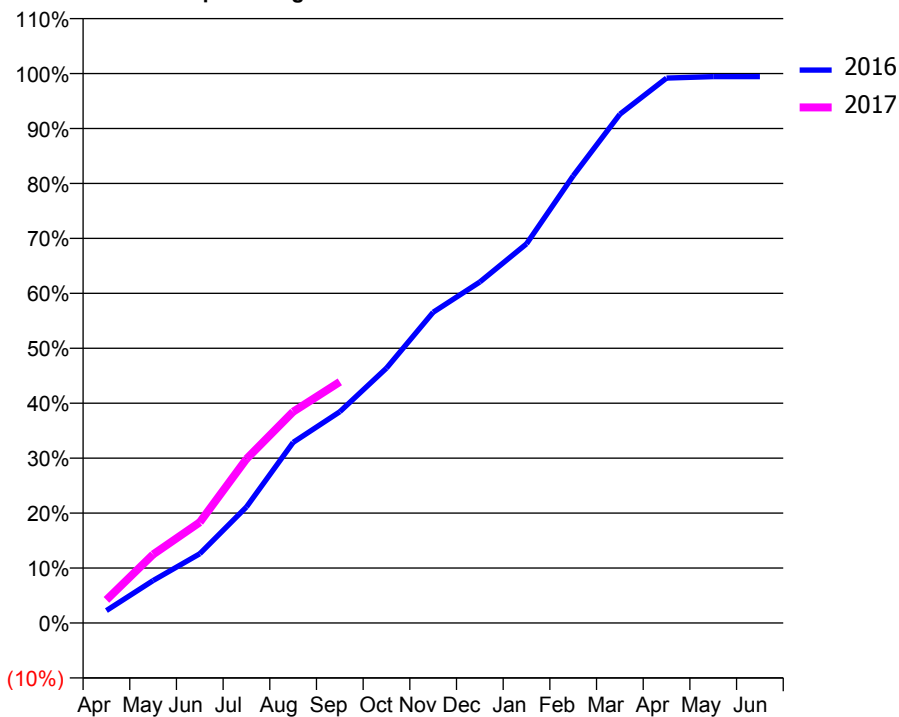
### ACCESS\*

Patients seen in 24 months	Total	Change since previous quarter
Quarter ending September 2015	369	
Quarter ending December 2015	473	↑
Quarter ending March 2016	551	↑
Quarter ending June 2016	580	↑
Quarter ending September 2016	576	→
<b>Variance since September 2015</b>	<b>56.1%</b>	<b>↑</b>



### ACTIVITY

Cumulative percentage of contracted UDA delivered 2016 & 2017



Adjusted Scheduled Activity (UDA)

Month	2016	2017
April	33	61
May	112	181
June	183	266
July	307	434
August	477	558
September	558	637
October	674	
November	821	
December	901	
January	1,002	
February	1,182	
March	1,344	
April	1,440	
May	1,444	
June	1,444	

### QUALITY

	Quantity	Base Number	Contract	AT	Region	England
% of FP17s for the same patient ID Re-attending within 3 months - Children	16	244	6.6%	9.9%	12.0%	12.4%
% of FP17s for the same patient ID Re-attending within 3 months - Adults	18	212	8.5%	13.5%	15.9%	16.7%
% of FP17s for the same patient ID Re-attending between 3 & 9 months - Children	153	244	62.7%	58.0%	58.6%	57.4%
% of FP17s for the same patient ID Re-attending between 3 & 9 months - Adults	88	212	41.5%	49.5%	51.6%	50.5%
% of FP17s for Band 1 Urgent Courses	12	390	3.1%	7.0%	8.0%	9.1%
% of FP17s Relating to Free Repair or Replacements	2	390	0.5%	0.8%	0.8%	0.8%
% of FP17s Relating to Continuations	8	390	2.1%	1.4%	1.3%	1.3%
% of Patients satisfied with the dentistry they have received	0	0	N/A	93.3%	93.1%	93.2%
% of Patients satisfied with the time they had to wait for an appointment	0	0	N/A	90.6%	89.1%	89.0%

\* This is based on patients treated on this contract for their most recent course of treatment. Figures in italics indicate the base number of FP17s or Patient Questionnaire responses are less than 100. N/A is shown where the base number of responses is less than 10 during the period. % is calculated as Quantity/Base number\*100

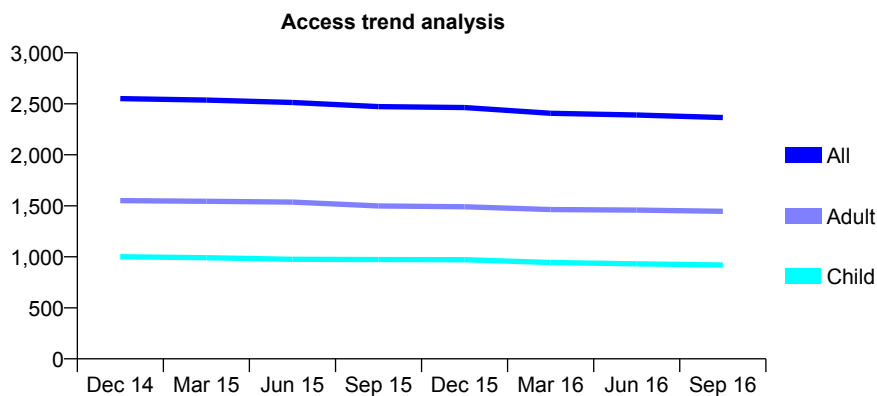
## Q53 - Vital Signs At a Glance Contract Report for 187860/0001 - September 2016

Name or company name	Collins House Dental Surgery
Contract type name	GDS Contract
Purpose of contract	General
Contract start date	01/04/2006
Contract end date	

16/17 Contracted general activity (UDA)	7,900
Carry forward general activity (UDA)	0
16/17 Contracted orthodontic activity (UOA)	0
Carry forward orthodontic activity (UOA)	0
Baseline contract value	£233,428.49

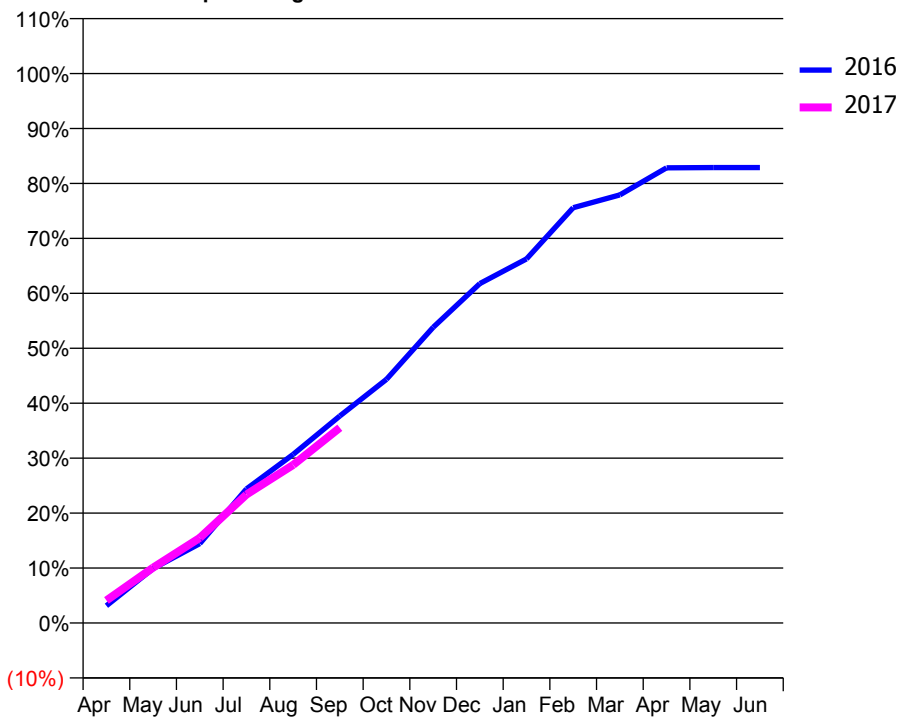
### ACCESS\*

Patients seen in 24 months	Total	Change since previous quarter
Quarter ending September 2015	2,472	
Quarter ending December 2015	2,463	→
Quarter ending March 2016	2,407	↓
Quarter ending June 2016	2,390	→
Quarter ending September 2016	2,366	↓
<b>Variance since September 2015</b>	<b>(4.3%)</b>	<b>↓</b>



### ACTIVITY

Cumulative percentage of contracted UDA delivered 2016 & 2017



Month	Adjusted Scheduled Activity (UDA)	
	2016	2017
April	249	324
May	782	796
June	1,141	1,225
July	1,928	1,847
August	2,424	2,273
September	2,977	2,808
October	3,503	
November	4,250	
December	4,879	
January	5,235	
February	5,971	
March	6,155	
April	6,543	
May	6,547	
June	6,547	

### QUALITY

	Quantity	Base Number	Contract	AT	Region	England
% of FP17s for the same patient ID Re-attending within 3 months - Children	45	914	4.9%	9.9%	12.0%	12.4%
% of FP17s for the same patient ID Re-attending within 3 months - Adults	132	1,224	10.8%	13.5%	15.9%	16.7%
% of FP17s for the same patient ID Re-attending between 3 & 9 months - Children	721	914	78.9%	58.0%	58.6%	57.4%
% of FP17s for the same patient ID Re-attending between 3 & 9 months - Adults	909	1,224	74.3%	49.5%	51.6%	50.5%
% of FP17s for Band 1 Urgent Courses	80	1,825	4.4%	7.0%	8.0%	9.1%
% of FP17s Relating to Free Repair or Replacements	0	1,825	0.0%	0.8%	0.8%	0.8%
% of FP17s Relating to Continuations	12	1,825	0.7%	1.4%	1.3%	1.3%
% of Patients satisfied with the dentistry they have received	3	4	N/A	93.3%	93.1%	93.2%
% of Patients satisfied with the time they had to wait for an appointment	3	4	N/A	90.6%	89.1%	89.0%

\* This is based on patients treated on this contract for their most recent course of treatment. Figures in italics indicate the base number of FP17s or Patient Questionnaire responses are less than 100. N/A is shown where the base number of responses is less than 10 during the period. % is calculated as Quantity/Base number\*100

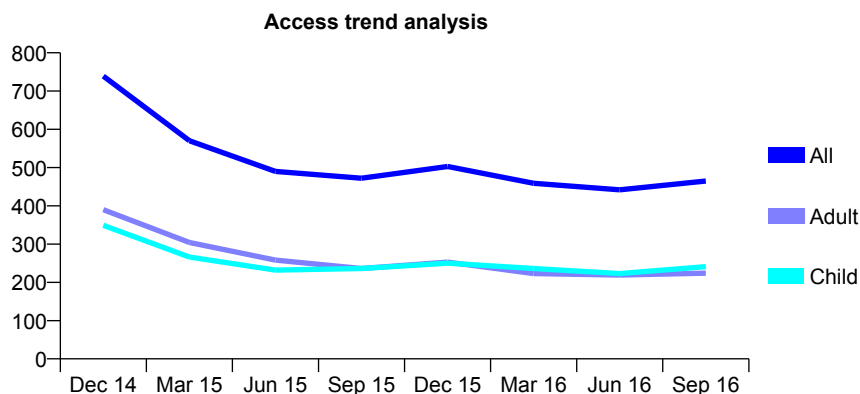
## Q53 - Vital Signs At a Glance Contract Report for 189863/0001 - September 2016

Name or company name	David Holloman Dentistry Ltd
Contract type name	GDS Contract
Purpose of contract	General
Contract start date	01/04/2012
Contract end date	

16/17 Contracted general activity (UDA)	1,678
Carry forward general activity (UDA)	-34
16/17 Contracted orthodontic activity (UOA)	0
Carry forward orthodontic activity (UOA)	0
Baseline contract value	£40,818.39

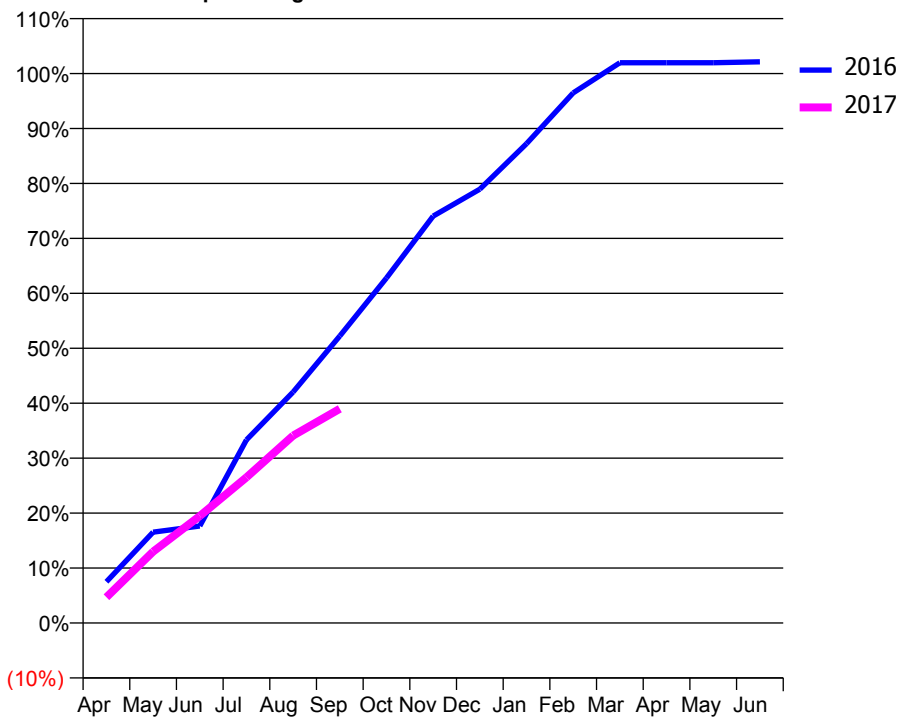
### ACCESS\*

Patients seen in 24 months	Total	Change since previous quarter
Quarter ending September 2015	472	
Quarter ending December 2015	503	↑
Quarter ending March 2016	459	↓
Quarter ending June 2016	442	↓
Quarter ending September 2016	465	↑
<b>Variance since September 2015</b>	<b>(1.5%)</b>	<b>↓</b>



### ACTIVITY

Cumulative percentage of contracted UDA delivered 2016 & 2017



Adjusted Scheduled Activity (UDA)

Month	2016	2017
April	126	79
May	277	218
June	296	327
July	559	445
August	706	572
September	876	654
October	1,054	
November	1,242	
December	1,325	
January	1,464	
February	1,619	
March	1,711	
April	1,711	
May	1,711	
June	1,714	

### QUALITY

	Quantity	Base Number	Contract	AT	Region	England
% of FP17s for the same patient ID Re-attending within 3 months - Children	18	212	8.5%	9.9%	12.0%	12.4%
% of FP17s for the same patient ID Re-attending within 3 months - Adults	34	173	19.7%	13.5%	15.9%	16.7%
% of FP17s for the same patient ID Re-attending between 3 & 9 months - Children	118	212	55.7%	58.0%	58.6%	57.4%
% of FP17s for the same patient ID Re-attending between 3 & 9 months - Adults	78	173	45.1%	49.5%	51.6%	50.5%
% of FP17s for Band 1 Urgent Courses	40	382	10.5%	7.0%	8.0%	9.1%
% of FP17s Relating to Free Repair or Replacements	0	382	0.0%	0.8%	0.8%	0.8%
% of FP17s Relating to Continuations	0	382	0.0%	1.4%	1.3%	1.3%
% of Patients satisfied with the dentistry they have received	0	0	N/A	93.3%	93.1%	93.2%
% of Patients satisfied with the time they had to wait for an appointment	0	0	N/A	90.6%	89.1%	89.0%

\* This is based on patients treated on this contract for their most recent course of treatment. Figures in italics indicate the base number of FP17s or Patient Questionnaire responses are less than 100. N/A is shown where the base number of responses is less than 10 during the period. % is calculated as Quantity/Base number\*100

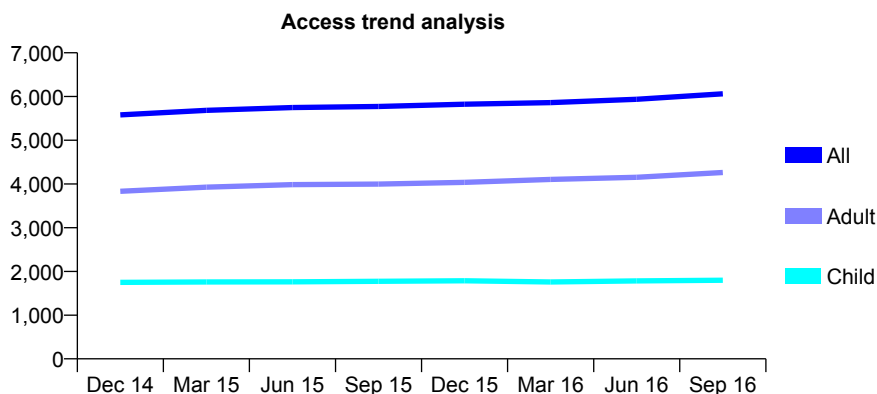
## Q53 - Vital Signs At a Glance Contract Report for 190454/0001 - September 2016

Name or company name	Malvern Hills Dental Care
Contract type name	GDS Contract
Purpose of contract	General
Contract start date	01/11/2012
Contract end date	

16/17 Contracted general activity (UDA)	18,773
Carry forward general activity (UDA)	131
16/17 Contracted orthodontic activity (UOA)	0
Carry forward orthodontic activity (UOA)	0
Baseline contract value	£418,012.11

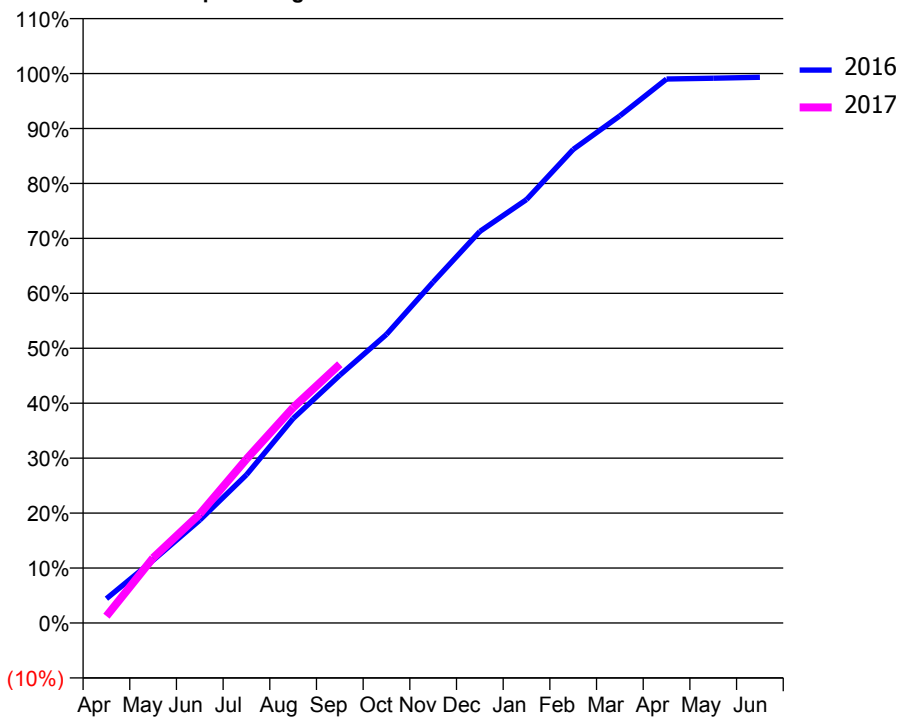
### ACCESS\*

Patients seen in 24 months	Total	Change since previous quarter
Quarter ending September 2015	5,771	
Quarter ending December 2015	5,823	→
Quarter ending March 2016	5,860	→
Quarter ending June 2016	5,936	→
Quarter ending September 2016	6,062	↑
<b>Variance since September 2015</b>	<b>5.0%</b>	<b>↑</b>



### ACTIVITY

Cumulative percentage of contracted UDA delivered 2016 & 2017



Month	Adjusted Scheduled Activity (UDA)	
	2016	2017
April	833	235
May	2,141	2,227
June	3,514	3,726
July	5,062	5,601
August	6,986	7,360
September	8,466	8,839
October	9,862	
November	11,651	
December	13,376	
January	14,464	
February	16,180	
March	17,326	
April	18,583	
May	18,612	
June	18,642	

### QUALITY

	Quantity	Base Number	Contract	AT	Region	England
% of FP17s for the same patient ID Re-attending within 3 months - Children	121	1,475	8.2%	9.9%	12.0%	12.4%
% of FP17s for the same patient ID Re-attending within 3 months - Adults	476	2,436	19.5%	13.5%	15.9%	16.7%
% of FP17s for the same patient ID Re-attending between 3 & 9 months - Children	870	1,475	59.0%	58.0%	58.6%	57.4%
% of FP17s for the same patient ID Re-attending between 3 & 9 months - Adults	966	2,436	39.7%	49.5%	51.6%	50.5%
% of FP17s for Band 1 Urgent Courses	183	3,368	5.4%	7.0%	8.0%	9.1%
% of FP17s Relating to Free Repair or Replacements	67	3,368	2.0%	0.8%	0.8%	0.8%
% of FP17s Relating to Continuations	81	3,368	2.4%	1.4%	1.3%	1.3%
% of Patients satisfied with the dentistry they have received	11	11	100.0%	93.3%	93.1%	93.2%
% of Patients satisfied with the time they had to wait for an appointment	11	11	100.0%	90.6%	89.1%	89.0%

\* This is based on patients treated on this contract for their most recent course of treatment. Figures in italics indicate the base number of FP17s or Patient Questionnaire responses are less than 100. N/A is shown where the base number of responses is less than 10 during the period. % is calculated as Quantity/Base number\*100

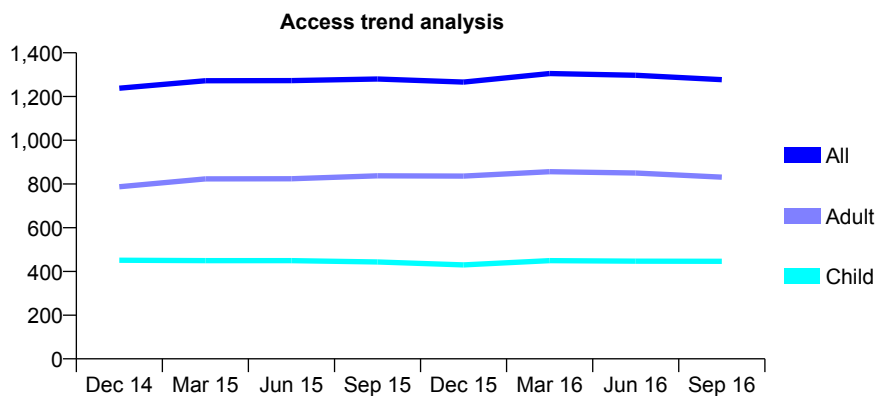
## Q53 - Vital Signs At a Glance Contract Report for 190594/0002 - September 2016

Name or company name	Mercian House Dental Practice
Contract type name	GDS Contract
Purpose of contract	General
Contract start date	01/06/2012
Contract end date	

16/17 Contracted general activity (UDA)	3,374
Carry forward general activity (UDA)	-41
16/17 Contracted orthodontic activity (UOA)	0
Carry forward orthodontic activity (UOA)	0
Baseline contract value	£133,155.82

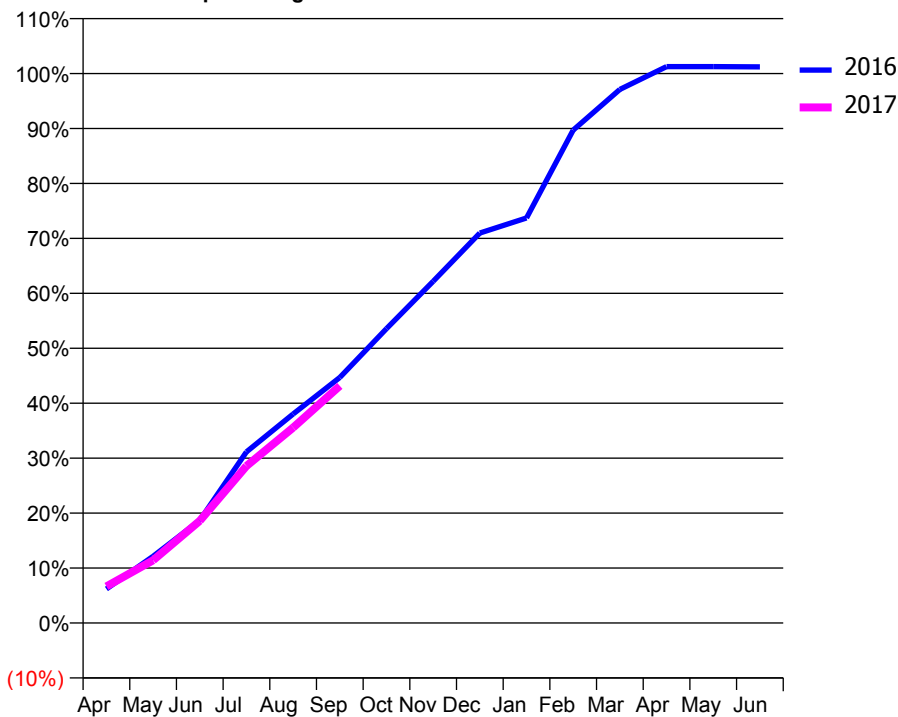
### ACCESS\*

Patients seen in 24 months	Total	Change since previous quarter
Quarter ending September 2015	1,280	
Quarter ending December 2015	1,266	↓
Quarter ending March 2016	1,305	↑
Quarter ending June 2016	1,297	→
Quarter ending September 2016	1,277	↓
<b>Variance since September 2015</b>	<b>(0.2%)</b>	→



### ACTIVITY

Cumulative percentage of contracted UDA delivered 2016 & 2017



Adjusted Scheduled Activity (UDA)

Month	2016	2017
April	209	225
May	410	386
June	631	627
July	1,051	964
August	1,284	1,200
September	1,508	1,456
October	1,807	
November	2,098	
December	2,394	
January	2,487	
February	3,026	
March	3,276	
April	3,416	
May	3,416	
June	3,415	

### QUALITY

	Quantity	Base Number	Contract	AT	Region	England
% of FP17s for the same patient ID Re-attending within 3 months - Children	21	359	5.8%	9.9%	12.0%	12.4%
% of FP17s for the same patient ID Re-attending within 3 months - Adults	68	593	11.5%	13.5%	15.9%	16.7%
% of FP17s for the same patient ID Re-attending between 3 & 9 months - Children	271	359	75.5%	58.0%	58.6%	57.4%
% of FP17s for the same patient ID Re-attending between 3 & 9 months - Adults	384	593	64.8%	49.5%	51.6%	50.5%
% of FP17s for Band 1 Urgent Courses	51	885	5.8%	7.0%	8.0%	9.1%
% of FP17s Relating to Free Repair or Replacements	8	885	0.9%	0.8%	0.8%	0.8%
% of FP17s Relating to Continuations	0	885	0.0%	1.4%	1.3%	1.3%
% of Patients satisfied with the dentistry they have received	0	0	N/A	93.3%	93.1%	93.2%
% of Patients satisfied with the time they had to wait for an appointment	0	0	N/A	90.6%	89.1%	89.0%

\* This is based on patients treated on this contract for their most recent course of treatment. Figures in italics indicate the base number of FP17s or Patient Questionnaire responses are less than 100. N/A is shown where the base number of responses is less than 10 during the period. % is calculated as Quantity/Base number\*100



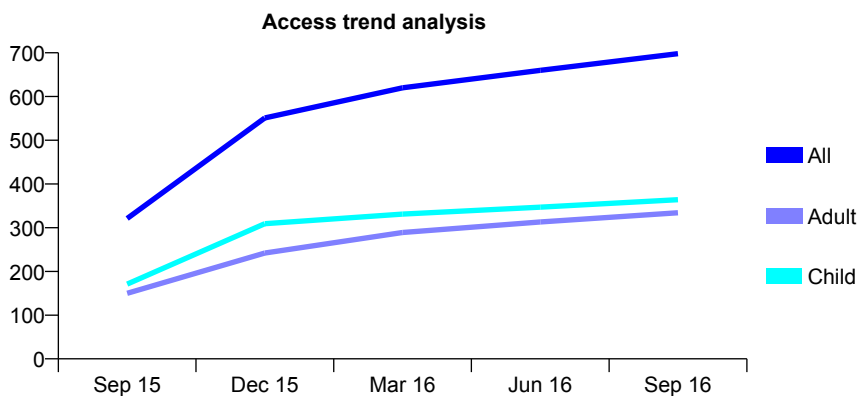
## Q53 - Vital Signs At a Glance Contract Report for 192120/0001 - September 2016

Name or company name	Parkside Bromsgrove Ltd
Contract type name	GDS Contract
Purpose of contract	General
Contract start date	01/06/2015
Contract end date	

16/17 Contracted general activity (UDA)	1,866
Carry forward general activity (UDA)	-22
16/17 Contracted orthodontic activity (UOA)	0
Carry forward orthodontic activity (UOA)	0
Baseline contract value	£41,069.25

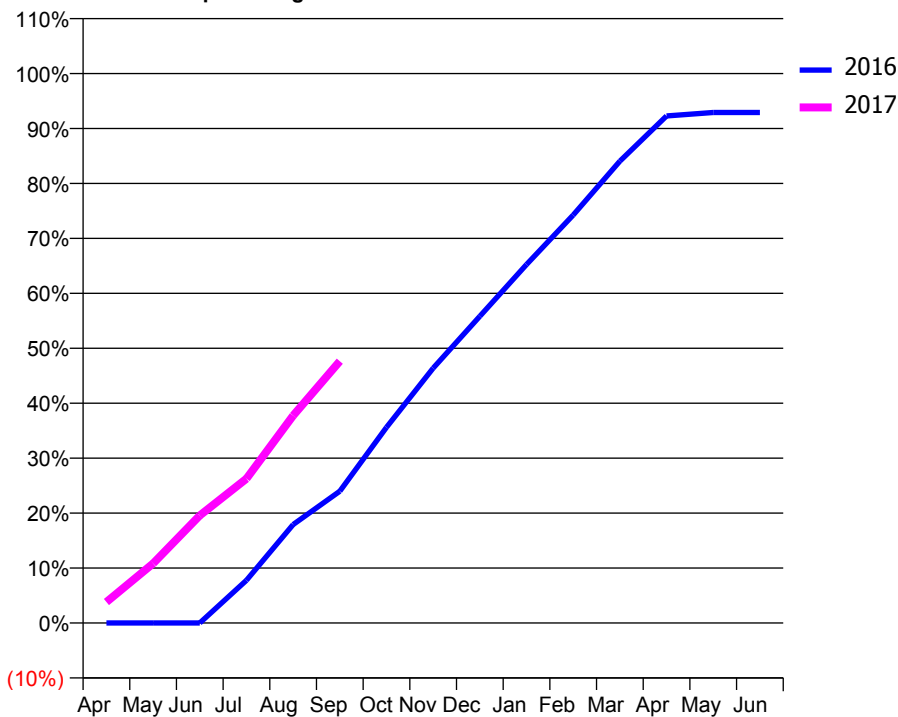
### ACCESS\*

Patients seen in 24 months	Total	Change since previous quarter
Quarter ending September 2015	321	
Quarter ending December 2015	551	↑
Quarter ending March 2016	620	↑
Quarter ending June 2016	660	↑
Quarter ending September 2016	698	↑
<b>Variance since September 2015</b>	<b>117.4%</b>	<b>↑</b>



### ACTIVITY

Cumulative percentage of contracted UDA delivered 2016 & 2017



Month	Adjusted Scheduled Activity (UDA)	
	2016	2017
April	0	71
May	0	202
June	0	365
July	121	490
August	279	704
September	373	889
October	554	
November	721	
December	868	
January	1,015	
February	1,155	
March	1,307	
April	1,435	
May	1,445	
June	1,445	

### QUALITY

	Quantity	Base Number	Contract	AT	Region	England
% of FP17s for the same patient ID Re-attending within 3 months - Children	19	356	5.3%	9.9%	12.0%	12.4%
% of FP17s for the same patient ID Re-attending within 3 months - Adults	45	316	14.2%	13.5%	15.9%	16.7%
% of FP17s for the same patient ID Re-attending between 3 & 9 months - Children	261	356	73.3%	58.0%	58.6%	57.4%
% of FP17s for the same patient ID Re-attending between 3 & 9 months - Adults	210	316	66.5%	49.5%	51.6%	50.5%
% of FP17s for Band 1 Urgent Courses	25	573	4.4%	7.0%	8.0%	9.1%
% of FP17s Relating to Free Repair or Replacements	2	573	0.3%	0.8%	0.8%	0.8%
% of FP17s Relating to Continuations	1	573	0.2%	1.4%	1.3%	1.3%
% of Patients satisfied with the dentistry they have received	1	1	N/A	93.3%	93.1%	93.2%
% of Patients satisfied with the time they had to wait for an appointment	1	1	N/A	90.6%	89.1%	89.0%

\* This is based on patients treated on this contract for their most recent course of treatment. Figures in italics indicate the base number of FP17s or Patient Questionnaire responses are less than 100. N/A is shown where the base number of responses is less than 10 during the period. % is calculated as Quantity/Base number\*100

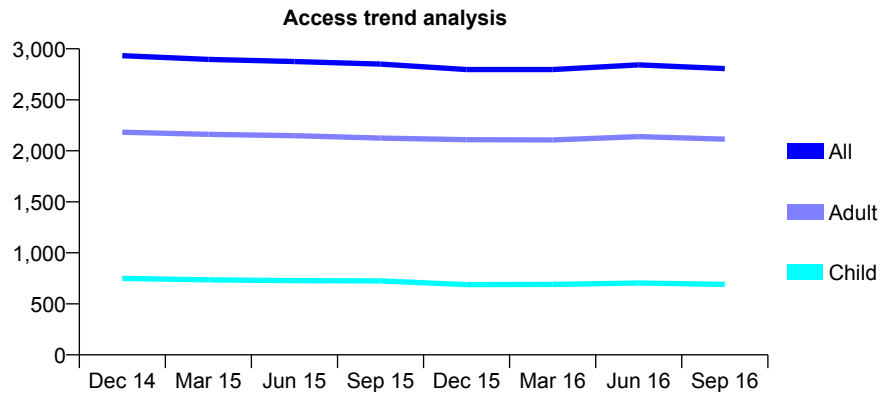
## Q53 - Vital Signs At a Glance Contract Report for 198773/0001 - September 2016

Name or company name	Crabbs Cross Dental Surgery
Contract type name	GDS Contract
Purpose of contract	General
Contract start date	01/11/2012
Contract end date	

16/17 Contracted general activity (UDA)	9,300
Carry forward general activity (UDA)	-1
16/17 Contracted orthodontic activity (UOA)	0
Carry forward orthodontic activity (UOA)	0
Baseline contract value	£203,284.71

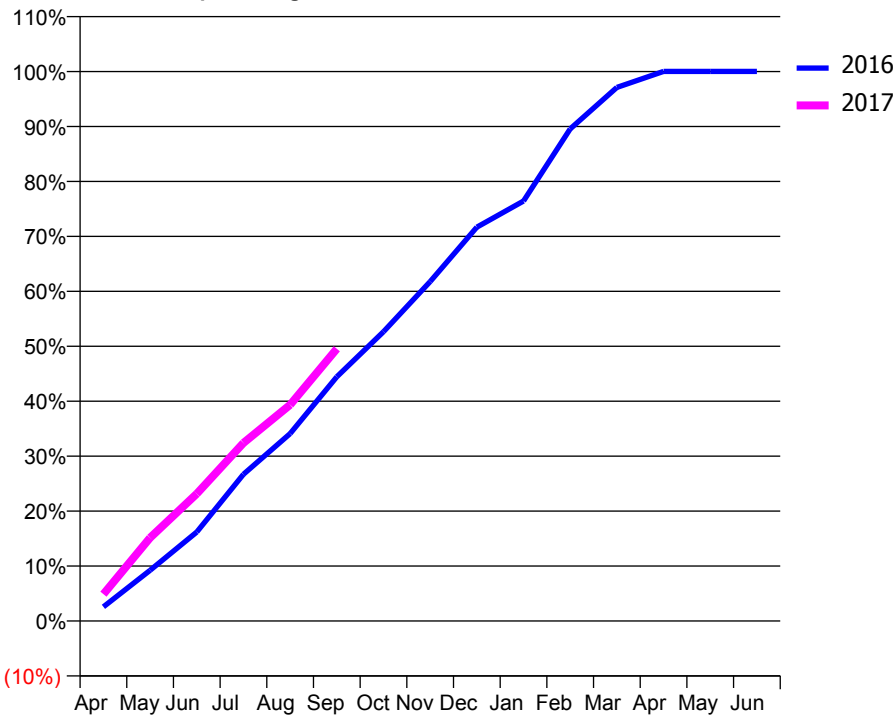
### ACCESS\*

Patients seen in 24 months	Total	Change since previous quarter
Quarter ending September 2015	2,850	
Quarter ending December 2015	2,797	↓
Quarter ending March 2016	2,797	→
Quarter ending June 2016	2,843	→
Quarter ending September 2016	2,806	↓
<b>Variance since September 2015</b>	<b>(1.5%)</b>	<b>↓</b>



### ACTIVITY

Cumulative percentage of contracted UDA delivered 2016 & 2017



Month	Adjusted Scheduled Activity (UDA)	
	2016	2017
April	240	456
May	860	1,409
June	1,505	2,155
July	2,484	3,014
August	3,171	3,658
September	4,133	4,607
October	4,897	
November	5,745	
December	6,665	
January	7,108	
February	8,329	
March	9,031	
April	9,301	
May	9,301	
June	9,301	

### QUALITY

	Quantity	Base Number	Contract	AT	Region	England
% of FP17s for the same patient ID Re-attending within 3 months - Children	26	595	4.4%	9.9%	12.0%	12.4%
% of FP17s for the same patient ID Re-attending within 3 months - Adults	230	1,766	13.0%	13.5%	15.9%	16.7%
% of FP17s for the same patient ID Re-attending between 3 & 9 months - Children	399	595	67.1%	58.0%	58.6%	57.4%
% of FP17s for the same patient ID Re-attending between 3 & 9 months - Adults	1,129	1,766	63.9%	49.5%	51.6%	50.5%
% of FP17s for Band 1 Urgent Courses	117	2,215	5.3%	7.0%	8.0%	9.1%
% of FP17s Relating to Free Repair or Replacements	17	2,215	0.8%	0.8%	0.8%	0.8%
% of FP17s Relating to Continuations	12	2,215	0.5%	1.4%	1.3%	1.3%
% of Patients satisfied with the dentistry they have received	11	13	84.6%	93.3%	93.1%	93.2%
% of Patients satisfied with the time they had to wait for an appointment	12	13	92.3%	90.6%	89.1%	89.0%

\* This is based on patients treated on this contract for their most recent course of treatment. Figures in italics indicate the base number of FP17s or Patient Questionnaire responses are less than 100. N/A is shown where the base number of responses is less than 10 during the period. % is calculated as Quantity/Base number\*100

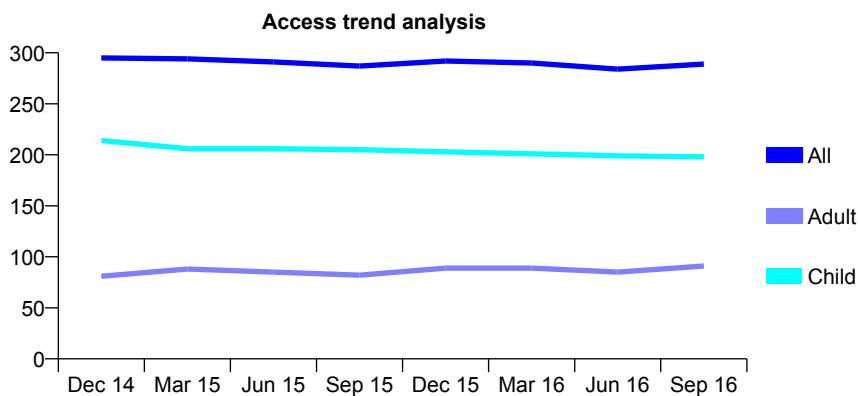
## Q53 - Vital Signs At a Glance Contract Report for 205826/0002 - September 2016

Name or company name	MR RA NORMAN
Contract type name	GDS Contract
Purpose of contract	General
Contract start date	21/10/2010
Contract end date	

16/17 Contracted general activity (UDA)	500
Carry forward general activity (UDA)	7
16/17 Contracted orthodontic activity (UOA)	0
Carry forward orthodontic activity (UOA)	0
Baseline contract value	£12,001.88

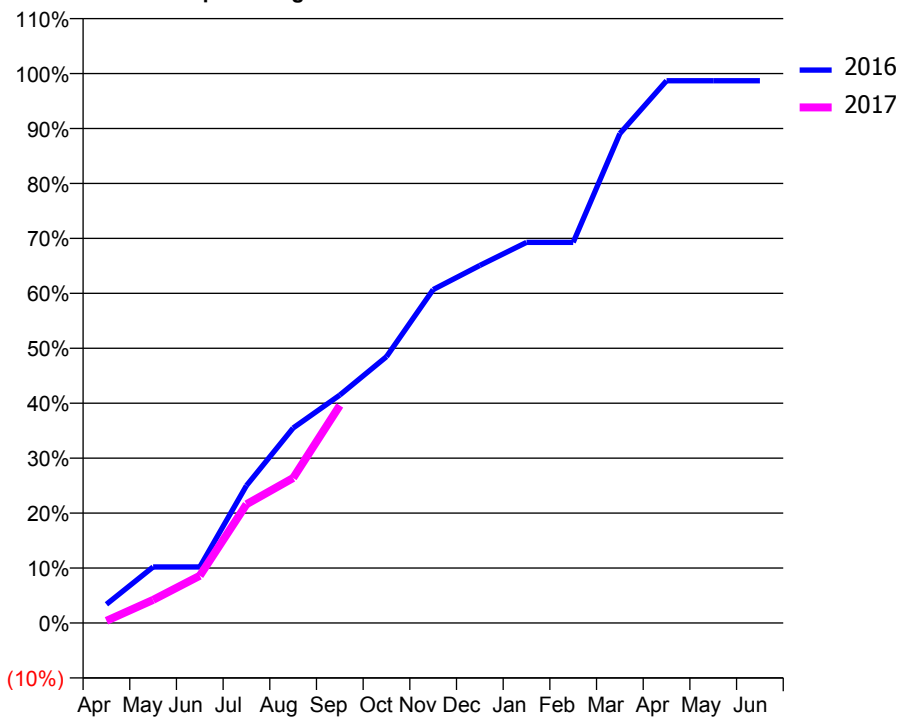
### ACCESS\*

Patients seen in 24 months	Total	Change since previous quarter
Quarter ending September 2015	287	
Quarter ending December 2015	292	→
Quarter ending March 2016	290	→
Quarter ending June 2016	284	↓
Quarter ending September 2016	289	→
<b>Variance since September 2015</b>	<b>0.7%</b>	<b>→</b>



### ACTIVITY

Cumulative percentage of contracted UDA delivered 2016 & 2017



Month	Adjusted Scheduled Activity (UDA)	
	2016	2017
April	17	2
May	51	21
June	51	43
July	125	108
August	177	132
September	207	198
October	242	
November	303	
December	325	
January	346	
February	346	
March	445	
April	493	
May	493	
June	493	

### QUALITY

	Quantity	Base Number	Contract	AT	Region	England
% of FP17s for the same patient ID Re-attending within 3 months - Children	2	163	1.2%	9.9%	12.0%	12.4%
% of FP17s for the same patient ID Re-attending within 3 months - Adults	0	40	0.0%	13.5%	15.9%	16.7%
% of FP17s for the same patient ID Re-attending between 3 & 9 months - Children	117	163	71.8%	58.0%	58.6%	57.4%
% of FP17s for the same patient ID Re-attending between 3 & 9 months - Adults	23	40	57.5%	49.5%	51.6%	50.5%
% of FP17s for Band 1 Urgent Courses	0	170	0.0%	7.0%	8.0%	9.1%
% of FP17s Relating to Free Repair or Replacements	0	170	0.0%	0.8%	0.8%	0.8%
% of FP17s Relating to Continuations	0	170	0.0%	1.4%	1.3%	1.3%
% of Patients satisfied with the dentistry they have received	0	0	N/A	93.3%	93.1%	93.2%
% of Patients satisfied with the time they had to wait for an appointment	0	0	N/A	90.6%	89.1%	89.0%

\* This is based on patients treated on this contract for their most recent course of treatment. Figures in italics indicate the base number of FP17s or Patient Questionnaire responses are less than 100. N/A is shown where the base number of responses is less than 10 during the period. % is calculated as Quantity/Base number\*100

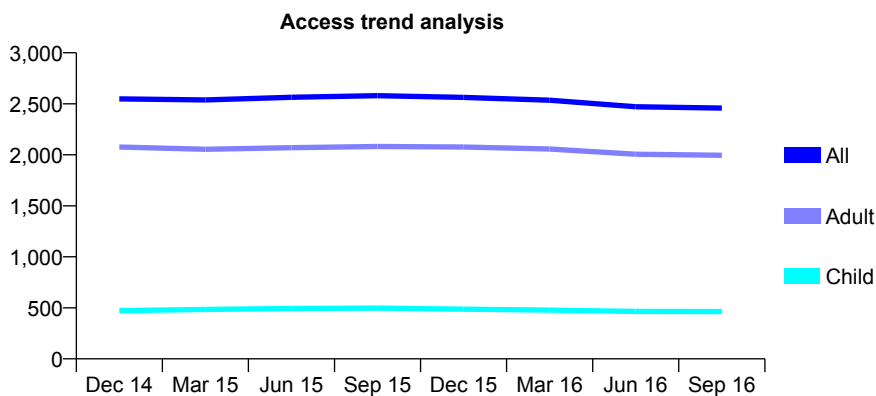
## Q53 - Vital Signs At a Glance Contract Report for 208825/0001 - September 2016

Name or company name	MR A STUBLEY
Contract type name	GDS Contract
Purpose of contract	General
Contract start date	01/04/2006
Contract end date	

16/17 Contracted general activity (UDA)	6,782
Carry forward general activity (UDA)	0
16/17 Contracted orthodontic activity (UOA)	0
Carry forward orthodontic activity (UOA)	0
Baseline contract value	£151,002.28

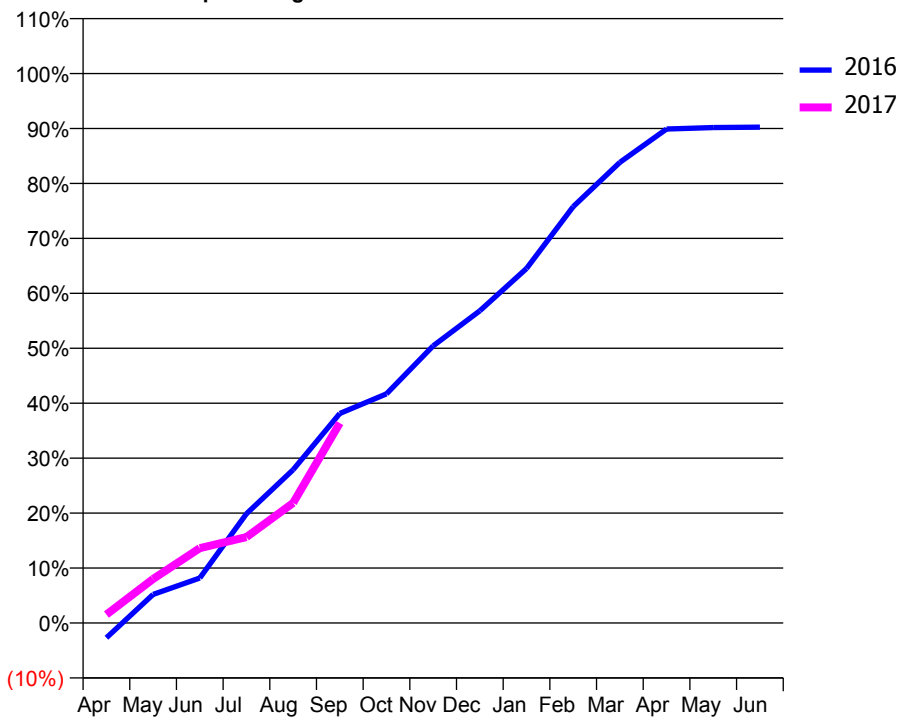
### ACCESS\*

Patients seen in 24 months	Total	Change since previous quarter
Quarter ending September 2015	2,580	
Quarter ending December 2015	2,563	→
Quarter ending March 2016	2,535	↓
Quarter ending June 2016	2,471	↓
Quarter ending September 2016	2,458	→
<b>Variance since September 2015</b>	<b>(4.7%)</b>	<b>↓</b>



### ACTIVITY

Cumulative percentage of contracted UDA delivered 2016 & 2017



Month	Adjusted Scheduled Activity (UDA)	
	2016	2017
April	-183	104
May	353	544
June	555	925
July	1,349	1,060
August	1,892	1,482
September	2,586	2,468
October	2,828	
November	3,421	
December	3,854	
January	4,375	
February	5,139	
March	5,686	
April	6,097	
May	6,115	
June	6,119	

### QUALITY

	Quantity	Base Number	Contract	AT	Region	England
% of FP17s for the same patient ID Re-attending within 3 months - Children	18	226	8.0%	9.9%	12.0%	12.4%
% of FP17s for the same patient ID Re-attending within 3 months - Adults	211	1,063	19.8%	13.5%	15.9%	16.7%
% of FP17s for the same patient ID Re-attending between 3 & 9 months - Children	96	226	42.5%	58.0%	58.6%	57.4%
% of FP17s for the same patient ID Re-attending between 3 & 9 months - Adults	341	1,063	32.1%	49.5%	51.6%	50.5%
% of FP17s for Band 1 Urgent Courses	199	1,121	17.8%	7.0%	8.0%	9.1%
% of FP17s Relating to Free Repair or Replacements	23	1,121	2.1%	0.8%	0.8%	0.8%
% of FP17s Relating to Continuations	19	1,121	1.7%	1.4%	1.3%	1.3%
% of Patients satisfied with the dentistry they have received	9	9	N/A	93.3%	93.1%	93.2%
% of Patients satisfied with the time they had to wait for an appointment	9	9	N/A	90.6%	89.1%	89.0%

\* This is based on patients treated on this contract for their most recent course of treatment. Figures in italics indicate the base number of FP17s or Patient Questionnaire responses are less than 100. N/A is shown where the base number of responses is less than 10 during the period. % is calculated as Quantity/Base number\*100

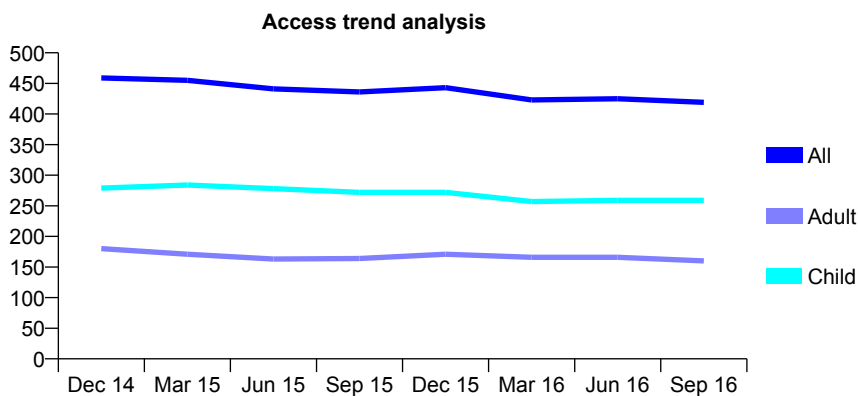
### Q53 - Vital Signs At a Glance Contract Report for 224472/0001 - September 2016

Name or company name	MRS AC HADDON
Contract type name	GDS Contract
Purpose of contract	General
Contract start date	21/09/2011
Contract end date	

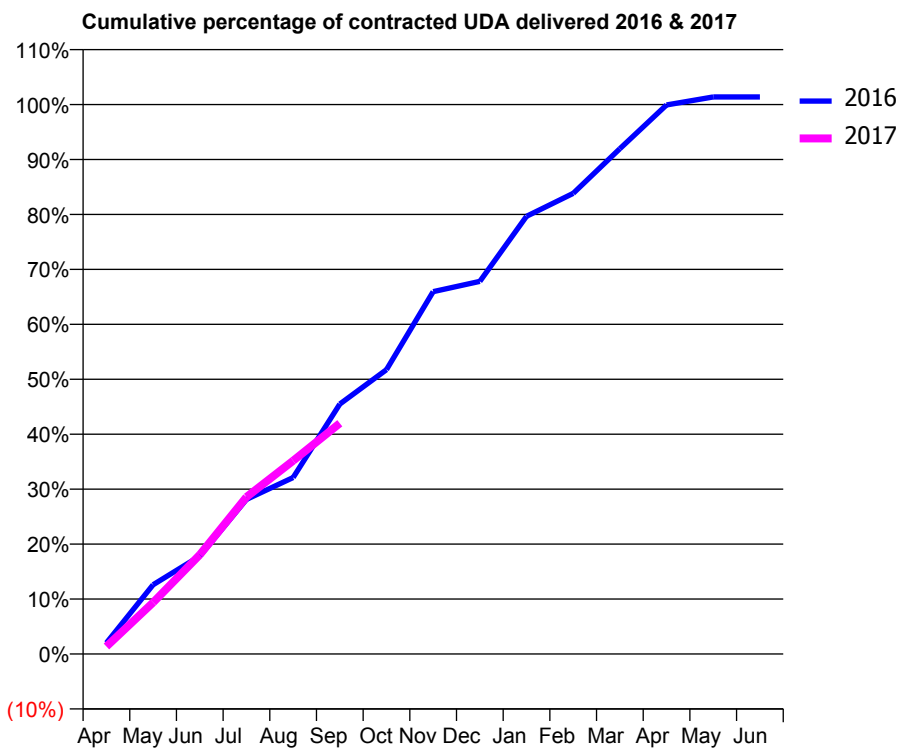
16/17 Contracted general activity (UDA)	1,240
Carry forward general activity (UDA)	-17
16/17 Contracted orthodontic activity (UOA)	0
Carry forward orthodontic activity (UOA)	0
Baseline contract value	£28,746.17

#### ACCESS\*

Patients seen in 24 months	Total	Change since previous quarter
Quarter ending September 2015	436	
Quarter ending December 2015	443	→
Quarter ending March 2016	423	↓
Quarter ending June 2016	425	→
Quarter ending September 2016	419	↓
<b>Variance since September 2015</b>	<b>(3.9%)</b>	<b>↓</b>



#### ACTIVITY



Month	Adjusted Scheduled Activity (UDA)	
	2016	2017
April	25	17
May	156	116
June	221	224
July	349	354
August	398	436
September	564	521
October	642	
November	818	
December	841	
January	988	
February	1,040	
March	1,140	
April	1,239	
May	1,257	
June	1,257	

#### QUALITY

	Quantity	Base Number	Contract	AT	Region	England
% of FP17s for the same patient ID Re-attending within 3 months - Children	36	223	16.1%	9.9%	12.0%	12.4%
% of FP17s for the same patient ID Re-attending within 3 months - Adults	24	95	25.3%	13.5%	15.9%	16.7%
% of FP17s for the same patient ID Re-attending between 3 & 9 months - Children	116	223	52.0%	58.0%	58.6%	57.4%
% of FP17s for the same patient ID Re-attending between 3 & 9 months - Adults	39	95	41.1%	49.5%	51.6%	50.5%
% of FP17s for Band 1 Urgent Courses	14	257	5.4%	7.0%	8.0%	9.1%
% of FP17s Relating to Free Repair or Replacements	1	257	0.4%	0.8%	0.8%	0.8%
% of FP17s Relating to Continuations	3	257	1.2%	1.4%	1.3%	1.3%
% of Patients satisfied with the dentistry they have received	0	0	N/A	93.3%	93.1%	93.2%
% of Patients satisfied with the time they had to wait for an appointment	0	0	N/A	90.6%	89.1%	89.0%

\* This is based on patients treated on this contract for their most recent course of treatment. Figures in italics indicate the base number of FP17s or Patient Questionnaire responses are less than 100. N/A is shown where the base number of responses is less than 10 during the period. % is calculated as Quantity/Base number\*100

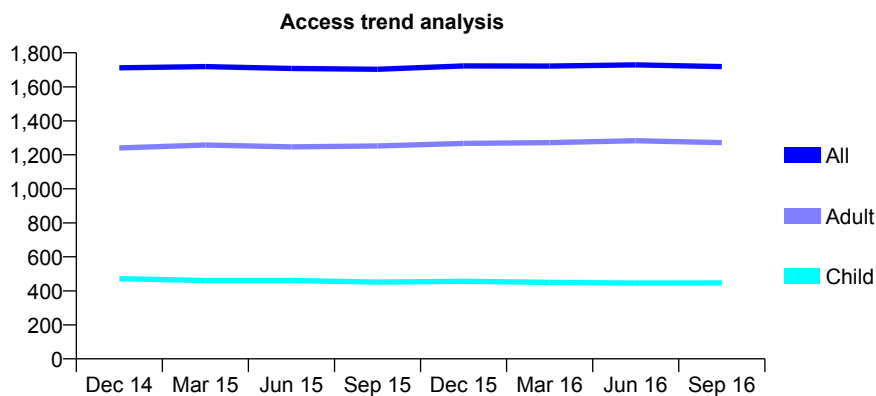
## Q53 - Vital Signs At a Glance Contract Report for 232424/0001 - September 2016

Name or company name	MRS SL RAGSDALE
Contract type name	GDS Contract
Purpose of contract	General
Contract start date	01/04/2006
Contract end date	

16/17 Contracted general activity (UDA)	4,503
Carry forward general activity (UDA)	0
16/17 Contracted orthodontic activity (UOA)	0
Carry forward orthodontic activity (UOA)	0
Baseline contract value	£117,690.18

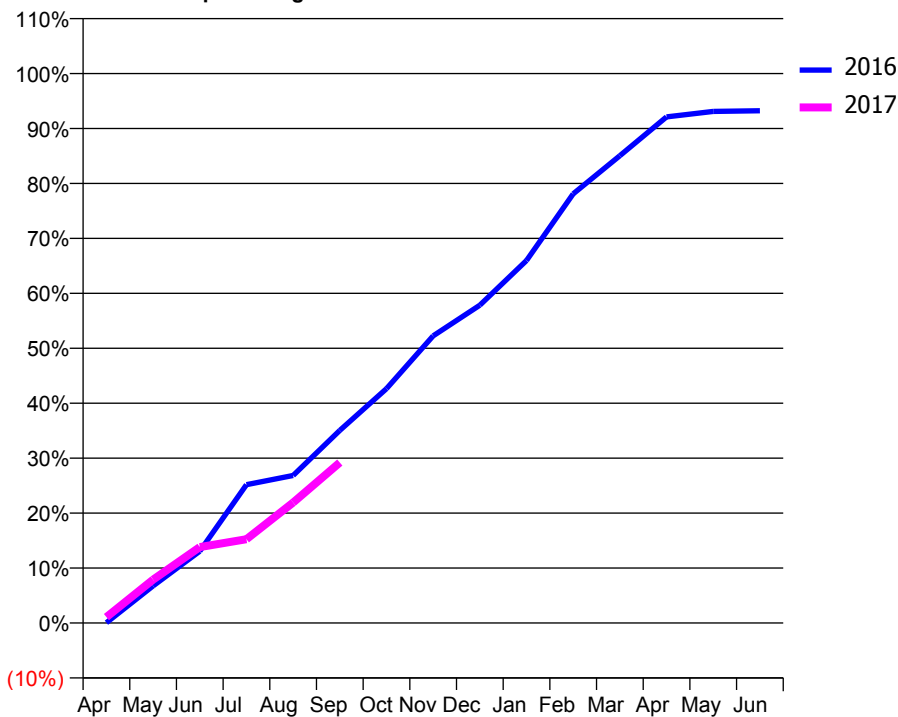
### ACCESS\*

Patients seen in 24 months	Total	Change since previous quarter
Quarter ending September 2015	1,703	
Quarter ending December 2015	1,723	→
Quarter ending March 2016	1,722	→
Quarter ending June 2016	1,729	→
Quarter ending September 2016	1,719	→
<b>Variance since September 2015</b>	<b>0.9%</b>	<b>→</b>



### ACTIVITY

Cumulative percentage of contracted UDA delivered 2016 & 2017



Month	Adjusted Scheduled Activity (UDA)	
	2016	2017
April	3	48
May	305	355
June	589	623
July	1,134	687
August	1,209	988
September	1,579	1,315
October	1,920	
November	2,353	
December	2,605	
January	2,971	
February	3,517	
March	3,830	
April	4,148	
May	4,193	
June	4,198	

### QUALITY

	Quantity	Base Number	Contract	AT	Region	England
% of FP17s for the same patient ID Re-attending within 3 months - Children	24	267	9.0%	9.9%	12.0%	12.4%
% of FP17s for the same patient ID Re-attending within 3 months - Adults	120	755	15.9%	13.5%	15.9%	16.7%
% of FP17s for the same patient ID Re-attending between 3 & 9 months - Children	138	267	51.7%	58.0%	58.6%	57.4%
% of FP17s for the same patient ID Re-attending between 3 & 9 months - Adults	383	755	50.7%	49.5%	51.6%	50.5%
% of FP17s for Band 1 Urgent Courses	104	845	12.3%	7.0%	8.0%	9.1%
% of FP17s Relating to Free Repair or Replacements	6	845	0.7%	0.8%	0.8%	0.8%
% of FP17s Relating to Continuations	6	845	0.7%	1.4%	1.3%	1.3%
% of Patients satisfied with the dentistry they have received	0	0	N/A	93.3%	93.1%	93.2%
% of Patients satisfied with the time they had to wait for an appointment	0	0	N/A	90.6%	89.1%	89.0%

\* This is based on patients treated on this contract for their most recent course of treatment. Figures in italics indicate the base number of FP17s or Patient Questionnaire responses are less than 100. N/A is shown where the base number of responses is less than 10 during the period. % is calculated as Quantity/Base number\*100

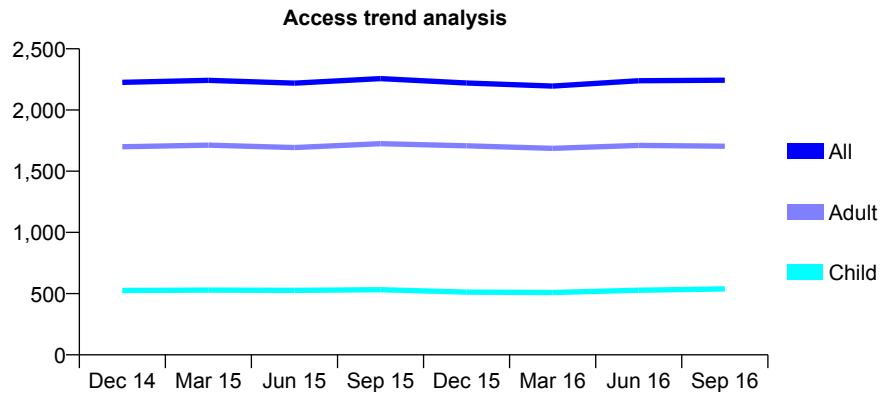
## Q53 - Vital Signs At a Glance Contract Report for 234753/0001 - September 2016

Name or company name	MRS F SMART
Contract type name	GDS Contract
Purpose of contract	General
Contract start date	01/04/2006
Contract end date	

16/17 Contracted general activity (UDA)	6,000
Carry forward general activity (UDA)	4
16/17 Contracted orthodontic activity (UOA)	0
Carry forward orthodontic activity (UOA)	0
Baseline contract value	£176,844.75

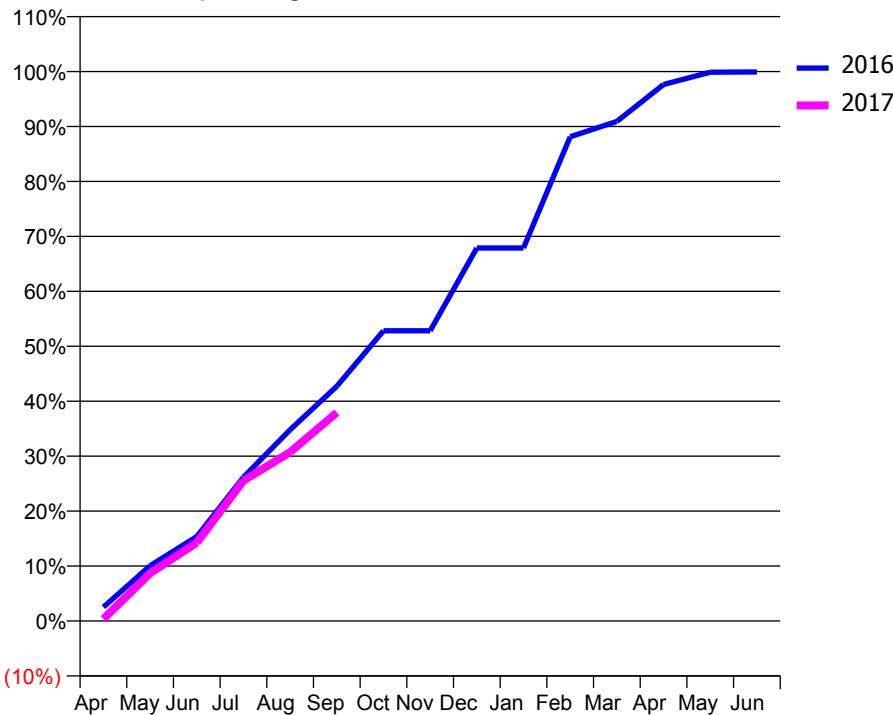
### ACCESS\*

Patients seen in 24 months	Total	Change since previous quarter
Quarter ending September 2015	2,257	
Quarter ending December 2015	2,221	↓
Quarter ending March 2016	2,196	↓
Quarter ending June 2016	2,239	→
Quarter ending September 2016	2,243	→
<b>Variance since September 2015</b>	<b>(0.6%)</b>	→



### ACTIVITY

Cumulative percentage of contracted UDA delivered 2016 & 2017



Month	Adjusted Scheduled Activity (UDA)	
	2016	2017
April	153	22
May	603	522
June	923	856
July	1,570	1,532
August	2,089	1,844
September	2,564	2,277
October	3,169	
November	3,169	
December	4,073	
January	4,073	
February	5,287	
March	5,454	
April	5,859	
May	5,992	
June	5,996	

### QUALITY

	Quantity	Base Number	Contract	AT	Region	England
% of FP17s for the same patient ID Re-attending within 3 months - Children	29	447	6.5%	9.9%	12.0%	12.4%
% of FP17s for the same patient ID Re-attending within 3 months - Adults	164	1,180	13.9%	13.5%	15.9%	16.7%
% of FP17s for the same patient ID Re-attending between 3 & 9 months - Children	292	447	65.3%	58.0%	58.6%	57.4%
% of FP17s for the same patient ID Re-attending between 3 & 9 months - Adults	564	1,180	47.8%	49.5%	51.6%	50.5%
% of FP17s for Band 1 Urgent Courses	80	1,352	5.9%	7.0%	8.0%	9.1%
% of FP17s Relating to Free Repair or Replacements	6	1,352	0.4%	0.8%	0.8%	0.8%
% of FP17s Relating to Continuations	17	1,352	1.3%	1.4%	1.3%	1.3%
% of Patients satisfied with the dentistry they have received	12	12	100.0%	93.3%	93.1%	93.2%
% of Patients satisfied with the time they had to wait for an appointment	11	12	91.7%	90.6%	89.1%	89.0%

\* This is based on patients treated on this contract for their most recent course of treatment. Figures in italics indicate the base number of FP17s or Patient Questionnaire responses are less than 100. N/A is shown where the base number of responses is less than 10 during the period. % is calculated as Quantity/Base number\*100

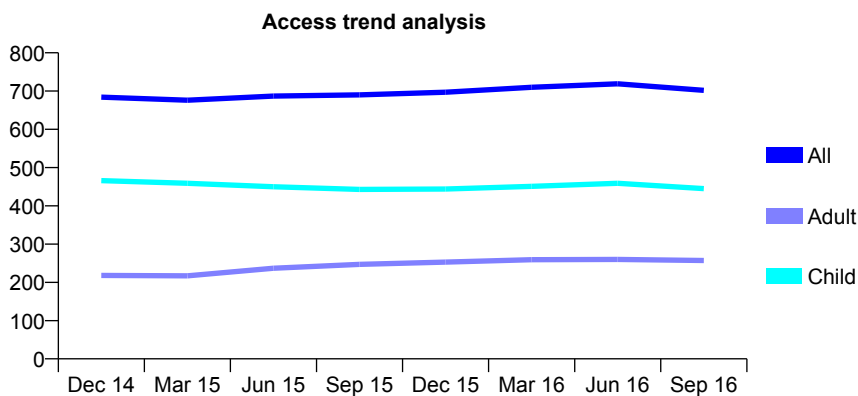
## Q53 - Vital Signs At a Glance Contract Report for 250554/0001 - September 2016

Name or company name	MRS CJ PRINT
Contract type name	GDS Contract
Purpose of contract	General
Contract start date	01/04/2006
Contract end date	

16/17 Contracted general activity (UDA)	1,790
Carry forward general activity (UDA)	26
16/17 Contracted orthodontic activity (UOA)	0
Carry forward orthodontic activity (UOA)	0
Baseline contract value	£40,381.89

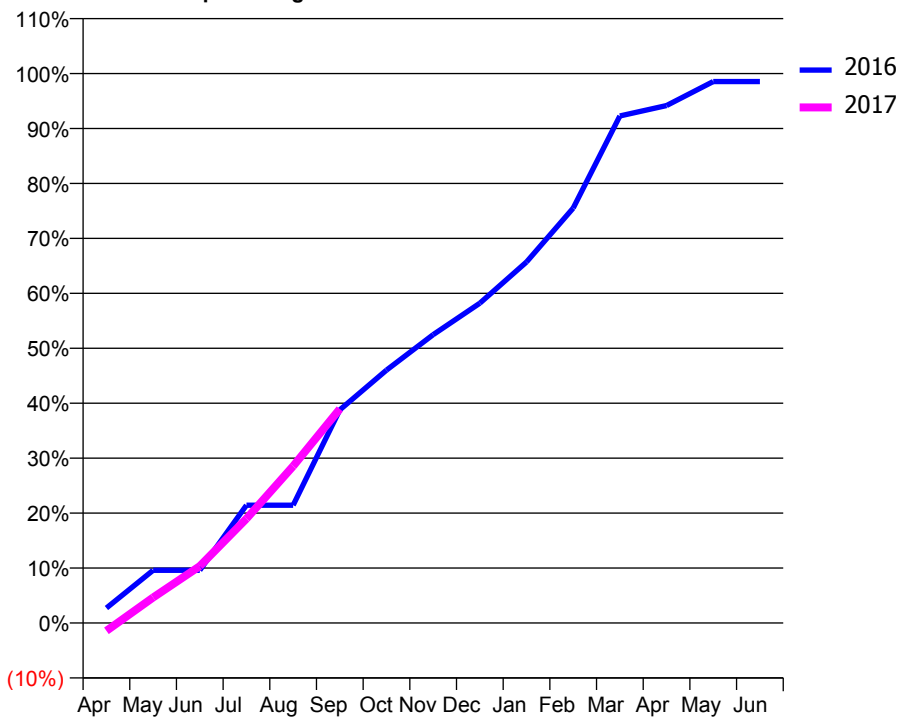
### ACCESS\*

Patients seen in 24 months	Total	Change since previous quarter
Quarter ending September 2015	690	
Quarter ending December 2015	697	→
Quarter ending March 2016	710	→
Quarter ending June 2016	719	→
Quarter ending September 2016	702	↓
<b>Variance since September 2015</b>	<b>1.7%</b>	<b>→</b>



### ACTIVITY

Cumulative percentage of contracted UDA delivered 2016 & 2017



Month	Adjusted Scheduled Activity (UDA)	
	2016	2017
April	49	-26
May	172	83
June	172	185
July	384	340
August	384	511
September	694	698
October	824	
November	939	
December	1,042	
January	1,176	
February	1,352	
March	1,652	
April	1,686	
May	1,764	
June	1,764	

### QUALITY

	Quantity	Base Number	Contract	AT	Region	England
% of FP17s for the same patient ID Re-attending within 3 months - Children	47	412	11.4%	9.9%	12.0%	12.4%
% of FP17s for the same patient ID Re-attending within 3 months - Adults	5	102	4.9%	13.5%	15.9%	16.7%
% of FP17s for the same patient ID Re-attending between 3 & 9 months - Children	278	412	67.5%	58.0%	58.6%	57.4%
% of FP17s for the same patient ID Re-attending between 3 & 9 months - Adults	53	102	52.0%	49.5%	51.6%	50.5%
% of FP17s for Band 1 Urgent Courses	13	444	2.9%	7.0%	8.0%	9.1%
% of FP17s Relating to Free Repair or Replacements	0	444	0.0%	0.8%	0.8%	0.8%
% of FP17s Relating to Continuations	0	444	0.0%	1.4%	1.3%	1.3%
% of Patients satisfied with the dentistry they have received	1	1	N/A	93.3%	93.1%	93.2%
% of Patients satisfied with the time they had to wait for an appointment	1	1	N/A	90.6%	89.1%	89.0%

\* This is based on patients treated on this contract for their most recent course of treatment. Figures in italics indicate the base number of FP17s or Patient Questionnaire responses are less than 100. N/A is shown where the base number of responses is less than 10 during the period. % is calculated as Quantity/Base number\*100



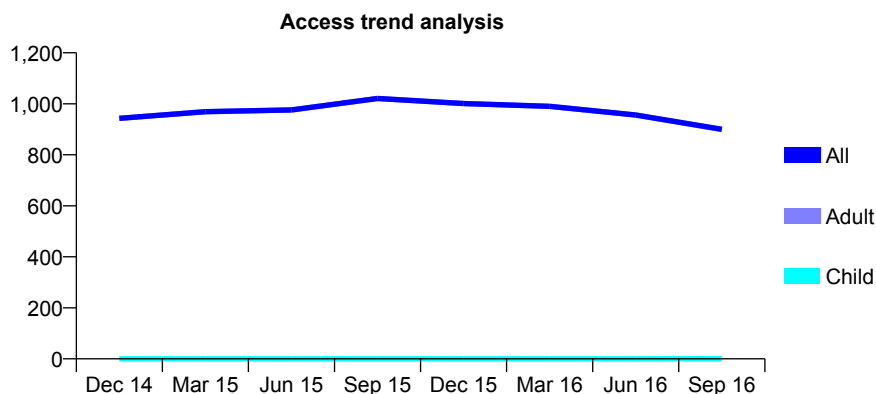
## Q53 - Vital Signs At a Glance Contract Report for 250554/0002 - September 2016

Name or company name	MRS CJ PRINT
Contract type name	GDS Contract
Purpose of contract	General
Contract start date	01/06/2009
Contract end date	

16/17 Contracted general activity (UDA)	3,000
Carry forward general activity (UDA)	100
16/17 Contracted orthodontic activity (UOA)	0
Carry forward orthodontic activity (UOA)	0
Baseline contract value	£85,442.05

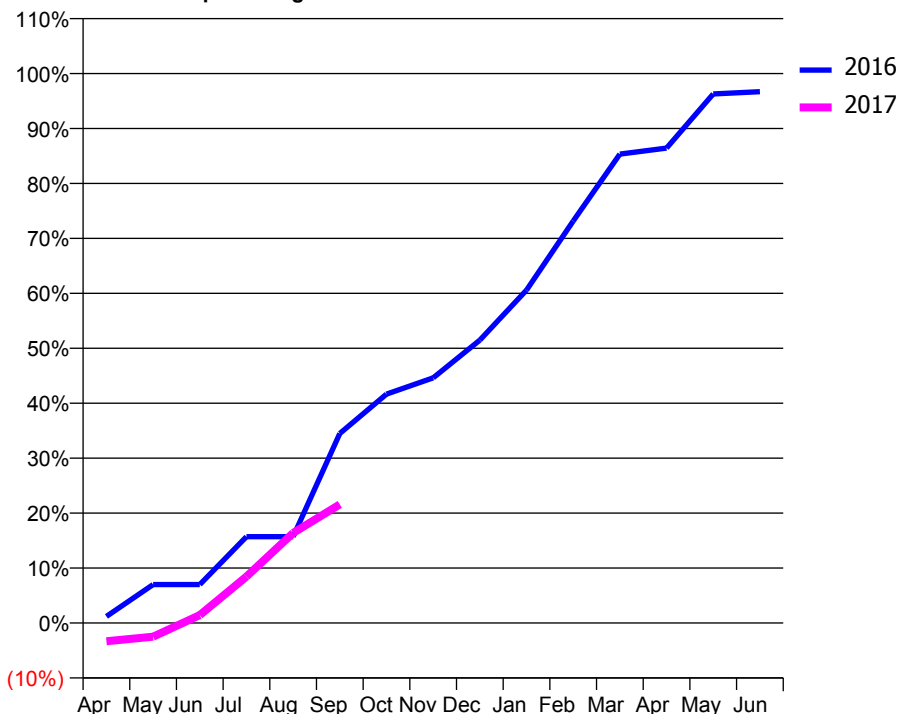
### ACCESS\*

Patients seen in 24 months	Total	Change since previous quarter
Quarter ending September 2015	1,021	
Quarter ending December 2015	1,001	↓
Quarter ending March 2016	990	↓
Quarter ending June 2016	956	↓
Quarter ending September 2016	900	↓
<b>Variance since September 2015</b>	<b>(11.9%)</b>	<b>↓</b>



### ACTIVITY

Cumulative percentage of contracted UDA delivered 2016 & 2017



Month	Adjusted Scheduled Activity (UDA)	
	2016	2017
April	36	-100
May	210	-76
June	210	43
July	472	254
August	472	492
September	1,035	647
October	1,249	
November	1,339	
December	1,544	
January	1,817	
February	2,195	
March	2,560	
April	2,593	
May	2,888	
June	2,900	

### QUALITY

	Quantity	Base Number	Contract	AT	Region	England
% of FP17s for the same patient ID Re-attending within 3 months - Children	0	1	0.0%	9.9%	12.0%	12.4%
% of FP17s for the same patient ID Re-attending within 3 months - Adults	54	490	11.0%	13.5%	15.9%	16.7%
% of FP17s for the same patient ID Re-attending between 3 & 9 months - Children	0	1	0.0%	58.0%	58.6%	57.4%
% of FP17s for the same patient ID Re-attending between 3 & 9 months - Adults	262	490	53.5%	49.5%	51.6%	50.5%
% of FP17s for Band 1 Urgent Courses	17	333	5.1%	7.0%	8.0%	9.1%
% of FP17s Relating to Free Repair or Replacements	0	333	0.0%	0.8%	0.8%	0.8%
% of FP17s Relating to Continuations	5	333	1.5%	1.4%	1.3%	1.3%
% of Patients satisfied with the dentistry they have received	2	2	N/A	93.3%	93.1%	93.2%
% of Patients satisfied with the time they had to wait for an appointment	2	2	N/A	90.6%	89.1%	89.0%

\* This is based on patients treated on this contract for their most recent course of treatment. Figures in italics indicate the base number of FP17s or Patient Questionnaire responses are less than 100. N/A is shown where the base number of responses is less than 10 during the period. % is calculated as Quantity/Base number\*100

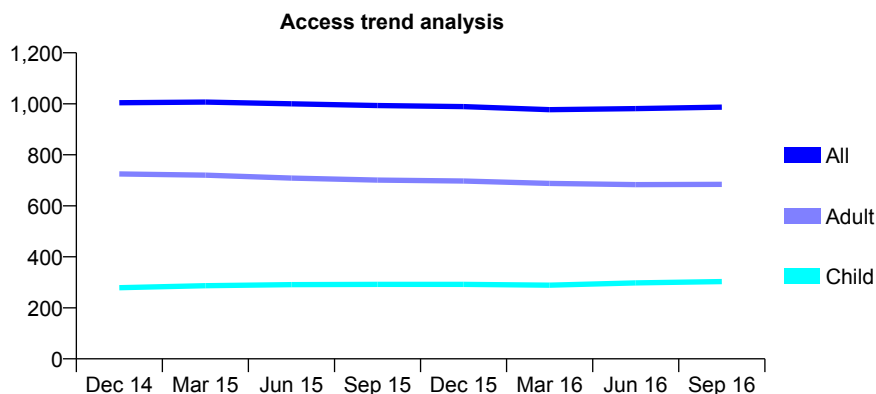
## Q53 - Vital Signs At a Glance Contract Report for 254649/0001 - September 2016

Name or company name	MR MD JONES
Contract type name	GDS Contract
Purpose of contract	General
Contract start date	06/04/2009
Contract end date	

16/17 Contracted general activity (UDA)	3,000
Carry forward general activity (UDA)	117
16/17 Contracted orthodontic activity (UOA)	0
Carry forward orthodontic activity (UOA)	0
Baseline contract value	£80,605.71

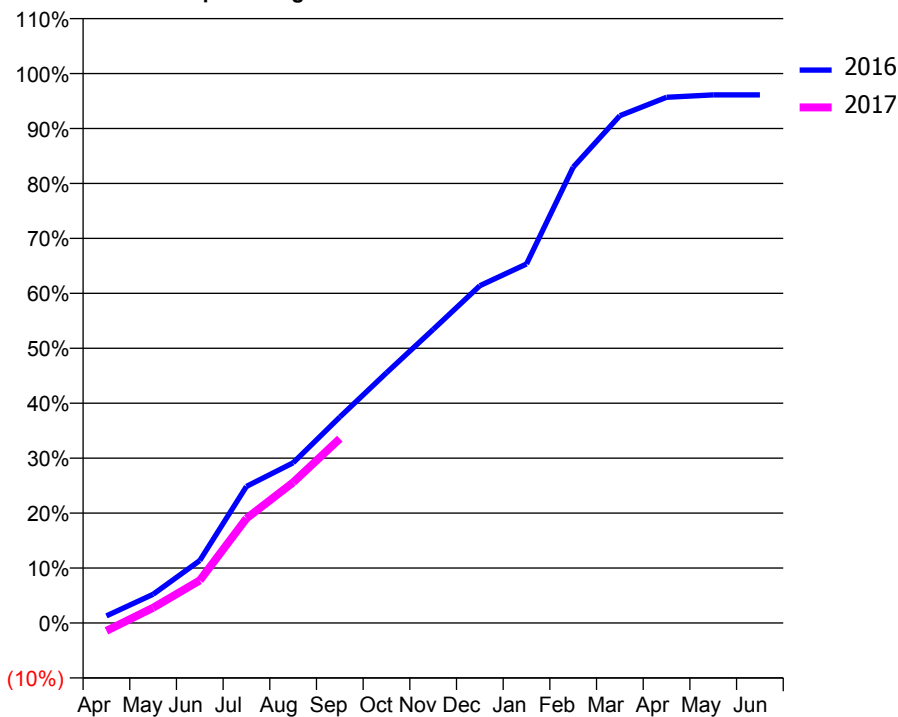
### ACCESS\*

Patients seen in 24 months	Total	Change since previous quarter
Quarter ending September 2015	993	
Quarter ending December 2015	989	→
Quarter ending March 2016	977	↓
Quarter ending June 2016	981	→
Quarter ending September 2016	987	→
<b>Variance since September 2015</b>	<b>(0.6%)</b>	<b>→</b>



### ACTIVITY

Cumulative percentage of contracted UDA delivered 2016 & 2017



Month	Adjusted Scheduled Activity (UDA)	
	2016	2017
April	39	-44
May	157	83
June	341	232
July	746	571
August	875	768
September	1,125	1,007
October	1,366	
November	1,603	
December	1,841	
January	1,960	
February	2,489	
March	2,770	
April	2,870	
May	2,883	
June	2,883	

### QUALITY

	Quantity	Base Number	Contract	AT	Region	England
% of FP17s for the same patient ID Re-attending within 3 months - Children	5	211	2.4%	9.9%	12.0%	12.4%
% of FP17s for the same patient ID Re-attending within 3 months - Adults	73	476	15.3%	13.5%	15.9%	16.7%
% of FP17s for the same patient ID Re-attending between 3 & 9 months - Children	138	211	65.4%	58.0%	58.6%	57.4%
% of FP17s for the same patient ID Re-attending between 3 & 9 months - Adults	325	476	68.3%	49.5%	51.6%	50.5%
% of FP17s for Band 1 Urgent Courses	24	629	3.8%	7.0%	8.0%	9.1%
% of FP17s Relating to Free Repair or Replacements	2	629	0.3%	0.8%	0.8%	0.8%
% of FP17s Relating to Continuations	17	629	2.7%	1.4%	1.3%	1.3%
% of Patients satisfied with the dentistry they have received	4	4	N/A	93.3%	93.1%	93.2%
% of Patients satisfied with the time they had to wait for an appointment	4	4	N/A	90.6%	89.1%	89.0%

\* This is based on patients treated on this contract for their most recent course of treatment. Figures in italics indicate the base number of FP17s or Patient Questionnaire responses are less than 100. N/A is shown where the base number of responses is less than 10 during the period. % is calculated as Quantity/Base number\*100

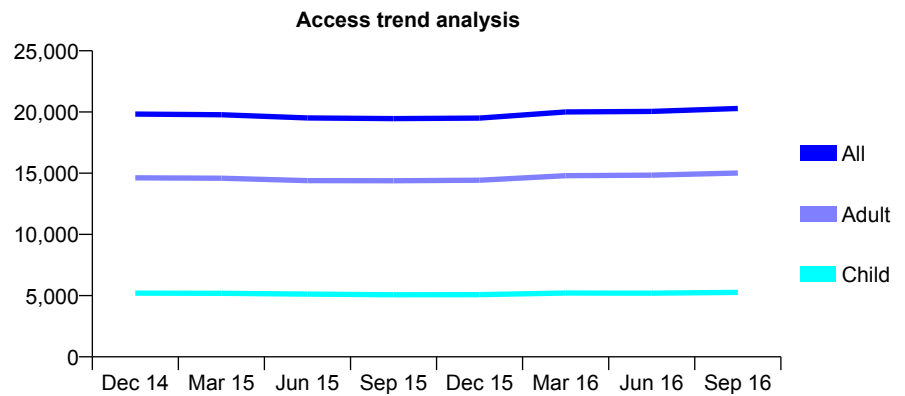
## Q53 - Vital Signs At a Glance Contract Report for 256781/0001 - September 2016

Name or company name	MR AS DEOL
Contract type name	GDS Contract
Purpose of contract	General
Contract start date	01/04/2006
Contract end date	

16/17 Contracted general activity (UDA)	51,974
Carry forward general activity (UDA)	-995
16/17 Contracted orthodontic activity (UOA)	0
Carry forward orthodontic activity (UOA)	0
Baseline contract value	£1,432,638.77

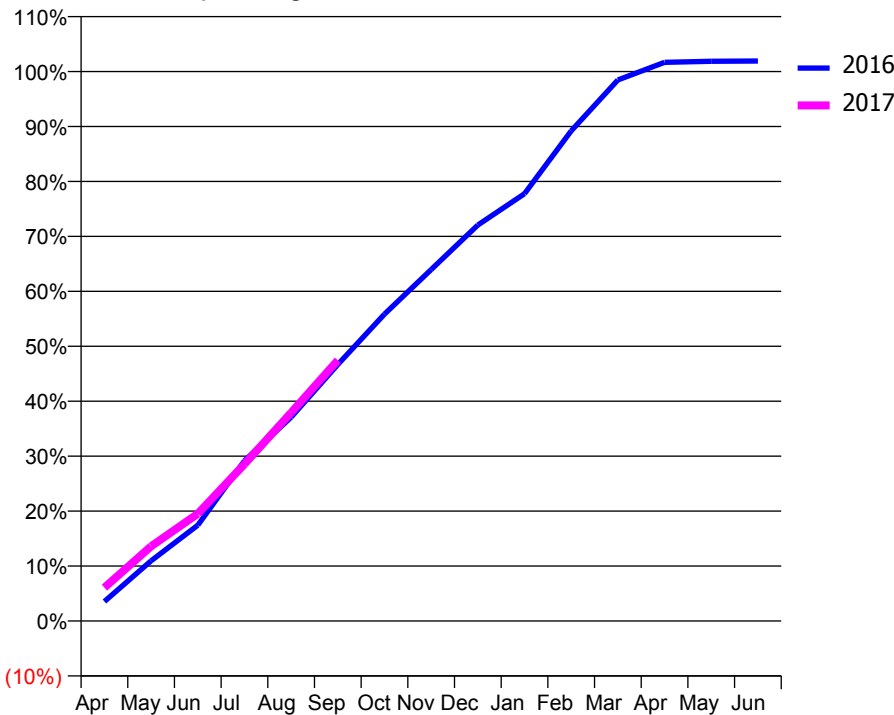
### ACCESS\*

Patients seen in 24 months	Total	Change since previous quarter
Quarter ending September 2015	19,457	
Quarter ending December 2015	19,504	→
Quarter ending March 2016	20,008	↑
Quarter ending June 2016	20,050	→
Quarter ending September 2016	20,288	→
<b>Variance since September 2015</b>	<b>4.3%</b>	<b>↑</b>



### ACTIVITY

Cumulative percentage of contracted UDA delivered 2016 & 2017



Month	Adjusted Scheduled Activity (UDA)	
	2016	2017
April	1,843	3,165
May	5,700	7,069
June	9,064	10,150
July	15,154	14,841
August	19,272	19,702
September	24,258	24,665
October	29,022	
November	33,242	
December	37,451	
January	40,413	
February	46,356	
March	51,172	
April	52,846	
May	52,935	
June	52,969	

### QUALITY

	Quantity	Base Number	Contract	AT	Region	England
% of FP17s for the same patient ID Re-attending within 3 months - Children	162	3,661	4.4%	9.9%	12.0%	12.4%
% of FP17s for the same patient ID Re-attending within 3 months - Adults	714	9,858	7.2%	13.5%	15.9%	16.7%
% of FP17s for the same patient ID Re-attending between 3 & 9 months - Children	2,099	3,661	57.3%	58.0%	58.6%	57.4%
% of FP17s for the same patient ID Re-attending between 3 & 9 months - Adults	5,892	9,858	59.8%	49.5%	51.6%	50.5%
% of FP17s for Band 1 Urgent Courses	509	11,939	4.3%	7.0%	8.0%	9.1%
% of FP17s Relating to Free Repair or Replacements	63	11,939	0.5%	0.8%	0.8%	0.8%
% of FP17s Relating to Continuations	44	11,939	0.4%	1.4%	1.3%	1.3%
% of Patients satisfied with the dentistry they have received	12	13	92.3%	93.3%	93.1%	93.2%
% of Patients satisfied with the time they had to wait for an appointment	10	13	76.9%	90.6%	89.1%	89.0%

\* This is based on patients treated on this contract for their most recent course of treatment. Figures in italics indicate the base number of FP17s or Patient Questionnaire responses are less than 100. N/A is shown where the base number of responses is less than 10 during the period. % is calculated as Quantity/Base number\*100

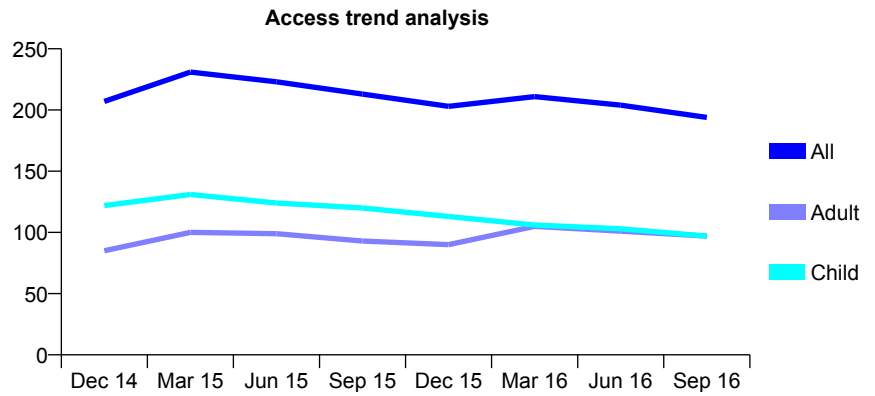
### Q53 - Vital Signs At a Glance Contract Report for 261785/0002 - September 2016

Name or company name	MR P SABHARWAL
Contract type name	GDS Contract
Purpose of contract	General
Contract start date	01/05/2013
Contract end date	

16/17 Contracted general activity (UDA)	812
Carry forward general activity (UDA)	-13
16/17 Contracted orthodontic activity (UOA)	0
Carry forward orthodontic activity (UOA)	0
Baseline contract value	£19,264.06

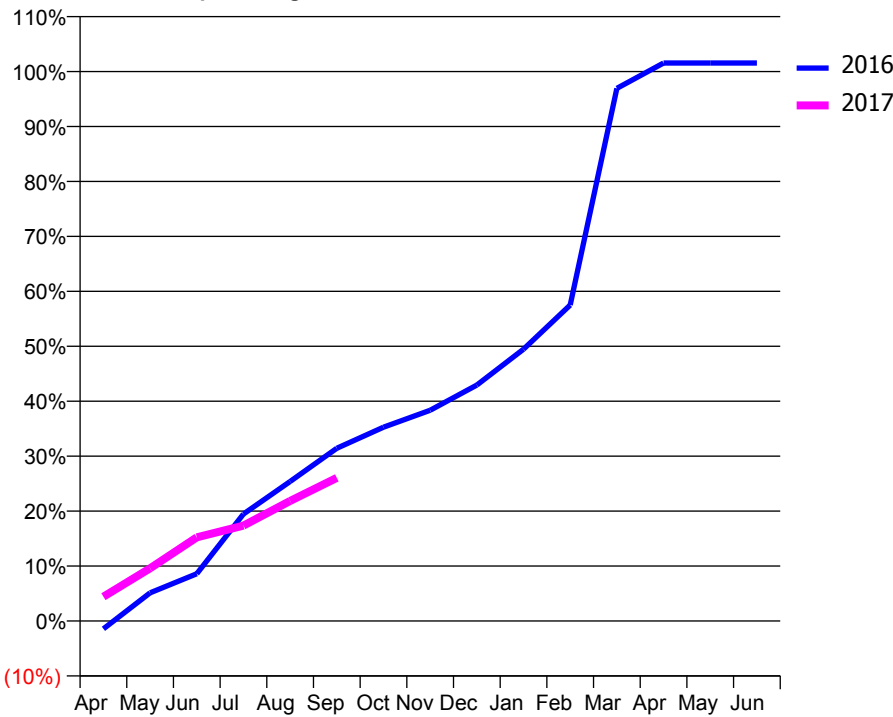
#### ACCESS\*

Patients seen in 24 months	Total	Change since previous quarter
Quarter ending September 2015	213	
Quarter ending December 2015	203	↓
Quarter ending March 2016	211	↑
Quarter ending June 2016	204	↓
Quarter ending September 2016	194	↓
<b>Variance since September 2015</b>	<b>(8.9%)</b>	<b>↓</b>



#### ACTIVITY

Cumulative percentage of contracted UDA delivered 2016 & 2017



Month	Adjusted Scheduled Activity (UDA)	
	2016	2017
April	-12	36
May	42	78
June	70	124
July	158	141
August	206	177
September	255	212
October	286	
November	311	
December	349	
January	402	
February	467	
March	787	
April	825	
May	825	
June	825	

#### QUALITY

	Quantity	Base Number	Contract	AT	Region	England
% of FP17s for the same patient ID Re-attending within 3 months - Children	1	72	1.4%	9.9%	12.0%	12.4%
% of FP17s for the same patient ID Re-attending within 3 months - Adults	4	38	10.5%	13.5%	15.9%	16.7%
% of FP17s for the same patient ID Re-attending between 3 & 9 months - Children	53	72	73.6%	58.0%	58.6%	57.4%
% of FP17s for the same patient ID Re-attending between 3 & 9 months - Adults	17	38	44.7%	49.5%	51.6%	50.5%
% of FP17s for Band 1 Urgent Courses	8	97	8.2%	7.0%	8.0%	9.1%
% of FP17s Relating to Free Repair or Replacements	0	97	0.0%	0.8%	0.8%	0.8%
% of FP17s Relating to Continuations	0	97	0.0%	1.4%	1.3%	1.3%
% of Patients satisfied with the dentistry they have received	0	0	N/A	93.3%	93.1%	93.2%
% of Patients satisfied with the time they had to wait for an appointment	0	0	N/A	90.6%	89.1%	89.0%

\* This is based on patients treated on this contract for their most recent course of treatment. Figures in italics indicate the base number of FP17s or Patient Questionnaire responses are less than 100. N/A is shown where the base number of responses is less than 10 during the period. % is calculated as Quantity/Base number\*100

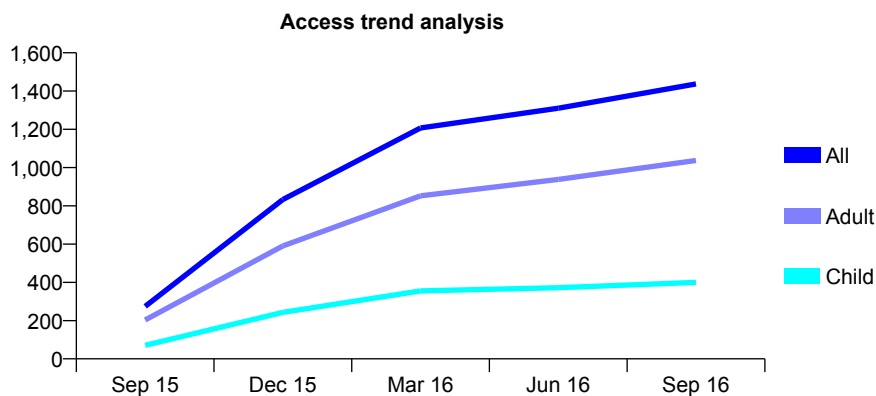
## Q53 - Vital Signs At a Glance Contract Report for 262307/0001 - September 2016

Name or company name	MR PA MOYO
Contract type name	GDS Contract
Purpose of contract	General
Contract start date	01/08/2015
Contract end date	

16/17 Contracted general activity (UDA)	4,577
Carry forward general activity (UDA)	0
16/17 Contracted orthodontic activity (UOA)	0
Carry forward orthodontic activity (UOA)	0
Baseline contract value	£135,473.67

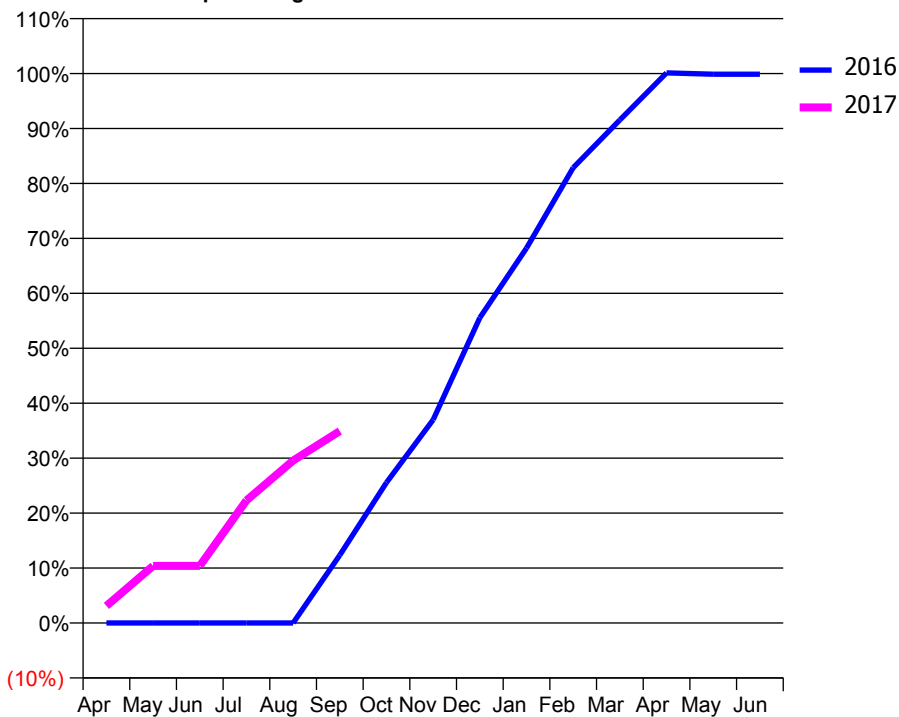
### ACCESS\*

Patients seen in 24 months	Total	Change since previous quarter
Quarter ending September 2015	274	
Quarter ending December 2015	833	↑
Quarter ending March 2016	1,207	↑
Quarter ending June 2016	1,310	↑
Quarter ending September 2016	1,437	↑
<b>Variance since September 2015</b>	<b>424.5%</b>	<b>↑</b>



### ACTIVITY

Cumulative percentage of contracted UDA delivered 2016 & 2017



Month	Adjusted Scheduled Activity (UDA)	
	2016	2017
April	0	143
May	0	476
June	0	476
July	0	1,022
August	0	1,354
September	377	1,598
October	780	
November	1,129	
December	1,695	
January	2,082	
February	2,528	
March	2,793	
April	3,054	
May	3,047	
June	3,047	

### QUALITY

	Quantity	Base Number	Contract	AT	Region	England
% of FP17s for the same patient ID Re-attending within 3 months - Children	12	252	4.8%	9.9%	12.0%	12.4%
% of FP17s for the same patient ID Re-attending within 3 months - Adults	53	633	8.4%	13.5%	15.9%	16.7%
% of FP17s for the same patient ID Re-attending between 3 & 9 months - Children	118	252	46.8%	58.0%	58.6%	57.4%
% of FP17s for the same patient ID Re-attending between 3 & 9 months - Adults	330	633	52.1%	49.5%	51.6%	50.5%
% of FP17s for Band 1 Urgent Courses	22	751	2.9%	7.0%	8.0%	9.1%
% of FP17s Relating to Free Repair or Replacements	7	751	0.9%	0.8%	0.8%	0.8%
% of FP17s Relating to Continuations	1	751	0.1%	1.4%	1.3%	1.3%
% of Patients satisfied with the dentistry they have received	3	3	N/A	93.3%	93.1%	93.2%
% of Patients satisfied with the time they had to wait for an appointment	3	3	N/A	90.6%	89.1%	89.0%

\* This is based on patients treated on this contract for their most recent course of treatment. Figures in italics indicate the base number of FP17s or Patient Questionnaire responses are less than 100. N/A is shown where the base number of responses is less than 10 during the period. % is calculated as Quantity/Base number\*100

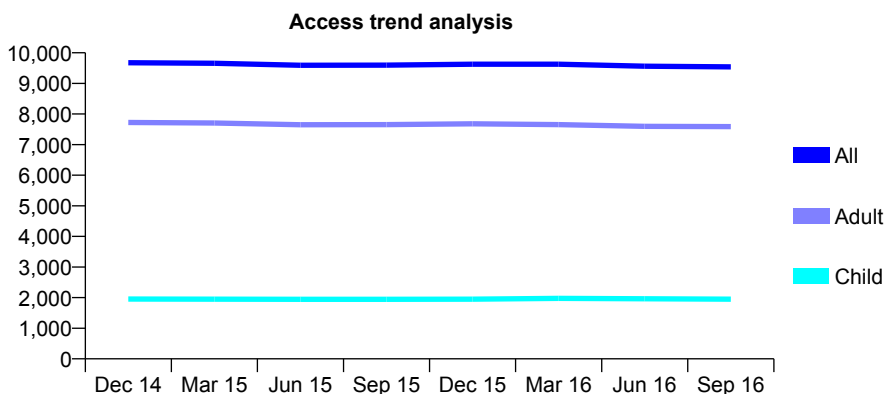
## Q53 - Vital Signs At a Glance Contract Report for 262919/0001 - September 2016

Name or company name	MR TS GIDDA
Contract type name	GDS Contract
Purpose of contract	General
Contract start date	01/04/2006
Contract end date	

16/17 Contracted general activity (UDA)	37,353
Carry forward general activity (UDA)	-132
16/17 Contracted orthodontic activity (UOA)	0
Carry forward orthodontic activity (UOA)	0
Baseline contract value	£932,700.33

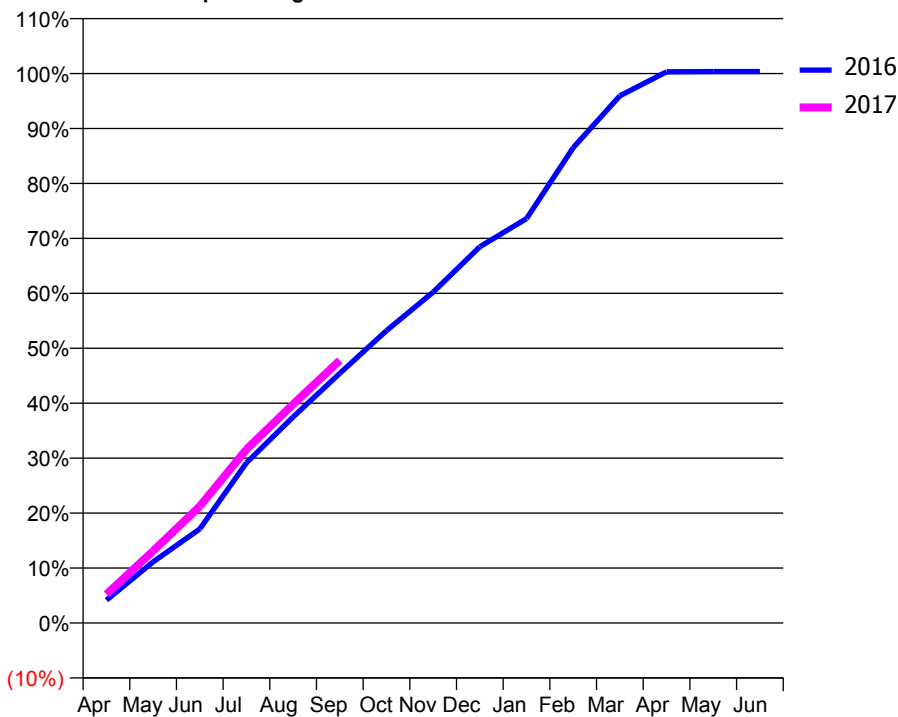
### ACCESS\*

Patients seen in 24 months	Total	Change since previous quarter
Quarter ending September 2015	9,599	
Quarter ending December 2015	9,628	→
Quarter ending March 2016	9,627	→
Quarter ending June 2016	9,563	→
Quarter ending September 2016	9,541	→
<b>Variance since September 2015</b>	<b>(0.6%)</b>	→



### ACTIVITY

Cumulative percentage of contracted UDA delivered 2016 & 2017



Month	Adjusted Scheduled Activity (UDA)	
	2016	2017
April	1,555	1,950
May	4,156	4,898
June	6,393	7,939
July	10,892	11,802
August	14,006	14,872
September	16,972	17,851
October	19,876	
November	22,493	
December	25,576	
January	27,488	
February	32,306	
March	35,840	
April	37,469	
May	37,485	
June	37,485	

### QUALITY

	Quantity	Base Number	Contract	AT	Region	England
% of FP17s for the same patient ID Re-attending within 3 months - Children	103	1,619	6.4%	9.9%	12.0%	12.4%
% of FP17s for the same patient ID Re-attending within 3 months - Adults	1,062	6,618	16.0%	13.5%	15.9%	16.7%
% of FP17s for the same patient ID Re-attending between 3 & 9 months - Children	1,056	1,619	65.2%	58.0%	58.6%	57.4%
% of FP17s for the same patient ID Re-attending between 3 & 9 months - Adults	4,369	6,618	66.0%	49.5%	51.6%	50.5%
% of FP17s for Band 1 Urgent Courses	268	7,614	3.5%	7.0%	8.0%	9.1%
% of FP17s Relating to Free Repair or Replacements	107	7,614	1.4%	0.8%	0.8%	0.8%
% of FP17s Relating to Continuations	274	7,614	3.6%	1.4%	1.3%	1.3%
% of Patients satisfied with the dentistry they have received	14	15	93.3%	93.3%	93.1%	93.2%
% of Patients satisfied with the time they had to wait for an appointment	13	15	86.7%	90.6%	89.1%	89.0%

\* This is based on patients treated on this contract for their most recent course of treatment. Figures in italics indicate the base number of FP17s or Patient Questionnaire responses are less than 100. N/A is shown where the base number of responses is less than 10 during the period. % is calculated as Quantity/Base number\*100

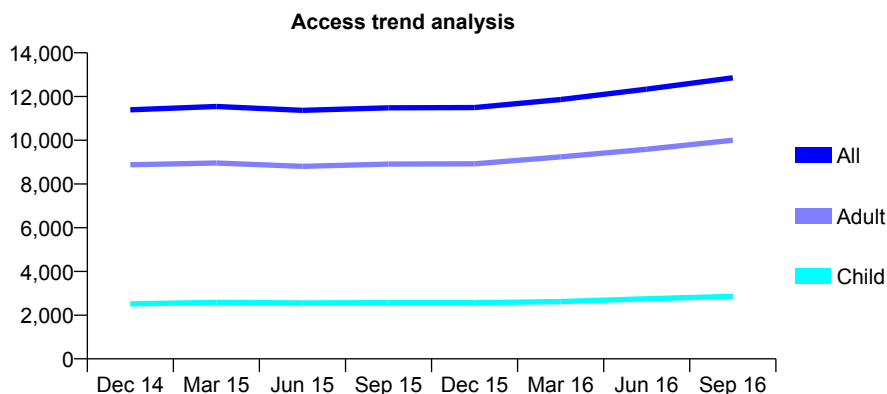
## Q53 - Vital Signs At a Glance Contract Report for 269654/0001 - September 2016

Name or company name	MR H SANGHERA
Contract type name	GDS Contract
Purpose of contract	General
Contract start date	01/04/2006
Contract end date	

16/17 Contracted general activity (UDA)	36,773
Carry forward general activity (UDA)	0
16/17 Contracted orthodontic activity (UOA)	0
Carry forward orthodontic activity (UOA)	0
Baseline contract value	£1,020,278.39

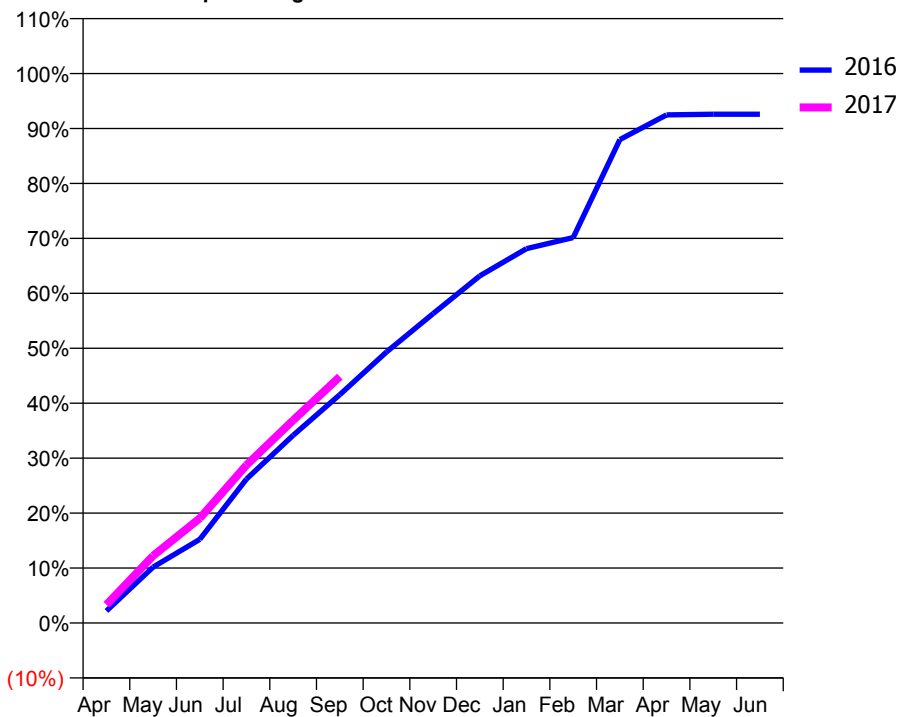
### ACCESS\*

Patients seen in 24 months	Total	Change since previous quarter
Quarter ending September 2015	11,483	
Quarter ending December 2015	11,493	→
Quarter ending March 2016	11,864	↑
Quarter ending June 2016	12,335	↑
Quarter ending September 2016	12,859	↑
<b>Variance since September 2015</b>	<b>12.0%</b>	<b>↑</b>



### ACTIVITY

Cumulative percentage of contracted UDA delivered 2016 & 2017



Adjusted Scheduled Activity (UDA)

Month	2016	2017
April	811	1,223
May	3,742	4,499
June	5,600	7,010
July	9,630	10,574
August	12,558	13,572
September	15,283	16,485
October	18,138	
November	20,705	
December	23,236	
January	25,052	
February	25,794	
March	32,356	
April	34,006	
May	34,049	
June	34,049	

### QUALITY

	Quantity	Base Number	Contract	AT	Region	England
% of FP17s for the same patient ID Re-attending within 3 months - Children	107	1,876	5.7%	9.9%	12.0%	12.4%
% of FP17s for the same patient ID Re-attending within 3 months - Adults	465	5,436	8.6%	13.5%	15.9%	16.7%
% of FP17s for the same patient ID Re-attending between 3 & 9 months - Children	569	1,876	30.3%	58.0%	58.6%	57.4%
% of FP17s for the same patient ID Re-attending between 3 & 9 months - Adults	1,196	5,436	22.0%	49.5%	51.6%	50.5%
% of FP17s for Band 1 Urgent Courses	126	6,771	1.9%	7.0%	8.0%	9.1%
% of FP17s Relating to Free Repair or Replacements	35	6,771	0.5%	0.8%	0.8%	0.8%
% of FP17s Relating to Continuations	148	6,771	2.2%	1.4%	1.3%	1.3%
% of Patients satisfied with the dentistry they have received	14	14	100.0%	93.3%	93.1%	93.2%
% of Patients satisfied with the time they had to wait for an appointment	14	14	100.0%	90.6%	89.1%	89.0%

\* This is based on patients treated on this contract for their most recent course of treatment. Figures in italics indicate the base number of FP17s or Patient Questionnaire responses are less than 100. N/A is shown where the base number of responses is less than 10 during the period. % is calculated as Quantity/Base number\*100

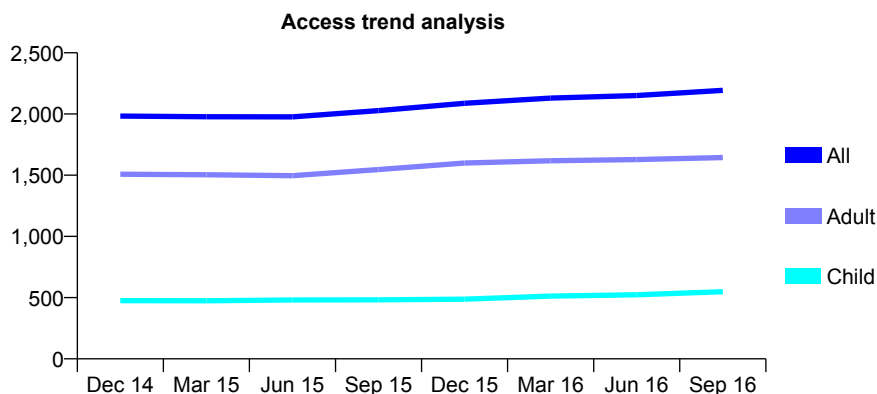
## Q53 - Vital Signs At a Glance Contract Report for 273600/0003 - September 2016

Name or company name	MISS H ANJAM
Contract type name	GDS Contract
Purpose of contract	General
Contract start date	01/04/2007
Contract end date	

16/17 Contracted general activity (UDA)	6,434
Carry forward general activity (UDA)	0
16/17 Contracted orthodontic activity (UOA)	0
Carry forward orthodontic activity (UOA)	0
Baseline contract value	£143,911.54

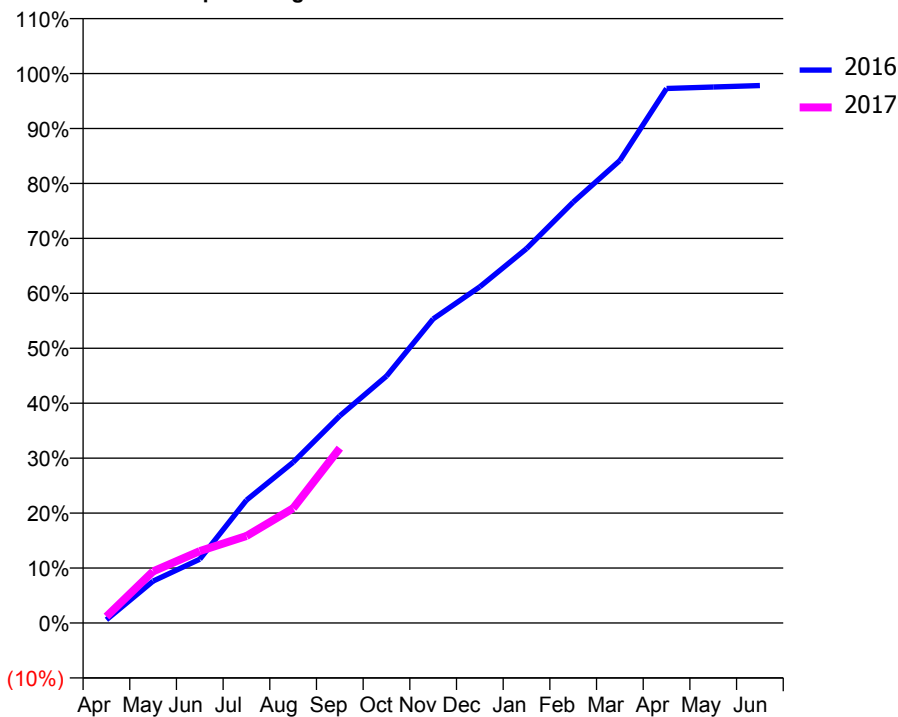
### ACCESS\*

Patients seen in 24 months	Total	Change since previous quarter
Quarter ending September 2015	2,028	
Quarter ending December 2015	2,088	↑
Quarter ending March 2016	2,130	↑
Quarter ending June 2016	2,151	→
Quarter ending September 2016	2,193	→
<b>Variance since September 2015</b>	<b>8.1%</b>	<b>↑</b>



### ACTIVITY

Cumulative percentage of contracted UDA delivered 2016 & 2017



Month	Adjusted Scheduled Activity (UDA)	
	2016	2017
April	38	76
May	491	606
June	747	843
July	1,438	1,019
August	1,883	1,344
September	2,425	2,048
October	2,891	
November	3,561	
December	3,937	
January	4,384	
February	4,928	
March	5,416	
April	6,259	
May	6,276	
June	6,292	

### QUALITY

	Quantity	Base Number	Contract	AT	Region	England
% of FP17s for the same patient ID Re-attending within 3 months - Children	17	327	5.2%	9.9%	12.0%	12.4%
% of FP17s for the same patient ID Re-attending within 3 months - Adults	97	928	10.5%	13.5%	15.9%	16.7%
% of FP17s for the same patient ID Re-attending between 3 & 9 months - Children	112	327	34.3%	58.0%	58.6%	57.4%
% of FP17s for the same patient ID Re-attending between 3 & 9 months - Adults	406	928	43.8%	49.5%	51.6%	50.5%
% of FP17s for Band 1 Urgent Courses	72	953	7.6%	7.0%	8.0%	9.1%
% of FP17s Relating to Free Repair or Replacements	9	953	0.9%	0.8%	0.8%	0.8%
% of FP17s Relating to Continuations	12	953	1.3%	1.4%	1.3%	1.3%
% of Patients satisfied with the dentistry they have received	5	6	N/A	93.3%	93.1%	93.2%
% of Patients satisfied with the time they had to wait for an appointment	4	6	N/A	90.6%	89.1%	89.0%

\* This is based on patients treated on this contract for their most recent course of treatment. Figures in italics indicate the base number of FP17s or Patient Questionnaire responses are less than 100. N/A is shown where the base number of responses is less than 10 during the period. % is calculated as Quantity/Base number\*100



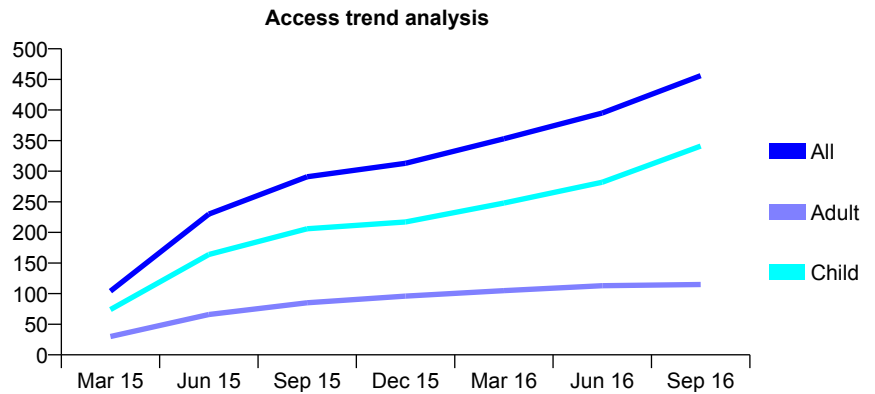
## Q53 - Vital Signs At a Glance Contract Report for 296163/0001 - September 2016

Name or company name	MR S DHANDA
Contract type name	GDS Contract
Purpose of contract	General
Contract start date	01/01/2015
Contract end date	

16/17 Contracted general activity (UDA)	1,021
Carry forward general activity (UDA)	-4
16/17 Contracted orthodontic activity (UOA)	0
Carry forward orthodontic activity (UOA)	0
Baseline contract value	£23,445.56

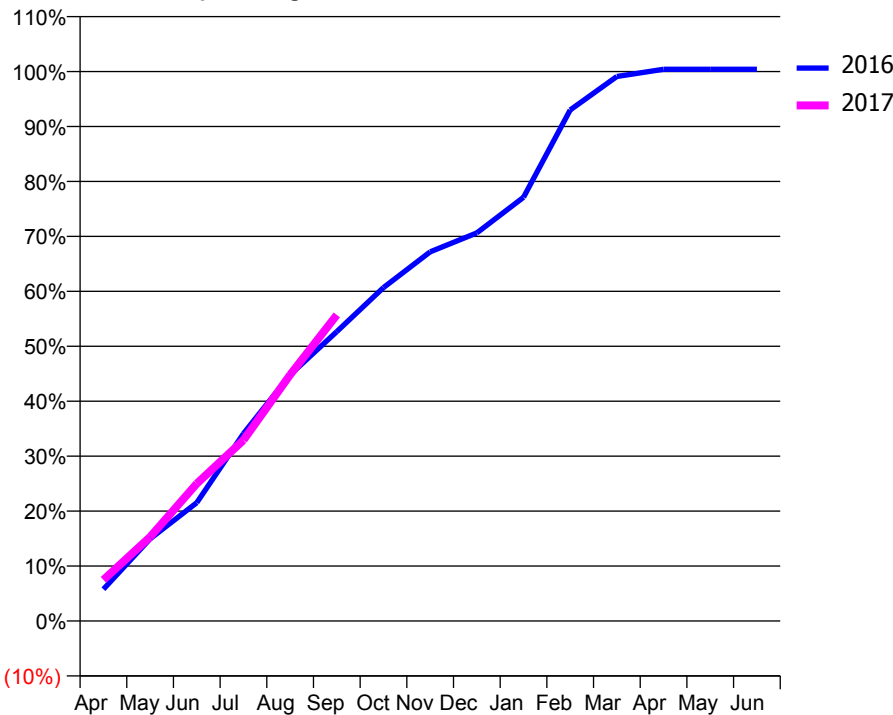
### ACCESS\*

Patients seen in 24 months	Total	Change since previous quarter
Quarter ending September 2015	291	
Quarter ending December 2015	313	↑
Quarter ending March 2016	353	↑
Quarter ending June 2016	395	↑
Quarter ending September 2016	456	↑
<b>Variance since September 2015</b>	<b>56.7%</b>	<b>↑</b>



### ACTIVITY

Cumulative percentage of contracted UDA delivered 2016 & 2017



Month	Adjusted Scheduled Activity (UDA)	
	2016	2017
April	59	76
May	153	156
June	220	255
July	348	336
August	457	457
September	538	569
October	620	
November	686	
December	721	
January	787	
February	950	
March	1,012	
April	1,025	
May	1,025	
June	1,025	

### QUALITY

	Quantity	Base Number	Contract	AT	Region	England
% of FP17s for the same patient ID Re-attending within 3 months - Children	25	294	8.5%	9.9%	12.0%	12.4%
% of FP17s for the same patient ID Re-attending within 3 months - Adults	12	81	14.8%	13.5%	15.9%	16.7%
% of FP17s for the same patient ID Re-attending between 3 & 9 months - Children	138	294	46.9%	58.0%	58.6%	57.4%
% of FP17s for the same patient ID Re-attending between 3 & 9 months - Adults	57	81	70.4%	49.5%	51.6%	50.5%
% of FP17s for Band 1 Urgent Courses	24	366	6.6%	7.0%	8.0%	9.1%
% of FP17s Relating to Free Repair or Replacements	3	366	0.8%	0.8%	0.8%	0.8%
% of FP17s Relating to Continuations	3	366	0.8%	1.4%	1.3%	1.3%
% of Patients satisfied with the dentistry they have received	0	0	N/A	93.3%	93.1%	93.2%
% of Patients satisfied with the time they had to wait for an appointment	0	0	N/A	90.6%	89.1%	89.0%

\* This is based on patients treated on this contract for their most recent course of treatment. Figures in italics indicate the base number of FP17s or Patient Questionnaire responses are less than 100. N/A is shown where the base number of responses is less than 10 during the period. % is calculated as Quantity/Base number\*100

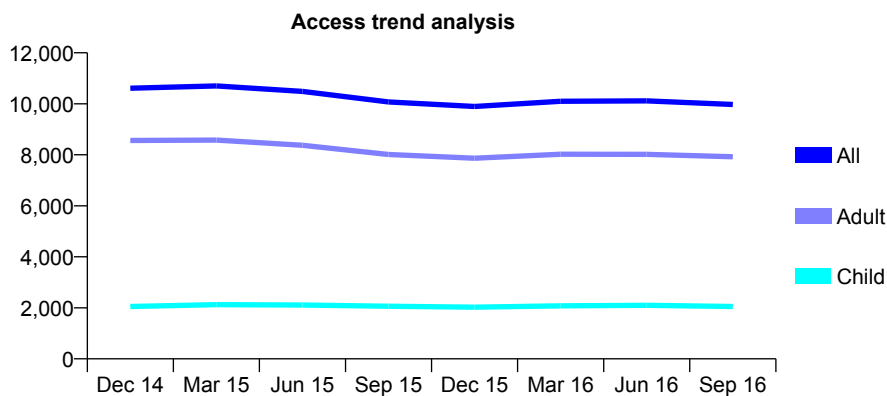
## Q53 - Vital Signs At a Glance Contract Report for 309699/0001 - September 2016

Name or company name	MR DJ LANGMAN
Contract type name	GDS Contract
Purpose of contract	General
Contract start date	01/04/2006
Contract end date	

16/17 Contracted general activity (UDA)	29,745
Carry forward general activity (UDA)	0
16/17 Contracted orthodontic activity (UOA)	0
Carry forward orthodontic activity (UOA)	0
Baseline contract value	£946,847.04

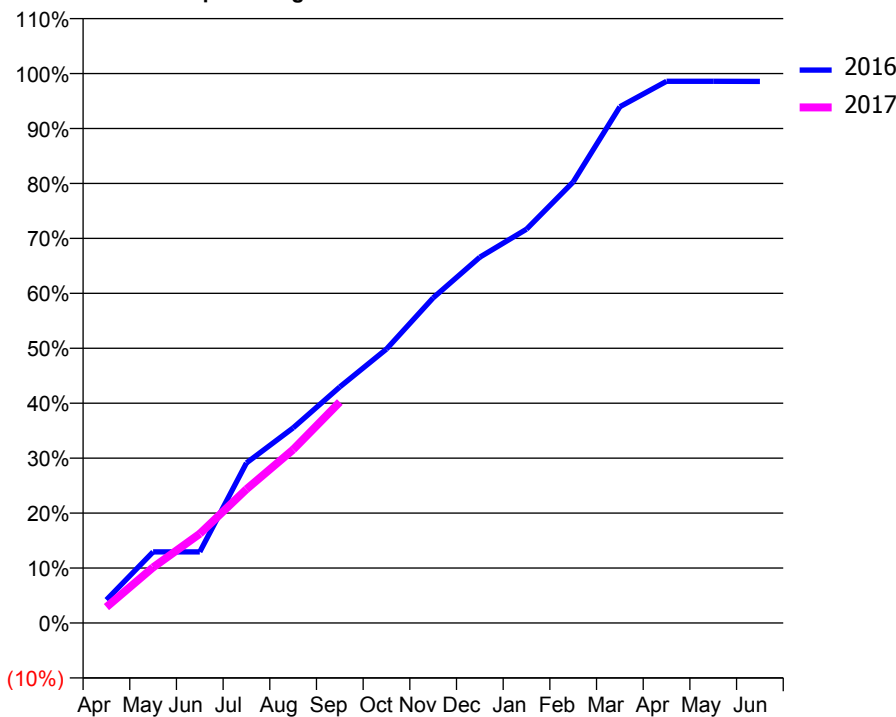
### ACCESS\*

Patients seen in 24 months	Total	Change since previous quarter
Quarter ending September 2015	10,075	
Quarter ending December 2015	9,897	↓
Quarter ending March 2016	10,098	↑
Quarter ending June 2016	10,114	→
Quarter ending September 2016	9,972	↓
<b>Variance since September 2015</b>	<b>(1.0%)</b>	<b>↓</b>



### ACTIVITY

Cumulative percentage of contracted UDA delivered 2016 & 2017



Month	Adjusted Scheduled Activity (UDA)	
	2016	2017
April	1,255	865
May	3,849	3,014
June	3,849	4,834
July	8,666	7,245
August	10,566	9,385
September	12,781	11,964
October	14,829	
November	17,605	
December	19,802	
January	21,316	
February	23,871	
March	27,945	
April	29,323	
May	29,322	
June	29,318	

### QUALITY

	Quantity	Base Number	Contract	AT	Region	England
% of FP17s for the same patient ID Re-attending within 3 months - Children	144	1,716	8.4%	9.9%	12.0%	12.4%
% of FP17s for the same patient ID Re-attending within 3 months - Adults	903	5,650	16.0%	13.5%	15.9%	16.7%
% of FP17s for the same patient ID Re-attending between 3 & 9 months - Children	1,087	1,716	63.3%	58.0%	58.6%	57.4%
% of FP17s for the same patient ID Re-attending between 3 & 9 months - Adults	2,385	5,650	42.2%	49.5%	51.6%	50.5%
% of FP17s for Band 1 Urgent Courses	515	6,647	7.7%	7.0%	8.0%	9.1%
% of FP17s Relating to Free Repair or Replacements	95	6,647	1.4%	0.8%	0.8%	0.8%
% of FP17s Relating to Continuations	70	6,647	1.1%	1.4%	1.3%	1.3%
% of Patients satisfied with the dentistry they have received	9	10	90.0%	93.3%	93.1%	93.2%
% of Patients satisfied with the time they had to wait for an appointment	10	10	100.0%	90.6%	89.1%	89.0%

\* This is based on patients treated on this contract for their most recent course of treatment. Figures in italics indicate the base number of FP17s or Patient Questionnaire responses are less than 100. N/A is shown where the base number of responses is less than 10 during the period. % is calculated as Quantity/Base number\*100

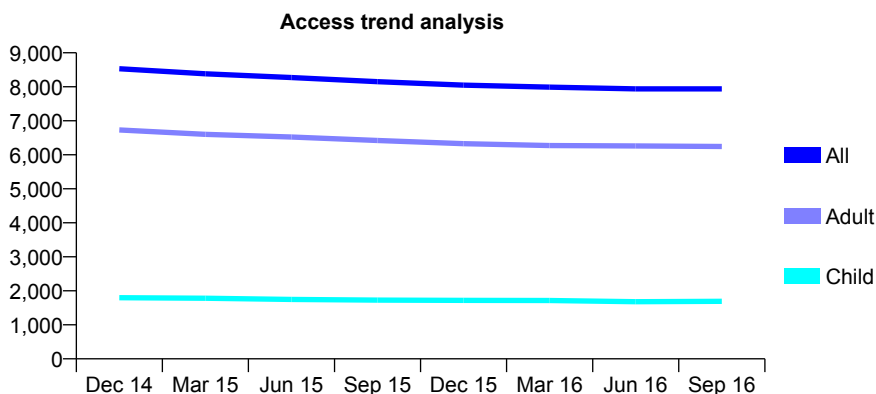
## Q53 - Vital Signs At a Glance Contract Report for 309699/0002 - September 2016

Name or company name	MR DJ LANGMAN
Contract type name	GDS Contract
Purpose of contract	General
Contract start date	01/04/2006
Contract end date	

16/17 Contracted general activity (UDA)	22,500
Carry forward general activity (UDA)	476
16/17 Contracted orthodontic activity (UOA)	0
Carry forward orthodontic activity (UOA)	0
Baseline contract value	£716,223.18

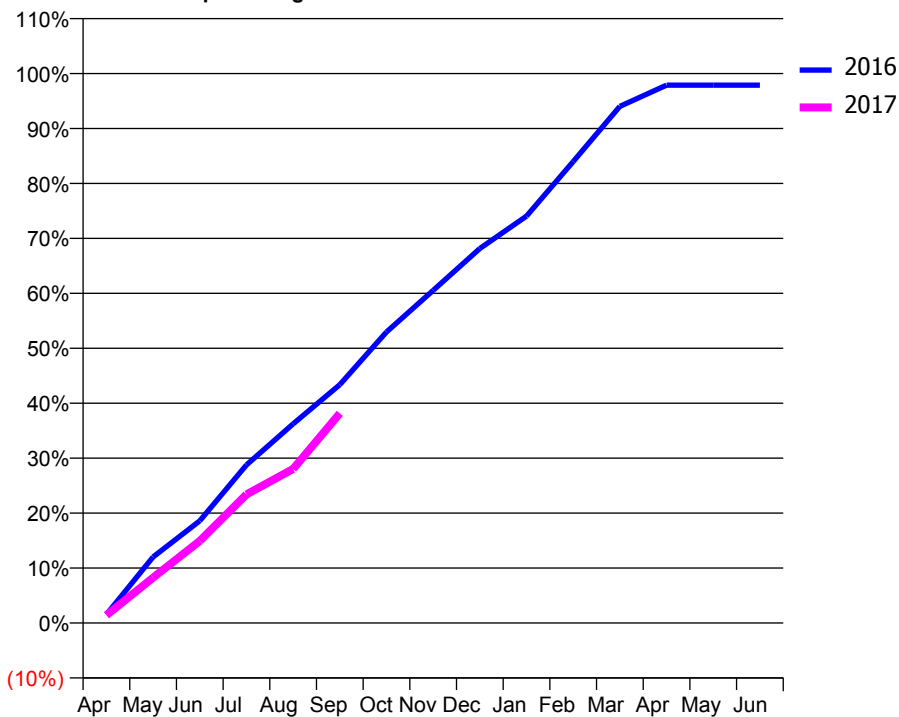
### ACCESS\*

Patients seen in 24 months	Total	Change since previous quarter
Quarter ending September 2015	8,150	
Quarter ending December 2015	8,048	↓
Quarter ending March 2016	7,990	→
Quarter ending June 2016	7,941	→
Quarter ending September 2016	7,939	→
<b>Variance since September 2015</b>	<b>(2.6%)</b>	<b>↓</b>



### ACTIVITY

Cumulative percentage of contracted UDA delivered 2016 & 2017



Month	Adjusted Scheduled Activity (UDA)	
	2016	2017
April	354	319
May	2,704	1,860
June	4,183	3,363
July	6,470	5,264
August	8,153	6,310
September	9,762	8,588
October	11,915	
November	13,620	
December	15,333	
January	16,662	
February	18,892	
March	21,152	
April	22,026	
May	22,024	
June	22,024	

### QUALITY

	Quantity	Base Number	Contract	AT	Region	England
% of FP17s for the same patient ID Re-attending within 3 months - Children	118	1,457	8.1%	9.9%	12.0%	12.4%
% of FP17s for the same patient ID Re-attending within 3 months - Adults	623	4,600	13.5%	13.5%	15.9%	16.7%
% of FP17s for the same patient ID Re-attending between 3 & 9 months - Children	1,012	1,457	69.5%	58.0%	58.6%	57.4%
% of FP17s for the same patient ID Re-attending between 3 & 9 months - Adults	2,723	4,600	59.2%	49.5%	51.6%	50.5%
% of FP17s for Band 1 Urgent Courses	302	5,528	5.5%	7.0%	8.0%	9.1%
% of FP17s Relating to Free Repair or Replacements	91	5,528	1.6%	0.8%	0.8%	0.8%
% of FP17s Relating to Continuations	69	5,528	1.2%	1.4%	1.3%	1.3%
% of Patients satisfied with the dentistry they have received	9	9	N/A	93.3%	93.1%	93.2%
% of Patients satisfied with the time they had to wait for an appointment	8	9	N/A	90.6%	89.1%	89.0%

\* This is based on patients treated on this contract for their most recent course of treatment. Figures in italics indicate the base number of FP17s or Patient Questionnaire responses are less than 100. N/A is shown where the base number of responses is less than 10 during the period. % is calculated as Quantity/Base number\*100

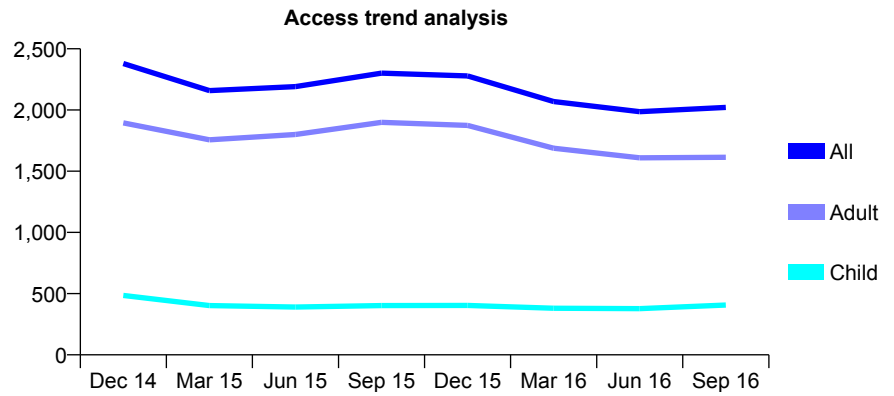
## Q53 - Vital Signs At a Glance Contract Report for 309699/0003 - September 2016

Name or company name	MR DJ LANGMAN
Contract type name	PDS Plus Contract
Purpose of contract	General
Contract start date	01/01/2011
Contract end date	31/03/2017

16/17 Contracted general activity (UDA)	5,000
Carry forward general activity (UDA)	48
16/17 Contracted orthodontic activity (UOA)	0
Carry forward orthodontic activity (UOA)	0
Baseline contract value	£80,603.66

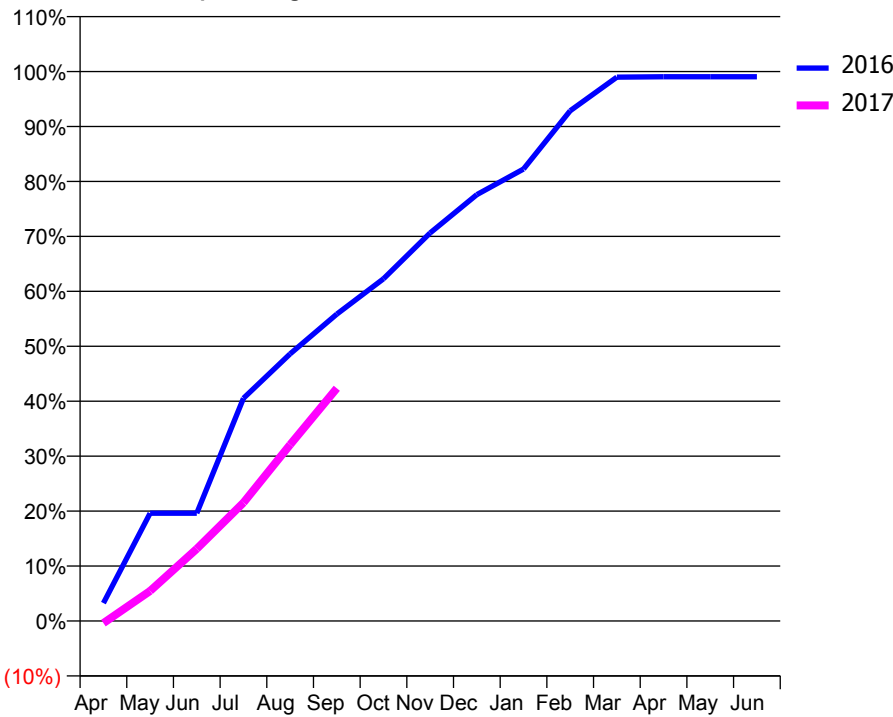
### ACCESS\*

Patients seen in 24 months	Total	Change since previous quarter
Quarter ending September 2015	2,301	
Quarter ending December 2015	2,278	→
Quarter ending March 2016	2,069	↓
Quarter ending June 2016	1,986	↓
Quarter ending September 2016	2,021	→
<b>Variance since September 2015</b>	<b>(12.2%)</b>	<b>↓</b>



### ACTIVITY

Cumulative percentage of contracted UDA delivered 2016 & 2017



Month	Adjusted Scheduled Activity (UDA)	
	2016	2017
April	163	-20
May	981	273
June	981	657
July	2,027	1,077
August	2,431	1,605
September	2,792	2,118
October	3,114	
November	3,531	
December	3,880	
January	4,112	
February	4,643	
March	4,949	
April	4,952	
May	4,952	
June	4,952	

### QUALITY

	Quantity	Base Number	Contract	AT	Region	England
% of FP17s for the same patient ID Re-attending within 3 months - Children	13	344	3.8%	9.9%	12.0%	12.4%
% of FP17s for the same patient ID Re-attending within 3 months - Adults	77	1,111	6.9%	13.5%	15.9%	16.7%
% of FP17s for the same patient ID Re-attending between 3 & 9 months - Children	207	344	60.2%	58.0%	58.6%	57.4%
% of FP17s for the same patient ID Re-attending between 3 & 9 months - Adults	366	1,111	32.9%	49.5%	51.6%	50.5%
% of FP17s for Band 1 Urgent Courses	83	1,454	5.7%	7.0%	8.0%	9.1%
% of FP17s Relating to Free Repair or Replacements	11	1,454	0.8%	0.8%	0.8%	0.8%
% of FP17s Relating to Continuations	7	1,454	0.5%	1.4%	1.3%	1.3%
% of Patients satisfied with the dentistry they have received	21	21	100.0%	93.3%	93.1%	93.2%
% of Patients satisfied with the time they had to wait for an appointment	18	21	85.7%	90.6%	89.1%	89.0%

\* This is based on patients treated on this contract for their most recent course of treatment. Figures in italics indicate the base number of FP17s or Patient Questionnaire responses are less than 100. N/A is shown where the base number of responses is less than 10 during the period. % is calculated as Quantity/Base number\*100

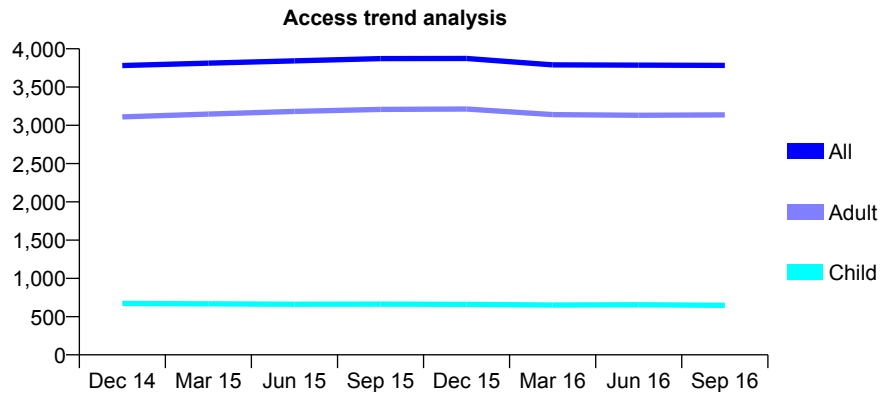
## Q53 - Vital Signs At a Glance Contract Report for 324531/0001 - September 2016

Name or company name	MISS AH DAVEY
Contract type name	GDS Contract
Purpose of contract	General
Contract start date	01/04/2006
Contract end date	

16/17 Contracted general activity (UDA)	10,389
Carry forward general activity (UDA)	0
16/17 Contracted orthodontic activity (UOA)	0
Carry forward orthodontic activity (UOA)	0
Baseline contract value	£222,699.40

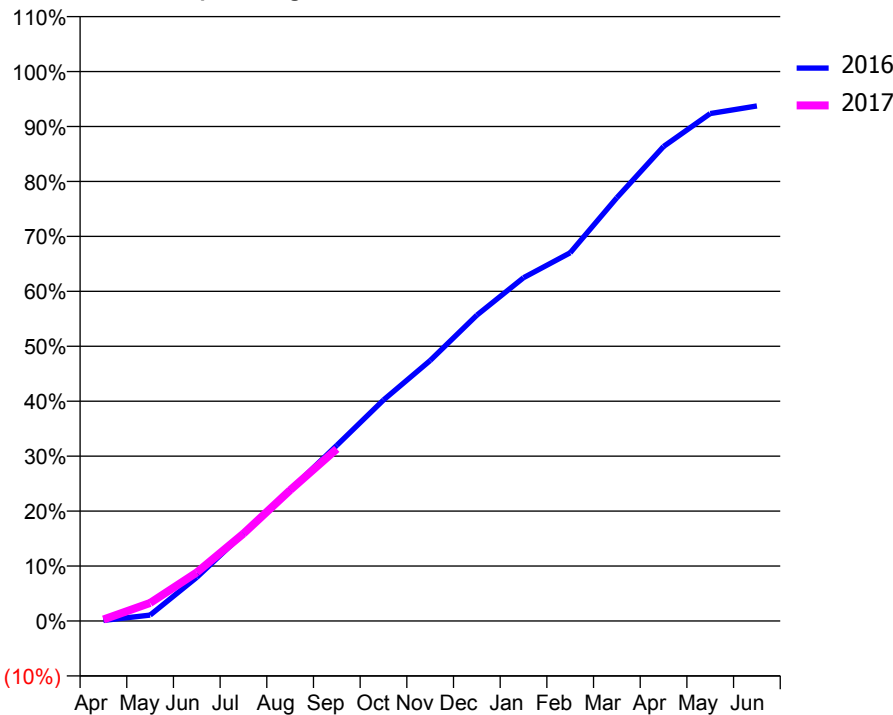
### ACCESS\*

Patients seen in 24 months	Total	Change since previous quarter
Quarter ending September 2015	3,872	
Quarter ending December 2015	3,873	→
Quarter ending March 2016	3,790	↓
Quarter ending June 2016	3,787	→
Quarter ending September 2016	3,783	→
<b>Variance since September 2015</b>	<b>(2.3%)</b>	<b>↓</b>



### ACTIVITY

Cumulative percentage of contracted UDA delivered 2016 & 2017



Month	Adjusted Scheduled Activity (UDA)	
	2016	2017
April	12	30
May	112	341
June	826	918
July	1,656	1,652
August	2,478	2,475
September	3,322	3,253
October	4,179	
November	4,925	
December	5,783	
January	6,490	
February	6,961	
March	8,003	
April	8,972	
May	9,593	
June	9,737	

### QUALITY

	Quantity	Base Number	Contract	AT	Region	England
% of FP17s for the same patient ID Re-attending within 3 months - Children	32	518	6.2%	9.9%	12.0%	12.4%
% of FP17s for the same patient ID Re-attending within 3 months - Adults	277	2,065	13.4%	13.5%	15.9%	16.7%
% of FP17s for the same patient ID Re-attending between 3 & 9 months - Children	272	518	52.5%	58.0%	58.6%	57.4%
% of FP17s for the same patient ID Re-attending between 3 & 9 months - Adults	853	2,065	41.3%	49.5%	51.6%	50.5%
% of FP17s for Band 1 Urgent Courses	93	1,599	5.8%	7.0%	8.0%	9.1%
% of FP17s Relating to Free Repair or Replacements	20	1,599	1.3%	0.8%	0.8%	0.8%
% of FP17s Relating to Continuations	20	1,599	1.3%	1.4%	1.3%	1.3%
% of Patients satisfied with the dentistry they have received	1	1	N/A	93.3%	93.1%	93.2%
% of Patients satisfied with the time they had to wait for an appointment	1	1	N/A	90.6%	89.1%	89.0%

\* This is based on patients treated on this contract for their most recent course of treatment. Figures in italics indicate the base number of FP17s or Patient Questionnaire responses are less than 100. N/A is shown where the base number of responses is less than 10 during the period. % is calculated as Quantity/Base number\*100

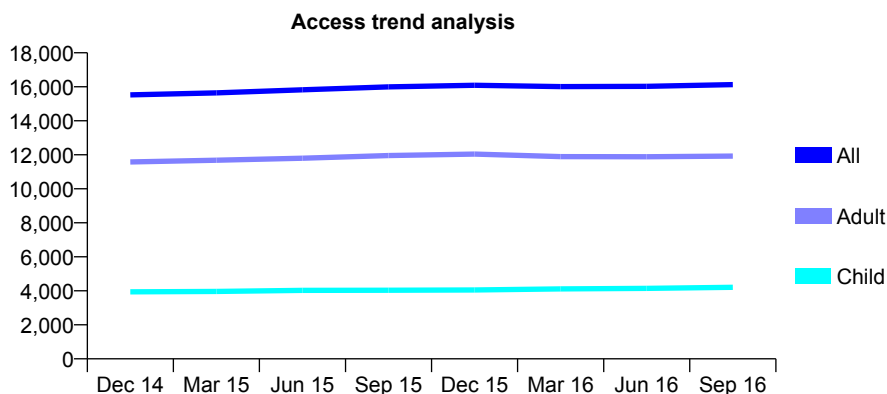
### Q53 - Vital Signs At a Glance Contract Report for 324574/0008 - September 2016

Name or company name	MRS CM OWEN
Contract type name	PDS Contract
Purpose of contract	General
Contract start date	28/04/2008
Contract end date	27/04/2018

16/17 Contracted general activity (UDA)	75,120
Carry forward general activity (UDA)	0
16/17 Contracted orthodontic activity (UOA)	0
Carry forward orthodontic activity (UOA)	0
Baseline contract value	£0.00

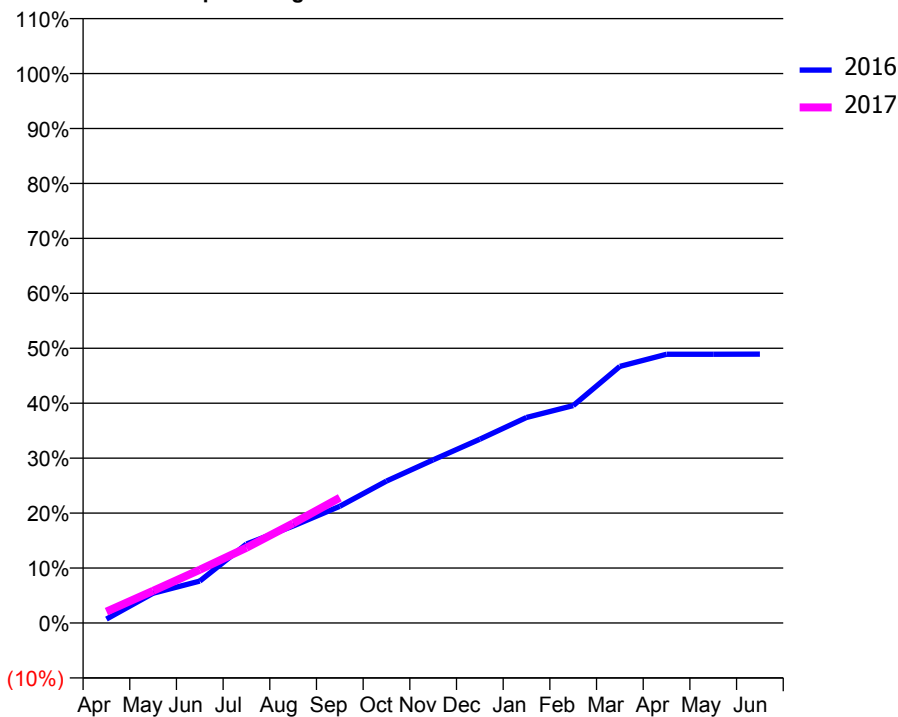
#### ACCESS\*

Patients seen in 24 months	Total	Change since previous quarter
Quarter ending September 2015	15,994	
Quarter ending December 2015	16,092	→
Quarter ending March 2016	16,010	→
Quarter ending June 2016	16,030	→
Quarter ending September 2016	16,131	→
<b>Variance since September 2015</b>	<b>0.9%</b>	<b>→</b>



#### ACTIVITY

Cumulative percentage of contracted UDA delivered 2016 & 2017



Month	Adjusted Scheduled Activity (UDA)	
	2016	2017
April	542	1,566
May	4,069	4,406
June	5,733	7,283
July	10,792	10,289
August	13,267	13,630
September	15,962	17,132
October	19,398	
November	22,295	
December	25,125	
January	28,095	
February	29,717	
March	35,085	
April	36,734	
May	36,745	
June	36,757	

#### QUALITY

	Quantity	Base Number	Contract	AT	Region	England
% of FP17s for the same patient ID Re-attending within 3 months - Children	531	3,298	16.1%	9.9%	12.0%	12.4%
% of FP17s for the same patient ID Re-attending within 3 months - Adults	1,797	7,250	24.8%	13.5%	15.9%	16.7%
% of FP17s for the same patient ID Re-attending between 3 & 9 months - Children	1,504	3,298	45.6%	58.0%	58.6%	57.4%
% of FP17s for the same patient ID Re-attending between 3 & 9 months - Adults	1,322	7,250	18.2%	49.5%	51.6%	50.5%
% of FP17s for Band 1 Urgent Courses	4,720	9,560	49.4%	7.0%	8.0%	9.1%
% of FP17s Relating to Free Repair or Replacements	0	9,560	0.0%	0.8%	0.8%	0.8%
% of FP17s Relating to Continuations	139	9,560	1.5%	1.4%	1.3%	1.3%
% of Patients satisfied with the dentistry they have received	14	14	100.0%	93.3%	93.1%	93.2%
% of Patients satisfied with the time they had to wait for an appointment	12	14	85.7%	90.6%	89.1%	89.0%

\* This is based on patients treated on this contract for their most recent course of treatment. Figures in italics indicate the base number of FP17s or Patient Questionnaire responses are less than 100. N/A is shown where the base number of responses is less than 10 during the period. % is calculated as Quantity/Base number\*100

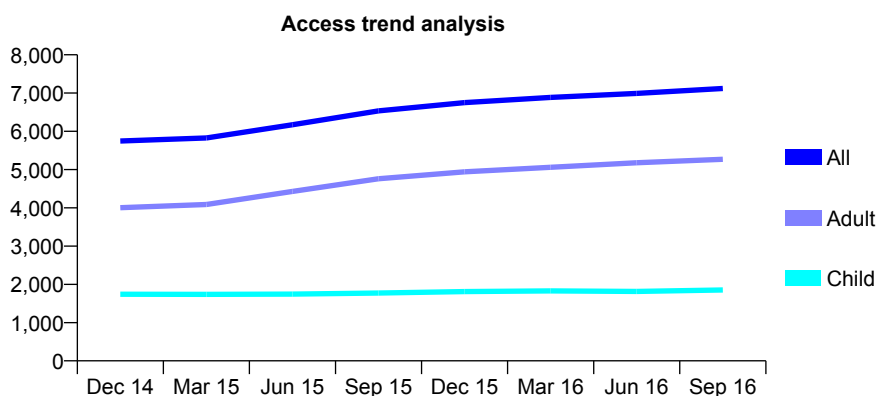
## Q53 - Vital Signs At a Glance Contract Report for 325708/0006 - September 2016

Name or company name	Balbir S Bhandal, Amrik S Bhandal & Baljit
Contract type name	GDS Contract
Purpose of contract	General and Orthodontic
Contract start date	01/04/2006
Contract end date	

16/17 Contracted general activity (UDA)	23,158
Carry forward general activity (UDA)	-13
16/17 Contracted orthodontic activity (UOA)	203
Carry forward orthodontic activity (UOA)	-4
Baseline contract value	£549,156.26

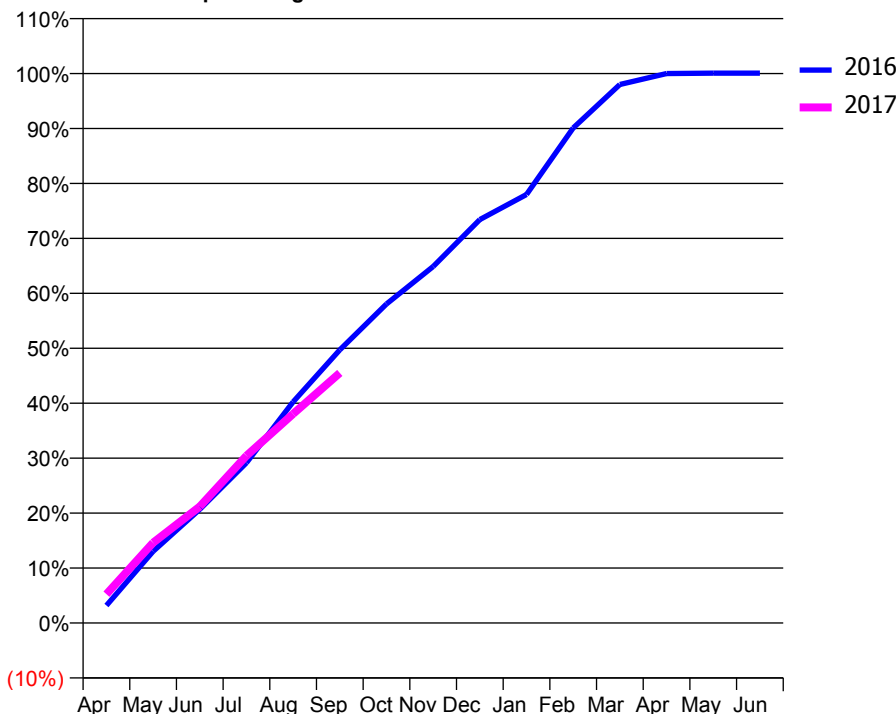
### ACCESS\*

Patients seen in 24 months	Total	Change since previous quarter
Quarter ending September 2015	6,534	
Quarter ending December 2015	6,751	↑
Quarter ending March 2016	6,886	→
Quarter ending June 2016	6,992	→
Quarter ending September 2016	7,120	→
<b>Variance since September 2015</b>	<b>9.0%</b>	<b>↑</b>



### ACTIVITY

Cumulative percentage of contracted UDA delivered 2016 & 2017



Month	Adjusted Scheduled Activity (UDA)	
	2016	2017
April	739	1,218
May	3,023	3,388
June	4,794	4,910
July	6,752	7,052
August	9,319	8,817
September	11,510	10,540
October	13,446	
November	15,023	
December	17,004	
January	18,062	
February	20,861	
March	22,698	
April	23,156	
May	23,171	
June	23,171	

### QUALITY

	Quantity	Base Number	Contract	AT	Region	England
% of FP17s for the same patient ID Re-attending within 3 months - Children	52	1,303	4.0%	9.9%	12.0%	12.4%
% of FP17s for the same patient ID Re-attending within 3 months - Adults	466	3,781	12.3%	13.5%	15.9%	16.7%
% of FP17s for the same patient ID Re-attending between 3 & 9 months - Children	784	1,303	60.2%	58.0%	58.6%	57.4%
% of FP17s for the same patient ID Re-attending between 3 & 9 months - Adults	2,130	3,781	56.3%	49.5%	51.6%	50.5%
% of FP17s for Band 1 Urgent Courses	230	4,542	5.1%	7.0%	8.0%	9.1%
% of FP17s Relating to Free Repair or Replacements	45	4,542	1.0%	0.8%	0.8%	0.8%
% of FP17s Relating to Continuations	47	4,542	1.0%	1.4%	1.3%	1.3%
% of Patients satisfied with the dentistry they have received	5	5	N/A	93.3%	93.1%	93.2%
% of Patients satisfied with the time they had to wait for an appointment	5	5	N/A	90.6%	89.1%	89.0%

\* This is based on patients treated on this contract for their most recent course of treatment. Figures in italics indicate the base number of FP17s or Patient Questionnaire responses are less than 100. N/A is shown where the base number of responses is less than 10 during the period. % is calculated as Quantity/Base number\*100

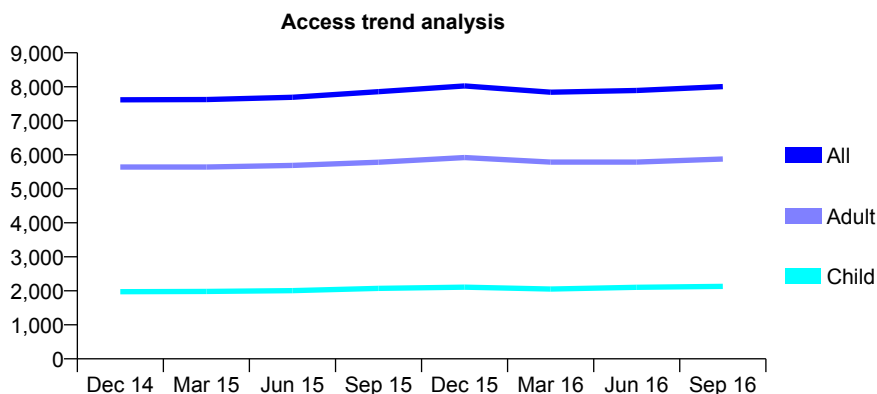
## Q53 - Vital Signs At a Glance Contract Report for 331805/0002 - September 2016

Name or company name	MR JS SHERGILL
Contract type name	GDS Contract
Purpose of contract	General
Contract start date	01/04/2006
Contract end date	

16/17 Contracted general activity (UDA)	19,165
Carry forward general activity (UDA)	0
16/17 Contracted orthodontic activity (UOA)	0
Carry forward orthodontic activity (UOA)	0
Baseline contract value	£475,532.62

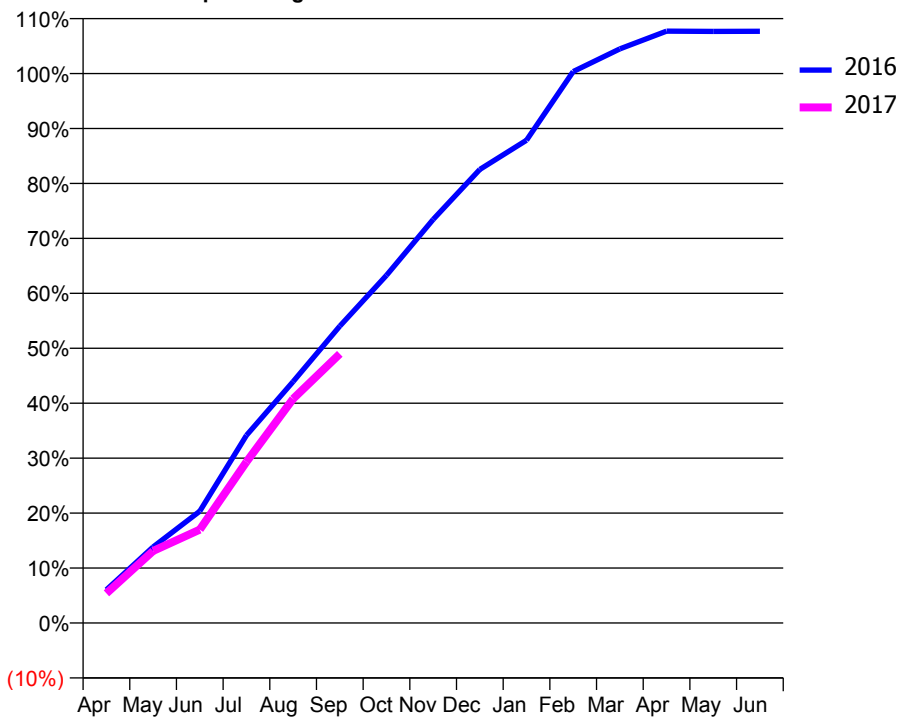
### ACCESS\*

Patients seen in 24 months	Total	Change since previous quarter
Quarter ending September 2015	7,855	
Quarter ending December 2015	8,027	↑
Quarter ending March 2016	7,842	↓
Quarter ending June 2016	7,893	→
Quarter ending September 2016	8,007	→
<b>Variance since September 2015</b>	<b>1.9%</b>	<b>→</b>



### ACTIVITY

Cumulative percentage of contracted UDA delivered 2016 & 2017



Month	Adjusted Scheduled Activity (UDA)	
	2016	2017
April	1,160	1,037
May	2,654	2,513
June	3,898	3,259
July	6,547	5,622
August	8,421	7,821
September	10,357	9,386
October	12,127	
November	14,078	
December	15,822	
January	16,837	
February	19,234	
March	20,023	
April	20,641	
May	20,632	
June	20,636	

### QUALITY

	Quantity	Base Number	Contract	AT	Region	England
% of FP17s for the same patient ID Re-attending within 3 months - Children	94	1,597	5.9%	9.9%	12.0%	12.4%
% of FP17s for the same patient ID Re-attending within 3 months - Adults	304	3,477	8.7%	13.5%	15.9%	16.7%
% of FP17s for the same patient ID Re-attending between 3 & 9 months - Children	942	1,597	59.0%	58.0%	58.6%	57.4%
% of FP17s for the same patient ID Re-attending between 3 & 9 months - Adults	1,832	3,477	52.7%	49.5%	51.6%	50.5%
% of FP17s for Band 1 Urgent Courses	261	4,802	5.4%	7.0%	8.0%	9.1%
% of FP17s Relating to Free Repair or Replacements	46	4,802	1.0%	0.8%	0.8%	0.8%
% of FP17s Relating to Continuations	49	4,802	1.0%	1.4%	1.3%	1.3%
% of Patients satisfied with the dentistry they have received	8	8	N/A	93.3%	93.1%	93.2%
% of Patients satisfied with the time they had to wait for an appointment	8	8	N/A	90.6%	89.1%	89.0%

\* This is based on patients treated on this contract for their most recent course of treatment. Figures in italics indicate the base number of FP17s or Patient Questionnaire responses are less than 100. N/A is shown where the base number of responses is less than 10 during the period. % is calculated as Quantity/Base number\*100



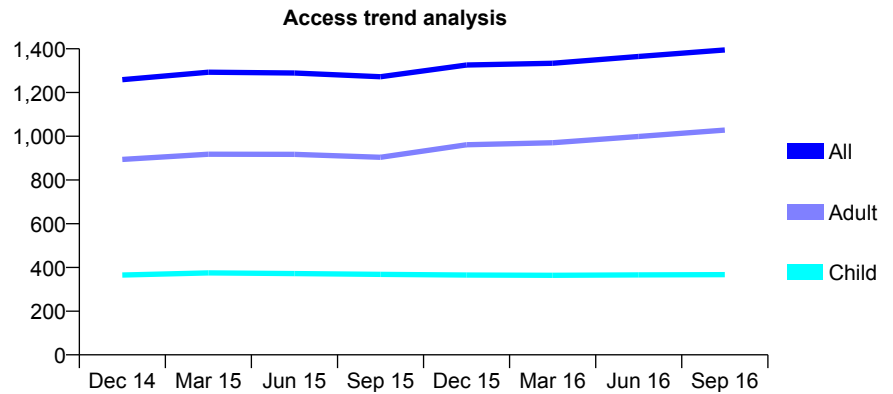
## Q53 - Vital Signs At a Glance Contract Report for 331805/0003 - September 2016

Name or company name	MR JS SHERGILL
Contract type name	GDS Contract
Purpose of contract	General
Contract start date	01/04/2006
Contract end date	

16/17 Contracted general activity (UDA)	3,550
Carry forward general activity (UDA)	0
16/17 Contracted orthodontic activity (UOA)	0
Carry forward orthodontic activity (UOA)	0
Baseline contract value	£89,032.00

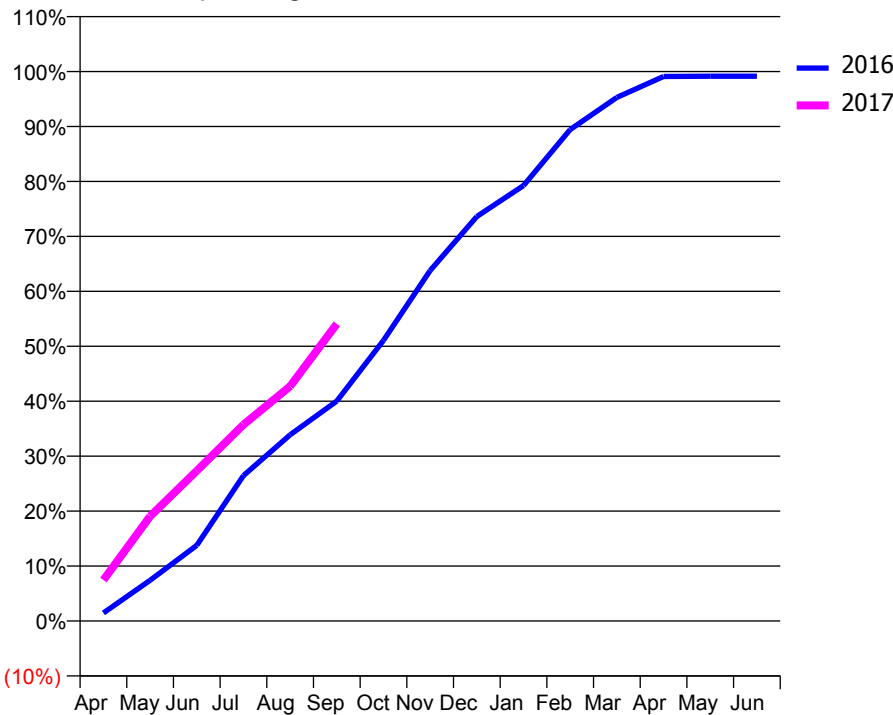
### ACCESS\*

Patients seen in 24 months	Total	Change since previous quarter
Quarter ending September 2015	1,272	
Quarter ending December 2015	1,326	↑
Quarter ending March 2016	1,334	→
Quarter ending June 2016	1,365	↑
Quarter ending September 2016	1,395	↑
<b>Variance since September 2015</b>	<b>9.7%</b>	<b>↑</b>



### ACTIVITY

Cumulative percentage of contracted UDA delivered 2016 & 2017



Month	Adjusted Scheduled Activity (UDA)	
	2016	2017
April	52	265
May	263	677
June	489	971
July	939	1,269
August	1,203	1,517
September	1,421	1,920
October	1,813	
November	2,264	
December	2,613	
January	2,813	
February	3,175	
March	3,383	
April	3,518	
May	3,520	
June	3,520	

### QUALITY

	Quantity	Base Number	Contract	AT	Region	England
% of FP17s for the same patient ID Re-attending within 3 months - Children	19	300	6.3%	9.9%	12.0%	12.4%
% of FP17s for the same patient ID Re-attending within 3 months - Adults	107	732	14.6%	13.5%	15.9%	16.7%
% of FP17s for the same patient ID Re-attending between 3 & 9 months - Children	170	300	56.7%	58.0%	58.6%	57.4%
% of FP17s for the same patient ID Re-attending between 3 & 9 months - Adults	355	732	48.5%	49.5%	51.6%	50.5%
% of FP17s for Band 1 Urgent Courses	79	934	8.5%	7.0%	8.0%	9.1%
% of FP17s Relating to Free Repair or Replacements	3	934	0.3%	0.8%	0.8%	0.8%
% of FP17s Relating to Continuations	9	934	1.0%	1.4%	1.3%	1.3%
% of Patients satisfied with the dentistry they have received	0	0	N/A	93.3%	93.1%	93.2%
% of Patients satisfied with the time they had to wait for an appointment	0	0	N/A	90.6%	89.1%	89.0%

\* This is based on patients treated on this contract for their most recent course of treatment. Figures in italics indicate the base number of FP17s or Patient Questionnaire responses are less than 100. N/A is shown where the base number of responses is less than 10 during the period. % is calculated as Quantity/Base number\*100

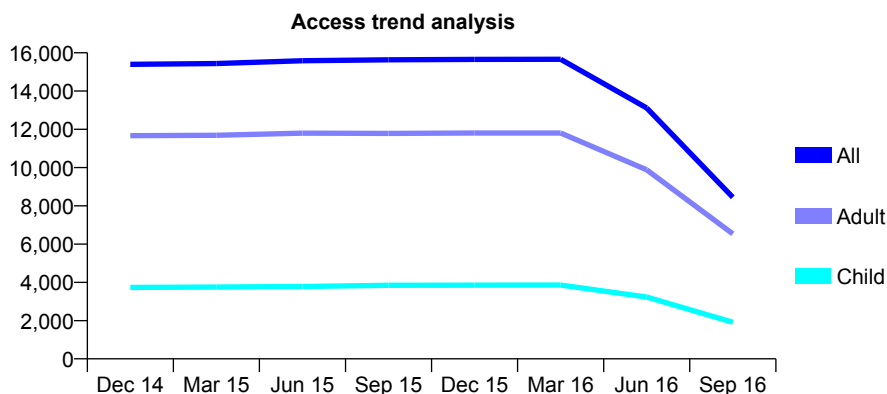
## Q53 - Vital Signs At a Glance Contract Report for 331805/0004 - September 2016

Name or company name	MR JS SHERGILL
Contract type name	GDS Contract
Purpose of contract	General
Contract start date	01/04/2006
Contract end date	30/04/2016

16/17 Contracted general activity (UDA)	4,116
Carry forward general activity (UDA)	0
16/17 Contracted orthodontic activity (UOA)	0
Carry forward orthodontic activity (UOA)	0
Baseline contract value	£97,845.12

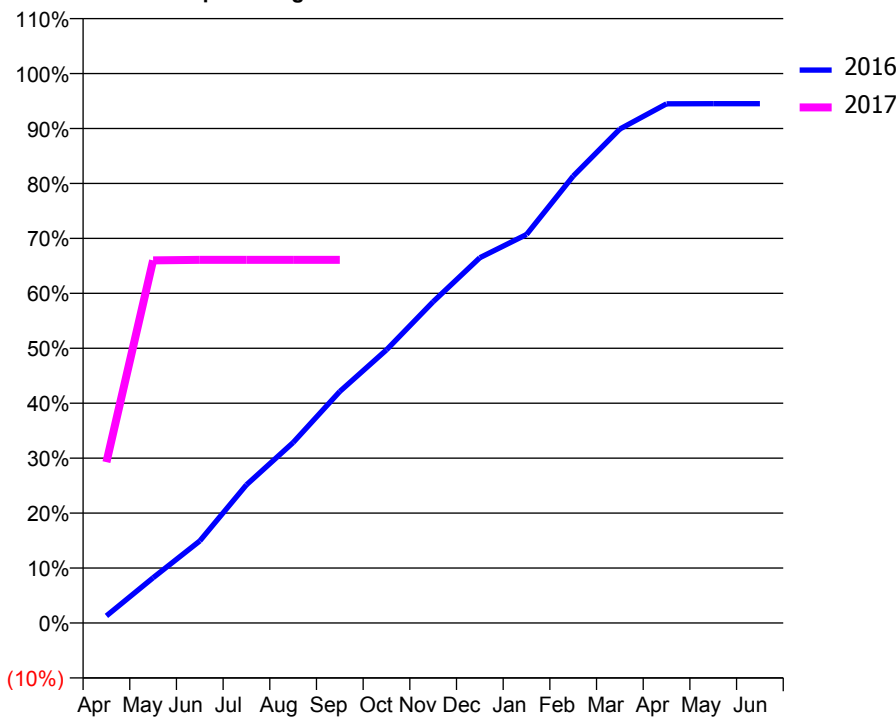
### ACCESS\*

Patients seen in 24 months	Total	Change since previous quarter
Quarter ending September 2015	15,633	
Quarter ending December 2015	15,654	→
Quarter ending March 2016	15,665	→
Quarter ending June 2016	13,117	↓
Quarter ending September 2016	8,448	↓
<b>Variance since September 2015</b>	<b>(46.0%)</b>	<b>↓</b>



### ACTIVITY

Cumulative percentage of contracted UDA delivered 2016 & 2017



Adjusted Scheduled Activity (UDA)

Month	2016	2017
April	642	1,205
May	4,065	2,716
June	7,378	2,720
July	12,422	2,720
August	16,224	2,720
September	20,821	2,720
October	24,554	
November	28,879	
December	32,841	
January	34,928	
February	40,174	
March	44,411	
April	46,668	
May	46,680	
June	46,680	

### QUALITY

	Quantity	Base Number	Contract	AT	Region	England
% of FP17s for the same patient ID Re-attending within 3 months - Children	58	592	9.8%	9.9%	12.0%	12.4%
% of FP17s for the same patient ID Re-attending within 3 months - Adults	320	1,829	17.5%	13.5%	15.9%	16.7%
% of FP17s for the same patient ID Re-attending between 3 & 9 months - Children	336	592	56.8%	58.0%	58.6%	57.4%
% of FP17s for the same patient ID Re-attending between 3 & 9 months - Adults	934	1,829	51.1%	49.5%	51.6%	50.5%
% of FP17s for Band 1 Urgent Courses	102	1,489	6.9%	7.0%	8.0%	9.1%
% of FP17s Relating to Free Repair or Replacements	26	1,489	1.7%	0.8%	0.8%	0.8%
% of FP17s Relating to Continuations	22	1,489	1.5%	1.4%	1.3%	1.3%
% of Patients satisfied with the dentistry they have received	8	8	N/A	93.3%	93.1%	93.2%
% of Patients satisfied with the time they had to wait for an appointment	8	8	N/A	90.6%	89.1%	89.0%

\* This is based on patients treated on this contract for their most recent course of treatment. Figures in italics indicate the base number of FP17s or Patient Questionnaire responses are less than 100. N/A is shown where the base number of responses is less than 10 during the period. % is calculated as Quantity/Base number\*100

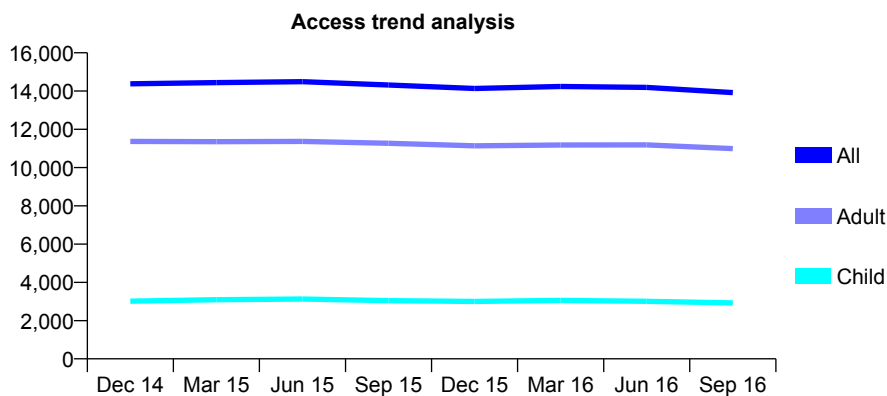
### Q53 - Vital Signs At a Glance Contract Report for 334820/0001 - September 2016

Name or company name	MR AS DULKU
Contract type name	GDS Contract
Purpose of contract	General
Contract start date	01/04/2006
Contract end date	

16/17 Contracted general activity (UDA)	44,202
Carry forward general activity (UDA)	-477
16/17 Contracted orthodontic activity (UOA)	0
Carry forward orthodontic activity (UOA)	0
Baseline contract value	£1,329,685.22

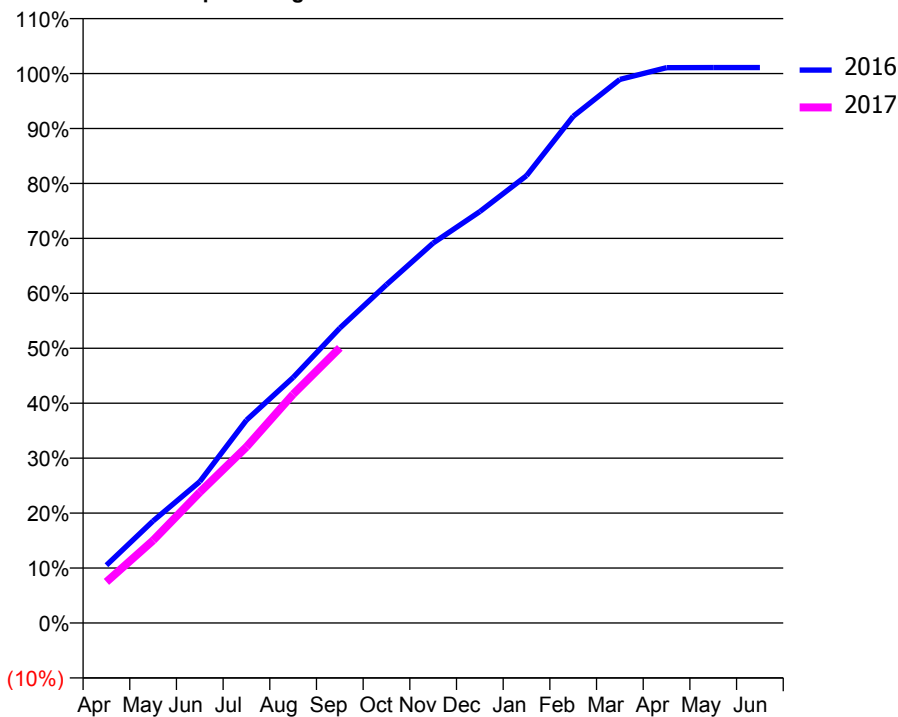
#### ACCESS\*

Patients seen in 24 months	Total	Change since previous quarter
Quarter ending September 2015	14,313	
Quarter ending December 2015	14,134	↓
Quarter ending March 2016	14,238	→
Quarter ending June 2016	14,189	→
Quarter ending September 2016	13,918	↓
<b>Variance since September 2015</b>	<b>(2.8%)</b>	<b>↓</b>



#### ACTIVITY

Cumulative percentage of contracted UDA delivered 2016 & 2017



Month	Adjusted Scheduled Activity (UDA)	
	2016	2017
April	4,648	3,309
May	8,215	6,649
June	11,378	10,515
July	16,323	14,159
August	19,757	18,404
September	23,719	22,131
October	27,216	
November	30,565	
December	33,092	
January	35,981	
February	40,754	
March	43,729	
April	44,671	
May	44,679	
June	44,679	

#### QUALITY

	Quantity	Base Number	Contract	AT	Region	England
% of FP17s for the same patient ID Re-attending within 3 months - Children	100	2,402	4.2%	9.9%	12.0%	12.4%
% of FP17s for the same patient ID Re-attending within 3 months - Adults	1,078	9,756	11.0%	13.5%	15.9%	16.7%
% of FP17s for the same patient ID Re-attending between 3 & 9 months - Children	1,718	2,402	71.5%	58.0%	58.6%	57.4%
% of FP17s for the same patient ID Re-attending between 3 & 9 months - Adults	5,931	9,756	60.8%	49.5%	51.6%	50.5%
% of FP17s for Band 1 Urgent Courses	231	11,548	2.0%	7.0%	8.0%	9.1%
% of FP17s Relating to Free Repair or Replacements	112	11,548	1.0%	0.8%	0.8%	0.8%
% of FP17s Relating to Continuations	278	11,548	2.4%	1.4%	1.3%	1.3%
% of Patients satisfied with the dentistry they have received	23	23	100.0%	93.3%	93.1%	93.2%
% of Patients satisfied with the time they had to wait for an appointment	23	23	100.0%	90.6%	89.1%	89.0%

\* This is based on patients treated on this contract for their most recent course of treatment. Figures in italics indicate the base number of FP17s or Patient Questionnaire responses are less than 100. N/A is shown where the base number of responses is less than 10 during the period. % is calculated as Quantity/Base number\*100

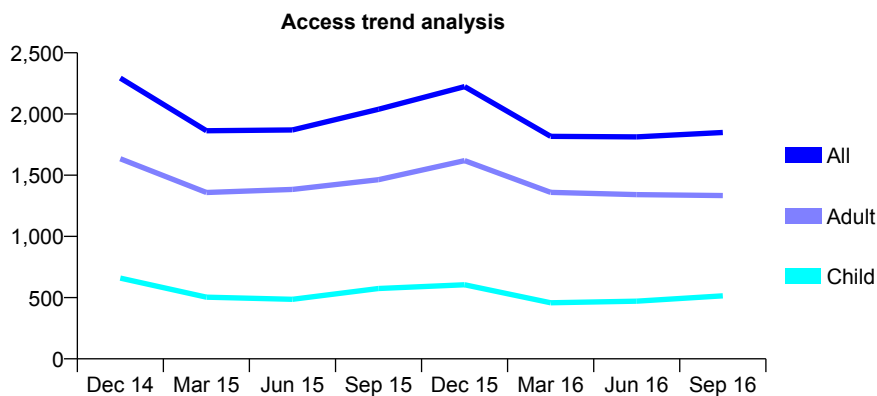
## Q53 - Vital Signs At a Glance Contract Report for 334820/0002 - September 2016

Name or company name	MR AS DULKU
Contract type name	PDS Plus Contract
Purpose of contract	General
Contract start date	01/11/2010
Contract end date	31/03/2017

16/17 Contracted general activity (UDA)	5,000
Carry forward general activity (UDA)	-100
16/17 Contracted orthodontic activity (UOA)	0
Carry forward orthodontic activity (UOA)	0
Baseline contract value	£67,761.41

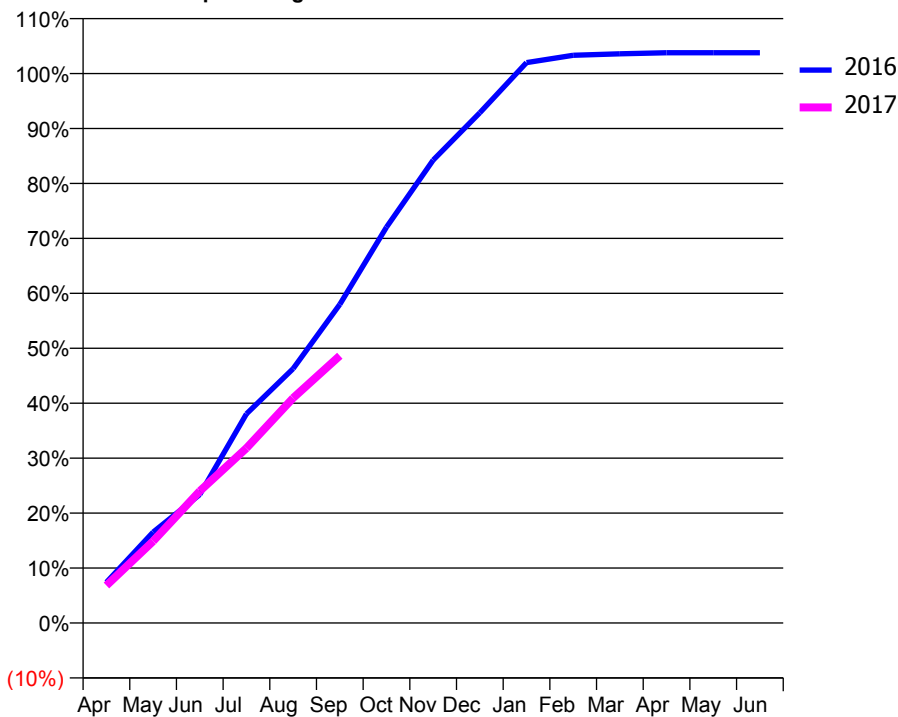
### ACCESS\*

Patients seen in 24 months	Total	Change since previous quarter
Quarter ending September 2015	2,039	
Quarter ending December 2015	2,224	↑
Quarter ending March 2016	1,818	↓
Quarter ending June 2016	1,813	→
Quarter ending September 2016	1,849	→
<b>Variance since September 2015</b>	<b>(9.3%)</b>	<b>↓</b>



### ACTIVITY

Cumulative percentage of contracted UDA delivered 2016 & 2017



Adjusted Scheduled Activity (UDA)

Month	2016	2017
April	371	341
May	827	744
June	1,169	1,201
July	1,904	1,591
August	2,314	2,048
September	2,899	2,433
October	3,602	
November	4,212	
December	4,643	
January	5,100	
February	5,166	
March	5,179	
April	5,189	
May	5,189	
June	5,189	

### QUALITY

	Quantity	Base Number	Contract	AT	Region	England
% of FP17s for the same patient ID Re-attending within 3 months - Children	2	356	0.6%	9.9%	12.0%	12.4%
% of FP17s for the same patient ID Re-attending within 3 months - Adults	28	792	3.5%	13.5%	15.9%	16.7%
% of FP17s for the same patient ID Re-attending between 3 & 9 months - Children	120	356	33.7%	58.0%	58.6%	57.4%
% of FP17s for the same patient ID Re-attending between 3 & 9 months - Adults	276	792	34.8%	49.5%	51.6%	50.5%
% of FP17s for Band 1 Urgent Courses	13	1,140	1.1%	7.0%	8.0%	9.1%
% of FP17s Relating to Free Repair or Replacements	8	1,140	0.7%	0.8%	0.8%	0.8%
% of FP17s Relating to Continuations	7	1,140	0.6%	1.4%	1.3%	1.3%
% of Patients satisfied with the dentistry they have received	14	15	93.3%	93.3%	93.1%	93.2%
% of Patients satisfied with the time they had to wait for an appointment	12	15	80.0%	90.6%	89.1%	89.0%

\* This is based on patients treated on this contract for their most recent course of treatment. Figures in italics indicate the base number of FP17s or Patient Questionnaire responses are less than 100. N/A is shown where the base number of responses is less than 10 during the period. % is calculated as Quantity/Base number\*100

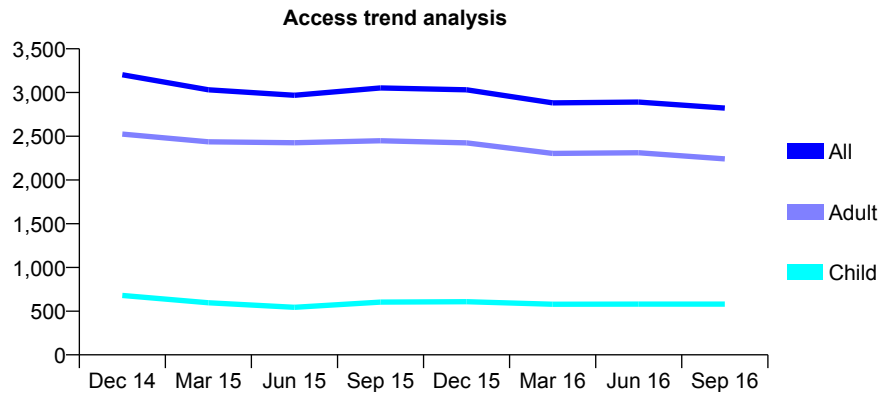
## Q53 - Vital Signs At a Glance Contract Report for 339202/0001 - September 2016

Name or company name	MR M FIAZ
Contract type name	GDS Contract
Purpose of contract	General
Contract start date	01/04/2006
Contract end date	

16/17 Contracted general activity (UDA)	13,109
Carry forward general activity (UDA)	0
16/17 Contracted orthodontic activity (UOA)	0
Carry forward orthodontic activity (UOA)	0
Baseline contract value	£362,542.76

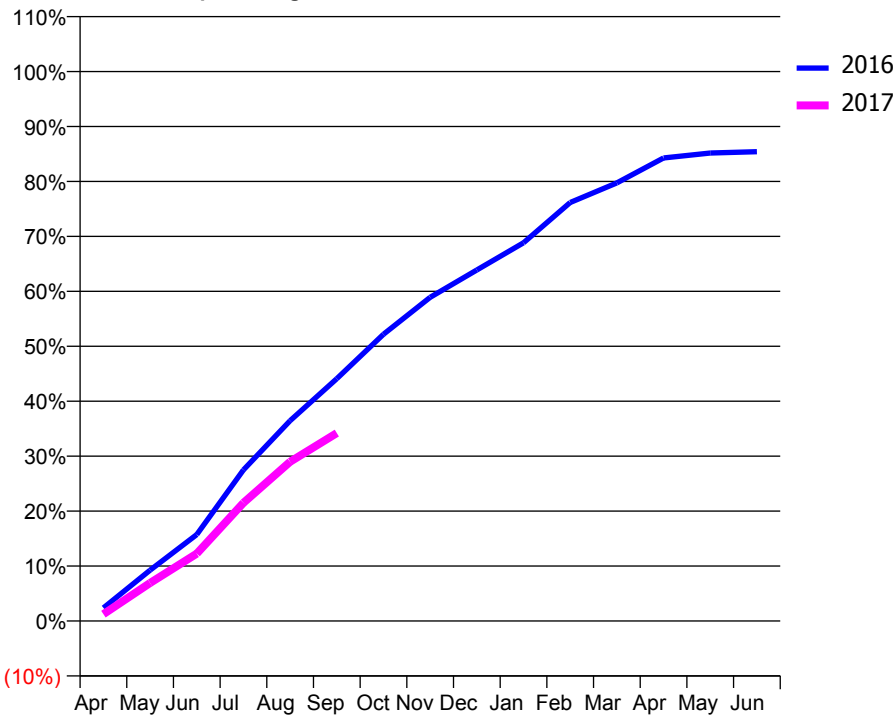
### ACCESS\*

Patients seen in 24 months	Total	Change since previous quarter
Quarter ending September 2015	3,052	
Quarter ending December 2015	3,031	→
Quarter ending March 2016	2,881	↓
Quarter ending June 2016	2,891	→
Quarter ending September 2016	2,822	↓
<b>Variance since September 2015</b>	<b>(7.5%)</b>	<b>↓</b>



### ACTIVITY

Cumulative percentage of contracted UDA delivered 2016 & 2017



Month	Adjusted Scheduled Activity (UDA)	
	2016	2017
April	313	163
May	1,213	908
June	2,062	1,609
July	3,605	2,820
August	4,781	3,799
September	5,781	4,483
October	6,842	
November	7,723	
December	8,374	
January	9,023	
February	9,985	
March	10,451	
April	11,047	
May	11,165	
June	11,196	

### QUALITY

	Quantity	Base Number	Contract	AT	Region	England
% of FP17s for the same patient ID Re-attending within 3 months - Children	12	274	4.4%	9.9%	12.0%	12.4%
% of FP17s for the same patient ID Re-attending within 3 months - Adults	158	1,102	14.3%	13.5%	15.9%	16.7%
% of FP17s for the same patient ID Re-attending between 3 & 9 months - Children	73	274	26.6%	58.0%	58.6%	57.4%
% of FP17s for the same patient ID Re-attending between 3 & 9 months - Adults	247	1,102	22.4%	49.5%	51.6%	50.5%
% of FP17s for Band 1 Urgent Courses	62	1,126	5.5%	7.0%	8.0%	9.1%
% of FP17s Relating to Free Repair or Replacements	14	1,126	1.2%	0.8%	0.8%	0.8%
% of FP17s Relating to Continuations	30	1,126	2.7%	1.4%	1.3%	1.3%
% of Patients satisfied with the dentistry they have received	7	7	N/A	93.3%	93.1%	93.2%
% of Patients satisfied with the time they had to wait for an appointment	7	7	N/A	90.6%	89.1%	89.0%

\* This is based on patients treated on this contract for their most recent course of treatment. Figures in italics indicate the base number of FP17s or Patient Questionnaire responses are less than 100. N/A is shown where the base number of responses is less than 10 during the period. % is calculated as Quantity/Base number\*100

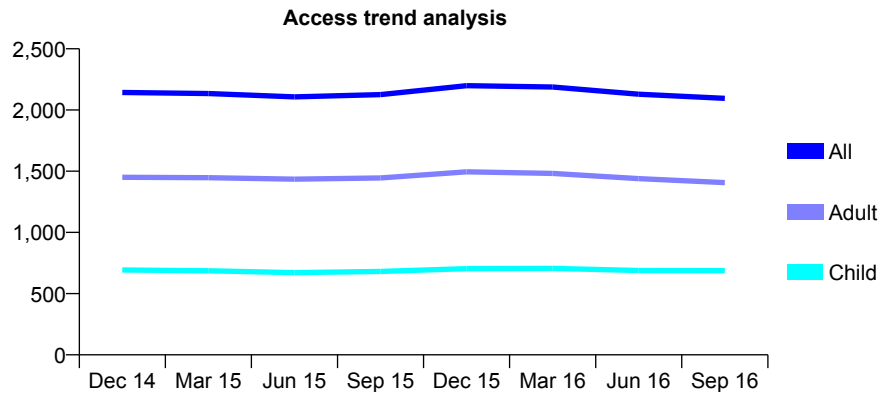
### Q53 - Vital Signs At a Glance Contract Report for 339245/0001 - September 2016

Name or company name	MR SS TIWANA
Contract type name	GDS Contract
Purpose of contract	General
Contract start date	01/04/2006
Contract end date	

16/17 Contracted general activity (UDA)	6,915
Carry forward general activity (UDA)	0
16/17 Contracted orthodontic activity (UOA)	0
Carry forward orthodontic activity (UOA)	0
Baseline contract value	£198,752.00

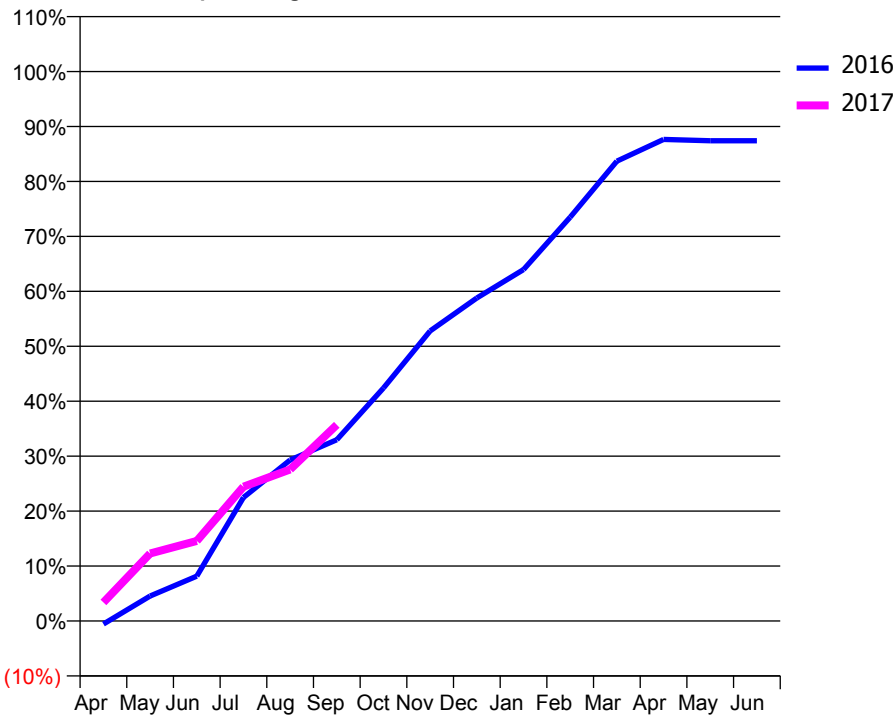
#### ACCESS\*

Patients seen in 24 months	Total	Change since previous quarter
Quarter ending September 2015	2,126	
Quarter ending December 2015	2,199	↑
Quarter ending March 2016	2,188	→
Quarter ending June 2016	2,129	↓
Quarter ending September 2016	2,095	↓
<b>Variance since September 2015</b>	<b>(1.5%)</b>	<b>↓</b>



#### ACTIVITY

Cumulative percentage of contracted UDA delivered 2016 & 2017



Month	Adjusted Scheduled Activity (UDA)	
	2016	2017
April	-39	234
May	315	850
June	565	1,007
July	1,554	1,691
August	2,026	1,907
September	2,281	2,469
October	2,933	
November	3,651	
December	4,066	
January	4,423	
February	5,082	
March	5,787	
April	6,060	
May	6,043	
June	6,043	

#### QUALITY

	Quantity	Base Number	Contract	AT	Region	England
% of FP17s for the same patient ID Re-attending within 3 months - Children	30	401	7.5%	9.9%	12.0%	12.4%
% of FP17s for the same patient ID Re-attending within 3 months - Adults	65	747	8.7%	13.5%	15.9%	16.7%
% of FP17s for the same patient ID Re-attending between 3 & 9 months - Children	252	401	62.8%	58.0%	58.6%	57.4%
% of FP17s for the same patient ID Re-attending between 3 & 9 months - Adults	445	747	59.6%	49.5%	51.6%	50.5%
% of FP17s for Band 1 Urgent Courses	37	1,048	3.5%	7.0%	8.0%	9.1%
% of FP17s Relating to Free Repair or Replacements	6	1,048	0.6%	0.8%	0.8%	0.8%
% of FP17s Relating to Continuations	13	1,048	1.2%	1.4%	1.3%	1.3%
% of Patients satisfied with the dentistry they have received	2	3	N/A	93.3%	93.1%	93.2%
% of Patients satisfied with the time they had to wait for an appointment	2	3	N/A	90.6%	89.1%	89.0%

\* This is based on patients treated on this contract for their most recent course of treatment. Figures in italics indicate the base number of FP17s or Patient Questionnaire responses are less than 100. N/A is shown where the base number of responses is less than 10 during the period. % is calculated as Quantity/Base number\*100

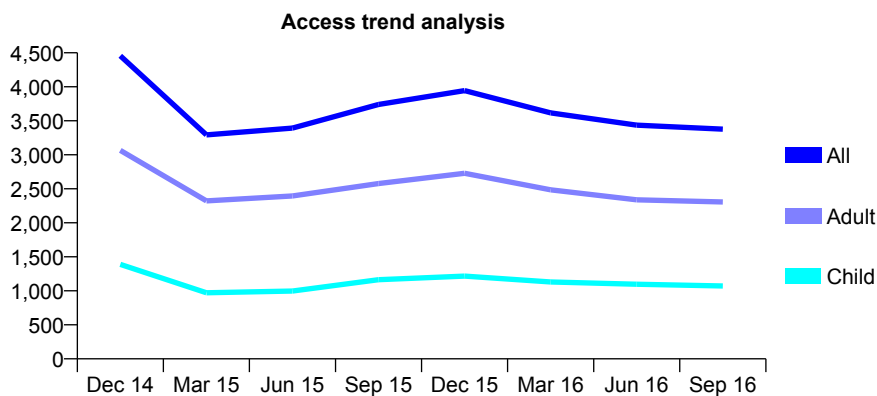
## Q53 - Vital Signs At a Glance Contract Report for 339830/0001 - September 2016

Name or company name	MR D KAVANAGH
Contract type name	GDS Contract
Purpose of contract	General
Contract start date	01/04/2006
Contract end date	

16/17 Contracted general activity (UDA)	10,525
Carry forward general activity (UDA)	-210
16/17 Contracted orthodontic activity (UOA)	0
Carry forward orthodontic activity (UOA)	0
Baseline contract value	£247,252.51

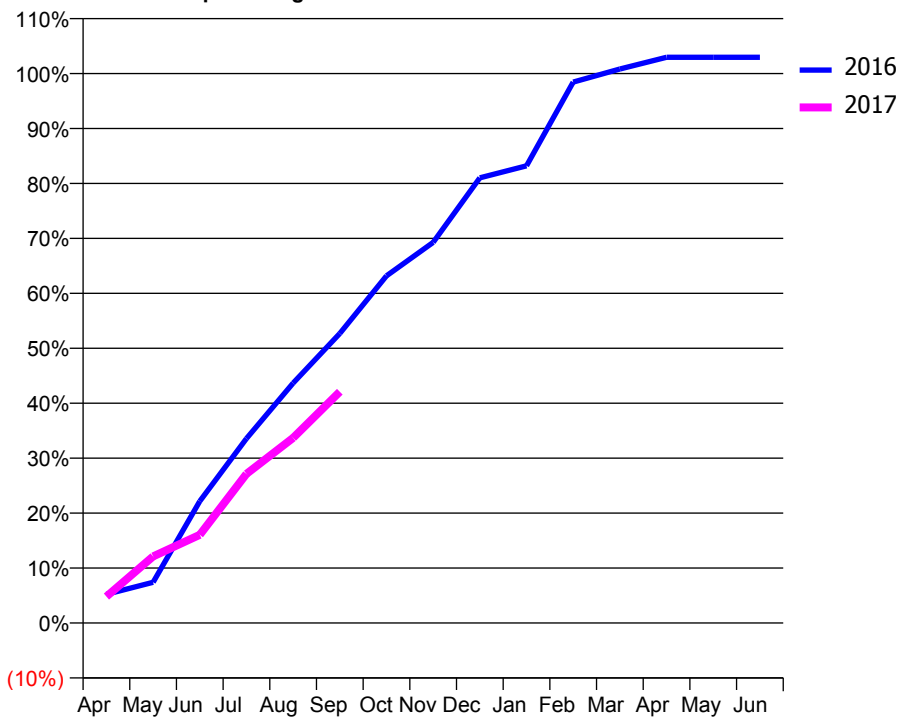
### ACCESS\*

Patients seen in 24 months	Total	Change since previous quarter
Quarter ending September 2015	3,741	
Quarter ending December 2015	3,945	↑
Quarter ending March 2016	3,617	↓
Quarter ending June 2016	3,437	↓
Quarter ending September 2016	3,378	↓
<b>Variance since September 2015</b>	<b>(9.7%)</b>	<b>↓</b>



### ACTIVITY

Cumulative percentage of contracted UDA delivered 2016 & 2017



Month	Adjusted Scheduled Activity (UDA)	
	2016	2017
April	550	507
May	779	1,275
June	2,333	1,689
July	3,534	2,857
August	4,597	3,546
September	5,547	4,430
October	6,650	
November	7,292	
December	8,526	
January	8,757	
February	10,362	
March	10,611	
April	10,835	
May	10,835	
June	10,835	

### QUALITY

	Quantity	Base Number	Contract	AT	Region	England
% of FP17s for the same patient ID Re-attending within 3 months - Children	49	826	5.9%	9.9%	12.0%	12.4%
% of FP17s for the same patient ID Re-attending within 3 months - Adults	140	1,407	10.0%	13.5%	15.9%	16.7%
% of FP17s for the same patient ID Re-attending between 3 & 9 months - Children	383	826	46.4%	58.0%	58.6%	57.4%
% of FP17s for the same patient ID Re-attending between 3 & 9 months - Adults	640	1,407	45.5%	49.5%	51.6%	50.5%
% of FP17s for Band 1 Urgent Courses	79	2,094	3.8%	7.0%	8.0%	9.1%
% of FP17s Relating to Free Repair or Replacements	13	2,094	0.6%	0.8%	0.8%	0.8%
% of FP17s Relating to Continuations	49	2,094	2.3%	1.4%	1.3%	1.3%
% of Patients satisfied with the dentistry they have received	4	4	N/A	93.3%	93.1%	93.2%
% of Patients satisfied with the time they had to wait for an appointment	4	4	N/A	90.6%	89.1%	89.0%

\* This is based on patients treated on this contract for their most recent course of treatment. Figures in italics indicate the base number of FP17s or Patient Questionnaire responses are less than 100. N/A is shown where the base number of responses is less than 10 during the period. % is calculated as Quantity/Base number\*100

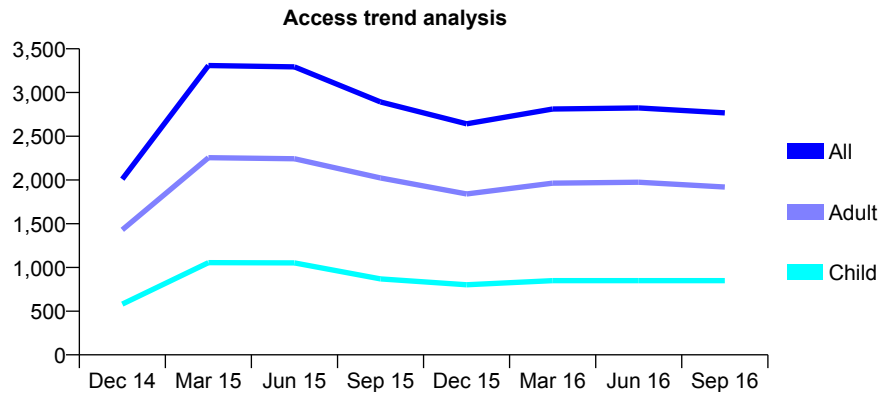
## Q53 - Vital Signs At a Glance Contract Report for 339830/0002 - September 2016

Name or company name	MR D KAVANAGH
Contract type name	PDS Plus Contract
Purpose of contract	General
Contract start date	01/10/2010
Contract end date	31/03/2017

16/17 Contracted general activity (UDA)	7,700
Carry forward general activity (UDA)	-144
16/17 Contracted orthodontic activity (UOA)	0
Carry forward orthodontic activity (UOA)	0
Baseline contract value	£96,004.37

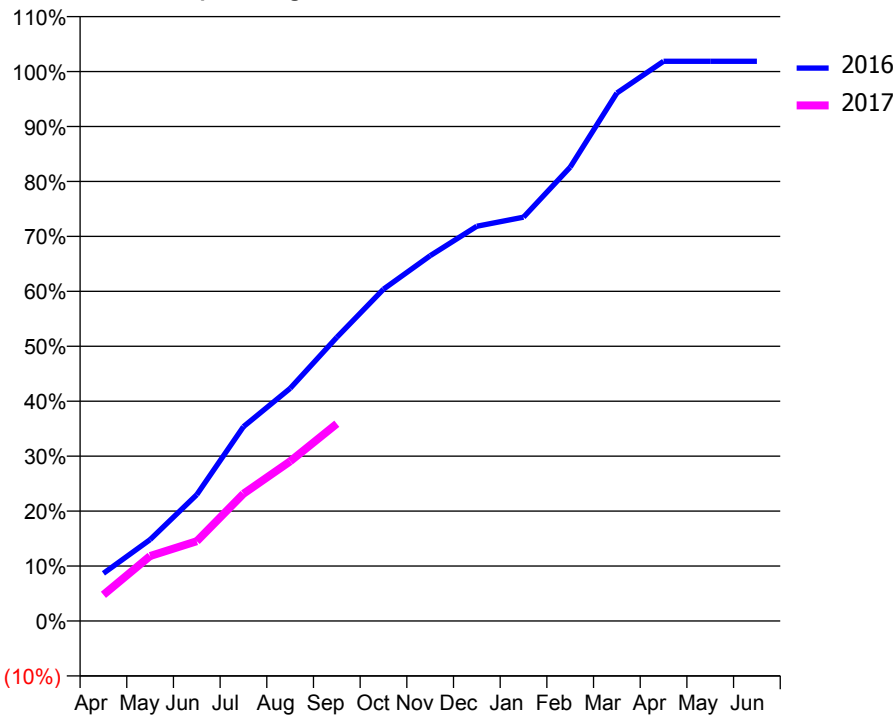
### ACCESS\*

Patients seen in 24 months	Total	Change since previous quarter
Quarter ending September 2015	2,892	
Quarter ending December 2015	2,642	↓
Quarter ending March 2016	2,812	↑
Quarter ending June 2016	2,823	→
Quarter ending September 2016	2,767	↓
<b>Variance since September 2015</b>	<b>(4.3%)</b>	<b>↓</b>



### ACTIVITY

Cumulative percentage of contracted UDA delivered 2016 & 2017



Month	Adjusted Scheduled Activity (UDA)	
	2016	2017
April	668	367
May	1,141	910
June	1,770	1,119
July	2,724	1,783
August	3,259	2,237
September	3,976	2,765
October	4,650	
November	5,119	
December	5,531	
January	5,660	
February	6,359	
March	7,398	
April	7,844	
May	7,844	
June	7,844	

### QUALITY

	Quantity	Base Number	Contract	AT	Region	England
% of FP17s for the same patient ID Re-attending within 3 months - Children	26	535	4.9%	9.9%	12.0%	12.4%
% of FP17s for the same patient ID Re-attending within 3 months - Adults	71	1,039	6.8%	13.5%	15.9%	16.7%
% of FP17s for the same patient ID Re-attending between 3 & 9 months - Children	187	535	35.0%	58.0%	58.6%	57.4%
% of FP17s for the same patient ID Re-attending between 3 & 9 months - Adults	407	1,039	39.2%	49.5%	51.6%	50.5%
% of FP17s for Band 1 Urgent Courses	41	1,336	3.1%	7.0%	8.0%	9.1%
% of FP17s Relating to Free Repair or Replacements	2	1,336	0.1%	0.8%	0.8%	0.8%
% of FP17s Relating to Continuations	16	1,336	1.2%	1.4%	1.3%	1.3%
% of Patients satisfied with the dentistry they have received	18	19	94.7%	93.3%	93.1%	93.2%
% of Patients satisfied with the time they had to wait for an appointment	17	19	89.5%	90.6%	89.1%	89.0%

\* This is based on patients treated on this contract for their most recent course of treatment. Figures in italics indicate the base number of FP17s or Patient Questionnaire responses are less than 100. N/A is shown where the base number of responses is less than 10 during the period. % is calculated as Quantity/Base number\*100



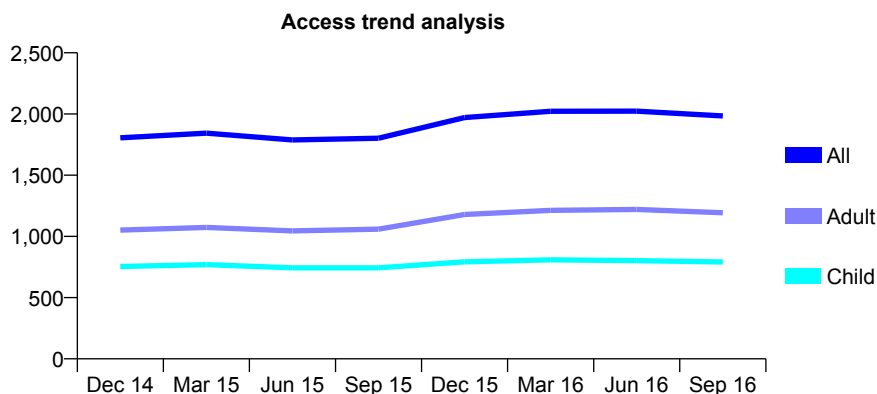
## Q53 - Vital Signs At a Glance Contract Report for 340936/0001 - September 2016

Name or company name	MRS S RAHIMI
Contract type name	GDS Contract
Purpose of contract	General
Contract start date	01/04/2006
Contract end date	

16/17 Contracted general activity (UDA)	5,948
Carry forward general activity (UDA)	-118
16/17 Contracted orthodontic activity (UOA)	0
Carry forward orthodontic activity (UOA)	0
Baseline contract value	£174,229.79

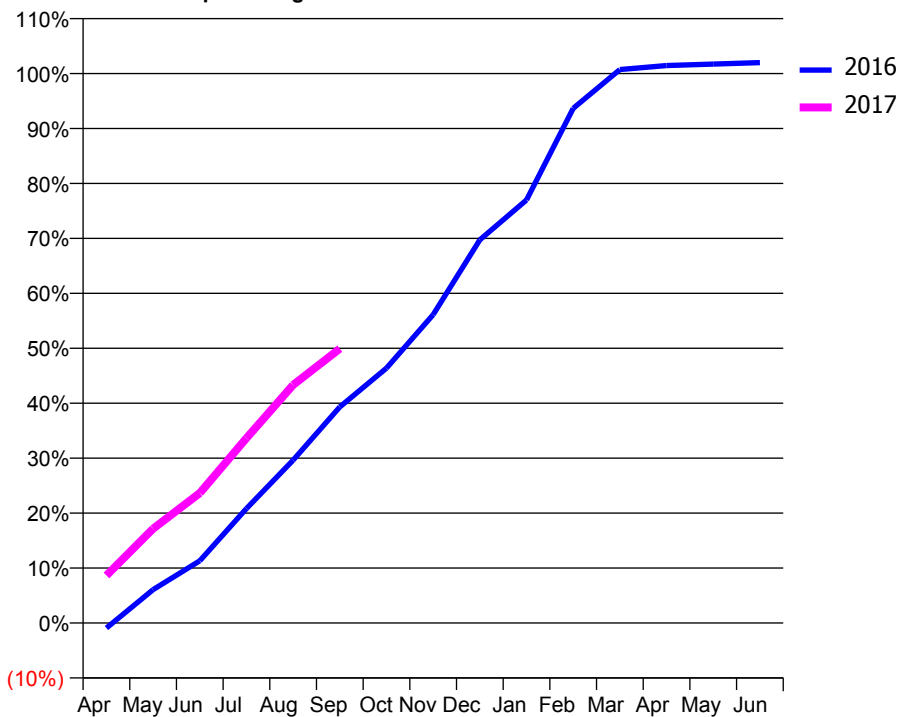
### ACCESS\*

Patients seen in 24 months	Total	Change since previous quarter
Quarter ending September 2015	1,802	
Quarter ending December 2015	1,971	↑
Quarter ending March 2016	2,022	↑
Quarter ending June 2016	2,023	→
Quarter ending September 2016	1,984	↓
<b>Variance since September 2015</b>	<b>10.1%</b>	<b>↑</b>



### ACTIVITY

Cumulative percentage of contracted UDA delivered 2016 & 2017



Month	Adjusted Scheduled Activity (UDA)	
	2016	2017
April	-55	514
May	362	1,021
June	673	1,407
July	1,239	2,002
August	1,763	2,577
September	2,339	2,970
October	2,758	
November	3,338	
December	4,148	
January	4,579	
February	5,571	
March	5,991	
April	6,034	
May	6,050	
June	6,066	

### QUALITY

	Quantity	Base Number	Contract	AT	Region	England
% of FP17s for the same patient ID Re-attending within 3 months - Children	62	611	10.1%	9.9%	12.0%	12.4%
% of FP17s for the same patient ID Re-attending within 3 months - Adults	133	827	16.1%	13.5%	15.9%	16.7%
% of FP17s for the same patient ID Re-attending between 3 & 9 months - Children	388	611	63.5%	58.0%	58.6%	57.4%
% of FP17s for the same patient ID Re-attending between 3 & 9 months - Adults	522	827	63.1%	49.5%	51.6%	50.5%
% of FP17s for Band 1 Urgent Courses	126	1,393	9.0%	7.0%	8.0%	9.1%
% of FP17s Relating to Free Repair or Replacements	8	1,393	0.6%	0.8%	0.8%	0.8%
% of FP17s Relating to Continuations	5	1,393	0.4%	1.4%	1.3%	1.3%
% of Patients satisfied with the dentistry they have received	2	2	N/A	93.3%	93.1%	93.2%
% of Patients satisfied with the time they had to wait for an appointment	2	2	N/A	90.6%	89.1%	89.0%

\* This is based on patients treated on this contract for their most recent course of treatment. Figures in italics indicate the base number of FP17s or Patient Questionnaire responses are less than 100. N/A is shown where the base number of responses is less than 10 during the period. % is calculated as Quantity/Base number\*100

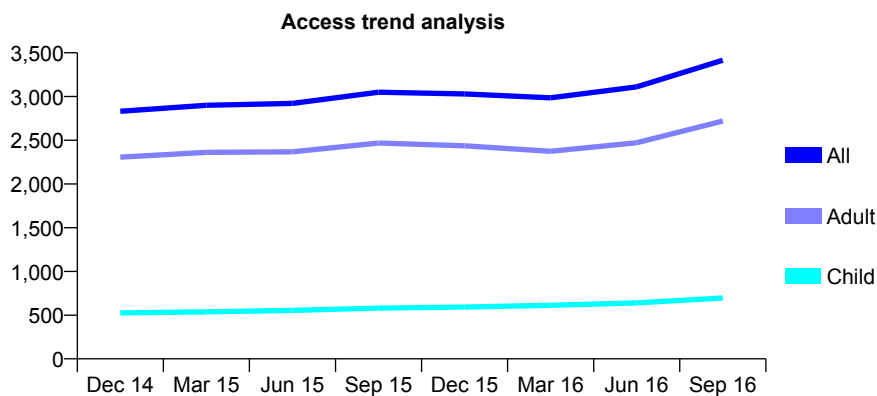
## Q53 - Vital Signs At a Glance Contract Report for 342807/0001 - September 2016

Name or company name	MR HM MOSTAFA
Contract type name	GDS Contract
Purpose of contract	General
Contract start date	21/08/2006
Contract end date	

16/17 Contracted general activity (UDA)	8,075
Carry forward general activity (UDA)	-161
16/17 Contracted orthodontic activity (UOA)	0
Carry forward orthodontic activity (UOA)	0
Baseline contract value	£200,763.65

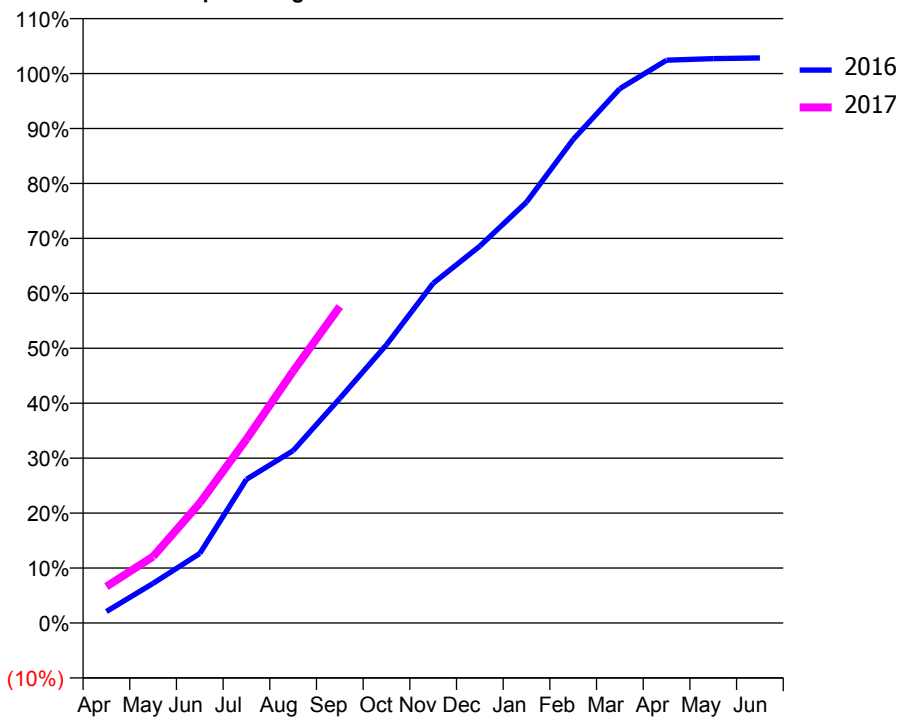
### ACCESS\*

Patients seen in 24 months	Total	Change since previous quarter
Quarter ending September 2015	3,049	
Quarter ending December 2015	3,030	→
Quarter ending March 2016	2,985	↓
Quarter ending June 2016	3,110	↑
Quarter ending September 2016	3,416	↑
<b>Variance since September 2015</b>	<b>12.0%</b>	<b>↑</b>



### ACTIVITY

Cumulative percentage of contracted UDA delivered 2016 & 2017



Month	Adjusted Scheduled Activity (UDA)	
	2016	2017
April	169	536
May	582	977
June	1,023	1,762
July	2,111	2,702
August	2,532	3,700
September	3,302	4,650
October	4,089	
November	4,992	
December	5,538	
January	6,185	
February	7,107	
March	7,854	
April	8,270	
May	8,293	
June	8,303	

### QUALITY

	Quantity	Base Number	Contract	AT	Region	England
% of FP17s for the same patient ID Re-attending within 3 months - Children	39	548	7.1%	9.9%	12.0%	12.4%
% of FP17s for the same patient ID Re-attending within 3 months - Adults	257	1,777	14.5%	13.5%	15.9%	16.7%
% of FP17s for the same patient ID Re-attending between 3 & 9 months - Children	287	548	52.4%	58.0%	58.6%	57.4%
% of FP17s for the same patient ID Re-attending between 3 & 9 months - Adults	601	1,777	33.8%	49.5%	51.6%	50.5%
% of FP17s for Band 1 Urgent Courses	217	2,111	10.3%	7.0%	8.0%	9.1%
% of FP17s Relating to Free Repair or Replacements	22	2,111	1.0%	0.8%	0.8%	0.8%
% of FP17s Relating to Continuations	15	2,111	0.7%	1.4%	1.3%	1.3%
% of Patients satisfied with the dentistry they have received	3	3	N/A	93.3%	93.1%	93.2%
% of Patients satisfied with the time they had to wait for an appointment	3	3	N/A	90.6%	89.1%	89.0%

\* This is based on patients treated on this contract for their most recent course of treatment. Figures in italics indicate the base number of FP17s or Patient Questionnaire responses are less than 100. N/A is shown where the base number of responses is less than 10 during the period. % is calculated as Quantity/Base number\*100

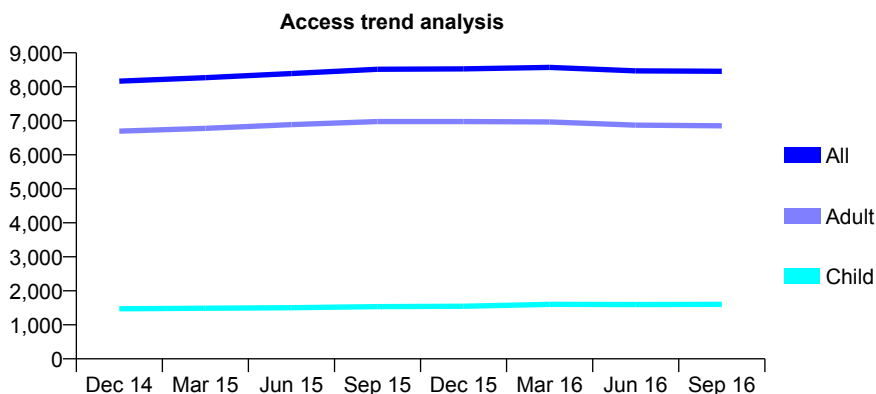
### Q53 - Vital Signs At a Glance Contract Report for 343609/0001 - September 2016

Name or company name	MR A SAGHIR
Contract type name	GDS Contract
Purpose of contract	General
Contract start date	01/04/2006
Contract end date	

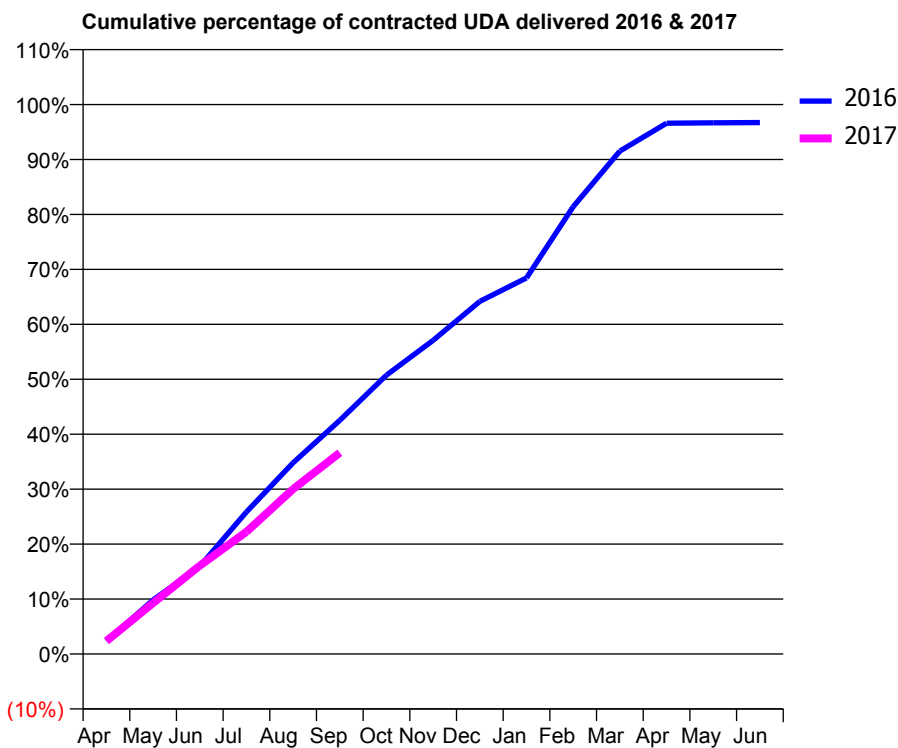
16/17 Contracted general activity (UDA)	22,885
Carry forward general activity (UDA)	0
16/17 Contracted orthodontic activity (UOA)	0
Carry forward orthodontic activity (UOA)	0
Baseline contract value	£635,793.30

#### ACCESS\*

Patients seen in 24 months	Total	Change since previous quarter
Quarter ending September 2015	8,514	
Quarter ending December 2015	8,529	→
Quarter ending March 2016	8,569	→
Quarter ending June 2016	8,469	↓
Quarter ending September 2016	8,455	→
<b>Variance since September 2015</b>	<b>(0.7%)</b>	<b>→</b>



#### ACTIVITY



Month	Adjusted Scheduled Activity (UDA)	
	2016	2017
April	543	540
May	2,254	2,126
June	3,654	3,679
July	5,915	5,091
August	7,968	6,871
September	9,734	8,384
October	11,615	
November	13,063	
December	14,688	
January	15,663	
February	18,627	
March	20,944	
April	22,104	
May	22,125	
June	22,132	

#### QUALITY

	Quantity	Base Number	Contract	AT	Region	England
% of FP17s for the same patient ID Re-attending within 3 months - Children	49	1,093	4.5%	9.9%	12.0%	12.4%
% of FP17s for the same patient ID Re-attending within 3 months - Adults	639	4,162	15.4%	13.5%	15.9%	16.7%
% of FP17s for the same patient ID Re-attending between 3 & 9 months - Children	550	1,093	50.3%	58.0%	58.6%	57.4%
% of FP17s for the same patient ID Re-attending between 3 & 9 months - Adults	1,868	4,162	44.9%	49.5%	51.6%	50.5%
% of FP17s for Band 1 Urgent Courses	280	4,373	6.4%	7.0%	8.0%	9.1%
% of FP17s Relating to Free Repair or Replacements	73	4,373	1.7%	0.8%	0.8%	0.8%
% of FP17s Relating to Continuations	38	4,373	0.9%	1.4%	1.3%	1.3%
% of Patients satisfied with the dentistry they have received	8	9	N/A	93.3%	93.1%	93.2%
% of Patients satisfied with the time they had to wait for an appointment	7	9	N/A	90.6%	89.1%	89.0%

\* This is based on patients treated on this contract for their most recent course of treatment. Figures in italics indicate the base number of FP17s or Patient Questionnaire responses are less than 100. N/A is shown where the base number of responses is less than 10 during the period. % is calculated as Quantity/Base number\*100

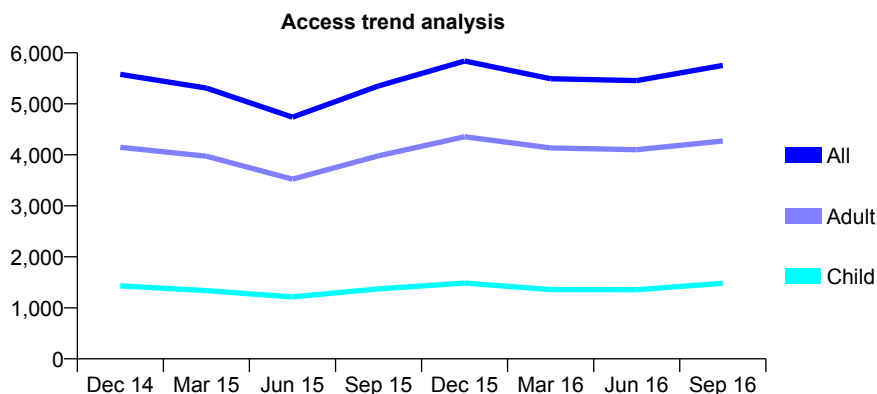
## Q53 - Vital Signs At a Glance Contract Report for 345423/0001 - September 2016

Name or company name	MR T MOODLEY
Contract type name	GDS Contract
Purpose of contract	General
Contract start date	01/04/2006
Contract end date	

16/17 Contracted general activity (UDA)	14,129
Carry forward general activity (UDA)	98
16/17 Contracted orthodontic activity (UOA)	0
Carry forward orthodontic activity (UOA)	0
Baseline contract value	£367,563.41

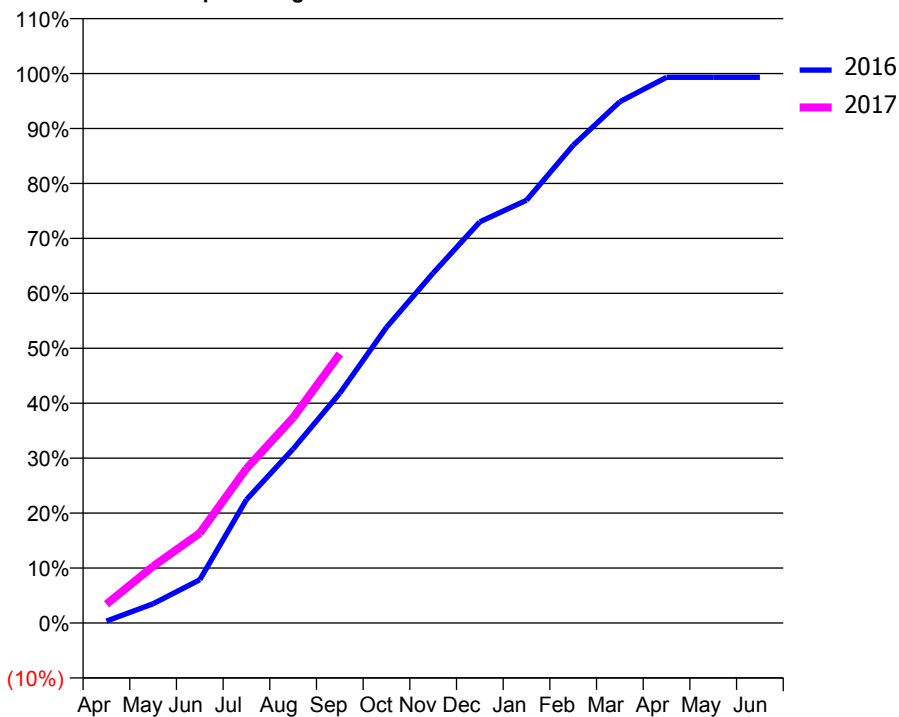
### ACCESS\*

Patients seen in 24 months	Total	Change since previous quarter
Quarter ending September 2015	5,351	
Quarter ending December 2015	5,840	↑
Quarter ending March 2016	5,492	↓
Quarter ending June 2016	5,455	→
Quarter ending September 2016	5,752	↑
<b>Variance since September 2015</b>	<b>7.5%</b>	<b>↑</b>



### ACTIVITY

Cumulative percentage of contracted UDA delivered 2016 & 2017



Month	Adjusted Scheduled Activity (UDA)	
	2016	2017
April	51	486
May	494	1,458
June	1,111	2,311
July	3,172	3,972
August	4,478	5,282
September	5,910	6,919
October	7,602	
November	8,999	
December	10,315	
January	10,870	
February	12,283	
March	13,405	
April	14,030	
May	14,030	
June	14,030	

### QUALITY

	Quantity	Base Number	Contract	AT	Region	England
% of FP17s for the same patient ID Re-attending within 3 months - Children	38	1,075	3.5%	9.9%	12.0%	12.4%
% of FP17s for the same patient ID Re-attending within 3 months - Adults	287	2,927	9.8%	13.5%	15.9%	16.7%
% of FP17s for the same patient ID Re-attending between 3 & 9 months - Children	313	1,075	29.1%	58.0%	58.6%	57.4%
% of FP17s for the same patient ID Re-attending between 3 & 9 months - Adults	848	2,927	29.0%	49.5%	51.6%	50.5%
% of FP17s for Band 1 Urgent Courses	82	3,276	2.5%	7.0%	8.0%	9.1%
% of FP17s Relating to Free Repair or Replacements	23	3,276	0.7%	0.8%	0.8%	0.8%
% of FP17s Relating to Continuations	93	3,276	2.8%	1.4%	1.3%	1.3%
% of Patients satisfied with the dentistry they have received	3	4	N/A	93.3%	93.1%	93.2%
% of Patients satisfied with the time they had to wait for an appointment	4	4	N/A	90.6%	89.1%	89.0%

\* This is based on patients treated on this contract for their most recent course of treatment. Figures in italics indicate the base number of FP17s or Patient Questionnaire responses are less than 100. N/A is shown where the base number of responses is less than 10 during the period. % is calculated as Quantity/Base number\*100

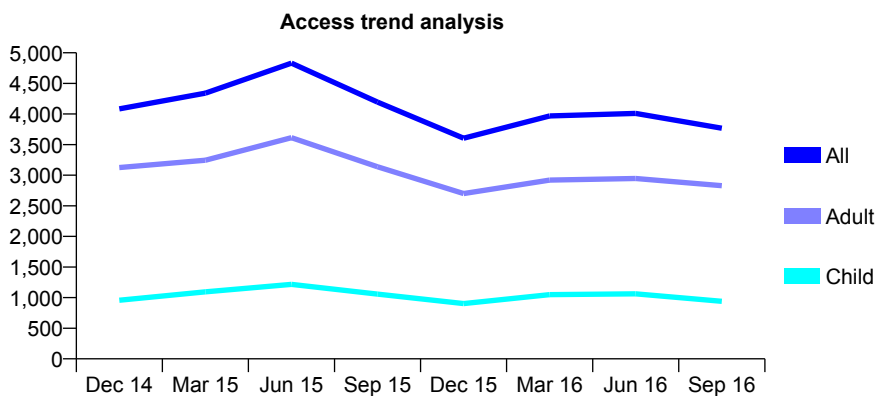
## Q53 - Vital Signs At a Glance Contract Report for 345423/0002 - September 2016

Name or company name	MR T MOODLEY
Contract type name	PDS Plus Contract
Purpose of contract	General
Contract start date	01/04/2011
Contract end date	31/03/2017

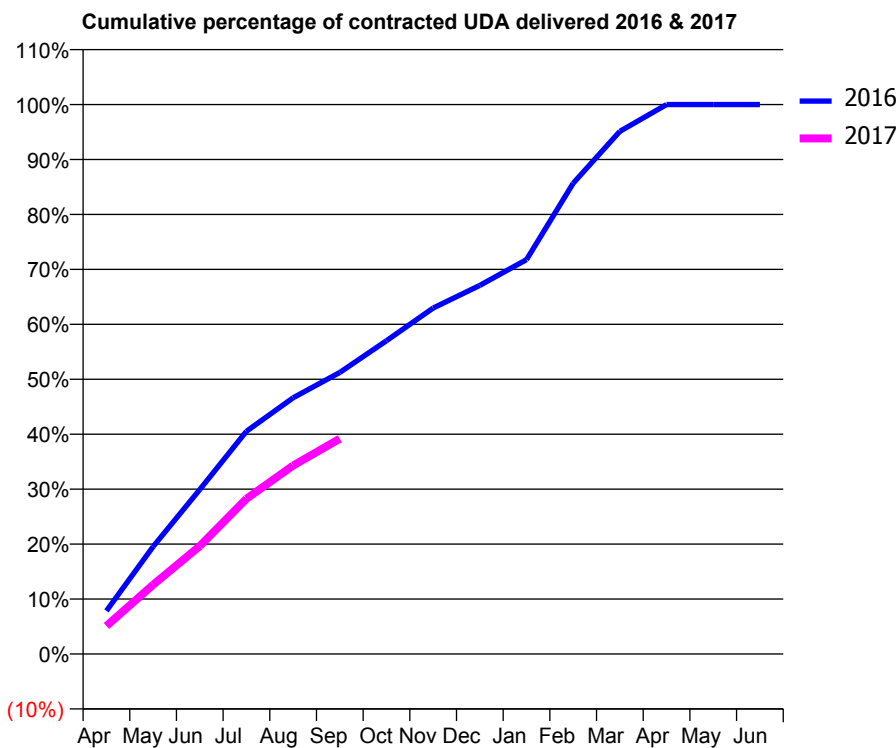
16/17 Contracted general activity (UDA)	10,000
Carry forward general activity (UDA)	1
16/17 Contracted orthodontic activity (UOA)	0
Carry forward orthodontic activity (UOA)	0
Baseline contract value	£190,374.46

### ACCESS\*

Patients seen in 24 months	Total	Change since previous quarter
Quarter ending September 2015	4,195	
Quarter ending December 2015	3,604	↓
Quarter ending March 2016	3,968	↑
Quarter ending June 2016	4,009	→
Quarter ending September 2016	3,767	↓
<b>Variance since September 2015</b>	<b>(10.2%)</b>	<b>↓</b>



### ACTIVITY



Month	Adjusted Scheduled Activity (UDA)	
	2016	2017
April	785	512
May	1,954	1,261
June	2,994	1,963
July	4,054	2,826
August	4,663	3,429
September	5,125	3,918
October	5,701	
November	6,296	
December	6,709	
January	7,176	
February	8,567	
March	9,511	
April	10,000	
May	9,999	
June	9,999	

### QUALITY

	Quantity	Base Number	Contract	AT	Region	England
% of FP17s for the same patient ID Re-attending within 3 months - Children	23	606	3.8%	9.9%	12.0%	12.4%
% of FP17s for the same patient ID Re-attending within 3 months - Adults	153	1,597	9.6%	13.5%	15.9%	16.7%
% of FP17s for the same patient ID Re-attending between 3 & 9 months - Children	144	606	23.8%	58.0%	58.6%	57.4%
% of FP17s for the same patient ID Re-attending between 3 & 9 months - Adults	319	1,597	20.0%	49.5%	51.6%	50.5%
% of FP17s for Band 1 Urgent Courses	46	2,000	2.3%	7.0%	8.0%	9.1%
% of FP17s Relating to Free Repair or Replacements	26	2,000	1.3%	0.8%	0.8%	0.8%
% of FP17s Relating to Continuations	36	2,000	1.8%	1.4%	1.3%	1.3%
% of Patients satisfied with the dentistry they have received	16	16	100.0%	93.3%	93.1%	93.2%
% of Patients satisfied with the time they had to wait for an appointment	16	16	100.0%	90.6%	89.1%	89.0%

\* This is based on patients treated on this contract for their most recent course of treatment. Figures in italics indicate the base number of FP17s or Patient Questionnaire responses are less than 100. N/A is shown where the base number of responses is less than 10 during the period. % is calculated as Quantity/Base number\*100

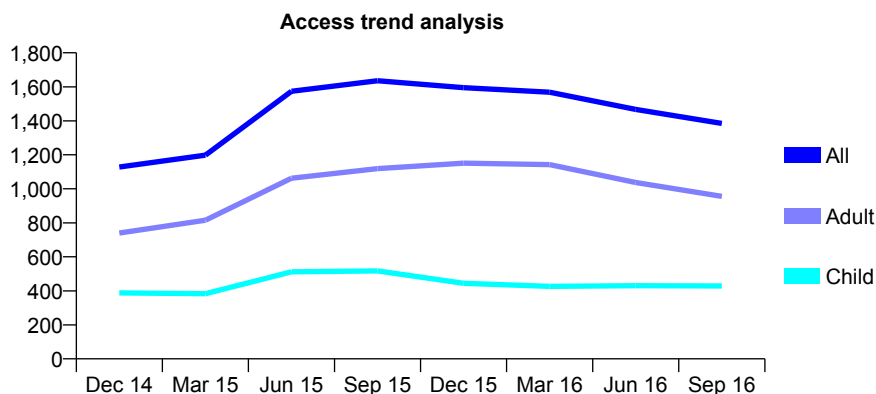
## Q53 - Vital Signs At a Glance Contract Report for 358584/0001 - September 2016

Name or company name	MR A PANDEY
Contract type name	GDS Contract
Purpose of contract	General
Contract start date	01/04/2006
Contract end date	

16/17 Contracted general activity (UDA)	7,523
Carry forward general activity (UDA)	10
16/17 Contracted orthodontic activity (UOA)	0
Carry forward orthodontic activity (UOA)	0
Baseline contract value	£274,760.05

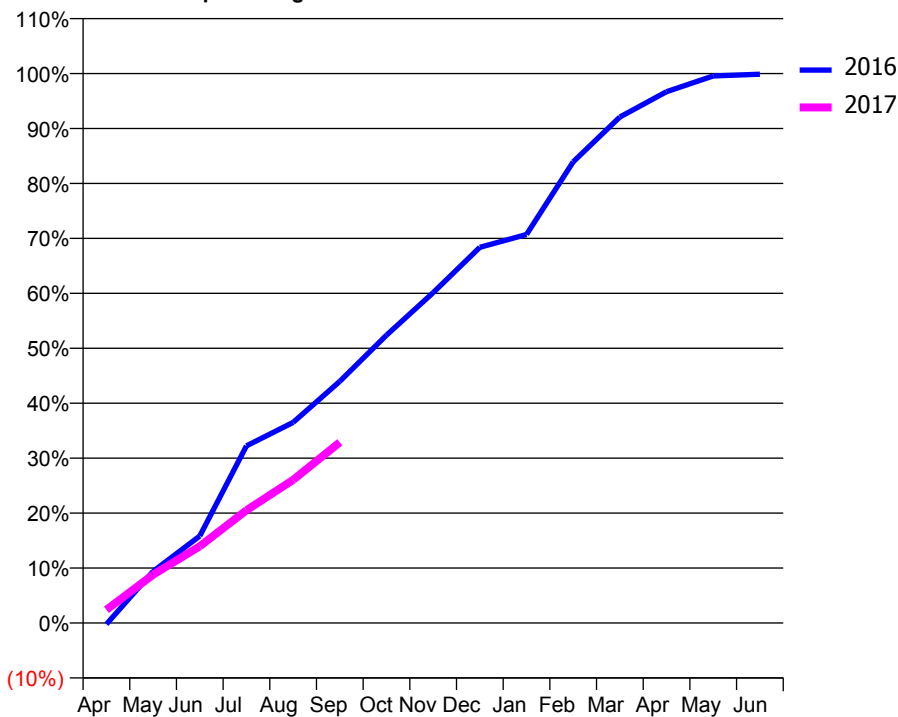
### ACCESS\*

Patients seen in 24 months	Total	Change since previous quarter
Quarter ending September 2015	1,636	
Quarter ending December 2015	1,595	↓
Quarter ending March 2016	1,568	↓
Quarter ending June 2016	1,467	↓
Quarter ending September 2016	1,385	↓
<b>Variance since September 2015</b>	<b>(15.3%)</b>	<b>↓</b>



### ACTIVITY

Cumulative percentage of contracted UDA delivered 2016 & 2017



Adjusted Scheduled Activity (UDA)

Month	2016	2017
April	-18	182
May	707	662
June	1,192	1,050
July	2,424	1,543
August	2,746	1,960
September	3,310	2,475
October	3,941	
November	4,524	
December	5,143	
January	5,319	
February	6,314	
March	6,928	
April	7,274	
May	7,489	
June	7,513	

### QUALITY

	Quantity	Base Number	Contract	AT	Region	England
% of FP17s for the same patient ID Re-attending within 3 months - Children	10	253	4.0%	9.9%	12.0%	12.4%
% of FP17s for the same patient ID Re-attending within 3 months - Adults	62	563	11.0%	13.5%	15.9%	16.7%
% of FP17s for the same patient ID Re-attending between 3 & 9 months - Children	113	253	44.7%	58.0%	58.6%	57.4%
% of FP17s for the same patient ID Re-attending between 3 & 9 months - Adults	205	563	36.4%	49.5%	51.6%	50.5%
% of FP17s for Band 1 Urgent Courses	82	701	11.7%	7.0%	8.0%	9.1%
% of FP17s Relating to Free Repair or Replacements	13	701	1.9%	0.8%	0.8%	0.8%
% of FP17s Relating to Continuations	10	701	1.4%	1.4%	1.3%	1.3%
% of Patients satisfied with the dentistry they have received	2	2	N/A	93.3%	93.1%	93.2%
% of Patients satisfied with the time they had to wait for an appointment	2	2	N/A	90.6%	89.1%	89.0%

\* This is based on patients treated on this contract for their most recent course of treatment. Figures in italics indicate the base number of FP17s or Patient Questionnaire responses are less than 100. N/A is shown where the base number of responses is less than 10 during the period. % is calculated as Quantity/Base number\*100

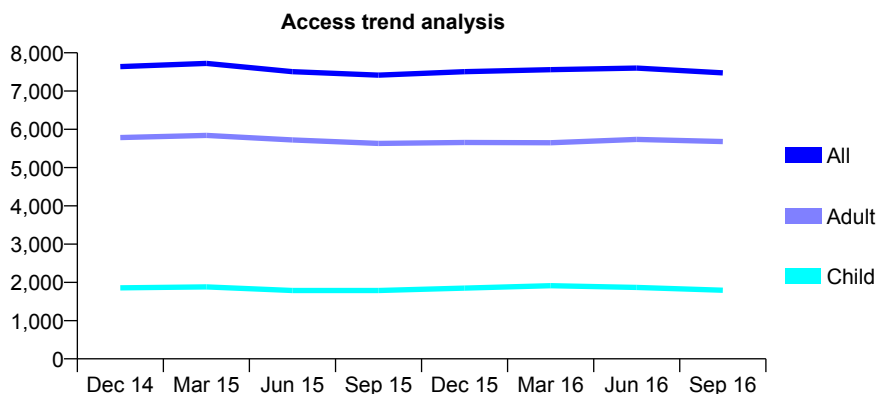
## Q53 - Vital Signs At a Glance Contract Report for 358584/0002 - September 2016

Name or company name	MR A PANDEY
Contract type name	PDS Plus Contract
Purpose of contract	General
Contract start date	01/09/2010
Contract end date	31/03/2017

16/17 Contracted general activity (UDA)	26,200
Carry forward general activity (UDA)	0
16/17 Contracted orthodontic activity (UOA)	0
Carry forward orthodontic activity (UOA)	0
Baseline contract value	£312,461.41

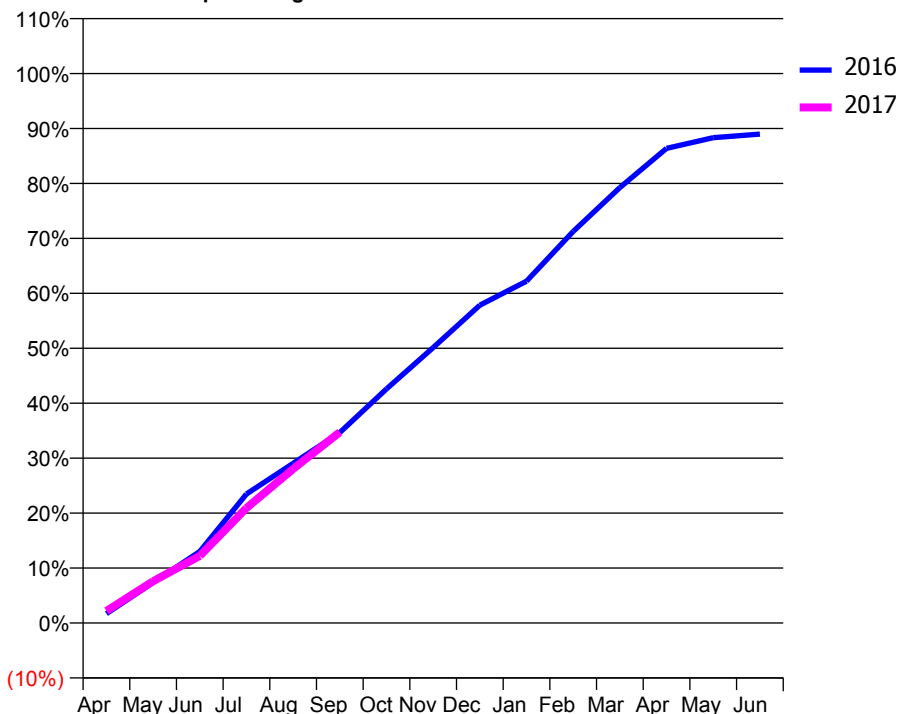
### ACCESS\*

Patients seen in 24 months	Total	Change since previous quarter
Quarter ending September 2015	7,417	
Quarter ending December 2015	7,506	→
Quarter ending March 2016	7,559	→
Quarter ending June 2016	7,600	→
Quarter ending September 2016	7,476	↓
<b>Variance since September 2015</b>	<b>0.8%</b>	<b>→</b>



### ACTIVITY

Cumulative percentage of contracted UDA delivered 2016 & 2017



Adjusted Scheduled Activity (UDA)

Month	2016	2017
April	449	573
May	1,933	1,993
June	3,411	3,200
July	6,153	5,484
August	7,613	7,347
September	9,083	9,100
October	11,159	
November	13,135	
December	15,157	
January	16,300	
February	18,673	
March	20,764	
April	22,631	
May	23,141	
June	23,312	

### QUALITY

	Quantity	Base Number	Contract	AT	Region	England
% of FP17s for the same patient ID Re-attending within 3 months - Children	72	1,164	6.2%	9.9%	12.0%	12.4%
% of FP17s for the same patient ID Re-attending within 3 months - Adults	430	3,466	12.4%	13.5%	15.9%	16.7%
% of FP17s for the same patient ID Re-attending between 3 & 9 months - Children	632	1,164	54.3%	58.0%	58.6%	57.4%
% of FP17s for the same patient ID Re-attending between 3 & 9 months - Adults	1,489	3,466	43.0%	49.5%	51.6%	50.5%
% of FP17s for Band 1 Urgent Courses	286	3,999	7.2%	7.0%	8.0%	9.1%
% of FP17s Relating to Free Repair or Replacements	34	3,999	0.9%	0.8%	0.8%	0.8%
% of FP17s Relating to Continuations	89	3,999	2.2%	1.4%	1.3%	1.3%
% of Patients satisfied with the dentistry they have received	19	20	95.0%	93.3%	93.1%	93.2%
% of Patients satisfied with the time they had to wait for an appointment	19	20	95.0%	90.6%	89.1%	89.0%

\* This is based on patients treated on this contract for their most recent course of treatment. Figures in italics indicate the base number of FP17s or Patient Questionnaire responses are less than 100. N/A is shown where the base number of responses is less than 10 during the period. % is calculated as Quantity/Base number\*100

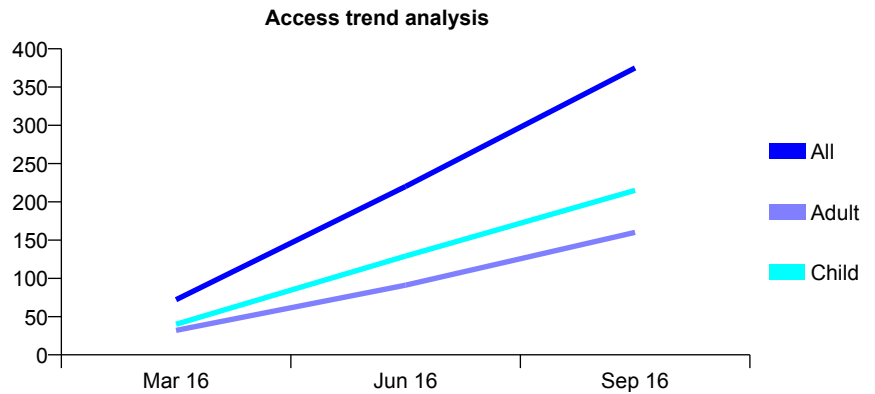
## Q53 - Vital Signs At a Glance Contract Report for 499579/0001 - September 2016

Name or company name	MR SR GIBSON-SEXTON
Contract type name	GDS Contract
Purpose of contract	General
Contract start date	01/12/2015
Contract end date	

16/17 Contracted general activity (UDA)	1,192
Carry forward general activity (UDA)	45
16/17 Contracted orthodontic activity (UOA)	0
Carry forward orthodontic activity (UOA)	0
Baseline contract value	£25,568.16

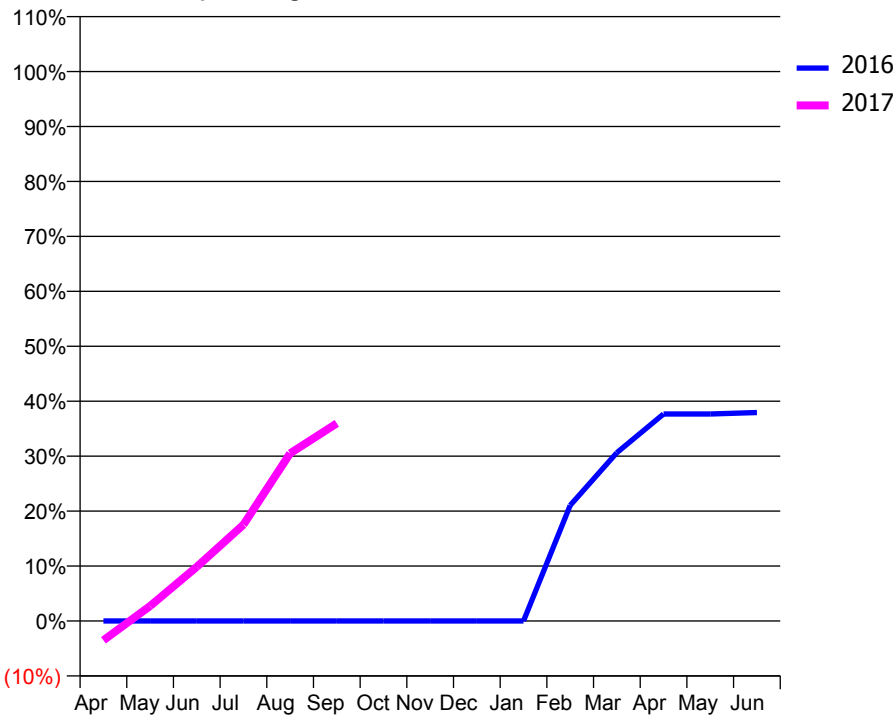
### ACCESS\*

Patients seen in 24 months	Total	Change since previous quarter
Quarter ending September 2015	0	
Quarter ending December 2015	0	
Quarter ending March 2016	72	
Quarter ending June 2016	220	↑
Quarter ending September 2016	375	↑
<b>Variance since September 2015</b>	N/A	



### ACTIVITY

Cumulative percentage of contracted UDA delivered 2016 & 2017



Month	Adjusted Scheduled Activity (UDA)	
	2016	2017
April	0	-42
May	0	33
June	0	118
July	0	209
August	0	364
September	0	429
October	0	
November	0	
December	0	
January	0	
February	84	
March	122	
April	150	
May	150	
June	151	

### QUALITY

	Quantity	Base Number	Contract	AT	Region	England
% of FP17s for the same patient ID Re-attending within 3 months - Children	6	203	3.0%	9.9%	12.0%	12.4%
% of FP17s for the same patient ID Re-attending within 3 months - Adults	5	127	3.9%	13.5%	15.9%	16.7%
% of FP17s for the same patient ID Re-attending between 3 & 9 months - Children	16	203	7.9%	58.0%	58.6%	57.4%
% of FP17s for the same patient ID Re-attending between 3 & 9 months - Adults	12	127	9.4%	49.5%	51.6%	50.5%
% of FP17s for Band 1 Urgent Courses	10	324	3.1%	7.0%	8.0%	9.1%
% of FP17s Relating to Free Repair or Replacements	0	324	0.0%	0.8%	0.8%	0.8%
% of FP17s Relating to Continuations	0	324	0.0%	1.4%	1.3%	1.3%
% of Patients satisfied with the dentistry they have received	0	0	N/A	93.3%	93.1%	93.2%
% of Patients satisfied with the time they had to wait for an appointment	0	0	N/A	90.6%	89.1%	89.0%

\* This is based on patients treated on this contract for their most recent course of treatment. Figures in italics indicate the base number of FP17s or Patient Questionnaire responses are less than 100. N/A is shown where the base number of responses is less than 10 during the period. % is calculated as Quantity/Base number\*100



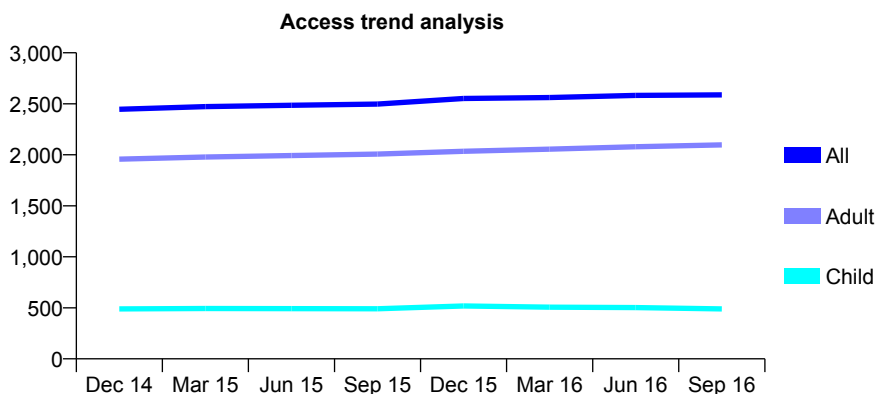
## Q53 - Vital Signs At a Glance Contract Report for 564931/0001 - September 2016

Name or company name	MR PC SEE
Contract type name	GDS Contract
Purpose of contract	General
Contract start date	01/04/2006
Contract end date	

16/17 Contracted general activity (UDA)	7,635
Carry forward general activity (UDA)	-152
16/17 Contracted orthodontic activity (UOA)	0
Carry forward orthodontic activity (UOA)	0
Baseline contract value	£186,825.83

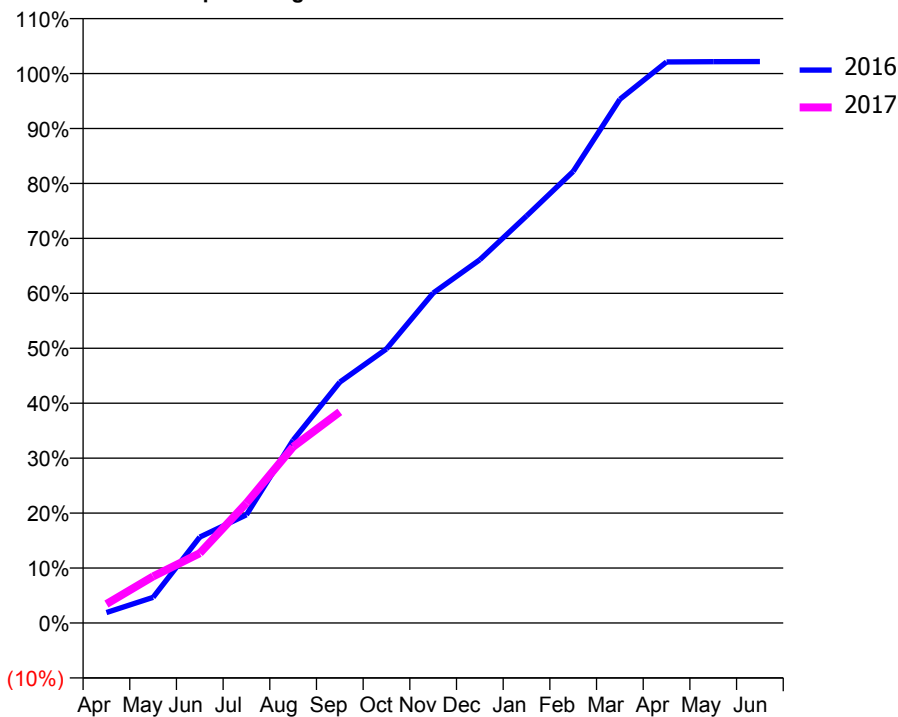
### ACCESS\*

Patients seen in 24 months	Total	Change since previous quarter
Quarter ending September 2015	2,498	
Quarter ending December 2015	2,552	↑
Quarter ending March 2016	2,562	→
Quarter ending June 2016	2,582	→
Quarter ending September 2016	2,588	→
<b>Variance since September 2015</b>	<b>3.6%</b>	<b>↑</b>



### ACTIVITY

Cumulative percentage of contracted UDA delivered 2016 & 2017



Month	Adjusted Scheduled Activity (UDA)	
	2016	2017
April	145	264
May	356	648
June	1,195	970
July	1,503	1,667
August	2,541	2,449
September	3,347	2,935
October	3,809	
November	4,584	
December	5,048	
January	5,656	
February	6,275	
March	7,277	
April	7,796	
May	7,799	
June	7,801	

### QUALITY

	Quantity	Base Number	Contract	AT	Region	England
% of FP17s for the same patient ID Re-attending within 3 months - Children	28	311	9.0%	9.9%	12.0%	12.4%
% of FP17s for the same patient ID Re-attending within 3 months - Adults	312	1,451	21.5%	13.5%	15.9%	16.7%
% of FP17s for the same patient ID Re-attending between 3 & 9 months - Children	161	311	51.8%	58.0%	58.6%	57.4%
% of FP17s for the same patient ID Re-attending between 3 & 9 months - Adults	698	1,451	48.1%	49.5%	51.6%	50.5%
% of FP17s for Band 1 Urgent Courses	200	1,519	13.2%	7.0%	8.0%	9.1%
% of FP17s Relating to Free Repair or Replacements	53	1,519	3.5%	0.8%	0.8%	0.8%
% of FP17s Relating to Continuations	40	1,519	2.6%	1.4%	1.3%	1.3%
% of Patients satisfied with the dentistry they have received	6	6	N/A	93.3%	93.1%	93.2%
% of Patients satisfied with the time they had to wait for an appointment	6	6	N/A	90.6%	89.1%	89.0%

\* This is based on patients treated on this contract for their most recent course of treatment. Figures in italics indicate the base number of FP17s or Patient Questionnaire responses are less than 100. N/A is shown where the base number of responses is less than 10 during the period. % is calculated as Quantity/Base number\*100

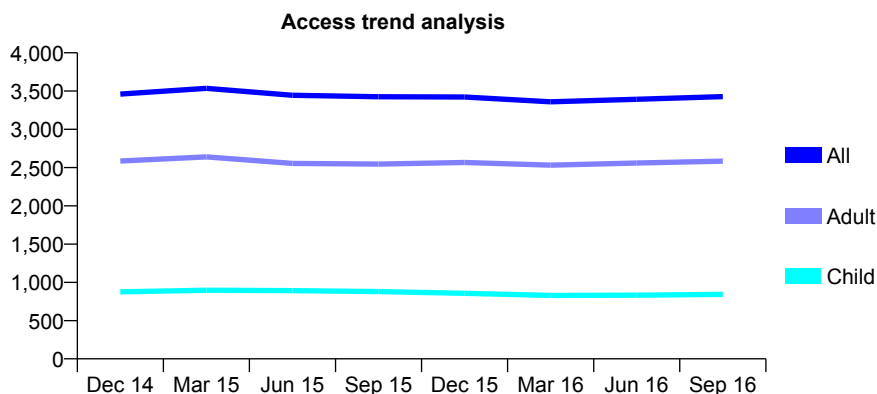
## Q53 - Vital Signs At a Glance Contract Report for 569925/0001 - September 2016

Name or company name	MR AR ASHTON
Contract type name	GDS Contract
Purpose of contract	General
Contract start date	01/04/2006
Contract end date	

16/17 Contracted general activity (UDA)	9,986
Carry forward general activity (UDA)	0
16/17 Contracted orthodontic activity (UOA)	0
Carry forward orthodontic activity (UOA)	0
Baseline contract value	£241,476.79

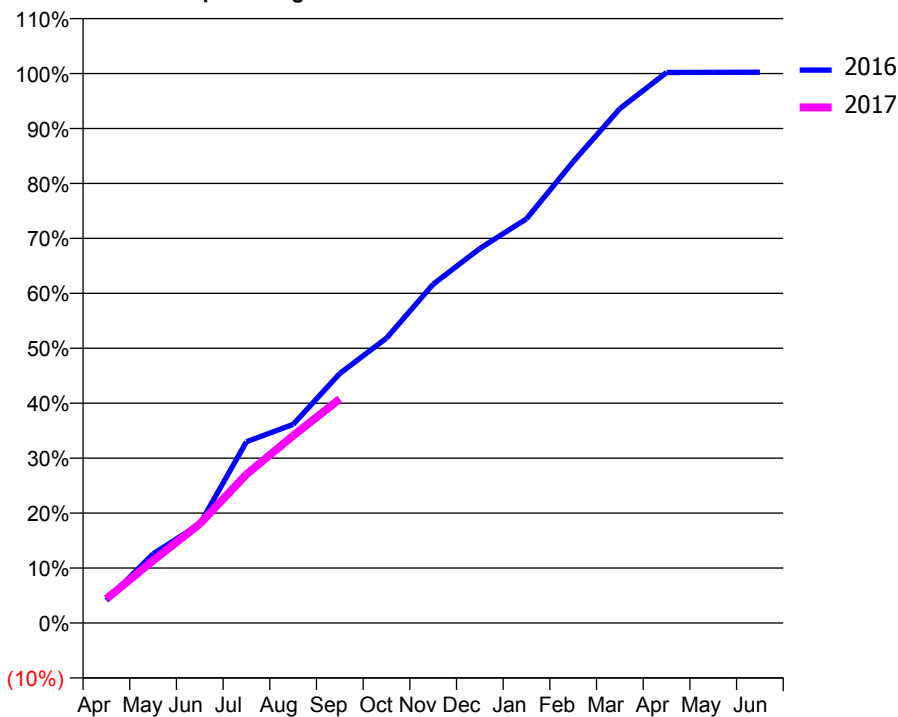
### ACCESS\*

Patients seen in 24 months	Total	Change since previous quarter
Quarter ending September 2015	3,426	
Quarter ending December 2015	3,422	→
Quarter ending March 2016	3,360	↓
Quarter ending June 2016	3,392	→
Quarter ending September 2016	3,427	→
<b>Variance since September 2015</b>	<b>0.0%</b>	<b>→</b>



### ACTIVITY

Cumulative percentage of contracted UDA delivered 2016 & 2017



Month	Adjusted Scheduled Activity (UDA)	
	2016	2017
April	411	440
May	1,256	1,135
June	1,800	1,802
July	3,294	2,704
August	3,609	3,404
September	4,534	4,072
October	5,178	
November	6,155	
December	6,805	
January	7,346	
February	8,384	
March	9,348	
April	10,004	
May	10,008	
June	10,009	

### QUALITY

	Quantity	Base Number	Contract	AT	Region	England
% of FP17s for the same patient ID Re-attending within 3 months - Children	22	477	4.6%	9.9%	12.0%	12.4%
% of FP17s for the same patient ID Re-attending within 3 months - Adults	108	1,535	7.0%	13.5%	15.9%	16.7%
% of FP17s for the same patient ID Re-attending between 3 & 9 months - Children	264	477	55.3%	58.0%	58.6%	57.4%
% of FP17s for the same patient ID Re-attending between 3 & 9 months - Adults	877	1,535	57.1%	49.5%	51.6%	50.5%
% of FP17s for Band 1 Urgent Courses	86	1,842	4.7%	7.0%	8.0%	9.1%
% of FP17s Relating to Free Repair or Replacements	23	1,842	1.2%	0.8%	0.8%	0.8%
% of FP17s Relating to Continuations	18	1,842	1.0%	1.4%	1.3%	1.3%
% of Patients satisfied with the dentistry they have received	2	2	N/A	93.3%	93.1%	93.2%
% of Patients satisfied with the time they had to wait for an appointment	2	2	N/A	90.6%	89.1%	89.0%

\* This is based on patients treated on this contract for their most recent course of treatment. Figures in italics indicate the base number of FP17s or Patient Questionnaire responses are less than 100. N/A is shown where the base number of responses is less than 10 during the period. % is calculated as Quantity/Base number\*100

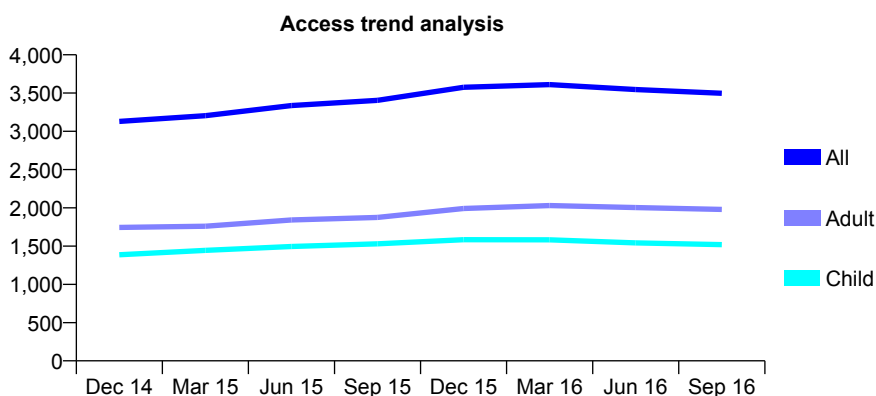
## Q53 - Vital Signs At a Glance Contract Report for 574422/0001 - September 2016

Name or company name	MR R OSMAN
Contract type name	GDS Contract
Purpose of contract	General and Orthodontic
Contract start date	01/04/2006
Contract end date	

16/17 Contracted general activity (UDA)	5,528
Carry forward general activity (UDA)	51
16/17 Contracted orthodontic activity (UOA)	1,440
Carry forward orthodontic activity (UOA)	-3
Baseline contract value	£205,878.73

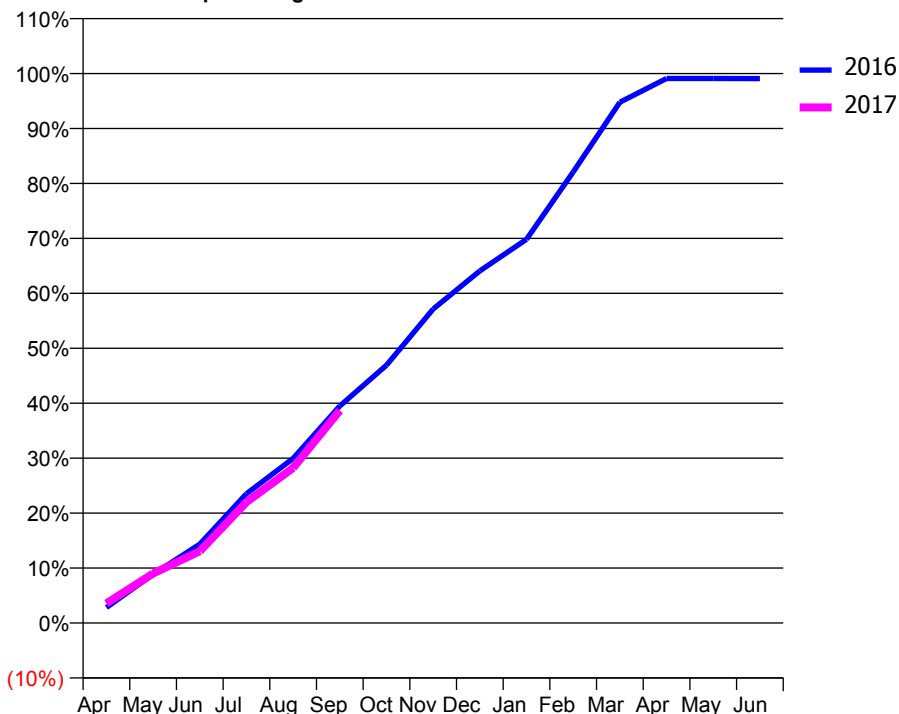
### ACCESS\*

Patients seen in 24 months	Total	Change since previous quarter
Quarter ending September 2015	3,404	
Quarter ending December 2015	3,576	↑
Quarter ending March 2016	3,611	→
Quarter ending June 2016	3,546	↓
Quarter ending September 2016	3,498	↓
<b>Variance since September 2015</b>	<b>2.8%</b>	<b>↑</b>



### ACTIVITY

Cumulative percentage of contracted UDA delivered 2016 & 2017



Month	Adjusted Scheduled Activity (UDA)	
	2016	2017
April	156	198
May	490	499
June	794	722
July	1,300	1,215
August	1,656	1,561
September	2,183	2,138
October	2,594	
November	3,158	
December	3,542	
January	3,860	
February	4,537	
March	5,239	
April	5,478	
May	5,478	
June	5,477	

### QUALITY

	Quantity	Base Number	Contract	AT	Region	England
% of FP17s for the same patient ID Re-attending within 3 months - Children	136	1,147	11.9%	9.9%	12.0%	12.4%
% of FP17s for the same patient ID Re-attending within 3 months - Adults	137	1,183	11.6%	13.5%	15.9%	16.7%
% of FP17s for the same patient ID Re-attending between 3 & 9 months - Children	699	1,147	60.9%	58.0%	58.6%	57.4%
% of FP17s for the same patient ID Re-attending between 3 & 9 months - Adults	693	1,183	58.6%	49.5%	51.6%	50.5%
% of FP17s for Band 1 Urgent Courses	66	1,254	5.3%	7.0%	8.0%	9.1%
% of FP17s Relating to Free Repair or Replacements	3	1,254	0.2%	0.8%	0.8%	0.8%
% of FP17s Relating to Continuations	13	1,254	1.0%	1.4%	1.3%	1.3%
% of Patients satisfied with the dentistry they have received	8	10	80.0%	93.3%	93.1%	93.2%
% of Patients satisfied with the time they had to wait for an appointment	8	10	80.0%	90.6%	89.1%	89.0%

\* This is based on patients treated on this contract for their most recent course of treatment. Figures in italics indicate the base number of FP17s or Patient Questionnaire responses are less than 100. N/A is shown where the base number of responses is less than 10 during the period. % is calculated as Quantity/Base number\*100

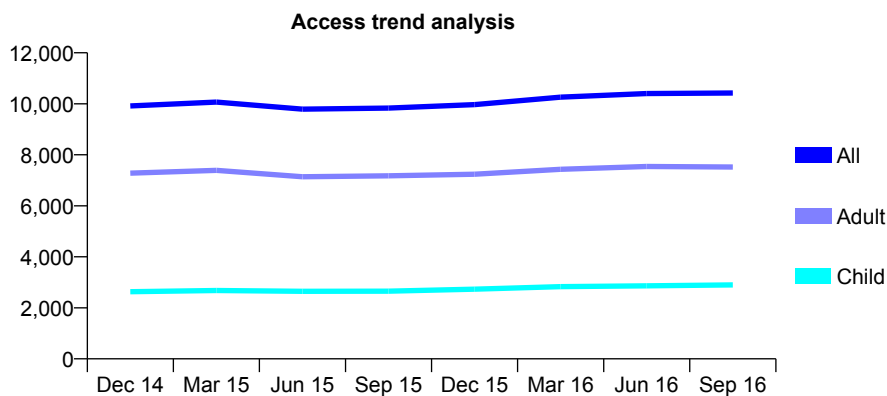
## Q53 - Vital Signs At a Glance Contract Report for 574422/0002 - September 2016

Name or company name	MR R OSMAN
Contract type name	GDS Contract
Purpose of contract	General and Orthodontic
Contract start date	01/04/2006
Contract end date	

16/17 Contracted general activity (UDA)	30,693
Carry forward general activity (UDA)	1,179
16/17 Contracted orthodontic activity (UOA)	2,008
Carry forward orthodontic activity (UOA)	-12
Baseline contract value	£888,054.25

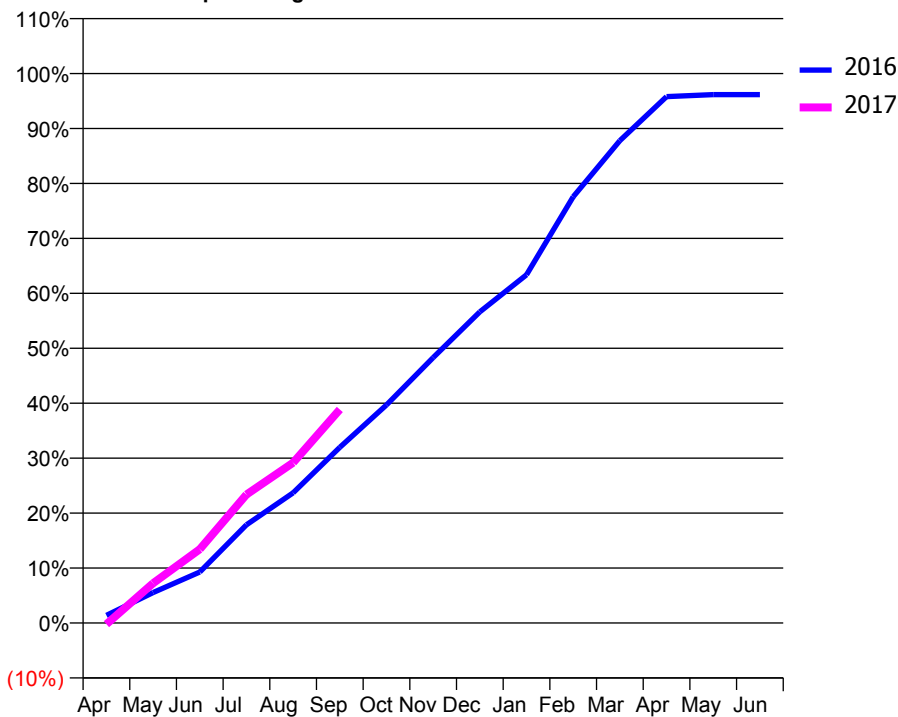
### ACCESS\*

Patients seen in 24 months	Total	Change since previous quarter
Quarter ending September 2015	9,833	
Quarter ending December 2015	9,971	→
Quarter ending March 2016	10,261	↑
Quarter ending June 2016	10,405	→
Quarter ending September 2016	10,424	→
<b>Variance since September 2015</b>	<b>6.0%</b>	<b>↑</b>



### ACTIVITY

Cumulative percentage of contracted UDA delivered 2016 & 2017



Adjusted Scheduled Activity (UDA)

Month	2016	2017
April	431	-74
May	1,703	2,225
June	2,847	4,124
July	5,486	7,177
August	7,272	8,953
September	9,813	11,925
October	12,185	
November	14,828	
December	17,383	
January	19,451	
February	23,805	
March	26,947	
April	29,403	
May	29,514	
June	29,514	

### QUALITY

	Quantity	Base Number	Contract	AT	Region	England
% of FP17s for the same patient ID Re-attending within 3 months - Children	331	2,156	15.4%	9.9%	12.0%	12.4%
% of FP17s for the same patient ID Re-attending within 3 months - Adults	1,035	4,846	21.4%	13.5%	15.9%	16.7%
% of FP17s for the same patient ID Re-attending between 3 & 9 months - Children	1,045	2,156	48.5%	58.0%	58.6%	57.4%
% of FP17s for the same patient ID Re-attending between 3 & 9 months - Adults	1,951	4,846	40.3%	49.5%	51.6%	50.5%
% of FP17s for Band 1 Urgent Courses	625	5,752	10.9%	7.0%	8.0%	9.1%
% of FP17s Relating to Free Repair or Replacements	62	5,752	1.1%	0.8%	0.8%	0.8%
% of FP17s Relating to Continuations	122	5,752	2.1%	1.4%	1.3%	1.3%
% of Patients satisfied with the dentistry they have received	32	34	94.1%	93.3%	93.1%	93.2%
% of Patients satisfied with the time they had to wait for an appointment	30	34	88.2%	90.6%	89.1%	89.0%

\* This is based on patients treated on this contract for their most recent course of treatment. Figures in italics indicate the base number of FP17s or Patient Questionnaire responses are less than 100. N/A is shown where the base number of responses is less than 10 during the period. % is calculated as Quantity/Base number\*100

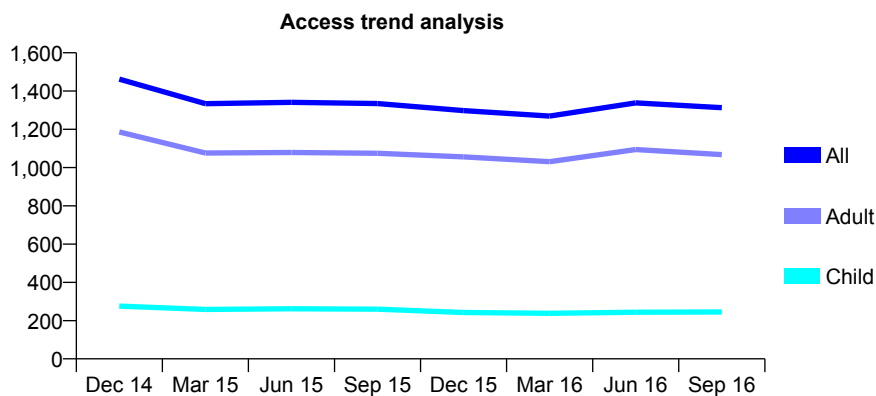
## Q53 - Vital Signs At a Glance Contract Report for 574546/0001 - September 2016

Name or company name	MR PS THIARA
Contract type name	GDS Contract
Purpose of contract	General
Contract start date	01/04/2006
Contract end date	

16/17 Contracted general activity (UDA)	3,800
Carry forward general activity (UDA)	0
16/17 Contracted orthodontic activity (UOA)	0
Carry forward orthodontic activity (UOA)	0
Baseline contract value	£94,917.55

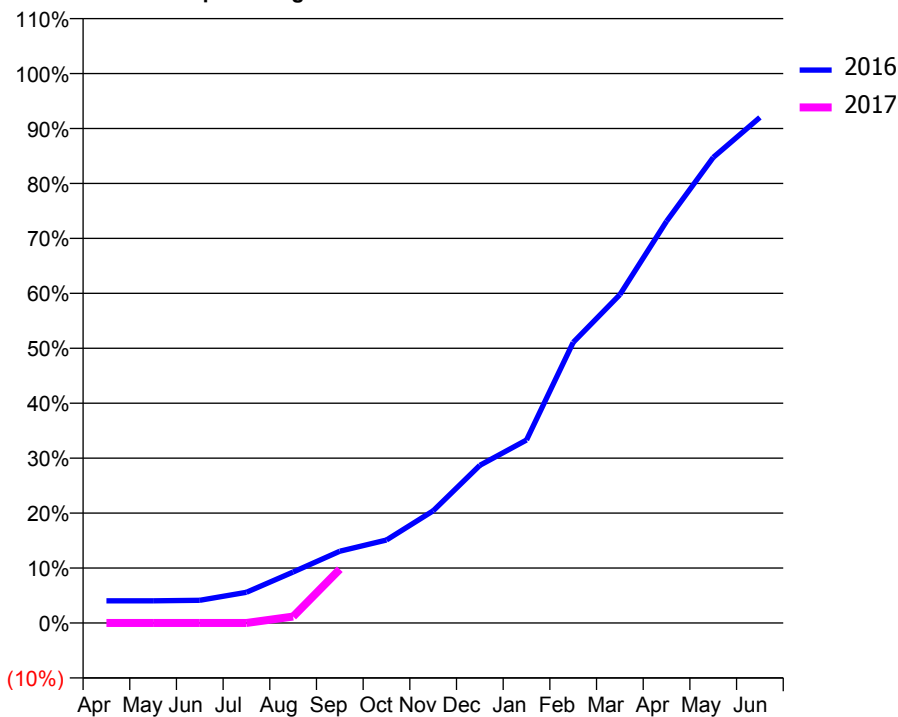
### ACCESS\*

Patients seen in 24 months	Total	Change since previous quarter
Quarter ending September 2015	1,335	
Quarter ending December 2015	1,298	↓
Quarter ending March 2016	1,269	↓
Quarter ending June 2016	1,338	↑
Quarter ending September 2016	1,313	↓
<b>Variance since September 2015</b>	<b>(1.6%)</b>	<b>↓</b>



### ACTIVITY

Cumulative percentage of contracted UDA delivered 2016 & 2017



Adjusted Scheduled Activity (UDA)

Month	2016	2017
April	117	0
May	117	0
June	120	0
July	162	0
August	269	45
September	379	372
October	438	
November	592	
December	832	
January	966	
February	1,481	
March	1,733	
April	2,120	
May	2,457	
June	2,668	

### QUALITY

	Quantity	Base Number	Contract	AT	Region	England
% of FP17s for the same patient ID Re-attending within 3 months - Children	0	104	0.0%	9.9%	12.0%	12.4%
% of FP17s for the same patient ID Re-attending within 3 months - Adults	13	450	2.9%	13.5%	15.9%	16.7%
% of FP17s for the same patient ID Re-attending between 3 & 9 months - Children	35	104	33.7%	58.0%	58.6%	57.4%
% of FP17s for the same patient ID Re-attending between 3 & 9 months - Adults	110	450	24.4%	49.5%	51.6%	50.5%
% of FP17s for Band 1 Urgent Courses	0	151	0.0%	7.0%	8.0%	9.1%
% of FP17s Relating to Free Repair or Replacements	0	151	0.0%	0.8%	0.8%	0.8%
% of FP17s Relating to Continuations	0	151	0.0%	1.4%	1.3%	1.3%
% of Patients satisfied with the dentistry they have received	0	0	N/A	93.3%	93.1%	93.2%
% of Patients satisfied with the time they had to wait for an appointment	0	0	N/A	90.6%	89.1%	89.0%

\* This is based on patients treated on this contract for their most recent course of treatment. Figures in italics indicate the base number of FP17s or Patient Questionnaire responses are less than 100. N/A is shown where the base number of responses is less than 10 during the period. % is calculated as Quantity/Base number\*100

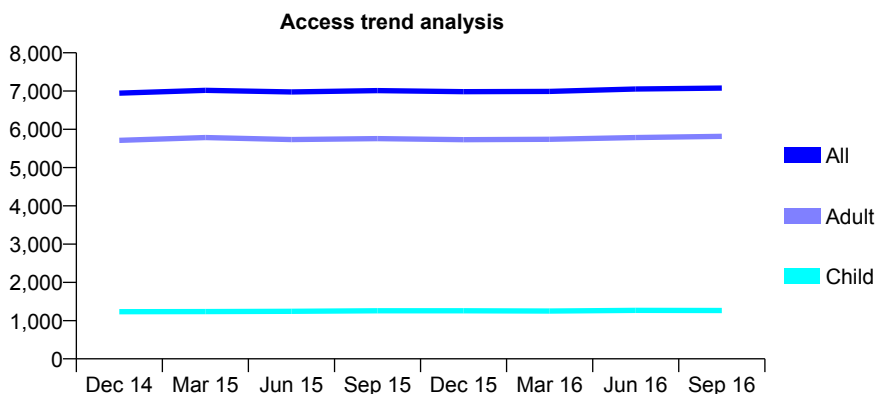
## Q53 - Vital Signs At a Glance Contract Report for 575186/0002 - September 2016

Name or company name	MR S OWEN
Contract type name	Pilot Contract
Purpose of contract	General
Contract start date	01/04/2006
Contract end date	

16/17 Contracted general activity (UDA)	23,300
Carry forward general activity (UDA)	0
16/17 Contracted orthodontic activity (UOA)	0
Carry forward orthodontic activity (UOA)	0
Baseline contract value	£682,869.71

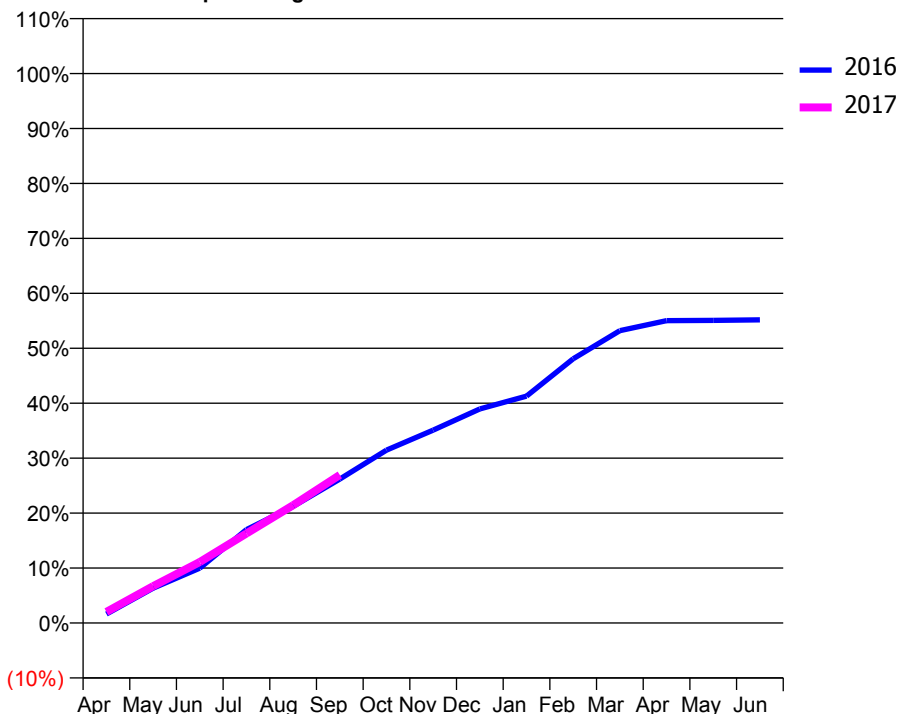
### ACCESS\*

Patients seen in 24 months	Total	Change since previous quarter
Quarter ending September 2015	7,013	
Quarter ending December 2015	6,985	→
Quarter ending March 2016	6,992	→
Quarter ending June 2016	7,053	→
Quarter ending September 2016	7,079	→
<b>Variance since September 2015</b>	<b>0.9%</b>	<b>→</b>



### ACTIVITY

Cumulative percentage of contracted UDA delivered 2016 & 2017



Month	Adjusted Scheduled Activity (UDA)	
	2016	2017
April	384	470
May	1,476	1,566
June	2,327	2,585
July	3,958	3,795
August	4,943	4,993
September	6,105	6,281
October	7,330	
November	8,180	
December	9,080	
January	9,618	
February	11,202	
March	12,397	
April	12,822	
May	12,833	
June	12,854	

### QUALITY

	Quantity	Base Number	Contract	AT	Region	England
% of FP17s for the same patient ID Re-attending within 3 months - Children	17	832	2.0%	9.9%	12.0%	12.4%
% of FP17s for the same patient ID Re-attending within 3 months - Adults	193	3,395	5.7%	13.5%	15.9%	16.7%
% of FP17s for the same patient ID Re-attending between 3 & 9 months - Children	404	832	48.6%	58.0%	58.6%	57.4%
% of FP17s for the same patient ID Re-attending between 3 & 9 months - Adults	1,165	3,395	34.3%	49.5%	51.6%	50.5%
% of FP17s for Band 1 Urgent Courses	243	3,887	6.3%	7.0%	8.0%	9.1%
% of FP17s Relating to Free Repair or Replacements	7	3,887	0.2%	0.8%	0.8%	0.8%
% of FP17s Relating to Continuations	8	3,887	0.2%	1.4%	1.3%	1.3%
% of Patients satisfied with the dentistry they have received	4	4	N/A	93.3%	93.1%	93.2%
% of Patients satisfied with the time they had to wait for an appointment	3	4	N/A	90.6%	89.1%	89.0%

\* This is based on patients treated on this contract for their most recent course of treatment. Figures in italics indicate the base number of FP17s or Patient Questionnaire responses are less than 100. N/A is shown where the base number of responses is less than 10 during the period. % is calculated as Quantity/Base number\*100

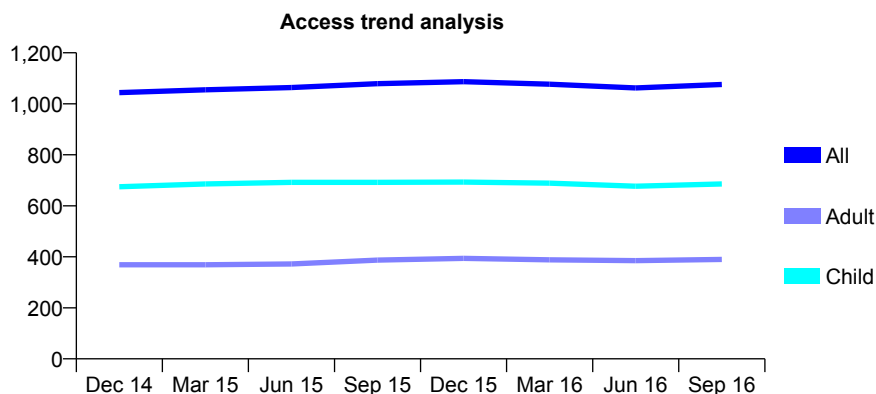
## Q53 - Vital Signs At a Glance Contract Report for 575798/0001 - September 2016

Name or company name	MR CJ MEIXNER
Contract type name	GDS Contract
Purpose of contract	General
Contract start date	01/04/2006
Contract end date	

16/17 Contracted general activity (UDA)	2,750
Carry forward general activity (UDA)	-55
16/17 Contracted orthodontic activity (UOA)	0
Carry forward orthodontic activity (UOA)	0
Baseline contract value	£70,725.39

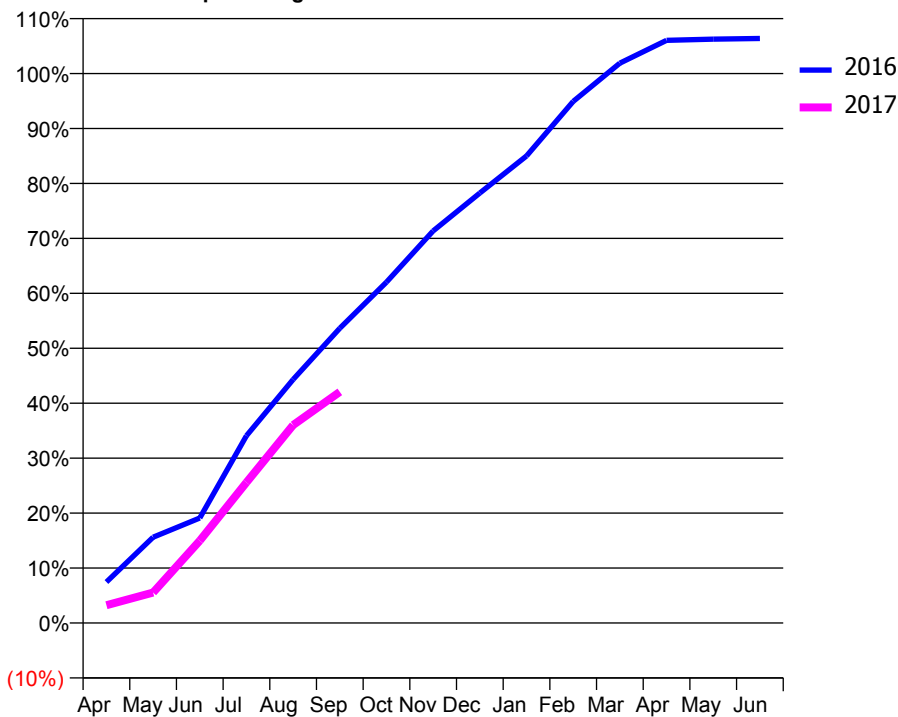
### ACCESS\*

Patients seen in 24 months	Total	Change since previous quarter
Quarter ending September 2015	1,079	
Quarter ending December 2015	1,087	→
Quarter ending March 2016	1,077	→
Quarter ending June 2016	1,062	↓
Quarter ending September 2016	1,076	→
<b>Variance since September 2015</b>	<b>(0.3%)</b>	<b>→</b>



### ACTIVITY

Cumulative percentage of contracted UDA delivered 2016 & 2017



Month	Adjusted Scheduled Activity (UDA)	
	2016	2017
April	205	89
May	429	153
June	526	412
July	937	704
August	1,219	991
September	1,475	1,157
October	1,706	
November	1,962	
December	2,152	
January	2,337	
February	2,610	
March	2,802	
April	2,916	
May	2,922	
June	2,925	

### QUALITY

	Quantity	Base Number	Contract	AT	Region	England
% of FP17s for the same patient ID Re-attending within 3 months - Children	38	539	7.1%	9.9%	12.0%	12.4%
% of FP17s for the same patient ID Re-attending within 3 months - Adults	51	237	21.5%	13.5%	15.9%	16.7%
% of FP17s for the same patient ID Re-attending between 3 & 9 months - Children	365	539	67.7%	58.0%	58.6%	57.4%
% of FP17s for the same patient ID Re-attending between 3 & 9 months - Adults	115	237	48.5%	49.5%	51.6%	50.5%
% of FP17s for Band 1 Urgent Courses	43	695	6.2%	7.0%	8.0%	9.1%
% of FP17s Relating to Free Repair or Replacements	0	695	0.0%	0.8%	0.8%	0.8%
% of FP17s Relating to Continuations	1	695	0.1%	1.4%	1.3%	1.3%
% of Patients satisfied with the dentistry they have received	2	2	N/A	93.3%	93.1%	93.2%
% of Patients satisfied with the time they had to wait for an appointment	2	2	N/A	90.6%	89.1%	89.0%

\* This is based on patients treated on this contract for their most recent course of treatment. Figures in italics indicate the base number of FP17s or Patient Questionnaire responses are less than 100. N/A is shown where the base number of responses is less than 10 during the period. % is calculated as Quantity/Base number\*100

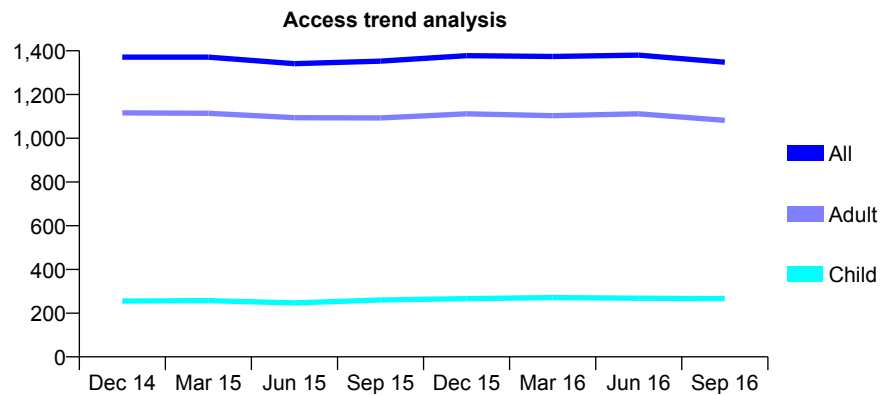
## Q53 - Vital Signs At a Glance Contract Report for 619744/0005 - September 2016

Name or company name	MR AM WILLIAMS
Contract type name	GDS Contract
Purpose of contract	General
Contract start date	02/07/2012
Contract end date	

16/17 Contracted general activity (UDA)	3,761
Carry forward general activity (UDA)	122
16/17 Contracted orthodontic activity (UOA)	0
Carry forward orthodontic activity (UOA)	0
Baseline contract value	£76,761.55

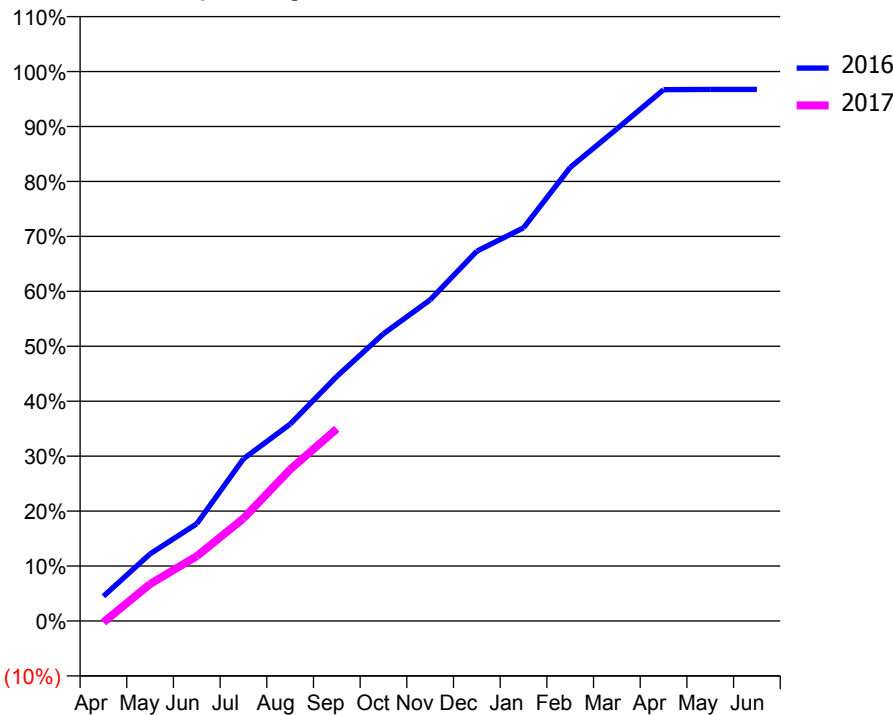
### ACCESS\*

Patients seen in 24 months	Total	Change since previous quarter
Quarter ending September 2015	1,353	
Quarter ending December 2015	1,378	→
Quarter ending March 2016	1,374	→
Quarter ending June 2016	1,380	→
Quarter ending September 2016	1,348	↓
<b>Variance since September 2015</b>	<b>(0.4%)</b>	→



### ACTIVITY

Cumulative percentage of contracted UDA delivered 2016 & 2017



Month	Adjusted Scheduled Activity (UDA)	
	2016	2017
April	170	-10
May	459	253
June	665	444
July	1,110	702
August	1,347	1,037
September	1,675	1,315
October	1,966	
November	2,198	
December	2,531	
January	2,691	
February	3,105	
March	3,368	
April	3,636	
May	3,638	
June	3,638	

### QUALITY

	Quantity	Base Number	Contract	AT	Region	England
% of FP17s for the same patient ID Re-attending within 3 months - Children	11	208	5.3%	9.9%	12.0%	12.4%
% of FP17s for the same patient ID Re-attending within 3 months - Adults	80	894	8.9%	13.5%	15.9%	16.7%
% of FP17s for the same patient ID Re-attending between 3 & 9 months - Children	131	208	63.0%	58.0%	58.6%	57.4%
% of FP17s for the same patient ID Re-attending between 3 & 9 months - Adults	601	894	67.2%	49.5%	51.6%	50.5%
% of FP17s for Band 1 Urgent Courses	61	959	6.4%	7.0%	8.0%	9.1%
% of FP17s Relating to Free Repair or Replacements	6	959	0.6%	0.8%	0.8%	0.8%
% of FP17s Relating to Continuations	15	959	1.6%	1.4%	1.3%	1.3%
% of Patients satisfied with the dentistry they have received	6	6	N/A	93.3%	93.1%	93.2%
% of Patients satisfied with the time they had to wait for an appointment	6	6	N/A	90.6%	89.1%	89.0%

\* This is based on patients treated on this contract for their most recent course of treatment. Figures in italics indicate the base number of FP17s or Patient Questionnaire responses are less than 100. N/A is shown where the base number of responses is less than 10 during the period. % is calculated as Quantity/Base number\*100



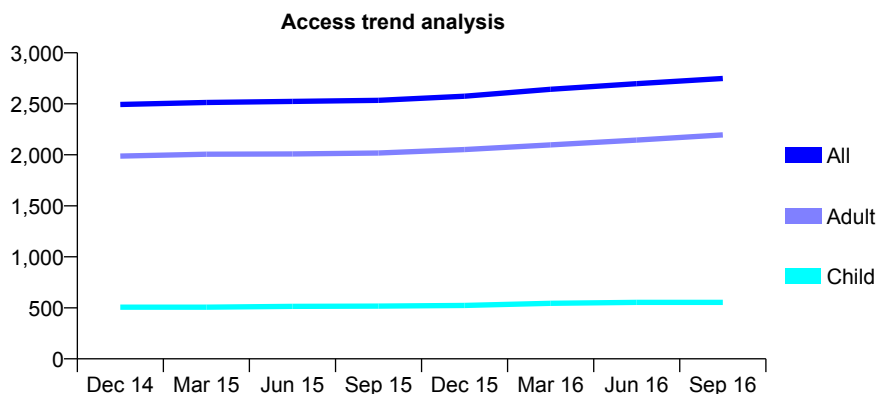
## Q53 - Vital Signs At a Glance Contract Report for 619744/0006 - September 2016

Name or company name	MR AM WILLIAMS
Contract type name	GDS Contract
Purpose of contract	General and Orthodontic
Contract start date	02/07/2012
Contract end date	

16/17 Contracted general activity (UDA)	7,452
Carry forward general activity (UDA)	0
16/17 Contracted orthodontic activity (UOA)	409
Carry forward orthodontic activity (UOA)	0
Baseline contract value	£178,614.99

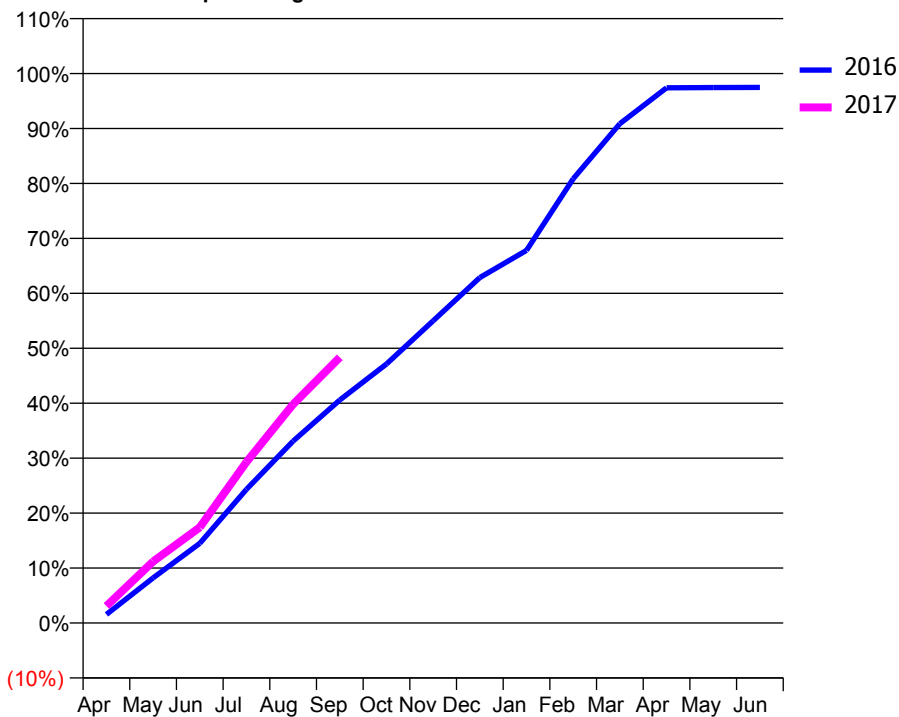
### ACCESS\*

Patients seen in 24 months	Total	Change since previous quarter
Quarter ending September 2015	2,534	
Quarter ending December 2015	2,574	→
Quarter ending March 2016	2,642	↑
Quarter ending June 2016	2,698	↑
Quarter ending September 2016	2,748	→
<b>Variance since September 2015</b>	<b>8.4%</b>	<b>↑</b>



### ACTIVITY

Cumulative percentage of contracted UDA delivered 2016 & 2017



Month	Adjusted Scheduled Activity (UDA)	
	2016	2017
April	116	230
May	612	835
June	1,080	1,297
July	1,813	2,183
August	2,468	2,967
September	3,025	3,604
October	3,513	
November	4,099	
December	4,685	
January	5,053	
February	6,024	
March	6,771	
April	7,259	
May	7,262	
June	7,263	

### QUALITY

	Quantity	Base Number	Contract	AT	Region	England
% of FP17s for the same patient ID Re-attending within 3 months - Children	34	470	7.2%	9.9%	12.0%	12.4%
% of FP17s for the same patient ID Re-attending within 3 months - Adults	247	1,851	13.3%	13.5%	15.9%	16.7%
% of FP17s for the same patient ID Re-attending between 3 & 9 months - Children	292	470	62.1%	58.0%	58.6%	57.4%
% of FP17s for the same patient ID Re-attending between 3 & 9 months - Adults	1,165	1,851	62.9%	49.5%	51.6%	50.5%
% of FP17s for Band 1 Urgent Courses	183	2,065	8.9%	7.0%	8.0%	9.1%
% of FP17s Relating to Free Repair or Replacements	22	2,065	1.1%	0.8%	0.8%	0.8%
% of FP17s Relating to Continuations	33	2,065	1.6%	1.4%	1.3%	1.3%
% of Patients satisfied with the dentistry they have received	4	4	N/A	93.3%	93.1%	93.2%
% of Patients satisfied with the time they had to wait for an appointment	4	4	N/A	90.6%	89.1%	89.0%

\* This is based on patients treated on this contract for their most recent course of treatment. Figures in italics indicate the base number of FP17s or Patient Questionnaire responses are less than 100. N/A is shown where the base number of responses is less than 10 during the period. % is calculated as Quantity/Base number\*100

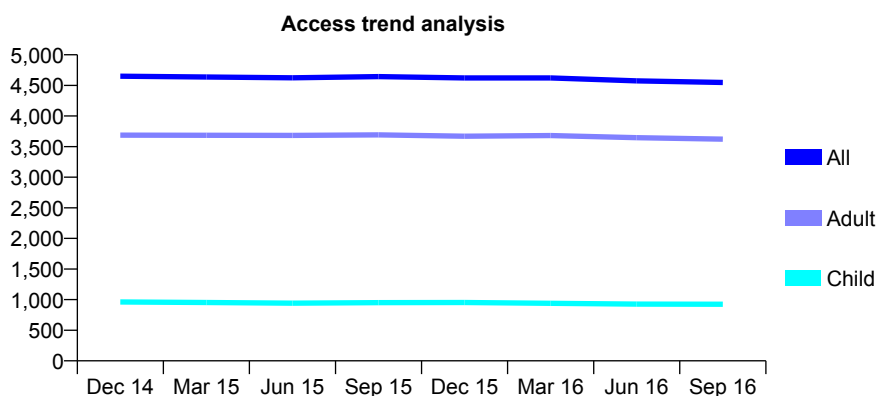
## Q53 - Vital Signs At a Glance Contract Report for 626171/0001 - September 2016

Name or company name	MR MG HASSALL
Contract type name	GDS Contract
Purpose of contract	General
Contract start date	01/04/2006
Contract end date	

16/17 Contracted general activity (UDA)	12,950
Carry forward general activity (UDA)	0
16/17 Contracted orthodontic activity (UOA)	0
Carry forward orthodontic activity (UOA)	0
Baseline contract value	£264,307.89

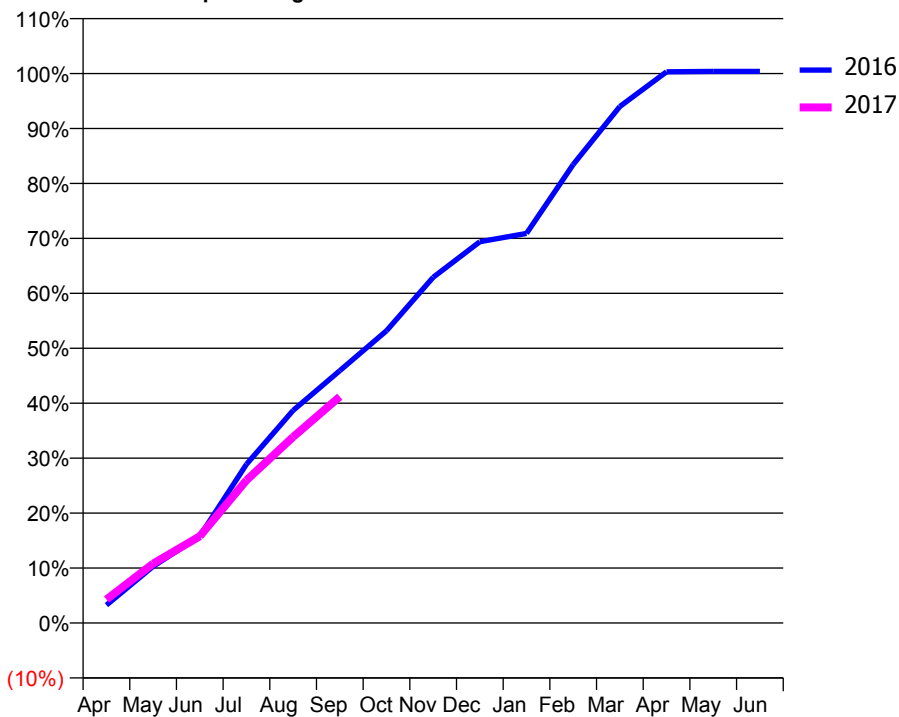
### ACCESS\*

Patients seen in 24 months	Total	Change since previous quarter
Quarter ending September 2015	4,643	
Quarter ending December 2015	4,623	→
Quarter ending March 2016	4,621	→
Quarter ending June 2016	4,573	↓
Quarter ending September 2016	4,547	→
<b>Variance since September 2015</b>	<b>(2.1%)</b>	<b>↓</b>



### ACTIVITY

Cumulative percentage of contracted UDA delivered 2016 & 2017



Month	Adjusted Scheduled Activity (UDA)	
	2016	2017
April	422	554
May	1,335	1,401
June	2,047	2,045
July	3,740	3,363
August	5,011	4,384
September	5,946	5,336
October	6,888	
November	8,148	
December	8,987	
January	9,180	
February	10,805	
March	12,172	
April	12,990	
May	12,998	
June	13,001	

### QUALITY

	Quantity	Base Number	Contract	AT	Region	England
% of FP17s for the same patient ID Re-attending within 3 months - Children	50	625	8.0%	9.9%	12.0%	12.4%
% of FP17s for the same patient ID Re-attending within 3 months - Adults	328	2,475	13.3%	13.5%	15.9%	16.7%
% of FP17s for the same patient ID Re-attending between 3 & 9 months - Children	199	625	31.8%	58.0%	58.6%	57.4%
% of FP17s for the same patient ID Re-attending between 3 & 9 months - Adults	913	2,475	36.9%	49.5%	51.6%	50.5%
% of FP17s for Band 1 Urgent Courses	55	2,788	2.0%	7.0%	8.0%	9.1%
% of FP17s Relating to Free Repair or Replacements	19	2,788	0.7%	0.8%	0.8%	0.8%
% of FP17s Relating to Continuations	117	2,788	4.2%	1.4%	1.3%	1.3%
% of Patients satisfied with the dentistry they have received	6	6	N/A	93.3%	93.1%	93.2%
% of Patients satisfied with the time they had to wait for an appointment	6	6	N/A	90.6%	89.1%	89.0%

\* This is based on patients treated on this contract for their most recent course of treatment. Figures in italics indicate the base number of FP17s or Patient Questionnaire responses are less than 100. N/A is shown where the base number of responses is less than 10 during the period. % is calculated as Quantity/Base number\*100

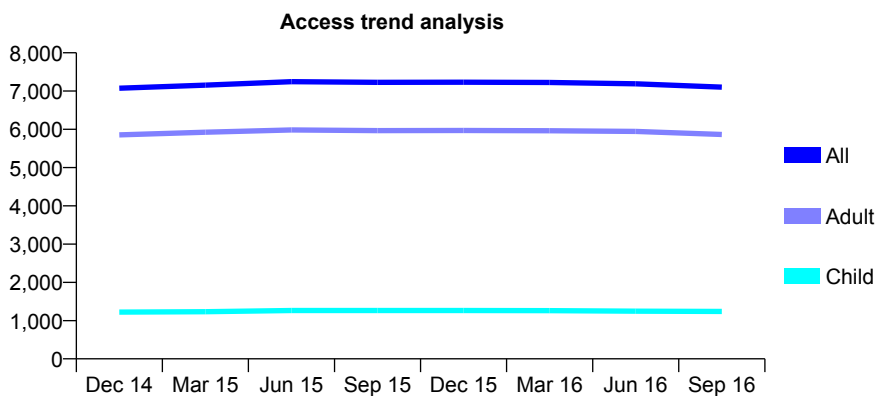
### Q53 - Vital Signs At a Glance Contract Report for 630152/0001 - September 2016

Name or company name	MR TJ LEWIN
Contract type name	GDS Contract
Purpose of contract	General
Contract start date	01/04/2006
Contract end date	

16/17 Contracted general activity (UDA)	18,059
Carry forward general activity (UDA)	269
16/17 Contracted orthodontic activity (UOA)	0
Carry forward orthodontic activity (UOA)	0
Baseline contract value	£449,594.71

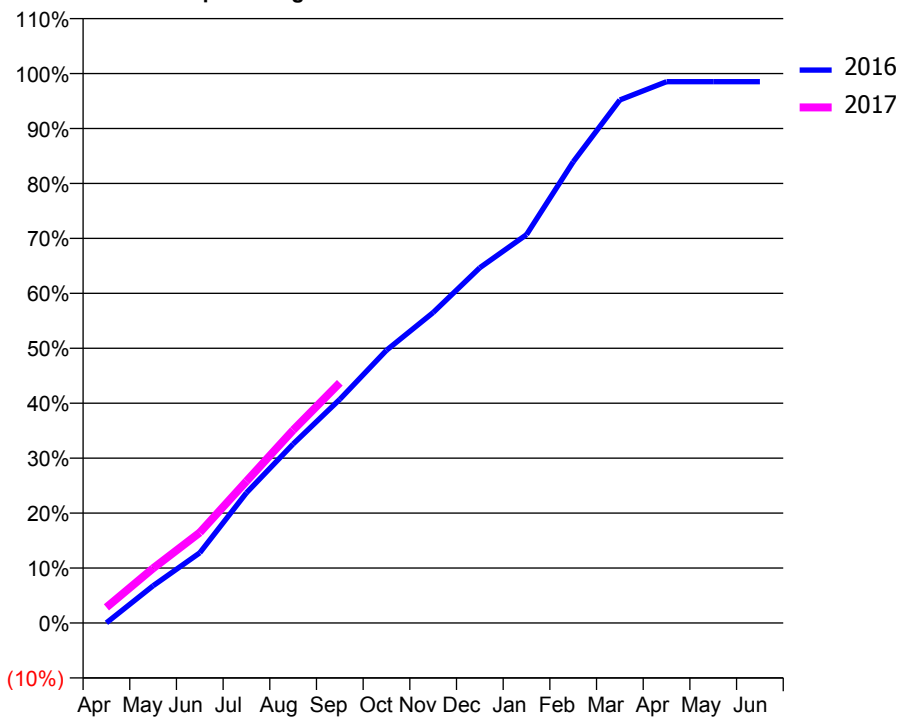
#### ACCESS\*

Patients seen in 24 months	Total	Change since previous quarter
Quarter ending September 2015	7,228	
Quarter ending December 2015	7,233	→
Quarter ending March 2016	7,224	→
Quarter ending June 2016	7,190	→
Quarter ending September 2016	7,103	↓
<b>Variance since September 2015</b>	<b>(1.7%)</b>	<b>↓</b>



#### ACTIVITY

Cumulative percentage of contracted UDA delivered 2016 & 2017



Month	Adjusted Scheduled Activity (UDA)	
	2016	2017
April	8	515
May	1,223	1,798
June	2,309	2,973
July	4,280	4,659
August	5,883	6,340
September	7,354	7,895
October	8,965	
November	10,204	
December	11,678	
January	12,763	
February	15,155	
March	17,190	
April	17,789	
May	17,790	
June	17,790	

#### QUALITY

	Quantity	Base Number	Contract	AT	Region	England
% of FP17s for the same patient ID Re-attending within 3 months - Children	40	885	4.5%	9.9%	12.0%	12.4%
% of FP17s for the same patient ID Re-attending within 3 months - Adults	551	3,878	14.2%	13.5%	15.9%	16.7%
% of FP17s for the same patient ID Re-attending between 3 & 9 months - Children	430	885	48.6%	58.0%	58.6%	57.4%
% of FP17s for the same patient ID Re-attending between 3 & 9 months - Adults	1,550	3,878	40.0%	49.5%	51.6%	50.5%
% of FP17s for Band 1 Urgent Courses	348	4,050	8.6%	7.0%	8.0%	9.1%
% of FP17s Relating to Free Repair or Replacements	39	4,050	1.0%	0.8%	0.8%	0.8%
% of FP17s Relating to Continuations	46	4,050	1.1%	1.4%	1.3%	1.3%
% of Patients satisfied with the dentistry they have received	11	12	91.7%	93.3%	93.1%	93.2%
% of Patients satisfied with the time they had to wait for an appointment	12	12	100.0%	90.6%	89.1%	89.0%

\* This is based on patients treated on this contract for their most recent course of treatment. Figures in italics indicate the base number of FP17s or Patient Questionnaire responses are less than 100. N/A is shown where the base number of responses is less than 10 during the period. % is calculated as Quantity/Base number\*100

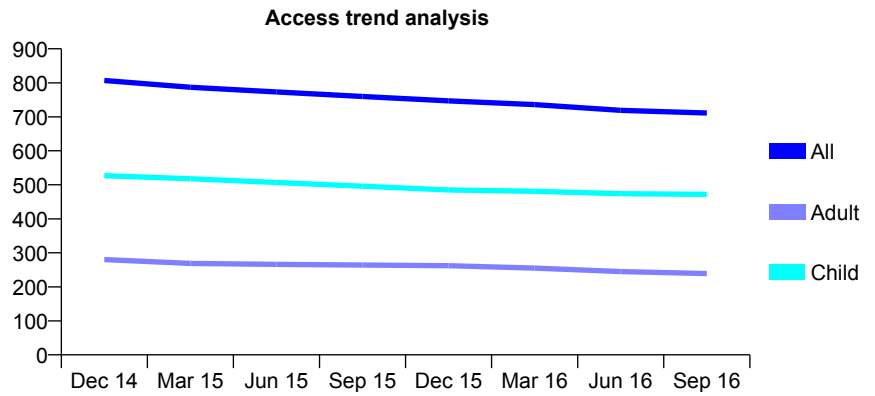
## Q53 - Vital Signs At a Glance Contract Report for 630470/0001 - September 2016

Name or company name	MR PW AIRDRIE
Contract type name	GDS Contract
Purpose of contract	General
Contract start date	01/08/2012
Contract end date	

16/17 Contracted general activity (UDA)	1,630
Carry forward general activity (UDA)	0
16/17 Contracted orthodontic activity (UOA)	0
Carry forward orthodontic activity (UOA)	0
Baseline contract value	£36,251.99

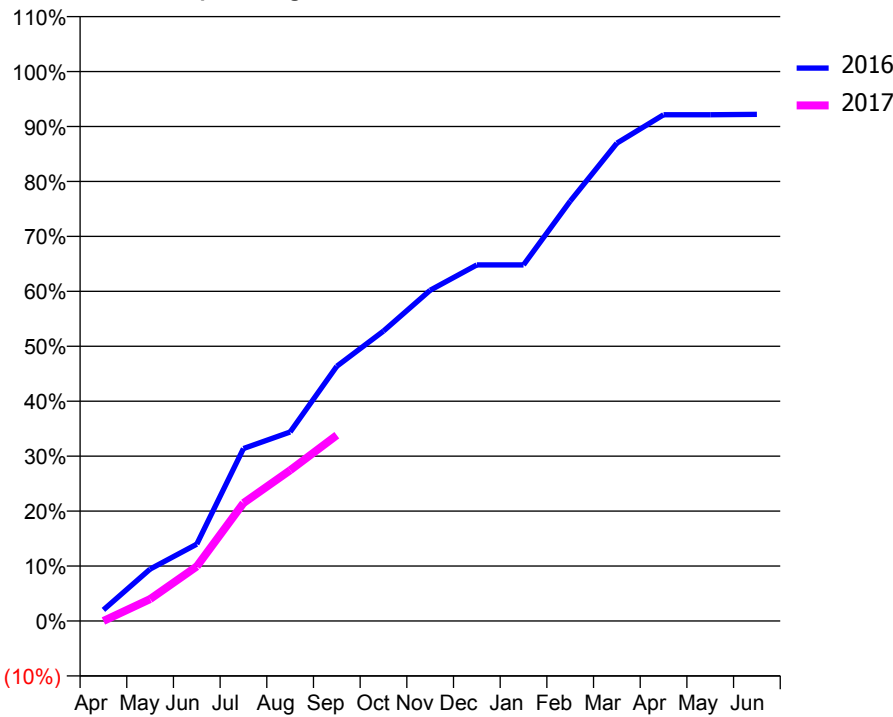
### ACCESS\*

Patients seen in 24 months	Total	Change since previous quarter
Quarter ending September 2015	760	
Quarter ending December 2015	747	↓
Quarter ending March 2016	736	↓
Quarter ending June 2016	719	↓
Quarter ending September 2016	711	↓
<b>Variance since September 2015</b>	<b>(6.4%)</b>	<b>↓</b>



### ACTIVITY

Cumulative percentage of contracted UDA delivered 2016 & 2017



Month	Adjusted Scheduled Activity (UDA)	
	2016	2017
April	33	0
May	154	65
June	228	162
July	512	350
August	561	447
September	756	551
October	860	
November	981	
December	1,056	
January	1,056	
February	1,245	
March	1,418	
April	1,502	
May	1,502	
June	1,503	

### QUALITY

	Quantity	Base Number	Contract	AT	Region	England
% of FP17s for the same patient ID Re-attending within 3 months - Children	14	397	3.5%	9.9%	12.0%	12.4%
% of FP17s for the same patient ID Re-attending within 3 months - Adults	13	148	8.8%	13.5%	15.9%	16.7%
% of FP17s for the same patient ID Re-attending between 3 & 9 months - Children	305	397	76.8%	58.0%	58.6%	57.4%
% of FP17s for the same patient ID Re-attending between 3 & 9 months - Adults	105	148	70.9%	49.5%	51.6%	50.5%
% of FP17s for Band 1 Urgent Courses	1	472	0.2%	7.0%	8.0%	9.1%
% of FP17s Relating to Free Repair or Replacements	0	472	0.0%	0.8%	0.8%	0.8%
% of FP17s Relating to Continuations	0	472	0.0%	1.4%	1.3%	1.3%
% of Patients satisfied with the dentistry they have received	1	1	N/A	93.3%	93.1%	93.2%
% of Patients satisfied with the time they had to wait for an appointment	1	1	N/A	90.6%	89.1%	89.0%

\* This is based on patients treated on this contract for their most recent course of treatment. Figures in italics indicate the base number of FP17s or Patient Questionnaire responses are less than 100. N/A is shown where the base number of responses is less than 10 during the period. % is calculated as Quantity/Base number\*100

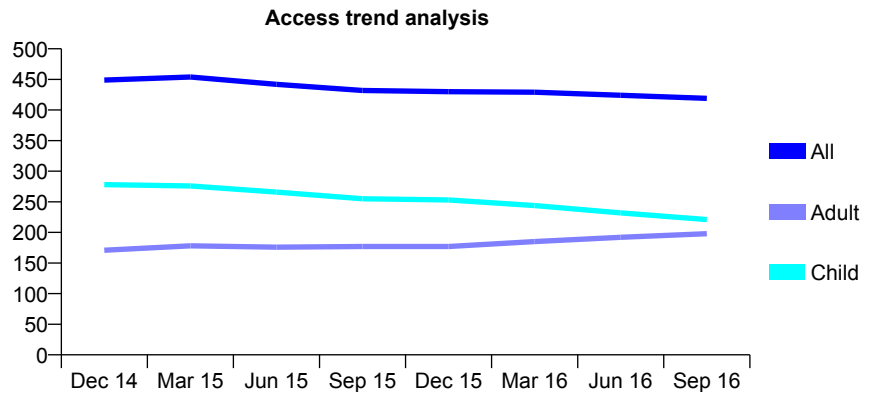
### Q53 - Vital Signs At a Glance Contract Report for 634794/0001 - September 2016

Name or company name	MR MA FELLER
Contract type name	GDS Contract
Purpose of contract	General
Contract start date	01/04/2006
Contract end date	

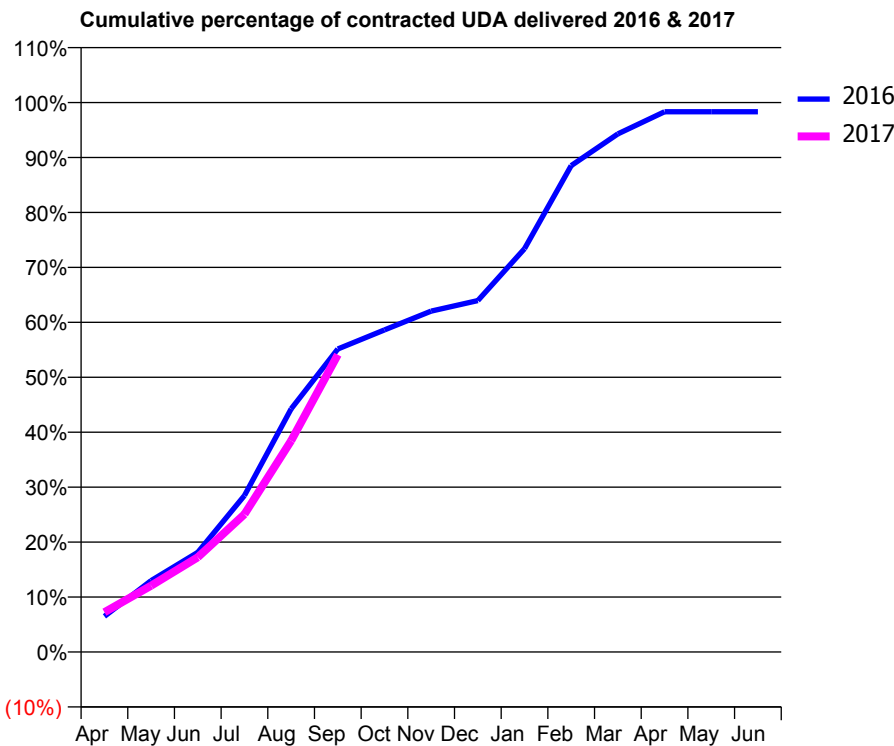
16/17 Contracted general activity (UDA)	1,049
Carry forward general activity (UDA)	17
16/17 Contracted orthodontic activity (UOA)	0
Carry forward orthodontic activity (UOA)	0
Baseline contract value	£26,105.81

#### ACCESS\*

Patients seen in 24 months	Total	Change since previous quarter
Quarter ending September 2015	432	
Quarter ending December 2015	430	→
Quarter ending March 2016	429	→
Quarter ending June 2016	424	↓
Quarter ending September 2016	419	↓
<b>Variance since September 2015</b>	<b>(3.0%)</b>	<b>↓</b>



#### ACTIVITY



Month	Adjusted Scheduled Activity (UDA)	
	2016	2017
April	68	76
May	136	127
June	190	181
July	299	263
August	464	403
September	579	568
October	615	
November	651	
December	671	
January	770	
February	929	
March	989	
April	1,031	
May	1,031	
June	1,031	

#### QUALITY

	Quantity	Base Number	Contract	AT	Region	England
% of FP17s for the same patient ID Re-attending within 3 months - Children	10	202	5.0%	9.9%	12.0%	12.4%
% of FP17s for the same patient ID Re-attending within 3 months - Adults	5	91	5.5%	13.5%	15.9%	16.7%
% of FP17s for the same patient ID Re-attending between 3 & 9 months - Children	92	202	45.5%	58.0%	58.6%	57.4%
% of FP17s for the same patient ID Re-attending between 3 & 9 months - Adults	15	91	16.5%	49.5%	51.6%	50.5%
% of FP17s for Band 1 Urgent Courses	8	273	2.9%	7.0%	8.0%	9.1%
% of FP17s Relating to Free Repair or Replacements	0	273	0.0%	0.8%	0.8%	0.8%
% of FP17s Relating to Continuations	3	273	1.1%	1.4%	1.3%	1.3%
% of Patients satisfied with the dentistry they have received	0	0	N/A	93.3%	93.1%	93.2%
% of Patients satisfied with the time they had to wait for an appointment	0	0	N/A	90.6%	89.1%	89.0%

\* This is based on patients treated on this contract for their most recent course of treatment. Figures in italics indicate the base number of FP17s or Patient Questionnaire responses are less than 100. N/A is shown where the base number of responses is less than 10 during the period. % is calculated as Quantity/Base number\*100

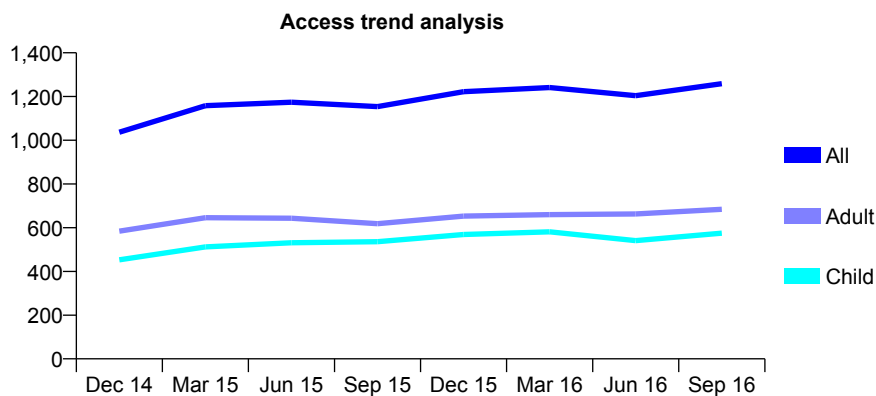
## Q53 - Vital Signs At a Glance Contract Report for 635138/0001 - September 2016

Name or company name	MR FM RAHMAN
Contract type name	GDS Contract
Purpose of contract	General
Contract start date	01/04/2006
Contract end date	

16/17 Contracted general activity (UDA)	3,619
Carry forward general activity (UDA)	-40
16/17 Contracted orthodontic activity (UOA)	0
Carry forward orthodontic activity (UOA)	0
Baseline contract value	£106,169.32

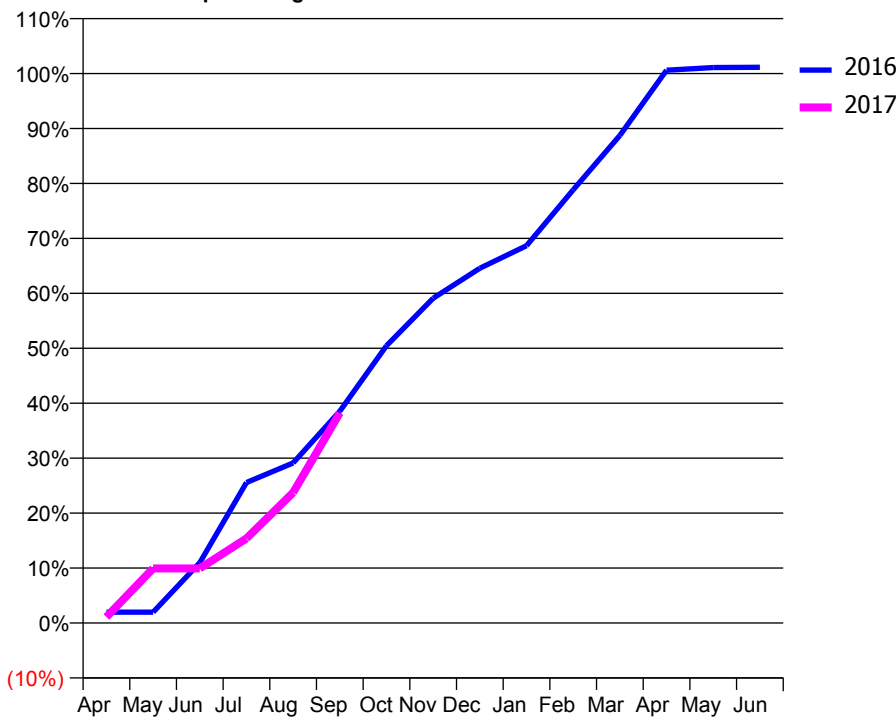
### ACCESS\*

Patients seen in 24 months	Total	Change since previous quarter
Quarter ending September 2015	1,154	
Quarter ending December 2015	1,222	↑
Quarter ending March 2016	1,241	→
Quarter ending June 2016	1,204	↓
Quarter ending September 2016	1,259	↑
<b>Variance since September 2015</b>	<b>9.1%</b>	<b>↑</b>



### ACTIVITY

Cumulative percentage of contracted UDA delivered 2016 & 2017



Month	Adjusted Scheduled Activity (UDA)	
	2016	2017
April	72	40
May	72	360
June	397	360
July	925	557
August	1,054	859
September	1,395	1,384
October	1,826	
November	2,139	
December	2,336	
January	2,485	
February	2,853	
March	3,212	
April	3,641	
May	3,659	
June	3,660	

### QUALITY

	Quantity	Base Number	Contract	AT	Region	England
% of FP17s for the same patient ID Re-attending within 3 months - Children	15	340	4.4%	9.9%	12.0%	12.4%
% of FP17s for the same patient ID Re-attending within 3 months - Adults	48	337	14.2%	13.5%	15.9%	16.7%
% of FP17s for the same patient ID Re-attending between 3 & 9 months - Children	161	340	47.4%	58.0%	58.6%	57.4%
% of FP17s for the same patient ID Re-attending between 3 & 9 months - Adults	106	337	31.5%	49.5%	51.6%	50.5%
% of FP17s for Band 1 Urgent Courses	54	561	9.6%	7.0%	8.0%	9.1%
% of FP17s Relating to Free Repair or Replacements	3	561	0.5%	0.8%	0.8%	0.8%
% of FP17s Relating to Continuations	0	561	0.0%	1.4%	1.3%	1.3%
% of Patients satisfied with the dentistry they have received	0	2	N/A	93.3%	93.1%	93.2%
% of Patients satisfied with the time they had to wait for an appointment	1	2	N/A	90.6%	89.1%	89.0%

\* This is based on patients treated on this contract for their most recent course of treatment. Figures in italics indicate the base number of FP17s or Patient Questionnaire responses are less than 100. N/A is shown where the base number of responses is less than 10 during the period. % is calculated as Quantity/Base number\*100

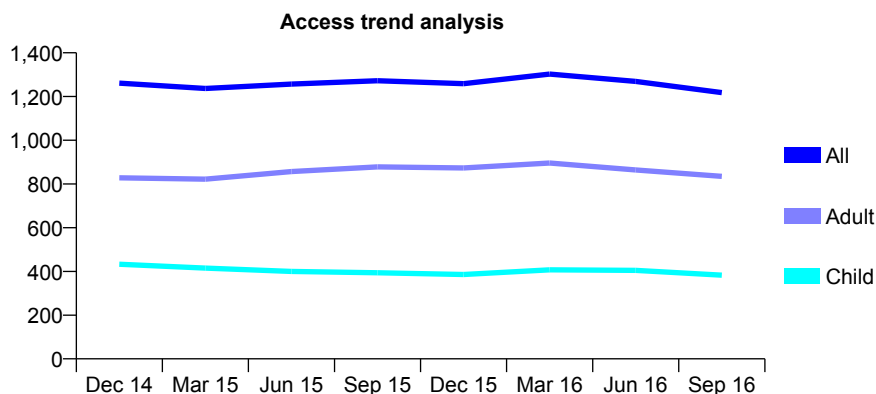
## Q53 - Vital Signs At a Glance Contract Report for 641960/0002 - September 2016

Name or company name	MR AJ BROWNE
Contract type name	GDS Contract
Purpose of contract	General
Contract start date	01/01/2014
Contract end date	

16/17 Contracted general activity (UDA)	3,100
Carry forward general activity (UDA)	0
16/17 Contracted orthodontic activity (UOA)	0
Carry forward orthodontic activity (UOA)	0
Baseline contract value	£68,511.72

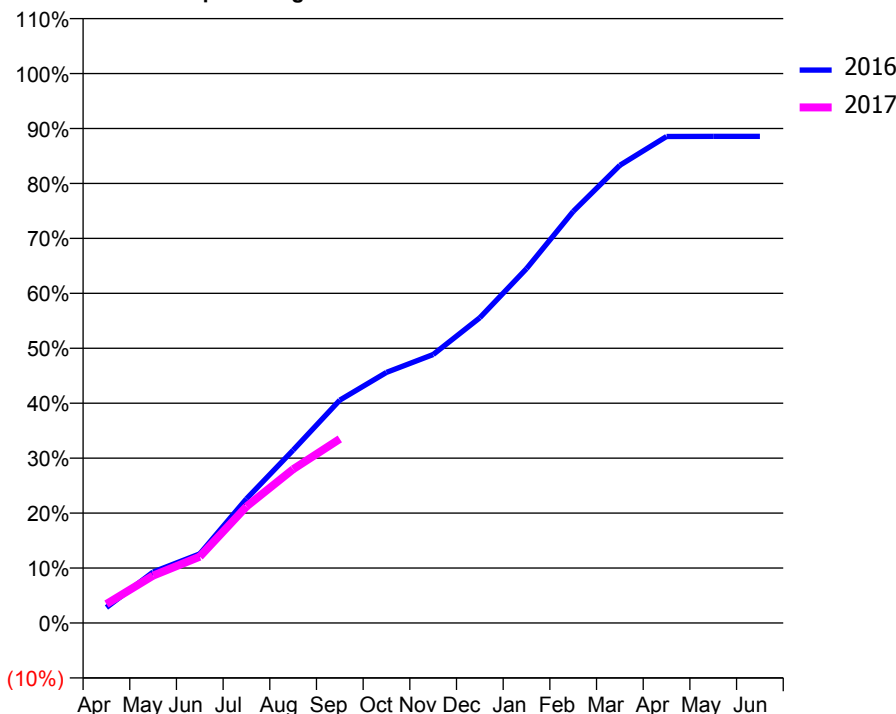
### ACCESS\*

Patients seen in 24 months	Total	Change since previous quarter
Quarter ending September 2015	1,272	
Quarter ending December 2015	1,259	↓
Quarter ending March 2016	1,303	↑
Quarter ending June 2016	1,269	↓
Quarter ending September 2016	1,218	↓
<b>Variance since September 2015</b>	<b>(4.2%)</b>	<b>↓</b>



### ACTIVITY

Cumulative percentage of contracted UDA delivered 2016 & 2017



Month	Adjusted Scheduled Activity (UDA)	
	2016	2017
April	87	107
May	288	267
June	390	374
July	701	657
August	976	867
September	1,258	1,039
October	1,414	
November	1,515	
December	1,722	
January	1,999	
February	2,322	
March	2,582	
April	2,745	
May	2,746	
June	2,746	

### QUALITY

	Quantity	Base Number	Contract	AT	Region	England
% of FP17s for the same patient ID Re-attending within 3 months - Children	13	309	4.2%	9.9%	12.0%	12.4%
% of FP17s for the same patient ID Re-attending within 3 months - Adults	32	523	6.1%	13.5%	15.9%	16.7%
% of FP17s for the same patient ID Re-attending between 3 & 9 months - Children	214	309	69.3%	58.0%	58.6%	57.4%
% of FP17s for the same patient ID Re-attending between 3 & 9 months - Adults	279	523	53.3%	49.5%	51.6%	50.5%
% of FP17s for Band 1 Urgent Courses	4	737	0.5%	7.0%	8.0%	9.1%
% of FP17s Relating to Free Repair or Replacements	1	737	0.1%	0.8%	0.8%	0.8%
% of FP17s Relating to Continuations	20	737	2.7%	1.4%	1.3%	1.3%
% of Patients satisfied with the dentistry they have received	2	2	N/A	93.3%	93.1%	93.2%
% of Patients satisfied with the time they had to wait for an appointment	2	2	N/A	90.6%	89.1%	89.0%

\* This is based on patients treated on this contract for their most recent course of treatment. Figures in italics indicate the base number of FP17s or Patient Questionnaire responses are less than 100. N/A is shown where the base number of responses is less than 10 during the period. % is calculated as Quantity/Base number\*100

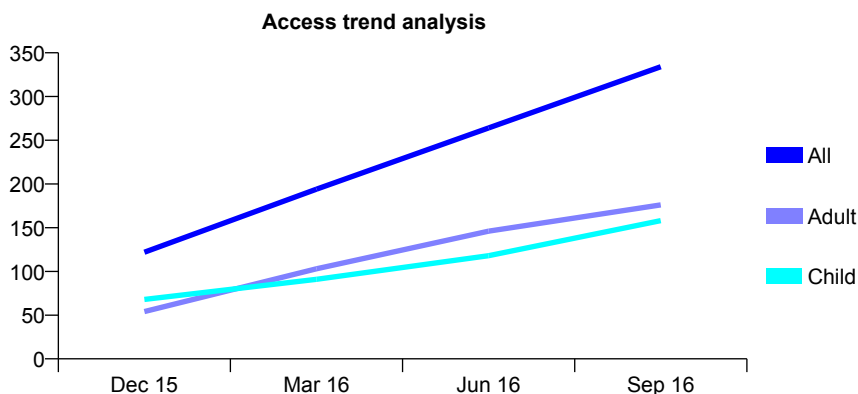
### Q53 - Vital Signs At a Glance Contract Report for 641960/0003 - September 2016

Name or company name	MR AJ BROWNE
Contract type name	GDS Contract
Purpose of contract	General
Contract start date	01/09/2015
Contract end date	

16/17 Contracted general activity (UDA)	807
Carry forward general activity (UDA)	3
16/17 Contracted orthodontic activity (UOA)	0
Carry forward orthodontic activity (UOA)	0
Baseline contract value	£19,884.19

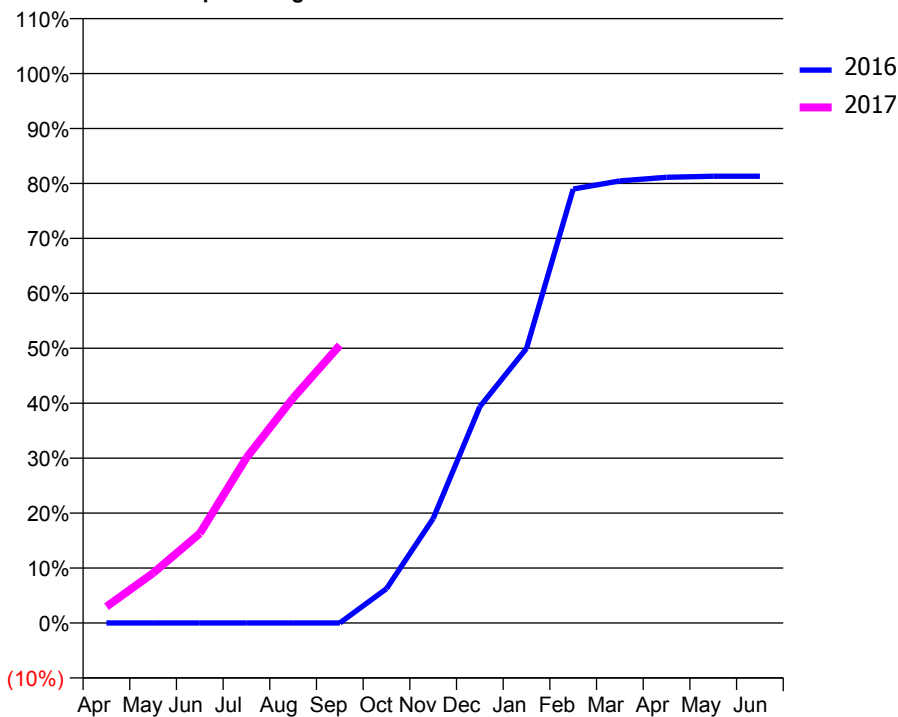
#### ACCESS\*

Patients seen in 24 months	Total	Change since previous quarter
Quarter ending September 2015	0	
Quarter ending December 2015	122	↑
Quarter ending March 2016	194	↑
Quarter ending June 2016	264	↑
Quarter ending September 2016	334	↑
<b>Variance since September 2015</b>	N/A	



#### ACTIVITY

Cumulative percentage of contracted UDA delivered 2016 & 2017



Month	Adjusted Scheduled Activity (UDA)	
	2016	2017
April	0	24
May	0	73
June	0	132
July	0	243
August	0	330
September	0	408
October	29	
November	90	
December	185	
January	235	
February	372	
March	379	
April	382	
May	383	
June	383	

#### QUALITY

	Quantity	Base Number	Contract	AT	Region	England
% of FP17s for the same patient ID Re-attending within 3 months - Children	6	153	3.9%	9.9%	12.0%	12.4%
% of FP17s for the same patient ID Re-attending within 3 months - Adults	6	141	4.3%	13.5%	15.9%	16.7%
% of FP17s for the same patient ID Re-attending between 3 & 9 months - Children	63	153	41.2%	58.0%	58.6%	57.4%
% of FP17s for the same patient ID Re-attending between 3 & 9 months - Adults	50	141	35.5%	49.5%	51.6%	50.5%
% of FP17s for Band 1 Urgent Courses	10	292	3.4%	7.0%	8.0%	9.1%
% of FP17s Relating to Free Repair or Replacements	0	292	0.0%	0.8%	0.8%	0.8%
% of FP17s Relating to Continuations	3	292	1.0%	1.4%	1.3%	1.3%
% of Patients satisfied with the dentistry they have received	0	0	N/A	93.3%	93.1%	93.2%
% of Patients satisfied with the time they had to wait for an appointment	0	0	N/A	90.6%	89.1%	89.0%

\* This is based on patients treated on this contract for their most recent course of treatment. Figures in italics indicate the base number of FP17s or Patient Questionnaire responses are less than 100. N/A is shown where the base number of responses is less than 10 during the period. % is calculated as Quantity/Base number\*100



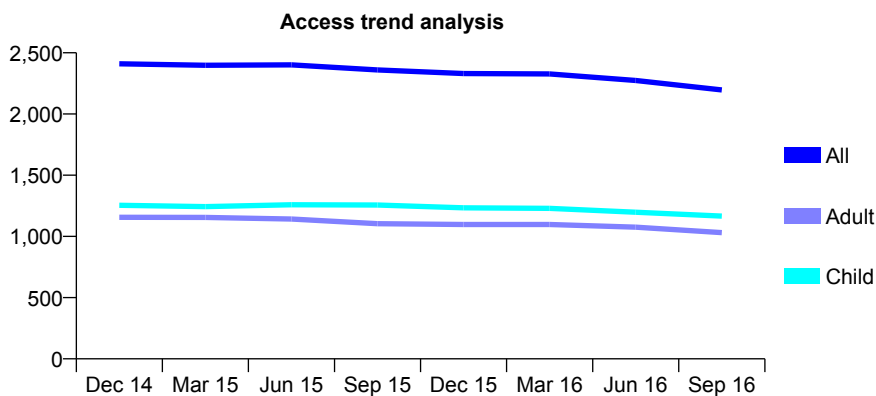
### Q53 - Vital Signs At a Glance Contract Report for 650072/0001 - September 2016

Name or company name	MR PR BRADLEY
Contract type name	GDS Contract
Purpose of contract	General
Contract start date	01/04/2006
Contract end date	

16/17 Contracted general activity (UDA)	5,200
Carry forward general activity (UDA)	0
16/17 Contracted orthodontic activity (UOA)	0
Carry forward orthodontic activity (UOA)	0
Baseline contract value	£128,894.41

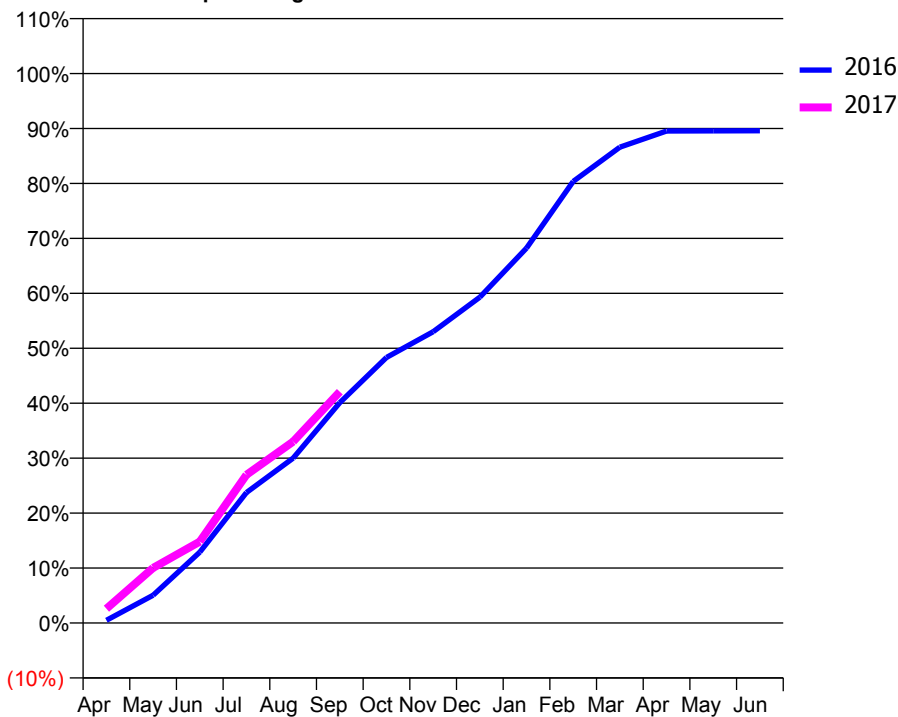
#### ACCESS\*

Patients seen in 24 months	Total	Change since previous quarter
Quarter ending September 2015	2,360	
Quarter ending December 2015	2,331	↓
Quarter ending March 2016	2,327	→
Quarter ending June 2016	2,274	↓
Quarter ending September 2016	2,197	↓
<b>Variance since September 2015</b>	<b>(6.9%)</b>	<b>↓</b>



#### ACTIVITY

Cumulative percentage of contracted UDA delivered 2016 & 2017



Adjusted Scheduled Activity (UDA)

Month	2016	2017
April	25	136
May	263	522
June	670	771
July	1,234	1,403
August	1,560	1,717
September	2,085	2,189
October	2,513	
November	2,756	
December	3,083	
January	3,547	
February	4,179	
March	4,503	
April	4,655	
May	4,656	
June	4,658	

#### QUALITY

	Quantity	Base Number	Contract	AT	Region	England
% of FP17s for the same patient ID Re-attending within 3 months - Children	66	843	7.8%	9.9%	12.0%	12.4%
% of FP17s for the same patient ID Re-attending within 3 months - Adults	97	663	14.6%	13.5%	15.9%	16.7%
% of FP17s for the same patient ID Re-attending between 3 & 9 months - Children	541	843	64.2%	58.0%	58.6%	57.4%
% of FP17s for the same patient ID Re-attending between 3 & 9 months - Adults	429	663	64.7%	49.5%	51.6%	50.5%
% of FP17s for Band 1 Urgent Courses	80	1,407	5.7%	7.0%	8.0%	9.1%
% of FP17s Relating to Free Repair or Replacements	0	1,407	0.0%	0.8%	0.8%	0.8%
% of FP17s Relating to Continuations	2	1,407	0.1%	1.4%	1.3%	1.3%
% of Patients satisfied with the dentistry they have received	2	2	N/A	93.3%	93.1%	93.2%
% of Patients satisfied with the time they had to wait for an appointment	2	2	N/A	90.6%	89.1%	89.0%

\* This is based on patients treated on this contract for their most recent course of treatment. Figures in italics indicate the base number of FP17s or Patient Questionnaire responses are less than 100. N/A is shown where the base number of responses is less than 10 during the period. % is calculated as Quantity/Base number\*100

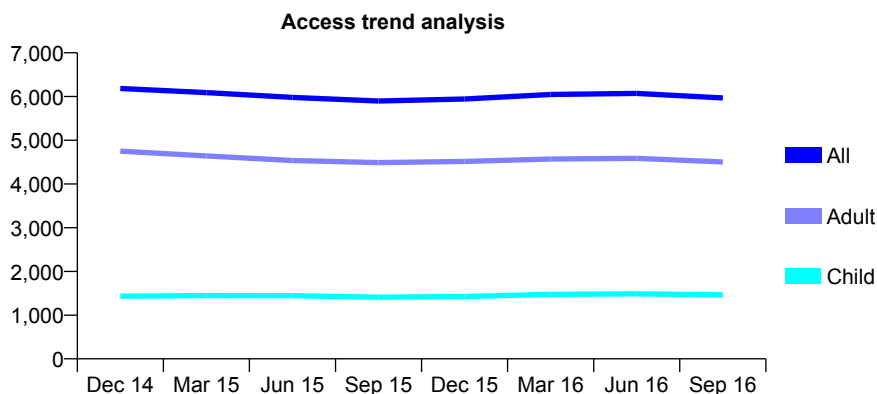
## Q53 - Vital Signs At a Glance Contract Report for 650579/0001 - September 2016

Name or company name	MR AW STANLEY
Contract type name	GDS Contract
Purpose of contract	General
Contract start date	01/04/2006
Contract end date	

16/17 Contracted general activity (UDA)	17,035
Carry forward general activity (UDA)	0
16/17 Contracted orthodontic activity (UOA)	0
Carry forward orthodontic activity (UOA)	0
Baseline contract value	£576,226.14

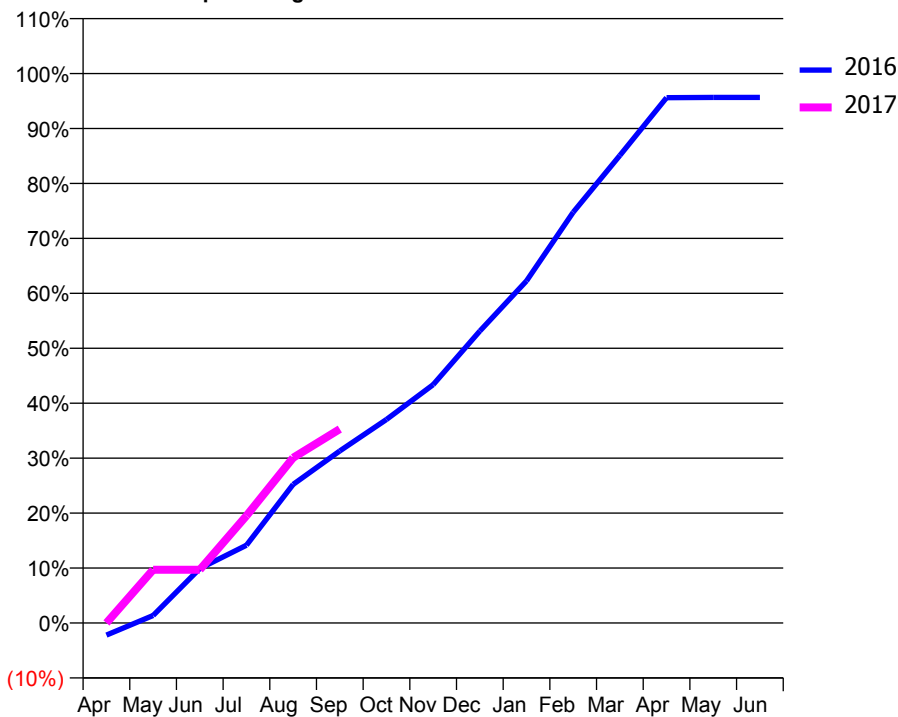
### ACCESS\*

Patients seen in 24 months	Total	Change since previous quarter
Quarter ending September 2015	5,898	
Quarter ending December 2015	5,942	→
Quarter ending March 2016	6,046	→
Quarter ending June 2016	6,072	→
Quarter ending September 2016	5,967	↓
<b>Variance since September 2015</b>	<b>1.2%</b>	<b>→</b>



### ACTIVITY

Cumulative percentage of contracted UDA delivered 2016 & 2017



Adjusted Scheduled Activity (UDA)

Month	2016	2017
April	-379	1
May	232	1,651
June	1,687	1,651
July	2,411	3,327
August	4,298	5,122
September	5,336	6,011
October	6,312	
November	7,388	
December	9,050	
January	10,605	
February	12,734	
March	14,495	
April	16,285	
May	16,293	
June	16,293	

### QUALITY

	Quantity	Base Number	Contract	AT	Region	England
% of FP17s for the same patient ID Re-attending within 3 months - Children	54	897	6.0%	9.9%	12.0%	12.4%
% of FP17s for the same patient ID Re-attending within 3 months - Adults	402	2,735	14.7%	13.5%	15.9%	16.7%
% of FP17s for the same patient ID Re-attending between 3 & 9 months - Children	528	897	58.9%	58.0%	58.6%	57.4%
% of FP17s for the same patient ID Re-attending between 3 & 9 months - Adults	1,069	2,735	39.1%	49.5%	51.6%	50.5%
% of FP17s for Band 1 Urgent Courses	74	2,697	2.7%	7.0%	8.0%	9.1%
% of FP17s Relating to Free Repair or Replacements	0	2,697	0.0%	0.8%	0.8%	0.8%
% of FP17s Relating to Continuations	117	2,697	4.3%	1.4%	1.3%	1.3%
% of Patients satisfied with the dentistry they have received	5	5	N/A	93.3%	93.1%	93.2%
% of Patients satisfied with the time they had to wait for an appointment	5	5	N/A	90.6%	89.1%	89.0%

\* This is based on patients treated on this contract for their most recent course of treatment. Figures in italics indicate the base number of FP17s or Patient Questionnaire responses are less than 100. N/A is shown where the base number of responses is less than 10 during the period. % is calculated as Quantity/Base number\*100

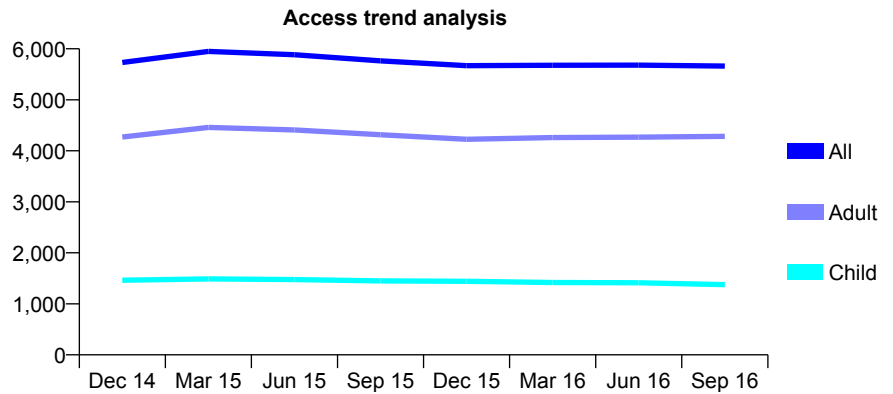
### Q53 - Vital Signs At a Glance Contract Report for 653071/0002 - September 2016

Name or company name	MISS SS KHAIRA
Contract type name	GDS Contract
Purpose of contract	General
Contract start date	01/04/2013
Contract end date	

16/17 Contracted general activity (UDA)	16,115
Carry forward general activity (UDA)	-234
16/17 Contracted orthodontic activity (UOA)	0
Carry forward orthodontic activity (UOA)	0
Baseline contract value	£368,903.83

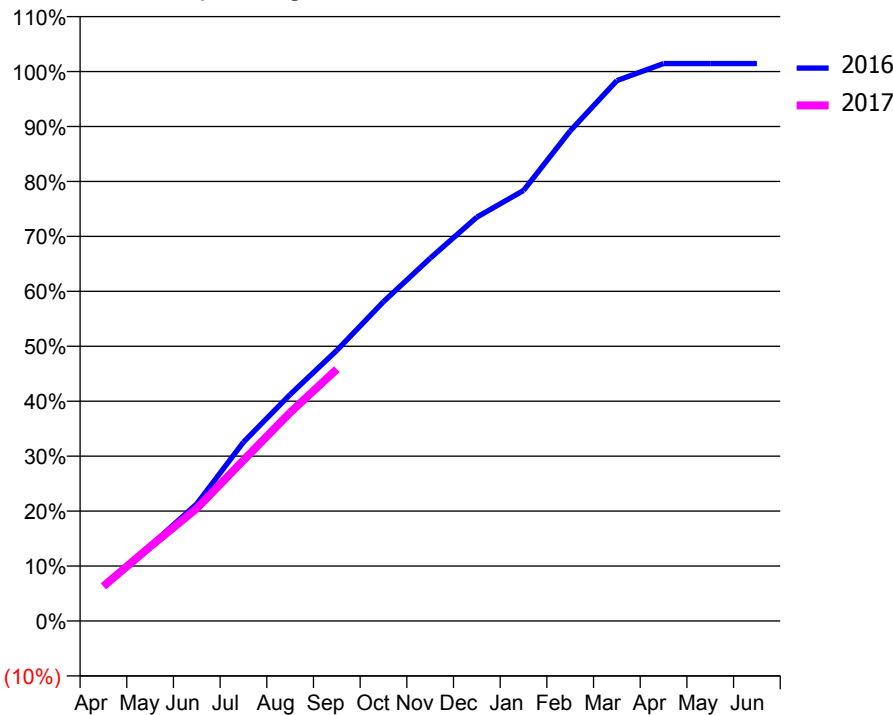
#### ACCESS\*

Patients seen in 24 months	Total	Change since previous quarter
Quarter ending September 2015	5,763	
Quarter ending December 2015	5,669	↓
Quarter ending March 2016	5,677	→
Quarter ending June 2016	5,680	→
Quarter ending September 2016	5,661	→
<b>Variance since September 2015</b>	<b>(1.8%)</b>	<b>↓</b>



#### ACTIVITY

Cumulative percentage of contracted UDA delivered 2016 & 2017



Month	Adjusted Scheduled Activity (UDA)	
	2016	2017
April	1,031	1,020
May	2,207	2,179
June	3,434	3,303
July	5,248	4,716
August	6,642	6,113
September	7,938	7,385
October	9,364	
November	10,638	
December	11,844	
January	12,626	
February	14,375	
March	15,849	
April	16,347	
May	16,350	
June	16,349	

#### QUALITY

	Quantity	Base Number	Contract	AT	Region	England
% of FP17s for the same patient ID Re-attending within 3 months - Children	62	1,037	6.0%	9.9%	12.0%	12.4%
% of FP17s for the same patient ID Re-attending within 3 months - Adults	378	2,991	12.6%	13.5%	15.9%	16.7%
% of FP17s for the same patient ID Re-attending between 3 & 9 months - Children	626	1,037	60.4%	58.0%	58.6%	57.4%
% of FP17s for the same patient ID Re-attending between 3 & 9 months - Adults	1,770	2,991	59.2%	49.5%	51.6%	50.5%
% of FP17s for Band 1 Urgent Courses	220	3,789	5.8%	7.0%	8.0%	9.1%
% of FP17s Relating to Free Repair or Replacements	83	3,789	2.2%	0.8%	0.8%	0.8%
% of FP17s Relating to Continuations	26	3,789	0.7%	1.4%	1.3%	1.3%
% of Patients satisfied with the dentistry they have received	17	17	100.0%	93.3%	93.1%	93.2%
% of Patients satisfied with the time they had to wait for an appointment	14	17	82.4%	90.6%	89.1%	89.0%

\* This is based on patients treated on this contract for their most recent course of treatment. Figures in italics indicate the base number of FP17s or Patient Questionnaire responses are less than 100. N/A is shown where the base number of responses is less than 10 during the period. % is calculated as Quantity/Base number\*100

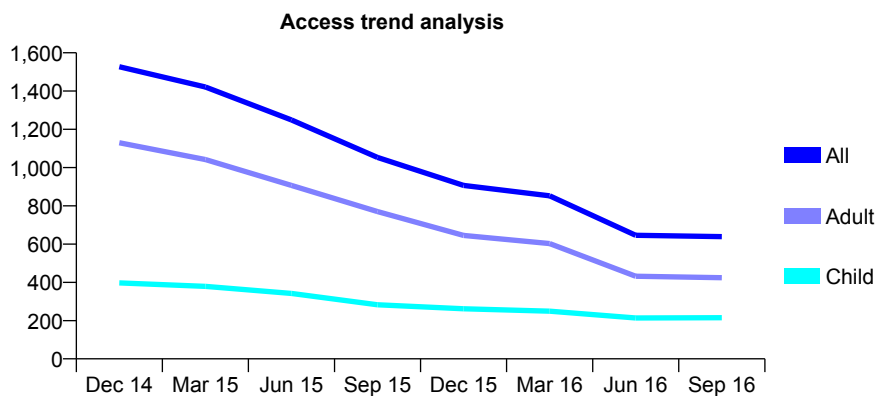
## Q53 - Vital Signs At a Glance Contract Report for 654221/0001 - September 2016

Name or company name	MR SP HUNDAL
Contract type name	GDS Contract
Purpose of contract	General
Contract start date	01/04/2006
Contract end date	

16/17 Contracted general activity (UDA)	6,000
Carry forward general activity (UDA)	0
16/17 Contracted orthodontic activity (UOA)	0
Carry forward orthodontic activity (UOA)	0
Baseline contract value	£170,495.15

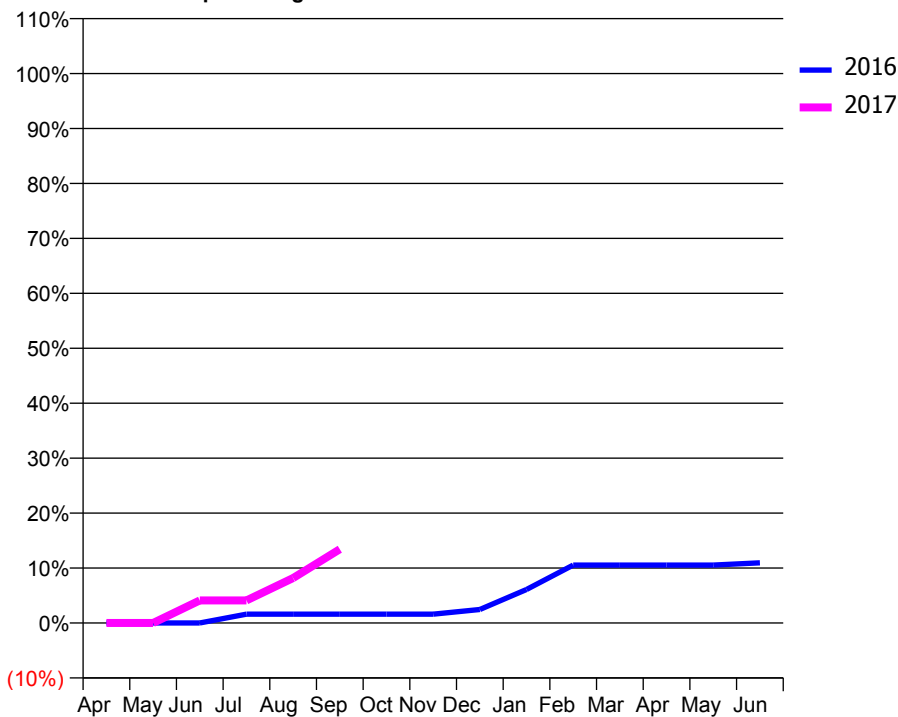
### ACCESS\*

Patients seen in 24 months	Total	Change since previous quarter
Quarter ending September 2015	1,053	
Quarter ending December 2015	907	↓
Quarter ending March 2016	852	↓
Quarter ending June 2016	646	↓
Quarter ending September 2016	639	↓
<b>Variance since September 2015</b>	<b>(39.3%)</b>	<b>↓</b>



### ACTIVITY

Cumulative percentage of contracted UDA delivered 2016 & 2017



Adjusted Scheduled Activity (UDA)

Month	2016	2017
April	0	0
May	0	0
June	0	247
July	97	247
August	97	491
September	97	806
October	97	
November	97	
December	148	
January	366	
February	633	
March	633	
April	633	
May	633	
June	658	

### QUALITY

	Quantity	Base Number	Contract	AT	Region	England
% of FP17s for the same patient ID Re-attending within 3 months - Children	1	81	1.2%	9.9%	12.0%	12.4%
% of FP17s for the same patient ID Re-attending within 3 months - Adults	2	139	1.4%	13.5%	15.9%	16.7%
% of FP17s for the same patient ID Re-attending between 3 & 9 months - Children	11	81	13.6%	58.0%	58.6%	57.4%
% of FP17s for the same patient ID Re-attending between 3 & 9 months - Adults	8	139	5.8%	49.5%	51.6%	50.5%
% of FP17s for Band 1 Urgent Courses	0	214	0.0%	7.0%	8.0%	9.1%
% of FP17s Relating to Free Repair or Replacements	0	214	0.0%	0.8%	0.8%	0.8%
% of FP17s Relating to Continuations	0	214	0.0%	1.4%	1.3%	1.3%
% of Patients satisfied with the dentistry they have received	0	0	N/A	93.3%	93.1%	93.2%
% of Patients satisfied with the time they had to wait for an appointment	0	0	N/A	90.6%	89.1%	89.0%

\* This is based on patients treated on this contract for their most recent course of treatment. Figures in italics indicate the base number of FP17s or Patient Questionnaire responses are less than 100. N/A is shown where the base number of responses is less than 10 during the period. % is calculated as Quantity/Base number\*100

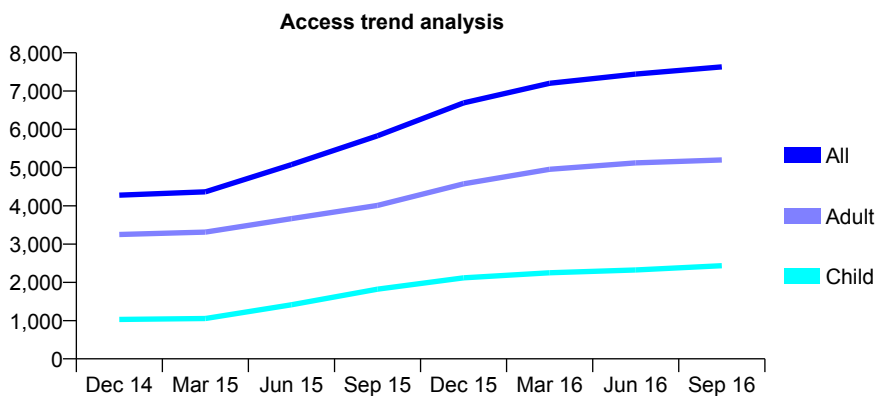
## Q53 - Vital Signs At a Glance Contract Report for 658480/0001 - September 2016

Name or company name	MISS TJ WHITMORE
Contract type name	GDS Contract
Purpose of contract	General
Contract start date	01/09/2006
Contract end date	

16/17 Contracted general activity (UDA)	15,317
Carry forward general activity (UDA)	71
16/17 Contracted orthodontic activity (UOA)	0
Carry forward orthodontic activity (UOA)	0
Baseline contract value	£430,212.63

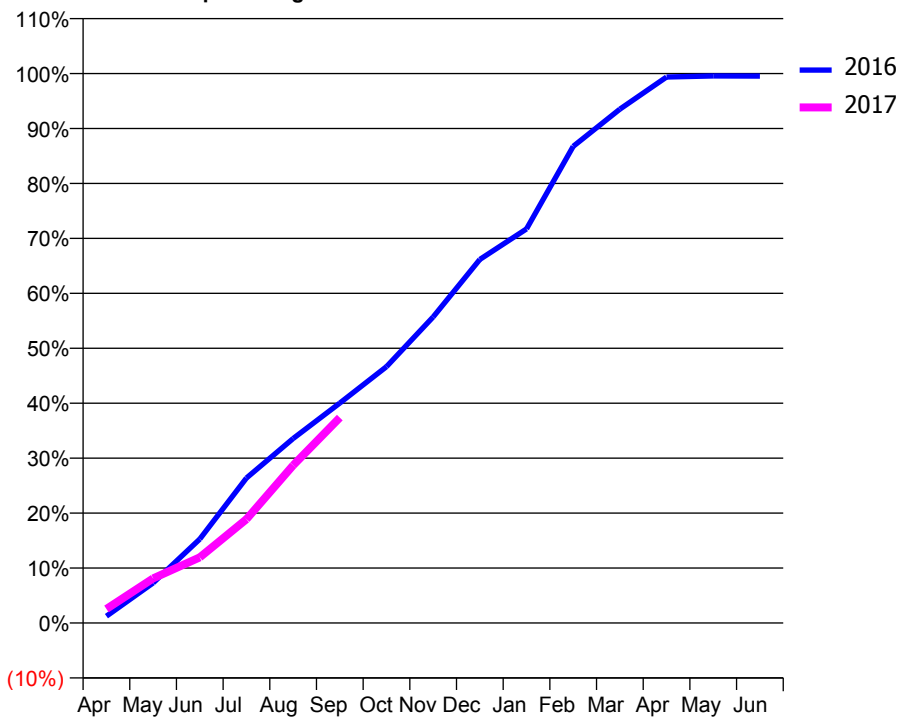
### ACCESS\*

Patients seen in 24 months	Total	Change since previous quarter
Quarter ending September 2015	5,831	
Quarter ending December 2015	6,692	↑
Quarter ending March 2016	7,205	↑
Quarter ending June 2016	7,445	↑
Quarter ending September 2016	7,633	↑
<b>Variance since September 2015</b>	<b>30.9%</b>	<b>↑</b>



### ACTIVITY

Cumulative percentage of contracted UDA delivered 2016 & 2017



Adjusted Scheduled Activity (UDA)

Month	2016	2017
April	190	394
May	1,116	1,245
June	2,339	1,830
July	4,042	2,894
August	5,143	4,394
September	6,132	5,726
October	7,146	
November	8,533	
December	10,135	
January	10,987	
February	13,287	
March	14,324	
April	15,220	
May	15,248	
June	15,246	

### QUALITY

	Quantity	Base Number	Contract	AT	Region	England
% of FP17s for the same patient ID Re-attending within 3 months - Children	53	1,877	2.8%	9.9%	12.0%	12.4%
% of FP17s for the same patient ID Re-attending within 3 months - Adults	119	2,168	5.5%	13.5%	15.9%	16.7%
% of FP17s for the same patient ID Re-attending between 3 & 9 months - Children	1,088	1,877	58.0%	58.0%	58.6%	57.4%
% of FP17s for the same patient ID Re-attending between 3 & 9 months - Adults	583	2,168	26.9%	49.5%	51.6%	50.5%
% of FP17s for Band 1 Urgent Courses	130	3,223	4.0%	7.0%	8.0%	9.1%
% of FP17s Relating to Free Repair or Replacements	21	3,223	0.7%	0.8%	0.8%	0.8%
% of FP17s Relating to Continuations	7	3,223	0.2%	1.4%	1.3%	1.3%
% of Patients satisfied with the dentistry they have received	6	6	N/A	93.3%	93.1%	93.2%
% of Patients satisfied with the time they had to wait for an appointment	4	6	N/A	90.6%	89.1%	89.0%

\* This is based on patients treated on this contract for their most recent course of treatment. Figures in italics indicate the base number of FP17s or Patient Questionnaire responses are less than 100. N/A is shown where the base number of responses is less than 10 during the period. % is calculated as Quantity/Base number\*100

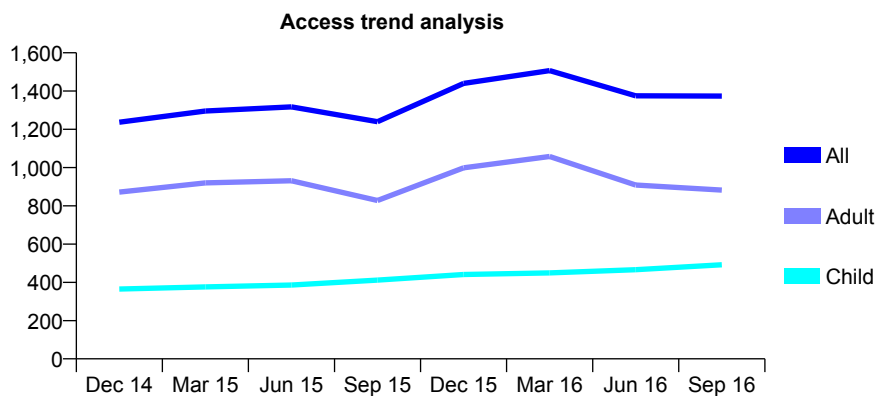
### Q53 - Vital Signs At a Glance Contract Report for 658995/0002 - September 2016

Name or company name	MR SR MEHTA
Contract type name	GDS Contract
Purpose of contract	General
Contract start date	03/07/2013
Contract end date	

16/17 Contracted general activity (UDA)	4,000
Carry forward general activity (UDA)	-56
16/17 Contracted orthodontic activity (UOA)	0
Carry forward orthodontic activity (UOA)	0
Baseline contract value	£115,227.74

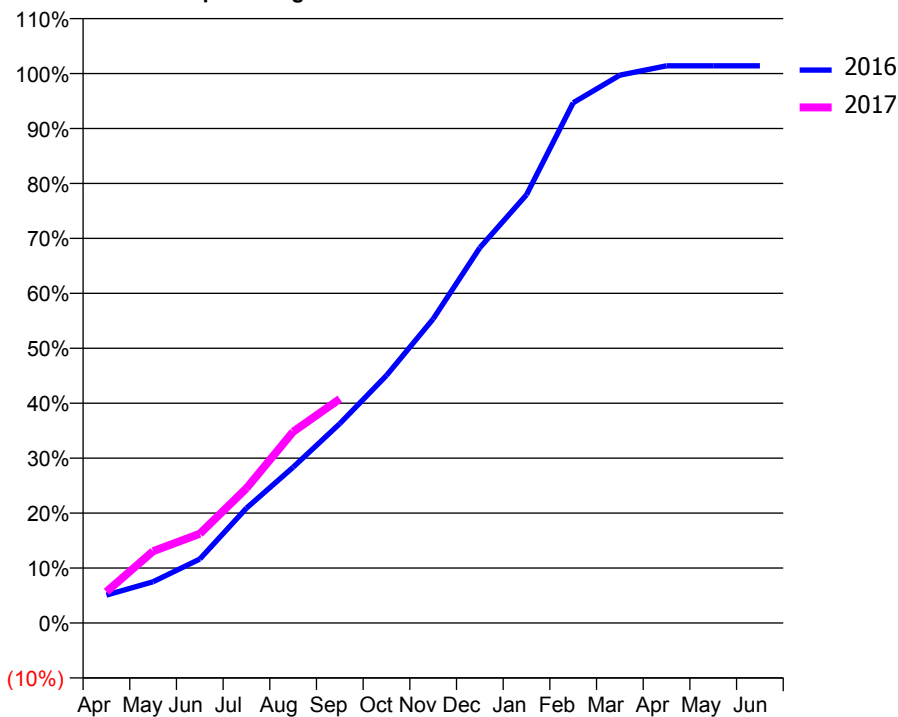
#### ACCESS\*

Patients seen in 24 months	Total	Change since previous quarter
Quarter ending September 2015	1,240	
Quarter ending December 2015	1,440	↑
Quarter ending March 2016	1,507	↑
Quarter ending June 2016	1,375	↓
Quarter ending September 2016	1,374	→
<b>Variance since September 2015</b>	<b>10.8%</b>	<b>↑</b>



#### ACTIVITY

Cumulative percentage of contracted UDA delivered 2016 & 2017



Month	Adjusted Scheduled Activity (UDA)	
	2016	2017
April	203	227
May	301	523
June	465	650
July	836	981
August	1,135	1,392
September	1,452	1,631
October	1,802	
November	2,213	
December	2,732	
January	3,118	
February	3,787	
March	3,988	
April	4,056	
May	4,056	
June	4,056	

#### QUALITY

	Quantity	Base Number	Contract	AT	Region	England
% of FP17s for the same patient ID Re-attending within 3 months - Children	14	391	3.6%	9.9%	12.0%	12.4%
% of FP17s for the same patient ID Re-attending within 3 months - Adults	23	221	10.4%	13.5%	15.9%	16.7%
% of FP17s for the same patient ID Re-attending between 3 & 9 months - Children	242	391	61.9%	58.0%	58.6%	57.4%
% of FP17s for the same patient ID Re-attending between 3 & 9 months - Adults	121	221	54.8%	49.5%	51.6%	50.5%
% of FP17s for Band 1 Urgent Courses	11	568	1.9%	7.0%	8.0%	9.1%
% of FP17s Relating to Free Repair or Replacements	2	568	0.4%	0.8%	0.8%	0.8%
% of FP17s Relating to Continuations	1	568	0.2%	1.4%	1.3%	1.3%
% of Patients satisfied with the dentistry they have received	2	2	N/A	93.3%	93.1%	93.2%
% of Patients satisfied with the time they had to wait for an appointment	2	2	N/A	90.6%	89.1%	89.0%

\* This is based on patients treated on this contract for their most recent course of treatment. Figures in italics indicate the base number of FP17s or Patient Questionnaire responses are less than 100. N/A is shown where the base number of responses is less than 10 during the period. % is calculated as Quantity/Base number\*100

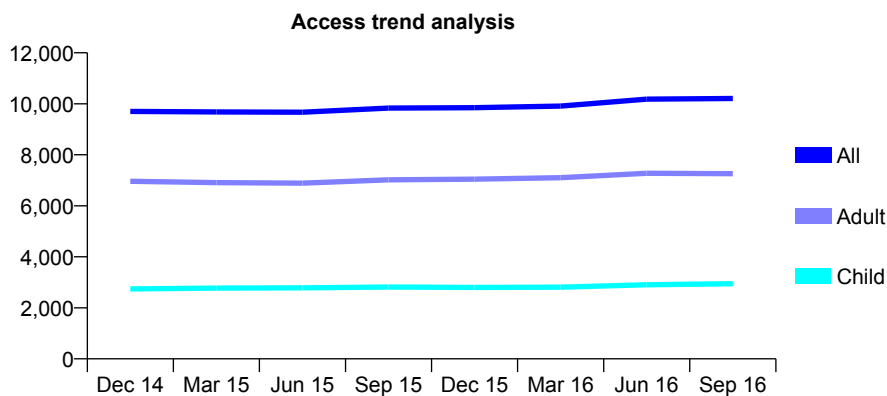
### Q53 - Vital Signs At a Glance Contract Report for 676349/0001 - September 2016

Name or company name	MRS MK DEOL
Contract type name	GDS Contract
Purpose of contract	General
Contract start date	01/04/2006
Contract end date	

16/17 Contracted general activity (UDA)	22,272
Carry forward general activity (UDA)	-171
16/17 Contracted orthodontic activity (UOA)	0
Carry forward orthodontic activity (UOA)	0
Baseline contract value	£656,758.99

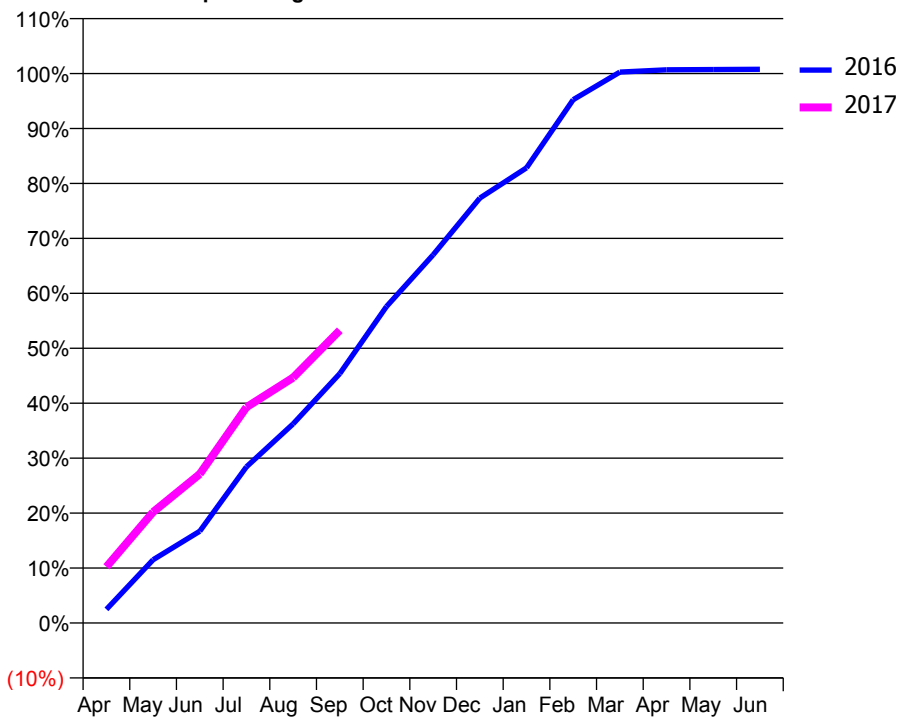
#### ACCESS\*

Patients seen in 24 months	Total	Change since previous quarter
Quarter ending September 2015	9,834	
Quarter ending December 2015	9,848	→
Quarter ending March 2016	9,910	→
Quarter ending June 2016	10,184	↑
Quarter ending September 2016	10,207	→
<b>Variance since September 2015</b>	<b>3.8%</b>	<b>↑</b>



#### ACTIVITY

Cumulative percentage of contracted UDA delivered 2016 & 2017



Month	Adjusted Scheduled Activity (UDA)	
	2016	2017
April	552	2,281
May	2,566	4,500
June	3,720	6,041
July	6,331	8,748
August	8,073	9,948
September	10,110	11,868
October	12,826	
November	14,927	
December	17,223	
January	18,450	
February	21,209	
March	22,332	
April	22,419	
May	22,431	
June	22,443	

#### QUALITY

	Quantity	Base Number	Contract	AT	Region	England
% of FP17s for the same patient ID Re-attending within 3 months - Children	73	1,906	3.8%	9.9%	12.0%	12.4%
% of FP17s for the same patient ID Re-attending within 3 months - Adults	191	4,103	4.7%	13.5%	15.9%	16.7%
% of FP17s for the same patient ID Re-attending between 3 & 9 months - Children	993	1,906	52.1%	58.0%	58.6%	57.4%
% of FP17s for the same patient ID Re-attending between 3 & 9 months - Adults	2,155	4,103	52.5%	49.5%	51.6%	50.5%
% of FP17s for Band 1 Urgent Courses	20	5,084	0.4%	7.0%	8.0%	9.1%
% of FP17s Relating to Free Repair or Replacements	17	5,084	0.3%	0.8%	0.8%	0.8%
% of FP17s Relating to Continuations	12	5,084	0.2%	1.4%	1.3%	1.3%
% of Patients satisfied with the dentistry they have received	6	7	N/A	93.3%	93.1%	93.2%
% of Patients satisfied with the time they had to wait for an appointment	7	7	N/A	90.6%	89.1%	89.0%

\* This is based on patients treated on this contract for their most recent course of treatment. Figures in italics indicate the base number of FP17s or Patient Questionnaire responses are less than 100. N/A is shown where the base number of responses is less than 10 during the period. % is calculated as Quantity/Base number\*100

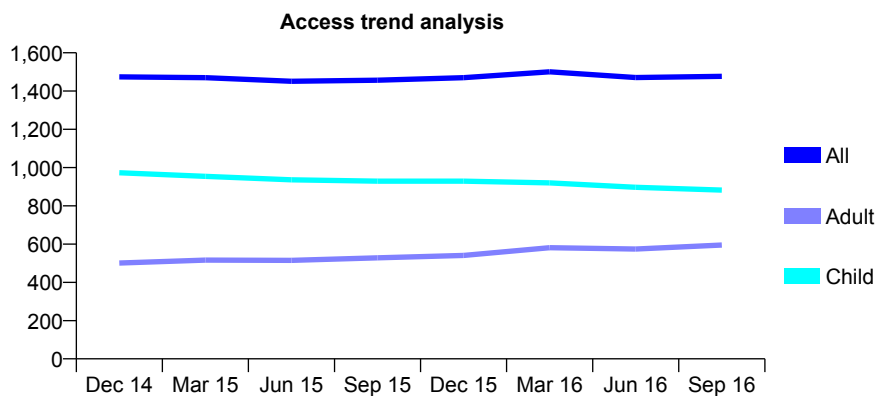
## Q53 - Vital Signs At a Glance Contract Report for 679836/0001 - September 2016

Name or company name	MR P MULLIGAN
Contract type name	GDS Contract
Purpose of contract	General
Contract start date	01/04/2006
Contract end date	

16/17 Contracted general activity (UDA)	3,700
Carry forward general activity (UDA)	0
16/17 Contracted orthodontic activity (UOA)	0
Carry forward orthodontic activity (UOA)	0
Baseline contract value	£112,377.24

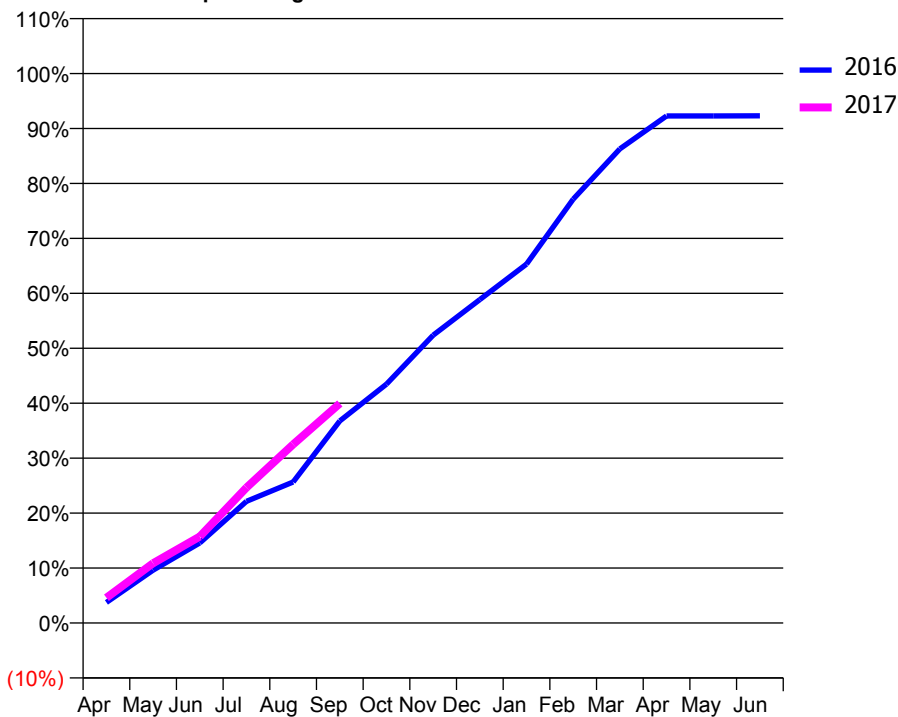
### ACCESS\*

Patients seen in 24 months	Total	Change since previous quarter
Quarter ending September 2015	1,457	
Quarter ending December 2015	1,470	→
Quarter ending March 2016	1,501	↑
Quarter ending June 2016	1,471	↓
Quarter ending September 2016	1,477	→
<b>Variance since September 2015</b>	<b>1.4%</b>	<b>→</b>



### ACTIVITY

Cumulative percentage of contracted UDA delivered 2016 & 2017



Adjusted Scheduled Activity (UDA)

Month	2016	2017
April	139	170
May	356	402
June	539	583
July	820	911
August	950	1,203
September	1,361	1,478
October	1,609	
November	1,938	
December	2,178	
January	2,416	
February	2,854	
March	3,192	
April	3,414	
May	3,414	
June	3,415	

### QUALITY

	Quantity	Base Number	Contract	AT	Region	England
% of FP17s for the same patient ID Re-attending within 3 months - Children	54	864	6.3%	9.9%	12.0%	12.4%
% of FP17s for the same patient ID Re-attending within 3 months - Adults	28	395	7.1%	13.5%	15.9%	16.7%
% of FP17s for the same patient ID Re-attending between 3 & 9 months - Children	667	864	77.2%	58.0%	58.6%	57.4%
% of FP17s for the same patient ID Re-attending between 3 & 9 months - Adults	251	395	63.5%	49.5%	51.6%	50.5%
% of FP17s for Band 1 Urgent Courses	22	1,107	2.0%	7.0%	8.0%	9.1%
% of FP17s Relating to Free Repair or Replacements	1	1,107	0.1%	0.8%	0.8%	0.8%
% of FP17s Relating to Continuations	2	1,107	0.2%	1.4%	1.3%	1.3%
% of Patients satisfied with the dentistry they have received	2	2	N/A	93.3%	93.1%	93.2%
% of Patients satisfied with the time they had to wait for an appointment	2	2	N/A	90.6%	89.1%	89.0%

\* This is based on patients treated on this contract for their most recent course of treatment. Figures in italics indicate the base number of FP17s or Patient Questionnaire responses are less than 100. N/A is shown where the base number of responses is less than 10 during the period. % is calculated as Quantity/Base number\*100



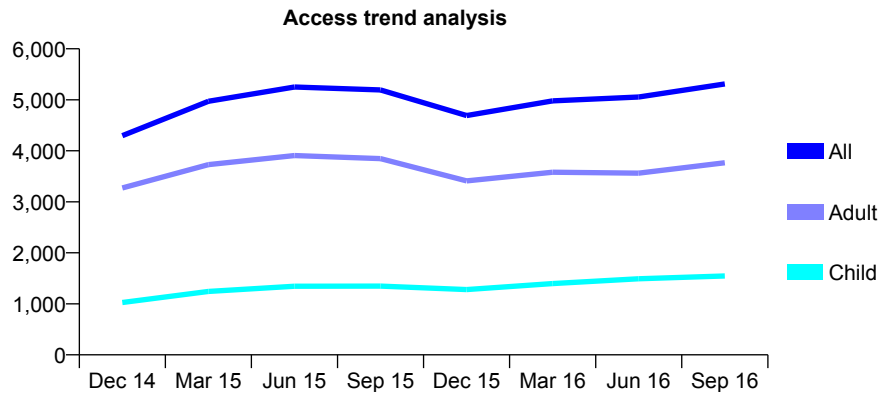
## Q53 - Vital Signs At a Glance Contract Report for 681202/0003 - September 2016

Name or company name	MR M EBRAHIM
Contract type name	GDS Contract
Purpose of contract	General
Contract start date	17/01/2013
Contract end date	

16/17 Contracted general activity (UDA)	17,400
Carry forward general activity (UDA)	0
16/17 Contracted orthodontic activity (UOA)	0
Carry forward orthodontic activity (UOA)	0
Baseline contract value	£459,834.44

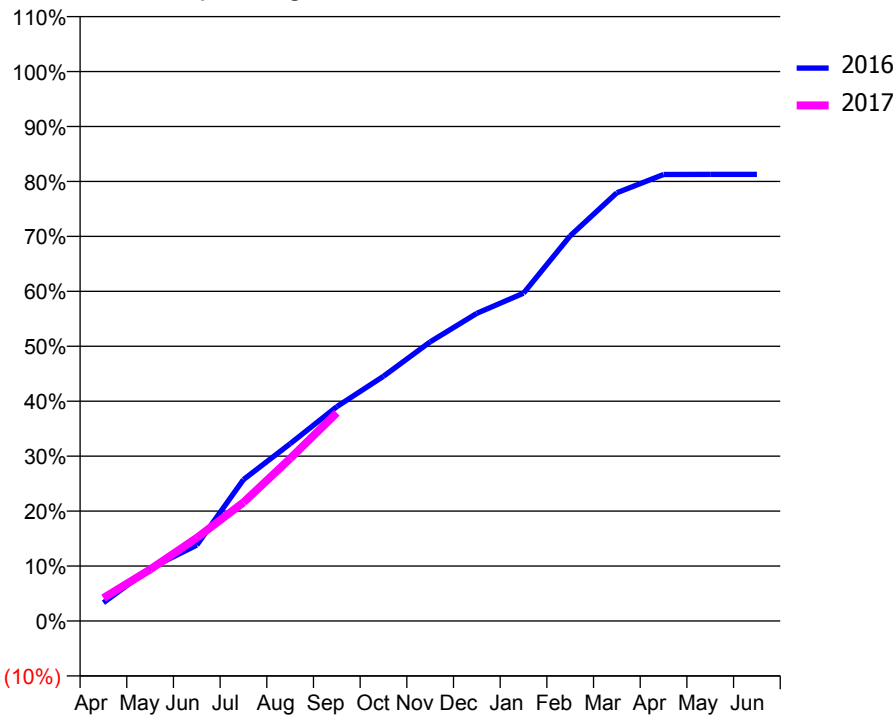
### ACCESS\*

Patients seen in 24 months	Total	Change since previous quarter
Quarter ending September 2015	5,193	
Quarter ending December 2015	4,692	↓
Quarter ending March 2016	4,979	↑
Quarter ending June 2016	5,055	→
Quarter ending September 2016	5,312	↑
<b>Variance since September 2015</b>	<b>2.3%</b>	<b>↑</b>



### ACTIVITY

Cumulative percentage of contracted UDA delivered 2016 & 2017



Month	Adjusted Scheduled Activity (UDA)	
	2016	2017
April	581	729
May	1,668	1,632
June	2,405	2,631
July	4,477	3,754
August	5,613	5,147
September	6,788	6,594
October	7,751	
November	8,838	
December	9,743	
January	10,381	
February	12,198	
March	13,560	
April	14,138	
May	14,142	
June	14,142	

### QUALITY

	Quantity	Base Number	Contract	AT	Region	England
% of FP17s for the same patient ID Re-attending within 3 months - Children	71	1,124	6.3%	9.9%	12.0%	12.4%
% of FP17s for the same patient ID Re-attending within 3 months - Adults	278	2,381	11.7%	13.5%	15.9%	16.7%
% of FP17s for the same patient ID Re-attending between 3 & 9 months - Children	483	1,124	43.0%	58.0%	58.6%	57.4%
% of FP17s for the same patient ID Re-attending between 3 & 9 months - Adults	714	2,381	30.0%	49.5%	51.6%	50.5%
% of FP17s for Band 1 Urgent Courses	188	3,193	5.9%	7.0%	8.0%	9.1%
% of FP17s Relating to Free Repair or Replacements	49	3,193	1.5%	0.8%	0.8%	0.8%
% of FP17s Relating to Continuations	40	3,193	1.3%	1.4%	1.3%	1.3%
% of Patients satisfied with the dentistry they have received	3	4	N/A	93.3%	93.1%	93.2%
% of Patients satisfied with the time they had to wait for an appointment	4	4	N/A	90.6%	89.1%	89.0%

\* This is based on patients treated on this contract for their most recent course of treatment. Figures in italics indicate the base number of FP17s or Patient Questionnaire responses are less than 100. N/A is shown where the base number of responses is less than 10 during the period. % is calculated as Quantity/Base number\*100

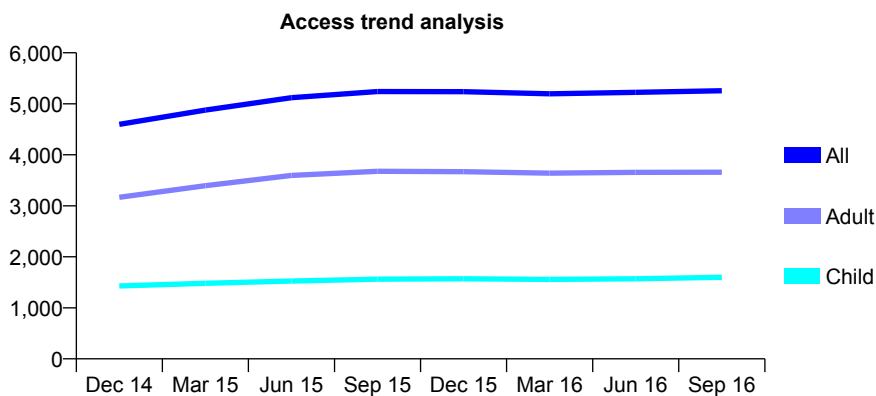
## Q53 - Vital Signs At a Glance Contract Report for 682500/0001 - September 2016

Name or company name	MR MN GAMBROUDES
Contract type name	GDS Contract
Purpose of contract	General
Contract start date	01/04/2006
Contract end date	

16/17 Contracted general activity (UDA)	14,071
Carry forward general activity (UDA)	153
16/17 Contracted orthodontic activity (UOA)	0
Carry forward orthodontic activity (UOA)	0
Baseline contract value	£414,736.25

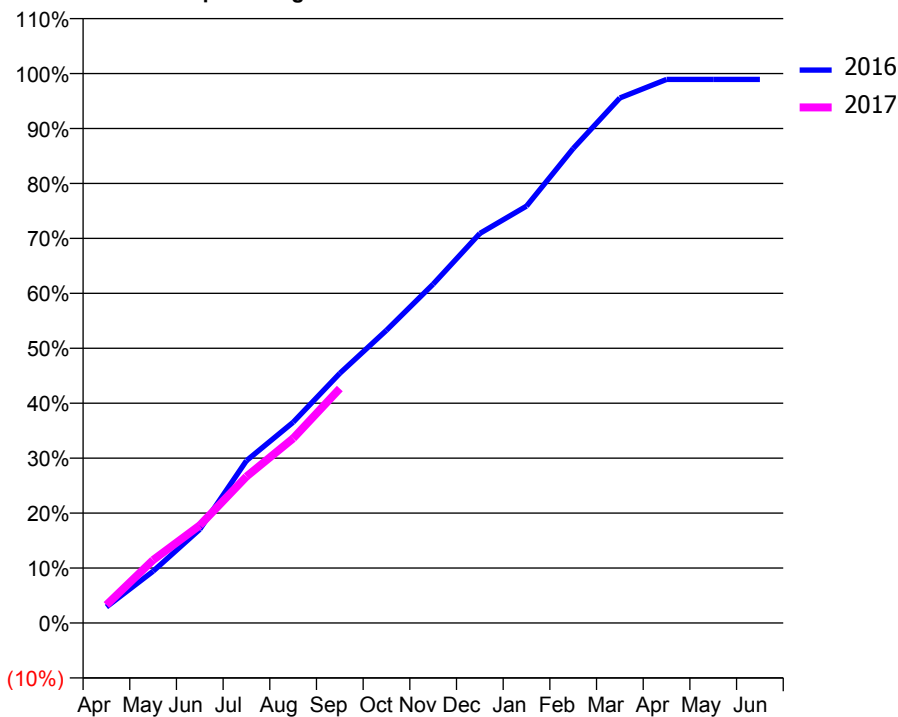
### ACCESS\*

Patients seen in 24 months	Total	Change since previous quarter
Quarter ending September 2015	5,240	
Quarter ending December 2015	5,239	→
Quarter ending March 2016	5,197	→
Quarter ending June 2016	5,225	→
Quarter ending September 2016	5,257	→
<b>Variance since September 2015</b>	<b>0.3%</b>	<b>→</b>



### ACTIVITY

Cumulative percentage of contracted UDA delivered 2016 & 2017



Month	Adjusted Scheduled Activity (UDA)	
	2016	2017
April	412	462
May	1,328	1,615
June	2,399	2,502
July	4,156	3,751
August	5,142	4,727
September	6,395	6,004
October	7,496	
November	8,677	
December	9,975	
January	10,674	
February	12,152	
March	13,444	
April	13,918	
May	13,918	
June	13,918	

### QUALITY

	Quantity	Base Number	Contract	AT	Region	England
% of FP17s for the same patient ID Re-attending within 3 months - Children	106	1,308	8.1%	9.9%	12.0%	12.4%
% of FP17s for the same patient ID Re-attending within 3 months - Adults	347	2,556	13.6%	13.5%	15.9%	16.7%
% of FP17s for the same patient ID Re-attending between 3 & 9 months - Children	870	1,308	66.5%	58.0%	58.6%	57.4%
% of FP17s for the same patient ID Re-attending between 3 & 9 months - Adults	1,609	2,556	62.9%	49.5%	51.6%	50.5%
% of FP17s for Band 1 Urgent Courses	130	3,640	3.6%	7.0%	8.0%	9.1%
% of FP17s Relating to Free Repair or Replacements	20	3,640	0.5%	0.8%	0.8%	0.8%
% of FP17s Relating to Continuations	25	3,640	0.7%	1.4%	1.3%	1.3%
% of Patients satisfied with the dentistry they have received	5	5	N/A	93.3%	93.1%	93.2%
% of Patients satisfied with the time they had to wait for an appointment	5	5	N/A	90.6%	89.1%	89.0%

\* This is based on patients treated on this contract for their most recent course of treatment. Figures in italics indicate the base number of FP17s or Patient Questionnaire responses are less than 100. N/A is shown where the base number of responses is less than 10 during the period. % is calculated as Quantity/Base number\*100

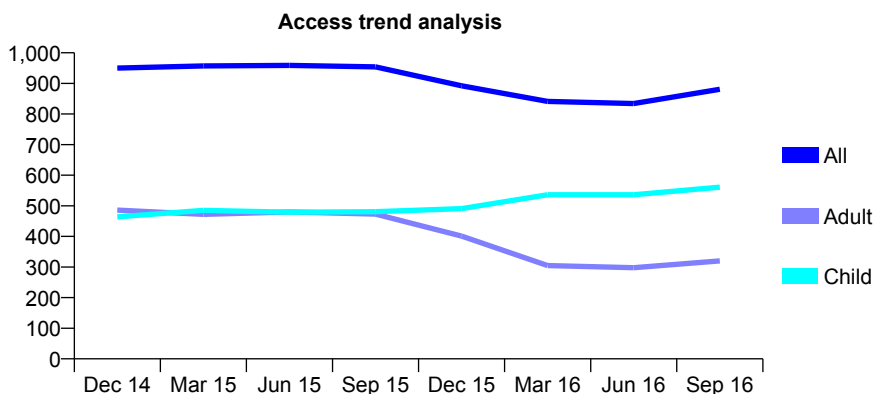
## Q53 - Vital Signs At a Glance Contract Report for 688142/0001 - September 2016

Name or company name	MR P GOVENDER
Contract type name	GDS Contract
Purpose of contract	General
Contract start date	01/04/2010
Contract end date	

16/17 Contracted general activity (UDA)	1,400
Carry forward general activity (UDA)	0
16/17 Contracted orthodontic activity (UOA)	0
Carry forward orthodontic activity (UOA)	0
Baseline contract value	£33,677.22

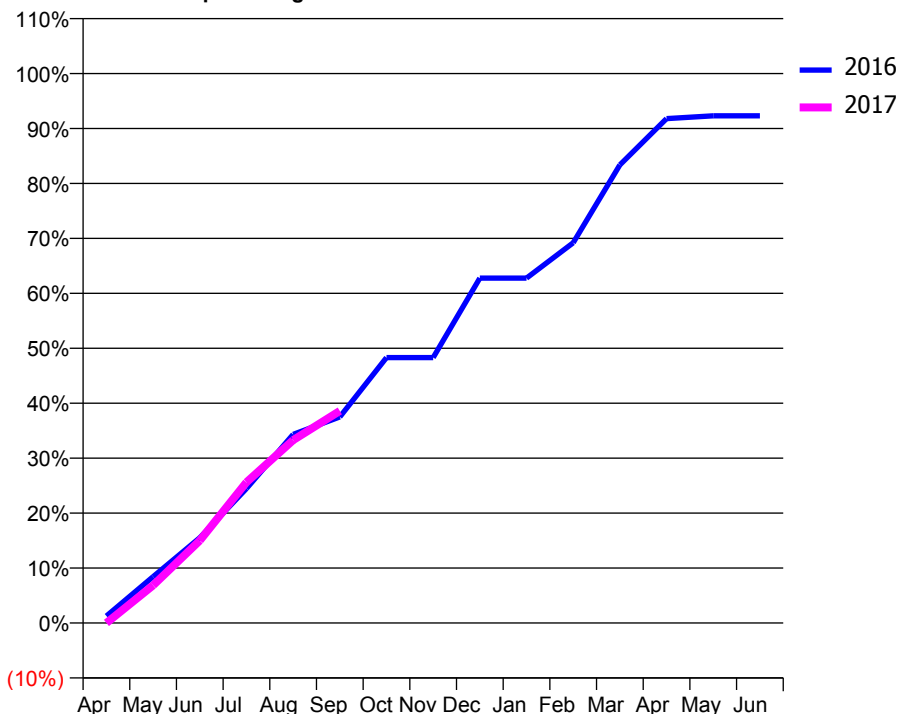
### ACCESS\*

Patients seen in 24 months	Total	Change since previous quarter
Quarter ending September 2015	954	
Quarter ending December 2015	892	↓
Quarter ending March 2016	841	↓
Quarter ending June 2016	834	→
Quarter ending September 2016	881	↑
<b>Variance since September 2015</b>	<b>(7.7%)</b>	<b>↓</b>



### ACTIVITY

Cumulative percentage of contracted UDA delivered 2016 & 2017



Adjusted Scheduled Activity (UDA)

Month	2016	2017
April	18	0
May	118	96
June	217	210
July	343	359
August	480	466
September	525	540
October	676	
November	676	
December	879	
January	879	
February	969	
March	1,167	
April	1,285	
May	1,292	
June	1,292	

### QUALITY

	Quantity	Base Number	Contract	AT	Region	England
% of FP17s for the same patient ID Re-attending within 3 months - Children	17	319	5.3%	9.9%	12.0%	12.4%
% of FP17s for the same patient ID Re-attending within 3 months - Adults	21	132	15.9%	13.5%	15.9%	16.7%
% of FP17s for the same patient ID Re-attending between 3 & 9 months - Children	111	319	34.8%	58.0%	58.6%	57.4%
% of FP17s for the same patient ID Re-attending between 3 & 9 months - Adults	42	132	31.8%	49.5%	51.6%	50.5%
% of FP17s for Band 1 Urgent Courses	32	366	8.7%	7.0%	8.0%	9.1%
% of FP17s Relating to Free Repair or Replacements	0	366	0.0%	0.8%	0.8%	0.8%
% of FP17s Relating to Continuations	0	366	0.0%	1.4%	1.3%	1.3%
% of Patients satisfied with the dentistry they have received	0	0	N/A	93.3%	93.1%	93.2%
% of Patients satisfied with the time they had to wait for an appointment	0	0	N/A	90.6%	89.1%	89.0%

\* This is based on patients treated on this contract for their most recent course of treatment. Figures in italics indicate the base number of FP17s or Patient Questionnaire responses are less than 100. N/A is shown where the base number of responses is less than 10 during the period. % is calculated as Quantity/Base number\*100

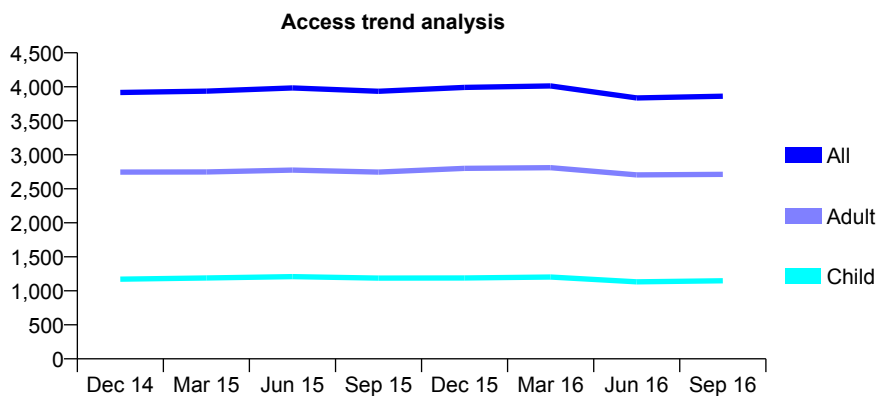
## Q53 - Vital Signs At a Glance Contract Report for 693162/0002 - September 2016

Name or company name	MR RK BOJ
Contract type name	GDS Contract
Purpose of contract	General
Contract start date	16/06/2006
Contract end date	

16/17 Contracted general activity (UDA)	10,400
Carry forward general activity (UDA)	213
16/17 Contracted orthodontic activity (UOA)	0
Carry forward orthodontic activity (UOA)	0
Baseline contract value	£293,951.66

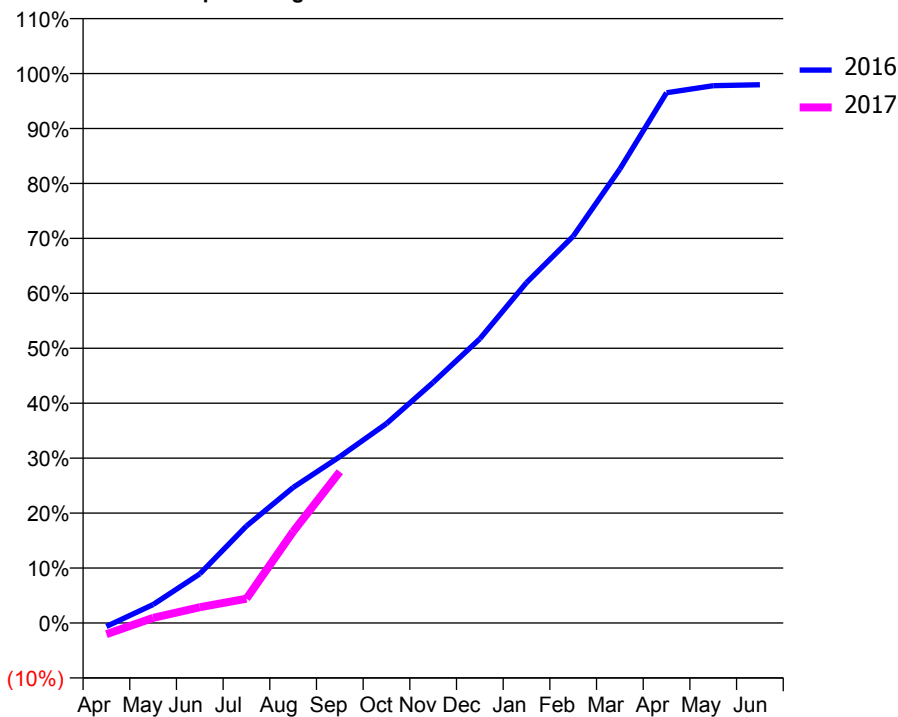
### ACCESS\*

Patients seen in 24 months	Total	Change since previous quarter
Quarter ending September 2015	3,934	
Quarter ending December 2015	3,991	→
Quarter ending March 2016	4,013	→
Quarter ending June 2016	3,837	↓
Quarter ending September 2016	3,862	→
<b>Variance since September 2015</b>	<b>(1.8%)</b>	<b>↓</b>



### ACTIVITY

Cumulative percentage of contracted UDA delivered 2016 & 2017



Month	Adjusted Scheduled Activity (UDA)	
	2016	2017
April	-68	-213
May	350	98
June	930	299
July	1,837	460
August	2,565	1,731
September	3,149	2,864
October	3,775	
November	4,554	
December	5,379	
January	6,442	
February	7,320	
March	8,593	
April	10,036	
May	10,171	
June	10,187	

### QUALITY

	Quantity	Base Number	Contract	AT	Region	England
% of FP17s for the same patient ID Re-attending within 3 months - Children	30	445	6.7%	9.9%	12.0%	12.4%
% of FP17s for the same patient ID Re-attending within 3 months - Adults	129	1,019	12.7%	13.5%	15.9%	16.7%
% of FP17s for the same patient ID Re-attending between 3 & 9 months - Children	108	445	24.3%	58.0%	58.6%	57.4%
% of FP17s for the same patient ID Re-attending between 3 & 9 months - Adults	255	1,019	25.0%	49.5%	51.6%	50.5%
% of FP17s for Band 1 Urgent Courses	54	1,081	5.0%	7.0%	8.0%	9.1%
% of FP17s Relating to Free Repair or Replacements	7	1,081	0.6%	0.8%	0.8%	0.8%
% of FP17s Relating to Continuations	24	1,081	2.2%	1.4%	1.3%	1.3%
% of Patients satisfied with the dentistry they have received	6	7	N/A	93.3%	93.1%	93.2%
% of Patients satisfied with the time they had to wait for an appointment	4	7	N/A	90.6%	89.1%	89.0%

\* This is based on patients treated on this contract for their most recent course of treatment. Figures in italics indicate the base number of FP17s or Patient Questionnaire responses are less than 100. N/A is shown where the base number of responses is less than 10 during the period. % is calculated as Quantity/Base number\*100

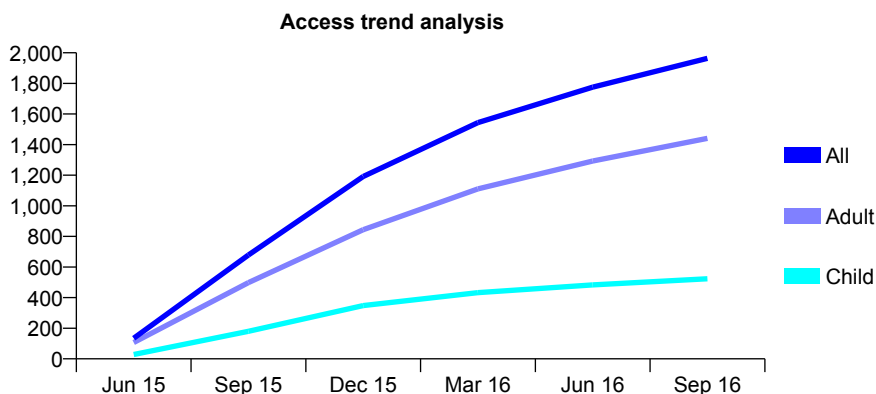
## Q53 - Vital Signs At a Glance Contract Report for 698253/0001 - September 2016

Name or company name	MR NS MALHI
Contract type name	GDS Contract
Purpose of contract	General
Contract start date	01/06/2015
Contract end date	

16/17 Contracted general activity (UDA)	6,395
Carry forward general activity (UDA)	2
16/17 Contracted orthodontic activity (UOA)	0
Carry forward orthodontic activity (UOA)	0
Baseline contract value	£180,333.54

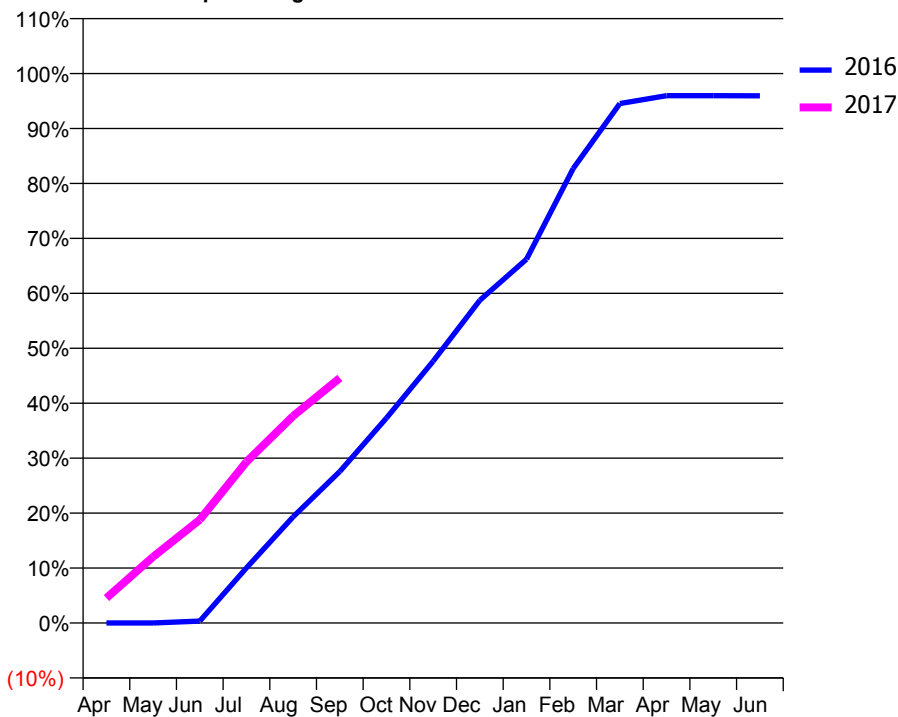
### ACCESS\*

Patients seen in 24 months	Total	Change since previous quarter
Quarter ending September 2015	678	
Quarter ending December 2015	1,192	↑
Quarter ending March 2016	1,544	↑
Quarter ending June 2016	1,776	↑
Quarter ending September 2016	1,964	↑
<b>Variance since September 2015</b>	<b>189.7%</b>	<b>↑</b>



### ACTIVITY

Cumulative percentage of contracted UDA delivered 2016 & 2017



Month	Adjusted Scheduled Activity (UDA)	
	2016	2017
April	0	291
May	0	771
June	19	1,201
July	534	1,875
August	1,030	2,409
September	1,470	2,852
October	1,988	
November	2,539	
December	3,130	
January	3,529	
February	4,407	
March	5,038	
April	5,114	
May	5,114	
June	5,113	

### QUALITY

	Quantity	Base Number	Contract	AT	Region	England
% of FP17s for the same patient ID Re-attending within 3 months - Children	18	318	5.7%	9.9%	12.0%	12.4%
% of FP17s for the same patient ID Re-attending within 3 months - Adults	93	890	10.4%	13.5%	15.9%	16.7%
% of FP17s for the same patient ID Re-attending between 3 & 9 months - Children	124	318	39.0%	58.0%	58.6%	57.4%
% of FP17s for the same patient ID Re-attending between 3 & 9 months - Adults	333	890	37.4%	49.5%	51.6%	50.5%
% of FP17s for Band 1 Urgent Courses	80	1,166	6.9%	7.0%	8.0%	9.1%
% of FP17s Relating to Free Repair or Replacements	5	1,166	0.4%	0.8%	0.8%	0.8%
% of FP17s Relating to Continuations	8	1,166	0.7%	1.4%	1.3%	1.3%
% of Patients satisfied with the dentistry they have received	6	6	N/A	93.3%	93.1%	93.2%
% of Patients satisfied with the time they had to wait for an appointment	5	6	N/A	90.6%	89.1%	89.0%

\* This is based on patients treated on this contract for their most recent course of treatment. Figures in italics indicate the base number of FP17s or Patient Questionnaire responses are less than 100. N/A is shown where the base number of responses is less than 10 during the period. % is calculated as Quantity/Base number\*100

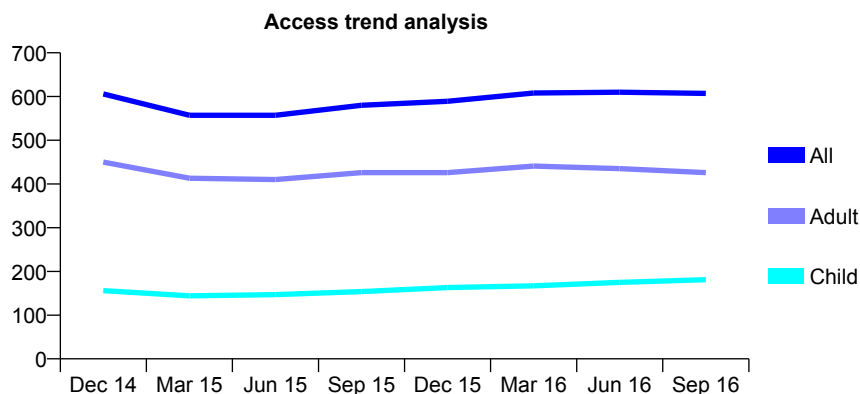
## Q53 - Vital Signs At a Glance Contract Report for 716820/0001 - September 2016

Name or company name	MRS HM KOTLINSKA - STASZKOWS
Contract type name	GDS Contract
Purpose of contract	General
Contract start date	21/06/2010
Contract end date	

16/17 Contracted general activity (UDA)	1,813
Carry forward general activity (UDA)	-22
16/17 Contracted orthodontic activity (UOA)	0
Carry forward orthodontic activity (UOA)	0
Baseline contract value	£45,377.94

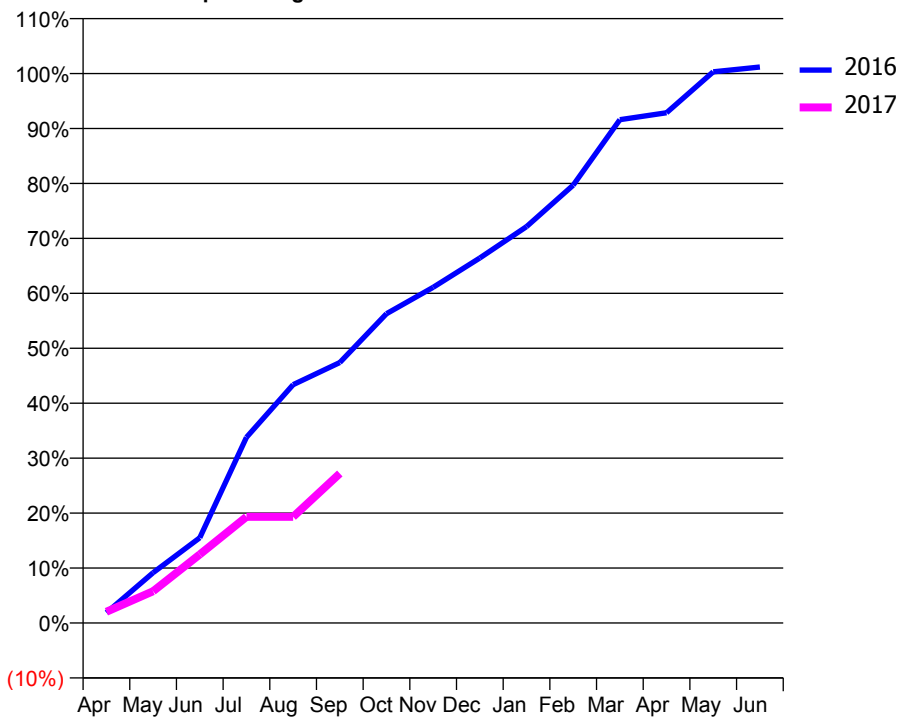
### ACCESS\*

Patients seen in 24 months	Total	Change since previous quarter
Quarter ending September 2015	580	
Quarter ending December 2015	589	→
Quarter ending March 2016	608	↑
Quarter ending June 2016	610	→
Quarter ending September 2016	607	→
<b>Variance since September 2015</b>	<b>4.7%</b>	<b>↑</b>



### ACTIVITY

Cumulative percentage of contracted UDA delivered 2016 & 2017



Adjusted Scheduled Activity (UDA)

Month	2016	2017
April	34	37
May	166	105
June	281	226
July	613	351
August	787	351
September	860	494
October	1,021	
November	1,108	
December	1,205	
January	1,308	
February	1,445	
March	1,661	
April	1,684	
May	1,819	
June	1,835	

### QUALITY

	Quantity	Base Number	Contract	AT	Region	England
% of FP17s for the same patient ID Re-attending within 3 months - Children	9	112	8.0%	9.9%	12.0%	12.4%
% of FP17s for the same patient ID Re-attending within 3 months - Adults	19	144	13.2%	13.5%	15.9%	16.7%
% of FP17s for the same patient ID Re-attending between 3 & 9 months - Children	49	112	43.8%	58.0%	58.6%	57.4%
% of FP17s for the same patient ID Re-attending between 3 & 9 months - Adults	70	144	48.6%	49.5%	51.6%	50.5%
% of FP17s for Band 1 Urgent Courses	3	220	1.4%	7.0%	8.0%	9.1%
% of FP17s Relating to Free Repair or Replacements	4	220	1.8%	0.8%	0.8%	0.8%
% of FP17s Relating to Continuations	2	220	0.9%	1.4%	1.3%	1.3%
% of Patients satisfied with the dentistry they have received	0	0	N/A	93.3%	93.1%	93.2%
% of Patients satisfied with the time they had to wait for an appointment	0	0	N/A	90.6%	89.1%	89.0%

\* This is based on patients treated on this contract for their most recent course of treatment. Figures in italics indicate the base number of FP17s or Patient Questionnaire responses are less than 100. N/A is shown where the base number of responses is less than 10 during the period. % is calculated as Quantity/Base number\*100

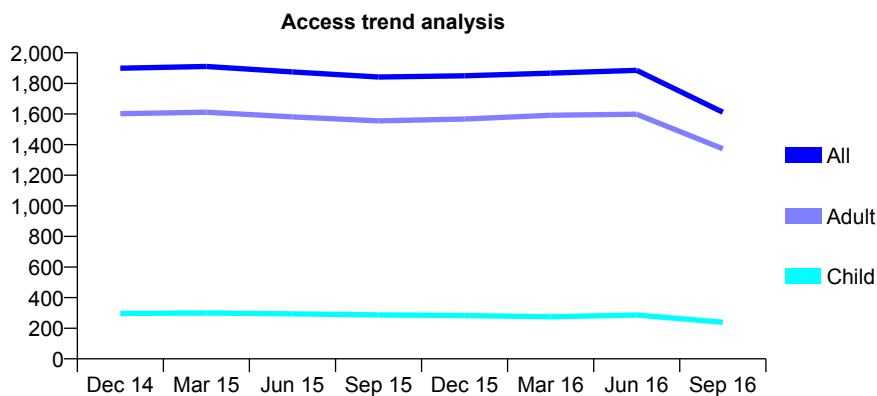
## Q53 - Vital Signs At a Glance Contract Report for 731323/0001 - September 2016

Name or company name	MR NG MANLEY
Contract type name	GDS Contract
Purpose of contract	General
Contract start date	01/04/2006
Contract end date	

16/17 Contracted general activity (UDA)	6,641
Carry forward general activity (UDA)	117
16/17 Contracted orthodontic activity (UOA)	0
Carry forward orthodontic activity (UOA)	0
Baseline contract value	£152,266.05

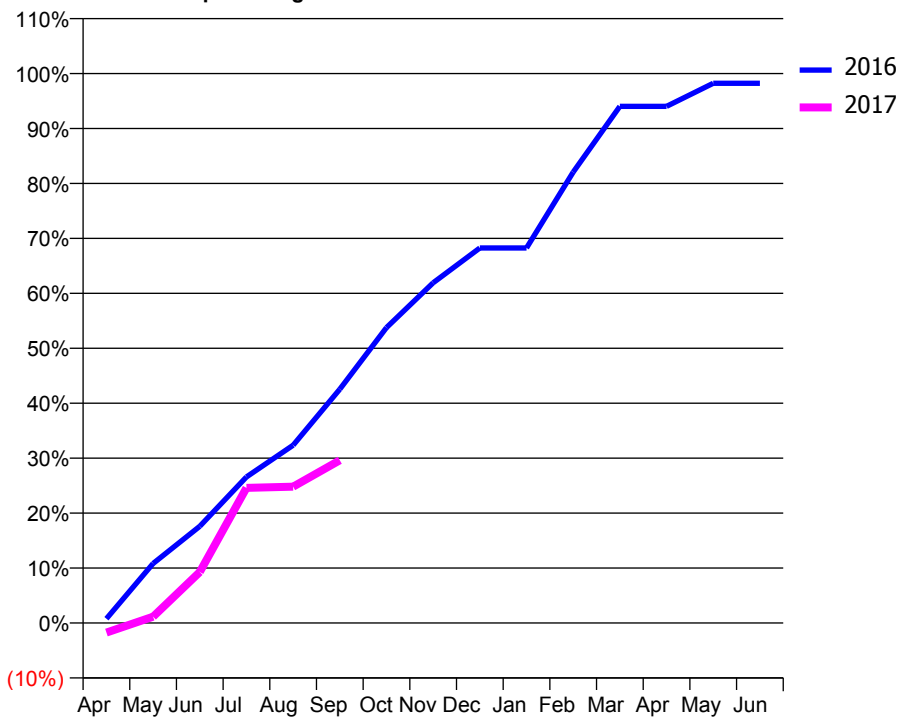
### ACCESS\*

Patients seen in 24 months	Total	Change since previous quarter
Quarter ending September 2015	1,842	
Quarter ending December 2015	1,850	→
Quarter ending March 2016	1,867	→
Quarter ending June 2016	1,885	→
Quarter ending September 2016	1,612	↓
<b>Variance since September 2015</b>	<b>(12.5%)</b>	<b>↓</b>



### ACTIVITY

Cumulative percentage of contracted UDA delivered 2016 & 2017



Month	Adjusted Scheduled Activity (UDA)	
	2016	2017
April	52	-117
May	719	77
June	1,169	617
July	1,766	1,634
August	2,149	1,648
September	2,827	1,967
October	3,571	
November	4,112	
December	4,532	
January	4,532	
February	5,449	
March	6,245	
April	6,245	
May	6,523	
June	6,524	

### QUALITY

	Quantity	Base Number	Contract	AT	Region	England
% of FP17s for the same patient ID Re-attending within 3 months - Children	7	171	4.1%	9.9%	12.0%	12.4%
% of FP17s for the same patient ID Re-attending within 3 months - Adults	118	916	12.9%	13.5%	15.9%	16.7%
% of FP17s for the same patient ID Re-attending between 3 & 9 months - Children	105	171	61.4%	58.0%	58.6%	57.4%
% of FP17s for the same patient ID Re-attending between 3 & 9 months - Adults	549	916	59.9%	49.5%	51.6%	50.5%
% of FP17s for Band 1 Urgent Courses	27	945	2.9%	7.0%	8.0%	9.1%
% of FP17s Relating to Free Repair or Replacements	6	945	0.6%	0.8%	0.8%	0.8%
% of FP17s Relating to Continuations	8	945	0.8%	1.4%	1.3%	1.3%
% of Patients satisfied with the dentistry they have received	5	5	N/A	93.3%	93.1%	93.2%
% of Patients satisfied with the time they had to wait for an appointment	5	5	N/A	90.6%	89.1%	89.0%

\* This is based on patients treated on this contract for their most recent course of treatment. Figures in italics indicate the base number of FP17s or Patient Questionnaire responses are less than 100. N/A is shown where the base number of responses is less than 10 during the period. % is calculated as Quantity/Base number\*100

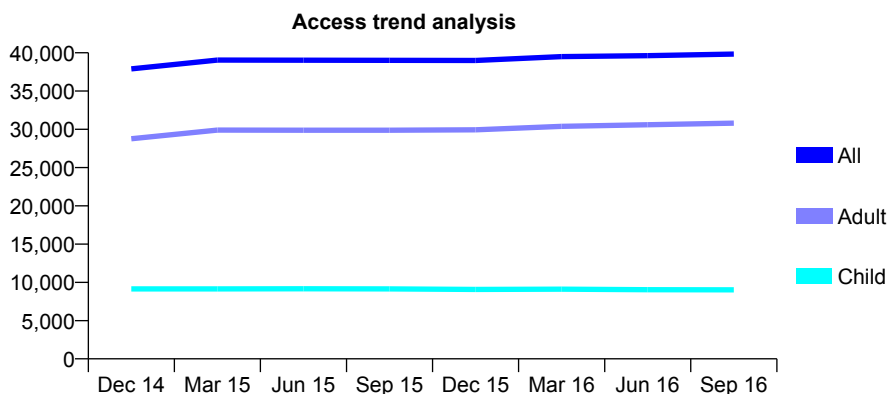
## Q53 - Vital Signs At a Glance Contract Report for 732052/0003 - September 2016

Name or company name	Balbir S Bhandal, Amrik S Bhandal & Baljit
Contract type name	GDS Contract
Purpose of contract	General and Orthodontic
Contract start date	01/04/2006
Contract end date	

16/17 Contracted general activity (UDA)	100,734
Carry forward general activity (UDA)	2,146
16/17 Contracted orthodontic activity (UOA)	6,363
Carry forward orthodontic activity (UOA)	-57
Baseline contract value	£2,916,290.56

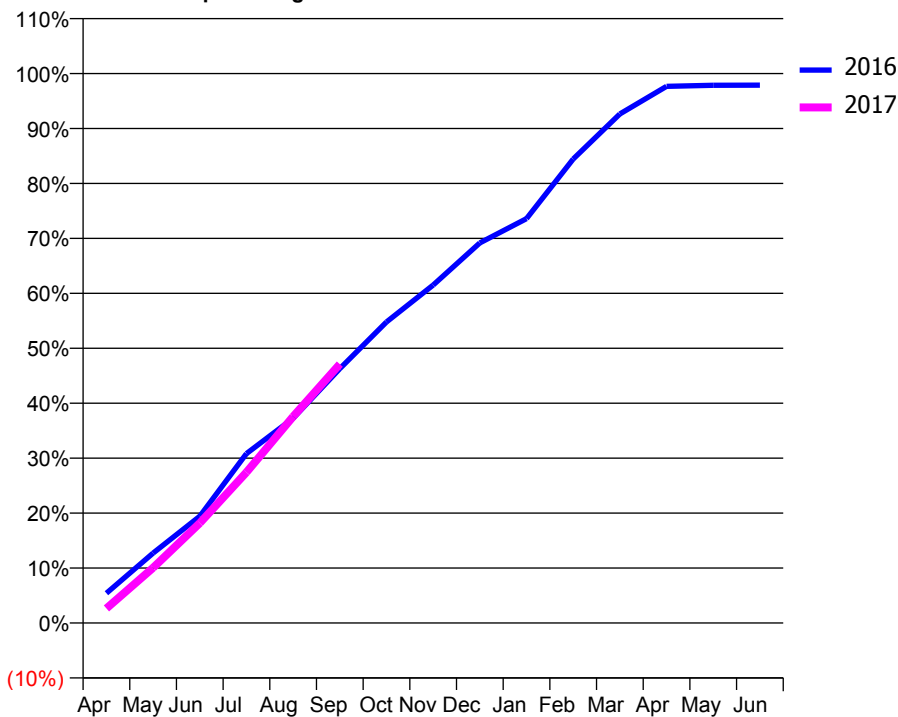
### ACCESS\*

Patients seen in 24 months	Total	Change since previous quarter
Quarter ending September 2015	39,016	
Quarter ending December 2015	39,001	→
Quarter ending March 2016	39,497	→
Quarter ending June 2016	39,625	→
Quarter ending September 2016	39,832	→
<b>Variance since September 2015</b>	<b>2.1%</b>	<b>↑</b>



### ACTIVITY

Cumulative percentage of contracted UDA delivered 2016 & 2017



Adjusted Scheduled Activity (UDA)

Month	2016	2017
April	5,461	2,667
May	12,816	10,127
June	19,564	18,328
July	31,052	27,636
August	37,543	37,843
September	46,627	47,464
October	55,177	
November	61,950	
December	69,683	
January	74,133	
February	85,058	
March	93,308	
April	98,371	
May	98,579	
June	98,588	

### QUALITY

	Quantity	Base Number	Contract	AT	Region	England
% of FP17s for the same patient ID Re-attending within 3 months - Children	264	5,017	5.3%	9.9%	12.0%	12.4%
% of FP17s for the same patient ID Re-attending within 3 months - Adults	796	15,087	5.3%	13.5%	15.9%	16.7%
% of FP17s for the same patient ID Re-attending between 3 & 9 months - Children	1,508	5,017	30.1%	58.0%	58.6%	57.4%
% of FP17s for the same patient ID Re-attending between 3 & 9 months - Adults	5,041	15,087	33.4%	49.5%	51.6%	50.5%
% of FP17s for Band 1 Urgent Courses	336	17,873	1.9%	7.0%	8.0%	9.1%
% of FP17s Relating to Free Repair or Replacements	54	17,873	0.3%	0.8%	0.8%	0.8%
% of FP17s Relating to Continuations	7	17,873	0.0%	1.4%	1.3%	1.3%
% of Patients satisfied with the dentistry they have received	29	30	96.7%	93.3%	93.1%	93.2%
% of Patients satisfied with the time they had to wait for an appointment	28	30	93.3%	90.6%	89.1%	89.0%

\* This is based on patients treated on this contract for their most recent course of treatment. Figures in italics indicate the base number of FP17s or Patient Questionnaire responses are less than 100. N/A is shown where the base number of responses is less than 10 during the period. % is calculated as Quantity/Base number\*100



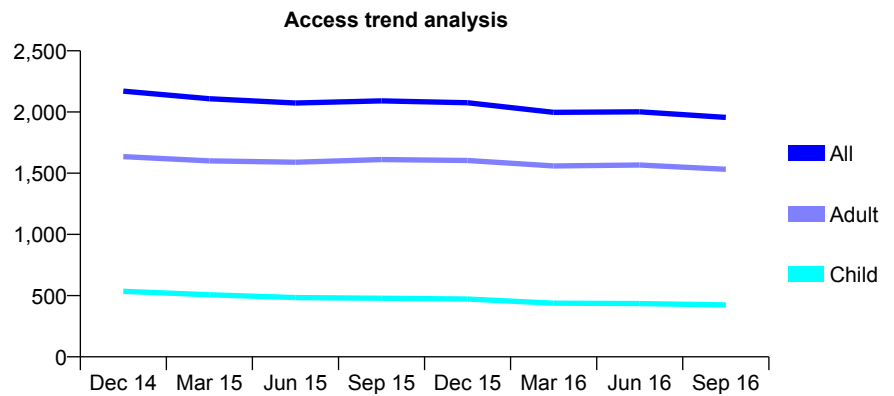
## Q53 - Vital Signs At a Glance Contract Report for 732052/0004 - September 2016

Name or company name	Balbir S Bhandal, Amrik S Bhandal & Baljit
Contract type name	GDS Contract
Purpose of contract	General
Contract start date	01/04/2006
Contract end date	

16/17 Contracted general activity (UDA)	7,618
Carry forward general activity (UDA)	0
16/17 Contracted orthodontic activity (UOA)	0
Carry forward orthodontic activity (UOA)	0
Baseline contract value	£188,634.37

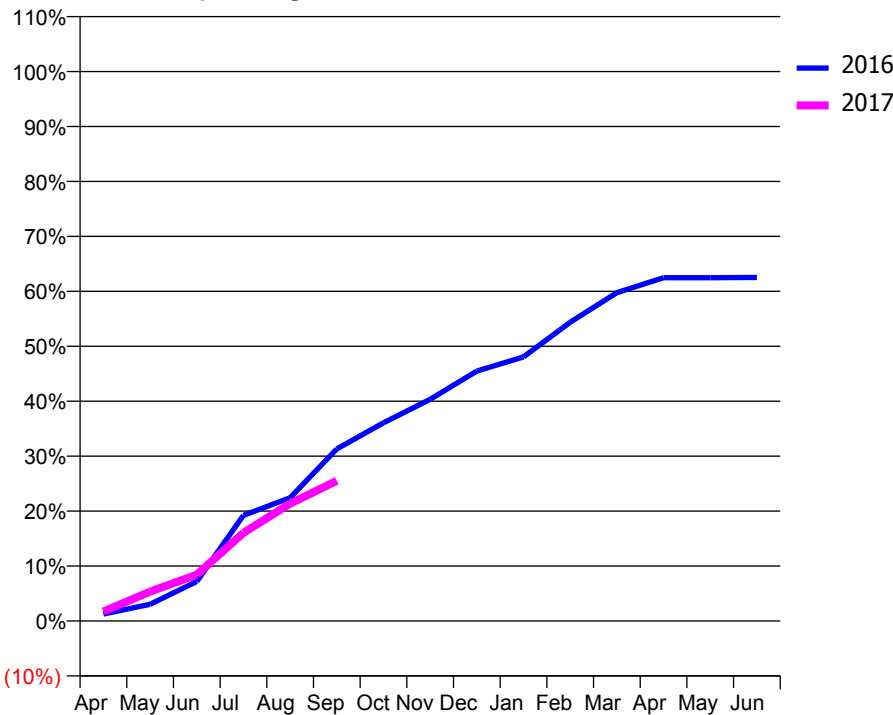
### ACCESS\*

Patients seen in 24 months	Total	Change since previous quarter
Quarter ending September 2015	2,091	
Quarter ending December 2015	2,076	→
Quarter ending March 2016	1,997	↓
Quarter ending June 2016	2,002	→
Quarter ending September 2016	1,956	↓
<b>Variance since September 2015</b>	<b>(6.5%)</b>	<b>↓</b>



### ACTIVITY

Cumulative percentage of contracted UDA delivered 2016 & 2017



Month	Adjusted Scheduled Activity (UDA)	
	2016	2017
April	97	133
May	232	408
June	549	642
July	1,465	1,224
August	1,710	1,628
September	2,386	1,945
October	2,748	
November	3,073	
December	3,464	
January	3,660	
February	4,142	
March	4,553	
April	4,760	
May	4,760	
June	4,763	

### QUALITY

	Quantity	Base Number	Contract	AT	Region	England
% of FP17s for the same patient ID Re-attending within 3 months - Children	15	268	5.6%	9.9%	12.0%	12.4%
% of FP17s for the same patient ID Re-attending within 3 months - Adults	27	755	3.6%	13.5%	15.9%	16.7%
% of FP17s for the same patient ID Re-attending between 3 & 9 months - Children	112	268	41.8%	58.0%	58.6%	57.4%
% of FP17s for the same patient ID Re-attending between 3 & 9 months - Adults	372	755	49.3%	49.5%	51.6%	50.5%
% of FP17s for Band 1 Urgent Courses	8	925	0.9%	7.0%	8.0%	9.1%
% of FP17s Relating to Free Repair or Replacements	4	925	0.4%	0.8%	0.8%	0.8%
% of FP17s Relating to Continuations	1	925	0.1%	1.4%	1.3%	1.3%
% of Patients satisfied with the dentistry they have received	3	3	N/A	93.3%	93.1%	93.2%
% of Patients satisfied with the time they had to wait for an appointment	3	3	N/A	90.6%	89.1%	89.0%

\* This is based on patients treated on this contract for their most recent course of treatment. Figures in italics indicate the base number of FP17s or Patient Questionnaire responses are less than 100. N/A is shown where the base number of responses is less than 10 during the period. % is calculated as Quantity/Base number\*100

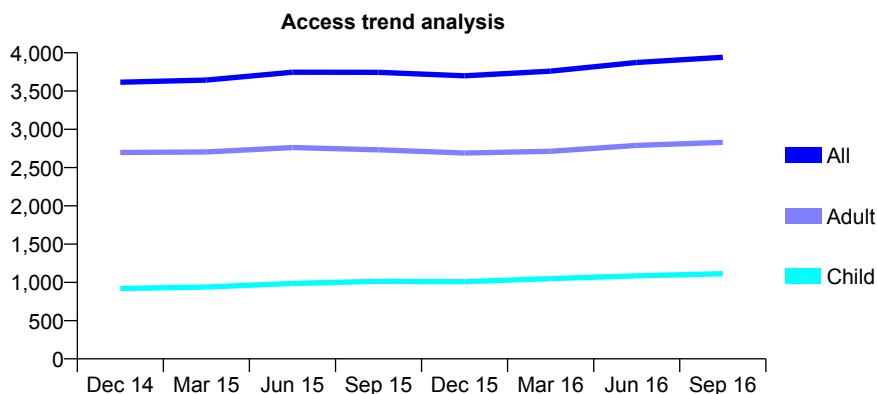
## Q53 - Vital Signs At a Glance Contract Report for 732052/0005 - September 2016

Name or company name	Balbir S Bhandal, Amrik S Bhandal & Baljit
Contract type name	GDS Contract
Purpose of contract	General
Contract start date	18/05/2009
Contract end date	

16/17 Contracted general activity (UDA)	11,000
Carry forward general activity (UDA)	0
16/17 Contracted orthodontic activity (UOA)	0
Carry forward orthodontic activity (UOA)	0
Baseline contract value	£265,441.37

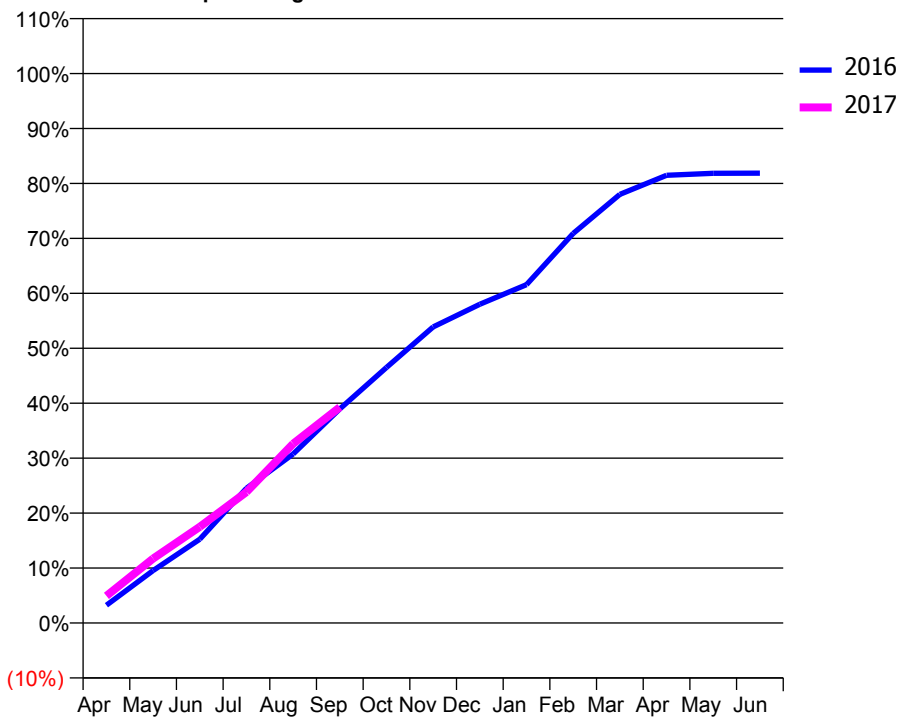
### ACCESS\*

Patients seen in 24 months	Total	Change since previous quarter
Quarter ending September 2015	3,745	
Quarter ending December 2015	3,699	↓
Quarter ending March 2016	3,760	→
Quarter ending June 2016	3,874	↑
Quarter ending September 2016	3,942	→
<b>Variance since September 2015</b>	<b>5.3%</b>	<b>↑</b>



### ACTIVITY

Cumulative percentage of contracted UDA delivered 2016 & 2017



Adjusted Scheduled Activity (UDA)

Month	2016	2017
April	355	543
May	1,050	1,290
June	1,677	1,925
July	2,698	2,623
August	3,384	3,589
September	4,287	4,320
October	5,115	
November	5,928	
December	6,381	
January	6,774	
February	7,800	
March	8,581	
April	8,962	
May	9,003	
June	9,005	

### QUALITY

	Quantity	Base Number	Contract	AT	Region	England
% of FP17s for the same patient ID Re-attending within 3 months - Children	4	541	0.7%	9.9%	12.0%	12.4%
% of FP17s for the same patient ID Re-attending within 3 months - Adults	47	1,345	3.5%	13.5%	15.9%	16.7%
% of FP17s for the same patient ID Re-attending between 3 & 9 months - Children	227	541	42.0%	58.0%	58.6%	57.4%
% of FP17s for the same patient ID Re-attending between 3 & 9 months - Adults	477	1,345	35.5%	49.5%	51.6%	50.5%
% of FP17s for Band 1 Urgent Courses	12	1,706	0.7%	7.0%	8.0%	9.1%
% of FP17s Relating to Free Repair or Replacements	0	1,706	0.0%	0.8%	0.8%	0.8%
% of FP17s Relating to Continuations	0	1,706	0.0%	1.4%	1.3%	1.3%
% of Patients satisfied with the dentistry they have received	8	8	N/A	93.3%	93.1%	93.2%
% of Patients satisfied with the time they had to wait for an appointment	6	8	N/A	90.6%	89.1%	89.0%

\* This is based on patients treated on this contract for their most recent course of treatment. Figures in italics indicate the base number of FP17s or Patient Questionnaire responses are less than 100. N/A is shown where the base number of responses is less than 10 during the period. % is calculated as Quantity/Base number\*100

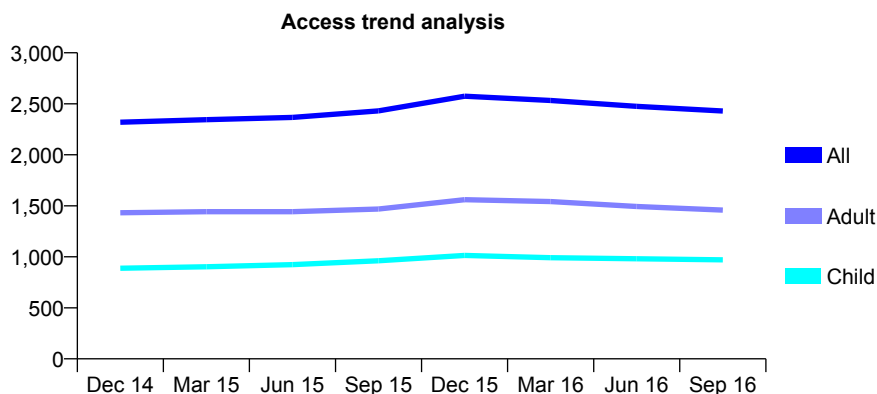
## Q53 - Vital Signs At a Glance Contract Report for 732052/0006 - September 2016

Name or company name	Balbir S Bhandal, Amrik S Bhandal & Baljit
Contract type name	GDS Contract
Purpose of contract	General
Contract start date	18/05/2009
Contract end date	

16/17 Contracted general activity (UDA)	6,600
Carry forward general activity (UDA)	0
16/17 Contracted orthodontic activity (UOA)	0
Carry forward orthodontic activity (UOA)	0
Baseline contract value	£159,264.82

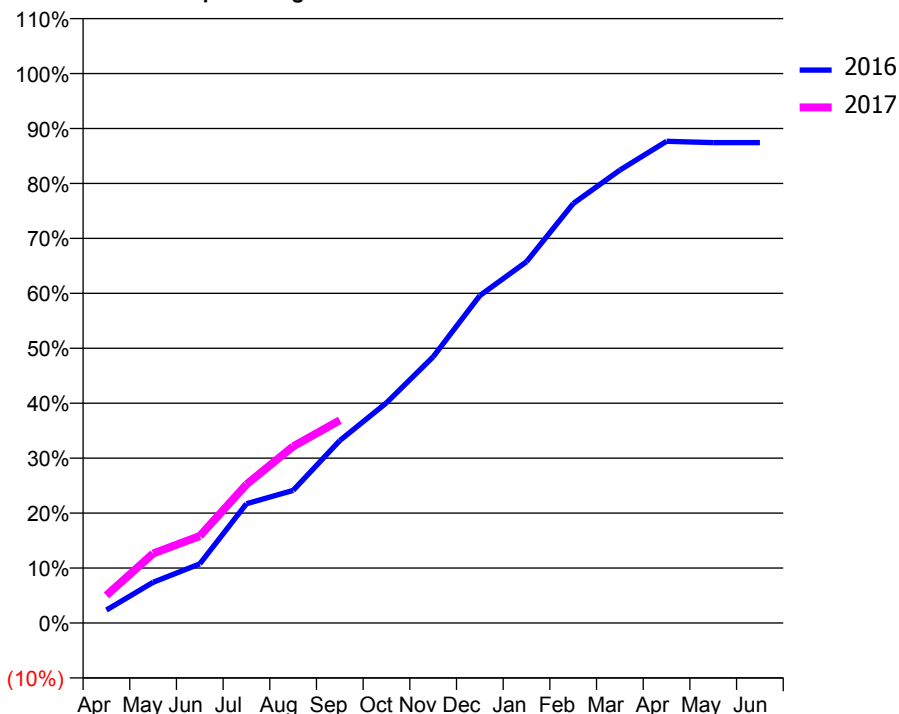
### ACCESS\*

Patients seen in 24 months	Total	Change since previous quarter
Quarter ending September 2015	2,431	
Quarter ending December 2015	2,574	↑
Quarter ending March 2016	2,533	↓
Quarter ending June 2016	2,475	↓
Quarter ending September 2016	2,429	↓
<b>Variance since September 2015</b>	<b>(0.1%)</b>	→



### ACTIVITY

Cumulative percentage of contracted UDA delivered 2016 & 2017



Month	Adjusted Scheduled Activity (UDA)	
	2016	2017
April	156	333
May	490	835
June	710	1,045
July	1,433	1,666
August	1,593	2,121
September	2,192	2,435
October	2,645	
November	3,197	
December	3,932	
January	4,339	
February	5,038	
March	5,440	
April	5,786	
May	5,769	
June	5,769	

### QUALITY

	Quantity	Base Number	Contract	AT	Region	England
% of FP17s for the same patient ID Re-attending within 3 months - Children	9	447	2.0%	9.9%	12.0%	12.4%
% of FP17s for the same patient ID Re-attending within 3 months - Adults	23	605	3.8%	13.5%	15.9%	16.7%
% of FP17s for the same patient ID Re-attending between 3 & 9 months - Children	161	447	36.0%	58.0%	58.6%	57.4%
% of FP17s for the same patient ID Re-attending between 3 & 9 months - Adults	187	605	30.9%	49.5%	51.6%	50.5%
% of FP17s for Band 1 Urgent Courses	3	910	0.3%	7.0%	8.0%	9.1%
% of FP17s Relating to Free Repair or Replacements	0	910	0.0%	0.8%	0.8%	0.8%
% of FP17s Relating to Continuations	1	910	0.1%	1.4%	1.3%	1.3%
% of Patients satisfied with the dentistry they have received	1	1	N/A	93.3%	93.1%	93.2%
% of Patients satisfied with the time they had to wait for an appointment	1	1	N/A	90.6%	89.1%	89.0%

\* This is based on patients treated on this contract for their most recent course of treatment. Figures in italics indicate the base number of FP17s or Patient Questionnaire responses are less than 100. N/A is shown where the base number of responses is less than 10 during the period. % is calculated as Quantity/Base number\*100

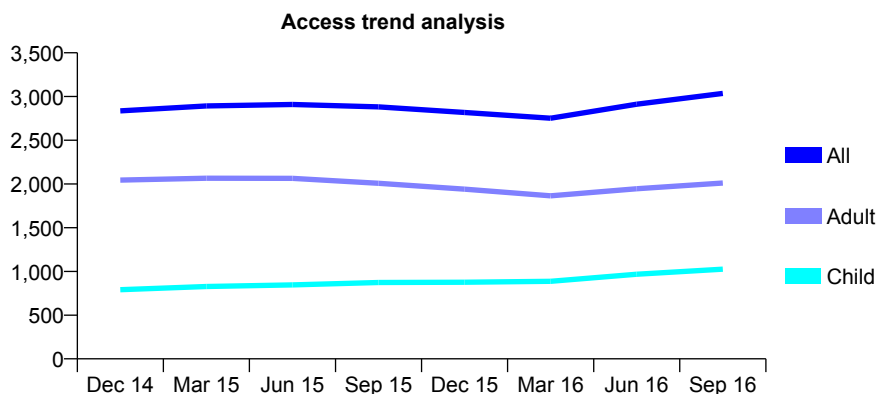
## Q53 - Vital Signs At a Glance Contract Report for 732052/0007 - September 2016

Name or company name	Balbir S Bhandal, Amrik S Bhandal & Baljit
Contract type name	GDS Contract
Purpose of contract	General
Contract start date	18/05/2009
Contract end date	

16/17 Contracted general activity (UDA)	11,000
Carry forward general activity (UDA)	0
16/17 Contracted orthodontic activity (UOA)	0
Carry forward orthodontic activity (UOA)	0
Baseline contract value	£265,441.37

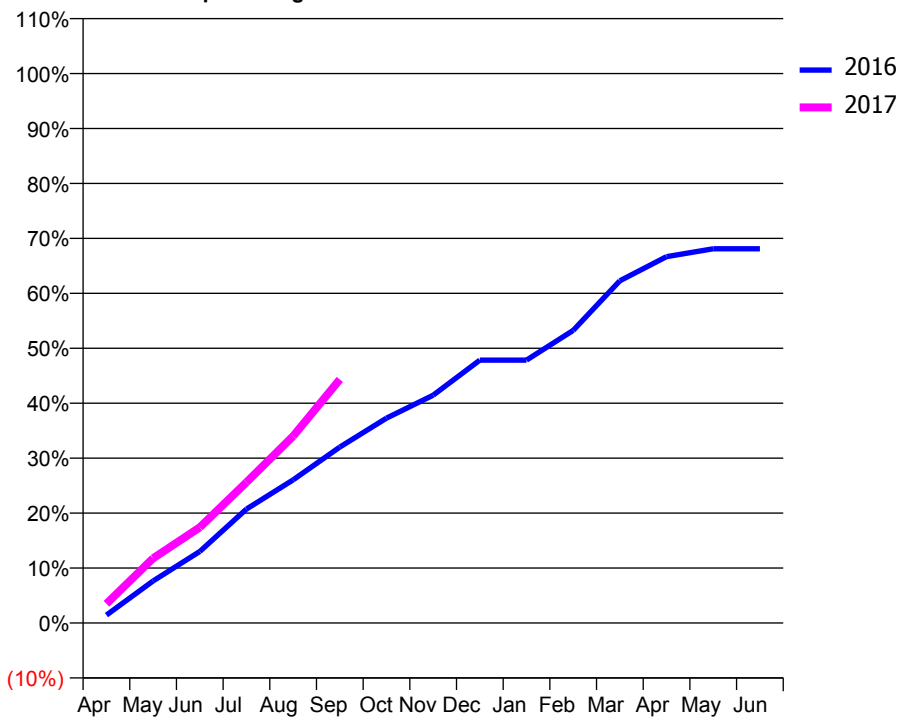
### ACCESS\*

Patients seen in 24 months	Total	Change since previous quarter
Quarter ending September 2015	2,881	
Quarter ending December 2015	2,817	↓
Quarter ending March 2016	2,752	↓
Quarter ending June 2016	2,912	↑
Quarter ending September 2016	3,036	↑
<b>Variance since September 2015</b>	<b>5.4%</b>	<b>↑</b>



### ACTIVITY

Cumulative percentage of contracted UDA delivered 2016 & 2017



Adjusted Scheduled Activity (UDA)

Month	2016	2017
April	158	386
May	841	1,295
June	1,431	1,914
July	2,281	2,818
August	2,865	3,741
September	3,521	4,875
October	4,100	
November	4,560	
December	5,263	
January	5,263	
February	5,858	
March	6,851	
April	7,334	
May	7,492	
June	7,492	

### QUALITY

	Quantity	Base Number	Contract	AT	Region	England
% of FP17s for the same patient ID Re-attending within 3 months - Children	23	829	2.8%	9.9%	12.0%	12.4%
% of FP17s for the same patient ID Re-attending within 3 months - Adults	24	1,241	1.9%	13.5%	15.9%	16.7%
% of FP17s for the same patient ID Re-attending between 3 & 9 months - Children	433	829	52.2%	58.0%	58.6%	57.4%
% of FP17s for the same patient ID Re-attending between 3 & 9 months - Adults	542	1,241	43.7%	49.5%	51.6%	50.5%
% of FP17s for Band 1 Urgent Courses	10	1,834	0.5%	7.0%	8.0%	9.1%
% of FP17s Relating to Free Repair or Replacements	8	1,834	0.4%	0.8%	0.8%	0.8%
% of FP17s Relating to Continuations	0	1,834	0.0%	1.4%	1.3%	1.3%
% of Patients satisfied with the dentistry they have received	2	2	N/A	93.3%	93.1%	93.2%
% of Patients satisfied with the time they had to wait for an appointment	2	2	N/A	90.6%	89.1%	89.0%

\* This is based on patients treated on this contract for their most recent course of treatment. Figures in italics indicate the base number of FP17s or Patient Questionnaire responses are less than 100. N/A is shown where the base number of responses is less than 10 during the period. % is calculated as Quantity/Base number\*100

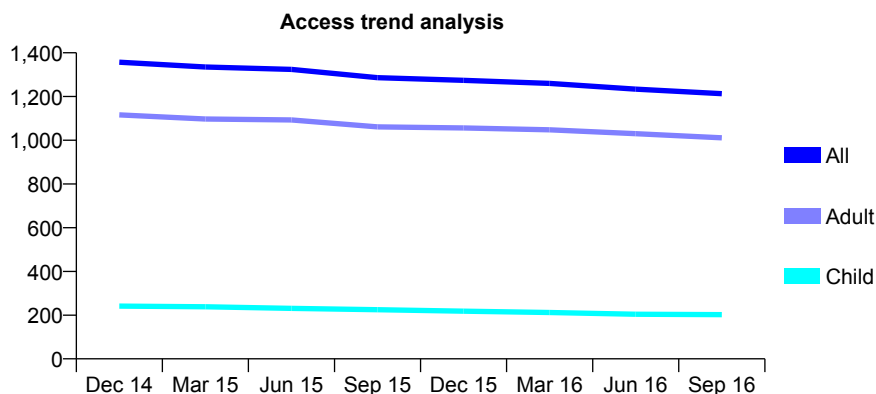
## Q53 - Vital Signs At a Glance Contract Report for 735868/0001 - September 2016

Name or company name	MRS JA WARHAM
Contract type name	GDS Contract
Purpose of contract	General
Contract start date	01/04/2006
Contract end date	

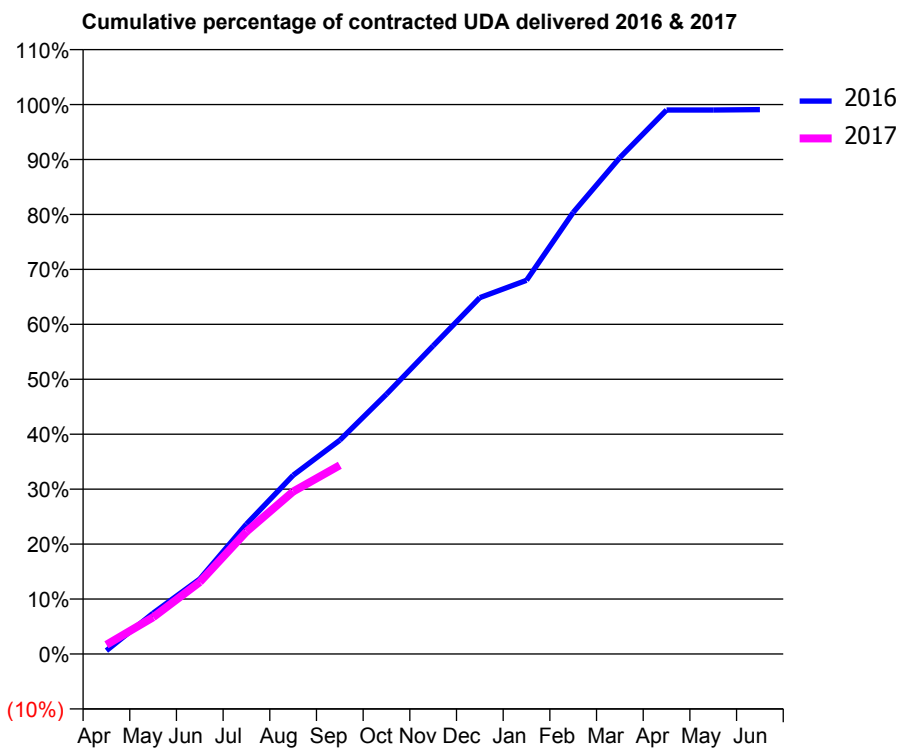
16/17 Contracted general activity (UDA)	4,154
Carry forward general activity (UDA)	38
16/17 Contracted orthodontic activity (UOA)	0
Carry forward orthodontic activity (UOA)	0
Baseline contract value	£105,113.20

### ACCESS\*

Patients seen in 24 months	Total	Change since previous quarter
Quarter ending September 2015	1,286	
Quarter ending December 2015	1,274	→
Quarter ending March 2016	1,260	↓
Quarter ending June 2016	1,234	↓
Quarter ending September 2016	1,213	↓
<b>Variance since September 2015</b>	<b>(5.7%)</b>	<b>↓</b>



### ACTIVITY



Month	Adjusted Scheduled Activity (UDA)	
	2016	2017
April	26	70
May	309	277
June	567	544
July	982	925
August	1,352	1,228
September	1,617	1,427
October	1,964	
November	2,330	
December	2,694	
January	2,825	
February	3,339	
March	3,753	
April	4,113	
May	4,113	
June	4,116	

### QUALITY

	Quantity	Base Number	Contract	AT	Region	England
% of FP17s for the same patient ID Re-attending within 3 months - Children	3	142	2.1%	9.9%	12.0%	12.4%
% of FP17s for the same patient ID Re-attending within 3 months - Adults	114	653	17.5%	13.5%	15.9%	16.7%
% of FP17s for the same patient ID Re-attending between 3 & 9 months - Children	103	142	72.5%	58.0%	58.6%	57.4%
% of FP17s for the same patient ID Re-attending between 3 & 9 months - Adults	331	653	50.7%	49.5%	51.6%	50.5%
% of FP17s for Band 1 Urgent Courses	85	654	13.0%	7.0%	8.0%	9.1%
% of FP17s Relating to Free Repair or Replacements	14	654	2.1%	0.8%	0.8%	0.8%
% of FP17s Relating to Continuations	18	654	2.8%	1.4%	1.3%	1.3%
% of Patients satisfied with the dentistry they have received	5	6	N/A	93.3%	93.1%	93.2%
% of Patients satisfied with the time they had to wait for an appointment	6	6	N/A	90.6%	89.1%	89.0%

\* This is based on patients treated on this contract for their most recent course of treatment. Figures in italics indicate the base number of FP17s or Patient Questionnaire responses are less than 100. N/A is shown where the base number of responses is less than 10 during the period. % is calculated as Quantity/Base number\*100

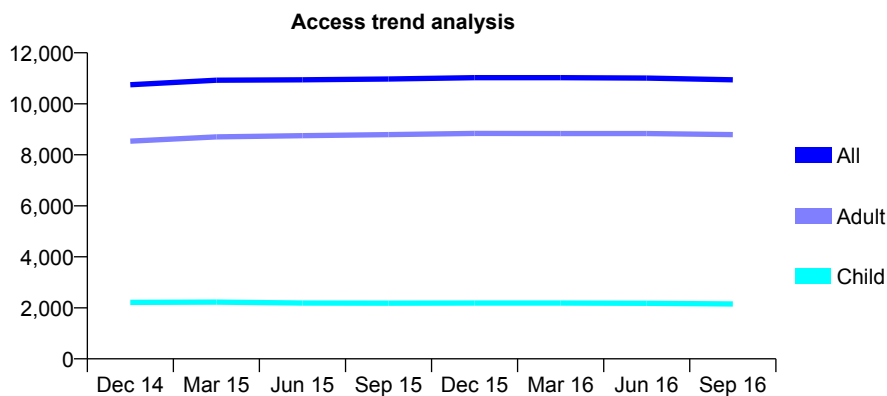
## Q53 - Vital Signs At a Glance Contract Report for 740179/0001 - September 2016

Name or company name	MR JC ALLEN
Contract type name	GDS Contract
Purpose of contract	General and Orthodontic
Contract start date	01/04/2006
Contract end date	

16/17 Contracted general activity (UDA)	28,247
Carry forward general activity (UDA)	-7
16/17 Contracted orthodontic activity (UOA)	645
Carry forward orthodontic activity (UOA)	0
Baseline contract value	£918,192.39

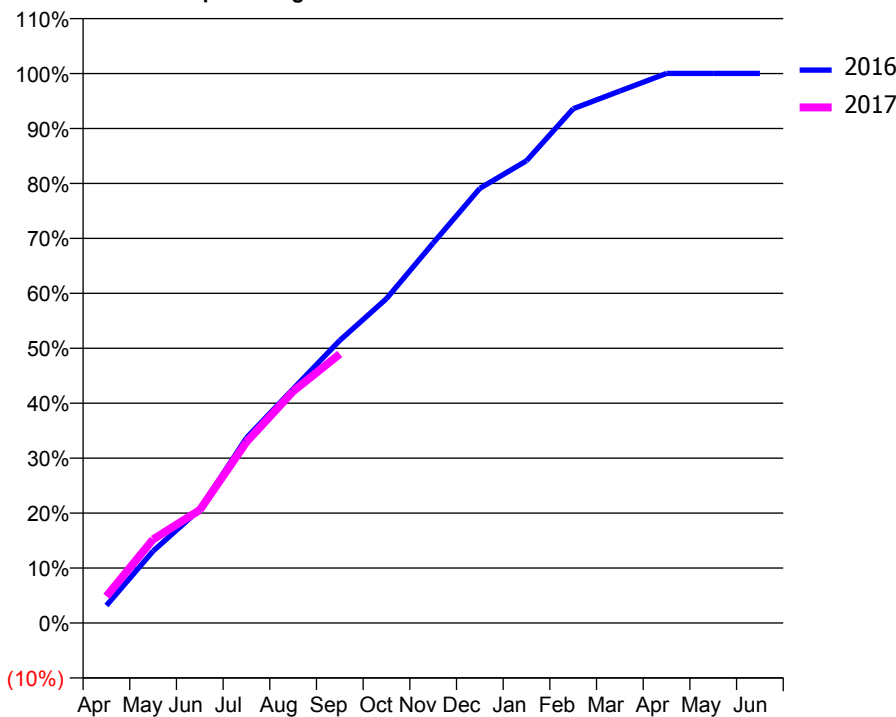
### ACCESS\*

Patients seen in 24 months	Total	Change since previous quarter
Quarter ending September 2015	10,972	
Quarter ending December 2015	11,025	→
Quarter ending March 2016	11,023	→
Quarter ending June 2016	11,010	→
Quarter ending September 2016	10,942	→
<b>Variance since September 2015</b>	<b>(0.3%)</b>	→



### ACTIVITY

Cumulative percentage of contracted UDA delivered 2016 & 2017



Month	2016	2017
April	902	1,377
May	3,697	4,304
June	5,845	5,808
July	9,518	9,306
August	12,033	11,912
September	14,529	13,826
October	16,671	
November	19,535	
December	22,342	
January	23,762	
February	26,438	
March	27,346	
April	28,254	
May	28,254	
June	28,254	

### QUALITY

	Quantity	Base Number	Contract	AT	Region	England
% of FP17s for the same patient ID Re-attending within 3 months - Children	119	1,804	6.6%	9.9%	12.0%	12.4%
% of FP17s for the same patient ID Re-attending within 3 months - Adults	935	6,864	13.6%	13.5%	15.9%	16.7%
% of FP17s for the same patient ID Re-attending between 3 & 9 months - Children	1,267	1,804	70.2%	58.0%	58.6%	57.4%
% of FP17s for the same patient ID Re-attending between 3 & 9 months - Adults	3,499	6,864	51.0%	49.5%	51.6%	50.5%
% of FP17s for Band 1 Urgent Courses	354	8,123	4.4%	7.0%	8.0%	9.1%
% of FP17s Relating to Free Repair or Replacements	89	8,123	1.1%	0.8%	0.8%	0.8%
% of FP17s Relating to Continuations	277	8,123	3.4%	1.4%	1.3%	1.3%
% of Patients satisfied with the dentistry they have received	15	16	93.8%	93.3%	93.1%	93.2%
% of Patients satisfied with the time they had to wait for an appointment	9	16	56.3%	90.6%	89.1%	89.0%

\* This is based on patients treated on this contract for their most recent course of treatment. Figures in italics indicate the base number of FP17s or Patient Questionnaire responses are less than 100. N/A is shown where the base number of responses is less than 10 during the period. % is calculated as Quantity/Base number\*100

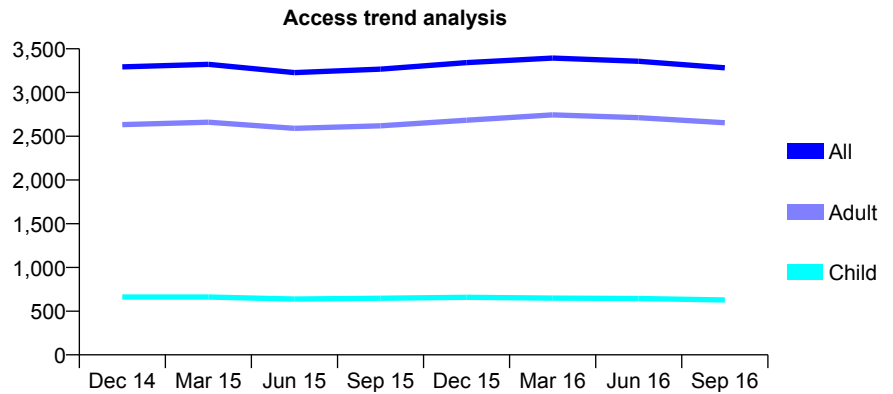
## Q53 - Vital Signs At a Glance Contract Report for 742597/0001 - September 2016

Name or company name	MR SS UBHI
Contract type name	GDS Contract
Purpose of contract	General
Contract start date	01/04/2006
Contract end date	

16/17 Contracted general activity (UDA)	7,983
Carry forward general activity (UDA)	-2
16/17 Contracted orthodontic activity (UOA)	0
Carry forward orthodontic activity (UOA)	0
Baseline contract value	£235,277.76

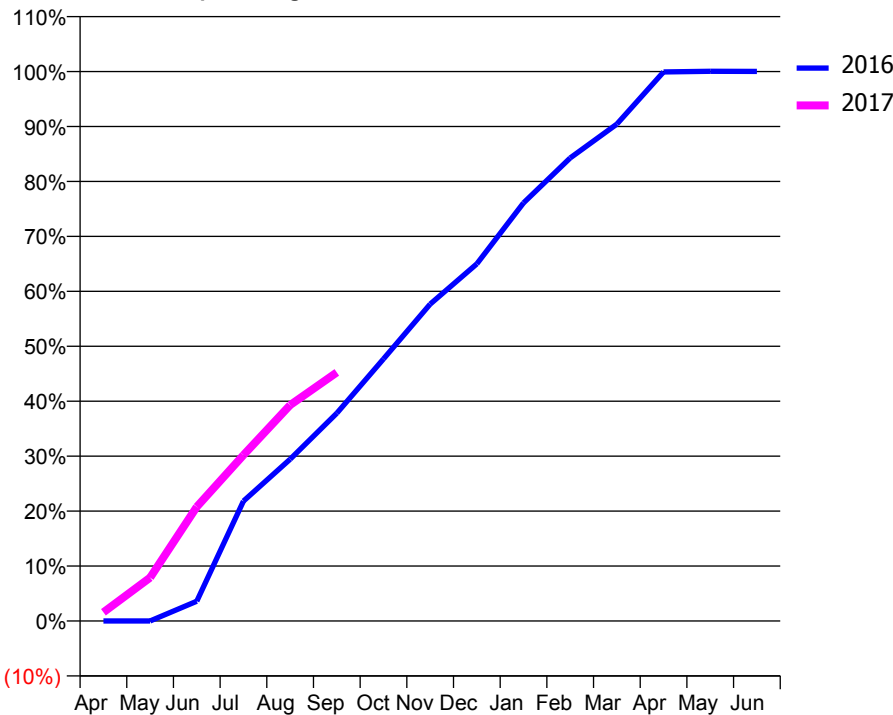
### ACCESS\*

Patients seen in 24 months	Total	Change since previous quarter
Quarter ending September 2015	3,267	
Quarter ending December 2015	3,342	↑
Quarter ending March 2016	3,394	→
Quarter ending June 2016	3,357	↓
Quarter ending September 2016	3,282	↓
<b>Variance since September 2015</b>	<b>0.5%</b>	<b>→</b>



### ACTIVITY

Cumulative percentage of contracted UDA delivered 2016 & 2017



Month	Adjusted Scheduled Activity (UDA)	
	2016	2017
April	0	127
May	0	631
June	289	1,659
July	1,742	2,410
August	2,352	3,138
September	3,019	3,611
October	3,807	
November	4,604	
December	5,189	
January	6,074	
February	6,727	
March	7,219	
April	7,977	
May	7,986	
June	7,985	

### QUALITY

	Quantity	Base Number	Contract	AT	Region	England
% of FP17s for the same patient ID Re-attending within 3 months - Children	21	517	4.1%	9.9%	12.0%	12.4%
% of FP17s for the same patient ID Re-attending within 3 months - Adults	162	1,642	9.9%	13.5%	15.9%	16.7%
% of FP17s for the same patient ID Re-attending between 3 & 9 months - Children	325	517	62.9%	58.0%	58.6%	57.4%
% of FP17s for the same patient ID Re-attending between 3 & 9 months - Adults	552	1,642	33.6%	49.5%	51.6%	50.5%
% of FP17s for Band 1 Urgent Courses	146	1,764	8.3%	7.0%	8.0%	9.1%
% of FP17s Relating to Free Repair or Replacements	4	1,764	0.2%	0.8%	0.8%	0.8%
% of FP17s Relating to Continuations	5	1,764	0.3%	1.4%	1.3%	1.3%
% of Patients satisfied with the dentistry they have received	32	35	91.4%	93.3%	93.1%	93.2%
% of Patients satisfied with the time they had to wait for an appointment	34	35	97.1%	90.6%	89.1%	89.0%

\* This is based on patients treated on this contract for their most recent course of treatment. Figures in italics indicate the base number of FP17s or Patient Questionnaire responses are less than 100. N/A is shown where the base number of responses is less than 10 during the period. % is calculated as Quantity/Base number\*100

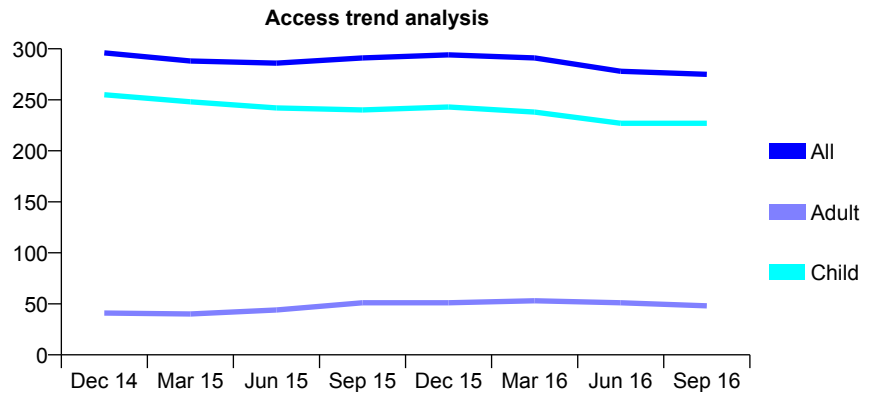
## Q53 - Vital Signs At a Glance Contract Report for 746371/0001 - September 2016

Name or company name	MR SA WALKER
Contract type name	GDS Contract
Purpose of contract	General
Contract start date	01/04/2006
Contract end date	

16/17 Contracted general activity (UDA)	600
Carry forward general activity (UDA)	0
16/17 Contracted orthodontic activity (UOA)	0
Carry forward orthodontic activity (UOA)	0
Baseline contract value	£14,409.32

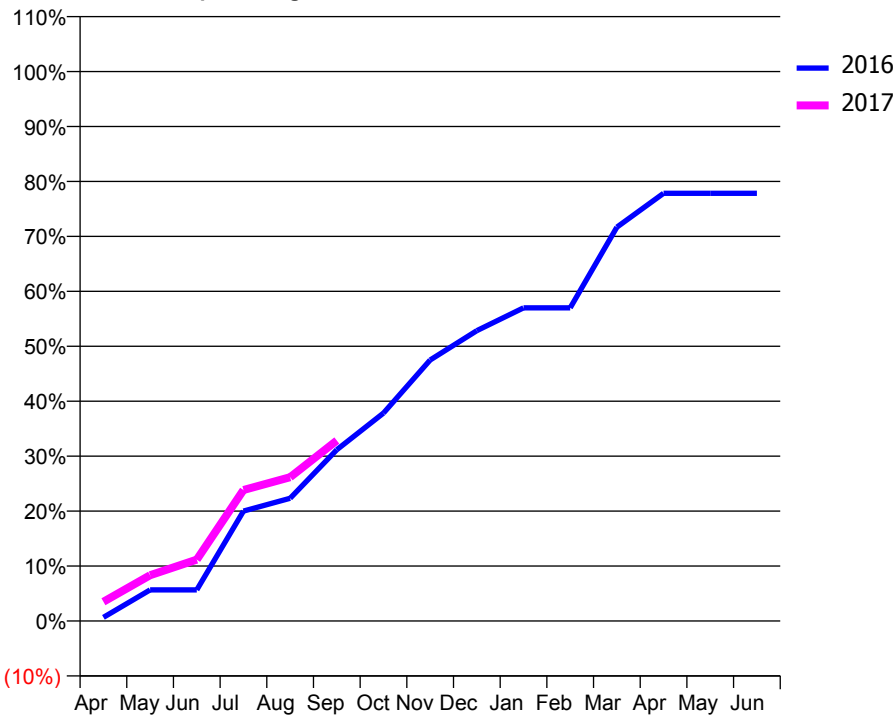
### ACCESS\*

Patients seen in 24 months	Total	Change since previous quarter
Quarter ending September 2015	291	
Quarter ending December 2015	294	→
Quarter ending March 2016	291	↓
Quarter ending June 2016	278	↓
Quarter ending September 2016	275	↓
<b>Variance since September 2015</b>	<b>(5.5%)</b>	<b>↓</b>



### ACTIVITY

Cumulative percentage of contracted UDA delivered 2016 & 2017



Month	Adjusted Scheduled Activity (UDA)	
	2016	2017
April	4	21
May	34	50
June	34	67
July	120	143
August	134	157
September	187	197
October	227	
November	285	
December	317	
January	342	
February	342	
March	430	
April	467	
May	467	
June	467	

### QUALITY

	Quantity	Base Number	Contract	AT	Region	England
% of FP17s for the same patient ID Re-attending within 3 months - Children	9	191	4.7%	9.9%	12.0%	12.4%
% of FP17s for the same patient ID Re-attending within 3 months - Adults	0	14	0.0%	13.5%	15.9%	16.7%
% of FP17s for the same patient ID Re-attending between 3 & 9 months - Children	147	191	77.0%	58.0%	58.6%	57.4%
% of FP17s for the same patient ID Re-attending between 3 & 9 months - Adults	12	14	85.7%	49.5%	51.6%	50.5%
% of FP17s for Band 1 Urgent Courses	0	169	0.0%	7.0%	8.0%	9.1%
% of FP17s Relating to Free Repair or Replacements	0	169	0.0%	0.8%	0.8%	0.8%
% of FP17s Relating to Continuations	0	169	0.0%	1.4%	1.3%	1.3%
% of Patients satisfied with the dentistry they have received	1	1	N/A	93.3%	93.1%	93.2%
% of Patients satisfied with the time they had to wait for an appointment	1	1	N/A	90.6%	89.1%	89.0%

\* This is based on patients treated on this contract for their most recent course of treatment. Figures in italics indicate the base number of FP17s or Patient Questionnaire responses are less than 100. N/A is shown where the base number of responses is less than 10 during the period. % is calculated as Quantity/Base number\*100



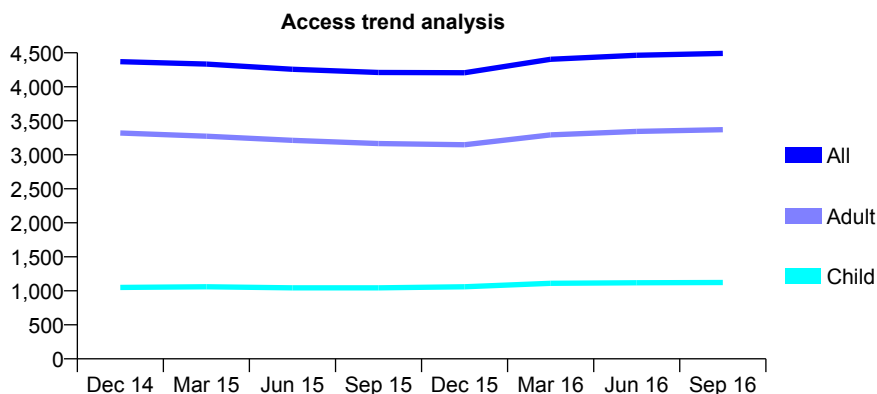
## Q53 - Vital Signs At a Glance Contract Report for 749419/0001 - September 2016

Name or company name	MR SA CHALKER
Contract type name	GDS Contract
Purpose of contract	General
Contract start date	01/04/2006
Contract end date	

16/17 Contracted general activity (UDA)	10,827
Carry forward general activity (UDA)	0
16/17 Contracted orthodontic activity (UOA)	0
Carry forward orthodontic activity (UOA)	0
Baseline contract value	£250,344.58

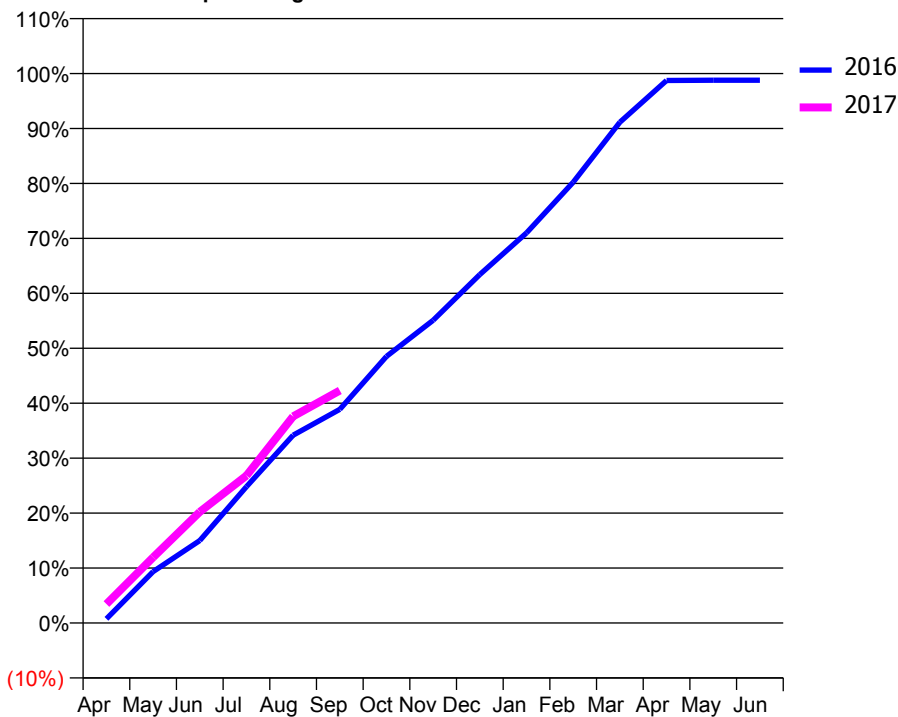
### ACCESS\*

Patients seen in 24 months	Total	Change since previous quarter
Quarter ending September 2015	4,210	
Quarter ending December 2015	4,207	→
Quarter ending March 2016	4,404	↑
Quarter ending June 2016	4,463	→
Quarter ending September 2016	4,492	→
<b>Variance since September 2015</b>	<b>6.7%</b>	<b>↑</b>



### ACTIVITY

Cumulative percentage of contracted UDA delivered 2016 & 2017



Month	Adjusted Scheduled Activity (UDA)	
	2016	2017
April	82	373
May	1,014	1,293
June	1,624	2,189
July	2,685	2,904
August	3,701	4,072
September	4,210	4,581
October	5,253	
November	5,966	
December	6,866	
January	7,686	
February	8,685	
March	9,868	
April	10,689	
May	10,695	
June	10,695	

### QUALITY

	Quantity	Base Number	Contract	AT	Region	England
% of FP17s for the same patient ID Re-attending within 3 months - Children	65	975	6.7%	9.9%	12.0%	12.4%
% of FP17s for the same patient ID Re-attending within 3 months - Adults	244	1,988	12.3%	13.5%	15.9%	16.7%
% of FP17s for the same patient ID Re-attending between 3 & 9 months - Children	664	975	68.1%	58.0%	58.6%	57.4%
% of FP17s for the same patient ID Re-attending between 3 & 9 months - Adults	740	1,988	37.2%	49.5%	51.6%	50.5%
% of FP17s for Band 1 Urgent Courses	231	2,579	9.0%	7.0%	8.0%	9.1%
% of FP17s Relating to Free Repair or Replacements	27	2,579	1.0%	0.8%	0.8%	0.8%
% of FP17s Relating to Continuations	20	2,579	0.8%	1.4%	1.3%	1.3%
% of Patients satisfied with the dentistry they have received	3	3	N/A	93.3%	93.1%	93.2%
% of Patients satisfied with the time they had to wait for an appointment	3	3	N/A	90.6%	89.1%	89.0%

\* This is based on patients treated on this contract for their most recent course of treatment. Figures in italics indicate the base number of FP17s or Patient Questionnaire responses are less than 100. N/A is shown where the base number of responses is less than 10 during the period. % is calculated as Quantity/Base number\*100

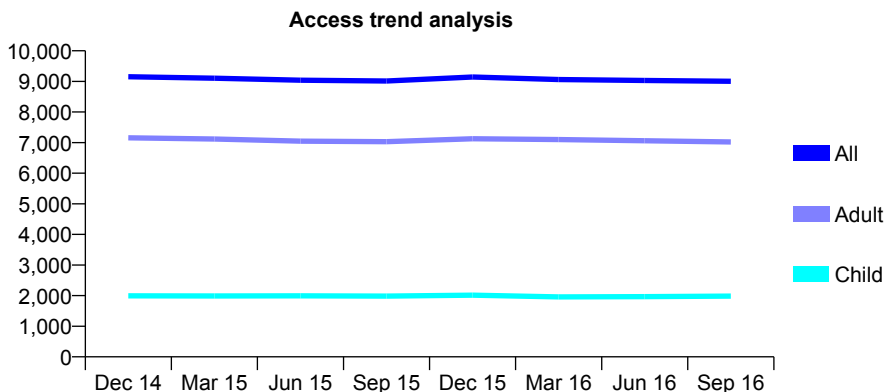
### Q53 - Vital Signs At a Glance Contract Report for 753955/0001 - September 2016

Name or company name	MR AM RAJPUT
Contract type name	GDS Contract
Purpose of contract	General
Contract start date	01/04/2006
Contract end date	

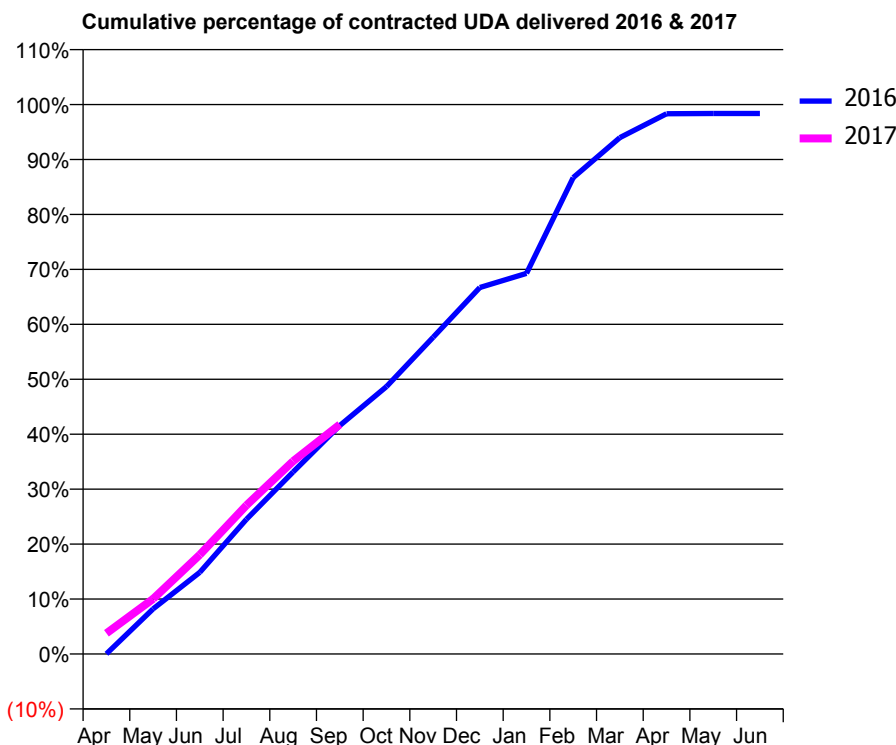
16/17 Contracted general activity (UDA)	27,792
Carry forward general activity (UDA)	455
16/17 Contracted orthodontic activity (UOA)	0
Carry forward orthodontic activity (UOA)	0
Baseline contract value	£717,147.82

#### ACCESS\*

Patients seen in 24 months	Total	Change since previous quarter
Quarter ending September 2015	9,015	
Quarter ending December 2015	9,143	→
Quarter ending March 2016	9,060	→
Quarter ending June 2016	9,031	→
Quarter ending September 2016	9,004	→
<b>Variance since September 2015</b>	<b>(0.1%)</b>	→



#### ACTIVITY



Month	Adjusted Scheduled Activity (UDA)	
	2016	2017
April	11	1,052
May	2,283	2,790
June	4,131	5,023
July	6,815	7,522
August	9,213	9,755
September	11,558	11,609
October	13,524	
November	16,018	
December	18,534	
January	19,248	
February	24,097	
March	26,119	
April	27,326	
May	27,338	
June	27,337	

#### QUALITY

	Quantity	Base Number	Contract	AT	Region	England
% of FP17s for the same patient ID Re-attending within 3 months - Children	69	1,536	4.5%	9.9%	12.0%	12.4%
% of FP17s for the same patient ID Re-attending within 3 months - Adults	771	5,536	13.9%	13.5%	15.9%	16.7%
% of FP17s for the same patient ID Re-attending between 3 & 9 months - Children	1,086	1,536	70.7%	58.0%	58.6%	57.4%
% of FP17s for the same patient ID Re-attending between 3 & 9 months - Adults	3,632	5,536	65.6%	49.5%	51.6%	50.5%
% of FP17s for Band 1 Urgent Courses	172	6,406	2.7%	7.0%	8.0%	9.1%
% of FP17s Relating to Free Repair or Replacements	55	6,406	0.9%	0.8%	0.8%	0.8%
% of FP17s Relating to Continuations	244	6,406	3.8%	1.4%	1.3%	1.3%
% of Patients satisfied with the dentistry they have received	11	11	100.0%	93.3%	93.1%	93.2%
% of Patients satisfied with the time they had to wait for an appointment	11	11	100.0%	90.6%	89.1%	89.0%

\* This is based on patients treated on this contract for their most recent course of treatment. Figures in italics indicate the base number of FP17s or Patient Questionnaire responses are less than 100. N/A is shown where the base number of responses is less than 10 during the period. % is calculated as Quantity/Base number\*100

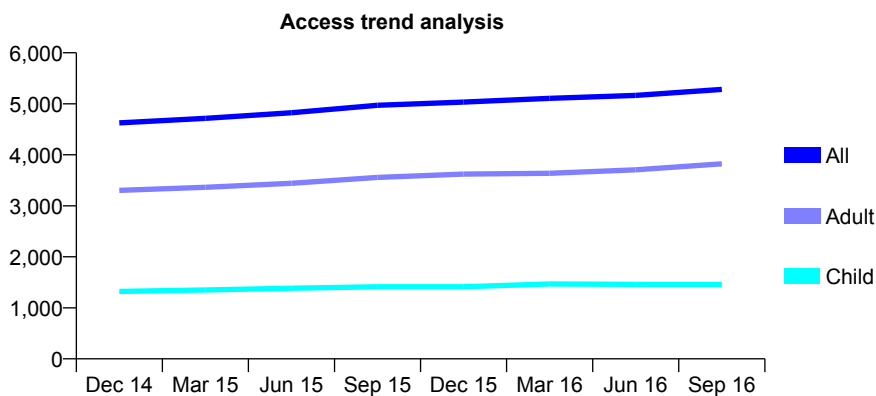
## Q53 - Vital Signs At a Glance Contract Report for 763225/0001 - September 2016

Name or company name	MR SS MATHAROO
Contract type name	GDS Contract
Purpose of contract	General
Contract start date	01/04/2006
Contract end date	

16/17 Contracted general activity (UDA)	11,255
Carry forward general activity (UDA)	165
16/17 Contracted orthodontic activity (UOA)	0
Carry forward orthodontic activity (UOA)	0
Baseline contract value	£331,726.52

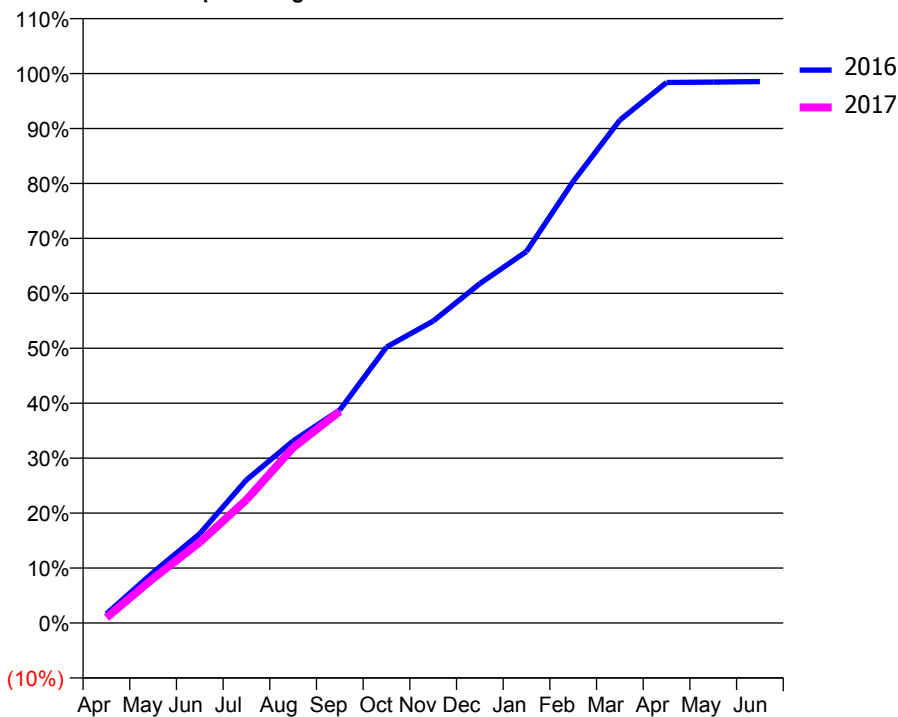
### ACCESS\*

Patients seen in 24 months	Total	Change since previous quarter
Quarter ending September 2015	4,970	
Quarter ending December 2015	5,033	→
Quarter ending March 2016	5,108	→
Quarter ending June 2016	5,165	→
Quarter ending September 2016	5,282	↑
<b>Variance since September 2015</b>	<b>6.3%</b>	<b>↑</b>



### ACTIVITY

Cumulative percentage of contracted UDA delivered 2016 & 2017



Adjusted Scheduled Activity (UDA)

Month	2016	2017
April	187	112
May	1,036	910
June	1,831	1,655
July	2,931	2,525
August	3,729	3,592
September	4,363	4,336
October	5,653	
November	6,186	
December	6,952	
January	7,612	
February	9,045	
March	10,301	
April	11,072	
May	11,080	
June	11,090	

### QUALITY

	Quantity	Base Number	Contract	AT	Region	England
% of FP17s for the same patient ID Re-attending within 3 months - Children	38	971	3.9%	9.9%	12.0%	12.4%
% of FP17s for the same patient ID Re-attending within 3 months - Adults	276	2,241	12.3%	13.5%	15.9%	16.7%
% of FP17s for the same patient ID Re-attending between 3 & 9 months - Children	579	971	59.6%	58.0%	58.6%	57.4%
% of FP17s for the same patient ID Re-attending between 3 & 9 months - Adults	1,001	2,241	44.7%	49.5%	51.6%	50.5%
% of FP17s for Band 1 Urgent Courses	158	2,373	6.7%	7.0%	8.0%	9.1%
% of FP17s Relating to Free Repair or Replacements	14	2,373	0.6%	0.8%	0.8%	0.8%
% of FP17s Relating to Continuations	26	2,373	1.1%	1.4%	1.3%	1.3%
% of Patients satisfied with the dentistry they have received	2	2	N/A	93.3%	93.1%	93.2%
% of Patients satisfied with the time they had to wait for an appointment	2	2	N/A	90.6%	89.1%	89.0%

\* This is based on patients treated on this contract for their most recent course of treatment. Figures in italics indicate the base number of FP17s or Patient Questionnaire responses are less than 100. N/A is shown where the base number of responses is less than 10 during the period. % is calculated as Quantity/Base number\*100

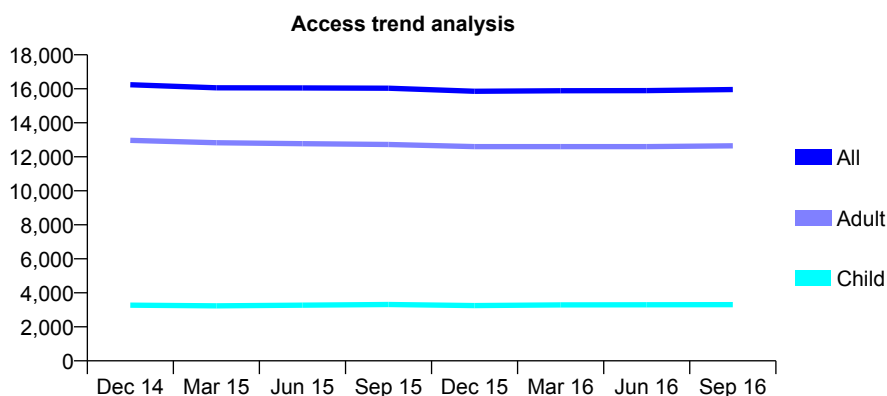
## Q53 - Vital Signs At a Glance Contract Report for 764353/0001 - September 2016

Name or company name	MRS RP ATWAL
Contract type name	GDS Contract
Purpose of contract	General
Contract start date	01/04/2006
Contract end date	

16/17 Contracted general activity (UDA)	41,132
Carry forward general activity (UDA)	236
16/17 Contracted orthodontic activity (UOA)	0
Carry forward orthodontic activity (UOA)	0
Baseline contract value	£1,234,619.45

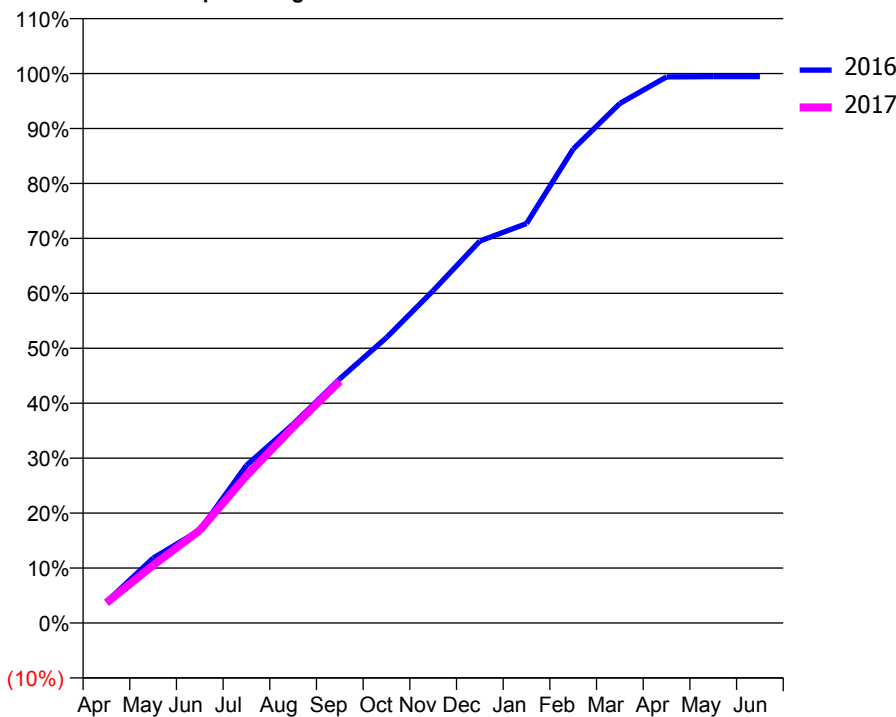
### ACCESS\*

Patients seen in 24 months	Total	Change since previous quarter
Quarter ending September 2015	16,036	
Quarter ending December 2015	15,854	↓
Quarter ending March 2016	15,887	→
Quarter ending June 2016	15,898	→
Quarter ending September 2016	15,955	→
<b>Variance since September 2015</b>	<b>(0.5%)</b>	→



### ACTIVITY

Cumulative percentage of contracted UDA delivered 2016 & 2017



Adjusted Scheduled Activity (UDA)

Month	2016	2017
April	1,577	1,511
May	4,859	4,326
June	6,950	6,940
July	11,808	11,037
August	14,891	14,668
September	18,285	18,101
October	21,368	
November	24,882	
December	28,591	
January	29,901	
February	35,484	
March	38,894	
April	40,875	
May	40,894	
June	40,896	

### QUALITY

	Quantity	Base Number	Contract	AT	Region	England
% of FP17s for the same patient ID Re-attending within 3 months - Children	65	2,801	2.3%	9.9%	12.0%	12.4%
% of FP17s for the same patient ID Re-attending within 3 months - Adults	520	9,042	5.8%	13.5%	15.9%	16.7%
% of FP17s for the same patient ID Re-attending between 3 & 9 months - Children	2,054	2,801	73.3%	58.0%	58.6%	57.4%
% of FP17s for the same patient ID Re-attending between 3 & 9 months - Adults	4,987	9,042	55.2%	49.5%	51.6%	50.5%
% of FP17s for Band 1 Urgent Courses	89	10,777	0.8%	7.0%	8.0%	9.1%
% of FP17s Relating to Free Repair or Replacements	24	10,777	0.2%	0.8%	0.8%	0.8%
% of FP17s Relating to Continuations	117	10,777	1.1%	1.4%	1.3%	1.3%
% of Patients satisfied with the dentistry they have received	18	20	90.0%	93.3%	93.1%	93.2%
% of Patients satisfied with the time they had to wait for an appointment	18	20	90.0%	90.6%	89.1%	89.0%

\* This is based on patients treated on this contract for their most recent course of treatment. Figures in italics indicate the base number of FP17s or Patient Questionnaire responses are less than 100. N/A is shown where the base number of responses is less than 10 during the period. % is calculated as Quantity/Base number\*100

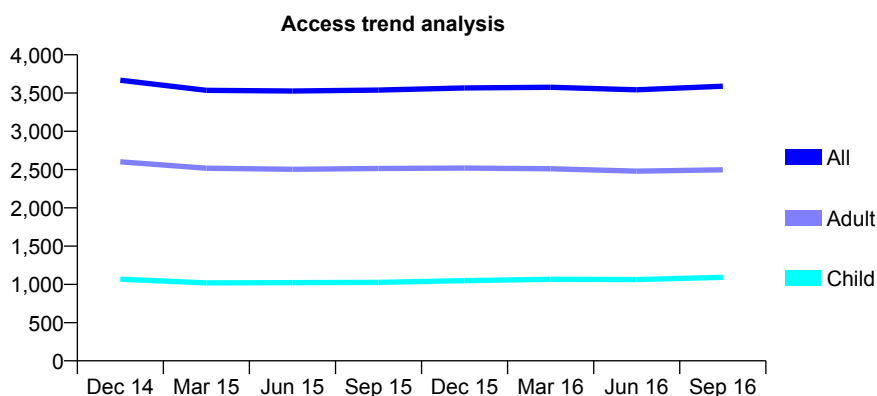
## Q53 - Vital Signs At a Glance Contract Report for 765716/0001 - September 2016

Name or company name	MR TO YUNUS
Contract type name	GDS Contract
Purpose of contract	General
Contract start date	01/04/2006
Contract end date	

16/17 Contracted general activity (UDA)	8,281
Carry forward general activity (UDA)	-1
16/17 Contracted orthodontic activity (UOA)	0
Carry forward orthodontic activity (UOA)	0
Baseline contract value	£248,580.01

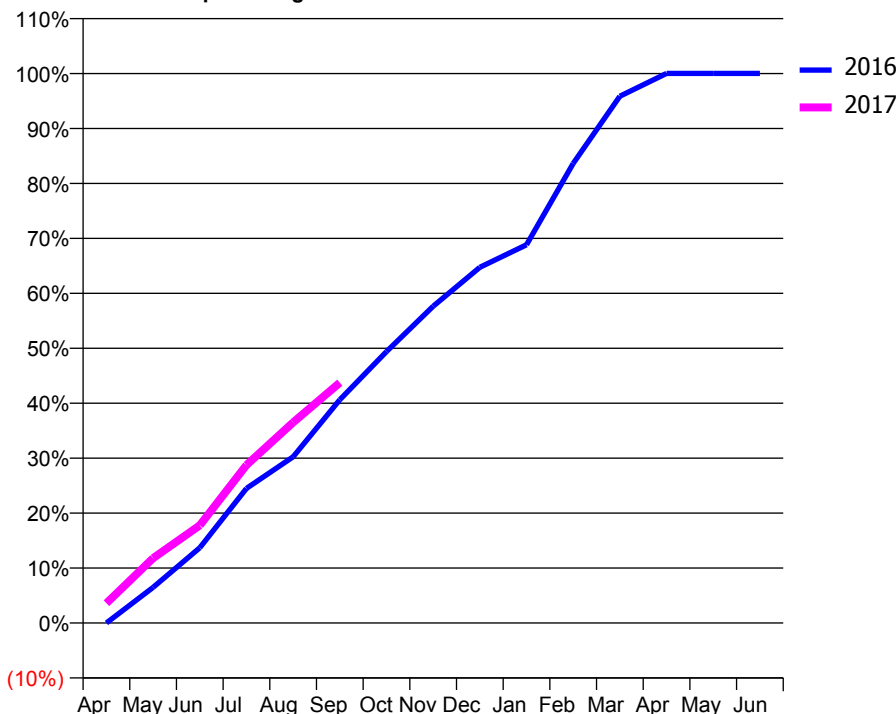
### ACCESS\*

Patients seen in 24 months	Total	Change since previous quarter
Quarter ending September 2015	3,539	
Quarter ending December 2015	3,567	→
Quarter ending March 2016	3,575	→
Quarter ending June 2016	3,542	→
Quarter ending September 2016	3,589	→
<b>Variance since September 2015</b>	<b>1.4%</b>	<b>→</b>



### ACTIVITY

Cumulative percentage of contracted UDA delivered 2016 & 2017



Adjusted Scheduled Activity (UDA)

Month	2016	2017
April	1	299
May	537	978
June	1,135	1,473
July	2,029	2,380
August	2,506	3,024
September	3,365	3,622
October	4,090	
November	4,773	
December	5,361	
January	5,699	
February	6,926	
March	7,939	
April	8,282	
May	8,282	
June	8,282	

### QUALITY

	Quantity	Base Number	Contract	AT	Region	England
% of FP17s for the same patient ID Re-attending within 3 months - Children	7	681	1.0%	9.9%	12.0%	12.4%
% of FP17s for the same patient ID Re-attending within 3 months - Adults	80	1,312	6.1%	13.5%	15.9%	16.7%
% of FP17s for the same patient ID Re-attending between 3 & 9 months - Children	356	681	52.3%	58.0%	58.6%	57.4%
% of FP17s for the same patient ID Re-attending between 3 & 9 months - Adults	382	1,312	29.1%	49.5%	51.6%	50.5%
% of FP17s for Band 1 Urgent Courses	69	1,788	3.9%	7.0%	8.0%	9.1%
% of FP17s Relating to Free Repair or Replacements	3	1,788	0.2%	0.8%	0.8%	0.8%
% of FP17s Relating to Continuations	9	1,788	0.5%	1.4%	1.3%	1.3%
% of Patients satisfied with the dentistry they have received	4	5	N/A	93.3%	93.1%	93.2%
% of Patients satisfied with the time they had to wait for an appointment	5	5	N/A	90.6%	89.1%	89.0%

\* This is based on patients treated on this contract for their most recent course of treatment. Figures in italics indicate the base number of FP17s or Patient Questionnaire responses are less than 100. N/A is shown where the base number of responses is less than 10 during the period. % is calculated as Quantity/Base number\*100

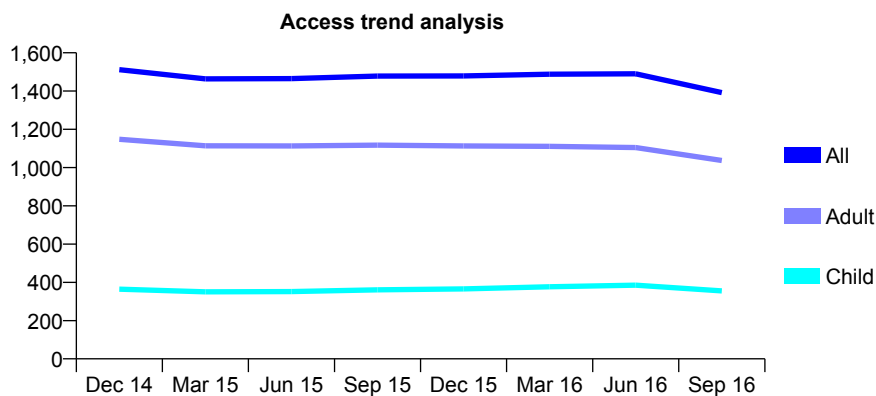
## Q53 - Vital Signs At a Glance Contract Report for 768677/0002 - September 2016

Name or company name	MR S MIRFENDERESKI
Contract type name	GDS Contract
Purpose of contract	General
Contract start date	01/04/2006
Contract end date	

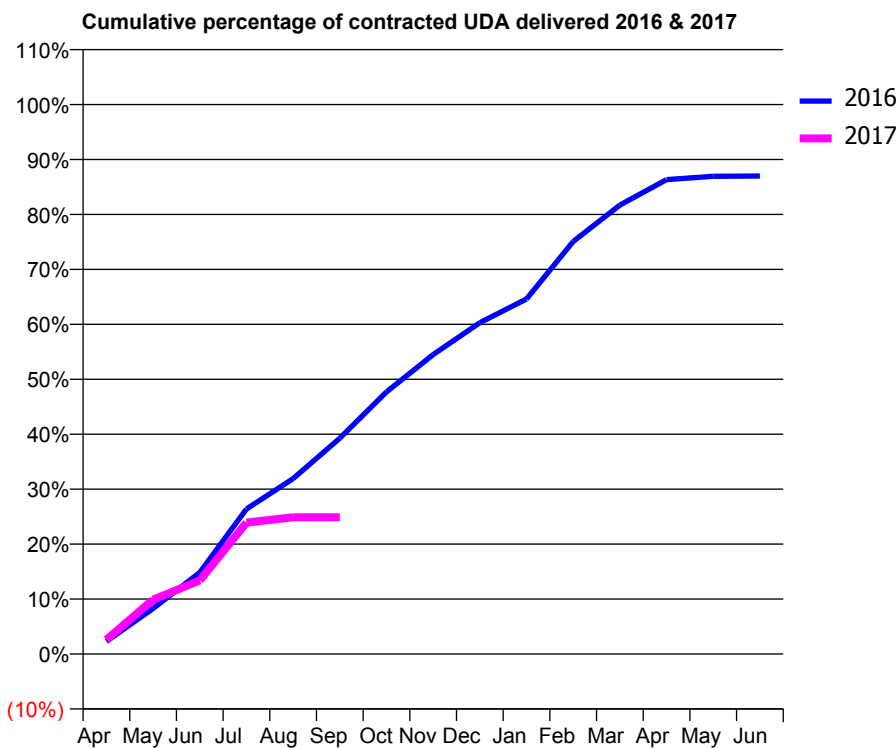
16/17 Contracted general activity (UDA)	7,259
Carry forward general activity (UDA)	0
16/17 Contracted orthodontic activity (UOA)	0
Carry forward orthodontic activity (UOA)	0
Baseline contract value	£190,141.86

### ACCESS\*

Patients seen in 24 months	Total	Change since previous quarter
Quarter ending September 2015	1,478	
Quarter ending December 2015	1,479	→
Quarter ending March 2016	1,488	→
Quarter ending June 2016	1,490	→
Quarter ending September 2016	1,392	↓
<b>Variance since September 2015</b>	<b>(5.8%)</b>	<b>↓</b>



### ACTIVITY



Month	Adjusted Scheduled Activity (UDA)	
	2016	2017
April	166	190
May	602	719
June	1,077	972
July	1,916	1,736
August	2,318	1,807
September	2,850	1,807
October	3,463	
November	3,956	
December	4,376	
January	4,690	
February	5,449	
March	5,930	
April	6,267	
May	6,311	
June	6,315	

### QUALITY

	Quantity	Base Number	Contract	AT	Region	England
% of FP17s for the same patient ID Re-attending within 3 months - Children	24	194	12.4%	9.9%	12.0%	12.4%
% of FP17s for the same patient ID Re-attending within 3 months - Adults	123	513	24.0%	13.5%	15.9%	16.7%
% of FP17s for the same patient ID Re-attending between 3 & 9 months - Children	99	194	51.0%	58.0%	58.6%	57.4%
% of FP17s for the same patient ID Re-attending between 3 & 9 months - Adults	207	513	40.4%	49.5%	51.6%	50.5%
% of FP17s for Band 1 Urgent Courses	56	587	9.5%	7.0%	8.0%	9.1%
% of FP17s Relating to Free Repair or Replacements	2	587	0.3%	0.8%	0.8%	0.8%
% of FP17s Relating to Continuations	7	587	1.2%	1.4%	1.3%	1.3%
% of Patients satisfied with the dentistry they have received	4	4	N/A	93.3%	93.1%	93.2%
% of Patients satisfied with the time they had to wait for an appointment	4	4	N/A	90.6%	89.1%	89.0%

\* This is based on patients treated on this contract for their most recent course of treatment. Figures in italics indicate the base number of FP17s or Patient Questionnaire responses are less than 100. N/A is shown where the base number of responses is less than 10 during the period. % is calculated as Quantity/Base number\*100

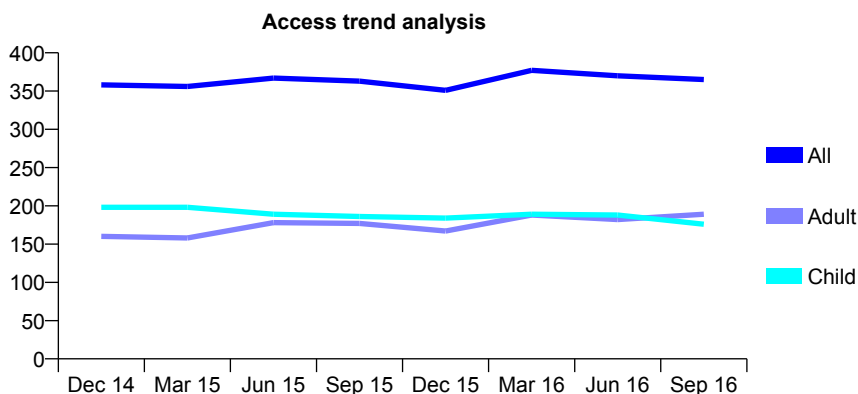
## Q53 - Vital Signs At a Glance Contract Report for 770647/0002 - September 2016

Name or company name	MR AI PARUK
Contract type name	GDS Contract
Purpose of contract	General
Contract start date	18/08/2008
Contract end date	

16/17 Contracted general activity (UDA)	1,000
Carry forward general activity (UDA)	-13
16/17 Contracted orthodontic activity (UOA)	0
Carry forward orthodontic activity (UOA)	0
Baseline contract value	£25,044.34

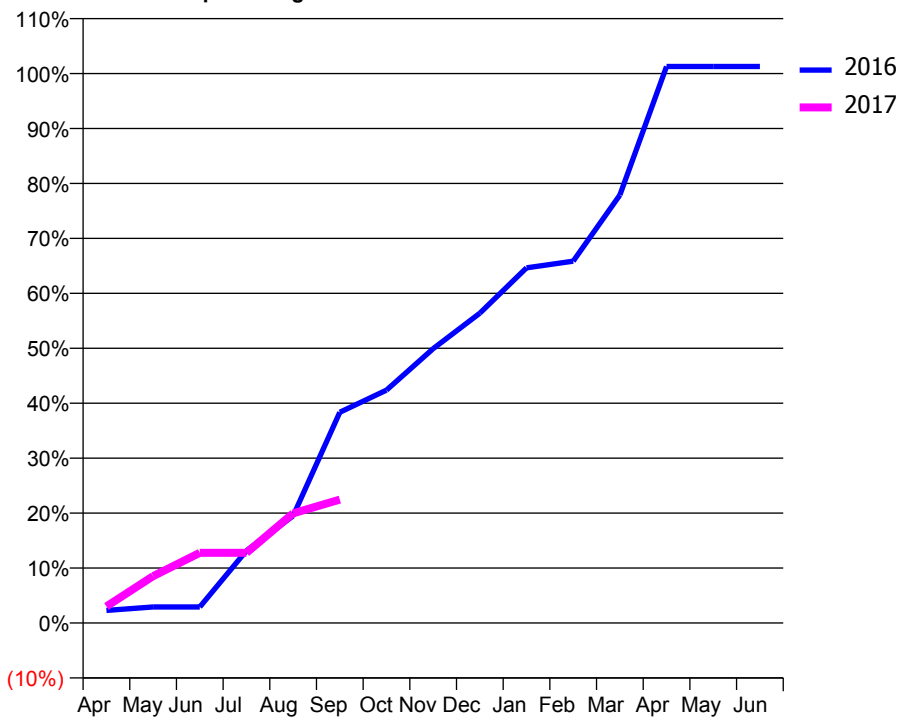
### ACCESS\*

Patients seen in 24 months	Total	Change since previous quarter
Quarter ending September 2015	363	
Quarter ending December 2015	351	↓
Quarter ending March 2016	377	↑
Quarter ending June 2016	370	↓
Quarter ending September 2016	365	↓
<b>Variance since September 2015</b>	0.6%	→



### ACTIVITY

Cumulative percentage of contracted UDA delivered 2016 & 2017



Adjusted Scheduled Activity (UDA)

Month	2016	2017
April	23	30
May	29	85
June	29	128
July	132	128
August	195	200
September	384	225
October	424	
November	499	
December	564	
January	646	
February	658	
March	779	
April	1,013	
May	1,013	
June	1,013	

### QUALITY

	Quantity	Base Number	Contract	AT	Region	England
% of FP17s for the same patient ID Re-attending within 3 months - Children	10	142	7.0%	9.9%	12.0%	12.4%
% of FP17s for the same patient ID Re-attending within 3 months - Adults	12	108	11.1%	13.5%	15.9%	16.7%
% of FP17s for the same patient ID Re-attending between 3 & 9 months - Children	98	142	69.0%	58.0%	58.6%	57.4%
% of FP17s for the same patient ID Re-attending between 3 & 9 months - Adults	48	108	44.4%	49.5%	51.6%	50.5%
% of FP17s for Band 1 Urgent Courses	13	163	8.0%	7.0%	8.0%	9.1%
% of FP17s Relating to Free Repair or Replacements	0	163	0.0%	0.8%	0.8%	0.8%
% of FP17s Relating to Continuations	0	163	0.0%	1.4%	1.3%	1.3%
% of Patients satisfied with the dentistry they have received	0	0	N/A	93.3%	93.1%	93.2%
% of Patients satisfied with the time they had to wait for an appointment	0	0	N/A	90.6%	89.1%	89.0%

\* This is based on patients treated on this contract for their most recent course of treatment. Figures in italics indicate the base number of FP17s or Patient Questionnaire responses are less than 100. N/A is shown where the base number of responses is less than 10 during the period. % is calculated as Quantity/Base number\*100

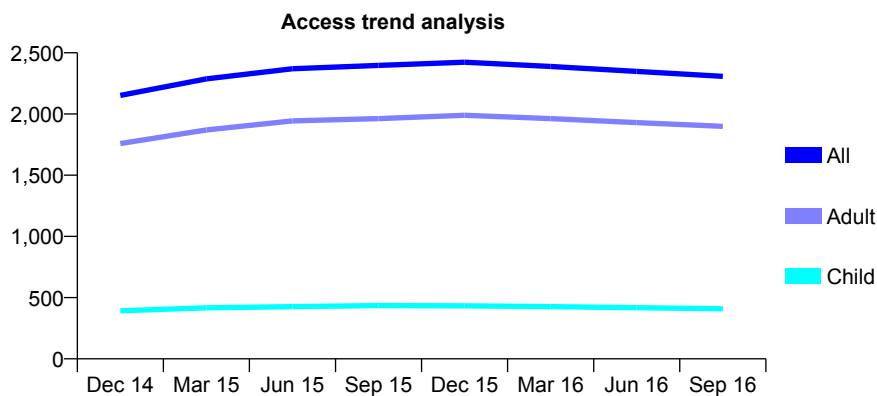
## Q53 - Vital Signs At a Glance Contract Report for 773492/0001 - September 2016

Name or company name	MS S KUTTY
Contract type name	GDS Contract
Purpose of contract	General
Contract start date	01/07/2013
Contract end date	

16/17 Contracted general activity (UDA)	7,615
Carry forward general activity (UDA)	101
16/17 Contracted orthodontic activity (UOA)	0
Carry forward orthodontic activity (UOA)	0
Baseline contract value	£224,439.54

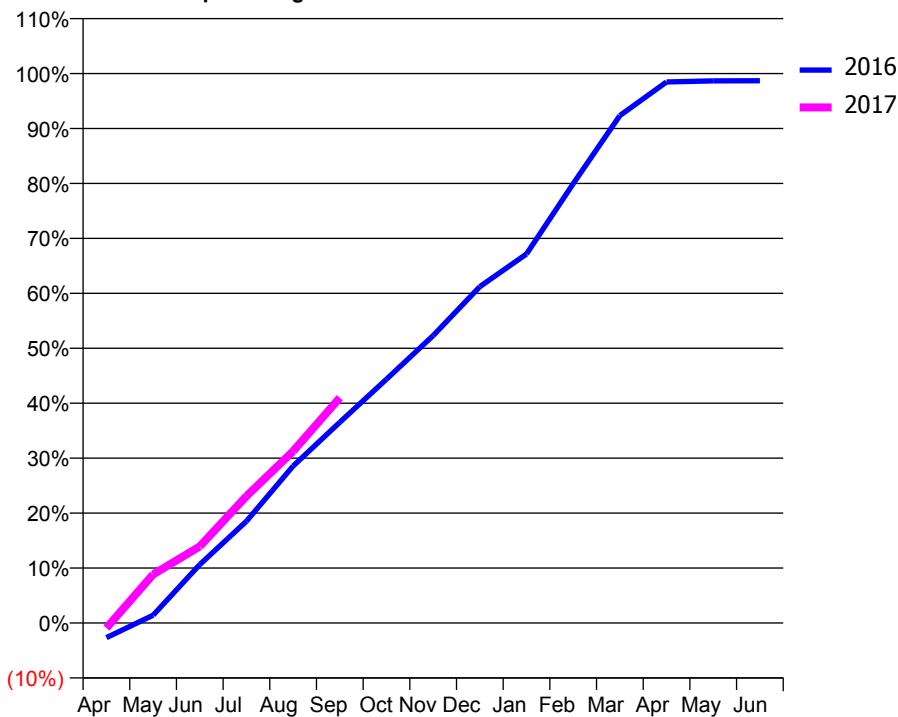
### ACCESS\*

Patients seen in 24 months	Total	Change since previous quarter
Quarter ending September 2015	2,397	
Quarter ending December 2015	2,423	→
Quarter ending March 2016	2,388	↓
Quarter ending June 2016	2,348	↓
Quarter ending September 2016	2,308	↓
<b>Variance since September 2015</b>	<b>(3.7%)</b>	<b>↓</b>



### ACTIVITY

Cumulative percentage of contracted UDA delivered 2016 & 2017



Adjusted Scheduled Activity (UDA)

Month	2016	2017
April	-205	-72
May	109	674
June	811	1,061
July	1,410	1,759
August	2,176	2,380
September	2,782	3,122
October	3,380	
November	3,983	
December	4,662	
January	5,115	
February	6,088	
March	7,032	
April	7,497	
May	7,513	
June	7,514	

### QUALITY

	Quantity	Base Number	Contract	AT	Region	England
% of FP17s for the same patient ID Re-attending within 3 months - Children	23	318	7.2%	9.9%	12.0%	12.4%
% of FP17s for the same patient ID Re-attending within 3 months - Adults	208	1,398	14.9%	13.5%	15.9%	16.7%
% of FP17s for the same patient ID Re-attending between 3 & 9 months - Children	215	318	67.6%	58.0%	58.6%	57.4%
% of FP17s for the same patient ID Re-attending between 3 & 9 months - Adults	886	1,398	63.4%	49.5%	51.6%	50.5%
% of FP17s for Band 1 Urgent Courses	112	1,555	7.2%	7.0%	8.0%	9.1%
% of FP17s Relating to Free Repair or Replacements	16	1,555	1.0%	0.8%	0.8%	0.8%
% of FP17s Relating to Continuations	30	1,555	1.9%	1.4%	1.3%	1.3%
% of Patients satisfied with the dentistry they have received	3	3	N/A	93.3%	93.1%	93.2%
% of Patients satisfied with the time they had to wait for an appointment	3	3	N/A	90.6%	89.1%	89.0%

\* This is based on patients treated on this contract for their most recent course of treatment. Figures in italics indicate the base number of FP17s or Patient Questionnaire responses are less than 100. N/A is shown where the base number of responses is less than 10 during the period. % is calculated as Quantity/Base number\*100



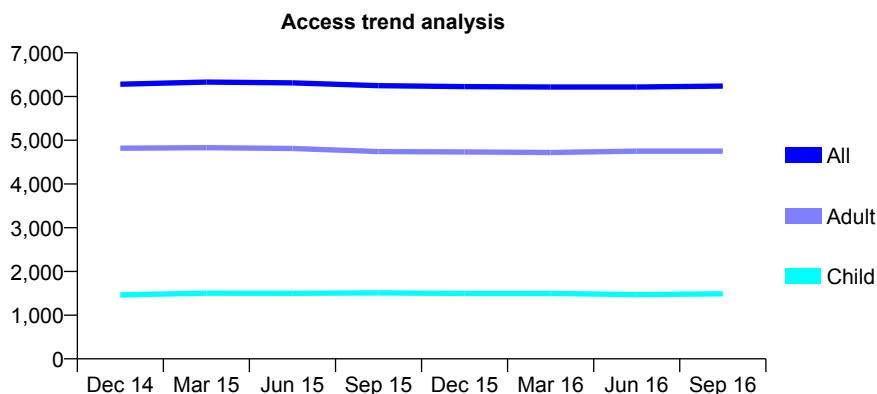
## Q53 - Vital Signs At a Glance Contract Report for 781142/0001 - September 2016

Name or company name	MR A KACHHALA
Contract type name	GDS Contract
Purpose of contract	General
Contract start date	01/04/2009
Contract end date	

16/17 Contracted general activity (UDA)	18,442
Carry forward general activity (UDA)	66
16/17 Contracted orthodontic activity (UOA)	0
Carry forward orthodontic activity (UOA)	0
Baseline contract value	£435,038.03

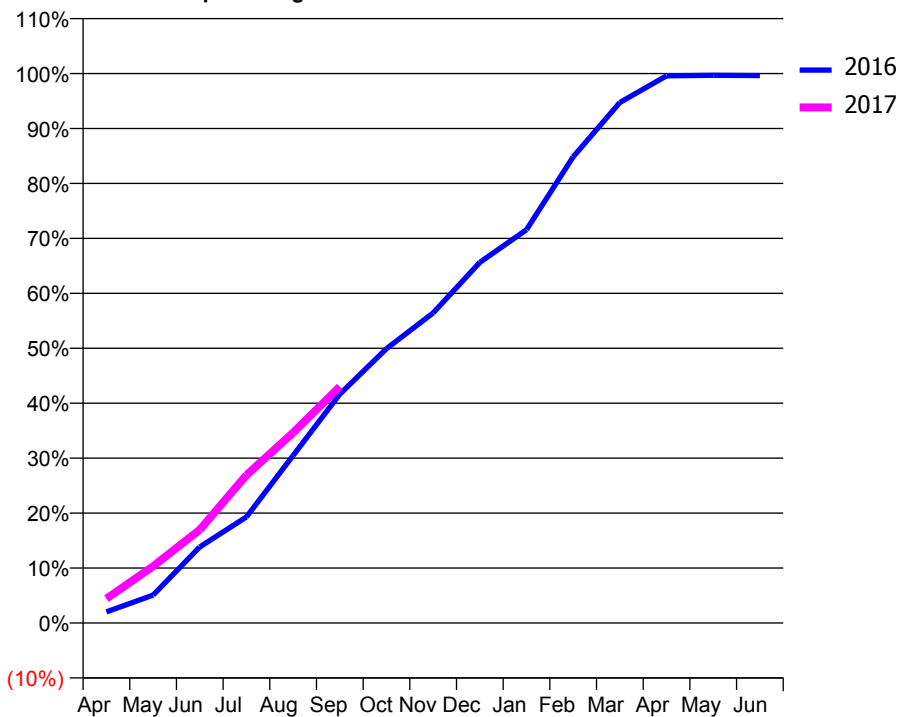
### ACCESS\*

Patients seen in 24 months	Total	Change since previous quarter
Quarter ending September 2015	6,248	
Quarter ending December 2015	6,226	→
Quarter ending March 2016	6,218	→
Quarter ending June 2016	6,219	→
Quarter ending September 2016	6,238	→
<b>Variance since September 2015</b>	<b>(0.2%)</b>	→



### ACTIVITY

Cumulative percentage of contracted UDA delivered 2016 & 2017



Adjusted Scheduled Activity (UDA)

Month	2016	2017
April	375	818
May	940	1,906
June	2,555	3,129
July	3,558	4,965
August	5,623	6,390
September	7,680	7,931
October	9,208	
November	10,407	
December	12,104	
January	13,198	
February	15,649	
March	17,468	
April	18,367	
May	18,381	
June	18,376	

### QUALITY

	Quantity	Base Number	Contract	AT	Region	England
% of FP17s for the same patient ID Re-attending within 3 months - Children	74	1,183	6.3%	9.9%	12.0%	12.4%
% of FP17s for the same patient ID Re-attending within 3 months - Adults	247	2,861	8.6%	13.5%	15.9%	16.7%
% of FP17s for the same patient ID Re-attending between 3 & 9 months - Children	802	1,183	67.8%	58.0%	58.6%	57.4%
% of FP17s for the same patient ID Re-attending between 3 & 9 months - Adults	1,476	2,861	51.6%	49.5%	51.6%	50.5%
% of FP17s for Band 1 Urgent Courses	183	3,661	5.0%	7.0%	8.0%	9.1%
% of FP17s Relating to Free Repair or Replacements	19	3,661	0.5%	0.8%	0.8%	0.8%
% of FP17s Relating to Continuations	11	3,661	0.3%	1.4%	1.3%	1.3%
% of Patients satisfied with the dentistry they have received	5	6	N/A	93.3%	93.1%	93.2%
% of Patients satisfied with the time they had to wait for an appointment	5	6	N/A	90.6%	89.1%	89.0%

\* This is based on patients treated on this contract for their most recent course of treatment. Figures in italics indicate the base number of FP17s or Patient Questionnaire responses are less than 100. N/A is shown where the base number of responses is less than 10 during the period. % is calculated as Quantity/Base number\*100

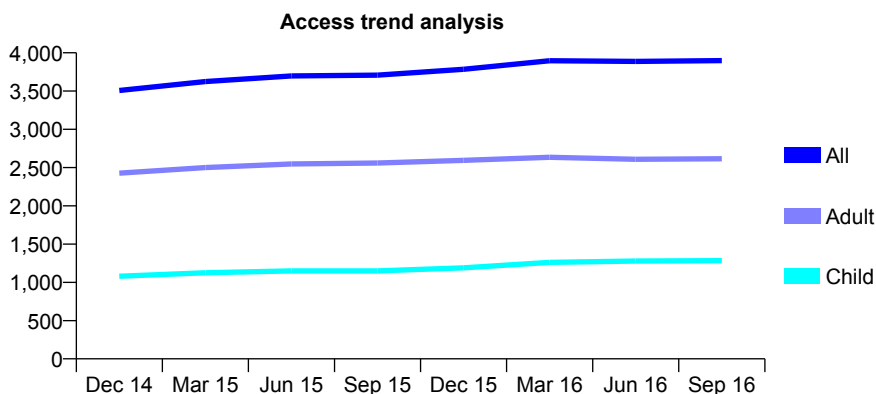
## Q53 - Vital Signs At a Glance Contract Report for 782041/0001 - September 2016

Name or company name	MS S MESTRY
Contract type name	GDS Contract
Purpose of contract	General
Contract start date	31/07/2006
Contract end date	

16/17 Contracted general activity (UDA)	10,848
Carry forward general activity (UDA)	-54
16/17 Contracted orthodontic activity (UOA)	0
Carry forward orthodontic activity (UOA)	0
Baseline contract value	£266,372.09

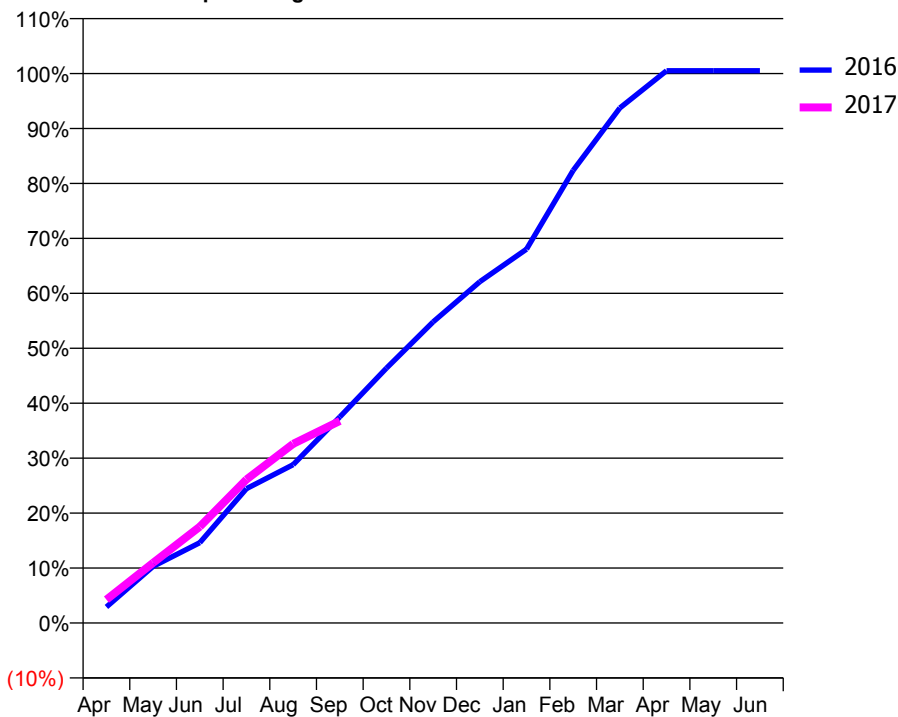
### ACCESS\*

Patients seen in 24 months	Total	Change since previous quarter
Quarter ending September 2015	3,708	
Quarter ending December 2015	3,784	↑
Quarter ending March 2016	3,896	↑
Quarter ending June 2016	3,888	→
Quarter ending September 2016	3,898	→
<b>Variance since September 2015</b>	<b>5.1%</b>	<b>↑</b>



### ACTIVITY

Cumulative percentage of contracted UDA delivered 2016 & 2017



Month	Adjusted Scheduled Activity (UDA)	
	2016	2017
April	317	462
May	1,116	1,187
June	1,587	1,901
July	2,653	2,834
August	3,127	3,538
September	4,069	3,991
October	5,032	
November	5,947	
December	6,738	
January	7,381	
February	8,936	
March	10,169	
April	10,902	
May	10,902	
June	10,902	

### QUALITY

	Quantity	Base Number	Contract	AT	Region	England
% of FP17s for the same patient ID Re-attending within 3 months - Children	63	837	7.5%	9.9%	12.0%	12.4%
% of FP17s for the same patient ID Re-attending within 3 months - Adults	218	1,525	14.3%	13.5%	15.9%	16.7%
% of FP17s for the same patient ID Re-attending between 3 & 9 months - Children	520	837	62.1%	58.0%	58.6%	57.4%
% of FP17s for the same patient ID Re-attending between 3 & 9 months - Adults	688	1,525	45.1%	49.5%	51.6%	50.5%
% of FP17s for Band 1 Urgent Courses	133	1,721	7.7%	7.0%	8.0%	9.1%
% of FP17s Relating to Free Repair or Replacements	8	1,721	0.5%	0.8%	0.8%	0.8%
% of FP17s Relating to Continuations	5	1,721	0.3%	1.4%	1.3%	1.3%
% of Patients satisfied with the dentistry they have received	3	3	N/A	93.3%	93.1%	93.2%
% of Patients satisfied with the time they had to wait for an appointment	3	3	N/A	90.6%	89.1%	89.0%

\* This is based on patients treated on this contract for their most recent course of treatment. Figures in italics indicate the base number of FP17s or Patient Questionnaire responses are less than 100. N/A is shown where the base number of responses is less than 10 during the period. % is calculated as Quantity/Base number\*100

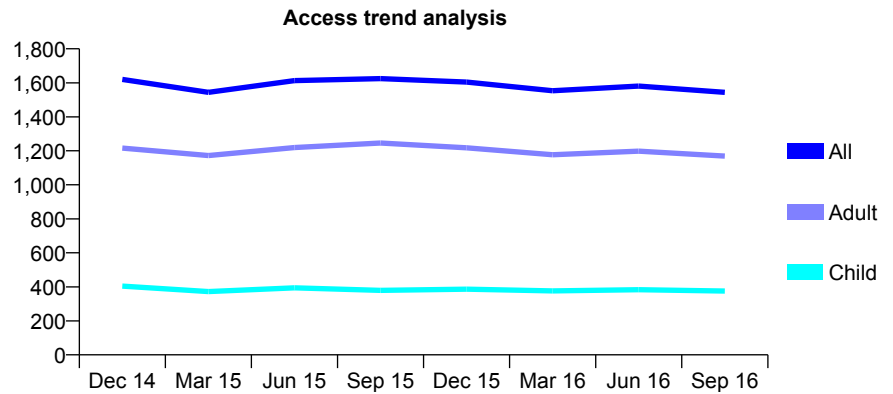
## Q53 - Vital Signs At a Glance Contract Report for 794643/0002 - September 2016

Name or company name	MR W SIDHU
Contract type name	GDS Contract
Purpose of contract	General and Orthodontic
Contract start date	03/01/2012
Contract end date	

16/17 Contracted general activity (UDA)	6,301
Carry forward general activity (UDA)	0
16/17 Contracted orthodontic activity (UOA)	51
Carry forward orthodontic activity (UOA)	-1
Baseline contract value	£158,790.55

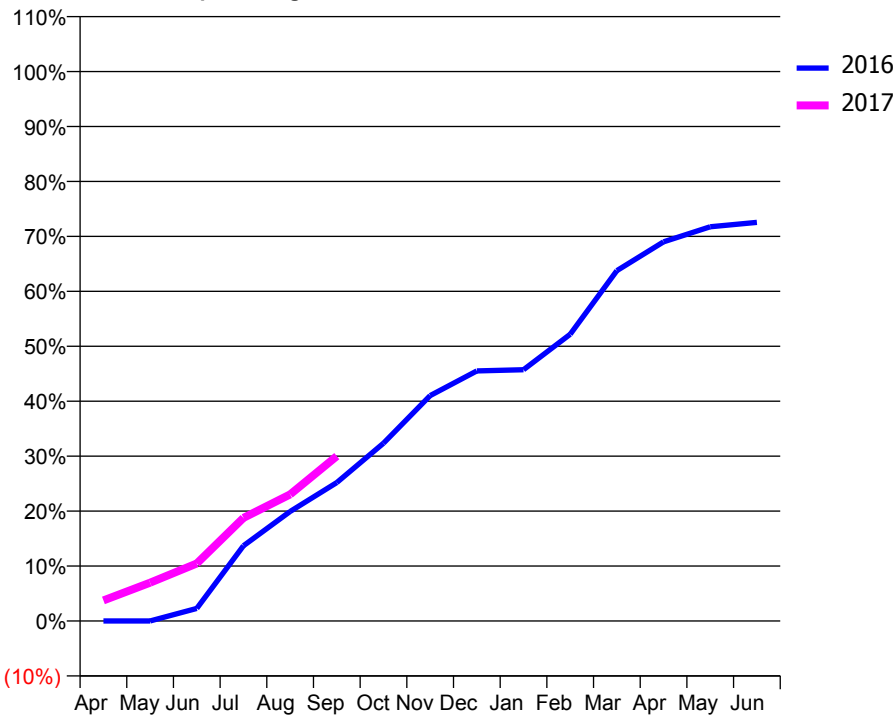
### ACCESS\*

Patients seen in 24 months	Total	Change since previous quarter
Quarter ending September 2015	1,625	
Quarter ending December 2015	1,604	↓
Quarter ending March 2016	1,553	↓
Quarter ending June 2016	1,581	→
Quarter ending September 2016	1,544	↓
<b>Variance since September 2015</b>	<b>(5.0%)</b>	<b>↓</b>



### ACTIVITY

Cumulative percentage of contracted UDA delivered 2016 & 2017



Month	Adjusted Scheduled Activity (UDA)	
	2016	2017
April	0	236
May	0	440
June	145	660
July	863	1,182
August	1,256	1,452
September	1,588	1,891
October	2,040	
November	2,585	
December	2,867	
January	2,882	
February	3,289	
March	4,018	
April	4,347	
May	4,520	
June	4,571	

### QUALITY

	Quantity	Base Number	Contract	AT	Region	England
% of FP17s for the same patient ID Re-attending within 3 months - Children	9	207	4.3%	9.9%	12.0%	12.4%
% of FP17s for the same patient ID Re-attending within 3 months - Adults	49	550	8.9%	13.5%	15.9%	16.7%
% of FP17s for the same patient ID Re-attending between 3 & 9 months - Children	84	207	40.6%	58.0%	58.6%	57.4%
% of FP17s for the same patient ID Re-attending between 3 & 9 months - Adults	195	550	35.5%	49.5%	51.6%	50.5%
% of FP17s for Band 1 Urgent Courses	8	646	1.2%	7.0%	8.0%	9.1%
% of FP17s Relating to Free Repair or Replacements	0	646	0.0%	0.8%	0.8%	0.8%
% of FP17s Relating to Continuations	1	646	0.2%	1.4%	1.3%	1.3%
% of Patients satisfied with the dentistry they have received	0	0	N/A	93.3%	93.1%	93.2%
% of Patients satisfied with the time they had to wait for an appointment	0	0	N/A	90.6%	89.1%	89.0%

\* This is based on patients treated on this contract for their most recent course of treatment. Figures in italics indicate the base number of FP17s or Patient Questionnaire responses are less than 100. N/A is shown where the base number of responses is less than 10 during the period. % is calculated as Quantity/Base number\*100

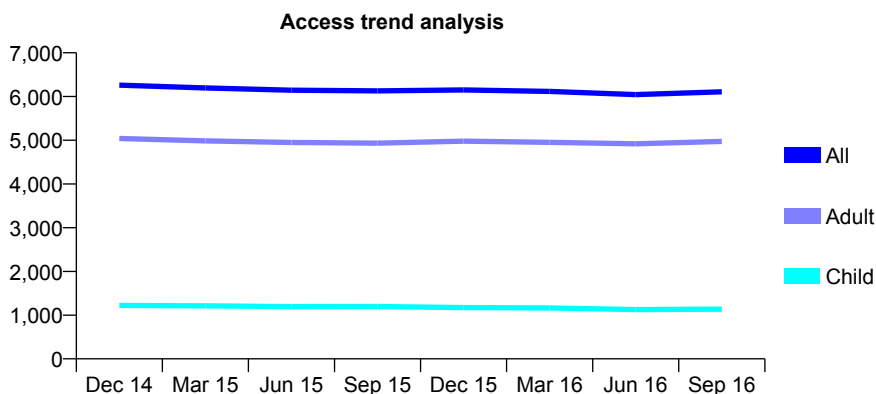
### Q53 - Vital Signs At a Glance Contract Report for 814113/0001 - September 2016

Name or company name	MR RA ARROWSMITH
Contract type name	GDS Contract
Purpose of contract	General
Contract start date	01/04/2006
Contract end date	

16/17 Contracted general activity (UDA)	12,778
Carry forward general activity (UDA)	210
16/17 Contracted orthodontic activity (UOA)	0
Carry forward orthodontic activity (UOA)	0
Baseline contract value	£365,714.89

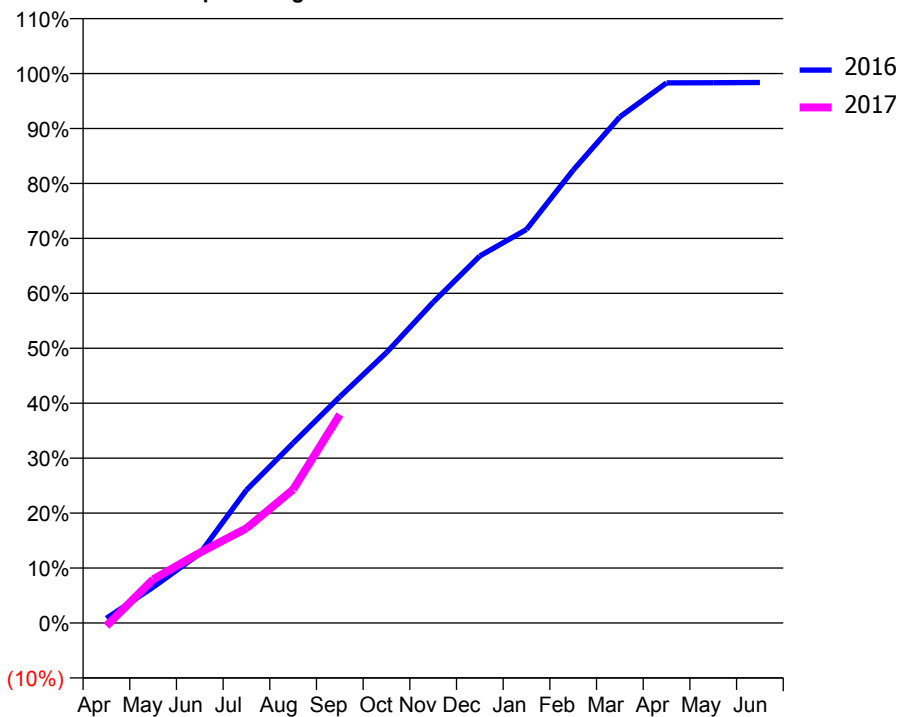
#### ACCESS\*

Patients seen in 24 months	Total	Change since previous quarter
Quarter ending September 2015	6,130	
Quarter ending December 2015	6,151	→
Quarter ending March 2016	6,116	→
Quarter ending June 2016	6,045	↓
Quarter ending September 2016	6,107	→
<b>Variance since September 2015</b>	<b>(0.4%)</b>	<b>→</b>



#### ACTIVITY

Cumulative percentage of contracted UDA delivered 2016 & 2017



Month	Adjusted Scheduled Activity (UDA)	
	2016	2017
April	112	-70
May	833	1,016
June	1,613	1,637
July	3,095	2,203
August	4,185	3,104
September	5,260	4,848
October	6,291	
November	7,459	
December	8,536	
January	9,152	
February	10,533	
March	11,768	
April	12,558	
May	12,563	
June	12,568	

#### QUALITY

	Quantity	Base Number	Contract	AT	Region	England
% of FP17s for the same patient ID Re-attending within 3 months - Children	36	760	4.7%	9.9%	12.0%	12.4%
% of FP17s for the same patient ID Re-attending within 3 months - Adults	306	3,056	10.0%	13.5%	15.9%	16.7%
% of FP17s for the same patient ID Re-attending between 3 & 9 months - Children	361	760	47.5%	58.0%	58.6%	57.4%
% of FP17s for the same patient ID Re-attending between 3 & 9 months - Adults	1,294	3,056	42.3%	49.5%	51.6%	50.5%
% of FP17s for Band 1 Urgent Courses	162	2,867	5.7%	7.0%	8.0%	9.1%
% of FP17s Relating to Free Repair or Replacements	12	2,867	0.4%	0.8%	0.8%	0.8%
% of FP17s Relating to Continuations	26	2,867	0.9%	1.4%	1.3%	1.3%
% of Patients satisfied with the dentistry they have received	9	9	N/A	93.3%	93.1%	93.2%
% of Patients satisfied with the time they had to wait for an appointment	8	9	N/A	90.6%	89.1%	89.0%

\* This is based on patients treated on this contract for their most recent course of treatment. Figures in italics indicate the base number of FP17s or Patient Questionnaire responses are less than 100. N/A is shown where the base number of responses is less than 10 during the period. % is calculated as Quantity/Base number\*100

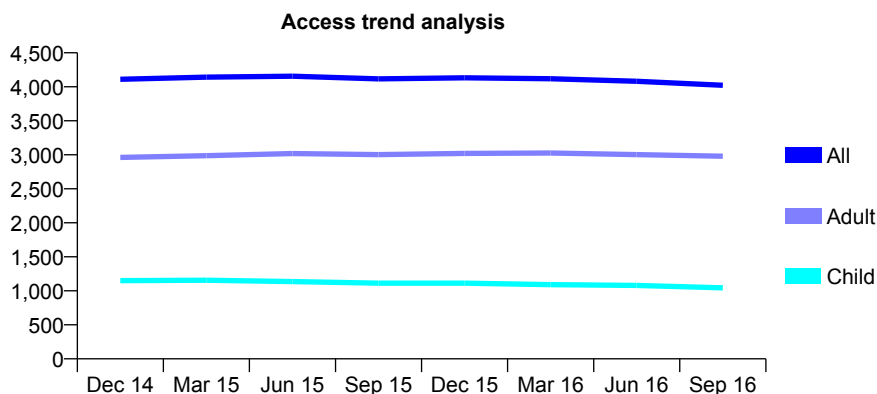
## Q53 - Vital Signs At a Glance Contract Report for 817066/0001 - September 2016

Name or company name	MR PR VICKERY
Contract type name	GDS Contract
Purpose of contract	General
Contract start date	01/04/2006
Contract end date	

16/17 Contracted general activity (UDA)	16,087
Carry forward general activity (UDA)	243
16/17 Contracted orthodontic activity (UOA)	0
Carry forward orthodontic activity (UOA)	0
Baseline contract value	£398,524.31

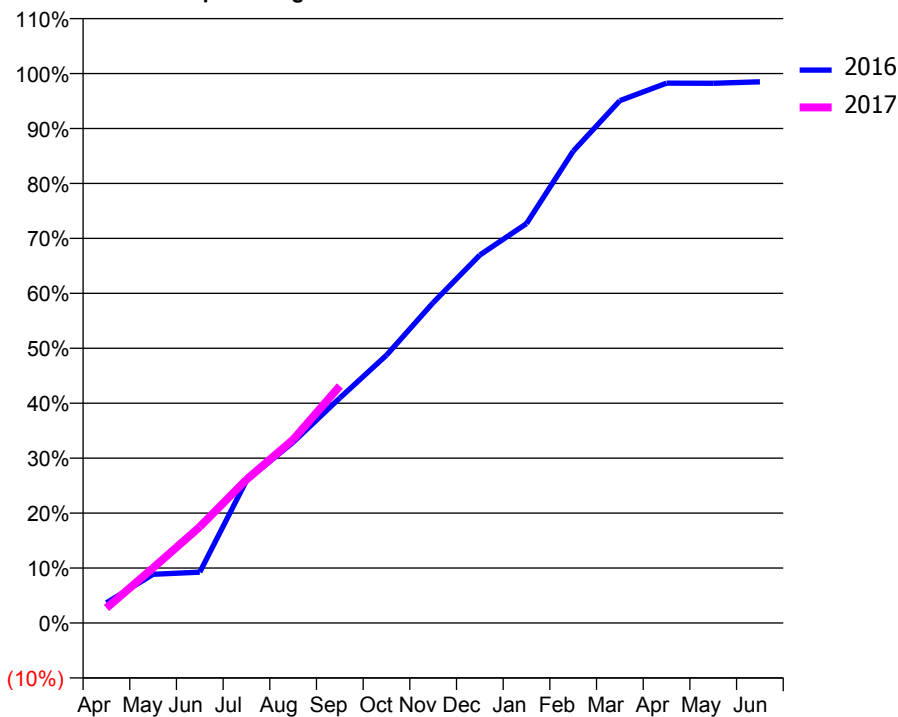
### ACCESS\*

Patients seen in 24 months	Total	Change since previous quarter
Quarter ending September 2015	4,116	
Quarter ending December 2015	4,133	→
Quarter ending March 2016	4,118	→
Quarter ending June 2016	4,081	→
Quarter ending September 2016	4,023	↓
<b>Variance since September 2015</b>	<b>(2.3%)</b>	<b>↓</b>



### ACTIVITY

Cumulative percentage of contracted UDA delivered 2016 & 2017



Adjusted Scheduled Activity (UDA)

Month	2016	2017
April	591	440
May	1,428	1,615
June	1,489	2,815
July	4,173	4,200
August	5,292	5,371
September	6,588	6,940
October	7,843	
November	9,379	
December	10,773	
January	11,693	
February	13,814	
March	15,294	
April	15,804	
May	15,802	
June	15,844	

### QUALITY

	Quantity	Base Number	Contract	AT	Region	England
% of FP17s for the same patient ID Re-attending within 3 months - Children	64	904	7.1%	9.9%	12.0%	12.4%
% of FP17s for the same patient ID Re-attending within 3 months - Adults	400	2,510	15.9%	13.5%	15.9%	16.7%
% of FP17s for the same patient ID Re-attending between 3 & 9 months - Children	633	904	70.0%	58.0%	58.6%	57.4%
% of FP17s for the same patient ID Re-attending between 3 & 9 months - Adults	1,577	2,510	62.8%	49.5%	51.6%	50.5%
% of FP17s for Band 1 Urgent Courses	175	3,157	5.5%	7.0%	8.0%	9.1%
% of FP17s Relating to Free Repair or Replacements	32	3,157	1.0%	0.8%	0.8%	0.8%
% of FP17s Relating to Continuations	94	3,157	3.0%	1.4%	1.3%	1.3%
% of Patients satisfied with the dentistry they have received	5	5	N/A	93.3%	93.1%	93.2%
% of Patients satisfied with the time they had to wait for an appointment	5	5	N/A	90.6%	89.1%	89.0%

\* This is based on patients treated on this contract for their most recent course of treatment. Figures in italics indicate the base number of FP17s or Patient Questionnaire responses are less than 100. N/A is shown where the base number of responses is less than 10 during the period. % is calculated as Quantity/Base number\*100

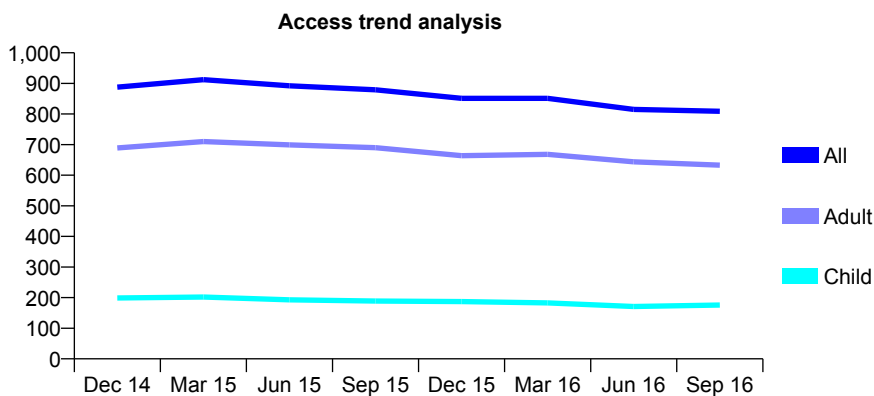
## Q53 - Vital Signs At a Glance Contract Report for 818895/0003 - September 2016

Name or company name	MR BS MATHARU
Contract type name	GDS Contract
Purpose of contract	General
Contract start date	05/08/2006
Contract end date	

16/17 Contracted general activity (UDA)	2,608
Carry forward general activity (UDA)	-37
16/17 Contracted orthodontic activity (UOA)	0
Carry forward orthodontic activity (UOA)	0
Baseline contract value	£61,961.99

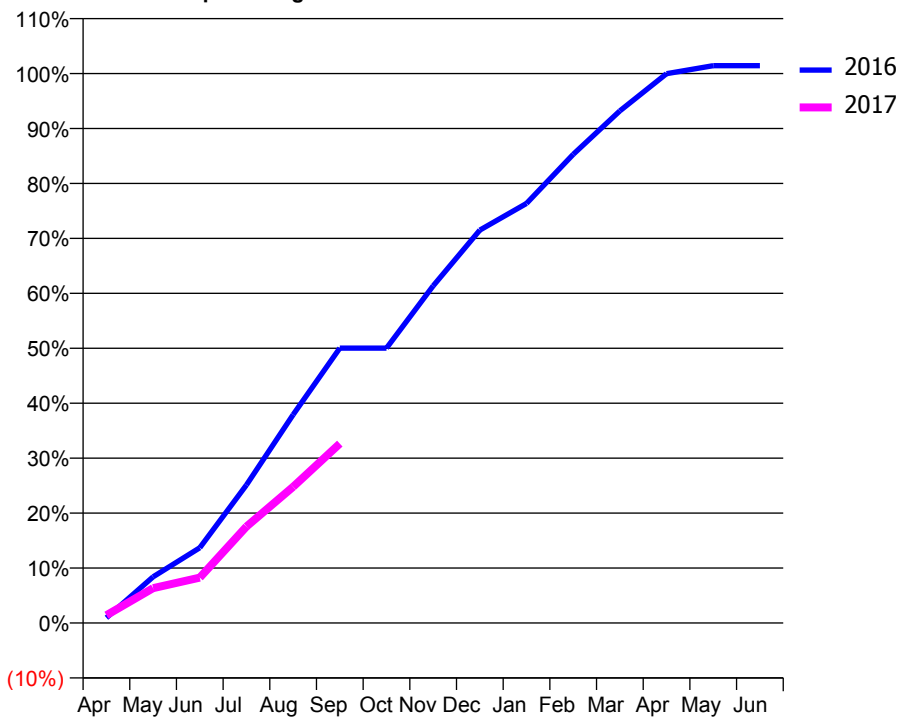
### ACCESS\*

Patients seen in 24 months	Total	Change since previous quarter
Quarter ending September 2015	879	
Quarter ending December 2015	851	↓
Quarter ending March 2016	851	→
Quarter ending June 2016	815	↓
Quarter ending September 2016	809	→
<b>Variance since September 2015</b>	<b>(8.0%)</b>	<b>↓</b>



### ACTIVITY

Cumulative percentage of contracted UDA delivered 2016 & 2017



Adjusted Scheduled Activity (UDA)

Month	2016	2017
April	25	37
May	219	166
June	357	216
July	655	458
August	989	647
September	1,305	852
October	1,305	
November	1,600	
December	1,865	
January	1,991	
February	2,224	
March	2,430	
April	2,607	
May	2,645	
June	2,645	

### QUALITY

	Quantity	Base Number	Contract	AT	Region	England
% of FP17s for the same patient ID Re-attending within 3 months - Children	5	85	5.9%	9.9%	12.0%	12.4%
% of FP17s for the same patient ID Re-attending within 3 months - Adults	28	252	11.1%	13.5%	15.9%	16.7%
% of FP17s for the same patient ID Re-attending between 3 & 9 months - Children	32	85	37.6%	58.0%	58.6%	57.4%
% of FP17s for the same patient ID Re-attending between 3 & 9 months - Adults	63	252	25.0%	49.5%	51.6%	50.5%
% of FP17s for Band 1 Urgent Courses	13	282	4.6%	7.0%	8.0%	9.1%
% of FP17s Relating to Free Repair or Replacements	0	282	0.0%	0.8%	0.8%	0.8%
% of FP17s Relating to Continuations	8	282	2.8%	1.4%	1.3%	1.3%
% of Patients satisfied with the dentistry they have received	1	1	N/A	93.3%	93.1%	93.2%
% of Patients satisfied with the time they had to wait for an appointment	1	1	N/A	90.6%	89.1%	89.0%

\* This is based on patients treated on this contract for their most recent course of treatment. Figures in italics indicate the base number of FP17s or Patient Questionnaire responses are less than 100. N/A is shown where the base number of responses is less than 10 during the period. % is calculated as Quantity/Base number\*100

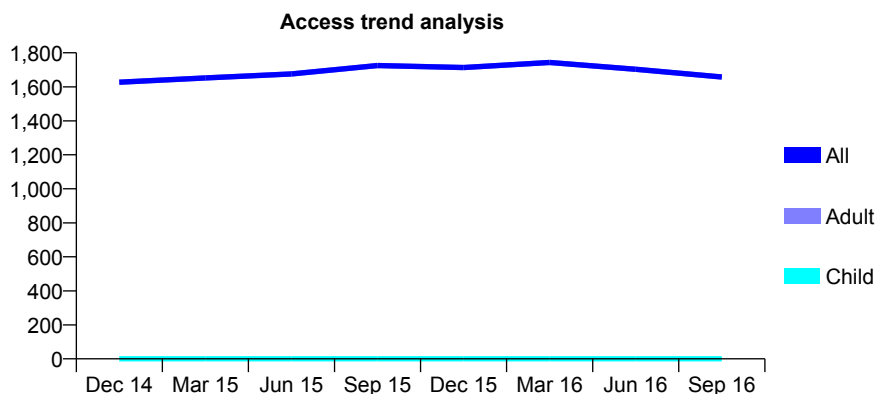
## Q53 - Vital Signs At a Glance Contract Report for 819166/0001 - September 2016

Name or company name	MRS CA HARRINGTON
Contract type name	GDS Contract
Purpose of contract	General
Contract start date	18/09/2006
Contract end date	

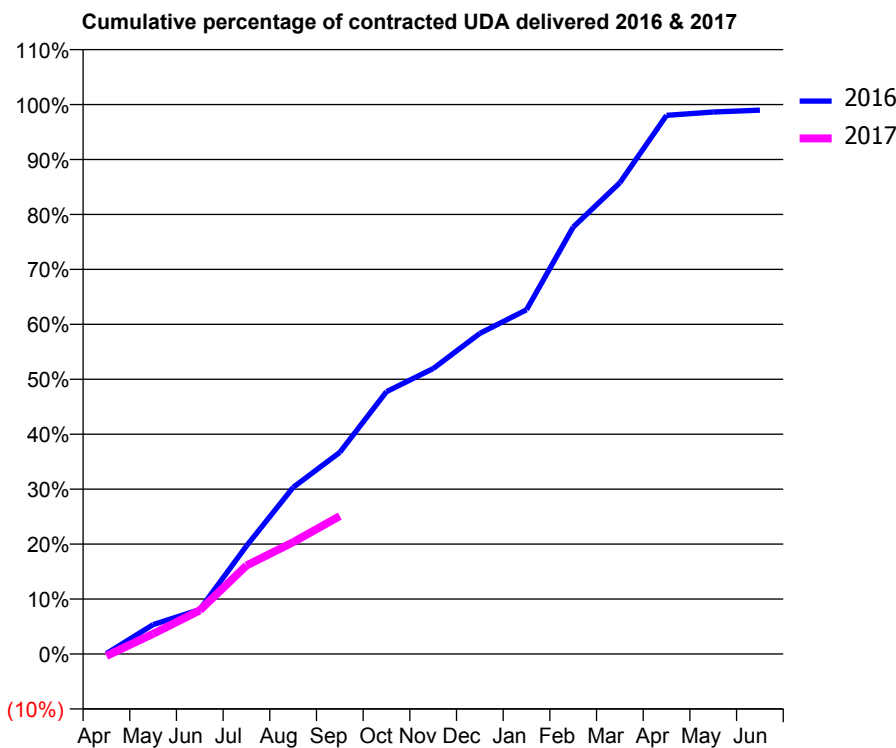
16/17 Contracted general activity (UDA)	4,264
Carry forward general activity (UDA)	44
16/17 Contracted orthodontic activity (UOA)	0
Carry forward orthodontic activity (UOA)	0
Baseline contract value	£116,398.18

### ACCESS\*

Patients seen in 24 months	Total	Change since previous quarter
Quarter ending September 2015	1,725	
Quarter ending December 2015	1,713	→
Quarter ending March 2016	1,743	→
Quarter ending June 2016	1,703	↓
Quarter ending September 2016	1,658	↓
<b>Variance since September 2015</b>	<b>(3.9%)</b>	<b>↓</b>



### ACTIVITY



Month	Adjusted Scheduled Activity (UDA)	
	2016	2017
April	4	-16
May	228	157
June	345	339
July	839	686
August	1,293	867
September	1,565	1,070
October	2,036	
November	2,215	
December	2,488	
January	2,671	
February	3,313	
March	3,657	
April	4,180	
May	4,206	
June	4,220	

### QUALITY

	Quantity	Base Number	Contract	AT	Region	England
% of FP17s for the same patient ID Re-attending within 3 months - Children	0	0	N/A	9.9%	12.0%	12.4%
% of FP17s for the same patient ID Re-attending within 3 months - Adults	45	803	5.6%	13.5%	15.9%	16.7%
% of FP17s for the same patient ID Re-attending between 3 & 9 months - Children	0	0	N/A	58.0%	58.6%	57.4%
% of FP17s for the same patient ID Re-attending between 3 & 9 months - Adults	434	803	54.0%	49.5%	51.6%	50.5%
% of FP17s for Band 1 Urgent Courses	1	611	0.2%	7.0%	8.0%	9.1%
% of FP17s Relating to Free Repair or Replacements	1	611	0.2%	0.8%	0.8%	0.8%
% of FP17s Relating to Continuations	0	611	0.0%	1.4%	1.3%	1.3%
% of Patients satisfied with the dentistry they have received	0	1	N/A	93.3%	93.1%	93.2%
% of Patients satisfied with the time they had to wait for an appointment	0	1	N/A	90.6%	89.1%	89.0%

\* This is based on patients treated on this contract for their most recent course of treatment. Figures in italics indicate the base number of FP17s or Patient Questionnaire responses are less than 100. N/A is shown where the base number of responses is less than 10 during the period. % is calculated as Quantity/Base number\*100

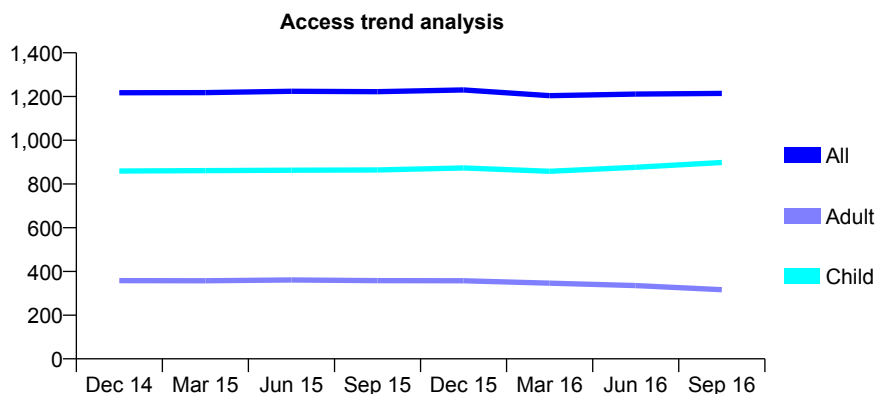
## Q53 - Vital Signs At a Glance Contract Report for 825212/0004 - September 2016

Name or company name	MR D DALBY
Contract type name	GDS Contract
Purpose of contract	General
Contract start date	01/08/2012
Contract end date	

16/17 Contracted general activity (UDA)	2,200
Carry forward general activity (UDA)	22
16/17 Contracted orthodontic activity (UOA)	0
Carry forward orthodontic activity (UOA)	0
Baseline contract value	£63,907.54

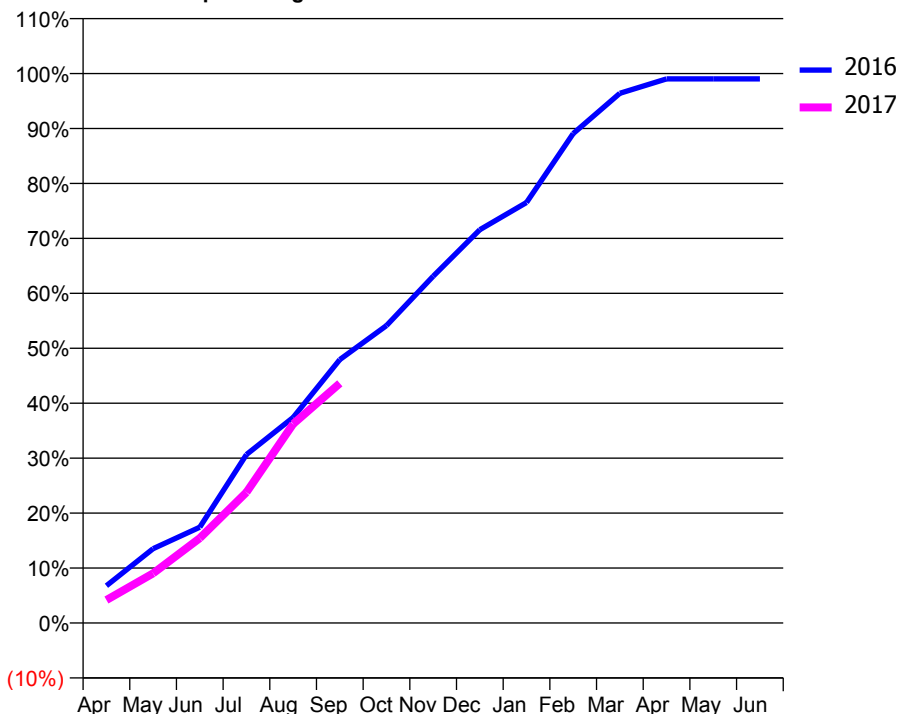
### ACCESS\*

Patients seen in 24 months	Total	Change since previous quarter
Quarter ending September 2015	1,222	
Quarter ending December 2015	1,230	→
Quarter ending March 2016	1,204	↓
Quarter ending June 2016	1,211	→
Quarter ending September 2016	1,214	→
<b>Variance since September 2015</b>	<b>(0.7%)</b>	<b>→</b>



### ACTIVITY

Cumulative percentage of contracted UDA delivered 2016 & 2017



Month	Adjusted Scheduled Activity (UDA)	
	2016	2017
April	149	92
May	297	199
June	383	340
July	675	523
August	823	797
September	1,054	959
October	1,191	
November	1,388	
December	1,574	
January	1,684	
February	1,960	
March	2,121	
April	2,178	
May	2,178	
June	2,178	

### QUALITY

	Quantity	Base Number	Contract	AT	Region	England
% of FP17s for the same patient ID Re-attending within 3 months - Children	68	703	9.7%	9.9%	12.0%	12.4%
% of FP17s for the same patient ID Re-attending within 3 months - Adults	9	149	6.0%	13.5%	15.9%	16.7%
% of FP17s for the same patient ID Re-attending between 3 & 9 months - Children	386	703	54.9%	58.0%	58.6%	57.4%
% of FP17s for the same patient ID Re-attending between 3 & 9 months - Adults	63	149	42.3%	49.5%	51.6%	50.5%
% of FP17s for Band 1 Urgent Courses	37	811	4.6%	7.0%	8.0%	9.1%
% of FP17s Relating to Free Repair or Replacements	0	811	0.0%	0.8%	0.8%	0.8%
% of FP17s Relating to Continuations	7	811	0.9%	1.4%	1.3%	1.3%
% of Patients satisfied with the dentistry they have received	2	2	N/A	93.3%	93.1%	93.2%
% of Patients satisfied with the time they had to wait for an appointment	2	2	N/A	90.6%	89.1%	89.0%

\* This is based on patients treated on this contract for their most recent course of treatment. Figures in italics indicate the base number of FP17s or Patient Questionnaire responses are less than 100. N/A is shown where the base number of responses is less than 10 during the period. % is calculated as Quantity/Base number\*100



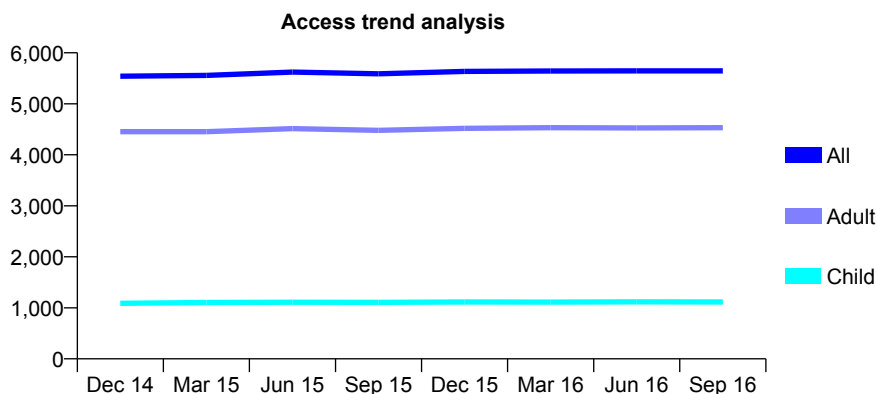
## Q53 - Vital Signs At a Glance Contract Report for 831662/0001 - September 2016

Name or company name	MR SJ THOMAS
Contract type name	GDS Contract
Purpose of contract	General
Contract start date	01/04/2006
Contract end date	

16/17 Contracted general activity (UDA)	18,115
Carry forward general activity (UDA)	709
16/17 Contracted orthodontic activity (UOA)	0
Carry forward orthodontic activity (UOA)	0
Baseline contract value	£518,426.22

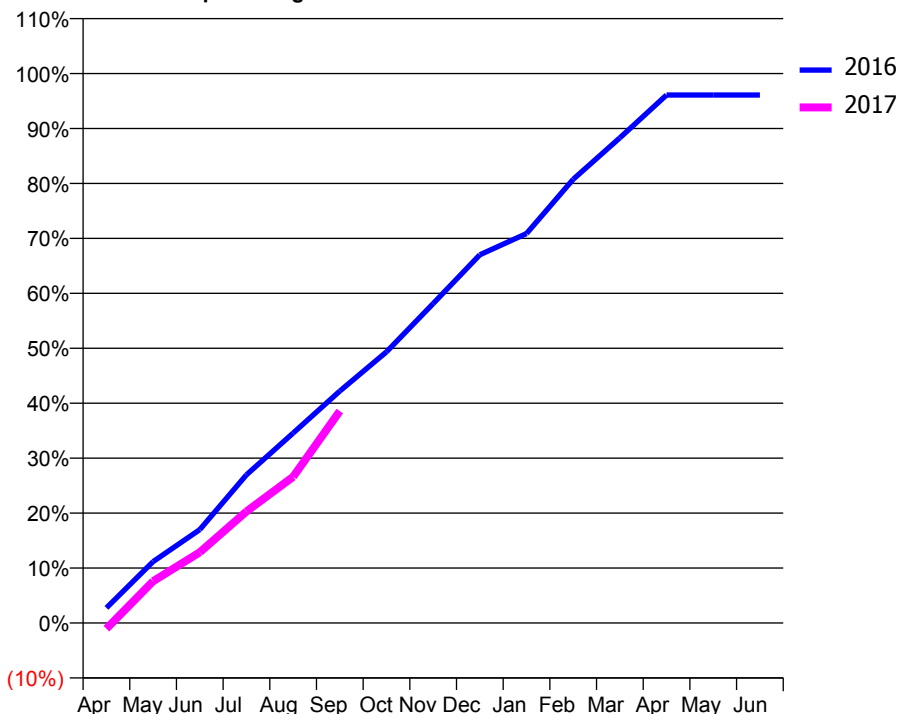
### ACCESS\*

Patients seen in 24 months	Total	Change since previous quarter
Quarter ending September 2015	5,587	
Quarter ending December 2015	5,636	→
Quarter ending March 2016	5,643	→
Quarter ending June 2016	5,645	→
Quarter ending September 2016	5,646	→
<b>Variance since September 2015</b>	<b>1.1%</b>	<b>→</b>



### ACTIVITY

Cumulative percentage of contracted UDA delivered 2016 & 2017



Month	Adjusted Scheduled Activity (UDA)	
	2016	2017
April	501	-189
May	2,024	1,378
June	3,081	2,330
July	4,888	3,676
August	6,263	4,818
September	7,645	6,989
October	8,939	
November	10,530	
December	12,140	
January	12,836	
February	14,627	
March	15,993	
April	17,406	
May	17,406	
June	17,406	

### QUALITY

	Quantity	Base Number	Contract	AT	Region	England
% of FP17s for the same patient ID Re-attending within 3 months - Children	62	880	7.0%	9.9%	12.0%	12.4%
% of FP17s for the same patient ID Re-attending within 3 months - Adults	594	3,394	17.5%	13.5%	15.9%	16.7%
% of FP17s for the same patient ID Re-attending between 3 & 9 months - Children	523	880	59.4%	58.0%	58.6%	57.4%
% of FP17s for the same patient ID Re-attending between 3 & 9 months - Adults	1,190	3,394	35.1%	49.5%	51.6%	50.5%
% of FP17s for Band 1 Urgent Courses	217	3,782	5.7%	7.0%	8.0%	9.1%
% of FP17s Relating to Free Repair or Replacements	38	3,782	1.0%	0.8%	0.8%	0.8%
% of FP17s Relating to Continuations	155	3,782	4.1%	1.4%	1.3%	1.3%
% of Patients satisfied with the dentistry they have received	16	17	94.1%	93.3%	93.1%	93.2%
% of Patients satisfied with the time they had to wait for an appointment	15	17	88.2%	90.6%	89.1%	89.0%

\* This is based on patients treated on this contract for their most recent course of treatment. Figures in italics indicate the base number of FP17s or Patient Questionnaire responses are less than 100. N/A is shown where the base number of responses is less than 10 during the period. % is calculated as Quantity/Base number\*100

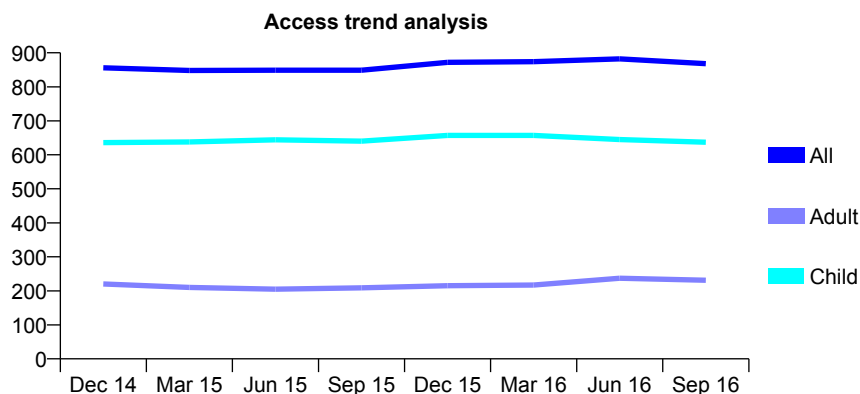
## Q53 - Vital Signs At a Glance Contract Report for 835765/0001 - September 2016

Name or company name	MISS P WILKES
Contract type name	GDS Contract
Purpose of contract	General
Contract start date	01/08/2008
Contract end date	

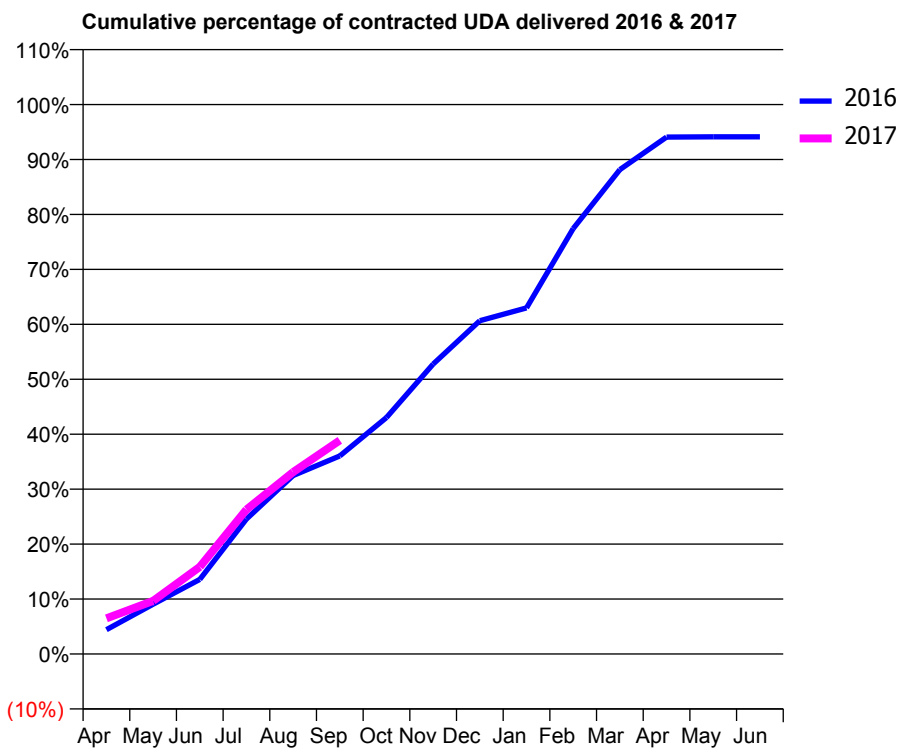
16/17 Contracted general activity (UDA)	1,850
Carry forward general activity (UDA)	0
16/17 Contracted orthodontic activity (UOA)	0
Carry forward orthodontic activity (UOA)	0
Baseline contract value	£42,539.59

### ACCESS\*

Patients seen in 24 months	Total	Change since previous quarter
Quarter ending September 2015	849	
Quarter ending December 2015	872	↑
Quarter ending March 2016	874	→
Quarter ending June 2016	882	→
Quarter ending September 2016	868	↓
<b>Variance since September 2015</b>	<b>2.2%</b>	<b>↑</b>



### ACTIVITY



Month	Adjusted Scheduled Activity (UDA)	
	2016	2017
April	82	120
May	168	179
June	251	293
July	454	487
August	601	613
September	667	719
October	796	
November	976	
December	1,122	
January	1,165	
February	1,432	
March	1,631	
April	1,740	
May	1,741	
June	1,741	

### QUALITY

	Quantity	Base Number	Contract	AT	Region	England
% of FP17s for the same patient ID Re-attending within 3 months - Children	34	470	7.2%	9.9%	12.0%	12.4%
% of FP17s for the same patient ID Re-attending within 3 months - Adults	8	118	6.8%	13.5%	15.9%	16.7%
% of FP17s for the same patient ID Re-attending between 3 & 9 months - Children	297	470	63.2%	58.0%	58.6%	57.4%
% of FP17s for the same patient ID Re-attending between 3 & 9 months - Adults	59	118	50.0%	49.5%	51.6%	50.5%
% of FP17s for Band 1 Urgent Courses	21	532	3.9%	7.0%	8.0%	9.1%
% of FP17s Relating to Free Repair or Replacements	0	532	0.0%	0.8%	0.8%	0.8%
% of FP17s Relating to Continuations	6	532	1.1%	1.4%	1.3%	1.3%
% of Patients satisfied with the dentistry they have received	0	0	N/A	93.3%	93.1%	93.2%
% of Patients satisfied with the time they had to wait for an appointment	0	0	N/A	90.6%	89.1%	89.0%

\* This is based on patients treated on this contract for their most recent course of treatment. Figures in italics indicate the base number of FP17s or Patient Questionnaire responses are less than 100. N/A is shown where the base number of responses is less than 10 during the period. % is calculated as Quantity/Base number\*100

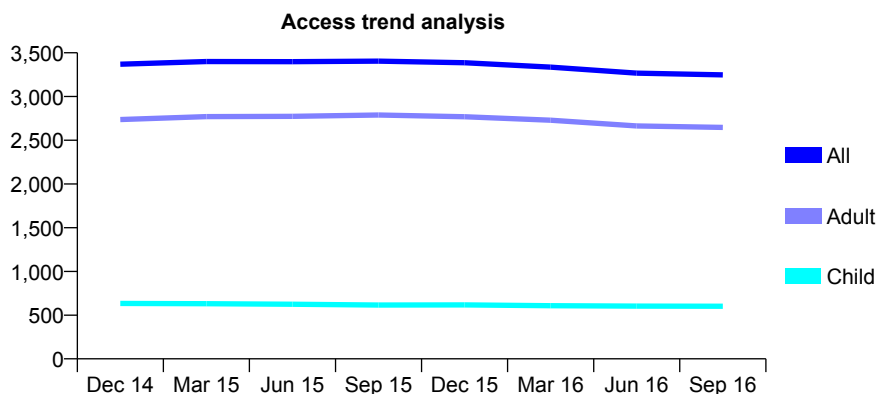
## Q53 - Vital Signs At a Glance Contract Report for 836354/0001 - September 2016

Name or company name	MR SS HOTHI
Contract type name	GDS Contract
Purpose of contract	General
Contract start date	01/04/2006
Contract end date	

16/17 Contracted general activity (UDA)	11,116
Carry forward general activity (UDA)	0
16/17 Contracted orthodontic activity (UOA)	0
Carry forward orthodontic activity (UOA)	0
Baseline contract value	£327,642.58

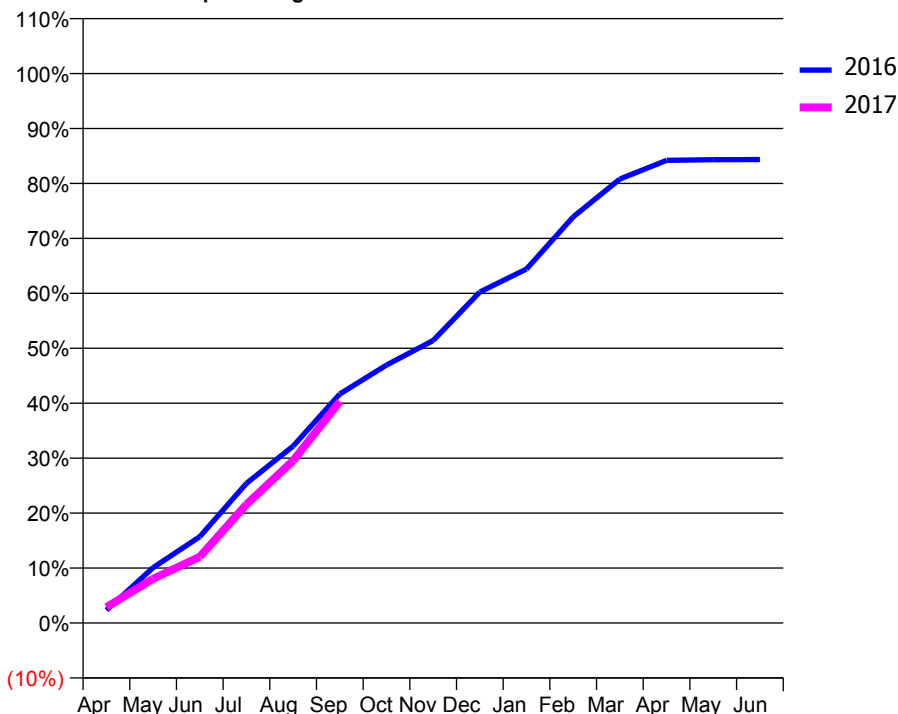
### ACCESS\*

Patients seen in 24 months	Total	Change since previous quarter
Quarter ending September 2015	3,404	
Quarter ending December 2015	3,386	→
Quarter ending March 2016	3,336	↓
Quarter ending June 2016	3,267	↓
Quarter ending September 2016	3,248	→
<b>Variance since September 2015</b>	<b>(4.6%)</b>	<b>↓</b>



### ACTIVITY

Cumulative percentage of contracted UDA delivered 2016 & 2017



Adjusted Scheduled Activity (UDA)

Month	2016	2017
April	261	320
May	1,121	893
June	1,746	1,338
July	2,827	2,400
August	3,578	3,285
September	4,634	4,483
October	5,219	
November	5,715	
December	6,696	
January	7,160	
February	8,216	
March	8,982	
April	9,358	
May	9,373	
June	9,374	

### QUALITY

	Quantity	Base Number	Contract	AT	Region	England
% of FP17s for the same patient ID Re-attending within 3 months - Children	33	356	9.3%	9.9%	12.0%	12.4%
% of FP17s for the same patient ID Re-attending within 3 months - Adults	155	1,503	10.3%	13.5%	15.9%	16.7%
% of FP17s for the same patient ID Re-attending between 3 & 9 months - Children	183	356	51.4%	58.0%	58.6%	57.4%
% of FP17s for the same patient ID Re-attending between 3 & 9 months - Adults	751	1,503	50.0%	49.5%	51.6%	50.5%
% of FP17s for Band 1 Urgent Courses	111	1,685	6.6%	7.0%	8.0%	9.1%
% of FP17s Relating to Free Repair or Replacements	8	1,685	0.5%	0.8%	0.8%	0.8%
% of FP17s Relating to Continuations	13	1,685	0.8%	1.4%	1.3%	1.3%
% of Patients satisfied with the dentistry they have received	3	5	N/A	93.3%	93.1%	93.2%
% of Patients satisfied with the time they had to wait for an appointment	4	5	N/A	90.6%	89.1%	89.0%

\* This is based on patients treated on this contract for their most recent course of treatment. Figures in italics indicate the base number of FP17s or Patient Questionnaire responses are less than 100. N/A is shown where the base number of responses is less than 10 during the period. % is calculated as Quantity/Base number\*100

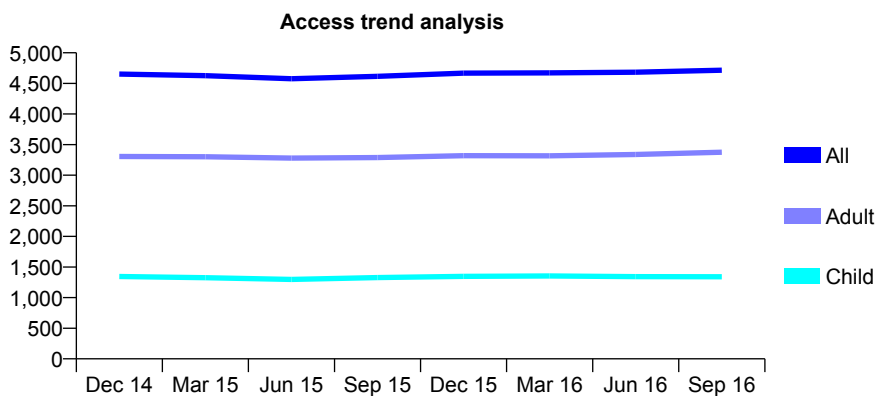
### Q53 - Vital Signs At a Glance Contract Report for 841196/0001 - September 2016

Name or company name	MR A KAKAY AFSHARY
Contract type name	GDS Contract
Purpose of contract	General
Contract start date	01/04/2006
Contract end date	

16/17 Contracted general activity (UDA)	11,465
Carry forward general activity (UDA)	-155
16/17 Contracted orthodontic activity (UOA)	0
Carry forward orthodontic activity (UOA)	0
Baseline contract value	£344,152.24

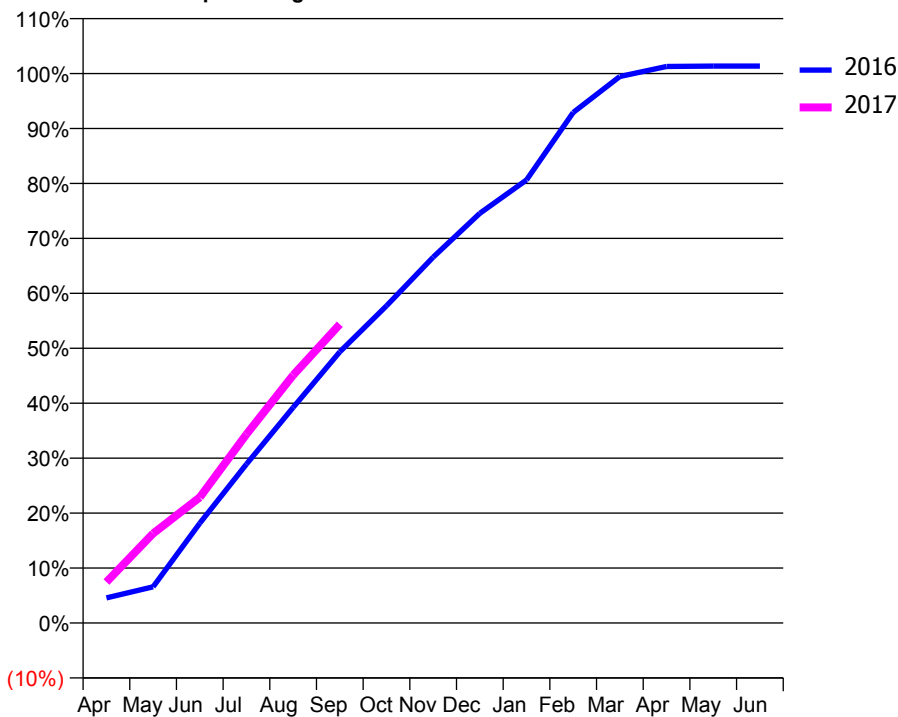
#### ACCESS\*

Patients seen in 24 months	Total	Change since previous quarter
Quarter ending September 2015	4,615	
Quarter ending December 2015	4,667	→
Quarter ending March 2016	4,673	→
Quarter ending June 2016	4,683	→
Quarter ending September 2016	4,715	→
<b>Variance since September 2015</b>	<b>2.2%</b>	<b>↑</b>



#### ACTIVITY

Cumulative percentage of contracted UDA delivered 2016 & 2017



Month	Adjusted Scheduled Activity (UDA)	
	2016	2017
April	523	856
May	755	1,870
June	2,082	2,623
July	3,316	3,940
August	4,498	5,170
September	5,659	6,234
October	6,617	
November	7,632	
December	8,549	
January	9,244	
February	10,650	
March	11,404	
April	11,611	
May	11,619	
June	11,620	

#### QUALITY

	Quantity	Base Number	Contract	AT	Region	England
% of FP17s for the same patient ID Re-attending within 3 months - Children	28	900	3.1%	9.9%	12.0%	12.4%
% of FP17s for the same patient ID Re-attending within 3 months - Adults	143	2,035	7.0%	13.5%	15.9%	16.7%
% of FP17s for the same patient ID Re-attending between 3 & 9 months - Children	484	900	53.8%	58.0%	58.6%	57.4%
% of FP17s for the same patient ID Re-attending between 3 & 9 months - Adults	1,028	2,035	50.5%	49.5%	51.6%	50.5%
% of FP17s for Band 1 Urgent Courses	40	2,822	1.4%	7.0%	8.0%	9.1%
% of FP17s Relating to Free Repair or Replacements	16	2,822	0.6%	0.8%	0.8%	0.8%
% of FP17s Relating to Continuations	0	2,822	0.0%	1.4%	1.3%	1.3%
% of Patients satisfied with the dentistry they have received	5	5	N/A	93.3%	93.1%	93.2%
% of Patients satisfied with the time they had to wait for an appointment	3	5	N/A	90.6%	89.1%	89.0%

\* This is based on patients treated on this contract for their most recent course of treatment. Figures in italics indicate the base number of FP17s or Patient Questionnaire responses are less than 100. N/A is shown where the base number of responses is less than 10 during the period. % is calculated as Quantity/Base number\*100

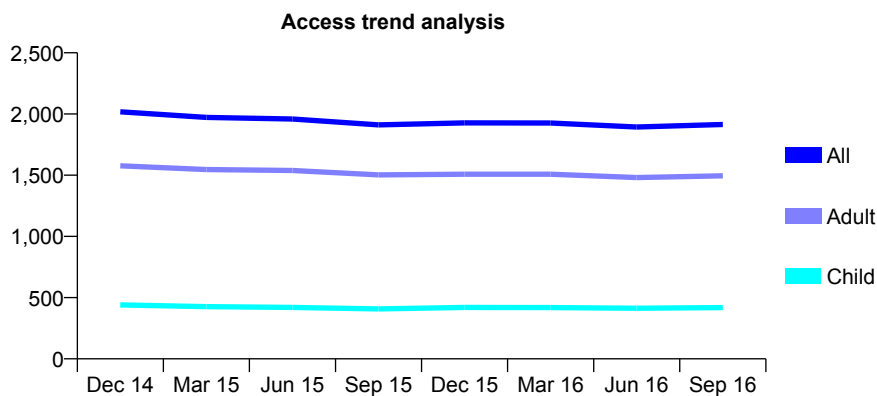
## Q53 - Vital Signs At a Glance Contract Report for 841315/0003 - September 2016

Name or company name	MRS S BALKRISHNA
Contract type name	GDS Contract
Purpose of contract	General
Contract start date	01/04/2006
Contract end date	

16/17 Contracted general activity (UDA)	5,472
Carry forward general activity (UDA)	105
16/17 Contracted orthodontic activity (UOA)	0
Carry forward orthodontic activity (UOA)	0
Baseline contract value	£128,366.88

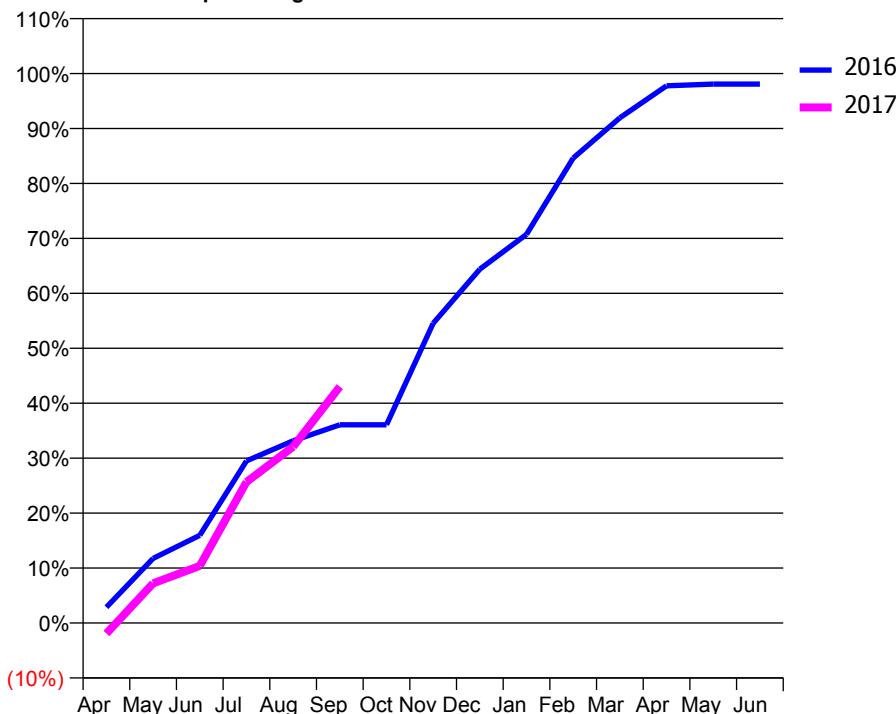
### ACCESS\*

Patients seen in 24 months	Total	Change since previous quarter
Quarter ending September 2015	1,911	
Quarter ending December 2015	1,928	→
Quarter ending March 2016	1,927	→
Quarter ending June 2016	1,894	↓
Quarter ending September 2016	1,914	→
<b>Variance since September 2015</b>	<b>0.2%</b>	<b>→</b>



### ACTIVITY

Cumulative percentage of contracted UDA delivered 2016 & 2017



Month	Adjusted Scheduled Activity (UDA)	
	2016	2017
April	157	-105
May	643	395
June	873	568
July	1,614	1,404
August	1,815	1,756
September	1,974	2,354
October	1,974	
November	2,984	
December	3,523	
January	3,870	
February	4,630	
March	5,030	
April	5,350	
May	5,367	
June	5,367	

### QUALITY

	Quantity	Base Number	Contract	AT	Region	England
% of FP17s for the same patient ID Re-attending within 3 months - Children	8	273	2.9%	9.9%	12.0%	12.4%
% of FP17s for the same patient ID Re-attending within 3 months - Adults	116	895	13.0%	13.5%	15.9%	16.7%
% of FP17s for the same patient ID Re-attending between 3 & 9 months - Children	141	273	51.6%	58.0%	58.6%	57.4%
% of FP17s for the same patient ID Re-attending between 3 & 9 months - Adults	491	895	54.9%	49.5%	51.6%	50.5%
% of FP17s for Band 1 Urgent Courses	25	1,011	2.5%	7.0%	8.0%	9.1%
% of FP17s Relating to Free Repair or Replacements	6	1,011	0.6%	0.8%	0.8%	0.8%
% of FP17s Relating to Continuations	18	1,011	1.8%	1.4%	1.3%	1.3%
% of Patients satisfied with the dentistry they have received	2	2	N/A	93.3%	93.1%	93.2%
% of Patients satisfied with the time they had to wait for an appointment	2	2	N/A	90.6%	89.1%	89.0%

\* This is based on patients treated on this contract for their most recent course of treatment. Figures in italics indicate the base number of FP17s or Patient Questionnaire responses are less than 100. N/A is shown where the base number of responses is less than 10 during the period. % is calculated as Quantity/Base number\*100

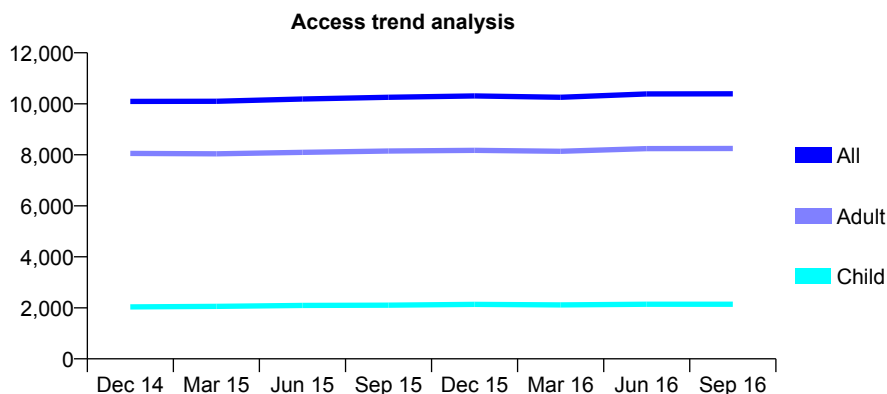
## Q53 - Vital Signs At a Glance Contract Report for 847518/0001 - September 2016

Name or company name	MR KS SHOKER
Contract type name	GDS Contract
Purpose of contract	General
Contract start date	01/04/2006
Contract end date	

16/17 Contracted general activity (UDA)	25,422
Carry forward general activity (UDA)	-62
16/17 Contracted orthodontic activity (UOA)	0
Carry forward orthodontic activity (UOA)	0
Baseline contract value	£666,840.86

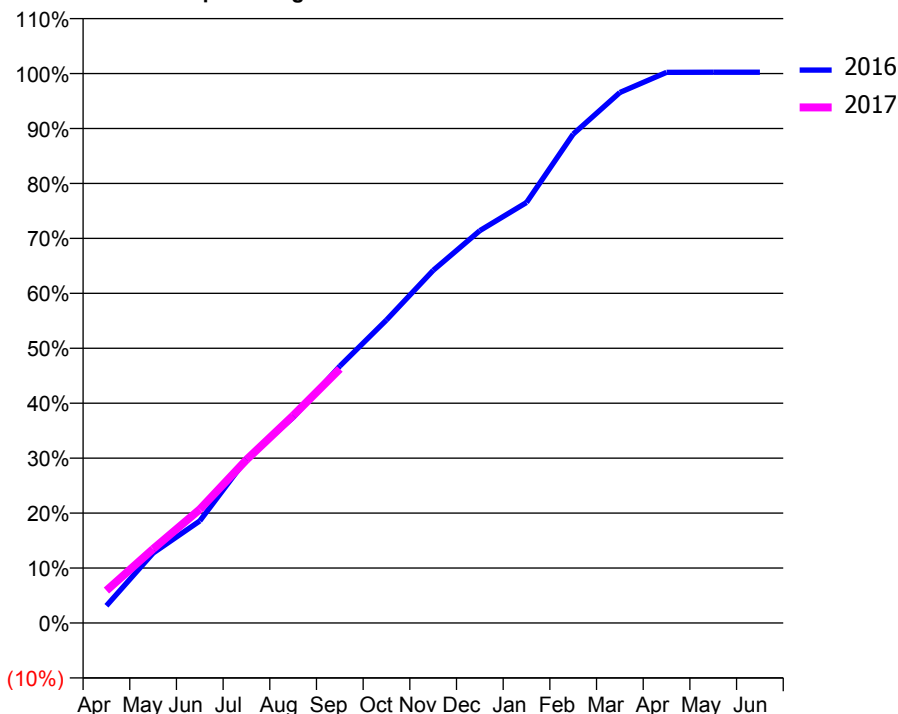
### ACCESS\*

Patients seen in 24 months	Total	Change since previous quarter
Quarter ending September 2015	10,255	
Quarter ending December 2015	10,307	→
Quarter ending March 2016	10,257	→
Quarter ending June 2016	10,387	→
Quarter ending September 2016	10,391	→
<b>Variance since September 2015</b>	<b>1.3%</b>	<b>→</b>



### ACTIVITY

Cumulative percentage of contracted UDA delivered 2016 & 2017



Adjusted Scheduled Activity (UDA)

Month	2016	2017
April	802	1,500
May	3,235	3,425
June	4,723	5,261
July	7,591	7,552
August	9,508	9,599
September	11,888	11,755
October	14,021	
November	16,316	
December	18,151	
January	19,455	
February	22,619	
March	24,541	
April	25,476	
May	25,481	
June	25,484	

### QUALITY

	Quantity	Base Number	Contract	AT	Region	England
% of FP17s for the same patient ID Re-attending within 3 months - Children	139	1,613	8.6%	9.9%	12.0%	12.4%
% of FP17s for the same patient ID Re-attending within 3 months - Adults	627	5,143	12.2%	13.5%	15.9%	16.7%
% of FP17s for the same patient ID Re-attending between 3 & 9 months - Children	908	1,613	56.3%	58.0%	58.6%	57.4%
% of FP17s for the same patient ID Re-attending between 3 & 9 months - Adults	2,391	5,143	46.5%	49.5%	51.6%	50.5%
% of FP17s for Band 1 Urgent Courses	301	6,054	5.0%	7.0%	8.0%	9.1%
% of FP17s Relating to Free Repair or Replacements	40	6,054	0.7%	0.8%	0.8%	0.8%
% of FP17s Relating to Continuations	64	6,054	1.1%	1.4%	1.3%	1.3%
% of Patients satisfied with the dentistry they have received	10	11	90.9%	93.3%	93.1%	93.2%
% of Patients satisfied with the time they had to wait for an appointment	10	11	90.9%	90.6%	89.1%	89.0%

\* This is based on patients treated on this contract for their most recent course of treatment. Figures in italics indicate the base number of FP17s or Patient Questionnaire responses are less than 100. N/A is shown where the base number of responses is less than 10 during the period. % is calculated as Quantity/Base number\*100

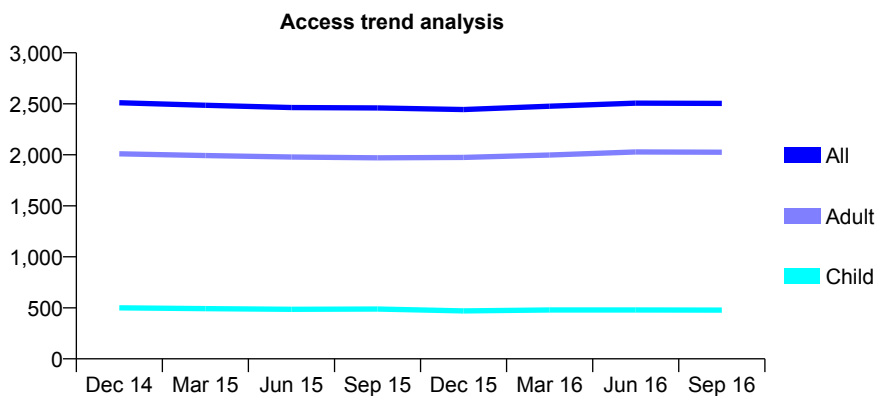
## Q53 - Vital Signs At a Glance Contract Report for 848026/0001 - September 2016

Name or company name	MR GA MOEZZI
Contract type name	GDS Contract
Purpose of contract	General
Contract start date	01/04/2006
Contract end date	

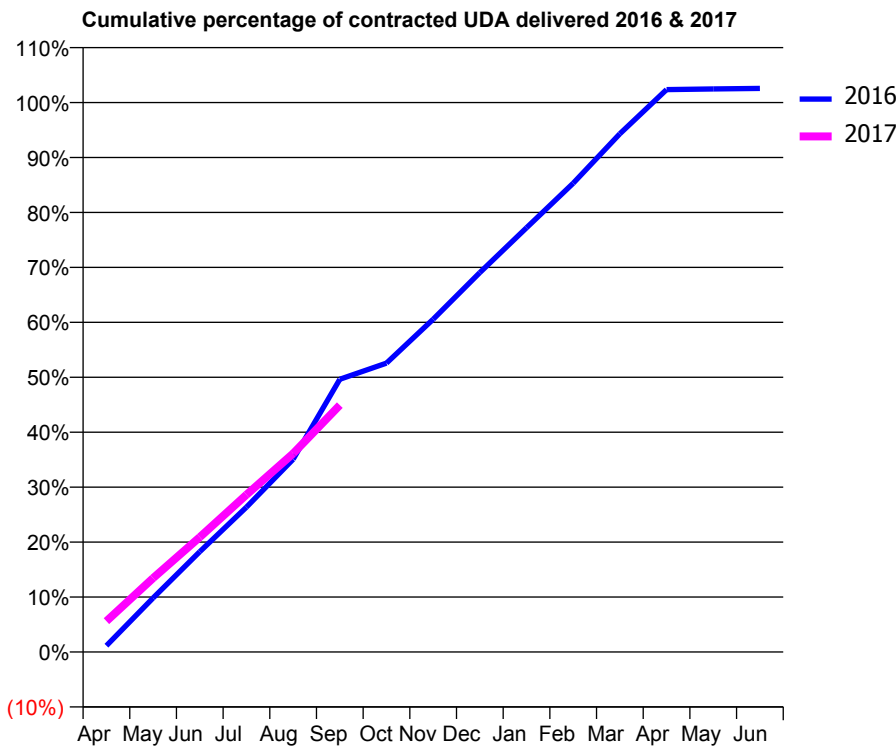
16/17 Contracted general activity (UDA)	7,468
Carry forward general activity (UDA)	-149
16/17 Contracted orthodontic activity (UOA)	0
Carry forward orthodontic activity (UOA)	0
Baseline contract value	£224,158.47

### ACCESS\*

Patients seen in 24 months	Total	Change since previous quarter
Quarter ending September 2015	2,459	
Quarter ending December 2015	2,444	→
Quarter ending March 2016	2,477	→
Quarter ending June 2016	2,507	→
Quarter ending September 2016	2,504	→
<b>Variance since September 2015</b>	<b>1.8%</b>	<b>→</b>



### ACTIVITY



Month	Adjusted Scheduled Activity (UDA)	
	2016	2017
April	86	420
May	735	1,004
June	1,365	1,560
July	1,969	2,138
August	2,619	2,698
September	3,707	3,356
October	3,926	
November	4,523	
December	5,156	
January	5,765	
February	6,370	
March	7,043	
April	7,644	
May	7,652	
June	7,660	

### QUALITY

	Quantity	Base Number	Contract	AT	Region	England
% of FP17s for the same patient ID Re-attending within 3 months - Children	12	399	3.0%	9.9%	12.0%	12.4%
% of FP17s for the same patient ID Re-attending within 3 months - Adults	116	1,325	8.8%	13.5%	15.9%	16.7%
% of FP17s for the same patient ID Re-attending between 3 & 9 months - Children	241	399	60.4%	58.0%	58.6%	57.4%
% of FP17s for the same patient ID Re-attending between 3 & 9 months - Adults	647	1,325	48.8%	49.5%	51.6%	50.5%
% of FP17s for Band 1 Urgent Courses	91	1,472	6.2%	7.0%	8.0%	9.1%
% of FP17s Relating to Free Repair or Replacements	3	1,472	0.2%	0.8%	0.8%	0.8%
% of FP17s Relating to Continuations	11	1,472	0.7%	1.4%	1.3%	1.3%
% of Patients satisfied with the dentistry they have received	2	3	N/A	93.3%	93.1%	93.2%
% of Patients satisfied with the time they had to wait for an appointment	3	3	N/A	90.6%	89.1%	89.0%

\* This is based on patients treated on this contract for their most recent course of treatment. Figures in italics indicate the base number of FP17s or Patient Questionnaire responses are less than 100. N/A is shown where the base number of responses is less than 10 during the period. % is calculated as Quantity/Base number\*100

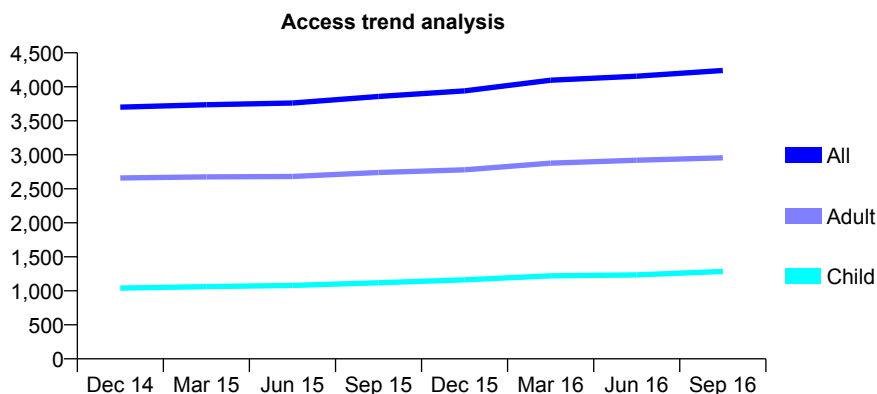
### Q53 - Vital Signs At a Glance Contract Report for 852775/0001 - September 2016

Name or company name	MR F JAMALL
Contract type name	GDS Contract
Purpose of contract	General
Contract start date	01/04/2006
Contract end date	

16/17 Contracted general activity (UDA)	10,157
Carry forward general activity (UDA)	-122
16/17 Contracted orthodontic activity (UOA)	0
Carry forward orthodontic activity (UOA)	0
Baseline contract value	£298,548.08

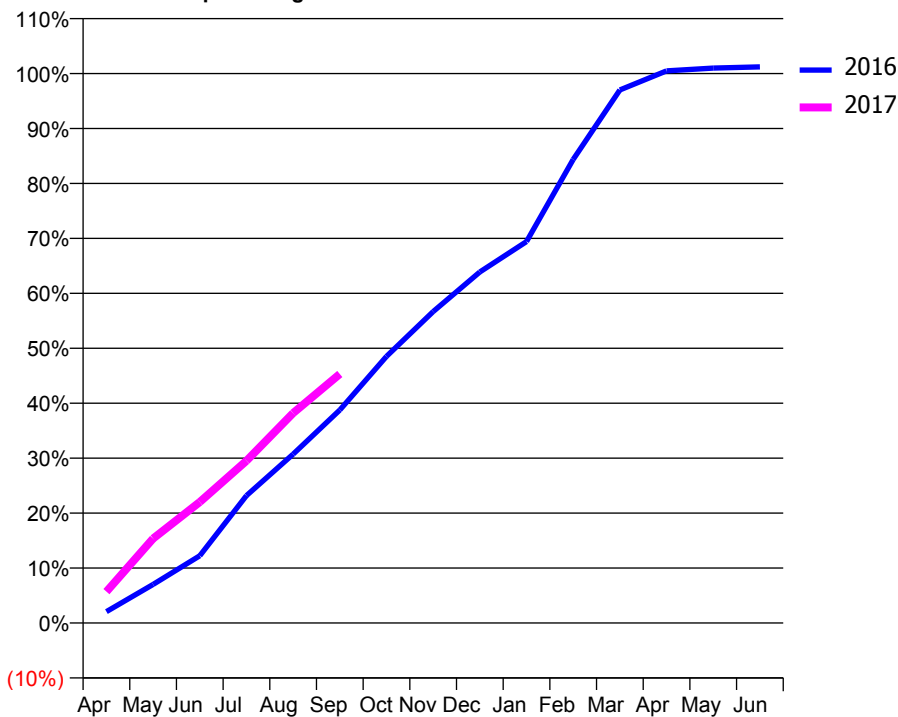
#### ACCESS\*

Patients seen in 24 months	Total	Change since previous quarter
Quarter ending September 2015	3,858	
Quarter ending December 2015	3,940	↑
Quarter ending March 2016	4,098	↑
Quarter ending June 2016	4,156	→
Quarter ending September 2016	4,241	↑
<b>Variance since September 2015</b>	<b>9.9%</b>	<b>↑</b>



#### ACTIVITY

Cumulative percentage of contracted UDA delivered 2016 & 2017



Month	Adjusted Scheduled Activity (UDA)	
	2016	2017
April	211	580
May	714	1,560
June	1,244	2,237
July	2,356	2,998
August	3,121	3,880
September	3,938	4,603
October	4,928	
November	5,756	
December	6,489	
January	7,051	
February	8,568	
March	9,853	
April	10,206	
May	10,258	
June	10,279	

#### QUALITY

	Quantity	Base Number	Contract	AT	Region	England
% of FP17s for the same patient ID Re-attending within 3 months - Children	66	952	6.9%	9.9%	12.0%	12.4%
% of FP17s for the same patient ID Re-attending within 3 months - Adults	191	1,727	11.1%	13.5%	15.9%	16.7%
% of FP17s for the same patient ID Re-attending between 3 & 9 months - Children	587	952	61.7%	58.0%	58.6%	57.4%
% of FP17s for the same patient ID Re-attending between 3 & 9 months - Adults	878	1,727	50.8%	49.5%	51.6%	50.5%
% of FP17s for Band 1 Urgent Courses	161	2,430	6.6%	7.0%	8.0%	9.1%
% of FP17s Relating to Free Repair or Replacements	22	2,430	0.9%	0.8%	0.8%	0.8%
% of FP17s Relating to Continuations	17	2,430	0.7%	1.4%	1.3%	1.3%
% of Patients satisfied with the dentistry they have received	5	7	N/A	93.3%	93.1%	93.2%
% of Patients satisfied with the time they had to wait for an appointment	4	7	N/A	90.6%	89.1%	89.0%

\* This is based on patients treated on this contract for their most recent course of treatment. Figures in italics indicate the base number of FP17s or Patient Questionnaire responses are less than 100. N/A is shown where the base number of responses is less than 10 during the period. % is calculated as Quantity/Base number\*100



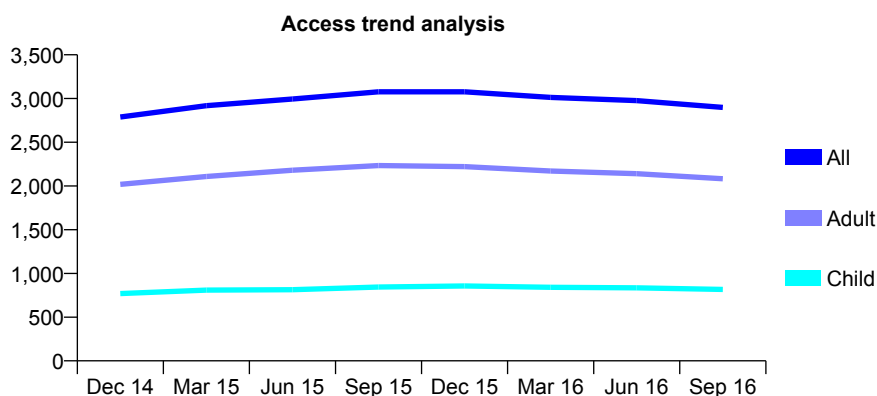
## Q53 - Vital Signs At a Glance Contract Report for 852775/0003 - September 2016

Name or company name	MR F JAMALL
Contract type name	GDS Contract
Purpose of contract	General
Contract start date	01/04/2009
Contract end date	

16/17 Contracted general activity (UDA)	8,000
Carry forward general activity (UDA)	-43
16/17 Contracted orthodontic activity (UOA)	0
Carry forward orthodontic activity (UOA)	0
Baseline contract value	£214,948.53

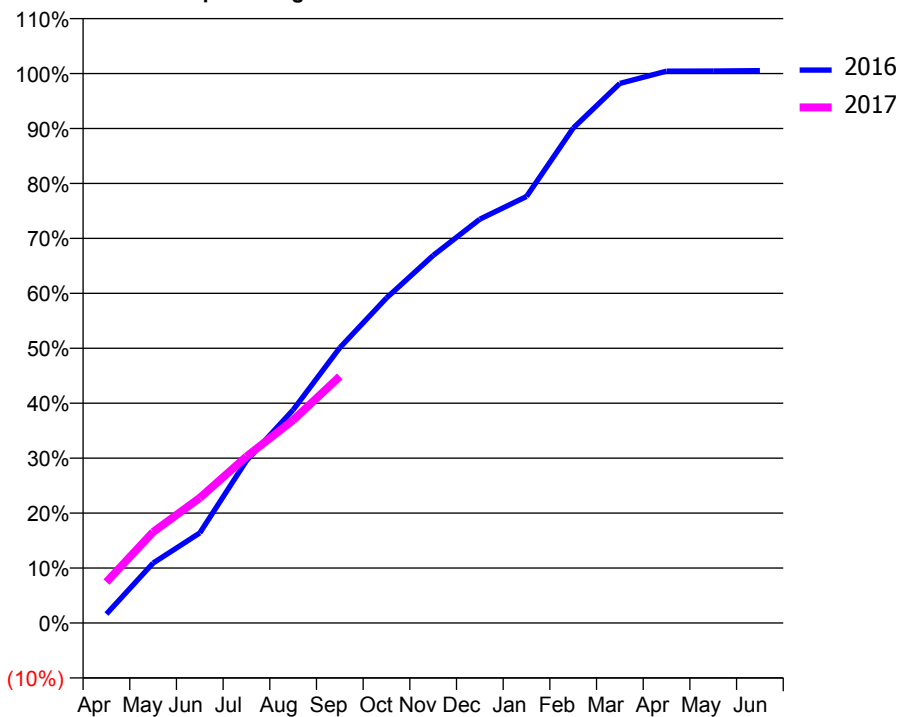
### ACCESS\*

Patients seen in 24 months	Total	Change since previous quarter
Quarter ending September 2015	3,077	
Quarter ending December 2015	3,077	→
Quarter ending March 2016	3,012	↓
Quarter ending June 2016	2,976	↓
Quarter ending September 2016	2,898	↓
<b>Variance since September 2015</b>	<b>(5.8%)</b>	<b>↓</b>



### ACTIVITY

Cumulative percentage of contracted UDA delivered 2016 & 2017



Month	Adjusted Scheduled Activity (UDA)	
	2016	2017
April	131	597
May	873	1,326
June	1,312	1,822
July	2,364	2,424
August	3,103	2,953
September	4,007	3,590
October	4,733	
November	5,351	
December	5,879	
January	6,209	
February	7,205	
March	7,856	
April	8,033	
May	8,037	
June	8,043	

### QUALITY

	Quantity	Base Number	Contract	AT	Region	England
% of FP17s for the same patient ID Re-attending within 3 months - Children	34	733	4.6%	9.9%	12.0%	12.4%
% of FP17s for the same patient ID Re-attending within 3 months - Adults	167	1,316	12.7%	13.5%	15.9%	16.7%
% of FP17s for the same patient ID Re-attending between 3 & 9 months - Children	585	733	79.8%	58.0%	58.6%	57.4%
% of FP17s for the same patient ID Re-attending between 3 & 9 months - Adults	769	1,316	58.4%	49.5%	51.6%	50.5%
% of FP17s for Band 1 Urgent Courses	126	1,913	6.6%	7.0%	8.0%	9.1%
% of FP17s Relating to Free Repair or Replacements	4	1,913	0.2%	0.8%	0.8%	0.8%
% of FP17s Relating to Continuations	9	1,913	0.5%	1.4%	1.3%	1.3%
% of Patients satisfied with the dentistry they have received	1	1	N/A	93.3%	93.1%	93.2%
% of Patients satisfied with the time they had to wait for an appointment	1	1	N/A	90.6%	89.1%	89.0%

\* This is based on patients treated on this contract for their most recent course of treatment. Figures in italics indicate the base number of FP17s or Patient Questionnaire responses are less than 100. N/A is shown where the base number of responses is less than 10 during the period. % is calculated as Quantity/Base number\*100

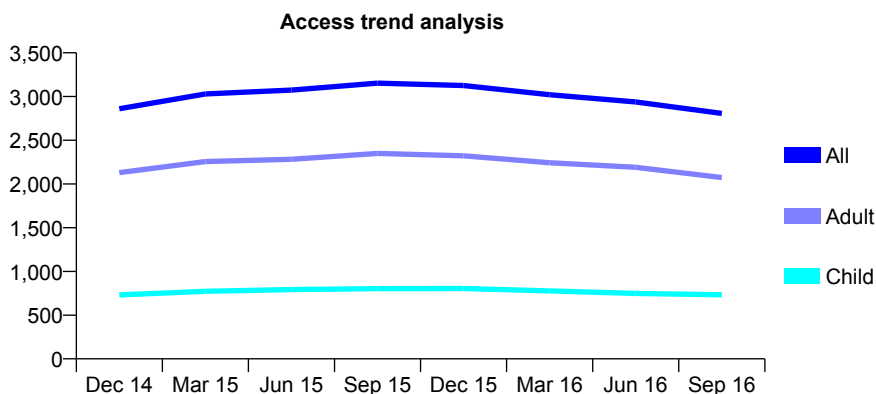
## Q53 - Vital Signs At a Glance Contract Report for 852775/0004 - September 2016

Name or company name	MR F JAMALL
Contract type name	GDS Contract
Purpose of contract	General
Contract start date	26/04/2010
Contract end date	

16/17 Contracted general activity (UDA)	8,000
Carry forward general activity (UDA)	-56
16/17 Contracted orthodontic activity (UOA)	0
Carry forward orthodontic activity (UOA)	0
Baseline contract value	£212,584.82

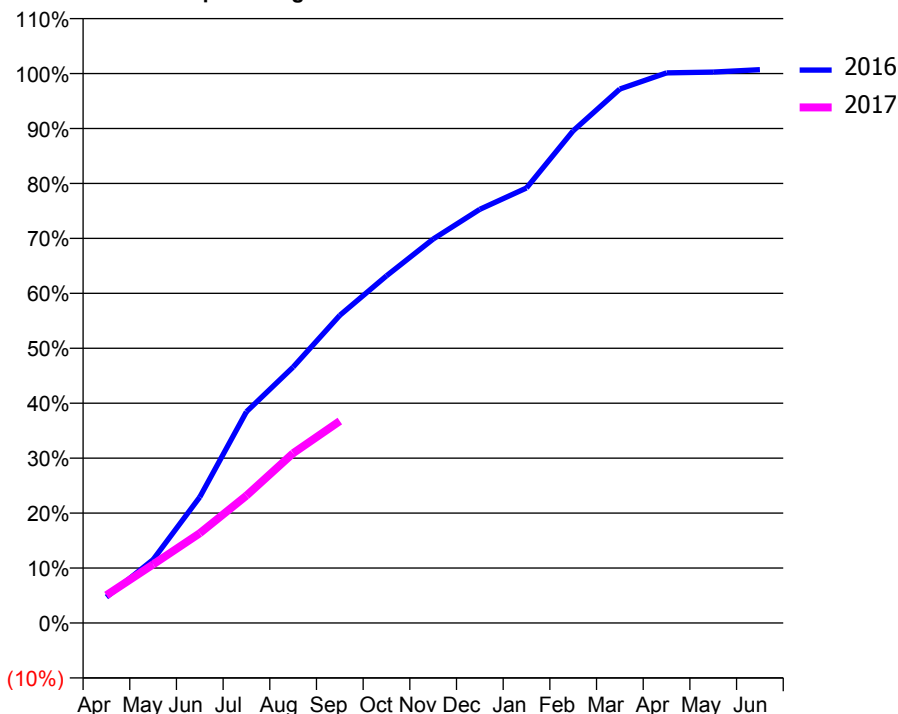
### ACCESS\*

Patients seen in 24 months	Total	Change since previous quarter
Quarter ending September 2015	3,153	
Quarter ending December 2015	3,126	→
Quarter ending March 2016	3,020	↓
Quarter ending June 2016	2,938	↓
Quarter ending September 2016	2,807	↓
<b>Variance since September 2015</b>	<b>(11.0%)</b>	<b>↓</b>



### ACTIVITY

Cumulative percentage of contracted UDA delivered 2016 & 2017



Adjusted Scheduled Activity (UDA)

Month	2016	2017
April	378	405
May	923	854
June	1,833	1,307
July	3,076	1,854
August	3,727	2,472
September	4,481	2,940
October	5,054	
November	5,589	
December	6,023	
January	6,333	
February	7,166	
March	7,774	
April	8,008	
May	8,020	
June	8,056	

### QUALITY

	Quantity	Base Number	Contract	AT	Region	England
% of FP17s for the same patient ID Re-attending within 3 months - Children	21	480	4.4%	9.9%	12.0%	12.4%
% of FP17s for the same patient ID Re-attending within 3 months - Adults	80	1,008	7.9%	13.5%	15.9%	16.7%
% of FP17s for the same patient ID Re-attending between 3 & 9 months - Children	273	480	56.9%	58.0%	58.6%	57.4%
% of FP17s for the same patient ID Re-attending between 3 & 9 months - Adults	612	1,008	60.7%	49.5%	51.6%	50.5%
% of FP17s for Band 1 Urgent Courses	104	1,342	7.7%	7.0%	8.0%	9.1%
% of FP17s Relating to Free Repair or Replacements	10	1,342	0.7%	0.8%	0.8%	0.8%
% of FP17s Relating to Continuations	0	1,342	0.0%	1.4%	1.3%	1.3%
% of Patients satisfied with the dentistry they have received	2	2	N/A	93.3%	93.1%	93.2%
% of Patients satisfied with the time they had to wait for an appointment	2	2	N/A	90.6%	89.1%	89.0%

\* This is based on patients treated on this contract for their most recent course of treatment. Figures in italics indicate the base number of FP17s or Patient Questionnaire responses are less than 100. N/A is shown where the base number of responses is less than 10 during the period. % is calculated as Quantity/Base number\*100

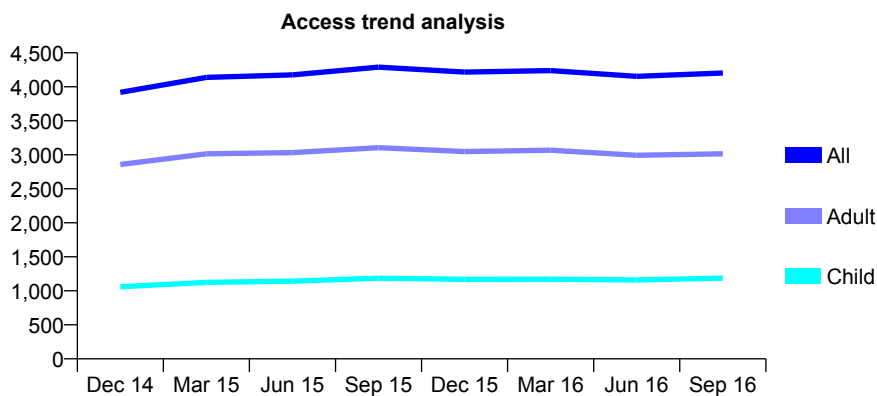
## Q53 - Vital Signs At a Glance Contract Report for 857920/0001 - September 2016

Name or company name	MR B JAMAL
Contract type name	GDS Contract
Purpose of contract	General
Contract start date	01/04/2006
Contract end date	

16/17 Contracted general activity (UDA)	11,646
Carry forward general activity (UDA)	-233
16/17 Contracted orthodontic activity (UOA)	0
Carry forward orthodontic activity (UOA)	0
Baseline contract value	£309,573.28

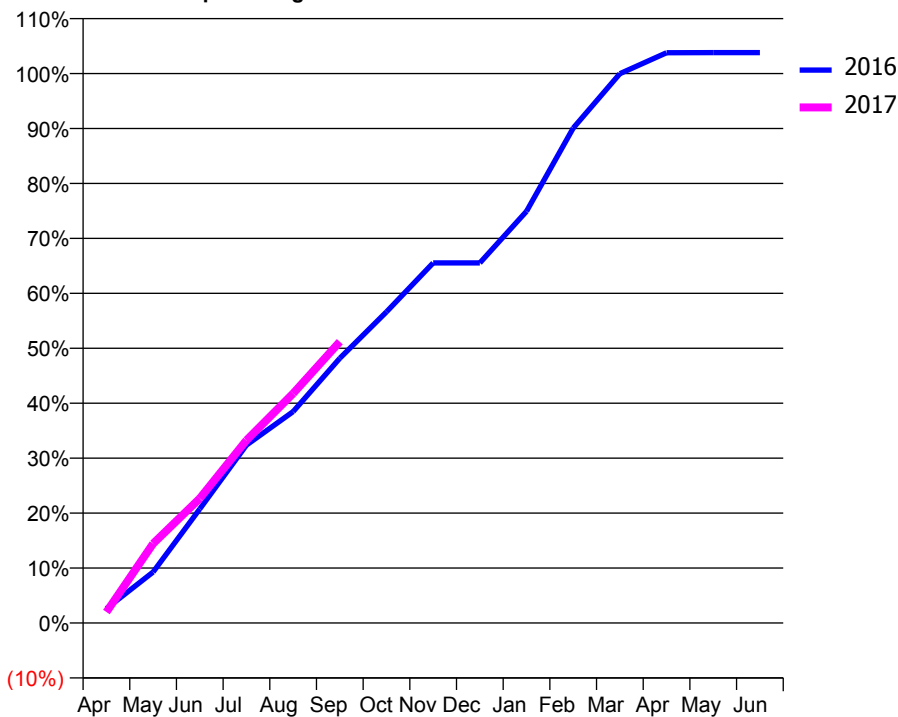
### ACCESS\*

Patients seen in 24 months	Total	Change since previous quarter
Quarter ending September 2015	4,289	
Quarter ending December 2015	4,217	↓
Quarter ending March 2016	4,239	→
Quarter ending June 2016	4,153	↓
Quarter ending September 2016	4,202	→
<b>Variance since September 2015</b>	<b>(2.0%)</b>	<b>↓</b>



### ACTIVITY

Cumulative percentage of contracted UDA delivered 2016 & 2017



Month	Adjusted Scheduled Activity (UDA)	
	2016	2017
April	308	233
May	1,082	1,683
June	2,417	2,640
July	3,773	3,874
August	4,482	4,865
September	5,611	5,961
October	6,594	
November	7,631	
December	7,631	
January	8,725	
February	10,490	
March	11,643	
April	12,086	
May	12,090	
June	12,090	

### QUALITY

	Quantity	Base Number	Contract	AT	Region	England
% of FP17s for the same patient ID Re-attending within 3 months - Children	66	695	9.5%	9.9%	12.0%	12.4%
% of FP17s for the same patient ID Re-attending within 3 months - Adults	348	1,728	20.1%	13.5%	15.9%	16.7%
% of FP17s for the same patient ID Re-attending between 3 & 9 months - Children	285	695	41.0%	58.0%	58.6%	57.4%
% of FP17s for the same patient ID Re-attending between 3 & 9 months - Adults	586	1,728	33.9%	49.5%	51.6%	50.5%
% of FP17s for Band 1 Urgent Courses	386	2,241	17.2%	7.0%	8.0%	9.1%
% of FP17s Relating to Free Repair or Replacements	14	2,241	0.6%	0.8%	0.8%	0.8%
% of FP17s Relating to Continuations	23	2,241	1.0%	1.4%	1.3%	1.3%
% of Patients satisfied with the dentistry they have received	27	28	96.4%	93.3%	93.1%	93.2%
% of Patients satisfied with the time they had to wait for an appointment	26	28	92.9%	90.6%	89.1%	89.0%

\* This is based on patients treated on this contract for their most recent course of treatment. Figures in italics indicate the base number of FP17s or Patient Questionnaire responses are less than 100. N/A is shown where the base number of responses is less than 10 during the period. % is calculated as Quantity/Base number\*100

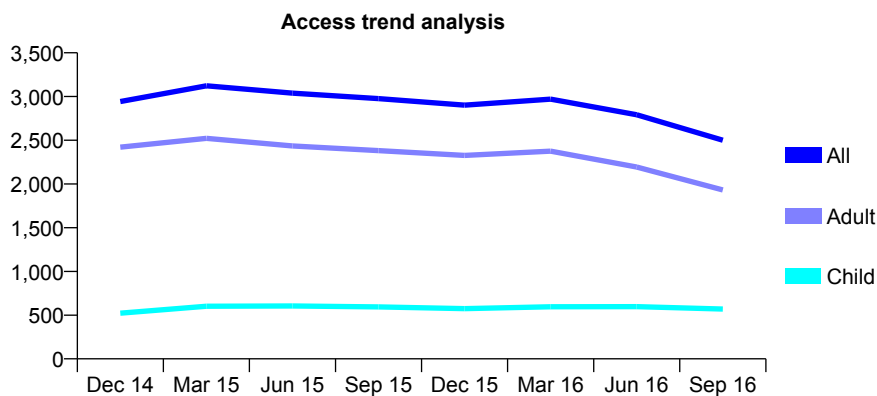
## Q53 - Vital Signs At a Glance Contract Report for 898864/0001 - September 2016

Name or company name	MRS JA SMITH
Contract type name	GDS Contract
Purpose of contract	General
Contract start date	01/04/2006
Contract end date	

16/17 Contracted general activity (UDA)	9,472
Carry forward general activity (UDA)	0
16/17 Contracted orthodontic activity (UOA)	0
Carry forward orthodontic activity (UOA)	0
Baseline contract value	£234,823.82

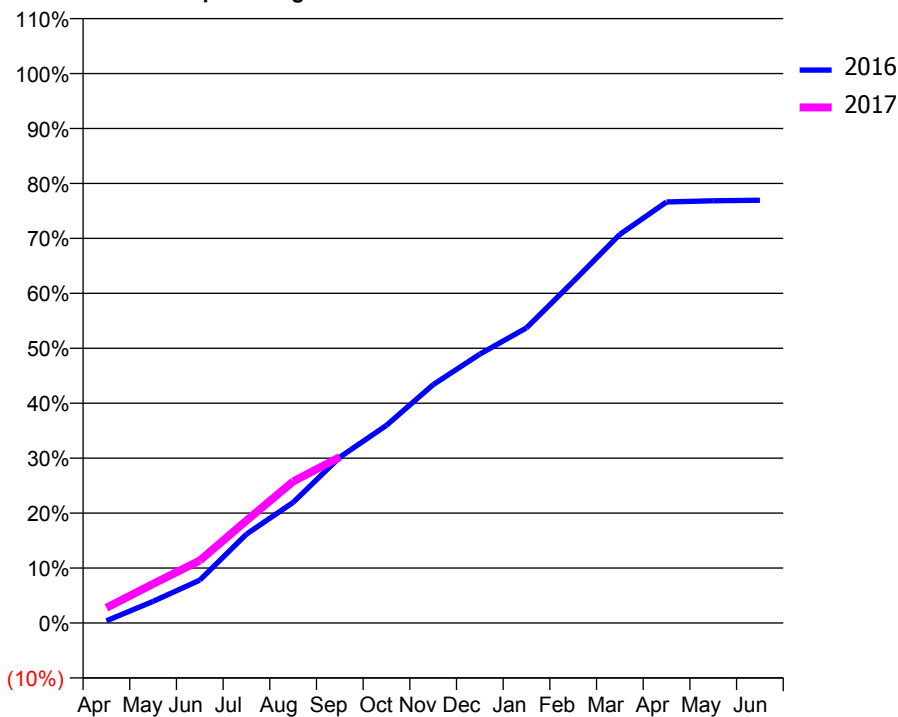
### ACCESS\*

Patients seen in 24 months	Total	Change since previous quarter
Quarter ending September 2015	2,976	
Quarter ending December 2015	2,901	↓
Quarter ending March 2016	2,970	↑
Quarter ending June 2016	2,791	↓
Quarter ending September 2016	2,501	↓
<b>Variance since September 2015</b>	<b>(16.0%)</b>	<b>↓</b>



### ACTIVITY

Cumulative percentage of contracted UDA delivered 2016 & 2017



Adjusted Scheduled Activity (UDA)

Month	2016	2017
April	39	263
May	373	675
June	739	1,077
July	1,531	1,766
August	2,080	2,439
September	2,859	2,860
October	3,408	
November	4,110	
December	4,636	
January	5,087	
February	5,885	
March	6,698	
April	7,258	
May	7,279	
June	7,288	

### QUALITY

	Quantity	Base Number	Contract	AT	Region	England
% of FP17s for the same patient ID Re-attending within 3 months - Children	66	501	13.2%	9.9%	12.0%	12.4%
% of FP17s for the same patient ID Re-attending within 3 months - Adults	248	1,142	21.7%	13.5%	15.9%	16.7%
% of FP17s for the same patient ID Re-attending between 3 & 9 months - Children	292	501	58.3%	58.0%	58.6%	57.4%
% of FP17s for the same patient ID Re-attending between 3 & 9 months - Adults	389	1,142	34.1%	49.5%	51.6%	50.5%
% of FP17s for Band 1 Urgent Courses	213	1,408	15.1%	7.0%	8.0%	9.1%
% of FP17s Relating to Free Repair or Replacements	7	1,408	0.5%	0.8%	0.8%	0.8%
% of FP17s Relating to Continuations	7	1,408	0.5%	1.4%	1.3%	1.3%
% of Patients satisfied with the dentistry they have received	1	1	N/A	93.3%	93.1%	93.2%
% of Patients satisfied with the time they had to wait for an appointment	1	1	N/A	90.6%	89.1%	89.0%

\* This is based on patients treated on this contract for their most recent course of treatment. Figures in italics indicate the base number of FP17s or Patient Questionnaire responses are less than 100. N/A is shown where the base number of responses is less than 10 during the period. % is calculated as Quantity/Base number\*100

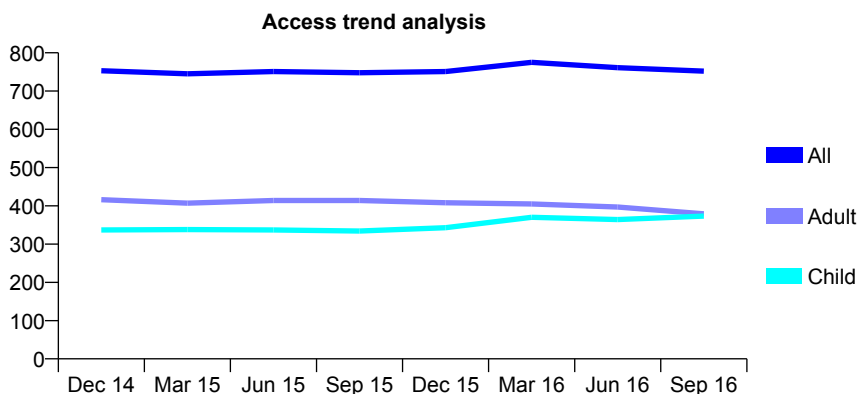
## Q53 - Vital Signs At a Glance Contract Report for 905461/0001 - September 2016

Name or company name	MR RH JOSHI
Contract type name	GDS Contract
Purpose of contract	General
Contract start date	01/04/2006
Contract end date	

16/17 Contracted general activity (UDA)	3,245
Carry forward general activity (UDA)	-65
16/17 Contracted orthodontic activity (UOA)	0
Carry forward orthodontic activity (UOA)	0
Baseline contract value	£91,364.06

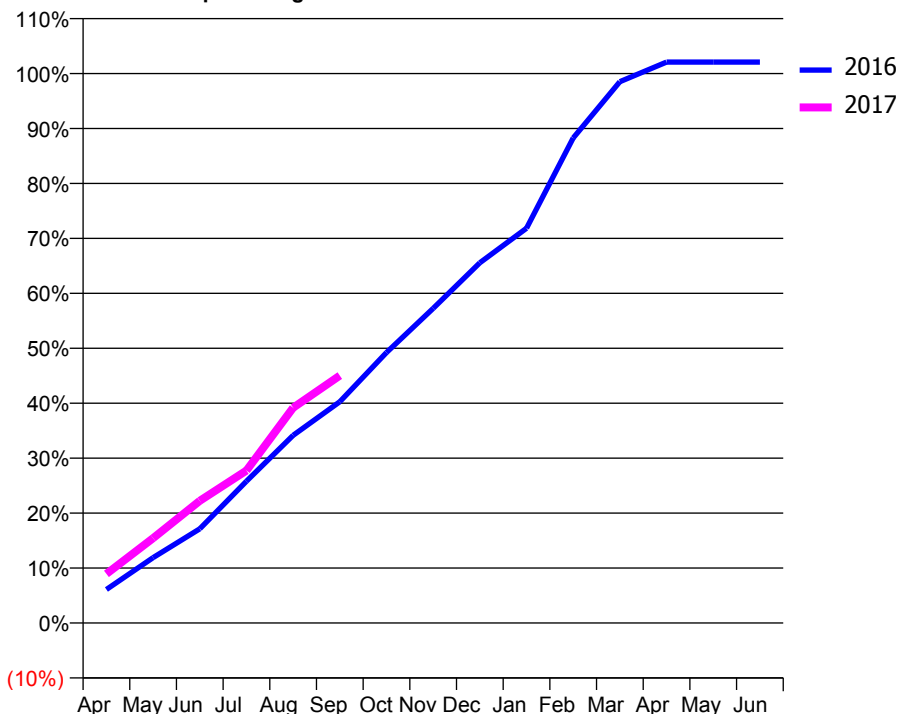
### ACCESS\*

Patients seen in 24 months	Total	Change since previous quarter
Quarter ending September 2015	748	
Quarter ending December 2015	751	→
Quarter ending March 2016	775	↑
Quarter ending June 2016	761	↓
Quarter ending September 2016	752	↓
<b>Variance since September 2015</b>	<b>0.5%</b>	<b>→</b>



### ACTIVITY

Cumulative percentage of contracted UDA delivered 2016 & 2017



Adjusted Scheduled Activity (UDA)

Month	2016	2017
April	198	290
May	386	501
June	556	722
July	838	900
August	1,109	1,271
September	1,306	1,461
October	1,597	
November	1,858	
December	2,127	
January	2,332	
February	2,864	
March	3,196	
April	3,313	
May	3,313	
June	3,313	

### QUALITY

	Quantity	Base Number	Contract	AT	Region	England
% of FP17s for the same patient ID Re-attending within 3 months - Children	30	389	7.7%	9.9%	12.0%	12.4%
% of FP17s for the same patient ID Re-attending within 3 months - Adults	53	289	18.3%	13.5%	15.9%	16.7%
% of FP17s for the same patient ID Re-attending between 3 & 9 months - Children	274	389	70.4%	58.0%	58.6%	57.4%
% of FP17s for the same patient ID Re-attending between 3 & 9 months - Adults	138	289	47.8%	49.5%	51.6%	50.5%
% of FP17s for Band 1 Urgent Courses	52	631	8.2%	7.0%	8.0%	9.1%
% of FP17s Relating to Free Repair or Replacements	12	631	1.9%	0.8%	0.8%	0.8%
% of FP17s Relating to Continuations	0	631	0.0%	1.4%	1.3%	1.3%
% of Patients satisfied with the dentistry they have received	1	1	N/A	93.3%	93.1%	93.2%
% of Patients satisfied with the time they had to wait for an appointment	1	1	N/A	90.6%	89.1%	89.0%

\* This is based on patients treated on this contract for their most recent course of treatment. Figures in italics indicate the base number of FP17s or Patient Questionnaire responses are less than 100. N/A is shown where the base number of responses is less than 10 during the period. % is calculated as Quantity/Base number\*100

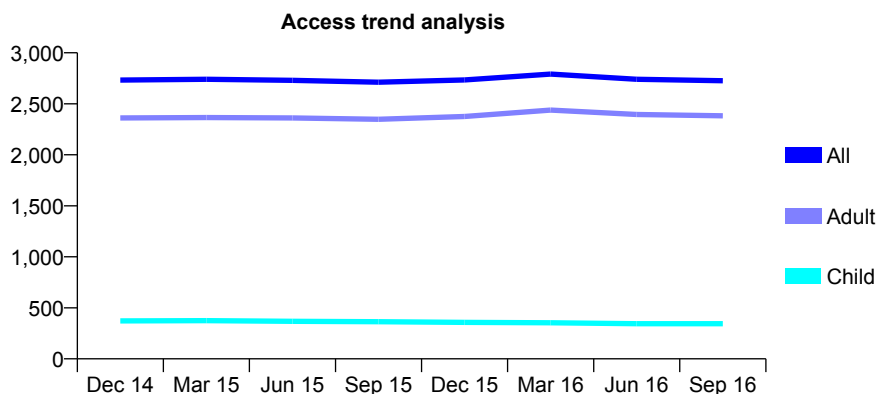
## Q53 - Vital Signs At a Glance Contract Report for 906972/0001 - September 2016

Name or company name	MR RS BATE
Contract type name	GDS Contract
Purpose of contract	General
Contract start date	01/04/2006
Contract end date	

16/17 Contracted general activity (UDA)	7,216
Carry forward general activity (UDA)	42
16/17 Contracted orthodontic activity (UOA)	0
Carry forward orthodontic activity (UOA)	0
Baseline contract value	£212,688.81

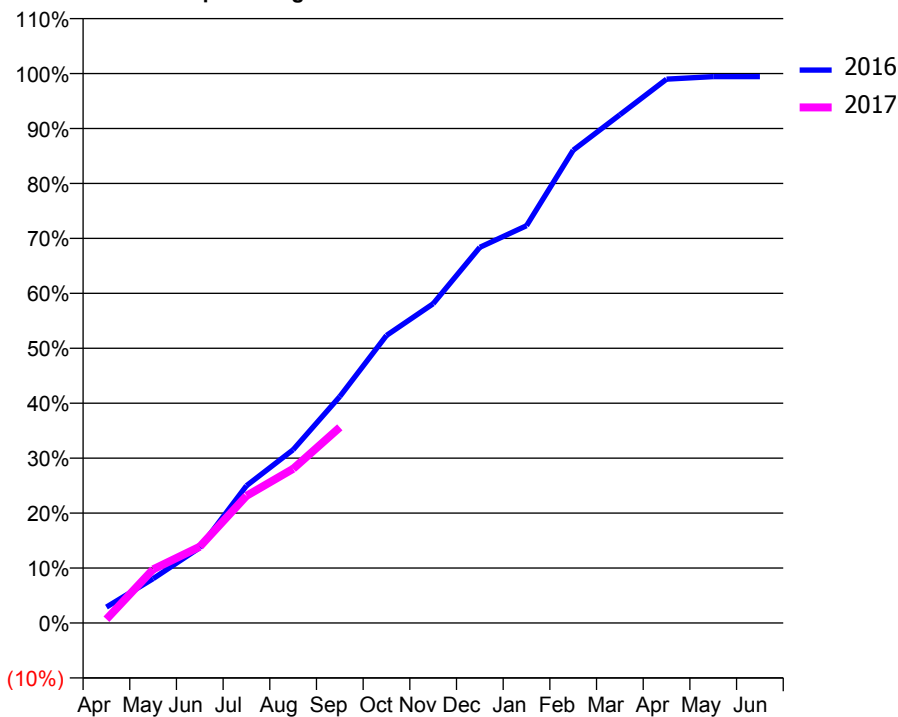
### ACCESS\*

Patients seen in 24 months	Total	Change since previous quarter
Quarter ending September 2015	2,712	
Quarter ending December 2015	2,734	→
Quarter ending March 2016	2,792	↑
Quarter ending June 2016	2,740	↓
Quarter ending September 2016	2,726	→
<b>Variance since September 2015</b>	<b>0.5%</b>	<b>→</b>



### ACTIVITY

Cumulative percentage of contracted UDA delivered 2016 & 2017



Adjusted Scheduled Activity (UDA)

Month	2016	2017
April	209	50
May	582	705
June	990	1,003
July	1,802	1,670
August	2,275	2,025
September	2,974	2,570
October	3,777	
November	4,192	
December	4,934	
January	5,217	
February	6,209	
March	6,674	
April	7,142	
May	7,174	
June	7,174	

### QUALITY

	Quantity	Base Number	Contract	AT	Region	England
% of FP17s for the same patient ID Re-attending within 3 months - Children	11	202	5.4%	9.9%	12.0%	12.4%
% of FP17s for the same patient ID Re-attending within 3 months - Adults	177	1,364	13.0%	13.5%	15.9%	16.7%
% of FP17s for the same patient ID Re-attending between 3 & 9 months - Children	72	202	35.6%	58.0%	58.6%	57.4%
% of FP17s for the same patient ID Re-attending between 3 & 9 months - Adults	596	1,364	43.7%	49.5%	51.6%	50.5%
% of FP17s for Band 1 Urgent Courses	73	1,319	5.5%	7.0%	8.0%	9.1%
% of FP17s Relating to Free Repair or Replacements	20	1,319	1.5%	0.8%	0.8%	0.8%
% of FP17s Relating to Continuations	19	1,319	1.4%	1.4%	1.3%	1.3%
% of Patients satisfied with the dentistry they have received	5	5	N/A	93.3%	93.1%	93.2%
% of Patients satisfied with the time they had to wait for an appointment	5	5	N/A	90.6%	89.1%	89.0%

\* This is based on patients treated on this contract for their most recent course of treatment. Figures in italics indicate the base number of FP17s or Patient Questionnaire responses are less than 100. N/A is shown where the base number of responses is less than 10 during the period. % is calculated as Quantity/Base number\*100

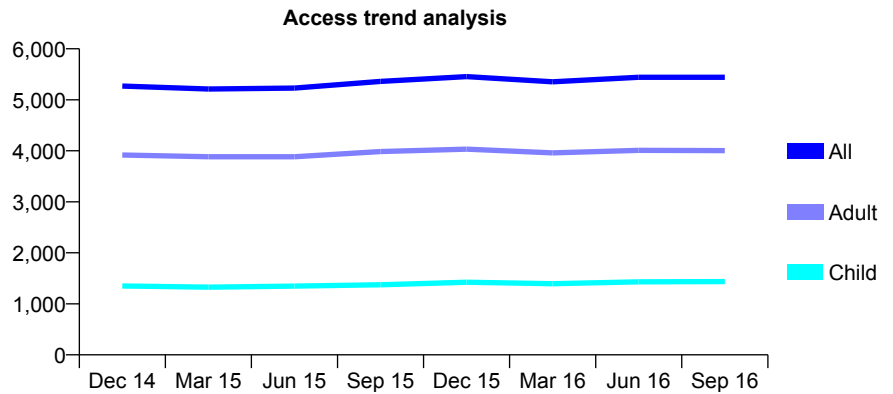
### Q53 - Vital Signs At a Glance Contract Report for 910449/0001 - September 2016

Name or company name	MR JA CLARK
Contract type name	GDS Contract
Purpose of contract	General
Contract start date	01/04/2006
Contract end date	

16/17 Contracted general activity (UDA)	12,206
Carry forward general activity (UDA)	0
16/17 Contracted orthodontic activity (UOA)	0
Carry forward orthodontic activity (UOA)	0
Baseline contract value	£332,244.95

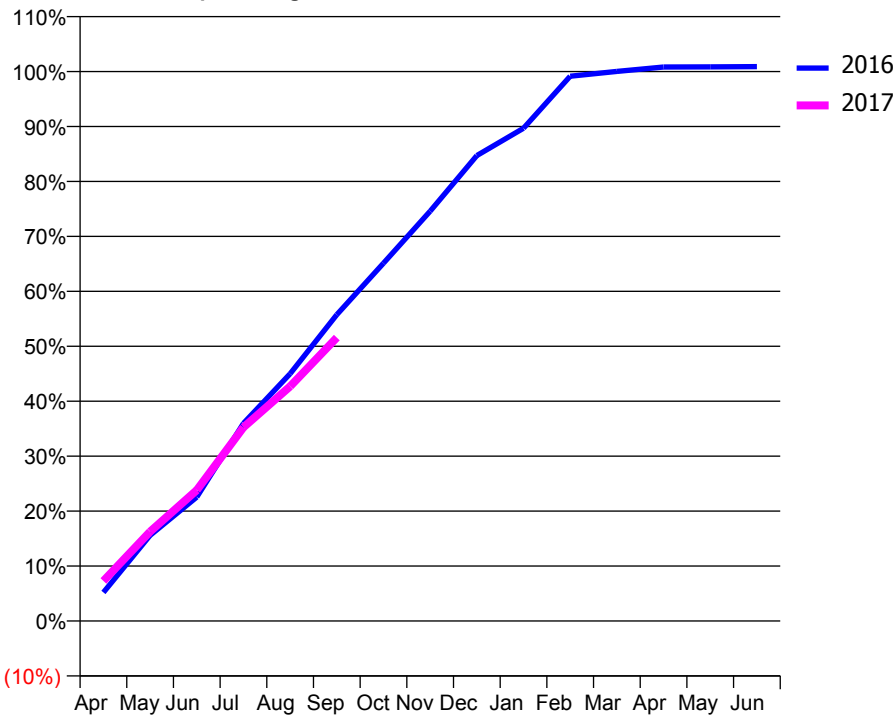
#### ACCESS\*

Patients seen in 24 months	Total	Change since previous quarter
Quarter ending September 2015	5,360	
Quarter ending December 2015	5,456	→
Quarter ending March 2016	5,353	↓
Quarter ending June 2016	5,442	→
Quarter ending September 2016	5,441	→
<b>Variance since September 2015</b>	<b>1.5%</b>	<b>→</b>



#### ACTIVITY

Cumulative percentage of contracted UDA delivered 2016 & 2017



Month	Adjusted Scheduled Activity (UDA)	
	2016	2017
April	636	890
May	1,903	1,986
June	2,755	2,907
July	4,391	4,304
August	5,492	5,212
September	6,804	6,296
October	7,949	
November	9,104	
December	10,338	
January	10,948	
February	12,100	
March	12,208	
April	12,305	
May	12,310	
June	12,314	

#### QUALITY

	Quantity	Base Number	Contract	AT	Region	England
% of FP17s for the same patient ID Re-attending within 3 months - Children	96	1,272	7.5%	9.9%	12.0%	12.4%
% of FP17s for the same patient ID Re-attending within 3 months - Adults	421	2,933	14.4%	13.5%	15.9%	16.7%
% of FP17s for the same patient ID Re-attending between 3 & 9 months - Children	796	1,272	62.6%	58.0%	58.6%	57.4%
% of FP17s for the same patient ID Re-attending between 3 & 9 months - Adults	1,533	2,933	52.3%	49.5%	51.6%	50.5%
% of FP17s for Band 1 Urgent Courses	271	3,763	7.2%	7.0%	8.0%	9.1%
% of FP17s Relating to Free Repair or Replacements	44	3,763	1.2%	0.8%	0.8%	0.8%
% of FP17s Relating to Continuations	74	3,763	2.0%	1.4%	1.3%	1.3%
% of Patients satisfied with the dentistry they have received	10	10	100.0%	93.3%	93.1%	93.2%
% of Patients satisfied with the time they had to wait for an appointment	10	10	100.0%	90.6%	89.1%	89.0%

\* This is based on patients treated on this contract for their most recent course of treatment. Figures in italics indicate the base number of FP17s or Patient Questionnaire responses are less than 100. N/A is shown where the base number of responses is less than 10 during the period. % is calculated as Quantity/Base number\*100

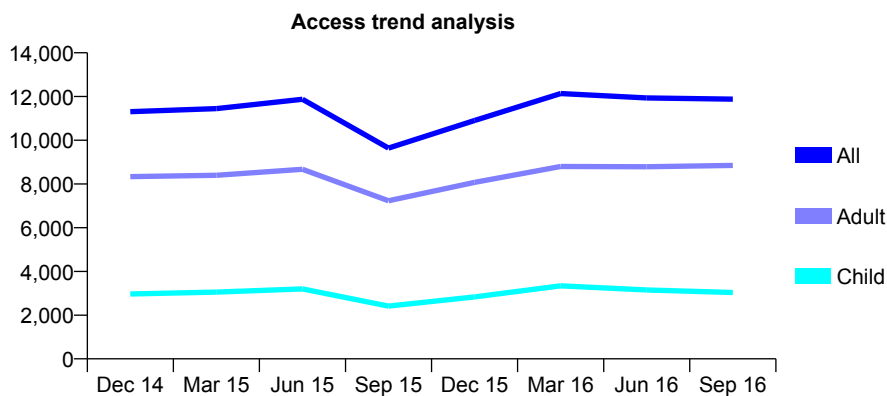
## Q53 - Vital Signs At a Glance Contract Report for 910899/0001 - September 2016

Name or company name	MR NJ GIBB
Contract type name	GDS Contract
Purpose of contract	General
Contract start date	01/04/2006
Contract end date	

16/17 Contracted general activity (UDA)	30,266
Carry forward general activity (UDA)	888
16/17 Contracted orthodontic activity (UOA)	0
Carry forward orthodontic activity (UOA)	0
Baseline contract value	£892,068.64

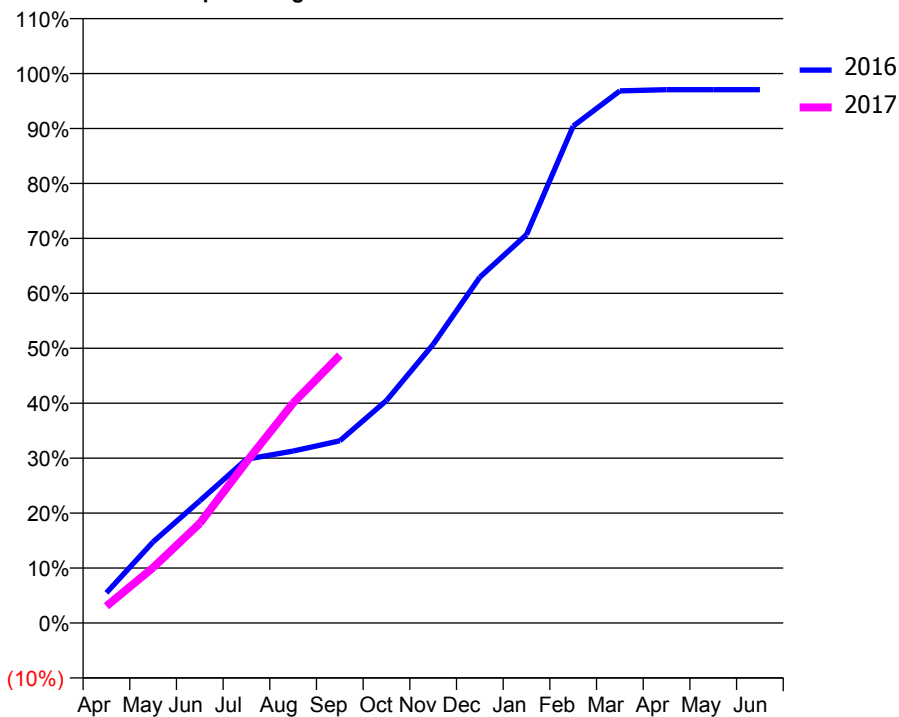
### ACCESS\*

Patients seen in 24 months	Total	Change since previous quarter
Quarter ending September 2015	9,640	
Quarter ending December 2015	10,907	↑
Quarter ending March 2016	12,134	↑
Quarter ending June 2016	11,937	↓
Quarter ending September 2016	11,882	→
<b>Variance since September 2015</b>	<b>23.3%</b>	<b>↑</b>



### ACTIVITY

Cumulative percentage of contracted UDA delivered 2016 & 2017



Month	Adjusted Scheduled Activity (UDA)	
	2016	2017
April	1,666	926
May	4,469	3,048
June	6,729	5,488
July	9,022	8,877
August	9,470	12,112
September	10,037	14,741
October	12,254	
November	15,350	
December	19,048	
January	21,388	
February	27,368	
March	29,308	
April	29,376	
May	29,378	
June	29,378	

### QUALITY

	Quantity	Base Number	Contract	AT	Region	England
% of FP17s for the same patient ID Re-attending within 3 months - Children	130	2,337	5.6%	9.9%	12.0%	12.4%
% of FP17s for the same patient ID Re-attending within 3 months - Adults	687	6,125	11.2%	13.5%	15.9%	16.7%
% of FP17s for the same patient ID Re-attending between 3 & 9 months - Children	1,441	2,337	61.7%	58.0%	58.6%	57.4%
% of FP17s for the same patient ID Re-attending between 3 & 9 months - Adults	2,762	6,125	45.1%	49.5%	51.6%	50.5%
% of FP17s for Band 1 Urgent Courses	670	8,458	7.9%	7.0%	8.0%	9.1%
% of FP17s Relating to Free Repair or Replacements	108	8,458	1.3%	0.8%	0.8%	0.8%
% of FP17s Relating to Continuations	90	8,458	1.1%	1.4%	1.3%	1.3%
% of Patients satisfied with the dentistry they have received	7	9	N/A	93.3%	93.1%	93.2%
% of Patients satisfied with the time they had to wait for an appointment	9	9	N/A	90.6%	89.1%	89.0%

\* This is based on patients treated on this contract for their most recent course of treatment. Figures in italics indicate the base number of FP17s or Patient Questionnaire responses are less than 100. N/A is shown where the base number of responses is less than 10 during the period. % is calculated as Quantity/Base number\*100



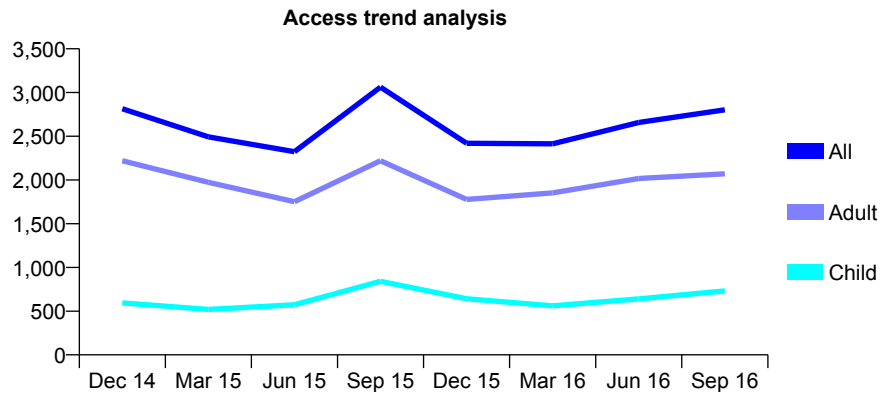
### Q53 - Vital Signs At a Glance Contract Report for 910899/0002 - September 2016

Name or company name	MR NJ GIBB
Contract type name	PDS Plus Contract
Purpose of contract	General
Contract start date	01/10/2010
Contract end date	31/03/2017

16/17 Contracted general activity (UDA)	8,000
Carry forward general activity (UDA)	283
16/17 Contracted orthodontic activity (UOA)	0
Carry forward orthodontic activity (UOA)	0
Baseline contract value	£117,633.32

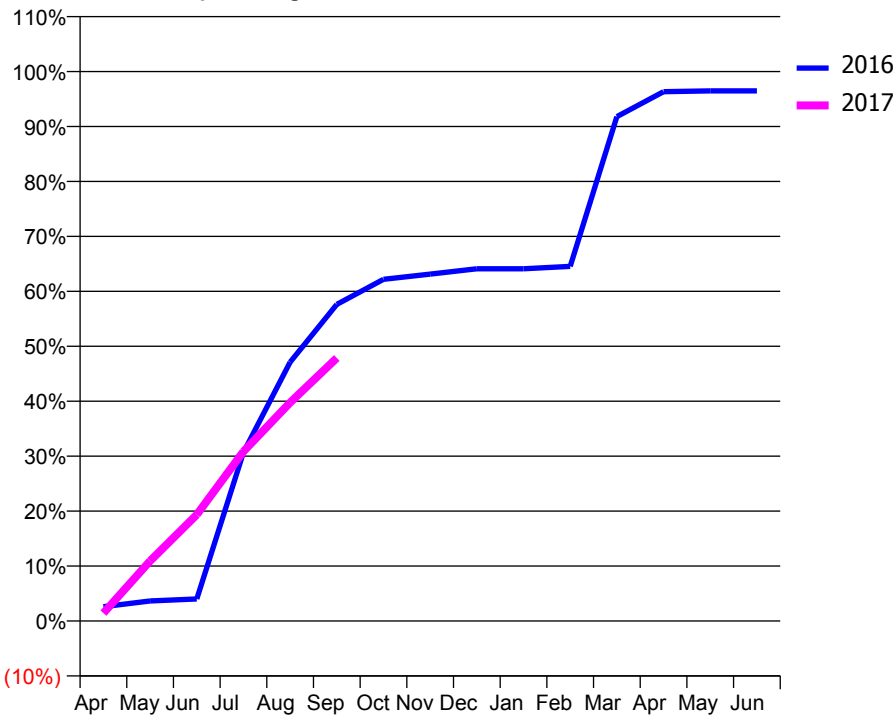
#### ACCESS\*

Patients seen in 24 months	Total	Change since previous quarter
Quarter ending September 2015	3,061	
Quarter ending December 2015	2,419	↓
Quarter ending March 2016	2,413	→
Quarter ending June 2016	2,657	↑
Quarter ending September 2016	2,803	↑
<b>Variance since September 2015</b>	<b>(8.4%)</b>	<b>↓</b>



#### ACTIVITY

Cumulative percentage of contracted UDA delivered 2016 & 2017



Month	Adjusted Scheduled Activity (UDA)	
	2016	2017
April	208	116
May	293	874
June	321	1,549
July	2,454	2,468
August	3,770	3,180
September	4,609	3,828
October	4,975	
November	5,050	
December	5,127	
January	5,127	
February	5,163	
March	7,344	
April	7,705	
May	7,717	
June	7,717	

#### QUALITY

	Quantity	Base Number	Contract	AT	Region	England
% of FP17s for the same patient ID Re-attending within 3 months - Children	41	638	6.4%	9.9%	12.0%	12.4%
% of FP17s for the same patient ID Re-attending within 3 months - Adults	124	1,475	8.4%	13.5%	15.9%	16.7%
% of FP17s for the same patient ID Re-attending between 3 & 9 months - Children	44	638	6.9%	58.0%	58.6%	57.4%
% of FP17s for the same patient ID Re-attending between 3 & 9 months - Adults	110	1,475	7.5%	49.5%	51.6%	50.5%
% of FP17s for Band 1 Urgent Courses	172	1,957	8.8%	7.0%	8.0%	9.1%
% of FP17s Relating to Free Repair or Replacements	8	1,957	0.4%	0.8%	0.8%	0.8%
% of FP17s Relating to Continuations	39	1,957	2.0%	1.4%	1.3%	1.3%
% of Patients satisfied with the dentistry they have received	15	17	88.2%	93.3%	93.1%	93.2%
% of Patients satisfied with the time they had to wait for an appointment	14	17	82.4%	90.6%	89.1%	89.0%

\* This is based on patients treated on this contract for their most recent course of treatment. Figures in italics indicate the base number of FP17s or Patient Questionnaire responses are less than 100. N/A is shown where the base number of responses is less than 10 during the period. % is calculated as Quantity/Base number\*100

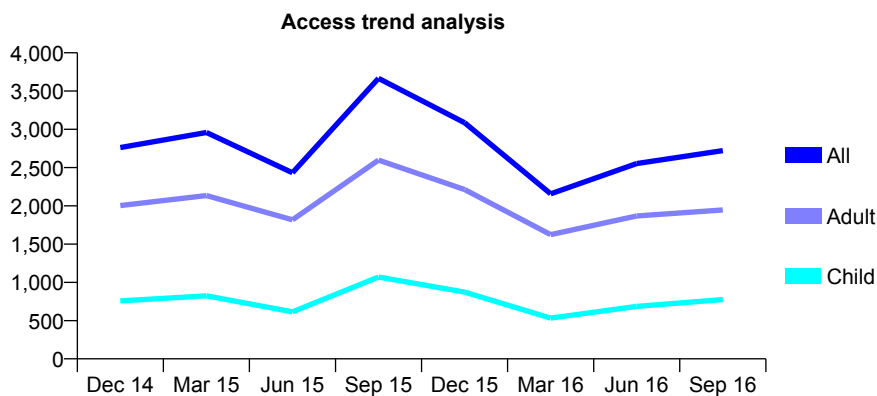
## Q53 - Vital Signs At a Glance Contract Report for 910899/0003 - September 2016

Name or company name	MR NJ GIBB
Contract type name	PDS Plus Contract
Purpose of contract	General
Contract start date	01/10/2010
Contract end date	31/03/2017

16/17 Contracted general activity (UDA)	7,000
Carry forward general activity (UDA)	203
16/17 Contracted orthodontic activity (UOA)	0
Carry forward orthodontic activity (UOA)	0
Baseline contract value	£102,997.34

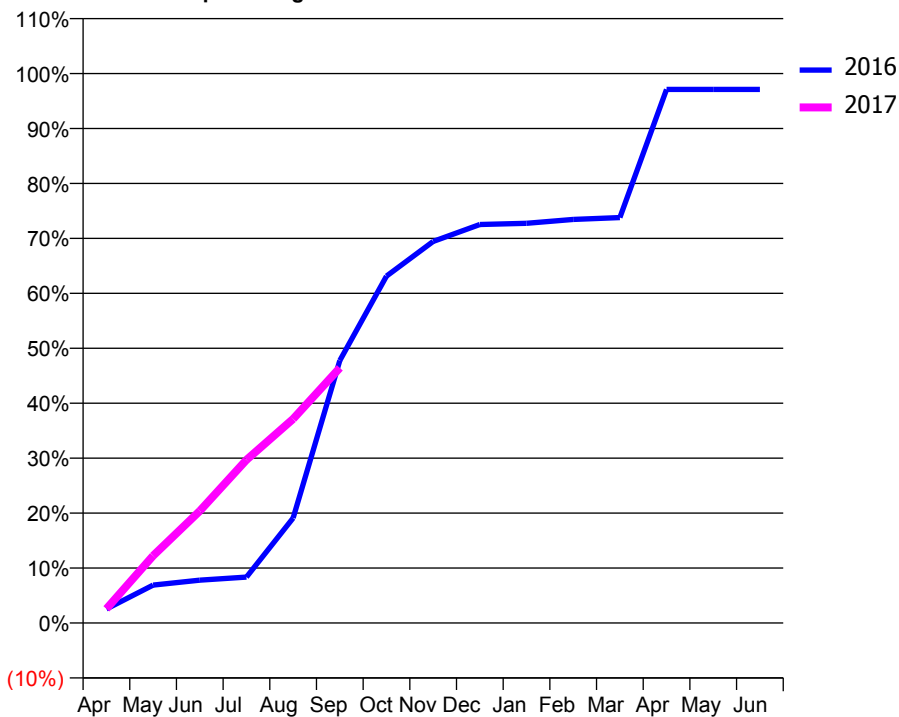
### ACCESS\*

Patients seen in 24 months	Total	Change since previous quarter
Quarter ending September 2015	3,666	
Quarter ending December 2015	3,085	↓
Quarter ending March 2016	2,156	↓
Quarter ending June 2016	2,553	↑
Quarter ending September 2016	2,721	↑
<b>Variance since September 2015</b>	<b>(25.8%)</b>	<b>↓</b>



### ACTIVITY

Cumulative percentage of contracted UDA delivered 2016 & 2017



Month	Adjusted Scheduled Activity (UDA)	
	2016	2017
April	180	181
May	484	857
June	546	1,428
July	585	2,078
August	1,338	2,599
September	3,344	3,250
October	4,420	
November	4,861	
December	5,077	
January	5,093	
February	5,142	
March	5,165	
April	6,797	
May	6,797	
June	6,797	

### QUALITY

	Quantity	Base Number	Contract	AT	Region	England
% of FP17s for the same patient ID Re-attending within 3 months - Children	31	796	3.9%	9.9%	12.0%	12.4%
% of FP17s for the same patient ID Re-attending within 3 months - Adults	116	1,790	6.5%	13.5%	15.9%	16.7%
% of FP17s for the same patient ID Re-attending between 3 & 9 months - Children	110	796	13.8%	58.0%	58.6%	57.4%
% of FP17s for the same patient ID Re-attending between 3 & 9 months - Adults	181	1,790	10.1%	49.5%	51.6%	50.5%
% of FP17s for Band 1 Urgent Courses	138	1,845	7.5%	7.0%	8.0%	9.1%
% of FP17s Relating to Free Repair or Replacements	15	1,845	0.8%	0.8%	0.8%	0.8%
% of FP17s Relating to Continuations	50	1,845	2.7%	1.4%	1.3%	1.3%
% of Patients satisfied with the dentistry they have received	20	21	95.2%	93.3%	93.1%	93.2%
% of Patients satisfied with the time they had to wait for an appointment	19	21	90.5%	90.6%	89.1%	89.0%

\* This is based on patients treated on this contract for their most recent course of treatment. Figures in italics indicate the base number of FP17s or Patient Questionnaire responses are less than 100. N/A is shown where the base number of responses is less than 10 during the period. % is calculated as Quantity/Base number\*100

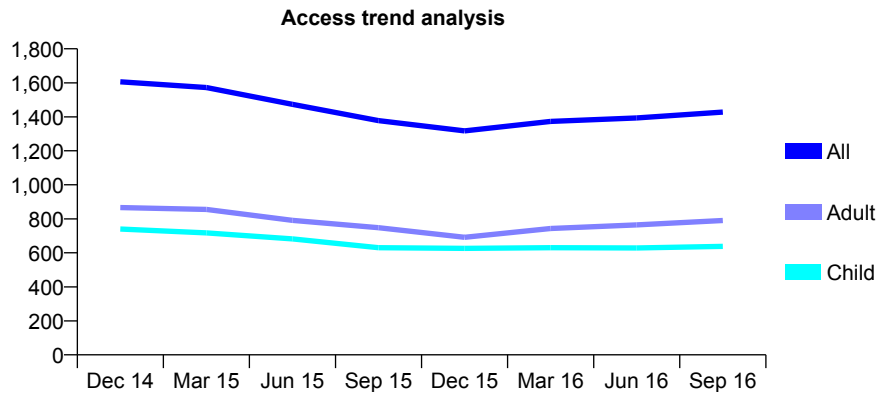
### Q53 - Vital Signs At a Glance Contract Report for 911488/0001 - September 2016

Name or company name	MR AD LEE
Contract type name	GDS Contract
Purpose of contract	General
Contract start date	01/04/2006
Contract end date	

16/17 Contracted general activity (UDA)	6,333
Carry forward general activity (UDA)	54
16/17 Contracted orthodontic activity (UOA)	0
Carry forward orthodontic activity (UOA)	0
Baseline contract value	£189,196.50

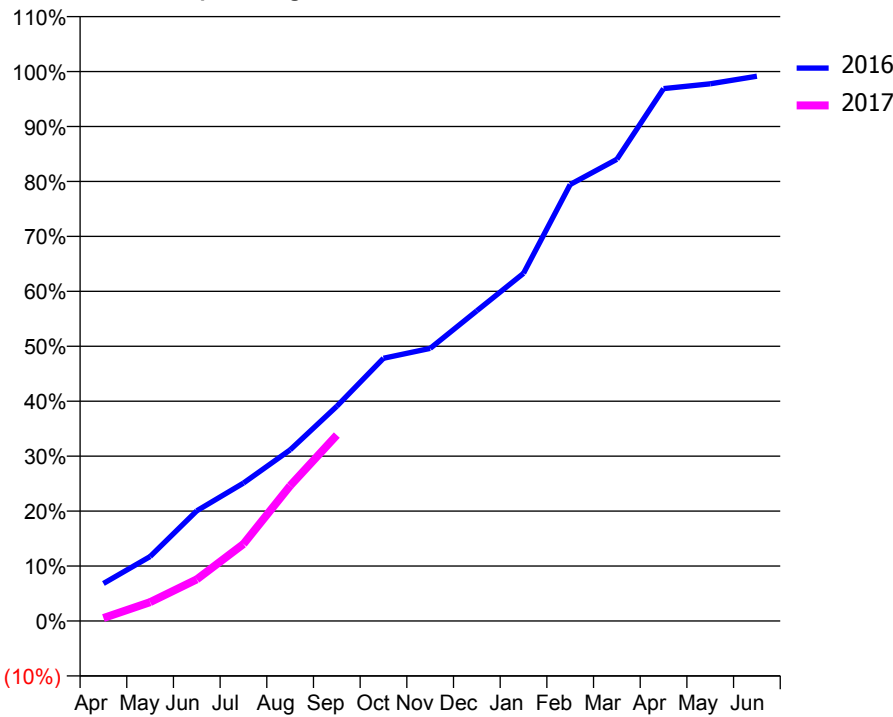
#### ACCESS\*

Patients seen in 24 months	Total	Change since previous quarter
Quarter ending September 2015	1,378	
Quarter ending December 2015	1,317	↓
Quarter ending March 2016	1,373	↑
Quarter ending June 2016	1,393	→
Quarter ending September 2016	1,428	↑
<b>Variance since September 2015</b>	<b>3.6%</b>	<b>↑</b>



#### ACTIVITY

Cumulative percentage of contracted UDA delivered 2016 & 2017



Month	Adjusted Scheduled Activity (UDA)	
	2016	2017
April	432	35
May	743	218
June	1,271	481
July	1,590	887
August	1,972	1,559
September	2,475	2,143
October	3,028	
November	3,143	
December	3,576	
January	4,007	
February	5,031	
March	5,321	
April	6,136	
May	6,191	
June	6,279	

#### QUALITY

	Quantity	Base Number	Contract	AT	Region	England
% of FP17s for the same patient ID Re-attending within 3 months - Children	134	759	17.7%	9.9%	12.0%	12.4%
% of FP17s for the same patient ID Re-attending within 3 months - Adults	140	537	26.1%	13.5%	15.9%	16.7%
% of FP17s for the same patient ID Re-attending between 3 & 9 months - Children	445	759	58.6%	58.0%	58.6%	57.4%
% of FP17s for the same patient ID Re-attending between 3 & 9 months - Adults	183	537	34.1%	49.5%	51.6%	50.5%
% of FP17s for Band 1 Urgent Courses	81	997	8.1%	7.0%	8.0%	9.1%
% of FP17s Relating to Free Repair or Replacements	2	997	0.2%	0.8%	0.8%	0.8%
% of FP17s Relating to Continuations	21	997	2.1%	1.4%	1.3%	1.3%
% of Patients satisfied with the dentistry they have received	9	10	90.0%	93.3%	93.1%	93.2%
% of Patients satisfied with the time they had to wait for an appointment	9	10	90.0%	90.6%	89.1%	89.0%

\* This is based on patients treated on this contract for their most recent course of treatment. Figures in italics indicate the base number of FP17s or Patient Questionnaire responses are less than 100. N/A is shown where the base number of responses is less than 10 during the period. % is calculated as Quantity/Base number\*100

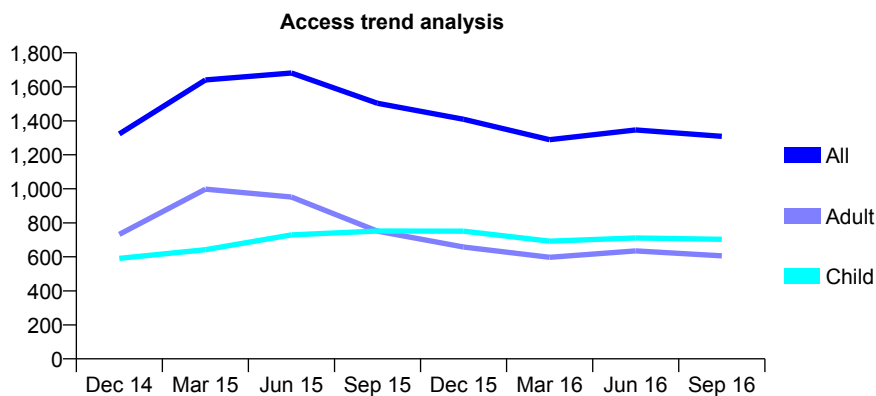
## Q53 - Vital Signs At a Glance Contract Report for 913286/0001 - September 2016

Name or company name	MR GE FICKERT
Contract type name	GDS Contract
Purpose of contract	General
Contract start date	01/04/2006
Contract end date	

16/17 Contracted general activity (UDA)	3,036
Carry forward general activity (UDA)	-22
16/17 Contracted orthodontic activity (UOA)	0
Carry forward orthodontic activity (UOA)	0
Baseline contract value	£75,113.03

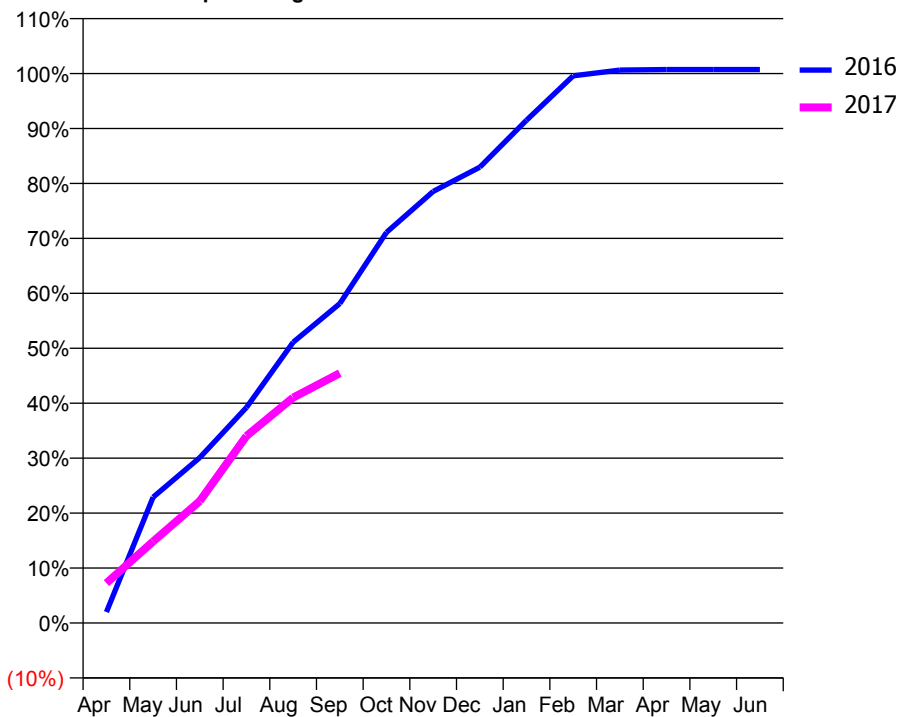
### ACCESS\*

Patients seen in 24 months	Total	Change since previous quarter
Quarter ending September 2015	1,503	
Quarter ending December 2015	1,409	↓
Quarter ending March 2016	1,289	↓
Quarter ending June 2016	1,346	↑
Quarter ending September 2016	1,309	↓
<b>Variance since September 2015</b>	<b>(12.9%)</b>	<b>↓</b>



### ACTIVITY

Cumulative percentage of contracted UDA delivered 2016 & 2017



Adjusted Scheduled Activity (UDA)

Month	2016	2017
April	61	221
May	695	450
June	914	674
July	1,191	1,033
August	1,551	1,245
September	1,765	1,381
October	2,159	
November	2,384	
December	2,518	
January	2,778	
February	3,023	
March	3,055	
April	3,058	
May	3,058	
June	3,058	

### QUALITY

	Quantity	Base Number	Contract	AT	Region	England
% of FP17s for the same patient ID Re-attending within 3 months - Children	21	441	4.8%	9.9%	12.0%	12.4%
% of FP17s for the same patient ID Re-attending within 3 months - Adults	33	245	13.5%	13.5%	15.9%	16.7%
% of FP17s for the same patient ID Re-attending between 3 & 9 months - Children	277	441	62.8%	58.0%	58.6%	57.4%
% of FP17s for the same patient ID Re-attending between 3 & 9 months - Adults	101	245	41.2%	49.5%	51.6%	50.5%
% of FP17s for Band 1 Urgent Courses	13	679	1.9%	7.0%	8.0%	9.1%
% of FP17s Relating to Free Repair or Replacements	0	679	0.0%	0.8%	0.8%	0.8%
% of FP17s Relating to Continuations	1	679	0.1%	1.4%	1.3%	1.3%
% of Patients satisfied with the dentistry they have received	1	1	N/A	93.3%	93.1%	93.2%
% of Patients satisfied with the time they had to wait for an appointment	0	1	N/A	90.6%	89.1%	89.0%

\* This is based on patients treated on this contract for their most recent course of treatment. Figures in italics indicate the base number of FP17s or Patient Questionnaire responses are less than 100. N/A is shown where the base number of responses is less than 10 during the period. % is calculated as Quantity/Base number\*100

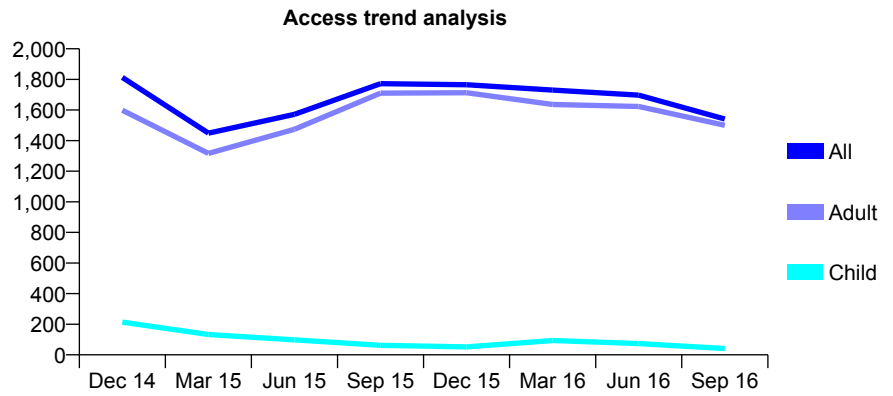
### Q53 - Vital Signs At a Glance Contract Report for 913286/0009 - September 2016

Name or company name	MR GE FICKERT
Contract type name	PDS Plus Contract
Purpose of contract	General
Contract start date	01/11/2010
Contract end date	31/03/2017

16/17 Contracted general activity (UDA)	3,000
Carry forward general activity (UDA)	19
16/17 Contracted orthodontic activity (UOA)	0
Carry forward orthodontic activity (UOA)	0
Baseline contract value	£39,014.63

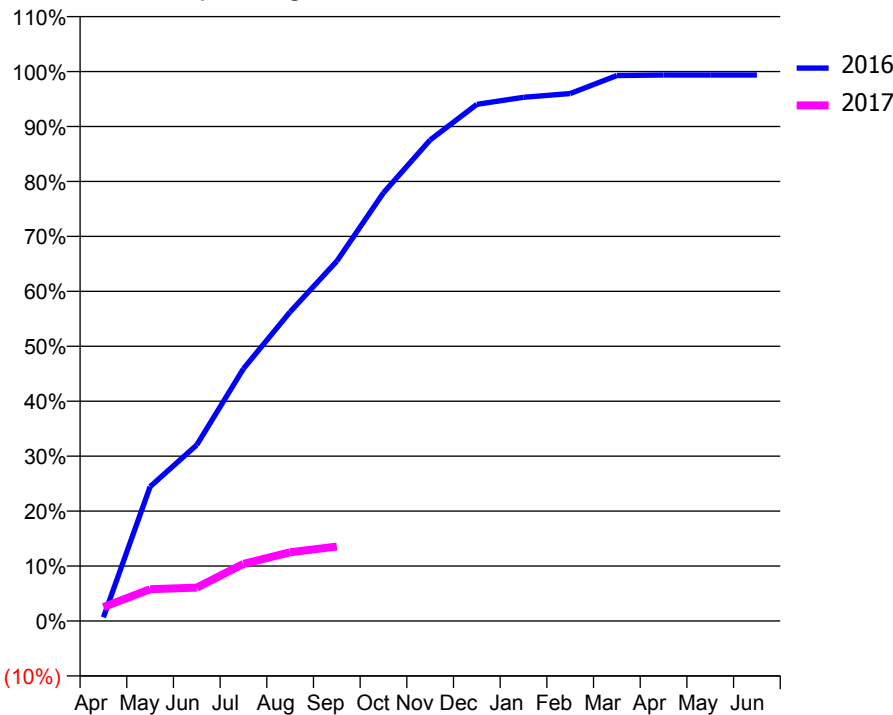
#### ACCESS\*

Patients seen in 24 months	Total	Change since previous quarter
Quarter ending September 2015	1,772	
Quarter ending December 2015	1,765	→
Quarter ending March 2016	1,730	↓
Quarter ending June 2016	1,697	↓
Quarter ending September 2016	1,541	↓
<b>Variance since September 2015</b>	<b>(13.0%)</b>	<b>↓</b>



#### ACTIVITY

Cumulative percentage of contracted UDA delivered 2016 & 2017



Month	Adjusted Scheduled Activity (UDA)	
	2016	2017
April	20	76
May	734	173
June	961	182
July	1,378	312
August	1,688	375
September	1,965	406
October	2,338	
November	2,627	
December	2,821	
January	2,859	
February	2,879	
March	2,978	
April	2,981	
May	2,981	
June	2,981	

#### QUALITY

	Quantity	Base Number	Contract	AT	Region	England
% of FP17s for the same patient ID Re-attending within 3 months - Children	0	0	N/A	9.9%	12.0%	12.4%
% of FP17s for the same patient ID Re-attending within 3 months - Adults	5	245	2.0%	13.5%	15.9%	16.7%
% of FP17s for the same patient ID Re-attending between 3 & 9 months - Children	0	0	N/A	58.0%	58.6%	57.4%
% of FP17s for the same patient ID Re-attending between 3 & 9 months - Adults	103	245	42.0%	49.5%	51.6%	50.5%
% of FP17s for Band 1 Urgent Courses	22	242	9.1%	7.0%	8.0%	9.1%
% of FP17s Relating to Free Repair or Replacements	0	242	0.0%	0.8%	0.8%	0.8%
% of FP17s Relating to Continuations	0	242	0.0%	1.4%	1.3%	1.3%
% of Patients satisfied with the dentistry they have received	8	11	72.7%	93.3%	93.1%	93.2%
% of Patients satisfied with the time they had to wait for an appointment	11	11	100.0%	90.6%	89.1%	89.0%

\* This is based on patients treated on this contract for their most recent course of treatment. Figures in italics indicate the base number of FP17s or Patient Questionnaire responses are less than 100. N/A is shown where the base number of responses is less than 10 during the period. % is calculated as Quantity/Base number\*100

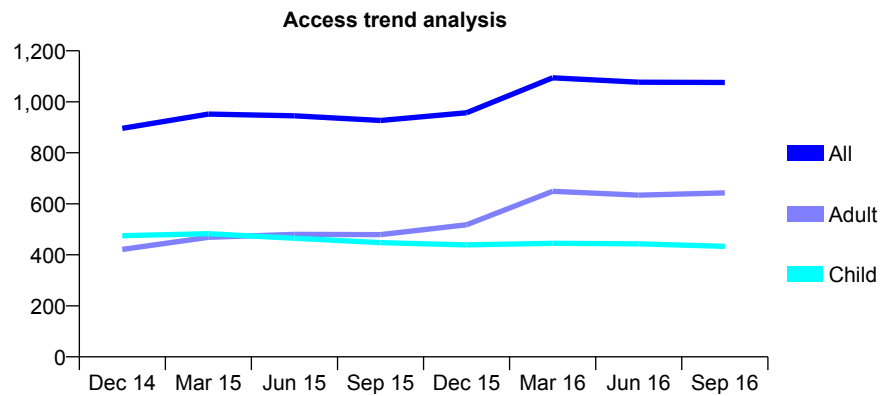
## Q53 - Vital Signs At a Glance Contract Report for 917931/0001 - September 2016

Name or company name	MR M MEHRA
Contract type name	GDS Contract
Purpose of contract	General
Contract start date	01/04/2006
Contract end date	

16/17 Contracted general activity (UDA)	2,267
Carry forward general activity (UDA)	-37
16/17 Contracted orthodontic activity (UOA)	0
Carry forward orthodontic activity (UOA)	0
Baseline contract value	£60,192.05

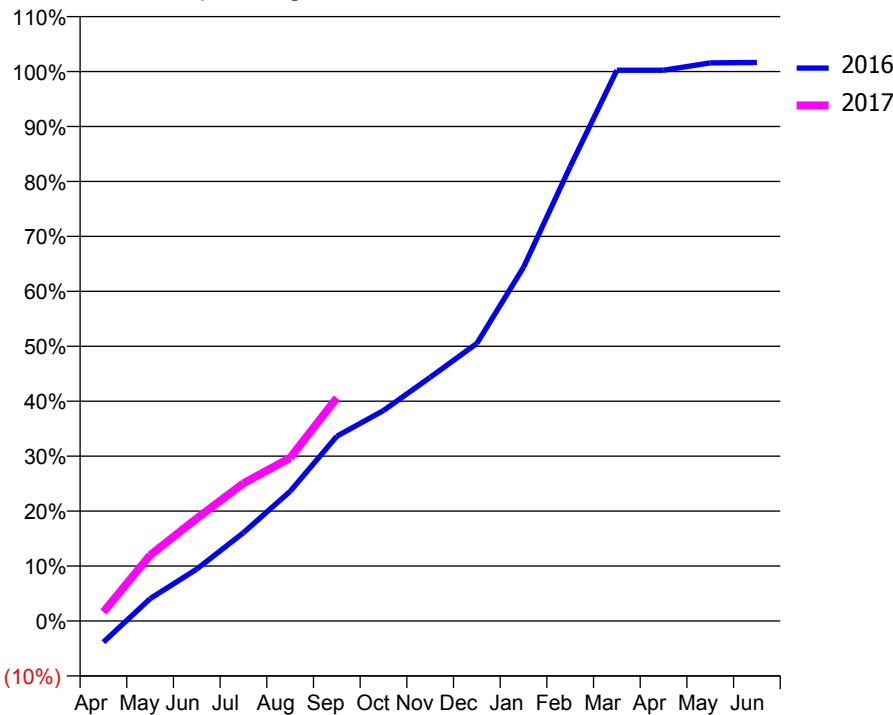
### ACCESS\*

Patients seen in 24 months	Total	Change since previous quarter
Quarter ending September 2015	927	
Quarter ending December 2015	957	↑
Quarter ending March 2016	1,094	↑
Quarter ending June 2016	1,077	↓
Quarter ending September 2016	1,076	→
<b>Variance since September 2015</b>	<b>16.1%</b>	<b>↑</b>



### ACTIVITY

Cumulative percentage of contracted UDA delivered 2016 & 2017



Month	Adjusted Scheduled Activity (UDA)	
	2016	2017
April	-88	37
May	92	271
June	214	423
July	364	568
August	535	673
September	762	920
October	869	
November	1,006	
December	1,145	
January	1,459	
February	1,874	
March	2,272	
April	2,272	
May	2,302	
June	2,304	

### QUALITY

	Quantity	Base Number	Contract	AT	Region	England
% of FP17s for the same patient ID Re-attending within 3 months - Children	5	356	1.4%	9.9%	12.0%	12.4%
% of FP17s for the same patient ID Re-attending within 3 months - Adults	21	234	9.0%	13.5%	15.9%	16.7%
% of FP17s for the same patient ID Re-attending between 3 & 9 months - Children	245	356	68.8%	58.0%	58.6%	57.4%
% of FP17s for the same patient ID Re-attending between 3 & 9 months - Adults	140	234	59.8%	49.5%	51.6%	50.5%
% of FP17s for Band 1 Urgent Courses	16	566	2.8%	7.0%	8.0%	9.1%
% of FP17s Relating to Free Repair or Replacements	0	566	0.0%	0.8%	0.8%	0.8%
% of FP17s Relating to Continuations	0	566	0.0%	1.4%	1.3%	1.3%
% of Patients satisfied with the dentistry they have received	0	0	N/A	93.3%	93.1%	93.2%
% of Patients satisfied with the time they had to wait for an appointment	0	0	N/A	90.6%	89.1%	89.0%

\* This is based on patients treated on this contract for their most recent course of treatment. Figures in italics indicate the base number of FP17s or Patient Questionnaire responses are less than 100. N/A is shown where the base number of responses is less than 10 during the period. % is calculated as Quantity/Base number\*100

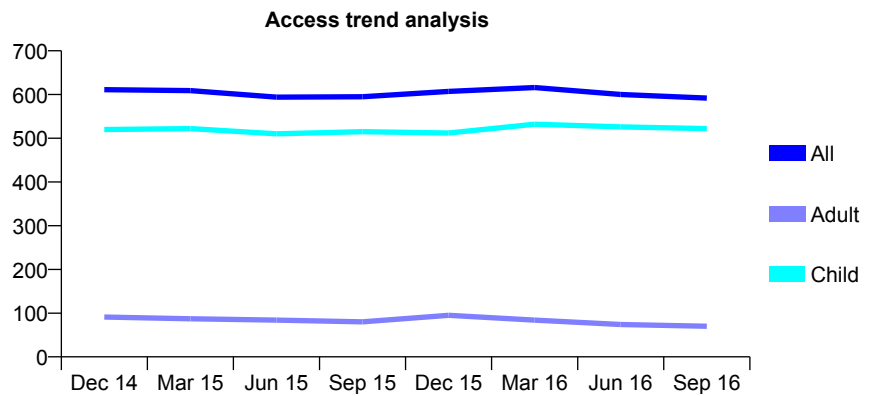
## Q53 - Vital Signs At a Glance Contract Report for 920991/0001 - September 2016

Name or company name	MR RA COLEBOURNE
Contract type name	GDS Contract
Purpose of contract	General
Contract start date	01/04/2006
Contract end date	

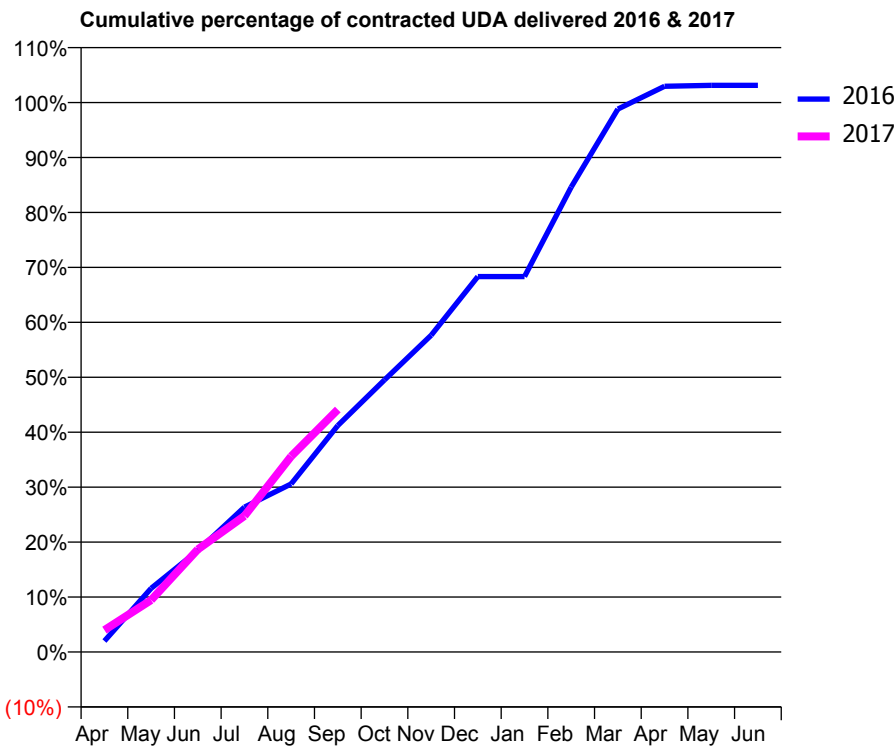
16/17 Contracted general activity (UDA)	1,255
Carry forward general activity (UDA)	-25
16/17 Contracted orthodontic activity (UOA)	0
Carry forward orthodontic activity (UOA)	0
Baseline contract value	£33,871.66

### ACCESS\*

Patients seen in 24 months	Total	Change since previous quarter
Quarter ending September 2015	595	
Quarter ending December 2015	607	↑
Quarter ending March 2016	616	→
Quarter ending June 2016	600	↓
Quarter ending September 2016	592	↓
<b>Variance since September 2015</b>	<b>(0.5%)</b>	→



### ACTIVITY



Month	Adjusted Scheduled Activity (UDA)	
	2016	2017
April	25	50
May	145	119
June	232	234
July	331	311
August	384	447
September	517	554
October	621	
November	723	
December	858	
January	858	
February	1,062	
March	1,240	
April	1,292	
May	1,294	
June	1,294	

### QUALITY

	Quantity	Base Number	Contract	AT	Region	England
% of FP17s for the same patient ID Re-attending within 3 months - Children	18	430	4.2%	9.9%	12.0%	12.4%
% of FP17s for the same patient ID Re-attending within 3 months - Adults	1	19	5.3%	13.5%	15.9%	16.7%
% of FP17s for the same patient ID Re-attending between 3 & 9 months - Children	335	430	77.9%	58.0%	58.6%	57.4%
% of FP17s for the same patient ID Re-attending between 3 & 9 months - Adults	13	19	68.4%	49.5%	51.6%	50.5%
% of FP17s for Band 1 Urgent Courses	14	409	3.4%	7.0%	8.0%	9.1%
% of FP17s Relating to Free Repair or Replacements	0	409	0.0%	0.8%	0.8%	0.8%
% of FP17s Relating to Continuations	0	409	0.0%	1.4%	1.3%	1.3%
% of Patients satisfied with the dentistry they have received	1	1	N/A	93.3%	93.1%	93.2%
% of Patients satisfied with the time they had to wait for an appointment	1	1	N/A	90.6%	89.1%	89.0%

\* This is based on patients treated on this contract for their most recent course of treatment. Figures in italics indicate the base number of FP17s or Patient Questionnaire responses are less than 100. N/A is shown where the base number of responses is less than 10 during the period. % is calculated as Quantity/Base number\*100

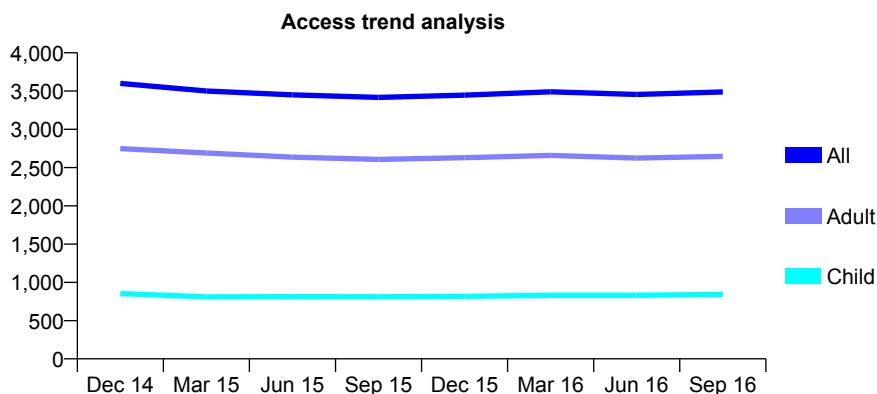
## Q53 - Vital Signs At a Glance Contract Report for 923168/0001 - September 2016

Name or company name	MR ME WINT
Contract type name	GDS Contract
Purpose of contract	General
Contract start date	01/04/2006
Contract end date	

16/17 Contracted general activity (UDA)	7,833
Carry forward general activity (UDA)	-133
16/17 Contracted orthodontic activity (UOA)	0
Carry forward orthodontic activity (UOA)	0
Baseline contract value	£232,333.87

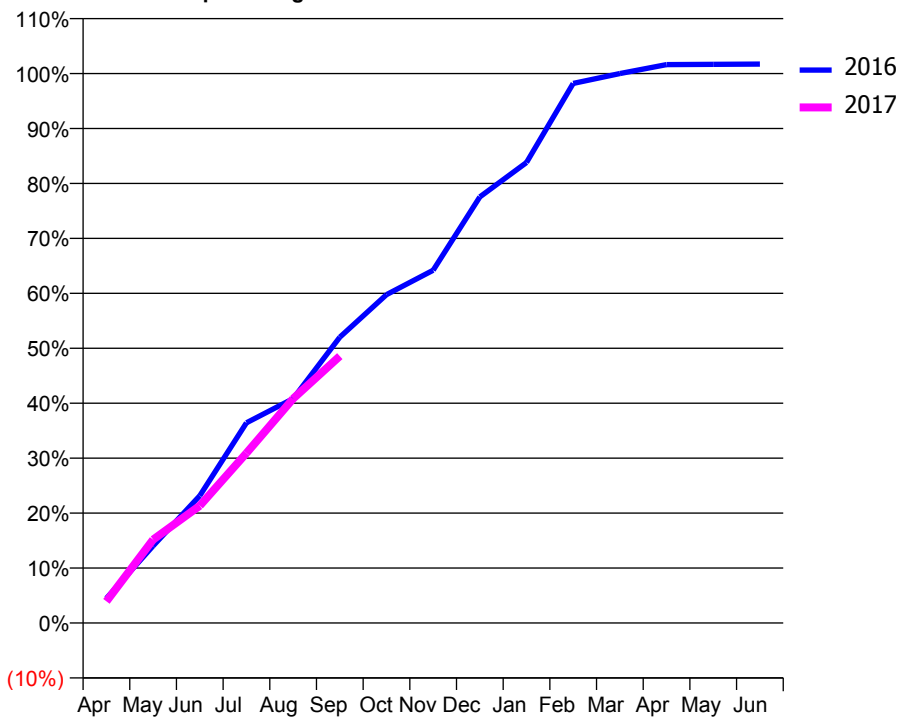
### ACCESS\*

Patients seen in 24 months	Total	Change since previous quarter
Quarter ending September 2015	3,417	
Quarter ending December 2015	3,446	→
Quarter ending March 2016	3,490	→
Quarter ending June 2016	3,455	↓
Quarter ending September 2016	3,489	→
<b>Variance since September 2015</b>	<b>2.1%</b>	<b>↑</b>



### ACTIVITY

Cumulative percentage of contracted UDA delivered 2016 & 2017



Adjusted Scheduled Activity (UDA)

Month	2016	2017
April	353	309
May	1,099	1,189
June	1,814	1,671
July	2,854	2,422
August	3,197	3,197
September	4,075	3,804
October	4,681	
November	5,028	
December	6,074	
January	6,564	
February	7,691	
March	7,833	
April	7,960	
May	7,963	
June	7,966	

### QUALITY

	Quantity	Base Number	Contract	AT	Region	England
% of FP17s for the same patient ID Re-attending within 3 months - Children	34	611	5.6%	9.9%	12.0%	12.4%
% of FP17s for the same patient ID Re-attending within 3 months - Adults	244	1,641	14.9%	13.5%	15.9%	16.7%
% of FP17s for the same patient ID Re-attending between 3 & 9 months - Children	333	611	54.5%	58.0%	58.6%	57.4%
% of FP17s for the same patient ID Re-attending between 3 & 9 months - Adults	713	1,641	43.4%	49.5%	51.6%	50.5%
% of FP17s for Band 1 Urgent Courses	192	2,173	8.8%	7.0%	8.0%	9.1%
% of FP17s Relating to Free Repair or Replacements	20	2,173	0.9%	0.8%	0.8%	0.8%
% of FP17s Relating to Continuations	29	2,173	1.3%	1.4%	1.3%	1.3%
% of Patients satisfied with the dentistry they have received	5	5	N/A	93.3%	93.1%	93.2%
% of Patients satisfied with the time they had to wait for an appointment	5	5	N/A	90.6%	89.1%	89.0%

\* This is based on patients treated on this contract for their most recent course of treatment. Figures in italics indicate the base number of FP17s or Patient Questionnaire responses are less than 100. N/A is shown where the base number of responses is less than 10 during the period. % is calculated as Quantity/Base number\*100



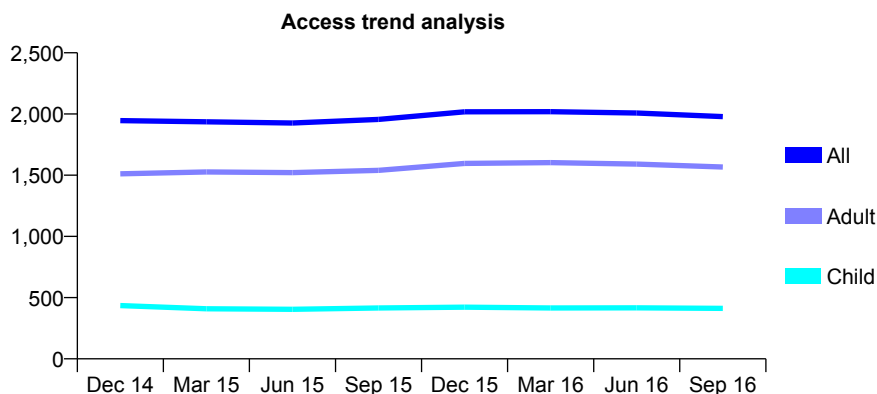
## Q53 - Vital Signs At a Glance Contract Report for 925926/0001 - September 2016

Name or company name	MR PK MAHAPATRA
Contract type name	GDS Contract
Purpose of contract	General
Contract start date	01/04/2006
Contract end date	

16/17 Contracted general activity (UDA)	6,138
Carry forward general activity (UDA)	-8
16/17 Contracted orthodontic activity (UOA)	0
Carry forward orthodontic activity (UOA)	0
Baseline contract value	£180,909.82

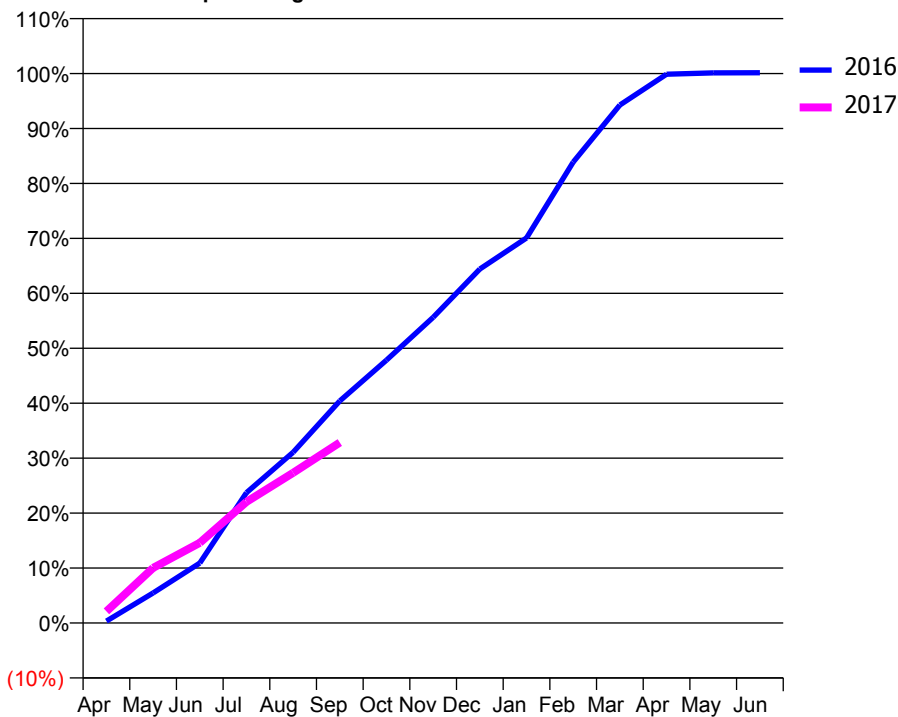
### ACCESS\*

Patients seen in 24 months	Total	Change since previous quarter
Quarter ending September 2015	1,956	
Quarter ending December 2015	2,018	↑
Quarter ending March 2016	2,019	→
Quarter ending June 2016	2,008	→
Quarter ending September 2016	1,979	↓
<b>Variance since September 2015</b>	<b>1.2%</b>	<b>→</b>



### ACTIVITY

Cumulative percentage of contracted UDA delivered 2016 & 2017



Month	Adjusted Scheduled Activity (UDA)	
	2016	2017
April	20	130
May	303	616
June	603	895
July	1,310	1,353
August	1,717	1,678
September	2,232	2,016
October	2,642	
November	3,073	
December	3,558	
January	3,870	
February	4,633	
March	5,208	
April	5,517	
May	5,530	
June	5,532	

### QUALITY

	Quantity	Base Number	Contract	AT	Region	England
% of FP17s for the same patient ID Re-attending within 3 months - Children	9	266	3.4%	9.9%	12.0%	12.4%
% of FP17s for the same patient ID Re-attending within 3 months - Adults	150	898	16.7%	13.5%	15.9%	16.7%
% of FP17s for the same patient ID Re-attending between 3 & 9 months - Children	147	266	55.3%	58.0%	58.6%	57.4%
% of FP17s for the same patient ID Re-attending between 3 & 9 months - Adults	434	898	48.3%	49.5%	51.6%	50.5%
% of FP17s for Band 1 Urgent Courses	97	1,015	9.6%	7.0%	8.0%	9.1%
% of FP17s Relating to Free Repair or Replacements	15	1,015	1.5%	0.8%	0.8%	0.8%
% of FP17s Relating to Continuations	11	1,015	1.1%	1.4%	1.3%	1.3%
% of Patients satisfied with the dentistry they have received	3	3	N/A	93.3%	93.1%	93.2%
% of Patients satisfied with the time they had to wait for an appointment	3	3	N/A	90.6%	89.1%	89.0%

\* This is based on patients treated on this contract for their most recent course of treatment. Figures in italics indicate the base number of FP17s or Patient Questionnaire responses are less than 100. N/A is shown where the base number of responses is less than 10 during the period. % is calculated as Quantity/Base number\*100

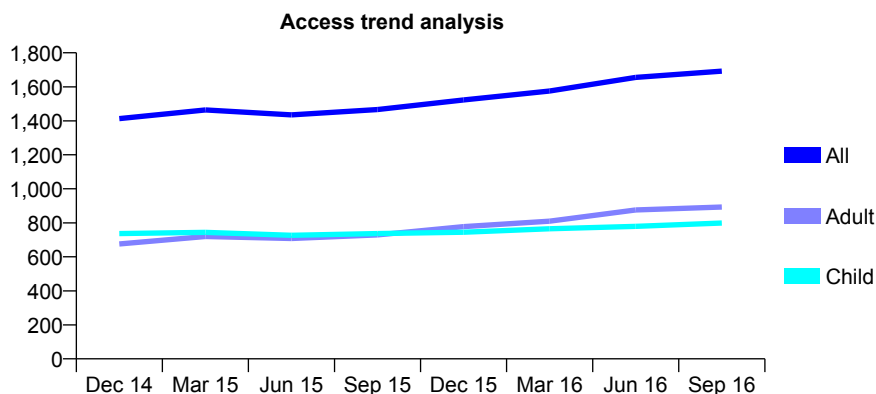
## Q53 - Vital Signs At a Glance Contract Report for 925926/0002 - September 2016

Name or company name	MR PK MAHAPATRA
Contract type name	GDS Contract
Purpose of contract	General and Orthodontic
Contract start date	01/02/2013
Contract end date	

16/17 Contracted general activity (UDA)	3,595
Carry forward general activity (UDA)	0
16/17 Contracted orthodontic activity (UOA)	2,404
Carry forward orthodontic activity (UOA)	-26
Baseline contract value	£272,929.17

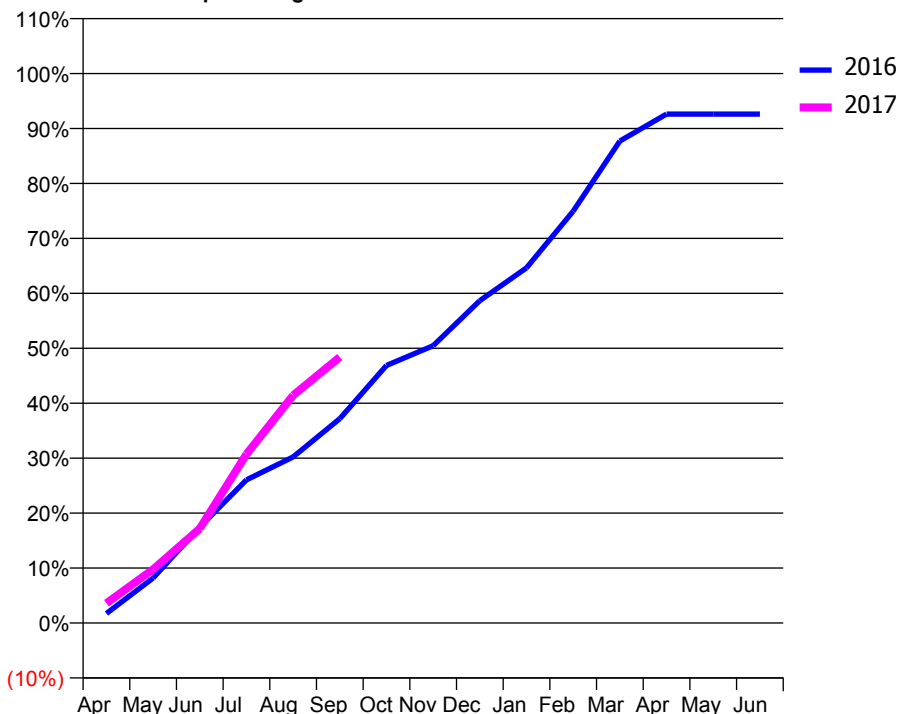
### ACCESS\*

Patients seen in 24 months	Total	Change since previous quarter
Quarter ending September 2015	1,466	
Quarter ending December 2015	1,523	↑
Quarter ending March 2016	1,575	↑
Quarter ending June 2016	1,655	↑
Quarter ending September 2016	1,692	↑
<b>Variance since September 2015</b>	<b>15.4%</b>	<b>↑</b>



### ACTIVITY

Cumulative percentage of contracted UDA delivered 2016 & 2017



Adjusted Scheduled Activity (UDA)

Month	2016	2017
April	62	129
May	294	351
June	627	618
July	936	1,105
August	1,087	1,490
September	1,337	1,740
October	1,685	
November	1,814	
December	2,109	
January	2,324	
February	2,694	
March	3,153	
April	3,329	
May	3,329	
June	3,329	

### QUALITY

	Quantity	Base Number	Contract	AT	Region	England
% of FP17s for the same patient ID Re-attending within 3 months - Children	94	818	11.5%	9.9%	12.0%	12.4%
% of FP17s for the same patient ID Re-attending within 3 months - Adults	55	550	10.0%	13.5%	15.9%	16.7%
% of FP17s for the same patient ID Re-attending between 3 & 9 months - Children	369	818	45.1%	58.0%	58.6%	57.4%
% of FP17s for the same patient ID Re-attending between 3 & 9 months - Adults	225	550	40.9%	49.5%	51.6%	50.5%
% of FP17s for Band 1 Urgent Courses	91	978	9.3%	7.0%	8.0%	9.1%
% of FP17s Relating to Free Repair or Replacements	2	978	0.2%	0.8%	0.8%	0.8%
% of FP17s Relating to Continuations	11	978	1.1%	1.4%	1.3%	1.3%
% of Patients satisfied with the dentistry they have received	0	0	N/A	93.3%	93.1%	93.2%
% of Patients satisfied with the time they had to wait for an appointment	0	0	N/A	90.6%	89.1%	89.0%

\* This is based on patients treated on this contract for their most recent course of treatment. Figures in italics indicate the base number of FP17s or Patient Questionnaire responses are less than 100. N/A is shown where the base number of responses is less than 10 during the period. % is calculated as Quantity/Base number\*100

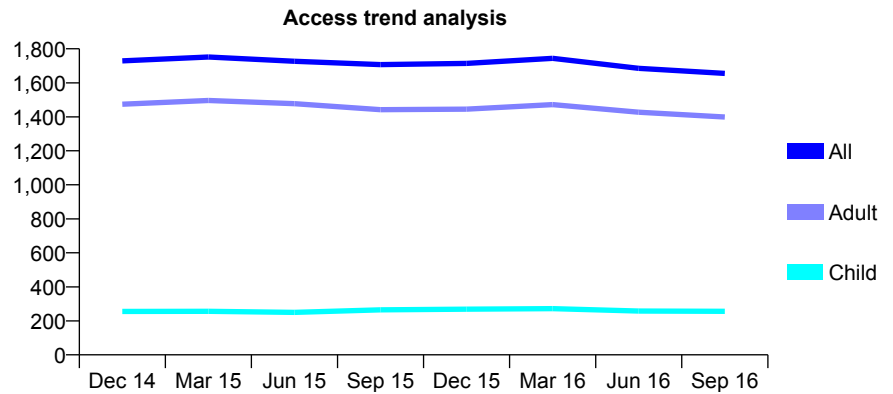
## Q53 - Vital Signs At a Glance Contract Report for 926914/0001 - September 2016

Name or company name	MR LZ BRYNIARSKI
Contract type name	GDS Contract
Purpose of contract	General
Contract start date	01/02/2008
Contract end date	

16/17 Contracted general activity (UDA)	5,000
Carry forward general activity (UDA)	-21
16/17 Contracted orthodontic activity (UOA)	0
Carry forward orthodontic activity (UOA)	0
Baseline contract value	£138,910.49

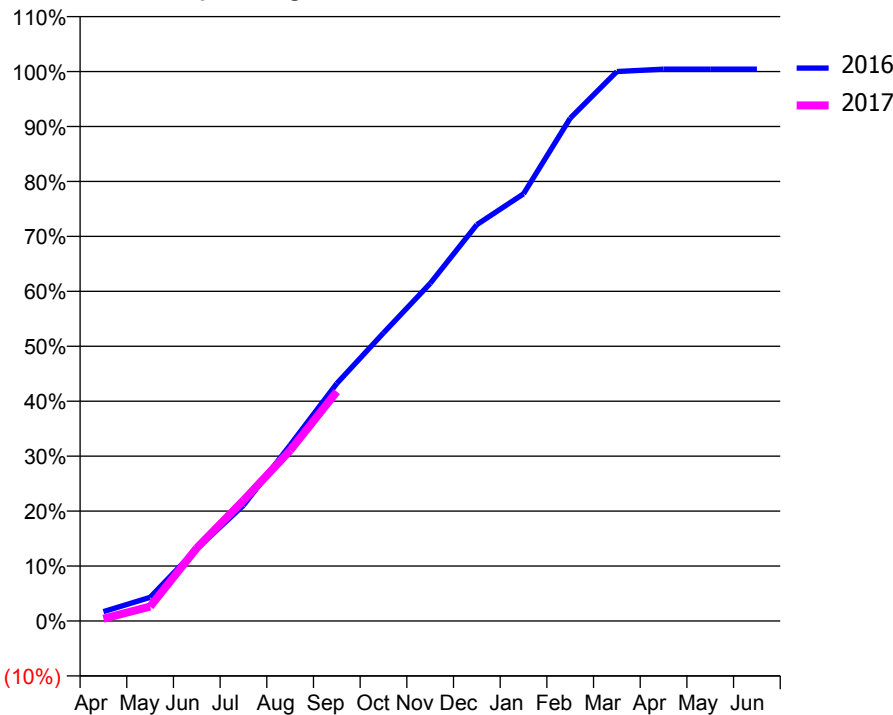
### ACCESS\*

Patients seen in 24 months	Total	Change since previous quarter
Quarter ending September 2015	1,707	
Quarter ending December 2015	1,714	→
Quarter ending March 2016	1,744	→
Quarter ending June 2016	1,685	↓
Quarter ending September 2016	1,655	↓
<b>Variance since September 2015</b>	<b>(3.0%)</b>	<b>↓</b>



### ACTIVITY

Cumulative percentage of contracted UDA delivered 2016 & 2017



Month	Adjusted Scheduled Activity (UDA)	
	2016	2017
April	86	21
May	215	132
June	658	664
July	1,053	1,097
August	1,601	1,552
September	2,162	2,088
October	2,621	
November	3,072	
December	3,606	
January	3,887	
February	4,575	
March	5,000	
April	5,021	
May	5,021	
June	5,021	

### QUALITY

	Quantity	Base Number	Contract	AT	Region	England
% of FP17s for the same patient ID Re-attending within 3 months - Children	10	177	5.6%	9.9%	12.0%	12.4%
% of FP17s for the same patient ID Re-attending within 3 months - Adults	125	811	15.4%	13.5%	15.9%	16.7%
% of FP17s for the same patient ID Re-attending between 3 & 9 months - Children	108	177	61.0%	58.0%	58.6%	57.4%
% of FP17s for the same patient ID Re-attending between 3 & 9 months - Adults	460	811	56.7%	49.5%	51.6%	50.5%
% of FP17s for Band 1 Urgent Courses	132	969	13.6%	7.0%	8.0%	9.1%
% of FP17s Relating to Free Repair or Replacements	11	969	1.1%	0.8%	0.8%	0.8%
% of FP17s Relating to Continuations	14	969	1.4%	1.4%	1.3%	1.3%
% of Patients satisfied with the dentistry they have received	5	5	N/A	93.3%	93.1%	93.2%
% of Patients satisfied with the time they had to wait for an appointment	5	5	N/A	90.6%	89.1%	89.0%

\* This is based on patients treated on this contract for their most recent course of treatment. Figures in italics indicate the base number of FP17s or Patient Questionnaire responses are less than 100. N/A is shown where the base number of responses is less than 10 during the period. % is calculated as Quantity/Base number\*100

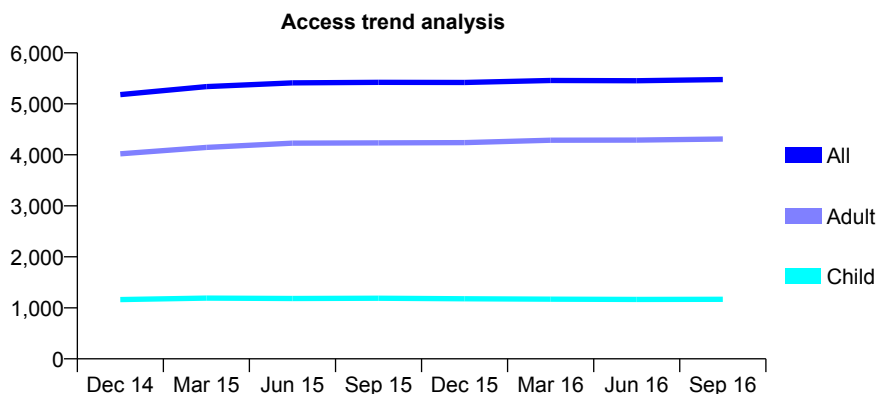
## Q53 - Vital Signs At a Glance Contract Report for 927724/0001 - September 2016

Name or company name	MR SS DEHAL
Contract type name	GDS Contract
Purpose of contract	General
Contract start date	01/04/2006
Contract end date	

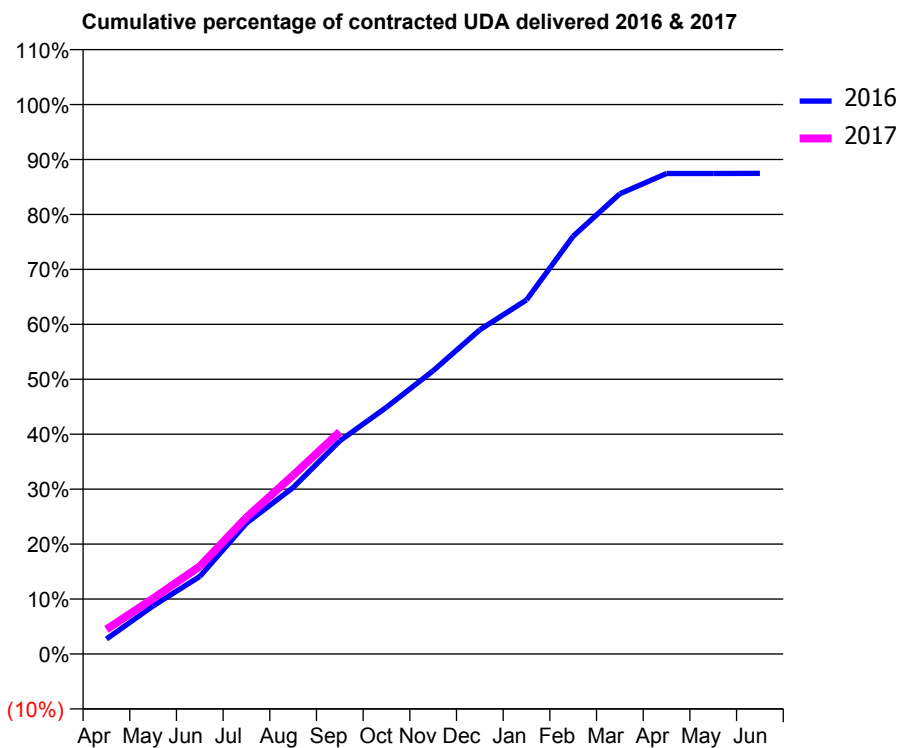
16/17 Contracted general activity (UDA)	18,430
Carry forward general activity (UDA)	0
16/17 Contracted orthodontic activity (UOA)	0
Carry forward orthodontic activity (UOA)	0
Baseline contract value	£542,883.96

### ACCESS\*

Patients seen in 24 months	Total	Change since previous quarter
Quarter ending September 2015	5,420	
Quarter ending December 2015	5,419	→
Quarter ending March 2016	5,457	→
Quarter ending June 2016	5,453	→
Quarter ending September 2016	5,477	→
<b>Variance since September 2015</b>	<b>1.1%</b>	<b>→</b>



### ACTIVITY



Month	Adjusted Scheduled Activity (UDA)	
	2016	2017
April	502	825
May	1,614	1,862
June	2,600	2,939
July	4,391	4,582
August	5,582	5,995
September	7,148	7,455
October	8,276	
November	9,503	
December	10,876	
January	11,874	
February	14,013	
March	15,436	
April	16,115	
May	16,116	
June	16,119	

### QUALITY

	Quantity	Base Number	Contract	AT	Region	England
% of FP17s for the same patient ID Re-attending within 3 months - Children	40	838	4.8%	9.9%	12.0%	12.4%
% of FP17s for the same patient ID Re-attending within 3 months - Adults	468	2,972	15.7%	13.5%	15.9%	16.7%
% of FP17s for the same patient ID Re-attending between 3 & 9 months - Children	557	838	66.5%	58.0%	58.6%	57.4%
% of FP17s for the same patient ID Re-attending between 3 & 9 months - Adults	1,748	2,972	58.8%	49.5%	51.6%	50.5%
% of FP17s for Band 1 Urgent Courses	255	3,484	7.3%	7.0%	8.0%	9.1%
% of FP17s Relating to Free Repair or Replacements	84	3,484	2.4%	0.8%	0.8%	0.8%
% of FP17s Relating to Continuations	37	3,484	1.1%	1.4%	1.3%	1.3%
% of Patients satisfied with the dentistry they have received	11	12	91.7%	93.3%	93.1%	93.2%
% of Patients satisfied with the time they had to wait for an appointment	10	12	83.3%	90.6%	89.1%	89.0%

\* This is based on patients treated on this contract for their most recent course of treatment. Figures in italics indicate the base number of FP17s or Patient Questionnaire responses are less than 100. N/A is shown where the base number of responses is less than 10 during the period. % is calculated as Quantity/Base number\*100

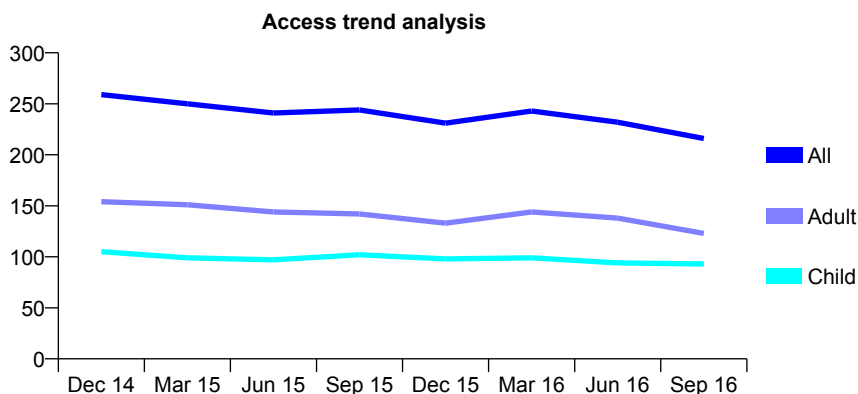
### Q53 - Vital Signs At a Glance Contract Report for 931438/0001 - September 2016

Name or company name	MR JS HEER
Contract type name	GDS Contract
Purpose of contract	General
Contract start date	01/04/2006
Contract end date	

16/17 Contracted general activity (UDA)	447
Carry forward general activity (UDA)	0
16/17 Contracted orthodontic activity (UOA)	0
Carry forward orthodontic activity (UOA)	0
Baseline contract value	£11,402.76

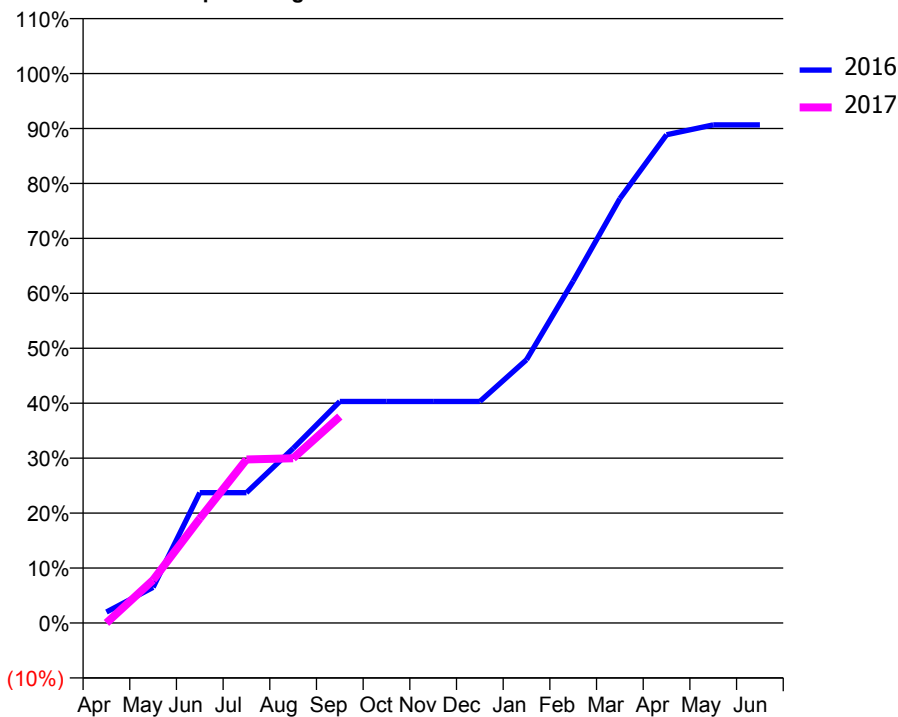
#### ACCESS\*

Patients seen in 24 months	Total	Change since previous quarter
Quarter ending September 2015	244	
Quarter ending December 2015	231	↓
Quarter ending March 2016	243	↑
Quarter ending June 2016	232	↓
Quarter ending September 2016	216	↓
<b>Variance since September 2015</b>	<b>(11.5%)</b>	<b>↓</b>



#### ACTIVITY

Cumulative percentage of contracted UDA delivered 2016 & 2017



Adjusted Scheduled Activity (UDA)

Month	2016	2017
April	9	0
May	29	35
June	106	85
July	106	133
August	142	134
September	180	168
October	180	
November	180	
December	180	
January	214	
February	278	
March	345	
April	397	
May	405	
June	405	

#### QUALITY

	Quantity	Base Number	Contract	AT	Region	England
% of FP17s for the same patient ID Re-attending within 3 months - Children	2	45	4.4%	9.9%	12.0%	12.4%
% of FP17s for the same patient ID Re-attending within 3 months - Adults	5	59	8.5%	13.5%	15.9%	16.7%
% of FP17s for the same patient ID Re-attending between 3 & 9 months - Children	10	45	22.2%	58.0%	58.6%	57.4%
% of FP17s for the same patient ID Re-attending between 3 & 9 months - Adults	11	59	18.6%	49.5%	51.6%	50.5%
% of FP17s for Band 1 Urgent Courses	0	72	0.0%	7.0%	8.0%	9.1%
% of FP17s Relating to Free Repair or Replacements	0	72	0.0%	0.8%	0.8%	0.8%
% of FP17s Relating to Continuations	0	72	0.0%	1.4%	1.3%	1.3%
% of Patients satisfied with the dentistry they have received	0	0	N/A	93.3%	93.1%	93.2%
% of Patients satisfied with the time they had to wait for an appointment	0	0	N/A	90.6%	89.1%	89.0%

\* This is based on patients treated on this contract for their most recent course of treatment. Figures in italics indicate the base number of FP17s or Patient Questionnaire responses are less than 100. N/A is shown where the base number of responses is less than 10 during the period. % is calculated as Quantity/Base number\*100

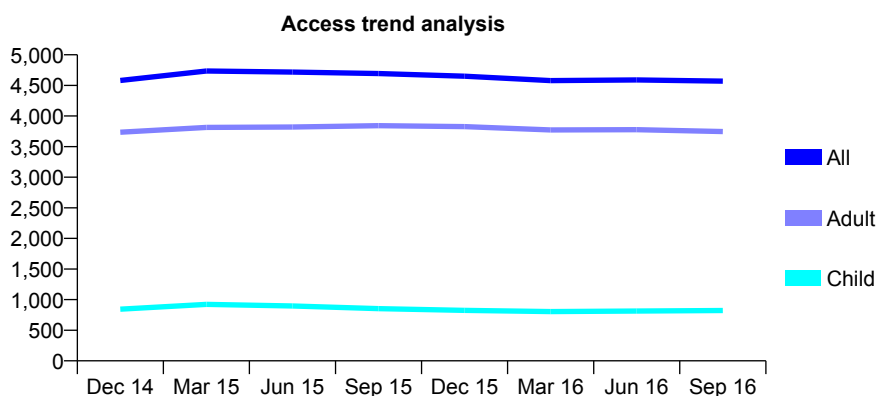
## Q53 - Vital Signs At a Glance Contract Report for 931632/0001 - September 2016

Name or company name	MR T MIRZA
Contract type name	GDS Contract
Purpose of contract	General
Contract start date	10/07/2006
Contract end date	

16/17 Contracted general activity (UDA)	16,398
Carry forward general activity (UDA)	-235
16/17 Contracted orthodontic activity (UOA)	0
Carry forward orthodontic activity (UOA)	0
Baseline contract value	£420,980.89

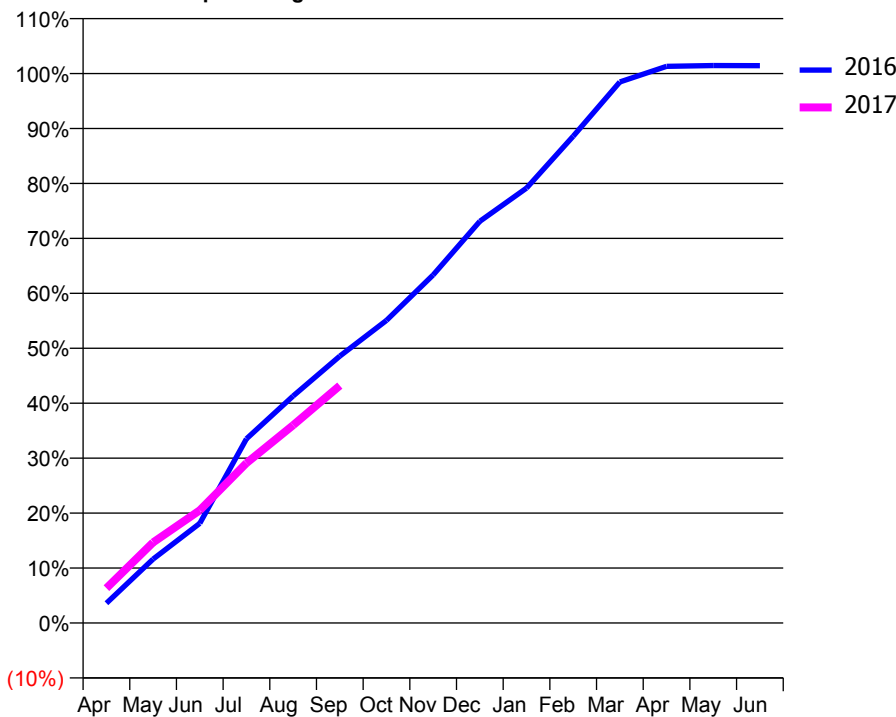
### ACCESS\*

Patients seen in 24 months	Total	Change since previous quarter
Quarter ending September 2015	4,693	
Quarter ending December 2015	4,650	→
Quarter ending March 2016	4,579	↓
Quarter ending June 2016	4,590	→
Quarter ending September 2016	4,569	→
<b>Variance since September 2015</b>	<b>(2.6%)</b>	<b>↓</b>



### ACTIVITY

Cumulative percentage of contracted UDA delivered 2016 & 2017



Adjusted Scheduled Activity (UDA)

Month	2016	2017
April	592	1,040
May	1,908	2,406
June	2,975	3,363
July	5,499	4,775
August	6,775	5,902
September	7,963	7,086
October	9,031	
November	10,389	
December	11,988	
January	12,978	
February	14,525	
March	16,144	
April	16,611	
May	16,634	
June	16,633	

### QUALITY

	Quantity	Base Number	Contract	AT	Region	England
% of FP17s for the same patient ID Re-attending within 3 months - Children	37	555	6.7%	9.9%	12.0%	12.4%
% of FP17s for the same patient ID Re-attending within 3 months - Adults	318	2,433	13.1%	13.5%	15.9%	16.7%
% of FP17s for the same patient ID Re-attending between 3 & 9 months - Children	233	555	42.0%	58.0%	58.6%	57.4%
% of FP17s for the same patient ID Re-attending between 3 & 9 months - Adults	1,309	2,433	53.8%	49.5%	51.6%	50.5%
% of FP17s for Band 1 Urgent Courses	108	2,760	3.9%	7.0%	8.0%	9.1%
% of FP17s Relating to Free Repair or Replacements	40	2,760	1.4%	0.8%	0.8%	0.8%
% of FP17s Relating to Continuations	61	2,760	2.2%	1.4%	1.3%	1.3%
% of Patients satisfied with the dentistry they have received	8	8	N/A	93.3%	93.1%	93.2%
% of Patients satisfied with the time they had to wait for an appointment	7	8	N/A	90.6%	89.1%	89.0%

\* This is based on patients treated on this contract for their most recent course of treatment. Figures in italics indicate the base number of FP17s or Patient Questionnaire responses are less than 100. N/A is shown where the base number of responses is less than 10 during the period. % is calculated as Quantity/Base number\*100

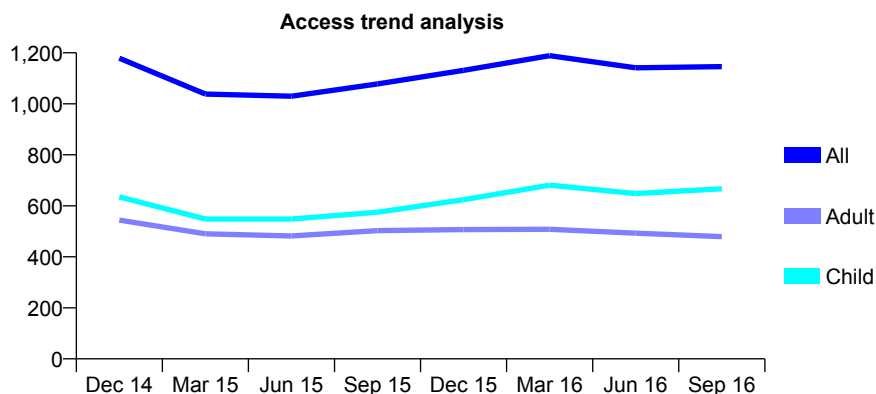
### Q53 - Vital Signs At a Glance Contract Report for 931632/0002 - September 2016

Name or company name	MR T MIRZA
Contract type name	PDS Plus Contract
Purpose of contract	General
Contract start date	01/04/2011
Contract end date	31/03/2017

16/17 Contracted general activity (UDA)	5,000
Carry forward general activity (UDA)	-33
16/17 Contracted orthodontic activity (UOA)	0
Carry forward orthodontic activity (UOA)	0
Baseline contract value	£95,188.99

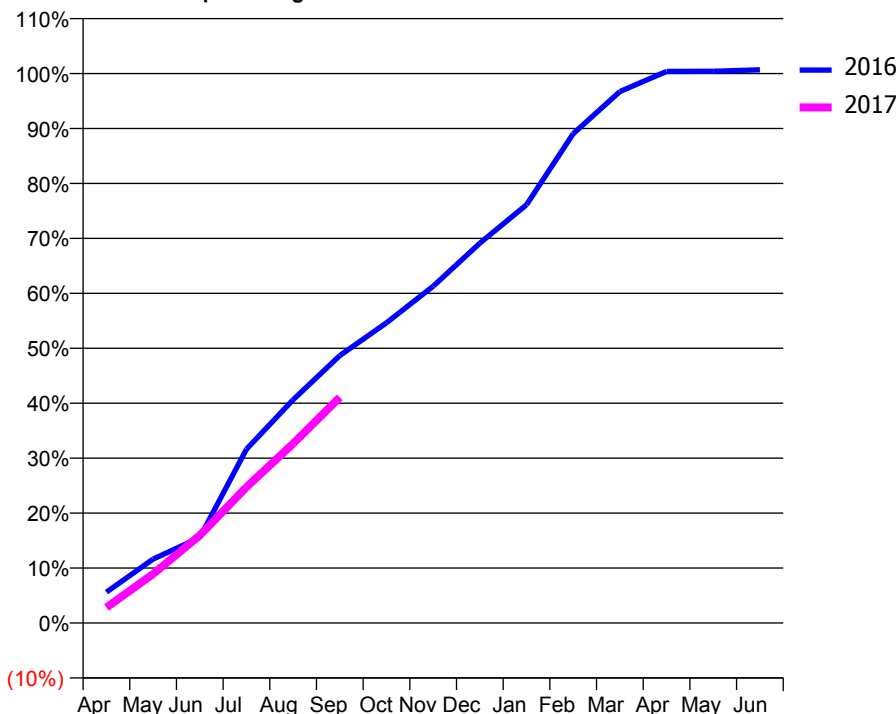
#### ACCESS\*

Patients seen in 24 months	Total	Change since previous quarter
Quarter ending September 2015	1,078	
Quarter ending December 2015	1,131	↑
Quarter ending March 2016	1,189	↑
Quarter ending June 2016	1,141	↓
Quarter ending September 2016	1,146	→
<b>Variance since September 2015</b>	<b>6.3%</b>	<b>↑</b>



#### ACTIVITY

Cumulative percentage of contracted UDA delivered 2016 & 2017



Month	Adjusted Scheduled Activity (UDA)	
	2016	2017
April	281	141
May	582	446
June	778	798
July	1,582	1,237
August	2,032	1,633
September	2,433	2,053
October	2,732	
November	3,064	
December	3,456	
January	3,805	
February	4,452	
March	4,836	
April	5,019	
May	5,020	
June	5,033	

#### QUALITY

	Quantity	Base Number	Contract	AT	Region	England
% of FP17s for the same patient ID Re-attending within 3 months - Children	15	461	3.3%	9.9%	12.0%	12.4%
% of FP17s for the same patient ID Re-attending within 3 months - Adults	31	273	11.4%	13.5%	15.9%	16.7%
% of FP17s for the same patient ID Re-attending between 3 & 9 months - Children	248	461	53.8%	58.0%	58.6%	57.4%
% of FP17s for the same patient ID Re-attending between 3 & 9 months - Adults	125	273	45.8%	49.5%	51.6%	50.5%
% of FP17s for Band 1 Urgent Courses	5	662	0.8%	7.0%	8.0%	9.1%
% of FP17s Relating to Free Repair or Replacements	0	662	0.0%	0.8%	0.8%	0.8%
% of FP17s Relating to Continuations	1	662	0.2%	1.4%	1.3%	1.3%
% of Patients satisfied with the dentistry they have received	15	15	100.0%	93.3%	93.1%	93.2%
% of Patients satisfied with the time they had to wait for an appointment	14	15	93.3%	90.6%	89.1%	89.0%

\* This is based on patients treated on this contract for their most recent course of treatment. Figures in italics indicate the base number of FP17s or Patient Questionnaire responses are less than 100. N/A is shown where the base number of responses is less than 10 during the period. % is calculated as Quantity/Base number\*100

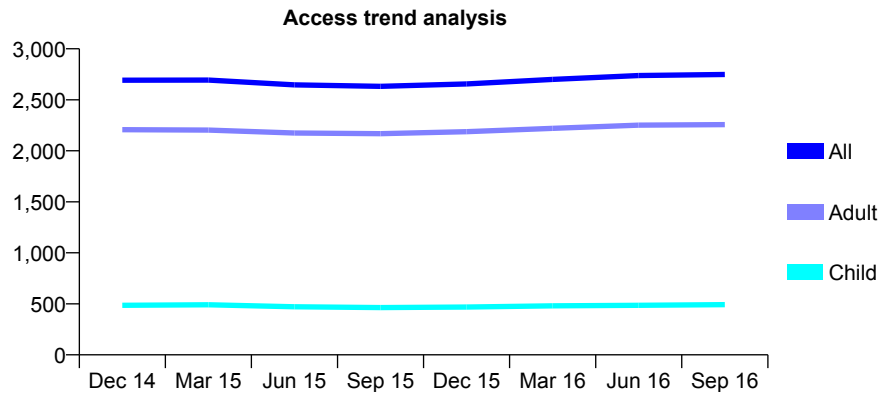
## Q53 - Vital Signs At a Glance Contract Report for 932833/0001 - September 2016

Name or company name	MR B RAHNAMA
Contract type name	GDS Contract
Purpose of contract	General
Contract start date	01/04/2006
Contract end date	

16/17 Contracted general activity (UDA)	7,591
Carry forward general activity (UDA)	-51
16/17 Contracted orthodontic activity (UOA)	0
Carry forward orthodontic activity (UOA)	0
Baseline contract value	£227,865.12

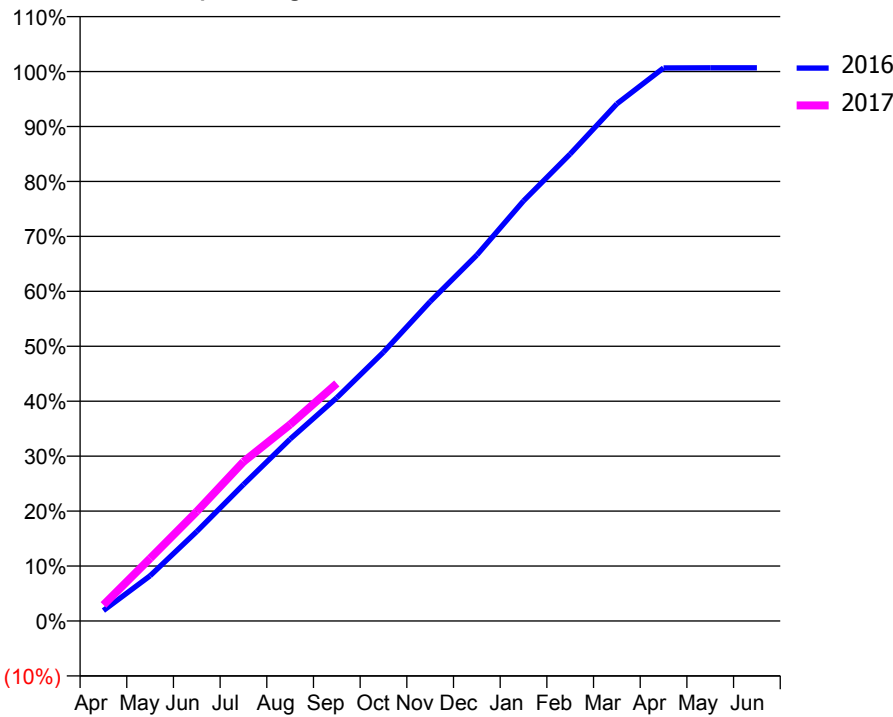
### ACCESS\*

Patients seen in 24 months	Total	Change since previous quarter
Quarter ending September 2015	2,632	
Quarter ending December 2015	2,656	→
Quarter ending March 2016	2,700	→
Quarter ending June 2016	2,738	→
Quarter ending September 2016	2,749	→
<b>Variance since September 2015</b>	<b>4.4%</b>	<b>↑</b>



### ACTIVITY

Cumulative percentage of contracted UDA delivered 2016 & 2017



Month	Adjusted Scheduled Activity (UDA)	
	2016	2017
April	144	222
May	626	866
June	1,237	1,513
July	1,885	2,200
August	2,514	2,714
September	3,085	3,282
October	3,714	
November	4,413	
December	5,055	
January	5,803	
February	6,452	
March	7,144	
April	7,639	
May	7,642	
June	7,642	

### QUALITY

	Quantity	Base Number	Contract	AT	Region	England
% of FP17s for the same patient ID Re-attending within 3 months - Children	21	349	6.0%	9.9%	12.0%	12.4%
% of FP17s for the same patient ID Re-attending within 3 months - Adults	151	1,471	10.3%	13.5%	15.9%	16.7%
% of FP17s for the same patient ID Re-attending between 3 & 9 months - Children	189	349	54.2%	58.0%	58.6%	57.4%
% of FP17s for the same patient ID Re-attending between 3 & 9 months - Adults	686	1,471	46.6%	49.5%	51.6%	50.5%
% of FP17s for Band 1 Urgent Courses	136	1,548	8.8%	7.0%	8.0%	9.1%
% of FP17s Relating to Free Repair or Replacements	3	1,548	0.2%	0.8%	0.8%	0.8%
% of FP17s Relating to Continuations	5	1,548	0.3%	1.4%	1.3%	1.3%
% of Patients satisfied with the dentistry they have received	3	3	N/A	93.3%	93.1%	93.2%
% of Patients satisfied with the time they had to wait for an appointment	3	3	N/A	90.6%	89.1%	89.0%

\* This is based on patients treated on this contract for their most recent course of treatment. Figures in italics indicate the base number of FP17s or Patient Questionnaire responses are less than 100. N/A is shown where the base number of responses is less than 10 during the period. % is calculated as Quantity/Base number\*100



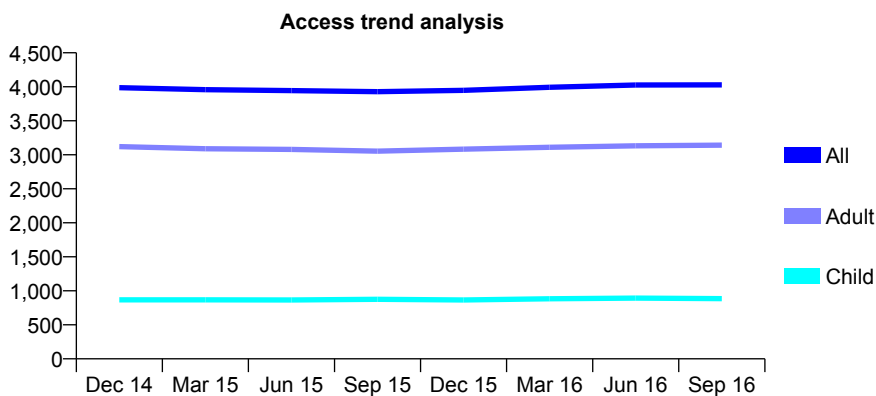
### Q53 - Vital Signs At a Glance Contract Report for 960128/0001 - September 2016

Name or company name	MR Z SACRANIE
Contract type name	GDS Contract
Purpose of contract	General
Contract start date	01/04/2009
Contract end date	

16/17 Contracted general activity (UDA)	12,000
Carry forward general activity (UDA)	54
16/17 Contracted orthodontic activity (UOA)	0
Carry forward orthodontic activity (UOA)	0
Baseline contract value	£357,244.45

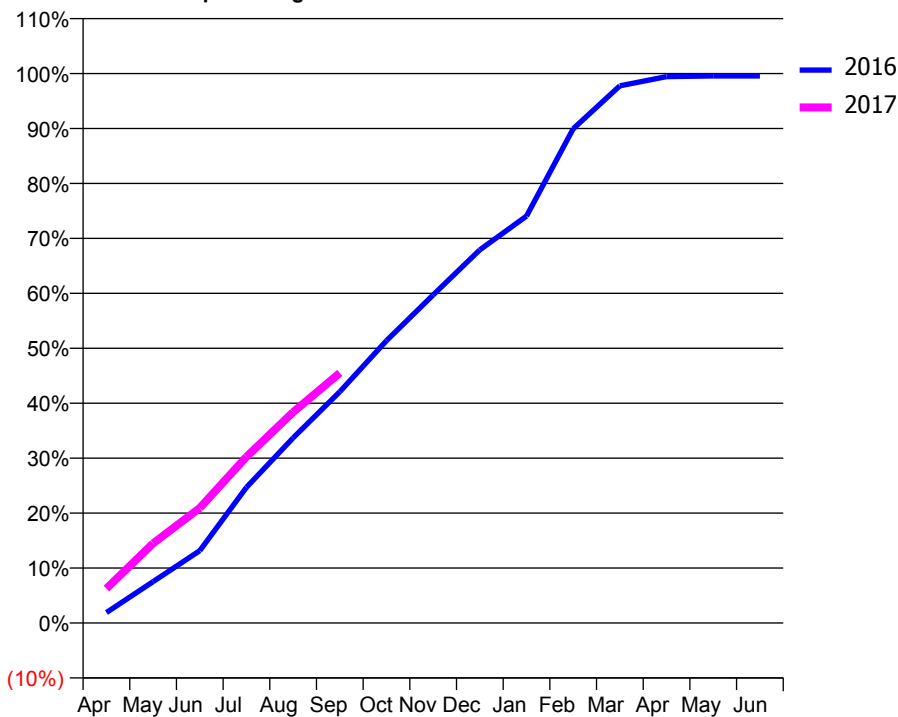
#### ACCESS\*

Patients seen in 24 months	Total	Change since previous quarter
Quarter ending September 2015	3,929	
Quarter ending December 2015	3,948	→
Quarter ending March 2016	3,994	→
Quarter ending June 2016	4,026	→
Quarter ending September 2016	4,029	→
<b>Variance since September 2015</b>	<b>2.5%</b>	<b>↑</b>



#### ACTIVITY

Cumulative percentage of contracted UDA delivered 2016 & 2017



Month	Adjusted Scheduled Activity (UDA)	
	2016	2017
April	227	753
May	906	1,741
June	1,580	2,512
July	2,962	3,631
August	4,043	4,607
September	5,051	5,463
October	6,166	
November	7,166	
December	8,148	
January	8,887	
February	10,795	
March	11,730	
April	11,932	
May	11,945	
June	11,946	

#### QUALITY

	Quantity	Base Number	Contract	AT	Region	England
% of FP17s for the same patient ID Re-attending within 3 months - Children	53	616	8.6%	9.9%	12.0%	12.4%
% of FP17s for the same patient ID Re-attending within 3 months - Adults	426	2,253	18.9%	13.5%	15.9%	16.7%
% of FP17s for the same patient ID Re-attending between 3 & 9 months - Children	396	616	64.3%	58.0%	58.6%	57.4%
% of FP17s for the same patient ID Re-attending between 3 & 9 months - Adults	1,294	2,253	57.4%	49.5%	51.6%	50.5%
% of FP17s for Band 1 Urgent Courses	349	2,741	12.7%	7.0%	8.0%	9.1%
% of FP17s Relating to Free Repair or Replacements	46	2,741	1.7%	0.8%	0.8%	0.8%
% of FP17s Relating to Continuations	18	2,741	0.7%	1.4%	1.3%	1.3%
% of Patients satisfied with the dentistry they have received	1	1	N/A	93.3%	93.1%	93.2%
% of Patients satisfied with the time they had to wait for an appointment	1	1	N/A	90.6%	89.1%	89.0%

\* This is based on patients treated on this contract for their most recent course of treatment. Figures in italics indicate the base number of FP17s or Patient Questionnaire responses are less than 100. N/A is shown where the base number of responses is less than 10 during the period. % is calculated as Quantity/Base number\*100

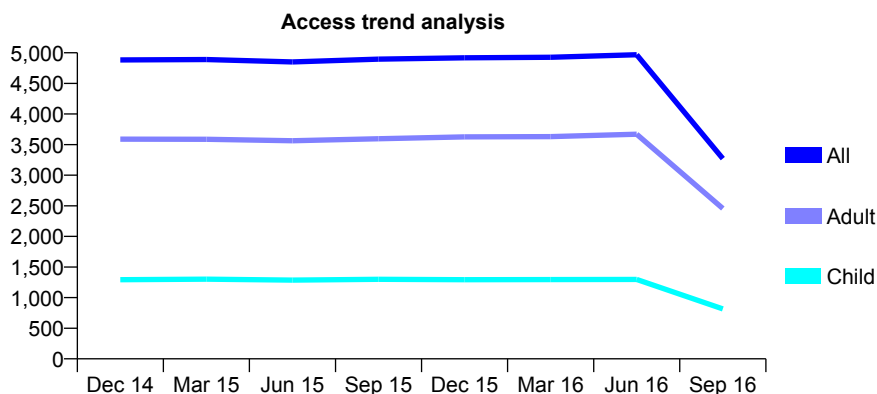
## Q53 - Vital Signs At a Glance Contract Report for 986909/0001 - September 2016

Name or company name	MR JR JONES
Contract type name	GDS Contract
Purpose of contract	General
Contract start date	01/04/2006
Contract end date	30/06/2016

16/17 Contracted general activity (UDA)	3,551
Carry forward general activity (UDA)	0
16/17 Contracted orthodontic activity (UOA)	0
Carry forward orthodontic activity (UOA)	0
Baseline contract value	£75,949.50

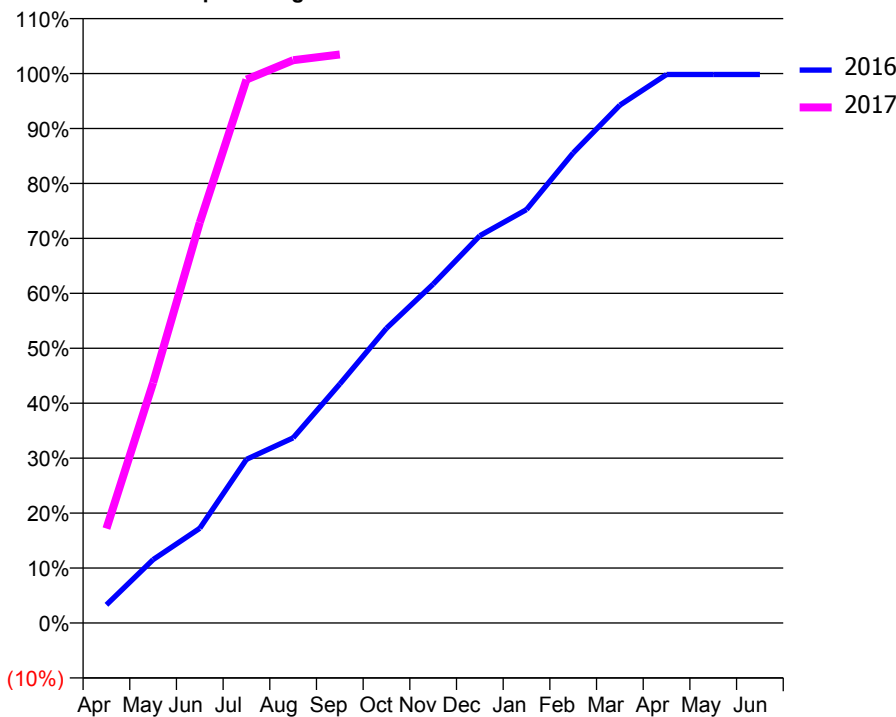
### ACCESS\*

Patients seen in 24 months	Total	Change since previous quarter
Quarter ending September 2015	4,896	
Quarter ending December 2015	4,919	→
Quarter ending March 2016	4,926	→
Quarter ending June 2016	4,968	→
Quarter ending September 2016	3,271	↓
<b>Variance since September 2015</b>	<b>(33.2%)</b>	<b>↓</b>



### ACTIVITY

Cumulative percentage of contracted UDA delivered 2016 & 2017



Adjusted Scheduled Activity (UDA)

Month	2016	2017
April	470	610
May	1,638	1,553
June	2,450	2,588
July	4,231	3,512
August	4,786	3,637
September	6,179	3,674
October	7,618	
November	8,760	
December	10,012	
January	10,686	
February	12,152	
March	13,383	
April	14,178	
May	14,178	
June	14,178	

### QUALITY

	Quantity	Base Number	Contract	AT	Region	England
% of FP17s for the same patient ID Re-attending within 3 months - Children	27	557	4.8%	9.9%	12.0%	12.4%
% of FP17s for the same patient ID Re-attending within 3 months - Adults	261	1,806	14.5%	13.5%	15.9%	16.7%
% of FP17s for the same patient ID Re-attending between 3 & 9 months - Children	363	557	65.2%	58.0%	58.6%	57.4%
% of FP17s for the same patient ID Re-attending between 3 & 9 months - Adults	1,032	1,806	57.1%	49.5%	51.6%	50.5%
% of FP17s for Band 1 Urgent Courses	51	1,951	2.6%	7.0%	8.0%	9.1%
% of FP17s Relating to Free Repair or Replacements	5	1,951	0.3%	0.8%	0.8%	0.8%
% of FP17s Relating to Continuations	81	1,951	4.2%	1.4%	1.3%	1.3%
% of Patients satisfied with the dentistry they have received	3	3	N/A	93.3%	93.1%	93.2%
% of Patients satisfied with the time they had to wait for an appointment	3	3	N/A	90.6%	89.1%	89.0%

\* This is based on patients treated on this contract for their most recent course of treatment. Figures in italics indicate the base number of FP17s or Patient Questionnaire responses are less than 100. N/A is shown where the base number of responses is less than 10 during the period. % is calculated as Quantity/Base number\*100

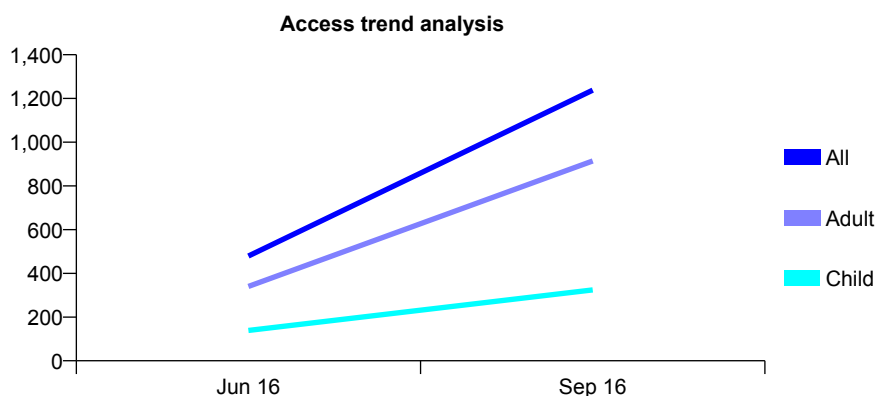
## Q54 - Vital Signs At a Glance Contract Report for 100085/0000 - September 2016

Name or company name	Broadway Dental Suite
Contract type name	GDS Contract
Purpose of contract	General
Contract start date	01/04/2016
Contract end date	

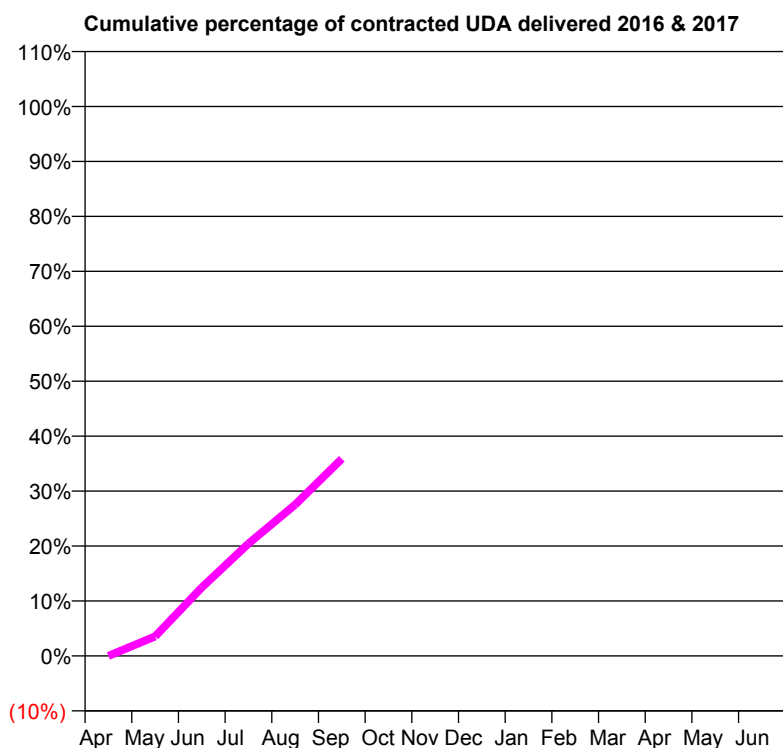
16/17 Contracted general activity (UDA)	11,404
Carry forward general activity (UDA)	0
16/17 Contracted orthodontic activity (UOA)	0
Carry forward orthodontic activity (UOA)	0
Baseline contract value	£349,445.52

### ACCESS\*

Patients seen in 24 months	Total	Change since previous quarter
Quarter ending September 2015	0	
Quarter ending December 2015	0	
Quarter ending March 2016	0	
Quarter ending June 2016	479	↑
Quarter ending September 2016	1,238	↑
<b>Variance since September 2015</b>	N/A	



### ACTIVITY



Month	Adjusted Scheduled Activity (UDA)	
	2016	2017
April	0	0
May	0	406
June	0	1,420
July	0	2,333
August	0	3,140
September	0	4,091
October	0	
November	0	
December	0	
January	0	
February	0	
March	0	
April	0	
May	0	
June	0	

### QUALITY

	Quantity	Base Number	Contract	AT	Region	England
% of FP17s for the same patient ID Re-attending within 3 months - Children	7	326	2.1%	10.0%	12.0%	12.4%
% of FP17s for the same patient ID Re-attending within 3 months - Adults	70	915	7.7%	15.3%	15.9%	16.7%
% of FP17s for the same patient ID Re-attending between 3 & 9 months - Children	3	326	0.9%	50.8%	58.6%	57.4%
% of FP17s for the same patient ID Re-attending between 3 & 9 months - Adults	18	915	2.0%	46.6%	51.6%	50.5%
% of FP17s for Band 1 Urgent Courses	152	1,241	12.2%	8.4%	8.0%	9.1%
% of FP17s Relating to Free Repair or Replacements	4	1,241	0.3%	0.7%	0.8%	0.8%
% of FP17s Relating to Continuations	5	1,241	0.4%	0.9%	1.3%	1.3%
% of Patients satisfied with the dentistry they have received	0	0	N/A	92.5%	93.1%	93.2%
% of Patients satisfied with the time they had to wait for an appointment	0	0	N/A	90.4%	89.1%	89.0%

\* This is based on patients treated on this contract for their most recent course of treatment. Figures in italics indicate the base number of FP17s or Patient Questionnaire responses are less than 100. N/A is shown where the base number of responses is less than 10 during the period. % is calculated as Quantity/Base number\*100

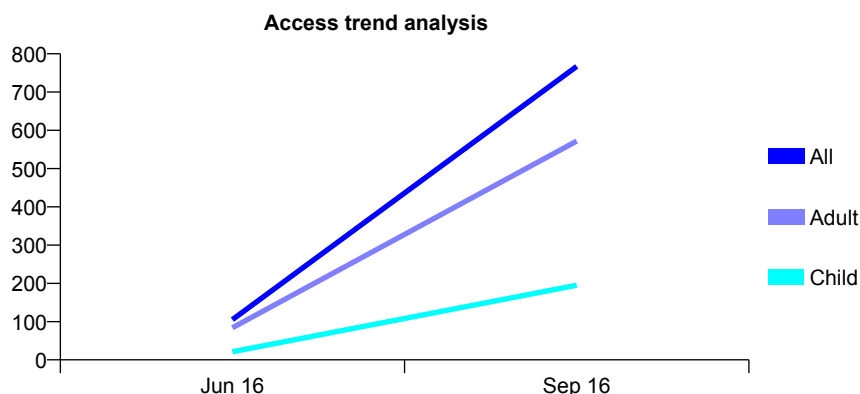
## Q54 - Vital Signs At a Glance Contract Report for 100162/0000 - September 2016

Name or company name	MR MJ WARREN & MR JS JANDU
Contract type name	GDS Contract
Purpose of contract	General
Contract start date	01/06/2016
Contract end date	

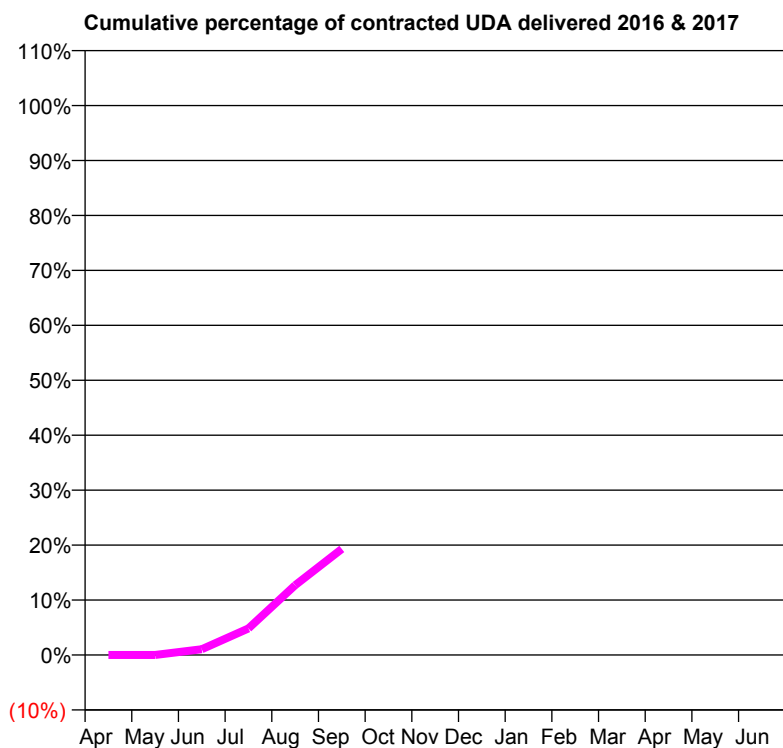
16/17 Contracted general activity (UDA)	6,000
Carry forward general activity (UDA)	0
16/17 Contracted orthodontic activity (UOA)	0
Carry forward orthodontic activity (UOA)	0
Baseline contract value	£127,659.48

### ACCESS\*

Patients seen in 24 months	Total	Change since previous quarter
Quarter ending September 2015	0	
Quarter ending December 2015	0	
Quarter ending March 2016	0	
Quarter ending June 2016	105	↑
Quarter ending September 2016	767	↑
<b>Variance since September 2015</b>	N/A	



### ACTIVITY



Month	Adjusted Scheduled Activity (UDA)	
	2016	2017
April	0	0
May	0	0
June	0	64
July	0	291
August	0	762
September	0	1,158
October	0	
November	0	
December	0	
January	0	
February	0	
March	0	
April	0	
May	0	
June	0	

### QUALITY

	Quantity	Base Number	Contract	AT	Region	England
% of FP17s for the same patient ID Re-attending within 3 months - Children	5	199	2.5%	10.0%	12.0%	12.4%
% of FP17s for the same patient ID Re-attending within 3 months - Adults	30	569	5.3%	15.3%	15.9%	16.7%
% of FP17s for the same patient ID Re-attending between 3 & 9 months - Children	0	199	0.0%	50.8%	58.6%	57.4%
% of FP17s for the same patient ID Re-attending between 3 & 9 months - Adults	0	569	0.0%	46.6%	51.6%	50.5%
% of FP17s for Band 1 Urgent Courses	29	768	3.8%	8.4%	8.0%	9.1%
% of FP17s Relating to Free Repair or Replacements	0	768	0.0%	0.7%	0.8%	0.8%
% of FP17s Relating to Continuations	11	768	1.4%	0.9%	1.3%	1.3%
% of Patients satisfied with the dentistry they have received	0	0	N/A	92.5%	93.1%	93.2%
% of Patients satisfied with the time they had to wait for an appointment	0	0	N/A	90.4%	89.1%	89.0%

\* This is based on patients treated on this contract for their most recent course of treatment. Figures in italics indicate the base number of FP17s or Patient Questionnaire responses are less than 100. N/A is shown where the base number of responses is less than 10 during the period. % is calculated as Quantity/Base number\*100

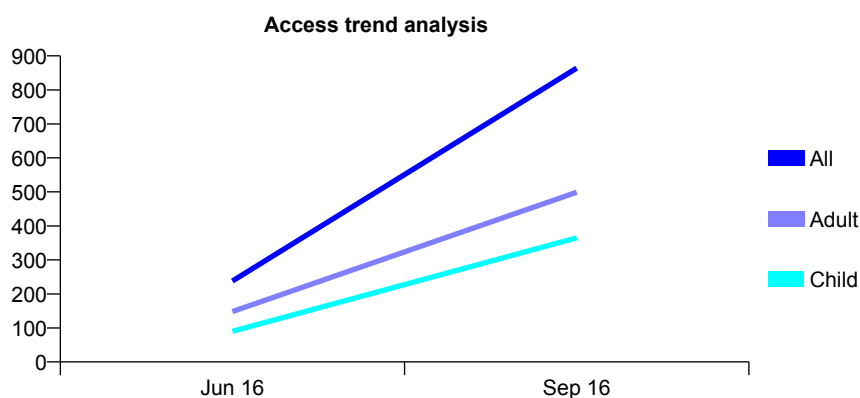
## Q54 - Vital Signs At a Glance Contract Report for 100164/0000 - September 2016

Name or company name	Princes End Dental Practice
Contract type name	GDS Contract
Purpose of contract	General
Contract start date	01/06/2016
Contract end date	

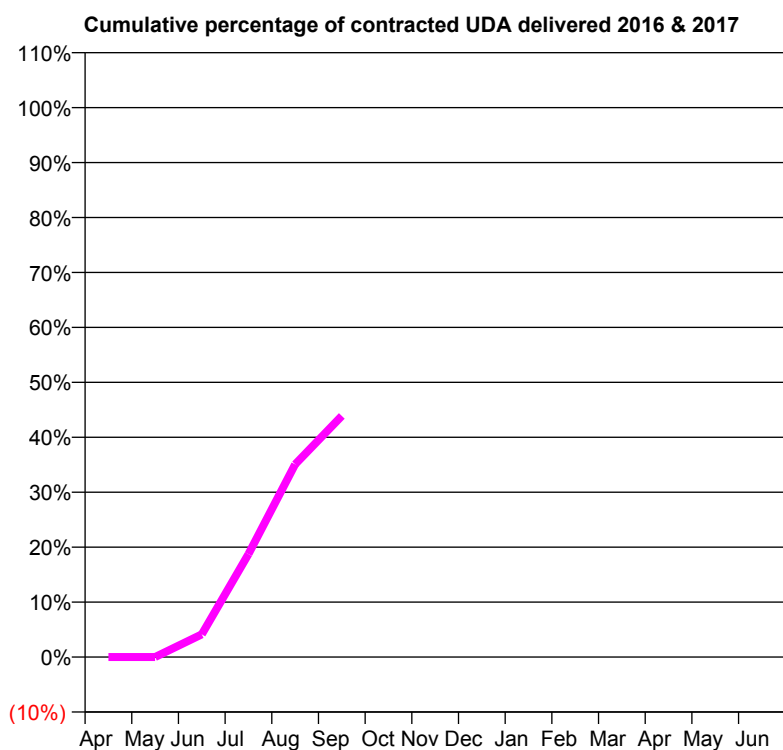
16/17 Contracted general activity (UDA)	6,088
Carry forward general activity (UDA)	0
16/17 Contracted orthodontic activity (UOA)	0
Carry forward orthodontic activity (UOA)	0
Baseline contract value	£146,419.97

### ACCESS\*

Patients seen in 24 months	Total	Change since previous quarter
Quarter ending September 2015	0	
Quarter ending December 2015	0	
Quarter ending March 2016	0	
Quarter ending June 2016	238	↑
Quarter ending September 2016	864	↑
<b>Variance since September 2015</b>	N/A	



### ACTIVITY



Month	Adjusted Scheduled Activity (UDA)	
	2016	2017
April	0	0
May	0	0
June	0	251
July	0	1,141
August	0	2,135
September	0	2,672
October	0	
November	0	
December	0	
January	0	
February	0	
March	0	
April	0	
May	0	
June	0	

### QUALITY

	Quantity	Base Number	Contract	AT	Region	England
% of FP17s for the same patient ID Re-attending within 3 months - Children	11	394	2.8%	10.0%	12.0%	12.4%
% of FP17s for the same patient ID Re-attending within 3 months - Adults	32	567	5.6%	15.3%	15.9%	16.7%
% of FP17s for the same patient ID Re-attending between 3 & 9 months - Children	0	394	0.0%	50.8%	58.6%	57.4%
% of FP17s for the same patient ID Re-attending between 3 & 9 months - Adults	1	567	0.2%	46.6%	51.6%	50.5%
% of FP17s for Band 1 Urgent Courses	53	961	5.5%	8.4%	8.0%	9.1%
% of FP17s Relating to Free Repair or Replacements	0	961	0.0%	0.7%	0.8%	0.8%
% of FP17s Relating to Continuations	6	961	0.6%	0.9%	1.3%	1.3%
% of Patients satisfied with the dentistry they have received	0	0	N/A	92.5%	93.1%	93.2%
% of Patients satisfied with the time they had to wait for an appointment	0	0	N/A	90.4%	89.1%	89.0%

\* This is based on patients treated on this contract for their most recent course of treatment. Figures in italics indicate the base number of FP17s or Patient Questionnaire responses are less than 100. N/A is shown where the base number of responses is less than 10 during the period. % is calculated as Quantity/Base number\*100

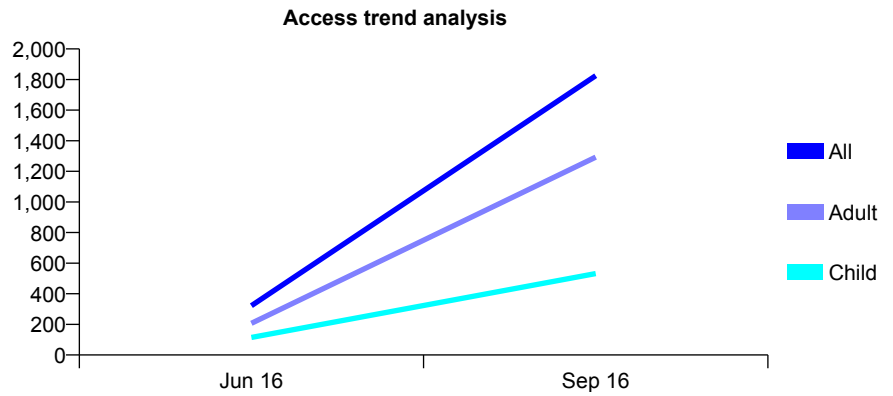
## Q54 - Vital Signs At a Glance Contract Report for 100165/0000 - September 2016

Name or company name	Family Dental Centre Partnership
Contract type name	GDS Contract
Purpose of contract	General
Contract start date	01/06/2016
Contract end date	

16/17 Contracted general activity (UDA)	15,551
Carry forward general activity (UDA)	0
16/17 Contracted orthodontic activity (UOA)	0
Carry forward orthodontic activity (UOA)	0
Baseline contract value	£415,410.73

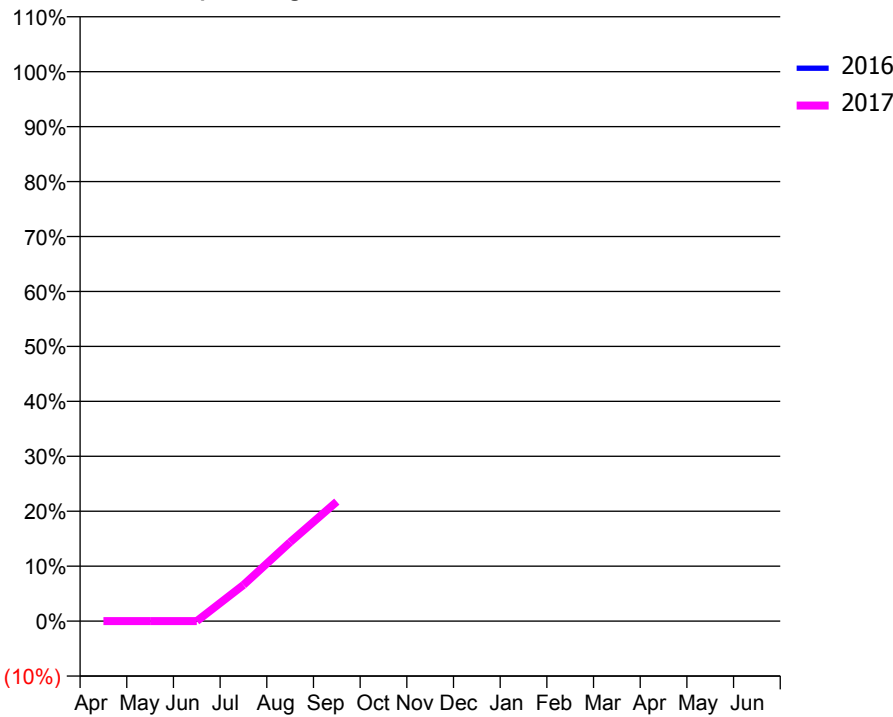
### ACCESS\*

Patients seen in 24 months	Total	Change since previous quarter
Quarter ending September 2015	0	
Quarter ending December 2015	0	
Quarter ending March 2016	0	
Quarter ending June 2016	322	↑
Quarter ending September 2016	1,825	↑
<b>Variance since September 2015</b>	N/A	



### ACTIVITY

Cumulative percentage of contracted UDA delivered 2016 & 2017



Month	Adjusted Scheduled Activity (UDA)	
	2016	2017
April	0	0
May	0	0
June	0	0
July	0	1,025
August	0	2,235
September	0	3,385
October	0	
November	0	
December	0	
January	0	
February	0	
March	0	
April	0	
May	0	
June	0	

### QUALITY

	Quantity	Base Number	Contract	AT	Region	England
% of FP17s for the same patient ID Re-attending within 3 months - Children	13	541	2.4%	10.0%	12.0%	12.4%
% of FP17s for the same patient ID Re-attending within 3 months - Adults	44	1,327	3.3%	15.3%	15.9%	16.7%
% of FP17s for the same patient ID Re-attending between 3 & 9 months - Children	1	541	0.2%	50.8%	58.6%	57.4%
% of FP17s for the same patient ID Re-attending between 3 & 9 months - Adults	4	1,327	0.3%	46.6%	51.6%	50.5%
% of FP17s for Band 1 Urgent Courses	63	1,812	3.5%	8.4%	8.0%	9.1%
% of FP17s Relating to Free Repair or Replacements	1	1,812	0.1%	0.7%	0.8%	0.8%
% of FP17s Relating to Continuations	17	1,812	0.9%	0.9%	1.3%	1.3%
% of Patients satisfied with the dentistry they have received	0	0	N/A	92.5%	93.1%	93.2%
% of Patients satisfied with the time they had to wait for an appointment	0	0	N/A	90.4%	89.1%	89.0%

\* This is based on patients treated on this contract for their most recent course of treatment. Figures in italics indicate the base number of FP17s or Patient Questionnaire responses are less than 100. N/A is shown where the base number of responses is less than 10 during the period. % is calculated as Quantity/Base number\*100

## Q54 - Vital Signs At a Glance Contract Report for 100173/0000 - September 2016


Name or company name	Hilltop Dental Spa
Contract type name	GDS Contract
Purpose of contract	General
Contract start date	01/07/2016
Contract end date	

16/17 Contracted general activity (UDA)	16,931
Carry forward general activity (UDA)	0
16/17 Contracted orthodontic activity (UOA)	0
Carry forward orthodontic activity (UOA)	0
Baseline contract value	£470,653.26

### ACCESS\*

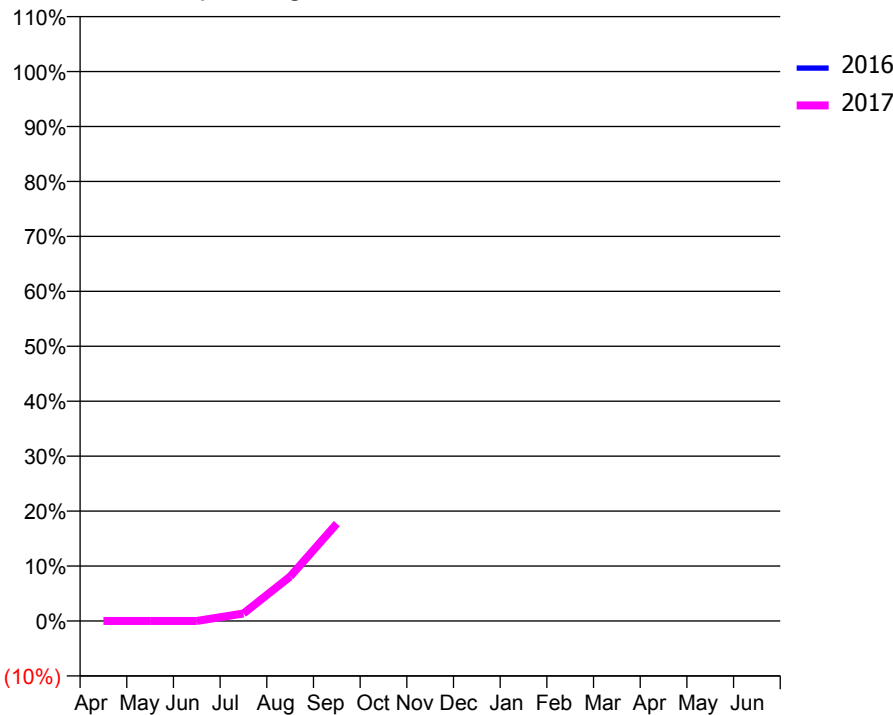
Patients seen in 24 months	Total	Change since previous quarter
Quarter ending September 2015	0	
Quarter ending December 2015	0	
Quarter ending March 2016	0	
Quarter ending June 2016	0	
Quarter ending September 2016	1,890	↑
<b>Variance since September 2015</b>	N/A	

### Access trend analysis



### ACTIVITY

Cumulative percentage of contracted UDA delivered 2016 & 2017



Month	Adjusted Scheduled Activity (UDA)	
	2016	2017
April	0	0
May	0	0
June	0	0
July	0	232
August	0	1,369
September	0	3,003
October	0	
November	0	
December	0	
January	0	
February	0	
March	0	
April	0	
May	0	
June	0	

### QUALITY

	Quantity	Base Number	Contract	AT	Region	England
% of FP17s for the same patient ID Re-attending within 3 months - Children	6	430	1.4%	10.0%	12.0%	12.4%
% of FP17s for the same patient ID Re-attending within 3 months - Adults	55	1,195	4.6%	15.3%	15.9%	16.7%
% of FP17s for the same patient ID Re-attending between 3 & 9 months - Children	0	430	0.0%	50.8%	58.6%	57.4%
% of FP17s for the same patient ID Re-attending between 3 & 9 months - Adults	0	1,195	0.0%	46.6%	51.6%	50.5%
% of FP17s for Band 1 Urgent Courses	88	1,625	5.4%	8.4%	8.0%	9.1%
% of FP17s Relating to Free Repair or Replacements	1	1,625	0.1%	0.7%	0.8%	0.8%
% of FP17s Relating to Continuations	22	1,625	1.4%	0.9%	1.3%	1.3%
% of Patients satisfied with the dentistry they have received	0	0	N/A	92.5%	93.1%	93.2%
% of Patients satisfied with the time they had to wait for an appointment	0	0	N/A	90.4%	89.1%	89.0%

\* This is based on patients treated on this contract for their most recent course of treatment. Figures in italics indicate the base number of FP17s or Patient Questionnaire responses are less than 100. N/A is shown where the base number of responses is less than 10 during the period. % is calculated as Quantity/Base number\*100

## Q54 - Vital Signs At a Glance Contract Report for 100176/0000 - September 2016


Name or company name	Mr S Merali
Contract type name	GDS Contract
Purpose of contract	General
Contract start date	01/07/2016
Contract end date	

16/17 Contracted general activity (UDA)	1,753
Carry forward general activity (UDA)	0
16/17 Contracted orthodontic activity (UOA)	0
Carry forward orthodontic activity (UOA)	0
Baseline contract value	£40,078.43

### ACCESS\*

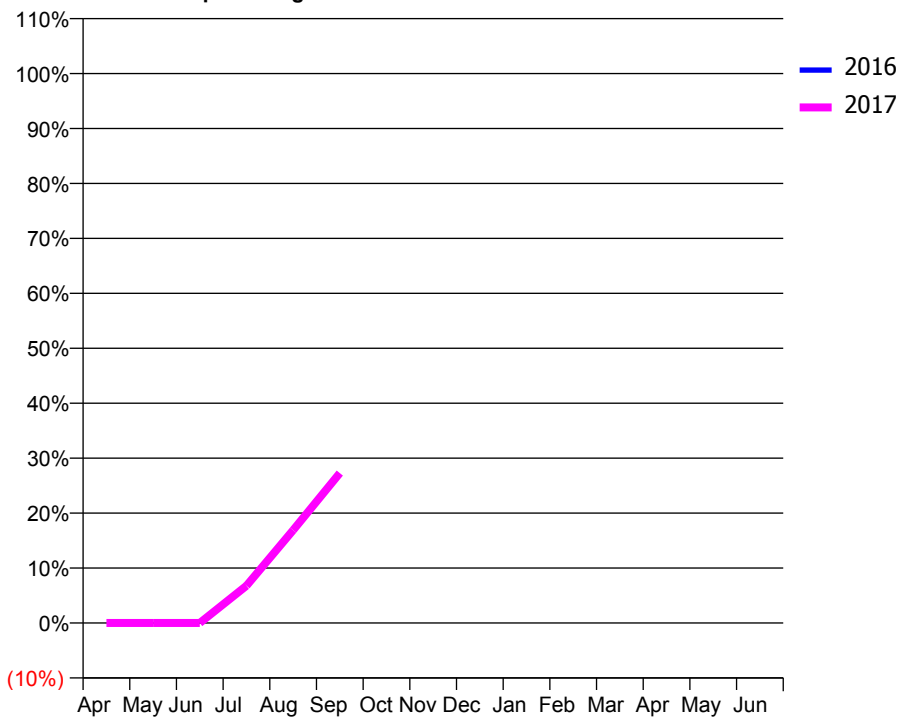
Patients seen in 24 months	Total	Change since previous quarter
Quarter ending September 2015	0	
Quarter ending December 2015	0	
Quarter ending March 2016	0	
Quarter ending June 2016	0	
Quarter ending September 2016	208	↑
<b>Variance since September 2015</b>	N/A	

### Access trend analysis



### ACTIVITY

Cumulative percentage of contracted UDA delivered 2016 & 2017



Month	Adjusted Scheduled Activity (UDA)	
	2016	2017
April	0	0
May	0	0
June	0	0
July	0	119
August	0	296
September	0	478
October	0	
November	0	
December	0	
January	0	
February	0	
March	0	
April	0	
May	0	
June	0	

### QUALITY

	Quantity	Base Number	Contract	AT	Region	England
% of FP17s for the same patient ID Re-attending within 3 months - Children	3	109	2.8%	10.0%	12.0%	12.4%
% of FP17s for the same patient ID Re-attending within 3 months - Adults	3	102	2.9%	15.3%	15.9%	16.7%
% of FP17s for the same patient ID Re-attending between 3 & 9 months - Children	0	109	0.0%	50.8%	58.6%	57.4%
% of FP17s for the same patient ID Re-attending between 3 & 9 months - Adults	0	102	0.0%	46.6%	51.6%	50.5%
% of FP17s for Band 1 Urgent Courses	16	211	7.6%	8.4%	8.0%	9.1%
% of FP17s Relating to Free Repair or Replacements	0	211	0.0%	0.7%	0.8%	0.8%
% of FP17s Relating to Continuations	0	211	0.0%	0.9%	1.3%	1.3%
% of Patients satisfied with the dentistry they have received	0	0	N/A	92.5%	93.1%	93.2%
% of Patients satisfied with the time they had to wait for an appointment	0	0	N/A	90.4%	89.1%	89.0%

\* This is based on patients treated on this contract for their most recent course of treatment. Figures in italics indicate the base number of FP17s or Patient Questionnaire responses are less than 100. N/A is shown where the base number of responses is less than 10 during the period. % is calculated as Quantity/Base number\*100



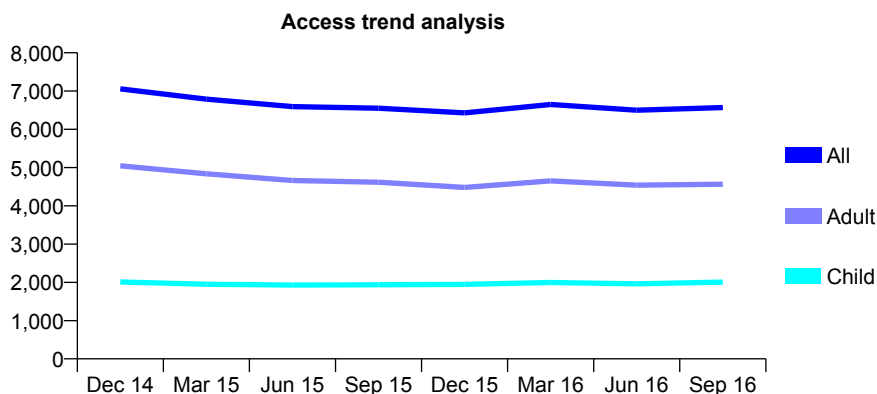
## Q54 - Vital Signs At a Glance Contract Report for 101281/0126 - September 2016

Name or company name	OASIS DENTAL CARE LTD
Contract type name	GDS Contract
Purpose of contract	General
Contract start date	01/04/2006
Contract end date	

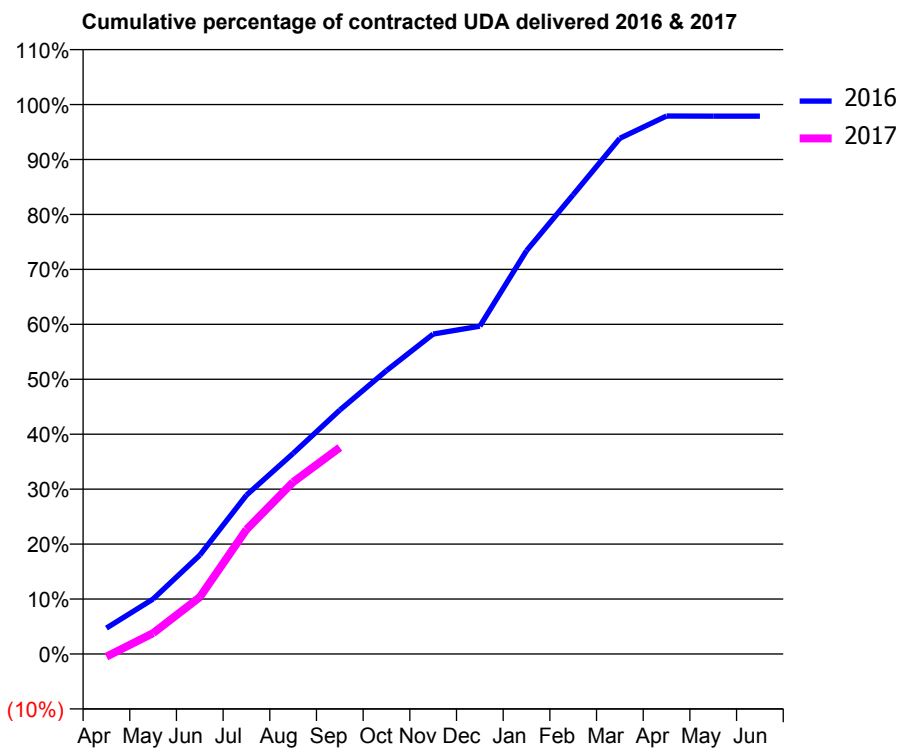
16/17 Contracted general activity (UDA)	21,700
Carry forward general activity (UDA)	460
16/17 Contracted orthodontic activity (UOA)	0
Carry forward orthodontic activity (UOA)	0
Baseline contract value	£469,390.47

### ACCESS\*

Patients seen in 24 months	Total	Change since previous quarter
Quarter ending September 2015	6,553	
Quarter ending December 2015	6,430	↓
Quarter ending March 2016	6,649	↑
Quarter ending June 2016	6,501	↓
Quarter ending September 2016	6,570	→
<b>Variance since September 2015</b>	<b>0.3%</b>	<b>→</b>



### ACTIVITY



Month	Adjusted Scheduled Activity (UDA)	
	2016	2017
April	1,023	-110
May	2,172	826
June	3,904	2,244
July	6,275	4,916
August	7,924	6,792
September	9,636	8,153
October	11,195	
November	12,634	
December	12,948	
January	15,927	
February	18,138	
March	20,365	
April	21,244	
May	21,240	
June	21,240	

### QUALITY

	Quantity	Base Number	Contract	AT	Region	England
% of FP17s for the same patient ID Re-attending within 3 months - Children	67	1,095	6.1%	10.0%	12.0%	12.4%
% of FP17s for the same patient ID Re-attending within 3 months - Adults	472	2,578	18.3%	15.3%	15.9%	16.7%
% of FP17s for the same patient ID Re-attending between 3 & 9 months - Children	465	1,095	42.5%	50.8%	58.6%	57.4%
% of FP17s for the same patient ID Re-attending between 3 & 9 months - Adults	975	2,578	37.8%	46.6%	51.6%	50.5%
% of FP17s for Band 1 Urgent Courses	326	3,352	9.7%	8.4%	8.0%	9.1%
% of FP17s Relating to Free Repair or Replacements	17	3,352	0.5%	0.7%	0.8%	0.8%
% of FP17s Relating to Continuations	95	3,352	2.8%	0.9%	1.3%	1.3%
% of Patients satisfied with the dentistry they have received	3	3	N/A	92.5%	93.1%	93.2%
% of Patients satisfied with the time they had to wait for an appointment	3	3	N/A	90.4%	89.1%	89.0%

\* This is based on patients treated on this contract for their most recent course of treatment. Figures in italics indicate the base number of FP17s or Patient Questionnaire responses are less than 100. N/A is shown where the base number of responses is less than 10 during the period. % is calculated as Quantity/Base number\*100

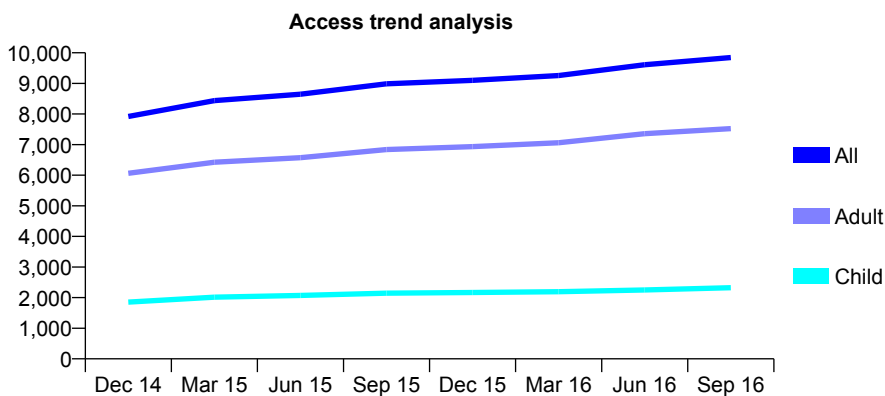
## Q54 - Vital Signs At a Glance Contract Report for 101281/0176 - September 2016

Name or company name	OASIS DENTAL CARE LTD
Contract type name	GDS Contract
Purpose of contract	General
Contract start date	27/12/2007
Contract end date	

16/17 Contracted general activity (UDA)	29,000
Carry forward general activity (UDA)	0
16/17 Contracted orthodontic activity (UOA)	0
Carry forward orthodontic activity (UOA)	0
Baseline contract value	£572,032.79

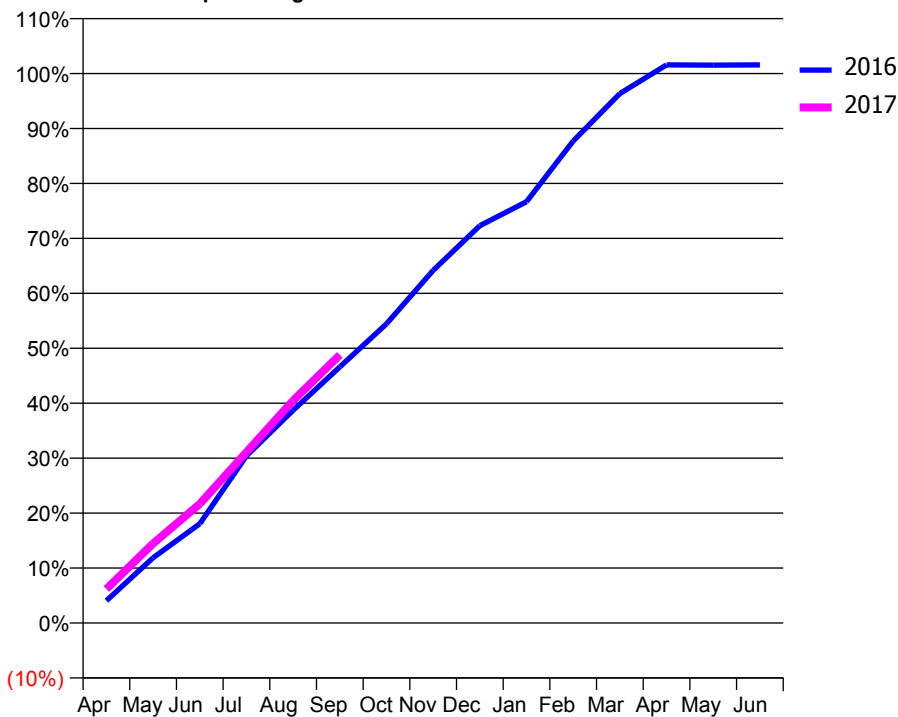
### ACCESS\*

Patients seen in 24 months	Total	Change since previous quarter
Quarter ending September 2015	8,988	
Quarter ending December 2015	9,099	→
Quarter ending March 2016	9,255	→
Quarter ending June 2016	9,608	↑
Quarter ending September 2016	9,846	↑
<b>Variance since September 2015</b>	<b>9.5%</b>	<b>↑</b>



### ACTIVITY

Cumulative percentage of contracted UDA delivered 2016 & 2017



Month	Adjusted Scheduled Activity (UDA)	
	2016	2017
April	1,135	1,801
May	3,327	4,198
June	5,058	6,286
July	8,517	9,016
August	10,841	11,740
September	13,050	14,147
October	15,243	
November	17,969	
December	20,247	
January	21,468	
February	24,557	
March	26,977	
April	28,437	
May	28,424	
June	28,436	

### QUALITY

	Quantity	Base Number	Contract	AT	Region	England
% of FP17s for the same patient ID Re-attending within 3 months - Children	105	1,618	6.5%	10.0%	12.0%	12.4%
% of FP17s for the same patient ID Re-attending within 3 months - Adults	793	5,230	15.2%	15.3%	15.9%	16.7%
% of FP17s for the same patient ID Re-attending between 3 & 9 months - Children	818	1,618	50.6%	50.8%	58.6%	57.4%
% of FP17s for the same patient ID Re-attending between 3 & 9 months - Adults	2,461	5,230	47.1%	46.6%	51.6%	50.5%
% of FP17s for Band 1 Urgent Courses	539	6,203	8.7%	8.4%	8.0%	9.1%
% of FP17s Relating to Free Repair or Replacements	57	6,203	0.9%	0.7%	0.8%	0.8%
% of FP17s Relating to Continuations	106	6,203	1.7%	0.9%	1.3%	1.3%
% of Patients satisfied with the dentistry they have received	8	8	N/A	92.5%	93.1%	93.2%
% of Patients satisfied with the time they had to wait for an appointment	8	8	N/A	90.4%	89.1%	89.0%

\* This is based on patients treated on this contract for their most recent course of treatment. Figures in italics indicate the base number of FP17s or Patient Questionnaire responses are less than 100. N/A is shown where the base number of responses is less than 10 during the period. % is calculated as Quantity/Base number\*100

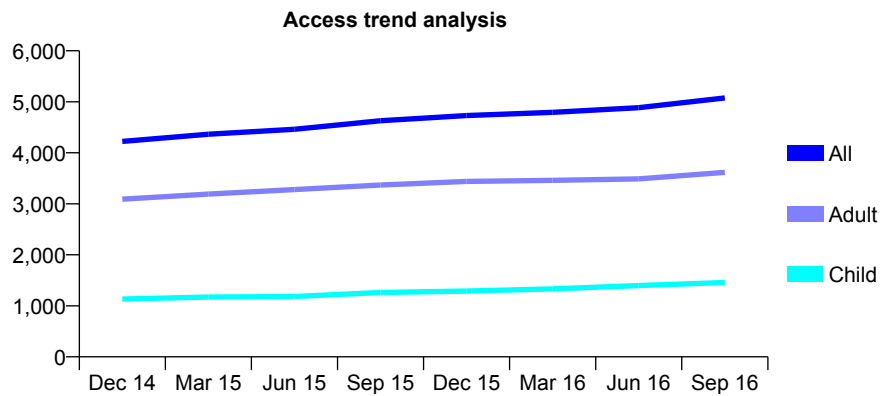
## Q54 - Vital Signs At a Glance Contract Report for 101281/0228 - September 2016

Name or company name	OASIS DENTAL CARE LTD
Contract type name	PDS Plus Contract
Purpose of contract	General
Contract start date	24/10/2010
Contract end date	31/10/2020

16/17 Contracted general activity (UDA)	14,250
Carry forward general activity (UDA)	-169
16/17 Contracted orthodontic activity (UOA)	0
Carry forward orthodontic activity (UOA)	0
Baseline contract value	£219,404.43

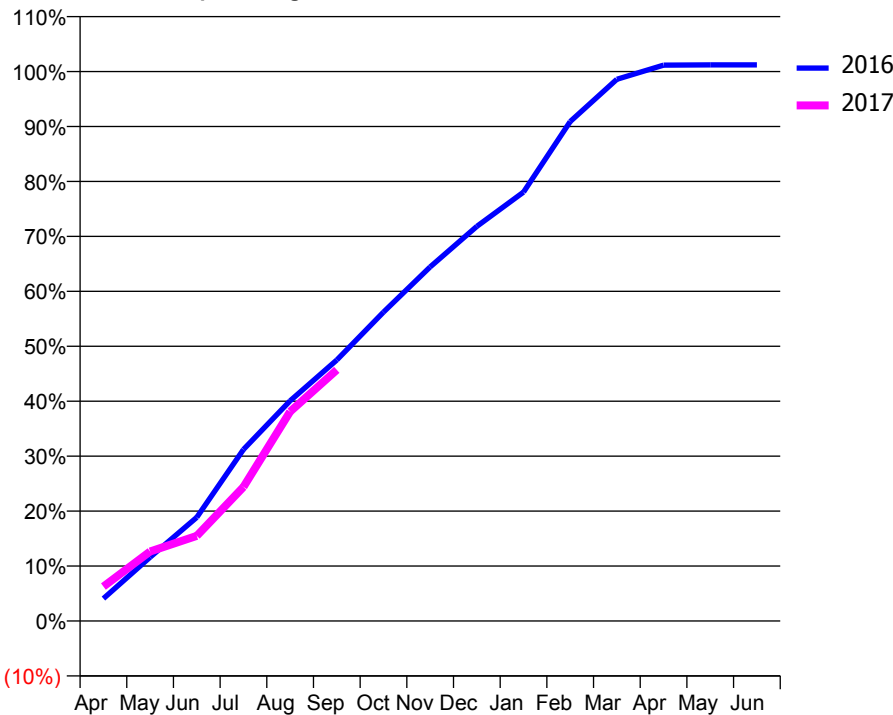
### ACCESS\*

Patients seen in 24 months	Total	Change since previous quarter
Quarter ending September 2015	4,630	
Quarter ending December 2015	4,730	↑
Quarter ending March 2016	4,793	→
Quarter ending June 2016	4,885	→
Quarter ending September 2016	5,076	↑
<b>Variance since September 2015</b>	<b>9.6%</b>	<b>↑</b>



### ACTIVITY

Cumulative percentage of contracted UDA delivered 2016 & 2017



Month	Adjusted Scheduled Activity (UDA)	
	2016	2017
April	577	893
May	1,639	1,803
June	2,663	2,208
July	4,403	3,477
August	5,651	5,430
September	6,701	6,512
October	7,928	
November	9,089	
December	10,129	
January	11,008	
February	12,821	
March	13,907	
April	14,270	
May	14,274	
June	14,274	

### QUALITY

	Quantity	Base Number	Contract	AT	Region	England
% of FP17s for the same patient ID Re-attending within 3 months - Children	80	861	9.3%	10.0%	12.0%	12.4%
% of FP17s for the same patient ID Re-attending within 3 months - Adults	373	1,954	19.1%	15.3%	15.9%	16.7%
% of FP17s for the same patient ID Re-attending between 3 & 9 months - Children	371	861	43.1%	50.8%	58.6%	57.4%
% of FP17s for the same patient ID Re-attending between 3 & 9 months - Adults	705	1,954	36.1%	46.6%	51.6%	50.5%
% of FP17s for Band 1 Urgent Courses	401	2,643	15.2%	8.4%	8.0%	9.1%
% of FP17s Relating to Free Repair or Replacements	21	2,643	0.8%	0.7%	0.8%	0.8%
% of FP17s Relating to Continuations	49	2,643	1.9%	0.9%	1.3%	1.3%
% of Patients satisfied with the dentistry they have received	18	18	100.0%	92.5%	93.1%	93.2%
% of Patients satisfied with the time they had to wait for an appointment	18	18	100.0%	90.4%	89.1%	89.0%

\* This is based on patients treated on this contract for their most recent course of treatment. Figures in italics indicate the base number of FP17s or Patient Questionnaire responses are less than 100. N/A is shown where the base number of responses is less than 10 during the period. % is calculated as Quantity/Base number\*100

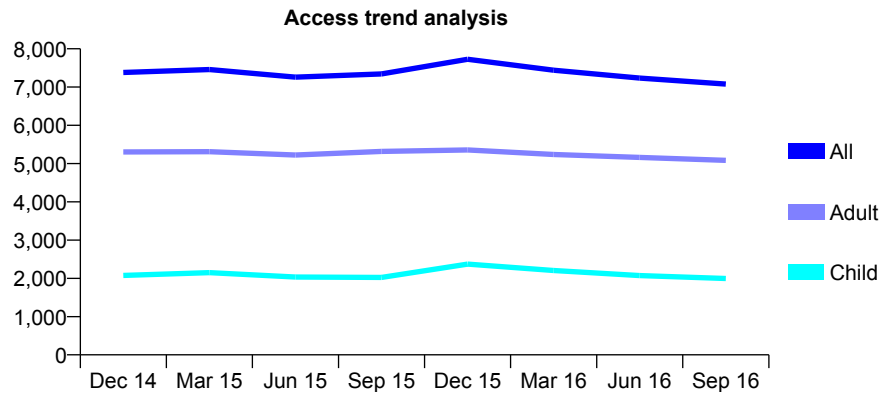
## Q54 - Vital Signs At a Glance Contract Report for 101362/0025 - September 2016

Name or company name	Rodericks Dental Limited
Contract type name	GDS Contract
Purpose of contract	General
Contract start date	01/09/2009
Contract end date	

16/17 Contracted general activity (UDA)	20,000
Carry forward general activity (UDA)	-400
16/17 Contracted orthodontic activity (UOA)	0
Carry forward orthodontic activity (UOA)	0
Baseline contract value	£493,345.58

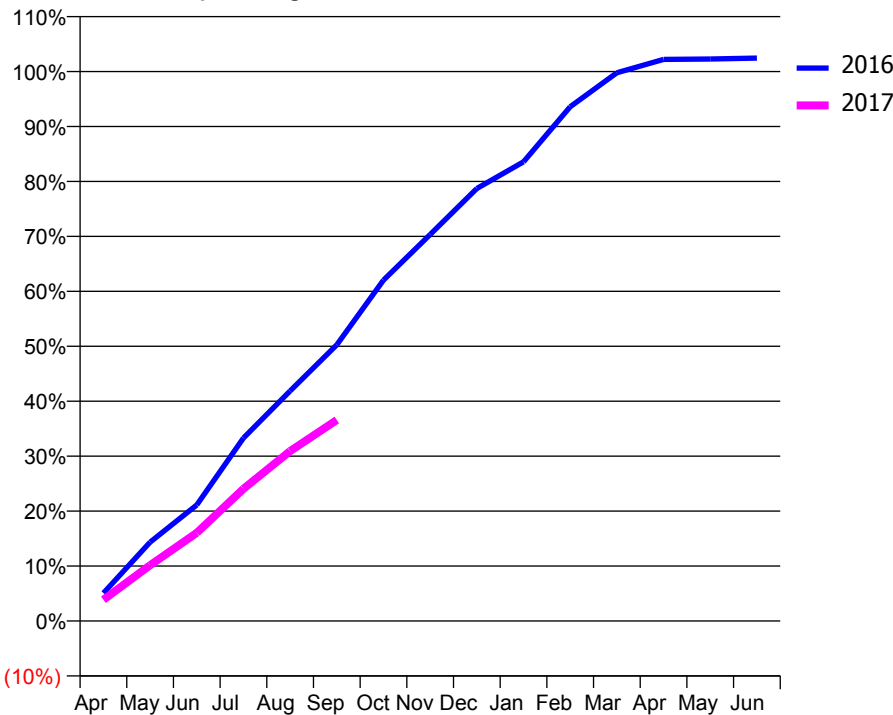
### ACCESS\*

Patients seen in 24 months	Total	Change since previous quarter
Quarter ending September 2015	7,343	
Quarter ending December 2015	7,726	↑
Quarter ending March 2016	7,442	↓
Quarter ending June 2016	7,235	↓
Quarter ending September 2016	7,079	↓
<b>Variance since September 2015</b>	<b>(3.6%)</b>	<b>↓</b>



### ACTIVITY

Cumulative percentage of contracted UDA delivered 2016 & 2017



Month	2016	2017
April	1,015	776
May	2,869	2,033
June	4,225	3,210
July	6,662	4,814
August	8,374	6,186
September	10,056	7,319
October	12,406	
November	14,068	
December	15,743	
January	16,711	
February	18,717	
March	19,957	
April	20,441	
May	20,453	
June	20,489	

### QUALITY

	Quantity	Base Number	Contract	AT	Region	England
% of FP17s for the same patient ID Re-attending within 3 months - Children	66	1,021	6.5%	10.0%	12.0%	12.4%
% of FP17s for the same patient ID Re-attending within 3 months - Adults	445	3,011	14.8%	15.3%	15.9%	16.7%
% of FP17s for the same patient ID Re-attending between 3 & 9 months - Children	567	1,021	55.5%	50.8%	58.6%	57.4%
% of FP17s for the same patient ID Re-attending between 3 & 9 months - Adults	1,588	3,011	52.7%	46.6%	51.6%	50.5%
% of FP17s for Band 1 Urgent Courses	358	3,716	9.6%	8.4%	8.0%	9.1%
% of FP17s Relating to Free Repair or Replacements	40	3,716	1.1%	0.7%	0.8%	0.8%
% of FP17s Relating to Continuations	21	3,716	0.6%	0.9%	1.3%	1.3%
% of Patients satisfied with the dentistry they have received	2	2	N/A	92.5%	93.1%	93.2%
% of Patients satisfied with the time they had to wait for an appointment	2	2	N/A	90.4%	89.1%	89.0%

\* This is based on patients treated on this contract for their most recent course of treatment. Figures in italics indicate the base number of FP17s or Patient Questionnaire responses are less than 100. N/A is shown where the base number of responses is less than 10 during the period. % is calculated as Quantity/Base number\*100

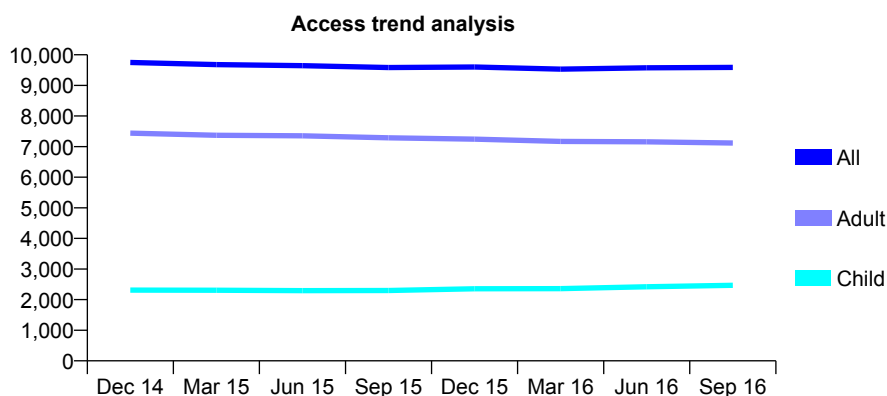
## Q54 - Vital Signs At a Glance Contract Report for 101370/0096 - September 2016

Name or company name	Petrie Tucker & Partners Ltd
Contract type name	GDS Contract
Purpose of contract	General and Orthodontic
Contract start date	01/04/2007
Contract end date	

16/17 Contracted general activity (UDA)	27,162
Carry forward general activity (UDA)	376
16/17 Contracted orthodontic activity (UOA)	644
Carry forward orthodontic activity (UOA)	-13
Baseline contract value	£701,178.72

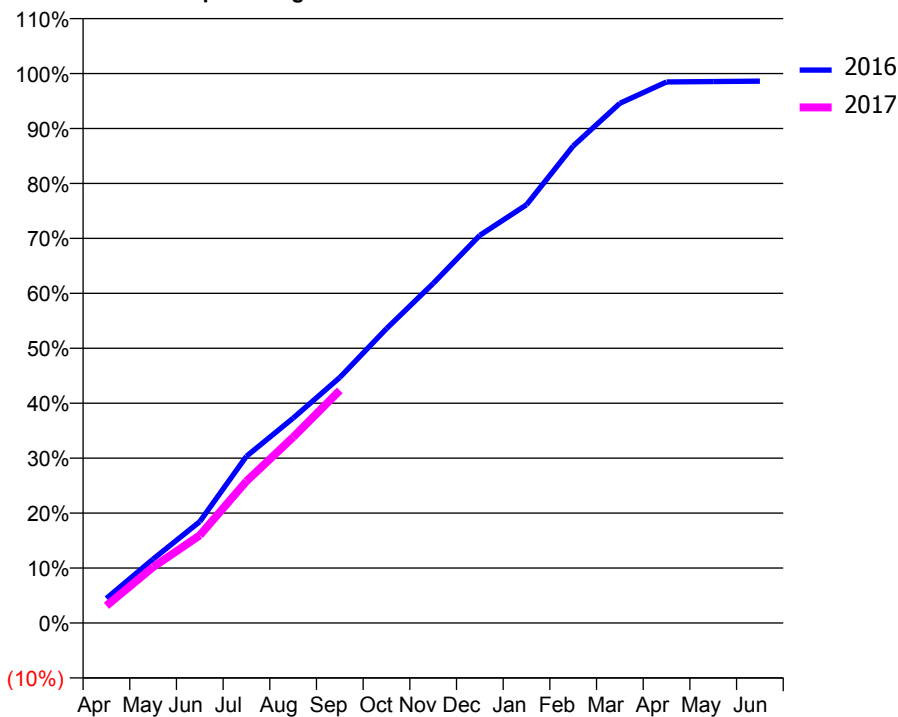
### ACCESS\*

Patients seen in 24 months	Total	Change since previous quarter
Quarter ending September 2015	9,585	
Quarter ending December 2015	9,600	→
Quarter ending March 2016	9,530	→
Quarter ending June 2016	9,577	→
Quarter ending September 2016	9,587	→
<b>Variance since September 2015</b>	<b>0.0%</b>	<b>→</b>



### ACTIVITY

Cumulative percentage of contracted UDA delivered 2016 & 2017



Month	Adjusted Scheduled Activity (UDA)	
	2016	2017
April	1,219	853
May	3,163	2,762
June	5,012	4,335
July	8,239	7,008
August	10,125	9,183
September	12,141	11,502
October	14,552	
November	16,785	
December	19,163	
January	20,673	
February	23,584	
March	25,689	
April	26,743	
May	26,764	
June	26,786	

### QUALITY

	Quantity	Base Number	Contract	AT	Region	England
% of FP17s for the same patient ID Re-attending within 3 months - Children	95	1,773	5.4%	10.0%	12.0%	12.4%
% of FP17s for the same patient ID Re-attending within 3 months - Adults	427	4,250	10.0%	15.3%	15.9%	16.7%
% of FP17s for the same patient ID Re-attending between 3 & 9 months - Children	975	1,773	55.0%	50.8%	58.6%	57.4%
% of FP17s for the same patient ID Re-attending between 3 & 9 months - Adults	2,221	4,250	52.3%	46.6%	51.6%	50.5%
% of FP17s for Band 1 Urgent Courses	149	5,486	2.7%	8.4%	8.0%	9.1%
% of FP17s Relating to Free Repair or Replacements	22	5,486	0.4%	0.7%	0.8%	0.8%
% of FP17s Relating to Continuations	97	5,486	1.8%	0.9%	1.3%	1.3%
% of Patients satisfied with the dentistry they have received	6	7	N/A	92.5%	93.1%	93.2%
% of Patients satisfied with the time they had to wait for an appointment	5	7	N/A	90.4%	89.1%	89.0%

\* This is based on patients treated on this contract for their most recent course of treatment. Figures in italics indicate the base number of FP17s or Patient Questionnaire responses are less than 100. N/A is shown where the base number of responses is less than 10 during the period. % is calculated as Quantity/Base number\*100

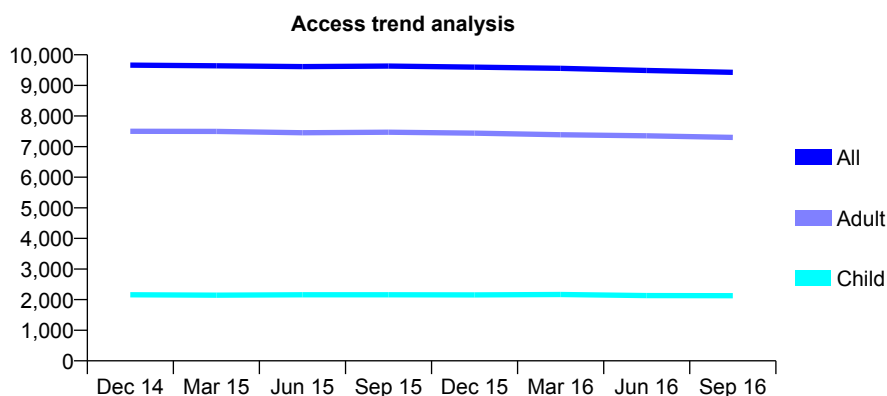
## Q54 - Vital Signs At a Glance Contract Report for 101370/0111 - September 2016

Name or company name	Petrie Tucker & Partners Ltd
Contract type name	GDS Contract
Purpose of contract	General
Contract start date	01/01/2009
Contract end date	

16/17 Contracted general activity (UDA)	29,024
Carry forward general activity (UDA)	0
16/17 Contracted orthodontic activity (UOA)	0
Carry forward orthodontic activity (UOA)	0
Baseline contract value	£688,007.66

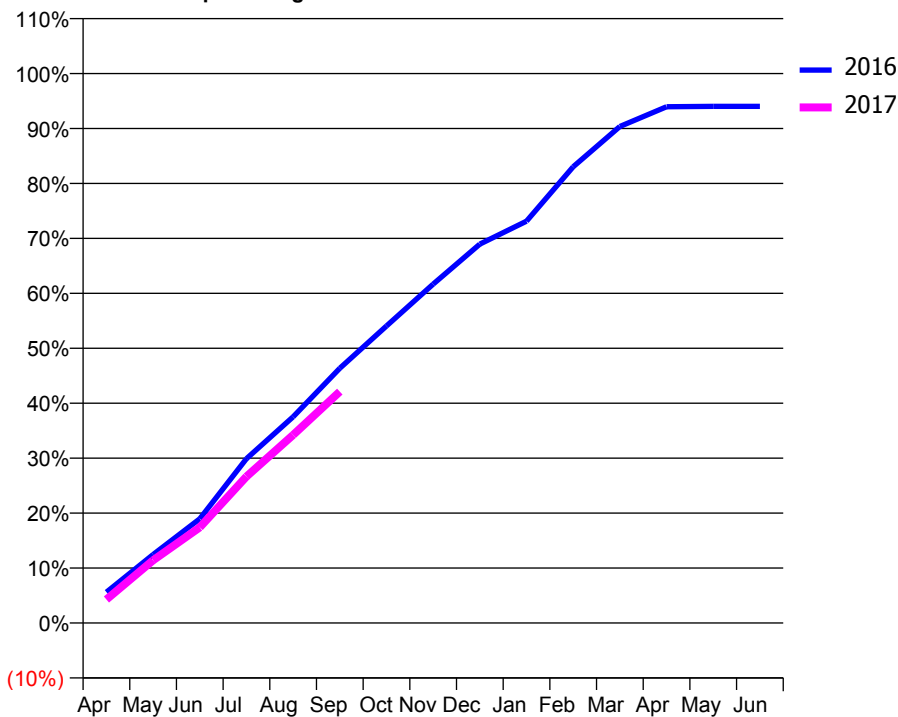
### ACCESS\*

Patients seen in 24 months	Total	Change since previous quarter
Quarter ending September 2015	9,631	
Quarter ending December 2015	9,598	→
Quarter ending March 2016	9,557	→
Quarter ending June 2016	9,487	→
Quarter ending September 2016	9,429	→
<b>Variance since September 2015</b>	<b>(2.1%)</b>	<b>↓</b>



### ACTIVITY

Cumulative percentage of contracted UDA delivered 2016 & 2017



Month	Adjusted Scheduled Activity (UDA)	
	2016	2017
April	1,630	1,240
May	3,619	3,315
June	5,508	5,054
July	8,678	7,739
August	10,895	9,931
September	13,458	12,225
October	15,686	
November	17,899	
December	20,012	
January	21,228	
February	24,095	
March	26,228	
April	27,266	
May	27,287	
June	27,287	

### QUALITY

	Quantity	Base Number	Contract	AT	Region	England
% of FP17s for the same patient ID Re-attending within 3 months - Children	79	1,597	4.9%	10.0%	12.0%	12.4%
% of FP17s for the same patient ID Re-attending within 3 months - Adults	635	5,427	11.7%	15.3%	15.9%	16.7%
% of FP17s for the same patient ID Re-attending between 3 & 9 months - Children	1,006	1,597	63.0%	50.8%	58.6%	57.4%
% of FP17s for the same patient ID Re-attending between 3 & 9 months - Adults	3,155	5,427	58.1%	46.6%	51.6%	50.5%
% of FP17s for Band 1 Urgent Courses	298	6,498	4.6%	8.4%	8.0%	9.1%
% of FP17s Relating to Free Repair or Replacements	37	6,498	0.6%	0.7%	0.8%	0.8%
% of FP17s Relating to Continuations	167	6,498	2.6%	0.9%	1.3%	1.3%
% of Patients satisfied with the dentistry they have received	10	11	90.9%	92.5%	93.1%	93.2%
% of Patients satisfied with the time they had to wait for an appointment	11	11	100.0%	90.4%	89.1%	89.0%

\* This is based on patients treated on this contract for their most recent course of treatment. Figures in italics indicate the base number of FP17s or Patient Questionnaire responses are less than 100. N/A is shown where the base number of responses is less than 10 during the period. % is calculated as Quantity/Base number\*100

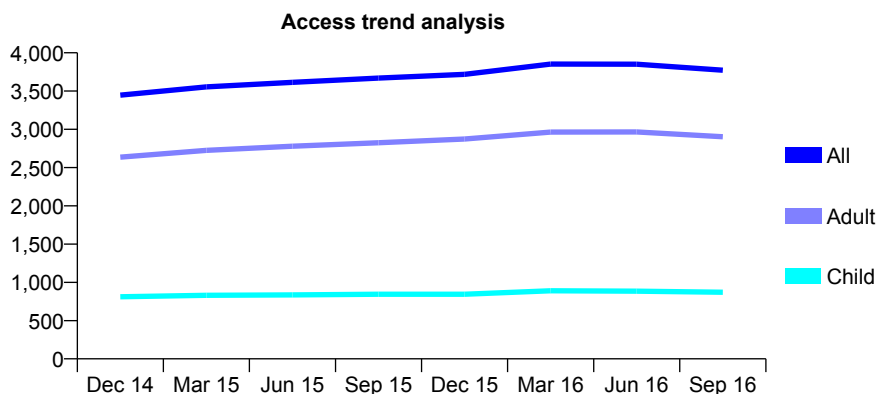
## Q54 - Vital Signs At a Glance Contract Report for 102032/0001 - September 2016

Name or company name	Sutton Dental Care
Contract type name	GDS Contract
Purpose of contract	General
Contract start date	01/04/2006
Contract end date	

16/17 Contracted general activity (UDA)	7,800
Carry forward general activity (UDA)	-28
16/17 Contracted orthodontic activity (UOA)	0
Carry forward orthodontic activity (UOA)	0
Baseline contract value	£260,383.55

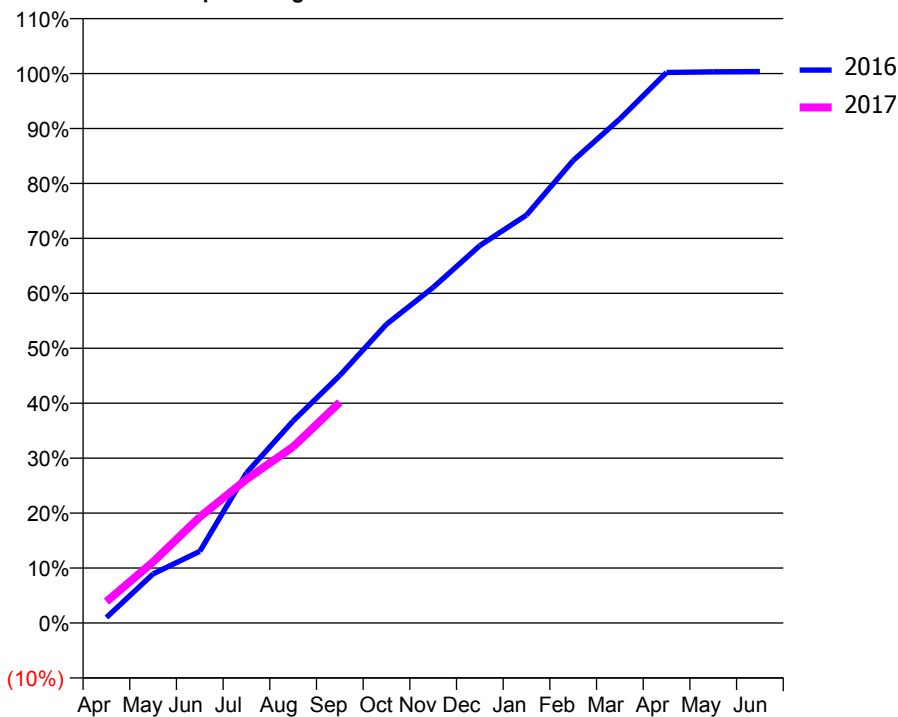
### ACCESS\*

Patients seen in 24 months	Total	Change since previous quarter
Quarter ending September 2015	3,669	
Quarter ending December 2015	3,718	→
Quarter ending March 2016	3,853	↑
Quarter ending June 2016	3,851	→
Quarter ending September 2016	3,773	↓
<b>Variance since September 2015</b>	<b>2.8%</b>	<b>↑</b>



### ACTIVITY

Cumulative percentage of contracted UDA delivered 2016 & 2017



Month	Adjusted Scheduled Activity (UDA)	
	2016	2017
April	79	304
May	697	868
June	1,018	1,505
July	2,131	2,040
August	2,869	2,501
September	3,514	3,134
October	4,241	
November	4,764	
December	5,358	
January	5,790	
February	6,565	
March	7,155	
April	7,814	
May	7,824	
June	7,828	

### QUALITY

	Quantity	Base Number	Contract	AT	Region	England
% of FP17s for the same patient ID Re-attending within 3 months - Children	44	692	6.4%	10.0%	12.0%	12.4%
% of FP17s for the same patient ID Re-attending within 3 months - Adults	309	2,164	14.3%	15.3%	15.9%	16.7%
% of FP17s for the same patient ID Re-attending between 3 & 9 months - Children	476	692	68.8%	50.8%	58.6%	57.4%
% of FP17s for the same patient ID Re-attending between 3 & 9 months - Adults	1,359	2,164	62.8%	46.6%	51.6%	50.5%
% of FP17s for Band 1 Urgent Courses	172	1,987	8.7%	8.4%	8.0%	9.1%
% of FP17s Relating to Free Repair or Replacements	10	1,987	0.5%	0.7%	0.8%	0.8%
% of FP17s Relating to Continuations	7	1,987	0.4%	0.9%	1.3%	1.3%
% of Patients satisfied with the dentistry they have received	3	3	N/A	92.5%	93.1%	93.2%
% of Patients satisfied with the time they had to wait for an appointment	3	3	N/A	90.4%	89.1%	89.0%

\* This is based on patients treated on this contract for their most recent course of treatment. Figures in italics indicate the base number of FP17s or Patient Questionnaire responses are less than 100. N/A is shown where the base number of responses is less than 10 during the period. % is calculated as Quantity/Base number\*100

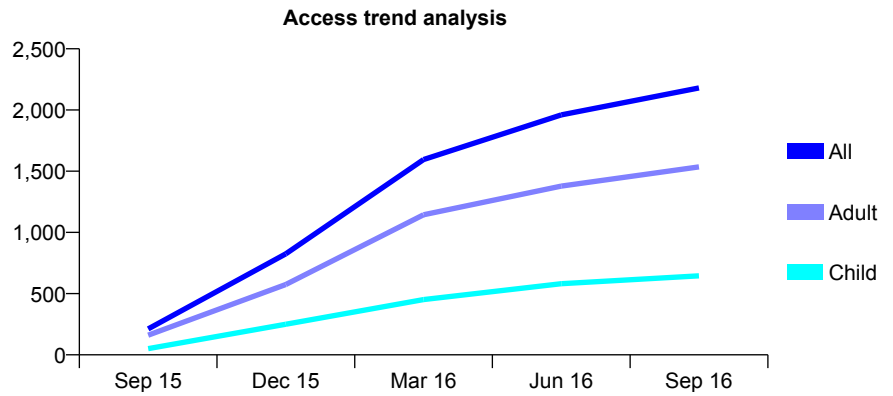
## Q54 - Vital Signs At a Glance Contract Report for 104264/0001 - September 2016

Name or company name	High Street Dental Practice
Contract type name	GDS Contract
Purpose of contract	General
Contract start date	01/09/2015
Contract end date	

16/17 Contracted general activity (UDA)	8,128
Carry forward general activity (UDA)	0
16/17 Contracted orthodontic activity (UOA)	0
Carry forward orthodontic activity (UOA)	0
Baseline contract value	£192,181.17

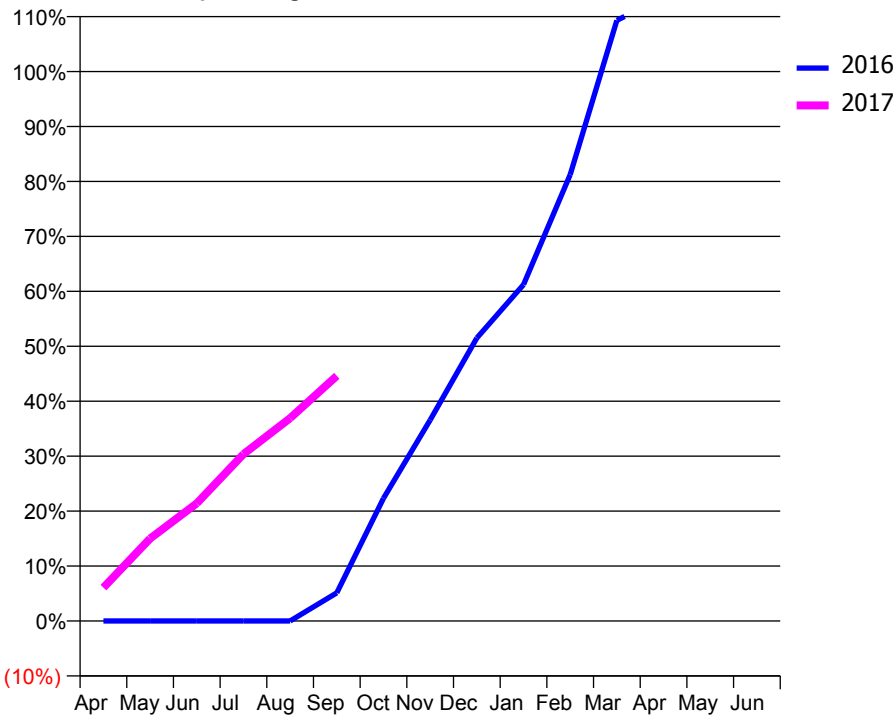
### ACCESS\*

Patients seen in 24 months	Total	Change since previous quarter
Quarter ending September 2015	212	
Quarter ending December 2015	825	↑
Quarter ending March 2016	1,595	↑
Quarter ending June 2016	1,960	↑
Quarter ending September 2016	2,180	↑
<b>Variance since September 2015</b>	<b>928.3%</b>	<b>↑</b>



### ACTIVITY

Cumulative percentage of contracted UDA delivered 2016 & 2017



Month	Adjusted Scheduled Activity (UDA)	
	2016	2017
April	0	495
May	0	1,219
June	0	1,740
July	0	2,468
August	0	3,001
September	243	3,625
October	1,059	
November	1,735	
December	2,442	
January	2,902	
February	3,852	
March	5,183	
April	5,382	
May	5,382	
June	5,382	

### QUALITY

	Quantity	Base Number	Contract	AT	Region	England
% of FP17s for the same patient ID Re-attending within 3 months - Children	17	543	3.1%	10.0%	12.0%	12.4%
% of FP17s for the same patient ID Re-attending within 3 months - Adults	101	887	11.4%	15.3%	15.9%	16.7%
% of FP17s for the same patient ID Re-attending between 3 & 9 months - Children	253	543	46.6%	50.8%	58.6%	57.4%
% of FP17s for the same patient ID Re-attending between 3 & 9 months - Adults	298	887	33.6%	46.6%	51.6%	50.5%
% of FP17s for Band 1 Urgent Courses	132	1,318	10.0%	8.4%	8.0%	9.1%
% of FP17s Relating to Free Repair or Replacements	1	1,318	0.1%	0.7%	0.8%	0.8%
% of FP17s Relating to Continuations	7	1,318	0.5%	0.9%	1.3%	1.3%
% of Patients satisfied with the dentistry they have received	2	2	N/A	92.5%	93.1%	93.2%
% of Patients satisfied with the time they had to wait for an appointment	2	2	N/A	90.4%	89.1%	89.0%

\* This is based on patients treated on this contract for their most recent course of treatment. Figures in italics indicate the base number of FP17s or Patient Questionnaire responses are less than 100. N/A is shown where the base number of responses is less than 10 during the period. % is calculated as Quantity/Base number\*100



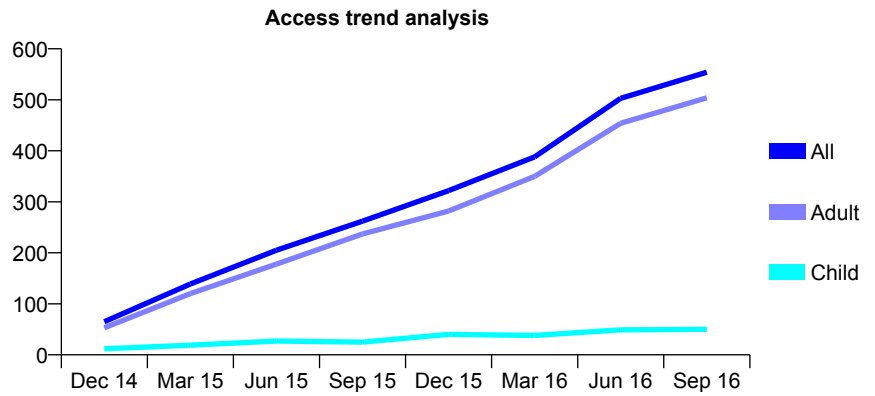
## Q54 - Vital Signs At a Glance Contract Report for 106437/0001 - September 2016

Name or company name	BCHC - Walsall Dental Access Centre
Contract type name	PDS Contract
Purpose of contract	General
Contract start date	01/10/2014
Contract end date	30/09/2024

16/17 Contracted general activity (UDA)	1,661
Carry forward general activity (UDA)	0
16/17 Contracted orthodontic activity (UOA)	0
Carry forward orthodontic activity (UOA)	0
Baseline contract value	£0.00

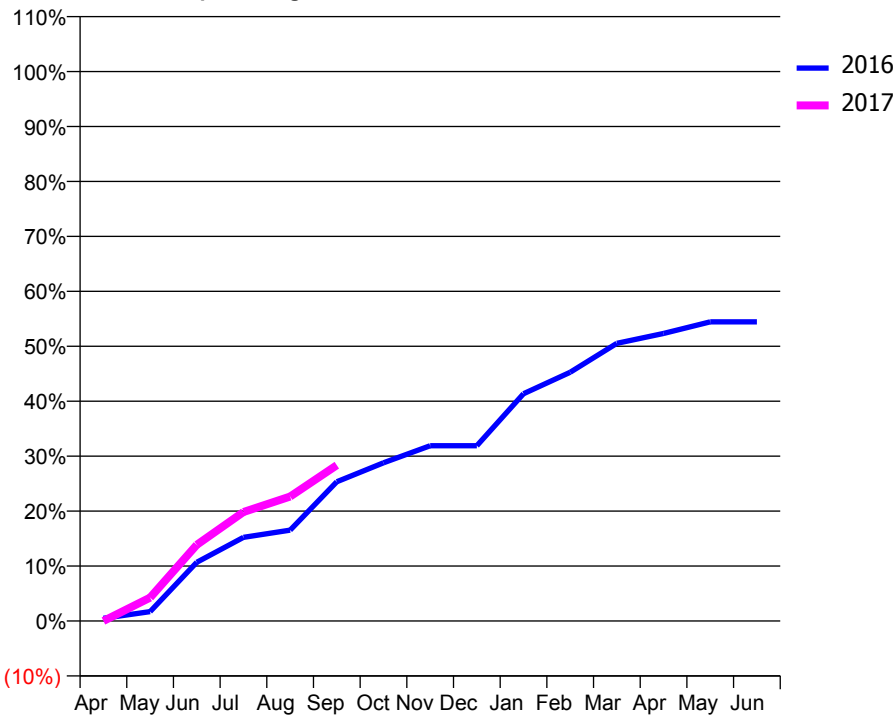
### ACCESS\*

Patients seen in 24 months	Total	Change since previous quarter
Quarter ending September 2015	262	
Quarter ending December 2015	322	↑
Quarter ending March 2016	388	↑
Quarter ending June 2016	503	↑
Quarter ending September 2016	554	↑
<b>Variance since September 2015</b>	<b>111.5%</b>	<b>↑</b>



### ACTIVITY

Cumulative percentage of contracted UDA delivered 2016 & 2017



Month	Adjusted Scheduled Activity (UDA)	
	2016	2017
April	8	0
May	29	71
June	178	230
July	253	329
August	275	376
September	421	471
October	478	
November	530	
December	530	
January	687	
February	752	
March	839	
April	869	
May	904	
June	904	

### QUALITY

	Quantity	Base Number	Contract	AT	Region	England
% of FP17s for the same patient ID Re-attending within 3 months - Children	3	58	5.2%	10.0%	12.0%	12.4%
% of FP17s for the same patient ID Re-attending within 3 months - Adults	4	391	1.0%	15.3%	15.9%	16.7%
% of FP17s for the same patient ID Re-attending between 3 & 9 months - Children	1	58	1.7%	50.8%	58.6%	57.4%
% of FP17s for the same patient ID Re-attending between 3 & 9 months - Adults	3	391	0.8%	46.6%	51.6%	50.5%
% of FP17s for Band 1 Urgent Courses	390	394	99.0%	8.4%	8.0%	9.1%
% of FP17s Relating to Free Repair or Replacements	0	394	0.0%	0.7%	0.8%	0.8%
% of FP17s Relating to Continuations	0	394	0.0%	0.9%	1.3%	1.3%
% of Patients satisfied with the dentistry they have received	0	0	N/A	92.5%	93.1%	93.2%
% of Patients satisfied with the time they had to wait for an appointment	0	0	N/A	90.4%	89.1%	89.0%

\* This is based on patients treated on this contract for their most recent course of treatment. Figures in italics indicate the base number of FP17s or Patient Questionnaire responses are less than 100. N/A is shown where the base number of responses is less than 10 during the period. % is calculated as Quantity/Base number\*100

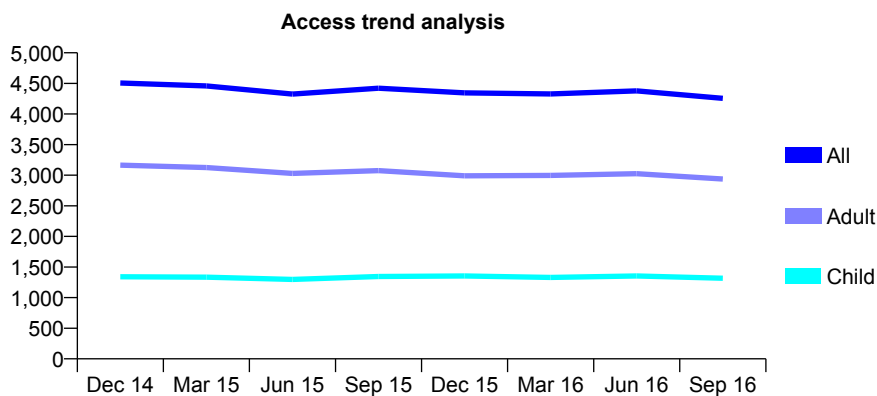
## Q54 - Vital Signs At a Glance Contract Report for 106623/0001 - September 2016

Name or company name	Rookery Road Dental
Contract type name	GDS Contract
Purpose of contract	General
Contract start date	01/06/2011
Contract end date	

16/17 Contracted general activity (UDA)	16,436
Carry forward general activity (UDA)	0
16/17 Contracted orthodontic activity (UOA)	0
Carry forward orthodontic activity (UOA)	0
Baseline contract value	£408,060.91

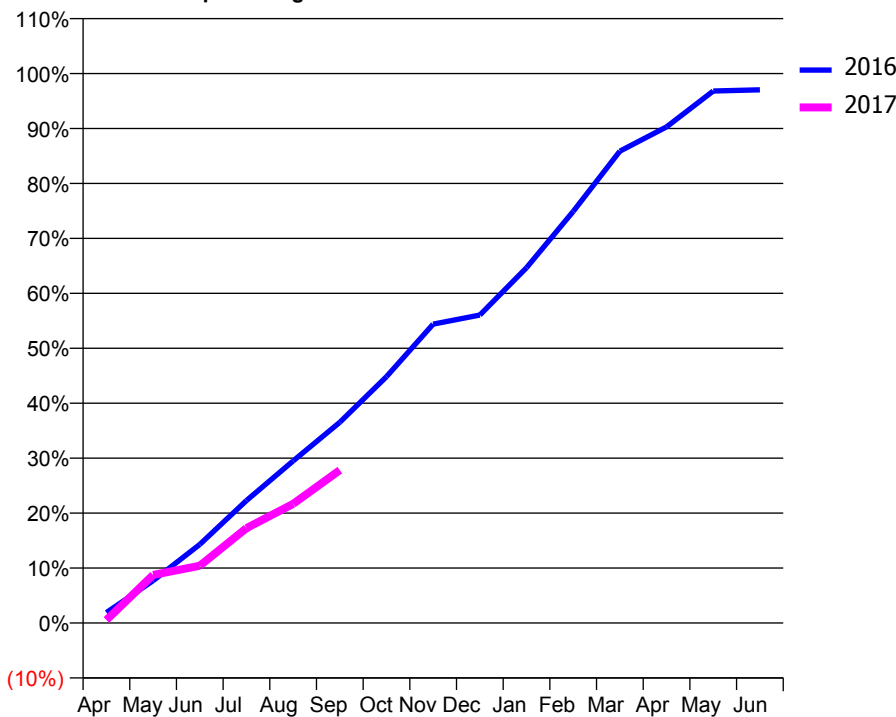
### ACCESS\*

Patients seen in 24 months	Total	Change since previous quarter
Quarter ending September 2015	4,422	
Quarter ending December 2015	4,345	↓
Quarter ending March 2016	4,327	→
Quarter ending June 2016	4,379	→
Quarter ending September 2016	4,255	↓
<b>Variance since September 2015</b>	<b>(3.8%)</b>	<b>↓</b>



### ACTIVITY

Cumulative percentage of contracted UDA delivered 2016 & 2017



Month	Adjusted Scheduled Activity (UDA)	
	2016	2017
April	313	90
May	1,267	1,437
June	2,352	1,713
July	3,662	2,837
August	4,847	3,563
September	6,003	4,573
October	7,368	
November	8,942	
December	9,210	
January	10,629	
February	12,311	
March	14,114	
April	14,841	
May	15,912	
June	15,947	

### QUALITY

	Quantity	Base Number	Contract	AT	Region	England
% of FP17s for the same patient ID Re-attending within 3 months - Children	24	545	4.4%	10.0%	12.0%	12.4%
% of FP17s for the same patient ID Re-attending within 3 months - Adults	55	1,029	5.3%	15.3%	15.9%	16.7%
% of FP17s for the same patient ID Re-attending between 3 & 9 months - Children	123	545	22.6%	50.8%	58.6%	57.4%
% of FP17s for the same patient ID Re-attending between 3 & 9 months - Adults	191	1,029	18.6%	46.6%	51.6%	50.5%
% of FP17s for Band 1 Urgent Courses	7	1,211	0.6%	8.4%	8.0%	9.1%
% of FP17s Relating to Free Repair or Replacements	6	1,211	0.5%	0.7%	0.8%	0.8%
% of FP17s Relating to Continuations	5	1,211	0.4%	0.9%	1.3%	1.3%
% of Patients satisfied with the dentistry they have received	0	0	N/A	92.5%	93.1%	93.2%
% of Patients satisfied with the time they had to wait for an appointment	0	0	N/A	90.4%	89.1%	89.0%

\* This is based on patients treated on this contract for their most recent course of treatment. Figures in italics indicate the base number of FP17s or Patient Questionnaire responses are less than 100. N/A is shown where the base number of responses is less than 10 during the period. % is calculated as Quantity/Base number\*100

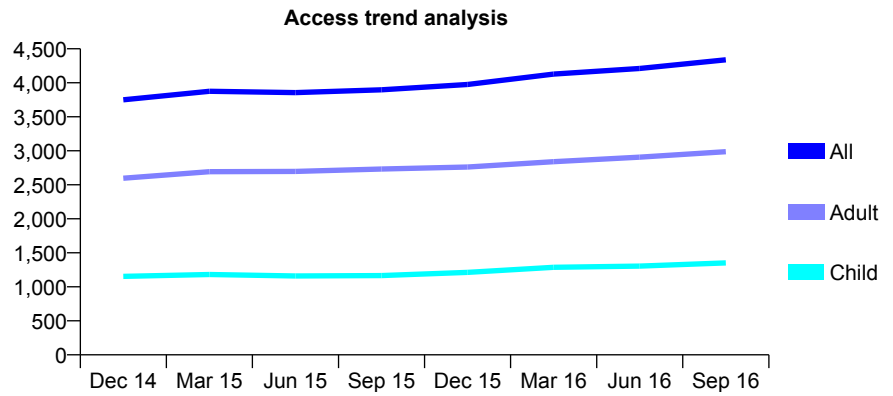
## Q54 - Vital Signs At a Glance Contract Report for 106860/0001 - September 2016

Name or company name	Smile Stylist Ltd
Contract type name	PDS Plus Contract
Purpose of contract	General
Contract start date	01/09/2010
Contract end date	31/10/2020

16/17 Contracted general activity (UDA)	12,000
Carry forward general activity (UDA)	0
16/17 Contracted orthodontic activity (UOA)	0
Carry forward orthodontic activity (UOA)	0
Baseline contract value	£216,836.25

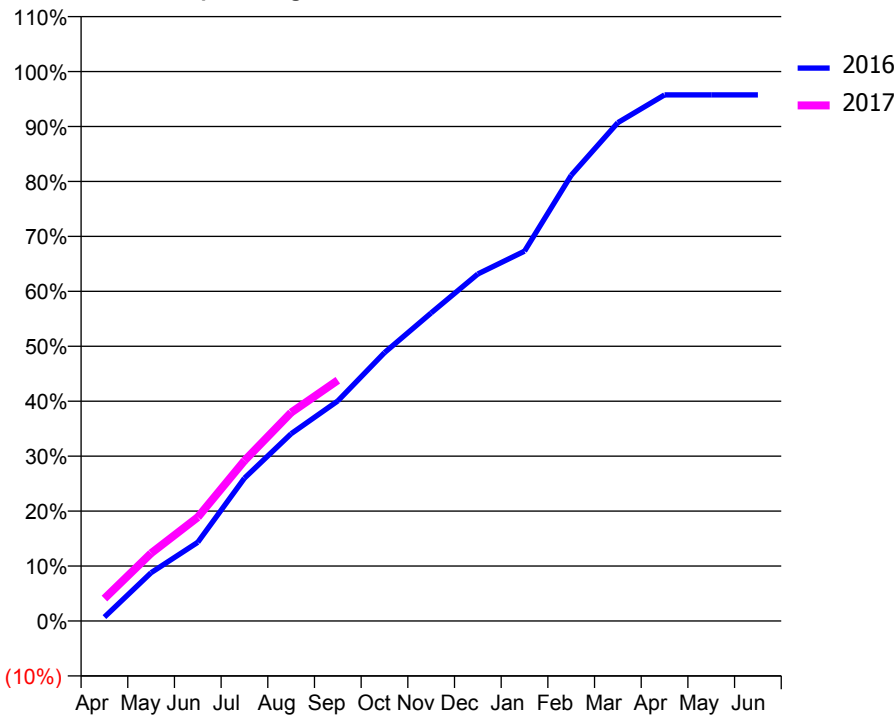
### ACCESS\*

Patients seen in 24 months	Total	Change since previous quarter
Quarter ending September 2015	3,898	
Quarter ending December 2015	3,975	→
Quarter ending March 2016	4,129	↑
Quarter ending June 2016	4,210	→
Quarter ending September 2016	4,339	↑
<b>Variance since September 2015</b>	<b>11.3%</b>	<b>↑</b>



### ACTIVITY

Cumulative percentage of contracted UDA delivered 2016 & 2017



Month	Adjusted Scheduled Activity (UDA)	
	2016	2017
April	85	490
May	1,055	1,481
June	1,720	2,266
July	3,121	3,502
August	4,090	4,553
September	4,808	5,259
October	5,861	
November	6,728	
December	7,578	
January	8,076	
February	9,732	
March	10,884	
April	11,488	
May	11,488	
June	11,488	

### QUALITY

	Quantity	Base Number	Contract	AT	Region	England
% of FP17s for the same patient ID Re-attending within 3 months - Children	59	781	7.6%	10.0%	12.0%	12.4%
% of FP17s for the same patient ID Re-attending within 3 months - Adults	240	1,588	15.1%	15.3%	15.9%	16.7%
% of FP17s for the same patient ID Re-attending between 3 & 9 months - Children	336	781	43.0%	50.8%	58.6%	57.4%
% of FP17s for the same patient ID Re-attending between 3 & 9 months - Adults	569	1,588	35.8%	46.6%	51.6%	50.5%
% of FP17s for Band 1 Urgent Courses	385	2,155	17.9%	8.4%	8.0%	9.1%
% of FP17s Relating to Free Repair or Replacements	2	2,155	0.1%	0.7%	0.8%	0.8%
% of FP17s Relating to Continuations	1	2,155	0.0%	0.9%	1.3%	1.3%
% of Patients satisfied with the dentistry they have received	1	2	N/A	92.5%	93.1%	93.2%
% of Patients satisfied with the time they had to wait for an appointment	1	2	N/A	90.4%	89.1%	89.0%

\* This is based on patients treated on this contract for their most recent course of treatment. Figures in italics indicate the base number of FP17s or Patient Questionnaire responses are less than 100. N/A is shown where the base number of responses is less than 10 during the period. % is calculated as Quantity/Base number\*100

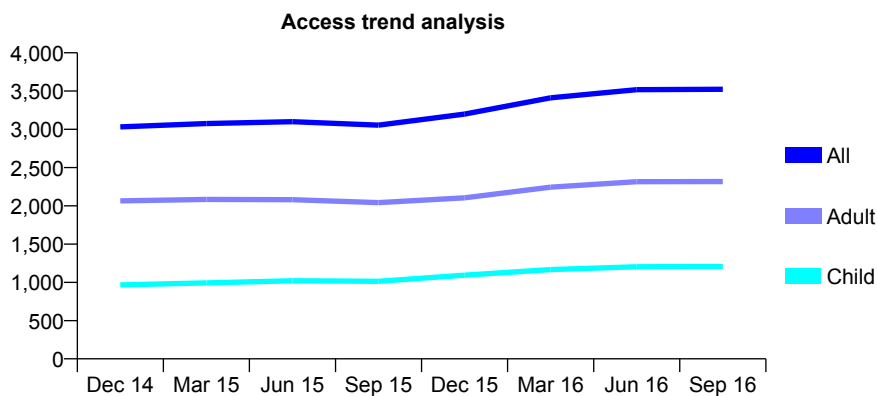
## Q54 - Vital Signs At a Glance Contract Report for 106860/0002 - September 2016

Name or company name	Smile Stylist Ltd
Contract type name	PDS Plus Contract
Purpose of contract	General
Contract start date	30/09/2010
Contract end date	31/10/2020

16/17 Contracted general activity (UDA)	12,000
Carry forward general activity (UDA)	-35
16/17 Contracted orthodontic activity (UOA)	0
Carry forward orthodontic activity (UOA)	0
Baseline contract value	£216,836.25

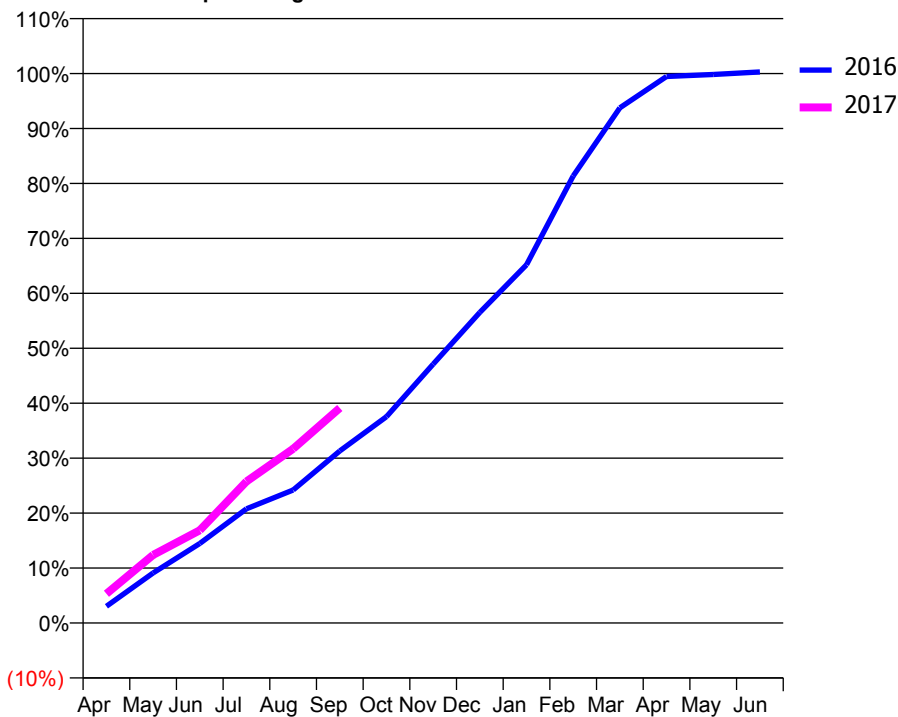
### ACCESS\*

Patients seen in 24 months	Total	Change since previous quarter
Quarter ending September 2015	3,054	
Quarter ending December 2015	3,199	↑
Quarter ending March 2016	3,411	↑
Quarter ending June 2016	3,518	↑
Quarter ending September 2016	3,524	→
<b>Variance since September 2015</b>	<b>15.4%</b>	<b>↑</b>



### ACTIVITY

Cumulative percentage of contracted UDA delivered 2016 & 2017



Month	Adjusted Scheduled Activity (UDA)	
	2016	2017
April	364	639
May	1,093	1,486
June	1,736	2,027
July	2,494	3,091
August	2,906	3,804
September	3,759	4,695
October	4,506	
November	5,653	
December	6,782	
January	7,823	
February	9,763	
March	11,249	
April	11,934	
May	11,979	
June	12,035	

### QUALITY

	Quantity	Base Number	Contract	AT	Region	England
% of FP17s for the same patient ID Re-attending within 3 months - Children	41	632	6.5%	10.0%	12.0%	12.4%
% of FP17s for the same patient ID Re-attending within 3 months - Adults	210	1,127	18.6%	15.3%	15.9%	16.7%
% of FP17s for the same patient ID Re-attending between 3 & 9 months - Children	223	632	35.3%	50.8%	58.6%	57.4%
% of FP17s for the same patient ID Re-attending between 3 & 9 months - Adults	283	1,127	25.1%	46.6%	51.6%	50.5%
% of FP17s for Band 1 Urgent Courses	299	1,559	19.2%	8.4%	8.0%	9.1%
% of FP17s Relating to Free Repair or Replacements	1	1,559	0.1%	0.7%	0.8%	0.8%
% of FP17s Relating to Continuations	15	1,559	1.0%	0.9%	1.3%	1.3%
% of Patients satisfied with the dentistry they have received	0	1	N/A	92.5%	93.1%	93.2%
% of Patients satisfied with the time they had to wait for an appointment	1	1	N/A	90.4%	89.1%	89.0%

\* This is based on patients treated on this contract for their most recent course of treatment. Figures in italics indicate the base number of FP17s or Patient Questionnaire responses are less than 100. N/A is shown where the base number of responses is less than 10 during the period. % is calculated as Quantity/Base number\*100

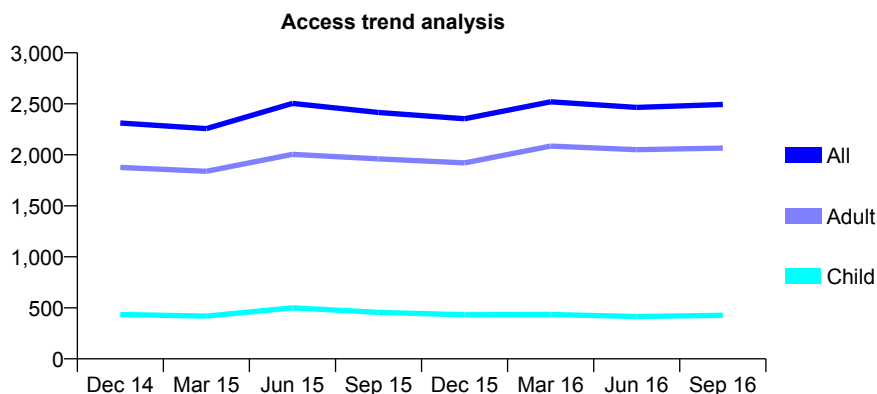
## Q54 - Vital Signs At a Glance Contract Report for 107409/0001 - September 2016

Name or company name	Mr Sukhbir Singh & Mr David George Pear...
Contract type name	GDS Contract
Purpose of contract	General
Contract start date	01/12/2011
Contract end date	

16/17 Contracted general activity (UDA)	7,087
Carry forward general activity (UDA)	-24
16/17 Contracted orthodontic activity (UOA)	0
Carry forward orthodontic activity (UOA)	0
Baseline contract value	£151,795.27

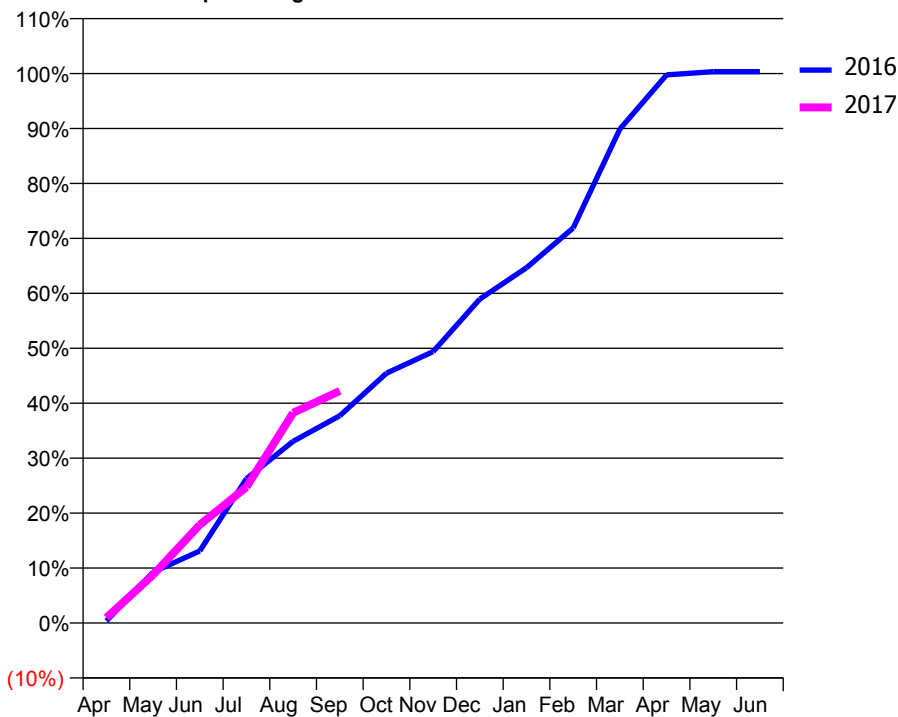
### ACCESS\*

Patients seen in 24 months	Total	Change since previous quarter
Quarter ending September 2015	2,415	
Quarter ending December 2015	2,353	↓
Quarter ending March 2016	2,519	↑
Quarter ending June 2016	2,465	↓
Quarter ending September 2016	2,493	→
<b>Variance since September 2015</b>	<b>3.2%</b>	<b>↑</b>



### ACTIVITY

Cumulative percentage of contracted UDA delivered 2016 & 2017



Month	Adjusted Scheduled Activity (UDA)	
	2016	2017
April	27	68
May	656	621
June	930	1,266
July	1,862	1,753
August	2,343	2,711
September	2,673	2,993
October	3,221	
November	3,501	
December	4,179	
January	4,582	
February	5,094	
March	6,371	
April	7,069	
May	7,111	
June	7,111	

### QUALITY

	Quantity	Base Number	Contract	AT	Region	England
% of FP17s for the same patient ID Re-attending within 3 months - Children	9	273	3.3%	10.0%	12.0%	12.4%
% of FP17s for the same patient ID Re-attending within 3 months - Adults	114	1,235	9.2%	15.3%	15.9%	16.7%
% of FP17s for the same patient ID Re-attending between 3 & 9 months - Children	102	273	37.4%	50.8%	58.6%	57.4%
% of FP17s for the same patient ID Re-attending between 3 & 9 months - Adults	451	1,235	36.5%	46.6%	51.6%	50.5%
% of FP17s for Band 1 Urgent Courses	36	1,257	2.9%	8.4%	8.0%	9.1%
% of FP17s Relating to Free Repair or Replacements	7	1,257	0.6%	0.7%	0.8%	0.8%
% of FP17s Relating to Continuations	31	1,257	2.5%	0.9%	1.3%	1.3%
% of Patients satisfied with the dentistry they have received	8	8	N/A	92.5%	93.1%	93.2%
% of Patients satisfied with the time they had to wait for an appointment	8	8	N/A	90.4%	89.1%	89.0%

\* This is based on patients treated on this contract for their most recent course of treatment. Figures in italics indicate the base number of FP17s or Patient Questionnaire responses are less than 100. N/A is shown where the base number of responses is less than 10 during the period. % is calculated as Quantity/Base number\*100

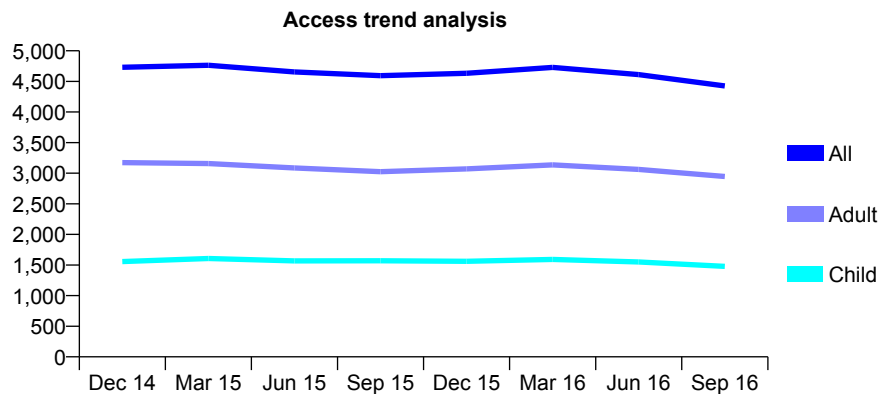
## Q54 - Vital Signs At a Glance Contract Report for 108162/0001 - September 2016

Name or company name	Gupta & Gupta
Contract type name	GDS Contract
Purpose of contract	General and Orthodontic
Contract start date	01/04/2006
Contract end date	

16/17 Contracted general activity (UDA)	16,327
Carry forward general activity (UDA)	0
16/17 Contracted orthodontic activity (UOA)	337
Carry forward orthodontic activity (UOA)	0
Baseline contract value	£386,413.02

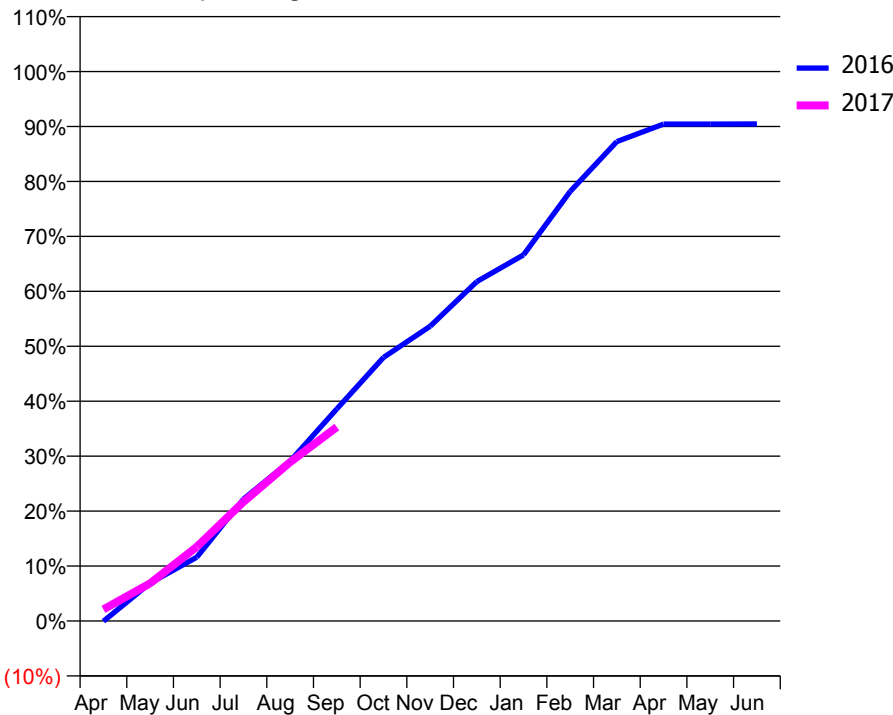
### ACCESS\*

Patients seen in 24 months	Total	Change since previous quarter
Quarter ending September 2015	4,594	
Quarter ending December 2015	4,632	→
Quarter ending March 2016	4,728	↑
Quarter ending June 2016	4,612	↓
Quarter ending September 2016	4,425	↓
<b>Variance since September 2015</b>	<b>(3.7%)</b>	<b>↓</b>



### ACTIVITY

Cumulative percentage of contracted UDA delivered 2016 & 2017



Month	Adjusted Scheduled Activity (UDA)	
	2016	2017
April	-8	345
May	1,128	1,119
June	1,897	2,203
July	3,623	3,542
August	4,753	4,721
September	6,301	5,762
October	7,832	
November	8,759	
December	10,086	
January	10,879	
February	12,763	
March	14,247	
April	14,766	
May	14,766	
June	14,769	

### QUALITY

	Quantity	Base Number	Contract	AT	Region	England
% of FP17s for the same patient ID Re-attending within 3 months - Children	110	1,128	9.8%	10.0%	12.0%	12.4%
% of FP17s for the same patient ID Re-attending within 3 months - Adults	315	1,917	16.4%	15.3%	15.9%	16.7%
% of FP17s for the same patient ID Re-attending between 3 & 9 months - Children	737	1,128	65.3%	50.8%	58.6%	57.4%
% of FP17s for the same patient ID Re-attending between 3 & 9 months - Adults	1,089	1,917	56.8%	46.6%	51.6%	50.5%
% of FP17s for Band 1 Urgent Courses	186	2,781	6.7%	8.4%	8.0%	9.1%
% of FP17s Relating to Free Repair or Replacements	6	2,781	0.2%	0.7%	0.8%	0.8%
% of FP17s Relating to Continuations	7	2,781	0.3%	0.9%	1.3%	1.3%
% of Patients satisfied with the dentistry they have received	2	2	N/A	92.5%	93.1%	93.2%
% of Patients satisfied with the time they had to wait for an appointment	2	2	N/A	90.4%	89.1%	89.0%

\* This is based on patients treated on this contract for their most recent course of treatment. Figures in italics indicate the base number of FP17s or Patient Questionnaire responses are less than 100. N/A is shown where the base number of responses is less than 10 during the period. % is calculated as Quantity/Base number\*100

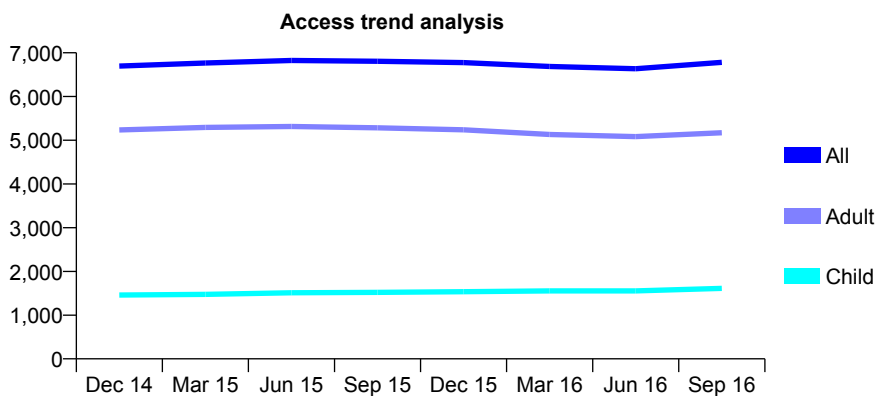
## Q54 - Vital Signs At a Glance Contract Report for 109096/0001 - September 2016

Name or company name	Cottams Dental Practice
Contract type name	GDS Contract
Purpose of contract	General
Contract start date	01/04/2012
Contract end date	

16/17 Contracted general activity (UDA)	19,422
Carry forward general activity (UDA)	0
16/17 Contracted orthodontic activity (UOA)	0
Carry forward orthodontic activity (UOA)	0
Baseline contract value	£409,511.56

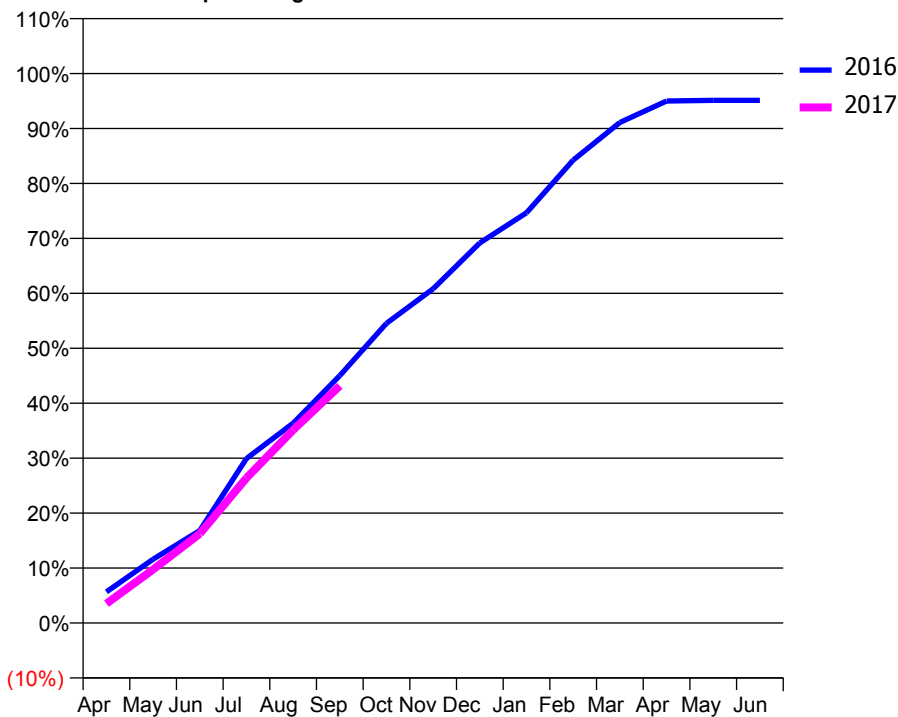
### ACCESS\*

Patients seen in 24 months	Total	Change since previous quarter
Quarter ending September 2015	6,806	
Quarter ending December 2015	6,775	→
Quarter ending March 2016	6,686	↓
Quarter ending June 2016	6,637	→
Quarter ending September 2016	6,782	↑
<b>Variance since September 2015</b>	<b>(0.4%)</b>	<b>→</b>



### ACTIVITY

Cumulative percentage of contracted UDA delivered 2016 & 2017



Month	Adjusted Scheduled Activity (UDA)	
	2016	2017
April	1,102	686
May	2,254	1,891
June	3,270	3,154
July	5,812	5,125
August	7,062	6,823
September	8,744	8,382
October	10,593	
November	11,811	
December	13,436	
January	14,499	
February	16,359	
March	17,690	
April	18,451	
May	18,474	
June	18,473	

### QUALITY

	Quantity	Base Number	Contract	AT	Region	England
% of FP17s for the same patient ID Re-attending within 3 months - Children	74	1,320	5.6%	10.0%	12.0%	12.4%
% of FP17s for the same patient ID Re-attending within 3 months - Adults	372	3,320	11.2%	15.3%	15.9%	16.7%
% of FP17s for the same patient ID Re-attending between 3 & 9 months - Children	731	1,320	55.4%	50.8%	58.6%	57.4%
% of FP17s for the same patient ID Re-attending between 3 & 9 months - Adults	1,679	3,320	50.6%	46.6%	51.6%	50.5%
% of FP17s for Band 1 Urgent Courses	231	4,060	5.7%	8.4%	8.0%	9.1%
% of FP17s Relating to Free Repair or Replacements	38	4,060	0.9%	0.7%	0.8%	0.8%
% of FP17s Relating to Continuations	22	4,060	0.5%	0.9%	1.3%	1.3%
% of Patients satisfied with the dentistry they have received	4	4	N/A	92.5%	93.1%	93.2%
% of Patients satisfied with the time they had to wait for an appointment	4	4	N/A	90.4%	89.1%	89.0%

\* This is based on patients treated on this contract for their most recent course of treatment. Figures in italics indicate the base number of FP17s or Patient Questionnaire responses are less than 100. N/A is shown where the base number of responses is less than 10 during the period. % is calculated as Quantity/Base number\*100

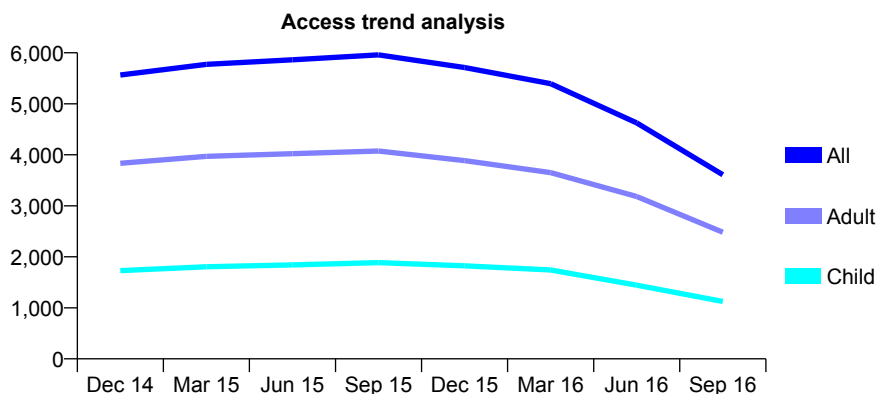
## Q54 - Vital Signs At a Glance Contract Report for 109533/0001 - September 2016

Name or company name	Primecare Oral Health Services Ltd
Contract type name	PDS Plus Contract
Purpose of contract	General
Contract start date	14/02/2011
Contract end date	27/05/2016

16/17 Contracted general activity (UDA)	3,430
Carry forward general activity (UDA)	0
16/17 Contracted orthodontic activity (UOA)	0
Carry forward orthodontic activity (UOA)	0
Baseline contract value	£44,579.50

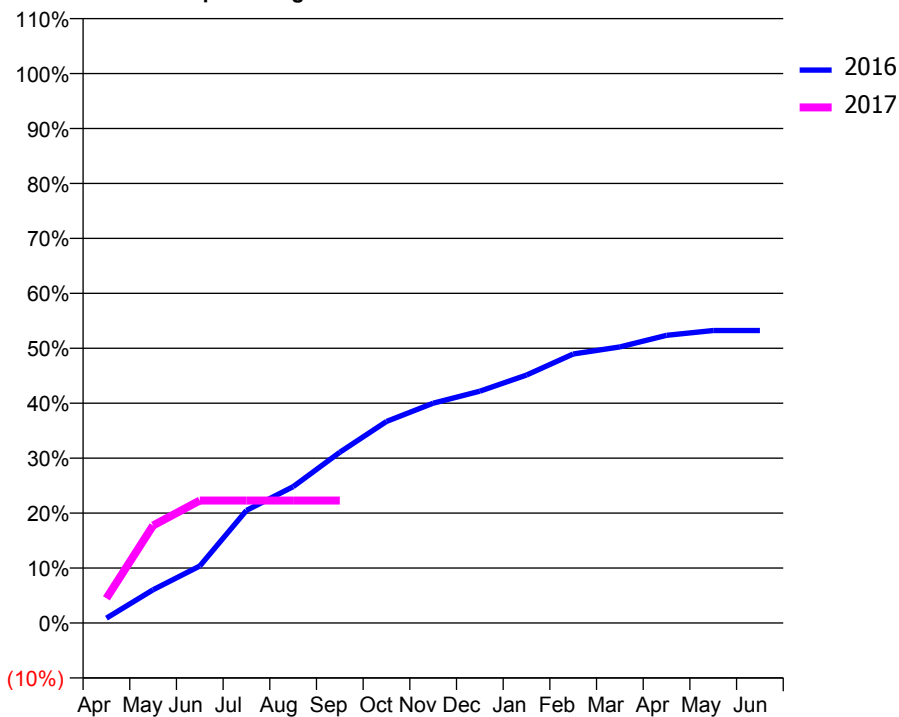
### ACCESS\*

Patients seen in 24 months	Total	Change since previous quarter
Quarter ending September 2015	5,960	
Quarter ending December 2015	5,711	↓
Quarter ending March 2016	5,394	↓
Quarter ending June 2016	4,627	↓
Quarter ending September 2016	3,608	↓
<b>Variance since September 2015</b>	<b>(39.5%)</b>	<b>↓</b>



### ACTIVITY

Cumulative percentage of contracted UDA delivered 2016 & 2017



Adjusted Scheduled Activity (UDA)

Month	2016	2017
April	194	155
May	1,331	609
June	2,283	765
July	4,511	765
August	5,459	765
September	6,835	765
October	8,068	
November	8,802	
December	9,282	
January	9,928	
February	10,772	
March	11,054	
April	11,519	
May	11,713	
June	11,713	

### QUALITY

	Quantity	Base Number	Contract	AT	Region	England
% of FP17s for the same patient ID Re-attending within 3 months - Children	9	191	4.7%	10.0%	12.0%	12.4%
% of FP17s for the same patient ID Re-attending within 3 months - Adults	53	532	10.0%	15.3%	15.9%	16.7%
% of FP17s for the same patient ID Re-attending between 3 & 9 months - Children	108	191	56.5%	50.8%	58.6%	57.4%
% of FP17s for the same patient ID Re-attending between 3 & 9 months - Adults	294	532	55.3%	46.6%	51.6%	50.5%
% of FP17s for Band 1 Urgent Courses	64	379	16.9%	8.4%	8.0%	9.1%
% of FP17s Relating to Free Repair or Replacements	14	379	3.7%	0.7%	0.8%	0.8%
% of FP17s Relating to Continuations	2	379	0.5%	0.9%	1.3%	1.3%
% of Patients satisfied with the dentistry they have received	16	17	94.1%	92.5%	93.1%	93.2%
% of Patients satisfied with the time they had to wait for an appointment	15	17	88.2%	90.4%	89.1%	89.0%

\* This is based on patients treated on this contract for their most recent course of treatment. Figures in italics indicate the base number of FP17s or Patient Questionnaire responses are less than 100. N/A is shown where the base number of responses is less than 10 during the period. % is calculated as Quantity/Base number\*100



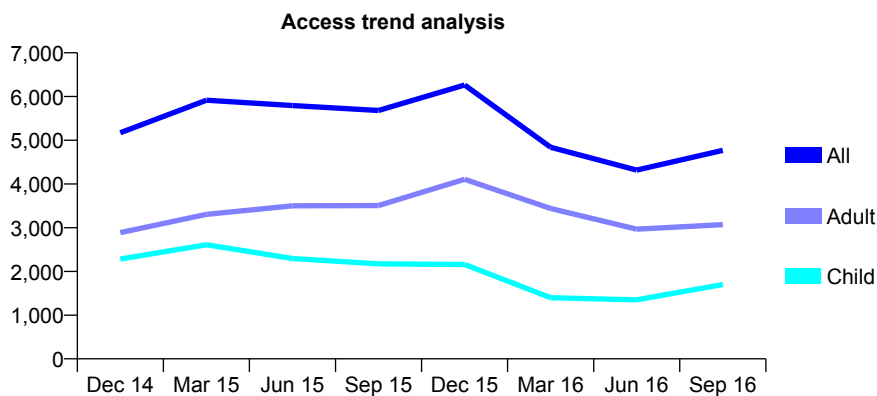
## Q54 - Vital Signs At a Glance Contract Report for 109843/0001 - September 2016

Name or company name	Amit A Duggal & Gurpreet K Duggal
Contract type name	GDS Contract
Purpose of contract	General
Contract start date	01/04/2013
Contract end date	

16/17 Contracted general activity (UDA)	11,000
Carry forward general activity (UDA)	431
16/17 Contracted orthodontic activity (UOA)	0
Carry forward orthodontic activity (UOA)	0
Baseline contract value	£283,137.46

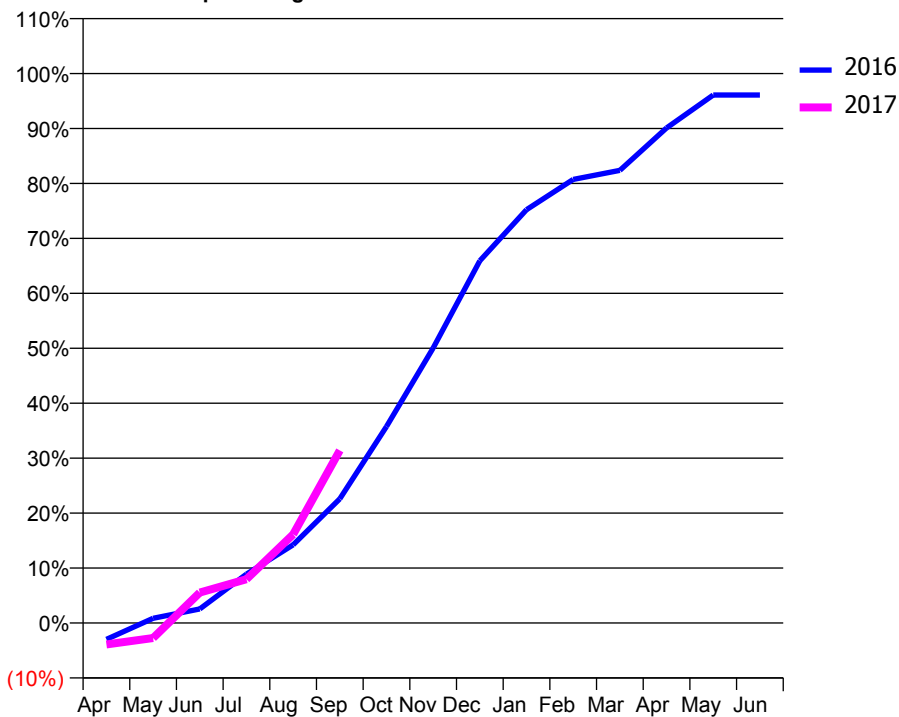
### ACCESS\*

Patients seen in 24 months	Total	Change since previous quarter
Quarter ending September 2015	5,680	
Quarter ending December 2015	6,263	↑
Quarter ending March 2016	4,839	↓
Quarter ending June 2016	4,317	↓
Quarter ending September 2016	4,769	↑
<b>Variance since September 2015</b>	<b>(16.0%)</b>	<b>↓</b>



### ACTIVITY

**Cumulative percentage of contracted UDA delivered 2016 & 2017**



Month	Adjusted Scheduled Activity (UDA)	
	2016	2017
April	-329	-430
May	96	-302
June	281	610
July	978	876
August	1,567	1,773
September	2,488	3,456
October	3,934	
November	5,506	
December	7,251	
January	8,274	
February	8,880	
March	9,061	
April	9,911	
May	10,569	
June	10,569	

### QUALITY

	Quantity	Base Number	Contract	AT	Region	England
% of FP17s for the same patient ID Re-attending within 3 months - Children	30	1,373	2.2%	10.0%	12.0%	12.4%
% of FP17s for the same patient ID Re-attending within 3 months - Adults	139	1,687	8.2%	15.3%	15.9%	16.7%
% of FP17s for the same patient ID Re-attending between 3 & 9 months - Children	124	1,373	9.0%	50.8%	58.6%	57.4%
% of FP17s for the same patient ID Re-attending between 3 & 9 months - Adults	379	1,687	22.5%	46.6%	51.6%	50.5%
% of FP17s for Band 1 Urgent Courses	107	2,321	4.6%	8.4%	8.0%	9.1%
% of FP17s Relating to Free Repair or Replacements	12	2,321	0.5%	0.7%	0.8%	0.8%
% of FP17s Relating to Continuations	10	2,321	0.4%	0.9%	1.3%	1.3%
% of Patients satisfied with the dentistry they have received	4	4	N/A	92.5%	93.1%	93.2%
% of Patients satisfied with the time they had to wait for an appointment	3	4	N/A	90.4%	89.1%	89.0%

\* This is based on patients treated on this contract for their most recent course of treatment. Figures in italics indicate the base number of FP17s or Patient Questionnaire responses are less than 100. N/A is shown where the base number of responses is less than 10 during the period. % is calculated as Quantity/Base number\*100

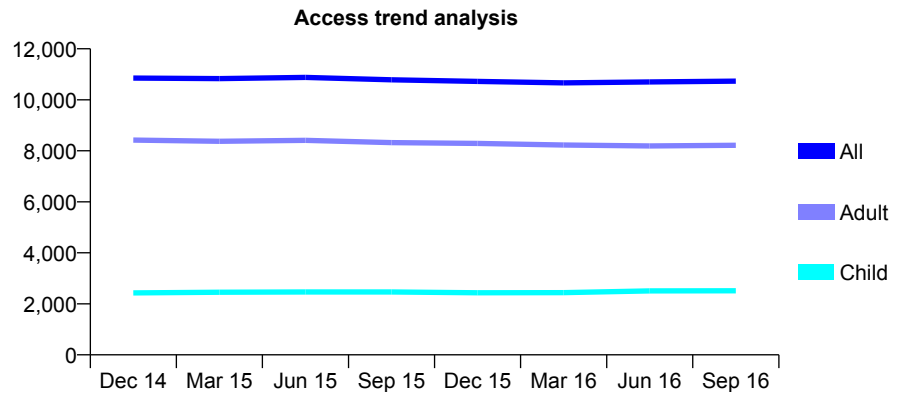
## Q54 - Vital Signs At a Glance Contract Report for 110272/0001 - September 2016

Name or company name	Miss R. Sharma
Contract type name	Pilot Contract
Purpose of contract	General and Orthodontic
Contract start date	01/04/2010
Contract end date	

16/17 Contracted general activity (UDA)	33,454
Carry forward general activity (UDA)	0
16/17 Contracted orthodontic activity (UOA)	1,250
Carry forward orthodontic activity (UOA)	-25
Baseline contract value	£842,563.54

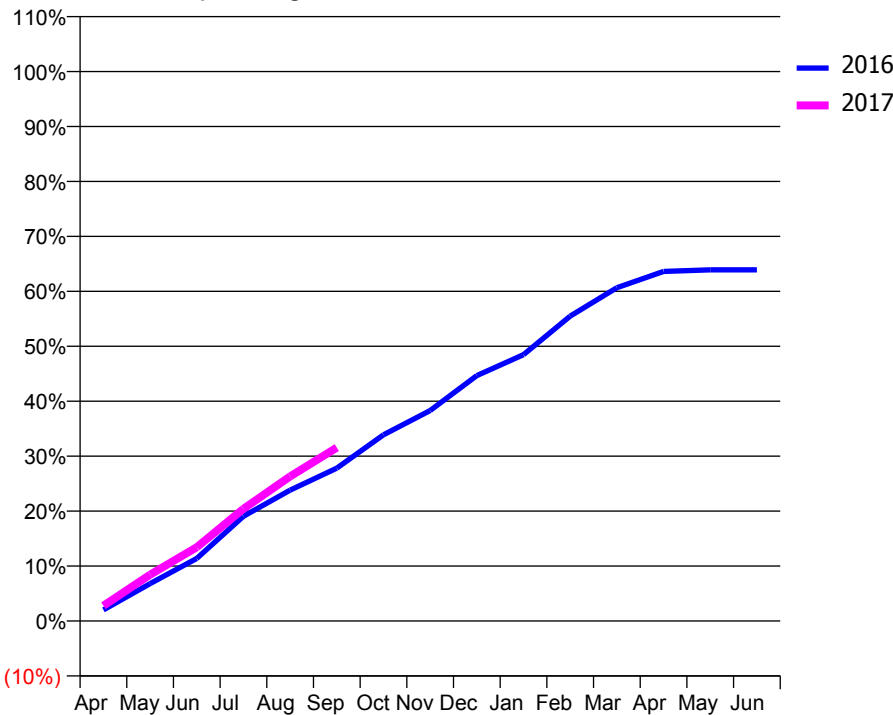
### ACCESS\*

Patients seen in 24 months	Total	Change since previous quarter
Quarter ending September 2015	10,786	
Quarter ending December 2015	10,723	→
Quarter ending March 2016	10,666	→
Quarter ending June 2016	10,700	→
Quarter ending September 2016	10,731	→
<b>Variance since September 2015</b>	<b>(0.5%)</b>	→



### ACTIVITY

Cumulative percentage of contracted UDA delivered 2016 & 2017



Month	Adjusted Scheduled Activity (UDA)	
	2016	2017
April	679	931
May	2,274	2,823
June	3,815	4,492
July	6,378	6,828
August	7,969	8,803
September	9,308	10,559
October	11,334	
November	12,812	
December	14,941	
January	16,214	
February	18,561	
March	20,288	
April	21,280	
May	21,376	
June	21,382	

### QUALITY

	Quantity	Base Number	Contract	AT	Region	England
% of FP17s for the same patient ID Re-attending within 3 months - Children	130	1,871	6.9%	10.0%	12.0%	12.4%
% of FP17s for the same patient ID Re-attending within 3 months - Adults	937	5,366	17.5%	15.3%	15.9%	16.7%
% of FP17s for the same patient ID Re-attending between 3 & 9 months - Children	930	1,871	49.7%	50.8%	58.6%	57.4%
% of FP17s for the same patient ID Re-attending between 3 & 9 months - Adults	2,154	5,366	40.1%	46.6%	51.6%	50.5%
% of FP17s for Band 1 Urgent Courses	482	6,129	7.9%	8.4%	8.0%	9.1%
% of FP17s Relating to Free Repair or Replacements	74	6,129	1.2%	0.7%	0.8%	0.8%
% of FP17s Relating to Continuations	62	6,129	1.0%	0.9%	1.3%	1.3%
% of Patients satisfied with the dentistry they have received	6	6	N/A	92.5%	93.1%	93.2%
% of Patients satisfied with the time they had to wait for an appointment	6	6	N/A	90.4%	89.1%	89.0%

\* This is based on patients treated on this contract for their most recent course of treatment. Figures in italics indicate the base number of FP17s or Patient Questionnaire responses are less than 100. N/A is shown where the base number of responses is less than 10 during the period. % is calculated as Quantity/Base number\*100

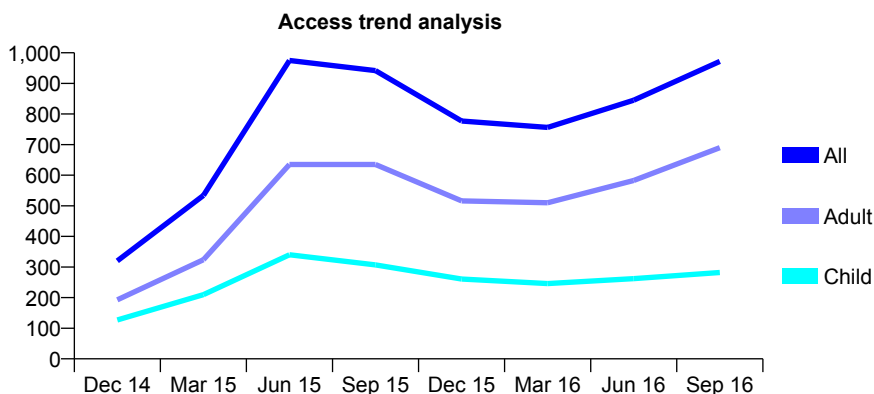
## Q54 - Vital Signs At a Glance Contract Report for 114421/0001 - September 2016

Name or company name	Hanji and Goel Partnership t/a Waterloo De
Contract type name	GDS Contract
Purpose of contract	General
Contract start date	01/09/2014
Contract end date	

16/17 Contracted general activity (UDA)	3,078
Carry forward general activity (UDA)	-62
16/17 Contracted orthodontic activity (UOA)	0
Carry forward orthodontic activity (UOA)	0
Baseline contract value	£86,913.28

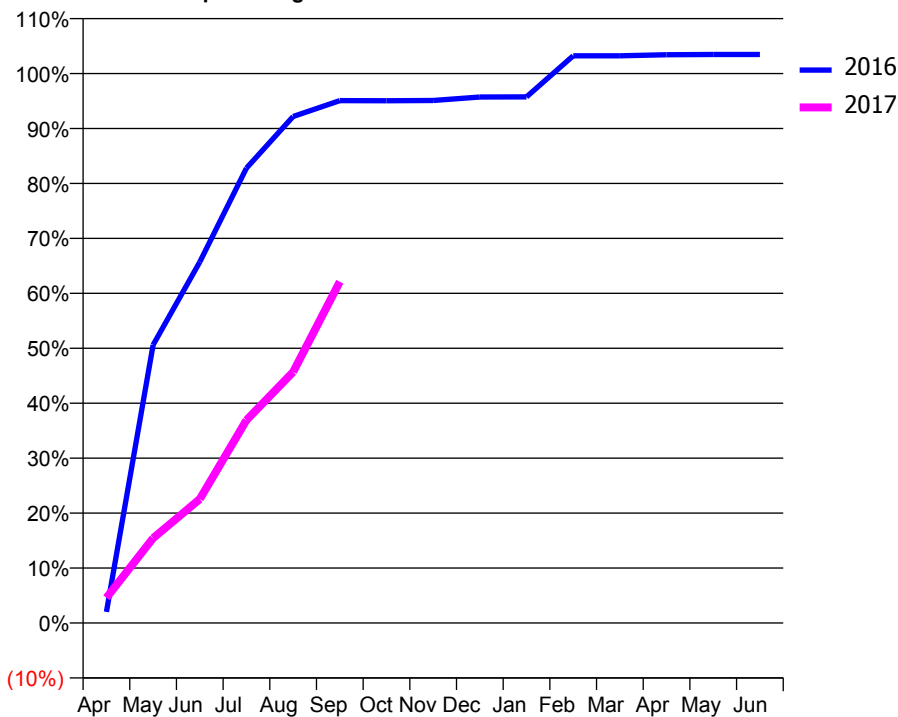
### ACCESS\*

Patients seen in 24 months	Total	Change since previous quarter
Quarter ending September 2015	942	
Quarter ending December 2015	777	↓
Quarter ending March 2016	756	↓
Quarter ending June 2016	845	↑
Quarter ending September 2016	972	↑
<b>Variance since September 2015</b>	<b>3.2%</b>	<b>↑</b>



### ACTIVITY

Cumulative percentage of contracted UDA delivered 2016 & 2017



Month	Adjusted Scheduled Activity (UDA)	
	2016	2017
April	62	141
May	1,557	475
June	2,022	695
July	2,548	1,136
August	2,837	1,406
September	2,926	1,912
October	2,925	
November	2,927	
December	2,946	
January	2,947	
February	3,177	
March	3,177	
April	3,183	
May	3,184	
June	3,184	

### QUALITY

	Quantity	Base Number	Contract	AT	Region	England
% of FP17s for the same patient ID Re-attending within 3 months - Children	14	135	10.4%	10.0%	12.0%	12.4%
% of FP17s for the same patient ID Re-attending within 3 months - Adults	49	379	12.9%	15.3%	15.9%	16.7%
% of FP17s for the same patient ID Re-attending between 3 & 9 months - Children	1	135	0.7%	50.8%	58.6%	57.4%
% of FP17s for the same patient ID Re-attending between 3 & 9 months - Adults	18	379	4.7%	46.6%	51.6%	50.5%
% of FP17s for Band 1 Urgent Courses	145	511	28.4%	8.4%	8.0%	9.1%
% of FP17s Relating to Free Repair or Replacements	2	511	0.4%	0.7%	0.8%	0.8%
% of FP17s Relating to Continuations	0	511	0.0%	0.9%	1.3%	1.3%
% of Patients satisfied with the dentistry they have received	1	1	N/A	92.5%	93.1%	93.2%
% of Patients satisfied with the time they had to wait for an appointment	1	1	N/A	90.4%	89.1%	89.0%

\* This is based on patients treated on this contract for their most recent course of treatment. Figures in italics indicate the base number of FP17s or Patient Questionnaire responses are less than 100. N/A is shown where the base number of responses is less than 10 during the period. % is calculated as Quantity/Base number\*100

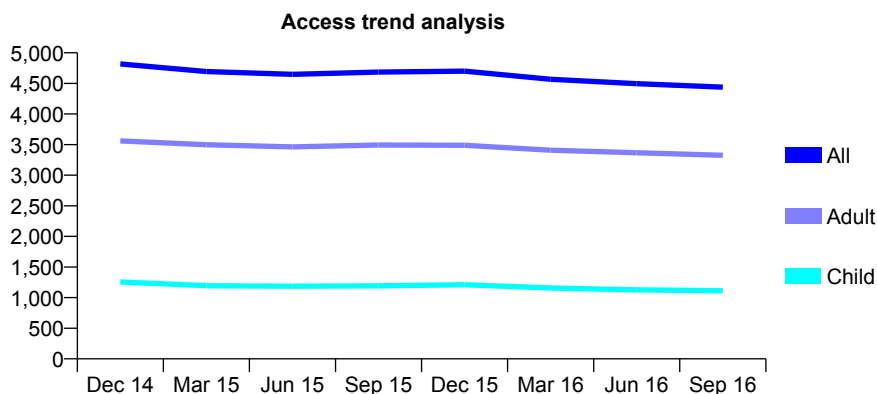
## Q54 - Vital Signs At a Glance Contract Report for 114634/0001 - September 2016

Name or company name	Addison/Addison GDS contract partnership
Contract type name	GDS Contract
Purpose of contract	General
Contract start date	01/04/2012
Contract end date	

16/17 Contracted general activity (UDA)	11,547
Carry forward general activity (UDA)	-204
16/17 Contracted orthodontic activity (UOA)	0
Carry forward orthodontic activity (UOA)	0
Baseline contract value	£288,001.09

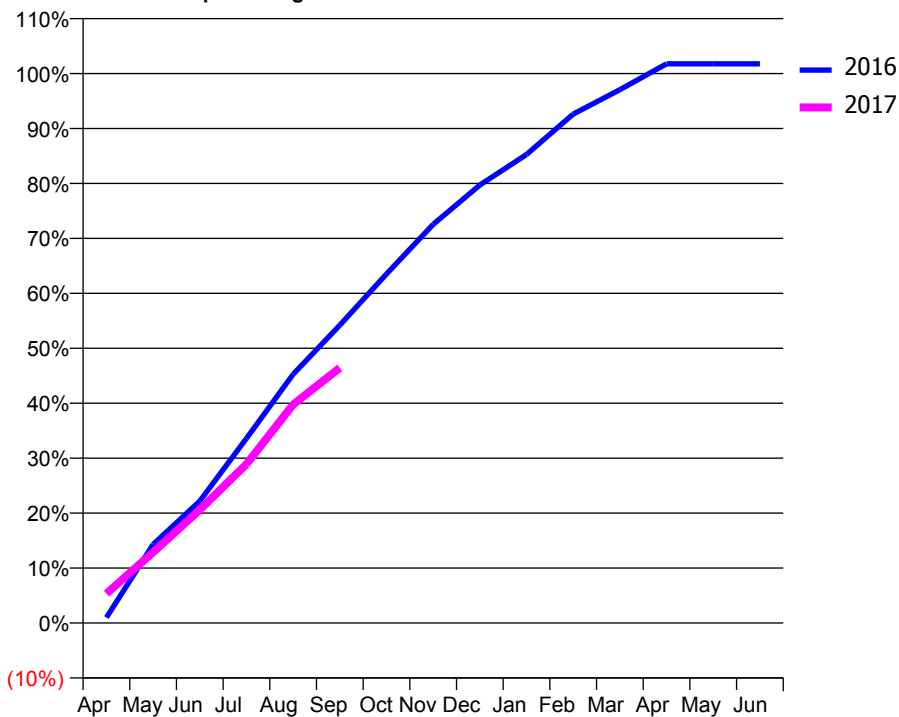
### ACCESS\*

Patients seen in 24 months	Total	Change since previous quarter
Quarter ending September 2015	4,686	
Quarter ending December 2015	4,700	→
Quarter ending March 2016	4,567	↓
Quarter ending June 2016	4,496	↓
Quarter ending September 2016	4,439	↓
<b>Variance since September 2015</b>	<b>(5.3%)</b>	<b>↓</b>



### ACTIVITY

Cumulative percentage of contracted UDA delivered 2016 & 2017



Adjusted Scheduled Activity (UDA)

Month	2016	2017
April	115	617
May	1,651	1,486
June	2,563	2,381
July	3,880	3,340
August	5,228	4,591
September	6,258	5,361
October	7,335	
November	8,378	
December	9,204	
January	9,845	
February	10,693	
March	11,208	
April	11,750	
May	11,750	
June	11,751	

### QUALITY

	Quantity	Base Number	Contract	AT	Region	England
% of FP17s for the same patient ID Re-attending within 3 months - Children	38	1,019	3.7%	10.0%	12.0%	12.4%
% of FP17s for the same patient ID Re-attending within 3 months - Adults	233	2,528	9.2%	15.3%	15.9%	16.7%
% of FP17s for the same patient ID Re-attending between 3 & 9 months - Children	669	1,019	65.7%	50.8%	58.6%	57.4%
% of FP17s for the same patient ID Re-attending between 3 & 9 months - Adults	1,427	2,528	56.4%	46.6%	51.6%	50.5%
% of FP17s for Band 1 Urgent Courses	139	3,265	4.3%	8.4%	8.0%	9.1%
% of FP17s Relating to Free Repair or Replacements	2	3,265	0.1%	0.7%	0.8%	0.8%
% of FP17s Relating to Continuations	33	3,265	1.0%	0.9%	1.3%	1.3%
% of Patients satisfied with the dentistry they have received	4	4	N/A	92.5%	93.1%	93.2%
% of Patients satisfied with the time they had to wait for an appointment	3	4	N/A	90.4%	89.1%	89.0%

\* This is based on patients treated on this contract for their most recent course of treatment. Figures in italics indicate the base number of FP17s or Patient Questionnaire responses are less than 100. N/A is shown where the base number of responses is less than 10 during the period. % is calculated as Quantity/Base number\*100

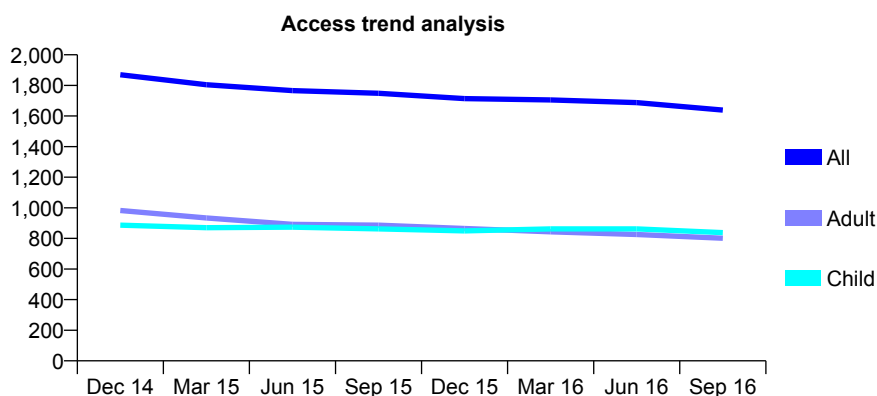
## Q54 - Vital Signs At a Glance Contract Report for 116343/0001 - September 2016

Name or company name	The Dental Surgery
Contract type name	GDS Contract
Purpose of contract	General
Contract start date	22/12/2010
Contract end date	

16/17 Contracted general activity (UDA)	6,221
Carry forward general activity (UDA)	-49
16/17 Contracted orthodontic activity (UOA)	0
Carry forward orthodontic activity (UOA)	0
Baseline contract value	£163,390.43

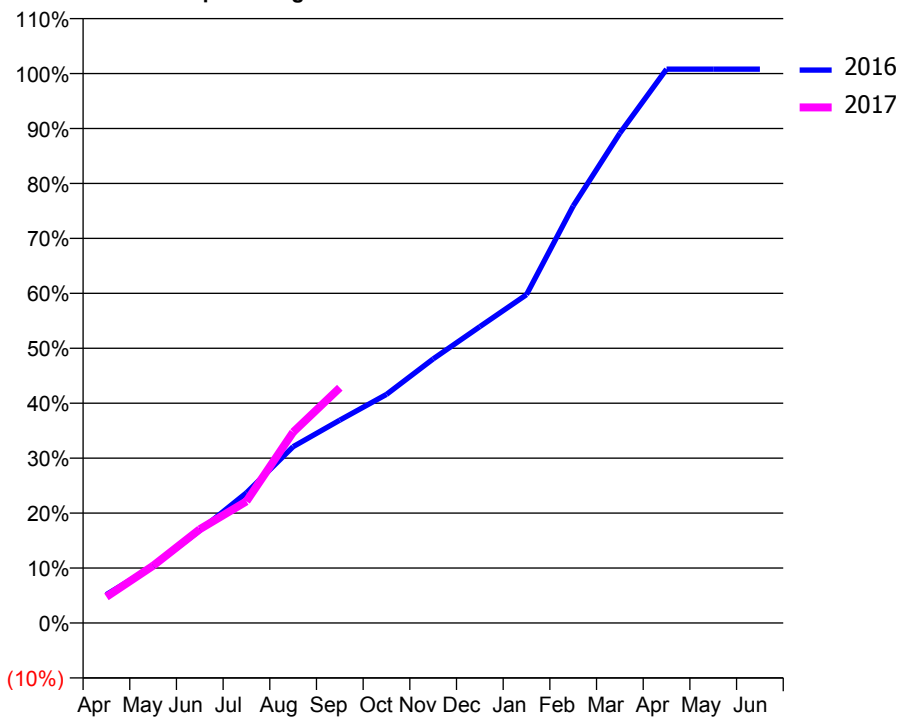
### ACCESS\*

Patients seen in 24 months	Total	Change since previous quarter
Quarter ending September 2015	1,749	
Quarter ending December 2015	1,714	↓
Quarter ending March 2016	1,705	→
Quarter ending June 2016	1,688	→
Quarter ending September 2016	1,639	↓
<b>Variance since September 2015</b>	<b>(6.3%)</b>	<b>↓</b>



### ACTIVITY

**Cumulative percentage of contracted UDA delivered 2016 & 2017**



Month	Adjusted Scheduled Activity (UDA)	
	2016	2017
April	323	297
May	644	648
June	1,049	1,062
July	1,474	1,378
August	1,997	2,162
September	2,296	2,663
October	2,588	
November	2,991	
December	3,355	
January	3,717	
February	4,721	
March	5,546	
April	6,270	
May	6,270	
June	6,270	

### QUALITY

	Quantity	Base Number	Contract	AT	Region	England
% of FP17s for the same patient ID Re-attending within 3 months - Children	52	902	5.8%	10.0%	12.0%	12.4%
% of FP17s for the same patient ID Re-attending within 3 months - Adults	118	661	17.9%	15.3%	15.9%	16.7%
% of FP17s for the same patient ID Re-attending between 3 & 9 months - Children	662	902	73.4%	50.8%	58.6%	57.4%
% of FP17s for the same patient ID Re-attending between 3 & 9 months - Adults	388	661	58.7%	46.6%	51.6%	50.5%
% of FP17s for Band 1 Urgent Courses	42	1,303	3.2%	8.4%	8.0%	9.1%
% of FP17s Relating to Free Repair or Replacements	0	1,303	0.0%	0.7%	0.8%	0.8%
% of FP17s Relating to Continuations	7	1,303	0.5%	0.9%	1.3%	1.3%
% of Patients satisfied with the dentistry they have received	0	0	N/A	92.5%	93.1%	93.2%
% of Patients satisfied with the time they had to wait for an appointment	0	0	N/A	90.4%	89.1%	89.0%

\* This is based on patients treated on this contract for their most recent course of treatment. Figures in italics indicate the base number of FP17s or Patient Questionnaire responses are less than 100. N/A is shown where the base number of responses is less than 10 during the period. % is calculated as Quantity/Base number\*100

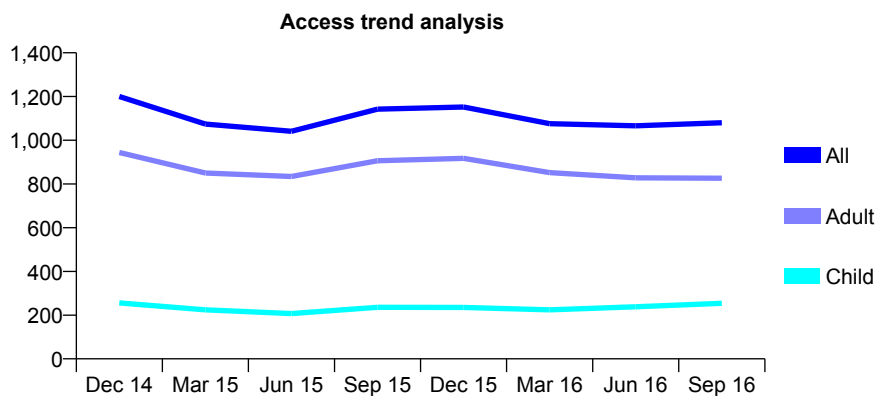
## Q54 - Vital Signs At a Glance Contract Report for 116351/0001 - September 2016

Name or company name	Hillary Street Dental Practice
Contract type name	GDS Contract
Purpose of contract	General
Contract start date	01/04/2011
Contract end date	

16/17 Contracted general activity (UDA)	3,560
Carry forward general activity (UDA)	-39
16/17 Contracted orthodontic activity (UOA)	0
Carry forward orthodontic activity (UOA)	0
Baseline contract value	£83,928.14

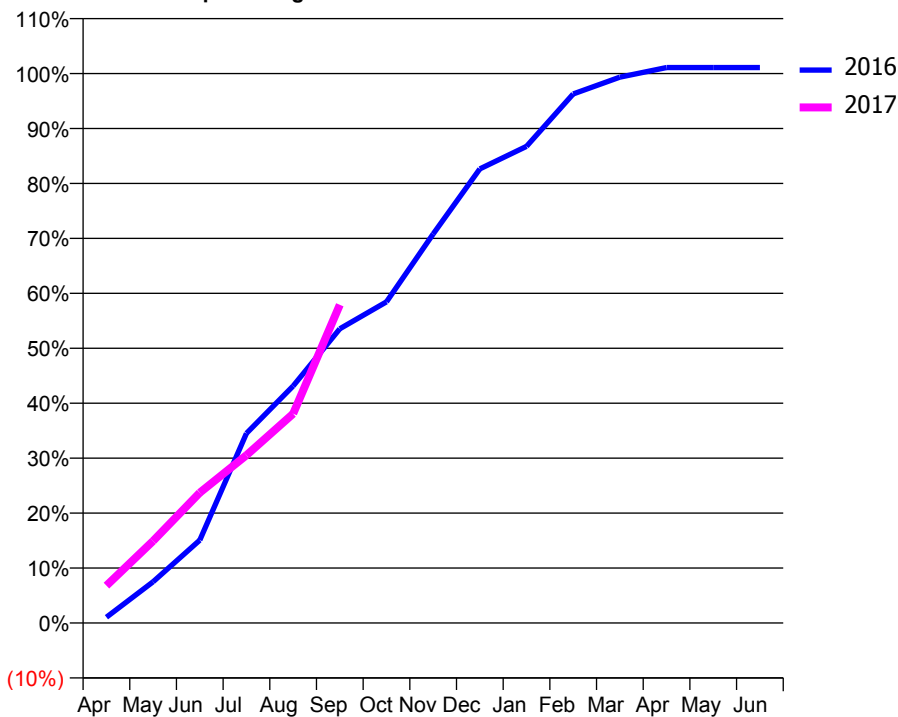
### ACCESS\*

Patients seen in 24 months	Total	Change since previous quarter
Quarter ending September 2015	1,142	
Quarter ending December 2015	1,152	→
Quarter ending March 2016	1,076	↓
Quarter ending June 2016	1,066	→
Quarter ending September 2016	1,080	→
<b>Variance since September 2015</b>	<b>(5.4%)</b>	<b>↓</b>



### ACTIVITY

Cumulative percentage of contracted UDA delivered 2016 & 2017



Adjusted Scheduled Activity (UDA)

Month	2016	2017
April	38	242
May	267	532
June	537	844
July	1,229	1,087
August	1,536	1,356
September	1,906	2,061
October	2,081	
November	2,521	
December	2,942	
January	3,088	
February	3,428	
March	3,536	
April	3,599	
May	3,599	
June	3,599	

### QUALITY

	Quantity	Base Number	Contract	AT	Region	England
% of FP17s for the same patient ID Re-attending within 3 months - Children	9	175	5.1%	10.0%	12.0%	12.4%
% of FP17s for the same patient ID Re-attending within 3 months - Adults	53	484	11.0%	15.3%	15.9%	16.7%
% of FP17s for the same patient ID Re-attending between 3 & 9 months - Children	25	175	14.3%	50.8%	58.6%	57.4%
% of FP17s for the same patient ID Re-attending between 3 & 9 months - Adults	94	484	19.4%	46.6%	51.6%	50.5%
% of FP17s for Band 1 Urgent Courses	92	649	14.2%	8.4%	8.0%	9.1%
% of FP17s Relating to Free Repair or Replacements	1	649	0.2%	0.7%	0.8%	0.8%
% of FP17s Relating to Continuations	14	649	2.2%	0.9%	1.3%	1.3%
% of Patients satisfied with the dentistry they have received	0	1	N/A	92.5%	93.1%	93.2%
% of Patients satisfied with the time they had to wait for an appointment	1	1	N/A	90.4%	89.1%	89.0%

\* This is based on patients treated on this contract for their most recent course of treatment. Figures in italics indicate the base number of FP17s or Patient Questionnaire responses are less than 100. N/A is shown where the base number of responses is less than 10 during the period. % is calculated as Quantity/Base number\*100

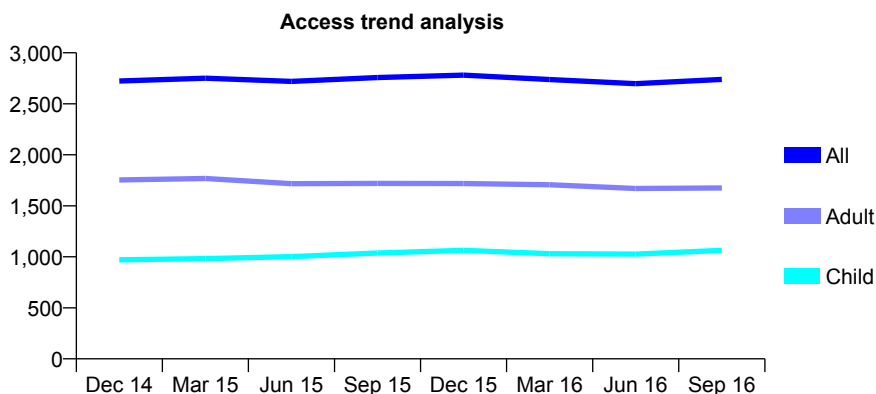
## Q54 - Vital Signs At a Glance Contract Report for 116661/0001 - September 2016

Name or company name	Springfield Dental Practice
Contract type name	GDS Contract
Purpose of contract	General
Contract start date	01/01/2009
Contract end date	

16/17 Contracted general activity (UDA)	8,176
Carry forward general activity (UDA)	73
16/17 Contracted orthodontic activity (UOA)	0
Carry forward orthodontic activity (UOA)	0
Baseline contract value	£166,152.70

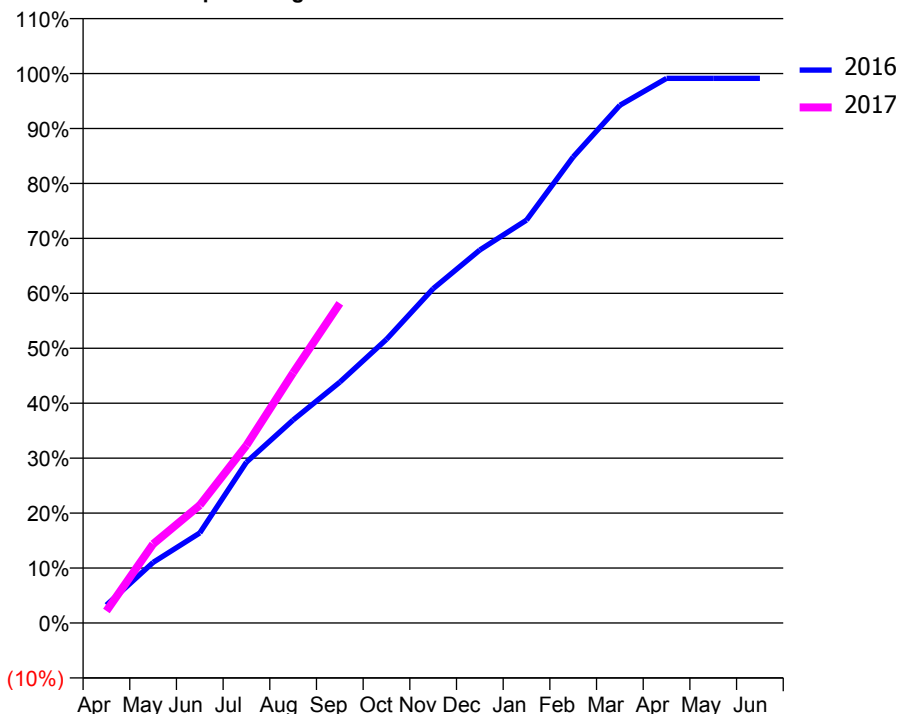
### ACCESS\*

Patients seen in 24 months	Total	Change since previous quarter
Quarter ending September 2015	2,757	
Quarter ending December 2015	2,781	→
Quarter ending March 2016	2,738	↓
Quarter ending June 2016	2,697	↓
Quarter ending September 2016	2,739	→
<b>Variance since September 2015</b>	<b>(0.7%)</b>	<b>→</b>



### ACTIVITY

Cumulative percentage of contracted UDA delivered 2016 & 2017



Month	Adjusted Scheduled Activity (UDA)	
	2016	2017
April	267	179
May	902	1,176
June	1,341	1,752
July	2,393	2,643
August	3,021	3,722
September	3,584	4,757
October	4,222	
November	4,976	
December	5,550	
January	5,994	
February	6,935	
March	7,704	
April	8,103	
May	8,103	
June	8,103	

### QUALITY

	Quantity	Base Number	Contract	AT	Region	England
% of FP17s for the same patient ID Re-attending within 3 months - Children	46	634	7.3%	10.0%	12.0%	12.4%
% of FP17s for the same patient ID Re-attending within 3 months - Adults	154	963	16.0%	15.3%	15.9%	16.7%
% of FP17s for the same patient ID Re-attending between 3 & 9 months - Children	239	634	37.7%	50.8%	58.6%	57.4%
% of FP17s for the same patient ID Re-attending between 3 & 9 months - Adults	358	963	37.2%	46.6%	51.6%	50.5%
% of FP17s for Band 1 Urgent Courses	87	1,471	5.9%	8.4%	8.0%	9.1%
% of FP17s Relating to Free Repair or Replacements	4	1,471	0.3%	0.7%	0.8%	0.8%
% of FP17s Relating to Continuations	27	1,471	1.8%	0.9%	1.3%	1.3%
% of Patients satisfied with the dentistry they have received	0	0	N/A	92.5%	93.1%	93.2%
% of Patients satisfied with the time they had to wait for an appointment	0	0	N/A	90.4%	89.1%	89.0%

\* This is based on patients treated on this contract for their most recent course of treatment. Figures in italics indicate the base number of FP17s or Patient Questionnaire responses are less than 100. N/A is shown where the base number of responses is less than 10 during the period. % is calculated as Quantity/Base number\*100

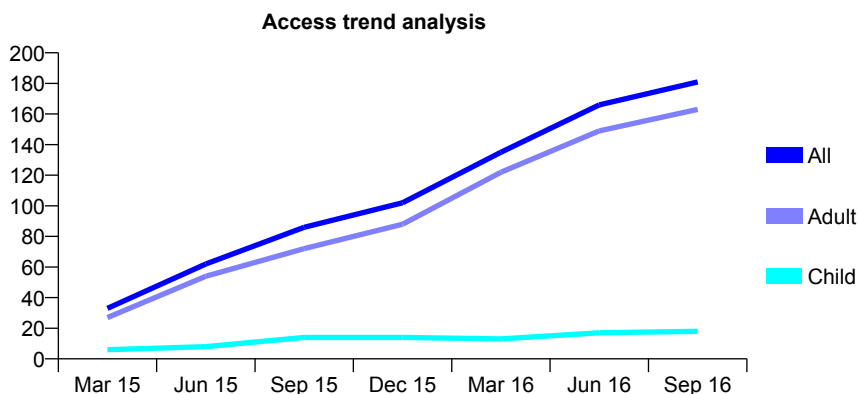
## Q54 - Vital Signs At a Glance Contract Report for 119725/0001 - September 2016

Name or company name	BCHC - Walsall Out of Hours
Contract type name	PDS Contract
Purpose of contract	General
Contract start date	01/10/2014
Contract end date	30/09/2024

16/17 Contracted general activity (UDA)	456
Carry forward general activity (UDA)	0
16/17 Contracted orthodontic activity (UOA)	0
Carry forward orthodontic activity (UOA)	0
Baseline contract value	£0.00

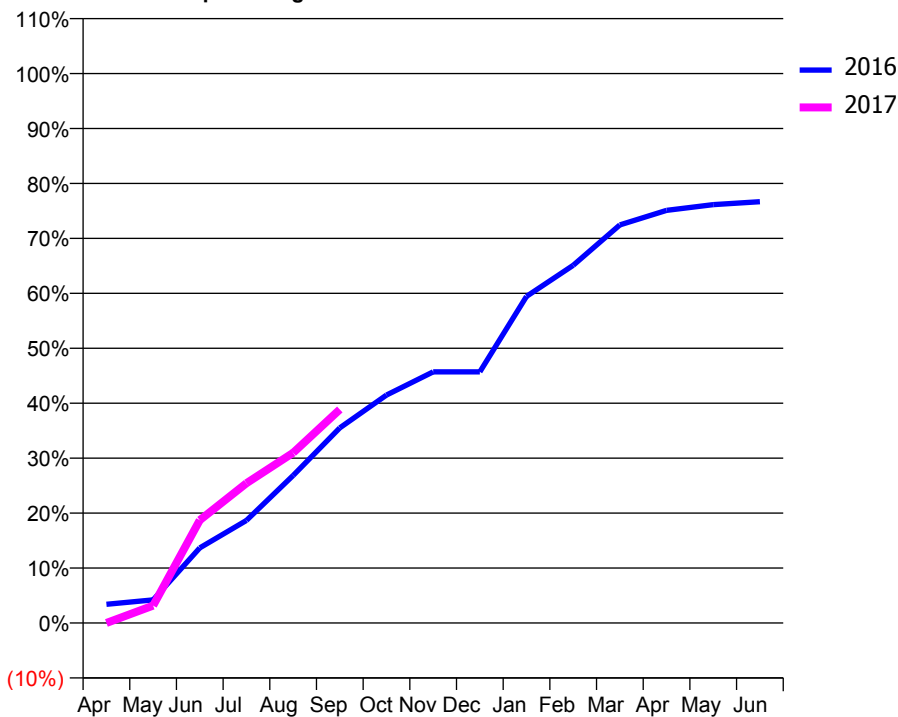
### ACCESS\*

Patients seen in 24 months	Total	Change since previous quarter
Quarter ending September 2015	86	
Quarter ending December 2015	102	↑
Quarter ending March 2016	135	↑
Quarter ending June 2016	166	↑
Quarter ending September 2016	181	↑
<b>Variance since September 2015</b>	<b>110.5%</b>	<b>↑</b>



### ACTIVITY

Cumulative percentage of contracted UDA delivered 2016 & 2017



Month	Adjusted Scheduled Activity (UDA)	
	2016	2017
April	16	0
May	19	14
June	62	85
July	85	116
August	122	141
September	162	177
October	189	
November	208	
December	208	
January	271	
February	297	
March	330	
April	342	
May	347	
June	350	

### QUALITY

	Quantity	Base Number	Contract	AT	Region	England
% of FP17s for the same patient ID Re-attending within 3 months - Children	0	30	0.0%	10.0%	12.0%	12.4%
% of FP17s for the same patient ID Re-attending within 3 months - Adults	0	155	0.0%	15.3%	15.9%	16.7%
% of FP17s for the same patient ID Re-attending between 3 & 9 months - Children	0	30	0.0%	50.8%	58.6%	57.4%
% of FP17s for the same patient ID Re-attending between 3 & 9 months - Adults	0	155	0.0%	46.6%	51.6%	50.5%
% of FP17s for Band 1 Urgent Courses	141	145	97.2%	8.4%	8.0%	9.1%
% of FP17s Relating to Free Repair or Replacements	0	145	0.0%	0.7%	0.8%	0.8%
% of FP17s Relating to Continuations	0	145	0.0%	0.9%	1.3%	1.3%
% of Patients satisfied with the dentistry they have received	0	0	N/A	92.5%	93.1%	93.2%
% of Patients satisfied with the time they had to wait for an appointment	0	0	N/A	90.4%	89.1%	89.0%

\* This is based on patients treated on this contract for their most recent course of treatment. Figures in italics indicate the base number of FP17s or Patient Questionnaire responses are less than 100. N/A is shown where the base number of responses is less than 10 during the period. % is calculated as Quantity/Base number\*100



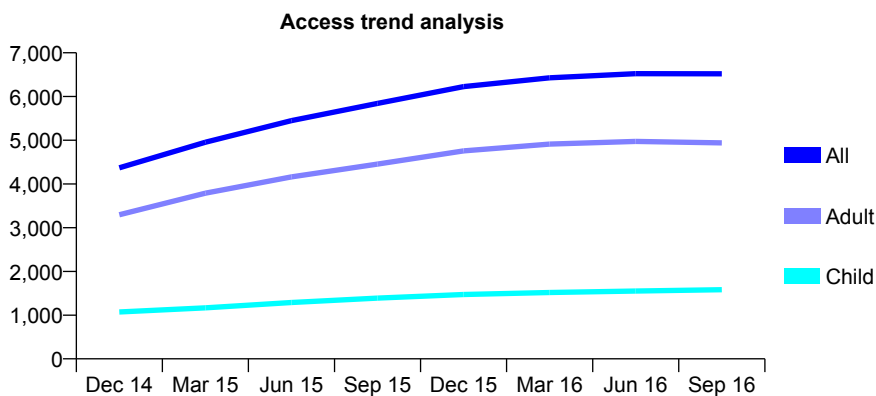
## Q54 - Vital Signs At a Glance Contract Report for 120707/0001 - September 2016

Name or company name	Kings Norton Dental Practice
Contract type name	GDS Contract
Purpose of contract	General
Contract start date	28/06/2013
Contract end date	

16/17 Contracted general activity (UDA)	18,339
Carry forward general activity (UDA)	-54
16/17 Contracted orthodontic activity (UOA)	0
Carry forward orthodontic activity (UOA)	0
Baseline contract value	£455,686.64

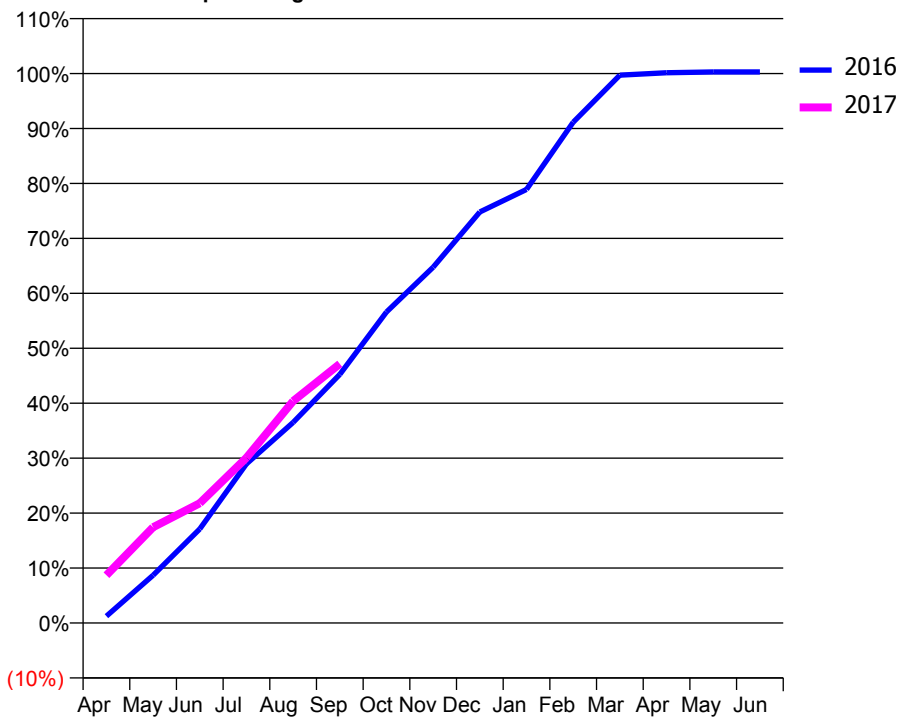
### ACCESS\*

Patients seen in 24 months	Total	Change since previous quarter
Quarter ending September 2015	5,843	
Quarter ending December 2015	6,228	↑
Quarter ending March 2016	6,429	↑
Quarter ending June 2016	6,524	→
Quarter ending September 2016	6,520	→
<b>Variance since September 2015</b>	<b>11.6%</b>	<b>↑</b>



### ACTIVITY

Cumulative percentage of contracted UDA delivered 2016 & 2017



Month	Adjusted Scheduled Activity (UDA)	
	2016	2017
April	230	1,593
May	1,595	3,197
June	3,139	4,000
July	5,312	5,515
August	6,694	7,406
September	8,296	8,647
October	10,382	
November	11,876	
December	13,720	
January	14,469	
February	16,715	
March	18,283	
April	18,364	
May	18,393	
June	18,393	

### QUALITY

	Quantity	Base Number	Contract	AT	Region	England
% of FP17s for the same patient ID Re-attending within 3 months - Children	72	1,017	7.1%	10.0%	12.0%	12.4%
% of FP17s for the same patient ID Re-attending within 3 months - Adults	381	3,008	12.7%	15.3%	15.9%	16.7%
% of FP17s for the same patient ID Re-attending between 3 & 9 months - Children	491	1,017	48.3%	50.8%	58.6%	57.4%
% of FP17s for the same patient ID Re-attending between 3 & 9 months - Adults	1,605	3,008	53.4%	46.6%	51.6%	50.5%
% of FP17s for Band 1 Urgent Courses	236	3,980	5.9%	8.4%	8.0%	9.1%
% of FP17s Relating to Free Repair or Replacements	33	3,980	0.8%	0.7%	0.8%	0.8%
% of FP17s Relating to Continuations	75	3,980	1.9%	0.9%	1.3%	1.3%
% of Patients satisfied with the dentistry they have received	1	1	N/A	92.5%	93.1%	93.2%
% of Patients satisfied with the time they had to wait for an appointment	1	1	N/A	90.4%	89.1%	89.0%

\* This is based on patients treated on this contract for their most recent course of treatment. Figures in italics indicate the base number of FP17s or Patient Questionnaire responses are less than 100. N/A is shown where the base number of responses is less than 10 during the period. % is calculated as Quantity/Base number\*100

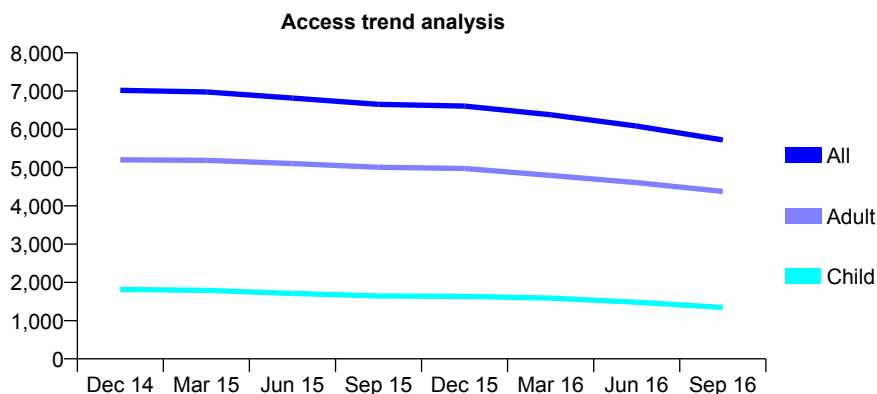
## Q54 - Vital Signs At a Glance Contract Report for 121444/0001 - September 2016

Name or company name	South Road Dental Practice
Contract type name	Pilot Contract
Purpose of contract	General
Contract start date	01/04/2009
Contract end date	

16/17 Contracted general activity (UDA)	25,349
Carry forward general activity (UDA)	0
16/17 Contracted orthodontic activity (UOA)	0
Carry forward orthodontic activity (UOA)	0
Baseline contract value	£608,635.52

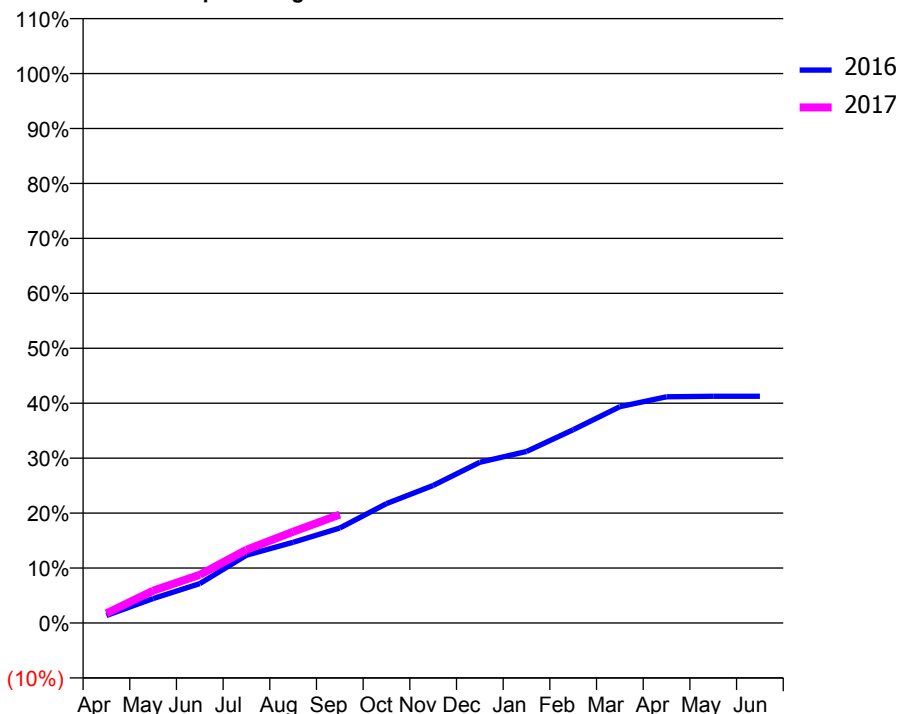
### ACCESS\*

Patients seen in 24 months	Total	Change since previous quarter
Quarter ending September 2015	6,654	
Quarter ending December 2015	6,608	→
Quarter ending March 2016	6,382	↓
Quarter ending June 2016	6,085	↓
Quarter ending September 2016	5,722	↓
<b>Variance since September 2015</b>	<b>(14.0%)</b>	↓



### ACTIVITY

Cumulative percentage of contracted UDA delivered 2016 & 2017



Adjusted Scheduled Activity (UDA)

Month	2016	2017
April	349	444
May	1,127	1,494
June	1,815	2,226
July	3,129	3,379
August	3,723	4,211
September	4,386	5,003
October	5,506	
November	6,345	
December	7,414	
January	7,911	
February	8,914	
March	9,982	
April	10,434	
May	10,459	
June	10,461	

### QUALITY

	Quantity	Base Number	Contract	AT	Region	England
% of FP17s for the same patient ID Re-attending within 3 months - Children	33	784	4.2%	10.0%	12.0%	12.4%
% of FP17s for the same patient ID Re-attending within 3 months - Adults	264	2,661	9.9%	15.3%	15.9%	16.7%
% of FP17s for the same patient ID Re-attending between 3 & 9 months - Children	435	784	55.5%	50.8%	58.6%	57.4%
% of FP17s for the same patient ID Re-attending between 3 & 9 months - Adults	1,320	2,661	49.6%	46.6%	51.6%	50.5%
% of FP17s for Band 1 Urgent Courses	105	3,046	3.4%	8.4%	8.0%	9.1%
% of FP17s Relating to Free Repair or Replacements	20	3,046	0.7%	0.7%	0.8%	0.8%
% of FP17s Relating to Continuations	15	3,046	0.5%	0.9%	1.3%	1.3%
% of Patients satisfied with the dentistry they have received	1	1	N/A	92.5%	93.1%	93.2%
% of Patients satisfied with the time they had to wait for an appointment	1	1	N/A	90.4%	89.1%	89.0%

\* This is based on patients treated on this contract for their most recent course of treatment. Figures in italics indicate the base number of FP17s or Patient Questionnaire responses are less than 100. N/A is shown where the base number of responses is less than 10 during the period. % is calculated as Quantity/Base number\*100

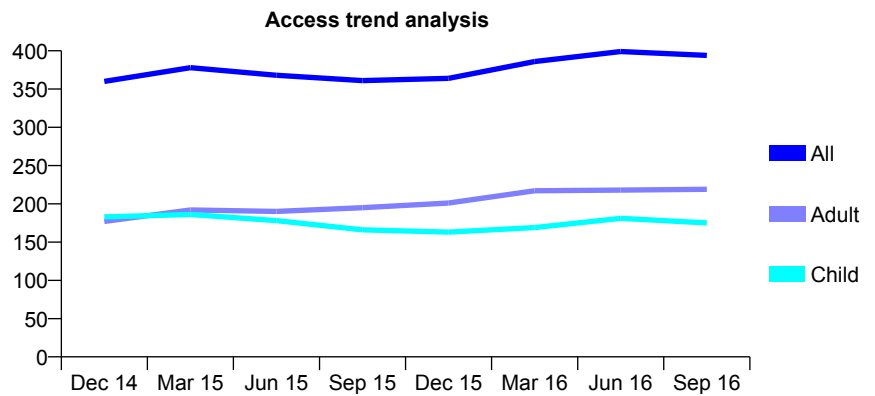
## Q54 - Vital Signs At a Glance Contract Report for 121452/0001 - September 2016

Name or company name	Kassam GDS Contract Partnership
Contract type name	GDS Contract
Purpose of contract	General
Contract start date	01/02/2013
Contract end date	

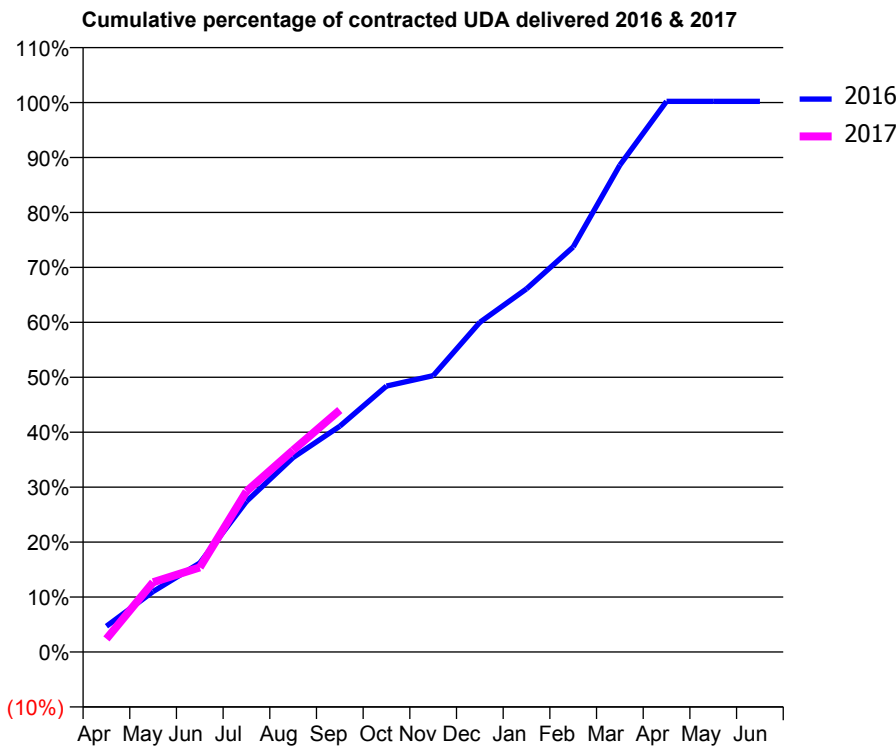
16/17 Contracted general activity (UDA)	1,000
Carry forward general activity (UDA)	-2
16/17 Contracted orthodontic activity (UOA)	0
Carry forward orthodontic activity (UOA)	0
Baseline contract value	£27,938.38

### ACCESS\*

Patients seen in 24 months	Total	Change since previous quarter
Quarter ending September 2015	361	
Quarter ending December 2015	364	→
Quarter ending March 2016	386	↑
Quarter ending June 2016	399	↑
Quarter ending September 2016	394	↓
<b>Variance since September 2015</b>	<b>9.1%</b>	<b>↑</b>



### ACTIVITY



Month	Adjusted Scheduled Activity (UDA)	
	2016	2017
April	47	24
May	110	127
June	162	154
July	274	292
August	354	367
September	411	440
October	484	
November	503	
December	600	
January	661	
February	737	
March	886	
April	1,002	
May	1,002	
June	1,002	

### QUALITY

	Quantity	Base Number	Contract	AT	Region	England
% of FP17s for the same patient ID Re-attending within 3 months - Children	3	120	2.5%	10.0%	12.0%	12.4%
% of FP17s for the same patient ID Re-attending within 3 months - Adults	9	114	7.9%	15.3%	15.9%	16.7%
% of FP17s for the same patient ID Re-attending between 3 & 9 months - Children	53	120	44.2%	50.8%	58.6%	57.4%
% of FP17s for the same patient ID Re-attending between 3 & 9 months - Adults	48	114	42.1%	46.6%	51.6%	50.5%
% of FP17s for Band 1 Urgent Courses	2	196	1.0%	8.4%	8.0%	9.1%
% of FP17s Relating to Free Repair or Replacements	1	196	0.5%	0.7%	0.8%	0.8%
% of FP17s Relating to Continuations	5	196	2.6%	0.9%	1.3%	1.3%
% of Patients satisfied with the dentistry they have received	0	0	N/A	92.5%	93.1%	93.2%
% of Patients satisfied with the time they had to wait for an appointment	0	0	N/A	90.4%	89.1%	89.0%

\* This is based on patients treated on this contract for their most recent course of treatment. Figures in italics indicate the base number of FP17s or Patient Questionnaire responses are less than 100. N/A is shown where the base number of responses is less than 10 during the period. % is calculated as Quantity/Base number\*100

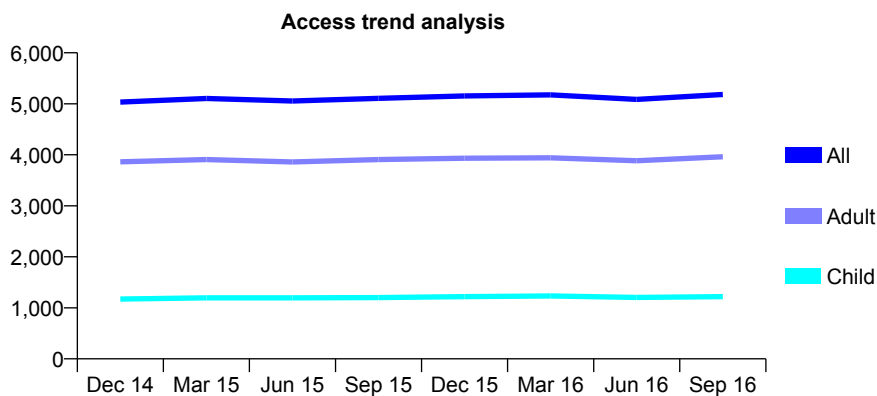
## Q54 - Vital Signs At a Glance Contract Report for 121460/0001 - September 2016

Name or company name	Rooprai-Rooprai and Associates
Contract type name	GDS Contract
Purpose of contract	General
Contract start date	01/12/2011
Contract end date	

16/17 Contracted general activity (UDA)	14,616
Carry forward general activity (UDA)	-215
16/17 Contracted orthodontic activity (UOA)	0
Carry forward orthodontic activity (UOA)	0
Baseline contract value	£397,719.75

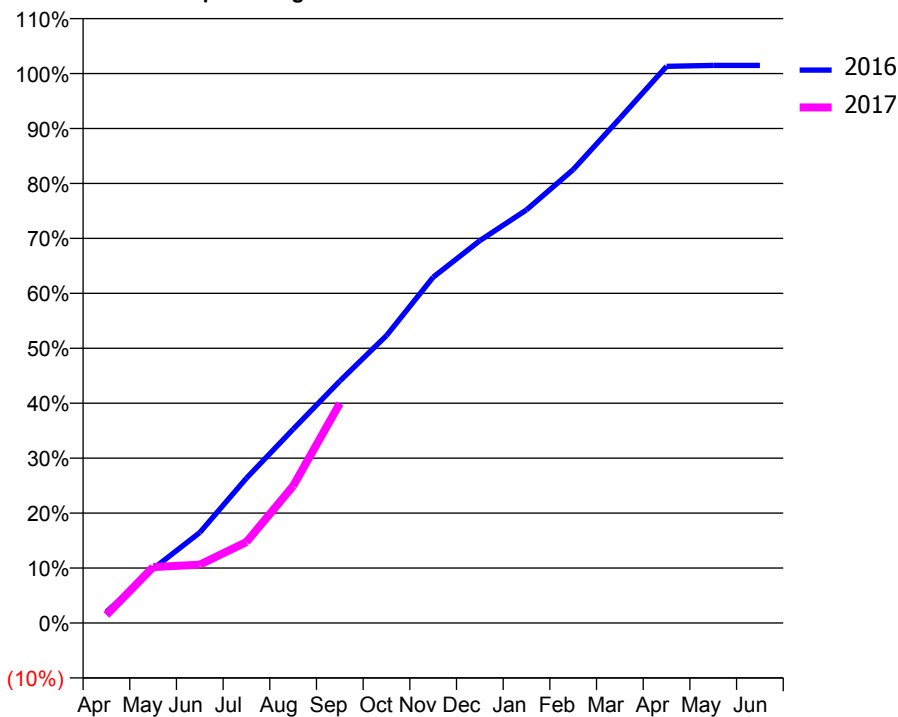
### ACCESS\*

Patients seen in 24 months	Total	Change since previous quarter
Quarter ending September 2015	5,108	
Quarter ending December 2015	5,154	→
Quarter ending March 2016	5,174	→
Quarter ending June 2016	5,087	↓
Quarter ending September 2016	5,182	→
<b>Variance since September 2015</b>	<b>1.4%</b>	<b>→</b>



### ACTIVITY

Cumulative percentage of contracted UDA delivered 2016 & 2017



Adjusted Scheduled Activity (UDA)

Month	2016	2017
April	293	215
May	1,441	1,487
June	2,405	1,553
July	3,855	2,156
August	5,156	3,643
September	6,437	5,841
October	7,646	
November	9,200	
December	10,172	
January	10,988	
February	12,061	
March	13,423	
April	14,808	
May	14,831	
June	14,831	

### QUALITY

	Quantity	Base Number	Contract	AT	Region	England
% of FP17s for the same patient ID Re-attending within 3 months - Children	29	634	4.6%	10.0%	12.0%	12.4%
% of FP17s for the same patient ID Re-attending within 3 months - Adults	223	2,205	10.1%	15.3%	15.9%	16.7%
% of FP17s for the same patient ID Re-attending between 3 & 9 months - Children	258	634	40.7%	50.8%	58.6%	57.4%
% of FP17s for the same patient ID Re-attending between 3 & 9 months - Adults	1,021	2,205	46.3%	46.6%	51.6%	50.5%
% of FP17s for Band 1 Urgent Courses	97	2,316	4.2%	8.4%	8.0%	9.1%
% of FP17s Relating to Free Repair or Replacements	4	2,316	0.2%	0.7%	0.8%	0.8%
% of FP17s Relating to Continuations	19	2,316	0.8%	0.9%	1.3%	1.3%
% of Patients satisfied with the dentistry they have received	2	2	N/A	92.5%	93.1%	93.2%
% of Patients satisfied with the time they had to wait for an appointment	2	2	N/A	90.4%	89.1%	89.0%

\* This is based on patients treated on this contract for their most recent course of treatment. Figures in italics indicate the base number of FP17s or Patient Questionnaire responses are less than 100. N/A is shown where the base number of responses is less than 10 during the period. % is calculated as Quantity/Base number\*100

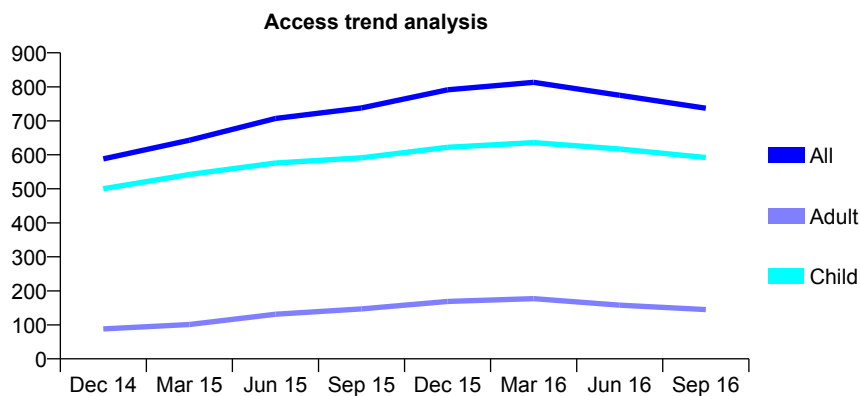
## Q54 - Vital Signs At a Glance Contract Report for 122068/0001 - September 2016

Name or company name	Jandu, Bhambra and Payne
Contract type name	GDS Contract
Purpose of contract	General and Orthodontic
Contract start date	01/04/2014
Contract end date	

16/17 Contracted general activity (UDA)	1,413
Carry forward general activity (UDA)	0
16/17 Contracted orthodontic activity (UOA)	534
Carry forward orthodontic activity (UOA)	0
Baseline contract value	£70,446.89

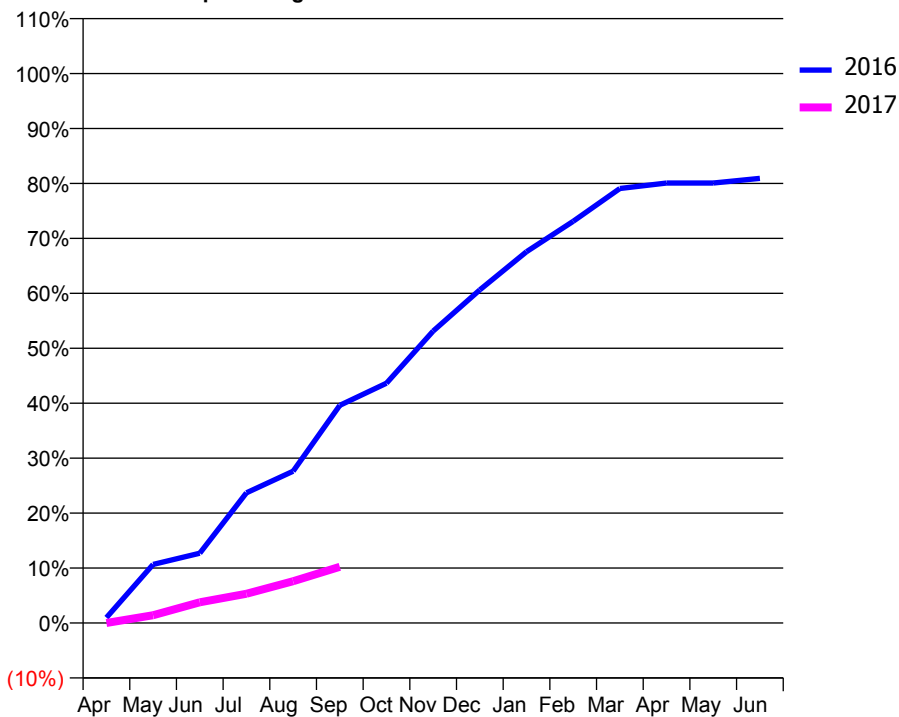
### ACCESS\*

Patients seen in 24 months	Total	Change since previous quarter
Quarter ending September 2015	738	
Quarter ending December 2015	791	↑
Quarter ending March 2016	813	↑
Quarter ending June 2016	775	↓
Quarter ending September 2016	737	↓
<b>Variance since September 2015</b>	<b>(0.1%)</b>	→



### ACTIVITY

Cumulative percentage of contracted UDA delivered 2016 & 2017



Month	Adjusted Scheduled Activity (UDA)	
	2016	2017
April	14	0
May	151	20
June	180	53
July	335	75
August	390	107
September	560	144
October	617	
November	751	
December	857	
January	955	
February	1,033	
March	1,117	
April	1,131	
May	1,131	
June	1,143	

### QUALITY

	Quantity	Base Number	Contract	AT	Region	England
% of FP17s for the same patient ID Re-attending within 3 months - Children	3	150	2.0%	10.0%	12.0%	12.4%
% of FP17s for the same patient ID Re-attending within 3 months - Adults	1	17	5.9%	15.3%	15.9%	16.7%
% of FP17s for the same patient ID Re-attending between 3 & 9 months - Children	68	150	45.3%	50.8%	58.6%	57.4%
% of FP17s for the same patient ID Re-attending between 3 & 9 months - Adults	3	17	17.6%	46.6%	51.6%	50.5%
% of FP17s for Band 1 Urgent Courses	2	118	1.7%	8.4%	8.0%	9.1%
% of FP17s Relating to Free Repair or Replacements	1	118	0.8%	0.7%	0.8%	0.8%
% of FP17s Relating to Continuations	0	118	0.0%	0.9%	1.3%	1.3%
% of Patients satisfied with the dentistry they have received	0	0	N/A	92.5%	93.1%	93.2%
% of Patients satisfied with the time they had to wait for an appointment	0	0	N/A	90.4%	89.1%	89.0%

\* This is based on patients treated on this contract for their most recent course of treatment. Figures in italics indicate the base number of FP17s or Patient Questionnaire responses are less than 100. N/A is shown where the base number of responses is less than 10 during the period. % is calculated as Quantity/Base number\*100

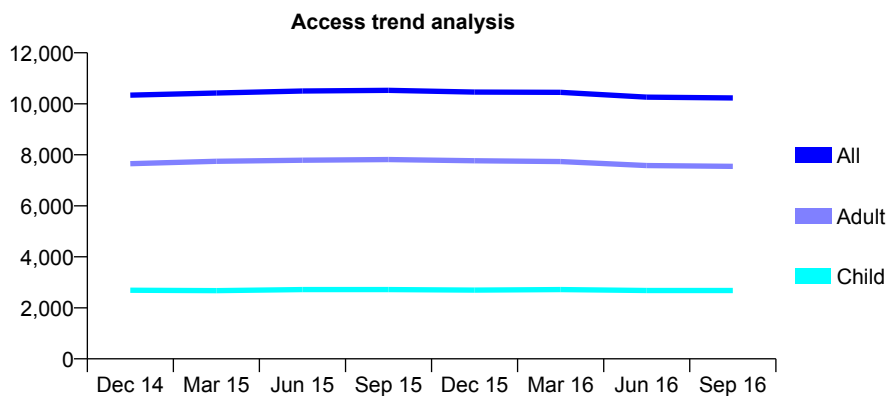
## Q54 - Vital Signs At a Glance Contract Report for 122084/0001 - September 2016

Name or company name	Antrim House Dental Practice
Contract type name	GDS Contract
Purpose of contract	General
Contract start date	01/08/2012
Contract end date	

16/17 Contracted general activity (UDA)	36,131
Carry forward general activity (UDA)	-296
16/17 Contracted orthodontic activity (UOA)	0
Carry forward orthodontic activity (UOA)	0
Baseline contract value	£933,430.69

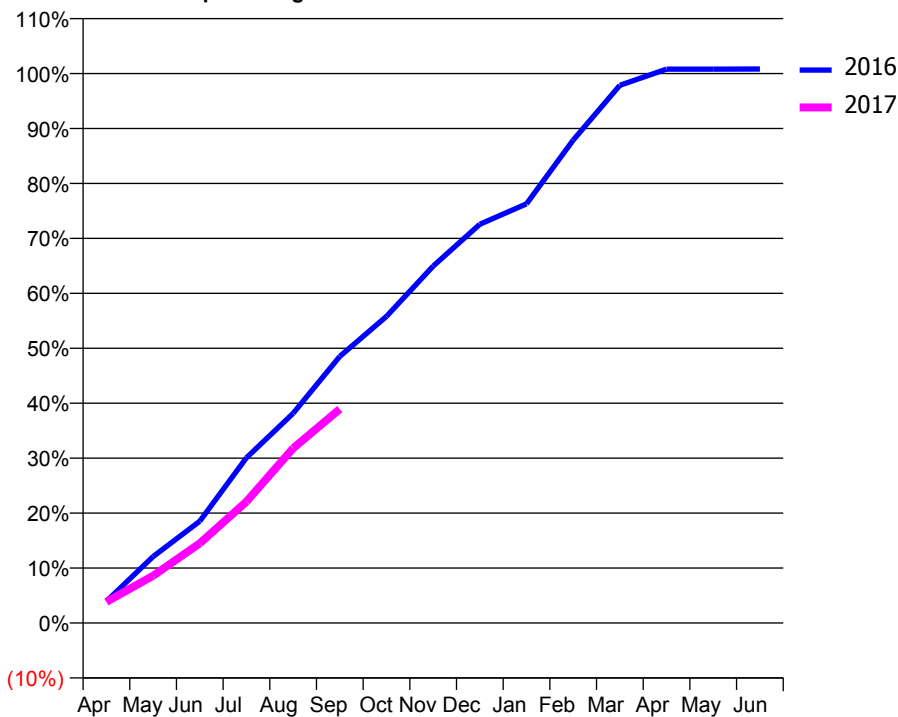
### ACCESS\*

Patients seen in 24 months	Total	Change since previous quarter
Quarter ending September 2015	10,529	
Quarter ending December 2015	10,462	→
Quarter ending March 2016	10,449	→
Quarter ending June 2016	10,260	↓
Quarter ending September 2016	10,230	→
<b>Variance since September 2015</b>	<b>(2.8%)</b>	<b>↓</b>



### ACTIVITY

Cumulative percentage of contracted UDA delivered 2016 & 2017



Month	Adjusted Scheduled Activity (UDA)	
	2016	2017
April	1,435	1,389
May	4,375	3,112
June	6,695	5,236
July	10,869	7,980
August	13,784	11,486
September	17,531	14,068
October	20,165	
November	23,472	
December	26,222	
January	27,561	
February	31,757	
March	35,354	
April	36,419	
May	36,422	
June	36,427	

### QUALITY

	Quantity	Base Number	Contract	AT	Region	England
% of FP17s for the same patient ID Re-attending within 3 months - Children	126	1,949	6.5%	10.0%	12.0%	12.4%
% of FP17s for the same patient ID Re-attending within 3 months - Adults	883	5,317	16.6%	15.3%	15.9%	16.7%
% of FP17s for the same patient ID Re-attending between 3 & 9 months - Children	1,202	1,949	61.7%	50.8%	58.6%	57.4%
% of FP17s for the same patient ID Re-attending between 3 & 9 months - Adults	3,079	5,317	57.9%	46.6%	51.6%	50.5%
% of FP17s for Band 1 Urgent Courses	787	6,792	11.6%	8.4%	8.0%	9.1%
% of FP17s Relating to Free Repair or Replacements	26	6,792	0.4%	0.7%	0.8%	0.8%
% of FP17s Relating to Continuations	31	6,792	0.5%	0.9%	1.3%	1.3%
% of Patients satisfied with the dentistry they have received	6	6	N/A	92.5%	93.1%	93.2%
% of Patients satisfied with the time they had to wait for an appointment	6	6	N/A	90.4%	89.1%	89.0%

\* This is based on patients treated on this contract for their most recent course of treatment. Figures in italics indicate the base number of FP17s or Patient Questionnaire responses are less than 100. N/A is shown where the base number of responses is less than 10 during the period. % is calculated as Quantity/Base number\*100

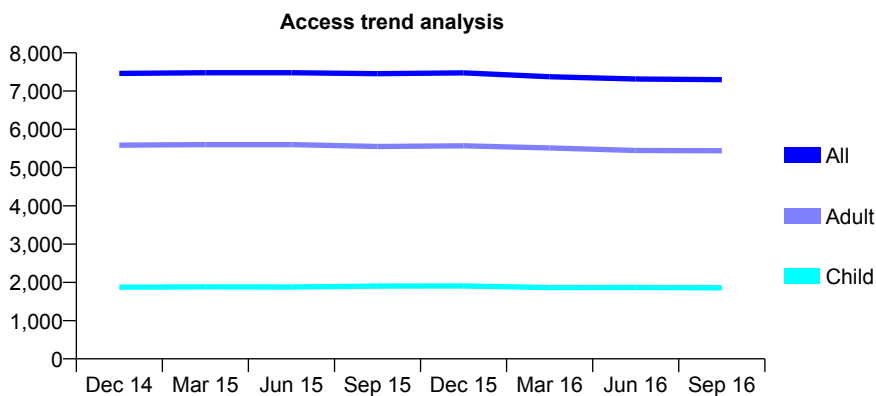
## Q54 - Vital Signs At a Glance Contract Report for 122769/0001 - September 2016

Name or company name	Rees Dental Practice
Contract type name	GDS Contract
Purpose of contract	General
Contract start date	01/12/2010
Contract end date	

16/17 Contracted general activity (UDA)	22,098
Carry forward general activity (UDA)	-57
16/17 Contracted orthodontic activity (UOA)	0
Carry forward orthodontic activity (UOA)	0
Baseline contract value	£560,034.65

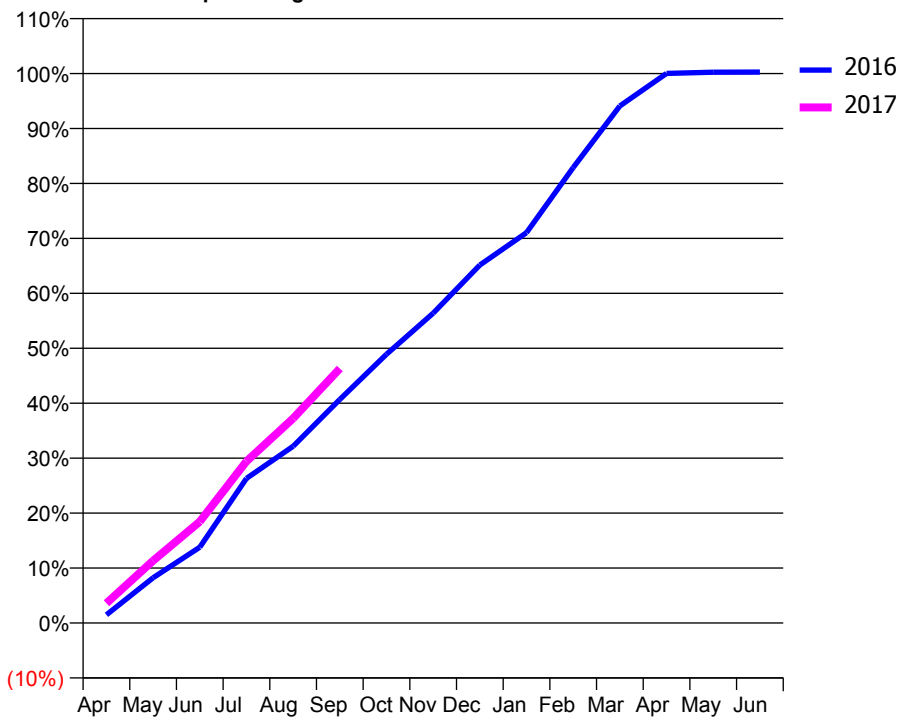
### ACCESS\*

Patients seen in 24 months	Total	Change since previous quarter
Quarter ending September 2015	7,455	
Quarter ending December 2015	7,474	→
Quarter ending March 2016	7,375	↓
Quarter ending June 2016	7,314	→
Quarter ending September 2016	7,296	→
<b>Variance since September 2015</b>	<b>(2.1%)</b>	<b>↓</b>



### ACTIVITY

Cumulative percentage of contracted UDA delivered 2016 & 2017



Month	Adjusted Scheduled Activity (UDA)	
	2016	2017
April	331	798
May	1,820	2,508
June	3,046	4,079
July	5,814	6,500
August	7,109	8,231
September	8,989	10,232
October	10,806	
November	12,462	
December	14,394	
January	15,700	
February	18,313	
March	20,792	
April	22,104	
May	22,152	
June	22,155	

### QUALITY

	Quantity	Base Number	Contract	AT	Region	England
% of FP17s for the same patient ID Re-attending within 3 months - Children	78	1,230	6.3%	10.0%	12.0%	12.4%
% of FP17s for the same patient ID Re-attending within 3 months - Adults	410	3,354	12.2%	15.3%	15.9%	16.7%
% of FP17s for the same patient ID Re-attending between 3 & 9 months - Children	654	1,230	53.2%	50.8%	58.6%	57.4%
% of FP17s for the same patient ID Re-attending between 3 & 9 months - Adults	1,677	3,354	50.0%	46.6%	51.6%	50.5%
% of FP17s for Band 1 Urgent Courses	205	4,089	5.0%	8.4%	8.0%	9.1%
% of FP17s Relating to Free Repair or Replacements	61	4,089	1.5%	0.7%	0.8%	0.8%
% of FP17s Relating to Continuations	81	4,089	2.0%	0.9%	1.3%	1.3%
% of Patients satisfied with the dentistry they have received	9	9	N/A	92.5%	93.1%	93.2%
% of Patients satisfied with the time they had to wait for an appointment	8	9	N/A	90.4%	89.1%	89.0%

\* This is based on patients treated on this contract for their most recent course of treatment. Figures in italics indicate the base number of FP17s or Patient Questionnaire responses are less than 100. N/A is shown where the base number of responses is less than 10 during the period. % is calculated as Quantity/Base number\*100

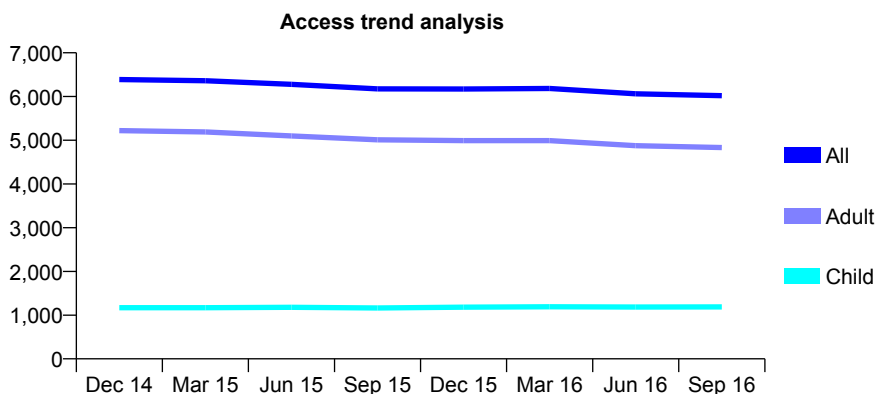
## Q54 - Vital Signs At a Glance Contract Report for 125008/0001 - September 2016

Name or company name	Briars Dental Practice
Contract type name	GDS Contract
Purpose of contract	General and Orthodontic
Contract start date	01/04/2006
Contract end date	

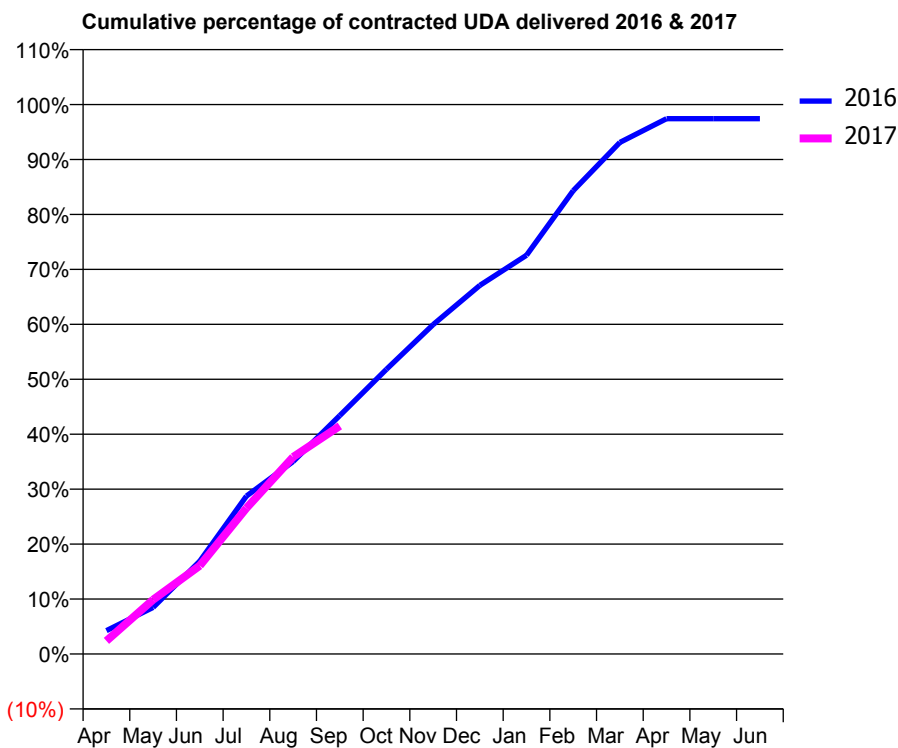
16/17 Contracted general activity (UDA)	18,492
Carry forward general activity (UDA)	475
16/17 Contracted orthodontic activity (UOA)	2,013
Carry forward orthodontic activity (UOA)	-15
Baseline contract value	£552,687.52

### ACCESS\*

Patients seen in 24 months	Total	Change since previous quarter
Quarter ending September 2015	6,174	
Quarter ending December 2015	6,172	→
Quarter ending March 2016	6,185	→
Quarter ending June 2016	6,061	↓
Quarter ending September 2016	6,019	→
<b>Variance since September 2015</b>	<b>(2.5%)</b>	<b>↓</b>



### ACTIVITY



Month	Adjusted Scheduled Activity (UDA)	
	2016	2017
April	790	444
May	1,568	1,829
June	3,123	2,972
July	5,315	4,910
August	6,476	6,629
September	8,025	7,677
October	9,585	
November	11,084	
December	12,404	
January	13,420	
February	15,591	
March	17,216	
April	18,016	
May	18,016	
June	18,017	

### QUALITY

	Quantity	Base Number	Contract	AT	Region	England
% of FP17s for the same patient ID Re-attending within 3 months - Children	66	877	7.5%	10.0%	12.0%	12.4%
% of FP17s for the same patient ID Re-attending within 3 months - Adults	375	3,195	11.7%	15.3%	15.9%	16.7%
% of FP17s for the same patient ID Re-attending between 3 & 9 months - Children	412	877	47.0%	50.8%	58.6%	57.4%
% of FP17s for the same patient ID Re-attending between 3 & 9 months - Adults	1,764	3,195	55.2%	46.6%	51.6%	50.5%
% of FP17s for Band 1 Urgent Courses	93	3,628	2.6%	8.4%	8.0%	9.1%
% of FP17s Relating to Free Repair or Replacements	77	3,628	2.1%	0.7%	0.8%	0.8%
% of FP17s Relating to Continuations	37	3,628	1.0%	0.9%	1.3%	1.3%
% of Patients satisfied with the dentistry they have received	4	4	N/A	92.5%	93.1%	93.2%
% of Patients satisfied with the time they had to wait for an appointment	4	4	N/A	90.4%	89.1%	89.0%

\* This is based on patients treated on this contract for their most recent course of treatment. Figures in italics indicate the base number of FP17s or Patient Questionnaire responses are less than 100. N/A is shown where the base number of responses is less than 10 during the period. % is calculated as Quantity/Base number\*100



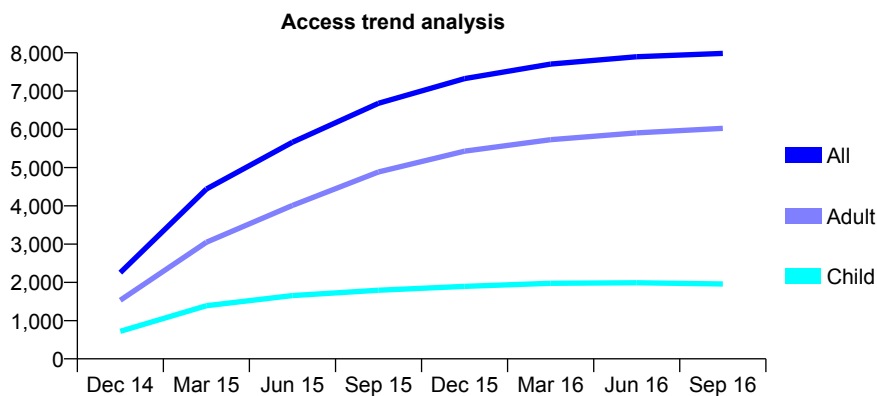
## Q54 - Vital Signs At a Glance Contract Report for 126543/0001 - September 2016

Name or company name	Amblecote Dental Care
Contract type name	Pilot Contract
Purpose of contract	General and Orthodontic
Contract start date	01/10/2014
Contract end date	

16/17 Contracted general activity (UDA)	21,139
Carry forward general activity (UDA)	0
16/17 Contracted orthodontic activity (UOA)	1,699
Carry forward orthodontic activity (UOA)	22
Baseline contract value	£776,327.83

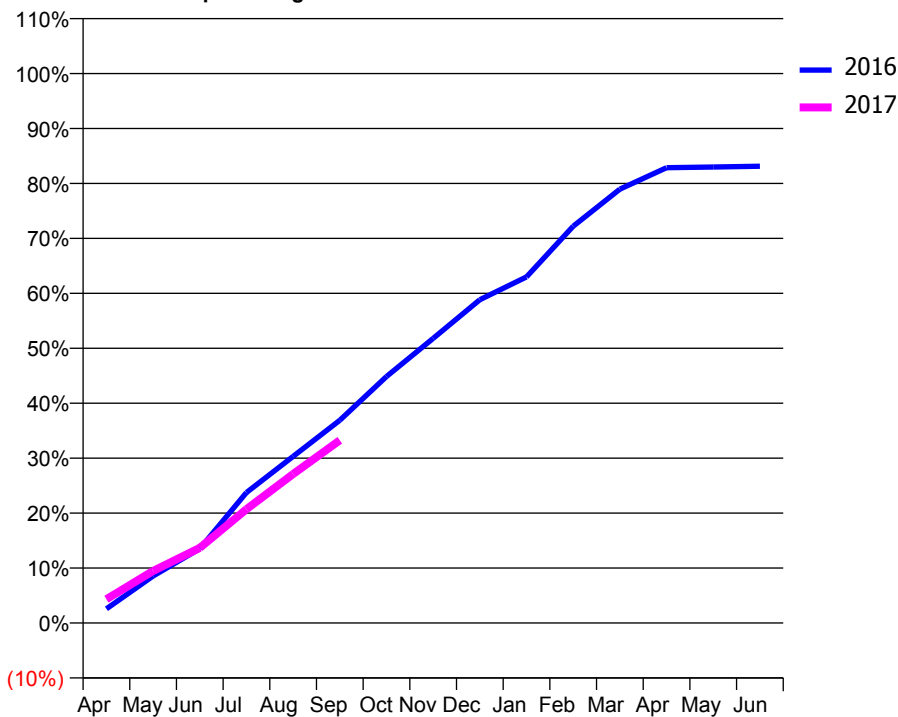
### ACCESS\*

Patients seen in 24 months	Total	Change since previous quarter
Quarter ending September 2015	6,679	
Quarter ending December 2015	7,324	↑
Quarter ending March 2016	7,706	↑
Quarter ending June 2016	7,896	↑
Quarter ending September 2016	7,984	→
<b>Variance since September 2015</b>	<b>19.5%</b>	<b>↑</b>



### ACTIVITY

Cumulative percentage of contracted UDA delivered 2016 & 2017



Month	Adjusted Scheduled Activity (UDA)	
	2016	2017
April	546	915
May	1,809	2,002
June	2,861	2,891
July	5,019	4,378
August	6,411	5,733
September	7,802	7,031
October	9,484	
November	10,947	
December	12,436	
January	13,313	
February	15,263	
March	16,692	
April	17,517	
May	17,540	
June	17,572	

### QUALITY

	Quantity	Base Number	Contract	AT	Region	England
% of FP17s for the same patient ID Re-attending within 3 months - Children	151	1,799	8.4%	10.0%	12.0%	12.4%
% of FP17s for the same patient ID Re-attending within 3 months - Adults	407	3,302	12.3%	15.3%	15.9%	16.7%
% of FP17s for the same patient ID Re-attending between 3 & 9 months - Children	1,229	1,799	68.3%	50.8%	58.6%	57.4%
% of FP17s for the same patient ID Re-attending between 3 & 9 months - Adults	1,404	3,302	42.5%	46.6%	51.6%	50.5%
% of FP17s for Band 1 Urgent Courses	257	4,452	5.8%	8.4%	8.0%	9.1%
% of FP17s Relating to Free Repair or Replacements	21	4,452	0.5%	0.7%	0.8%	0.8%
% of FP17s Relating to Continuations	23	4,452	0.5%	0.9%	1.3%	1.3%
% of Patients satisfied with the dentistry they have received	2	2	N/A	92.5%	93.1%	93.2%
% of Patients satisfied with the time they had to wait for an appointment	2	2	N/A	90.4%	89.1%	89.0%

\* This is based on patients treated on this contract for their most recent course of treatment. Figures in italics indicate the base number of FP17s or Patient Questionnaire responses are less than 100. N/A is shown where the base number of responses is less than 10 during the period. % is calculated as Quantity/Base number\*100

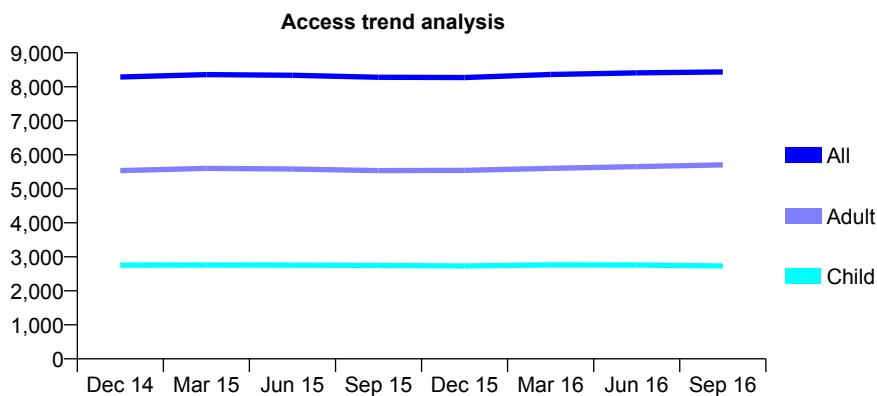
## Q54 - Vital Signs At a Glance Contract Report for 127930/0001 - September 2016

Name or company name	Dr R Patel & Dr D Patel & Dr P S Dogra
Contract type name	GDS Contract
Purpose of contract	General
Contract start date	02/07/2010
Contract end date	

16/17 Contracted general activity (UDA)	23,248
Carry forward general activity (UDA)	672
16/17 Contracted orthodontic activity (UOA)	0
Carry forward orthodontic activity (UOA)	0
Baseline contract value	£624,966.92

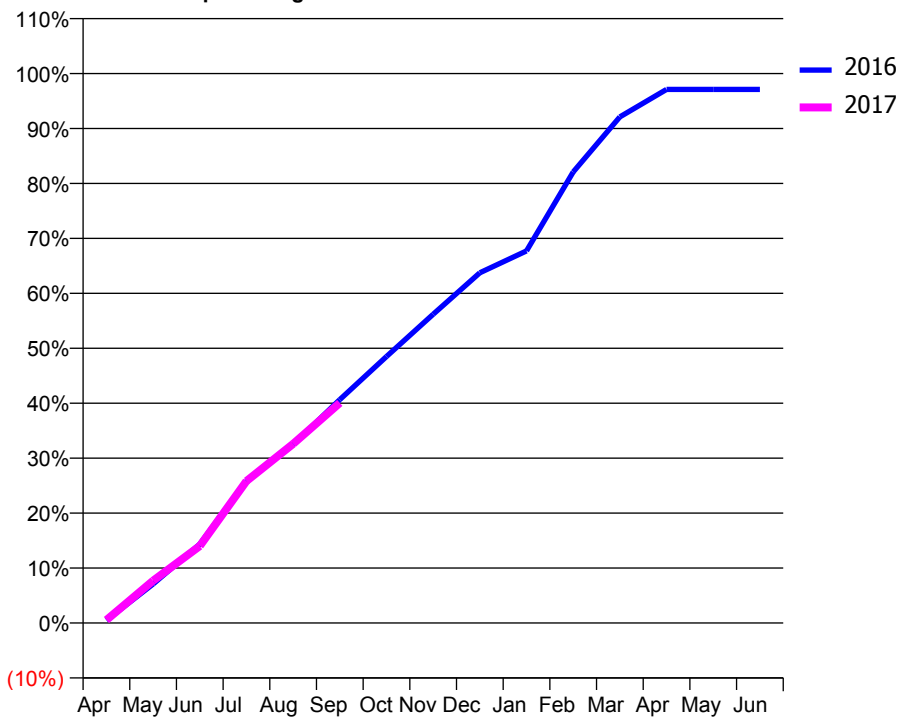
### ACCESS\*

Patients seen in 24 months	Total	Change since previous quarter
Quarter ending September 2015	8,280	
Quarter ending December 2015	8,272	→
Quarter ending March 2016	8,364	→
Quarter ending June 2016	8,409	→
Quarter ending September 2016	8,438	→
<b>Variance since September 2015</b>	<b>1.9%</b>	<b>→</b>



### ACTIVITY

Cumulative percentage of contracted UDA delivered 2016 & 2017



Adjusted Scheduled Activity (UDA)

Month	2016	2017
April	113	129
May	1,652	1,793
June	3,336	3,258
July	6,011	6,006
August	7,557	7,578
September	9,450	9,310
October	11,272	
November	13,065	
December	14,819	
January	15,745	
February	19,084	
March	21,411	
April	22,573	
May	22,575	
June	22,576	

### QUALITY

	Quantity	Base Number	Contract	AT	Region	England
% of FP17s for the same patient ID Re-attending within 3 months - Children	83	1,685	4.9%	10.0%	12.0%	12.4%
% of FP17s for the same patient ID Re-attending within 3 months - Adults	495	3,422	14.5%	15.3%	15.9%	16.7%
% of FP17s for the same patient ID Re-attending between 3 & 9 months - Children	845	1,685	50.1%	50.8%	58.6%	57.4%
% of FP17s for the same patient ID Re-attending between 3 & 9 months - Adults	1,523	3,422	44.5%	46.6%	51.6%	50.5%
% of FP17s for Band 1 Urgent Courses	546	4,593	11.9%	8.4%	8.0%	9.1%
% of FP17s Relating to Free Repair or Replacements	20	4,593	0.4%	0.7%	0.8%	0.8%
% of FP17s Relating to Continuations	5	4,593	0.1%	0.9%	1.3%	1.3%
% of Patients satisfied with the dentistry they have received	9	10	90.0%	92.5%	93.1%	93.2%
% of Patients satisfied with the time they had to wait for an appointment	7	10	70.0%	90.4%	89.1%	89.0%

\* This is based on patients treated on this contract for their most recent course of treatment. Figures in italics indicate the base number of FP17s or Patient Questionnaire responses are less than 100. N/A is shown where the base number of responses is less than 10 during the period. % is calculated as Quantity/Base number\*100

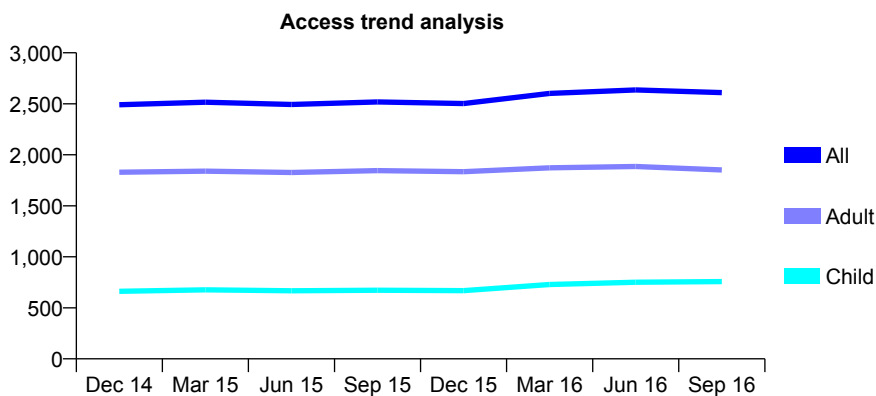
## Q54 - Vital Signs At a Glance Contract Report for 129321/0001 - September 2016

Name or company name	Smile By Smile Dental
Contract type name	GDS Contract
Purpose of contract	General and Orthodontic
Contract start date	01/08/2011
Contract end date	

16/17 Contracted general activity (UDA)	8,806
Carry forward general activity (UDA)	162
16/17 Contracted orthodontic activity (UOA)	227
Carry forward orthodontic activity (UOA)	-4
Baseline contract value	£213,744.84

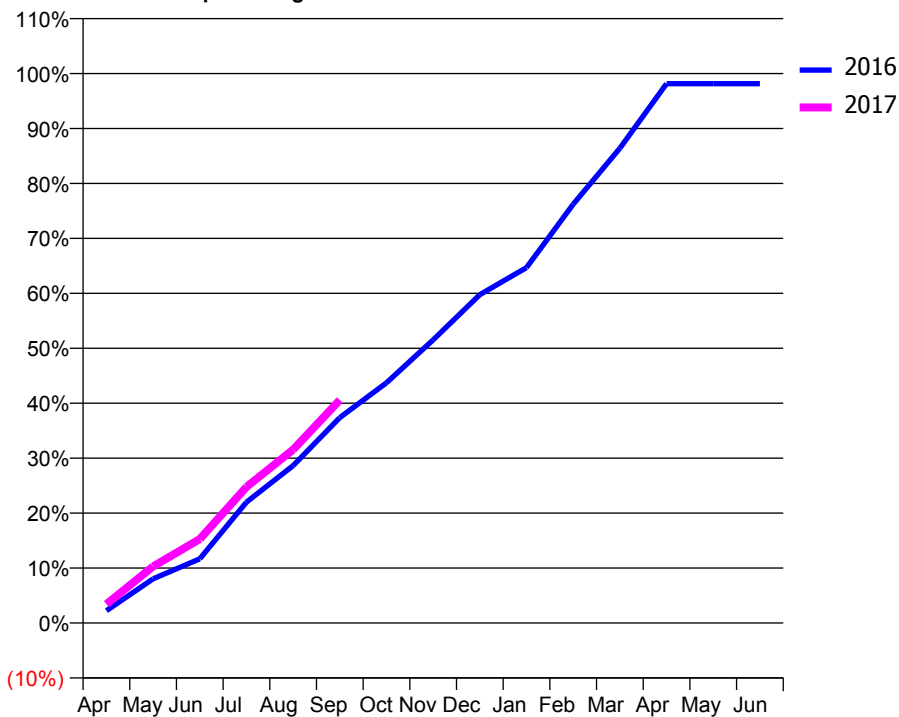
### ACCESS\*

Patients seen in 24 months	Total	Change since previous quarter
Quarter ending September 2015	2,518	
Quarter ending December 2015	2,503	→
Quarter ending March 2016	2,602	↑
Quarter ending June 2016	2,636	→
Quarter ending September 2016	2,610	→
<b>Variance since September 2015</b>	<b>3.7%</b>	<b>↑</b>



### ACTIVITY

Cumulative percentage of contracted UDA delivered 2016 & 2017



Adjusted Scheduled Activity (UDA)

Month	2016	2017
April	198	302
May	707	908
June	1,029	1,346
July	1,938	2,180
August	2,522	2,779
September	3,292	3,575
October	3,851	
November	4,539	
December	5,262	
January	5,696	
February	6,710	
March	7,608	
April	8,644	
May	8,644	
June	8,644	

### QUALITY

	Quantity	Base Number	Contract	AT	Region	England
% of FP17s for the same patient ID Re-attending within 3 months - Children	97	738	13.1%	10.0%	12.0%	12.4%
% of FP17s for the same patient ID Re-attending within 3 months - Adults	242	1,571	15.4%	15.3%	15.9%	16.7%
% of FP17s for the same patient ID Re-attending between 3 & 9 months - Children	428	738	58.0%	50.8%	58.6%	57.4%
% of FP17s for the same patient ID Re-attending between 3 & 9 months - Adults	998	1,571	63.5%	46.6%	51.6%	50.5%
% of FP17s for Band 1 Urgent Courses	94	1,975	4.8%	8.4%	8.0%	9.1%
% of FP17s Relating to Free Repair or Replacements	3	1,975	0.2%	0.7%	0.8%	0.8%
% of FP17s Relating to Continuations	0	1,975	0.0%	0.9%	1.3%	1.3%
% of Patients satisfied with the dentistry they have received	5	5	N/A	92.5%	93.1%	93.2%
% of Patients satisfied with the time they had to wait for an appointment	5	5	N/A	90.4%	89.1%	89.0%

\* This is based on patients treated on this contract for their most recent course of treatment. Figures in italics indicate the base number of FP17s or Patient Questionnaire responses are less than 100. N/A is shown where the base number of responses is less than 10 during the period. % is calculated as Quantity/Base number\*100

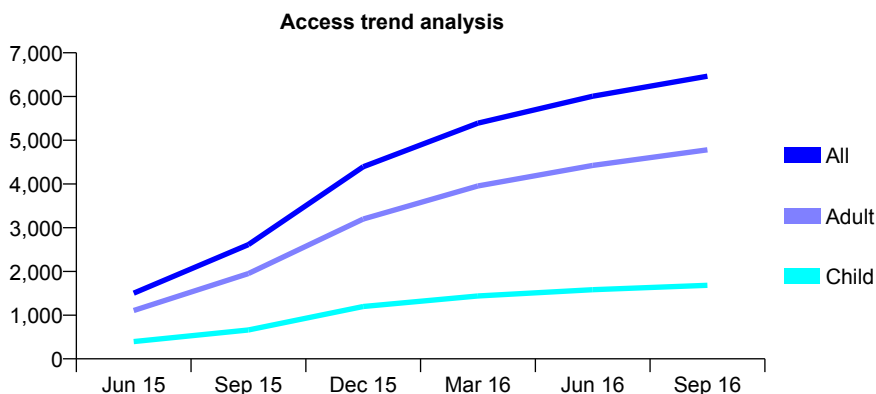
## Q54 - Vital Signs At a Glance Contract Report for 130257/0001 - September 2016

Name or company name	Knowle & Dorridge Dental Practice
Contract type name	GDS Contract
Purpose of contract	General
Contract start date	01/04/2015
Contract end date	

16/17 Contracted general activity (UDA)	14,442
Carry forward general activity (UDA)	-146
16/17 Contracted orthodontic activity (UOA)	0
Carry forward orthodontic activity (UOA)	0
Baseline contract value	£349,533.20

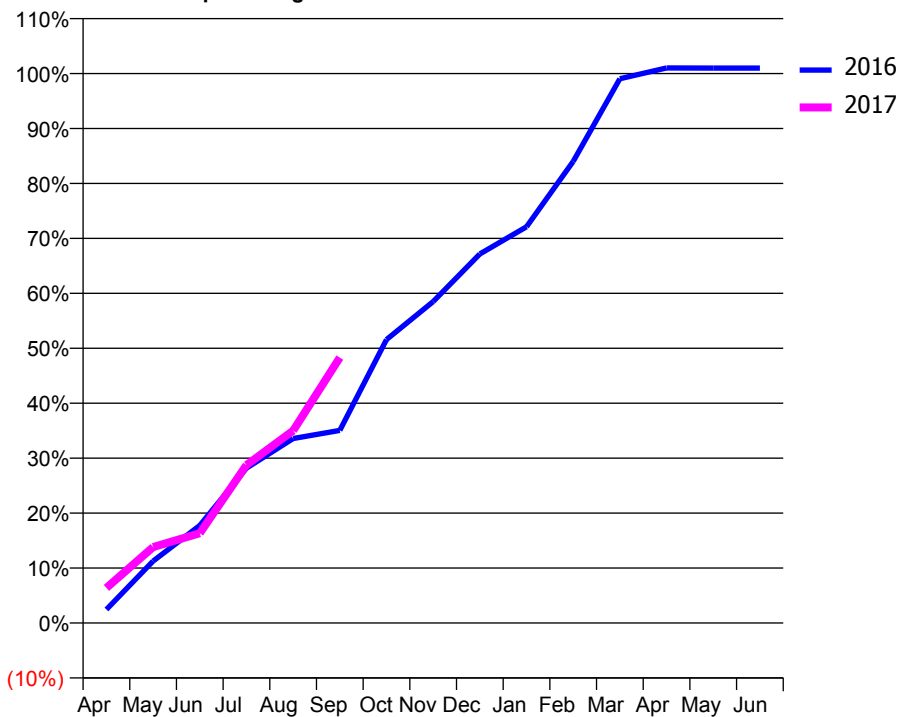
### ACCESS\*

Patients seen in 24 months	Total	Change since previous quarter
Quarter ending September 2015	2,611	
Quarter ending December 2015	4,395	↑
Quarter ending March 2016	5,392	↑
Quarter ending June 2016	6,007	↑
Quarter ending September 2016	6,464	↑
<b>Variance since September 2015</b>	<b>147.6%</b>	<b>↑</b>



### ACTIVITY

Cumulative percentage of contracted UDA delivered 2016 & 2017



Adjusted Scheduled Activity (UDA)

Month	2016	2017
April	360	924
May	1,651	1,995
June	2,596	2,362
July	4,124	4,153
August	4,914	5,057
September	5,130	6,974
October	7,546	
November	8,559	
December	9,826	
January	10,551	
February	12,291	
March	14,493	
April	14,780	
May	14,779	
June	14,779	

### QUALITY

	Quantity	Base Number	Contract	AT	Region	England
% of FP17s for the same patient ID Re-attending within 3 months - Children	73	1,237	5.9%	10.0%	12.0%	12.4%
% of FP17s for the same patient ID Re-attending within 3 months - Adults	523	3,453	15.1%	15.3%	15.9%	16.7%
% of FP17s for the same patient ID Re-attending between 3 & 9 months - Children	597	1,237	48.3%	50.8%	58.6%	57.4%
% of FP17s for the same patient ID Re-attending between 3 & 9 months - Adults	1,506	3,453	43.6%	46.6%	51.6%	50.5%
% of FP17s for Band 1 Urgent Courses	327	4,043	8.1%	8.4%	8.0%	9.1%
% of FP17s Relating to Free Repair or Replacements	64	4,043	1.6%	0.7%	0.8%	0.8%
% of FP17s Relating to Continuations	28	4,043	0.7%	0.9%	1.3%	1.3%
% of Patients satisfied with the dentistry they have received	3	4	N/A	92.5%	93.1%	93.2%
% of Patients satisfied with the time they had to wait for an appointment	2	4	N/A	90.4%	89.1%	89.0%

\* This is based on patients treated on this contract for their most recent course of treatment. Figures in italics indicate the base number of FP17s or Patient Questionnaire responses are less than 100. N/A is shown where the base number of responses is less than 10 during the period. % is calculated as Quantity/Base number\*100

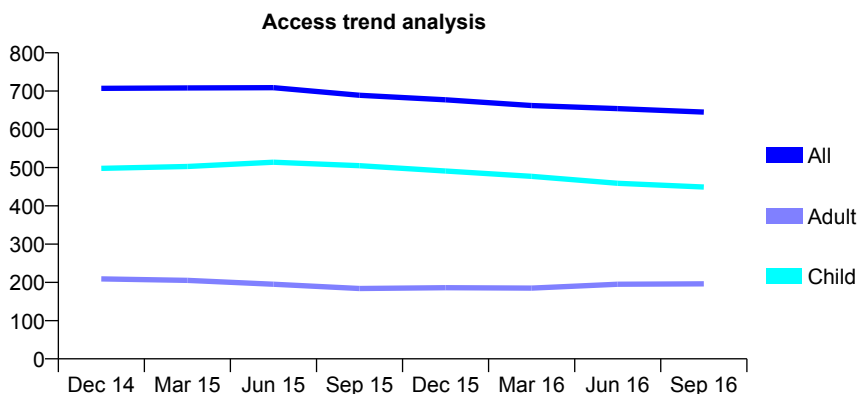
## Q54 - Vital Signs At a Glance Contract Report for 130842/0001 - September 2016

Name or company name	Mr P H McCullough & Mrs S J McCullough
Contract type name	GDS Contract
Purpose of contract	General
Contract start date	01/04/2006
Contract end date	

16/17 Contracted general activity (UDA)	1,800
Carry forward general activity (UDA)	0
16/17 Contracted orthodontic activity (UOA)	0
Carry forward orthodontic activity (UOA)	0
Baseline contract value	£50,293.93

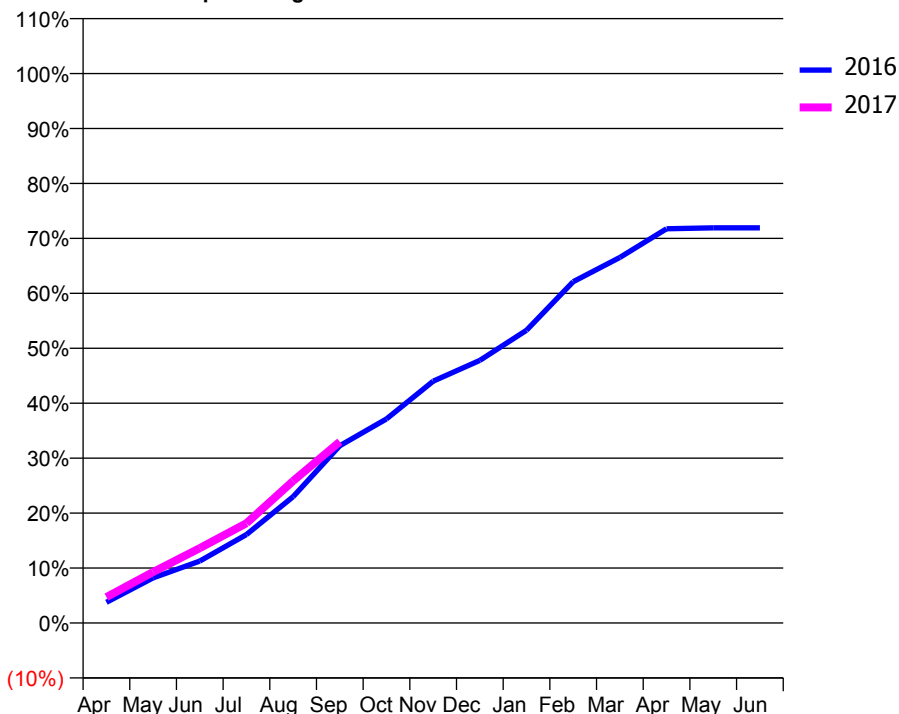
### ACCESS\*

Patients seen in 24 months	Total	Change since previous quarter
Quarter ending September 2015	689	
Quarter ending December 2015	677	↓
Quarter ending March 2016	662	↓
Quarter ending June 2016	654	↓
Quarter ending September 2016	645	↓
<b>Variance since September 2015</b>	<b>(6.4%)</b>	<b>↓</b>



### ACTIVITY

Cumulative percentage of contracted UDA delivered 2016 & 2017



Adjusted Scheduled Activity (UDA)

Month	2016	2017
April	68	85
May	148	167
June	203	245
July	290	327
August	414	466
September	581	594
October	669	
November	792	
December	860	
January	959	
February	1,118	
March	1,197	
April	1,291	
May	1,294	
June	1,294	

### QUALITY

	Quantity	Base Number	Contract	AT	Region	England
% of FP17s for the same patient ID Re-attending within 3 months - Children	15	365	4.1%	10.0%	12.0%	12.4%
% of FP17s for the same patient ID Re-attending within 3 months - Adults	2	126	1.6%	15.3%	15.9%	16.7%
% of FP17s for the same patient ID Re-attending between 3 & 9 months - Children	250	365	68.5%	50.8%	58.6%	57.4%
% of FP17s for the same patient ID Re-attending between 3 & 9 months - Adults	76	126	60.3%	46.6%	51.6%	50.5%
% of FP17s for Band 1 Urgent Courses	14	435	3.2%	8.4%	8.0%	9.1%
% of FP17s Relating to Free Repair or Replacements	0	435	0.0%	0.7%	0.8%	0.8%
% of FP17s Relating to Continuations	1	435	0.2%	0.9%	1.3%	1.3%
% of Patients satisfied with the dentistry they have received	0	0	N/A	92.5%	93.1%	93.2%
% of Patients satisfied with the time they had to wait for an appointment	0	0	N/A	90.4%	89.1%	89.0%

\* This is based on patients treated on this contract for their most recent course of treatment. Figures in italics indicate the base number of FP17s or Patient Questionnaire responses are less than 100. N/A is shown where the base number of responses is less than 10 during the period. % is calculated as Quantity/Base number\*100

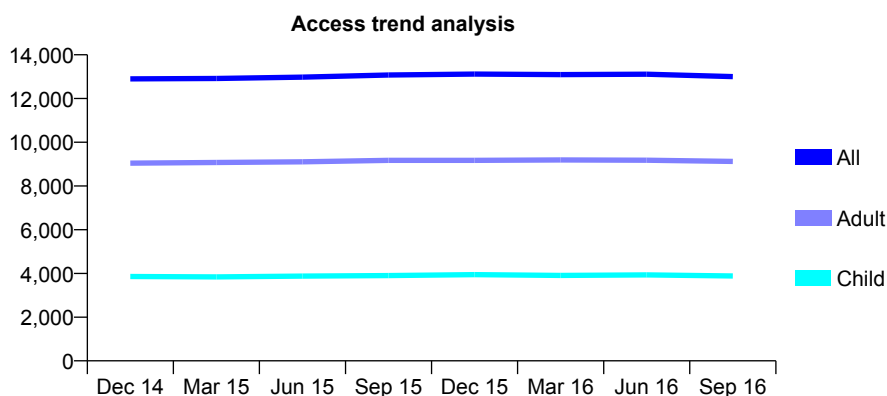
## Q54 - Vital Signs At a Glance Contract Report for 131342/0001 - September 2016

Name or company name	Camila Pema Dhaya & Jatinder Kaur
Contract type name	GDS Contract
Purpose of contract	General and Orthodontic
Contract start date	01/04/2010
Contract end date	

16/17 Contracted general activity (UDA)	44,254
Carry forward general activity (UDA)	60
16/17 Contracted orthodontic activity (UOA)	1,091
Carry forward orthodontic activity (UOA)	-5
Baseline contract value	£1,310,673.86

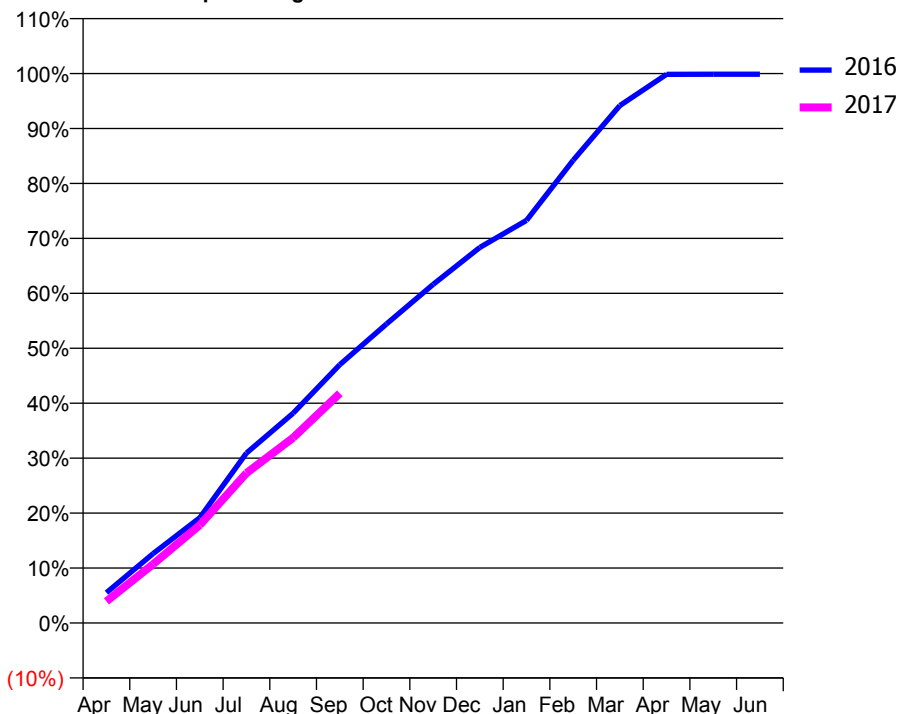
### ACCESS\*

Patients seen in 24 months	Total	Change since previous quarter
Quarter ending September 2015	13,075	
Quarter ending December 2015	13,117	→
Quarter ending March 2016	13,095	→
Quarter ending June 2016	13,112	→
Quarter ending September 2016	13,004	→
<b>Variance since September 2015</b>	<b>(0.5%)</b>	→



### ACTIVITY

Cumulative percentage of contracted UDA delivered 2016 & 2017



### QUALITY

	Quantity	Base Number	Contract	AT	Region	England
% of FP17s for the same patient ID Re-attending within 3 months - Children	373	2,761	13.5%	10.0%	12.0%	12.4%
% of FP17s for the same patient ID Re-attending within 3 months - Adults	1,341	6,095	22.0%	15.3%	15.9%	16.7%
% of FP17s for the same patient ID Re-attending between 3 & 9 months - Children	1,376	2,761	49.8%	50.8%	58.6%	57.4%
% of FP17s for the same patient ID Re-attending between 3 & 9 months - Adults	2,807	6,095	46.1%	46.6%	51.6%	50.5%
% of FP17s for Band 1 Urgent Courses	487	7,125	6.8%	8.4%	8.0%	9.1%
% of FP17s Relating to Free Repair or Replacements	106	7,125	1.5%	0.7%	0.8%	0.8%
% of FP17s Relating to Continuations	64	7,125	0.9%	0.9%	1.3%	1.3%
% of Patients satisfied with the dentistry they have received	9	9	N/A	92.5%	93.1%	93.2%
% of Patients satisfied with the time they had to wait for an appointment	7	9	N/A	90.4%	89.1%	89.0%

\* This is based on patients treated on this contract for their most recent course of treatment. Figures in italics indicate the base number of FP17s or Patient Questionnaire responses are less than 100. N/A is shown where the base number of responses is less than 10 during the period. % is calculated as Quantity/Base number\*100

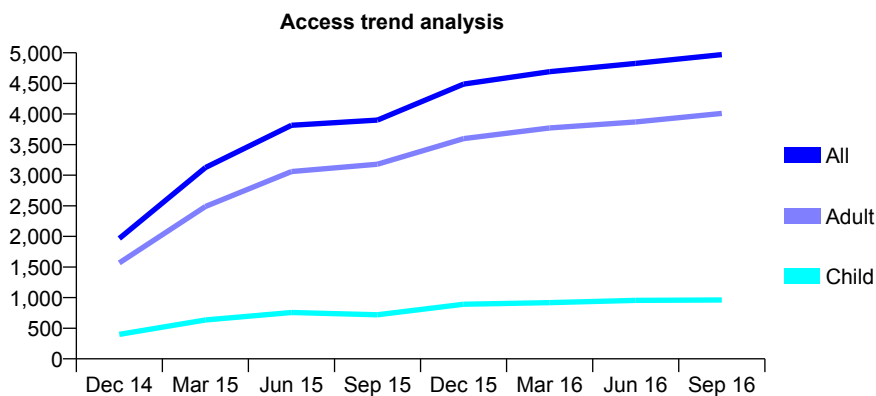
## Q54 - Vital Signs At a Glance Contract Report for 132780/0001 - September 2016

Name or company name	Kingswinford Health Centre 1
Contract type name	GDS Contract
Purpose of contract	General
Contract start date	01/09/2014
Contract end date	

16/17 Contracted general activity (UDA)	14,554
Carry forward general activity (UDA)	-181
16/17 Contracted orthodontic activity (UOA)	0
Carry forward orthodontic activity (UOA)	0
Baseline contract value	£347,628.14

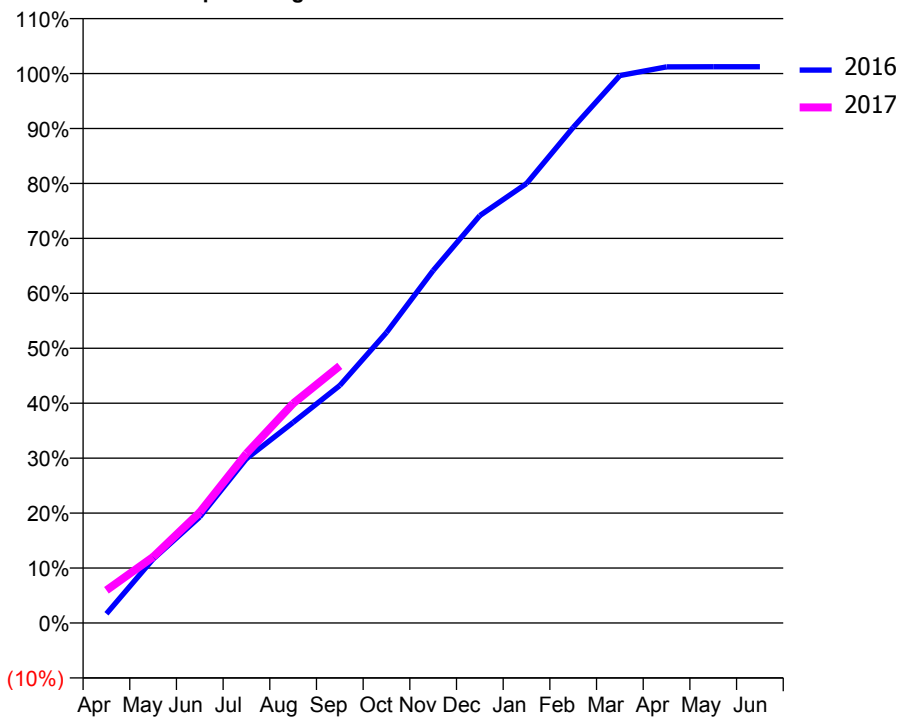
### ACCESS\*

Patients seen in 24 months	Total	Change since previous quarter
Quarter ending September 2015	3,900	
Quarter ending December 2015	4,489	↑
Quarter ending March 2016	4,692	↑
Quarter ending June 2016	4,826	↑
Quarter ending September 2016	4,971	↑
<b>Variance since September 2015</b>	<b>27.5%</b>	<b>↑</b>



### ACTIVITY

Cumulative percentage of contracted UDA delivered 2016 & 2017



Month	Adjusted Scheduled Activity (UDA)	
	2016	2017
April	246	867
May	1,693	1,750
June	2,810	2,934
July	4,351	4,491
August	5,314	5,815
September	6,293	6,811
October	7,696	
November	9,336	
December	10,793	
January	11,639	
February	13,127	
March	14,501	
April	14,731	
May	14,732	
June	14,735	

### QUALITY

	Quantity	Base Number	Contract	AT	Region	England
% of FP17s for the same patient ID Re-attending within 3 months - Children	36	698	5.2%	10.0%	12.0%	12.4%
% of FP17s for the same patient ID Re-attending within 3 months - Adults	490	2,871	17.1%	15.3%	15.9%	16.7%
% of FP17s for the same patient ID Re-attending between 3 & 9 months - Children	291	698	41.7%	50.8%	58.6%	57.4%
% of FP17s for the same patient ID Re-attending between 3 & 9 months - Adults	1,394	2,871	48.6%	46.6%	51.6%	50.5%
% of FP17s for Band 1 Urgent Courses	214	3,427	6.2%	8.4%	8.0%	9.1%
% of FP17s Relating to Free Repair or Replacements	51	3,427	1.5%	0.7%	0.8%	0.8%
% of FP17s Relating to Continuations	76	3,427	2.2%	0.9%	1.3%	1.3%
% of Patients satisfied with the dentistry they have received	4	4	N/A	92.5%	93.1%	93.2%
% of Patients satisfied with the time they had to wait for an appointment	4	4	N/A	90.4%	89.1%	89.0%

\* This is based on patients treated on this contract for their most recent course of treatment. Figures in italics indicate the base number of FP17s or Patient Questionnaire responses are less than 100. N/A is shown where the base number of responses is less than 10 during the period. % is calculated as Quantity/Base number\*100

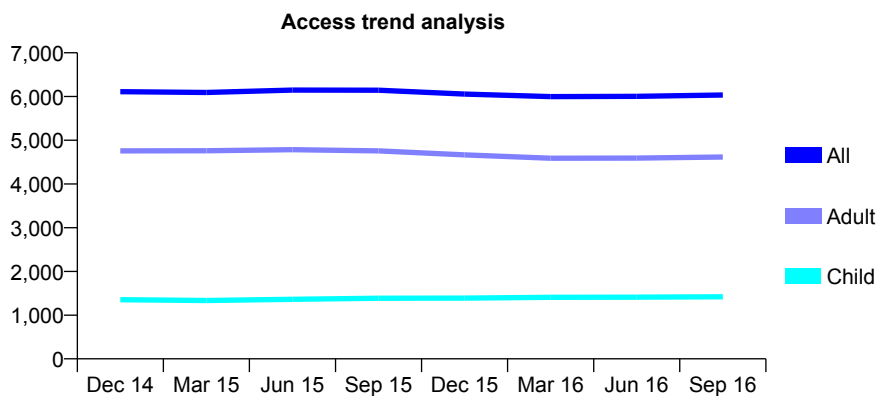
## Q54 - Vital Signs At a Glance Contract Report for 133507/0001 - September 2016

Name or company name	Castle Bromwich Dental Care
Contract type name	GDS Contract
Purpose of contract	General
Contract start date	01/10/2012
Contract end date	

16/17 Contracted general activity (UDA)	17,362
Carry forward general activity (UDA)	-24
16/17 Contracted orthodontic activity (UOA)	0
Carry forward orthodontic activity (UOA)	0
Baseline contract value	£416,061.37

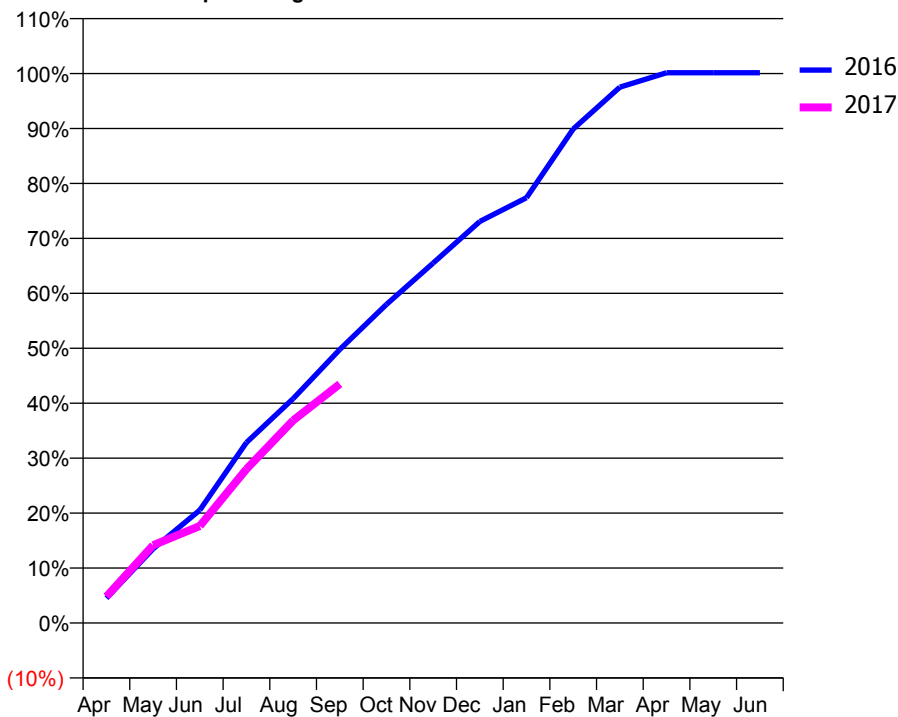
### ACCESS\*

Patients seen in 24 months	Total	Change since previous quarter
Quarter ending September 2015	6,143	
Quarter ending December 2015	6,056	↓
Quarter ending March 2016	5,997	→
Quarter ending June 2016	6,003	→
Quarter ending September 2016	6,035	→
<b>Variance since September 2015</b>	<b>(1.8%)</b>	<b>↓</b>



### ACTIVITY

Cumulative percentage of contracted UDA delivered 2016 & 2017



Month	Adjusted Scheduled Activity (UDA)	
	2016	2017
April	785	835
May	2,344	2,457
June	3,566	3,064
July	5,704	4,866
August	7,088	6,400
September	8,644	7,552
October	10,067	
November	11,372	
December	12,688	
January	13,437	
February	15,606	
March	16,930	
April	17,385	
May	17,386	
June	17,386	

### QUALITY

	Quantity	Base Number	Contract	AT	Region	England
% of FP17s for the same patient ID Re-attending within 3 months - Children	60	875	6.9%	10.0%	12.0%	12.4%
% of FP17s for the same patient ID Re-attending within 3 months - Adults	385	2,811	13.7%	15.3%	15.9%	16.7%
% of FP17s for the same patient ID Re-attending between 3 & 9 months - Children	426	875	48.7%	50.8%	58.6%	57.4%
% of FP17s for the same patient ID Re-attending between 3 & 9 months - Adults	1,311	2,811	46.6%	46.6%	51.6%	50.5%
% of FP17s for Band 1 Urgent Courses	184	3,511	5.2%	8.4%	8.0%	9.1%
% of FP17s Relating to Free Repair or Replacements	31	3,511	0.9%	0.7%	0.8%	0.8%
% of FP17s Relating to Continuations	57	3,511	1.6%	0.9%	1.3%	1.3%
% of Patients satisfied with the dentistry they have received	2	2	N/A	92.5%	93.1%	93.2%
% of Patients satisfied with the time they had to wait for an appointment	2	2	N/A	90.4%	89.1%	89.0%

\* This is based on patients treated on this contract for their most recent course of treatment. Figures in italics indicate the base number of FP17s or Patient Questionnaire responses are less than 100. N/A is shown where the base number of responses is less than 10 during the period. % is calculated as Quantity/Base number\*100



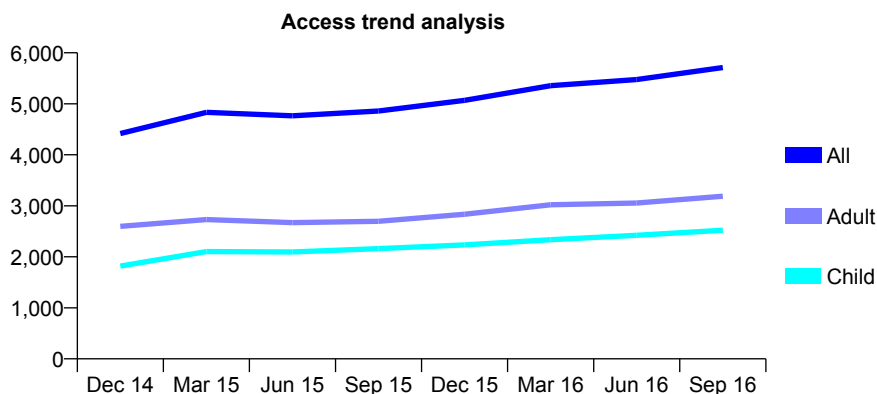
## Q54 - Vital Signs At a Glance Contract Report for 133698/0001 - September 2016

Name or company name	Synergy Dental Practice Limited
Contract type name	PDS Plus Contract
Purpose of contract	General
Contract start date	01/10/2010
Contract end date	31/10/2020

16/17 Contracted general activity (UDA)	12,000
Carry forward general activity (UDA)	-240
16/17 Contracted orthodontic activity (UOA)	0
Carry forward orthodontic activity (UOA)	0
Baseline contract value	£229,591.57

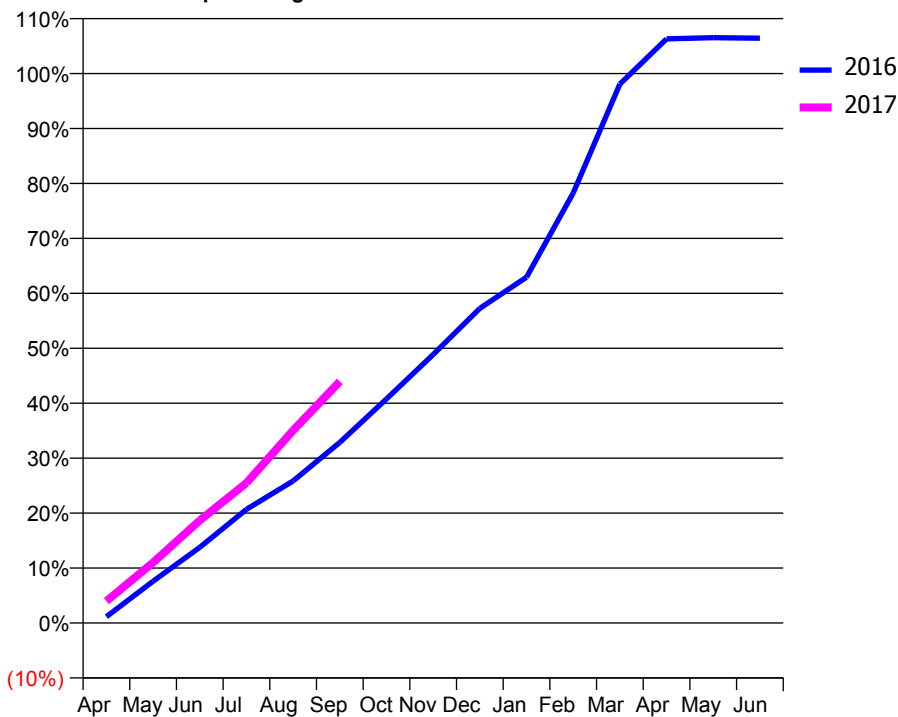
### ACCESS\*

Patients seen in 24 months	Total	Change since previous quarter
Quarter ending September 2015	4,858	
Quarter ending December 2015	5,069	↑
Quarter ending March 2016	5,356	↑
Quarter ending June 2016	5,476	↑
Quarter ending September 2016	5,710	↑
<b>Variance since September 2015</b>	<b>17.5%</b>	<b>↑</b>



### ACTIVITY

Cumulative percentage of contracted UDA delivered 2016 & 2017



Month	Adjusted Scheduled Activity (UDA)	
	2016	2017
April	138	480
May	912	1,320
June	1,653	2,240
July	2,484	3,058
August	3,102	4,207
September	3,945	5,275
October	4,893	
November	5,863	
December	6,870	
January	7,551	
February	9,390	
March	11,770	
April	12,757	
May	12,782	
June	12,771	

### QUALITY

	Quantity	Base Number	Contract	AT	Region	England
% of FP17s for the same patient ID Re-attending within 3 months - Children	68	1,118	6.1%	10.0%	12.0%	12.4%
% of FP17s for the same patient ID Re-attending within 3 months - Adults	225	1,585	14.2%	15.3%	15.9%	16.7%
% of FP17s for the same patient ID Re-attending between 3 & 9 months - Children	379	1,118	33.9%	50.8%	58.6%	57.4%
% of FP17s for the same patient ID Re-attending between 3 & 9 months - Adults	475	1,585	30.0%	46.6%	51.6%	50.5%
% of FP17s for Band 1 Urgent Courses	344	2,294	15.0%	8.4%	8.0%	9.1%
% of FP17s Relating to Free Repair or Replacements	15	2,294	0.7%	0.7%	0.8%	0.8%
% of FP17s Relating to Continuations	2	2,294	0.1%	0.9%	1.3%	1.3%
% of Patients satisfied with the dentistry they have received	1	1	N/A	92.5%	93.1%	93.2%
% of Patients satisfied with the time they had to wait for an appointment	1	1	N/A	90.4%	89.1%	89.0%

\* This is based on patients treated on this contract for their most recent course of treatment. Figures in italics indicate the base number of FP17s or Patient Questionnaire responses are less than 100. N/A is shown where the base number of responses is less than 10 during the period. % is calculated as Quantity/Base number\*100

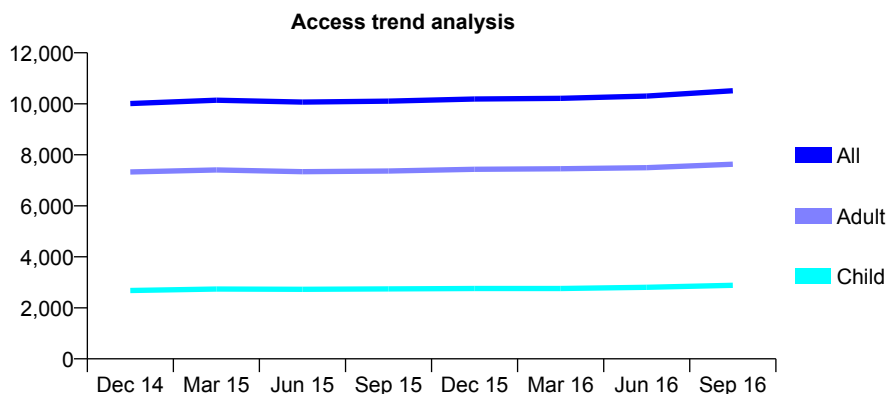
## Q54 - Vital Signs At a Glance Contract Report for 135356/0001 - September 2016

Name or company name	Asden House Dental Clinic
Contract type name	GDS Contract
Purpose of contract	General
Contract start date	01/08/2012
Contract end date	

16/17 Contracted general activity (UDA)	29,744
Carry forward general activity (UDA)	1,064
16/17 Contracted orthodontic activity (UOA)	0
Carry forward orthodontic activity (UOA)	0
Baseline contract value	£845,436.88

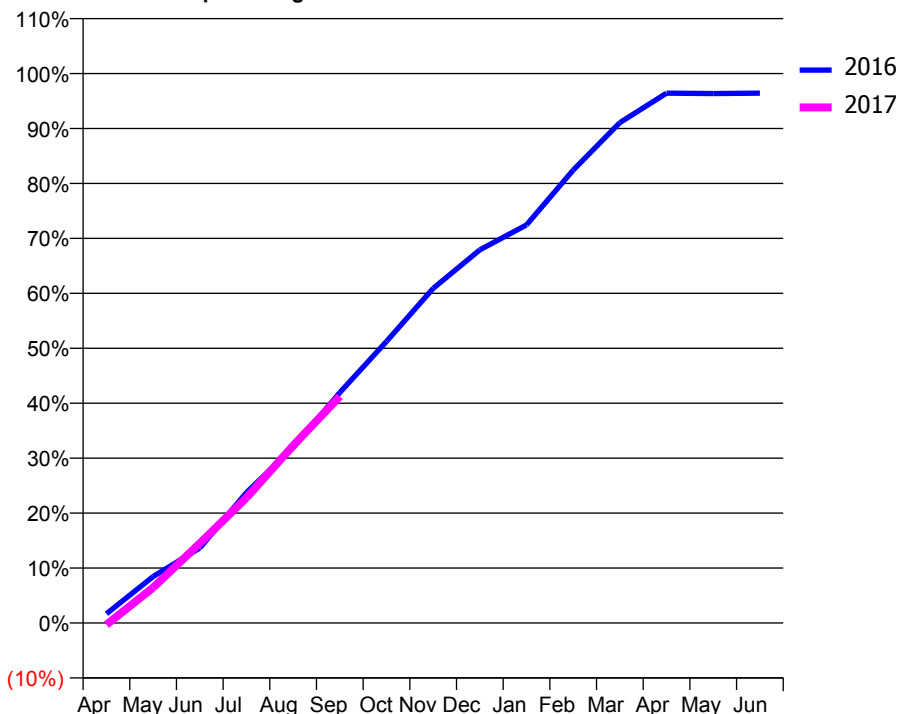
### ACCESS\*

Patients seen in 24 months	Total	Change since previous quarter
Quarter ending September 2015	10,105	
Quarter ending December 2015	10,189	→
Quarter ending March 2016	10,213	→
Quarter ending June 2016	10,302	→
Quarter ending September 2016	10,512	↑
<b>Variance since September 2015</b>	<b>4.0%</b>	<b>↑</b>



### ACTIVITY

Cumulative percentage of contracted UDA delivered 2016 & 2017



Month	Adjusted Scheduled Activity (UDA)	
	2016	2017
April	498	-98
May	2,516	1,914
June	4,062	4,313
July	7,062	6,784
August	9,487	9,601
September	12,476	12,270
October	15,241	
November	18,115	
December	20,202	
January	21,552	
February	24,516	
March	27,085	
April	28,681	
May	28,662	
June	28,680	

### QUALITY

	Quantity	Base Number	Contract	AT	Region	England
% of FP17s for the same patient ID Re-attending within 3 months - Children	183	1,912	9.6%	10.0%	12.0%	12.4%
% of FP17s for the same patient ID Re-attending within 3 months - Adults	877	4,520	19.4%	15.3%	15.9%	16.7%
% of FP17s for the same patient ID Re-attending between 3 & 9 months - Children	814	1,912	42.6%	50.8%	58.6%	57.4%
% of FP17s for the same patient ID Re-attending between 3 & 9 months - Adults	1,542	4,520	34.1%	46.6%	51.6%	50.5%
% of FP17s for Band 1 Urgent Courses	612	4,742	12.9%	8.4%	8.0%	9.1%
% of FP17s Relating to Free Repair or Replacements	44	4,742	0.9%	0.7%	0.8%	0.8%
% of FP17s Relating to Continuations	21	4,742	0.4%	0.9%	1.3%	1.3%
% of Patients satisfied with the dentistry they have received	5	5	N/A	92.5%	93.1%	93.2%
% of Patients satisfied with the time they had to wait for an appointment	5	5	N/A	90.4%	89.1%	89.0%

\* This is based on patients treated on this contract for their most recent course of treatment. Figures in italics indicate the base number of FP17s or Patient Questionnaire responses are less than 100. N/A is shown where the base number of responses is less than 10 during the period. % is calculated as Quantity/Base number\*100

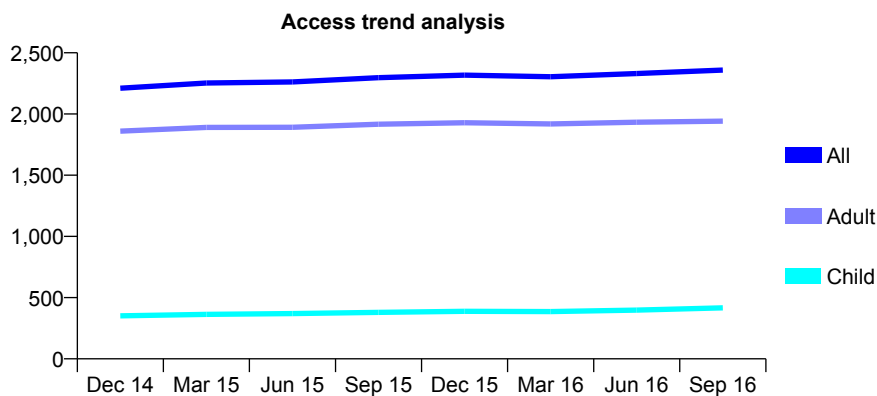
## Q54 - Vital Signs At a Glance Contract Report for 135623/0001 - September 2016

Name or company name	New Coventry Road Dental Practice
Contract type name	GDS Contract
Purpose of contract	General
Contract start date	01/09/2011
Contract end date	

16/17 Contracted general activity (UDA)	7,068
Carry forward general activity (UDA)	-89
16/17 Contracted orthodontic activity (UOA)	0
Carry forward orthodontic activity (UOA)	0
Baseline contract value	£172,517.94

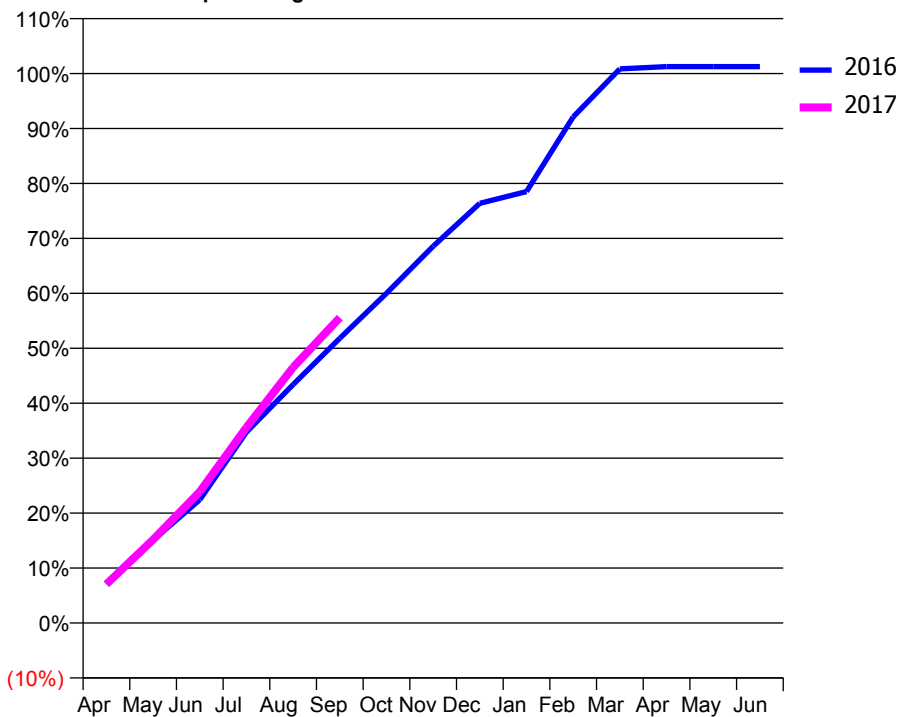
### ACCESS\*

Patients seen in 24 months	Total	Change since previous quarter
Quarter ending September 2015	2,297	
Quarter ending December 2015	2,317	→
Quarter ending March 2016	2,305	→
Quarter ending June 2016	2,331	→
Quarter ending September 2016	2,359	→
<b>Variance since September 2015</b>	<b>2.7%</b>	<b>↑</b>



### ACTIVITY

Cumulative percentage of contracted UDA delivered 2016 & 2017



Adjusted Scheduled Activity (UDA)

Month	2016	2017
April	499	501
May	1,066	1,072
June	1,586	1,688
July	2,455	2,517
August	3,068	3,288
September	3,662	3,929
October	4,241	
November	4,846	
December	5,399	
January	5,550	
February	6,510	
March	7,128	
April	7,157	
May	7,157	
June	7,157	

### QUALITY

	Quantity	Base Number	Contract	AT	Region	England
% of FP17s for the same patient ID Re-attending within 3 months - Children	16	312	5.1%	10.0%	12.0%	12.4%
% of FP17s for the same patient ID Re-attending within 3 months - Adults	241	1,546	15.6%	15.3%	15.9%	16.7%
% of FP17s for the same patient ID Re-attending between 3 & 9 months - Children	187	312	59.9%	50.8%	58.6%	57.4%
% of FP17s for the same patient ID Re-attending between 3 & 9 months - Adults	999	1,546	64.6%	46.6%	51.6%	50.5%
% of FP17s for Band 1 Urgent Courses	68	1,837	3.7%	8.4%	8.0%	9.1%
% of FP17s Relating to Free Repair or Replacements	1	1,837	0.1%	0.7%	0.8%	0.8%
% of FP17s Relating to Continuations	4	1,837	0.2%	0.9%	1.3%	1.3%
% of Patients satisfied with the dentistry they have received	1	1	N/A	92.5%	93.1%	93.2%
% of Patients satisfied with the time they had to wait for an appointment	1	1	N/A	90.4%	89.1%	89.0%

\* This is based on patients treated on this contract for their most recent course of treatment. Figures in italics indicate the base number of FP17s or Patient Questionnaire responses are less than 100. N/A is shown where the base number of responses is less than 10 during the period. % is calculated as Quantity/Base number\*100

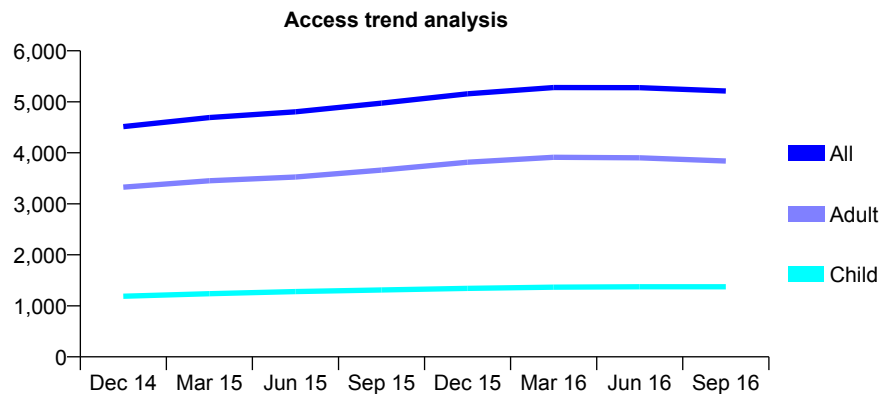
## Q54 - Vital Signs At a Glance Contract Report for 136662/0001 - September 2016

Name or company name	Mr Hiren Yagnik Mr Prasad Vishnupurikar
Contract type name	GDS Contract
Purpose of contract	General
Contract start date	01/09/2008
Contract end date	

16/17 Contracted general activity (UDA)	13,545
Carry forward general activity (UDA)	55
16/17 Contracted orthodontic activity (UOA)	0
Carry forward orthodontic activity (UOA)	0
Baseline contract value	£310,412.92

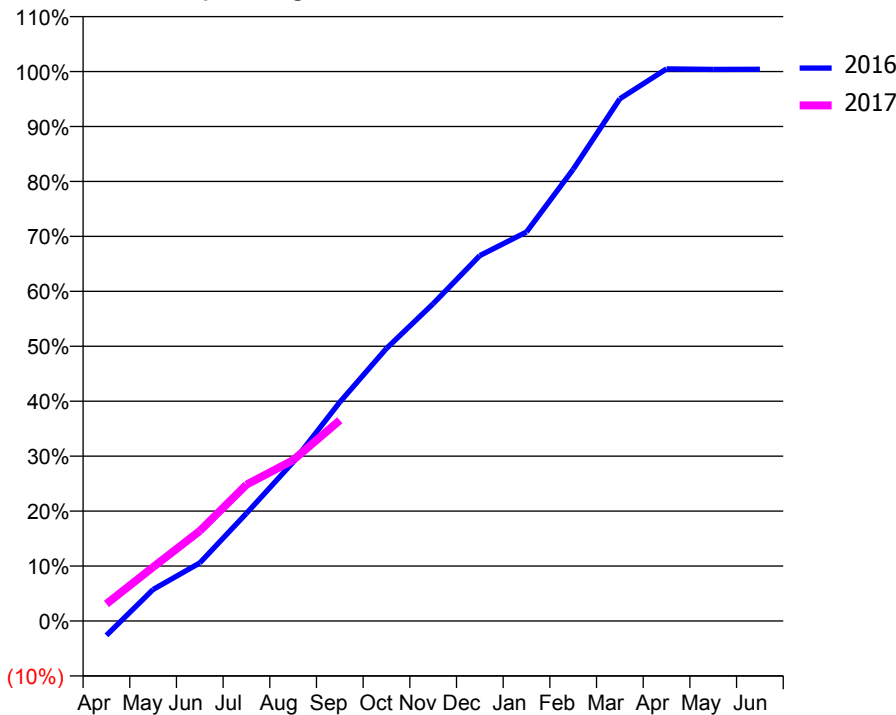
### ACCESS\*

Patients seen in 24 months	Total	Change since previous quarter
Quarter ending September 2015	4,973	
Quarter ending December 2015	5,158	↑
Quarter ending March 2016	5,279	↑
Quarter ending June 2016	5,276	→
Quarter ending September 2016	5,212	↓
<b>Variance since September 2015</b>	<b>4.8%</b>	<b>↑</b>



### ACTIVITY

Cumulative percentage of contracted UDA delivered 2016 & 2017



Month	Adjusted Scheduled Activity (UDA)	
	2016	2017
April	-356	422
May	778	1,329
June	1,432	2,222
July	2,653	3,361
August	3,916	3,965
September	5,395	4,949
October	6,722	
November	7,821	
December	9,007	
January	9,591	
February	11,134	
March	12,874	
April	13,611	
May	13,597	
June	13,600	

### QUALITY

	Quantity	Base Number	Contract	AT	Region	England
% of FP17s for the same patient ID Re-attending within 3 months - Children	54	798	6.8%	10.0%	12.0%	12.4%
% of FP17s for the same patient ID Re-attending within 3 months - Adults	311	2,021	15.4%	15.3%	15.9%	16.7%
% of FP17s for the same patient ID Re-attending between 3 & 9 months - Children	425	798	53.3%	50.8%	58.6%	57.4%
% of FP17s for the same patient ID Re-attending between 3 & 9 months - Adults	955	2,021	47.3%	46.6%	51.6%	50.5%
% of FP17s for Band 1 Urgent Courses	277	2,328	11.9%	8.4%	8.0%	9.1%
% of FP17s Relating to Free Repair or Replacements	19	2,328	0.8%	0.7%	0.8%	0.8%
% of FP17s Relating to Continuations	22	2,328	0.9%	0.9%	1.3%	1.3%
% of Patients satisfied with the dentistry they have received	0	0	N/A	92.5%	93.1%	93.2%
% of Patients satisfied with the time they had to wait for an appointment	0	0	N/A	90.4%	89.1%	89.0%

\* This is based on patients treated on this contract for their most recent course of treatment. Figures in italics indicate the base number of FP17s or Patient Questionnaire responses are less than 100. N/A is shown where the base number of responses is less than 10 during the period. % is calculated as Quantity/Base number\*100

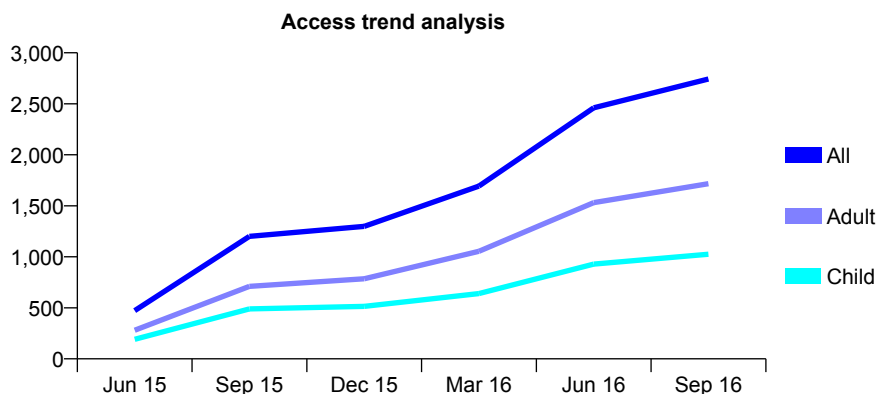
## Q54 - Vital Signs At a Glance Contract Report for 137537/0001 - September 2016

Name or company name	Mr N.R.W Whitling & Mr Kiran Hanji
Contract type name	GDS Contract
Purpose of contract	General
Contract start date	01/05/2015
Contract end date	

16/17 Contracted general activity (UDA)	10,882
Carry forward general activity (UDA)	-48
16/17 Contracted orthodontic activity (UOA)	0
Carry forward orthodontic activity (UOA)	0
Baseline contract value	£313,449.69

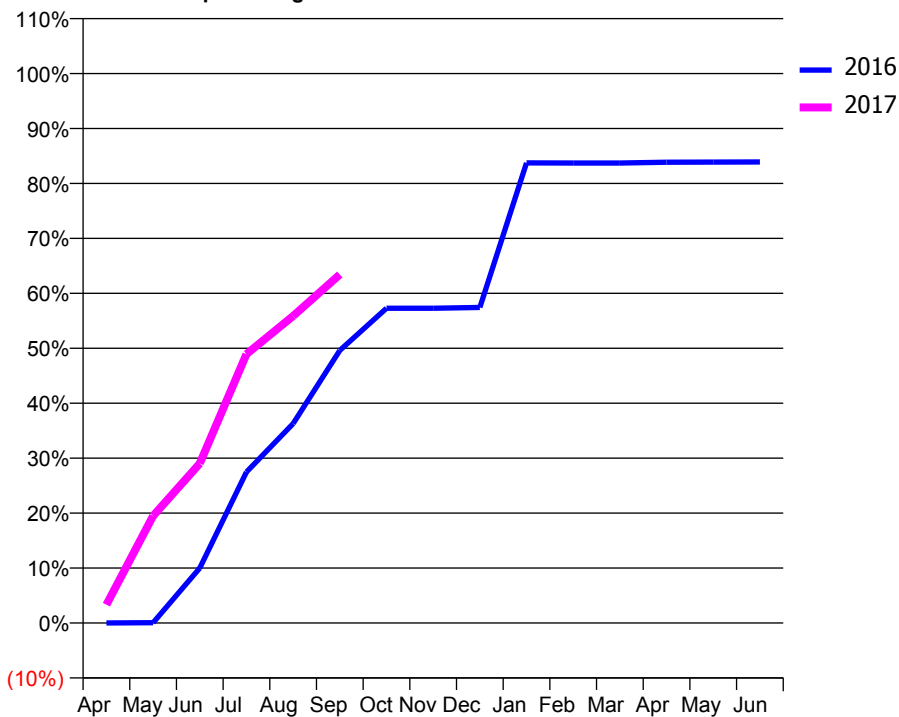
### ACCESS\*

Patients seen in 24 months	Total	Change since previous quarter
Quarter ending September 2015	1,201	
Quarter ending December 2015	1,299	↑
Quarter ending March 2016	1,694	↑
Quarter ending June 2016	2,461	↑
Quarter ending September 2016	2,743	↑
<b>Variance since September 2015</b>	<b>128.4%</b>	<b>↑</b>



### ACTIVITY

Cumulative percentage of contracted UDA delivered 2016 & 2017



Month	Adjusted Scheduled Activity (UDA)	
	2016	2017
April	0	363
May	7	2,122
June	996	3,160
July	2,738	5,325
August	3,615	6,081
September	4,942	6,903
October	5,705	
November	5,705	
December	5,720	
January	8,340	
February	8,338	
March	8,338	
April	8,351	
May	8,355	
June	8,357	

### QUALITY

	Quantity	Base Number	Contract	AT	Region	England
% of FP17s for the same patient ID Re-attending within 3 months - Children	48	769	6.2%	10.0%	12.0%	12.4%
% of FP17s for the same patient ID Re-attending within 3 months - Adults	105	1,152	9.1%	15.3%	15.9%	16.7%
% of FP17s for the same patient ID Re-attending between 3 & 9 months - Children	166	769	21.6%	50.8%	58.6%	57.4%
% of FP17s for the same patient ID Re-attending between 3 & 9 months - Adults	257	1,152	22.3%	46.6%	51.6%	50.5%
% of FP17s for Band 1 Urgent Courses	138	1,874	7.4%	8.4%	8.0%	9.1%
% of FP17s Relating to Free Repair or Replacements	2	1,874	0.1%	0.7%	0.8%	0.8%
% of FP17s Relating to Continuations	0	1,874	0.0%	0.9%	1.3%	1.3%
% of Patients satisfied with the dentistry they have received	2	2	N/A	92.5%	93.1%	93.2%
% of Patients satisfied with the time they had to wait for an appointment	1	2	N/A	90.4%	89.1%	89.0%

\* This is based on patients treated on this contract for their most recent course of treatment. Figures in italics indicate the base number of FP17s or Patient Questionnaire responses are less than 100. N/A is shown where the base number of responses is less than 10 during the period. % is calculated as Quantity/Base number\*100

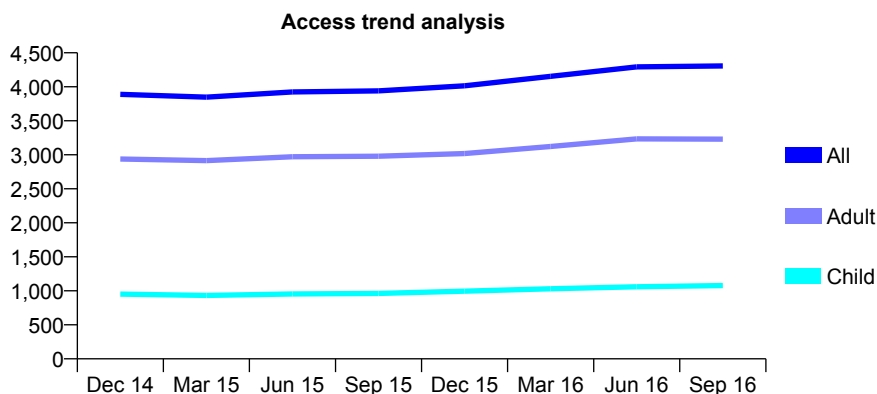
## Q54 - Vital Signs At a Glance Contract Report for 138657/0001 - September 2016

Name or company name	Coalway Road Dental Practice
Contract type name	GDS Contract
Purpose of contract	General and Orthodontic
Contract start date	01/06/2011
Contract end date	

16/17 Contracted general activity (UDA)	15,000
Carry forward general activity (UDA)	-87
16/17 Contracted orthodontic activity (UOA)	546
Carry forward orthodontic activity (UOA)	0
Baseline contract value	£317,492.57

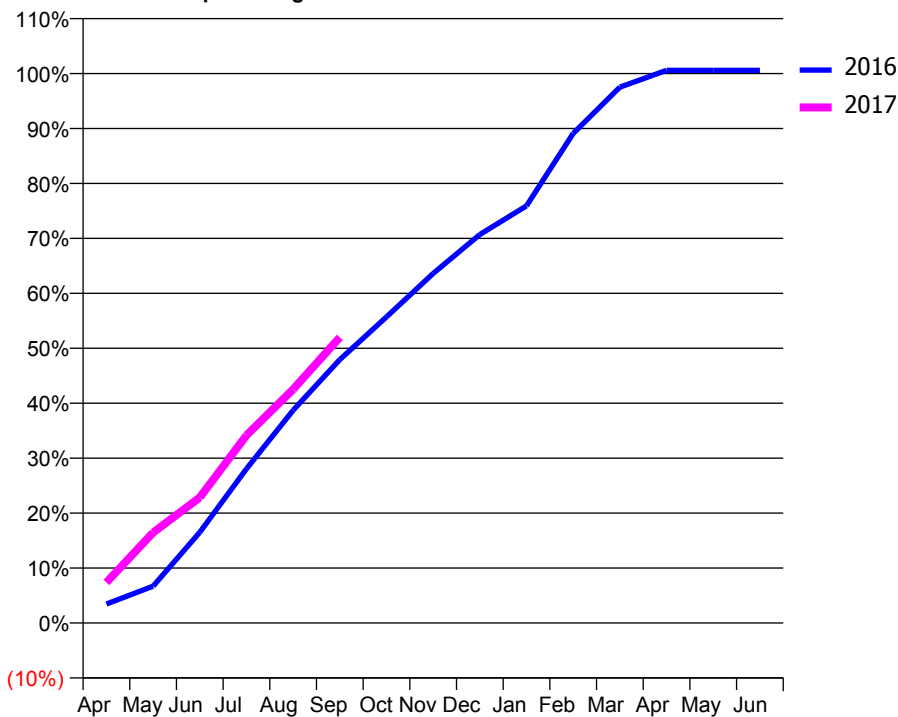
### ACCESS\*

Patients seen in 24 months	Total	Change since previous quarter
Quarter ending September 2015	3,941	
Quarter ending December 2015	4,014	→
Quarter ending March 2016	4,154	↑
Quarter ending June 2016	4,294	↑
Quarter ending September 2016	4,307	→
<b>Variance since September 2015</b>	<b>9.3%</b>	<b>↑</b>



### ACTIVITY

Cumulative percentage of contracted UDA delivered 2016 & 2017



Month	Adjusted Scheduled Activity (UDA)	
	2016	2017
April	520	1,107
May	1,006	2,470
June	2,475	3,427
July	4,209	5,123
August	5,808	6,380
September	7,190	7,800
October	8,357	
November	9,542	
December	10,607	
January	11,388	
February	13,364	
March	14,629	
April	15,087	
May	15,087	
June	15,087	

### QUALITY

	Quantity	Base Number	Contract	AT	Region	England
% of FP17s for the same patient ID Re-attending within 3 months - Children	95	840	11.3%	10.0%	12.0%	12.4%
% of FP17s for the same patient ID Re-attending within 3 months - Adults	403	2,169	18.6%	15.3%	15.9%	16.7%
% of FP17s for the same patient ID Re-attending between 3 & 9 months - Children	386	840	46.0%	50.8%	58.6%	57.4%
% of FP17s for the same patient ID Re-attending between 3 & 9 months - Adults	897	2,169	41.4%	46.6%	51.6%	50.5%
% of FP17s for Band 1 Urgent Courses	324	2,804	11.6%	8.4%	8.0%	9.1%
% of FP17s Relating to Free Repair or Replacements	14	2,804	0.5%	0.7%	0.8%	0.8%
% of FP17s Relating to Continuations	22	2,804	0.8%	0.9%	1.3%	1.3%
% of Patients satisfied with the dentistry they have received	4	4	N/A	92.5%	93.1%	93.2%
% of Patients satisfied with the time they had to wait for an appointment	4	4	N/A	90.4%	89.1%	89.0%

\* This is based on patients treated on this contract for their most recent course of treatment. Figures in italics indicate the base number of FP17s or Patient Questionnaire responses are less than 100. N/A is shown where the base number of responses is less than 10 during the period. % is calculated as Quantity/Base number\*100

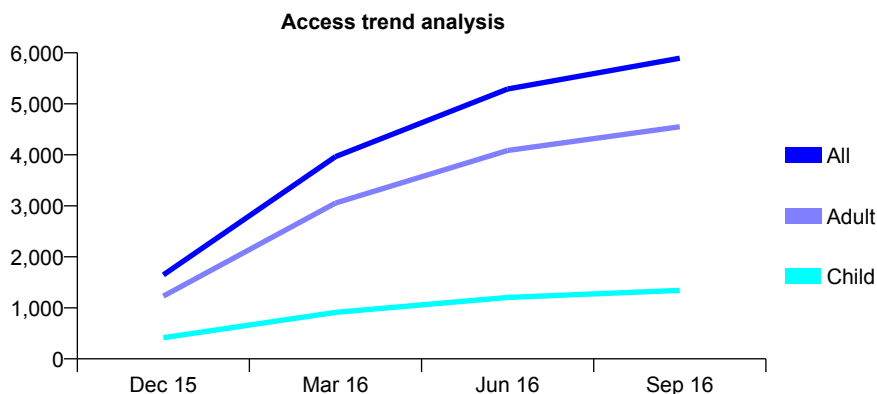
## Q54 - Vital Signs At a Glance Contract Report for 139955/0001 - September 2016

Name or company name	Wilkinson Dental Care
Contract type name	GDS Contract
Purpose of contract	General
Contract start date	01/10/2015
Contract end date	

16/17 Contracted general activity (UDA)	23,902
Carry forward general activity (UDA)	-188
16/17 Contracted orthodontic activity (UOA)	0
Carry forward orthodontic activity (UOA)	0
Baseline contract value	£522,277.08

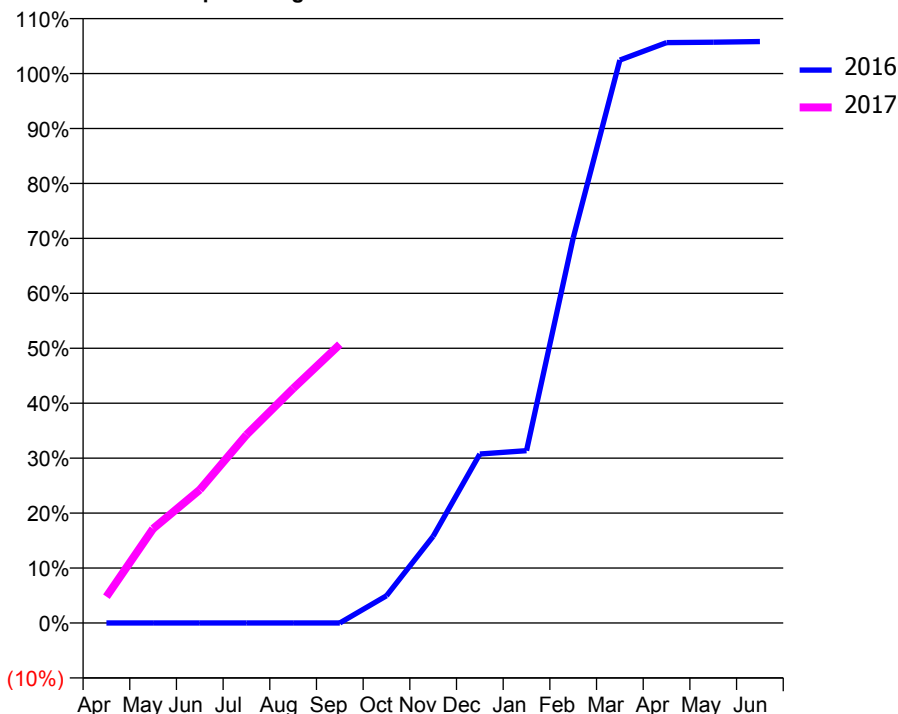
### ACCESS\*

Patients seen in 24 months	Total	Change since previous quarter
Quarter ending September 2015	0	
Quarter ending December 2015	1,645	↑
Quarter ending March 2016	3,965	↑
Quarter ending June 2016	5,290	↑
Quarter ending September 2016	5,893	↑
<b>Variance since September 2015</b>	N/A	



### ACTIVITY

Cumulative percentage of contracted UDA delivered 2016 & 2017



Month	Adjusted Scheduled Activity (UDA)	
	2016	2017
April	0	1,144
May	0	4,105
June	0	5,797
July	0	8,184
August	0	10,199
September	0	12,121
October	593	
November	1,886	
December	3,676	
January	3,749	
February	8,376	
March	12,243	
April	12,624	
May	12,632	
June	12,645	

### QUALITY

	Quantity	Base Number	Contract	AT	Region	England
% of FP17s for the same patient ID Re-attending within 3 months - Children	78	1,067	7.3%	10.0%	12.0%	12.4%
% of FP17s for the same patient ID Re-attending within 3 months - Adults	554	3,744	14.8%	15.3%	15.9%	16.7%
% of FP17s for the same patient ID Re-attending between 3 & 9 months - Children	453	1,067	42.5%	50.8%	58.6%	57.4%
% of FP17s for the same patient ID Re-attending between 3 & 9 months - Adults	1,507	3,744	40.3%	46.6%	51.6%	50.5%
% of FP17s for Band 1 Urgent Courses	487	4,685	10.4%	8.4%	8.0%	9.1%
% of FP17s Relating to Free Repair or Replacements	23	4,685	0.5%	0.7%	0.8%	0.8%
% of FP17s Relating to Continuations	33	4,685	0.7%	0.9%	1.3%	1.3%
% of Patients satisfied with the dentistry they have received	9	9	N/A	92.5%	93.1%	93.2%
% of Patients satisfied with the time they had to wait for an appointment	7	9	N/A	90.4%	89.1%	89.0%

\* This is based on patients treated on this contract for their most recent course of treatment. Figures in italics indicate the base number of FP17s or Patient Questionnaire responses are less than 100. N/A is shown where the base number of responses is less than 10 during the period. % is calculated as Quantity/Base number\*100

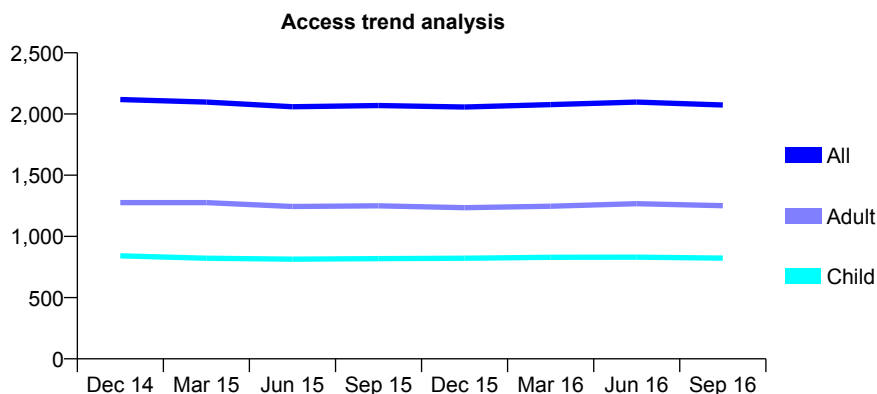
## Q54 - Vital Signs At a Glance Contract Report for 140260/0001 - September 2016

Name or company name	Thornley & Thornley
Contract type name	GDS Contract
Purpose of contract	General and Orthodontic
Contract start date	01/04/2006
Contract end date	

16/17 Contracted general activity (UDA)	3,132
Carry forward general activity (UDA)	-63
16/17 Contracted orthodontic activity (UOA)	791
Carry forward orthodontic activity (UOA)	-16
Baseline contract value	£133,836.02

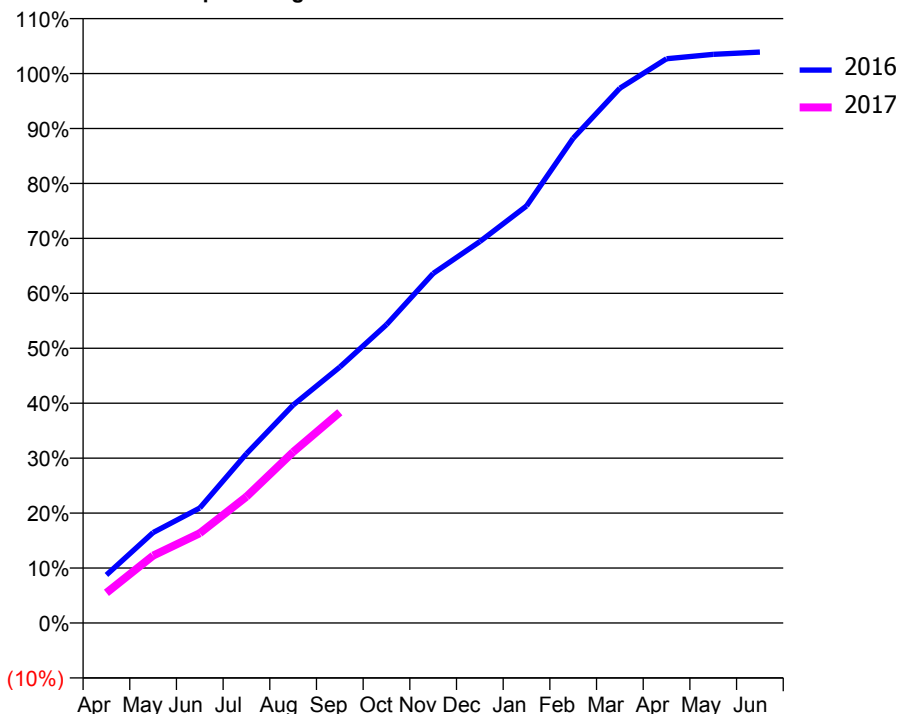
### ACCESS\*

Patients seen in 24 months	Total	Change since previous quarter
Quarter ending September 2015	2,069	
Quarter ending December 2015	2,057	→
Quarter ending March 2016	2,077	→
Quarter ending June 2016	2,098	→
Quarter ending September 2016	2,074	↓
<b>Variance since September 2015</b>	<b>0.2%</b>	<b>→</b>



### ACTIVITY

Cumulative percentage of contracted UDA delivered 2016 & 2017



Month	Adjusted Scheduled Activity (UDA)	
	2016	2017
April	274	172
May	516	384
June	655	512
July	965	720
August	1,243	975
September	1,459	1,201
October	1,701	
November	1,993	
December	2,174	
January	2,377	
February	2,763	
March	3,048	
April	3,216	
May	3,241	
June	3,254	

### QUALITY

	Quantity	Base Number	Contract	AT	Region	England
% of FP17s for the same patient ID Re-attending within 3 months - Children	45	609	7.4%	10.0%	12.0%	12.4%
% of FP17s for the same patient ID Re-attending within 3 months - Adults	97	693	14.0%	15.3%	15.9%	16.7%
% of FP17s for the same patient ID Re-attending between 3 & 9 months - Children	283	609	46.5%	50.8%	58.6%	57.4%
% of FP17s for the same patient ID Re-attending between 3 & 9 months - Adults	309	693	44.6%	46.6%	51.6%	50.5%
% of FP17s for Band 1 Urgent Courses	30	593	5.1%	8.4%	8.0%	9.1%
% of FP17s Relating to Free Repair or Replacements	1	593	0.2%	0.7%	0.8%	0.8%
% of FP17s Relating to Continuations	10	593	1.7%	0.9%	1.3%	1.3%
% of Patients satisfied with the dentistry they have received	0	1	N/A	92.5%	93.1%	93.2%
% of Patients satisfied with the time they had to wait for an appointment	0	1	N/A	90.4%	89.1%	89.0%

\* This is based on patients treated on this contract for their most recent course of treatment. Figures in italics indicate the base number of FP17s or Patient Questionnaire responses are less than 100. N/A is shown where the base number of responses is less than 10 during the period. % is calculated as Quantity/Base number\*100



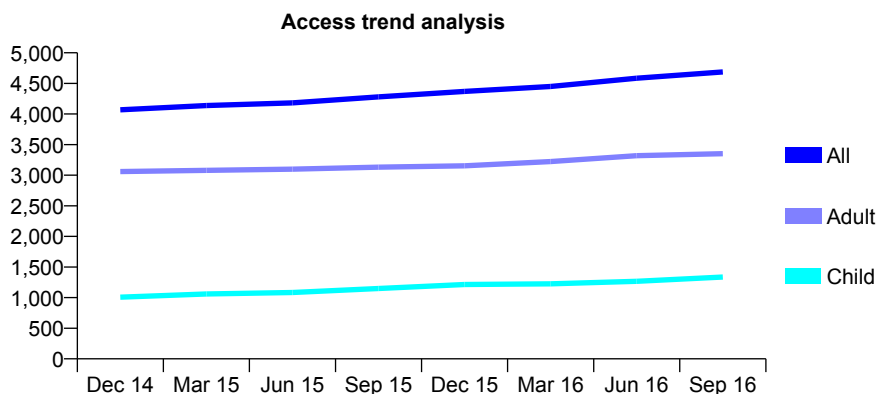
## Q54 - Vital Signs At a Glance Contract Report for 140996/0001 - September 2016

Name or company name	Darlaston Dental Practice
Contract type name	GDS Contract
Purpose of contract	General
Contract start date	01/10/2008
Contract end date	

16/17 Contracted general activity (UDA)	15,411
Carry forward general activity (UDA)	-54
16/17 Contracted orthodontic activity (UOA)	0
Carry forward orthodontic activity (UOA)	0
Baseline contract value	£371,420.47

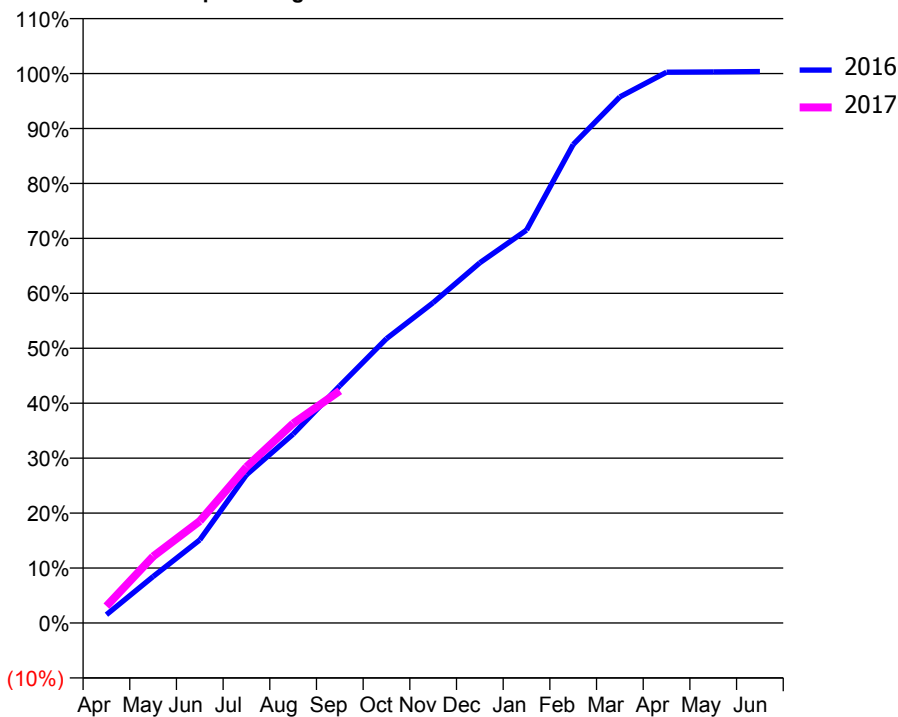
### ACCESS\*

Patients seen in 24 months	Total	Change since previous quarter
Quarter ending September 2015	4,281	
Quarter ending December 2015	4,369	↑
Quarter ending March 2016	4,449	→
Quarter ending June 2016	4,585	↑
Quarter ending September 2016	4,687	↑
<b>Variance since September 2015</b>	<b>9.5%</b>	<b>↑</b>



### ACTIVITY

Cumulative percentage of contracted UDA delivered 2016 & 2017



Month	Adjusted Scheduled Activity (UDA)	
	2016	2017
April	234	473
May	1,303	1,867
June	2,331	2,858
July	4,156	4,379
August	5,297	5,598
September	6,656	6,511
October	7,976	
November	8,986	
December	10,102	
January	11,020	
February	13,420	
March	14,754	
April	15,446	
May	15,453	
June	15,465	

### QUALITY

	Quantity	Base Number	Contract	AT	Region	England
% of FP17s for the same patient ID Re-attending within 3 months - Children	30	828	3.6%	10.0%	12.0%	12.4%
% of FP17s for the same patient ID Re-attending within 3 months - Adults	174	1,921	9.1%	15.3%	15.9%	16.7%
% of FP17s for the same patient ID Re-attending between 3 & 9 months - Children	354	828	42.8%	50.8%	58.6%	57.4%
% of FP17s for the same patient ID Re-attending between 3 & 9 months - Adults	828	1,921	43.1%	46.6%	51.6%	50.5%
% of FP17s for Band 1 Urgent Courses	132	2,522	5.2%	8.4%	8.0%	9.1%
% of FP17s Relating to Free Repair or Replacements	25	2,522	1.0%	0.7%	0.8%	0.8%
% of FP17s Relating to Continuations	12	2,522	0.5%	0.9%	1.3%	1.3%
% of Patients satisfied with the dentistry they have received	4	4	N/A	92.5%	93.1%	93.2%
% of Patients satisfied with the time they had to wait for an appointment	4	4	N/A	90.4%	89.1%	89.0%

\* This is based on patients treated on this contract for their most recent course of treatment. Figures in italics indicate the base number of FP17s or Patient Questionnaire responses are less than 100. N/A is shown where the base number of responses is less than 10 during the period. % is calculated as Quantity/Base number\*100

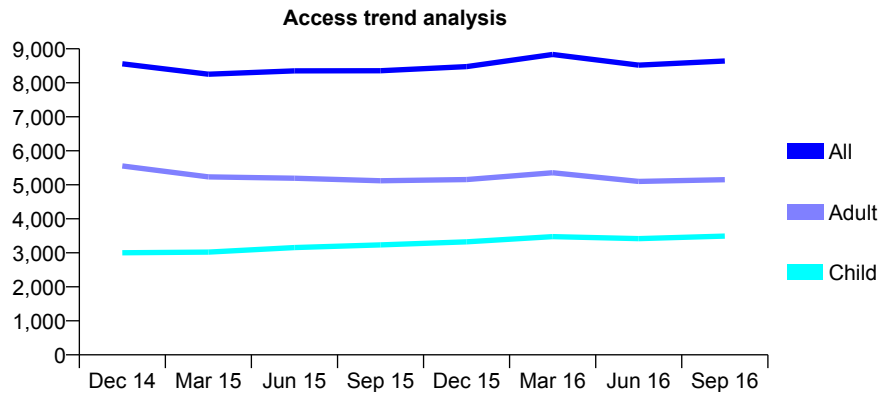
## Q54 - Vital Signs At a Glance Contract Report for 141070/0001 - September 2016

Name or company name	Walsall Dental Practice
Contract type name	GDS Contract
Purpose of contract	General
Contract start date	09/09/2010
Contract end date	

16/17 Contracted general activity (UDA)	29,761
Carry forward general activity (UDA)	201
16/17 Contracted orthodontic activity (UOA)	0
Carry forward orthodontic activity (UOA)	0
Baseline contract value	£719,053.96

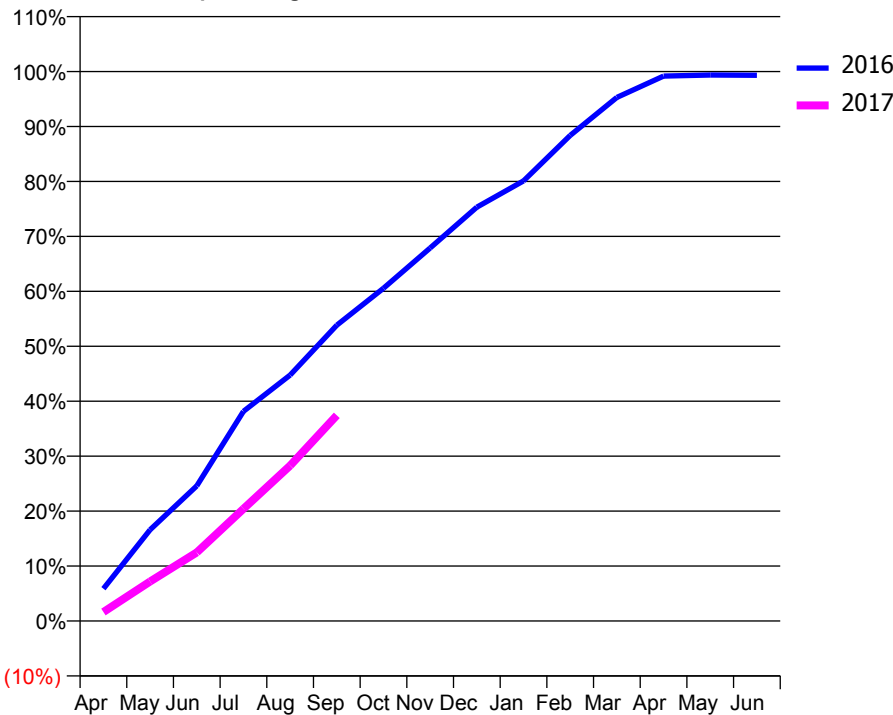
### ACCESS\*

Patients seen in 24 months	Total	Change since previous quarter
Quarter ending September 2015	8,355	
Quarter ending December 2015	8,478	→
Quarter ending March 2016	8,832	↑
Quarter ending June 2016	8,518	↓
Quarter ending September 2016	8,643	→
<b>Variance since September 2015</b>	<b>3.4%</b>	<b>↑</b>



### ACTIVITY

Cumulative percentage of contracted UDA delivered 2016 & 2017



Month	Adjusted Scheduled Activity (UDA)	
	2016	2017
April	1,751	485
May	4,945	2,138
June	7,319	3,718
July	11,360	6,075
August	13,320	8,415
September	16,020	11,139
October	18,024	
November	20,203	
December	22,410	
January	23,833	
February	26,302	
March	28,361	
April	29,510	
May	29,572	
June	29,560	

### QUALITY

	Quantity	Base Number	Contract	AT	Region	England
% of FP17s for the same patient ID Re-attending within 3 months - Children	73	2,238	3.3%	10.0%	12.0%	12.4%
% of FP17s for the same patient ID Re-attending within 3 months - Adults	209	2,825	7.4%	15.3%	15.9%	16.7%
% of FP17s for the same patient ID Re-attending between 3 & 9 months - Children	1,137	2,238	50.8%	50.8%	58.6%	57.4%
% of FP17s for the same patient ID Re-attending between 3 & 9 months - Adults	1,232	2,825	43.6%	46.6%	51.6%	50.5%
% of FP17s for Band 1 Urgent Courses	267	4,626	5.8%	8.4%	8.0%	9.1%
% of FP17s Relating to Free Repair or Replacements	17	4,626	0.4%	0.7%	0.8%	0.8%
% of FP17s Relating to Continuations	29	4,626	0.6%	0.9%	1.3%	1.3%
% of Patients satisfied with the dentistry they have received	3	5	N/A	92.5%	93.1%	93.2%
% of Patients satisfied with the time they had to wait for an appointment	3	5	N/A	90.4%	89.1%	89.0%

\* This is based on patients treated on this contract for their most recent course of treatment. Figures in italics indicate the base number of FP17s or Patient Questionnaire responses are less than 100. N/A is shown where the base number of responses is less than 10 during the period. % is calculated as Quantity/Base number\*100

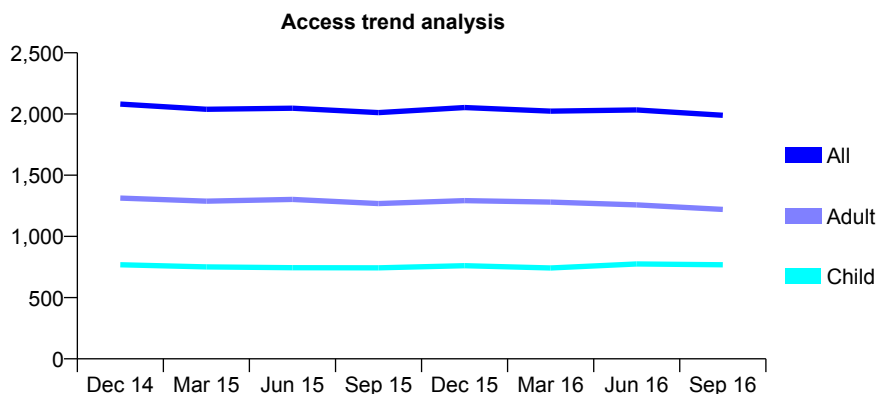
## Q54 - Vital Signs At a Glance Contract Report for 141801/0001 - September 2016

Name or company name	AS, BS & BS Bhandal
Contract type name	GDS Contract
Purpose of contract	General
Contract start date	12/01/2009
Contract end date	

16/17 Contracted general activity (UDA)	5,368
Carry forward general activity (UDA)	-39
16/17 Contracted orthodontic activity (UOA)	0
Carry forward orthodontic activity (UOA)	0
Baseline contract value	£130,204.88

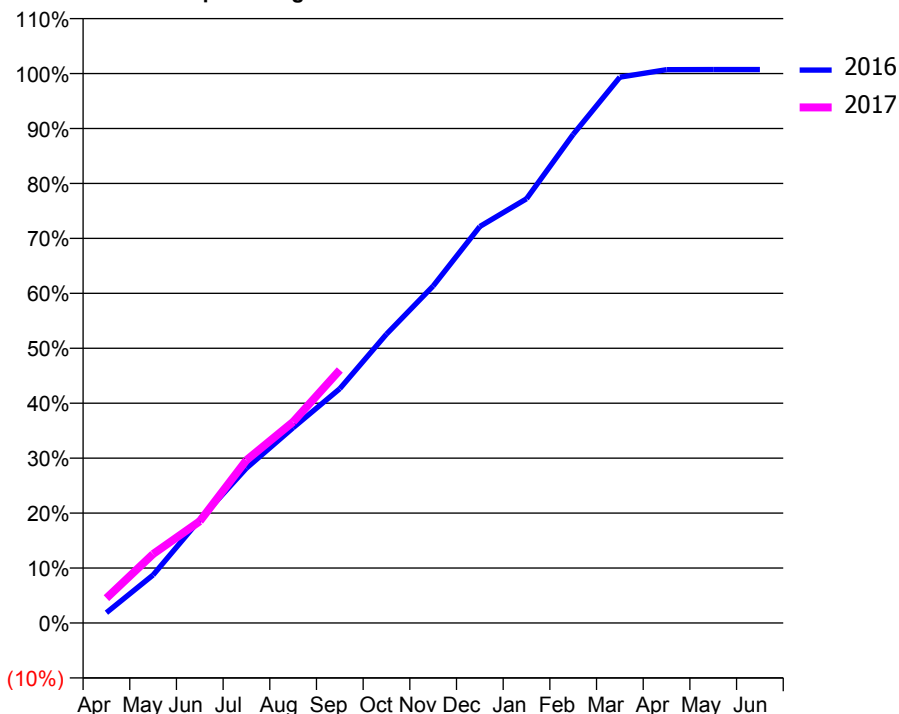
### ACCESS\*

Patients seen in 24 months	Total	Change since previous quarter
Quarter ending September 2015	2,011	
Quarter ending December 2015	2,053	↑
Quarter ending March 2016	2,023	↓
Quarter ending June 2016	2,033	→
Quarter ending September 2016	1,990	↓
<b>Variance since September 2015</b>	<b>(1.0%)</b>	<b>↓</b>



### ACTIVITY

Cumulative percentage of contracted UDA delivered 2016 & 2017



Month	Adjusted Scheduled Activity (UDA)	
	2016	2017
April	101	242
May	470	674
June	1,010	995
July	1,513	1,591
August	1,908	1,965
September	2,290	2,472
October	2,822	
November	3,292	
December	3,873	
January	4,144	
February	4,774	
March	5,333	
April	5,406	
May	5,407	
June	5,407	

### QUALITY

	Quantity	Base Number	Contract	AT	Region	England
% of FP17s for the same patient ID Re-attending within 3 months - Children	30	481	6.2%	10.0%	12.0%	12.4%
% of FP17s for the same patient ID Re-attending within 3 months - Adults	78	636	12.3%	15.3%	15.9%	16.7%
% of FP17s for the same patient ID Re-attending between 3 & 9 months - Children	175	481	36.4%	50.8%	58.6%	57.4%
% of FP17s for the same patient ID Re-attending between 3 & 9 months - Adults	230	636	36.2%	46.6%	51.6%	50.5%
% of FP17s for Band 1 Urgent Courses	61	1,092	5.6%	8.4%	8.0%	9.1%
% of FP17s Relating to Free Repair or Replacements	0	1,092	0.0%	0.7%	0.8%	0.8%
% of FP17s Relating to Continuations	2	1,092	0.2%	0.9%	1.3%	1.3%
% of Patients satisfied with the dentistry they have received	0	0	N/A	92.5%	93.1%	93.2%
% of Patients satisfied with the time they had to wait for an appointment	0	0	N/A	90.4%	89.1%	89.0%

\* This is based on patients treated on this contract for their most recent course of treatment. Figures in italics indicate the base number of FP17s or Patient Questionnaire responses are less than 100. N/A is shown where the base number of responses is less than 10 during the period. % is calculated as Quantity/Base number\*100

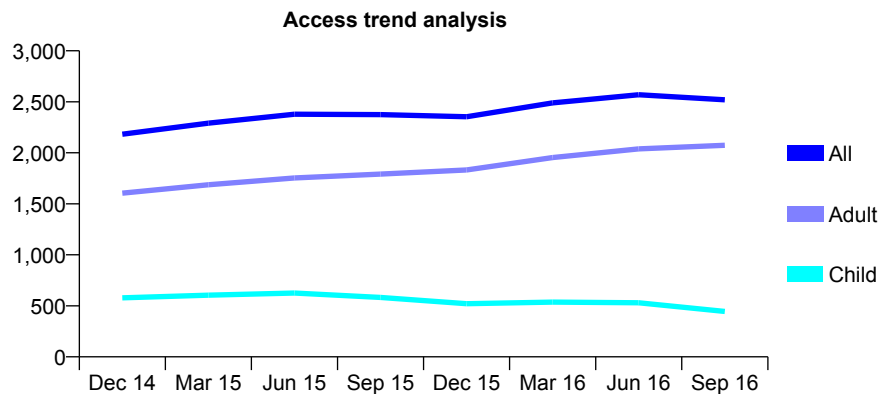
## Q54 - Vital Signs At a Glance Contract Report for 142131/0001 - September 2016

Name or company name	New Road Dental Practice
Contract type name	GDS Contract
Purpose of contract	General
Contract start date	01/09/2010
Contract end date	

16/17 Contracted general activity (UDA)	9,064
Carry forward general activity (UDA)	-21
16/17 Contracted orthodontic activity (UOA)	0
Carry forward orthodontic activity (UOA)	0
Baseline contract value	£230,642.71

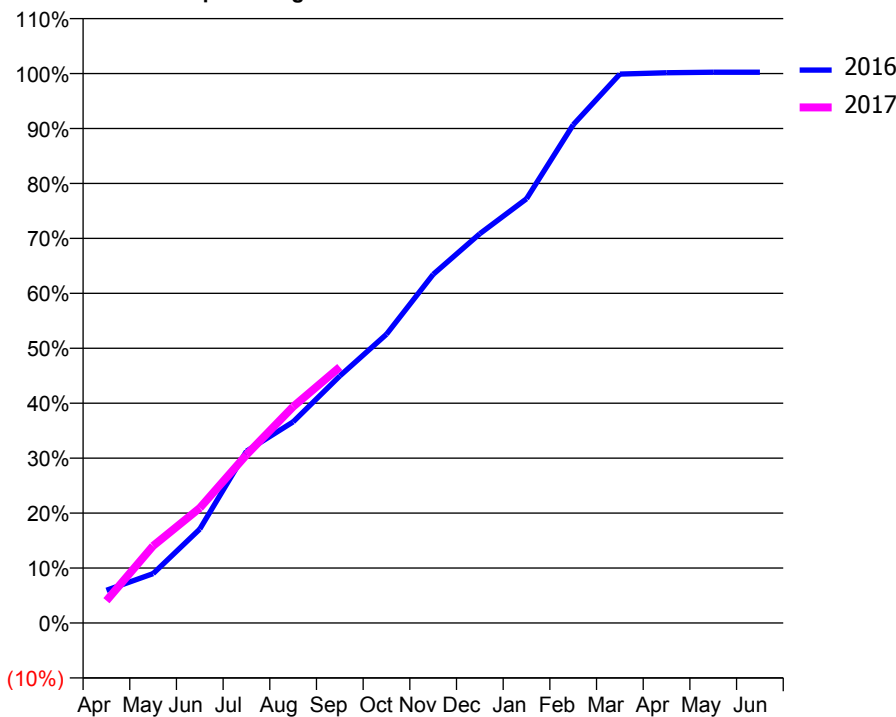
### ACCESS\*

Patients seen in 24 months	Total	Change since previous quarter
Quarter ending September 2015	2,374	
Quarter ending December 2015	2,353	→
Quarter ending March 2016	2,490	↑
Quarter ending June 2016	2,569	↑
Quarter ending September 2016	2,519	↓
<b>Variance since September 2015</b>	<b>6.1%</b>	<b>↑</b>



### ACTIVITY

Cumulative percentage of contracted UDA delivered 2016 & 2017



Month	Adjusted Scheduled Activity (UDA)	
	2016	2017
April	540	369
May	815	1,271
June	1,549	1,897
July	2,834	2,776
August	3,318	3,569
September	4,075	4,223
October	4,763	
November	5,750	
December	6,422	
January	6,999	
February	8,218	
March	9,054	
April	9,077	
May	9,085	
June	9,085	

### QUALITY

	Quantity	Base Number	Contract	AT	Region	England
% of FP17s for the same patient ID Re-attending within 3 months - Children	21	258	8.1%	10.0%	12.0%	12.4%
% of FP17s for the same patient ID Re-attending within 3 months - Adults	150	1,243	12.1%	15.3%	15.9%	16.7%
% of FP17s for the same patient ID Re-attending between 3 & 9 months - Children	97	258	37.6%	50.8%	58.6%	57.4%
% of FP17s for the same patient ID Re-attending between 3 & 9 months - Adults	505	1,243	40.6%	46.6%	51.6%	50.5%
% of FP17s for Band 1 Urgent Courses	144	1,485	9.7%	8.4%	8.0%	9.1%
% of FP17s Relating to Free Repair or Replacements	19	1,485	1.3%	0.7%	0.8%	0.8%
% of FP17s Relating to Continuations	8	1,485	0.5%	0.9%	1.3%	1.3%
% of Patients satisfied with the dentistry they have received	2	2	N/A	92.5%	93.1%	93.2%
% of Patients satisfied with the time they had to wait for an appointment	2	2	N/A	90.4%	89.1%	89.0%

\* This is based on patients treated on this contract for their most recent course of treatment. Figures in italics indicate the base number of FP17s or Patient Questionnaire responses are less than 100. N/A is shown where the base number of responses is less than 10 during the period. % is calculated as Quantity/Base number\*100

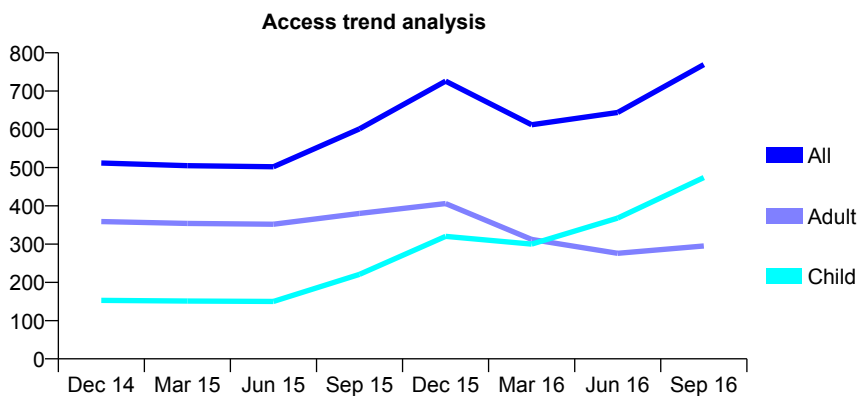
## Q54 - Vital Signs At a Glance Contract Report for 142131/0006 - September 2016

Name or company name	New Road Dental Practice
Contract type name	PDS Plus Contract
Purpose of contract	General
Contract start date	01/05/2012
Contract end date	30/04/2017

16/17 Contracted general activity (UDA)	2,000
Carry forward general activity (UDA)	18
16/17 Contracted orthodontic activity (UOA)	0
Carry forward orthodontic activity (UOA)	0
Baseline contract value	£27,369.09

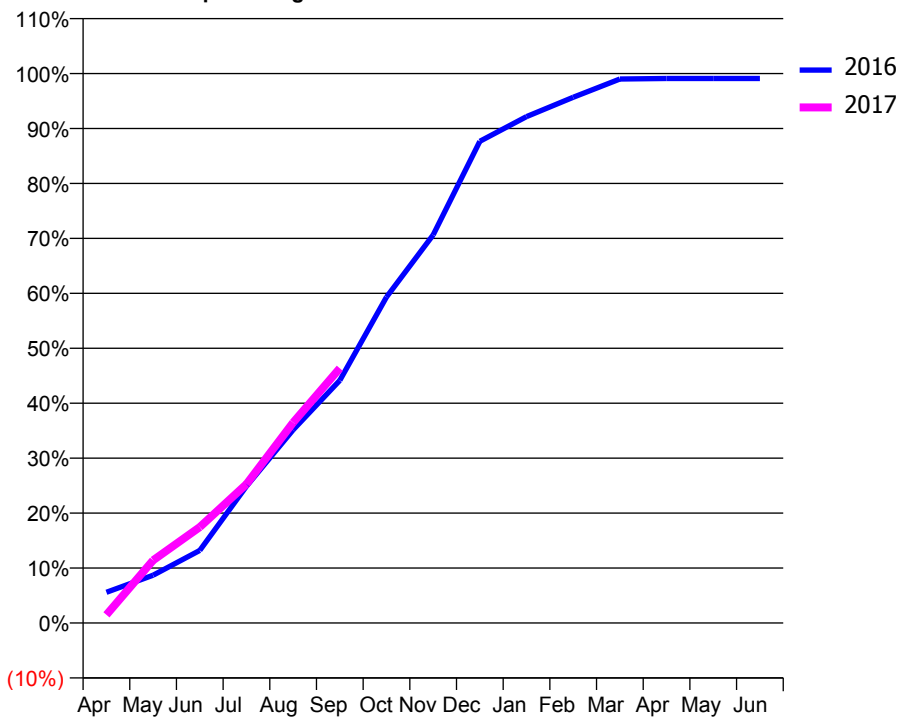
### ACCESS\*

Patients seen in 24 months	Total	Change since previous quarter
Quarter ending September 2015	601	
Quarter ending December 2015	726	↑
Quarter ending March 2016	612	↓
Quarter ending June 2016	644	↑
Quarter ending September 2016	769	↑
<b>Variance since September 2015</b>	<b>28.0%</b>	<b>↑</b>



### ACTIVITY

Cumulative percentage of contracted UDA delivered 2016 & 2017



Adjusted Scheduled Activity (UDA)

Month	2016	2017
April	112	30
May	174	228
June	264	349
July	498	505
August	703	730
September	883	927
October	1,186	
November	1,412	
December	1,753	
January	1,843	
February	1,913	
March	1,980	
April	1,982	
May	1,982	
June	1,982	

### QUALITY

	Quantity	Base Number	Contract	AT	Region	England
% of FP17s for the same patient ID Re-attending within 3 months - Children	10	353	2.8%	10.0%	12.0%	12.4%
% of FP17s for the same patient ID Re-attending within 3 months - Adults	3	139	2.2%	15.3%	15.9%	16.7%
% of FP17s for the same patient ID Re-attending between 3 & 9 months - Children	78	353	22.1%	50.8%	58.6%	57.4%
% of FP17s for the same patient ID Re-attending between 3 & 9 months - Adults	24	139	17.3%	46.6%	51.6%	50.5%
% of FP17s for Band 1 Urgent Courses	10	490	2.0%	8.4%	8.0%	9.1%
% of FP17s Relating to Free Repair or Replacements	0	490	0.0%	0.7%	0.8%	0.8%
% of FP17s Relating to Continuations	0	490	0.0%	0.9%	1.3%	1.3%
% of Patients satisfied with the dentistry they have received	0	0	N/A	92.5%	93.1%	93.2%
% of Patients satisfied with the time they had to wait for an appointment	0	0	N/A	90.4%	89.1%	89.0%

\* This is based on patients treated on this contract for their most recent course of treatment. Figures in italics indicate the base number of FP17s or Patient Questionnaire responses are less than 100. N/A is shown where the base number of responses is less than 10 during the period. % is calculated as Quantity/Base number\*100

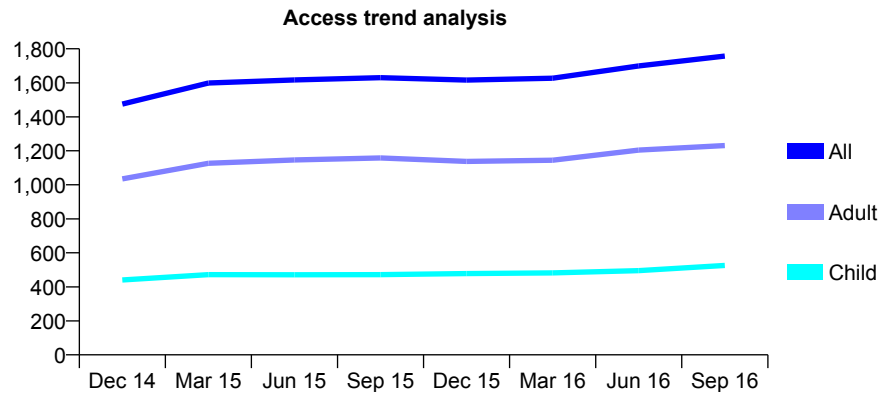
## Q54 - Vital Signs At a Glance Contract Report for 142492/0001 - September 2016

Name or company name	Tipton Dental Practice
Contract type name	GDS Contract
Purpose of contract	General
Contract start date	01/04/2013
Contract end date	

16/17 Contracted general activity (UDA)	5,837
Carry forward general activity (UDA)	130
16/17 Contracted orthodontic activity (UOA)	0
Carry forward orthodontic activity (UOA)	0
Baseline contract value	£170,068.04

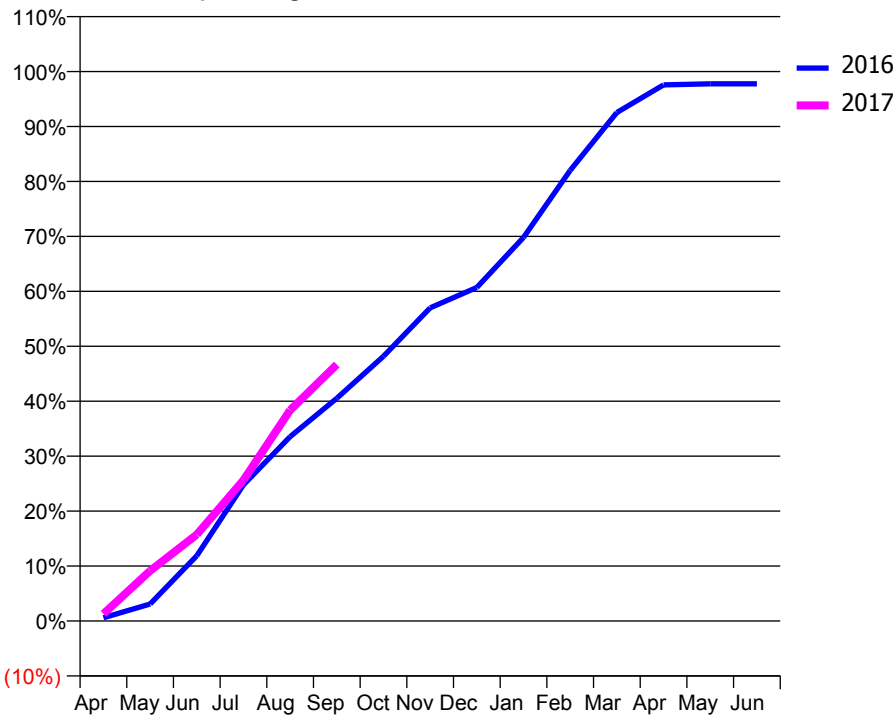
### ACCESS\*

Patients seen in 24 months	Total	Change since previous quarter
Quarter ending September 2015	1,630	
Quarter ending December 2015	1,616	→
Quarter ending March 2016	1,627	→
Quarter ending June 2016	1,699	↑
Quarter ending September 2016	1,757	↑
<b>Variance since September 2015</b>	<b>7.8%</b>	<b>↑</b>



### ACTIVITY

Cumulative percentage of contracted UDA delivered 2016 & 2017



Month	Adjusted Scheduled Activity (UDA)	
	2016	2017
April	34	76
May	180	534
June	694	919
July	1,446	1,497
August	1,958	2,240
September	2,366	2,725
October	2,812	
November	3,327	
December	3,543	
January	4,075	
February	4,788	
March	5,402	
April	5,695	
May	5,707	
June	5,707	

### QUALITY

	Quantity	Base Number	Contract	AT	Region	England
% of FP17s for the same patient ID Re-attending within 3 months - Children	19	321	5.9%	10.0%	12.0%	12.4%
% of FP17s for the same patient ID Re-attending within 3 months - Adults	89	690	12.9%	15.3%	15.9%	16.7%
% of FP17s for the same patient ID Re-attending between 3 & 9 months - Children	145	321	45.2%	50.8%	58.6%	57.4%
% of FP17s for the same patient ID Re-attending between 3 & 9 months - Adults	190	690	27.5%	46.6%	51.6%	50.5%
% of FP17s for Band 1 Urgent Courses	119	917	13.0%	8.4%	8.0%	9.1%
% of FP17s Relating to Free Repair or Replacements	13	917	1.4%	0.7%	0.8%	0.8%
% of FP17s Relating to Continuations	6	917	0.7%	0.9%	1.3%	1.3%
% of Patients satisfied with the dentistry they have received	2	2	N/A	92.5%	93.1%	93.2%
% of Patients satisfied with the time they had to wait for an appointment	2	2	N/A	90.4%	89.1%	89.0%

\* This is based on patients treated on this contract for their most recent course of treatment. Figures in italics indicate the base number of FP17s or Patient Questionnaire responses are less than 100. N/A is shown where the base number of responses is less than 10 during the period. % is calculated as Quantity/Base number\*100

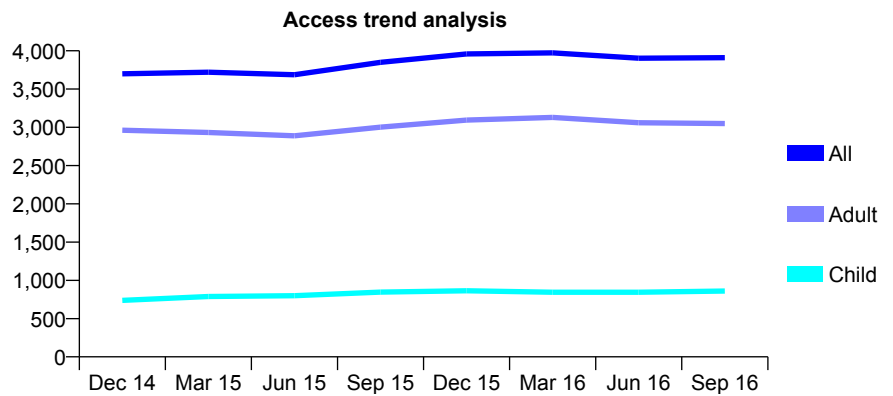
## Q54 - Vital Signs At a Glance Contract Report for 142956/0001 - September 2016

Name or company name	Four Oaks Dental Surgery
Contract type name	GDS Contract
Purpose of contract	General
Contract start date	07/09/2012
Contract end date	

16/17 Contracted general activity (UDA)	8,970
Carry forward general activity (UDA)	-179
16/17 Contracted orthodontic activity (UOA)	0
Carry forward orthodontic activity (UOA)	0
Baseline contract value	£178,310.04

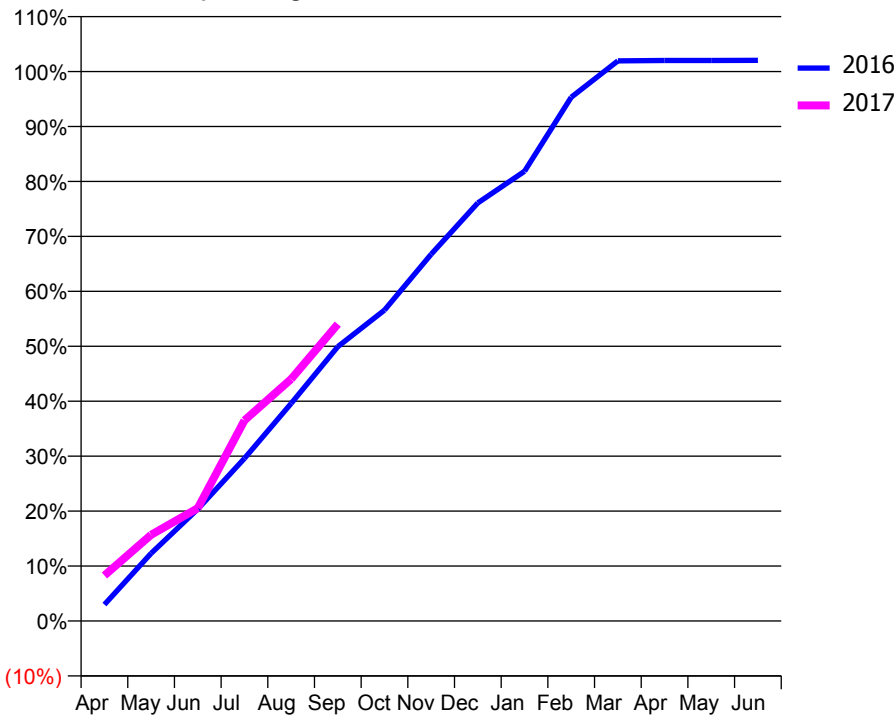
### ACCESS\*

Patients seen in 24 months	Total	Change since previous quarter
Quarter ending September 2015	3,849	
Quarter ending December 2015	3,959	↑
Quarter ending March 2016	3,973	→
Quarter ending June 2016	3,904	↓
Quarter ending September 2016	3,911	→
<b>Variance since September 2015</b>	<b>1.6%</b>	<b>→</b>



### ACTIVITY

Cumulative percentage of contracted UDA delivered 2016 & 2017



Month	Adjusted Scheduled Activity (UDA)	
	2016	2017
April	269	743
May	1,105	1,407
June	1,826	1,842
July	2,655	3,275
August	3,552	3,950
September	4,479	4,847
October	5,076	
November	5,987	
December	6,825	
January	7,340	
February	8,550	
March	9,142	
April	9,150	
May	9,151	
June	9,152	

### QUALITY

	Quantity	Base Number	Contract	AT	Region	England
% of FP17s for the same patient ID Re-attending within 3 months - Children	22	656	3.4%	10.0%	12.0%	12.4%
% of FP17s for the same patient ID Re-attending within 3 months - Adults	203	2,122	9.6%	15.3%	15.9%	16.7%
% of FP17s for the same patient ID Re-attending between 3 & 9 months - Children	435	656	66.3%	50.8%	58.6%	57.4%
% of FP17s for the same patient ID Re-attending between 3 & 9 months - Adults	1,302	2,122	61.4%	46.6%	51.6%	50.5%
% of FP17s for Band 1 Urgent Courses	164	2,768	5.9%	8.4%	8.0%	9.1%
% of FP17s Relating to Free Repair or Replacements	3	2,768	0.1%	0.7%	0.8%	0.8%
% of FP17s Relating to Continuations	4	2,768	0.1%	0.9%	1.3%	1.3%
% of Patients satisfied with the dentistry they have received	0	0	N/A	92.5%	93.1%	93.2%
% of Patients satisfied with the time they had to wait for an appointment	0	0	N/A	90.4%	89.1%	89.0%

\* This is based on patients treated on this contract for their most recent course of treatment. Figures in italics indicate the base number of FP17s or Patient Questionnaire responses are less than 100. N/A is shown where the base number of responses is less than 10 during the period. % is calculated as Quantity/Base number\*100

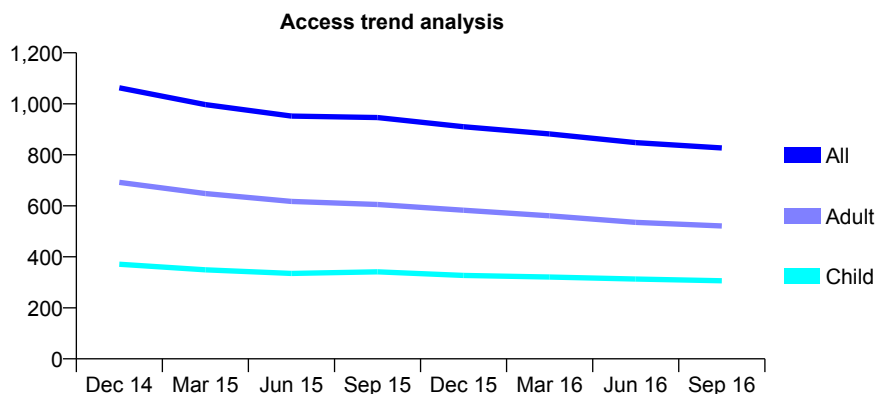
## Q54 - Vital Signs At a Glance Contract Report for 145289/0001 - September 2016

Name or company name	Miss P Sanghera
Contract type name	GDS Contract
Purpose of contract	General
Contract start date	01/07/2010
Contract end date	

16/17 Contracted general activity (UDA)	3,640
Carry forward general activity (UDA)	0
16/17 Contracted orthodontic activity (UOA)	0
Carry forward orthodontic activity (UOA)	0
Baseline contract value	£83,848.32

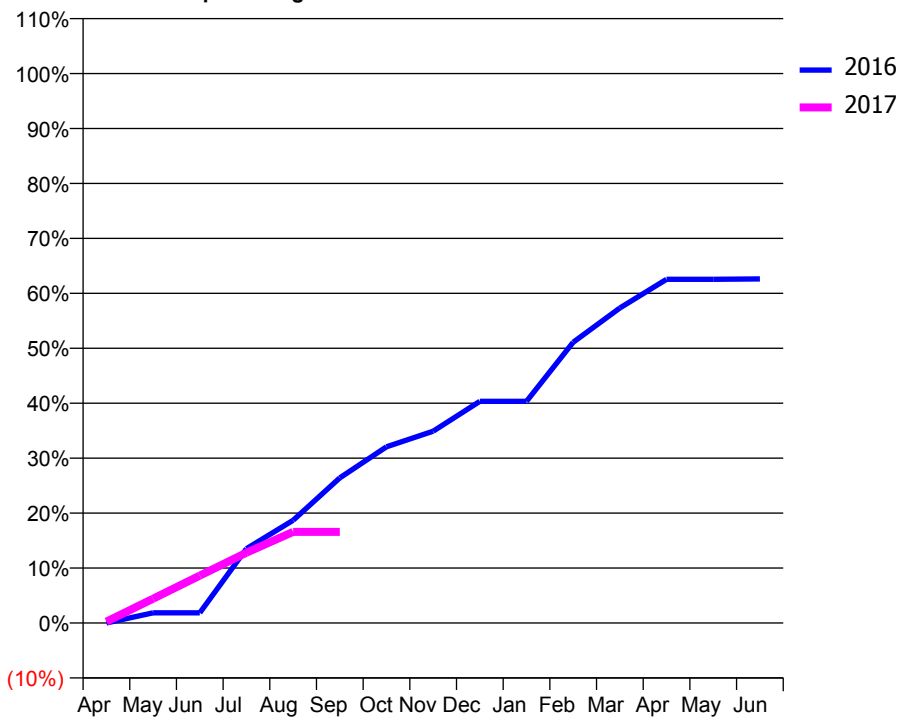
### ACCESS\*

Patients seen in 24 months	Total	Change since previous quarter
Quarter ending September 2015	946	
Quarter ending December 2015	910	↓
Quarter ending March 2016	882	↓
Quarter ending June 2016	848	↓
Quarter ending September 2016	827	↓
<b>Variance since September 2015</b>	<b>(12.6%)</b>	<b>↓</b>



### ACTIVITY

Cumulative percentage of contracted UDA delivered 2016 & 2017



Adjusted Scheduled Activity (UDA)

Month	2016	2017
April	0	9
May	68	162
June	68	314
July	493	466
August	680	604
September	961	604
October	1,167	
November	1,271	
December	1,468	
January	1,468	
February	1,860	
March	2,087	
April	2,277	
May	2,277	
June	2,280	

### QUALITY

	Quantity	Base Number	Contract	AT	Region	England
% of FP17s for the same patient ID Re-attending within 3 months - Children	7	176	4.0%	10.0%	12.0%	12.4%
% of FP17s for the same patient ID Re-attending within 3 months - Adults	34	311	10.9%	15.3%	15.9%	16.7%
% of FP17s for the same patient ID Re-attending between 3 & 9 months - Children	114	176	64.8%	50.8%	58.6%	57.4%
% of FP17s for the same patient ID Re-attending between 3 & 9 months - Adults	198	311	63.7%	46.6%	51.6%	50.5%
% of FP17s for Band 1 Urgent Courses	8	389	2.1%	8.4%	8.0%	9.1%
% of FP17s Relating to Free Repair or Replacements	1	389	0.3%	0.7%	0.8%	0.8%
% of FP17s Relating to Continuations	1	389	0.3%	0.9%	1.3%	1.3%
% of Patients satisfied with the dentistry they have received	0	0	N/A	92.5%	93.1%	93.2%
% of Patients satisfied with the time they had to wait for an appointment	0	0	N/A	90.4%	89.1%	89.0%

\* This is based on patients treated on this contract for their most recent course of treatment. Figures in italics indicate the base number of FP17s or Patient Questionnaire responses are less than 100. N/A is shown where the base number of responses is less than 10 during the period. % is calculated as Quantity/Base number\*100



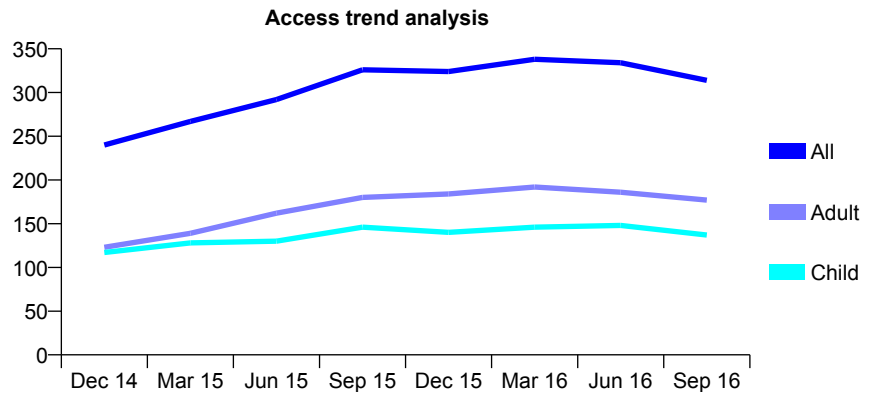
## Q54 - Vital Signs At a Glance Contract Report for 148733/0001 - September 2016

Name or company name	Morgan Dental
Contract type name	GDS Contract
Purpose of contract	General and Orthodontic
Contract start date	01/10/2013
Contract end date	

16/17 Contracted general activity (UDA)	773
Carry forward general activity (UDA)	30
16/17 Contracted orthodontic activity (UOA)	900
Carry forward orthodontic activity (UOA)	-9
Baseline contract value	£78,410.32

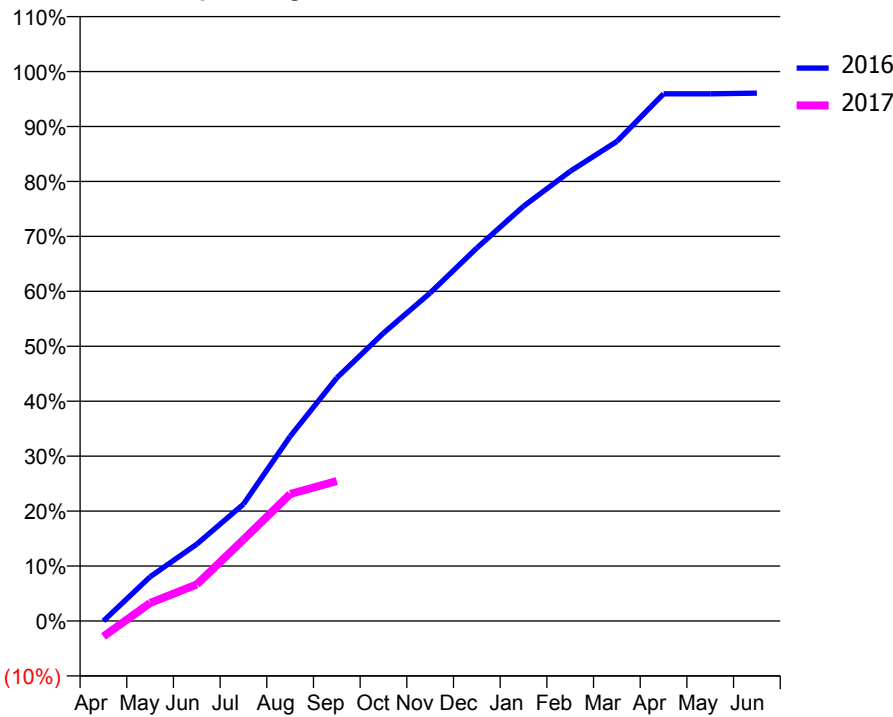
### ACCESS\*

Patients seen in 24 months	Total	Change since previous quarter
Quarter ending September 2015	326	
Quarter ending December 2015	324	→
Quarter ending March 2016	338	↑
Quarter ending June 2016	334	↓
Quarter ending September 2016	314	↓
<b>Variance since September 2015</b>	<b>(3.7%)</b>	<b>↓</b>



### ACTIVITY

Cumulative percentage of contracted UDA delivered 2016 & 2017



Month	Adjusted Scheduled Activity (UDA)	
	2016	2017
April	0	-22
May	62	25
June	108	51
July	164	115
August	260	179
September	342	197
October	405	
November	462	
December	525	
January	583	
February	633	
March	675	
April	742	
May	742	
June	743	

### QUALITY

	Quantity	Base Number	Contract	AT	Region	England
% of FP17s for the same patient ID Re-attending within 3 months - Children	8	110	7.3%	10.0%	12.0%	12.4%
% of FP17s for the same patient ID Re-attending within 3 months - Adults	18	105	17.1%	15.3%	15.9%	16.7%
% of FP17s for the same patient ID Re-attending between 3 & 9 months - Children	47	110	42.7%	50.8%	58.6%	57.4%
% of FP17s for the same patient ID Re-attending between 3 & 9 months - Adults	53	105	50.5%	46.6%	51.6%	50.5%
% of FP17s for Band 1 Urgent Courses	4	142	2.8%	8.4%	8.0%	9.1%
% of FP17s Relating to Free Repair or Replacements	0	142	0.0%	0.7%	0.8%	0.8%
% of FP17s Relating to Continuations	6	142	4.2%	0.9%	1.3%	1.3%
% of Patients satisfied with the dentistry they have received	0	0	N/A	92.5%	93.1%	93.2%
% of Patients satisfied with the time they had to wait for an appointment	0	0	N/A	90.4%	89.1%	89.0%

\* This is based on patients treated on this contract for their most recent course of treatment. Figures in italics indicate the base number of FP17s or Patient Questionnaire responses are less than 100. N/A is shown where the base number of responses is less than 10 during the period. % is calculated as Quantity/Base number\*100

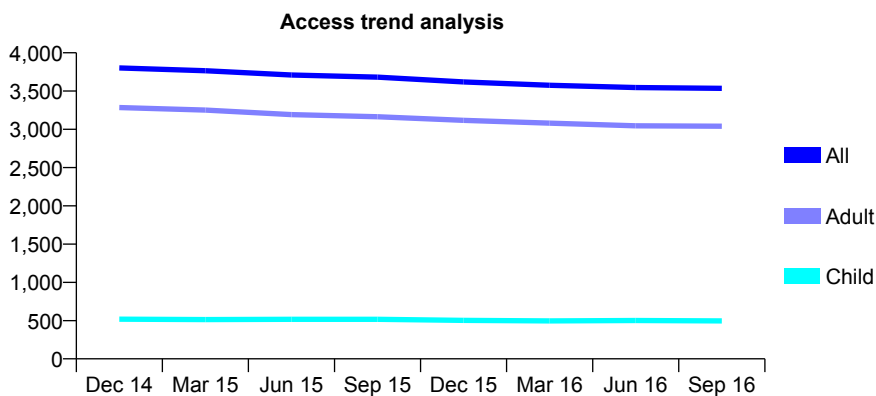
## Q54 - Vital Signs At a Glance Contract Report for 149012/0001 - September 2016

Name or company name	Castle View Dental Practice Limited
Contract type name	GDS Contract
Purpose of contract	General
Contract start date	01/01/2007
Contract end date	

16/17 Contracted general activity (UDA)	12,928
Carry forward general activity (UDA)	0
16/17 Contracted orthodontic activity (UOA)	0
Carry forward orthodontic activity (UOA)	0
Baseline contract value	£367,439.67

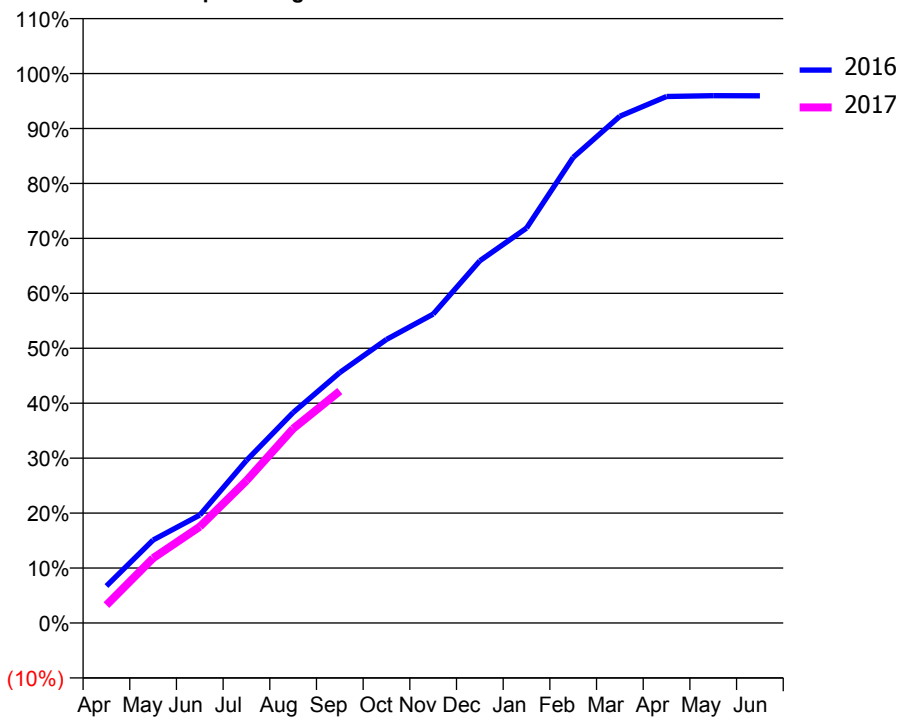
### ACCESS\*

Patients seen in 24 months	Total	Change since previous quarter
Quarter ending September 2015	3,682	
Quarter ending December 2015	3,620	↓
Quarter ending March 2016	3,576	↓
Quarter ending June 2016	3,546	→
Quarter ending September 2016	3,535	→
<b>Variance since September 2015</b>	<b>(4.0%)</b>	<b>↓</b>



### ACTIVITY

Cumulative percentage of contracted UDA delivered 2016 & 2017



Month	Adjusted Scheduled Activity (UDA)	
	2016	2017
April	870	422
May	1,952	1,528
June	2,539	2,266
July	3,826	3,348
August	4,951	4,574
September	5,892	5,457
October	6,673	
November	7,266	
December	8,524	
January	9,290	
February	10,954	
March	11,923	
April	12,388	
May	12,406	
June	12,403	

### QUALITY

	Quantity	Base Number	Contract	AT	Region	England
% of FP17s for the same patient ID Re-attending within 3 months - Children	24	431	5.6%	10.0%	12.0%	12.4%
% of FP17s for the same patient ID Re-attending within 3 months - Adults	251	2,300	10.9%	15.3%	15.9%	16.7%
% of FP17s for the same patient ID Re-attending between 3 & 9 months - Children	286	431	66.4%	50.8%	58.6%	57.4%
% of FP17s for the same patient ID Re-attending between 3 & 9 months - Adults	1,451	2,300	63.1%	46.6%	51.6%	50.5%
% of FP17s for Band 1 Urgent Courses	99	2,500	4.0%	8.4%	8.0%	9.1%
% of FP17s Relating to Free Repair or Replacements	27	2,500	1.1%	0.7%	0.8%	0.8%
% of FP17s Relating to Continuations	9	2,500	0.4%	0.9%	1.3%	1.3%
% of Patients satisfied with the dentistry they have received	4	4	N/A	92.5%	93.1%	93.2%
% of Patients satisfied with the time they had to wait for an appointment	4	4	N/A	90.4%	89.1%	89.0%

\* This is based on patients treated on this contract for their most recent course of treatment. Figures in italics indicate the base number of FP17s or Patient Questionnaire responses are less than 100. N/A is shown where the base number of responses is less than 10 during the period. % is calculated as Quantity/Base number\*100

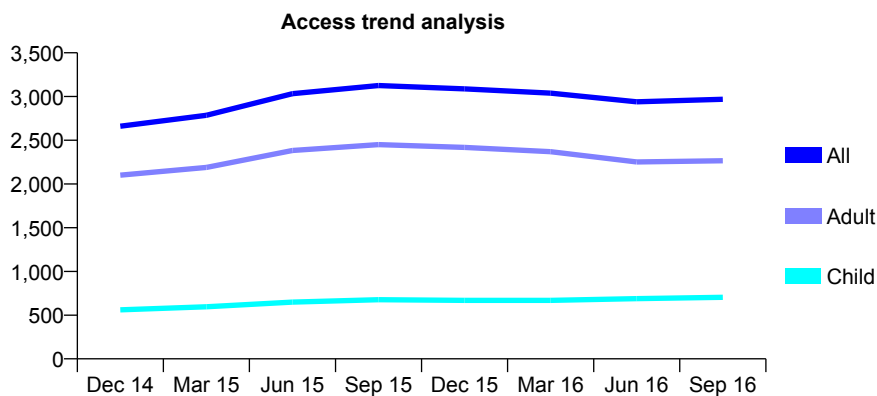
## Q54 - Vital Signs At a Glance Contract Report for 150223/0001 - September 2016

Name or company name	Qamar Dental
Contract type name	GDS Contract
Purpose of contract	General
Contract start date	02/08/2013
Contract end date	

16/17 Contracted general activity (UDA)	8,026
Carry forward general activity (UDA)	-39
16/17 Contracted orthodontic activity (UOA)	0
Carry forward orthodontic activity (UOA)	0
Baseline contract value	£237,344.49

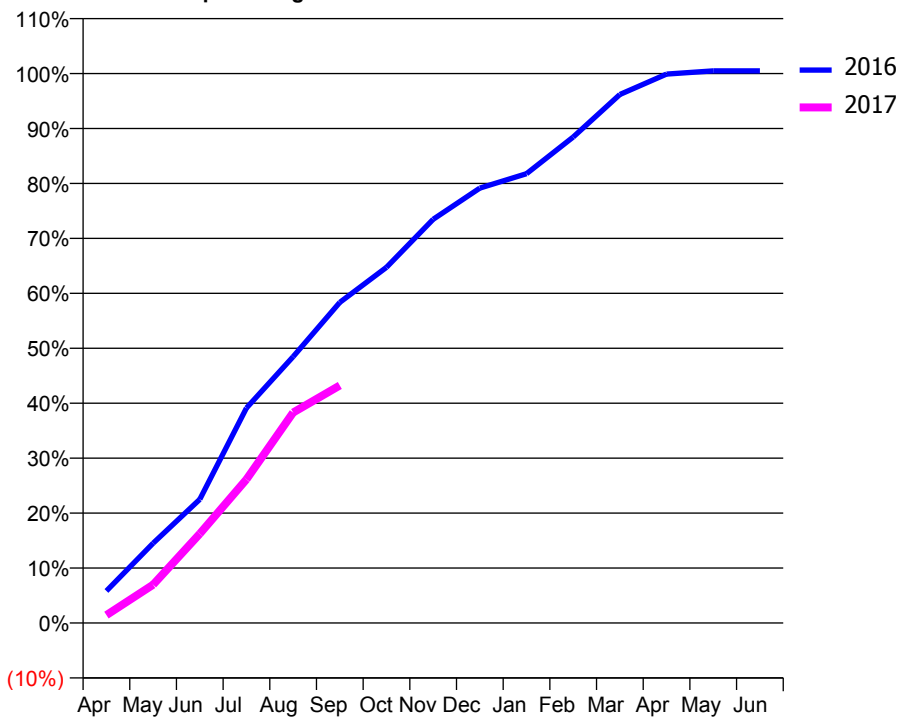
### ACCESS\*

Patients seen in 24 months	Total	Change since previous quarter
Quarter ending September 2015	3,126	
Quarter ending December 2015	3,087	↓
Quarter ending March 2016	3,038	↓
Quarter ending June 2016	2,940	↓
Quarter ending September 2016	2,969	→
<b>Variance since September 2015</b>	<b>(5.0%)</b>	<b>↓</b>



### ACTIVITY

Cumulative percentage of contracted UDA delivered 2016 & 2017



Month	Adjusted Scheduled Activity (UDA)	
	2016	2017
April	469	115
May	1,167	559
June	1,806	1,305
July	3,141	2,099
August	3,891	3,074
September	4,684	3,471
October	5,196	
November	5,897	
December	6,351	
January	6,562	
February	7,099	
March	7,719	
April	8,017	
May	8,065	
June	8,065	

### QUALITY

	Quantity	Base Number	Contract	AT	Region	England
% of FP17s for the same patient ID Re-attending within 3 months - Children	26	425	6.1%	10.0%	12.0%	12.4%
% of FP17s for the same patient ID Re-attending within 3 months - Adults	169	1,326	12.7%	15.3%	15.9%	16.7%
% of FP17s for the same patient ID Re-attending between 3 & 9 months - Children	195	425	45.9%	50.8%	58.6%	57.4%
% of FP17s for the same patient ID Re-attending between 3 & 9 months - Adults	323	1,326	24.4%	46.6%	51.6%	50.5%
% of FP17s for Band 1 Urgent Courses	138	1,572	8.8%	8.4%	8.0%	9.1%
% of FP17s Relating to Free Repair or Replacements	12	1,572	0.8%	0.7%	0.8%	0.8%
% of FP17s Relating to Continuations	12	1,572	0.8%	0.9%	1.3%	1.3%
% of Patients satisfied with the dentistry they have received	1	1	N/A	92.5%	93.1%	93.2%
% of Patients satisfied with the time they had to wait for an appointment	1	1	N/A	90.4%	89.1%	89.0%

\* This is based on patients treated on this contract for their most recent course of treatment. Figures in italics indicate the base number of FP17s or Patient Questionnaire responses are less than 100. N/A is shown where the base number of responses is less than 10 during the period. % is calculated as Quantity/Base number\*100

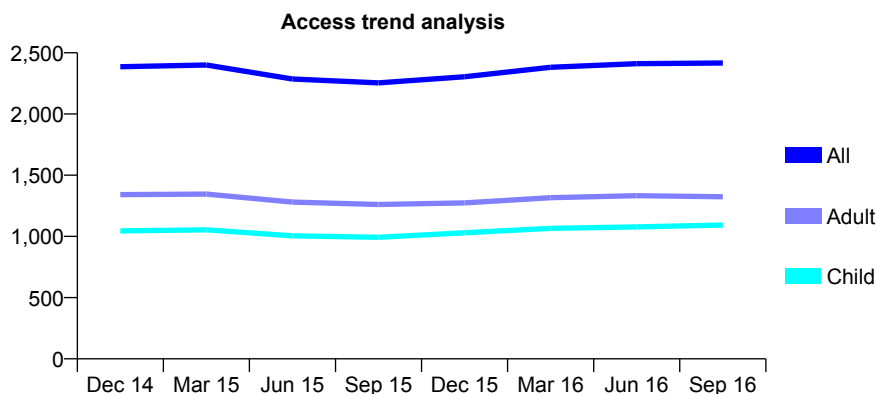
## Q54 - Vital Signs At a Glance Contract Report for 150339/0001 - September 2016

Name or company name	Ali, Ahmed & Shabir
Contract type name	GDS Contract
Purpose of contract	General
Contract start date	01/04/2006
Contract end date	

16/17 Contracted general activity (UDA)	10,078
Carry forward general activity (UDA)	0
16/17 Contracted orthodontic activity (UOA)	0
Carry forward orthodontic activity (UOA)	0
Baseline contract value	£248,914.85

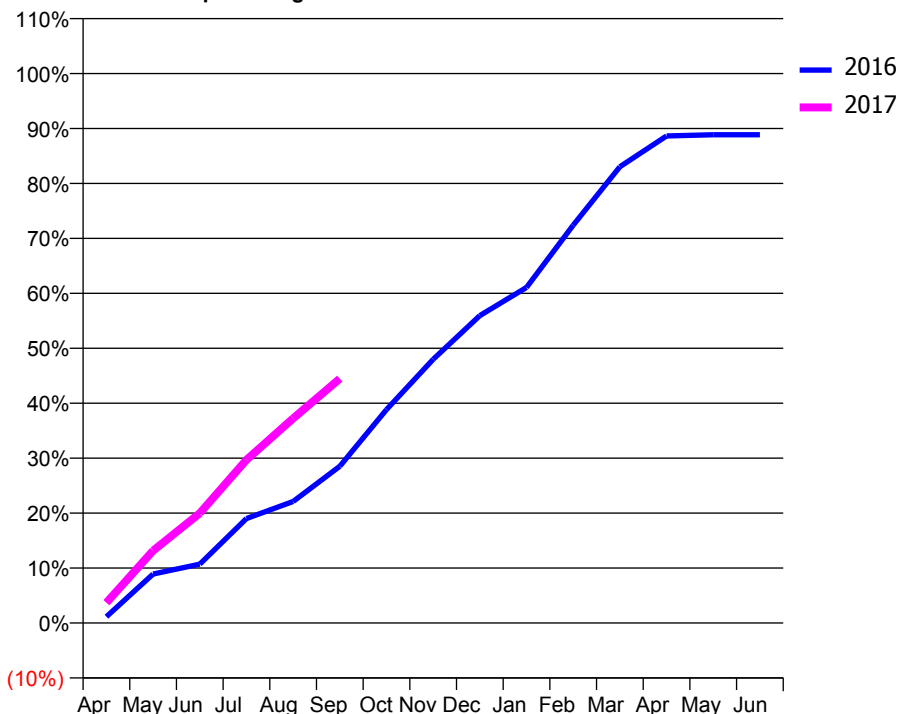
### ACCESS\*

Patients seen in 24 months	Total	Change since previous quarter
Quarter ending September 2015	2,254	
Quarter ending December 2015	2,304	↑
Quarter ending March 2016	2,382	↑
Quarter ending June 2016	2,411	→
Quarter ending September 2016	2,417	→
<b>Variance since September 2015</b>	<b>7.2%</b>	<b>↑</b>



### ACTIVITY

Cumulative percentage of contracted UDA delivered 2016 & 2017



Adjusted Scheduled Activity (UDA)

Month	2016	2017
April	115	373
May	899	1,326
June	1,079	2,013
July	1,915	2,991
August	2,229	3,754
September	2,874	4,482
October	3,913	
November	4,835	
December	5,639	
January	6,154	
February	7,295	
March	8,368	
April	8,933	
May	8,955	
June	8,955	

### QUALITY

	Quantity	Base Number	Contract	AT	Region	England
% of FP17s for the same patient ID Re-attending within 3 months - Children	29	597	4.9%	10.0%	12.0%	12.4%
% of FP17s for the same patient ID Re-attending within 3 months - Adults	105	727	14.4%	15.3%	15.9%	16.7%
% of FP17s for the same patient ID Re-attending between 3 & 9 months - Children	166	597	27.8%	50.8%	58.6%	57.4%
% of FP17s for the same patient ID Re-attending between 3 & 9 months - Adults	243	727	33.4%	46.6%	51.6%	50.5%
% of FP17s for Band 1 Urgent Courses	70	1,157	6.1%	8.4%	8.0%	9.1%
% of FP17s Relating to Free Repair or Replacements	0	1,157	0.0%	0.7%	0.8%	0.8%
% of FP17s Relating to Continuations	0	1,157	0.0%	0.9%	1.3%	1.3%
% of Patients satisfied with the dentistry they have received	0	0	N/A	92.5%	93.1%	93.2%
% of Patients satisfied with the time they had to wait for an appointment	0	0	N/A	90.4%	89.1%	89.0%

\* This is based on patients treated on this contract for their most recent course of treatment. Figures in italics indicate the base number of FP17s or Patient Questionnaire responses are less than 100. N/A is shown where the base number of responses is less than 10 during the period. % is calculated as Quantity/Base number\*100

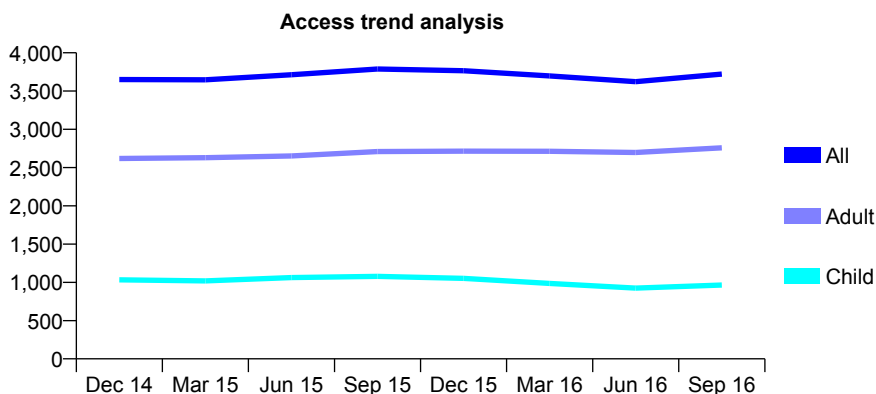
## Q54 - Vital Signs At a Glance Contract Report for 150665/0001 - September 2016

Name or company name	Shaw & Jandu Dental Practice
Contract type name	GDS Contract
Purpose of contract	General and Orthodontic
Contract start date	01/04/2009
Contract end date	

16/17 Contracted general activity (UDA)	10,110
Carry forward general activity (UDA)	327
16/17 Contracted orthodontic activity (UOA)	1,857
Carry forward orthodontic activity (UOA)	26
Baseline contract value	£257,841.70

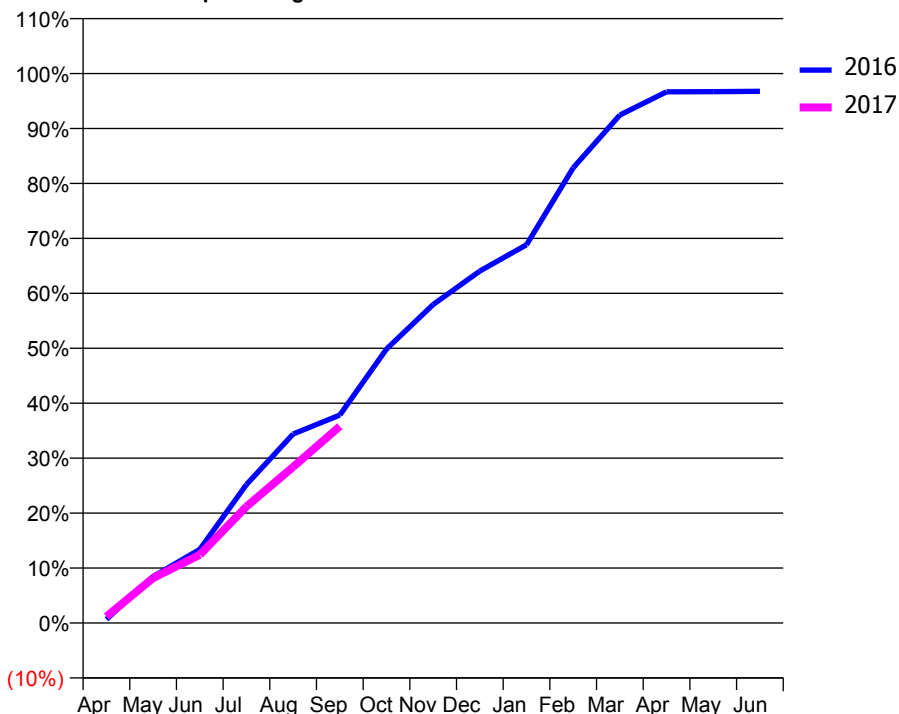
### ACCESS\*

Patients seen in 24 months	Total	Change since previous quarter
Quarter ending September 2015	3,788	
Quarter ending December 2015	3,765	→
Quarter ending March 2016	3,698	↓
Quarter ending June 2016	3,622	↓
Quarter ending September 2016	3,722	↑
<b>Variance since September 2015</b>	<b>(1.7%)</b>	<b>↓</b>



### ACTIVITY

Cumulative percentage of contracted UDA delivered 2016 & 2017



Month	Adjusted Scheduled Activity (UDA)	
	2016	2017
April	69	120
May	854	828
June	1,356	1,255
July	2,549	2,144
August	3,477	2,872
September	3,826	3,619
October	5,041	
November	5,860	
December	6,475	
January	6,959	
February	8,374	
March	9,345	
April	9,773	
May	9,776	
June	9,783	

### QUALITY

	Quantity	Base Number	Contract	AT	Region	England
% of FP17s for the same patient ID Re-attending within 3 months - Children	42	691	6.1%	10.0%	12.0%	12.4%
% of FP17s for the same patient ID Re-attending within 3 months - Adults	198	1,861	10.6%	15.3%	15.9%	16.7%
% of FP17s for the same patient ID Re-attending between 3 & 9 months - Children	288	691	41.7%	50.8%	58.6%	57.4%
% of FP17s for the same patient ID Re-attending between 3 & 9 months - Adults	835	1,861	44.9%	46.6%	51.6%	50.5%
% of FP17s for Band 1 Urgent Courses	286	2,296	12.5%	8.4%	8.0%	9.1%
% of FP17s Relating to Free Repair or Replacements	22	2,296	1.0%	0.7%	0.8%	0.8%
% of FP17s Relating to Continuations	6	2,296	0.3%	0.9%	1.3%	1.3%
% of Patients satisfied with the dentistry they have received	2	2	N/A	92.5%	93.1%	93.2%
% of Patients satisfied with the time they had to wait for an appointment	2	2	N/A	90.4%	89.1%	89.0%

\* This is based on patients treated on this contract for their most recent course of treatment. Figures in italics indicate the base number of FP17s or Patient Questionnaire responses are less than 100. N/A is shown where the base number of responses is less than 10 during the period. % is calculated as Quantity/Base number\*100

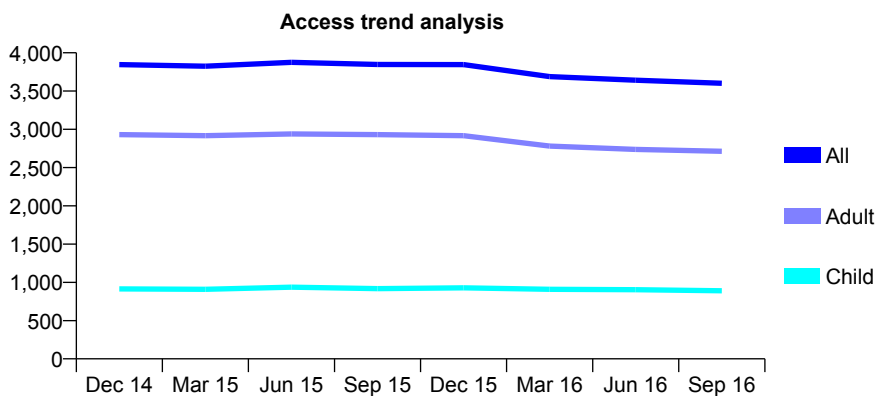
## Q54 - Vital Signs At a Glance Contract Report for 151351/0001 - September 2016

Name or company name	Dr N Hayre and Dr AP Najran
Contract type name	GDS Contract
Purpose of contract	General
Contract start date	01/10/2011
Contract end date	

16/17 Contracted general activity (UDA)	11,705
Carry forward general activity (UDA)	-186
16/17 Contracted orthodontic activity (UOA)	0
Carry forward orthodontic activity (UOA)	0
Baseline contract value	£253,042.39

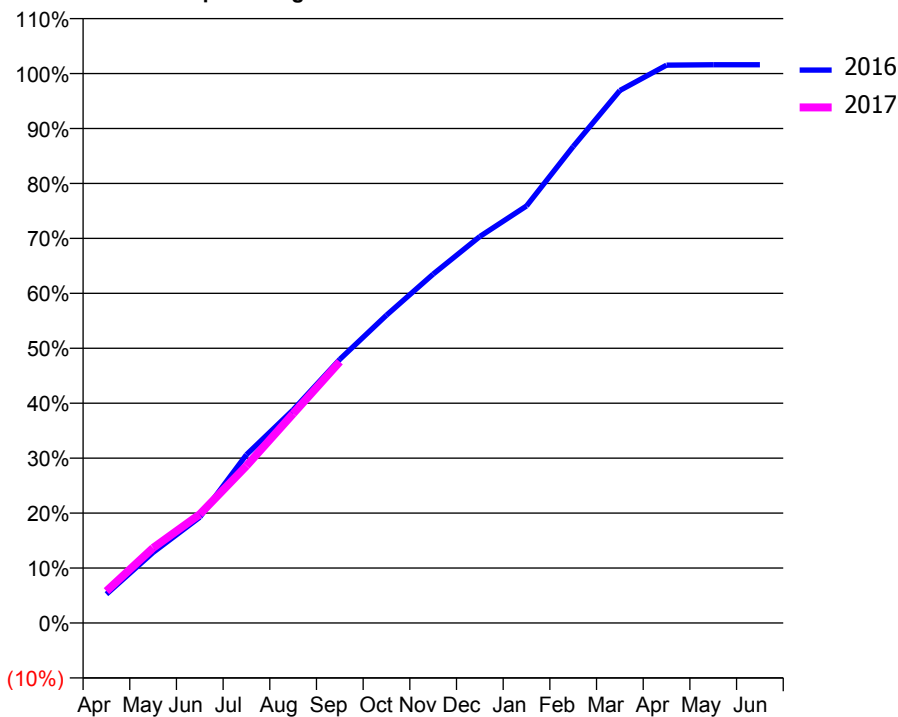
### ACCESS\*

Patients seen in 24 months	Total	Change since previous quarter
Quarter ending September 2015	3,848	
Quarter ending December 2015	3,845	→
Quarter ending March 2016	3,689	↓
Quarter ending June 2016	3,641	↓
Quarter ending September 2016	3,602	↓
<b>Variance since September 2015</b>	<b>(6.4%)</b>	<b>↓</b>



### ACTIVITY

Cumulative percentage of contracted UDA delivered 2016 & 2017



Month	Adjusted Scheduled Activity (UDA)	
	2016	2017
April	614	680
May	1,504	1,601
June	2,255	2,317
July	3,586	3,347
August	4,541	4,457
September	5,618	5,566
October	6,558	
November	7,433	
December	8,234	
January	8,884	
February	10,151	
March	11,342	
April	11,883	
May	11,891	
June	11,891	

### QUALITY

	Quantity	Base Number	Contract	AT	Region	England
% of FP17s for the same patient ID Re-attending within 3 months - Children	30	765	3.9%	10.0%	12.0%	12.4%
% of FP17s for the same patient ID Re-attending within 3 months - Adults	285	2,039	14.0%	15.3%	15.9%	16.7%
% of FP17s for the same patient ID Re-attending between 3 & 9 months - Children	561	765	73.3%	50.8%	58.6%	57.4%
% of FP17s for the same patient ID Re-attending between 3 & 9 months - Adults	1,299	2,039	63.7%	46.6%	51.6%	50.5%
% of FP17s for Band 1 Urgent Courses	172	2,584	6.7%	8.4%	8.0%	9.1%
% of FP17s Relating to Free Repair or Replacements	22	2,584	0.9%	0.7%	0.8%	0.8%
% of FP17s Relating to Continuations	25	2,584	1.0%	0.9%	1.3%	1.3%
% of Patients satisfied with the dentistry they have received	2	2	N/A	92.5%	93.1%	93.2%
% of Patients satisfied with the time they had to wait for an appointment	2	2	N/A	90.4%	89.1%	89.0%

\* This is based on patients treated on this contract for their most recent course of treatment. Figures in italics indicate the base number of FP17s or Patient Questionnaire responses are less than 100. N/A is shown where the base number of responses is less than 10 during the period. % is calculated as Quantity/Base number\*100

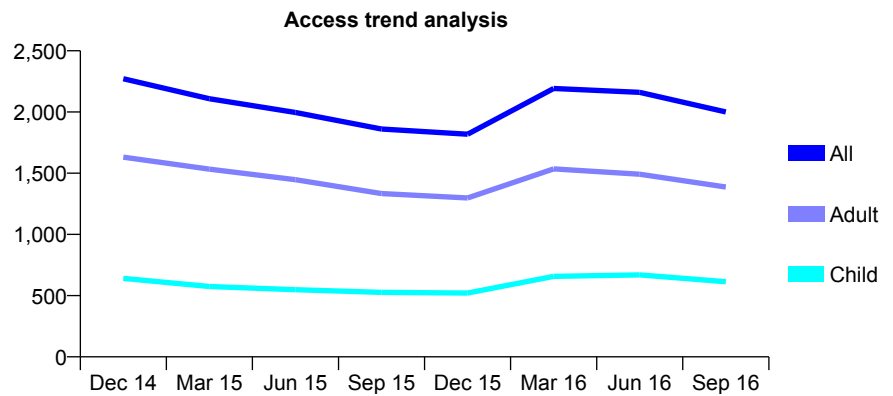
## Q54 - Vital Signs At a Glance Contract Report for 154873/0001 - September 2016

Name or company name	Dental Clinique Ltd
Contract type name	GDS Contract
Purpose of contract	General
Contract start date	01/04/2011
Contract end date	

16/17 Contracted general activity (UDA)	6,928
Carry forward general activity (UDA)	-15
16/17 Contracted orthodontic activity (UOA)	0
Carry forward orthodontic activity (UOA)	0
Baseline contract value	£193,582.49

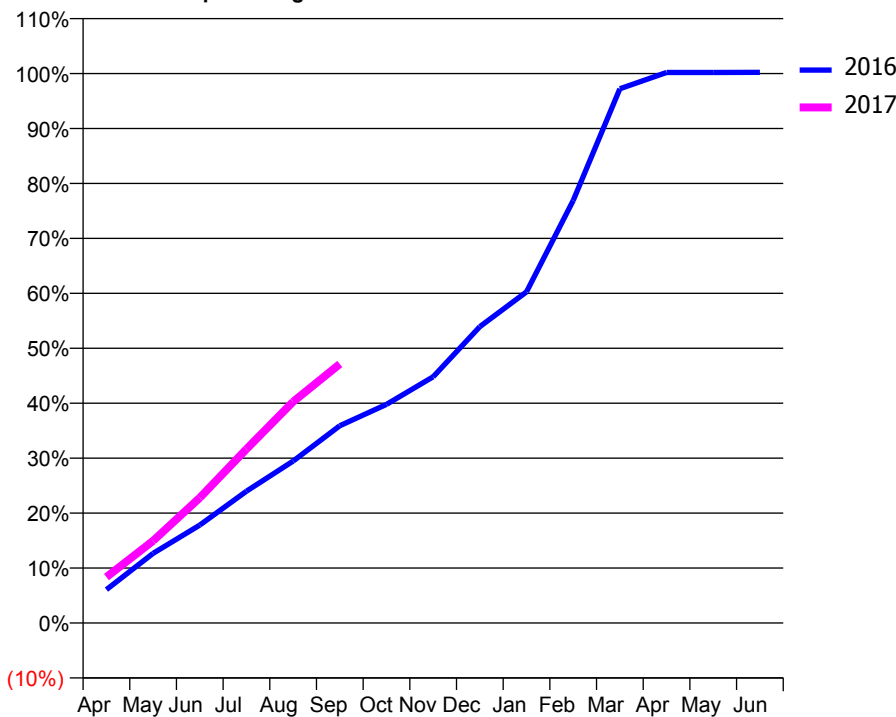
### ACCESS\*

Patients seen in 24 months	Total	Change since previous quarter
Quarter ending September 2015	1,861	
Quarter ending December 2015	1,819	↓
Quarter ending March 2016	2,192	↑
Quarter ending June 2016	2,161	↓
Quarter ending September 2016	2,001	↓
<b>Variance since September 2015</b>	<b>7.5%</b>	<b>↑</b>



### ACTIVITY

Cumulative percentage of contracted UDA delivered 2016 & 2017



Month	Adjusted Scheduled Activity (UDA)	
	2016	2017
April	421	579
May	878	1,036
June	1,234	1,579
July	1,662	2,194
August	2,042	2,790
September	2,488	3,266
October	2,757	
November	3,104	
December	3,736	
January	4,175	
February	5,327	
March	6,737	
April	6,942	
May	6,942	
June	6,943	

### QUALITY

	Quantity	Base Number	Contract	AT	Region	England
% of FP17s for the same patient ID Re-attending within 3 months - Children	42	472	8.9%	10.0%	12.0%	12.4%
% of FP17s for the same patient ID Re-attending within 3 months - Adults	171	975	17.5%	15.3%	15.9%	16.7%
% of FP17s for the same patient ID Re-attending between 3 & 9 months - Children	201	472	42.6%	50.8%	58.6%	57.4%
% of FP17s for the same patient ID Re-attending between 3 & 9 months - Adults	383	975	39.3%	46.6%	51.6%	50.5%
% of FP17s for Band 1 Urgent Courses	166	1,380	12.0%	8.4%	8.0%	9.1%
% of FP17s Relating to Free Repair or Replacements	5	1,380	0.4%	0.7%	0.8%	0.8%
% of FP17s Relating to Continuations	12	1,380	0.9%	0.9%	1.3%	1.3%
% of Patients satisfied with the dentistry they have received	1	1	N/A	92.5%	93.1%	93.2%
% of Patients satisfied with the time they had to wait for an appointment	1	1	N/A	90.4%	89.1%	89.0%

\* This is based on patients treated on this contract for their most recent course of treatment. Figures in italics indicate the base number of FP17s or Patient Questionnaire responses are less than 100. N/A is shown where the base number of responses is less than 10 during the period. % is calculated as Quantity/Base number\*100

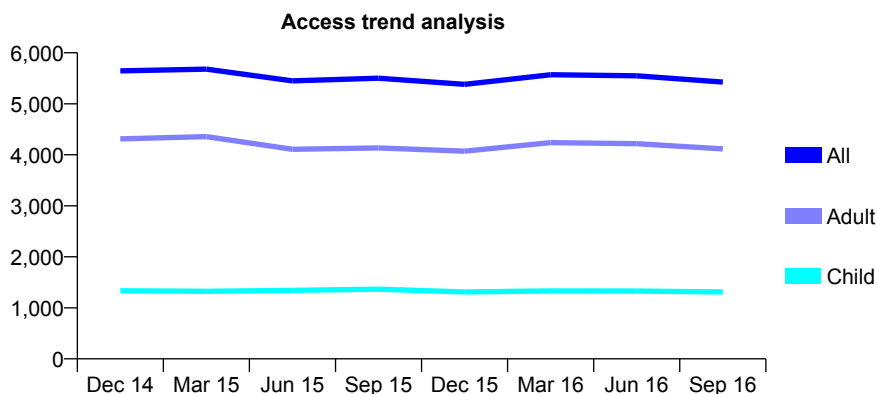
## Q54 - Vital Signs At a Glance Contract Report for 155861/0001 - September 2016

Name or company name	Bilston Dental Surgery
Contract type name	GDS Contract
Purpose of contract	General and Orthodontic
Contract start date	25/02/2011
Contract end date	

16/17 Contracted general activity (UDA)	16,221
Carry forward general activity (UDA)	-31
16/17 Contracted orthodontic activity (UOA)	554
Carry forward orthodontic activity (UOA)	0
Baseline contract value	£379,148.03

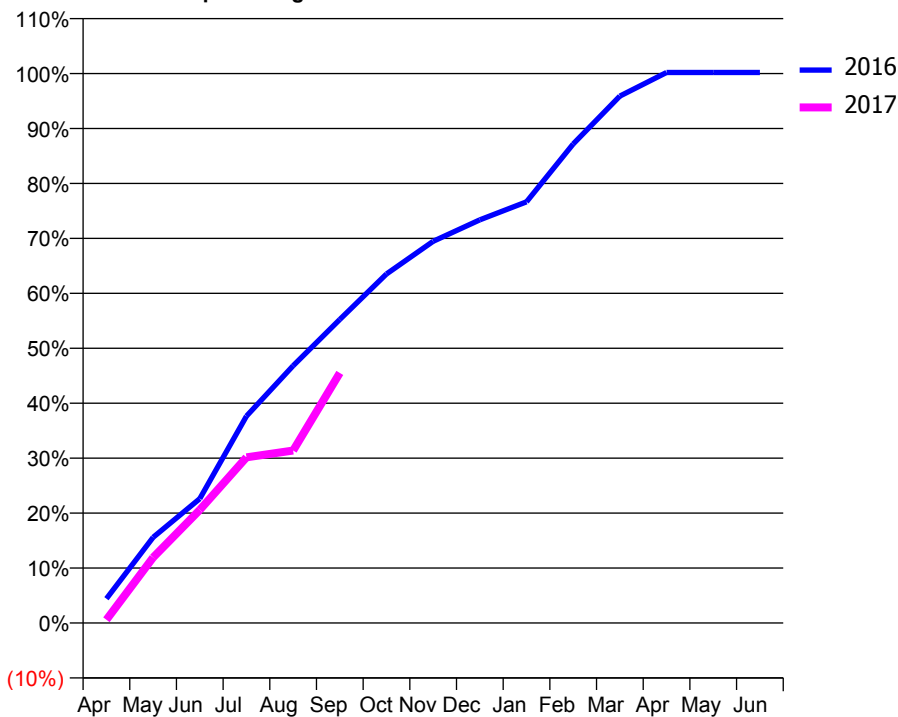
### ACCESS\*

Patients seen in 24 months	Total	Change since previous quarter
Quarter ending September 2015	5,501	
Quarter ending December 2015	5,382	↓
Quarter ending March 2016	5,570	↑
Quarter ending June 2016	5,548	→
Quarter ending September 2016	5,427	↓
<b>Variance since September 2015</b>	<b>(1.3%)</b>	<b>↓</b>



### ACTIVITY

Cumulative percentage of contracted UDA delivered 2016 & 2017



Month	Adjusted Scheduled Activity (UDA)	
	2016	2017
April	718	95
May	2,530	1,935
June	3,671	3,338
July	6,109	4,892
August	7,596	5,092
September	8,960	7,382
October	10,303	
November	11,267	
December	11,902	
January	12,432	
February	14,140	
March	15,553	
April	16,252	
May	16,252	
June	16,252	

### QUALITY

	Quantity	Base Number	Contract	AT	Region	England
% of FP17s for the same patient ID Re-attending within 3 months - Children	77	934	8.2%	10.0%	12.0%	12.4%
% of FP17s for the same patient ID Re-attending within 3 months - Adults	155	2,019	7.7%	15.3%	15.9%	16.7%
% of FP17s for the same patient ID Re-attending between 3 & 9 months - Children	515	934	55.1%	50.8%	58.6%	57.4%
% of FP17s for the same patient ID Re-attending between 3 & 9 months - Adults	559	2,019	27.7%	46.6%	51.6%	50.5%
% of FP17s for Band 1 Urgent Courses	39	2,692	1.4%	8.4%	8.0%	9.1%
% of FP17s Relating to Free Repair or Replacements	1	2,692	0.0%	0.7%	0.8%	0.8%
% of FP17s Relating to Continuations	3	2,692	0.1%	0.9%	1.3%	1.3%
% of Patients satisfied with the dentistry they have received	2	2	N/A	92.5%	93.1%	93.2%
% of Patients satisfied with the time they had to wait for an appointment	1	2	N/A	90.4%	89.1%	89.0%

\* This is based on patients treated on this contract for their most recent course of treatment. Figures in italics indicate the base number of FP17s or Patient Questionnaire responses are less than 100. N/A is shown where the base number of responses is less than 10 during the period. % is calculated as Quantity/Base number\*100



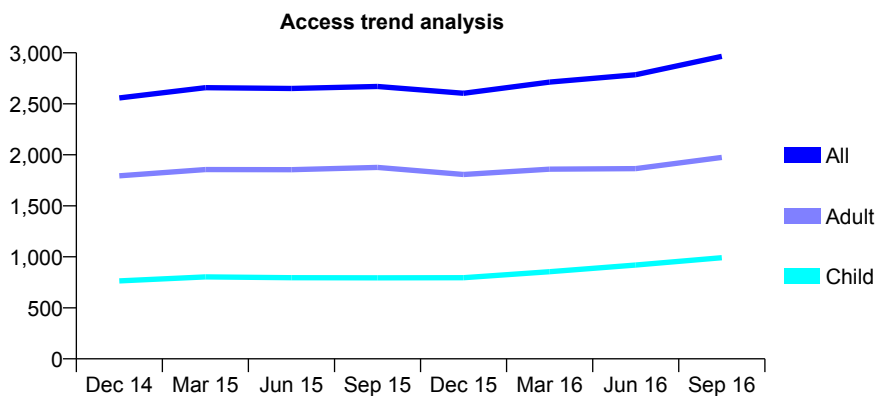
## Q54 - Vital Signs At a Glance Contract Report for 157422/0001 - September 2016

Name or company name	Priory Dental Practice
Contract type name	GDS Contract
Purpose of contract	General
Contract start date	01/03/2009
Contract end date	

16/17 Contracted general activity (UDA)	5,749
Carry forward general activity (UDA)	-115
16/17 Contracted orthodontic activity (UOA)	0
Carry forward orthodontic activity (UOA)	0
Baseline contract value	£152,280.50

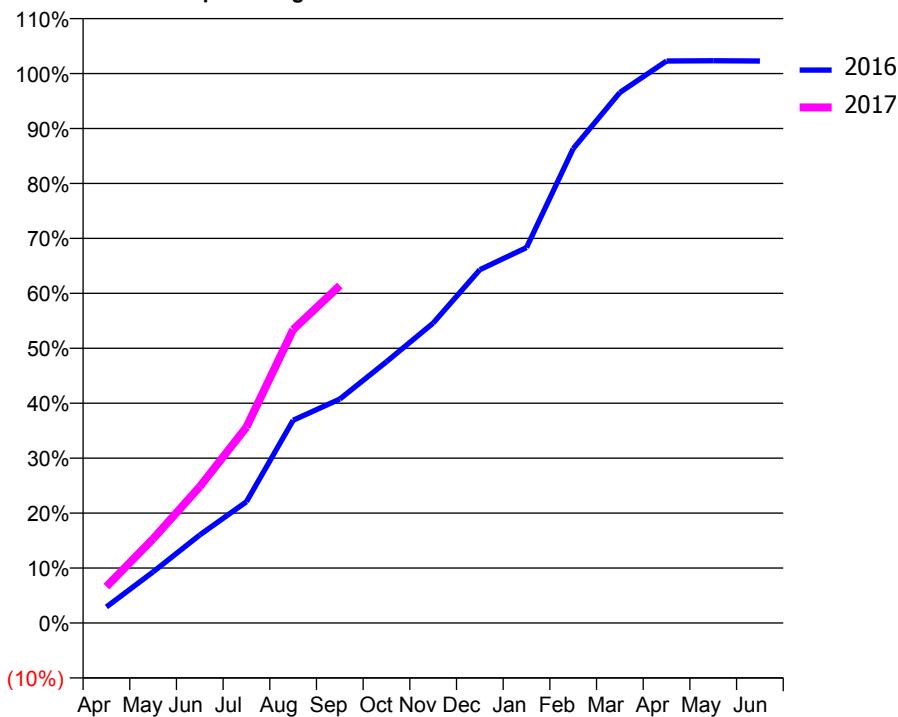
### ACCESS\*

Patients seen in 24 months	Total	Change since previous quarter
Quarter ending September 2015	2,670	
Quarter ending December 2015	2,603	↓
Quarter ending March 2016	2,713	↑
Quarter ending June 2016	2,785	↑
Quarter ending September 2016	2,966	↑
<b>Variance since September 2015</b>	<b>11.1%</b>	<b>↑</b>



### ACTIVITY

Cumulative percentage of contracted UDA delivered 2016 & 2017



Month	Adjusted Scheduled Activity (UDA)	
	2016	2017
April	169	382
May	534	881
June	921	1,427
July	1,268	2,050
August	2,121	3,070
September	2,343	3,530
October	2,734	
November	3,139	
December	3,696	
January	3,928	
February	4,963	
March	5,550	
April	5,880	
May	5,882	
June	5,880	

### QUALITY

	Quantity	Base Number	Contract	AT	Region	England
% of FP17s for the same patient ID Re-attending within 3 months - Children	42	792	5.3%	10.0%	12.0%	12.4%
% of FP17s for the same patient ID Re-attending within 3 months - Adults	171	1,237	13.8%	15.3%	15.9%	16.7%
% of FP17s for the same patient ID Re-attending between 3 & 9 months - Children	292	792	36.9%	50.8%	58.6%	57.4%
% of FP17s for the same patient ID Re-attending between 3 & 9 months - Adults	268	1,237	21.7%	46.6%	51.6%	50.5%
% of FP17s for Band 1 Urgent Courses	220	1,444	15.2%	8.4%	8.0%	9.1%
% of FP17s Relating to Free Repair or Replacements	27	1,444	1.9%	0.7%	0.8%	0.8%
% of FP17s Relating to Continuations	1	1,444	0.1%	0.9%	1.3%	1.3%
% of Patients satisfied with the dentistry they have received	3	4	N/A	92.5%	93.1%	93.2%
% of Patients satisfied with the time they had to wait for an appointment	4	4	N/A	90.4%	89.1%	89.0%

\* This is based on patients treated on this contract for their most recent course of treatment. Figures in italics indicate the base number of FP17s or Patient Questionnaire responses are less than 100. N/A is shown where the base number of responses is less than 10 during the period. % is calculated as Quantity/Base number\*100

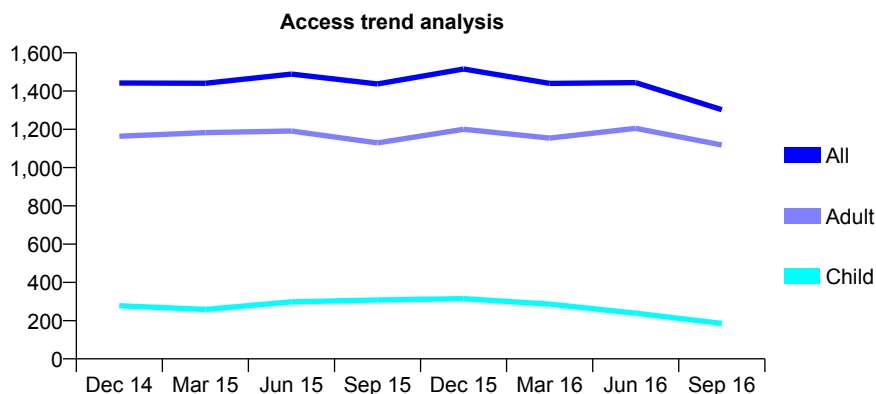
## Q54 - Vital Signs At a Glance Contract Report for 157422/0008 - September 2016

Name or company name	Priority Dental Practice
Contract type name	PDS Plus Contract
Purpose of contract	General
Contract start date	01/05/2012
Contract end date	30/04/2017

16/17 Contracted general activity (UDA)	3,000
Carry forward general activity (UDA)	-11
16/17 Contracted orthodontic activity (UOA)	0
Carry forward orthodontic activity (UOA)	0
Baseline contract value	£38,643.17

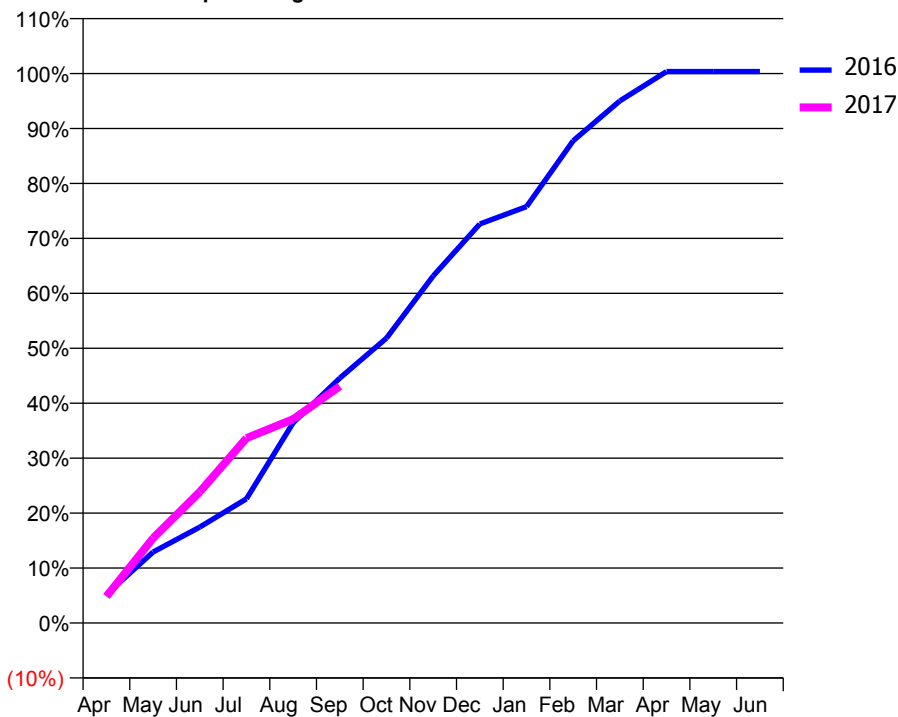
### ACCESS\*

Patients seen in 24 months	Total	Change since previous quarter
Quarter ending September 2015	1,437	
Quarter ending December 2015	1,515	↑
Quarter ending March 2016	1,440	↓
Quarter ending June 2016	1,444	→
Quarter ending September 2016	1,303	↓
<b>Variance since September 2015</b>	<b>(9.3%)</b>	<b>↓</b>



### ACTIVITY

Cumulative percentage of contracted UDA delivered 2016 & 2017



Adjusted Scheduled Activity (UDA)

Month	2016	2017
April	156	145
May	388	463
June	524	716
July	678	1,009
August	1,093	1,112
September	1,337	1,292
October	1,555	
November	1,894	
December	2,178	
January	2,273	
February	2,633	
March	2,851	
April	3,011	
May	3,011	
June	3,011	

### QUALITY

	Quantity	Base Number	Contract	AT	Region	England
% of FP17s for the same patient ID Re-attending within 3 months - Children	0	92	0.0%	10.0%	12.0%	12.4%
% of FP17s for the same patient ID Re-attending within 3 months - Adults	2	522	0.4%	15.3%	15.9%	16.7%
% of FP17s for the same patient ID Re-attending between 3 & 9 months - Children	19	92	20.7%	50.8%	58.6%	57.4%
% of FP17s for the same patient ID Re-attending between 3 & 9 months - Adults	87	522	16.7%	46.6%	51.6%	50.5%
% of FP17s for Band 1 Urgent Courses	2	569	0.4%	8.4%	8.0%	9.1%
% of FP17s Relating to Free Repair or Replacements	2	569	0.4%	0.7%	0.8%	0.8%
% of FP17s Relating to Continuations	0	569	0.0%	0.9%	1.3%	1.3%
% of Patients satisfied with the dentistry they have received	1	1	N/A	92.5%	93.1%	93.2%
% of Patients satisfied with the time they had to wait for an appointment	1	1	N/A	90.4%	89.1%	89.0%

\* This is based on patients treated on this contract for their most recent course of treatment. Figures in italics indicate the base number of FP17s or Patient Questionnaire responses are less than 100. N/A is shown where the base number of responses is less than 10 during the period. % is calculated as Quantity/Base number\*100

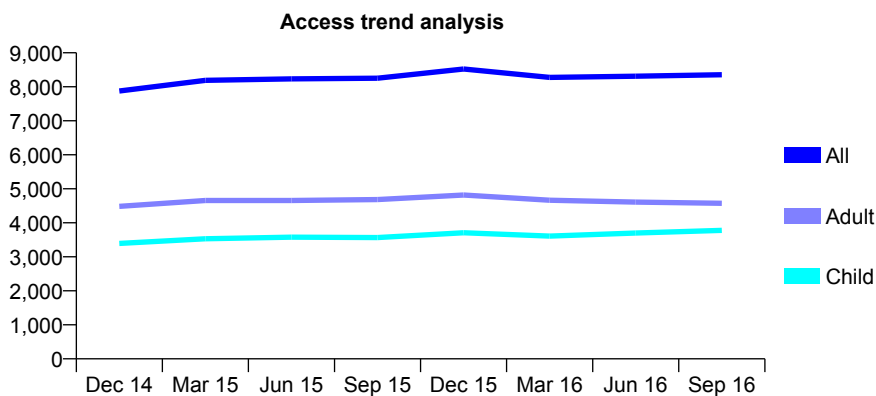
## Q54 - Vital Signs At a Glance Contract Report for 158054/0001 - September 2016

Name or company name	Ward End Dental Practice Partnership
Contract type name	GDS Contract
Purpose of contract	General
Contract start date	01/04/2007
Contract end date	

16/17 Contracted general activity (UDA)	23,513
Carry forward general activity (UDA)	-256
16/17 Contracted orthodontic activity (UOA)	0
Carry forward orthodontic activity (UOA)	0
Baseline contract value	£496,465.05

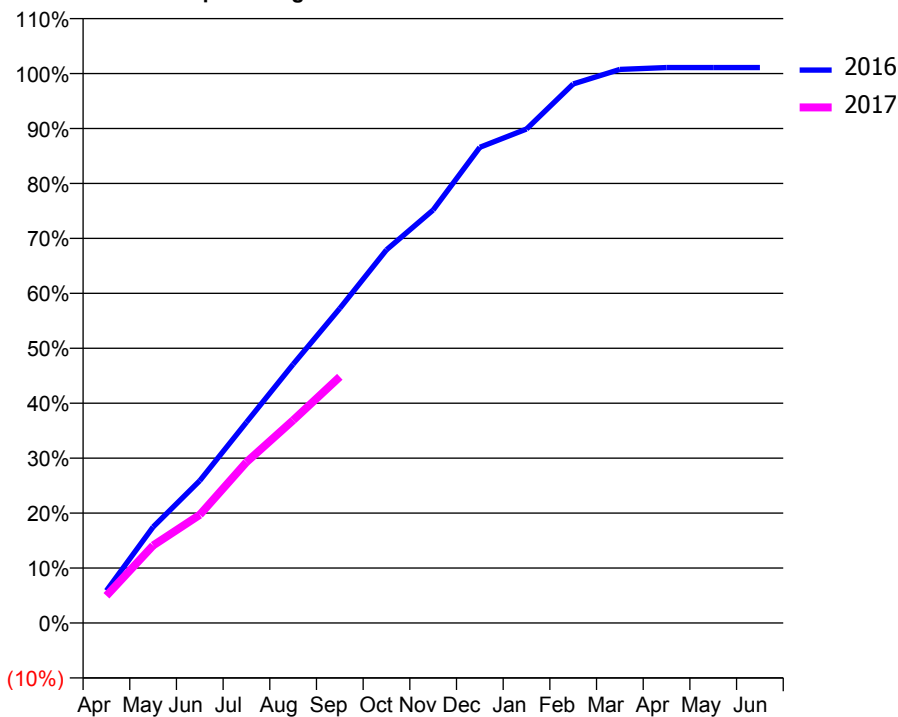
### ACCESS\*

Patients seen in 24 months	Total	Change since previous quarter
Quarter ending September 2015	8,253	
Quarter ending December 2015	8,524	↑
Quarter ending March 2016	8,275	↓
Quarter ending June 2016	8,310	→
Quarter ending September 2016	8,356	→
<b>Variance since September 2015</b>	<b>1.2%</b>	<b>→</b>



### ACTIVITY

Cumulative percentage of contracted UDA delivered 2016 & 2017



Month	Adjusted Scheduled Activity (UDA)	
	2016	2017
April	1,382	1,169
May	4,111	3,315
June	6,088	4,631
July	8,588	6,885
August	11,072	8,674
September	13,463	10,536
October	15,969	
November	17,671	
December	20,358	
January	21,140	
February	23,065	
March	23,688	
April	23,769	
May	23,769	
June	23,769	

### QUALITY

	Quantity	Base Number	Contract	AT	Region	England
% of FP17s for the same patient ID Re-attending within 3 months - Children	110	2,009	5.5%	10.0%	12.0%	12.4%
% of FP17s for the same patient ID Re-attending within 3 months - Adults	337	2,236	15.1%	15.3%	15.9%	16.7%
% of FP17s for the same patient ID Re-attending between 3 & 9 months - Children	704	2,009	35.0%	50.8%	58.6%	57.4%
% of FP17s for the same patient ID Re-attending between 3 & 9 months - Adults	690	2,236	30.9%	46.6%	51.6%	50.5%
% of FP17s for Band 1 Urgent Courses	623	4,191	14.9%	8.4%	8.0%	9.1%
% of FP17s Relating to Free Repair or Replacements	0	4,191	0.0%	0.7%	0.8%	0.8%
% of FP17s Relating to Continuations	48	4,191	1.1%	0.9%	1.3%	1.3%
% of Patients satisfied with the dentistry they have received	2	2	N/A	92.5%	93.1%	93.2%
% of Patients satisfied with the time they had to wait for an appointment	1	2	N/A	90.4%	89.1%	89.0%

\* This is based on patients treated on this contract for their most recent course of treatment. Figures in italics indicate the base number of FP17s or Patient Questionnaire responses are less than 100. N/A is shown where the base number of responses is less than 10 during the period. % is calculated as Quantity/Base number\*100

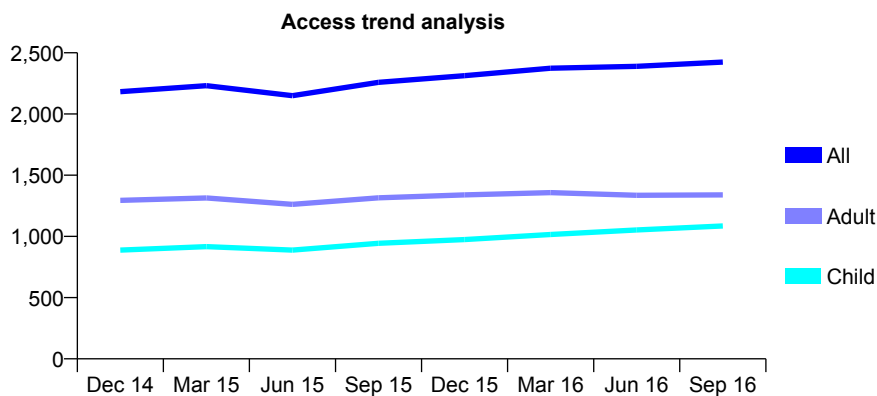
## Q54 - Vital Signs At a Glance Contract Report for 158119/0001 - September 2016

Name or company name	Ali, Ahmed & Shabir
Contract type name	GDS Contract
Purpose of contract	General
Contract start date	01/04/2006
Contract end date	

16/17 Contracted general activity (UDA)	11,721
Carry forward general activity (UDA)	0
16/17 Contracted orthodontic activity (UOA)	0
Carry forward orthodontic activity (UOA)	0
Baseline contract value	£284,177.70

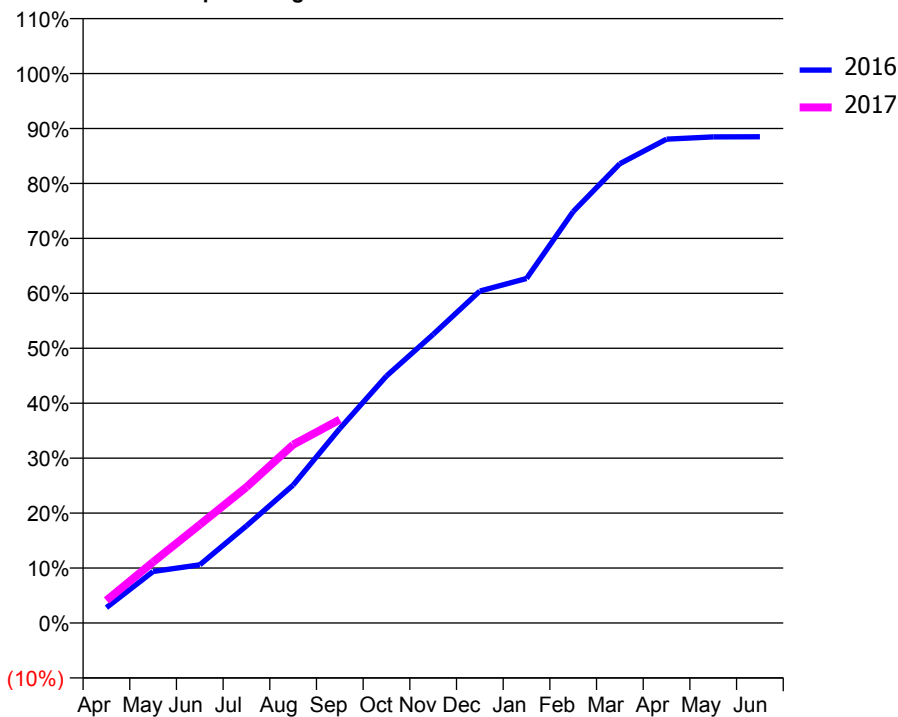
### ACCESS\*

Patients seen in 24 months	Total	Change since previous quarter
Quarter ending September 2015	2,259	
Quarter ending December 2015	2,313	↑
Quarter ending March 2016	2,374	↑
Quarter ending June 2016	2,389	→
Quarter ending September 2016	2,424	→
<b>Variance since September 2015</b>	<b>7.3%</b>	<b>↑</b>



### ACTIVITY

Cumulative percentage of contracted UDA delivered 2016 & 2017



Adjusted Scheduled Activity (UDA)

Month	2016	2017
April	328	483
May	1,099	1,302
June	1,242	2,097
July	2,073	2,900
August	2,943	3,804
September	4,147	4,339
October	5,269	
November	6,157	
December	7,081	
January	7,349	
February	8,775	
March	9,799	
April	10,320	
May	10,370	
June	10,371	

### QUALITY

	Quantity	Base Number	Contract	AT	Region	England
% of FP17s for the same patient ID Re-attending within 3 months - Children	41	666	6.2%	10.0%	12.0%	12.4%
% of FP17s for the same patient ID Re-attending within 3 months - Adults	135	738	18.3%	15.3%	15.9%	16.7%
% of FP17s for the same patient ID Re-attending between 3 & 9 months - Children	271	666	40.7%	50.8%	58.6%	57.4%
% of FP17s for the same patient ID Re-attending between 3 & 9 months - Adults	268	738	36.3%	46.6%	51.6%	50.5%
% of FP17s for Band 1 Urgent Courses	143	1,259	11.4%	8.4%	8.0%	9.1%
% of FP17s Relating to Free Repair or Replacements	1	1,259	0.1%	0.7%	0.8%	0.8%
% of FP17s Relating to Continuations	19	1,259	1.5%	0.9%	1.3%	1.3%
% of Patients satisfied with the dentistry they have received	2	2	N/A	92.5%	93.1%	93.2%
% of Patients satisfied with the time they had to wait for an appointment	2	2	N/A	90.4%	89.1%	89.0%

\* This is based on patients treated on this contract for their most recent course of treatment. Figures in italics indicate the base number of FP17s or Patient Questionnaire responses are less than 100. N/A is shown where the base number of responses is less than 10 during the period. % is calculated as Quantity/Base number\*100

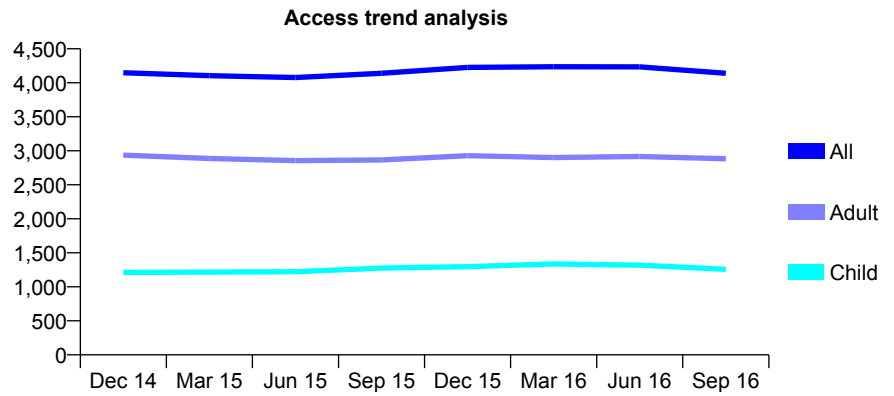
## Q54 - Vital Signs At a Glance Contract Report for 159948/0001 - September 2016

Name or company name	Grove Lane Dental Surgery
Contract type name	GDS Contract
Purpose of contract	General
Contract start date	21/02/2011
Contract end date	

16/17 Contracted general activity (UDA)	13,862
Carry forward general activity (UDA)	-101
16/17 Contracted orthodontic activity (UOA)	0
Carry forward orthodontic activity (UOA)	0
Baseline contract value	£335,295.76

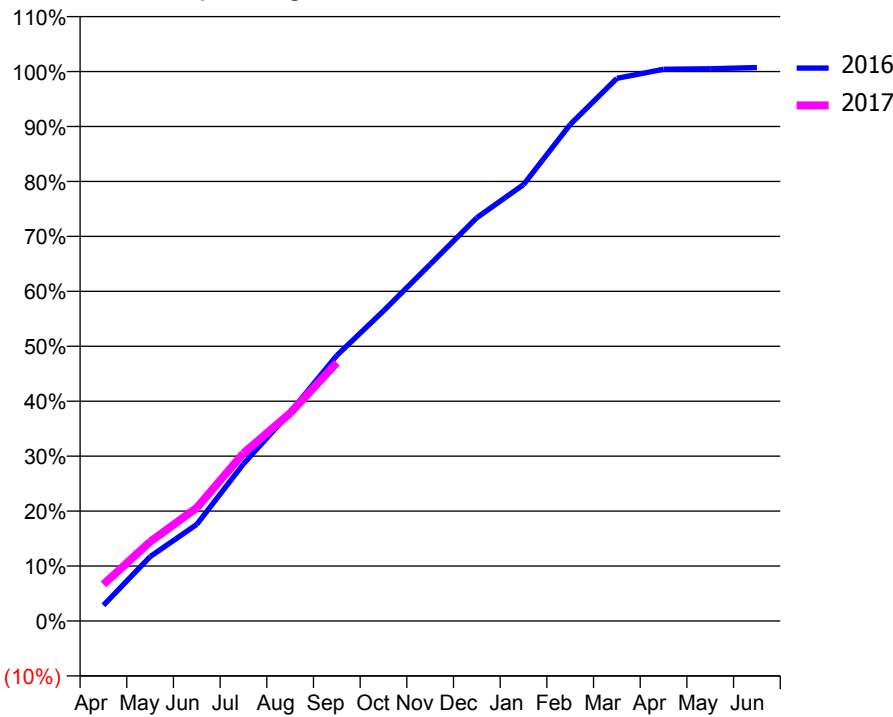
### ACCESS\*

Patients seen in 24 months	Total	Change since previous quarter
Quarter ending September 2015	4,141	
Quarter ending December 2015	4,227	↑
Quarter ending March 2016	4,237	→
Quarter ending June 2016	4,235	→
Quarter ending September 2016	4,140	↓
<b>Variance since September 2015</b>	<b>(0.0%)</b>	→



### ACTIVITY

Cumulative percentage of contracted UDA delivered 2016 & 2017



Month	Adjusted Scheduled Activity (UDA)	
	2016	2017
April	395	925
May	1,623	1,999
June	2,436	2,859
July	3,965	4,234
August	5,268	5,242
September	6,699	6,519
October	7,824	
November	8,995	
December	10,172	
January	11,008	
February	12,524	
March	13,691	
April	13,919	
May	13,932	
June	13,963	

### QUALITY

	Quantity	Base Number	Contract	AT	Region	England
% of FP17s for the same patient ID Re-attending within 3 months - Children	77	643	12.0%	10.0%	12.0%	12.4%
% of FP17s for the same patient ID Re-attending within 3 months - Adults	331	1,536	21.5%	15.3%	15.9%	16.7%
% of FP17s for the same patient ID Re-attending between 3 & 9 months - Children	170	643	26.4%	50.8%	58.6%	57.4%
% of FP17s for the same patient ID Re-attending between 3 & 9 months - Adults	390	1,536	25.4%	46.6%	51.6%	50.5%
% of FP17s for Band 1 Urgent Courses	434	2,058	21.1%	8.4%	8.0%	9.1%
% of FP17s Relating to Free Repair or Replacements	1	2,058	0.0%	0.7%	0.8%	0.8%
% of FP17s Relating to Continuations	3	2,058	0.1%	0.9%	1.3%	1.3%
% of Patients satisfied with the dentistry they have received	2	2	N/A	92.5%	93.1%	93.2%
% of Patients satisfied with the time they had to wait for an appointment	1	2	N/A	90.4%	89.1%	89.0%

\* This is based on patients treated on this contract for their most recent course of treatment. Figures in italics indicate the base number of FP17s or Patient Questionnaire responses are less than 100. N/A is shown where the base number of responses is less than 10 during the period. % is calculated as Quantity/Base number\*100

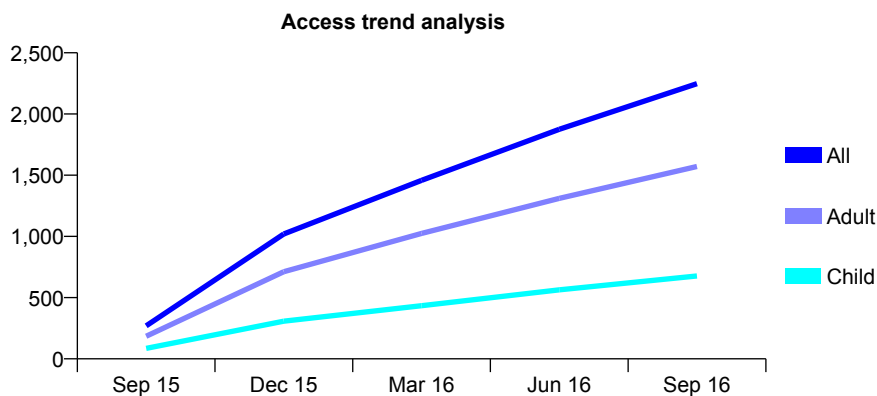
## Q54 - Vital Signs At a Glance Contract Report for 160857/0001 - September 2016

Name or company name	Handsworth Dental Practice
Contract type name	GDS Contract
Purpose of contract	General
Contract start date	01/09/2015
Contract end date	

16/17 Contracted general activity (UDA)	9,200
Carry forward general activity (UDA)	-10
16/17 Contracted orthodontic activity (UOA)	0
Carry forward orthodontic activity (UOA)	0
Baseline contract value	£222,757.47

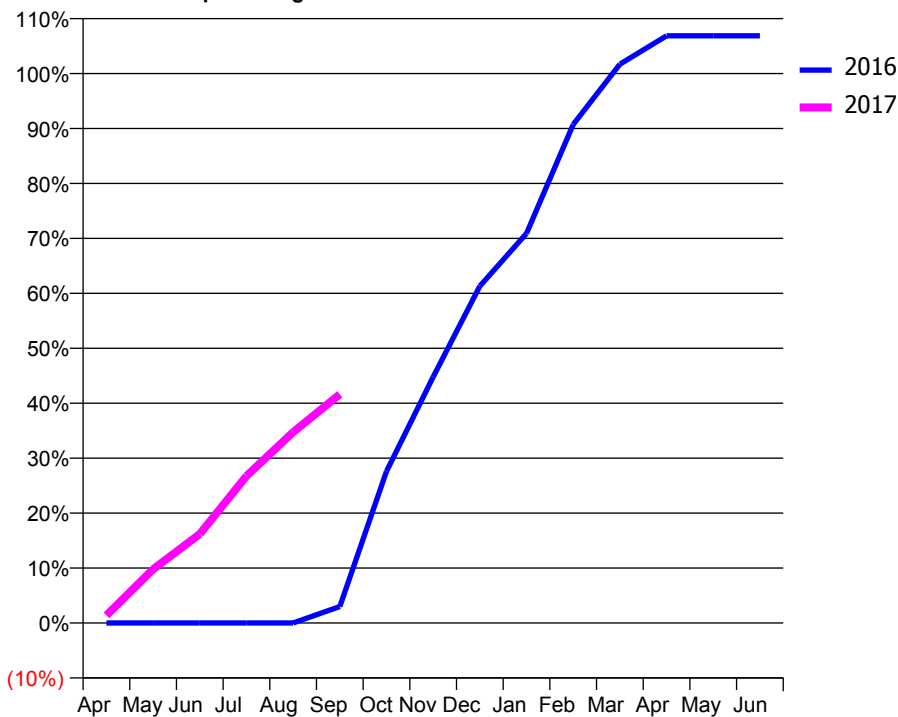
### ACCESS\*

Patients seen in 24 months	Total	Change since previous quarter
Quarter ending September 2015	270	
Quarter ending December 2015	1,020	↑
Quarter ending March 2016	1,458	↑
Quarter ending June 2016	1,875	↑
Quarter ending September 2016	2,248	↑
<b>Variance since September 2015</b>	<b>732.6%</b>	<b>↑</b>



### ACTIVITY

Cumulative percentage of contracted UDA delivered 2016 & 2017



Adjusted Scheduled Activity (UDA)

Month	2016	2017
April	0	128
May	0	901
June	0	1,490
July	0	2,461
August	0	3,195
September	161	3,829
October	1,482	
November	2,404	
December	3,290	
January	3,805	
February	4,869	
March	5,458	
April	5,735	
May	5,735	
June	5,735	

### QUALITY

	Quantity	Base Number	Contract	AT	Region	England
% of FP17s for the same patient ID Re-attending within 3 months - Children	40	454	8.8%	10.0%	12.0%	12.4%
% of FP17s for the same patient ID Re-attending within 3 months - Adults	148	1,108	13.4%	15.3%	15.9%	16.7%
% of FP17s for the same patient ID Re-attending between 3 & 9 months - Children	109	454	24.0%	50.8%	58.6%	57.4%
% of FP17s for the same patient ID Re-attending between 3 & 9 months - Adults	297	1,108	26.8%	46.6%	51.6%	50.5%
% of FP17s for Band 1 Urgent Courses	221	1,450	15.2%	8.4%	8.0%	9.1%
% of FP17s Relating to Free Repair or Replacements	5	1,450	0.3%	0.7%	0.8%	0.8%
% of FP17s Relating to Continuations	10	1,450	0.7%	0.9%	1.3%	1.3%
% of Patients satisfied with the dentistry they have received	0	0	N/A	92.5%	93.1%	93.2%
% of Patients satisfied with the time they had to wait for an appointment	0	0	N/A	90.4%	89.1%	89.0%

\* This is based on patients treated on this contract for their most recent course of treatment. Figures in italics indicate the base number of FP17s or Patient Questionnaire responses are less than 100. N/A is shown where the base number of responses is less than 10 during the period. % is calculated as Quantity/Base number\*100

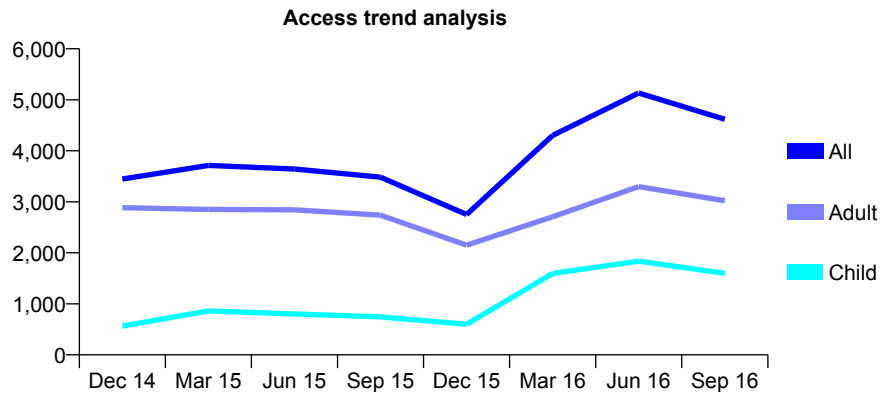
## Q54 - Vital Signs At a Glance Contract Report for 161446/0001 - September 2016

Name or company name	Amit A Duggal & Gurpreet K Duggal
Contract type name	GDS Contract
Purpose of contract	General
Contract start date	01/01/2013
Contract end date	

16/17 Contracted general activity (UDA)	9,647
Carry forward general activity (UDA)	0
16/17 Contracted orthodontic activity (UOA)	0
Carry forward orthodontic activity (UOA)	0
Baseline contract value	£228,138.61

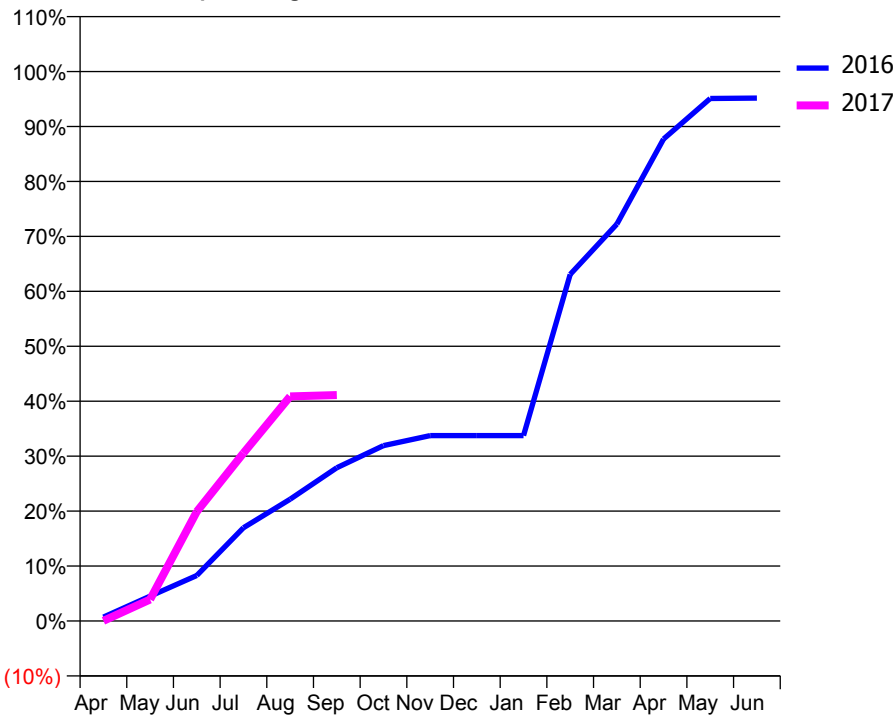
### ACCESS\*

Patients seen in 24 months	Total	Change since previous quarter
Quarter ending September 2015	3,483	
Quarter ending December 2015	2,752	↓
Quarter ending March 2016	4,302	↑
Quarter ending June 2016	5,134	↑
Quarter ending September 2016	4,619	↓
<b>Variance since September 2015</b>	<b>32.6%</b>	<b>↑</b>



### ACTIVITY

Cumulative percentage of contracted UDA delivered 2016 & 2017



Month	Adjusted Scheduled Activity (UDA)	
	2016	2017
April	68	3
May	438	377
June	800	1,922
July	1,639	2,949
August	2,139	3,944
September	2,690	3,968
October	3,079	
November	3,256	
December	3,256	
January	3,256	
February	6,087	
March	6,967	
April	8,462	
May	9,174	
June	9,179	

### QUALITY

	Quantity	Base Number	Contract	AT	Region	England
% of FP17s for the same patient ID Re-attending within 3 months - Children	43	861	5.0%	10.0%	12.0%	12.4%
% of FP17s for the same patient ID Re-attending within 3 months - Adults	161	2,179	7.4%	15.3%	15.9%	16.7%
% of FP17s for the same patient ID Re-attending between 3 & 9 months - Children	73	861	8.5%	50.8%	58.6%	57.4%
% of FP17s for the same patient ID Re-attending between 3 & 9 months - Adults	150	2,179	6.9%	46.6%	51.6%	50.5%
% of FP17s for Band 1 Urgent Courses	110	1,859	5.9%	8.4%	8.0%	9.1%
% of FP17s Relating to Free Repair or Replacements	18	1,859	1.0%	0.7%	0.8%	0.8%
% of FP17s Relating to Continuations	25	1,859	1.3%	0.9%	1.3%	1.3%
% of Patients satisfied with the dentistry they have received	21	24	87.5%	92.5%	93.1%	93.2%
% of Patients satisfied with the time they had to wait for an appointment	22	24	91.7%	90.4%	89.1%	89.0%

\* This is based on patients treated on this contract for their most recent course of treatment. Figures in italics indicate the base number of FP17s or Patient Questionnaire responses are less than 100. N/A is shown where the base number of responses is less than 10 during the period. % is calculated as Quantity/Base number\*100

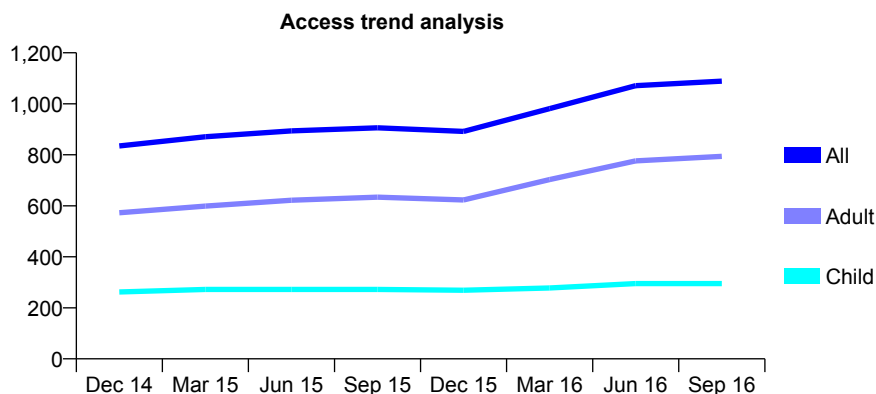
## Q54 - Vital Signs At a Glance Contract Report for 162884/0001 - September 2016

Name or company name	Redhill Dental Practice
Contract type name	GDS Contract
Purpose of contract	General
Contract start date	01/02/2010
Contract end date	

16/17 Contracted general activity (UDA)	4,286
Carry forward general activity (UDA)	53
16/17 Contracted orthodontic activity (UOA)	0
Carry forward orthodontic activity (UOA)	0
Baseline contract value	£105,130.76

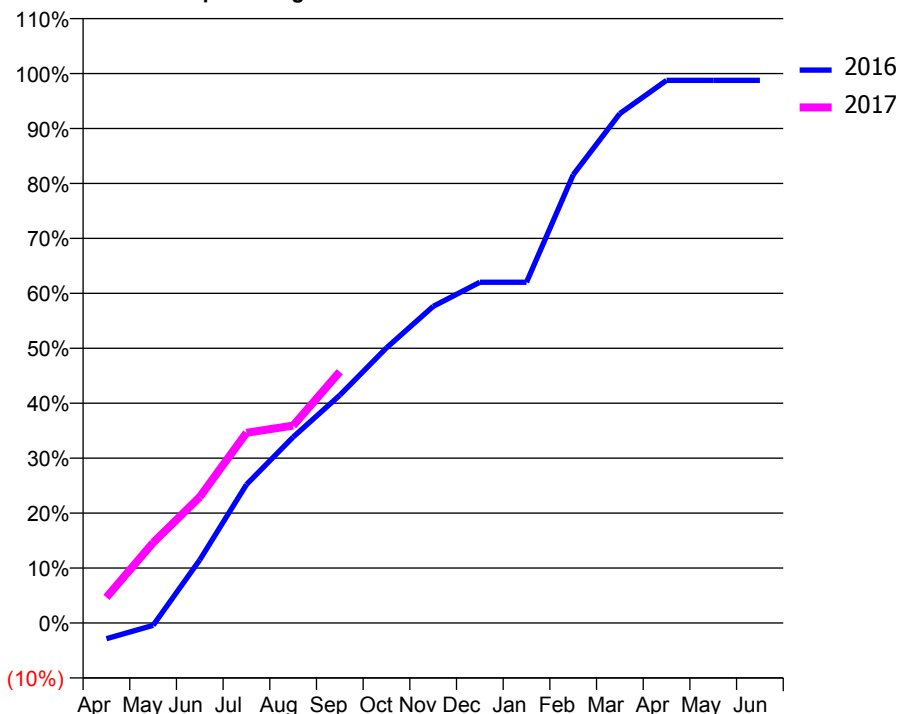
### ACCESS\*

Patients seen in 24 months	Total	Change since previous quarter
Quarter ending September 2015	906	
Quarter ending December 2015	892	↓
Quarter ending March 2016	981	↑
Quarter ending June 2016	1,071	↑
Quarter ending September 2016	1,089	→
<b>Variance since September 2015</b>	<b>20.2%</b>	<b>↑</b>



### ACTIVITY

Cumulative percentage of contracted UDA delivered 2016 & 2017



Month	Adjusted Scheduled Activity (UDA)	
	2016	2017
April	-123	200
May	-20	627
June	493	983
July	1,081	1,483
August	1,450	1,539
September	1,777	1,960
October	2,146	
November	2,469	
December	2,658	
January	2,658	
February	3,496	
March	3,974	
April	4,233	
May	4,233	
June	4,233	

### QUALITY

	Quantity	Base Number	Contract	AT	Region	England
% of FP17s for the same patient ID Re-attending within 3 months - Children	7	209	3.3%	10.0%	12.0%	12.4%
% of FP17s for the same patient ID Re-attending within 3 months - Adults	52	519	10.0%	15.3%	15.9%	16.7%
% of FP17s for the same patient ID Re-attending between 3 & 9 months - Children	113	209	54.1%	50.8%	58.6%	57.4%
% of FP17s for the same patient ID Re-attending between 3 & 9 months - Adults	209	519	40.3%	46.6%	51.6%	50.5%
% of FP17s for Band 1 Urgent Courses	37	663	5.6%	8.4%	8.0%	9.1%
% of FP17s Relating to Free Repair or Replacements	6	663	0.9%	0.7%	0.8%	0.8%
% of FP17s Relating to Continuations	2	663	0.3%	0.9%	1.3%	1.3%
% of Patients satisfied with the dentistry they have received	2	3	N/A	92.5%	93.1%	93.2%
% of Patients satisfied with the time they had to wait for an appointment	3	3	N/A	90.4%	89.1%	89.0%

\* This is based on patients treated on this contract for their most recent course of treatment. Figures in italics indicate the base number of FP17s or Patient Questionnaire responses are less than 100. N/A is shown where the base number of responses is less than 10 during the period. % is calculated as Quantity/Base number\*100



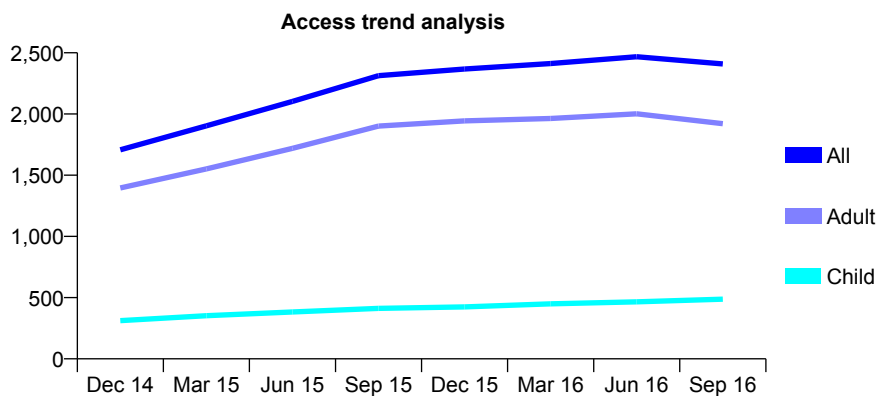
## Q54 - Vital Signs At a Glance Contract Report for 163287/0001 - September 2016

Name or company name	Aesthetics Dental and Implant Surgery
Contract type name	GDS Contract
Purpose of contract	General
Contract start date	01/04/2014
Contract end date	

16/17 Contracted general activity (UDA)	5,794
Carry forward general activity (UDA)	-116
16/17 Contracted orthodontic activity (UOA)	0
Carry forward orthodontic activity (UOA)	0
Baseline contract value	£107,182.78

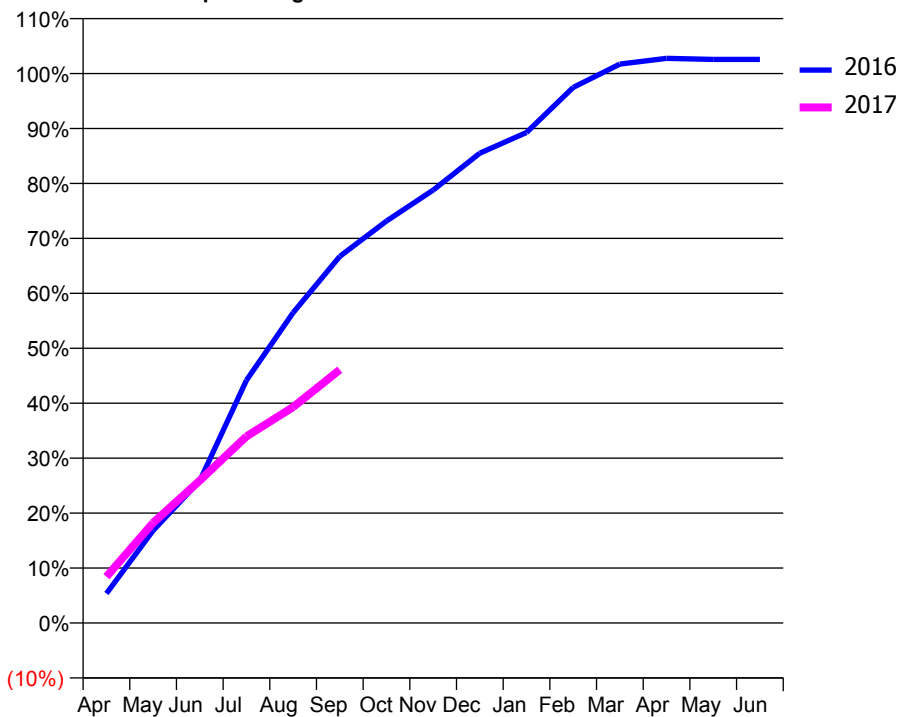
### ACCESS\*

Patients seen in 24 months	Total	Change since previous quarter
Quarter ending September 2015	2,313	
Quarter ending December 2015	2,368	↑
Quarter ending March 2016	2,412	→
Quarter ending June 2016	2,468	↑
Quarter ending September 2016	2,409	↓
<b>Variance since September 2015</b>	<b>4.2%</b>	<b>↑</b>



### ACTIVITY

Cumulative percentage of contracted UDA delivered 2016 & 2017



Month	Adjusted Scheduled Activity (UDA)	
	2016	2017
April	311	489
May	975	1,057
June	1,499	1,503
July	2,559	1,968
August	3,272	2,277
September	3,866	2,670
October	4,238	
November	4,564	
December	4,954	
January	5,172	
February	5,647	
March	5,893	
April	5,954	
May	5,942	
June	5,942	

### QUALITY

	Quantity	Base Number	Contract	AT	Region	England
% of FP17s for the same patient ID Re-attending within 3 months - Children	21	330	6.4%	10.0%	12.0%	12.4%
% of FP17s for the same patient ID Re-attending within 3 months - Adults	128	885	14.5%	15.3%	15.9%	16.7%
% of FP17s for the same patient ID Re-attending between 3 & 9 months - Children	148	330	44.8%	50.8%	58.6%	57.4%
% of FP17s for the same patient ID Re-attending between 3 & 9 months - Adults	256	885	28.9%	46.6%	51.6%	50.5%
% of FP17s for Band 1 Urgent Courses	137	1,179	11.6%	8.4%	8.0%	9.1%
% of FP17s Relating to Free Repair or Replacements	19	1,179	1.6%	0.7%	0.8%	0.8%
% of FP17s Relating to Continuations	11	1,179	0.9%	0.9%	1.3%	1.3%
% of Patients satisfied with the dentistry they have received	0	0	N/A	92.5%	93.1%	93.2%
% of Patients satisfied with the time they had to wait for an appointment	0	0	N/A	90.4%	89.1%	89.0%

\* This is based on patients treated on this contract for their most recent course of treatment. Figures in italics indicate the base number of FP17s or Patient Questionnaire responses are less than 100. N/A is shown where the base number of responses is less than 10 during the period. % is calculated as Quantity/Base number\*100

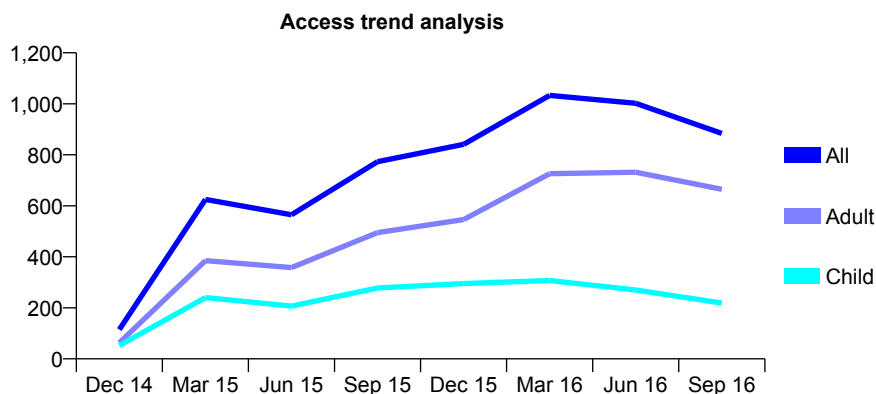
## Q54 - Vital Signs At a Glance Contract Report for 163813/0001 - September 2016

Name or company name	Dr M Gibbons & Associates
Contract type name	GDS Contract
Purpose of contract	General
Contract start date	01/10/2014
Contract end date	

16/17 Contracted general activity (UDA)	2,925
Carry forward general activity (UDA)	95
16/17 Contracted orthodontic activity (UOA)	0
Carry forward orthodontic activity (UOA)	0
Baseline contract value	£75,448.37

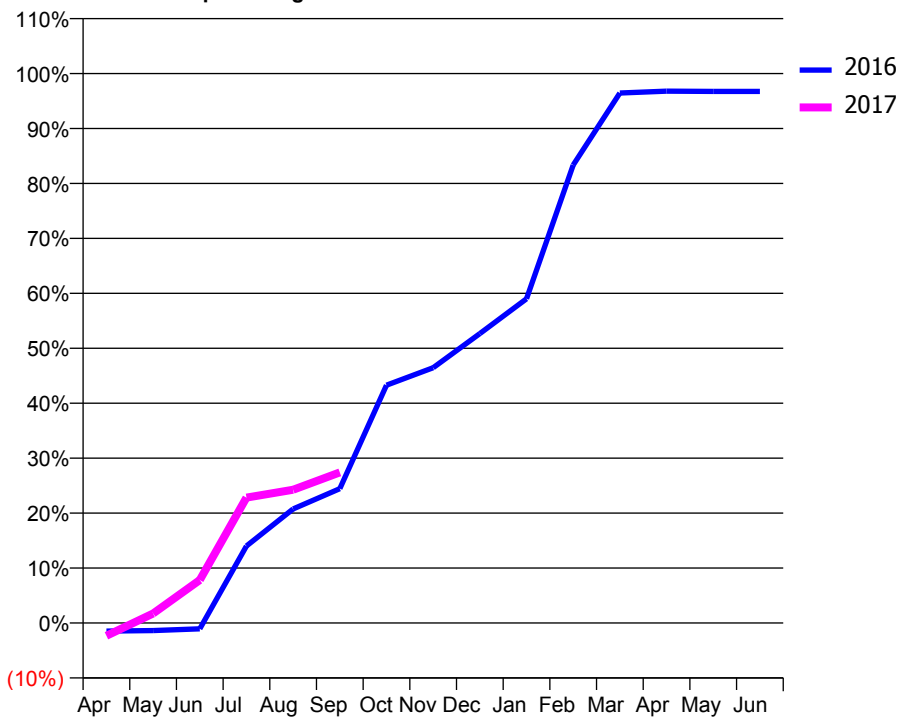
### ACCESS\*

Patients seen in 24 months	Total	Change since previous quarter
Quarter ending September 2015	773	
Quarter ending December 2015	841	↑
Quarter ending March 2016	1,033	↑
Quarter ending June 2016	1,002	↓
Quarter ending September 2016	884	↓
<b>Variance since September 2015</b>	<b>14.4%</b>	<b>↑</b>



### ACTIVITY

Cumulative percentage of contracted UDA delivered 2016 & 2017



Month	Adjusted Scheduled Activity (UDA)	
	2016	2017
April	-44	-69
May	-41	50
June	-32	229
July	410	668
August	607	710
September	715	802
October	1,266	
November	1,359	
December	1,541	
January	1,726	
February	2,438	
March	2,821	
April	2,831	
May	2,830	
June	2,830	

### QUALITY

	Quantity	Base Number	Contract	AT	Region	England
% of FP17s for the same patient ID Re-attending within 3 months - Children	0	108	0.0%	10.0%	12.0%	12.4%
% of FP17s for the same patient ID Re-attending within 3 months - Adults	39	380	10.3%	15.3%	15.9%	16.7%
% of FP17s for the same patient ID Re-attending between 3 & 9 months - Children	17	108	15.7%	50.8%	58.6%	57.4%
% of FP17s for the same patient ID Re-attending between 3 & 9 months - Adults	50	380	13.2%	46.6%	51.6%	50.5%
% of FP17s for Band 1 Urgent Courses	29	485	6.0%	8.4%	8.0%	9.1%
% of FP17s Relating to Free Repair or Replacements	2	485	0.4%	0.7%	0.8%	0.8%
% of FP17s Relating to Continuations	6	485	1.2%	0.9%	1.3%	1.3%
% of Patients satisfied with the dentistry they have received	1	1	N/A	92.5%	93.1%	93.2%
% of Patients satisfied with the time they had to wait for an appointment	1	1	N/A	90.4%	89.1%	89.0%

\* This is based on patients treated on this contract for their most recent course of treatment. Figures in italics indicate the base number of FP17s or Patient Questionnaire responses are less than 100. N/A is shown where the base number of responses is less than 10 during the period. % is calculated as Quantity/Base number\*100

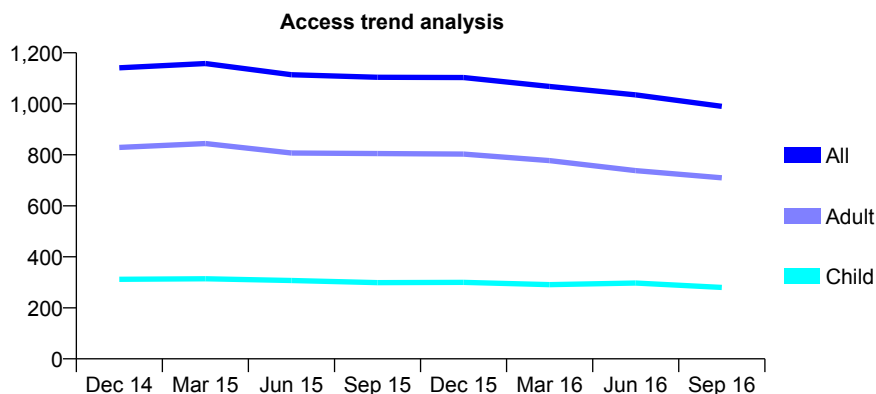
## Q54 - Vital Signs At a Glance Contract Report for 171360/0001 - September 2016

Name or company name	Dr AS Bhandal, Dr Balbir Bhandal & Dr Balj
Contract type name	GDS Contract
Purpose of contract	General
Contract start date	09/04/2010
Contract end date	

16/17 Contracted general activity (UDA)	4,033
Carry forward general activity (UDA)	-42
16/17 Contracted orthodontic activity (UOA)	0
Carry forward orthodontic activity (UOA)	0
Baseline contract value	£86,808.36

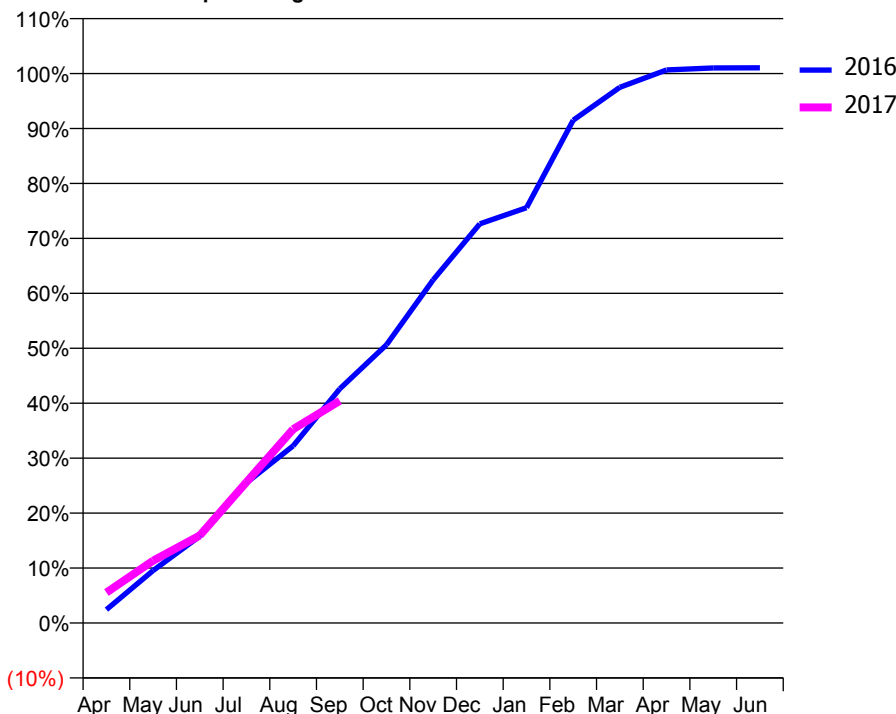
### ACCESS\*

Patients seen in 24 months	Total	Change since previous quarter
Quarter ending September 2015	1,104	
Quarter ending December 2015	1,103	→
Quarter ending March 2016	1,068	↓
Quarter ending June 2016	1,035	↓
Quarter ending September 2016	990	↓
<b>Variance since September 2015</b>	<b>(10.3%)</b>	<b>↓</b>



### ACTIVITY

Cumulative percentage of contracted UDA delivered 2016 & 2017



Adjusted Scheduled Activity (UDA)

Month	2016	2017
April	98	224
May	385	458
June	638	642
July	1,029	1,034
August	1,300	1,423
September	1,719	1,631
October	2,042	
November	2,518	
December	2,930	
January	3,048	
February	3,690	
March	3,932	
April	4,059	
May	4,074	
June	4,075	

### QUALITY

	Quantity	Base Number	Contract	AT	Region	England
% of FP17s for the same patient ID Re-attending within 3 months - Children	8	140	5.7%	10.0%	12.0%	12.4%
% of FP17s for the same patient ID Re-attending within 3 months - Adults	53	338	15.7%	15.3%	15.9%	16.7%
% of FP17s for the same patient ID Re-attending between 3 & 9 months - Children	34	140	24.3%	50.8%	58.6%	57.4%
% of FP17s for the same patient ID Re-attending between 3 & 9 months - Adults	120	338	35.5%	46.6%	51.6%	50.5%
% of FP17s for Band 1 Urgent Courses	6	438	1.4%	8.4%	8.0%	9.1%
% of FP17s Relating to Free Repair or Replacements	8	438	1.8%	0.7%	0.8%	0.8%
% of FP17s Relating to Continuations	10	438	2.3%	0.9%	1.3%	1.3%
% of Patients satisfied with the dentistry they have received	2	2	N/A	92.5%	93.1%	93.2%
% of Patients satisfied with the time they had to wait for an appointment	2	2	N/A	90.4%	89.1%	89.0%

\* This is based on patients treated on this contract for their most recent course of treatment. Figures in italics indicate the base number of FP17s or Patient Questionnaire responses are less than 100. N/A is shown where the base number of responses is less than 10 during the period. % is calculated as Quantity/Base number\*100

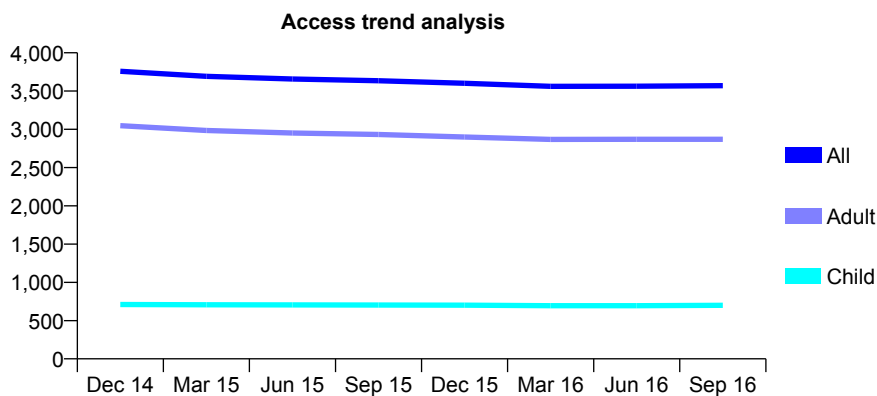
## Q54 - Vital Signs At a Glance Contract Report for 171530/0001 - September 2016

Name or company name	Mr T Sunnar & Mr P Sunnar
Contract type name	GDS Contract
Purpose of contract	General
Contract start date	01/04/2012
Contract end date	

16/17 Contracted general activity (UDA)	12,831
Carry forward general activity (UDA)	407
16/17 Contracted orthodontic activity (UOA)	0
Carry forward orthodontic activity (UOA)	0
Baseline contract value	£274,914.80

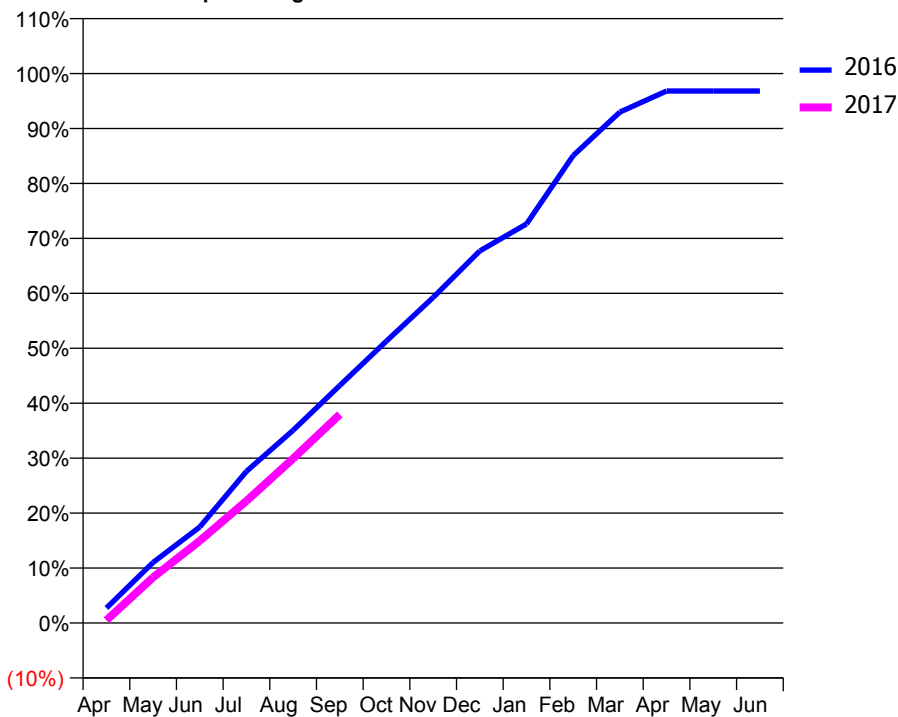
### ACCESS\*

Patients seen in 24 months	Total	Change since previous quarter
Quarter ending September 2015	3,635	
Quarter ending December 2015	3,601	→
Quarter ending March 2016	3,562	↓
Quarter ending June 2016	3,564	→
Quarter ending September 2016	3,570	→
<b>Variance since September 2015</b>	<b>(1.8%)</b>	<b>↓</b>



### ACTIVITY

Cumulative percentage of contracted UDA delivered 2016 & 2017



Month	Adjusted Scheduled Activity (UDA)	
	2016	2017
April	351	63
May	1,415	1,066
June	2,244	1,918
July	3,542	2,850
August	4,502	3,841
September	5,547	4,872
October	6,584	
November	7,601	
December	8,689	
January	9,316	
February	10,914	
March	11,929	
April	12,421	
May	12,424	
June	12,424	

### QUALITY

	Quantity	Base Number	Contract	AT	Region	England
% of FP17s for the same patient ID Re-attending within 3 months - Children	41	562	7.3%	10.0%	12.0%	12.4%
% of FP17s for the same patient ID Re-attending within 3 months - Adults	307	2,312	13.3%	15.3%	15.9%	16.7%
% of FP17s for the same patient ID Re-attending between 3 & 9 months - Children	359	562	63.9%	50.8%	58.6%	57.4%
% of FP17s for the same patient ID Re-attending between 3 & 9 months - Adults	1,532	2,312	66.3%	46.6%	51.6%	50.5%
% of FP17s for Band 1 Urgent Courses	156	2,693	5.8%	8.4%	8.0%	9.1%
% of FP17s Relating to Free Repair or Replacements	15	2,693	0.6%	0.7%	0.8%	0.8%
% of FP17s Relating to Continuations	10	2,693	0.4%	0.9%	1.3%	1.3%
% of Patients satisfied with the dentistry they have received	4	4	N/A	92.5%	93.1%	93.2%
% of Patients satisfied with the time they had to wait for an appointment	4	4	N/A	90.4%	89.1%	89.0%

\* This is based on patients treated on this contract for their most recent course of treatment. Figures in italics indicate the base number of FP17s or Patient Questionnaire responses are less than 100. N/A is shown where the base number of responses is less than 10 during the period. % is calculated as Quantity/Base number\*100

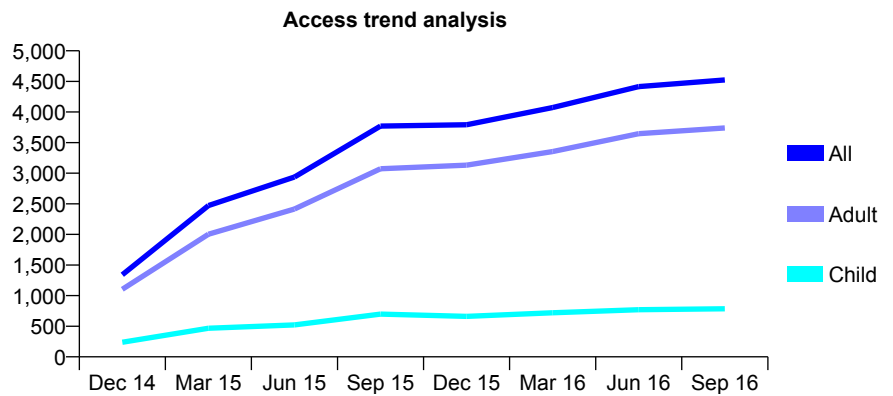
## Q54 - Vital Signs At a Glance Contract Report for 171654/0001 - September 2016

Name or company name	Kingswinford Health Centre 2
Contract type name	GDS Contract
Purpose of contract	General and Orthodontic
Contract start date	01/09/2014
Contract end date	

16/17 Contracted general activity (UDA)	11,155
Carry forward general activity (UDA)	-179
16/17 Contracted orthodontic activity (UOA)	820
Carry forward orthodontic activity (UOA)	0
Baseline contract value	£319,934.65

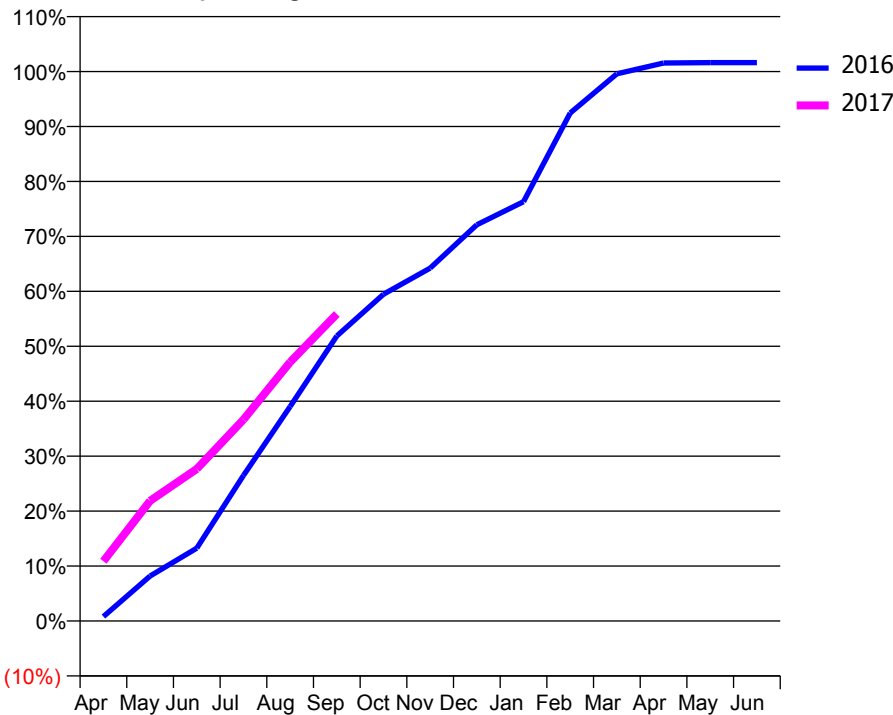
### ACCESS\*

Patients seen in 24 months	Total	Change since previous quarter
Quarter ending September 2015	3,771	
Quarter ending December 2015	3,792	→
Quarter ending March 2016	4,074	↑
Quarter ending June 2016	4,415	↑
Quarter ending September 2016	4,525	↑
<b>Variance since September 2015</b>	<b>20.0%</b>	<b>↑</b>



### ACTIVITY

Cumulative percentage of contracted UDA delivered 2016 & 2017



Month	Adjusted Scheduled Activity (UDA)	
	2016	2017
April	92	1,215
May	914	2,441
June	1,478	3,088
July	2,956	4,090
August	4,355	5,256
September	5,786	6,233
October	6,634	
November	7,165	
December	8,043	
January	8,511	
February	10,311	
March	11,107	
April	11,326	
May	11,334	
June	11,334	

### QUALITY

	Quantity	Base Number	Contract	AT	Region	England
% of FP17s for the same patient ID Re-attending within 3 months - Children	80	743	10.8%	10.0%	12.0%	12.4%
% of FP17s for the same patient ID Re-attending within 3 months - Adults	363	2,788	13.0%	15.3%	15.9%	16.7%
% of FP17s for the same patient ID Re-attending between 3 & 9 months - Children	299	743	40.2%	50.8%	58.6%	57.4%
% of FP17s for the same patient ID Re-attending between 3 & 9 months - Adults	1,120	2,788	40.2%	46.6%	51.6%	50.5%
% of FP17s for Band 1 Urgent Courses	261	3,293	7.9%	8.4%	8.0%	9.1%
% of FP17s Relating to Free Repair or Replacements	35	3,293	1.1%	0.7%	0.8%	0.8%
% of FP17s Relating to Continuations	25	3,293	0.8%	0.9%	1.3%	1.3%
% of Patients satisfied with the dentistry they have received	6	6	N/A	92.5%	93.1%	93.2%
% of Patients satisfied with the time they had to wait for an appointment	6	6	N/A	90.4%	89.1%	89.0%

\* This is based on patients treated on this contract for their most recent course of treatment. Figures in italics indicate the base number of FP17s or Patient Questionnaire responses are less than 100. N/A is shown where the base number of responses is less than 10 during the period. % is calculated as Quantity/Base number\*100

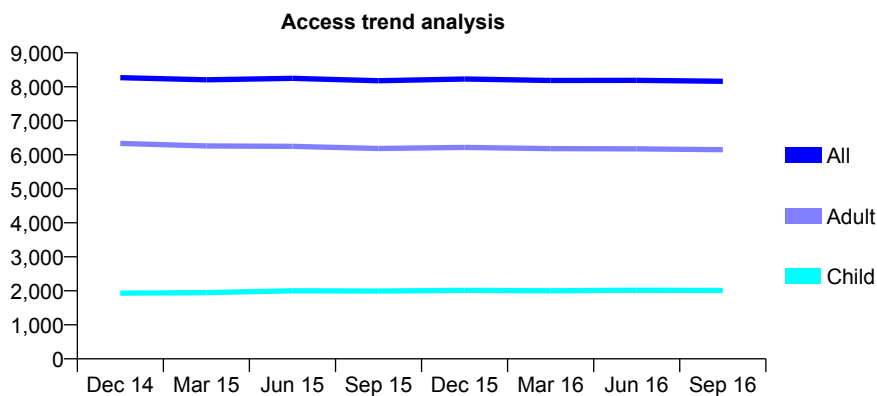
## Q54 - Vital Signs At a Glance Contract Report for 172170/0001 - September 2016

Name or company name	Tile Cross Dental practice
Contract type name	GDS Contract
Purpose of contract	General
Contract start date	03/07/2012
Contract end date	

16/17 Contracted general activity (UDA)	28,686
Carry forward general activity (UDA)	1,029
16/17 Contracted orthodontic activity (UOA)	0
Carry forward orthodontic activity (UOA)	0
Baseline contract value	£650,039.40

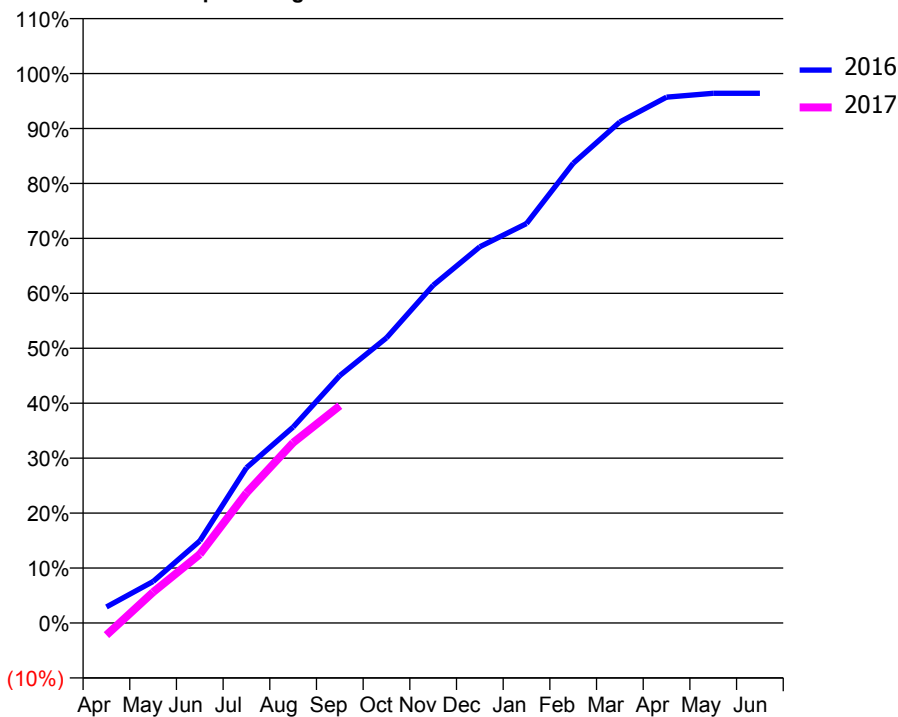
### ACCESS\*

Patients seen in 24 months	Total	Change since previous quarter
Quarter ending September 2015	8,180	
Quarter ending December 2015	8,230	→
Quarter ending March 2016	8,185	→
Quarter ending June 2016	8,192	→
Quarter ending September 2016	8,161	→
<b>Variance since September 2015</b>	<b>(0.2%)</b>	→



### ACTIVITY

Cumulative percentage of contracted UDA delivered 2016 & 2017



Month	Adjusted Scheduled Activity (UDA)	
	2016	2017
April	835	-640
May	2,171	1,611
June	4,285	3,592
July	8,106	6,790
August	10,226	9,416
September	12,919	11,341
October	14,884	
November	17,630	
December	19,644	
January	20,853	
February	23,996	
March	26,158	
April	27,453	
May	27,657	
June	27,657	

### QUALITY

	Quantity	Base Number	Contract	AT	Region	England
% of FP17s for the same patient ID Re-attending within 3 months - Children	93	1,200	7.8%	10.0%	12.0%	12.4%
% of FP17s for the same patient ID Re-attending within 3 months - Adults	671	3,632	18.5%	15.3%	15.9%	16.7%
% of FP17s for the same patient ID Re-attending between 3 & 9 months - Children	442	1,200	36.8%	50.8%	58.6%	57.4%
% of FP17s for the same patient ID Re-attending between 3 & 9 months - Adults	1,373	3,632	37.8%	46.6%	51.6%	50.5%
% of FP17s for Band 1 Urgent Courses	460	4,305	10.7%	8.4%	8.0%	9.1%
% of FP17s Relating to Free Repair or Replacements	44	4,305	1.0%	0.7%	0.8%	0.8%
% of FP17s Relating to Continuations	50	4,305	1.2%	0.9%	1.3%	1.3%
% of Patients satisfied with the dentistry they have received	5	6	N/A	92.5%	93.1%	93.2%
% of Patients satisfied with the time they had to wait for an appointment	6	6	N/A	90.4%	89.1%	89.0%

\* This is based on patients treated on this contract for their most recent course of treatment. Figures in italics indicate the base number of FP17s or Patient Questionnaire responses are less than 100. N/A is shown where the base number of responses is less than 10 during the period. % is calculated as Quantity/Base number\*100

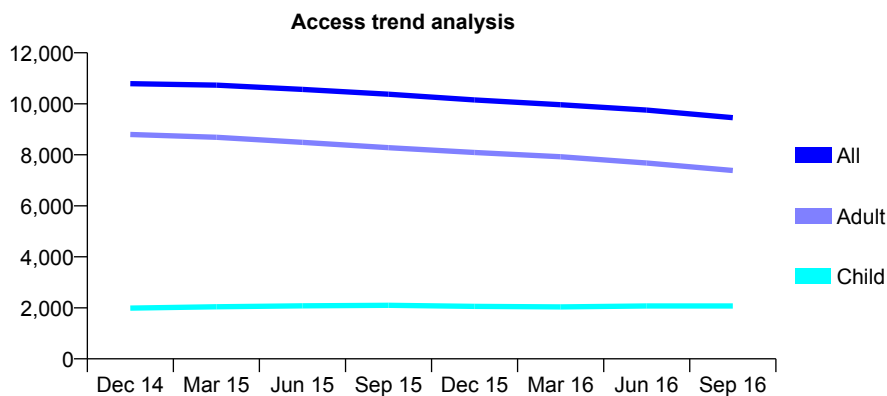
## Q54 - Vital Signs At a Glance Contract Report for 172693/0001 - September 2016

Name or company name	The Gables Dental Practice
Contract type name	GDS Contract
Purpose of contract	General
Contract start date	01/02/2009
Contract end date	

16/17 Contracted general activity (UDA)	34,168
Carry forward general activity (UDA)	418
16/17 Contracted orthodontic activity (UOA)	0
Carry forward orthodontic activity (UOA)	0
Baseline contract value	£766,743.32

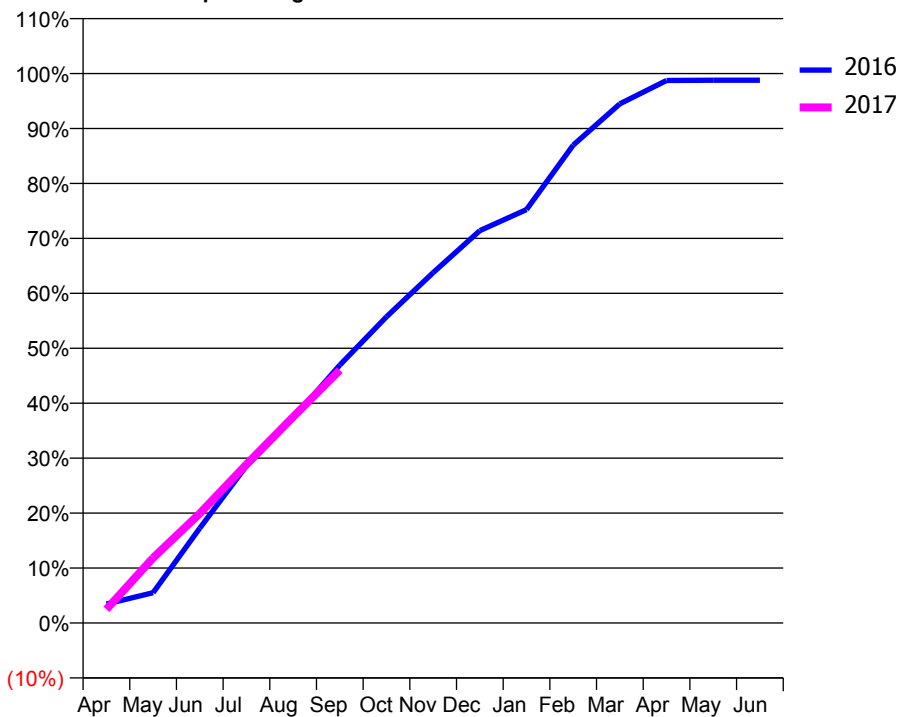
### ACCESS\*

Patients seen in 24 months	Total	Change since previous quarter
Quarter ending September 2015	10,377	
Quarter ending December 2015	10,151	↓
Quarter ending March 2016	9,961	↓
Quarter ending June 2016	9,753	↓
Quarter ending September 2016	9,458	↓
<b>Variance since September 2015</b>	<b>(8.9%)</b>	<b>↓</b>



### ACTIVITY

Cumulative percentage of contracted UDA delivered 2016 & 2017



Month	Adjusted Scheduled Activity (UDA)	
	2016	2017
April	1,181	846
May	1,888	4,048
June	5,899	6,810
July	9,775	9,862
August	12,728	12,815
September	16,040	15,728
October	19,039	
November	21,790	
December	24,401	
January	25,709	
February	29,710	
March	32,285	
April	33,731	
May	33,749	
June	33,750	

### QUALITY

	Quantity	Base Number	Contract	AT	Region	England
% of FP17s for the same patient ID Re-attending within 3 months - Children	65	1,313	5.0%	10.0%	12.0%	12.4%
% of FP17s for the same patient ID Re-attending within 3 months - Adults	436	3,952	11.0%	15.3%	15.9%	16.7%
% of FP17s for the same patient ID Re-attending between 3 & 9 months - Children	488	1,313	37.2%	50.8%	58.6%	57.4%
% of FP17s for the same patient ID Re-attending between 3 & 9 months - Adults	1,316	3,952	33.3%	46.6%	51.6%	50.5%
% of FP17s for Band 1 Urgent Courses	718	4,866	14.8%	8.4%	8.0%	9.1%
% of FP17s Relating to Free Repair or Replacements	57	4,866	1.2%	0.7%	0.8%	0.8%
% of FP17s Relating to Continuations	29	4,866	0.6%	0.9%	1.3%	1.3%
% of Patients satisfied with the dentistry they have received	5	5	N/A	92.5%	93.1%	93.2%
% of Patients satisfied with the time they had to wait for an appointment	5	5	N/A	90.4%	89.1%	89.0%

\* This is based on patients treated on this contract for their most recent course of treatment. Figures in italics indicate the base number of FP17s or Patient Questionnaire responses are less than 100. N/A is shown where the base number of responses is less than 10 during the period. % is calculated as Quantity/Base number\*100

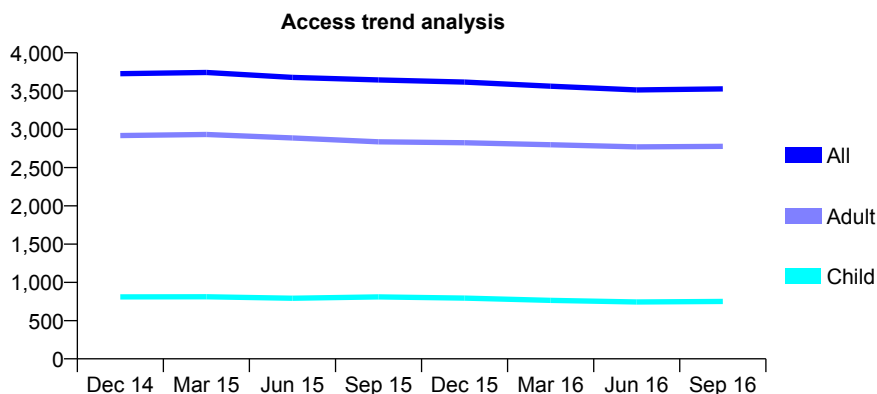
## Q54 - Vital Signs At a Glance Contract Report for 173355/0001 - September 2016

Name or company name	Kemberton Dental Practice
Contract type name	GDS Contract
Purpose of contract	General
Contract start date	01/05/2012
Contract end date	

16/17 Contracted general activity (UDA)	11,770
Carry forward general activity (UDA)	-153
16/17 Contracted orthodontic activity (UOA)	0
Carry forward orthodontic activity (UOA)	0
Baseline contract value	£309,580.17

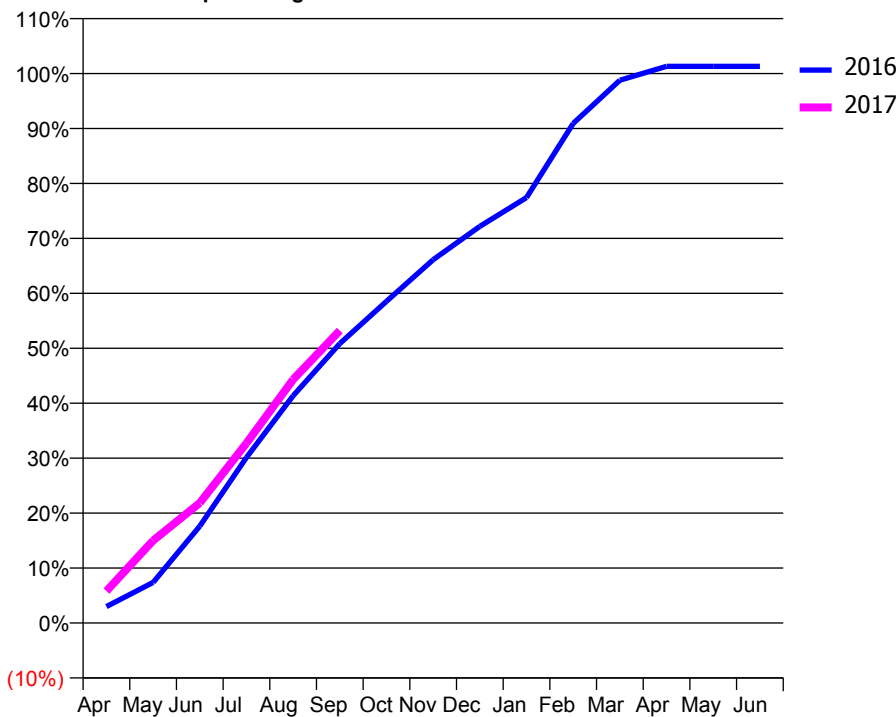
### ACCESS\*

Patients seen in 24 months	Total	Change since previous quarter
Quarter ending September 2015	3,646	
Quarter ending December 2015	3,618	→
Quarter ending March 2016	3,563	↓
Quarter ending June 2016	3,514	↓
Quarter ending September 2016	3,529	→
<b>Variance since September 2015</b>	<b>(3.2%)</b>	<b>↓</b>



### ACTIVITY

Cumulative percentage of contracted UDA delivered 2016 & 2017



Month	Adjusted Scheduled Activity (UDA)	
	2016	2017
April	352	684
May	870	1,765
June	2,075	2,572
July	3,546	3,853
August	4,870	5,216
September	5,987	6,264
October	6,892	
November	7,781	
December	8,496	
January	9,112	
February	10,700	
March	11,625	
April	11,923	
May	11,923	
June	11,923	

### QUALITY

	Quantity	Base Number	Contract	AT	Region	England
% of FP17s for the same patient ID Re-attending within 3 months - Children	67	650	10.3%	10.0%	12.0%	12.4%
% of FP17s for the same patient ID Re-attending within 3 months - Adults	377	2,343	16.1%	15.3%	15.9%	16.7%
% of FP17s for the same patient ID Re-attending between 3 & 9 months - Children	366	650	56.3%	50.8%	58.6%	57.4%
% of FP17s for the same patient ID Re-attending between 3 & 9 months - Adults	1,354	2,343	57.8%	46.6%	51.6%	50.5%
% of FP17s for Band 1 Urgent Courses	171	2,839	6.0%	8.4%	8.0%	9.1%
% of FP17s Relating to Free Repair or Replacements	61	2,839	2.1%	0.7%	0.8%	0.8%
% of FP17s Relating to Continuations	15	2,839	0.5%	0.9%	1.3%	1.3%
% of Patients satisfied with the dentistry they have received	2	2	N/A	92.5%	93.1%	93.2%
% of Patients satisfied with the time they had to wait for an appointment	2	2	N/A	90.4%	89.1%	89.0%

\* This is based on patients treated on this contract for their most recent course of treatment. Figures in italics indicate the base number of FP17s or Patient Questionnaire responses are less than 100. N/A is shown where the base number of responses is less than 10 during the period. % is calculated as Quantity/Base number\*100



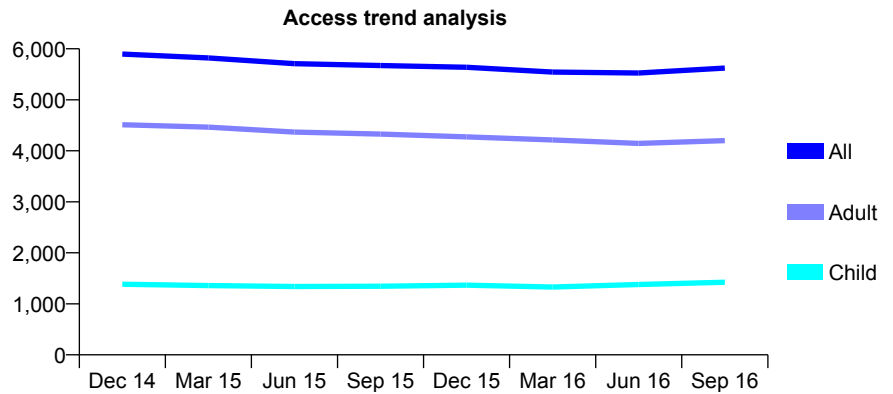
## Q54 - Vital Signs At a Glance Contract Report for 173770/0001 - September 2016

Name or company name	Pentwyn Dental Surgery
Contract type name	GDS Contract
Purpose of contract	General
Contract start date	01/10/2012
Contract end date	

16/17 Contracted general activity (UDA)	19,415
Carry forward general activity (UDA)	-56
16/17 Contracted orthodontic activity (UOA)	0
Carry forward orthodontic activity (UOA)	0
Baseline contract value	£435,611.96

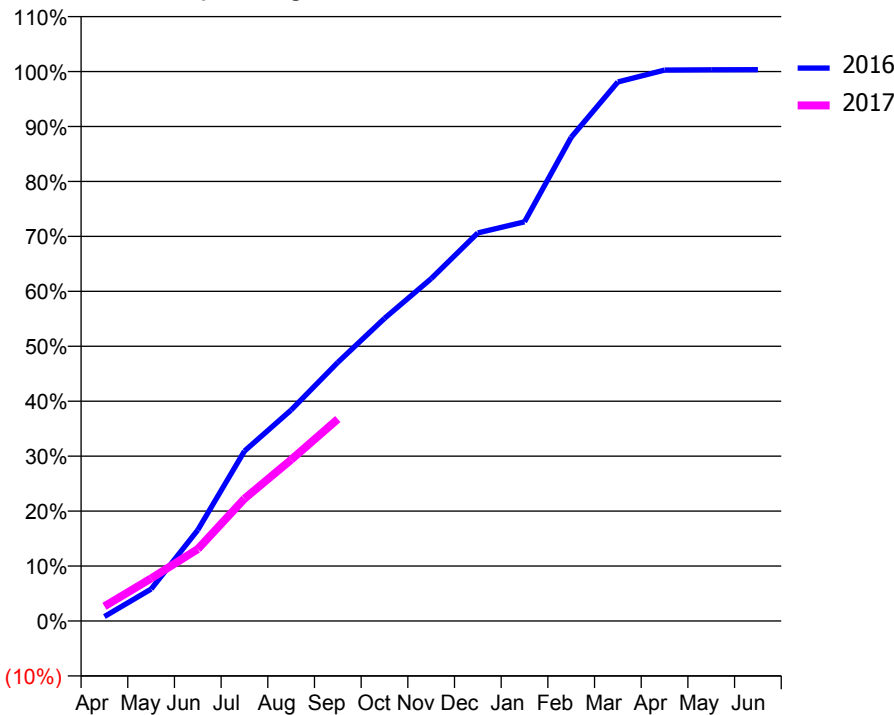
### ACCESS\*

Patients seen in 24 months	Total	Change since previous quarter
Quarter ending September 2015	5,673	
Quarter ending December 2015	5,637	→
Quarter ending March 2016	5,543	↓
Quarter ending June 2016	5,525	→
Quarter ending September 2016	5,622	→
<b>Variance since September 2015</b>	<b>(0.9%)</b>	<b>→</b>



### ACTIVITY

Cumulative percentage of contracted UDA delivered 2016 & 2017



Month	Adjusted Scheduled Activity (UDA)	
	2016	2017
April	141	522
May	1,018	1,504
June	2,905	2,544
July	5,423	4,321
August	6,734	5,700
September	8,251	7,137
October	9,654	
November	10,924	
December	12,382	
January	12,736	
February	15,433	
March	17,199	
April	17,577	
May	17,584	
June	17,586	

### QUALITY

	Quantity	Base Number	Contract	AT	Region	England
% of FP17s for the same patient ID Re-attending within 3 months - Children	51	1,033	4.9%	10.0%	12.0%	12.4%
% of FP17s for the same patient ID Re-attending within 3 months - Adults	302	2,710	11.1%	15.3%	15.9%	16.7%
% of FP17s for the same patient ID Re-attending between 3 & 9 months - Children	593	1,033	57.4%	50.8%	58.6%	57.4%
% of FP17s for the same patient ID Re-attending between 3 & 9 months - Adults	1,497	2,710	55.2%	46.6%	51.6%	50.5%
% of FP17s for Band 1 Urgent Courses	219	3,543	6.2%	8.4%	8.0%	9.1%
% of FP17s Relating to Free Repair or Replacements	41	3,543	1.2%	0.7%	0.8%	0.8%
% of FP17s Relating to Continuations	26	3,543	0.7%	0.9%	1.3%	1.3%
% of Patients satisfied with the dentistry they have received	5	6	N/A	92.5%	93.1%	93.2%
% of Patients satisfied with the time they had to wait for an appointment	5	6	N/A	90.4%	89.1%	89.0%

\* This is based on patients treated on this contract for their most recent course of treatment. Figures in italics indicate the base number of FP17s or Patient Questionnaire responses are less than 100. N/A is shown where the base number of responses is less than 10 during the period. % is calculated as Quantity/Base number\*100

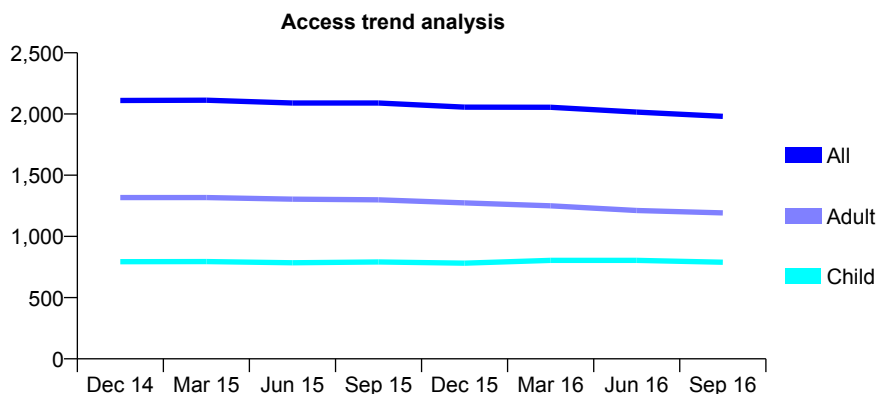
## Q54 - Vital Signs At a Glance Contract Report for 175234/0001 - September 2016

Name or company name	Oakville Dental Partnership
Contract type name	GDS Contract
Purpose of contract	General
Contract start date	01/09/2010
Contract end date	

16/17 Contracted general activity (UDA)	5,768
Carry forward general activity (UDA)	-102
16/17 Contracted orthodontic activity (UOA)	0
Carry forward orthodontic activity (UOA)	0
Baseline contract value	£147,565.24

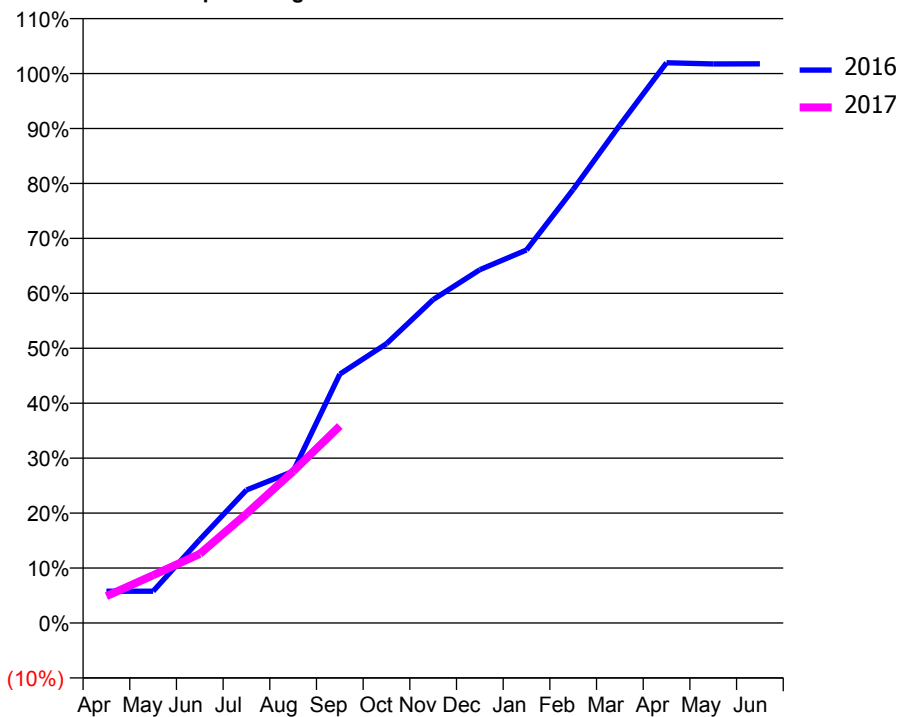
### ACCESS\*

Patients seen in 24 months	Total	Change since previous quarter
Quarter ending September 2015	2,090	
Quarter ending December 2015	2,056	↓
Quarter ending March 2016	2,055	→
Quarter ending June 2016	2,016	↓
Quarter ending September 2016	1,981	↓
<b>Variance since September 2015</b>	<b>(5.2%)</b>	<b>↓</b>



### ACTIVITY

Cumulative percentage of contracted UDA delivered 2016 & 2017



Month	Adjusted Scheduled Activity (UDA)	
	2016	2017
April	333	282
May	333	502
June	876	726
July	1,396	1,146
August	1,592	1,592
September	2,613	2,068
October	2,931	
November	3,396	
December	3,708	
January	3,916	
February	4,551	
March	5,227	
April	5,881	
May	5,869	
June	5,870	

### QUALITY

	Quantity	Base Number	Contract	AT	Region	England
% of FP17s for the same patient ID Re-attending within 3 months - Children	62	683	9.1%	10.0%	12.0%	12.4%
% of FP17s for the same patient ID Re-attending within 3 months - Adults	195	930	21.0%	15.3%	15.9%	16.7%
% of FP17s for the same patient ID Re-attending between 3 & 9 months - Children	488	683	71.4%	50.8%	58.6%	57.4%
% of FP17s for the same patient ID Re-attending between 3 & 9 months - Adults	580	930	62.4%	46.6%	51.6%	50.5%
% of FP17s for Band 1 Urgent Courses	47	1,058	4.4%	8.4%	8.0%	9.1%
% of FP17s Relating to Free Repair or Replacements	10	1,058	0.9%	0.7%	0.8%	0.8%
% of FP17s Relating to Continuations	37	1,058	3.5%	0.9%	1.3%	1.3%
% of Patients satisfied with the dentistry they have received	2	2	N/A	92.5%	93.1%	93.2%
% of Patients satisfied with the time they had to wait for an appointment	2	2	N/A	90.4%	89.1%	89.0%

\* This is based on patients treated on this contract for their most recent course of treatment. Figures in italics indicate the base number of FP17s or Patient Questionnaire responses are less than 100. N/A is shown where the base number of responses is less than 10 during the period. % is calculated as Quantity/Base number\*100

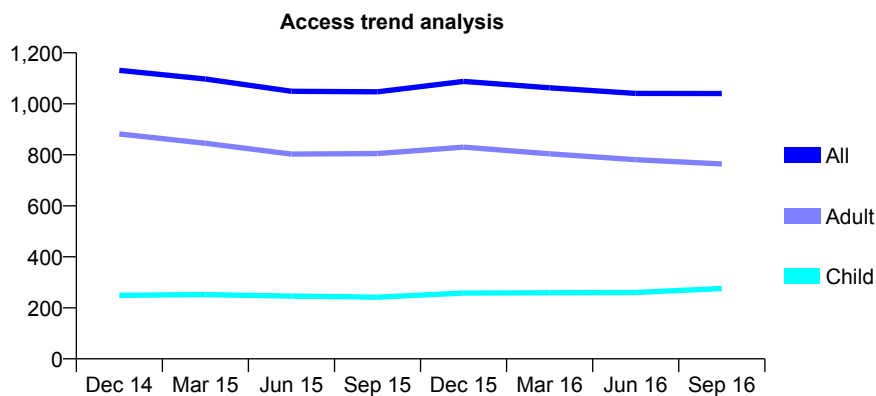
## Q54 - Vital Signs At a Glance Contract Report for 176745/0001 - September 2016

Name or company name	Dr V Ansari & Dr N kimberlin
Contract type name	GDS Contract
Purpose of contract	General and Orthodontic
Contract start date	01/04/2012
Contract end date	

16/17 Contracted general activity (UDA)	3,216
Carry forward general activity (UDA)	0
16/17 Contracted orthodontic activity (UOA)	2,050
Carry forward orthodontic activity (UOA)	-18
Baseline contract value	£215,264.83

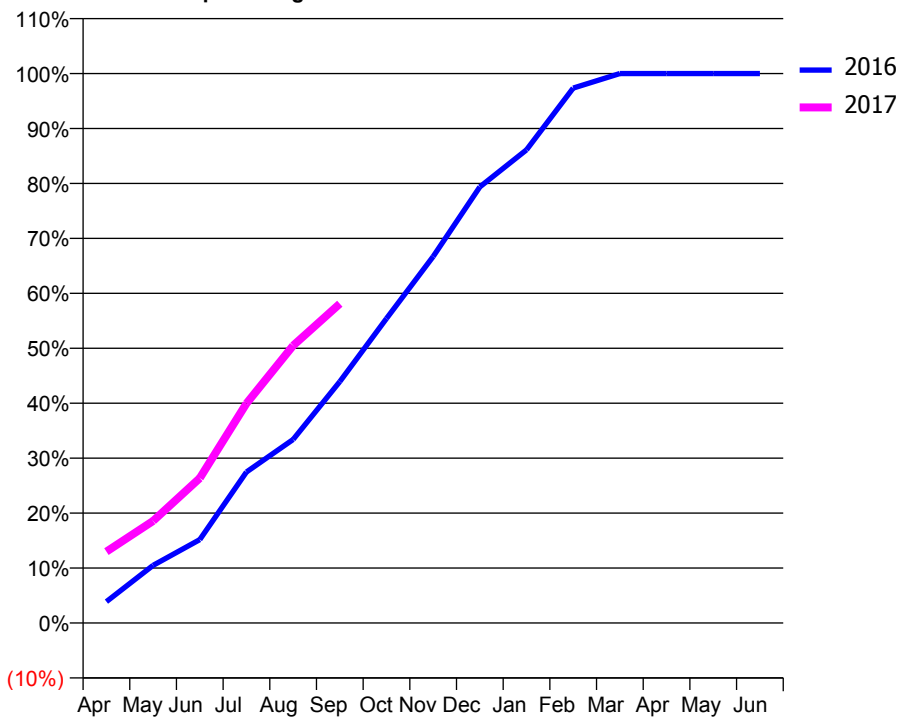
### ACCESS\*

Patients seen in 24 months	Total	Change since previous quarter
Quarter ending September 2015	1,047	
Quarter ending December 2015	1,088	↑
Quarter ending March 2016	1,063	↓
Quarter ending June 2016	1,041	↓
Quarter ending September 2016	1,040	→
<b>Variance since September 2015</b>	<b>(0.7%)</b>	<b>→</b>



### ACTIVITY

Cumulative percentage of contracted UDA delivered 2016 & 2017



Month	Adjusted Scheduled Activity (UDA)	
	2016	2017
April	125	418
May	337	598
June	488	848
July	884	1,285
August	1,074	1,624
September	1,413	1,869
October	1,782	
November	2,145	
December	2,552	
January	2,769	
February	3,131	
March	3,216	
April	3,216	
May	3,216	
June	3,216	

### QUALITY

	Quantity	Base Number	Contract	AT	Region	England
% of FP17s for the same patient ID Re-attending within 3 months - Children	15	388	3.9%	10.0%	12.0%	12.4%
% of FP17s for the same patient ID Re-attending within 3 months - Adults	43	476	9.0%	15.3%	15.9%	16.7%
% of FP17s for the same patient ID Re-attending between 3 & 9 months - Children	81	388	20.9%	50.8%	58.6%	57.4%
% of FP17s for the same patient ID Re-attending between 3 & 9 months - Adults	258	476	54.2%	46.6%	51.6%	50.5%
% of FP17s for Band 1 Urgent Courses	13	646	2.0%	8.4%	8.0%	9.1%
% of FP17s Relating to Free Repair or Replacements	0	646	0.0%	0.7%	0.8%	0.8%
% of FP17s Relating to Continuations	5	646	0.8%	0.9%	1.3%	1.3%
% of Patients satisfied with the dentistry they have received	2	2	N/A	92.5%	93.1%	93.2%
% of Patients satisfied with the time they had to wait for an appointment	2	2	N/A	90.4%	89.1%	89.0%

\* This is based on patients treated on this contract for their most recent course of treatment. Figures in italics indicate the base number of FP17s or Patient Questionnaire responses are less than 100. N/A is shown where the base number of responses is less than 10 during the period. % is calculated as Quantity/Base number\*100

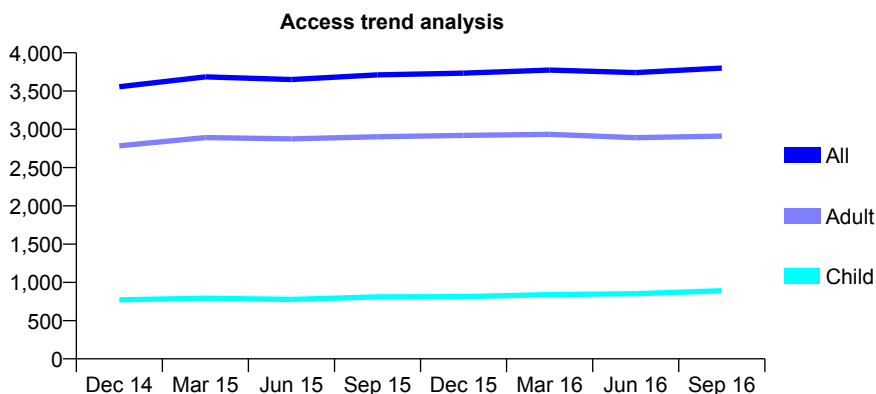
## Q54 - Vital Signs At a Glance Contract Report for 176753/0001 - September 2016

Name or company name	Roseville Dental Practice
Contract type name	GDS Contract
Purpose of contract	General
Contract start date	01/06/2010
Contract end date	

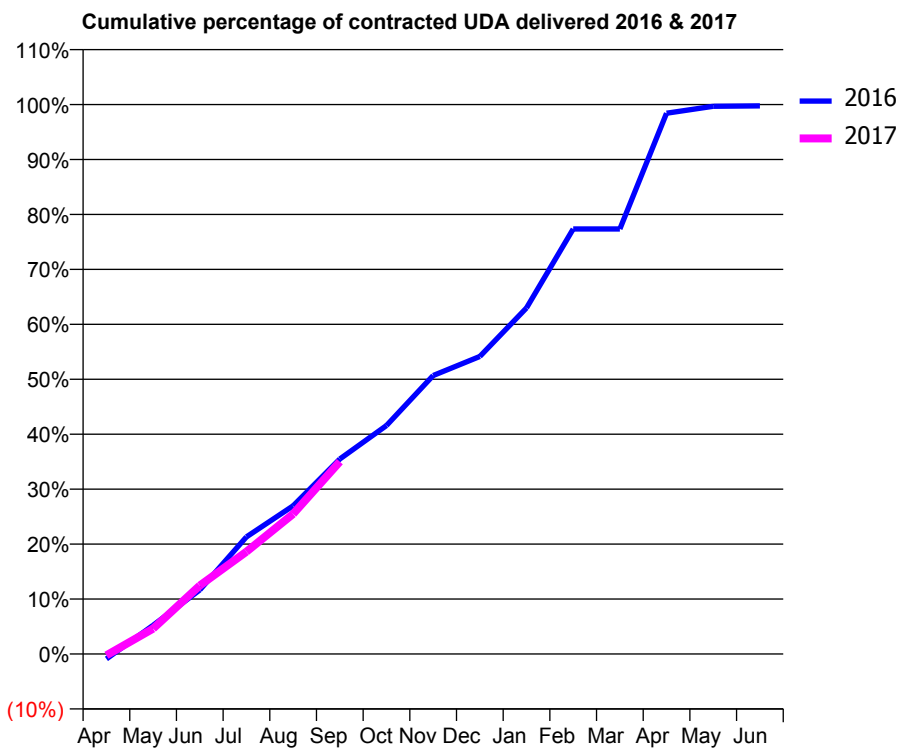
16/17 Contracted general activity (UDA)	10,949
Carry forward general activity (UDA)	28
16/17 Contracted orthodontic activity (UOA)	0
Carry forward orthodontic activity (UOA)	0
Baseline contract value	£247,932.45

### ACCESS\*

Patients seen in 24 months	Total	Change since previous quarter
Quarter ending September 2015	3,712	
Quarter ending December 2015	3,734	→
Quarter ending March 2016	3,774	→
Quarter ending June 2016	3,741	→
Quarter ending September 2016	3,801	→
<b>Variance since September 2015</b>	<b>2.4%</b>	<b>↑</b>



### ACTIVITY



Month	Adjusted Scheduled Activity (UDA)	
	2016	2017
April	-101	-28
May	572	506
June	1,277	1,364
July	2,335	2,039
August	2,952	2,792
September	3,886	3,834
October	4,553	
November	5,549	
December	5,929	
January	6,897	
February	8,470	
March	8,470	
April	10,776	
May	10,915	
June	10,921	

### QUALITY

	Quantity	Base Number	Contract	AT	Region	England
% of FP17s for the same patient ID Re-attending within 3 months - Children	40	646	6.2%	10.0%	12.0%	12.4%
% of FP17s for the same patient ID Re-attending within 3 months - Adults	330	2,131	15.5%	15.3%	15.9%	16.7%
% of FP17s for the same patient ID Re-attending between 3 & 9 months - Children	251	646	38.9%	50.8%	58.6%	57.4%
% of FP17s for the same patient ID Re-attending between 3 & 9 months - Adults	1,011	2,131	47.4%	46.6%	51.6%	50.5%
% of FP17s for Band 1 Urgent Courses	299	1,723	17.4%	8.4%	8.0%	9.1%
% of FP17s Relating to Free Repair or Replacements	9	1,723	0.5%	0.7%	0.8%	0.8%
% of FP17s Relating to Continuations	14	1,723	0.8%	0.9%	1.3%	1.3%
% of Patients satisfied with the dentistry they have received	8	9	N/A	92.5%	93.1%	93.2%
% of Patients satisfied with the time they had to wait for an appointment	7	9	N/A	90.4%	89.1%	89.0%

\* This is based on patients treated on this contract for their most recent course of treatment. Figures in italics indicate the base number of FP17s or Patient Questionnaire responses are less than 100. N/A is shown where the base number of responses is less than 10 during the period. % is calculated as Quantity/Base number\*100

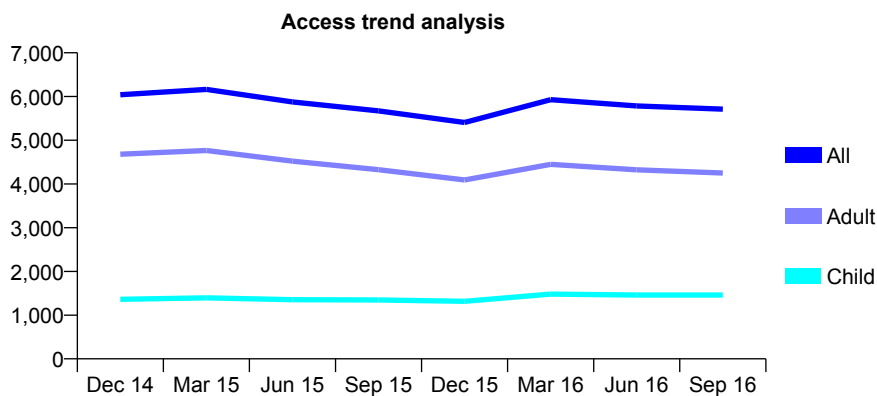
## Q54 - Vital Signs At a Glance Contract Report for 177407/0001 - September 2016

Name or company name	BST Partnership
Contract type name	PDS Plus Contract
Purpose of contract	General
Contract start date	01/01/2011
Contract end date	31/12/2020

16/17 Contracted general activity (UDA)	14,000
Carry forward general activity (UDA)	0
16/17 Contracted orthodontic activity (UOA)	0
Carry forward orthodontic activity (UOA)	0
Baseline contract value	£176,154.51

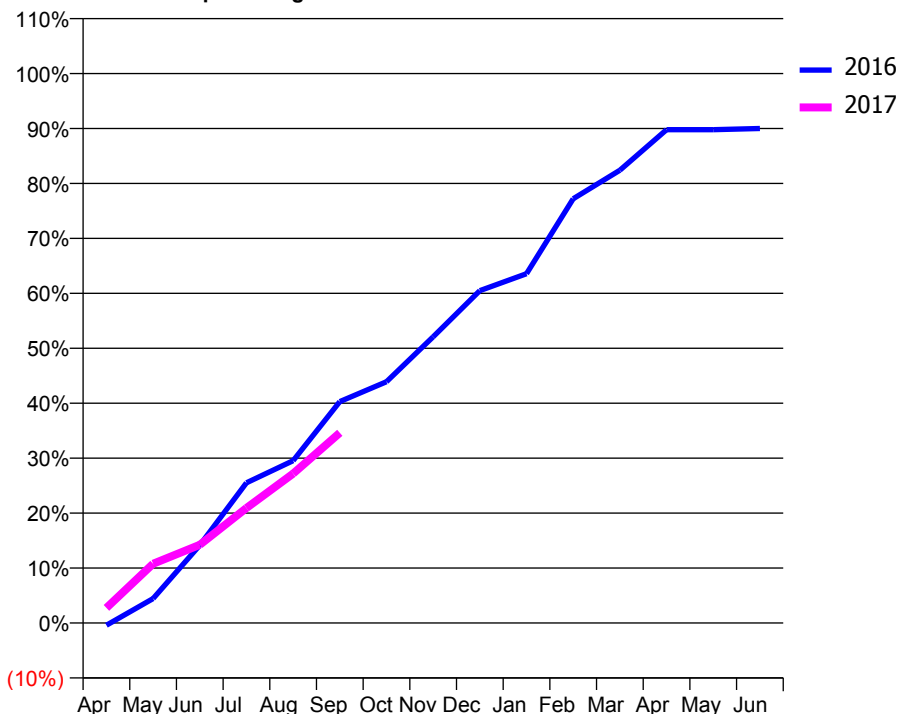
### ACCESS\*

Patients seen in 24 months	Total	Change since previous quarter
Quarter ending September 2015	5,673	
Quarter ending December 2015	5,407	↓
Quarter ending March 2016	5,929	↑
Quarter ending June 2016	5,785	↓
Quarter ending September 2016	5,711	↓
<b>Variance since September 2015</b>	<b>0.7%</b>	→



### ACTIVITY

Cumulative percentage of contracted UDA delivered 2016 & 2017



Month	Adjusted Scheduled Activity (UDA)	
	2016	2017
April	-59	385
May	625	1,511
June	1,984	1,992
July	3,573	2,931
August	4,138	3,808
September	5,640	4,845
October	6,148	
November	7,294	
December	8,469	
January	8,901	
February	10,808	
March	11,537	
April	12,567	
May	12,569	
June	12,599	

### QUALITY

	Quantity	Base Number	Contract	AT	Region	England
% of FP17s for the same patient ID Re-attending within 3 months - Children	102	1,010	10.1%	10.0%	12.0%	12.4%
% of FP17s for the same patient ID Re-attending within 3 months - Adults	526	2,688	19.6%	15.3%	15.9%	16.7%
% of FP17s for the same patient ID Re-attending between 3 & 9 months - Children	402	1,010	39.8%	50.8%	58.6%	57.4%
% of FP17s for the same patient ID Re-attending between 3 & 9 months - Adults	973	2,688	36.2%	46.6%	51.6%	50.5%
% of FP17s for Band 1 Urgent Courses	412	2,624	15.7%	8.4%	8.0%	9.1%
% of FP17s Relating to Free Repair or Replacements	10	2,624	0.4%	0.7%	0.8%	0.8%
% of FP17s Relating to Continuations	51	2,624	1.9%	0.9%	1.3%	1.3%
% of Patients satisfied with the dentistry they have received	18	19	94.7%	92.5%	93.1%	93.2%
% of Patients satisfied with the time they had to wait for an appointment	17	19	89.5%	90.4%	89.1%	89.0%

\* This is based on patients treated on this contract for their most recent course of treatment. Figures in italics indicate the base number of FP17s or Patient Questionnaire responses are less than 100. N/A is shown where the base number of responses is less than 10 during the period. % is calculated as Quantity/Base number\*100

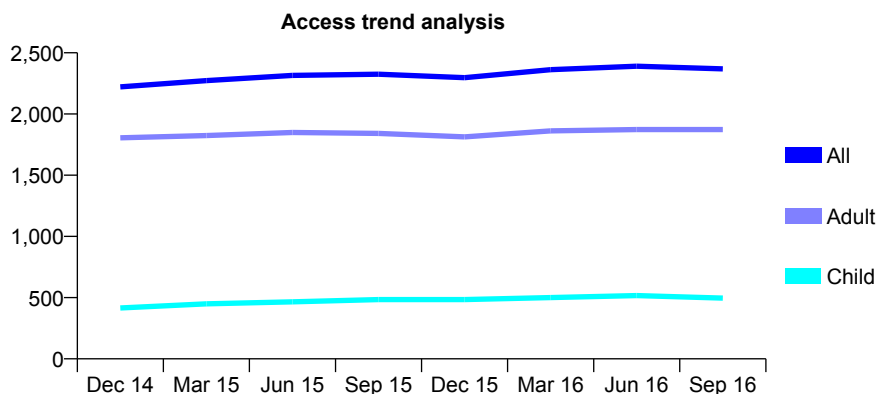
## Q54 - Vital Signs At a Glance Contract Report for 177407/0003 - September 2016

Name or company name	BST Partnership
Contract type name	GDS Contract
Purpose of contract	General
Contract start date	01/04/2012
Contract end date	

16/17 Contracted general activity (UDA)	7,350
Carry forward general activity (UDA)	0
16/17 Contracted orthodontic activity (UOA)	0
Carry forward orthodontic activity (UOA)	0
Baseline contract value	£159,336.61

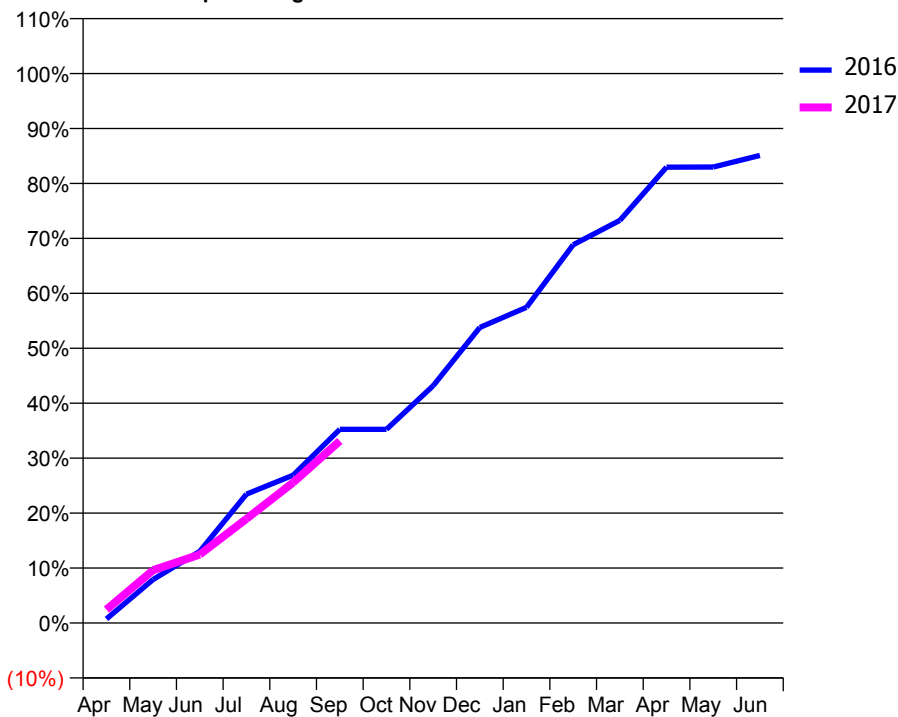
### ACCESS\*

Patients seen in 24 months	Total	Change since previous quarter
Quarter ending September 2015	2,325	
Quarter ending December 2015	2,297	↓
Quarter ending March 2016	2,362	↑
Quarter ending June 2016	2,390	→
Quarter ending September 2016	2,369	→
<b>Variance since September 2015</b>	<b>1.9%</b>	<b>→</b>



### ACTIVITY

Cumulative percentage of contracted UDA delivered 2016 & 2017



Adjusted Scheduled Activity (UDA)

Month	2016	2017
April	55	179
May	582	708
June	958	916
July	1,724	1,394
August	1,977	1,880
September	2,591	2,435
October	2,591	
November	3,175	
December	3,953	
January	4,222	
February	5,060	
March	5,385	
April	6,097	
May	6,099	
June	6,254	

### QUALITY

	Quantity	Base Number	Contract	AT	Region	England
% of FP17s for the same patient ID Re-attending within 3 months - Children	15	368	4.1%	10.0%	12.0%	12.4%
% of FP17s for the same patient ID Re-attending within 3 months - Adults	156	1,270	12.3%	15.3%	15.9%	16.7%
% of FP17s for the same patient ID Re-attending between 3 & 9 months - Children	220	368	59.8%	50.8%	58.6%	57.4%
% of FP17s for the same patient ID Re-attending between 3 & 9 months - Adults	670	1,270	52.8%	46.6%	51.6%	50.5%
% of FP17s for Band 1 Urgent Courses	110	1,276	8.6%	8.4%	8.0%	9.1%
% of FP17s Relating to Free Repair or Replacements	16	1,276	1.3%	0.7%	0.8%	0.8%
% of FP17s Relating to Continuations	7	1,276	0.5%	0.9%	1.3%	1.3%
% of Patients satisfied with the dentistry they have received	3	3	N/A	92.5%	93.1%	93.2%
% of Patients satisfied with the time they had to wait for an appointment	3	3	N/A	90.4%	89.1%	89.0%

\* This is based on patients treated on this contract for their most recent course of treatment. Figures in italics indicate the base number of FP17s or Patient Questionnaire responses are less than 100. N/A is shown where the base number of responses is less than 10 during the period. % is calculated as Quantity/Base number\*100

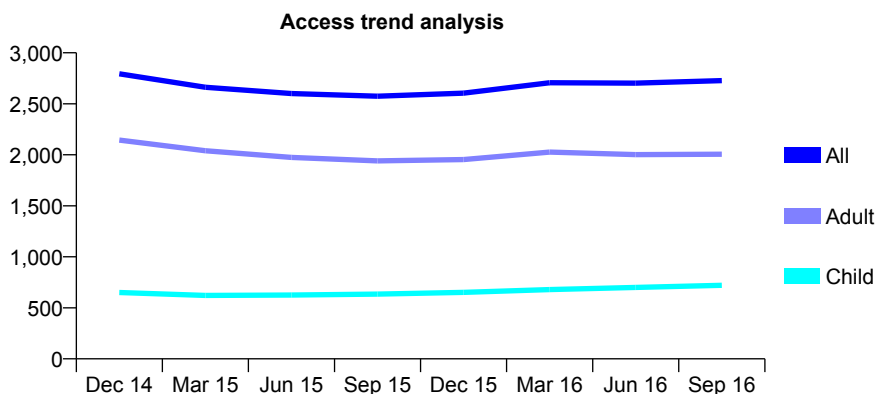
## Q54 - Vital Signs At a Glance Contract Report for 177407/0004 - September 2016

Name or company name	BST Partnership
Contract type name	PDS Plus Contract
Purpose of contract	General
Contract start date	01/04/2012
Contract end date	31/03/2017

16/17 Contracted general activity (UDA)	7,000
Carry forward general activity (UDA)	-140
16/17 Contracted orthodontic activity (UOA)	0
Carry forward orthodontic activity (UOA)	0
Baseline contract value	£94,205.63

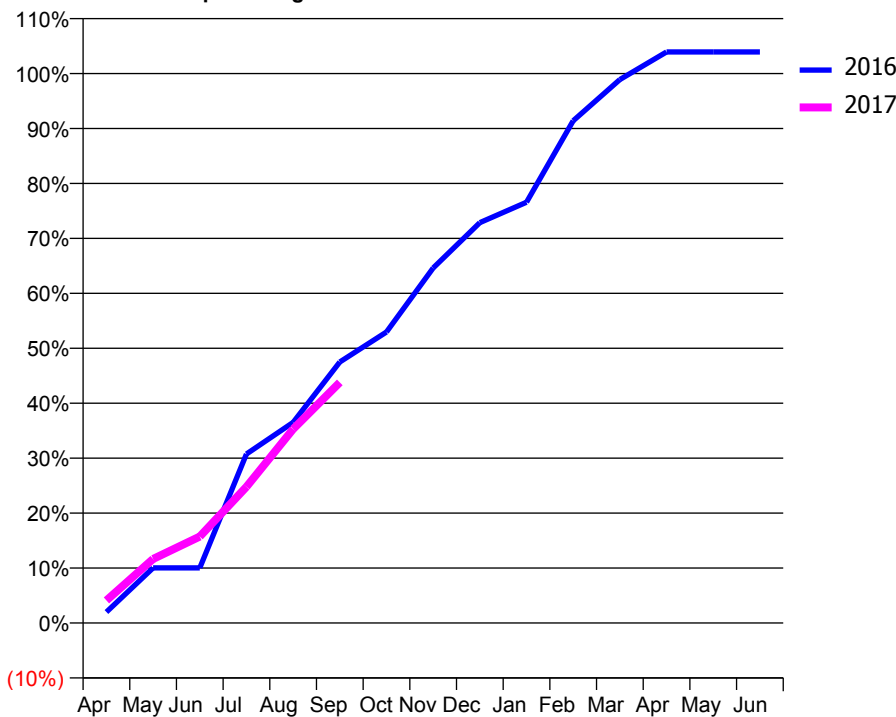
### ACCESS\*

Patients seen in 24 months	Total	Change since previous quarter
Quarter ending September 2015	2,575	
Quarter ending December 2015	2,604	→
Quarter ending March 2016	2,706	↑
Quarter ending June 2016	2,702	→
Quarter ending September 2016	2,727	→
<b>Variance since September 2015</b>	<b>5.9%</b>	<b>↑</b>



### ACTIVITY

Cumulative percentage of contracted UDA delivered 2016 & 2017



Month	Adjusted Scheduled Activity (UDA)	
	2016	2017
April	140	287
May	702	816
June	702	1,101
July	2,152	1,736
August	2,556	2,471
September	3,324	3,066
October	3,707	
November	4,522	
December	5,100	
January	5,360	
February	6,397	
March	6,923	
April	7,275	
May	7,275	
June	7,275	

### QUALITY

	Quantity	Base Number	Contract	AT	Region	England
% of FP17s for the same patient ID Re-attending within 3 months - Children	15	438	3.4%	10.0%	12.0%	12.4%
% of FP17s for the same patient ID Re-attending within 3 months - Adults	93	1,114	8.3%	15.3%	15.9%	16.7%
% of FP17s for the same patient ID Re-attending between 3 & 9 months - Children	236	438	53.9%	50.8%	58.6%	57.4%
% of FP17s for the same patient ID Re-attending between 3 & 9 months - Adults	586	1,114	52.6%	46.6%	51.6%	50.5%
% of FP17s for Band 1 Urgent Courses	110	1,410	7.8%	8.4%	8.0%	9.1%
% of FP17s Relating to Free Repair or Replacements	14	1,410	1.0%	0.7%	0.8%	0.8%
% of FP17s Relating to Continuations	13	1,410	0.9%	0.9%	1.3%	1.3%
% of Patients satisfied with the dentistry they have received	11	13	84.6%	92.5%	93.1%	93.2%
% of Patients satisfied with the time they had to wait for an appointment	12	13	92.3%	90.4%	89.1%	89.0%

\* This is based on patients treated on this contract for their most recent course of treatment. Figures in italics indicate the base number of FP17s or Patient Questionnaire responses are less than 100. N/A is shown where the base number of responses is less than 10 during the period. % is calculated as Quantity/Base number\*100

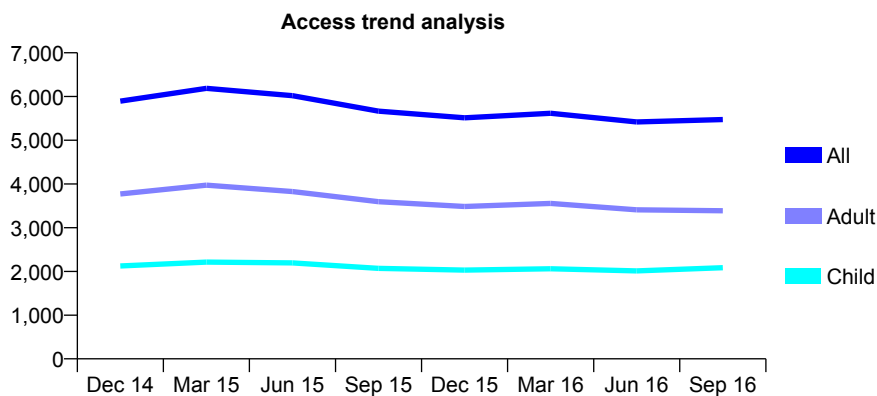
## Q54 - Vital Signs At a Glance Contract Report for 177407/0005 - September 2016

Name or company name	BST Partnership
Contract type name	GDS Contract
Purpose of contract	General
Contract start date	01/04/2013
Contract end date	

16/17 Contracted general activity (UDA)	15,774
Carry forward general activity (UDA)	-2
16/17 Contracted orthodontic activity (UOA)	0
Carry forward orthodontic activity (UOA)	0
Baseline contract value	£374,493.13

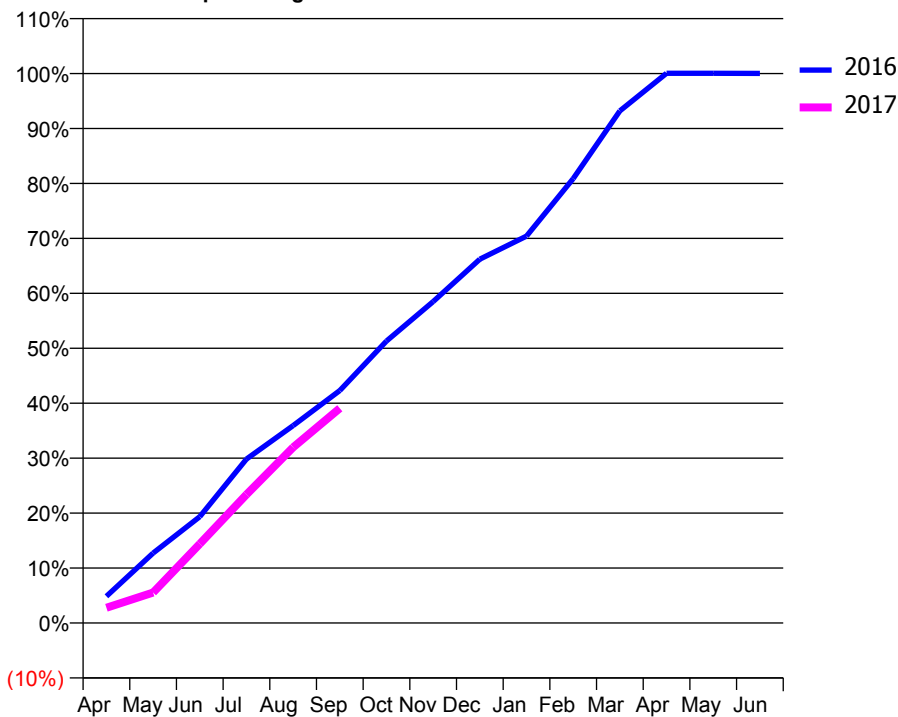
### ACCESS\*

Patients seen in 24 months	Total	Change since previous quarter
Quarter ending September 2015	5,665	
Quarter ending December 2015	5,513	↓
Quarter ending March 2016	5,616	→
Quarter ending June 2016	5,420	↓
Quarter ending September 2016	5,472	→
<b>Variance since September 2015</b>	<b>(3.4%)</b>	<b>↓</b>



### ACTIVITY

Cumulative percentage of contracted UDA delivered 2016 & 2017



Adjusted Scheduled Activity (UDA)

Month	2016	2017
April	766	439
May	2,007	875
June	3,053	2,271
July	4,707	3,687
August	5,668	5,044
September	6,674	6,165
October	8,094	
November	9,229	
December	10,444	
January	11,105	
February	12,757	
March	14,700	
April	15,782	
May	15,782	
June	15,776	

### QUALITY

	Quantity	Base Number	Contract	AT	Region	England
% of FP17s for the same patient ID Re-attending within 3 months - Children	104	1,144	9.1%	10.0%	12.0%	12.4%
% of FP17s for the same patient ID Re-attending within 3 months - Adults	353	1,755	20.1%	15.3%	15.9%	16.7%
% of FP17s for the same patient ID Re-attending between 3 & 9 months - Children	255	1,144	22.3%	50.8%	58.6%	57.4%
% of FP17s for the same patient ID Re-attending between 3 & 9 months - Adults	448	1,755	25.5%	46.6%	51.6%	50.5%
% of FP17s for Band 1 Urgent Courses	381	2,495	15.3%	8.4%	8.0%	9.1%
% of FP17s Relating to Free Repair or Replacements	0	2,495	0.0%	0.7%	0.8%	0.8%
% of FP17s Relating to Continuations	0	2,495	0.0%	0.9%	1.3%	1.3%
% of Patients satisfied with the dentistry they have received	4	4	N/A	92.5%	93.1%	93.2%
% of Patients satisfied with the time they had to wait for an appointment	2	4	N/A	90.4%	89.1%	89.0%

\* This is based on patients treated on this contract for their most recent course of treatment. Figures in italics indicate the base number of FP17s or Patient Questionnaire responses are less than 100. N/A is shown where the base number of responses is less than 10 during the period. % is calculated as Quantity/Base number\*100



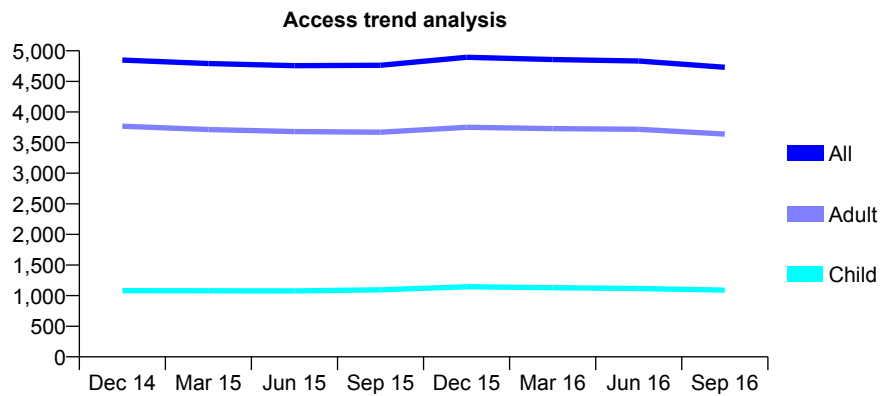
## Q54 - Vital Signs At a Glance Contract Report for 178853/0001 - September 2016

Name or company name	OraCo Ltd
Contract type name	GDS Contract
Purpose of contract	General
Contract start date	01/04/2011
Contract end date	

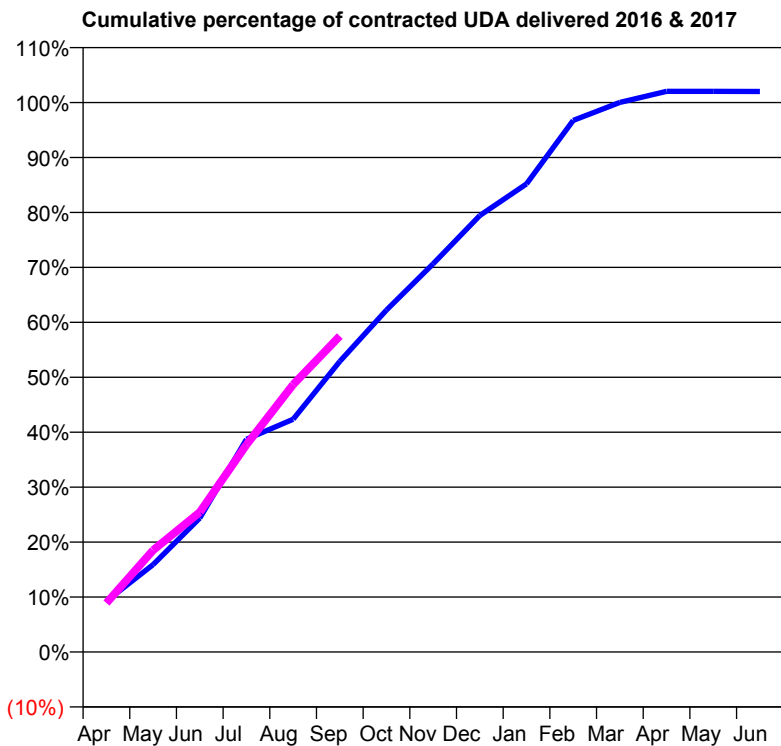
16/17 Contracted general activity (UDA)	14,447
Carry forward general activity (UDA)	-289
16/17 Contracted orthodontic activity (UOA)	0
Carry forward orthodontic activity (UOA)	0
Baseline contract value	£400,184.51

### ACCESS\*

Patients seen in 24 months	Total	Change since previous quarter
Quarter ending September 2015	4,764	
Quarter ending December 2015	4,895	↑
Quarter ending March 2016	4,858	→
Quarter ending June 2016	4,833	→
Quarter ending September 2016	4,730	↓
<b>Variance since September 2015</b>	<b>(0.7%)</b>	→



### ACTIVITY



Month	Adjusted Scheduled Activity (UDA)	
	2016	2017
April	1,337	1,288
May	2,297	2,677
June	3,520	3,677
July	5,593	5,449
August	6,120	7,030
September	7,642	8,308
October	8,991	
November	10,207	
December	11,477	
January	12,308	
February	13,978	
March	14,450	
April	14,739	
May	14,739	
June	14,736	

### QUALITY

	Quantity	Base Number	Contract	AT	Region	England
% of FP17s for the same patient ID Re-attending within 3 months - Children	36	846	4.3%	10.0%	12.0%	12.4%
% of FP17s for the same patient ID Re-attending within 3 months - Adults	403	2,678	15.0%	15.3%	15.9%	16.7%
% of FP17s for the same patient ID Re-attending between 3 & 9 months - Children	487	846	57.6%	50.8%	58.6%	57.4%
% of FP17s for the same patient ID Re-attending between 3 & 9 months - Adults	1,411	2,678	52.7%	46.6%	51.6%	50.5%
% of FP17s for Band 1 Urgent Courses	187	3,406	5.5%	8.4%	8.0%	9.1%
% of FP17s Relating to Free Repair or Replacements	43	3,406	1.3%	0.7%	0.8%	0.8%
% of FP17s Relating to Continuations	21	3,406	0.6%	0.9%	1.3%	1.3%
% of Patients satisfied with the dentistry they have received	5	5	N/A	92.5%	93.1%	93.2%
% of Patients satisfied with the time they had to wait for an appointment	4	5	N/A	90.4%	89.1%	89.0%

\* This is based on patients treated on this contract for their most recent course of treatment. Figures in italics indicate the base number of FP17s or Patient Questionnaire responses are less than 100. N/A is shown where the base number of responses is less than 10 during the period. % is calculated as Quantity/Base number\*100

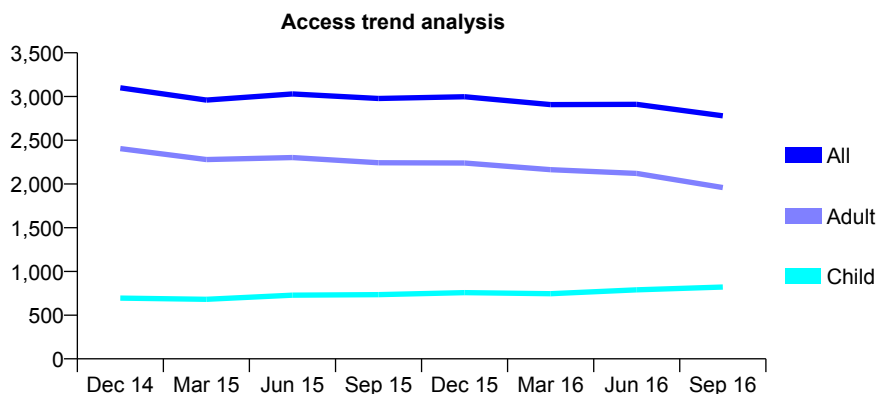
## Q54 - Vital Signs At a Glance Contract Report for 180009/0001 - September 2016

Name or company name	Aesthetic Dental Implant Surgery
Contract type name	GDS Contract
Purpose of contract	General
Contract start date	01/11/2011
Contract end date	

16/17 Contracted general activity (UDA)	4,305
Carry forward general activity (UDA)	-12
16/17 Contracted orthodontic activity (UOA)	0
Carry forward orthodontic activity (UOA)	0
Baseline contract value	£97,038.09

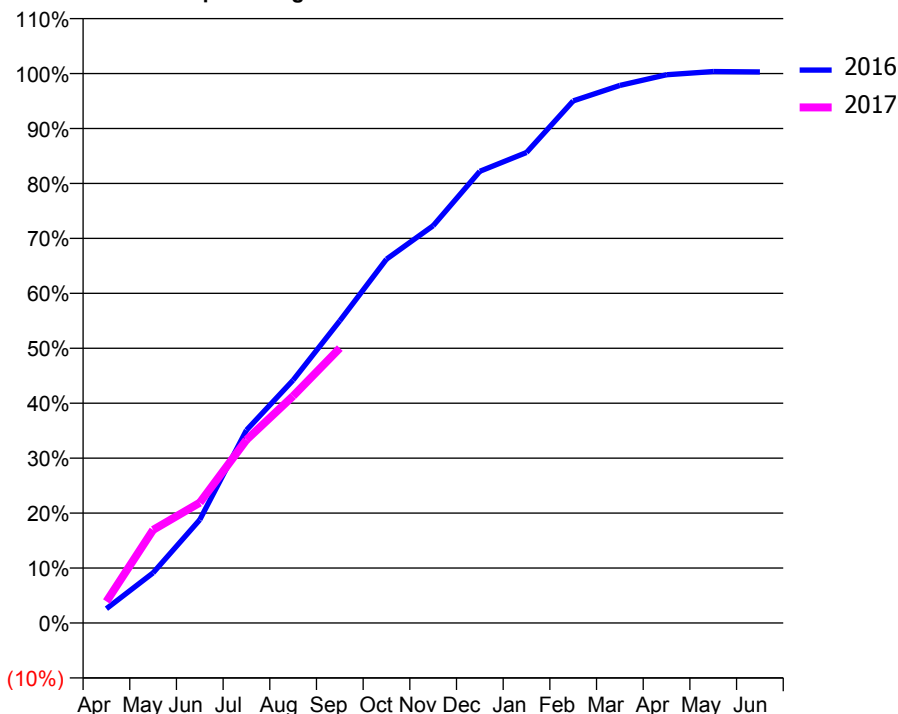
### ACCESS\*

Patients seen in 24 months	Total	Change since previous quarter
Quarter ending September 2015	2,977	
Quarter ending December 2015	2,997	→
Quarter ending March 2016	2,908	↓
Quarter ending June 2016	2,910	→
Quarter ending September 2016	2,780	↓
<b>Variance since September 2015</b>	<b>(6.6%)</b>	<b>↓</b>



### ACTIVITY

Cumulative percentage of contracted UDA delivered 2016 & 2017



Month	Adjusted Scheduled Activity (UDA)	
	2016	2017
April	113	169
May	393	730
June	809	943
July	1,511	1,435
August	1,903	1,779
September	2,368	2,154
October	2,850	
November	3,113	
December	3,539	
January	3,686	
February	4,091	
March	4,212	
April	4,295	
May	4,320	
June	4,317	

### QUALITY

	Quantity	Base Number	Contract	AT	Region	England
% of FP17s for the same patient ID Re-attending within 3 months - Children	46	537	8.6%	10.0%	12.0%	12.4%
% of FP17s for the same patient ID Re-attending within 3 months - Adults	222	1,009	22.0%	15.3%	15.9%	16.7%
% of FP17s for the same patient ID Re-attending between 3 & 9 months - Children	205	537	38.2%	50.8%	58.6%	57.4%
% of FP17s for the same patient ID Re-attending between 3 & 9 months - Adults	213	1,009	21.1%	46.6%	51.6%	50.5%
% of FP17s for Band 1 Urgent Courses	140	1,066	13.1%	8.4%	8.0%	9.1%
% of FP17s Relating to Free Repair or Replacements	5	1,066	0.5%	0.7%	0.8%	0.8%
% of FP17s Relating to Continuations	7	1,066	0.7%	0.9%	1.3%	1.3%
% of Patients satisfied with the dentistry they have received	0	0	N/A	92.5%	93.1%	93.2%
% of Patients satisfied with the time they had to wait for an appointment	0	0	N/A	90.4%	89.1%	89.0%

\* This is based on patients treated on this contract for their most recent course of treatment. Figures in italics indicate the base number of FP17s or Patient Questionnaire responses are less than 100. N/A is shown where the base number of responses is less than 10 during the period. % is calculated as Quantity/Base number\*100

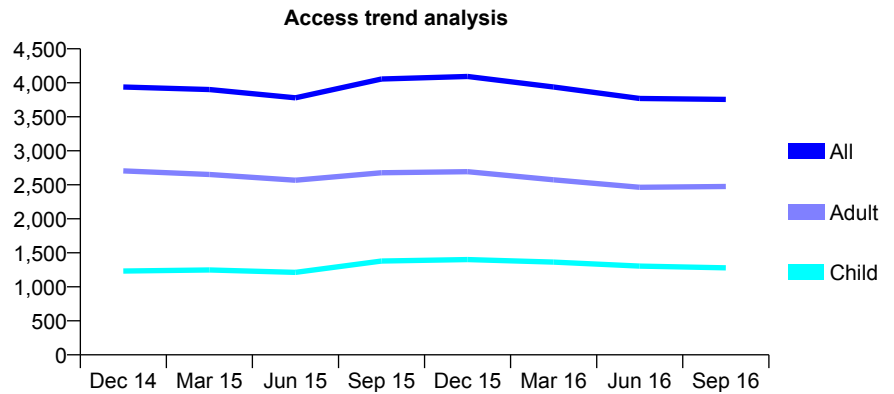
## Q54 - Vital Signs At a Glance Contract Report for 180017/0001 - September 2016

Name or company name	Dr AS Bhandal, Dr Balbir Bhandal & Dr Balj
Contract type name	GDS Contract
Purpose of contract	General
Contract start date	28/05/2010
Contract end date	

16/17 Contracted general activity (UDA)	10,544
Carry forward general activity (UDA)	131
16/17 Contracted orthodontic activity (UOA)	0
Carry forward orthodontic activity (UOA)	0
Baseline contract value	£242,126.35

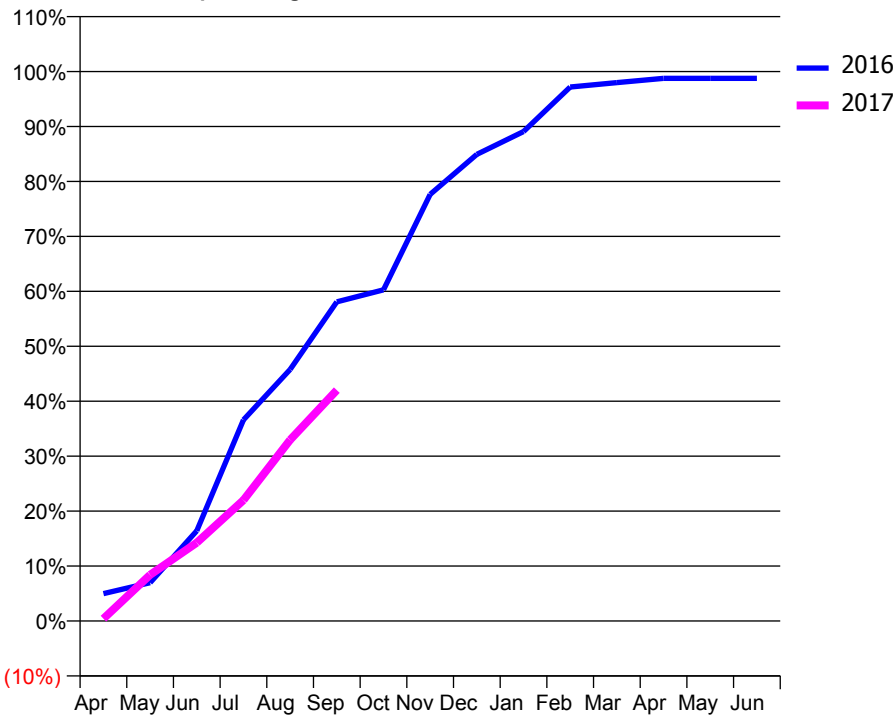
### ACCESS\*

Patients seen in 24 months	Total	Change since previous quarter
Quarter ending September 2015	4,056	
Quarter ending December 2015	4,093	→
Quarter ending March 2016	3,938	↓
Quarter ending June 2016	3,769	↓
Quarter ending September 2016	3,756	→
<b>Variance since September 2015</b>	<b>(7.4%)</b>	<b>↓</b>



### ACTIVITY

Cumulative percentage of contracted UDA delivered 2016 & 2017



Month	Adjusted Scheduled Activity (UDA)	
	2016	2017
April	525	45
May	735	887
June	1,732	1,504
July	3,860	2,319
August	4,826	3,477
September	6,124	4,430
October	6,353	
November	8,186	
December	8,954	
January	9,393	
February	10,246	
March	10,331	
April	10,413	
May	10,413	
June	10,413	

### QUALITY

	Quantity	Base Number	Contract	AT	Region	England
% of FP17s for the same patient ID Re-attending within 3 months - Children	35	702	5.0%	10.0%	12.0%	12.4%
% of FP17s for the same patient ID Re-attending within 3 months - Adults	143	1,249	11.4%	15.3%	15.9%	16.7%
% of FP17s for the same patient ID Re-attending between 3 & 9 months - Children	289	702	41.2%	50.8%	58.6%	57.4%
% of FP17s for the same patient ID Re-attending between 3 & 9 months - Adults	426	1,249	34.1%	46.6%	51.6%	50.5%
% of FP17s for Band 1 Urgent Courses	192	1,907	10.1%	8.4%	8.0%	9.1%
% of FP17s Relating to Free Repair or Replacements	3	1,907	0.2%	0.7%	0.8%	0.8%
% of FP17s Relating to Continuations	3	1,907	0.2%	0.9%	1.3%	1.3%
% of Patients satisfied with the dentistry they have received	3	3	N/A	92.5%	93.1%	93.2%
% of Patients satisfied with the time they had to wait for an appointment	3	3	N/A	90.4%	89.1%	89.0%

\* This is based on patients treated on this contract for their most recent course of treatment. Figures in italics indicate the base number of FP17s or Patient Questionnaire responses are less than 100. N/A is shown where the base number of responses is less than 10 during the period. % is calculated as Quantity/Base number\*100

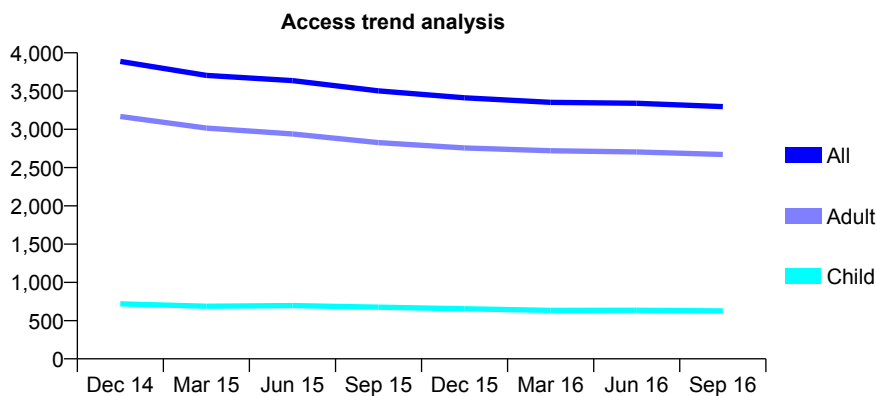
## Q54 - Vital Signs At a Glance Contract Report for 181544/0001 - September 2016

Name or company name	Pelsall Road Dental Partnership
Contract type name	GDS Contract
Purpose of contract	General
Contract start date	30/07/2012
Contract end date	

16/17 Contracted general activity (UDA)	8,071
Carry forward general activity (UDA)	-133
16/17 Contracted orthodontic activity (UOA)	0
Carry forward orthodontic activity (UOA)	0
Baseline contract value	£289,576.50

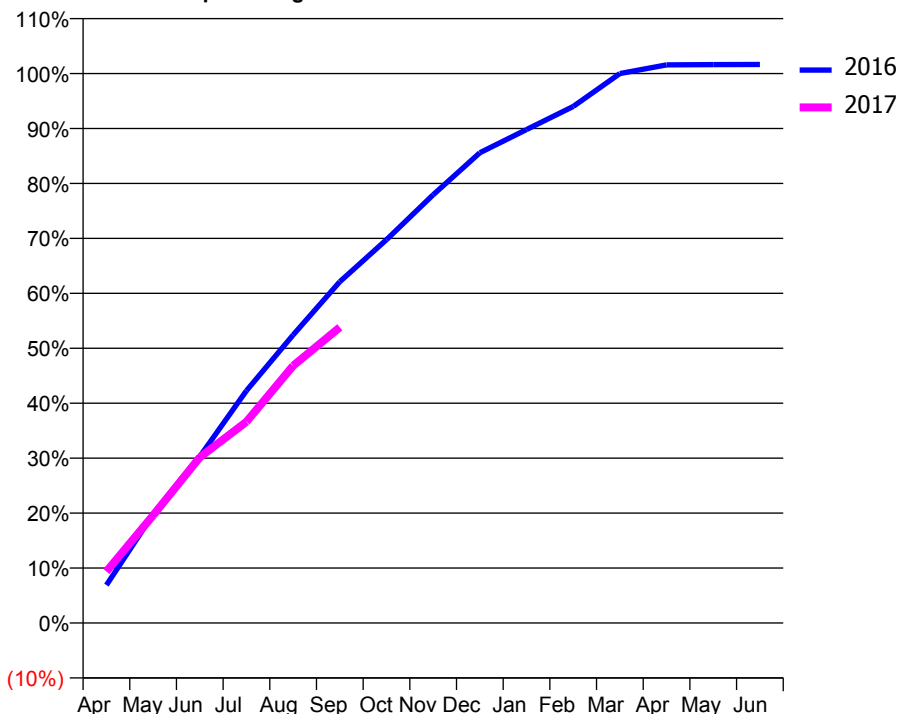
### ACCESS\*

Patients seen in 24 months	Total	Change since previous quarter
Quarter ending September 2015	3,503	
Quarter ending December 2015	3,411	↓
Quarter ending March 2016	3,353	↓
Quarter ending June 2016	3,341	→
Quarter ending September 2016	3,297	↓
<b>Variance since September 2015</b>	<b>(5.9%)</b>	<b>↓</b>



### ACTIVITY

Cumulative percentage of contracted UDA delivered 2016 & 2017



Month	Adjusted Scheduled Activity (UDA)	
	2016	2017
April	558	757
May	1,597	1,582
June	2,446	2,434
July	3,413	2,957
August	4,231	3,780
September	5,012	4,343
October	5,631	
November	6,290	
December	6,907	
January	7,247	
February	7,587	
March	8,071	
April	8,198	
May	8,201	
June	8,204	

### QUALITY

	Quantity	Base Number	Contract	AT	Region	England
% of FP17s for the same patient ID Re-attending within 3 months - Children	20	524	3.8%	10.0%	12.0%	12.4%
% of FP17s for the same patient ID Re-attending within 3 months - Adults	133	1,795	7.4%	15.3%	15.9%	16.7%
% of FP17s for the same patient ID Re-attending between 3 & 9 months - Children	315	524	60.1%	50.8%	58.6%	57.4%
% of FP17s for the same patient ID Re-attending between 3 & 9 months - Adults	991	1,795	55.2%	46.6%	51.6%	50.5%
% of FP17s for Band 1 Urgent Courses	77	2,246	3.4%	8.4%	8.0%	9.1%
% of FP17s Relating to Free Repair or Replacements	10	2,246	0.4%	0.7%	0.8%	0.8%
% of FP17s Relating to Continuations	20	2,246	0.9%	0.9%	1.3%	1.3%
% of Patients satisfied with the dentistry they have received	2	2	N/A	92.5%	93.1%	93.2%
% of Patients satisfied with the time they had to wait for an appointment	2	2	N/A	90.4%	89.1%	89.0%

\* This is based on patients treated on this contract for their most recent course of treatment. Figures in italics indicate the base number of FP17s or Patient Questionnaire responses are less than 100. N/A is shown where the base number of responses is less than 10 during the period. % is calculated as Quantity/Base number\*100

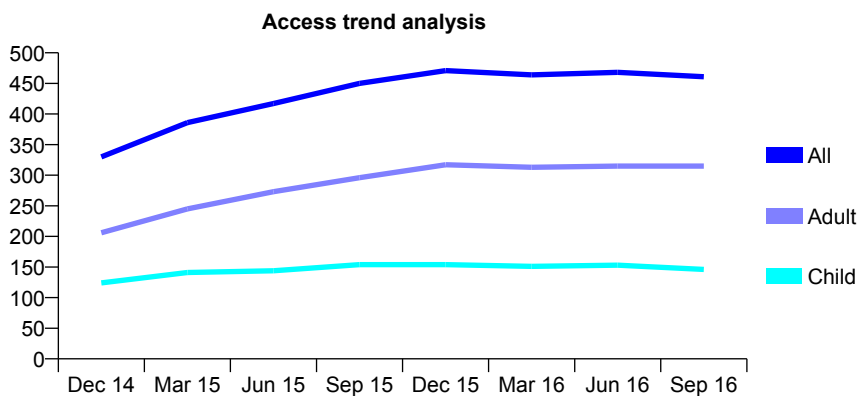
## Q54 - Vital Signs At a Glance Contract Report for 183628/0001 - September 2016

Name or company name	Greenwood Dental Clinic
Contract type name	GDS Contract
Purpose of contract	General
Contract start date	09/11/2013
Contract end date	

16/17 Contracted general activity (UDA)	1,346
Carry forward general activity (UDA)	0
16/17 Contracted orthodontic activity (UOA)	0
Carry forward orthodontic activity (UOA)	0
Baseline contract value	£29,913.32

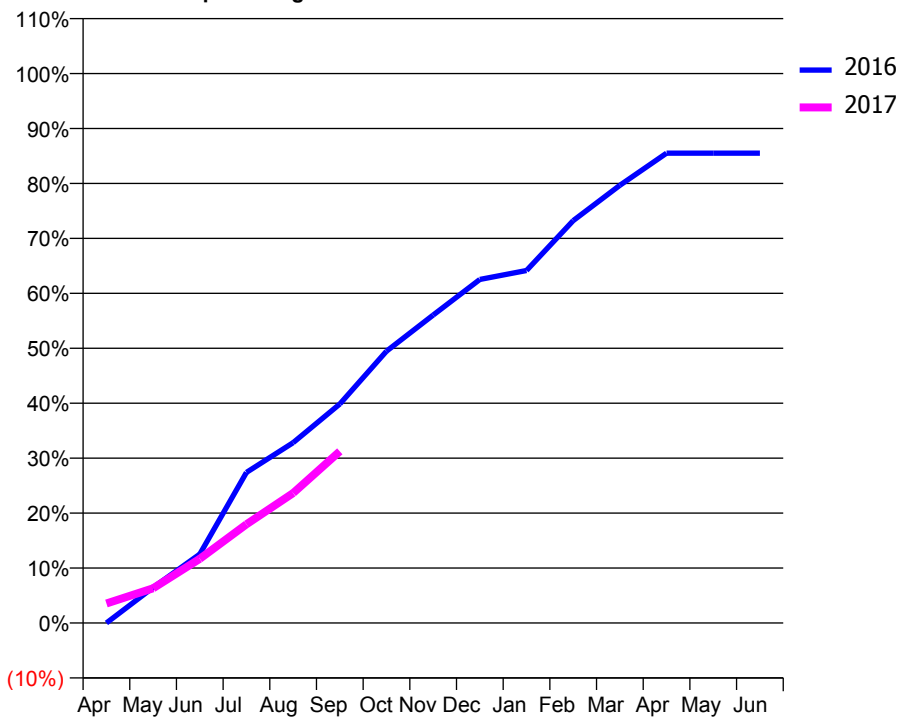
### ACCESS\*

Patients seen in 24 months	Total	Change since previous quarter
Quarter ending September 2015	450	
Quarter ending December 2015	471	↑
Quarter ending March 2016	464	↓
Quarter ending June 2016	468	→
Quarter ending September 2016	461	↓
<b>Variance since September 2015</b>	<b>2.4%</b>	<b>↑</b>



### ACTIVITY

Cumulative percentage of contracted UDA delivered 2016 & 2017



Month	Adjusted Scheduled Activity (UDA)	
	2016	2017
April	0	48
May	87	85
June	169	157
July	369	242
August	442	318
September	537	421
October	666	
November	754	
December	842	
January	863	
February	986	
March	1,072	
April	1,151	
May	1,151	
June	1,151	

### QUALITY

	Quantity	Base Number	Contract	AT	Region	England
% of FP17s for the same patient ID Re-attending within 3 months - Children	4	85	4.7%	10.0%	12.0%	12.4%
% of FP17s for the same patient ID Re-attending within 3 months - Adults	21	183	11.5%	15.3%	15.9%	16.7%
% of FP17s for the same patient ID Re-attending between 3 & 9 months - Children	37	85	43.5%	50.8%	58.6%	57.4%
% of FP17s for the same patient ID Re-attending between 3 & 9 months - Adults	85	183	46.4%	46.6%	51.6%	50.5%
% of FP17s for Band 1 Urgent Courses	23	239	9.6%	8.4%	8.0%	9.1%
% of FP17s Relating to Free Repair or Replacements	0	239	0.0%	0.7%	0.8%	0.8%
% of FP17s Relating to Continuations	3	239	1.3%	0.9%	1.3%	1.3%
% of Patients satisfied with the dentistry they have received	0	0	N/A	92.5%	93.1%	93.2%
% of Patients satisfied with the time they had to wait for an appointment	0	0	N/A	90.4%	89.1%	89.0%

\* This is based on patients treated on this contract for their most recent course of treatment. Figures in italics indicate the base number of FP17s or Patient Questionnaire responses are less than 100. N/A is shown where the base number of responses is less than 10 during the period. % is calculated as Quantity/Base number\*100

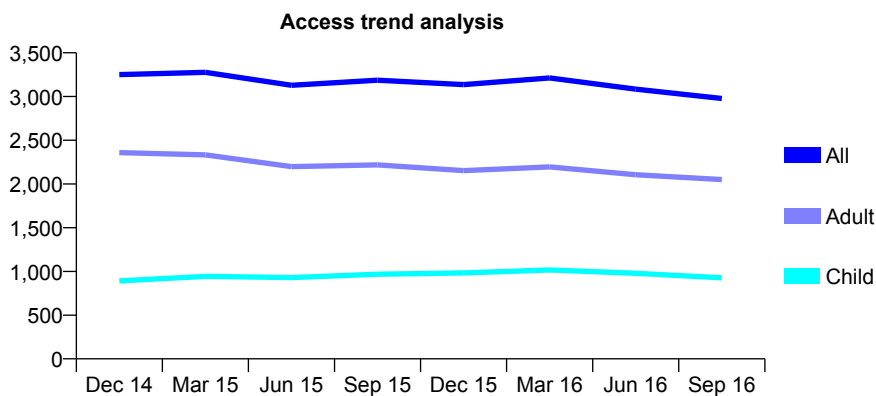
## Q54 - Vital Signs At a Glance Contract Report for 184152/0001 - September 2016

Name or company name	Cromer Road Dental Care
Contract type name	GDS Contract
Purpose of contract	General
Contract start date	01/02/2009
Contract end date	

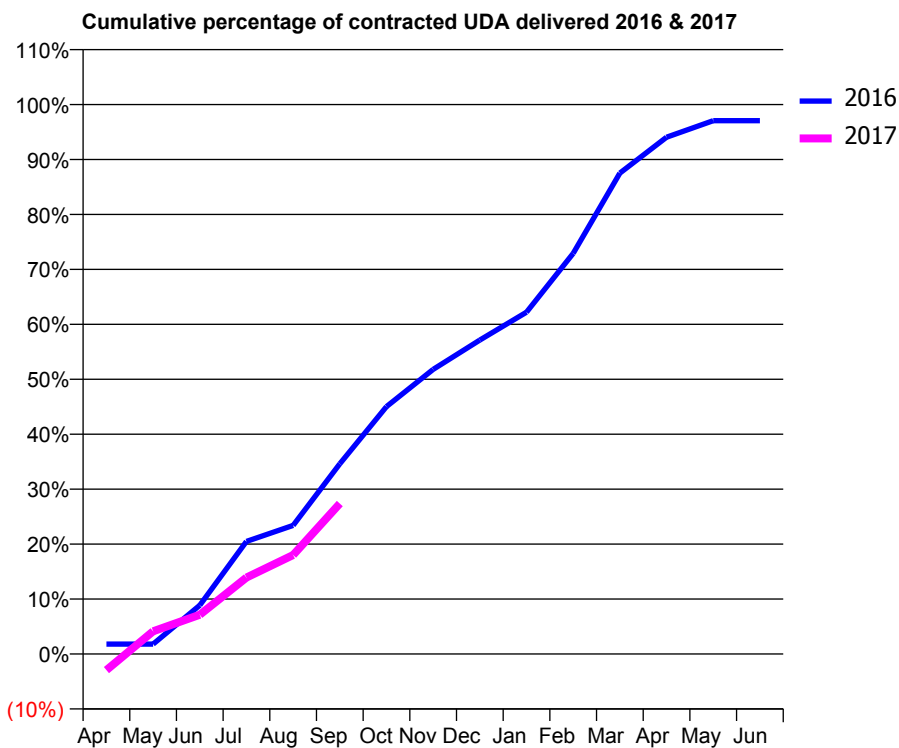
16/17 Contracted general activity (UDA)	13,947
Carry forward general activity (UDA)	410
16/17 Contracted orthodontic activity (UOA)	0
Carry forward orthodontic activity (UOA)	0
Baseline contract value	£411,571.57

### ACCESS\*

Patients seen in 24 months	Total	Change since previous quarter
Quarter ending September 2015	3,186	
Quarter ending December 2015	3,136	↓
Quarter ending March 2016	3,212	↑
Quarter ending June 2016	3,084	↓
Quarter ending September 2016	2,977	↓
<b>Variance since September 2015</b>	<b>(6.6%)</b>	<b>↓</b>



### ACTIVITY



Month	Adjusted Scheduled Activity (UDA)	
	2016	2017
April	251	-410
May	251	579
June	1,238	995
July	2,860	1,940
August	3,264	2,513
September	4,828	3,820
October	6,278	
November	7,225	
December	7,968	
January	8,677	
February	10,169	
March	12,208	
April	13,115	
May	13,537	
June	13,537	

### QUALITY

	Quantity	Base Number	Contract	AT	Region	England
% of FP17s for the same patient ID Re-attending within 3 months - Children	59	485	12.2%	10.0%	12.0%	12.4%
% of FP17s for the same patient ID Re-attending within 3 months - Adults	163	1,009	16.2%	15.3%	15.9%	16.7%
% of FP17s for the same patient ID Re-attending between 3 & 9 months - Children	163	485	33.6%	50.8%	58.6%	57.4%
% of FP17s for the same patient ID Re-attending between 3 & 9 months - Adults	327	1,009	32.4%	46.6%	51.6%	50.5%
% of FP17s for Band 1 Urgent Courses	126	1,257	10.0%	8.4%	8.0%	9.1%
% of FP17s Relating to Free Repair or Replacements	25	1,257	2.0%	0.7%	0.8%	0.8%
% of FP17s Relating to Continuations	2	1,257	0.2%	0.9%	1.3%	1.3%
% of Patients satisfied with the dentistry they have received	2	2	N/A	92.5%	93.1%	93.2%
% of Patients satisfied with the time they had to wait for an appointment	1	2	N/A	90.4%	89.1%	89.0%

\* This is based on patients treated on this contract for their most recent course of treatment. Figures in italics indicate the base number of FP17s or Patient Questionnaire responses are less than 100. N/A is shown where the base number of responses is less than 10 during the period. % is calculated as Quantity/Base number\*100

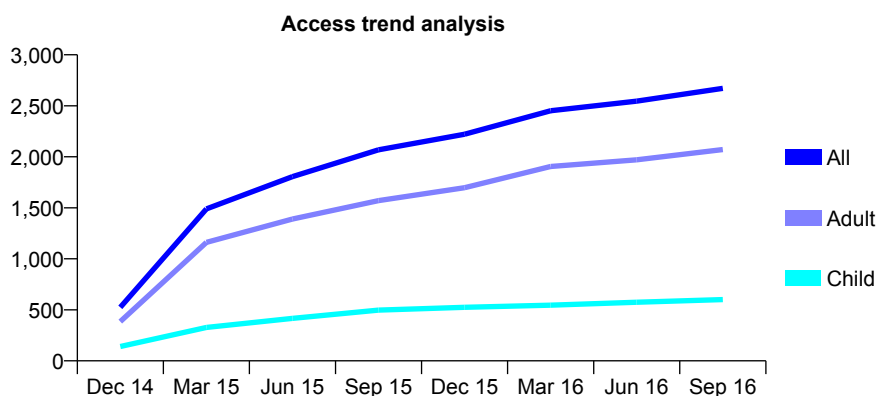
## Q54 - Vital Signs At a Glance Contract Report for 184780/0001 - September 2016

Name or company name	Short Heath Dental Practice
Contract type name	GDS Contract
Purpose of contract	General
Contract start date	15/10/2014
Contract end date	

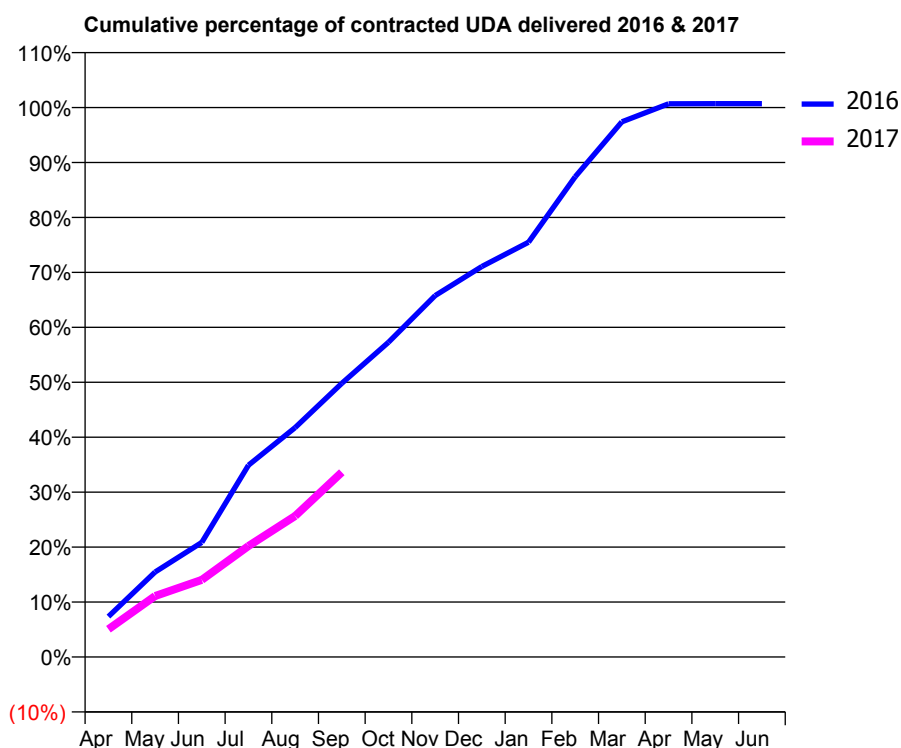
16/17 Contracted general activity (UDA)	7,926
Carry forward general activity (UDA)	-56
16/17 Contracted orthodontic activity (UOA)	0
Carry forward orthodontic activity (UOA)	0
Baseline contract value	£187,405.01

### ACCESS\*

Patients seen in 24 months	Total	Change since previous quarter
Quarter ending September 2015	2,068	
Quarter ending December 2015	2,222	↑
Quarter ending March 2016	2,451	↑
Quarter ending June 2016	2,546	↑
Quarter ending September 2016	2,671	↑
<b>Variance since September 2015</b>	<b>29.2%</b>	<b>↑</b>



### ACTIVITY



Month	Adjusted Scheduled Activity (UDA)	
	2016	2017
April	584	401
May	1,226	879
June	1,652	1,113
July	2,767	1,601
August	3,309	2,034
September	3,947	2,665
October	4,539	
November	5,213	
December	5,633	
January	5,983	
February	6,926	
March	7,719	
April	7,979	
May	7,982	
June	7,982	

### QUALITY

	Quantity	Base Number	Contract	AT	Region	England
% of FP17s for the same patient ID Re-attending within 3 months - Children	27	391	6.9%	10.0%	12.0%	12.4%
% of FP17s for the same patient ID Re-attending within 3 months - Adults	104	935	11.1%	15.3%	15.9%	16.7%
% of FP17s for the same patient ID Re-attending between 3 & 9 months - Children	209	391	53.5%	50.8%	58.6%	57.4%
% of FP17s for the same patient ID Re-attending between 3 & 9 months - Adults	389	935	41.6%	46.6%	51.6%	50.5%
% of FP17s for Band 1 Urgent Courses	47	1,194	3.9%	8.4%	8.0%	9.1%
% of FP17s Relating to Free Repair or Replacements	5	1,194	0.4%	0.7%	0.8%	0.8%
% of FP17s Relating to Continuations	40	1,194	3.4%	0.9%	1.3%	1.3%
% of Patients satisfied with the dentistry they have received	1	1	N/A	92.5%	93.1%	93.2%
% of Patients satisfied with the time they had to wait for an appointment	1	1	N/A	90.4%	89.1%	89.0%

\* This is based on patients treated on this contract for their most recent course of treatment. Figures in italics indicate the base number of FP17s or Patient Questionnaire responses are less than 100. N/A is shown where the base number of responses is less than 10 during the period. % is calculated as Quantity/Base number\*100

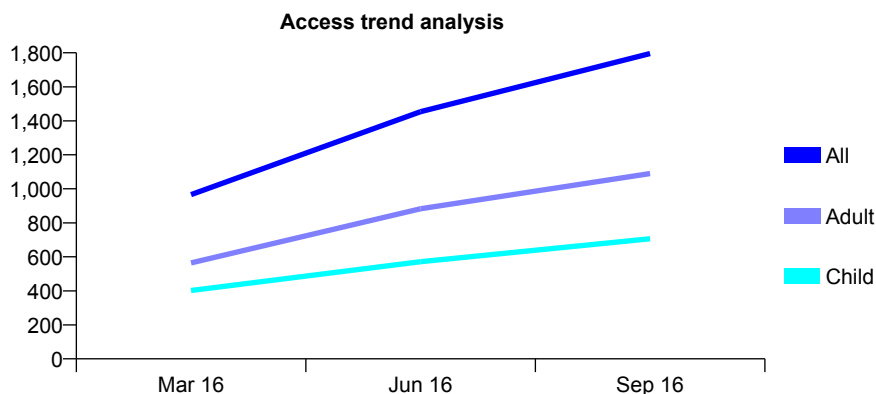
## Q54 - Vital Signs At a Glance Contract Report for 184926/0001 - September 2016

Name or company name	Mrs Jaspreet Kiran Kaur Pahal
Contract type name	GDS Contract
Purpose of contract	General and Orthodontic
Contract start date	01/01/2016
Contract end date	

16/17 Contracted general activity (UDA)	7,545
Carry forward general activity (UDA)	0
16/17 Contracted orthodontic activity (UOA)	451
Carry forward orthodontic activity (UOA)	-5
Baseline contract value	£204,900.35

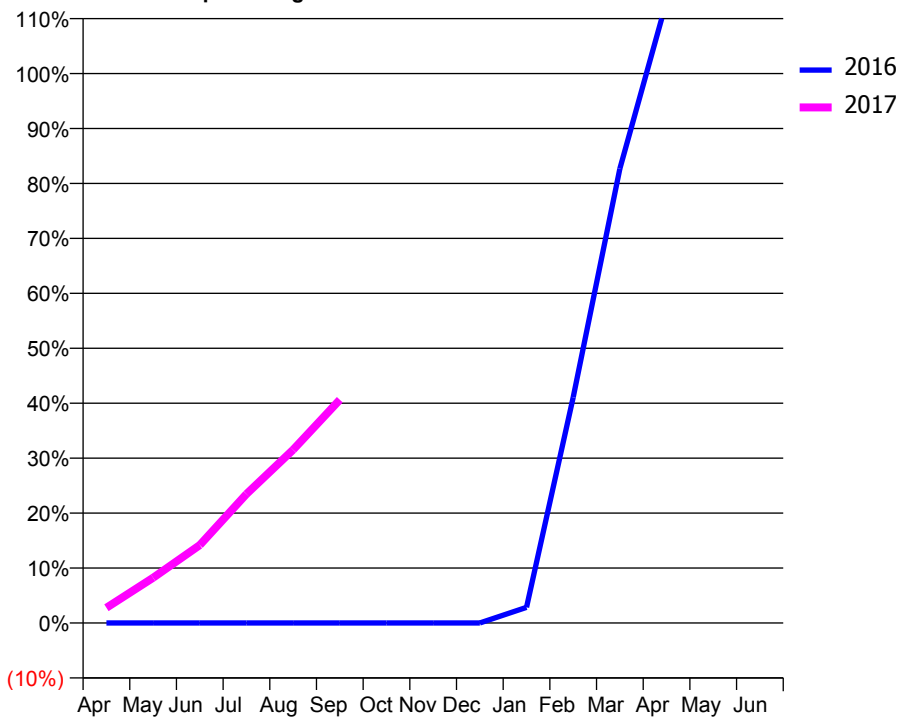
### ACCESS\*

Patients seen in 24 months	Total	Change since previous quarter
Quarter ending September 2015	0	
Quarter ending December 2015	0	
Quarter ending March 2016	966	
Quarter ending June 2016	1,454	↑
Quarter ending September 2016	1,796	↑
<b>Variance since September 2015</b>	N/A	



### ACTIVITY

Cumulative percentage of contracted UDA delivered 2016 & 2017



Month	Adjusted Scheduled Activity (UDA)	
	2016	2017
April	0	210
May	0	621
June	0	1,070
July	0	1,772
August	0	2,380
September	0	3,065
October	0	
November	0	
December	0	
January	54	
February	775	
March	1,560	
April	2,133	
May	2,129	
June	2,124	

### QUALITY

	Quantity	Base Number	Contract	AT	Region	England
% of FP17s for the same patient ID Re-attending within 3 months - Children	57	690	8.3%	10.0%	12.0%	12.4%
% of FP17s for the same patient ID Re-attending within 3 months - Adults	165	1,133	14.6%	15.3%	15.9%	16.7%
% of FP17s for the same patient ID Re-attending between 3 & 9 months - Children	201	690	29.1%	50.8%	58.6%	57.4%
% of FP17s for the same patient ID Re-attending between 3 & 9 months - Adults	312	1,133	27.5%	46.6%	51.6%	50.5%
% of FP17s for Band 1 Urgent Courses	141	1,554	9.1%	8.4%	8.0%	9.1%
% of FP17s Relating to Free Repair or Replacements	2	1,554	0.1%	0.7%	0.8%	0.8%
% of FP17s Relating to Continuations	0	1,554	0.0%	0.9%	1.3%	1.3%
% of Patients satisfied with the dentistry they have received	1	1	N/A	92.5%	93.1%	93.2%
% of Patients satisfied with the time they had to wait for an appointment	1	1	N/A	90.4%	89.1%	89.0%

\* This is based on patients treated on this contract for their most recent course of treatment. Figures in italics indicate the base number of FP17s or Patient Questionnaire responses are less than 100. N/A is shown where the base number of responses is less than 10 during the period. % is calculated as Quantity/Base number\*100



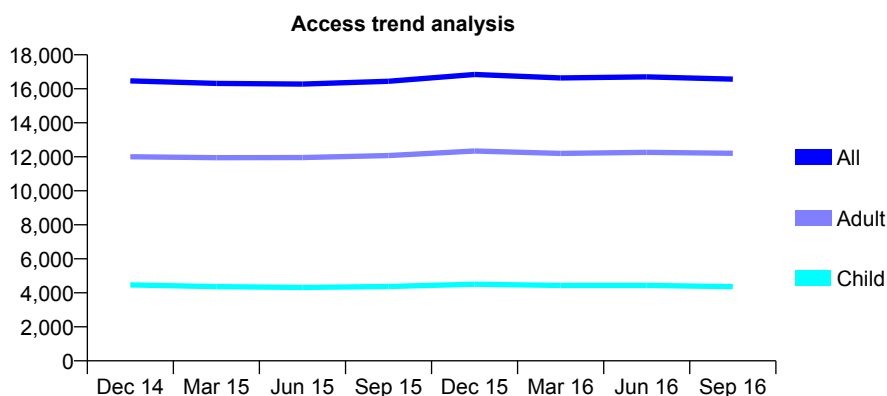
## Q54 - Vital Signs At a Glance Contract Report for 186813/0001 - September 2016

Name or company name	The Smile Centre(Birmingham) Ltd
Contract type name	GDS Contract
Purpose of contract	General and Orthodontic
Contract start date	28/06/2012
Contract end date	

16/17 Contracted general activity (UDA)	45,908
Carry forward general activity (UDA)	60
16/17 Contracted orthodontic activity (UOA)	0
Carry forward orthodontic activity (UOA)	0
Baseline contract value	£1,140,025.15

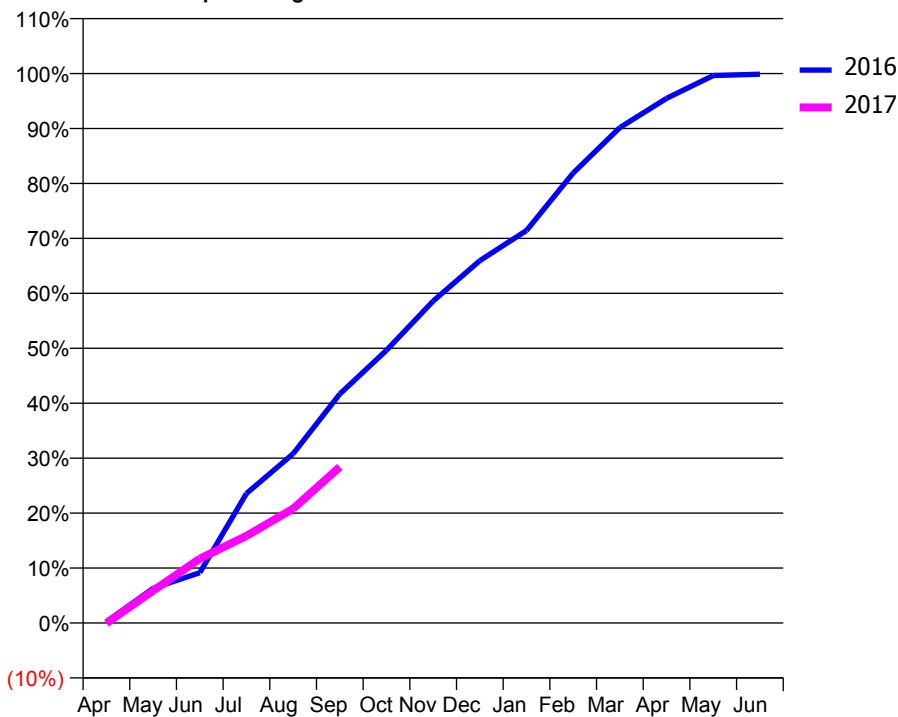
### ACCESS\*

Patients seen in 24 months	Total	Change since previous quarter
Quarter ending September 2015	16,447	
Quarter ending December 2015	16,846	↑
Quarter ending March 2016	16,637	↓
Quarter ending June 2016	16,700	→
Quarter ending September 2016	16,572	→
<b>Variance since September 2015</b>	<b>0.8%</b>	<b>→</b>



### ACTIVITY

Cumulative percentage of contracted UDA delivered 2016 & 2017



Month	Adjusted Scheduled Activity (UDA)	
	2016	2017
April	102	-28
May	2,904	2,706
June	4,208	5,378
July	10,821	7,282
August	14,141	9,549
September	19,134	13,040
October	22,783	
November	26,891	
December	30,272	
January	32,790	
February	37,585	
March	41,392	
April	43,826	
May	45,731	
June	45,843	

### QUALITY

	Quantity	Base Number	Contract	AT	Region	England
% of FP17s for the same patient ID Re-attending within 3 months - Children	112	1,941	5.8%	10.0%	12.0%	12.4%
% of FP17s for the same patient ID Re-attending within 3 months - Adults	795	5,439	14.6%	15.3%	15.9%	16.7%
% of FP17s for the same patient ID Re-attending between 3 & 9 months - Children	772	1,941	39.8%	50.8%	58.6%	57.4%
% of FP17s for the same patient ID Re-attending between 3 & 9 months - Adults	2,172	5,439	39.9%	46.6%	51.6%	50.5%
% of FP17s for Band 1 Urgent Courses	159	5,183	3.1%	8.4%	8.0%	9.1%
% of FP17s Relating to Free Repair or Replacements	55	5,183	1.1%	0.7%	0.8%	0.8%
% of FP17s Relating to Continuations	86	5,183	1.7%	0.9%	1.3%	1.3%
% of Patients satisfied with the dentistry they have received	5	5	N/A	92.5%	93.1%	93.2%
% of Patients satisfied with the time they had to wait for an appointment	5	5	N/A	90.4%	89.1%	89.0%

\* This is based on patients treated on this contract for their most recent course of treatment. Figures in italics indicate the base number of FP17s or Patient Questionnaire responses are less than 100. N/A is shown where the base number of responses is less than 10 during the period. % is calculated as Quantity/Base number\*100

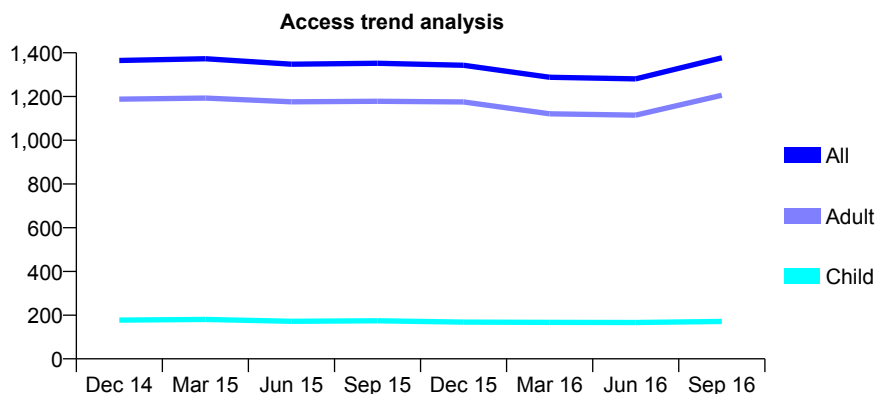
## Q54 - Vital Signs At a Glance Contract Report for 188441/0001 - September 2016

Name or company name	Mr Sukhbir Singh & Mr L A Shiels
Contract type name	GDS Contract
Purpose of contract	General
Contract start date	01/12/2011
Contract end date	

16/17 Contracted general activity (UDA)	4,374
Carry forward general activity (UDA)	119
16/17 Contracted orthodontic activity (UOA)	0
Carry forward orthodontic activity (UOA)	0
Baseline contract value	£95,928.83

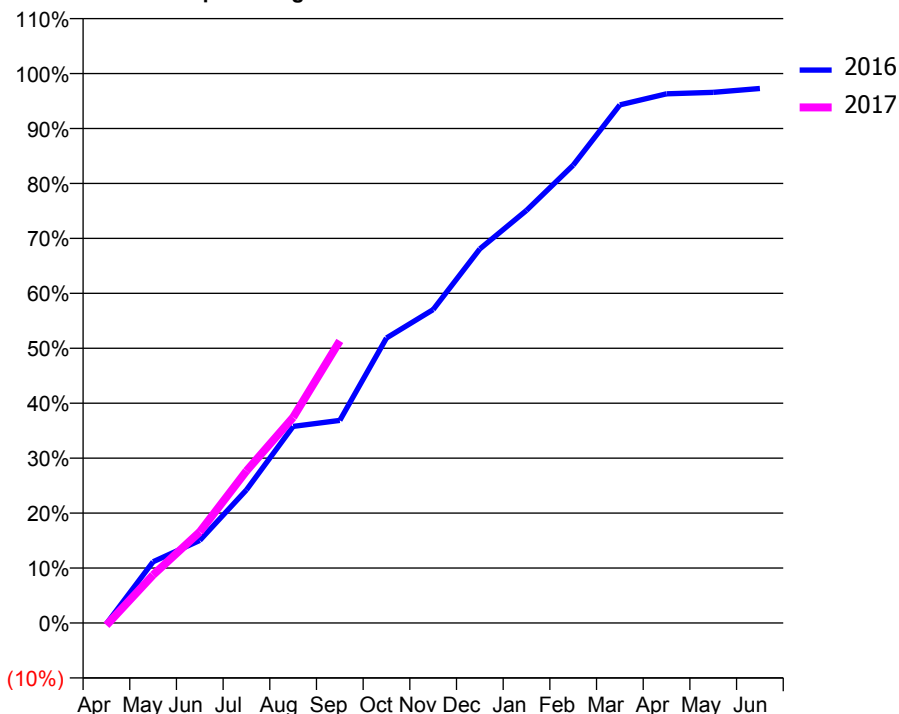
### ACCESS\*

Patients seen in 24 months	Total	Change since previous quarter
Quarter ending September 2015	1,352	
Quarter ending December 2015	1,343	→
Quarter ending March 2016	1,288	↓
Quarter ending June 2016	1,281	→
Quarter ending September 2016	1,377	↑
<b>Variance since September 2015</b>	<b>1.8%</b>	<b>→</b>



### ACTIVITY

Cumulative percentage of contracted UDA delivered 2016 & 2017



Month	Adjusted Scheduled Activity (UDA)	
	2016	2017
April	-7	-18
May	488	383
June	657	725
July	1,060	1,211
August	1,565	1,637
September	1,613	2,245
October	2,269	
November	2,495	
December	2,978	
January	3,284	
February	3,644	
March	4,124	
April	4,212	
May	4,224	
June	4,255	

### QUALITY

	Quantity	Base Number	Contract	AT	Region	England
% of FP17s for the same patient ID Re-attending within 3 months - Children	0	99	0.0%	10.0%	12.0%	12.4%
% of FP17s for the same patient ID Re-attending within 3 months - Adults	86	810	10.6%	15.3%	15.9%	16.7%
% of FP17s for the same patient ID Re-attending between 3 & 9 months - Children	24	99	24.2%	50.8%	58.6%	57.4%
% of FP17s for the same patient ID Re-attending between 3 & 9 months - Adults	282	810	34.8%	46.6%	51.6%	50.5%
% of FP17s for Band 1 Urgent Courses	37	868	4.3%	8.4%	8.0%	9.1%
% of FP17s Relating to Free Repair or Replacements	6	868	0.7%	0.7%	0.8%	0.8%
% of FP17s Relating to Continuations	24	868	2.8%	0.9%	1.3%	1.3%
% of Patients satisfied with the dentistry they have received	3	3	N/A	92.5%	93.1%	93.2%
% of Patients satisfied with the time they had to wait for an appointment	3	3	N/A	90.4%	89.1%	89.0%

\* This is based on patients treated on this contract for their most recent course of treatment. Figures in italics indicate the base number of FP17s or Patient Questionnaire responses are less than 100. N/A is shown where the base number of responses is less than 10 during the period. % is calculated as Quantity/Base number\*100

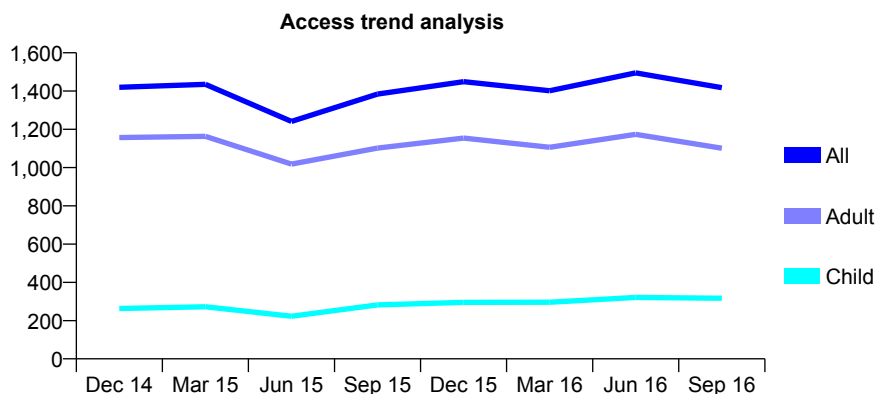
## Q54 - Vital Signs At a Glance Contract Report for 188441/0002 - September 2016

Name or company name	Mr Sukhbir Singh & Mr L A Shiels
Contract type name	GDS Contract
Purpose of contract	General
Contract start date	01/12/2011
Contract end date	

16/17 Contracted general activity (UDA)	3,685
Carry forward general activity (UDA)	-2
16/17 Contracted orthodontic activity (UOA)	0
Carry forward orthodontic activity (UOA)	0
Baseline contract value	£73,157.73

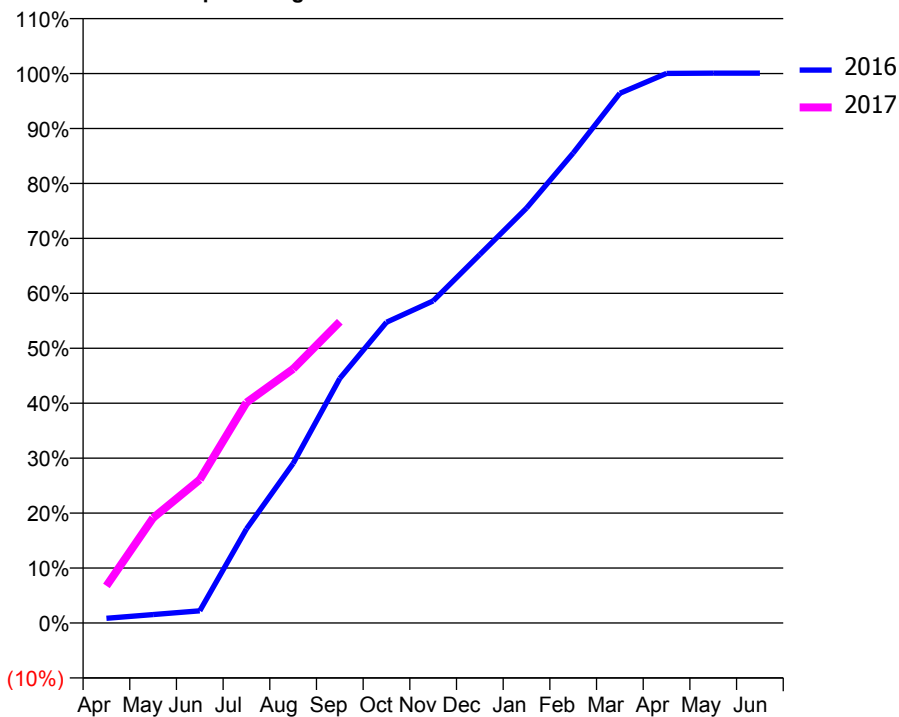
### ACCESS\*

Patients seen in 24 months	Total	Change since previous quarter
Quarter ending September 2015	1,384	
Quarter ending December 2015	1,449	↑
Quarter ending March 2016	1,402	↓
Quarter ending June 2016	1,495	↑
Quarter ending September 2016	1,418	↓
<b>Variance since September 2015</b>	<b>2.5%</b>	<b>↑</b>



### ACTIVITY

Cumulative percentage of contracted UDA delivered 2016 & 2017



Month	Adjusted Scheduled Activity (UDA)	
	2016	2017
April	32	249
May	57	705
June	82	962
July	631	1,479
August	1,070	1,704
September	1,640	2,021
October	2,017	
November	2,160	
December	2,472	
January	2,783	
February	3,151	
March	3,553	
April	3,686	
May	3,687	
June	3,687	

### QUALITY

	Quantity	Base Number	Contract	AT	Region	England
% of FP17s for the same patient ID Re-attending within 3 months - Children	15	231	6.5%	10.0%	12.0%	12.4%
% of FP17s for the same patient ID Re-attending within 3 months - Adults	47	678	6.9%	15.3%	15.9%	16.7%
% of FP17s for the same patient ID Re-attending between 3 & 9 months - Children	77	231	33.3%	50.8%	58.6%	57.4%
% of FP17s for the same patient ID Re-attending between 3 & 9 months - Adults	198	678	29.2%	46.6%	51.6%	50.5%
% of FP17s for Band 1 Urgent Courses	53	861	6.2%	8.4%	8.0%	9.1%
% of FP17s Relating to Free Repair or Replacements	0	861	0.0%	0.7%	0.8%	0.8%
% of FP17s Relating to Continuations	8	861	0.9%	0.9%	1.3%	1.3%
% of Patients satisfied with the dentistry they have received	4	4	N/A	92.5%	93.1%	93.2%
% of Patients satisfied with the time they had to wait for an appointment	4	4	N/A	90.4%	89.1%	89.0%

\* This is based on patients treated on this contract for their most recent course of treatment. Figures in italics indicate the base number of FP17s or Patient Questionnaire responses are less than 100. N/A is shown where the base number of responses is less than 10 during the period. % is calculated as Quantity/Base number\*100

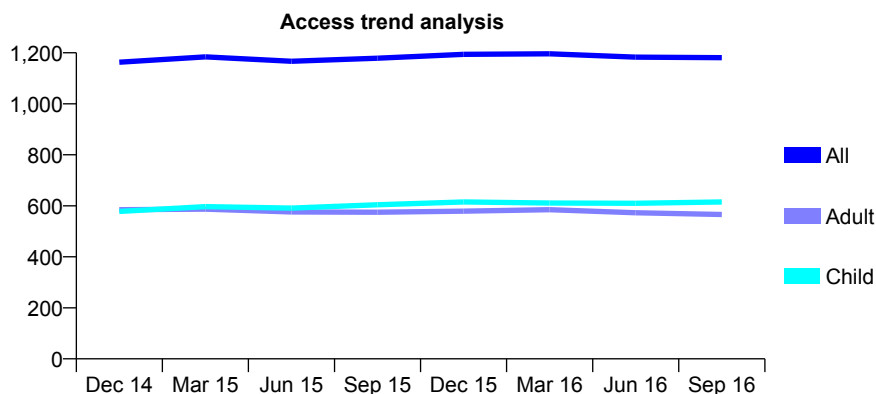
## Q54 - Vital Signs At a Glance Contract Report for 188514/0001 - September 2016

Name or company name	The Wall Heath Dental Practice
Contract type name	GDS Contract
Purpose of contract	General
Contract start date	01/09/2008
Contract end date	

16/17 Contracted general activity (UDA)	3,710
Carry forward general activity (UDA)	61
16/17 Contracted orthodontic activity (UOA)	0
Carry forward orthodontic activity (UOA)	0
Baseline contract value	£97,585.38

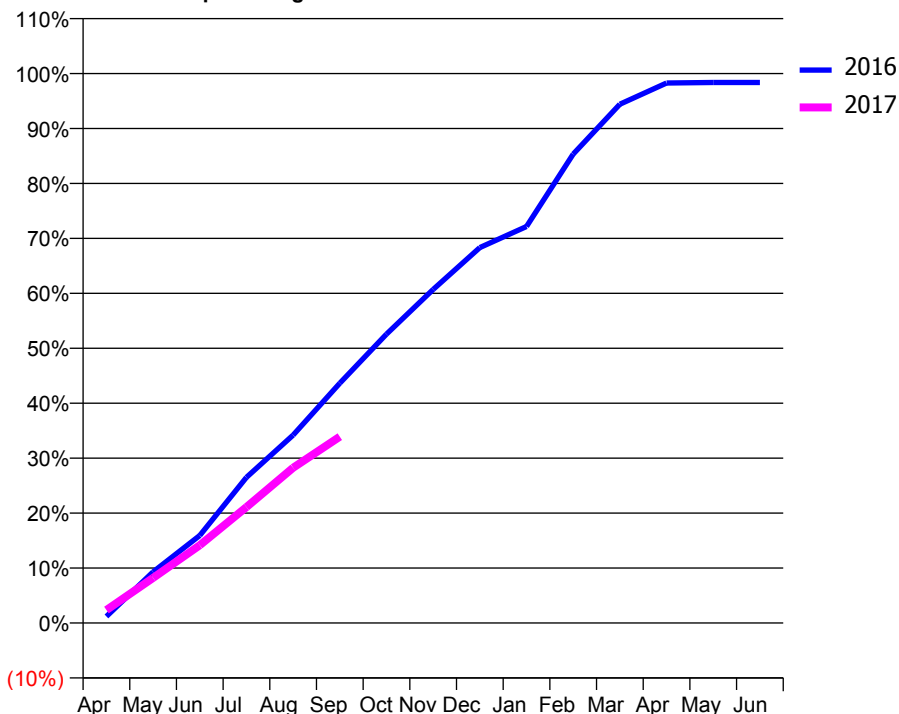
### ACCESS\*

Patients seen in 24 months	Total	Change since previous quarter
Quarter ending September 2015	1,179	
Quarter ending December 2015	1,194	→
Quarter ending March 2016	1,196	→
Quarter ending June 2016	1,183	↓
Quarter ending September 2016	1,181	→
<b>Variance since September 2015</b>	<b>0.2%</b>	<b>→</b>



### ACTIVITY

Cumulative percentage of contracted UDA delivered 2016 & 2017



Month	Adjusted Scheduled Activity (UDA)	
	2016	2017
April	45	88
May	345	305
June	591	525
July	984	783
August	1,269	1,048
September	1,619	1,258
October	1,951	
November	2,252	
December	2,535	
January	2,677	
February	3,166	
March	3,502	
April	3,646	
May	3,649	
June	3,649	

### QUALITY

	Quantity	Base Number	Contract	AT	Region	England
% of FP17s for the same patient ID Re-attending within 3 months - Children	42	542	7.7%	10.0%	12.0%	12.4%
% of FP17s for the same patient ID Re-attending within 3 months - Adults	58	352	16.5%	15.3%	15.9%	16.7%
% of FP17s for the same patient ID Re-attending between 3 & 9 months - Children	393	542	72.5%	50.8%	58.6%	57.4%
% of FP17s for the same patient ID Re-attending between 3 & 9 months - Adults	216	352	61.4%	46.6%	51.6%	50.5%
% of FP17s for Band 1 Urgent Courses	41	824	5.0%	8.4%	8.0%	9.1%
% of FP17s Relating to Free Repair or Replacements	0	824	0.0%	0.7%	0.8%	0.8%
% of FP17s Relating to Continuations	15	824	1.8%	0.9%	1.3%	1.3%
% of Patients satisfied with the dentistry they have received	0	0	N/A	92.5%	93.1%	93.2%
% of Patients satisfied with the time they had to wait for an appointment	0	0	N/A	90.4%	89.1%	89.0%

\* This is based on patients treated on this contract for their most recent course of treatment. Figures in italics indicate the base number of FP17s or Patient Questionnaire responses are less than 100. N/A is shown where the base number of responses is less than 10 during the period. % is calculated as Quantity/Base number\*100

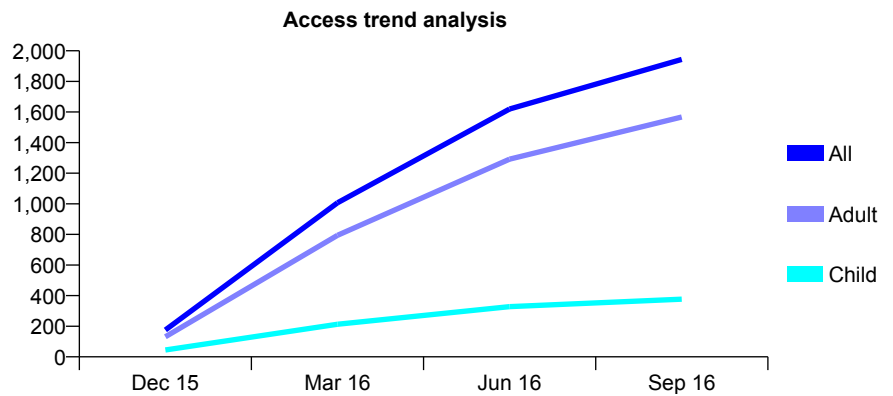
## Q54 - Vital Signs At a Glance Contract Report for 189030/0001 - September 2016

Name or company name	Wordsley Dental Practice
Contract type name	GDS Contract
Purpose of contract	General
Contract start date	01/12/2015
Contract end date	

16/17 Contracted general activity (UDA)	6,934
Carry forward general activity (UDA)	0
16/17 Contracted orthodontic activity (UOA)	0
Carry forward orthodontic activity (UOA)	0
Baseline contract value	£151,273.10

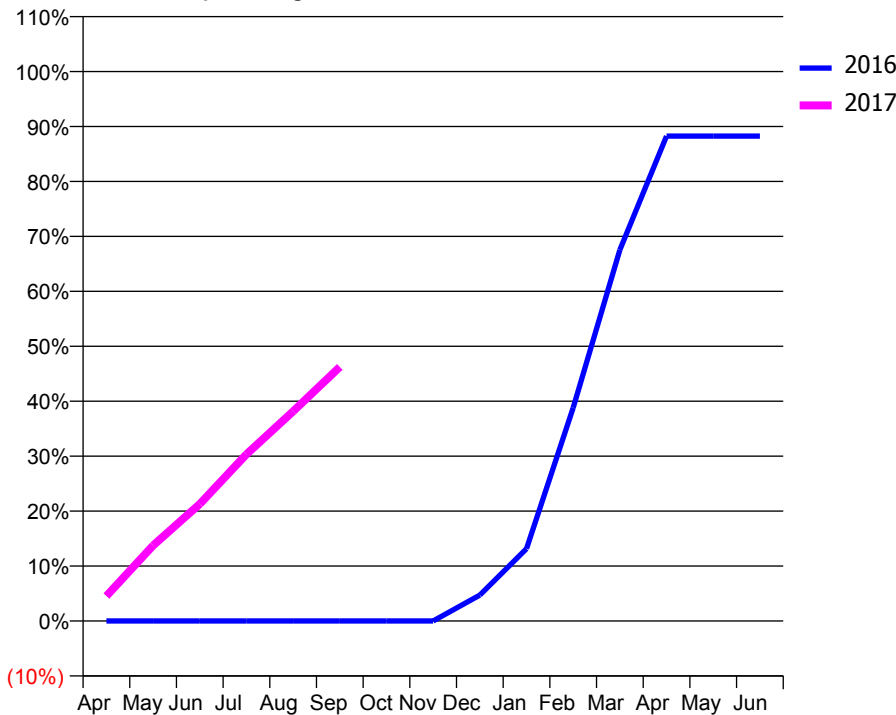
### ACCESS\*

Patients seen in 24 months	Total	Change since previous quarter
Quarter ending September 2015	0	
Quarter ending December 2015	176	↑
Quarter ending March 2016	1,007	↑
Quarter ending June 2016	1,620	↑
Quarter ending September 2016	1,944	↑
<b>Variance since September 2015</b>	N/A	



### ACTIVITY

Cumulative percentage of contracted UDA delivered 2016 & 2017



Month	Adjusted Scheduled Activity (UDA)	
	2016	2017
April	0	316
May	0	953
June	0	1,476
July	0	2,104
August	0	2,647
September	0	3,207
October	0	
November	0	
December	109	
January	304	
February	897	
March	1,561	
April	2,040	
May	2,040	
June	2,040	

### QUALITY

	Quantity	Base Number	Contract	AT	Region	England
% of FP17s for the same patient ID Re-attending within 3 months - Children	8	320	2.5%	10.0%	12.0%	12.4%
% of FP17s for the same patient ID Re-attending within 3 months - Adults	132	1,403	9.4%	15.3%	15.9%	16.7%
% of FP17s for the same patient ID Re-attending between 3 & 9 months - Children	71	320	22.2%	50.8%	58.6%	57.4%
% of FP17s for the same patient ID Re-attending between 3 & 9 months - Adults	364	1,403	25.9%	46.6%	51.6%	50.5%
% of FP17s for Band 1 Urgent Courses	80	1,525	5.2%	8.4%	8.0%	9.1%
% of FP17s Relating to Free Repair or Replacements	6	1,525	0.4%	0.7%	0.8%	0.8%
% of FP17s Relating to Continuations	40	1,525	2.6%	0.9%	1.3%	1.3%
% of Patients satisfied with the dentistry they have received	1	1	N/A	92.5%	93.1%	93.2%
% of Patients satisfied with the time they had to wait for an appointment	1	1	N/A	90.4%	89.1%	89.0%

\* This is based on patients treated on this contract for their most recent course of treatment. Figures in italics indicate the base number of FP17s or Patient Questionnaire responses are less than 100. N/A is shown where the base number of responses is less than 10 during the period. % is calculated as Quantity/Base number\*100

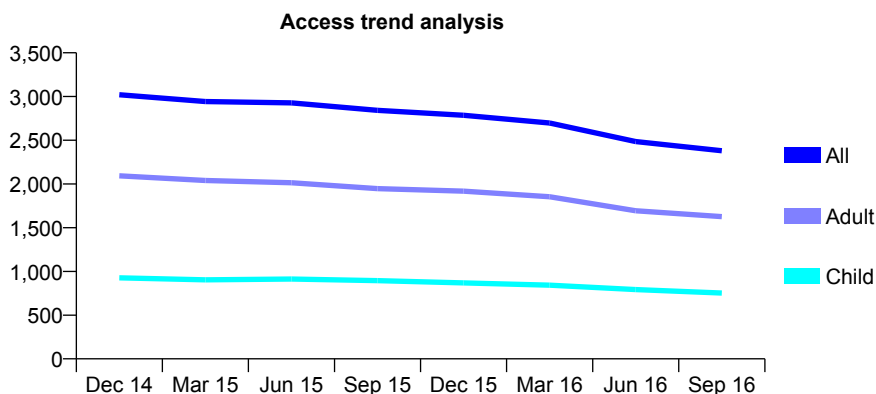
## Q54 - Vital Signs At a Glance Contract Report for 189758/0001 - September 2016

Name or company name	Stratford Road Dental Surgery
Contract type name	GDS Contract
Purpose of contract	General
Contract start date	01/06/2011
Contract end date	

16/17 Contracted general activity (UDA)	14,796
Carry forward general activity (UDA)	551
16/17 Contracted orthodontic activity (UOA)	0
Carry forward orthodontic activity (UOA)	0
Baseline contract value	£398,946.67

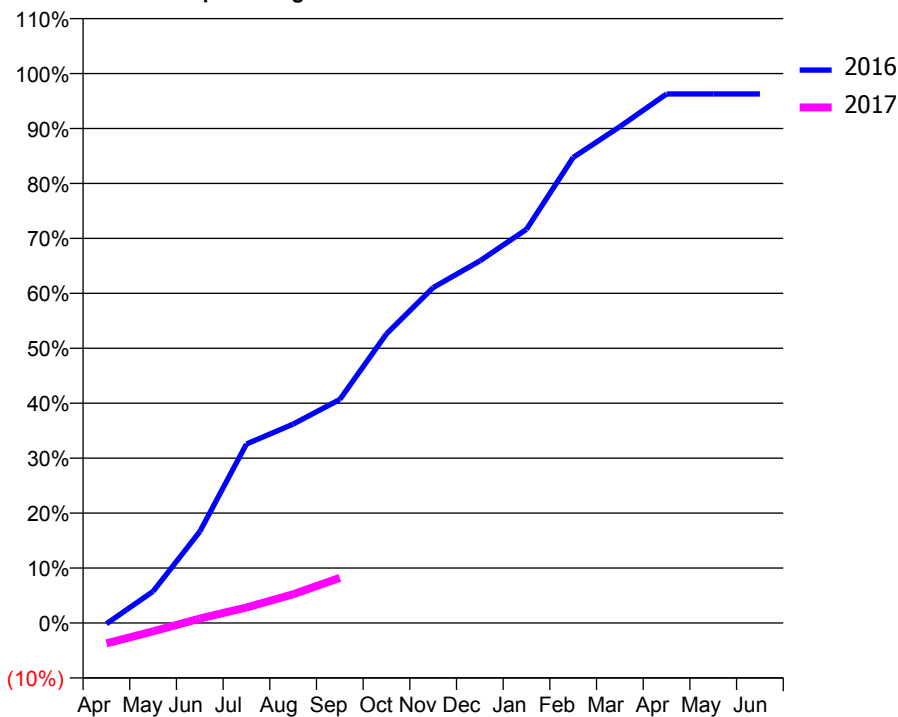
### ACCESS\*

Patients seen in 24 months	Total	Change since previous quarter
Quarter ending September 2015	2,842	
Quarter ending December 2015	2,786	↓
Quarter ending March 2016	2,697	↓
Quarter ending June 2016	2,485	↓
Quarter ending September 2016	2,380	↓
<b>Variance since September 2015</b>	<b>(16.3%)</b>	<b>↓</b>



### ACTIVITY

Cumulative percentage of contracted UDA delivered 2016 & 2017



Adjusted Scheduled Activity (UDA)

Month	2016	2017
April	-22	-551
May	854	-229
June	2,461	120
July	4,821	419
August	5,356	772
September	6,021	1,217
October	7,787	
November	9,033	
December	9,750	
January	10,600	
February	12,537	
March	13,365	
April	14,245	
May	14,245	
June	14,245	

### QUALITY

	Quantity	Base Number	Contract	AT	Region	England
% of FP17s for the same patient ID Re-attending within 3 months - Children	7	265	2.6%	10.0%	12.0%	12.4%
% of FP17s for the same patient ID Re-attending within 3 months - Adults	49	570	8.6%	15.3%	15.9%	16.7%
% of FP17s for the same patient ID Re-attending between 3 & 9 months - Children	61	265	23.0%	50.8%	58.6%	57.4%
% of FP17s for the same patient ID Re-attending between 3 & 9 months - Adults	185	570	32.5%	46.6%	51.6%	50.5%
% of FP17s for Band 1 Urgent Courses	84	655	12.8%	8.4%	8.0%	9.1%
% of FP17s Relating to Free Repair or Replacements	1	655	0.2%	0.7%	0.8%	0.8%
% of FP17s Relating to Continuations	0	655	0.0%	0.9%	1.3%	1.3%
% of Patients satisfied with the dentistry they have received	1	1	N/A	92.5%	93.1%	93.2%
% of Patients satisfied with the time they had to wait for an appointment	1	1	N/A	90.4%	89.1%	89.0%

\* This is based on patients treated on this contract for their most recent course of treatment. Figures in italics indicate the base number of FP17s or Patient Questionnaire responses are less than 100. N/A is shown where the base number of responses is less than 10 during the period. % is calculated as Quantity/Base number\*100

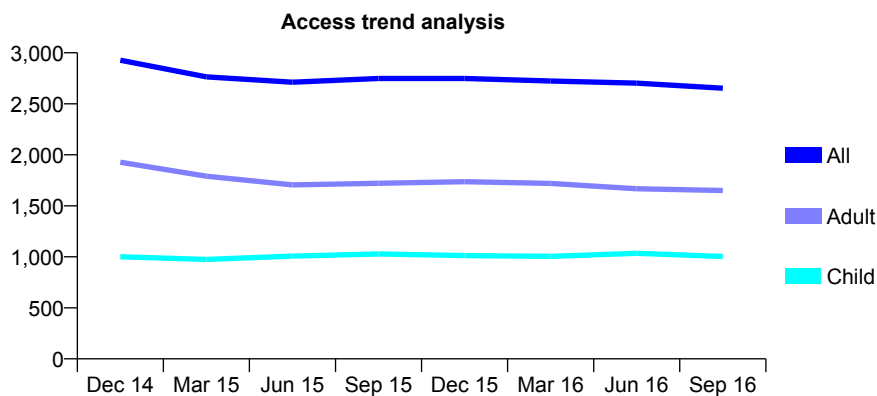
## Q54 - Vital Signs At a Glance Contract Report for 190012/0001 - September 2016

Name or company name	Smile by Smile Wolverhampton
Contract type name	GDS Contract
Purpose of contract	General
Contract start date	01/10/2012
Contract end date	

16/17 Contracted general activity (UDA)	6,174
Carry forward general activity (UDA)	35
16/17 Contracted orthodontic activity (UOA)	0
Carry forward orthodontic activity (UOA)	0
Baseline contract value	£135,117.67

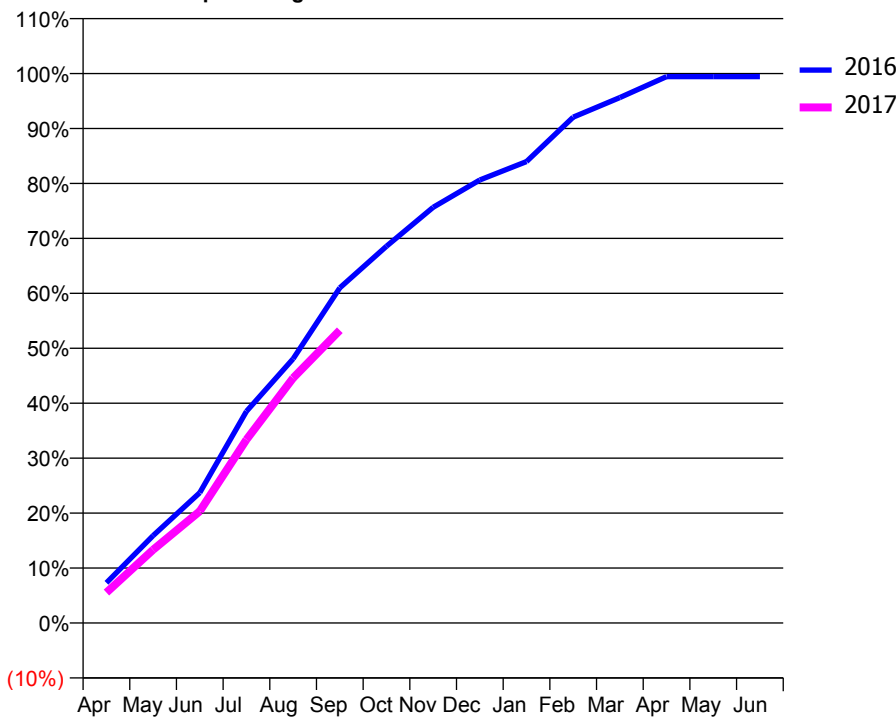
### ACCESS\*

Patients seen in 24 months	Total	Change since previous quarter
Quarter ending September 2015	2,749	
Quarter ending December 2015	2,749	→
Quarter ending March 2016	2,724	→
Quarter ending June 2016	2,702	→
Quarter ending September 2016	2,653	↓
<b>Variance since September 2015</b>	<b>(3.5%)</b>	<b>↓</b>



### ACTIVITY

Cumulative percentage of contracted UDA delivered 2016 & 2017



Adjusted Scheduled Activity (UDA)

Month	2016	2017
April	452	342
May	982	824
June	1,464	1,257
July	2,378	2,061
August	2,969	2,753
September	3,765	3,290
October	4,234	
November	4,671	
December	4,978	
January	5,185	
February	5,683	
March	5,904	
April	6,139	
May	6,139	
June	6,139	

### QUALITY

	Quantity	Base Number	Contract	AT	Region	England
% of FP17s for the same patient ID Re-attending within 3 months - Children	43	789	5.4%	10.0%	12.0%	12.4%
% of FP17s for the same patient ID Re-attending within 3 months - Adults	100	1,149	8.7%	15.3%	15.9%	16.7%
% of FP17s for the same patient ID Re-attending between 3 & 9 months - Children	502	789	63.6%	50.8%	58.6%	57.4%
% of FP17s for the same patient ID Re-attending between 3 & 9 months - Adults	335	1,149	29.2%	46.6%	51.6%	50.5%
% of FP17s for Band 1 Urgent Courses	89	1,823	4.9%	8.4%	8.0%	9.1%
% of FP17s Relating to Free Repair or Replacements	1	1,823	0.1%	0.7%	0.8%	0.8%
% of FP17s Relating to Continuations	1	1,823	0.1%	0.9%	1.3%	1.3%
% of Patients satisfied with the dentistry they have received	2	3	N/A	92.5%	93.1%	93.2%
% of Patients satisfied with the time they had to wait for an appointment	3	3	N/A	90.4%	89.1%	89.0%

\* This is based on patients treated on this contract for their most recent course of treatment. Figures in italics indicate the base number of FP17s or Patient Questionnaire responses are less than 100. N/A is shown where the base number of responses is less than 10 during the period. % is calculated as Quantity/Base number\*100

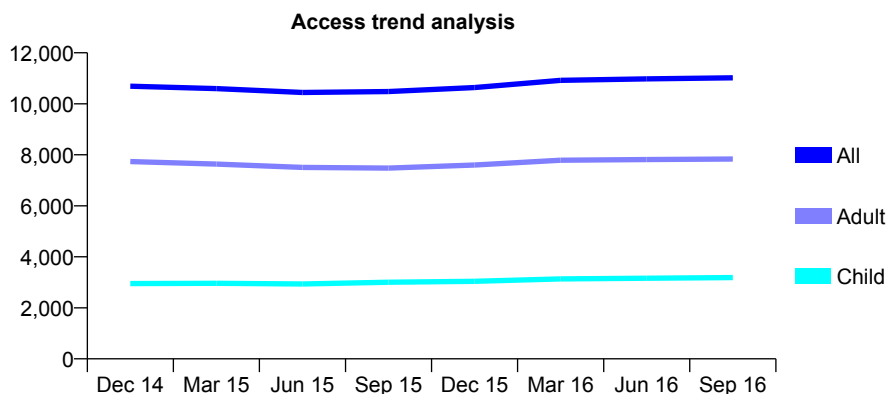
## Q54 - Vital Signs At a Glance Contract Report for 190195/0008 - September 2016

Name or company name	Xeon Smiles UK Ltd
Contract type name	GDS Contract
Purpose of contract	General
Contract start date	01/04/2010
Contract end date	

16/17 Contracted general activity (UDA)	29,744
Carry forward general activity (UDA)	-388
16/17 Contracted orthodontic activity (UOA)	0
Carry forward orthodontic activity (UOA)	0
Baseline contract value	£719,601.00

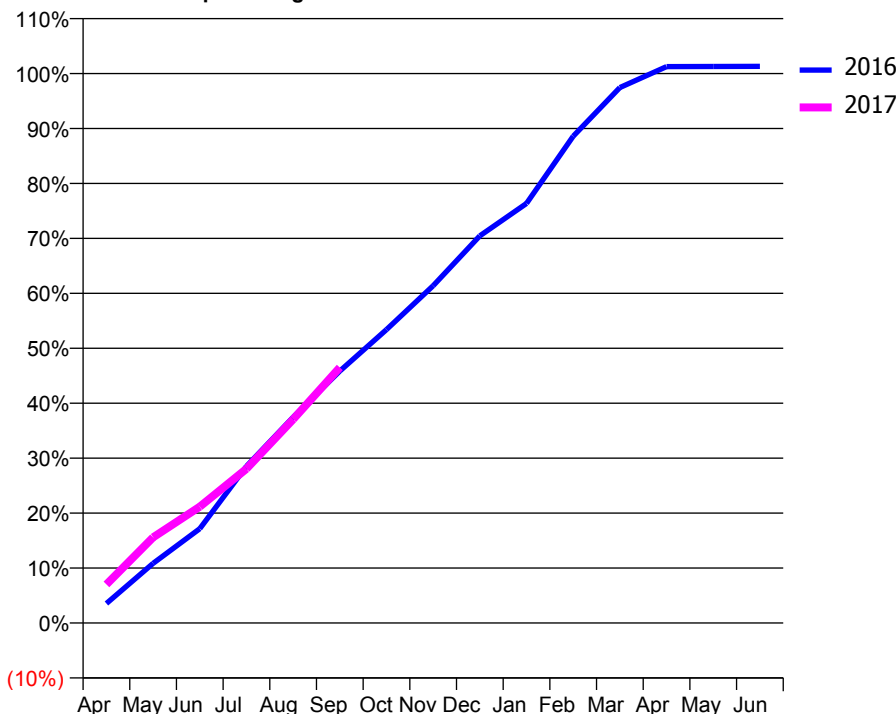
### ACCESS\*

Patients seen in 24 months	Total	Change since previous quarter
Quarter ending September 2015	10,482	
Quarter ending December 2015	10,638	→
Quarter ending March 2016	10,921	↑
Quarter ending June 2016	10,976	→
Quarter ending September 2016	11,020	→
<b>Variance since September 2015</b>	<b>5.1%</b>	<b>↑</b>



### ACTIVITY

Cumulative percentage of contracted UDA delivered 2016 & 2017



Adjusted Scheduled Activity (UDA)

Month	2016	2017
April	1,059	2,091
May	3,230	4,635
June	5,108	6,300
July	8,483	8,348
August	11,142	11,023
September	13,635	13,837
October	15,880	
November	18,256	
December	20,955	
January	22,714	
February	26,351	
March	28,986	
April	30,120	
May	30,126	
June	30,132	

### QUALITY

	Quantity	Base Number	Contract	AT	Region	England
% of FP17s for the same patient ID Re-attending within 3 months - Children	90	2,088	4.3%	10.0%	12.0%	12.4%
% of FP17s for the same patient ID Re-attending within 3 months - Adults	545	4,492	12.1%	15.3%	15.9%	16.7%
% of FP17s for the same patient ID Re-attending between 3 & 9 months - Children	1,122	2,088	53.7%	50.8%	58.6%	57.4%
% of FP17s for the same patient ID Re-attending between 3 & 9 months - Adults	1,932	4,492	43.0%	46.6%	51.6%	50.5%
% of FP17s for Band 1 Urgent Courses	508	6,038	8.4%	8.4%	8.0%	9.1%
% of FP17s Relating to Free Repair or Replacements	54	6,038	0.9%	0.7%	0.8%	0.8%
% of FP17s Relating to Continuations	11	6,038	0.2%	0.9%	1.3%	1.3%
% of Patients satisfied with the dentistry they have received	3	3	N/A	92.5%	93.1%	93.2%
% of Patients satisfied with the time they had to wait for an appointment	2	3	N/A	90.4%	89.1%	89.0%

\* This is based on patients treated on this contract for their most recent course of treatment. Figures in italics indicate the base number of FP17s or Patient Questionnaire responses are less than 100. N/A is shown where the base number of responses is less than 10 during the period. % is calculated as Quantity/Base number\*100



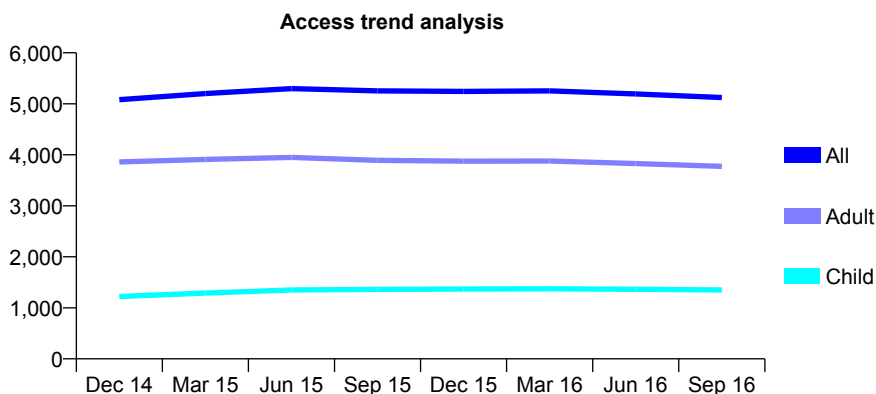
## Q54 - Vital Signs At a Glance Contract Report for 190195/0019 - September 2016

Name or company name	Xeon Smiles UK Ltd
Contract type name	GDS Contract
Purpose of contract	General
Contract start date	18/07/2012
Contract end date	

16/17 Contracted general activity (UDA)	16,944
Carry forward general activity (UDA)	0
16/17 Contracted orthodontic activity (UOA)	0
Carry forward orthodontic activity (UOA)	0
Baseline contract value	£400,504.98

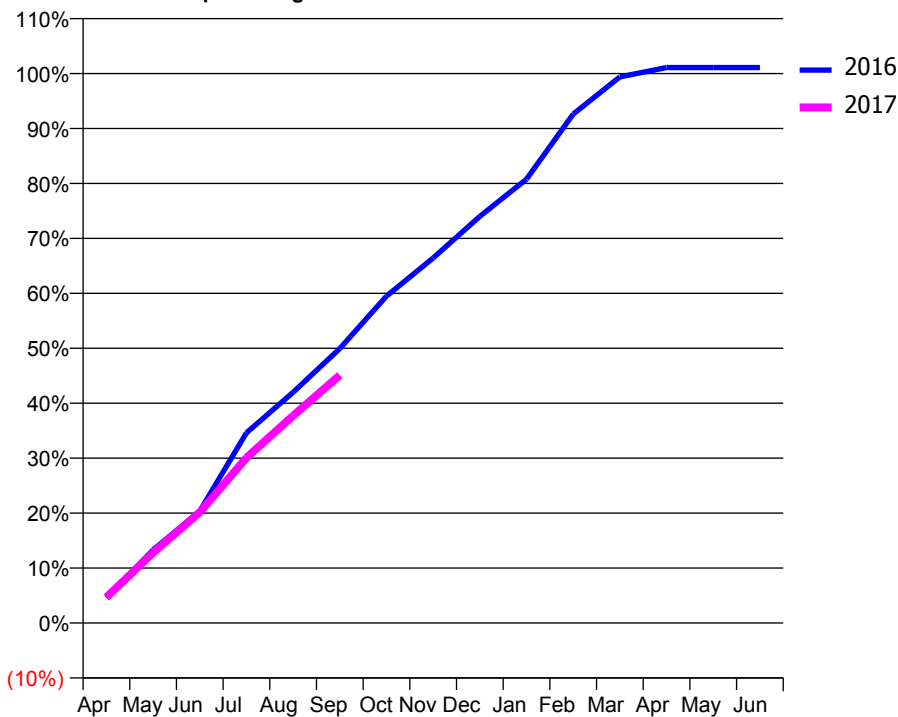
### ACCESS\*

Patients seen in 24 months	Total	Change since previous quarter
Quarter ending September 2015	5,253	
Quarter ending December 2015	5,244	→
Quarter ending March 2016	5,253	→
Quarter ending June 2016	5,193	↓
Quarter ending September 2016	5,124	↓
<b>Variance since September 2015</b>	<b>(2.5%)</b>	<b>↓</b>



### ACTIVITY

Cumulative percentage of contracted UDA delivered 2016 & 2017



Month	Adjusted Scheduled Activity (UDA)	
	2016	2017
April	779	793
May	2,255	2,168
June	3,454	3,413
July	5,867	5,097
August	7,114	6,392
September	8,463	7,643
October	10,080	
November	11,255	
December	12,539	
January	13,686	
February	15,691	
March	16,839	
April	17,126	
May	17,129	
June	17,129	

### QUALITY

	Quantity	Base Number	Contract	AT	Region	England
% of FP17s for the same patient ID Re-attending within 3 months - Children	83	1,001	8.3%	10.0%	12.0%	12.4%
% of FP17s for the same patient ID Re-attending within 3 months - Adults	518	2,333	22.2%	15.3%	15.9%	16.7%
% of FP17s for the same patient ID Re-attending between 3 & 9 months - Children	624	1,001	62.3%	50.8%	58.6%	57.4%
% of FP17s for the same patient ID Re-attending between 3 & 9 months - Adults	1,159	2,333	49.7%	46.6%	51.6%	50.5%
% of FP17s for Band 1 Urgent Courses	444	3,166	14.0%	8.4%	8.0%	9.1%
% of FP17s Relating to Free Repair or Replacements	14	3,166	0.4%	0.7%	0.8%	0.8%
% of FP17s Relating to Continuations	5	3,166	0.2%	0.9%	1.3%	1.3%
% of Patients satisfied with the dentistry they have received	3	4	N/A	92.5%	93.1%	93.2%
% of Patients satisfied with the time they had to wait for an appointment	3	4	N/A	90.4%	89.1%	89.0%

\* This is based on patients treated on this contract for their most recent course of treatment. Figures in italics indicate the base number of FP17s or Patient Questionnaire responses are less than 100. N/A is shown where the base number of responses is less than 10 during the period. % is calculated as Quantity/Base number\*100

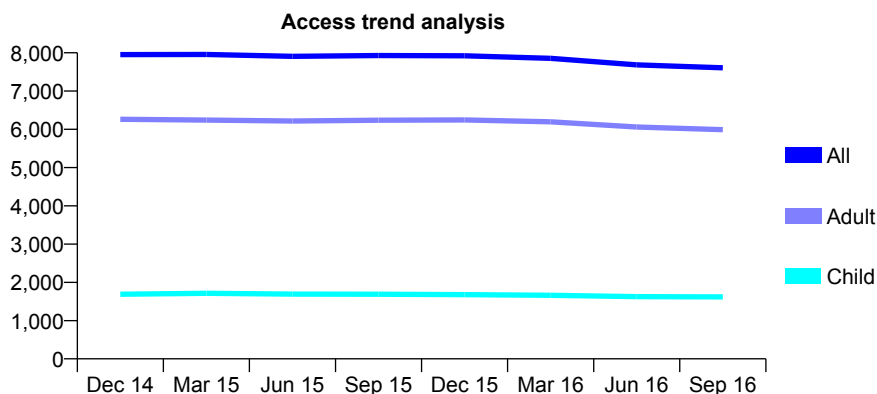
## Q54 - Vital Signs At a Glance Contract Report for 190489/0001 - September 2016

Name or company name	Titley, Darby, Dehal and Associates
Contract type name	GDS Contract
Purpose of contract	General and Orthodontic
Contract start date	01/11/2011
Contract end date	

16/17 Contracted general activity (UDA)	27,023
Carry forward general activity (UDA)	0
16/17 Contracted orthodontic activity (UOA)	205
Carry forward orthodontic activity (UOA)	1
Baseline contract value	£648,411.78

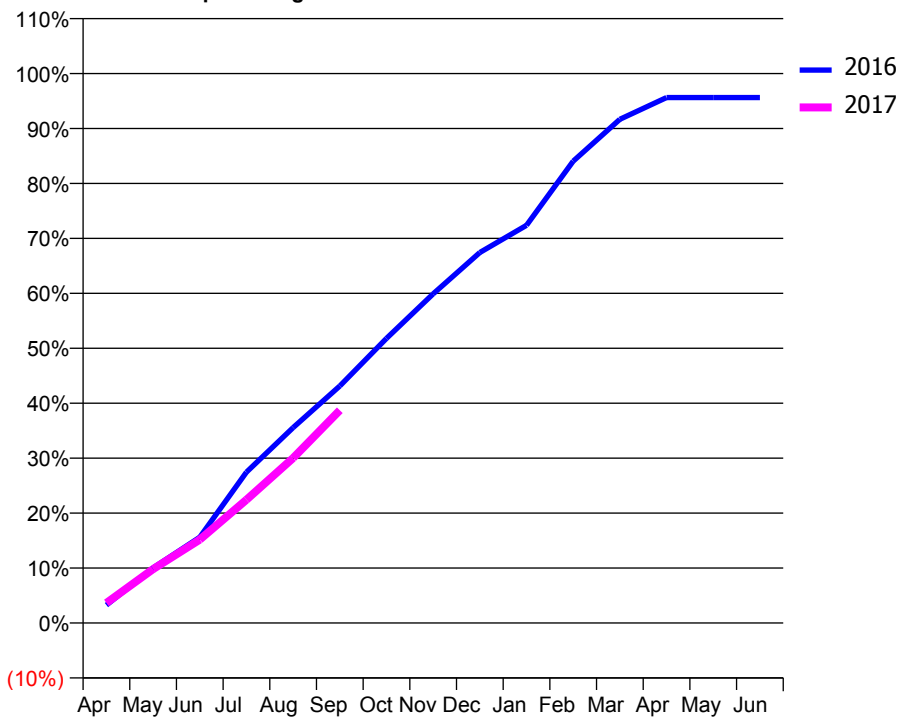
### ACCESS\*

Patients seen in 24 months	Total	Change since previous quarter
Quarter ending September 2015	7,928	
Quarter ending December 2015	7,922	→
Quarter ending March 2016	7,856	→
Quarter ending June 2016	7,685	↓
Quarter ending September 2016	7,608	↓
<b>Variance since September 2015</b>	<b>(4.0%)</b>	↓



### ACTIVITY

Cumulative percentage of contracted UDA delivered 2016 & 2017



Adjusted Scheduled Activity (UDA)

Month	2016	2017
April	883	985
May	2,715	2,654
June	4,218	4,105
July	7,422	6,062
August	9,608	8,117
September	11,658	10,464
October	13,994	
November	16,185	
December	18,221	
January	19,558	
February	22,710	
March	24,773	
April	25,841	
May	25,842	
June	25,840	

### QUALITY

	Quantity	Base Number	Contract	AT	Region	England
% of FP17s for the same patient ID Re-attending within 3 months - Children	83	1,331	6.2%	10.0%	12.0%	12.4%
% of FP17s for the same patient ID Re-attending within 3 months - Adults	671	4,608	14.6%	15.3%	15.9%	16.7%
% of FP17s for the same patient ID Re-attending between 3 & 9 months - Children	886	1,331	66.6%	50.8%	58.6%	57.4%
% of FP17s for the same patient ID Re-attending between 3 & 9 months - Adults	2,874	4,608	62.4%	46.6%	51.6%	50.5%
% of FP17s for Band 1 Urgent Courses	468	5,522	8.5%	8.4%	8.0%	9.1%
% of FP17s Relating to Free Repair or Replacements	40	5,522	0.7%	0.7%	0.8%	0.8%
% of FP17s Relating to Continuations	35	5,522	0.6%	0.9%	1.3%	1.3%
% of Patients satisfied with the dentistry they have received	4	4	N/A	92.5%	93.1%	93.2%
% of Patients satisfied with the time they had to wait for an appointment	4	4	N/A	90.4%	89.1%	89.0%

\* This is based on patients treated on this contract for their most recent course of treatment. Figures in italics indicate the base number of FP17s or Patient Questionnaire responses are less than 100. N/A is shown where the base number of responses is less than 10 during the period. % is calculated as Quantity/Base number\*100

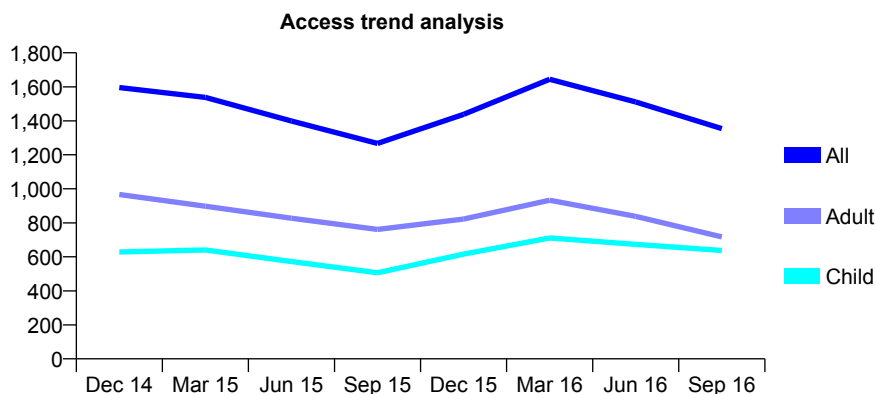
## Q54 - Vital Signs At a Glance Contract Report for 193542/0001 - September 2016

Name or company name	Newtown Dental Practice
Contract type name	GDS Contract
Purpose of contract	General
Contract start date	01/07/2011
Contract end date	

16/17 Contracted general activity (UDA)	3,875
Carry forward general activity (UDA)	100
16/17 Contracted orthodontic activity (UOA)	0
Carry forward orthodontic activity (UOA)	0
Baseline contract value	£96,505.42

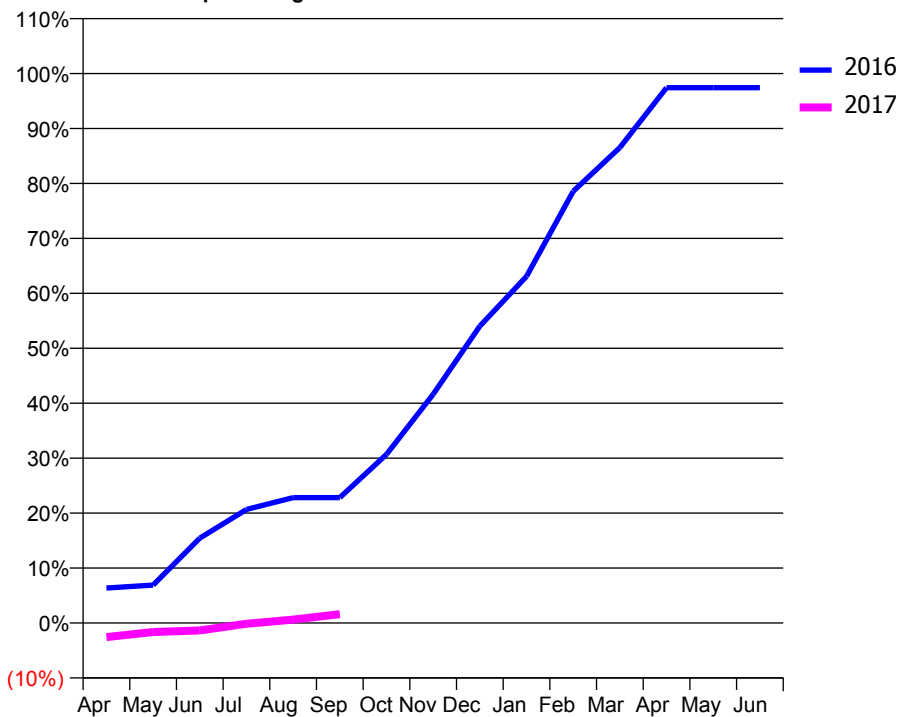
### ACCESS\*

Patients seen in 24 months	Total	Change since previous quarter
Quarter ending September 2015	1,267	
Quarter ending December 2015	1,438	↑
Quarter ending March 2016	1,644	↑
Quarter ending June 2016	1,511	↓
Quarter ending September 2016	1,354	↓
<b>Variance since September 2015</b>	<b>6.9%</b>	<b>↑</b>



### ACTIVITY

Cumulative percentage of contracted UDA delivered 2016 & 2017



Month	Adjusted Scheduled Activity (UDA)	
	2016	2017
April	247	-100
May	268	-64
June	599	-53
July	800	-6
August	884	24
September	884	62
October	1,189	
November	1,613	
December	2,094	
January	2,444	
February	3,044	
March	3,352	
April	3,775	
May	3,775	
June	3,775	

### QUALITY

	Quantity	Base Number	Contract	AT	Region	England
% of FP17s for the same patient ID Re-attending within 3 months - Children	3	152	2.0%	10.0%	12.0%	12.4%
% of FP17s for the same patient ID Re-attending within 3 months - Adults	14	126	11.1%	15.3%	15.9%	16.7%
% of FP17s for the same patient ID Re-attending between 3 & 9 months - Children	23	152	15.1%	50.8%	58.6%	57.4%
% of FP17s for the same patient ID Re-attending between 3 & 9 months - Adults	20	126	15.9%	46.6%	51.6%	50.5%
% of FP17s for Band 1 Urgent Courses	6	82	7.3%	8.4%	8.0%	9.1%
% of FP17s Relating to Free Repair or Replacements	0	82	0.0%	0.7%	0.8%	0.8%
% of FP17s Relating to Continuations	1	82	1.2%	0.9%	1.3%	1.3%
% of Patients satisfied with the dentistry they have received	0	1	N/A	92.5%	93.1%	93.2%
% of Patients satisfied with the time they had to wait for an appointment	0	1	N/A	90.4%	89.1%	89.0%

\* This is based on patients treated on this contract for their most recent course of treatment. Figures in italics indicate the base number of FP17s or Patient Questionnaire responses are less than 100. N/A is shown where the base number of responses is less than 10 during the period. % is calculated as Quantity/Base number\*100

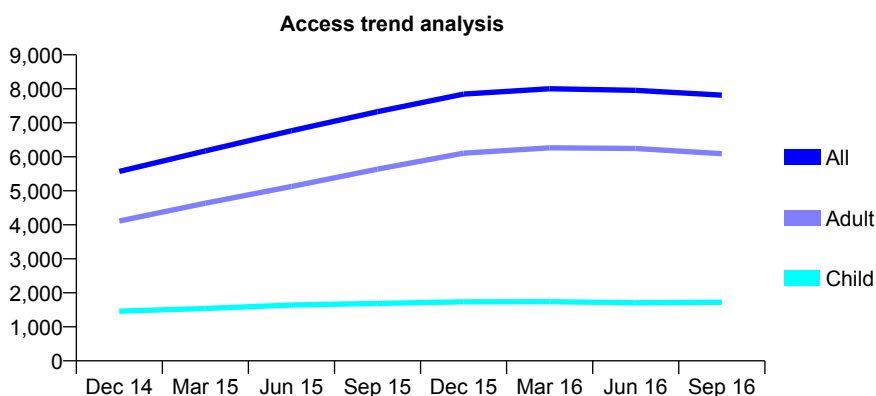
## Q54 - Vital Signs At a Glance Contract Report for 195685/0001 - September 2016

Name or company name	Wolverhampton dental care
Contract type name	GDS Contract
Purpose of contract	General
Contract start date	01/04/2014
Contract end date	

16/17 Contracted general activity (UDA)	22,943
Carry forward general activity (UDA)	-459
16/17 Contracted orthodontic activity (UOA)	0
Carry forward orthodontic activity (UOA)	0
Baseline contract value	£483,296.60

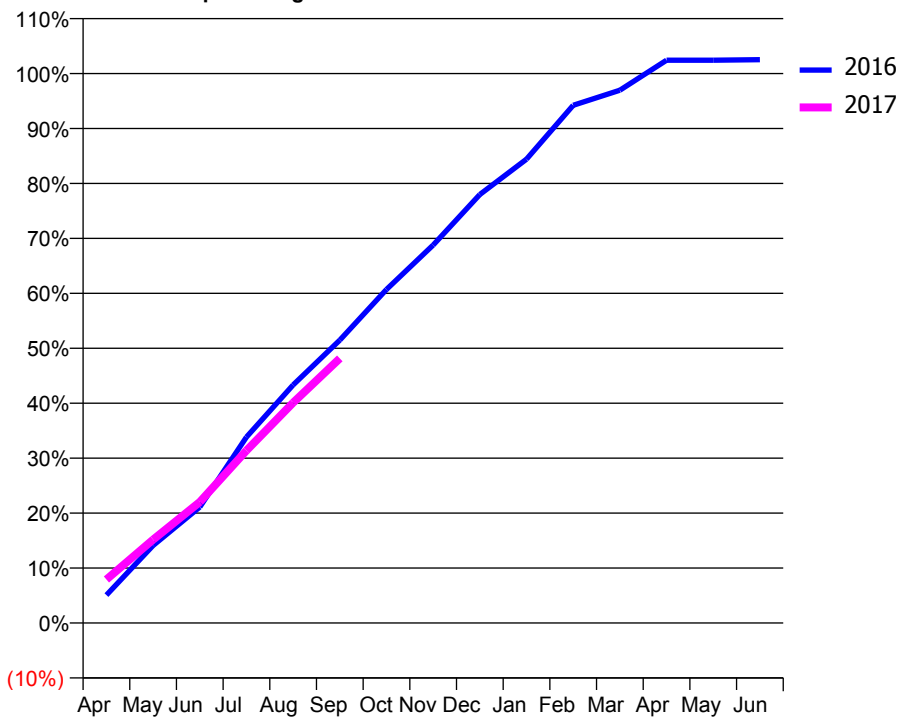
### ACCESS\*

Patients seen in 24 months	Total	Change since previous quarter
Quarter ending September 2015	7,326	
Quarter ending December 2015	7,845	↑
Quarter ending March 2016	8,001	→
Quarter ending June 2016	7,955	→
Quarter ending September 2016	7,814	↓
<b>Variance since September 2015</b>	<b>6.7%</b>	<b>↑</b>



### ACTIVITY

Cumulative percentage of contracted UDA delivered 2016 & 2017



Month	Adjusted Scheduled Activity (UDA)	
	2016	2017
April	1,165	1,819
May	3,236	3,480
June	4,842	5,053
July	7,766	7,200
August	9,942	9,202
September	11,811	11,046
October	13,928	
November	15,782	
December	17,890	
January	19,366	
February	21,617	
March	22,245	
April	23,498	
May	23,495	
June	23,519	

### QUALITY

	Quantity	Base Number	Contract	AT	Region	England
% of FP17s for the same patient ID Re-attending within 3 months - Children	89	1,375	6.5%	10.0%	12.0%	12.4%
% of FP17s for the same patient ID Re-attending within 3 months - Adults	629	3,752	16.8%	15.3%	15.9%	16.7%
% of FP17s for the same patient ID Re-attending between 3 & 9 months - Children	706	1,375	51.3%	50.8%	58.6%	57.4%
% of FP17s for the same patient ID Re-attending between 3 & 9 months - Adults	1,426	3,752	38.0%	46.6%	51.6%	50.5%
% of FP17s for Band 1 Urgent Courses	356	4,496	7.9%	8.4%	8.0%	9.1%
% of FP17s Relating to Free Repair or Replacements	51	4,496	1.1%	0.7%	0.8%	0.8%
% of FP17s Relating to Continuations	94	4,496	2.1%	0.9%	1.3%	1.3%
% of Patients satisfied with the dentistry they have received	2	3	N/A	92.5%	93.1%	93.2%
% of Patients satisfied with the time they had to wait for an appointment	2	3	N/A	90.4%	89.1%	89.0%

\* This is based on patients treated on this contract for their most recent course of treatment. Figures in italics indicate the base number of FP17s or Patient Questionnaire responses are less than 100. N/A is shown where the base number of responses is less than 10 during the period. % is calculated as Quantity/Base number\*100

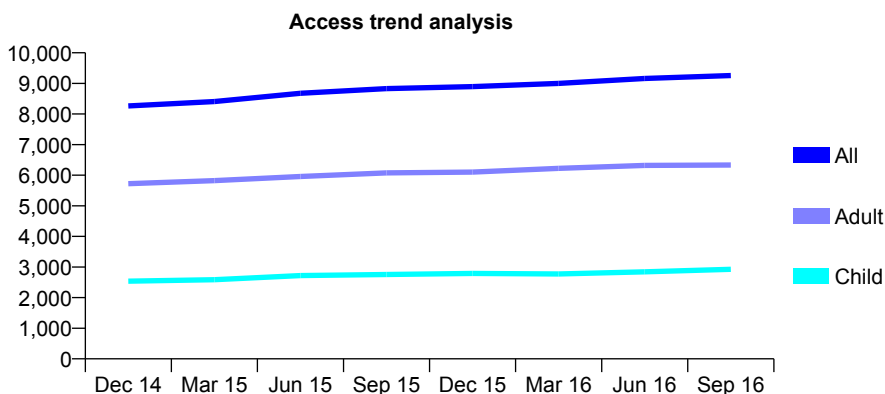
## Q54 - Vital Signs At a Glance Contract Report for 196606/0001 - September 2016

Name or company name	Mr Anil Tandon and Mr Anoup Nandra
Contract type name	GDS Contract
Purpose of contract	General
Contract start date	01/04/2012
Contract end date	

16/17 Contracted general activity (UDA)	29,289
Carry forward general activity (UDA)	-586
16/17 Contracted orthodontic activity (UOA)	0
Carry forward orthodontic activity (UOA)	0
Baseline contract value	£888,773.53

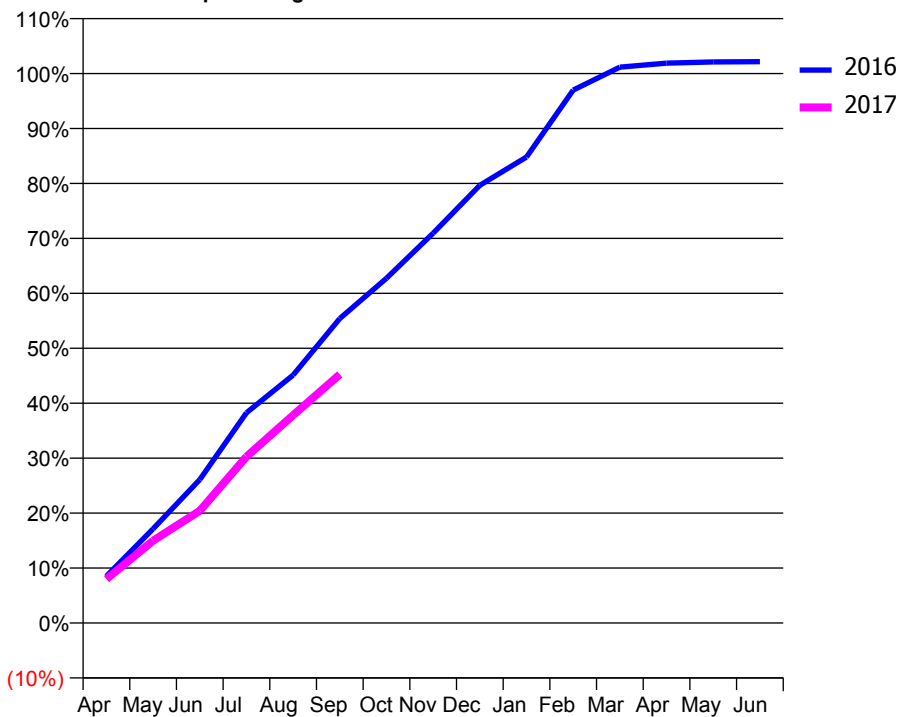
### ACCESS\*

Patients seen in 24 months	Total	Change since previous quarter
Quarter ending September 2015	8,831	
Quarter ending December 2015	8,895	→
Quarter ending March 2016	8,999	→
Quarter ending June 2016	9,162	→
Quarter ending September 2016	9,259	→
<b>Variance since September 2015</b>	<b>4.8%</b>	<b>↑</b>



### ACTIVITY

Cumulative percentage of contracted UDA delivered 2016 & 2017



Month	Adjusted Scheduled Activity (UDA)	
	2016	2017
April	2,497	2,340
May	5,024	4,387
June	7,647	5,983
July	11,205	8,864
August	13,217	11,080
September	16,228	13,250
October	18,375	
November	20,778	
December	23,328	
January	24,838	
February	28,403	
March	29,625	
April	29,842	
May	29,904	
June	29,916	

### QUALITY

	Quantity	Base Number	Contract	AT	Region	England
% of FP17s for the same patient ID Re-attending within 3 months - Children	177	2,159	8.2%	10.0%	12.0%	12.4%
% of FP17s for the same patient ID Re-attending within 3 months - Adults	617	3,947	15.6%	15.3%	15.9%	16.7%
% of FP17s for the same patient ID Re-attending between 3 & 9 months - Children	1,089	2,159	50.4%	50.8%	58.6%	57.4%
% of FP17s for the same patient ID Re-attending between 3 & 9 months - Adults	1,729	3,947	43.8%	46.6%	51.6%	50.5%
% of FP17s for Band 1 Urgent Courses	553	5,337	10.4%	8.4%	8.0%	9.1%
% of FP17s Relating to Free Repair or Replacements	8	5,337	0.1%	0.7%	0.8%	0.8%
% of FP17s Relating to Continuations	1	5,337	0.0%	0.9%	1.3%	1.3%
% of Patients satisfied with the dentistry they have received	5	7	N/A	92.5%	93.1%	93.2%
% of Patients satisfied with the time they had to wait for an appointment	6	7	N/A	90.4%	89.1%	89.0%

\* This is based on patients treated on this contract for their most recent course of treatment. Figures in italics indicate the base number of FP17s or Patient Questionnaire responses are less than 100. N/A is shown where the base number of responses is less than 10 during the period. % is calculated as Quantity/Base number\*100

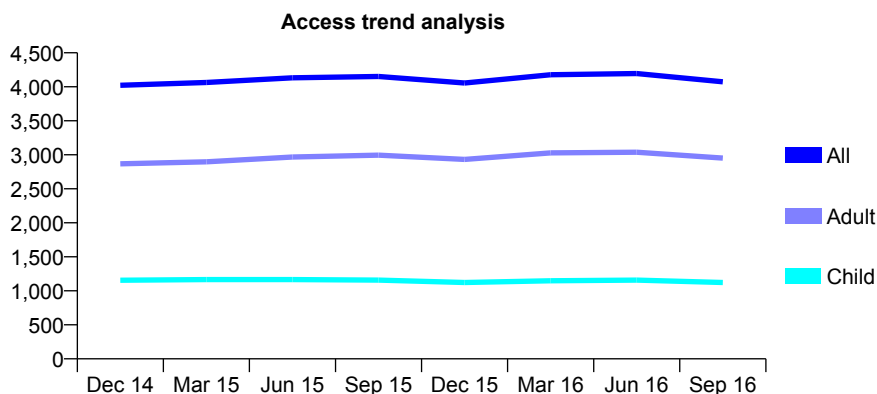
## Q54 - Vital Signs At a Glance Contract Report for 197734/0001 - September 2016

Name or company name	Robinson & Dicker Dental Practice
Contract type name	GDS Contract
Purpose of contract	General
Contract start date	01/04/2006
Contract end date	

16/17 Contracted general activity (UDA)	10,906
Carry forward general activity (UDA)	0
16/17 Contracted orthodontic activity (UOA)	0
Carry forward orthodontic activity (UOA)	0
Baseline contract value	£256,134.34

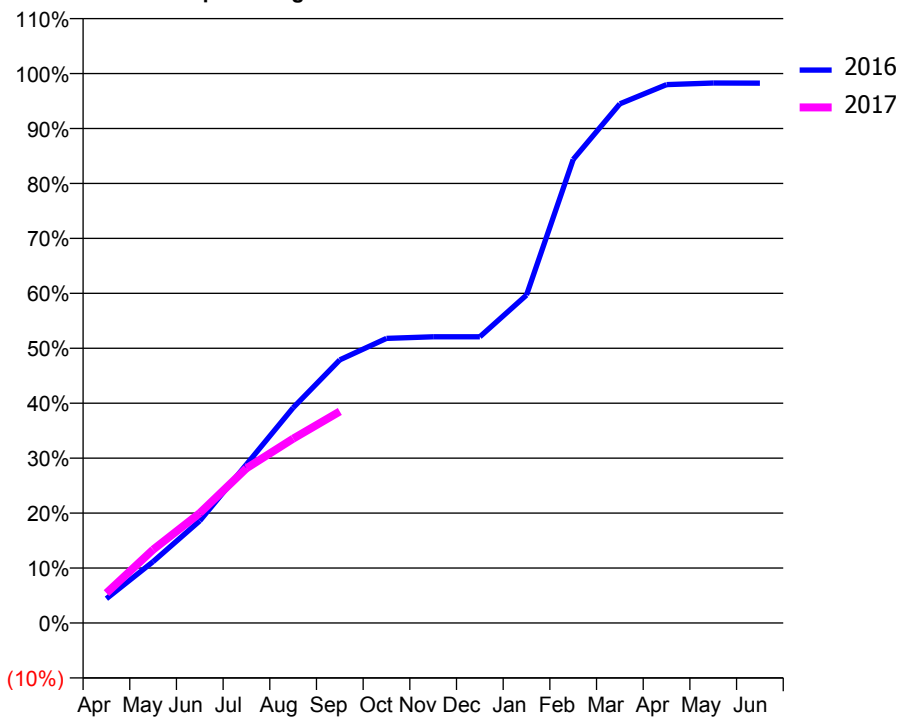
### ACCESS\*

Patients seen in 24 months	Total	Change since previous quarter
Quarter ending September 2015	4,152	
Quarter ending December 2015	4,055	↓
Quarter ending March 2016	4,177	↑
Quarter ending June 2016	4,195	→
Quarter ending September 2016	4,074	↓
<b>Variance since September 2015</b>	<b>(1.9%)</b>	<b>↓</b>



### ACTIVITY

Cumulative percentage of contracted UDA delivered 2016 & 2017



Adjusted Scheduled Activity (UDA)

Month	2016	2017
April	484	594
May	1,220	1,458
June	2,028	2,183
July	3,148	3,071
August	4,273	3,658
September	5,224	4,199
October	5,649	
November	5,680	
December	5,680	
January	6,510	
February	9,200	
March	10,305	
April	10,686	
May	10,717	
June	10,714	

### QUALITY

	Quantity	Base Number	Contract	AT	Region	England
% of FP17s for the same patient ID Re-attending within 3 months - Children	39	758	5.1%	10.0%	12.0%	12.4%
% of FP17s for the same patient ID Re-attending within 3 months - Adults	303	1,743	17.4%	15.3%	15.9%	16.7%
% of FP17s for the same patient ID Re-attending between 3 & 9 months - Children	474	758	62.5%	50.8%	58.6%	57.4%
% of FP17s for the same patient ID Re-attending between 3 & 9 months - Adults	971	1,743	55.7%	46.6%	51.6%	50.5%
% of FP17s for Band 1 Urgent Courses	200	2,294	8.7%	8.4%	8.0%	9.1%
% of FP17s Relating to Free Repair or Replacements	12	2,294	0.5%	0.7%	0.8%	0.8%
% of FP17s Relating to Continuations	2	2,294	0.1%	0.9%	1.3%	1.3%
% of Patients satisfied with the dentistry they have received	6	6	N/A	92.5%	93.1%	93.2%
% of Patients satisfied with the time they had to wait for an appointment	6	6	N/A	90.4%	89.1%	89.0%

\* This is based on patients treated on this contract for their most recent course of treatment. Figures in italics indicate the base number of FP17s or Patient Questionnaire responses are less than 100. N/A is shown where the base number of responses is less than 10 during the period. % is calculated as Quantity/Base number\*100

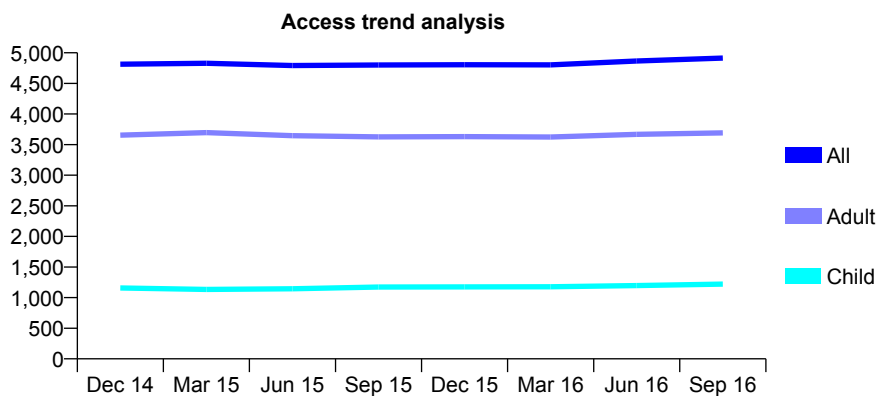
## Q54 - Vital Signs At a Glance Contract Report for 198412/0001 - September 2016

Name or company name	Castle Care Dental Practice
Contract type name	GDS Contract
Purpose of contract	General
Contract start date	01/07/2010
Contract end date	

16/17 Contracted general activity (UDA)	13,080
Carry forward general activity (UDA)	-195
16/17 Contracted orthodontic activity (UOA)	0
Carry forward orthodontic activity (UOA)	0
Baseline contract value	£319,327.53

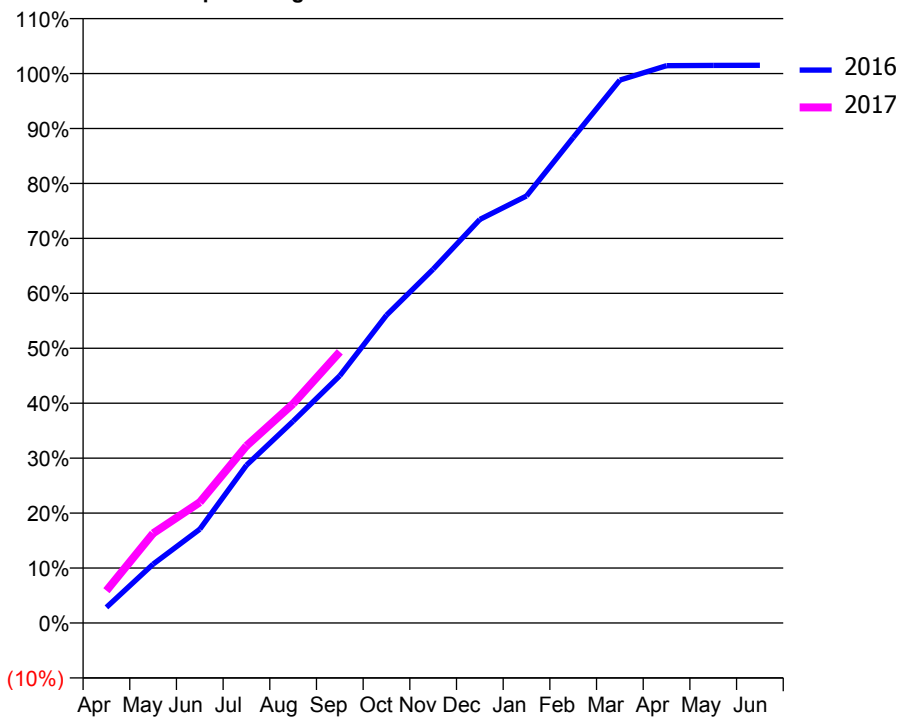
### ACCESS\*

Patients seen in 24 months	Total	Change since previous quarter
Quarter ending September 2015	4,801	
Quarter ending December 2015	4,806	→
Quarter ending March 2016	4,803	→
Quarter ending June 2016	4,865	→
Quarter ending September 2016	4,914	→
<b>Variance since September 2015</b>	<b>2.4%</b>	<b>↑</b>



### ACTIVITY

Cumulative percentage of contracted UDA delivered 2016 & 2017



Month	Adjusted Scheduled Activity (UDA)	
	2016	2017
April	374	770
May	1,403	2,133
June	2,232	2,875
July	3,756	4,217
August	4,804	5,219
September	5,885	6,455
October	7,328	
November	8,422	
December	9,607	
January	10,164	
February	11,556	
March	12,924	
April	13,268	
May	13,274	
June	13,275	

### QUALITY

	Quantity	Base Number	Contract	AT	Region	England
% of FP17s for the same patient ID Re-attending within 3 months - Children	59	852	6.9%	10.0%	12.0%	12.4%
% of FP17s for the same patient ID Re-attending within 3 months - Adults	364	2,158	16.9%	15.3%	15.9%	16.7%
% of FP17s for the same patient ID Re-attending between 3 & 9 months - Children	429	852	50.4%	50.8%	58.6%	57.4%
% of FP17s for the same patient ID Re-attending between 3 & 9 months - Adults	923	2,158	42.8%	46.6%	51.6%	50.5%
% of FP17s for Band 1 Urgent Courses	304	2,837	10.7%	8.4%	8.0%	9.1%
% of FP17s Relating to Free Repair or Replacements	31	2,837	1.1%	0.7%	0.8%	0.8%
% of FP17s Relating to Continuations	24	2,837	0.8%	0.9%	1.3%	1.3%
% of Patients satisfied with the dentistry they have received	4	4	N/A	92.5%	93.1%	93.2%
% of Patients satisfied with the time they had to wait for an appointment	4	4	N/A	90.4%	89.1%	89.0%

\* This is based on patients treated on this contract for their most recent course of treatment. Figures in italics indicate the base number of FP17s or Patient Questionnaire responses are less than 100. N/A is shown where the base number of responses is less than 10 during the period. % is calculated as Quantity/Base number\*100

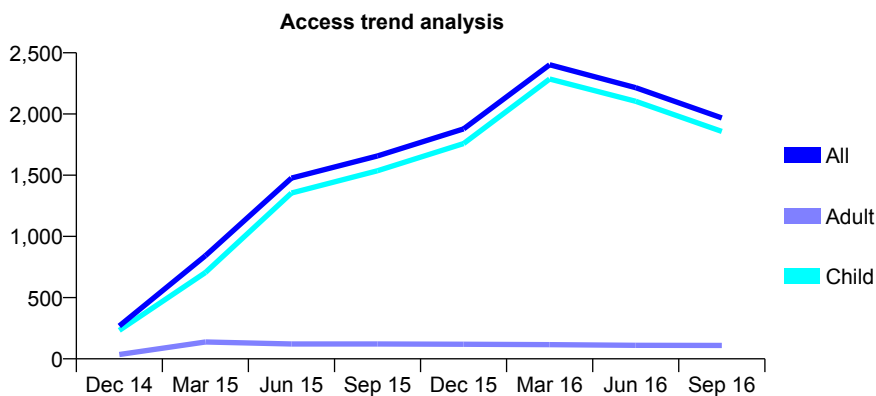
## Q54 - Vital Signs At a Glance Contract Report for 198536/0001 - September 2016

Name or company name	BCHC - Walsall Mobile
Contract type name	PDS Contract
Purpose of contract	General
Contract start date	01/10/2014
Contract end date	30/09/2024

16/17 Contracted general activity (UDA)	1,687
Carry forward general activity (UDA)	0
16/17 Contracted orthodontic activity (UOA)	0
Carry forward orthodontic activity (UOA)	0
Baseline contract value	£0.00

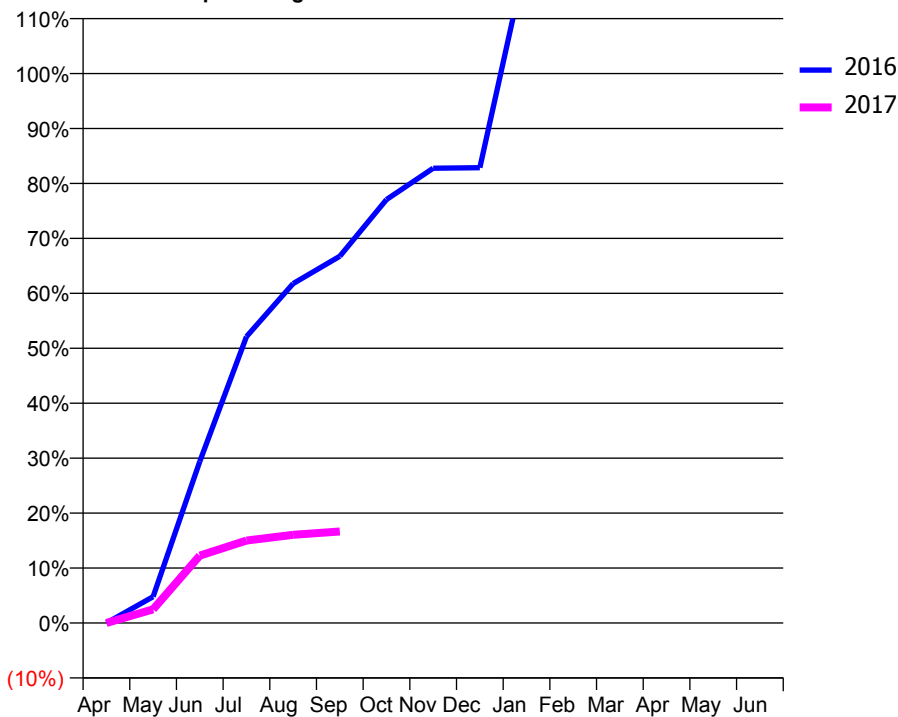
### ACCESS\*

Patients seen in 24 months	Total	Change since previous quarter
Quarter ending September 2015	1,657	
Quarter ending December 2015	1,878	↑
Quarter ending March 2016	2,402	↑
Quarter ending June 2016	2,215	↓
Quarter ending September 2016	1,968	↓
<b>Variance since September 2015</b>	<b>18.8%</b>	<b>↑</b>



### ACTIVITY

Cumulative percentage of contracted UDA delivered 2016 & 2017



Month	Adjusted Scheduled Activity (UDA)	
	2016	2017
April	0	0
May	81	42
June	496	207
July	879	253
August	1,042	271
September	1,126	281
October	1,300	
November	1,396	
December	1,398	
January	2,042	
February	2,378	
March	2,633	
April	2,757	
May	2,760	
June	2,816	

### QUALITY

	Quantity	Base Number	Contract	AT	Region	England
% of FP17s for the same patient ID Re-attending within 3 months - Children	0	439	0.0%	10.0%	12.0%	12.4%
% of FP17s for the same patient ID Re-attending within 3 months - Adults	0	1	0.0%	15.3%	15.9%	16.7%
% of FP17s for the same patient ID Re-attending between 3 & 9 months - Children	3	439	0.7%	50.8%	58.6%	57.4%
% of FP17s for the same patient ID Re-attending between 3 & 9 months - Adults	0	1	0.0%	46.6%	51.6%	50.5%
% of FP17s for Band 1 Urgent Courses	0	243	0.0%	8.4%	8.0%	9.1%
% of FP17s Relating to Free Repair or Replacements	0	243	0.0%	0.7%	0.8%	0.8%
% of FP17s Relating to Continuations	0	243	0.0%	0.9%	1.3%	1.3%
% of Patients satisfied with the dentistry they have received	0	0	N/A	92.5%	93.1%	93.2%
% of Patients satisfied with the time they had to wait for an appointment	0	0	N/A	90.4%	89.1%	89.0%

\* This is based on patients treated on this contract for their most recent course of treatment. Figures in italics indicate the base number of FP17s or Patient Questionnaire responses are less than 100. N/A is shown where the base number of responses is less than 10 during the period. % is calculated as Quantity/Base number\*100



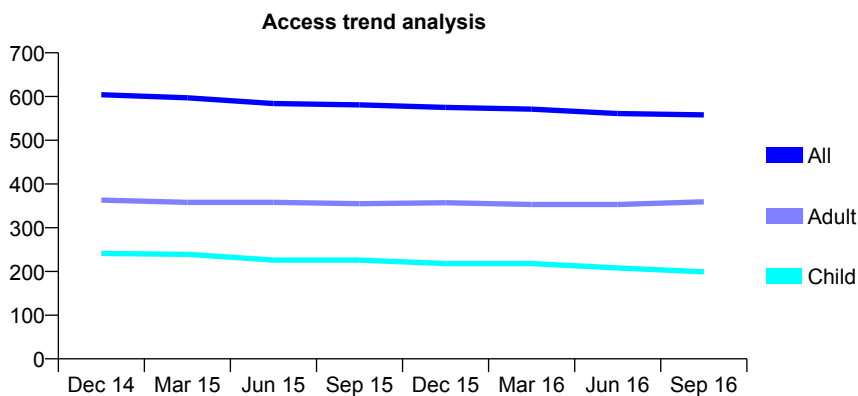
## Q54 - Vital Signs At a Glance Contract Report for 210285/0001 - September 2016

Name or company name	MR MI WEBB
Contract type name	GDS Contract
Purpose of contract	General
Contract start date	01/04/2006
Contract end date	

16/17 Contracted general activity (UDA)	2,000
Carry forward general activity (UDA)	0
16/17 Contracted orthodontic activity (UOA)	0
Carry forward orthodontic activity (UOA)	0
Baseline contract value	£45,282.46

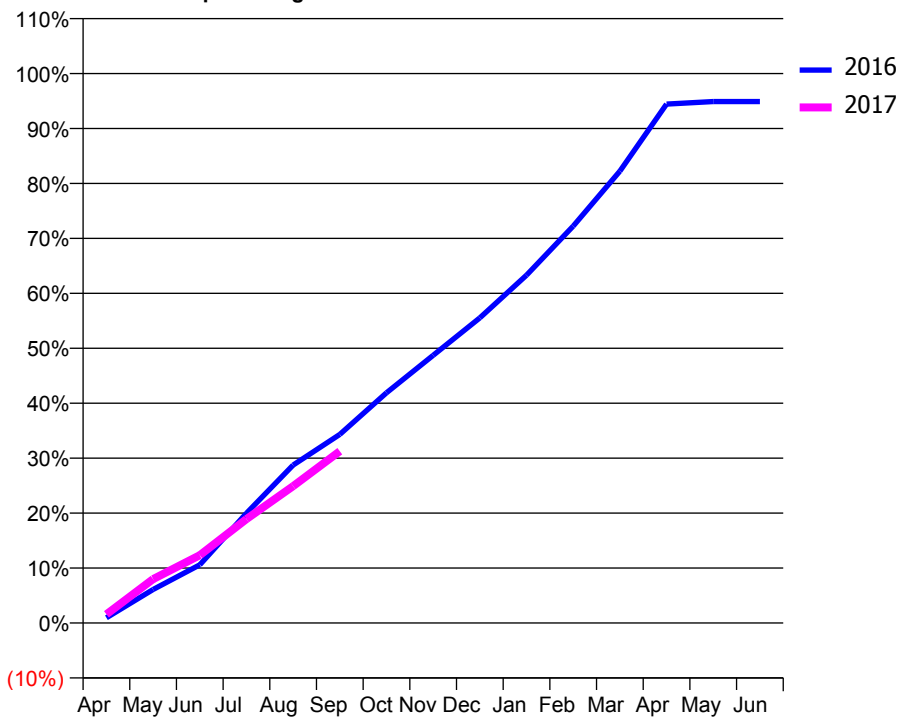
### ACCESS\*

Patients seen in 24 months	Total	Change since previous quarter
Quarter ending September 2015	581	
Quarter ending December 2015	575	↓
Quarter ending March 2016	571	→
Quarter ending June 2016	561	↓
Quarter ending September 2016	558	→
<b>Variance since September 2015</b>	<b>(4.0%)</b>	<b>↓</b>



### ACTIVITY

Cumulative percentage of contracted UDA delivered 2016 & 2017



Month	Adjusted Scheduled Activity (UDA)	
	2016	2017
April	19	32
May	122	160
June	212	247
July	400	378
August	575	498
September	687	625
October	838	
November	974	
December	1,111	
January	1,266	
February	1,445	
March	1,645	
April	1,889	
May	1,898	
June	1,898	

### QUALITY

	Quantity	Base Number	Contract	AT	Region	England
% of FP17s for the same patient ID Re-attending within 3 months - Children	13	169	7.7%	10.0%	12.0%	12.4%
% of FP17s for the same patient ID Re-attending within 3 months - Adults	51	283	18.0%	15.3%	15.9%	16.7%
% of FP17s for the same patient ID Re-attending between 3 & 9 months - Children	123	169	72.8%	50.8%	58.6%	57.4%
% of FP17s for the same patient ID Re-attending between 3 & 9 months - Adults	166	283	58.7%	46.6%	51.6%	50.5%
% of FP17s for Band 1 Urgent Courses	32	375	8.5%	8.4%	8.0%	9.1%
% of FP17s Relating to Free Repair or Replacements	0	375	0.0%	0.7%	0.8%	0.8%
% of FP17s Relating to Continuations	8	375	2.1%	0.9%	1.3%	1.3%
% of Patients satisfied with the dentistry they have received	2	2	N/A	92.5%	93.1%	93.2%
% of Patients satisfied with the time they had to wait for an appointment	1	2	N/A	90.4%	89.1%	89.0%

\* This is based on patients treated on this contract for their most recent course of treatment. Figures in italics indicate the base number of FP17s or Patient Questionnaire responses are less than 100. N/A is shown where the base number of responses is less than 10 during the period. % is calculated as Quantity/Base number\*100

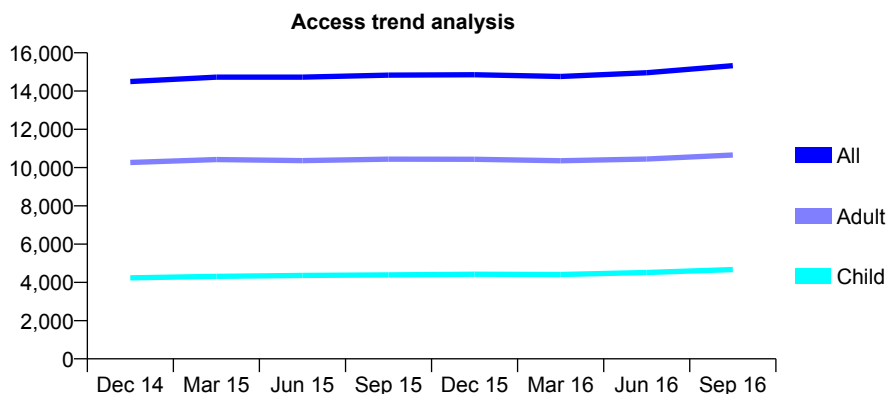
## Q54 - Vital Signs At a Glance Contract Report for 214299/0002 - September 2016

Name or company name	MR JS KAINTH
Contract type name	GDS Contract
Purpose of contract	General
Contract start date	28/01/2013
Contract end date	

16/17 Contracted general activity (UDA)	39,079
Carry forward general activity (UDA)	1,322
16/17 Contracted orthodontic activity (UOA)	0
Carry forward orthodontic activity (UOA)	0
Baseline contract value	£954,129.45

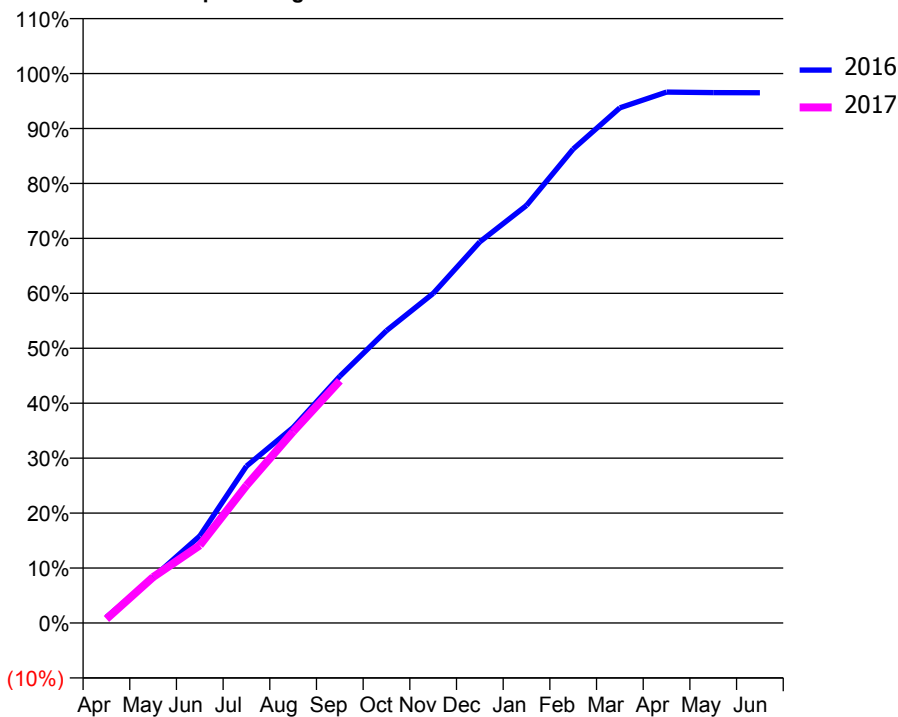
### ACCESS\*

Patients seen in 24 months	Total	Change since previous quarter
Quarter ending September 2015	14,831	
Quarter ending December 2015	14,853	→
Quarter ending March 2016	14,764	→
Quarter ending June 2016	14,958	→
Quarter ending September 2016	15,330	↑
<b>Variance since September 2015</b>	<b>3.4%</b>	<b>↑</b>



### ACTIVITY

Cumulative percentage of contracted UDA delivered 2016 & 2017



Month	Adjusted Scheduled Activity (UDA)	
	2016	2017
April	402	291
May	3,143	3,269
June	5,982	5,519
July	10,785	9,786
August	13,442	13,614
September	16,963	17,231
October	20,096	
November	22,657	
December	26,208	
January	28,709	
February	32,583	
March	35,418	
April	36,503	
May	36,468	
June	36,457	

### QUALITY

	Quantity	Base Number	Contract	AT	Region	England
% of FP17s for the same patient ID Re-attending within 3 months - Children	129	2,776	4.6%	10.0%	12.0%	12.4%
% of FP17s for the same patient ID Re-attending within 3 months - Adults	608	5,669	10.7%	15.3%	15.9%	16.7%
% of FP17s for the same patient ID Re-attending between 3 & 9 months - Children	1,033	2,776	37.2%	50.8%	58.6%	57.4%
% of FP17s for the same patient ID Re-attending between 3 & 9 months - Adults	1,971	5,669	34.8%	46.6%	51.6%	50.5%
% of FP17s for Band 1 Urgent Courses	700	7,974	8.8%	8.4%	8.0%	9.1%
% of FP17s Relating to Free Repair or Replacements	66	7,974	0.8%	0.7%	0.8%	0.8%
% of FP17s Relating to Continuations	88	7,974	1.1%	0.9%	1.3%	1.3%
% of Patients satisfied with the dentistry they have received	5	6	N/A	92.5%	93.1%	93.2%
% of Patients satisfied with the time they had to wait for an appointment	5	6	N/A	90.4%	89.1%	89.0%

\* This is based on patients treated on this contract for their most recent course of treatment. Figures in italics indicate the base number of FP17s or Patient Questionnaire responses are less than 100. N/A is shown where the base number of responses is less than 10 during the period. % is calculated as Quantity/Base number\*100

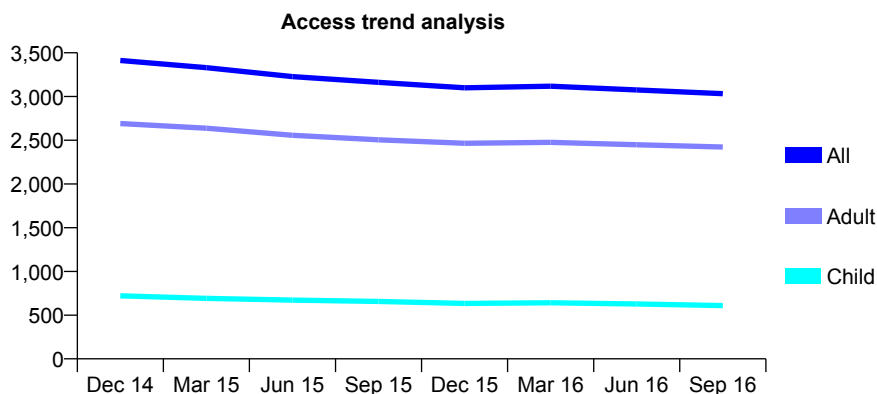
## Q54 - Vital Signs At a Glance Contract Report for 215465/0001 - September 2016

Name or company name	MR GM SMITH
Contract type name	GDS Contract
Purpose of contract	General
Contract start date	01/04/2006
Contract end date	

16/17 Contracted general activity (UDA)	9,458
Carry forward general activity (UDA)	308
16/17 Contracted orthodontic activity (UOA)	0
Carry forward orthodontic activity (UOA)	0
Baseline contract value	£219,495.73

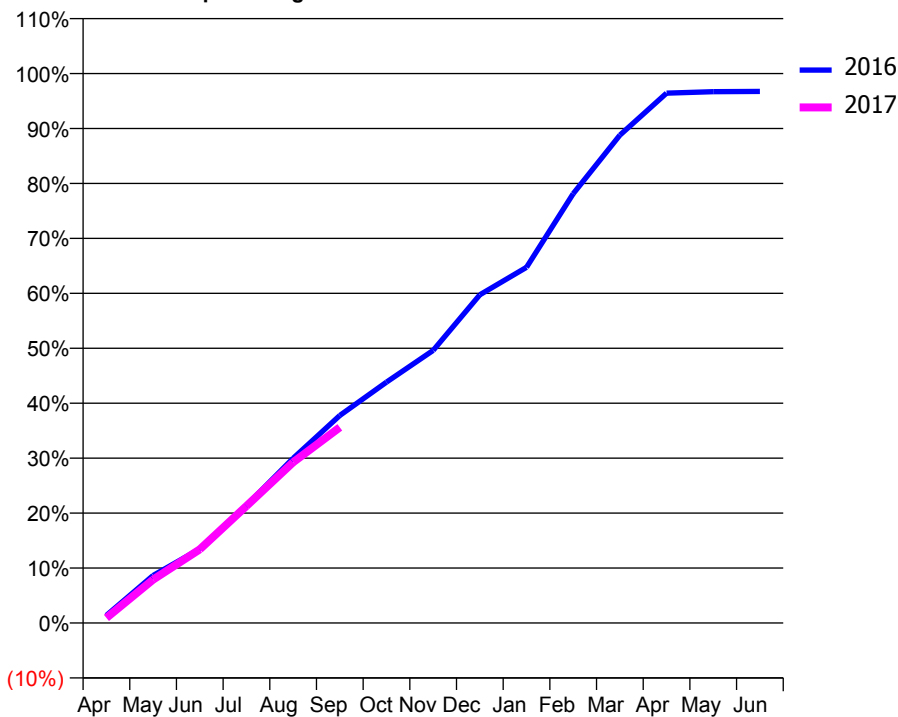
### ACCESS\*

Patients seen in 24 months	Total	Change since previous quarter
Quarter ending September 2015	3,162	
Quarter ending December 2015	3,100	↓
Quarter ending March 2016	3,118	→
Quarter ending June 2016	3,076	↓
Quarter ending September 2016	3,032	↓
<b>Variance since September 2015</b>	<b>(4.1%)</b>	<b>↓</b>



### ACTIVITY

Cumulative percentage of contracted UDA delivered 2016 & 2017



Month	Adjusted Scheduled Activity (UDA)	
	2016	2017
April	133	88
May	818	748
June	1,276	1,267
July	2,025	2,014
August	2,836	2,767
September	3,572	3,368
October	4,147	
November	4,694	
December	5,649	
January	6,121	
February	7,390	
March	8,396	
April	9,119	
May	9,145	
June	9,150	

### QUALITY

	Quantity	Base Number	Contract	AT	Region	England
% of FP17s for the same patient ID Re-attending within 3 months - Children	36	406	8.9%	10.0%	12.0%	12.4%
% of FP17s for the same patient ID Re-attending within 3 months - Adults	345	1,664	20.7%	15.3%	15.9%	16.7%
% of FP17s for the same patient ID Re-attending between 3 & 9 months - Children	163	406	40.1%	50.8%	58.6%	57.4%
% of FP17s for the same patient ID Re-attending between 3 & 9 months - Adults	617	1,664	37.1%	46.6%	51.6%	50.5%
% of FP17s for Band 1 Urgent Courses	194	1,803	10.8%	8.4%	8.0%	9.1%
% of FP17s Relating to Free Repair or Replacements	24	1,803	1.3%	0.7%	0.8%	0.8%
% of FP17s Relating to Continuations	54	1,803	3.0%	0.9%	1.3%	1.3%
% of Patients satisfied with the dentistry they have received	2	2	N/A	92.5%	93.1%	93.2%
% of Patients satisfied with the time they had to wait for an appointment	2	2	N/A	90.4%	89.1%	89.0%

\* This is based on patients treated on this contract for their most recent course of treatment. Figures in italics indicate the base number of FP17s or Patient Questionnaire responses are less than 100. N/A is shown where the base number of responses is less than 10 during the period. % is calculated as Quantity/Base number\*100

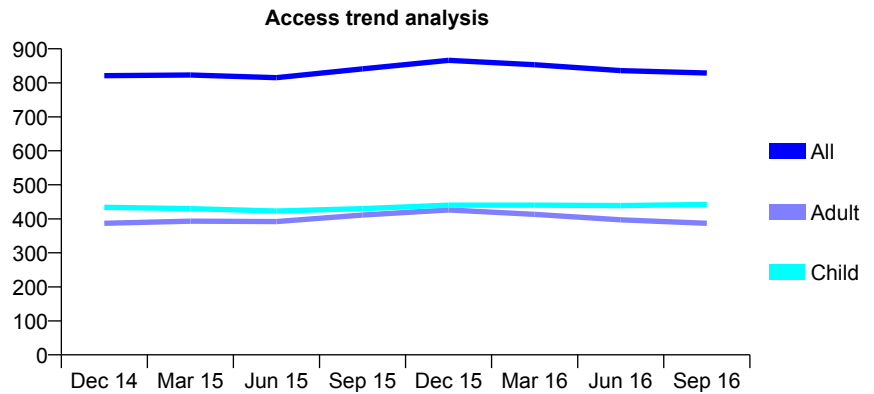
## Q54 - Vital Signs At a Glance Contract Report for 215732/0001 - September 2016

Name or company name	Hall Green Dental Health Practice P'ship
Contract type name	GDS Contract
Purpose of contract	General
Contract start date	01/04/2006
Contract end date	

16/17 Contracted general activity (UDA)	2,225
Carry forward general activity (UDA)	-28
16/17 Contracted orthodontic activity (UOA)	0
Carry forward orthodontic activity (UOA)	0
Baseline contract value	£54,680.84

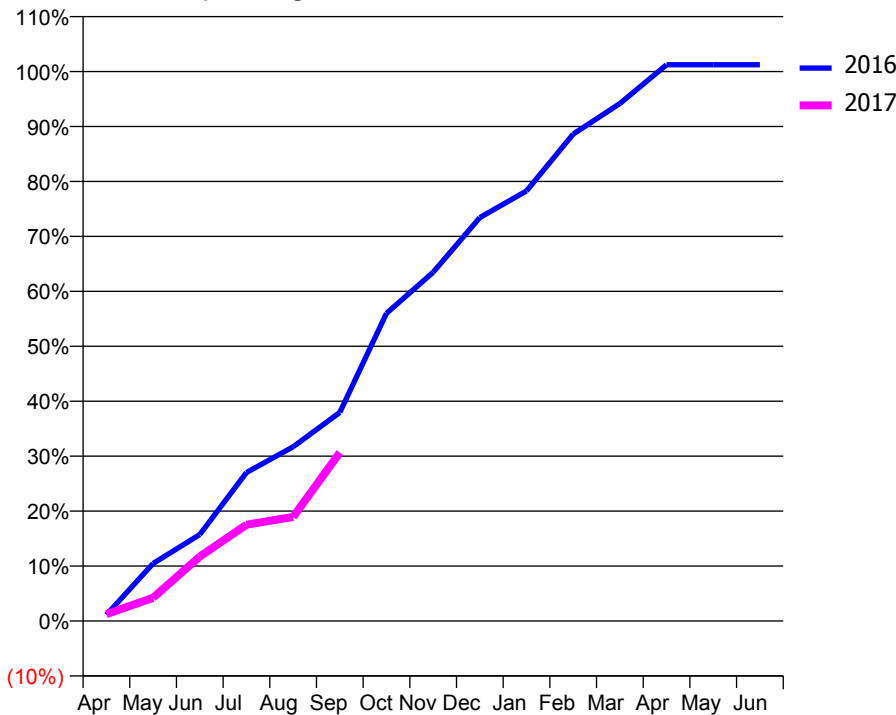
### ACCESS\*

Patients seen in 24 months	Total	Change since previous quarter
Quarter ending September 2015	841	
Quarter ending December 2015	866	↑
Quarter ending March 2016	853	↓
Quarter ending June 2016	836	↓
Quarter ending September 2016	829	→
<b>Variance since September 2015</b>	<b>(1.4%)</b>	<b>↓</b>



### ACTIVITY

Cumulative percentage of contracted UDA delivered 2016 & 2017



Month	Adjusted Scheduled Activity (UDA)	
	2016	2017
April	25	28
May	233	94
June	350	261
July	601	390
August	705	421
September	845	682
October	1,246	
November	1,412	
December	1,633	
January	1,742	
February	1,971	
March	2,095	
April	2,253	
May	2,253	
June	2,253	

### QUALITY

	Quantity	Base Number	Contract	AT	Region	England
% of FP17s for the same patient ID Re-attending within 3 months - Children	10	310	3.2%	10.0%	12.0%	12.4%
% of FP17s for the same patient ID Re-attending within 3 months - Adults	7	131	5.3%	15.3%	15.9%	16.7%
% of FP17s for the same patient ID Re-attending between 3 & 9 months - Children	205	310	66.1%	50.8%	58.6%	57.4%
% of FP17s for the same patient ID Re-attending between 3 & 9 months - Adults	55	131	42.0%	46.6%	51.6%	50.5%
% of FP17s for Band 1 Urgent Courses	16	364	4.4%	8.4%	8.0%	9.1%
% of FP17s Relating to Free Repair or Replacements	0	364	0.0%	0.7%	0.8%	0.8%
% of FP17s Relating to Continuations	0	364	0.0%	0.9%	1.3%	1.3%
% of Patients satisfied with the dentistry they have received	1	1	N/A	92.5%	93.1%	93.2%
% of Patients satisfied with the time they had to wait for an appointment	1	1	N/A	90.4%	89.1%	89.0%

\* This is based on patients treated on this contract for their most recent course of treatment. Figures in italics indicate the base number of FP17s or Patient Questionnaire responses are less than 100. N/A is shown where the base number of responses is less than 10 during the period. % is calculated as Quantity/Base number\*100

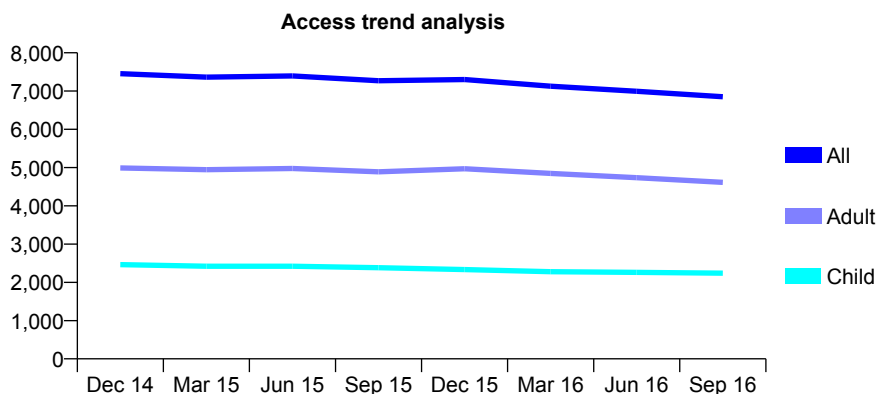
## Q54 - Vital Signs At a Glance Contract Report for 219916/0001 - September 2016

Name or company name	MR M KHOJA
Contract type name	GDS Contract
Purpose of contract	General
Contract start date	01/04/2006
Contract end date	

16/17 Contracted general activity (UDA)	22,689
Carry forward general activity (UDA)	82
16/17 Contracted orthodontic activity (UOA)	0
Carry forward orthodontic activity (UOA)	0
Baseline contract value	£594,097.84

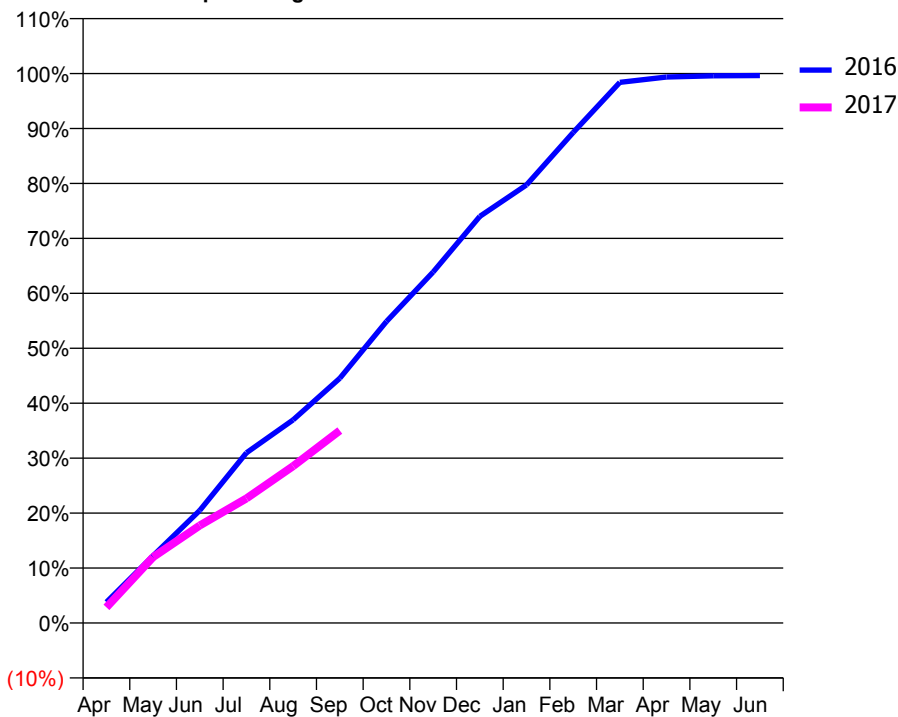
### ACCESS\*

Patients seen in 24 months	Total	Change since previous quarter
Quarter ending September 2015	7,269	
Quarter ending December 2015	7,302	→
Quarter ending March 2016	7,126	↓
Quarter ending June 2016	6,996	↓
Quarter ending September 2016	6,851	↓
<b>Variance since September 2015</b>	<b>(5.8%)</b>	<b>↓</b>



### ACTIVITY

Cumulative percentage of contracted UDA delivered 2016 & 2017



Adjusted Scheduled Activity (UDA)

Month	2016	2017
April	864	648
May	2,777	2,725
June	4,651	4,027
July	7,027	5,145
August	8,389	6,476
September	10,108	7,949
October	12,454	
November	14,492	
December	16,788	
January	18,089	
February	20,254	
March	22,325	
April	22,542	
May	22,596	
June	22,607	

### QUALITY

	Quantity	Base Number	Contract	AT	Region	England
% of FP17s for the same patient ID Re-attending within 3 months - Children	80	1,056	7.6%	10.0%	12.0%	12.4%
% of FP17s for the same patient ID Re-attending within 3 months - Adults	480	2,241	21.4%	15.3%	15.9%	16.7%
% of FP17s for the same patient ID Re-attending between 3 & 9 months - Children	361	1,056	34.2%	50.8%	58.6%	57.4%
% of FP17s for the same patient ID Re-attending between 3 & 9 months - Adults	775	2,241	34.6%	46.6%	51.6%	50.5%
% of FP17s for Band 1 Urgent Courses	646	3,160	20.4%	8.4%	8.0%	9.1%
% of FP17s Relating to Free Repair or Replacements	22	3,160	0.7%	0.7%	0.8%	0.8%
% of FP17s Relating to Continuations	7	3,160	0.2%	0.9%	1.3%	1.3%
% of Patients satisfied with the dentistry they have received	3	3	N/A	92.5%	93.1%	93.2%
% of Patients satisfied with the time they had to wait for an appointment	3	3	N/A	90.4%	89.1%	89.0%

\* This is based on patients treated on this contract for their most recent course of treatment. Figures in italics indicate the base number of FP17s or Patient Questionnaire responses are less than 100. N/A is shown where the base number of responses is less than 10 during the period. % is calculated as Quantity/Base number\*100

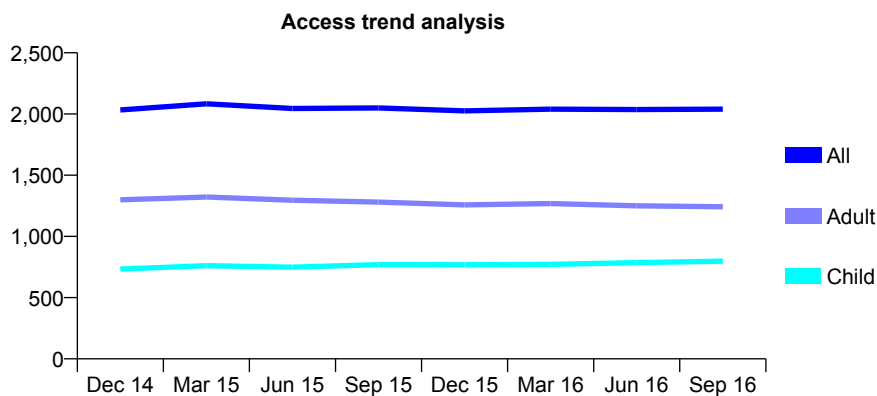
## Q54 - Vital Signs At a Glance Contract Report for 219916/0002 - September 2016

Name or company name	MR M KHOJA
Contract type name	GDS Contract
Purpose of contract	General
Contract start date	01/04/2006
Contract end date	

16/17 Contracted general activity (UDA)	5,632
Carry forward general activity (UDA)	3
16/17 Contracted orthodontic activity (UOA)	0
Carry forward orthodontic activity (UOA)	0
Baseline contract value	£151,704.50

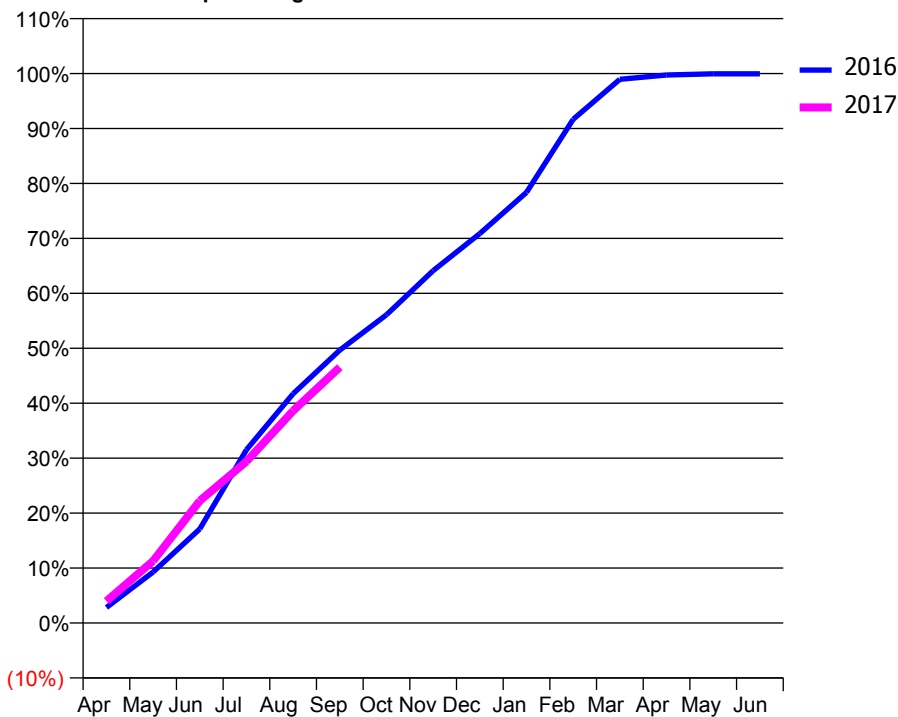
### ACCESS\*

Patients seen in 24 months	Total	Change since previous quarter
Quarter ending September 2015	2,050	
Quarter ending December 2015	2,026	↓
Quarter ending March 2016	2,040	→
Quarter ending June 2016	2,036	→
Quarter ending September 2016	2,040	→
<b>Variance since September 2015</b>	<b>(0.5%)</b>	→



### ACTIVITY

Cumulative percentage of contracted UDA delivered 2016 & 2017



Month	Adjusted Scheduled Activity (UDA)	
	2016	2017
April	159	225
May	522	636
June	964	1,252
July	1,776	1,655
August	2,350	2,175
September	2,797	2,621
October	3,159	
November	3,611	
December	3,991	
January	4,414	
February	5,162	
March	5,573	
April	5,617	
May	5,629	
June	5,629	

### QUALITY

	Quantity	Base Number	Contract	AT	Region	England
% of FP17s for the same patient ID Re-attending within 3 months - Children	52	514	10.1%	10.0%	12.0%	12.4%
% of FP17s for the same patient ID Re-attending within 3 months - Adults	141	715	19.7%	15.3%	15.9%	16.7%
% of FP17s for the same patient ID Re-attending between 3 & 9 months - Children	217	514	42.2%	50.8%	58.6%	57.4%
% of FP17s for the same patient ID Re-attending between 3 & 9 months - Adults	267	715	37.3%	46.6%	51.6%	50.5%
% of FP17s for Band 1 Urgent Courses	172	1,212	14.2%	8.4%	8.0%	9.1%
% of FP17s Relating to Free Repair or Replacements	10	1,212	0.8%	0.7%	0.8%	0.8%
% of FP17s Relating to Continuations	0	1,212	0.0%	0.9%	1.3%	1.3%
% of Patients satisfied with the dentistry they have received	1	1	N/A	92.5%	93.1%	93.2%
% of Patients satisfied with the time they had to wait for an appointment	1	1	N/A	90.4%	89.1%	89.0%

\* This is based on patients treated on this contract for their most recent course of treatment. Figures in italics indicate the base number of FP17s or Patient Questionnaire responses are less than 100. N/A is shown where the base number of responses is less than 10 during the period. % is calculated as Quantity/Base number\*100

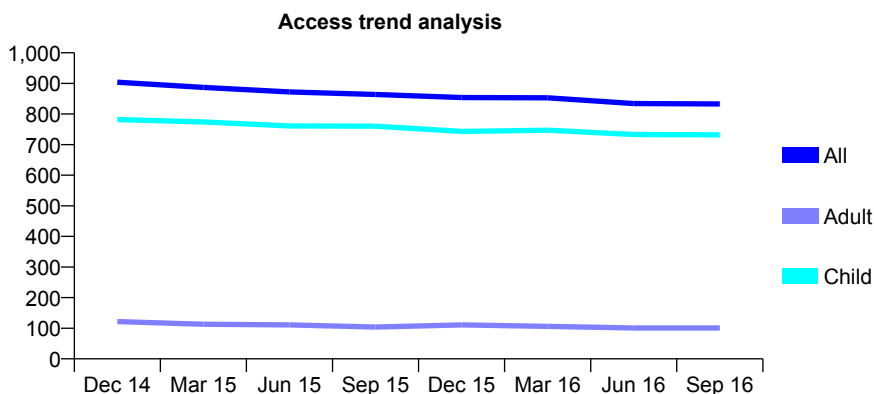
## Q54 - Vital Signs At a Glance Contract Report for 220108/0001 - September 2016

Name or company name	MR TR JONES
Contract type name	GDS Contract
Purpose of contract	General
Contract start date	01/04/2006
Contract end date	

16/17 Contracted general activity (UDA)	2,598
Carry forward general activity (UDA)	0
16/17 Contracted orthodontic activity (UOA)	0
Carry forward orthodontic activity (UOA)	0
Baseline contract value	£56,907.45

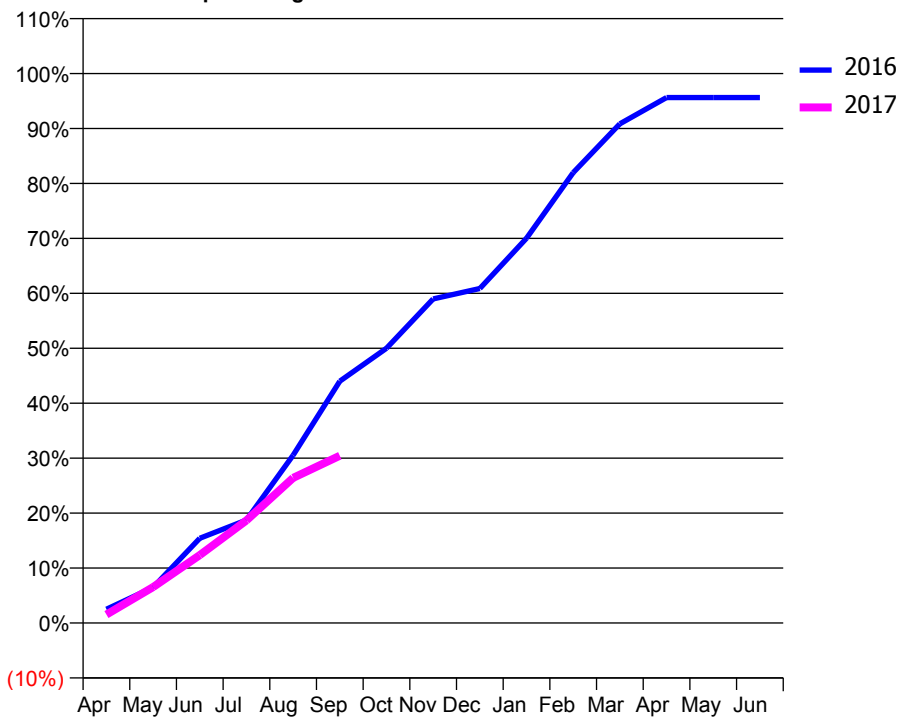
### ACCESS\*

Patients seen in 24 months	Total	Change since previous quarter
Quarter ending September 2015	864	
Quarter ending December 2015	854	↓
Quarter ending March 2016	853	→
Quarter ending June 2016	834	↓
Quarter ending September 2016	833	→
<b>Variance since September 2015</b>	<b>(3.6%)</b>	<b>↓</b>



### ACTIVITY

Cumulative percentage of contracted UDA delivered 2016 & 2017



Adjusted Scheduled Activity (UDA)

Month	2016	2017
April	50	40
May	130	170
June	308	321
July	375	485
August	611	686
September	880	791
October	1,000	
November	1,180	
December	1,218	
January	1,401	
February	1,639	
March	1,817	
April	1,912	
May	1,912	
June	1,912	

### QUALITY

	Quantity	Base Number	Contract	AT	Region	England
% of FP17s for the same patient ID Re-attending within 3 months - Children	88	718	12.3%	10.0%	12.0%	12.4%
% of FP17s for the same patient ID Re-attending within 3 months - Adults	0	0	N/A	15.3%	15.9%	16.7%
% of FP17s for the same patient ID Re-attending between 3 & 9 months - Children	498	718	69.4%	50.8%	58.6%	57.4%
% of FP17s for the same patient ID Re-attending between 3 & 9 months - Adults	0	0	N/A	46.6%	51.6%	50.5%
% of FP17s for Band 1 Urgent Courses	11	647	1.7%	8.4%	8.0%	9.1%
% of FP17s Relating to Free Repair or Replacements	0	647	0.0%	0.7%	0.8%	0.8%
% of FP17s Relating to Continuations	12	647	1.9%	0.9%	1.3%	1.3%
% of Patients satisfied with the dentistry they have received	1	1	N/A	92.5%	93.1%	93.2%
% of Patients satisfied with the time they had to wait for an appointment	1	1	N/A	90.4%	89.1%	89.0%

\* This is based on patients treated on this contract for their most recent course of treatment. Figures in italics indicate the base number of FP17s or Patient Questionnaire responses are less than 100. N/A is shown where the base number of responses is less than 10 during the period. % is calculated as Quantity/Base number\*100

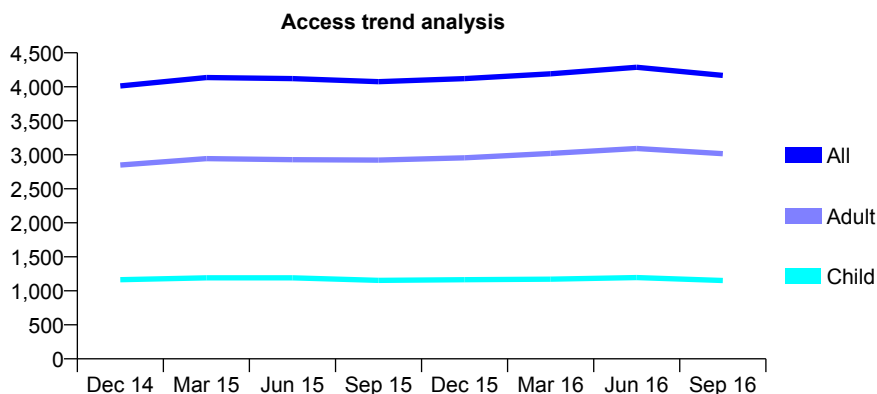
## Q54 - Vital Signs At a Glance Contract Report for 220124/0001 - September 2016

Name or company name	MR PK PATEL
Contract type name	GDS Contract
Purpose of contract	General and Orthodontic
Contract start date	01/04/2006
Contract end date	

16/17 Contracted general activity (UDA)	11,324
Carry forward general activity (UDA)	-196
16/17 Contracted orthodontic activity (UOA)	234
Carry forward orthodontic activity (UOA)	-5
Baseline contract value	£347,281.60

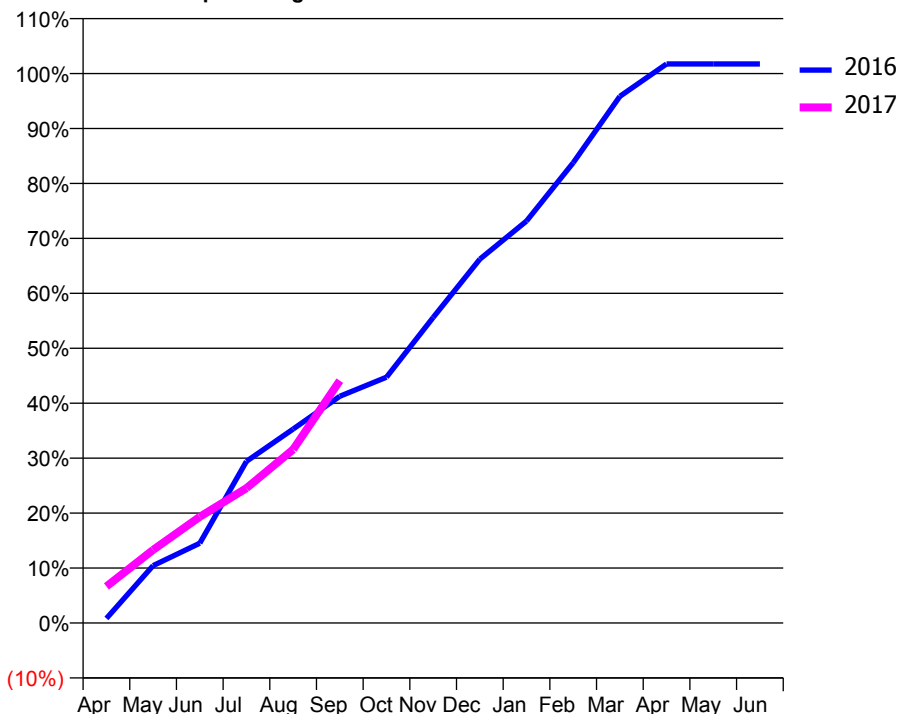
### ACCESS\*

Patients seen in 24 months	Total	Change since previous quarter
Quarter ending September 2015	4,075	
Quarter ending December 2015	4,120	→
Quarter ending March 2016	4,192	→
Quarter ending June 2016	4,288	↑
Quarter ending September 2016	4,168	↓
<b>Variance since September 2015</b>	<b>2.3%</b>	<b>↑</b>



### ACTIVITY

Cumulative percentage of contracted UDA delivered 2016 & 2017



Adjusted Scheduled Activity (UDA)

Month	2016	2017
April	96	753
May	1,182	1,507
June	1,645	2,188
July	3,333	2,779
August	3,996	3,577
September	4,673	4,994
October	5,066	
November	6,298	
December	7,498	
January	8,283	
February	9,486	
March	10,854	
April	11,520	
May	11,520	
June	11,520	

### QUALITY

	Quantity	Base Number	Contract	AT	Region	England
% of FP17s for the same patient ID Re-attending within 3 months - Children	46	758	6.1%	10.0%	12.0%	12.4%
% of FP17s for the same patient ID Re-attending within 3 months - Adults	171	1,567	10.9%	15.3%	15.9%	16.7%
% of FP17s for the same patient ID Re-attending between 3 & 9 months - Children	381	758	50.3%	50.8%	58.6%	57.4%
% of FP17s for the same patient ID Re-attending between 3 & 9 months - Adults	579	1,567	36.9%	46.6%	51.6%	50.5%
% of FP17s for Band 1 Urgent Courses	129	2,061	6.3%	8.4%	8.0%	9.1%
% of FP17s Relating to Free Repair or Replacements	1	2,061	0.0%	0.7%	0.8%	0.8%
% of FP17s Relating to Continuations	22	2,061	1.1%	0.9%	1.3%	1.3%
% of Patients satisfied with the dentistry they have received	4	4	N/A	92.5%	93.1%	93.2%
% of Patients satisfied with the time they had to wait for an appointment	4	4	N/A	90.4%	89.1%	89.0%

\* This is based on patients treated on this contract for their most recent course of treatment. Figures in italics indicate the base number of FP17s or Patient Questionnaire responses are less than 100. N/A is shown where the base number of responses is less than 10 during the period. % is calculated as Quantity/Base number\*100



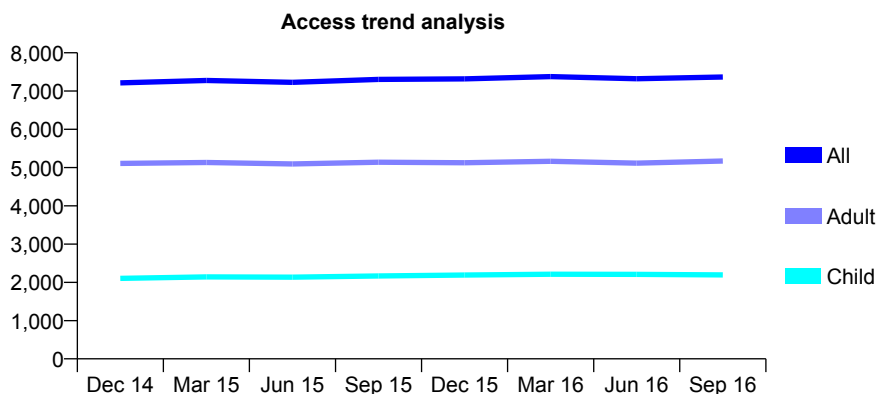
## Q54 - Vital Signs At a Glance Contract Report for 220922/0001 - September 2016

Name or company name	MR JS SIDHU
Contract type name	GDS Contract
Purpose of contract	General and Orthodontic
Contract start date	01/04/2006
Contract end date	

16/17 Contracted general activity (UDA)	19,884
Carry forward general activity (UDA)	-398
16/17 Contracted orthodontic activity (UOA)	22
Carry forward orthodontic activity (UOA)	0
Baseline contract value	£503,271.80

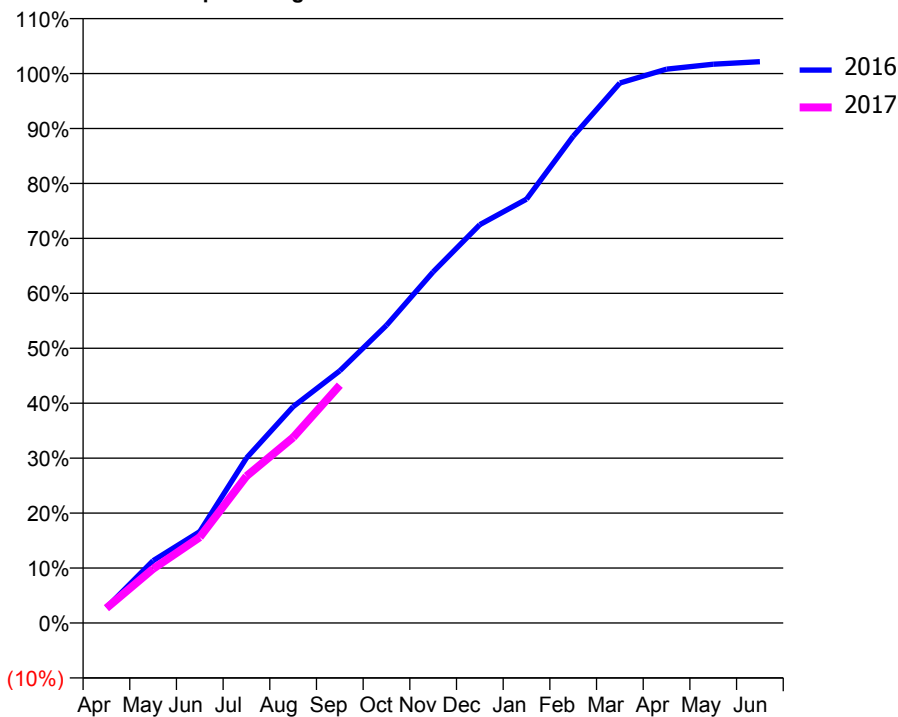
### ACCESS\*

Patients seen in 24 months	Total	Change since previous quarter
Quarter ending September 2015	7,304	
Quarter ending December 2015	7,318	→
Quarter ending March 2016	7,378	→
Quarter ending June 2016	7,323	→
Quarter ending September 2016	7,366	→
<b>Variance since September 2015</b>	<b>0.8%</b>	<b>→</b>



### ACTIVITY

Cumulative percentage of contracted UDA delivered 2016 & 2017



Month	Adjusted Scheduled Activity (UDA)	
	2016	2017
April	556	538
May	2,257	1,960
June	3,310	3,103
July	5,973	5,316
August	7,827	6,714
September	9,126	8,607
October	10,774	
November	12,705	
December	14,415	
January	15,337	
February	17,614	
March	19,538	
April	20,041	
May	20,218	
June	20,311	

### QUALITY

	Quantity	Base Number	Contract	AT	Region	England
% of FP17s for the same patient ID Re-attending within 3 months - Children	44	992	4.4%	10.0%	12.0%	12.4%
% of FP17s for the same patient ID Re-attending within 3 months - Adults	266	2,331	11.4%	15.3%	15.9%	16.7%
% of FP17s for the same patient ID Re-attending between 3 & 9 months - Children	309	992	31.1%	50.8%	58.6%	57.4%
% of FP17s for the same patient ID Re-attending between 3 & 9 months - Adults	802	2,331	34.4%	46.6%	51.6%	50.5%
% of FP17s for Band 1 Urgent Courses	147	3,045	4.8%	8.4%	8.0%	9.1%
% of FP17s Relating to Free Repair or Replacements	39	3,045	1.3%	0.7%	0.8%	0.8%
% of FP17s Relating to Continuations	12	3,045	0.4%	0.9%	1.3%	1.3%
% of Patients satisfied with the dentistry they have received	2	2	N/A	92.5%	93.1%	93.2%
% of Patients satisfied with the time they had to wait for an appointment	2	2	N/A	90.4%	89.1%	89.0%

\* This is based on patients treated on this contract for their most recent course of treatment. Figures in italics indicate the base number of FP17s or Patient Questionnaire responses are less than 100. N/A is shown where the base number of responses is less than 10 during the period. % is calculated as Quantity/Base number\*100

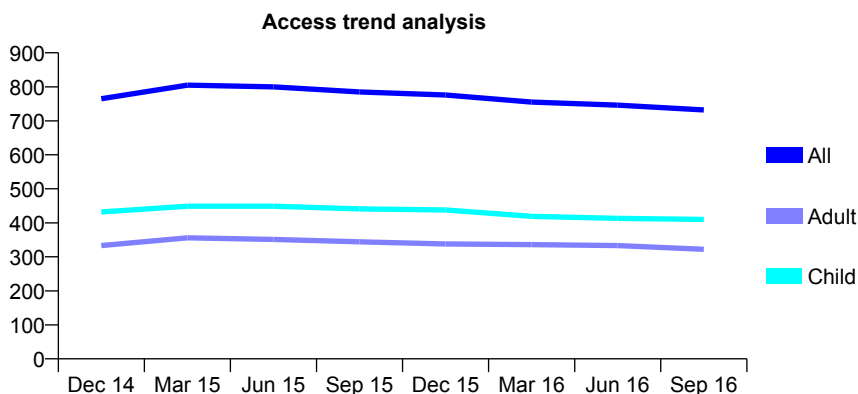
## Q54 - Vital Signs At a Glance Contract Report for 221309/0001 - September 2016

Name or company name	MR IC WILSON
Contract type name	GDS Contract
Purpose of contract	General
Contract start date	01/04/2006
Contract end date	

16/17 Contracted general activity (UDA)	2,225
Carry forward general activity (UDA)	0
16/17 Contracted orthodontic activity (UOA)	0
Carry forward orthodontic activity (UOA)	0
Baseline contract value	£53,281.02

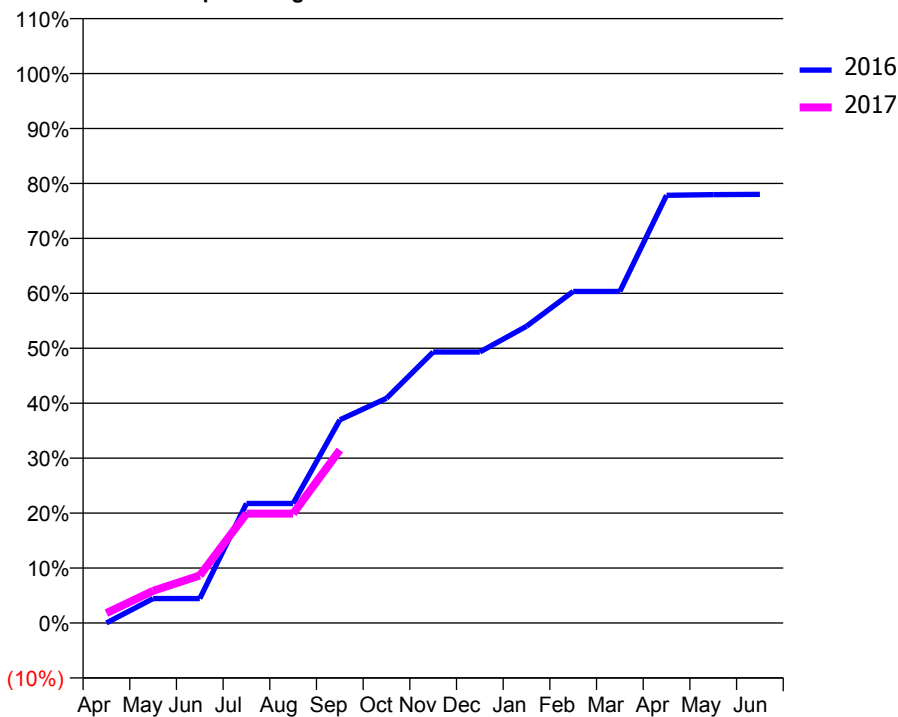
### ACCESS\*

Patients seen in 24 months	Total	Change since previous quarter
Quarter ending September 2015	785	
Quarter ending December 2015	776	↓
Quarter ending March 2016	755	↓
Quarter ending June 2016	746	↓
Quarter ending September 2016	732	↓
<b>Variance since September 2015</b>	<b>(6.8%)</b>	<b>↓</b>



### ACTIVITY

Cumulative percentage of contracted UDA delivered 2016 & 2017



Adjusted Scheduled Activity (UDA)

Month	2016	2017
April	0	40
May	99	130
June	99	193
July	484	443
August	484	443
September	823	701
October	910	
November	1,097	
December	1,097	
January	1,201	
February	1,343	
March	1,343	
April	1,732	
May	1,735	
June	1,736	

### QUALITY

	Quantity	Base Number	Contract	AT	Region	England
% of FP17s for the same patient ID Re-attending within 3 months - Children	21	400	5.3%	10.0%	12.0%	12.4%
% of FP17s for the same patient ID Re-attending within 3 months - Adults	35	215	16.3%	15.3%	15.9%	16.7%
% of FP17s for the same patient ID Re-attending between 3 & 9 months - Children	230	400	57.5%	50.8%	58.6%	57.4%
% of FP17s for the same patient ID Re-attending between 3 & 9 months - Adults	117	215	54.4%	46.6%	51.6%	50.5%
% of FP17s for Band 1 Urgent Courses	24	382	6.3%	8.4%	8.0%	9.1%
% of FP17s Relating to Free Repair or Replacements	0	382	0.0%	0.7%	0.8%	0.8%
% of FP17s Relating to Continuations	7	382	1.8%	0.9%	1.3%	1.3%
% of Patients satisfied with the dentistry they have received	0	0	N/A	92.5%	93.1%	93.2%
% of Patients satisfied with the time they had to wait for an appointment	0	0	N/A	90.4%	89.1%	89.0%

\* This is based on patients treated on this contract for their most recent course of treatment. Figures in italics indicate the base number of FP17s or Patient Questionnaire responses are less than 100. N/A is shown where the base number of responses is less than 10 during the period. % is calculated as Quantity/Base number\*100

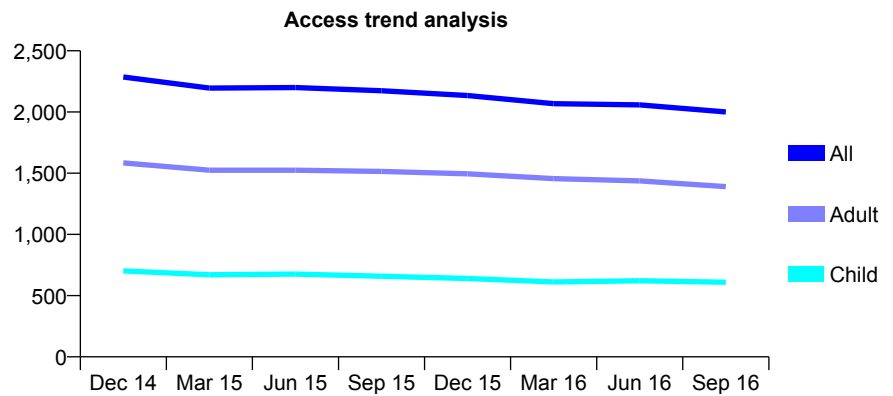
## Q54 - Vital Signs At a Glance Contract Report for 224472/0002 - September 2016

Name or company name	MRS AC HADDON
Contract type name	GDS Contract
Purpose of contract	General
Contract start date	28/09/2011
Contract end date	

16/17 Contracted general activity (UDA)	8,384
Carry forward general activity (UDA)	197
16/17 Contracted orthodontic activity (UOA)	0
Carry forward orthodontic activity (UOA)	0
Baseline contract value	£247,465.92

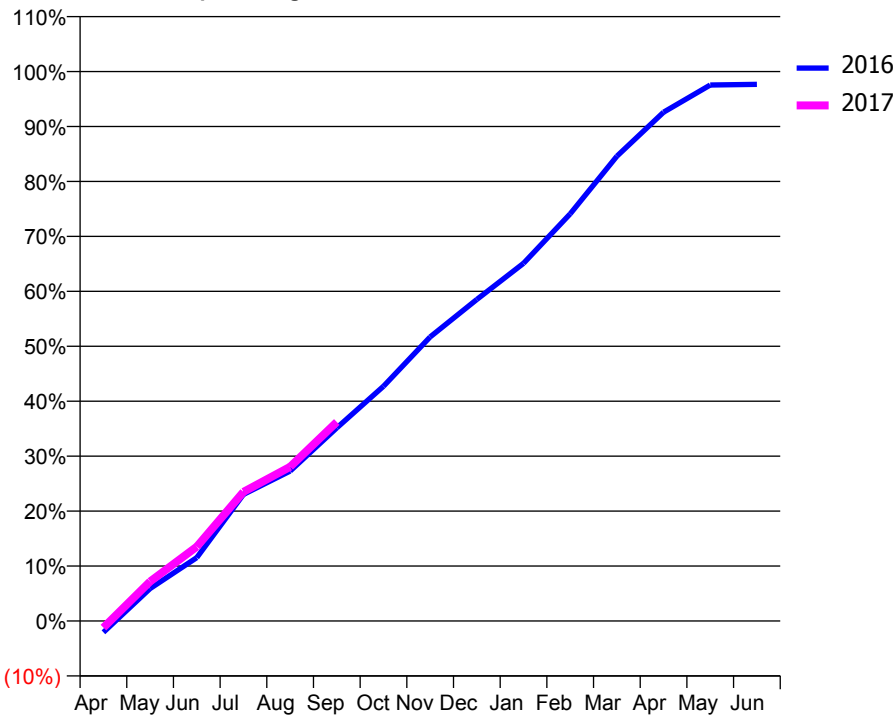
### ACCESS\*

Patients seen in 24 months	Total	Change since previous quarter
Quarter ending September 2015	2,174	
Quarter ending December 2015	2,135	↓
Quarter ending March 2016	2,068	↓
Quarter ending June 2016	2,058	→
Quarter ending September 2016	2,001	↓
<b>Variance since September 2015</b>	<b>(8.0%)</b>	<b>↓</b>



### ACTIVITY

Cumulative percentage of contracted UDA delivered 2016 & 2017



Month	Adjusted Scheduled Activity (UDA)	
	2016	2017
April	-174	-103
May	495	603
June	968	1,134
July	1,932	1,970
August	2,287	2,352
September	2,947	3,036
October	3,582	
November	4,335	
December	4,906	
January	5,458	
February	6,213	
March	7,092	
April	7,762	
May	8,178	
June	8,187	

### QUALITY

	Quantity	Base Number	Contract	AT	Region	England
% of FP17s for the same patient ID Re-attending within 3 months - Children	61	411	14.8%	10.0%	12.0%	12.4%
% of FP17s for the same patient ID Re-attending within 3 months - Adults	562	1,239	45.4%	15.3%	15.9%	16.7%
% of FP17s for the same patient ID Re-attending between 3 & 9 months - Children	180	411	43.8%	50.8%	58.6%	57.4%
% of FP17s for the same patient ID Re-attending between 3 & 9 months - Adults	426	1,239	34.4%	46.6%	51.6%	50.5%
% of FP17s for Band 1 Urgent Courses	132	1,227	10.8%	8.4%	8.0%	9.1%
% of FP17s Relating to Free Repair or Replacements	23	1,227	1.9%	0.7%	0.8%	0.8%
% of FP17s Relating to Continuations	74	1,227	6.0%	0.9%	1.3%	1.3%
% of Patients satisfied with the dentistry they have received	6	6	N/A	92.5%	93.1%	93.2%
% of Patients satisfied with the time they had to wait for an appointment	6	6	N/A	90.4%	89.1%	89.0%

\* This is based on patients treated on this contract for their most recent course of treatment. Figures in italics indicate the base number of FP17s or Patient Questionnaire responses are less than 100. N/A is shown where the base number of responses is less than 10 during the period. % is calculated as Quantity/Base number\*100

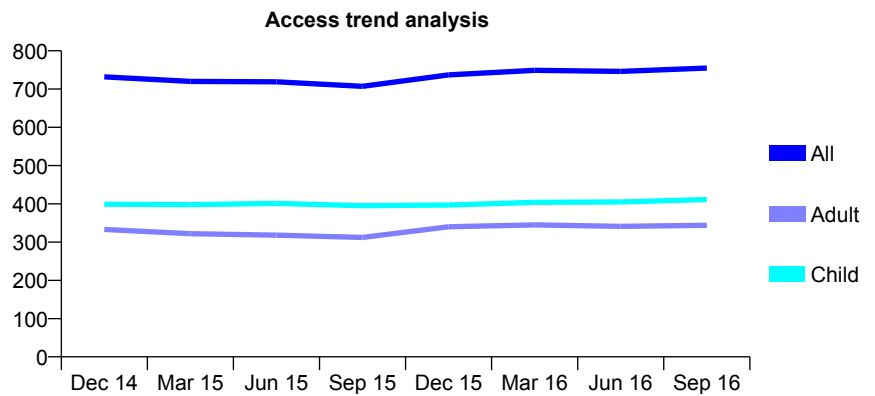
## Q54 - Vital Signs At a Glance Contract Report for 231282/0001 - September 2016

Name or company name	MR SD LOESCHER
Contract type name	GDS Contract
Purpose of contract	General
Contract start date	01/04/2006
Contract end date	

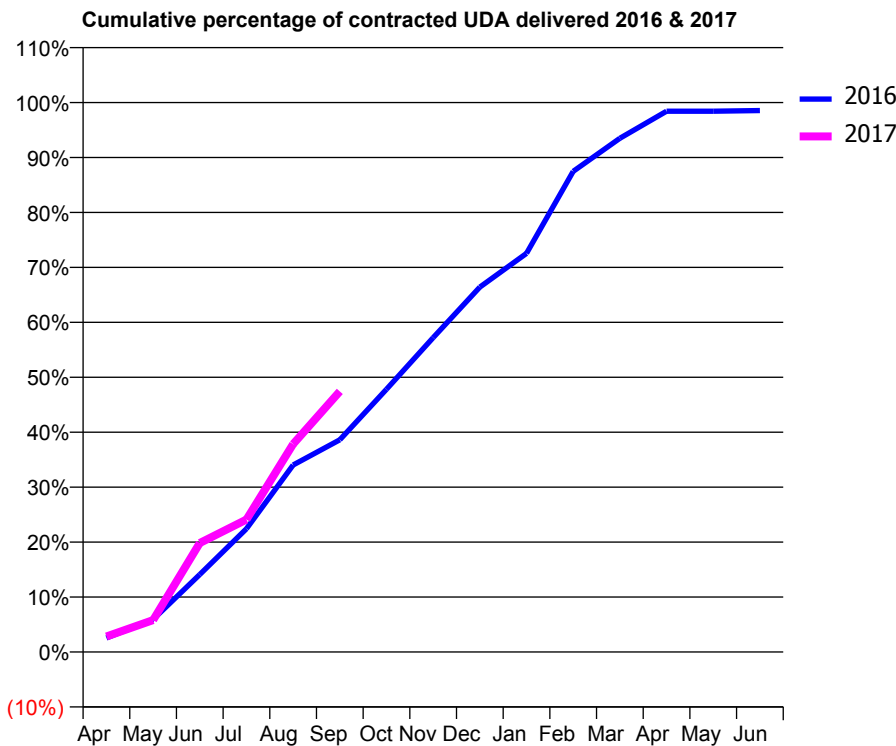
16/17 Contracted general activity (UDA)	1,566
Carry forward general activity (UDA)	23
16/17 Contracted orthodontic activity (UOA)	0
Carry forward orthodontic activity (UOA)	0
Baseline contract value	£37,302.44

### ACCESS\*

Patients seen in 24 months	Total	Change since previous quarter
Quarter ending September 2015	707	
Quarter ending December 2015	737	↑
Quarter ending March 2016	749	→
Quarter ending June 2016	746	→
Quarter ending September 2016	755	→
<b>Variance since September 2015</b>	<b>6.8%</b>	<b>↑</b>



### ACTIVITY



Month	Adjusted Scheduled Activity (UDA)	
	2016	2017
April	40	44
May	93	91
June	221	311
July	351	378
August	533	593
September	605	743
October	749	
November	896	
December	1,040	
January	1,136	
February	1,370	
March	1,464	
April	1,541	
May	1,541	
June	1,543	

### QUALITY

	Quantity	Base Number	Contract	AT	Region	England
% of FP17s for the same patient ID Re-attending within 3 months - Children	21	347	6.1%	10.0%	12.0%	12.4%
% of FP17s for the same patient ID Re-attending within 3 months - Adults	14	194	7.2%	15.3%	15.9%	16.7%
% of FP17s for the same patient ID Re-attending between 3 & 9 months - Children	212	347	61.1%	50.8%	58.6%	57.4%
% of FP17s for the same patient ID Re-attending between 3 & 9 months - Adults	113	194	58.2%	46.6%	51.6%	50.5%
% of FP17s for Band 1 Urgent Courses	13	494	2.6%	8.4%	8.0%	9.1%
% of FP17s Relating to Free Repair or Replacements	2	494	0.4%	0.7%	0.8%	0.8%
% of FP17s Relating to Continuations	2	494	0.4%	0.9%	1.3%	1.3%
% of Patients satisfied with the dentistry they have received	0	0	N/A	92.5%	93.1%	93.2%
% of Patients satisfied with the time they had to wait for an appointment	0	0	N/A	90.4%	89.1%	89.0%

\* This is based on patients treated on this contract for their most recent course of treatment. Figures in italics indicate the base number of FP17s or Patient Questionnaire responses are less than 100. N/A is shown where the base number of responses is less than 10 during the period. % is calculated as Quantity/Base number\*100

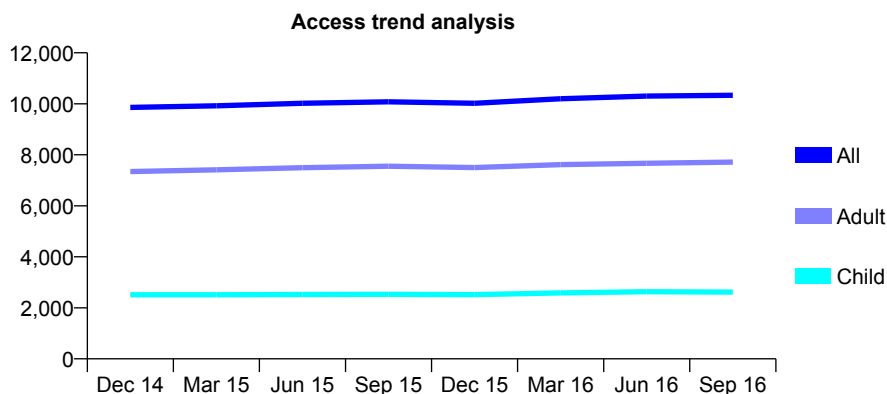
## Q54 - Vital Signs At a Glance Contract Report for 234761/0001 - September 2016

Name or company name	MR RS TOBIN
Contract type name	GDS Contract
Purpose of contract	General
Contract start date	01/04/2009
Contract end date	

16/17 Contracted general activity (UDA)	37,040
Carry forward general activity (UDA)	0
16/17 Contracted orthodontic activity (UOA)	0
Carry forward orthodontic activity (UOA)	0
Baseline contract value	£974,720.63

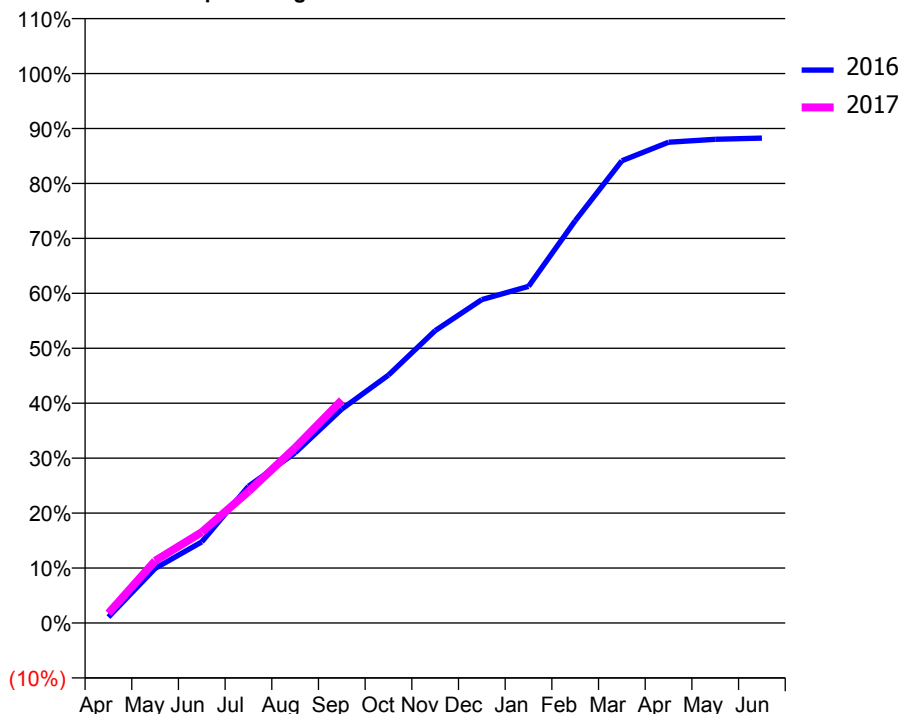
### ACCESS\*

Patients seen in 24 months	Total	Change since previous quarter
Quarter ending September 2015	10,079	
Quarter ending December 2015	10,020	→
Quarter ending March 2016	10,199	→
Quarter ending June 2016	10,303	→
Quarter ending September 2016	10,336	→
<b>Variance since September 2015</b>	<b>2.5%</b>	<b>↑</b>



### ACTIVITY

Cumulative percentage of contracted UDA delivered 2016 & 2017



Month	Adjusted Scheduled Activity (UDA)	
	2016	2017
April	399	659
May	3,679	4,191
June	5,465	6,127
July	9,217	8,864
August	11,472	11,818
September	14,418	15,023
October	16,710	
November	19,705	
December	21,802	
January	22,695	
February	27,112	
March	31,159	
April	32,409	
May	32,608	
June	32,685	

### QUALITY

	Quantity	Base Number	Contract	AT	Region	England
% of FP17s for the same patient ID Re-attending within 3 months - Children	183	1,806	10.1%	10.0%	12.0%	12.4%
% of FP17s for the same patient ID Re-attending within 3 months - Adults	1,262	5,694	22.2%	15.3%	15.9%	16.7%
% of FP17s for the same patient ID Re-attending between 3 & 9 months - Children	912	1,806	50.5%	50.8%	58.6%	57.4%
% of FP17s for the same patient ID Re-attending between 3 & 9 months - Adults	2,572	5,694	45.2%	46.6%	51.6%	50.5%
% of FP17s for Band 1 Urgent Courses	1,052	6,384	16.5%	8.4%	8.0%	9.1%
% of FP17s Relating to Free Repair or Replacements	65	6,384	1.0%	0.7%	0.8%	0.8%
% of FP17s Relating to Continuations	111	6,384	1.7%	0.9%	1.3%	1.3%
% of Patients satisfied with the dentistry they have received	8	8	N/A	92.5%	93.1%	93.2%
% of Patients satisfied with the time they had to wait for an appointment	8	8	N/A	90.4%	89.1%	89.0%

\* This is based on patients treated on this contract for their most recent course of treatment. Figures in italics indicate the base number of FP17s or Patient Questionnaire responses are less than 100. N/A is shown where the base number of responses is less than 10 during the period. % is calculated as Quantity/Base number\*100

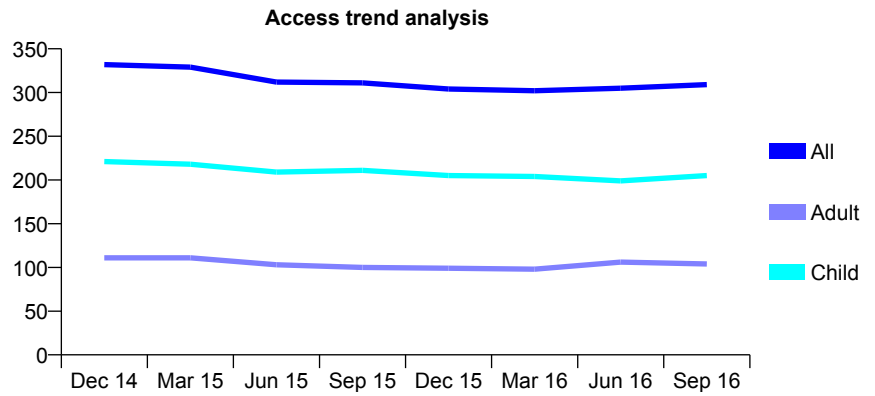
## Q54 - Vital Signs At a Glance Contract Report for 234982/0001 - September 2016

Name or company name	MR CJ HIRST
Contract type name	GDS Contract
Purpose of contract	General
Contract start date	01/04/2006
Contract end date	

16/17 Contracted general activity (UDA)	600
Carry forward general activity (UDA)	0
16/17 Contracted orthodontic activity (UOA)	0
Carry forward orthodontic activity (UOA)	0
Baseline contract value	£14,730.69

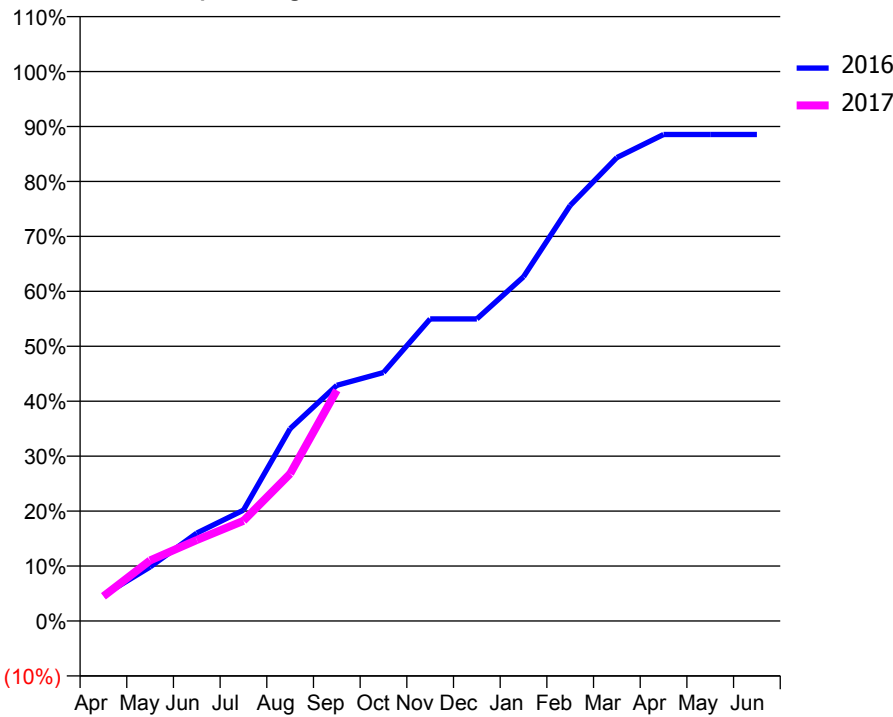
### ACCESS\*

Patients seen in 24 months	Total	Change since previous quarter
Quarter ending September 2015	311	
Quarter ending December 2015	304	↓
Quarter ending March 2016	302	→
Quarter ending June 2016	305	→
Quarter ending September 2016	309	→
<b>Variance since September 2015</b>	<b>(0.6%)</b>	→



### ACTIVITY

Cumulative percentage of contracted UDA delivered 2016 & 2017



Month	Adjusted Scheduled Activity (UDA)	
	2016	2017
April	28	27
May	59	66
June	96	88
July	121	109
August	210	161
September	257	252
October	271	
November	330	
December	330	
January	376	
February	454	
March	506	
April	531	
May	531	
June	531	

### QUALITY

	Quantity	Base Number	Contract	AT	Region	England
% of FP17s for the same patient ID Re-attending within 3 months - Children	6	155	3.9%	10.0%	12.0%	12.4%
% of FP17s for the same patient ID Re-attending within 3 months - Adults	4	61	6.6%	15.3%	15.9%	16.7%
% of FP17s for the same patient ID Re-attending between 3 & 9 months - Children	96	155	61.9%	50.8%	58.6%	57.4%
% of FP17s for the same patient ID Re-attending between 3 & 9 months - Adults	31	61	50.8%	46.6%	51.6%	50.5%
% of FP17s for Band 1 Urgent Courses	5	195	2.6%	8.4%	8.0%	9.1%
% of FP17s Relating to Free Repair or Replacements	0	195	0.0%	0.7%	0.8%	0.8%
% of FP17s Relating to Continuations	2	195	1.0%	0.9%	1.3%	1.3%
% of Patients satisfied with the dentistry they have received	0	0	N/A	92.5%	93.1%	93.2%
% of Patients satisfied with the time they had to wait for an appointment	0	0	N/A	90.4%	89.1%	89.0%

\* This is based on patients treated on this contract for their most recent course of treatment. Figures in italics indicate the base number of FP17s or Patient Questionnaire responses are less than 100. N/A is shown where the base number of responses is less than 10 during the period. % is calculated as Quantity/Base number\*100

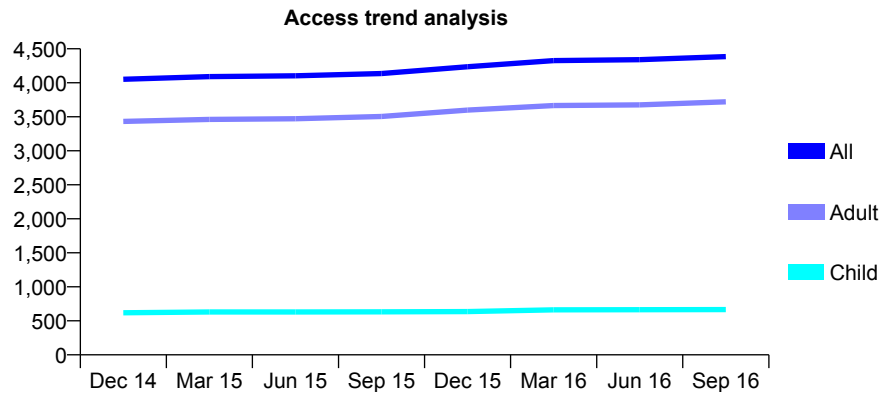
## Q54 - Vital Signs At a Glance Contract Report for 239046/0001 - September 2016

Name or company name	MR DW PANNELL
Contract type name	GDS Contract
Purpose of contract	General
Contract start date	01/04/2006
Contract end date	

16/17 Contracted general activity (UDA)	14,632
Carry forward general activity (UDA)	483
16/17 Contracted orthodontic activity (UOA)	0
Carry forward orthodontic activity (UOA)	0
Baseline contract value	£297,589.72

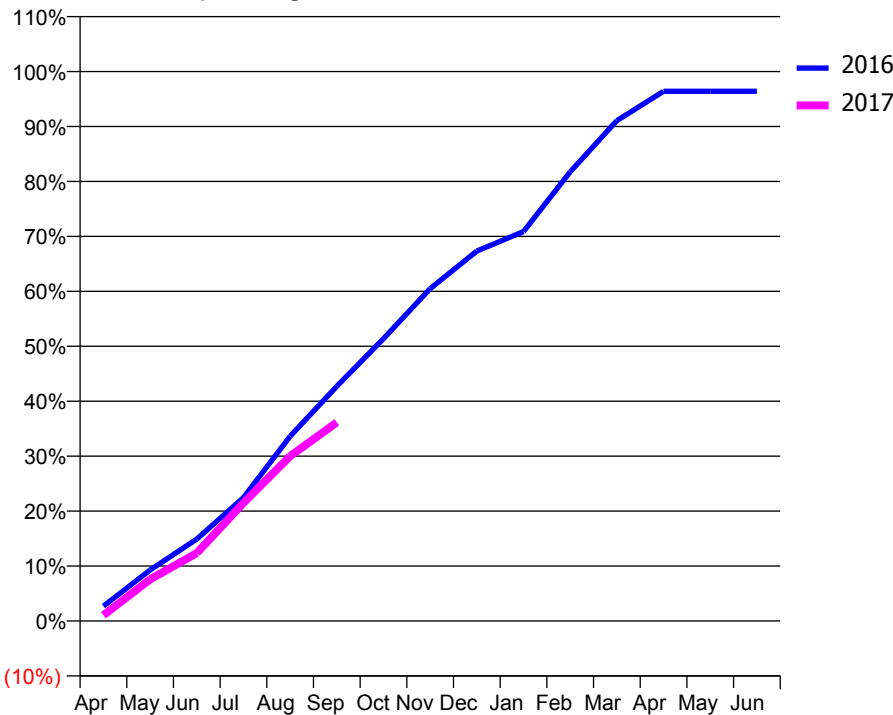
### ACCESS\*

Patients seen in 24 months	Total	Change since previous quarter
Quarter ending September 2015	4,137	
Quarter ending December 2015	4,236	↑
Quarter ending March 2016	4,327	↑
Quarter ending June 2016	4,340	→
Quarter ending September 2016	4,386	→
<b>Variance since September 2015</b>	<b>6.0%</b>	<b>↑</b>



### ACTIVITY

Cumulative percentage of contracted UDA delivered 2016 & 2017



Month	Adjusted Scheduled Activity (UDA)	
	2016	2017
April	364	155
May	1,249	1,108
June	2,008	1,810
July	3,024	3,144
August	4,527	4,392
September	5,751	5,288
October	6,918	
November	8,145	
December	9,066	
January	9,543	
February	11,006	
March	12,261	
April	12,981	
May	12,981	
June	12,981	

### QUALITY

	Quantity	Base Number	Contract	AT	Region	England
% of FP17s for the same patient ID Re-attending within 3 months - Children	31	534	5.8%	10.0%	12.0%	12.4%
% of FP17s for the same patient ID Re-attending within 3 months - Adults	425	2,849	14.9%	15.3%	15.9%	16.7%
% of FP17s for the same patient ID Re-attending between 3 & 9 months - Children	349	534	65.4%	50.8%	58.6%	57.4%
% of FP17s for the same patient ID Re-attending between 3 & 9 months - Adults	1,727	2,849	60.6%	46.6%	51.6%	50.5%
% of FP17s for Band 1 Urgent Courses	140	3,079	4.5%	8.4%	8.0%	9.1%
% of FP17s Relating to Free Repair or Replacements	17	3,079	0.6%	0.7%	0.8%	0.8%
% of FP17s Relating to Continuations	59	3,079	1.9%	0.9%	1.3%	1.3%
% of Patients satisfied with the dentistry they have received	6	6	N/A	92.5%	93.1%	93.2%
% of Patients satisfied with the time they had to wait for an appointment	6	6	N/A	90.4%	89.1%	89.0%

\* This is based on patients treated on this contract for their most recent course of treatment. Figures in italics indicate the base number of FP17s or Patient Questionnaire responses are less than 100. N/A is shown where the base number of responses is less than 10 during the period. % is calculated as Quantity/Base number\*100

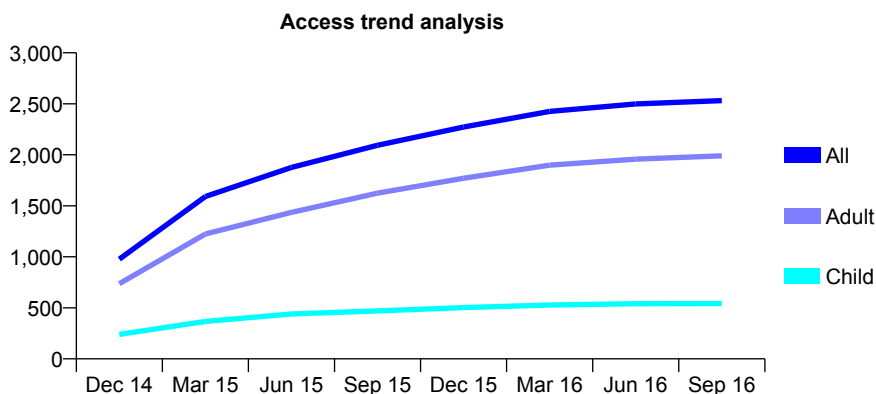
## Q54 - Vital Signs At a Glance Contract Report for 240672/0002 - September 2016

Name or company name	MISS CR RUMLEY
Contract type name	GDS Contract
Purpose of contract	General
Contract start date	01/08/2014
Contract end date	

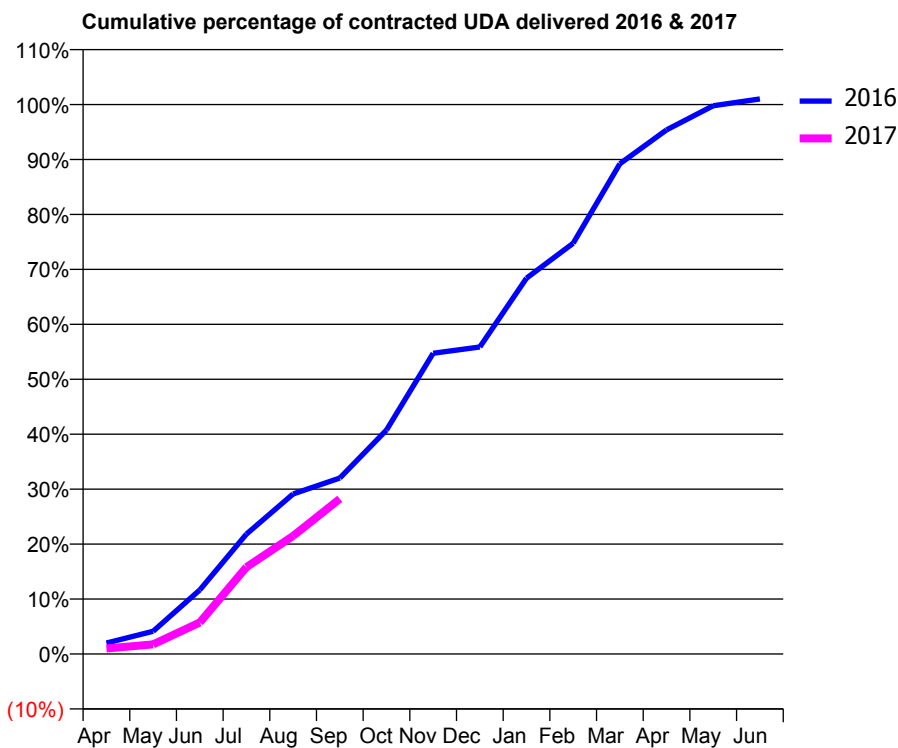
16/17 Contracted general activity (UDA)	7,324
Carry forward general activity (UDA)	-73
16/17 Contracted orthodontic activity (UOA)	0
Carry forward orthodontic activity (UOA)	0
Baseline contract value	£193,083.81

### ACCESS\*

Patients seen in 24 months	Total	Change since previous quarter
Quarter ending September 2015	2,094	
Quarter ending December 2015	2,273	↑
Quarter ending March 2016	2,426	↑
Quarter ending June 2016	2,499	↑
Quarter ending September 2016	2,532	→
<b>Variance since September 2015</b>	<b>20.9%</b>	<b>↑</b>



### ACTIVITY



Month	Adjusted Scheduled Activity (UDA)	
	2016	2017
April	146	73
May	303	129
June	855	421
July	1,598	1,158
August	2,134	1,573
September	2,345	2,068
October	2,985	
November	4,009	
December	4,092	
January	5,010	
February	5,475	
March	6,534	
April	6,987	
May	7,308	
June	7,397	

### QUALITY

	Quantity	Base Number	Contract	AT	Region	England
% of FP17s for the same patient ID Re-attending within 3 months - Children	19	280	6.8%	10.0%	12.0%	12.4%
% of FP17s for the same patient ID Re-attending within 3 months - Adults	102	1,040	9.8%	15.3%	15.9%	16.7%
% of FP17s for the same patient ID Re-attending between 3 & 9 months - Children	129	280	46.1%	50.8%	58.6%	57.4%
% of FP17s for the same patient ID Re-attending between 3 & 9 months - Adults	519	1,040	49.9%	46.6%	51.6%	50.5%
% of FP17s for Band 1 Urgent Courses	61	923	6.6%	8.4%	8.0%	9.1%
% of FP17s Relating to Free Repair or Replacements	3	923	0.3%	0.7%	0.8%	0.8%
% of FP17s Relating to Continuations	8	923	0.9%	0.9%	1.3%	1.3%
% of Patients satisfied with the dentistry they have received	3	3	N/A	92.5%	93.1%	93.2%
% of Patients satisfied with the time they had to wait for an appointment	3	3	N/A	90.4%	89.1%	89.0%

\* This is based on patients treated on this contract for their most recent course of treatment. Figures in italics indicate the base number of FP17s or Patient Questionnaire responses are less than 100. N/A is shown where the base number of responses is less than 10 during the period. % is calculated as Quantity/Base number\*100



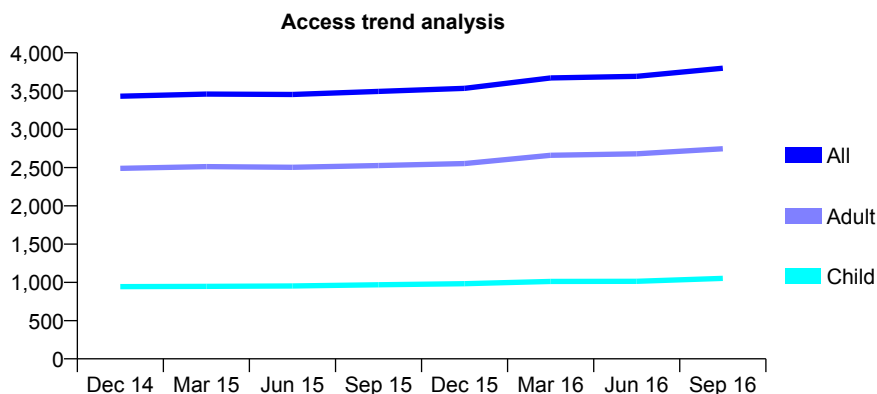
## Q54 - Vital Signs At a Glance Contract Report for 241083/0001 - September 2016

Name or company name	MR V SUDRA
Contract type name	GDS Contract
Purpose of contract	General and Orthodontic
Contract start date	01/04/2006
Contract end date	

16/17 Contracted general activity (UDA)	11,592
Carry forward general activity (UDA)	17
16/17 Contracted orthodontic activity (UOA)	190
Carry forward orthodontic activity (UOA)	-4
Baseline contract value	£373,667.89

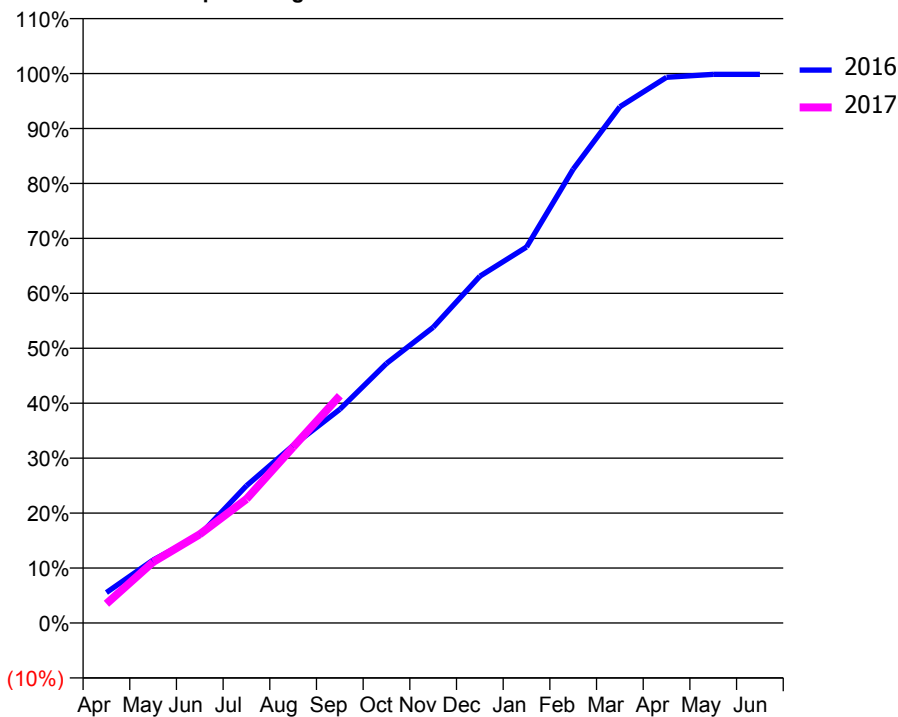
### ACCESS\*

Patients seen in 24 months	Total	Change since previous quarter
Quarter ending September 2015	3,495	
Quarter ending December 2015	3,535	→
Quarter ending March 2016	3,672	↑
Quarter ending June 2016	3,693	→
Quarter ending September 2016	3,798	↑
<b>Variance since September 2015</b>	<b>8.7%</b>	<b>↑</b>



### ACTIVITY

Cumulative percentage of contracted UDA delivered 2016 & 2017



Adjusted Scheduled Activity (UDA)

Month	2016	2017
April	643	405
May	1,328	1,286
June	1,859	1,872
July	2,895	2,614
August	3,745	3,711
September	4,508	4,796
October	5,477	
November	6,237	
December	7,315	
January	7,931	
February	9,575	
March	10,890	
April	11,512	
May	11,575	
June	11,575	

### QUALITY

	Quantity	Base Number	Contract	AT	Region	England
% of FP17s for the same patient ID Re-attending within 3 months - Children	29	545	5.3%	10.0%	12.0%	12.4%
% of FP17s for the same patient ID Re-attending within 3 months - Adults	154	1,362	11.3%	15.3%	15.9%	16.7%
% of FP17s for the same patient ID Re-attending between 3 & 9 months - Children	166	545	30.5%	50.8%	58.6%	57.4%
% of FP17s for the same patient ID Re-attending between 3 & 9 months - Adults	382	1,362	28.0%	46.6%	51.6%	50.5%
% of FP17s for Band 1 Urgent Courses	64	1,472	4.3%	8.4%	8.0%	9.1%
% of FP17s Relating to Free Repair or Replacements	21	1,472	1.4%	0.7%	0.8%	0.8%
% of FP17s Relating to Continuations	8	1,472	0.5%	0.9%	1.3%	1.3%
% of Patients satisfied with the dentistry they have received	1	1	N/A	92.5%	93.1%	93.2%
% of Patients satisfied with the time they had to wait for an appointment	1	1	N/A	90.4%	89.1%	89.0%

\* This is based on patients treated on this contract for their most recent course of treatment. Figures in italics indicate the base number of FP17s or Patient Questionnaire responses are less than 100. N/A is shown where the base number of responses is less than 10 during the period. % is calculated as Quantity/Base number\*100

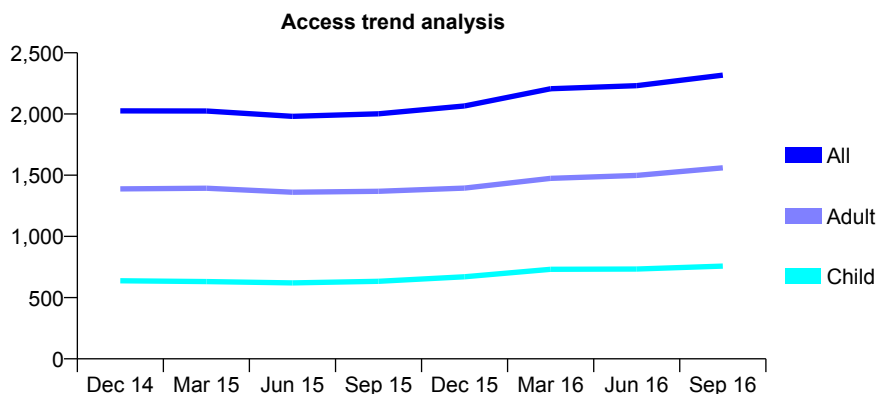
## Q54 - Vital Signs At a Glance Contract Report for 244228/0001 - September 2016

Name or company name	MR JS BARDHA
Contract type name	GDS Contract
Purpose of contract	General and Orthodontic
Contract start date	01/04/2006
Contract end date	

16/17 Contracted general activity (UDA)	9,698
Carry forward general activity (UDA)	0
16/17 Contracted orthodontic activity (UOA)	204
Carry forward orthodontic activity (UOA)	0
Baseline contract value	£275,036.00

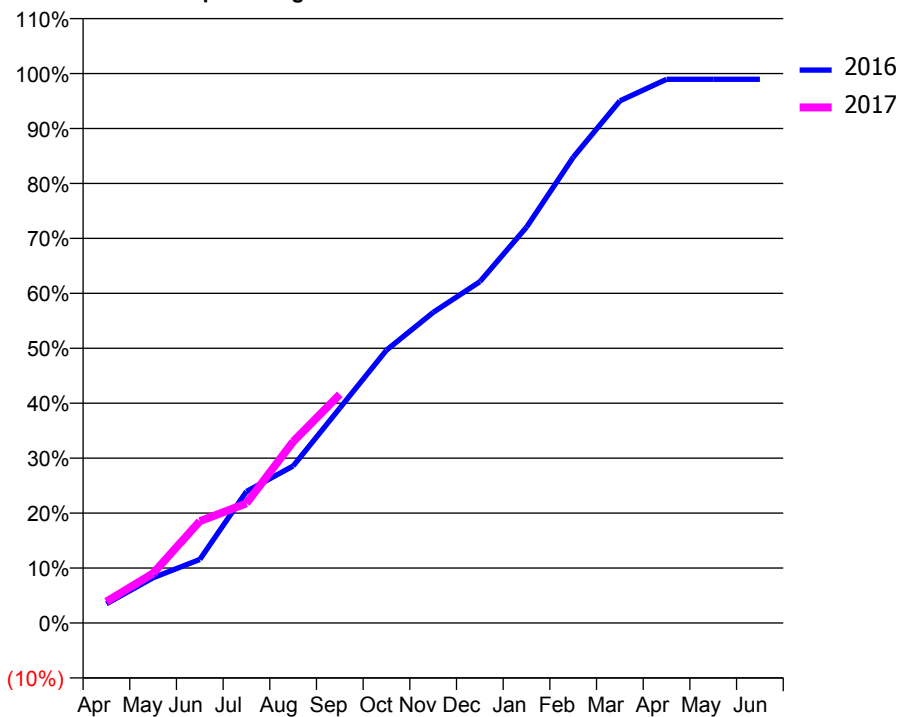
### ACCESS\*

Patients seen in 24 months	Total	Change since previous quarter
Quarter ending September 2015	2,002	
Quarter ending December 2015	2,066	↑
Quarter ending March 2016	2,206	↑
Quarter ending June 2016	2,232	→
Quarter ending September 2016	2,318	↑
<b>Variance since September 2015</b>	<b>15.8%</b>	<b>↑</b>



### ACTIVITY

Cumulative percentage of contracted UDA delivered 2016 & 2017



Month	Adjusted Scheduled Activity (UDA)	
	2016	2017
April	340	377
May	798	877
June	1,121	1,796
July	2,323	2,112
August	2,771	3,202
September	3,792	4,034
October	4,816	
November	5,482	
December	6,023	
January	6,987	
February	8,220	
March	9,215	
April	9,596	
May	9,597	
June	9,597	

### QUALITY

	Quantity	Base Number	Contract	AT	Region	England
% of FP17s for the same patient ID Re-attending within 3 months - Children	33	520	6.3%	10.0%	12.0%	12.4%
% of FP17s for the same patient ID Re-attending within 3 months - Adults	98	840	11.7%	15.3%	15.9%	16.7%
% of FP17s for the same patient ID Re-attending between 3 & 9 months - Children	270	520	51.9%	50.8%	58.6%	57.4%
% of FP17s for the same patient ID Re-attending between 3 & 9 months - Adults	348	840	41.4%	46.6%	51.6%	50.5%
% of FP17s for Band 1 Urgent Courses	6	1,177	0.5%	8.4%	8.0%	9.1%
% of FP17s Relating to Free Repair or Replacements	0	1,177	0.0%	0.7%	0.8%	0.8%
% of FP17s Relating to Continuations	43	1,177	3.7%	0.9%	1.3%	1.3%
% of Patients satisfied with the dentistry they have received	1	1	N/A	92.5%	93.1%	93.2%
% of Patients satisfied with the time they had to wait for an appointment	1	1	N/A	90.4%	89.1%	89.0%

\* This is based on patients treated on this contract for their most recent course of treatment. Figures in italics indicate the base number of FP17s or Patient Questionnaire responses are less than 100. N/A is shown where the base number of responses is less than 10 during the period. % is calculated as Quantity/Base number\*100

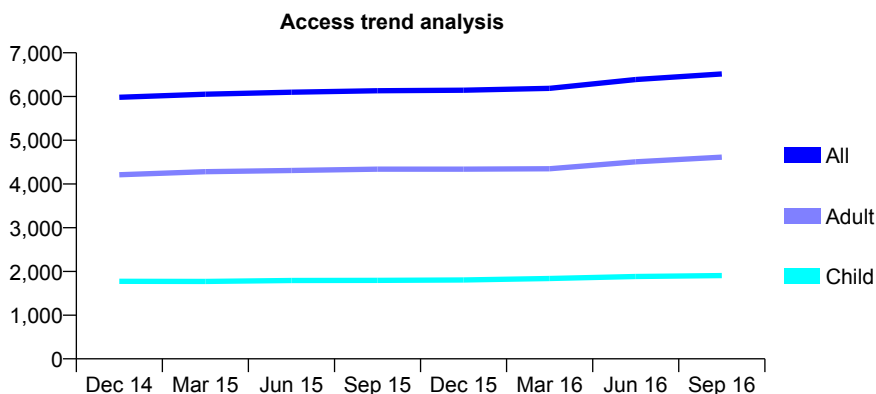
## Q54 - Vital Signs At a Glance Contract Report for 245860/0001 - September 2016

Name or company name	MR M BINAMIN
Contract type name	GDS Contract
Purpose of contract	General
Contract start date	01/04/2006
Contract end date	

16/17 Contracted general activity (UDA)	12,244
Carry forward general activity (UDA)	0
16/17 Contracted orthodontic activity (UOA)	0
Carry forward orthodontic activity (UOA)	0
Baseline contract value	£289,811.87

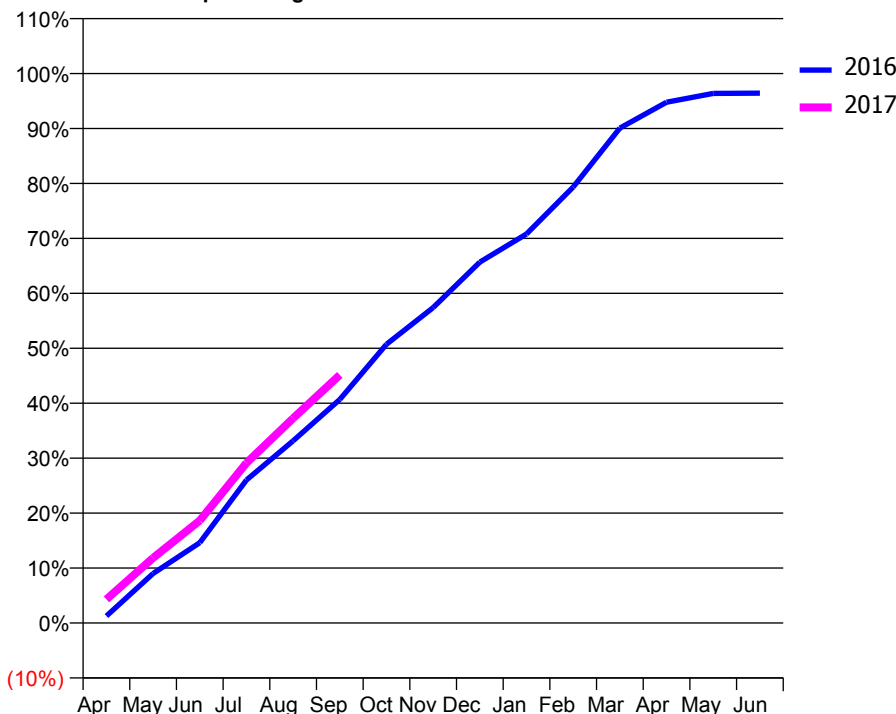
### ACCESS\*

Patients seen in 24 months	Total	Change since previous quarter
Quarter ending September 2015	6,132	
Quarter ending December 2015	6,143	→
Quarter ending March 2016	6,186	→
Quarter ending June 2016	6,389	↑
Quarter ending September 2016	6,516	→
<b>Variance since September 2015</b>	<b>6.3%</b>	<b>↑</b>



### ACTIVITY

Cumulative percentage of contracted UDA delivered 2016 & 2017



Adjusted Scheduled Activity (UDA)

Month	2016	2017
April	157	527
May	1,104	1,453
June	1,790	2,283
July	3,186	3,566
August	4,060	4,563
September	4,982	5,528
October	6,213	
November	7,030	
December	8,042	
January	8,669	
February	9,714	
March	11,029	
April	11,604	
May	11,800	
June	11,806	

### QUALITY

	Quantity	Base Number	Contract	AT	Region	England
% of FP17s for the same patient ID Re-attending within 3 months - Children	80	1,339	6.0%	10.0%	12.0%	12.4%
% of FP17s for the same patient ID Re-attending within 3 months - Adults	447	3,123	14.3%	15.3%	15.9%	16.7%
% of FP17s for the same patient ID Re-attending between 3 & 9 months - Children	756	1,339	56.5%	50.8%	58.6%	57.4%
% of FP17s for the same patient ID Re-attending between 3 & 9 months - Adults	1,595	3,123	51.1%	46.6%	51.6%	50.5%
% of FP17s for Band 1 Urgent Courses	304	3,546	8.6%	8.4%	8.0%	9.1%
% of FP17s Relating to Free Repair or Replacements	20	3,546	0.6%	0.7%	0.8%	0.8%
% of FP17s Relating to Continuations	2	3,546	0.1%	0.9%	1.3%	1.3%
% of Patients satisfied with the dentistry they have received	4	5	N/A	92.5%	93.1%	93.2%
% of Patients satisfied with the time they had to wait for an appointment	5	5	N/A	90.4%	89.1%	89.0%

\* This is based on patients treated on this contract for their most recent course of treatment. Figures in italics indicate the base number of FP17s or Patient Questionnaire responses are less than 100. N/A is shown where the base number of responses is less than 10 during the period. % is calculated as Quantity/Base number\*100

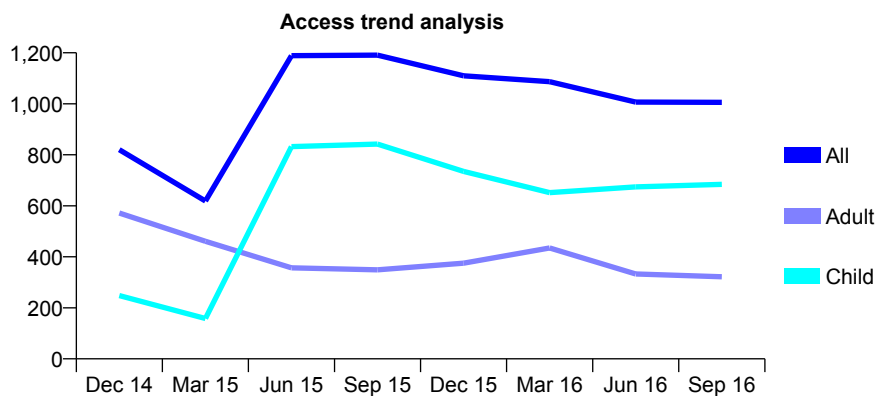
## Q54 - Vital Signs At a Glance Contract Report for 249726/0004 - September 2016

Name or company name	MR AA DUGGAL
Contract type name	PDS Plus Contract
Purpose of contract	General
Contract start date	01/05/2012
Contract end date	30/04/2017

16/17 Contracted general activity (UDA)	2,000
Carry forward general activity (UDA)	55
16/17 Contracted orthodontic activity (UOA)	0
Carry forward orthodontic activity (UOA)	0
Baseline contract value	£25,762.12

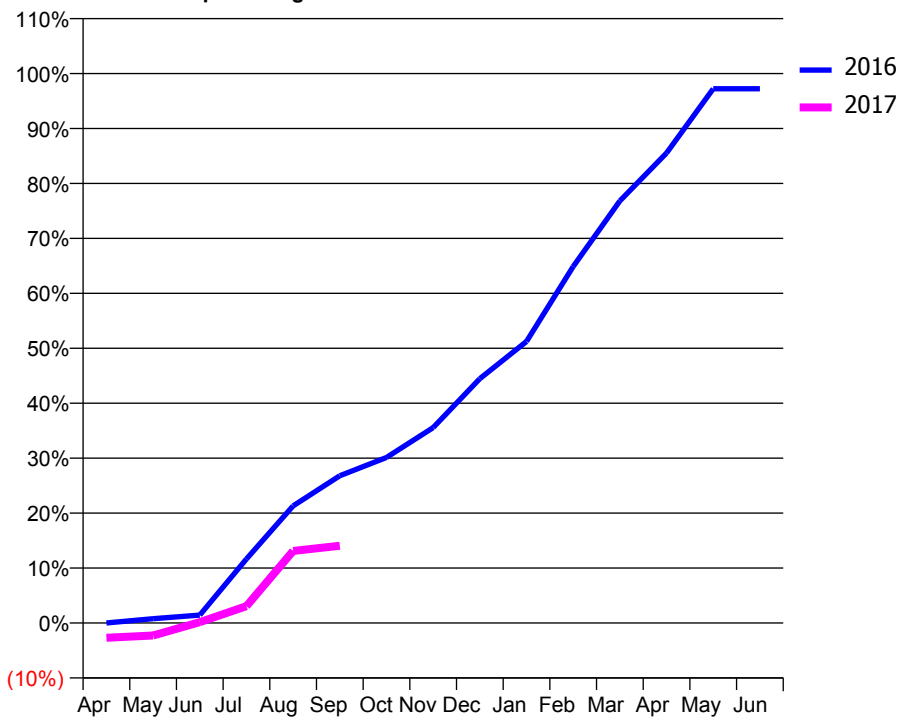
### ACCESS\*

Patients seen in 24 months	Total	Change since previous quarter
Quarter ending September 2015	1,191	
Quarter ending December 2015	1,110	↓
Quarter ending March 2016	1,087	↓
Quarter ending June 2016	1,007	↓
Quarter ending September 2016	1,006	→
<b>Variance since September 2015</b>	<b>(15.5%)</b>	<b>↓</b>



### ACTIVITY

Cumulative percentage of contracted UDA delivered 2016 & 2017



Month	Adjusted Scheduled Activity (UDA)	
	2016	2017
April	0	-54
May	16	-46
June	29	3
July	233	61
August	426	262
September	536	281
October	602	
November	711	
December	889	
January	1,025	
February	1,297	
March	1,536	
April	1,711	
May	1,945	
June	1,945	

### QUALITY

	Quantity	Base Number	Contract	AT	Region	England
% of FP17s for the same patient ID Re-attending within 3 months - Children	1	448	0.2%	10.0%	12.0%	12.4%
% of FP17s for the same patient ID Re-attending within 3 months - Adults	14	164	8.5%	15.3%	15.9%	16.7%
% of FP17s for the same patient ID Re-attending between 3 & 9 months - Children	8	448	1.8%	50.8%	58.6%	57.4%
% of FP17s for the same patient ID Re-attending between 3 & 9 months - Adults	12	164	7.3%	46.6%	51.6%	50.5%
% of FP17s for Band 1 Urgent Courses	1	264	0.4%	8.4%	8.0%	9.1%
% of FP17s Relating to Free Repair or Replacements	0	264	0.0%	0.7%	0.8%	0.8%
% of FP17s Relating to Continuations	1	264	0.4%	0.9%	1.3%	1.3%
% of Patients satisfied with the dentistry they have received	3	3	N/A	92.5%	93.1%	93.2%
% of Patients satisfied with the time they had to wait for an appointment	2	3	N/A	90.4%	89.1%	89.0%

\* This is based on patients treated on this contract for their most recent course of treatment. Figures in italics indicate the base number of FP17s or Patient Questionnaire responses are less than 100. N/A is shown where the base number of responses is less than 10 during the period. % is calculated as Quantity/Base number\*100

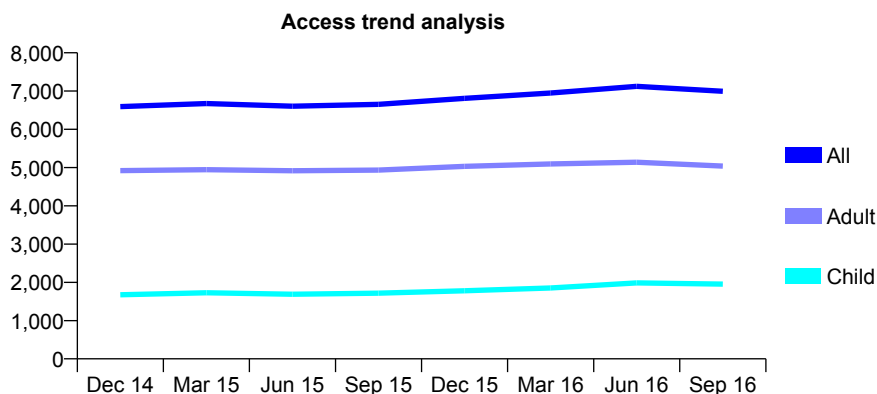
## Q54 - Vital Signs At a Glance Contract Report for 250333/0001 - September 2016

Name or company name	MR JS JANDU
Contract type name	GDS Contract
Purpose of contract	General and Orthodontic
Contract start date	01/04/2008
Contract end date	

16/17 Contracted general activity (UDA)	22,064
Carry forward general activity (UDA)	764
16/17 Contracted orthodontic activity (UOA)	999
Carry forward orthodontic activity (UOA)	0
Baseline contract value	£636,901.58

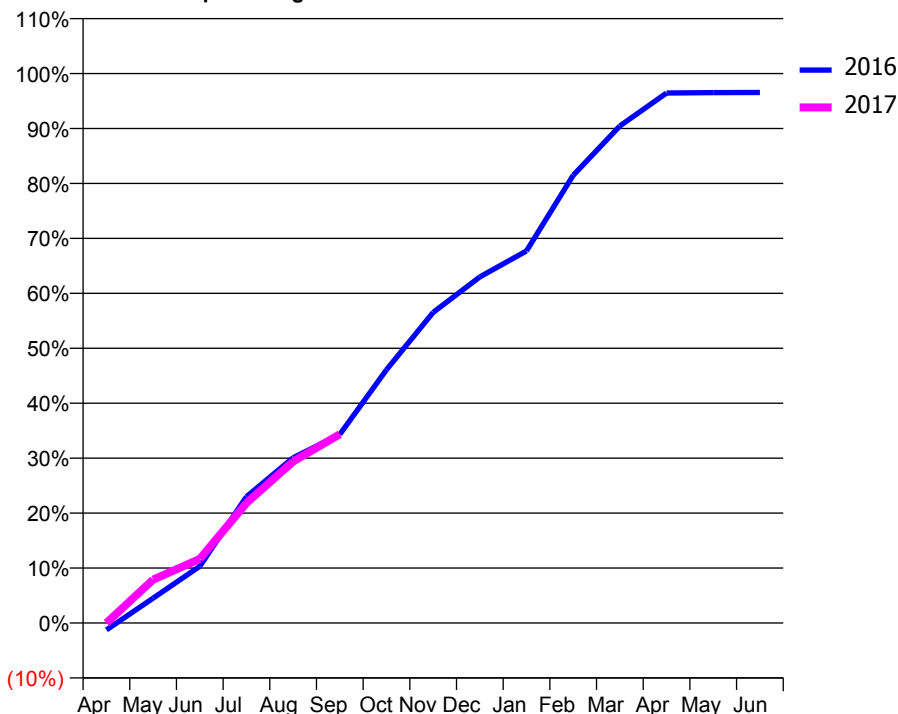
### ACCESS\*

Patients seen in 24 months	Total	Change since previous quarter
Quarter ending September 2015	6,651	
Quarter ending December 2015	6,811	↑
Quarter ending March 2016	6,950	↑
Quarter ending June 2016	7,125	↑
Quarter ending September 2016	6,994	↓
<b>Variance since September 2015</b>	<b>5.2%</b>	<b>↑</b>



### ACTIVITY

Cumulative percentage of contracted UDA delivered 2016 & 2017



Month	Adjusted Scheduled Activity (UDA)	
	2016	2017
April	-280	3
May	998	1,742
June	2,280	2,574
July	5,071	4,816
August	6,638	6,485
September	7,571	7,577
October	10,169	
November	12,472	
December	13,899	
January	14,942	
February	17,975	
March	19,959	
April	21,281	
May	21,298	
June	21,300	

### QUALITY

	Quantity	Base Number	Contract	AT	Region	England
% of FP17s for the same patient ID Re-attending within 3 months - Children	91	1,353	6.7%	10.0%	12.0%	12.4%
% of FP17s for the same patient ID Re-attending within 3 months - Adults	433	3,035	14.3%	15.3%	15.9%	16.7%
% of FP17s for the same patient ID Re-attending between 3 & 9 months - Children	529	1,353	39.1%	50.8%	58.6%	57.4%
% of FP17s for the same patient ID Re-attending between 3 & 9 months - Adults	1,157	3,035	38.1%	46.6%	51.6%	50.5%
% of FP17s for Band 1 Urgent Courses	405	3,770	10.7%	8.4%	8.0%	9.1%
% of FP17s Relating to Free Repair or Replacements	26	3,770	0.7%	0.7%	0.8%	0.8%
% of FP17s Relating to Continuations	17	3,770	0.5%	0.9%	1.3%	1.3%
% of Patients satisfied with the dentistry they have received	6	6	N/A	92.5%	93.1%	93.2%
% of Patients satisfied with the time they had to wait for an appointment	6	6	N/A	90.4%	89.1%	89.0%

\* This is based on patients treated on this contract for their most recent course of treatment. Figures in italics indicate the base number of FP17s or Patient Questionnaire responses are less than 100. N/A is shown where the base number of responses is less than 10 during the period. % is calculated as Quantity/Base number\*100

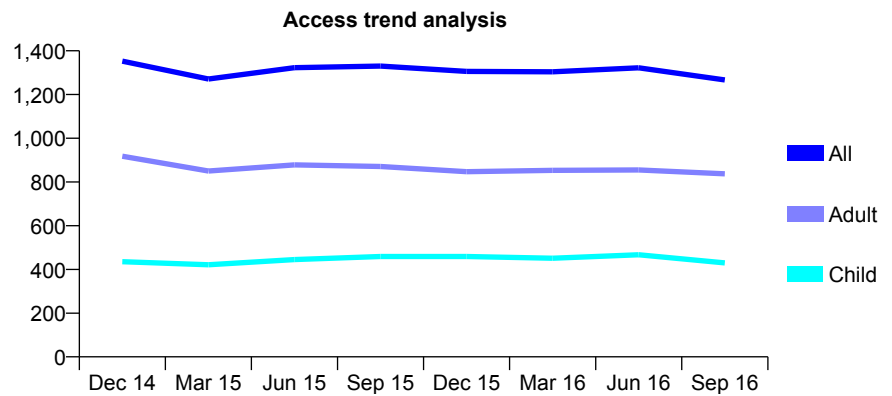
## Q54 - Vital Signs At a Glance Contract Report for 250333/0002 - September 2016

Name or company name	MR JS JANDU
Contract type name	GDS Contract
Purpose of contract	General
Contract start date	01/10/2012
Contract end date	

16/17 Contracted general activity (UDA)	4,213
Carry forward general activity (UDA)	0
16/17 Contracted orthodontic activity (UOA)	0
Carry forward orthodontic activity (UOA)	0
Baseline contract value	£112,408.40

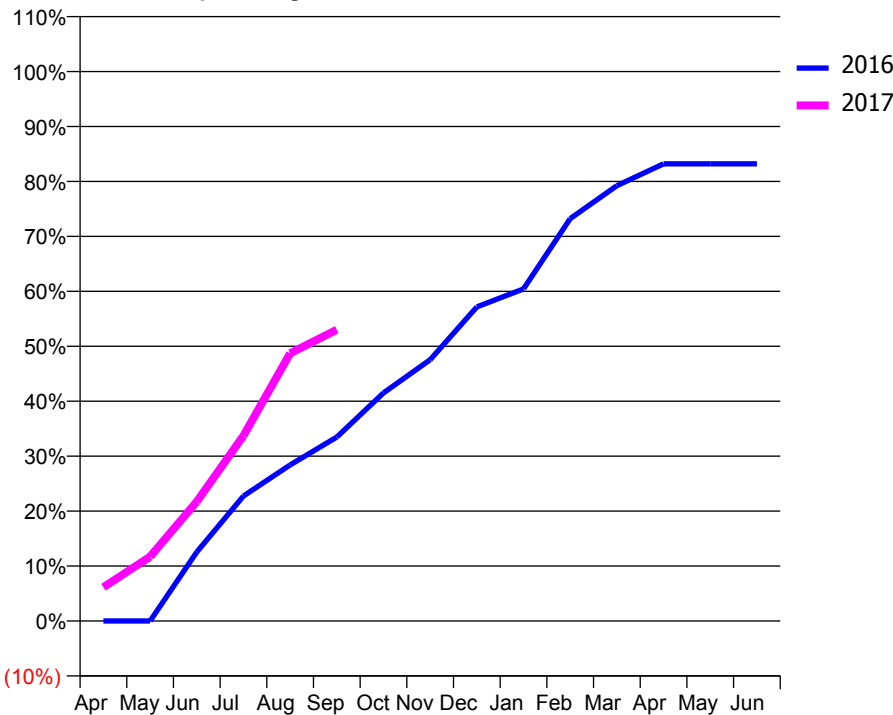
### ACCESS\*

Patients seen in 24 months	Total	Change since previous quarter
Quarter ending September 2015	1,330	
Quarter ending December 2015	1,306	↓
Quarter ending March 2016	1,304	→
Quarter ending June 2016	1,322	→
Quarter ending September 2016	1,267	↓
<b>Variance since September 2015</b>	<b>(4.7%)</b>	<b>↓</b>



### ACTIVITY

Cumulative percentage of contracted UDA delivered 2016 & 2017



Month	Adjusted Scheduled Activity (UDA)	
	2016	2017
April	0	259
May	0	494
June	529	916
July	958	1,421
August	1,196	2,052
September	1,410	2,234
October	1,749	
November	2,004	
December	2,409	
January	2,546	
February	3,085	
March	3,338	
April	3,505	
May	3,505	
June	3,505	

### QUALITY

	Quantity	Base Number	Contract	AT	Region	England
% of FP17s for the same patient ID Re-attending within 3 months - Children	24	285	8.4%	10.0%	12.0%	12.4%
% of FP17s for the same patient ID Re-attending within 3 months - Adults	75	476	15.8%	15.3%	15.9%	16.7%
% of FP17s for the same patient ID Re-attending between 3 & 9 months - Children	142	285	49.8%	50.8%	58.6%	57.4%
% of FP17s for the same patient ID Re-attending between 3 & 9 months - Adults	197	476	41.4%	46.6%	51.6%	50.5%
% of FP17s for Band 1 Urgent Courses	53	691	7.7%	8.4%	8.0%	9.1%
% of FP17s Relating to Free Repair or Replacements	16	691	2.3%	0.7%	0.8%	0.8%
% of FP17s Relating to Continuations	9	691	1.3%	0.9%	1.3%	1.3%
% of Patients satisfied with the dentistry they have received	0	0	N/A	92.5%	93.1%	93.2%
% of Patients satisfied with the time they had to wait for an appointment	0	0	N/A	90.4%	89.1%	89.0%

\* This is based on patients treated on this contract for their most recent course of treatment. Figures in italics indicate the base number of FP17s or Patient Questionnaire responses are less than 100. N/A is shown where the base number of responses is less than 10 during the period. % is calculated as Quantity/Base number\*100

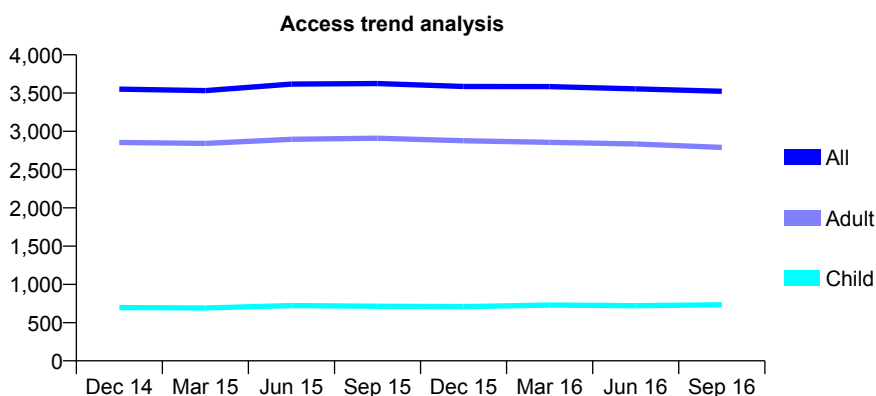
## Q54 - Vital Signs At a Glance Contract Report for 251623/0001 - September 2016

Name or company name	MR F HEYDARI-BATANI
Contract type name	GDS Contract
Purpose of contract	General
Contract start date	01/04/2006
Contract end date	

16/17 Contracted general activity (UDA)	11,261
Carry forward general activity (UDA)	129
16/17 Contracted orthodontic activity (UOA)	0
Carry forward orthodontic activity (UOA)	0
Baseline contract value	£237,160.58

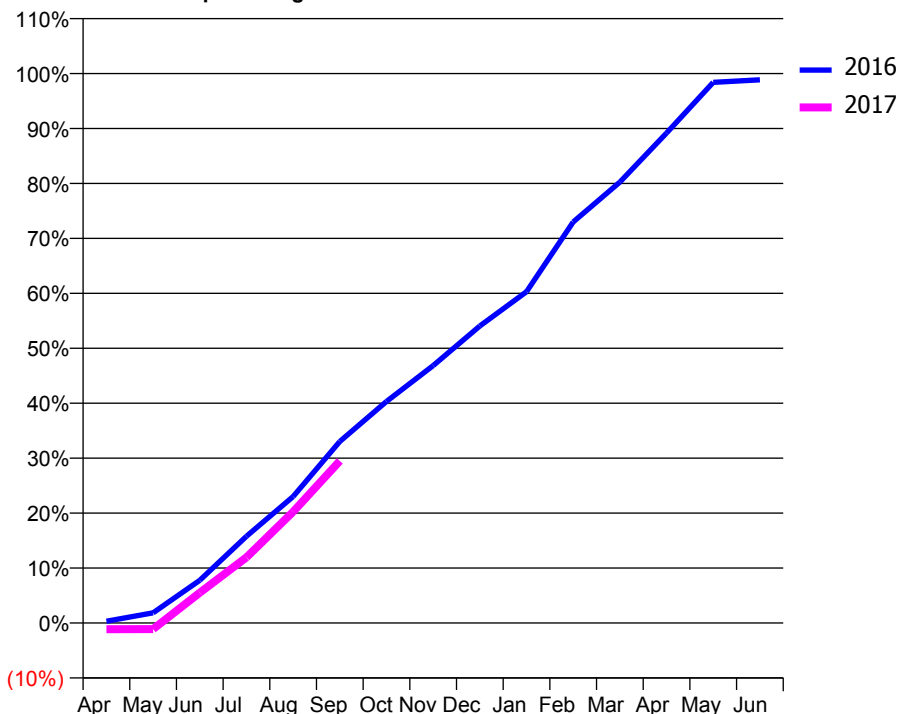
### ACCESS\*

Patients seen in 24 months	Total	Change since previous quarter
Quarter ending September 2015	3,624	
Quarter ending December 2015	3,586	↓
Quarter ending March 2016	3,585	→
Quarter ending June 2016	3,554	→
Quarter ending September 2016	3,523	→
<b>Variance since September 2015</b>	<b>(2.8%)</b>	<b>↓</b>



### ACTIVITY

Cumulative percentage of contracted UDA delivered 2016 & 2017



Month	Adjusted Scheduled Activity (UDA)	
	2016	2017
April	38	-129
May	209	-126
June	877	621
July	1,779	1,345
August	2,591	2,280
September	3,720	3,322
October	4,541	
November	5,276	
December	6,088	
January	6,791	
February	8,218	
March	9,037	
April	10,042	
May	11,079	
June	11,132	

### QUALITY

	Quantity	Base Number	Contract	AT	Region	England
% of FP17s for the same patient ID Re-attending within 3 months - Children	33	522	6.3%	10.0%	12.0%	12.4%
% of FP17s for the same patient ID Re-attending within 3 months - Adults	256	2,073	12.3%	15.3%	15.9%	16.7%
% of FP17s for the same patient ID Re-attending between 3 & 9 months - Children	312	522	59.8%	50.8%	58.6%	57.4%
% of FP17s for the same patient ID Re-attending between 3 & 9 months - Adults	1,200	2,073	57.9%	46.6%	51.6%	50.5%
% of FP17s for Band 1 Urgent Courses	113	1,642	6.9%	8.4%	8.0%	9.1%
% of FP17s Relating to Free Repair or Replacements	12	1,642	0.7%	0.7%	0.8%	0.8%
% of FP17s Relating to Continuations	20	1,642	1.2%	0.9%	1.3%	1.3%
% of Patients satisfied with the dentistry they have received	3	5	N/A	92.5%	93.1%	93.2%
% of Patients satisfied with the time they had to wait for an appointment	3	5	N/A	90.4%	89.1%	89.0%

\* This is based on patients treated on this contract for their most recent course of treatment. Figures in italics indicate the base number of FP17s or Patient Questionnaire responses are less than 100. N/A is shown where the base number of responses is less than 10 during the period. % is calculated as Quantity/Base number\*100

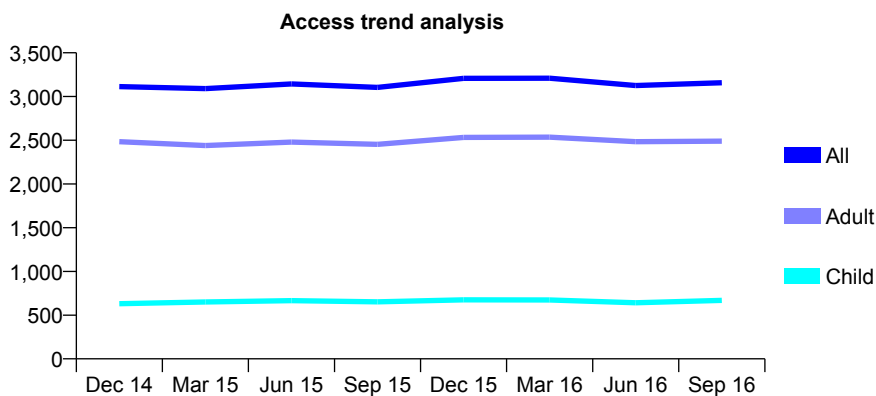
## Q54 - Vital Signs At a Glance Contract Report for 251941/0001 - September 2016

Name or company name	MR JS CHUHAN
Contract type name	GDS Contract
Purpose of contract	General
Contract start date	01/04/2006
Contract end date	

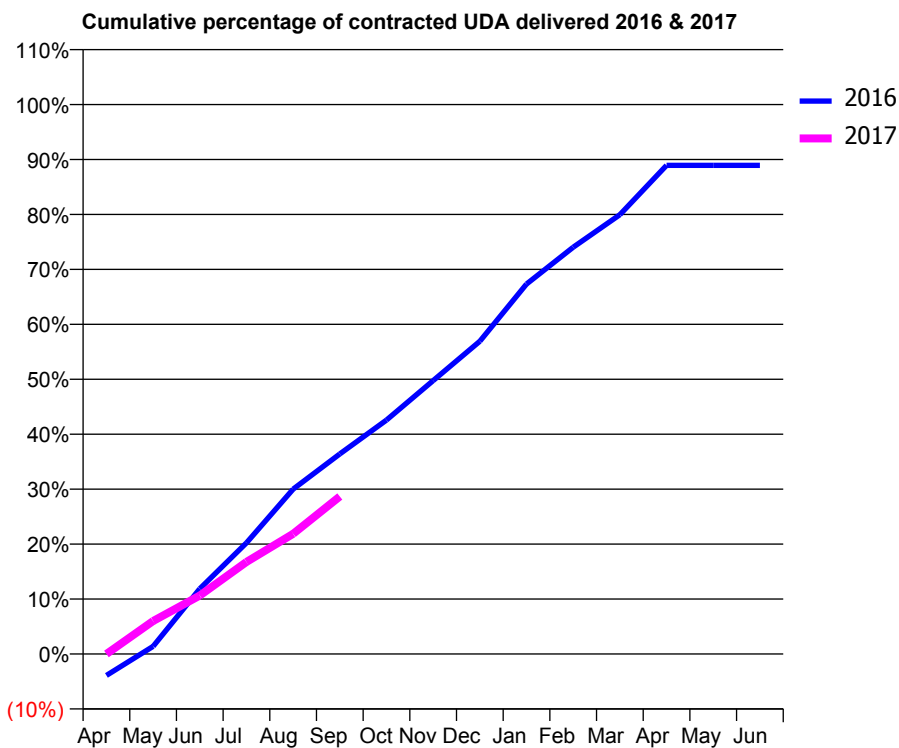
16/17 Contracted general activity (UDA)	12,721
Carry forward general activity (UDA)	0
16/17 Contracted orthodontic activity (UOA)	0
Carry forward orthodontic activity (UOA)	0
Baseline contract value	£341,717.12

### ACCESS\*

Patients seen in 24 months	Total	Change since previous quarter
Quarter ending September 2015	3,105	
Quarter ending December 2015	3,208	↑
Quarter ending March 2016	3,209	→
Quarter ending June 2016	3,126	↓
Quarter ending September 2016	3,158	→
<b>Variance since September 2015</b>	<b>1.7%</b>	<b>→</b>



### ACTIVITY



Month	Adjusted Scheduled Activity (UDA)	
	2016	2017
April	-500	0
May	179	765
June	1,511	1,354
July	2,574	2,130
August	3,817	2,784
September	4,632	3,648
October	5,417	
November	6,329	
December	7,240	
January	8,564	
February	9,416	
March	10,169	
April	11,313	
May	11,313	
June	11,313	

### QUALITY

	Quantity	Base Number	Contract	AT	Region	England
% of FP17s for the same patient ID Re-attending within 3 months - Children	43	338	12.7%	10.0%	12.0%	12.4%
% of FP17s for the same patient ID Re-attending within 3 months - Adults	400	1,546	25.9%	15.3%	15.9%	16.7%
% of FP17s for the same patient ID Re-attending between 3 & 9 months - Children	85	338	25.1%	50.8%	58.6%	57.4%
% of FP17s for the same patient ID Re-attending between 3 & 9 months - Adults	494	1,546	32.0%	46.6%	51.6%	50.5%
% of FP17s for Band 1 Urgent Courses	373	1,490	25.0%	8.4%	8.0%	9.1%
% of FP17s Relating to Free Repair or Replacements	26	1,490	1.7%	0.7%	0.8%	0.8%
% of FP17s Relating to Continuations	7	1,490	0.5%	0.9%	1.3%	1.3%
% of Patients satisfied with the dentistry they have received	0	0	N/A	92.5%	93.1%	93.2%
% of Patients satisfied with the time they had to wait for an appointment	0	0	N/A	90.4%	89.1%	89.0%

\* This is based on patients treated on this contract for their most recent course of treatment. Figures in italics indicate the base number of FP17s or Patient Questionnaire responses are less than 100. N/A is shown where the base number of responses is less than 10 during the period. % is calculated as Quantity/Base number\*100



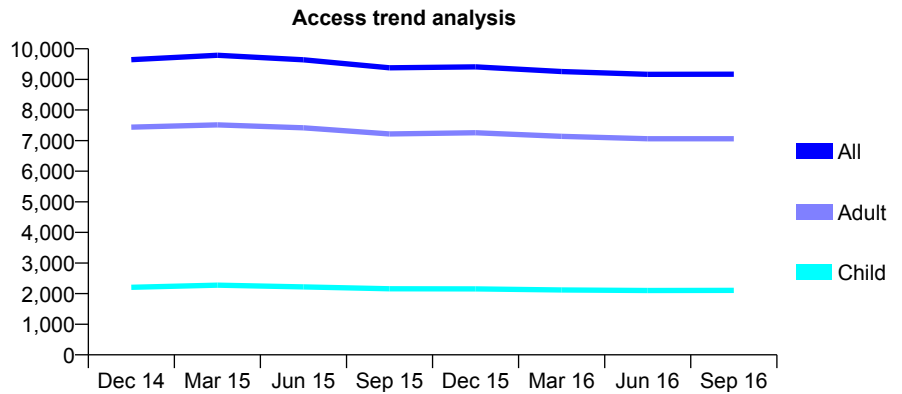
## Q54 - Vital Signs At a Glance Contract Report for 253693/0001 - September 2016

Name or company name	MR OS DHILLON
Contract type name	GDS Contract
Purpose of contract	General
Contract start date	01/04/2006
Contract end date	

16/17 Contracted general activity (UDA)	32,861
Carry forward general activity (UDA)	1,295
16/17 Contracted orthodontic activity (UOA)	0
Carry forward orthodontic activity (UOA)	0
Baseline contract value	£838,736.83

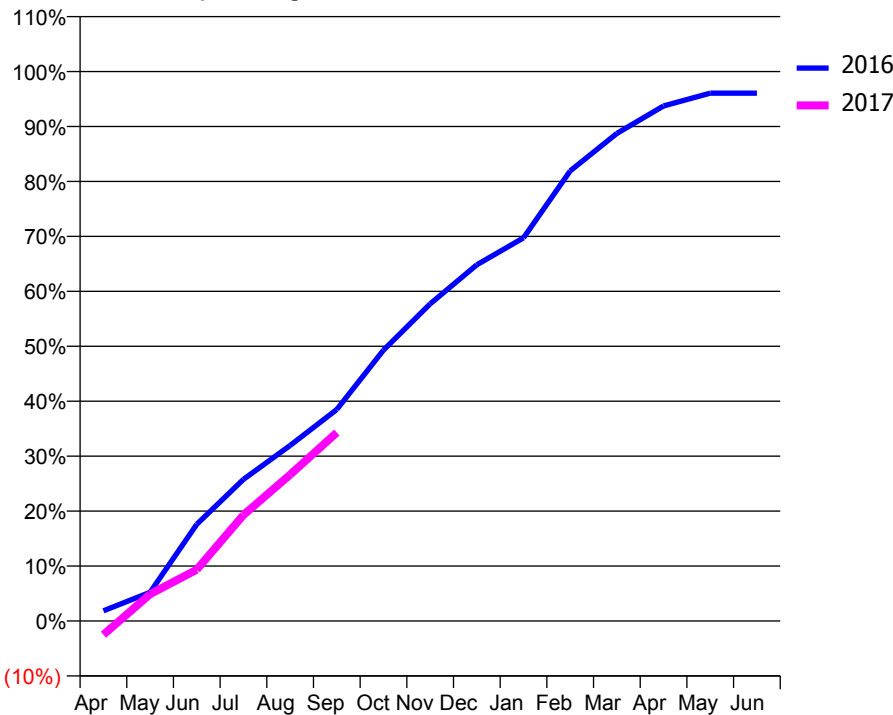
### ACCESS\*

Patients seen in 24 months	Total	Change since previous quarter
Quarter ending September 2015	9,379	
Quarter ending December 2015	9,408	→
Quarter ending March 2016	9,256	↓
Quarter ending June 2016	9,164	→
Quarter ending September 2016	9,169	→
<b>Variance since September 2015</b>	<b>(2.2%)</b>	<b>↓</b>



### ACTIVITY

Cumulative percentage of contracted UDA delivered 2016 & 2017



Month	Adjusted Scheduled Activity (UDA)	
	2016	2017
April	608	-826
May	1,722	1,610
June	5,782	3,078
July	8,472	6,347
August	10,496	8,750
September	12,652	11,270
October	16,198	
November	18,969	
December	21,307	
January	22,915	
February	26,916	
March	29,157	
April	30,803	
May	31,566	
June	31,566	

### QUALITY

	Quantity	Base Number	Contract	AT	Region	England
% of FP17s for the same patient ID Re-attending within 3 months - Children	69	1,424	4.8%	10.0%	12.0%	12.4%
% of FP17s for the same patient ID Re-attending within 3 months - Adults	954	5,377	17.7%	15.3%	15.9%	16.7%
% of FP17s for the same patient ID Re-attending between 3 & 9 months - Children	809	1,424	56.8%	50.8%	58.6%	57.4%
% of FP17s for the same patient ID Re-attending between 3 & 9 months - Adults	2,995	5,377	55.7%	46.6%	51.6%	50.5%
% of FP17s for Band 1 Urgent Courses	500	6,113	8.2%	8.4%	8.0%	9.1%
% of FP17s Relating to Free Repair or Replacements	158	6,113	2.6%	0.7%	0.8%	0.8%
% of FP17s Relating to Continuations	58	6,113	0.9%	0.9%	1.3%	1.3%
% of Patients satisfied with the dentistry they have received	4	4	N/A	92.5%	93.1%	93.2%
% of Patients satisfied with the time they had to wait for an appointment	4	4	N/A	90.4%	89.1%	89.0%

\* This is based on patients treated on this contract for their most recent course of treatment. Figures in italics indicate the base number of FP17s or Patient Questionnaire responses are less than 100. N/A is shown where the base number of responses is less than 10 during the period. % is calculated as Quantity/Base number\*100

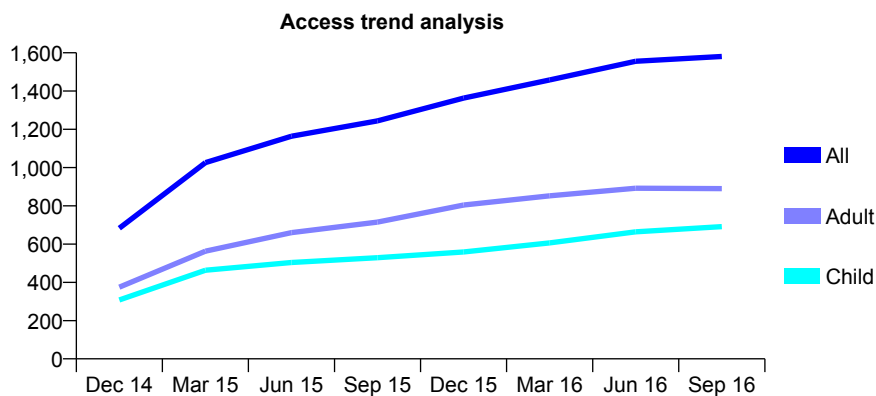
## Q54 - Vital Signs At a Glance Contract Report for 257842/0001 - September 2016

Name or company name	MR N JAIN
Contract type name	GDS Contract
Purpose of contract	General
Contract start date	01/08/2014
Contract end date	

16/17 Contracted general activity (UDA)	4,806
Carry forward general activity (UDA)	-21
16/17 Contracted orthodontic activity (UOA)	0
Carry forward orthodontic activity (UOA)	0
Baseline contract value	£114,613.06

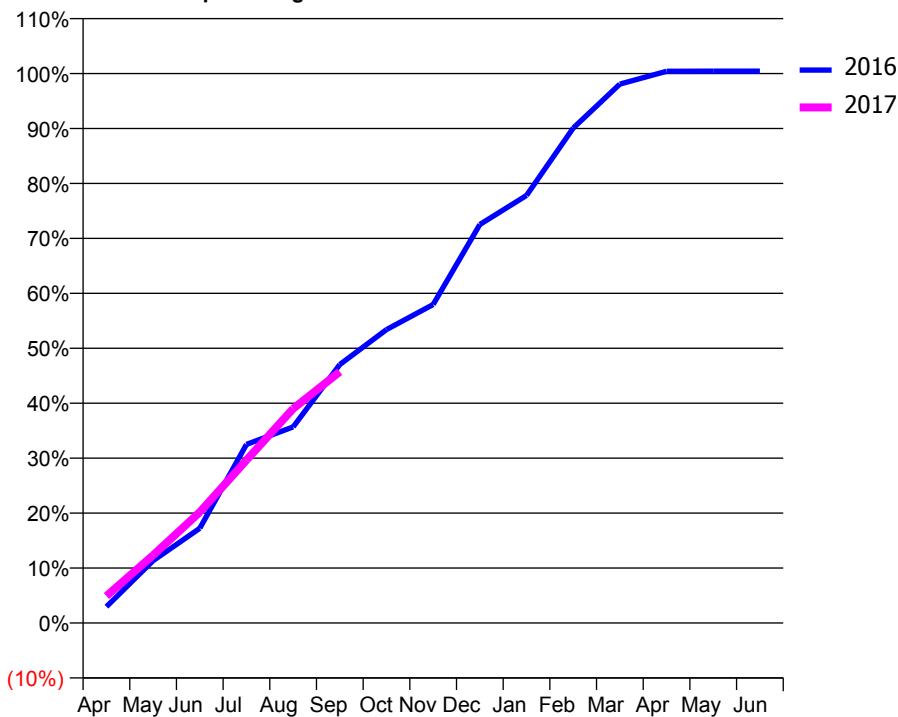
### ACCESS\*

Patients seen in 24 months	Total	Change since previous quarter
Quarter ending September 2015	1,244	
Quarter ending December 2015	1,363	↑
Quarter ending March 2016	1,458	↑
Quarter ending June 2016	1,556	↑
Quarter ending September 2016	1,581	→
<b>Variance since September 2015</b>	<b>27.1%</b>	<b>↑</b>



### ACTIVITY

Cumulative percentage of contracted UDA delivered 2016 & 2017



Month	Adjusted Scheduled Activity (UDA)	
	2016	2017
April	143	236
May	545	594
June	828	970
July	1,562	1,424
August	1,715	1,875
September	2,261	2,198
October	2,567	
November	2,786	
December	3,485	
January	3,740	
February	4,329	
March	4,713	
April	4,826	
May	4,827	
June	4,827	

### QUALITY

	Quantity	Base Number	Contract	AT	Region	England
% of FP17s for the same patient ID Re-attending within 3 months - Children	27	562	4.8%	10.0%	12.0%	12.4%
% of FP17s for the same patient ID Re-attending within 3 months - Adults	39	470	8.3%	15.3%	15.9%	16.7%
% of FP17s for the same patient ID Re-attending between 3 & 9 months - Children	282	562	50.2%	50.8%	58.6%	57.4%
% of FP17s for the same patient ID Re-attending between 3 & 9 months - Adults	249	470	53.0%	46.6%	51.6%	50.5%
% of FP17s for Band 1 Urgent Courses	37	971	3.8%	8.4%	8.0%	9.1%
% of FP17s Relating to Free Repair or Replacements	1	971	0.1%	0.7%	0.8%	0.8%
% of FP17s Relating to Continuations	3	971	0.3%	0.9%	1.3%	1.3%
% of Patients satisfied with the dentistry they have received	0	0	N/A	92.5%	93.1%	93.2%
% of Patients satisfied with the time they had to wait for an appointment	0	0	N/A	90.4%	89.1%	89.0%

\* This is based on patients treated on this contract for their most recent course of treatment. Figures in italics indicate the base number of FP17s or Patient Questionnaire responses are less than 100. N/A is shown where the base number of responses is less than 10 during the period. % is calculated as Quantity/Base number\*100

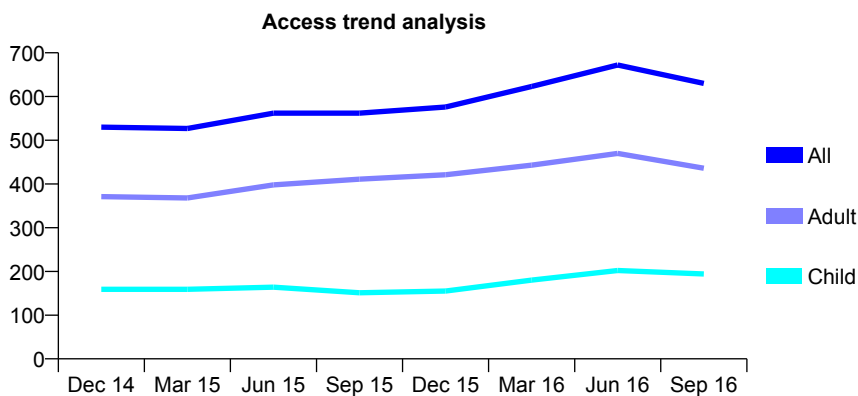
## Q54 - Vital Signs At a Glance Contract Report for 258202/0001 - September 2016

Name or company name	MR H SINGH
Contract type name	GDS Contract
Purpose of contract	General
Contract start date	01/08/2009
Contract end date	

16/17 Contracted general activity (UDA)	2,609
Carry forward general activity (UDA)	0
16/17 Contracted orthodontic activity (UOA)	0
Carry forward orthodontic activity (UOA)	0
Baseline contract value	£59,753.35

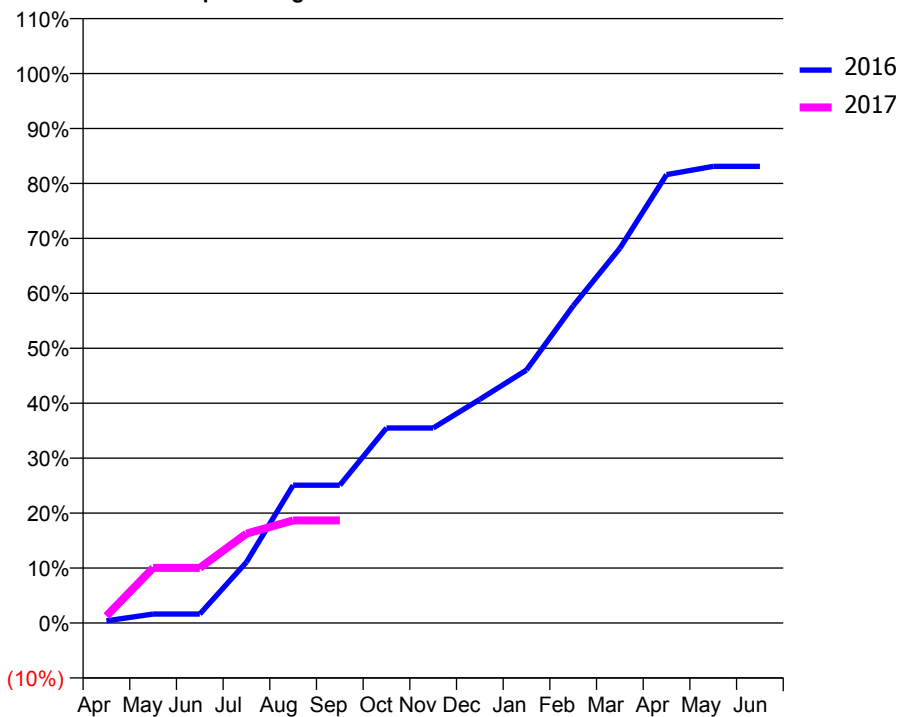
### ACCESS\*

Patients seen in 24 months	Total	Change since previous quarter
Quarter ending September 2015	562	
Quarter ending December 2015	576	↑
Quarter ending March 2016	623	↑
Quarter ending June 2016	672	↑
Quarter ending September 2016	630	↓
<b>Variance since September 2015</b>	<b>12.1%</b>	<b>↑</b>



### ACTIVITY

Cumulative percentage of contracted UDA delivered 2016 & 2017



Adjusted Scheduled Activity (UDA)

Month	2016	2017
April	10	33
May	43	262
June	43	262
July	289	425
August	655	487
September	655	487
October	926	
November	926	
December	1,062	
January	1,201	
February	1,506	
March	1,780	
April	2,129	
May	2,168	
June	2,168	

### QUALITY

	Quantity	Base Number	Contract	AT	Region	England
% of FP17s for the same patient ID Re-attending within 3 months - Children	2	94	2.1%	10.0%	12.0%	12.4%
% of FP17s for the same patient ID Re-attending within 3 months - Adults	18	181	9.9%	15.3%	15.9%	16.7%
% of FP17s for the same patient ID Re-attending between 3 & 9 months - Children	42	94	44.7%	50.8%	58.6%	57.4%
% of FP17s for the same patient ID Re-attending between 3 & 9 months - Adults	69	181	38.1%	46.6%	51.6%	50.5%
% of FP17s for Band 1 Urgent Courses	27	199	13.6%	8.4%	8.0%	9.1%
% of FP17s Relating to Free Repair or Replacements	0	199	0.0%	0.7%	0.8%	0.8%
% of FP17s Relating to Continuations	0	199	0.0%	0.9%	1.3%	1.3%
% of Patients satisfied with the dentistry they have received	0	0	N/A	92.5%	93.1%	93.2%
% of Patients satisfied with the time they had to wait for an appointment	0	0	N/A	90.4%	89.1%	89.0%

\* This is based on patients treated on this contract for their most recent course of treatment. Figures in italics indicate the base number of FP17s or Patient Questionnaire responses are less than 100. N/A is shown where the base number of responses is less than 10 during the period. % is calculated as Quantity/Base number\*100

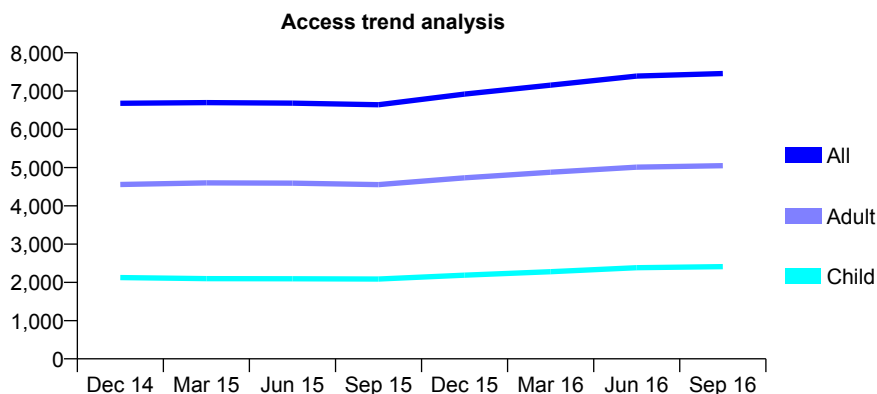
## Q54 - Vital Signs At a Glance Contract Report for 258237/0001 - September 2016

Name or company name	MR SH KHAN
Contract type name	GDS Contract
Purpose of contract	General
Contract start date	01/04/2006
Contract end date	

16/17 Contracted general activity (UDA)	21,314
Carry forward general activity (UDA)	0
16/17 Contracted orthodontic activity (UOA)	0
Carry forward orthodontic activity (UOA)	0
Baseline contract value	£529,128.27

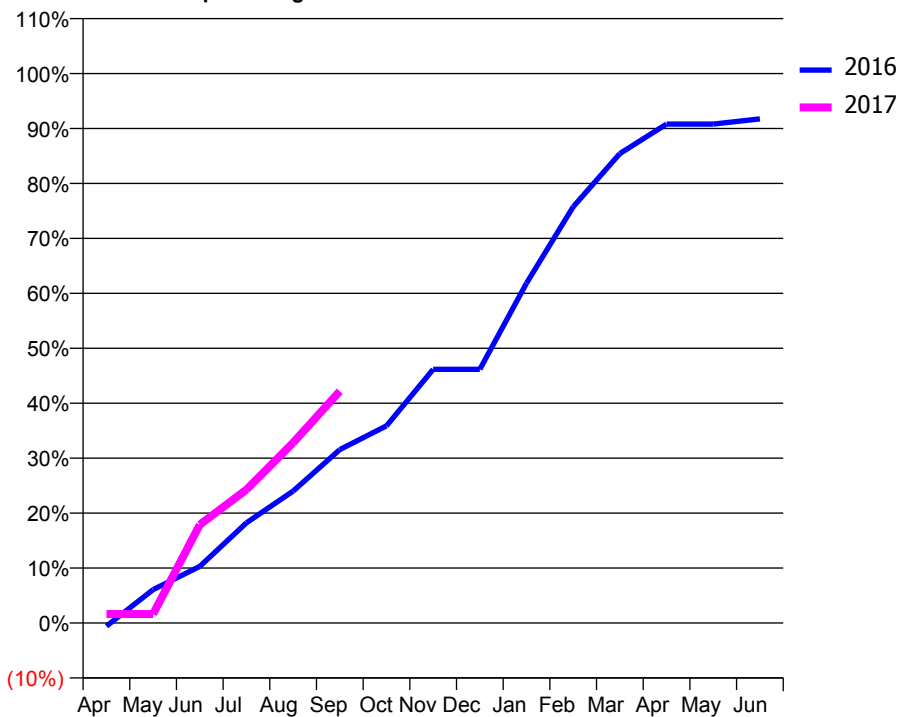
### ACCESS\*

Patients seen in 24 months	Total	Change since previous quarter
Quarter ending September 2015	6,641	
Quarter ending December 2015	6,921	↑
Quarter ending March 2016	7,155	↑
Quarter ending June 2016	7,392	↑
Quarter ending September 2016	7,458	→
<b>Variance since September 2015</b>	<b>12.3%</b>	<b>↑</b>



### ACTIVITY

Cumulative percentage of contracted UDA delivered 2016 & 2017



Month	Adjusted Scheduled Activity (UDA)	
	2016	2017
April	-126	348
May	1,298	348
June	2,195	3,816
July	3,887	5,176
August	5,119	6,993
September	6,725	8,991
October	7,646	
November	9,839	
December	9,839	
January	13,179	
February	16,146	
March	18,211	
April	19,352	
May	19,352	
June	19,556	

### QUALITY

	Quantity	Base Number	Contract	AT	Region	England
% of FP17s for the same patient ID Re-attending within 3 months - Children	89	1,500	5.9%	10.0%	12.0%	12.4%
% of FP17s for the same patient ID Re-attending within 3 months - Adults	474	2,999	15.8%	15.3%	15.9%	16.7%
% of FP17s for the same patient ID Re-attending between 3 & 9 months - Children	551	1,500	36.7%	50.8%	58.6%	57.4%
% of FP17s for the same patient ID Re-attending between 3 & 9 months - Adults	1,039	2,999	34.6%	46.6%	51.6%	50.5%
% of FP17s for Band 1 Urgent Courses	751	3,956	19.0%	8.4%	8.0%	9.1%
% of FP17s Relating to Free Repair or Replacements	9	3,956	0.2%	0.7%	0.8%	0.8%
% of FP17s Relating to Continuations	23	3,956	0.6%	0.9%	1.3%	1.3%
% of Patients satisfied with the dentistry they have received	0	0	N/A	92.5%	93.1%	93.2%
% of Patients satisfied with the time they had to wait for an appointment	0	0	N/A	90.4%	89.1%	89.0%

\* This is based on patients treated on this contract for their most recent course of treatment. Figures in italics indicate the base number of FP17s or Patient Questionnaire responses are less than 100. N/A is shown where the base number of responses is less than 10 during the period. % is calculated as Quantity/Base number\*100

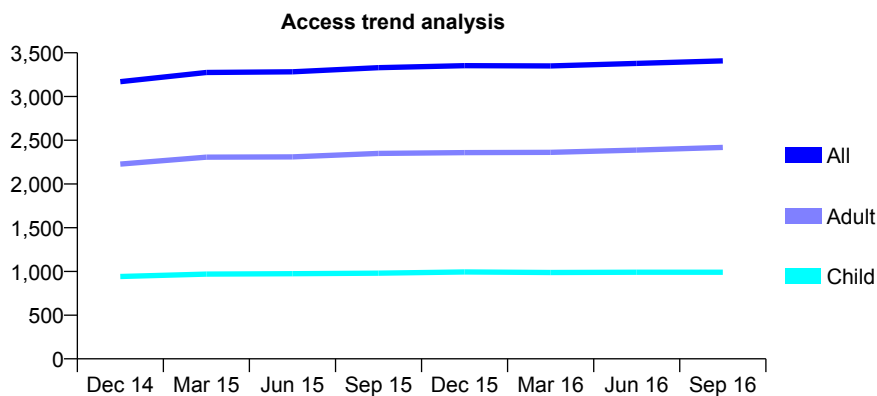
## Q54 - Vital Signs At a Glance Contract Report for 258709/0001 - September 2016

Name or company name	MR G DHERI
Contract type name	GDS Contract
Purpose of contract	General
Contract start date	01/04/2006
Contract end date	

16/17 Contracted general activity (UDA)	8,839
Carry forward general activity (UDA)	261
16/17 Contracted orthodontic activity (UOA)	0
Carry forward orthodontic activity (UOA)	0
Baseline contract value	£237,491.20

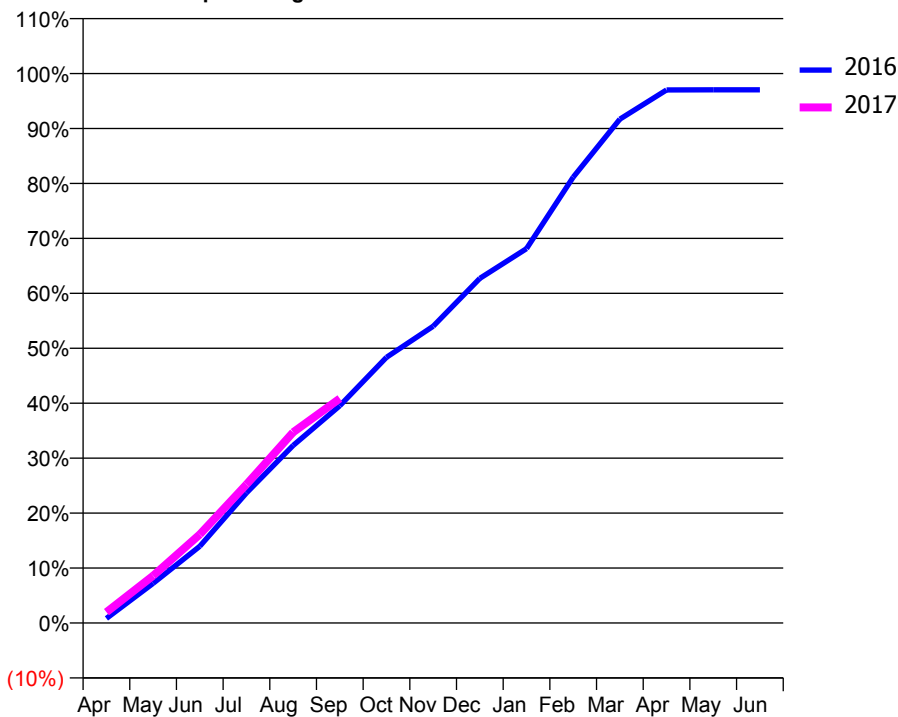
### ACCESS\*

Patients seen in 24 months	Total	Change since previous quarter
Quarter ending September 2015	3,330	
Quarter ending December 2015	3,353	→
Quarter ending March 2016	3,350	→
Quarter ending June 2016	3,378	→
Quarter ending September 2016	3,408	→
<b>Variance since September 2015</b>	<b>2.3%</b>	<b>↑</b>



### ACTIVITY

Cumulative percentage of contracted UDA delivered 2016 & 2017



Month	Adjusted Scheduled Activity (UDA)	
	2016	2017
April	73	175
May	638	760
June	1,235	1,426
July	2,093	2,229
August	2,856	3,069
September	3,495	3,610
October	4,274	
November	4,775	
December	5,543	
January	6,021	
February	7,171	
March	8,104	
April	8,573	
May	8,578	
June	8,578	

### QUALITY

	Quantity	Base Number	Contract	AT	Region	England
% of FP17s for the same patient ID Re-attending within 3 months - Children	58	840	6.9%	10.0%	12.0%	12.4%
% of FP17s for the same patient ID Re-attending within 3 months - Adults	272	1,849	14.7%	15.3%	15.9%	16.7%
% of FP17s for the same patient ID Re-attending between 3 & 9 months - Children	576	840	68.6%	50.8%	58.6%	57.4%
% of FP17s for the same patient ID Re-attending between 3 & 9 months - Adults	1,113	1,849	60.2%	46.6%	51.6%	50.5%
% of FP17s for Band 1 Urgent Courses	165	2,440	6.8%	8.4%	8.0%	9.1%
% of FP17s Relating to Free Repair or Replacements	11	2,440	0.5%	0.7%	0.8%	0.8%
% of FP17s Relating to Continuations	47	2,440	1.9%	0.9%	1.3%	1.3%
% of Patients satisfied with the dentistry they have received	3	3	N/A	92.5%	93.1%	93.2%
% of Patients satisfied with the time they had to wait for an appointment	3	3	N/A	90.4%	89.1%	89.0%

\* This is based on patients treated on this contract for their most recent course of treatment. Figures in italics indicate the base number of FP17s or Patient Questionnaire responses are less than 100. N/A is shown where the base number of responses is less than 10 during the period. % is calculated as Quantity/Base number\*100

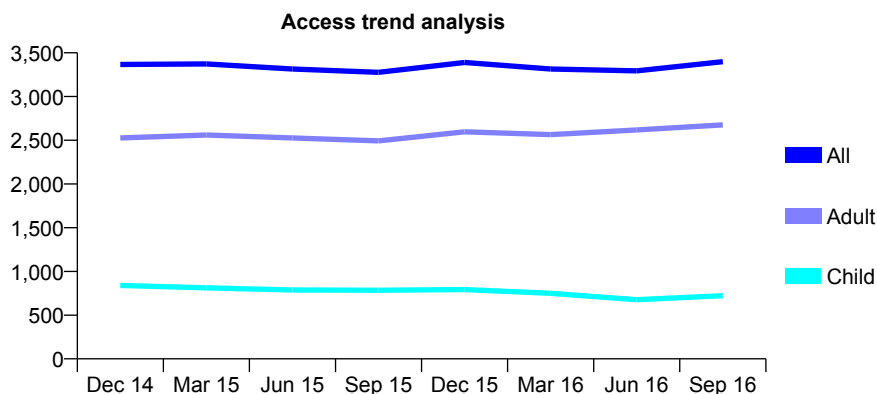
## Q54 - Vital Signs At a Glance Contract Report for 264776/0001 - September 2016

Name or company name	MR SB MAHALEKAM
Contract type name	GDS Contract
Purpose of contract	General
Contract start date	01/04/2006
Contract end date	

16/17 Contracted general activity (UDA)	10,247
Carry forward general activity (UDA)	1
16/17 Contracted orthodontic activity (UOA)	0
Carry forward orthodontic activity (UOA)	0
Baseline contract value	£364,645.79

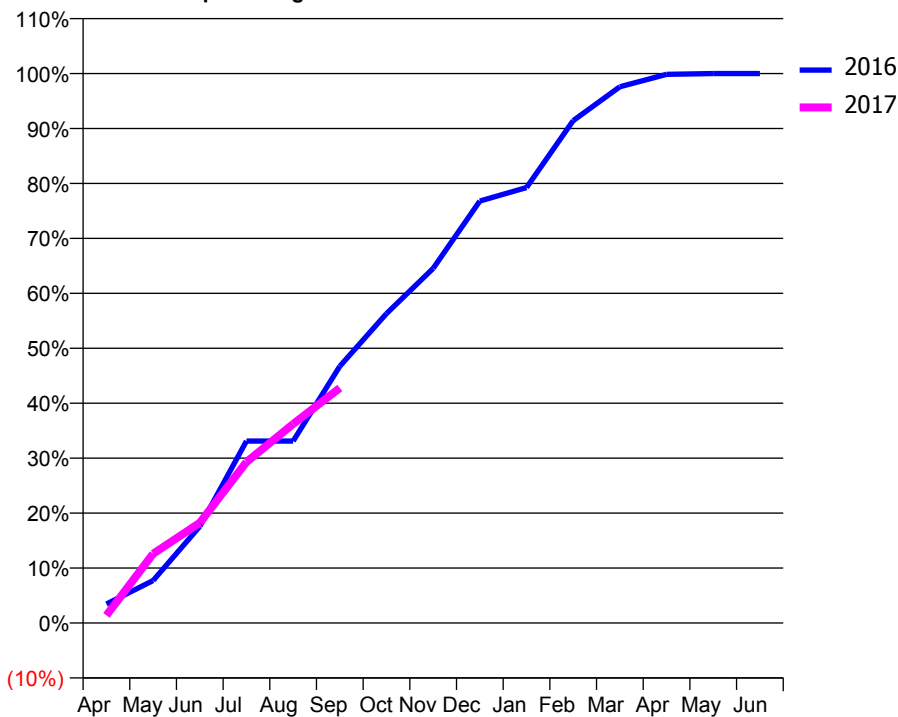
### ACCESS\*

Patients seen in 24 months	Total	Change since previous quarter
Quarter ending September 2015	3,277	
Quarter ending December 2015	3,389	↑
Quarter ending March 2016	3,314	↓
Quarter ending June 2016	3,294	→
Quarter ending September 2016	3,398	↑
<b>Variance since September 2015</b>	<b>3.7%</b>	<b>↑</b>



### ACTIVITY

Cumulative percentage of contracted UDA delivered 2016 & 2017



Month	Adjusted Scheduled Activity (UDA)	
	2016	2017
April	355	144
May	792	1,292
June	1,802	1,868
July	3,393	3,002
August	3,393	3,712
September	4,789	4,383
October	5,771	
November	6,613	
December	7,870	
January	8,121	
February	9,369	
March	10,000	
April	10,231	
May	10,246	
June	10,246	

### QUALITY

	Quantity	Base Number	Contract	AT	Region	England
% of FP17s for the same patient ID Re-attending within 3 months - Children	22	319	6.9%	10.0%	12.0%	12.4%
% of FP17s for the same patient ID Re-attending within 3 months - Adults	257	1,310	19.6%	15.3%	15.9%	16.7%
% of FP17s for the same patient ID Re-attending between 3 & 9 months - Children	52	319	16.3%	50.8%	58.6%	57.4%
% of FP17s for the same patient ID Re-attending between 3 & 9 months - Adults	351	1,310	26.8%	46.6%	51.6%	50.5%
% of FP17s for Band 1 Urgent Courses	322	1,551	20.8%	8.4%	8.0%	9.1%
% of FP17s Relating to Free Repair or Replacements	1	1,551	0.1%	0.7%	0.8%	0.8%
% of FP17s Relating to Continuations	1	1,551	0.1%	0.9%	1.3%	1.3%
% of Patients satisfied with the dentistry they have received	0	0	N/A	92.5%	93.1%	93.2%
% of Patients satisfied with the time they had to wait for an appointment	0	0	N/A	90.4%	89.1%	89.0%

\* This is based on patients treated on this contract for their most recent course of treatment. Figures in italics indicate the base number of FP17s or Patient Questionnaire responses are less than 100. N/A is shown where the base number of responses is less than 10 during the period. % is calculated as Quantity/Base number\*100

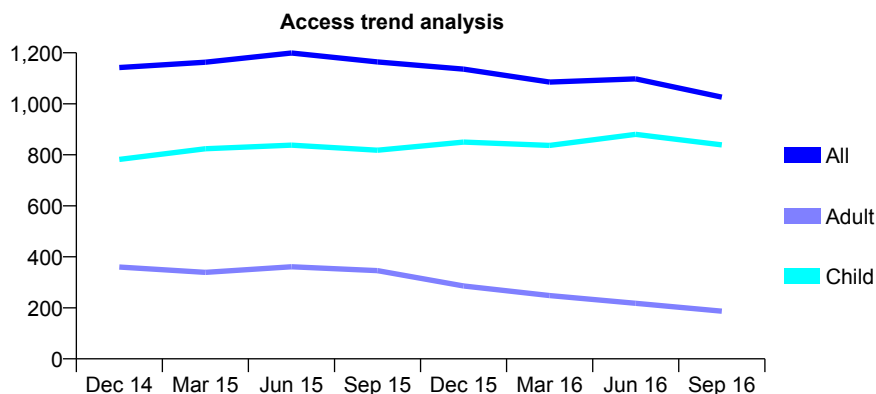
## Q54 - Vital Signs At a Glance Contract Report for 264776/0008 - September 2016

Name or company name	MR SB MAHALEKAM
Contract type name	PDS Plus Contract
Purpose of contract	General
Contract start date	01/05/2012
Contract end date	30/04/2017

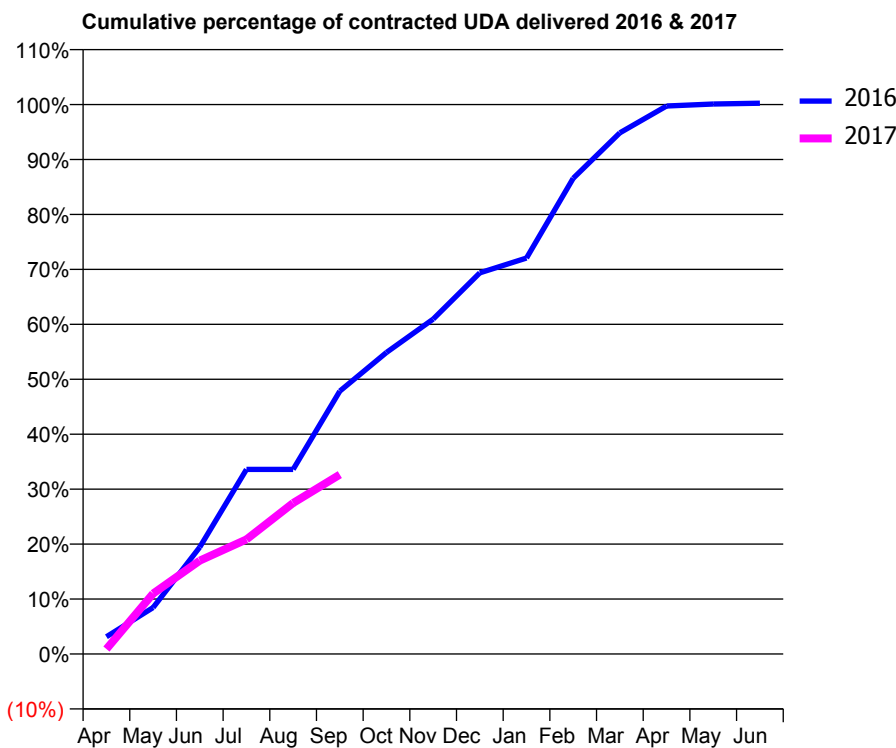
16/17 Contracted general activity (UDA)	2,000
Carry forward general activity (UDA)	-5
16/17 Contracted orthodontic activity (UOA)	0
Carry forward orthodontic activity (UOA)	0
Baseline contract value	£25,762.12

### ACCESS\*

Patients seen in 24 months	Total	Change since previous quarter
Quarter ending September 2015	1,164	
Quarter ending December 2015	1,136	↓
Quarter ending March 2016	1,085	↓
Quarter ending June 2016	1,098	→
Quarter ending September 2016	1,026	↓
<b>Variance since September 2015</b>	<b>(11.9%)</b>	<b>↓</b>



### ACTIVITY



Month	Adjusted Scheduled Activity (UDA)	
	2016	2017
April	63	18
May	169	220
June	389	340
July	672	417
August	672	550
September	957	653
October	1,098	
November	1,219	
December	1,387	
January	1,441	
February	1,731	
March	1,897	
April	1,995	
May	2,002	
June	2,005	

### QUALITY

	Quantity	Base Number	Contract	AT	Region	England
% of FP17s for the same patient ID Re-attending within 3 months - Children	5	426	1.2%	10.0%	12.0%	12.4%
% of FP17s for the same patient ID Re-attending within 3 months - Adults	1	43	2.3%	15.3%	15.9%	16.7%
% of FP17s for the same patient ID Re-attending between 3 & 9 months - Children	115	426	27.0%	50.8%	58.6%	57.4%
% of FP17s for the same patient ID Re-attending between 3 & 9 months - Adults	2	43	4.7%	46.6%	51.6%	50.5%
% of FP17s for Band 1 Urgent Courses	9	400	2.3%	8.4%	8.0%	9.1%
% of FP17s Relating to Free Repair or Replacements	0	400	0.0%	0.7%	0.8%	0.8%
% of FP17s Relating to Continuations	0	400	0.0%	0.9%	1.3%	1.3%
% of Patients satisfied with the dentistry they have received	0	0	N/A	92.5%	93.1%	93.2%
% of Patients satisfied with the time they had to wait for an appointment	0	0	N/A	90.4%	89.1%	89.0%

\* This is based on patients treated on this contract for their most recent course of treatment. Figures in italics indicate the base number of FP17s or Patient Questionnaire responses are less than 100. N/A is shown where the base number of responses is less than 10 during the period. % is calculated as Quantity/Base number\*100

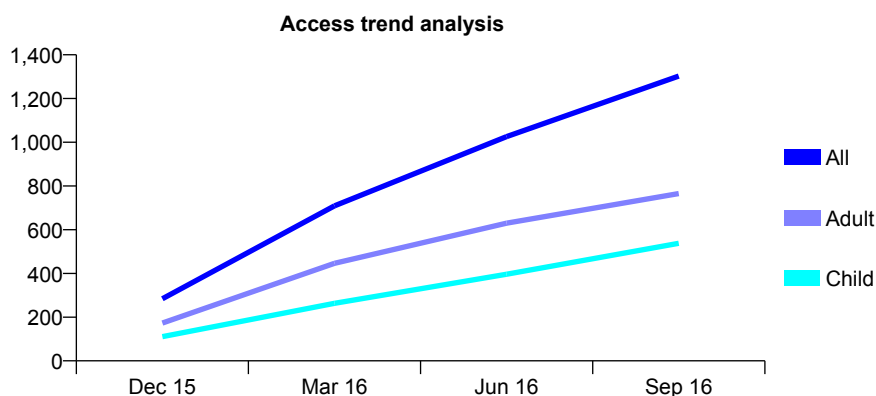
## Q54 - Vital Signs At a Glance Contract Report for 266574/0001 - September 2016

Name or company name	MS N KAUR
Contract type name	GDS Contract
Purpose of contract	General
Contract start date	01/10/2015
Contract end date	

16/17 Contracted general activity (UDA)	5,792
Carry forward general activity (UDA)	-116
16/17 Contracted orthodontic activity (UOA)	0
Carry forward orthodontic activity (UOA)	0
Baseline contract value	£145,626.91

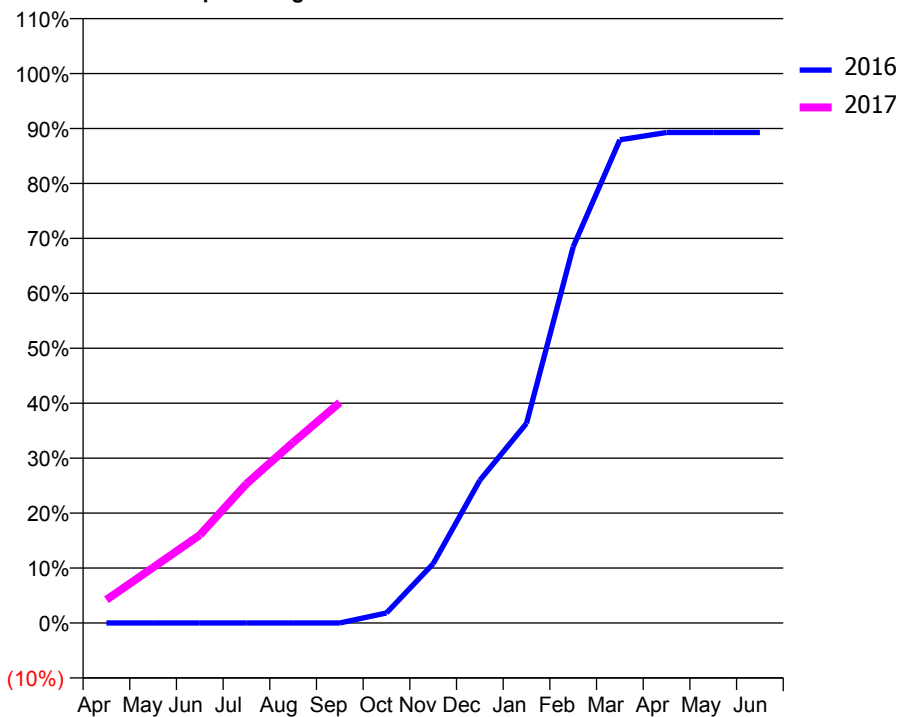
### ACCESS\*

Patients seen in 24 months	Total	Change since previous quarter
Quarter ending September 2015	0	
Quarter ending December 2015	284	↑
Quarter ending March 2016	709	↑
Quarter ending June 2016	1,026	↑
Quarter ending September 2016	1,303	↑
<b>Variance since September 2015</b>	N/A	



### ACTIVITY

Cumulative percentage of contracted UDA delivered 2016 & 2017



Month	Adjusted Scheduled Activity (UDA)	
	2016	2017
April	0	245
May	0	585
June	0	927
July	0	1,469
August	0	1,903
September	0	2,324
October	53	
November	312	
December	752	
January	1,053	
February	1,983	
March	2,546	
April	2,585	
May	2,585	
June	2,585	

### QUALITY

	Quantity	Base Number	Contract	AT	Region	England
% of FP17s for the same patient ID Re-attending within 3 months - Children	22	370	5.9%	10.0%	12.0%	12.4%
% of FP17s for the same patient ID Re-attending within 3 months - Adults	77	559	13.8%	15.3%	15.9%	16.7%
% of FP17s for the same patient ID Re-attending between 3 & 9 months - Children	56	370	15.1%	50.8%	58.6%	57.4%
% of FP17s for the same patient ID Re-attending between 3 & 9 months - Adults	101	559	18.1%	46.6%	51.6%	50.5%
% of FP17s for Band 1 Urgent Courses	182	916	19.9%	8.4%	8.0%	9.1%
% of FP17s Relating to Free Repair or Replacements	0	916	0.0%	0.7%	0.8%	0.8%
% of FP17s Relating to Continuations	0	916	0.0%	0.9%	1.3%	1.3%
% of Patients satisfied with the dentistry they have received	0	0	N/A	92.5%	93.1%	93.2%
% of Patients satisfied with the time they had to wait for an appointment	0	0	N/A	90.4%	89.1%	89.0%

\* This is based on patients treated on this contract for their most recent course of treatment. Figures in italics indicate the base number of FP17s or Patient Questionnaire responses are less than 100. N/A is shown where the base number of responses is less than 10 during the period. % is calculated as Quantity/Base number\*100



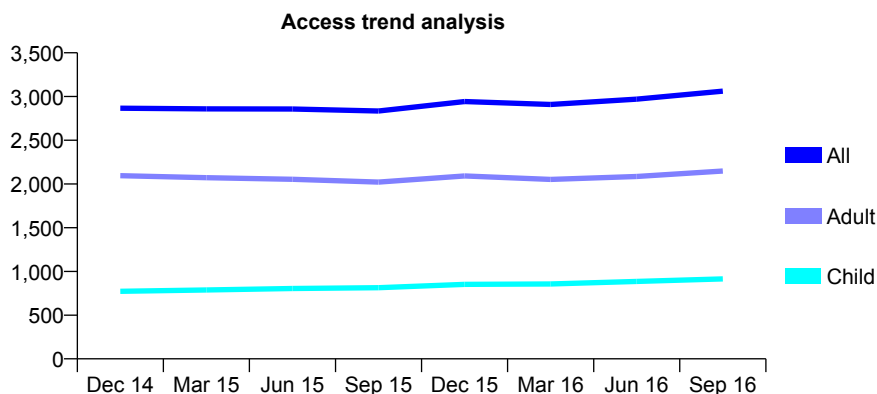
## Q54 - Vital Signs At a Glance Contract Report for 273708/0006 - September 2016

Name or company name	MR G MOORE
Contract type name	GDS Contract
Purpose of contract	General
Contract start date	01/04/2010
Contract end date	

16/17 Contracted general activity (UDA)	7,809
Carry forward general activity (UDA)	-84
16/17 Contracted orthodontic activity (UOA)	0
Carry forward orthodontic activity (UOA)	0
Baseline contract value	£182,434.19

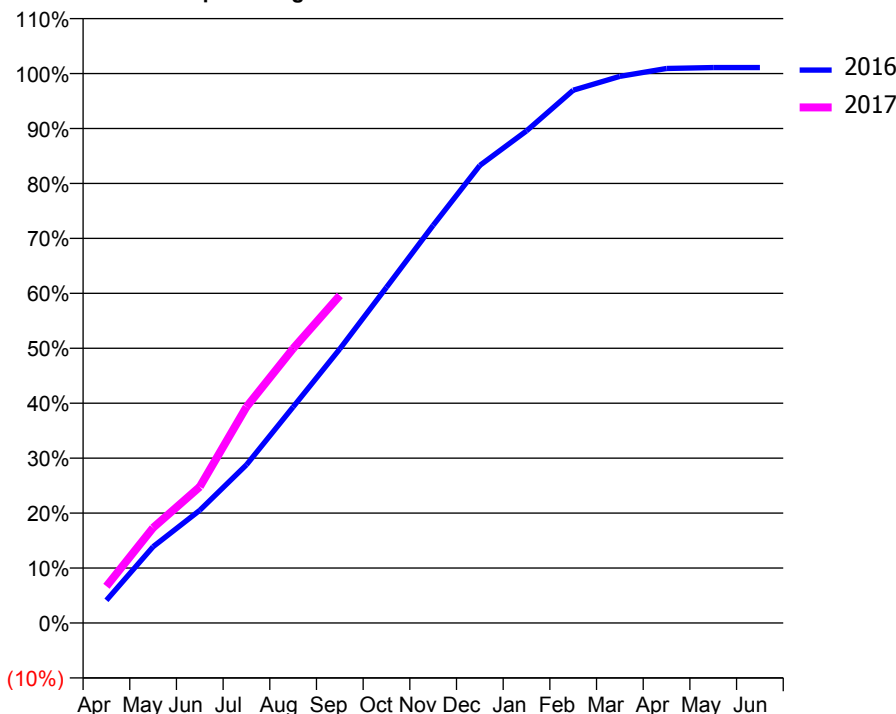
### ACCESS\*

Patients seen in 24 months	Total	Change since previous quarter
Quarter ending September 2015	2,835	
Quarter ending December 2015	2,942	↑
Quarter ending March 2016	2,909	↓
Quarter ending June 2016	2,970	↑
Quarter ending September 2016	3,062	↑
<b>Variance since September 2015</b>	<b>8.0%</b>	<b>↑</b>



### ACTIVITY

Cumulative percentage of contracted UDA delivered 2016 & 2017



Month	Adjusted Scheduled Activity (UDA)	
	2016	2017
April	322	522
May	1,084	1,353
June	1,603	1,936
July	2,248	3,071
August	3,071	3,900
September	3,896	4,655
October	4,770	
November	5,651	
December	6,503	
January	6,993	
February	7,572	
March	7,768	
April	7,880	
May	7,893	
June	7,893	

### QUALITY

	Quantity	Base Number	Contract	AT	Region	England
% of FP17s for the same patient ID Re-attending within 3 months - Children	30	662	4.5%	10.0%	12.0%	12.4%
% of FP17s for the same patient ID Re-attending within 3 months - Adults	158	1,570	10.1%	15.3%	15.9%	16.7%
% of FP17s for the same patient ID Re-attending between 3 & 9 months - Children	328	662	49.5%	50.8%	58.6%	57.4%
% of FP17s for the same patient ID Re-attending between 3 & 9 months - Adults	816	1,570	52.0%	46.6%	51.6%	50.5%
% of FP17s for Band 1 Urgent Courses	147	2,154	6.8%	8.4%	8.0%	9.1%
% of FP17s Relating to Free Repair or Replacements	3	2,154	0.1%	0.7%	0.8%	0.8%
% of FP17s Relating to Continuations	0	2,154	0.0%	0.9%	1.3%	1.3%
% of Patients satisfied with the dentistry they have received	6	7	N/A	92.5%	93.1%	93.2%
% of Patients satisfied with the time they had to wait for an appointment	6	7	N/A	90.4%	89.1%	89.0%

\* This is based on patients treated on this contract for their most recent course of treatment. Figures in italics indicate the base number of FP17s or Patient Questionnaire responses are less than 100. N/A is shown where the base number of responses is less than 10 during the period. % is calculated as Quantity/Base number\*100

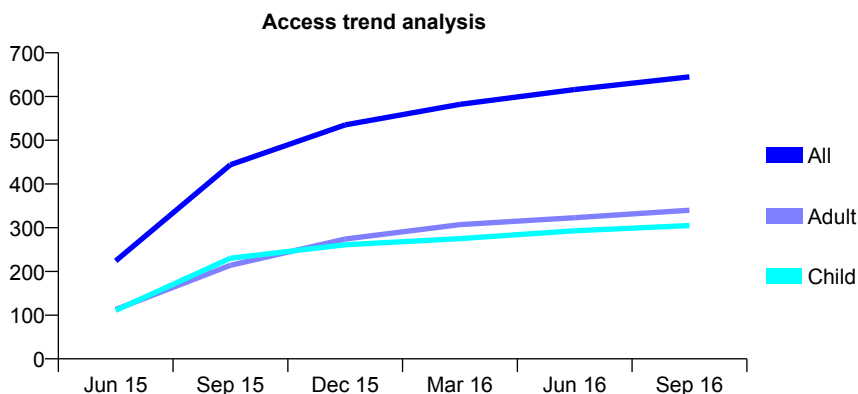
## Q54 - Vital Signs At a Glance Contract Report for 273937/0001 - September 2016

Name or company name	MR B GUPTA
Contract type name	GDS Contract
Purpose of contract	General
Contract start date	01/04/2015
Contract end date	

16/17 Contracted general activity (UDA)	2,400
Carry forward general activity (UDA)	-12
16/17 Contracted orthodontic activity (UOA)	0
Carry forward orthodontic activity (UOA)	0
Baseline contract value	£59,913.04

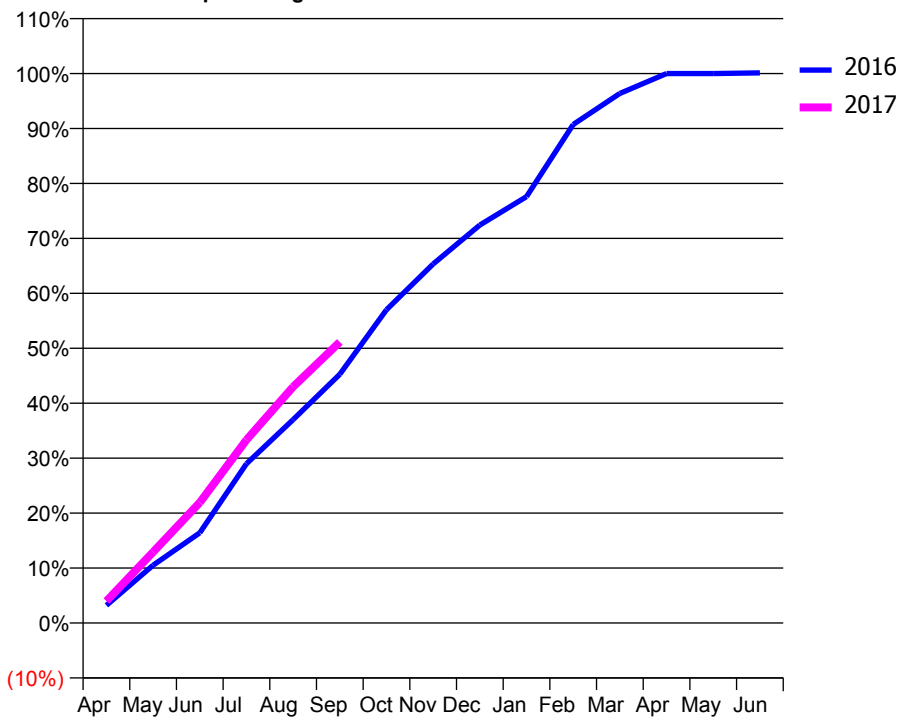
### ACCESS\*

Patients seen in 24 months	Total	Change since previous quarter
Quarter ending September 2015	444	
Quarter ending December 2015	535	↑
Quarter ending March 2016	582	↑
Quarter ending June 2016	616	↑
Quarter ending September 2016	645	↑
<b>Variance since September 2015</b>	<b>45.3%</b>	<b>↑</b>



### ACTIVITY

Cumulative percentage of contracted UDA delivered 2016 & 2017



Month	Adjusted Scheduled Activity (UDA)	
	2016	2017
April	80	96
May	260	310
June	406	526
July	718	800
August	916	1,032
September	1,121	1,227
October	1,411	
November	1,617	
December	1,793	
January	1,920	
February	2,245	
March	2,385	
April	2,475	
May	2,475	
June	2,478	

### QUALITY

	Quantity	Base Number	Contract	AT	Region	England
% of FP17s for the same patient ID Re-attending within 3 months - Children	29	314	9.2%	10.0%	12.0%	12.4%
% of FP17s for the same patient ID Re-attending within 3 months - Adults	61	302	20.2%	15.3%	15.9%	16.7%
% of FP17s for the same patient ID Re-attending between 3 & 9 months - Children	195	314	62.1%	50.8%	58.6%	57.4%
% of FP17s for the same patient ID Re-attending between 3 & 9 months - Adults	179	302	59.3%	46.6%	51.6%	50.5%
% of FP17s for Band 1 Urgent Courses	37	569	6.5%	8.4%	8.0%	9.1%
% of FP17s Relating to Free Repair or Replacements	1	569	0.2%	0.7%	0.8%	0.8%
% of FP17s Relating to Continuations	4	569	0.7%	0.9%	1.3%	1.3%
% of Patients satisfied with the dentistry they have received	1	1	N/A	92.5%	93.1%	93.2%
% of Patients satisfied with the time they had to wait for an appointment	1	1	N/A	90.4%	89.1%	89.0%

\* This is based on patients treated on this contract for their most recent course of treatment. Figures in italics indicate the base number of FP17s or Patient Questionnaire responses are less than 100. N/A is shown where the base number of responses is less than 10 during the period. % is calculated as Quantity/Base number\*100

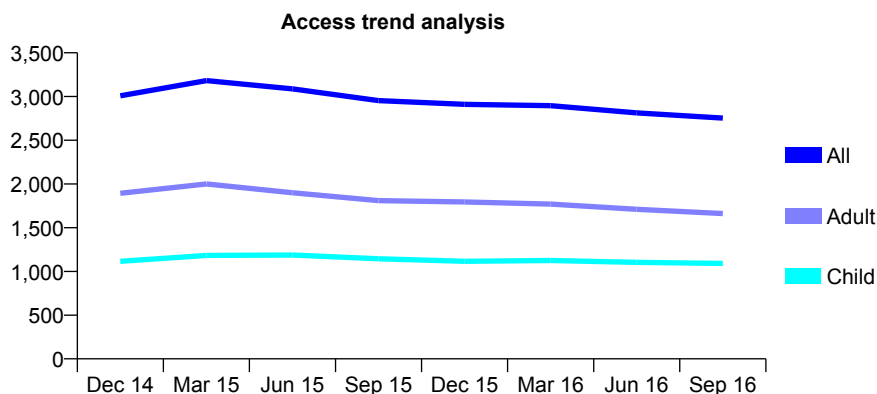
## Q54 - Vital Signs At a Glance Contract Report for 274038/0002 - September 2016

Name or company name	MR O PATEL
Contract type name	GDS Contract
Purpose of contract	General
Contract start date	01/04/2009
Contract end date	

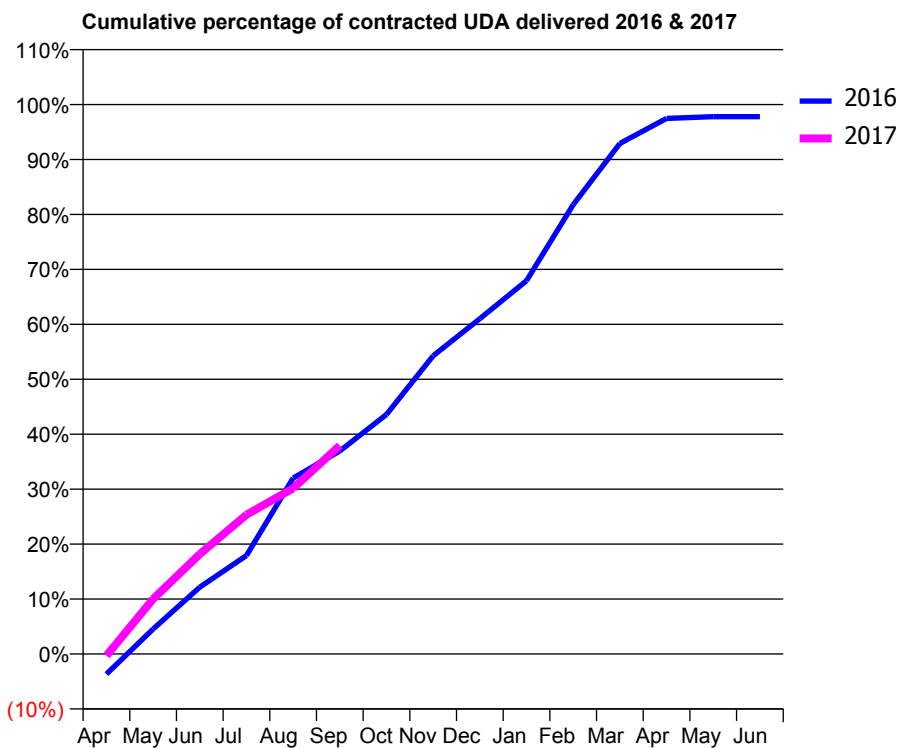
16/17 Contracted general activity (UDA)	9,739
Carry forward general activity (UDA)	216
16/17 Contracted orthodontic activity (UOA)	0
Carry forward orthodontic activity (UOA)	0
Baseline contract value	£233,623.33

### ACCESS\*

Patients seen in 24 months	Total	Change since previous quarter
Quarter ending September 2015	2,954	
Quarter ending December 2015	2,910	↓
Quarter ending March 2016	2,895	→
Quarter ending June 2016	2,813	↓
Quarter ending September 2016	2,753	↓
<b>Variance since September 2015</b>	<b>(6.8%)</b>	<b>↓</b>



### ACTIVITY



Month	Adjusted Scheduled Activity (UDA)	
	2016	2017
April	-359	-32
May	444	974
June	1,185	1,771
July	1,745	2,469
August	3,119	2,937
September	3,598	3,694
October	4,246	
November	5,285	
December	5,942	
January	6,616	
February	7,964	
March	9,049	
April	9,492	
May	9,523	
June	9,523	

### QUALITY

	Quantity	Base Number	Contract	AT	Region	England
% of FP17s for the same patient ID Re-attending within 3 months - Children	81	586	13.8%	10.0%	12.0%	12.4%
% of FP17s for the same patient ID Re-attending within 3 months - Adults	163	831	19.6%	15.3%	15.9%	16.7%
% of FP17s for the same patient ID Re-attending between 3 & 9 months - Children	174	586	29.7%	50.8%	58.6%	57.4%
% of FP17s for the same patient ID Re-attending between 3 & 9 months - Adults	256	831	30.8%	46.6%	51.6%	50.5%
% of FP17s for Band 1 Urgent Courses	165	1,283	12.9%	8.4%	8.0%	9.1%
% of FP17s Relating to Free Repair or Replacements	0	1,283	0.0%	0.7%	0.8%	0.8%
% of FP17s Relating to Continuations	0	1,283	0.0%	0.9%	1.3%	1.3%
% of Patients satisfied with the dentistry they have received	2	2	N/A	92.5%	93.1%	93.2%
% of Patients satisfied with the time they had to wait for an appointment	1	2	N/A	90.4%	89.1%	89.0%

\* This is based on patients treated on this contract for their most recent course of treatment. Figures in italics indicate the base number of FP17s or Patient Questionnaire responses are less than 100. N/A is shown where the base number of responses is less than 10 during the period. % is calculated as Quantity/Base number\*100

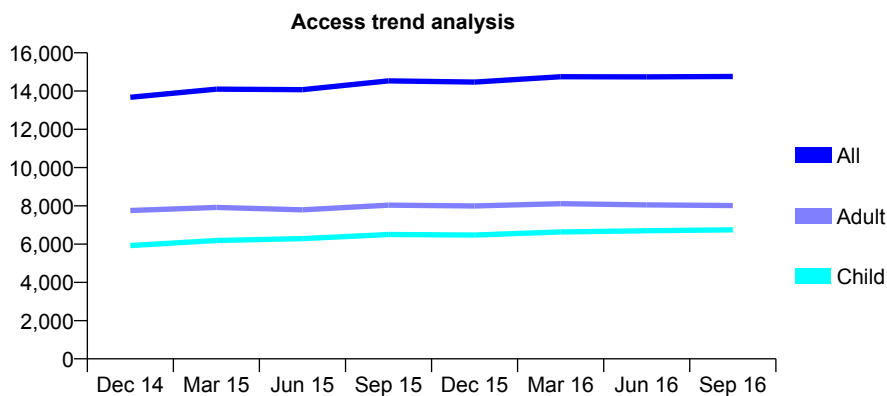
## Q54 - Vital Signs At a Glance Contract Report for 275441/0001 - September 2016

Name or company name	MS P ALIPOUR
Contract type name	GDS Contract
Purpose of contract	General
Contract start date	01/04/2009
Contract end date	

16/17 Contracted general activity (UDA)	44,400
Carry forward general activity (UDA)	-39
16/17 Contracted orthodontic activity (UOA)	0
Carry forward orthodontic activity (UOA)	0
Baseline contract value	£1,090,220.13

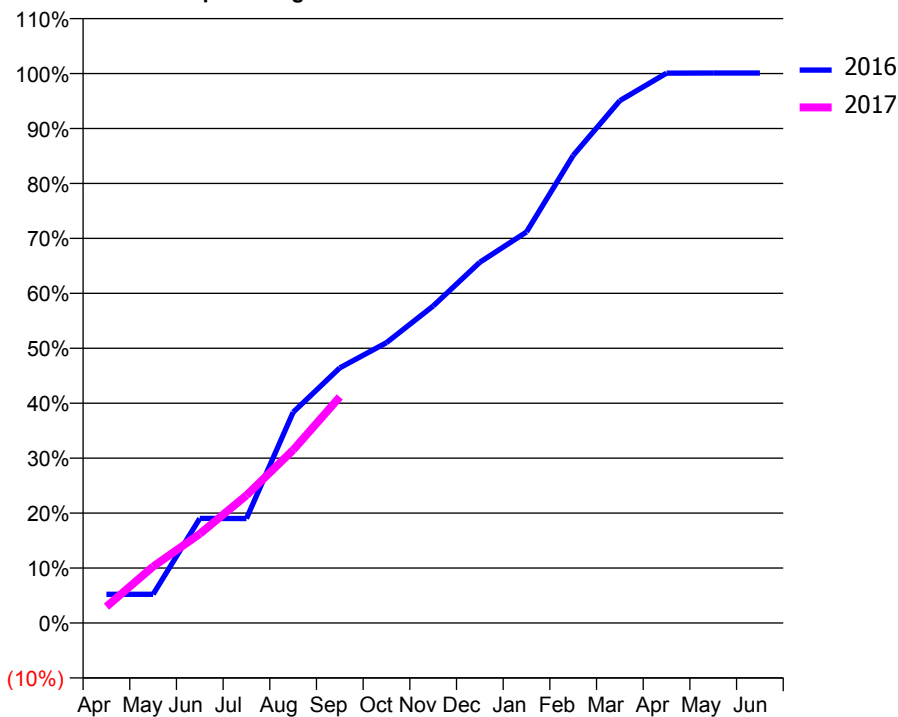
### ACCESS\*

Patients seen in 24 months	Total	Change since previous quarter
Quarter ending September 2015	14,533	
Quarter ending December 2015	14,467	→
Quarter ending March 2016	14,747	→
Quarter ending June 2016	14,744	→
Quarter ending September 2016	14,761	→
<b>Variance since September 2015</b>	<b>1.6%</b>	<b>→</b>



### ACTIVITY

Cumulative percentage of contracted UDA delivered 2016 & 2017



Month	Adjusted Scheduled Activity (UDA)	
	2016	2017
April	2,321	1,321
May	2,321	4,562
June	8,448	7,197
July	8,446	10,316
August	17,026	13,984
September	20,618	18,265
October	22,652	
November	25,622	
December	29,149	
January	31,592	
February	37,779	
March	42,212	
April	44,424	
May	44,439	
June	44,439	

### QUALITY

	Quantity	Base Number	Contract	AT	Region	England
% of FP17s for the same patient ID Re-attending within 3 months - Children	164	4,824	3.4%	10.0%	12.0%	12.4%
% of FP17s for the same patient ID Re-attending within 3 months - Adults	493	4,100	12.0%	15.3%	15.9%	16.7%
% of FP17s for the same patient ID Re-attending between 3 & 9 months - Children	3,132	4,824	64.9%	50.8%	58.6%	57.4%
% of FP17s for the same patient ID Re-attending between 3 & 9 months - Adults	1,636	4,100	39.9%	46.6%	51.6%	50.5%
% of FP17s for Band 1 Urgent Courses	857	8,013	10.7%	8.4%	8.0%	9.1%
% of FP17s Relating to Free Repair or Replacements	6	8,013	0.1%	0.7%	0.8%	0.8%
% of FP17s Relating to Continuations	42	8,013	0.5%	0.9%	1.3%	1.3%
% of Patients satisfied with the dentistry they have received	3	3	N/A	92.5%	93.1%	93.2%
% of Patients satisfied with the time they had to wait for an appointment	2	3	N/A	90.4%	89.1%	89.0%

\* This is based on patients treated on this contract for their most recent course of treatment. Figures in italics indicate the base number of FP17s or Patient Questionnaire responses are less than 100. N/A is shown where the base number of responses is less than 10 during the period. % is calculated as Quantity/Base number\*100

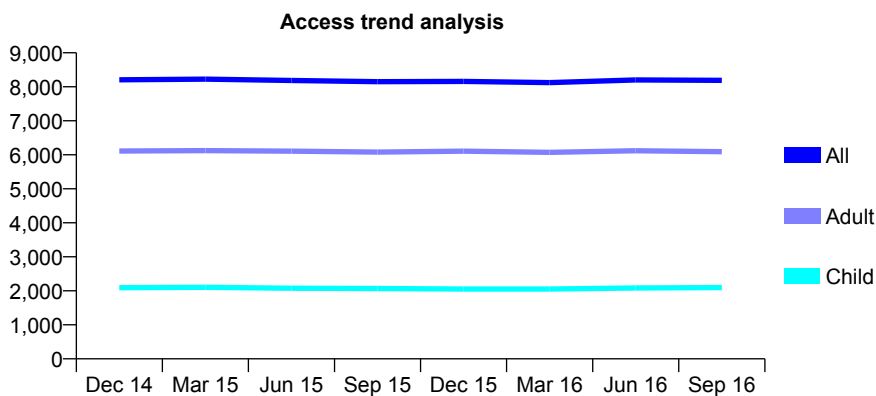
## Q54 - Vital Signs At a Glance Contract Report for 300012/0003 - September 2016

Name or company name	MR EE THOMPSON
Contract type name	GDS Contract
Purpose of contract	General and Orthodontic
Contract start date	20/09/2010
Contract end date	

16/17 Contracted general activity (UDA)	24,718
Carry forward general activity (UDA)	18
16/17 Contracted orthodontic activity (UOA)	2,142
Carry forward orthodontic activity (UOA)	-12
Baseline contract value	£753,172.22

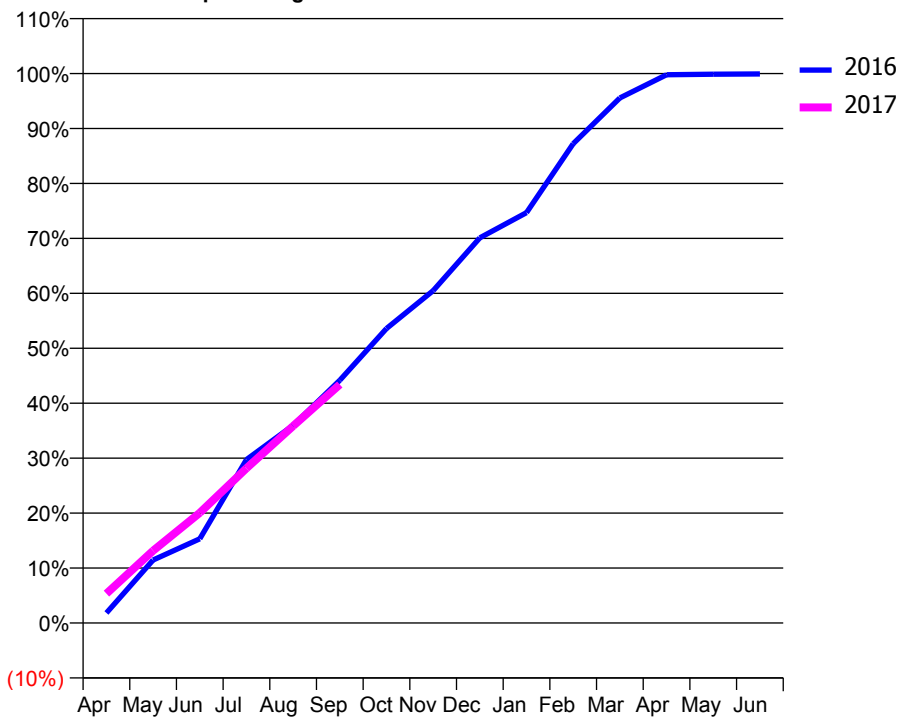
### ACCESS\*

Patients seen in 24 months	Total	Change since previous quarter
Quarter ending September 2015	8,151	
Quarter ending December 2015	8,157	→
Quarter ending March 2016	8,122	→
Quarter ending June 2016	8,203	→
Quarter ending September 2016	8,189	→
<b>Variance since September 2015</b>	<b>0.5%</b>	<b>→</b>



### ACTIVITY

Cumulative percentage of contracted UDA delivered 2016 & 2017



Month	Adjusted Scheduled Activity (UDA)	
	2016	2017
April	420	1,321
May	2,637	3,257
June	3,522	4,957
July	6,838	6,959
August	8,273	8,861
September	10,161	10,730
October	12,328	
November	13,914	
December	16,124	
January	17,177	
February	20,061	
March	21,977	
April	22,945	
May	22,971	
June	22,982	

### QUALITY

	Quantity	Base Number	Contract	AT	Region	England
% of FP17s for the same patient ID Re-attending within 3 months - Children	91	1,476	6.2%	10.0%	12.0%	12.4%
% of FP17s for the same patient ID Re-attending within 3 months - Adults	440	3,445	12.8%	15.3%	15.9%	16.7%
% of FP17s for the same patient ID Re-attending between 3 & 9 months - Children	700	1,476	47.4%	50.8%	58.6%	57.4%
% of FP17s for the same patient ID Re-attending between 3 & 9 months - Adults	1,303	3,445	37.8%	46.6%	51.6%	50.5%
% of FP17s for Band 1 Urgent Courses	357	4,385	8.1%	8.4%	8.0%	9.1%
% of FP17s Relating to Free Repair or Replacements	22	4,385	0.5%	0.7%	0.8%	0.8%
% of FP17s Relating to Continuations	47	4,385	1.1%	0.9%	1.3%	1.3%
% of Patients satisfied with the dentistry they have received	7	7	N/A	92.5%	93.1%	93.2%
% of Patients satisfied with the time they had to wait for an appointment	7	7	N/A	90.4%	89.1%	89.0%

\* This is based on patients treated on this contract for their most recent course of treatment. Figures in italics indicate the base number of FP17s or Patient Questionnaire responses are less than 100. N/A is shown where the base number of responses is less than 10 during the period. % is calculated as Quantity/Base number\*100

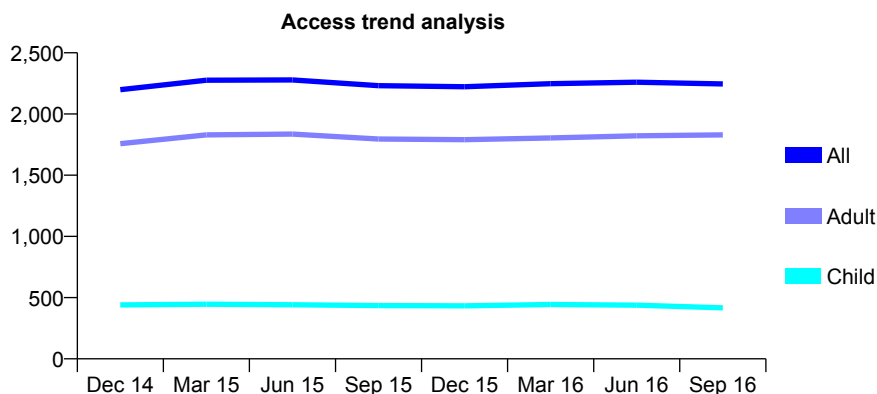
## Q54 - Vital Signs At a Glance Contract Report for 301574/0003 - September 2016

Name or company name	The Greens Dental Practice
Contract type name	GDS Contract
Purpose of contract	General
Contract start date	01/04/2013
Contract end date	

16/17 Contracted general activity (UDA)	7,304
Carry forward general activity (UDA)	-63
16/17 Contracted orthodontic activity (UOA)	0
Carry forward orthodontic activity (UOA)	0
Baseline contract value	£177,474.27

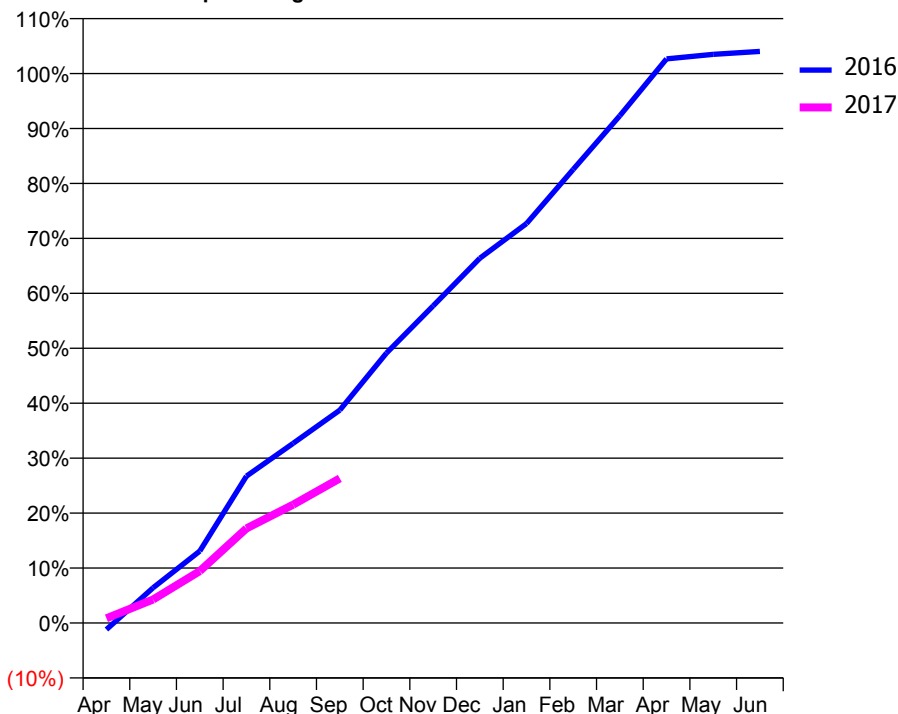
### ACCESS\*

Patients seen in 24 months	Total	Change since previous quarter
Quarter ending September 2015	2,231	
Quarter ending December 2015	2,223	→
Quarter ending March 2016	2,248	→
Quarter ending June 2016	2,260	→
Quarter ending September 2016	2,246	→
<b>Variance since September 2015</b>	<b>0.7%</b>	<b>→</b>



### ACTIVITY

Cumulative percentage of contracted UDA delivered 2016 & 2017



Adjusted Scheduled Activity (UDA)

Month	2016	2017
April	-80	63
May	426	313
June	868	690
July	1,773	1,257
August	2,169	1,574
September	2,571	1,923
October	3,259	
November	3,829	
December	4,403	
January	4,823	
February	5,476	
March	6,124	
April	6,810	
May	6,866	
June	6,901	

### QUALITY

	Quantity	Base Number	Contract	AT	Region	England
% of FP17s for the same patient ID Re-attending within 3 months - Children	24	257	9.3%	10.0%	12.0%	12.4%
% of FP17s for the same patient ID Re-attending within 3 months - Adults	150	1,025	14.6%	15.3%	15.9%	16.7%
% of FP17s for the same patient ID Re-attending between 3 & 9 months - Children	112	257	43.6%	50.8%	58.6%	57.4%
% of FP17s for the same patient ID Re-attending between 3 & 9 months - Adults	486	1,025	47.4%	46.6%	51.6%	50.5%
% of FP17s for Band 1 Urgent Courses	135	966	14.0%	8.4%	8.0%	9.1%
% of FP17s Relating to Free Repair or Replacements	4	966	0.4%	0.7%	0.8%	0.8%
% of FP17s Relating to Continuations	7	966	0.7%	0.9%	1.3%	1.3%
% of Patients satisfied with the dentistry they have received	1	1	N/A	92.5%	93.1%	93.2%
% of Patients satisfied with the time they had to wait for an appointment	1	1	N/A	90.4%	89.1%	89.0%

\* This is based on patients treated on this contract for their most recent course of treatment. Figures in italics indicate the base number of FP17s or Patient Questionnaire responses are less than 100. N/A is shown where the base number of responses is less than 10 during the period. % is calculated as Quantity/Base number\*100

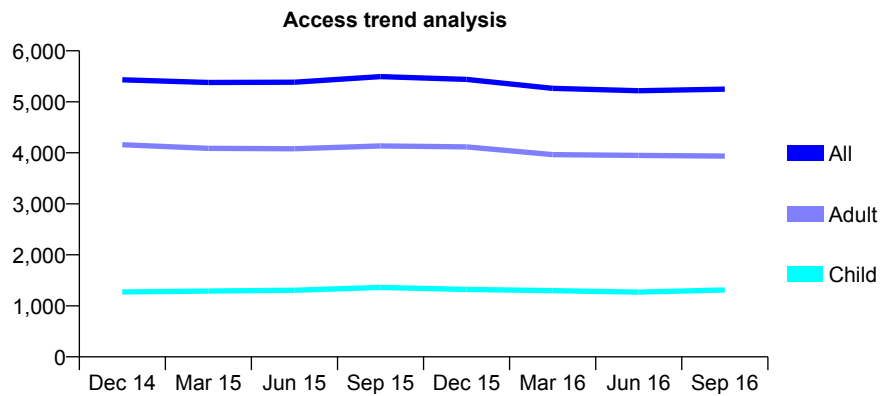
## Q54 - Vital Signs At a Glance Contract Report for 303089/0001 - September 2016

Name or company name	MR RJ STATHAM
Contract type name	GDS Contract
Purpose of contract	General and Orthodontic
Contract start date	01/04/2006
Contract end date	

16/17 Contracted general activity (UDA)	14,412
Carry forward general activity (UDA)	-14
16/17 Contracted orthodontic activity (UOA)	273
Carry forward orthodontic activity (UOA)	0
Baseline contract value	£357,520.98

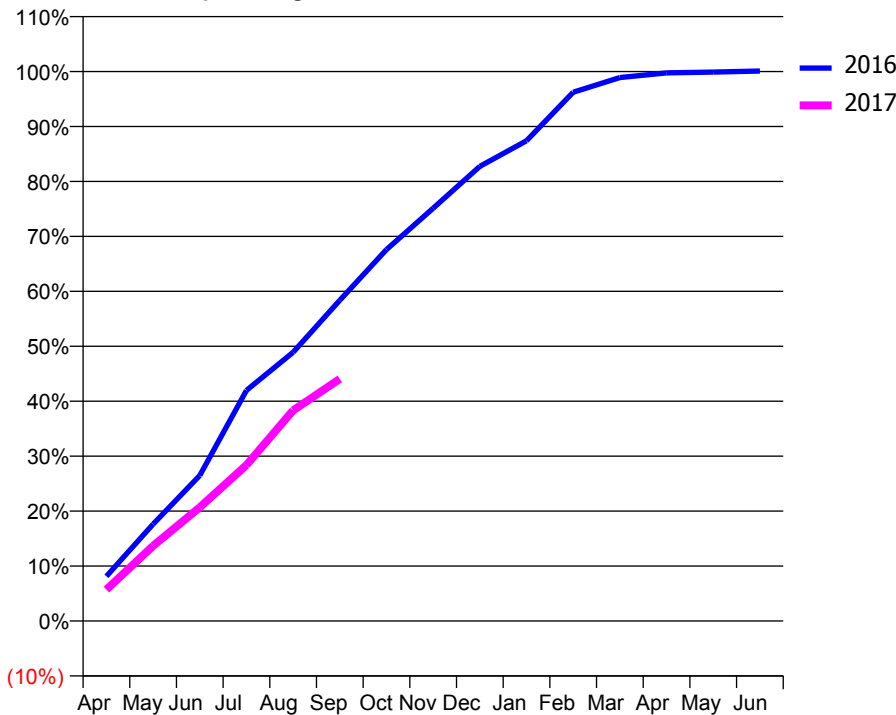
### ACCESS\*

Patients seen in 24 months	Total	Change since previous quarter
Quarter ending September 2015	5,494	
Quarter ending December 2015	5,438	↓
Quarter ending March 2016	5,263	↓
Quarter ending June 2016	5,218	→
Quarter ending September 2016	5,248	→
<b>Variance since September 2015</b>	<b>(4.5%)</b>	<b>↓</b>



### ACTIVITY

Cumulative percentage of contracted UDA delivered 2016 & 2017



Month	Adjusted Scheduled Activity (UDA)	
	2016	2017
April	1,174	824
May	2,542	1,972
June	3,818	2,981
July	6,048	4,091
August	7,048	5,522
September	8,412	6,348
October	9,744	
November	10,826	
December	11,925	
January	12,594	
February	13,868	
March	14,252	
April	14,376	
May	14,396	
June	14,426	

### QUALITY

	Quantity	Base Number	Contract	AT	Region	England
% of FP17s for the same patient ID Re-attending within 3 months - Children	30	761	3.9%	10.0%	12.0%	12.4%
% of FP17s for the same patient ID Re-attending within 3 months - Adults	205	2,194	9.3%	15.3%	15.9%	16.7%
% of FP17s for the same patient ID Re-attending between 3 & 9 months - Children	293	761	38.5%	50.8%	58.6%	57.4%
% of FP17s for the same patient ID Re-attending between 3 & 9 months - Adults	844	2,194	38.5%	46.6%	51.6%	50.5%
% of FP17s for Band 1 Urgent Courses	181	2,878	6.3%	8.4%	8.0%	9.1%
% of FP17s Relating to Free Repair or Replacements	3	2,878	0.1%	0.7%	0.8%	0.8%
% of FP17s Relating to Continuations	18	2,878	0.6%	0.9%	1.3%	1.3%
% of Patients satisfied with the dentistry they have received	8	8	N/A	92.5%	93.1%	93.2%
% of Patients satisfied with the time they had to wait for an appointment	7	8	N/A	90.4%	89.1%	89.0%

\* This is based on patients treated on this contract for their most recent course of treatment. Figures in italics indicate the base number of FP17s or Patient Questionnaire responses are less than 100. N/A is shown where the base number of responses is less than 10 during the period. % is calculated as Quantity/Base number\*100

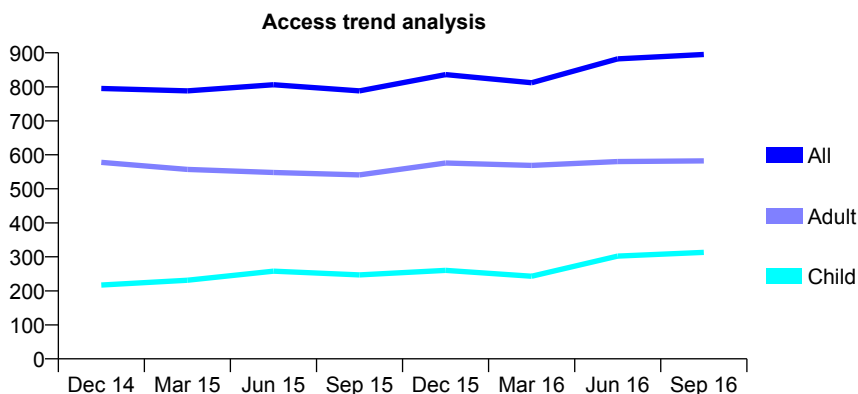
## Q54 - Vital Signs At a Glance Contract Report for 303089/0005 - September 2016

Name or company name	MR RJ STATHAM
Contract type name	PDS Plus Contract
Purpose of contract	General
Contract start date	01/06/2012
Contract end date	31/05/2017

16/17 Contracted general activity (UDA)	2,000
Carry forward general activity (UDA)	-31
16/17 Contracted orthodontic activity (UOA)	0
Carry forward orthodontic activity (UOA)	0
Baseline contract value	£24,414.47

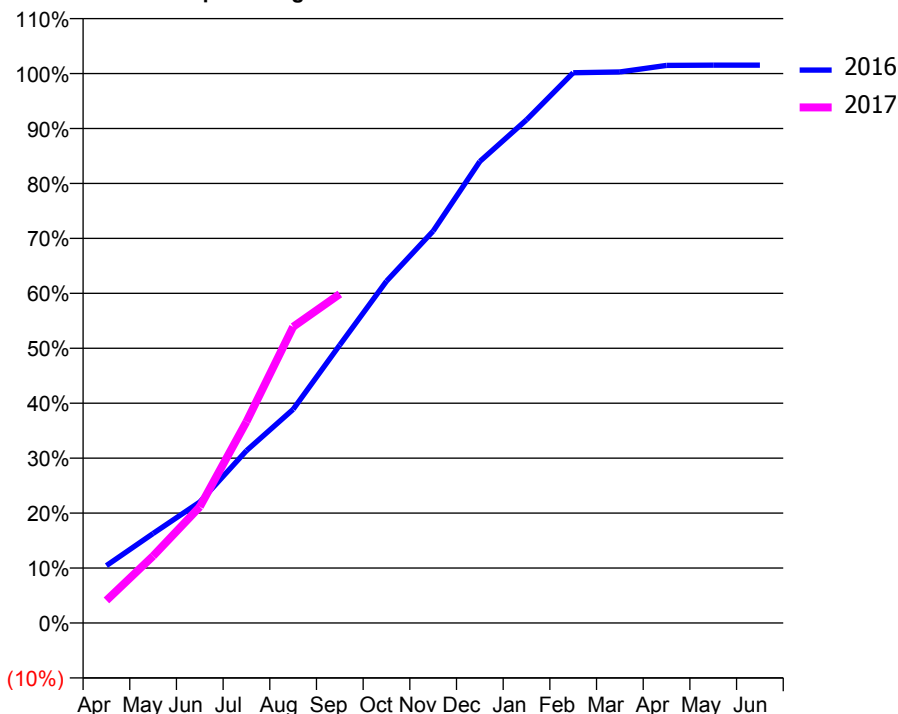
### ACCESS\*

Patients seen in 24 months	Total	Change since previous quarter
Quarter ending September 2015	788	
Quarter ending December 2015	836	↑
Quarter ending March 2016	812	↓
Quarter ending June 2016	882	↑
Quarter ending September 2016	895	→
<b>Variance since September 2015</b>	<b>13.6%</b>	<b>↑</b>



### ACTIVITY

Cumulative percentage of contracted UDA delivered 2016 & 2017



Adjusted Scheduled Activity (UDA)

Month	2016	2017
April	209	82
May	326	244
June	441	423
July	627	732
August	778	1,078
September	1,012	1,197
October	1,244	
November	1,427	
December	1,680	
January	1,832	
February	2,003	
March	2,006	
April	2,030	
May	2,031	
June	2,031	

### QUALITY

	Quantity	Base Number	Contract	AT	Region	England
% of FP17s for the same patient ID Re-attending within 3 months - Children	4	211	1.9%	10.0%	12.0%	12.4%
% of FP17s for the same patient ID Re-attending within 3 months - Adults	15	328	4.6%	15.3%	15.9%	16.7%
% of FP17s for the same patient ID Re-attending between 3 & 9 months - Children	34	211	16.1%	50.8%	58.6%	57.4%
% of FP17s for the same patient ID Re-attending between 3 & 9 months - Adults	55	328	16.8%	46.6%	51.6%	50.5%
% of FP17s for Band 1 Urgent Courses	22	526	4.2%	8.4%	8.0%	9.1%
% of FP17s Relating to Free Repair or Replacements	2	526	0.4%	0.7%	0.8%	0.8%
% of FP17s Relating to Continuations	1	526	0.2%	0.9%	1.3%	1.3%
% of Patients satisfied with the dentistry they have received	0	0	N/A	92.5%	93.1%	93.2%
% of Patients satisfied with the time they had to wait for an appointment	0	0	N/A	90.4%	89.1%	89.0%

\* This is based on patients treated on this contract for their most recent course of treatment. Figures in italics indicate the base number of FP17s or Patient Questionnaire responses are less than 100. N/A is shown where the base number of responses is less than 10 during the period. % is calculated as Quantity/Base number\*100



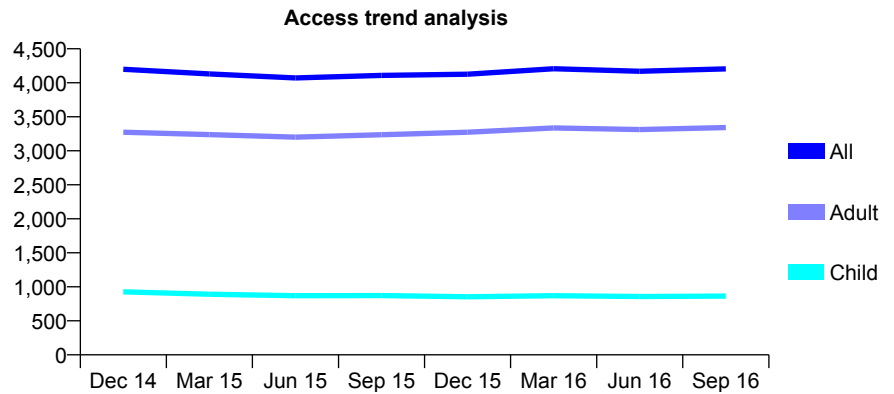
## Q54 - Vital Signs At a Glance Contract Report for 324329/0001 - September 2016

Name or company name	MR SR LOWE
Contract type name	GDS Contract
Purpose of contract	General
Contract start date	01/04/2006
Contract end date	

16/17 Contracted general activity (UDA)	14,603
Carry forward general activity (UDA)	546
16/17 Contracted orthodontic activity (UOA)	0
Carry forward orthodontic activity (UOA)	0
Baseline contract value	£304,470.19

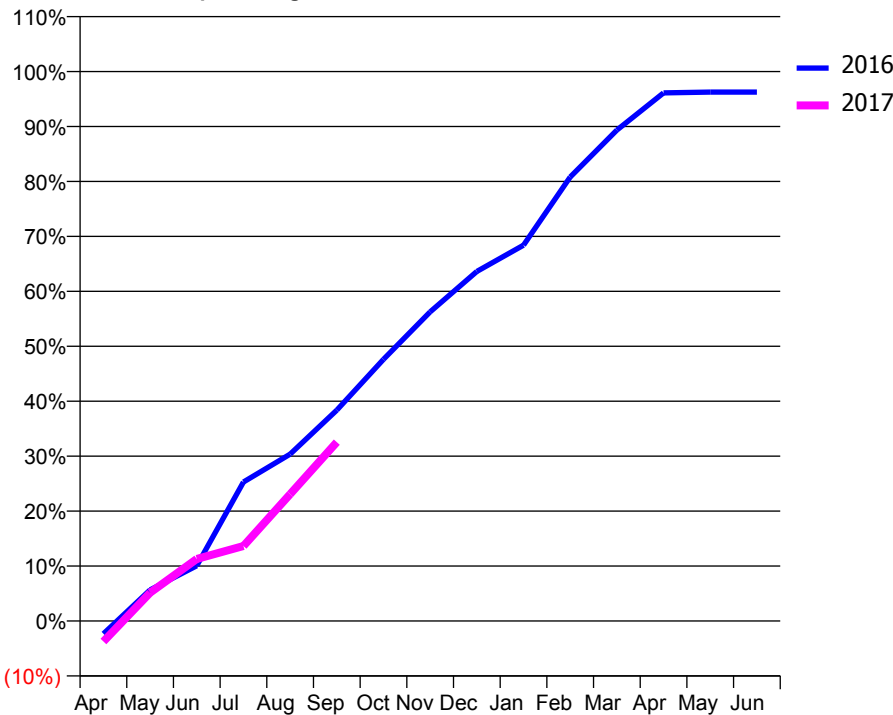
### ACCESS\*

Patients seen in 24 months	Total	Change since previous quarter
Quarter ending September 2015	4,108	
Quarter ending December 2015	4,127	→
Quarter ending March 2016	4,206	→
Quarter ending June 2016	4,169	→
Quarter ending September 2016	4,205	→
<b>Variance since September 2015</b>	<b>2.4%</b>	<b>↑</b>



### ACTIVITY

Cumulative percentage of contracted UDA delivered 2016 & 2017



Month	Adjusted Scheduled Activity (UDA)	
	2016	2017
April	-343	-546
May	826	752
June	1,470	1,650
July	3,693	1,993
August	4,434	3,372
September	5,606	4,755
October	6,955	
November	8,216	
December	9,291	
January	9,988	
February	11,800	
March	13,046	
April	14,036	
May	14,056	
June	14,057	

### QUALITY

	Quantity	Base Number	Contract	AT	Region	England
% of FP17s for the same patient ID Re-attending within 3 months - Children	8	533	1.5%	10.0%	12.0%	12.4%
% of FP17s for the same patient ID Re-attending within 3 months - Adults	241	2,283	10.6%	15.3%	15.9%	16.7%
% of FP17s for the same patient ID Re-attending between 3 & 9 months - Children	337	533	63.2%	50.8%	58.6%	57.4%
% of FP17s for the same patient ID Re-attending between 3 & 9 months - Adults	1,474	2,283	64.6%	46.6%	51.6%	50.5%
% of FP17s for Band 1 Urgent Courses	72	2,387	3.0%	8.4%	8.0%	9.1%
% of FP17s Relating to Free Repair or Replacements	35	2,387	1.5%	0.7%	0.8%	0.8%
% of FP17s Relating to Continuations	0	2,387	0.0%	0.9%	1.3%	1.3%
% of Patients satisfied with the dentistry they have received	3	3	N/A	92.5%	93.1%	93.2%
% of Patients satisfied with the time they had to wait for an appointment	2	3	N/A	90.4%	89.1%	89.0%

\* This is based on patients treated on this contract for their most recent course of treatment. Figures in italics indicate the base number of FP17s or Patient Questionnaire responses are less than 100. N/A is shown where the base number of responses is less than 10 during the period. % is calculated as Quantity/Base number\*100

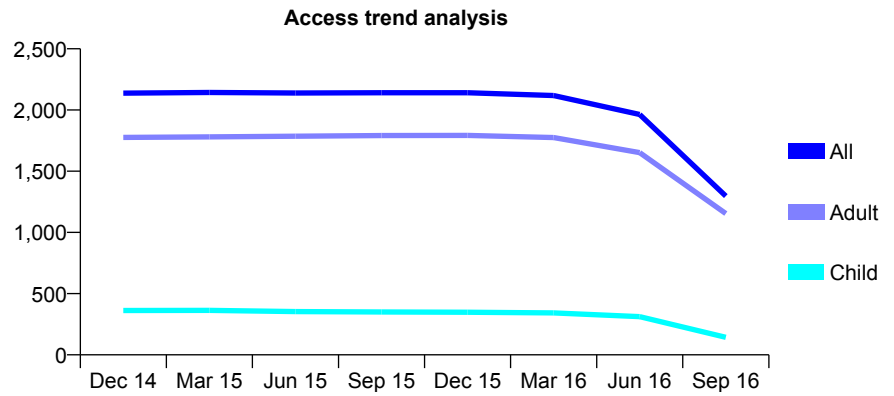
## Q54 - Vital Signs At a Glance Contract Report for 325694/0001 - September 2016

Name or company name	MR MJ WARREN
Contract type name	GDS Contract
Purpose of contract	General
Contract start date	01/04/2006
Contract end date	31/05/2016

16/17 Contracted general activity (UDA)	1,200
Carry forward general activity (UDA)	0
16/17 Contracted orthodontic activity (UOA)	0
Carry forward orthodontic activity (UOA)	0
Baseline contract value	£25,531.90

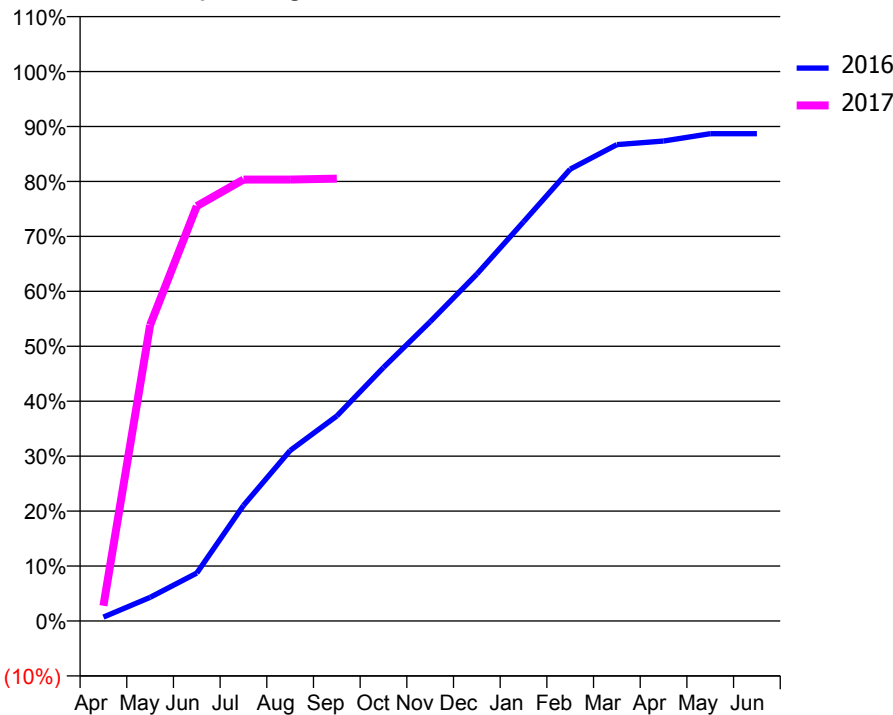
### ACCESS\*

Patients seen in 24 months	Total	Change since previous quarter
Quarter ending September 2015	2,141	
Quarter ending December 2015	2,141	→
Quarter ending March 2016	2,118	↓
Quarter ending June 2016	1,964	↓
Quarter ending September 2016	1,297	↓
<b>Variance since September 2015</b>	<b>(39.4%)</b>	<b>↓</b>



### ACTIVITY

Cumulative percentage of contracted UDA delivered 2016 & 2017



Month	Adjusted Scheduled Activity (UDA)	
	2016	2017
April	51	33
May	309	646
June	628	906
July	1,514	964
August	2,233	964
September	2,686	966
October	3,322	
November	3,922	
December	4,545	
January	5,231	
February	5,921	
March	6,241	
April	6,289	
May	6,385	
June	6,385	

### QUALITY

	Quantity	Base Number	Contract	AT	Region	England
% of FP17s for the same patient ID Re-attending within 3 months - Children	10	114	8.8%	10.0%	12.0%	12.4%
% of FP17s for the same patient ID Re-attending within 3 months - Adults	78	471	16.6%	15.3%	15.9%	16.7%
% of FP17s for the same patient ID Re-attending between 3 & 9 months - Children	77	114	67.5%	50.8%	58.6%	57.4%
% of FP17s for the same patient ID Re-attending between 3 & 9 months - Adults	284	471	60.3%	46.6%	51.6%	50.5%
% of FP17s for Band 1 Urgent Courses	20	490	4.1%	8.4%	8.0%	9.1%
% of FP17s Relating to Free Repair or Replacements	2	490	0.4%	0.7%	0.8%	0.8%
% of FP17s Relating to Continuations	9	490	1.8%	0.9%	1.3%	1.3%
% of Patients satisfied with the dentistry they have received	2	2	N/A	92.5%	93.1%	93.2%
% of Patients satisfied with the time they had to wait for an appointment	1	2	N/A	90.4%	89.1%	89.0%

\* This is based on patients treated on this contract for their most recent course of treatment. Figures in italics indicate the base number of FP17s or Patient Questionnaire responses are less than 100. N/A is shown where the base number of responses is less than 10 during the period. % is calculated as Quantity/Base number\*100

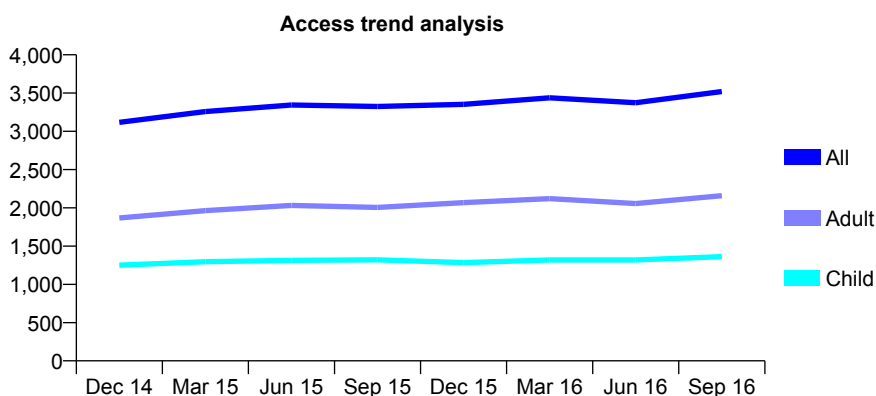
## Q54 - Vital Signs At a Glance Contract Report for 325708/0002 - September 2016

Name or company name	Balbir S Bhandal, Amrik S Bhandal & Baljit
Contract type name	GDS Contract
Purpose of contract	General and Orthodontic
Contract start date	01/04/2006
Contract end date	

16/17 Contracted general activity (UDA)	8,791
Carry forward general activity (UDA)	240
16/17 Contracted orthodontic activity (UOA)	2,964
Carry forward orthodontic activity (UOA)	-12
Baseline contract value	£412,820.64

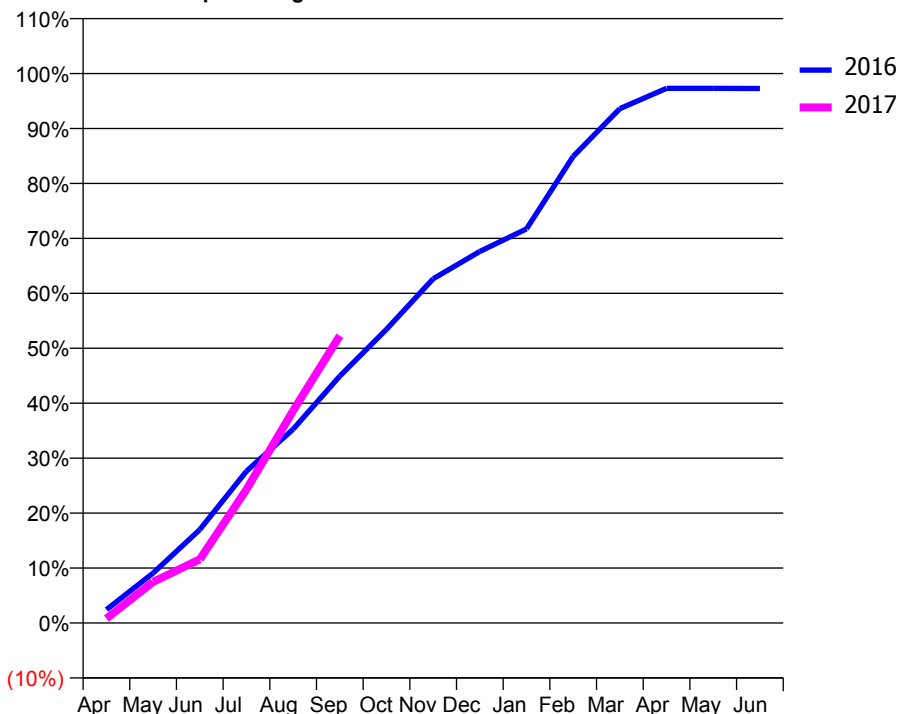
### ACCESS\*

Patients seen in 24 months	Total	Change since previous quarter
Quarter ending September 2015	3,325	
Quarter ending December 2015	3,352	→
Quarter ending March 2016	3,438	↑
Quarter ending June 2016	3,374	↓
Quarter ending September 2016	3,520	↑
<b>Variance since September 2015</b>	5.9%	↑



### ACTIVITY

Cumulative percentage of contracted UDA delivered 2016 & 2017



Adjusted Scheduled Activity (UDA)

Month	2016	2017
April	215	72
May	800	658
June	1,495	1,018
July	2,428	2,136
August	3,101	3,397
September	3,950	4,595
October	4,700	
November	5,506	
December	5,945	
January	6,304	
February	7,465	
March	8,230	
April	8,553	
May	8,553	
June	8,551	

### QUALITY

	Quantity	Base Number	Contract	AT	Region	England
% of FP17s for the same patient ID Re-attending within 3 months - Children	51	939	5.4%	10.0%	12.0%	12.4%
% of FP17s for the same patient ID Re-attending within 3 months - Adults	150	1,148	13.1%	15.3%	15.9%	16.7%
% of FP17s for the same patient ID Re-attending between 3 & 9 months - Children	236	939	25.1%	50.8%	58.6%	57.4%
% of FP17s for the same patient ID Re-attending between 3 & 9 months - Adults	294	1,148	25.6%	46.6%	51.6%	50.5%
% of FP17s for Band 1 Urgent Courses	242	1,734	14.0%	8.4%	8.0%	9.1%
% of FP17s Relating to Free Repair or Replacements	0	1,734	0.0%	0.7%	0.8%	0.8%
% of FP17s Relating to Continuations	0	1,734	0.0%	0.9%	1.3%	1.3%
% of Patients satisfied with the dentistry they have received	0	0	N/A	92.5%	93.1%	93.2%
% of Patients satisfied with the time they had to wait for an appointment	0	0	N/A	90.4%	89.1%	89.0%

\* This is based on patients treated on this contract for their most recent course of treatment. Figures in italics indicate the base number of FP17s or Patient Questionnaire responses are less than 100. N/A is shown where the base number of responses is less than 10 during the period. % is calculated as Quantity/Base number\*100

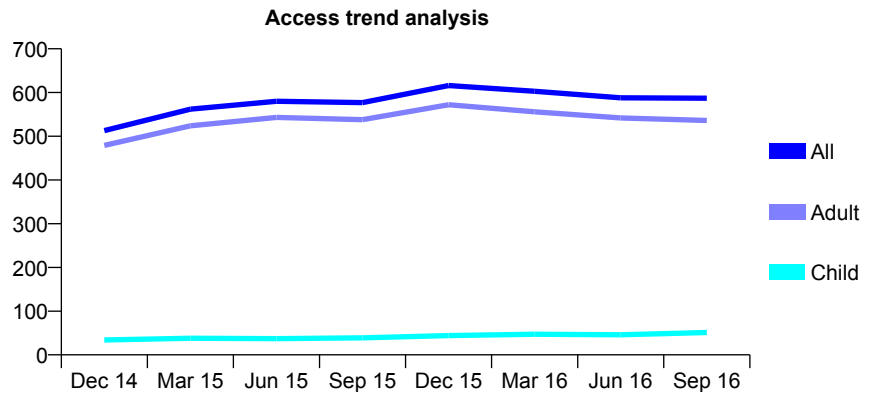
## Q54 - Vital Signs At a Glance Contract Report for 325708/0003 - September 2016

Name or company name	Balbir S Bhandal, Amrik S Bhandal & Baljit
Contract type name	GDS Contract
Purpose of contract	General
Contract start date	01/04/2006
Contract end date	

16/17 Contracted general activity (UDA)	1,823
Carry forward general activity (UDA)	-2
16/17 Contracted orthodontic activity (UOA)	0
Carry forward orthodontic activity (UOA)	0
Baseline contract value	£41,467.98

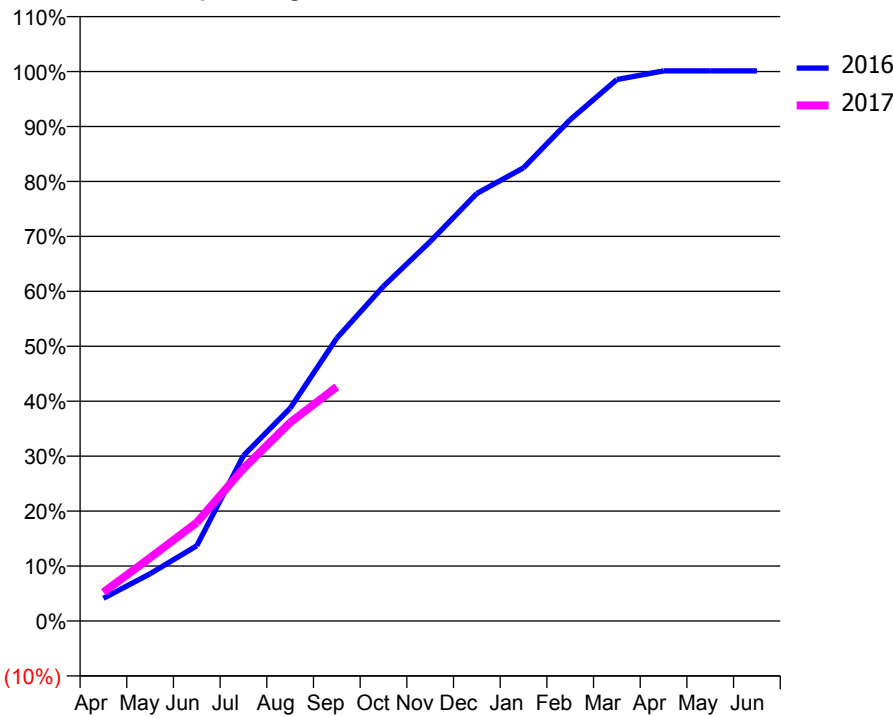
### ACCESS\*

Patients seen in 24 months	Total	Change since previous quarter
Quarter ending September 2015	577	
Quarter ending December 2015	616	↑
Quarter ending March 2016	603	↓
Quarter ending June 2016	588	↓
Quarter ending September 2016	587	→
<b>Variance since September 2015</b>	<b>1.7%</b>	<b>→</b>



### ACTIVITY

Cumulative percentage of contracted UDA delivered 2016 & 2017



Month	Adjusted Scheduled Activity (UDA)	
	2016	2017
April	75	95
May	157	210
June	250	327
July	549	506
August	706	659
September	939	777
October	1,111	
November	1,259	
December	1,418	
January	1,504	
February	1,663	
March	1,796	
April	1,825	
May	1,825	
June	1,825	

### QUALITY

	Quantity	Base Number	Contract	AT	Region	England
% of FP17s for the same patient ID Re-attending within 3 months - Children	1	29	3.4%	10.0%	12.0%	12.4%
% of FP17s for the same patient ID Re-attending within 3 months - Adults	25	301	8.3%	15.3%	15.9%	16.7%
% of FP17s for the same patient ID Re-attending between 3 & 9 months - Children	12	29	41.4%	50.8%	58.6%	57.4%
% of FP17s for the same patient ID Re-attending between 3 & 9 months - Adults	158	301	52.5%	46.6%	51.6%	50.5%
% of FP17s for Band 1 Urgent Courses	26	318	8.2%	8.4%	8.0%	9.1%
% of FP17s Relating to Free Repair or Replacements	3	318	0.9%	0.7%	0.8%	0.8%
% of FP17s Relating to Continuations	7	318	2.2%	0.9%	1.3%	1.3%
% of Patients satisfied with the dentistry they have received	0	0	N/A	92.5%	93.1%	93.2%
% of Patients satisfied with the time they had to wait for an appointment	0	0	N/A	90.4%	89.1%	89.0%

\* This is based on patients treated on this contract for their most recent course of treatment. Figures in italics indicate the base number of FP17s or Patient Questionnaire responses are less than 100. N/A is shown where the base number of responses is less than 10 during the period. % is calculated as Quantity/Base number\*100

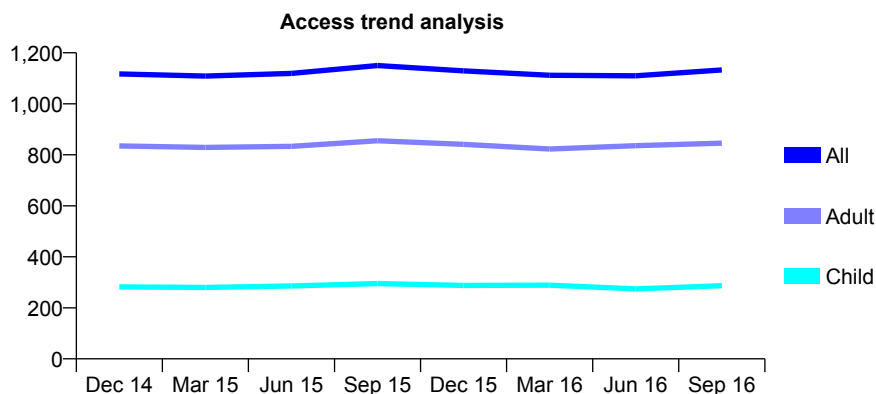
## Q54 - Vital Signs At a Glance Contract Report for 325708/0004 - September 2016

Name or company name	Balbir S Bhandal, Amrik S Bhandal & Baljit
Contract type name	GDS Contract
Purpose of contract	General
Contract start date	01/04/2006
Contract end date	

16/17 Contracted general activity (UDA)	4,086
Carry forward general activity (UDA)	136
16/17 Contracted orthodontic activity (UOA)	0
Carry forward orthodontic activity (UOA)	0
Baseline contract value	£99,107.31

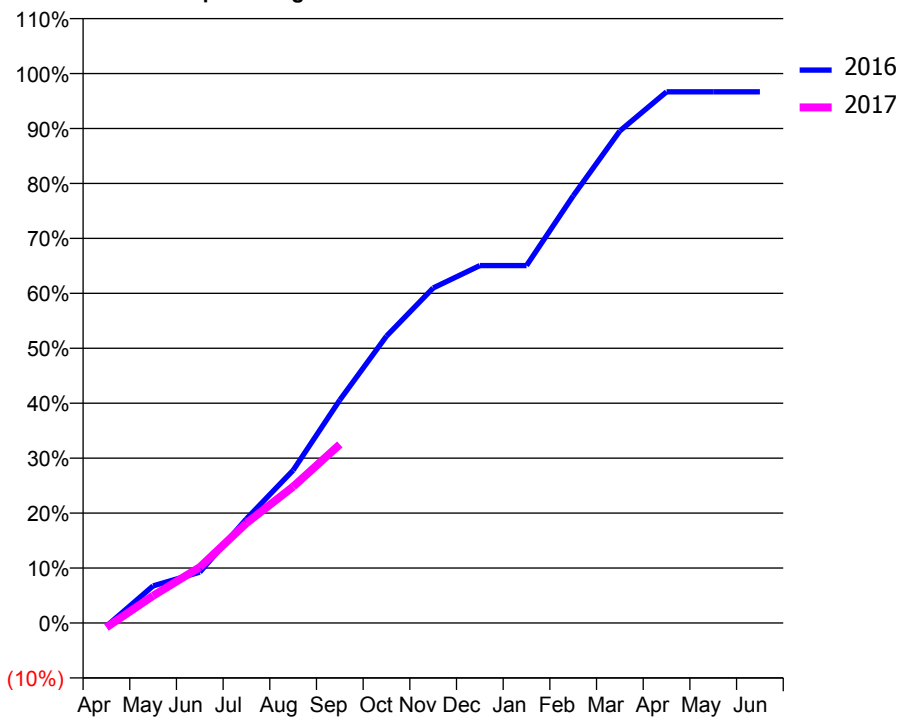
### ACCESS\*

Patients seen in 24 months	Total	Change since previous quarter
Quarter ending September 2015	1,150	
Quarter ending December 2015	1,129	↓
Quarter ending March 2016	1,112	↓
Quarter ending June 2016	1,110	→
Quarter ending September 2016	1,133	↑
<b>Variance since September 2015</b>	<b>(1.5%)</b>	<b>↓</b>



### ACTIVITY

Cumulative percentage of contracted UDA delivered 2016 & 2017



Month	Adjusted Scheduled Activity (UDA)	
	2016	2017
April	-25	-33
May	276	203
June	378	415
July	775	743
August	1,136	1,014
September	1,659	1,329
October	2,133	
November	2,491	
December	2,658	
January	2,658	
February	3,177	
March	3,659	
April	3,950	
May	3,950	
June	3,950	

### QUALITY

	Quantity	Base Number	Contract	AT	Region	England
% of FP17s for the same patient ID Re-attending within 3 months - Children	5	192	2.6%	10.0%	12.0%	12.4%
% of FP17s for the same patient ID Re-attending within 3 months - Adults	51	493	10.3%	15.3%	15.9%	16.7%
% of FP17s for the same patient ID Re-attending between 3 & 9 months - Children	105	192	54.7%	50.8%	58.6%	57.4%
% of FP17s for the same patient ID Re-attending between 3 & 9 months - Adults	218	493	44.2%	46.6%	51.6%	50.5%
% of FP17s for Band 1 Urgent Courses	28	602	4.7%	8.4%	8.0%	9.1%
% of FP17s Relating to Free Repair or Replacements	1	602	0.2%	0.7%	0.8%	0.8%
% of FP17s Relating to Continuations	3	602	0.5%	0.9%	1.3%	1.3%
% of Patients satisfied with the dentistry they have received	0	0	N/A	92.5%	93.1%	93.2%
% of Patients satisfied with the time they had to wait for an appointment	0	0	N/A	90.4%	89.1%	89.0%

\* This is based on patients treated on this contract for their most recent course of treatment. Figures in italics indicate the base number of FP17s or Patient Questionnaire responses are less than 100. N/A is shown where the base number of responses is less than 10 during the period. % is calculated as Quantity/Base number\*100

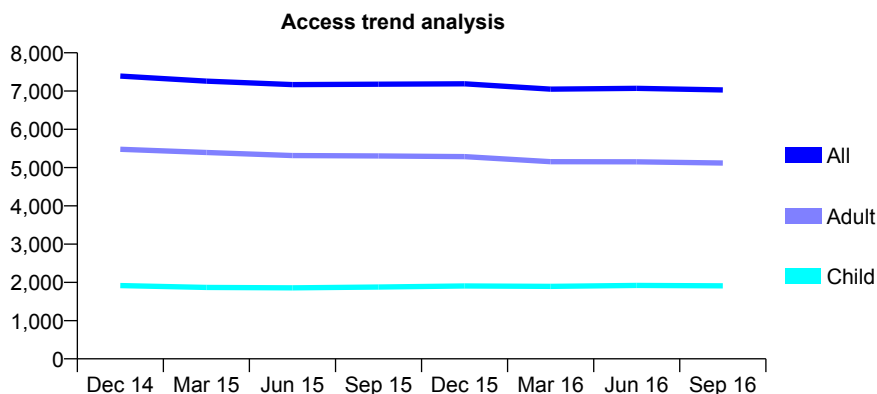
## Q54 - Vital Signs At a Glance Contract Report for 325708/0005 - September 2016

Name or company name	Balbir S Bhandal, Amrik S Bhandal & Baljit
Contract type name	GDS Contract
Purpose of contract	General
Contract start date	01/04/2006
Contract end date	

16/17 Contracted general activity (UDA)	25,351
Carry forward general activity (UDA)	0
16/17 Contracted orthodontic activity (UOA)	0
Carry forward orthodontic activity (UOA)	0
Baseline contract value	£616,877.94

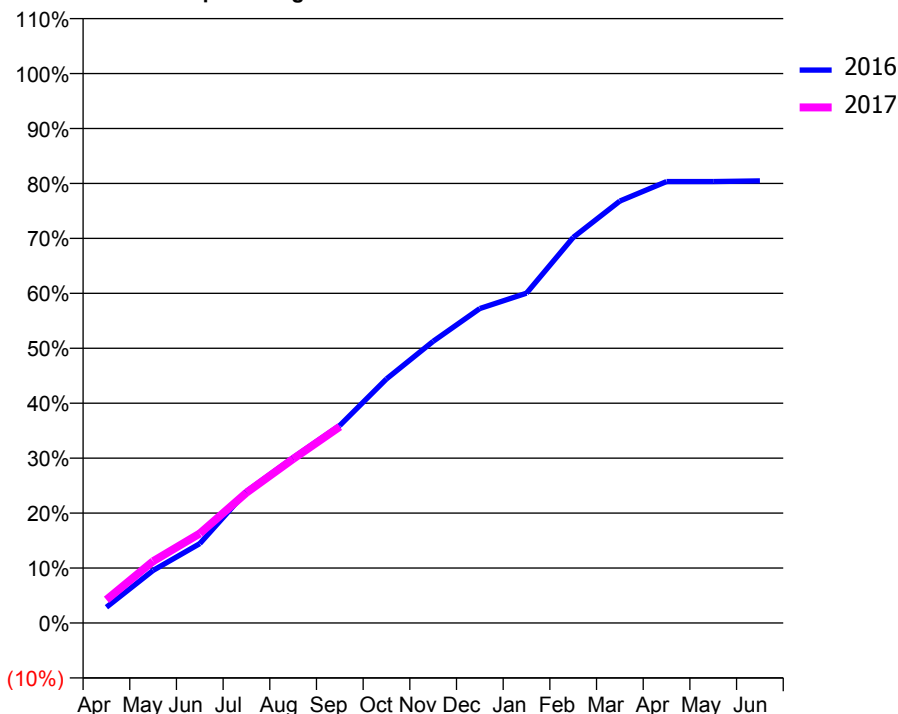
### ACCESS\*

Patients seen in 24 months	Total	Change since previous quarter
Quarter ending September 2015	7,180	
Quarter ending December 2015	7,190	→
Quarter ending March 2016	7,049	↓
Quarter ending June 2016	7,071	→
Quarter ending September 2016	7,028	→
<b>Variance since September 2015</b>	<b>(2.1%)</b>	<b>↓</b>



### ACTIVITY

Cumulative percentage of contracted UDA delivered 2016 & 2017



Adjusted Scheduled Activity (UDA)

Month	2016	2017
April	728	1,075
May	2,429	2,849
June	3,661	4,129
July	6,070	6,011
August	7,628	7,572
September	9,115	9,061
October	11,260	
November	12,997	
December	14,506	
January	15,215	
February	17,790	
March	19,466	
April	20,367	
May	20,365	
June	20,396	

### QUALITY

	Quantity	Base Number	Contract	AT	Region	England
% of FP17s for the same patient ID Re-attending within 3 months - Children	38	1,125	3.4%	10.0%	12.0%	12.4%
% of FP17s for the same patient ID Re-attending within 3 months - Adults	156	2,634	5.9%	15.3%	15.9%	16.7%
% of FP17s for the same patient ID Re-attending between 3 & 9 months - Children	467	1,125	41.5%	50.8%	58.6%	57.4%
% of FP17s for the same patient ID Re-attending between 3 & 9 months - Adults	1,129	2,634	42.9%	46.6%	51.6%	50.5%
% of FP17s for Band 1 Urgent Courses	244	3,393	7.2%	8.4%	8.0%	9.1%
% of FP17s Relating to Free Repair or Replacements	37	3,393	1.1%	0.7%	0.8%	0.8%
% of FP17s Relating to Continuations	22	3,393	0.6%	0.9%	1.3%	1.3%
% of Patients satisfied with the dentistry they have received	5	5	N/A	92.5%	93.1%	93.2%
% of Patients satisfied with the time they had to wait for an appointment	5	5	N/A	90.4%	89.1%	89.0%

\* This is based on patients treated on this contract for their most recent course of treatment. Figures in italics indicate the base number of FP17s or Patient Questionnaire responses are less than 100. N/A is shown where the base number of responses is less than 10 during the period. % is calculated as Quantity/Base number\*100

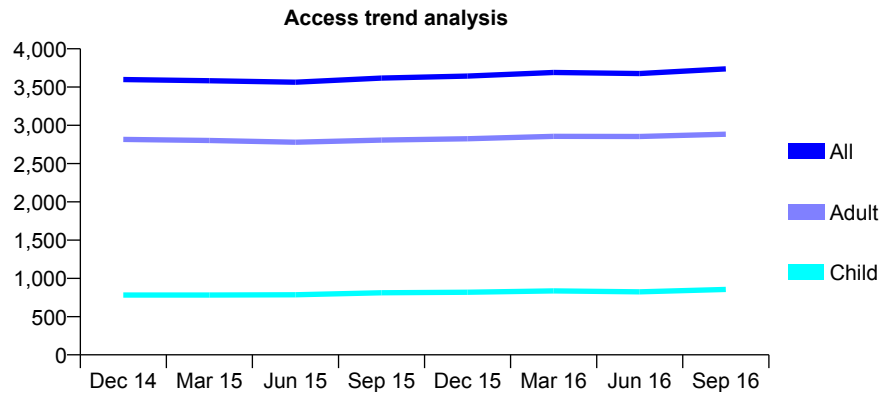
## Q54 - Vital Signs At a Glance Contract Report for 325708/0007 - September 2016

Name or company name	Balbir S Bhandal, Amrik S Bhandal & Baljit
Contract type name	GDS Contract
Purpose of contract	General
Contract start date	01/04/2006
Contract end date	

16/17 Contracted general activity (UDA)	14,484
Carry forward general activity (UDA)	86
16/17 Contracted orthodontic activity (UOA)	0
Carry forward orthodontic activity (UOA)	0
Baseline contract value	£415,980.63

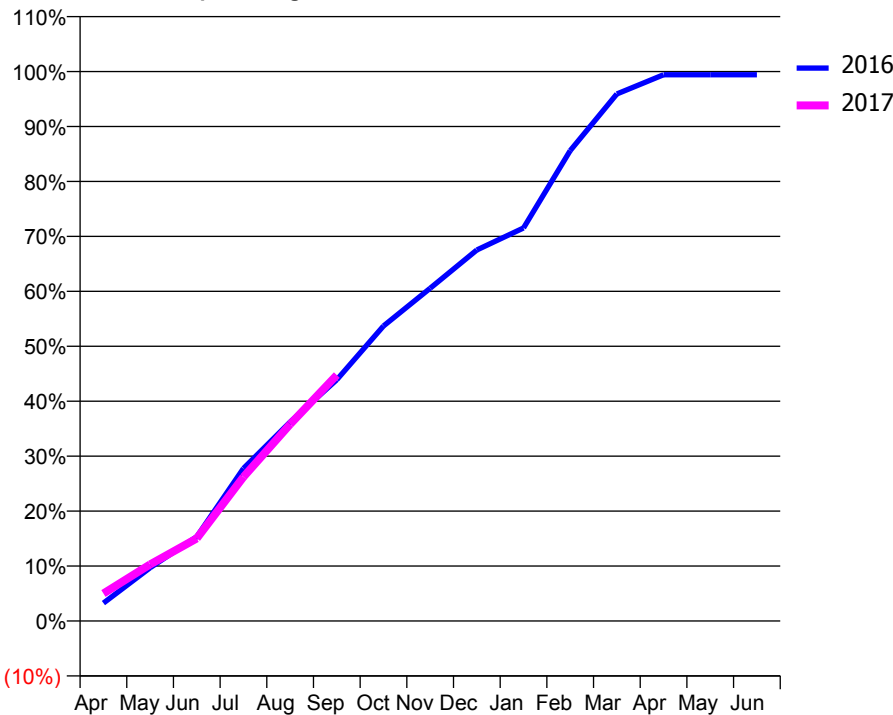
### ACCESS\*

Patients seen in 24 months	Total	Change since previous quarter
Quarter ending September 2015	3,618	
Quarter ending December 2015	3,643	→
Quarter ending March 2016	3,691	→
Quarter ending June 2016	3,677	→
Quarter ending September 2016	3,738	→
<b>Variance since September 2015</b>	<b>3.3%</b>	<b>↑</b>



### ACTIVITY

Cumulative percentage of contracted UDA delivered 2016 & 2017



Month	Adjusted Scheduled Activity (UDA)	
	2016	2017
April	471	726
May	1,404	1,491
June	2,223	2,176
July	4,023	3,797
August	5,246	5,187
September	6,360	6,483
October	7,775	
November	8,772	
December	9,781	
January	10,361	
February	12,399	
March	13,894	
April	14,398	
May	14,398	
June	14,398	

### QUALITY

	Quantity	Base Number	Contract	AT	Region	England
% of FP17s for the same patient ID Re-attending within 3 months - Children	24	474	5.1%	10.0%	12.0%	12.4%
% of FP17s for the same patient ID Re-attending within 3 months - Adults	261	1,825	14.3%	15.3%	15.9%	16.7%
% of FP17s for the same patient ID Re-attending between 3 & 9 months - Children	260	474	54.9%	50.8%	58.6%	57.4%
% of FP17s for the same patient ID Re-attending between 3 & 9 months - Adults	977	1,825	53.5%	46.6%	51.6%	50.5%
% of FP17s for Band 1 Urgent Courses	85	2,152	3.9%	8.4%	8.0%	9.1%
% of FP17s Relating to Free Repair or Replacements	6	2,152	0.3%	0.7%	0.8%	0.8%
% of FP17s Relating to Continuations	26	2,152	1.2%	0.9%	1.3%	1.3%
% of Patients satisfied with the dentistry they have received	2	3	N/A	92.5%	93.1%	93.2%
% of Patients satisfied with the time they had to wait for an appointment	3	3	N/A	90.4%	89.1%	89.0%

\* This is based on patients treated on this contract for their most recent course of treatment. Figures in italics indicate the base number of FP17s or Patient Questionnaire responses are less than 100. N/A is shown where the base number of responses is less than 10 during the period. % is calculated as Quantity/Base number\*100

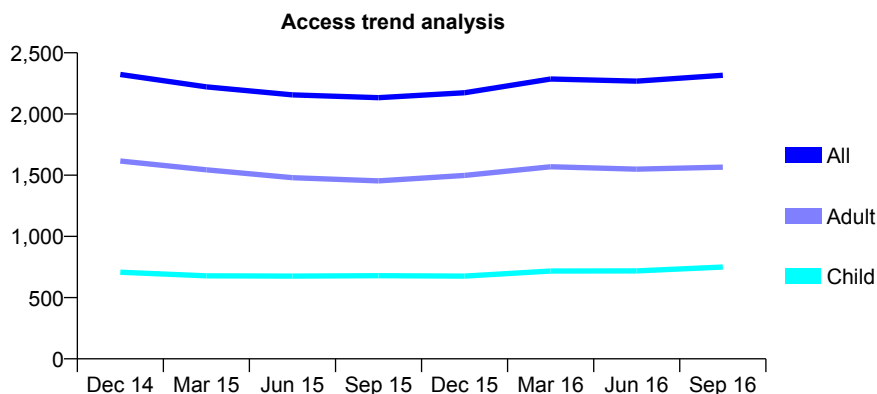
## Q54 - Vital Signs At a Glance Contract Report for 325708/0008 - September 2016

Name or company name	Balbir S Bhandal, Amrik S Bhandal & Baljit
Contract type name	GDS Contract
Purpose of contract	General
Contract start date	01/04/2006
Contract end date	

16/17 Contracted general activity (UDA)	7,249
Carry forward general activity (UDA)	0
16/17 Contracted orthodontic activity (UOA)	0
Carry forward orthodontic activity (UOA)	0
Baseline contract value	£180,873.71

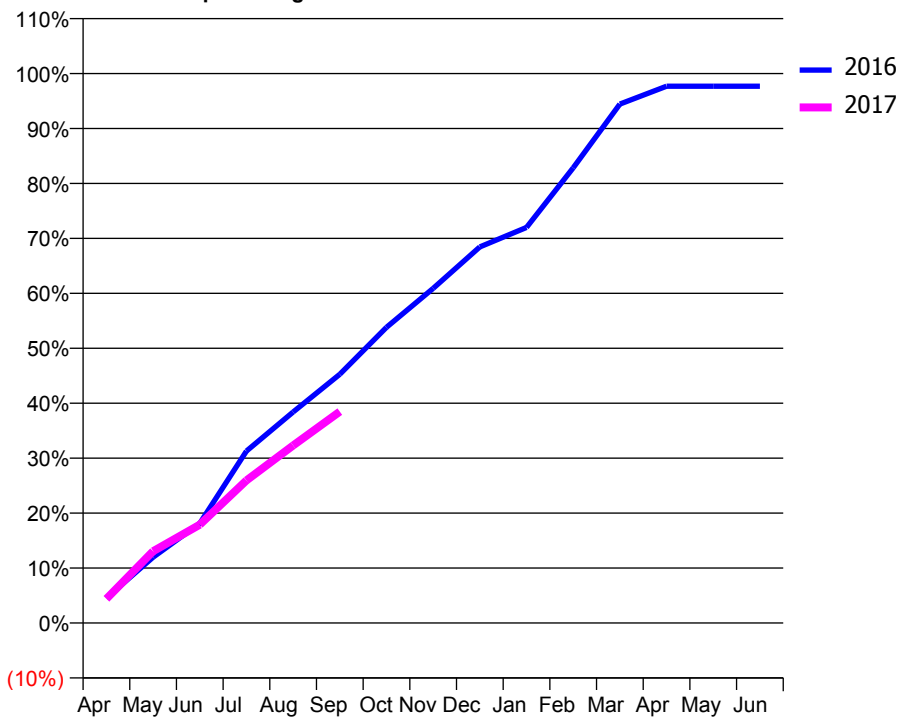
### ACCESS\*

Patients seen in 24 months	Total	Change since previous quarter
Quarter ending September 2015	2,133	
Quarter ending December 2015	2,174	→
Quarter ending March 2016	2,286	↑
Quarter ending June 2016	2,268	→
Quarter ending September 2016	2,316	↑
<b>Variance since September 2015</b>	<b>8.6%</b>	<b>↑</b>



### ACTIVITY

Cumulative percentage of contracted UDA delivered 2016 & 2017



Adjusted Scheduled Activity (UDA)

Month	2016	2017
April	329	319
May	868	947
June	1,315	1,297
July	2,269	1,881
August	2,784	2,341
September	3,281	2,790
October	3,900	
November	4,414	
December	4,962	
January	5,219	
February	6,005	
March	6,845	
April	7,081	
May	7,081	
June	7,081	

### QUALITY

	Quantity	Base Number	Contract	AT	Region	England
% of FP17s for the same patient ID Re-attending within 3 months - Children	5	392	1.3%	10.0%	12.0%	12.4%
% of FP17s for the same patient ID Re-attending within 3 months - Adults	28	715	3.9%	15.3%	15.9%	16.7%
% of FP17s for the same patient ID Re-attending between 3 & 9 months - Children	159	392	40.6%	50.8%	58.6%	57.4%
% of FP17s for the same patient ID Re-attending between 3 & 9 months - Adults	249	715	34.8%	46.6%	51.6%	50.5%
% of FP17s for Band 1 Urgent Courses	13	1,026	1.3%	8.4%	8.0%	9.1%
% of FP17s Relating to Free Repair or Replacements	2	1,026	0.2%	0.7%	0.8%	0.8%
% of FP17s Relating to Continuations	3	1,026	0.3%	0.9%	1.3%	1.3%
% of Patients satisfied with the dentistry they have received	1	1	N/A	92.5%	93.1%	93.2%
% of Patients satisfied with the time they had to wait for an appointment	1	1	N/A	90.4%	89.1%	89.0%

\* This is based on patients treated on this contract for their most recent course of treatment. Figures in italics indicate the base number of FP17s or Patient Questionnaire responses are less than 100. N/A is shown where the base number of responses is less than 10 during the period. % is calculated as Quantity/Base number\*100



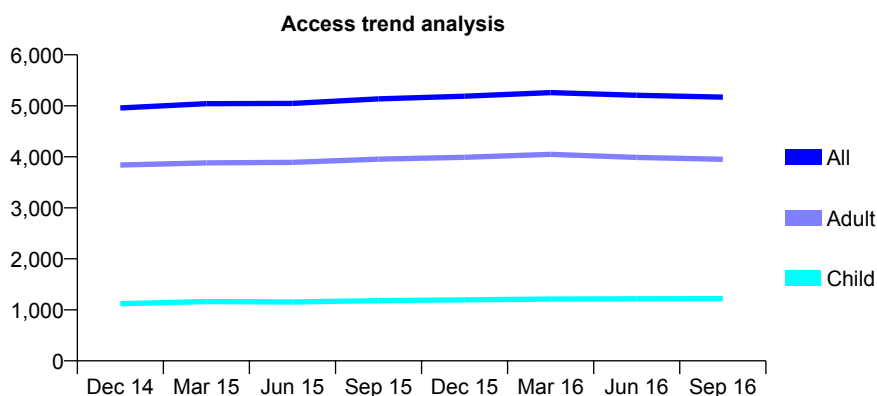
## Q54 - Vital Signs At a Glance Contract Report for 325708/0009 - September 2016

Name or company name	Balbir S Bhandal, Amrik S Bhandal & Baljit
Contract type name	GDS Contract
Purpose of contract	General
Contract start date	01/04/2006
Contract end date	

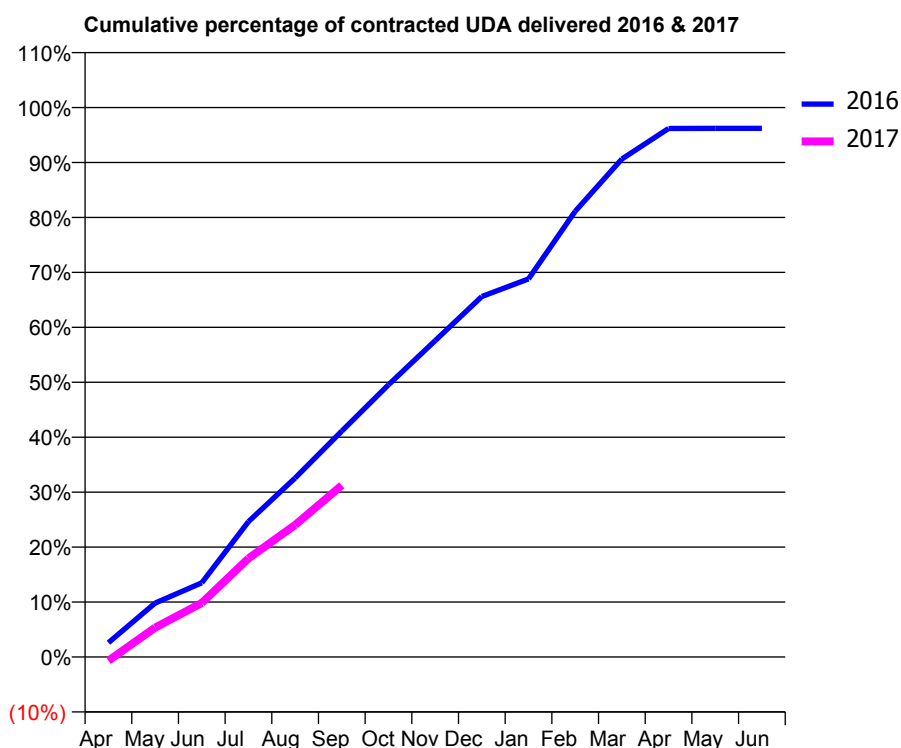
16/17 Contracted general activity (UDA)	19,521
Carry forward general activity (UDA)	742
16/17 Contracted orthodontic activity (UOA)	0
Carry forward orthodontic activity (UOA)	0
Baseline contract value	£479,292.62

### ACCESS\*

Patients seen in 24 months	Total	Change since previous quarter
Quarter ending September 2015	5,135	
Quarter ending December 2015	5,187	→
Quarter ending March 2016	5,260	→
Quarter ending June 2016	5,206	↓
Quarter ending September 2016	5,170	→
<b>Variance since September 2015</b>	<b>0.7%</b>	<b>→</b>



### ACTIVITY



Month	Adjusted Scheduled Activity (UDA)	
	2016	2017
April	512	-134
May	1,914	1,044
June	2,634	1,919
July	4,810	3,502
August	6,357	4,691
September	8,027	6,100
October	9,671	
November	11,240	
December	12,808	
January	13,432	
February	15,836	
March	17,691	
April	18,777	
May	18,779	
June	18,779	

### QUALITY

	Quantity	Base Number	Contract	AT	Region	England
% of FP17s for the same patient ID Re-attending within 3 months - Children	41	699	5.9%	10.0%	12.0%	12.4%
% of FP17s for the same patient ID Re-attending within 3 months - Adults	356	2,391	14.9%	15.3%	15.9%	16.7%
% of FP17s for the same patient ID Re-attending between 3 & 9 months - Children	388	699	55.5%	50.8%	58.6%	57.4%
% of FP17s for the same patient ID Re-attending between 3 & 9 months - Adults	1,236	2,391	51.7%	46.6%	51.6%	50.5%
% of FP17s for Band 1 Urgent Courses	297	2,752	10.8%	8.4%	8.0%	9.1%
% of FP17s Relating to Free Repair or Replacements	37	2,752	1.3%	0.7%	0.8%	0.8%
% of FP17s Relating to Continuations	24	2,752	0.9%	0.9%	1.3%	1.3%
% of Patients satisfied with the dentistry they have received	1	1	N/A	92.5%	93.1%	93.2%
% of Patients satisfied with the time they had to wait for an appointment	1	1	N/A	90.4%	89.1%	89.0%

\* This is based on patients treated on this contract for their most recent course of treatment. Figures in italics indicate the base number of FP17s or Patient Questionnaire responses are less than 100. N/A is shown where the base number of responses is less than 10 during the period. % is calculated as Quantity/Base number\*100

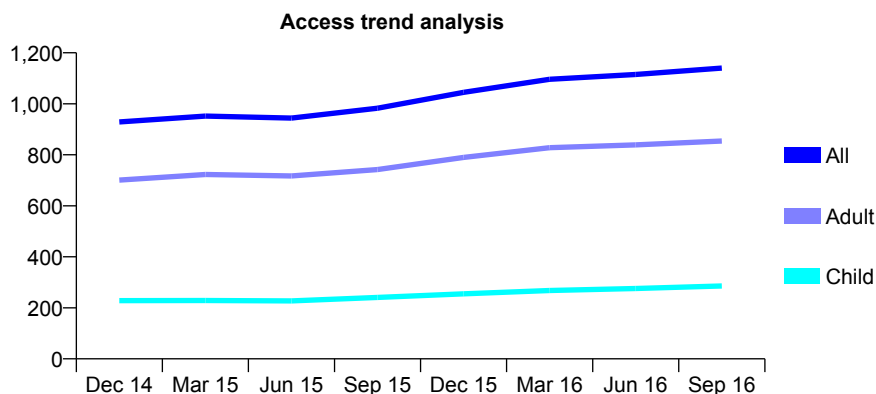
## Q54 - Vital Signs At a Glance Contract Report for 325708/0012 - September 2016

Name or company name	Balbir S Bhandal, Amrik S Bhandal & Baljit
Contract type name	GDS Contract
Purpose of contract	General
Contract start date	01/04/2006
Contract end date	

16/17 Contracted general activity (UDA)	3,593
Carry forward general activity (UDA)	99
16/17 Contracted orthodontic activity (UOA)	0
Carry forward orthodontic activity (UOA)	0
Baseline contract value	£100,665.97

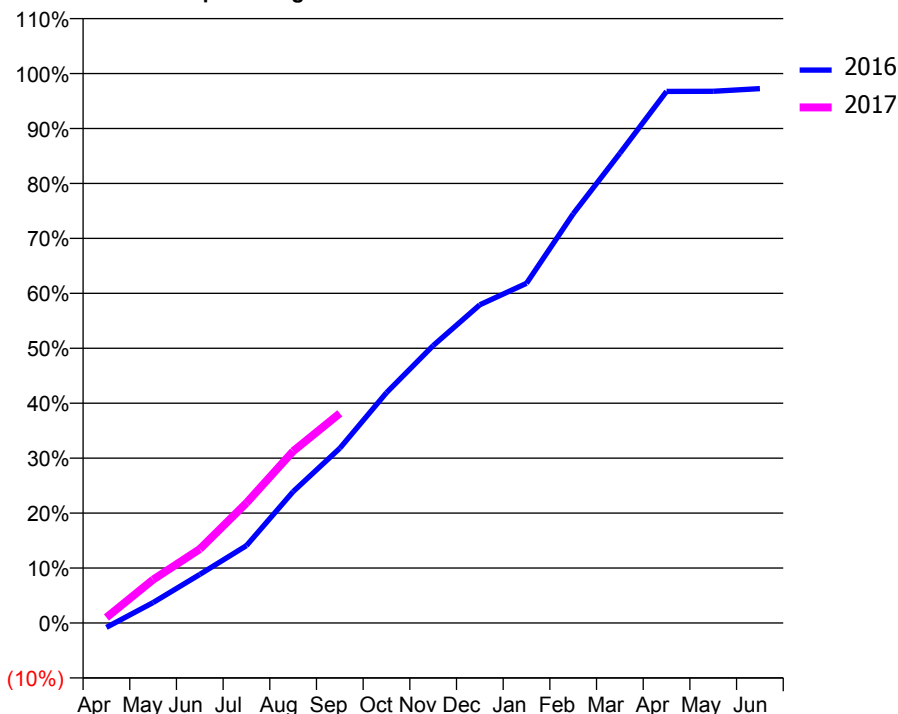
### ACCESS\*

Patients seen in 24 months	Total	Change since previous quarter
Quarter ending September 2015	983	
Quarter ending December 2015	1,045	↑
Quarter ending March 2016	1,096	↑
Quarter ending June 2016	1,115	→
Quarter ending September 2016	1,140	↑
<b>Variance since September 2015</b>	<b>16.0%</b>	<b>↑</b>



### ACTIVITY

Cumulative percentage of contracted UDA delivered 2016 & 2017



Month	Adjusted Scheduled Activity (UDA)	
	2016	2017
April	-29	36
May	134	284
June	318	483
July	506	785
August	860	1,123
September	1,143	1,371
October	1,506	
November	1,814	
December	2,081	
January	2,221	
February	2,676	
March	3,071	
April	3,476	
May	3,477	
June	3,494	

### QUALITY

	Quantity	Base Number	Contract	AT	Region	England
% of FP17s for the same patient ID Re-attending within 3 months - Children	2	158	1.3%	10.0%	12.0%	12.4%
% of FP17s for the same patient ID Re-attending within 3 months - Adults	14	501	2.8%	15.3%	15.9%	16.7%
% of FP17s for the same patient ID Re-attending between 3 & 9 months - Children	80	158	50.6%	50.8%	58.6%	57.4%
% of FP17s for the same patient ID Re-attending between 3 & 9 months - Adults	215	501	42.9%	46.6%	51.6%	50.5%
% of FP17s for Band 1 Urgent Courses	46	562	8.2%	8.4%	8.0%	9.1%
% of FP17s Relating to Free Repair or Replacements	1	562	0.2%	0.7%	0.8%	0.8%
% of FP17s Relating to Continuations	1	562	0.2%	0.9%	1.3%	1.3%
% of Patients satisfied with the dentistry they have received	0	0	N/A	92.5%	93.1%	93.2%
% of Patients satisfied with the time they had to wait for an appointment	0	0	N/A	90.4%	89.1%	89.0%

\* This is based on patients treated on this contract for their most recent course of treatment. Figures in italics indicate the base number of FP17s or Patient Questionnaire responses are less than 100. N/A is shown where the base number of responses is less than 10 during the period. % is calculated as Quantity/Base number\*100

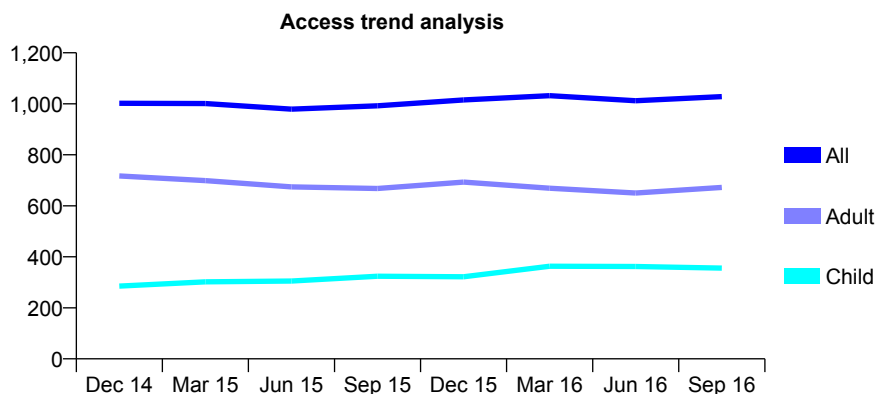
## Q54 - Vital Signs At a Glance Contract Report for 325708/0013 - September 2016

Name or company name	Balbir S Bhandal, Amrik S Bhandal & Baljit
Contract type name	GDS Contract
Purpose of contract	General
Contract start date	01/04/2006
Contract end date	

16/17 Contracted general activity (UDA)	3,124
Carry forward general activity (UDA)	-43
16/17 Contracted orthodontic activity (UOA)	0
Carry forward orthodontic activity (UOA)	0
Baseline contract value	£72,705.58

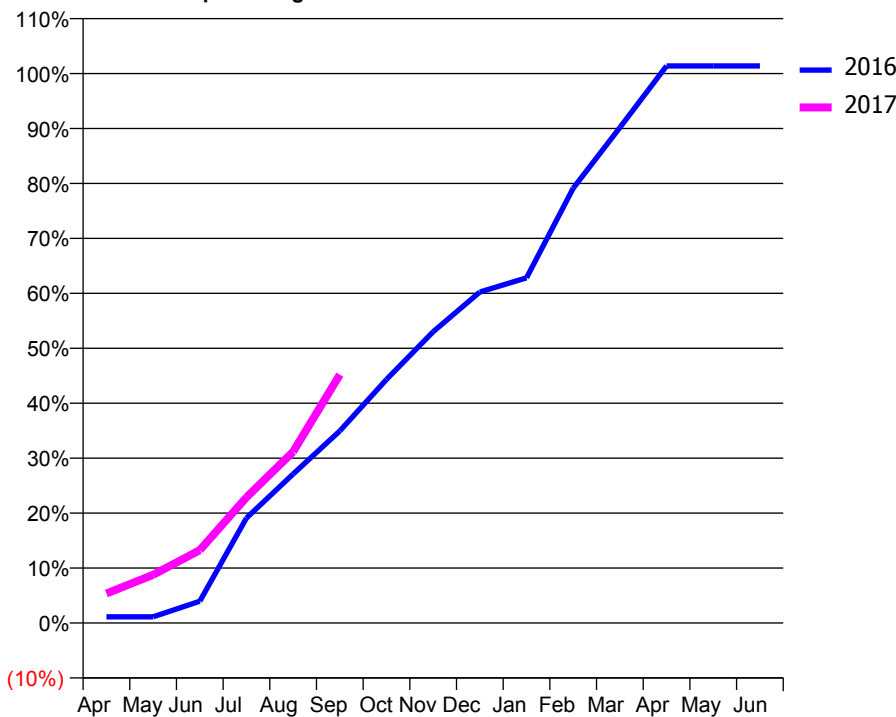
### ACCESS\*

Patients seen in 24 months	Total	Change since previous quarter
Quarter ending September 2015	992	
Quarter ending December 2015	1,015	↑
Quarter ending March 2016	1,032	→
Quarter ending June 2016	1,012	↓
Quarter ending September 2016	1,028	→
<b>Variance since September 2015</b>	<b>3.6%</b>	<b>↑</b>



### ACTIVITY

Cumulative percentage of contracted UDA delivered 2016 & 2017



Adjusted Scheduled Activity (UDA)

Month	2016	2017
April	35	168
May	35	274
June	124	414
July	597	714
August	847	974
September	1,092	1,412
October	1,385	
November	1,656	
December	1,882	
January	1,962	
February	2,472	
March	2,817	
April	3,167	
May	3,167	
June	3,167	

### QUALITY

	Quantity	Base Number	Contract	AT	Region	England
% of FP17s for the same patient ID Re-attending within 3 months - Children	5	175	2.9%	10.0%	12.0%	12.4%
% of FP17s for the same patient ID Re-attending within 3 months - Adults	36	328	11.0%	15.3%	15.9%	16.7%
% of FP17s for the same patient ID Re-attending between 3 & 9 months - Children	63	175	36.0%	50.8%	58.6%	57.4%
% of FP17s for the same patient ID Re-attending between 3 & 9 months - Adults	113	328	34.5%	46.6%	51.6%	50.5%
% of FP17s for Band 1 Urgent Courses	16	432	3.7%	8.4%	8.0%	9.1%
% of FP17s Relating to Free Repair or Replacements	1	432	0.2%	0.7%	0.8%	0.8%
% of FP17s Relating to Continuations	2	432	0.5%	0.9%	1.3%	1.3%
% of Patients satisfied with the dentistry they have received	1	1	N/A	92.5%	93.1%	93.2%
% of Patients satisfied with the time they had to wait for an appointment	1	1	N/A	90.4%	89.1%	89.0%

\* This is based on patients treated on this contract for their most recent course of treatment. Figures in italics indicate the base number of FP17s or Patient Questionnaire responses are less than 100. N/A is shown where the base number of responses is less than 10 during the period. % is calculated as Quantity/Base number\*100

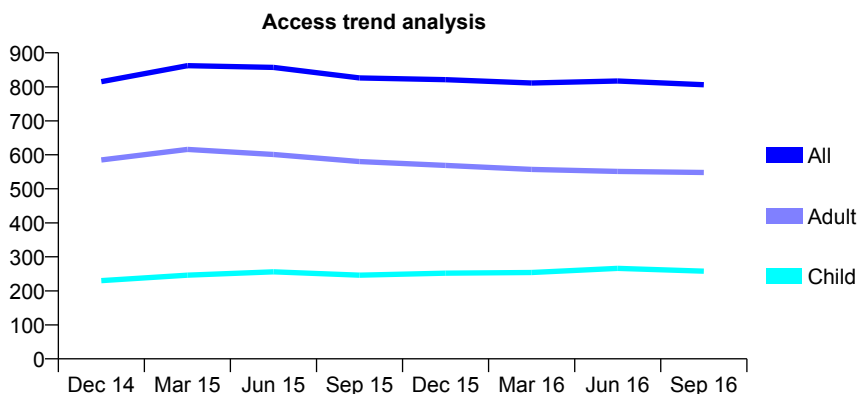
## Q54 - Vital Signs At a Glance Contract Report for 325708/0015 - September 2016

Name or company name	Balbir S Bhandal, Amrik S Bhandal & Baljit
Contract type name	GDS Contract
Purpose of contract	General
Contract start date	01/04/2006
Contract end date	

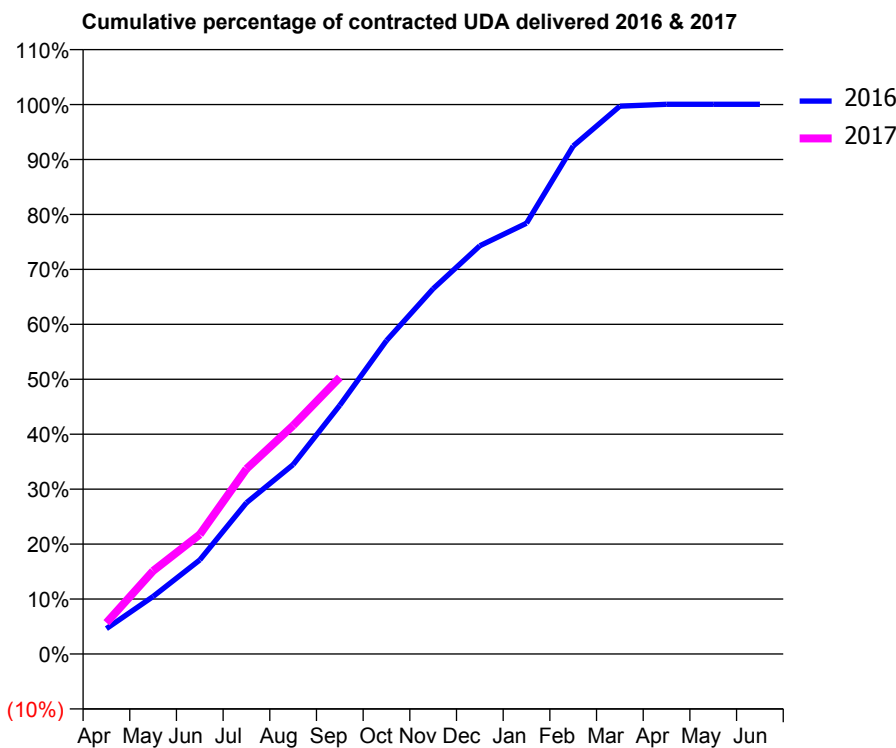
16/17 Contracted general activity (UDA)	1,930
Carry forward general activity (UDA)	-1
16/17 Contracted orthodontic activity (UOA)	0
Carry forward orthodontic activity (UOA)	0
Baseline contract value	£50,728.58

### ACCESS\*

Patients seen in 24 months	Total	Change since previous quarter
Quarter ending September 2015	826	
Quarter ending December 2015	821	→
Quarter ending March 2016	811	↓
Quarter ending June 2016	817	→
Quarter ending September 2016	806	↓
<b>Variance since September 2015</b>	<b>(2.4%)</b>	<b>↓</b>



### ACTIVITY



Month	Adjusted Scheduled Activity (UDA)	
	2016	2017
April	89	110
May	202	292
June	330	420
July	531	650
August	665	802
September	874	971
October	1,101	
November	1,283	
December	1,434	
January	1,513	
February	1,784	
March	1,924	
April	1,931	
May	1,931	
June	1,931	

### QUALITY

	Quantity	Base Number	Contract	AT	Region	England
% of FP17s for the same patient ID Re-attending within 3 months - Children	1	149	0.7%	10.0%	12.0%	12.4%
% of FP17s for the same patient ID Re-attending within 3 months - Adults	3	242	1.2%	15.3%	15.9%	16.7%
% of FP17s for the same patient ID Re-attending between 3 & 9 months - Children	54	149	36.2%	50.8%	58.6%	57.4%
% of FP17s for the same patient ID Re-attending between 3 & 9 months - Adults	88	242	36.4%	46.6%	51.6%	50.5%
% of FP17s for Band 1 Urgent Courses	2	386	0.5%	8.4%	8.0%	9.1%
% of FP17s Relating to Free Repair or Replacements	1	386	0.3%	0.7%	0.8%	0.8%
% of FP17s Relating to Continuations	0	386	0.0%	0.9%	1.3%	1.3%
% of Patients satisfied with the dentistry they have received	0	0	N/A	92.5%	93.1%	93.2%
% of Patients satisfied with the time they had to wait for an appointment	0	0	N/A	90.4%	89.1%	89.0%

\* This is based on patients treated on this contract for their most recent course of treatment. Figures in italics indicate the base number of FP17s or Patient Questionnaire responses are less than 100. N/A is shown where the base number of responses is less than 10 during the period. % is calculated as Quantity/Base number\*100

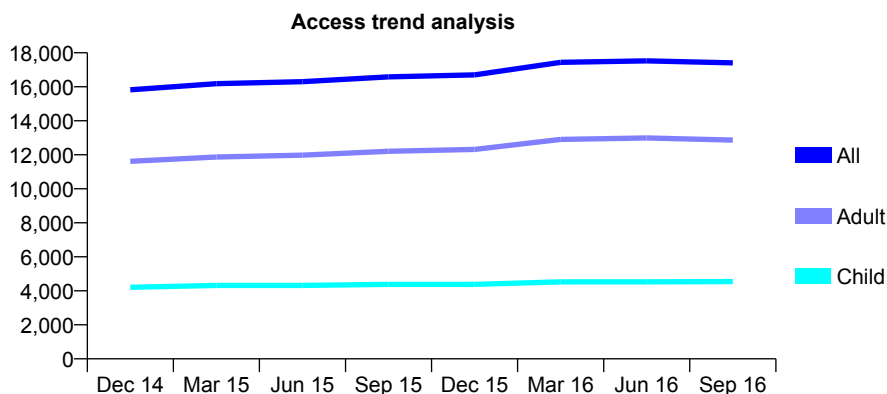
## Q54 - Vital Signs At a Glance Contract Report for 325708/0016 - September 2016

Name or company name	Balbir S Bhandal, Amrik S Bhandal & Baljit
Contract type name	GDS Contract
Purpose of contract	General and Orthodontic
Contract start date	01/04/2006
Contract end date	

16/17 Contracted general activity (UDA)	57,385
Carry forward general activity (UDA)	851
16/17 Contracted orthodontic activity (UOA)	5,152
Carry forward orthodontic activity (UOA)	-12
Baseline contract value	£1,822,649.71

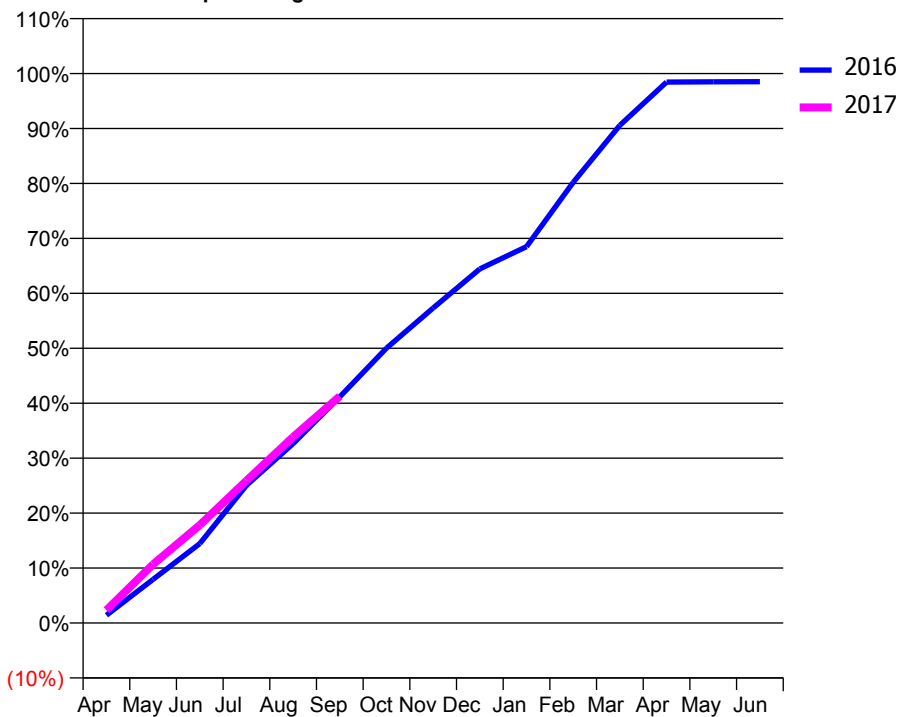
### ACCESS\*

Patients seen in 24 months	Total	Change since previous quarter
Quarter ending September 2015	16,583	
Quarter ending December 2015	16,699	→
Quarter ending March 2016	17,440	↑
Quarter ending June 2016	17,524	→
Quarter ending September 2016	17,409	→
<b>Variance since September 2015</b>	<b>5.0%</b>	<b>↑</b>



### ACTIVITY

Cumulative percentage of contracted UDA delivered 2016 & 2017



Month	Adjusted Scheduled Activity (UDA)	
	2016	2017
April	818	1,345
May	4,559	6,141
June	8,296	10,227
July	14,382	14,867
August	18,737	19,432
September	23,621	23,674
October	28,710	
November	32,903	
December	36,982	
January	39,299	
February	46,022	
March	51,980	
April	56,496	
May	56,521	
June	56,534	

### QUALITY

	Quantity	Base Number	Contract	AT	Region	England
% of FP17s for the same patient ID Re-attending within 3 months - Children	221	3,057	7.2%	10.0%	12.0%	12.4%
% of FP17s for the same patient ID Re-attending within 3 months - Adults	898	7,227	12.4%	15.3%	15.9%	16.7%
% of FP17s for the same patient ID Re-attending between 3 & 9 months - Children	1,281	3,057	41.9%	50.8%	58.6%	57.4%
% of FP17s for the same patient ID Re-attending between 3 & 9 months - Adults	2,431	7,227	33.6%	46.6%	51.6%	50.5%
% of FP17s for Band 1 Urgent Courses	1,032	8,830	11.7%	8.4%	8.0%	9.1%
% of FP17s Relating to Free Repair or Replacements	112	8,830	1.3%	0.7%	0.8%	0.8%
% of FP17s Relating to Continuations	62	8,830	0.7%	0.9%	1.3%	1.3%
% of Patients satisfied with the dentistry they have received	11	12	91.7%	92.5%	93.1%	93.2%
% of Patients satisfied with the time they had to wait for an appointment	12	12	100.0%	90.4%	89.1%	89.0%

\* This is based on patients treated on this contract for their most recent course of treatment. Figures in italics indicate the base number of FP17s or Patient Questionnaire responses are less than 100. N/A is shown where the base number of responses is less than 10 during the period. % is calculated as Quantity/Base number\*100

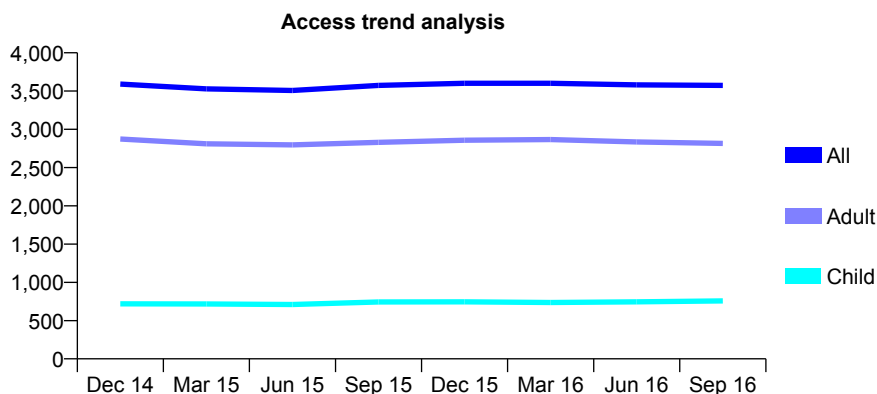
## Q54 - Vital Signs At a Glance Contract Report for 325708/0017 - September 2016

Name or company name	Balbir S Bhandal, Amrik S Bhandal & Baljit
Contract type name	GDS Contract
Purpose of contract	General
Contract start date	01/04/2006
Contract end date	

16/17 Contracted general activity (UDA)	11,857
Carry forward general activity (UDA)	440
16/17 Contracted orthodontic activity (UOA)	0
Carry forward orthodontic activity (UOA)	0
Baseline contract value	£265,910.84

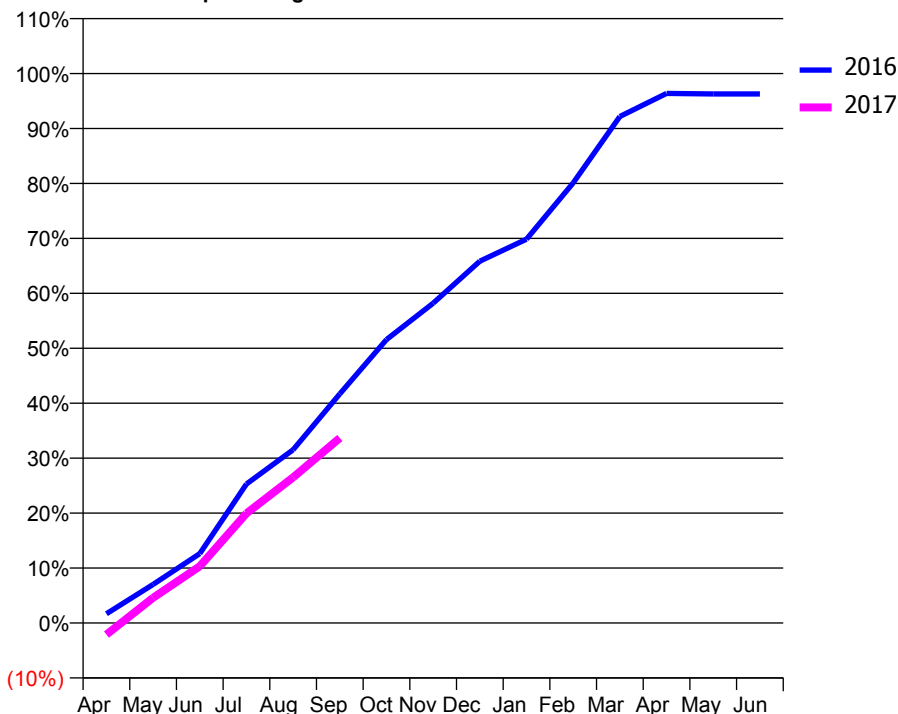
### ACCESS\*

Patients seen in 24 months	Total	Change since previous quarter
Quarter ending September 2015	3,574	
Quarter ending December 2015	3,602	→
Quarter ending March 2016	3,602	→
Quarter ending June 2016	3,580	→
Quarter ending September 2016	3,573	→
<b>Variance since September 2015</b>	<b>(0.0%)</b>	→



### ACTIVITY

Cumulative percentage of contracted UDA delivered 2016 & 2017



Month	Adjusted Scheduled Activity (UDA)	
	2016	2017
April	200	-252
May	834	546
June	1,497	1,224
July	2,999	2,366
August	3,738	3,144
September	4,944	3,993
October	6,114	
November	6,902	
December	7,808	
January	8,282	
February	9,497	
March	10,931	
April	11,429	
May	11,417	
June	11,417	

### QUALITY

	Quantity	Base Number	Contract	AT	Region	England
% of FP17s for the same patient ID Re-attending within 3 months - Children	24	527	4.6%	10.0%	12.0%	12.4%
% of FP17s for the same patient ID Re-attending within 3 months - Adults	205	1,723	11.9%	15.3%	15.9%	16.7%
% of FP17s for the same patient ID Re-attending between 3 & 9 months - Children	291	527	55.2%	50.8%	58.6%	57.4%
% of FP17s for the same patient ID Re-attending between 3 & 9 months - Adults	897	1,723	52.1%	46.6%	51.6%	50.5%
% of FP17s for Band 1 Urgent Courses	162	2,080	7.8%	8.4%	8.0%	9.1%
% of FP17s Relating to Free Repair or Replacements	28	2,080	1.3%	0.7%	0.8%	0.8%
% of FP17s Relating to Continuations	21	2,080	1.0%	0.9%	1.3%	1.3%
% of Patients satisfied with the dentistry they have received	3	3	N/A	92.5%	93.1%	93.2%
% of Patients satisfied with the time they had to wait for an appointment	2	3	N/A	90.4%	89.1%	89.0%

\* This is based on patients treated on this contract for their most recent course of treatment. Figures in italics indicate the base number of FP17s or Patient Questionnaire responses are less than 100. N/A is shown where the base number of responses is less than 10 during the period. % is calculated as Quantity/Base number\*100

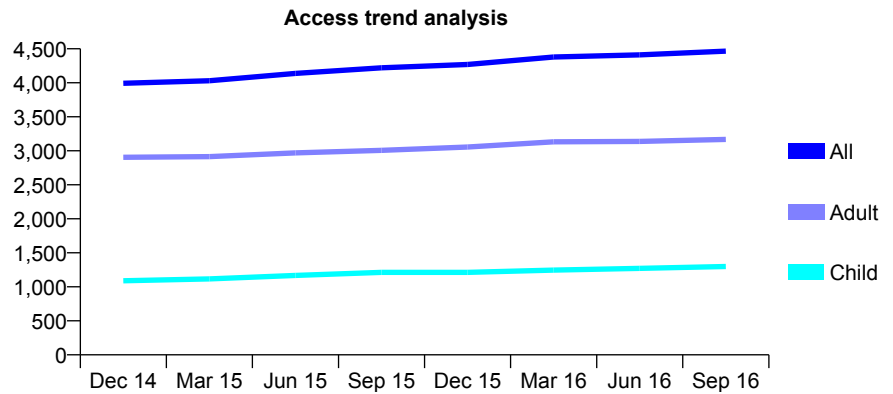
## Q54 - Vital Signs At a Glance Contract Report for 325708/0018 - September 2016

Name or company name	Balbir S Bhandal, Amrik S Bhandal & Baljit
Contract type name	GDS Contract
Purpose of contract	General and Orthodontic
Contract start date	01/04/2006
Contract end date	

16/17 Contracted general activity (UDA)	15,769
Carry forward general activity (UDA)	120
16/17 Contracted orthodontic activity (UOA)	172
Carry forward orthodontic activity (UOA)	2
Baseline contract value	£361,666.85

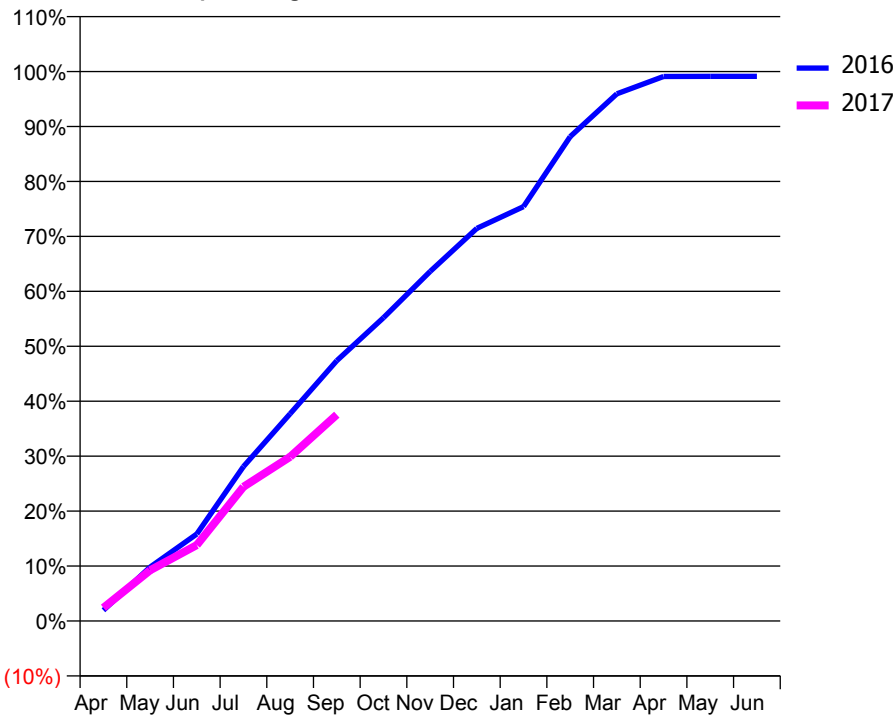
### ACCESS\*

Patients seen in 24 months	Total	Change since previous quarter
Quarter ending September 2015	4,220	
Quarter ending December 2015	4,269	→
Quarter ending March 2016	4,379	↑
Quarter ending June 2016	4,411	→
Quarter ending September 2016	4,466	→
<b>Variance since September 2015</b>	<b>5.8%</b>	<b>↑</b>



### ACTIVITY

Cumulative percentage of contracted UDA delivered 2016 & 2017



Month	Adjusted Scheduled Activity (UDA)	
	2016	2017
April	268	379
May	1,353	1,456
June	2,180	2,179
July	3,872	3,853
August	5,195	4,713
September	6,523	5,922
October	7,600	
November	8,761	
December	9,837	
January	10,385	
February	12,136	
March	13,210	
April	13,643	
May	13,649	
June	13,649	

### QUALITY

	Quantity	Base Number	Contract	AT	Region	England
% of FP17s for the same patient ID Re-attending within 3 months - Children	35	765	4.6%	10.0%	12.0%	12.4%
% of FP17s for the same patient ID Re-attending within 3 months - Adults	141	1,780	7.9%	15.3%	15.9%	16.7%
% of FP17s for the same patient ID Re-attending between 3 & 9 months - Children	358	765	46.8%	50.8%	58.6%	57.4%
% of FP17s for the same patient ID Re-attending between 3 & 9 months - Adults	762	1,780	42.8%	46.6%	51.6%	50.5%
% of FP17s for Band 1 Urgent Courses	131	2,359	5.6%	8.4%	8.0%	9.1%
% of FP17s Relating to Free Repair or Replacements	12	2,359	0.5%	0.7%	0.8%	0.8%
% of FP17s Relating to Continuations	8	2,359	0.3%	0.9%	1.3%	1.3%
% of Patients satisfied with the dentistry they have received	3	3	N/A	92.5%	93.1%	93.2%
% of Patients satisfied with the time they had to wait for an appointment	3	3	N/A	90.4%	89.1%	89.0%

\* This is based on patients treated on this contract for their most recent course of treatment. Figures in italics indicate the base number of FP17s or Patient Questionnaire responses are less than 100. N/A is shown where the base number of responses is less than 10 during the period. % is calculated as Quantity/Base number\*100

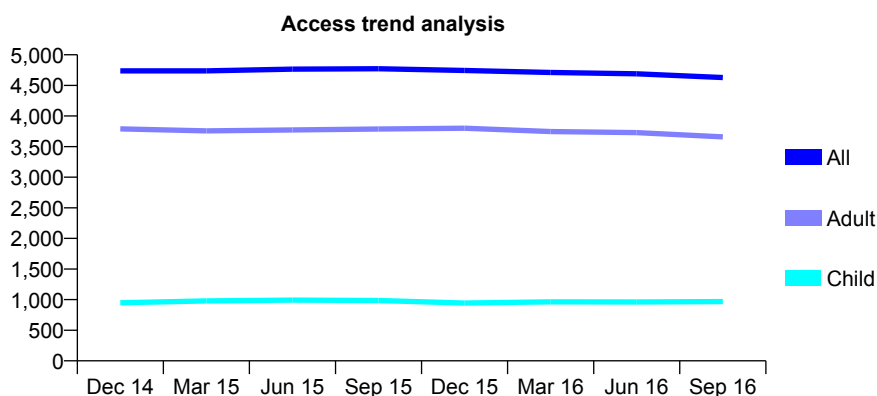
## Q54 - Vital Signs At a Glance Contract Report for 325708/0023 - September 2016

Name or company name	Balbir S Bhandal, Amrik S Bhandal & Baljit
Contract type name	GDS Contract
Purpose of contract	General
Contract start date	02/01/2008
Contract end date	

16/17 Contracted general activity (UDA)	13,357
Carry forward general activity (UDA)	0
16/17 Contracted orthodontic activity (UOA)	0
Carry forward orthodontic activity (UOA)	0
Baseline contract value	£317,495.35

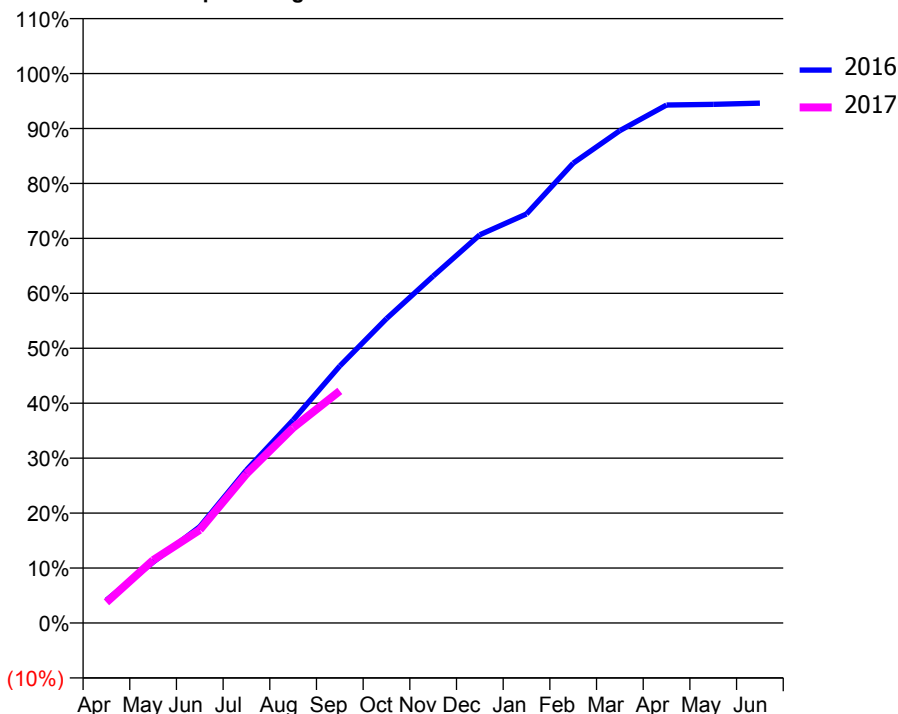
### ACCESS\*

Patients seen in 24 months	Total	Change since previous quarter
Quarter ending September 2015	4,772	
Quarter ending December 2015	4,745	→
Quarter ending March 2016	4,712	→
Quarter ending June 2016	4,690	→
Quarter ending September 2016	4,628	↓
<b>Variance since September 2015</b>	<b>(3.0%)</b>	<b>↓</b>



### ACTIVITY

Cumulative percentage of contracted UDA delivered 2016 & 2017



Adjusted Scheduled Activity (UDA)

Month	2016	2017
April	555	503
May	1,480	1,529
June	2,343	2,263
July	3,719	3,624
August	4,935	4,746
September	6,247	5,642
October	7,399	
November	8,433	
December	9,439	
January	9,943	
February	11,176	
March	11,970	
April	12,592	
May	12,606	
June	12,635	

### QUALITY

	Quantity	Base Number	Contract	AT	Region	England
% of FP17s for the same patient ID Re-attending within 3 months - Children	47	602	7.8%	10.0%	12.0%	12.4%
% of FP17s for the same patient ID Re-attending within 3 months - Adults	253	2,357	10.7%	15.3%	15.9%	16.7%
% of FP17s for the same patient ID Re-attending between 3 & 9 months - Children	156	602	25.9%	50.8%	58.6%	57.4%
% of FP17s for the same patient ID Re-attending between 3 & 9 months - Adults	1,121	2,357	47.6%	46.6%	51.6%	50.5%
% of FP17s for Band 1 Urgent Courses	134	2,662	5.0%	8.4%	8.0%	9.1%
% of FP17s Relating to Free Repair or Replacements	9	2,662	0.3%	0.7%	0.8%	0.8%
% of FP17s Relating to Continuations	16	2,662	0.6%	0.9%	1.3%	1.3%
% of Patients satisfied with the dentistry they have received	3	3	N/A	92.5%	93.1%	93.2%
% of Patients satisfied with the time they had to wait for an appointment	3	3	N/A	90.4%	89.1%	89.0%

\* This is based on patients treated on this contract for their most recent course of treatment. Figures in italics indicate the base number of FP17s or Patient Questionnaire responses are less than 100. N/A is shown where the base number of responses is less than 10 during the period. % is calculated as Quantity/Base number\*100



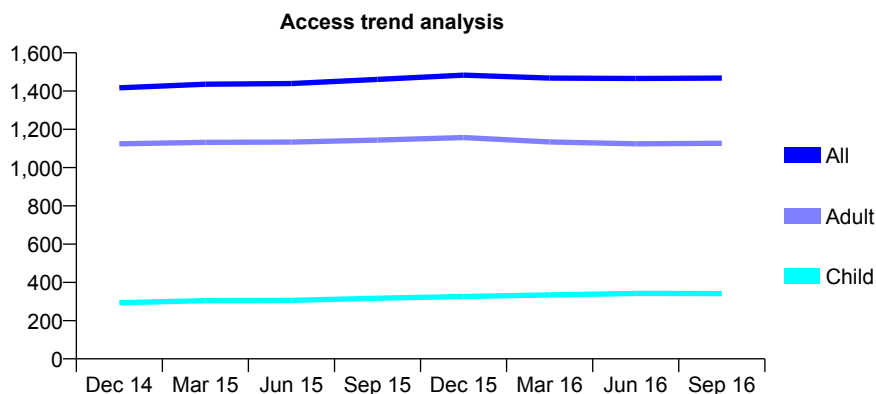
## Q54 - Vital Signs At a Glance Contract Report for 326496/0001 - September 2016

Name or company name	MR D MAHGEREFTEH
Contract type name	GDS Contract
Purpose of contract	General
Contract start date	01/04/2006
Contract end date	

16/17 Contracted general activity (UDA)	7,433
Carry forward general activity (UDA)	-149
16/17 Contracted orthodontic activity (UOA)	0
Carry forward orthodontic activity (UOA)	0
Baseline contract value	£230,475.78

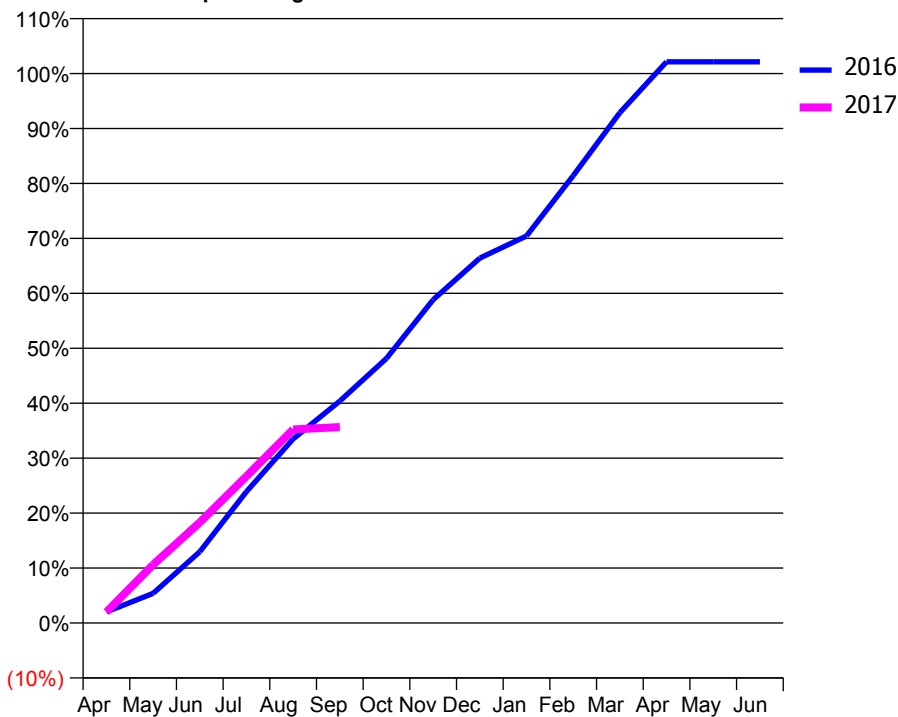
### ACCESS\*

Patients seen in 24 months	Total	Change since previous quarter
Quarter ending September 2015	1,461	
Quarter ending December 2015	1,483	→
Quarter ending March 2016	1,468	↓
Quarter ending June 2016	1,466	→
Quarter ending September 2016	1,468	→
<b>Variance since September 2015</b>	<b>0.5%</b>	<b>→</b>



### ACTIVITY

Cumulative percentage of contracted UDA delivered 2016 & 2017



Month	Adjusted Scheduled Activity (UDA)	
	2016	2017
April	150	149
May	401	788
June	964	1,362
July	1,777	1,984
August	2,490	2,618
September	3,003	2,650
October	3,580	
November	4,373	
December	4,937	
January	5,235	
February	6,051	
March	6,904	
April	7,591	
May	7,592	
June	7,592	

### QUALITY

	Quantity	Base Number	Contract	AT	Region	England
% of FP17s for the same patient ID Re-attending within 3 months - Children	12	222	5.4%	10.0%	12.0%	12.4%
% of FP17s for the same patient ID Re-attending within 3 months - Adults	143	807	17.7%	15.3%	15.9%	16.7%
% of FP17s for the same patient ID Re-attending between 3 & 9 months - Children	156	222	70.3%	50.8%	58.6%	57.4%
% of FP17s for the same patient ID Re-attending between 3 & 9 months - Adults	488	807	60.5%	46.6%	51.6%	50.5%
% of FP17s for Band 1 Urgent Courses	35	777	4.5%	8.4%	8.0%	9.1%
% of FP17s Relating to Free Repair or Replacements	24	777	3.1%	0.7%	0.8%	0.8%
% of FP17s Relating to Continuations	17	777	2.2%	0.9%	1.3%	1.3%
% of Patients satisfied with the dentistry they have received	0	0	N/A	92.5%	93.1%	93.2%
% of Patients satisfied with the time they had to wait for an appointment	0	0	N/A	90.4%	89.1%	89.0%

\* This is based on patients treated on this contract for their most recent course of treatment. Figures in italics indicate the base number of FP17s or Patient Questionnaire responses are less than 100. N/A is shown where the base number of responses is less than 10 during the period. % is calculated as Quantity/Base number\*100

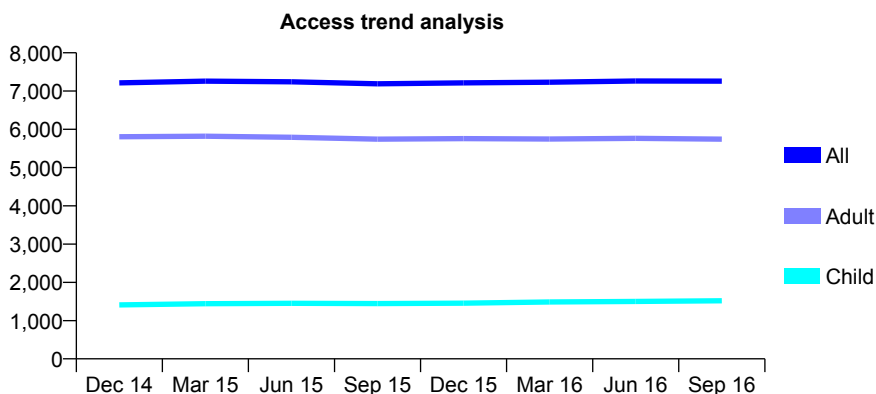
## Q54 - Vital Signs At a Glance Contract Report for 326666/0002 - September 2016

Name or company name	MR RS TENNET
Contract type name	GDS Contract
Purpose of contract	General
Contract start date	01/04/2006
Contract end date	

16/17 Contracted general activity (UDA)	16,970
Carry forward general activity (UDA)	392
16/17 Contracted orthodontic activity (UOA)	0
Carry forward orthodontic activity (UOA)	0
Baseline contract value	£437,342.86

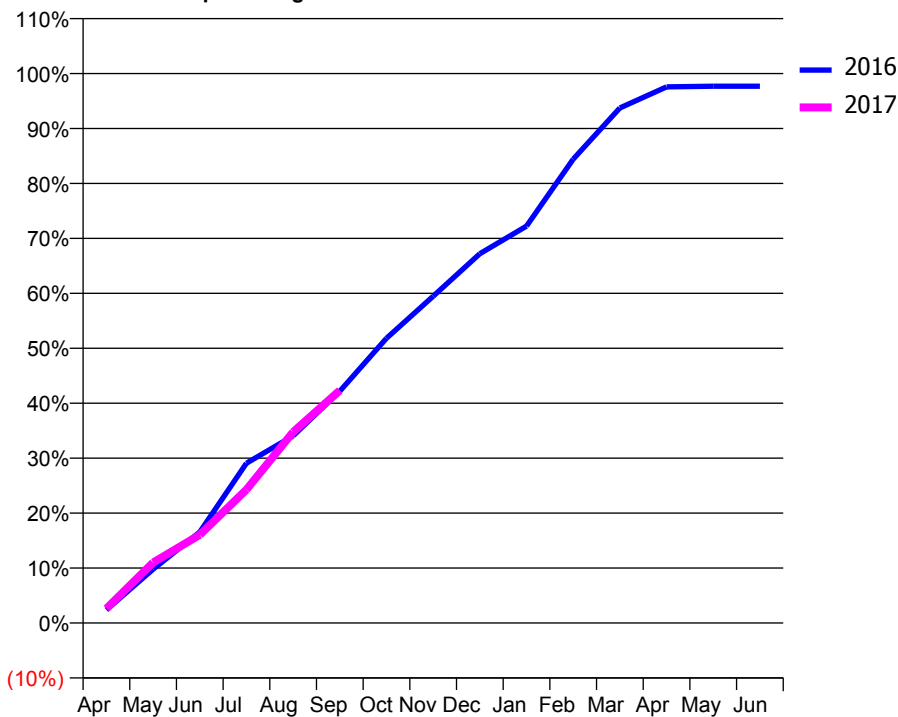
### ACCESS\*

Patients seen in 24 months	Total	Change since previous quarter
Quarter ending September 2015	7,190	
Quarter ending December 2015	7,215	→
Quarter ending March 2016	7,231	→
Quarter ending June 2016	7,264	→
Quarter ending September 2016	7,261	→
<b>Variance since September 2015</b>	<b>1.0%</b>	<b>→</b>



### ACTIVITY

Cumulative percentage of contracted UDA delivered 2016 & 2017



Month	Adjusted Scheduled Activity (UDA)	
	2016	2017
April	405	445
May	1,662	1,867
June	2,811	2,723
July	4,937	4,122
August	5,779	5,897
September	7,161	7,184
October	8,795	
November	10,091	
December	11,405	
January	12,258	
February	14,327	
March	15,905	
April	16,555	
May	16,578	
June	16,578	

### QUALITY

	Quantity	Base Number	Contract	AT	Region	England
% of FP17s for the same patient ID Re-attending within 3 months - Children	40	1,015	3.9%	10.0%	12.0%	12.4%
% of FP17s for the same patient ID Re-attending within 3 months - Adults	327	3,104	10.5%	15.3%	15.9%	16.7%
% of FP17s for the same patient ID Re-attending between 3 & 9 months - Children	546	1,015	53.8%	50.8%	58.6%	57.4%
% of FP17s for the same patient ID Re-attending between 3 & 9 months - Adults	1,205	3,104	38.8%	46.6%	51.6%	50.5%
% of FP17s for Band 1 Urgent Courses	221	3,788	5.8%	8.4%	8.0%	9.1%
% of FP17s Relating to Free Repair or Replacements	18	3,788	0.5%	0.7%	0.8%	0.8%
% of FP17s Relating to Continuations	66	3,788	1.7%	0.9%	1.3%	1.3%
% of Patients satisfied with the dentistry they have received	6	6	N/A	92.5%	93.1%	93.2%
% of Patients satisfied with the time they had to wait for an appointment	6	6	N/A	90.4%	89.1%	89.0%

\* This is based on patients treated on this contract for their most recent course of treatment. Figures in italics indicate the base number of FP17s or Patient Questionnaire responses are less than 100. N/A is shown where the base number of responses is less than 10 during the period. % is calculated as Quantity/Base number\*100

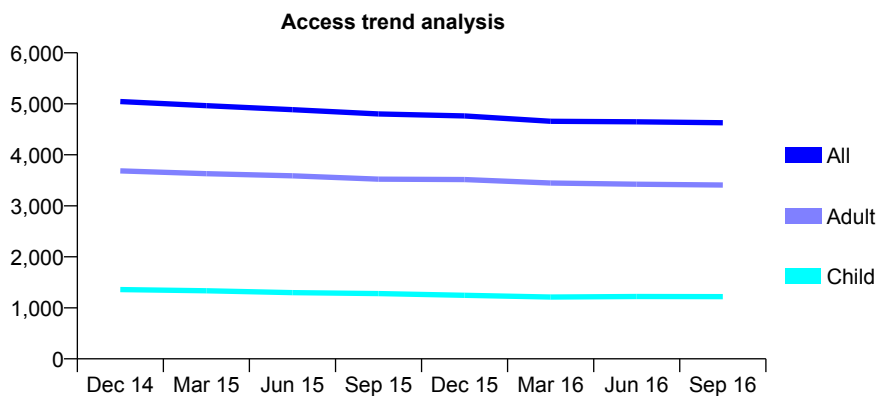
## Q54 - Vital Signs At a Glance Contract Report for 327875/0001 - September 2016

Name or company name	MISS S MOSEDALE
Contract type name	GDS Contract
Purpose of contract	General
Contract start date	01/04/2006
Contract end date	

16/17 Contracted general activity (UDA)	16,997
Carry forward general activity (UDA)	0
16/17 Contracted orthodontic activity (UOA)	0
Carry forward orthodontic activity (UOA)	0
Baseline contract value	£373,952.33

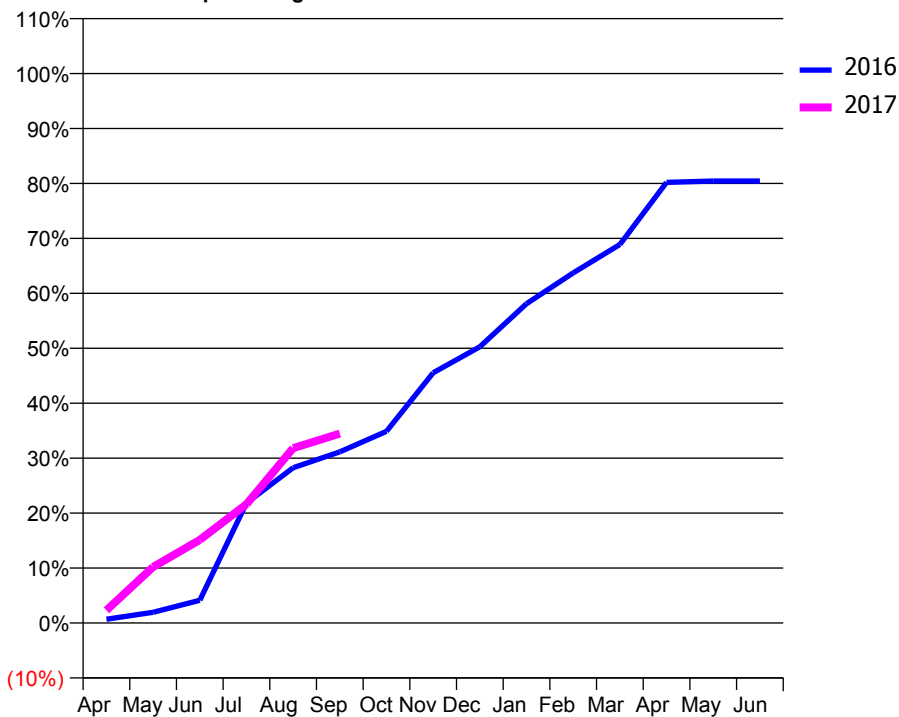
### ACCESS\*

Patients seen in 24 months	Total	Change since previous quarter
Quarter ending September 2015	4,802	
Quarter ending December 2015	4,763	→
Quarter ending March 2016	4,658	↓
Quarter ending June 2016	4,646	→
Quarter ending September 2016	4,628	→
<b>Variance since September 2015</b>	<b>(3.6%)</b>	<b>↓</b>



### ACTIVITY

Cumulative percentage of contracted UDA delivered 2016 & 2017



Month	Adjusted Scheduled Activity (UDA)	
	2016	2017
April	118	393
May	331	1,733
June	701	2,572
July	3,711	3,672
August	4,805	5,408
September	5,296	5,859
October	5,930	
November	7,740	
December	8,544	
January	9,878	
February	10,828	
March	11,707	
April	13,629	
May	13,670	
June	13,671	

### QUALITY

	Quantity	Base Number	Contract	AT	Region	England
% of FP17s for the same patient ID Re-attending within 3 months - Children	76	1,115	6.8%	10.0%	12.0%	12.4%
% of FP17s for the same patient ID Re-attending within 3 months - Adults	431	2,970	14.5%	15.3%	15.9%	16.7%
% of FP17s for the same patient ID Re-attending between 3 & 9 months - Children	697	1,115	62.5%	50.8%	58.6%	57.4%
% of FP17s for the same patient ID Re-attending between 3 & 9 months - Adults	1,779	2,970	59.9%	46.6%	51.6%	50.5%
% of FP17s for Band 1 Urgent Courses	203	3,050	6.7%	8.4%	8.0%	9.1%
% of FP17s Relating to Free Repair or Replacements	25	3,050	0.8%	0.7%	0.8%	0.8%
% of FP17s Relating to Continuations	30	3,050	1.0%	0.9%	1.3%	1.3%
% of Patients satisfied with the dentistry they have received	1	1	N/A	92.5%	93.1%	93.2%
% of Patients satisfied with the time they had to wait for an appointment	1	1	N/A	90.4%	89.1%	89.0%

\* This is based on patients treated on this contract for their most recent course of treatment. Figures in italics indicate the base number of FP17s or Patient Questionnaire responses are less than 100. N/A is shown where the base number of responses is less than 10 during the period. % is calculated as Quantity/Base number\*100

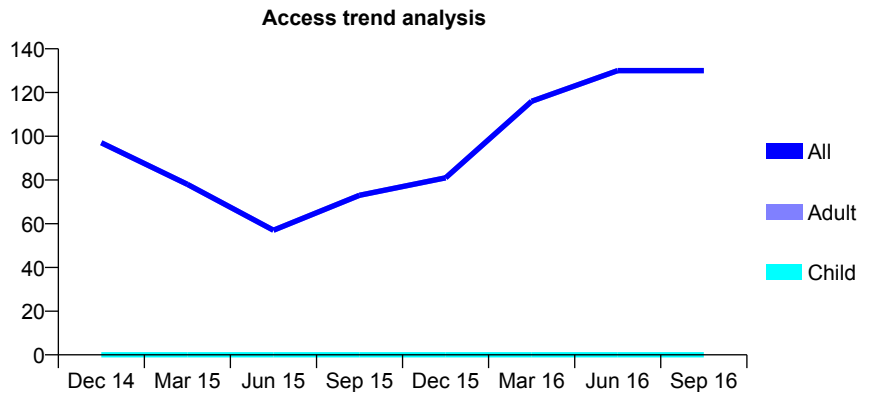
## Q54 - Vital Signs At a Glance Contract Report for 328944/0001 - September 2016

Name or company name	MR P TANGRI
Contract type name	PDS Contract
Purpose of contract	General
Contract start date	01/04/2006
Contract end date	17/03/2026

16/17 Contracted general activity (UDA)	165
Carry forward general activity (UDA)	0
16/17 Contracted orthodontic activity (UOA)	0
Carry forward orthodontic activity (UOA)	0
Baseline contract value	£7,327.25

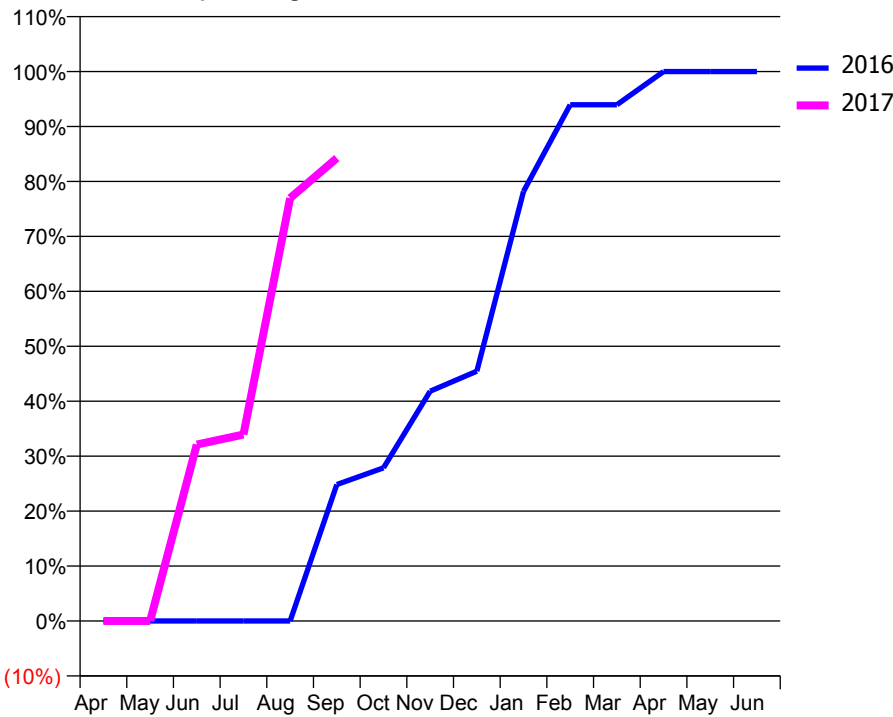
### ACCESS\*

Patients seen in 24 months	Total	Change since previous quarter
Quarter ending September 2015	73	
Quarter ending December 2015	81	↑
Quarter ending March 2016	116	↑
Quarter ending June 2016	130	↑
Quarter ending September 2016	130	→
<b>Variance since September 2015</b>	<b>78.1%</b>	<b>↑</b>



### ACTIVITY

Cumulative percentage of contracted UDA delivered 2016 & 2017



Month	2016	2017
April	0	0
May	0	0
June	0	53
July	0	56
August	0	127
September	41	139
October	46	
November	69	
December	75	
January	129	
February	155	
March	155	
April	165	
May	165	
June	165	

### QUALITY

	Quantity	Base Number	Contract	AT	Region	England
% of FP17s for the same patient ID Re-attending within 3 months - Children	0	0	N/A	10.0%	12.0%	12.4%
% of FP17s for the same patient ID Re-attending within 3 months - Adults	0	51	0.0%	15.3%	15.9%	16.7%
% of FP17s for the same patient ID Re-attending between 3 & 9 months - Children	0	0	N/A	50.8%	58.6%	57.4%
% of FP17s for the same patient ID Re-attending between 3 & 9 months - Adults	2	51	3.9%	46.6%	51.6%	50.5%
% of FP17s for Band 1 Urgent Courses	0	47	0.0%	8.4%	8.0%	9.1%
% of FP17s Relating to Free Repair or Replacements	0	47	0.0%	0.7%	0.8%	0.8%
% of FP17s Relating to Continuations	0	47	0.0%	0.9%	1.3%	1.3%
% of Patients satisfied with the dentistry they have received	0	0	N/A	92.5%	93.1%	93.2%
% of Patients satisfied with the time they had to wait for an appointment	0	0	N/A	90.4%	89.1%	89.0%

\* This is based on patients treated on this contract for their most recent course of treatment. Figures in italics indicate the base number of FP17s or Patient Questionnaire responses are less than 100. N/A is shown where the base number of responses is less than 10 during the period. % is calculated as Quantity/Base number\*100

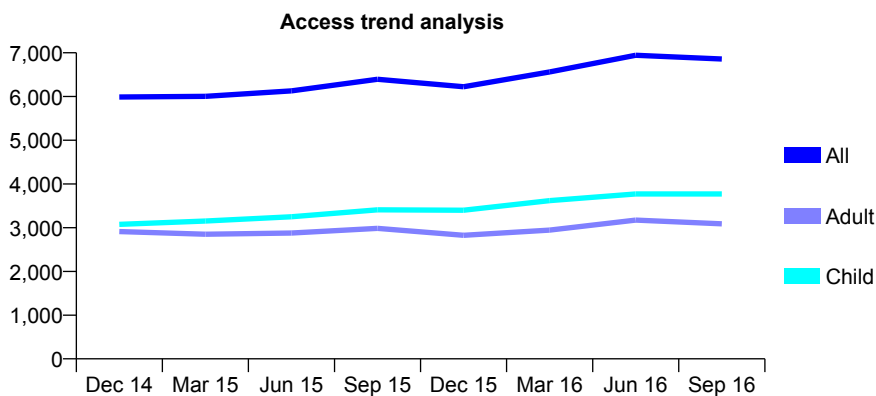
## Q54 - Vital Signs At a Glance Contract Report for 328944/0002 - September 2016

Name or company name	MR P TANGRI
Contract type name	GDS Contract
Purpose of contract	General and Orthodontic
Contract start date	01/04/2006
Contract end date	

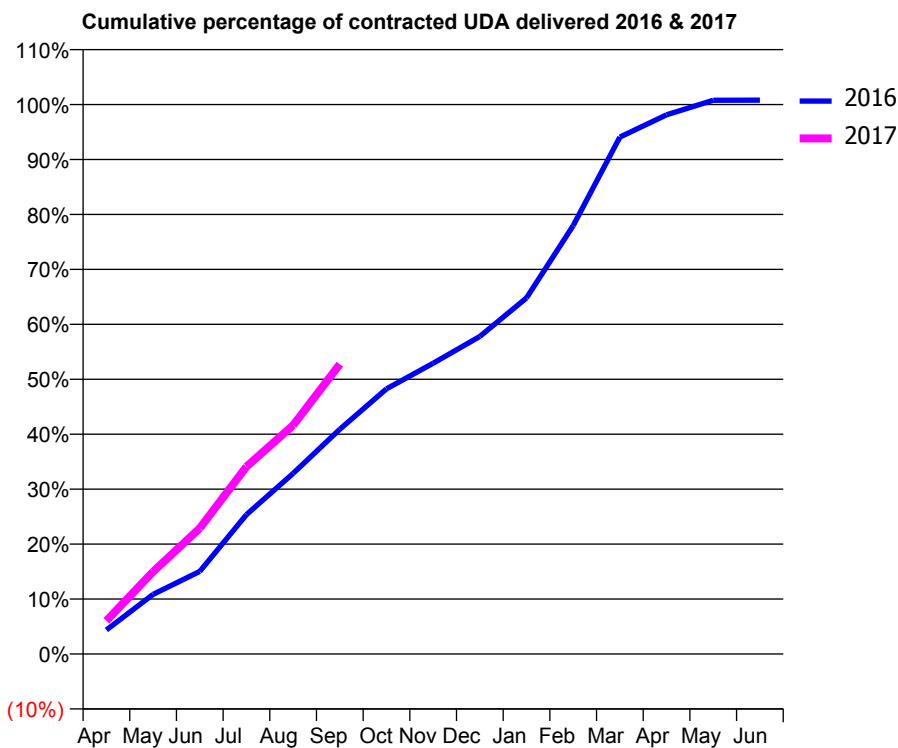
16/17 Contracted general activity (UDA)	14,197
Carry forward general activity (UDA)	-56
16/17 Contracted orthodontic activity (UOA)	22
Carry forward orthodontic activity (UOA)	0
Baseline contract value	£324,912.34

### ACCESS\*

Patients seen in 24 months	Total	Change since previous quarter
Quarter ending September 2015	6,394	
Quarter ending December 2015	6,224	↓
Quarter ending March 2016	6,563	↑
Quarter ending June 2016	6,944	↑
Quarter ending September 2016	6,859	↓
<b>Variance since September 2015</b>	<b>7.3%</b>	<b>↑</b>



### ACTIVITY



Month	Adjusted Scheduled Activity (UDA)	
	2016	2017
April	622	859
May	1,541	2,128
June	2,133	3,252
July	3,603	4,841
August	4,668	5,910
September	5,807	7,487
October	6,851	
November	7,512	
December	8,205	
January	9,199	
February	11,068	
March	13,354	
April	13,931	
May	14,306	
June	14,309	

### QUALITY

	Quantity	Base Number	Contract	AT	Region	England
% of FP17s for the same patient ID Re-attending within 3 months - Children	323	3,112	10.4%	10.0%	12.0%	12.4%
% of FP17s for the same patient ID Re-attending within 3 months - Adults	146	1,847	7.9%	15.3%	15.9%	16.7%
% of FP17s for the same patient ID Re-attending between 3 & 9 months - Children	1,128	3,112	36.2%	50.8%	58.6%	57.4%
% of FP17s for the same patient ID Re-attending between 3 & 9 months - Adults	124	1,847	6.7%	46.6%	51.6%	50.5%
% of FP17s for Band 1 Urgent Courses	1,876	4,537	41.3%	8.4%	8.0%	9.1%
% of FP17s Relating to Free Repair or Replacements	5	4,537	0.1%	0.7%	0.8%	0.8%
% of FP17s Relating to Continuations	3	4,537	0.1%	0.9%	1.3%	1.3%
% of Patients satisfied with the dentistry they have received	2	3	N/A	92.5%	93.1%	93.2%
% of Patients satisfied with the time they had to wait for an appointment	2	3	N/A	90.4%	89.1%	89.0%

\* This is based on patients treated on this contract for their most recent course of treatment. Figures in italics indicate the base number of FP17s or Patient Questionnaire responses are less than 100. N/A is shown where the base number of responses is less than 10 during the period. % is calculated as Quantity/Base number\*100

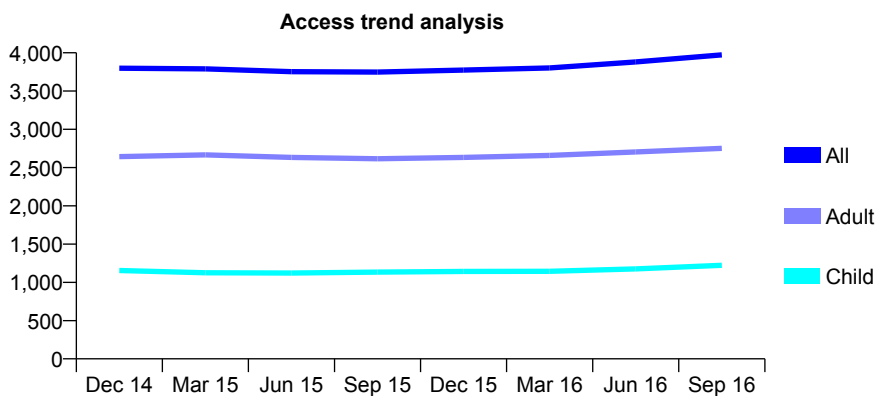
## Q54 - Vital Signs At a Glance Contract Report for 330485/0002 - September 2016

Name or company name	MR I AZMAT
Contract type name	GDS Contract
Purpose of contract	General
Contract start date	01/04/2006
Contract end date	

16/17 Contracted general activity (UDA)	10,775
Carry forward general activity (UDA)	345
16/17 Contracted orthodontic activity (UOA)	0
Carry forward orthodontic activity (UOA)	0
Baseline contract value	£223,971.29

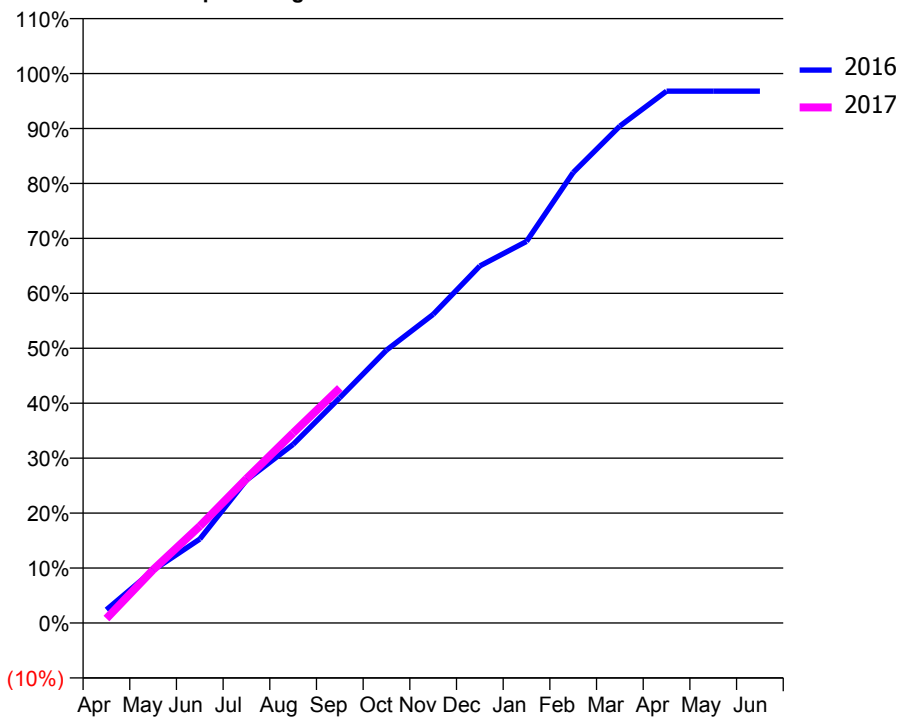
### ACCESS\*

Patients seen in 24 months	Total	Change since previous quarter
Quarter ending September 2015	3,749	
Quarter ending December 2015	3,775	→
Quarter ending March 2016	3,802	→
Quarter ending June 2016	3,880	↑
Quarter ending September 2016	3,973	↑
<b>Variance since September 2015</b>	<b>6.0%</b>	<b>↑</b>



### ACTIVITY

Cumulative percentage of contracted UDA delivered 2016 & 2017



Month	Adjusted Scheduled Activity (UDA)	
	2016	2017
April	261	86
May	1,035	1,045
June	1,646	1,900
July	2,803	2,830
August	3,501	3,728
September	4,419	4,609
October	5,350	
November	6,053	
December	7,001	
January	7,482	
February	8,833	
March	9,743	
April	10,429	
May	10,430	
June	10,430	

### QUALITY

	Quantity	Base Number	Contract	AT	Region	England
% of FP17s for the same patient ID Re-attending within 3 months - Children	75	767	9.8%	10.0%	12.0%	12.4%
% of FP17s for the same patient ID Re-attending within 3 months - Adults	307	1,734	17.7%	15.3%	15.9%	16.7%
% of FP17s for the same patient ID Re-attending between 3 & 9 months - Children	195	767	25.4%	50.8%	58.6%	57.4%
% of FP17s for the same patient ID Re-attending between 3 & 9 months - Adults	516	1,734	29.8%	46.6%	51.6%	50.5%
% of FP17s for Band 1 Urgent Courses	341	2,273	15.0%	8.4%	8.0%	9.1%
% of FP17s Relating to Free Repair or Replacements	2	2,273	0.1%	0.7%	0.8%	0.8%
% of FP17s Relating to Continuations	14	2,273	0.6%	0.9%	1.3%	1.3%
% of Patients satisfied with the dentistry they have received	1	1	N/A	92.5%	93.1%	93.2%
% of Patients satisfied with the time they had to wait for an appointment	1	1	N/A	90.4%	89.1%	89.0%

\* This is based on patients treated on this contract for their most recent course of treatment. Figures in italics indicate the base number of FP17s or Patient Questionnaire responses are less than 100. N/A is shown where the base number of responses is less than 10 during the period. % is calculated as Quantity/Base number\*100

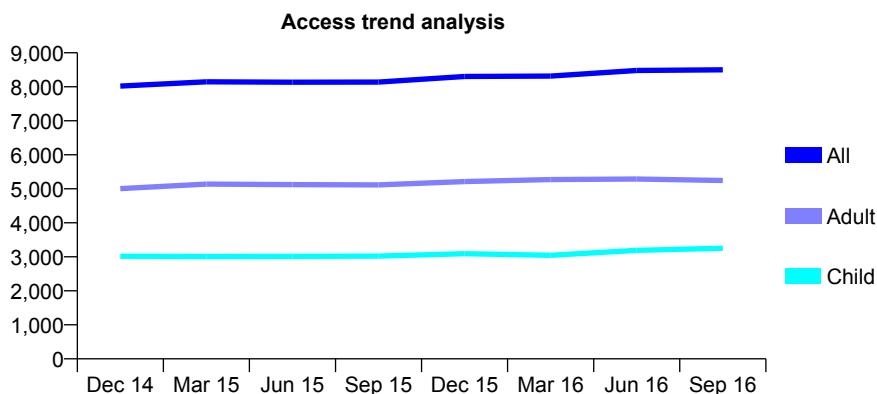
## Q54 - Vital Signs At a Glance Contract Report for 330485/0003 - September 2016

Name or company name	MR I AZMAT
Contract type name	GDS Contract
Purpose of contract	General
Contract start date	01/04/2006
Contract end date	

16/17 Contracted general activity (UDA)	24,125
Carry forward general activity (UDA)	799
16/17 Contracted orthodontic activity (UOA)	0
Carry forward orthodontic activity (UOA)	0
Baseline contract value	£493,925.13

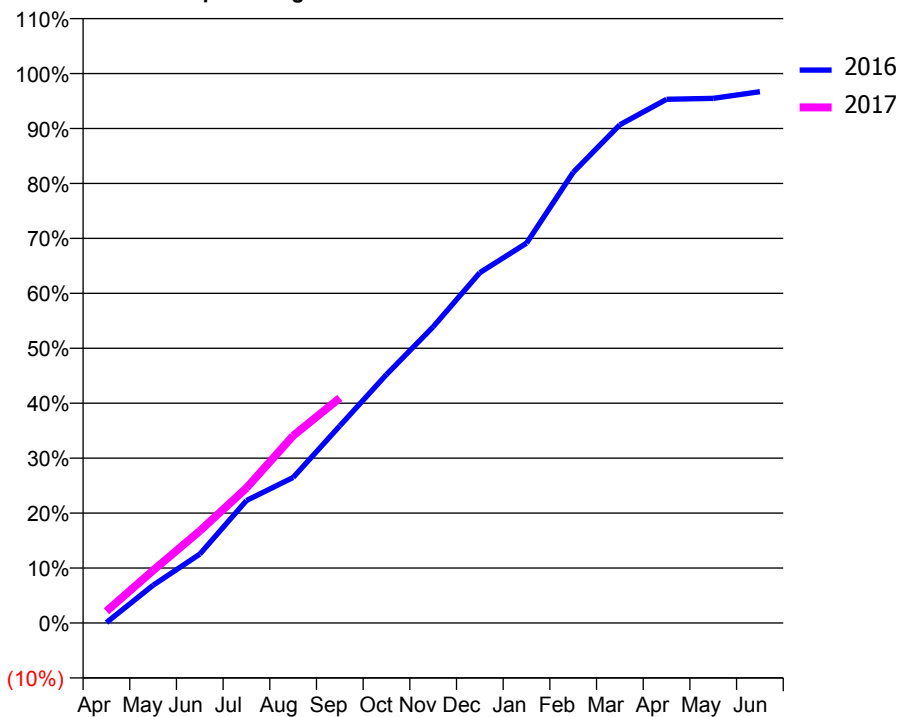
### ACCESS\*

Patients seen in 24 months	Total	Change since previous quarter
Quarter ending September 2015	8,139	
Quarter ending December 2015	8,304	↑
Quarter ending March 2016	8,316	→
Quarter ending June 2016	8,479	→
Quarter ending September 2016	8,501	→
<b>Variance since September 2015</b>	<b>4.4%</b>	<b>↑</b>



### ACTIVITY

Cumulative percentage of contracted UDA delivered 2016 & 2017



Month	Adjusted Scheduled Activity (UDA)	
	2016	2017
April	23	517
May	1,659	2,309
June	3,026	4,045
July	5,375	5,925
August	6,392	8,220
September	8,657	9,880
October	10,909	
November	13,003	
December	15,383	
January	16,677	
February	19,784	
March	21,875	
April	22,990	
May	23,031	
June	23,325	

### QUALITY

	Quantity	Base Number	Contract	AT	Region	England
% of FP17s for the same patient ID Re-attending within 3 months - Children	156	1,834	8.5%	10.0%	12.0%	12.4%
% of FP17s for the same patient ID Re-attending within 3 months - Adults	429	2,668	16.1%	15.3%	15.9%	16.7%
% of FP17s for the same patient ID Re-attending between 3 & 9 months - Children	532	1,834	29.0%	50.8%	58.6%	57.4%
% of FP17s for the same patient ID Re-attending between 3 & 9 months - Adults	779	2,668	29.2%	46.6%	51.6%	50.5%
% of FP17s for Band 1 Urgent Courses	347	4,078	8.5%	8.4%	8.0%	9.1%
% of FP17s Relating to Free Repair or Replacements	2	4,078	0.0%	0.7%	0.8%	0.8%
% of FP17s Relating to Continuations	20	4,078	0.5%	0.9%	1.3%	1.3%
% of Patients satisfied with the dentistry they have received	2	2	N/A	92.5%	93.1%	93.2%
% of Patients satisfied with the time they had to wait for an appointment	2	2	N/A	90.4%	89.1%	89.0%

\* This is based on patients treated on this contract for their most recent course of treatment. Figures in italics indicate the base number of FP17s or Patient Questionnaire responses are less than 100. N/A is shown where the base number of responses is less than 10 during the period. % is calculated as Quantity/Base number\*100

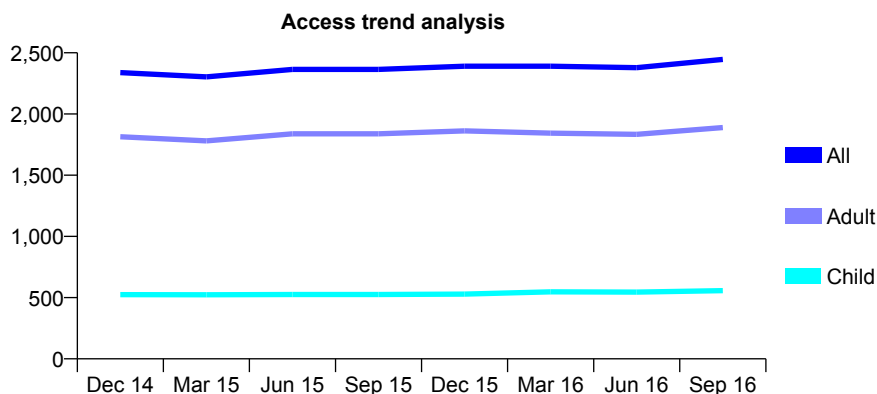
## Q54 - Vital Signs At a Glance Contract Report for 330485/0004 - September 2016

Name or company name	MR I AZMAT
Contract type name	GDS Contract
Purpose of contract	General
Contract start date	01/04/2006
Contract end date	

16/17 Contracted general activity (UDA)	7,740
Carry forward general activity (UDA)	34
16/17 Contracted orthodontic activity (UOA)	0
Carry forward orthodontic activity (UOA)	0
Baseline contract value	£149,532.82

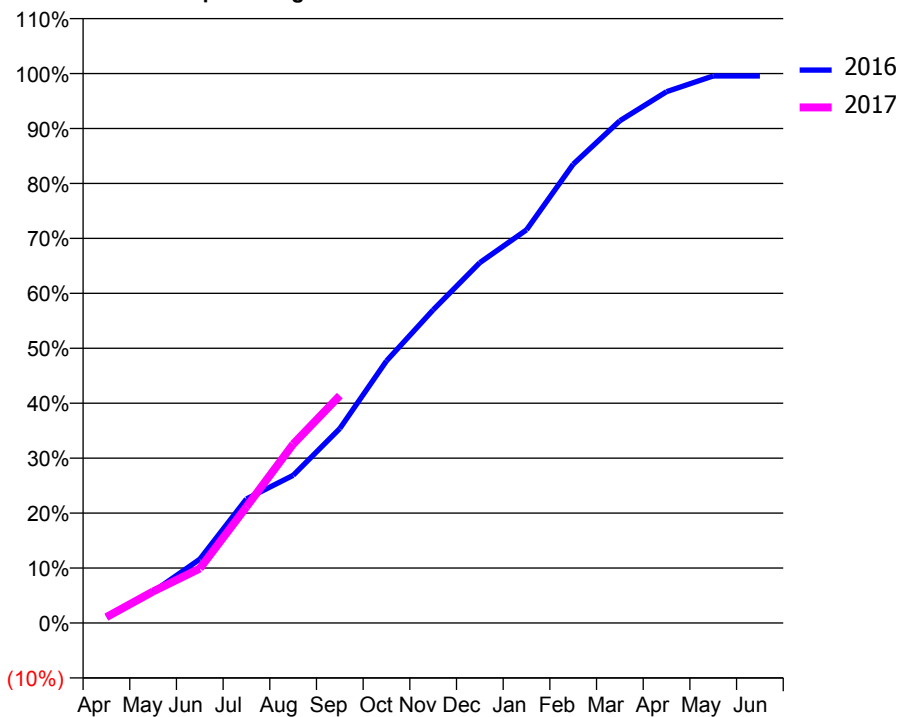
### ACCESS\*

Patients seen in 24 months	Total	Change since previous quarter
Quarter ending September 2015	2,364	
Quarter ending December 2015	2,391	→
Quarter ending March 2016	2,391	→
Quarter ending June 2016	2,379	→
Quarter ending September 2016	2,446	↑
<b>Variance since September 2015</b>	<b>3.5%</b>	<b>↑</b>



### ACTIVITY

Cumulative percentage of contracted UDA delivered 2016 & 2017



Adjusted Scheduled Activity (UDA)

Month	2016	2017
April	87	84
May	440	444
June	900	767
July	1,747	1,637
August	2,081	2,519
September	2,740	3,203
October	3,691	
November	4,411	
December	5,076	
January	5,537	
February	6,463	
March	7,074	
April	7,484	
May	7,706	
June	7,706	

### QUALITY

	Quantity	Base Number	Contract	AT	Region	England
% of FP17s for the same patient ID Re-attending within 3 months - Children	11	353	3.1%	10.0%	12.0%	12.4%
% of FP17s for the same patient ID Re-attending within 3 months - Adults	95	1,083	8.8%	15.3%	15.9%	16.7%
% of FP17s for the same patient ID Re-attending between 3 & 9 months - Children	164	353	46.5%	50.8%	58.6%	57.4%
% of FP17s for the same patient ID Re-attending between 3 & 9 months - Adults	550	1,083	50.8%	46.6%	51.6%	50.5%
% of FP17s for Band 1 Urgent Courses	64	1,254	5.1%	8.4%	8.0%	9.1%
% of FP17s Relating to Free Repair or Replacements	17	1,254	1.4%	0.7%	0.8%	0.8%
% of FP17s Relating to Continuations	20	1,254	1.6%	0.9%	1.3%	1.3%
% of Patients satisfied with the dentistry they have received	0	0	N/A	92.5%	93.1%	93.2%
% of Patients satisfied with the time they had to wait for an appointment	0	0	N/A	90.4%	89.1%	89.0%

\* This is based on patients treated on this contract for their most recent course of treatment. Figures in italics indicate the base number of FP17s or Patient Questionnaire responses are less than 100. N/A is shown where the base number of responses is less than 10 during the period. % is calculated as Quantity/Base number\*100



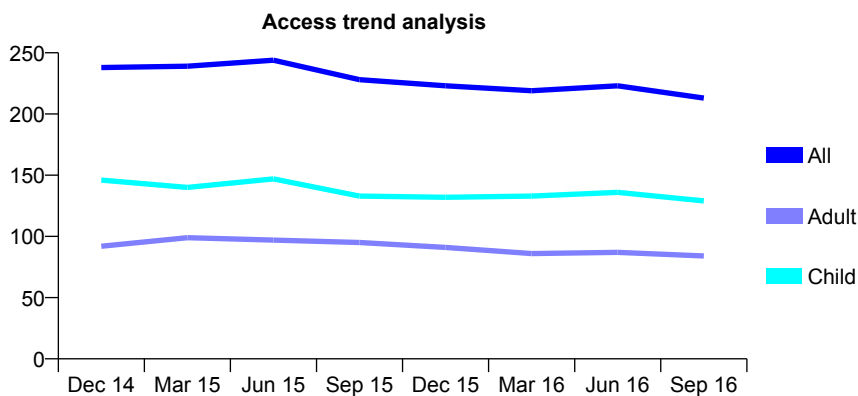
## Q54 - Vital Signs At a Glance Contract Report for 331902/0001 - September 2016

Name or company name	MR MA PLUMB
Contract type name	GDS Contract
Purpose of contract	General and Orthodontic
Contract start date	01/04/2006
Contract end date	

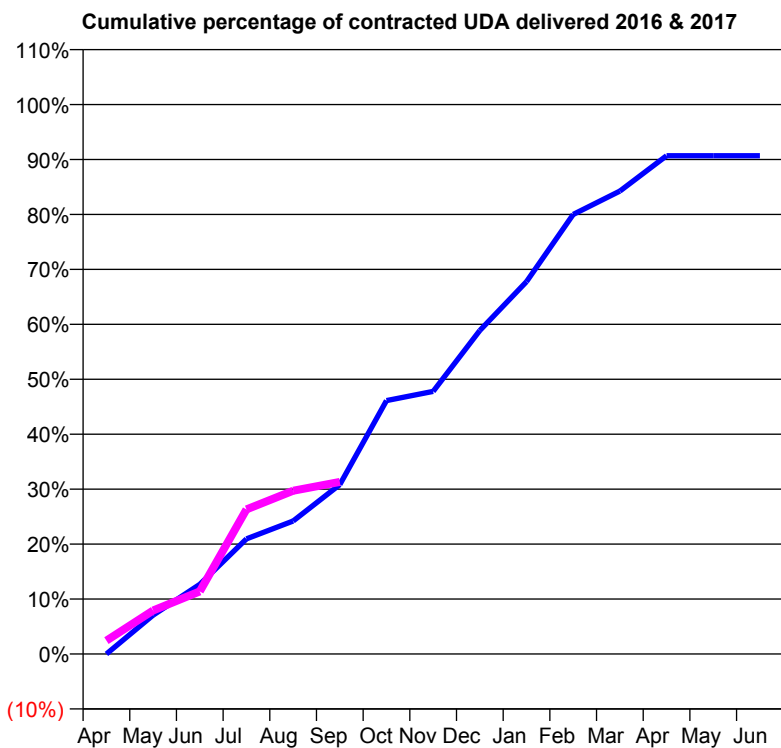
16/17 Contracted general activity (UDA)	500
Carry forward general activity (UDA)	0
16/17 Contracted orthodontic activity (UOA)	897
Carry forward orthodontic activity (UOA)	0
Baseline contract value	£72,159.25

### ACCESS\*

Patients seen in 24 months	Total	Change since previous quarter
Quarter ending September 2015	228	
Quarter ending December 2015	223	↓
Quarter ending March 2016	219	↓
Quarter ending June 2016	223	→
Quarter ending September 2016	213	↓
<b>Variance since September 2015</b>	<b>(6.6%)</b>	<b>↓</b>



### ACTIVITY



Month	Adjusted Scheduled Activity (UDA)	
	2016	2017
April	0	12
May	35	40
June	63	57
July	105	132
August	121	149
September	154	157
October	231	
November	239	
December	294	
January	339	
February	400	
March	421	
April	453	
May	453	
June	453	

### QUALITY

	Quantity	Base Number	Contract	AT	Region	England
% of FP17s for the same patient ID Re-attending within 3 months - Children	7	131	5.3%	10.0%	12.0%	12.4%
% of FP17s for the same patient ID Re-attending within 3 months - Adults	4	42	9.5%	15.3%	15.9%	16.7%
% of FP17s for the same patient ID Re-attending between 3 & 9 months - Children	54	131	41.2%	50.8%	58.6%	57.4%
% of FP17s for the same patient ID Re-attending between 3 & 9 months - Adults	24	42	57.1%	46.6%	51.6%	50.5%
% of FP17s for Band 1 Urgent Courses	8	111	7.2%	8.4%	8.0%	9.1%
% of FP17s Relating to Free Repair or Replacements	1	111	0.9%	0.7%	0.8%	0.8%
% of FP17s Relating to Continuations	0	111	0.0%	0.9%	1.3%	1.3%
% of Patients satisfied with the dentistry they have received	0	0	N/A	92.5%	93.1%	93.2%
% of Patients satisfied with the time they had to wait for an appointment	0	0	N/A	90.4%	89.1%	89.0%

\* This is based on patients treated on this contract for their most recent course of treatment. Figures in italics indicate the base number of FP17s or Patient Questionnaire responses are less than 100. N/A is shown where the base number of responses is less than 10 during the period. % is calculated as Quantity/Base number\*100

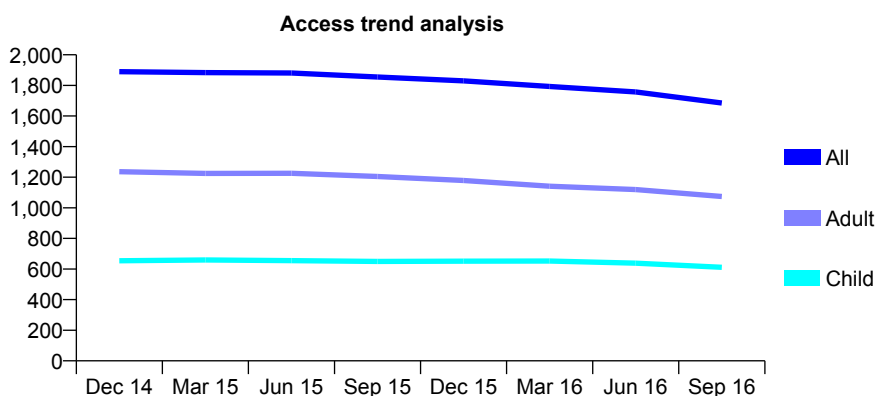
## Q54 - Vital Signs At a Glance Contract Report for 332089/0001 - September 2016

Name or company name	MR C BULLARD
Contract type name	GDS Contract
Purpose of contract	General
Contract start date	01/04/2006
Contract end date	

16/17 Contracted general activity (UDA)	6,250
Carry forward general activity (UDA)	199
16/17 Contracted orthodontic activity (UOA)	0
Carry forward orthodontic activity (UOA)	0
Baseline contract value	£153,741.02

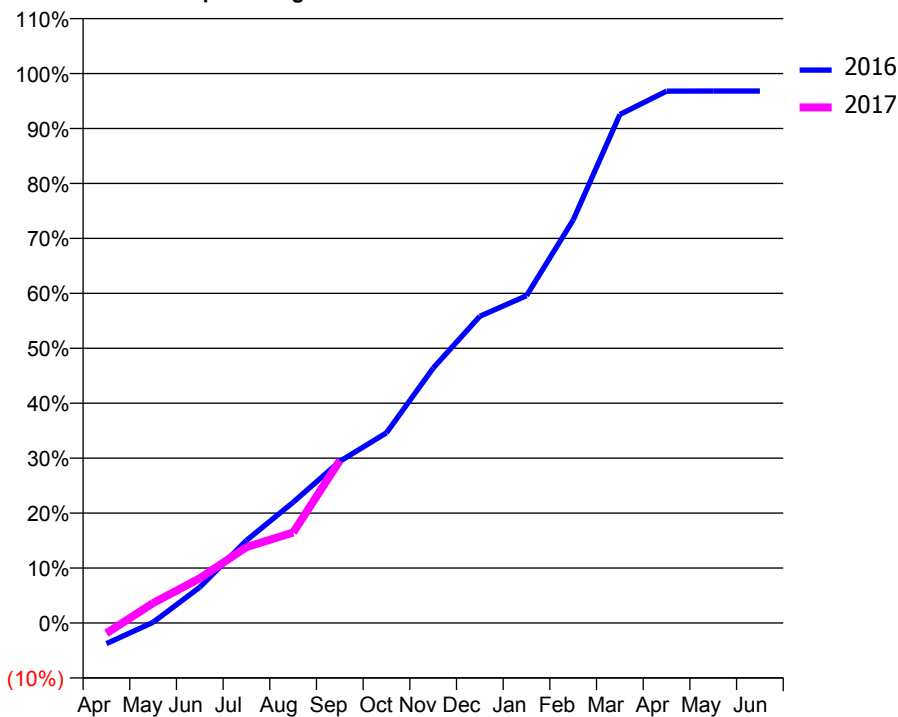
### ACCESS\*

Patients seen in 24 months	Total	Change since previous quarter
Quarter ending September 2015	1,855	
Quarter ending December 2015	1,830	↓
Quarter ending March 2016	1,793	↓
Quarter ending June 2016	1,757	↓
Quarter ending September 2016	1,685	↓
<b>Variance since September 2015</b>	<b>(9.2%)</b>	<b>↓</b>



### ACTIVITY

Cumulative percentage of contracted UDA delivered 2016 & 2017



Adjusted Scheduled Activity (UDA)

Month	2016	2017
April	-236	-117
May	8	227
June	407	509
July	940	864
August	1,373	1,028
September	1,839	1,849
October	2,164	
November	2,899	
December	3,490	
January	3,723	
February	4,584	
March	5,784	
April	6,050	
May	6,051	
June	6,051	

### QUALITY

	Quantity	Base Number	Contract	AT	Region	England
% of FP17s for the same patient ID Re-attending within 3 months - Children	51	523	9.8%	10.0%	12.0%	12.4%
% of FP17s for the same patient ID Re-attending within 3 months - Adults	90	635	14.2%	15.3%	15.9%	16.7%
% of FP17s for the same patient ID Re-attending between 3 & 9 months - Children	353	523	67.5%	50.8%	58.6%	57.4%
% of FP17s for the same patient ID Re-attending between 3 & 9 months - Adults	400	635	63.0%	46.6%	51.6%	50.5%
% of FP17s for Band 1 Urgent Courses	74	1,030	7.2%	8.4%	8.0%	9.1%
% of FP17s Relating to Free Repair or Replacements	0	1,030	0.0%	0.7%	0.8%	0.8%
% of FP17s Relating to Continuations	3	1,030	0.3%	0.9%	1.3%	1.3%
% of Patients satisfied with the dentistry they have received	0	0	N/A	92.5%	93.1%	93.2%
% of Patients satisfied with the time they had to wait for an appointment	0	0	N/A	90.4%	89.1%	89.0%

\* This is based on patients treated on this contract for their most recent course of treatment. Figures in italics indicate the base number of FP17s or Patient Questionnaire responses are less than 100. N/A is shown where the base number of responses is less than 10 during the period. % is calculated as Quantity/Base number\*100

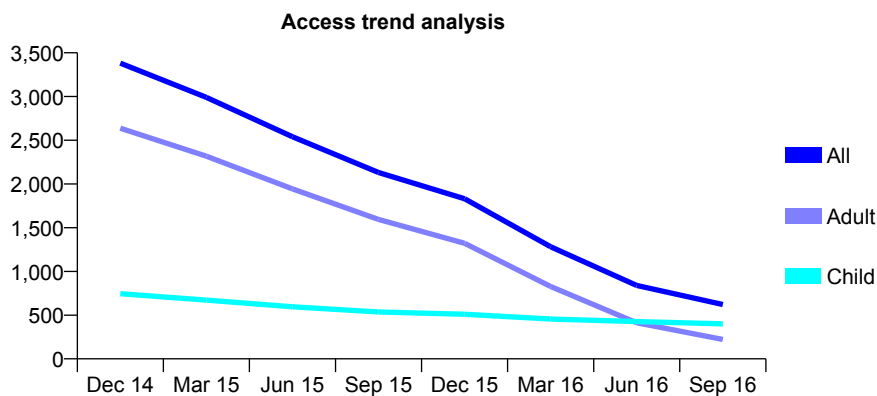
## Q54 - Vital Signs At a Glance Contract Report for 334553/0001 - September 2016

Name or company name	MR AF MURPHY
Contract type name	GDS Contract
Purpose of contract	General
Contract start date	01/04/2008
Contract end date	

16/17 Contracted general activity (UDA)	2,000
Carry forward general activity (UDA)	0
16/17 Contracted orthodontic activity (UOA)	0
Carry forward orthodontic activity (UOA)	0
Baseline contract value	£49,351.08

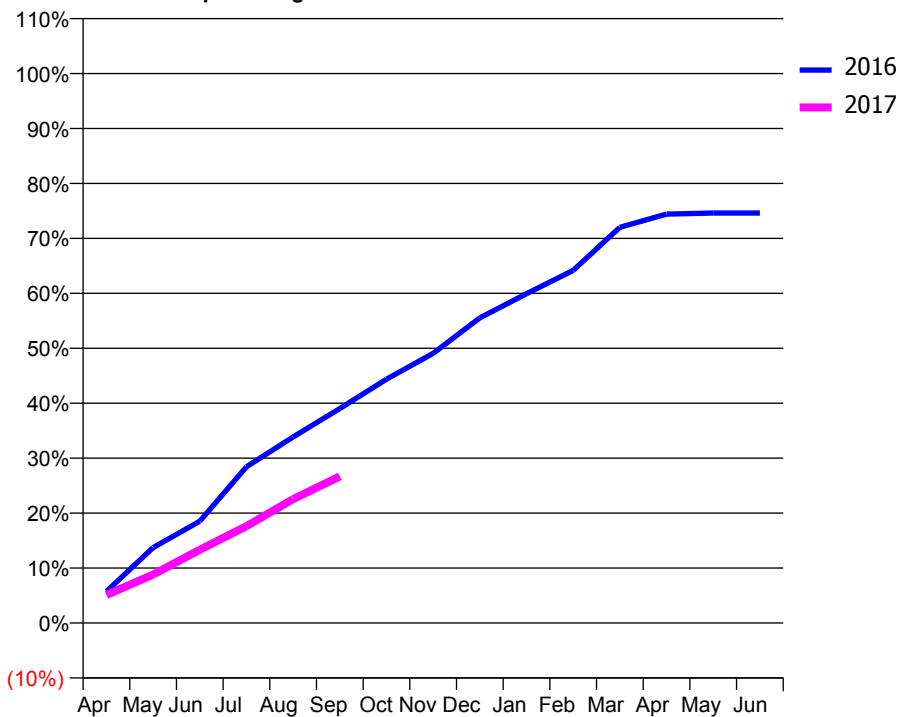
### ACCESS\*

Patients seen in 24 months	Total	Change since previous quarter
Quarter ending September 2015	2,131	
Quarter ending December 2015	1,831	↓
Quarter ending March 2016	1,282	↓
Quarter ending June 2016	839	↓
Quarter ending September 2016	622	↓
<b>Variance since September 2015</b>	<b>(70.8%)</b>	<b>↓</b>



### ACTIVITY

Cumulative percentage of contracted UDA delivered 2016 & 2017



Adjusted Scheduled Activity (UDA)

Month	2016	2017
April	115	102
May	275	176
June	370	267
July	569	352
August	677	451
September	781	534
October	888	
November	982	
December	1,111	
January	1,199	
February	1,284	
March	1,440	
April	1,488	
May	1,492	
June	1,492	

### QUALITY

	Quantity	Base Number	Contract	AT	Region	England
% of FP17s for the same patient ID Re-attending within 3 months - Children	47	339	13.9%	10.0%	12.0%	12.4%
% of FP17s for the same patient ID Re-attending within 3 months - Adults	11	60	18.3%	15.3%	15.9%	16.7%
% of FP17s for the same patient ID Re-attending between 3 & 9 months - Children	229	339	67.6%	50.8%	58.6%	57.4%
% of FP17s for the same patient ID Re-attending between 3 & 9 months - Adults	30	60	50.0%	46.6%	51.6%	50.5%
% of FP17s for Band 1 Urgent Courses	13	361	3.6%	8.4%	8.0%	9.1%
% of FP17s Relating to Free Repair or Replacements	0	361	0.0%	0.7%	0.8%	0.8%
% of FP17s Relating to Continuations	0	361	0.0%	0.9%	1.3%	1.3%
% of Patients satisfied with the dentistry they have received	0	0	N/A	92.5%	93.1%	93.2%
% of Patients satisfied with the time they had to wait for an appointment	0	0	N/A	90.4%	89.1%	89.0%

\* This is based on patients treated on this contract for their most recent course of treatment. Figures in italics indicate the base number of FP17s or Patient Questionnaire responses are less than 100. N/A is shown where the base number of responses is less than 10 during the period. % is calculated as Quantity/Base number\*100

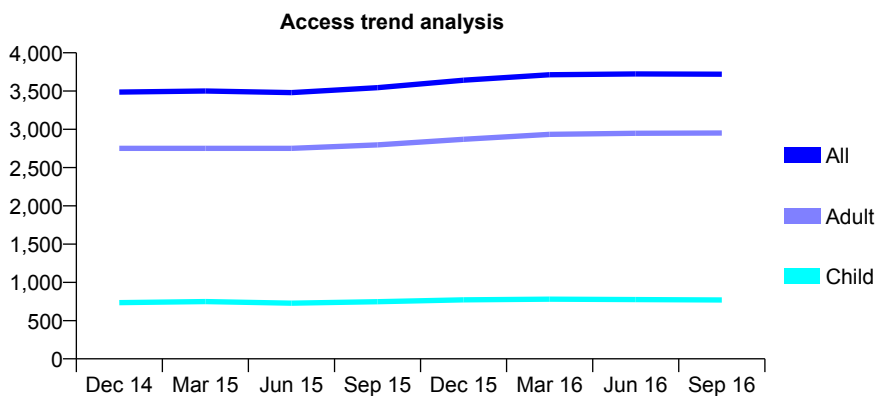
## Q54 - Vital Signs At a Glance Contract Report for 335673/0001 - September 2016

Name or company name	MR RS KUDHAIL
Contract type name	PDS Contract
Purpose of contract	General
Contract start date	01/04/2006
Contract end date	31/03/2021

16/17 Contracted general activity (UDA)	12,902
Carry forward general activity (UDA)	65
16/17 Contracted orthodontic activity (UOA)	0
Carry forward orthodontic activity (UOA)	0
Baseline contract value	£375,135.65

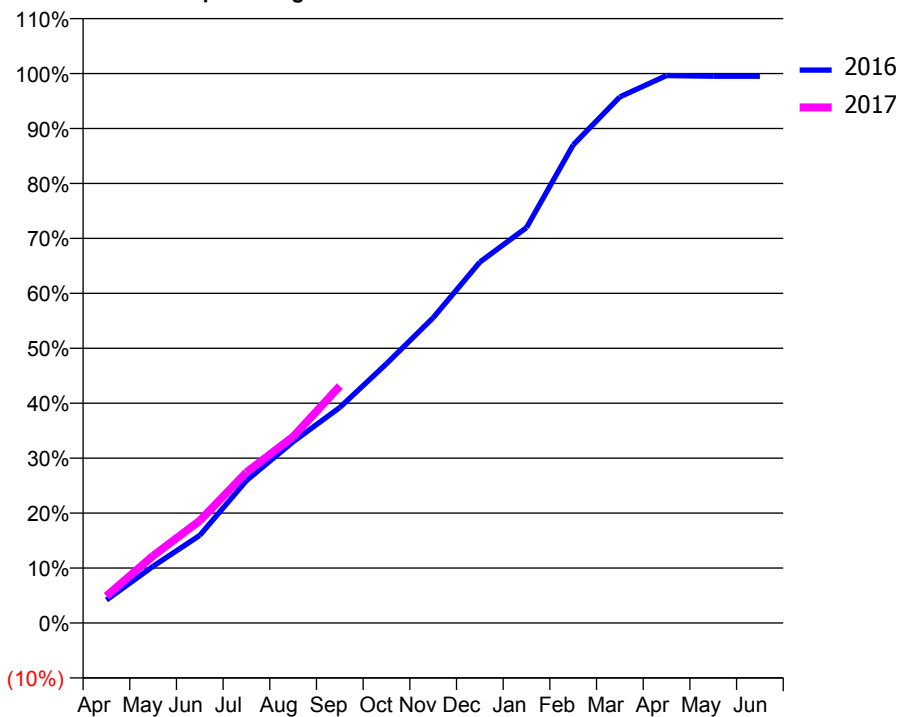
### ACCESS\*

Patients seen in 24 months	Total	Change since previous quarter
Quarter ending September 2015	3,544	
Quarter ending December 2015	3,641	↑
Quarter ending March 2016	3,714	↑
Quarter ending June 2016	3,724	→
Quarter ending September 2016	3,721	→
<b>Variance since September 2015</b>	<b>5.0%</b>	<b>↑</b>



### ACTIVITY

Cumulative percentage of contracted UDA delivered 2016 & 2017



Month	Adjusted Scheduled Activity (UDA)	
	2016	2017
April	540	634
May	1,331	1,579
June	2,060	2,404
July	3,345	3,541
August	4,255	4,375
September	5,060	5,566
October	6,087	
November	7,167	
December	8,472	
January	9,283	
February	11,227	
March	12,354	
April	12,854	
May	12,839	
June	12,837	

### QUALITY

	Quantity	Base Number	Contract	AT	Region	England
% of FP17s for the same patient ID Re-attending within 3 months - Children	51	600	8.5%	10.0%	12.0%	12.4%
% of FP17s for the same patient ID Re-attending within 3 months - Adults	231	2,047	11.3%	15.3%	15.9%	16.7%
% of FP17s for the same patient ID Re-attending between 3 & 9 months - Children	379	600	63.2%	50.8%	58.6%	57.4%
% of FP17s for the same patient ID Re-attending between 3 & 9 months - Adults	1,329	2,047	64.9%	46.6%	51.6%	50.5%
% of FP17s for Band 1 Urgent Courses	134	2,219	6.0%	8.4%	8.0%	9.1%
% of FP17s Relating to Free Repair or Replacements	17	2,219	0.8%	0.7%	0.8%	0.8%
% of FP17s Relating to Continuations	18	2,219	0.8%	0.9%	1.3%	1.3%
% of Patients satisfied with the dentistry they have received	3	4	N/A	92.5%	93.1%	93.2%
% of Patients satisfied with the time they had to wait for an appointment	4	4	N/A	90.4%	89.1%	89.0%

\* This is based on patients treated on this contract for their most recent course of treatment. Figures in italics indicate the base number of FP17s or Patient Questionnaire responses are less than 100. N/A is shown where the base number of responses is less than 10 during the period. % is calculated as Quantity/Base number\*100

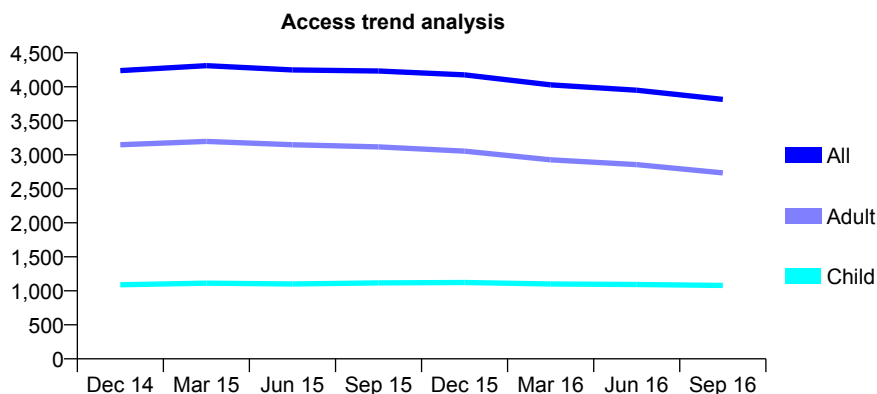
## Q54 - Vital Signs At a Glance Contract Report for 336823/0002 - September 2016

Name or company name	MR F SHOJA-ASSADI
Contract type name	GDS Contract
Purpose of contract	General
Contract start date	01/04/2006
Contract end date	

16/17 Contracted general activity (UDA)	14,575
Carry forward general activity (UDA)	312
16/17 Contracted orthodontic activity (UOA)	0
Carry forward orthodontic activity (UOA)	0
Baseline contract value	£375,156.05

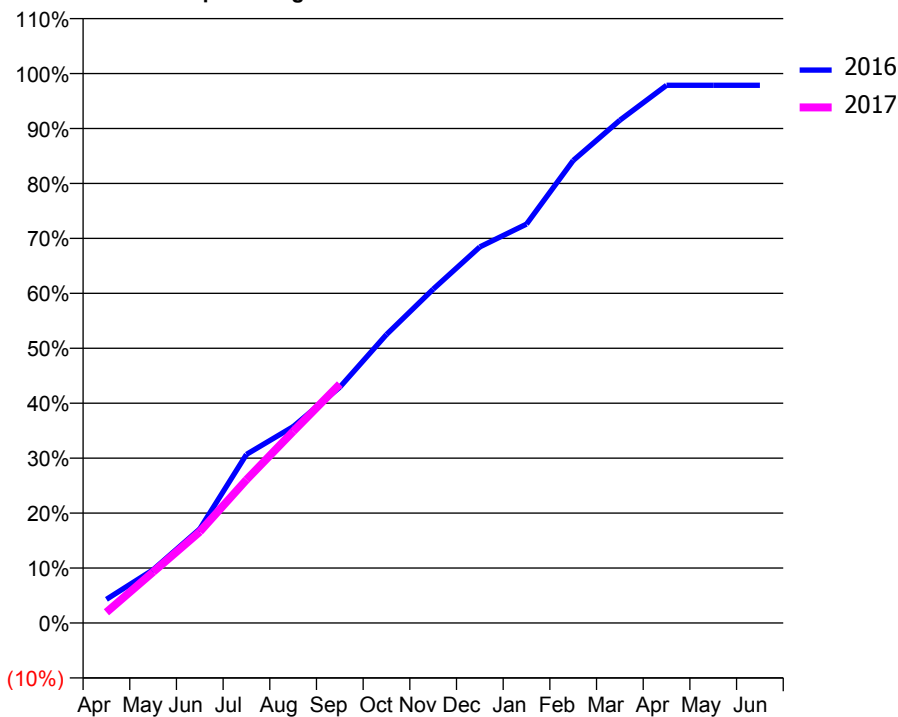
### ACCESS\*

Patients seen in 24 months	Total	Change since previous quarter
Quarter ending September 2015	4,233	
Quarter ending December 2015	4,176	↓
Quarter ending March 2016	4,028	↓
Quarter ending June 2016	3,950	↓
Quarter ending September 2016	3,814	↓
<b>Variance since September 2015</b>	<b>(9.9%)</b>	<b>↓</b>



### ACTIVITY

Cumulative percentage of contracted UDA delivered 2016 & 2017



Adjusted Scheduled Activity (UDA)

Month	2016	2017
April	629	283
May	1,414	1,352
June	2,494	2,419
July	4,473	3,801
August	5,208	5,080
September	6,257	6,335
October	7,651	
November	8,856	
December	9,975	
January	10,580	
February	12,269	
March	13,335	
April	14,262	
May	14,263	
June	14,263	

### QUALITY

	Quantity	Base Number	Contract	AT	Region	England
% of FP17s for the same patient ID Re-attending within 3 months - Children	51	734	6.9%	10.0%	12.0%	12.4%
% of FP17s for the same patient ID Re-attending within 3 months - Adults	260	1,622	16.0%	15.3%	15.9%	16.7%
% of FP17s for the same patient ID Re-attending between 3 & 9 months - Children	376	734	51.2%	50.8%	58.6%	57.4%
% of FP17s for the same patient ID Re-attending between 3 & 9 months - Adults	766	1,622	47.2%	46.6%	51.6%	50.5%
% of FP17s for Band 1 Urgent Courses	150	2,133	7.0%	8.4%	8.0%	9.1%
% of FP17s Relating to Free Repair or Replacements	30	2,133	1.4%	0.7%	0.8%	0.8%
% of FP17s Relating to Continuations	12	2,133	0.6%	0.9%	1.3%	1.3%
% of Patients satisfied with the dentistry they have received	4	5	N/A	92.5%	93.1%	93.2%
% of Patients satisfied with the time they had to wait for an appointment	3	5	N/A	90.4%	89.1%	89.0%

\* This is based on patients treated on this contract for their most recent course of treatment. Figures in italics indicate the base number of FP17s or Patient Questionnaire responses are less than 100. N/A is shown where the base number of responses is less than 10 during the period. % is calculated as Quantity/Base number\*100

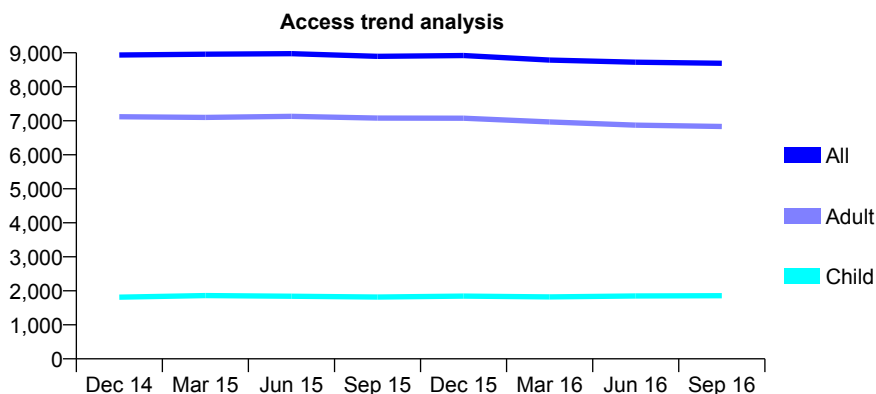
## Q54 - Vital Signs At a Glance Contract Report for 339539/0001 - September 2016

Name or company name	MR D BALKRISHNA
Contract type name	GDS Contract
Purpose of contract	General
Contract start date	01/04/2006
Contract end date	

16/17 Contracted general activity (UDA)	26,139
Carry forward general activity (UDA)	320
16/17 Contracted orthodontic activity (UOA)	0
Carry forward orthodontic activity (UOA)	0
Baseline contract value	£644,337.78

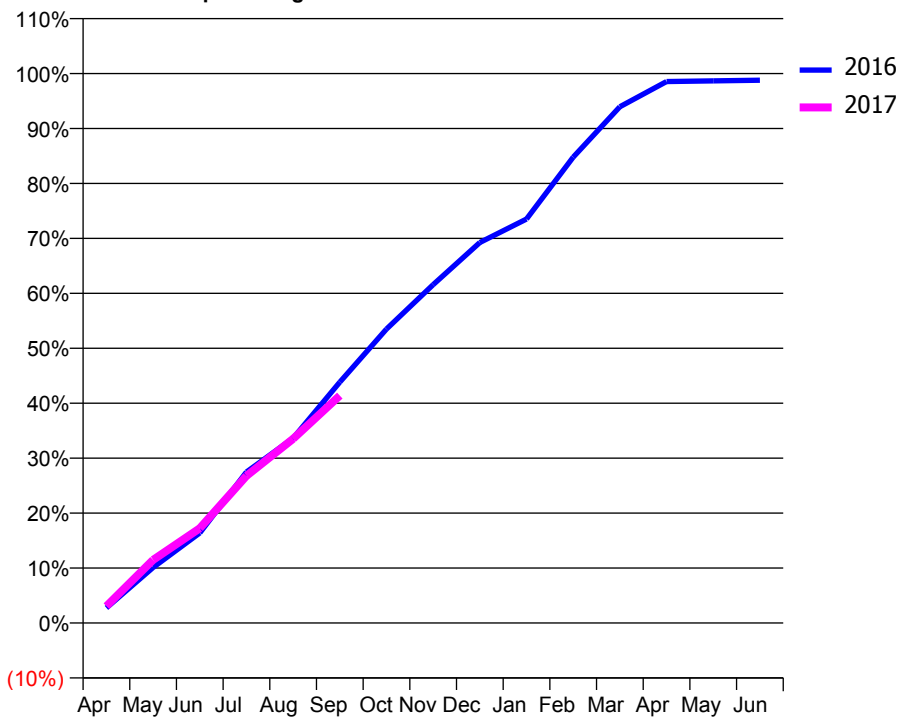
### ACCESS\*

Patients seen in 24 months	Total	Change since previous quarter
Quarter ending September 2015	8,897	
Quarter ending December 2015	8,921	→
Quarter ending March 2016	8,788	↓
Quarter ending June 2016	8,722	→
Quarter ending September 2016	8,691	→
<b>Variance since September 2015</b>	<b>(2.3%)</b>	<b>↓</b>



### ACTIVITY

Cumulative percentage of contracted UDA delivered 2016 & 2017



Month	Adjusted Scheduled Activity (UDA)	
	2016	2017
April	722	805
May	2,643	3,004
June	4,283	4,505
July	7,186	6,997
August	8,795	8,764
September	11,457	10,816
October	13,984	
November	16,093	
December	18,099	
January	19,217	
February	22,159	
March	24,561	
April	25,758	
May	25,790	
June	25,818	

### QUALITY

	Quantity	Base Number	Contract	AT	Region	England
% of FP17s for the same patient ID Re-attending within 3 months - Children	82	1,345	6.1%	10.0%	12.0%	12.4%
% of FP17s for the same patient ID Re-attending within 3 months - Adults	513	4,422	11.6%	15.3%	15.9%	16.7%
% of FP17s for the same patient ID Re-attending between 3 & 9 months - Children	819	1,345	60.9%	50.8%	58.6%	57.4%
% of FP17s for the same patient ID Re-attending between 3 & 9 months - Adults	2,533	4,422	57.3%	46.6%	51.6%	50.5%
% of FP17s for Band 1 Urgent Courses	260	5,185	5.0%	8.4%	8.0%	9.1%
% of FP17s Relating to Free Repair or Replacements	40	5,185	0.8%	0.7%	0.8%	0.8%
% of FP17s Relating to Continuations	37	5,185	0.7%	0.9%	1.3%	1.3%
% of Patients satisfied with the dentistry they have received	3	4	N/A	92.5%	93.1%	93.2%
% of Patients satisfied with the time they had to wait for an appointment	3	4	N/A	90.4%	89.1%	89.0%

\* This is based on patients treated on this contract for their most recent course of treatment. Figures in italics indicate the base number of FP17s or Patient Questionnaire responses are less than 100. N/A is shown where the base number of responses is less than 10 during the period. % is calculated as Quantity/Base number\*100

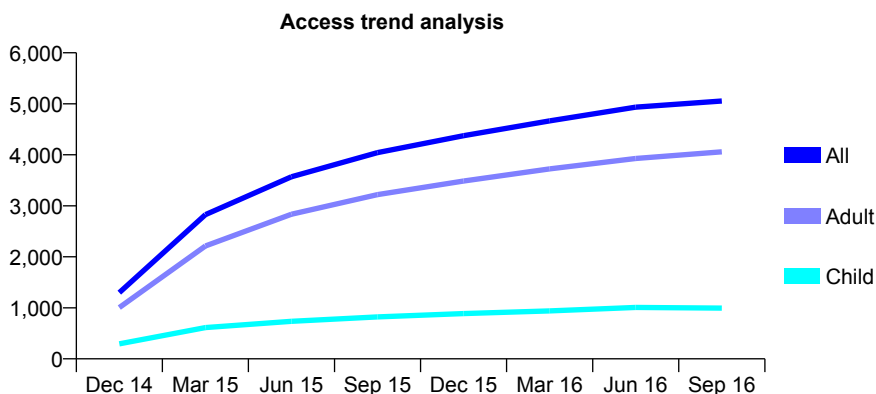
## Q54 - Vital Signs At a Glance Contract Report for 345423/0003 - September 2016

Name or company name	MR T MOODLEY
Contract type name	GDS Contract
Purpose of contract	General
Contract start date	01/10/2014
Contract end date	

16/17 Contracted general activity (UDA)	14,085
Carry forward general activity (UDA)	-63
16/17 Contracted orthodontic activity (UOA)	0
Carry forward orthodontic activity (UOA)	0
Baseline contract value	£281,375.36

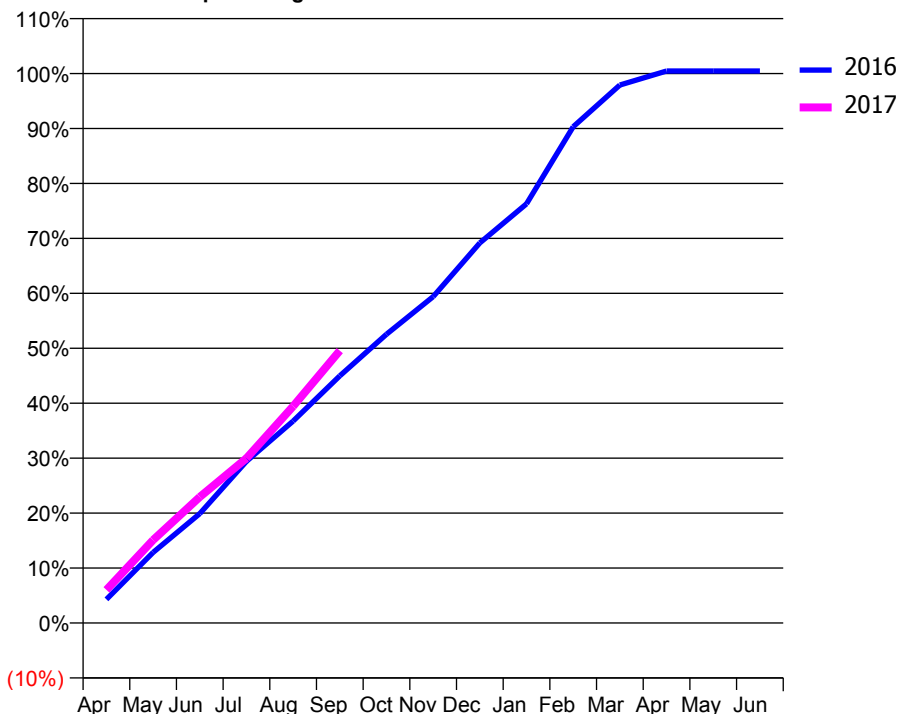
### ACCESS\*

Patients seen in 24 months	Total	Change since previous quarter
Quarter ending September 2015	4,042	
Quarter ending December 2015	4,374	↑
Quarter ending March 2016	4,665	↑
Quarter ending June 2016	4,935	↑
Quarter ending September 2016	5,055	↑
<b>Variance since September 2015</b>	<b>25.1%</b>	<b>↑</b>



### ACTIVITY

Cumulative percentage of contracted UDA delivered 2016 & 2017



Month	Adjusted Scheduled Activity (UDA)	
	2016	2017
April	607	850
May	1,808	2,128
June	2,806	3,231
July	4,143	4,225
August	5,177	5,557
September	6,334	6,981
October	7,402	
November	8,366	
December	9,743	
January	10,744	
February	12,721	
March	13,791	
April	14,147	
May	14,147	
June	14,148	

### QUALITY

	Quantity	Base Number	Contract	AT	Region	England
% of FP17s for the same patient ID Re-attending within 3 months - Children	56	770	7.3%	10.0%	12.0%	12.4%
% of FP17s for the same patient ID Re-attending within 3 months - Adults	441	2,761	16.0%	15.3%	15.9%	16.7%
% of FP17s for the same patient ID Re-attending between 3 & 9 months - Children	470	770	61.0%	50.8%	58.6%	57.4%
% of FP17s for the same patient ID Re-attending between 3 & 9 months - Adults	1,495	2,761	54.1%	46.6%	51.6%	50.5%
% of FP17s for Band 1 Urgent Courses	98	2,923	3.4%	8.4%	8.0%	9.1%
% of FP17s Relating to Free Repair or Replacements	21	2,923	0.7%	0.7%	0.8%	0.8%
% of FP17s Relating to Continuations	100	2,923	3.4%	0.9%	1.3%	1.3%
% of Patients satisfied with the dentistry they have received	6	6	N/A	92.5%	93.1%	93.2%
% of Patients satisfied with the time they had to wait for an appointment	5	6	N/A	90.4%	89.1%	89.0%

\* This is based on patients treated on this contract for their most recent course of treatment. Figures in italics indicate the base number of FP17s or Patient Questionnaire responses are less than 100. N/A is shown where the base number of responses is less than 10 during the period. % is calculated as Quantity/Base number\*100

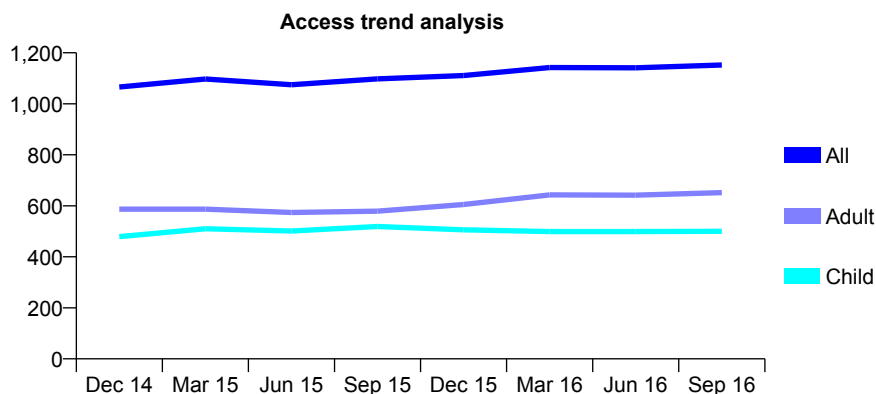
## Q54 - Vital Signs At a Glance Contract Report for 345636/0001 - September 2016

Name or company name	MS F FARSHAD
Contract type name	GDS Contract
Purpose of contract	General
Contract start date	01/04/2006
Contract end date	

16/17 Contracted general activity (UDA)	3,655
Carry forward general activity (UDA)	0
16/17 Contracted orthodontic activity (UOA)	0
Carry forward orthodontic activity (UOA)	0
Baseline contract value	£90,722.25

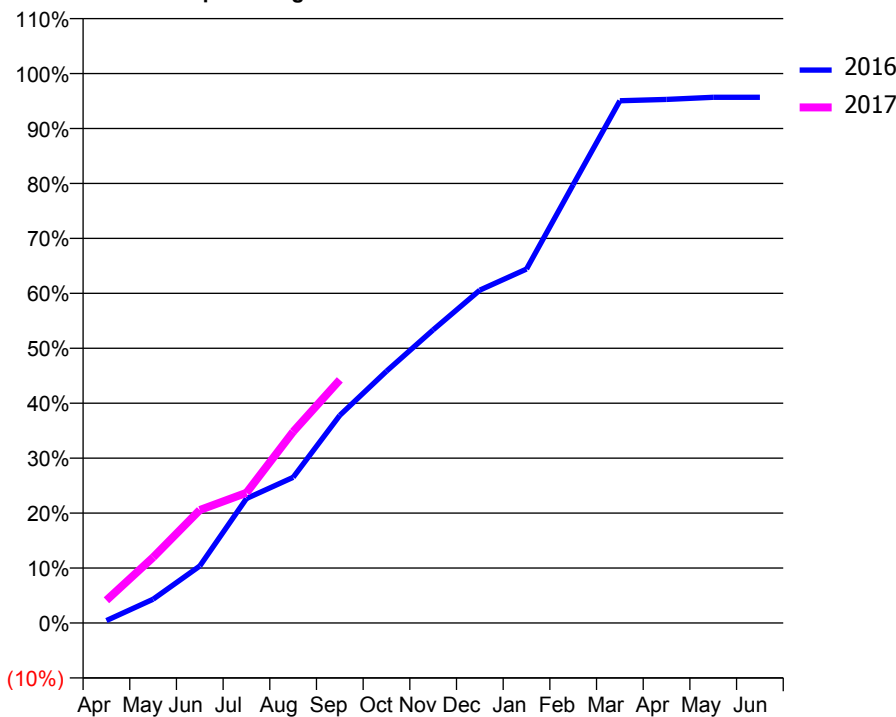
### ACCESS\*

Patients seen in 24 months	Total	Change since previous quarter
Quarter ending September 2015	1,098	
Quarter ending December 2015	1,111	→
Quarter ending March 2016	1,142	↑
Quarter ending June 2016	1,141	→
Quarter ending September 2016	1,152	→
<b>Variance since September 2015</b>	<b>4.9%</b>	<b>↑</b>



### ACTIVITY

Cumulative percentage of contracted UDA delivered 2016 & 2017



Adjusted Scheduled Activity (UDA)

Month	2016	2017
April	16	151
May	158	437
June	379	751
July	828	866
August	969	1,272
September	1,382	1,618
October	1,675	
November	1,950	
December	2,214	
January	2,355	
February	2,916	
March	3,474	
April	3,482	
May	3,497	
June	3,497	

### QUALITY

	Quantity	Base Number	Contract	AT	Region	England
% of FP17s for the same patient ID Re-attending within 3 months - Children	19	340	5.6%	10.0%	12.0%	12.4%
% of FP17s for the same patient ID Re-attending within 3 months - Adults	35	402	8.7%	15.3%	15.9%	16.7%
% of FP17s for the same patient ID Re-attending between 3 & 9 months - Children	201	340	59.1%	50.8%	58.6%	57.4%
% of FP17s for the same patient ID Re-attending between 3 & 9 months - Adults	241	402	60.0%	46.6%	51.6%	50.5%
% of FP17s for Band 1 Urgent Courses	49	735	6.7%	8.4%	8.0%	9.1%
% of FP17s Relating to Free Repair or Replacements	2	735	0.3%	0.7%	0.8%	0.8%
% of FP17s Relating to Continuations	1	735	0.1%	0.9%	1.3%	1.3%
% of Patients satisfied with the dentistry they have received	1	2	N/A	92.5%	93.1%	93.2%
% of Patients satisfied with the time they had to wait for an appointment	1	2	N/A	90.4%	89.1%	89.0%

\* This is based on patients treated on this contract for their most recent course of treatment. Figures in italics indicate the base number of FP17s or Patient Questionnaire responses are less than 100. N/A is shown where the base number of responses is less than 10 during the period. % is calculated as Quantity/Base number\*100



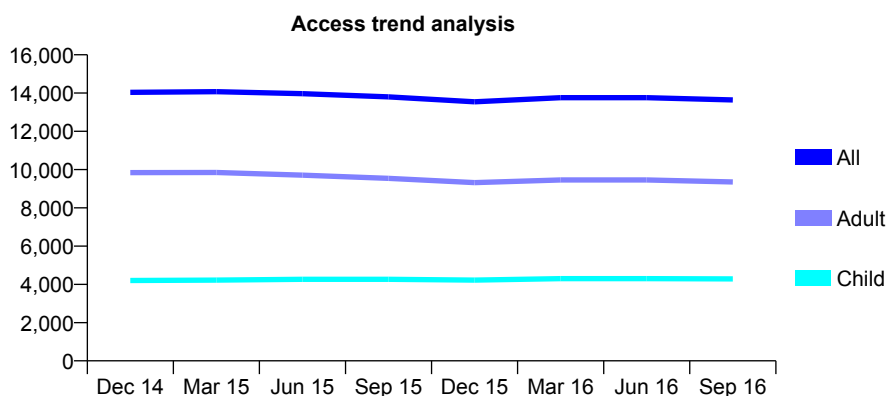
## Q54 - Vital Signs At a Glance Contract Report for 345865/0001 - September 2016

Name or company name	MR SI ALI
Contract type name	GDS Contract
Purpose of contract	General
Contract start date	01/04/2006
Contract end date	

16/17 Contracted general activity (UDA)	31,270
Carry forward general activity (UDA)	12
16/17 Contracted orthodontic activity (UOA)	0
Carry forward orthodontic activity (UOA)	0
Baseline contract value	£749,904.04

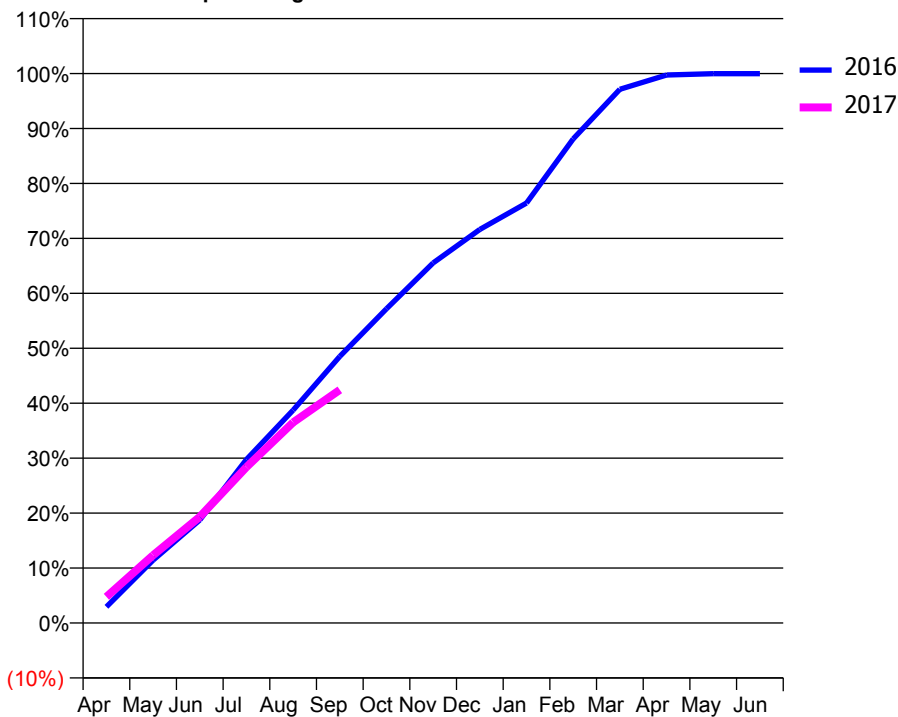
### ACCESS\*

Patients seen in 24 months	Total	Change since previous quarter
Quarter ending September 2015	13,799	
Quarter ending December 2015	13,541	↓
Quarter ending March 2016	13,758	→
Quarter ending June 2016	13,758	→
Quarter ending September 2016	13,637	→
<b>Variance since September 2015</b>	<b>(1.2%)</b>	<b>↓</b>



### ACTIVITY

Cumulative percentage of contracted UDA delivered 2016 & 2017



Month	Adjusted Scheduled Activity (UDA)	
	2016	2017
April	920	1,492
May	3,579	3,855
June	5,863	6,046
July	9,310	8,877
August	12,112	11,419
September	15,176	13,267
October	17,879	
November	20,491	
December	22,398	
January	23,898	
February	27,548	
March	30,369	
April	31,183	
May	31,256	
June	31,257	

### QUALITY

	Quantity	Base Number	Contract	AT	Region	England
% of FP17s for the same patient ID Re-attending within 3 months - Children	164	2,831	5.8%	10.0%	12.0%	12.4%
% of FP17s for the same patient ID Re-attending within 3 months - Adults	517	5,113	10.1%	15.3%	15.9%	16.7%
% of FP17s for the same patient ID Re-attending between 3 & 9 months - Children	1,398	2,831	49.4%	50.8%	58.6%	57.4%
% of FP17s for the same patient ID Re-attending between 3 & 9 months - Adults	2,497	5,113	48.8%	46.6%	51.6%	50.5%
% of FP17s for Band 1 Urgent Courses	279	6,623	4.2%	8.4%	8.0%	9.1%
% of FP17s Relating to Free Repair or Replacements	54	6,623	0.8%	0.7%	0.8%	0.8%
% of FP17s Relating to Continuations	24	6,623	0.4%	0.9%	1.3%	1.3%
% of Patients satisfied with the dentistry they have received	6	8	N/A	92.5%	93.1%	93.2%
% of Patients satisfied with the time they had to wait for an appointment	7	8	N/A	90.4%	89.1%	89.0%

\* This is based on patients treated on this contract for their most recent course of treatment. Figures in italics indicate the base number of FP17s or Patient Questionnaire responses are less than 100. N/A is shown where the base number of responses is less than 10 during the period. % is calculated as Quantity/Base number\*100

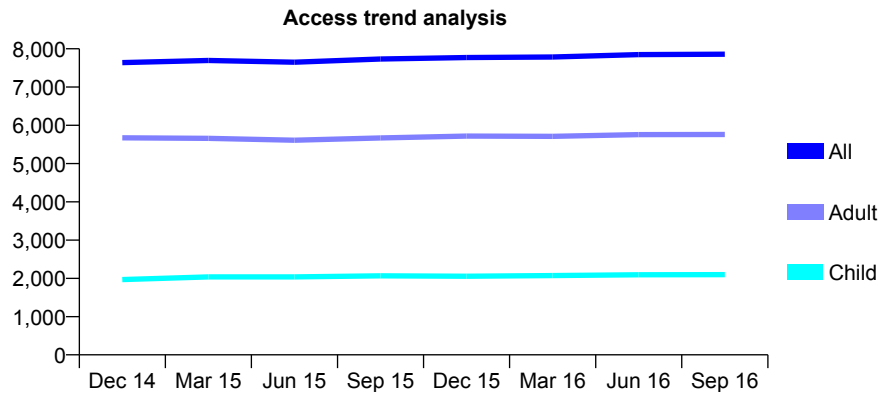
## Q54 - Vital Signs At a Glance Contract Report for 345962/0001 - September 2016

Name or company name	MR JS DOSANJH
Contract type name	GDS Contract
Purpose of contract	General
Contract start date	01/04/2006
Contract end date	

16/17 Contracted general activity (UDA)	20,414
Carry forward general activity (UDA)	-165
16/17 Contracted orthodontic activity (UOA)	0
Carry forward orthodontic activity (UOA)	0
Baseline contract value	£492,470.32

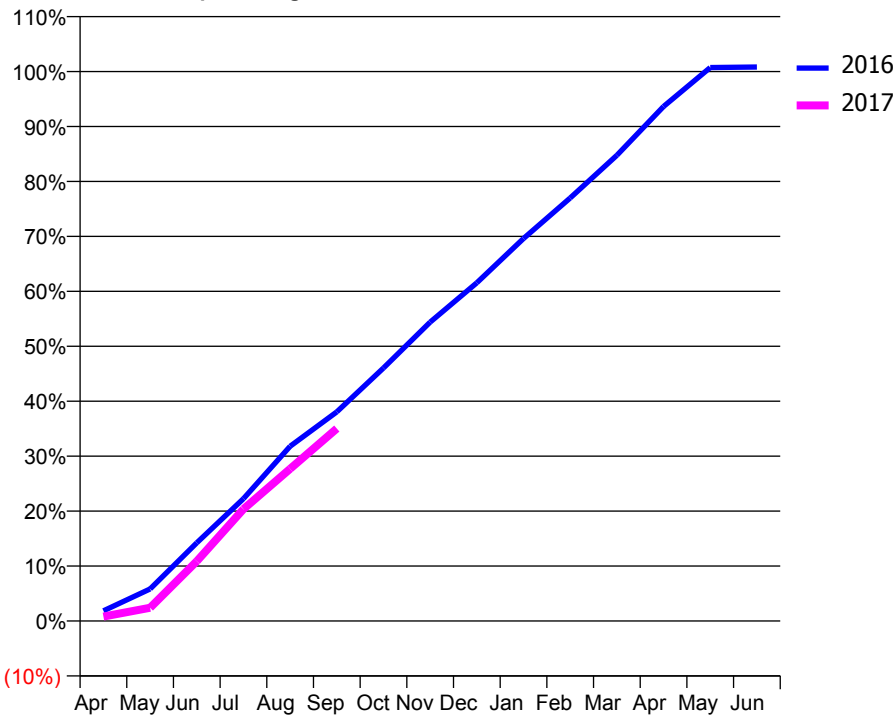
### ACCESS\*

Patients seen in 24 months	Total	Change since previous quarter
Quarter ending September 2015	7,734	
Quarter ending December 2015	7,772	→
Quarter ending March 2016	7,784	→
Quarter ending June 2016	7,850	→
Quarter ending September 2016	7,858	→
<b>Variance since September 2015</b>	<b>1.6%</b>	<b>→</b>



### ACTIVITY

Cumulative percentage of contracted UDA delivered 2016 & 2017



Month	Adjusted Scheduled Activity (UDA)	
	2016	2017
April	377	165
May	1,191	493
June	2,904	2,221
July	4,545	4,158
August	6,491	5,652
September	7,772	7,151
October	9,400	
November	11,106	
December	12,567	
January	14,209	
February	15,718	
March	17,301	
April	19,112	
May	20,563	
June	20,580	

### QUALITY

	Quantity	Base Number	Contract	AT	Region	England
% of FP17s for the same patient ID Re-attending within 3 months - Children	76	1,490	5.1%	10.0%	12.0%	12.4%
% of FP17s for the same patient ID Re-attending within 3 months - Adults	581	3,869	15.0%	15.3%	15.9%	16.7%
% of FP17s for the same patient ID Re-attending between 3 & 9 months - Children	802	1,490	53.8%	50.8%	58.6%	57.4%
% of FP17s for the same patient ID Re-attending between 3 & 9 months - Adults	2,004	3,869	51.8%	46.6%	51.6%	50.5%
% of FP17s for Band 1 Urgent Courses	279	3,752	7.4%	8.4%	8.0%	9.1%
% of FP17s Relating to Free Repair or Replacements	10	3,752	0.3%	0.7%	0.8%	0.8%
% of FP17s Relating to Continuations	25	3,752	0.7%	0.9%	1.3%	1.3%
% of Patients satisfied with the dentistry they have received	3	3	N/A	92.5%	93.1%	93.2%
% of Patients satisfied with the time they had to wait for an appointment	3	3	N/A	90.4%	89.1%	89.0%

\* This is based on patients treated on this contract for their most recent course of treatment. Figures in italics indicate the base number of FP17s or Patient Questionnaire responses are less than 100. N/A is shown where the base number of responses is less than 10 during the period. % is calculated as Quantity/Base number\*100

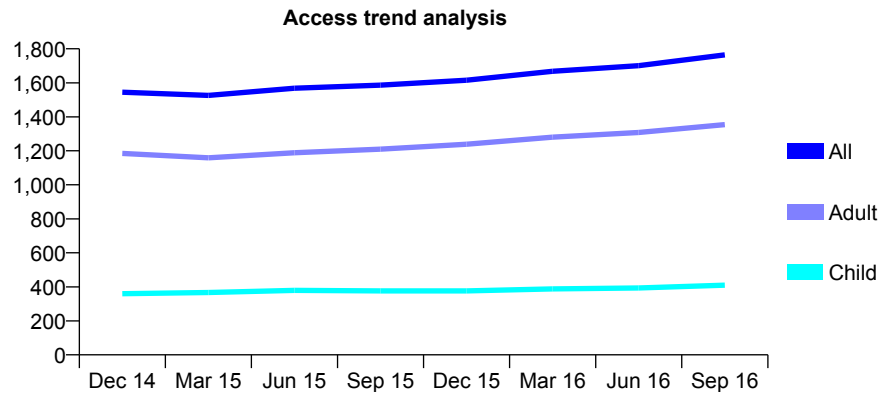
## Q54 - Vital Signs At a Glance Contract Report for 357022/0002 - September 2016

Name or company name	MR FV ELIA
Contract type name	GDS Contract
Purpose of contract	General and Orthodontic
Contract start date	01/04/2012
Contract end date	

16/17 Contracted general activity (UDA)	8,918
Carry forward general activity (UDA)	-138
16/17 Contracted orthodontic activity (UOA)	90
Carry forward orthodontic activity (UOA)	-2
Baseline contract value	£259,865.67

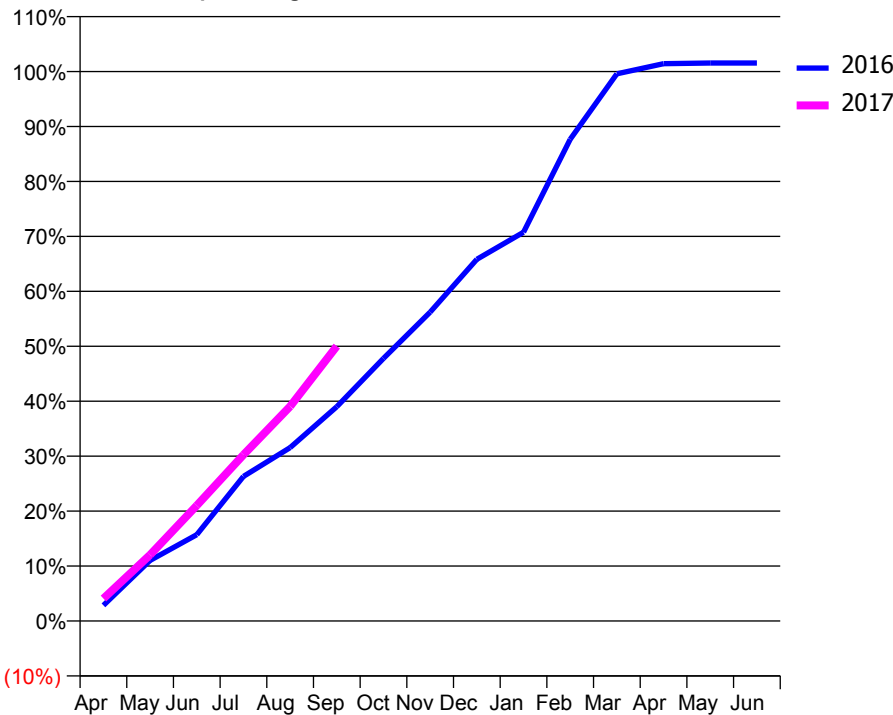
### ACCESS\*

Patients seen in 24 months	Total	Change since previous quarter
Quarter ending September 2015	1,586	
Quarter ending December 2015	1,615	→
Quarter ending March 2016	1,668	↑
Quarter ending June 2016	1,701	→
Quarter ending September 2016	1,764	↑
<b>Variance since September 2015</b>	<b>11.2%</b>	<b>↑</b>



### ACTIVITY

Cumulative percentage of contracted UDA delivered 2016 & 2017



Month	Adjusted Scheduled Activity (UDA)	
	2016	2017
April	253	364
May	983	1,075
June	1,402	1,875
July	2,346	2,697
August	2,815	3,484
September	3,478	4,462
October	4,262	
November	5,014	
December	5,869	
January	6,310	
February	7,819	
March	8,881	
April	9,045	
May	9,055	
June	9,056	

### QUALITY

	Quantity	Base Number	Contract	AT	Region	England
% of FP17s for the same patient ID Re-attending within 3 months - Children	16	256	6.3%	10.0%	12.0%	12.4%
% of FP17s for the same patient ID Re-attending within 3 months - Adults	78	823	9.5%	15.3%	15.9%	16.7%
% of FP17s for the same patient ID Re-attending between 3 & 9 months - Children	135	256	52.7%	50.8%	58.6%	57.4%
% of FP17s for the same patient ID Re-attending between 3 & 9 months - Adults	445	823	54.1%	46.6%	51.6%	50.5%
% of FP17s for Band 1 Urgent Courses	23	971	2.4%	8.4%	8.0%	9.1%
% of FP17s Relating to Free Repair or Replacements	15	971	1.5%	0.7%	0.8%	0.8%
% of FP17s Relating to Continuations	1	971	0.1%	0.9%	1.3%	1.3%
% of Patients satisfied with the dentistry they have received	4	4	N/A	92.5%	93.1%	93.2%
% of Patients satisfied with the time they had to wait for an appointment	4	4	N/A	90.4%	89.1%	89.0%

\* This is based on patients treated on this contract for their most recent course of treatment. Figures in italics indicate the base number of FP17s or Patient Questionnaire responses are less than 100. N/A is shown where the base number of responses is less than 10 during the period. % is calculated as Quantity/Base number\*100

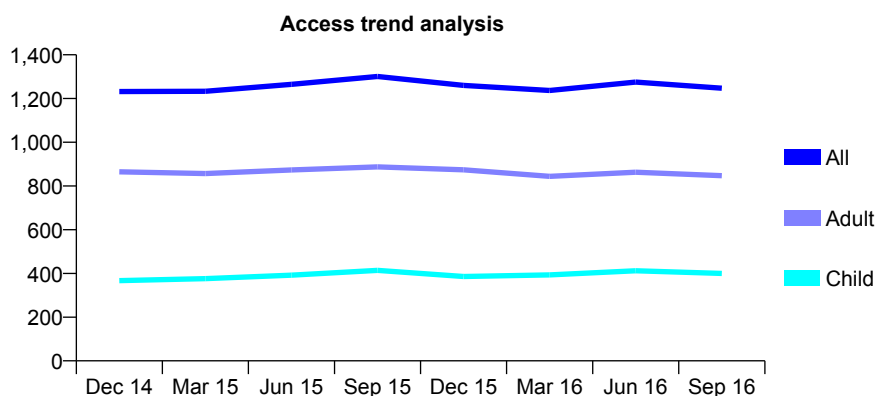
## Q54 - Vital Signs At a Glance Contract Report for 358223/0001 - September 2016

Name or company name	MR F YASSIN
Contract type name	GDS Contract
Purpose of contract	General
Contract start date	01/04/2006
Contract end date	

16/17 Contracted general activity (UDA)	2,761
Carry forward general activity (UDA)	-55
16/17 Contracted orthodontic activity (UOA)	0
Carry forward orthodontic activity (UOA)	0
Baseline contract value	£72,353.28

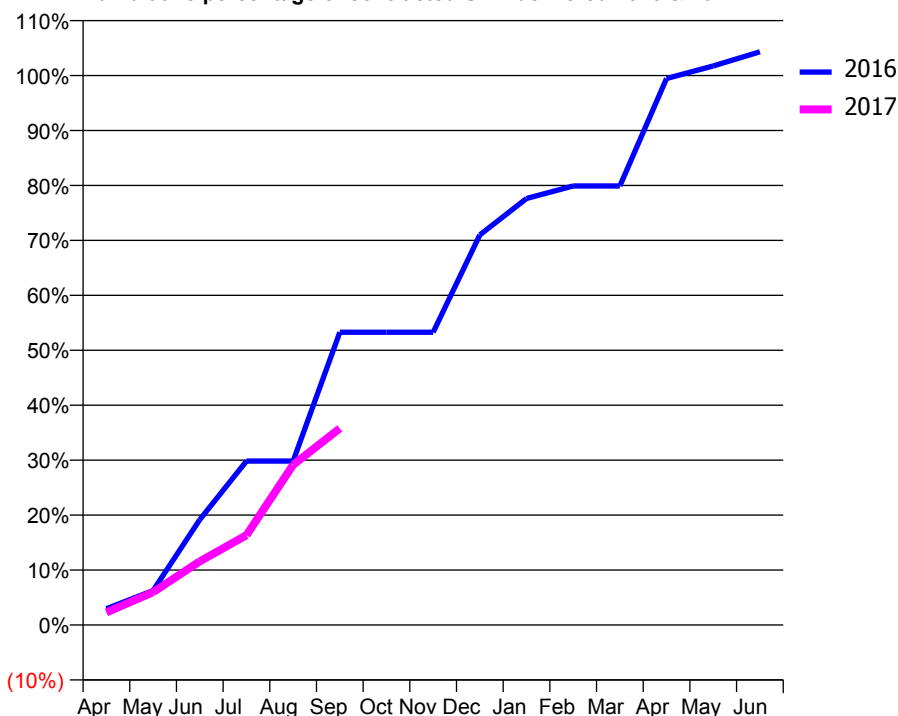
### ACCESS\*

Patients seen in 24 months	Total	Change since previous quarter
Quarter ending September 2015	1,301	
Quarter ending December 2015	1,260	↓
Quarter ending March 2016	1,237	↓
Quarter ending June 2016	1,275	↑
Quarter ending September 2016	1,247	↓
<b>Variance since September 2015</b>	<b>(4.2%)</b>	<b>↓</b>



### ACTIVITY

Cumulative percentage of contracted UDA delivered 2016 & 2017



Adjusted Scheduled Activity (UDA)

Month	2016	2017
April	82	63
May	173	165
June	529	320
July	824	451
August	824	805
September	1,471	988
October	1,471	
November	1,471	
December	1,960	
January	2,143	
February	2,206	
March	2,206	
April	2,746	
May	2,809	
June	2,880	

### QUALITY

	Quantity	Base Number	Contract	AT	Region	England
% of FP17s for the same patient ID Re-attending within 3 months - Children	3	202	1.5%	10.0%	12.0%	12.4%
% of FP17s for the same patient ID Re-attending within 3 months - Adults	45	424	10.6%	15.3%	15.9%	16.7%
% of FP17s for the same patient ID Re-attending between 3 & 9 months - Children	50	202	24.8%	50.8%	58.6%	57.4%
% of FP17s for the same patient ID Re-attending between 3 & 9 months - Adults	83	424	19.6%	46.6%	51.6%	50.5%
% of FP17s for Band 1 Urgent Courses	19	345	5.5%	8.4%	8.0%	9.1%
% of FP17s Relating to Free Repair or Replacements	0	345	0.0%	0.7%	0.8%	0.8%
% of FP17s Relating to Continuations	1	345	0.3%	0.9%	1.3%	1.3%
% of Patients satisfied with the dentistry they have received	0	0	N/A	92.5%	93.1%	93.2%
% of Patients satisfied with the time they had to wait for an appointment	0	0	N/A	90.4%	89.1%	89.0%

\* This is based on patients treated on this contract for their most recent course of treatment. Figures in italics indicate the base number of FP17s or Patient Questionnaire responses are less than 100. N/A is shown where the base number of responses is less than 10 during the period. % is calculated as Quantity/Base number\*100

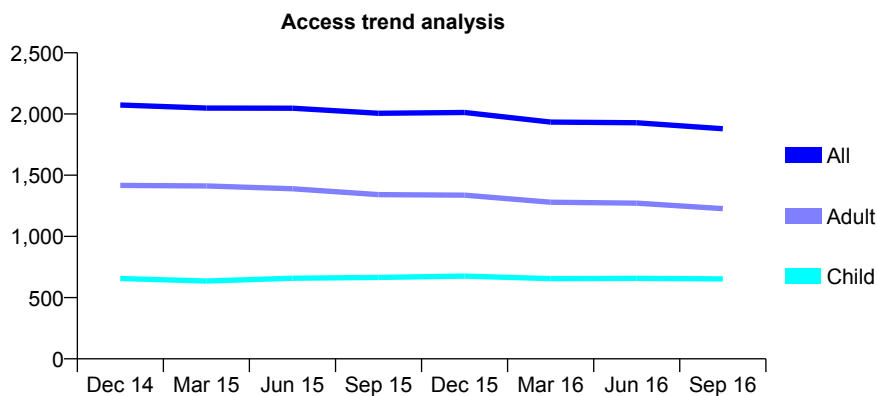
## Q54 - Vital Signs At a Glance Contract Report for 361690/0001 - September 2016

Name or company name	MR M AGGARWAL
Contract type name	GDS Contract
Purpose of contract	General
Contract start date	01/04/2006
Contract end date	

16/17 Contracted general activity (UDA)	3,955
Carry forward general activity (UDA)	0
16/17 Contracted orthodontic activity (UOA)	0
Carry forward orthodontic activity (UOA)	0
Baseline contract value	£98,237.46

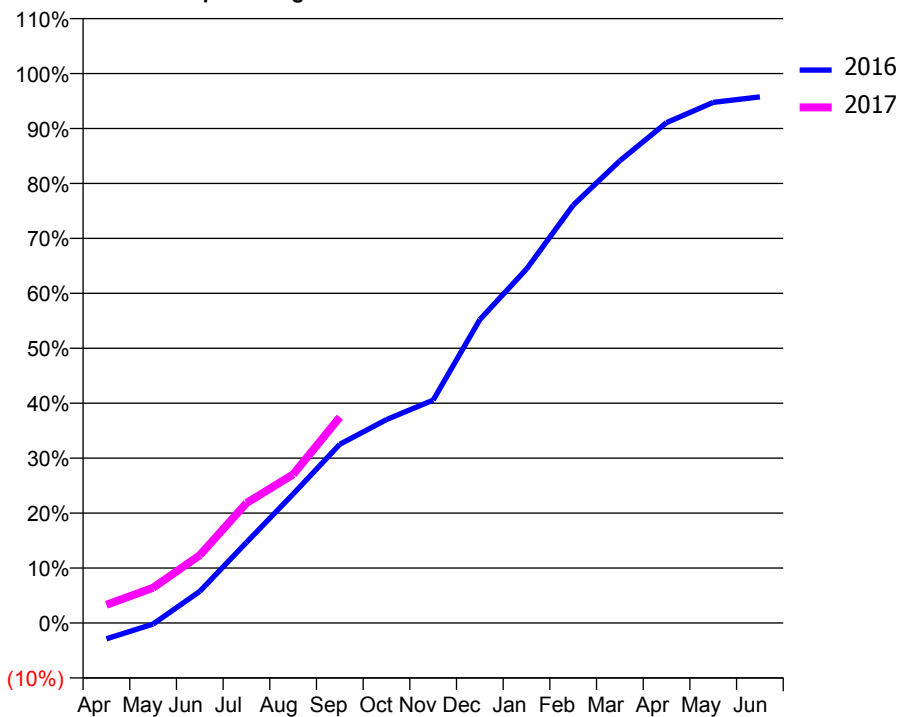
### ACCESS\*

Patients seen in 24 months	Total	Change since previous quarter
Quarter ending September 2015	2,006	
Quarter ending December 2015	2,013	→
Quarter ending March 2016	1,934	↓
Quarter ending June 2016	1,929	→
Quarter ending September 2016	1,880	↓
<b>Variance since September 2015</b>	<b>(6.3%)</b>	<b>↓</b>



### ACTIVITY

Cumulative percentage of contracted UDA delivered 2016 & 2017



Adjusted Scheduled Activity (UDA)

Month	2016	2017
April	-115	131
May	-8	254
June	228	488
July	580	863
August	928	1,070
September	1,286	1,481
October	1,464	
November	1,604	
December	2,184	
January	2,547	
February	3,007	
March	3,327	
April	3,601	
May	3,748	
June	3,787	

### QUALITY

	Quantity	Base Number	Contract	AT	Region	England
% of FP17s for the same patient ID Re-attending within 3 months - Children	11	344	3.2%	10.0%	12.0%	12.4%
% of FP17s for the same patient ID Re-attending within 3 months - Adults	47	525	9.0%	15.3%	15.9%	16.7%
% of FP17s for the same patient ID Re-attending between 3 & 9 months - Children	176	344	51.2%	50.8%	58.6%	57.4%
% of FP17s for the same patient ID Re-attending between 3 & 9 months - Adults	189	525	36.0%	46.6%	51.6%	50.5%
% of FP17s for Band 1 Urgent Courses	26	671	3.9%	8.4%	8.0%	9.1%
% of FP17s Relating to Free Repair or Replacements	1	671	0.1%	0.7%	0.8%	0.8%
% of FP17s Relating to Continuations	2	671	0.3%	0.9%	1.3%	1.3%
% of Patients satisfied with the dentistry they have received	3	3	N/A	92.5%	93.1%	93.2%
% of Patients satisfied with the time they had to wait for an appointment	3	3	N/A	90.4%	89.1%	89.0%

\* This is based on patients treated on this contract for their most recent course of treatment. Figures in italics indicate the base number of FP17s or Patient Questionnaire responses are less than 100. N/A is shown where the base number of responses is less than 10 during the period. % is calculated as Quantity/Base number\*100

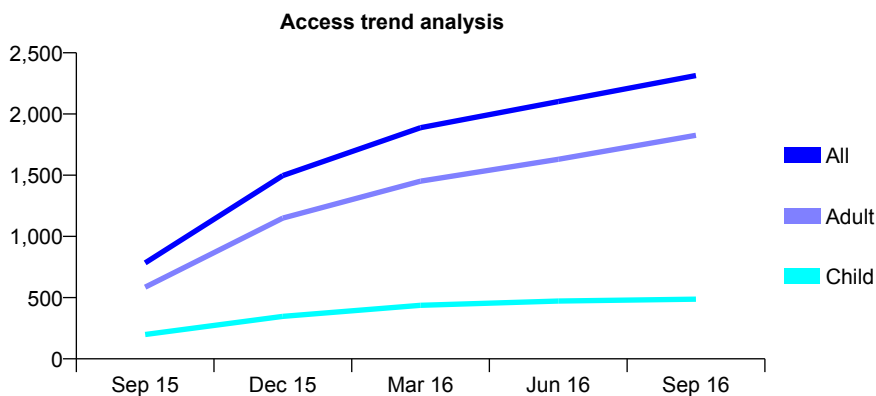
## Q54 - Vital Signs At a Glance Contract Report for 372471/0001 - September 2016

Name or company name	MR E KARA
Contract type name	GDS Contract
Purpose of contract	General
Contract start date	01/07/2015
Contract end date	

16/17 Contracted general activity (UDA)	8,492
Carry forward general activity (UDA)	0
16/17 Contracted orthodontic activity (UOA)	0
Carry forward orthodontic activity (UOA)	0
Baseline contract value	£276,352.57

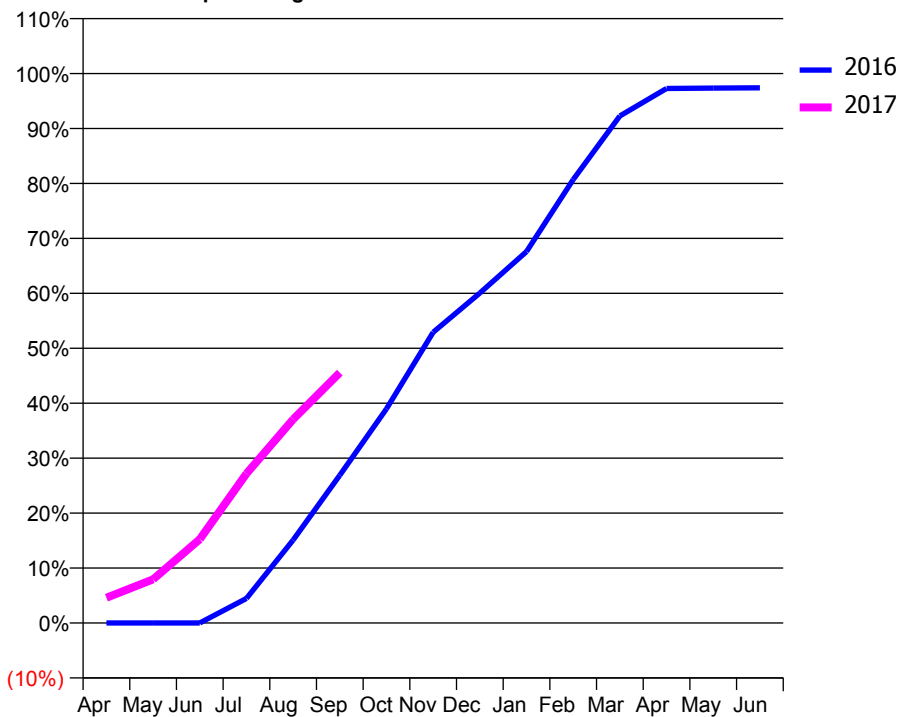
### ACCESS\*

Patients seen in 24 months	Total	Change since previous quarter
Quarter ending September 2015	784	
Quarter ending December 2015	1,497	↑
Quarter ending March 2016	1,888	↑
Quarter ending June 2016	2,102	↑
Quarter ending September 2016	2,314	↑
<b>Variance since September 2015</b>	<b>195.2%</b>	<b>↑</b>



### ACTIVITY

Cumulative percentage of contracted UDA delivered 2016 & 2017



Month	Adjusted Scheduled Activity (UDA)	
	2016	2017
April	0	391
May	0	674
June	0	1,294
July	281	2,310
August	946	3,147
September	1,684	3,869
October	2,442	
November	3,314	
December	3,760	
January	4,233	
February	5,053	
March	5,779	
April	6,091	
May	6,096	
June	6,099	

### QUALITY

	Quantity	Base Number	Contract	AT	Region	England
% of FP17s for the same patient ID Re-attending within 3 months - Children	26	395	6.6%	10.0%	12.0%	12.4%
% of FP17s for the same patient ID Re-attending within 3 months - Adults	204	1,335	15.3%	15.3%	15.9%	16.7%
% of FP17s for the same patient ID Re-attending between 3 & 9 months - Children	238	395	60.3%	50.8%	58.6%	57.4%
% of FP17s for the same patient ID Re-attending between 3 & 9 months - Adults	487	1,335	36.5%	46.6%	51.6%	50.5%
% of FP17s for Band 1 Urgent Courses	124	1,604	7.7%	8.4%	8.0%	9.1%
% of FP17s Relating to Free Repair or Replacements	19	1,604	1.2%	0.7%	0.8%	0.8%
% of FP17s Relating to Continuations	32	1,604	2.0%	0.9%	1.3%	1.3%
% of Patients satisfied with the dentistry they have received	3	3	N/A	92.5%	93.1%	93.2%
% of Patients satisfied with the time they had to wait for an appointment	3	3	N/A	90.4%	89.1%	89.0%

\* This is based on patients treated on this contract for their most recent course of treatment. Figures in italics indicate the base number of FP17s or Patient Questionnaire responses are less than 100. N/A is shown where the base number of responses is less than 10 during the period. % is calculated as Quantity/Base number\*100

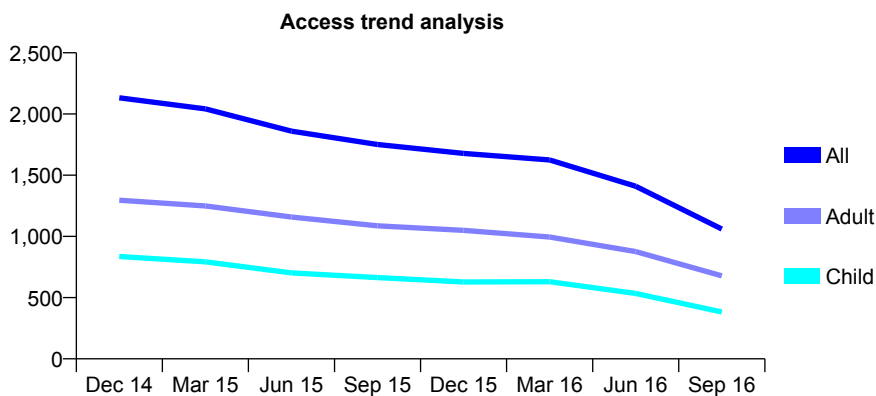
## Q54 - Vital Signs At a Glance Contract Report for 398012/0001 - September 2016

Name or company name	MR A GARCIA JUNIOR
Contract type name	GDS Contract
Purpose of contract	General
Contract start date	01/04/2006
Contract end date	31/05/2016

16/17 Contracted general activity (UDA)	746
Carry forward general activity (UDA)	0
16/17 Contracted orthodontic activity (UOA)	0
Carry forward orthodontic activity (UOA)	0
Baseline contract value	£20,002.62

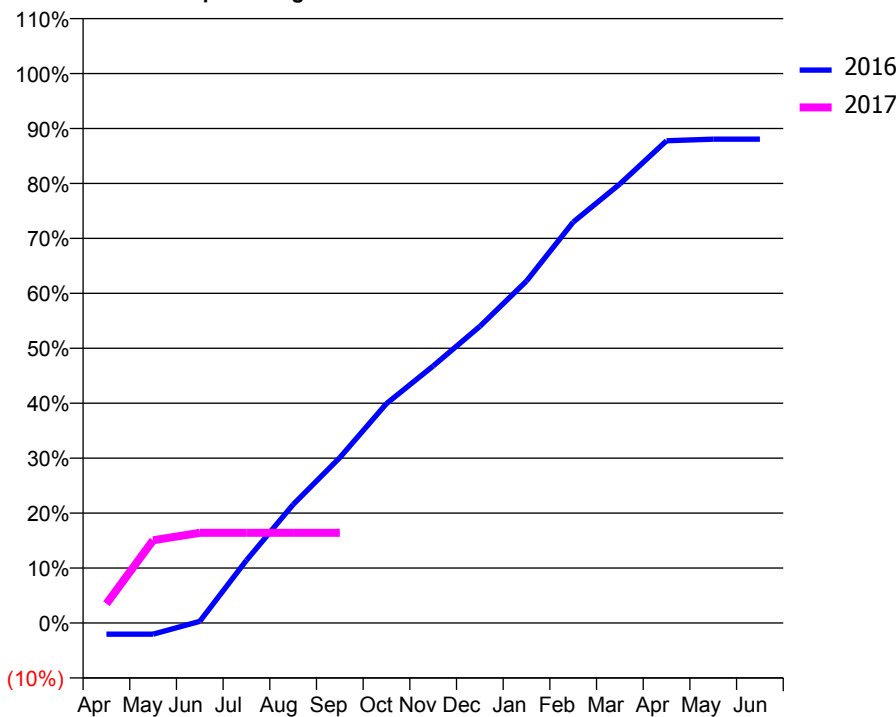
### ACCESS\*

Patients seen in 24 months	Total	Change since previous quarter
Quarter ending September 2015	1,751	
Quarter ending December 2015	1,678	↓
Quarter ending March 2016	1,625	↓
Quarter ending June 2016	1,410	↓
Quarter ending September 2016	1,061	↓
<b>Variance since September 2015</b>	<b>(39.4%)</b>	<b>↓</b>



### ACTIVITY

Cumulative percentage of contracted UDA delivered 2016 & 2017



Adjusted Scheduled Activity (UDA)

Month	2016	2017
April	-92	26
May	-92	112
June	13	122
July	511	122
August	965	122
September	1,347	122
October	1,787	
November	2,093	
December	2,416	
January	2,785	
February	3,265	
March	3,575	
April	3,927	
May	3,940	
June	3,940	

### QUALITY

	Quantity	Base Number	Contract	AT	Region	England
% of FP17s for the same patient ID Re-attending within 3 months - Children	1	79	1.3%	10.0%	12.0%	12.4%
% of FP17s for the same patient ID Re-attending within 3 months - Adults	4	97	4.1%	15.3%	15.9%	16.7%
% of FP17s for the same patient ID Re-attending between 3 & 9 months - Children	23	79	29.1%	50.8%	58.6%	57.4%
% of FP17s for the same patient ID Re-attending between 3 & 9 months - Adults	29	97	29.9%	46.6%	51.6%	50.5%
% of FP17s for Band 1 Urgent Courses	2	26	7.7%	8.4%	8.0%	9.1%
% of FP17s Relating to Free Repair or Replacements	1	26	3.8%	0.7%	0.8%	0.8%
% of FP17s Relating to Continuations	0	26	0.0%	0.9%	1.3%	1.3%
% of Patients satisfied with the dentistry they have received	0	0	N/A	92.5%	93.1%	93.2%
% of Patients satisfied with the time they had to wait for an appointment	0	0	N/A	90.4%	89.1%	89.0%

\* This is based on patients treated on this contract for their most recent course of treatment. Figures in italics indicate the base number of FP17s or Patient Questionnaire responses are less than 100. N/A is shown where the base number of responses is less than 10 during the period. % is calculated as Quantity/Base number\*100

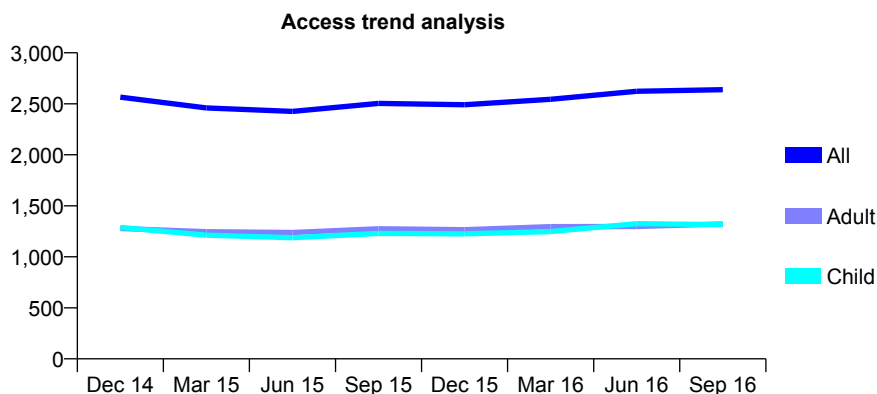
## Q54 - Vital Signs At a Glance Contract Report for 502146/0004 - September 2016

Name or company name	PCT Dental Services
Contract type name	PDS Contract
Purpose of contract	General
Contract start date	01/04/2011
Contract end date	31/03/2017

16/17 Contracted general activity (UDA)	4,500
Carry forward general activity (UDA)	0
16/17 Contracted orthodontic activity (UOA)	0
Carry forward orthodontic activity (UOA)	0
Baseline contract value	£1.01

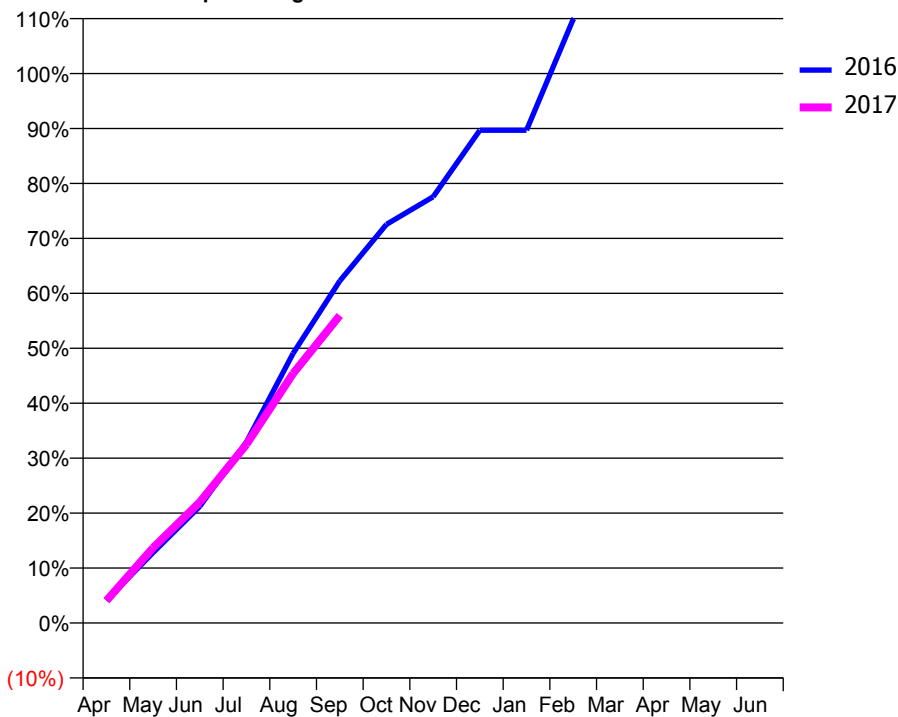
### ACCESS\*

Patients seen in 24 months	Total	Change since previous quarter
Quarter ending September 2015	2,504	
Quarter ending December 2015	2,491	→
Quarter ending March 2016	2,544	↑
Quarter ending June 2016	2,623	↑
Quarter ending September 2016	2,638	→
<b>Variance since September 2015</b>	<b>5.4%</b>	<b>↑</b>



### ACTIVITY

Cumulative percentage of contracted UDA delivered 2016 & 2017



Adjusted Scheduled Activity (UDA)

Month	2016	2017
April	185	183
May	577	616
June	955	990
July	1,482	1,463
August	2,209	2,043
September	2,801	2,519
October	3,264	
November	3,491	
December	4,036	
January	4,036	
February	4,944	
March	5,353	
April	5,563	
May	5,562	
June	5,562	

### QUALITY

	Quantity	Base Number	Contract	AT	Region	England
% of FP17s for the same patient ID Re-attending within 3 months - Children	67	955	7.0%	10.0%	12.0%	12.4%
% of FP17s for the same patient ID Re-attending within 3 months - Adults	136	774	17.6%	15.3%	15.9%	16.7%
% of FP17s for the same patient ID Re-attending between 3 & 9 months - Children	243	955	25.4%	50.8%	58.6%	57.4%
% of FP17s for the same patient ID Re-attending between 3 & 9 months - Adults	321	774	41.5%	46.6%	51.6%	50.5%
% of FP17s for Band 1 Urgent Courses	135	1,561	8.6%	8.4%	8.0%	9.1%
% of FP17s Relating to Free Repair or Replacements	0	1,561	0.0%	0.7%	0.8%	0.8%
% of FP17s Relating to Continuations	2	1,561	0.1%	0.9%	1.3%	1.3%
% of Patients satisfied with the dentistry they have received	2	2	N/A	92.5%	93.1%	93.2%
% of Patients satisfied with the time they had to wait for an appointment	2	2	N/A	90.4%	89.1%	89.0%

\* This is based on patients treated on this contract for their most recent course of treatment. Figures in italics indicate the base number of FP17s or Patient Questionnaire responses are less than 100. N/A is shown where the base number of responses is less than 10 during the period. % is calculated as Quantity/Base number\*100



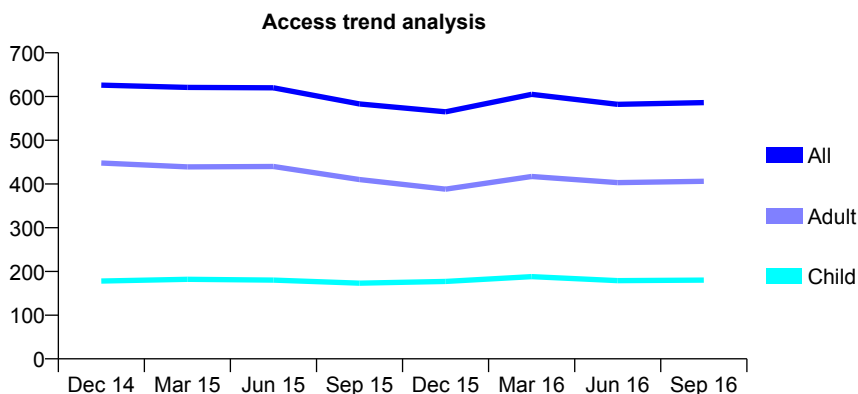
## Q54 - Vital Signs At a Glance Contract Report for 564192/0001 - September 2016

Name or company name	MR PJ ROBERTS
Contract type name	GDS Contract
Purpose of contract	General
Contract start date	01/04/2006
Contract end date	

16/17 Contracted general activity (UDA)	1,393
Carry forward general activity (UDA)	0
16/17 Contracted orthodontic activity (UOA)	0
Carry forward orthodontic activity (UOA)	0
Baseline contract value	£30,821.69

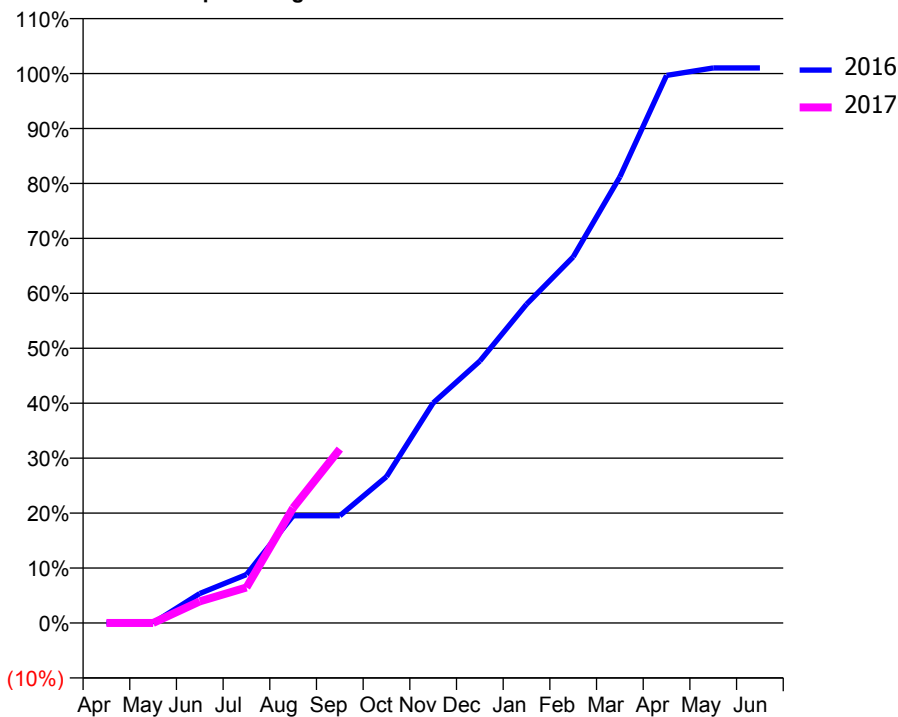
### ACCESS\*

Patients seen in 24 months	Total	Change since previous quarter
Quarter ending September 2015	583	
Quarter ending December 2015	565	↓
Quarter ending March 2016	605	↑
Quarter ending June 2016	582	↓
Quarter ending September 2016	586	→
<b>Variance since September 2015</b>	<b>0.5%</b>	<b>→</b>



### ACTIVITY

Cumulative percentage of contracted UDA delivered 2016 & 2017



Month	Adjusted Scheduled Activity (UDA)	
	2016	2017
April	0	0
May	0	0
June	75	55
July	123	90
August	272	292
September	272	441
October	371	
November	558	
December	664	
January	808	
February	928	
March	1,131	
April	1,388	
May	1,407	
June	1,407	

### QUALITY

	Quantity	Base Number	Contract	AT	Region	England
% of FP17s for the same patient ID Re-attending within 3 months - Children	4	112	3.6%	10.0%	12.0%	12.4%
% of FP17s for the same patient ID Re-attending within 3 months - Adults	15	156	9.6%	15.3%	15.9%	16.7%
% of FP17s for the same patient ID Re-attending between 3 & 9 months - Children	70	112	62.5%	50.8%	58.6%	57.4%
% of FP17s for the same patient ID Re-attending between 3 & 9 months - Adults	55	156	35.3%	46.6%	51.6%	50.5%
% of FP17s for Band 1 Urgent Courses	0	178	0.0%	8.4%	8.0%	9.1%
% of FP17s Relating to Free Repair or Replacements	4	178	2.2%	0.7%	0.8%	0.8%
% of FP17s Relating to Continuations	0	178	0.0%	0.9%	1.3%	1.3%
% of Patients satisfied with the dentistry they have received	0	0	N/A	92.5%	93.1%	93.2%
% of Patients satisfied with the time they had to wait for an appointment	0	0	N/A	90.4%	89.1%	89.0%

\* This is based on patients treated on this contract for their most recent course of treatment. Figures in italics indicate the base number of FP17s or Patient Questionnaire responses are less than 100. N/A is shown where the base number of responses is less than 10 during the period. % is calculated as Quantity/Base number\*100

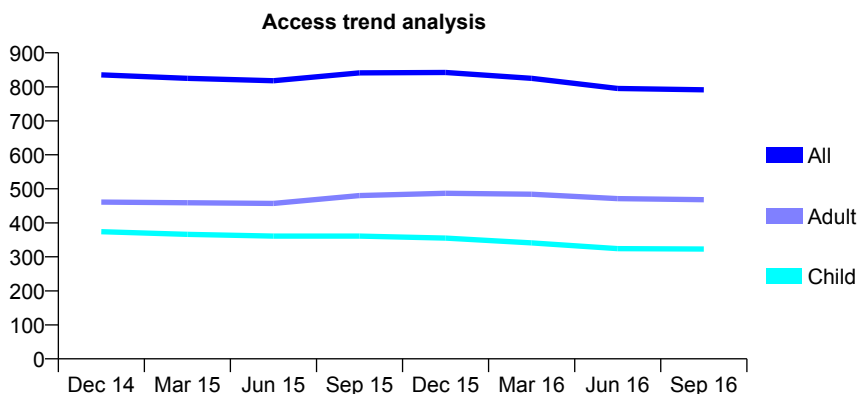
## Q54 - Vital Signs At a Glance Contract Report for 565032/0001 - September 2016

Name or company name	MR P CASASOLA
Contract type name	GDS Contract
Purpose of contract	General
Contract start date	01/04/2006
Contract end date	

16/17 Contracted general activity (UDA)	1,618
Carry forward general activity (UDA)	0
16/17 Contracted orthodontic activity (UOA)	0
Carry forward orthodontic activity (UOA)	0
Baseline contract value	£39,749.80

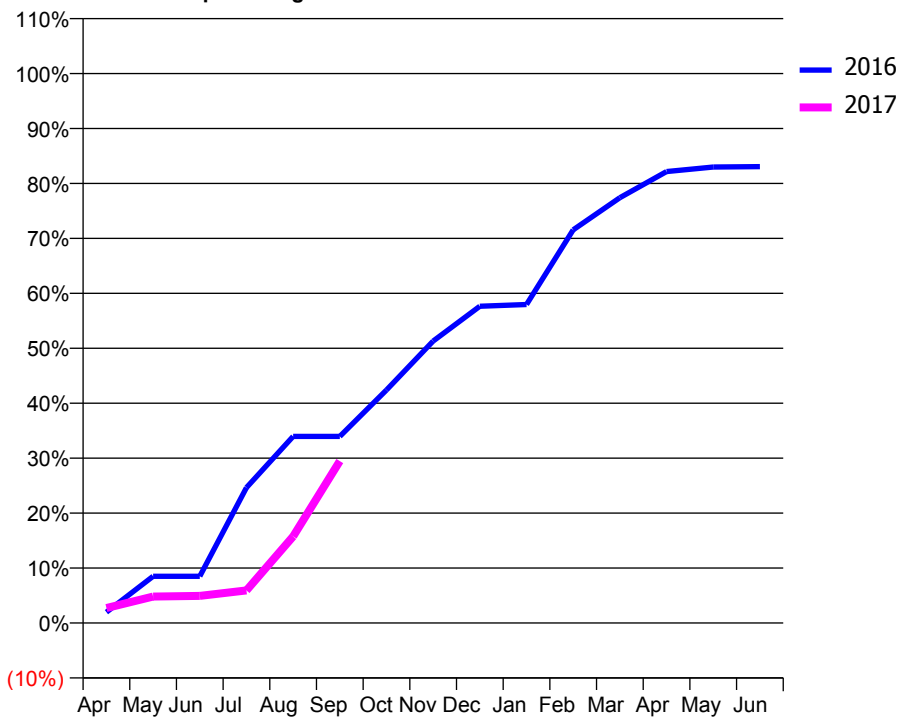
### ACCESS\*

Patients seen in 24 months	Total	Change since previous quarter
Quarter ending September 2015	841	
Quarter ending December 2015	842	→
Quarter ending March 2016	825	↓
Quarter ending June 2016	795	↓
Quarter ending September 2016	791	→
<b>Variance since September 2015</b>	<b>(5.9%)</b>	<b>↓</b>



### ACTIVITY

Cumulative percentage of contracted UDA delivered 2016 & 2017



Month	Adjusted Scheduled Activity (UDA)	
	2016	2017
April	31	44
May	134	78
June	134	80
July	388	96
August	535	255
September	535	477
October	668	
November	808	
December	908	
January	913	
February	1,127	
March	1,219	
April	1,294	
May	1,307	
June	1,308	

### QUALITY

	Quantity	Base Number	Contract	AT	Region	England
% of FP17s for the same patient ID Re-attending within 3 months - Children	4	180	2.2%	10.0%	12.0%	12.4%
% of FP17s for the same patient ID Re-attending within 3 months - Adults	15	211	7.1%	15.3%	15.9%	16.7%
% of FP17s for the same patient ID Re-attending between 3 & 9 months - Children	92	180	51.1%	50.8%	58.6%	57.4%
% of FP17s for the same patient ID Re-attending between 3 & 9 months - Adults	94	211	44.5%	46.6%	51.6%	50.5%
% of FP17s for Band 1 Urgent Courses	0	335	0.0%	8.4%	8.0%	9.1%
% of FP17s Relating to Free Repair or Replacements	0	335	0.0%	0.7%	0.8%	0.8%
% of FP17s Relating to Continuations	0	335	0.0%	0.9%	1.3%	1.3%
% of Patients satisfied with the dentistry they have received	0	0	N/A	92.5%	93.1%	93.2%
% of Patients satisfied with the time they had to wait for an appointment	0	0	N/A	90.4%	89.1%	89.0%

\* This is based on patients treated on this contract for their most recent course of treatment. Figures in italics indicate the base number of FP17s or Patient Questionnaire responses are less than 100. N/A is shown where the base number of responses is less than 10 during the period. % is calculated as Quantity/Base number\*100

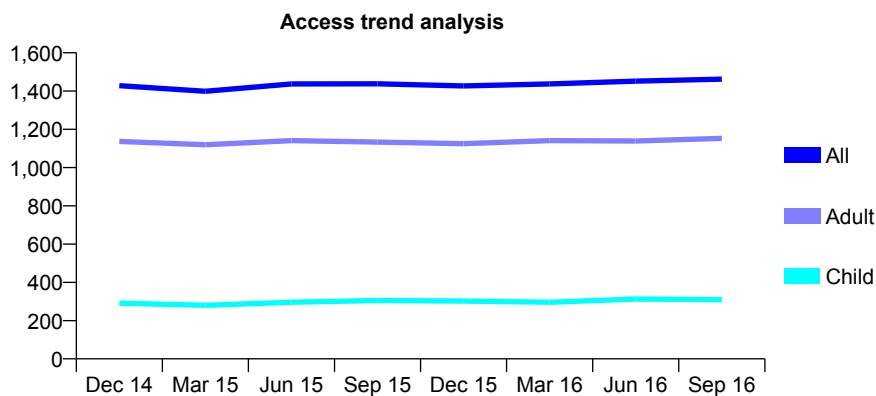
## Q54 - Vital Signs At a Glance Contract Report for 568724/0001 - September 2016

Name or company name	MR MD SEGELOV
Contract type name	GDS Contract
Purpose of contract	General
Contract start date	01/04/2006
Contract end date	

16/17 Contracted general activity (UDA)	3,197
Carry forward general activity (UDA)	-2
16/17 Contracted orthodontic activity (UOA)	0
Carry forward orthodontic activity (UOA)	0
Baseline contract value	£84,616.68

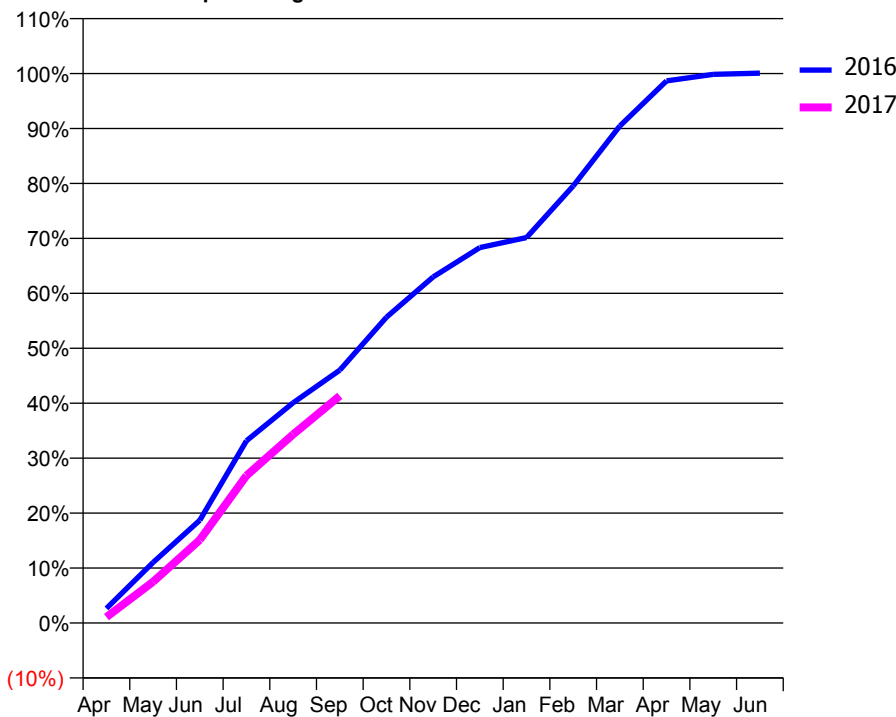
### ACCESS\*

Patients seen in 24 months	Total	Change since previous quarter
Quarter ending September 2015	1,438	
Quarter ending December 2015	1,427	→
Quarter ending March 2016	1,437	→
Quarter ending June 2016	1,452	→
Quarter ending September 2016	1,462	→
<b>Variance since September 2015</b>	<b>1.7%</b>	<b>→</b>



### ACTIVITY

Cumulative percentage of contracted UDA delivered 2016 & 2017



Adjusted Scheduled Activity (UDA)

Month	2016	2017
April	85	34
May	353	240
June	598	484
July	1,060	858
August	1,281	1,097
September	1,471	1,322
October	1,779	
November	2,014	
December	2,184	
January	2,243	
February	2,543	
March	2,892	
April	3,154	
May	3,192	
June	3,199	

### QUALITY

	Quantity	Base Number	Contract	AT	Region	England
% of FP17s for the same patient ID Re-attending within 3 months - Children	11	183	6.0%	10.0%	12.0%	12.4%
% of FP17s for the same patient ID Re-attending within 3 months - Adults	72	709	10.2%	15.3%	15.9%	16.7%
% of FP17s for the same patient ID Re-attending between 3 & 9 months - Children	74	183	40.4%	50.8%	58.6%	57.4%
% of FP17s for the same patient ID Re-attending between 3 & 9 months - Adults	347	709	48.9%	46.6%	51.6%	50.5%
% of FP17s for Band 1 Urgent Courses	48	728	6.6%	8.4%	8.0%	9.1%
% of FP17s Relating to Free Repair or Replacements	0	728	0.0%	0.7%	0.8%	0.8%
% of FP17s Relating to Continuations	0	728	0.0%	0.9%	1.3%	1.3%
% of Patients satisfied with the dentistry they have received	2	2	N/A	92.5%	93.1%	93.2%
% of Patients satisfied with the time they had to wait for an appointment	2	2	N/A	90.4%	89.1%	89.0%

\* This is based on patients treated on this contract for their most recent course of treatment. Figures in italics indicate the base number of FP17s or Patient Questionnaire responses are less than 100. N/A is shown where the base number of responses is less than 10 during the period. % is calculated as Quantity/Base number\*100

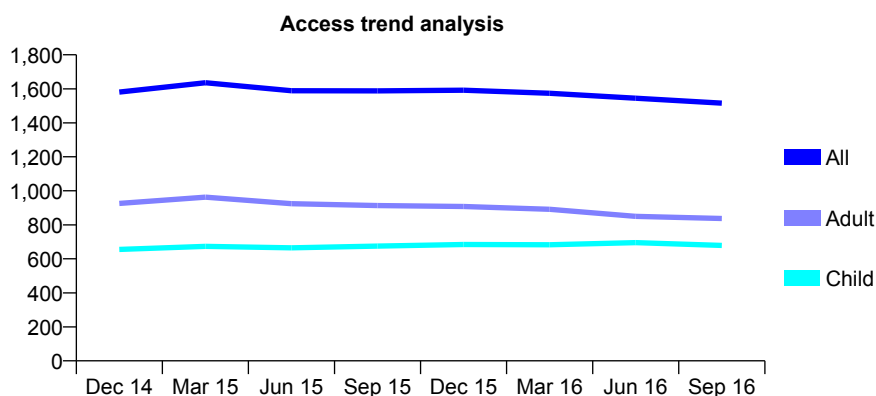
## Q54 - Vital Signs At a Glance Contract Report for 570192/0001 - September 2016

Name or company name	MR A SOLANKI
Contract type name	GDS Contract
Purpose of contract	General
Contract start date	01/04/2006
Contract end date	

16/17 Contracted general activity (UDA)	4,873
Carry forward general activity (UDA)	-26
16/17 Contracted orthodontic activity (UOA)	0
Carry forward orthodontic activity (UOA)	0
Baseline contract value	£138,350.81

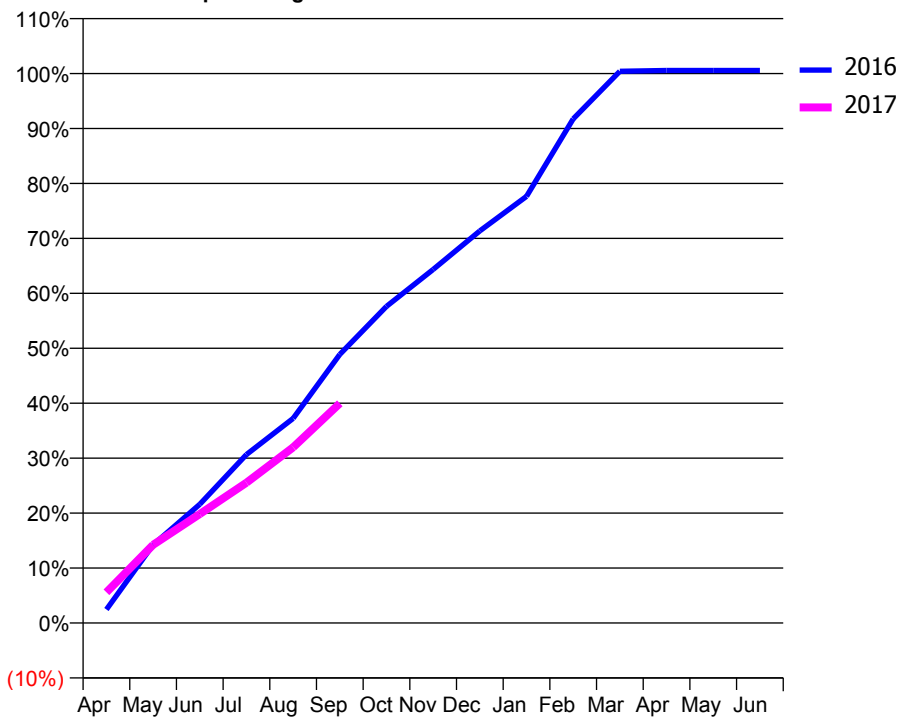
### ACCESS\*

Patients seen in 24 months	Total	Change since previous quarter
Quarter ending September 2015	1,588	
Quarter ending December 2015	1,592	→
Quarter ending March 2016	1,574	↓
Quarter ending June 2016	1,545	↓
Quarter ending September 2016	1,516	↓
<b>Variance since September 2015</b>	<b>(4.5%)</b>	<b>↓</b>



### ACTIVITY

Cumulative percentage of contracted UDA delivered 2016 & 2017



Month	Adjusted Scheduled Activity (UDA)	
	2016	2017
April	120	273
May	694	694
June	1,053	967
July	1,495	1,245
August	1,815	1,558
September	2,382	1,948
October	2,808	
November	3,135	
December	3,478	
January	3,783	
February	4,471	
March	4,893	
April	4,900	
May	4,900	
June	4,900	

### QUALITY

	Quantity	Base Number	Contract	AT	Region	England
% of FP17s for the same patient ID Re-attending within 3 months - Children	14	423	3.3%	10.0%	12.0%	12.4%
% of FP17s for the same patient ID Re-attending within 3 months - Adults	33	409	8.1%	15.3%	15.9%	16.7%
% of FP17s for the same patient ID Re-attending between 3 & 9 months - Children	246	423	58.2%	50.8%	58.6%	57.4%
% of FP17s for the same patient ID Re-attending between 3 & 9 months - Adults	211	409	51.6%	46.6%	51.6%	50.5%
% of FP17s for Band 1 Urgent Courses	60	826	7.3%	8.4%	8.0%	9.1%
% of FP17s Relating to Free Repair or Replacements	0	826	0.0%	0.7%	0.8%	0.8%
% of FP17s Relating to Continuations	1	826	0.1%	0.9%	1.3%	1.3%
% of Patients satisfied with the dentistry they have received	0	0	N/A	92.5%	93.1%	93.2%
% of Patients satisfied with the time they had to wait for an appointment	0	0	N/A	90.4%	89.1%	89.0%

\* This is based on patients treated on this contract for their most recent course of treatment. Figures in italics indicate the base number of FP17s or Patient Questionnaire responses are less than 100. N/A is shown where the base number of responses is less than 10 during the period. % is calculated as Quantity/Base number\*100

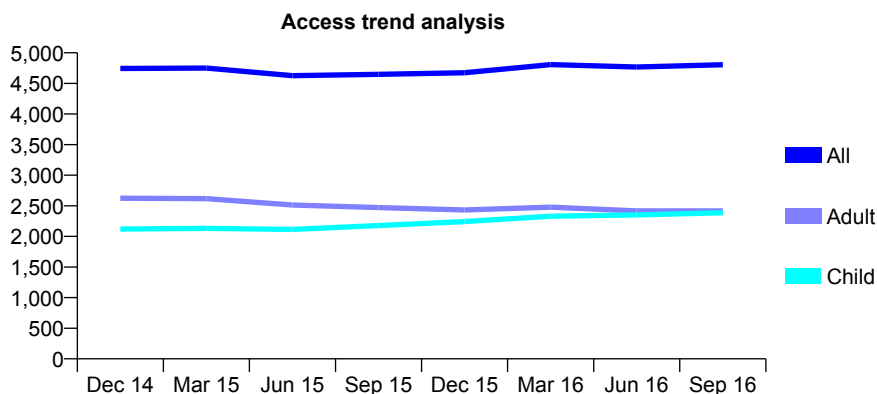
## Q54 - Vital Signs At a Glance Contract Report for 570192/0002 - September 2016

Name or company name	MR A SOLANKI
Contract type name	GDS Contract
Purpose of contract	General
Contract start date	01/04/2006
Contract end date	

16/17 Contracted general activity (UDA)	11,552
Carry forward general activity (UDA)	-225
16/17 Contracted orthodontic activity (UOA)	0
Carry forward orthodontic activity (UOA)	0
Baseline contract value	£332,233.45

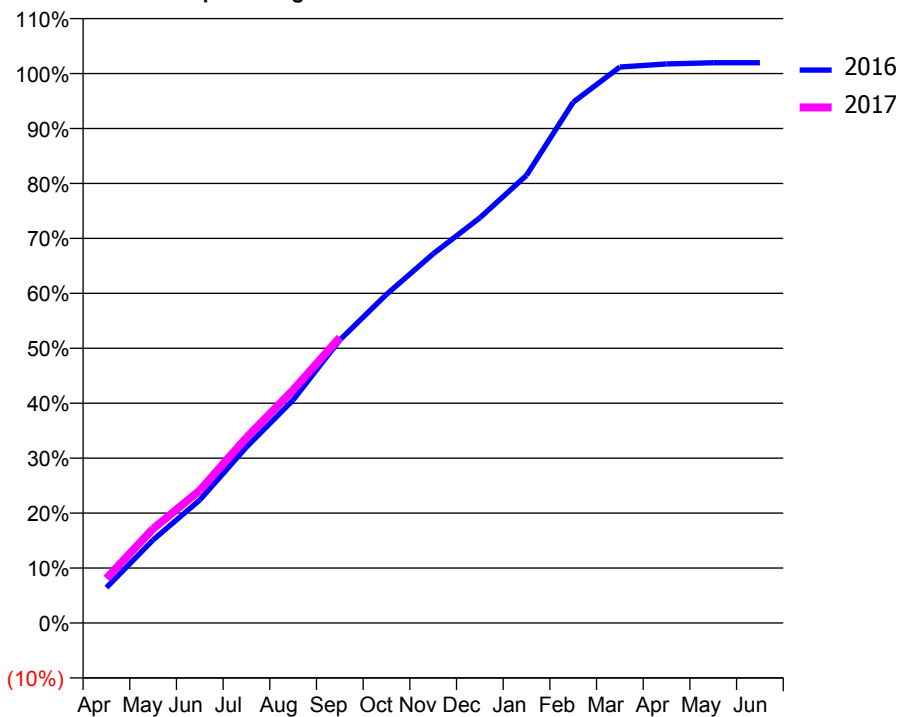
### ACCESS\*

Patients seen in 24 months	Total	Change since previous quarter
Quarter ending September 2015	4,649	
Quarter ending December 2015	4,674	→
Quarter ending March 2016	4,808	↑
Quarter ending June 2016	4,769	→
Quarter ending September 2016	4,804	→
<b>Variance since September 2015</b>	<b>3.3%</b>	<b>↑</b>



### ACTIVITY

Cumulative percentage of contracted UDA delivered 2016 & 2017



Month	Adjusted Scheduled Activity (UDA)	
	2016	2017
April	746	937
May	1,748	1,985
June	2,586	2,787
July	3,698	3,899
August	4,690	4,898
September	5,950	6,004
October	6,908	
November	7,761	
December	8,519	
January	9,412	
February	10,947	
March	11,688	
April	11,754	
May	11,778	
June	11,778	

### QUALITY

	Quantity	Base Number	Contract	AT	Region	England
% of FP17s for the same patient ID Re-attending within 3 months - Children	95	1,603	5.9%	10.0%	12.0%	12.4%
% of FP17s for the same patient ID Re-attending within 3 months - Adults	158	1,276	12.4%	15.3%	15.9%	16.7%
% of FP17s for the same patient ID Re-attending between 3 & 9 months - Children	803	1,603	50.1%	50.8%	58.6%	57.4%
% of FP17s for the same patient ID Re-attending between 3 & 9 months - Adults	518	1,276	40.6%	46.6%	51.6%	50.5%
% of FP17s for Band 1 Urgent Courses	253	2,473	10.2%	8.4%	8.0%	9.1%
% of FP17s Relating to Free Repair or Replacements	0	2,473	0.0%	0.7%	0.8%	0.8%
% of FP17s Relating to Continuations	1	2,473	0.0%	0.9%	1.3%	1.3%
% of Patients satisfied with the dentistry they have received	3	3	N/A	92.5%	93.1%	93.2%
% of Patients satisfied with the time they had to wait for an appointment	1	3	N/A	90.4%	89.1%	89.0%

\* This is based on patients treated on this contract for their most recent course of treatment. Figures in italics indicate the base number of FP17s or Patient Questionnaire responses are less than 100. N/A is shown where the base number of responses is less than 10 during the period. % is calculated as Quantity/Base number\*100

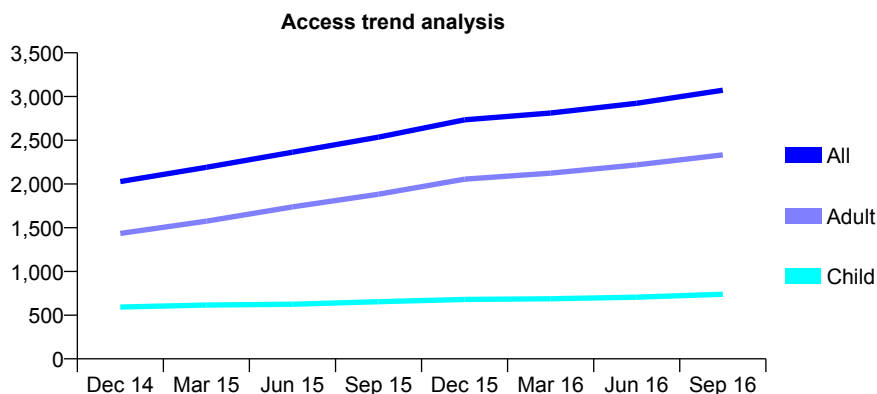
## Q54 - Vital Signs At a Glance Contract Report for 576530/0001 - September 2016

Name or company name	MR AK PAL
Contract type name	GDS Contract
Purpose of contract	General
Contract start date	01/04/2006
Contract end date	

16/17 Contracted general activity (UDA)	6,708
Carry forward general activity (UDA)	-55
16/17 Contracted orthodontic activity (UOA)	0
Carry forward orthodontic activity (UOA)	0
Baseline contract value	£219,430.90

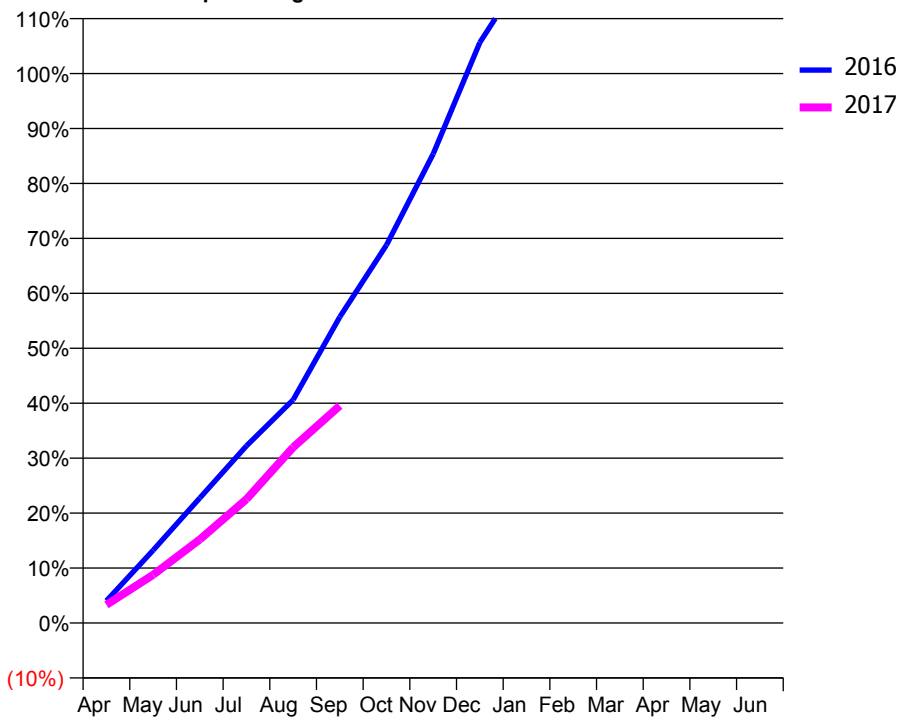
### ACCESS\*

Patients seen in 24 months	Total	Change since previous quarter
Quarter ending September 2015	2,535	
Quarter ending December 2015	2,734	↑
Quarter ending March 2016	2,811	↑
Quarter ending June 2016	2,923	↑
Quarter ending September 2016	3,072	↑
<b>Variance since September 2015</b>	<b>21.2%</b>	<b>↑</b>



### ACTIVITY

Cumulative percentage of contracted UDA delivered 2016 & 2017



Adjusted Scheduled Activity (UDA)

Month	2016	2017
April	108	222
May	355	588
June	610	1,021
July	865	1,512
August	1,090	2,145
September	1,495	2,653
October	1,846	
November	2,290	
December	2,835	
January	3,187	
February	3,726	
March	4,068	
April	4,250	
May	4,257	
June	4,259	

### QUALITY

	Quantity	Base Number	Contract	AT	Region	England
% of FP17s for the same patient ID Re-attending within 3 months - Children	31	503	6.2%	10.0%	12.0%	12.4%
% of FP17s for the same patient ID Re-attending within 3 months - Adults	178	1,217	14.6%	15.3%	15.9%	16.7%
% of FP17s for the same patient ID Re-attending between 3 & 9 months - Children	176	503	35.0%	50.8%	58.6%	57.4%
% of FP17s for the same patient ID Re-attending between 3 & 9 months - Adults	288	1,217	23.7%	46.6%	51.6%	50.5%
% of FP17s for Band 1 Urgent Courses	149	1,244	12.0%	8.4%	8.0%	9.1%
% of FP17s Relating to Free Repair or Replacements	2	1,244	0.2%	0.7%	0.8%	0.8%
% of FP17s Relating to Continuations	6	1,244	0.5%	0.9%	1.3%	1.3%
% of Patients satisfied with the dentistry they have received	1	1	N/A	92.5%	93.1%	93.2%
% of Patients satisfied with the time they had to wait for an appointment	0	1	N/A	90.4%	89.1%	89.0%

\* This is based on patients treated on this contract for their most recent course of treatment. Figures in italics indicate the base number of FP17s or Patient Questionnaire responses are less than 100. N/A is shown where the base number of responses is less than 10 during the period. % is calculated as Quantity/Base number\*100

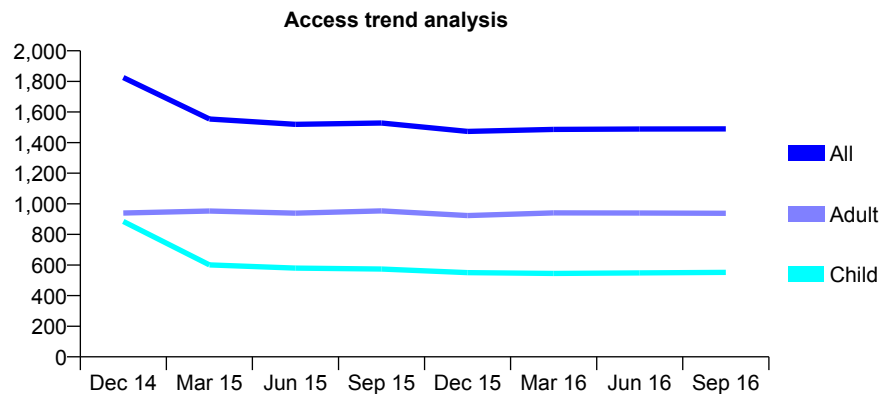
## Q54 - Vital Signs At a Glance Contract Report for 577820/0001 - September 2016

Name or company name	MR R KUMAR
Contract type name	GDS Contract
Purpose of contract	General
Contract start date	01/04/2006
Contract end date	

16/17 Contracted general activity (UDA)	7,540
Carry forward general activity (UDA)	-115
16/17 Contracted orthodontic activity (UOA)	0
Carry forward orthodontic activity (UOA)	0
Baseline contract value	£220,588.98

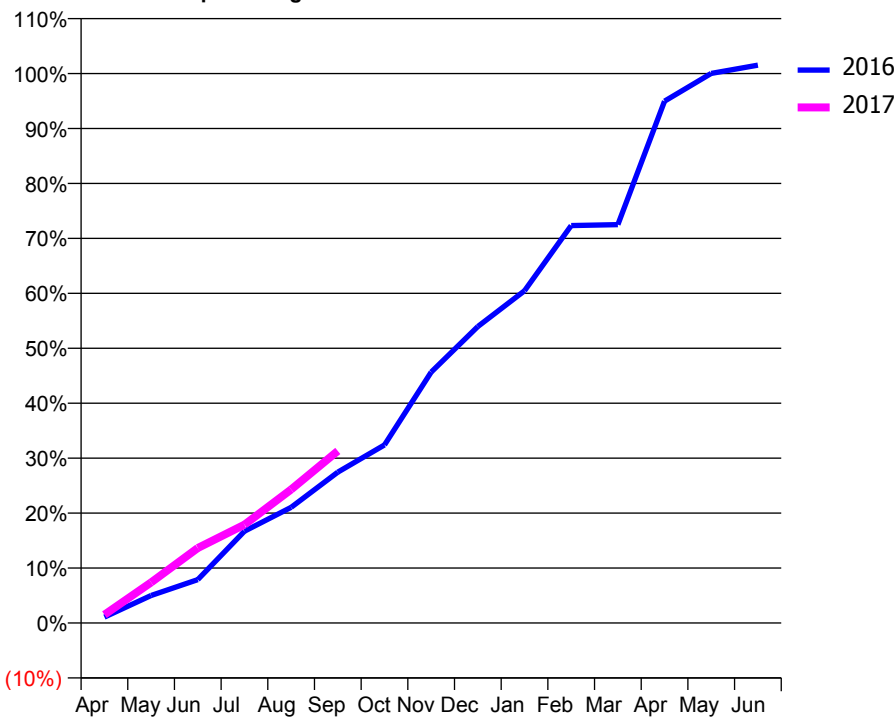
### ACCESS\*

Patients seen in 24 months	Total	Change since previous quarter
Quarter ending September 2015	1,528	
Quarter ending December 2015	1,473	↓
Quarter ending March 2016	1,486	→
Quarter ending June 2016	1,489	→
Quarter ending September 2016	1,490	→
<b>Variance since September 2015</b>	<b>(2.5%)</b>	<b>↓</b>



### ACTIVITY

Cumulative percentage of contracted UDA delivered 2016 & 2017



Month	Adjusted Scheduled Activity (UDA)	
	2016	2017
April	81	115
May	377	557
June	596	1,030
July	1,259	1,349
August	1,587	1,832
September	2,070	2,361
October	2,443	
November	3,443	
December	4,068	
January	4,560	
February	5,454	
March	5,466	
April	7,160	
May	7,541	
June	7,655	

### QUALITY

	Quantity	Base Number	Contract	AT	Region	England
% of FP17s for the same patient ID Re-attending within 3 months - Children	9	243	3.7%	10.0%	12.0%	12.4%
% of FP17s for the same patient ID Re-attending within 3 months - Adults	68	513	13.3%	15.3%	15.9%	16.7%
% of FP17s for the same patient ID Re-attending between 3 & 9 months - Children	51	243	21.0%	50.8%	58.6%	57.4%
% of FP17s for the same patient ID Re-attending between 3 & 9 months - Adults	159	513	31.0%	46.6%	51.6%	50.5%
% of FP17s for Band 1 Urgent Courses	27	392	6.9%	8.4%	8.0%	9.1%
% of FP17s Relating to Free Repair or Replacements	0	392	0.0%	0.7%	0.8%	0.8%
% of FP17s Relating to Continuations	0	392	0.0%	0.9%	1.3%	1.3%
% of Patients satisfied with the dentistry they have received	0	1	N/A	92.5%	93.1%	93.2%
% of Patients satisfied with the time they had to wait for an appointment	0	1	N/A	90.4%	89.1%	89.0%

\* This is based on patients treated on this contract for their most recent course of treatment. Figures in italics indicate the base number of FP17s or Patient Questionnaire responses are less than 100. N/A is shown where the base number of responses is less than 10 during the period. % is calculated as Quantity/Base number\*100

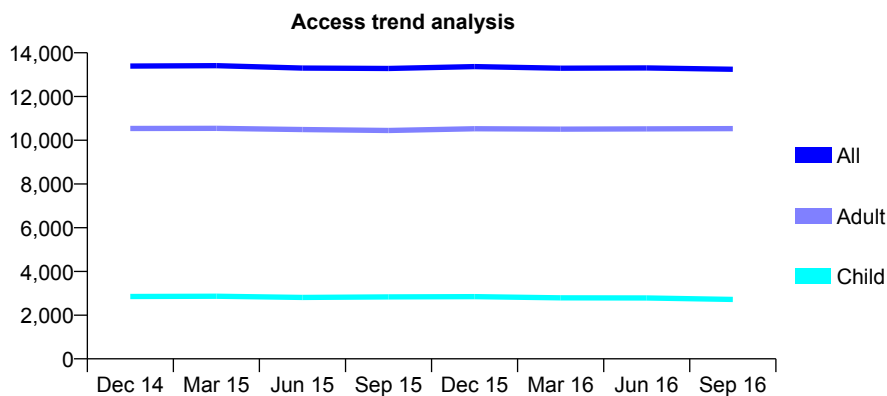
## Q54 - Vital Signs At a Glance Contract Report for 619744/0004 - September 2016

Name or company name	MR AM WILLIAMS
Contract type name	GDS Contract
Purpose of contract	General and Orthodontic
Contract start date	01/07/2012
Contract end date	

16/17 Contracted general activity (UDA)	42,273
Carry forward general activity (UDA)	0
16/17 Contracted orthodontic activity (UOA)	1,974
Carry forward orthodontic activity (UOA)	0
Baseline contract value	£1,101,102.19

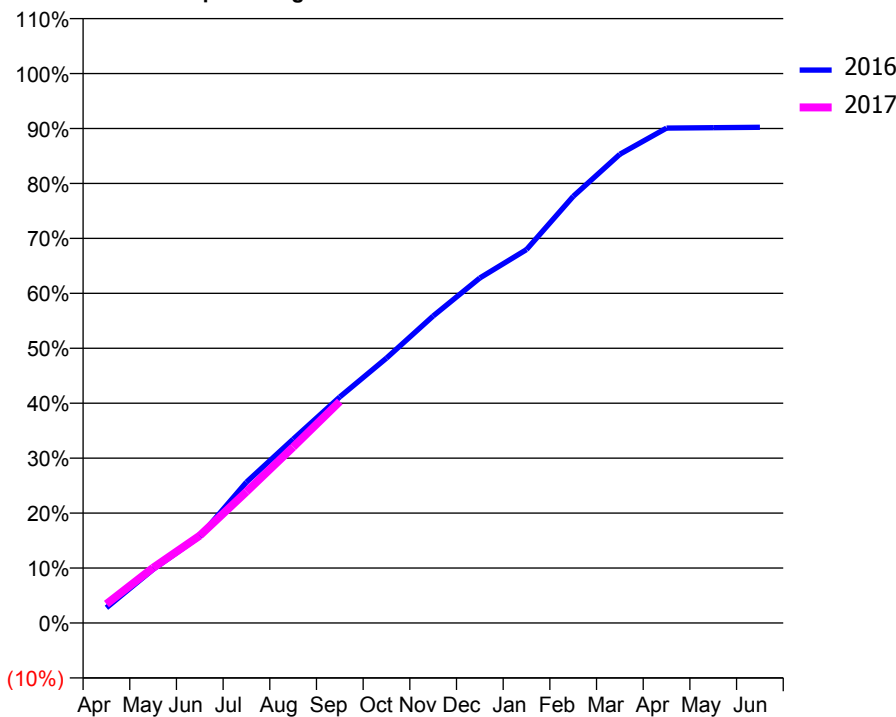
### ACCESS\*

Patients seen in 24 months	Total	Change since previous quarter
Quarter ending September 2015	13,282	
Quarter ending December 2015	13,371	→
Quarter ending March 2016	13,298	→
Quarter ending June 2016	13,307	→
Quarter ending September 2016	13,248	→
<b>Variance since September 2015</b>	<b>(0.3%)</b>	→



### ACTIVITY

Cumulative percentage of contracted UDA delivered 2016 & 2017



Month	Adjusted Scheduled Activity (UDA)	
	2016	2017
April	1,171	1,460
May	4,131	4,253
June	6,666	6,727
July	10,833	10,102
August	14,139	13,533
September	17,395	17,045
October	20,378	
November	23,620	
December	26,542	
January	28,726	
February	32,826	
March	36,065	
April	38,076	
May	38,101	
June	38,131	

### QUALITY

	Quantity	Base Number	Contract	AT	Region	England
% of FP17s for the same patient ID Re-attending within 3 months - Children	219	2,096	10.4%	10.0%	12.0%	12.4%
% of FP17s for the same patient ID Re-attending within 3 months - Adults	1,106	8,118	13.6%	15.3%	15.9%	16.7%
% of FP17s for the same patient ID Re-attending between 3 & 9 months - Children	1,253	2,096	59.8%	50.8%	58.6%	57.4%
% of FP17s for the same patient ID Re-attending between 3 & 9 months - Adults	5,141	8,118	63.3%	46.6%	51.6%	50.5%
% of FP17s for Band 1 Urgent Courses	662	9,081	7.3%	8.4%	8.0%	9.1%
% of FP17s Relating to Free Repair or Replacements	133	9,081	1.5%	0.7%	0.8%	0.8%
% of FP17s Relating to Continuations	197	9,081	2.2%	0.9%	1.3%	1.3%
% of Patients satisfied with the dentistry they have received	14	15	93.3%	92.5%	93.1%	93.2%
% of Patients satisfied with the time they had to wait for an appointment	13	15	86.7%	90.4%	89.1%	89.0%

\* This is based on patients treated on this contract for their most recent course of treatment. Figures in italics indicate the base number of FP17s or Patient Questionnaire responses are less than 100. N/A is shown where the base number of responses is less than 10 during the period. % is calculated as Quantity/Base number\*100



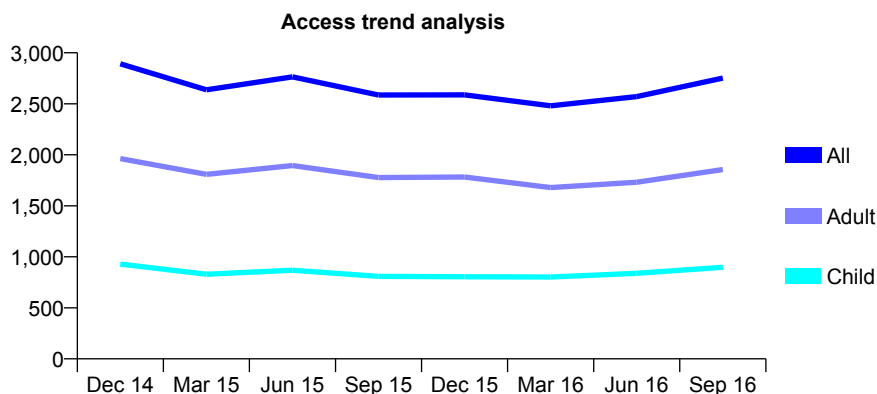
## Q54 - Vital Signs At a Glance Contract Report for 629715/0001 - September 2016

Name or company name	MR M GIBBONS
Contract type name	GDS Contract
Purpose of contract	General
Contract start date	01/04/2006
Contract end date	

16/17 Contracted general activity (UDA)	9,814
Carry forward general activity (UDA)	0
16/17 Contracted orthodontic activity (UOA)	0
Carry forward orthodontic activity (UOA)	0
Baseline contract value	£222,636.27

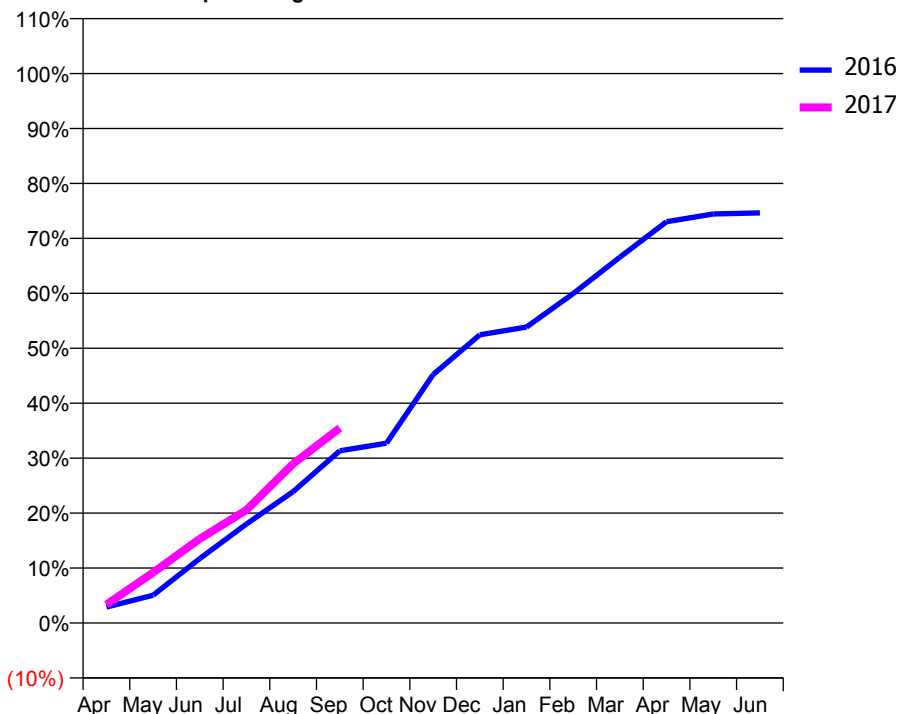
### ACCESS\*

Patients seen in 24 months	Total	Change since previous quarter
Quarter ending September 2015	2,586	
Quarter ending December 2015	2,587	→
Quarter ending March 2016	2,481	↓
Quarter ending June 2016	2,571	↑
Quarter ending September 2016	2,752	↑
<b>Variance since September 2015</b>	<b>6.4%</b>	<b>↑</b>



### ACTIVITY

Cumulative percentage of contracted UDA delivered 2016 & 2017



Month	Adjusted Scheduled Activity (UDA)	
	2016	2017
April	284	330
May	497	901
June	1,152	1,505
July	1,768	2,017
August	2,347	2,845
September	3,075	3,481
October	3,212	
November	4,437	
December	5,147	
January	5,286	
February	5,884	
March	6,533	
April	7,168	
May	7,306	
June	7,324	

### QUALITY

	Quantity	Base Number	Contract	AT	Region	England
% of FP17s for the same patient ID Re-attending within 3 months - Children	35	741	4.7%	10.0%	12.0%	12.4%
% of FP17s for the same patient ID Re-attending within 3 months - Adults	174	1,477	11.8%	15.3%	15.9%	16.7%
% of FP17s for the same patient ID Re-attending between 3 & 9 months - Children	335	741	45.2%	50.8%	58.6%	57.4%
% of FP17s for the same patient ID Re-attending between 3 & 9 months - Adults	605	1,477	41.0%	46.6%	51.6%	50.5%
% of FP17s for Band 1 Urgent Courses	87	1,731	5.0%	8.4%	8.0%	9.1%
% of FP17s Relating to Free Repair or Replacements	15	1,731	0.9%	0.7%	0.8%	0.8%
% of FP17s Relating to Continuations	13	1,731	0.8%	0.9%	1.3%	1.3%
% of Patients satisfied with the dentistry they have received	1	1	N/A	92.5%	93.1%	93.2%
% of Patients satisfied with the time they had to wait for an appointment	1	1	N/A	90.4%	89.1%	89.0%

\* This is based on patients treated on this contract for their most recent course of treatment. Figures in italics indicate the base number of FP17s or Patient Questionnaire responses are less than 100. N/A is shown where the base number of responses is less than 10 during the period. % is calculated as Quantity/Base number\*100

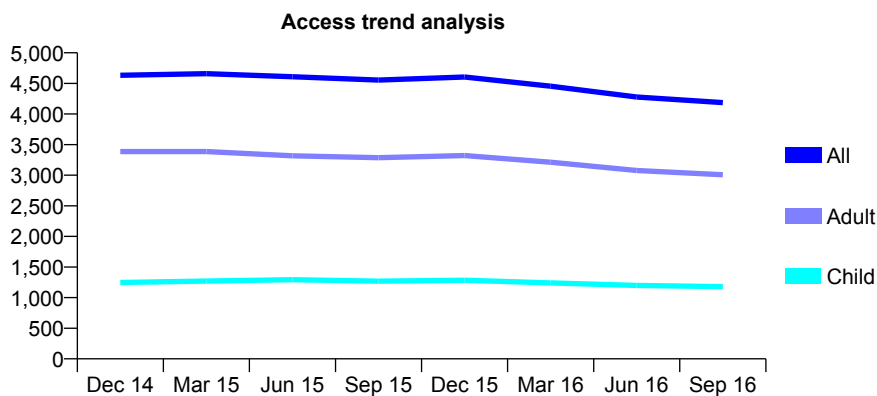
## Q54 - Vital Signs At a Glance Contract Report for 629820/0001 - September 2016

Name or company name	MR JW TAYLOR
Contract type name	GDS Contract
Purpose of contract	General
Contract start date	01/04/2006
Contract end date	

16/17 Contracted general activity (UDA)	16,237
Carry forward general activity (UDA)	0
16/17 Contracted orthodontic activity (UOA)	0
Carry forward orthodontic activity (UOA)	0
Baseline contract value	£372,119.04

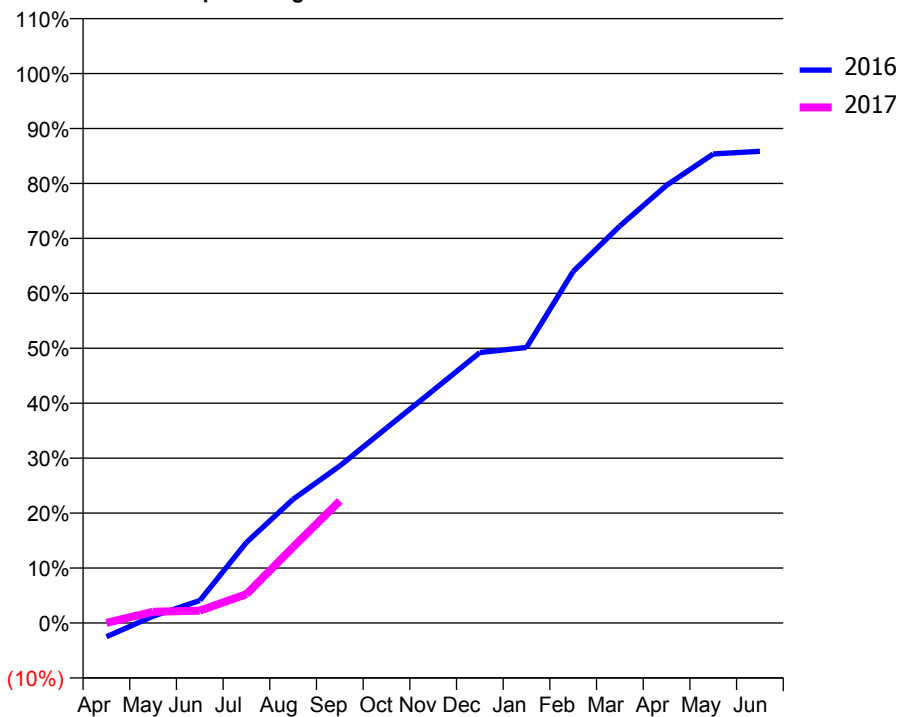
### ACCESS\*

Patients seen in 24 months	Total	Change since previous quarter
Quarter ending September 2015	4,555	
Quarter ending December 2015	4,605	→
Quarter ending March 2016	4,454	↓
Quarter ending June 2016	4,277	↓
Quarter ending September 2016	4,187	↓
<b>Variance since September 2015</b>	<b>(8.1%)</b>	<b>↓</b>



### ACTIVITY

Cumulative percentage of contracted UDA delivered 2016 & 2017



Adjusted Scheduled Activity (UDA)

Month	2016	2017
April	-409	4
May	201	331
June	662	363
July	2,381	855
August	3,660	2,243
September	4,642	3,606
October	5,764	
November	6,874	
December	7,994	
January	8,143	
February	10,390	
March	11,733	
April	12,936	
May	13,859	
June	13,940	

### QUALITY

	Quantity	Base Number	Contract	AT	Region	England
% of FP17s for the same patient ID Re-attending within 3 months - Children	26	574	4.5%	10.0%	12.0%	12.4%
% of FP17s for the same patient ID Re-attending within 3 months - Adults	164	1,443	11.4%	15.3%	15.9%	16.7%
% of FP17s for the same patient ID Re-attending between 3 & 9 months - Children	224	574	39.0%	50.8%	58.6%	57.4%
% of FP17s for the same patient ID Re-attending between 3 & 9 months - Adults	620	1,443	43.0%	46.6%	51.6%	50.5%
% of FP17s for Band 1 Urgent Courses	112	1,264	8.9%	8.4%	8.0%	9.1%
% of FP17s Relating to Free Repair or Replacements	3	1,264	0.2%	0.7%	0.8%	0.8%
% of FP17s Relating to Continuations	0	1,264	0.0%	0.9%	1.3%	1.3%
% of Patients satisfied with the dentistry they have received	5	6	N/A	92.5%	93.1%	93.2%
% of Patients satisfied with the time they had to wait for an appointment	3	6	N/A	90.4%	89.1%	89.0%

\* This is based on patients treated on this contract for their most recent course of treatment. Figures in italics indicate the base number of FP17s or Patient Questionnaire responses are less than 100. N/A is shown where the base number of responses is less than 10 during the period. % is calculated as Quantity/Base number\*100

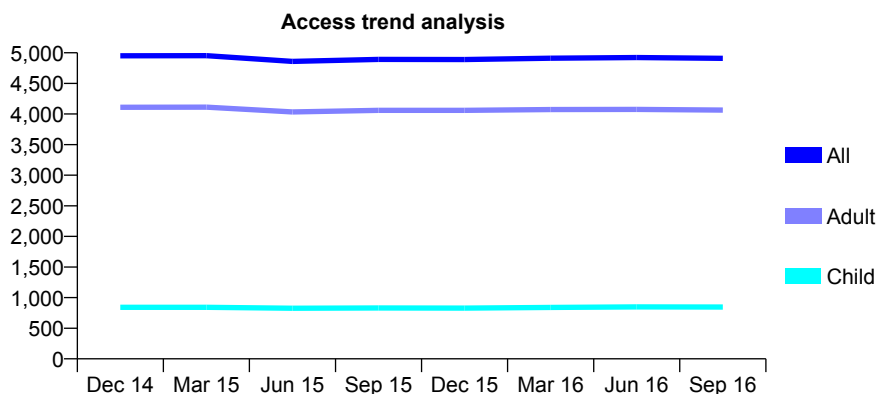
## Q54 - Vital Signs At a Glance Contract Report for 630179/0001 - September 2016

Name or company name	MR SG HAMBLETON
Contract type name	GDS Contract
Purpose of contract	General and Orthodontic
Contract start date	01/04/2006
Contract end date	

16/17 Contracted general activity (UDA)	13,502
Carry forward general activity (UDA)	-270
16/17 Contracted orthodontic activity (UOA)	395
Carry forward orthodontic activity (UOA)	6
Baseline contract value	£347,973.66

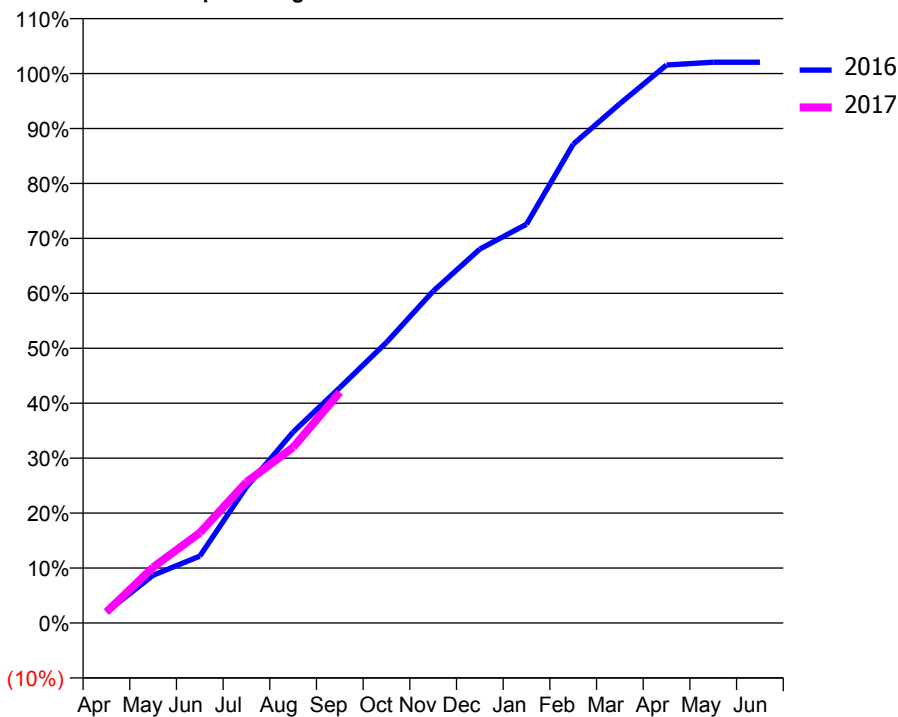
### ACCESS\*

Patients seen in 24 months	Total	Change since previous quarter
Quarter ending September 2015	4,892	
Quarter ending December 2015	4,889	→
Quarter ending March 2016	4,912	→
Quarter ending June 2016	4,923	→
Quarter ending September 2016	4,910	→
<b>Variance since September 2015</b>	<b>0.4%</b>	<b>→</b>



### ACTIVITY

Cumulative percentage of contracted UDA delivered 2016 & 2017



Month	Adjusted Scheduled Activity (UDA)	
	2016	2017
April	270	270
May	1,174	1,371
June	1,643	2,218
July	3,342	3,464
August	4,695	4,316
September	5,785	5,671
October	6,894	
November	8,153	
December	9,189	
January	9,799	
February	11,764	
March	12,761	
April	13,711	
May	13,780	
June	13,780	

### QUALITY

	Quantity	Base Number	Contract	AT	Region	England
% of FP17s for the same patient ID Re-attending within 3 months - Children	44	517	8.5%	10.0%	12.0%	12.4%
% of FP17s for the same patient ID Re-attending within 3 months - Adults	236	2,546	9.3%	15.3%	15.9%	16.7%
% of FP17s for the same patient ID Re-attending between 3 & 9 months - Children	257	517	49.7%	50.8%	58.6%	57.4%
% of FP17s for the same patient ID Re-attending between 3 & 9 months - Adults	1,434	2,546	56.3%	46.6%	51.6%	50.5%
% of FP17s for Band 1 Urgent Courses	68	2,610	2.6%	8.4%	8.0%	9.1%
% of FP17s Relating to Free Repair or Replacements	30	2,610	1.1%	0.7%	0.8%	0.8%
% of FP17s Relating to Continuations	33	2,610	1.3%	0.9%	1.3%	1.3%
% of Patients satisfied with the dentistry they have received	4	4	N/A	92.5%	93.1%	93.2%
% of Patients satisfied with the time they had to wait for an appointment	3	4	N/A	90.4%	89.1%	89.0%

\* This is based on patients treated on this contract for their most recent course of treatment. Figures in italics indicate the base number of FP17s or Patient Questionnaire responses are less than 100. N/A is shown where the base number of responses is less than 10 during the period. % is calculated as Quantity/Base number\*100

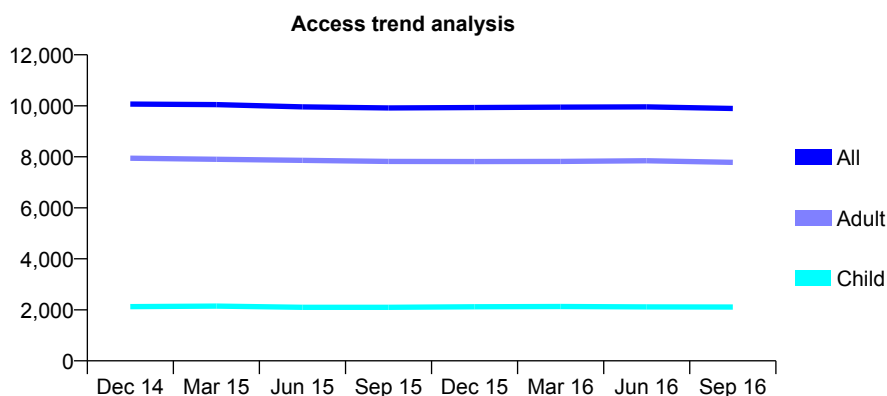
## Q54 - Vital Signs At a Glance Contract Report for 631183/0001 - September 2016

Name or company name	MR AJ KIMPTON
Contract type name	GDS Contract
Purpose of contract	General
Contract start date	01/04/2006
Contract end date	

16/17 Contracted general activity (UDA)	26,410
Carry forward general activity (UDA)	-362
16/17 Contracted orthodontic activity (UOA)	0
Carry forward orthodontic activity (UOA)	0
Baseline contract value	£636,482.14

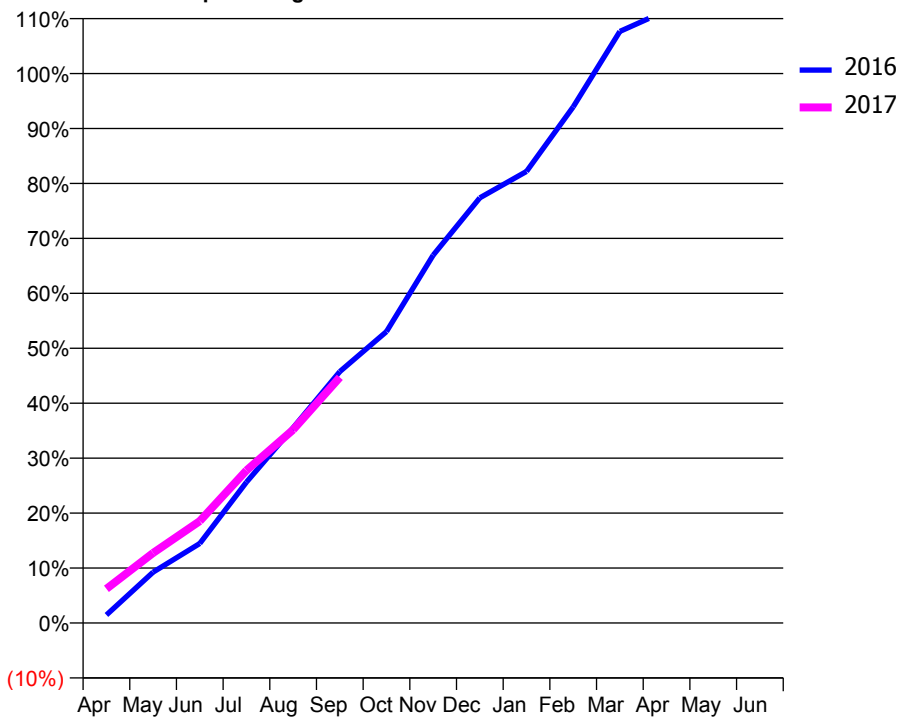
### ACCESS\*

Patients seen in 24 months	Total	Change since previous quarter
Quarter ending September 2015	9,916	
Quarter ending December 2015	9,934	→
Quarter ending March 2016	9,950	→
Quarter ending June 2016	9,958	→
Quarter ending September 2016	9,894	→
<b>Variance since September 2015</b>	<b>(0.2%)</b>	→



### ACTIVITY

Cumulative percentage of contracted UDA delivered 2016 & 2017



Month	Adjusted Scheduled Activity (UDA)	
	2016	2017
April	350	1,642
May	2,223	3,368
June	3,473	4,898
July	6,155	7,335
August	8,530	9,292
September	10,984	11,805
October	12,733	
November	16,074	
December	18,578	
January	19,729	
February	22,552	
March	25,850	
April	26,761	
May	26,761	
June	26,773	

### QUALITY

	Quantity	Base Number	Contract	AT	Region	England
% of FP17s for the same patient ID Re-attending within 3 months - Children	97	1,416	6.9%	10.0%	12.0%	12.4%
% of FP17s for the same patient ID Re-attending within 3 months - Adults	708	4,875	14.5%	15.3%	15.9%	16.7%
% of FP17s for the same patient ID Re-attending between 3 & 9 months - Children	787	1,416	55.6%	50.8%	58.6%	57.4%
% of FP17s for the same patient ID Re-attending between 3 & 9 months - Adults	2,491	4,875	51.1%	46.6%	51.6%	50.5%
% of FP17s for Band 1 Urgent Courses	141	5,497	2.6%	8.4%	8.0%	9.1%
% of FP17s Relating to Free Repair or Replacements	37	5,497	0.7%	0.7%	0.8%	0.8%
% of FP17s Relating to Continuations	113	5,497	2.1%	0.9%	1.3%	1.3%
% of Patients satisfied with the dentistry they have received	33	33	100.0%	92.5%	93.1%	93.2%
% of Patients satisfied with the time they had to wait for an appointment	33	33	100.0%	90.4%	89.1%	89.0%

\* This is based on patients treated on this contract for their most recent course of treatment. Figures in italics indicate the base number of FP17s or Patient Questionnaire responses are less than 100. N/A is shown where the base number of responses is less than 10 during the period. % is calculated as Quantity/Base number\*100

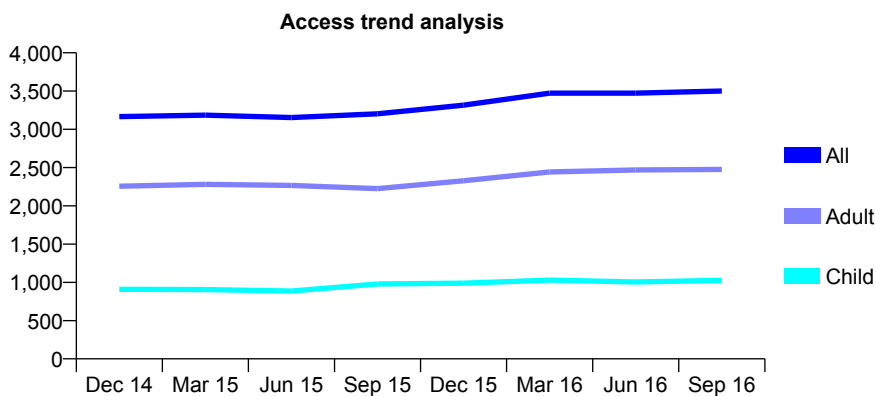
## Q54 - Vital Signs At a Glance Contract Report for 638056/0001 - September 2016

Name or company name	MR CJ GIBSON
Contract type name	GDS Contract
Purpose of contract	General
Contract start date	01/04/2006
Contract end date	

16/17 Contracted general activity (UDA)	9,422
Carry forward general activity (UDA)	0
16/17 Contracted orthodontic activity (UOA)	0
Carry forward orthodontic activity (UOA)	0
Baseline contract value	£244,227.77

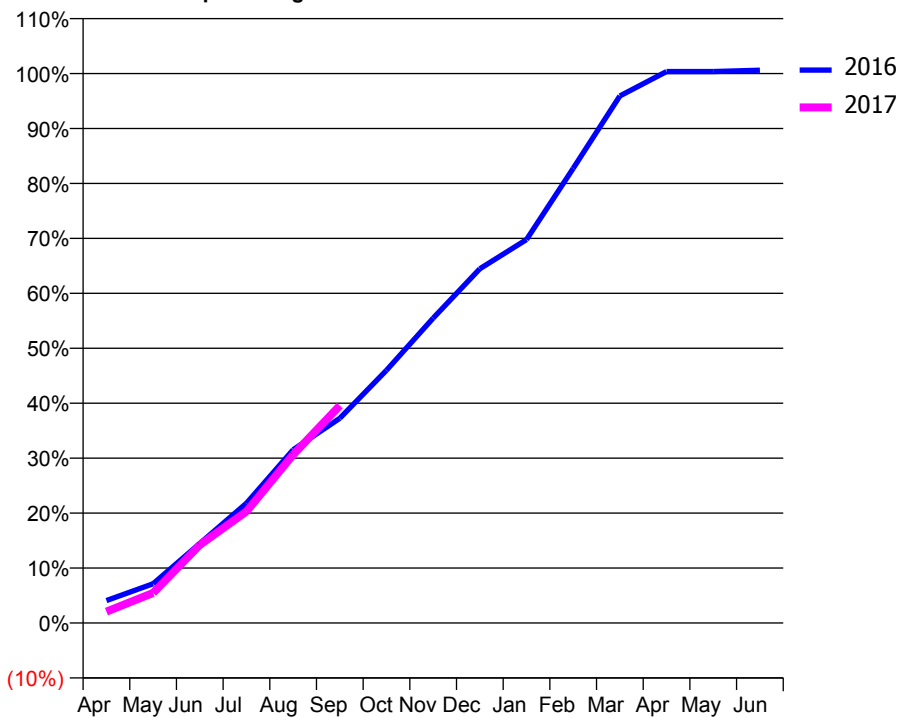
### ACCESS\*

Patients seen in 24 months	Total	Change since previous quarter
Quarter ending September 2015	3,203	
Quarter ending December 2015	3,316	↑
Quarter ending March 2016	3,472	↑
Quarter ending June 2016	3,473	→
Quarter ending September 2016	3,501	→
<b>Variance since September 2015</b>	<b>9.3%</b>	<b>↑</b>



### ACTIVITY

Cumulative percentage of contracted UDA delivered 2016 & 2017



Month	Adjusted Scheduled Activity (UDA)	
	2016	2017
April	385	196
May	674	516
June	1,364	1,338
July	2,054	1,912
August	2,970	2,886
September	3,511	3,728
October	4,335	
November	5,228	
December	6,074	
January	6,575	
February	7,796	
March	9,037	
April	9,456	
May	9,455	
June	9,479	

### QUALITY

	Quantity	Base Number	Contract	AT	Region	England
% of FP17s for the same patient ID Re-attending within 3 months - Children	36	598	6.0%	10.0%	12.0%	12.4%
% of FP17s for the same patient ID Re-attending within 3 months - Adults	183	1,242	14.7%	15.3%	15.9%	16.7%
% of FP17s for the same patient ID Re-attending between 3 & 9 months - Children	263	598	44.0%	50.8%	58.6%	57.4%
% of FP17s for the same patient ID Re-attending between 3 & 9 months - Adults	429	1,242	34.5%	46.6%	51.6%	50.5%
% of FP17s for Band 1 Urgent Courses	100	1,647	6.1%	8.4%	8.0%	9.1%
% of FP17s Relating to Free Repair or Replacements	27	1,647	1.6%	0.7%	0.8%	0.8%
% of FP17s Relating to Continuations	16	1,647	1.0%	0.9%	1.3%	1.3%
% of Patients satisfied with the dentistry they have received	2	3	N/A	92.5%	93.1%	93.2%
% of Patients satisfied with the time they had to wait for an appointment	2	3	N/A	90.4%	89.1%	89.0%

\* This is based on patients treated on this contract for their most recent course of treatment. Figures in italics indicate the base number of FP17s or Patient Questionnaire responses are less than 100. N/A is shown where the base number of responses is less than 10 during the period. % is calculated as Quantity/Base number\*100

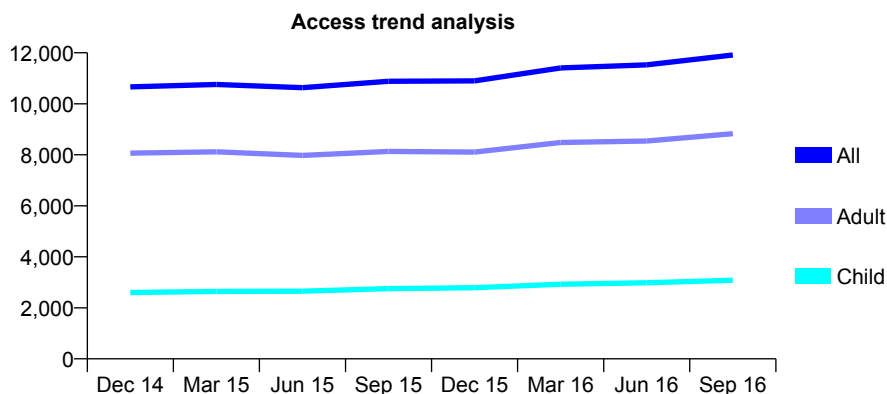
## Q54 - Vital Signs At a Glance Contract Report for 638633/0001 - September 2016

Name or company name	Balbir S Bhandal, Amrik S Bhandal & Baljit
Contract type name	GDS Contract
Purpose of contract	General
Contract start date	01/04/2006
Contract end date	

16/17 Contracted general activity (UDA)	45,033
Carry forward general activity (UDA)	1,322
16/17 Contracted orthodontic activity (UOA)	0
Carry forward orthodontic activity (UOA)	0
Baseline contract value	£1,173,860.08

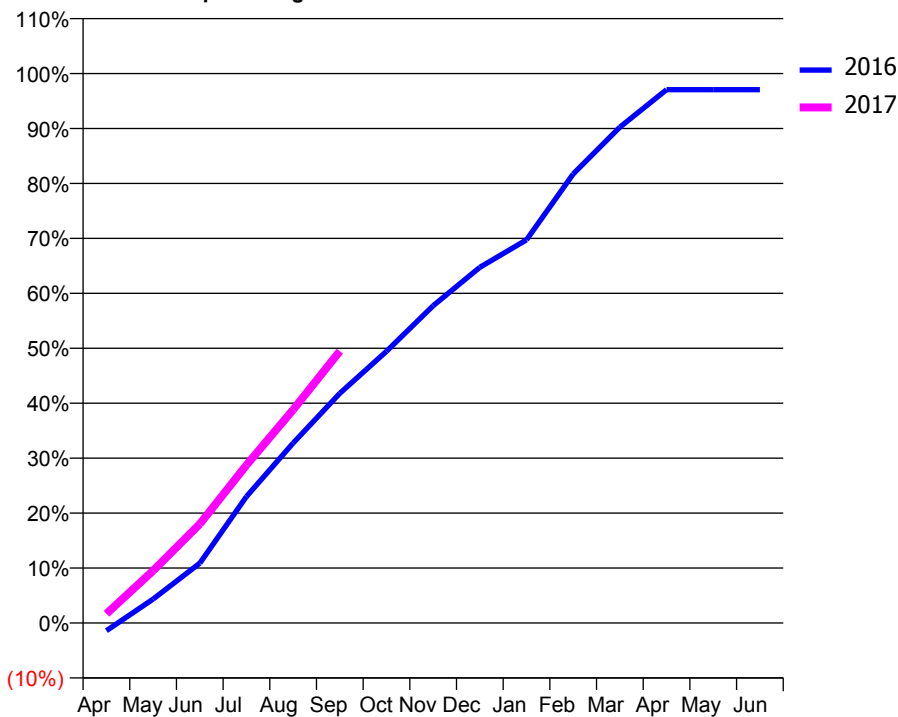
### ACCESS\*

Patients seen in 24 months	Total	Change since previous quarter
Quarter ending September 2015	10,885	
Quarter ending December 2015	10,897	→
Quarter ending March 2016	11,405	↑
Quarter ending June 2016	11,526	→
Quarter ending September 2016	11,913	↑
<b>Variance since September 2015</b>	<b>9.4%</b>	<b>↑</b>



### ACTIVITY

Cumulative percentage of contracted UDA delivered 2016 & 2017



Month	Adjusted Scheduled Activity (UDA)	
	2016	2017
April	-641	762
May	1,962	4,290
June	4,896	8,115
July	10,367	12,947
August	14,747	17,477
September	18,820	22,276
October	22,266	
November	25,999	
December	29,155	
January	31,400	
February	36,798	
March	40,633	
April	43,704	
May	43,707	
June	43,711	

### QUALITY

	Quantity	Base Number	Contract	AT	Region	England
% of FP17s for the same patient ID Re-attending within 3 months - Children	109	2,116	5.2%	10.0%	12.0%	12.4%
% of FP17s for the same patient ID Re-attending within 3 months - Adults	553	5,450	10.1%	15.3%	15.9%	16.7%
% of FP17s for the same patient ID Re-attending between 3 & 9 months - Children	884	2,116	41.8%	50.8%	58.6%	57.4%
% of FP17s for the same patient ID Re-attending between 3 & 9 months - Adults	1,761	5,450	32.3%	46.6%	51.6%	50.5%
% of FP17s for Band 1 Urgent Courses	721	6,708	10.7%	8.4%	8.0%	9.1%
% of FP17s Relating to Free Repair or Replacements	71	6,708	1.1%	0.7%	0.8%	0.8%
% of FP17s Relating to Continuations	47	6,708	0.7%	0.9%	1.3%	1.3%
% of Patients satisfied with the dentistry they have received	11	11	100.0%	92.5%	93.1%	93.2%
% of Patients satisfied with the time they had to wait for an appointment	11	11	100.0%	90.4%	89.1%	89.0%

\* This is based on patients treated on this contract for their most recent course of treatment. Figures in italics indicate the base number of FP17s or Patient Questionnaire responses are less than 100. N/A is shown where the base number of responses is less than 10 during the period. % is calculated as Quantity/Base number\*100

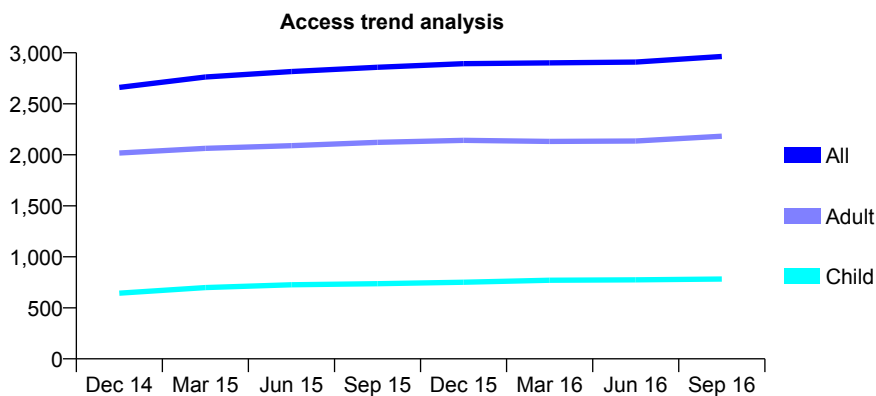
## Q54 - Vital Signs At a Glance Contract Report for 638633/0002 - September 2016

Name or company name	Balbir S Bhandal, Amrik S Bhandal & Baljit
Contract type name	GDS Contract
Purpose of contract	General
Contract start date	01/04/2006
Contract end date	

16/17 Contracted general activity (UDA)	9,867
Carry forward general activity (UDA)	353
16/17 Contracted orthodontic activity (UOA)	0
Carry forward orthodontic activity (UOA)	0
Baseline contract value	£218,096.20

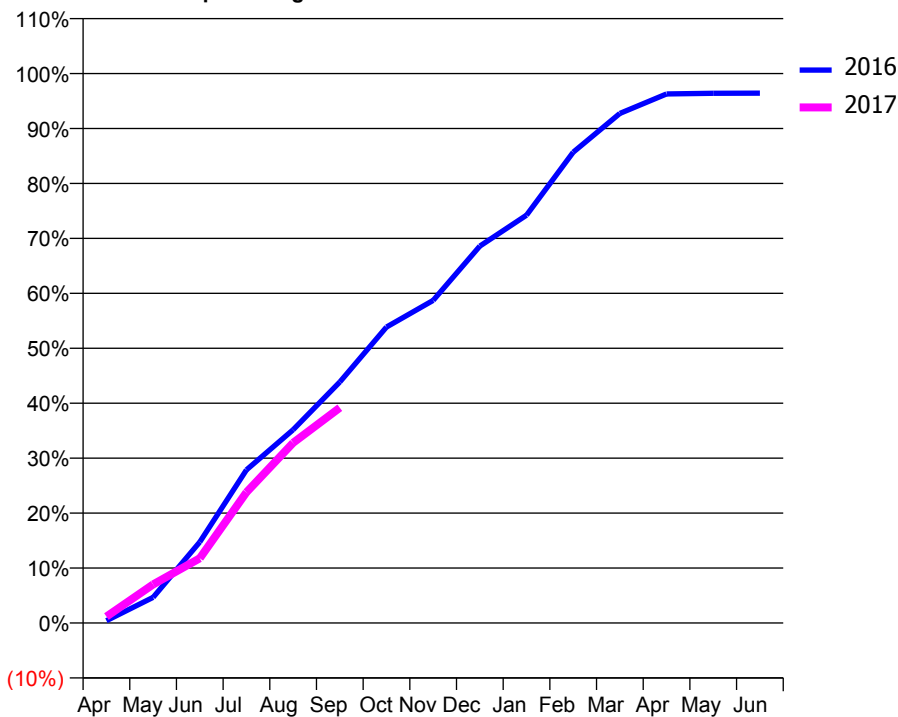
### ACCESS\*

Patients seen in 24 months	Total	Change since previous quarter
Quarter ending September 2015	2,858	
Quarter ending December 2015	2,893	→
Quarter ending March 2016	2,901	→
Quarter ending June 2016	2,909	→
Quarter ending September 2016	2,964	→
<b>Variance since September 2015</b>	<b>3.7%</b>	<b>↑</b>



### ACTIVITY

Cumulative percentage of contracted UDA delivered 2016 & 2017



Month	Adjusted Scheduled Activity (UDA)	
	2016	2017
April	42	116
May	460	694
June	1,454	1,162
July	2,750	2,347
August	3,470	3,236
September	4,327	3,866
October	5,315	
November	5,792	
December	6,769	
January	7,324	
February	8,453	
March	9,150	
April	9,499	
May	9,512	
June	9,513	

### QUALITY

	Quantity	Base Number	Contract	AT	Region	England
% of FP17s for the same patient ID Re-attending within 3 months - Children	9	398	2.3%	10.0%	12.0%	12.4%
% of FP17s for the same patient ID Re-attending within 3 months - Adults	73	1,185	6.2%	15.3%	15.9%	16.7%
% of FP17s for the same patient ID Re-attending between 3 & 9 months - Children	177	398	44.5%	50.8%	58.6%	57.4%
% of FP17s for the same patient ID Re-attending between 3 & 9 months - Adults	571	1,185	48.2%	46.6%	51.6%	50.5%
% of FP17s for Band 1 Urgent Courses	71	1,446	4.9%	8.4%	8.0%	9.1%
% of FP17s Relating to Free Repair or Replacements	21	1,446	1.5%	0.7%	0.8%	0.8%
% of FP17s Relating to Continuations	8	1,446	0.6%	0.9%	1.3%	1.3%
% of Patients satisfied with the dentistry they have received	5	5	N/A	92.5%	93.1%	93.2%
% of Patients satisfied with the time they had to wait for an appointment	5	5	N/A	90.4%	89.1%	89.0%

\* This is based on patients treated on this contract for their most recent course of treatment. Figures in italics indicate the base number of FP17s or Patient Questionnaire responses are less than 100. N/A is shown where the base number of responses is less than 10 during the period. % is calculated as Quantity/Base number\*100

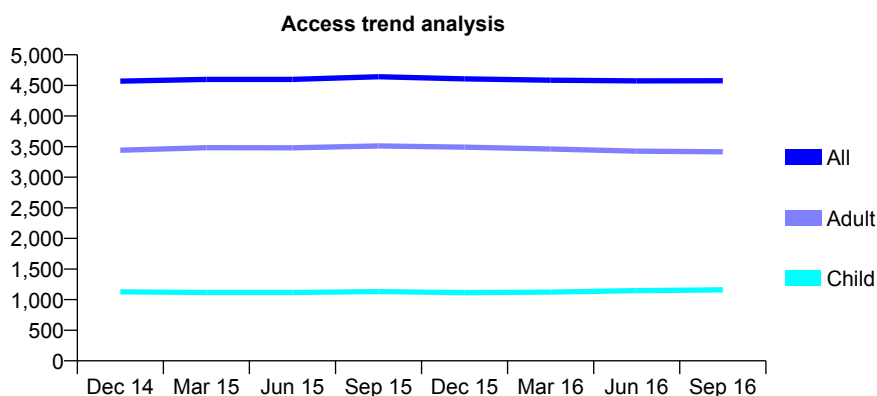
## Q54 - Vital Signs At a Glance Contract Report for 638633/0003 - September 2016

Name or company name	Balbir S Bhandal, Amrik S Bhandal & Baljit
Contract type name	GDS Contract
Purpose of contract	General
Contract start date	01/04/2006
Contract end date	

16/17 Contracted general activity (UDA)	13,717
Carry forward general activity (UDA)	-175
16/17 Contracted orthodontic activity (UOA)	0
Carry forward orthodontic activity (UOA)	0
Baseline contract value	£340,613.89

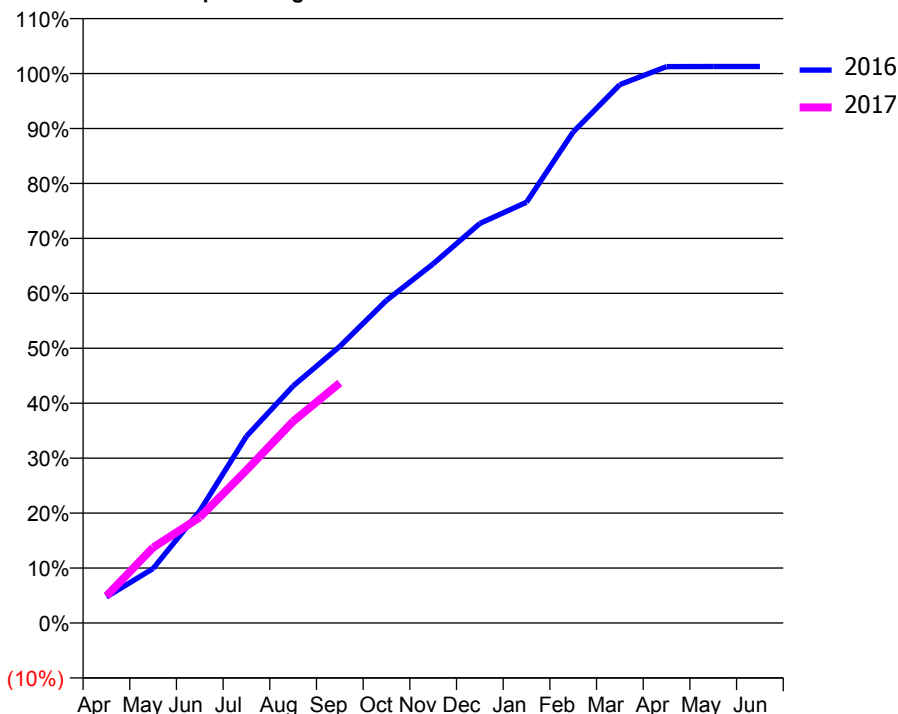
### ACCESS\*

Patients seen in 24 months	Total	Change since previous quarter
Quarter ending September 2015	4,642	
Quarter ending December 2015	4,606	→
Quarter ending March 2016	4,585	→
Quarter ending June 2016	4,575	→
Quarter ending September 2016	4,577	→
<b>Variance since September 2015</b>	<b>(1.4%)</b>	<b>↓</b>



### ACTIVITY

Cumulative percentage of contracted UDA delivered 2016 & 2017



Month	Adjusted Scheduled Activity (UDA)	
	2016	2017
April	651	672
May	1,358	1,884
June	2,797	2,638
July	4,660	3,818
August	5,917	5,034
September	6,906	5,994
October	8,054	
November	8,967	
December	9,975	
January	10,503	
February	12,257	
March	13,439	
April	13,890	
May	13,892	
June	13,892	

### QUALITY

	Quantity	Base Number	Contract	AT	Region	England
% of FP17s for the same patient ID Re-attending within 3 months - Children	19	700	2.7%	10.0%	12.0%	12.4%
% of FP17s for the same patient ID Re-attending within 3 months - Adults	135	1,840	7.3%	15.3%	15.9%	16.7%
% of FP17s for the same patient ID Re-attending between 3 & 9 months - Children	267	700	38.1%	50.8%	58.6%	57.4%
% of FP17s for the same patient ID Re-attending between 3 & 9 months - Adults	770	1,840	41.8%	46.6%	51.6%	50.5%
% of FP17s for Band 1 Urgent Courses	75	2,308	3.2%	8.4%	8.0%	9.1%
% of FP17s Relating to Free Repair or Replacements	24	2,308	1.0%	0.7%	0.8%	0.8%
% of FP17s Relating to Continuations	19	2,308	0.8%	0.9%	1.3%	1.3%
% of Patients satisfied with the dentistry they have received	3	3	N/A	92.5%	93.1%	93.2%
% of Patients satisfied with the time they had to wait for an appointment	3	3	N/A	90.4%	89.1%	89.0%

\* This is based on patients treated on this contract for their most recent course of treatment. Figures in italics indicate the base number of FP17s or Patient Questionnaire responses are less than 100. N/A is shown where the base number of responses is less than 10 during the period. % is calculated as Quantity/Base number\*100



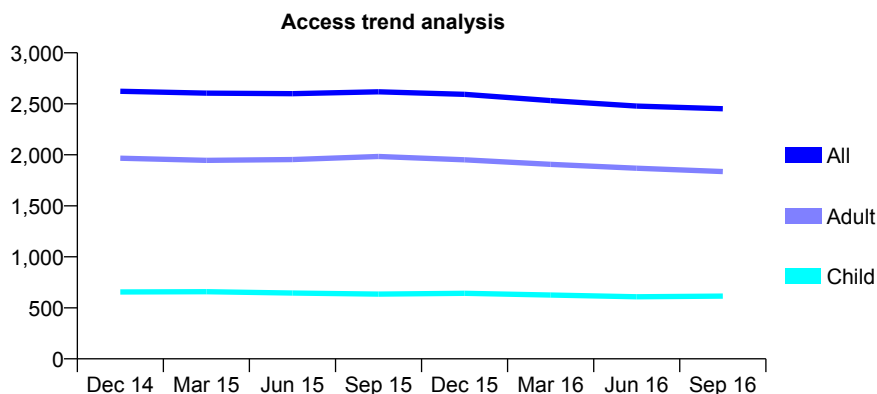
## Q54 - Vital Signs At a Glance Contract Report for 638633/0004 - September 2016

Name or company name	Balbir S Bhandal, Amrik S Bhandal & Baljit
Contract type name	GDS Contract
Purpose of contract	General
Contract start date	01/04/2006
Contract end date	

16/17 Contracted general activity (UDA)	7,522
Carry forward general activity (UDA)	-104
16/17 Contracted orthodontic activity (UOA)	0
Carry forward orthodontic activity (UOA)	0
Baseline contract value	£186,725.73

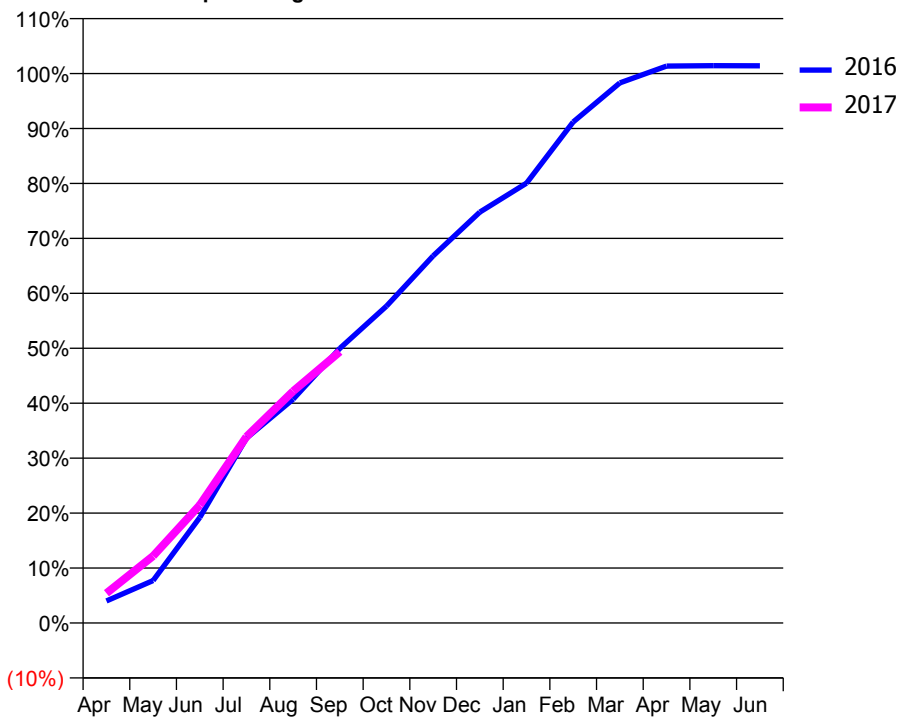
### ACCESS\*

Patients seen in 24 months	Total	Change since previous quarter
Quarter ending September 2015	2,618	
Quarter ending December 2015	2,593	→
Quarter ending March 2016	2,531	↓
Quarter ending June 2016	2,478	↓
Quarter ending September 2016	2,451	↓
<b>Variance since September 2015</b>	<b>(6.4%)</b>	<b>↓</b>



### ACTIVITY

Cumulative percentage of contracted UDA delivered 2016 & 2017



Adjusted Scheduled Activity (UDA)

Month	2016	2017
April	302	408
May	581	918
June	1,445	1,614
July	2,530	2,551
August	3,064	3,174
September	3,760	3,714
October	4,337	
November	5,026	
December	5,625	
January	6,022	
February	6,859	
March	7,394	
April	7,624	
May	7,628	
June	7,626	

### QUALITY

	Quantity	Base Number	Contract	AT	Region	England
% of FP17s for the same patient ID Re-attending within 3 months - Children	17	397	4.3%	10.0%	12.0%	12.4%
% of FP17s for the same patient ID Re-attending within 3 months - Adults	84	1,007	8.3%	15.3%	15.9%	16.7%
% of FP17s for the same patient ID Re-attending between 3 & 9 months - Children	162	397	40.8%	50.8%	58.6%	57.4%
% of FP17s for the same patient ID Re-attending between 3 & 9 months - Adults	376	1,007	37.3%	46.6%	51.6%	50.5%
% of FP17s for Band 1 Urgent Courses	107	1,325	8.1%	8.4%	8.0%	9.1%
% of FP17s Relating to Free Repair or Replacements	15	1,325	1.1%	0.7%	0.8%	0.8%
% of FP17s Relating to Continuations	6	1,325	0.5%	0.9%	1.3%	1.3%
% of Patients satisfied with the dentistry they have received	0	0	N/A	92.5%	93.1%	93.2%
% of Patients satisfied with the time they had to wait for an appointment	0	0	N/A	90.4%	89.1%	89.0%

\* This is based on patients treated on this contract for their most recent course of treatment. Figures in italics indicate the base number of FP17s or Patient Questionnaire responses are less than 100. N/A is shown where the base number of responses is less than 10 during the period. % is calculated as Quantity/Base number\*100

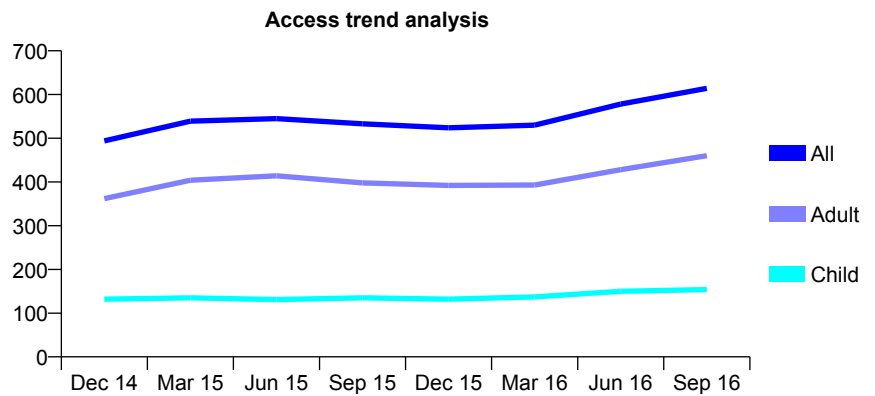
## Q54 - Vital Signs At a Glance Contract Report for 638633/0005 - September 2016

Name or company name	Balbir S Bhandal, Amrik S Bhandal & Baljit
Contract type name	GDS Contract
Purpose of contract	General and Orthodontic
Contract start date	01/04/2006
Contract end date	

16/17 Contracted general activity (UDA)	2,045
Carry forward general activity (UDA)	71
16/17 Contracted orthodontic activity (UOA)	450
Carry forward orthodontic activity (UOA)	0
Baseline contract value	£74,193.80

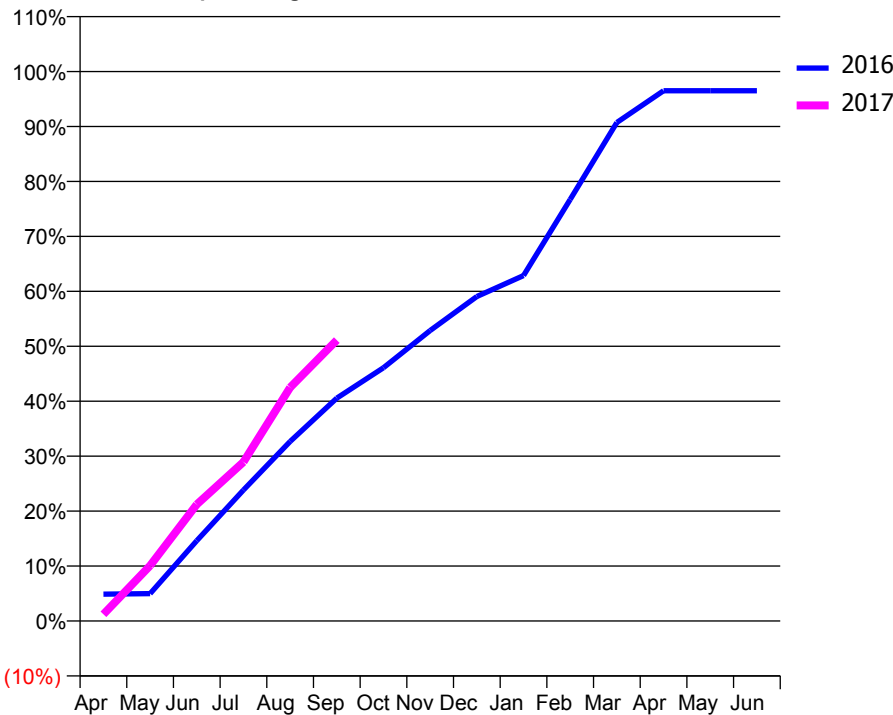
### ACCESS\*

Patients seen in 24 months	Total	Change since previous quarter
Quarter ending September 2015	533	
Quarter ending December 2015	524	↓
Quarter ending March 2016	530	→
Quarter ending June 2016	578	↑
Quarter ending September 2016	614	↑
<b>Variance since September 2015</b>	<b>15.2%</b>	<b>↑</b>



### ACTIVITY

Cumulative percentage of contracted UDA delivered 2016 & 2017



Month	Adjusted Scheduled Activity (UDA)	
	2016	2017
April	100	25
May	102	206
June	299	434
July	488	592
August	668	869
September	829	1,045
October	943	
November	1,081	
December	1,208	
January	1,286	
February	1,569	
March	1,855	
April	1,973	
May	1,973	
June	1,973	

### QUALITY

	Quantity	Base Number	Contract	AT	Region	England
% of FP17s for the same patient ID Re-attending within 3 months - Children	15	147	10.2%	10.0%	12.0%	12.4%
% of FP17s for the same patient ID Re-attending within 3 months - Adults	25	356	7.0%	15.3%	15.9%	16.7%
% of FP17s for the same patient ID Re-attending between 3 & 9 months - Children	59	147	40.1%	50.8%	58.6%	57.4%
% of FP17s for the same patient ID Re-attending between 3 & 9 months - Adults	155	356	43.5%	46.6%	51.6%	50.5%
% of FP17s for Band 1 Urgent Courses	76	425	17.9%	8.4%	8.0%	9.1%
% of FP17s Relating to Free Repair or Replacements	1	425	0.2%	0.7%	0.8%	0.8%
% of FP17s Relating to Continuations	5	425	1.2%	0.9%	1.3%	1.3%
% of Patients satisfied with the dentistry they have received	0	0	N/A	92.5%	93.1%	93.2%
% of Patients satisfied with the time they had to wait for an appointment	0	0	N/A	90.4%	89.1%	89.0%

\* This is based on patients treated on this contract for their most recent course of treatment. Figures in italics indicate the base number of FP17s or Patient Questionnaire responses are less than 100. N/A is shown where the base number of responses is less than 10 during the period. % is calculated as Quantity/Base number\*100

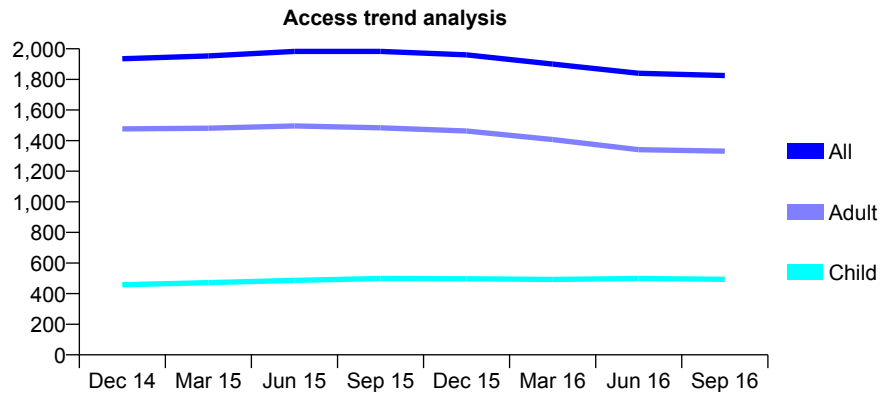
## Q54 - Vital Signs At a Glance Contract Report for 638633/0006 - September 2016

Name or company name	Balbir S Bhandal, Amrik S Bhandal & Baljit
Contract type name	GDS Contract
Purpose of contract	General
Contract start date	01/04/2006
Contract end date	

16/17 Contracted general activity (UDA)	6,103
Carry forward general activity (UDA)	83
16/17 Contracted orthodontic activity (UOA)	0
Carry forward orthodontic activity (UOA)	0
Baseline contract value	£131,894.25

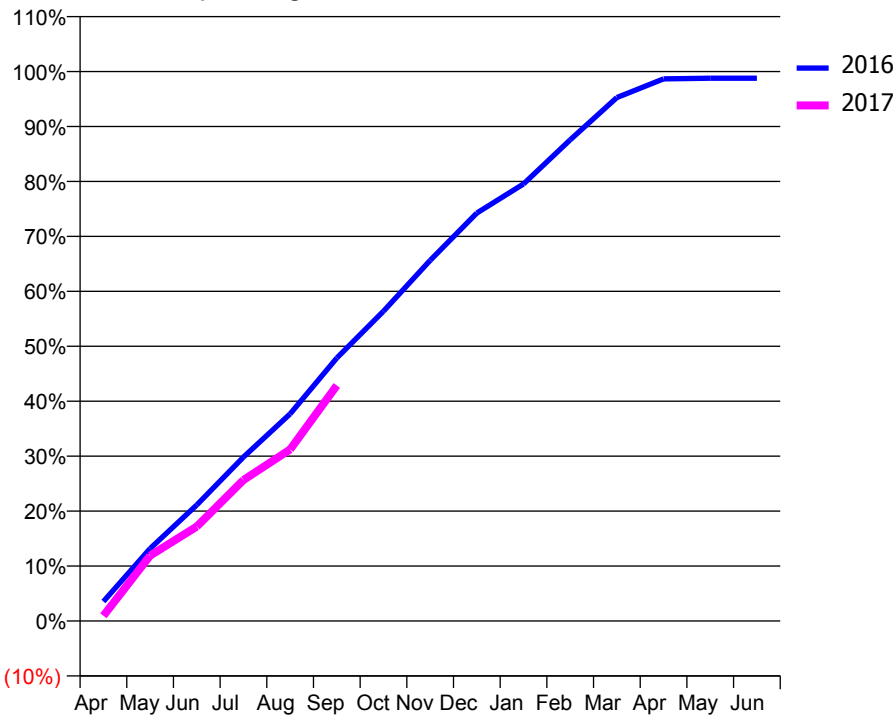
### ACCESS\*

Patients seen in 24 months	Total	Change since previous quarter
Quarter ending September 2015	1,983	
Quarter ending December 2015	1,960	↓
Quarter ending March 2016	1,900	↓
Quarter ending June 2016	1,840	↓
Quarter ending September 2016	1,825	→
<b>Variance since September 2015</b>	<b>(8.0%)</b>	<b>↓</b>



### ACTIVITY

Cumulative percentage of contracted UDA delivered 2016 & 2017



Month	Adjusted Scheduled Activity (UDA)	
	2016	2017
April	217	59
May	806	727
June	1,289	1,050
July	1,821	1,566
August	2,301	1,905
September	2,922	2,616
October	3,442	
November	4,005	
December	4,531	
January	4,854	
February	5,344	
March	5,814	
April	6,021	
May	6,028	
June	6,028	

### QUALITY

	Quantity	Base Number	Contract	AT	Region	England
% of FP17s for the same patient ID Re-attending within 3 months - Children	0	272	0.0%	10.0%	12.0%	12.4%
% of FP17s for the same patient ID Re-attending within 3 months - Adults	25	680	3.7%	15.3%	15.9%	16.7%
% of FP17s for the same patient ID Re-attending between 3 & 9 months - Children	125	272	46.0%	50.8%	58.6%	57.4%
% of FP17s for the same patient ID Re-attending between 3 & 9 months - Adults	270	680	39.7%	46.6%	51.6%	50.5%
% of FP17s for Band 1 Urgent Courses	17	883	1.9%	8.4%	8.0%	9.1%
% of FP17s Relating to Free Repair or Replacements	8	883	0.9%	0.7%	0.8%	0.8%
% of FP17s Relating to Continuations	0	883	0.0%	0.9%	1.3%	1.3%
% of Patients satisfied with the dentistry they have received	0	0	N/A	92.5%	93.1%	93.2%
% of Patients satisfied with the time they had to wait for an appointment	0	0	N/A	90.4%	89.1%	89.0%

\* This is based on patients treated on this contract for their most recent course of treatment. Figures in italics indicate the base number of FP17s or Patient Questionnaire responses are less than 100. N/A is shown where the base number of responses is less than 10 during the period. % is calculated as Quantity/Base number\*100

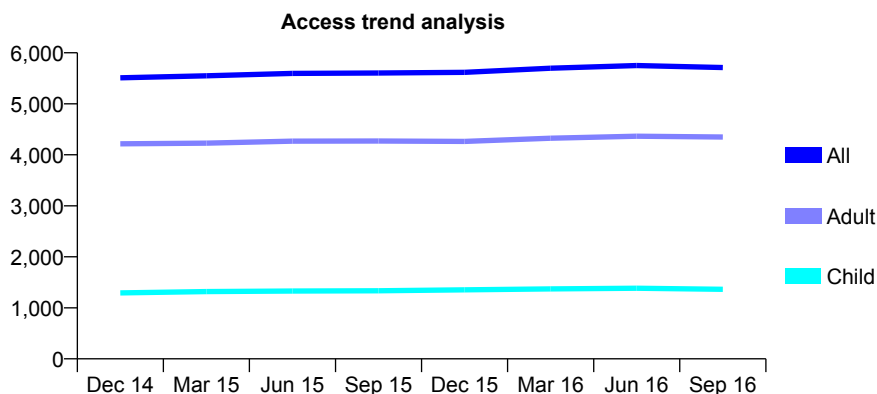
## Q54 - Vital Signs At a Glance Contract Report for 638633/0007 - September 2016

Name or company name	Balbir S Bhandal, Amrik S Bhandal & Baljit
Contract type name	GDS Contract
Purpose of contract	General
Contract start date	01/04/2006
Contract end date	

16/17 Contracted general activity (UDA)	19,396
Carry forward general activity (UDA)	616
16/17 Contracted orthodontic activity (UOA)	0
Carry forward orthodontic activity (UOA)	0
Baseline contract value	£444,833.10

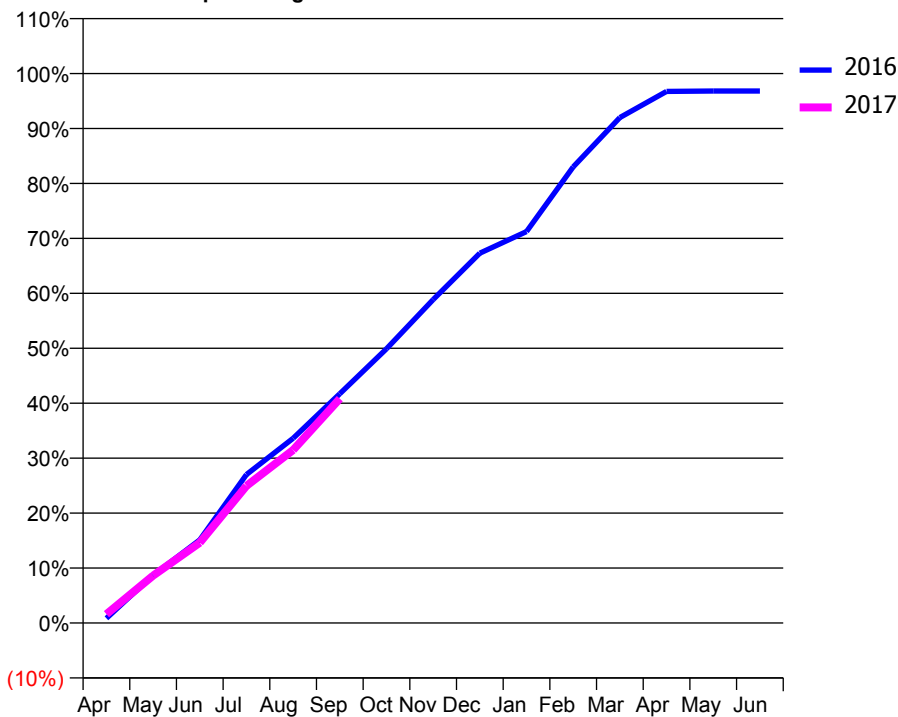
### ACCESS\*

Patients seen in 24 months	Total	Change since previous quarter
Quarter ending September 2015	5,605	
Quarter ending December 2015	5,617	→
Quarter ending March 2016	5,697	→
Quarter ending June 2016	5,750	→
Quarter ending September 2016	5,711	→
<b>Variance since September 2015</b>	<b>1.9%</b>	<b>→</b>



### ACTIVITY

Cumulative percentage of contracted UDA delivered 2016 & 2017



### QUALITY

	Quantity	Base Number	Contract	AT	Region	England
% of FP17s for the same patient ID Re-attending within 3 months - Children	53	907	5.8%	10.0%	12.0%	12.4%
% of FP17s for the same patient ID Re-attending within 3 months - Adults	314	2,737	11.5%	15.3%	15.9%	16.7%
% of FP17s for the same patient ID Re-attending between 3 & 9 months - Children	512	907	56.4%	50.8%	58.6%	57.4%
% of FP17s for the same patient ID Re-attending between 3 & 9 months - Adults	1,307	2,737	47.8%	46.6%	51.6%	50.5%
% of FP17s for Band 1 Urgent Courses	188	3,304	5.7%	8.4%	8.0%	9.1%
% of FP17s Relating to Free Repair or Replacements	28	3,304	0.8%	0.7%	0.8%	0.8%
% of FP17s Relating to Continuations	24	3,304	0.7%	0.9%	1.3%	1.3%
% of Patients satisfied with the dentistry they have received	1	1	N/A	92.5%	93.1%	93.2%
% of Patients satisfied with the time they had to wait for an appointment	1	1	N/A	90.4%	89.1%	89.0%

\* This is based on patients treated on this contract for their most recent course of treatment. Figures in italics indicate the base number of FP17s or Patient Questionnaire responses are less than 100. N/A is shown where the base number of responses is less than 10 during the period. % is calculated as Quantity/Base number\*100

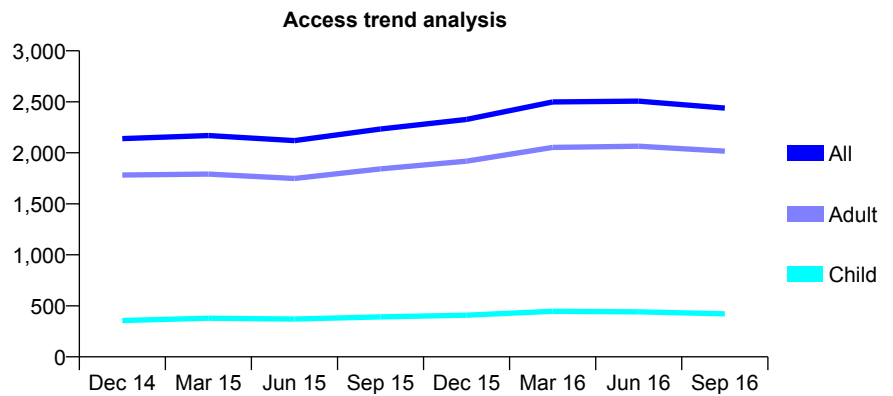
## Q54 - Vital Signs At a Glance Contract Report for 638633/0008 - September 2016

Name or company name	Balbir S Bhandal, Amrik S Bhandal & Baljit
Contract type name	GDS Contract
Purpose of contract	General
Contract start date	01/04/2006
Contract end date	

16/17 Contracted general activity (UDA)	9,466
Carry forward general activity (UDA)	-22
16/17 Contracted orthodontic activity (UOA)	0
Carry forward orthodontic activity (UOA)	0
Baseline contract value	£227,489.23

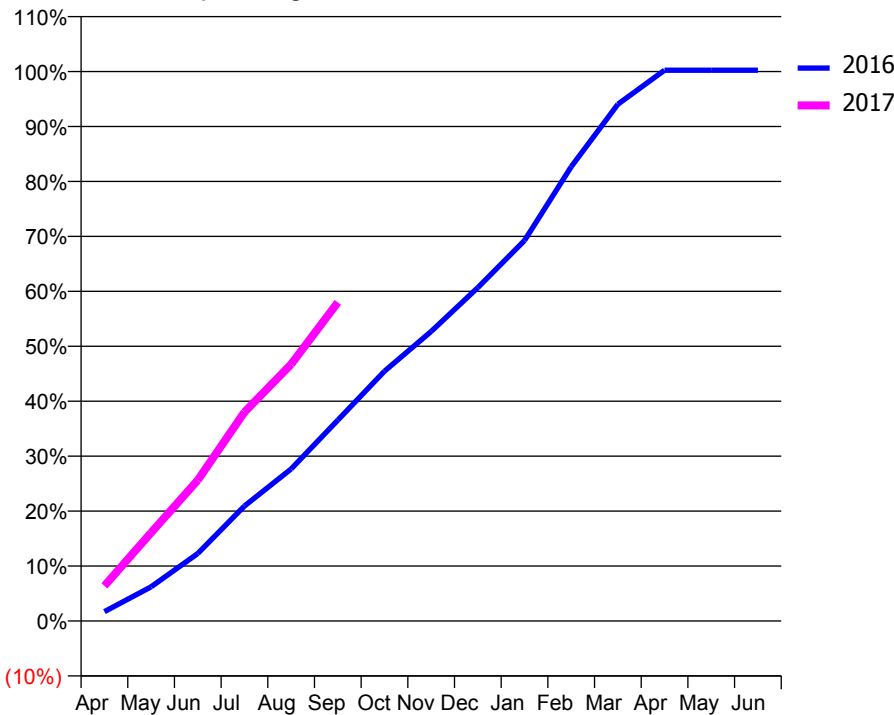
### ACCESS\*

Patients seen in 24 months	Total	Change since previous quarter
Quarter ending September 2015	2,233	
Quarter ending December 2015	2,327	↑
Quarter ending March 2016	2,499	↑
Quarter ending June 2016	2,506	→
Quarter ending September 2016	2,438	↓
<b>Variance since September 2015</b>	<b>9.2%</b>	<b>↑</b>



### ACTIVITY

Cumulative percentage of contracted UDA delivered 2016 & 2017



Month	Adjusted Scheduled Activity (UDA)	
	2016	2017
April	162	606
May	589	1,522
June	1,164	2,427
July	1,980	3,598
August	2,620	4,422
September	3,461	5,489
October	4,303	
November	4,989	
December	5,744	
January	6,555	
February	7,826	
March	8,902	
April	9,488	
May	9,488	
June	9,488	

### QUALITY

	Quantity	Base Number	Contract	AT	Region	England
% of FP17s for the same patient ID Re-attending within 3 months - Children	3	218	1.4%	10.0%	12.0%	12.4%
% of FP17s for the same patient ID Re-attending within 3 months - Adults	88	1,013	8.7%	15.3%	15.9%	16.7%
% of FP17s for the same patient ID Re-attending between 3 & 9 months - Children	112	218	51.4%	50.8%	58.6%	57.4%
% of FP17s for the same patient ID Re-attending between 3 & 9 months - Adults	400	1,013	39.5%	46.6%	51.6%	50.5%
% of FP17s for Band 1 Urgent Courses	71	1,098	6.5%	8.4%	8.0%	9.1%
% of FP17s Relating to Free Repair or Replacements	6	1,098	0.5%	0.7%	0.8%	0.8%
% of FP17s Relating to Continuations	8	1,098	0.7%	0.9%	1.3%	1.3%
% of Patients satisfied with the dentistry they have received	3	3	N/A	92.5%	93.1%	93.2%
% of Patients satisfied with the time they had to wait for an appointment	3	3	N/A	90.4%	89.1%	89.0%

\* This is based on patients treated on this contract for their most recent course of treatment. Figures in italics indicate the base number of FP17s or Patient Questionnaire responses are less than 100. N/A is shown where the base number of responses is less than 10 during the period. % is calculated as Quantity/Base number\*100

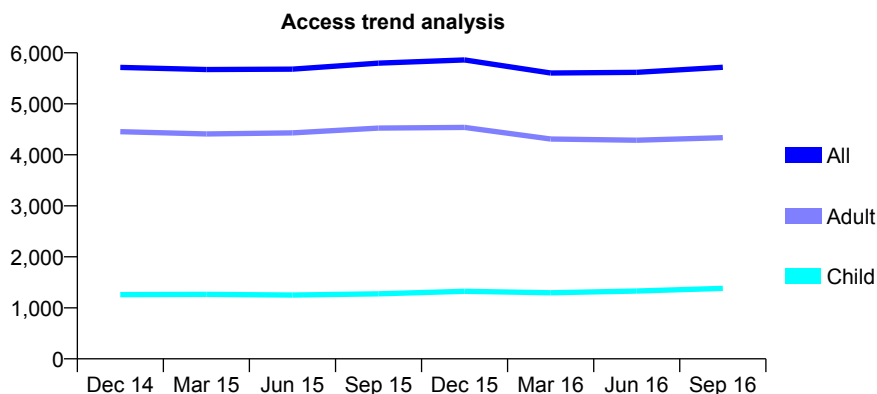
## Q54 - Vital Signs At a Glance Contract Report for 638633/0009 - September 2016

Name or company name	Balbir S Bhandal, Amrik S Bhandal & Baljit
Contract type name	GDS Contract
Purpose of contract	General
Contract start date	01/04/2006
Contract end date	

16/17 Contracted general activity (UDA)	18,695
Carry forward general activity (UDA)	200
16/17 Contracted orthodontic activity (UOA)	0
Carry forward orthodontic activity (UOA)	0
Baseline contract value	£430,993.09

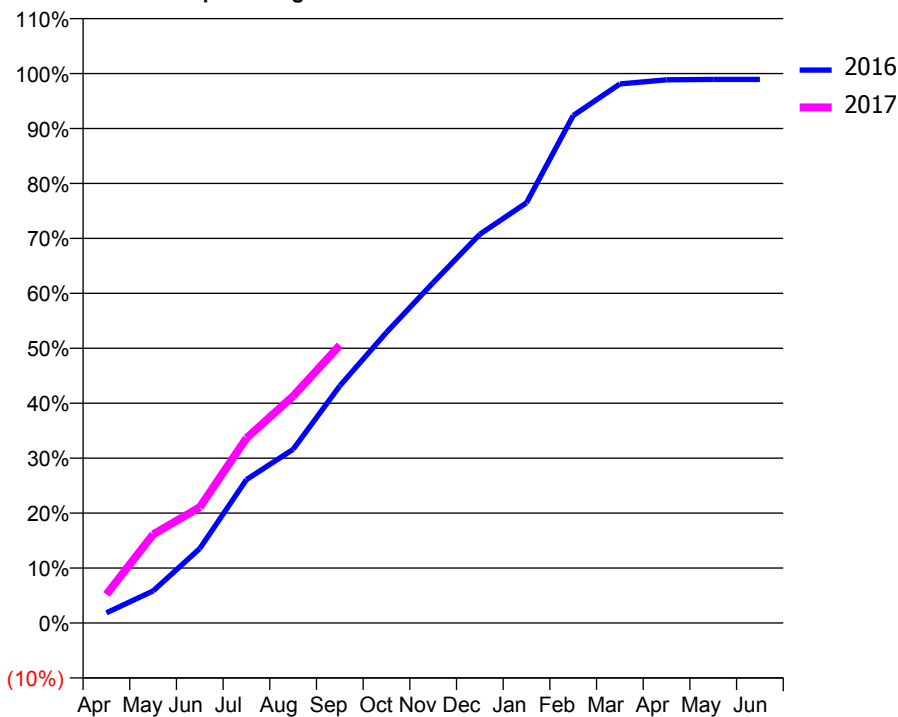
### ACCESS\*

Patients seen in 24 months	Total	Change since previous quarter
Quarter ending September 2015	5,797	
Quarter ending December 2015	5,860	→
Quarter ending March 2016	5,604	↓
Quarter ending June 2016	5,617	→
Quarter ending September 2016	5,717	→
<b>Variance since September 2015</b>	<b>(1.4%)</b>	<b>↓</b>



### ACTIVITY

Cumulative percentage of contracted UDA delivered 2016 & 2017



Adjusted Scheduled Activity (UDA)

Month	2016	2017
April	345	975
May	1,093	3,016
June	2,536	3,941
July	4,880	6,289
August	5,909	7,720
September	8,069	9,450
October	9,889	
November	11,580	
December	13,225	
January	14,299	
February	17,266	
March	18,342	
April	18,478	
May	18,494	
June	18,494	

### QUALITY

	Quantity	Base Number	Contract	AT	Region	England
% of FP17s for the same patient ID Re-attending within 3 months - Children	32	917	3.5%	10.0%	12.0%	12.4%
% of FP17s for the same patient ID Re-attending within 3 months - Adults	272	2,618	10.4%	15.3%	15.9%	16.7%
% of FP17s for the same patient ID Re-attending between 3 & 9 months - Children	485	917	52.9%	50.8%	58.6%	57.4%
% of FP17s for the same patient ID Re-attending between 3 & 9 months - Adults	1,249	2,618	47.7%	46.6%	51.6%	50.5%
% of FP17s for Band 1 Urgent Courses	222	3,472	6.4%	8.4%	8.0%	9.1%
% of FP17s Relating to Free Repair or Replacements	31	3,472	0.9%	0.7%	0.8%	0.8%
% of FP17s Relating to Continuations	13	3,472	0.4%	0.9%	1.3%	1.3%
% of Patients satisfied with the dentistry they have received	8	9	N/A	92.5%	93.1%	93.2%
% of Patients satisfied with the time they had to wait for an appointment	9	9	N/A	90.4%	89.1%	89.0%

\* This is based on patients treated on this contract for their most recent course of treatment. Figures in italics indicate the base number of FP17s or Patient Questionnaire responses are less than 100. N/A is shown where the base number of responses is less than 10 during the period. % is calculated as Quantity/Base number\*100

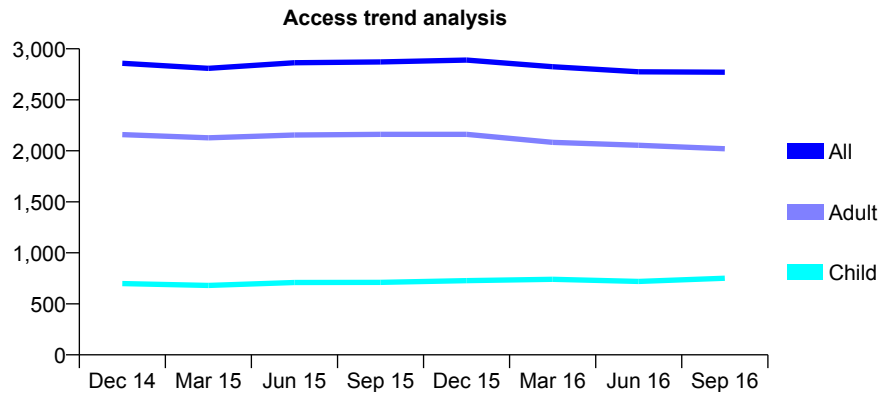
## Q54 - Vital Signs At a Glance Contract Report for 638633/0010 - September 2016

Name or company name	Balbir S Bhandal, Amrik S Bhandal & Baljit
Contract type name	GDS Contract
Purpose of contract	General
Contract start date	01/04/2006
Contract end date	

16/17 Contracted general activity (UDA)	11,660
Carry forward general activity (UDA)	300
16/17 Contracted orthodontic activity (UOA)	0
Carry forward orthodontic activity (UOA)	0
Baseline contract value	£298,784.39

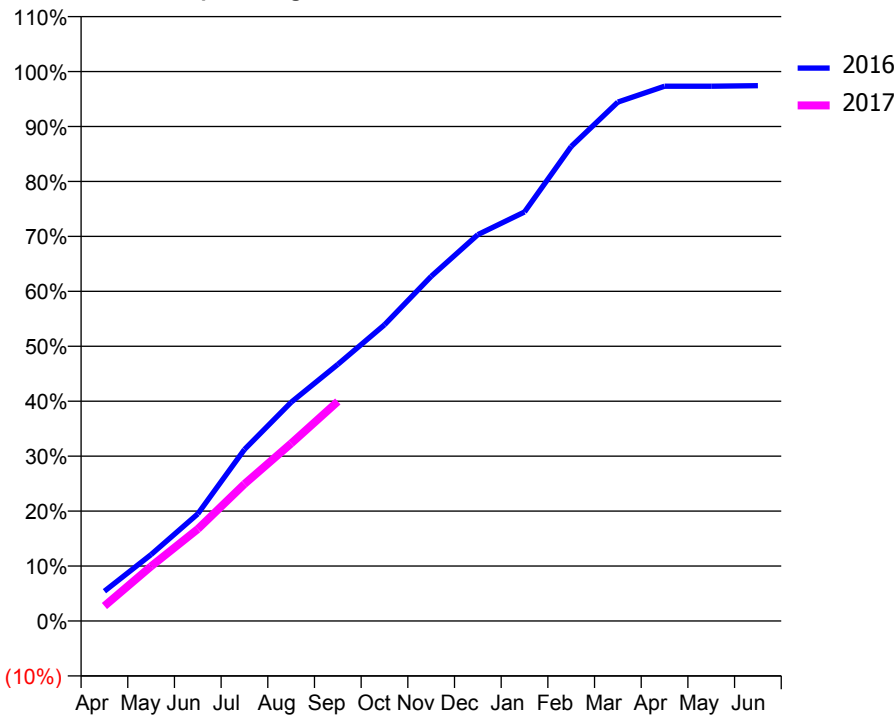
### ACCESS\*

Patients seen in 24 months	Total	Change since previous quarter
Quarter ending September 2015	2,871	
Quarter ending December 2015	2,889	→
Quarter ending March 2016	2,824	↓
Quarter ending June 2016	2,774	↓
Quarter ending September 2016	2,771	→
<b>Variance since September 2015</b>	<b>(3.5%)</b>	<b>↓</b>



### ACTIVITY

Cumulative percentage of contracted UDA delivered 2016 & 2017



Month	Adjusted Scheduled Activity (UDA)	
	2016	2017
April	634	319
May	1,410	1,161
June	2,273	1,952
July	3,641	2,908
August	4,643	3,768
September	5,446	4,658
October	6,286	
November	7,313	
December	8,197	
January	8,679	
February	10,069	
March	11,012	
April	11,348	
May	11,348	
June	11,360	

### QUALITY

	Quantity	Base Number	Contract	AT	Region	England
% of FP17s for the same patient ID Re-attending within 3 months - Children	35	459	7.6%	10.0%	12.0%	12.4%
% of FP17s for the same patient ID Re-attending within 3 months - Adults	140	1,087	12.9%	15.3%	15.9%	16.7%
% of FP17s for the same patient ID Re-attending between 3 & 9 months - Children	194	459	42.3%	50.8%	58.6%	57.4%
% of FP17s for the same patient ID Re-attending between 3 & 9 months - Adults	422	1,087	38.8%	46.6%	51.6%	50.5%
% of FP17s for Band 1 Urgent Courses	61	1,458	4.2%	8.4%	8.0%	9.1%
% of FP17s Relating to Free Repair or Replacements	9	1,458	0.6%	0.7%	0.8%	0.8%
% of FP17s Relating to Continuations	16	1,458	1.1%	0.9%	1.3%	1.3%
% of Patients satisfied with the dentistry they have received	2	2	N/A	92.5%	93.1%	93.2%
% of Patients satisfied with the time they had to wait for an appointment	1	2	N/A	90.4%	89.1%	89.0%

\* This is based on patients treated on this contract for their most recent course of treatment. Figures in italics indicate the base number of FP17s or Patient Questionnaire responses are less than 100. N/A is shown where the base number of responses is less than 10 during the period. % is calculated as Quantity/Base number\*100

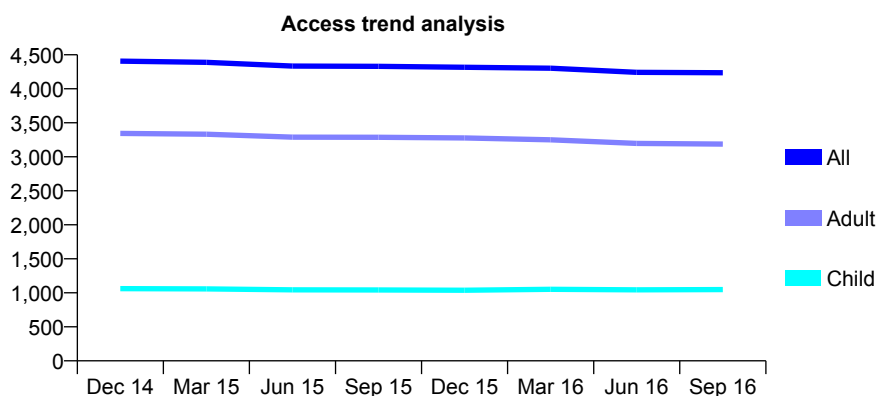
## Q54 - Vital Signs At a Glance Contract Report for 638633/0011 - September 2016

Name or company name	Balbir S Bhandal, Amrik S Bhandal & Baljit
Contract type name	GDS Contract
Purpose of contract	General and Orthodontic
Contract start date	01/04/2006
Contract end date	

16/17 Contracted general activity (UDA)	13,730
Carry forward general activity (UDA)	350
16/17 Contracted orthodontic activity (UOA)	1,096
Carry forward orthodontic activity (UOA)	-5
Baseline contract value	£369,495.22

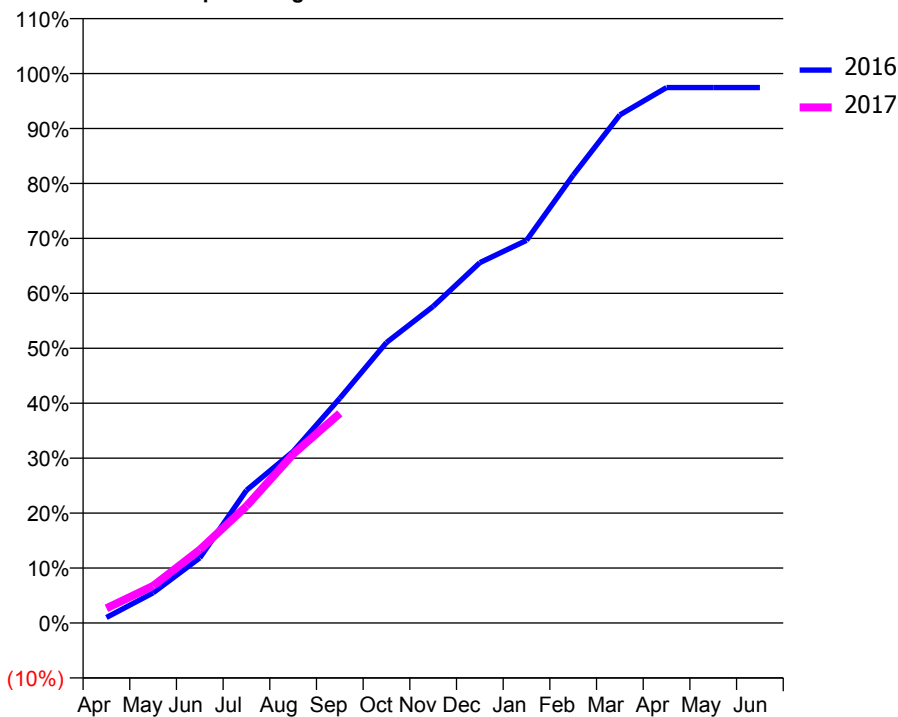
### ACCESS\*

Patients seen in 24 months	Total	Change since previous quarter
Quarter ending September 2015	4,330	
Quarter ending December 2015	4,316	→
Quarter ending March 2016	4,302	→
Quarter ending June 2016	4,243	↓
Quarter ending September 2016	4,236	→
<b>Variance since September 2015</b>	<b>(2.2%)</b>	<b>↓</b>



### ACTIVITY

Cumulative percentage of contracted UDA delivered 2016 & 2017



Month	Adjusted Scheduled Activity (UDA)	
	2016	2017
April	138	368
May	753	929
June	1,627	1,830
July	3,315	2,921
August	4,287	4,221
September	5,617	5,238
October	7,009	
November	7,911	
December	9,003	
January	9,562	
February	11,189	
March	12,695	
April	13,378	
May	13,379	
June	13,379	

### QUALITY

	Quantity	Base Number	Contract	AT	Region	England
% of FP17s for the same patient ID Re-attending within 3 months - Children	38	848	4.5%	10.0%	12.0%	12.4%
% of FP17s for the same patient ID Re-attending within 3 months - Adults	169	2,281	7.4%	15.3%	15.9%	16.7%
% of FP17s for the same patient ID Re-attending between 3 & 9 months - Children	582	848	68.6%	50.8%	58.6%	57.4%
% of FP17s for the same patient ID Re-attending between 3 & 9 months - Adults	1,494	2,281	65.5%	46.6%	51.6%	50.5%
% of FP17s for Band 1 Urgent Courses	82	2,697	3.0%	8.4%	8.0%	9.1%
% of FP17s Relating to Free Repair or Replacements	12	2,697	0.4%	0.7%	0.8%	0.8%
% of FP17s Relating to Continuations	7	2,697	0.3%	0.9%	1.3%	1.3%
% of Patients satisfied with the dentistry they have received	5	6	N/A	92.5%	93.1%	93.2%
% of Patients satisfied with the time they had to wait for an appointment	5	6	N/A	90.4%	89.1%	89.0%

\* This is based on patients treated on this contract for their most recent course of treatment. Figures in italics indicate the base number of FP17s or Patient Questionnaire responses are less than 100. N/A is shown where the base number of responses is less than 10 during the period. % is calculated as Quantity/Base number\*100



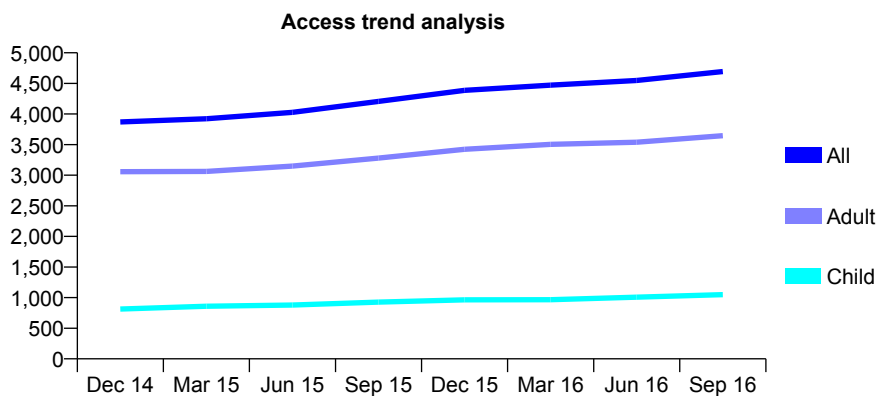
## Q54 - Vital Signs At a Glance Contract Report for 638633/0013 - September 2016

Name or company name	Balbir S Bhandal, Amrik S Bhandal & Baljit
Contract type name	GDS Contract
Purpose of contract	General
Contract start date	01/04/2006
Contract end date	

16/17 Contracted general activity (UDA)	16,321
Carry forward general activity (UDA)	151
16/17 Contracted orthodontic activity (UOA)	0
Carry forward orthodontic activity (UOA)	0
Baseline contract value	£347,246.46

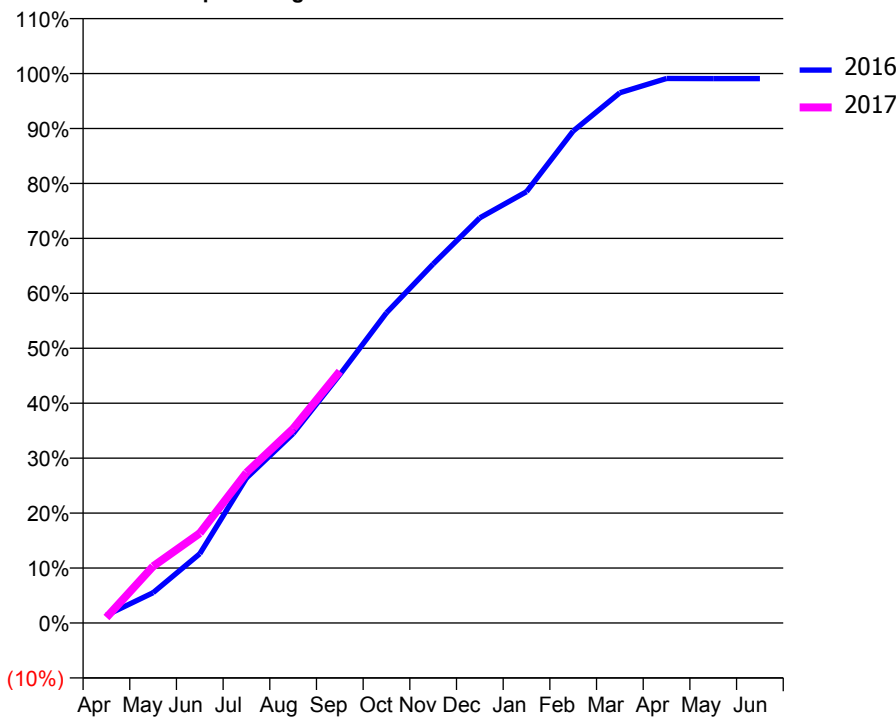
### ACCESS\*

Patients seen in 24 months	Total	Change since previous quarter
Quarter ending September 2015	4,205	
Quarter ending December 2015	4,387	↑
Quarter ending March 2016	4,471	→
Quarter ending June 2016	4,548	→
Quarter ending September 2016	4,693	↑
<b>Variance since September 2015</b>	<b>11.6%</b>	<b>↑</b>



### ACTIVITY

Cumulative percentage of contracted UDA delivered 2016 & 2017



Month	Adjusted Scheduled Activity (UDA)	
	2016	2017
April	233	165
May	899	1,684
June	2,057	2,666
July	4,309	4,465
August	5,627	5,772
September	7,376	7,475
October	9,213	
November	10,665	
December	12,034	
January	12,811	
February	14,611	
March	15,749	
April	16,172	
May	16,169	
June	16,169	

### QUALITY

	Quantity	Base Number	Contract	AT	Region	England
% of FP17s for the same patient ID Re-attending within 3 months - Children	16	668	2.4%	10.0%	12.0%	12.4%
% of FP17s for the same patient ID Re-attending within 3 months - Adults	155	2,265	6.8%	15.3%	15.9%	16.7%
% of FP17s for the same patient ID Re-attending between 3 & 9 months - Children	331	668	49.6%	50.8%	58.6%	57.4%
% of FP17s for the same patient ID Re-attending between 3 & 9 months - Adults	1,127	2,265	49.8%	46.6%	51.6%	50.5%
% of FP17s for Band 1 Urgent Courses	81	2,762	2.9%	8.4%	8.0%	9.1%
% of FP17s Relating to Free Repair or Replacements	29	2,762	1.0%	0.7%	0.8%	0.8%
% of FP17s Relating to Continuations	4	2,762	0.1%	0.9%	1.3%	1.3%
% of Patients satisfied with the dentistry they have received	6	6	N/A	92.5%	93.1%	93.2%
% of Patients satisfied with the time they had to wait for an appointment	6	6	N/A	90.4%	89.1%	89.0%

\* This is based on patients treated on this contract for their most recent course of treatment. Figures in italics indicate the base number of FP17s or Patient Questionnaire responses are less than 100. N/A is shown where the base number of responses is less than 10 during the period. % is calculated as Quantity/Base number\*100

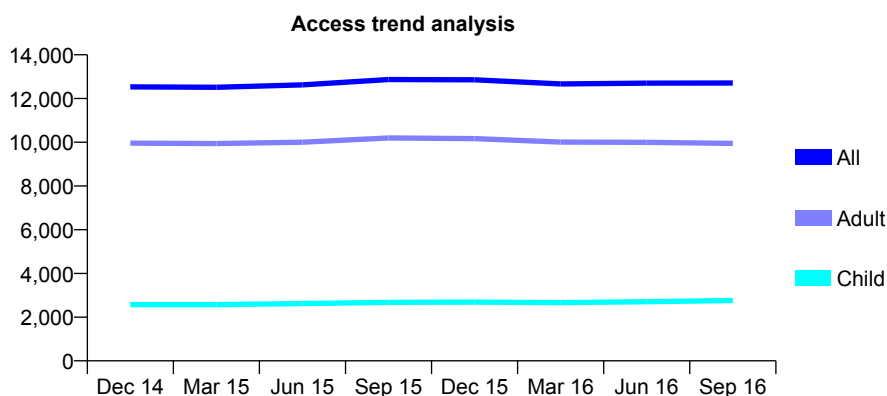
## Q54 - Vital Signs At a Glance Contract Report for 638633/0014 - September 2016

Name or company name	Balbir S Bhandal, Amrik S Bhandal & Baljit
Contract type name	GDS Contract
Purpose of contract	General
Contract start date	01/04/2006
Contract end date	

16/17 Contracted general activity (UDA)	39,989
Carry forward general activity (UDA)	-746
16/17 Contracted orthodontic activity (UOA)	0
Carry forward orthodontic activity (UOA)	0
Baseline contract value	£934,240.25

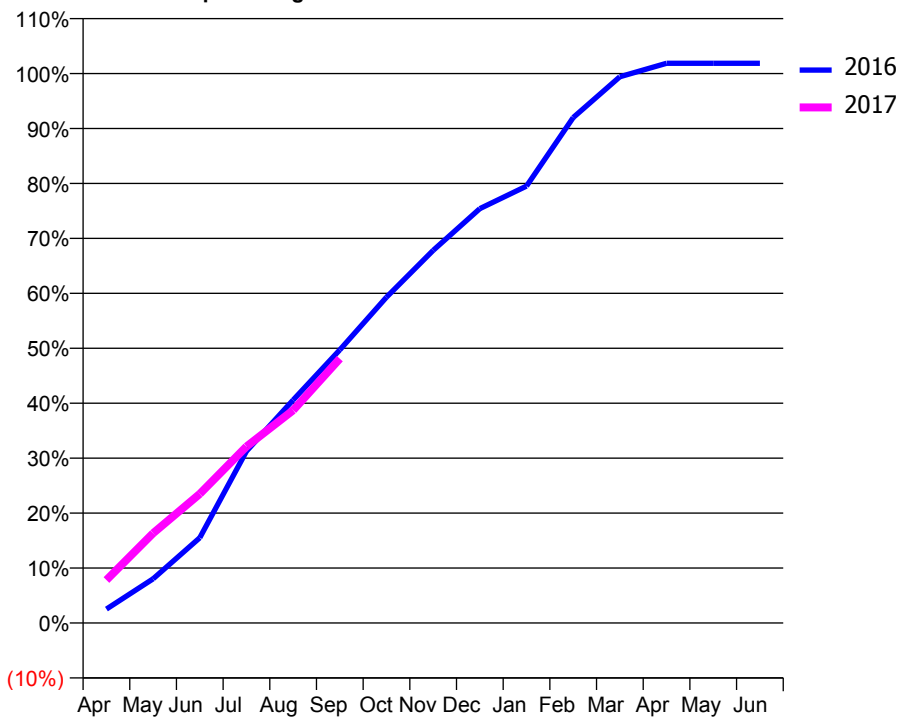
### ACCESS\*

Patients seen in 24 months	Total	Change since previous quarter
Quarter ending September 2015	12,870	
Quarter ending December 2015	12,855	→
Quarter ending March 2016	12,668	↓
Quarter ending June 2016	12,701	→
Quarter ending September 2016	12,707	→
<b>Variance since September 2015</b>	<b>(1.3%)</b>	<b>↓</b>



### ACTIVITY

Cumulative percentage of contracted UDA delivered 2016 & 2017



Adjusted Scheduled Activity (UDA)

Month	2016	2017
April	1,017	3,134
May	3,215	6,534
June	6,211	9,398
July	12,499	12,847
August	16,234	15,487
September	19,879	19,234
October	23,716	
November	27,120	
December	30,154	
January	31,791	
February	36,786	
March	39,756	
April	40,735	
May	40,735	
June	40,735	

### QUALITY

	Quantity	Base Number	Contract	AT	Region	England
% of FP17s for the same patient ID Re-attending within 3 months - Children	92	1,690	5.4%	10.0%	12.0%	12.4%
% of FP17s for the same patient ID Re-attending within 3 months - Adults	685	5,476	12.5%	15.3%	15.9%	16.7%
% of FP17s for the same patient ID Re-attending between 3 & 9 months - Children	663	1,690	39.2%	50.8%	58.6%	57.4%
% of FP17s for the same patient ID Re-attending between 3 & 9 months - Adults	2,310	5,476	42.2%	46.6%	51.6%	50.5%
% of FP17s for Band 1 Urgent Courses	245	6,793	3.6%	8.4%	8.0%	9.1%
% of FP17s Relating to Free Repair or Replacements	26	6,793	0.4%	0.7%	0.8%	0.8%
% of FP17s Relating to Continuations	25	6,793	0.4%	0.9%	1.3%	1.3%
% of Patients satisfied with the dentistry they have received	3	4	N/A	92.5%	93.1%	93.2%
% of Patients satisfied with the time they had to wait for an appointment	4	4	N/A	90.4%	89.1%	89.0%

\* This is based on patients treated on this contract for their most recent course of treatment. Figures in italics indicate the base number of FP17s or Patient Questionnaire responses are less than 100. N/A is shown where the base number of responses is less than 10 during the period. % is calculated as Quantity/Base number\*100

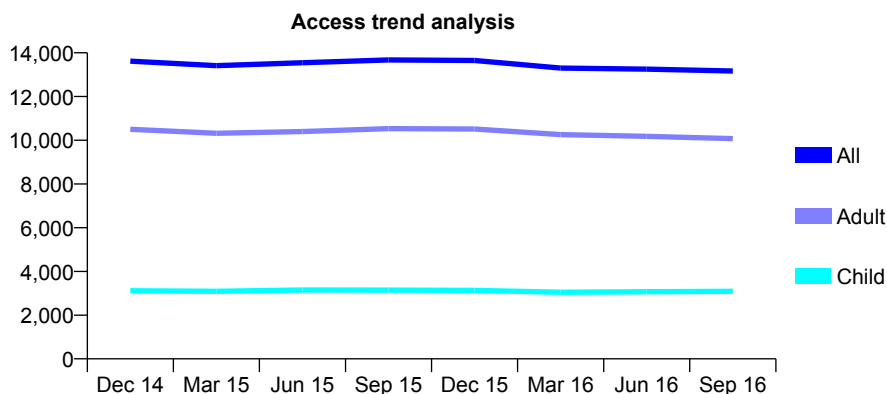
## Q54 - Vital Signs At a Glance Contract Report for 638633/0015 - September 2016

Name or company name	Balbir S Bhandal, Amrik S Bhandal & Baljit
Contract type name	GDS Contract
Purpose of contract	General
Contract start date	01/04/2006
Contract end date	

16/17 Contracted general activity (UDA)	42,991
Carry forward general activity (UDA)	-414
16/17 Contracted orthodontic activity (UOA)	0
Carry forward orthodontic activity (UOA)	0
Baseline contract value	£989,834.49

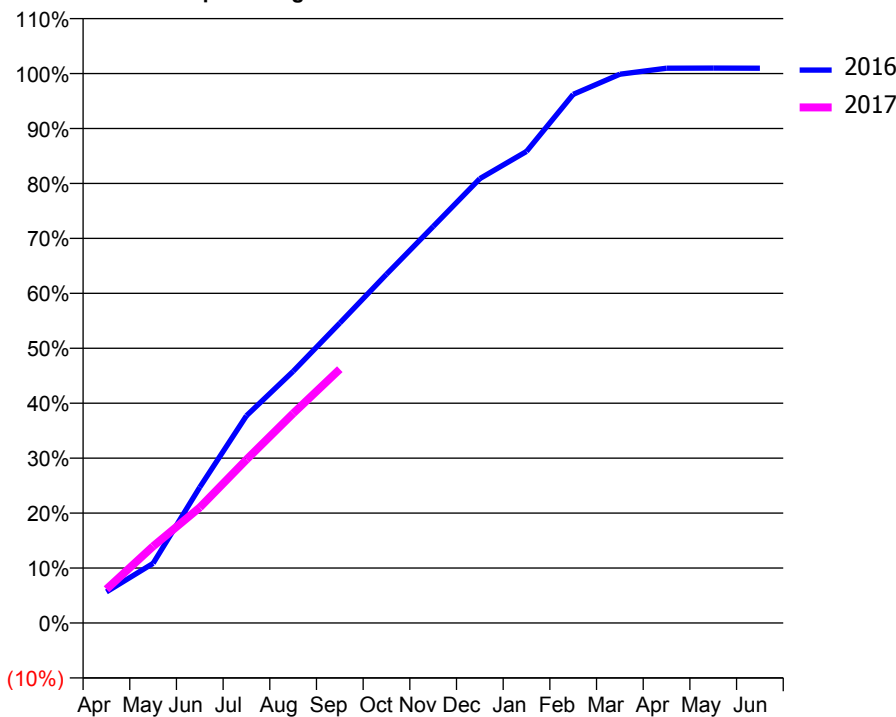
### ACCESS\*

Patients seen in 24 months	Total	Change since previous quarter
Quarter ending September 2015	13,673	
Quarter ending December 2015	13,651	→
Quarter ending March 2016	13,303	↓
Quarter ending June 2016	13,252	→
Quarter ending September 2016	13,166	→
<b>Variance since September 2015</b>	<b>(3.7%)</b>	<b>↓</b>



### ACTIVITY

Cumulative percentage of contracted UDA delivered 2016 & 2017



Month	Adjusted Scheduled Activity (UDA)	
	2016	2017
April	2,435	2,645
May	4,667	6,008
June	10,624	9,035
July	16,221	12,784
August	19,690	16,396
September	23,469	19,863
October	27,283	
November	31,021	
December	34,763	
January	36,898	
February	41,363	
March	42,938	
April	43,403	
May	43,420	
June	43,405	

### QUALITY

	Quantity	Base Number	Contract	AT	Region	England
% of FP17s for the same patient ID Re-attending within 3 months - Children	93	1,936	4.8%	10.0%	12.0%	12.4%
% of FP17s for the same patient ID Re-attending within 3 months - Adults	700	6,020	11.6%	15.3%	15.9%	16.7%
% of FP17s for the same patient ID Re-attending between 3 & 9 months - Children	763	1,936	39.4%	50.8%	58.6%	57.4%
% of FP17s for the same patient ID Re-attending between 3 & 9 months - Adults	2,828	6,020	47.0%	46.6%	51.6%	50.5%
% of FP17s for Band 1 Urgent Courses	282	7,303	3.9%	8.4%	8.0%	9.1%
% of FP17s Relating to Free Repair or Replacements	96	7,303	1.3%	0.7%	0.8%	0.8%
% of FP17s Relating to Continuations	93	7,303	1.3%	0.9%	1.3%	1.3%
% of Patients satisfied with the dentistry they have received	14	14	100.0%	92.5%	93.1%	93.2%
% of Patients satisfied with the time they had to wait for an appointment	13	14	92.9%	90.4%	89.1%	89.0%

\* This is based on patients treated on this contract for their most recent course of treatment. Figures in italics indicate the base number of FP17s or Patient Questionnaire responses are less than 100. N/A is shown where the base number of responses is less than 10 during the period. % is calculated as Quantity/Base number\*100

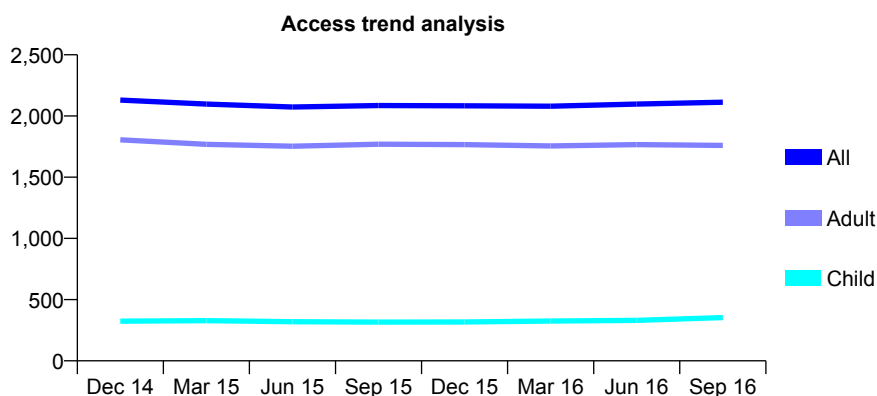
## Q54 - Vital Signs At a Glance Contract Report for 638633/0016 - September 2016

Name or company name	Balbir S Bhandal, Amrik S Bhandal & Baljit
Contract type name	GDS Contract
Purpose of contract	General
Contract start date	01/04/2006
Contract end date	

16/17 Contracted general activity (UDA)	6,561
Carry forward general activity (UDA)	209
16/17 Contracted orthodontic activity (UOA)	0
Carry forward orthodontic activity (UOA)	0
Baseline contract value	£197,941.57

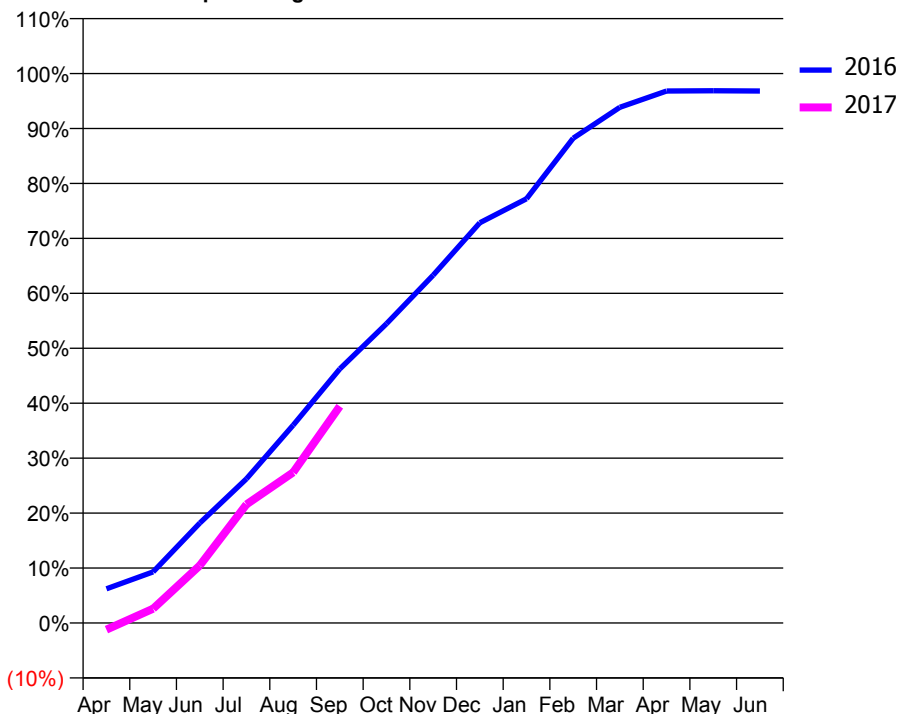
### ACCESS\*

Patients seen in 24 months	Total	Change since previous quarter
Quarter ending September 2015	2,086	
Quarter ending December 2015	2,083	→
Quarter ending March 2016	2,080	→
Quarter ending June 2016	2,097	→
Quarter ending September 2016	2,113	→
<b>Variance since September 2015</b>	<b>1.3%</b>	<b>→</b>



### ACTIVITY

Cumulative percentage of contracted UDA delivered 2016 & 2017



Month	Adjusted Scheduled Activity (UDA)	
	2016	2017
April	408	-80
May	611	172
June	1,194	687
July	1,722	1,416
August	2,361	1,799
September	3,034	2,589
October	3,573	
November	4,153	
December	4,779	
January	5,066	
February	5,788	
March	6,157	
April	6,352	
May	6,354	
June	6,351	

### QUALITY

	Quantity	Base Number	Contract	AT	Region	England
% of FP17s for the same patient ID Re-attending within 3 months - Children	20	214	9.3%	10.0%	12.0%	12.4%
% of FP17s for the same patient ID Re-attending within 3 months - Adults	90	885	10.2%	15.3%	15.9%	16.7%
% of FP17s for the same patient ID Re-attending between 3 & 9 months - Children	56	214	26.2%	50.8%	58.6%	57.4%
% of FP17s for the same patient ID Re-attending between 3 & 9 months - Adults	232	885	26.2%	46.6%	51.6%	50.5%
% of FP17s for Band 1 Urgent Courses	39	1,007	3.9%	8.4%	8.0%	9.1%
% of FP17s Relating to Free Repair or Replacements	5	1,007	0.5%	0.7%	0.8%	0.8%
% of FP17s Relating to Continuations	5	1,007	0.5%	0.9%	1.3%	1.3%
% of Patients satisfied with the dentistry they have received	0	1	N/A	92.5%	93.1%	93.2%
% of Patients satisfied with the time they had to wait for an appointment	0	1	N/A	90.4%	89.1%	89.0%

\* This is based on patients treated on this contract for their most recent course of treatment. Figures in italics indicate the base number of FP17s or Patient Questionnaire responses are less than 100. N/A is shown where the base number of responses is less than 10 during the period. % is calculated as Quantity/Base number\*100

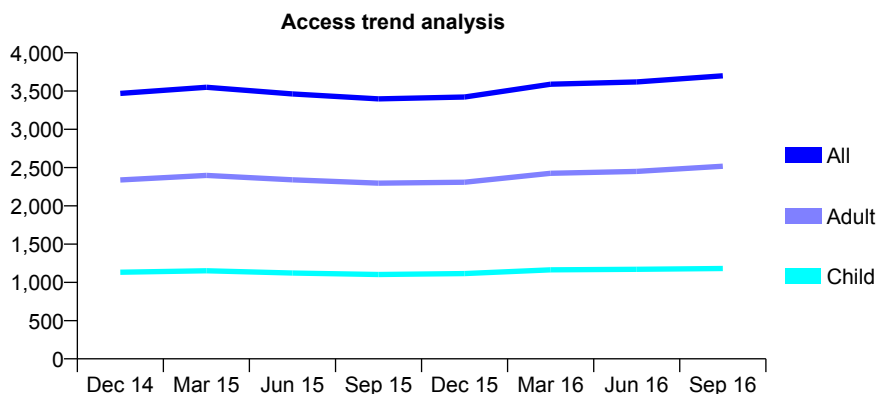
## Q54 - Vital Signs At a Glance Contract Report for 638633/0017 - September 2016

Name or company name	Balbir S Bhandal, Amrik S Bhandal & Baljit
Contract type name	GDS Contract
Purpose of contract	General
Contract start date	01/04/2006
Contract end date	

16/17 Contracted general activity (UDA)	11,830
Carry forward general activity (UDA)	-1
16/17 Contracted orthodontic activity (UOA)	0
Carry forward orthodontic activity (UOA)	0
Baseline contract value	£283,207.40

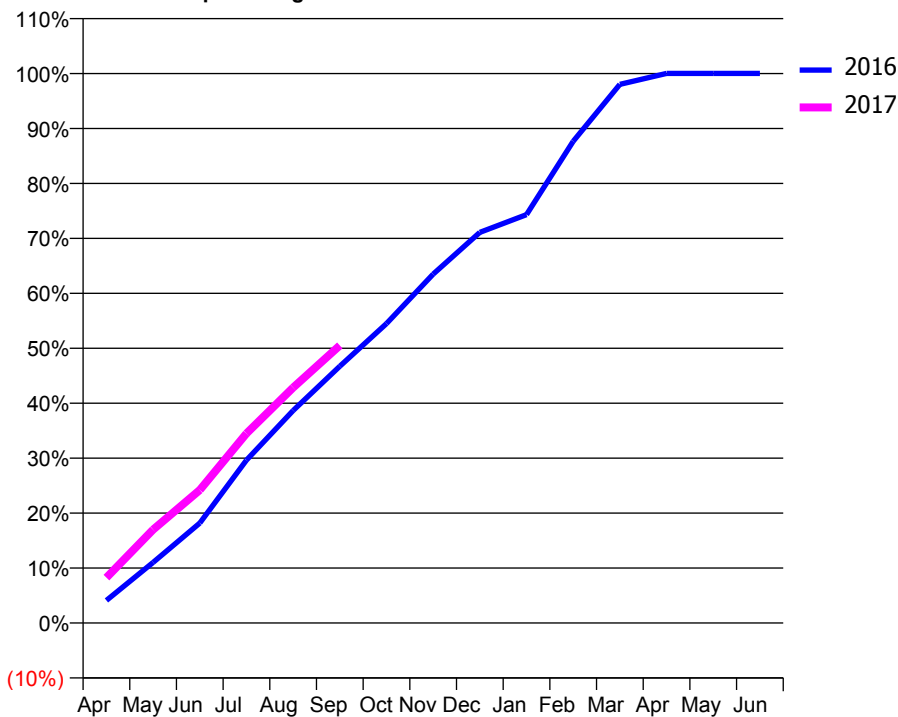
### ACCESS\*

Patients seen in 24 months	Total	Change since previous quarter
Quarter ending September 2015	3,398	
Quarter ending December 2015	3,423	→
Quarter ending March 2016	3,590	↑
Quarter ending June 2016	3,620	→
Quarter ending September 2016	3,699	↑
<b>Variance since September 2015</b>	<b>8.9%</b>	<b>↑</b>



### ACTIVITY

Cumulative percentage of contracted UDA delivered 2016 & 2017



Adjusted Scheduled Activity (UDA)

Month	2016	2017
April	486	977
May	1,305	2,012
June	2,151	2,864
July	3,507	4,081
August	4,574	5,069
September	5,527	5,974
October	6,446	
November	7,512	
December	8,409	
January	8,792	
February	10,371	
March	11,597	
April	11,832	
May	11,831	
June	11,831	

### QUALITY

	Quantity	Base Number	Contract	AT	Region	England
% of FP17s for the same patient ID Re-attending within 3 months - Children	53	716	7.4%	10.0%	12.0%	12.4%
% of FP17s for the same patient ID Re-attending within 3 months - Adults	213	1,573	13.5%	15.3%	15.9%	16.7%
% of FP17s for the same patient ID Re-attending between 3 & 9 months - Children	348	716	48.6%	50.8%	58.6%	57.4%
% of FP17s for the same patient ID Re-attending between 3 & 9 months - Adults	630	1,573	40.1%	46.6%	51.6%	50.5%
% of FP17s for Band 1 Urgent Courses	177	2,203	8.0%	8.4%	8.0%	9.1%
% of FP17s Relating to Free Repair or Replacements	20	2,203	0.9%	0.7%	0.8%	0.8%
% of FP17s Relating to Continuations	18	2,203	0.8%	0.9%	1.3%	1.3%
% of Patients satisfied with the dentistry they have received	2	2	N/A	92.5%	93.1%	93.2%
% of Patients satisfied with the time they had to wait for an appointment	1	2	N/A	90.4%	89.1%	89.0%

\* This is based on patients treated on this contract for their most recent course of treatment. Figures in italics indicate the base number of FP17s or Patient Questionnaire responses are less than 100. N/A is shown where the base number of responses is less than 10 during the period. % is calculated as Quantity/Base number\*100

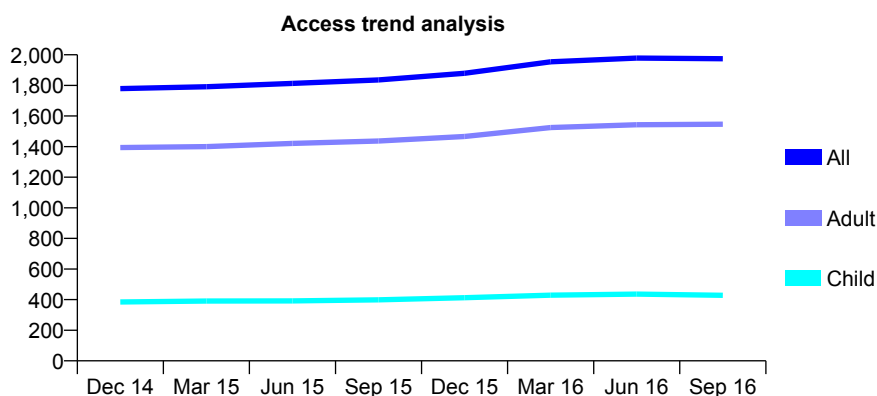
## Q54 - Vital Signs At a Glance Contract Report for 638633/0018 - September 2016

Name or company name	Balbir S Bhandal, Amrik S Bhandal & Baljit
Contract type name	GDS Contract
Purpose of contract	General
Contract start date	01/04/2006
Contract end date	

16/17 Contracted general activity (UDA)	7,552
Carry forward general activity (UDA)	134
16/17 Contracted orthodontic activity (UOA)	0
Carry forward orthodontic activity (UOA)	0
Baseline contract value	£195,670.53

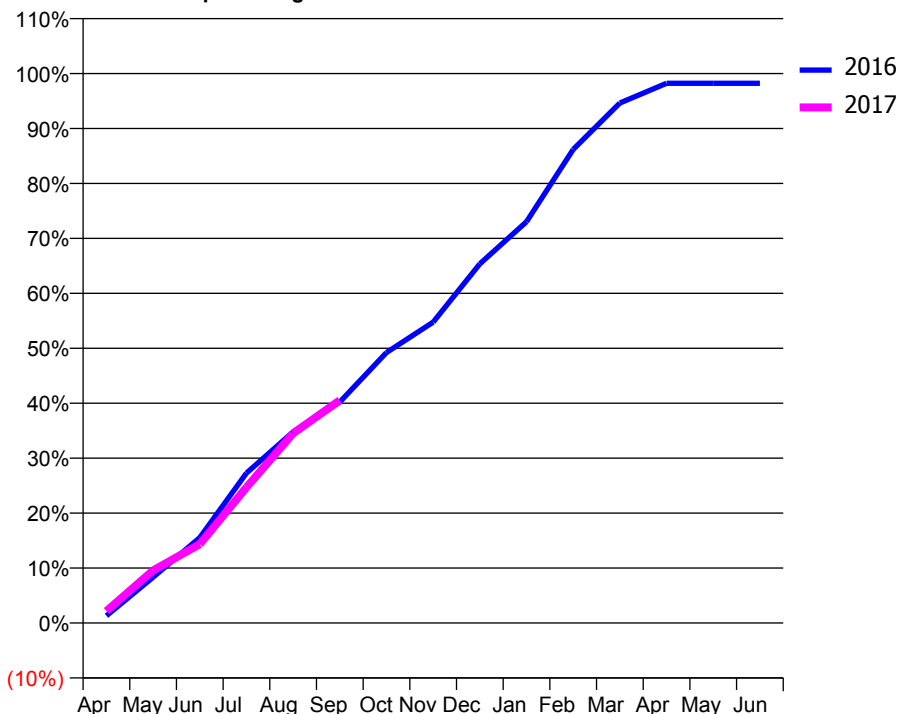
### ACCESS\*

Patients seen in 24 months	Total	Change since previous quarter
Quarter ending September 2015	1,836	
Quarter ending December 2015	1,879	↑
Quarter ending March 2016	1,954	↑
Quarter ending June 2016	1,979	→
Quarter ending September 2016	1,974	→
<b>Variance since September 2015</b>	<b>7.5%</b>	<b>↑</b>



### ACTIVITY

Cumulative percentage of contracted UDA delivered 2016 & 2017



Month	Adjusted Scheduled Activity (UDA)	
	2016	2017
April	101	165
May	629	723
June	1,174	1,085
July	2,061	1,865
August	2,627	2,608
September	3,037	3,061
October	3,718	
November	4,136	
December	4,936	
January	5,515	
February	6,508	
March	7,147	
April	7,418	
May	7,418	
June	7,417	

### QUALITY

	Quantity	Base Number	Contract	AT	Region	England
% of FP17s for the same patient ID Re-attending within 3 months - Children	11	235	4.7%	10.0%	12.0%	12.4%
% of FP17s for the same patient ID Re-attending within 3 months - Adults	105	943	11.1%	15.3%	15.9%	16.7%
% of FP17s for the same patient ID Re-attending between 3 & 9 months - Children	108	235	46.0%	50.8%	58.6%	57.4%
% of FP17s for the same patient ID Re-attending between 3 & 9 months - Adults	447	943	47.4%	46.6%	51.6%	50.5%
% of FP17s for Band 1 Urgent Courses	55	1,083	5.1%	8.4%	8.0%	9.1%
% of FP17s Relating to Free Repair or Replacements	12	1,083	1.1%	0.7%	0.8%	0.8%
% of FP17s Relating to Continuations	5	1,083	0.5%	0.9%	1.3%	1.3%
% of Patients satisfied with the dentistry they have received	0	1	N/A	92.5%	93.1%	93.2%
% of Patients satisfied with the time they had to wait for an appointment	1	1	N/A	90.4%	89.1%	89.0%

\* This is based on patients treated on this contract for their most recent course of treatment. Figures in italics indicate the base number of FP17s or Patient Questionnaire responses are less than 100. N/A is shown where the base number of responses is less than 10 during the period. % is calculated as Quantity/Base number\*100

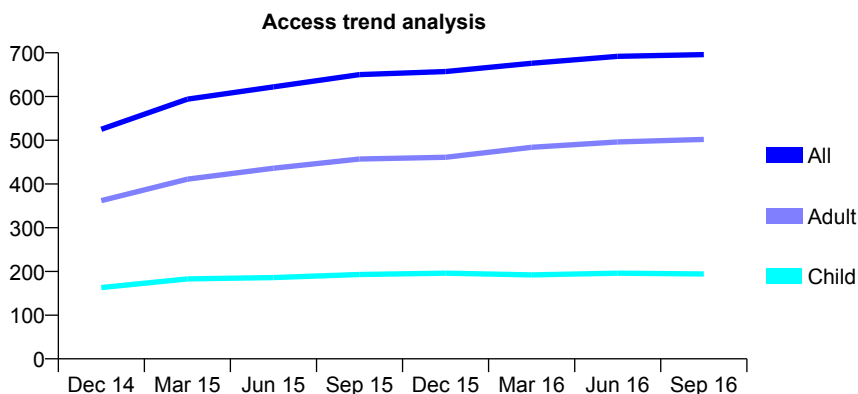
## Q54 - Vital Signs At a Glance Contract Report for 638633/0019 - September 2016

Name or company name	Balbir S Bhandal, Amrik S Bhandal & Baljit
Contract type name	GDS Contract
Purpose of contract	General and Orthodontic
Contract start date	01/04/2006
Contract end date	

16/17 Contracted general activity (UDA)	2,037
Carry forward general activity (UDA)	9
16/17 Contracted orthodontic activity (UOA)	147
Carry forward orthodontic activity (UOA)	-3
Baseline contract value	£53,435.21

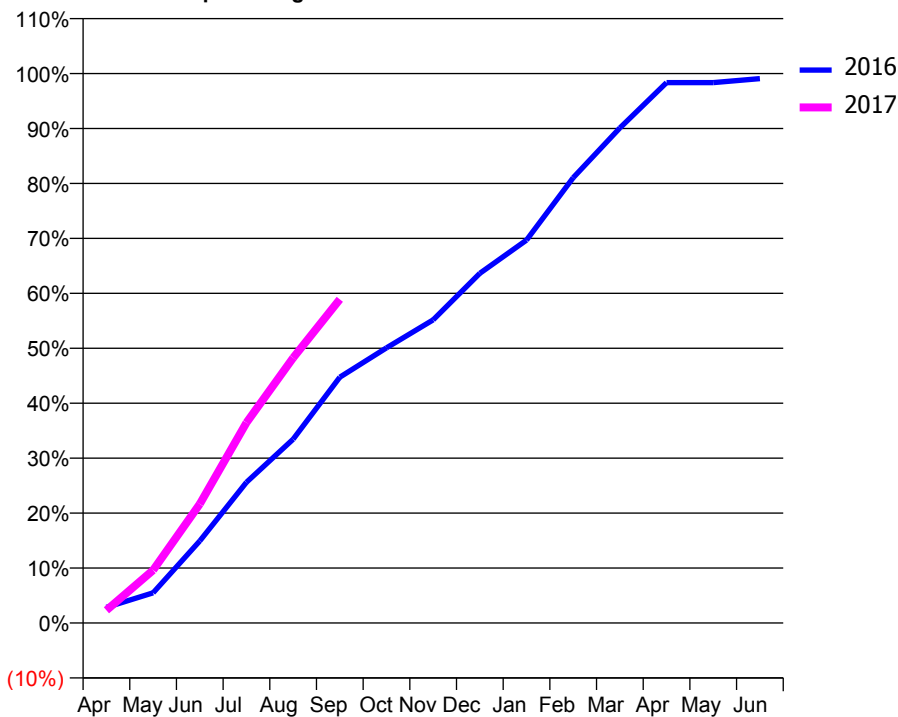
### ACCESS\*

Patients seen in 24 months	Total	Change since previous quarter
Quarter ending September 2015	650	
Quarter ending December 2015	657	→
Quarter ending March 2016	676	↑
Quarter ending June 2016	692	↑
Quarter ending September 2016	696	→
<b>Variance since September 2015</b>	<b>7.1%</b>	<b>↑</b>



### ACTIVITY

Cumulative percentage of contracted UDA delivered 2016 & 2017



Month	Adjusted Scheduled Activity (UDA)	
	2016	2017
April	58	47
May	112	196
June	304	441
July	522	743
August	681	983
September	911	1,200
October	1,020	
November	1,124	
December	1,296	
January	1,419	
February	1,651	
March	1,835	
April	2,003	
May	2,003	
June	2,018	

### QUALITY

	Quantity	Base Number	Contract	AT	Region	England
% of FP17s for the same patient ID Re-attending within 3 months - Children	19	186	10.2%	10.0%	12.0%	12.4%
% of FP17s for the same patient ID Re-attending within 3 months - Adults	32	365	8.8%	15.3%	15.9%	16.7%
% of FP17s for the same patient ID Re-attending between 3 & 9 months - Children	104	186	55.9%	50.8%	58.6%	57.4%
% of FP17s for the same patient ID Re-attending between 3 & 9 months - Adults	197	365	54.0%	46.6%	51.6%	50.5%
% of FP17s for Band 1 Urgent Courses	25	475	5.3%	8.4%	8.0%	9.1%
% of FP17s Relating to Free Repair or Replacements	0	475	0.0%	0.7%	0.8%	0.8%
% of FP17s Relating to Continuations	5	475	1.1%	0.9%	1.3%	1.3%
% of Patients satisfied with the dentistry they have received	0	1	N/A	92.5%	93.1%	93.2%
% of Patients satisfied with the time they had to wait for an appointment	0	1	N/A	90.4%	89.1%	89.0%

\* This is based on patients treated on this contract for their most recent course of treatment. Figures in italics indicate the base number of FP17s or Patient Questionnaire responses are less than 100. N/A is shown where the base number of responses is less than 10 during the period. % is calculated as Quantity/Base number\*100

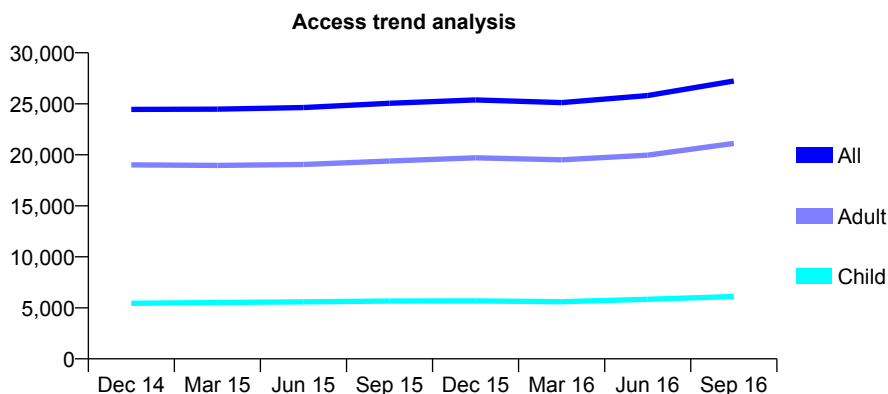
## Q54 - Vital Signs At a Glance Contract Report for 638633/0020 - September 2016

Name or company name	Balbir S Bhandal, Amrik S Bhandal & Baljit
Contract type name	GDS Contract
Purpose of contract	General and Orthodontic
Contract start date	01/04/2006
Contract end date	

16/17 Contracted general activity (UDA)	97,227
Carry forward general activity (UDA)	-1,836
16/17 Contracted orthodontic activity (UOA)	6,238
Carry forward orthodontic activity (UOA)	-95
Baseline contract value	£3,513,752.74

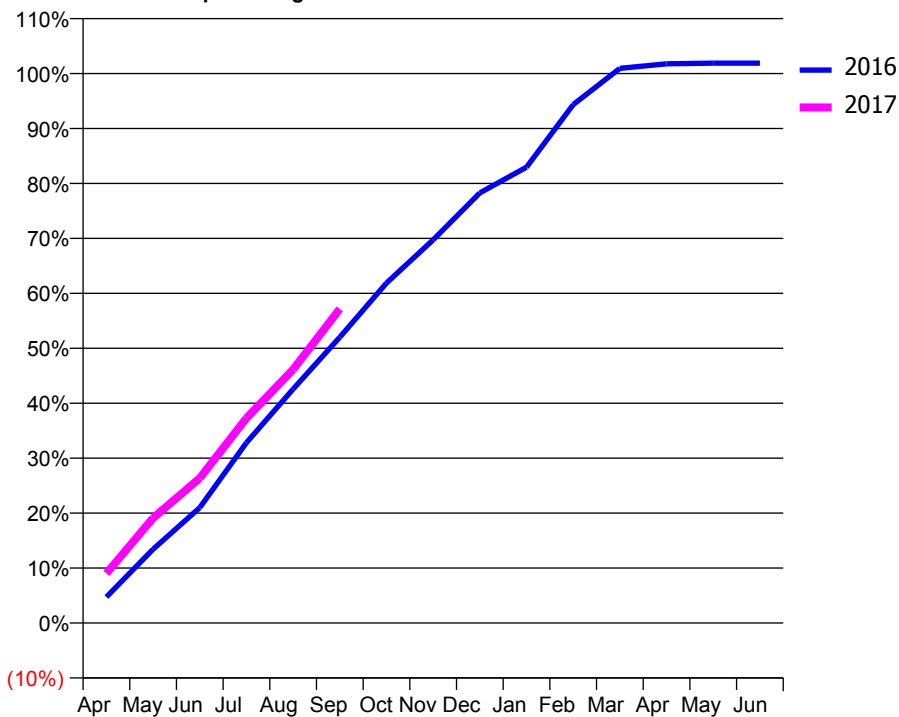
### ACCESS\*

Patients seen in 24 months	Total	Change since previous quarter
Quarter ending September 2015	25,054	
Quarter ending December 2015	25,385	→
Quarter ending March 2016	25,118	↓
Quarter ending June 2016	25,806	↑
Quarter ending September 2016	27,231	↑
<b>Variance since September 2015</b>	<b>8.7%</b>	<b>↑</b>



### ACTIVITY

Cumulative percentage of contracted UDA delivered 2016 & 2017



Month	2016	2017
April	4,609	8,779
May	13,066	18,580
June	20,417	25,630
July	31,914	36,256
August	41,390	44,854
September	50,568	55,570
October	60,144	
November	67,787	
December	76,107	
January	80,651	
February	91,732	
March	98,150	
April	98,933	
May	99,063	
June	99,063	

### QUALITY

	Quantity	Base Number	Contract	AT	Region	England
% of FP17s for the same patient ID Re-attending within 3 months - Children	286	4,188	6.8%	10.0%	12.0%	12.4%
% of FP17s for the same patient ID Re-attending within 3 months - Adults	1,073	11,374	9.4%	15.3%	15.9%	16.7%
% of FP17s for the same patient ID Re-attending between 3 & 9 months - Children	1,211	4,188	28.9%	50.8%	58.6%	57.4%
% of FP17s for the same patient ID Re-attending between 3 & 9 months - Adults	3,031	11,374	26.6%	46.6%	51.6%	50.5%
% of FP17s for Band 1 Urgent Courses	793	14,643	5.4%	8.4%	8.0%	9.1%
% of FP17s Relating to Free Repair or Replacements	64	14,643	0.4%	0.7%	0.8%	0.8%
% of FP17s Relating to Continuations	133	14,643	0.9%	0.9%	1.3%	1.3%
% of Patients satisfied with the dentistry they have received	10	12	83.3%	92.5%	93.1%	93.2%
% of Patients satisfied with the time they had to wait for an appointment	12	12	100.0%	90.4%	89.1%	89.0%

\* This is based on patients treated on this contract for their most recent course of treatment. Figures in italics indicate the base number of FP17s or Patient Questionnaire responses are less than 100. N/A is shown where the base number of responses is less than 10 during the period. % is calculated as Quantity/Base number\*100



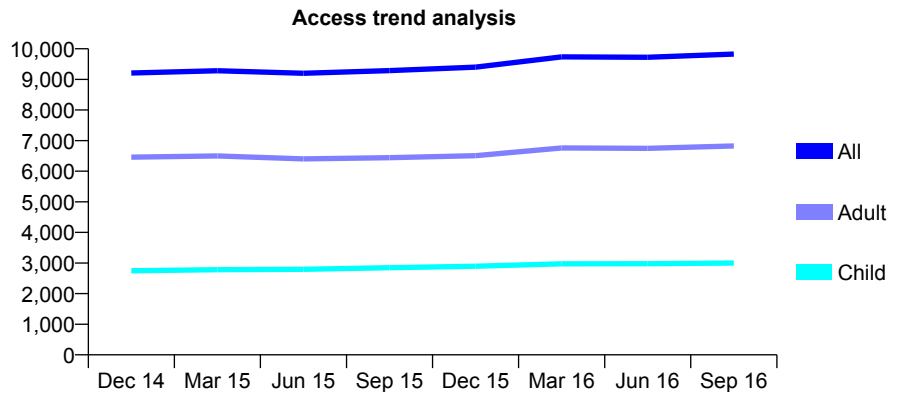
## Q54 - Vital Signs At a Glance Contract Report for 638633/0021 - September 2016

Name or company name	Balbir S Bhandal, Amrik S Bhandal & Baljit
Contract type name	GDS Contract
Purpose of contract	General
Contract start date	01/04/2006
Contract end date	

16/17 Contracted general activity (UDA)	30,893
Carry forward general activity (UDA)	418
16/17 Contracted orthodontic activity (UOA)	0
Carry forward orthodontic activity (UOA)	0
Baseline contract value	£795,990.10

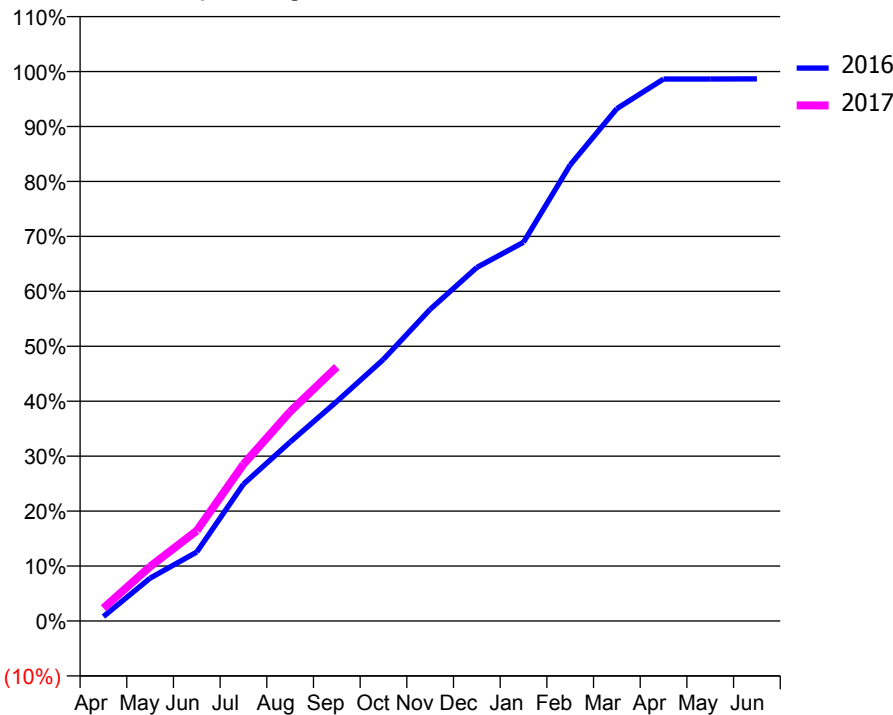
### ACCESS\*

Patients seen in 24 months	Total	Change since previous quarter
Quarter ending September 2015	9,287	
Quarter ending December 2015	9,403	→
Quarter ending March 2016	9,737	↑
Quarter ending June 2016	9,725	→
Quarter ending September 2016	9,827	→
<b>Variance since September 2015</b>	<b>5.8%</b>	<b>↑</b>



### ACTIVITY

Cumulative percentage of contracted UDA delivered 2016 & 2017



Month	Adjusted Scheduled Activity (UDA)	
	2016	2017
April	253	726
May	2,409	3,064
June	3,881	5,080
July	7,693	8,812
August	10,062	11,775
September	12,347	14,283
October	14,715	
November	17,524	
December	19,881	
January	21,296	
February	25,640	
March	28,806	
April	30,471	
May	30,474	
June	30,475	

### QUALITY

	Quantity	Base Number	Contract	AT	Region	England
% of FP17s for the same patient ID Re-attending within 3 months - Children	100	2,008	5.0%	10.0%	12.0%	12.4%
% of FP17s for the same patient ID Re-attending within 3 months - Adults	429	4,108	10.4%	15.3%	15.9%	16.7%
% of FP17s for the same patient ID Re-attending between 3 & 9 months - Children	1,084	2,008	54.0%	50.8%	58.6%	57.4%
% of FP17s for the same patient ID Re-attending between 3 & 9 months - Adults	1,916	4,108	46.6%	46.6%	51.6%	50.5%
% of FP17s for Band 1 Urgent Courses	364	5,560	6.5%	8.4%	8.0%	9.1%
% of FP17s Relating to Free Repair or Replacements	26	5,560	0.5%	0.7%	0.8%	0.8%
% of FP17s Relating to Continuations	12	5,560	0.2%	0.9%	1.3%	1.3%
% of Patients satisfied with the dentistry they have received	3	3	N/A	92.5%	93.1%	93.2%
% of Patients satisfied with the time they had to wait for an appointment	3	3	N/A	90.4%	89.1%	89.0%

\* This is based on patients treated on this contract for their most recent course of treatment. Figures in italics indicate the base number of FP17s or Patient Questionnaire responses are less than 100. N/A is shown where the base number of responses is less than 10 during the period. % is calculated as Quantity/Base number\*100

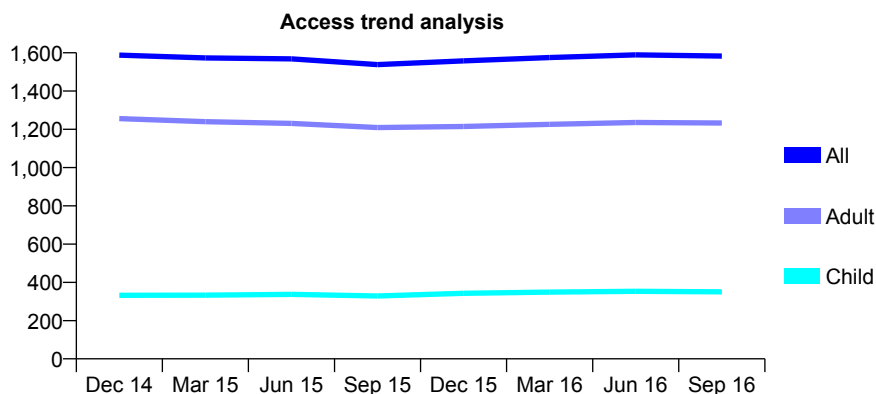
## Q54 - Vital Signs At a Glance Contract Report for 643572/0002 - September 2016

Name or company name	DR JF ALLSOPP
Contract type name	GDS Contract
Purpose of contract	General and Orthodontic
Contract start date	01/04/2006
Contract end date	

16/17 Contracted general activity (UDA)	4,835
Carry forward general activity (UDA)	160
16/17 Contracted orthodontic activity (UOA)	760
Carry forward orthodontic activity (UOA)	-6
Baseline contract value	£164,746.82

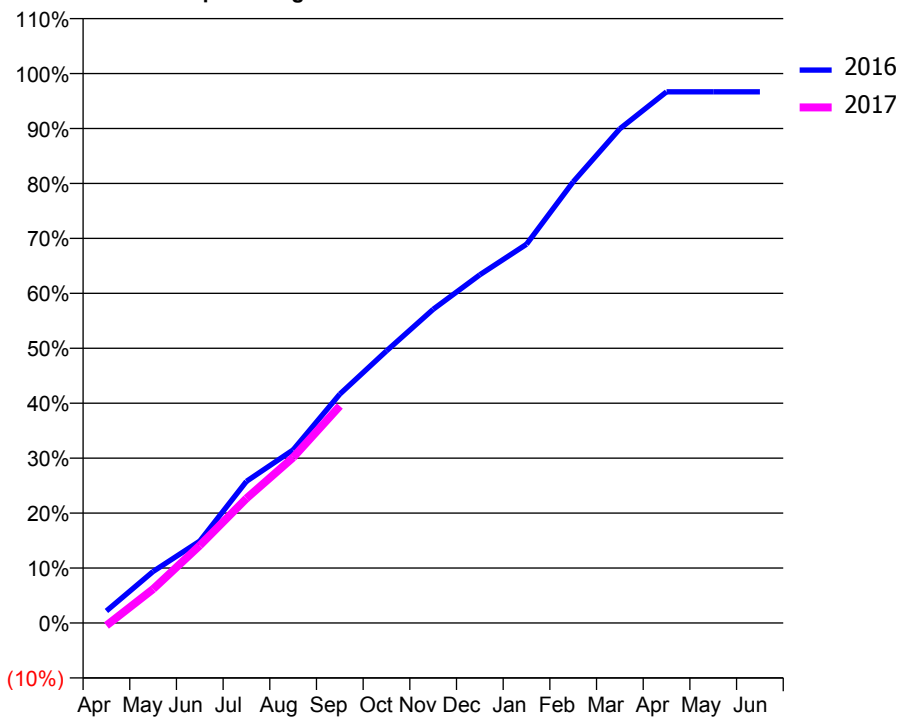
### ACCESS\*

Patients seen in 24 months	Total	Change since previous quarter
Quarter ending September 2015	1,538	
Quarter ending December 2015	1,558	→
Quarter ending March 2016	1,575	→
Quarter ending June 2016	1,589	→
Quarter ending September 2016	1,583	→
<b>Variance since September 2015</b>	<b>2.9%</b>	<b>↑</b>



### ACTIVITY

Cumulative percentage of contracted UDA delivered 2016 & 2017



Month	Adjusted Scheduled Activity (UDA)	
	2016	2017
April	106	-23
May	454	299
June	721	683
July	1,247	1,096
August	1,523	1,457
September	2,014	1,909
October	2,394	
November	2,760	
December	3,065	
January	3,333	
February	3,881	
March	4,349	
April	4,674	
May	4,674	
June	4,674	

### QUALITY

	Quantity	Base Number	Contract	AT	Region	England
% of FP17s for the same patient ID Re-attending within 3 months - Children	16	274	5.8%	10.0%	12.0%	12.4%
% of FP17s for the same patient ID Re-attending within 3 months - Adults	147	906	16.2%	15.3%	15.9%	16.7%
% of FP17s for the same patient ID Re-attending between 3 & 9 months - Children	130	274	47.4%	50.8%	58.6%	57.4%
% of FP17s for the same patient ID Re-attending between 3 & 9 months - Adults	461	906	50.9%	46.6%	51.6%	50.5%
% of FP17s for Band 1 Urgent Courses	17	1,009	1.7%	8.4%	8.0%	9.1%
% of FP17s Relating to Free Repair or Replacements	6	1,009	0.6%	0.7%	0.8%	0.8%
% of FP17s Relating to Continuations	14	1,009	1.4%	0.9%	1.3%	1.3%
% of Patients satisfied with the dentistry they have received	0	0	N/A	92.5%	93.1%	93.2%
% of Patients satisfied with the time they had to wait for an appointment	0	0	N/A	90.4%	89.1%	89.0%

\* This is based on patients treated on this contract for their most recent course of treatment. Figures in italics indicate the base number of FP17s or Patient Questionnaire responses are less than 100. N/A is shown where the base number of responses is less than 10 during the period. % is calculated as Quantity/Base number\*100

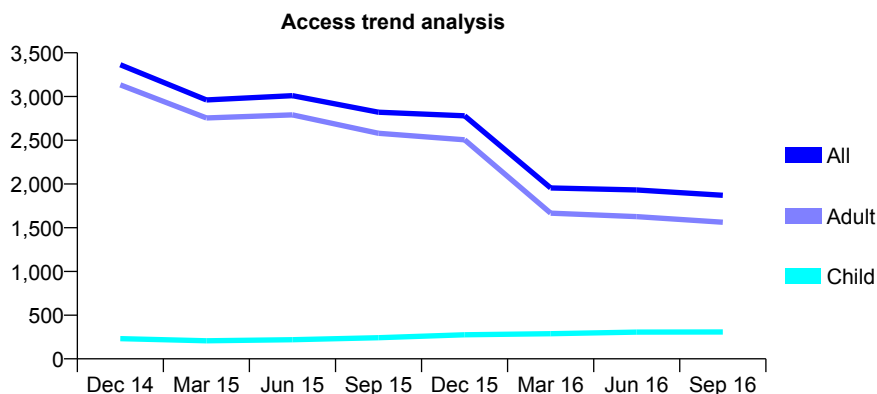
## Q54 - Vital Signs At a Glance Contract Report for 650544/0001 - September 2016

Name or company name	MR GD BROWN
Contract type name	GDS Contract
Purpose of contract	General
Contract start date	01/04/2006
Contract end date	

16/17 Contracted general activity (UDA)	6,000
Carry forward general activity (UDA)	0
16/17 Contracted orthodontic activity (UOA)	0
Carry forward orthodontic activity (UOA)	0
Baseline contract value	£157,998.30

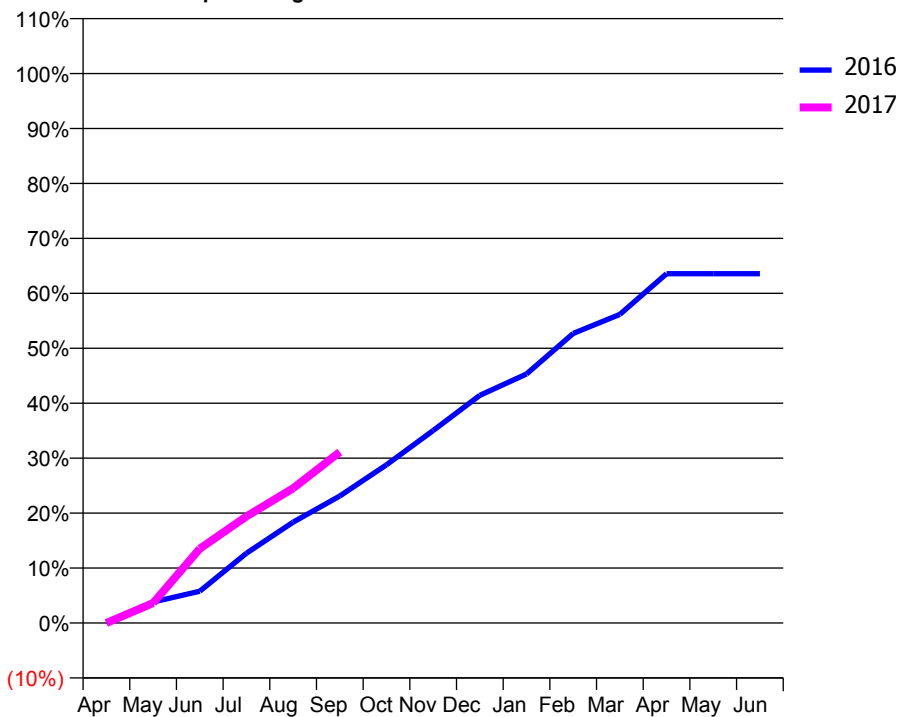
### ACCESS\*

Patients seen in 24 months	Total	Change since previous quarter
Quarter ending September 2015	2,820	
Quarter ending December 2015	2,780	↓
Quarter ending March 2016	1,954	↓
Quarter ending June 2016	1,932	↓
Quarter ending September 2016	1,871	↓
<b>Variance since September 2015</b>	<b>(33.7%)</b>	<b>↓</b>



### ACTIVITY

Cumulative percentage of contracted UDA delivered 2016 & 2017



Month	Adjusted Scheduled Activity (UDA)	
	2016	2017
April	0	0
May	336	218
June	508	812
July	1,118	1,164
August	1,616	1,471
September	2,033	1,868
October	2,534	
November	3,081	
December	3,645	
January	3,986	
February	4,636	
March	4,942	
April	5,592	
May	5,593	
June	5,593	

### QUALITY

	Quantity	Base Number	Contract	AT	Region	England
% of FP17s for the same patient ID Re-attending within 3 months - Children	9	132	6.8%	10.0%	12.0%	12.4%
% of FP17s for the same patient ID Re-attending within 3 months - Adults	43	474	9.1%	15.3%	15.9%	16.7%
% of FP17s for the same patient ID Re-attending between 3 & 9 months - Children	23	132	17.4%	50.8%	58.6%	57.4%
% of FP17s for the same patient ID Re-attending between 3 & 9 months - Adults	91	474	19.2%	46.6%	51.6%	50.5%
% of FP17s for Band 1 Urgent Courses	0	469	0.0%	8.4%	8.0%	9.1%
% of FP17s Relating to Free Repair or Replacements	1	469	0.2%	0.7%	0.8%	0.8%
% of FP17s Relating to Continuations	17	469	3.6%	0.9%	1.3%	1.3%
% of Patients satisfied with the dentistry they have received	2	2	N/A	92.5%	93.1%	93.2%
% of Patients satisfied with the time they had to wait for an appointment	2	2	N/A	90.4%	89.1%	89.0%

\* This is based on patients treated on this contract for their most recent course of treatment. Figures in italics indicate the base number of FP17s or Patient Questionnaire responses are less than 100. N/A is shown where the base number of responses is less than 10 during the period. % is calculated as Quantity/Base number\*100

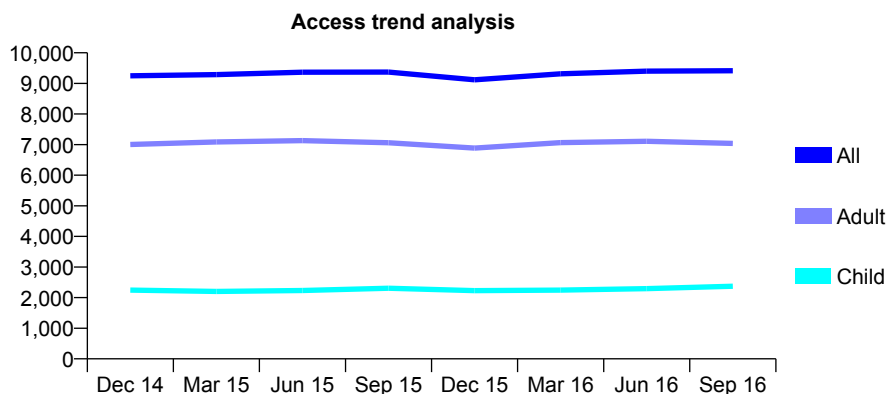
## Q54 - Vital Signs At a Glance Contract Report for 658421/0001 - September 2016

Name or company name	MR ES HAYER
Contract type name	GDS Contract
Purpose of contract	General and Orthodontic
Contract start date	01/04/2006
Contract end date	

16/17 Contracted general activity (UDA)	21,866
Carry forward general activity (UDA)	-350
16/17 Contracted orthodontic activity (UOA)	387
Carry forward orthodontic activity (UOA)	-1
Baseline contract value	£542,675.61

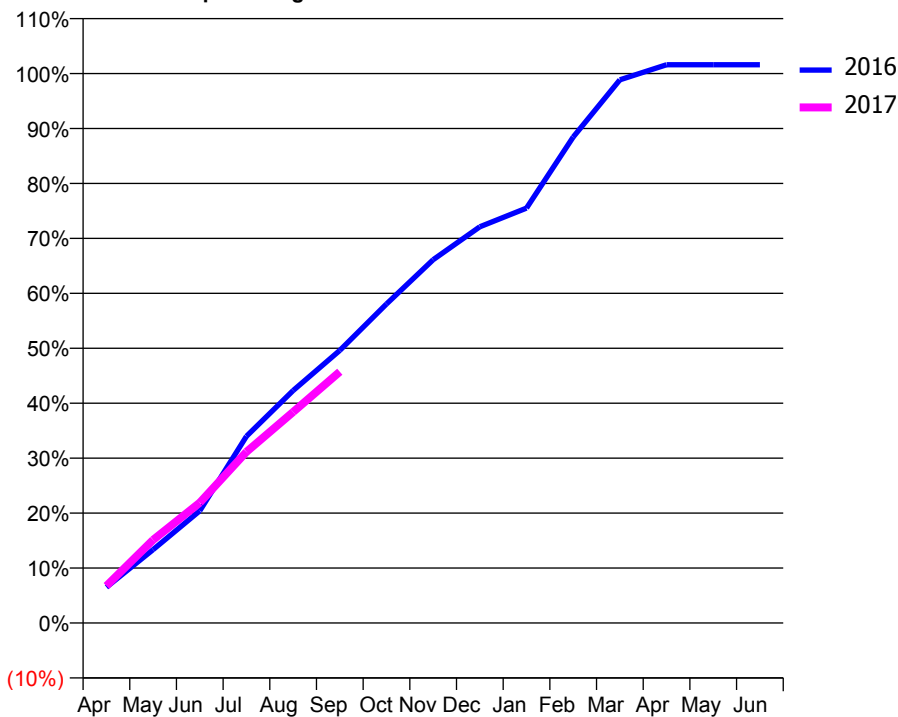
### ACCESS\*

Patients seen in 24 months	Total	Change since previous quarter
Quarter ending September 2015	9,369	
Quarter ending December 2015	9,117	↓
Quarter ending March 2016	9,315	↑
Quarter ending June 2016	9,401	→
Quarter ending September 2016	9,414	→
<b>Variance since September 2015</b>	<b>0.5%</b>	<b>→</b>



### ACTIVITY

Cumulative percentage of contracted UDA delivered 2016 & 2017



Month	Adjusted Scheduled Activity (UDA)	
	2016	2017
April	1,426	1,479
May	2,922	3,309
June	4,463	4,790
July	7,434	6,810
August	9,249	8,399
September	10,847	10,001
October	12,695	
November	14,456	
December	15,770	
January	16,510	
February	19,336	
March	21,615	
April	22,216	
May	22,216	
June	22,216	

### QUALITY

	Quantity	Base Number	Contract	AT	Region	England
% of FP17s for the same patient ID Re-attending within 3 months - Children	86	1,353	6.4%	10.0%	12.0%	12.4%
% of FP17s for the same patient ID Re-attending within 3 months - Adults	429	3,611	11.9%	15.3%	15.9%	16.7%
% of FP17s for the same patient ID Re-attending between 3 & 9 months - Children	440	1,353	32.5%	50.8%	58.6%	57.4%
% of FP17s for the same patient ID Re-attending between 3 & 9 months - Adults	1,009	3,611	27.9%	46.6%	51.6%	50.5%
% of FP17s for Band 1 Urgent Courses	427	4,347	9.8%	8.4%	8.0%	9.1%
% of FP17s Relating to Free Repair or Replacements	55	4,347	1.3%	0.7%	0.8%	0.8%
% of FP17s Relating to Continuations	46	4,347	1.1%	0.9%	1.3%	1.3%
% of Patients satisfied with the dentistry they have received	6	7	N/A	92.5%	93.1%	93.2%
% of Patients satisfied with the time they had to wait for an appointment	7	7	N/A	90.4%	89.1%	89.0%

\* This is based on patients treated on this contract for their most recent course of treatment. Figures in italics indicate the base number of FP17s or Patient Questionnaire responses are less than 100. N/A is shown where the base number of responses is less than 10 during the period. % is calculated as Quantity/Base number\*100

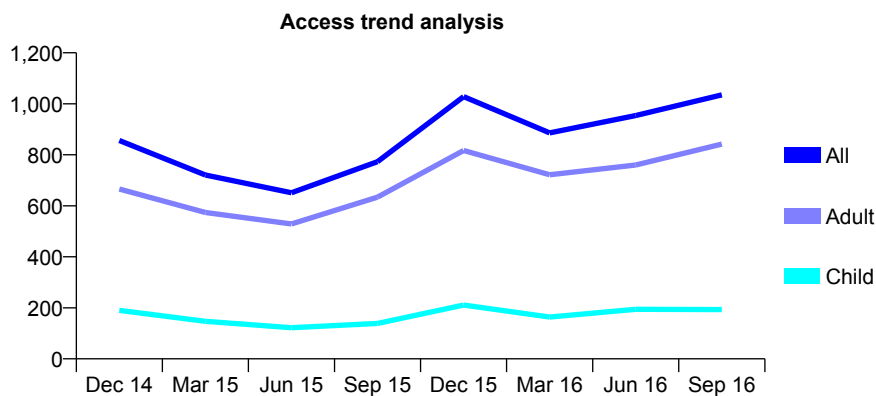
## Q54 - Vital Signs At a Glance Contract Report for 658421/0005 - September 2016

Name or company name	MR ES HAYER
Contract type name	PDS Plus Contract
Purpose of contract	General
Contract start date	01/05/2012
Contract end date	30/04/2017

16/17 Contracted general activity (UDA)	2,000
Carry forward general activity (UDA)	-12
16/17 Contracted orthodontic activity (UOA)	0
Carry forward orthodontic activity (UOA)	0
Baseline contract value	£26,831.28

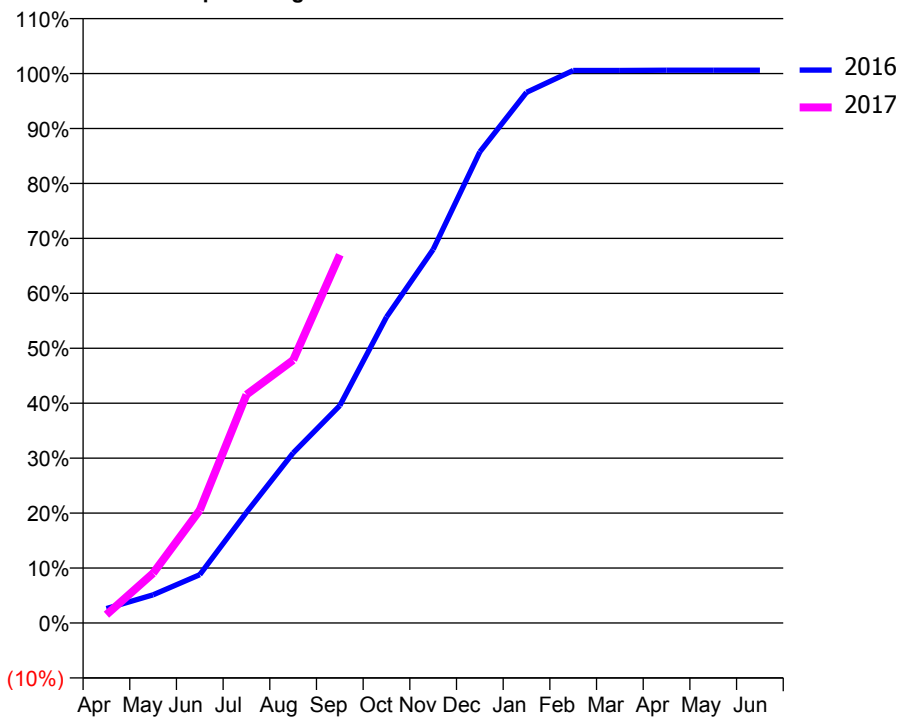
### ACCESS\*

Patients seen in 24 months	Total	Change since previous quarter
Quarter ending September 2015	773	
Quarter ending December 2015	1,028	↑
Quarter ending March 2016	886	↓
Quarter ending June 2016	954	↑
Quarter ending September 2016	1,035	↑
<b>Variance since September 2015</b>	<b>33.9%</b>	<b>↑</b>



### ACTIVITY

Cumulative percentage of contracted UDA delivered 2016 & 2017



Month	Adjusted Scheduled Activity (UDA)	
	2016	2017
April	53	30
May	103	181
June	176	411
July	403	831
August	619	957
September	791	1,340
October	1,114	
November	1,360	
December	1,715	
January	1,932	
February	2,011	
March	2,011	
April	2,012	
May	2,012	
June	2,012	

### QUALITY

	Quantity	Base Number	Contract	AT	Region	England
% of FP17s for the same patient ID Re-attending within 3 months - Children	0	124	0.0%	10.0%	12.0%	12.4%
% of FP17s for the same patient ID Re-attending within 3 months - Adults	9	489	1.8%	15.3%	15.9%	16.7%
% of FP17s for the same patient ID Re-attending between 3 & 9 months - Children	19	124	15.3%	50.8%	58.6%	57.4%
% of FP17s for the same patient ID Re-attending between 3 & 9 months - Adults	63	489	12.9%	46.6%	51.6%	50.5%
% of FP17s for Band 1 Urgent Courses	32	612	5.2%	8.4%	8.0%	9.1%
% of FP17s Relating to Free Repair or Replacements	0	612	0.0%	0.7%	0.8%	0.8%
% of FP17s Relating to Continuations	1	612	0.2%	0.9%	1.3%	1.3%
% of Patients satisfied with the dentistry they have received	1	1	N/A	92.5%	93.1%	93.2%
% of Patients satisfied with the time they had to wait for an appointment	1	1	N/A	90.4%	89.1%	89.0%

\* This is based on patients treated on this contract for their most recent course of treatment. Figures in italics indicate the base number of FP17s or Patient Questionnaire responses are less than 100. N/A is shown where the base number of responses is less than 10 during the period. % is calculated as Quantity/Base number\*100

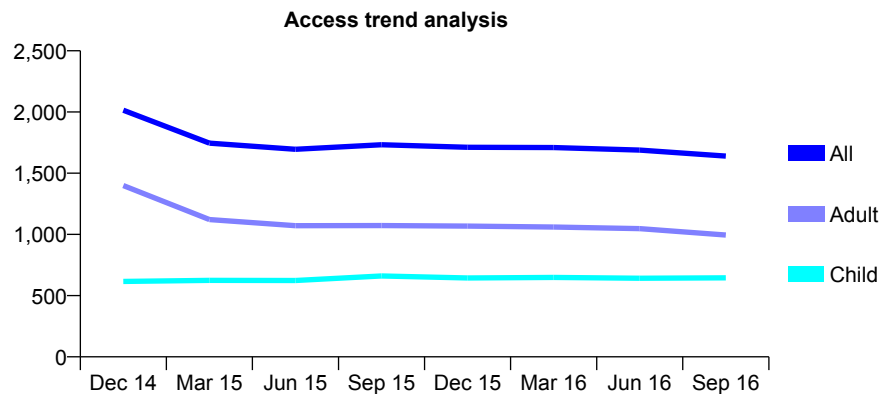
## Q54 - Vital Signs At a Glance Contract Report for 658995/0001 - September 2016

Name or company name	MR SR MEHTA
Contract type name	GDS Contract
Purpose of contract	General
Contract start date	16/08/2011
Contract end date	

16/17 Contracted general activity (UDA)	5,107
Carry forward general activity (UDA)	-3
16/17 Contracted orthodontic activity (UOA)	0
Carry forward orthodontic activity (UOA)	0
Baseline contract value	£105,213.18

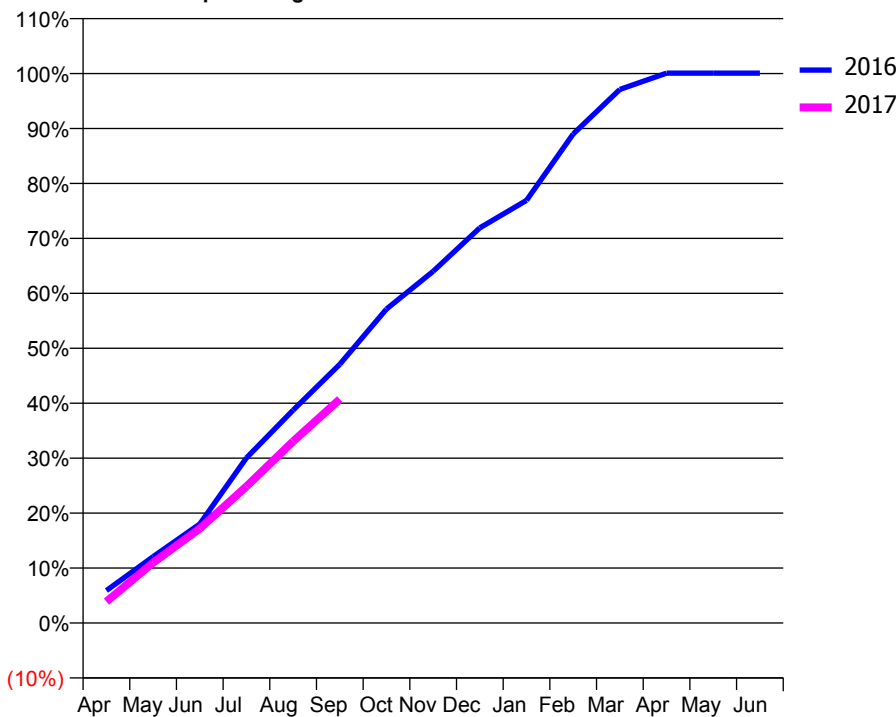
### ACCESS\*

Patients seen in 24 months	Total	Change since previous quarter
Quarter ending September 2015	1,733	
Quarter ending December 2015	1,712	↓
Quarter ending March 2016	1,710	→
Quarter ending June 2016	1,689	↓
Quarter ending September 2016	1,640	↓
<b>Variance since September 2015</b>	<b>(5.4%)</b>	<b>↓</b>



### ACTIVITY

Cumulative percentage of contracted UDA delivered 2016 & 2017



Month	Adjusted Scheduled Activity (UDA)	
	2016	2017
April	301	198
May	616	561
June	920	878
July	1,535	1,270
August	1,979	1,689
September	2,404	2,081
October	2,918	
November	3,268	
December	3,672	
January	3,928	
February	4,545	
March	4,959	
April	5,110	
May	5,110	
June	5,110	

### QUALITY

	Quantity	Base Number	Contract	AT	Region	England
% of FP17s for the same patient ID Re-attending within 3 months - Children	7	265	2.6%	10.0%	12.0%	12.4%
% of FP17s for the same patient ID Re-attending within 3 months - Adults	31	420	7.4%	15.3%	15.9%	16.7%
% of FP17s for the same patient ID Re-attending between 3 & 9 months - Children	78	265	29.4%	50.8%	58.6%	57.4%
% of FP17s for the same patient ID Re-attending between 3 & 9 months - Adults	154	420	36.7%	46.6%	51.6%	50.5%
% of FP17s for Band 1 Urgent Courses	23	639	3.6%	8.4%	8.0%	9.1%
% of FP17s Relating to Free Repair or Replacements	0	639	0.0%	0.7%	0.8%	0.8%
% of FP17s Relating to Continuations	4	639	0.6%	0.9%	1.3%	1.3%
% of Patients satisfied with the dentistry they have received	1	1	N/A	92.5%	93.1%	93.2%
% of Patients satisfied with the time they had to wait for an appointment	1	1	N/A	90.4%	89.1%	89.0%

\* This is based on patients treated on this contract for their most recent course of treatment. Figures in italics indicate the base number of FP17s or Patient Questionnaire responses are less than 100. N/A is shown where the base number of responses is less than 10 during the period. % is calculated as Quantity/Base number\*100

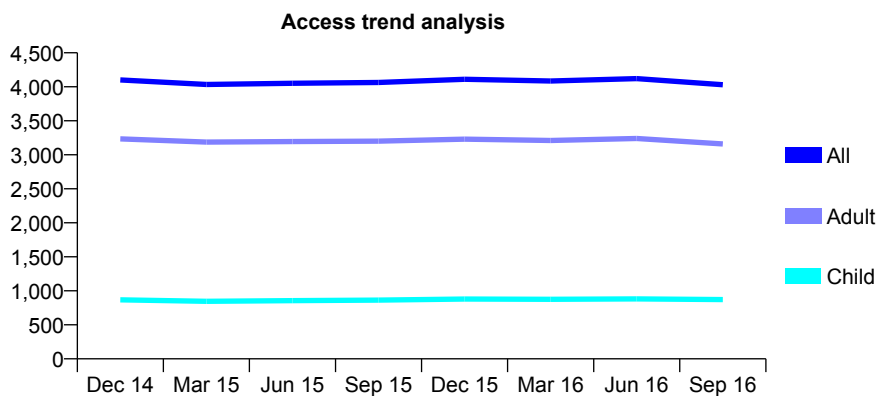
## Q54 - Vital Signs At a Glance Contract Report for 660094/0001 - September 2016

Name or company name	MISS HL PHAM
Contract type name	GDS Contract
Purpose of contract	General
Contract start date	01/04/2006
Contract end date	

16/17 Contracted general activity (UDA)	16,200
Carry forward general activity (UDA)	-102
16/17 Contracted orthodontic activity (UOA)	0
Carry forward orthodontic activity (UOA)	0
Baseline contract value	£389,743.19

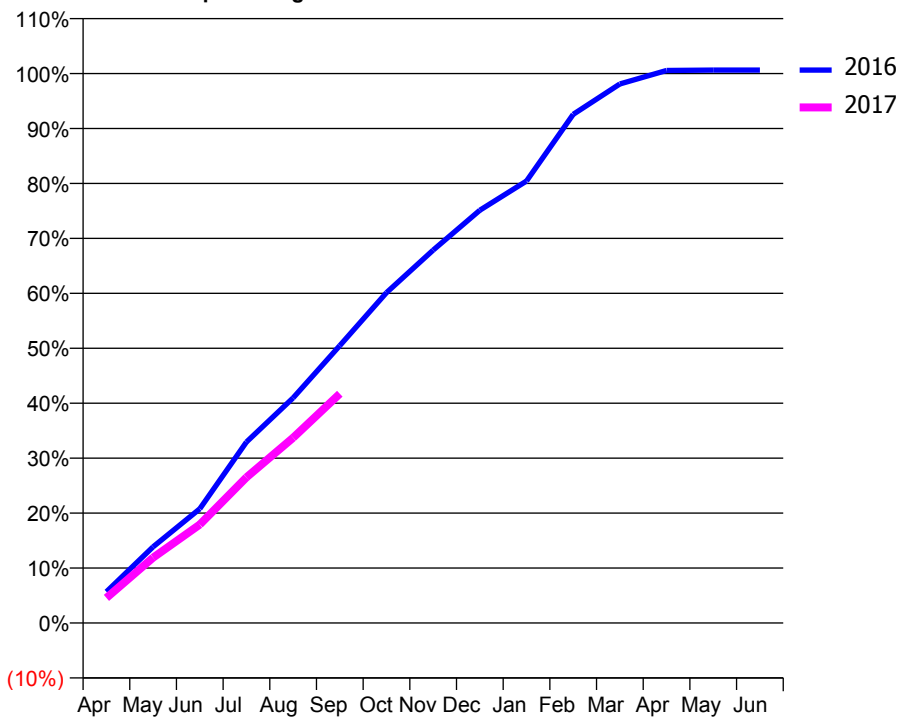
### ACCESS\*

Patients seen in 24 months	Total	Change since previous quarter
Quarter ending September 2015	4,063	
Quarter ending December 2015	4,110	→
Quarter ending March 2016	4,086	→
Quarter ending June 2016	4,121	→
Quarter ending September 2016	4,031	↓
<b>Variance since September 2015</b>	<b>(0.8%)</b>	→



### ACTIVITY

Cumulative percentage of contracted UDA delivered 2016 & 2017



Month	Adjusted Scheduled Activity (UDA)	
	2016	2017
April	920	739
May	2,248	1,927
June	3,365	2,902
July	5,335	4,294
August	6,638	5,464
September	8,179	6,759
October	9,738	
November	10,996	
December	12,170	
January	13,030	
February	14,997	
March	15,890	
April	16,288	
May	16,299	
June	16,302	

### QUALITY

	Quantity	Base Number	Contract	AT	Region	England
% of FP17s for the same patient ID Re-attending within 3 months - Children	44	567	7.8%	10.0%	12.0%	12.4%
% of FP17s for the same patient ID Re-attending within 3 months - Adults	328	2,248	14.6%	15.3%	15.9%	16.7%
% of FP17s for the same patient ID Re-attending between 3 & 9 months - Children	307	567	54.1%	50.8%	58.6%	57.4%
% of FP17s for the same patient ID Re-attending between 3 & 9 months - Adults	1,325	2,248	58.9%	46.6%	51.6%	50.5%
% of FP17s for Band 1 Urgent Courses	239	2,658	9.0%	8.4%	8.0%	9.1%
% of FP17s Relating to Free Repair or Replacements	40	2,658	1.5%	0.7%	0.8%	0.8%
% of FP17s Relating to Continuations	40	2,658	1.5%	0.9%	1.3%	1.3%
% of Patients satisfied with the dentistry they have received	6	7	N/A	92.5%	93.1%	93.2%
% of Patients satisfied with the time they had to wait for an appointment	6	7	N/A	90.4%	89.1%	89.0%

\* This is based on patients treated on this contract for their most recent course of treatment. Figures in italics indicate the base number of FP17s or Patient Questionnaire responses are less than 100. N/A is shown where the base number of responses is less than 10 during the period. % is calculated as Quantity/Base number\*100

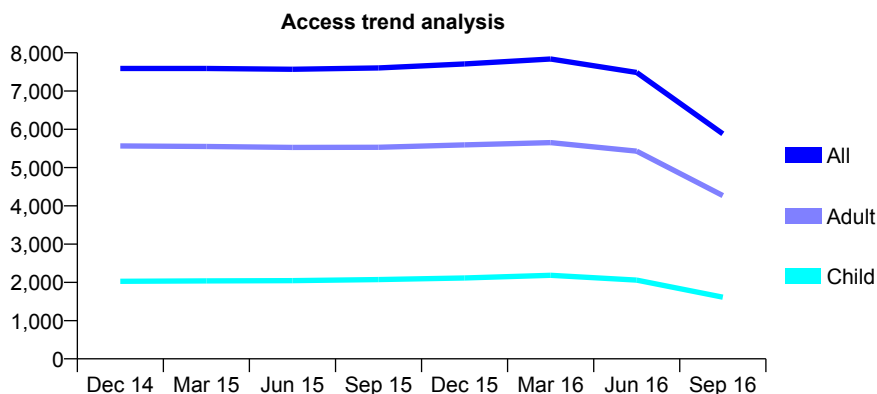
## Q54 - Vital Signs At a Glance Contract Report for 673730/0001 - September 2016

Name or company name	MR IW JAYAWEERA
Contract type name	GDS Contract
Purpose of contract	General
Contract start date	01/04/2006
Contract end date	31/05/2016

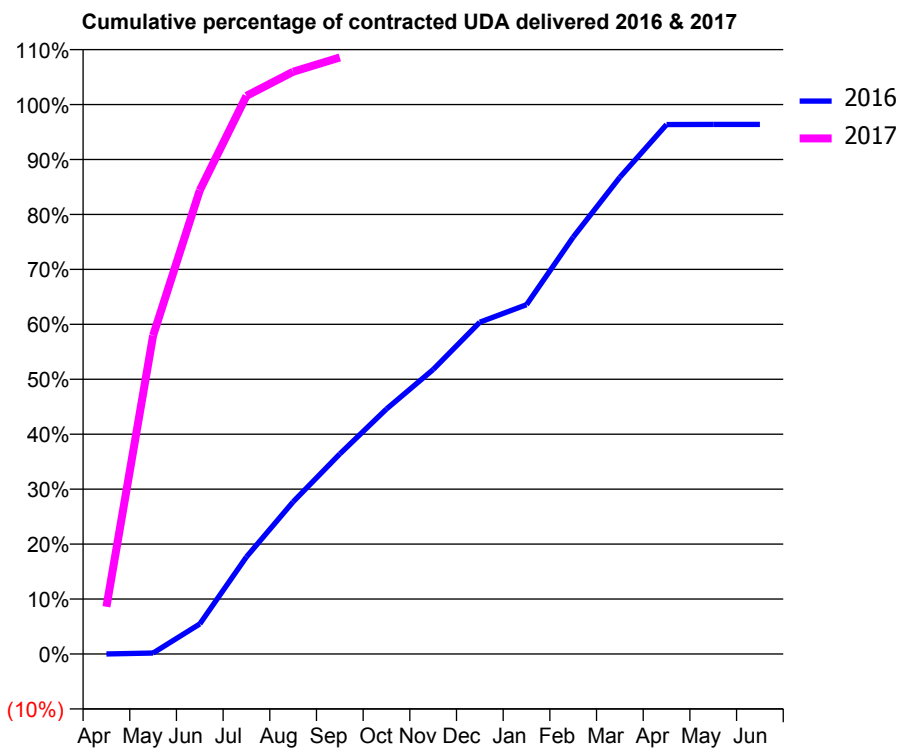
16/17 Contracted general activity (UDA)	2,981
Carry forward general activity (UDA)	0
16/17 Contracted orthodontic activity (UOA)	0
Carry forward orthodontic activity (UOA)	0
Baseline contract value	£83,328.64

### ACCESS\*

Patients seen in 24 months	Total	Change since previous quarter
Quarter ending September 2015	7,603	
Quarter ending December 2015	7,709	→
Quarter ending March 2016	7,838	→
Quarter ending June 2016	7,487	↓
Quarter ending September 2016	5,881	↓
<b>Variance since September 2015</b>	<b>(22.6%)</b>	<b>↓</b>



### ACTIVITY



Month	Adjusted Scheduled Activity (UDA)	
	2016	2017
April	0	256
May	33	1,728
June	981	2,516
July	3,162	3,028
August	4,956	3,159
September	6,510	3,236
October	7,974	
November	9,257	
December	10,799	
January	11,368	
February	13,568	
March	15,516	
April	17,232	
May	17,236	
June	17,236	

### QUALITY

	Quantity	Base Number	Contract	AT	Region	England
% of FP17s for the same patient ID Re-attending within 3 months - Children	47	603	7.8%	10.0%	12.0%	12.4%
% of FP17s for the same patient ID Re-attending within 3 months - Adults	192	1,601	12.0%	15.3%	15.9%	16.7%
% of FP17s for the same patient ID Re-attending between 3 & 9 months - Children	265	603	43.9%	50.8%	58.6%	57.4%
% of FP17s for the same patient ID Re-attending between 3 & 9 months - Adults	699	1,601	43.7%	46.6%	51.6%	50.5%
% of FP17s for Band 1 Urgent Courses	14	1,292	1.1%	8.4%	8.0%	9.1%
% of FP17s Relating to Free Repair or Replacements	6	1,292	0.5%	0.7%	0.8%	0.8%
% of FP17s Relating to Continuations	25	1,292	1.9%	0.9%	1.3%	1.3%
% of Patients satisfied with the dentistry they have received	1	1	N/A	92.5%	93.1%	93.2%
% of Patients satisfied with the time they had to wait for an appointment	1	1	N/A	90.4%	89.1%	89.0%

\* This is based on patients treated on this contract for their most recent course of treatment. Figures in italics indicate the base number of FP17s or Patient Questionnaire responses are less than 100. N/A is shown where the base number of responses is less than 10 during the period. % is calculated as Quantity/Base number\*100



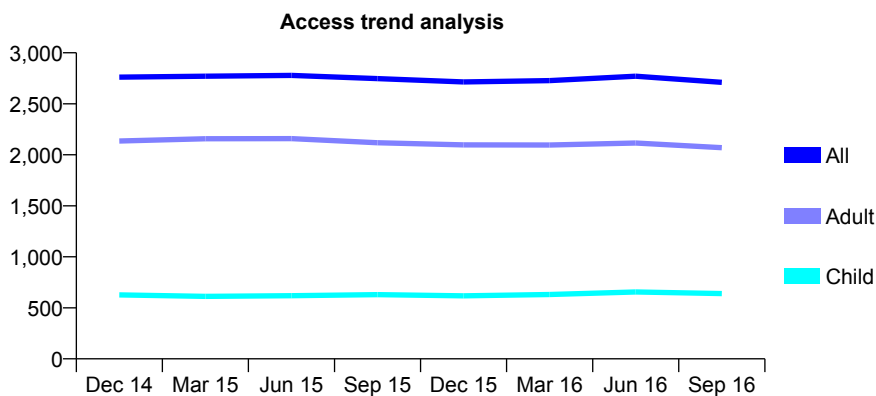
## Q54 - Vital Signs At a Glance Contract Report for 673749/0001 - September 2016

Name or company name	MR R KUMAR
Contract type name	Pilot Contract
Purpose of contract	General and Orthodontic
Contract start date	01/04/2006
Contract end date	

16/17 Contracted general activity (UDA)	9,973
Carry forward general activity (UDA)	0
16/17 Contracted orthodontic activity (UOA)	210
Carry forward orthodontic activity (UOA)	0
Baseline contract value	£268,120.45

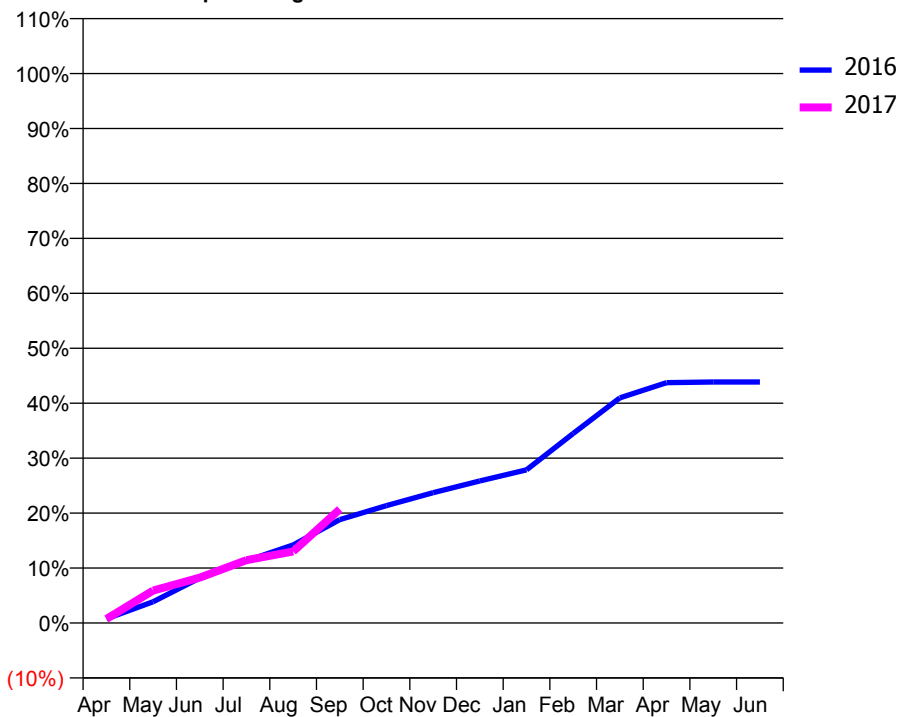
### ACCESS\*

Patients seen in 24 months	Total	Change since previous quarter
Quarter ending September 2015	2,747	
Quarter ending December 2015	2,715	↓
Quarter ending March 2016	2,727	→
Quarter ending June 2016	2,771	→
Quarter ending September 2016	2,710	↓
<b>Variance since September 2015</b>	<b>(1.3%)</b>	<b>↓</b>



### ACTIVITY

Cumulative percentage of contracted UDA delivered 2016 & 2017



Adjusted Scheduled Activity (UDA)

Month	2016	2017
April	76	75
May	386	589
June	817	824
July	1,129	1,141
August	1,416	1,298
September	1,876	2,064
October	2,131	
November	2,365	
December	2,578	
January	2,779	
February	3,440	
March	4,086	
April	4,361	
May	4,373	
June	4,373	

### QUALITY

	Quantity	Base Number	Contract	AT	Region	England
% of FP17s for the same patient ID Re-attending within 3 months - Children	11	353	3.1%	10.0%	12.0%	12.4%
% of FP17s for the same patient ID Re-attending within 3 months - Adults	79	935	8.4%	15.3%	15.9%	16.7%
% of FP17s for the same patient ID Re-attending between 3 & 9 months - Children	138	353	39.1%	50.8%	58.6%	57.4%
% of FP17s for the same patient ID Re-attending between 3 & 9 months - Adults	319	935	34.1%	46.6%	51.6%	50.5%
% of FP17s for Band 1 Urgent Courses	67	1,151	5.8%	8.4%	8.0%	9.1%
% of FP17s Relating to Free Repair or Replacements	0	1,151	0.0%	0.7%	0.8%	0.8%
% of FP17s Relating to Continuations	8	1,151	0.7%	0.9%	1.3%	1.3%
% of Patients satisfied with the dentistry they have received	1	1	N/A	92.5%	93.1%	93.2%
% of Patients satisfied with the time they had to wait for an appointment	1	1	N/A	90.4%	89.1%	89.0%

\* This is based on patients treated on this contract for their most recent course of treatment. Figures in italics indicate the base number of FP17s or Patient Questionnaire responses are less than 100. N/A is shown where the base number of responses is less than 10 during the period. % is calculated as Quantity/Base number\*100

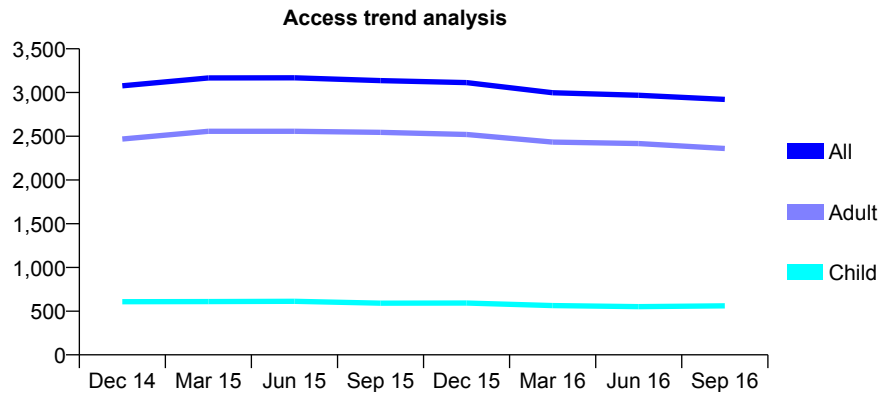
## Q54 - Vital Signs At a Glance Contract Report for 677566/0001 - September 2016

Name or company name	MR N KHALED
Contract type name	GDS Contract
Purpose of contract	General
Contract start date	01/12/2006
Contract end date	

16/17 Contracted general activity (UDA)	15,657
Carry forward general activity (UDA)	0
16/17 Contracted orthodontic activity (UOA)	0
Carry forward orthodontic activity (UOA)	0
Baseline contract value	£390,593.31

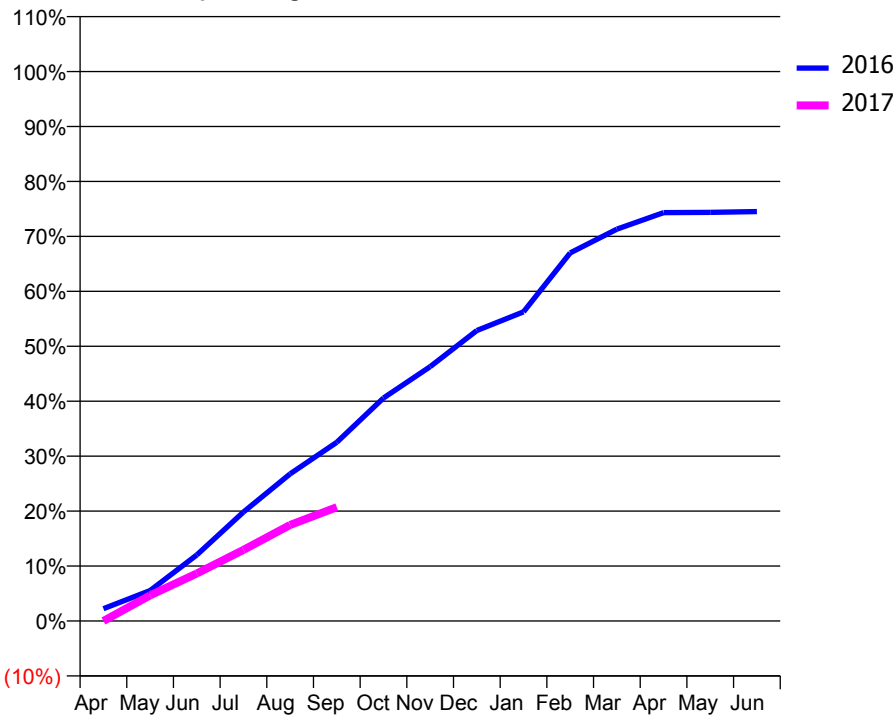
### ACCESS\*

Patients seen in 24 months	Total	Change since previous quarter
Quarter ending September 2015	3,136	
Quarter ending December 2015	3,113	→
Quarter ending March 2016	2,997	↓
Quarter ending June 2016	2,968	→
Quarter ending September 2016	2,921	↓
<b>Variance since September 2015</b>	<b>(6.9%)</b>	<b>↓</b>



### ACTIVITY

Cumulative percentage of contracted UDA delivered 2016 & 2017



Month	Adjusted Scheduled Activity (UDA)	
	2016	2017
April	350	0
May	870	730
June	1,883	1,353
July	3,108	2,027
August	4,193	2,736
September	5,092	3,242
October	6,354	
November	7,248	
December	8,276	
January	8,808	
February	10,490	
March	11,164	
April	11,636	
May	11,643	
June	11,665	

### QUALITY

	Quantity	Base Number	Contract	AT	Region	England
% of FP17s for the same patient ID Re-attending within 3 months - Children	20	272	7.4%	10.0%	12.0%	12.4%
% of FP17s for the same patient ID Re-attending within 3 months - Adults	227	1,043	21.8%	15.3%	15.9%	16.7%
% of FP17s for the same patient ID Re-attending between 3 & 9 months - Children	97	272	35.7%	50.8%	58.6%	57.4%
% of FP17s for the same patient ID Re-attending between 3 & 9 months - Adults	316	1,043	30.3%	46.6%	51.6%	50.5%
% of FP17s for Band 1 Urgent Courses	53	1,172	4.5%	8.4%	8.0%	9.1%
% of FP17s Relating to Free Repair or Replacements	21	1,172	1.8%	0.7%	0.8%	0.8%
% of FP17s Relating to Continuations	52	1,172	4.4%	0.9%	1.3%	1.3%
% of Patients satisfied with the dentistry they have received	2	3	N/A	92.5%	93.1%	93.2%
% of Patients satisfied with the time they had to wait for an appointment	3	3	N/A	90.4%	89.1%	89.0%

\* This is based on patients treated on this contract for their most recent course of treatment. Figures in italics indicate the base number of FP17s or Patient Questionnaire responses are less than 100. N/A is shown where the base number of responses is less than 10 during the period. % is calculated as Quantity/Base number\*100

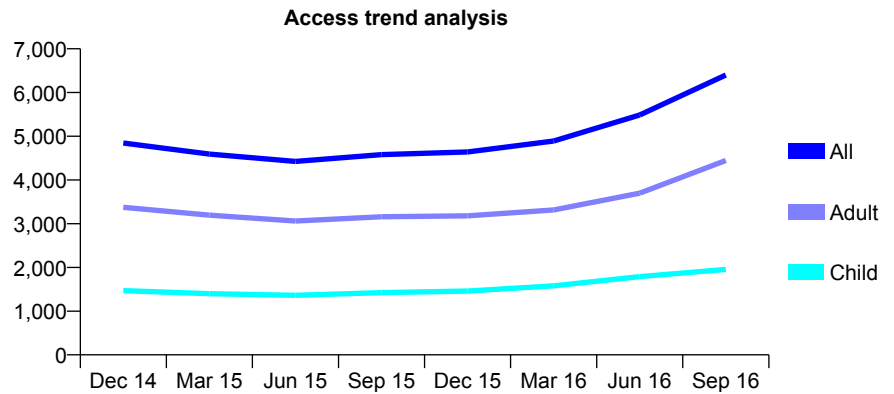
## Q54 - Vital Signs At a Glance Contract Report for 677620/0002 - September 2016

Name or company name	MR MA ILYAS
Contract type name	GDS Contract
Purpose of contract	General
Contract start date	01/04/2006
Contract end date	

16/17 Contracted general activity (UDA)	14,933
Carry forward general activity (UDA)	0
16/17 Contracted orthodontic activity (UOA)	0
Carry forward orthodontic activity (UOA)	0
Baseline contract value	£335,867.58

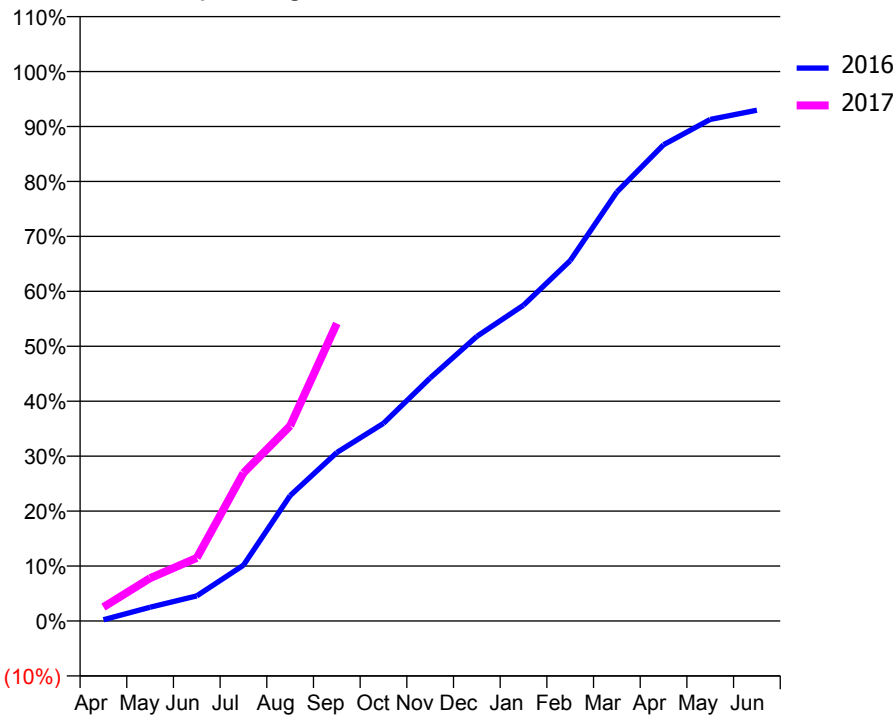
### ACCESS\*

Patients seen in 24 months	Total	Change since previous quarter
Quarter ending September 2015	4,579	
Quarter ending December 2015	4,640	→
Quarter ending March 2016	4,892	↑
Quarter ending June 2016	5,487	↑
Quarter ending September 2016	6,400	↑
<b>Variance since September 2015</b>	<b>39.8%</b>	<b>↑</b>



### ACTIVITY

Cumulative percentage of contracted UDA delivered 2016 & 2017



Month	Adjusted Scheduled Activity (UDA)	
	2016	2017
April	35	378
May	376	1,165
June	684	1,714
July	1,517	4,026
August	3,408	5,304
September	4,579	8,086
October	5,373	
November	6,604	
December	7,736	
January	8,582	
February	9,793	
March	11,660	
April	12,942	
May	13,630	
June	13,883	

### QUALITY

	Quantity	Base Number	Contract	AT	Region	England
% of FP17s for the same patient ID Re-attending within 3 months - Children	91	1,547	5.9%	10.0%	12.0%	12.4%
% of FP17s for the same patient ID Re-attending within 3 months - Adults	365	3,676	9.9%	15.3%	15.9%	16.7%
% of FP17s for the same patient ID Re-attending between 3 & 9 months - Children	632	1,547	40.9%	50.8%	58.6%	57.4%
% of FP17s for the same patient ID Re-attending between 3 & 9 months - Adults	1,313	3,676	35.7%	46.6%	51.6%	50.5%
% of FP17s for Band 1 Urgent Courses	330	3,993	8.3%	8.4%	8.0%	9.1%
% of FP17s Relating to Free Repair or Replacements	11	3,993	0.3%	0.7%	0.8%	0.8%
% of FP17s Relating to Continuations	11	3,993	0.3%	0.9%	1.3%	1.3%
% of Patients satisfied with the dentistry they have received	4	4	N/A	92.5%	93.1%	93.2%
% of Patients satisfied with the time they had to wait for an appointment	4	4	N/A	90.4%	89.1%	89.0%

\* This is based on patients treated on this contract for their most recent course of treatment. Figures in italics indicate the base number of FP17s or Patient Questionnaire responses are less than 100. N/A is shown where the base number of responses is less than 10 during the period. % is calculated as Quantity/Base number\*100

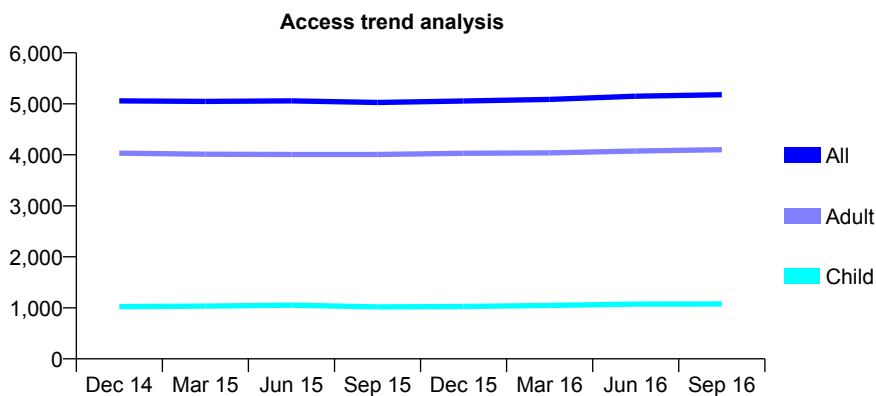
## Q54 - Vital Signs At a Glance Contract Report for 678139/0001 - September 2016

Name or company name	MS WP CHEUNG
Contract type name	GDS Contract
Purpose of contract	General
Contract start date	01/04/2006
Contract end date	

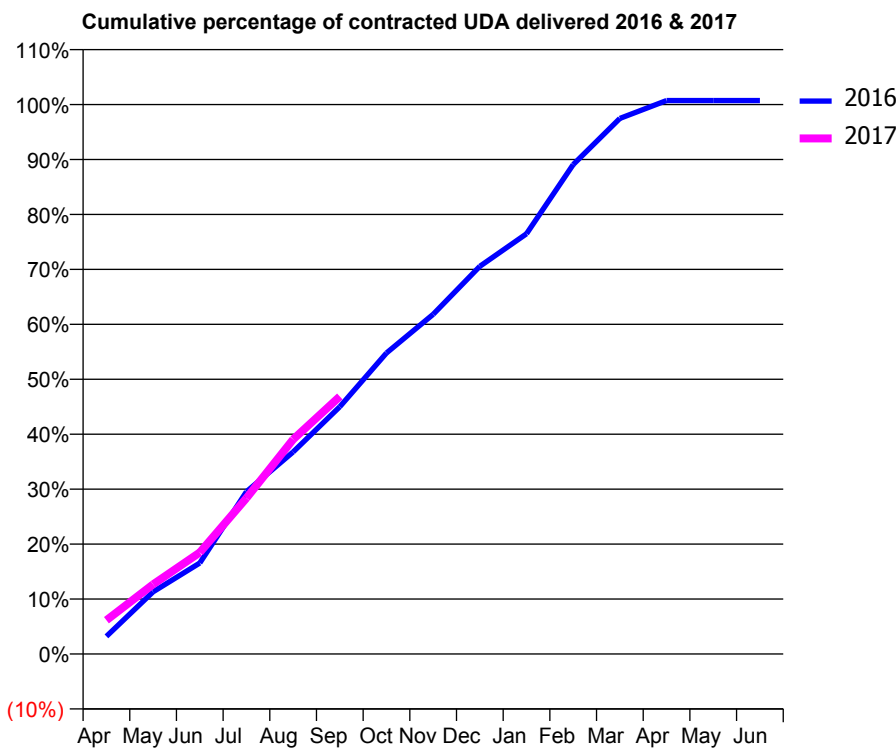
16/17 Contracted general activity (UDA)	16,054
Carry forward general activity (UDA)	-115
16/17 Contracted orthodontic activity (UOA)	0
Carry forward orthodontic activity (UOA)	0
Baseline contract value	£335,493.93

### ACCESS\*

Patients seen in 24 months	Total	Change since previous quarter
Quarter ending September 2015	5,025	
Quarter ending December 2015	5,055	→
Quarter ending March 2016	5,086	→
Quarter ending June 2016	5,148	→
Quarter ending September 2016	5,178	→
<b>Variance since September 2015</b>	<b>3.0%</b>	<b>↑</b>



### ACTIVITY



Month	Adjusted Scheduled Activity (UDA)	
	2016	2017
April	516	988
May	1,817	2,034
June	2,660	2,968
July	4,745	4,556
August	5,905	6,269
September	7,225	7,524
October	8,796	
November	9,925	
December	11,325	
January	12,277	
February	14,300	
March	15,647	
April	16,169	
May	16,169	
June	16,169	

### QUALITY

	Quantity	Base Number	Contract	AT	Region	England
% of FP17s for the same patient ID Re-attending within 3 months - Children	56	862	6.5%	10.0%	12.0%	12.4%
% of FP17s for the same patient ID Re-attending within 3 months - Adults	571	3,384	16.9%	15.3%	15.9%	16.7%
% of FP17s for the same patient ID Re-attending between 3 & 9 months - Children	517	862	60.0%	50.8%	58.6%	57.4%
% of FP17s for the same patient ID Re-attending between 3 & 9 months - Adults	2,144	3,384	63.4%	46.6%	51.6%	50.5%
% of FP17s for Band 1 Urgent Courses	225	4,020	5.6%	8.4%	8.0%	9.1%
% of FP17s Relating to Free Repair or Replacements	45	4,020	1.1%	0.7%	0.8%	0.8%
% of FP17s Relating to Continuations	137	4,020	3.4%	0.9%	1.3%	1.3%
% of Patients satisfied with the dentistry they have received	6	7	N/A	92.5%	93.1%	93.2%
% of Patients satisfied with the time they had to wait for an appointment	7	7	N/A	90.4%	89.1%	89.0%

\* This is based on patients treated on this contract for their most recent course of treatment. Figures in italics indicate the base number of FP17s or Patient Questionnaire responses are less than 100. N/A is shown where the base number of responses is less than 10 during the period. % is calculated as Quantity/Base number\*100

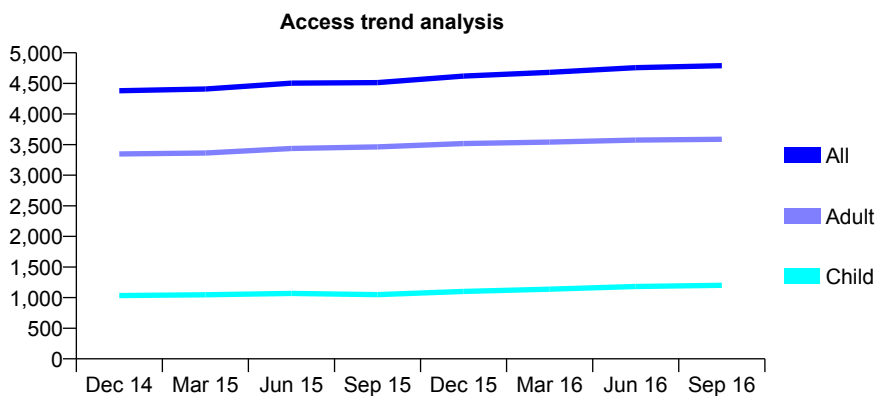
## Q54 - Vital Signs At a Glance Contract Report for 678325/0001 - September 2016

Name or company name	MR MS PARMAR
Contract type name	GDS Contract
Purpose of contract	General
Contract start date	01/04/2006
Contract end date	

16/17 Contracted general activity (UDA)	9,855
Carry forward general activity (UDA)	-181
16/17 Contracted orthodontic activity (UOA)	0
Carry forward orthodontic activity (UOA)	0
Baseline contract value	£271,183.15

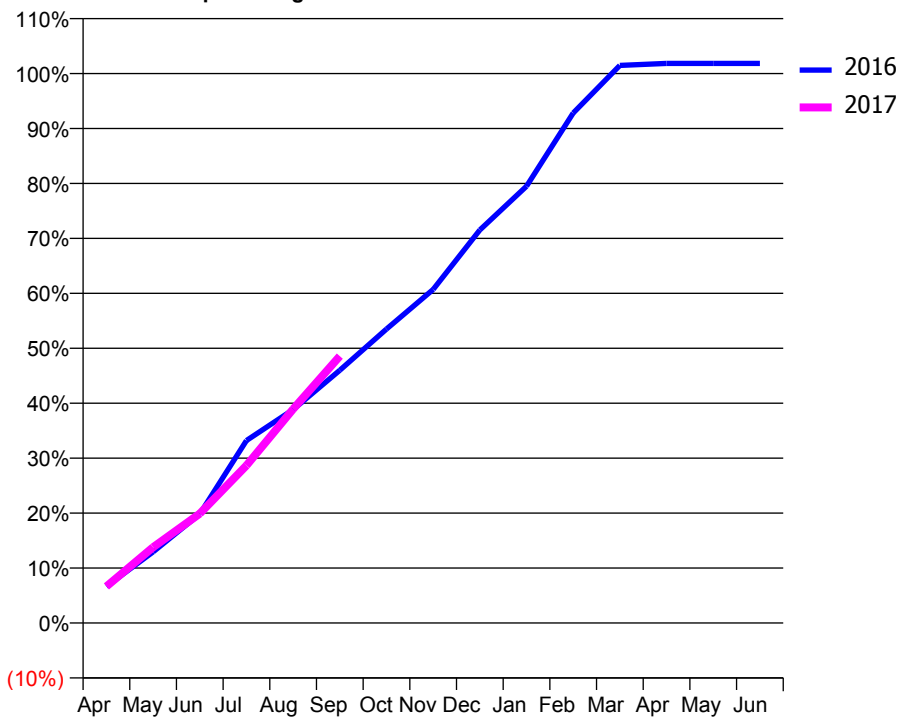
### ACCESS\*

Patients seen in 24 months	Total	Change since previous quarter
Quarter ending September 2015	4,512	
Quarter ending December 2015	4,619	↑
Quarter ending March 2016	4,681	→
Quarter ending June 2016	4,757	→
Quarter ending September 2016	4,789	→
<b>Variance since September 2015</b>	<b>6.1%</b>	<b>↑</b>



### ACTIVITY

Cumulative percentage of contracted UDA delivered 2016 & 2017



Month	Adjusted Scheduled Activity (UDA)	
	2016	2017
April	656	657
May	1,275	1,361
June	1,954	1,963
July	3,273	2,826
August	3,827	3,836
September	4,533	4,786
October	5,272	
November	5,983	
December	7,048	
January	7,834	
February	9,146	
March	10,000	
April	10,036	
May	10,036	
June	10,036	

### QUALITY

	Quantity	Base Number	Contract	AT	Region	England
% of FP17s for the same patient ID Re-attending within 3 months - Children	49	753	6.5%	10.0%	12.0%	12.4%
% of FP17s for the same patient ID Re-attending within 3 months - Adults	194	1,961	9.9%	15.3%	15.9%	16.7%
% of FP17s for the same patient ID Re-attending between 3 & 9 months - Children	346	753	45.9%	50.8%	58.6%	57.4%
% of FP17s for the same patient ID Re-attending between 3 & 9 months - Adults	836	1,961	42.6%	46.6%	51.6%	50.5%
% of FP17s for Band 1 Urgent Courses	92	2,367	3.9%	8.4%	8.0%	9.1%
% of FP17s Relating to Free Repair or Replacements	12	2,367	0.5%	0.7%	0.8%	0.8%
% of FP17s Relating to Continuations	23	2,367	1.0%	0.9%	1.3%	1.3%
% of Patients satisfied with the dentistry they have received	2	2	N/A	92.5%	93.1%	93.2%
% of Patients satisfied with the time they had to wait for an appointment	2	2	N/A	90.4%	89.1%	89.0%

\* This is based on patients treated on this contract for their most recent course of treatment. Figures in italics indicate the base number of FP17s or Patient Questionnaire responses are less than 100. N/A is shown where the base number of responses is less than 10 during the period. % is calculated as Quantity/Base number\*100

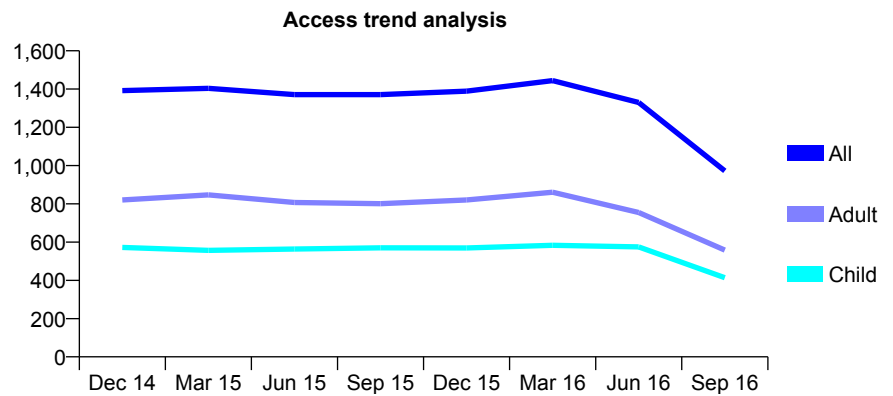
## Q54 - Vital Signs At a Glance Contract Report for 679186/0002 - September 2016

Name or company name	MR A DA COSTA
Contract type name	GDS Contract
Purpose of contract	General
Contract start date	01/11/2008
Contract end date	31/05/2016

16/17 Contracted general activity (UDA)	815
Carry forward general activity (UDA)	0
16/17 Contracted orthodontic activity (UOA)	0
Carry forward orthodontic activity (UOA)	0
Baseline contract value	£19,688.00

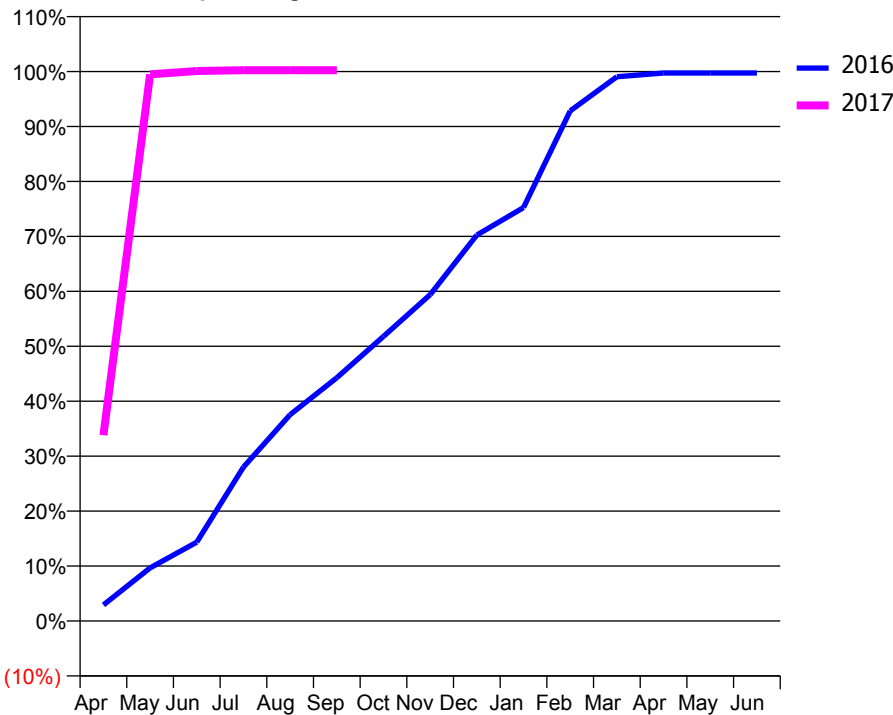
### ACCESS\*

Patients seen in 24 months	Total	Change since previous quarter
Quarter ending September 2015	1,371	
Quarter ending December 2015	1,389	→
Quarter ending March 2016	1,444	↑
Quarter ending June 2016	1,330	↓
Quarter ending September 2016	972	↓
<b>Variance since September 2015</b>	<b>(29.1%)</b>	<b>↓</b>



### ACTIVITY

Cumulative percentage of contracted UDA delivered 2016 & 2017



Month	Adjusted Scheduled Activity (UDA)	
	2016	2017
April	143	276
May	473	811
June	702	816
July	1,370	817
August	1,836	817
September	2,166	817
October	2,533	
November	2,904	
December	3,435	
January	3,680	
February	4,540	
March	4,843	
April	4,877	
May	4,877	
June	4,877	

### QUALITY

	Quantity	Base Number	Contract	AT	Region	England
% of FP17s for the same patient ID Re-attending within 3 months - Children	9	156	5.8%	10.0%	12.0%	12.4%
% of FP17s for the same patient ID Re-attending within 3 months - Adults	20	142	14.1%	15.3%	15.9%	16.7%
% of FP17s for the same patient ID Re-attending between 3 & 9 months - Children	34	156	21.8%	50.8%	58.6%	57.4%
% of FP17s for the same patient ID Re-attending between 3 & 9 months - Adults	38	142	26.8%	46.6%	51.6%	50.5%
% of FP17s for Band 1 Urgent Courses	25	277	9.0%	8.4%	8.0%	9.1%
% of FP17s Relating to Free Repair or Replacements	1	277	0.4%	0.7%	0.8%	0.8%
% of FP17s Relating to Continuations	0	277	0.0%	0.9%	1.3%	1.3%
% of Patients satisfied with the dentistry they have received	0	0	N/A	92.5%	93.1%	93.2%
% of Patients satisfied with the time they had to wait for an appointment	0	0	N/A	90.4%	89.1%	89.0%

\* This is based on patients treated on this contract for their most recent course of treatment. Figures in italics indicate the base number of FP17s or Patient Questionnaire responses are less than 100. N/A is shown where the base number of responses is less than 10 during the period. % is calculated as Quantity/Base number\*100

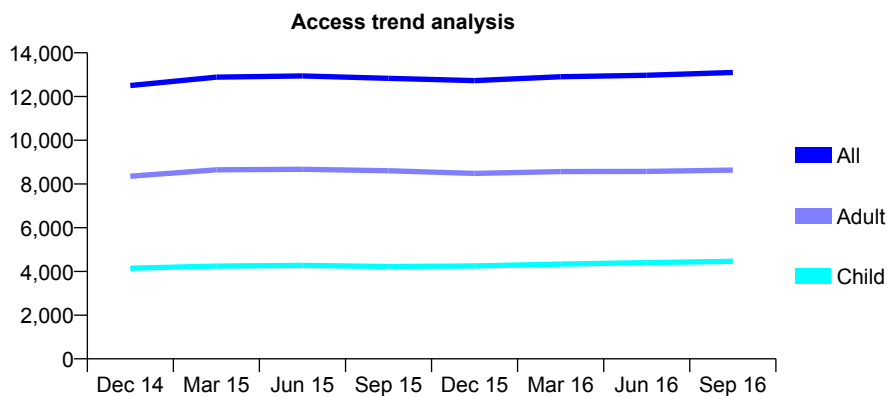
## Q54 - Vital Signs At a Glance Contract Report for 682004/0001 - September 2016

Name or company name	MR S KUMAR
Contract type name	GDS Contract
Purpose of contract	General
Contract start date	01/04/2006
Contract end date	

16/17 Contracted general activity (UDA)	45,372
Carry forward general activity (UDA)	1,262
16/17 Contracted orthodontic activity (UOA)	0
Carry forward orthodontic activity (UOA)	0
Baseline contract value	£1,235,389.53

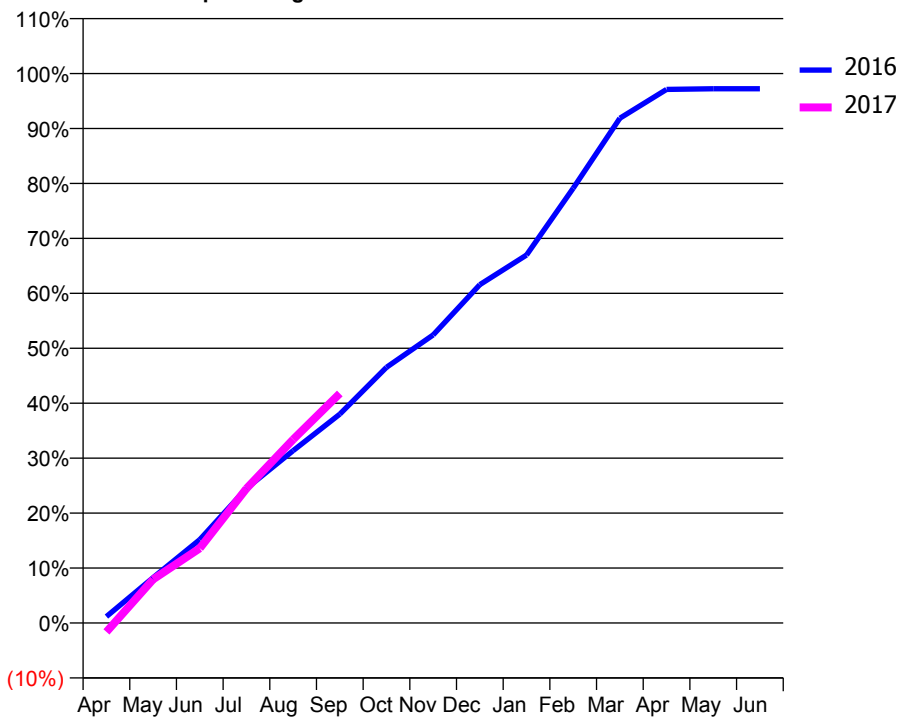
### ACCESS\*

Patients seen in 24 months	Total	Change since previous quarter
Quarter ending September 2015	12,829	
Quarter ending December 2015	12,727	→
Quarter ending March 2016	12,902	→
Quarter ending June 2016	12,974	→
Quarter ending September 2016	13,099	→
<b>Variance since September 2015</b>	<b>2.1%</b>	<b>↑</b>



### ACTIVITY

Cumulative percentage of contracted UDA delivered 2016 & 2017



Adjusted Scheduled Activity (UDA)

Month	2016	2017
April	535	-739
May	3,753	3,602
June	6,885	6,174
July	11,115	11,103
August	14,231	15,151
September	17,245	18,957
October	21,109	
November	23,783	
December	27,937	
January	30,388	
February	35,897	
March	41,679	
April	44,058	
May	44,110	
June	44,110	

### QUALITY

	Quantity	Base Number	Contract	AT	Region	England
% of FP17s for the same patient ID Re-attending within 3 months - Children	141	2,576	5.5%	10.0%	12.0%	12.4%
% of FP17s for the same patient ID Re-attending within 3 months - Adults	609	4,507	13.5%	15.3%	15.9%	16.7%
% of FP17s for the same patient ID Re-attending between 3 & 9 months - Children	984	2,576	38.2%	50.8%	58.6%	57.4%
% of FP17s for the same patient ID Re-attending between 3 & 9 months - Adults	1,491	4,507	33.1%	46.6%	51.6%	50.5%
% of FP17s for Band 1 Urgent Courses	642	6,335	10.1%	8.4%	8.0%	9.1%
% of FP17s Relating to Free Repair or Replacements	17	6,335	0.3%	0.7%	0.8%	0.8%
% of FP17s Relating to Continuations	26	6,335	0.4%	0.9%	1.3%	1.3%
% of Patients satisfied with the dentistry they have received	5	6	N/A	92.5%	93.1%	93.2%
% of Patients satisfied with the time they had to wait for an appointment	6	6	N/A	90.4%	89.1%	89.0%

\* This is based on patients treated on this contract for their most recent course of treatment. Figures in italics indicate the base number of FP17s or Patient Questionnaire responses are less than 100. N/A is shown where the base number of responses is less than 10 during the period. % is calculated as Quantity/Base number\*100

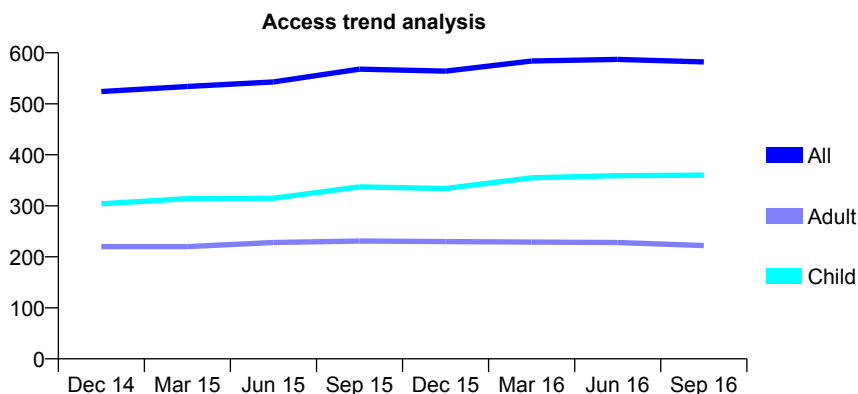
## Q54 - Vital Signs At a Glance Contract Report for 682381/0001 - September 2016

Name or company name	MR TF FRASER
Contract type name	GDS Contract
Purpose of contract	General
Contract start date	01/04/2006
Contract end date	

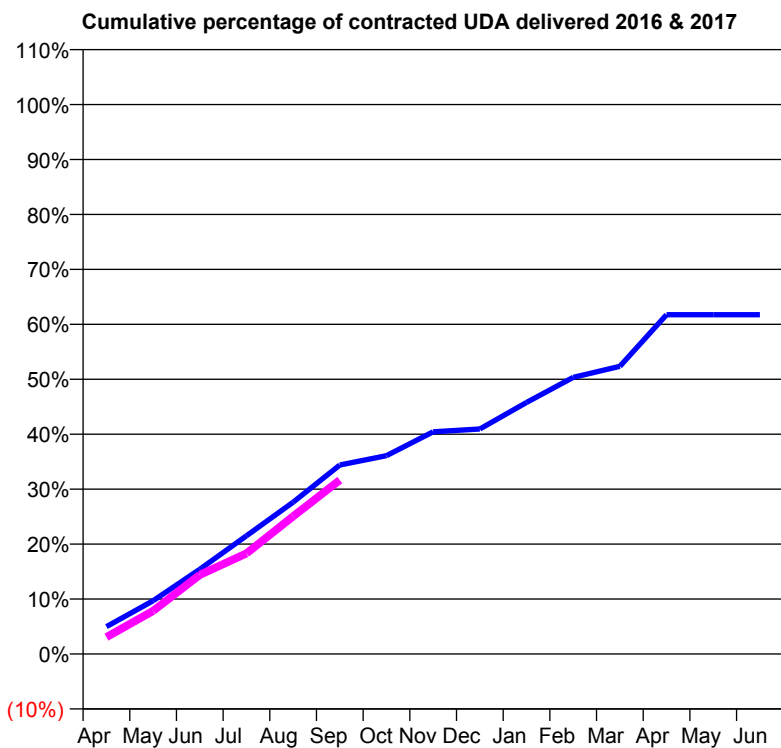
16/17 Contracted general activity (UDA)	1,829
Carry forward general activity (UDA)	0
16/17 Contracted orthodontic activity (UOA)	0
Carry forward orthodontic activity (UOA)	0
Baseline contract value	£46,482.46

### ACCESS\*

Patients seen in 24 months	Total	Change since previous quarter
Quarter ending September 2015	568	
Quarter ending December 2015	564	→
Quarter ending March 2016	584	↑
Quarter ending June 2016	587	→
Quarter ending September 2016	582	→
<b>Variance since September 2015</b>	<b>2.5%</b>	<b>↑</b>



### ACTIVITY



Month	Adjusted Scheduled Activity (UDA)	
	2016	2017
April	91	56
May	177	144
June	282	264
July	393	335
August	505	458
September	629	579
October	660	
November	740	
December	749	
January	837	
February	921	
March	958	
April	1,129	
May	1,129	
June	1,129	

### QUALITY

	Quantity	Base Number	Contract	AT	Region	England
% of FP17s for the same patient ID Re-attending within 3 months - Children	11	304	3.6%	10.0%	12.0%	12.4%
% of FP17s for the same patient ID Re-attending within 3 months - Adults	40	171	23.4%	15.3%	15.9%	16.7%
% of FP17s for the same patient ID Re-attending between 3 & 9 months - Children	163	304	53.6%	50.8%	58.6%	57.4%
% of FP17s for the same patient ID Re-attending between 3 & 9 months - Adults	70	171	40.9%	46.6%	51.6%	50.5%
% of FP17s for Band 1 Urgent Courses	14	371	3.8%	8.4%	8.0%	9.1%
% of FP17s Relating to Free Repair or Replacements	0	371	0.0%	0.7%	0.8%	0.8%
% of FP17s Relating to Continuations	9	371	2.4%	0.9%	1.3%	1.3%
% of Patients satisfied with the dentistry they have received	0	0	N/A	92.5%	93.1%	93.2%
% of Patients satisfied with the time they had to wait for an appointment	0	0	N/A	90.4%	89.1%	89.0%

\* This is based on patients treated on this contract for their most recent course of treatment. Figures in italics indicate the base number of FP17s or Patient Questionnaire responses are less than 100. N/A is shown where the base number of responses is less than 10 during the period. % is calculated as Quantity/Base number\*100



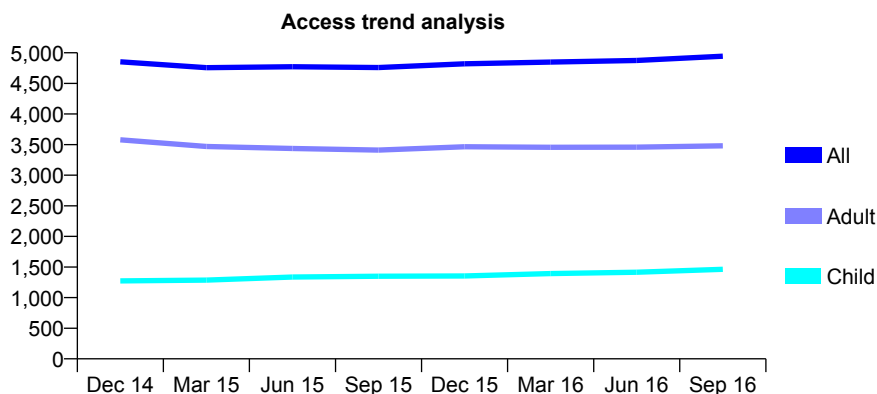
## Q54 - Vital Signs At a Glance Contract Report for 686867/0001 - September 2016

Name or company name	MISS PK ATHWAL
Contract type name	GDS Contract
Purpose of contract	General
Contract start date	01/04/2006
Contract end date	

16/17 Contracted general activity (UDA)	18,296
Carry forward general activity (UDA)	-16
16/17 Contracted orthodontic activity (UOA)	0
Carry forward orthodontic activity (UOA)	0
Baseline contract value	£521,090.68

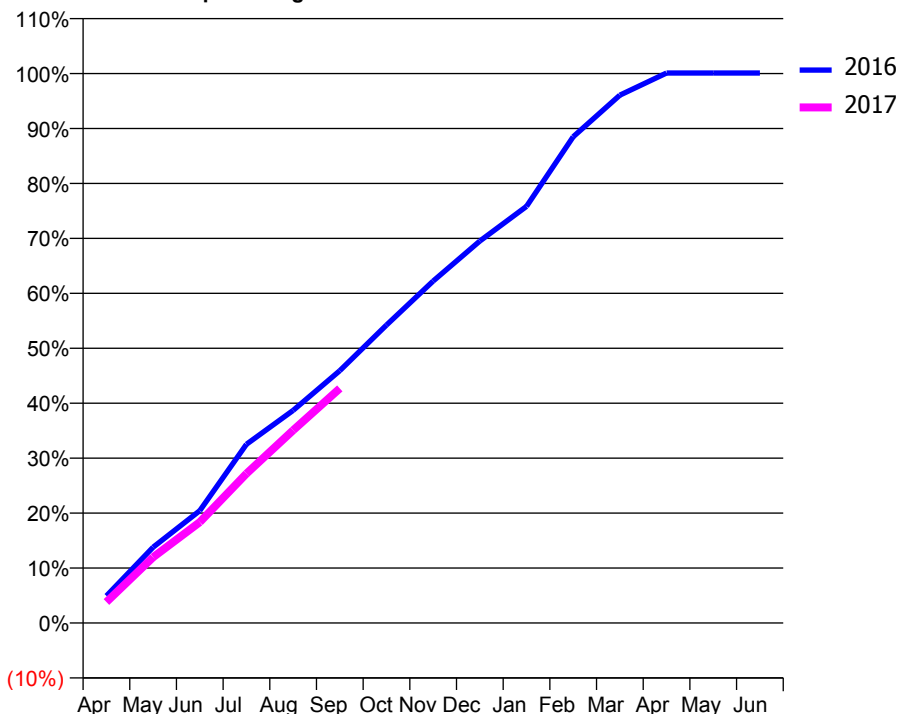
### ACCESS\*

Patients seen in 24 months	Total	Change since previous quarter
Quarter ending September 2015	4,760	
Quarter ending December 2015	4,820	→
Quarter ending March 2016	4,849	→
Quarter ending June 2016	4,874	→
Quarter ending September 2016	4,944	→
<b>Variance since September 2015</b>	<b>3.9%</b>	<b>↑</b>



### ACTIVITY

Cumulative percentage of contracted UDA delivered 2016 & 2017



Month	Adjusted Scheduled Activity (UDA)	
	2016	2017
April	905	698
May	2,523	2,190
June	3,741	3,359
July	5,953	4,974
August	7,082	6,418
September	8,404	7,811
October	9,920	
November	11,387	
December	12,719	
January	13,870	
February	16,188	
March	17,575	
April	18,312	
May	18,312	
June	18,312	

### QUALITY

	Quantity	Base Number	Contract	AT	Region	England
% of FP17s for the same patient ID Re-attending within 3 months - Children	21	943	2.2%	10.0%	12.0%	12.4%
% of FP17s for the same patient ID Re-attending within 3 months - Adults	84	2,037	4.1%	15.3%	15.9%	16.7%
% of FP17s for the same patient ID Re-attending between 3 & 9 months - Children	494	943	52.4%	50.8%	58.6%	57.4%
% of FP17s for the same patient ID Re-attending between 3 & 9 months - Adults	1,150	2,037	56.5%	46.6%	51.6%	50.5%
% of FP17s for Band 1 Urgent Courses	36	2,745	1.3%	8.4%	8.0%	9.1%
% of FP17s Relating to Free Repair or Replacements	13	2,745	0.5%	0.7%	0.8%	0.8%
% of FP17s Relating to Continuations	6	2,745	0.2%	0.9%	1.3%	1.3%
% of Patients satisfied with the dentistry they have received	2	2	N/A	92.5%	93.1%	93.2%
% of Patients satisfied with the time they had to wait for an appointment	2	2	N/A	90.4%	89.1%	89.0%

\* This is based on patients treated on this contract for their most recent course of treatment. Figures in italics indicate the base number of FP17s or Patient Questionnaire responses are less than 100. N/A is shown where the base number of responses is less than 10 during the period. % is calculated as Quantity/Base number\*100

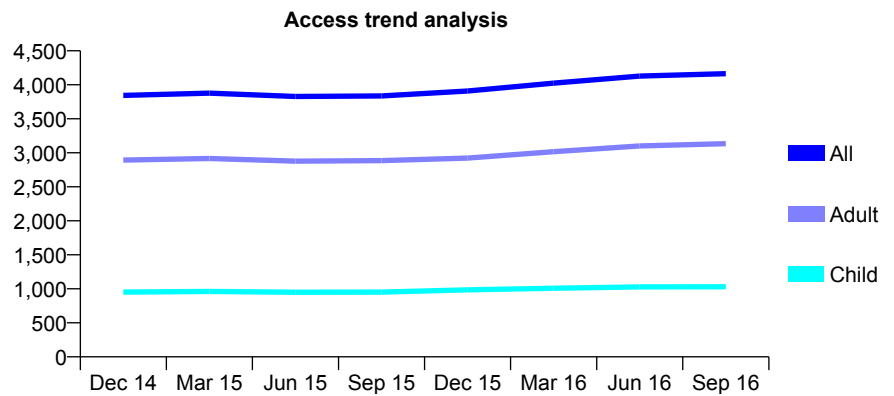
## Q54 - Vital Signs At a Glance Contract Report for 686883/0001 - September 2016

Name or company name	MR HS GILL
Contract type name	GDS Contract
Purpose of contract	General
Contract start date	01/04/2006
Contract end date	

16/17 Contracted general activity (UDA)	11,380
Carry forward general activity (UDA)	432
16/17 Contracted orthodontic activity (UOA)	0
Carry forward orthodontic activity (UOA)	0
Baseline contract value	£246,343.53

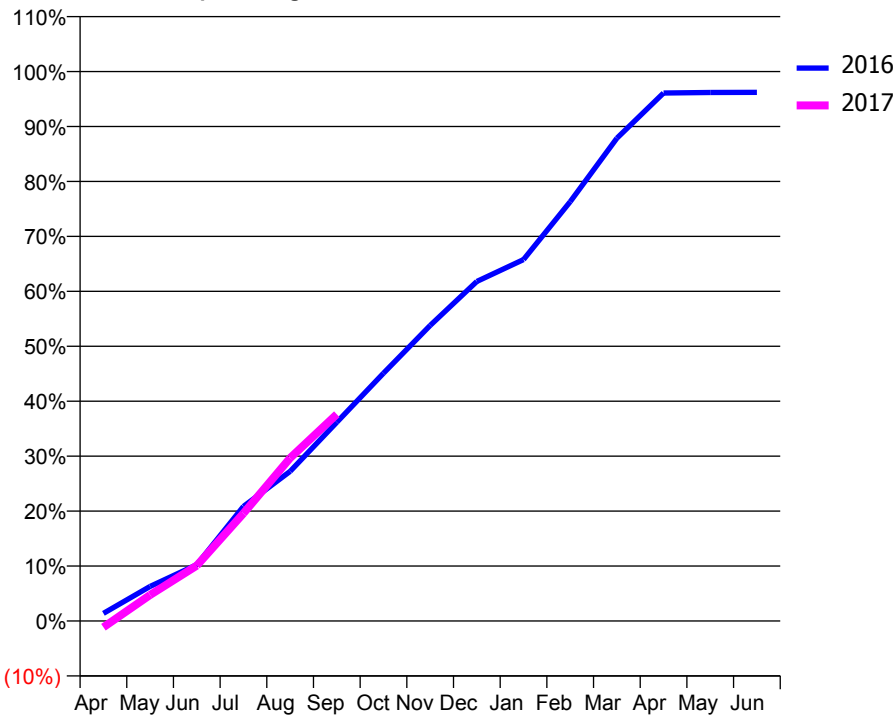
### ACCESS\*

Patients seen in 24 months	Total	Change since previous quarter
Quarter ending September 2015	3,837	
Quarter ending December 2015	3,908	→
Quarter ending March 2016	4,025	↑
Quarter ending June 2016	4,128	↑
Quarter ending September 2016	4,164	→
<b>Variance since September 2015</b>	<b>8.5%</b>	<b>↑</b>



### ACTIVITY

Cumulative percentage of contracted UDA delivered 2016 & 2017



Month	Adjusted Scheduled Activity (UDA)	
	2016	2017
April	159	-132
May	716	540
June	1,168	1,149
July	2,374	2,231
August	3,100	3,377
September	4,116	4,282
October	5,133	
November	6,122	
December	7,031	
January	7,485	
February	8,682	
March	9,998	
April	10,935	
May	10,947	
June	10,948	

### QUALITY

	Quantity	Base Number	Contract	AT	Region	England
% of FP17s for the same patient ID Re-attending within 3 months - Children	67	744	9.0%	10.0%	12.0%	12.4%
% of FP17s for the same patient ID Re-attending within 3 months - Adults	176	1,843	9.5%	15.3%	15.9%	16.7%
% of FP17s for the same patient ID Re-attending between 3 & 9 months - Children	432	744	58.1%	50.8%	58.6%	57.4%
% of FP17s for the same patient ID Re-attending between 3 & 9 months - Adults	985	1,843	53.4%	46.6%	51.6%	50.5%
% of FP17s for Band 1 Urgent Courses	55	1,984	2.8%	8.4%	8.0%	9.1%
% of FP17s Relating to Free Repair or Replacements	23	1,984	1.2%	0.7%	0.8%	0.8%
% of FP17s Relating to Continuations	10	1,984	0.5%	0.9%	1.3%	1.3%
% of Patients satisfied with the dentistry they have received	3	3	N/A	92.5%	93.1%	93.2%
% of Patients satisfied with the time they had to wait for an appointment	3	3	N/A	90.4%	89.1%	89.0%

\* This is based on patients treated on this contract for their most recent course of treatment. Figures in italics indicate the base number of FP17s or Patient Questionnaire responses are less than 100. N/A is shown where the base number of responses is less than 10 during the period. % is calculated as Quantity/Base number\*100

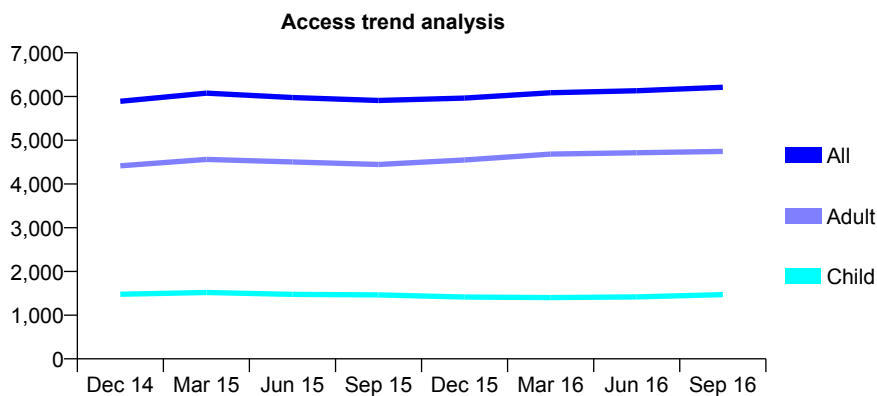
## Q54 - Vital Signs At a Glance Contract Report for 686883/0002 - September 2016

Name or company name	MR HS GILL
Contract type name	PDS Plus Contract
Purpose of contract	General
Contract start date	01/11/2010
Contract end date	31/10/2020

16/17 Contracted general activity (UDA)	22,480
Carry forward general activity (UDA)	0
16/17 Contracted orthodontic activity (UOA)	0
Carry forward orthodontic activity (UOA)	0
Baseline contract value	£288,626.34

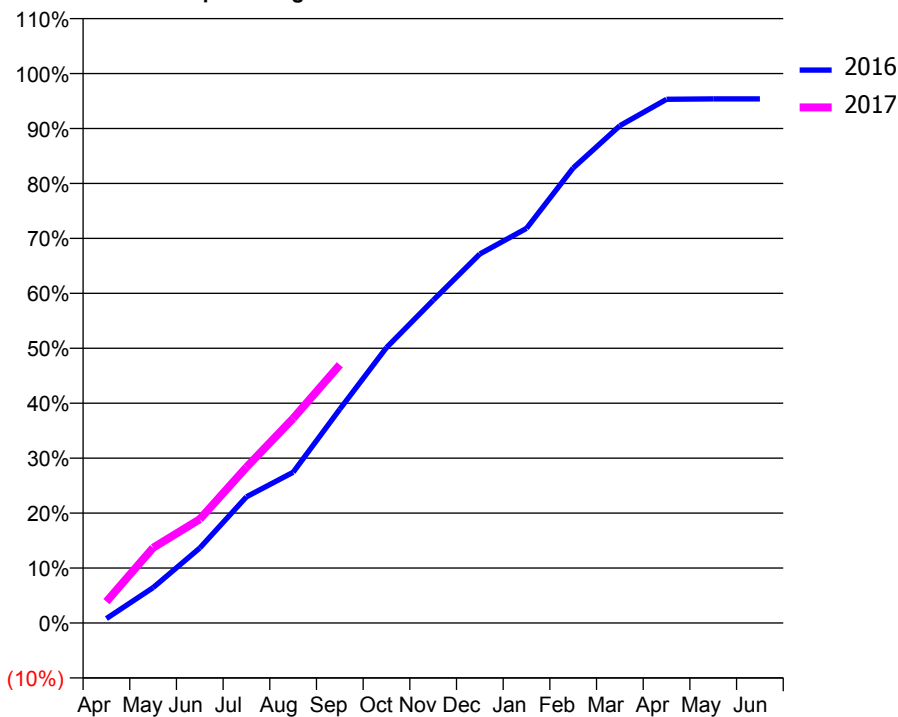
### ACCESS\*

Patients seen in 24 months	Total	Change since previous quarter
Quarter ending September 2015	5,909	
Quarter ending December 2015	5,963	→
Quarter ending March 2016	6,086	↑
Quarter ending June 2016	6,133	→
Quarter ending September 2016	6,212	→
<b>Variance since September 2015</b>	<b>5.1%</b>	<b>↑</b>



### ACTIVITY

Cumulative percentage of contracted UDA delivered 2016 & 2017



Month	Adjusted Scheduled Activity (UDA)	
	2016	2017
April	179	876
May	1,432	3,080
June	3,029	4,245
July	5,101	6,373
August	6,089	8,371
September	8,637	10,561
October	11,127	
November	13,038	
December	14,911	
January	15,946	
February	18,384	
March	20,091	
April	21,160	
May	21,173	
June	21,177	

### QUALITY

	Quantity	Base Number	Contract	AT	Region	England
% of FP17s for the same patient ID Re-attending within 3 months - Children	103	944	10.9%	10.0%	12.0%	12.4%
% of FP17s for the same patient ID Re-attending within 3 months - Adults	636	2,763	23.0%	15.3%	15.9%	16.7%
% of FP17s for the same patient ID Re-attending between 3 & 9 months - Children	365	944	38.7%	50.8%	58.6%	57.4%
% of FP17s for the same patient ID Re-attending between 3 & 9 months - Adults	605	2,763	21.9%	46.6%	51.6%	50.5%
% of FP17s for Band 1 Urgent Courses	917	3,356	27.3%	8.4%	8.0%	9.1%
% of FP17s Relating to Free Repair or Replacements	25	3,356	0.7%	0.7%	0.8%	0.8%
% of FP17s Relating to Continuations	29	3,356	0.9%	0.9%	1.3%	1.3%
% of Patients satisfied with the dentistry they have received	2	2	N/A	92.5%	93.1%	93.2%
% of Patients satisfied with the time they had to wait for an appointment	2	2	N/A	90.4%	89.1%	89.0%

\* This is based on patients treated on this contract for their most recent course of treatment. Figures in italics indicate the base number of FP17s or Patient Questionnaire responses are less than 100. N/A is shown where the base number of responses is less than 10 during the period. % is calculated as Quantity/Base number\*100

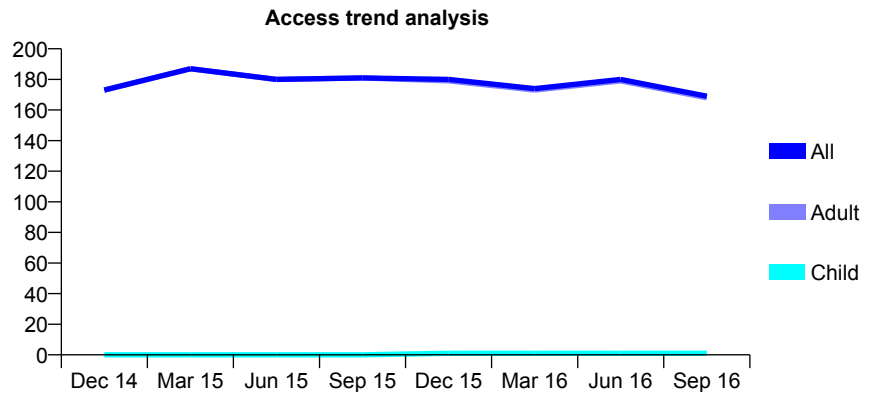
## Q54 - Vital Signs At a Glance Contract Report for 688347/0002 - September 2016

Name or company name	MR K HANJI
Contract type name	PDS Contract
Purpose of contract	General
Contract start date	08/03/2012
Contract end date	07/03/2022

16/17 Contracted general activity (UDA)	1,440
Carry forward general activity (UDA)	47
16/17 Contracted orthodontic activity (UOA)	0
Carry forward orthodontic activity (UOA)	0
Baseline contract value	£66,545.79

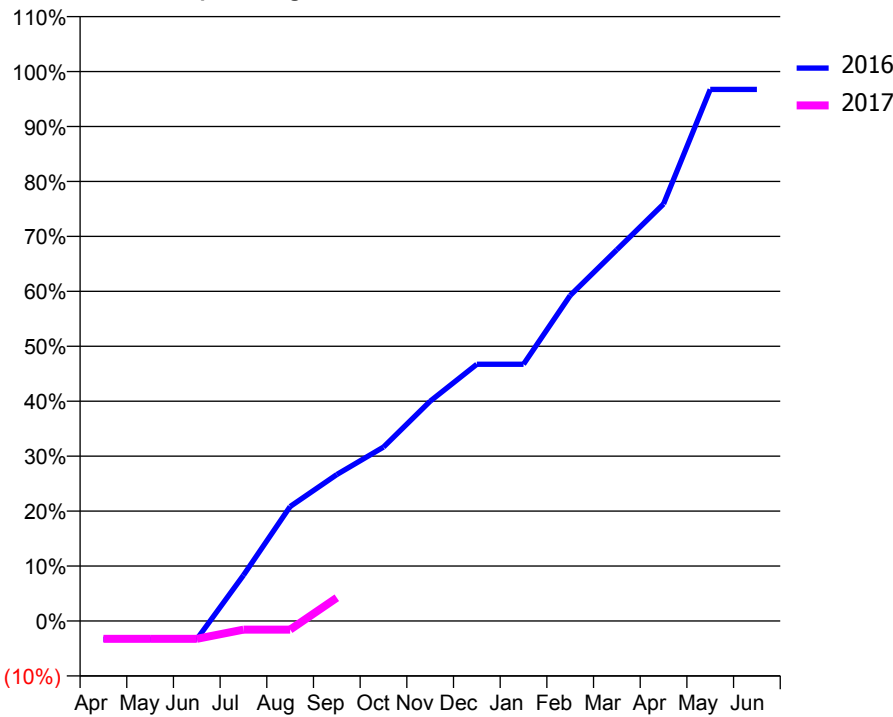
### ACCESS\*

Patients seen in 24 months	Total	Change since previous quarter
Quarter ending September 2015	181	
Quarter ending December 2015	180	→
Quarter ending March 2016	174	↓
Quarter ending June 2016	180	↑
Quarter ending September 2016	169	↓
<b>Variance since September 2015</b>	<b>(6.6%)</b>	<b>↓</b>



### ACTIVITY

Cumulative percentage of contracted UDA delivered 2016 & 2017



Month	Adjusted Scheduled Activity (UDA)	
	2016	2017
April	-48	-47
May	-48	-47
June	-48	-47
July	120	-23
August	300	-23
September	384	61
October	456	
November	576	
December	673	
January	673	
February	853	
March	973	
April	1,093	
May	1,393	
June	1,393	

### QUALITY

	Quantity	Base Number	Contract	AT	Region	England
% of FP17s for the same patient ID Re-attending within 3 months - Children	0	0	N/A	10.0%	12.0%	12.4%
% of FP17s for the same patient ID Re-attending within 3 months - Adults	0	44	0.0%	15.3%	15.9%	16.7%
% of FP17s for the same patient ID Re-attending between 3 & 9 months - Children	0	0	N/A	50.8%	58.6%	57.4%
% of FP17s for the same patient ID Re-attending between 3 & 9 months - Adults	1	44	2.3%	46.6%	51.6%	50.5%
% of FP17s for Band 1 Urgent Courses	0	9	0.0%	8.4%	8.0%	9.1%
% of FP17s Relating to Free Repair or Replacements	0	9	0.0%	0.7%	0.8%	0.8%
% of FP17s Relating to Continuations	0	9	0.0%	0.9%	1.3%	1.3%
% of Patients satisfied with the dentistry they have received	1	1	N/A	92.5%	93.1%	93.2%
% of Patients satisfied with the time they had to wait for an appointment	1	1	N/A	90.4%	89.1%	89.0%

\* This is based on patients treated on this contract for their most recent course of treatment. Figures in italics indicate the base number of FP17s or Patient Questionnaire responses are less than 100. N/A is shown where the base number of responses is less than 10 during the period. % is calculated as Quantity/Base number\*100

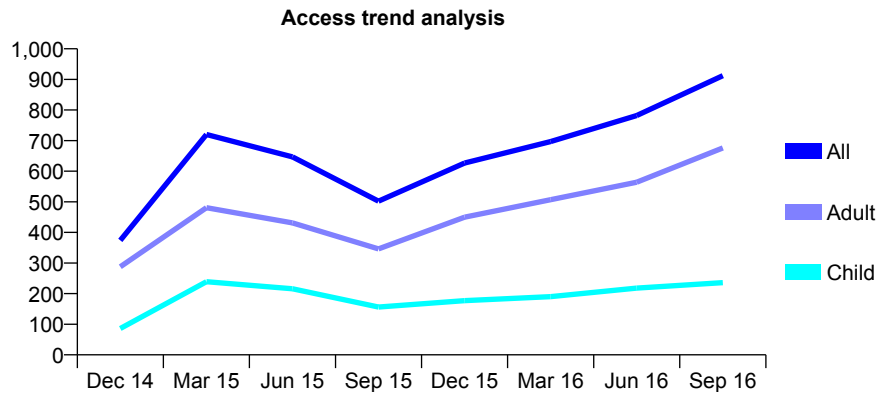
## Q54 - Vital Signs At a Glance Contract Report for 688347/0003 - September 2016

Name or company name	MR K HANJI
Contract type name	GDS Contract
Purpose of contract	General
Contract start date	08/03/2012
Contract end date	

16/17 Contracted general activity (UDA)	1,758
Carry forward general activity (UDA)	0
16/17 Contracted orthodontic activity (UOA)	0
Carry forward orthodontic activity (UOA)	0
Baseline contract value	£45,502.14

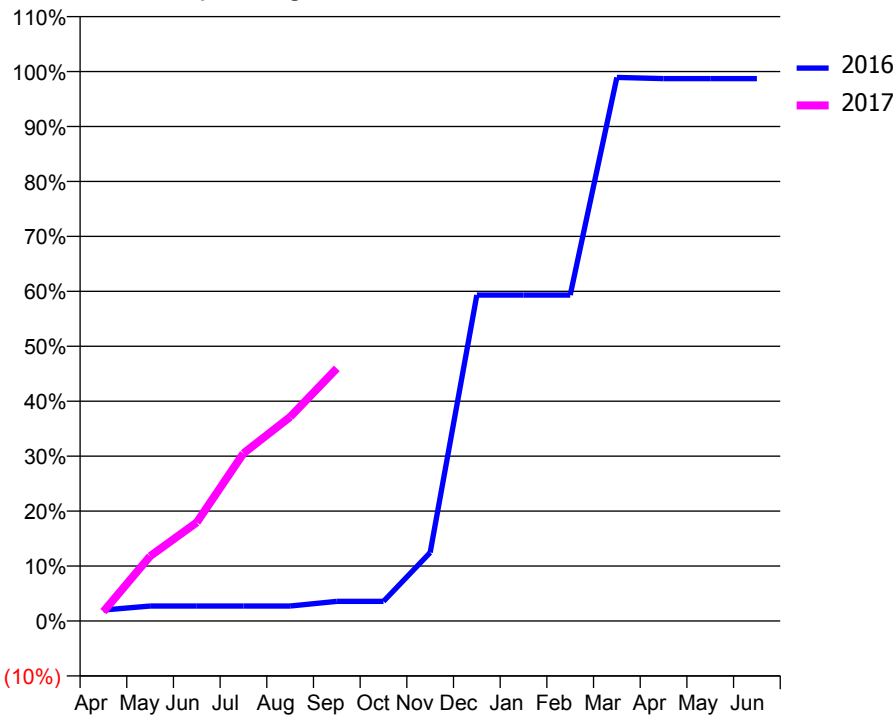
### ACCESS\*

Patients seen in 24 months	Total	Change since previous quarter
Quarter ending September 2015	502	
Quarter ending December 2015	627	↑
Quarter ending March 2016	697	↑
Quarter ending June 2016	782	↑
Quarter ending September 2016	912	↑
<b>Variance since September 2015</b>	<b>81.7%</b>	<b>↑</b>



### ACTIVITY

Cumulative percentage of contracted UDA delivered 2016 & 2017



Month	Adjusted Scheduled Activity (UDA)	
	2016	2017
April	35	30
May	48	207
June	48	316
July	48	537
August	48	653
September	63	808
October	63	
November	219	
December	1,043	
January	1,043	
February	1,043	
March	1,739	
April	1,735	
May	1,735	
June	1,735	

### QUALITY

	Quantity	Base Number	Contract	AT	Region	England
% of FP17s for the same patient ID Re-attending within 3 months - Children	0	119	0.0%	10.0%	12.0%	12.4%
% of FP17s for the same patient ID Re-attending within 3 months - Adults	1	313	0.3%	15.3%	15.9%	16.7%
% of FP17s for the same patient ID Re-attending between 3 & 9 months - Children	3	119	2.5%	50.8%	58.6%	57.4%
% of FP17s for the same patient ID Re-attending between 3 & 9 months - Adults	16	313	5.1%	46.6%	51.6%	50.5%
% of FP17s for Band 1 Urgent Courses	16	403	4.0%	8.4%	8.0%	9.1%
% of FP17s Relating to Free Repair or Replacements	0	403	0.0%	0.7%	0.8%	0.8%
% of FP17s Relating to Continuations	0	403	0.0%	0.9%	1.3%	1.3%
% of Patients satisfied with the dentistry they have received	0	0	N/A	92.5%	93.1%	93.2%
% of Patients satisfied with the time they had to wait for an appointment	0	0	N/A	90.4%	89.1%	89.0%

\* This is based on patients treated on this contract for their most recent course of treatment. Figures in italics indicate the base number of FP17s or Patient Questionnaire responses are less than 100. N/A is shown where the base number of responses is less than 10 during the period. % is calculated as Quantity/Base number\*100

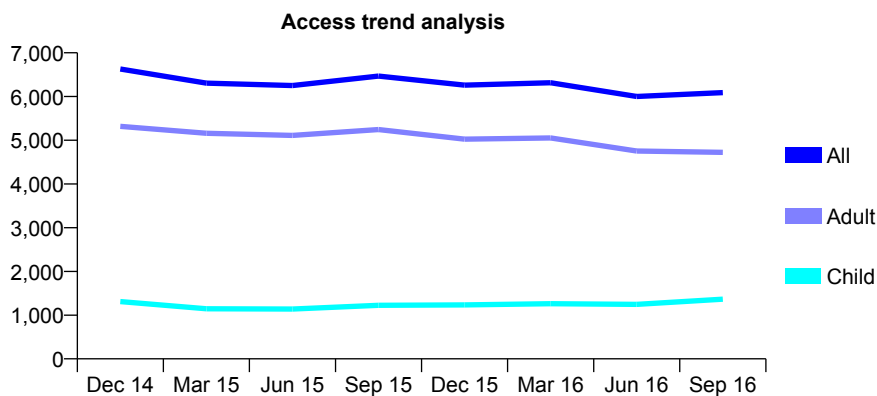
## Q54 - Vital Signs At a Glance Contract Report for 688347/0004 - September 2016

Name or company name	MR K HANJI
Contract type name	GDS Contract
Purpose of contract	General
Contract start date	01/05/2012
Contract end date	

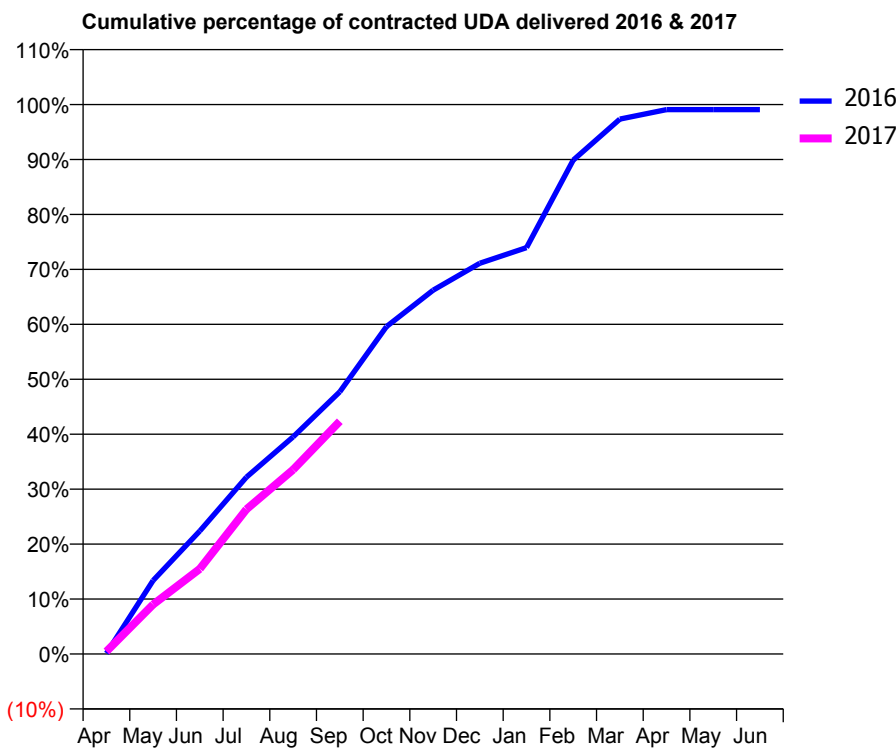
16/17 Contracted general activity (UDA)	20,602
Carry forward general activity (UDA)	189
16/17 Contracted orthodontic activity (UOA)	0
Carry forward orthodontic activity (UOA)	0
Baseline contract value	£538,267.02

### ACCESS\*

Patients seen in 24 months	Total	Change since previous quarter
Quarter ending September 2015	6,469	
Quarter ending December 2015	6,260	↓
Quarter ending March 2016	6,315	→
Quarter ending June 2016	6,000	↓
Quarter ending September 2016	6,089	→
<b>Variance since September 2015</b>	<b>(5.9%)</b>	<b>↓</b>



### ACTIVITY



Month	Adjusted Scheduled Activity (UDA)	
	2016	2017
April	28	99
May	2,758	1,856
June	4,611	3,191
July	6,634	5,428
August	8,140	6,911
September	9,831	8,726
October	12,277	
November	13,643	
December	14,649	
January	15,234	
February	18,513	
March	20,056	
April	20,409	
May	20,413	
June	20,413	

### QUALITY

	Quantity	Base Number	Contract	AT	Region	England
% of FP17s for the same patient ID Re-attending within 3 months - Children	13	700	1.9%	10.0%	12.0%	12.4%
% of FP17s for the same patient ID Re-attending within 3 months - Adults	69	1,743	4.0%	15.3%	15.9%	16.7%
% of FP17s for the same patient ID Re-attending between 3 & 9 months - Children	135	700	19.3%	50.8%	58.6%	57.4%
% of FP17s for the same patient ID Re-attending between 3 & 9 months - Adults	347	1,743	19.9%	46.6%	51.6%	50.5%
% of FP17s for Band 1 Urgent Courses	107	2,363	4.5%	8.4%	8.0%	9.1%
% of FP17s Relating to Free Repair or Replacements	0	2,363	0.0%	0.7%	0.8%	0.8%
% of FP17s Relating to Continuations	3	2,363	0.1%	0.9%	1.3%	1.3%
% of Patients satisfied with the dentistry they have received	4	4	N/A	92.5%	93.1%	93.2%
% of Patients satisfied with the time they had to wait for an appointment	3	4	N/A	90.4%	89.1%	89.0%

\* This is based on patients treated on this contract for their most recent course of treatment. Figures in italics indicate the base number of FP17s or Patient Questionnaire responses are less than 100. N/A is shown where the base number of responses is less than 10 during the period. % is calculated as Quantity/Base number\*100

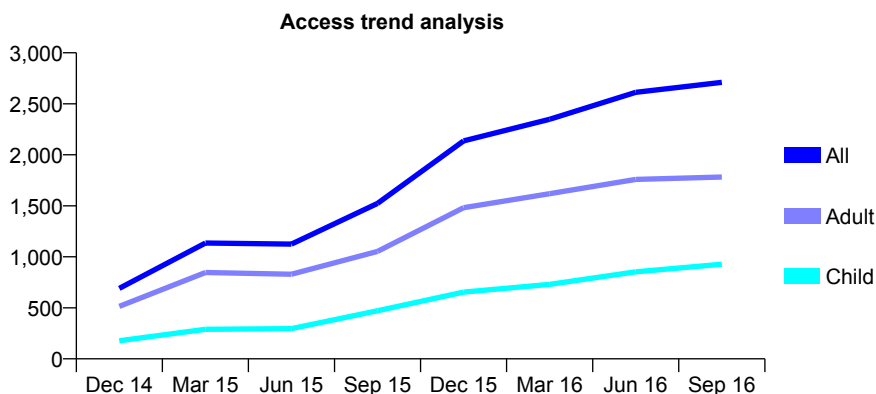
## Q54 - Vital Signs At a Glance Contract Report for 688347/0006 - September 2016

Name or company name	MR K HANJI
Contract type name	GDS Contract
Purpose of contract	General
Contract start date	01/09/2014
Contract end date	

16/17 Contracted general activity (UDA)	8,562
Carry forward general activity (UDA)	-171
16/17 Contracted orthodontic activity (UOA)	0
Carry forward orthodontic activity (UOA)	0
Baseline contract value	£221,952.03

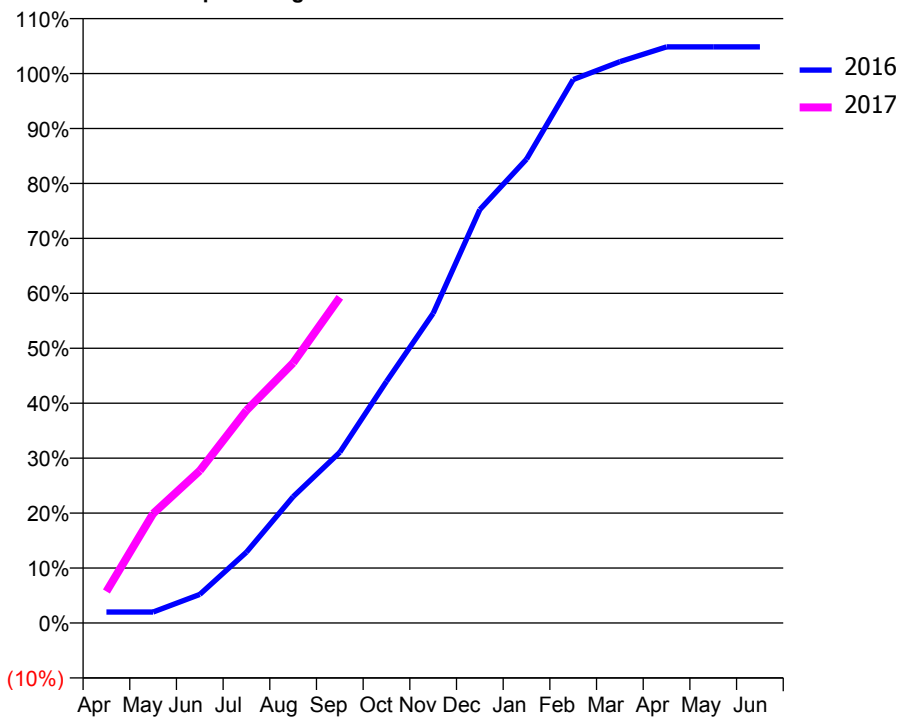
### ACCESS\*

Patients seen in 24 months	Total	Change since previous quarter
Quarter ending September 2015	1,524	
Quarter ending December 2015	2,136	↑
Quarter ending March 2016	2,349	↑
Quarter ending June 2016	2,612	↑
Quarter ending September 2016	2,710	↑
<b>Variance since September 2015</b>	<b>77.8%</b>	<b>↑</b>



### ACTIVITY

Cumulative percentage of contracted UDA delivered 2016 & 2017



Month	Adjusted Scheduled Activity (UDA)	
	2016	2017
April	171	491
May	171	1,704
June	445	2,373
July	1,105	3,312
August	1,969	4,052
September	2,660	5,074
October	3,763	
November	4,826	
December	6,441	
January	7,228	
February	8,468	
March	8,747	
April	8,977	
May	8,977	
June	8,977	

### QUALITY

	Quantity	Base Number	Contract	AT	Region	England
% of FP17s for the same patient ID Re-attending within 3 months - Children	33	486	6.8%	10.0%	12.0%	12.4%
% of FP17s for the same patient ID Re-attending within 3 months - Adults	94	845	11.1%	15.3%	15.9%	16.7%
% of FP17s for the same patient ID Re-attending between 3 & 9 months - Children	113	486	23.3%	50.8%	58.6%	57.4%
% of FP17s for the same patient ID Re-attending between 3 & 9 months - Adults	210	845	24.9%	46.6%	51.6%	50.5%
% of FP17s for Band 1 Urgent Courses	267	1,249	21.4%	8.4%	8.0%	9.1%
% of FP17s Relating to Free Repair or Replacements	9	1,249	0.7%	0.7%	0.8%	0.8%
% of FP17s Relating to Continuations	3	1,249	0.2%	0.9%	1.3%	1.3%
% of Patients satisfied with the dentistry they have received	2	2	N/A	92.5%	93.1%	93.2%
% of Patients satisfied with the time they had to wait for an appointment	2	2	N/A	90.4%	89.1%	89.0%

\* This is based on patients treated on this contract for their most recent course of treatment. Figures in italics indicate the base number of FP17s or Patient Questionnaire responses are less than 100. N/A is shown where the base number of responses is less than 10 during the period. % is calculated as Quantity/Base number\*100

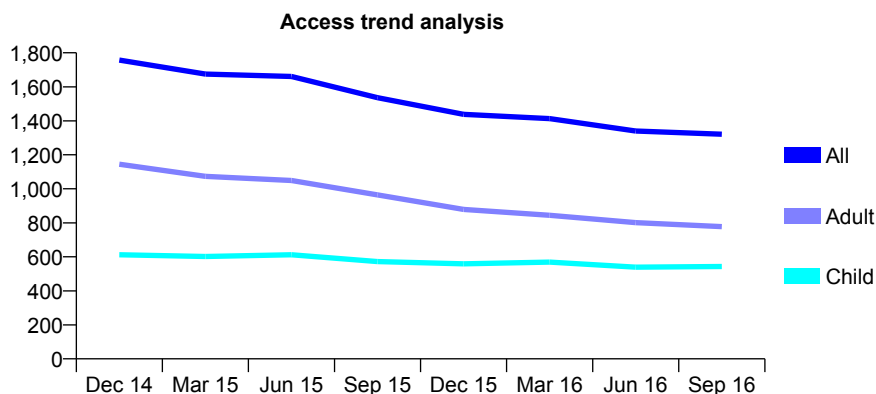
## Q54 - Vital Signs At a Glance Contract Report for 689068/0001 - September 2016

Name or company name	MRS S VORA
Contract type name	GDS Contract
Purpose of contract	General
Contract start date	01/04/2006
Contract end date	

16/17 Contracted general activity (UDA)	4,767
Carry forward general activity (UDA)	-91
16/17 Contracted orthodontic activity (UOA)	0
Carry forward orthodontic activity (UOA)	0
Baseline contract value	£56,763.14

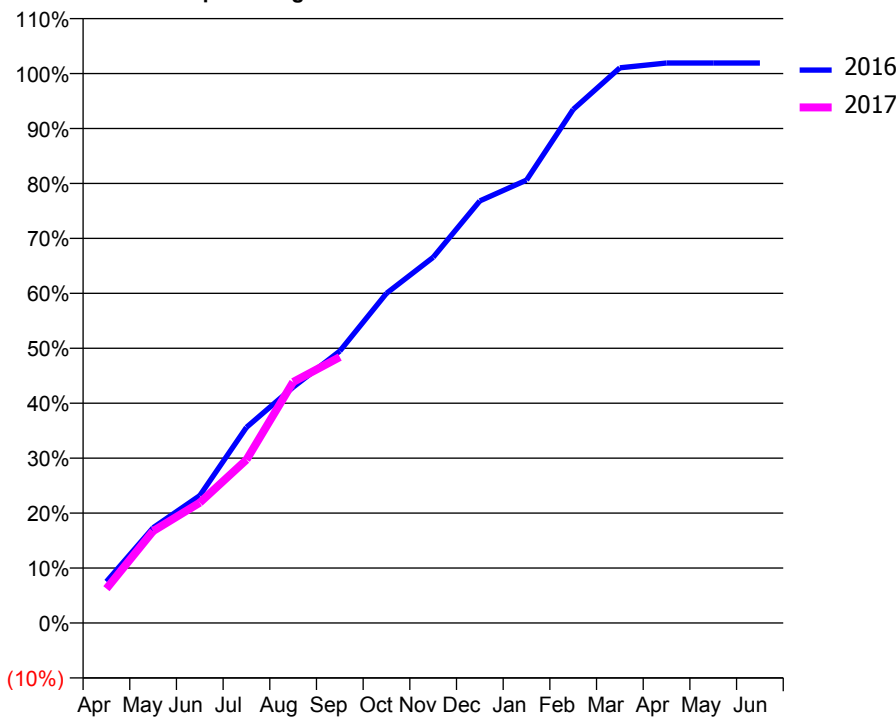
### ACCESS\*

Patients seen in 24 months	Total	Change since previous quarter
Quarter ending September 2015	1,536	
Quarter ending December 2015	1,438	↓
Quarter ending March 2016	1,413	↓
Quarter ending June 2016	1,340	↓
Quarter ending September 2016	1,321	↓
<b>Variance since September 2015</b>	<b>(14.0%)</b>	<b>↓</b>



### ACTIVITY

Cumulative percentage of contracted UDA delivered 2016 & 2017



Month	Adjusted Scheduled Activity (UDA)	
	2016	2017
April	359	298
May	826	798
June	1,105	1,044
July	1,698	1,417
August	2,046	2,090
September	2,359	2,307
October	2,860	
November	3,173	
December	3,662	
January	3,842	
February	4,456	
March	4,816	
April	4,858	
May	4,858	
June	4,858	

### QUALITY

	Quantity	Base Number	Contract	AT	Region	England
% of FP17s for the same patient ID Re-attending within 3 months - Children	31	402	7.7%	10.0%	12.0%	12.4%
% of FP17s for the same patient ID Re-attending within 3 months - Adults	104	518	20.1%	15.3%	15.9%	16.7%
% of FP17s for the same patient ID Re-attending between 3 & 9 months - Children	173	402	43.0%	50.8%	58.6%	57.4%
% of FP17s for the same patient ID Re-attending between 3 & 9 months - Adults	171	518	33.0%	46.6%	51.6%	50.5%
% of FP17s for Band 1 Urgent Courses	24	898	2.7%	8.4%	8.0%	9.1%
% of FP17s Relating to Free Repair or Replacements	9	898	1.0%	0.7%	0.8%	0.8%
% of FP17s Relating to Continuations	17	898	1.9%	0.9%	1.3%	1.3%
% of Patients satisfied with the dentistry they have received	0	0	N/A	92.5%	93.1%	93.2%
% of Patients satisfied with the time they had to wait for an appointment	0	0	N/A	90.4%	89.1%	89.0%

\* This is based on patients treated on this contract for their most recent course of treatment. Figures in italics indicate the base number of FP17s or Patient Questionnaire responses are less than 100. N/A is shown where the base number of responses is less than 10 during the period. % is calculated as Quantity/Base number\*100



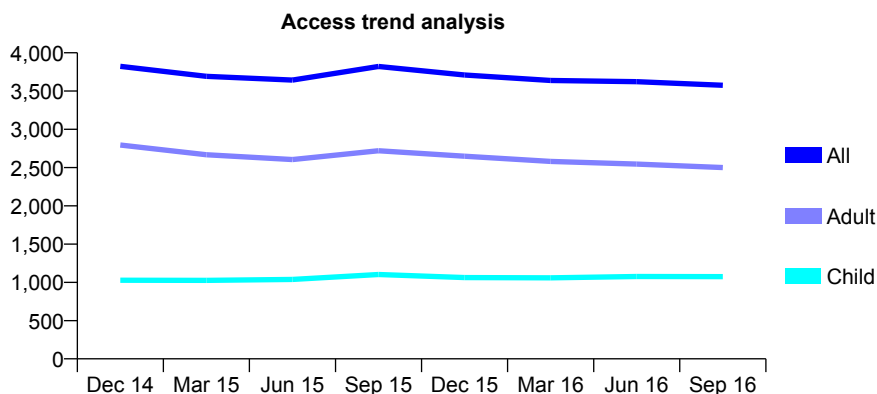
## Q54 - Vital Signs At a Glance Contract Report for 732052/0002 - September 2016

Name or company name	Balbir S Bhandal, Amrik S Bhandal & Baljit
Contract type name	GDS Contract
Purpose of contract	General
Contract start date	01/04/2006
Contract end date	

16/17 Contracted general activity (UDA)	10,031
Carry forward general activity (UDA)	48
16/17 Contracted orthodontic activity (UOA)	0
Carry forward orthodontic activity (UOA)	0
Baseline contract value	£245,553.64

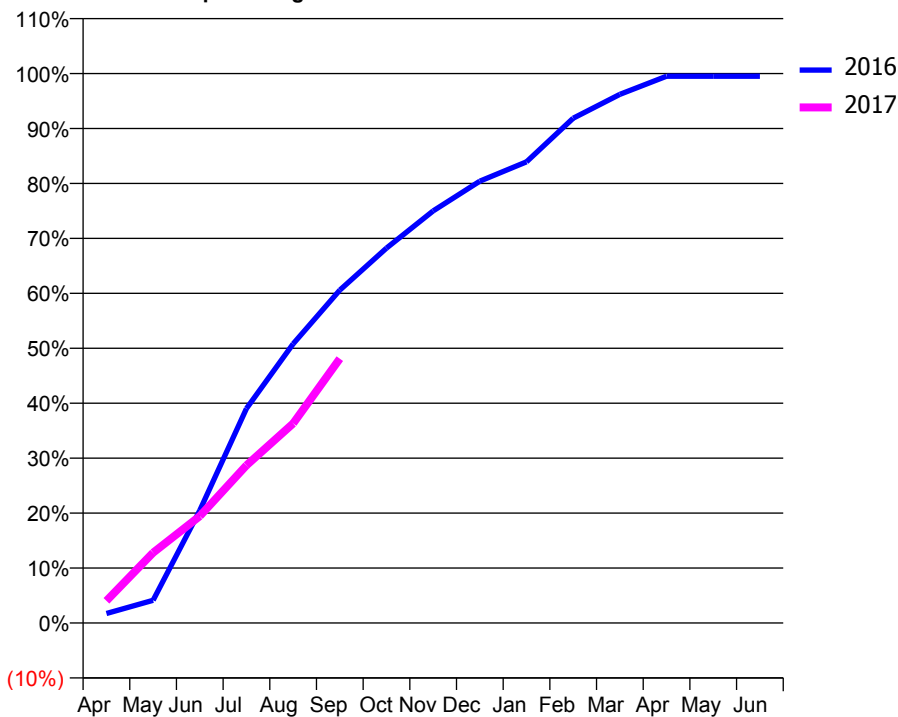
### ACCESS\*

Patients seen in 24 months	Total	Change since previous quarter
Quarter ending September 2015	3,821	
Quarter ending December 2015	3,710	↓
Quarter ending March 2016	3,639	↓
Quarter ending June 2016	3,622	→
Quarter ending September 2016	3,575	↓
<b>Variance since September 2015</b>	<b>(6.4%)</b>	<b>↓</b>



### ACTIVITY

Cumulative percentage of contracted UDA delivered 2016 & 2017



Month	Adjusted Scheduled Activity (UDA)	
	2016	2017
April	174	404
May	415	1,285
June	2,056	1,950
July	3,916	2,878
August	5,097	3,643
September	6,077	4,825
October	6,843	
November	7,522	
December	8,065	
January	8,418	
February	9,214	
March	9,651	
April	9,981	
May	9,983	
June	9,983	

### QUALITY

	Quantity	Base Number	Contract	AT	Region	England
% of FP17s for the same patient ID Re-attending within 3 months - Children	31	689	4.5%	10.0%	12.0%	12.4%
% of FP17s for the same patient ID Re-attending within 3 months - Adults	62	1,245	5.0%	15.3%	15.9%	16.7%
% of FP17s for the same patient ID Re-attending between 3 & 9 months - Children	227	689	32.9%	50.8%	58.6%	57.4%
% of FP17s for the same patient ID Re-attending between 3 & 9 months - Adults	423	1,245	34.0%	46.6%	51.6%	50.5%
% of FP17s for Band 1 Urgent Courses	69	1,801	3.8%	8.4%	8.0%	9.1%
% of FP17s Relating to Free Repair or Replacements	18	1,801	1.0%	0.7%	0.8%	0.8%
% of FP17s Relating to Continuations	2	1,801	0.1%	0.9%	1.3%	1.3%
% of Patients satisfied with the dentistry they have received	5	5	N/A	92.5%	93.1%	93.2%
% of Patients satisfied with the time they had to wait for an appointment	4	5	N/A	90.4%	89.1%	89.0%

\* This is based on patients treated on this contract for their most recent course of treatment. Figures in italics indicate the base number of FP17s or Patient Questionnaire responses are less than 100. N/A is shown where the base number of responses is less than 10 during the period. % is calculated as Quantity/Base number\*100

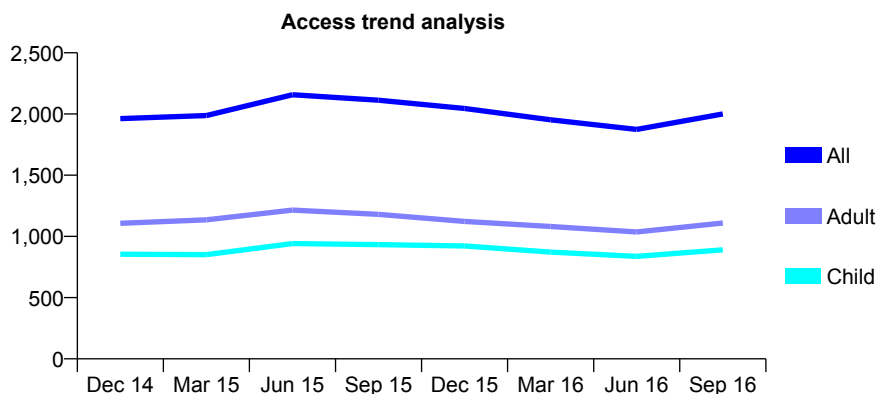
## Q54 - Vital Signs At a Glance Contract Report for 735884/0001 - September 2016

Name or company name	MR VJ PATTNI
Contract type name	GDS Contract
Purpose of contract	General
Contract start date	01/04/2006
Contract end date	

16/17 Contracted general activity (UDA)	7,426
Carry forward general activity (UDA)	-148
16/17 Contracted orthodontic activity (UOA)	0
Carry forward orthodontic activity (UOA)	0
Baseline contract value	£200,580.41

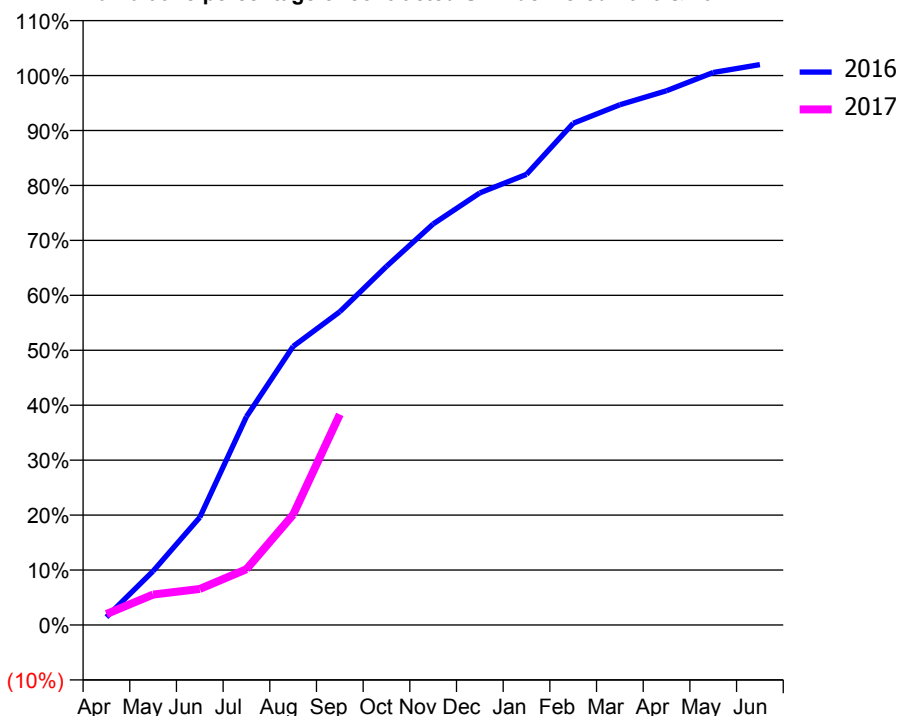
### ACCESS\*

Patients seen in 24 months	Total	Change since previous quarter
Quarter ending September 2015	2,113	
Quarter ending December 2015	2,045	↓
Quarter ending March 2016	1,953	↓
Quarter ending June 2016	1,874	↓
Quarter ending September 2016	2,000	↑
<b>Variance since September 2015</b>	<b>(5.3%)</b>	<b>↓</b>



### ACTIVITY

Cumulative percentage of contracted UDA delivered 2016 & 2017



Month	Adjusted Scheduled Activity (UDA)	
	2016	2017
April	107	148
May	729	412
June	1,455	487
July	2,815	755
August	3,765	1,491
September	4,234	2,847
October	4,847	
November	5,420	
December	5,840	
January	6,090	
February	6,781	
March	7,031	
April	7,221	
May	7,467	
June	7,574	

### QUALITY

	Quantity	Base Number	Contract	AT	Region	England
% of FP17s for the same patient ID Re-attending within 3 months - Children	25	413	6.1%	10.0%	12.0%	12.4%
% of FP17s for the same patient ID Re-attending within 3 months - Adults	70	567	12.3%	15.3%	15.9%	16.7%
% of FP17s for the same patient ID Re-attending between 3 & 9 months - Children	84	413	20.3%	50.8%	58.6%	57.4%
% of FP17s for the same patient ID Re-attending between 3 & 9 months - Adults	89	567	15.7%	46.6%	51.6%	50.5%
% of FP17s for Band 1 Urgent Courses	131	841	15.6%	8.4%	8.0%	9.1%
% of FP17s Relating to Free Repair or Replacements	5	841	0.6%	0.7%	0.8%	0.8%
% of FP17s Relating to Continuations	0	841	0.0%	0.9%	1.3%	1.3%
% of Patients satisfied with the dentistry they have received	0	0	N/A	92.5%	93.1%	93.2%
% of Patients satisfied with the time they had to wait for an appointment	0	0	N/A	90.4%	89.1%	89.0%

\* This is based on patients treated on this contract for their most recent course of treatment. Figures in italics indicate the base number of FP17s or Patient Questionnaire responses are less than 100. N/A is shown where the base number of responses is less than 10 during the period. % is calculated as Quantity/Base number\*100

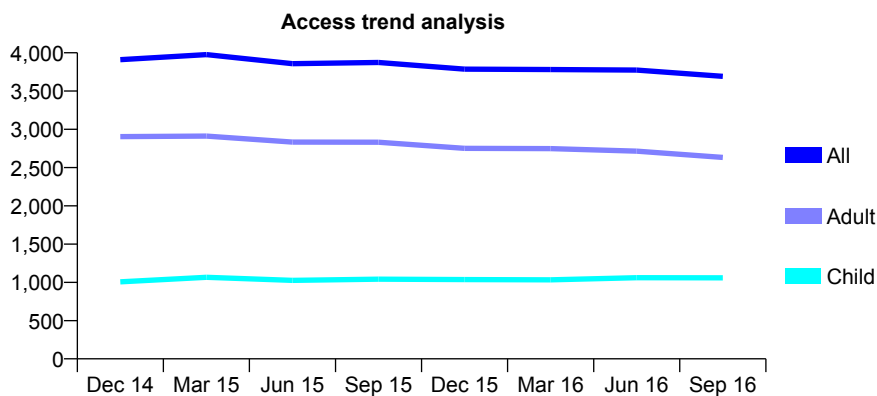
## Q54 - Vital Signs At a Glance Contract Report for 735884/0002 - September 2016

Name or company name	MR VJ PATTNI
Contract type name	GDS Contract
Purpose of contract	General
Contract start date	01/04/2011
Contract end date	

16/17 Contracted general activity (UDA)	16,000
Carry forward general activity (UDA)	446
16/17 Contracted orthodontic activity (UOA)	0
Carry forward orthodontic activity (UOA)	0
Baseline contract value	£344,811.03

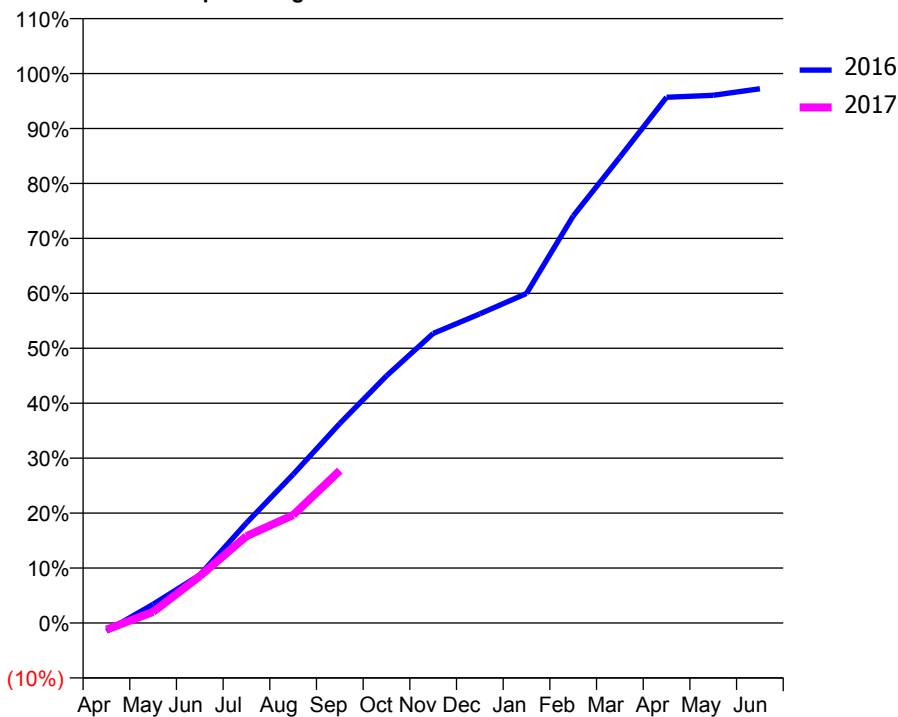
### ACCESS\*

Patients seen in 24 months	Total	Change since previous quarter
Quarter ending September 2015	3,874	
Quarter ending December 2015	3,787	↓
Quarter ending March 2016	3,781	→
Quarter ending June 2016	3,775	→
Quarter ending September 2016	3,692	↓
<b>Variance since September 2015</b>	<b>(4.7%)</b>	<b>↓</b>



### ACTIVITY

Cumulative percentage of contracted UDA delivered 2016 & 2017



Adjusted Scheduled Activity (UDA)

Month	2016	2017
April	-238	-196
May	545	324
June	1,400	1,366
July	2,912	2,529
August	4,326	3,142
September	5,811	4,439
October	7,196	
November	8,431	
December	9,003	
January	9,598	
February	11,853	
March	13,564	
April	15,308	
May	15,364	
June	15,554	

### QUALITY

	Quantity	Base Number	Contract	AT	Region	England
% of FP17s for the same patient ID Re-attending within 3 months - Children	43	596	7.2%	10.0%	12.0%	12.4%
% of FP17s for the same patient ID Re-attending within 3 months - Adults	184	1,246	14.8%	15.3%	15.9%	16.7%
% of FP17s for the same patient ID Re-attending between 3 & 9 months - Children	210	596	35.2%	50.8%	58.6%	57.4%
% of FP17s for the same patient ID Re-attending between 3 & 9 months - Adults	506	1,246	40.6%	46.6%	51.6%	50.5%
% of FP17s for Band 1 Urgent Courses	201	1,498	13.4%	8.4%	8.0%	9.1%
% of FP17s Relating to Free Repair or Replacements	8	1,498	0.5%	0.7%	0.8%	0.8%
% of FP17s Relating to Continuations	19	1,498	1.3%	0.9%	1.3%	1.3%
% of Patients satisfied with the dentistry they have received	1	1	N/A	92.5%	93.1%	93.2%
% of Patients satisfied with the time they had to wait for an appointment	1	1	N/A	90.4%	89.1%	89.0%

\* This is based on patients treated on this contract for their most recent course of treatment. Figures in italics indicate the base number of FP17s or Patient Questionnaire responses are less than 100. N/A is shown where the base number of responses is less than 10 during the period. % is calculated as Quantity/Base number\*100

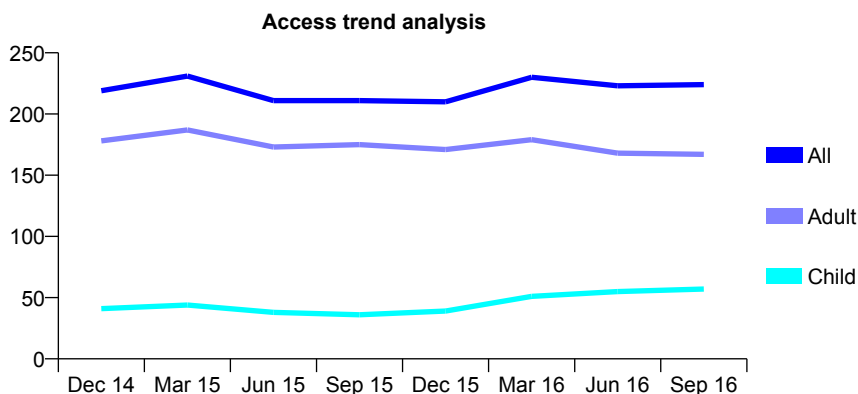
## Q54 - Vital Signs At a Glance Contract Report for 740403/0001 - September 2016

Name or company name	MISS JV PATEL
Contract type name	GDS Contract
Purpose of contract	General
Contract start date	01/04/2006
Contract end date	

16/17 Contracted general activity (UDA)	1,035
Carry forward general activity (UDA)	-9
16/17 Contracted orthodontic activity (UOA)	0
Carry forward orthodontic activity (UOA)	0
Baseline contract value	£23,772.53

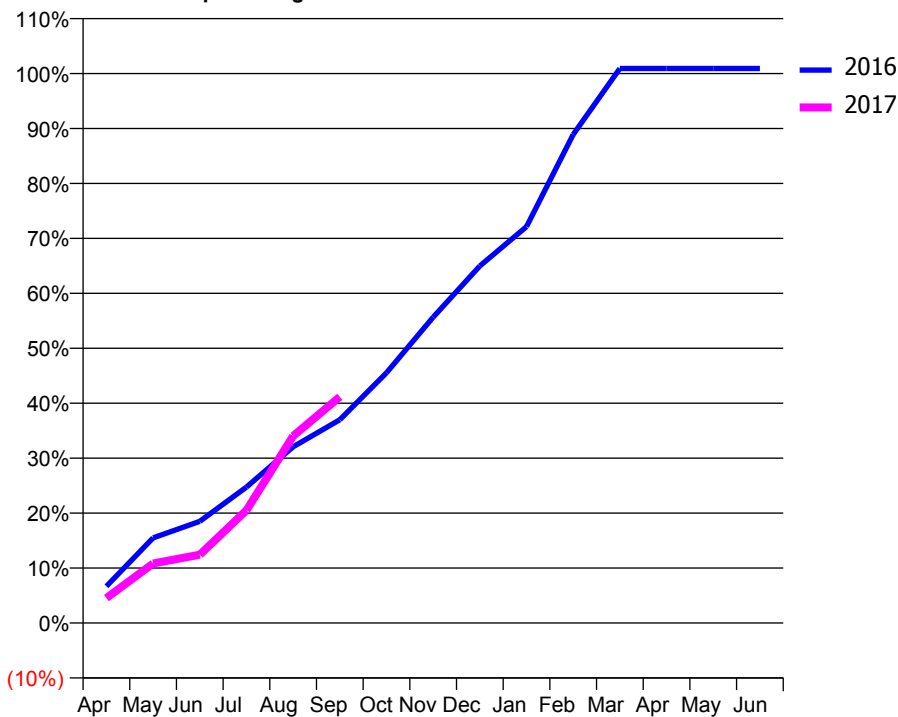
### ACCESS\*

Patients seen in 24 months	Total	Change since previous quarter
Quarter ending September 2015	211	
Quarter ending December 2015	210	→
Quarter ending March 2016	230	↑
Quarter ending June 2016	223	↓
Quarter ending September 2016	224	→
<b>Variance since September 2015</b>	<b>6.2%</b>	<b>↑</b>



### ACTIVITY

Cumulative percentage of contracted UDA delivered 2016 & 2017



Month	Adjusted Scheduled Activity (UDA)	
	2016	2017
April	69	47
May	160	112
June	191	129
July	256	212
August	332	352
September	383	426
October	471	
November	576	
December	673	
January	747	
February	920	
March	1,044	
April	1,044	
May	1,044	
June	1,044	

### QUALITY

	Quantity	Base Number	Contract	AT	Region	England
% of FP17s for the same patient ID Re-attending within 3 months - Children	1	41	2.4%	10.0%	12.0%	12.4%
% of FP17s for the same patient ID Re-attending within 3 months - Adults	8	81	9.9%	15.3%	15.9%	16.7%
% of FP17s for the same patient ID Re-attending between 3 & 9 months - Children	18	41	43.9%	50.8%	58.6%	57.4%
% of FP17s for the same patient ID Re-attending between 3 & 9 months - Adults	38	81	46.9%	46.6%	51.6%	50.5%
% of FP17s for Band 1 Urgent Courses	21	122	17.2%	8.4%	8.0%	9.1%
% of FP17s Relating to Free Repair or Replacements	0	122	0.0%	0.7%	0.8%	0.8%
% of FP17s Relating to Continuations	0	122	0.0%	0.9%	1.3%	1.3%
% of Patients satisfied with the dentistry they have received	0	0	N/A	92.5%	93.1%	93.2%
% of Patients satisfied with the time they had to wait for an appointment	0	0	N/A	90.4%	89.1%	89.0%

\* This is based on patients treated on this contract for their most recent course of treatment. Figures in italics indicate the base number of FP17s or Patient Questionnaire responses are less than 100. N/A is shown where the base number of responses is less than 10 during the period. % is calculated as Quantity/Base number\*100

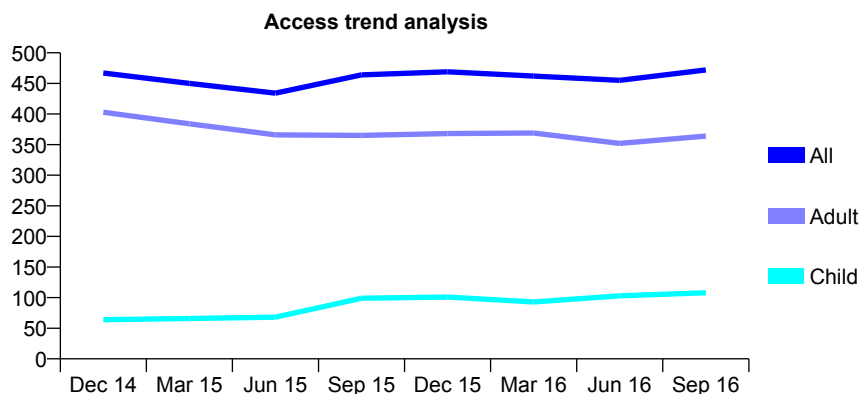
## Q54 - Vital Signs At a Glance Contract Report for 740403/0002 - September 2016

Name or company name	MISS JV PATEL
Contract type name	GDS Contract
Purpose of contract	General
Contract start date	01/04/2006
Contract end date	

16/17 Contracted general activity (UDA)	1,962
Carry forward general activity (UDA)	-39
16/17 Contracted orthodontic activity (UOA)	0
Carry forward orthodontic activity (UOA)	0
Baseline contract value	£50,066.40

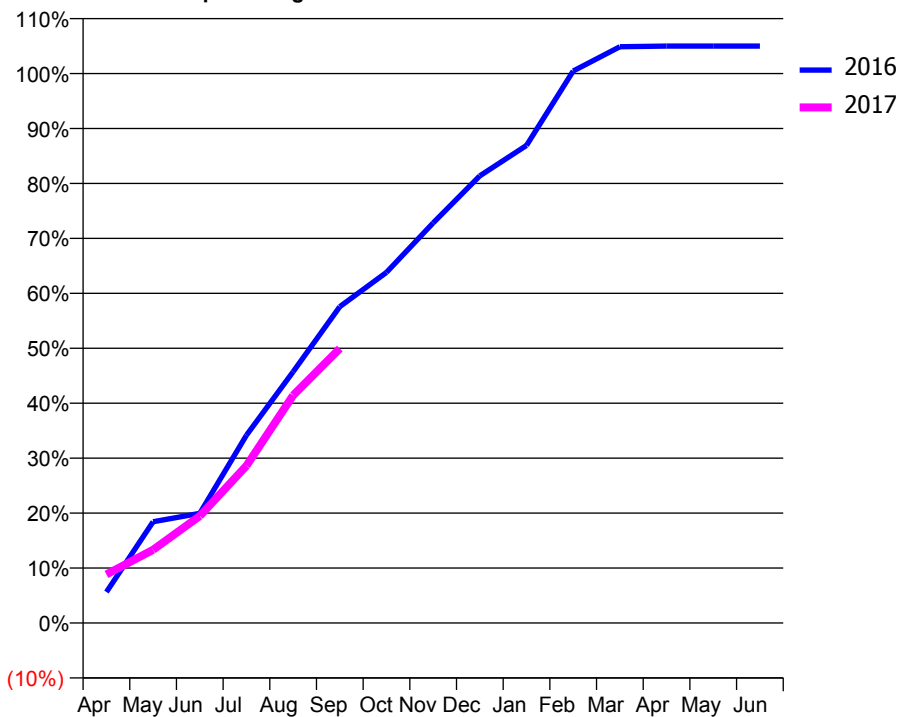
### ACCESS\*

Patients seen in 24 months	Total	Change since previous quarter
Quarter ending September 2015	464	
Quarter ending December 2015	469	→
Quarter ending March 2016	462	↓
Quarter ending June 2016	455	↓
Quarter ending September 2016	472	↑
<b>Variance since September 2015</b>	<b>1.7%</b>	<b>→</b>



### ACTIVITY

Cumulative percentage of contracted UDA delivered 2016 & 2017



Month	Adjusted Scheduled Activity (UDA)	
	2016	2017
April	111	173
May	362	262
June	392	382
July	671	561
August	897	813
September	1,129	980
October	1,252	
November	1,429	
December	1,597	
January	1,705	
February	1,971	
March	2,058	
April	2,060	
May	2,060	
June	2,060	

### QUALITY

	Quantity	Base Number	Contract	AT	Region	England
% of FP17s for the same patient ID Re-attending within 3 months - Children	4	78	5.1%	10.0%	12.0%	12.4%
% of FP17s for the same patient ID Re-attending within 3 months - Adults	35	212	16.5%	15.3%	15.9%	16.7%
% of FP17s for the same patient ID Re-attending between 3 & 9 months - Children	23	78	29.5%	50.8%	58.6%	57.4%
% of FP17s for the same patient ID Re-attending between 3 & 9 months - Adults	73	212	34.4%	46.6%	51.6%	50.5%
% of FP17s for Band 1 Urgent Courses	66	288	22.9%	8.4%	8.0%	9.1%
% of FP17s Relating to Free Repair or Replacements	0	288	0.0%	0.7%	0.8%	0.8%
% of FP17s Relating to Continuations	0	288	0.0%	0.9%	1.3%	1.3%
% of Patients satisfied with the dentistry they have received	0	0	N/A	92.5%	93.1%	93.2%
% of Patients satisfied with the time they had to wait for an appointment	0	0	N/A	90.4%	89.1%	89.0%

\* This is based on patients treated on this contract for their most recent course of treatment. Figures in italics indicate the base number of FP17s or Patient Questionnaire responses are less than 100. N/A is shown where the base number of responses is less than 10 during the period. % is calculated as Quantity/Base number\*100

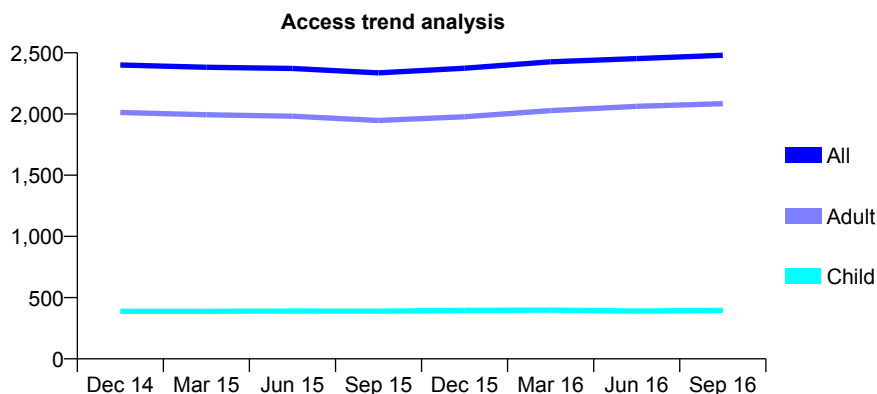
## Q54 - Vital Signs At a Glance Contract Report for 745138/0001 - September 2016

Name or company name	MR JM ROBINSON
Contract type name	GDS Contract
Purpose of contract	General
Contract start date	01/04/2006
Contract end date	

16/17 Contracted general activity (UDA)	7,227
Carry forward general activity (UDA)	-145
16/17 Contracted orthodontic activity (UOA)	0
Carry forward orthodontic activity (UOA)	0
Baseline contract value	£175,055.47

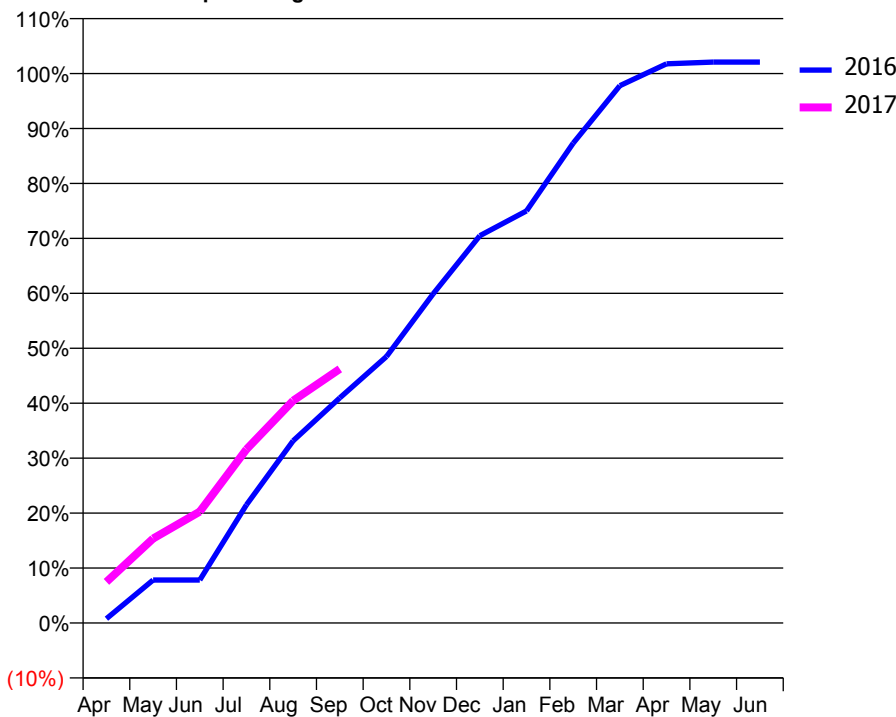
### ACCESS\*

Patients seen in 24 months	Total	Change since previous quarter
Quarter ending September 2015	2,336	
Quarter ending December 2015	2,374	→
Quarter ending March 2016	2,426	↑
Quarter ending June 2016	2,453	→
Quarter ending September 2016	2,480	→
<b>Variance since September 2015</b>	<b>6.2%</b>	<b>↑</b>



### ACTIVITY

Cumulative percentage of contracted UDA delivered 2016 & 2017



Adjusted Scheduled Activity (UDA)

Month	2016	2017
April	57	542
May	566	1,112
June	566	1,466
July	1,555	2,284
August	2,396	2,925
September	2,961	3,342
October	3,505	
November	4,329	
December	5,094	
January	5,420	
February	6,310	
March	7,066	
April	7,355	
May	7,377	
June	7,377	

### QUALITY

	Quantity	Base Number	Contract	AT	Region	England
% of FP17s for the same patient ID Re-attending within 3 months - Children	4	296	1.4%	10.0%	12.0%	12.4%
% of FP17s for the same patient ID Re-attending within 3 months - Adults	143	1,446	9.9%	15.3%	15.9%	16.7%
% of FP17s for the same patient ID Re-attending between 3 & 9 months - Children	195	296	65.9%	50.8%	58.6%	57.4%
% of FP17s for the same patient ID Re-attending between 3 & 9 months - Adults	889	1,446	61.5%	46.6%	51.6%	50.5%
% of FP17s for Band 1 Urgent Courses	82	1,590	5.2%	8.4%	8.0%	9.1%
% of FP17s Relating to Free Repair or Replacements	2	1,590	0.1%	0.7%	0.8%	0.8%
% of FP17s Relating to Continuations	5	1,590	0.3%	0.9%	1.3%	1.3%
% of Patients satisfied with the dentistry they have received	5	5	N/A	92.5%	93.1%	93.2%
% of Patients satisfied with the time they had to wait for an appointment	4	5	N/A	90.4%	89.1%	89.0%

\* This is based on patients treated on this contract for their most recent course of treatment. Figures in italics indicate the base number of FP17s or Patient Questionnaire responses are less than 100. N/A is shown where the base number of responses is less than 10 during the period. % is calculated as Quantity/Base number\*100

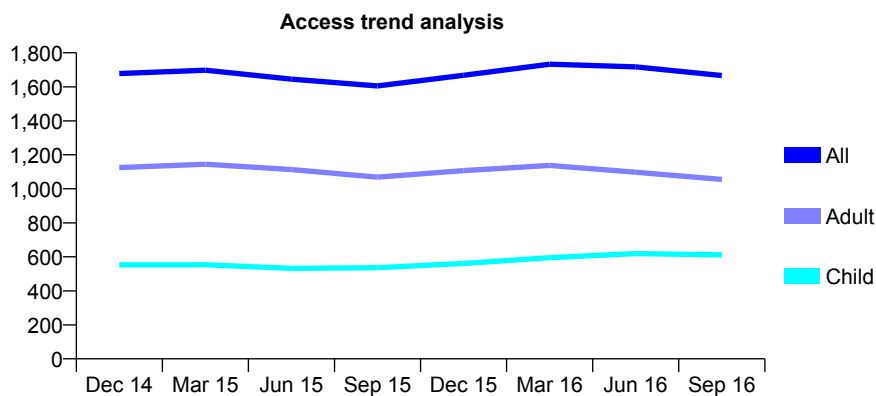
## Q54 - Vital Signs At a Glance Contract Report for 748196/0001 - September 2016

Name or company name	MR AM PATTNI
Contract type name	GDS Contract
Purpose of contract	General
Contract start date	01/04/2006
Contract end date	

16/17 Contracted general activity (UDA)	4,099
Carry forward general activity (UDA)	-51
16/17 Contracted orthodontic activity (UOA)	0
Carry forward orthodontic activity (UOA)	0
Baseline contract value	£94,821.79

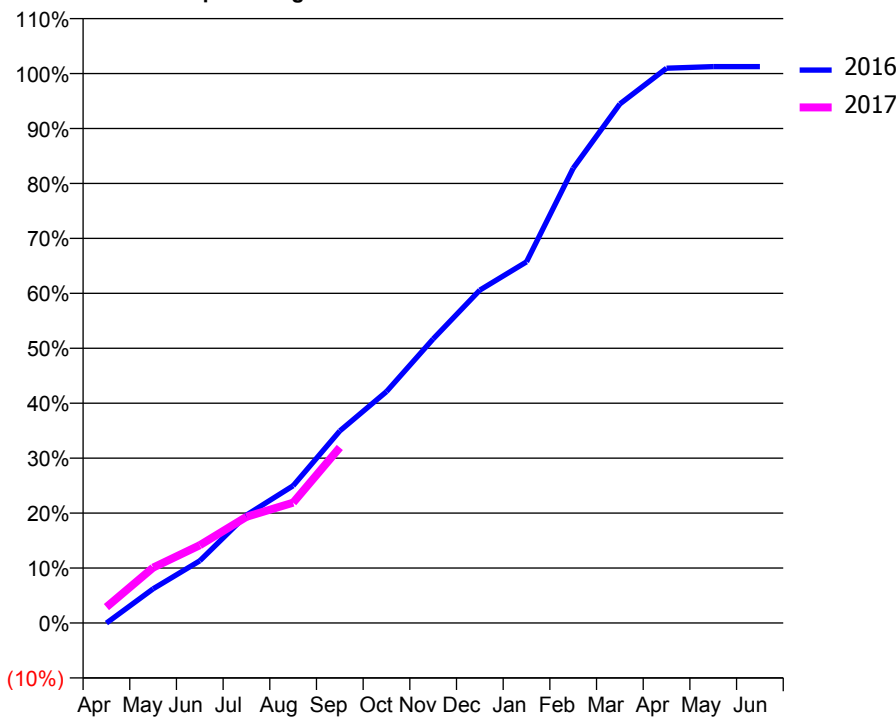
### ACCESS\*

Patients seen in 24 months	Total	Change since previous quarter
Quarter ending September 2015	1,605	
Quarter ending December 2015	1,668	↑
Quarter ending March 2016	1,733	↑
Quarter ending June 2016	1,717	→
Quarter ending September 2016	1,666	↓
<b>Variance since September 2015</b>	<b>3.8%</b>	<b>↑</b>



### ACTIVITY

Cumulative percentage of contracted UDA delivered 2016 & 2017



Month	Adjusted Scheduled Activity (UDA)	
	2016	2017
April	-1	119
May	255	413
June	464	581
July	805	792
August	1,024	898
September	1,433	1,310
October	1,727	
November	2,119	
December	2,483	
January	2,694	
February	3,392	
March	3,872	
April	4,138	
May	4,150	
June	4,150	

### QUALITY

	Quantity	Base Number	Contract	AT	Region	England
% of FP17s for the same patient ID Re-attending within 3 months - Children	26	421	6.2%	10.0%	12.0%	12.4%
% of FP17s for the same patient ID Re-attending within 3 months - Adults	21	395	5.3%	15.3%	15.9%	16.7%
% of FP17s for the same patient ID Re-attending between 3 & 9 months - Children	218	421	51.8%	50.8%	58.6%	57.4%
% of FP17s for the same patient ID Re-attending between 3 & 9 months - Adults	148	395	37.5%	46.6%	51.6%	50.5%
% of FP17s for Band 1 Urgent Courses	60	664	9.0%	8.4%	8.0%	9.1%
% of FP17s Relating to Free Repair or Replacements	0	664	0.0%	0.7%	0.8%	0.8%
% of FP17s Relating to Continuations	0	664	0.0%	0.9%	1.3%	1.3%
% of Patients satisfied with the dentistry they have received	3	4	N/A	92.5%	93.1%	93.2%
% of Patients satisfied with the time they had to wait for an appointment	3	4	N/A	90.4%	89.1%	89.0%

\* This is based on patients treated on this contract for their most recent course of treatment. Figures in italics indicate the base number of FP17s or Patient Questionnaire responses are less than 100. N/A is shown where the base number of responses is less than 10 during the period. % is calculated as Quantity/Base number\*100

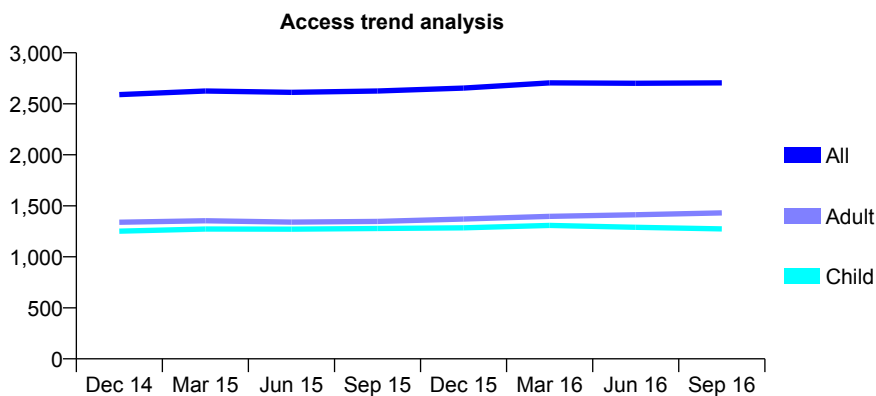
## Q54 - Vital Signs At a Glance Contract Report for 749672/0001 - September 2016

Name or company name	MR SS KELLEY
Contract type name	GDS Contract
Purpose of contract	General
Contract start date	01/04/2006
Contract end date	

16/17 Contracted general activity (UDA)	8,700
Carry forward general activity (UDA)	289
16/17 Contracted orthodontic activity (UOA)	0
Carry forward orthodontic activity (UOA)	0
Baseline contract value	£201,355.18

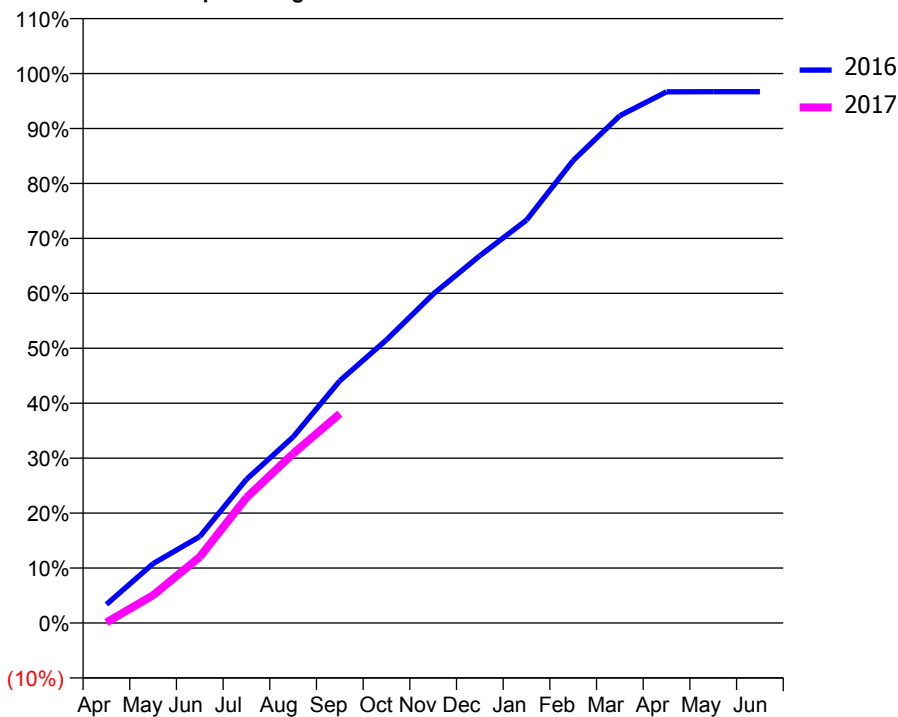
### ACCESS\*

Patients seen in 24 months	Total	Change since previous quarter
Quarter ending September 2015	2,625	
Quarter ending December 2015	2,654	→
Quarter ending March 2016	2,705	→
Quarter ending June 2016	2,701	→
Quarter ending September 2016	2,705	→
<b>Variance since September 2015</b>	<b>3.0%</b>	<b>↑</b>



### ACTIVITY

Cumulative percentage of contracted UDA delivered 2016 & 2017



Adjusted Scheduled Activity (UDA)

Month	2016	2017
April	294	9
May	941	440
June	1,368	1,046
July	2,276	1,987
August	2,945	2,682
September	3,835	3,314
October	4,483	
November	5,207	
December	5,815	
January	6,379	
February	7,323	
March	8,033	
April	8,409	
May	8,411	
June	8,411	

### QUALITY

	Quantity	Base Number	Contract	AT	Region	England
% of FP17s for the same patient ID Re-attending within 3 months - Children	76	1,193	6.4%	10.0%	12.0%	12.4%
% of FP17s for the same patient ID Re-attending within 3 months - Adults	143	1,139	12.6%	15.3%	15.9%	16.7%
% of FP17s for the same patient ID Re-attending between 3 & 9 months - Children	870	1,193	72.9%	50.8%	58.6%	57.4%
% of FP17s for the same patient ID Re-attending between 3 & 9 months - Adults	753	1,139	66.1%	46.6%	51.6%	50.5%
% of FP17s for Band 1 Urgent Courses	78	2,144	3.6%	8.4%	8.0%	9.1%
% of FP17s Relating to Free Repair or Replacements	9	2,144	0.4%	0.7%	0.8%	0.8%
% of FP17s Relating to Continuations	14	2,144	0.7%	0.9%	1.3%	1.3%
% of Patients satisfied with the dentistry they have received	2	2	N/A	92.5%	93.1%	93.2%
% of Patients satisfied with the time they had to wait for an appointment	2	2	N/A	90.4%	89.1%	89.0%

\* This is based on patients treated on this contract for their most recent course of treatment. Figures in italics indicate the base number of FP17s or Patient Questionnaire responses are less than 100. N/A is shown where the base number of responses is less than 10 during the period. % is calculated as Quantity/Base number\*100



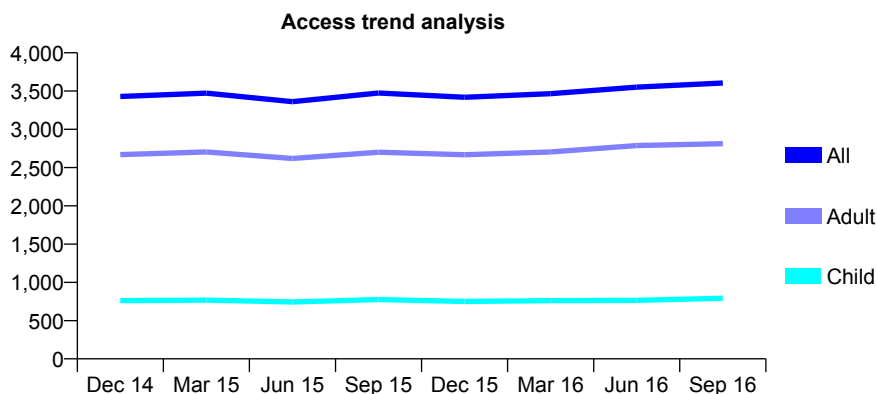
## Q54 - Vital Signs At a Glance Contract Report for 754005/0001 - September 2016

Name or company name	MR RN RIDDELL
Contract type name	GDS Contract
Purpose of contract	General
Contract start date	01/04/2006
Contract end date	

16/17 Contracted general activity (UDA)	5,536
Carry forward general activity (UDA)	0
16/17 Contracted orthodontic activity (UOA)	0
Carry forward orthodontic activity (UOA)	0
Baseline contract value	£114,057.46

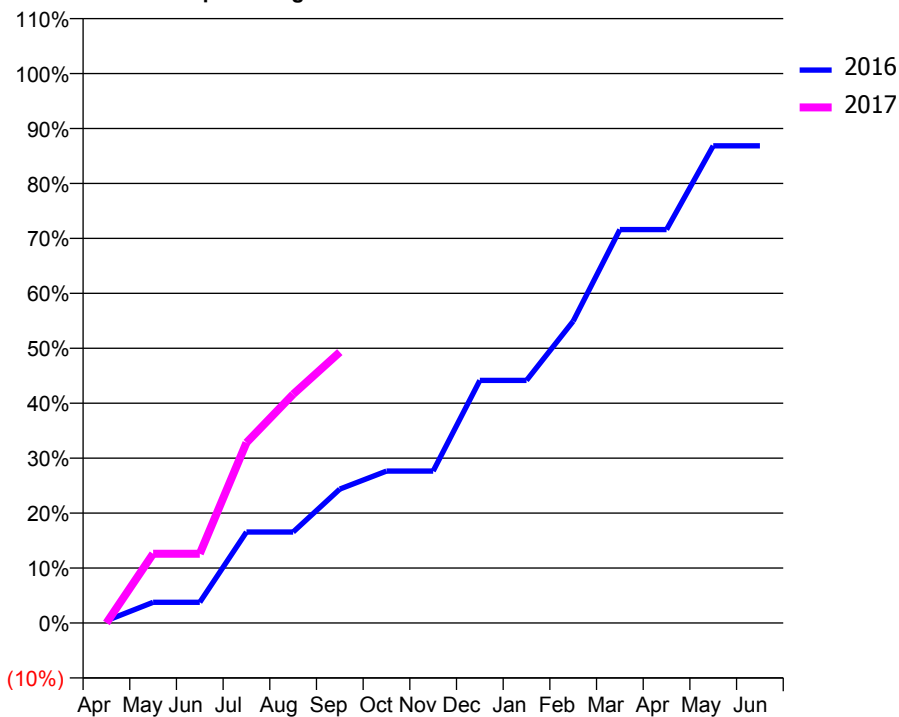
### ACCESS\*

Patients seen in 24 months	Total	Change since previous quarter
Quarter ending September 2015	3,474	
Quarter ending December 2015	3,418	↓
Quarter ending March 2016	3,465	→
Quarter ending June 2016	3,552	↑
Quarter ending September 2016	3,606	→
<b>Variance since September 2015</b>	<b>3.8%</b>	<b>↑</b>



### ACTIVITY

Cumulative percentage of contracted UDA delivered 2016 & 2017



Month	Adjusted Scheduled Activity (UDA)	
	2016	2017
April	24	0
May	209	697
June	209	697
July	917	1,818
August	917	2,304
September	1,350	2,729
October	1,531	
November	1,531	
December	2,445	
January	2,445	
February	3,041	
March	3,964	
April	3,964	
May	4,808	
June	4,808	

### QUALITY

	Quantity	Base Number	Contract	AT	Region	England
% of FP17s for the same patient ID Re-attending within 3 months - Children	30	602	5.0%	10.0%	12.0%	12.4%
% of FP17s for the same patient ID Re-attending within 3 months - Adults	253	2,007	12.6%	15.3%	15.9%	16.7%
% of FP17s for the same patient ID Re-attending between 3 & 9 months - Children	326	602	54.2%	50.8%	58.6%	57.4%
% of FP17s for the same patient ID Re-attending between 3 & 9 months - Adults	777	2,007	38.7%	46.6%	51.6%	50.5%
% of FP17s for Band 1 Urgent Courses	143	1,677	8.5%	8.4%	8.0%	9.1%
% of FP17s Relating to Free Repair or Replacements	7	1,677	0.4%	0.7%	0.8%	0.8%
% of FP17s Relating to Continuations	8	1,677	0.5%	0.9%	1.3%	1.3%
% of Patients satisfied with the dentistry they have received	1	1	N/A	92.5%	93.1%	93.2%
% of Patients satisfied with the time they had to wait for an appointment	1	1	N/A	90.4%	89.1%	89.0%

\* This is based on patients treated on this contract for their most recent course of treatment. Figures in italics indicate the base number of FP17s or Patient Questionnaire responses are less than 100. N/A is shown where the base number of responses is less than 10 during the period. % is calculated as Quantity/Base number\*100

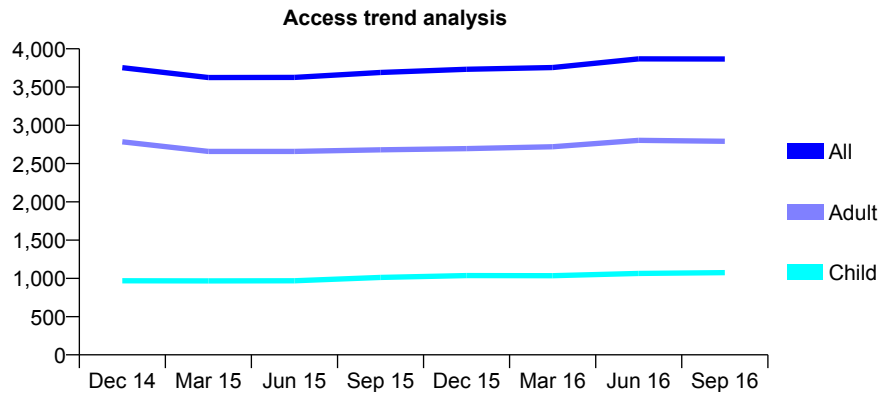
## Q54 - Vital Signs At a Glance Contract Report for 763144/0001 - September 2016

Name or company name	MR GS BAHIA
Contract type name	GDS Contract
Purpose of contract	General
Contract start date	01/04/2006
Contract end date	

16/17 Contracted general activity (UDA)	7,933
Carry forward general activity (UDA)	-159
16/17 Contracted orthodontic activity (UOA)	0
Carry forward orthodontic activity (UOA)	0
Baseline contract value	£212,193.63

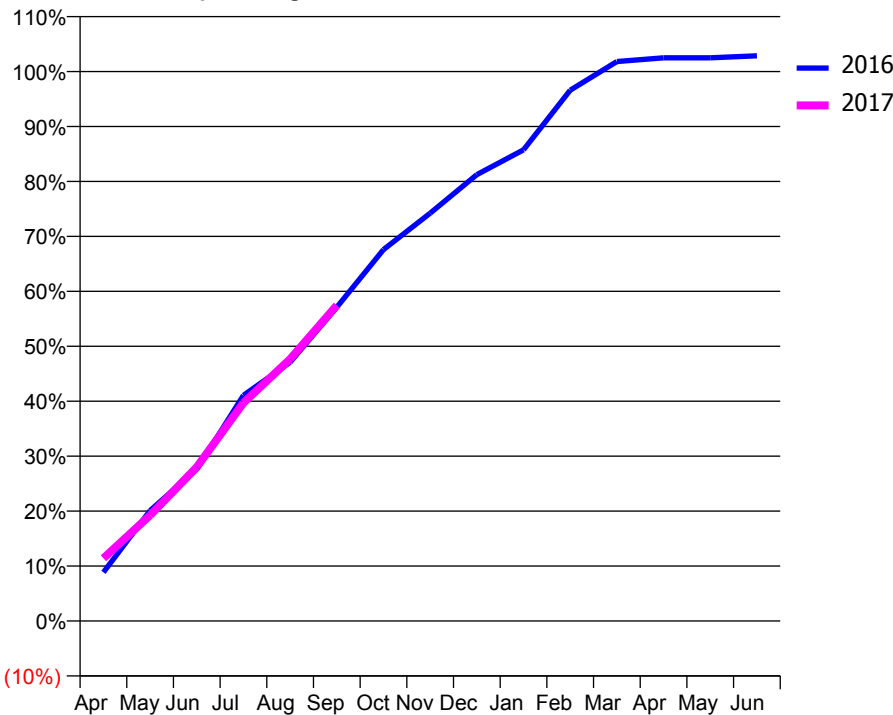
### ACCESS\*

Patients seen in 24 months	Total	Change since previous quarter
Quarter ending September 2015	3,691	
Quarter ending December 2015	3,732	→
Quarter ending March 2016	3,755	→
Quarter ending June 2016	3,868	↑
Quarter ending September 2016	3,866	→
<b>Variance since September 2015</b>	<b>4.7%</b>	<b>↑</b>



### ACTIVITY

Cumulative percentage of contracted UDA delivered 2016 & 2017



Month	Adjusted Scheduled Activity (UDA)	
	2016	2017
April	703	905
May	1,595	1,528
June	2,192	2,222
July	3,258	3,151
August	3,736	3,781
September	4,531	4,557
October	5,361	
November	5,888	
December	6,445	
January	6,802	
February	7,664	
March	8,076	
April	8,131	
May	8,131	
June	8,160	

### QUALITY

	Quantity	Base Number	Contract	AT	Region	England
% of FP17s for the same patient ID Re-attending within 3 months - Children	11	690	1.6%	10.0%	12.0%	12.4%
% of FP17s for the same patient ID Re-attending within 3 months - Adults	96	1,534	6.3%	15.3%	15.9%	16.7%
% of FP17s for the same patient ID Re-attending between 3 & 9 months - Children	340	690	49.3%	50.8%	58.6%	57.4%
% of FP17s for the same patient ID Re-attending between 3 & 9 months - Adults	514	1,534	33.5%	46.6%	51.6%	50.5%
% of FP17s for Band 1 Urgent Courses	60	2,167	2.8%	8.4%	8.0%	9.1%
% of FP17s Relating to Free Repair or Replacements	7	2,167	0.3%	0.7%	0.8%	0.8%
% of FP17s Relating to Continuations	3	2,167	0.1%	0.9%	1.3%	1.3%
% of Patients satisfied with the dentistry they have received	5	5	N/A	92.5%	93.1%	93.2%
% of Patients satisfied with the time they had to wait for an appointment	4	5	N/A	90.4%	89.1%	89.0%

\* This is based on patients treated on this contract for their most recent course of treatment. Figures in italics indicate the base number of FP17s or Patient Questionnaire responses are less than 100. N/A is shown where the base number of responses is less than 10 during the period. % is calculated as Quantity/Base number\*100

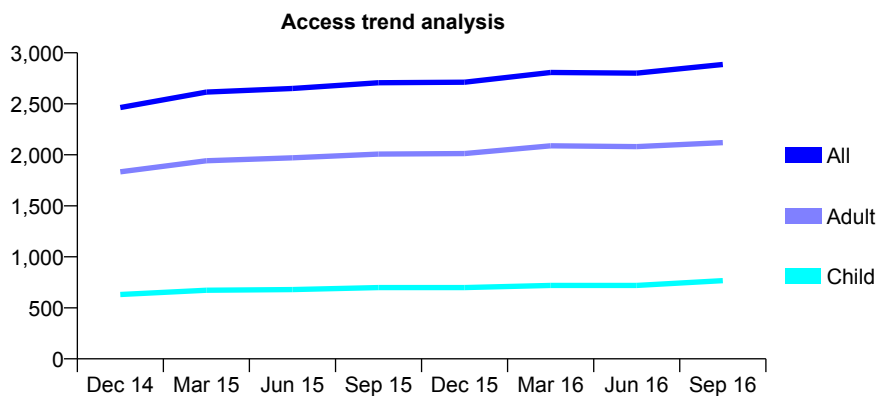
## Q54 - Vital Signs At a Glance Contract Report for 764191/0001 - September 2016

Name or company name	MISS KL ROBINSON
Contract type name	GDS Contract
Purpose of contract	General
Contract start date	01/04/2006
Contract end date	

16/17 Contracted general activity (UDA)	7,466
Carry forward general activity (UDA)	0
16/17 Contracted orthodontic activity (UOA)	0
Carry forward orthodontic activity (UOA)	0
Baseline contract value	£207,165.00

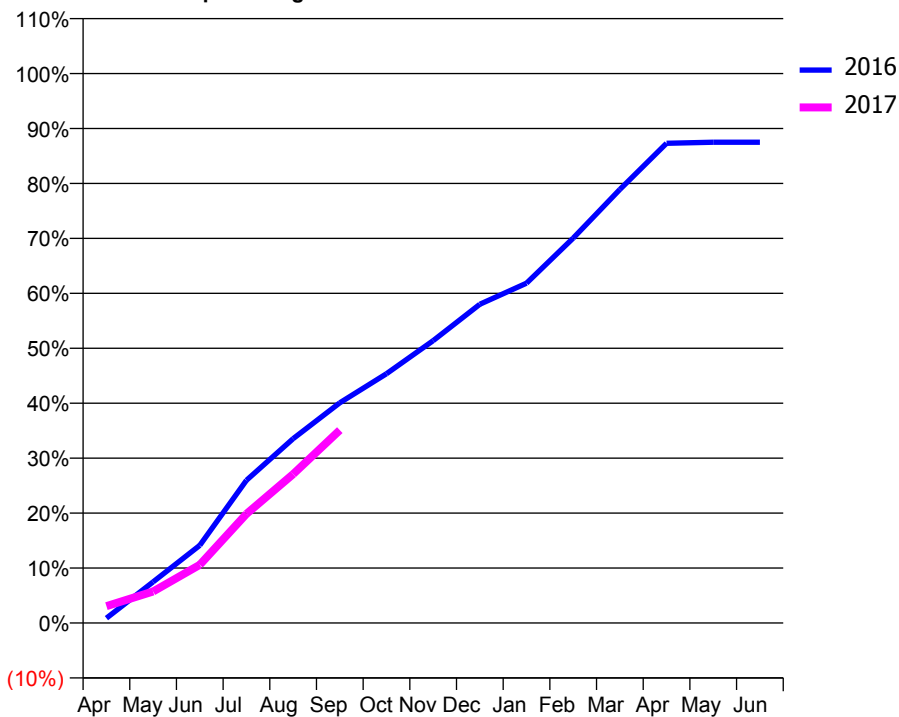
### ACCESS\*

Patients seen in 24 months	Total	Change since previous quarter
Quarter ending September 2015	2,706	
Quarter ending December 2015	2,712	→
Quarter ending March 2016	2,807	↑
Quarter ending June 2016	2,801	→
Quarter ending September 2016	2,886	↑
<b>Variance since September 2015</b>	<b>6.7%</b>	<b>↑</b>



### ACTIVITY

Cumulative percentage of contracted UDA delivered 2016 & 2017



Month	Adjusted Scheduled Activity (UDA)	
	2016	2017
April	67	229
May	559	428
June	1,055	791
July	1,940	1,482
August	2,504	2,023
September	2,992	2,620
October	3,388	
November	3,836	
December	4,330	
January	4,618	
February	5,230	
March	5,890	
April	6,517	
May	6,532	
June	6,533	

### QUALITY

	Quantity	Base Number	Contract	AT	Region	England
% of FP17s for the same patient ID Re-attending within 3 months - Children	42	563	7.5%	10.0%	12.0%	12.4%
% of FP17s for the same patient ID Re-attending within 3 months - Adults	153	1,036	14.8%	15.3%	15.9%	16.7%
% of FP17s for the same patient ID Re-attending between 3 & 9 months - Children	293	563	52.0%	50.8%	58.6%	57.4%
% of FP17s for the same patient ID Re-attending between 3 & 9 months - Adults	523	1,036	50.5%	46.6%	51.6%	50.5%
% of FP17s for Band 1 Urgent Courses	140	1,354	10.3%	8.4%	8.0%	9.1%
% of FP17s Relating to Free Repair or Replacements	7	1,354	0.5%	0.7%	0.8%	0.8%
% of FP17s Relating to Continuations	1	1,354	0.1%	0.9%	1.3%	1.3%
% of Patients satisfied with the dentistry they have received	2	2	N/A	92.5%	93.1%	93.2%
% of Patients satisfied with the time they had to wait for an appointment	2	2	N/A	90.4%	89.1%	89.0%

\* This is based on patients treated on this contract for their most recent course of treatment. Figures in italics indicate the base number of FP17s or Patient Questionnaire responses are less than 100. N/A is shown where the base number of responses is less than 10 during the period. % is calculated as Quantity/Base number\*100

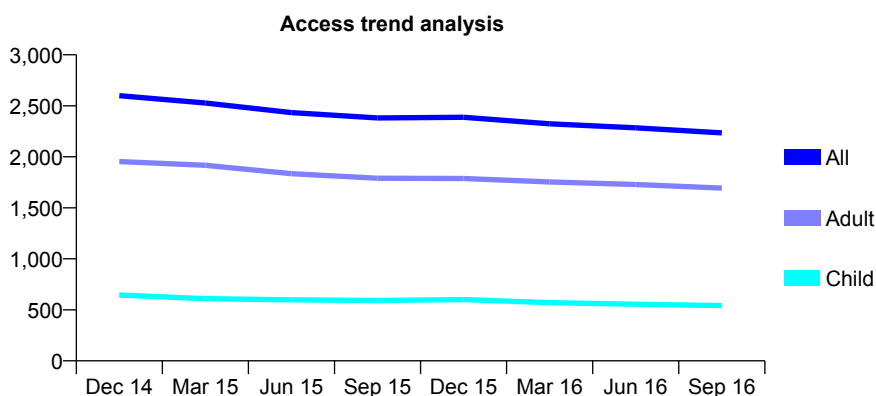
## Q54 - Vital Signs At a Glance Contract Report for 765597/0001 - September 2016

Name or company name	MRS N GHABAI
Contract type name	GDS Contract
Purpose of contract	General
Contract start date	01/04/2006
Contract end date	

16/17 Contracted general activity (UDA)	8,368
Carry forward general activity (UDA)	147
16/17 Contracted orthodontic activity (UOA)	0
Carry forward orthodontic activity (UOA)	0
Baseline contract value	£190,992.31

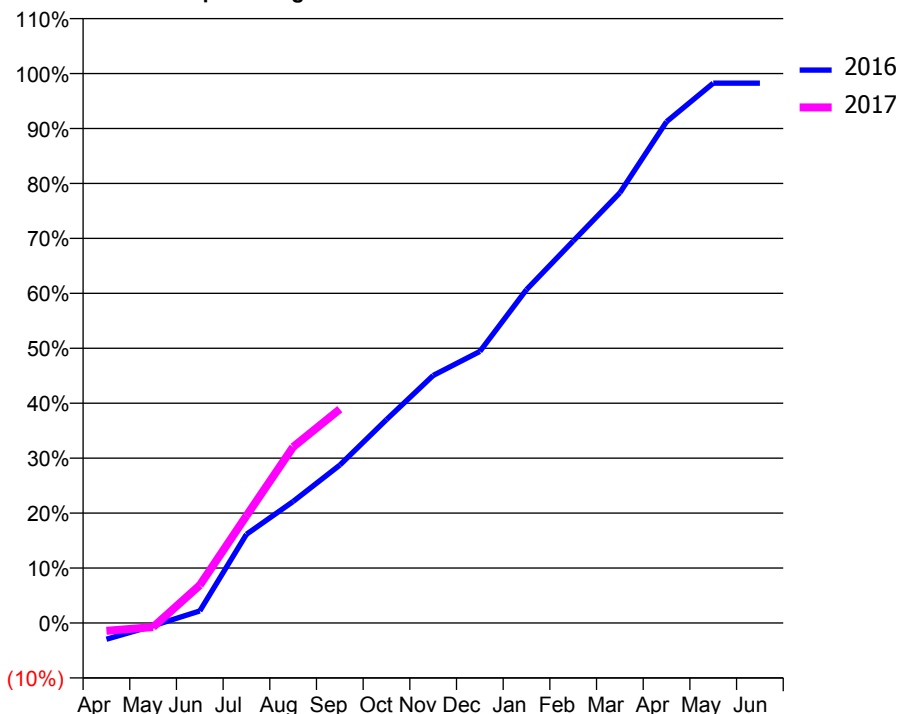
### ACCESS\*

Patients seen in 24 months	Total	Change since previous quarter
Quarter ending September 2015	2,381	
Quarter ending December 2015	2,387	→
Quarter ending March 2016	2,323	↓
Quarter ending June 2016	2,284	↓
Quarter ending September 2016	2,235	↓
<b>Variance since September 2015</b>	<b>(6.1%)</b>	<b>↓</b>



### ACTIVITY

Cumulative percentage of contracted UDA delivered 2016 & 2017



Month	Adjusted Scheduled Activity (UDA)	
	2016	2017
April	-250	-121
May	-44	-64
June	184	575
July	1,352	1,633
August	1,852	2,681
September	2,405	3,257
October	3,098	
November	3,770	
December	4,136	
January	5,078	
February	5,817	
March	6,551	
April	7,635	
May	8,221	
June	8,221	

### QUALITY

	Quantity	Base Number	Contract	AT	Region	England
% of FP17s for the same patient ID Re-attending within 3 months - Children	51	531	9.6%	10.0%	12.0%	12.4%
% of FP17s for the same patient ID Re-attending within 3 months - Adults	284	1,418	20.0%	15.3%	15.9%	16.7%
% of FP17s for the same patient ID Re-attending between 3 & 9 months - Children	362	531	68.2%	50.8%	58.6%	57.4%
% of FP17s for the same patient ID Re-attending between 3 & 9 months - Adults	869	1,418	61.3%	46.6%	51.6%	50.5%
% of FP17s for Band 1 Urgent Courses	123	1,260	9.8%	8.4%	8.0%	9.1%
% of FP17s Relating to Free Repair or Replacements	3	1,260	0.2%	0.7%	0.8%	0.8%
% of FP17s Relating to Continuations	29	1,260	2.3%	0.9%	1.3%	1.3%
% of Patients satisfied with the dentistry they have received	15	16	93.8%	92.5%	93.1%	93.2%
% of Patients satisfied with the time they had to wait for an appointment	16	16	100.0%	90.4%	89.1%	89.0%

\* This is based on patients treated on this contract for their most recent course of treatment. Figures in italics indicate the base number of FP17s or Patient Questionnaire responses are less than 100. N/A is shown where the base number of responses is less than 10 during the period. % is calculated as Quantity/Base number\*100

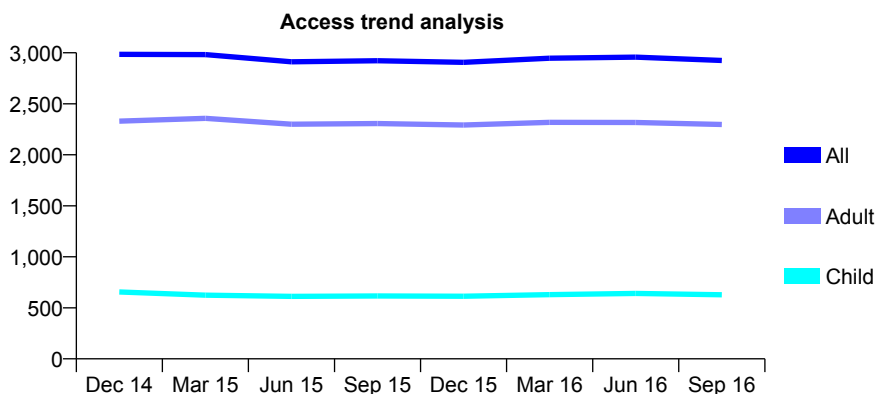
## Q54 - Vital Signs At a Glance Contract Report for 765643/0001 - September 2016

Name or company name	MR D SINGH-TERPOT
Contract type name	GDS Contract
Purpose of contract	General
Contract start date	01/04/2006
Contract end date	

16/17 Contracted general activity (UDA)	8,845
Carry forward general activity (UDA)	80
16/17 Contracted orthodontic activity (UOA)	0
Carry forward orthodontic activity (UOA)	0
Baseline contract value	£213,411.52

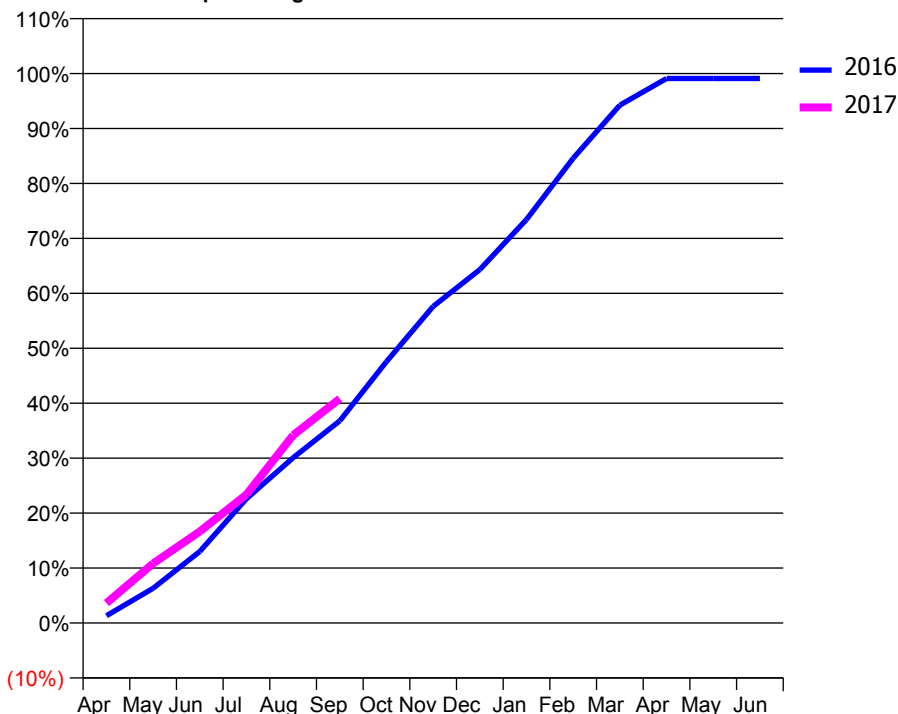
### ACCESS\*

Patients seen in 24 months	Total	Change since previous quarter
Quarter ending September 2015	2,922	
Quarter ending December 2015	2,906	→
Quarter ending March 2016	2,947	→
Quarter ending June 2016	2,958	→
Quarter ending September 2016	2,925	↓
<b>Variance since September 2015</b>	<b>0.1%</b>	<b>→</b>



### ACTIVITY

Cumulative percentage of contracted UDA delivered 2016 & 2017



Month	Adjusted Scheduled Activity (UDA)	
	2016	2017
April	116	321
May	558	959
June	1,151	1,473
July	2,001	2,069
August	2,661	3,023
September	3,256	3,611
October	4,208	
November	5,097	
December	5,690	
January	6,496	
February	7,480	
March	8,335	
April	8,764	
May	8,764	
June	8,765	

### QUALITY

	Quantity	Base Number	Contract	AT	Region	England
% of FP17s for the same patient ID Re-attending within 3 months - Children	15	418	3.6%	10.0%	12.0%	12.4%
% of FP17s for the same patient ID Re-attending within 3 months - Adults	232	1,602	14.5%	15.3%	15.9%	16.7%
% of FP17s for the same patient ID Re-attending between 3 & 9 months - Children	219	418	52.4%	50.8%	58.6%	57.4%
% of FP17s for the same patient ID Re-attending between 3 & 9 months - Adults	907	1,602	56.6%	46.6%	51.6%	50.5%
% of FP17s for Band 1 Urgent Courses	16	1,823	0.9%	8.4%	8.0%	9.1%
% of FP17s Relating to Free Repair or Replacements	7	1,823	0.4%	0.7%	0.8%	0.8%
% of FP17s Relating to Continuations	7	1,823	0.4%	0.9%	1.3%	1.3%
% of Patients satisfied with the dentistry they have received	2	2	N/A	92.5%	93.1%	93.2%
% of Patients satisfied with the time they had to wait for an appointment	2	2	N/A	90.4%	89.1%	89.0%

\* This is based on patients treated on this contract for their most recent course of treatment. Figures in italics indicate the base number of FP17s or Patient Questionnaire responses are less than 100. N/A is shown where the base number of responses is less than 10 during the period. % is calculated as Quantity/Base number\*100

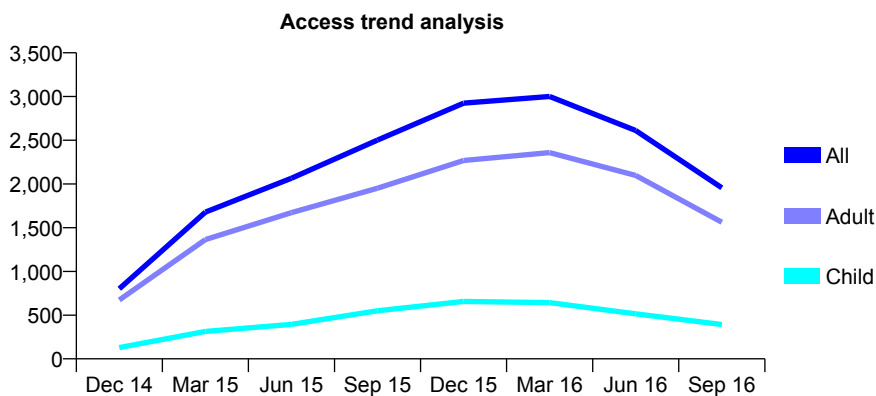
## Q54 - Vital Signs At a Glance Contract Report for 766518/0001 - September 2016

Name or company name	MRS CS ILYAS
Contract type name	GDS Contract
Purpose of contract	General
Contract start date	01/10/2014
Contract end date	

16/17 Contracted general activity (UDA)	9,871
Carry forward general activity (UDA)	392
16/17 Contracted orthodontic activity (UOA)	0
Carry forward orthodontic activity (UOA)	0
Baseline contract value	£196,853.10

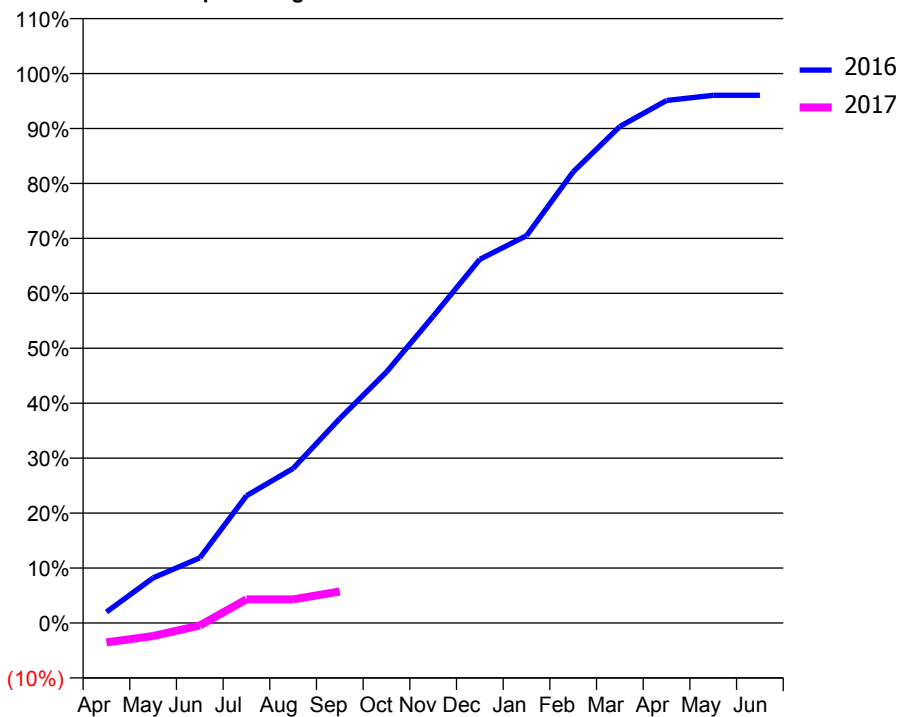
### ACCESS\*

Patients seen in 24 months	Total	Change since previous quarter
Quarter ending September 2015	2,502	
Quarter ending December 2015	2,924	↑
Quarter ending March 2016	3,001	↑
Quarter ending June 2016	2,612	↓
Quarter ending September 2016	1,956	↓
<b>Variance since September 2015</b>	<b>(21.8%)</b>	<b>↓</b>



### ACTIVITY

Cumulative percentage of contracted UDA delivered 2016 & 2017



Month	Adjusted Scheduled Activity (UDA)	
	2016	2017
April	198	-350
May	811	-236
June	1,169	-46
July	2,286	425
August	2,778	425
September	3,674	567
October	4,510	
November	5,512	
December	6,533	
January	6,958	
February	8,105	
March	8,918	
April	9,385	
May	9,479	
June	9,479	

### QUALITY

	Quantity	Base Number	Contract	AT	Region	England
% of FP17s for the same patient ID Re-attending within 3 months - Children	5	145	3.4%	10.0%	12.0%	12.4%
% of FP17s for the same patient ID Re-attending within 3 months - Adults	65	648	10.0%	15.3%	15.9%	16.7%
% of FP17s for the same patient ID Re-attending between 3 & 9 months - Children	73	145	50.3%	50.8%	58.6%	57.4%
% of FP17s for the same patient ID Re-attending between 3 & 9 months - Adults	387	648	59.7%	46.6%	51.6%	50.5%
% of FP17s for Band 1 Urgent Courses	26	550	4.7%	8.4%	8.0%	9.1%
% of FP17s Relating to Free Repair or Replacements	1	550	0.2%	0.7%	0.8%	0.8%
% of FP17s Relating to Continuations	2	550	0.4%	0.9%	1.3%	1.3%
% of Patients satisfied with the dentistry they have received	2	2	N/A	92.5%	93.1%	93.2%
% of Patients satisfied with the time they had to wait for an appointment	2	2	N/A	90.4%	89.1%	89.0%

\* This is based on patients treated on this contract for their most recent course of treatment. Figures in italics indicate the base number of FP17s or Patient Questionnaire responses are less than 100. N/A is shown where the base number of responses is less than 10 during the period. % is calculated as Quantity/Base number\*100

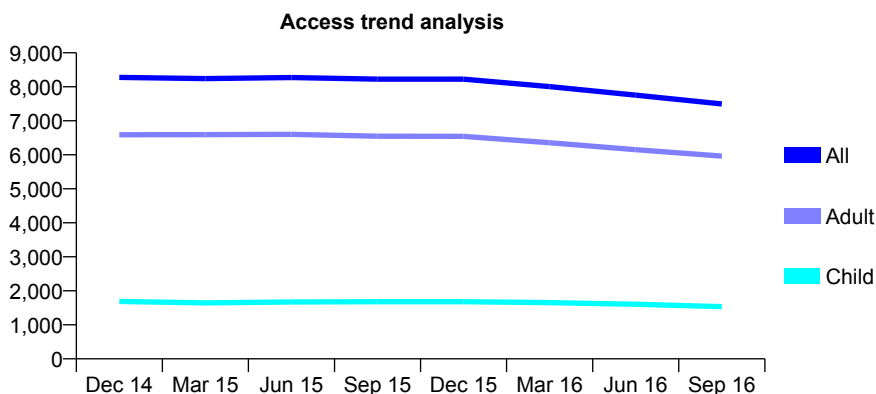
## Q54 - Vital Signs At a Glance Contract Report for 769258/0001 - September 2016

Name or company name	MR S TALWAR
Contract type name	GDS Contract
Purpose of contract	General
Contract start date	01/04/2006
Contract end date	

16/17 Contracted general activity (UDA)	23,061
Carry forward general activity (UDA)	-300
16/17 Contracted orthodontic activity (UOA)	0
Carry forward orthodontic activity (UOA)	0
Baseline contract value	£541,792.23

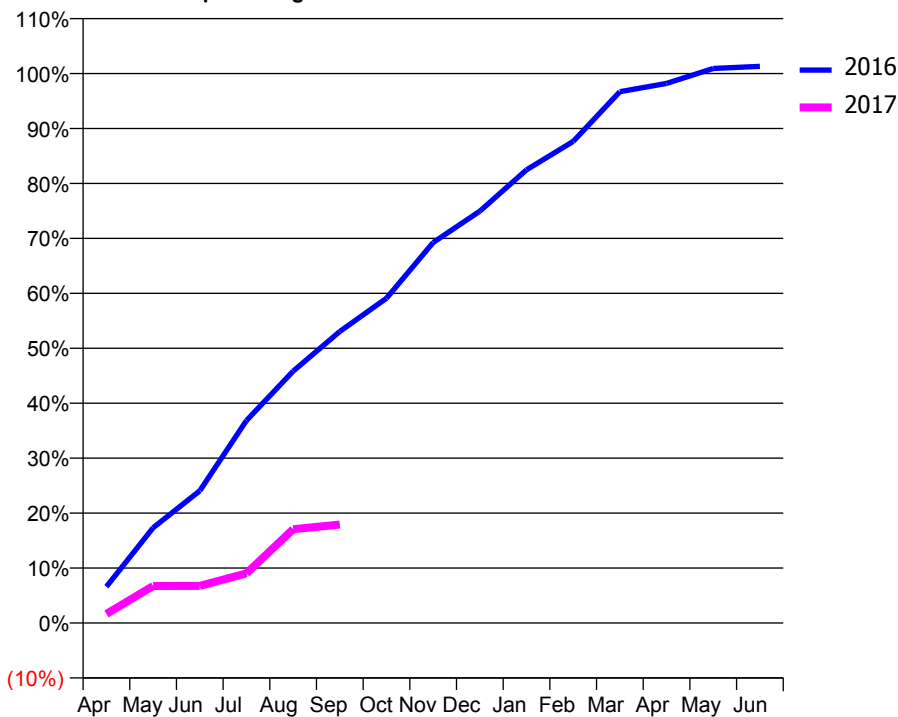
### ACCESS\*

Patients seen in 24 months	Total	Change since previous quarter
Quarter ending September 2015	8,226	
Quarter ending December 2015	8,226	→
Quarter ending March 2016	8,007	↓
Quarter ending June 2016	7,754	↓
Quarter ending September 2016	7,496	↓
<b>Variance since September 2015</b>	<b>(8.9%)</b>	<b>↓</b>



### ACTIVITY

Cumulative percentage of contracted UDA delivered 2016 & 2017



Adjusted Scheduled Activity (UDA)

Month	2016	2017
April	1,527	383
May	4,000	1,551
June	5,550	1,557
July	8,499	2,083
August	10,570	3,934
September	12,239	4,133
October	13,630	
November	15,971	
December	17,286	
January	19,017	
February	20,211	
March	22,300	
April	22,644	
May	23,271	
June	23,361	

### QUALITY

	Quantity	Base Number	Contract	AT	Region	England
% of FP17s for the same patient ID Re-attending within 3 months - Children	37	610	6.1%	10.0%	12.0%	12.4%
% of FP17s for the same patient ID Re-attending within 3 months - Adults	385	2,230	17.3%	15.3%	15.9%	16.7%
% of FP17s for the same patient ID Re-attending between 3 & 9 months - Children	386	610	63.3%	50.8%	58.6%	57.4%
% of FP17s for the same patient ID Re-attending between 3 & 9 months - Adults	1,407	2,230	63.1%	46.6%	51.6%	50.5%
% of FP17s for Band 1 Urgent Courses	163	2,287	7.1%	8.4%	8.0%	9.1%
% of FP17s Relating to Free Repair or Replacements	22	2,287	1.0%	0.7%	0.8%	0.8%
% of FP17s Relating to Continuations	62	2,287	2.7%	0.9%	1.3%	1.3%
% of Patients satisfied with the dentistry they have received	10	11	90.9%	92.5%	93.1%	93.2%
% of Patients satisfied with the time they had to wait for an appointment	11	11	100.0%	90.4%	89.1%	89.0%

\* This is based on patients treated on this contract for their most recent course of treatment. Figures in italics indicate the base number of FP17s or Patient Questionnaire responses are less than 100. N/A is shown where the base number of responses is less than 10 during the period. % is calculated as Quantity/Base number\*100

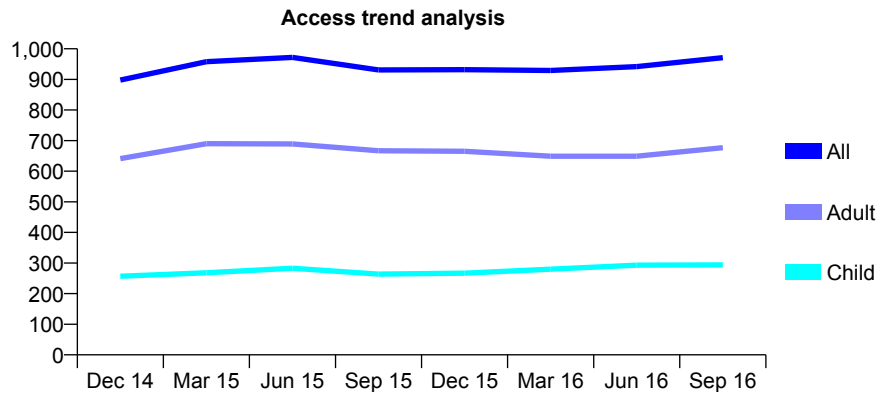
## Q54 - Vital Signs At a Glance Contract Report for 769258/0002 - September 2016

Name or company name	MR S TALWAR
Contract type name	GDS Contract
Purpose of contract	General
Contract start date	01/04/2006
Contract end date	

16/17 Contracted general activity (UDA)	4,660
Carry forward general activity (UDA)	0
16/17 Contracted orthodontic activity (UOA)	0
Carry forward orthodontic activity (UOA)	0
Baseline contract value	£110,111.95

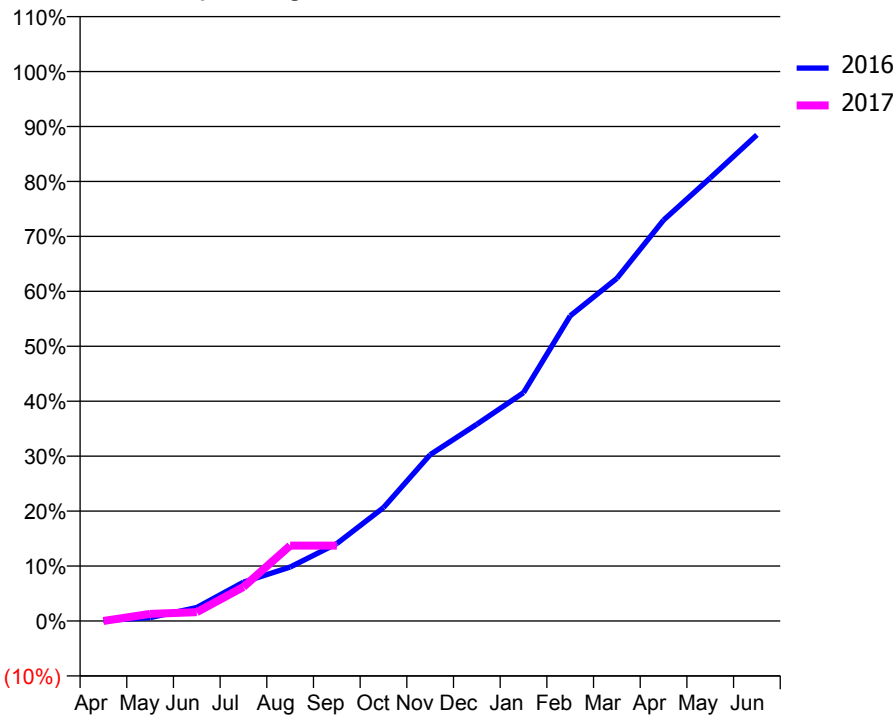
### ACCESS\*

Patients seen in 24 months	Total	Change since previous quarter
Quarter ending September 2015	931	
Quarter ending December 2015	932	→
Quarter ending March 2016	929	→
Quarter ending June 2016	942	→
Quarter ending September 2016	971	↑
<b>Variance since September 2015</b>	<b>4.3%</b>	<b>↑</b>



### ACTIVITY

Cumulative percentage of contracted UDA delivered 2016 & 2017



Month	Adjusted Scheduled Activity (UDA)	
	2016	2017
April	4	1
May	29	61
June	115	75
July	329	289
August	457	640
September	657	640
October	962	
November	1,411	
December	1,668	
January	1,936	
February	2,588	
March	2,906	
April	3,400	
May	3,757	
June	4,122	

### QUALITY

	Quantity	Base Number	Contract	AT	Region	England
% of FP17s for the same patient ID Re-attending within 3 months - Children	35	163	21.5%	10.0%	12.0%	12.4%
% of FP17s for the same patient ID Re-attending within 3 months - Adults	171	475	36.0%	15.3%	15.9%	16.7%
% of FP17s for the same patient ID Re-attending between 3 & 9 months - Children	73	163	44.8%	50.8%	58.6%	57.4%
% of FP17s for the same patient ID Re-attending between 3 & 9 months - Adults	176	475	37.1%	46.6%	51.6%	50.5%
% of FP17s for Band 1 Urgent Courses	15	286	5.2%	8.4%	8.0%	9.1%
% of FP17s Relating to Free Repair or Replacements	6	286	2.1%	0.7%	0.8%	0.8%
% of FP17s Relating to Continuations	24	286	8.4%	0.9%	1.3%	1.3%
% of Patients satisfied with the dentistry they have received	0	0	N/A	92.5%	93.1%	93.2%
% of Patients satisfied with the time they had to wait for an appointment	0	0	N/A	90.4%	89.1%	89.0%

\* This is based on patients treated on this contract for their most recent course of treatment. Figures in italics indicate the base number of FP17s or Patient Questionnaire responses are less than 100. N/A is shown where the base number of responses is less than 10 during the period. % is calculated as Quantity/Base number\*100



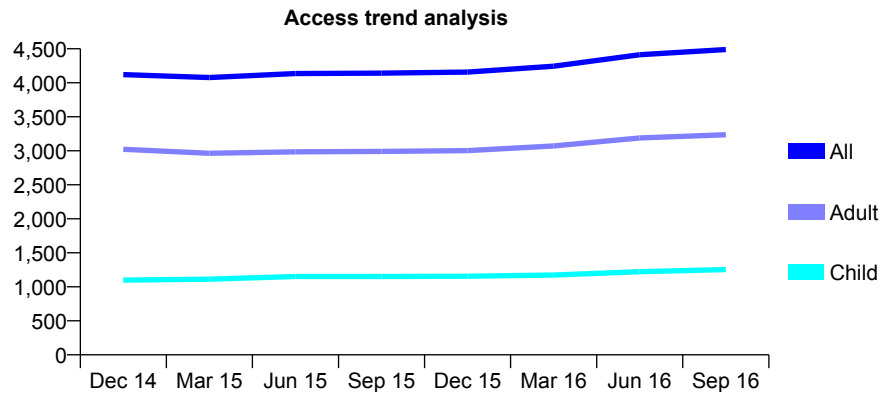
## Q54 - Vital Signs At a Glance Contract Report for 769827/0001 - September 2016

Name or company name	MR A HUSSAIN
Contract type name	GDS Contract
Purpose of contract	General
Contract start date	01/04/2006
Contract end date	

16/17 Contracted general activity (UDA)	10,369
Carry forward general activity (UDA)	-183
16/17 Contracted orthodontic activity (UOA)	0
Carry forward orthodontic activity (UOA)	0
Baseline contract value	£252,511.90

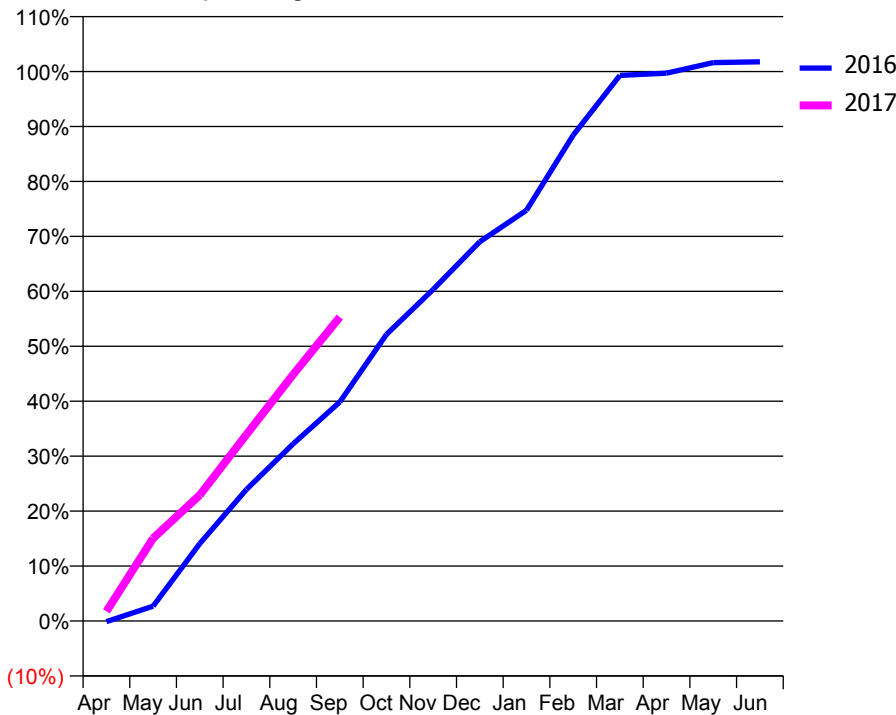
### ACCESS\*

Patients seen in 24 months	Total	Change since previous quarter
Quarter ending September 2015	4,142	
Quarter ending December 2015	4,158	→
Quarter ending March 2016	4,245	↑
Quarter ending June 2016	4,412	↑
Quarter ending September 2016	4,490	→
<b>Variance since September 2015</b>	<b>8.4%</b>	<b>↑</b>



### ACTIVITY

Cumulative percentage of contracted UDA delivered 2016 & 2017



Month	Adjusted Scheduled Activity (UDA)	
	2016	2017
April	-13	183
May	280	1,562
June	1,461	2,375
July	2,481	3,520
August	3,344	4,652
September	4,132	5,735
October	5,410	
November	6,257	
December	7,157	
January	7,752	
February	9,168	
March	10,294	
April	10,338	
May	10,538	
June	10,552	

### QUALITY

	Quantity	Base Number	Contract	AT	Region	England
% of FP17s for the same patient ID Re-attending within 3 months - Children	35	681	5.1%	10.0%	12.0%	12.4%
% of FP17s for the same patient ID Re-attending within 3 months - Adults	268	1,734	15.5%	15.3%	15.9%	16.7%
% of FP17s for the same patient ID Re-attending between 3 & 9 months - Children	201	681	29.5%	50.8%	58.6%	57.4%
% of FP17s for the same patient ID Re-attending between 3 & 9 months - Adults	492	1,734	28.4%	46.6%	51.6%	50.5%
% of FP17s for Band 1 Urgent Courses	219	1,958	11.2%	8.4%	8.0%	9.1%
% of FP17s Relating to Free Repair or Replacements	58	1,958	3.0%	0.7%	0.8%	0.8%
% of FP17s Relating to Continuations	7	1,958	0.4%	0.9%	1.3%	1.3%
% of Patients satisfied with the dentistry they have received	1	1	N/A	92.5%	93.1%	93.2%
% of Patients satisfied with the time they had to wait for an appointment	0	1	N/A	90.4%	89.1%	89.0%

\* This is based on patients treated on this contract for their most recent course of treatment. Figures in italics indicate the base number of FP17s or Patient Questionnaire responses are less than 100. N/A is shown where the base number of responses is less than 10 during the period. % is calculated as Quantity/Base number\*100

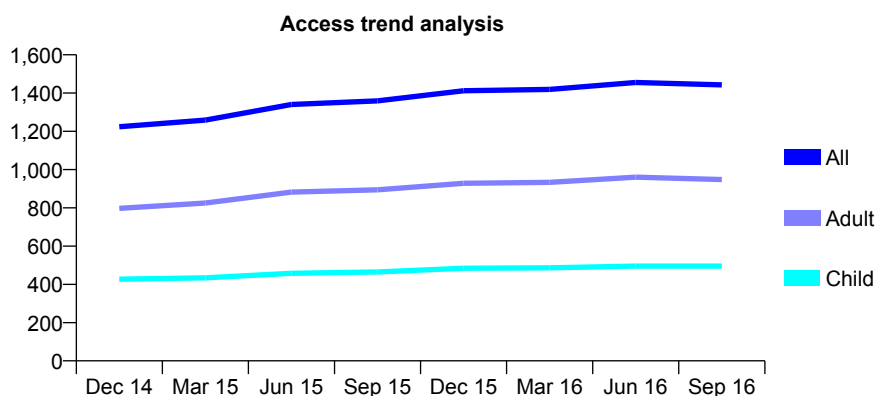
## Q54 - Vital Signs At a Glance Contract Report for 769827/0002 - September 2016

Name or company name	MR A HUSSAIN
Contract type name	GDS Contract
Purpose of contract	General
Contract start date	01/11/2010
Contract end date	

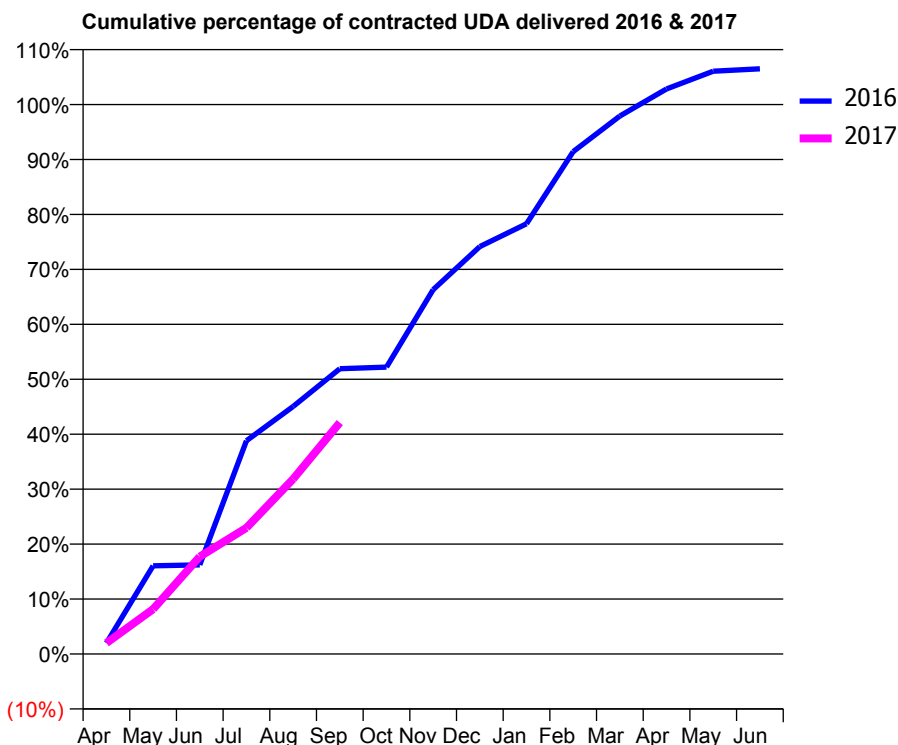
16/17 Contracted general activity (UDA)	3,564
Carry forward general activity (UDA)	-71
16/17 Contracted orthodontic activity (UOA)	0
Carry forward orthodontic activity (UOA)	0
Baseline contract value	£91,103.33

### ACCESS\*

Patients seen in 24 months	Total	Change since previous quarter
Quarter ending September 2015	1,359	
Quarter ending December 2015	1,412	↑
Quarter ending March 2016	1,419	→
Quarter ending June 2016	1,455	↑
Quarter ending September 2016	1,443	→
<b>Variance since September 2015</b>	<b>6.2%</b>	<b>↑</b>



### ACTIVITY



Month	Adjusted Scheduled Activity (UDA)	
	2016	2017
April	71	71
May	572	291
June	578	632
July	1,384	819
August	1,605	1,135
September	1,850	1,501
October	1,861	
November	2,363	
December	2,642	
January	2,790	
February	3,259	
March	3,489	
April	3,665	
May	3,780	
June	3,796	

### QUALITY

	Quantity	Base Number	Contract	AT	Region	England
% of FP17s for the same patient ID Re-attending within 3 months - Children	10	196	5.1%	10.0%	12.0%	12.4%
% of FP17s for the same patient ID Re-attending within 3 months - Adults	44	386	11.4%	15.3%	15.9%	16.7%
% of FP17s for the same patient ID Re-attending between 3 & 9 months - Children	58	196	29.6%	50.8%	58.6%	57.4%
% of FP17s for the same patient ID Re-attending between 3 & 9 months - Adults	114	386	29.5%	46.6%	51.6%	50.5%
% of FP17s for Band 1 Urgent Courses	32	487	6.6%	8.4%	8.0%	9.1%
% of FP17s Relating to Free Repair or Replacements	13	487	2.7%	0.7%	0.8%	0.8%
% of FP17s Relating to Continuations	1	487	0.2%	0.9%	1.3%	1.3%
% of Patients satisfied with the dentistry they have received	0	0	N/A	92.5%	93.1%	93.2%
% of Patients satisfied with the time they had to wait for an appointment	0	0	N/A	90.4%	89.1%	89.0%

\* This is based on patients treated on this contract for their most recent course of treatment. Figures in italics indicate the base number of FP17s or Patient Questionnaire responses are less than 100. N/A is shown where the base number of responses is less than 10 during the period. % is calculated as Quantity/Base number\*100

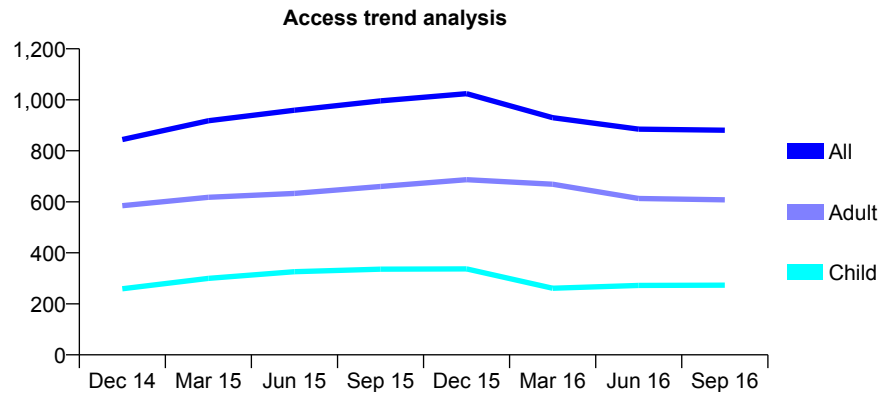
## Q54 - Vital Signs At a Glance Contract Report for 769827/0003 - September 2016

Name or company name	MR A HUSSAIN
Contract type name	GDS Contract
Purpose of contract	General
Contract start date	09/11/2012
Contract end date	

16/17 Contracted general activity (UDA)	2,224
Carry forward general activity (UDA)	-44
16/17 Contracted orthodontic activity (UOA)	0
Carry forward orthodontic activity (UOA)	0
Baseline contract value	£56,442.97

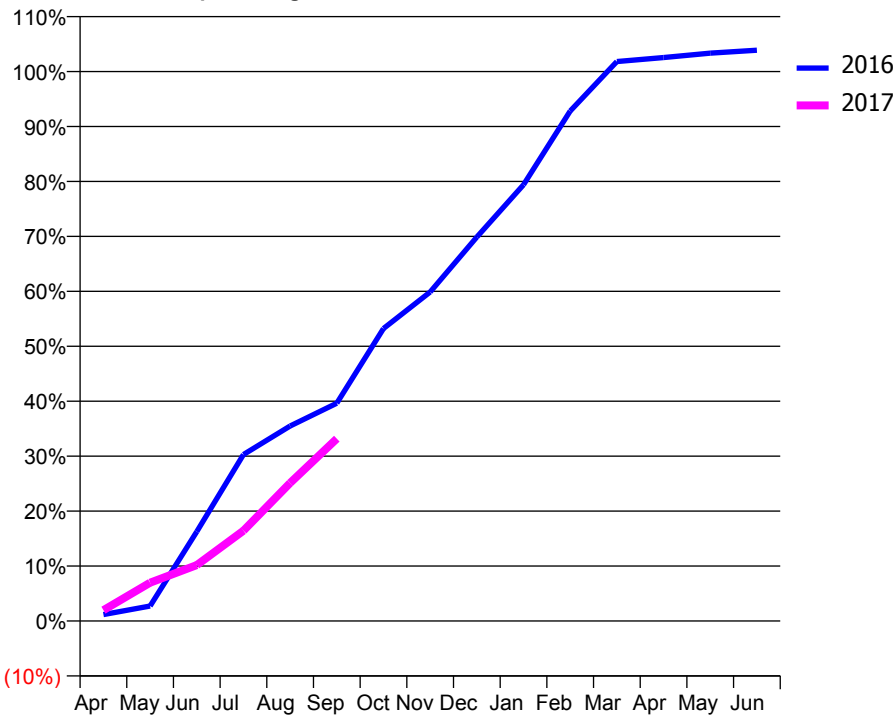
### ACCESS\*

Patients seen in 24 months	Total	Change since previous quarter
Quarter ending September 2015	996	
Quarter ending December 2015	1,024	↑
Quarter ending March 2016	930	↓
Quarter ending June 2016	885	↓
Quarter ending September 2016	881	→
<b>Variance since September 2015</b>	<b>(11.5%)</b>	<b>↓</b>



### ACTIVITY

Cumulative percentage of contracted UDA delivered 2016 & 2017



Month	Adjusted Scheduled Activity (UDA)	
	2016	2017
April	26	44
May	61	155
June	362	226
July	674	365
August	789	559
September	882	738
October	1,184	
November	1,332	
December	1,554	
January	1,765	
February	2,064	
March	2,264	
April	2,281	
May	2,298	
June	2,310	

### QUALITY

	Quantity	Base Number	Contract	AT	Region	England
% of FP17s for the same patient ID Re-attending within 3 months - Children	2	102	2.0%	10.0%	12.0%	12.4%
% of FP17s for the same patient ID Re-attending within 3 months - Adults	19	186	10.2%	15.3%	15.9%	16.7%
% of FP17s for the same patient ID Re-attending between 3 & 9 months - Children	15	102	14.7%	50.8%	58.6%	57.4%
% of FP17s for the same patient ID Re-attending between 3 & 9 months - Adults	47	186	25.3%	46.6%	51.6%	50.5%
% of FP17s for Band 1 Urgent Courses	30	261	11.5%	8.4%	8.0%	9.1%
% of FP17s Relating to Free Repair or Replacements	4	261	1.5%	0.7%	0.8%	0.8%
% of FP17s Relating to Continuations	1	261	0.4%	0.9%	1.3%	1.3%
% of Patients satisfied with the dentistry they have received	0	0	N/A	92.5%	93.1%	93.2%
% of Patients satisfied with the time they had to wait for an appointment	0	0	N/A	90.4%	89.1%	89.0%

\* This is based on patients treated on this contract for their most recent course of treatment. Figures in italics indicate the base number of FP17s or Patient Questionnaire responses are less than 100. N/A is shown where the base number of responses is less than 10 during the period. % is calculated as Quantity/Base number\*100

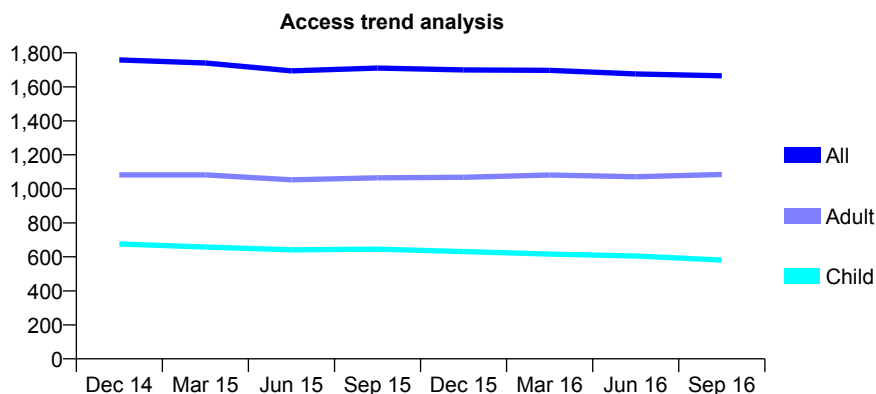
## Q54 - Vital Signs At a Glance Contract Report for 769967/0004 - September 2016

Name or company name	MR MA TAI
Contract type name	GDS Contract
Purpose of contract	General
Contract start date	01/04/2012
Contract end date	

16/17 Contracted general activity (UDA)	4,402
Carry forward general activity (UDA)	0
16/17 Contracted orthodontic activity (UOA)	0
Carry forward orthodontic activity (UOA)	0
Baseline contract value	£115,556.02

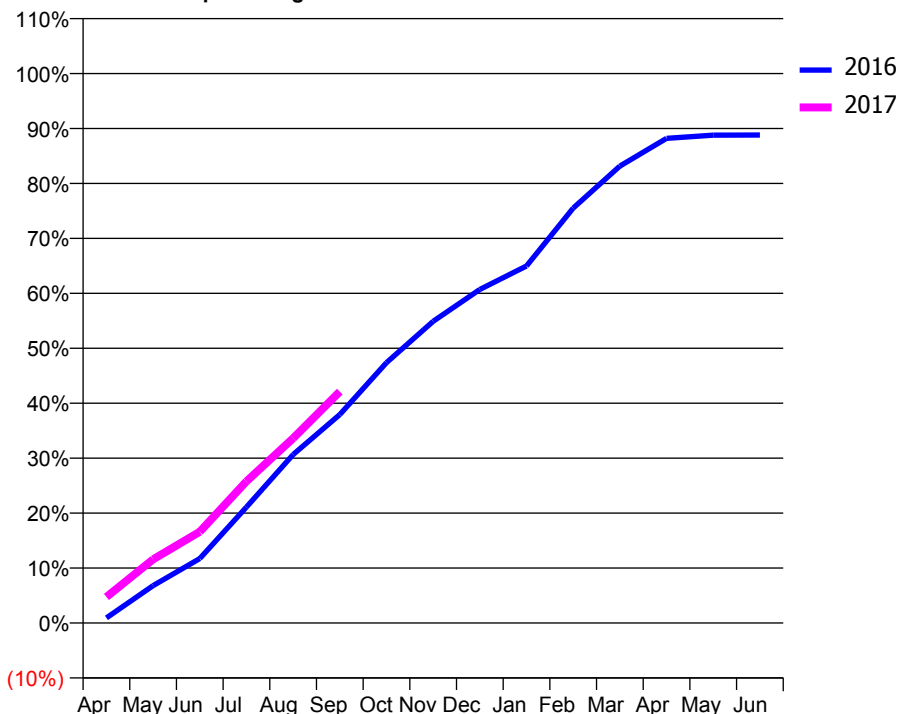
### ACCESS\*

Patients seen in 24 months	Total	Change since previous quarter
Quarter ending September 2015	1,710	
Quarter ending December 2015	1,699	→
Quarter ending March 2016	1,697	→
Quarter ending June 2016	1,676	↓
Quarter ending September 2016	1,665	→
<b>Variance since September 2015</b>	<b>(2.6%)</b>	<b>↓</b>



### ACTIVITY

Cumulative percentage of contracted UDA delivered 2016 & 2017



Month	Adjusted Scheduled Activity (UDA)	
	2016	2017
April	42	209
May	299	510
June	517	732
July	929	1,135
August	1,350	1,480
September	1,670	1,854
October	2,086	
November	2,417	
December	2,672	
January	2,860	
February	3,324	
March	3,660	
April	3,883	
May	3,908	
June	3,909	

### QUALITY

	Quantity	Base Number	Contract	AT	Region	England
% of FP17s for the same patient ID Re-attending within 3 months - Children	11	396	2.8%	10.0%	12.0%	12.4%
% of FP17s for the same patient ID Re-attending within 3 months - Adults	69	675	10.2%	15.3%	15.9%	16.7%
% of FP17s for the same patient ID Re-attending between 3 & 9 months - Children	236	396	59.6%	50.8%	58.6%	57.4%
% of FP17s for the same patient ID Re-attending between 3 & 9 months - Adults	331	675	49.0%	46.6%	51.6%	50.5%
% of FP17s for Band 1 Urgent Courses	25	932	2.7%	8.4%	8.0%	9.1%
% of FP17s Relating to Free Repair or Replacements	3	932	0.3%	0.7%	0.8%	0.8%
% of FP17s Relating to Continuations	13	932	1.4%	0.9%	1.3%	1.3%
% of Patients satisfied with the dentistry they have received	2	2	N/A	92.5%	93.1%	93.2%
% of Patients satisfied with the time they had to wait for an appointment	2	2	N/A	90.4%	89.1%	89.0%

\* This is based on patients treated on this contract for their most recent course of treatment. Figures in italics indicate the base number of FP17s or Patient Questionnaire responses are less than 100. N/A is shown where the base number of responses is less than 10 during the period. % is calculated as Quantity/Base number\*100

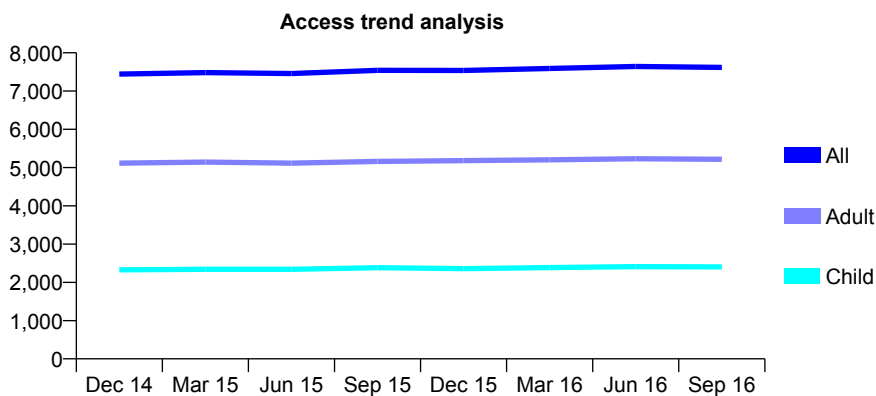
## Q54 - Vital Signs At a Glance Contract Report for 770728/0001 - September 2016

Name or company name	MR TS JHEETA
Contract type name	GDS Contract
Purpose of contract	General
Contract start date	01/04/2006
Contract end date	

16/17 Contracted general activity (UDA)	20,291
Carry forward general activity (UDA)	-284
16/17 Contracted orthodontic activity (UOA)	0
Carry forward orthodontic activity (UOA)	0
Baseline contract value	£565,013.15

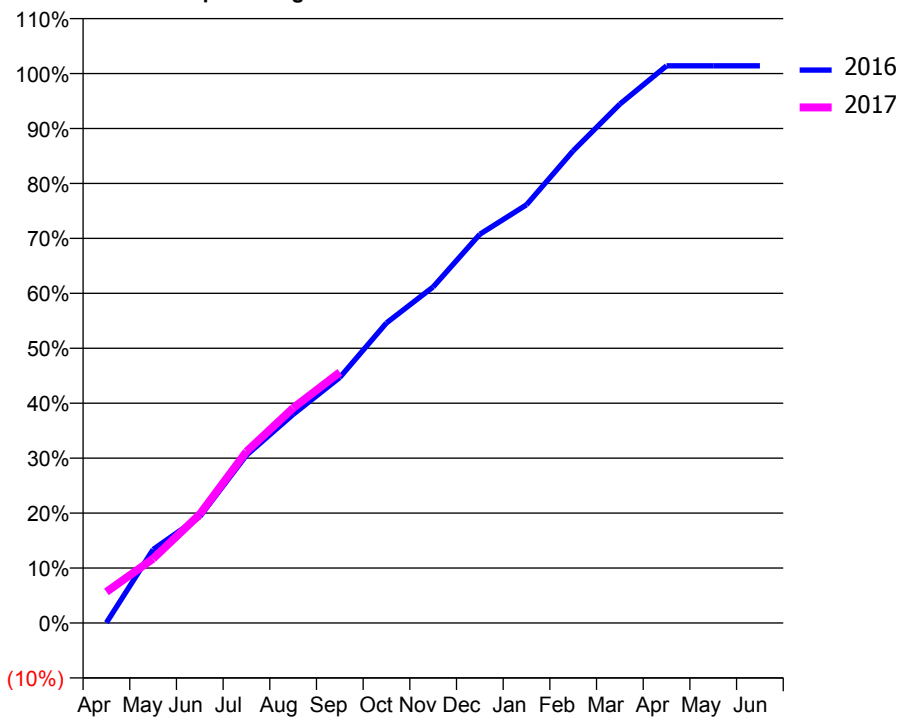
### ACCESS\*

Patients seen in 24 months	Total	Change since previous quarter
Quarter ending September 2015	7,542	
Quarter ending December 2015	7,539	→
Quarter ending March 2016	7,589	→
Quarter ending June 2016	7,641	→
Quarter ending September 2016	7,617	→
<b>Variance since September 2015</b>	<b>1.0%</b>	<b>→</b>



### ACTIVITY

Cumulative percentage of contracted UDA delivered 2016 & 2017



Month	Adjusted Scheduled Activity (UDA)	
	2016	2017
April	13	1,148
May	2,714	2,376
June	3,927	4,017
July	6,197	6,331
August	7,705	7,940
September	9,068	9,262
October	11,080	
November	12,409	
December	14,356	
January	15,445	
February	17,437	
March	19,163	
April	20,576	
May	20,574	
June	20,575	

### QUALITY

	Quantity	Base Number	Contract	AT	Region	England
% of FP17s for the same patient ID Re-attending within 3 months - Children	120	1,961	6.1%	10.0%	12.0%	12.4%
% of FP17s for the same patient ID Re-attending within 3 months - Adults	349	3,517	9.9%	15.3%	15.9%	16.7%
% of FP17s for the same patient ID Re-attending between 3 & 9 months - Children	1,181	1,961	60.2%	50.8%	58.6%	57.4%
% of FP17s for the same patient ID Re-attending between 3 & 9 months - Adults	1,966	3,517	55.9%	46.6%	51.6%	50.5%
% of FP17s for Band 1 Urgent Courses	175	4,330	4.0%	8.4%	8.0%	9.1%
% of FP17s Relating to Free Repair or Replacements	25	4,330	0.6%	0.7%	0.8%	0.8%
% of FP17s Relating to Continuations	17	4,330	0.4%	0.9%	1.3%	1.3%
% of Patients satisfied with the dentistry they have received	7	7	N/A	92.5%	93.1%	93.2%
% of Patients satisfied with the time they had to wait for an appointment	6	7	N/A	90.4%	89.1%	89.0%

\* This is based on patients treated on this contract for their most recent course of treatment. Figures in italics indicate the base number of FP17s or Patient Questionnaire responses are less than 100. N/A is shown where the base number of responses is less than 10 during the period. % is calculated as Quantity/Base number\*100

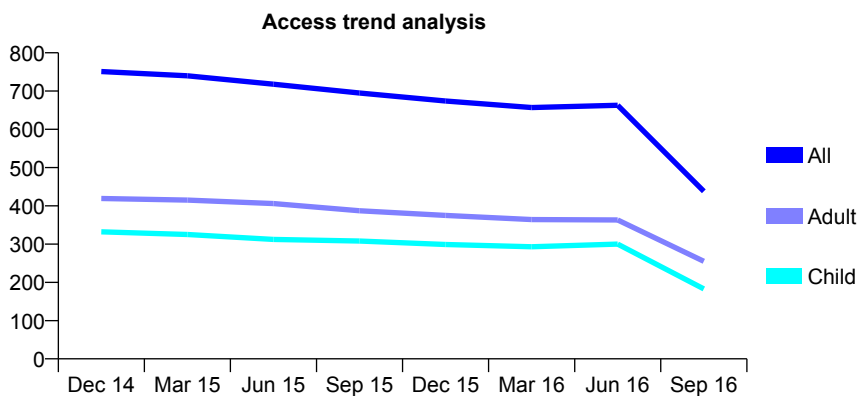
## Q54 - Vital Signs At a Glance Contract Report for 774707/0001 - September 2016

Name or company name	Stuart Benson & Shoaib Hussein Merali
Contract type name	GDS Contract
Purpose of contract	General
Contract start date	01/04/2006
Contract end date	30/06/2016

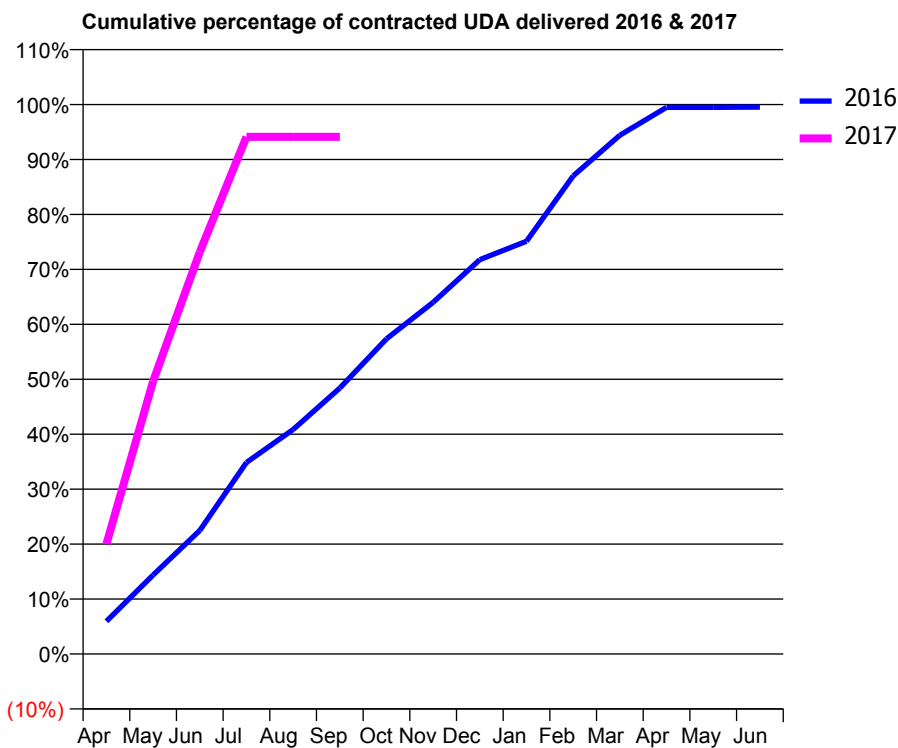
16/17 Contracted general activity (UDA)	581
Carry forward general activity (UDA)	0
16/17 Contracted orthodontic activity (UOA)	0
Carry forward orthodontic activity (UOA)	0
Baseline contract value	£13,359.48

### ACCESS\*

Patients seen in 24 months	Total	Change since previous quarter
Quarter ending September 2015	695	
Quarter ending December 2015	674	↓
Quarter ending March 2016	657	↓
Quarter ending June 2016	663	→
Quarter ending September 2016	438	↓
<b>Variance since September 2015</b>	<b>(37.0%)</b>	<b>↓</b>



### ACTIVITY



Month	Adjusted Scheduled Activity (UDA)	
	2016	2017
April	138	116
May	334	288
June	522	425
July	810	547
August	949	547
September	1,124	547
October	1,332	
November	1,487	
December	1,667	
January	1,745	
February	2,021	
March	2,193	
April	2,311	
May	2,311	
June	2,312	

### QUALITY

	Quantity	Base Number	Contract	AT	Region	England
% of FP17s for the same patient ID Re-attending within 3 months - Children	5	140	3.6%	10.0%	12.0%	12.4%
% of FP17s for the same patient ID Re-attending within 3 months - Adults	26	164	15.9%	15.3%	15.9%	16.7%
% of FP17s for the same patient ID Re-attending between 3 & 9 months - Children	81	140	57.9%	50.8%	58.6%	57.4%
% of FP17s for the same patient ID Re-attending between 3 & 9 months - Adults	84	164	51.2%	46.6%	51.6%	50.5%
% of FP17s for Band 1 Urgent Courses	14	258	5.4%	8.4%	8.0%	9.1%
% of FP17s Relating to Free Repair or Replacements	0	258	0.0%	0.7%	0.8%	0.8%
% of FP17s Relating to Continuations	1	258	0.4%	0.9%	1.3%	1.3%
% of Patients satisfied with the dentistry they have received	0	0	N/A	92.5%	93.1%	93.2%
% of Patients satisfied with the time they had to wait for an appointment	0	0	N/A	90.4%	89.1%	89.0%

\* This is based on patients treated on this contract for their most recent course of treatment. Figures in italics indicate the base number of FP17s or Patient Questionnaire responses are less than 100. N/A is shown where the base number of responses is less than 10 during the period. % is calculated as Quantity/Base number\*100

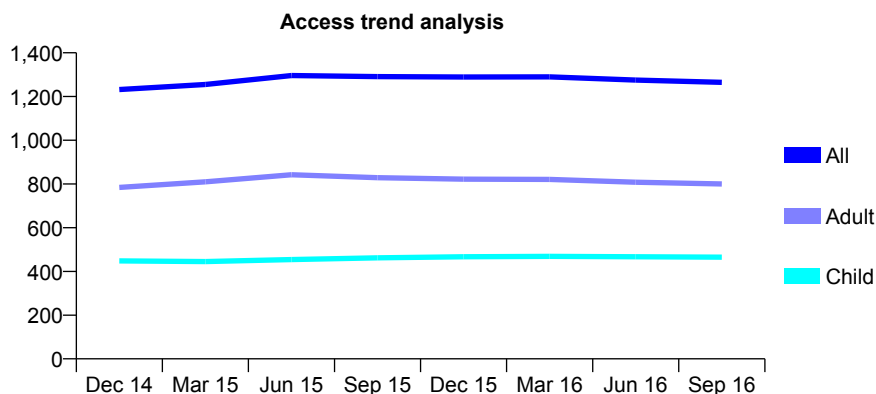
## Q54 - Vital Signs At a Glance Contract Report for 776432/0001 - September 2016

Name or company name	MRS AN ARSHAD
Contract type name	GDS Contract
Purpose of contract	General
Contract start date	01/04/2006
Contract end date	

16/17 Contracted general activity (UDA)	3,806
Carry forward general activity (UDA)	-51
16/17 Contracted orthodontic activity (UOA)	0
Carry forward orthodontic activity (UOA)	0
Baseline contract value	£93,598.93

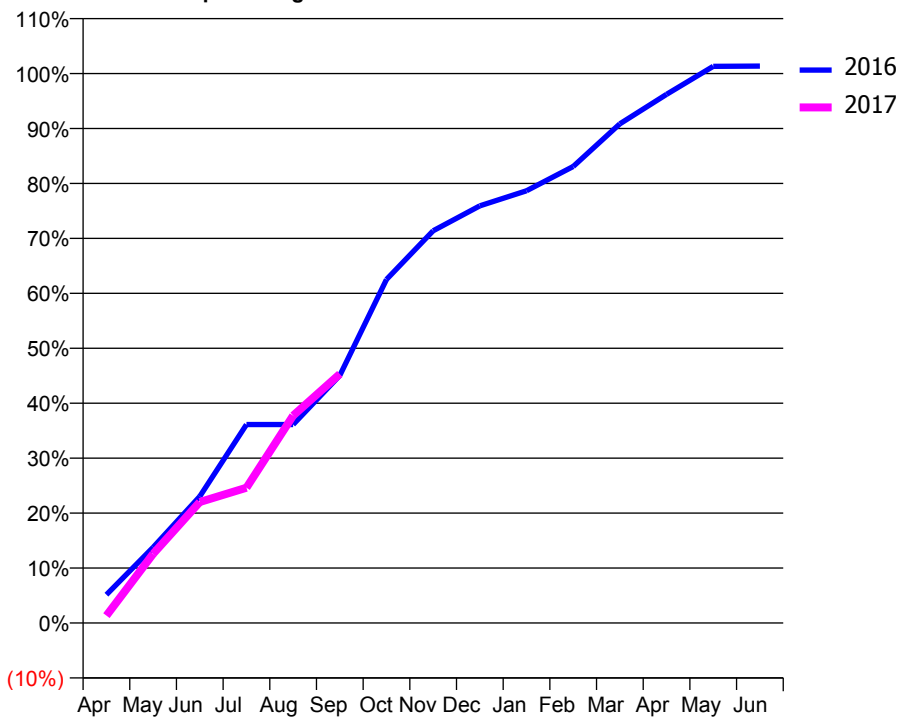
### ACCESS\*

Patients seen in 24 months	Total	Change since previous quarter
Quarter ending September 2015	1,291	
Quarter ending December 2015	1,289	→
Quarter ending March 2016	1,290	→
Quarter ending June 2016	1,275	↓
Quarter ending September 2016	1,265	→
<b>Variance since September 2015</b>	<b>(2.0%)</b>	<b>↓</b>



### ACTIVITY

Cumulative percentage of contracted UDA delivered 2016 & 2017



Month	Adjusted Scheduled Activity (UDA)	
	2016	2017
April	196	51
May	524	479
June	877	838
July	1,375	937
August	1,375	1,436
September	1,715	1,725
October	2,380	
November	2,717	
December	2,890	
January	2,994	
February	3,162	
March	3,457	
April	3,662	
May	3,856	
June	3,857	

### QUALITY

	Quantity	Base Number	Contract	AT	Region	England
% of FP17s for the same patient ID Re-attending within 3 months - Children	15	355	4.2%	10.0%	12.0%	12.4%
% of FP17s for the same patient ID Re-attending within 3 months - Adults	63	591	10.7%	15.3%	15.9%	16.7%
% of FP17s for the same patient ID Re-attending between 3 & 9 months - Children	202	355	56.9%	50.8%	58.6%	57.4%
% of FP17s for the same patient ID Re-attending between 3 & 9 months - Adults	306	591	51.8%	46.6%	51.6%	50.5%
% of FP17s for Band 1 Urgent Courses	51	750	6.8%	8.4%	8.0%	9.1%
% of FP17s Relating to Free Repair or Replacements	0	750	0.0%	0.7%	0.8%	0.8%
% of FP17s Relating to Continuations	16	750	2.1%	0.9%	1.3%	1.3%
% of Patients satisfied with the dentistry they have received	0	0	N/A	92.5%	93.1%	93.2%
% of Patients satisfied with the time they had to wait for an appointment	0	0	N/A	90.4%	89.1%	89.0%

\* This is based on patients treated on this contract for their most recent course of treatment. Figures in italics indicate the base number of FP17s or Patient Questionnaire responses are less than 100. N/A is shown where the base number of responses is less than 10 during the period. % is calculated as Quantity/Base number\*100

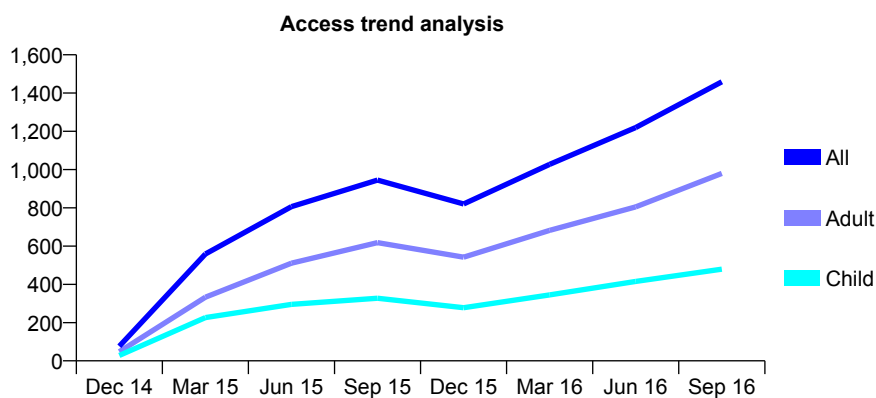
## Q54 - Vital Signs At a Glance Contract Report for 786837/0003 - September 2016

Name or company name	MR WS TAM
Contract type name	GDS Contract
Purpose of contract	General
Contract start date	01/10/2014
Contract end date	

16/17 Contracted general activity (UDA)	6,500
Carry forward general activity (UDA)	127
16/17 Contracted orthodontic activity (UOA)	0
Carry forward orthodontic activity (UOA)	0
Baseline contract value	£164,735.26

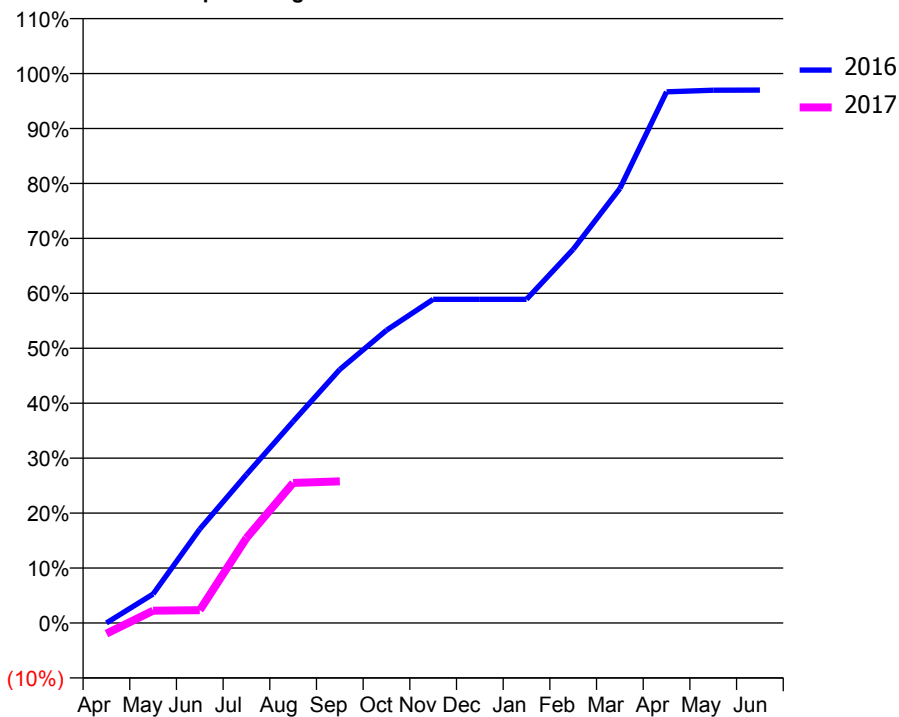
### ACCESS\*

Patients seen in 24 months	Total	Change since previous quarter
Quarter ending September 2015	945	
Quarter ending December 2015	820	↓
Quarter ending March 2016	1,027	↑
Quarter ending June 2016	1,220	↑
Quarter ending September 2016	1,459	↑
<b>Variance since September 2015</b>	<b>54.4%</b>	<b>↑</b>



### ACTIVITY

Cumulative percentage of contracted UDA delivered 2016 & 2017



Month	Adjusted Scheduled Activity (UDA)	
	2016	2017
April	0	-127
May	222	147
June	718	153
July	1,136	1,005
August	1,542	1,656
September	1,941	1,676
October	2,240	
November	2,477	
December	2,477	
January	2,477	
February	2,860	
March	3,325	
April	4,065	
May	4,077	
June	4,078	

### QUALITY

	Quantity	Base Number	Contract	AT	Region	England
% of FP17s for the same patient ID Re-attending within 3 months - Children	17	282	6.0%	10.0%	12.0%	12.4%
% of FP17s for the same patient ID Re-attending within 3 months - Adults	116	676	17.2%	15.3%	15.9%	16.7%
% of FP17s for the same patient ID Re-attending between 3 & 9 months - Children	67	282	23.8%	50.8%	58.6%	57.4%
% of FP17s for the same patient ID Re-attending between 3 & 9 months - Adults	134	676	19.8%	46.6%	51.6%	50.5%
% of FP17s for Band 1 Urgent Courses	144	676	21.3%	8.4%	8.0%	9.1%
% of FP17s Relating to Free Repair or Replacements	6	676	0.9%	0.7%	0.8%	0.8%
% of FP17s Relating to Continuations	5	676	0.7%	0.9%	1.3%	1.3%
% of Patients satisfied with the dentistry they have received	1	1	N/A	92.5%	93.1%	93.2%
% of Patients satisfied with the time they had to wait for an appointment	1	1	N/A	90.4%	89.1%	89.0%

\* This is based on patients treated on this contract for their most recent course of treatment. Figures in italics indicate the base number of FP17s or Patient Questionnaire responses are less than 100. N/A is shown where the base number of responses is less than 10 during the period. % is calculated as Quantity/Base number\*100



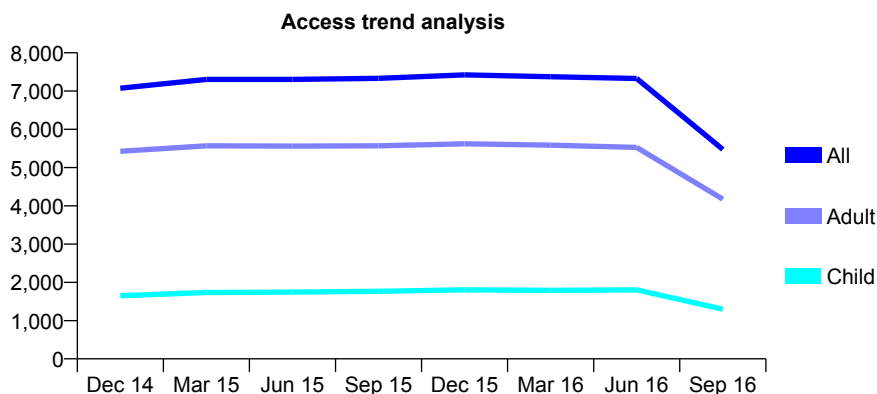
## Q54 - Vital Signs At a Glance Contract Report for 794945/0001 - September 2016

Name or company name	MR GREGORY & MRS DEBORAH MORSE
Contract type name	GDS Contract
Purpose of contract	General
Contract start date	01/04/2006
Contract end date	30/06/2016

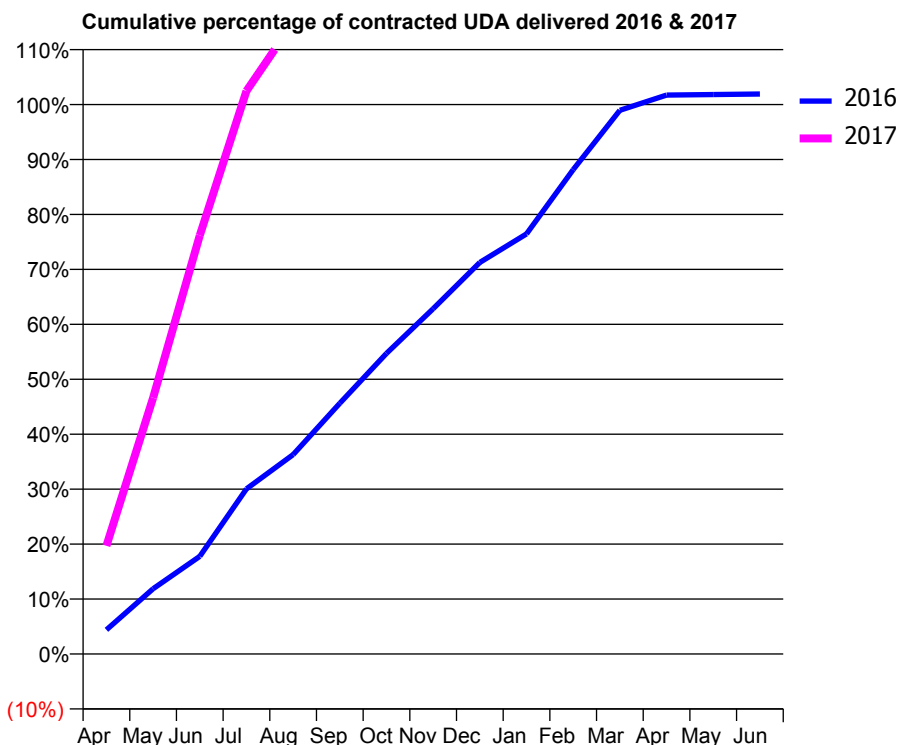
16/17 Contracted general activity (UDA)	5,791
Carry forward general activity (UDA)	0
16/17 Contracted orthodontic activity (UOA)	0
Carry forward orthodontic activity (UOA)	0
Baseline contract value	£156,884.42

### ACCESS\*

Patients seen in 24 months	Total	Change since previous quarter
Quarter ending September 2015	7,333	
Quarter ending December 2015	7,423	→
Quarter ending March 2016	7,375	→
Quarter ending June 2016	7,330	→
Quarter ending September 2016	5,473	↓
<b>Variance since September 2015</b>	<b>(25.4%)</b>	<b>↓</b>



### ACTIVITY



Month	Adjusted Scheduled Activity (UDA)	
	2016	2017
April	1,020	1,141
May	2,750	2,700
June	4,117	4,412
July	6,960	5,934
August	8,409	6,655
September	10,573	7,042
October	12,675	
November	14,554	
December	16,509	
January	17,707	
February	20,420	
March	22,918	
April	23,563	
May	23,582	
June	23,606	

### QUALITY

	Quantity	Base Number	Contract	AT	Region	England
% of FP17s for the same patient ID Re-attending within 3 months - Children	44	724	6.1%	10.0%	12.0%	12.4%
% of FP17s for the same patient ID Re-attending within 3 months - Adults	355	2,437	14.6%	15.3%	15.9%	16.7%
% of FP17s for the same patient ID Re-attending between 3 & 9 months - Children	425	724	58.7%	50.8%	58.6%	57.4%
% of FP17s for the same patient ID Re-attending between 3 & 9 months - Adults	1,417	2,437	58.1%	46.6%	51.6%	50.5%
% of FP17s for Band 1 Urgent Courses	98	2,846	3.4%	8.4%	8.0%	9.1%
% of FP17s Relating to Free Repair or Replacements	24	2,846	0.8%	0.7%	0.8%	0.8%
% of FP17s Relating to Continuations	74	2,846	2.6%	0.9%	1.3%	1.3%
% of Patients satisfied with the dentistry they have received	5	5	N/A	92.5%	93.1%	93.2%
% of Patients satisfied with the time they had to wait for an appointment	5	5	N/A	90.4%	89.1%	89.0%

\* This is based on patients treated on this contract for their most recent course of treatment. Figures in italics indicate the base number of FP17s or Patient Questionnaire responses are less than 100. N/A is shown where the base number of responses is less than 10 during the period. % is calculated as Quantity/Base number\*100

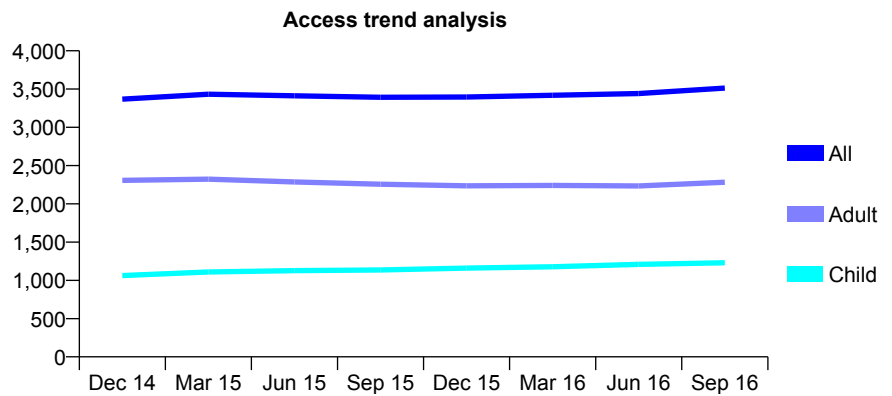
## Q54 - Vital Signs At a Glance Contract Report for 804274/0001 - September 2016

Name or company name	MR MC REECE
Contract type name	GDS Contract
Purpose of contract	General
Contract start date	01/04/2006
Contract end date	

16/17 Contracted general activity (UDA)	8,745
Carry forward general activity (UDA)	-129
16/17 Contracted orthodontic activity (UOA)	0
Carry forward orthodontic activity (UOA)	0
Baseline contract value	£188,476.38

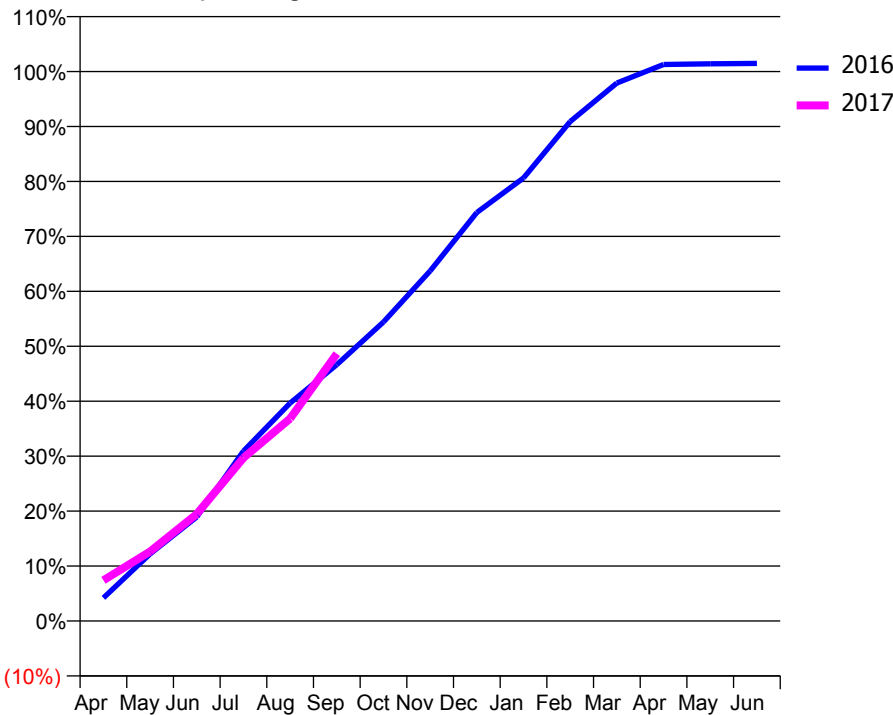
### ACCESS\*

Patients seen in 24 months	Total	Change since previous quarter
Quarter ending September 2015	3,393	
Quarter ending December 2015	3,396	→
Quarter ending March 2016	3,418	→
Quarter ending June 2016	3,441	→
Quarter ending September 2016	3,513	↑
<b>Variance since September 2015</b>	<b>3.5%</b>	<b>↑</b>



### ACTIVITY

Cumulative percentage of contracted UDA delivered 2016 & 2017



Month	Adjusted Scheduled Activity (UDA)	
	2016	2017
April	368	649
May	1,069	1,106
June	1,656	1,703
July	2,705	2,595
August	3,469	3,222
September	4,079	4,254
October	4,759	
November	5,571	
December	6,502	
January	7,050	
February	7,948	
March	8,561	
April	8,857	
May	8,867	
June	8,874	

### QUALITY

	Quantity	Base Number	Contract	AT	Region	England
% of FP17s for the same patient ID Re-attending within 3 months - Children	49	979	5.0%	10.0%	12.0%	12.4%
% of FP17s for the same patient ID Re-attending within 3 months - Adults	203	1,705	11.9%	15.3%	15.9%	16.7%
% of FP17s for the same patient ID Re-attending between 3 & 9 months - Children	616	979	62.9%	50.8%	58.6%	57.4%
% of FP17s for the same patient ID Re-attending between 3 & 9 months - Adults	1,063	1,705	62.3%	46.6%	51.6%	50.5%
% of FP17s for Band 1 Urgent Courses	136	2,505	5.4%	8.4%	8.0%	9.1%
% of FP17s Relating to Free Repair or Replacements	32	2,505	1.3%	0.7%	0.8%	0.8%
% of FP17s Relating to Continuations	11	2,505	0.4%	0.9%	1.3%	1.3%
% of Patients satisfied with the dentistry they have received	2	2	N/A	92.5%	93.1%	93.2%
% of Patients satisfied with the time they had to wait for an appointment	2	2	N/A	90.4%	89.1%	89.0%

\* This is based on patients treated on this contract for their most recent course of treatment. Figures in italics indicate the base number of FP17s or Patient Questionnaire responses are less than 100. N/A is shown where the base number of responses is less than 10 during the period. % is calculated as Quantity/Base number\*100

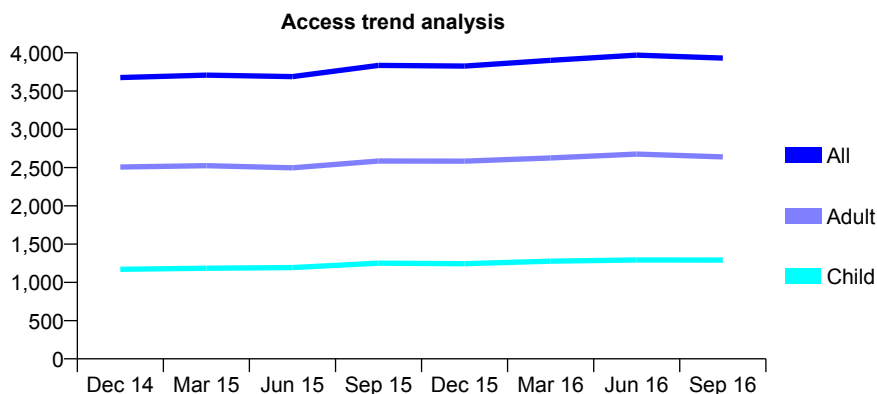
## Q54 - Vital Signs At a Glance Contract Report for 804886/0001 - September 2016

Name or company name	MR K HASHEMI
Contract type name	GDS Contract
Purpose of contract	General
Contract start date	01/04/2006
Contract end date	

16/17 Contracted general activity (UDA)	11,696
Carry forward general activity (UDA)	328
16/17 Contracted orthodontic activity (UOA)	0
Carry forward orthodontic activity (UOA)	0
Baseline contract value	£317,902.33

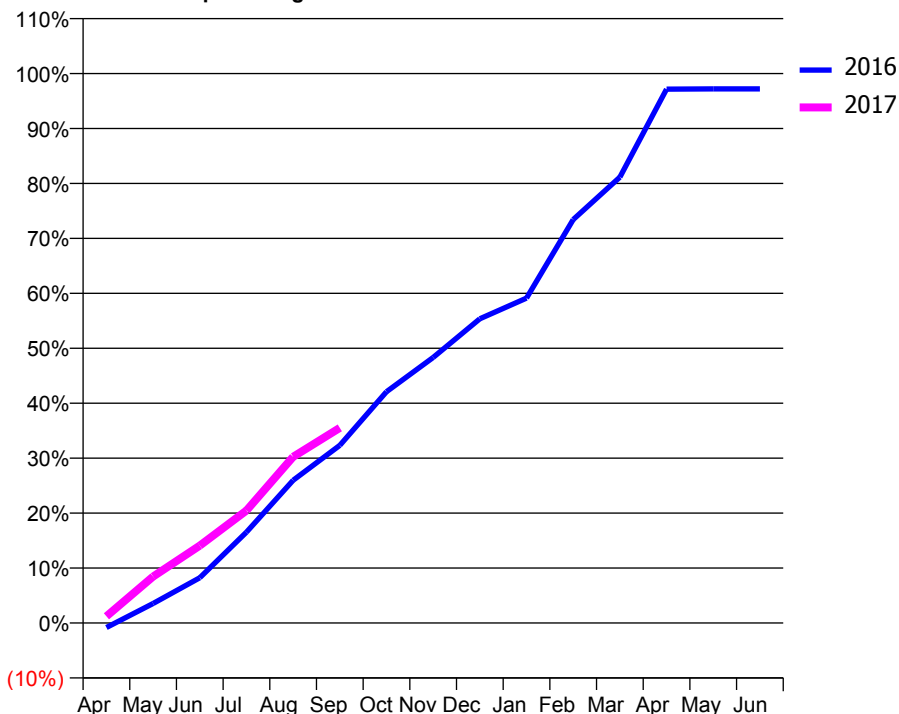
### ACCESS\*

Patients seen in 24 months	Total	Change since previous quarter
Quarter ending September 2015	3,836	
Quarter ending December 2015	3,827	→
Quarter ending March 2016	3,901	→
Quarter ending June 2016	3,970	→
Quarter ending September 2016	3,931	→
<b>Variance since September 2015</b>	<b>2.5%</b>	<b>↑</b>



### ACTIVITY

**Cumulative percentage of contracted UDA delivered 2016 & 2017**



Month	Adjusted Scheduled Activity (UDA)	
	2016	2017
April	-99	143
May	417	990
June	964	1,647
July	1,934	2,394
August	3,038	3,538
September	3,782	4,154
October	4,922	
November	5,653	
December	6,475	
January	6,914	
February	8,586	
March	9,490	
April	11,364	
May	11,368	
June	11,368	

### QUALITY

	Quantity	Base Number	Contract	AT	Region	England
% of FP17s for the same patient ID Re-attending within 3 months - Children	51	675	7.6%	10.0%	12.0%	12.4%
% of FP17s for the same patient ID Re-attending within 3 months - Adults	332	1,540	21.6%	15.3%	15.9%	16.7%
% of FP17s for the same patient ID Re-attending between 3 & 9 months - Children	215	675	31.9%	50.8%	58.6%	57.4%
% of FP17s for the same patient ID Re-attending between 3 & 9 months - Adults	516	1,540	33.5%	46.6%	51.6%	50.5%
% of FP17s for Band 1 Urgent Courses	209	1,510	13.8%	8.4%	8.0%	9.1%
% of FP17s Relating to Free Repair or Replacements	4	1,510	0.3%	0.7%	0.8%	0.8%
% of FP17s Relating to Continuations	45	1,510	3.0%	0.9%	1.3%	1.3%
% of Patients satisfied with the dentistry they have received	0	1	N/A	92.5%	93.1%	93.2%
% of Patients satisfied with the time they had to wait for an appointment	1	1	N/A	90.4%	89.1%	89.0%

\* This is based on patients treated on this contract for their most recent course of treatment. Figures in italics indicate the base number of FP17s or Patient Questionnaire responses are less than 100. N/A is shown where the base number of responses is less than 10 during the period. % is calculated as Quantity/Base number\*100

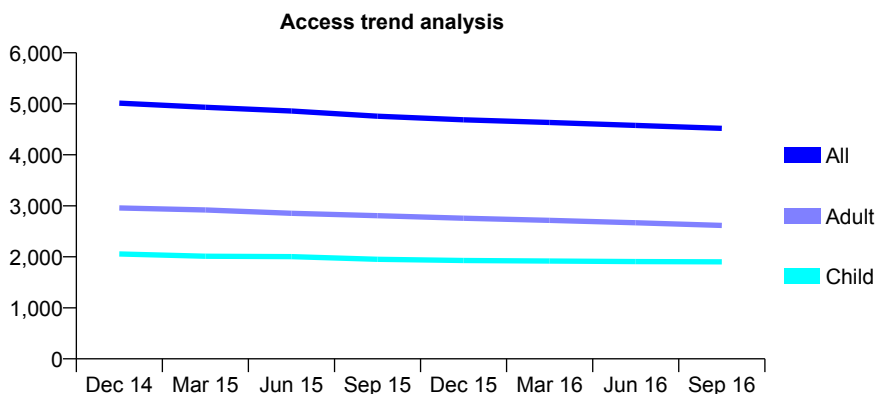
## Q54 - Vital Signs At a Glance Contract Report for 804886/0002 - September 2016

Name or company name	MR K HASHEMI
Contract type name	GDS Contract
Purpose of contract	General
Contract start date	01/04/2006
Contract end date	

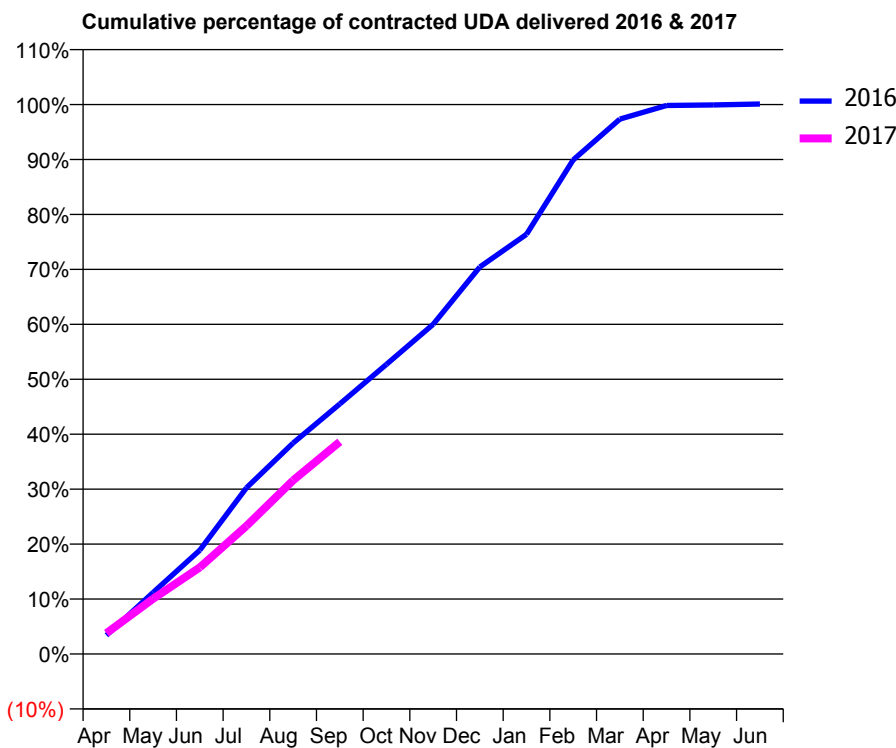
16/17 Contracted general activity (UDA)	18,497
Carry forward general activity (UDA)	-16
16/17 Contracted orthodontic activity (UOA)	0
Carry forward orthodontic activity (UOA)	0
Baseline contract value	£472,472.01

### ACCESS\*

Patients seen in 24 months	Total	Change since previous quarter
Quarter ending September 2015	4,757	
Quarter ending December 2015	4,685	↓
Quarter ending March 2016	4,633	↓
Quarter ending June 2016	4,576	↓
Quarter ending September 2016	4,519	↓
<b>Variance since September 2015</b>	<b>(5.0%)</b>	<b>↓</b>



### ACTIVITY



Month	Adjusted Scheduled Activity (UDA)	
	2016	2017
April	631	703
May	2,070	1,859
June	3,493	2,914
July	5,593	4,311
August	7,101	5,848
September	8,417	7,145
October	9,752	
November	11,098	
December	13,030	
January	14,128	
February	16,635	
March	18,004	
April	18,463	
May	18,480	
June	18,513	

### QUALITY

	Quantity	Base Number	Contract	AT	Region	England
% of FP17s for the same patient ID Re-attending within 3 months - Children	93	1,200	7.8%	10.0%	12.0%	12.4%
% of FP17s for the same patient ID Re-attending within 3 months - Adults	305	1,569	19.4%	15.3%	15.9%	16.7%
% of FP17s for the same patient ID Re-attending between 3 & 9 months - Children	604	1,200	50.3%	50.8%	58.6%	57.4%
% of FP17s for the same patient ID Re-attending between 3 & 9 months - Adults	696	1,569	44.4%	46.6%	51.6%	50.5%
% of FP17s for Band 1 Urgent Courses	360	2,589	13.9%	8.4%	8.0%	9.1%
% of FP17s Relating to Free Repair or Replacements	7	2,589	0.3%	0.7%	0.8%	0.8%
% of FP17s Relating to Continuations	35	2,589	1.4%	0.9%	1.3%	1.3%
% of Patients satisfied with the dentistry they have received	0	0	N/A	92.5%	93.1%	93.2%
% of Patients satisfied with the time they had to wait for an appointment	0	0	N/A	90.4%	89.1%	89.0%

\* This is based on patients treated on this contract for their most recent course of treatment. Figures in italics indicate the base number of FP17s or Patient Questionnaire responses are less than 100. N/A is shown where the base number of responses is less than 10 during the period. % is calculated as Quantity/Base number\*100

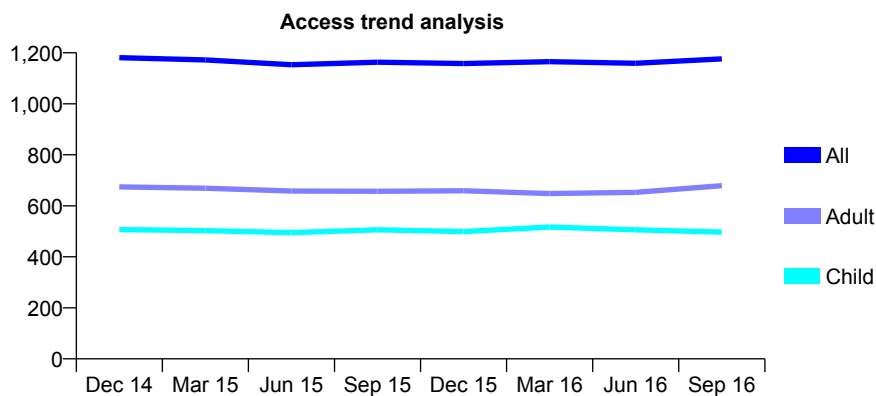
## Q54 - Vital Signs At a Glance Contract Report for 812714/0001 - September 2016

Name or company name	MR A KOTADIA
Contract type name	GDS Contract
Purpose of contract	General
Contract start date	01/04/2006
Contract end date	

16/17 Contracted general activity (UDA)	2,151
Carry forward general activity (UDA)	0
16/17 Contracted orthodontic activity (UOA)	0
Carry forward orthodontic activity (UOA)	0
Baseline contract value	£60,076.89

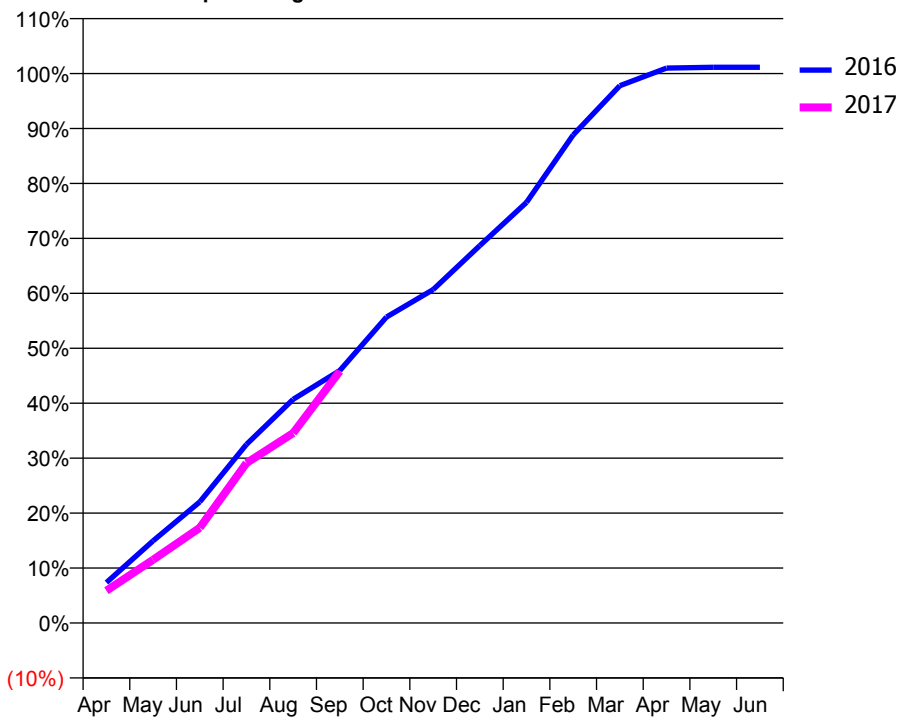
### ACCESS\*

Patients seen in 24 months	Total	Change since previous quarter
Quarter ending September 2015	1,163	
Quarter ending December 2015	1,158	→
Quarter ending March 2016	1,165	→
Quarter ending June 2016	1,159	→
Quarter ending September 2016	1,176	→
<b>Variance since September 2015</b>	<b>1.1%</b>	<b>→</b>



### ACTIVITY

Cumulative percentage of contracted UDA delivered 2016 & 2017



Adjusted Scheduled Activity (UDA)

Month	2016	2017
April	158	126
May	322	248
June	474	373
July	699	626
August	875	744
September	988	986
October	1,198	
November	1,305	
December	1,478	
January	1,647	
February	1,911	
March	2,103	
April	2,172	
May	2,175	
June	2,175	

### QUALITY

	Quantity	Base Number	Contract	AT	Region	England
% of FP17s for the same patient ID Re-attending within 3 months - Children	14	297	4.7%	10.0%	12.0%	12.4%
% of FP17s for the same patient ID Re-attending within 3 months - Adults	19	349	5.4%	15.3%	15.9%	16.7%
% of FP17s for the same patient ID Re-attending between 3 & 9 months - Children	56	297	18.9%	50.8%	58.6%	57.4%
% of FP17s for the same patient ID Re-attending between 3 & 9 months - Adults	116	349	33.2%	46.6%	51.6%	50.5%
% of FP17s for Band 1 Urgent Courses	28	601	4.7%	8.4%	8.0%	9.1%
% of FP17s Relating to Free Repair or Replacements	0	601	0.0%	0.7%	0.8%	0.8%
% of FP17s Relating to Continuations	1	601	0.2%	0.9%	1.3%	1.3%
% of Patients satisfied with the dentistry they have received	0	0	N/A	92.5%	93.1%	93.2%
% of Patients satisfied with the time they had to wait for an appointment	0	0	N/A	90.4%	89.1%	89.0%

\* This is based on patients treated on this contract for their most recent course of treatment. Figures in italics indicate the base number of FP17s or Patient Questionnaire responses are less than 100. N/A is shown where the base number of responses is less than 10 during the period. % is calculated as Quantity/Base number\*100

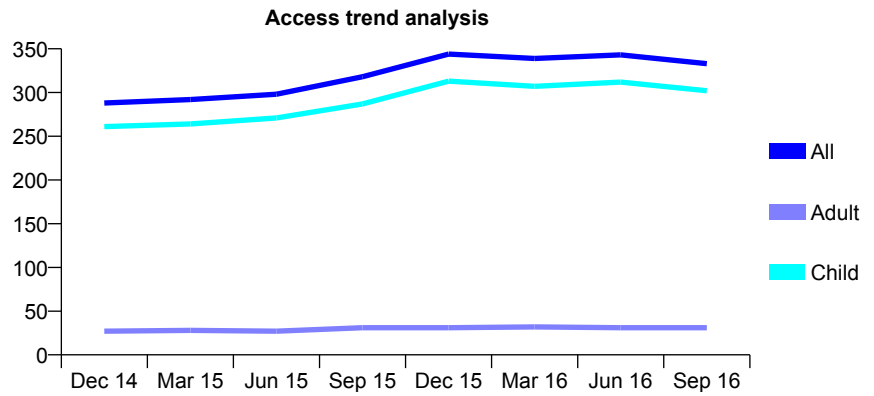
## Q54 - Vital Signs At a Glance Contract Report for 813567/0001 - September 2016

Name or company name	MR MP SKALKA
Contract type name	GDS Contract
Purpose of contract	General
Contract start date	01/04/2006
Contract end date	

16/17 Contracted general activity (UDA)	665
Carry forward general activity (UDA)	-13
16/17 Contracted orthodontic activity (UOA)	0
Carry forward orthodontic activity (UOA)	0
Baseline contract value	£18,444.90

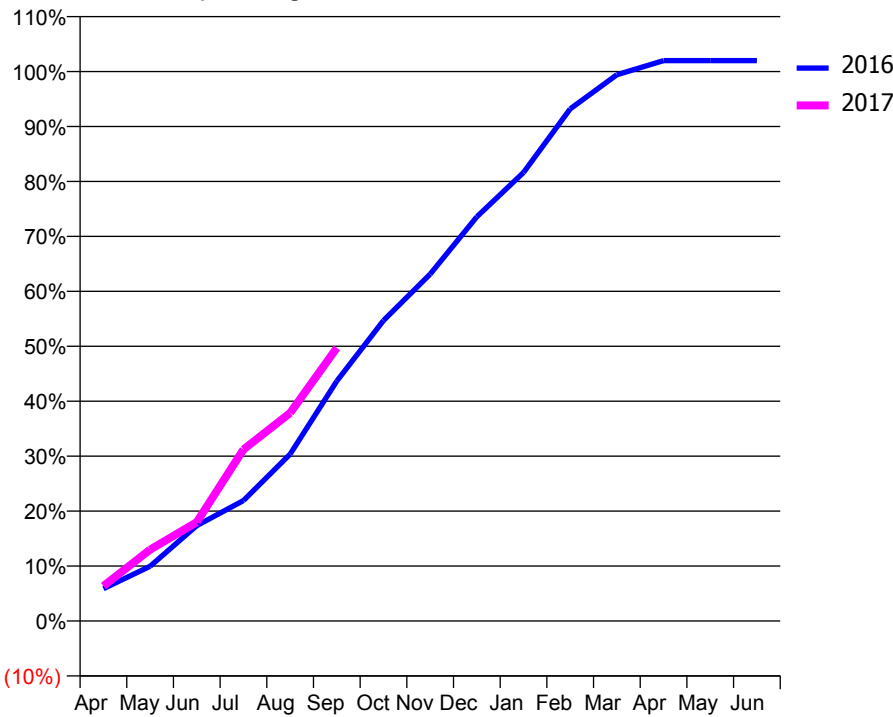
### ACCESS\*

Patients seen in 24 months	Total	Change since previous quarter
Quarter ending September 2015	318	
Quarter ending December 2015	344	↑
Quarter ending March 2016	339	↓
Quarter ending June 2016	343	→
Quarter ending September 2016	333	↓
<b>Variance since September 2015</b>	<b>4.7%</b>	<b>↑</b>



### ACTIVITY

Cumulative percentage of contracted UDA delivered 2016 & 2017



Month	Adjusted Scheduled Activity (UDA)	
	2016	2017
April	39	42
May	66	86
June	115	120
July	146	208
August	202	252
September	290	331
October	364	
November	420	
December	489	
January	543	
February	620	
March	661	
April	678	
May	678	
June	678	

### QUALITY

	Quantity	Base Number	Contract	AT	Region	England
% of FP17s for the same patient ID Re-attending within 3 months - Children	11	224	4.9%	10.0%	12.0%	12.4%
% of FP17s for the same patient ID Re-attending within 3 months - Adults	0	0	N/A	15.3%	15.9%	16.7%
% of FP17s for the same patient ID Re-attending between 3 & 9 months - Children	138	224	61.6%	50.8%	58.6%	57.4%
% of FP17s for the same patient ID Re-attending between 3 & 9 months - Adults	0	0	N/A	46.6%	51.6%	50.5%
% of FP17s for Band 1 Urgent Courses	8	207	3.9%	8.4%	8.0%	9.1%
% of FP17s Relating to Free Repair or Replacements	0	207	0.0%	0.7%	0.8%	0.8%
% of FP17s Relating to Continuations	0	207	0.0%	0.9%	1.3%	1.3%
% of Patients satisfied with the dentistry they have received	0	0	N/A	92.5%	93.1%	93.2%
% of Patients satisfied with the time they had to wait for an appointment	0	0	N/A	90.4%	89.1%	89.0%

\* This is based on patients treated on this contract for their most recent course of treatment. Figures in italics indicate the base number of FP17s or Patient Questionnaire responses are less than 100. N/A is shown where the base number of responses is less than 10 during the period. % is calculated as Quantity/Base number\*100

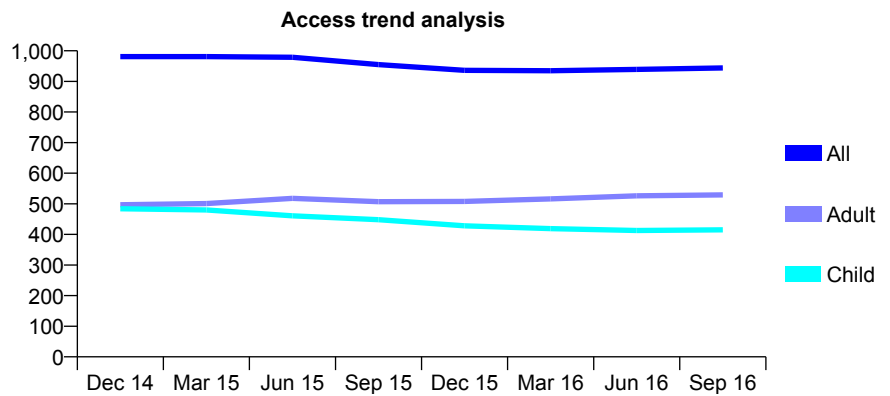
## Q54 - Vital Signs At a Glance Contract Report for 813575/0001 - September 2016

Name or company name	MR AJ LUCKHURST
Contract type name	GDS Contract
Purpose of contract	General
Contract start date	01/04/2006
Contract end date	

16/17 Contracted general activity (UDA)	2,298
Carry forward general activity (UDA)	-4
16/17 Contracted orthodontic activity (UOA)	0
Carry forward orthodontic activity (UOA)	0
Baseline contract value	£53,755.37

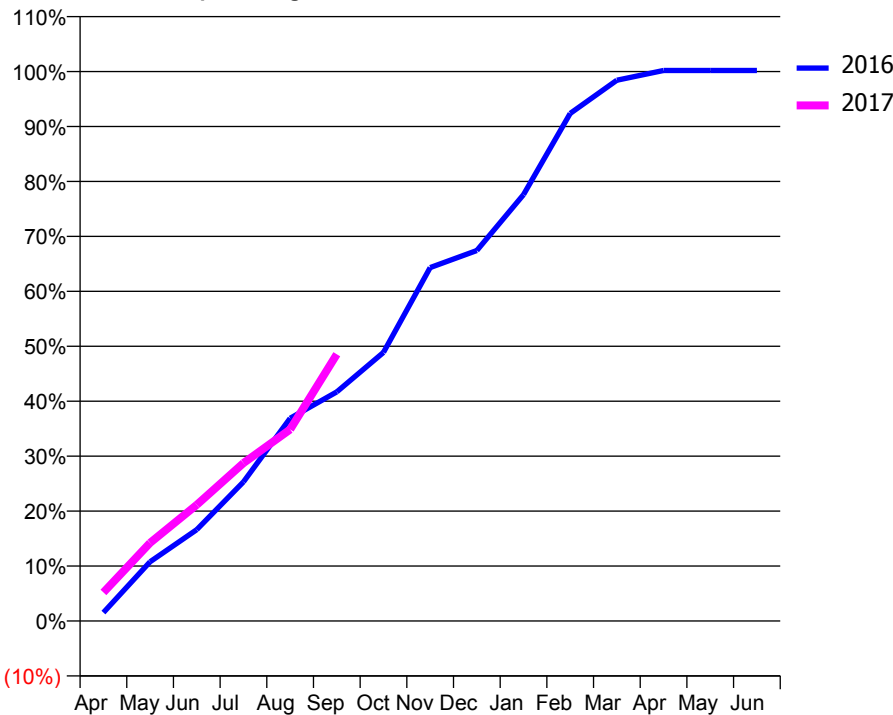
### ACCESS\*

Patients seen in 24 months	Total	Change since previous quarter
Quarter ending September 2015	955	
Quarter ending December 2015	936	↓
Quarter ending March 2016	935	→
Quarter ending June 2016	939	→
Quarter ending September 2016	944	→
<b>Variance since September 2015</b>	<b>(1.2%)</b>	<b>↓</b>



### ACTIVITY

Cumulative percentage of contracted UDA delivered 2016 & 2017



Month	Adjusted Scheduled Activity (UDA)	
	2016	2017
April	36	120
May	248	327
June	382	486
July	582	661
August	848	801
September	958	1,116
October	1,123	
November	1,478	
December	1,549	
January	1,783	
February	2,123	
March	2,262	
April	2,302	
May	2,302	
June	2,302	

### QUALITY

	Quantity	Base Number	Contract	AT	Region	England
% of FP17s for the same patient ID Re-attending within 3 months - Children	17	319	5.3%	10.0%	12.0%	12.4%
% of FP17s for the same patient ID Re-attending within 3 months - Adults	42	340	12.4%	15.3%	15.9%	16.7%
% of FP17s for the same patient ID Re-attending between 3 & 9 months - Children	195	319	61.1%	50.8%	58.6%	57.4%
% of FP17s for the same patient ID Re-attending between 3 & 9 months - Adults	166	340	48.8%	46.6%	51.6%	50.5%
% of FP17s for Band 1 Urgent Courses	33	640	5.2%	8.4%	8.0%	9.1%
% of FP17s Relating to Free Repair or Replacements	1	640	0.2%	0.7%	0.8%	0.8%
% of FP17s Relating to Continuations	4	640	0.6%	0.9%	1.3%	1.3%
% of Patients satisfied with the dentistry they have received	2	2	N/A	92.5%	93.1%	93.2%
% of Patients satisfied with the time they had to wait for an appointment	2	2	N/A	90.4%	89.1%	89.0%

\* This is based on patients treated on this contract for their most recent course of treatment. Figures in italics indicate the base number of FP17s or Patient Questionnaire responses are less than 100. N/A is shown where the base number of responses is less than 10 during the period. % is calculated as Quantity/Base number\*100

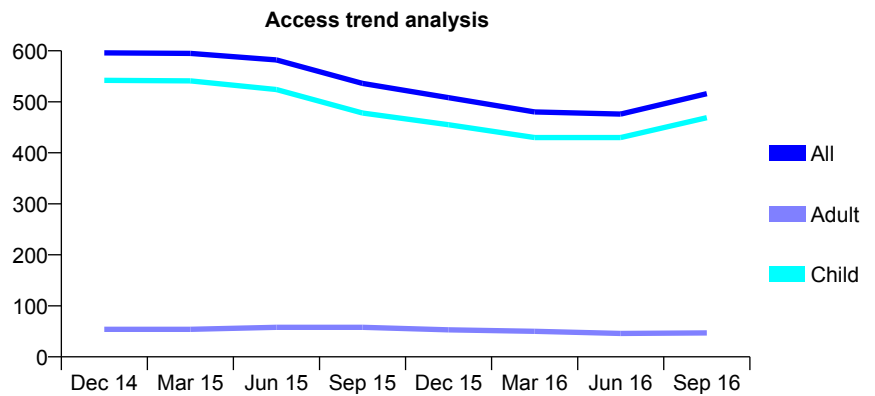
## Q54 - Vital Signs At a Glance Contract Report for 815365/0001 - September 2016

Name or company name	MR JW NEWLAND
Contract type name	GDS Contract
Purpose of contract	General
Contract start date	01/04/2006
Contract end date	

16/17 Contracted general activity (UDA)	1,200
Carry forward general activity (UDA)	0
16/17 Contracted orthodontic activity (UOA)	0
Carry forward orthodontic activity (UOA)	0
Baseline contract value	£28,988.66

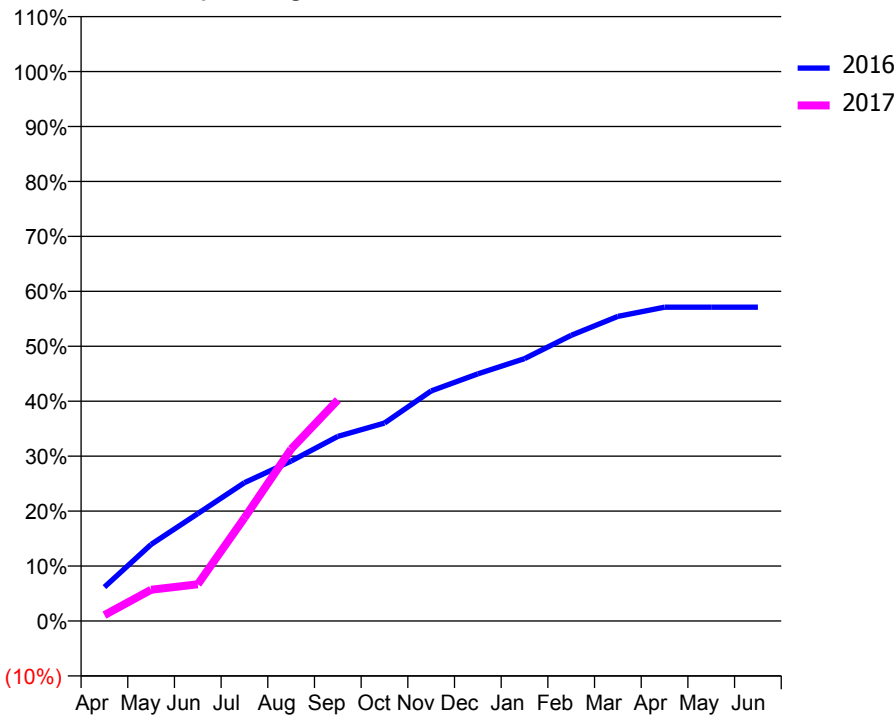
### ACCESS\*

Patients seen in 24 months	Total	Change since previous quarter
Quarter ending September 2015	536	
Quarter ending December 2015	508	↓
Quarter ending March 2016	480	↓
Quarter ending June 2016	476	→
Quarter ending September 2016	516	↑
<b>Variance since September 2015</b>	<b>(3.7%)</b>	<b>↓</b>



### ACTIVITY

Cumulative percentage of contracted UDA delivered 2016 & 2017



Month	Adjusted Scheduled Activity (UDA)	
	2016	2017
April	74	13
May	167	68
June	235	80
July	302	225
August	349	376
September	403	483
October	432	
November	502	
December	540	
January	573	
February	624	
March	665	
April	685	
May	685	
June	685	

### QUALITY

	Quantity	Base Number	Contract	AT	Region	England
% of FP17s for the same patient ID Re-attending within 3 months - Children	24	404	5.9%	10.0%	12.0%	12.4%
% of FP17s for the same patient ID Re-attending within 3 months - Adults	0	0	N/A	15.3%	15.9%	16.7%
% of FP17s for the same patient ID Re-attending between 3 & 9 months - Children	136	404	33.7%	50.8%	58.6%	57.4%
% of FP17s for the same patient ID Re-attending between 3 & 9 months - Adults	0	0	N/A	46.6%	51.6%	50.5%
% of FP17s for Band 1 Urgent Courses	14	333	4.2%	8.4%	8.0%	9.1%
% of FP17s Relating to Free Repair or Replacements	0	333	0.0%	0.7%	0.8%	0.8%
% of FP17s Relating to Continuations	0	333	0.0%	0.9%	1.3%	1.3%
% of Patients satisfied with the dentistry they have received	0	0	N/A	92.5%	93.1%	93.2%
% of Patients satisfied with the time they had to wait for an appointment	0	0	N/A	90.4%	89.1%	89.0%

\* This is based on patients treated on this contract for their most recent course of treatment. Figures in italics indicate the base number of FP17s or Patient Questionnaire responses are less than 100. N/A is shown where the base number of responses is less than 10 during the period. % is calculated as Quantity/Base number\*100



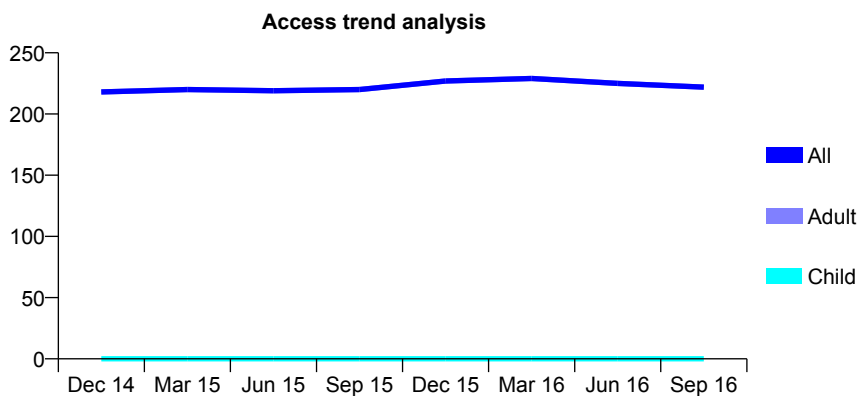
## Q54 - Vital Signs At a Glance Contract Report for 820822/0002 - September 2016

Name or company name	MR GJ ALLEN
Contract type name	GDS Contract
Purpose of contract	General
Contract start date	01/04/2006
Contract end date	

16/17 Contracted general activity (UDA)	700
Carry forward general activity (UDA)	-10
16/17 Contracted orthodontic activity (UOA)	0
Carry forward orthodontic activity (UOA)	0
Baseline contract value	£18,208.18

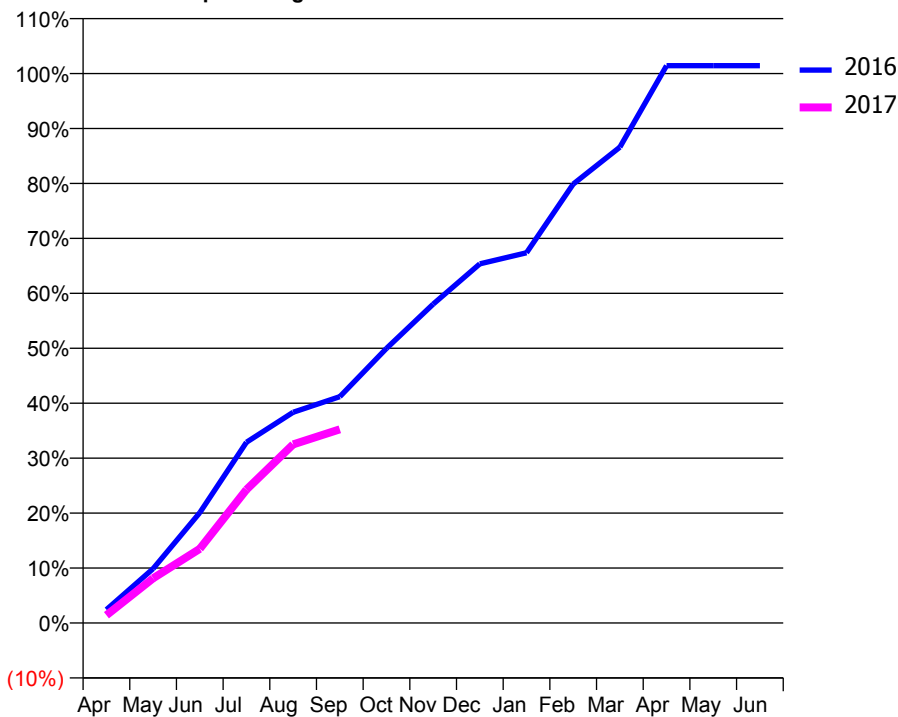
### ACCESS\*

Patients seen in 24 months	Total	Change since previous quarter
Quarter ending September 2015	220	
Quarter ending December 2015	227	↑
Quarter ending March 2016	229	→
Quarter ending June 2016	225	↓
Quarter ending September 2016	222	↓
<b>Variance since September 2015</b>	<b>0.9%</b>	<b>→</b>



### ACTIVITY

Cumulative percentage of contracted UDA delivered 2016 & 2017



Month	Adjusted Scheduled Activity (UDA)	
	2016	2017
April	17	10
May	69	57
June	141	95
July	230	170
August	268	228
September	288	247
October	350	
November	406	
December	458	
January	472	
February	559	
March	606	
April	710	
May	710	
June	710	

### QUALITY

	Quantity	Base Number	Contract	AT	Region	England
% of FP17s for the same patient ID Re-attending within 3 months - Children	0	0	N/A	10.0%	12.0%	12.4%
% of FP17s for the same patient ID Re-attending within 3 months - Adults	19	126	15.1%	15.3%	15.9%	16.7%
% of FP17s for the same patient ID Re-attending between 3 & 9 months - Children	0	0	N/A	50.8%	58.6%	57.4%
% of FP17s for the same patient ID Re-attending between 3 & 9 months - Adults	72	126	57.1%	46.6%	51.6%	50.5%
% of FP17s for Band 1 Urgent Courses	14	100	14.0%	8.4%	8.0%	9.1%
% of FP17s Relating to Free Repair or Replacements	2	100	2.0%	0.7%	0.8%	0.8%
% of FP17s Relating to Continuations	0	100	0.0%	0.9%	1.3%	1.3%
% of Patients satisfied with the dentistry they have received	0	0	N/A	92.5%	93.1%	93.2%
% of Patients satisfied with the time they had to wait for an appointment	0	0	N/A	90.4%	89.1%	89.0%

\* This is based on patients treated on this contract for their most recent course of treatment. Figures in italics indicate the base number of FP17s or Patient Questionnaire responses are less than 100. N/A is shown where the base number of responses is less than 10 during the period. % is calculated as Quantity/Base number\*100

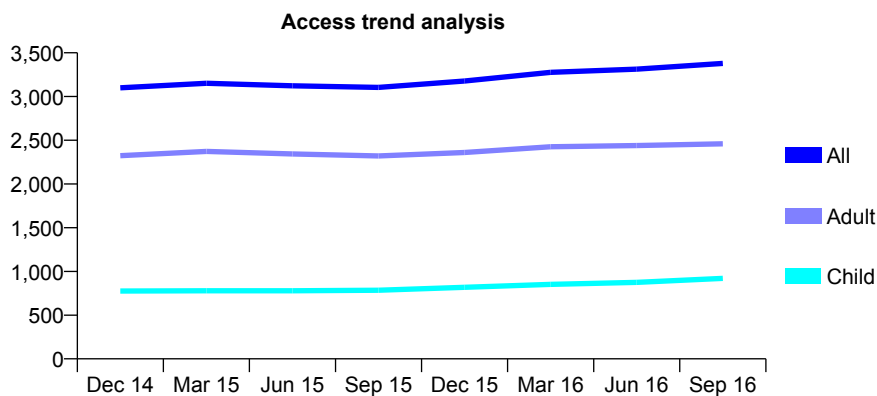
## Q54 - Vital Signs At a Glance Contract Report for 822205/0001 - September 2016

Name or company name	MR V PRASAD
Contract type name	Pilot Contract
Purpose of contract	General
Contract start date	01/04/2006
Contract end date	

16/17 Contracted general activity (UDA)	12,097
Carry forward general activity (UDA)	0
16/17 Contracted orthodontic activity (UOA)	0
Carry forward orthodontic activity (UOA)	0
Baseline contract value	£329,920.36

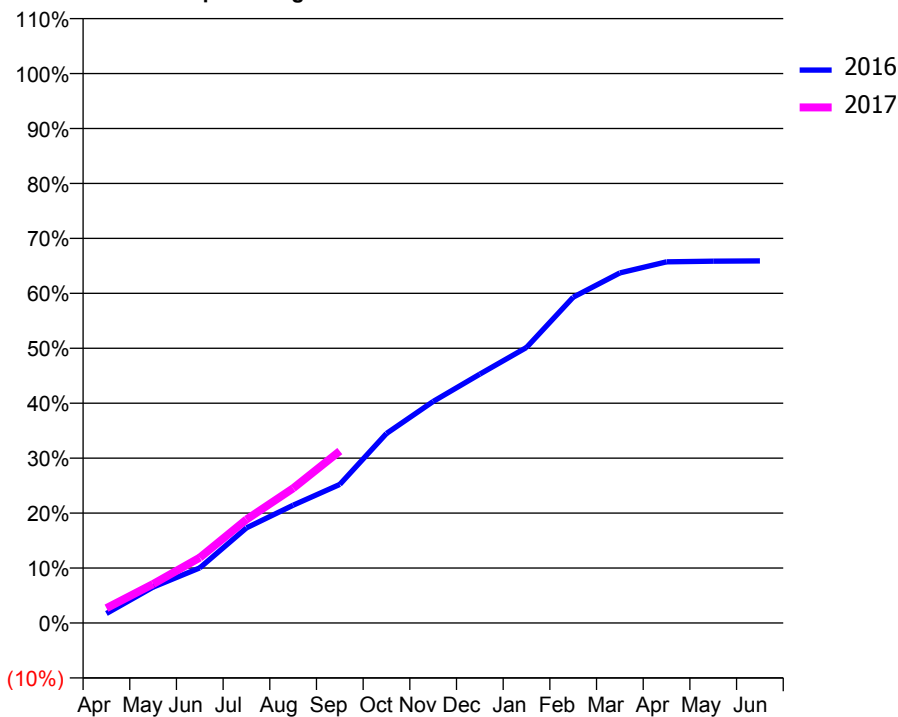
### ACCESS\*

Patients seen in 24 months	Total	Change since previous quarter
Quarter ending September 2015	3,104	
Quarter ending December 2015	3,178	↑
Quarter ending March 2016	3,276	↑
Quarter ending June 2016	3,313	→
Quarter ending September 2016	3,379	→
<b>Variance since September 2015</b>	<b>8.9%</b>	<b>↑</b>



### ACTIVITY

Cumulative percentage of contracted UDA delivered 2016 & 2017



Adjusted Scheduled Activity (UDA)

Month	2016	2017
April	209	328
May	792	859
June	1,214	1,439
July	2,095	2,279
August	2,594	2,968
September	3,053	3,785
October	4,173	
November	4,878	
December	5,479	
January	6,066	
February	7,173	
March	7,709	
April	7,950	
May	7,966	
June	7,972	

### QUALITY

	Quantity	Base Number	Contract	AT	Region	England
% of FP17s for the same patient ID Re-attending within 3 months - Children	38	607	6.3%	10.0%	12.0%	12.4%
% of FP17s for the same patient ID Re-attending within 3 months - Adults	161	1,292	12.5%	15.3%	15.9%	16.7%
% of FP17s for the same patient ID Re-attending between 3 & 9 months - Children	273	607	45.0%	50.8%	58.6%	57.4%
% of FP17s for the same patient ID Re-attending between 3 & 9 months - Adults	478	1,292	37.0%	46.6%	51.6%	50.5%
% of FP17s for Band 1 Urgent Courses	64	1,773	3.6%	8.4%	8.0%	9.1%
% of FP17s Relating to Free Repair or Replacements	7	1,773	0.4%	0.7%	0.8%	0.8%
% of FP17s Relating to Continuations	60	1,773	3.4%	0.9%	1.3%	1.3%
% of Patients satisfied with the dentistry they have received	3	3	N/A	92.5%	93.1%	93.2%
% of Patients satisfied with the time they had to wait for an appointment	3	3	N/A	90.4%	89.1%	89.0%

\* This is based on patients treated on this contract for their most recent course of treatment. Figures in italics indicate the base number of FP17s or Patient Questionnaire responses are less than 100. N/A is shown where the base number of responses is less than 10 during the period. % is calculated as Quantity/Base number\*100

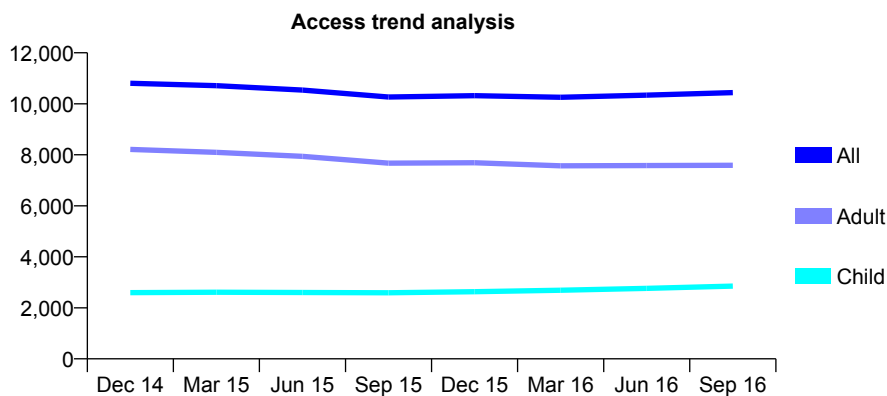
## Q54 - Vital Signs At a Glance Contract Report for 824399/0001 - September 2016

Name or company name	MR J SINGH
Contract type name	GDS Contract
Purpose of contract	General
Contract start date	01/04/2006
Contract end date	

16/17 Contracted general activity (UDA)	33,417
Carry forward general activity (UDA)	141
16/17 Contracted orthodontic activity (UOA)	0
Carry forward orthodontic activity (UOA)	0
Baseline contract value	£888,819.94

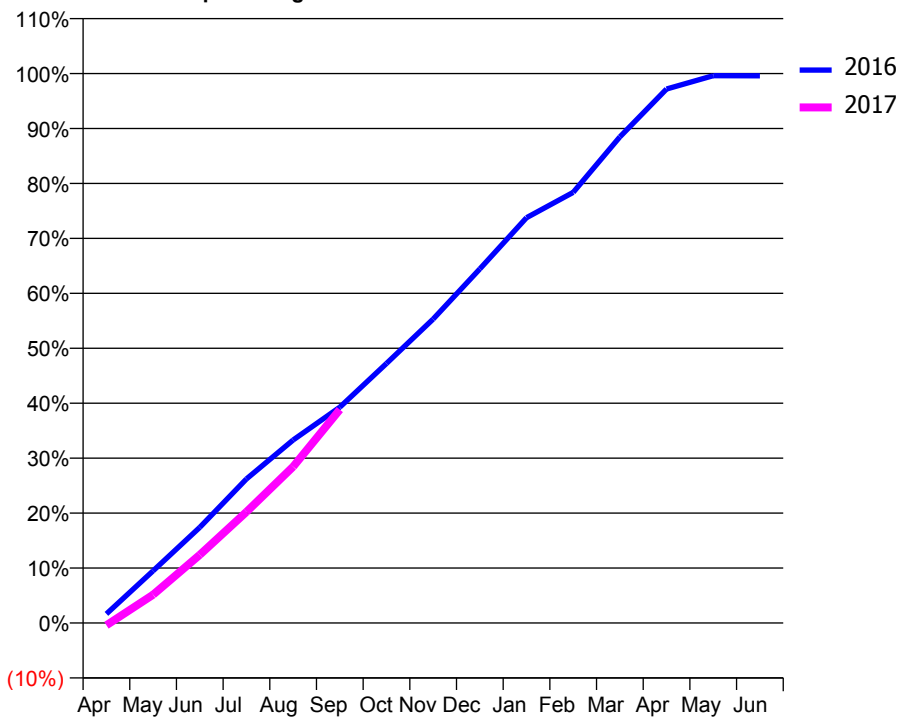
### ACCESS\*

Patients seen in 24 months	Total	Change since previous quarter
Quarter ending September 2015	10,265	
Quarter ending December 2015	10,318	→
Quarter ending March 2016	10,257	→
Quarter ending June 2016	10,342	→
Quarter ending September 2016	10,439	→
<b>Variance since September 2015</b>	<b>1.7%</b>	<b>→</b>



### ACTIVITY

Cumulative percentage of contracted UDA delivered 2016 & 2017



Month	Adjusted Scheduled Activity (UDA)	
	2016	2017
April	557	-141
May	3,173	1,723
June	5,819	4,145
July	8,761	6,760
August	11,133	9,508
September	13,129	12,978
October	15,785	
November	18,482	
December	21,531	
January	24,647	
February	26,191	
March	29,560	
April	32,472	
May	33,283	
June	33,276	

### QUALITY

	Quantity	Base Number	Contract	AT	Region	England
% of FP17s for the same patient ID Re-attending within 3 months - Children	125	1,862	6.7%	10.0%	12.0%	12.4%
% of FP17s for the same patient ID Re-attending within 3 months - Adults	460	4,072	11.3%	15.3%	15.9%	16.7%
% of FP17s for the same patient ID Re-attending between 3 & 9 months - Children	834	1,862	44.8%	50.8%	58.6%	57.4%
% of FP17s for the same patient ID Re-attending between 3 & 9 months - Adults	1,472	4,072	36.1%	46.6%	51.6%	50.5%
% of FP17s for Band 1 Urgent Courses	182	4,648	3.9%	8.4%	8.0%	9.1%
% of FP17s Relating to Free Repair or Replacements	24	4,648	0.5%	0.7%	0.8%	0.8%
% of FP17s Relating to Continuations	61	4,648	1.3%	0.9%	1.3%	1.3%
% of Patients satisfied with the dentistry they have received	5	5	N/A	92.5%	93.1%	93.2%
% of Patients satisfied with the time they had to wait for an appointment	5	5	N/A	90.4%	89.1%	89.0%

\* This is based on patients treated on this contract for their most recent course of treatment. Figures in italics indicate the base number of FP17s or Patient Questionnaire responses are less than 100. N/A is shown where the base number of responses is less than 10 during the period. % is calculated as Quantity/Base number\*100

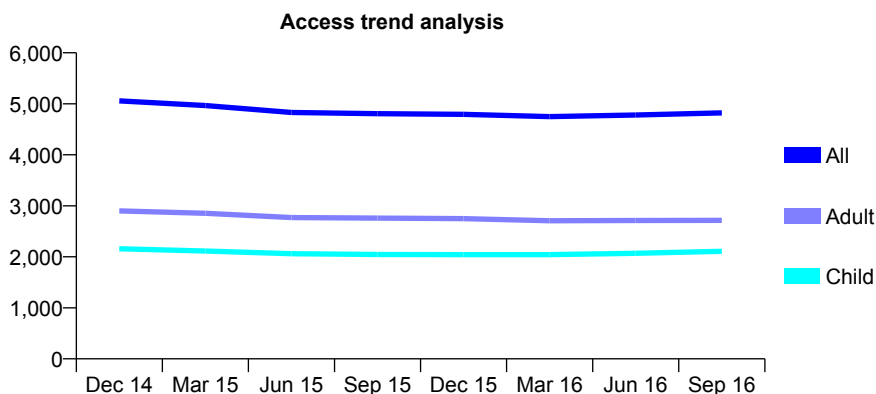
## Q54 - Vital Signs At a Glance Contract Report for 824399/0002 - September 2016

Name or company name	MR J SINGH
Contract type name	GDS Contract
Purpose of contract	General
Contract start date	01/04/2006
Contract end date	

16/17 Contracted general activity (UDA)	15,789
Carry forward general activity (UDA)	32
16/17 Contracted orthodontic activity (UOA)	0
Carry forward orthodontic activity (UOA)	0
Baseline contract value	£397,996.83

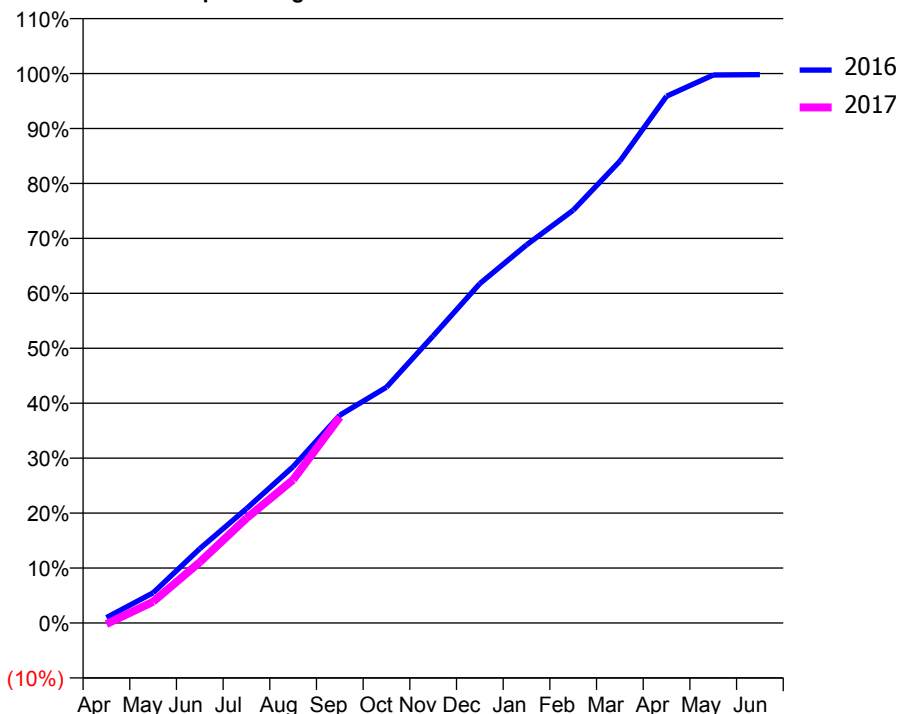
### ACCESS\*

Patients seen in 24 months	Total	Change since previous quarter
Quarter ending September 2015	4,806	
Quarter ending December 2015	4,793	→
Quarter ending March 2016	4,749	→
Quarter ending June 2016	4,780	→
Quarter ending September 2016	4,822	→
<b>Variance since September 2015</b>	<b>0.3%</b>	<b>→</b>



### ACTIVITY

Cumulative percentage of contracted UDA delivered 2016 & 2017



Month	Adjusted Scheduled Activity (UDA)	
	2016	2017
April	154	-32
May	867	613
June	2,135	1,748
July	3,286	3,011
August	4,491	4,118
September	5,971	5,918
October	6,775	
November	8,251	
December	9,752	
January	10,863	
February	11,861	
March	13,269	
April	15,135	
May	15,745	
June	15,757	

### QUALITY

	Quantity	Base Number	Contract	AT	Region	England
% of FP17s for the same patient ID Re-attending within 3 months - Children	76	1,494	5.1%	10.0%	12.0%	12.4%
% of FP17s for the same patient ID Re-attending within 3 months - Adults	259	1,611	16.1%	15.3%	15.9%	16.7%
% of FP17s for the same patient ID Re-attending between 3 & 9 months - Children	725	1,494	48.5%	50.8%	58.6%	57.4%
% of FP17s for the same patient ID Re-attending between 3 & 9 months - Adults	629	1,611	39.0%	46.6%	51.6%	50.5%
% of FP17s for Band 1 Urgent Courses	94	2,248	4.2%	8.4%	8.0%	9.1%
% of FP17s Relating to Free Repair or Replacements	2	2,248	0.1%	0.7%	0.8%	0.8%
% of FP17s Relating to Continuations	23	2,248	1.0%	0.9%	1.3%	1.3%
% of Patients satisfied with the dentistry they have received	0	1	N/A	92.5%	93.1%	93.2%
% of Patients satisfied with the time they had to wait for an appointment	1	1	N/A	90.4%	89.1%	89.0%

\* This is based on patients treated on this contract for their most recent course of treatment. Figures in italics indicate the base number of FP17s or Patient Questionnaire responses are less than 100. N/A is shown where the base number of responses is less than 10 during the period. % is calculated as Quantity/Base number\*100

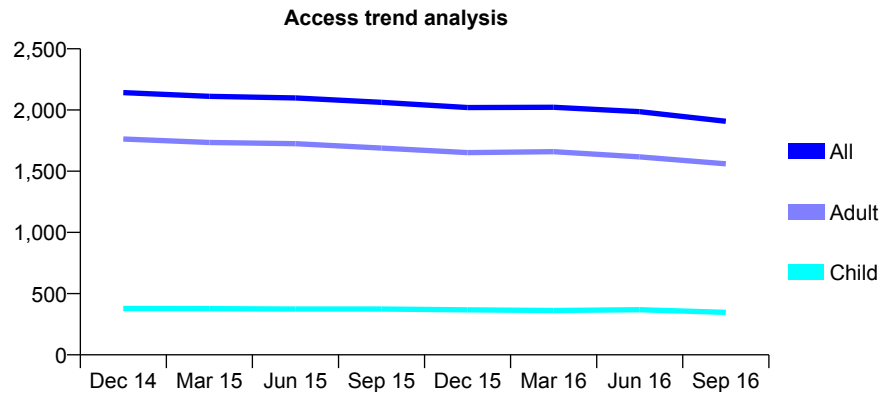
## Q54 - Vital Signs At a Glance Contract Report for 825743/0001 - September 2016

Name or company name	MRS A SHARMA
Contract type name	GDS Contract
Purpose of contract	General
Contract start date	01/04/2006
Contract end date	

16/17 Contracted general activity (UDA)	6,723
Carry forward general activity (UDA)	-134
16/17 Contracted orthodontic activity (UOA)	0
Carry forward orthodontic activity (UOA)	0
Baseline contract value	£161,853.02

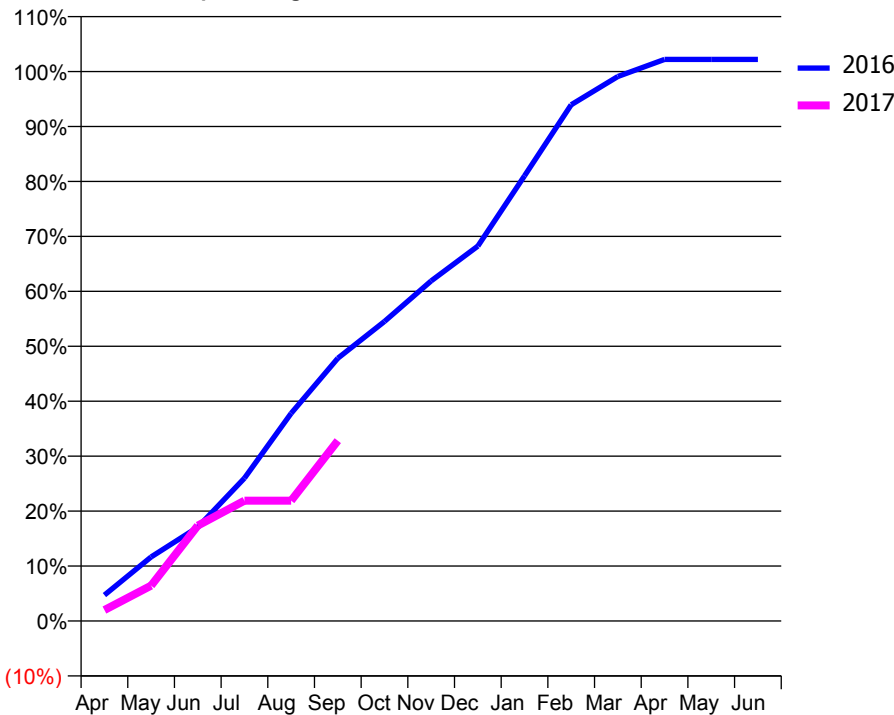
### ACCESS\*

Patients seen in 24 months	Total	Change since previous quarter
Quarter ending September 2015	2,063	
Quarter ending December 2015	2,020	↓
Quarter ending March 2016	2,022	→
Quarter ending June 2016	1,986	↓
Quarter ending September 2016	1,908	↓
<b>Variance since September 2015</b>	<b>(7.5%)</b>	<b>↓</b>



### ACTIVITY

Cumulative percentage of contracted UDA delivered 2016 & 2017



Month	Adjusted Scheduled Activity (UDA)	
	2016	2017
April	318	134
May	784	433
June	1,147	1,168
July	1,748	1,472
August	2,541	1,472
September	3,214	2,207
October	3,666	
November	4,162	
December	4,587	
January	5,446	
February	6,316	
March	6,663	
April	6,871	
May	6,871	
June	6,871	

### QUALITY

	Quantity	Base Number	Contract	AT	Region	England
% of FP17s for the same patient ID Re-attending within 3 months - Children	9	220	4.1%	10.0%	12.0%	12.4%
% of FP17s for the same patient ID Re-attending within 3 months - Adults	48	861	5.6%	15.3%	15.9%	16.7%
% of FP17s for the same patient ID Re-attending between 3 & 9 months - Children	165	220	75.0%	50.8%	58.6%	57.4%
% of FP17s for the same patient ID Re-attending between 3 & 9 months - Adults	609	861	70.7%	46.6%	51.6%	50.5%
% of FP17s for Band 1 Urgent Courses	11	661	1.7%	8.4%	8.0%	9.1%
% of FP17s Relating to Free Repair or Replacements	0	661	0.0%	0.7%	0.8%	0.8%
% of FP17s Relating to Continuations	0	661	0.0%	0.9%	1.3%	1.3%
% of Patients satisfied with the dentistry they have received	1	1	N/A	92.5%	93.1%	93.2%
% of Patients satisfied with the time they had to wait for an appointment	1	1	N/A	90.4%	89.1%	89.0%

\* This is based on patients treated on this contract for their most recent course of treatment. Figures in italics indicate the base number of FP17s or Patient Questionnaire responses are less than 100. N/A is shown where the base number of responses is less than 10 during the period. % is calculated as Quantity/Base number\*100

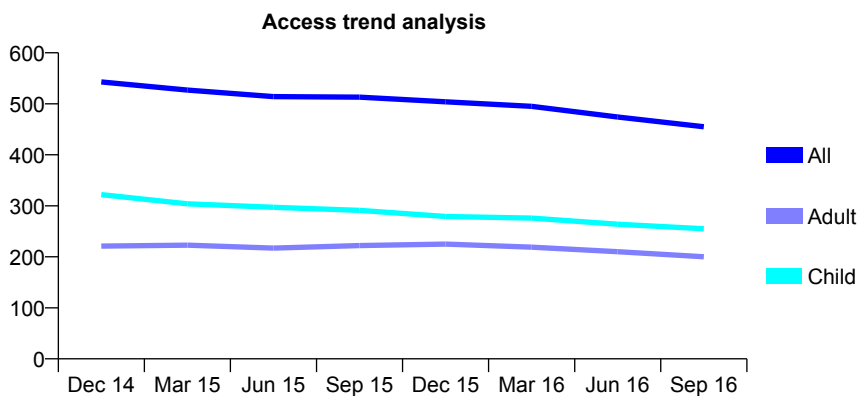
## Q54 - Vital Signs At a Glance Contract Report for 826774/0001 - September 2016

Name or company name	MR PJ READY
Contract type name	GDS Contract
Purpose of contract	General
Contract start date	01/04/2006
Contract end date	

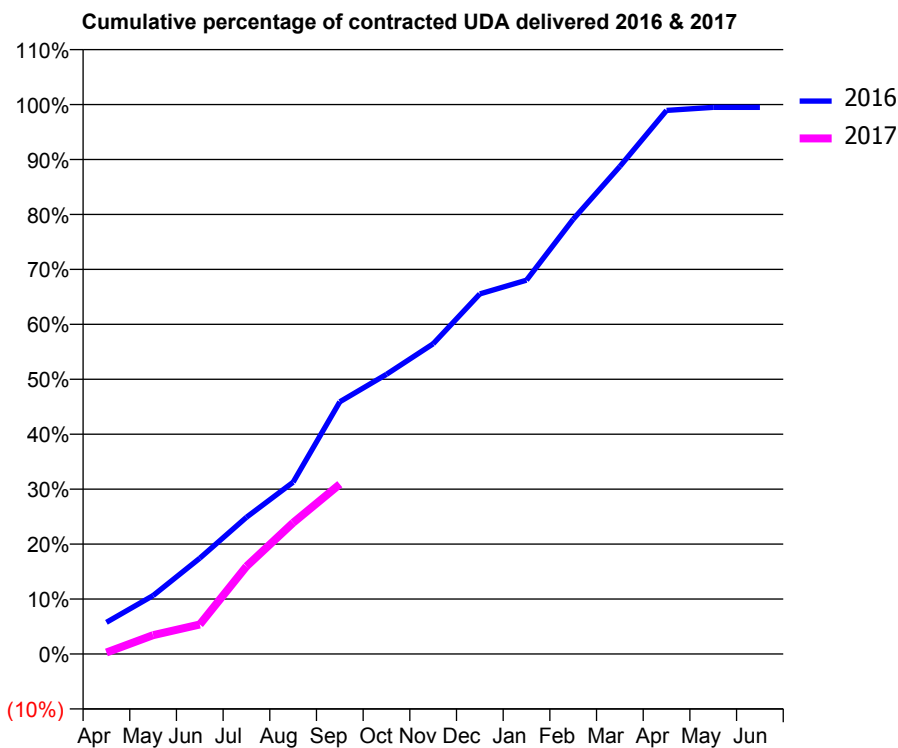
16/17 Contracted general activity (UDA)	2,236
Carry forward general activity (UDA)	12
16/17 Contracted orthodontic activity (UOA)	0
Carry forward orthodontic activity (UOA)	0
Baseline contract value	£52,483.08

### ACCESS\*

Patients seen in 24 months	Total	Change since previous quarter
Quarter ending September 2015	513	
Quarter ending December 2015	504	↓
Quarter ending March 2016	495	↓
Quarter ending June 2016	474	↓
Quarter ending September 2016	455	↓
<b>Variance since September 2015</b>	<b>(11.3%)</b>	<b>↓</b>



### ACTIVITY



Month	Adjusted Scheduled Activity (UDA)	
	2016	2017
April	129	6
May	238	77
June	390	120
July	556	357
August	699	534
September	1,026	691
October	1,138	
November	1,262	
December	1,465	
January	1,521	
February	1,769	
March	1,984	
April	2,212	
May	2,224	
June	2,224	

### QUALITY

	Quantity	Base Number	Contract	AT	Region	England
% of FP17s for the same patient ID Re-attending within 3 months - Children	34	222	15.3%	10.0%	12.0%	12.4%
% of FP17s for the same patient ID Re-attending within 3 months - Adults	14	105	13.3%	15.3%	15.9%	16.7%
% of FP17s for the same patient ID Re-attending between 3 & 9 months - Children	157	222	70.7%	50.8%	58.6%	57.4%
% of FP17s for the same patient ID Re-attending between 3 & 9 months - Adults	63	105	60.0%	46.6%	51.6%	50.5%
% of FP17s for Band 1 Urgent Courses	0	261	0.0%	8.4%	8.0%	9.1%
% of FP17s Relating to Free Repair or Replacements	0	261	0.0%	0.7%	0.8%	0.8%
% of FP17s Relating to Continuations	0	261	0.0%	0.9%	1.3%	1.3%
% of Patients satisfied with the dentistry they have received	0	0	N/A	92.5%	93.1%	93.2%
% of Patients satisfied with the time they had to wait for an appointment	0	0	N/A	90.4%	89.1%	89.0%

\* This is based on patients treated on this contract for their most recent course of treatment. Figures in italics indicate the base number of FP17s or Patient Questionnaire responses are less than 100. N/A is shown where the base number of responses is less than 10 during the period. % is calculated as Quantity/Base number\*100

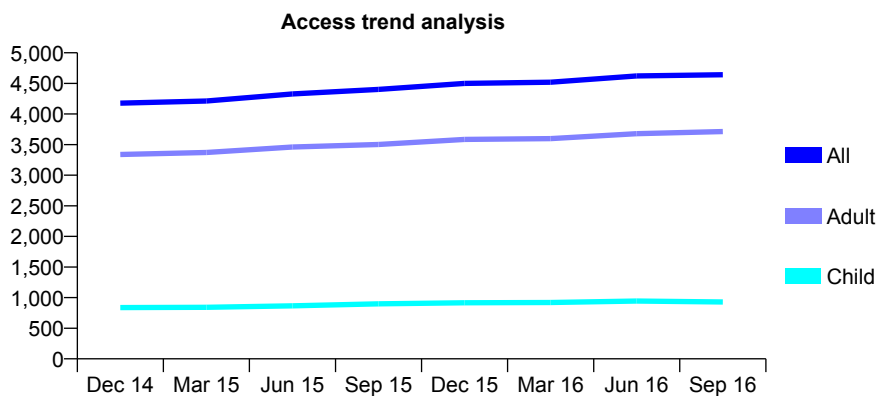
## Q54 - Vital Signs At a Glance Contract Report for 827223/0001 - September 2016

Name or company name	MR DC O'SULLIVAN
Contract type name	GDS Contract
Purpose of contract	General
Contract start date	01/04/2006
Contract end date	

16/17 Contracted general activity (UDA)	10,941
Carry forward general activity (UDA)	-217
16/17 Contracted orthodontic activity (UOA)	0
Carry forward orthodontic activity (UOA)	0
Baseline contract value	£214,990.13

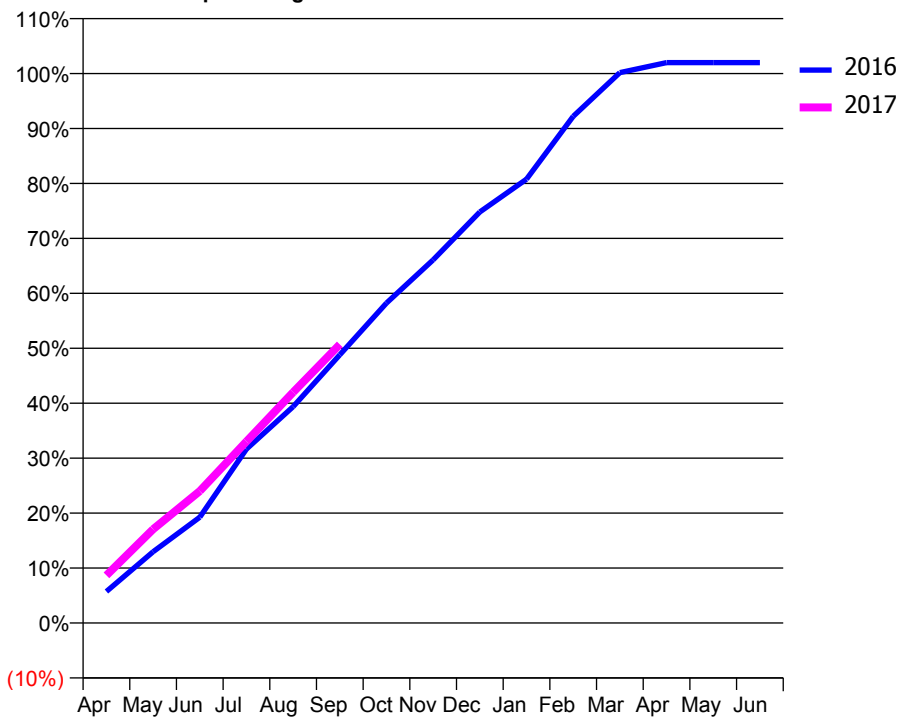
### ACCESS\*

Patients seen in 24 months	Total	Change since previous quarter
Quarter ending September 2015	4,402	
Quarter ending December 2015	4,500	↑
Quarter ending March 2016	4,519	→
Quarter ending June 2016	4,622	↑
Quarter ending September 2016	4,642	→
<b>Variance since September 2015</b>	<b>5.5%</b>	<b>↑</b>



### ACTIVITY

Cumulative percentage of contracted UDA delivered 2016 & 2017



Adjusted Scheduled Activity (UDA)

Month	2016	2017
April	628	949
May	1,420	1,867
June	2,107	2,627
July	3,464	3,614
August	4,309	4,594
September	5,340	5,549
October	6,370	
November	7,232	
December	8,185	
January	8,836	
February	10,087	
March	10,959	
April	11,158	
May	11,158	
June	11,158	

### QUALITY

	Quantity	Base Number	Contract	AT	Region	England
% of FP17s for the same patient ID Re-attending within 3 months - Children	16	660	2.4%	10.0%	12.0%	12.4%
% of FP17s for the same patient ID Re-attending within 3 months - Adults	201	2,028	9.9%	15.3%	15.9%	16.7%
% of FP17s for the same patient ID Re-attending between 3 & 9 months - Children	404	660	61.2%	50.8%	58.6%	57.4%
% of FP17s for the same patient ID Re-attending between 3 & 9 months - Adults	518	2,028	25.5%	46.6%	51.6%	50.5%
% of FP17s for Band 1 Urgent Courses	208	2,543	8.2%	8.4%	8.0%	9.1%
% of FP17s Relating to Free Repair or Replacements	24	2,543	0.9%	0.7%	0.8%	0.8%
% of FP17s Relating to Continuations	27	2,543	1.1%	0.9%	1.3%	1.3%
% of Patients satisfied with the dentistry they have received	5	5	N/A	92.5%	93.1%	93.2%
% of Patients satisfied with the time they had to wait for an appointment	5	5	N/A	90.4%	89.1%	89.0%

\* This is based on patients treated on this contract for their most recent course of treatment. Figures in italics indicate the base number of FP17s or Patient Questionnaire responses are less than 100. N/A is shown where the base number of responses is less than 10 during the period. % is calculated as Quantity/Base number\*100

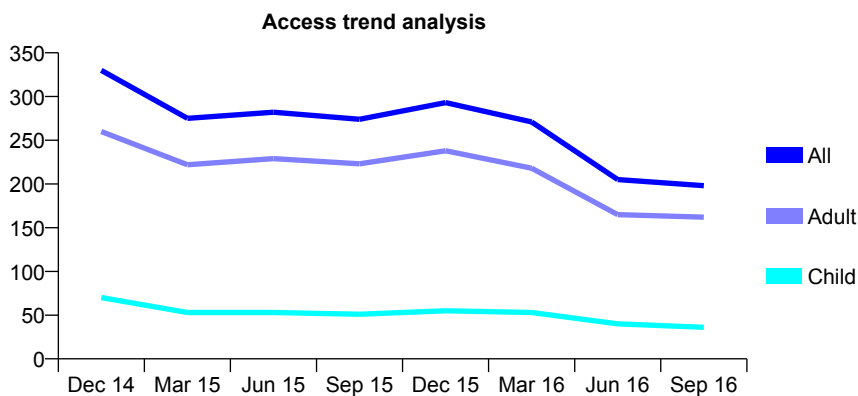
## Q54 - Vital Signs At a Glance Contract Report for 833142/0001 - September 2016

Name or company name	MRS S DABAS
Contract type name	GDS Contract
Purpose of contract	General
Contract start date	01/04/2006
Contract end date	

16/17 Contracted general activity (UDA)	1,032
Carry forward general activity (UDA)	-14
16/17 Contracted orthodontic activity (UOA)	0
Carry forward orthodontic activity (UOA)	0
Baseline contract value	£36,727.08

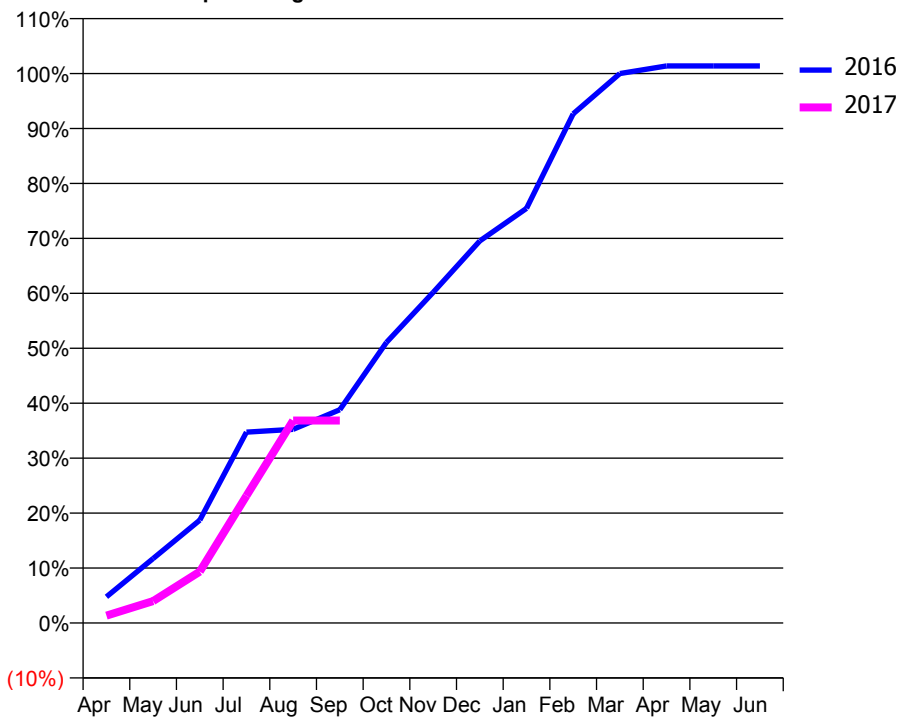
### ACCESS\*

Patients seen in 24 months	Total	Change since previous quarter
Quarter ending September 2015	274	
Quarter ending December 2015	293	↑
Quarter ending March 2016	271	↓
Quarter ending June 2016	205	↓
Quarter ending September 2016	198	↓
<b>Variance since September 2015</b>	<b>(27.7%)</b>	<b>↓</b>



### ACTIVITY

Cumulative percentage of contracted UDA delivered 2016 & 2017



Month	Adjusted Scheduled Activity (UDA)	
	2016	2017
April	49	14
May	121	41
June	193	97
July	359	239
August	364	380
September	401	380
October	527	
November	621	
December	718	
January	779	
February	956	
March	1,032	
April	1,046	
May	1,046	
June	1,046	

### QUALITY

	Quantity	Base Number	Contract	AT	Region	England
% of FP17s for the same patient ID Re-attending within 3 months - Children	0	18	0.0%	10.0%	12.0%	12.4%
% of FP17s for the same patient ID Re-attending within 3 months - Adults	5	67	7.5%	15.3%	15.9%	16.7%
% of FP17s for the same patient ID Re-attending between 3 & 9 months - Children	3	18	16.7%	50.8%	58.6%	57.4%
% of FP17s for the same patient ID Re-attending between 3 & 9 months - Adults	19	67	28.4%	46.6%	51.6%	50.5%
% of FP17s for Band 1 Urgent Courses	11	83	13.3%	8.4%	8.0%	9.1%
% of FP17s Relating to Free Repair or Replacements	0	83	0.0%	0.7%	0.8%	0.8%
% of FP17s Relating to Continuations	1	83	1.2%	0.9%	1.3%	1.3%
% of Patients satisfied with the dentistry they have received	0	0	N/A	92.5%	93.1%	93.2%
% of Patients satisfied with the time they had to wait for an appointment	0	0	N/A	90.4%	89.1%	89.0%

\* This is based on patients treated on this contract for their most recent course of treatment. Figures in italics indicate the base number of FP17s or Patient Questionnaire responses are less than 100. N/A is shown where the base number of responses is less than 10 during the period. % is calculated as Quantity/Base number\*100



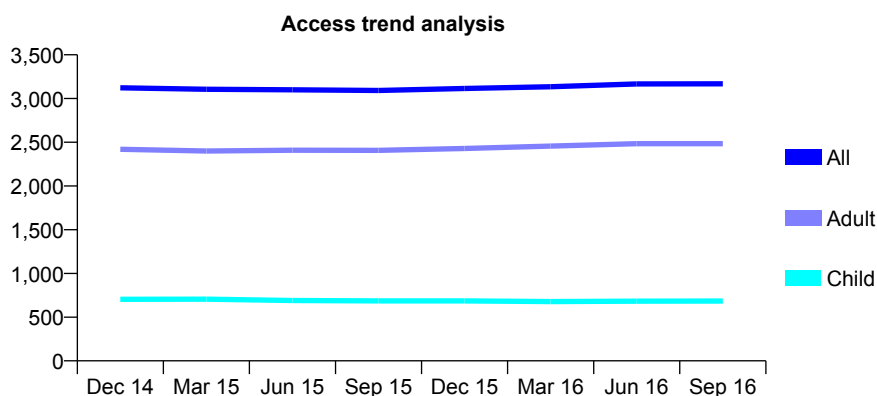
## Q54 - Vital Signs At a Glance Contract Report for 833584/0001 - September 2016

Name or company name	MR A KAPNISIS
Contract type name	GDS Contract
Purpose of contract	General
Contract start date	01/04/2006
Contract end date	

16/17 Contracted general activity (UDA)	8,492
Carry forward general activity (UDA)	165
16/17 Contracted orthodontic activity (UOA)	0
Carry forward orthodontic activity (UOA)	0
Baseline contract value	£272,978.28

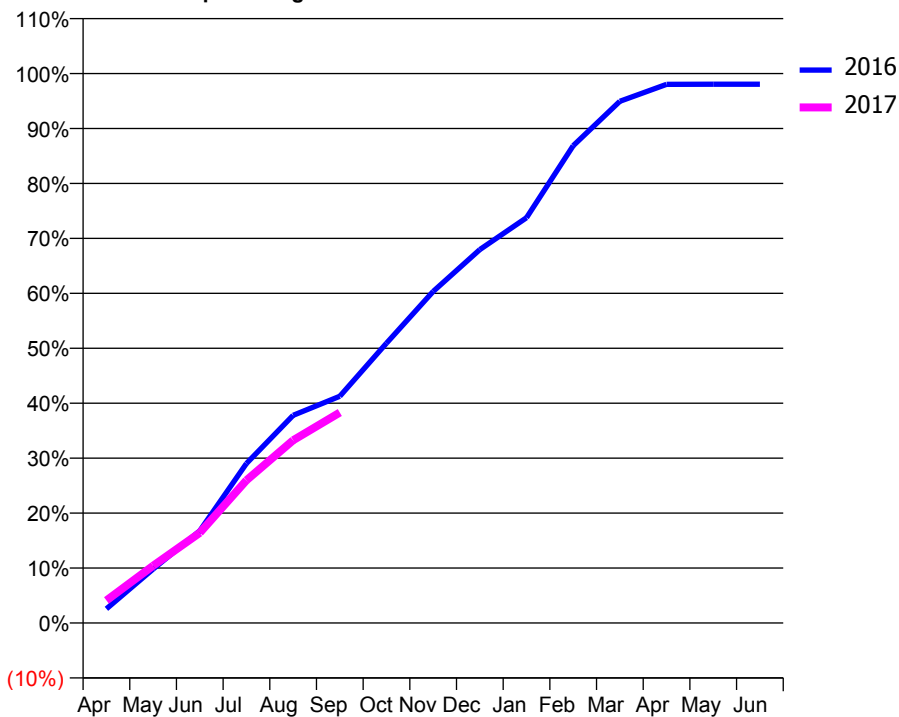
### ACCESS\*

Patients seen in 24 months	Total	Change since previous quarter
Quarter ending September 2015	3,092	
Quarter ending December 2015	3,115	→
Quarter ending March 2016	3,134	→
Quarter ending June 2016	3,167	→
Quarter ending September 2016	3,168	→
<b>Variance since September 2015</b>	<b>2.5%</b>	<b>↑</b>



### ACTIVITY

Cumulative percentage of contracted UDA delivered 2016 & 2017



Month	Adjusted Scheduled Activity (UDA)	
	2016	2017
April	220	349
May	833	886
June	1,425	1,395
July	2,465	2,207
August	3,209	2,825
September	3,505	3,253
October	4,324	
November	5,125	
December	5,772	
January	6,264	
February	7,377	
March	8,062	
April	8,324	
May	8,327	
June	8,327	

### QUALITY

	Quantity	Base Number	Contract	AT	Region	England
% of FP17s for the same patient ID Re-attending within 3 months - Children	32	552	5.8%	10.0%	12.0%	12.4%
% of FP17s for the same patient ID Re-attending within 3 months - Adults	192	1,588	12.1%	15.3%	15.9%	16.7%
% of FP17s for the same patient ID Re-attending between 3 & 9 months - Children	389	552	70.5%	50.8%	58.6%	57.4%
% of FP17s for the same patient ID Re-attending between 3 & 9 months - Adults	570	1,588	35.9%	46.6%	51.6%	50.5%
% of FP17s for Band 1 Urgent Courses	131	2,002	6.5%	8.4%	8.0%	9.1%
% of FP17s Relating to Free Repair or Replacements	7	2,002	0.3%	0.7%	0.8%	0.8%
% of FP17s Relating to Continuations	26	2,002	1.3%	0.9%	1.3%	1.3%
% of Patients satisfied with the dentistry they have received	2	2	N/A	92.5%	93.1%	93.2%
% of Patients satisfied with the time they had to wait for an appointment	2	2	N/A	90.4%	89.1%	89.0%

\* This is based on patients treated on this contract for their most recent course of treatment. Figures in italics indicate the base number of FP17s or Patient Questionnaire responses are less than 100. N/A is shown where the base number of responses is less than 10 during the period. % is calculated as Quantity/Base number\*100

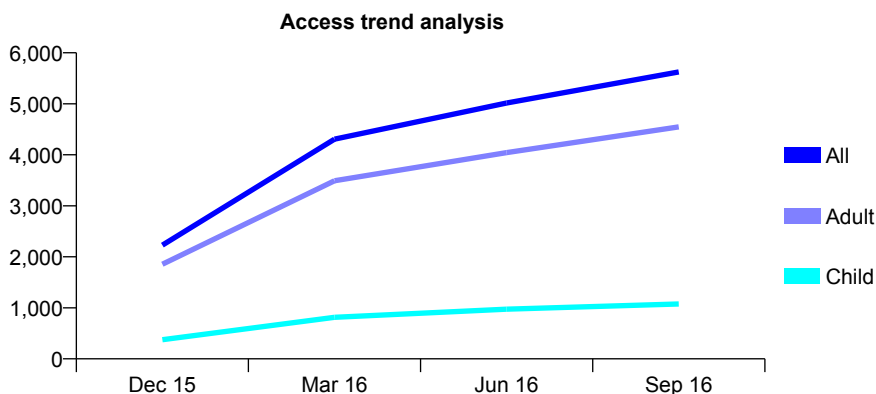
## Q54 - Vital Signs At a Glance Contract Report for 835811/0002 - September 2016

Name or company name	MR LP CORBETT
Contract type name	GDS Contract
Purpose of contract	General
Contract start date	01/10/2015
Contract end date	

16/17 Contracted general activity (UDA)	26,834
Carry forward general activity (UDA)	-26
16/17 Contracted orthodontic activity (UOA)	0
Carry forward orthodontic activity (UOA)	0
Baseline contract value	£713,578.56

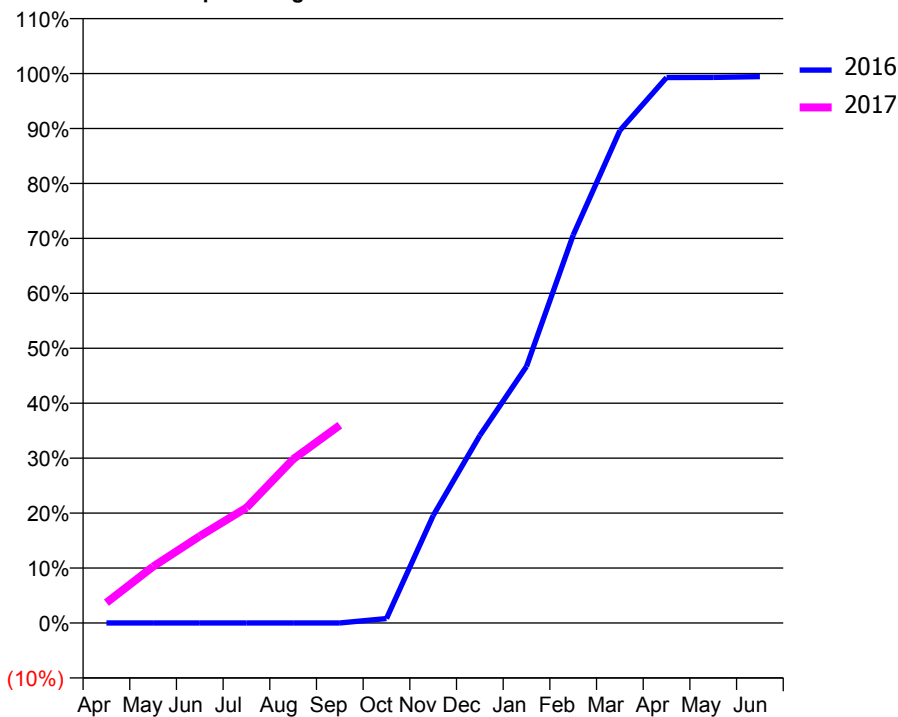
### ACCESS\*

Patients seen in 24 months	Total	Change since previous quarter
Quarter ending September 2015	0	
Quarter ending December 2015	2,230	↑
Quarter ending March 2016	4,306	↑
Quarter ending June 2016	5,016	↑
Quarter ending September 2016	5,625	↑
<b>Variance since September 2015</b>	N/A	



### ACTIVITY

Cumulative percentage of contracted UDA delivered 2016 & 2017



Month	Adjusted Scheduled Activity (UDA)	
	2016	2017
April	0	990
May	0	2,760
June	0	4,240
July	0	5,629
August	0	8,002
September	0	9,659
October	110	
November	2,624	
December	4,578	
January	6,266	
February	9,472	
March	12,027	
April	13,317	
May	13,322	
June	13,340	

### QUALITY

	Quantity	Base Number	Contract	AT	Region	England
% of FP17s for the same patient ID Re-attending within 3 months - Children	39	808	4.8%	10.0%	12.0%	12.4%
% of FP17s for the same patient ID Re-attending within 3 months - Adults	487	3,654	13.3%	15.3%	15.9%	16.7%
% of FP17s for the same patient ID Re-attending between 3 & 9 months - Children	384	808	47.5%	50.8%	58.6%	57.4%
% of FP17s for the same patient ID Re-attending between 3 & 9 months - Adults	1,863	3,654	51.0%	46.6%	51.6%	50.5%
% of FP17s for Band 1 Urgent Courses	89	3,931	2.3%	8.4%	8.0%	9.1%
% of FP17s Relating to Free Repair or Replacements	17	3,931	0.4%	0.7%	0.8%	0.8%
% of FP17s Relating to Continuations	86	3,931	2.2%	0.9%	1.3%	1.3%
% of Patients satisfied with the dentistry they have received	1	2	N/A	92.5%	93.1%	93.2%
% of Patients satisfied with the time they had to wait for an appointment	2	2	N/A	90.4%	89.1%	89.0%

\* This is based on patients treated on this contract for their most recent course of treatment. Figures in italics indicate the base number of FP17s or Patient Questionnaire responses are less than 100. N/A is shown where the base number of responses is less than 10 during the period. % is calculated as Quantity/Base number\*100

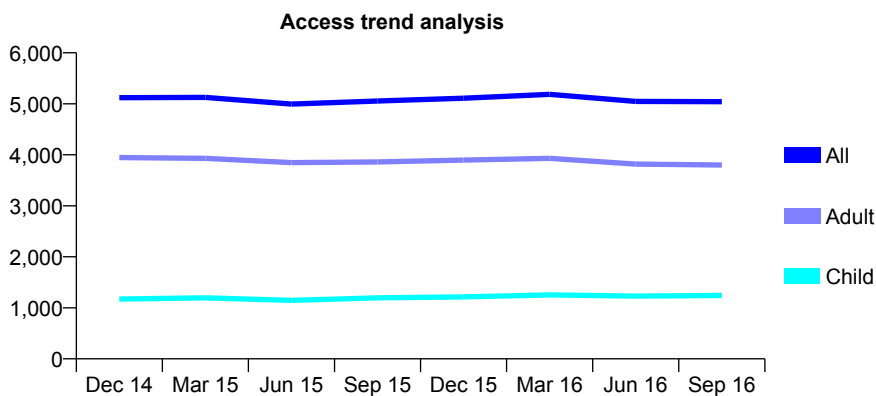
## Q54 - Vital Signs At a Glance Contract Report for 847739/0001 - September 2016

Name or company name	MR E MOORE
Contract type name	GDS Contract
Purpose of contract	General
Contract start date	01/04/2006
Contract end date	

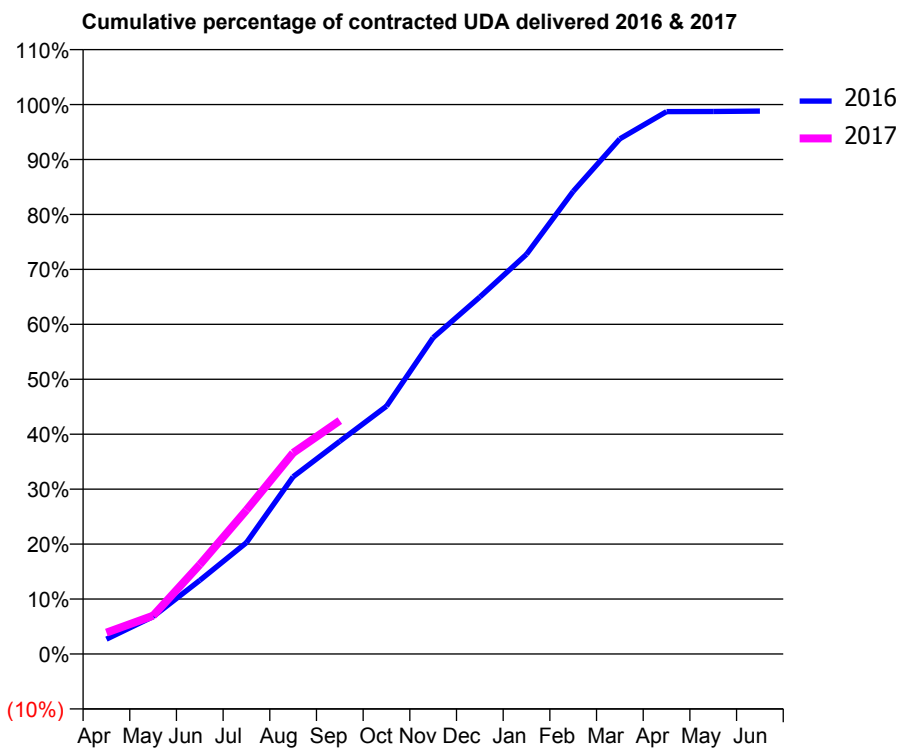
16/17 Contracted general activity (UDA)	16,341
Carry forward general activity (UDA)	194
16/17 Contracted orthodontic activity (UOA)	0
Carry forward orthodontic activity (UOA)	0
Baseline contract value	£431,753.44

### ACCESS\*

Patients seen in 24 months	Total	Change since previous quarter
Quarter ending September 2015	5,056	
Quarter ending December 2015	5,111	→
Quarter ending March 2016	5,185	→
Quarter ending June 2016	5,047	↓
Quarter ending September 2016	5,043	→
<b>Variance since September 2015</b>	<b>(0.3%)</b>	<b>→</b>



### ACTIVITY



Month	Adjusted Scheduled Activity (UDA)	
	2016	2017
April	442	637
May	1,112	1,140
June	2,191	2,657
July	3,312	4,281
August	5,273	5,982
September	6,329	6,943
October	7,369	
November	9,408	
December	10,616	
January	11,887	
February	13,756	
March	15,320	
April	16,130	
May	16,132	
June	16,147	

### QUALITY

	Quantity	Base Number	Contract	AT	Region	England
% of FP17s for the same patient ID Re-attending within 3 months - Children	49	803	6.1%	10.0%	12.0%	12.4%
% of FP17s for the same patient ID Re-attending within 3 months - Adults	319	2,318	13.8%	15.3%	15.9%	16.7%
% of FP17s for the same patient ID Re-attending between 3 & 9 months - Children	425	803	52.9%	50.8%	58.6%	57.4%
% of FP17s for the same patient ID Re-attending between 3 & 9 months - Adults	1,275	2,318	55.0%	46.6%	51.6%	50.5%
% of FP17s for Band 1 Urgent Courses	171	2,768	6.2%	8.4%	8.0%	9.1%
% of FP17s Relating to Free Repair or Replacements	7	2,768	0.3%	0.7%	0.8%	0.8%
% of FP17s Relating to Continuations	49	2,768	1.8%	0.9%	1.3%	1.3%
% of Patients satisfied with the dentistry they have received	4	4	N/A	92.5%	93.1%	93.2%
% of Patients satisfied with the time they had to wait for an appointment	4	4	N/A	90.4%	89.1%	89.0%

\* This is based on patients treated on this contract for their most recent course of treatment. Figures in italics indicate the base number of FP17s or Patient Questionnaire responses are less than 100. N/A is shown where the base number of responses is less than 10 during the period. % is calculated as Quantity/Base number\*100

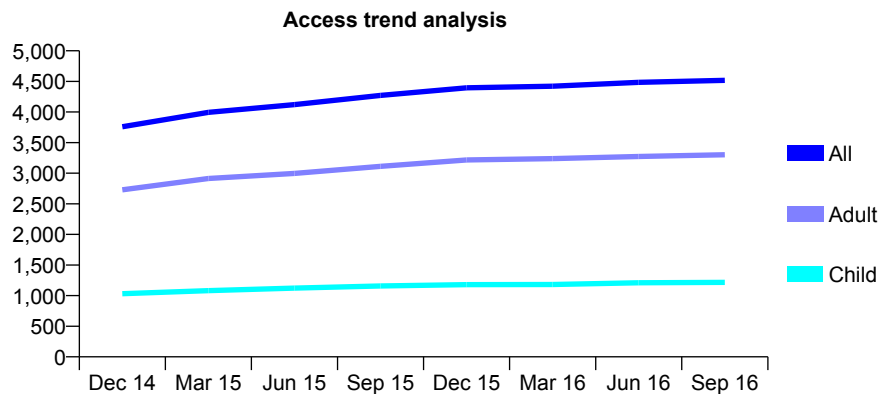
## Q54 - Vital Signs At a Glance Contract Report for 848115/0002 - September 2016

Name or company name	MR P PARSOTAM
Contract type name	GDS Contract
Purpose of contract	General
Contract start date	01/04/2013
Contract end date	

16/17 Contracted general activity (UDA)	15,734
Carry forward general activity (UDA)	0
16/17 Contracted orthodontic activity (UOA)	0
Carry forward orthodontic activity (UOA)	0
Baseline contract value	£392,685.53

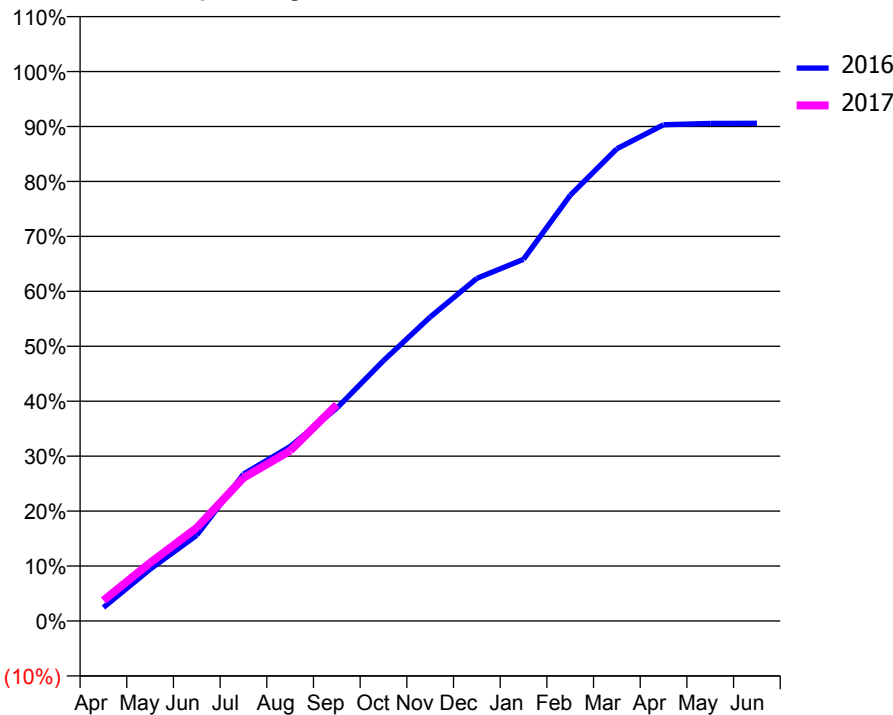
### ACCESS\*

Patients seen in 24 months	Total	Change since previous quarter
Quarter ending September 2015	4,271	
Quarter ending December 2015	4,396	↑
Quarter ending March 2016	4,422	→
Quarter ending June 2016	4,484	→
Quarter ending September 2016	4,518	→
<b>Variance since September 2015</b>	<b>5.8%</b>	<b>↑</b>



### ACTIVITY

Cumulative percentage of contracted UDA delivered 2016 & 2017



Month	Adjusted Scheduled Activity (UDA)	
	2016	2017
April	386	592
May	1,484	1,667
June	2,457	2,671
July	4,208	4,099
August	4,996	4,872
September	6,095	6,194
October	7,453	
November	8,702	
December	9,812	
January	10,358	
February	12,190	
March	13,520	
April	14,211	
May	14,248	
June	14,251	

### QUALITY

	Quantity	Base Number	Contract	AT	Region	England
% of FP17s for the same patient ID Re-attending within 3 months - Children	59	887	6.7%	10.0%	12.0%	12.4%
% of FP17s for the same patient ID Re-attending within 3 months - Adults	404	2,509	16.1%	15.3%	15.9%	16.7%
% of FP17s for the same patient ID Re-attending between 3 & 9 months - Children	517	887	58.3%	50.8%	58.6%	57.4%
% of FP17s for the same patient ID Re-attending between 3 & 9 months - Adults	1,394	2,509	55.6%	46.6%	51.6%	50.5%
% of FP17s for Band 1 Urgent Courses	188	2,799	6.7%	8.4%	8.0%	9.1%
% of FP17s Relating to Free Repair or Replacements	12	2,799	0.4%	0.7%	0.8%	0.8%
% of FP17s Relating to Continuations	57	2,799	2.0%	0.9%	1.3%	1.3%
% of Patients satisfied with the dentistry they have received	3	3	N/A	92.5%	93.1%	93.2%
% of Patients satisfied with the time they had to wait for an appointment	3	3	N/A	90.4%	89.1%	89.0%

\* This is based on patients treated on this contract for their most recent course of treatment. Figures in italics indicate the base number of FP17s or Patient Questionnaire responses are less than 100. N/A is shown where the base number of responses is less than 10 during the period. % is calculated as Quantity/Base number\*100

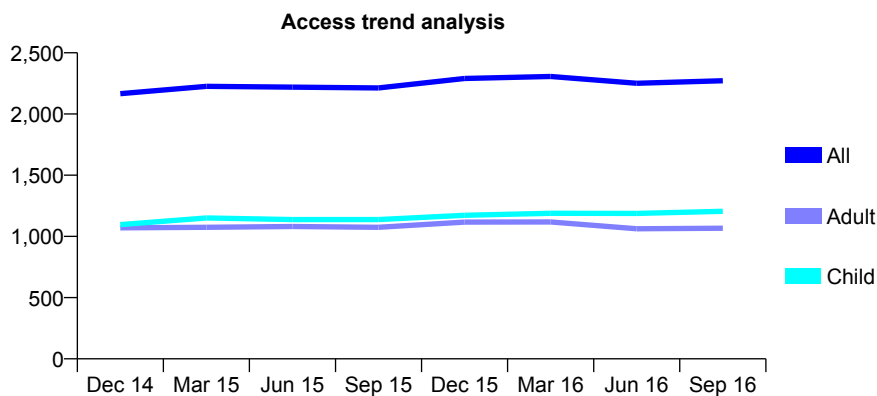
## Q54 - Vital Signs At a Glance Contract Report for 849022/0001 - September 2016

Name or company name	MR FL MOHAMED
Contract type name	GDS Contract
Purpose of contract	General
Contract start date	01/04/2006
Contract end date	

16/17 Contracted general activity (UDA)	6,092
Carry forward general activity (UDA)	-41
16/17 Contracted orthodontic activity (UOA)	0
Carry forward orthodontic activity (UOA)	0
Baseline contract value	£188,561.01

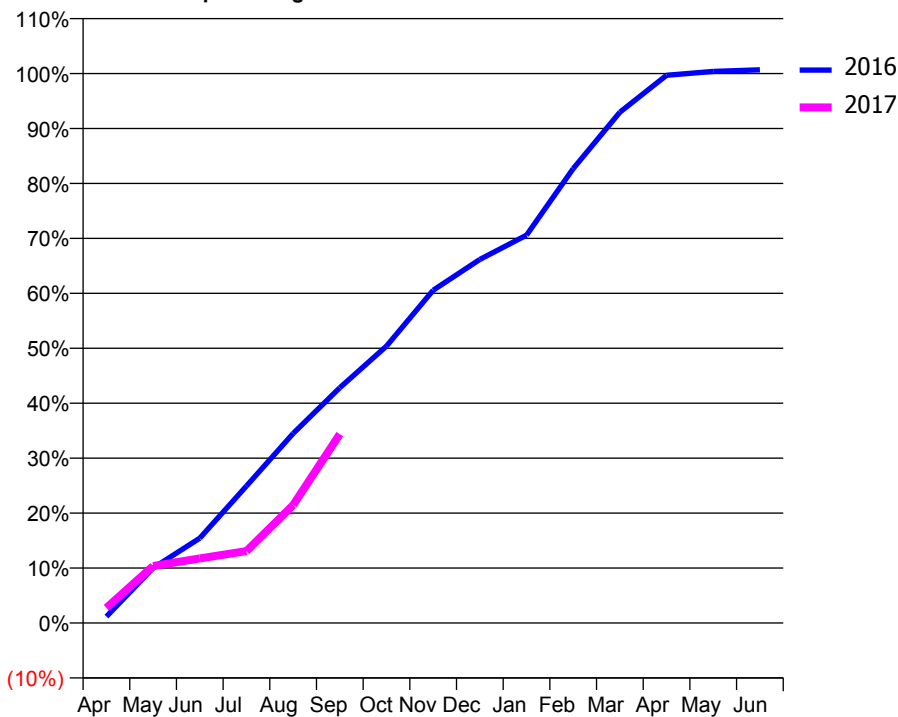
### ACCESS\*

Patients seen in 24 months	Total	Change since previous quarter
Quarter ending September 2015	2,213	
Quarter ending December 2015	2,290	↑
Quarter ending March 2016	2,307	→
Quarter ending June 2016	2,251	↓
Quarter ending September 2016	2,272	→
<b>Variance since September 2015</b>	<b>2.7%</b>	<b>↑</b>



### ACTIVITY

Cumulative percentage of contracted UDA delivered 2016 & 2017



Month	Adjusted Scheduled Activity (UDA)	
	2016	2017
April	72	168
May	610	632
June	941	716
July	1,519	797
August	2,101	1,308
September	2,609	2,094
October	3,070	
November	3,689	
December	4,031	
January	4,299	
February	5,037	
March	5,663	
April	6,072	
May	6,116	
June	6,133	

### QUALITY

	Quantity	Base Number	Contract	AT	Region	England
% of FP17s for the same patient ID Re-attending within 3 months - Children	31	474	6.5%	10.0%	12.0%	12.4%
% of FP17s for the same patient ID Re-attending within 3 months - Adults	53	357	14.8%	15.3%	15.9%	16.7%
% of FP17s for the same patient ID Re-attending between 3 & 9 months - Children	102	474	21.5%	50.8%	58.6%	57.4%
% of FP17s for the same patient ID Re-attending between 3 & 9 months - Adults	83	357	23.2%	46.6%	51.6%	50.5%
% of FP17s for Band 1 Urgent Courses	80	699	11.4%	8.4%	8.0%	9.1%
% of FP17s Relating to Free Repair or Replacements	1	699	0.1%	0.7%	0.8%	0.8%
% of FP17s Relating to Continuations	2	699	0.3%	0.9%	1.3%	1.3%
% of Patients satisfied with the dentistry they have received	0	0	N/A	92.5%	93.1%	93.2%
% of Patients satisfied with the time they had to wait for an appointment	0	0	N/A	90.4%	89.1%	89.0%

\* This is based on patients treated on this contract for their most recent course of treatment. Figures in italics indicate the base number of FP17s or Patient Questionnaire responses are less than 100. N/A is shown where the base number of responses is less than 10 during the period. % is calculated as Quantity/Base number\*100

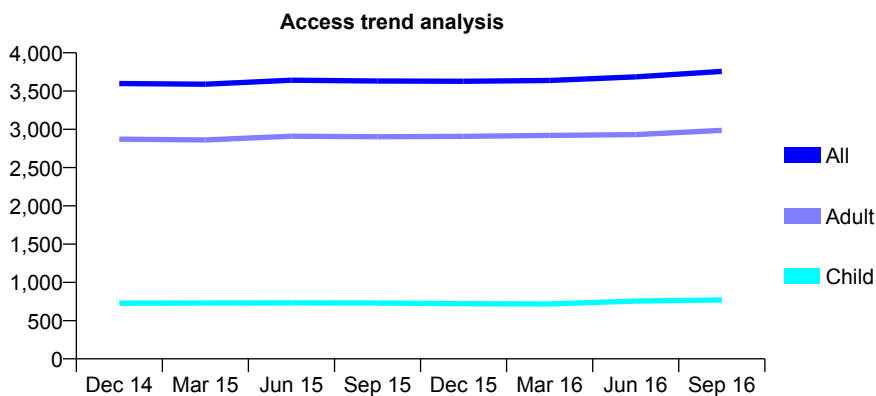
## Q54 - Vital Signs At a Glance Contract Report for 853720/0001 - September 2016

Name or company name	MR LY CHEN
Contract type name	GDS Contract
Purpose of contract	General
Contract start date	01/04/2006
Contract end date	

16/17 Contracted general activity (UDA)	14,150
Carry forward general activity (UDA)	0
16/17 Contracted orthodontic activity (UOA)	0
Carry forward orthodontic activity (UOA)	0
Baseline contract value	£335,324.22

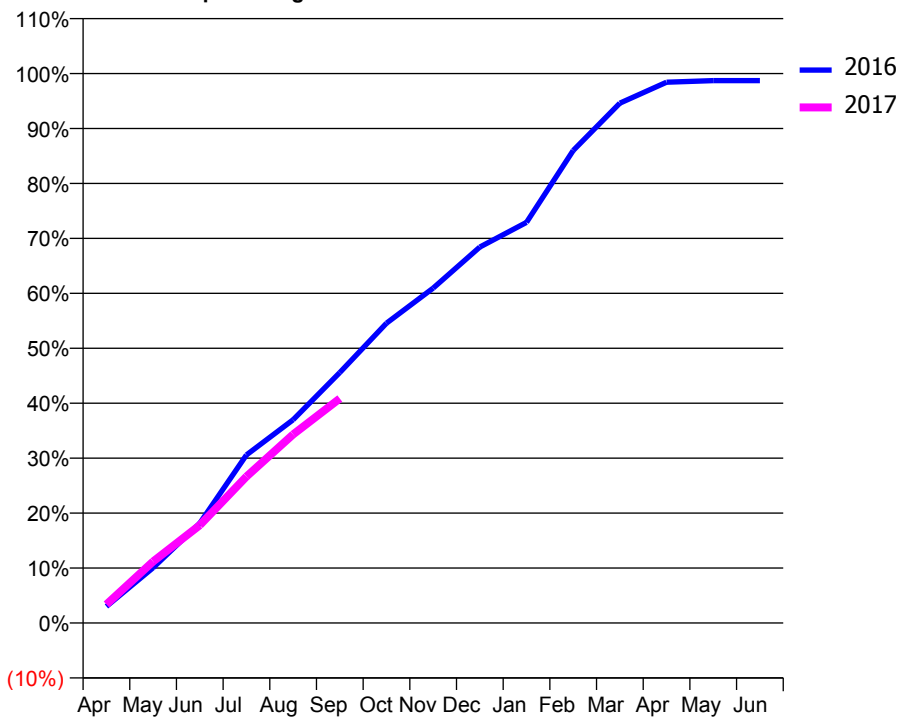
### ACCESS\*

Patients seen in 24 months	Total	Change since previous quarter
Quarter ending September 2015	3,632	
Quarter ending December 2015	3,628	→
Quarter ending March 2016	3,639	→
Quarter ending June 2016	3,685	→
Quarter ending September 2016	3,757	→
<b>Variance since September 2015</b>	<b>3.4%</b>	<b>↑</b>



### ACTIVITY

Cumulative percentage of contracted UDA delivered 2016 & 2017



Month	Adjusted Scheduled Activity (UDA)	
	2016	2017
April	429	478
May	1,424	1,584
June	2,570	2,518
July	4,327	3,774
August	5,235	4,857
September	6,449	5,780
October	7,719	
November	8,624	
December	9,680	
January	10,317	
February	12,168	
March	13,387	
April	13,927	
May	13,966	
June	13,967	

### QUALITY

	Quantity	Base Number	Contract	AT	Region	England
% of FP17s for the same patient ID Re-attending within 3 months - Children	59	564	10.5%	10.0%	12.0%	12.4%
% of FP17s for the same patient ID Re-attending within 3 months - Adults	218	1,864	11.7%	15.3%	15.9%	16.7%
% of FP17s for the same patient ID Re-attending between 3 & 9 months - Children	223	564	39.5%	50.8%	58.6%	57.4%
% of FP17s for the same patient ID Re-attending between 3 & 9 months - Adults	920	1,864	49.4%	46.6%	51.6%	50.5%
% of FP17s for Band 1 Urgent Courses	143	2,212	6.5%	8.4%	8.0%	9.1%
% of FP17s Relating to Free Repair or Replacements	10	2,212	0.5%	0.7%	0.8%	0.8%
% of FP17s Relating to Continuations	7	2,212	0.3%	0.9%	1.3%	1.3%
% of Patients satisfied with the dentistry they have received	4	5	N/A	92.5%	93.1%	93.2%
% of Patients satisfied with the time they had to wait for an appointment	3	5	N/A	90.4%	89.1%	89.0%

\* This is based on patients treated on this contract for their most recent course of treatment. Figures in italics indicate the base number of FP17s or Patient Questionnaire responses are less than 100. N/A is shown where the base number of responses is less than 10 during the period. % is calculated as Quantity/Base number\*100

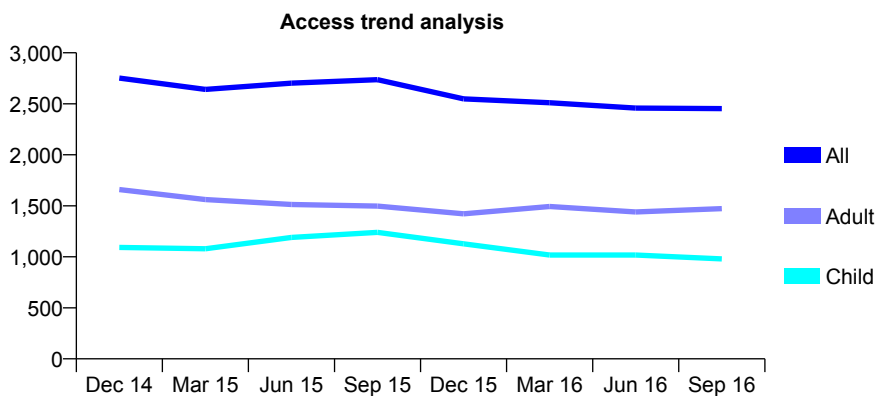
## Q54 - Vital Signs At a Glance Contract Report for 854115/0001 - September 2016

Name or company name	MISS N DHALIWAL
Contract type name	GDS Contract
Purpose of contract	General
Contract start date	01/04/2006
Contract end date	

16/17 Contracted general activity (UDA)	9,418
Carry forward general activity (UDA)	0
16/17 Contracted orthodontic activity (UOA)	0
Carry forward orthodontic activity (UOA)	0
Baseline contract value	£259,865.57

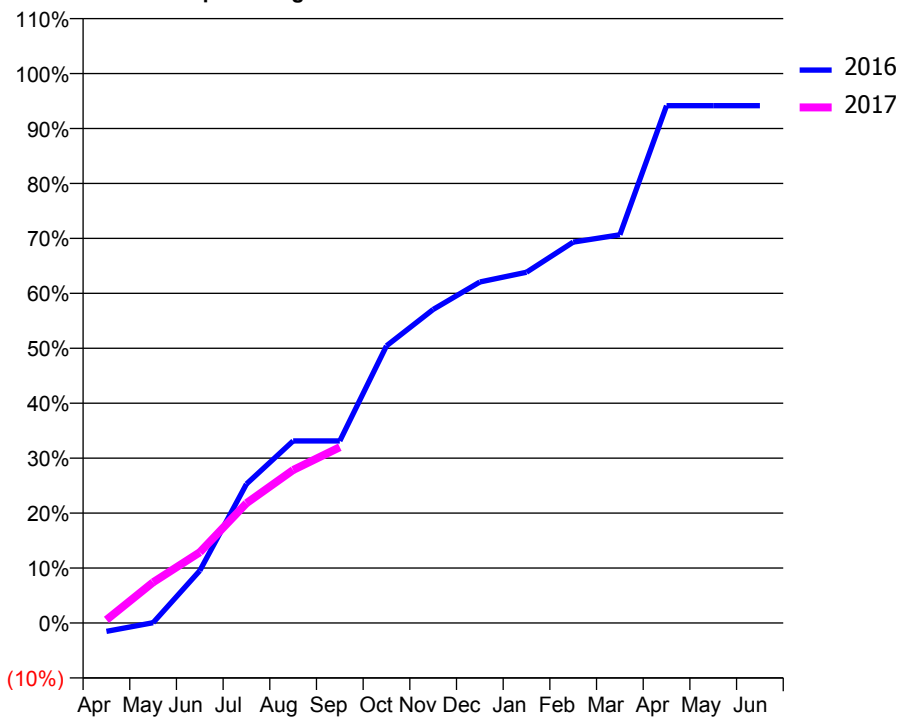
### ACCESS\*

Patients seen in 24 months	Total	Change since previous quarter
Quarter ending September 2015	2,737	
Quarter ending December 2015	2,549	↓
Quarter ending March 2016	2,510	↓
Quarter ending June 2016	2,458	↓
Quarter ending September 2016	2,453	→
<b>Variance since September 2015</b>	<b>(10.4%)</b>	<b>↓</b>



### ACTIVITY

Cumulative percentage of contracted UDA delivered 2016 & 2017



Adjusted Scheduled Activity (UDA)

Month	2016	2017
April	-146	54
May	5	698
June	896	1,213
July	2,383	2,053
August	3,122	2,623
September	3,122	3,014
October	4,751	
November	5,374	
December	5,845	
January	6,012	
February	6,528	
March	6,654	
April	8,867	
May	8,867	
June	8,867	

### QUALITY

	Quantity	Base Number	Contract	AT	Region	England
% of FP17s for the same patient ID Re-attending within 3 months - Children	24	812	3.0%	10.0%	12.0%	12.4%
% of FP17s for the same patient ID Re-attending within 3 months - Adults	87	1,015	8.6%	15.3%	15.9%	16.7%
% of FP17s for the same patient ID Re-attending between 3 & 9 months - Children	390	812	48.0%	50.8%	58.6%	57.4%
% of FP17s for the same patient ID Re-attending between 3 & 9 months - Adults	328	1,015	32.3%	46.6%	51.6%	50.5%
% of FP17s for Band 1 Urgent Courses	11	1,144	1.0%	8.4%	8.0%	9.1%
% of FP17s Relating to Free Repair or Replacements	0	1,144	0.0%	0.7%	0.8%	0.8%
% of FP17s Relating to Continuations	24	1,144	2.1%	0.9%	1.3%	1.3%
% of Patients satisfied with the dentistry they have received	0	0	N/A	92.5%	93.1%	93.2%
% of Patients satisfied with the time they had to wait for an appointment	0	0	N/A	90.4%	89.1%	89.0%

\* This is based on patients treated on this contract for their most recent course of treatment. Figures in italics indicate the base number of FP17s or Patient Questionnaire responses are less than 100. N/A is shown where the base number of responses is less than 10 during the period. % is calculated as Quantity/Base number\*100

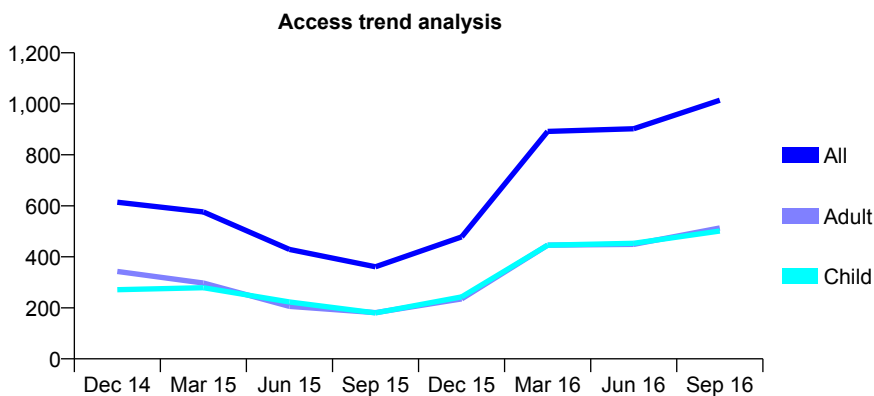
## Q54 - Vital Signs At a Glance Contract Report for 854115/0009 - September 2016

Name or company name	MISS N DHALIWAL
Contract type name	PDS Plus Contract
Purpose of contract	General
Contract start date	01/05/2012
Contract end date	30/04/2017

16/17 Contracted general activity (UDA)	2,000
Carry forward general activity (UDA)	62
16/17 Contracted orthodontic activity (UOA)	0
Carry forward orthodontic activity (UOA)	0
Baseline contract value	£23,610.98

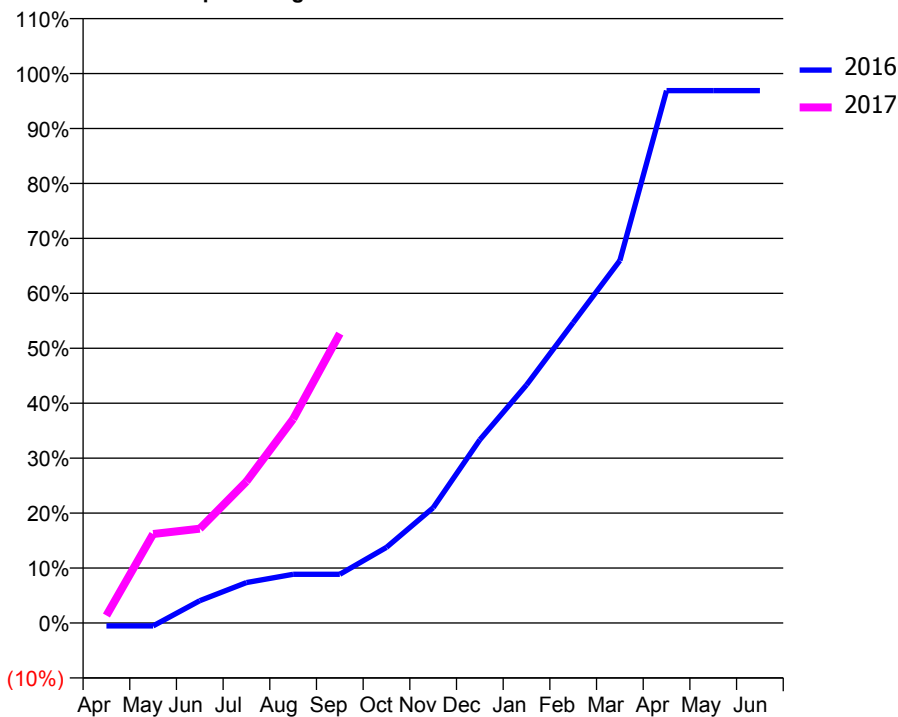
### ACCESS\*

Patients seen in 24 months	Total	Change since previous quarter
Quarter ending September 2015	361	
Quarter ending December 2015	478	↑
Quarter ending March 2016	892	↑
Quarter ending June 2016	902	→
Quarter ending September 2016	1,014	↑
<b>Variance since September 2015</b>	<b>180.9%</b>	<b>↑</b>



### ACTIVITY

Cumulative percentage of contracted UDA delivered 2016 & 2017



Month	Adjusted Scheduled Activity (UDA)	
	2016	2017
April	-11	27
May	-11	324
June	81	343
July	147	515
August	178	742
September	178	1,054
October	276	
November	420	
December	667	
January	866	
February	1,093	
March	1,320	
April	1,938	
May	1,938	
June	1,938	

### QUALITY

	Quantity	Base Number	Contract	AT	Region	England
% of FP17s for the same patient ID Re-attending within 3 months - Children	2	415	0.5%	10.0%	12.0%	12.4%
% of FP17s for the same patient ID Re-attending within 3 months - Adults	16	389	4.1%	15.3%	15.9%	16.7%
% of FP17s for the same patient ID Re-attending between 3 & 9 months - Children	101	415	24.3%	50.8%	58.6%	57.4%
% of FP17s for the same patient ID Re-attending between 3 & 9 months - Adults	53	389	13.6%	46.6%	51.6%	50.5%
% of FP17s for Band 1 Urgent Courses	3	575	0.5%	8.4%	8.0%	9.1%
% of FP17s Relating to Free Repair or Replacements	0	575	0.0%	0.7%	0.8%	0.8%
% of FP17s Relating to Continuations	7	575	1.2%	0.9%	1.3%	1.3%
% of Patients satisfied with the dentistry they have received	1	1	N/A	92.5%	93.1%	93.2%
% of Patients satisfied with the time they had to wait for an appointment	1	1	N/A	90.4%	89.1%	89.0%

\* This is based on patients treated on this contract for their most recent course of treatment. Figures in italics indicate the base number of FP17s or Patient Questionnaire responses are less than 100. N/A is shown where the base number of responses is less than 10 during the period. % is calculated as Quantity/Base number\*100



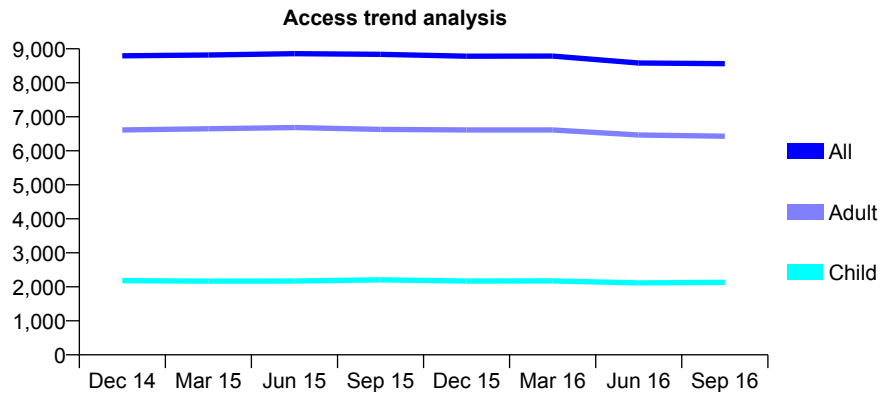
## Q54 - Vital Signs At a Glance Contract Report for 854255/0001 - September 2016

Name or company name	MR M DHANDA
Contract type name	GDS Contract
Purpose of contract	General
Contract start date	01/04/2006
Contract end date	

16/17 Contracted general activity (UDA)	22,559
Carry forward general activity (UDA)	522
16/17 Contracted orthodontic activity (UOA)	0
Carry forward orthodontic activity (UOA)	0
Baseline contract value	£533,385.63

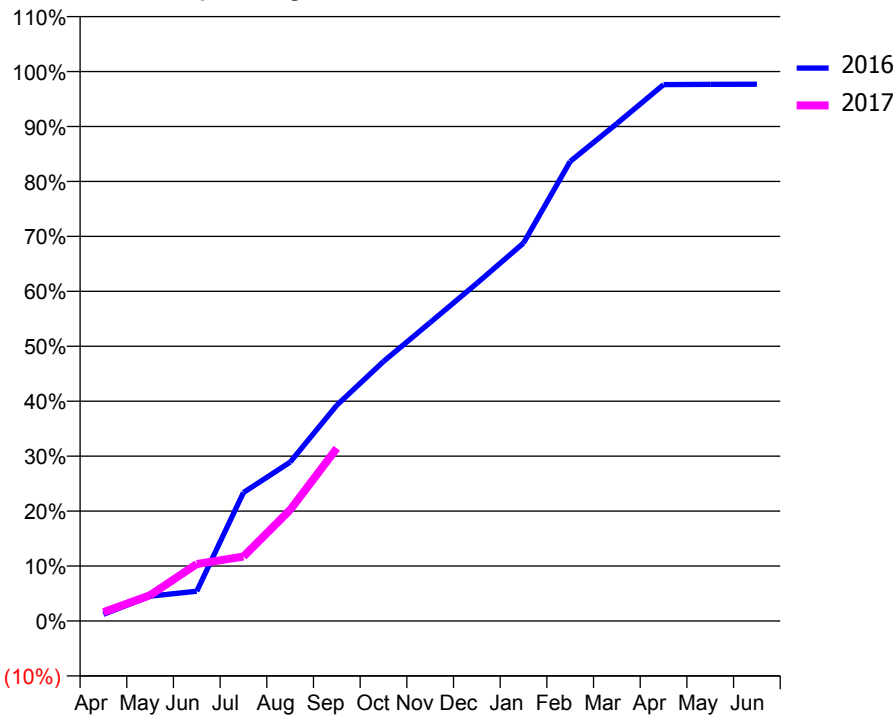
### ACCESS\*

Patients seen in 24 months	Total	Change since previous quarter
Quarter ending September 2015	8,836	
Quarter ending December 2015	8,783	→
Quarter ending March 2016	8,786	→
Quarter ending June 2016	8,581	↓
Quarter ending September 2016	8,561	→
<b>Variance since September 2015</b>	<b>(3.1%)</b>	<b>↓</b>



### ACTIVITY

Cumulative percentage of contracted UDA delivered 2016 & 2017



Month	Adjusted Scheduled Activity (UDA)	
	2016	2017
April	277	362
May	1,022	1,057
June	1,221	2,342
July	5,275	2,649
August	6,522	4,564
September	8,861	7,090
October	10,654	
November	12,256	
December	13,866	
January	15,519	
February	18,865	
March	20,424	
April	22,022	
May	22,034	
June	22,037	

### QUALITY

	Quantity	Base Number	Contract	AT	Region	England
% of FP17s for the same patient ID Re-attending within 3 months - Children	72	1,289	5.6%	10.0%	12.0%	12.4%
% of FP17s for the same patient ID Re-attending within 3 months - Adults	341	3,408	10.0%	15.3%	15.9%	16.7%
% of FP17s for the same patient ID Re-attending between 3 & 9 months - Children	635	1,289	49.3%	50.8%	58.6%	57.4%
% of FP17s for the same patient ID Re-attending between 3 & 9 months - Adults	1,658	3,408	48.7%	46.6%	51.6%	50.5%
% of FP17s for Band 1 Urgent Courses	209	3,572	5.9%	8.4%	8.0%	9.1%
% of FP17s Relating to Free Repair or Replacements	32	3,572	0.9%	0.7%	0.8%	0.8%
% of FP17s Relating to Continuations	11	3,572	0.3%	0.9%	1.3%	1.3%
% of Patients satisfied with the dentistry they have received	3	3	N/A	92.5%	93.1%	93.2%
% of Patients satisfied with the time they had to wait for an appointment	3	3	N/A	90.4%	89.1%	89.0%

\* This is based on patients treated on this contract for their most recent course of treatment. Figures in italics indicate the base number of FP17s or Patient Questionnaire responses are less than 100. N/A is shown where the base number of responses is less than 10 during the period. % is calculated as Quantity/Base number\*100

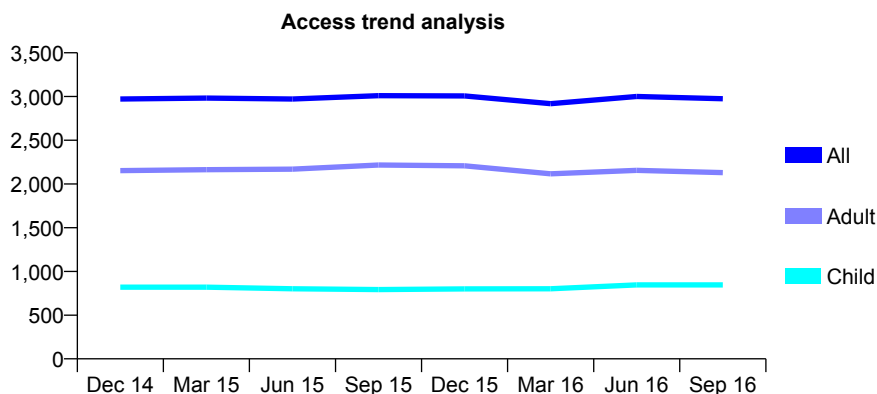
## Q54 - Vital Signs At a Glance Contract Report for 857866/0002 - September 2016

Name or company name	MR LG THOTA
Contract type name	GDS Contract
Purpose of contract	General
Contract start date	01/09/2006
Contract end date	

16/17 Contracted general activity (UDA)	16,000
Carry forward general activity (UDA)	0
16/17 Contracted orthodontic activity (UOA)	0
Carry forward orthodontic activity (UOA)	0
Baseline contract value	£324,128.57

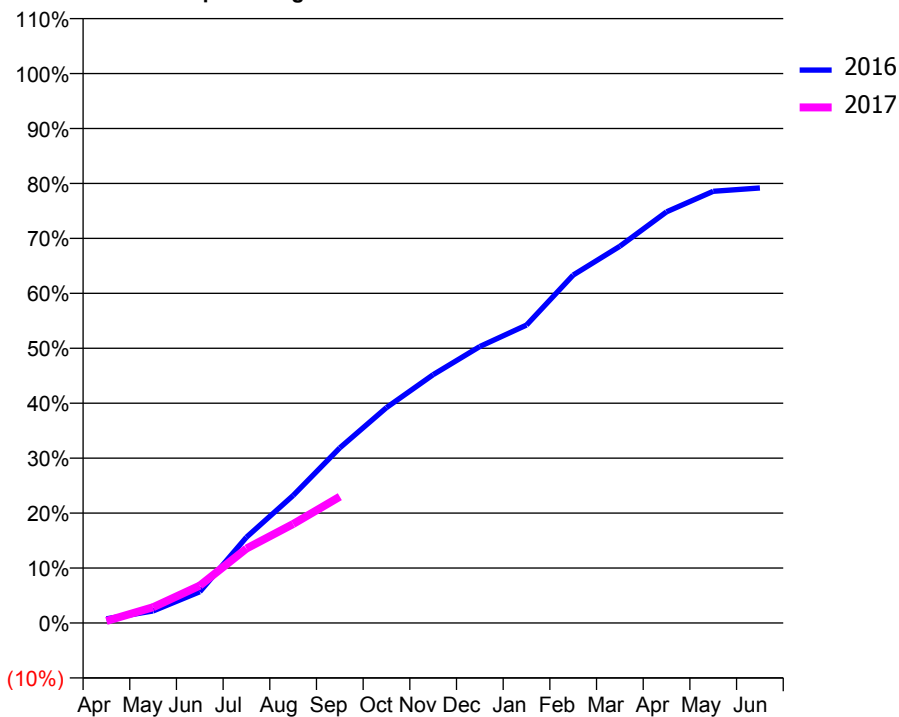
### ACCESS\*

Patients seen in 24 months	Total	Change since previous quarter
Quarter ending September 2015	3,009	
Quarter ending December 2015	3,007	→
Quarter ending March 2016	2,918	↓
Quarter ending June 2016	3,000	↑
Quarter ending September 2016	2,974	→
<b>Variance since September 2015</b>	<b>(1.2%)</b>	<b>↓</b>



### ACTIVITY

Cumulative percentage of contracted UDA delivered 2016 & 2017



Month	Adjusted Scheduled Activity (UDA)	
	2016	2017
April	121	62
May	350	462
June	909	1,088
July	2,498	2,170
August	3,715	2,884
September	5,099	3,679
October	6,274	
November	7,232	
December	8,051	
January	8,677	
February	10,133	
March	10,970	
April	11,971	
May	12,569	
June	12,665	

### QUALITY

	Quantity	Base Number	Contract	AT	Region	England
% of FP17s for the same patient ID Re-attending within 3 months - Children	47	621	7.6%	10.0%	12.0%	12.4%
% of FP17s for the same patient ID Re-attending within 3 months - Adults	359	1,641	21.9%	15.3%	15.9%	16.7%
% of FP17s for the same patient ID Re-attending between 3 & 9 months - Children	337	621	54.3%	50.8%	58.6%	57.4%
% of FP17s for the same patient ID Re-attending between 3 & 9 months - Adults	766	1,641	46.7%	46.6%	51.6%	50.5%
% of FP17s for Band 1 Urgent Courses	219	1,681	13.0%	8.4%	8.0%	9.1%
% of FP17s Relating to Free Repair or Replacements	37	1,681	2.2%	0.7%	0.8%	0.8%
% of FP17s Relating to Continuations	24	1,681	1.4%	0.9%	1.3%	1.3%
% of Patients satisfied with the dentistry they have received	2	2	N/A	92.5%	93.1%	93.2%
% of Patients satisfied with the time they had to wait for an appointment	2	2	N/A	90.4%	89.1%	89.0%

\* This is based on patients treated on this contract for their most recent course of treatment. Figures in italics indicate the base number of FP17s or Patient Questionnaire responses are less than 100. N/A is shown where the base number of responses is less than 10 during the period. % is calculated as Quantity/Base number\*100

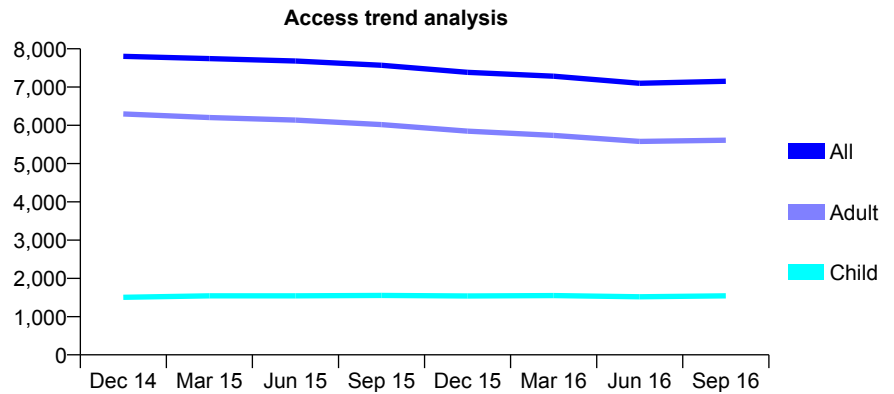
## Q54 - Vital Signs At a Glance Contract Report for 858064/0001 - September 2016

Name or company name	MR JE SWINSCOE
Contract type name	GDS Contract
Purpose of contract	General
Contract start date	01/04/2006
Contract end date	

16/17 Contracted general activity (UDA)	23,507
Carry forward general activity (UDA)	123
16/17 Contracted orthodontic activity (UOA)	0
Carry forward orthodontic activity (UOA)	0
Baseline contract value	£658,304.77

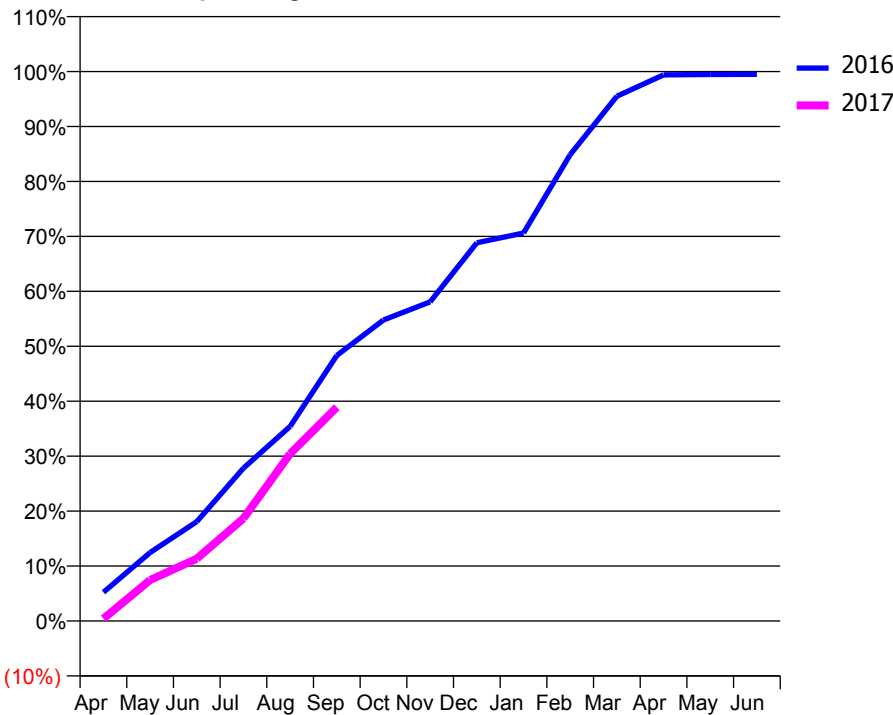
### ACCESS\*

Patients seen in 24 months	Total	Change since previous quarter
Quarter ending September 2015	7,571	
Quarter ending December 2015	7,384	↓
Quarter ending March 2016	7,283	↓
Quarter ending June 2016	7,098	↓
Quarter ending September 2016	7,151	→
<b>Variance since September 2015</b>	<b>(5.5%)</b>	<b>↓</b>



### ACTIVITY

Cumulative percentage of contracted UDA delivered 2016 & 2017



Month	Adjusted Scheduled Activity (UDA)	
	2016	2017
April	1,229	99
May	2,932	1,752
June	4,254	2,664
July	6,541	4,392
August	8,327	7,155
September	11,363	9,148
October	12,875	
November	13,651	
December	16,179	
January	16,596	
February	19,954	
March	22,450	
April	23,363	
May	23,382	
June	23,384	

### QUALITY

	Quantity	Base Number	Contract	AT	Region	England
% of FP17s for the same patient ID Re-attending within 3 months - Children	52	968	5.4%	10.0%	12.0%	12.4%
% of FP17s for the same patient ID Re-attending within 3 months - Adults	354	3,436	10.3%	15.3%	15.9%	16.7%
% of FP17s for the same patient ID Re-attending between 3 & 9 months - Children	563	968	58.2%	50.8%	58.6%	57.4%
% of FP17s for the same patient ID Re-attending between 3 & 9 months - Adults	2,009	3,436	58.5%	46.6%	51.6%	50.5%
% of FP17s for Band 1 Urgent Courses	223	4,058	5.5%	8.4%	8.0%	9.1%
% of FP17s Relating to Free Repair or Replacements	23	4,058	0.6%	0.7%	0.8%	0.8%
% of FP17s Relating to Continuations	58	4,058	1.4%	0.9%	1.3%	1.3%
% of Patients satisfied with the dentistry they have received	2	4	N/A	92.5%	93.1%	93.2%
% of Patients satisfied with the time they had to wait for an appointment	3	4	N/A	90.4%	89.1%	89.0%

\* This is based on patients treated on this contract for their most recent course of treatment. Figures in italics indicate the base number of FP17s or Patient Questionnaire responses are less than 100. N/A is shown where the base number of responses is less than 10 during the period. % is calculated as Quantity/Base number\*100

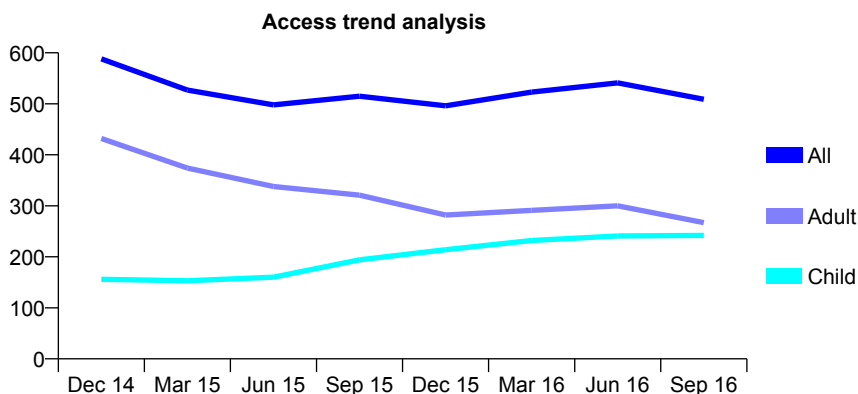
## Q54 - Vital Signs At a Glance Contract Report for 858609/0001 - September 2016

Name or company name	MR KS GILL
Contract type name	GDS Contract
Purpose of contract	General
Contract start date	01/03/2010
Contract end date	

16/17 Contracted general activity (UDA)	2,000
Carry forward general activity (UDA)	30
16/17 Contracted orthodontic activity (UOA)	0
Carry forward orthodontic activity (UOA)	0
Baseline contract value	£46,492.19

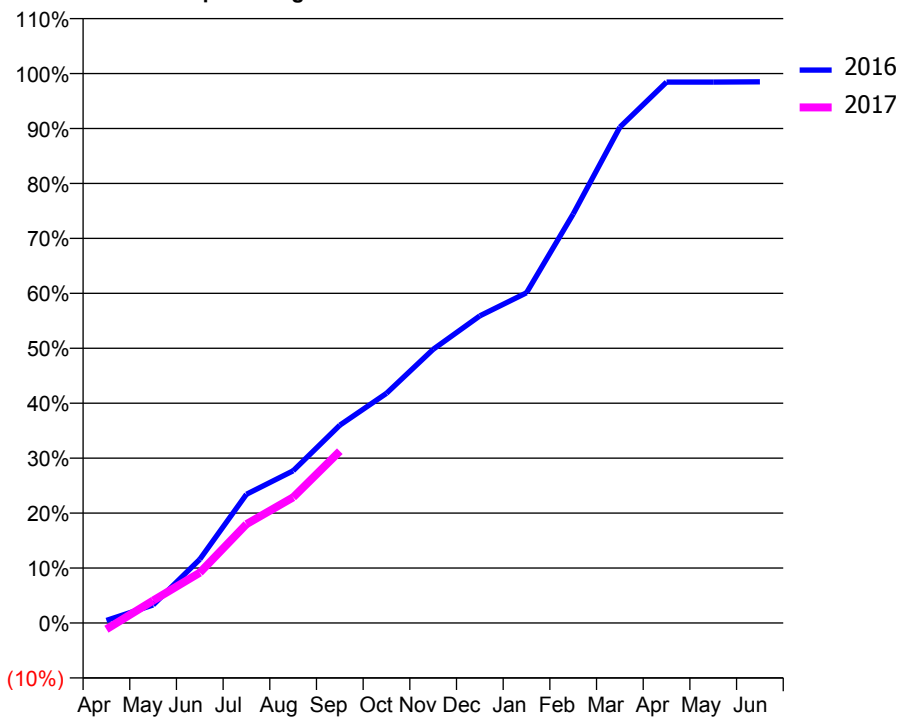
### ACCESS\*

Patients seen in 24 months	Total	Change since previous quarter
Quarter ending September 2015	515	
Quarter ending December 2015	496	↓
Quarter ending March 2016	523	↑
Quarter ending June 2016	541	↑
Quarter ending September 2016	509	↓
<b>Variance since September 2015</b>	<b>(1.2%)</b>	<b>↓</b>



### ACTIVITY

Cumulative percentage of contracted UDA delivered 2016 & 2017



Month	Adjusted Scheduled Activity (UDA)	
	2016	2017
April	10	-23
May	66	82
June	232	183
July	468	360
August	554	457
September	720	625
October	836	
November	996	
December	1,118	
January	1,202	
February	1,489	
March	1,805	
April	1,969	
May	1,969	
June	1,970	

### QUALITY

	Quantity	Base Number	Contract	AT	Region	England
% of FP17s for the same patient ID Re-attending within 3 months - Children	8	193	4.1%	10.0%	12.0%	12.4%
% of FP17s for the same patient ID Re-attending within 3 months - Adults	17	178	9.6%	15.3%	15.9%	16.7%
% of FP17s for the same patient ID Re-attending between 3 & 9 months - Children	109	193	56.5%	50.8%	58.6%	57.4%
% of FP17s for the same patient ID Re-attending between 3 & 9 months - Adults	41	178	23.0%	46.6%	51.6%	50.5%
% of FP17s for Band 1 Urgent Courses	17	335	5.1%	8.4%	8.0%	9.1%
% of FP17s Relating to Free Repair or Replacements	0	335	0.0%	0.7%	0.8%	0.8%
% of FP17s Relating to Continuations	2	335	0.6%	0.9%	1.3%	1.3%
% of Patients satisfied with the dentistry they have received	0	0	N/A	92.5%	93.1%	93.2%
% of Patients satisfied with the time they had to wait for an appointment	0	0	N/A	90.4%	89.1%	89.0%

\* This is based on patients treated on this contract for their most recent course of treatment. Figures in italics indicate the base number of FP17s or Patient Questionnaire responses are less than 100. N/A is shown where the base number of responses is less than 10 during the period. % is calculated as Quantity/Base number\*100

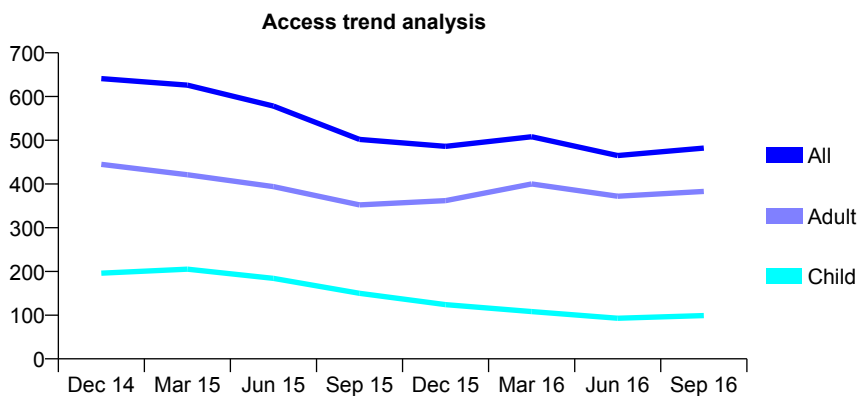
## Q54 - Vital Signs At a Glance Contract Report for 858609/0003 - September 2016

Name or company name	MR KS GILL
Contract type name	PDS Plus Contract
Purpose of contract	General
Contract start date	01/05/2012
Contract end date	30/04/2017

16/17 Contracted general activity (UDA)	2,000
Carry forward general activity (UDA)	17
16/17 Contracted orthodontic activity (UOA)	0
Carry forward orthodontic activity (UOA)	0
Baseline contract value	£24,686.55

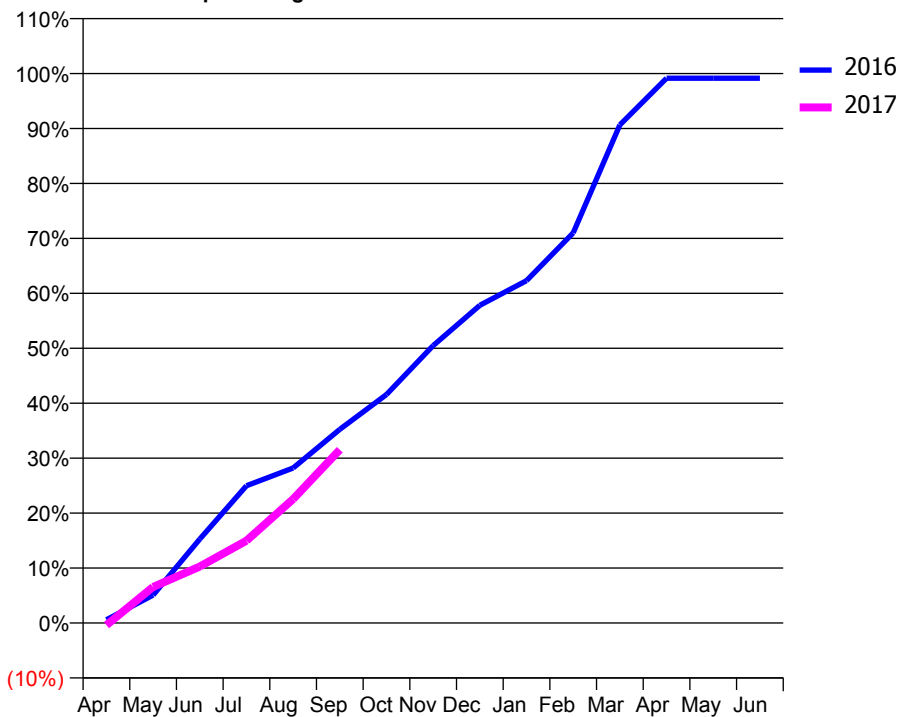
### ACCESS\*

Patients seen in 24 months	Total	Change since previous quarter
Quarter ending September 2015	502	
Quarter ending December 2015	486	↓
Quarter ending March 2016	508	↑
Quarter ending June 2016	465	↓
Quarter ending September 2016	482	↑
<b>Variance since September 2015</b>	<b>(4.0%)</b>	<b>↓</b>



### ACTIVITY

Cumulative percentage of contracted UDA delivered 2016 & 2017



Month	Adjusted Scheduled Activity (UDA)	
	2016	2017
April	12	-8
May	102	131
June	305	206
July	500	300
August	564	451
September	705	631
October	831	
November	1,010	
December	1,156	
January	1,246	
February	1,420	
March	1,813	
April	1,983	
May	1,983	
June	1,983	

### QUALITY

	Quantity	Base Number	Contract	AT	Region	England
% of FP17s for the same patient ID Re-attending within 3 months - Children	0	52	0.0%	10.0%	12.0%	12.4%
% of FP17s for the same patient ID Re-attending within 3 months - Adults	18	232	7.8%	15.3%	15.9%	16.7%
% of FP17s for the same patient ID Re-attending between 3 & 9 months - Children	6	52	11.5%	50.8%	58.6%	57.4%
% of FP17s for the same patient ID Re-attending between 3 & 9 months - Adults	64	232	27.6%	46.6%	51.6%	50.5%
% of FP17s for Band 1 Urgent Courses	13	258	5.0%	8.4%	8.0%	9.1%
% of FP17s Relating to Free Repair or Replacements	2	258	0.8%	0.7%	0.8%	0.8%
% of FP17s Relating to Continuations	0	258	0.0%	0.9%	1.3%	1.3%
% of Patients satisfied with the dentistry they have received	0	1	N/A	92.5%	93.1%	93.2%
% of Patients satisfied with the time they had to wait for an appointment	0	1	N/A	90.4%	89.1%	89.0%

\* This is based on patients treated on this contract for their most recent course of treatment. Figures in italics indicate the base number of FP17s or Patient Questionnaire responses are less than 100. N/A is shown where the base number of responses is less than 10 during the period. % is calculated as Quantity/Base number\*100

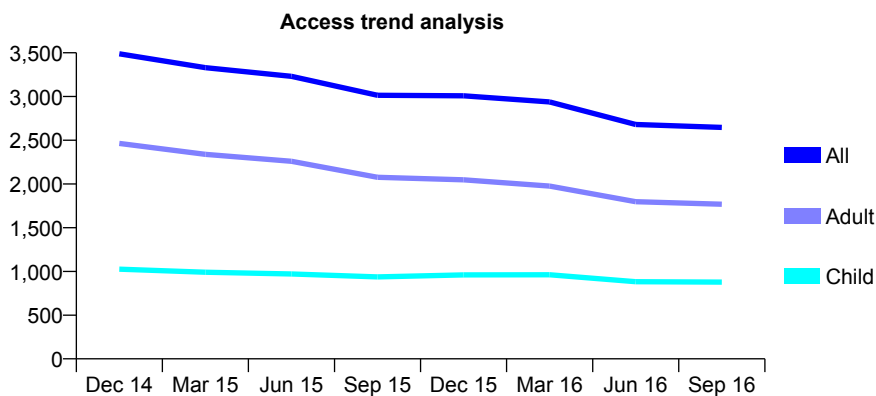
## Q54 - Vital Signs At a Glance Contract Report for 859389/0001 - September 2016

Name or company name	MR A KHALIL
Contract type name	GDS Contract
Purpose of contract	General
Contract start date	01/04/2006
Contract end date	

16/17 Contracted general activity (UDA)	11,766
Carry forward general activity (UDA)	-188
16/17 Contracted orthodontic activity (UOA)	0
Carry forward orthodontic activity (UOA)	0
Baseline contract value	£292,757.33

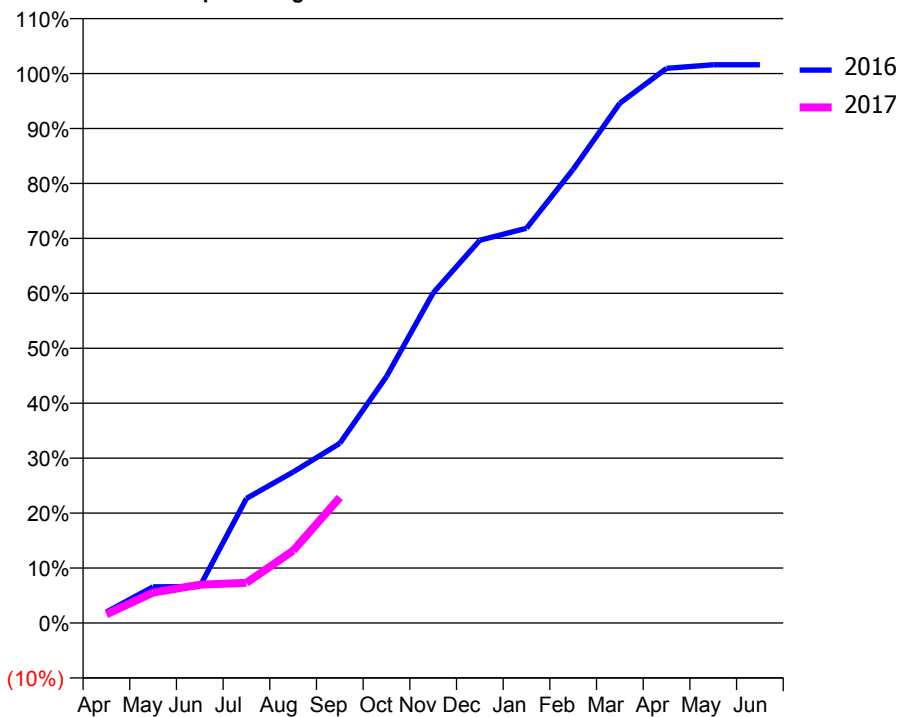
### ACCESS\*

Patients seen in 24 months	Total	Change since previous quarter
Quarter ending September 2015	3,014	
Quarter ending December 2015	3,008	→
Quarter ending March 2016	2,938	↓
Quarter ending June 2016	2,680	↓
Quarter ending September 2016	2,646	↓
<b>Variance since September 2015</b>	<b>(12.2%)</b>	<b>↓</b>



### ACTIVITY

Cumulative percentage of contracted UDA delivered 2016 & 2017



Adjusted Scheduled Activity (UDA)

Month	2016	2017
April	235	188
May	777	652
June	780	821
July	2,668	861
August	3,233	1,548
September	3,847	2,687
October	5,279	
November	7,069	
December	8,195	
January	8,454	
February	9,714	
March	11,130	
April	11,877	
May	11,954	
June	11,954	

### QUALITY

	Quantity	Base Number	Contract	AT	Region	England
% of FP17s for the same patient ID Re-attending within 3 months - Children	21	346	6.1%	10.0%	12.0%	12.4%
% of FP17s for the same patient ID Re-attending within 3 months - Adults	35	646	5.4%	15.3%	15.9%	16.7%
% of FP17s for the same patient ID Re-attending between 3 & 9 months - Children	89	346	25.7%	50.8%	58.6%	57.4%
% of FP17s for the same patient ID Re-attending between 3 & 9 months - Adults	206	646	31.9%	46.6%	51.6%	50.5%
% of FP17s for Band 1 Urgent Courses	54	817	6.6%	8.4%	8.0%	9.1%
% of FP17s Relating to Free Repair or Replacements	1	817	0.1%	0.7%	0.8%	0.8%
% of FP17s Relating to Continuations	0	817	0.0%	0.9%	1.3%	1.3%
% of Patients satisfied with the dentistry they have received	1	1	N/A	92.5%	93.1%	93.2%
% of Patients satisfied with the time they had to wait for an appointment	1	1	N/A	90.4%	89.1%	89.0%

\* This is based on patients treated on this contract for their most recent course of treatment. Figures in italics indicate the base number of FP17s or Patient Questionnaire responses are less than 100. N/A is shown where the base number of responses is less than 10 during the period. % is calculated as Quantity/Base number\*100

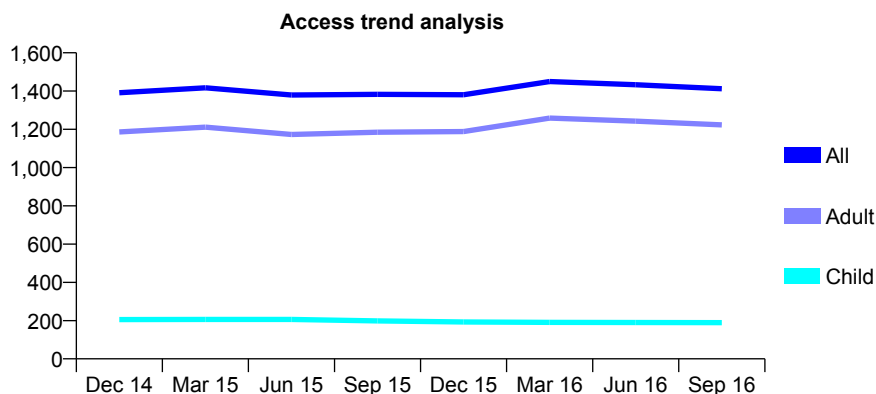
## Q54 - Vital Signs At a Glance Contract Report for 901245/0001 - September 2016

Name or company name	MR DG HENDERSON
Contract type name	GDS Contract
Purpose of contract	General and Orthodontic
Contract start date	01/04/2006
Contract end date	

16/17 Contracted general activity (UDA)	3,830
Carry forward general activity (UDA)	13
16/17 Contracted orthodontic activity (UOA)	3
Carry forward orthodontic activity (UOA)	0
Baseline contract value	£98,638.00

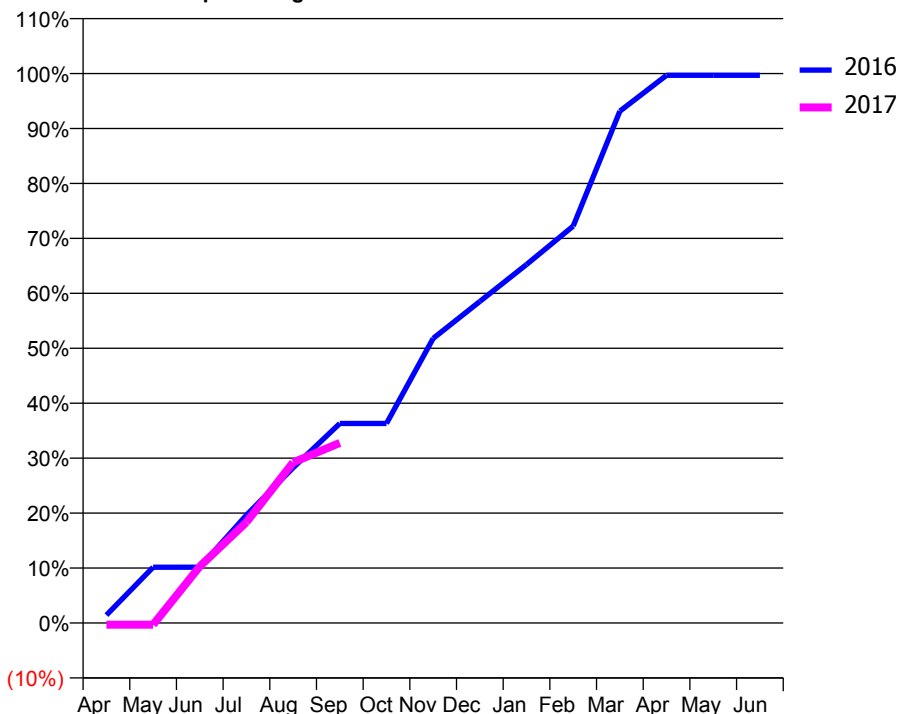
### ACCESS\*

Patients seen in 24 months	Total	Change since previous quarter
Quarter ending September 2015	1,383	
Quarter ending December 2015	1,381	→
Quarter ending March 2016	1,450	↑
Quarter ending June 2016	1,433	↓
Quarter ending September 2016	1,412	↓
<b>Variance since September 2015</b>	<b>2.1%</b>	<b>↑</b>



### ACTIVITY

Cumulative percentage of contracted UDA delivered 2016 & 2017



Month	Adjusted Scheduled Activity (UDA)	
	2016	2017
April	55	-13
May	389	-13
June	389	395
July	752	703
August	1,082	1,120
September	1,391	1,255
October	1,391	
November	1,983	
December	2,241	
January	2,499	
February	2,766	
March	3,568	
April	3,817	
May	3,817	
June	3,817	

### QUALITY

	Quantity	Base Number	Contract	AT	Region	England
% of FP17s for the same patient ID Re-attending within 3 months - Children	11	130	8.5%	10.0%	12.0%	12.4%
% of FP17s for the same patient ID Re-attending within 3 months - Adults	101	592	17.1%	15.3%	15.9%	16.7%
% of FP17s for the same patient ID Re-attending between 3 & 9 months - Children	74	130	56.9%	50.8%	58.6%	57.4%
% of FP17s for the same patient ID Re-attending between 3 & 9 months - Adults	275	592	46.5%	46.6%	51.6%	50.5%
% of FP17s for Band 1 Urgent Courses	57	622	9.2%	8.4%	8.0%	9.1%
% of FP17s Relating to Free Repair or Replacements	0	622	0.0%	0.7%	0.8%	0.8%
% of FP17s Relating to Continuations	0	622	0.0%	0.9%	1.3%	1.3%
% of Patients satisfied with the dentistry they have received	0	0	N/A	92.5%	93.1%	93.2%
% of Patients satisfied with the time they had to wait for an appointment	0	0	N/A	90.4%	89.1%	89.0%

\* This is based on patients treated on this contract for their most recent course of treatment. Figures in italics indicate the base number of FP17s or Patient Questionnaire responses are less than 100. N/A is shown where the base number of responses is less than 10 during the period. % is calculated as Quantity/Base number\*100

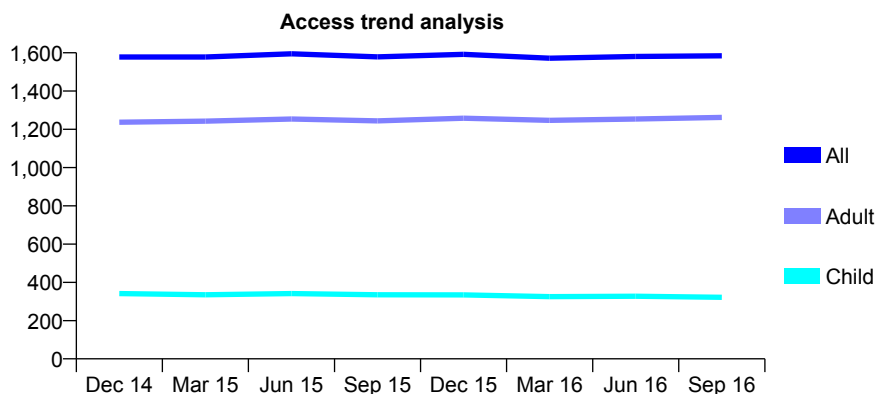
## Q54 - Vital Signs At a Glance Contract Report for 909386/0001 - September 2016

Name or company name	MR AN HARGREAVES
Contract type name	GDS Contract
Purpose of contract	General
Contract start date	01/04/2006
Contract end date	

16/17 Contracted general activity (UDA)	4,635
Carry forward general activity (UDA)	0
16/17 Contracted orthodontic activity (UOA)	0
Carry forward orthodontic activity (UOA)	0
Baseline contract value	£131,960.42

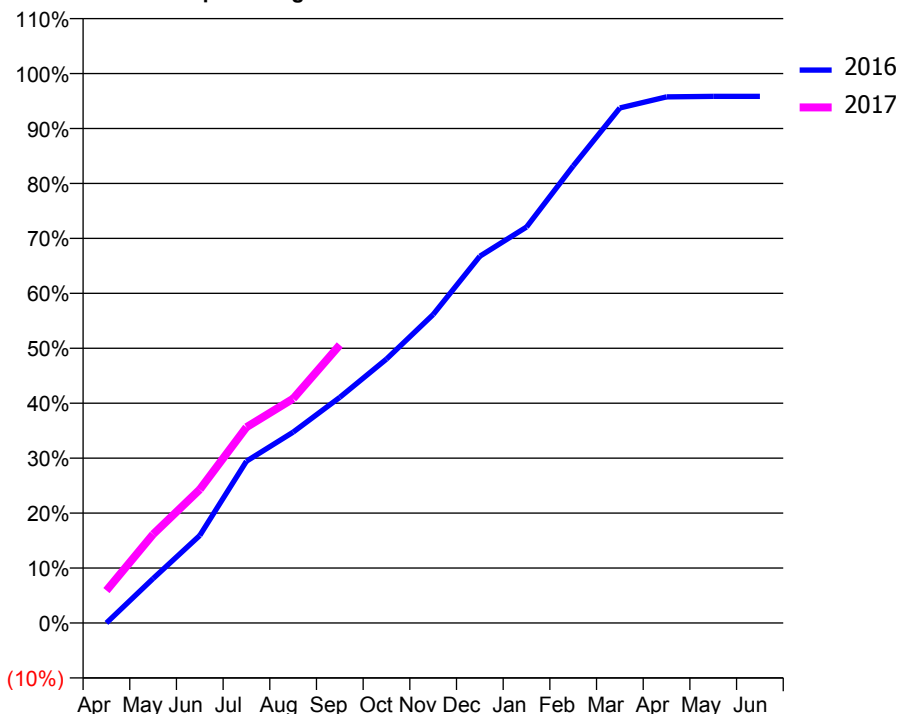
### ACCESS\*

Patients seen in 24 months	Total	Change since previous quarter
Quarter ending September 2015	1,579	
Quarter ending December 2015	1,592	→
Quarter ending March 2016	1,572	↓
Quarter ending June 2016	1,581	→
Quarter ending September 2016	1,584	→
<b>Variance since September 2015</b>	<b>0.3%</b>	<b>→</b>



### ACTIVITY

Cumulative percentage of contracted UDA delivered 2016 & 2017



Month	Adjusted Scheduled Activity (UDA)	
	2016	2017
April	-1	274
May	375	748
June	738	1,127
July	1,364	1,652
August	1,610	1,892
September	1,903	2,345
October	2,227	
November	2,602	
December	3,094	
January	3,340	
February	3,855	
March	4,345	
April	4,438	
May	4,442	
June	4,442	

### QUALITY

	Quantity	Base Number	Contract	AT	Region	England
% of FP17s for the same patient ID Re-attending within 3 months - Children	6	271	2.2%	10.0%	12.0%	12.4%
% of FP17s for the same patient ID Re-attending within 3 months - Adults	48	913	5.3%	15.3%	15.9%	16.7%
% of FP17s for the same patient ID Re-attending between 3 & 9 months - Children	204	271	75.3%	50.8%	58.6%	57.4%
% of FP17s for the same patient ID Re-attending between 3 & 9 months - Adults	636	913	69.7%	46.6%	51.6%	50.5%
% of FP17s for Band 1 Urgent Courses	31	1,124	2.8%	8.4%	8.0%	9.1%
% of FP17s Relating to Free Repair or Replacements	0	1,124	0.0%	0.7%	0.8%	0.8%
% of FP17s Relating to Continuations	4	1,124	0.4%	0.9%	1.3%	1.3%
% of Patients satisfied with the dentistry they have received	0	0	N/A	92.5%	93.1%	93.2%
% of Patients satisfied with the time they had to wait for an appointment	0	0	N/A	90.4%	89.1%	89.0%

\* This is based on patients treated on this contract for their most recent course of treatment. Figures in italics indicate the base number of FP17s or Patient Questionnaire responses are less than 100. N/A is shown where the base number of responses is less than 10 during the period. % is calculated as Quantity/Base number\*100



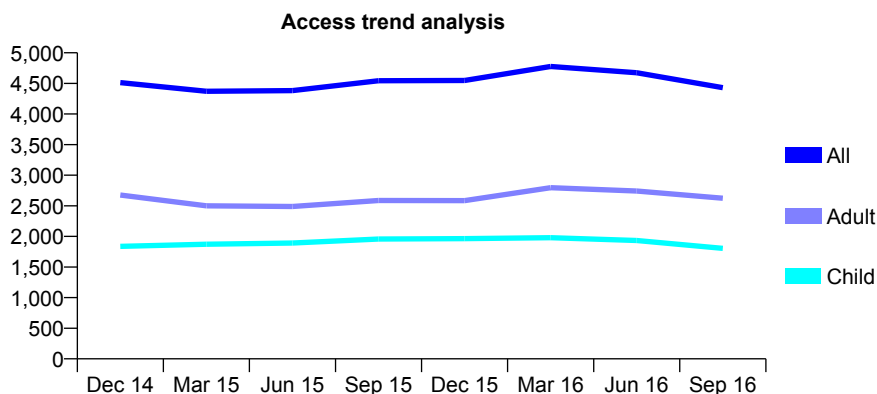
## Q54 - Vital Signs At a Glance Contract Report for 913286/0002 - September 2016

Name or company name	MR GE FICKERT
Contract type name	GDS Contract
Purpose of contract	General
Contract start date	01/04/2006
Contract end date	

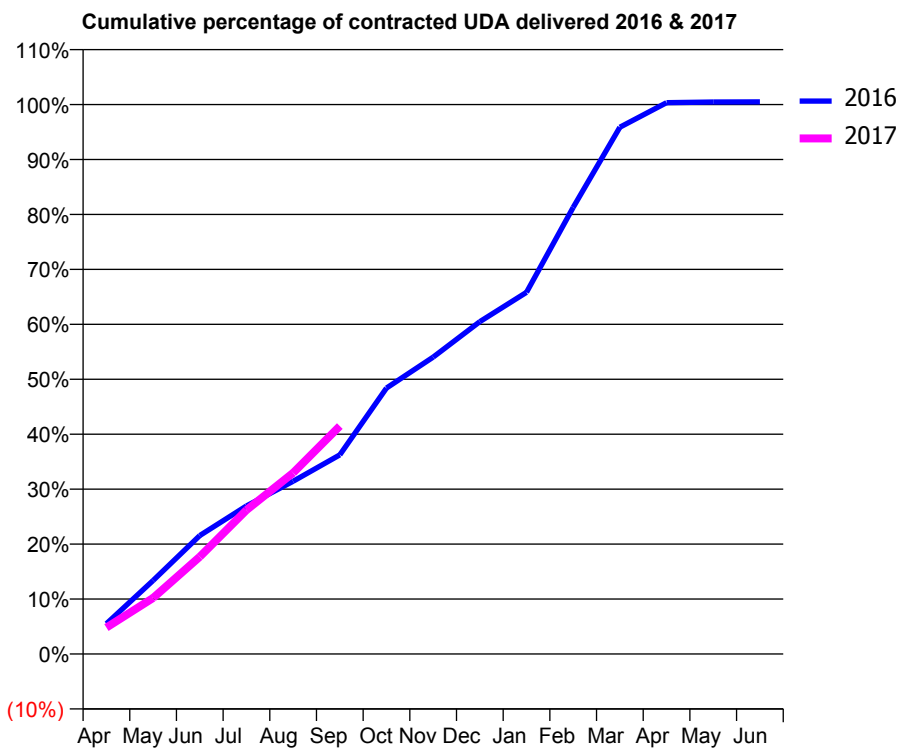
16/17 Contracted general activity (UDA)	14,799
Carry forward general activity (UDA)	0
16/17 Contracted orthodontic activity (UOA)	0
Carry forward orthodontic activity (UOA)	0
Baseline contract value	£361,703.67

### ACCESS\*

Patients seen in 24 months	Total	Change since previous quarter
Quarter ending September 2015	4,544	
Quarter ending December 2015	4,548	→
Quarter ending March 2016	4,776	↑
Quarter ending June 2016	4,674	↓
Quarter ending September 2016	4,430	↓
<b>Variance since September 2015</b>	<b>(2.5%)</b>	<b>↓</b>



### ACTIVITY



Month	Adjusted Scheduled Activity (UDA)	
	2016	2017
April	816	711
May	1,982	1,510
June	3,191	2,619
July	3,987	3,876
August	4,653	4,877
September	5,364	6,138
October	7,163	
November	7,994	
December	8,951	
January	9,740	
February	12,030	
March	14,188	
April	14,848	
May	14,867	
June	14,870	

### QUALITY

	Quantity	Base Number	Contract	AT	Region	England
% of FP17s for the same patient ID Re-attending within 3 months - Children	62	1,010	6.1%	10.0%	12.0%	12.4%
% of FP17s for the same patient ID Re-attending within 3 months - Adults	255	1,281	19.9%	15.3%	15.9%	16.7%
% of FP17s for the same patient ID Re-attending between 3 & 9 months - Children	556	1,010	55.0%	50.8%	58.6%	57.4%
% of FP17s for the same patient ID Re-attending between 3 & 9 months - Adults	456	1,281	35.6%	46.6%	51.6%	50.5%
% of FP17s for Band 1 Urgent Courses	226	2,046	11.0%	8.4%	8.0%	9.1%
% of FP17s Relating to Free Repair or Replacements	5	2,046	0.2%	0.7%	0.8%	0.8%
% of FP17s Relating to Continuations	2	2,046	0.1%	0.9%	1.3%	1.3%
% of Patients satisfied with the dentistry they have received	2	2	N/A	92.5%	93.1%	93.2%
% of Patients satisfied with the time they had to wait for an appointment	2	2	N/A	90.4%	89.1%	89.0%

\* This is based on patients treated on this contract for their most recent course of treatment. Figures in italics indicate the base number of FP17s or Patient Questionnaire responses are less than 100. N/A is shown where the base number of responses is less than 10 during the period. % is calculated as Quantity/Base number\*100

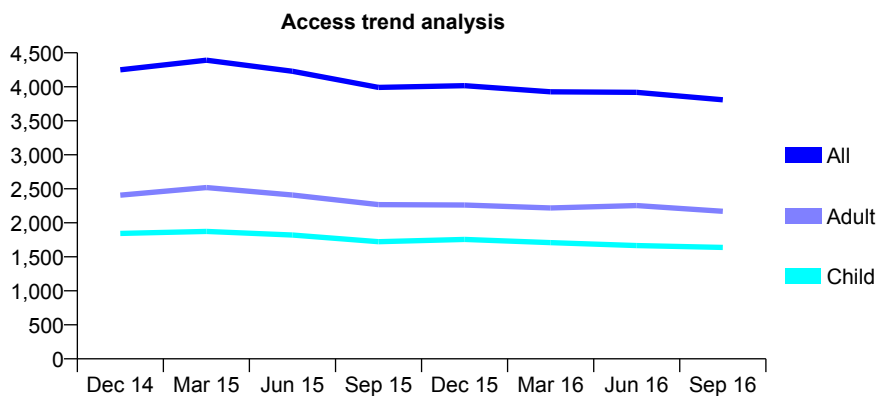
## Q54 - Vital Signs At a Glance Contract Report for 913286/0003 - September 2016

Name or company name	MR GE FICKERT
Contract type name	GDS Contract
Purpose of contract	General
Contract start date	01/04/2006
Contract end date	

16/17 Contracted general activity (UDA)	8,060
Carry forward general activity (UDA)	-118
16/17 Contracted orthodontic activity (UOA)	0
Carry forward orthodontic activity (UOA)	0
Baseline contract value	£197,866.76

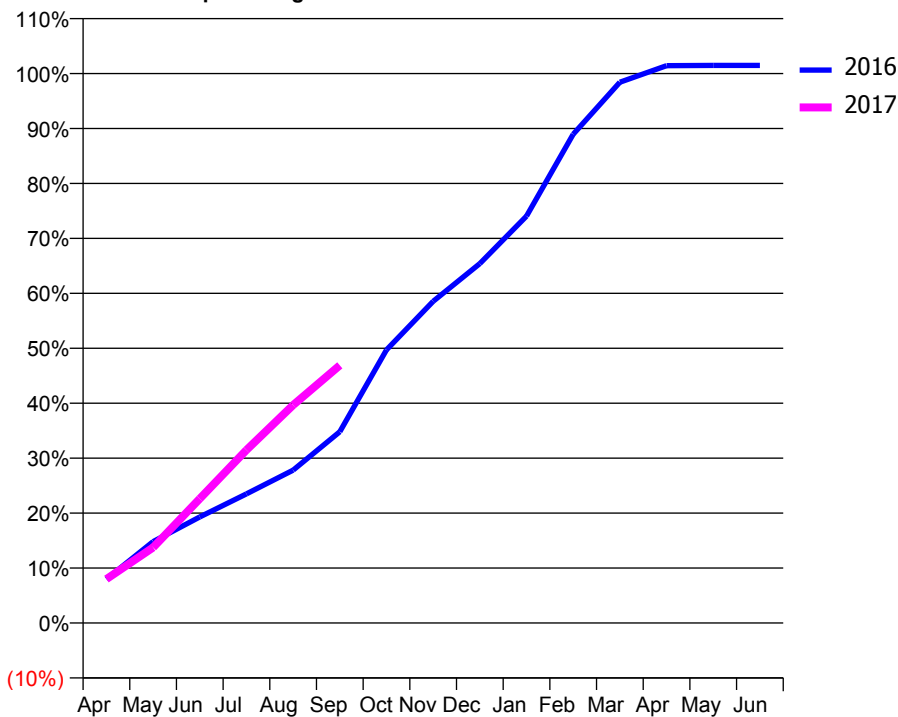
### ACCESS\*

Patients seen in 24 months	Total	Change since previous quarter
Quarter ending September 2015	3,991	
Quarter ending December 2015	4,016	→
Quarter ending March 2016	3,927	↓
Quarter ending June 2016	3,919	→
Quarter ending September 2016	3,809	↓
<b>Variance since September 2015</b>	<b>(4.6%)</b>	<b>↓</b>



### ACTIVITY

Cumulative percentage of contracted UDA delivered 2016 & 2017



Month	Adjusted Scheduled Activity (UDA)	
	2016	2017
April	645	644
May	1,194	1,107
June	1,557	1,824
July	1,895	2,537
August	2,242	3,197
September	2,806	3,780
October	4,007	
November	4,719	
December	5,272	
January	5,968	
February	7,169	
March	7,933	
April	8,174	
May	8,178	
June	8,178	

### QUALITY

	Quantity	Base Number	Contract	AT	Region	England
% of FP17s for the same patient ID Re-attending within 3 months - Children	40	814	4.9%	10.0%	12.0%	12.4%
% of FP17s for the same patient ID Re-attending within 3 months - Adults	112	992	11.3%	15.3%	15.9%	16.7%
% of FP17s for the same patient ID Re-attending between 3 & 9 months - Children	329	814	40.4%	50.8%	58.6%	57.4%
% of FP17s for the same patient ID Re-attending between 3 & 9 months - Adults	300	992	30.2%	46.6%	51.6%	50.5%
% of FP17s for Band 1 Urgent Courses	131	1,361	9.6%	8.4%	8.0%	9.1%
% of FP17s Relating to Free Repair or Replacements	0	1,361	0.0%	0.7%	0.8%	0.8%
% of FP17s Relating to Continuations	0	1,361	0.0%	0.9%	1.3%	1.3%
% of Patients satisfied with the dentistry they have received	2	2	N/A	92.5%	93.1%	93.2%
% of Patients satisfied with the time they had to wait for an appointment	1	2	N/A	90.4%	89.1%	89.0%

\* This is based on patients treated on this contract for their most recent course of treatment. Figures in italics indicate the base number of FP17s or Patient Questionnaire responses are less than 100. N/A is shown where the base number of responses is less than 10 during the period. % is calculated as Quantity/Base number\*100

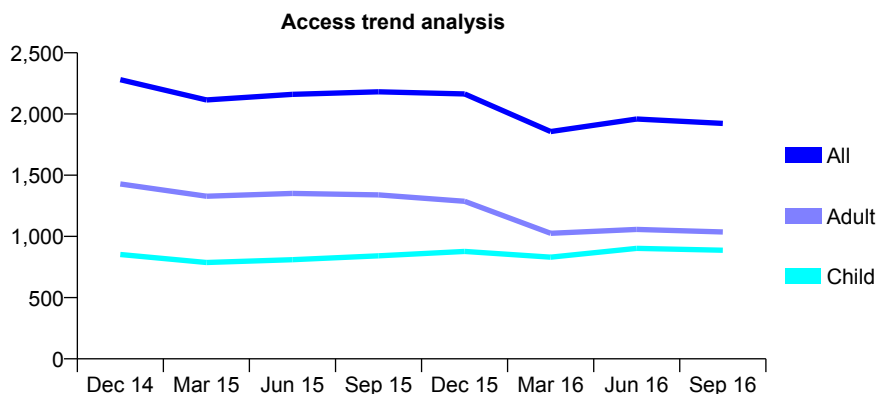
## Q54 - Vital Signs At a Glance Contract Report for 913286/0004 - September 2016

Name or company name	MR GE FICKERT
Contract type name	GDS Contract
Purpose of contract	General
Contract start date	01/04/2006
Contract end date	

16/17 Contracted general activity (UDA)	5,597
Carry forward general activity (UDA)	-87
16/17 Contracted orthodontic activity (UOA)	0
Carry forward orthodontic activity (UOA)	0
Baseline contract value	£173,188.95

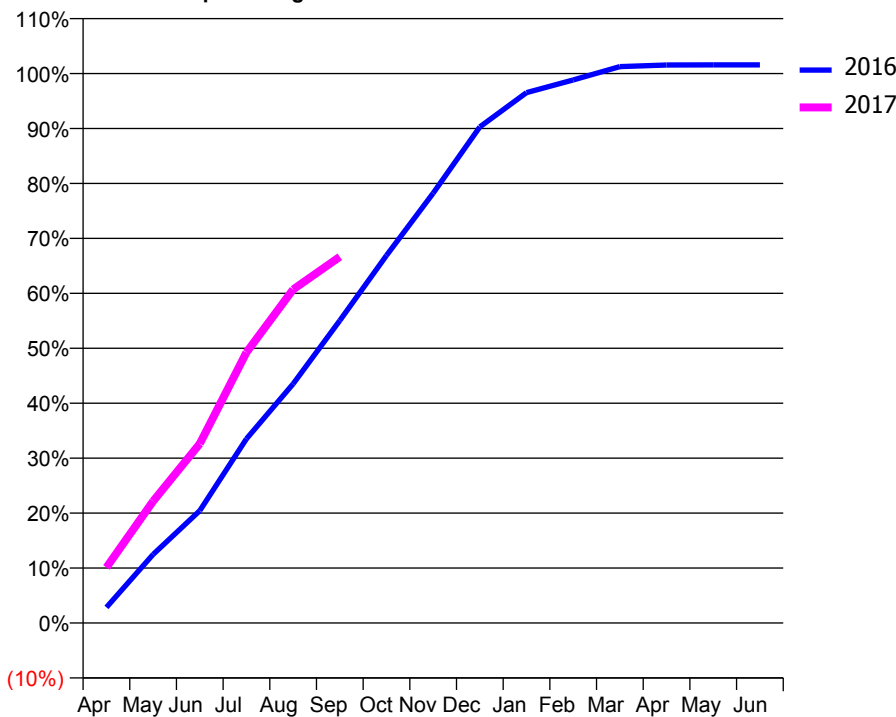
### ACCESS\*

Patients seen in 24 months	Total	Change since previous quarter
Quarter ending September 2015	2,181	
Quarter ending December 2015	2,164	→
Quarter ending March 2016	1,857	↓
Quarter ending June 2016	1,959	↑
Quarter ending September 2016	1,923	↓
<b>Variance since September 2015</b>	<b>(11.8%)</b>	<b>↓</b>



### ACTIVITY

Cumulative percentage of contracted UDA delivered 2016 & 2017



Adjusted Scheduled Activity (UDA)

Month	2016	2017
April	160	566
May	699	1,241
June	1,144	1,826
July	1,876	2,756
August	2,436	3,397
September	3,081	3,730
October	3,744	
November	4,378	
December	5,053	
January	5,403	
February	5,532	
March	5,668	
April	5,683	
May	5,684	
June	5,684	

### QUALITY

	Quantity	Base Number	Contract	AT	Region	England
% of FP17s for the same patient ID Re-attending within 3 months - Children	69	719	9.6%	10.0%	12.0%	12.4%
% of FP17s for the same patient ID Re-attending within 3 months - Adults	212	819	25.9%	15.3%	15.9%	16.7%
% of FP17s for the same patient ID Re-attending between 3 & 9 months - Children	295	719	41.0%	50.8%	58.6%	57.4%
% of FP17s for the same patient ID Re-attending between 3 & 9 months - Adults	241	819	29.4%	46.6%	51.6%	50.5%
% of FP17s for Band 1 Urgent Courses	335	1,526	22.0%	8.4%	8.0%	9.1%
% of FP17s Relating to Free Repair or Replacements	0	1,526	0.0%	0.7%	0.8%	0.8%
% of FP17s Relating to Continuations	1	1,526	0.1%	0.9%	1.3%	1.3%
% of Patients satisfied with the dentistry they have received	1	1	N/A	92.5%	93.1%	93.2%
% of Patients satisfied with the time they had to wait for an appointment	1	1	N/A	90.4%	89.1%	89.0%

\* This is based on patients treated on this contract for their most recent course of treatment. Figures in italics indicate the base number of FP17s or Patient Questionnaire responses are less than 100. N/A is shown where the base number of responses is less than 10 during the period. % is calculated as Quantity/Base number\*100

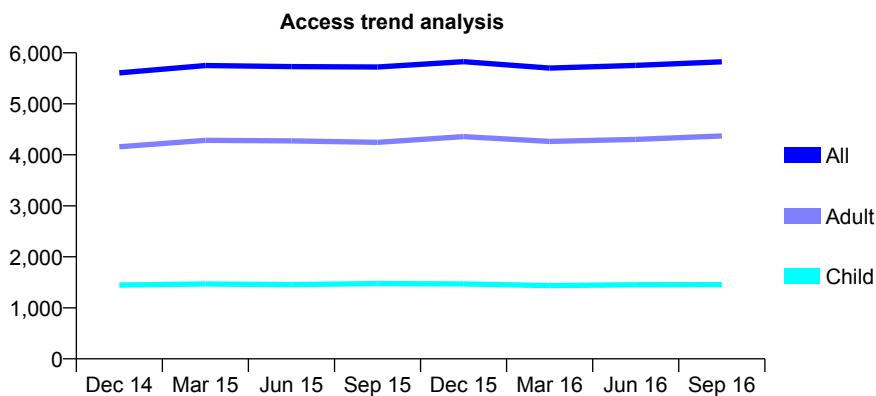
## Q54 - Vital Signs At a Glance Contract Report for 913286/0007 - September 2016

Name or company name	MR GE FICKERT
Contract type name	GDS Contract
Purpose of contract	General
Contract start date	01/04/2009
Contract end date	

16/17 Contracted general activity (UDA)	19,254
Carry forward general activity (UDA)	-60
16/17 Contracted orthodontic activity (UOA)	0
Carry forward orthodontic activity (UOA)	0
Baseline contract value	£478,678.03

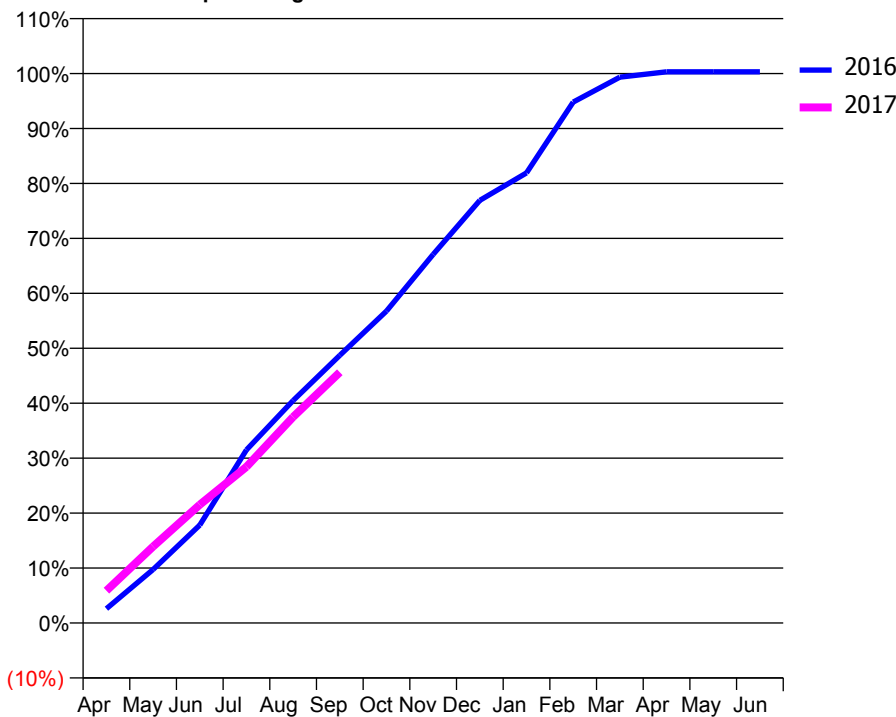
### ACCESS\*

Patients seen in 24 months	Total	Change since previous quarter
Quarter ending September 2015	5,721	
Quarter ending December 2015	5,827	→
Quarter ending March 2016	5,700	↓
Quarter ending June 2016	5,754	→
Quarter ending September 2016	5,823	→
<b>Variance since September 2015</b>	<b>1.8%</b>	<b>→</b>



### ACTIVITY

Cumulative percentage of contracted UDA delivered 2016 & 2017



Month	Adjusted Scheduled Activity (UDA)	
	2016	2017
April	500	1,133
May	1,878	2,680
June	3,432	4,149
July	6,069	5,472
August	7,794	7,220
September	9,379	8,788
October	10,932	
November	12,917	
December	14,807	
January	15,774	
February	18,253	
March	19,128	
April	19,313	
May	19,313	
June	19,314	

### QUALITY

	Quantity	Base Number	Contract	AT	Region	England
% of FP17s for the same patient ID Re-attending within 3 months - Children	35	1,006	3.5%	10.0%	12.0%	12.4%
% of FP17s for the same patient ID Re-attending within 3 months - Adults	171	2,453	7.0%	15.3%	15.9%	16.7%
% of FP17s for the same patient ID Re-attending between 3 & 9 months - Children	632	1,006	62.8%	50.8%	58.6%	57.4%
% of FP17s for the same patient ID Re-attending between 3 & 9 months - Adults	1,185	2,453	48.3%	46.6%	51.6%	50.5%
% of FP17s for Band 1 Urgent Courses	65	3,377	1.9%	8.4%	8.0%	9.1%
% of FP17s Relating to Free Repair or Replacements	8	3,377	0.2%	0.7%	0.8%	0.8%
% of FP17s Relating to Continuations	8	3,377	0.2%	0.9%	1.3%	1.3%
% of Patients satisfied with the dentistry they have received	4	4	N/A	92.5%	93.1%	93.2%
% of Patients satisfied with the time they had to wait for an appointment	4	4	N/A	90.4%	89.1%	89.0%

\* This is based on patients treated on this contract for their most recent course of treatment. Figures in italics indicate the base number of FP17s or Patient Questionnaire responses are less than 100. N/A is shown where the base number of responses is less than 10 during the period. % is calculated as Quantity/Base number\*100

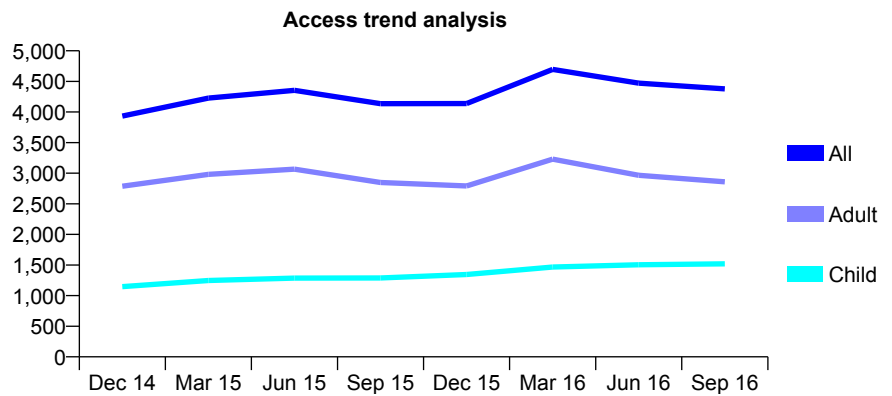
## Q54 - Vital Signs At a Glance Contract Report for 913286/0010 - September 2016

Name or company name	MR GE FICKERT
Contract type name	GDS Contract
Purpose of contract	General
Contract start date	30/04/2013
Contract end date	

16/17 Contracted general activity (UDA)	12,869
Carry forward general activity (UDA)	-257
16/17 Contracted orthodontic activity (UOA)	0
Carry forward orthodontic activity (UOA)	0
Baseline contract value	£329,425.19

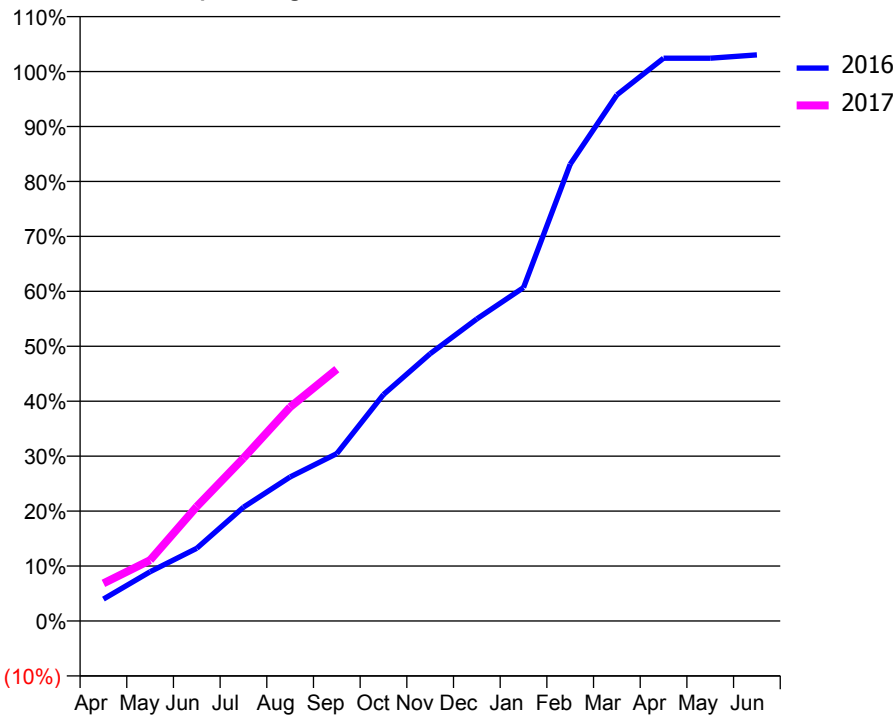
### ACCESS\*

Patients seen in 24 months	Total	Change since previous quarter
Quarter ending September 2015	4,137	
Quarter ending December 2015	4,138	→
Quarter ending March 2016	4,697	↑
Quarter ending June 2016	4,471	↓
Quarter ending September 2016	4,378	↓
<b>Variance since September 2015</b>	<b>5.8%</b>	<b>↑</b>



### ACTIVITY

Cumulative percentage of contracted UDA delivered 2016 & 2017



Month	Adjusted Scheduled Activity (UDA)	
	2016	2017
April	513	883
May	1,155	1,425
June	1,702	2,681
July	2,666	3,815
August	3,375	5,012
September	3,921	5,899
October	5,305	
November	6,260	
December	7,076	
January	7,808	
February	10,696	
March	12,323	
April	13,181	
May	13,181	
June	13,259	

### QUALITY

	Quantity	Base Number	Contract	AT	Region	England
% of FP17s for the same patient ID Re-attending within 3 months - Children	52	931	5.6%	10.0%	12.0%	12.4%
% of FP17s for the same patient ID Re-attending within 3 months - Adults	206	1,443	14.3%	15.3%	15.9%	16.7%
% of FP17s for the same patient ID Re-attending between 3 & 9 months - Children	513	931	55.1%	50.8%	58.6%	57.4%
% of FP17s for the same patient ID Re-attending between 3 & 9 months - Adults	553	1,443	38.3%	46.6%	51.6%	50.5%
% of FP17s for Band 1 Urgent Courses	224	2,040	11.0%	8.4%	8.0%	9.1%
% of FP17s Relating to Free Repair or Replacements	6	2,040	0.3%	0.7%	0.8%	0.8%
% of FP17s Relating to Continuations	1	2,040	0.0%	0.9%	1.3%	1.3%
% of Patients satisfied with the dentistry they have received	1	1	N/A	92.5%	93.1%	93.2%
% of Patients satisfied with the time they had to wait for an appointment	1	1	N/A	90.4%	89.1%	89.0%

\* This is based on patients treated on this contract for their most recent course of treatment. Figures in italics indicate the base number of FP17s or Patient Questionnaire responses are less than 100. N/A is shown where the base number of responses is less than 10 during the period. % is calculated as Quantity/Base number\*100

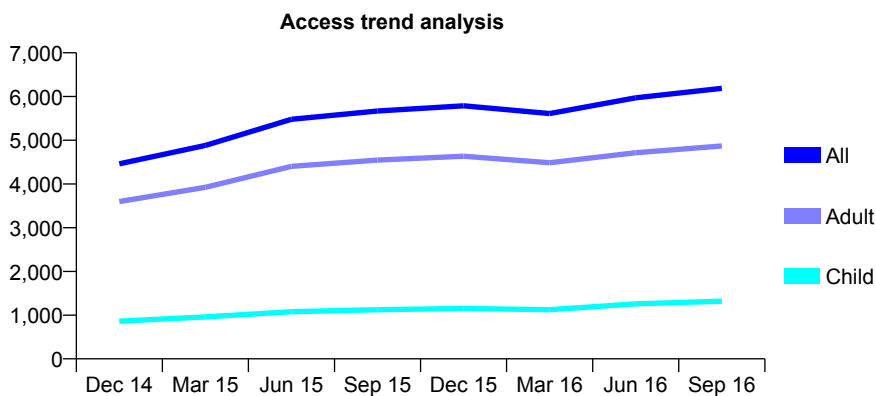
## Q54 - Vital Signs At a Glance Contract Report for 913286/0011 - September 2016

Name or company name	MR GE FICKERT
Contract type name	GDS Contract
Purpose of contract	General
Contract start date	01/07/2013
Contract end date	

16/17 Contracted general activity (UDA)	15,442
Carry forward general activity (UDA)	-309
16/17 Contracted orthodontic activity (UOA)	0
Carry forward orthodontic activity (UOA)	0
Baseline contract value	£340,382.49

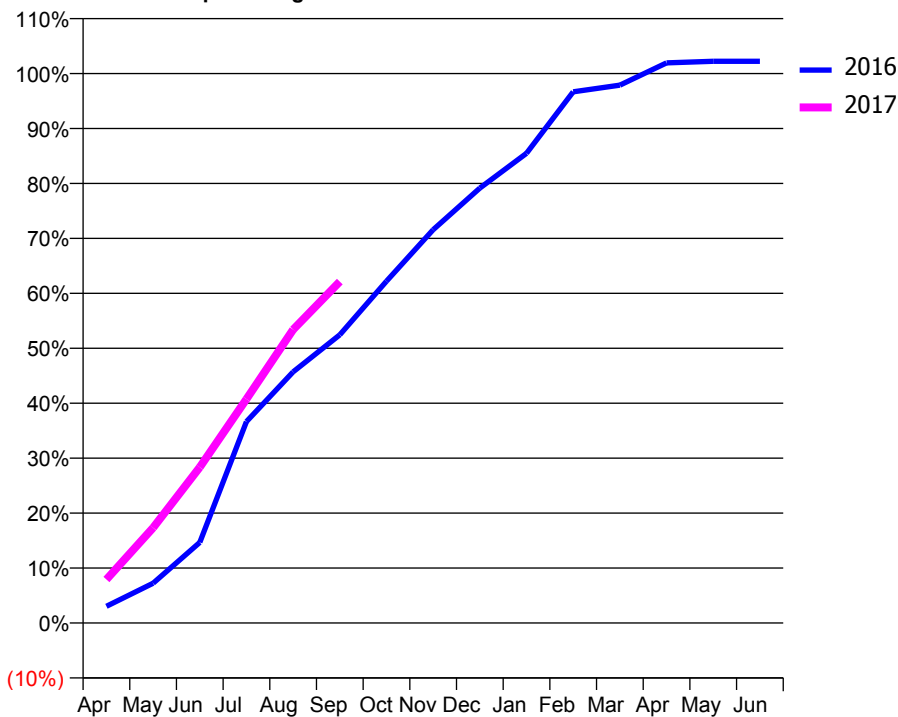
### ACCESS\*

Patients seen in 24 months	Total	Change since previous quarter
Quarter ending September 2015	5,670	
Quarter ending December 2015	5,787	↑
Quarter ending March 2016	5,611	↓
Quarter ending June 2016	5,971	↑
Quarter ending September 2016	6,187	↑
<b>Variance since September 2015</b>	<b>9.1%</b>	<b>↑</b>



### ACTIVITY

Cumulative percentage of contracted UDA delivered 2016 & 2017



Adjusted Scheduled Activity (UDA)

Month	2016	2017
April	470	1,223
May	1,118	2,676
June	2,266	4,380
July	5,661	6,293
August	7,058	8,245
September	8,099	9,596
October	9,606	
November	11,054	
December	12,222	
January	13,199	
February	14,928	
March	15,116	
April	15,742	
May	15,785	
June	15,785	

### QUALITY

	Quantity	Base Number	Contract	AT	Region	England
% of FP17s for the same patient ID Re-attending within 3 months - Children	78	1,029	7.6%	10.0%	12.0%	12.4%
% of FP17s for the same patient ID Re-attending within 3 months - Adults	451	3,055	14.8%	15.3%	15.9%	16.7%
% of FP17s for the same patient ID Re-attending between 3 & 9 months - Children	422	1,029	41.0%	50.8%	58.6%	57.4%
% of FP17s for the same patient ID Re-attending between 3 & 9 months - Adults	1,069	3,055	35.0%	46.6%	51.6%	50.5%
% of FP17s for Band 1 Urgent Courses	563	3,790	14.9%	8.4%	8.0%	9.1%
% of FP17s Relating to Free Repair or Replacements	24	3,790	0.6%	0.7%	0.8%	0.8%
% of FP17s Relating to Continuations	0	3,790	0.0%	0.9%	1.3%	1.3%
% of Patients satisfied with the dentistry they have received	7	9	N/A	92.5%	93.1%	93.2%
% of Patients satisfied with the time they had to wait for an appointment	8	9	N/A	90.4%	89.1%	89.0%

\* This is based on patients treated on this contract for their most recent course of treatment. Figures in italics indicate the base number of FP17s or Patient Questionnaire responses are less than 100. N/A is shown where the base number of responses is less than 10 during the period. % is calculated as Quantity/Base number\*100

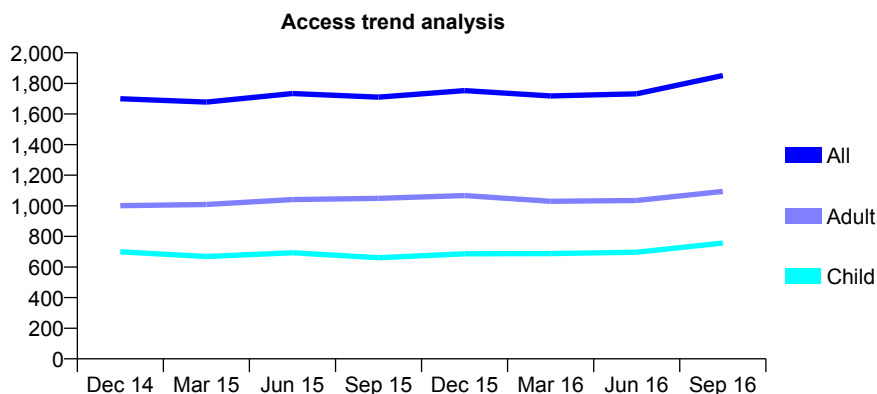
## Q54 - Vital Signs At a Glance Contract Report for 913618/0001 - September 2016

Name or company name	Mere Green Dental Practice
Contract type name	GDS Contract
Purpose of contract	General and Orthodontic
Contract start date	01/04/2006
Contract end date	

16/17 Contracted general activity (UDA)	5,306
Carry forward general activity (UDA)	-45
16/17 Contracted orthodontic activity (UOA)	959
Carry forward orthodontic activity (UOA)	-19
Baseline contract value	£192,603.52

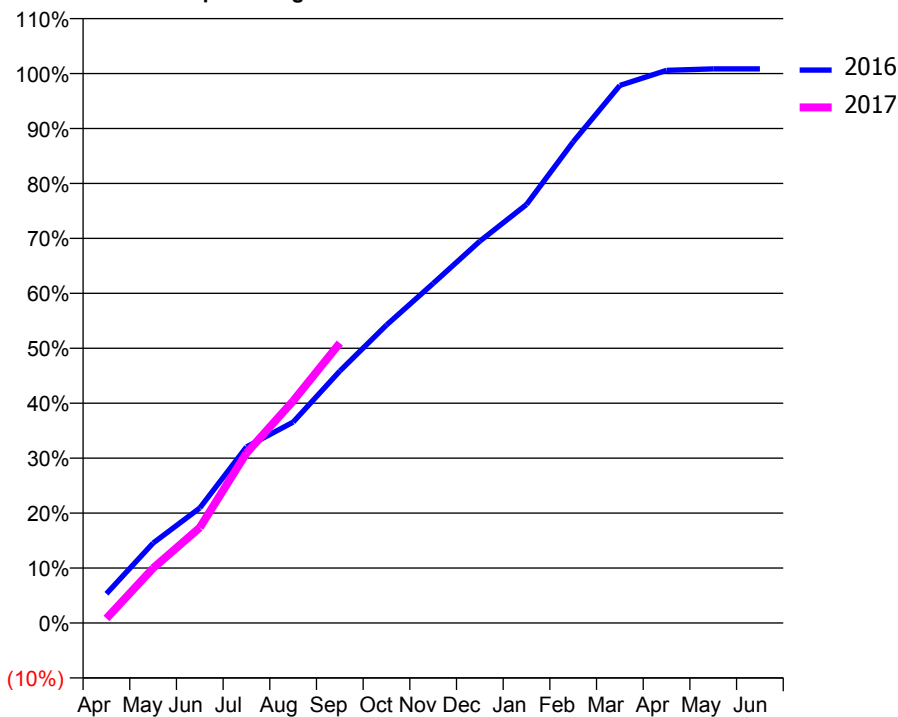
### ACCESS\*

Patients seen in 24 months	Total	Change since previous quarter
Quarter ending September 2015	1,710	
Quarter ending December 2015	1,753	↑
Quarter ending March 2016	1,718	↓
Quarter ending June 2016	1,732	→
Quarter ending September 2016	1,851	↑
<b>Variance since September 2015</b>	<b>8.2%</b>	<b>↑</b>



### ACTIVITY

Cumulative percentage of contracted UDA delivered 2016 & 2017



Month	Adjusted Scheduled Activity (UDA)	
	2016	2017
April	283	45
May	771	530
June	1,110	921
July	1,701	1,642
August	1,940	2,145
September	2,433	2,703
October	2,877	
November	3,279	
December	3,687	
January	4,041	
February	4,647	
March	5,190	
April	5,336	
May	5,350	
June	5,351	

### QUALITY

	Quantity	Base Number	Contract	AT	Region	England
% of FP17s for the same patient ID Re-attending within 3 months - Children	81	582	13.9%	10.0%	12.0%	12.4%
% of FP17s for the same patient ID Re-attending within 3 months - Adults	77	589	13.1%	15.3%	15.9%	16.7%
% of FP17s for the same patient ID Re-attending between 3 & 9 months - Children	183	582	31.4%	50.8%	58.6%	57.4%
% of FP17s for the same patient ID Re-attending between 3 & 9 months - Adults	204	589	34.6%	46.6%	51.6%	50.5%
% of FP17s for Band 1 Urgent Courses	74	1,056	7.0%	8.4%	8.0%	9.1%
% of FP17s Relating to Free Repair or Replacements	2	1,056	0.2%	0.7%	0.8%	0.8%
% of FP17s Relating to Continuations	11	1,056	1.0%	0.9%	1.3%	1.3%
% of Patients satisfied with the dentistry they have received	0	0	N/A	92.5%	93.1%	93.2%
% of Patients satisfied with the time they had to wait for an appointment	0	0	N/A	90.4%	89.1%	89.0%

\* This is based on patients treated on this contract for their most recent course of treatment. Figures in italics indicate the base number of FP17s or Patient Questionnaire responses are less than 100. N/A is shown where the base number of responses is less than 10 during the period. % is calculated as Quantity/Base number\*100

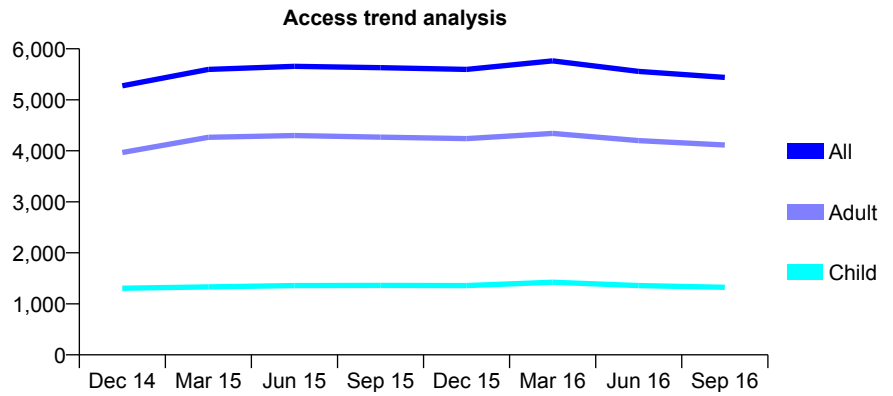
## Q54 - Vital Signs At a Glance Contract Report for 921025/0001 - September 2016

Name or company name	MR S KUMAR
Contract type name	GDS Contract
Purpose of contract	General
Contract start date	06/04/2007
Contract end date	

16/17 Contracted general activity (UDA)	17,992
Carry forward general activity (UDA)	-48
16/17 Contracted orthodontic activity (UOA)	0
Carry forward orthodontic activity (UOA)	0
Baseline contract value	£412,662.58

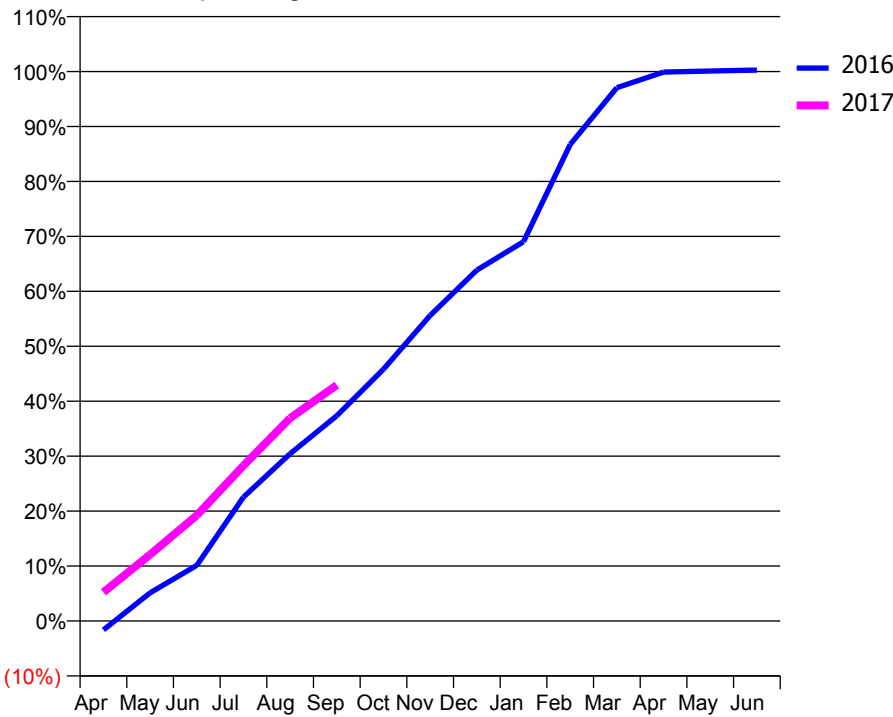
### ACCESS\*

Patients seen in 24 months	Total	Change since previous quarter
Quarter ending September 2015	5,629	
Quarter ending December 2015	5,597	→
Quarter ending March 2016	5,763	↑
Quarter ending June 2016	5,558	↓
Quarter ending September 2016	5,439	↓
<b>Variance since September 2015</b>	<b>(3.4%)</b>	<b>↓</b>



### ACTIVITY

Cumulative percentage of contracted UDA delivered 2016 & 2017



Month	Adjusted Scheduled Activity (UDA)	
	2016	2017
April	-296	942
May	925	2,176
June	1,824	3,458
July	4,059	5,089
August	5,478	6,642
September	6,720	7,726
October	8,244	
November	10,004	
December	11,489	
January	12,421	
February	15,602	
March	17,464	
April	17,975	
May	18,010	
June	18,040	

### QUALITY

	Quantity	Base Number	Contract	AT	Region	England
% of FP17s for the same patient ID Re-attending within 3 months - Children	75	784	9.6%	10.0%	12.0%	12.4%
% of FP17s for the same patient ID Re-attending within 3 months - Adults	473	2,480	19.1%	15.3%	15.9%	16.7%
% of FP17s for the same patient ID Re-attending between 3 & 9 months - Children	449	784	57.3%	50.8%	58.6%	57.4%
% of FP17s for the same patient ID Re-attending between 3 & 9 months - Adults	1,245	2,480	50.2%	46.6%	51.6%	50.5%
% of FP17s for Band 1 Urgent Courses	118	2,866	4.1%	8.4%	8.0%	9.1%
% of FP17s Relating to Free Repair or Replacements	125	2,866	4.4%	0.7%	0.8%	0.8%
% of FP17s Relating to Continuations	36	2,866	1.3%	0.9%	1.3%	1.3%
% of Patients satisfied with the dentistry they have received	6	6	N/A	92.5%	93.1%	93.2%
% of Patients satisfied with the time they had to wait for an appointment	5	6	N/A	90.4%	89.1%	89.0%

\* This is based on patients treated on this contract for their most recent course of treatment. Figures in italics indicate the base number of FP17s or Patient Questionnaire responses are less than 100. N/A is shown where the base number of responses is less than 10 during the period. % is calculated as Quantity/Base number\*100



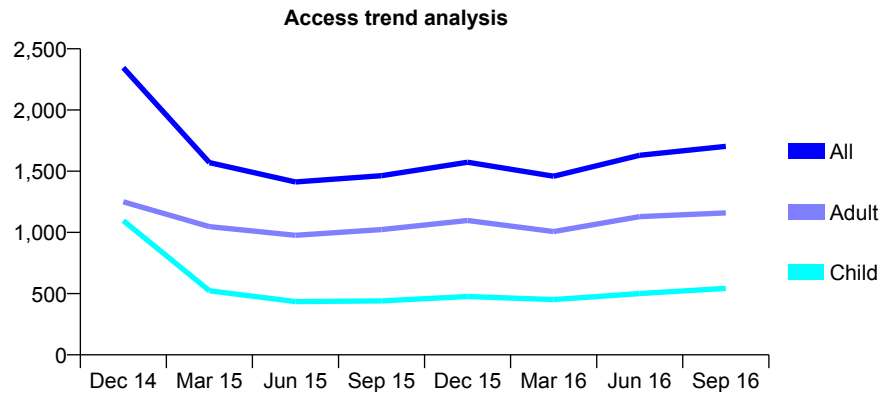
## Q54 - Vital Signs At a Glance Contract Report for 921025/0002 - September 2016

Name or company name	MR S KUMAR
Contract type name	PDS Plus Contract
Purpose of contract	General
Contract start date	01/03/2011
Contract end date	31/12/2016

16/17 Contracted general activity (UDA)	4,500
Carry forward general activity (UDA)	0
16/17 Contracted orthodontic activity (UOA)	0
Carry forward orthodontic activity (UOA)	0
Baseline contract value	£104,705.96

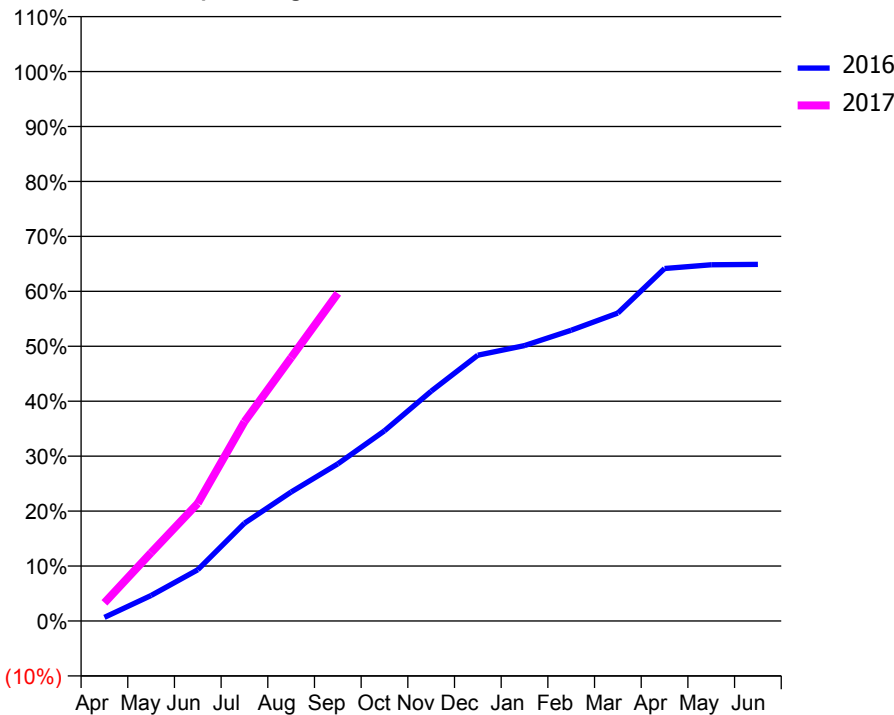
### ACCESS\*

Patients seen in 24 months	Total	Change since previous quarter
Quarter ending September 2015	1,464	
Quarter ending December 2015	1,574	↑
Quarter ending March 2016	1,459	↓
Quarter ending June 2016	1,630	↑
Quarter ending September 2016	1,703	↑
<b>Variance since September 2015</b>	<b>16.3%</b>	<b>↑</b>



### ACTIVITY

Cumulative percentage of contracted UDA delivered 2016 & 2017



Month	Adjusted Scheduled Activity (UDA)	
	2016	2017
April	40	149
May	278	559
June	559	964
July	1,068	1,632
August	1,409	2,158
September	1,715	2,683
October	2,077	
November	2,510	
December	2,903	
January	3,008	
February	3,175	
March	3,363	
April	3,848	
May	3,889	
June	3,894	

### QUALITY

	Quantity	Base Number	Contract	AT	Region	England
% of FP17s for the same patient ID Re-attending within 3 months - Children	10	369	2.7%	10.0%	12.0%	12.4%
% of FP17s for the same patient ID Re-attending within 3 months - Adults	50	753	6.6%	15.3%	15.9%	16.7%
% of FP17s for the same patient ID Re-attending between 3 & 9 months - Children	67	369	18.2%	50.8%	58.6%	57.4%
% of FP17s for the same patient ID Re-attending between 3 & 9 months - Adults	82	753	10.9%	46.6%	51.6%	50.5%
% of FP17s for Band 1 Urgent Courses	17	948	1.8%	8.4%	8.0%	9.1%
% of FP17s Relating to Free Repair or Replacements	15	948	1.6%	0.7%	0.8%	0.8%
% of FP17s Relating to Continuations	9	948	0.9%	0.9%	1.3%	1.3%
% of Patients satisfied with the dentistry they have received	9	9	N/A	92.5%	93.1%	93.2%
% of Patients satisfied with the time they had to wait for an appointment	8	9	N/A	90.4%	89.1%	89.0%

\* This is based on patients treated on this contract for their most recent course of treatment. Figures in italics indicate the base number of FP17s or Patient Questionnaire responses are less than 100. N/A is shown where the base number of responses is less than 10 during the period. % is calculated as Quantity/Base number\*100

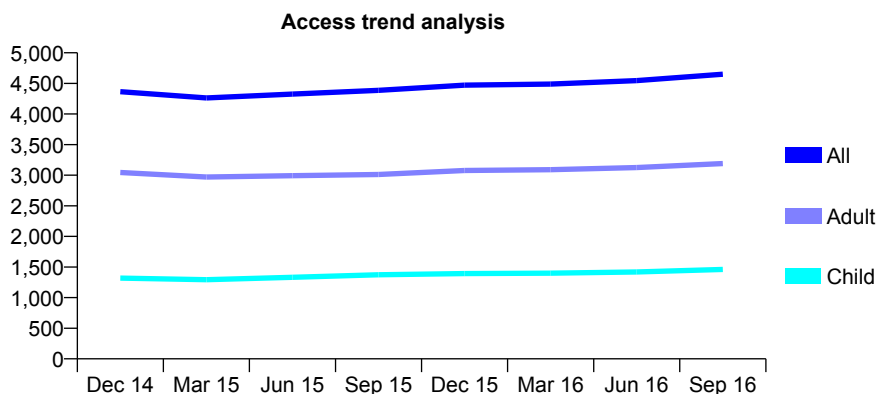
## Q54 - Vital Signs At a Glance Contract Report for 921408/0001 - September 2016

Name or company name	MRS AK KHATKAR
Contract type name	GDS Contract
Purpose of contract	General
Contract start date	01/04/2006
Contract end date	

16/17 Contracted general activity (UDA)	8,640
Carry forward general activity (UDA)	-39
16/17 Contracted orthodontic activity (UOA)	0
Carry forward orthodontic activity (UOA)	0
Baseline contract value	£206,622.66

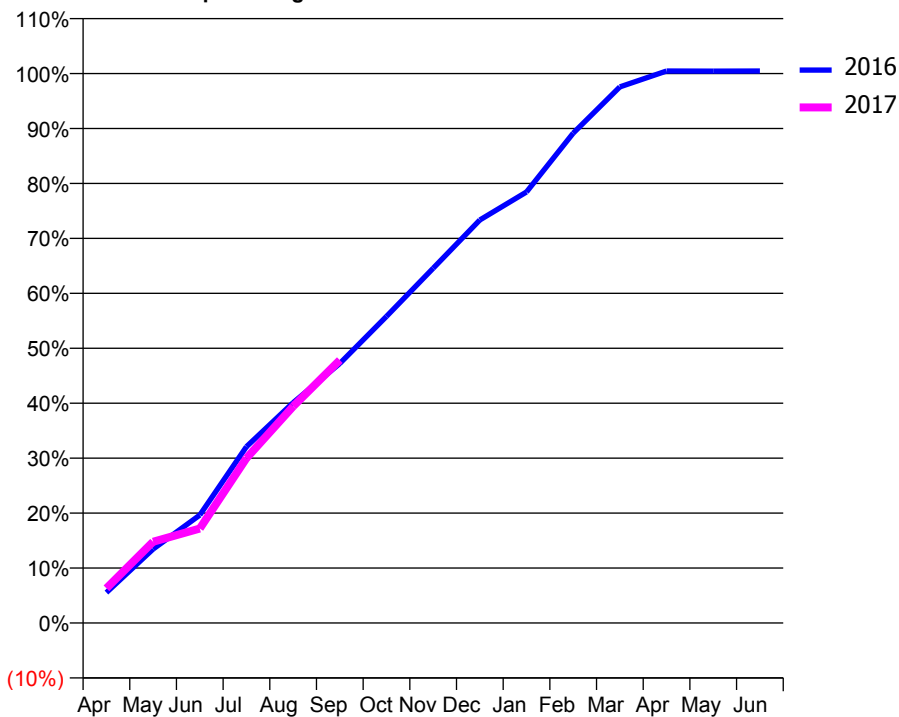
### ACCESS\*

Patients seen in 24 months	Total	Change since previous quarter
Quarter ending September 2015	4,387	
Quarter ending December 2015	4,472	→
Quarter ending March 2016	4,489	→
Quarter ending June 2016	4,545	→
Quarter ending September 2016	4,650	↑
<b>Variance since September 2015</b>	<b>6.0%</b>	<b>↑</b>



### ACTIVITY

Cumulative percentage of contracted UDA delivered 2016 & 2017



Month	Adjusted Scheduled Activity (UDA)	
	2016	2017
April	480	546
May	1,162	1,278
June	1,698	1,485
July	2,773	2,593
August	3,464	3,407
September	4,081	4,134
October	4,821	
November	5,578	
December	6,337	
January	6,778	
February	7,702	
March	8,429	
April	8,680	
May	8,678	
June	8,679	

### QUALITY

	Quantity	Base Number	Contract	AT	Region	England
% of FP17s for the same patient ID Re-attending within 3 months - Children	52	1,105	4.7%	10.0%	12.0%	12.4%
% of FP17s for the same patient ID Re-attending within 3 months - Adults	193	1,948	9.9%	15.3%	15.9%	16.7%
% of FP17s for the same patient ID Re-attending between 3 & 9 months - Children	744	1,105	67.3%	50.8%	58.6%	57.4%
% of FP17s for the same patient ID Re-attending between 3 & 9 months - Adults	799	1,948	41.0%	46.6%	51.6%	50.5%
% of FP17s for Band 1 Urgent Courses	174	2,385	7.3%	8.4%	8.0%	9.1%
% of FP17s Relating to Free Repair or Replacements	11	2,385	0.5%	0.7%	0.8%	0.8%
% of FP17s Relating to Continuations	3	2,385	0.1%	0.9%	1.3%	1.3%
% of Patients satisfied with the dentistry they have received	3	3	N/A	92.5%	93.1%	93.2%
% of Patients satisfied with the time they had to wait for an appointment	3	3	N/A	90.4%	89.1%	89.0%

\* This is based on patients treated on this contract for their most recent course of treatment. Figures in italics indicate the base number of FP17s or Patient Questionnaire responses are less than 100. N/A is shown where the base number of responses is less than 10 during the period. % is calculated as Quantity/Base number\*100

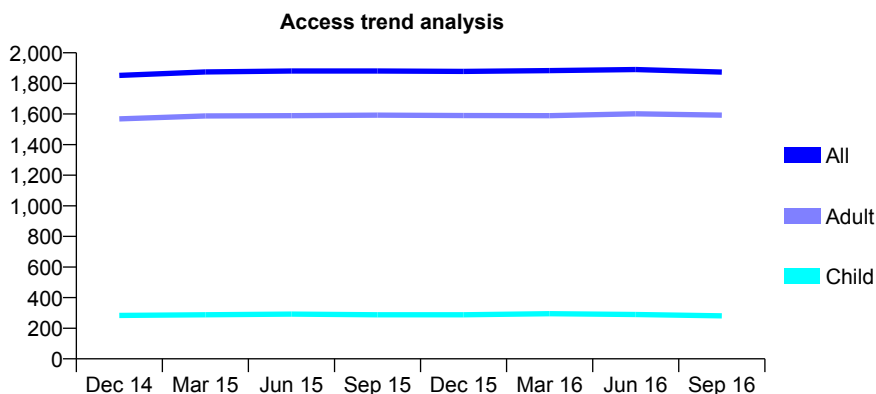
## Q54 - Vital Signs At a Glance Contract Report for 924822/0002 - September 2016

Name or company name	Rai Dental Surgery
Contract type name	GDS Contract
Purpose of contract	General
Contract start date	28/01/2013
Contract end date	

16/17 Contracted general activity (UDA)	6,238
Carry forward general activity (UDA)	-110
16/17 Contracted orthodontic activity (UOA)	0
Carry forward orthodontic activity (UOA)	0
Baseline contract value	£178,495.28

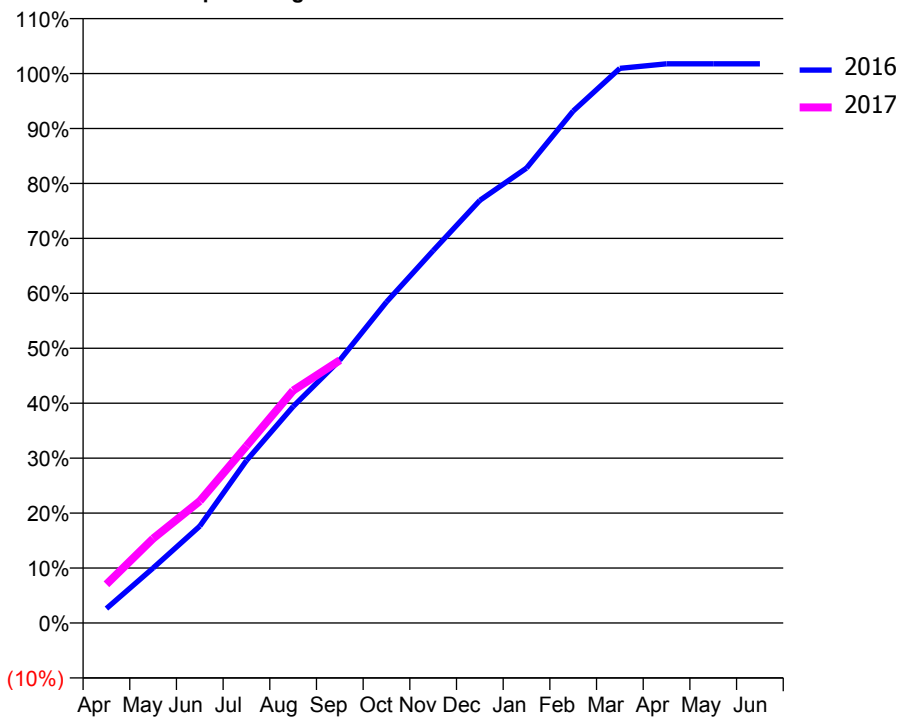
### ACCESS\*

Patients seen in 24 months	Total	Change since previous quarter
Quarter ending September 2015	1,881	
Quarter ending December 2015	1,878	→
Quarter ending March 2016	1,884	→
Quarter ending June 2016	1,891	→
Quarter ending September 2016	1,874	→
<b>Variance since September 2015</b>	<b>(0.4%)</b>	→



### ACTIVITY

Cumulative percentage of contracted UDA delivered 2016 & 2017



Adjusted Scheduled Activity (UDA)

Month	2016	2017
April	164	440
May	624	958
June	1,100	1,385
July	1,845	2,009
August	2,457	2,639
September	2,985	2,982
October	3,644	
November	4,228	
December	4,799	
January	5,165	
February	5,813	
March	6,297	
April	6,348	
May	6,348	
June	6,348	

### QUALITY

	Quantity	Base Number	Contract	AT	Region	England
% of FP17s for the same patient ID Re-attending within 3 months - Children	7	232	3.0%	10.0%	12.0%	12.4%
% of FP17s for the same patient ID Re-attending within 3 months - Adults	181	1,243	14.6%	15.3%	15.9%	16.7%
% of FP17s for the same patient ID Re-attending between 3 & 9 months - Children	173	232	74.6%	50.8%	58.6%	57.4%
% of FP17s for the same patient ID Re-attending between 3 & 9 months - Adults	809	1,243	65.1%	46.6%	51.6%	50.5%
% of FP17s for Band 1 Urgent Courses	66	1,438	4.6%	8.4%	8.0%	9.1%
% of FP17s Relating to Free Repair or Replacements	0	1,438	0.0%	0.7%	0.8%	0.8%
% of FP17s Relating to Continuations	17	1,438	1.2%	0.9%	1.3%	1.3%
% of Patients satisfied with the dentistry they have received	3	3	N/A	92.5%	93.1%	93.2%
% of Patients satisfied with the time they had to wait for an appointment	3	3	N/A	90.4%	89.1%	89.0%

\* This is based on patients treated on this contract for their most recent course of treatment. Figures in italics indicate the base number of FP17s or Patient Questionnaire responses are less than 100. N/A is shown where the base number of responses is less than 10 during the period. % is calculated as Quantity/Base number\*100

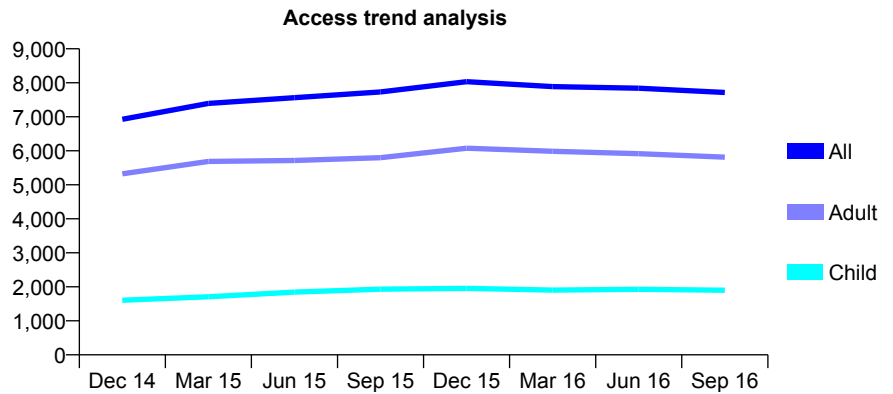
## Q54 - Vital Signs At a Glance Contract Report for 925829/0005 - September 2016

Name or company name	MR KS AULAK
Contract type name	PDS Plus Contract
Purpose of contract	General
Contract start date	01/09/2010
Contract end date	31/10/2020

16/17 Contracted general activity (UDA)	22,000
Carry forward general activity (UDA)	0
16/17 Contracted orthodontic activity (UOA)	0
Carry forward orthodontic activity (UOA)	0
Baseline contract value	£259,866.42

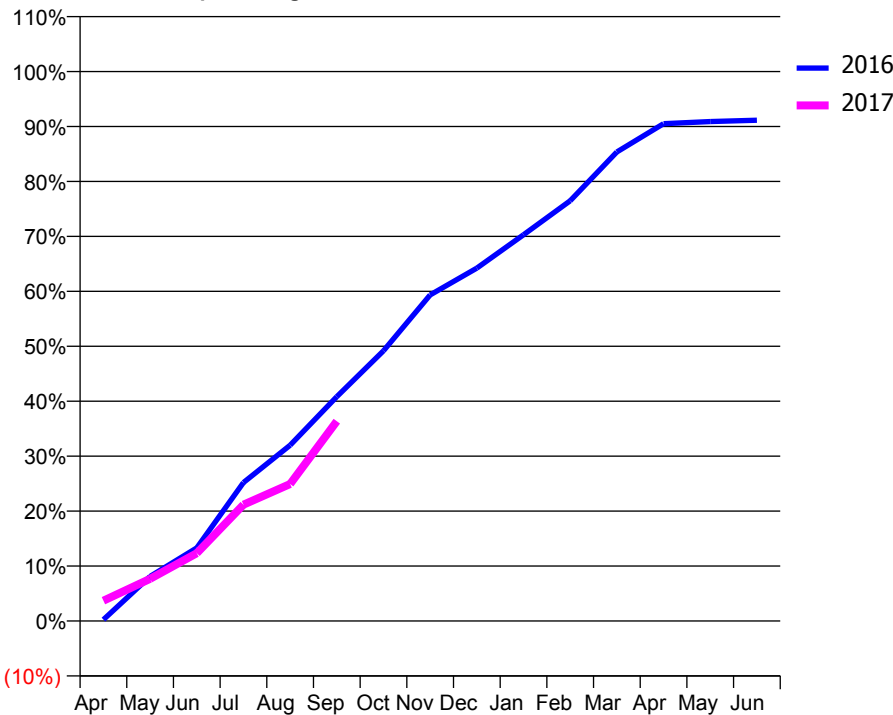
### ACCESS\*

Patients seen in 24 months	Total	Change since previous quarter
Quarter ending September 2015	7,732	
Quarter ending December 2015	8,033	↑
Quarter ending March 2016	7,890	↓
Quarter ending June 2016	7,843	→
Quarter ending September 2016	7,716	↓
<b>Variance since September 2015</b>	<b>(0.2%)</b>	<b>→</b>



### ACTIVITY

Cumulative percentage of contracted UDA delivered 2016 & 2017



Month	Adjusted Scheduled Activity (UDA)	
	2016	2017
April	55	817
May	1,783	1,691
June	2,931	2,715
July	5,544	4,661
August	7,040	5,486
September	8,980	7,999
October	10,816	-
November	13,055	-
December	14,130	-
January	15,466	-
February	16,823	-
March	18,779	-
April	19,910	-
May	19,994	-
June	20,049	-

### QUALITY

	Quantity	Base Number	Contract	AT	Region	England
% of FP17s for the same patient ID Re-attending within 3 months - Children	97	1,080	9.0%	10.0%	12.0%	12.4%
% of FP17s for the same patient ID Re-attending within 3 months - Adults	476	3,083	15.4%	15.3%	15.9%	16.7%
% of FP17s for the same patient ID Re-attending between 3 & 9 months - Children	438	1,080	40.6%	50.8%	58.6%	57.4%
% of FP17s for the same patient ID Re-attending between 3 & 9 months - Adults	1,114	3,083	36.1%	46.6%	51.6%	50.5%
% of FP17s for Band 1 Urgent Courses	794	3,599	22.1%	8.4%	8.0%	9.1%
% of FP17s Relating to Free Repair or Replacements	15	3,599	0.4%	0.7%	0.8%	0.8%
% of FP17s Relating to Continuations	45	3,599	1.3%	0.9%	1.3%	1.3%
% of Patients satisfied with the dentistry they have received	3	3	N/A	92.5%	93.1%	93.2%
% of Patients satisfied with the time they had to wait for an appointment	3	3	N/A	90.4%	89.1%	89.0%

\* This is based on patients treated on this contract for their most recent course of treatment. Figures in italics indicate the base number of FP17s or Patient Questionnaire responses are less than 100. N/A is shown where the base number of responses is less than 10 during the period. % is calculated as Quantity/Base number\*100

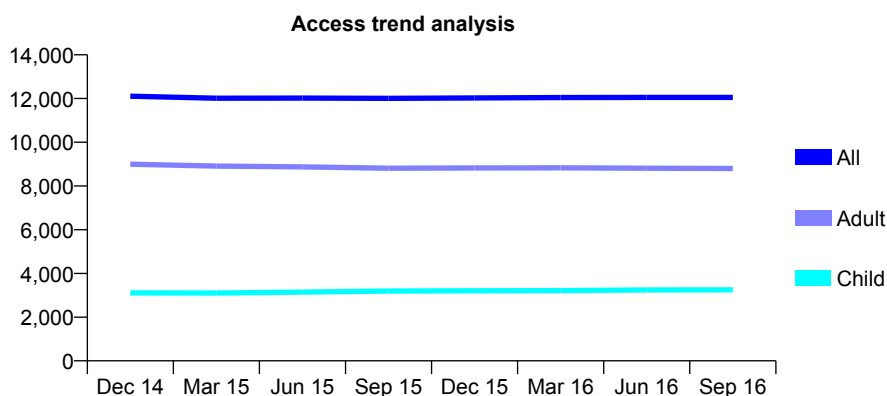
## Q54 - Vital Signs At a Glance Contract Report for 927724/0002 - September 2016

Name or company name	MR SS DEHAL
Contract type name	GDS Contract
Purpose of contract	General
Contract start date	01/04/2006
Contract end date	

16/17 Contracted general activity (UDA)	37,097
Carry forward general activity (UDA)	0
16/17 Contracted orthodontic activity (UOA)	0
Carry forward orthodontic activity (UOA)	0
Baseline contract value	£976,320.85

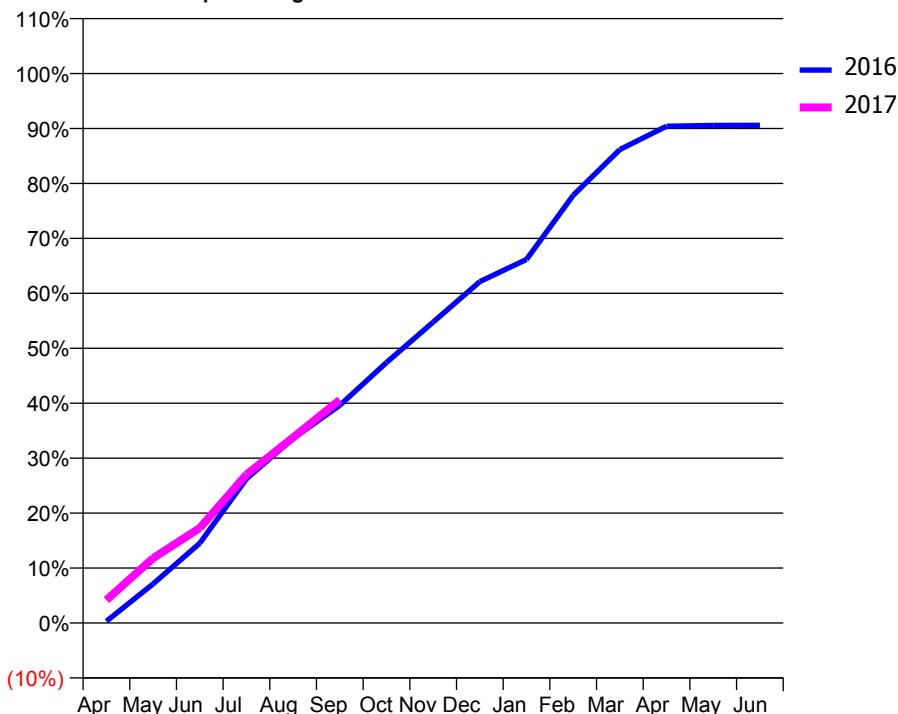
### ACCESS\*

Patients seen in 24 months	Total	Change since previous quarter
Quarter ending September 2015	12,008	
Quarter ending December 2015	12,026	→
Quarter ending March 2016	12,045	→
Quarter ending June 2016	12,054	→
Quarter ending September 2016	12,053	→
<b>Variance since September 2015</b>	<b>0.4%</b>	<b>→</b>



### ACTIVITY

Cumulative percentage of contracted UDA delivered 2016 & 2017



Month	Adjusted Scheduled Activity (UDA)	
	2016	2017
April	120	1,556
May	2,642	4,376
June	5,388	6,414
July	9,737	10,024
August	12,461	12,526
September	14,697	15,062
October	17,582	
November	20,314	
December	23,051	
January	24,545	
February	28,873	
March	31,966	
April	33,541	
May	33,591	
June	33,602	

### QUALITY

	Quantity	Base Number	Contract	AT	Region	England
% of FP17s for the same patient ID Re-attending within 3 months - Children	81	1,945	4.2%	10.0%	12.0%	12.4%
% of FP17s for the same patient ID Re-attending within 3 months - Adults	512	4,640	11.0%	15.3%	15.9%	16.7%
% of FP17s for the same patient ID Re-attending between 3 & 9 months - Children	838	1,945	43.1%	50.8%	58.6%	57.4%
% of FP17s for the same patient ID Re-attending between 3 & 9 months - Adults	1,904	4,640	41.0%	46.6%	51.6%	50.5%
% of FP17s for Band 1 Urgent Courses	323	5,964	5.4%	8.4%	8.0%	9.1%
% of FP17s Relating to Free Repair or Replacements	54	5,964	0.9%	0.7%	0.8%	0.8%
% of FP17s Relating to Continuations	24	5,964	0.4%	0.9%	1.3%	1.3%
% of Patients satisfied with the dentistry they have received	5	5	N/A	92.5%	93.1%	93.2%
% of Patients satisfied with the time they had to wait for an appointment	5	5	N/A	90.4%	89.1%	89.0%

\* This is based on patients treated on this contract for their most recent course of treatment. Figures in italics indicate the base number of FP17s or Patient Questionnaire responses are less than 100. N/A is shown where the base number of responses is less than 10 during the period. % is calculated as Quantity/Base number\*100

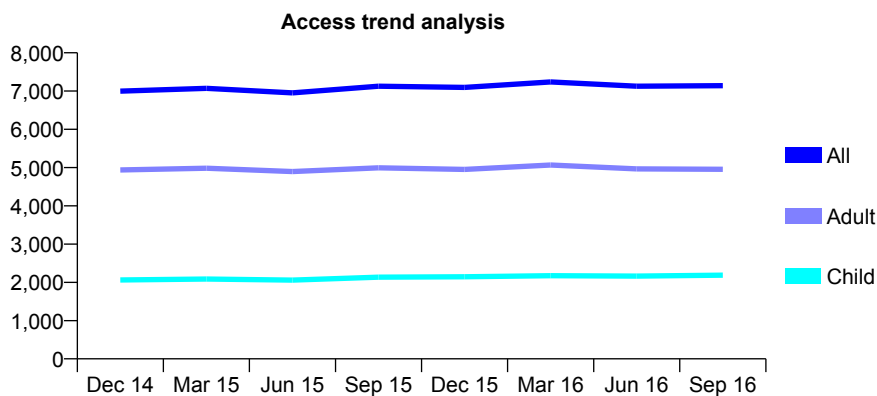
## Q54 - Vital Signs At a Glance Contract Report for 931152/0001 - September 2016

Name or company name	MR TS MAROK
Contract type name	GDS Contract
Purpose of contract	General and Orthodontic
Contract start date	01/04/2006
Contract end date	

16/17 Contracted general activity (UDA)	22,662
Carry forward general activity (UDA)	64
16/17 Contracted orthodontic activity (UOA)	20
Carry forward orthodontic activity (UOA)	0
Baseline contract value	£556,084.71

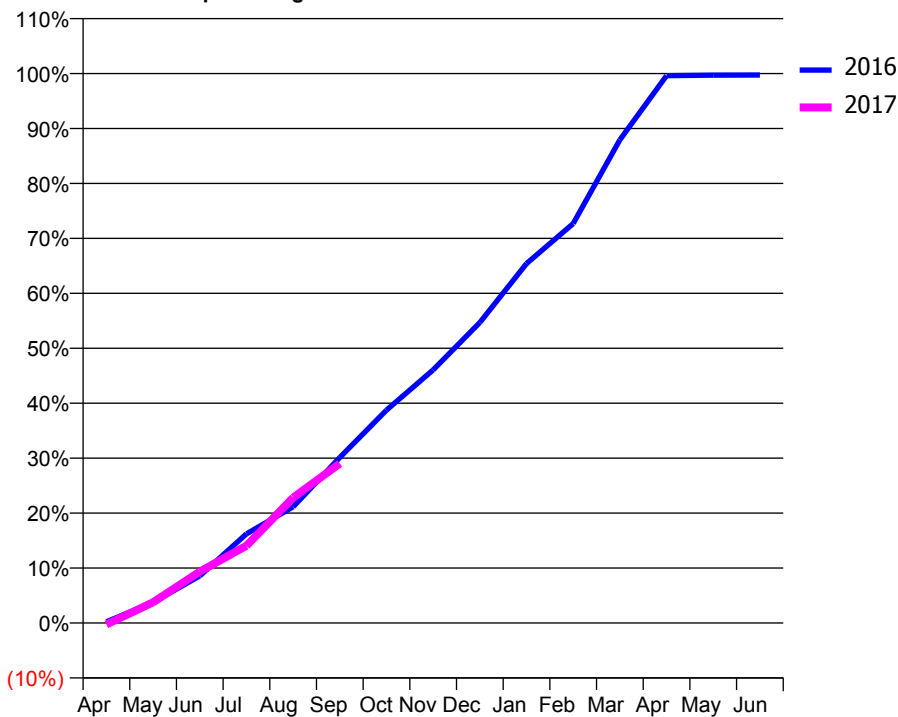
### ACCESS\*

Patients seen in 24 months	Total	Change since previous quarter
Quarter ending September 2015	7,126	
Quarter ending December 2015	7,094	→
Quarter ending March 2016	7,237	↑
Quarter ending June 2016	7,126	↓
Quarter ending September 2016	7,142	→
<b>Variance since September 2015</b>	<b>0.2%</b>	<b>→</b>



### ACTIVITY

Cumulative percentage of contracted UDA delivered 2016 & 2017



Adjusted Scheduled Activity (UDA)

Month	2016	2017
April	54	-64
May	847	854
June	1,943	2,119
July	3,674	3,190
August	4,793	5,174
September	6,827	6,578
October	8,780	
November	10,440	
December	12,395	
January	14,824	
February	16,475	
March	19,926	
April	22,575	
May	22,594	
June	22,598	

### QUALITY

	Quantity	Base Number	Contract	AT	Region	England
% of FP17s for the same patient ID Re-attending within 3 months - Children	117	1,446	8.1%	10.0%	12.0%	12.4%
% of FP17s for the same patient ID Re-attending within 3 months - Adults	278	2,712	10.3%	15.3%	15.9%	16.7%
% of FP17s for the same patient ID Re-attending between 3 & 9 months - Children	757	1,446	52.4%	50.8%	58.6%	57.4%
% of FP17s for the same patient ID Re-attending between 3 & 9 months - Adults	1,482	2,712	54.6%	46.6%	51.6%	50.5%
% of FP17s for Band 1 Urgent Courses	61	2,988	2.0%	8.4%	8.0%	9.1%
% of FP17s Relating to Free Repair or Replacements	35	2,988	1.2%	0.7%	0.8%	0.8%
% of FP17s Relating to Continuations	10	2,988	0.3%	0.9%	1.3%	1.3%
% of Patients satisfied with the dentistry they have received	1	1	N/A	92.5%	93.1%	93.2%
% of Patients satisfied with the time they had to wait for an appointment	1	1	N/A	90.4%	89.1%	89.0%

\* This is based on patients treated on this contract for their most recent course of treatment. Figures in italics indicate the base number of FP17s or Patient Questionnaire responses are less than 100. N/A is shown where the base number of responses is less than 10 during the period. % is calculated as Quantity/Base number\*100

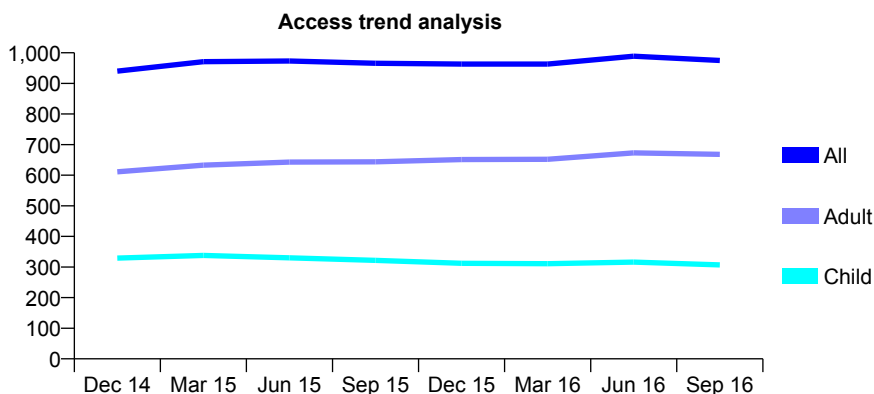
## Q54 - Vital Signs At a Glance Contract Report for 931446/0001 - September 2016

Name or company name	MR WW YIP
Contract type name	GDS Contract
Purpose of contract	General
Contract start date	01/04/2006
Contract end date	

16/17 Contracted general activity (UDA)	3,873
Carry forward general activity (UDA)	96
16/17 Contracted orthodontic activity (UOA)	0
Carry forward orthodontic activity (UOA)	0
Baseline contract value	£94,555.40

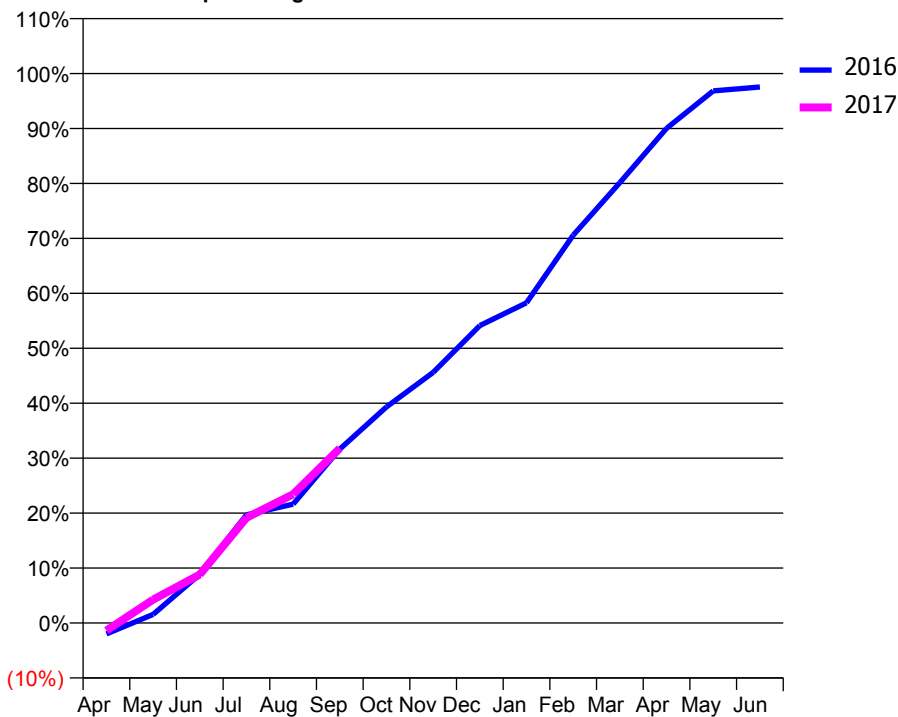
### ACCESS\*

Patients seen in 24 months	Total	Change since previous quarter
Quarter ending September 2015	966	
Quarter ending December 2015	963	→
Quarter ending March 2016	963	→
Quarter ending June 2016	989	↑
Quarter ending September 2016	975	↓
<b>Variance since September 2015</b>	<b>0.9%</b>	<b>→</b>



### ACTIVITY

Cumulative percentage of contracted UDA delivered 2016 & 2017



Adjusted Scheduled Activity (UDA)

Month	2016	2017
April	-78	-54
May	60	165
June	344	342
July	763	742
August	838	908
September	1,226	1,231
October	1,523	
November	1,766	
December	2,097	
January	2,257	
February	2,734	
March	3,104	
April	3,486	
May	3,750	
June	3,777	

### QUALITY

	Quantity	Base Number	Contract	AT	Region	England
% of FP17s for the same patient ID Re-attending within 3 months - Children	22	237	9.3%	10.0%	12.0%	12.4%
% of FP17s for the same patient ID Re-attending within 3 months - Adults	119	540	22.0%	15.3%	15.9%	16.7%
% of FP17s for the same patient ID Re-attending between 3 & 9 months - Children	153	237	64.6%	50.8%	58.6%	57.4%
% of FP17s for the same patient ID Re-attending between 3 & 9 months - Adults	281	540	52.0%	46.6%	51.6%	50.5%
% of FP17s for Band 1 Urgent Courses	102	613	16.6%	8.4%	8.0%	9.1%
% of FP17s Relating to Free Repair or Replacements	0	613	0.0%	0.7%	0.8%	0.8%
% of FP17s Relating to Continuations	14	613	2.3%	0.9%	1.3%	1.3%
% of Patients satisfied with the dentistry they have received	1	1	N/A	92.5%	93.1%	93.2%
% of Patients satisfied with the time they had to wait for an appointment	1	1	N/A	90.4%	89.1%	89.0%

\* This is based on patients treated on this contract for their most recent course of treatment. Figures in italics indicate the base number of FP17s or Patient Questionnaire responses are less than 100. N/A is shown where the base number of responses is less than 10 during the period. % is calculated as Quantity/Base number\*100

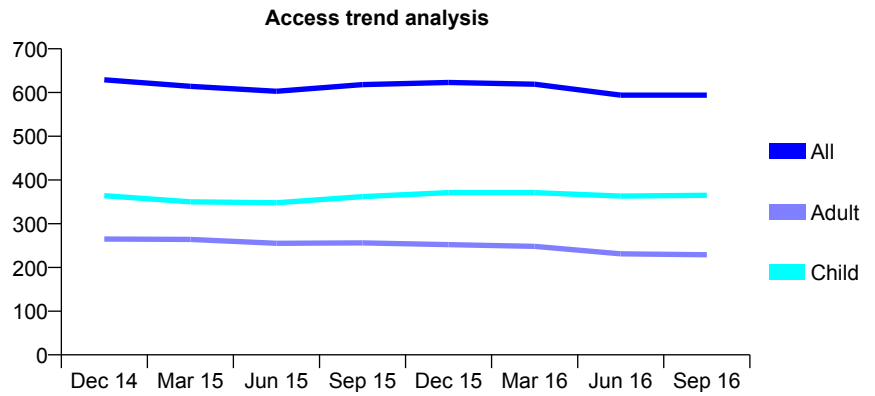
## Q54 - Vital Signs At a Glance Contract Report for 936448/0001 - September 2016

Name or company name	MR SW PIPE
Contract type name	GDS Contract
Purpose of contract	General
Contract start date	01/04/2006
Contract end date	

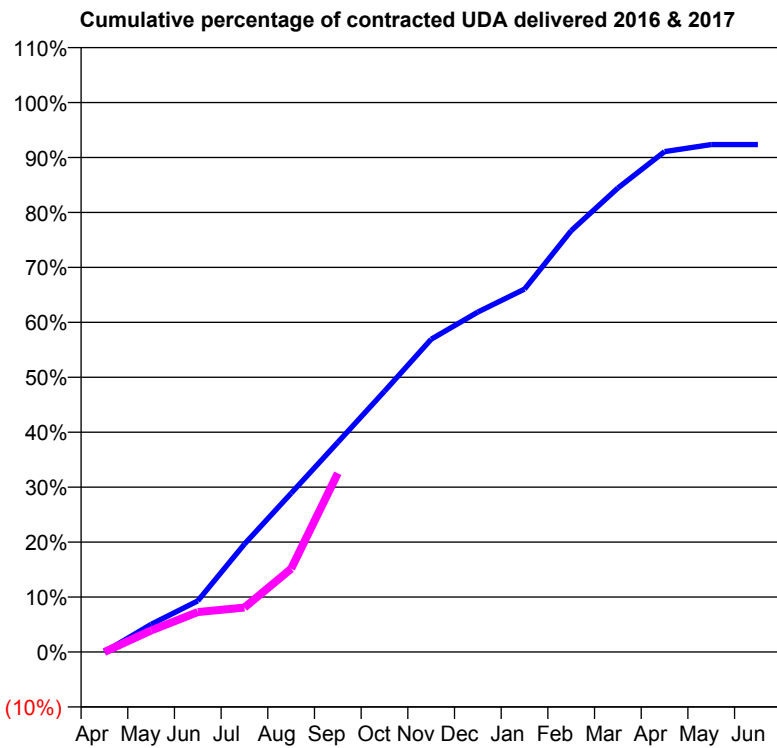
16/17 Contracted general activity (UDA)	1,250
Carry forward general activity (UDA)	0
16/17 Contracted orthodontic activity (UOA)	0
Carry forward orthodontic activity (UOA)	0
Baseline contract value	£30,806.15

### ACCESS\*

Patients seen in 24 months	Total	Change since previous quarter
Quarter ending September 2015	618	
Quarter ending December 2015	623	→
Quarter ending March 2016	619	→
Quarter ending June 2016	594	↓
Quarter ending September 2016	594	→
<b>Variance since September 2015</b>	<b>(3.9%)</b>	<b>↓</b>



### ACTIVITY



Month	Adjusted Scheduled Activity (UDA)	
	2016	2017
April	0	0
May	63	49
June	116	91
July	246	101
August	361	189
September	477	407
October	593	
November	711	
December	773	
January	825	
February	958	
March	1,055	
April	1,138	
May	1,154	
June	1,154	

### QUALITY

	Quantity	Base Number	Contract	AT	Region	England
% of FP17s for the same patient ID Re-attending within 3 months - Children	5	233	2.1%	10.0%	12.0%	12.4%
% of FP17s for the same patient ID Re-attending within 3 months - Adults	11	113	9.7%	15.3%	15.9%	16.7%
% of FP17s for the same patient ID Re-attending between 3 & 9 months - Children	138	233	59.2%	50.8%	58.6%	57.4%
% of FP17s for the same patient ID Re-attending between 3 & 9 months - Adults	54	113	47.8%	46.6%	51.6%	50.5%
% of FP17s for Band 1 Urgent Courses	3	287	1.0%	8.4%	8.0%	9.1%
% of FP17s Relating to Free Repair or Replacements	0	287	0.0%	0.7%	0.8%	0.8%
% of FP17s Relating to Continuations	0	287	0.0%	0.9%	1.3%	1.3%
% of Patients satisfied with the dentistry they have received	1	1	N/A	92.5%	93.1%	93.2%
% of Patients satisfied with the time they had to wait for an appointment	1	1	N/A	90.4%	89.1%	89.0%

\* This is based on patients treated on this contract for their most recent course of treatment. Figures in italics indicate the base number of FP17s or Patient Questionnaire responses are less than 100. N/A is shown where the base number of responses is less than 10 during the period. % is calculated as Quantity/Base number\*100



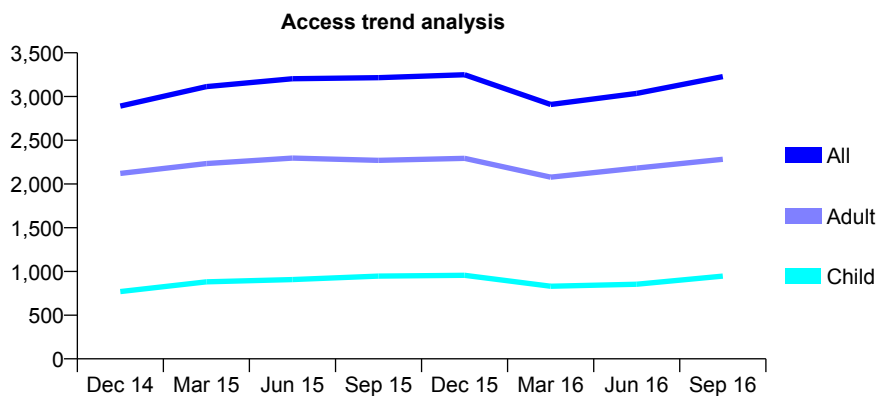
## Q54 - Vital Signs At a Glance Contract Report for 936596/0001 - September 2016

Name or company name	MR M ASGHARI TAVANEI GILANI
Contract type name	GDS Contract
Purpose of contract	General
Contract start date	01/04/2006
Contract end date	

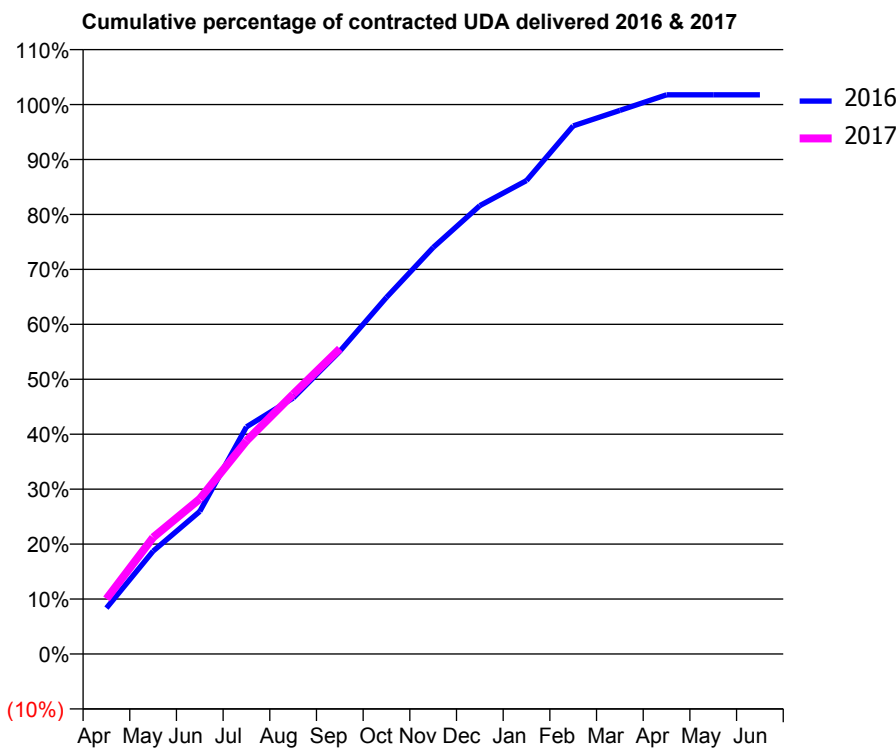
16/17 Contracted general activity (UDA)	9,921
Carry forward general activity (UDA)	-174
16/17 Contracted orthodontic activity (UOA)	0
Carry forward orthodontic activity (UOA)	0
Baseline contract value	£277,187.38

### ACCESS\*

Patients seen in 24 months	Total	Change since previous quarter
Quarter ending September 2015	3,216	
Quarter ending December 2015	3,249	→
Quarter ending March 2016	2,909	↓
Quarter ending June 2016	3,035	↑
Quarter ending September 2016	3,228	↑
<b>Variance since September 2015</b>	<b>0.4%</b>	<b>→</b>



### ACTIVITY



Month	Adjusted Scheduled Activity (UDA)	
	2016	2017
April	829	995
May	1,857	2,105
June	2,575	2,802
July	4,102	3,849
August	4,621	4,692
September	5,465	5,512
October	6,438	
November	7,338	
December	8,096	
January	8,548	
February	9,534	
March	9,814	
April	10,095	
May	10,095	
June	10,095	

### QUALITY

	Quantity	Base Number	Contract	AT	Region	England
% of FP17s for the same patient ID Re-attending within 3 months - Children	56	759	7.4%	10.0%	12.0%	12.4%
% of FP17s for the same patient ID Re-attending within 3 months - Adults	184	1,523	12.1%	15.3%	15.9%	16.7%
% of FP17s for the same patient ID Re-attending between 3 & 9 months - Children	342	759	45.1%	50.8%	58.6%	57.4%
% of FP17s for the same patient ID Re-attending between 3 & 9 months - Adults	576	1,523	37.8%	46.6%	51.6%	50.5%
% of FP17s for Band 1 Urgent Courses	230	2,151	10.7%	8.4%	8.0%	9.1%
% of FP17s Relating to Free Repair or Replacements	1	2,151	0.0%	0.7%	0.8%	0.8%
% of FP17s Relating to Continuations	2	2,151	0.1%	0.9%	1.3%	1.3%
% of Patients satisfied with the dentistry they have received	2	2	N/A	92.5%	93.1%	93.2%
% of Patients satisfied with the time they had to wait for an appointment	2	2	N/A	90.4%	89.1%	89.0%

\* This is based on patients treated on this contract for their most recent course of treatment. Figures in italics indicate the base number of FP17s or Patient Questionnaire responses are less than 100. N/A is shown where the base number of responses is less than 10 during the period. % is calculated as Quantity/Base number\*100

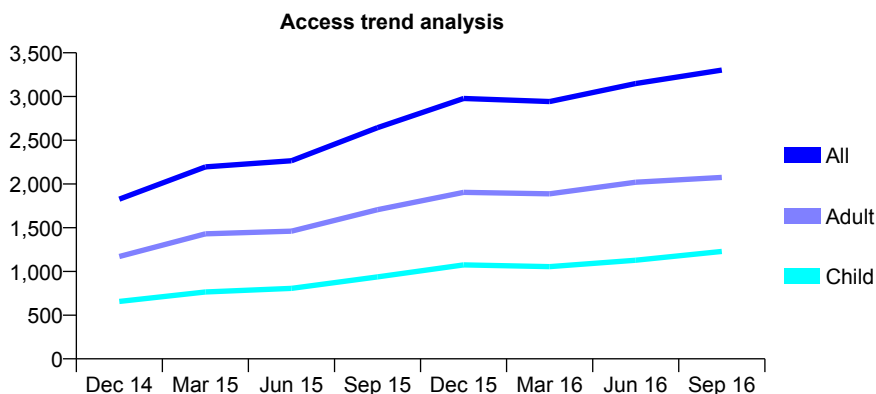
## Q54 - Vital Signs At a Glance Contract Report for 938181/0001 - September 2016

Name or company name	MR SS ATTHI
Contract type name	GDS Contract
Purpose of contract	General and Orthodontic
Contract start date	01/04/2006
Contract end date	

16/17 Contracted general activity (UDA)	11,107
Carry forward general activity (UDA)	0
16/17 Contracted orthodontic activity (UOA)	587
Carry forward orthodontic activity (UOA)	-12
Baseline contract value	£368,290.81

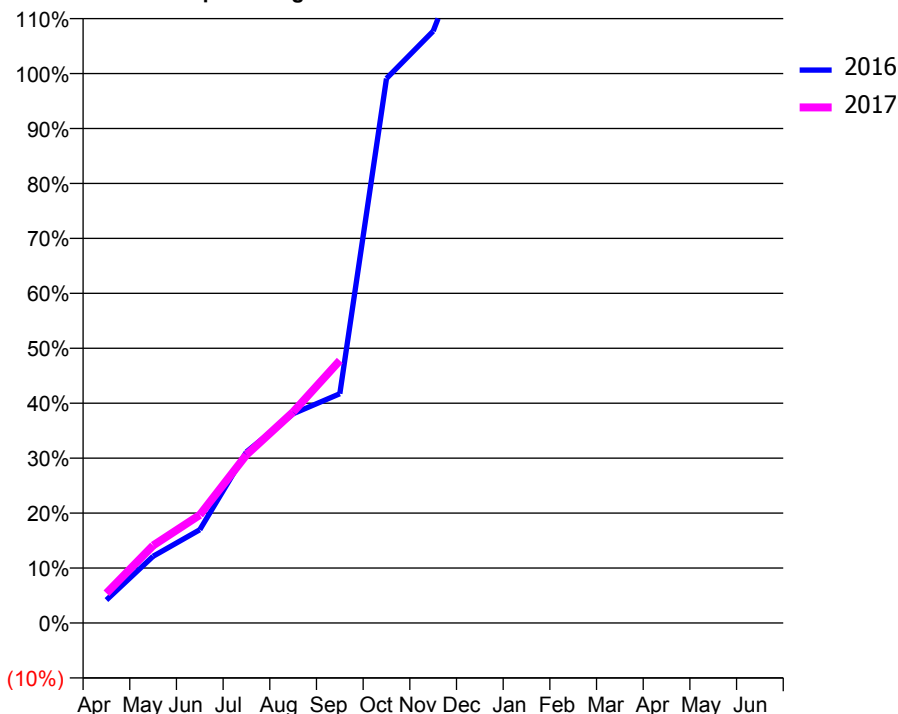
### ACCESS\*

Patients seen in 24 months	Total	Change since previous quarter
Quarter ending September 2015	2,643	
Quarter ending December 2015	2,978	↑
Quarter ending March 2016	2,942	↓
Quarter ending June 2016	3,148	↑
Quarter ending September 2016	3,303	↑
<b>Variance since September 2015</b>	<b>25.0%</b>	<b>↑</b>



### ACTIVITY

Cumulative percentage of contracted UDA delivered 2016 & 2017



Month	Adjusted Scheduled Activity (UDA)	
	2016	2017
April	186	603
May	540	1,567
June	755	2,186
July	1,384	3,400
August	1,692	4,266
September	1,854	5,306
October	4,403	
November	4,786	
December	5,745	
January	6,246	
February	6,867	
March	6,950	
April	7,054	
May	7,057	
June	7,057	

### QUALITY

	Quantity	Base Number	Contract	AT	Region	England
% of FP17s for the same patient ID Re-attending within 3 months - Children	79	853	9.3%	10.0%	12.0%	12.4%
% of FP17s for the same patient ID Re-attending within 3 months - Adults	256	1,434	17.9%	15.3%	15.9%	16.7%
% of FP17s for the same patient ID Re-attending between 3 & 9 months - Children	256	853	30.0%	50.8%	58.6%	57.4%
% of FP17s for the same patient ID Re-attending between 3 & 9 months - Adults	408	1,434	28.5%	46.6%	51.6%	50.5%
% of FP17s for Band 1 Urgent Courses	388	1,912	20.3%	8.4%	8.0%	9.1%
% of FP17s Relating to Free Repair or Replacements	2	1,912	0.1%	0.7%	0.8%	0.8%
% of FP17s Relating to Continuations	14	1,912	0.7%	0.9%	1.3%	1.3%
% of Patients satisfied with the dentistry they have received	0	0	N/A	92.5%	93.1%	93.2%
% of Patients satisfied with the time they had to wait for an appointment	0	0	N/A	90.4%	89.1%	89.0%

\* This is based on patients treated on this contract for their most recent course of treatment. Figures in italics indicate the base number of FP17s or Patient Questionnaire responses are less than 100. N/A is shown where the base number of responses is less than 10 during the period. % is calculated as Quantity/Base number\*100

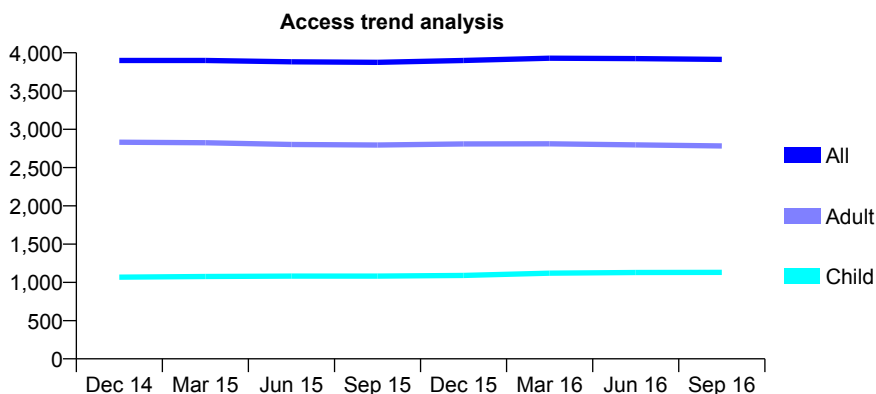
## Q54 - Vital Signs At a Glance Contract Report for 942243/0001 - September 2016

Name or company name	MR KS RATRA
Contract type name	GDS Contract
Purpose of contract	General
Contract start date	01/04/2006
Contract end date	

16/17 Contracted general activity (UDA)	12,456
Carry forward general activity (UDA)	0
16/17 Contracted orthodontic activity (UOA)	0
Carry forward orthodontic activity (UOA)	0
Baseline contract value	£297,790.03

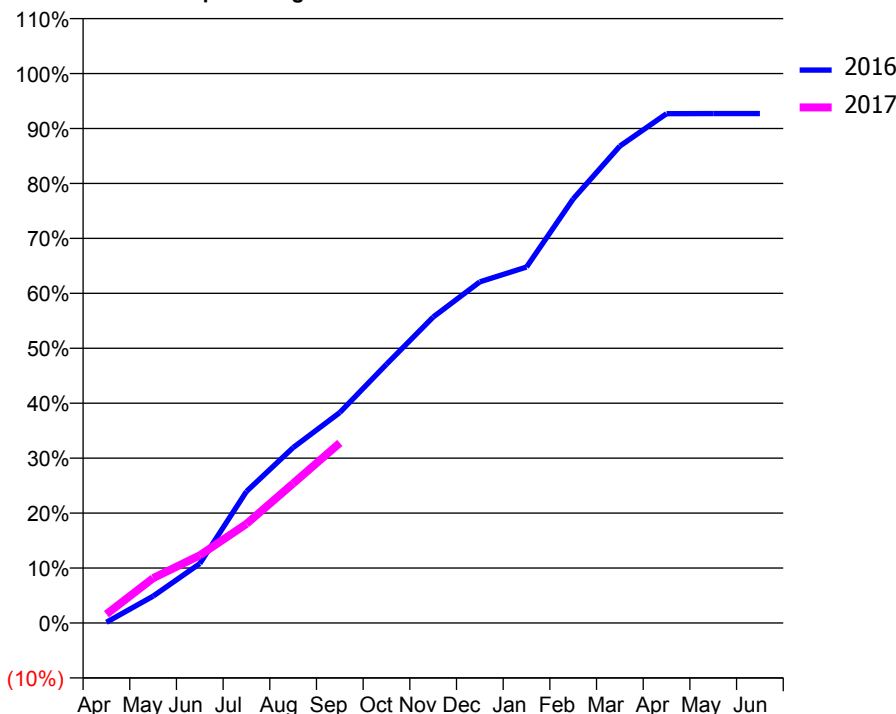
### ACCESS\*

Patients seen in 24 months	Total	Change since previous quarter
Quarter ending September 2015	3,876	
Quarter ending December 2015	3,900	→
Quarter ending March 2016	3,929	→
Quarter ending June 2016	3,925	→
Quarter ending September 2016	3,913	→
<b>Variance since September 2015</b>	<b>1.0%</b>	<b>→</b>



### ACTIVITY

Cumulative percentage of contracted UDA delivered 2016 & 2017



Month	Adjusted Scheduled Activity (UDA)	
	2016	2017
April	17	202
May	610	1,017
June	1,347	1,533
July	2,981	2,247
August	3,977	3,163
September	4,771	4,083
October	5,865	
November	6,936	
December	7,734	
January	8,069	
February	9,613	
March	10,809	
April	11,546	
May	11,547	
June	11,547	

### QUALITY

	Quantity	Base Number	Contract	AT	Region	England
% of FP17s for the same patient ID Re-attending within 3 months - Children	54	640	8.4%	10.0%	12.0%	12.4%
% of FP17s for the same patient ID Re-attending within 3 months - Adults	203	1,554	13.1%	15.3%	15.9%	16.7%
% of FP17s for the same patient ID Re-attending between 3 & 9 months - Children	264	640	41.3%	50.8%	58.6%	57.4%
% of FP17s for the same patient ID Re-attending between 3 & 9 months - Adults	736	1,554	47.4%	46.6%	51.6%	50.5%
% of FP17s for Band 1 Urgent Courses	132	1,707	7.7%	8.4%	8.0%	9.1%
% of FP17s Relating to Free Repair or Replacements	13	1,707	0.8%	0.7%	0.8%	0.8%
% of FP17s Relating to Continuations	11	1,707	0.6%	0.9%	1.3%	1.3%
% of Patients satisfied with the dentistry they have received	2	3	N/A	92.5%	93.1%	93.2%
% of Patients satisfied with the time they had to wait for an appointment	3	3	N/A	90.4%	89.1%	89.0%

\* This is based on patients treated on this contract for their most recent course of treatment. Figures in italics indicate the base number of FP17s or Patient Questionnaire responses are less than 100. N/A is shown where the base number of responses is less than 10 during the period. % is calculated as Quantity/Base number\*100

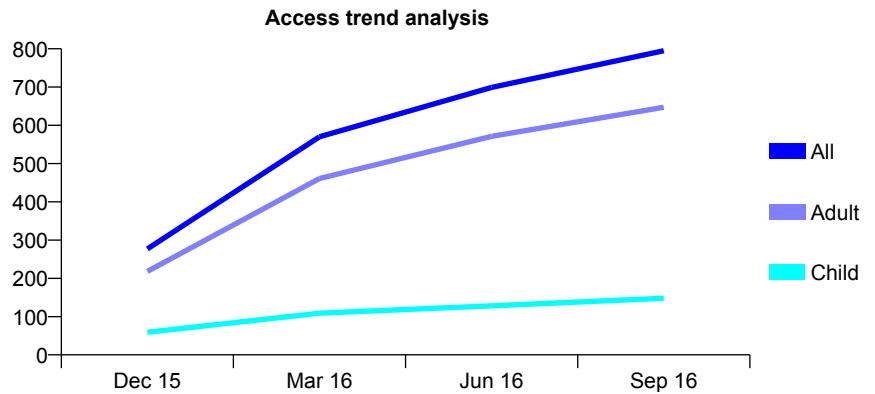
## Q54 - Vital Signs At a Glance Contract Report for 943630/0001 - September 2016

Name or company name	MS HJ WAHEED
Contract type name	GDS Contract
Purpose of contract	General
Contract start date	01/10/2015
Contract end date	

16/17 Contracted general activity (UDA)	3,820
Carry forward general activity (UDA)	0
16/17 Contracted orthodontic activity (UOA)	0
Carry forward orthodontic activity (UOA)	0
Baseline contract value	£106,025.21

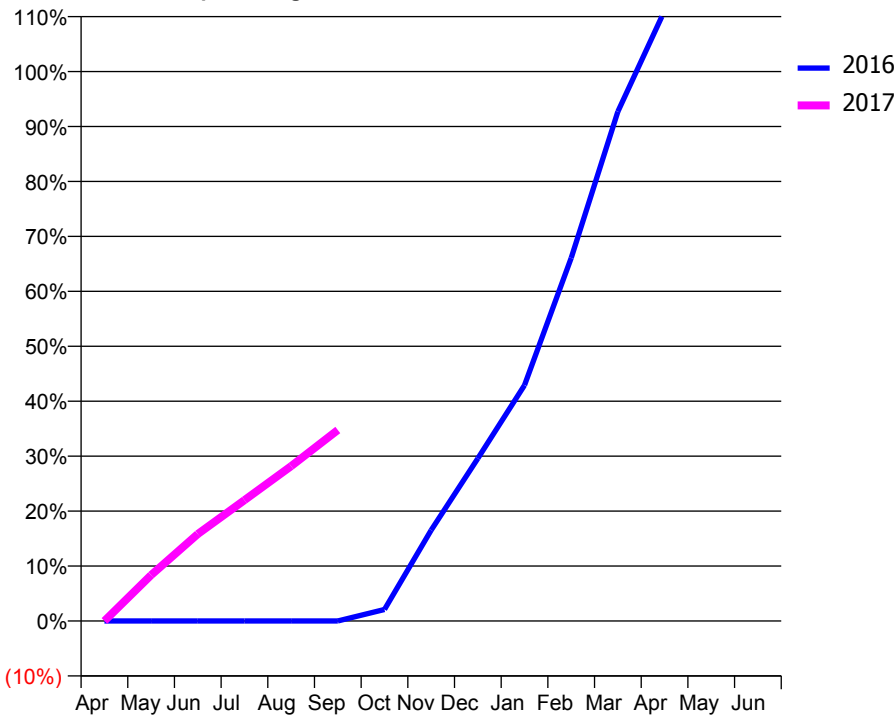
### ACCESS\*

Patients seen in 24 months	Total	Change since previous quarter
Quarter ending September 2015	0	
Quarter ending December 2015	277	↑
Quarter ending March 2016	570	↑
Quarter ending June 2016	699	↑
Quarter ending September 2016	795	↑
<b>Variance since September 2015</b>	N/A	



### ACTIVITY

Cumulative percentage of contracted UDA delivered 2016 & 2017



Month	Adjusted Scheduled Activity (UDA)	
	2016	2017
April	0	0
May	0	320
June	0	605
July	0	840
August	0	1,076
September	0	1,328
October	40	
November	316	
December	565	
January	820	
February	1,262	
March	1,771	
April	2,121	
May	2,122	
June	2,122	

### QUALITY

	Quantity	Base Number	Contract	AT	Region	England
% of FP17s for the same patient ID Re-attending within 3 months - Children	2	102	2.0%	10.0%	12.0%	12.4%
% of FP17s for the same patient ID Re-attending within 3 months - Adults	45	544	8.3%	15.3%	15.9%	16.7%
% of FP17s for the same patient ID Re-attending between 3 & 9 months - Children	35	102	34.3%	50.8%	58.6%	57.4%
% of FP17s for the same patient ID Re-attending between 3 & 9 months - Adults	234	544	43.0%	46.6%	51.6%	50.5%
% of FP17s for Band 1 Urgent Courses	8	523	1.5%	8.4%	8.0%	9.1%
% of FP17s Relating to Free Repair or Replacements	5	523	1.0%	0.7%	0.8%	0.8%
% of FP17s Relating to Continuations	4	523	0.8%	0.9%	1.3%	1.3%
% of Patients satisfied with the dentistry they have received	1	2	N/A	92.5%	93.1%	93.2%
% of Patients satisfied with the time they had to wait for an appointment	2	2	N/A	90.4%	89.1%	89.0%

\* This is based on patients treated on this contract for their most recent course of treatment. Figures in italics indicate the base number of FP17s or Patient Questionnaire responses are less than 100. N/A is shown where the base number of responses is less than 10 during the period. % is calculated as Quantity/Base number\*100

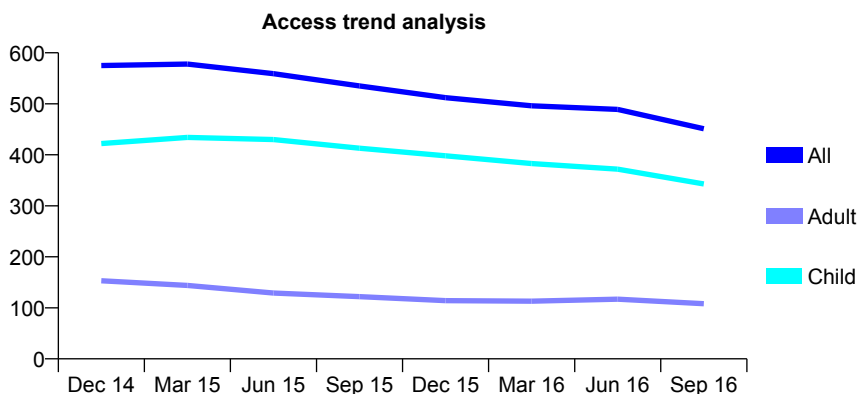
## Q54 - Vital Signs At a Glance Contract Report for 943673/0001 - September 2016

Name or company name	MISS H JAGPAL
Contract type name	GDS Contract
Purpose of contract	General
Contract start date	03/07/2009
Contract end date	

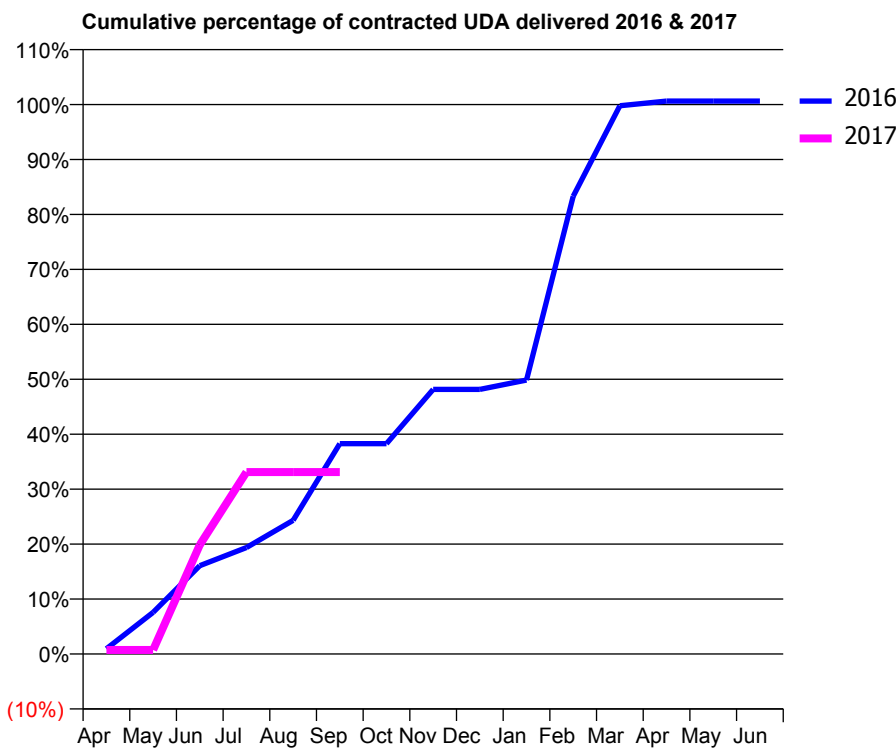
16/17 Contracted general activity (UDA)	826
Carry forward general activity (UDA)	-5
16/17 Contracted orthodontic activity (UOA)	0
Carry forward orthodontic activity (UOA)	0
Baseline contract value	£19,308.87

### ACCESS\*

Patients seen in 24 months	Total	Change since previous quarter
Quarter ending September 2015	535	
Quarter ending December 2015	512	↓
Quarter ending March 2016	496	↓
Quarter ending June 2016	489	↓
Quarter ending September 2016	451	↓
<b>Variance since September 2015</b>	<b>(15.7%)</b>	<b>↓</b>



### ACTIVITY



Month	Adjusted Scheduled Activity (UDA)	
	2016	2017
April	8	6
May	63	6
June	133	164
July	160	274
August	201	274
September	316	274
October	316	
November	398	
December	398	
January	412	
February	688	
March	824	
April	831	
May	831	
June	831	

### QUALITY

	Quantity	Base Number	Contract	AT	Region	England
% of FP17s for the same patient ID Re-attending within 3 months - Children	1	106	0.9%	10.0%	12.0%	12.4%
% of FP17s for the same patient ID Re-attending within 3 months - Adults	1	18	5.6%	15.3%	15.9%	16.7%
% of FP17s for the same patient ID Re-attending between 3 & 9 months - Children	13	106	12.3%	50.8%	58.6%	57.4%
% of FP17s for the same patient ID Re-attending between 3 & 9 months - Adults	3	18	16.7%	46.6%	51.6%	50.5%
% of FP17s for Band 1 Urgent Courses	8	119	6.7%	8.4%	8.0%	9.1%
% of FP17s Relating to Free Repair or Replacements	0	119	0.0%	0.7%	0.8%	0.8%
% of FP17s Relating to Continuations	0	119	0.0%	0.9%	1.3%	1.3%
% of Patients satisfied with the dentistry they have received	1	1	N/A	92.5%	93.1%	93.2%
% of Patients satisfied with the time they had to wait for an appointment	0	1	N/A	90.4%	89.1%	89.0%

\* This is based on patients treated on this contract for their most recent course of treatment. Figures in italics indicate the base number of FP17s or Patient Questionnaire responses are less than 100. N/A is shown where the base number of responses is less than 10 during the period. % is calculated as Quantity/Base number\*100

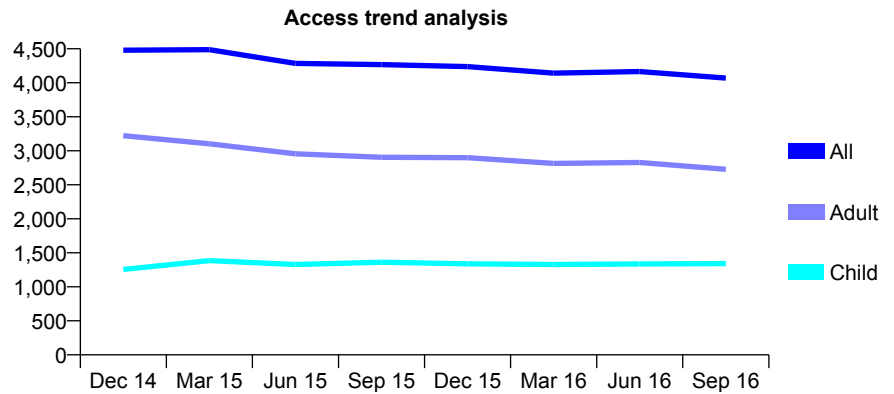
## Q54 - Vital Signs At a Glance Contract Report for 944009/0001 - September 2016

Name or company name	MR Z AFZAL
Contract type name	GDS Contract
Purpose of contract	General
Contract start date	01/04/2006
Contract end date	

16/17 Contracted general activity (UDA)	13,582
Carry forward general activity (UDA)	0
16/17 Contracted orthodontic activity (UOA)	0
Carry forward orthodontic activity (UOA)	0
Baseline contract value	£336,359.55

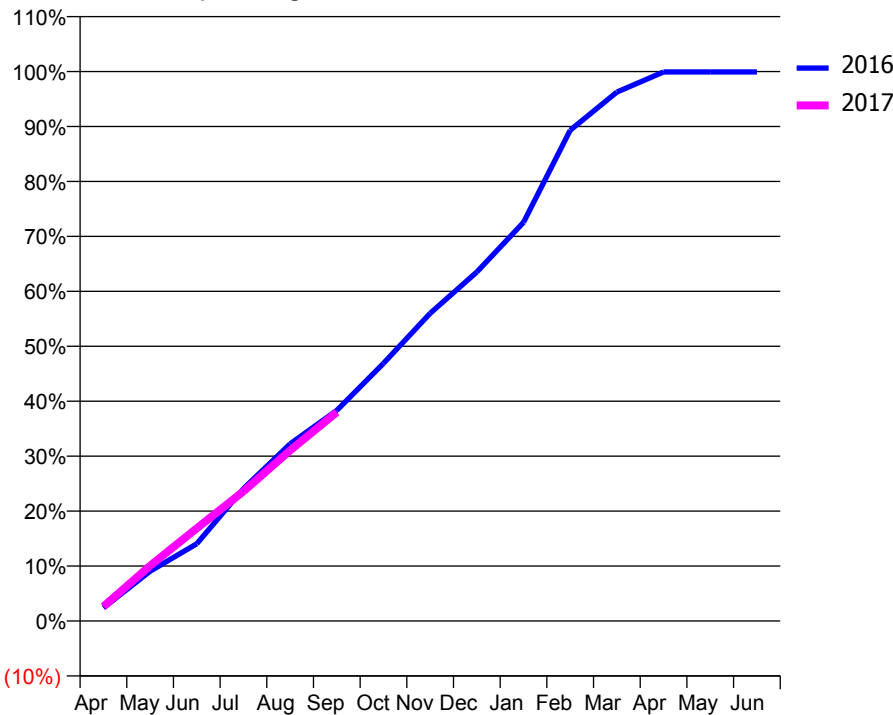
### ACCESS\*

Patients seen in 24 months	Total	Change since previous quarter
Quarter ending September 2015	4,267	
Quarter ending December 2015	4,238	→
Quarter ending March 2016	4,143	↓
Quarter ending June 2016	4,165	→
Quarter ending September 2016	4,070	↓
<b>Variance since September 2015</b>	<b>(4.6%)</b>	<b>↓</b>



### ACTIVITY

Cumulative percentage of contracted UDA delivered 2016 & 2017



Month	Adjusted Scheduled Activity (UDA)	
	2016	2017
April	326	356
May	1,232	1,368
June	1,911	2,292
July	3,270	3,206
August	4,377	4,218
September	5,207	5,164
October	6,368	
November	7,604	
December	8,627	
January	9,852	
February	12,130	
March	13,075	
April	13,570	
May	13,570	
June	13,570	

### QUALITY

	Quantity	Base Number	Contract	AT	Region	England
% of FP17s for the same patient ID Re-attending within 3 months - Children	42	568	7.4%	10.0%	12.0%	12.4%
% of FP17s for the same patient ID Re-attending within 3 months - Adults	218	1,281	17.0%	15.3%	15.9%	16.7%
% of FP17s for the same patient ID Re-attending between 3 & 9 months - Children	198	568	34.9%	50.8%	58.6%	57.4%
% of FP17s for the same patient ID Re-attending between 3 & 9 months - Adults	504	1,281	39.3%	46.6%	51.6%	50.5%
% of FP17s for Band 1 Urgent Courses	230	1,710	13.5%	8.4%	8.0%	9.1%
% of FP17s Relating to Free Repair or Replacements	27	1,710	1.6%	0.7%	0.8%	0.8%
% of FP17s Relating to Continuations	4	1,710	0.2%	0.9%	1.3%	1.3%
% of Patients satisfied with the dentistry they have received	0	0	N/A	92.5%	93.1%	93.2%
% of Patients satisfied with the time they had to wait for an appointment	0	0	N/A	90.4%	89.1%	89.0%

\* This is based on patients treated on this contract for their most recent course of treatment. Figures in italics indicate the base number of FP17s or Patient Questionnaire responses are less than 100. N/A is shown where the base number of responses is less than 10 during the period. % is calculated as Quantity/Base number\*100

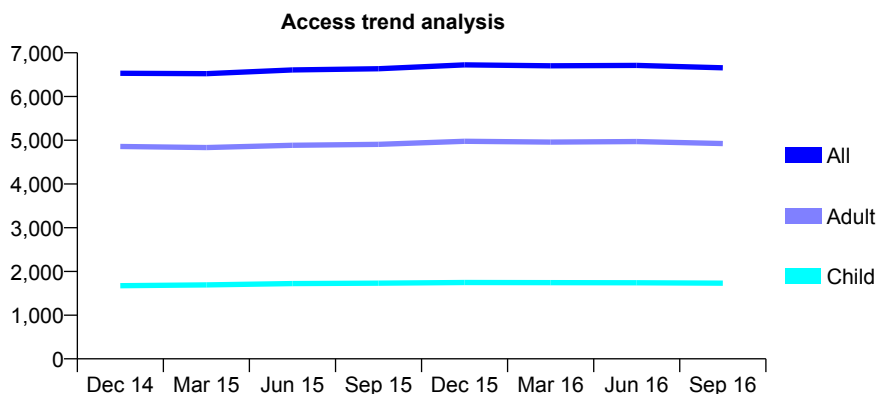
## Q54 - Vital Signs At a Glance Contract Report for 944092/0001 - September 2016

Name or company name	MISS SN CHAUDARY
Contract type name	GDS Contract
Purpose of contract	General
Contract start date	17/09/2010
Contract end date	

16/17 Contracted general activity (UDA)	18,528
Carry forward general activity (UDA)	0
16/17 Contracted orthodontic activity (UOA)	0
Carry forward orthodontic activity (UOA)	0
Baseline contract value	£460,784.27

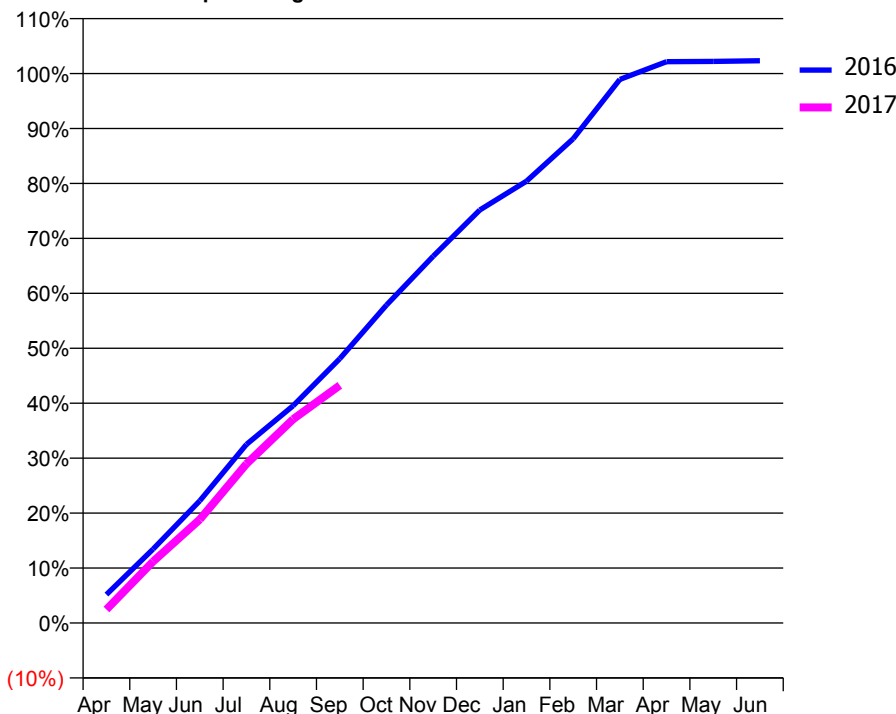
### ACCESS\*

Patients seen in 24 months	Total	Change since previous quarter
Quarter ending September 2015	6,637	
Quarter ending December 2015	6,723	→
Quarter ending March 2016	6,702	→
Quarter ending June 2016	6,711	→
Quarter ending September 2016	6,656	→
<b>Variance since September 2015</b>	<b>0.3%</b>	<b>→</b>



### ACTIVITY

Cumulative percentage of contracted UDA delivered 2016 & 2017



Month	Adjusted Scheduled Activity (UDA)	
	2016	2017
April	960	455
May	2,492	2,076
June	4,122	3,493
July	6,024	5,368
August	7,326	6,873
September	8,914	8,016
October	10,722	
November	12,368	
December	13,929	
January	14,897	
February	16,328	
March	18,329	
April	18,928	
May	18,936	
June	18,960	

### QUALITY

	Quantity	Base Number	Contract	AT	Region	England
% of FP17s for the same patient ID Re-attending within 3 months - Children	77	1,280	6.0%	10.0%	12.0%	12.4%
% of FP17s for the same patient ID Re-attending within 3 months - Adults	417	3,408	12.2%	15.3%	15.9%	16.7%
% of FP17s for the same patient ID Re-attending between 3 & 9 months - Children	786	1,280	61.4%	50.8%	58.6%	57.4%
% of FP17s for the same patient ID Re-attending between 3 & 9 months - Adults	2,085	3,408	61.2%	46.6%	51.6%	50.5%
% of FP17s for Band 1 Urgent Courses	162	4,386	3.7%	8.4%	8.0%	9.1%
% of FP17s Relating to Free Repair or Replacements	25	4,386	0.6%	0.7%	0.8%	0.8%
% of FP17s Relating to Continuations	34	4,386	0.8%	0.9%	1.3%	1.3%
% of Patients satisfied with the dentistry they have received	5	5	N/A	92.5%	93.1%	93.2%
% of Patients satisfied with the time they had to wait for an appointment	5	5	N/A	90.4%	89.1%	89.0%

\* This is based on patients treated on this contract for their most recent course of treatment. Figures in italics indicate the base number of FP17s or Patient Questionnaire responses are less than 100. N/A is shown where the base number of responses is less than 10 during the period. % is calculated as Quantity/Base number\*100

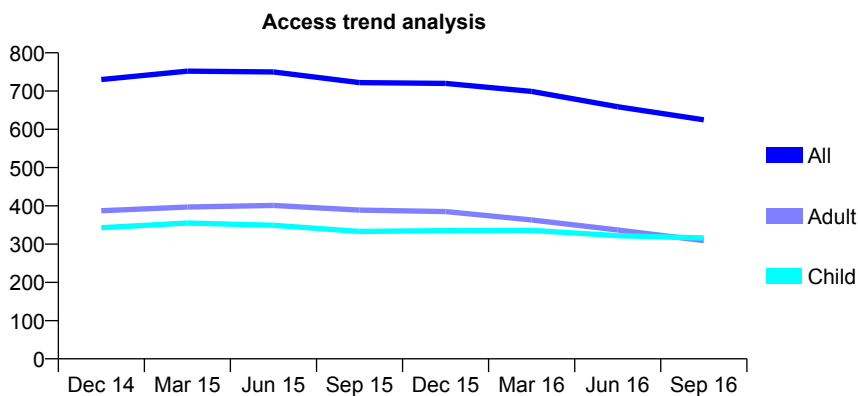
## Q54 - Vital Signs At a Glance Contract Report for 946303/0001 - September 2016

Name or company name	MR E ACHEAMPONG
Contract type name	GDS Contract
Purpose of contract	General and Orthodontic
Contract start date	01/04/2006
Contract end date	

16/17 Contracted general activity (UDA)	2,390
Carry forward general activity (UDA)	0
16/17 Contracted orthodontic activity (UOA)	706
Carry forward orthodontic activity (UOA)	16
Baseline contract value	£99,547.33

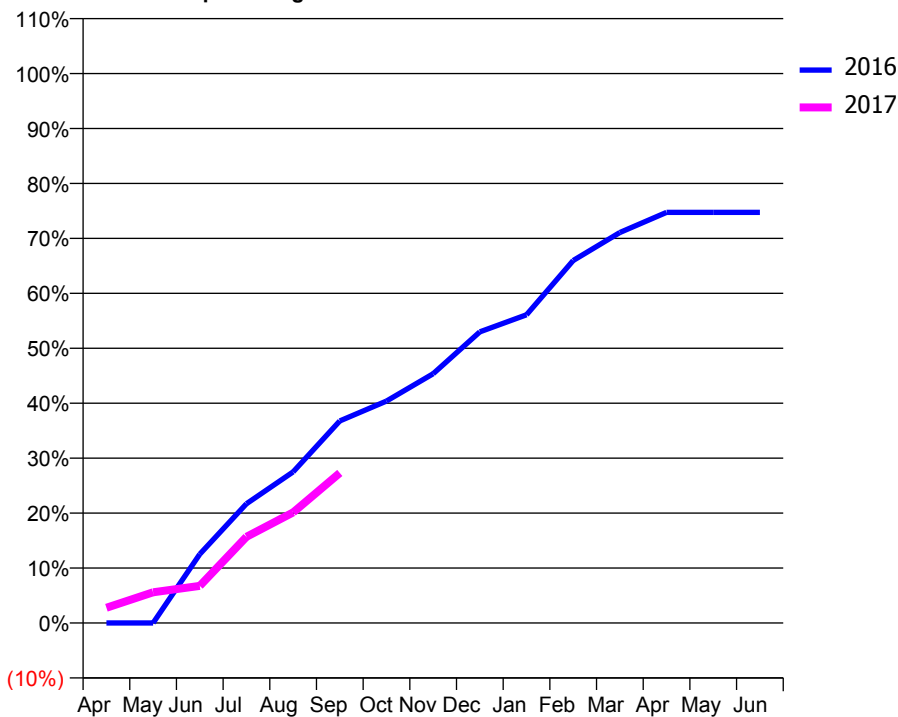
### ACCESS\*

Patients seen in 24 months	Total	Change since previous quarter
Quarter ending September 2015	722	
Quarter ending December 2015	720	→
Quarter ending March 2016	699	↓
Quarter ending June 2016	659	↓
Quarter ending September 2016	625	↓
<b>Variance since September 2015</b>	<b>(13.4%)</b>	<b>↓</b>



### ACTIVITY

Cumulative percentage of contracted UDA delivered 2016 & 2017



Adjusted Scheduled Activity (UDA)

Month	2016	2017
April	0	66
May	0	134
June	299	162
July	519	375
August	658	481
September	879	653
October	966	
November	1,084	
December	1,266	
January	1,341	
February	1,577	
March	1,699	
April	1,786	
May	1,786	
June	1,786	

### QUALITY

	Quantity	Base Number	Contract	AT	Region	England
% of FP17s for the same patient ID Re-attending within 3 months - Children	10	217	4.6%	10.0%	12.0%	12.4%
% of FP17s for the same patient ID Re-attending within 3 months - Adults	22	160	13.8%	15.3%	15.9%	16.7%
% of FP17s for the same patient ID Re-attending between 3 & 9 months - Children	95	217	43.8%	50.8%	58.6%	57.4%
% of FP17s for the same patient ID Re-attending between 3 & 9 months - Adults	80	160	50.0%	46.6%	51.6%	50.5%
% of FP17s for Band 1 Urgent Courses	13	310	4.2%	8.4%	8.0%	9.1%
% of FP17s Relating to Free Repair or Replacements	0	310	0.0%	0.7%	0.8%	0.8%
% of FP17s Relating to Continuations	4	310	1.3%	0.9%	1.3%	1.3%
% of Patients satisfied with the dentistry they have received	1	1	N/A	92.5%	93.1%	93.2%
% of Patients satisfied with the time they had to wait for an appointment	1	1	N/A	90.4%	89.1%	89.0%

\* This is based on patients treated on this contract for their most recent course of treatment. Figures in italics indicate the base number of FP17s or Patient Questionnaire responses are less than 100. N/A is shown where the base number of responses is less than 10 during the period. % is calculated as Quantity/Base number\*100



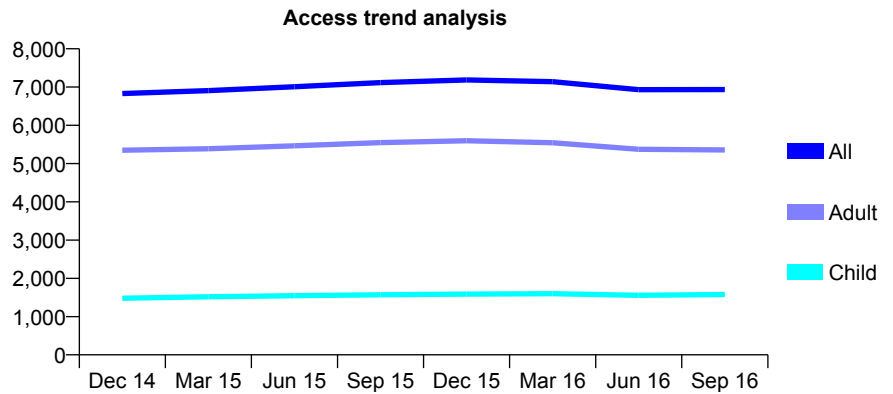
## Q54 - Vital Signs At a Glance Contract Report for 960128/0002 - September 2016

Name or company name	MR Z SACRANIE
Contract type name	GDS Contract
Purpose of contract	General
Contract start date	01/11/2006
Contract end date	

16/17 Contracted general activity (UDA)	18,821
Carry forward general activity (UDA)	-40
16/17 Contracted orthodontic activity (UOA)	0
Carry forward orthodontic activity (UOA)	0
Baseline contract value	£416,064.06

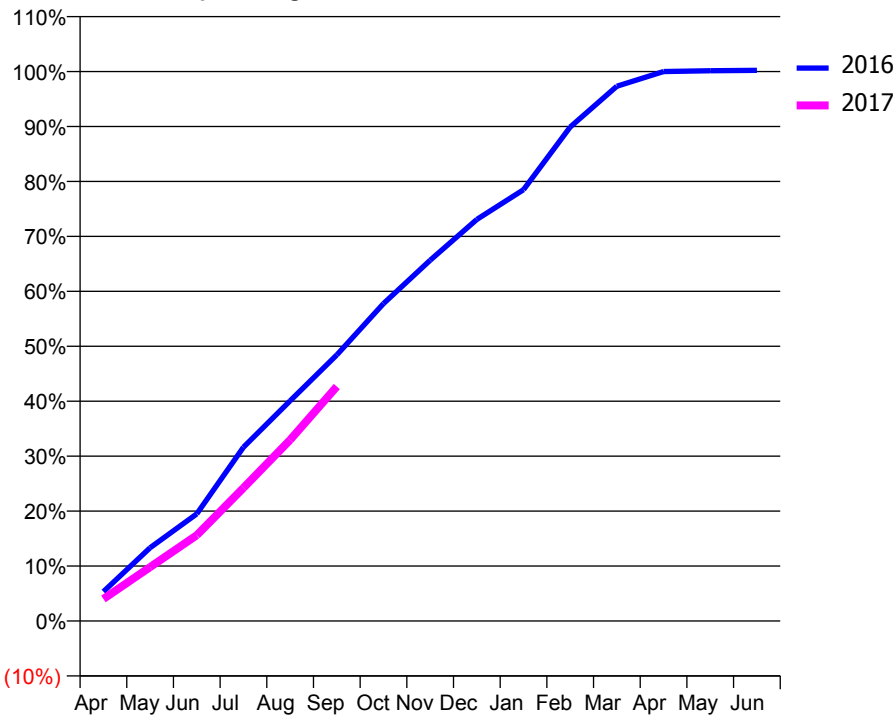
### ACCESS\*

Patients seen in 24 months	Total	Change since previous quarter
Quarter ending September 2015	7,116	
Quarter ending December 2015	7,185	→
Quarter ending March 2016	7,142	→
Quarter ending June 2016	6,932	↓
Quarter ending September 2016	6,934	→
<b>Variance since September 2015</b>	<b>(2.6%)</b>	<b>↓</b>



### ACTIVITY

Cumulative percentage of contracted UDA delivered 2016 & 2017



Month	Adjusted Scheduled Activity (UDA)	
	2016	2017
April	1,009	756
May	2,511	1,846
June	3,671	2,941
July	5,954	4,560
August	7,543	6,203
September	9,116	8,030
October	10,873	
November	12,357	
December	13,756	
January	14,775	
February	16,918	
March	18,317	
April	18,820	
May	18,846	
June	18,861	

### QUALITY

	Quantity	Base Number	Contract	AT	Region	England
% of FP17s for the same patient ID Re-attending within 3 months - Children	111	1,226	9.1%	10.0%	12.0%	12.4%
% of FP17s for the same patient ID Re-attending within 3 months - Adults	534	3,747	14.3%	15.3%	15.9%	16.7%
% of FP17s for the same patient ID Re-attending between 3 & 9 months - Children	788	1,226	64.3%	50.8%	58.6%	57.4%
% of FP17s for the same patient ID Re-attending between 3 & 9 months - Adults	2,362	3,747	63.0%	46.6%	51.6%	50.5%
% of FP17s for Band 1 Urgent Courses	333	4,288	7.8%	8.4%	8.0%	9.1%
% of FP17s Relating to Free Repair or Replacements	50	4,288	1.2%	0.7%	0.8%	0.8%
% of FP17s Relating to Continuations	29	4,288	0.7%	0.9%	1.3%	1.3%
% of Patients satisfied with the dentistry they have received	9	10	90.0%	92.5%	93.1%	93.2%
% of Patients satisfied with the time they had to wait for an appointment	9	10	90.0%	90.4%	89.1%	89.0%

\* This is based on patients treated on this contract for their most recent course of treatment. Figures in italics indicate the base number of FP17s or Patient Questionnaire responses are less than 100. N/A is shown where the base number of responses is less than 10 during the period. % is calculated as Quantity/Base number\*100

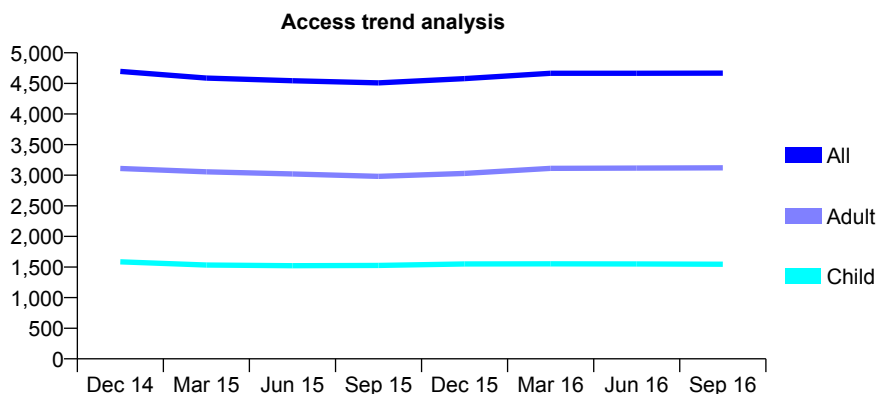
## Q54 - Vital Signs At a Glance Contract Report for 960934/0002 - September 2016

Name or company name	MRS J DHERI
Contract type name	GDS Contract
Purpose of contract	General
Contract start date	19/06/2006
Contract end date	

16/17 Contracted general activity (UDA)	12,396
Carry forward general activity (UDA)	-23
16/17 Contracted orthodontic activity (UOA)	0
Carry forward orthodontic activity (UOA)	0
Baseline contract value	£320,687.87

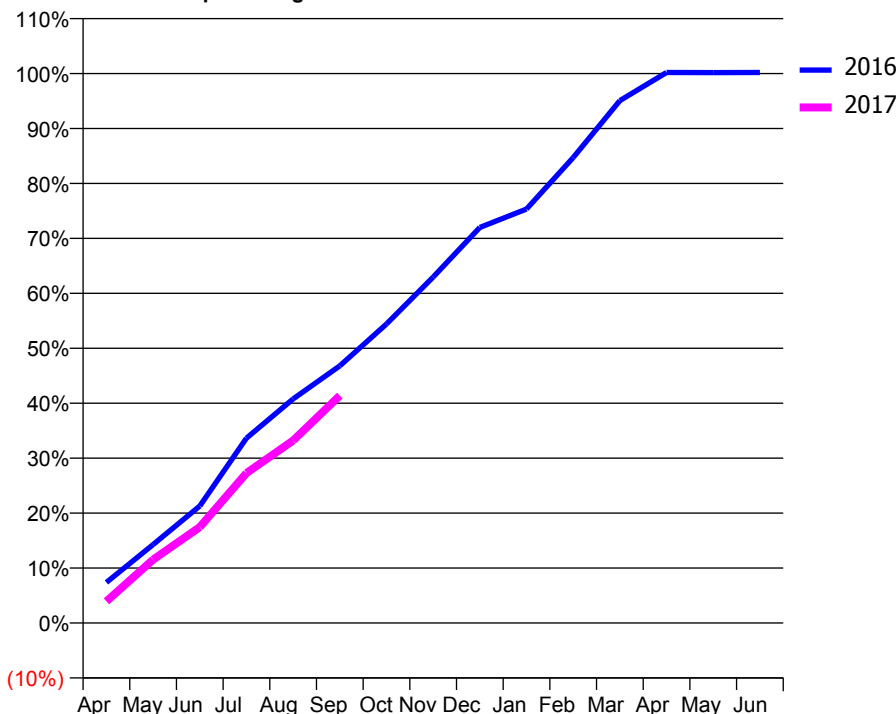
### ACCESS\*

Patients seen in 24 months	Total	Change since previous quarter
Quarter ending September 2015	4,508	
Quarter ending December 2015	4,579	→
Quarter ending March 2016	4,665	→
Quarter ending June 2016	4,666	→
Quarter ending September 2016	4,667	→
<b>Variance since September 2015</b>	<b>3.5%</b>	<b>↑</b>



### ACTIVITY

Cumulative percentage of contracted UDA delivered 2016 & 2017



Adjusted Scheduled Activity (UDA)

Month	2016	2017
April	916	490
May	1,770	1,429
June	2,641	2,164
July	4,172	3,384
August	5,054	4,115
September	5,800	5,129
October	6,745	
November	7,804	
December	8,925	
January	9,338	
February	10,500	
March	11,785	
April	12,419	
May	12,416	
June	12,419	

### QUALITY

	Quantity	Base Number	Contract	AT	Region	England
% of FP17s for the same patient ID Re-attending within 3 months - Children	64	1,126	5.7%	10.0%	12.0%	12.4%
% of FP17s for the same patient ID Re-attending within 3 months - Adults	329	2,194	15.0%	15.3%	15.9%	16.7%
% of FP17s for the same patient ID Re-attending between 3 & 9 months - Children	693	1,126	61.5%	50.8%	58.6%	57.4%
% of FP17s for the same patient ID Re-attending between 3 & 9 months - Adults	1,170	2,194	53.3%	46.6%	51.6%	50.5%
% of FP17s for Band 1 Urgent Courses	210	3,019	7.0%	8.4%	8.0%	9.1%
% of FP17s Relating to Free Repair or Replacements	24	3,019	0.8%	0.7%	0.8%	0.8%
% of FP17s Relating to Continuations	40	3,019	1.3%	0.9%	1.3%	1.3%
% of Patients satisfied with the dentistry they have received	5	5	N/A	92.5%	93.1%	93.2%
% of Patients satisfied with the time they had to wait for an appointment	4	5	N/A	90.4%	89.1%	89.0%

\* This is based on patients treated on this contract for their most recent course of treatment. Figures in italics indicate the base number of FP17s or Patient Questionnaire responses are less than 100. N/A is shown where the base number of responses is less than 10 during the period. % is calculated as Quantity/Base number\*100

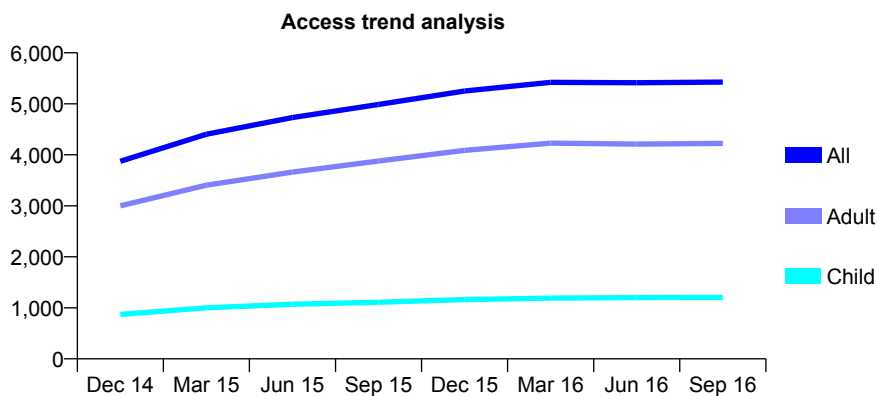
## Q54 - Vital Signs At a Glance Contract Report for 968811/0001 - September 2016

Name or company name	MR D CHACKO
Contract type name	GDS Contract
Purpose of contract	General
Contract start date	01/04/2014
Contract end date	

16/17 Contracted general activity (UDA)	16,500
Carry forward general activity (UDA)	-330
16/17 Contracted orthodontic activity (UOA)	0
Carry forward orthodontic activity (UOA)	0
Baseline contract value	£413,864.99

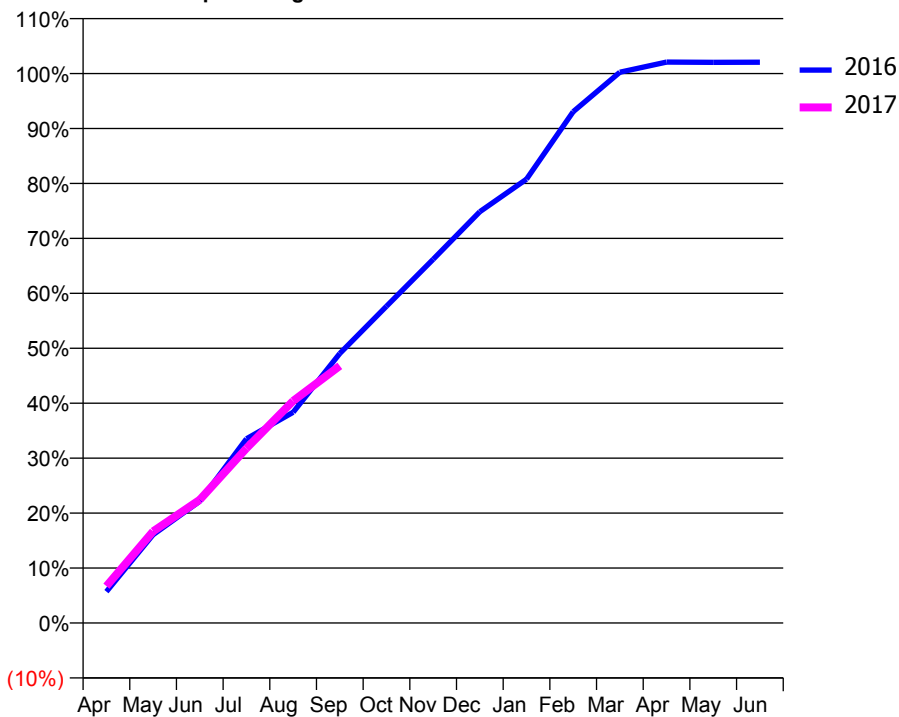
### ACCESS\*

Patients seen in 24 months	Total	Change since previous quarter
Quarter ending September 2015	4,988	
Quarter ending December 2015	5,250	↑
Quarter ending March 2016	5,422	↑
Quarter ending June 2016	5,412	→
Quarter ending September 2016	5,426	→
<b>Variance since September 2015</b>	<b>8.8%</b>	<b>↑</b>



### ACTIVITY

Cumulative percentage of contracted UDA delivered 2016 & 2017



Month	Adjusted Scheduled Activity (UDA)	
	2016	2017
April	945	1,108
May	2,651	2,752
June	3,656	3,702
July	5,532	5,248
August	6,327	6,670
September	8,093	7,723
October	9,514	
November	10,922	
December	12,352	
January	13,329	
February	15,354	
March	16,537	
April	16,844	
May	16,837	
June	16,840	

### QUALITY

	Quantity	Base Number	Contract	AT	Region	England
% of FP17s for the same patient ID Re-attending within 3 months - Children	61	892	6.8%	10.0%	12.0%	12.4%
% of FP17s for the same patient ID Re-attending within 3 months - Adults	499	2,982	16.7%	15.3%	15.9%	16.7%
% of FP17s for the same patient ID Re-attending between 3 & 9 months - Children	571	892	64.0%	50.8%	58.6%	57.4%
% of FP17s for the same patient ID Re-attending between 3 & 9 months - Adults	1,730	2,982	58.0%	46.6%	51.6%	50.5%
% of FP17s for Band 1 Urgent Courses	257	3,695	7.0%	8.4%	8.0%	9.1%
% of FP17s Relating to Free Repair or Replacements	63	3,695	1.7%	0.7%	0.8%	0.8%
% of FP17s Relating to Continuations	28	3,695	0.8%	0.9%	1.3%	1.3%
% of Patients satisfied with the dentistry they have received	3	3	N/A	92.5%	93.1%	93.2%
% of Patients satisfied with the time they had to wait for an appointment	3	3	N/A	90.4%	89.1%	89.0%

\* This is based on patients treated on this contract for their most recent course of treatment. Figures in italics indicate the base number of FP17s or Patient Questionnaire responses are less than 100. N/A is shown where the base number of responses is less than 10 during the period. % is calculated as Quantity/Base number\*100

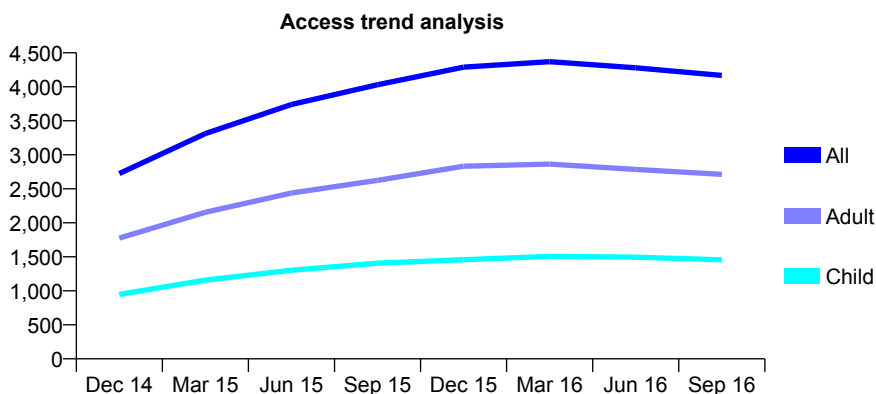
## Q54 - Vital Signs At a Glance Contract Report for 976989/0001 - September 2016

Name or company name	MR SS SOHAL
Contract type name	GDS Contract
Purpose of contract	General
Contract start date	23/11/2013
Contract end date	

16/17 Contracted general activity (UDA)	12,884
Carry forward general activity (UDA)	225
16/17 Contracted orthodontic activity (UOA)	0
Carry forward orthodontic activity (UOA)	0
Baseline contract value	£340,475.89

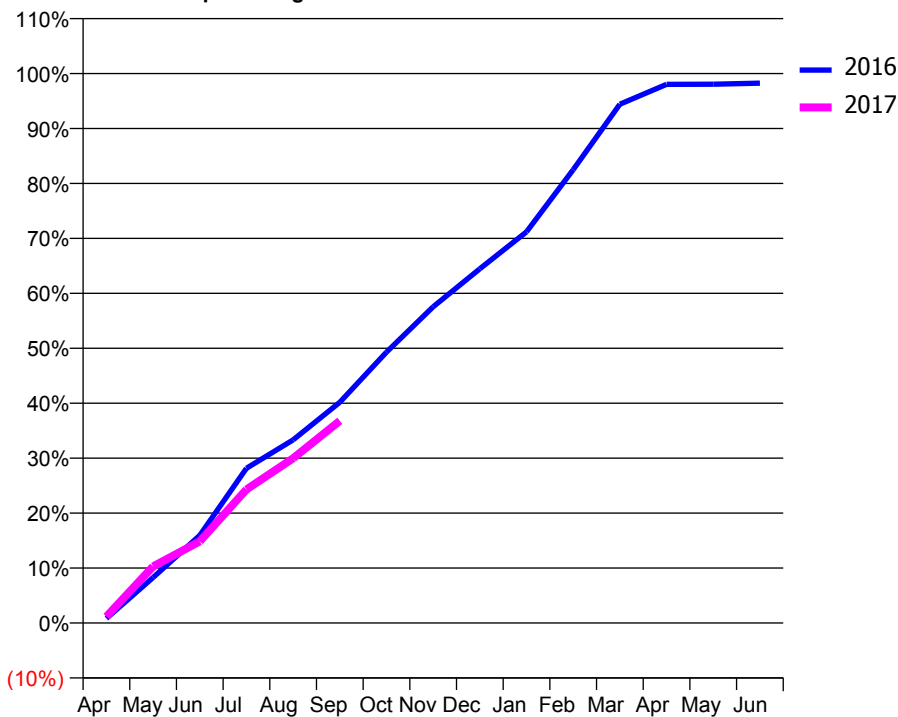
### ACCESS\*

Patients seen in 24 months	Total	Change since previous quarter
Quarter ending September 2015	4,030	
Quarter ending December 2015	4,289	↑
Quarter ending March 2016	4,370	→
Quarter ending June 2016	4,280	↓
Quarter ending September 2016	4,168	↓
<b>Variance since September 2015</b>	<b>3.4%</b>	<b>↑</b>



### ACTIVITY

Cumulative percentage of contracted UDA delivered 2016 & 2017



Adjusted Scheduled Activity (UDA)

Month	2016	2017
April	107	151
May	1,068	1,326
June	2,056	1,916
July	3,630	3,132
August	4,293	3,864
September	5,177	4,741
October	6,350	
November	7,415	
December	8,307	
January	9,172	
February	10,629	
March	12,164	
April	12,629	
May	12,632	
June	12,658	

### QUALITY

	Quantity	Base Number	Contract	AT	Region	England
% of FP17s for the same patient ID Re-attending within 3 months - Children	43	861	5.0%	10.0%	12.0%	12.4%
% of FP17s for the same patient ID Re-attending within 3 months - Adults	209	1,367	15.3%	15.3%	15.9%	16.7%
% of FP17s for the same patient ID Re-attending between 3 & 9 months - Children	488	861	56.7%	50.8%	58.6%	57.4%
% of FP17s for the same patient ID Re-attending between 3 & 9 months - Adults	600	1,367	43.9%	46.6%	51.6%	50.5%
% of FP17s for Band 1 Urgent Courses	262	2,015	13.0%	8.4%	8.0%	9.1%
% of FP17s Relating to Free Repair or Replacements	1	2,015	0.0%	0.7%	0.8%	0.8%
% of FP17s Relating to Continuations	8	2,015	0.4%	0.9%	1.3%	1.3%
% of Patients satisfied with the dentistry they have received	0	0	N/A	92.5%	93.1%	93.2%
% of Patients satisfied with the time they had to wait for an appointment	0	0	N/A	90.4%	89.1%	89.0%

\* This is based on patients treated on this contract for their most recent course of treatment. Figures in italics indicate the base number of FP17s or Patient Questionnaire responses are less than 100. N/A is shown where the base number of responses is less than 10 during the period. % is calculated as Quantity/Base number\*100

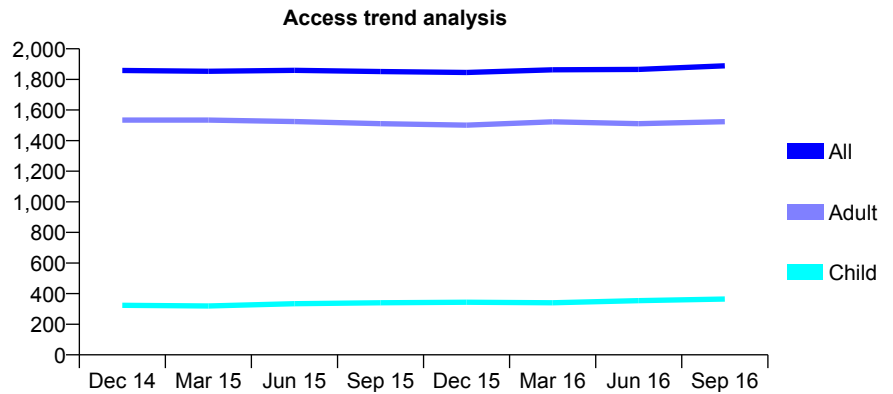
## Q54 - Vital Signs At a Glance Contract Report for 993913/0001 - September 2016

Name or company name	MR SL REES
Contract type name	PDS Contract
Purpose of contract	General and Orthodontic
Contract start date	01/04/2006
Contract end date	31/03/2021

16/17 Contracted general activity (UDA)	6,811
Carry forward general activity (UDA)	0
16/17 Contracted orthodontic activity (UOA)	450
Carry forward orthodontic activity (UOA)	-9
Baseline contract value	£246,560.19

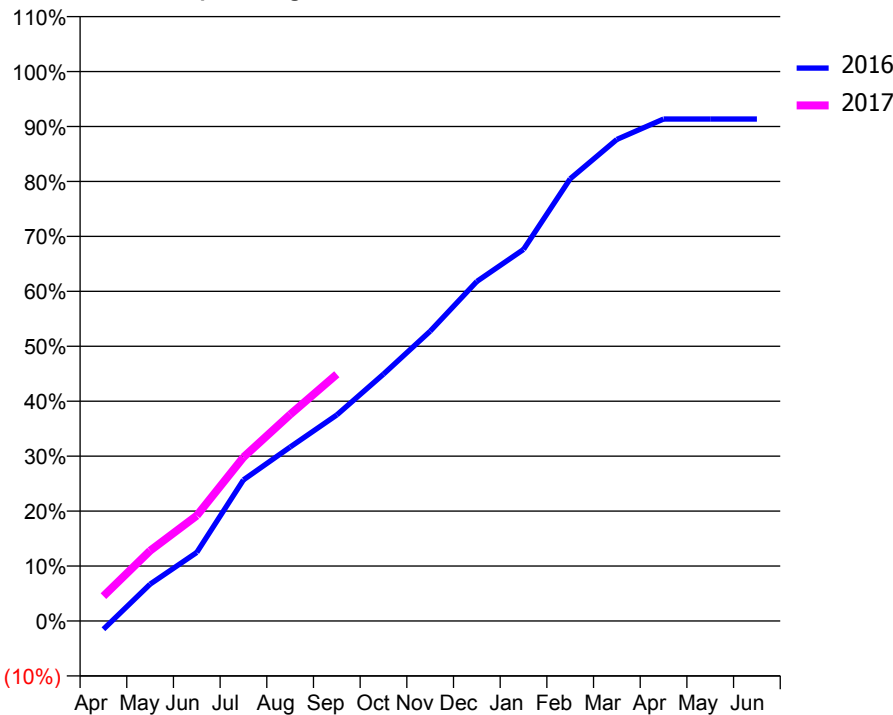
### ACCESS\*

Patients seen in 24 months	Total	Change since previous quarter
Quarter ending September 2015	1,851	
Quarter ending December 2015	1,845	→
Quarter ending March 2016	1,863	→
Quarter ending June 2016	1,865	→
Quarter ending September 2016	1,889	→
<b>Variance since September 2015</b>	<b>2.1%</b>	<b>↑</b>



### ACTIVITY

Cumulative percentage of contracted UDA delivered 2016 & 2017



Month	Adjusted Scheduled Activity (UDA)	
	2016	2017
April	-103	309
May	457	871
June	851	1,307
July	1,750	2,030
August	2,155	2,559
September	2,555	3,059
October	3,061	
November	3,593	
December	4,209	
January	4,605	
February	5,482	
March	5,969	
April	6,222	
May	6,222	
June	6,222	

### QUALITY

	Quantity	Base Number	Contract	AT	Region	England
% of FP17s for the same patient ID Re-attending within 3 months - Children	44	276	15.9%	10.0%	12.0%	12.4%
% of FP17s for the same patient ID Re-attending within 3 months - Adults	127	1,037	12.2%	15.3%	15.9%	16.7%
% of FP17s for the same patient ID Re-attending between 3 & 9 months - Children	124	276	44.9%	50.8%	58.6%	57.4%
% of FP17s for the same patient ID Re-attending between 3 & 9 months - Adults	675	1,037	65.1%	46.6%	51.6%	50.5%
% of FP17s for Band 1 Urgent Courses	25	1,184	2.1%	8.4%	8.0%	9.1%
% of FP17s Relating to Free Repair or Replacements	10	1,184	0.8%	0.7%	0.8%	0.8%
% of FP17s Relating to Continuations	25	1,184	2.1%	0.9%	1.3%	1.3%
% of Patients satisfied with the dentistry they have received	2	3	N/A	92.5%	93.1%	93.2%
% of Patients satisfied with the time they had to wait for an appointment	2	3	N/A	90.4%	89.1%	89.0%

\* This is based on patients treated on this contract for their most recent course of treatment. Figures in italics indicate the base number of FP17s or Patient Questionnaire responses are less than 100. N/A is shown where the base number of responses is less than 10 during the period. % is calculated as Quantity/Base number\*100

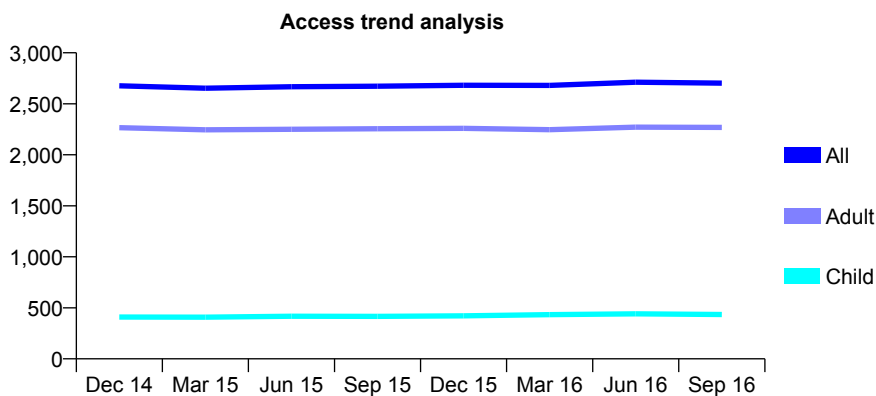
## Q54 - Vital Signs At a Glance Contract Report for 993956/0001 - September 2016

Name or company name	MR SM BENTLEY
Contract type name	GDS Contract
Purpose of contract	General
Contract start date	01/04/2006
Contract end date	

16/17 Contracted general activity (UDA)	7,816
Carry forward general activity (UDA)	8
16/17 Contracted orthodontic activity (UOA)	0
Carry forward orthodontic activity (UOA)	0
Baseline contract value	£165,716.49

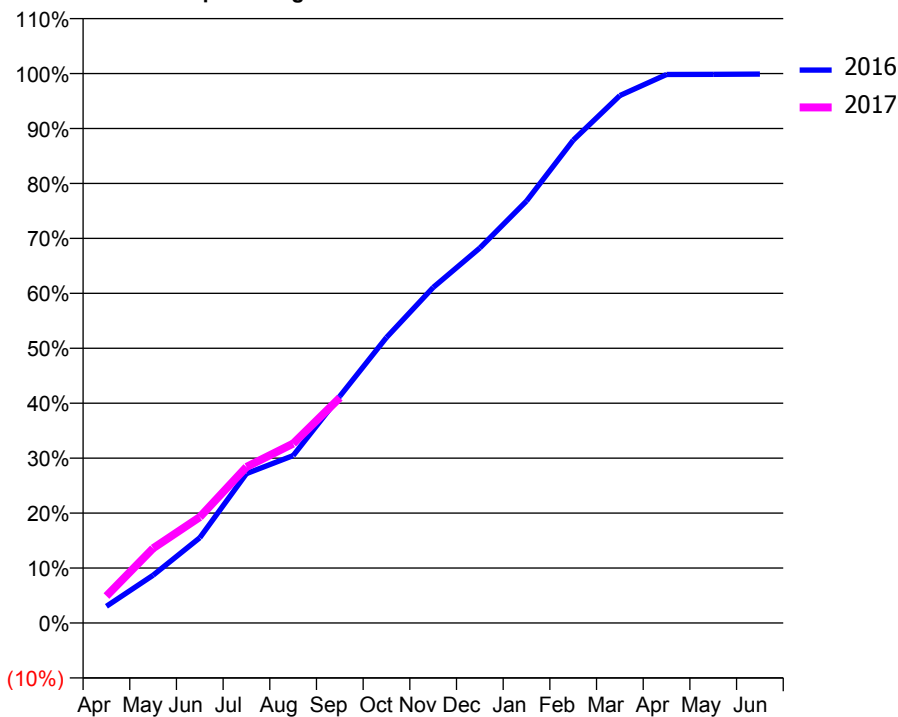
### ACCESS\*

Patients seen in 24 months	Total	Change since previous quarter
Quarter ending September 2015	2,672	
Quarter ending December 2015	2,682	→
Quarter ending March 2016	2,680	→
Quarter ending June 2016	2,712	→
Quarter ending September 2016	2,703	→
<b>Variance since September 2015</b>	<b>1.2%</b>	<b>→</b>



### ACTIVITY

Cumulative percentage of contracted UDA delivered 2016 & 2017



Month	Adjusted Scheduled Activity (UDA)	
	2016	2017
April	239	384
May	680	1,063
June	1,212	1,508
July	2,125	2,219
August	2,381	2,552
September	3,225	3,205
October	4,061	
November	4,773	
December	5,334	
January	6,002	
February	6,867	
March	7,502	
April	7,802	
May	7,805	
June	7,808	

### QUALITY

	Quantity	Base Number	Contract	AT	Region	England
% of FP17s for the same patient ID Re-attending within 3 months - Children	20	268	7.5%	10.0%	12.0%	12.4%
% of FP17s for the same patient ID Re-attending within 3 months - Adults	191	1,384	13.8%	15.3%	15.9%	16.7%
% of FP17s for the same patient ID Re-attending between 3 & 9 months - Children	140	268	52.2%	50.8%	58.6%	57.4%
% of FP17s for the same patient ID Re-attending between 3 & 9 months - Adults	631	1,384	45.6%	46.6%	51.6%	50.5%
% of FP17s for Band 1 Urgent Courses	42	1,491	2.8%	8.4%	8.0%	9.1%
% of FP17s Relating to Free Repair or Replacements	26	1,491	1.7%	0.7%	0.8%	0.8%
% of FP17s Relating to Continuations	19	1,491	1.3%	0.9%	1.3%	1.3%
% of Patients satisfied with the dentistry they have received	3	3	N/A	92.5%	93.1%	93.2%
% of Patients satisfied with the time they had to wait for an appointment	3	3	N/A	90.4%	89.1%	89.0%

\* This is based on patients treated on this contract for their most recent course of treatment. Figures in italics indicate the base number of FP17s or Patient Questionnaire responses are less than 100. N/A is shown where the base number of responses is less than 10 during the period. % is calculated as Quantity/Base number\*100

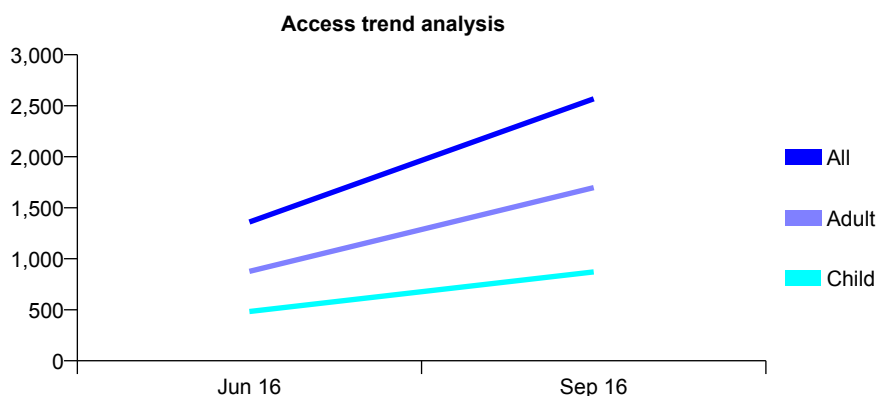
## Q55 - Vital Signs At a Glance Contract Report for 100062/0000 - September 2016

Name or company name	MR EG MCDAID
Contract type name	GDS Contract
Purpose of contract	General
Contract start date	01/04/2016
Contract end date	

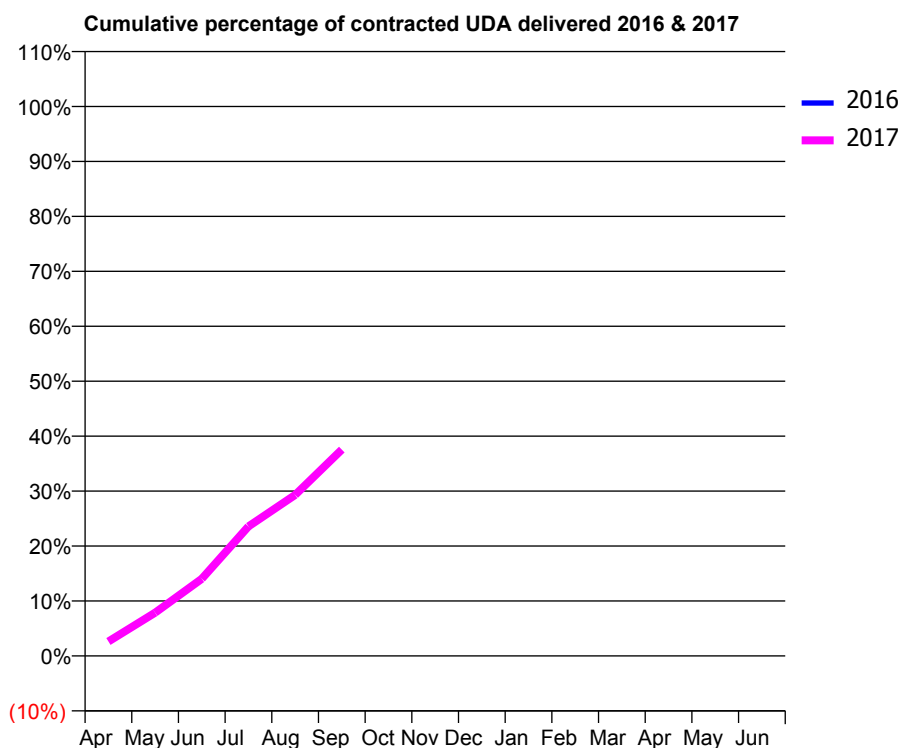
16/17 Contracted general activity (UDA)	15,050
Carry forward general activity (UDA)	0
16/17 Contracted orthodontic activity (UOA)	0
Carry forward orthodontic activity (UOA)	0
Baseline contract value	£396,518.85

### ACCESS\*

Patients seen in 24 months	Total	Change since previous quarter
Quarter ending September 2015	0	
Quarter ending December 2015	0	
Quarter ending March 2016	0	
Quarter ending June 2016	1,360	↑
Quarter ending September 2016	2,568	↑
<b>Variance since September 2015</b>	N/A	



### ACTIVITY



Month	Adjusted Scheduled Activity (UDA)	
	2016	2017
April	0	396
May	0	1,185
June	0	2,112
July	0	3,549
August	0	4,408
September	0	5,651
October	0	
November	0	
December	0	
January	0	
February	0	
March	0	
April	0	
May	0	
June	0	

### QUALITY

	Quantity	Base Number	Contract	AT	Region	England
% of FP17s for the same patient ID Re-attending within 3 months - Children	46	955	4.8%	10.8%	12.0%	12.4%
% of FP17s for the same patient ID Re-attending within 3 months - Adults	171	1,910	9.0%	15.3%	15.9%	16.7%
% of FP17s for the same patient ID Re-attending between 3 & 9 months - Children	39	955	4.1%	61.2%	58.6%	57.4%
% of FP17s for the same patient ID Re-attending between 3 & 9 months - Adults	42	1,910	2.2%	55.3%	51.6%	50.5%
% of FP17s for Band 1 Urgent Courses	241	2,865	8.4%	7.0%	8.0%	9.1%
% of FP17s Relating to Free Repair or Replacements	30	2,865	1.0%	0.9%	0.8%	0.8%
% of FP17s Relating to Continuations	31	2,865	1.1%	1.7%	1.3%	1.3%
% of Patients satisfied with the dentistry they have received	0	0	N/A	93.8%	93.1%	93.2%
% of Patients satisfied with the time they had to wait for an appointment	0	0	N/A	88.9%	89.1%	89.0%

\* This is based on patients treated on this contract for their most recent course of treatment. Figures in italics indicate the base number of FP17s or Patient Questionnaire responses are less than 100. N/A is shown where the base number of responses is less than 10 during the period. % is calculated as Quantity/Base number\*100

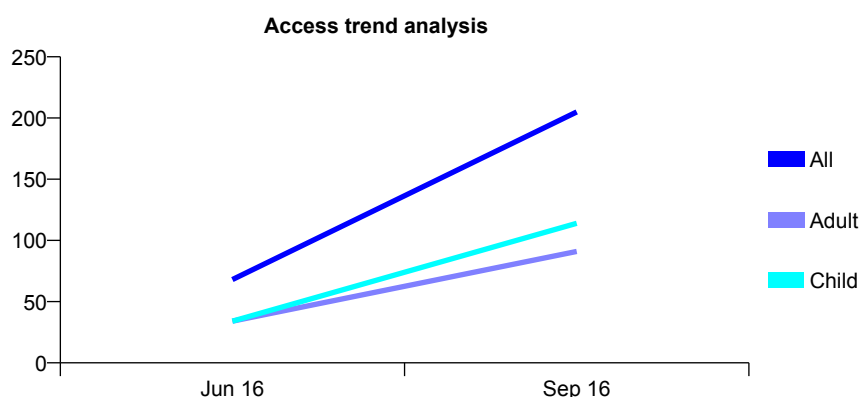
## Q55 - Vital Signs At a Glance Contract Report for 100101/0000 - September 2016

Name or company name	Brookview Dental Care
Contract type name	GDS Contract
Purpose of contract	General
Contract start date	01/04/2016
Contract end date	

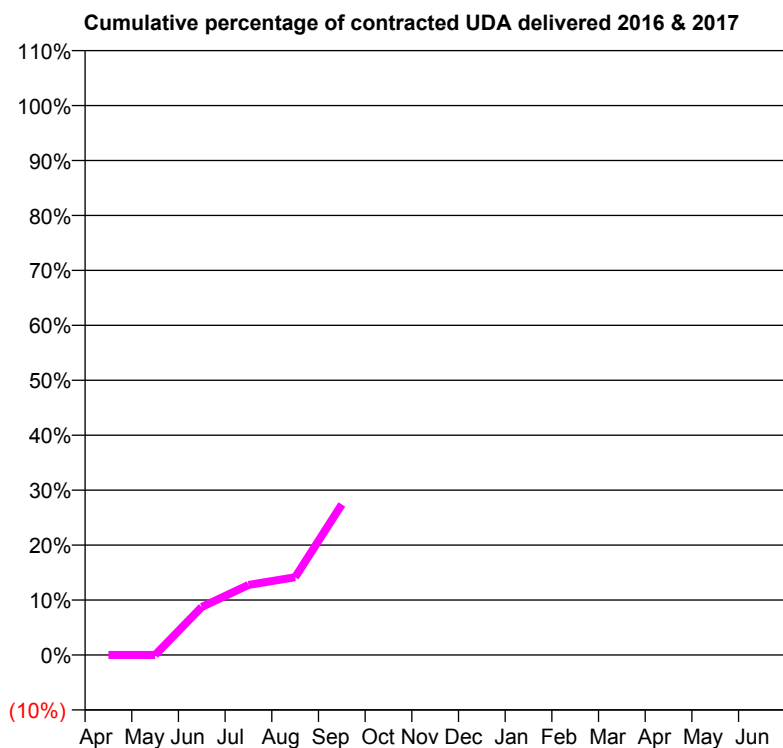
16/17 Contracted general activity (UDA)	1,000
Carry forward general activity (UDA)	0
16/17 Contracted orthodontic activity (UOA)	0
Carry forward orthodontic activity (UOA)	0
Baseline contract value	£29,084.98

### ACCESS\*

Patients seen in 24 months	Total	Change since previous quarter
Quarter ending September 2015	0	
Quarter ending December 2015	0	
Quarter ending March 2016	0	
Quarter ending June 2016	68	↑
Quarter ending September 2016	205	↑
<b>Variance since September 2015</b>	N/A	



### ACTIVITY



Month	Adjusted Scheduled Activity (UDA)	
	2016	2017
April	0	0
May	0	0
June	0	87
July	0	128
August	0	142
September	0	274
October	0	
November	0	
December	0	
January	0	
February	0	
March	0	
April	0	
May	0	
June	0	

### QUALITY

	Quantity	Base Number	Contract	AT	Region	England
% of FP17s for the same patient ID Re-attending within 3 months - Children	1	97	1.0%	10.8%	12.0%	12.4%
% of FP17s for the same patient ID Re-attending within 3 months - Adults	6	86	7.0%	15.3%	15.9%	16.7%
% of FP17s for the same patient ID Re-attending between 3 & 9 months - Children	0	97	0.0%	61.2%	58.6%	57.4%
% of FP17s for the same patient ID Re-attending between 3 & 9 months - Adults	3	86	3.5%	55.3%	51.6%	50.5%
% of FP17s for Band 1 Urgent Courses	5	183	2.7%	7.0%	8.0%	9.1%
% of FP17s Relating to Free Repair or Replacements	0	183	0.0%	0.9%	0.8%	0.8%
% of FP17s Relating to Continuations	0	183	0.0%	1.7%	1.3%	1.3%
% of Patients satisfied with the dentistry they have received	0	0	N/A	93.8%	93.1%	93.2%
% of Patients satisfied with the time they had to wait for an appointment	0	0	N/A	88.9%	89.1%	89.0%

\* This is based on patients treated on this contract for their most recent course of treatment. Figures in italics indicate the base number of FP17s or Patient Questionnaire responses are less than 100. N/A is shown where the base number of responses is less than 10 during the period. % is calculated as Quantity/Base number\*100



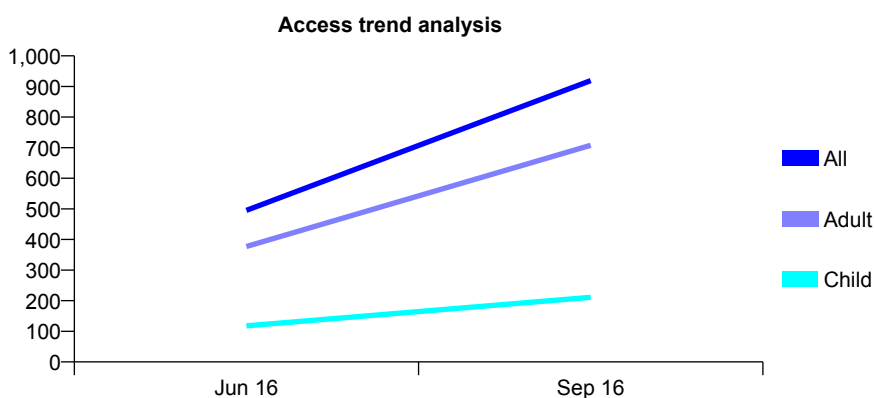
## Q55 - Vital Signs At a Glance Contract Report for 100103/0000 - September 2016

Name or company name	Dr H S Thiara, Mrs R K Mattu
Contract type name	GDS Contract
Purpose of contract	General
Contract start date	01/04/2016
Contract end date	

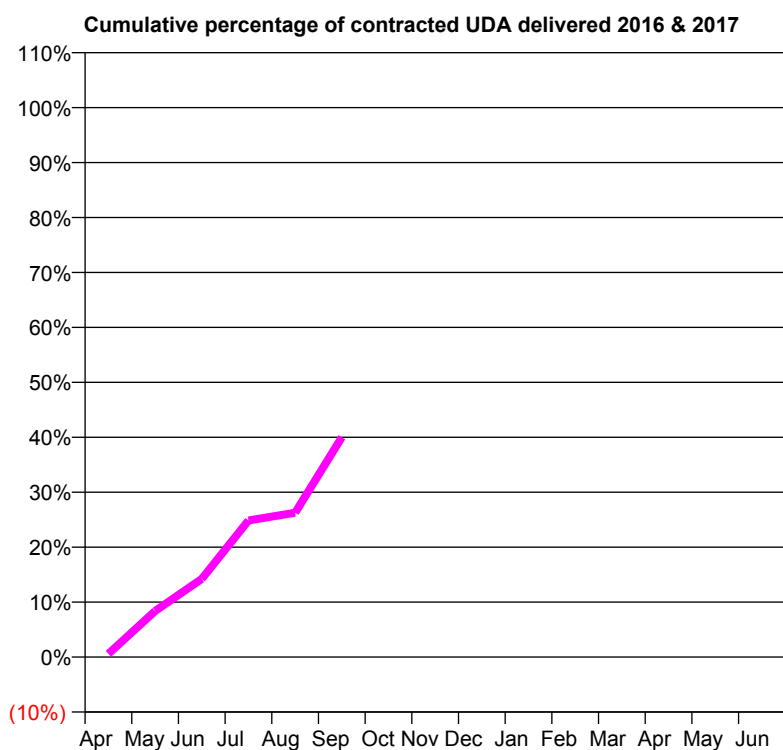
16/17 Contracted general activity (UDA)	5,399
Carry forward general activity (UDA)	0
16/17 Contracted orthodontic activity (UOA)	0
Carry forward orthodontic activity (UOA)	0
Baseline contract value	£206,490.69

### ACCESS\*

Patients seen in 24 months	Total	Change since previous quarter
Quarter ending September 2015	0	
Quarter ending December 2015	0	
Quarter ending March 2016	0	
Quarter ending June 2016	495	↑
Quarter ending September 2016	919	↑
<b>Variance since September 2015</b>	N/A	



### ACTIVITY



Month	Adjusted Scheduled Activity (UDA)	
	2016	2017
April	0	32
May	0	453
June	0	768
July	0	1,343
August	0	1,418
September	0	2,160
October	0	
November	0	
December	0	
January	0	
February	0	
March	0	
April	0	
May	0	
June	0	

### QUALITY

	Quantity	Base Number	Contract	AT	Region	England
% of FP17s for the same patient ID Re-attending within 3 months - Children	12	220	5.5%	10.8%	12.0%	12.4%
% of FP17s for the same patient ID Re-attending within 3 months - Adults	70	766	9.1%	15.3%	15.9%	16.7%
% of FP17s for the same patient ID Re-attending between 3 & 9 months - Children	16	220	7.3%	61.2%	58.6%	57.4%
% of FP17s for the same patient ID Re-attending between 3 & 9 months - Adults	27	766	3.5%	55.3%	51.6%	50.5%
% of FP17s for Band 1 Urgent Courses	69	986	7.0%	7.0%	8.0%	9.1%
% of FP17s Relating to Free Repair or Replacements	7	986	0.7%	0.9%	0.8%	0.8%
% of FP17s Relating to Continuations	10	986	1.0%	1.7%	1.3%	1.3%
% of Patients satisfied with the dentistry they have received	0	0	N/A	93.8%	93.1%	93.2%
% of Patients satisfied with the time they had to wait for an appointment	0	0	N/A	88.9%	89.1%	89.0%

\* This is based on patients treated on this contract for their most recent course of treatment. Figures in italics indicate the base number of FP17s or Patient Questionnaire responses are less than 100. N/A is shown where the base number of responses is less than 10 during the period. % is calculated as Quantity/Base number\*100

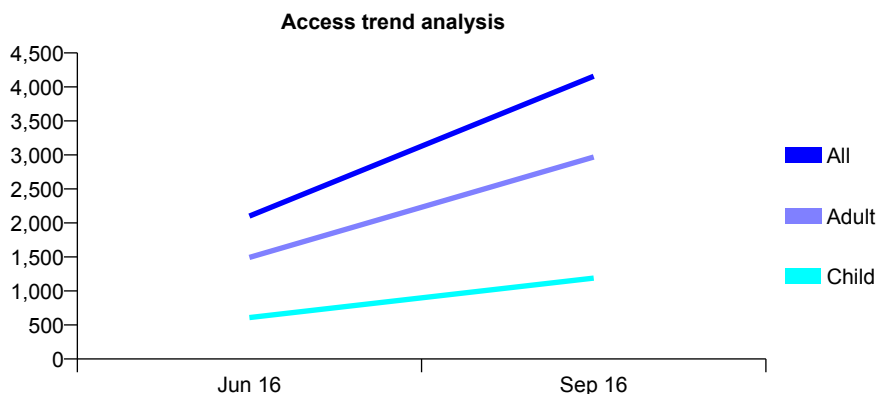
## Q55 - Vital Signs At a Glance Contract Report for 100109/0000 - September 2016

Name or company name	Whitecross Dental Care Limited
Contract type name	GDS Contract
Purpose of contract	General
Contract start date	01/04/2016
Contract end date	

16/17 Contracted general activity (UDA)	24,298
Carry forward general activity (UDA)	0
16/17 Contracted orthodontic activity (UOA)	0
Carry forward orthodontic activity (UOA)	0
Baseline contract value	£601,979.62

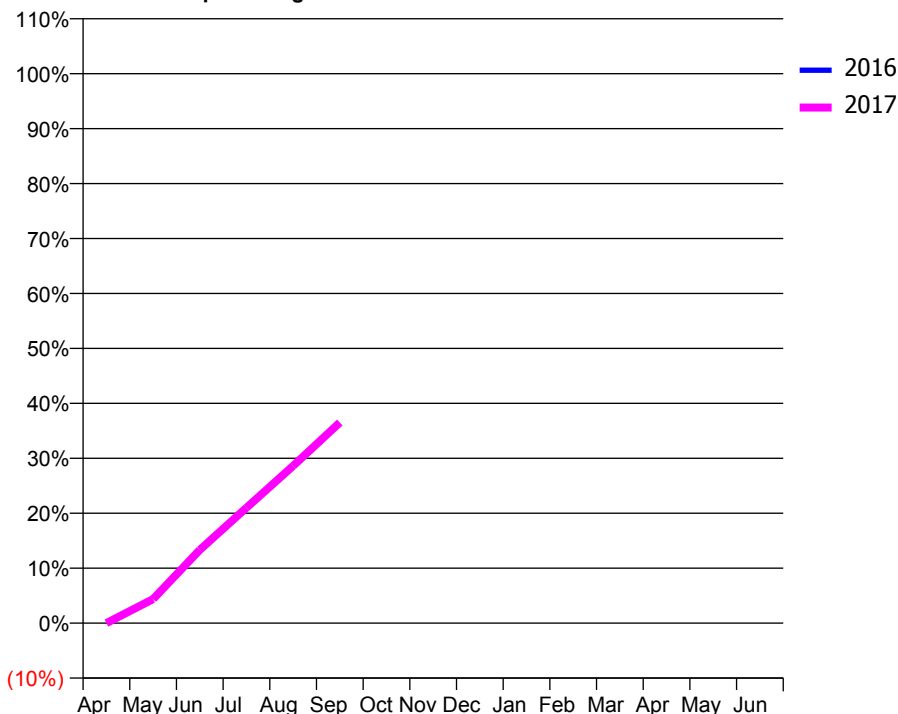
### ACCESS\*

Patients seen in 24 months	Total	Change since previous quarter
Quarter ending September 2015	0	
Quarter ending December 2015	0	
Quarter ending March 2016	0	
Quarter ending June 2016	2,101	↑
Quarter ending September 2016	4,158	↑
<b>Variance since September 2015</b>	N/A	



### ACTIVITY

Cumulative percentage of contracted UDA delivered 2016 & 2017



Month	Adjusted Scheduled Activity (UDA)	
	2016	2017
April	0	0
May	0	1,062
June	0	3,241
July	0	5,100
August	0	6,955
September	0	8,871
October	0	
November	0	
December	0	
January	0	
February	0	
March	0	
April	0	
May	0	
June	0	

### QUALITY

	Quantity	Base Number	Contract	AT	Region	England
% of FP17s for the same patient ID Re-attending within 3 months - Children	47	1,267	3.7%	10.8%	12.0%	12.4%
% of FP17s for the same patient ID Re-attending within 3 months - Adults	211	3,175	6.6%	15.3%	15.9%	16.7%
% of FP17s for the same patient ID Re-attending between 3 & 9 months - Children	30	1,267	2.4%	61.2%	58.6%	57.4%
% of FP17s for the same patient ID Re-attending between 3 & 9 months - Adults	85	3,175	2.7%	55.3%	51.6%	50.5%
% of FP17s for Band 1 Urgent Courses	102	4,442	2.3%	7.0%	8.0%	9.1%
% of FP17s Relating to Free Repair or Replacements	17	4,442	0.4%	0.9%	0.8%	0.8%
% of FP17s Relating to Continuations	67	4,442	1.5%	1.7%	1.3%	1.3%
% of Patients satisfied with the dentistry they have received	0	0	N/A	93.8%	93.1%	93.2%
% of Patients satisfied with the time they had to wait for an appointment	0	0	N/A	88.9%	89.1%	89.0%

\* This is based on patients treated on this contract for their most recent course of treatment. Figures in italics indicate the base number of FP17s or Patient Questionnaire responses are less than 100. N/A is shown where the base number of responses is less than 10 during the period. % is calculated as Quantity/Base number\*100

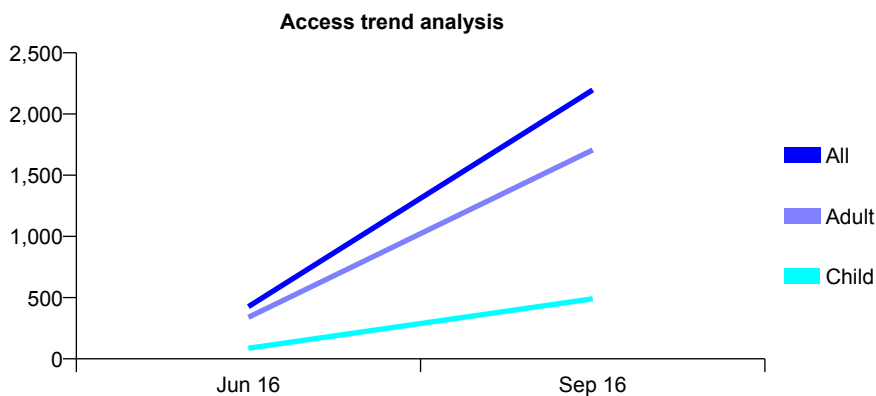
## Q55 - Vital Signs At a Glance Contract Report for 100150/0000 - September 2016

Name or company name	MR JD AL-DAMOUK
Contract type name	GDS Contract
Purpose of contract	General and Orthodontic
Contract start date	01/06/2016
Contract end date	

16/17 Contracted general activity (UDA)	16,424
Carry forward general activity (UDA)	0
16/17 Contracted orthodontic activity (UOA)	479
Carry forward orthodontic activity (UOA)	0
Baseline contract value	£476,510.15

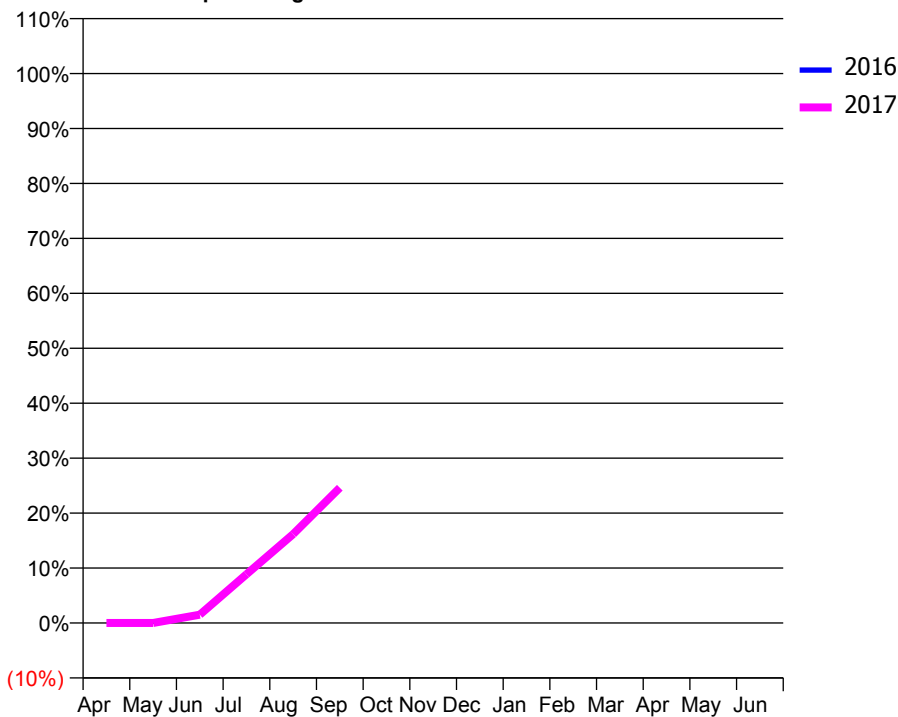
### ACCESS\*

Patients seen in 24 months	Total	Change since previous quarter
Quarter ending September 2015	0	
Quarter ending December 2015	0	
Quarter ending March 2016	0	
Quarter ending June 2016	426	↑
Quarter ending September 2016	2,197	↑
<b>Variance since September 2015</b>	N/A	



### ACTIVITY

Cumulative percentage of contracted UDA delivered 2016 & 2017



Month	Adjusted Scheduled Activity (UDA)	
	2016	2017
April	0	0
May	0	0
June	0	248
July	0	1,457
August	0	2,657
September	0	4,044
October	0	
November	0	
December	0	
January	0	
February	0	
March	0	
April	0	
May	0	
June	0	

### QUALITY

	Quantity	Base Number	Contract	AT	Region	England
% of FP17s for the same patient ID Re-attending within 3 months - Children	248	728	34.1%	10.8%	12.0%	12.4%
% of FP17s for the same patient ID Re-attending within 3 months - Adults	117	1,699	6.9%	15.3%	15.9%	16.7%
% of FP17s for the same patient ID Re-attending between 3 & 9 months - Children	0	728	0.0%	61.2%	58.6%	57.4%
% of FP17s for the same patient ID Re-attending between 3 & 9 months - Adults	10	1,699	0.6%	55.3%	51.6%	50.5%
% of FP17s for Band 1 Urgent Courses	177	2,172	8.1%	7.0%	8.0%	9.1%
% of FP17s Relating to Free Repair or Replacements	18	2,172	0.8%	0.9%	0.8%	0.8%
% of FP17s Relating to Continuations	9	2,172	0.4%	1.7%	1.3%	1.3%
% of Patients satisfied with the dentistry they have received	0	0	N/A	93.8%	93.1%	93.2%
% of Patients satisfied with the time they had to wait for an appointment	0	0	N/A	88.9%	89.1%	89.0%

\* This is based on patients treated on this contract for their most recent course of treatment. Figures in italics indicate the base number of FP17s or Patient Questionnaire responses are less than 100. N/A is shown where the base number of responses is less than 10 during the period. % is calculated as Quantity/Base number\*100

## Q55 - Vital Signs At a Glance Contract Report for 100180/0000 - September 2016


Name or company name	Mr Andrew Dale and Mr Ravi Nathwani
Contract type name	GDS Contract
Purpose of contract	General
Contract start date	01/08/2016
Contract end date	

16/17 Contracted general activity (UDA)	6,819
Carry forward general activity (UDA)	0
16/17 Contracted orthodontic activity (UOA)	0
Carry forward orthodontic activity (UOA)	0
Baseline contract value	£197,773.71

### ACCESS\*

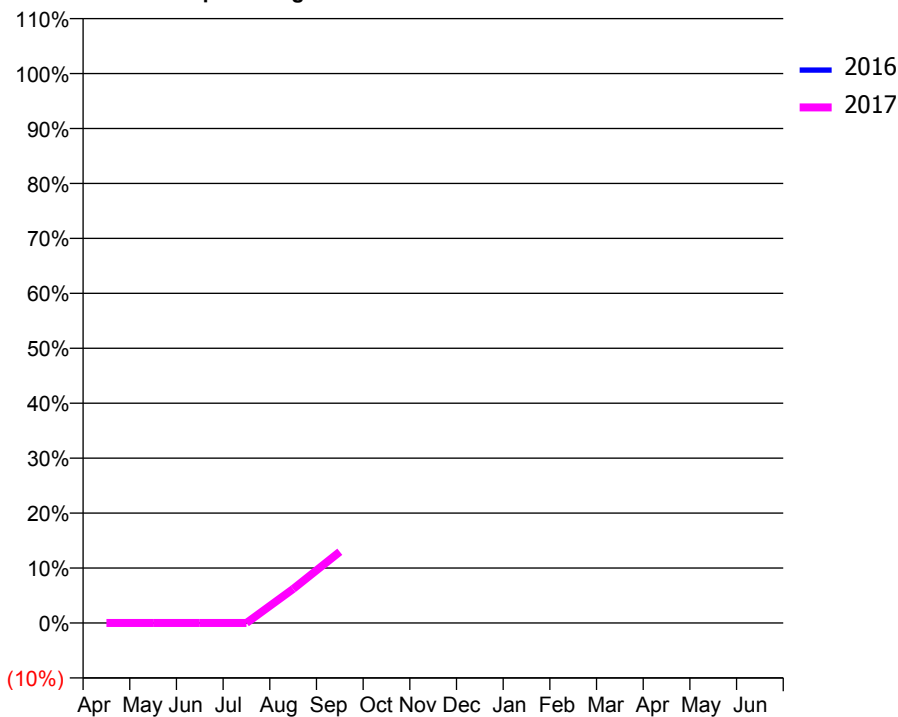
Patients seen in 24 months	Total	Change since previous quarter
Quarter ending September 2015	0	
Quarter ending December 2015	0	
Quarter ending March 2016	0	
Quarter ending June 2016	0	
Quarter ending September 2016	593	↑
<b>Variance since September 2015</b>	N/A	

### Access trend analysis



### ACTIVITY

#### Cumulative percentage of contracted UDA delivered 2016 & 2017



#### Adjusted Scheduled Activity (UDA)

Month	2016	2017
April	0	0
May	0	0
June	0	0
July	0	0
August	0	423
September	0	884
October	0	
November	0	
December	0	
January	0	
February	0	
March	0	
April	0	
May	0	
June	0	

### QUALITY

	Quantity	Base Number	Contract	AT	Region	England
% of FP17s for the same patient ID Re-attending within 3 months - Children	0	121	0.0%	10.8%	12.0%	12.4%
% of FP17s for the same patient ID Re-attending within 3 months - Adults	7	441	1.6%	15.3%	15.9%	16.7%
% of FP17s for the same patient ID Re-attending between 3 & 9 months - Children	0	121	0.0%	61.2%	58.6%	57.4%
% of FP17s for the same patient ID Re-attending between 3 & 9 months - Adults	0	441	0.0%	55.3%	51.6%	50.5%
% of FP17s for Band 1 Urgent Courses	10	562	1.8%	7.0%	8.0%	9.1%
% of FP17s Relating to Free Repair or Replacements	1	562	0.2%	0.9%	0.8%	0.8%
% of FP17s Relating to Continuations	13	562	2.3%	1.7%	1.3%	1.3%
% of Patients satisfied with the dentistry they have received	0	0	N/A	93.8%	93.1%	93.2%
% of Patients satisfied with the time they had to wait for an appointment	0	0	N/A	88.9%	89.1%	89.0%

\* This is based on patients treated on this contract for their most recent course of treatment. Figures in italics indicate the base number of FP17s or Patient Questionnaire responses are less than 100. N/A is shown where the base number of responses is less than 10 during the period. % is calculated as Quantity/Base number\*100

## Q55 - Vital Signs At a Glance Contract Report for 100196/0000 - September 2016


Name or company name	Impressions Dental Care (Nottingham) Limi
Contract type name	GDS Contract
Purpose of contract	General
Contract start date	01/08/2016
Contract end date	

16/17 Contracted general activity (UDA)	903
Carry forward general activity (UDA)	0
16/17 Contracted orthodontic activity (UOA)	0
Carry forward orthodontic activity (UOA)	0
Baseline contract value	£21,482.69

### ACCESS\*

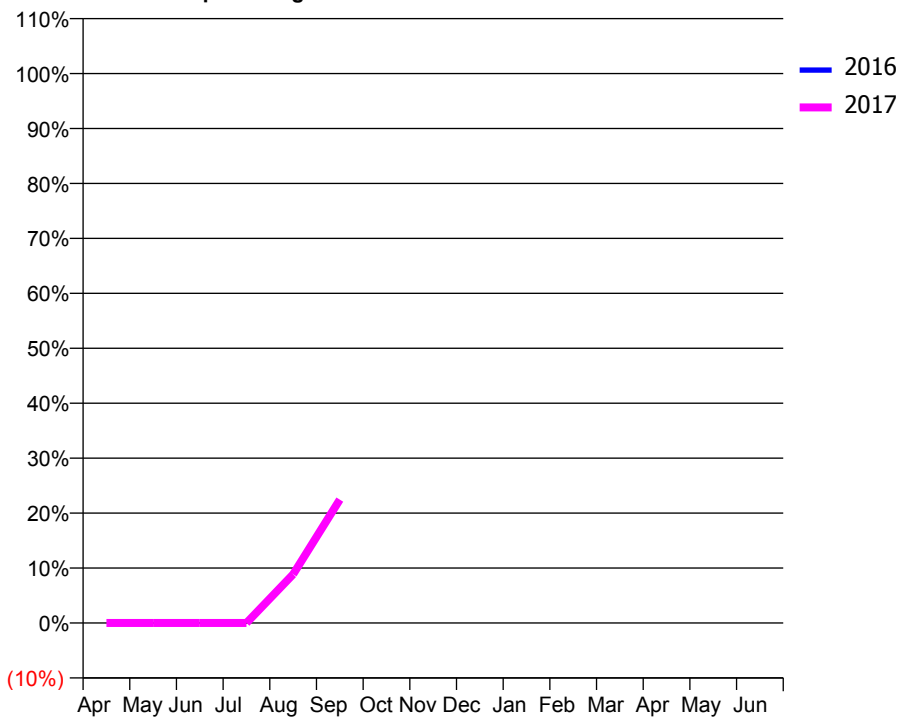
Patients seen in 24 months	Total	Change since previous quarter
Quarter ending September 2015	0	
Quarter ending December 2015	0	
Quarter ending March 2016	0	
Quarter ending June 2016	0	
Quarter ending September 2016	154	↑
<b>Variance since September 2015</b>	N/A	

### Access trend analysis



### ACTIVITY

Cumulative percentage of contracted UDA delivered 2016 & 2017



Month	Adjusted Scheduled Activity (UDA)	
	2016	2017
April	0	0
May	0	0
June	0	0
July	0	0
August	0	80
September	0	203
October	0	
November	0	
December	0	
January	0	
February	0	
March	0	
April	0	
May	0	
June	0	

### QUALITY

	Quantity	Base Number	Contract	AT	Region	England
% of FP17s for the same patient ID Re-attending within 3 months - Children	3	71	4.2%	10.8%	12.0%	12.4%
% of FP17s for the same patient ID Re-attending within 3 months - Adults	2	75	2.7%	15.3%	15.9%	16.7%
% of FP17s for the same patient ID Re-attending between 3 & 9 months - Children	0	71	0.0%	61.2%	58.6%	57.4%
% of FP17s for the same patient ID Re-attending between 3 & 9 months - Adults	0	75	0.0%	55.3%	51.6%	50.5%
% of FP17s for Band 1 Urgent Courses	4	146	2.7%	7.0%	8.0%	9.1%
% of FP17s Relating to Free Repair or Replacements	1	146	0.7%	0.9%	0.8%	0.8%
% of FP17s Relating to Continuations	0	146	0.0%	1.7%	1.3%	1.3%
% of Patients satisfied with the dentistry they have received	0	0	N/A	93.8%	93.1%	93.2%
% of Patients satisfied with the time they had to wait for an appointment	0	0	N/A	88.9%	89.1%	89.0%

\* This is based on patients treated on this contract for their most recent course of treatment. Figures in italics indicate the base number of FP17s or Patient Questionnaire responses are less than 100. N/A is shown where the base number of responses is less than 10 during the period. % is calculated as Quantity/Base number\*100

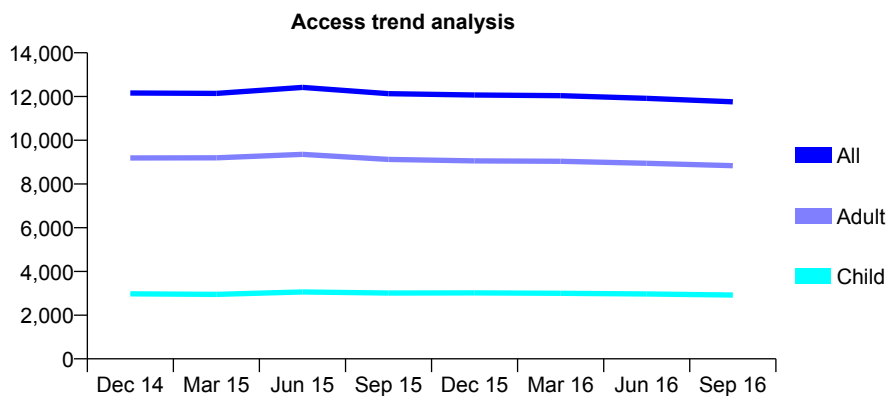
## Q55 - Vital Signs At a Glance Contract Report for 101281/0023 - September 2016

Name or company name	OASIS DENTAL CARE LTD
Contract type name	GDS Contract
Purpose of contract	General
Contract start date	01/04/2006
Contract end date	

16/17 Contracted general activity (UDA)	35,550
Carry forward general activity (UDA)	0
16/17 Contracted orthodontic activity (UOA)	0
Carry forward orthodontic activity (UOA)	0
Baseline contract value	£757,994.95

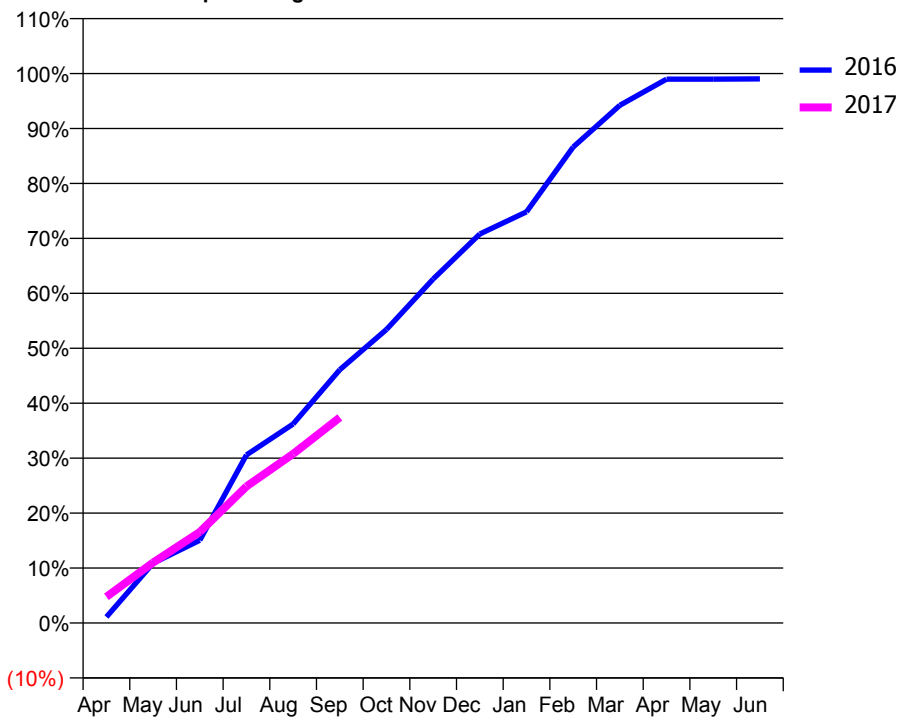
### ACCESS\*

Patients seen in 24 months	Total	Change since previous quarter
Quarter ending September 2015	12,128	
Quarter ending December 2015	12,071	→
Quarter ending March 2016	12,040	→
Quarter ending June 2016	11,915	↓
Quarter ending September 2016	11,758	↓
<b>Variance since September 2015</b>	<b>(3.1%)</b>	<b>↓</b>



### ACTIVITY

Cumulative percentage of contracted UDA delivered 2016 & 2017



Month	Adjusted Scheduled Activity (UDA)	
	2016	2017
April	392	1,695
May	3,873	3,915
June	5,349	5,887
July	10,872	8,842
August	12,879	10,943
September	16,386	13,301
October	18,992	
November	22,257	
December	25,169	
January	26,604	
February	30,790	
March	33,493	
April	35,182	
May	35,187	
June	35,202	

### QUALITY

	Quantity	Base Number	Contract	AT	Region	England
% of FP17s for the same patient ID Re-attending within 3 months - Children	173	2,179	7.9%	10.8%	12.0%	12.4%
% of FP17s for the same patient ID Re-attending within 3 months - Adults	917	6,421	14.3%	15.3%	15.9%	16.7%
% of FP17s for the same patient ID Re-attending between 3 & 9 months - Children	1,444	2,179	66.3%	61.2%	58.6%	57.4%
% of FP17s for the same patient ID Re-attending between 3 & 9 months - Adults	4,315	6,421	67.2%	55.3%	51.6%	50.5%
% of FP17s for Band 1 Urgent Courses	400	7,697	5.2%	7.0%	8.0%	9.1%
% of FP17s Relating to Free Repair or Replacements	93	7,697	1.2%	0.9%	0.8%	0.8%
% of FP17s Relating to Continuations	118	7,697	1.5%	1.7%	1.3%	1.3%
% of Patients satisfied with the dentistry they have received	6	6	N/A	93.8%	93.1%	93.2%
% of Patients satisfied with the time they had to wait for an appointment	6	6	N/A	88.9%	89.1%	89.0%

\* This is based on patients treated on this contract for their most recent course of treatment. Figures in italics indicate the base number of FP17s or Patient Questionnaire responses are less than 100. N/A is shown where the base number of responses is less than 10 during the period. % is calculated as Quantity/Base number\*100

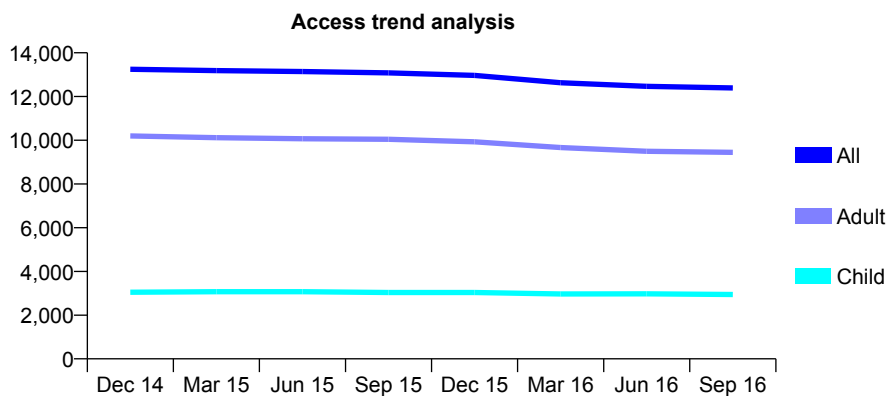
## Q55 - Vital Signs At a Glance Contract Report for 101281/0041 - September 2016

Name or company name	OASIS DENTAL CARE LTD
Contract type name	GDS Contract
Purpose of contract	General
Contract start date	01/04/2006
Contract end date	

16/17 Contracted general activity (UDA)	42,036
Carry forward general activity (UDA)	0
16/17 Contracted orthodontic activity (UOA)	0
Carry forward orthodontic activity (UOA)	0
Baseline contract value	£910,237.87

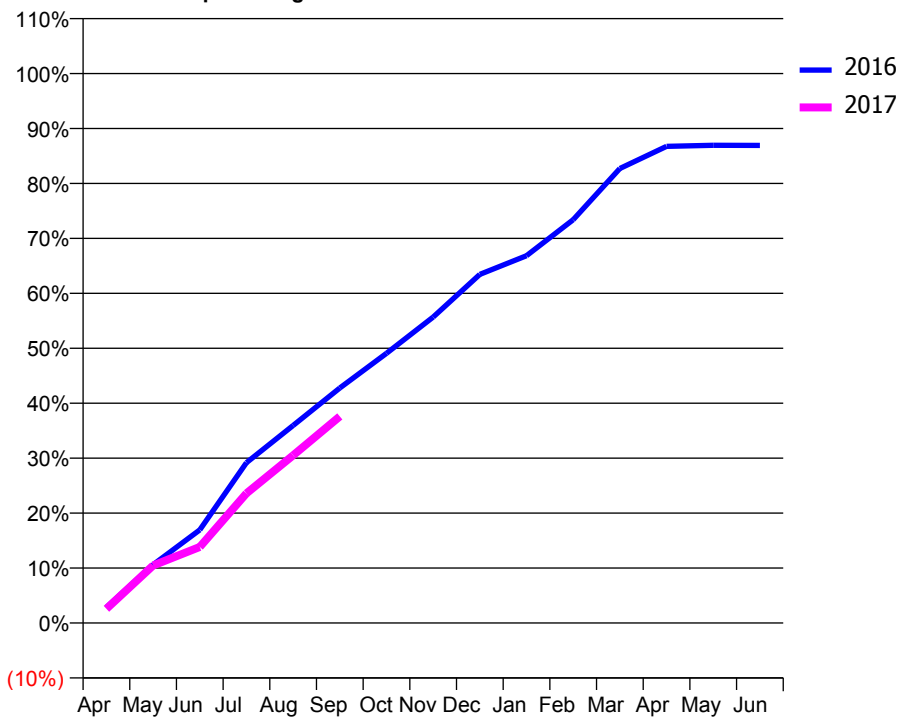
### ACCESS\*

Patients seen in 24 months	Total	Change since previous quarter
Quarter ending September 2015	13,081	
Quarter ending December 2015	12,964	→
Quarter ending March 2016	12,629	↓
Quarter ending June 2016	12,467	↓
Quarter ending September 2016	12,390	→
<b>Variance since September 2015</b>	<b>(5.3%)</b>	<b>↓</b>



### ACTIVITY

Cumulative percentage of contracted UDA delivered 2016 & 2017



Month	Adjusted Scheduled Activity (UDA)	
	2016	2017
April	1,202	1,090
May	4,463	4,405
June	7,126	5,820
July	12,269	9,918
August	15,115	12,828
September	17,976	15,807
October	20,630	
November	23,404	
December	26,673	
January	28,097	
February	30,848	
March	34,769	
April	36,460	
May	36,544	
June	36,539	

### QUALITY

	Quantity	Base Number	Contract	AT	Region	England
% of FP17s for the same patient ID Re-attending within 3 months - Children	177	2,270	7.8%	10.8%	12.0%	12.4%
% of FP17s for the same patient ID Re-attending within 3 months - Adults	1,147	7,020	16.3%	15.3%	15.9%	16.7%
% of FP17s for the same patient ID Re-attending between 3 & 9 months - Children	1,320	2,270	58.1%	61.2%	58.6%	57.4%
% of FP17s for the same patient ID Re-attending between 3 & 9 months - Adults	3,715	7,020	52.9%	55.3%	51.6%	50.5%
% of FP17s for Band 1 Urgent Courses	773	8,234	9.4%	7.0%	8.0%	9.1%
% of FP17s Relating to Free Repair or Replacements	82	8,234	1.0%	0.9%	0.8%	0.8%
% of FP17s Relating to Continuations	168	8,234	2.0%	1.7%	1.3%	1.3%
% of Patients satisfied with the dentistry they have received	12	14	85.7%	93.8%	93.1%	93.2%
% of Patients satisfied with the time they had to wait for an appointment	11	14	78.6%	88.9%	89.1%	89.0%

\* This is based on patients treated on this contract for their most recent course of treatment. Figures in italics indicate the base number of FP17s or Patient Questionnaire responses are less than 100. N/A is shown where the base number of responses is less than 10 during the period. % is calculated as Quantity/Base number\*100

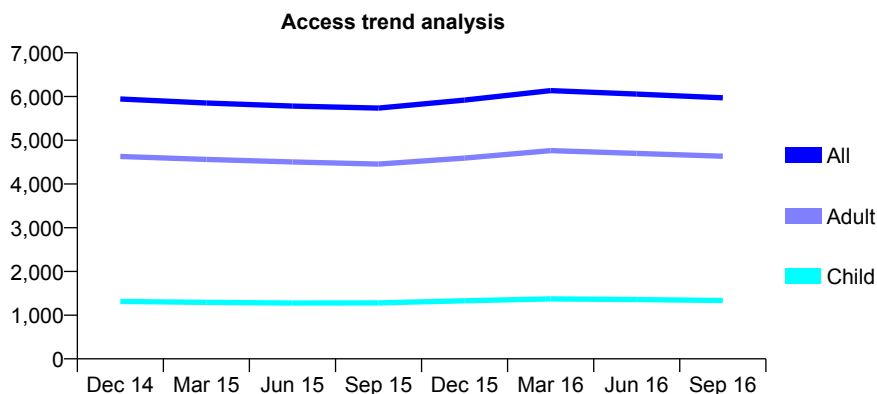
## Q55 - Vital Signs At a Glance Contract Report for 101281/0048 - September 2016

Name or company name	OASIS DENTAL CARE LTD
Contract type name	GDS Contract
Purpose of contract	General and Orthodontic
Contract start date	01/04/2006
Contract end date	

16/17 Contracted general activity (UDA)	19,361
Carry forward general activity (UDA)	0
16/17 Contracted orthodontic activity (UOA)	628
Carry forward orthodontic activity (UOA)	0
Baseline contract value	£503,772.86

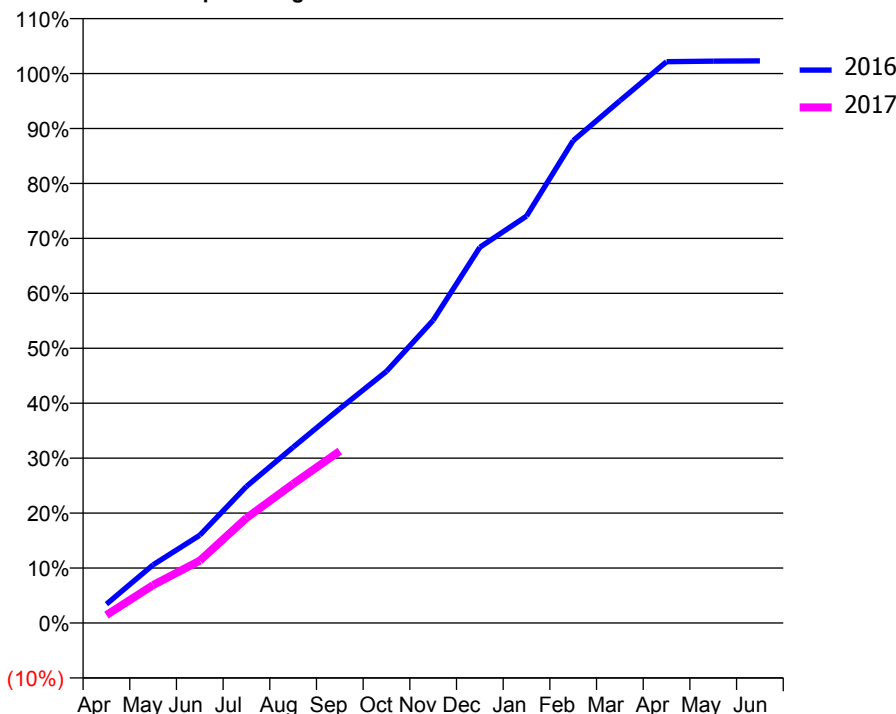
### ACCESS\*

Patients seen in 24 months	Total	Change since previous quarter
Quarter ending September 2015	5,735	
Quarter ending December 2015	5,919	↑
Quarter ending March 2016	6,136	↑
Quarter ending June 2016	6,056	↓
Quarter ending September 2016	5,970	↓
<b>Variance since September 2015</b>	<b>4.1%</b>	<b>↑</b>



### ACTIVITY

Cumulative percentage of contracted UDA delivered 2016 & 2017



Adjusted Scheduled Activity (UDA)

Month	2016	2017
April	665	280
May	2,052	1,339
June	3,095	2,196
July	4,812	3,701
August	6,194	4,902
September	7,550	6,058
October	8,869	
November	10,669	
December	13,237	
January	14,337	
February	16,994	
March	18,402	
April	19,777	
May	19,799	
June	19,806	

### QUALITY

	Quantity	Base Number	Contract	AT	Region	England
% of FP17s for the same patient ID Re-attending within 3 months - Children	84	978	8.6%	10.8%	12.0%	12.4%
% of FP17s for the same patient ID Re-attending within 3 months - Adults	519	2,906	17.9%	15.3%	15.9%	16.7%
% of FP17s for the same patient ID Re-attending between 3 & 9 months - Children	626	978	64.0%	61.2%	58.6%	57.4%
% of FP17s for the same patient ID Re-attending between 3 & 9 months - Adults	1,510	2,906	52.0%	55.3%	51.6%	50.5%
% of FP17s for Band 1 Urgent Courses	403	3,196	12.6%	7.0%	8.0%	9.1%
% of FP17s Relating to Free Repair or Replacements	20	3,196	0.6%	0.9%	0.8%	0.8%
% of FP17s Relating to Continuations	51	3,196	1.6%	1.7%	1.3%	1.3%
% of Patients satisfied with the dentistry they have received	3	3	N/A	93.8%	93.1%	93.2%
% of Patients satisfied with the time they had to wait for an appointment	3	3	N/A	88.9%	89.1%	89.0%

\* This is based on patients treated on this contract for their most recent course of treatment. Figures in italics indicate the base number of FP17s or Patient Questionnaire responses are less than 100. N/A is shown where the base number of responses is less than 10 during the period. % is calculated as Quantity/Base number\*100



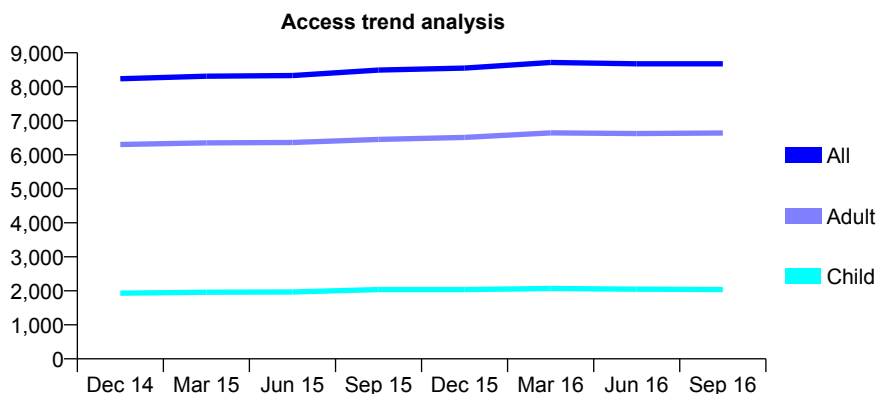
## Q55 - Vital Signs At a Glance Contract Report for 101281/0059 - September 2016

Name or company name	OASIS DENTAL CARE LTD
Contract type name	GDS Contract
Purpose of contract	General
Contract start date	01/04/2006
Contract end date	

16/17 Contracted general activity (UDA)	26,245
Carry forward general activity (UDA)	0
16/17 Contracted orthodontic activity (UOA)	0
Carry forward orthodontic activity (UOA)	0
Baseline contract value	£602,188.12

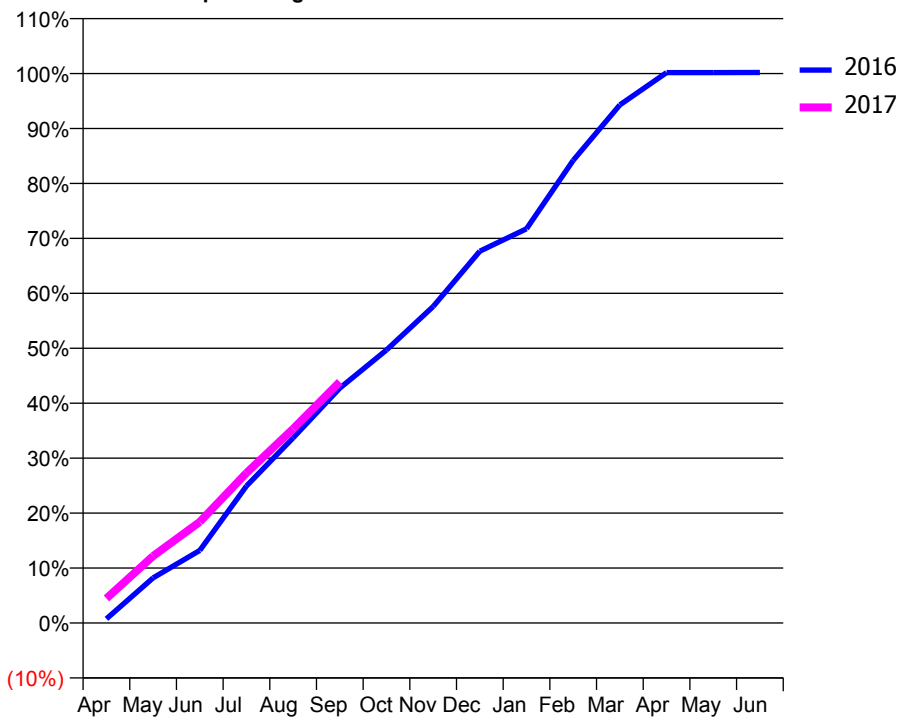
### ACCESS\*

Patients seen in 24 months	Total	Change since previous quarter
Quarter ending September 2015	8,492	
Quarter ending December 2015	8,550	→
Quarter ending March 2016	8,716	→
Quarter ending June 2016	8,675	→
Quarter ending September 2016	8,678	→
<b>Variance since September 2015</b>	<b>2.2%</b>	<b>↑</b>



### ACTIVITY

Cumulative percentage of contracted UDA delivered 2016 & 2017



Adjusted Scheduled Activity (UDA)

Month	2016	2017
April	203	1,176
May	2,158	3,202
June	3,465	4,832
July	6,545	7,166
August	8,840	9,276
September	11,218	11,517
October	13,043	
November	15,119	
December	17,758	
January	18,831	
February	22,099	
March	24,747	
April	26,288	
May	26,288	
June	26,291	

### QUALITY

	Quantity	Base Number	Contract	AT	Region	England
% of FP17s for the same patient ID Re-attending within 3 months - Children	133	1,737	7.7%	10.8%	12.0%	12.4%
% of FP17s for the same patient ID Re-attending within 3 months - Adults	870	5,603	15.5%	15.3%	15.9%	16.7%
% of FP17s for the same patient ID Re-attending between 3 & 9 months - Children	1,215	1,737	69.9%	61.2%	58.6%	57.4%
% of FP17s for the same patient ID Re-attending between 3 & 9 months - Adults	3,770	5,603	67.3%	55.3%	51.6%	50.5%
% of FP17s for Band 1 Urgent Courses	376	6,537	5.8%	7.0%	8.0%	9.1%
% of FP17s Relating to Free Repair or Replacements	119	6,537	1.8%	0.9%	0.8%	0.8%
% of FP17s Relating to Continuations	158	6,537	2.4%	1.7%	1.3%	1.3%
% of Patients satisfied with the dentistry they have received	13	14	92.9%	93.8%	93.1%	93.2%
% of Patients satisfied with the time they had to wait for an appointment	12	14	85.7%	88.9%	89.1%	89.0%

\* This is based on patients treated on this contract for their most recent course of treatment. Figures in italics indicate the base number of FP17s or Patient Questionnaire responses are less than 100. N/A is shown where the base number of responses is less than 10 during the period. % is calculated as Quantity/Base number\*100

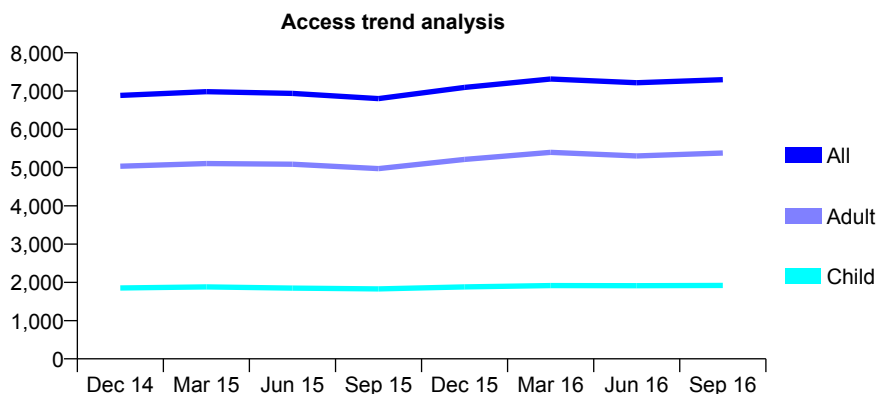
## Q55 - Vital Signs At a Glance Contract Report for 101281/0092 - September 2016

Name or company name	OASIS DENTAL CARE LTD
Contract type name	GDS Contract
Purpose of contract	General
Contract start date	01/04/2006
Contract end date	

16/17 Contracted general activity (UDA)	18,929
Carry forward general activity (UDA)	0
16/17 Contracted orthodontic activity (UOA)	0
Carry forward orthodontic activity (UOA)	0
Baseline contract value	£404,973.39

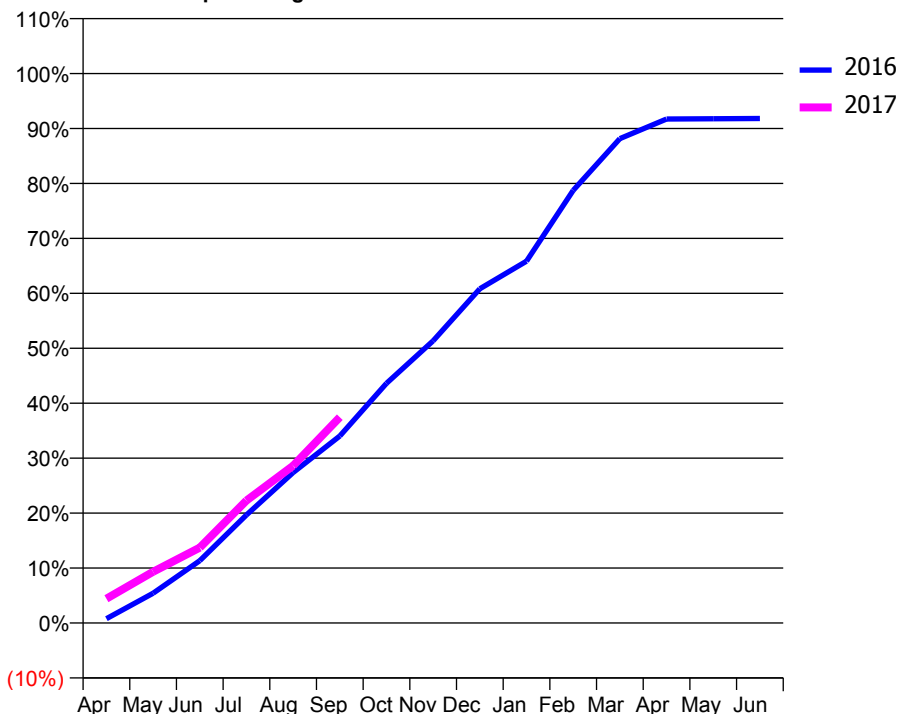
### ACCESS\*

Patients seen in 24 months	Total	Change since previous quarter
Quarter ending September 2015	6,804	
Quarter ending December 2015	7,094	↑
Quarter ending March 2016	7,314	↑
Quarter ending June 2016	7,216	↓
Quarter ending September 2016	7,299	→
<b>Variance since September 2015</b>	<b>7.3%</b>	<b>↑</b>



### ACTIVITY

Cumulative percentage of contracted UDA delivered 2016 & 2017



Month	Adjusted Scheduled Activity (UDA)	
	2016	2017
April	148	840
May	1,029	1,768
June	2,145	2,596
July	3,721	4,219
August	5,182	5,420
September	6,442	7,089
October	8,259	
November	9,722	
December	11,515	
January	12,465	
February	14,902	
March	16,686	
April	17,363	
May	17,370	
June	17,377	

### QUALITY

	Quantity	Base Number	Contract	AT	Region	England
% of FP17s for the same patient ID Re-attending within 3 months - Children	96	1,534	6.3%	10.8%	12.0%	12.4%
% of FP17s for the same patient ID Re-attending within 3 months - Adults	526	3,588	14.7%	15.3%	15.9%	16.7%
% of FP17s for the same patient ID Re-attending between 3 & 9 months - Children	1,006	1,534	65.6%	61.2%	58.6%	57.4%
% of FP17s for the same patient ID Re-attending between 3 & 9 months - Adults	2,146	3,588	59.8%	55.3%	51.6%	50.5%
% of FP17s for Band 1 Urgent Courses	343	4,261	8.0%	7.0%	8.0%	9.1%
% of FP17s Relating to Free Repair or Replacements	69	4,261	1.6%	0.9%	0.8%	0.8%
% of FP17s Relating to Continuations	44	4,261	1.0%	1.7%	1.3%	1.3%
% of Patients satisfied with the dentistry they have received	7	7	N/A	93.8%	93.1%	93.2%
% of Patients satisfied with the time they had to wait for an appointment	6	7	N/A	88.9%	89.1%	89.0%

\* This is based on patients treated on this contract for their most recent course of treatment. Figures in italics indicate the base number of FP17s or Patient Questionnaire responses are less than 100. N/A is shown where the base number of responses is less than 10 during the period. % is calculated as Quantity/Base number\*100

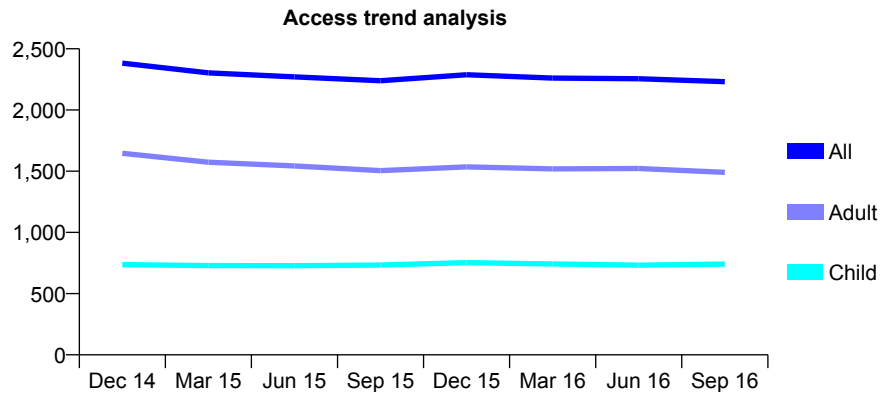
## Q55 - Vital Signs At a Glance Contract Report for 101281/0118 - September 2016

Name or company name	OASIS DENTAL CARE LTD
Contract type name	GDS Contract
Purpose of contract	General
Contract start date	01/04/2006
Contract end date	

16/17 Contracted general activity (UDA)	5,159
Carry forward general activity (UDA)	0
16/17 Contracted orthodontic activity (UOA)	0
Carry forward orthodontic activity (UOA)	0
Baseline contract value	£152,048.69

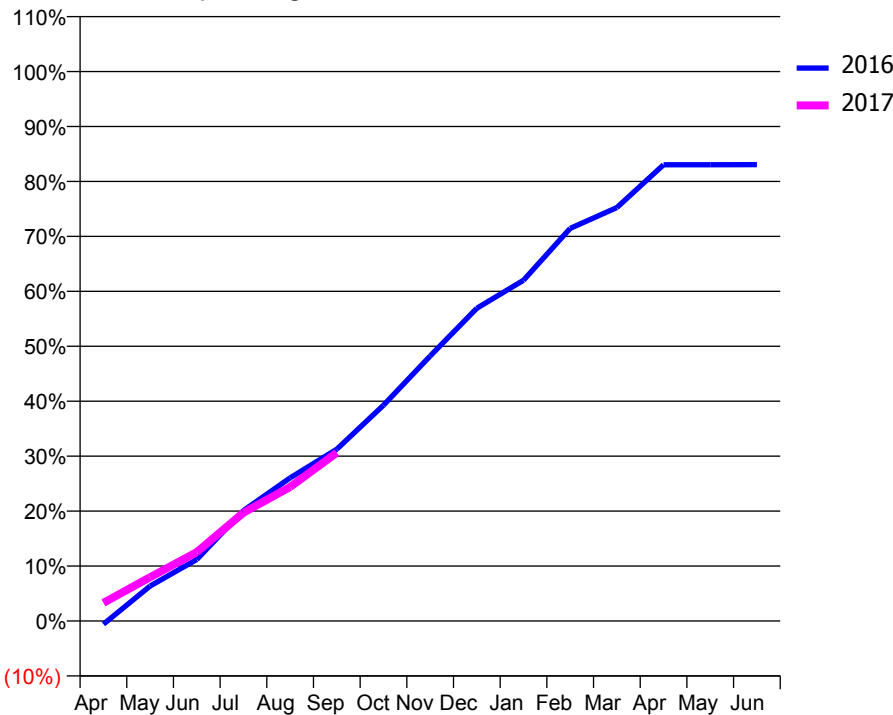
### ACCESS\*

Patients seen in 24 months	Total	Change since previous quarter
Quarter ending September 2015	2,239	
Quarter ending December 2015	2,288	↑
Quarter ending March 2016	2,261	↓
Quarter ending June 2016	2,255	→
Quarter ending September 2016	2,232	↓
<b>Variance since September 2015</b>	<b>(0.3%)</b>	→



### ACTIVITY

Cumulative percentage of contracted UDA delivered 2016 & 2017



Month	Adjusted Scheduled Activity (UDA)	
	2016	2017
April	-31	170
May	329	412
June	577	647
July	1,038	1,018
August	1,344	1,258
September	1,613	1,580
October	2,026	
November	2,488	
December	2,936	
January	3,199	
February	3,686	
March	3,882	
April	4,283	
May	4,283	
June	4,285	

### QUALITY

	Quantity	Base Number	Contract	AT	Region	England
% of FP17s for the same patient ID Re-attending within 3 months - Children	43	566	7.6%	10.8%	12.0%	12.4%
% of FP17s for the same patient ID Re-attending within 3 months - Adults	169	963	17.5%	15.3%	15.9%	16.7%
% of FP17s for the same patient ID Re-attending between 3 & 9 months - Children	352	566	62.2%	61.2%	58.6%	57.4%
% of FP17s for the same patient ID Re-attending between 3 & 9 months - Adults	480	963	49.8%	55.3%	51.6%	50.5%
% of FP17s for Band 1 Urgent Courses	50	973	5.1%	7.0%	8.0%	9.1%
% of FP17s Relating to Free Repair or Replacements	2	973	0.2%	0.9%	0.8%	0.8%
% of FP17s Relating to Continuations	16	973	1.6%	1.7%	1.3%	1.3%
% of Patients satisfied with the dentistry they have received	0	0	N/A	93.8%	93.1%	93.2%
% of Patients satisfied with the time they had to wait for an appointment	0	0	N/A	88.9%	89.1%	89.0%

\* This is based on patients treated on this contract for their most recent course of treatment. Figures in italics indicate the base number of FP17s or Patient Questionnaire responses are less than 100. N/A is shown where the base number of responses is less than 10 during the period. % is calculated as Quantity/Base number\*100

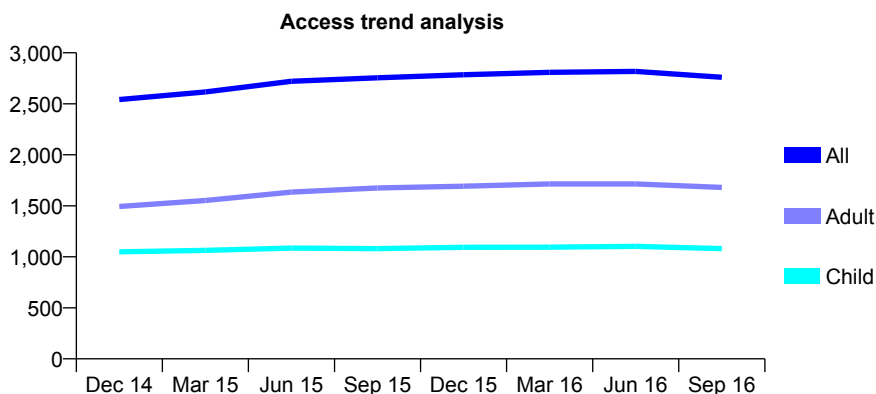
## Q55 - Vital Signs At a Glance Contract Report for 101281/0129 - September 2016

Name or company name	OASIS DENTAL CARE LTD
Contract type name	GDS Contract
Purpose of contract	General
Contract start date	01/04/2006
Contract end date	

16/17 Contracted general activity (UDA)	7,956
Carry forward general activity (UDA)	0
16/17 Contracted orthodontic activity (UOA)	0
Carry forward orthodontic activity (UOA)	0
Baseline contract value	£173,187.12

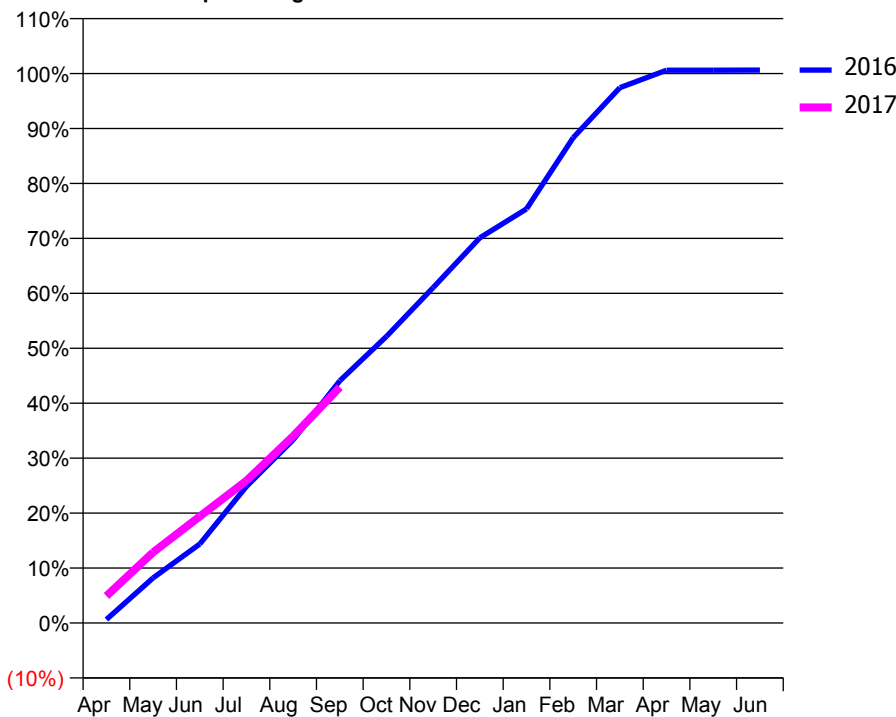
### ACCESS\*

Patients seen in 24 months	Total	Change since previous quarter
Quarter ending September 2015	2,755	
Quarter ending December 2015	2,785	→
Quarter ending March 2016	2,809	→
Quarter ending June 2016	2,818	→
Quarter ending September 2016	2,760	↓
<b>Variance since September 2015</b>	<b>0.2%</b>	<b>→</b>



### ACTIVITY

Cumulative percentage of contracted UDA delivered 2016 & 2017



Adjusted Scheduled Activity (UDA)

Month	2016	2017
April	51	390
May	654	1,024
June	1,143	1,543
July	1,977	2,060
August	2,651	2,705
September	3,507	3,414
October	4,150	
November	4,857	
December	5,576	
January	5,996	
February	7,026	
March	7,751	
April	8,004	
May	8,004	
June	8,005	

### QUALITY

	Quantity	Base Number	Contract	AT	Region	England
% of FP17s for the same patient ID Re-attending within 3 months - Children	53	786	6.7%	10.8%	12.0%	12.4%
% of FP17s for the same patient ID Re-attending within 3 months - Adults	168	1,093	15.4%	15.3%	15.9%	16.7%
% of FP17s for the same patient ID Re-attending between 3 & 9 months - Children	531	786	67.6%	61.2%	58.6%	57.4%
% of FP17s for the same patient ID Re-attending between 3 & 9 months - Adults	639	1,093	58.5%	55.3%	51.6%	50.5%
% of FP17s for Band 1 Urgent Courses	146	1,736	8.4%	7.0%	8.0%	9.1%
% of FP17s Relating to Free Repair or Replacements	9	1,736	0.5%	0.9%	0.8%	0.8%
% of FP17s Relating to Continuations	14	1,736	0.8%	1.7%	1.3%	1.3%
% of Patients satisfied with the dentistry they have received	3	3	N/A	93.8%	93.1%	93.2%
% of Patients satisfied with the time they had to wait for an appointment	3	3	N/A	88.9%	89.1%	89.0%

\* This is based on patients treated on this contract for their most recent course of treatment. Figures in italics indicate the base number of FP17s or Patient Questionnaire responses are less than 100. N/A is shown where the base number of responses is less than 10 during the period. % is calculated as Quantity/Base number\*100

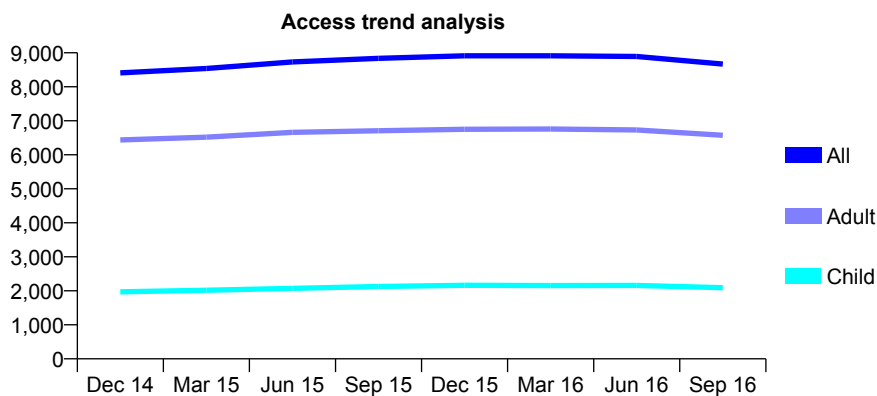
## Q55 - Vital Signs At a Glance Contract Report for 101281/0200 - September 2016

Name or company name	OASIS DENTAL CARE LTD
Contract type name	GDS Contract
Purpose of contract	General
Contract start date	28/04/2009
Contract end date	

16/17 Contracted general activity (UDA)	30,000
Carry forward general activity (UDA)	0
16/17 Contracted orthodontic activity (UOA)	0
Carry forward orthodontic activity (UOA)	0
Baseline contract value	£643,494.25

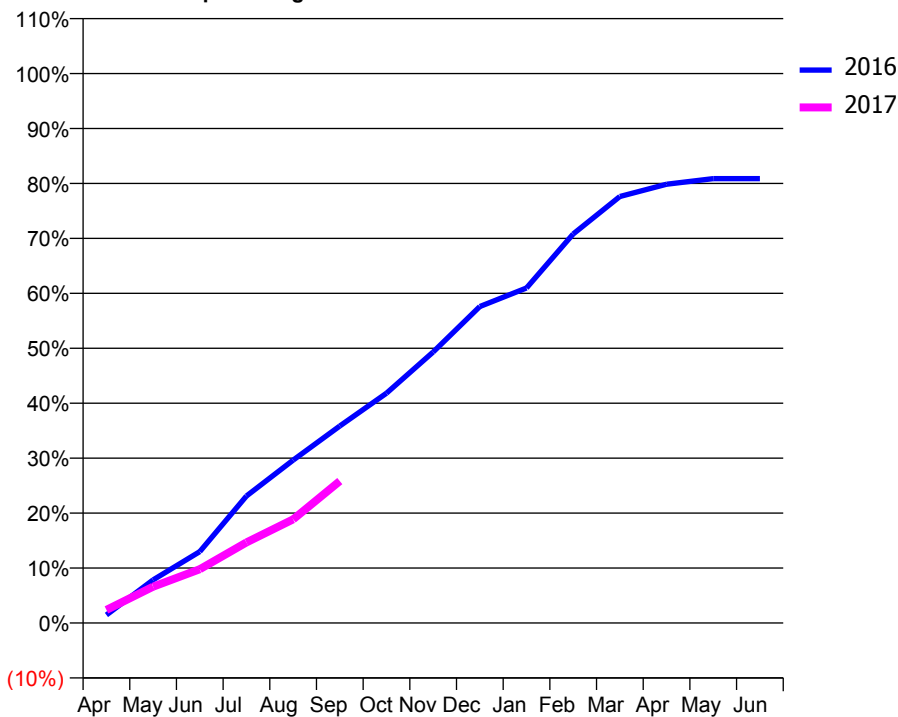
### ACCESS\*

Patients seen in 24 months	Total	Change since previous quarter
Quarter ending September 2015	8,836	
Quarter ending December 2015	8,911	→
Quarter ending March 2016	8,913	→
Quarter ending June 2016	8,891	→
Quarter ending September 2016	8,668	↓
<b>Variance since September 2015</b>	<b>(1.9%)</b>	<b>↓</b>



### ACTIVITY

Cumulative percentage of contracted UDA delivered 2016 & 2017



Month	Adjusted Scheduled Activity (UDA)	
	2016	2017
April	442	718
May	2,352	1,987
June	3,900	2,937
July	6,938	4,403
August	8,896	5,662
September	10,759	7,752
October	12,550	
November	14,799	
December	17,280	
January	18,290	
February	21,239	
March	23,285	
April	23,956	
May	24,260	
June	24,264	

### QUALITY

	Quantity	Base Number	Contract	AT	Region	England
% of FP17s for the same patient ID Re-attending within 3 months - Children	107	1,073	10.0%	10.8%	12.0%	12.4%
% of FP17s for the same patient ID Re-attending within 3 months - Adults	481	3,301	14.6%	15.3%	15.9%	16.7%
% of FP17s for the same patient ID Re-attending between 3 & 9 months - Children	586	1,073	54.6%	61.2%	58.6%	57.4%
% of FP17s for the same patient ID Re-attending between 3 & 9 months - Adults	1,693	3,301	51.3%	55.3%	51.6%	50.5%
% of FP17s for Band 1 Urgent Courses	427	3,868	11.0%	7.0%	8.0%	9.1%
% of FP17s Relating to Free Repair or Replacements	11	3,868	0.3%	0.9%	0.8%	0.8%
% of FP17s Relating to Continuations	59	3,868	1.5%	1.7%	1.3%	1.3%
% of Patients satisfied with the dentistry they have received	2	2	N/A	93.8%	93.1%	93.2%
% of Patients satisfied with the time they had to wait for an appointment	1	2	N/A	88.9%	89.1%	89.0%

\* This is based on patients treated on this contract for their most recent course of treatment. Figures in italics indicate the base number of FP17s or Patient Questionnaire responses are less than 100. N/A is shown where the base number of responses is less than 10 during the period. % is calculated as Quantity/Base number\*100

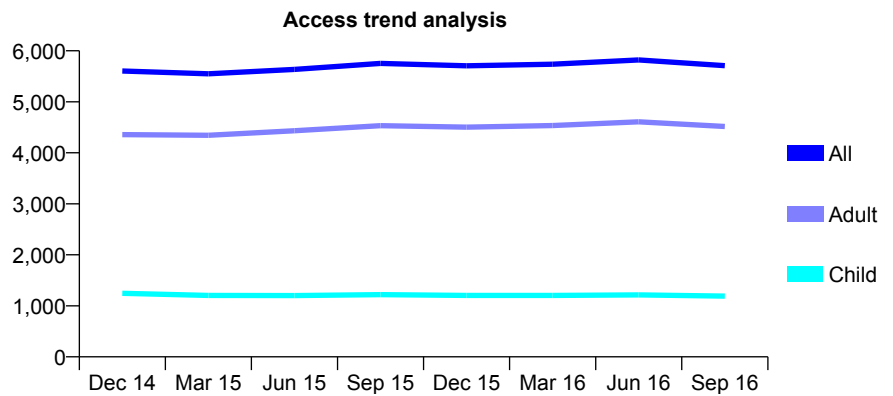
## Q55 - Vital Signs At a Glance Contract Report for 101338/0050 - September 2016

Name or company name	Whitecross Dental Care Limited
Contract type name	GDS Contract
Purpose of contract	General
Contract start date	01/04/2007
Contract end date	

16/17 Contracted general activity (UDA)	17,600
Carry forward general activity (UDA)	0
16/17 Contracted orthodontic activity (UOA)	0
Carry forward orthodontic activity (UOA)	0
Baseline contract value	£458,678.64

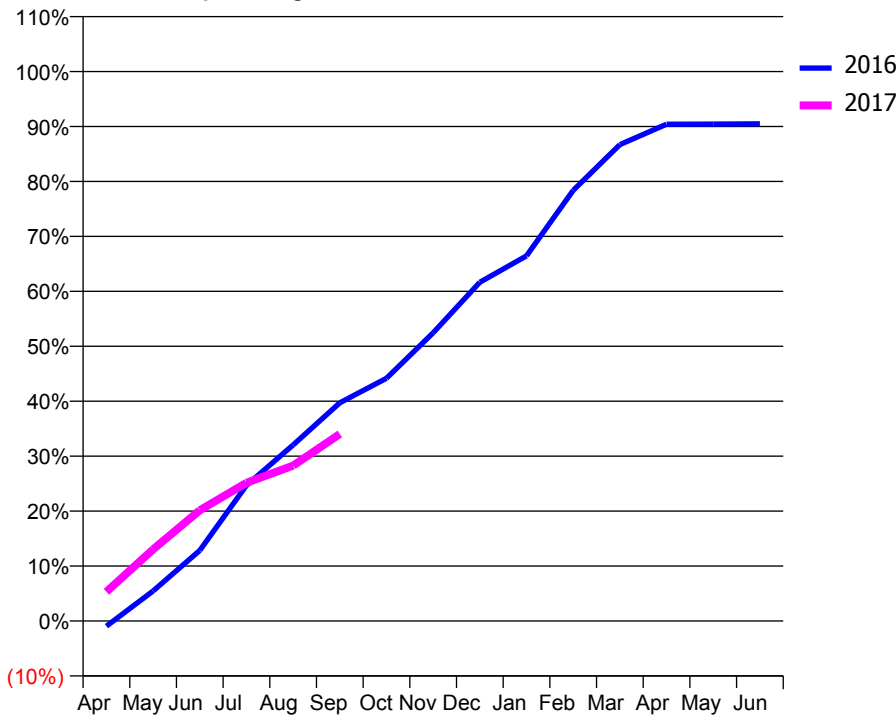
### ACCESS\*

Patients seen in 24 months	Total	Change since previous quarter
Quarter ending September 2015	5,752	
Quarter ending December 2015	5,706	→
Quarter ending March 2016	5,738	→
Quarter ending June 2016	5,822	→
Quarter ending September 2016	5,708	↓
<b>Variance since September 2015</b>	<b>(0.8%)</b>	→



### ACTIVITY

Cumulative percentage of contracted UDA delivered 2016 & 2017



Month	Adjusted Scheduled Activity (UDA)	
	2016	2017
April	-170	938
May	962	2,296
June	2,261	3,548
July	4,345	4,427
August	5,640	4,978
September	6,990	5,991
October	7,775	
November	9,231	
December	10,851	
January	11,695	
February	13,793	
March	15,257	
April	15,911	
May	15,915	
June	15,922	

### QUALITY

	Quantity	Base Number	Contract	AT	Region	England
% of FP17s for the same patient ID Re-attending within 3 months - Children	45	786	5.7%	10.8%	12.0%	12.4%
% of FP17s for the same patient ID Re-attending within 3 months - Adults	360	2,913	12.4%	15.3%	15.9%	16.7%
% of FP17s for the same patient ID Re-attending between 3 & 9 months - Children	459	786	58.4%	61.2%	58.6%	57.4%
% of FP17s for the same patient ID Re-attending between 3 & 9 months - Adults	1,553	2,913	53.3%	55.3%	51.6%	50.5%
% of FP17s for Band 1 Urgent Courses	54	3,379	1.6%	7.0%	8.0%	9.1%
% of FP17s Relating to Free Repair or Replacements	19	3,379	0.6%	0.9%	0.8%	0.8%
% of FP17s Relating to Continuations	107	3,379	3.2%	1.7%	1.3%	1.3%
% of Patients satisfied with the dentistry they have received	6	6	N/A	93.8%	93.1%	93.2%
% of Patients satisfied with the time they had to wait for an appointment	6	6	N/A	88.9%	89.1%	89.0%

\* This is based on patients treated on this contract for their most recent course of treatment. Figures in italics indicate the base number of FP17s or Patient Questionnaire responses are less than 100. N/A is shown where the base number of responses is less than 10 during the period. % is calculated as Quantity/Base number\*100

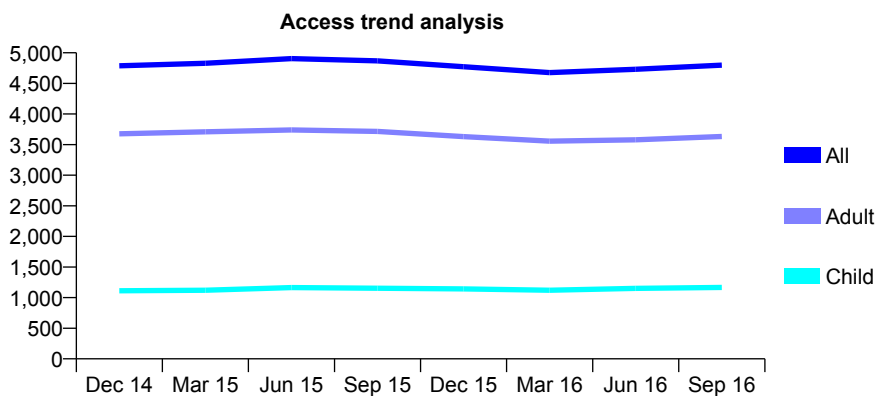
## Q55 - Vital Signs At a Glance Contract Report for 101362/0006 - September 2016

Name or company name	Rodericks Dental Limited
Contract type name	GDS Contract
Purpose of contract	General
Contract start date	01/04/2008
Contract end date	

16/17 Contracted general activity (UDA)	14,092
Carry forward general activity (UDA)	0
16/17 Contracted orthodontic activity (UOA)	0
Carry forward orthodontic activity (UOA)	0
Baseline contract value	£336,172.79

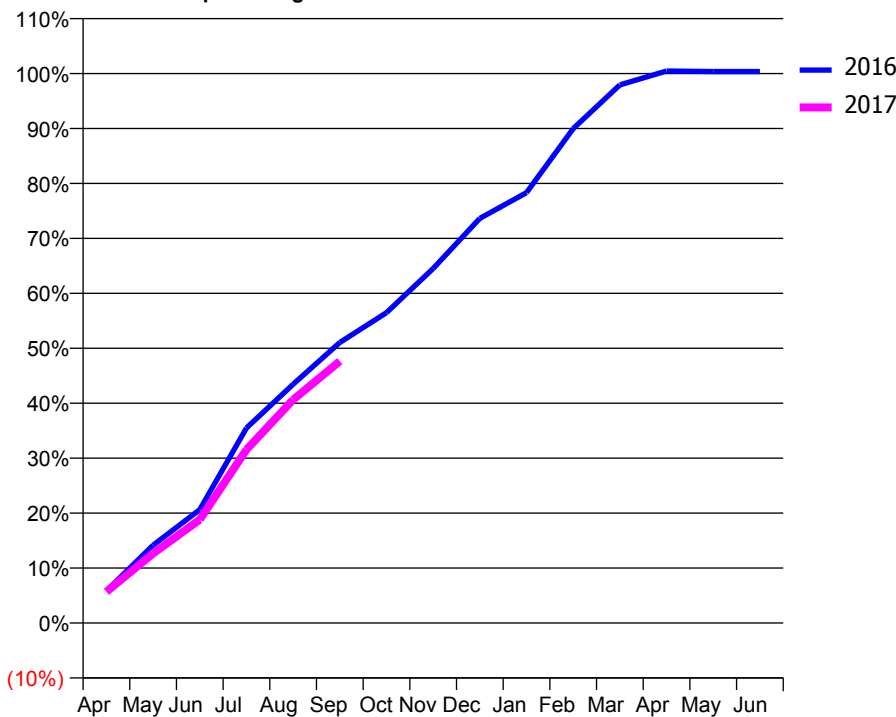
### ACCESS\*

Patients seen in 24 months	Total	Change since previous quarter
Quarter ending September 2015	4,868	
Quarter ending December 2015	4,772	↓
Quarter ending March 2016	4,676	↓
Quarter ending June 2016	4,730	→
Quarter ending September 2016	4,799	→
<b>Variance since September 2015</b>	<b>(1.4%)</b>	<b>↓</b>



### ACTIVITY

Cumulative percentage of contracted UDA delivered 2016 & 2017



Adjusted Scheduled Activity (UDA)

Month	2016	2017
April	794	803
May	1,916	1,783
June	2,795	2,653
July	4,805	4,447
August	5,884	5,725
September	6,912	6,715
October	7,648	
November	8,737	
December	9,974	
January	10,607	
February	12,185	
March	13,261	
April	13,604	
May	13,590	
June	13,590	

### QUALITY

	Quantity	Base Number	Contract	AT	Region	England
% of FP17s for the same patient ID Re-attending within 3 months - Children	61	954	6.4%	10.8%	12.0%	12.4%
% of FP17s for the same patient ID Re-attending within 3 months - Adults	320	2,845	11.2%	15.3%	15.9%	16.7%
% of FP17s for the same patient ID Re-attending between 3 & 9 months - Children	597	954	62.6%	61.2%	58.6%	57.4%
% of FP17s for the same patient ID Re-attending between 3 & 9 months - Adults	1,664	2,845	58.5%	55.3%	51.6%	50.5%
% of FP17s for Band 1 Urgent Courses	193	3,577	5.4%	7.0%	8.0%	9.1%
% of FP17s Relating to Free Repair or Replacements	60	3,577	1.7%	0.9%	0.8%	0.8%
% of FP17s Relating to Continuations	11	3,577	0.3%	1.7%	1.3%	1.3%
% of Patients satisfied with the dentistry they have received	7	7	N/A	93.8%	93.1%	93.2%
% of Patients satisfied with the time they had to wait for an appointment	7	7	N/A	88.9%	89.1%	89.0%

\* This is based on patients treated on this contract for their most recent course of treatment. Figures in italics indicate the base number of FP17s or Patient Questionnaire responses are less than 100. N/A is shown where the base number of responses is less than 10 during the period. % is calculated as Quantity/Base number\*100

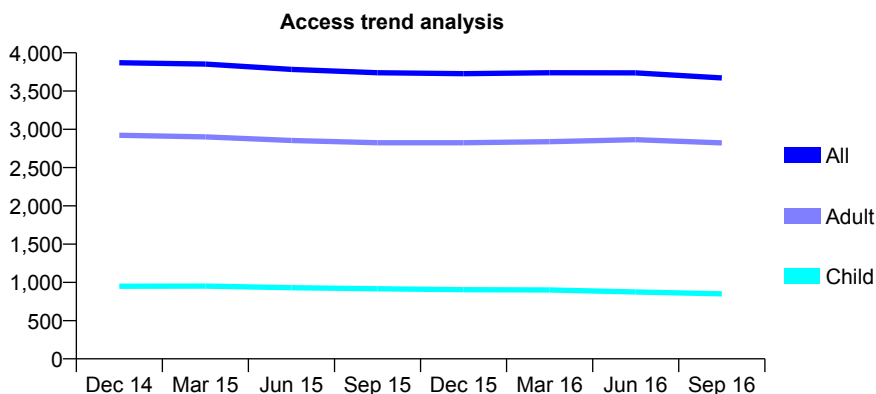
## Q55 - Vital Signs At a Glance Contract Report for 101362/0007 - September 2016

Name or company name	Rodericks Dental Limited
Contract type name	GDS Contract
Purpose of contract	General
Contract start date	28/07/2008
Contract end date	

16/17 Contracted general activity (UDA)	13,553
Carry forward general activity (UDA)	0
16/17 Contracted orthodontic activity (UOA)	0
Carry forward orthodontic activity (UOA)	0
Baseline contract value	£332,452.92

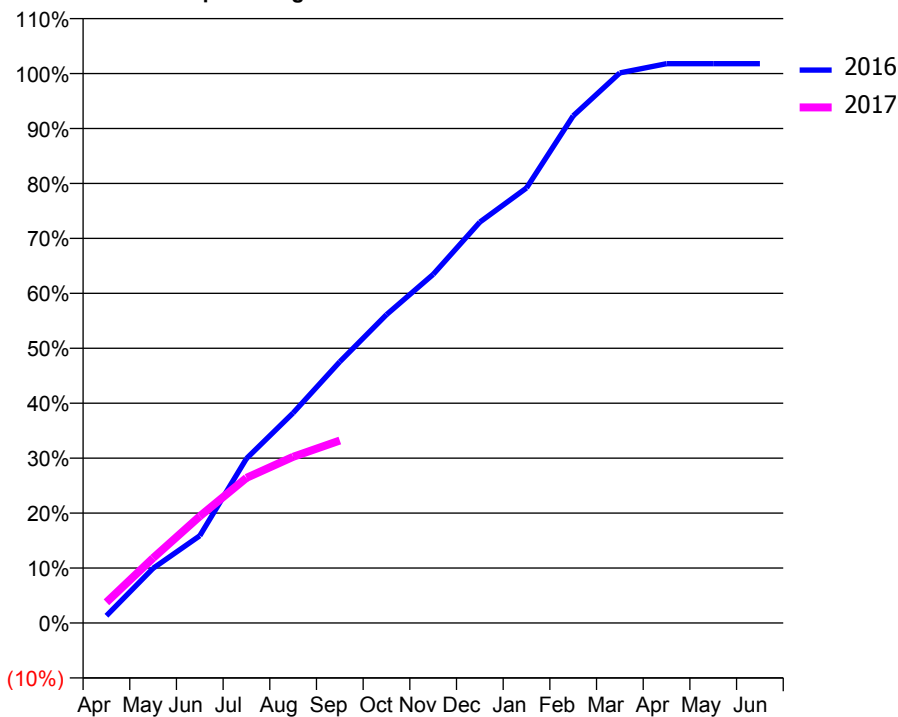
### ACCESS\*

Patients seen in 24 months	Total	Change since previous quarter
Quarter ending September 2015	3,740	
Quarter ending December 2015	3,728	→
Quarter ending March 2016	3,739	→
Quarter ending June 2016	3,738	→
Quarter ending September 2016	3,672	↓
<b>Variance since September 2015</b>	<b>(1.8%)</b>	<b>↓</b>



### ACTIVITY

Cumulative percentage of contracted UDA delivered 2016 & 2017



Adjusted Scheduled Activity (UDA)

Month	2016	2017
April	163	511
May	1,225	1,604
June	1,953	2,632
July	3,679	3,579
August	4,699	4,099
September	5,845	4,501
October	6,897	
November	7,798	
December	8,967	
January	9,731	
February	11,346	
March	12,306	
April	12,511	
May	12,511	
June	12,511	

### QUALITY

	Quantity	Base Number	Contract	AT	Region	England
% of FP17s for the same patient ID Re-attending within 3 months - Children	48	572	8.4%	10.8%	12.0%	12.4%
% of FP17s for the same patient ID Re-attending within 3 months - Adults	317	1,792	17.7%	15.3%	15.9%	16.7%
% of FP17s for the same patient ID Re-attending between 3 & 9 months - Children	392	572	68.5%	61.2%	58.6%	57.4%
% of FP17s for the same patient ID Re-attending between 3 & 9 months - Adults	1,028	1,792	57.4%	55.3%	51.6%	50.5%
% of FP17s for Band 1 Urgent Courses	155	2,265	6.8%	7.0%	8.0%	9.1%
% of FP17s Relating to Free Repair or Replacements	26	2,265	1.1%	0.9%	0.8%	0.8%
% of FP17s Relating to Continuations	30	2,265	1.3%	1.7%	1.3%	1.3%
% of Patients satisfied with the dentistry they have received	2	2	N/A	93.8%	93.1%	93.2%
% of Patients satisfied with the time they had to wait for an appointment	2	2	N/A	88.9%	89.1%	89.0%

\* This is based on patients treated on this contract for their most recent course of treatment. Figures in italics indicate the base number of FP17s or Patient Questionnaire responses are less than 100. N/A is shown where the base number of responses is less than 10 during the period. % is calculated as Quantity/Base number\*100



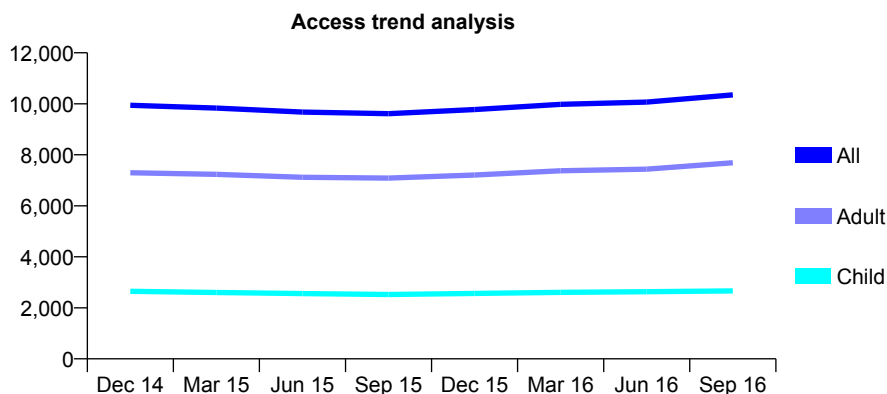
## Q55 - Vital Signs At a Glance Contract Report for 101362/0008 - September 2016

Name or company name	Rodericks Dental Limited
Contract type name	GDS Contract
Purpose of contract	General
Contract start date	01/04/2008
Contract end date	

16/17 Contracted general activity (UDA)	27,688
Carry forward general activity (UDA)	0
16/17 Contracted orthodontic activity (UOA)	0
Carry forward orthodontic activity (UOA)	0
Baseline contract value	£634,447.91

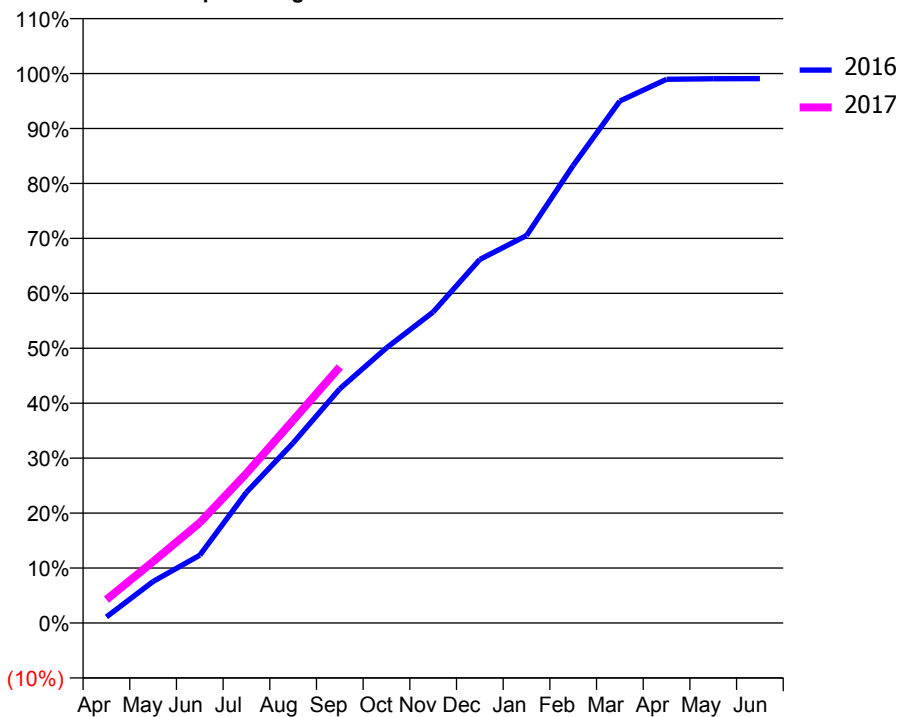
### ACCESS\*

Patients seen in 24 months	Total	Change since previous quarter
Quarter ending September 2015	9,611	
Quarter ending December 2015	9,773	→
Quarter ending March 2016	9,978	↑
Quarter ending June 2016	10,069	→
Quarter ending September 2016	10,352	↑
<b>Variance since September 2015</b>	<b>7.7%</b>	<b>↑</b>



### ACTIVITY

Cumulative percentage of contracted UDA delivered 2016 & 2017



Month	Adjusted Scheduled Activity (UDA)	
	2016	2017
April	293	1,181
May	1,992	3,097
June	3,253	5,056
July	6,273	7,539
August	8,645	10,216
September	11,243	12,902
October	13,208	
November	14,928	
December	17,450	
January	18,592	
February	21,959	
March	25,049	
April	26,091	
May	26,120	
June	26,122	

### QUALITY

	Quantity	Base Number	Contract	AT	Region	England
% of FP17s for the same patient ID Re-attending within 3 months - Children	111	2,174	5.1%	10.8%	12.0%	12.4%
% of FP17s for the same patient ID Re-attending within 3 months - Adults	666	6,141	10.8%	15.3%	15.9%	16.7%
% of FP17s for the same patient ID Re-attending between 3 & 9 months - Children	1,524	2,174	70.1%	61.2%	58.6%	57.4%
% of FP17s for the same patient ID Re-attending between 3 & 9 months - Adults	3,845	6,141	62.6%	55.3%	51.6%	50.5%
% of FP17s for Band 1 Urgent Courses	338	7,748	4.4%	7.0%	8.0%	9.1%
% of FP17s Relating to Free Repair or Replacements	47	7,748	0.6%	0.9%	0.8%	0.8%
% of FP17s Relating to Continuations	17	7,748	0.2%	1.7%	1.3%	1.3%
% of Patients satisfied with the dentistry they have received	9	9	N/A	93.8%	93.1%	93.2%
% of Patients satisfied with the time they had to wait for an appointment	8	9	N/A	88.9%	89.1%	89.0%

\* This is based on patients treated on this contract for their most recent course of treatment. Figures in italics indicate the base number of FP17s or Patient Questionnaire responses are less than 100. N/A is shown where the base number of responses is less than 10 during the period. % is calculated as Quantity/Base number\*100

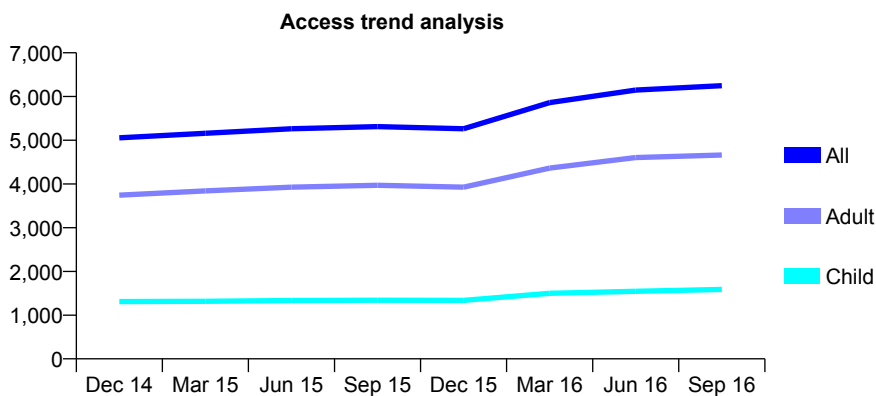
## Q55 - Vital Signs At a Glance Contract Report for 101362/0014 - September 2016

Name or company name	Rodericks Dental Limited
Contract type name	GDS Contract
Purpose of contract	General
Contract start date	05/02/2009
Contract end date	

16/17 Contracted general activity (UDA)	16,638
Carry forward general activity (UDA)	0
16/17 Contracted orthodontic activity (UOA)	0
Carry forward orthodontic activity (UOA)	0
Baseline contract value	£383,995.79

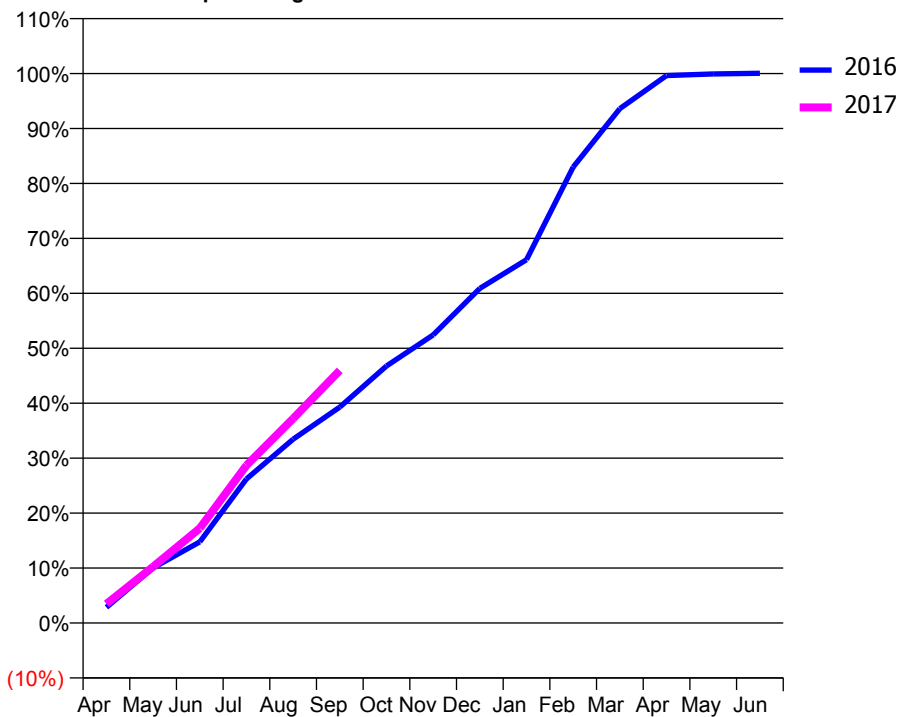
### ACCESS\*

Patients seen in 24 months	Total	Change since previous quarter
Quarter ending September 2015	5,311	
Quarter ending December 2015	5,263	→
Quarter ending March 2016	5,860	↑
Quarter ending June 2016	6,149	↑
Quarter ending September 2016	6,249	→
<b>Variance since September 2015</b>	<b>17.7%</b>	<b>↑</b>



### ACTIVITY

Cumulative percentage of contracted UDA delivered 2016 & 2017



Month	Adjusted Scheduled Activity (UDA)	
	2016	2017
April	439	581
May	1,546	1,708
June	2,275	2,867
July	4,037	4,774
August	5,153	6,191
September	6,053	7,650
October	7,202	
November	8,073	
December	9,379	
January	10,181	
February	12,780	
March	14,417	
April	15,343	
May	15,389	
June	15,407	

### QUALITY

	Quantity	Base Number	Contract	AT	Region	England
% of FP17s for the same patient ID Re-attending within 3 months - Children	74	1,188	6.2%	10.8%	12.0%	12.4%
% of FP17s for the same patient ID Re-attending within 3 months - Adults	410	3,338	12.3%	15.3%	15.9%	16.7%
% of FP17s for the same patient ID Re-attending between 3 & 9 months - Children	679	1,188	57.2%	61.2%	58.6%	57.4%
% of FP17s for the same patient ID Re-attending between 3 & 9 months - Adults	1,627	3,338	48.7%	55.3%	51.6%	50.5%
% of FP17s for Band 1 Urgent Courses	302	4,047	7.5%	7.0%	8.0%	9.1%
% of FP17s Relating to Free Repair or Replacements	26	4,047	0.6%	0.9%	0.8%	0.8%
% of FP17s Relating to Continuations	16	4,047	0.4%	1.7%	1.3%	1.3%
% of Patients satisfied with the dentistry they have received	5	5	N/A	93.8%	93.1%	93.2%
% of Patients satisfied with the time they had to wait for an appointment	4	5	N/A	88.9%	89.1%	89.0%

\* This is based on patients treated on this contract for their most recent course of treatment. Figures in italics indicate the base number of FP17s or Patient Questionnaire responses are less than 100. N/A is shown where the base number of responses is less than 10 during the period. % is calculated as Quantity/Base number\*100

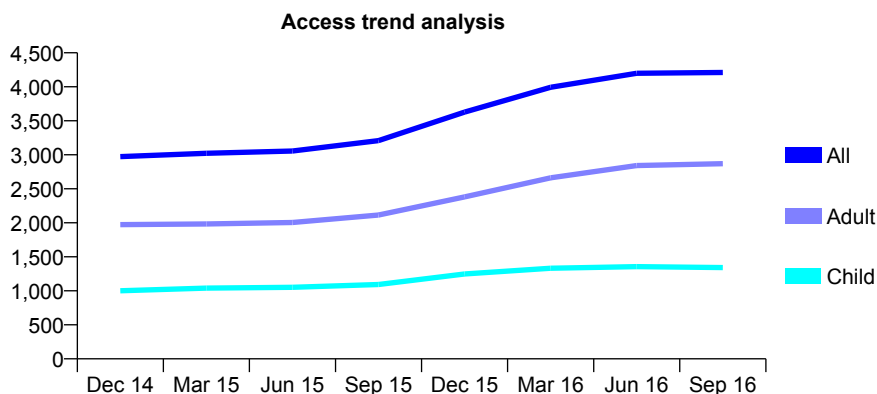
## Q55 - Vital Signs At a Glance Contract Report for 101362/0026 - September 2016

Name or company name	Rodericks Dental Limited
Contract type name	GDS Contract
Purpose of contract	General
Contract start date	16/11/2009
Contract end date	

16/17 Contracted general activity (UDA)	12,524
Carry forward general activity (UDA)	0
16/17 Contracted orthodontic activity (UOA)	0
Carry forward orthodontic activity (UOA)	0
Baseline contract value	£319,505.29

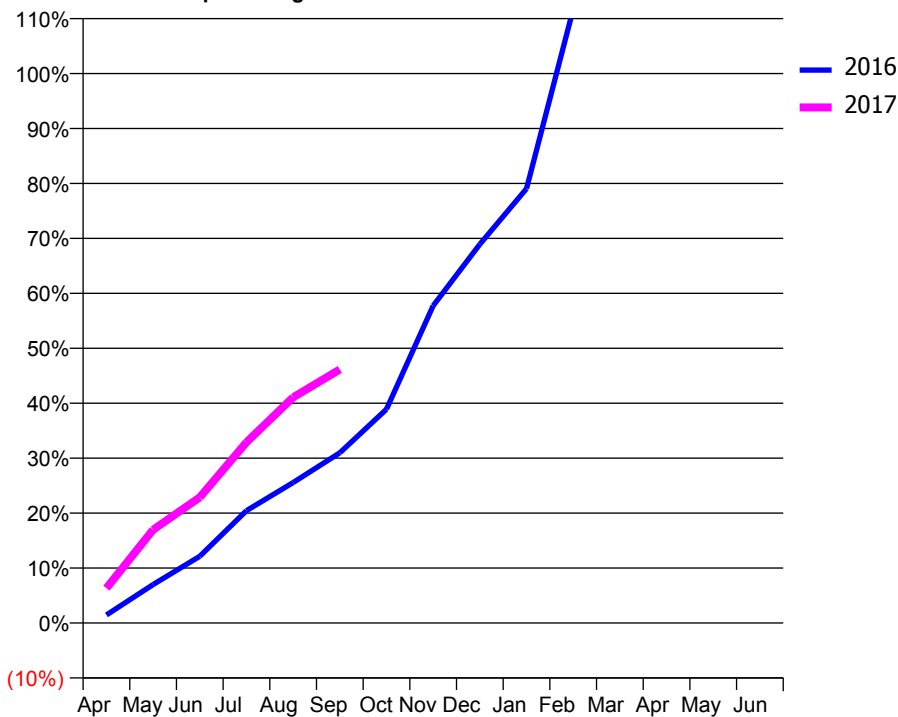
### ACCESS\*

Patients seen in 24 months	Total	Change since previous quarter
Quarter ending September 2015	3,208	
Quarter ending December 2015	3,629	↑
Quarter ending March 2016	3,994	↑
Quarter ending June 2016	4,199	↑
Quarter ending September 2016	4,211	→
<b>Variance since September 2015</b>	<b>31.3%</b>	<b>↑</b>



### ACTIVITY

Cumulative percentage of contracted UDA delivered 2016 & 2017



Month	Adjusted Scheduled Activity (UDA)	
	2016	2017
April	107	794
May	511	2,126
June	887	2,864
July	1,494	4,120
August	1,868	5,143
September	2,264	5,779
October	2,843	
November	4,219	
December	5,036	
January	5,776	
February	8,157	
March	9,171	
April	9,383	
May	9,452	
June	9,470	

### QUALITY

	Quantity	Base Number	Contract	AT	Region	England
% of FP17s for the same patient ID Re-attending within 3 months - Children	103	959	10.7%	10.8%	12.0%	12.4%
% of FP17s for the same patient ID Re-attending within 3 months - Adults	389	2,080	18.7%	15.3%	15.9%	16.7%
% of FP17s for the same patient ID Re-attending between 3 & 9 months - Children	595	959	62.0%	61.2%	58.6%	57.4%
% of FP17s for the same patient ID Re-attending between 3 & 9 months - Adults	1,080	2,080	51.9%	55.3%	51.6%	50.5%
% of FP17s for Band 1 Urgent Courses	267	2,881	9.3%	7.0%	8.0%	9.1%
% of FP17s Relating to Free Repair or Replacements	29	2,881	1.0%	0.9%	0.8%	0.8%
% of FP17s Relating to Continuations	18	2,881	0.6%	1.7%	1.3%	1.3%
% of Patients satisfied with the dentistry they have received	1	1	N/A	93.8%	93.1%	93.2%
% of Patients satisfied with the time they had to wait for an appointment	1	1	N/A	88.9%	89.1%	89.0%

\* This is based on patients treated on this contract for their most recent course of treatment. Figures in italics indicate the base number of FP17s or Patient Questionnaire responses are less than 100. N/A is shown where the base number of responses is less than 10 during the period. % is calculated as Quantity/Base number\*100

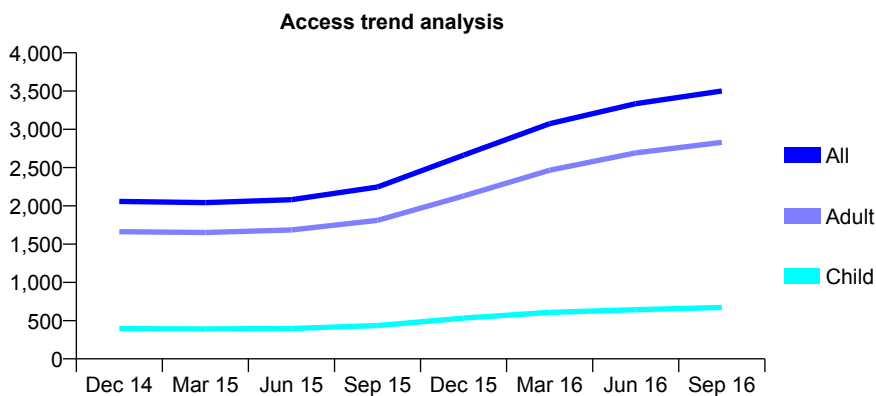
## Q55 - Vital Signs At a Glance Contract Report for 101362/0027 - September 2016

Name or company name	Rodericks Dental Limited
Contract type name	GDS Contract
Purpose of contract	General
Contract start date	13/01/2010
Contract end date	

16/17 Contracted general activity (UDA)	12,042
Carry forward general activity (UDA)	0
16/17 Contracted orthodontic activity (UOA)	0
Carry forward orthodontic activity (UOA)	0
Baseline contract value	£307,223.21

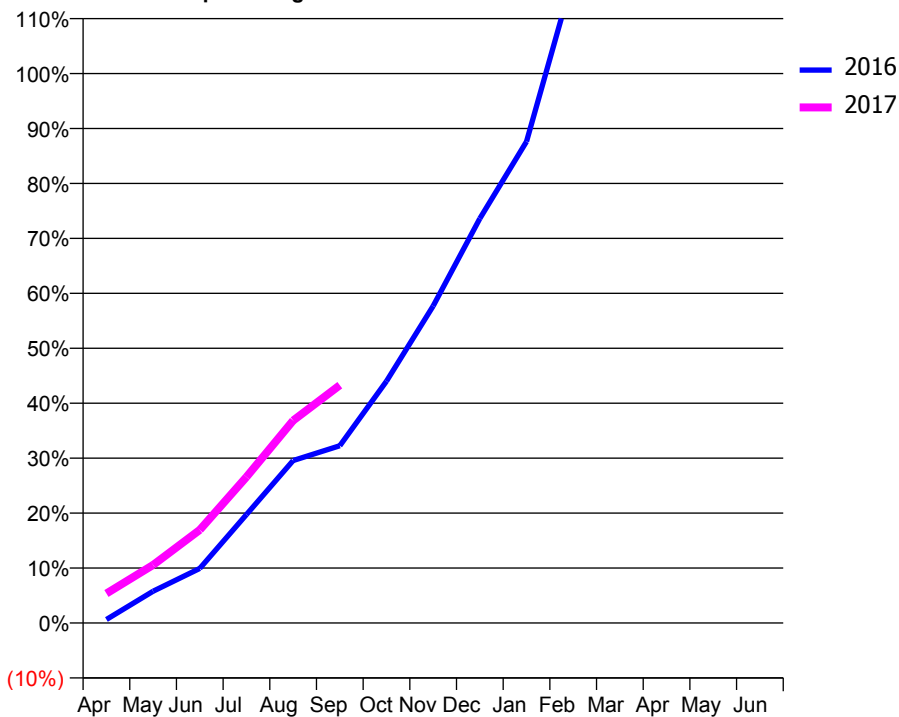
### ACCESS\*

Patients seen in 24 months	Total	Change since previous quarter
Quarter ending September 2015	2,245	
Quarter ending December 2015	2,662	↑
Quarter ending March 2016	3,074	↑
Quarter ending June 2016	3,335	↑
Quarter ending September 2016	3,501	↑
<b>Variance since September 2015</b>	<b>55.9%</b>	<b>↑</b>



### ACTIVITY

Cumulative percentage of contracted UDA delivered 2016 & 2017



Adjusted Scheduled Activity (UDA)

Month	2016	2017
April	45	649
May	406	1,274
June	698	2,040
July	1,387	3,201
August	2,077	4,438
September	2,266	5,213
October	3,092	
November	4,053	
December	5,171	
January	6,156	
February	8,263	
March	8,979	
April	9,455	
May	9,470	
June	9,479	

### QUALITY

	Quantity	Base Number	Contract	AT	Region	England
% of FP17s for the same patient ID Re-attending within 3 months - Children	43	504	8.5%	10.8%	12.0%	12.4%
% of FP17s for the same patient ID Re-attending within 3 months - Adults	280	1,976	14.2%	15.3%	15.9%	16.7%
% of FP17s for the same patient ID Re-attending between 3 & 9 months - Children	247	504	49.0%	61.2%	58.6%	57.4%
% of FP17s for the same patient ID Re-attending between 3 & 9 months - Adults	939	1,976	47.5%	55.3%	51.6%	50.5%
% of FP17s for Band 1 Urgent Courses	160	2,284	7.0%	7.0%	8.0%	9.1%
% of FP17s Relating to Free Repair or Replacements	9	2,284	0.4%	0.9%	0.8%	0.8%
% of FP17s Relating to Continuations	8	2,284	0.4%	1.7%	1.3%	1.3%
% of Patients satisfied with the dentistry they have received	2	2	N/A	93.8%	93.1%	93.2%
% of Patients satisfied with the time they had to wait for an appointment	2	2	N/A	88.9%	89.1%	89.0%

\* This is based on patients treated on this contract for their most recent course of treatment. Figures in italics indicate the base number of FP17s or Patient Questionnaire responses are less than 100. N/A is shown where the base number of responses is less than 10 during the period. % is calculated as Quantity/Base number\*100

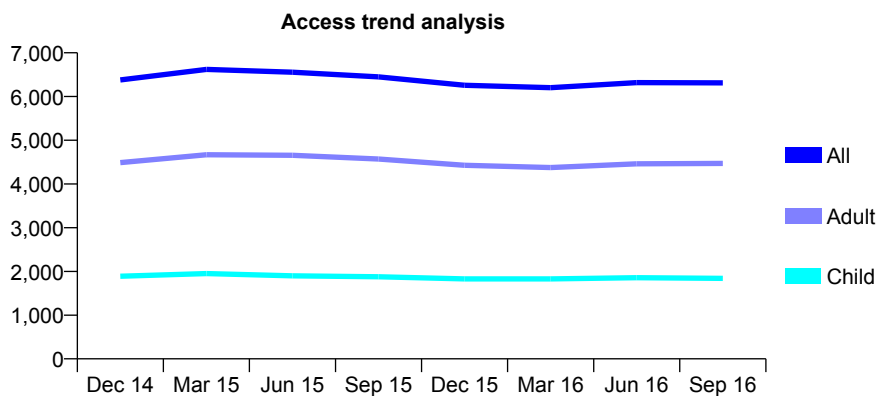
## Q55 - Vital Signs At a Glance Contract Report for 101362/0032 - September 2016

Name or company name	Rodericks Dental Limited
Contract type name	PDS Plus Contract
Purpose of contract	General
Contract start date	01/10/2010
Contract end date	31/03/2017

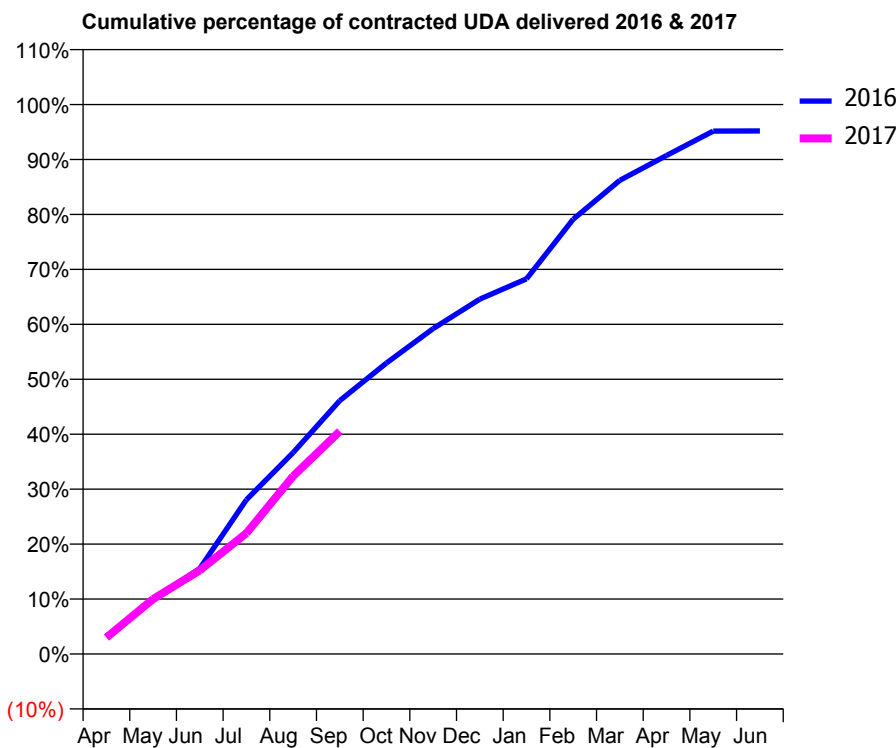
16/17 Contracted general activity (UDA)	20,500
Carry forward general activity (UDA)	0
16/17 Contracted orthodontic activity (UOA)	0
Carry forward orthodontic activity (UOA)	0
Baseline contract value	£401,599.16

### ACCESS\*

Patients seen in 24 months	Total	Change since previous quarter
Quarter ending September 2015	6,448	
Quarter ending December 2015	6,257	↓
Quarter ending March 2016	6,203	→
Quarter ending June 2016	6,317	→
Quarter ending September 2016	6,313	→
<b>Variance since September 2015</b>	<b>(2.1%)</b>	<b>↓</b>



### ACTIVITY



Month	Adjusted Scheduled Activity (UDA)	
	2016	2017
April	663	614
May	2,040	2,054
June	3,190	3,121
July	5,760	4,507
August	7,517	6,637
September	9,452	8,312
October	10,860	
November	12,142	
December	13,241	
January	13,998	
February	16,222	
March	17,672	
April	18,597	
May	19,509	
June	19,512	

### QUALITY

	Quantity	Base Number	Contract	AT	Region	England
% of FP17s for the same patient ID Re-attending within 3 months - Children	96	1,272	7.5%	10.8%	12.0%	12.4%
% of FP17s for the same patient ID Re-attending within 3 months - Adults	525	3,264	16.1%	15.3%	15.9%	16.7%
% of FP17s for the same patient ID Re-attending between 3 & 9 months - Children	618	1,272	48.6%	61.2%	58.6%	57.4%
% of FP17s for the same patient ID Re-attending between 3 & 9 months - Adults	1,487	3,264	45.6%	55.3%	51.6%	50.5%
% of FP17s for Band 1 Urgent Courses	398	3,634	11.0%	7.0%	8.0%	9.1%
% of FP17s Relating to Free Repair or Replacements	31	3,634	0.9%	0.9%	0.8%	0.8%
% of FP17s Relating to Continuations	12	3,634	0.3%	1.7%	1.3%	1.3%
% of Patients satisfied with the dentistry they have received	18	20	90.0%	93.8%	93.1%	93.2%
% of Patients satisfied with the time they had to wait for an appointment	17	20	85.0%	88.9%	89.1%	89.0%

\* This is based on patients treated on this contract for their most recent course of treatment. Figures in italics indicate the base number of FP17s or Patient Questionnaire responses are less than 100. N/A is shown where the base number of responses is less than 10 during the period. % is calculated as Quantity/Base number\*100

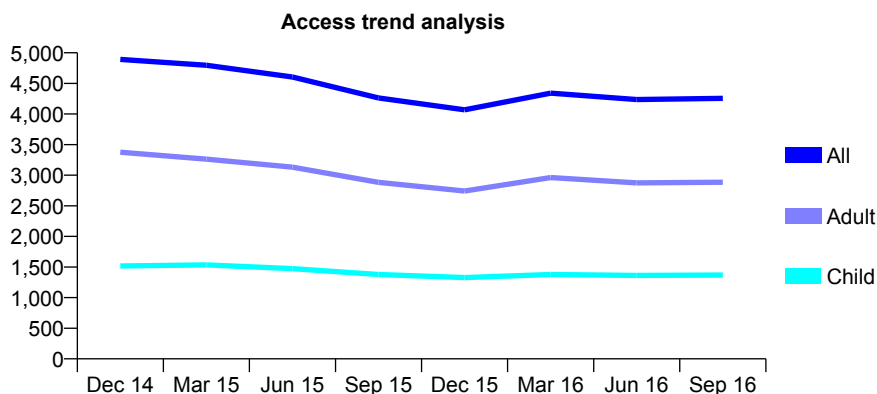
## Q55 - Vital Signs At a Glance Contract Report for 101362/0036 - September 2016

Name or company name	Rodericks Dental Limited
Contract type name	PDS Plus Contract
Purpose of contract	General
Contract start date	01/11/2010
Contract end date	31/03/2017

16/17 Contracted general activity (UDA)	16,500
Carry forward general activity (UDA)	0
16/17 Contracted orthodontic activity (UOA)	0
Carry forward orthodontic activity (UOA)	0
Baseline contract value	£292,399.04

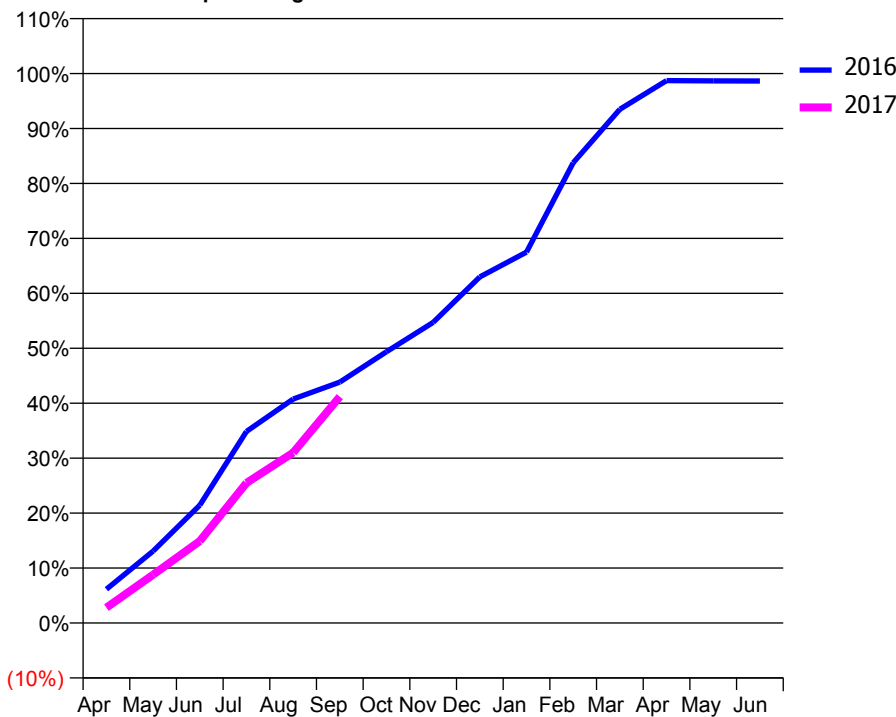
### ACCESS\*

Patients seen in 24 months	Total	Change since previous quarter
Quarter ending September 2015	4,262	
Quarter ending December 2015	4,069	↓
Quarter ending March 2016	4,340	↑
Quarter ending June 2016	4,237	↓
Quarter ending September 2016	4,255	→
<b>Variance since September 2015</b>	<b>(0.2%)</b>	<b>→</b>



### ACTIVITY

Cumulative percentage of contracted UDA delivered 2016 & 2017



Adjusted Scheduled Activity (UDA)

Month	2016	2017
April	1,014	463
May	2,160	1,452
June	3,536	2,462
July	5,751	4,207
August	6,726	5,115
September	7,233	6,796
October	8,146	
November	9,028	
December	10,394	
January	11,136	
February	13,819	
March	15,426	
April	16,286	
May	16,279	
June	16,274	

### QUALITY

	Quantity	Base Number	Contract	AT	Region	England
% of FP17s for the same patient ID Re-attending within 3 months - Children	102	906	11.3%	10.8%	12.0%	12.4%
% of FP17s for the same patient ID Re-attending within 3 months - Adults	389	2,032	19.1%	15.3%	15.9%	16.7%
% of FP17s for the same patient ID Re-attending between 3 & 9 months - Children	445	906	49.1%	61.2%	58.6%	57.4%
% of FP17s for the same patient ID Re-attending between 3 & 9 months - Adults	900	2,032	44.3%	55.3%	51.6%	50.5%
% of FP17s for Band 1 Urgent Courses	304	2,667	11.4%	7.0%	8.0%	9.1%
% of FP17s Relating to Free Repair or Replacements	21	2,667	0.8%	0.9%	0.8%	0.8%
% of FP17s Relating to Continuations	6	2,667	0.2%	1.7%	1.3%	1.3%
% of Patients satisfied with the dentistry they have received	12	14	85.7%	93.8%	93.1%	93.2%
% of Patients satisfied with the time they had to wait for an appointment	11	14	78.6%	88.9%	89.1%	89.0%

\* This is based on patients treated on this contract for their most recent course of treatment. Figures in italics indicate the base number of FP17s or Patient Questionnaire responses are less than 100. N/A is shown where the base number of responses is less than 10 during the period. % is calculated as Quantity/Base number\*100

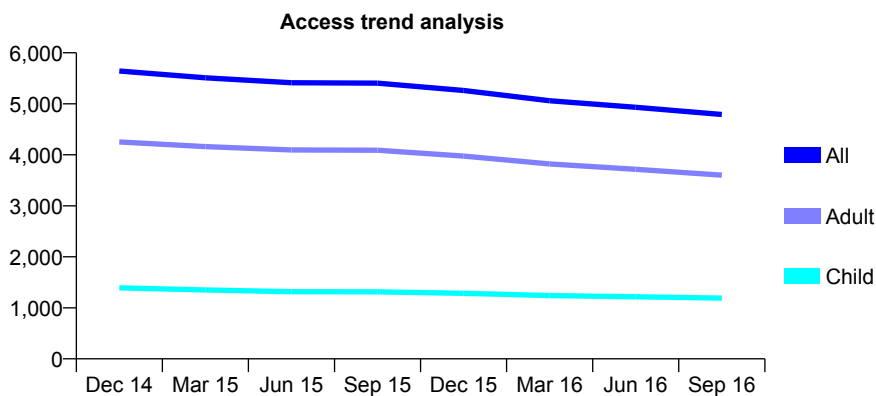
## Q55 - Vital Signs At a Glance Contract Report for 101370/0040 - September 2016

Name or company name	Petrie Tucker & Partners Ltd
Contract type name	GDS Contract
Purpose of contract	General
Contract start date	01/04/2006
Contract end date	

16/17 Contracted general activity (UDA)	15,000
Carry forward general activity (UDA)	0
16/17 Contracted orthodontic activity (UOA)	0
Carry forward orthodontic activity (UOA)	0
Baseline contract value	£346,731.40

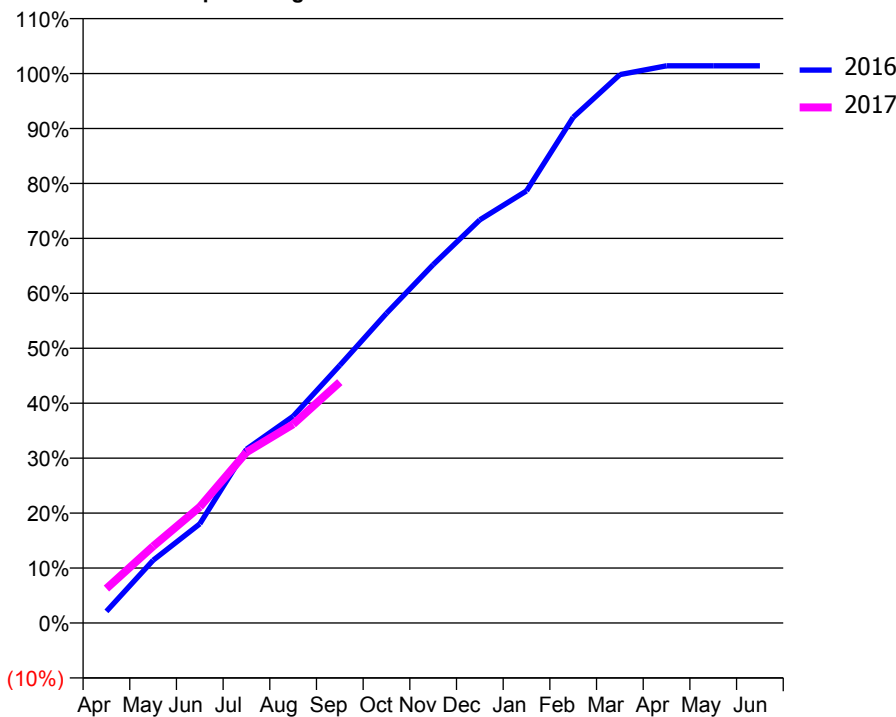
### ACCESS\*

Patients seen in 24 months	Total	Change since previous quarter
Quarter ending September 2015	5,405	
Quarter ending December 2015	5,262	↓
Quarter ending March 2016	5,060	↓
Quarter ending June 2016	4,933	↓
Quarter ending September 2016	4,791	↓
<b>Variance since September 2015</b>	<b>(11.4%)</b>	<b>↓</b>



### ACTIVITY

Cumulative percentage of contracted UDA delivered 2016 & 2017



Month	Adjusted Scheduled Activity (UDA)	
	2016	2017
April	320	941
May	1,714	2,097
June	2,708	3,170
July	4,743	4,659
August	5,643	5,425
September	7,033	6,574
October	8,455	
November	9,781	
December	11,007	
January	11,797	
February	13,804	
March	14,968	
April	15,210	
May	15,210	
June	15,210	

### QUALITY

	Quantity	Base Number	Contract	AT	Region	England
% of FP17s for the same patient ID Re-attending within 3 months - Children	37	775	4.8%	10.8%	12.0%	12.4%
% of FP17s for the same patient ID Re-attending within 3 months - Adults	241	2,163	11.1%	15.3%	15.9%	16.7%
% of FP17s for the same patient ID Re-attending between 3 & 9 months - Children	411	775	53.0%	61.2%	58.6%	57.4%
% of FP17s for the same patient ID Re-attending between 3 & 9 months - Adults	967	2,163	44.7%	55.3%	51.6%	50.5%
% of FP17s for Band 1 Urgent Courses	175	2,812	6.2%	7.0%	8.0%	9.1%
% of FP17s Relating to Free Repair or Replacements	11	2,812	0.4%	0.9%	0.8%	0.8%
% of FP17s Relating to Continuations	54	2,812	1.9%	1.7%	1.3%	1.3%
% of Patients satisfied with the dentistry they have received	3	3	N/A	93.8%	93.1%	93.2%
% of Patients satisfied with the time they had to wait for an appointment	3	3	N/A	88.9%	89.1%	89.0%

\* This is based on patients treated on this contract for their most recent course of treatment. Figures in italics indicate the base number of FP17s or Patient Questionnaire responses are less than 100. N/A is shown where the base number of responses is less than 10 during the period. % is calculated as Quantity/Base number\*100

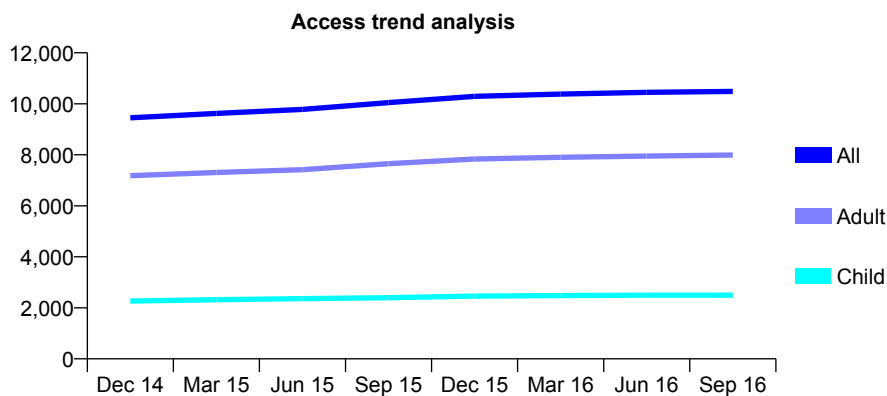
## Q55 - Vital Signs At a Glance Contract Report for 101370/0071 - September 2016

Name or company name	Petrie Tucker & Partners Ltd
Contract type name	GDS Contract
Purpose of contract	General
Contract start date	01/07/2006
Contract end date	

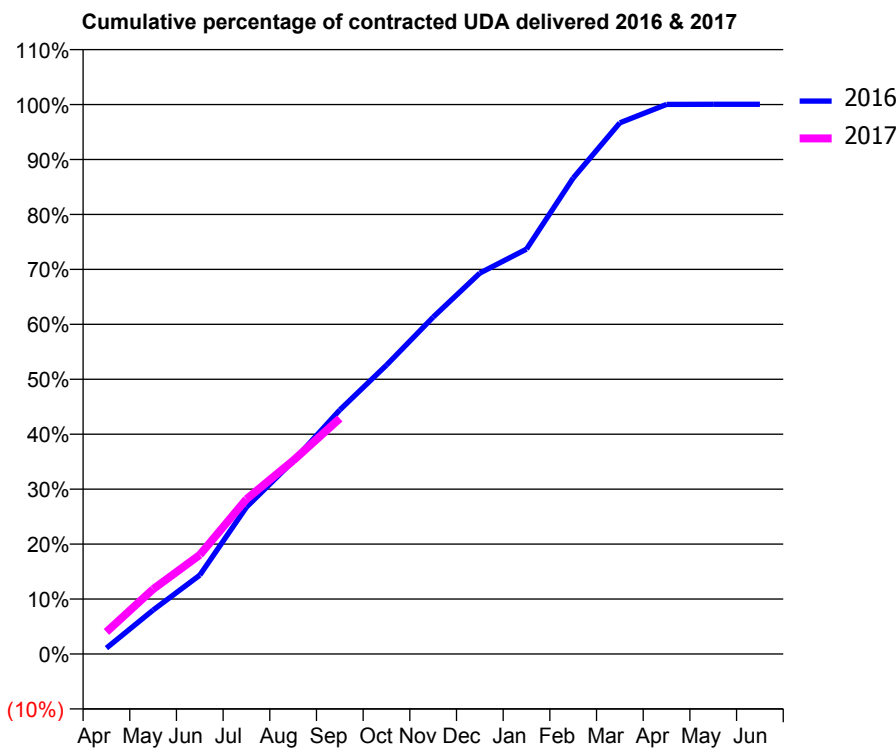
16/17 Contracted general activity (UDA)	28,992
Carry forward general activity (UDA)	0
16/17 Contracted orthodontic activity (UOA)	0
Carry forward orthodontic activity (UOA)	0
Baseline contract value	£568,601.79

### ACCESS\*

Patients seen in 24 months	Total	Change since previous quarter
Quarter ending September 2015	10,049	
Quarter ending December 2015	10,294	↑
Quarter ending March 2016	10,383	→
Quarter ending June 2016	10,451	→
Quarter ending September 2016	10,485	→
<b>Variance since September 2015</b>	<b>4.3%</b>	<b>↑</b>



### ACTIVITY



Month	Adjusted Scheduled Activity (UDA)	
	2016	2017
April	315	1,162
May	2,319	3,421
June	4,165	5,230
July	7,746	8,172
August	10,174	10,204
September	12,879	12,431
October	15,240	
November	17,776	
December	20,095	
January	21,363	
February	25,113	
March	28,029	
April	28,994	
May	29,006	
June	29,003	

### QUALITY

	Quantity	Base Number	Contract	AT	Region	England
% of FP17s for the same patient ID Re-attending within 3 months - Children	108	1,706	6.3%	10.8%	12.0%	12.4%
% of FP17s for the same patient ID Re-attending within 3 months - Adults	468	4,738	9.9%	15.3%	15.9%	16.7%
% of FP17s for the same patient ID Re-attending between 3 & 9 months - Children	999	1,706	58.6%	61.2%	58.6%	57.4%
% of FP17s for the same patient ID Re-attending between 3 & 9 months - Adults	2,528	4,738	53.4%	55.3%	51.6%	50.5%
% of FP17s for Band 1 Urgent Courses	121	6,008	2.0%	7.0%	8.0%	9.1%
% of FP17s Relating to Free Repair or Replacements	54	6,008	0.9%	0.9%	0.8%	0.8%
% of FP17s Relating to Continuations	142	6,008	2.4%	1.7%	1.3%	1.3%
% of Patients satisfied with the dentistry they have received	6	6	N/A	93.8%	93.1%	93.2%
% of Patients satisfied with the time they had to wait for an appointment	6	6	N/A	88.9%	89.1%	89.0%

\* This is based on patients treated on this contract for their most recent course of treatment. Figures in italics indicate the base number of FP17s or Patient Questionnaire responses are less than 100. N/A is shown where the base number of responses is less than 10 during the period. % is calculated as Quantity/Base number\*100



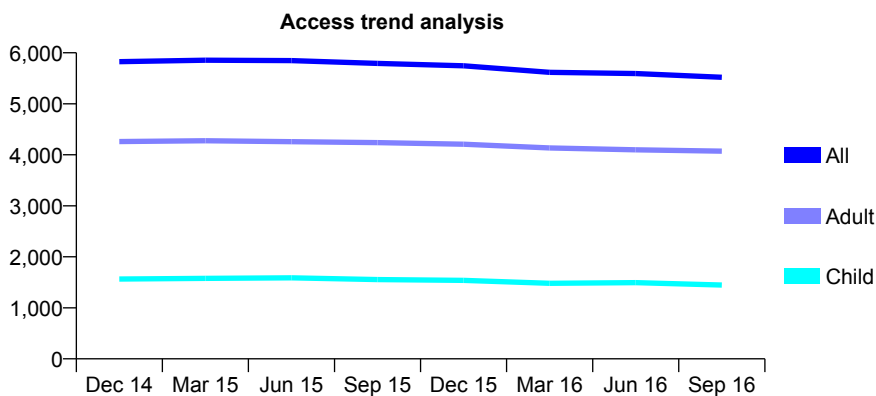
## Q55 - Vital Signs At a Glance Contract Report for 101370/0076 - September 2016

Name or company name	Petrie Tucker & Partners Ltd
Contract type name	GDS Contract
Purpose of contract	General
Contract start date	01/04/2006
Contract end date	

16/17 Contracted general activity (UDA)	18,058
Carry forward general activity (UDA)	0
16/17 Contracted orthodontic activity (UOA)	0
Carry forward orthodontic activity (UOA)	0
Baseline contract value	£486,526.74

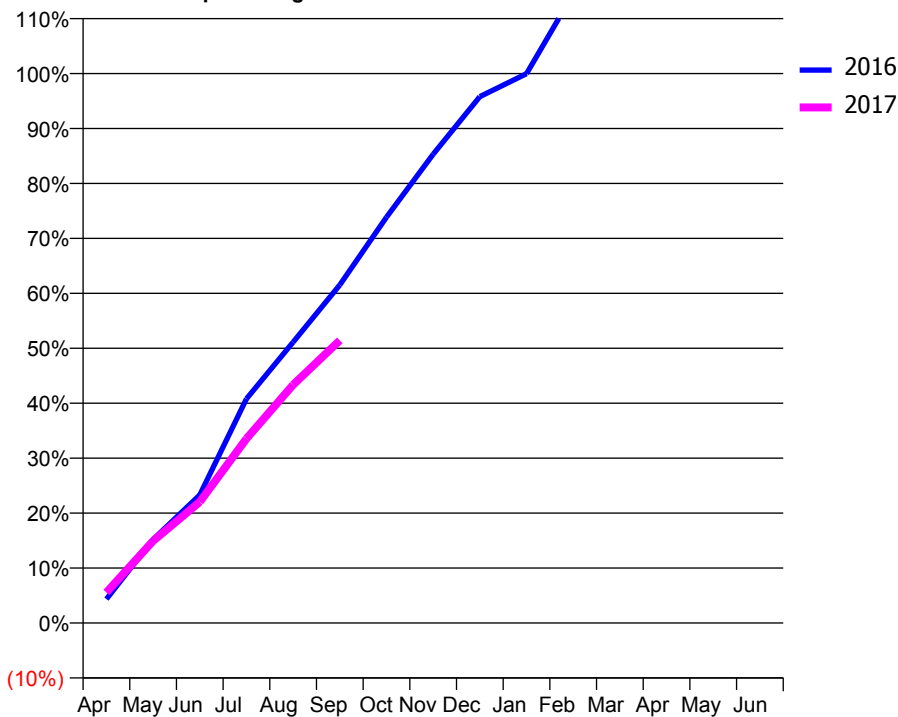
### ACCESS\*

Patients seen in 24 months	Total	Change since previous quarter
Quarter ending September 2015	5,793	
Quarter ending December 2015	5,745	→
Quarter ending March 2016	5,616	↓
Quarter ending June 2016	5,594	→
Quarter ending September 2016	5,520	↓
<b>Variance since September 2015</b>	<b>(4.7%)</b>	<b>↓</b>



### ACTIVITY

Cumulative percentage of contracted UDA delivered 2016 & 2017



Adjusted Scheduled Activity (UDA)

Month	2016	2017
April	788	1,005
May	2,747	2,696
June	4,207	3,983
July	7,370	6,057
August	9,230	7,830
September	11,110	9,286
October	13,337	
November	15,405	
December	17,300	
January	18,050	
February	20,667	
March	22,421	
April	23,071	
May	23,076	
June	23,076	

### QUALITY

	Quantity	Base Number	Contract	AT	Region	England
% of FP17s for the same patient ID Re-attending within 3 months - Children	48	782	6.1%	10.8%	12.0%	12.4%
% of FP17s for the same patient ID Re-attending within 3 months - Adults	276	2,052	13.5%	15.3%	15.9%	16.7%
% of FP17s for the same patient ID Re-attending between 3 & 9 months - Children	302	782	38.6%	61.2%	58.6%	57.4%
% of FP17s for the same patient ID Re-attending between 3 & 9 months - Adults	789	2,052	38.5%	55.3%	51.6%	50.5%
% of FP17s for Band 1 Urgent Courses	89	2,645	3.4%	7.0%	8.0%	9.1%
% of FP17s Relating to Free Repair or Replacements	48	2,645	1.8%	0.9%	0.8%	0.8%
% of FP17s Relating to Continuations	49	2,645	1.9%	1.7%	1.3%	1.3%
% of Patients satisfied with the dentistry they have received	6	6	N/A	93.8%	93.1%	93.2%
% of Patients satisfied with the time they had to wait for an appointment	6	6	N/A	88.9%	89.1%	89.0%

\* This is based on patients treated on this contract for their most recent course of treatment. Figures in italics indicate the base number of FP17s or Patient Questionnaire responses are less than 100. N/A is shown where the base number of responses is less than 10 during the period. % is calculated as Quantity/Base number\*100

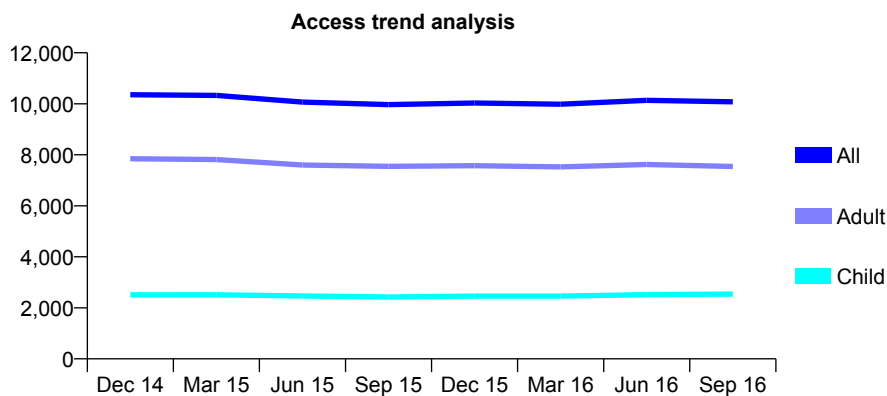
## Q55 - Vital Signs At a Glance Contract Report for 101370/0077 - September 2016

Name or company name	Petrie Tucker & Partners Ltd
Contract type name	GDS Contract
Purpose of contract	General
Contract start date	01/04/2006
Contract end date	

16/17 Contracted general activity (UDA)	29,016
Carry forward general activity (UDA)	0
16/17 Contracted orthodontic activity (UOA)	0
Carry forward orthodontic activity (UOA)	0
Baseline contract value	£782,034.87

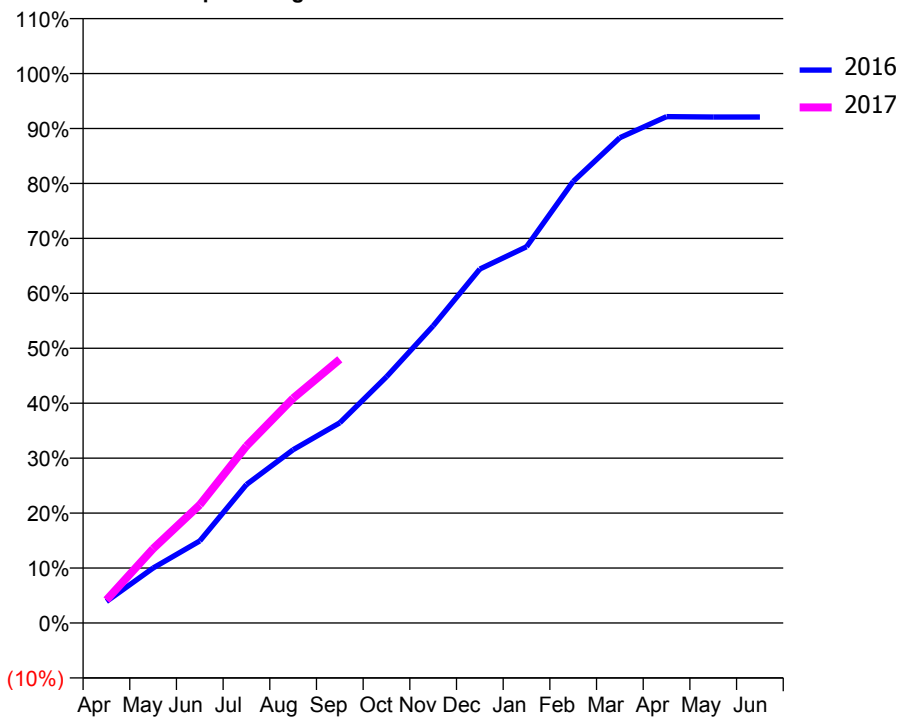
### ACCESS\*

Patients seen in 24 months	Total	Change since previous quarter
Quarter ending September 2015	9,971	
Quarter ending December 2015	10,032	→
Quarter ending March 2016	9,985	→
Quarter ending June 2016	10,138	→
Quarter ending September 2016	10,080	→
<b>Variance since September 2015</b>	<b>1.1%</b>	<b>→</b>



### ACTIVITY

Cumulative percentage of contracted UDA delivered 2016 & 2017



Month	Adjusted Scheduled Activity (UDA)	
	2016	2017
April	1,139	1,216
May	2,903	3,923
June	4,336	6,241
July	7,315	9,348
August	9,148	11,865
September	10,571	13,923
October	13,004	
November	15,691	
December	18,693	
January	19,870	
February	23,316	
March	25,626	
April	26,736	
May	26,718	
June	26,718	

### QUALITY

	Quantity	Base Number	Contract	AT	Region	England
% of FP17s for the same patient ID Re-attending within 3 months - Children	81	1,643	4.9%	10.8%	12.0%	12.4%
% of FP17s for the same patient ID Re-attending within 3 months - Adults	384	4,584	8.4%	15.3%	15.9%	16.7%
% of FP17s for the same patient ID Re-attending between 3 & 9 months - Children	763	1,643	46.4%	61.2%	58.6%	57.4%
% of FP17s for the same patient ID Re-attending between 3 & 9 months - Adults	2,377	4,584	51.9%	55.3%	51.6%	50.5%
% of FP17s for Band 1 Urgent Courses	172	5,802	3.0%	7.0%	8.0%	9.1%
% of FP17s Relating to Free Repair or Replacements	47	5,802	0.8%	0.9%	0.8%	0.8%
% of FP17s Relating to Continuations	61	5,802	1.1%	1.7%	1.3%	1.3%
% of Patients satisfied with the dentistry they have received	6	7	N/A	93.8%	93.1%	93.2%
% of Patients satisfied with the time they had to wait for an appointment	6	7	N/A	88.9%	89.1%	89.0%

\* This is based on patients treated on this contract for their most recent course of treatment. Figures in italics indicate the base number of FP17s or Patient Questionnaire responses are less than 100. N/A is shown where the base number of responses is less than 10 during the period. % is calculated as Quantity/Base number\*100

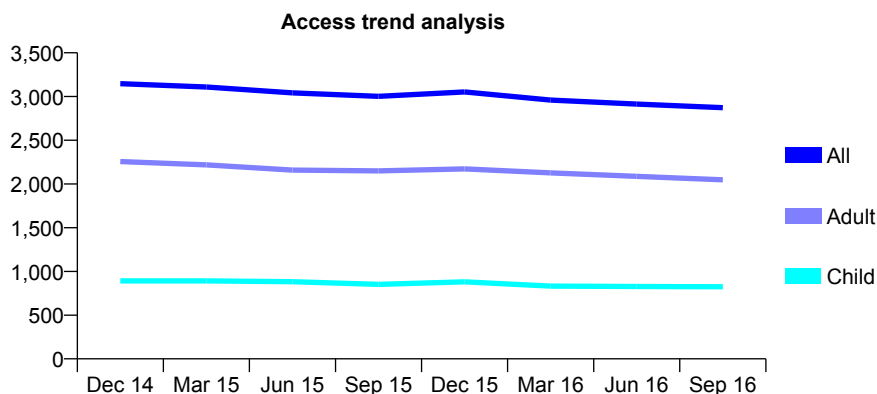
## Q55 - Vital Signs At a Glance Contract Report for 101370/0078 - September 2016

Name or company name	Petrie Tucker & Partners Ltd
Contract type name	GDS Contract
Purpose of contract	General
Contract start date	01/04/2006
Contract end date	

16/17 Contracted general activity (UDA)	8,386
Carry forward general activity (UDA)	0
16/17 Contracted orthodontic activity (UOA)	0
Carry forward orthodontic activity (UOA)	0
Baseline contract value	£322,707.36

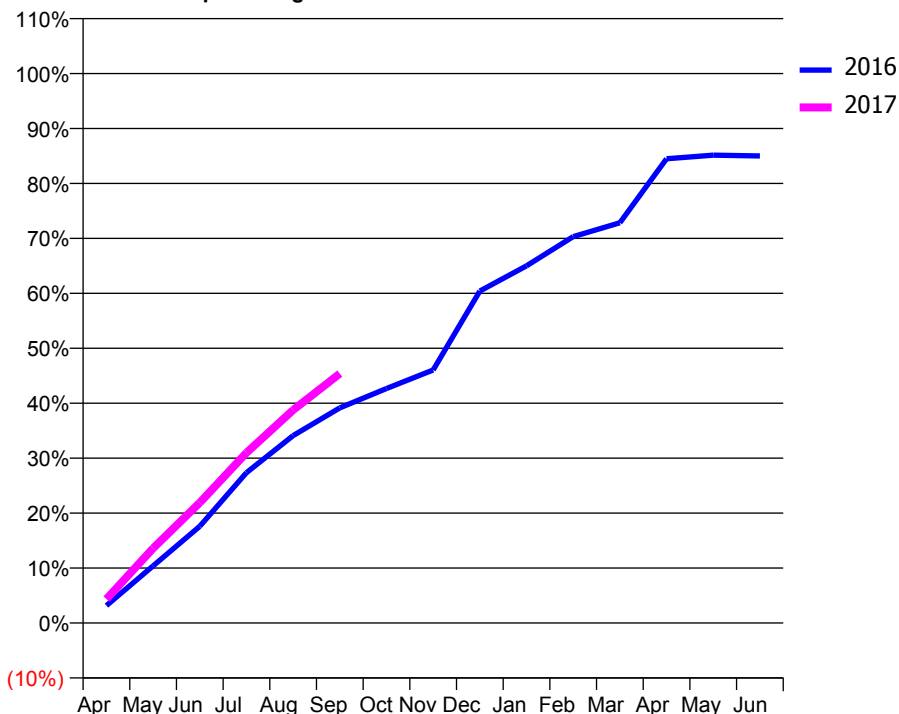
### ACCESS\*

Patients seen in 24 months	Total	Change since previous quarter
Quarter ending September 2015	3,002	
Quarter ending December 2015	3,053	→
Quarter ending March 2016	2,959	↓
Quarter ending June 2016	2,914	↓
Quarter ending September 2016	2,873	↓
<b>Variance since September 2015</b>	<b>(4.3%)</b>	<b>↓</b>



### ACTIVITY

Cumulative percentage of contracted UDA delivered 2016 & 2017



Month	Adjusted Scheduled Activity (UDA)	
	2016	2017
April	266	365
May	872	1,142
June	1,476	1,836
July	2,294	2,598
August	2,860	3,251
September	3,284	3,806
October	3,580	
November	3,862	
December	5,067	
January	5,451	
February	5,897	
March	6,109	
April	7,084	
May	7,139	
June	7,127	

### QUALITY

	Quantity	Base Number	Contract	AT	Region	England
% of FP17s for the same patient ID Re-attending within 3 months - Children	40	606	6.6%	10.8%	12.0%	12.4%
% of FP17s for the same patient ID Re-attending within 3 months - Adults	255	1,401	18.2%	15.3%	15.9%	16.7%
% of FP17s for the same patient ID Re-attending between 3 & 9 months - Children	271	606	44.7%	61.2%	58.6%	57.4%
% of FP17s for the same patient ID Re-attending between 3 & 9 months - Adults	527	1,401	37.6%	55.3%	51.6%	50.5%
% of FP17s for Band 1 Urgent Courses	26	1,561	1.7%	7.0%	8.0%	9.1%
% of FP17s Relating to Free Repair or Replacements	11	1,561	0.7%	0.9%	0.8%	0.8%
% of FP17s Relating to Continuations	98	1,561	6.3%	1.7%	1.3%	1.3%
% of Patients satisfied with the dentistry they have received	1	1	N/A	93.8%	93.1%	93.2%
% of Patients satisfied with the time they had to wait for an appointment	1	1	N/A	88.9%	89.1%	89.0%

\* This is based on patients treated on this contract for their most recent course of treatment. Figures in italics indicate the base number of FP17s or Patient Questionnaire responses are less than 100. N/A is shown where the base number of responses is less than 10 during the period. % is calculated as Quantity/Base number\*100

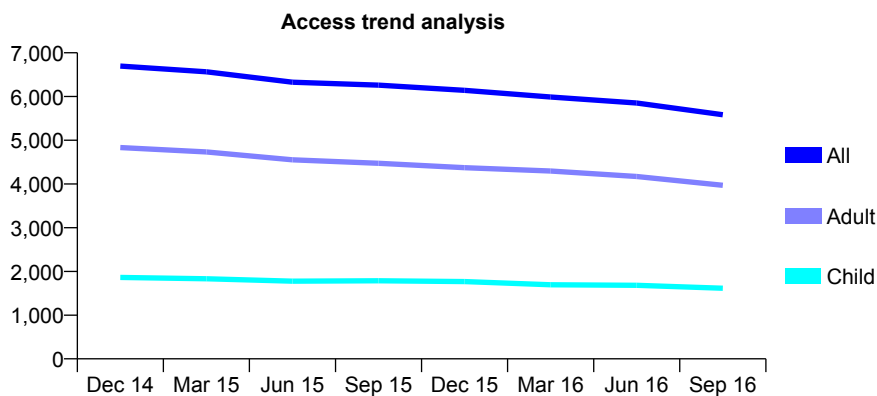
## Q55 - Vital Signs At a Glance Contract Report for 101370/0079 - September 2016

Name or company name	Petrie Tucker & Partners Ltd
Contract type name	GDS Contract
Purpose of contract	General
Contract start date	01/04/2006
Contract end date	

16/17 Contracted general activity (UDA)	14,432
Carry forward general activity (UDA)	0
16/17 Contracted orthodontic activity (UOA)	0
Carry forward orthodontic activity (UOA)	0
Baseline contract value	£388,142.35

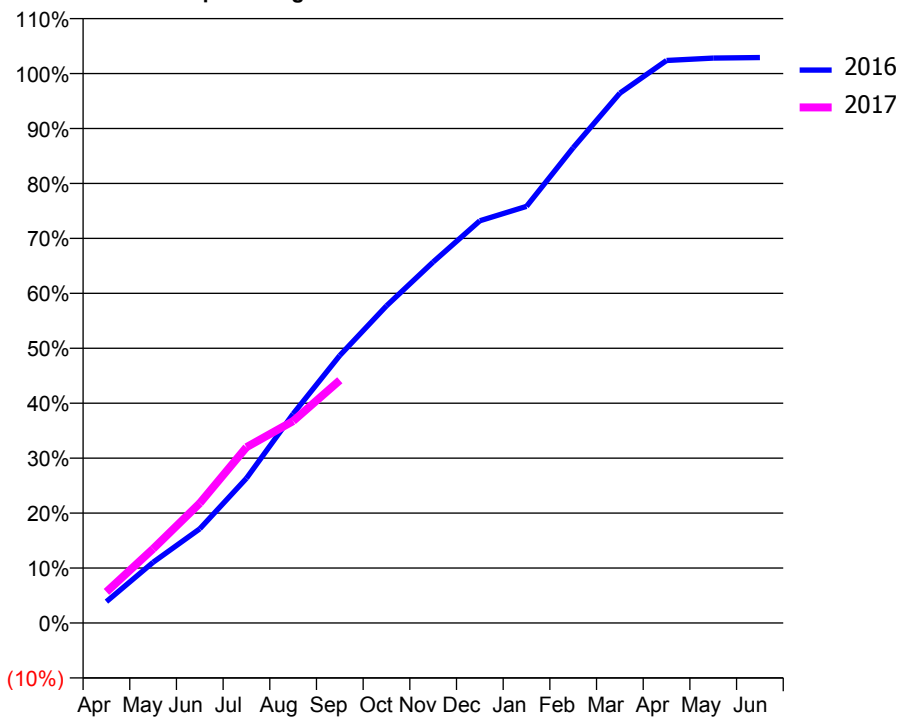
### ACCESS\*

Patients seen in 24 months	Total	Change since previous quarter
Quarter ending September 2015	6,259	
Quarter ending December 2015	6,140	↓
Quarter ending March 2016	5,990	↓
Quarter ending June 2016	5,853	↓
Quarter ending September 2016	5,584	↓
<b>Variance since September 2015</b>	<b>(10.8%)</b>	<b>↓</b>



### ACTIVITY

Cumulative percentage of contracted UDA delivered 2016 & 2017



Adjusted Scheduled Activity (UDA)

Month	2016	2017
April	563	819
May	1,595	1,948
June	2,474	3,147
July	3,802	4,619
August	5,493	5,303
September	7,028	6,375
October	8,329	
November	9,481	
December	10,565	
January	10,944	
February	12,483	
March	13,917	
April	14,775	
May	14,837	
June	14,851	

### QUALITY

	Quantity	Base Number	Contract	AT	Region	England
% of FP17s for the same patient ID Re-attending within 3 months - Children	52	859	6.1%	10.8%	12.0%	12.4%
% of FP17s for the same patient ID Re-attending within 3 months - Adults	260	2,001	13.0%	15.3%	15.9%	16.7%
% of FP17s for the same patient ID Re-attending between 3 & 9 months - Children	266	859	31.0%	61.2%	58.6%	57.4%
% of FP17s for the same patient ID Re-attending between 3 & 9 months - Adults	659	2,001	32.9%	55.3%	51.6%	50.5%
% of FP17s for Band 1 Urgent Courses	75	2,492	3.0%	7.0%	8.0%	9.1%
% of FP17s Relating to Free Repair or Replacements	18	2,492	0.7%	0.9%	0.8%	0.8%
% of FP17s Relating to Continuations	77	2,492	3.1%	1.7%	1.3%	1.3%
% of Patients satisfied with the dentistry they have received	1	2	N/A	93.8%	93.1%	93.2%
% of Patients satisfied with the time they had to wait for an appointment	2	2	N/A	88.9%	89.1%	89.0%

\* This is based on patients treated on this contract for their most recent course of treatment. Figures in italics indicate the base number of FP17s or Patient Questionnaire responses are less than 100. N/A is shown where the base number of responses is less than 10 during the period. % is calculated as Quantity/Base number\*100

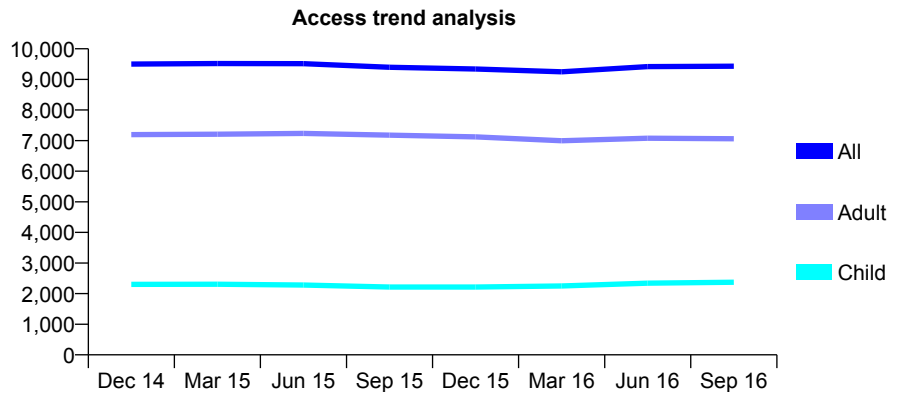
## Q55 - Vital Signs At a Glance Contract Report for 101370/0080 - September 2016

Name or company name	Petrie Tucker & Partners Ltd
Contract type name	GDS Contract
Purpose of contract	General
Contract start date	01/04/2006
Contract end date	

16/17 Contracted general activity (UDA)	51,753
Carry forward general activity (UDA)	0
16/17 Contracted orthodontic activity (UOA)	0
Carry forward orthodontic activity (UOA)	0
Baseline contract value	£1,305,910.00

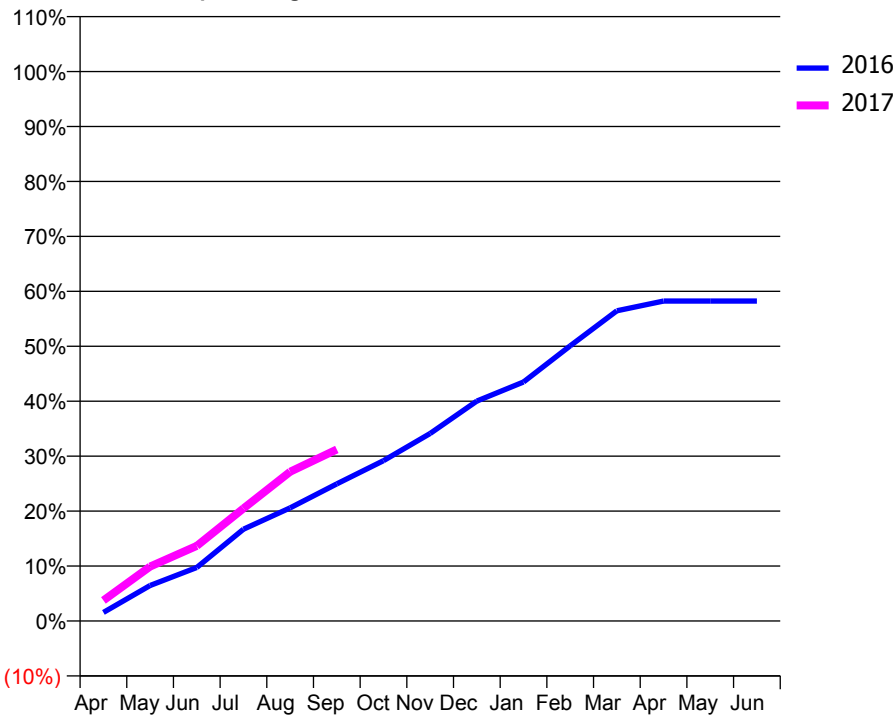
### ACCESS\*

Patients seen in 24 months	Total	Change since previous quarter
Quarter ending September 2015	9,396	
Quarter ending December 2015	9,340	→
Quarter ending March 2016	9,249	→
Quarter ending June 2016	9,420	→
Quarter ending September 2016	9,433	→
<b>Variance since September 2015</b>	<b>0.4%</b>	<b>→</b>



### ACTIVITY

Cumulative percentage of contracted UDA delivered 2016 & 2017



Month	Adjusted Scheduled Activity (UDA)	
	2016	2017
April	878	1,941
May	3,609	5,129
June	5,429	7,080
July	9,320	10,605
August	11,473	14,064
September	13,912	16,159
October	16,264	
November	19,028	
December	22,316	
January	24,248	
February	27,924	
March	31,474	
April	32,467	
May	32,468	
June	32,468	

### QUALITY

	Quantity	Base Number	Contract	AT	Region	England
% of FP17s for the same patient ID Re-attending within 3 months - Children	174	1,469	11.8%	10.8%	12.0%	12.4%
% of FP17s for the same patient ID Re-attending within 3 months - Adults	1,001	4,076	24.6%	15.3%	15.9%	16.7%
% of FP17s for the same patient ID Re-attending between 3 & 9 months - Children	453	1,469	30.8%	61.2%	58.6%	57.4%
% of FP17s for the same patient ID Re-attending between 3 & 9 months - Adults	1,194	4,076	29.3%	55.3%	51.6%	50.5%
% of FP17s for Band 1 Urgent Courses	748	5,121	14.6%	7.0%	8.0%	9.1%
% of FP17s Relating to Free Repair or Replacements	48	5,121	0.9%	0.9%	0.8%	0.8%
% of FP17s Relating to Continuations	154	5,121	3.0%	1.7%	1.3%	1.3%
% of Patients satisfied with the dentistry they have received	4	5	N/A	93.8%	93.1%	93.2%
% of Patients satisfied with the time they had to wait for an appointment	3	5	N/A	88.9%	89.1%	89.0%

\* This is based on patients treated on this contract for their most recent course of treatment. Figures in italics indicate the base number of FP17s or Patient Questionnaire responses are less than 100. N/A is shown where the base number of responses is less than 10 during the period. % is calculated as Quantity/Base number\*100

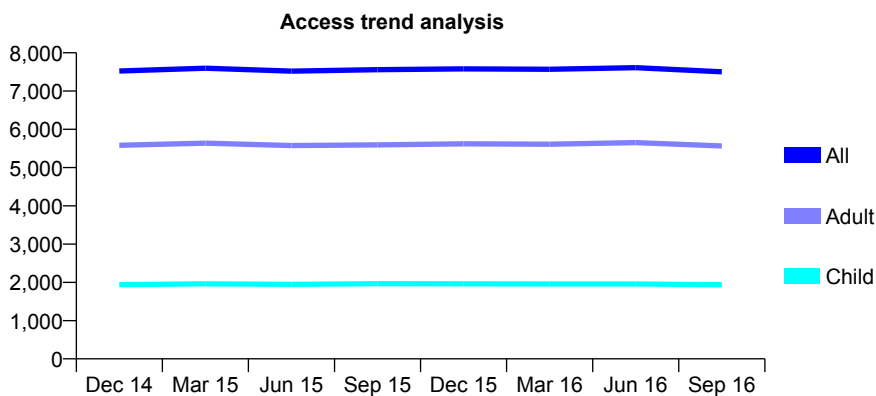
## Q55 - Vital Signs At a Glance Contract Report for 101370/0091 - September 2016

Name or company name	Petrie Tucker & Partners Ltd
Contract type name	GDS Contract
Purpose of contract	General
Contract start date	01/04/2007
Contract end date	

16/17 Contracted general activity (UDA)	27,705
Carry forward general activity (UDA)	0
16/17 Contracted orthodontic activity (UOA)	0
Carry forward orthodontic activity (UOA)	0
Baseline contract value	£787,919.77

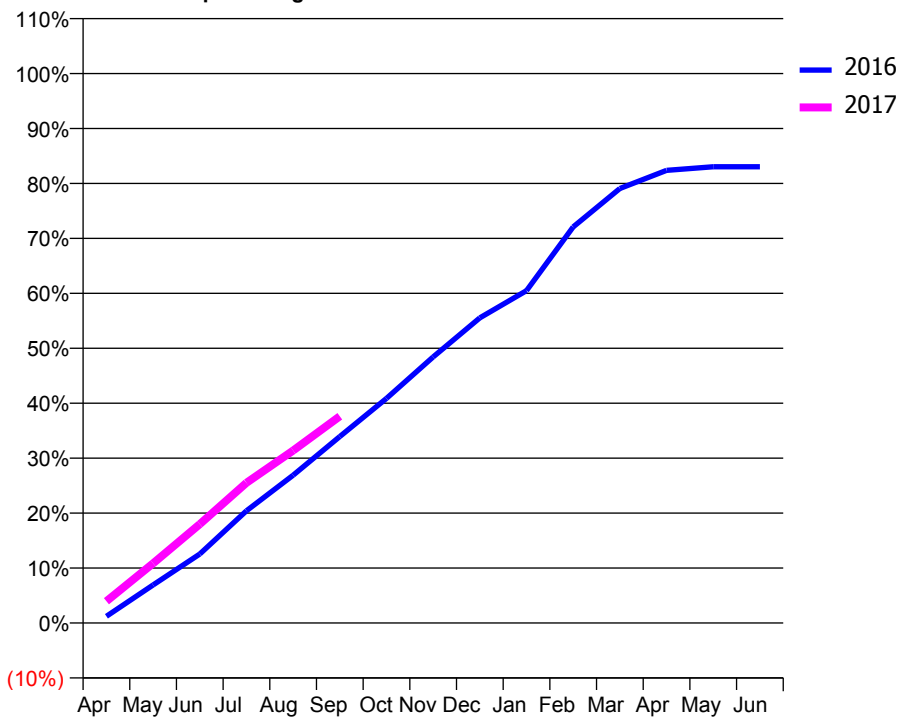
### ACCESS\*

Patients seen in 24 months	Total	Change since previous quarter
Quarter ending September 2015	7,559	
Quarter ending December 2015	7,580	→
Quarter ending March 2016	7,568	→
Quarter ending June 2016	7,611	→
Quarter ending September 2016	7,503	↓
<b>Variance since September 2015</b>	<b>(0.7%)</b>	→



### ACTIVITY

Cumulative percentage of contracted UDA delivered 2016 & 2017



Month	Adjusted Scheduled Activity (UDA)	
	2016	2017
April	340	1,101
May	1,921	3,008
June	3,481	4,988
July	5,656	7,070
August	7,453	8,696
September	9,404	10,422
October	11,327	
November	13,415	
December	15,386	
January	16,757	
February	19,971	
March	21,905	
April	22,821	
May	23,002	
June	23,006	

### QUALITY

	Quantity	Base Number	Contract	AT	Region	England
% of FP17s for the same patient ID Re-attending within 3 months - Children	87	1,266	6.9%	10.8%	12.0%	12.4%
% of FP17s for the same patient ID Re-attending within 3 months - Adults	527	3,585	14.7%	15.3%	15.9%	16.7%
% of FP17s for the same patient ID Re-attending between 3 & 9 months - Children	661	1,266	52.2%	61.2%	58.6%	57.4%
% of FP17s for the same patient ID Re-attending between 3 & 9 months - Adults	1,770	3,585	49.4%	55.3%	51.6%	50.5%
% of FP17s for Band 1 Urgent Courses	295	4,438	6.6%	7.0%	8.0%	9.1%
% of FP17s Relating to Free Repair or Replacements	21	4,438	0.5%	0.9%	0.8%	0.8%
% of FP17s Relating to Continuations	106	4,438	2.4%	1.7%	1.3%	1.3%
% of Patients satisfied with the dentistry they have received	3	3	N/A	93.8%	93.1%	93.2%
% of Patients satisfied with the time they had to wait for an appointment	3	3	N/A	88.9%	89.1%	89.0%

\* This is based on patients treated on this contract for their most recent course of treatment. Figures in italics indicate the base number of FP17s or Patient Questionnaire responses are less than 100. N/A is shown where the base number of responses is less than 10 during the period. % is calculated as Quantity/Base number\*100

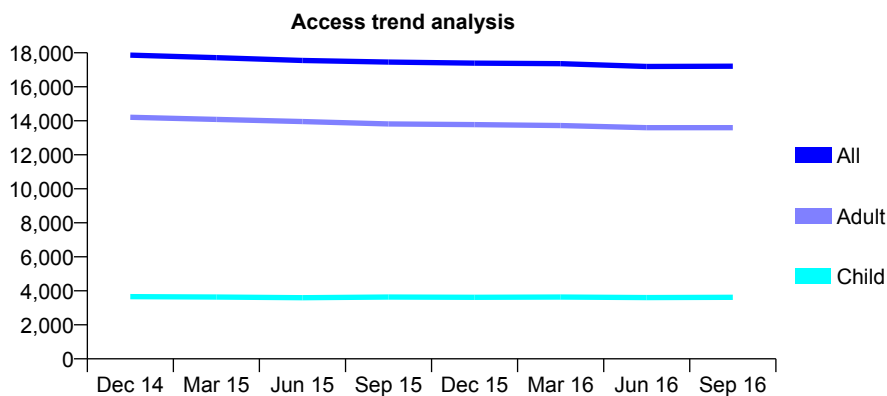
## Q55 - Vital Signs At a Glance Contract Report for 101435/0064 - September 2016

Name or company name	IDH Limited
Contract type name	GDS Contract
Purpose of contract	General
Contract start date	21/07/2007
Contract end date	

16/17 Contracted general activity (UDA)	49,253
Carry forward general activity (UDA)	0
16/17 Contracted orthodontic activity (UOA)	0
Carry forward orthodontic activity (UOA)	0
Baseline contract value	£1,006,430.77

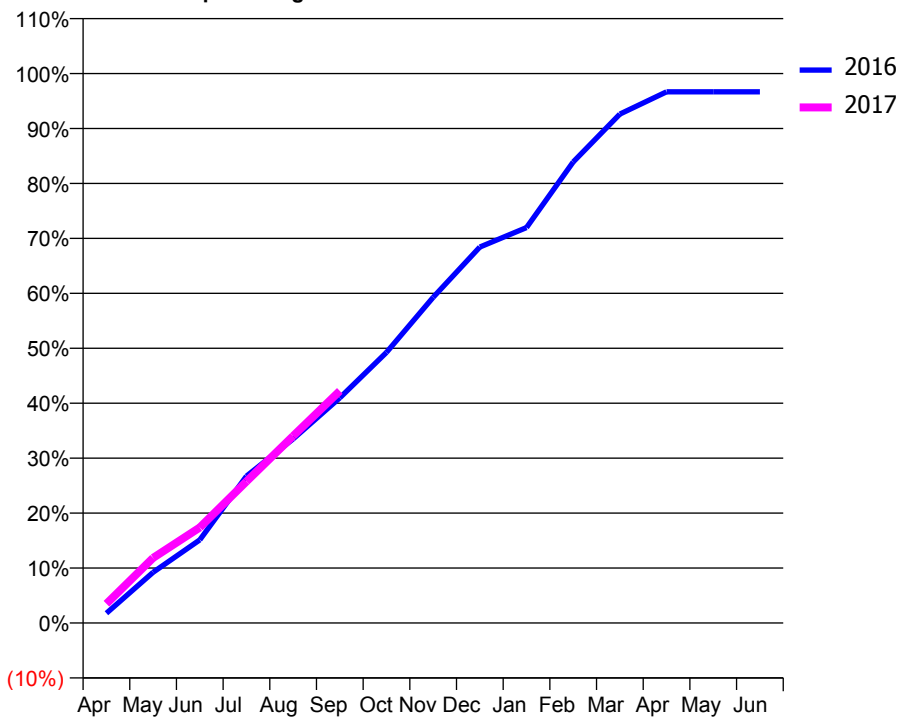
### ACCESS\*

Patients seen in 24 months	Total	Change since previous quarter
Quarter ending September 2015	17,451	
Quarter ending December 2015	17,394	→
Quarter ending March 2016	17,358	→
Quarter ending June 2016	17,199	→
Quarter ending September 2016	17,214	→
<b>Variance since September 2015</b>	<b>(1.4%)</b>	<b>↓</b>



### ACTIVITY

Cumulative percentage of contracted UDA delivered 2016 & 2017



Month	Adjusted Scheduled Activity (UDA)	
	2016	2017
April	839	1,722
May	4,328	5,834
June	7,093	8,559
July	12,520	12,687
August	15,693	16,758
September	19,197	20,799
October	23,080	
November	27,773	
December	32,059	
January	33,721	
February	39,307	
March	43,391	
April	45,292	
May	45,295	
June	45,291	

### QUALITY

	Quantity	Base Number	Contract	AT	Region	England
% of FP17s for the same patient ID Re-attending within 3 months - Children	187	2,895	6.5%	10.8%	12.0%	12.4%
% of FP17s for the same patient ID Re-attending within 3 months - Adults	1,309	9,633	13.6%	15.3%	15.9%	16.7%
% of FP17s for the same patient ID Re-attending between 3 & 9 months - Children	1,705	2,895	58.9%	61.2%	58.6%	57.4%
% of FP17s for the same patient ID Re-attending between 3 & 9 months - Adults	4,793	9,633	49.8%	55.3%	51.6%	50.5%
% of FP17s for Band 1 Urgent Courses	772	11,504	6.7%	7.0%	8.0%	9.1%
% of FP17s Relating to Free Repair or Replacements	149	11,504	1.3%	0.9%	0.8%	0.8%
% of FP17s Relating to Continuations	223	11,504	1.9%	1.7%	1.3%	1.3%
% of Patients satisfied with the dentistry they have received	12	13	92.3%	93.8%	93.1%	93.2%
% of Patients satisfied with the time they had to wait for an appointment	10	13	76.9%	88.9%	89.1%	89.0%

\* This is based on patients treated on this contract for their most recent course of treatment. Figures in italics indicate the base number of FP17s or Patient Questionnaire responses are less than 100. N/A is shown where the base number of responses is less than 10 during the period. % is calculated as Quantity/Base number\*100

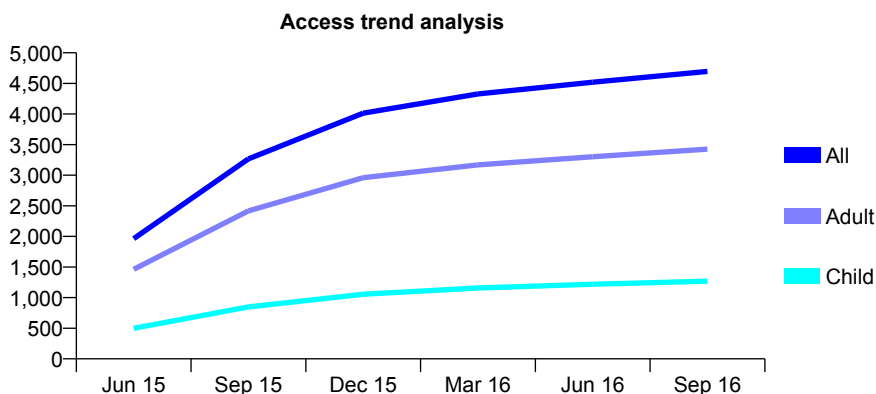
## Q55 - Vital Signs At a Glance Contract Report for 101656/0004 - September 2016

Name or company name	DM and LJ Jordan Limited
Contract type name	GDS Contract
Purpose of contract	General
Contract start date	01/01/2015
Contract end date	

16/17 Contracted general activity (UDA)	14,814
Carry forward general activity (UDA)	0
16/17 Contracted orthodontic activity (UOA)	0
Carry forward orthodontic activity (UOA)	0
Baseline contract value	£408,197.52

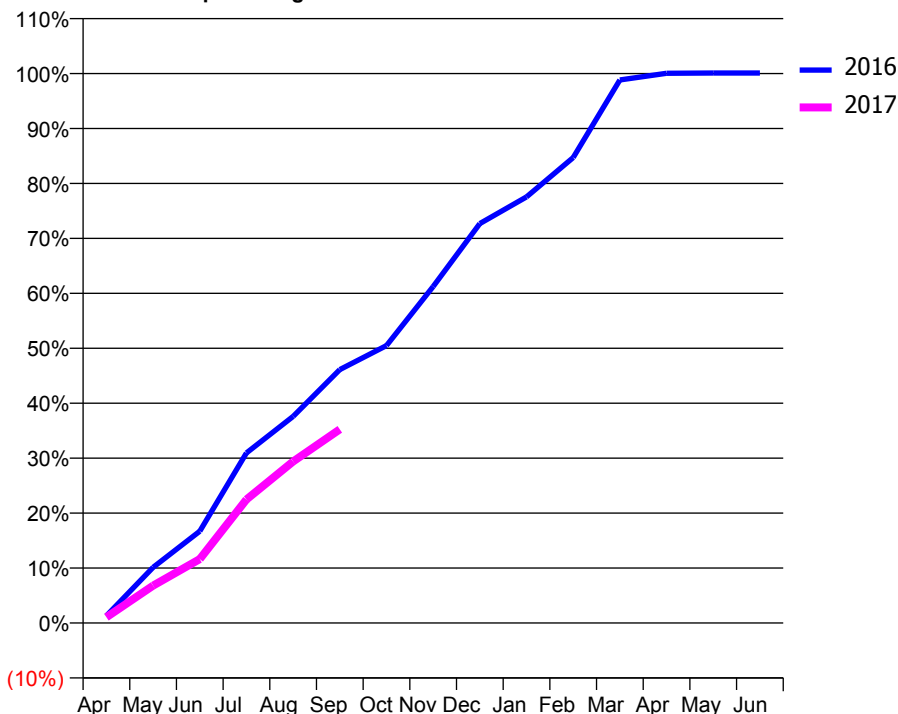
### ACCESS\*

Patients seen in 24 months	Total	Change since previous quarter
Quarter ending September 2015	3,267	
Quarter ending December 2015	4,015	↑
Quarter ending March 2016	4,327	↑
Quarter ending June 2016	4,520	↑
Quarter ending September 2016	4,696	↑
<b>Variance since September 2015</b>	<b>43.7%</b>	<b>↑</b>



### ACTIVITY

Cumulative percentage of contracted UDA delivered 2016 & 2017



Adjusted Scheduled Activity (UDA)

Month	2016	2017
April	197	155
May	1,500	1,007
June	2,475	1,725
July	4,584	3,331
August	5,569	4,356
September	6,831	5,221
October	7,479	
November	9,073	
December	10,768	
January	11,488	
February	12,548	
March	14,640	
April	14,821	
May	14,826	
June	14,826	

### QUALITY

	Quantity	Base Number	Contract	AT	Region	England
% of FP17s for the same patient ID Re-attending within 3 months - Children	76	936	8.1%	10.8%	12.0%	12.4%
% of FP17s for the same patient ID Re-attending within 3 months - Adults	366	2,619	14.0%	15.3%	15.9%	16.7%
% of FP17s for the same patient ID Re-attending between 3 & 9 months - Children	601	936	64.2%	61.2%	58.6%	57.4%
% of FP17s for the same patient ID Re-attending between 3 & 9 months - Adults	1,606	2,619	61.3%	55.3%	51.6%	50.5%
% of FP17s for Band 1 Urgent Courses	258	3,077	8.4%	7.0%	8.0%	9.1%
% of FP17s Relating to Free Repair or Replacements	13	3,077	0.4%	0.9%	0.8%	0.8%
% of FP17s Relating to Continuations	30	3,077	1.0%	1.7%	1.3%	1.3%
% of Patients satisfied with the dentistry they have received	5	5	N/A	93.8%	93.1%	93.2%
% of Patients satisfied with the time they had to wait for an appointment	5	5	N/A	88.9%	89.1%	89.0%

\* This is based on patients treated on this contract for their most recent course of treatment. Figures in italics indicate the base number of FP17s or Patient Questionnaire responses are less than 100. N/A is shown where the base number of responses is less than 10 during the period. % is calculated as Quantity/Base number\*100



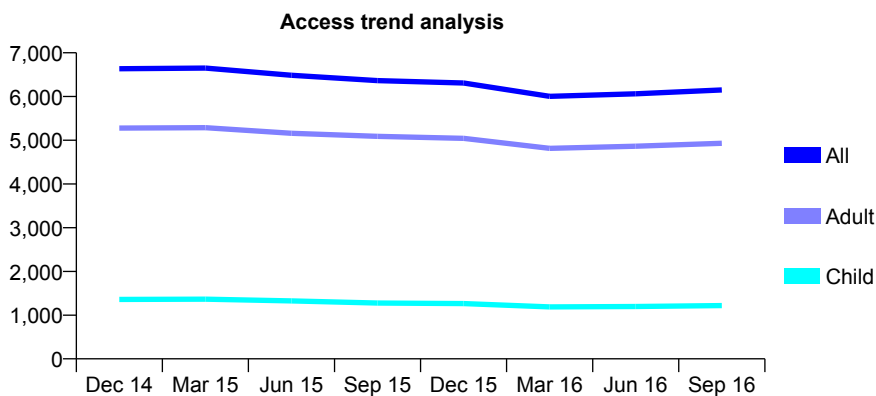
## Q55 - Vital Signs At a Glance Contract Report for 103667/0001 - September 2016

Name or company name	Daybrook Dental Surgery Ltd
Contract type name	GDS Contract
Purpose of contract	General
Contract start date	01/05/2010
Contract end date	

16/17 Contracted general activity (UDA)	29,000
Carry forward general activity (UDA)	0
16/17 Contracted orthodontic activity (UOA)	0
Carry forward orthodontic activity (UOA)	0
Baseline contract value	£679,065.70

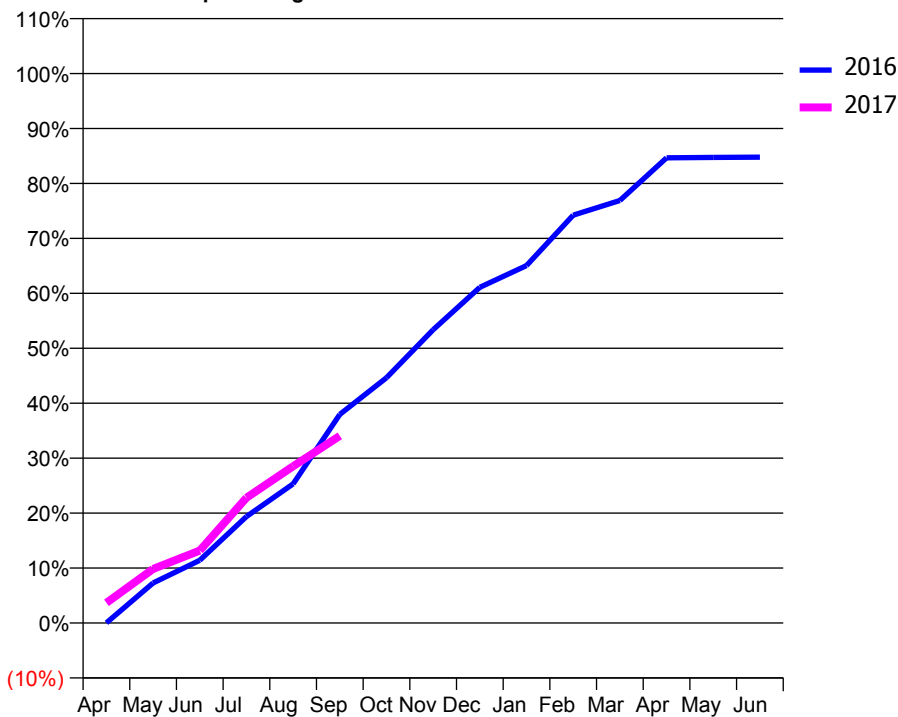
### ACCESS\*

Patients seen in 24 months	Total	Change since previous quarter
Quarter ending September 2015	6,365	
Quarter ending December 2015	6,309	→
Quarter ending March 2016	6,004	↓
Quarter ending June 2016	6,062	→
Quarter ending September 2016	6,150	→
<b>Variance since September 2015</b>	<b>(3.4%)</b>	<b>↓</b>



### ACTIVITY

Cumulative percentage of contracted UDA delivered 2016 & 2017



Adjusted Scheduled Activity (UDA)

Month	2016	2017
April	9	1,063
May	2,114	2,852
June	3,310	3,822
July	5,620	6,611
August	7,343	8,275
September	11,007	9,878
October	12,946	
November	15,480	
December	17,715	
January	18,867	
February	21,525	
March	22,297	
April	24,550	
May	24,568	
June	24,586	

### QUALITY

	Quantity	Base Number	Contract	AT	Region	England
% of FP17s for the same patient ID Re-attending within 3 months - Children	57	955	6.0%	10.8%	12.0%	12.4%
% of FP17s for the same patient ID Re-attending within 3 months - Adults	325	3,532	9.2%	15.3%	15.9%	16.7%
% of FP17s for the same patient ID Re-attending between 3 & 9 months - Children	537	955	56.2%	61.2%	58.6%	57.4%
% of FP17s for the same patient ID Re-attending between 3 & 9 months - Adults	2,167	3,532	61.4%	55.3%	51.6%	50.5%
% of FP17s for Band 1 Urgent Courses	117	3,692	3.2%	7.0%	8.0%	9.1%
% of FP17s Relating to Free Repair or Replacements	48	3,692	1.3%	0.9%	0.8%	0.8%
% of FP17s Relating to Continuations	45	3,692	1.2%	1.7%	1.3%	1.3%
% of Patients satisfied with the dentistry they have received	4	4	N/A	93.8%	93.1%	93.2%
% of Patients satisfied with the time they had to wait for an appointment	4	4	N/A	88.9%	89.1%	89.0%

\* This is based on patients treated on this contract for their most recent course of treatment. Figures in italics indicate the base number of FP17s or Patient Questionnaire responses are less than 100. N/A is shown where the base number of responses is less than 10 during the period. % is calculated as Quantity/Base number\*100

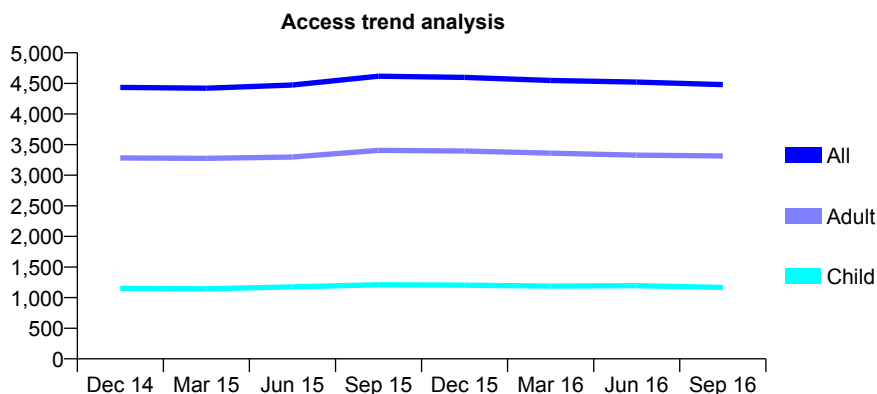
## Q55 - Vital Signs At a Glance Contract Report for 104167/0001 - September 2016

Name or company name	TSA Care Limited
Contract type name	GDS Contract
Purpose of contract	General
Contract start date	01/08/2010
Contract end date	

16/17 Contracted general activity (UDA)	15,453
Carry forward general activity (UDA)	1,220
16/17 Contracted orthodontic activity (UOA)	0
Carry forward orthodontic activity (UOA)	0
Baseline contract value	£395,169.39

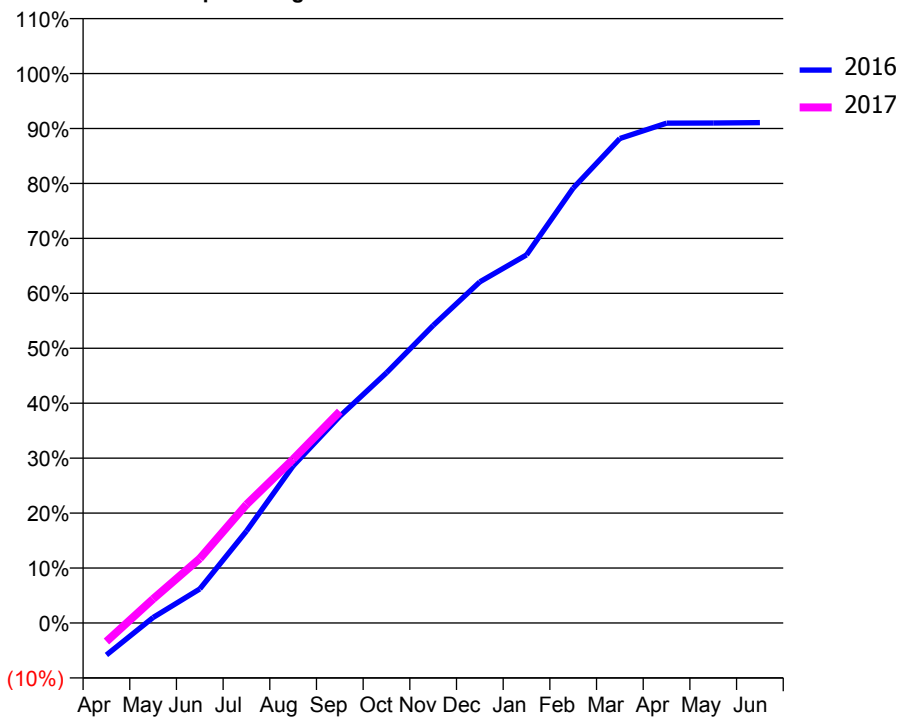
### ACCESS\*

Patients seen in 24 months	Total	Change since previous quarter
Quarter ending September 2015	4,617	
Quarter ending December 2015	4,599	→
Quarter ending March 2016	4,549	↓
Quarter ending June 2016	4,521	→
Quarter ending September 2016	4,481	→
<b>Variance since September 2015</b>	<b>(2.9%)</b>	<b>↓</b>



### ACTIVITY

Cumulative percentage of contracted UDA delivered 2016 & 2017



Month	Adjusted Scheduled Activity (UDA)	
	2016	2017
April	-900	-522
May	155	675
June	958	1,814
July	2,585	3,332
August	4,419	4,608
September	5,815	5,949
October	7,036	
November	8,368	
December	9,593	
January	10,352	
February	12,229	
March	13,626	
April	14,058	
May	14,060	
June	14,071	

### QUALITY

	Quantity	Base Number	Contract	AT	Region	England
% of FP17s for the same patient ID Re-attending within 3 months - Children	53	1,026	5.2%	10.8%	12.0%	12.4%
% of FP17s for the same patient ID Re-attending within 3 months - Adults	291	2,813	10.3%	15.3%	15.9%	16.7%
% of FP17s for the same patient ID Re-attending between 3 & 9 months - Children	774	1,026	75.4%	61.2%	58.6%	57.4%
% of FP17s for the same patient ID Re-attending between 3 & 9 months - Adults	2,164	2,813	76.9%	55.3%	51.6%	50.5%
% of FP17s for Band 1 Urgent Courses	53	3,624	1.5%	7.0%	8.0%	9.1%
% of FP17s Relating to Free Repair or Replacements	27	3,624	0.7%	0.9%	0.8%	0.8%
% of FP17s Relating to Continuations	54	3,624	1.5%	1.7%	1.3%	1.3%
% of Patients satisfied with the dentistry they have received	5	5	N/A	93.8%	93.1%	93.2%
% of Patients satisfied with the time they had to wait for an appointment	5	5	N/A	88.9%	89.1%	89.0%

\* This is based on patients treated on this contract for their most recent course of treatment. Figures in italics indicate the base number of FP17s or Patient Questionnaire responses are less than 100. N/A is shown where the base number of responses is less than 10 during the period. % is calculated as Quantity/Base number\*100

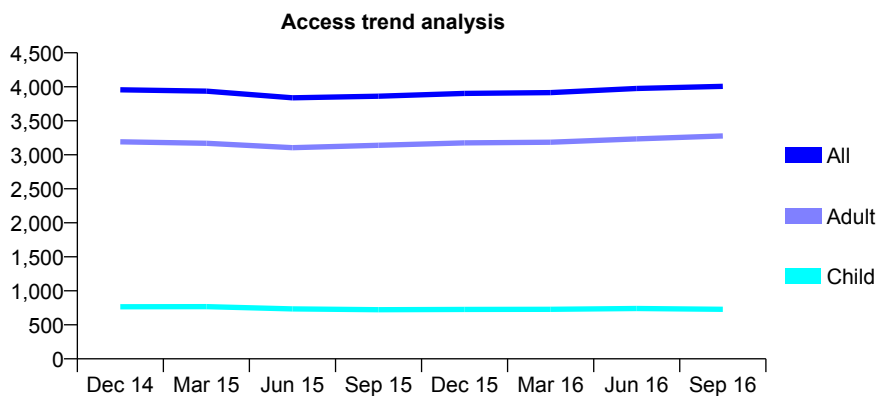
## Q55 - Vital Signs At a Glance Contract Report for 104426/0001 - September 2016

Name or company name	Parklands Dental Care
Contract type name	GDS Contract
Purpose of contract	General
Contract start date	01/04/2006
Contract end date	

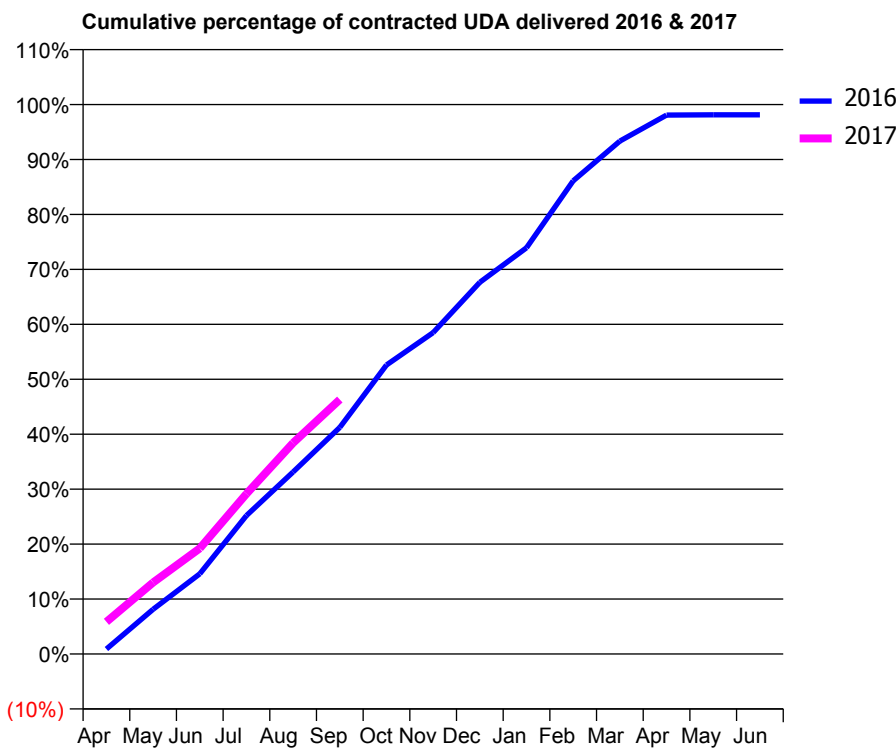
16/17 Contracted general activity (UDA)	13,579
Carry forward general activity (UDA)	0
16/17 Contracted orthodontic activity (UOA)	0
Carry forward orthodontic activity (UOA)	0
Baseline contract value	£321,833.69

### ACCESS\*

Patients seen in 24 months	Total	Change since previous quarter
Quarter ending September 2015	3,862	
Quarter ending December 2015	3,903	→
Quarter ending March 2016	3,915	→
Quarter ending June 2016	3,975	→
Quarter ending September 2016	4,006	→
<b>Variance since September 2015</b>	<b>3.7%</b>	<b>↑</b>



### ACTIVITY



Month	Adjusted Scheduled Activity (UDA)	
	2016	2017
April	122	794
May	1,104	1,767
June	1,982	2,612
July	3,422	3,958
August	4,500	5,218
September	5,600	6,288
October	7,144	
November	7,945	
December	9,185	
January	10,038	
February	11,694	
March	12,674	
April	13,318	
May	13,324	
June	13,324	

### QUALITY

	Quantity	Base Number	Contract	AT	Region	England
% of FP17s for the same patient ID Re-attending within 3 months - Children	49	603	8.1%	10.8%	12.0%	12.4%
% of FP17s for the same patient ID Re-attending within 3 months - Adults	428	2,551	16.8%	15.3%	15.9%	16.7%
% of FP17s for the same patient ID Re-attending between 3 & 9 months - Children	359	603	59.5%	61.2%	58.6%	57.4%
% of FP17s for the same patient ID Re-attending between 3 & 9 months - Adults	1,297	2,551	50.8%	55.3%	51.6%	50.5%
% of FP17s for Band 1 Urgent Courses	218	2,914	7.5%	7.0%	8.0%	9.1%
% of FP17s Relating to Free Repair or Replacements	38	2,914	1.3%	0.9%	0.8%	0.8%
% of FP17s Relating to Continuations	31	2,914	1.1%	1.7%	1.3%	1.3%
% of Patients satisfied with the dentistry they have received	7	8	N/A	93.8%	93.1%	93.2%
% of Patients satisfied with the time they had to wait for an appointment	5	8	N/A	88.9%	89.1%	89.0%

\* This is based on patients treated on this contract for their most recent course of treatment. Figures in italics indicate the base number of FP17s or Patient Questionnaire responses are less than 100. N/A is shown where the base number of responses is less than 10 during the period. % is calculated as Quantity/Base number\*100

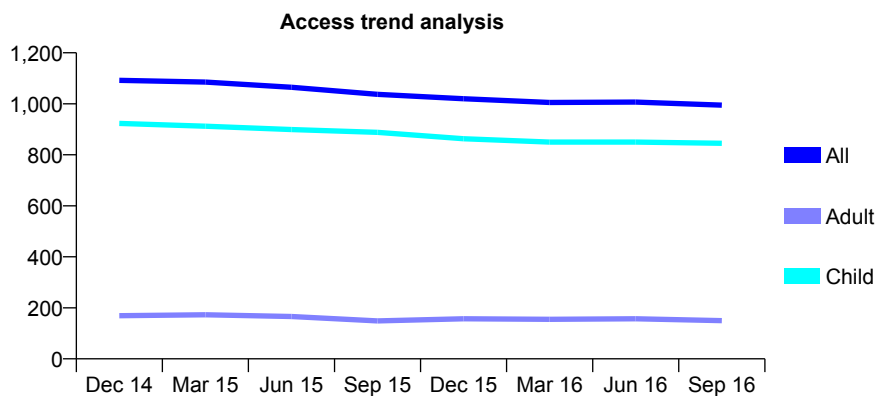
## Q55 - Vital Signs At a Glance Contract Report for 104736/0001 - September 2016

Name or company name	Compton Acres Dental Practice LTD
Contract type name	GDS Contract
Purpose of contract	General
Contract start date	01/07/2009
Contract end date	

16/17 Contracted general activity (UDA)	2,182
Carry forward general activity (UDA)	0
16/17 Contracted orthodontic activity (UOA)	0
Carry forward orthodontic activity (UOA)	0
Baseline contract value	£51,818.13

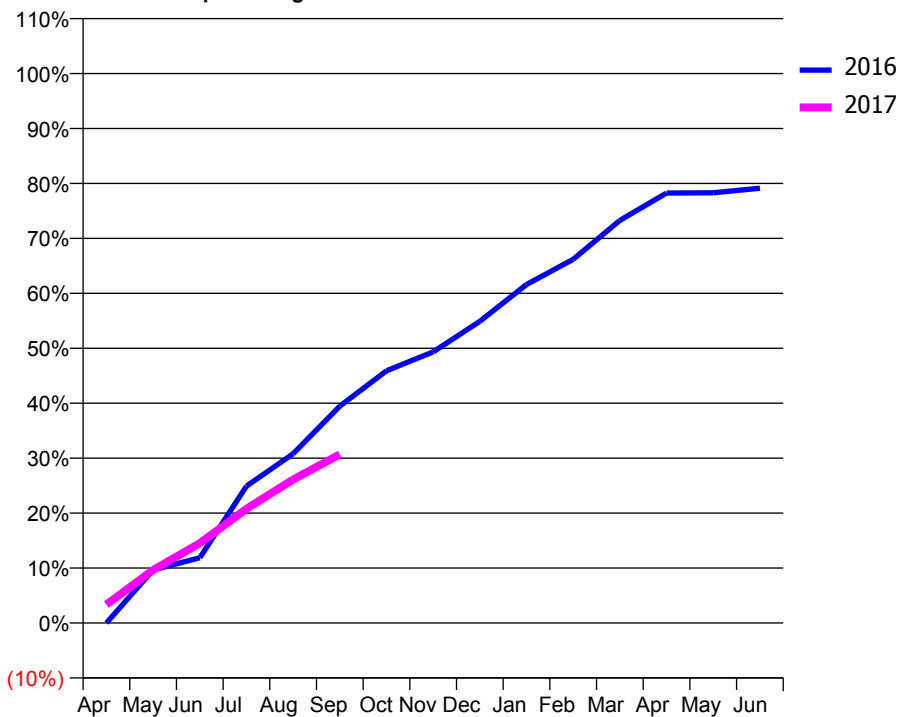
### ACCESS\*

Patients seen in 24 months	Total	Change since previous quarter
Quarter ending September 2015	1,037	
Quarter ending December 2015	1,020	↓
Quarter ending March 2016	1,005	↓
Quarter ending June 2016	1,007	→
Quarter ending September 2016	995	↓
<b>Variance since September 2015</b>	<b>(4.1%)</b>	<b>↓</b>



### ACTIVITY

Cumulative percentage of contracted UDA delivered 2016 & 2017



Month	Adjusted Scheduled Activity (UDA)	
	2016	2017
April	0	73
May	211	210
June	259	317
July	544	453
August	672	570
September	861	670
October	1,001	
November	1,077	
December	1,198	
January	1,344	
February	1,444	
March	1,599	
April	1,708	
May	1,709	
June	1,727	

### QUALITY

	Quantity	Base Number	Contract	AT	Region	England
% of FP17s for the same patient ID Re-attending within 3 months - Children	22	541	4.1%	10.8%	12.0%	12.4%
% of FP17s for the same patient ID Re-attending within 3 months - Adults	2	28	7.1%	15.3%	15.9%	16.7%
% of FP17s for the same patient ID Re-attending between 3 & 9 months - Children	272	541	50.3%	61.2%	58.6%	57.4%
% of FP17s for the same patient ID Re-attending between 3 & 9 months - Adults	16	28	57.1%	55.3%	51.6%	50.5%
% of FP17s for Band 1 Urgent Courses	9	477	1.9%	7.0%	8.0%	9.1%
% of FP17s Relating to Free Repair or Replacements	1	477	0.2%	0.9%	0.8%	0.8%
% of FP17s Relating to Continuations	0	477	0.0%	1.7%	1.3%	1.3%
% of Patients satisfied with the dentistry they have received	0	0	N/A	93.8%	93.1%	93.2%
% of Patients satisfied with the time they had to wait for an appointment	0	0	N/A	88.9%	89.1%	89.0%

\* This is based on patients treated on this contract for their most recent course of treatment. Figures in italics indicate the base number of FP17s or Patient Questionnaire responses are less than 100. N/A is shown where the base number of responses is less than 10 during the period. % is calculated as Quantity/Base number\*100

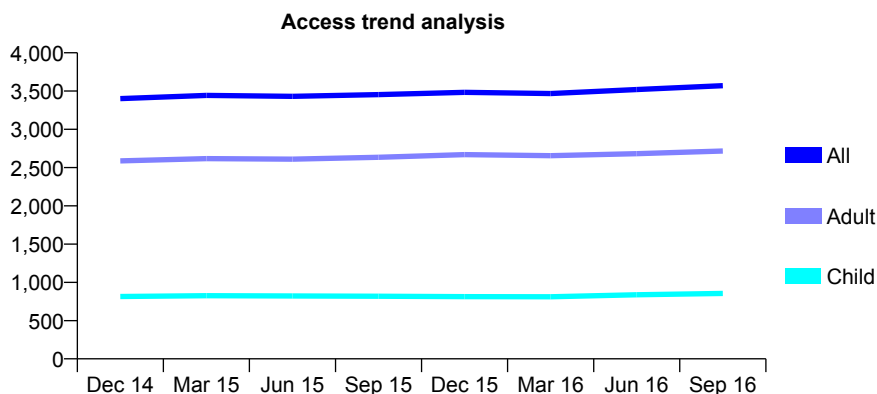
## Q55 - Vital Signs At a Glance Contract Report for 105740/0001 - September 2016

Name or company name	Mr JE Rowson & Mr I McVicar
Contract type name	GDS Contract
Purpose of contract	General
Contract start date	01/04/2006
Contract end date	

16/17 Contracted general activity (UDA)	12,629
Carry forward general activity (UDA)	0
16/17 Contracted orthodontic activity (UOA)	0
Carry forward orthodontic activity (UOA)	0
Baseline contract value	£293,564.34

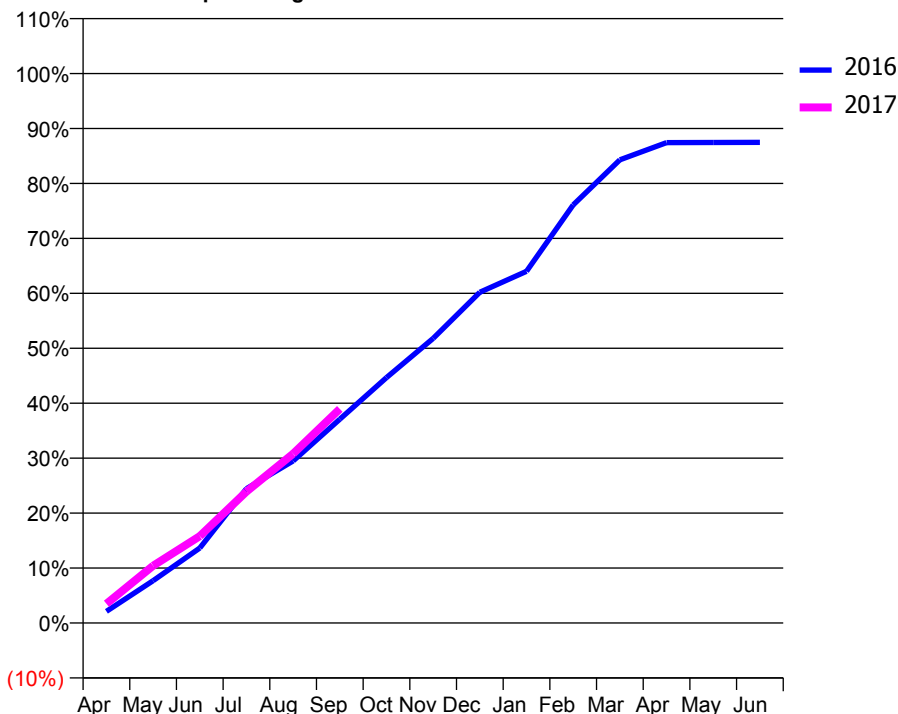
### ACCESS\*

Patients seen in 24 months	Total	Change since previous quarter
Quarter ending September 2015	3,453	
Quarter ending December 2015	3,483	→
Quarter ending March 2016	3,468	→
Quarter ending June 2016	3,519	→
Quarter ending September 2016	3,571	→
<b>Variance since September 2015</b>	<b>3.4%</b>	<b>↑</b>



### ACTIVITY

Cumulative percentage of contracted UDA delivered 2016 & 2017



Month	Adjusted Scheduled Activity (UDA)	
	2016	2017
April	268	442
May	972	1,316
June	1,725	1,997
July	3,088	3,021
August	3,724	3,890
September	4,684	4,922
October	5,639	
November	6,542	
December	7,603	
January	8,083	
February	9,610	
March	10,645	
April	11,040	
May	11,043	
June	11,047	

### QUALITY

	Quantity	Base Number	Contract	AT	Region	England
% of FP17s for the same patient ID Re-attending within 3 months - Children	61	691	8.8%	10.8%	12.0%	12.4%
% of FP17s for the same patient ID Re-attending within 3 months - Adults	476	2,388	19.9%	15.3%	15.9%	16.7%
% of FP17s for the same patient ID Re-attending between 3 & 9 months - Children	403	691	58.3%	61.2%	58.6%	57.4%
% of FP17s for the same patient ID Re-attending between 3 & 9 months - Adults	1,477	2,388	61.9%	55.3%	51.6%	50.5%
% of FP17s for Band 1 Urgent Courses	164	2,869	5.7%	7.0%	8.0%	9.1%
% of FP17s Relating to Free Repair or Replacements	48	2,869	1.7%	0.9%	0.8%	0.8%
% of FP17s Relating to Continuations	77	2,869	2.7%	1.7%	1.3%	1.3%
% of Patients satisfied with the dentistry they have received	5	5	N/A	93.8%	93.1%	93.2%
% of Patients satisfied with the time they had to wait for an appointment	4	5	N/A	88.9%	89.1%	89.0%

\* This is based on patients treated on this contract for their most recent course of treatment. Figures in italics indicate the base number of FP17s or Patient Questionnaire responses are less than 100. N/A is shown where the base number of responses is less than 10 during the period. % is calculated as Quantity/Base number\*100

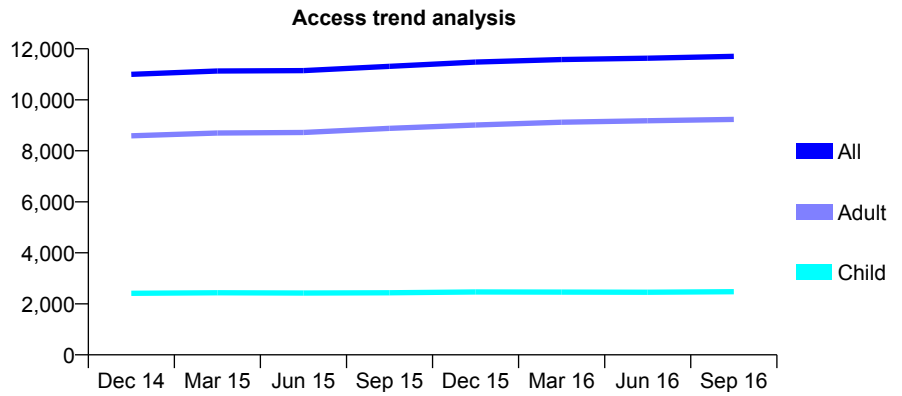
## Q55 - Vital Signs At a Glance Contract Report for 106992/0001 - September 2016

Name or company name	The Plains' Dental Practice Limited
Contract type name	GDS Contract
Purpose of contract	General
Contract start date	01/04/2008
Contract end date	

16/17 Contracted general activity (UDA)	36,931
Carry forward general activity (UDA)	0
16/17 Contracted orthodontic activity (UOA)	0
Carry forward orthodontic activity (UOA)	0
Baseline contract value	£1,020,326.34

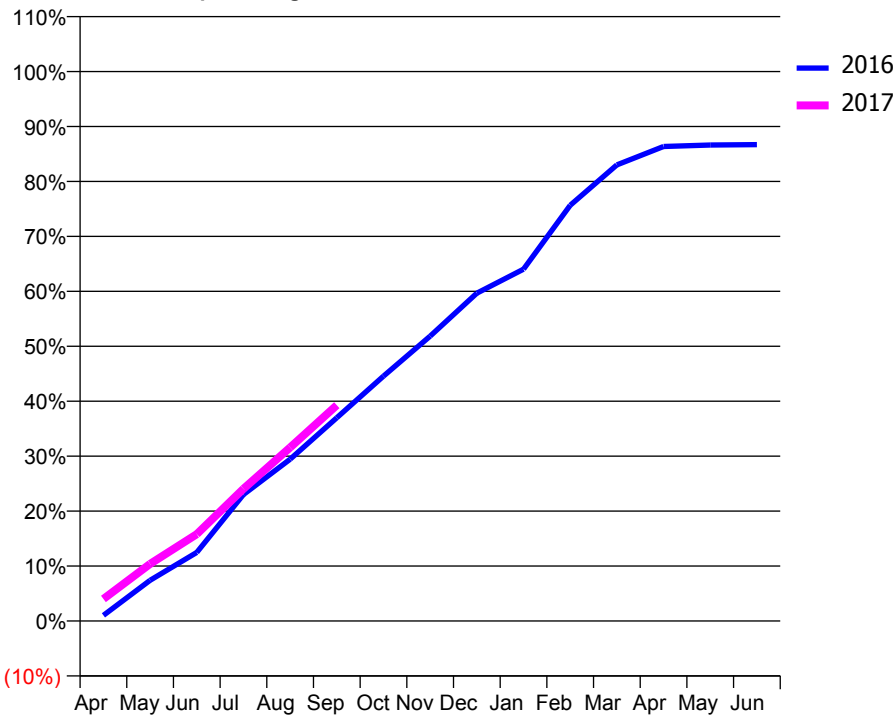
### ACCESS\*

Patients seen in 24 months	Total	Change since previous quarter
Quarter ending September 2015	11,313	
Quarter ending December 2015	11,480	→
Quarter ending March 2016	11,580	→
Quarter ending June 2016	11,631	→
Quarter ending September 2016	11,705	→
<b>Variance since September 2015</b>	<b>3.5%</b>	<b>↑</b>



### ACTIVITY

Cumulative percentage of contracted UDA delivered 2016 & 2017



Month	Adjusted Scheduled Activity (UDA)	
	2016	2017
April	381	1,483
May	2,741	3,838
June	4,613	5,836
July	8,497	8,886
August	10,878	11,663
September	13,658	14,505
October	16,459	
November	19,145	
December	22,037	
January	23,650	
February	27,943	
March	30,654	
April	31,894	
May	31,992	
June	32,021	

### QUALITY

	Quantity	Base Number	Contract	AT	Region	England
% of FP17s for the same patient ID Re-attending within 3 months - Children	108	1,958	5.5%	10.8%	12.0%	12.4%
% of FP17s for the same patient ID Re-attending within 3 months - Adults	717	6,792	10.6%	15.3%	15.9%	16.7%
% of FP17s for the same patient ID Re-attending between 3 & 9 months - Children	1,264	1,958	64.6%	61.2%	58.6%	57.4%
% of FP17s for the same patient ID Re-attending between 3 & 9 months - Adults	4,315	6,792	63.5%	55.3%	51.6%	50.5%
% of FP17s for Band 1 Urgent Courses	311	7,711	4.0%	7.0%	8.0%	9.1%
% of FP17s Relating to Free Repair or Replacements	92	7,711	1.2%	0.9%	0.8%	0.8%
% of FP17s Relating to Continuations	107	7,711	1.4%	1.7%	1.3%	1.3%
% of Patients satisfied with the dentistry they have received	14	14	100.0%	93.8%	93.1%	93.2%
% of Patients satisfied with the time they had to wait for an appointment	13	14	92.9%	88.9%	89.1%	89.0%

\* This is based on patients treated on this contract for their most recent course of treatment. Figures in italics indicate the base number of FP17s or Patient Questionnaire responses are less than 100. N/A is shown where the base number of responses is less than 10 during the period. % is calculated as Quantity/Base number\*100

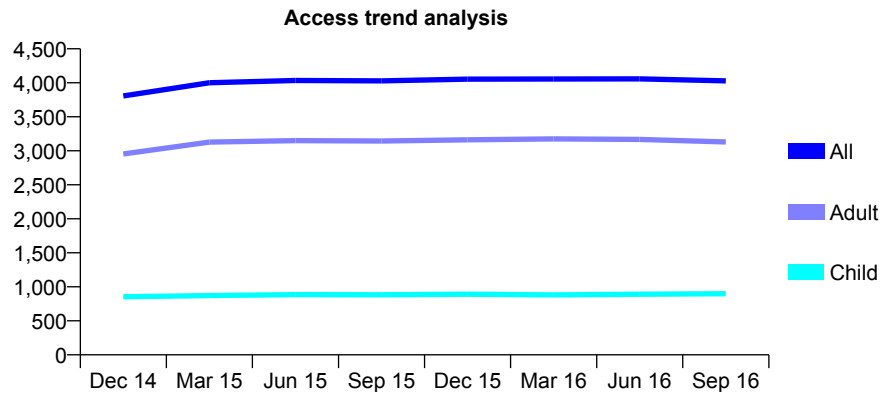
## Q55 - Vital Signs At a Glance Contract Report for 110841/0001 - September 2016

Name or company name	Bamford Dental Practice
Contract type name	GDS Contract
Purpose of contract	General
Contract start date	01/04/2011
Contract end date	

16/17 Contracted general activity (UDA)	11,928
Carry forward general activity (UDA)	0
16/17 Contracted orthodontic activity (UOA)	0
Carry forward orthodontic activity (UOA)	0
Baseline contract value	£304,730.58

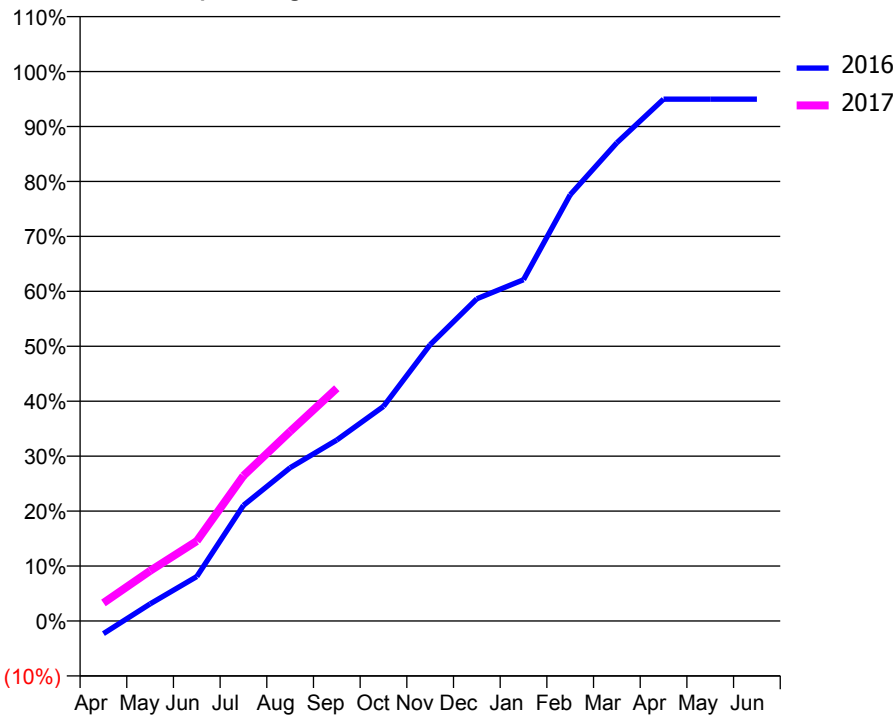
### ACCESS\*

Patients seen in 24 months	Total	Change since previous quarter
Quarter ending September 2015	4,028	
Quarter ending December 2015	4,054	→
Quarter ending March 2016	4,056	→
Quarter ending June 2016	4,058	→
Quarter ending September 2016	4,029	→
<b>Variance since September 2015</b>	<b>0.0%</b>	<b>→</b>



### ACTIVITY

Cumulative percentage of contracted UDA delivered 2016 & 2017



Month	Adjusted Scheduled Activity (UDA)	
	2016	2017
April	-276	392
May	371	1,090
June	965	1,734
July	2,511	3,153
August	3,326	4,114
September	3,929	5,052
October	4,660	
November	6,000	
December	6,995	
January	7,409	
February	9,253	
March	10,383	
April	11,327	
May	11,327	
June	11,327	

### QUALITY

	Quantity	Base Number	Contract	AT	Region	England
% of FP17s for the same patient ID Re-attending within 3 months - Children	54	761	7.1%	10.8%	12.0%	12.4%
% of FP17s for the same patient ID Re-attending within 3 months - Adults	328	2,348	14.0%	15.3%	15.9%	16.7%
% of FP17s for the same patient ID Re-attending between 3 & 9 months - Children	437	761	57.4%	61.2%	58.6%	57.4%
% of FP17s for the same patient ID Re-attending between 3 & 9 months - Adults	1,285	2,348	54.7%	55.3%	51.6%	50.5%
% of FP17s for Band 1 Urgent Courses	167	2,781	6.0%	7.0%	8.0%	9.1%
% of FP17s Relating to Free Repair or Replacements	39	2,781	1.4%	0.9%	0.8%	0.8%
% of FP17s Relating to Continuations	45	2,781	1.6%	1.7%	1.3%	1.3%
% of Patients satisfied with the dentistry they have received	6	6	N/A	93.8%	93.1%	93.2%
% of Patients satisfied with the time they had to wait for an appointment	6	6	N/A	88.9%	89.1%	89.0%

\* This is based on patients treated on this contract for their most recent course of treatment. Figures in italics indicate the base number of FP17s or Patient Questionnaire responses are less than 100. N/A is shown where the base number of responses is less than 10 during the period. % is calculated as Quantity/Base number\*100

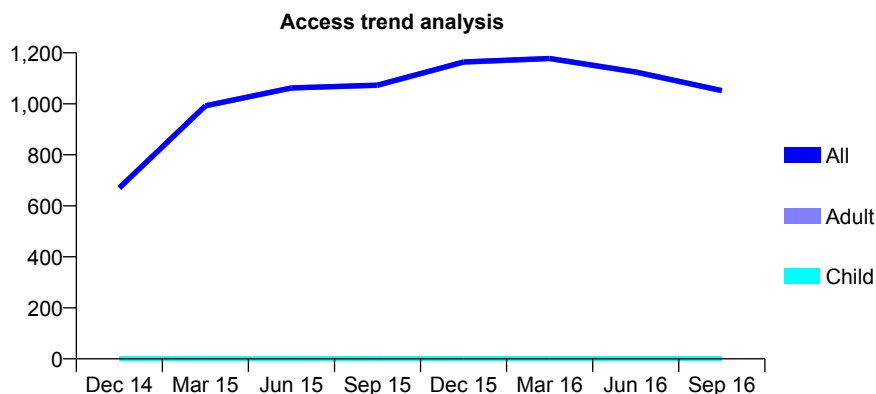
## Q55 - Vital Signs At a Glance Contract Report for 111627/0002 - September 2016

Name or company name	VOSG Bassetlaw Ltd
Contract type name	PDS Contract
Purpose of contract	General
Contract start date	01/07/2013
Contract end date	31/03/2017

16/17 Contracted general activity (UDA)	4,000
Carry forward general activity (UDA)	0
16/17 Contracted orthodontic activity (UOA)	0
Carry forward orthodontic activity (UOA)	0
Baseline contract value	£148,523.69

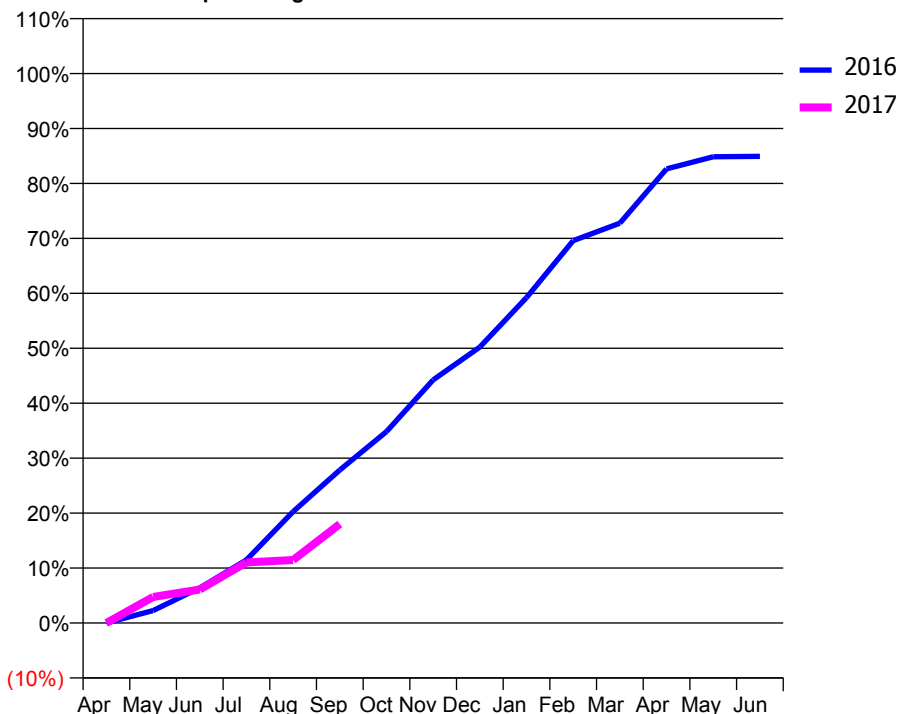
### ACCESS\*

Patients seen in 24 months	Total	Change since previous quarter
Quarter ending September 2015	1,073	
Quarter ending December 2015	1,164	↑
Quarter ending March 2016	1,178	→
Quarter ending June 2016	1,125	↓
Quarter ending September 2016	1,052	↓
<b>Variance since September 2015</b>	<b>(2.0%)</b>	<b>↓</b>



### ACTIVITY

Cumulative percentage of contracted UDA delivered 2016 & 2017



Adjusted Scheduled Activity (UDA)

Month	2016	2017
April	0	0
May	91	190
June	256	244
July	460	441
August	811	459
September	1,113	721
October	1,394	
November	1,770	
December	2,009	
January	2,369	
February	2,783	
March	2,911	
April	3,306	
May	3,394	
June	3,397	

### QUALITY

	Quantity	Base Number	Contract	AT	Region	England
% of FP17s for the same patient ID Re-attending within 3 months - Children	0	0	N/A	10.8%	12.0%	12.4%
% of FP17s for the same patient ID Re-attending within 3 months - Adults	20	302	6.6%	15.3%	15.9%	16.7%
% of FP17s for the same patient ID Re-attending between 3 & 9 months - Children	0	0	N/A	61.2%	58.6%	57.4%
% of FP17s for the same patient ID Re-attending between 3 & 9 months - Adults	37	302	12.3%	55.3%	51.6%	50.5%
% of FP17s for Band 1 Urgent Courses	5	147	3.4%	7.0%	8.0%	9.1%
% of FP17s Relating to Free Repair or Replacements	0	147	0.0%	0.9%	0.8%	0.8%
% of FP17s Relating to Continuations	0	147	0.0%	1.7%	1.3%	1.3%
% of Patients satisfied with the dentistry they have received	0	1	N/A	93.8%	93.1%	93.2%
% of Patients satisfied with the time they had to wait for an appointment	0	1	N/A	88.9%	89.1%	89.0%

\* This is based on patients treated on this contract for their most recent course of treatment. Figures in italics indicate the base number of FP17s or Patient Questionnaire responses are less than 100. N/A is shown where the base number of responses is less than 10 during the period. % is calculated as Quantity/Base number\*100



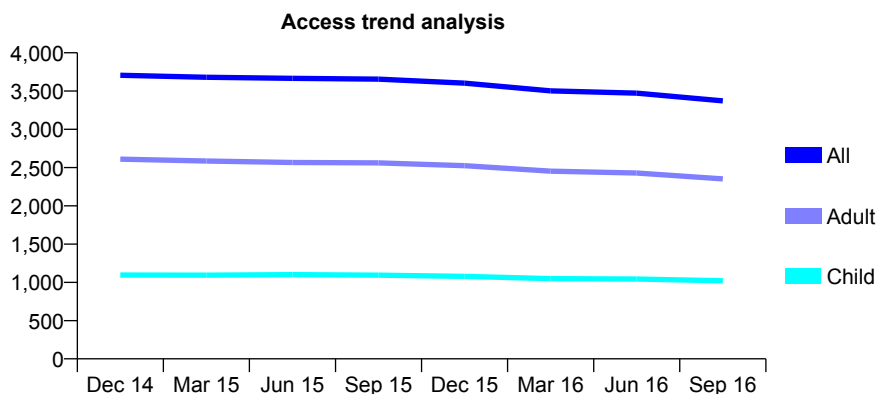
## Q55 - Vital Signs At a Glance Contract Report for 113883/0001 - September 2016

Name or company name	Aesthetix Limited
Contract type name	GDS Contract
Purpose of contract	General
Contract start date	01/12/2012
Contract end date	

16/17 Contracted general activity (UDA)	9,555
Carry forward general activity (UDA)	0
16/17 Contracted orthodontic activity (UOA)	0
Carry forward orthodontic activity (UOA)	0
Baseline contract value	£286,012.00

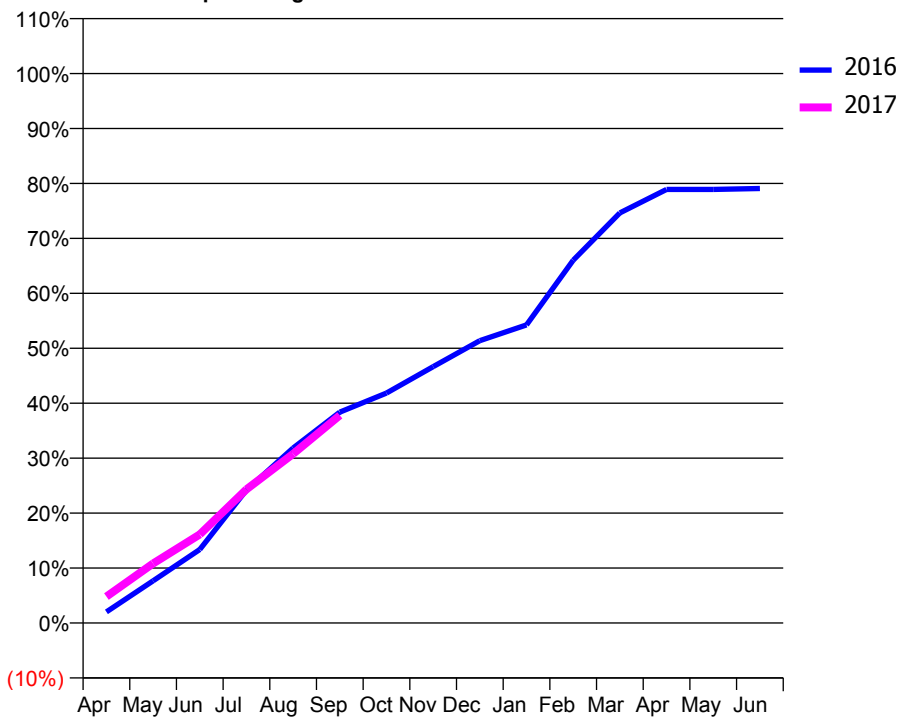
### ACCESS\*

Patients seen in 24 months	Total	Change since previous quarter
Quarter ending September 2015	3,655	
Quarter ending December 2015	3,603	↓
Quarter ending March 2016	3,502	↓
Quarter ending June 2016	3,472	→
Quarter ending September 2016	3,372	↓
<b>Variance since September 2015</b>	<b>(7.7%)</b>	<b>↓</b>



### ACTIVITY

Cumulative percentage of contracted UDA delivered 2016 & 2017



Adjusted Scheduled Activity (UDA)

Month	2016	2017
April	194	460
May	734	1,034
June	1,279	1,541
July	2,314	2,324
August	3,044	2,941
September	3,666	3,611
October	3,999	
November	4,458	
December	4,910	
January	5,183	
February	6,308	
March	7,132	
April	7,538	
May	7,538	
June	7,554	

### QUALITY

	Quantity	Base Number	Contract	AT	Region	England
% of FP17s for the same patient ID Re-attending within 3 months - Children	69	759	9.1%	10.8%	12.0%	12.4%
% of FP17s for the same patient ID Re-attending within 3 months - Adults	292	1,580	18.5%	15.3%	15.9%	16.7%
% of FP17s for the same patient ID Re-attending between 3 & 9 months - Children	482	759	63.5%	61.2%	58.6%	57.4%
% of FP17s for the same patient ID Re-attending between 3 & 9 months - Adults	747	1,580	47.3%	55.3%	51.6%	50.5%
% of FP17s for Band 1 Urgent Courses	75	1,838	4.1%	7.0%	8.0%	9.1%
% of FP17s Relating to Free Repair or Replacements	30	1,838	1.6%	0.9%	0.8%	0.8%
% of FP17s Relating to Continuations	92	1,838	5.0%	1.7%	1.3%	1.3%
% of Patients satisfied with the dentistry they have received	4	4	N/A	93.8%	93.1%	93.2%
% of Patients satisfied with the time they had to wait for an appointment	4	4	N/A	88.9%	89.1%	89.0%

\* This is based on patients treated on this contract for their most recent course of treatment. Figures in italics indicate the base number of FP17s or Patient Questionnaire responses are less than 100. N/A is shown where the base number of responses is less than 10 during the period. % is calculated as Quantity/Base number\*100

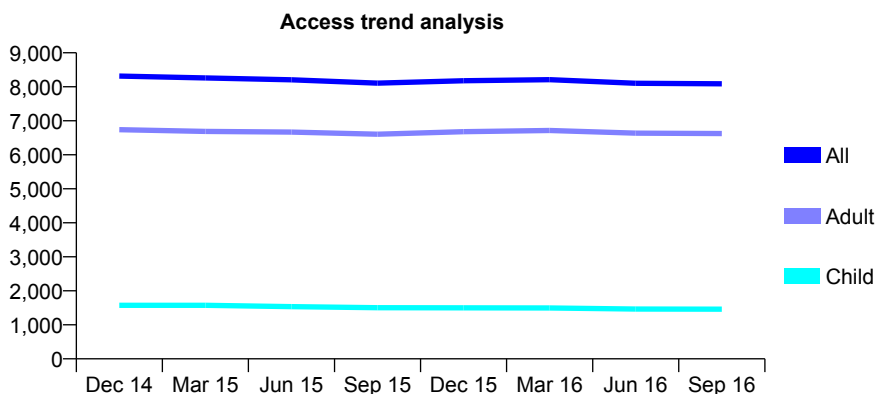
## Q55 - Vital Signs At a Glance Contract Report for 115649/0001 - September 2016

Name or company name	Whitecross Dental Care Ltd
Contract type name	GDS Contract
Purpose of contract	General
Contract start date	01/05/2011
Contract end date	

16/17 Contracted general activity (UDA)	27,225
Carry forward general activity (UDA)	0
16/17 Contracted orthodontic activity (UOA)	0
Carry forward orthodontic activity (UOA)	0
Baseline contract value	£719,081.60

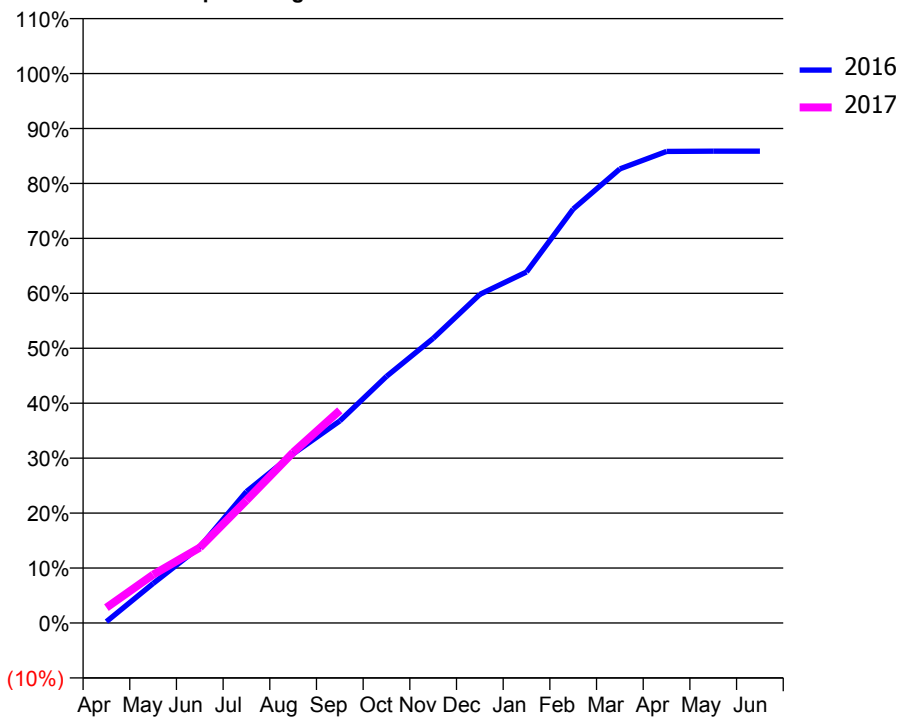
### ACCESS\*

Patients seen in 24 months	Total	Change since previous quarter
Quarter ending September 2015	8,109	
Quarter ending December 2015	8,180	→
Quarter ending March 2016	8,211	→
Quarter ending June 2016	8,103	↓
Quarter ending September 2016	8,087	→
<b>Variance since September 2015</b>	<b>(0.3%)</b>	<b>→</b>



### ACTIVITY

Cumulative percentage of contracted UDA delivered 2016 & 2017



Month	Adjusted Scheduled Activity (UDA)	
	2016	2017
April	69	766
May	1,957	2,393
June	3,768	3,737
July	6,508	6,076
August	8,384	8,452
September	10,013	10,537
October	12,221	
November	14,099	
December	16,280	
January	17,393	
February	20,507	
March	22,502	
April	23,365	
May	23,376	
June	23,377	

### QUALITY

	Quantity	Base Number	Contract	AT	Region	England
% of FP17s for the same patient ID Re-attending within 3 months - Children	49	1,083	4.5%	10.8%	12.0%	12.4%
% of FP17s for the same patient ID Re-attending within 3 months - Adults	477	4,406	10.8%	15.3%	15.9%	16.7%
% of FP17s for the same patient ID Re-attending between 3 & 9 months - Children	670	1,083	61.9%	61.2%	58.6%	57.4%
% of FP17s for the same patient ID Re-attending between 3 & 9 months - Adults	2,385	4,406	54.1%	55.3%	51.6%	50.5%
% of FP17s for Band 1 Urgent Courses	84	5,099	1.6%	7.0%	8.0%	9.1%
% of FP17s Relating to Free Repair or Replacements	31	5,099	0.6%	0.9%	0.8%	0.8%
% of FP17s Relating to Continuations	184	5,099	3.6%	1.7%	1.3%	1.3%
% of Patients satisfied with the dentistry they have received	1	1	N/A	93.8%	93.1%	93.2%
% of Patients satisfied with the time they had to wait for an appointment	1	1	N/A	88.9%	89.1%	89.0%

\* This is based on patients treated on this contract for their most recent course of treatment. Figures in italics indicate the base number of FP17s or Patient Questionnaire responses are less than 100. N/A is shown where the base number of responses is less than 10 during the period. % is calculated as Quantity/Base number\*100

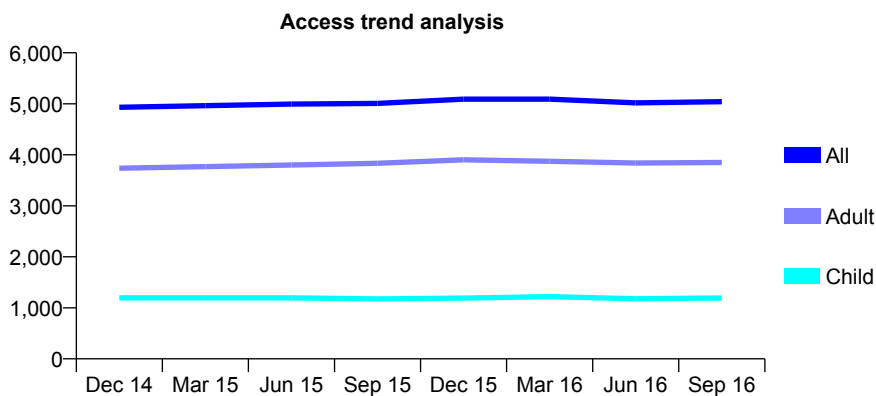
## Q55 - Vital Signs At a Glance Contract Report for 115711/0001 - September 2016

Name or company name	Ishak Practices Limited
Contract type name	GDS Contract
Purpose of contract	General
Contract start date	01/04/2011
Contract end date	

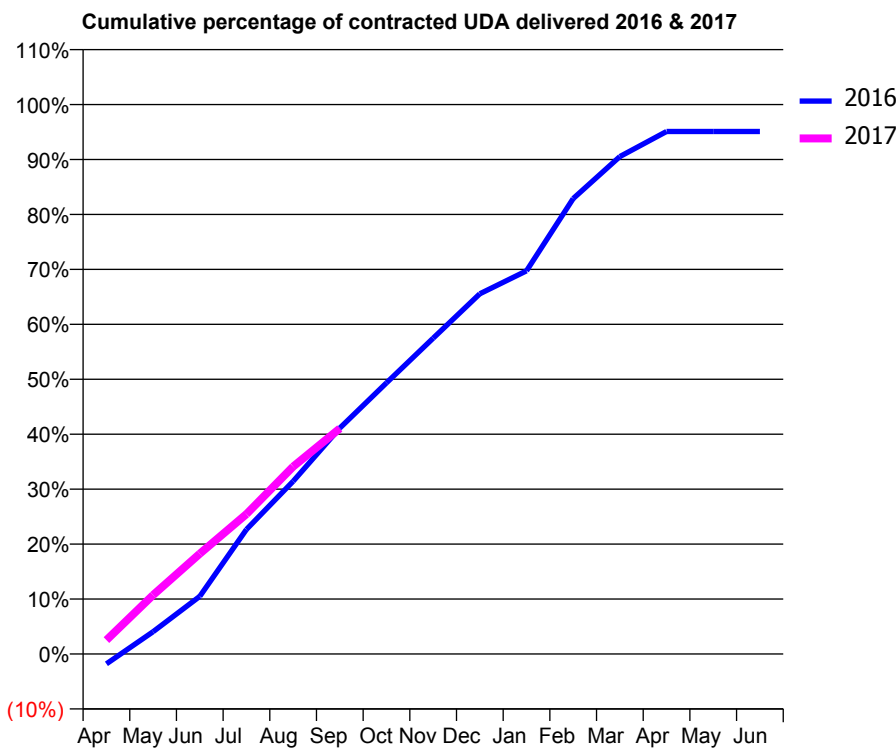
16/17 Contracted general activity (UDA)	16,922
Carry forward general activity (UDA)	0
16/17 Contracted orthodontic activity (UOA)	0
Carry forward orthodontic activity (UOA)	0
Baseline contract value	£396,042.92

### ACCESS\*

Patients seen in 24 months	Total	Change since previous quarter
Quarter ending September 2015	5,009	
Quarter ending December 2015	5,092	→
Quarter ending March 2016	5,091	→
Quarter ending June 2016	5,017	↓
Quarter ending September 2016	5,043	→
<b>Variance since September 2015</b>	<b>0.7%</b>	<b>→</b>



### ACTIVITY



Month	Adjusted Scheduled Activity (UDA)	
	2016	2017
April	-305	430
May	687	1,816
June	1,775	3,091
July	3,837	4,310
August	5,320	5,771
September	6,957	6,947
October	8,352	
November	9,728	
December	11,094	
January	11,802	
February	14,024	
March	15,319	
April	16,092	
May	16,092	
June	16,092	

### QUALITY

	Quantity	Base Number	Contract	AT	Region	England
% of FP17s for the same patient ID Re-attending within 3 months - Children	37	908	4.1%	10.8%	12.0%	12.4%
% of FP17s for the same patient ID Re-attending within 3 months - Adults	198	2,588	7.7%	15.3%	15.9%	16.7%
% of FP17s for the same patient ID Re-attending between 3 & 9 months - Children	615	908	67.7%	61.2%	58.6%	57.4%
% of FP17s for the same patient ID Re-attending between 3 & 9 months - Adults	1,701	2,588	65.7%	55.3%	51.6%	50.5%
% of FP17s for Band 1 Urgent Courses	0	3,235	0.0%	7.0%	8.0%	9.1%
% of FP17s Relating to Free Repair or Replacements	27	3,235	0.8%	0.9%	0.8%	0.8%
% of FP17s Relating to Continuations	63	3,235	1.9%	1.7%	1.3%	1.3%
% of Patients satisfied with the dentistry they have received	3	3	N/A	93.8%	93.1%	93.2%
% of Patients satisfied with the time they had to wait for an appointment	3	3	N/A	88.9%	89.1%	89.0%

\* This is based on patients treated on this contract for their most recent course of treatment. Figures in italics indicate the base number of FP17s or Patient Questionnaire responses are less than 100. N/A is shown where the base number of responses is less than 10 during the period. % is calculated as Quantity/Base number\*100

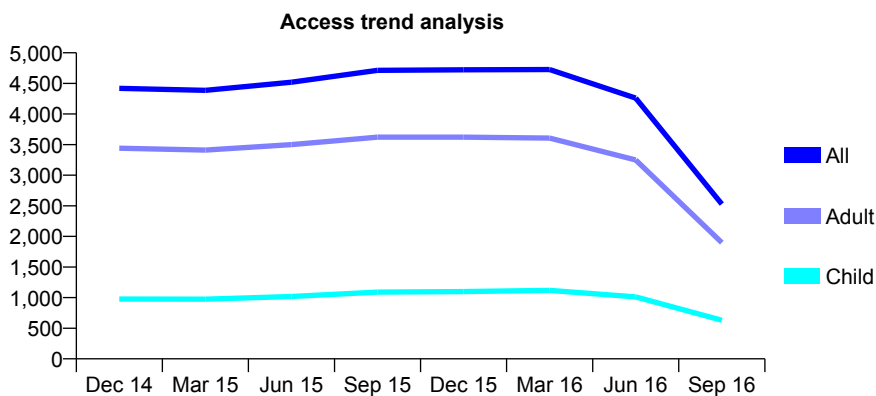
## Q55 - Vital Signs At a Glance Contract Report for 115843/0001 - September 2016

Name or company name	Brimington Dental Practice
Contract type name	GDS Contract
Purpose of contract	General and Orthodontic
Contract start date	01/11/2012
Contract end date	31/05/2016

16/17 Contracted general activity (UDA)	3,285
Carry forward general activity (UDA)	0
16/17 Contracted orthodontic activity (UOA)	96
Carry forward orthodontic activity (UOA)	0
Baseline contract value	£95,302.03

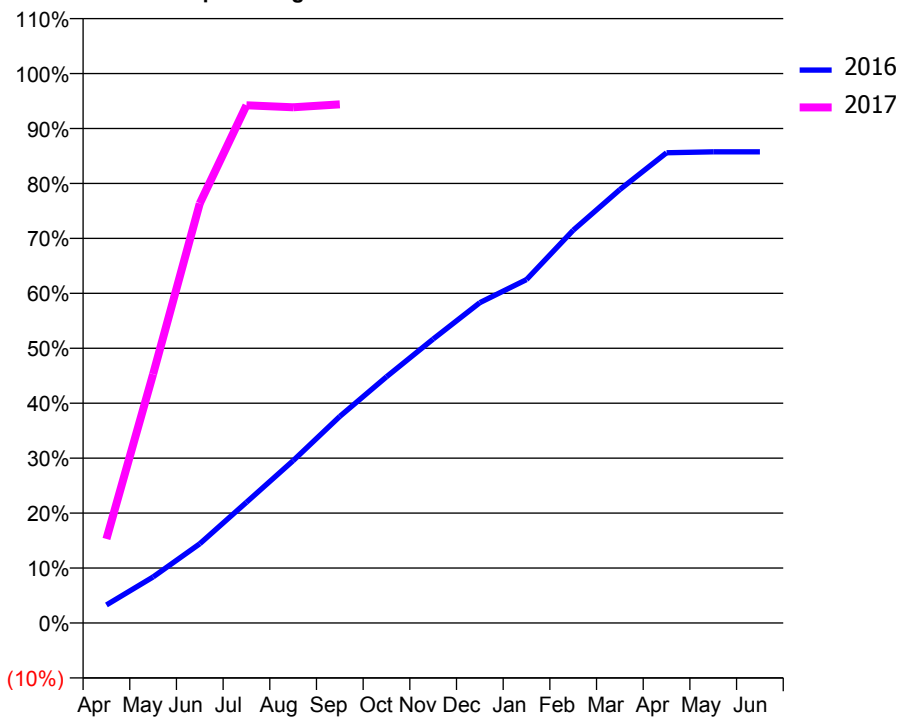
### ACCESS\*

Patients seen in 24 months	Total	Change since previous quarter
Quarter ending September 2015	4,714	
Quarter ending December 2015	4,722	→
Quarter ending March 2016	4,726	→
Quarter ending June 2016	4,261	↓
Quarter ending September 2016	2,529	↓
<b>Variance since September 2015</b>	<b>(46.4%)</b>	<b>↓</b>



### ACTIVITY

Cumulative percentage of contracted UDA delivered 2016 & 2017



Adjusted Scheduled Activity (UDA)

Month	2016	2017
April	650	503
May	1,651	1,488
June	2,843	2,508
July	4,332	3,095
August	5,825	3,083
September	7,411	3,100
October	8,834	
November	10,184	
December	11,490	
January	12,320	
February	14,087	
March	15,544	
April	16,868	
May	16,899	
June	16,902	

### QUALITY

	Quantity	Base Number	Contract	AT	Region	England
% of FP17s for the same patient ID Re-attending within 3 months - Children	169	598	28.3%	10.8%	12.0%	12.4%
% of FP17s for the same patient ID Re-attending within 3 months - Adults	174	1,588	11.0%	15.3%	15.9%	16.7%
% of FP17s for the same patient ID Re-attending between 3 & 9 months - Children	324	598	54.2%	61.2%	58.6%	57.4%
% of FP17s for the same patient ID Re-attending between 3 & 9 months - Adults	1,186	1,588	74.7%	55.3%	51.6%	50.5%
% of FP17s for Band 1 Urgent Courses	92	1,458	6.3%	7.0%	8.0%	9.1%
% of FP17s Relating to Free Repair or Replacements	5	1,458	0.3%	0.9%	0.8%	0.8%
% of FP17s Relating to Continuations	4	1,458	0.3%	1.7%	1.3%	1.3%
% of Patients satisfied with the dentistry they have received	3	3	N/A	93.8%	93.1%	93.2%
% of Patients satisfied with the time they had to wait for an appointment	3	3	N/A	88.9%	89.1%	89.0%

\* This is based on patients treated on this contract for their most recent course of treatment. Figures in italics indicate the base number of FP17s or Patient Questionnaire responses are less than 100. N/A is shown where the base number of responses is less than 10 during the period. % is calculated as Quantity/Base number\*100

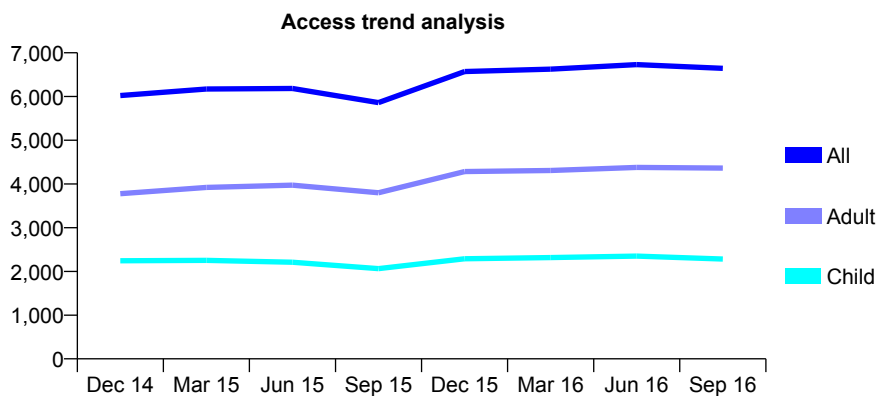
## Q55 - Vital Signs At a Glance Contract Report for 116114/0001 - September 2016

Name or company name	Rise Park Dental Practice
Contract type name	GDS Contract
Purpose of contract	General
Contract start date	01/04/2010
Contract end date	

16/17 Contracted general activity (UDA)	16,916
Carry forward general activity (UDA)	0
16/17 Contracted orthodontic activity (UOA)	0
Carry forward orthodontic activity (UOA)	0
Baseline contract value	£383,524.09

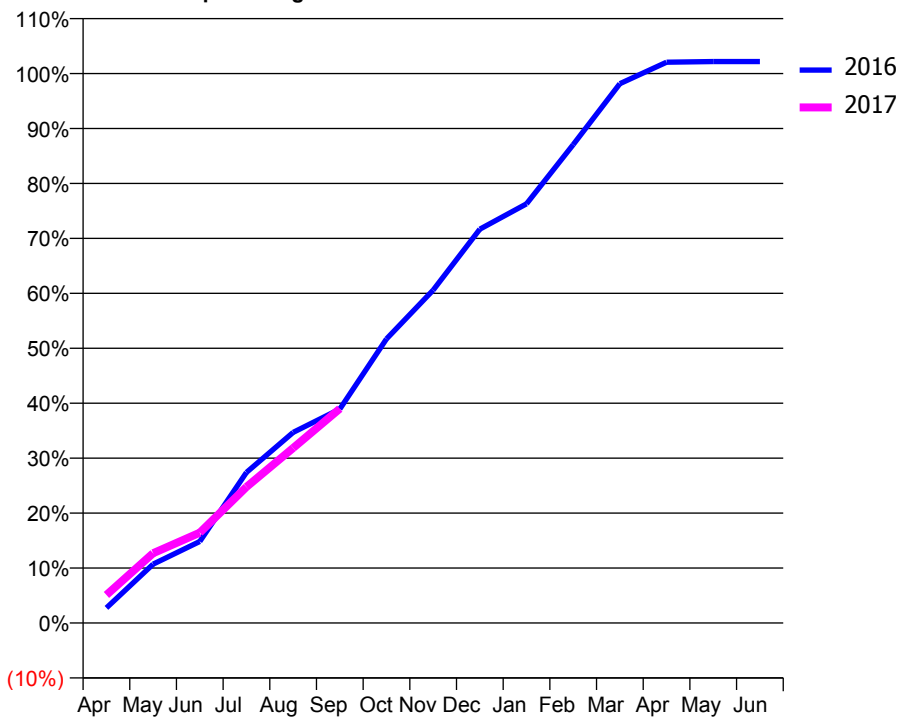
### ACCESS\*

Patients seen in 24 months	Total	Change since previous quarter
Quarter ending September 2015	5,861	
Quarter ending December 2015	6,571	↑
Quarter ending March 2016	6,625	→
Quarter ending June 2016	6,729	→
Quarter ending September 2016	6,646	↓
<b>Variance since September 2015</b>	<b>13.4%</b>	<b>↑</b>



### ACTIVITY

Cumulative percentage of contracted UDA delivered 2016 & 2017



Month	Adjusted Scheduled Activity (UDA)	
	2016	2017
April	465	863
May	1,812	2,148
June	2,512	2,783
July	4,636	4,189
August	5,866	5,387
September	6,588	6,598
October	8,745	
November	10,249	
December	12,125	
January	12,905	
February	14,726	
March	16,604	
April	17,266	
May	17,285	
June	17,286	

### QUALITY

	Quantity	Base Number	Contract	AT	Region	England
% of FP17s for the same patient ID Re-attending within 3 months - Children	99	1,553	6.4%	10.8%	12.0%	12.4%
% of FP17s for the same patient ID Re-attending within 3 months - Adults	184	2,187	8.4%	15.3%	15.9%	16.7%
% of FP17s for the same patient ID Re-attending between 3 & 9 months - Children	854	1,553	55.0%	61.2%	58.6%	57.4%
% of FP17s for the same patient ID Re-attending between 3 & 9 months - Adults	1,119	2,187	51.2%	55.3%	51.6%	50.5%
% of FP17s for Band 1 Urgent Courses	84	3,425	2.5%	7.0%	8.0%	9.1%
% of FP17s Relating to Free Repair or Replacements	28	3,425	0.8%	0.9%	0.8%	0.8%
% of FP17s Relating to Continuations	60	3,425	1.8%	1.7%	1.3%	1.3%
% of Patients satisfied with the dentistry they have received	3	3	N/A	93.8%	93.1%	93.2%
% of Patients satisfied with the time they had to wait for an appointment	2	3	N/A	88.9%	89.1%	89.0%

\* This is based on patients treated on this contract for their most recent course of treatment. Figures in italics indicate the base number of FP17s or Patient Questionnaire responses are less than 100. N/A is shown where the base number of responses is less than 10 during the period. % is calculated as Quantity/Base number\*100

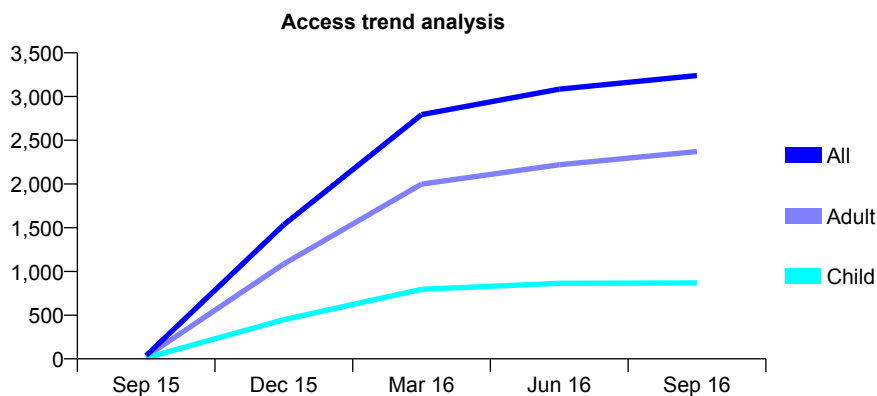
## Q55 - Vital Signs At a Glance Contract Report for 116386/0001 - September 2016

Name or company name	Apex Dental Care Dronfield Partnership
Contract type name	GDS Contract
Purpose of contract	General and Orthodontic
Contract start date	01/05/2015
Contract end date	

16/17 Contracted general activity (UDA)	10,201
Carry forward general activity (UDA)	0
16/17 Contracted orthodontic activity (UOA)	105
Carry forward orthodontic activity (UOA)	0
Baseline contract value	£262,038.66

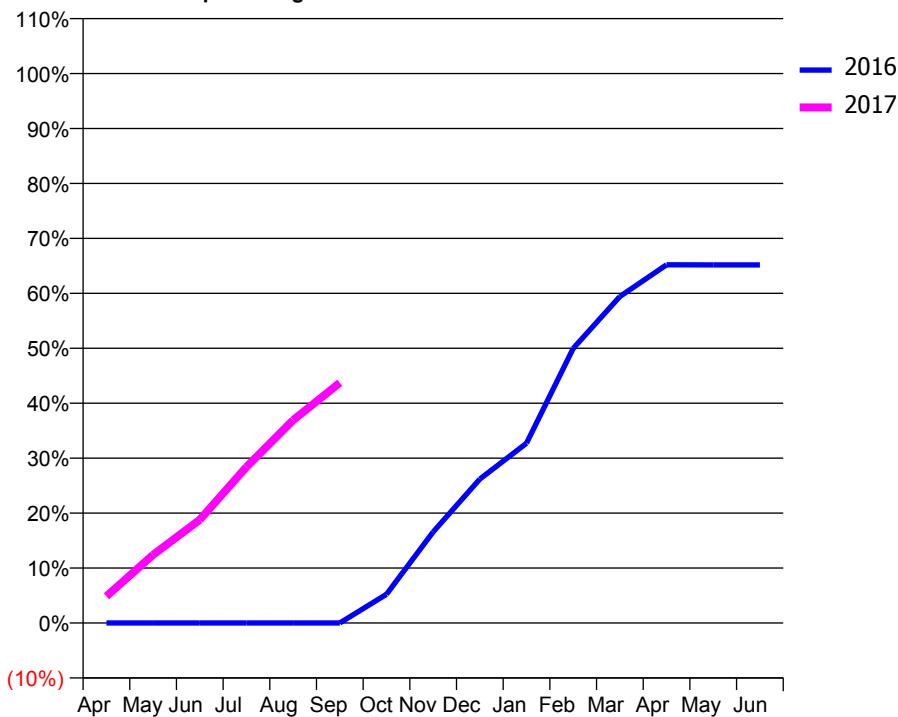
### ACCESS\*

Patients seen in 24 months	Total	Change since previous quarter
Quarter ending September 2015	37	
Quarter ending December 2015	1,533	↑
Quarter ending March 2016	2,793	↑
Quarter ending June 2016	3,084	↑
Quarter ending September 2016	3,240	↑
<b>Variance since September 2015</b>	<b>8656.8%</b>	<b>↑</b>



### ACTIVITY

Cumulative percentage of contracted UDA delivered 2016 & 2017



Month	Adjusted Scheduled Activity (UDA)	
	2016	2017
April	0	495
May	0	1,267
June	0	1,916
July	0	2,897
August	0	3,767
September	0	4,458
October	490	
November	1,552	
December	2,452	
January	3,064	
February	4,680	
March	5,565	
April	6,105	
May	6,103	
June	6,103	

### QUALITY

	Quantity	Base Number	Contract	AT	Region	England
% of FP17s for the same patient ID Re-attending within 3 months - Children	48	898	5.3%	10.8%	12.0%	12.4%
% of FP17s for the same patient ID Re-attending within 3 months - Adults	306	2,182	14.0%	15.3%	15.9%	16.7%
% of FP17s for the same patient ID Re-attending between 3 & 9 months - Children	658	898	73.3%	61.2%	58.6%	57.4%
% of FP17s for the same patient ID Re-attending between 3 & 9 months - Adults	1,356	2,182	62.1%	55.3%	51.6%	50.5%
% of FP17s for Band 1 Urgent Courses	232	2,721	8.5%	7.0%	8.0%	9.1%
% of FP17s Relating to Free Repair or Replacements	14	2,721	0.5%	0.9%	0.8%	0.8%
% of FP17s Relating to Continuations	3	2,721	0.1%	1.7%	1.3%	1.3%
% of Patients satisfied with the dentistry they have received	6	6	N/A	93.8%	93.1%	93.2%
% of Patients satisfied with the time they had to wait for an appointment	6	6	N/A	88.9%	89.1%	89.0%

\* This is based on patients treated on this contract for their most recent course of treatment. Figures in italics indicate the base number of FP17s or Patient Questionnaire responses are less than 100. N/A is shown where the base number of responses is less than 10 during the period. % is calculated as Quantity/Base number\*100

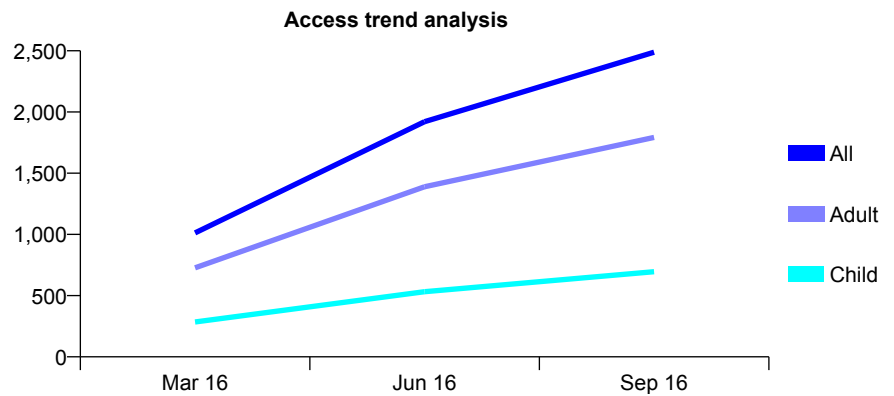
## Q55 - Vital Signs At a Glance Contract Report for 117153/0001 - September 2016

Name or company name	Woodthorpe Dental Care
Contract type name	GDS Contract
Purpose of contract	General
Contract start date	24/12/2015
Contract end date	

16/17 Contracted general activity (UDA)	8,991
Carry forward general activity (UDA)	0
16/17 Contracted orthodontic activity (UOA)	0
Carry forward orthodontic activity (UOA)	0
Baseline contract value	£212,610.11

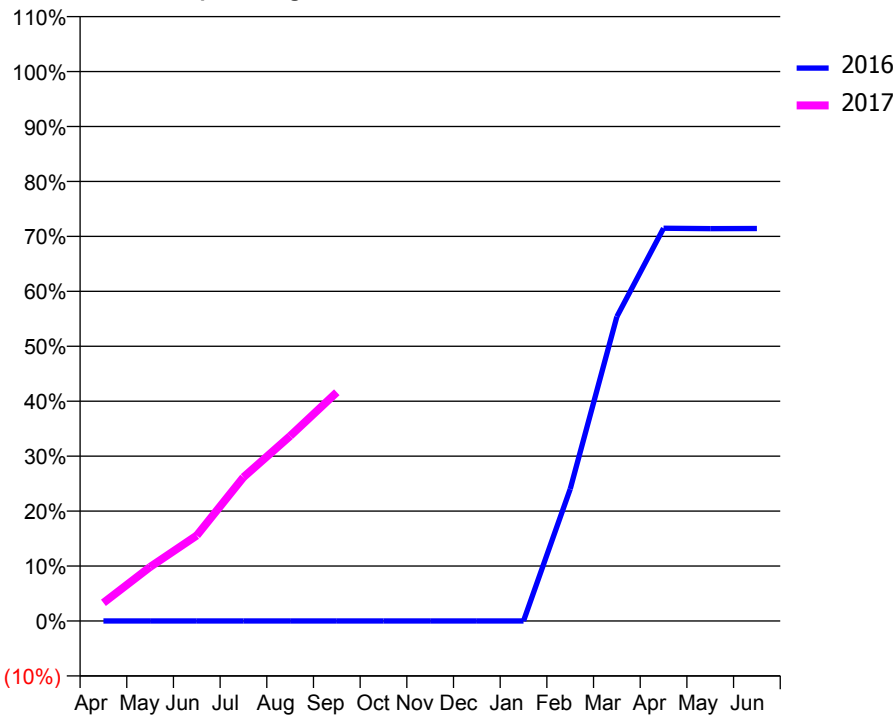
### ACCESS\*

Patients seen in 24 months	Total	Change since previous quarter
Quarter ending September 2015	0	
Quarter ending December 2015	0	
Quarter ending March 2016	1,012	
Quarter ending June 2016	1,921	↑
Quarter ending September 2016	2,489	↑
<b>Variance since September 2015</b>	N/A	



### ACTIVITY

Cumulative percentage of contracted UDA delivered 2016 & 2017



Month	Adjusted Scheduled Activity (UDA)	
	2016	2017
April	0	297
May	0	886
June	0	1,401
July	0	2,353
August	0	3,027
September	0	3,743
October	0	
November	0	
December	0	
January	0	
February	584	
March	1,347	
April	1,738	
May	1,736	
June	1,737	

### QUALITY

	Quantity	Base Number	Contract	AT	Region	England
% of FP17s for the same patient ID Re-attending within 3 months - Children	37	674	5.5%	10.8%	12.0%	12.4%
% of FP17s for the same patient ID Re-attending within 3 months - Adults	210	1,768	11.9%	15.3%	15.9%	16.7%
% of FP17s for the same patient ID Re-attending between 3 & 9 months - Children	155	674	23.0%	61.2%	58.6%	57.4%
% of FP17s for the same patient ID Re-attending between 3 & 9 months - Adults	364	1,768	20.6%	55.3%	51.6%	50.5%
% of FP17s for Band 1 Urgent Courses	173	2,218	7.8%	7.0%	8.0%	9.1%
% of FP17s Relating to Free Repair or Replacements	5	2,218	0.2%	0.9%	0.8%	0.8%
% of FP17s Relating to Continuations	0	2,218	0.0%	1.7%	1.3%	1.3%
% of Patients satisfied with the dentistry they have received	2	2	N/A	93.8%	93.1%	93.2%
% of Patients satisfied with the time they had to wait for an appointment	1	2	N/A	88.9%	89.1%	89.0%

\* This is based on patients treated on this contract for their most recent course of treatment. Figures in italics indicate the base number of FP17s or Patient Questionnaire responses are less than 100. N/A is shown where the base number of responses is less than 10 during the period. % is calculated as Quantity/Base number\*100

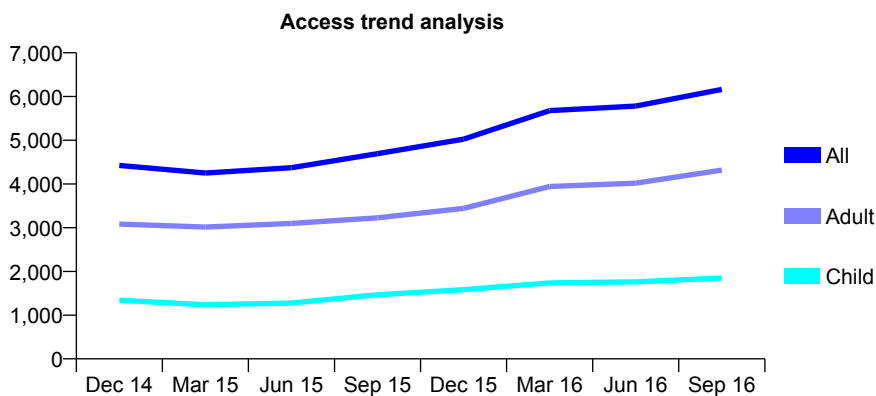
## Q55 - Vital Signs At a Glance Contract Report for 117897/0001 - September 2016

Name or company name	Dove Dental Care Ltd
Contract type name	GDS Contract
Purpose of contract	General
Contract start date	01/10/2009
Contract end date	

16/17 Contracted general activity (UDA)	28,030
Carry forward general activity (UDA)	0
16/17 Contracted orthodontic activity (UOA)	0
Carry forward orthodontic activity (UOA)	0
Baseline contract value	£697,305.09

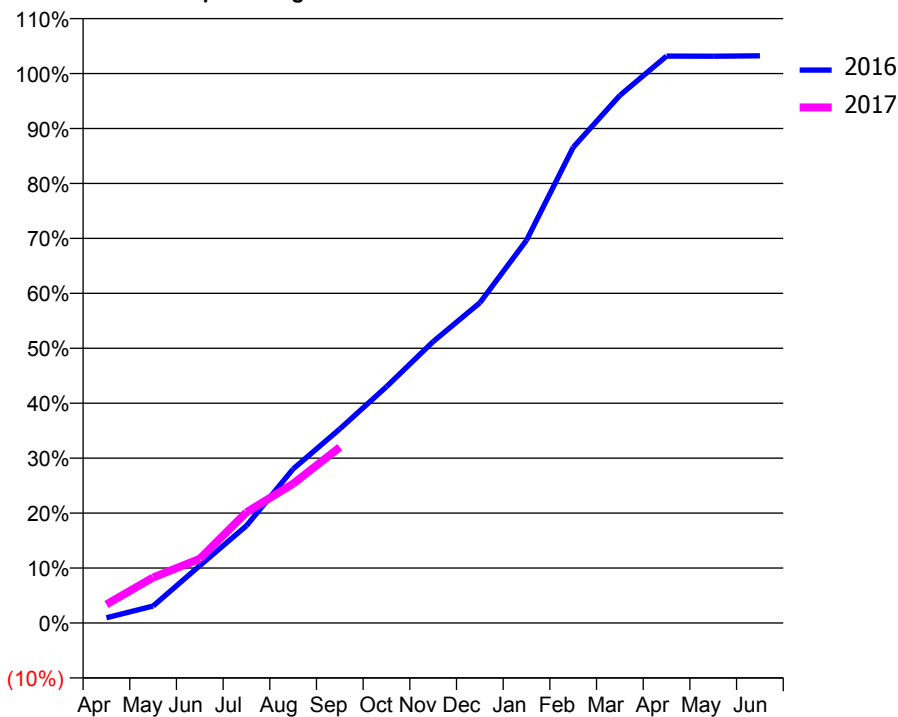
### ACCESS\*

Patients seen in 24 months	Total	Change since previous quarter
Quarter ending September 2015	4,692	
Quarter ending December 2015	5,025	↑
Quarter ending March 2016	5,679	↑
Quarter ending June 2016	5,780	→
Quarter ending September 2016	6,162	↑
<b>Variance since September 2015</b>	<b>31.3%</b>	<b>↑</b>



### ACTIVITY

Cumulative percentage of contracted UDA delivered 2016 & 2017



Month	Adjusted Scheduled Activity (UDA)	
	2016	2017
April	213	949
May	681	2,325
June	2,299	3,273
July	3,900	5,648
August	6,175	7,103
September	7,781	8,968
October	9,475	
November	11,285	
December	12,838	
January	15,345	
February	19,072	
March	21,152	
April	22,731	
May	22,724	
June	22,737	

### QUALITY

	Quantity	Base Number	Contract	AT	Region	England
% of FP17s for the same patient ID Re-attending within 3 months - Children	200	1,571	12.7%	10.8%	12.0%	12.4%
% of FP17s for the same patient ID Re-attending within 3 months - Adults	727	3,373	21.6%	15.3%	15.9%	16.7%
% of FP17s for the same patient ID Re-attending between 3 & 9 months - Children	893	1,571	56.8%	61.2%	58.6%	57.4%
% of FP17s for the same patient ID Re-attending between 3 & 9 months - Adults	1,781	3,373	52.8%	55.3%	51.6%	50.5%
% of FP17s for Band 1 Urgent Courses	329	4,315	7.6%	7.0%	8.0%	9.1%
% of FP17s Relating to Free Repair or Replacements	49	4,315	1.1%	0.9%	0.8%	0.8%
% of FP17s Relating to Continuations	12	4,315	0.3%	1.7%	1.3%	1.3%
% of Patients satisfied with the dentistry they have received	4	4	N/A	93.8%	93.1%	93.2%
% of Patients satisfied with the time they had to wait for an appointment	3	4	N/A	88.9%	89.1%	89.0%

\* This is based on patients treated on this contract for their most recent course of treatment. Figures in italics indicate the base number of FP17s or Patient Questionnaire responses are less than 100. N/A is shown where the base number of responses is less than 10 during the period. % is calculated as Quantity/Base number\*100



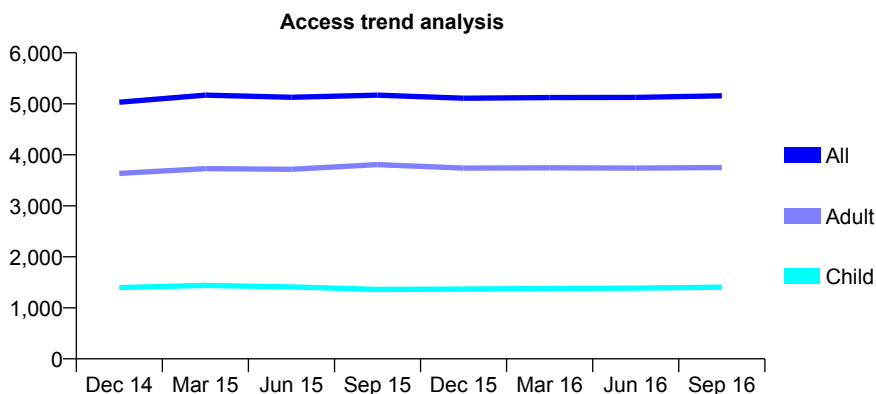
## Q55 - Vital Signs At a Glance Contract Report for 118389/0004 - September 2016

Name or company name	Ishak Practices Limited
Contract type name	PDS Plus Contract
Purpose of contract	General
Contract start date	01/04/2011
Contract end date	31/03/2017

16/17 Contracted general activity (UDA)	19,000
Carry forward general activity (UDA)	0
16/17 Contracted orthodontic activity (UOA)	0
Carry forward orthodontic activity (UOA)	0
Baseline contract value	£533,797.83

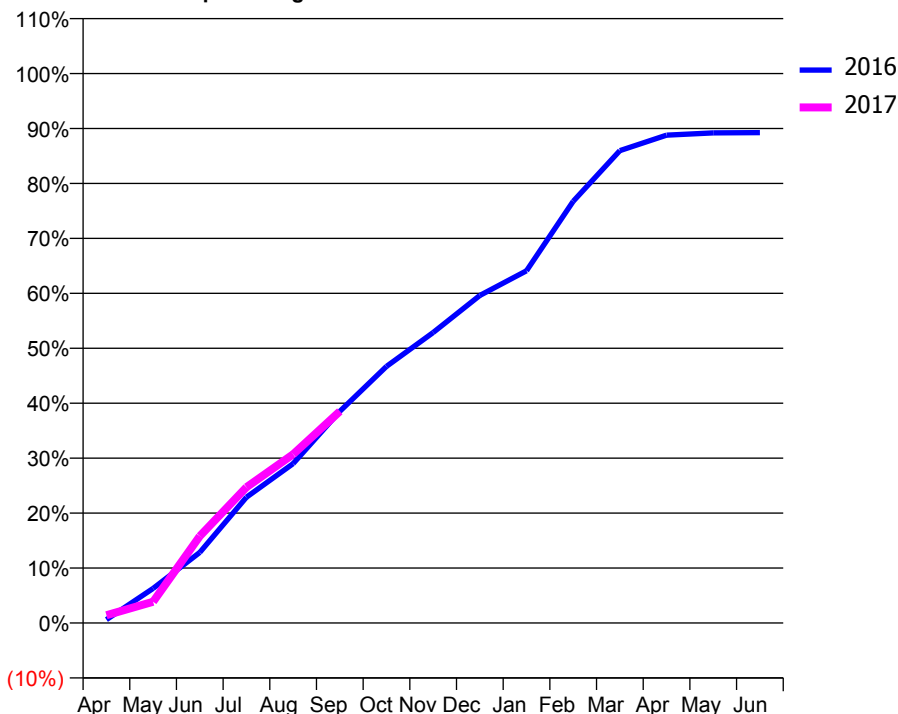
### ACCESS\*

Patients seen in 24 months	Total	Change since previous quarter
Quarter ending September 2015	5,171	
Quarter ending December 2015	5,109	↓
Quarter ending March 2016	5,124	→
Quarter ending June 2016	5,126	→
Quarter ending September 2016	5,157	→
<b>Variance since September 2015</b>	<b>(0.3%)</b>	→



### ACTIVITY

Cumulative percentage of contracted UDA delivered 2016 & 2017



Month	Adjusted Scheduled Activity (UDA)	
	2016	2017
April	119	268
May	1,195	737
June	2,442	3,002
July	4,352	4,698
August	5,513	5,835
September	7,321	7,320
October	8,873	
November	10,043	
December	11,324	
January	12,181	
February	14,580	
March	16,333	
April	16,869	
May	16,946	
June	16,958	

### QUALITY

	Quantity	Base Number	Contract	AT	Region	England
% of FP17s for the same patient ID Re-attending within 3 months - Children	71	994	7.1%	10.8%	12.0%	12.4%
% of FP17s for the same patient ID Re-attending within 3 months - Adults	318	2,245	14.2%	15.3%	15.9%	16.7%
% of FP17s for the same patient ID Re-attending between 3 & 9 months - Children	510	994	51.3%	61.2%	58.6%	57.4%
% of FP17s for the same patient ID Re-attending between 3 & 9 months - Adults	1,061	2,245	47.3%	55.3%	51.6%	50.5%
% of FP17s for Band 1 Urgent Courses	260	3,001	8.7%	7.0%	8.0%	9.1%
% of FP17s Relating to Free Repair or Replacements	14	3,001	0.5%	0.9%	0.8%	0.8%
% of FP17s Relating to Continuations	45	3,001	1.5%	1.7%	1.3%	1.3%
% of Patients satisfied with the dentistry they have received	12	16	75.0%	93.8%	93.1%	93.2%
% of Patients satisfied with the time they had to wait for an appointment	12	16	75.0%	88.9%	89.1%	89.0%

\* This is based on patients treated on this contract for their most recent course of treatment. Figures in italics indicate the base number of FP17s or Patient Questionnaire responses are less than 100. N/A is shown where the base number of responses is less than 10 during the period. % is calculated as Quantity/Base number\*100

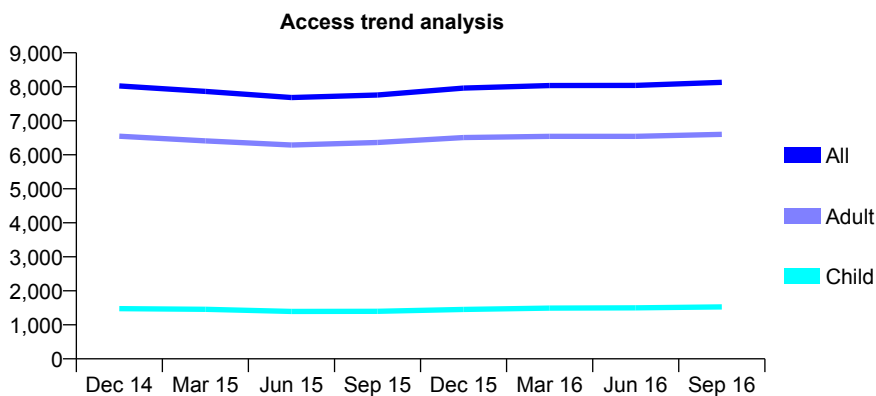
## Q55 - Vital Signs At a Glance Contract Report for 118885/0001 - September 2016

Name or company name	Sherwood Dental Centre
Contract type name	GDS Contract
Purpose of contract	General
Contract start date	01/04/2006
Contract end date	

16/17 Contracted general activity (UDA)	28,155
Carry forward general activity (UDA)	0
16/17 Contracted orthodontic activity (UOA)	0
Carry forward orthodontic activity (UOA)	0
Baseline contract value	£520,602.73

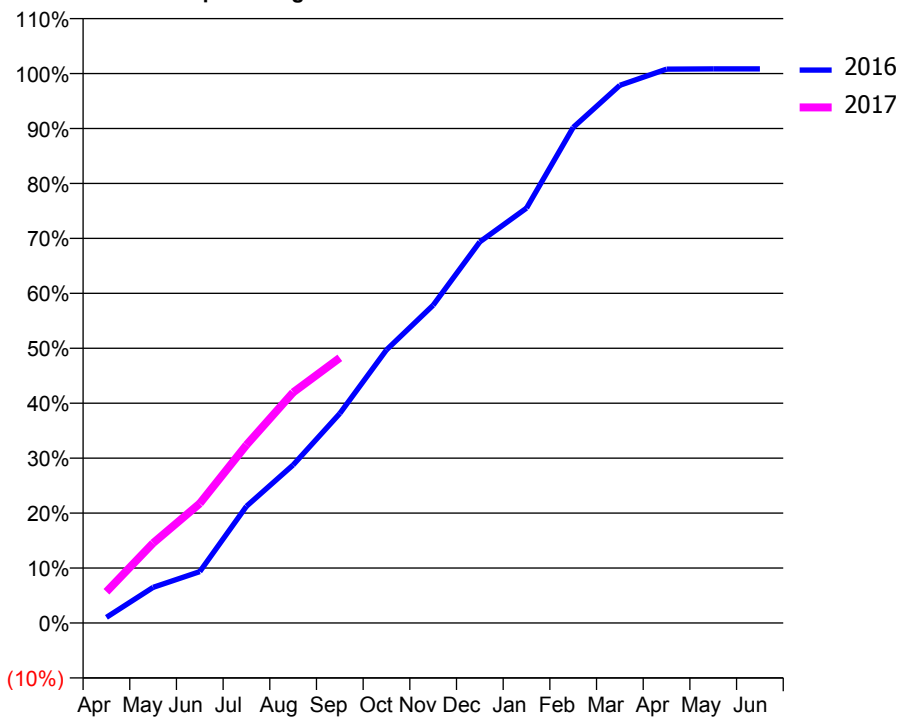
### ACCESS\*

Patients seen in 24 months	Total	Change since previous quarter
Quarter ending September 2015	7,759	
Quarter ending December 2015	7,961	↑
Quarter ending March 2016	8,037	→
Quarter ending June 2016	8,043	→
Quarter ending September 2016	8,130	→
<b>Variance since September 2015</b>	<b>4.8%</b>	<b>↑</b>



### ACTIVITY

Cumulative percentage of contracted UDA delivered 2016 & 2017



Adjusted Scheduled Activity (UDA)

Month	2016	2017
April	289	1,603
May	1,825	4,098
June	2,631	6,126
July	5,980	9,126
August	8,102	11,814
September	10,735	13,587
October	13,993	
November	16,286	
December	19,528	
January	21,257	
February	25,391	
March	27,548	
April	28,375	
May	28,392	
June	28,392	

### QUALITY

	Quantity	Base Number	Contract	AT	Region	England
% of FP17s for the same patient ID Re-attending within 3 months - Children	112	1,240	9.0%	10.8%	12.0%	12.4%
% of FP17s for the same patient ID Re-attending within 3 months - Adults	506	4,601	11.0%	15.3%	15.9%	16.7%
% of FP17s for the same patient ID Re-attending between 3 & 9 months - Children	793	1,240	64.0%	61.2%	58.6%	57.4%
% of FP17s for the same patient ID Re-attending between 3 & 9 months - Adults	3,038	4,601	66.0%	55.3%	51.6%	50.5%
% of FP17s for Band 1 Urgent Courses	243	5,427	4.5%	7.0%	8.0%	9.1%
% of FP17s Relating to Free Repair or Replacements	46	5,427	0.8%	0.9%	0.8%	0.8%
% of FP17s Relating to Continuations	11	5,427	0.2%	1.7%	1.3%	1.3%
% of Patients satisfied with the dentistry they have received	10	11	90.9%	93.8%	93.1%	93.2%
% of Patients satisfied with the time they had to wait for an appointment	10	11	90.9%	88.9%	89.1%	89.0%

\* This is based on patients treated on this contract for their most recent course of treatment. Figures in italics indicate the base number of FP17s or Patient Questionnaire responses are less than 100. N/A is shown where the base number of responses is less than 10 during the period. % is calculated as Quantity/Base number\*100

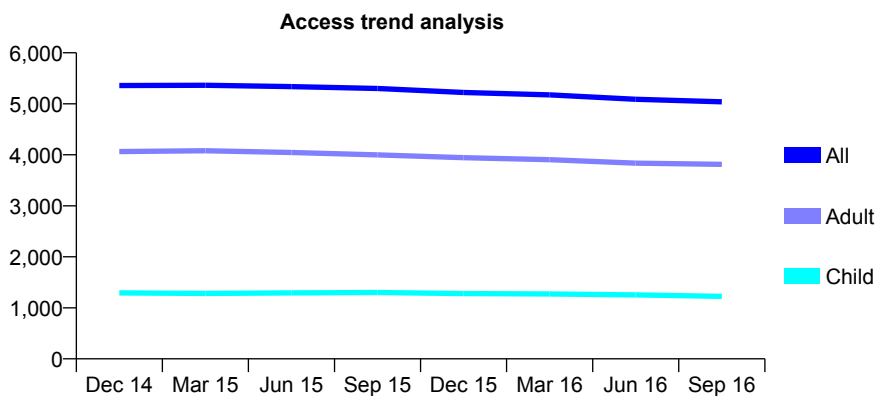
## Q55 - Vital Signs At a Glance Contract Report for 119091/0002 - September 2016

Name or company name	TLC 4 Smiles Ltd.
Contract type name	PDS Contract
Purpose of contract	General
Contract start date	15/02/2010
Contract end date	

16/17 Contracted general activity (UDA)	14,674
Carry forward general activity (UDA)	0
16/17 Contracted orthodontic activity (UOA)	0
Carry forward orthodontic activity (UOA)	0
Baseline contract value	£478,315.84

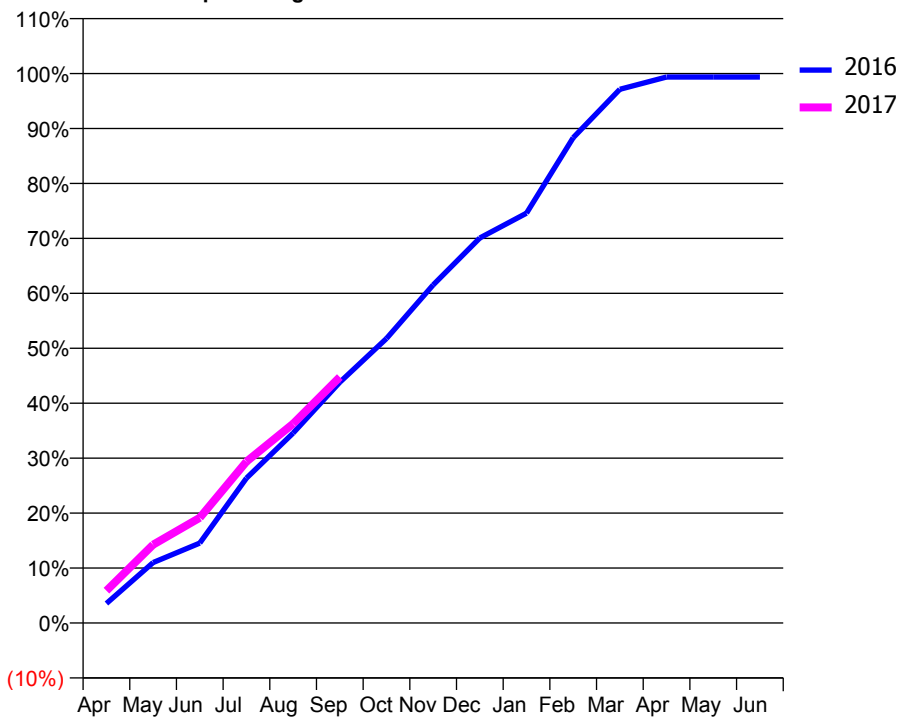
### ACCESS\*

Patients seen in 24 months	Total	Change since previous quarter
Quarter ending September 2015	5,300	
Quarter ending December 2015	5,222	↓
Quarter ending March 2016	5,176	→
Quarter ending June 2016	5,090	↓
Quarter ending September 2016	5,038	↓
<b>Variance since September 2015</b>	<b>(4.9%)</b>	<b>↓</b>



### ACTIVITY

Cumulative percentage of contracted UDA delivered 2016 & 2017



Month	Adjusted Scheduled Activity (UDA)	
	2016	2017
April	522	865
May	1,614	2,093
June	2,135	2,810
July	3,870	4,312
August	5,072	5,322
September	6,428	6,568
October	7,599	
November	9,029	
December	10,282	
January	10,946	
February	12,961	
March	14,252	
April	14,579	
May	14,579	
June	14,579	

### QUALITY

	Quantity	Base Number	Contract	AT	Region	England
% of FP17s for the same patient ID Re-attending within 3 months - Children	39	940	4.1%	10.8%	12.0%	12.4%
% of FP17s for the same patient ID Re-attending within 3 months - Adults	347	2,849	12.2%	15.3%	15.9%	16.7%
% of FP17s for the same patient ID Re-attending between 3 & 9 months - Children	653	940	69.5%	61.2%	58.6%	57.4%
% of FP17s for the same patient ID Re-attending between 3 & 9 months - Adults	1,879	2,849	66.0%	55.3%	51.6%	50.5%
% of FP17s for Band 1 Urgent Courses	241	3,630	6.6%	7.0%	8.0%	9.1%
% of FP17s Relating to Free Repair or Replacements	19	3,630	0.5%	0.9%	0.8%	0.8%
% of FP17s Relating to Continuations	31	3,630	0.9%	1.7%	1.3%	1.3%
% of Patients satisfied with the dentistry they have received	8	8	N/A	93.8%	93.1%	93.2%
% of Patients satisfied with the time they had to wait for an appointment	5	8	N/A	88.9%	89.1%	89.0%

\* This is based on patients treated on this contract for their most recent course of treatment. Figures in italics indicate the base number of FP17s or Patient Questionnaire responses are less than 100. N/A is shown where the base number of responses is less than 10 during the period. % is calculated as Quantity/Base number\*100

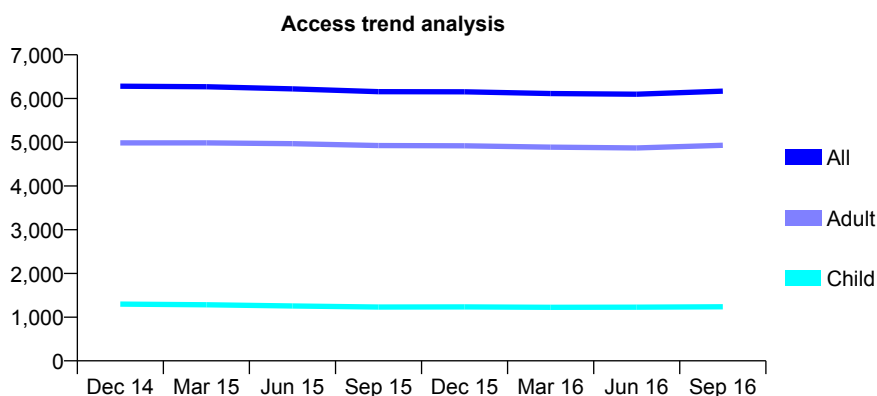
## Q55 - Vital Signs At a Glance Contract Report for 119105/0001 - September 2016

Name or company name	THE PEAR TREE DENTAL CENTRE LIMITED
Contract type name	GDS Contract
Purpose of contract	General
Contract start date	01/09/2010
Contract end date	

16/17 Contracted general activity (UDA)	17,206
Carry forward general activity (UDA)	0
16/17 Contracted orthodontic activity (UOA)	0
Carry forward orthodontic activity (UOA)	0
Baseline contract value	£419,348.74

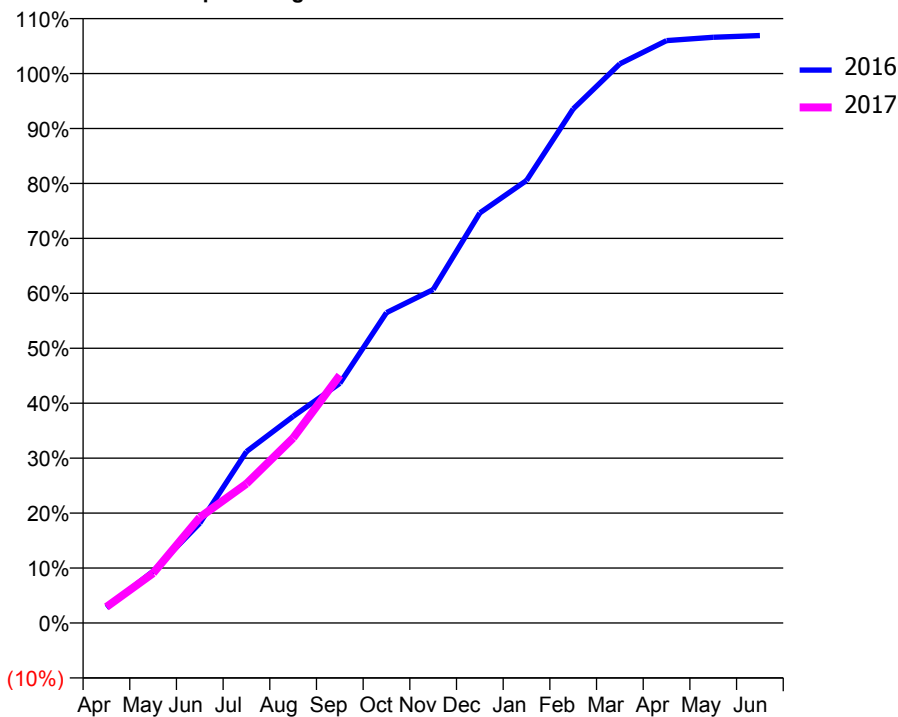
### ACCESS\*

Patients seen in 24 months	Total	Change since previous quarter
Quarter ending September 2015	6,156	
Quarter ending December 2015	6,153	→
Quarter ending March 2016	6,113	→
Quarter ending June 2016	6,098	→
Quarter ending September 2016	6,169	→
<b>Variance since September 2015</b>	<b>0.2%</b>	<b>→</b>



### ACTIVITY

Cumulative percentage of contracted UDA delivered 2016 & 2017



Adjusted Scheduled Activity (UDA)

Month	2016	2017
April	463	503
May	1,556	1,561
June	3,001	3,308
July	5,154	4,361
August	6,210	5,792
September	7,206	7,759
October	9,328	
November	10,023	
December	12,329	
January	13,301	
February	15,456	
March	16,808	
April	17,509	
May	17,609	
June	17,660	

### QUALITY

	Quantity	Base Number	Contract	AT	Region	England
% of FP17s for the same patient ID Re-attending within 3 months - Children	52	1,087	4.8%	10.8%	12.0%	12.4%
% of FP17s for the same patient ID Re-attending within 3 months - Adults	720	4,406	16.3%	15.3%	15.9%	16.7%
% of FP17s for the same patient ID Re-attending between 3 & 9 months - Children	784	1,087	72.1%	61.2%	58.6%	57.4%
% of FP17s for the same patient ID Re-attending between 3 & 9 months - Adults	2,894	4,406	65.7%	55.3%	51.6%	50.5%
% of FP17s for Band 1 Urgent Courses	0	4,948	0.0%	7.0%	8.0%	9.1%
% of FP17s Relating to Free Repair or Replacements	43	4,948	0.9%	0.9%	0.8%	0.8%
% of FP17s Relating to Continuations	231	4,948	4.7%	1.7%	1.3%	1.3%
% of Patients satisfied with the dentistry they have received	8	8	N/A	93.8%	93.1%	93.2%
% of Patients satisfied with the time they had to wait for an appointment	8	8	N/A	88.9%	89.1%	89.0%

\* This is based on patients treated on this contract for their most recent course of treatment. Figures in italics indicate the base number of FP17s or Patient Questionnaire responses are less than 100. N/A is shown where the base number of responses is less than 10 during the period. % is calculated as Quantity/Base number\*100

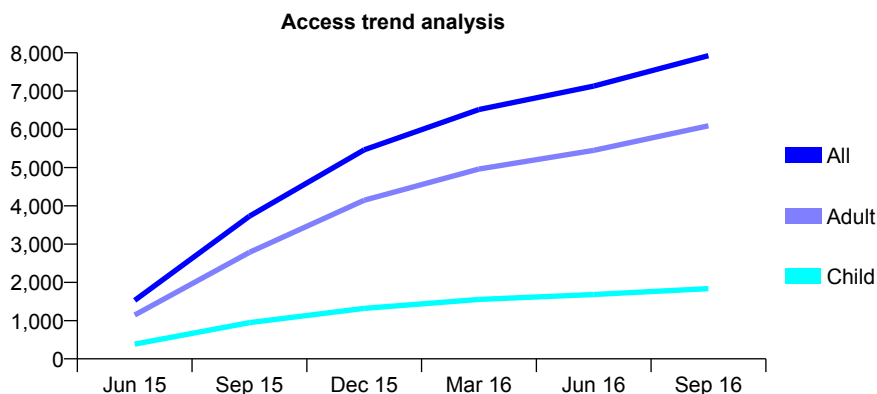
## Q55 - Vital Signs At a Glance Contract Report for 120898/0001 - September 2016

Name or company name	Nationwide Healthcare Providers Ltd
Contract type name	GDS Contract
Purpose of contract	General
Contract start date	01/04/2015
Contract end date	

16/17 Contracted general activity (UDA)	30,096
Carry forward general activity (UDA)	0
16/17 Contracted orthodontic activity (UOA)	0
Carry forward orthodontic activity (UOA)	0
Baseline contract value	£604,101.28

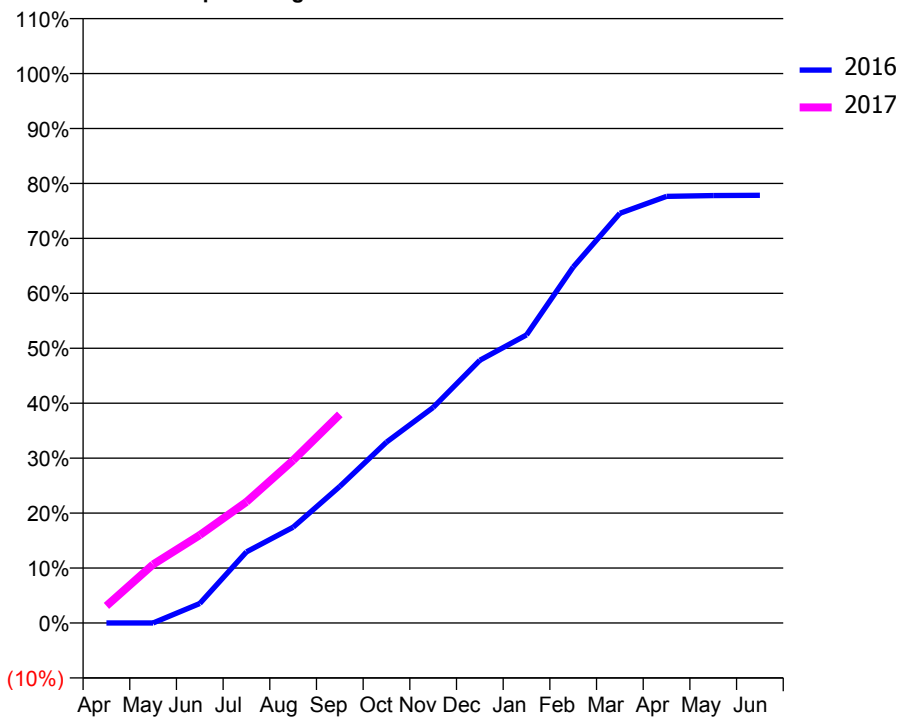
### ACCESS\*

Patients seen in 24 months	Total	Change since previous quarter
Quarter ending September 2015	3,728	
Quarter ending December 2015	5,464	↑
Quarter ending March 2016	6,516	↑
Quarter ending June 2016	7,131	↑
Quarter ending September 2016	7,924	↑
<b>Variance since September 2015</b>	<b>112.6%</b>	<b>↑</b>



### ACTIVITY

Cumulative percentage of contracted UDA delivered 2016 & 2017



Month	Adjusted Scheduled Activity (UDA)	
	2016	2017
April	0	942
May	0	3,210
June	983	4,820
July	3,590	6,632
August	4,829	8,913
September	6,888	11,424
October	9,122	
November	10,868	
December	13,249	
January	14,530	
February	17,948	
March	20,658	
April	21,514	
May	21,557	
June	21,569	

### QUALITY

	Quantity	Base Number	Contract	AT	Region	England
% of FP17s for the same patient ID Re-attending within 3 months - Children	151	1,428	10.6%	10.8%	12.0%	12.4%
% of FP17s for the same patient ID Re-attending within 3 months - Adults	820	4,640	17.7%	15.3%	15.9%	16.7%
% of FP17s for the same patient ID Re-attending between 3 & 9 months - Children	741	1,428	51.9%	61.2%	58.6%	57.4%
% of FP17s for the same patient ID Re-attending between 3 & 9 months - Adults	2,405	4,640	51.8%	55.3%	51.6%	50.5%
% of FP17s for Band 1 Urgent Courses	640	5,632	11.4%	7.0%	8.0%	9.1%
% of FP17s Relating to Free Repair or Replacements	14	5,632	0.2%	0.9%	0.8%	0.8%
% of FP17s Relating to Continuations	195	5,632	3.5%	1.7%	1.3%	1.3%
% of Patients satisfied with the dentistry they have received	4	4	N/A	93.8%	93.1%	93.2%
% of Patients satisfied with the time they had to wait for an appointment	4	4	N/A	88.9%	89.1%	89.0%

\* This is based on patients treated on this contract for their most recent course of treatment. Figures in italics indicate the base number of FP17s or Patient Questionnaire responses are less than 100. N/A is shown where the base number of responses is less than 10 during the period. % is calculated as Quantity/Base number\*100

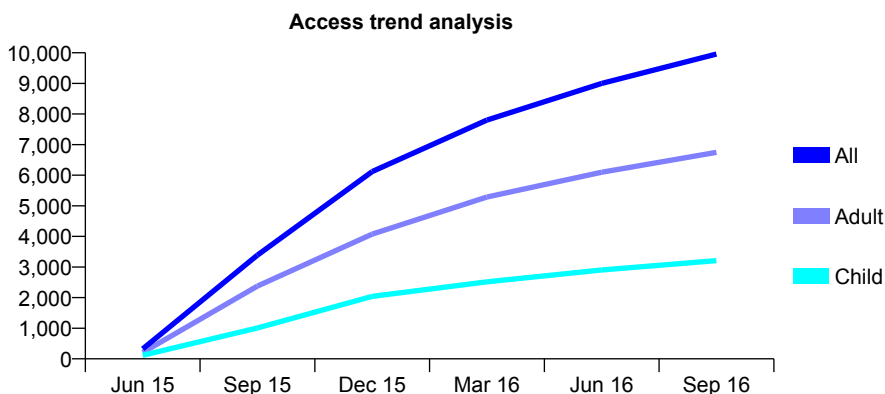
## Q55 - Vital Signs At a Glance Contract Report for 120898/0002 - September 2016

Name or company name	Nationwide Healthcare Providers Ltd
Contract type name	GDS Contract
Purpose of contract	General
Contract start date	01/06/2015
Contract end date	

16/17 Contracted general activity (UDA)	38,898
Carry forward general activity (UDA)	0
16/17 Contracted orthodontic activity (UOA)	0
Carry forward orthodontic activity (UOA)	0
Baseline contract value	£875,275.39

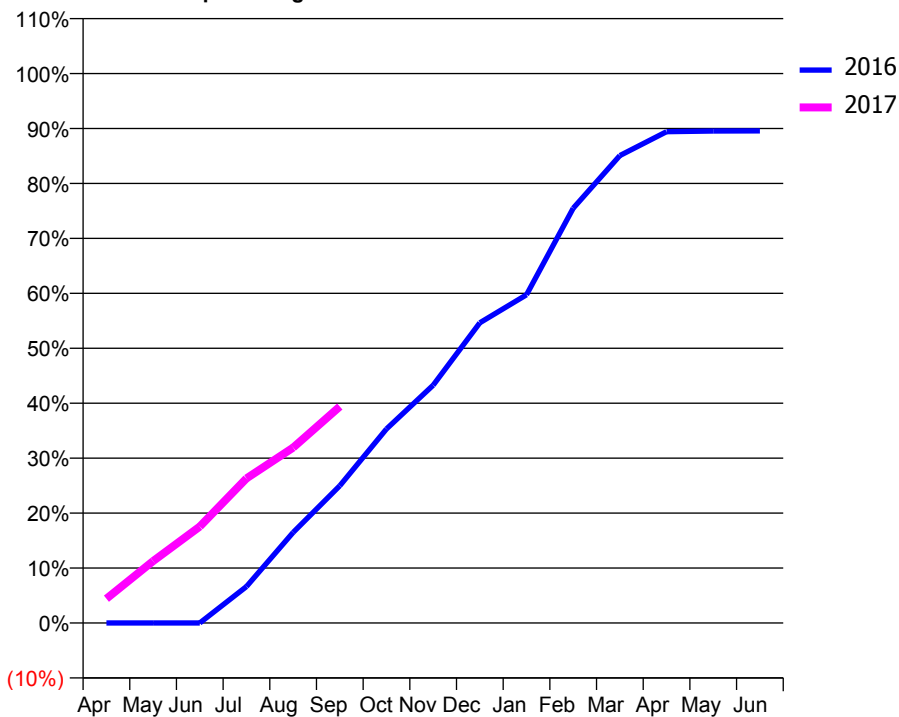
### ACCESS\*

Patients seen in 24 months	Total	Change since previous quarter
Quarter ending September 2015	3,386	
Quarter ending December 2015	6,118	↑
Quarter ending March 2016	7,803	↑
Quarter ending June 2016	8,998	↑
Quarter ending September 2016	9,958	↑
<b>Variance since September 2015</b>	<b>194.1%</b>	<b>↑</b>



### ACTIVITY

Cumulative percentage of contracted UDA delivered 2016 & 2017



Month	Adjusted Scheduled Activity (UDA)	
	2016	2017
April	0	1,718
May	0	4,388
June	0	6,831
July	2,040	10,236
August	5,073	12,417
September	7,682	15,327
October	10,859	
November	13,311	
December	16,803	
January	18,368	
February	23,212	
March	26,156	
April	27,495	
May	27,526	
June	27,538	

### QUALITY

	Quantity	Base Number	Contract	AT	Region	England
% of FP17s for the same patient ID Re-attending within 3 months - Children	216	2,539	8.5%	10.8%	12.0%	12.4%
% of FP17s for the same patient ID Re-attending within 3 months - Adults	668	4,202	15.9%	15.3%	15.9%	16.7%
% of FP17s for the same patient ID Re-attending between 3 & 9 months - Children	1,324	2,539	52.1%	61.2%	58.6%	57.4%
% of FP17s for the same patient ID Re-attending between 3 & 9 months - Adults	1,667	4,202	39.7%	55.3%	51.6%	50.5%
% of FP17s for Band 1 Urgent Courses	532	6,195	8.6%	7.0%	8.0%	9.1%
% of FP17s Relating to Free Repair or Replacements	20	6,195	0.3%	0.9%	0.8%	0.8%
% of FP17s Relating to Continuations	174	6,195	2.8%	1.7%	1.3%	1.3%
% of Patients satisfied with the dentistry they have received	20	22	90.9%	93.8%	93.1%	93.2%
% of Patients satisfied with the time they had to wait for an appointment	22	22	100.0%	88.9%	89.1%	89.0%

\* This is based on patients treated on this contract for their most recent course of treatment. Figures in italics indicate the base number of FP17s or Patient Questionnaire responses are less than 100. N/A is shown where the base number of responses is less than 10 during the period. % is calculated as Quantity/Base number\*100

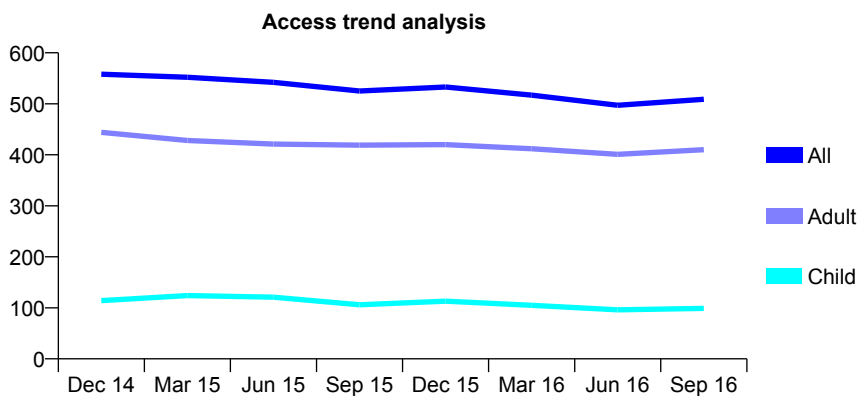
## Q55 - Vital Signs At a Glance Contract Report for 121908/0001 - September 2016

Name or company name	Forest Road and Cherry Orchard Mount
Contract type name	GDS Contract
Purpose of contract	General
Contract start date	18/09/2012
Contract end date	

16/17 Contracted general activity (UDA)	2,056
Carry forward general activity (UDA)	0
16/17 Contracted orthodontic activity (UOA)	0
Carry forward orthodontic activity (UOA)	0
Baseline contract value	£47,538.43

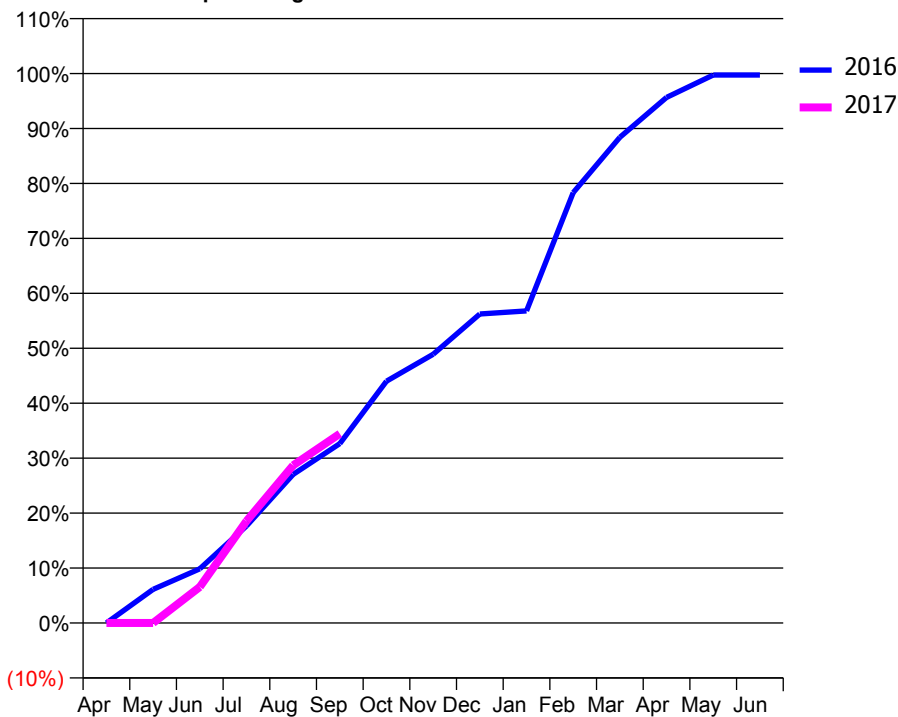
### ACCESS\*

Patients seen in 24 months	Total	Change since previous quarter
Quarter ending September 2015	525	
Quarter ending December 2015	533	→
Quarter ending March 2016	517	↓
Quarter ending June 2016	497	↓
Quarter ending September 2016	509	↑
<b>Variance since September 2015</b>	<b>(3.0%)</b>	<b>↓</b>



### ACTIVITY

Cumulative percentage of contracted UDA delivered 2016 & 2017



Month	Adjusted Scheduled Activity (UDA)	
	2016	2017
April	0	0
May	133	0
June	214	135
July	382	381
August	586	590
September	707	708
October	953	
November	1,060	
December	1,218	
January	1,230	
February	1,697	
March	1,915	
April	2,072	
May	2,160	
June	2,160	

### QUALITY

	Quantity	Base Number	Contract	AT	Region	England
% of FP17s for the same patient ID Re-attending within 3 months - Children	3	66	4.5%	10.8%	12.0%	12.4%
% of FP17s for the same patient ID Re-attending within 3 months - Adults	11	208	5.3%	15.3%	15.9%	16.7%
% of FP17s for the same patient ID Re-attending between 3 & 9 months - Children	38	66	57.6%	61.2%	58.6%	57.4%
% of FP17s for the same patient ID Re-attending between 3 & 9 months - Adults	84	208	40.4%	55.3%	51.6%	50.5%
% of FP17s for Band 1 Urgent Courses	21	220	9.5%	7.0%	8.0%	9.1%
% of FP17s Relating to Free Repair or Replacements	1	220	0.5%	0.9%	0.8%	0.8%
% of FP17s Relating to Continuations	1	220	0.5%	1.7%	1.3%	1.3%
% of Patients satisfied with the dentistry they have received	2	2	N/A	93.8%	93.1%	93.2%
% of Patients satisfied with the time they had to wait for an appointment	2	2	N/A	88.9%	89.1%	89.0%

\* This is based on patients treated on this contract for their most recent course of treatment. Figures in italics indicate the base number of FP17s or Patient Questionnaire responses are less than 100. N/A is shown where the base number of responses is less than 10 during the period. % is calculated as Quantity/Base number\*100

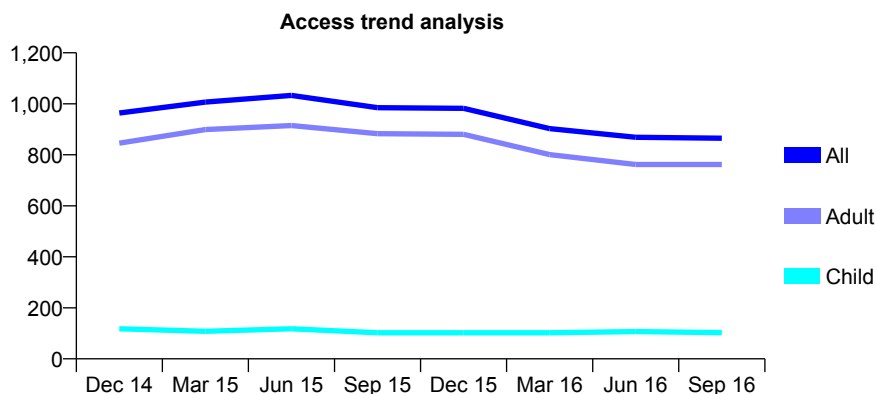
## Q55 - Vital Signs At a Glance Contract Report for 121908/0002 - September 2016

Name or company name	Forest Road and Cherry Orchard Mount
Contract type name	GDS Contract
Purpose of contract	General
Contract start date	18/09/2012
Contract end date	

16/17 Contracted general activity (UDA)	3,555
Carry forward general activity (UDA)	0
16/17 Contracted orthodontic activity (UOA)	0
Carry forward orthodontic activity (UOA)	0
Baseline contract value	£91,225.54

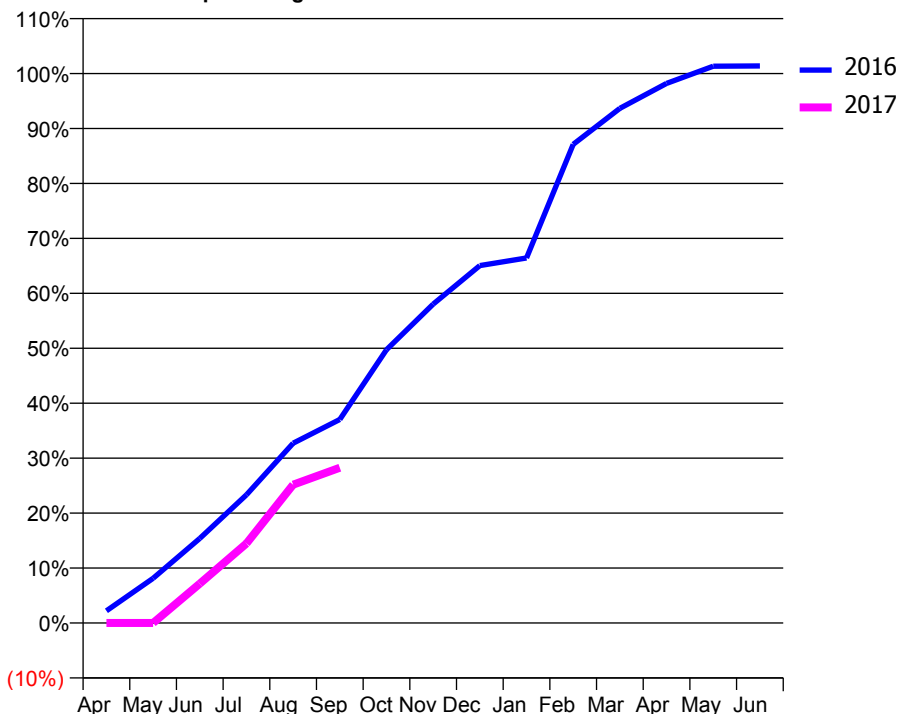
### ACCESS\*

Patients seen in 24 months	Total	Change since previous quarter
Quarter ending September 2015	985	
Quarter ending December 2015	982	→
Quarter ending March 2016	903	↓
Quarter ending June 2016	869	↓
Quarter ending September 2016	865	→
<b>Variance since September 2015</b>	<b>(12.2%)</b>	<b>↓</b>



### ACTIVITY

Cumulative percentage of contracted UDA delivered 2016 & 2017



Adjusted Scheduled Activity (UDA)		
Month	2016	2017
April	79	0
May	290	0
June	547	255
July	830	515
August	1,163	895
September	1,317	1,005
October	1,768	
November	2,063	
December	2,313	
January	2,361	
February	3,097	
March	3,329	
April	3,491	
May	3,602	
June	3,604	

### QUALITY

	Quantity	Base Number	Contract	AT	Region	England
% of FP17s for the same patient ID Re-attending within 3 months - Children	0	48	0.0%	10.8%	12.0%	12.4%
% of FP17s for the same patient ID Re-attending within 3 months - Adults	38	356	10.7%	15.3%	15.9%	16.7%
% of FP17s for the same patient ID Re-attending between 3 & 9 months - Children	28	48	58.3%	61.2%	58.6%	57.4%
% of FP17s for the same patient ID Re-attending between 3 & 9 months - Adults	142	356	39.9%	55.3%	51.6%	50.5%
% of FP17s for Band 1 Urgent Courses	38	334	11.4%	7.0%	8.0%	9.1%
% of FP17s Relating to Free Repair or Replacements	3	334	0.9%	0.9%	0.8%	0.8%
% of FP17s Relating to Continuations	2	334	0.6%	1.7%	1.3%	1.3%
% of Patients satisfied with the dentistry they have received	2	2	N/A	93.8%	93.1%	93.2%
% of Patients satisfied with the time they had to wait for an appointment	1	2	N/A	88.9%	89.1%	89.0%

\* This is based on patients treated on this contract for their most recent course of treatment. Figures in italics indicate the base number of FP17s or Patient Questionnaire responses are less than 100. N/A is shown where the base number of responses is less than 10 during the period. % is calculated as Quantity/Base number\*100



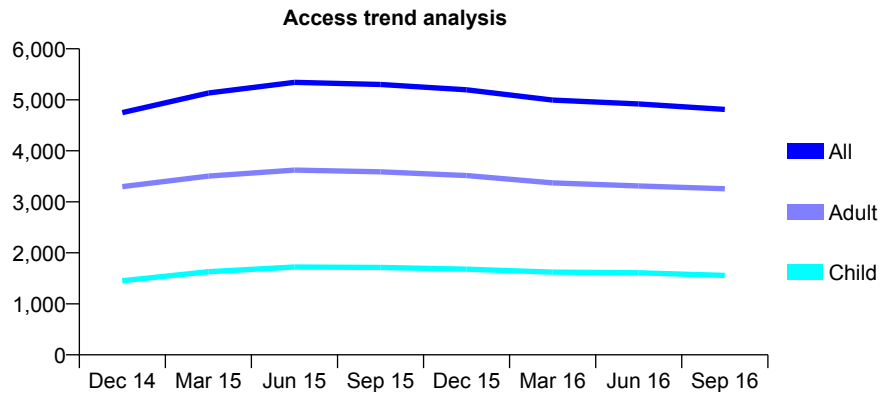
## Q55 - Vital Signs At a Glance Contract Report for 124788/0002 - September 2016

Name or company name	Laxsh Ltd
Contract type name	GDS Contract
Purpose of contract	General
Contract start date	23/02/2009
Contract end date	

16/17 Contracted general activity (UDA)	14,000
Carry forward general activity (UDA)	0
16/17 Contracted orthodontic activity (UOA)	0
Carry forward orthodontic activity (UOA)	0
Baseline contract value	£317,328.51

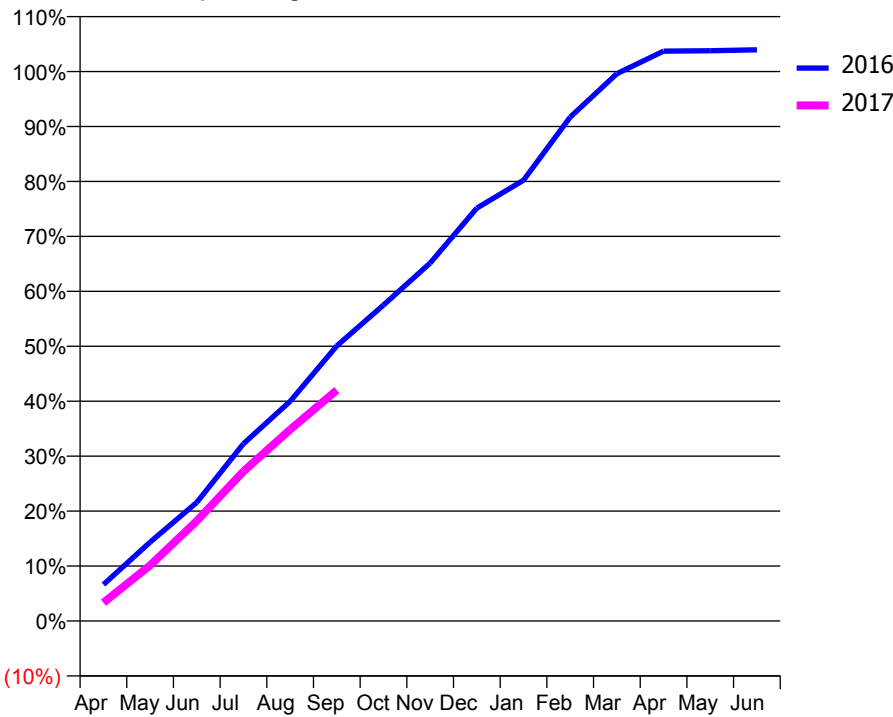
### ACCESS\*

Patients seen in 24 months	Total	Change since previous quarter
Quarter ending September 2015	5,301	
Quarter ending December 2015	5,196	↓
Quarter ending March 2016	4,994	↓
Quarter ending June 2016	4,918	↓
Quarter ending September 2016	4,813	↓
<b>Variance since September 2015</b>	<b>(9.2%)</b>	<b>↓</b>



### ACTIVITY

Cumulative percentage of contracted UDA delivered 2016 & 2017



Month	Adjusted Scheduled Activity (UDA)	
	2016	2017
April	930	468
May	2,011	1,417
June	3,023	2,551
July	4,516	3,814
August	5,598	4,877
September	7,012	5,882
October	8,050	
November	9,120	
December	10,522	
January	11,231	
February	12,837	
March	13,945	
April	14,520	
May	14,527	
June	14,552	

### QUALITY

	Quantity	Base Number	Contract	AT	Region	England
% of FP17s for the same patient ID Re-attending within 3 months - Children	71	1,106	6.4%	10.8%	12.0%	12.4%
% of FP17s for the same patient ID Re-attending within 3 months - Adults	286	2,124	13.5%	15.3%	15.9%	16.7%
% of FP17s for the same patient ID Re-attending between 3 & 9 months - Children	691	1,106	62.5%	61.2%	58.6%	57.4%
% of FP17s for the same patient ID Re-attending between 3 & 9 months - Adults	1,341	2,124	63.1%	55.3%	51.6%	50.5%
% of FP17s for Band 1 Urgent Courses	160	2,922	5.5%	7.0%	8.0%	9.1%
% of FP17s Relating to Free Repair or Replacements	20	2,922	0.7%	0.9%	0.8%	0.8%
% of FP17s Relating to Continuations	71	2,922	2.4%	1.7%	1.3%	1.3%
% of Patients satisfied with the dentistry they have received	2	2	N/A	93.8%	93.1%	93.2%
% of Patients satisfied with the time they had to wait for an appointment	1	2	N/A	88.9%	89.1%	89.0%

\* This is based on patients treated on this contract for their most recent course of treatment. Figures in italics indicate the base number of FP17s or Patient Questionnaire responses are less than 100. N/A is shown where the base number of responses is less than 10 during the period. % is calculated as Quantity/Base number\*100

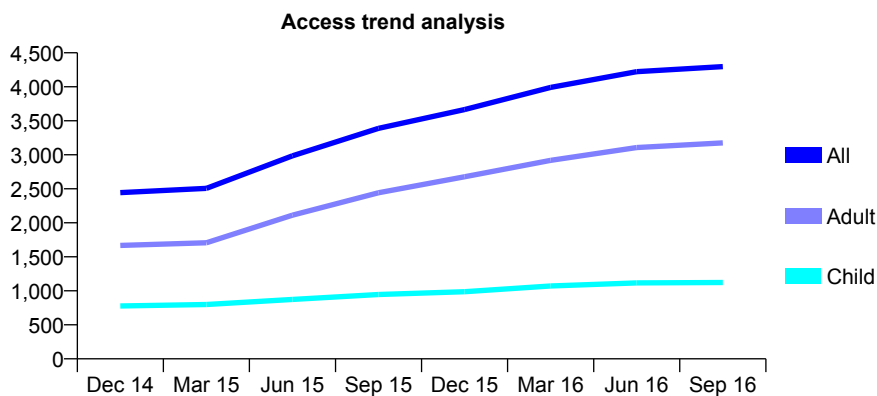
## Q55 - Vital Signs At a Glance Contract Report for 124931/0001 - September 2016

Name or company name	Goyt Valley Medical & Dental Practice
Contract type name	GDS Contract
Purpose of contract	General
Contract start date	01/04/2008
Contract end date	

16/17 Contracted general activity (UDA)	19,370
Carry forward general activity (UDA)	0
16/17 Contracted orthodontic activity (UOA)	0
Carry forward orthodontic activity (UOA)	0
Baseline contract value	£610,598.04

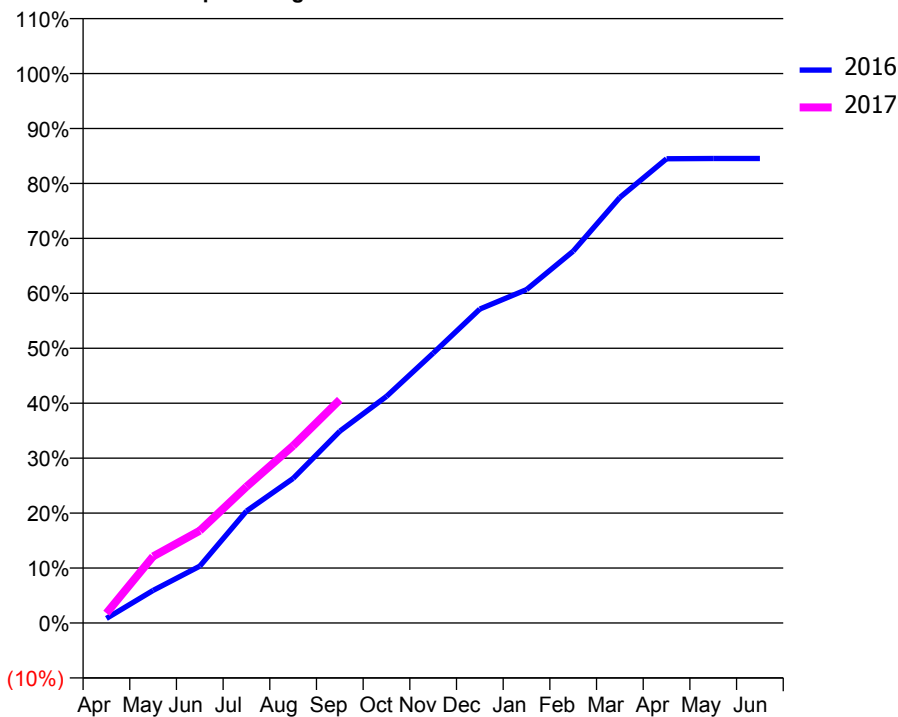
### ACCESS\*

Patients seen in 24 months	Total	Change since previous quarter
Quarter ending September 2015	3,389	
Quarter ending December 2015	3,665	↑
Quarter ending March 2016	3,991	↑
Quarter ending June 2016	4,223	↑
Quarter ending September 2016	4,298	→
<b>Variance since September 2015</b>	<b>26.8%</b>	<b>↑</b>



### ACTIVITY

Cumulative percentage of contracted UDA delivered 2016 & 2017



Month	Adjusted Scheduled Activity (UDA)	
	2016	2017
April	160	344
May	1,151	2,349
June	2,004	3,253
July	3,947	4,807
August	5,096	6,251
September	6,760	7,872
October	7,987	
November	9,513	
December	11,067	
January	11,752	
February	13,108	
March	15,001	
April	16,365	
May	16,374	
June	16,374	

### QUALITY

	Quantity	Base Number	Contract	AT	Region	England
% of FP17s for the same patient ID Re-attending within 3 months - Children	109	1,120	9.7%	10.8%	12.0%	12.4%
% of FP17s for the same patient ID Re-attending within 3 months - Adults	571	3,222	17.7%	15.3%	15.9%	16.7%
% of FP17s for the same patient ID Re-attending between 3 & 9 months - Children	751	1,120	67.1%	61.2%	58.6%	57.4%
% of FP17s for the same patient ID Re-attending between 3 & 9 months - Adults	2,014	3,222	62.5%	55.3%	51.6%	50.5%
% of FP17s for Band 1 Urgent Courses	241	3,725	6.5%	7.0%	8.0%	9.1%
% of FP17s Relating to Free Repair or Replacements	59	3,725	1.6%	0.9%	0.8%	0.8%
% of FP17s Relating to Continuations	52	3,725	1.4%	1.7%	1.3%	1.3%
% of Patients satisfied with the dentistry they have received	10	11	90.9%	93.8%	93.1%	93.2%
% of Patients satisfied with the time they had to wait for an appointment	6	11	54.5%	88.9%	89.1%	89.0%

\* This is based on patients treated on this contract for their most recent course of treatment. Figures in italics indicate the base number of FP17s or Patient Questionnaire responses are less than 100. N/A is shown where the base number of responses is less than 10 during the period. % is calculated as Quantity/Base number\*100

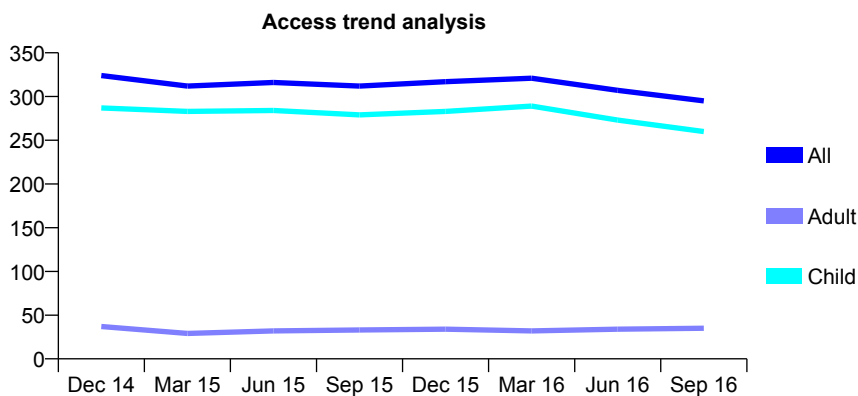
## Q55 - Vital Signs At a Glance Contract Report for 125563/0001 - September 2016

Name or company name	S Goodwin Limited*
Contract type name	GDS Contract
Purpose of contract	General
Contract start date	01/10/2008
Contract end date	

16/17 Contracted general activity (UDA)	815
Carry forward general activity (UDA)	0
16/17 Contracted orthodontic activity (UOA)	0
Carry forward orthodontic activity (UOA)	0
Baseline contract value	£25,536.82

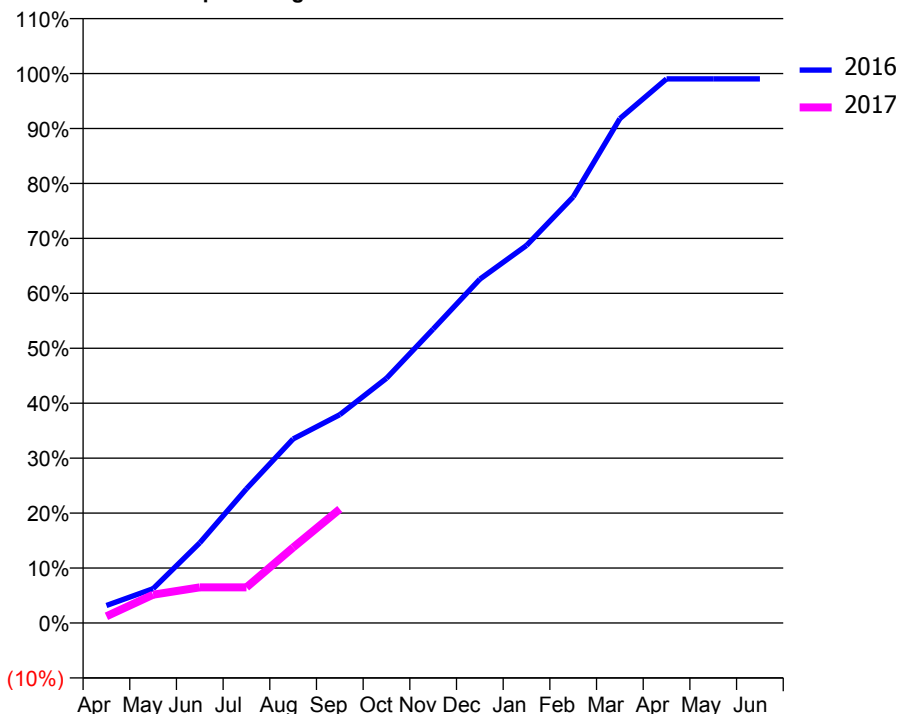
### ACCESS\*

Patients seen in 24 months	Total	Change since previous quarter
Quarter ending September 2015	312	
Quarter ending December 2015	317	→
Quarter ending March 2016	321	→
Quarter ending June 2016	307	↓
Quarter ending September 2016	295	↓
<b>Variance since September 2015</b>	<b>(5.4%)</b>	<b>↓</b>



### ACTIVITY

Cumulative percentage of contracted UDA delivered 2016 & 2017



Month	Adjusted Scheduled Activity (UDA)	
	2016	2017
April	26	10
May	51	42
June	119	53
July	199	53
August	273	112
September	309	169
October	363	
November	436	
December	510	
January	560	
February	632	
March	748	
April	807	
May	807	
June	807	

### QUALITY

	Quantity	Base Number	Contract	AT	Region	England
% of FP17s for the same patient ID Re-attending within 3 months - Children	16	152	10.5%	10.8%	12.0%	12.4%
% of FP17s for the same patient ID Re-attending within 3 months - Adults	0	0	N/A	15.3%	15.9%	16.7%
% of FP17s for the same patient ID Re-attending between 3 & 9 months - Children	104	152	68.4%	61.2%	58.6%	57.4%
% of FP17s for the same patient ID Re-attending between 3 & 9 months - Adults	0	0	N/A	55.3%	51.6%	50.5%
% of FP17s for Band 1 Urgent Courses	0	117	0.0%	7.0%	8.0%	9.1%
% of FP17s Relating to Free Repair or Replacements	0	117	0.0%	0.9%	0.8%	0.8%
% of FP17s Relating to Continuations	1	117	0.9%	1.7%	1.3%	1.3%
% of Patients satisfied with the dentistry they have received	0	0	N/A	93.8%	93.1%	93.2%
% of Patients satisfied with the time they had to wait for an appointment	0	0	N/A	88.9%	89.1%	89.0%

\* This is based on patients treated on this contract for their most recent course of treatment. Figures in italics indicate the base number of FP17s or Patient Questionnaire responses are less than 100. N/A is shown where the base number of responses is less than 10 during the period. % is calculated as Quantity/Base number\*100

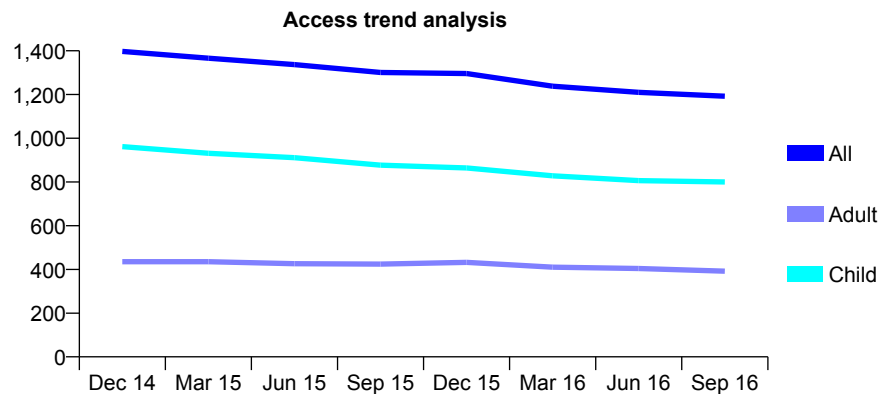
## Q55 - Vital Signs At a Glance Contract Report for 125725/0001 - September 2016

Name or company name	D A Bradley Ltd
Contract type name	GDS Contract
Purpose of contract	General
Contract start date	01/09/2008
Contract end date	

16/17 Contracted general activity (UDA)	4,000
Carry forward general activity (UDA)	0
16/17 Contracted orthodontic activity (UOA)	0
Carry forward orthodontic activity (UOA)	0
Baseline contract value	£107,073.54

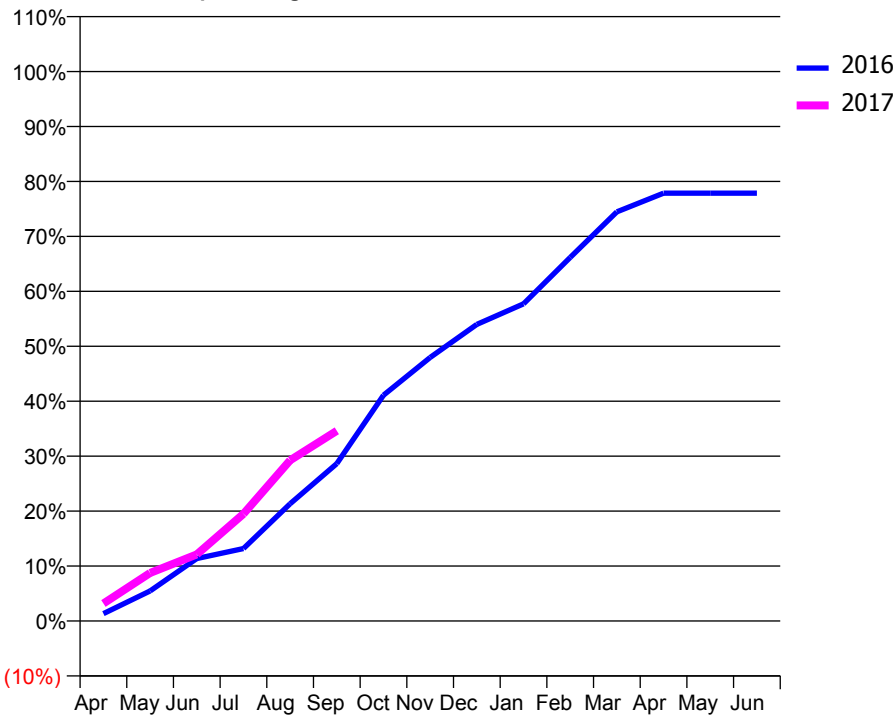
### ACCESS\*

Patients seen in 24 months	Total	Change since previous quarter
Quarter ending September 2015	1,301	
Quarter ending December 2015	1,296	→
Quarter ending March 2016	1,238	↓
Quarter ending June 2016	1,210	↓
Quarter ending September 2016	1,192	↓
<b>Variance since September 2015</b>	<b>(8.4%)</b>	<b>↓</b>



### ACTIVITY

Cumulative percentage of contracted UDA delivered 2016 & 2017



Month	Adjusted Scheduled Activity (UDA)	
	2016	2017
April	61	128
May	246	350
June	512	485
July	593	780
August	960	1,170
September	1,290	1,385
October	1,849	
November	2,158	
December	2,429	
January	2,597	
February	2,977	
March	3,350	
April	3,503	
May	3,503	
June	3,503	

### QUALITY

	Quantity	Base Number	Contract	AT	Region	England
% of FP17s for the same patient ID Re-attending within 3 months - Children	48	558	8.6%	10.8%	12.0%	12.4%
% of FP17s for the same patient ID Re-attending within 3 months - Adults	28	193	14.5%	15.3%	15.9%	16.7%
% of FP17s for the same patient ID Re-attending between 3 & 9 months - Children	311	558	55.7%	61.2%	58.6%	57.4%
% of FP17s for the same patient ID Re-attending between 3 & 9 months - Adults	112	193	58.0%	55.3%	51.6%	50.5%
% of FP17s for Band 1 Urgent Courses	0	666	0.0%	7.0%	8.0%	9.1%
% of FP17s Relating to Free Repair or Replacements	0	666	0.0%	0.9%	0.8%	0.8%
% of FP17s Relating to Continuations	32	666	4.8%	1.7%	1.3%	1.3%
% of Patients satisfied with the dentistry they have received	0	0	N/A	93.8%	93.1%	93.2%
% of Patients satisfied with the time they had to wait for an appointment	0	0	N/A	88.9%	89.1%	89.0%

\* This is based on patients treated on this contract for their most recent course of treatment. Figures in italics indicate the base number of FP17s or Patient Questionnaire responses are less than 100. N/A is shown where the base number of responses is less than 10 during the period. % is calculated as Quantity/Base number\*100

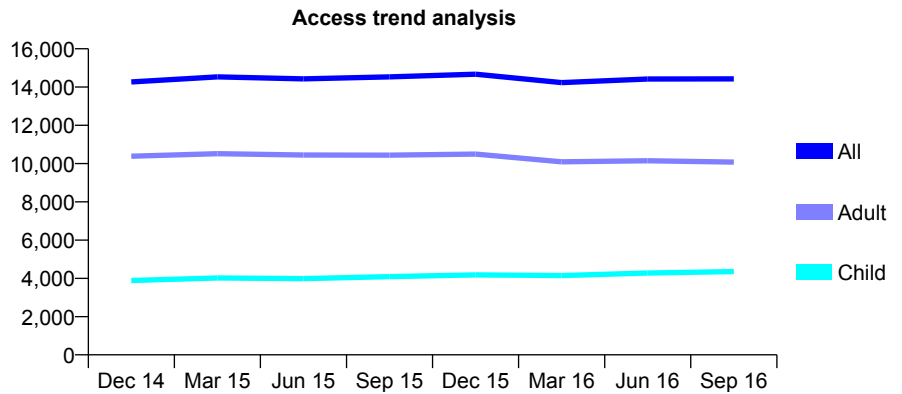
## Q55 - Vital Signs At a Glance Contract Report for 126667/0001 - September 2016

Name or company name	Nationwide Healthcare - Normanton Road f
Contract type name	GDS Contract
Purpose of contract	General
Contract start date	17/02/2009
Contract end date	

16/17 Contracted general activity (UDA)	46,218
Carry forward general activity (UDA)	0
16/17 Contracted orthodontic activity (UOA)	0
Carry forward orthodontic activity (UOA)	0
Baseline contract value	£1,112,111.87

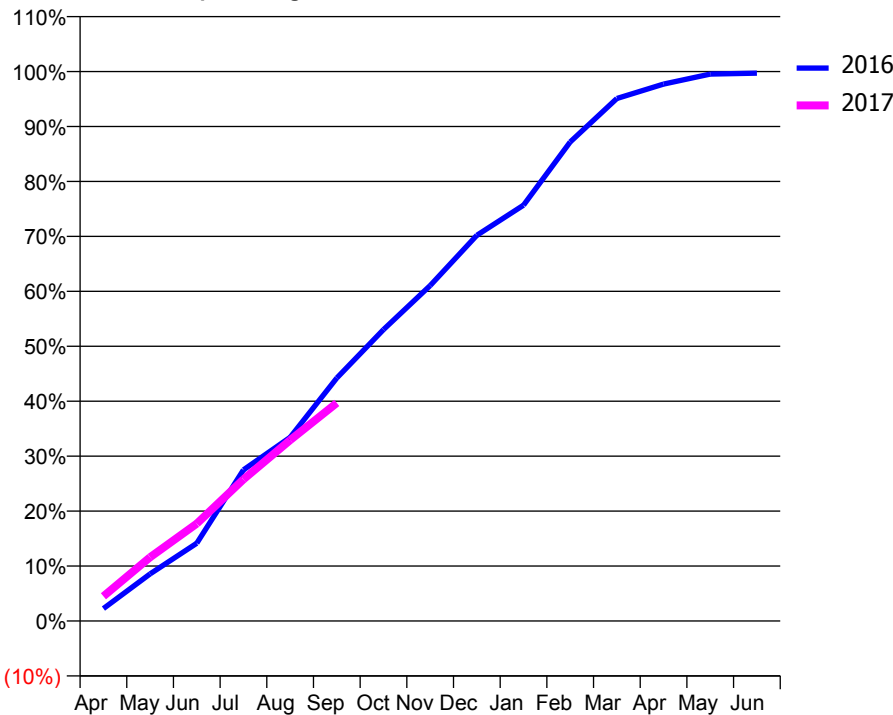
### ACCESS\*

Patients seen in 24 months	Total	Change since previous quarter
Quarter ending September 2015	14,531	
Quarter ending December 2015	14,673	→
Quarter ending March 2016	14,233	↓
Quarter ending June 2016	14,424	→
Quarter ending September 2016	14,428	→
<b>Variance since September 2015</b>	<b>(0.7%)</b>	<b>→</b>



### ACTIVITY

Cumulative percentage of contracted UDA delivered 2016 & 2017



Month	Adjusted Scheduled Activity (UDA)	
	2016	2017
April	915	2,077
May	3,454	5,364
June	5,699	8,190
July	11,062	11,912
August	13,445	15,213
September	17,787	18,343
October	21,327	
November	24,546	
December	28,227	
January	30,435	
February	35,063	
March	38,244	
April	39,299	
May	40,028	
June	40,096	

### QUALITY

	Quantity	Base Number	Contract	AT	Region	England
% of FP17s for the same patient ID Re-attending within 3 months - Children	176	2,797	6.3%	10.8%	12.0%	12.4%
% of FP17s for the same patient ID Re-attending within 3 months - Adults	923	5,775	16.0%	15.3%	15.9%	16.7%
% of FP17s for the same patient ID Re-attending between 3 & 9 months - Children	1,375	2,797	49.2%	61.2%	58.6%	57.4%
% of FP17s for the same patient ID Re-attending between 3 & 9 months - Adults	2,482	5,775	43.0%	55.3%	51.6%	50.5%
% of FP17s for Band 1 Urgent Courses	584	7,763	7.5%	7.0%	8.0%	9.1%
% of FP17s Relating to Free Repair or Replacements	20	7,763	0.3%	0.9%	0.8%	0.8%
% of FP17s Relating to Continuations	194	7,763	2.5%	1.7%	1.3%	1.3%
% of Patients satisfied with the dentistry they have received	5	5	N/A	93.8%	93.1%	93.2%
% of Patients satisfied with the time they had to wait for an appointment	4	5	N/A	88.9%	89.1%	89.0%

\* This is based on patients treated on this contract for their most recent course of treatment. Figures in italics indicate the base number of FP17s or Patient Questionnaire responses are less than 100. N/A is shown where the base number of responses is less than 10 during the period. % is calculated as Quantity/Base number\*100

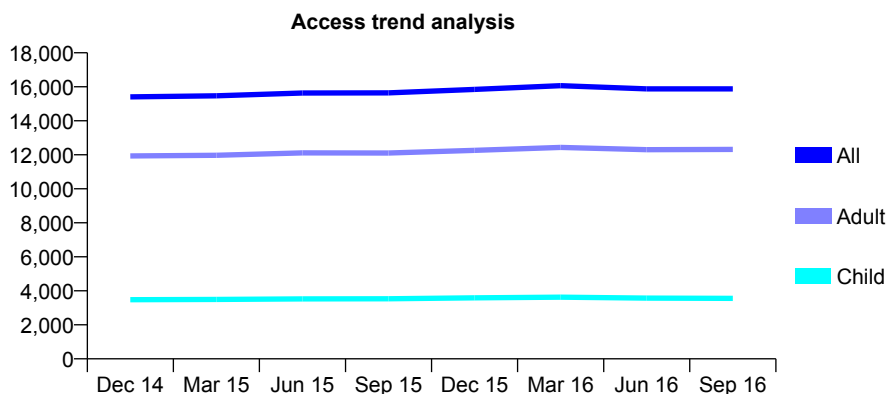
## Q55 - Vital Signs At a Glance Contract Report for 127000/0001 - September 2016

Name or company name	Petrie Tucker & Partners Ltd
Contract type name	GDS Contract
Purpose of contract	General
Contract start date	01/04/2012
Contract end date	

16/17 Contracted general activity (UDA)	52,324
Carry forward general activity (UDA)	0
16/17 Contracted orthodontic activity (UOA)	0
Carry forward orthodontic activity (UOA)	0
Baseline contract value	£1,219,635.61

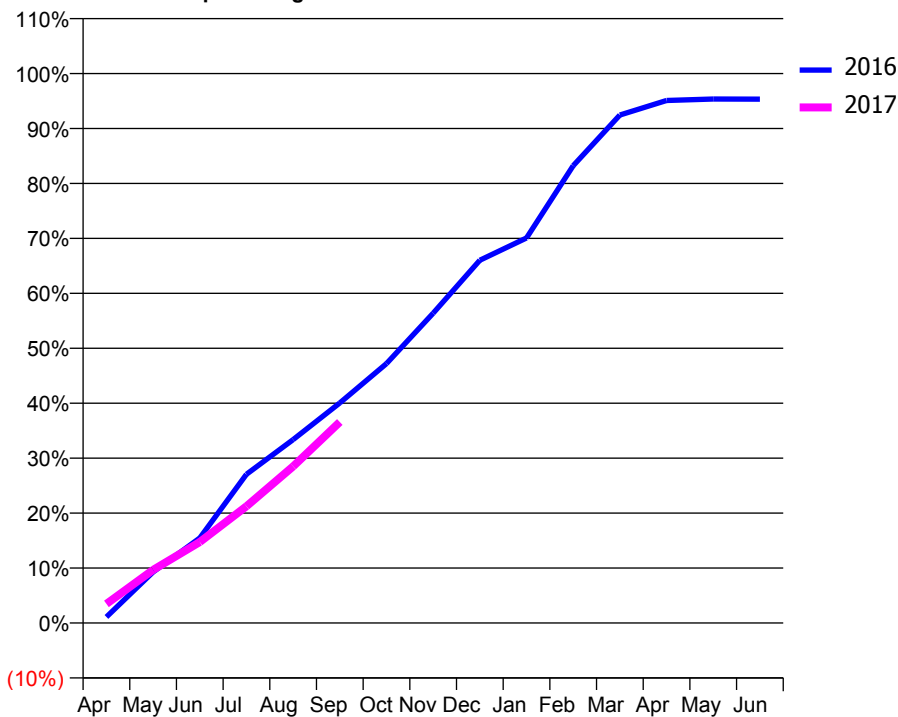
### ACCESS\*

Patients seen in 24 months	Total	Change since previous quarter
Quarter ending September 2015	15,645	
Quarter ending December 2015	15,848	→
Quarter ending March 2016	16,063	→
Quarter ending June 2016	15,879	↓
Quarter ending September 2016	15,876	→
<b>Variance since September 2015</b>	<b>1.5%</b>	<b>→</b>



### ACTIVITY

Cumulative percentage of contracted UDA delivered 2016 & 2017



Month	Adjusted Scheduled Activity (UDA)	
	2016	2017
April	582	1,825
May	4,863	5,056
June	8,095	7,711
July	14,166	11,112
August	17,461	14,919
September	20,957	19,141
October	24,699	
November	29,497	
December	34,548	
January	36,660	
February	43,545	
March	48,376	
April	49,754	
May	49,900	
June	49,888	

### QUALITY

	Quantity	Base Number	Contract	AT	Region	England
% of FP17s for the same patient ID Re-attending within 3 months - Children	145	2,313	6.3%	10.8%	12.0%	12.4%
% of FP17s for the same patient ID Re-attending within 3 months - Adults	961	7,489	12.8%	15.3%	15.9%	16.7%
% of FP17s for the same patient ID Re-attending between 3 & 9 months - Children	1,309	2,313	56.6%	61.2%	58.6%	57.4%
% of FP17s for the same patient ID Re-attending between 3 & 9 months - Adults	3,901	7,489	52.1%	55.3%	51.6%	50.5%
% of FP17s for Band 1 Urgent Courses	445	9,112	4.9%	7.0%	8.0%	9.1%
% of FP17s Relating to Free Repair or Replacements	109	9,112	1.2%	0.9%	0.8%	0.8%
% of FP17s Relating to Continuations	292	9,112	3.2%	1.7%	1.3%	1.3%
% of Patients satisfied with the dentistry they have received	10	10	100.0%	93.8%	93.1%	93.2%
% of Patients satisfied with the time they had to wait for an appointment	9	10	90.0%	88.9%	89.1%	89.0%

\* This is based on patients treated on this contract for their most recent course of treatment. Figures in italics indicate the base number of FP17s or Patient Questionnaire responses are less than 100. N/A is shown where the base number of responses is less than 10 during the period. % is calculated as Quantity/Base number\*100

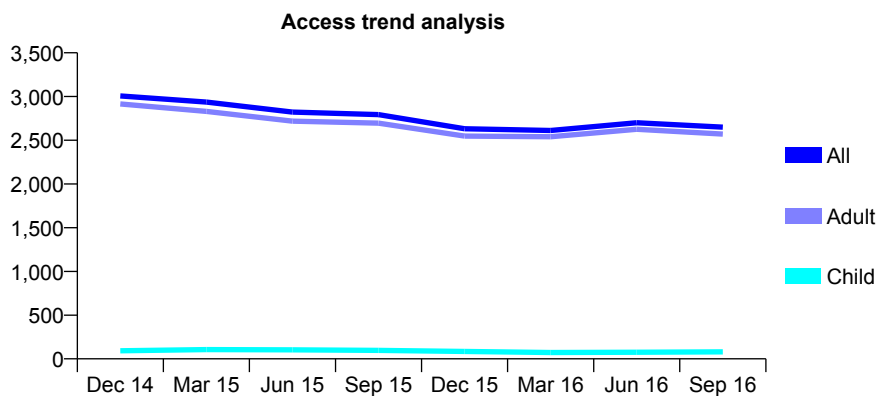
## Q55 - Vital Signs At a Glance Contract Report for 127957/0001 - September 2016

Name or company name	Derbyshire Community Health Services
Contract type name	PDS Contract
Purpose of contract	General
Contract start date	01/04/2006
Contract end date	

16/17 Contracted general activity (UDA)	6,444
Carry forward general activity (UDA)	0
16/17 Contracted orthodontic activity (UOA)	0
Carry forward orthodontic activity (UOA)	0
Baseline contract value	£0.00

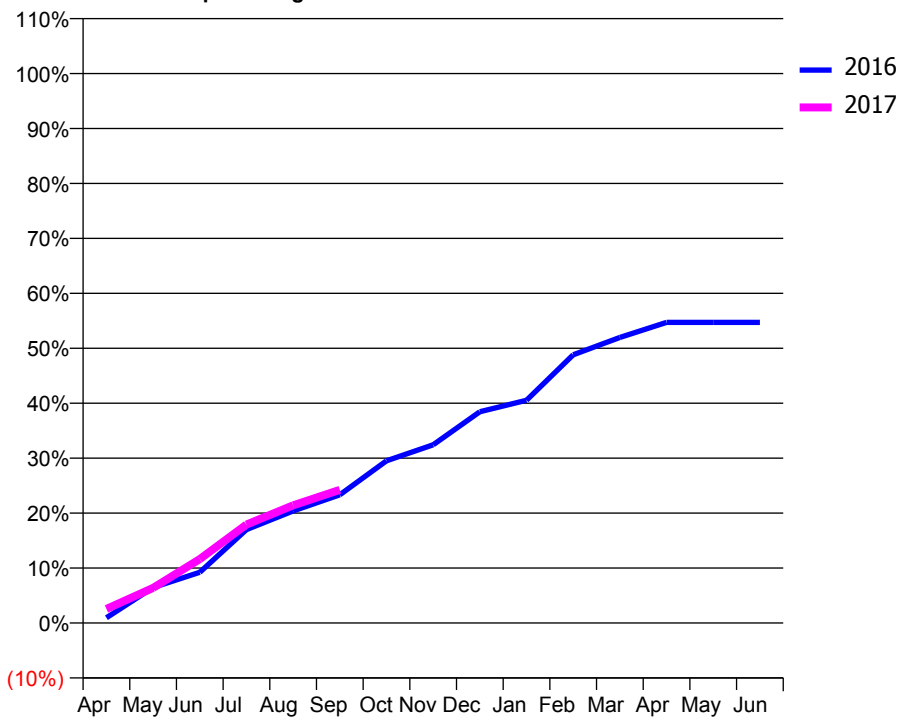
### ACCESS\*

Patients seen in 24 months	Total	Change since previous quarter
Quarter ending September 2015	2,793	
Quarter ending December 2015	2,631	↓
Quarter ending March 2016	2,612	→
Quarter ending June 2016	2,700	↑
Quarter ending September 2016	2,650	↓
<b>Variance since September 2015</b>	<b>(5.1%)</b>	<b>↓</b>



### ACTIVITY

Cumulative percentage of contracted UDA delivered 2016 & 2017



Month	Adjusted Scheduled Activity (UDA)	
	2016	2017
April	61	164
May	416	413
June	595	749
July	1,096	1,155
August	1,315	1,380
September	1,504	1,561
October	1,902	
November	2,090	
December	2,477	
January	2,613	
February	3,145	
March	3,349	
April	3,525	
May	3,526	
June	3,526	

### QUALITY

	Quantity	Base Number	Contract	AT	Region	England
% of FP17s for the same patient ID Re-attending within 3 months - Children	3	55	5.5%	10.8%	12.0%	12.4%
% of FP17s for the same patient ID Re-attending within 3 months - Adults	104	1,297	8.0%	15.3%	15.9%	16.7%
% of FP17s for the same patient ID Re-attending between 3 & 9 months - Children	0	55	0.0%	61.2%	58.6%	57.4%
% of FP17s for the same patient ID Re-attending between 3 & 9 months - Adults	38	1,297	2.9%	55.3%	51.6%	50.5%
% of FP17s for Band 1 Urgent Courses	1,182	1,208	97.8%	7.0%	8.0%	9.1%
% of FP17s Relating to Free Repair or Replacements	0	1,208	0.0%	0.9%	0.8%	0.8%
% of FP17s Relating to Continuations	0	1,208	0.0%	1.7%	1.3%	1.3%
% of Patients satisfied with the dentistry they have received	0	1	N/A	93.8%	93.1%	93.2%
% of Patients satisfied with the time they had to wait for an appointment	0	1	N/A	88.9%	89.1%	89.0%

\* This is based on patients treated on this contract for their most recent course of treatment. Figures in italics indicate the base number of FP17s or Patient Questionnaire responses are less than 100. N/A is shown where the base number of responses is less than 10 during the period. % is calculated as Quantity/Base number\*100

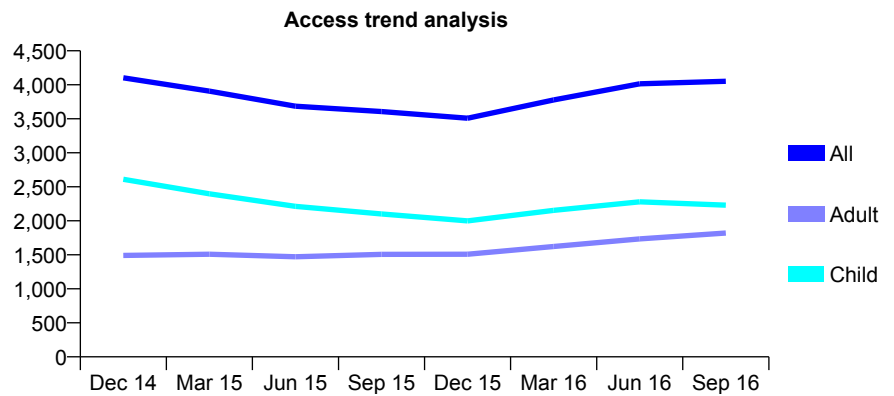
## Q55 - Vital Signs At a Glance Contract Report for 127957/0006 - September 2016

Name or company name	Derbyshire Community Health Services
Contract type name	GDS Contract
Purpose of contract	General
Contract start date	01/07/2007
Contract end date	

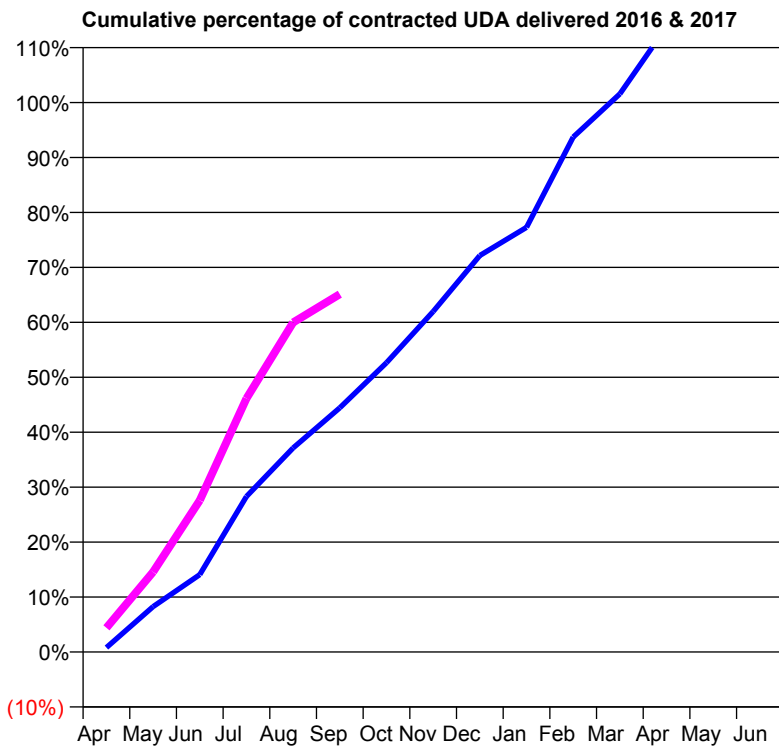
16/17 Contracted general activity (UDA)	8,436
Carry forward general activity (UDA)	0
16/17 Contracted orthodontic activity (UOA)	0
Carry forward orthodontic activity (UOA)	0
Baseline contract value	£0.00

### ACCESS\*

Patients seen in 24 months	Total	Change since previous quarter
Quarter ending September 2015	3,607	
Quarter ending December 2015	3,508	↓
Quarter ending March 2016	3,777	↑
Quarter ending June 2016	4,014	↑
Quarter ending September 2016	4,051	→
<b>Variance since September 2015</b>	<b>12.3%</b>	<b>↑</b>



### ACTIVITY



Month	Adjusted Scheduled Activity (UDA)	
	2016	2017
April	69	372
May	697	1,229
June	1,189	2,329
July	2,388	3,893
August	3,132	5,059
September	3,750	5,493
October	4,441	
November	5,228	
December	6,087	
January	6,520	
February	7,905	
March	8,568	
April	9,596	
May	9,650	
June	9,657	

### QUALITY

	Quantity	Base Number	Contract	AT	Region	England
% of FP17s for the same patient ID Re-attending within 3 months - Children	88	2,017	4.4%	10.8%	12.0%	12.4%
% of FP17s for the same patient ID Re-attending within 3 months - Adults	122	1,345	9.1%	15.3%	15.9%	16.7%
% of FP17s for the same patient ID Re-attending between 3 & 9 months - Children	342	2,017	17.0%	61.2%	58.6%	57.4%
% of FP17s for the same patient ID Re-attending between 3 & 9 months - Adults	342	1,345	25.4%	55.3%	51.6%	50.5%
% of FP17s for Band 1 Urgent Courses	152	2,563	5.9%	7.0%	8.0%	9.1%
% of FP17s Relating to Free Repair or Replacements	0	2,563	0.0%	0.9%	0.8%	0.8%
% of FP17s Relating to Continuations	50	2,563	2.0%	1.7%	1.3%	1.3%
% of Patients satisfied with the dentistry they have received	1	2	N/A	93.8%	93.1%	93.2%
% of Patients satisfied with the time they had to wait for an appointment	1	2	N/A	88.9%	89.1%	89.0%

\* This is based on patients treated on this contract for their most recent course of treatment. Figures in italics indicate the base number of FP17s or Patient Questionnaire responses are less than 100. N/A is shown where the base number of responses is less than 10 during the period. % is calculated as Quantity/Base number\*100



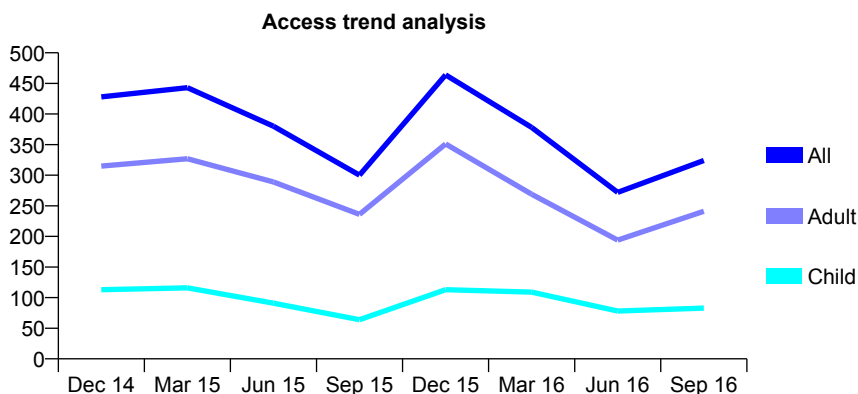
## Q55 - Vital Signs At a Glance Contract Report for 128597/0001 - September 2016

Name or company name	Eastwood & Creswell Dental Practice LLP
Contract type name	GDS Contract
Purpose of contract	General
Contract start date	01/07/2013
Contract end date	

16/17 Contracted general activity (UDA)	1,760
Carry forward general activity (UDA)	0
16/17 Contracted orthodontic activity (UOA)	0
Carry forward orthodontic activity (UOA)	0
Baseline contract value	£47,272.95

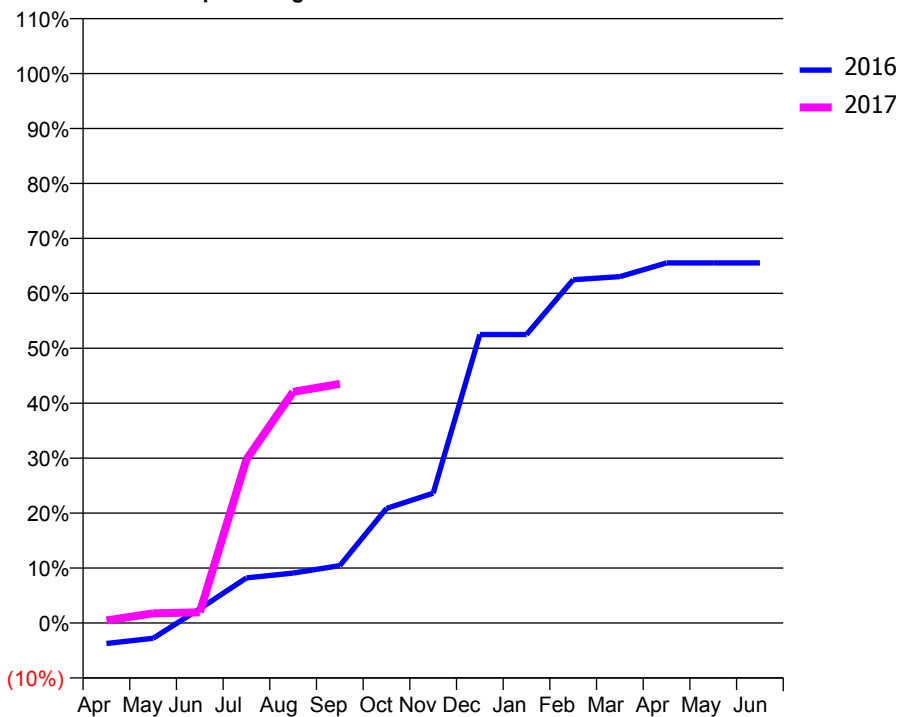
### ACCESS\*

Patients seen in 24 months	Total	Change since previous quarter
Quarter ending September 2015	300	
Quarter ending December 2015	464	↑
Quarter ending March 2016	378	↓
Quarter ending June 2016	272	↓
Quarter ending September 2016	324	↑
<b>Variance since September 2015</b>	<b>8.0%</b>	<b>↑</b>



### ACTIVITY

Cumulative percentage of contracted UDA delivered 2016 & 2017



Month	Adjusted Scheduled Activity (UDA)	
	2016	2017
April	-66	8
May	-49	31
June	46	34
July	144	524
August	160	740
September	184	766
October	367	
November	416	
December	924	
January	924	
February	1,100	
March	1,109	
April	1,153	
May	1,153	
June	1,153	

### QUALITY

	Quantity	Base Number	Contract	AT	Region	England
% of FP17s for the same patient ID Re-attending within 3 months - Children	2	91	2.2%	10.8%	12.0%	12.4%
% of FP17s for the same patient ID Re-attending within 3 months - Adults	18	283	6.4%	15.3%	15.9%	16.7%
% of FP17s for the same patient ID Re-attending between 3 & 9 months - Children	10	91	11.0%	61.2%	58.6%	57.4%
% of FP17s for the same patient ID Re-attending between 3 & 9 months - Adults	26	283	9.2%	55.3%	51.6%	50.5%
% of FP17s for Band 1 Urgent Courses	100	337	29.7%	7.0%	8.0%	9.1%
% of FP17s Relating to Free Repair or Replacements	1	337	0.3%	0.9%	0.8%	0.8%
% of FP17s Relating to Continuations	2	337	0.6%	1.7%	1.3%	1.3%
% of Patients satisfied with the dentistry they have received	0	0	N/A	93.8%	93.1%	93.2%
% of Patients satisfied with the time they had to wait for an appointment	0	0	N/A	88.9%	89.1%	89.0%

\* This is based on patients treated on this contract for their most recent course of treatment. Figures in italics indicate the base number of FP17s or Patient Questionnaire responses are less than 100. N/A is shown where the base number of responses is less than 10 during the period. % is calculated as Quantity/Base number\*100

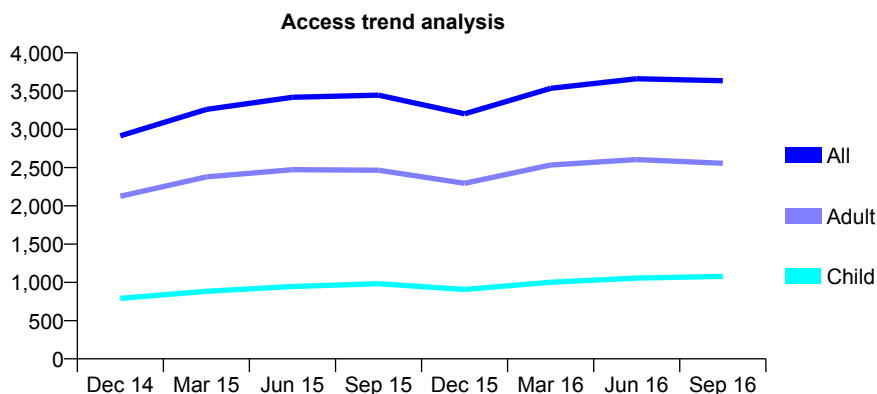
## Q55 - Vital Signs At a Glance Contract Report for 128597/0002 - September 2016

Name or company name	Eastwood & Creswell Dental Practice LLP
Contract type name	GDS Contract
Purpose of contract	General
Contract start date	01/07/2013
Contract end date	

16/17 Contracted general activity (UDA)	10,000
Carry forward general activity (UDA)	0
16/17 Contracted orthodontic activity (UOA)	0
Carry forward orthodontic activity (UOA)	0
Baseline contract value	£376,159.94

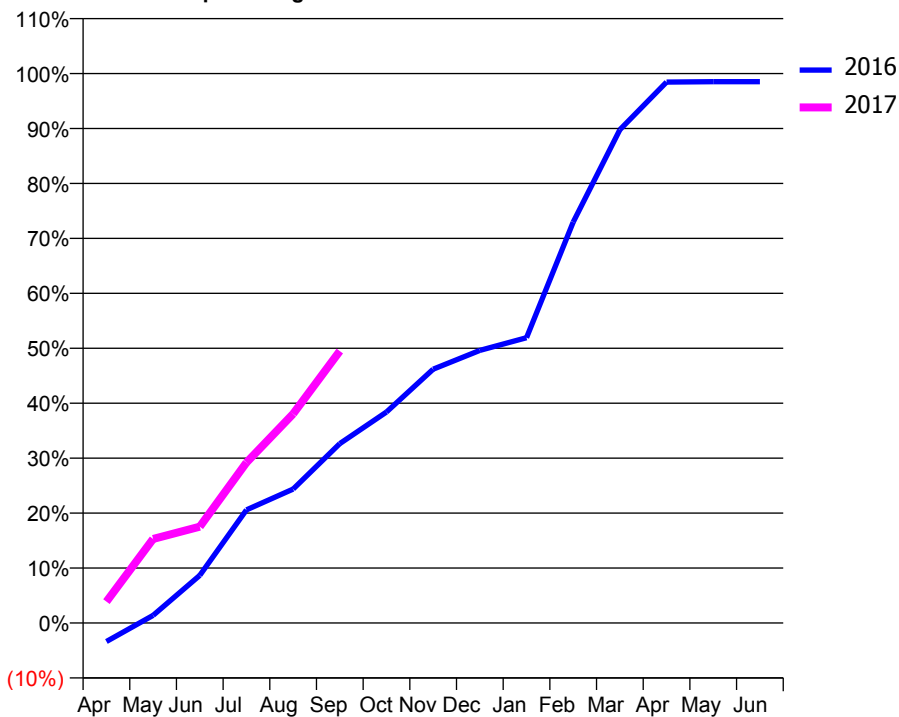
### ACCESS\*

Patients seen in 24 months	Total	Change since previous quarter
Quarter ending September 2015	3,447	
Quarter ending December 2015	3,202	↓
Quarter ending March 2016	3,535	↑
Quarter ending June 2016	3,661	↑
Quarter ending September 2016	3,634	→
<b>Variance since September 2015</b>	<b>5.4%</b>	<b>↑</b>



### ACTIVITY

Cumulative percentage of contracted UDA delivered 2016 & 2017



Month	Adjusted Scheduled Activity (UDA)	
	2016	2017
April	-339	389
May	139	1,529
June	868	1,753
July	2,058	2,920
August	2,438	3,806
September	3,264	4,949
October	3,839	
November	4,619	
December	4,961	
January	5,191	
February	7,296	
March	8,978	
April	9,843	
May	9,850	
June	9,850	

### QUALITY

	Quantity	Base Number	Contract	AT	Region	England
% of FP17s for the same patient ID Re-attending within 3 months - Children	52	887	5.9%	10.8%	12.0%	12.4%
% of FP17s for the same patient ID Re-attending within 3 months - Adults	188	1,834	10.3%	15.3%	15.9%	16.7%
% of FP17s for the same patient ID Re-attending between 3 & 9 months - Children	501	887	56.5%	61.2%	58.6%	57.4%
% of FP17s for the same patient ID Re-attending between 3 & 9 months - Adults	941	1,834	51.3%	55.3%	51.6%	50.5%
% of FP17s for Band 1 Urgent Courses	1	2,339	0.0%	7.0%	8.0%	9.1%
% of FP17s Relating to Free Repair or Replacements	20	2,339	0.9%	0.9%	0.8%	0.8%
% of FP17s Relating to Continuations	81	2,339	3.5%	1.7%	1.3%	1.3%
% of Patients satisfied with the dentistry they have received	0	1	N/A	93.8%	93.1%	93.2%
% of Patients satisfied with the time they had to wait for an appointment	1	1	N/A	88.9%	89.1%	89.0%

\* This is based on patients treated on this contract for their most recent course of treatment. Figures in italics indicate the base number of FP17s or Patient Questionnaire responses are less than 100. N/A is shown where the base number of responses is less than 10 during the period. % is calculated as Quantity/Base number\*100

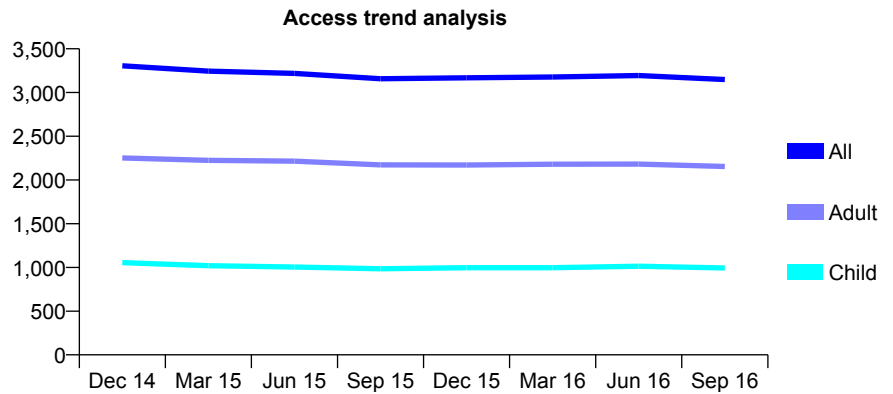
## Q55 - Vital Signs At a Glance Contract Report for 131806/0001 - September 2016

Name or company name	Wollaton Dental Care
Contract type name	GDS Contract
Purpose of contract	General
Contract start date	01/04/2006
Contract end date	

16/17 Contracted general activity (UDA)	9,356
Carry forward general activity (UDA)	0
16/17 Contracted orthodontic activity (UOA)	0
Carry forward orthodontic activity (UOA)	0
Baseline contract value	£210,161.27

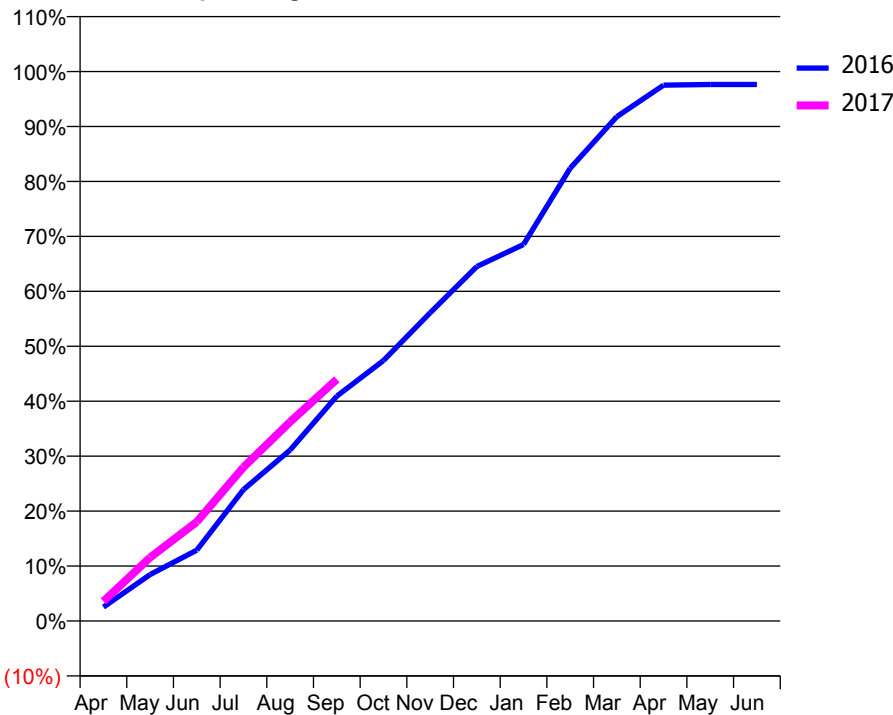
### ACCESS\*

Patients seen in 24 months	Total	Change since previous quarter
Quarter ending September 2015	3,157	
Quarter ending December 2015	3,168	→
Quarter ending March 2016	3,177	→
Quarter ending June 2016	3,194	→
Quarter ending September 2016	3,148	↓
<b>Variance since September 2015</b>	<b>(0.3%)</b>	→



### ACTIVITY

Cumulative percentage of contracted UDA delivered 2016 & 2017



Month	Adjusted Scheduled Activity (UDA)	
	2016	2017
April	238	336
May	791	1,082
June	1,206	1,689
July	2,237	2,618
August	2,912	3,391
September	3,829	4,116
October	4,435	
November	5,248	
December	6,035	
January	6,411	
February	7,709	
March	8,588	
April	9,123	
May	9,135	
June	9,135	

### QUALITY

	Quantity	Base Number	Contract	AT	Region	England
% of FP17s for the same patient ID Re-attending within 3 months - Children	74	806	9.2%	10.8%	12.0%	12.4%
% of FP17s for the same patient ID Re-attending within 3 months - Adults	396	1,732	22.9%	15.3%	15.9%	16.7%
% of FP17s for the same patient ID Re-attending between 3 & 9 months - Children	488	806	60.5%	61.2%	58.6%	57.4%
% of FP17s for the same patient ID Re-attending between 3 & 9 months - Adults	880	1,732	50.8%	55.3%	51.6%	50.5%
% of FP17s for Band 1 Urgent Courses	160	2,280	7.0%	7.0%	8.0%	9.1%
% of FP17s Relating to Free Repair or Replacements	10	2,280	0.4%	0.9%	0.8%	0.8%
% of FP17s Relating to Continuations	90	2,280	3.9%	1.7%	1.3%	1.3%
% of Patients satisfied with the dentistry they have received	5	5	N/A	93.8%	93.1%	93.2%
% of Patients satisfied with the time they had to wait for an appointment	4	5	N/A	88.9%	89.1%	89.0%

\* This is based on patients treated on this contract for their most recent course of treatment. Figures in italics indicate the base number of FP17s or Patient Questionnaire responses are less than 100. N/A is shown where the base number of responses is less than 10 during the period. % is calculated as Quantity/Base number\*100

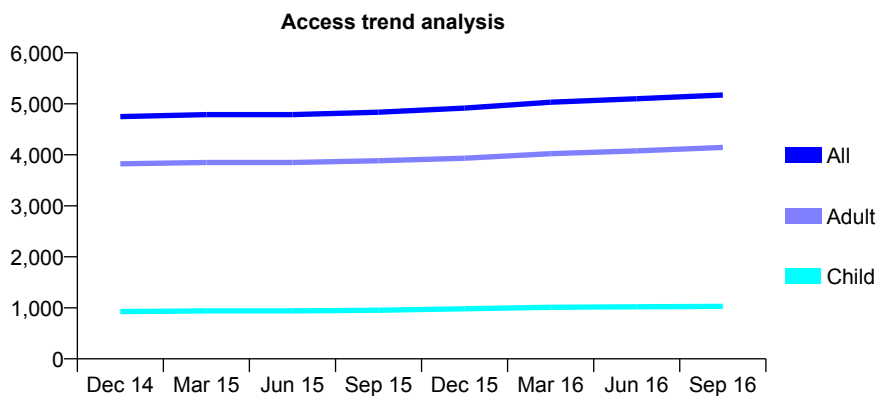
## Q55 - Vital Signs At a Glance Contract Report for 131997/0001 - September 2016

Name or company name	Treeline Dental Care
Contract type name	GDS Contract
Purpose of contract	General
Contract start date	01/08/2010
Contract end date	

16/17 Contracted general activity (UDA)	14,156
Carry forward general activity (UDA)	0
16/17 Contracted orthodontic activity (UOA)	0
Carry forward orthodontic activity (UOA)	0
Baseline contract value	£334,271.41

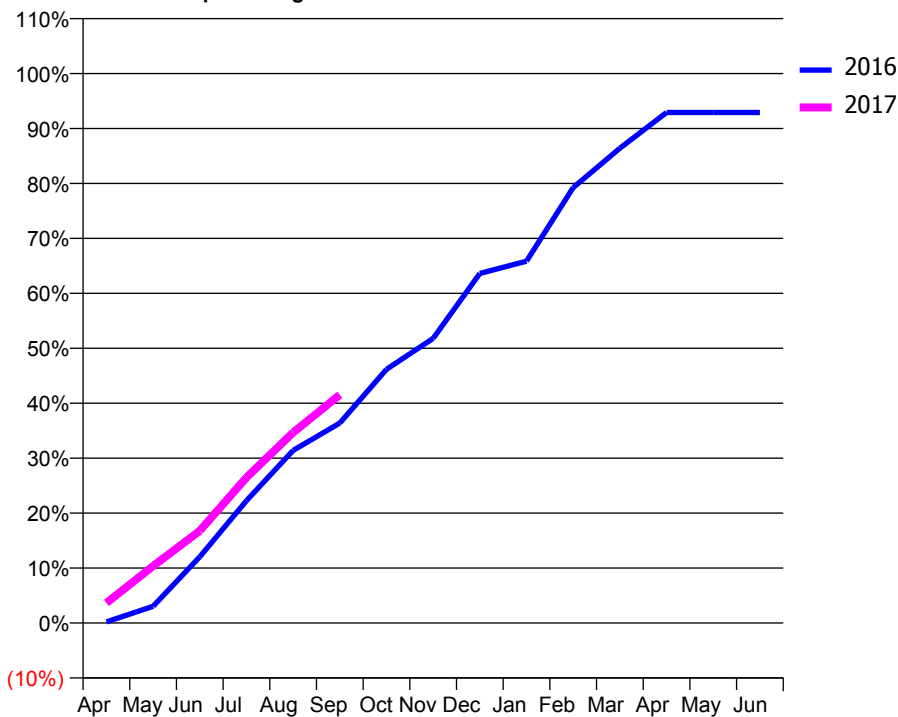
### ACCESS\*

Patients seen in 24 months	Total	Change since previous quarter
Quarter ending September 2015	4,835	
Quarter ending December 2015	4,917	→
Quarter ending March 2016	5,032	↑
Quarter ending June 2016	5,099	→
Quarter ending September 2016	5,173	→
<b>Variance since September 2015</b>	<b>7.0%</b>	<b>↑</b>



### ACTIVITY

Cumulative percentage of contracted UDA delivered 2016 & 2017



Adjusted Scheduled Activity (UDA)

Month	2016	2017
April	30	517
May	430	1,468
June	1,706	2,375
July	3,152	3,751
August	4,446	4,906
September	5,153	5,879
October	6,536	
November	7,333	
December	9,004	
January	9,320	
February	11,218	
March	12,230	
April	13,153	
May	13,153	
June	13,153	

### QUALITY

	Quantity	Base Number	Contract	AT	Region	England
% of FP17s for the same patient ID Re-attending within 3 months - Children	44	804	5.5%	10.8%	12.0%	12.4%
% of FP17s for the same patient ID Re-attending within 3 months - Adults	422	3,123	13.5%	15.3%	15.9%	16.7%
% of FP17s for the same patient ID Re-attending between 3 & 9 months - Children	518	804	64.4%	61.2%	58.6%	57.4%
% of FP17s for the same patient ID Re-attending between 3 & 9 months - Adults	1,765	3,123	56.5%	55.3%	51.6%	50.5%
% of FP17s for Band 1 Urgent Courses	164	2,794	5.9%	7.0%	8.0%	9.1%
% of FP17s Relating to Free Repair or Replacements	21	2,794	0.8%	0.9%	0.8%	0.8%
% of FP17s Relating to Continuations	80	2,794	2.9%	1.7%	1.3%	1.3%
% of Patients satisfied with the dentistry they have received	8	9	N/A	93.8%	93.1%	93.2%
% of Patients satisfied with the time they had to wait for an appointment	8	9	N/A	88.9%	89.1%	89.0%

\* This is based on patients treated on this contract for their most recent course of treatment. Figures in italics indicate the base number of FP17s or Patient Questionnaire responses are less than 100. N/A is shown where the base number of responses is less than 10 during the period. % is calculated as Quantity/Base number\*100

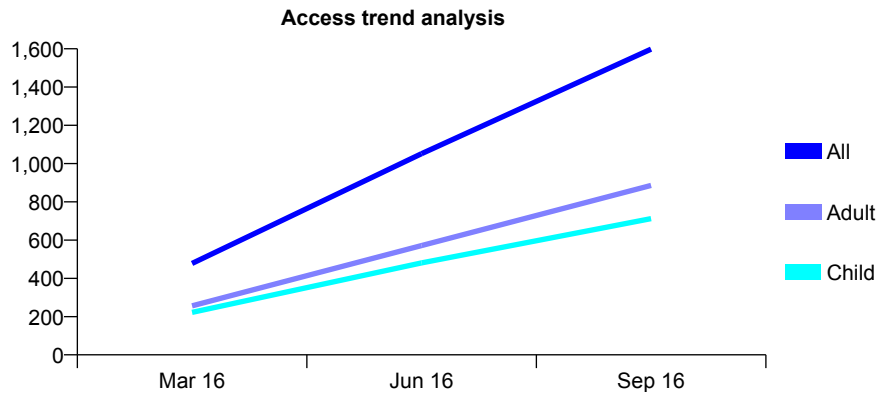
## Q55 - Vital Signs At a Glance Contract Report for 133477/0001 - September 2016

Name or company name	Eckington One Partnership
Contract type name	GDS Contract
Purpose of contract	General
Contract start date	01/02/2016
Contract end date	

16/17 Contracted general activity (UDA)	7,300
Carry forward general activity (UDA)	0
16/17 Contracted orthodontic activity (UOA)	0
Carry forward orthodontic activity (UOA)	0
Baseline contract value	£169,712.00

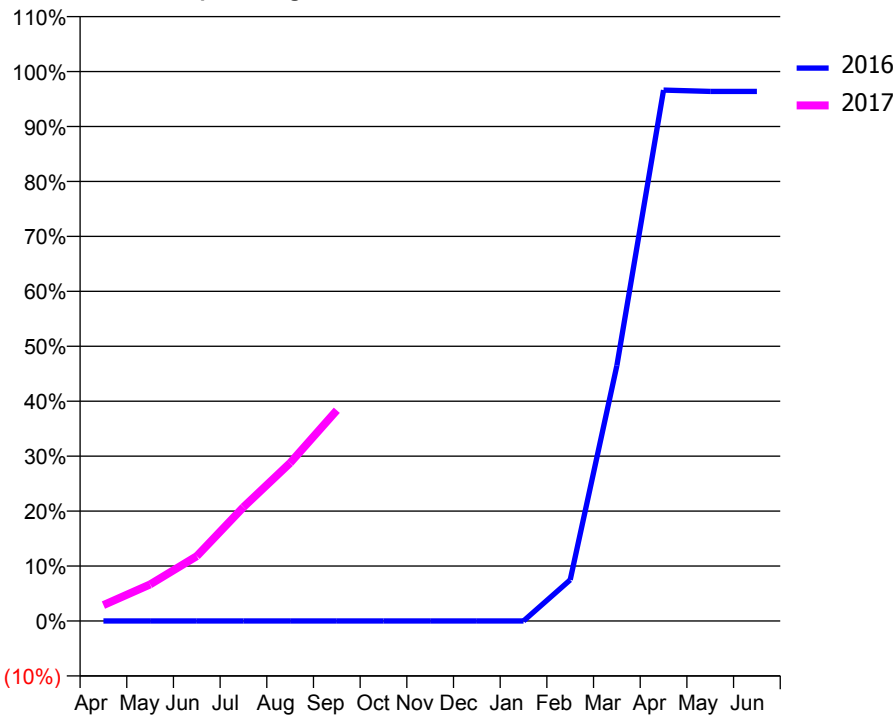
### ACCESS\*

Patients seen in 24 months	Total	Change since previous quarter
Quarter ending September 2015	0	
Quarter ending December 2015	0	
Quarter ending March 2016	478	
Quarter ending June 2016	1,052	↑
Quarter ending September 2016	1,598	↑
<b>Variance since September 2015</b>	N/A	



### ACTIVITY

Cumulative percentage of contracted UDA delivered 2016 & 2017



Month	Adjusted Scheduled Activity (UDA)	
	2016	2017
April	0	212
May	0	486
June	0	861
July	0	1,514
August	0	2,100
September	0	2,799
October	0	
November	0	
December	0	
January	0	
February	91	
March	566	
April	1,176	
May	1,173	
June	1,173	

### QUALITY

	Quantity	Base Number	Contract	AT	Region	England
% of FP17s for the same patient ID Re-attending within 3 months - Children	37	774	4.8%	10.8%	12.0%	12.4%
% of FP17s for the same patient ID Re-attending within 3 months - Adults	109	995	11.0%	15.3%	15.9%	16.7%
% of FP17s for the same patient ID Re-attending between 3 & 9 months - Children	112	774	14.5%	61.2%	58.6%	57.4%
% of FP17s for the same patient ID Re-attending between 3 & 9 months - Adults	135	995	13.6%	55.3%	51.6%	50.5%
% of FP17s for Band 1 Urgent Courses	65	1,505	4.3%	7.0%	8.0%	9.1%
% of FP17s Relating to Free Repair or Replacements	12	1,505	0.8%	0.9%	0.8%	0.8%
% of FP17s Relating to Continuations	15	1,505	1.0%	1.7%	1.3%	1.3%
% of Patients satisfied with the dentistry they have received	0	0	N/A	93.8%	93.1%	93.2%
% of Patients satisfied with the time they had to wait for an appointment	0	0	N/A	88.9%	89.1%	89.0%

\* This is based on patients treated on this contract for their most recent course of treatment. Figures in italics indicate the base number of FP17s or Patient Questionnaire responses are less than 100. N/A is shown where the base number of responses is less than 10 during the period. % is calculated as Quantity/Base number\*100

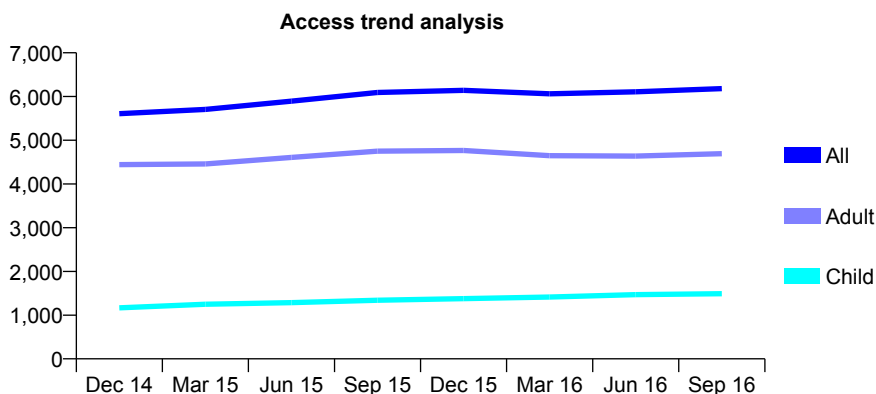
## Q55 - Vital Signs At a Glance Contract Report for 134406/0001 - September 2016

Name or company name	Ice Surgeries Limited
Contract type name	GDS Contract
Purpose of contract	General
Contract start date	01/09/2009
Contract end date	

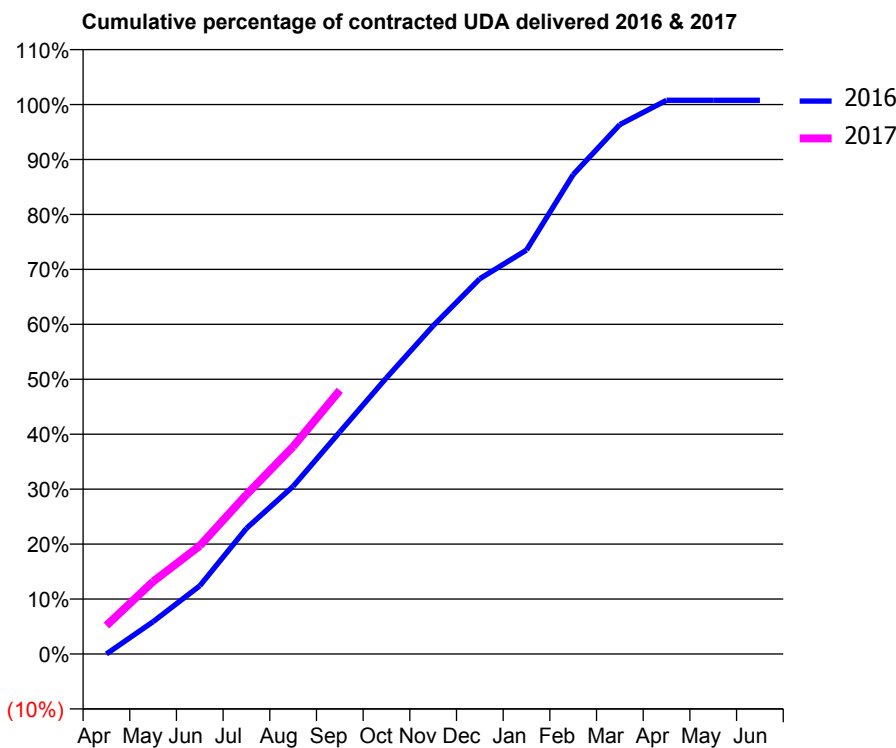
16/17 Contracted general activity (UDA)	14,000
Carry forward general activity (UDA)	0
16/17 Contracted orthodontic activity (UOA)	0
Carry forward orthodontic activity (UOA)	0
Baseline contract value	£321,861.49

### ACCESS\*

Patients seen in 24 months	Total	Change since previous quarter
Quarter ending September 2015	6,092	
Quarter ending December 2015	6,141	→
Quarter ending March 2016	6,062	↓
Quarter ending June 2016	6,107	→
Quarter ending September 2016	6,182	→
<b>Variance since September 2015</b>	<b>1.5%</b>	<b>→</b>



### ACTIVITY



Month	Adjusted Scheduled Activity (UDA)	
	2016	2017
April	-0	724
May	825	1,847
June	1,739	2,759
July	3,202	4,063
August	4,273	5,286
September	5,657	6,720
October	7,039	
November	8,362	
December	9,560	
January	10,293	
February	12,214	
March	13,489	
April	14,109	
May	14,109	
June	14,109	

### QUALITY

	Quantity	Base Number	Contract	AT	Region	England
% of FP17s for the same patient ID Re-attending within 3 months - Children	74	1,187	6.2%	10.8%	12.0%	12.4%
% of FP17s for the same patient ID Re-attending within 3 months - Adults	316	3,075	10.3%	15.3%	15.9%	16.7%
% of FP17s for the same patient ID Re-attending between 3 & 9 months - Children	659	1,187	55.5%	61.2%	58.6%	57.4%
% of FP17s for the same patient ID Re-attending between 3 & 9 months - Adults	1,757	3,075	57.1%	55.3%	51.6%	50.5%
% of FP17s for Band 1 Urgent Courses	159	3,940	4.0%	7.0%	8.0%	9.1%
% of FP17s Relating to Free Repair or Replacements	55	3,940	1.4%	0.9%	0.8%	0.8%
% of FP17s Relating to Continuations	50	3,940	1.3%	1.7%	1.3%	1.3%
% of Patients satisfied with the dentistry they have received	3	3	N/A	93.8%	93.1%	93.2%
% of Patients satisfied with the time they had to wait for an appointment	3	3	N/A	88.9%	89.1%	89.0%

\* This is based on patients treated on this contract for their most recent course of treatment. Figures in italics indicate the base number of FP17s or Patient Questionnaire responses are less than 100. N/A is shown where the base number of responses is less than 10 during the period. % is calculated as Quantity/Base number\*100

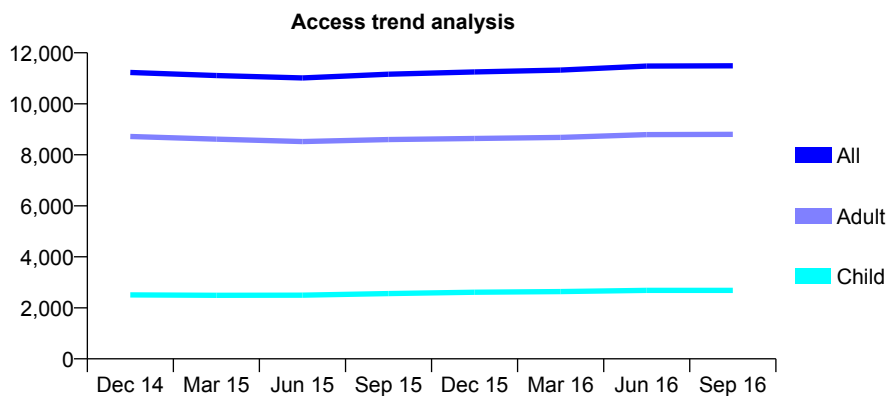
## Q55 - Vital Signs At a Glance Contract Report for 134678/0001 - September 2016

Name or company name	IDH Mansfield Limited
Contract type name	GDS Contract
Purpose of contract	General
Contract start date	01/02/2008
Contract end date	

16/17 Contracted general activity (UDA)	33,500
Carry forward general activity (UDA)	0
16/17 Contracted orthodontic activity (UOA)	0
Carry forward orthodontic activity (UOA)	0
Baseline contract value	£811,003.18

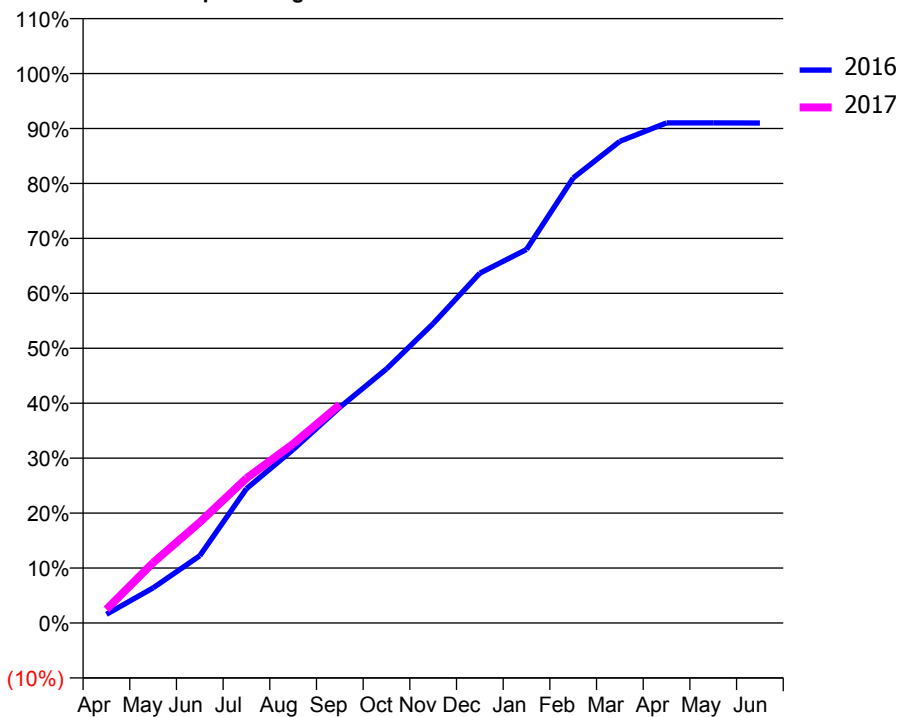
### ACCESS\*

Patients seen in 24 months	Total	Change since previous quarter
Quarter ending September 2015	11,162	
Quarter ending December 2015	11,250	→
Quarter ending March 2016	11,324	→
Quarter ending June 2016	11,478	→
Quarter ending September 2016	11,490	→
<b>Variance since September 2015</b>	<b>2.9%</b>	<b>↑</b>



### ACTIVITY

Cumulative percentage of contracted UDA delivered 2016 & 2017



Adjusted Scheduled Activity (UDA)

Month	2016	2017
April	531	835
May	2,144	3,675
June	4,100	6,146
July	8,190	8,824
August	10,574	10,923
September	13,147	13,314
October	15,490	
November	18,253	
December	21,326	
January	22,774	
February	27,135	
March	29,369	
April	30,492	
May	30,486	
June	30,482	

### QUALITY

	Quantity	Base Number	Contract	AT	Region	England
% of FP17s for the same patient ID Re-attending within 3 months - Children	74	1,851	4.0%	10.8%	12.0%	12.4%
% of FP17s for the same patient ID Re-attending within 3 months - Adults	375	5,335	7.0%	15.3%	15.9%	16.7%
% of FP17s for the same patient ID Re-attending between 3 & 9 months - Children	1,098	1,851	59.3%	61.2%	58.6%	57.4%
% of FP17s for the same patient ID Re-attending between 3 & 9 months - Adults	3,154	5,335	59.1%	55.3%	51.6%	50.5%
% of FP17s for Band 1 Urgent Courses	49	6,597	0.7%	7.0%	8.0%	9.1%
% of FP17s Relating to Free Repair or Replacements	18	6,597	0.3%	0.9%	0.8%	0.8%
% of FP17s Relating to Continuations	118	6,597	1.8%	1.7%	1.3%	1.3%
% of Patients satisfied with the dentistry they have received	8	10	80.0%	93.8%	93.1%	93.2%
% of Patients satisfied with the time they had to wait for an appointment	9	10	90.0%	88.9%	89.1%	89.0%

\* This is based on patients treated on this contract for their most recent course of treatment. Figures in italics indicate the base number of FP17s or Patient Questionnaire responses are less than 100. N/A is shown where the base number of responses is less than 10 during the period. % is calculated as Quantity/Base number\*100

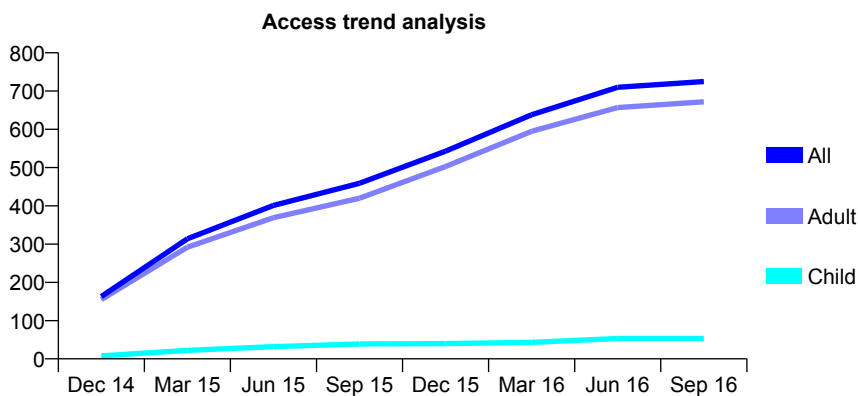
## Q55 - Vital Signs At a Glance Contract Report for 135267/0001 - September 2016

Name or company name	Dr D Iliadis and Dr C Hancock
Contract type name	GDS Contract
Purpose of contract	General
Contract start date	01/06/2014
Contract end date	

16/17 Contracted general activity (UDA)	2,340
Carry forward general activity (UDA)	0
16/17 Contracted orthodontic activity (UOA)	0
Carry forward orthodontic activity (UOA)	0
Baseline contract value	£56,932.41

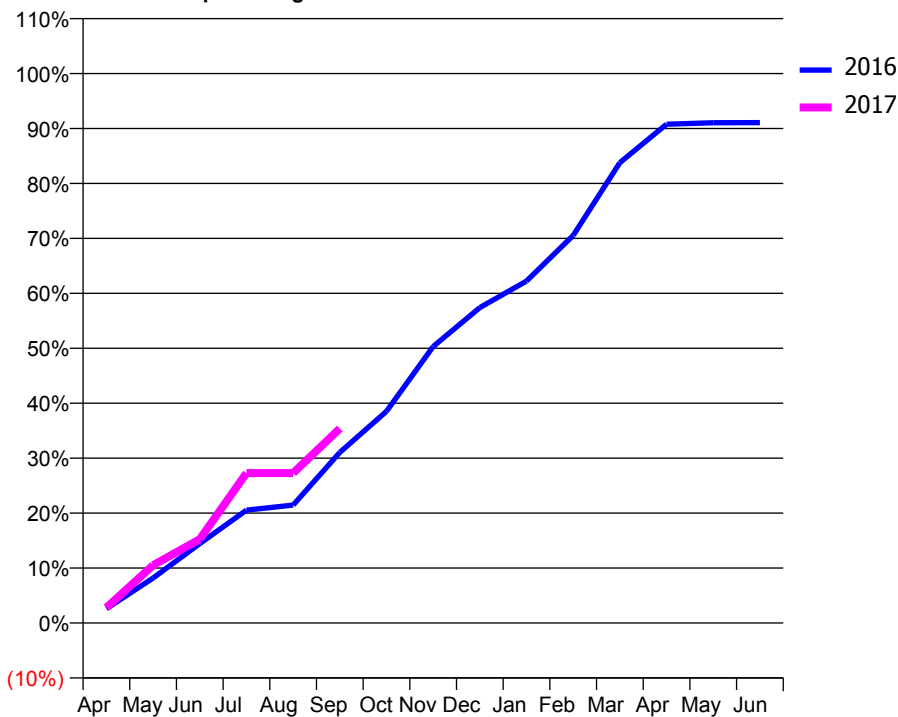
### ACCESS\*

Patients seen in 24 months	Total	Change since previous quarter
Quarter ending September 2015	459	
Quarter ending December 2015	543	↑
Quarter ending March 2016	638	↑
Quarter ending June 2016	710	↑
Quarter ending September 2016	725	↑
<b>Variance since September 2015</b>	<b>58.0%</b>	<b>↑</b>



### ACTIVITY

Cumulative percentage of contracted UDA delivered 2016 & 2017



Month	Adjusted Scheduled Activity (UDA)	
	2016	2017
April	61	65
May	192	246
June	338	357
July	481	638
August	502	638
September	727	828
October	901	
November	1,178	
December	1,343	
January	1,456	
February	1,650	
March	1,961	
April	2,124	
May	2,130	
June	2,131	

### QUALITY

	Quantity	Base Number	Contract	AT	Region	England
% of FP17s for the same patient ID Re-attending within 3 months - Children	1	29	3.4%	10.8%	12.0%	12.4%
% of FP17s for the same patient ID Re-attending within 3 months - Adults	43	373	11.5%	15.3%	15.9%	16.7%
% of FP17s for the same patient ID Re-attending between 3 & 9 months - Children	12	29	41.4%	61.2%	58.6%	57.4%
% of FP17s for the same patient ID Re-attending between 3 & 9 months - Adults	158	373	42.4%	55.3%	51.6%	50.5%
% of FP17s for Band 1 Urgent Courses	31	337	9.2%	7.0%	8.0%	9.1%
% of FP17s Relating to Free Repair or Replacements	4	337	1.2%	0.9%	0.8%	0.8%
% of FP17s Relating to Continuations	1	337	0.3%	1.7%	1.3%	1.3%
% of Patients satisfied with the dentistry they have received	2	2	N/A	93.8%	93.1%	93.2%
% of Patients satisfied with the time they had to wait for an appointment	2	2	N/A	88.9%	89.1%	89.0%

\* This is based on patients treated on this contract for their most recent course of treatment. Figures in italics indicate the base number of FP17s or Patient Questionnaire responses are less than 100. N/A is shown where the base number of responses is less than 10 during the period. % is calculated as Quantity/Base number\*100



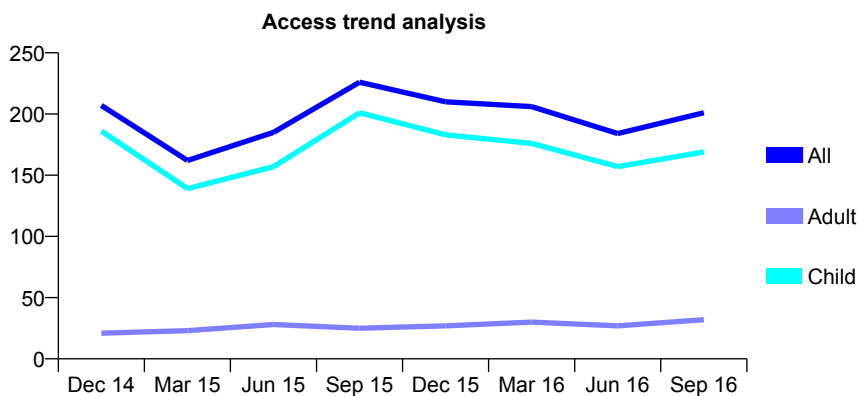
## Q55 - Vital Signs At a Glance Contract Report for 135372/0001 - September 2016

Name or company name	No.1 The Orthodontic Specialists
Contract type name	GDS Contract
Purpose of contract	General and Orthodontic
Contract start date	14/12/2012
Contract end date	

16/17 Contracted general activity (UDA)	44
Carry forward general activity (UDA)	0
16/17 Contracted orthodontic activity (UOA)	6,651
Carry forward orthodontic activity (UOA)	0
Baseline contract value	£407,884.07

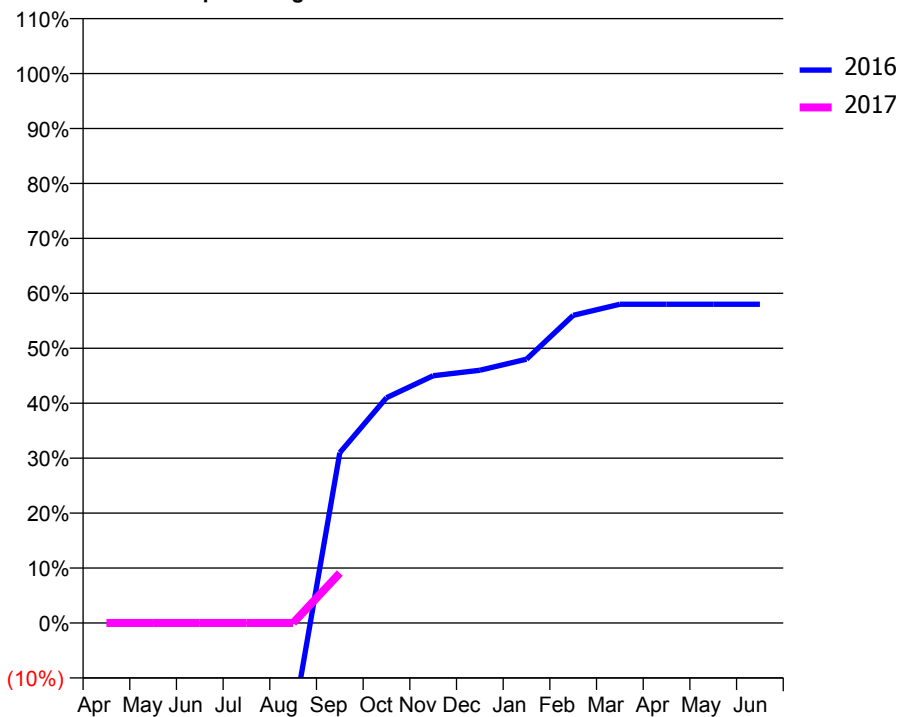
### ACCESS\*

Patients seen in 24 months	Total	Change since previous quarter
Quarter ending September 2015	226	
Quarter ending December 2015	210	↓
Quarter ending March 2016	206	↓
Quarter ending June 2016	184	↓
Quarter ending September 2016	201	↑
<b>Variance since September 2015</b>	<b>(11.1%)</b>	<b>↓</b>



### ACTIVITY

Cumulative percentage of contracted UDA delivered 2016 & 2017



Adjusted Scheduled Activity (UDA)

Month	2016	2017
April	-43	0
May	-43	0
June	-43	0
July	-21	0
August	-18	0
September	31	4
October	41	
November	45	
December	46	
January	48	
February	56	
March	58	
April	58	
May	58	
June	58	

### QUALITY

	Quantity	Base Number	Contract	AT	Region	England
% of FP17s for the same patient ID Re-attending within 3 months - Children	2	381	0.5%	10.8%	12.0%	12.4%
% of FP17s for the same patient ID Re-attending within 3 months - Adults	0	8	0.0%	15.3%	15.9%	16.7%
% of FP17s for the same patient ID Re-attending between 3 & 9 months - Children	2	381	0.5%	61.2%	58.6%	57.4%
% of FP17s for the same patient ID Re-attending between 3 & 9 months - Adults	0	8	0.0%	55.3%	51.6%	50.5%
% of FP17s for Band 1 Urgent Courses	0	2	0.0%	7.0%	8.0%	9.1%
% of FP17s Relating to Free Repair or Replacements	0	2	0.0%	0.9%	0.8%	0.8%
% of FP17s Relating to Continuations	0	2	0.0%	1.7%	1.3%	1.3%
% of Patients satisfied with the dentistry they have received	0	0	N/A	93.8%	93.1%	93.2%
% of Patients satisfied with the time they had to wait for an appointment	0	0	N/A	88.9%	89.1%	89.0%

\* This is based on patients treated on this contract for their most recent course of treatment. Figures in italics indicate the base number of FP17s or Patient Questionnaire responses are less than 100. N/A is shown where the base number of responses is less than 10 during the period. % is calculated as Quantity/Base number\*100

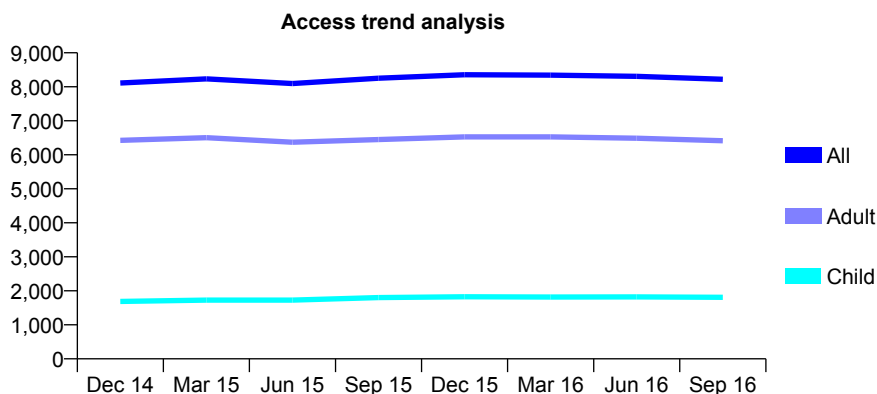
## Q55 - Vital Signs At a Glance Contract Report for 136654/0001 - September 2016

Name or company name	Dentichек Ltd
Contract type name	GDS Contract
Purpose of contract	General
Contract start date	01/04/2009
Contract end date	

16/17 Contracted general activity (UDA)	26,394
Carry forward general activity (UDA)	0
16/17 Contracted orthodontic activity (UOA)	0
Carry forward orthodontic activity (UOA)	0
Baseline contract value	£619,974.70

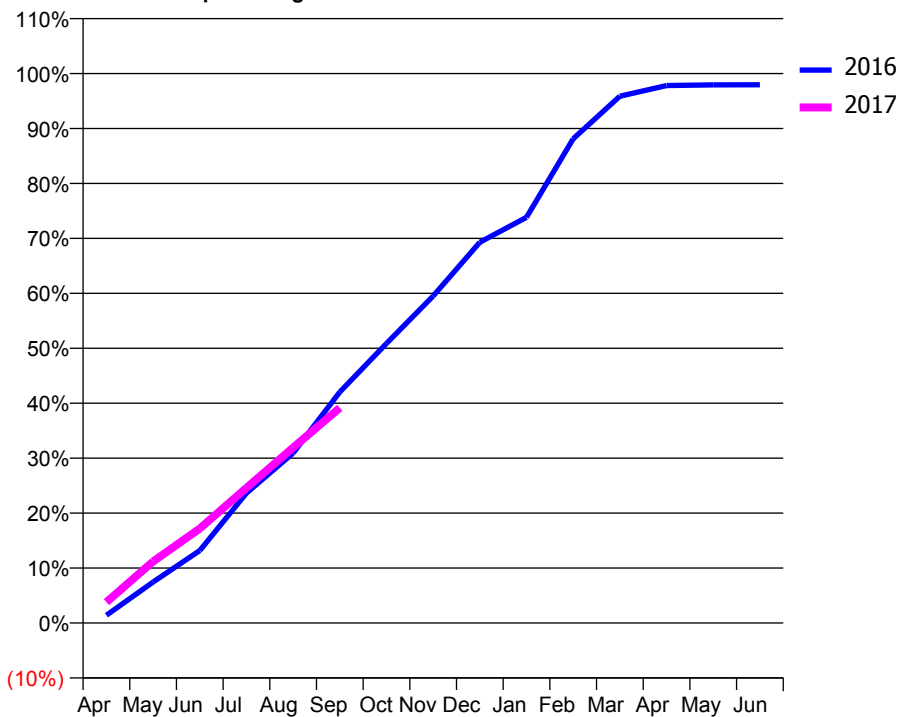
### ACCESS\*

Patients seen in 24 months	Total	Change since previous quarter
Quarter ending September 2015	8,253	
Quarter ending December 2015	8,353	→
Quarter ending March 2016	8,344	→
Quarter ending June 2016	8,308	→
Quarter ending September 2016	8,222	↓
<b>Variance since September 2015</b>	<b>(0.4%)</b>	→



### ACTIVITY

Cumulative percentage of contracted UDA delivered 2016 & 2017



Month	Adjusted Scheduled Activity (UDA)	
	2016	2017
April	340	1,005
May	1,781	2,955
June	3,150	4,541
July	5,650	6,490
August	7,391	8,424
September	10,044	10,333
October	12,154	
November	14,220	
December	16,557	
January	17,641	
February	21,057	
March	22,907	
April	23,371	
May	23,396	
June	23,405	

### QUALITY

	Quantity	Base Number	Contract	AT	Region	England
% of FP17s for the same patient ID Re-attending within 3 months - Children	291	1,435	20.3%	10.8%	12.0%	12.4%
% of FP17s for the same patient ID Re-attending within 3 months - Adults	721	4,365	16.5%	15.3%	15.9%	16.7%
% of FP17s for the same patient ID Re-attending between 3 & 9 months - Children	713	1,435	49.7%	61.2%	58.6%	57.4%
% of FP17s for the same patient ID Re-attending between 3 & 9 months - Adults	2,550	4,365	58.4%	55.3%	51.6%	50.5%
% of FP17s for Band 1 Urgent Courses	402	5,528	7.3%	7.0%	8.0%	9.1%
% of FP17s Relating to Free Repair or Replacements	81	5,528	1.5%	0.9%	0.8%	0.8%
% of FP17s Relating to Continuations	12	5,528	0.2%	1.7%	1.3%	1.3%
% of Patients satisfied with the dentistry they have received	10	11	90.9%	93.8%	93.1%	93.2%
% of Patients satisfied with the time they had to wait for an appointment	10	11	90.9%	88.9%	89.1%	89.0%

\* This is based on patients treated on this contract for their most recent course of treatment. Figures in italics indicate the base number of FP17s or Patient Questionnaire responses are less than 100. N/A is shown where the base number of responses is less than 10 during the period. % is calculated as Quantity/Base number\*100

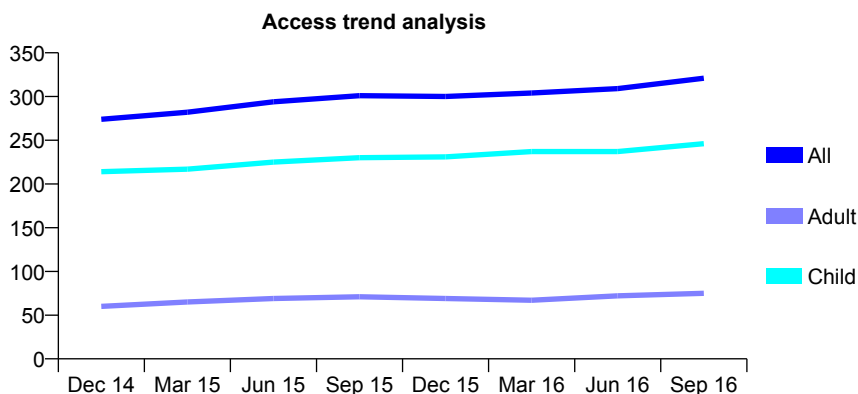
## Q55 - Vital Signs At a Glance Contract Report for 137553/0001 - September 2016

Name or company name	Ruddington Dental Practice
Contract type name	GDS Contract
Purpose of contract	General
Contract start date	01/08/2013
Contract end date	

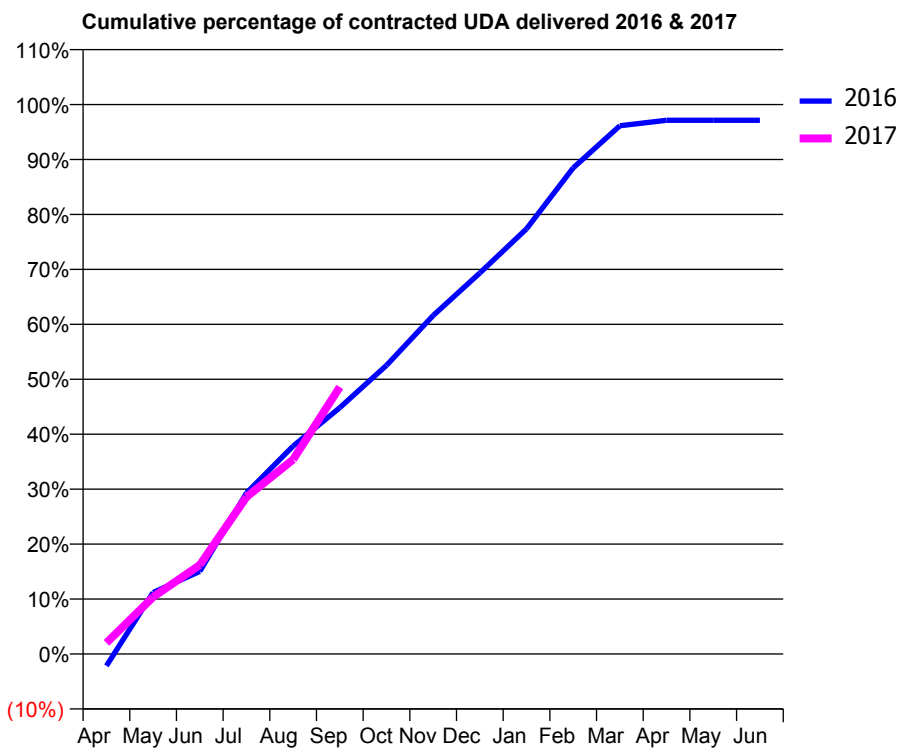
16/17 Contracted general activity (UDA)	600
Carry forward general activity (UDA)	0
16/17 Contracted orthodontic activity (UOA)	0
Carry forward orthodontic activity (UOA)	0
Baseline contract value	£15,447.15

### ACCESS\*

Patients seen in 24 months	Total	Change since previous quarter
Quarter ending September 2015	301	
Quarter ending December 2015	300	→
Quarter ending March 2016	304	→
Quarter ending June 2016	309	→
Quarter ending September 2016	321	↑
<b>Variance since September 2015</b>	<b>6.6%</b>	<b>↑</b>



### ACTIVITY



Month	Adjusted Scheduled Activity (UDA)	
	2016	2017
April	-13	12
May	67	62
June	90	97
July	176	171
August	227	212
September	269	292
October	315	
November	370	
December	416	
January	464	
February	531	
March	577	
April	583	
May	583	
June	583	

### QUALITY

	Quantity	Base Number	Contract	AT	Region	England
% of FP17s for the same patient ID Re-attending within 3 months - Children	2	181	1.1%	10.8%	12.0%	12.4%
% of FP17s for the same patient ID Re-attending within 3 months - Adults	2	43	4.7%	15.3%	15.9%	16.7%
% of FP17s for the same patient ID Re-attending between 3 & 9 months - Children	124	181	68.5%	61.2%	58.6%	57.4%
% of FP17s for the same patient ID Re-attending between 3 & 9 months - Adults	36	43	83.7%	55.3%	51.6%	50.5%
% of FP17s for Band 1 Urgent Courses	3	219	1.4%	7.0%	8.0%	9.1%
% of FP17s Relating to Free Repair or Replacements	0	219	0.0%	0.9%	0.8%	0.8%
% of FP17s Relating to Continuations	1	219	0.5%	1.7%	1.3%	1.3%
% of Patients satisfied with the dentistry they have received	0	0	N/A	93.8%	93.1%	93.2%
% of Patients satisfied with the time they had to wait for an appointment	0	0	N/A	88.9%	89.1%	89.0%

\* This is based on patients treated on this contract for their most recent course of treatment. Figures in italics indicate the base number of FP17s or Patient Questionnaire responses are less than 100. N/A is shown where the base number of responses is less than 10 during the period. % is calculated as Quantity/Base number\*100

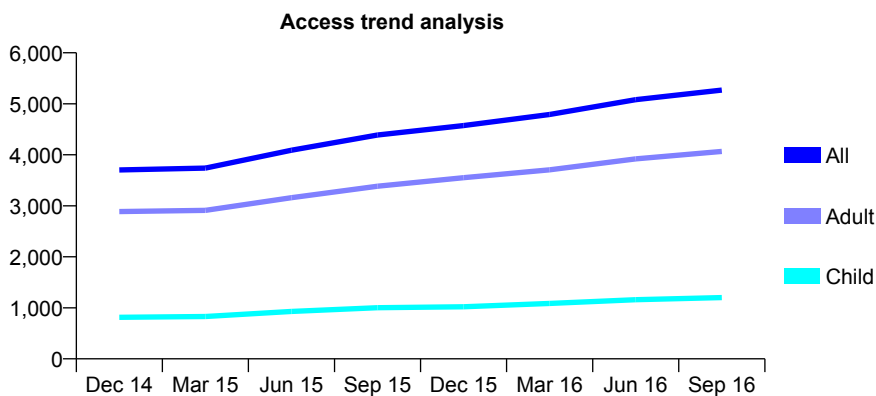
## Q55 - Vital Signs At a Glance Contract Report for 138045/0001 - September 2016

Name or company name	16a Dental
Contract type name	GDS Contract
Purpose of contract	General
Contract start date	01/04/2006
Contract end date	

16/17 Contracted general activity (UDA)	15,977
Carry forward general activity (UDA)	0
16/17 Contracted orthodontic activity (UOA)	0
Carry forward orthodontic activity (UOA)	0
Baseline contract value	£419,325.52

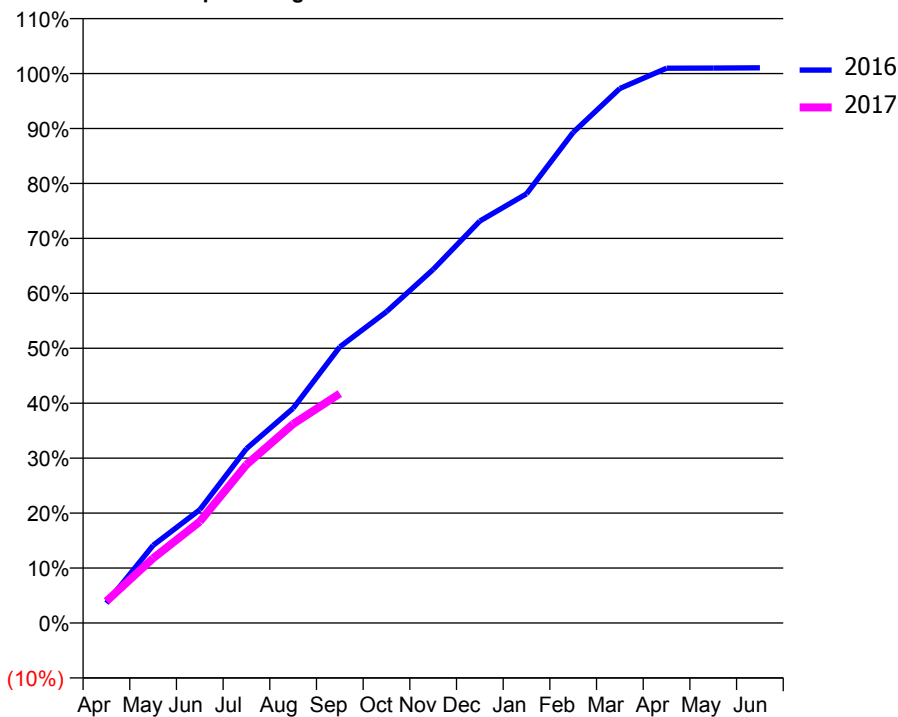
### ACCESS\*

Patients seen in 24 months	Total	Change since previous quarter
Quarter ending September 2015	4,387	
Quarter ending December 2015	4,574	↑
Quarter ending March 2016	4,792	↑
Quarter ending June 2016	5,081	↑
Quarter ending September 2016	5,269	↑
<b>Variance since September 2015</b>	<b>20.1%</b>	<b>↑</b>



### ACTIVITY

Cumulative percentage of contracted UDA delivered 2016 & 2017



Adjusted Scheduled Activity (UDA)

Month	2016	2017
April	580	636
May	2,260	1,881
June	3,293	2,949
July	5,068	4,606
August	6,244	5,788
September	8,027	6,670
October	9,052	
November	10,282	
December	11,688	
January	12,480	
February	14,266	
March	15,540	
April	16,132	
May	16,136	
June	16,142	

### QUALITY

	Quantity	Base Number	Contract	AT	Region	England
% of FP17s for the same patient ID Re-attending within 3 months - Children	125	1,126	11.1%	10.8%	12.0%	12.4%
% of FP17s for the same patient ID Re-attending within 3 months - Adults	501	3,545	14.1%	15.3%	15.9%	16.7%
% of FP17s for the same patient ID Re-attending between 3 & 9 months - Children	751	1,126	66.7%	61.2%	58.6%	57.4%
% of FP17s for the same patient ID Re-attending between 3 & 9 months - Adults	2,330	3,545	65.7%	55.3%	51.6%	50.5%
% of FP17s for Band 1 Urgent Courses	166	4,043	4.1%	7.0%	8.0%	9.1%
% of FP17s Relating to Free Repair or Replacements	22	4,043	0.5%	0.9%	0.8%	0.8%
% of FP17s Relating to Continuations	68	4,043	1.7%	1.7%	1.3%	1.3%
% of Patients satisfied with the dentistry they have received	5	5	N/A	93.8%	93.1%	93.2%
% of Patients satisfied with the time they had to wait for an appointment	4	5	N/A	88.9%	89.1%	89.0%

\* This is based on patients treated on this contract for their most recent course of treatment. Figures in italics indicate the base number of FP17s or Patient Questionnaire responses are less than 100. N/A is shown where the base number of responses is less than 10 during the period. % is calculated as Quantity/Base number\*100

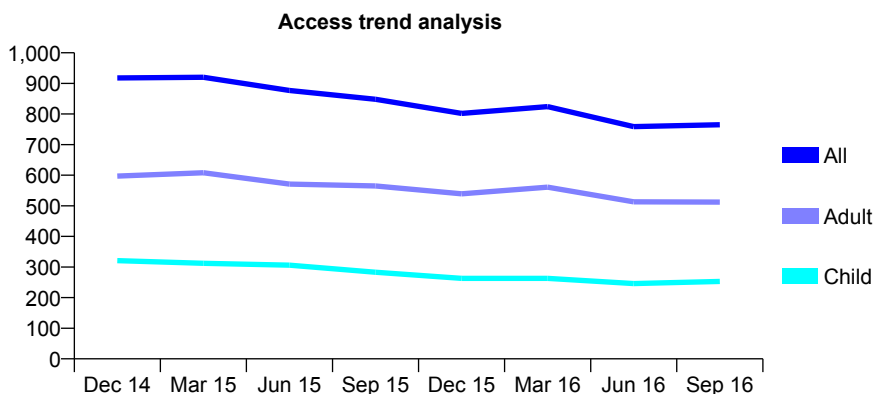
## Q55 - Vital Signs At a Glance Contract Report for 138169/0001 - September 2016

Name or company name	Holly Tree House Dental Practice
Contract type name	GDS Contract
Purpose of contract	General
Contract start date	25/11/2011
Contract end date	

16/17 Contracted general activity (UDA)	2,254
Carry forward general activity (UDA)	0
16/17 Contracted orthodontic activity (UOA)	0
Carry forward orthodontic activity (UOA)	0
Baseline contract value	£53,326.55

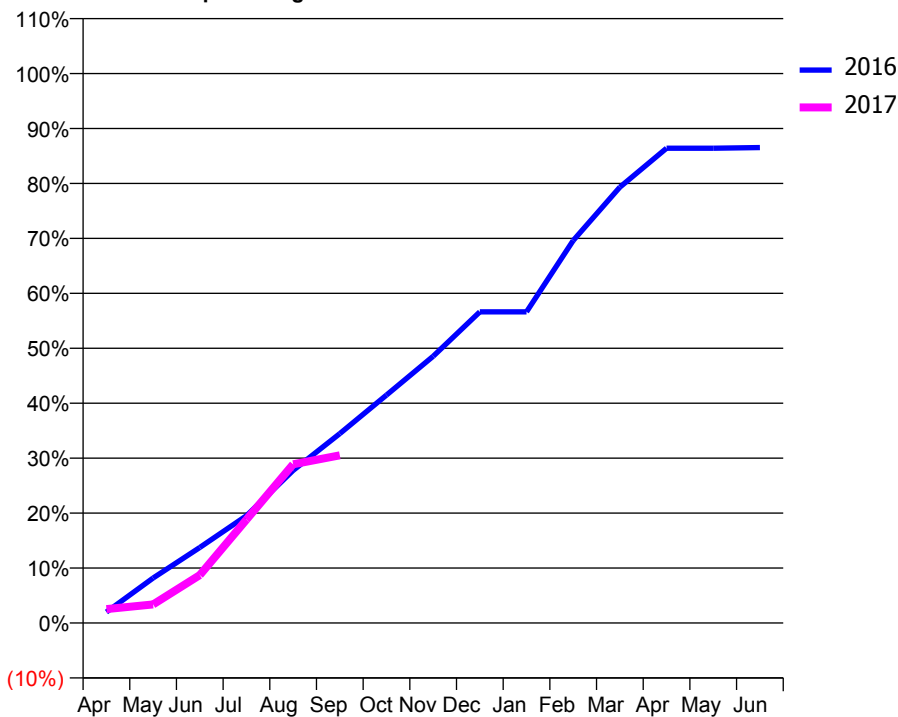
### ACCESS\*

Patients seen in 24 months	Total	Change since previous quarter
Quarter ending September 2015	848	
Quarter ending December 2015	802	↓
Quarter ending March 2016	824	↑
Quarter ending June 2016	759	↓
Quarter ending September 2016	765	→
<b>Variance since September 2015</b>	<b>(9.8%)</b>	<b>↓</b>



### ACTIVITY

Cumulative percentage of contracted UDA delivered 2016 & 2017



Adjusted Scheduled Activity (UDA)

Month	2016	2017
April	45	57
May	185	76
June	310	197
July	440	424
August	626	651
September	777	688
October	935	
November	1,094	
December	1,276	
January	1,276	
February	1,569	
March	1,788	
April	1,947	
May	1,947	
June	1,950	

### QUALITY

	Quantity	Base Number	Contract	AT	Region	England
% of FP17s for the same patient ID Re-attending within 3 months - Children	7	194	3.6%	10.8%	12.0%	12.4%
% of FP17s for the same patient ID Re-attending within 3 months - Adults	32	208	15.4%	15.3%	15.9%	16.7%
% of FP17s for the same patient ID Re-attending between 3 & 9 months - Children	133	194	68.6%	61.2%	58.6%	57.4%
% of FP17s for the same patient ID Re-attending between 3 & 9 months - Adults	92	208	44.2%	55.3%	51.6%	50.5%
% of FP17s for Band 1 Urgent Courses	5	346	1.4%	7.0%	8.0%	9.1%
% of FP17s Relating to Free Repair or Replacements	6	346	1.7%	0.9%	0.8%	0.8%
% of FP17s Relating to Continuations	10	346	2.9%	1.7%	1.3%	1.3%
% of Patients satisfied with the dentistry they have received	0	0	N/A	93.8%	93.1%	93.2%
% of Patients satisfied with the time they had to wait for an appointment	0	0	N/A	88.9%	89.1%	89.0%

\* This is based on patients treated on this contract for their most recent course of treatment. Figures in italics indicate the base number of FP17s or Patient Questionnaire responses are less than 100. N/A is shown where the base number of responses is less than 10 during the period. % is calculated as Quantity/Base number\*100

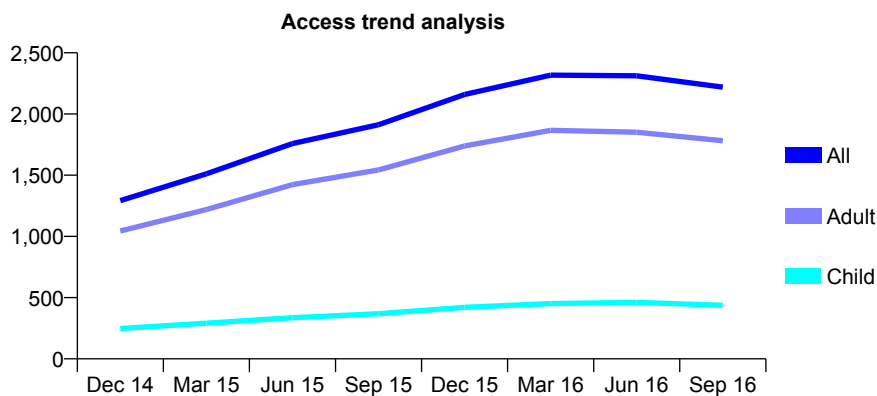
## Q55 - Vital Signs At a Glance Contract Report for 138592/0001 - September 2016

Name or company name	Oradent Studio
Contract type name	GDS Contract
Purpose of contract	General
Contract start date	12/02/2014
Contract end date	

16/17 Contracted general activity (UDA)	6,825
Carry forward general activity (UDA)	0
16/17 Contracted orthodontic activity (UOA)	0
Carry forward orthodontic activity (UOA)	0
Baseline contract value	£175,268.51

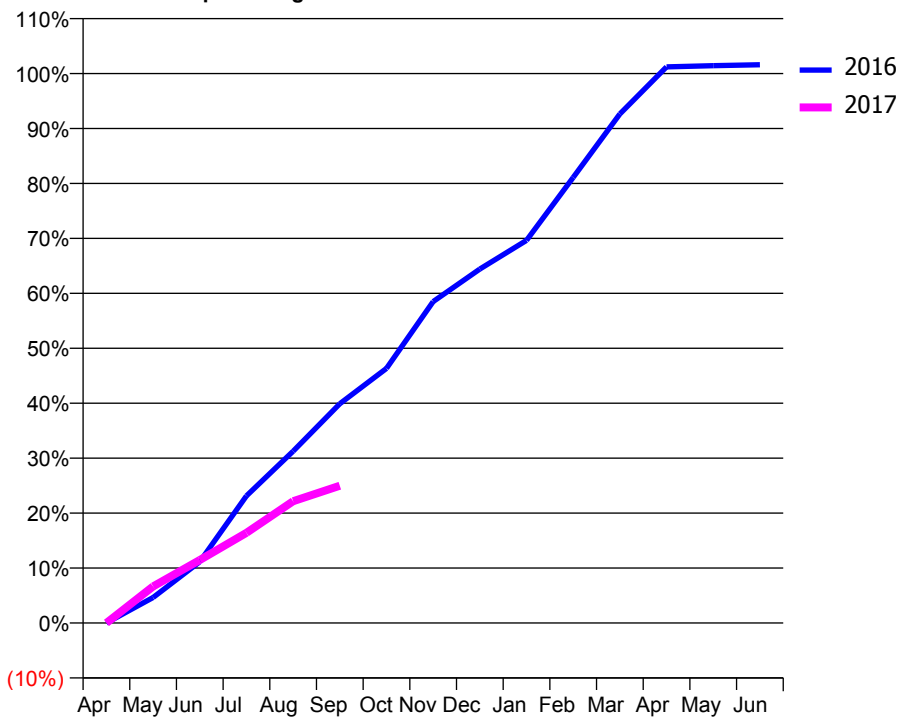
### ACCESS\*

Patients seen in 24 months	Total	Change since previous quarter
Quarter ending September 2015	1,912	
Quarter ending December 2015	2,160	↑
Quarter ending March 2016	2,318	↑
Quarter ending June 2016	2,312	→
Quarter ending September 2016	2,219	↓
<b>Variance since September 2015</b>	<b>16.1%</b>	<b>↑</b>



### ACTIVITY

Cumulative percentage of contracted UDA delivered 2016 & 2017



Adjusted Scheduled Activity (UDA)

Month	2016	2017
April	0	0
May	271	455
June	649	782
July	1,348	1,121
August	1,821	1,513
September	2,325	1,705
October	2,700	
November	3,407	
December	3,752	
January	4,056	
February	4,724	
March	5,397	
April	5,895	
May	5,908	
June	5,917	

### QUALITY

	Quantity	Base Number	Contract	AT	Region	England
% of FP17s for the same patient ID Re-attending within 3 months - Children	1	173	0.6%	10.8%	12.0%	12.4%
% of FP17s for the same patient ID Re-attending within 3 months - Adults	63	704	8.9%	15.3%	15.9%	16.7%
% of FP17s for the same patient ID Re-attending between 3 & 9 months - Children	50	173	28.9%	61.2%	58.6%	57.4%
% of FP17s for the same patient ID Re-attending between 3 & 9 months - Adults	199	704	28.3%	55.3%	51.6%	50.5%
% of FP17s for Band 1 Urgent Courses	57	676	8.4%	7.0%	8.0%	9.1%
% of FP17s Relating to Free Repair or Replacements	9	676	1.3%	0.9%	0.8%	0.8%
% of FP17s Relating to Continuations	1	676	0.1%	1.7%	1.3%	1.3%
% of Patients satisfied with the dentistry they have received	2	2	N/A	93.8%	93.1%	93.2%
% of Patients satisfied with the time they had to wait for an appointment	2	2	N/A	88.9%	89.1%	89.0%

\* This is based on patients treated on this contract for their most recent course of treatment. Figures in italics indicate the base number of FP17s or Patient Questionnaire responses are less than 100. N/A is shown where the base number of responses is less than 10 during the period. % is calculated as Quantity/Base number\*100

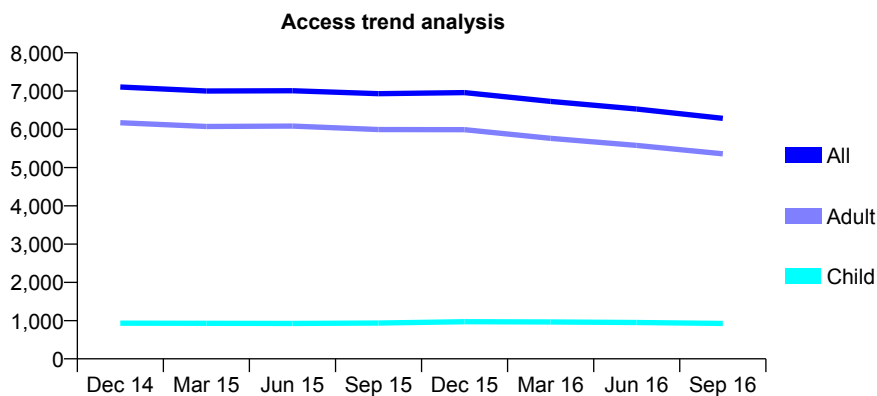
## Q55 - Vital Signs At a Glance Contract Report for 139904/0001 - September 2016

Name or company name	Market Street Dental Care
Contract type name	GDS Contract
Purpose of contract	General
Contract start date	01/09/2012
Contract end date	

16/17 Contracted general activity (UDA)	16,736
Carry forward general activity (UDA)	0
16/17 Contracted orthodontic activity (UOA)	0
Carry forward orthodontic activity (UOA)	0
Baseline contract value	£403,338.00

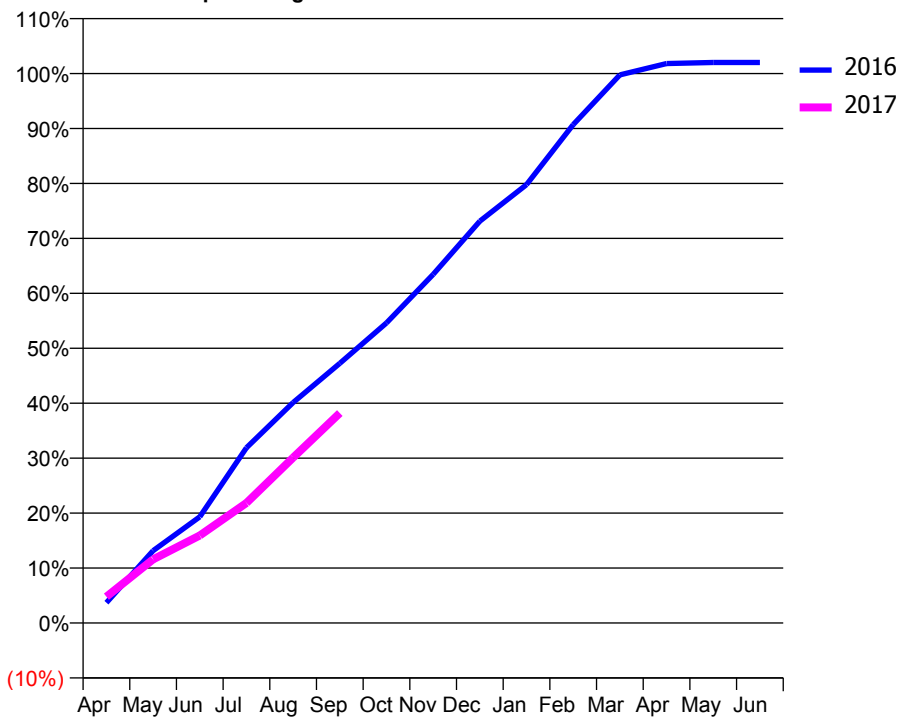
### ACCESS\*

Patients seen in 24 months	Total	Change since previous quarter
Quarter ending September 2015	6,931	
Quarter ending December 2015	6,959	→
Quarter ending March 2016	6,728	↓
Quarter ending June 2016	6,529	↓
Quarter ending September 2016	6,288	↓
<b>Variance since September 2015</b>	<b>(9.3%)</b>	<b>↓</b>



### ACTIVITY

Cumulative percentage of contracted UDA delivered 2016 & 2017



Adjusted Scheduled Activity (UDA)

Month	2016	2017
April	620	802
May	2,202	1,940
June	3,236	2,667
July	5,339	3,658
August	6,717	5,037
September	7,908	6,393
October	9,139	
November	10,619	
December	12,237	
January	13,350	
February	15,177	
March	16,696	
April	17,040	
May	17,070	
June	17,070	

### QUALITY

	Quantity	Base Number	Contract	AT	Region	England
% of FP17s for the same patient ID Re-attending within 3 months - Children	33	710	4.6%	10.8%	12.0%	12.4%
% of FP17s for the same patient ID Re-attending within 3 months - Adults	390	3,667	10.6%	15.3%	15.9%	16.7%
% of FP17s for the same patient ID Re-attending between 3 & 9 months - Children	463	710	65.2%	61.2%	58.6%	57.4%
% of FP17s for the same patient ID Re-attending between 3 & 9 months - Adults	2,260	3,667	61.6%	55.3%	51.6%	50.5%
% of FP17s for Band 1 Urgent Courses	160	3,733	4.3%	7.0%	8.0%	9.1%
% of FP17s Relating to Free Repair or Replacements	8	3,733	0.2%	0.9%	0.8%	0.8%
% of FP17s Relating to Continuations	50	3,733	1.3%	1.7%	1.3%	1.3%
% of Patients satisfied with the dentistry they have received	3	3	N/A	93.8%	93.1%	93.2%
% of Patients satisfied with the time they had to wait for an appointment	2	3	N/A	88.9%	89.1%	89.0%

\* This is based on patients treated on this contract for their most recent course of treatment. Figures in italics indicate the base number of FP17s or Patient Questionnaire responses are less than 100. N/A is shown where the base number of responses is less than 10 during the period. % is calculated as Quantity/Base number\*100

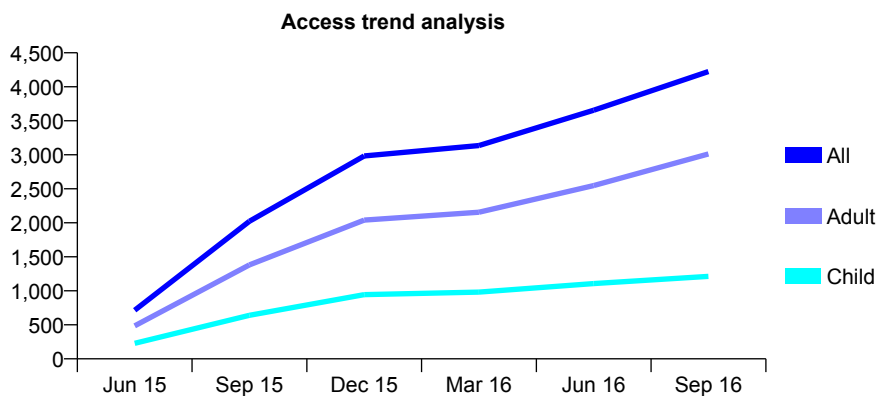
## Q55 - Vital Signs At a Glance Contract Report for 142166/0001 - September 2016

Name or company name	Nationwide Healthcare Providers Ltd Clay C
Contract type name	GDS Contract
Purpose of contract	General
Contract start date	01/04/2015
Contract end date	

16/17 Contracted general activity (UDA)	18,000
Carry forward general activity (UDA)	0
16/17 Contracted orthodontic activity (UOA)	0
Carry forward orthodontic activity (UOA)	0
Baseline contract value	£498,524.28

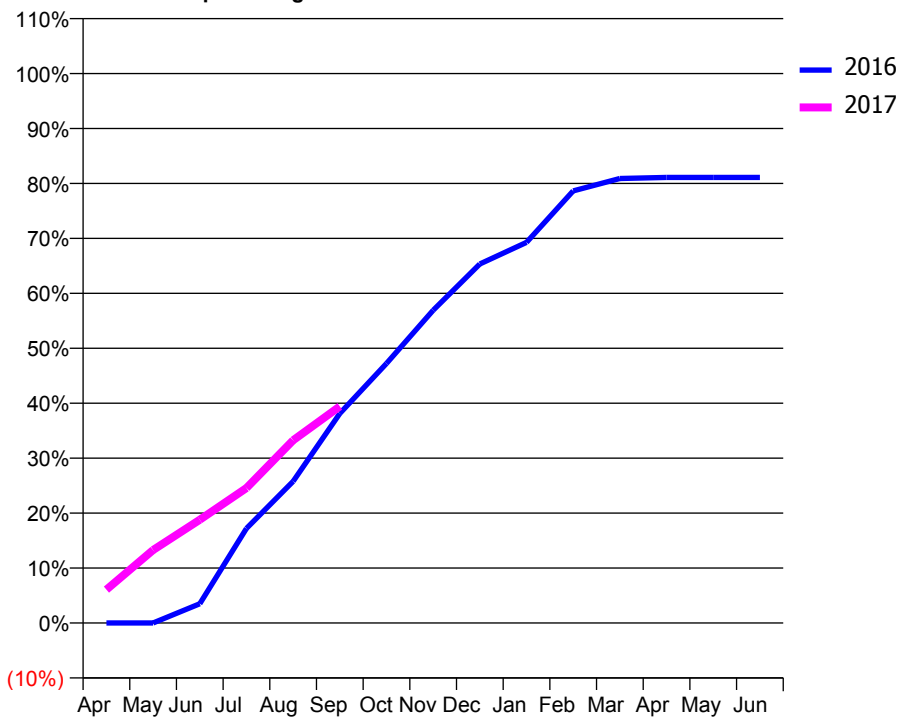
### ACCESS\*

Patients seen in 24 months	Total	Change since previous quarter
Quarter ending September 2015	2,023	
Quarter ending December 2015	2,984	↑
Quarter ending March 2016	3,137	↑
Quarter ending June 2016	3,655	↑
Quarter ending September 2016	4,224	↑
<b>Variance since September 2015</b>	<b>108.8%</b>	<b>↑</b>



### ACTIVITY

Cumulative percentage of contracted UDA delivered 2016 & 2017



Month	Adjusted Scheduled Activity (UDA)	
	2016	2017
April	0	1,094
May	0	2,393
June	484	3,384
July	2,371	4,425
August	3,550	5,984
September	5,252	7,096
October	6,505	
November	7,839	
December	9,000	
January	9,540	
February	10,830	
March	11,143	
April	11,168	
May	11,168	
June	11,169	

### QUALITY

	Quantity	Base Number	Contract	AT	Region	England
% of FP17s for the same patient ID Re-attending within 3 months - Children	64	991	6.5%	10.8%	12.0%	12.4%
% of FP17s for the same patient ID Re-attending within 3 months - Adults	309	2,226	13.9%	15.3%	15.9%	16.7%
% of FP17s for the same patient ID Re-attending between 3 & 9 months - Children	533	991	53.8%	61.2%	58.6%	57.4%
% of FP17s for the same patient ID Re-attending between 3 & 9 months - Adults	753	2,226	33.8%	55.3%	51.6%	50.5%
% of FP17s for Band 1 Urgent Courses	292	3,203	9.1%	7.0%	8.0%	9.1%
% of FP17s Relating to Free Repair or Replacements	0	3,203	0.0%	0.9%	0.8%	0.8%
% of FP17s Relating to Continuations	72	3,203	2.2%	1.7%	1.3%	1.3%
% of Patients satisfied with the dentistry they have received	2	2	N/A	93.8%	93.1%	93.2%
% of Patients satisfied with the time they had to wait for an appointment	2	2	N/A	88.9%	89.1%	89.0%

\* This is based on patients treated on this contract for their most recent course of treatment. Figures in italics indicate the base number of FP17s or Patient Questionnaire responses are less than 100. N/A is shown where the base number of responses is less than 10 during the period. % is calculated as Quantity/Base number\*100



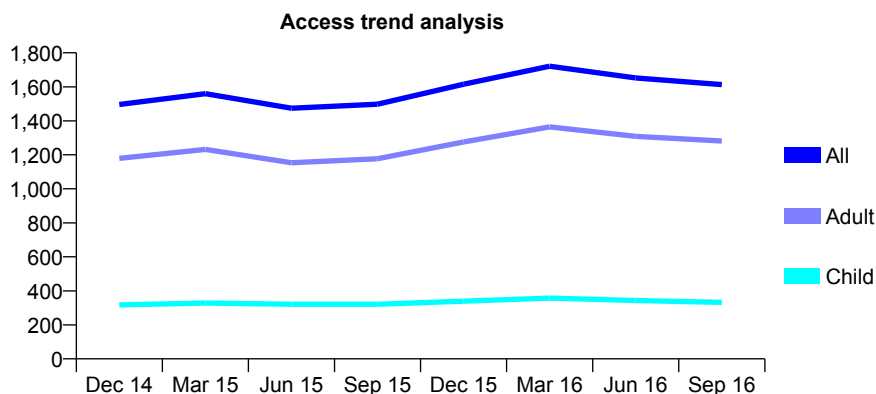
## Q55 - Vital Signs At a Glance Contract Report for 142190/0001 - September 2016

Name or company name	Grange Dental Care
Contract type name	GDS Contract
Purpose of contract	General
Contract start date	01/06/2012
Contract end date	

16/17 Contracted general activity (UDA)	6,597
Carry forward general activity (UDA)	0
16/17 Contracted orthodontic activity (UOA)	0
Carry forward orthodontic activity (UOA)	0
Baseline contract value	£141,320.13

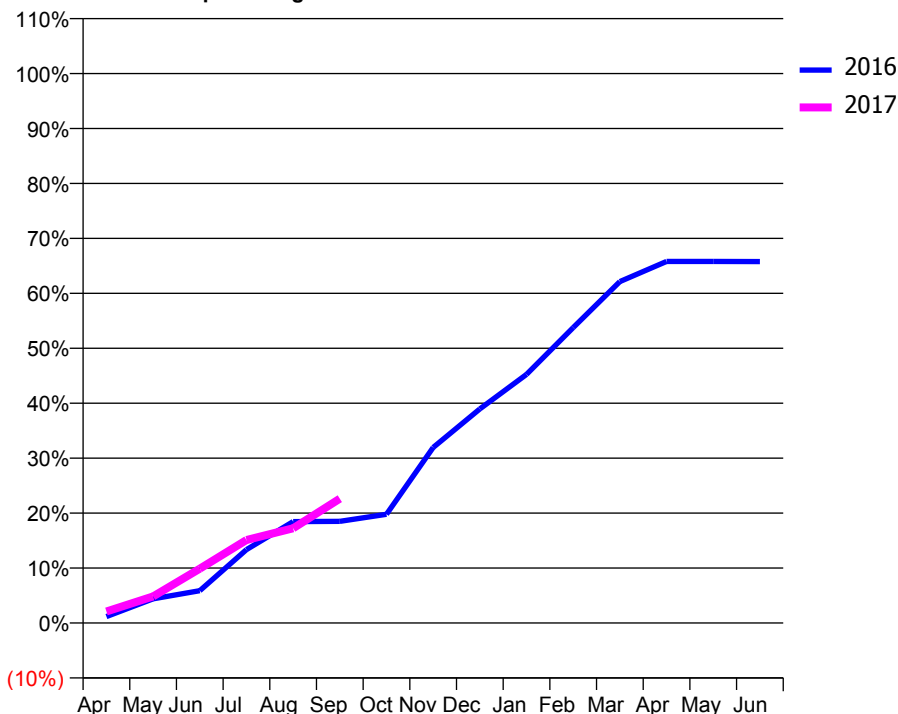
### ACCESS\*

Patients seen in 24 months	Total	Change since previous quarter
Quarter ending September 2015	1,498	
Quarter ending December 2015	1,615	↑
Quarter ending March 2016	1,721	↑
Quarter ending June 2016	1,652	↓
Quarter ending September 2016	1,613	↓
<b>Variance since September 2015</b>	<b>7.7%</b>	<b>↑</b>



### ACTIVITY

Cumulative percentage of contracted UDA delivered 2016 & 2017



Adjusted Scheduled Activity (UDA)

Month	2016	2017
April	77	139
May	291	319
June	389	653
July	881	997
August	1,218	1,138
September	1,220	1,494
October	1,306	
November	2,107	
December	2,570	
January	2,985	
February	3,546	
March	4,100	
April	4,340	
May	4,340	
June	4,339	

### QUALITY

	Quantity	Base Number	Contract	AT	Region	England
% of FP17s for the same patient ID Re-attending within 3 months - Children	12	186	6.5%	10.8%	12.0%	12.4%
% of FP17s for the same patient ID Re-attending within 3 months - Adults	124	599	20.7%	15.3%	15.9%	16.7%
% of FP17s for the same patient ID Re-attending between 3 & 9 months - Children	87	186	46.8%	61.2%	58.6%	57.4%
% of FP17s for the same patient ID Re-attending between 3 & 9 months - Adults	257	599	42.9%	55.3%	51.6%	50.5%
% of FP17s for Band 1 Urgent Courses	64	630	10.2%	7.0%	8.0%	9.1%
% of FP17s Relating to Free Repair or Replacements	3	630	0.5%	0.9%	0.8%	0.8%
% of FP17s Relating to Continuations	8	630	1.3%	1.7%	1.3%	1.3%
% of Patients satisfied with the dentistry they have received	2	2	N/A	93.8%	93.1%	93.2%
% of Patients satisfied with the time they had to wait for an appointment	1	2	N/A	88.9%	89.1%	89.0%

\* This is based on patients treated on this contract for their most recent course of treatment. Figures in italics indicate the base number of FP17s or Patient Questionnaire responses are less than 100. N/A is shown where the base number of responses is less than 10 during the period. % is calculated as Quantity/Base number\*100

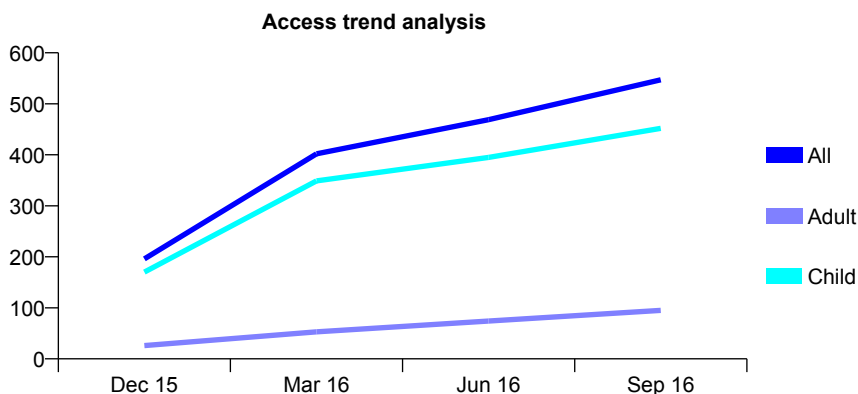
## Q55 - Vital Signs At a Glance Contract Report for 142506/0001 - September 2016

Name or company name	Kedleston Dental Care
Contract type name	GDS Contract
Purpose of contract	General
Contract start date	10/07/2015
Contract end date	

16/17 Contracted general activity (UDA)	1,400
Carry forward general activity (UDA)	0
16/17 Contracted orthodontic activity (UOA)	0
Carry forward orthodontic activity (UOA)	0
Baseline contract value	£28,562.53

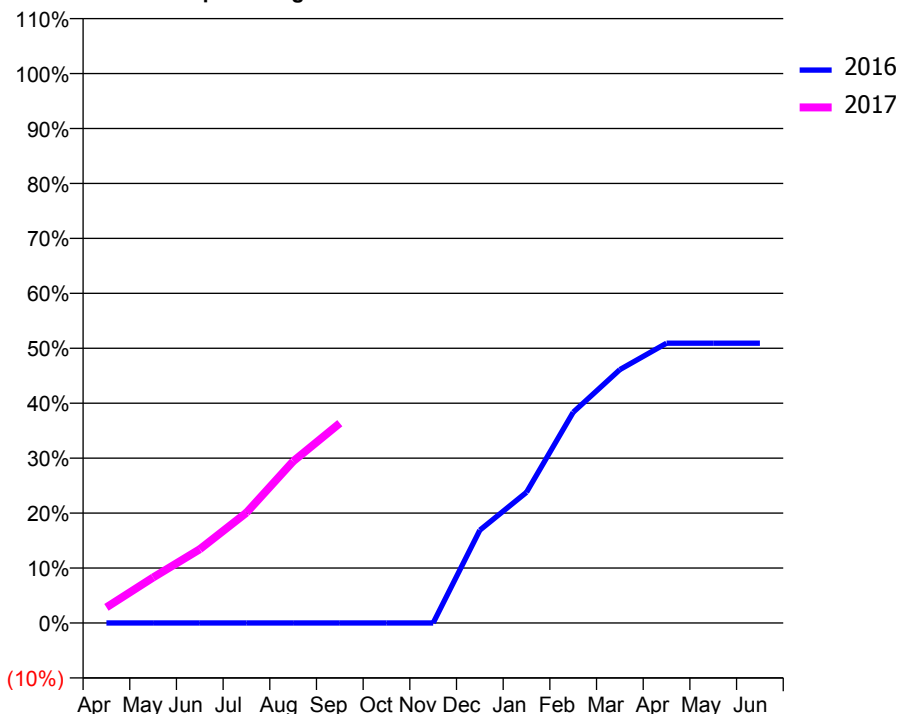
### ACCESS\*

Patients seen in 24 months	Total	Change since previous quarter
Quarter ending September 2015	0	
Quarter ending December 2015	196	↑
Quarter ending March 2016	402	↑
Quarter ending June 2016	469	↑
Quarter ending September 2016	547	↑
<b>Variance since September 2015</b>	N/A	



### ACTIVITY

Cumulative percentage of contracted UDA delivered 2016 & 2017



Month	Adjusted Scheduled Activity (UDA)	
	2016	2017
April	0	40
May	0	116
June	0	188
July	0	281
August	0	412
September	0	509
October	0	
November	0	
December	172	
January	242	
February	390	
March	469	
April	518	
May	518	
June	518	

### QUALITY

	Quantity	Base Number	Contract	AT	Region	England
% of FP17s for the same patient ID Re-attending within 3 months - Children	23	390	5.9%	10.8%	12.0%	12.4%
% of FP17s for the same patient ID Re-attending within 3 months - Adults	2	52	3.8%	15.3%	15.9%	16.7%
% of FP17s for the same patient ID Re-attending between 3 & 9 months - Children	206	390	52.8%	61.2%	58.6%	57.4%
% of FP17s for the same patient ID Re-attending between 3 & 9 months - Adults	21	52	40.4%	55.3%	51.6%	50.5%
% of FP17s for Band 1 Urgent Courses	0	402	0.0%	7.0%	8.0%	9.1%
% of FP17s Relating to Free Repair or Replacements	0	402	0.0%	0.9%	0.8%	0.8%
% of FP17s Relating to Continuations	0	402	0.0%	1.7%	1.3%	1.3%
% of Patients satisfied with the dentistry they have received	0	0	N/A	93.8%	93.1%	93.2%
% of Patients satisfied with the time they had to wait for an appointment	0	0	N/A	88.9%	89.1%	89.0%

\* This is based on patients treated on this contract for their most recent course of treatment. Figures in italics indicate the base number of FP17s or Patient Questionnaire responses are less than 100. N/A is shown where the base number of responses is less than 10 during the period. % is calculated as Quantity/Base number\*100

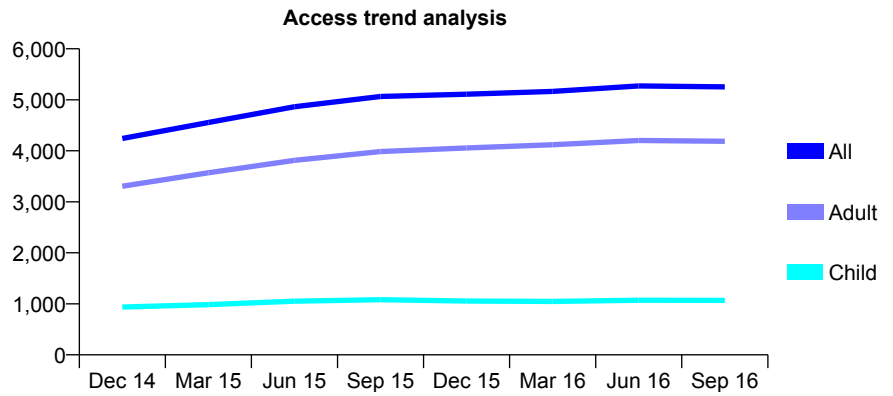
## Q55 - Vital Signs At a Glance Contract Report for 143111/0001 - September 2016

Name or company name	Cadmus Dental Care Limited
Contract type name	GDS Contract
Purpose of contract	General
Contract start date	01/10/2013
Contract end date	

16/17 Contracted general activity (UDA)	17,677
Carry forward general activity (UDA)	0
16/17 Contracted orthodontic activity (UOA)	0
Carry forward orthodontic activity (UOA)	0
Baseline contract value	£410,577.78

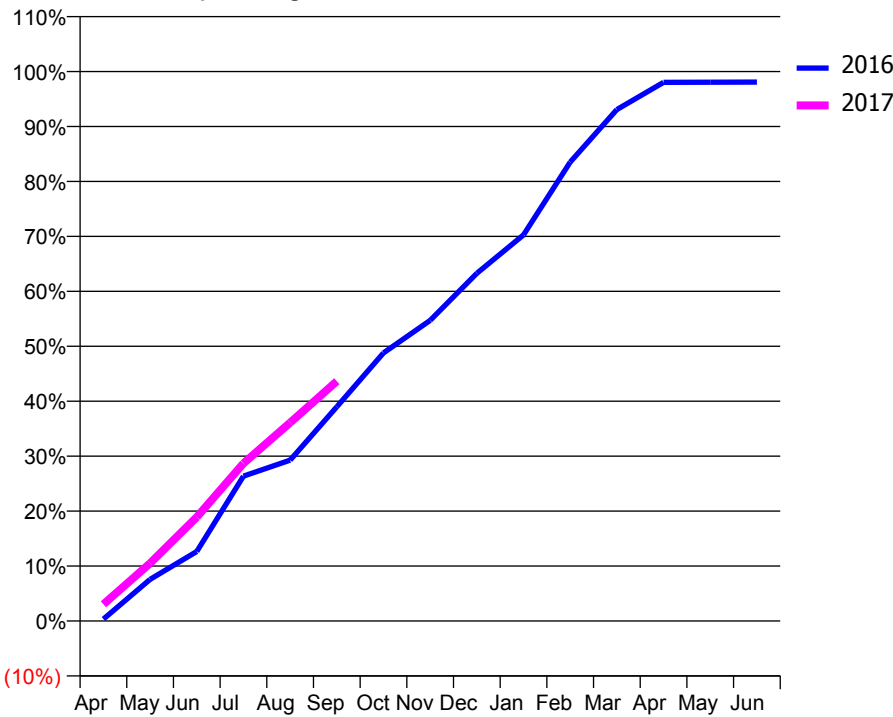
### ACCESS\*

Patients seen in 24 months	Total	Change since previous quarter
Quarter ending September 2015	5,066	
Quarter ending December 2015	5,109	→
Quarter ending March 2016	5,164	→
Quarter ending June 2016	5,272	↑
Quarter ending September 2016	5,253	→
<b>Variance since September 2015</b>	<b>3.7%</b>	<b>↑</b>



### ACTIVITY

Cumulative percentage of contracted UDA delivered 2016 & 2017



Month	Adjusted Scheduled Activity (UDA)	
	2016	2017
April	61	540
May	1,340	1,860
June	2,237	3,343
July	4,660	5,074
August	5,175	6,379
September	6,891	7,716
October	8,624	
November	9,673	
December	11,187	
January	12,420	
February	14,765	
March	16,452	
April	17,328	
May	17,334	
June	17,335	

### QUALITY

	Quantity	Base Number	Contract	AT	Region	England
% of FP17s for the same patient ID Re-attending within 3 months - Children	52	661	7.9%	10.8%	12.0%	12.4%
% of FP17s for the same patient ID Re-attending within 3 months - Adults	562	2,603	21.6%	15.3%	15.9%	16.7%
% of FP17s for the same patient ID Re-attending between 3 & 9 months - Children	273	661	41.3%	61.2%	58.6%	57.4%
% of FP17s for the same patient ID Re-attending between 3 & 9 months - Adults	1,029	2,603	39.5%	55.3%	51.6%	50.5%
% of FP17s for Band 1 Urgent Courses	183	2,980	6.1%	7.0%	8.0%	9.1%
% of FP17s Relating to Free Repair or Replacements	30	2,980	1.0%	0.9%	0.8%	0.8%
% of FP17s Relating to Continuations	45	2,980	1.5%	1.7%	1.3%	1.3%
% of Patients satisfied with the dentistry they have received	8	9	N/A	93.8%	93.1%	93.2%
% of Patients satisfied with the time they had to wait for an appointment	8	9	N/A	88.9%	89.1%	89.0%

\* This is based on patients treated on this contract for their most recent course of treatment. Figures in italics indicate the base number of FP17s or Patient Questionnaire responses are less than 100. N/A is shown where the base number of responses is less than 10 during the period. % is calculated as Quantity/Base number\*100

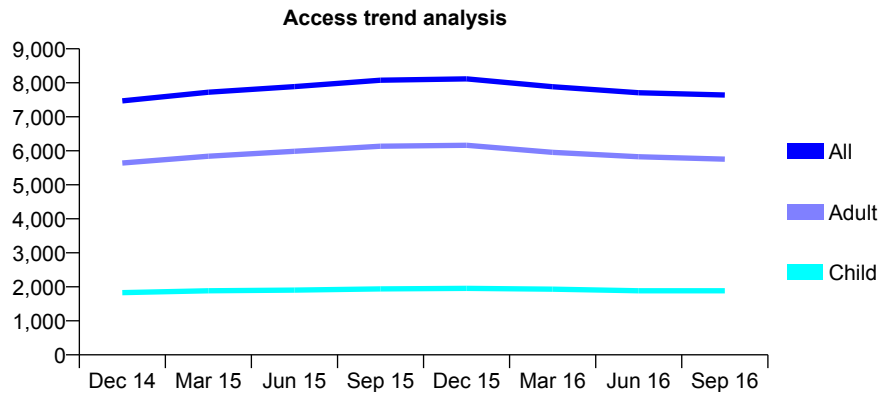
## Q55 - Vital Signs At a Glance Contract Report for 143111/0002 - September 2016

Name or company name	Cadmus Dental Care Limited
Contract type name	GDS Contract
Purpose of contract	General
Contract start date	01/10/2013
Contract end date	

16/17 Contracted general activity (UDA)	28,084
Carry forward general activity (UDA)	0
16/17 Contracted orthodontic activity (UOA)	0
Carry forward orthodontic activity (UOA)	0
Baseline contract value	£624,797.87

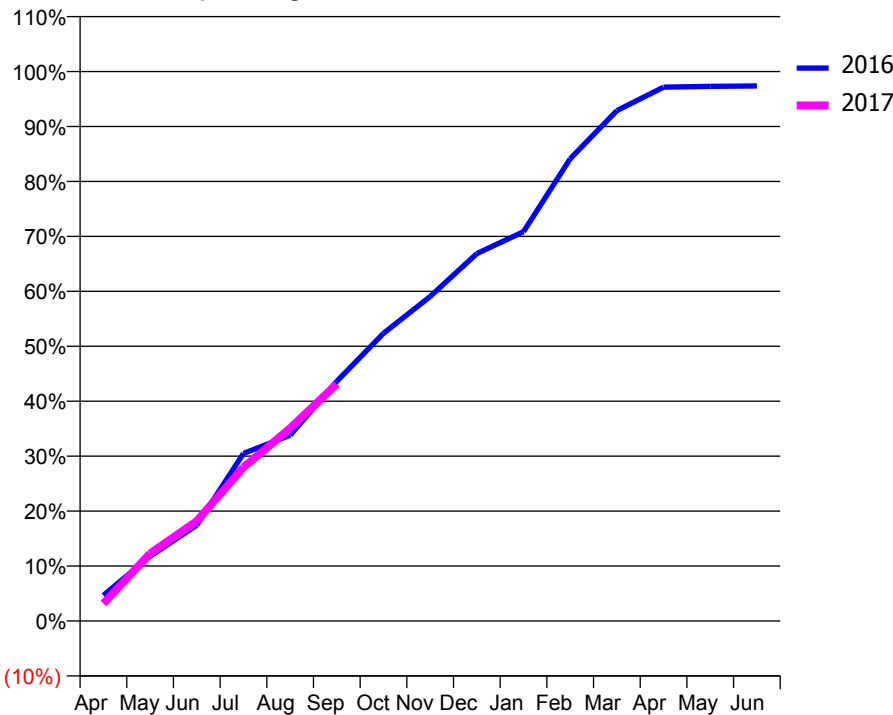
### ACCESS\*

Patients seen in 24 months	Total	Change since previous quarter
Quarter ending September 2015	8,076	
Quarter ending December 2015	8,116	→
Quarter ending March 2016	7,886	↓
Quarter ending June 2016	7,707	↓
Quarter ending September 2016	7,640	→
<b>Variance since September 2015</b>	<b>(5.4%)</b>	<b>↓</b>



### ACTIVITY

Cumulative percentage of contracted UDA delivered 2016 & 2017



Month	Adjusted Scheduled Activity (UDA)	
	2016	2017
April	1,312	895
May	3,312	3,453
June	4,895	5,108
July	8,562	7,853
August	9,497	9,848
September	12,252	12,115
October	14,703	
November	16,588	
December	18,781	
January	19,898	
February	23,624	
March	26,086	
April	27,284	
May	27,327	
June	27,347	

### QUALITY

	Quantity	Base Number	Contract	AT	Region	England
% of FP17s for the same patient ID Re-attending within 3 months - Children	117	1,439	8.1%	10.8%	12.0%	12.4%
% of FP17s for the same patient ID Re-attending within 3 months - Adults	567	4,172	13.6%	15.3%	15.9%	16.7%
% of FP17s for the same patient ID Re-attending between 3 & 9 months - Children	946	1,439	65.7%	61.2%	58.6%	57.4%
% of FP17s for the same patient ID Re-attending between 3 & 9 months - Adults	2,715	4,172	65.1%	55.3%	51.6%	50.5%
% of FP17s for Band 1 Urgent Courses	212	5,114	4.1%	7.0%	8.0%	9.1%
% of FP17s Relating to Free Repair or Replacements	37	5,114	0.7%	0.9%	0.8%	0.8%
% of FP17s Relating to Continuations	52	5,114	1.0%	1.7%	1.3%	1.3%
% of Patients satisfied with the dentistry they have received	10	11	90.9%	93.8%	93.1%	93.2%
% of Patients satisfied with the time they had to wait for an appointment	11	11	100.0%	88.9%	89.1%	89.0%

\* This is based on patients treated on this contract for their most recent course of treatment. Figures in italics indicate the base number of FP17s or Patient Questionnaire responses are less than 100. N/A is shown where the base number of responses is less than 10 during the period. % is calculated as Quantity/Base number\*100

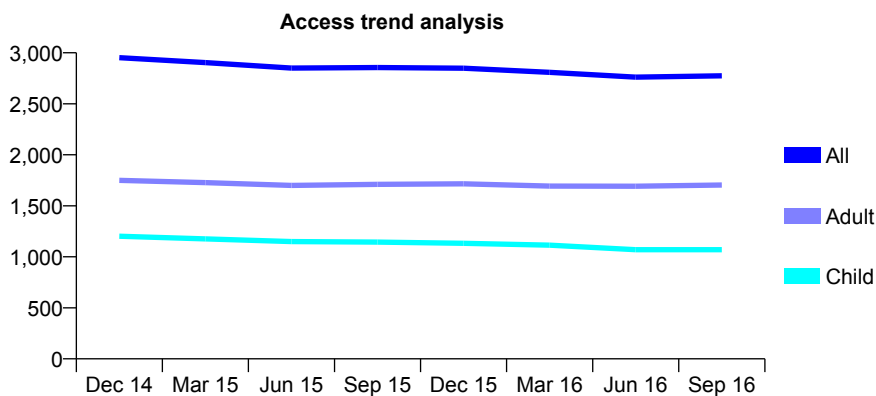
## Q55 - Vital Signs At a Glance Contract Report for 143251/0002 - September 2016

Name or company name	Chesterfield PCT
Contract type name	PDS Contract
Purpose of contract	General
Contract start date	01/04/2006
Contract end date	

16/17 Contracted general activity (UDA)	12,048
Carry forward general activity (UDA)	0
16/17 Contracted orthodontic activity (UOA)	0
Carry forward orthodontic activity (UOA)	0
Baseline contract value	£0.00

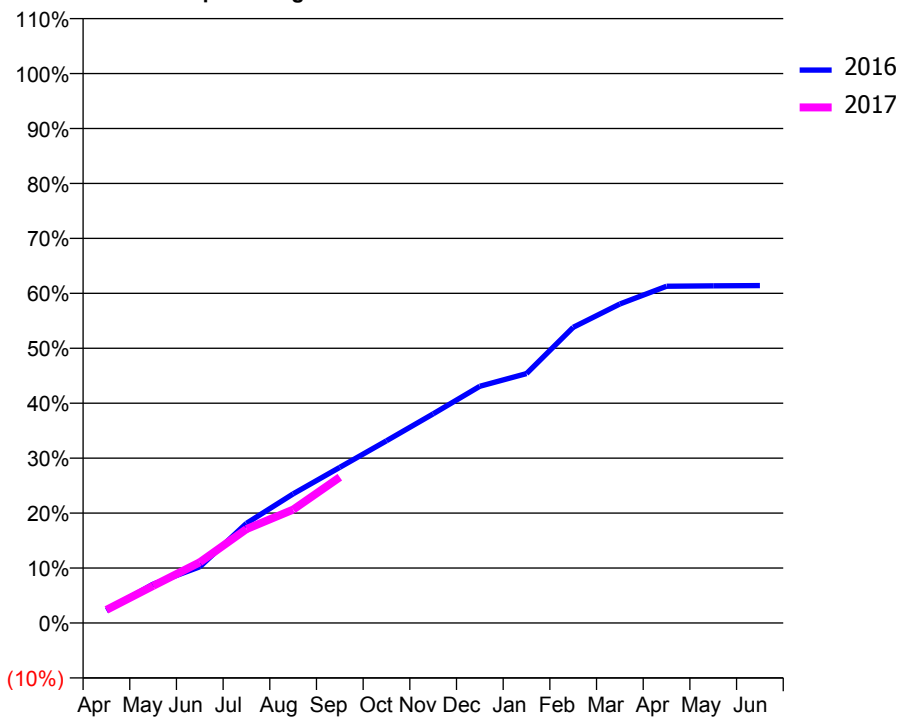
### ACCESS\*

Patients seen in 24 months	Total	Change since previous quarter
Quarter ending September 2015	2,855	
Quarter ending December 2015	2,849	→
Quarter ending March 2016	2,808	↓
Quarter ending June 2016	2,762	↓
Quarter ending September 2016	2,774	→
<b>Variance since September 2015</b>	<b>(2.8%)</b>	<b>↓</b>



### ACTIVITY

Cumulative percentage of contracted UDA delivered 2016 & 2017



Adjusted Scheduled Activity (UDA)

Month	2016	2017
April	275	289
May	852	815
June	1,231	1,332
July	2,186	2,060
August	2,832	2,487
September	3,415	3,197
October	3,994	
November	4,585	
December	5,190	
January	5,468	
February	6,484	
March	6,994	
April	7,383	
May	7,391	
June	7,397	

### QUALITY

	Quantity	Base Number	Contract	AT	Region	England
% of FP17s for the same patient ID Re-attending within 3 months - Children	61	917	6.7%	10.8%	12.0%	12.4%
% of FP17s for the same patient ID Re-attending within 3 months - Adults	161	1,092	14.7%	15.3%	15.9%	16.7%
% of FP17s for the same patient ID Re-attending between 3 & 9 months - Children	640	917	69.8%	61.2%	58.6%	57.4%
% of FP17s for the same patient ID Re-attending between 3 & 9 months - Adults	454	1,092	41.6%	55.3%	51.6%	50.5%
% of FP17s for Band 1 Urgent Courses	82	1,745	4.7%	7.0%	8.0%	9.1%
% of FP17s Relating to Free Repair or Replacements	21	1,745	1.2%	0.9%	0.8%	0.8%
% of FP17s Relating to Continuations	51	1,745	2.9%	1.7%	1.3%	1.3%
% of Patients satisfied with the dentistry they have received	2	2	N/A	93.8%	93.1%	93.2%
% of Patients satisfied with the time they had to wait for an appointment	2	2	N/A	88.9%	89.1%	89.0%

\* This is based on patients treated on this contract for their most recent course of treatment. Figures in italics indicate the base number of FP17s or Patient Questionnaire responses are less than 100. N/A is shown where the base number of responses is less than 10 during the period. % is calculated as Quantity/Base number\*100

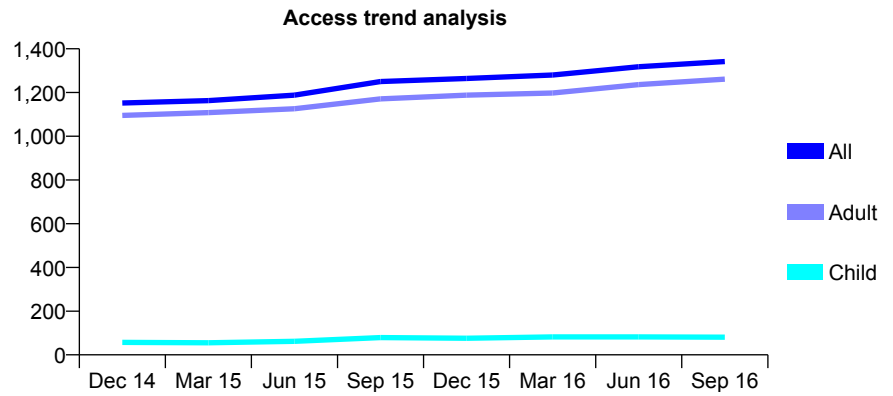
## Q55 - Vital Signs At a Glance Contract Report for 143251/0003 - September 2016

Name or company name	Chesterfield PCT
Contract type name	PDS Contract
Purpose of contract	General
Contract start date	01/04/2006
Contract end date	

16/17 Contracted general activity (UDA)	1,122
Carry forward general activity (UDA)	0
16/17 Contracted orthodontic activity (UOA)	0
Carry forward orthodontic activity (UOA)	0
Baseline contract value	£0.00

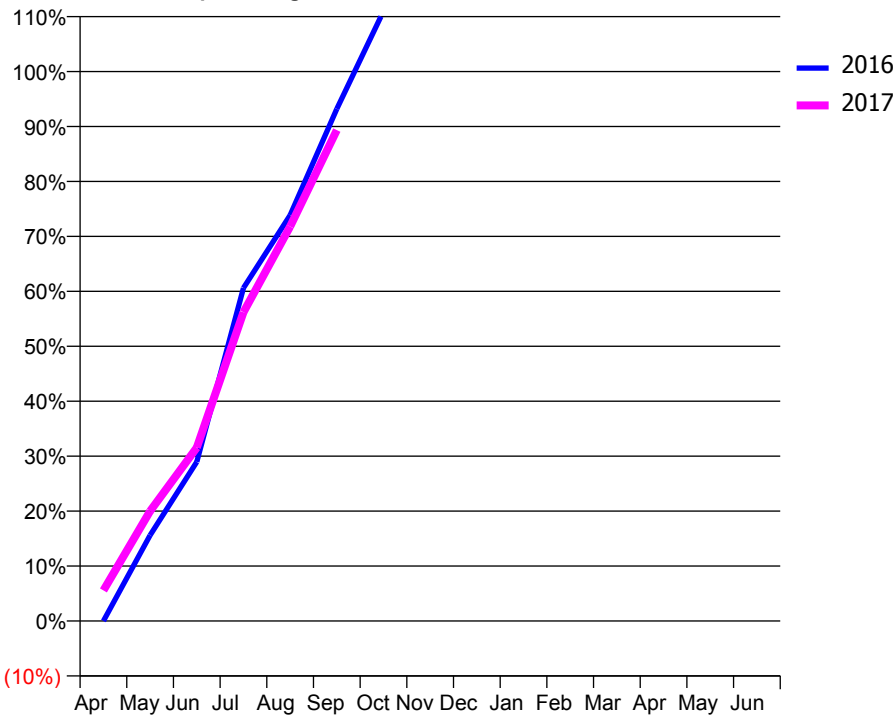
### ACCESS\*

Patients seen in 24 months	Total	Change since previous quarter
Quarter ending September 2015	1,250	
Quarter ending December 2015	1,264	→
Quarter ending March 2016	1,280	→
Quarter ending June 2016	1,318	↑
Quarter ending September 2016	1,342	→
<b>Variance since September 2015</b>	<b>7.4%</b>	<b>↑</b>



### ACTIVITY

Cumulative percentage of contracted UDA delivered 2016 & 2017



Month	Adjusted Scheduled Activity (UDA)	
	2016	2017
April	0	62
May	175	224
June	325	354
July	680	630
August	829	806
September	1,046	1,002
October	1,245	
November	1,447	
December	1,612	
January	1,729	
February	2,038	
March	2,215	
April	2,380	
May	2,387	
June	2,388	

### QUALITY

	Quantity	Base Number	Contract	AT	Region	England
% of FP17s for the same patient ID Re-attending within 3 months - Children	4	104	3.8%	10.8%	12.0%	12.4%
% of FP17s for the same patient ID Re-attending within 3 months - Adults	32	880	3.6%	15.3%	15.9%	16.7%
% of FP17s for the same patient ID Re-attending between 3 & 9 months - Children	0	104	0.0%	61.2%	58.6%	57.4%
% of FP17s for the same patient ID Re-attending between 3 & 9 months - Adults	11	880	1.3%	55.3%	51.6%	50.5%
% of FP17s for Band 1 Urgent Courses	832	835	99.6%	7.0%	8.0%	9.1%
% of FP17s Relating to Free Repair or Replacements	0	835	0.0%	0.9%	0.8%	0.8%
% of FP17s Relating to Continuations	0	835	0.0%	1.7%	1.3%	1.3%
% of Patients satisfied with the dentistry they have received	1	1	N/A	93.8%	93.1%	93.2%
% of Patients satisfied with the time they had to wait for an appointment	1	1	N/A	88.9%	89.1%	89.0%

\* This is based on patients treated on this contract for their most recent course of treatment. Figures in italics indicate the base number of FP17s or Patient Questionnaire responses are less than 100. N/A is shown where the base number of responses is less than 10 during the period. % is calculated as Quantity/Base number\*100

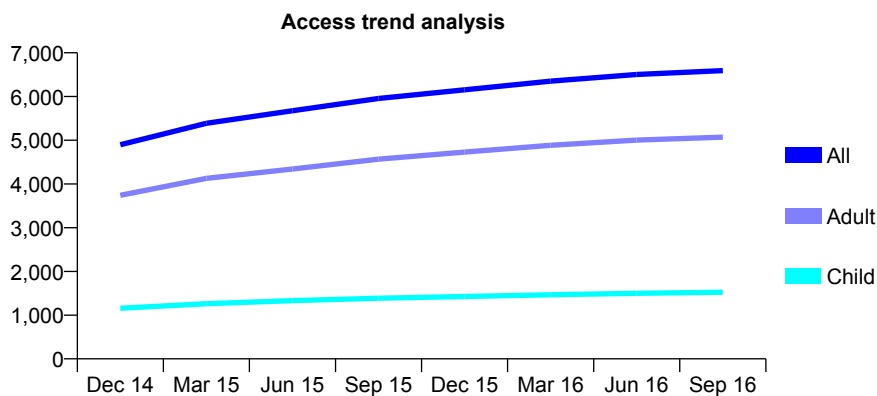
## Q55 - Vital Signs At a Glance Contract Report for 146900/0001 - September 2016

Name or company name	Glenn Thelwell & Associates Dental Care L
Contract type name	GDS Contract
Purpose of contract	General
Contract start date	01/05/2014
Contract end date	

16/17 Contracted general activity (UDA)	21,370
Carry forward general activity (UDA)	0
16/17 Contracted orthodontic activity (UOA)	0
Carry forward orthodontic activity (UOA)	0
Baseline contract value	£613,773.27

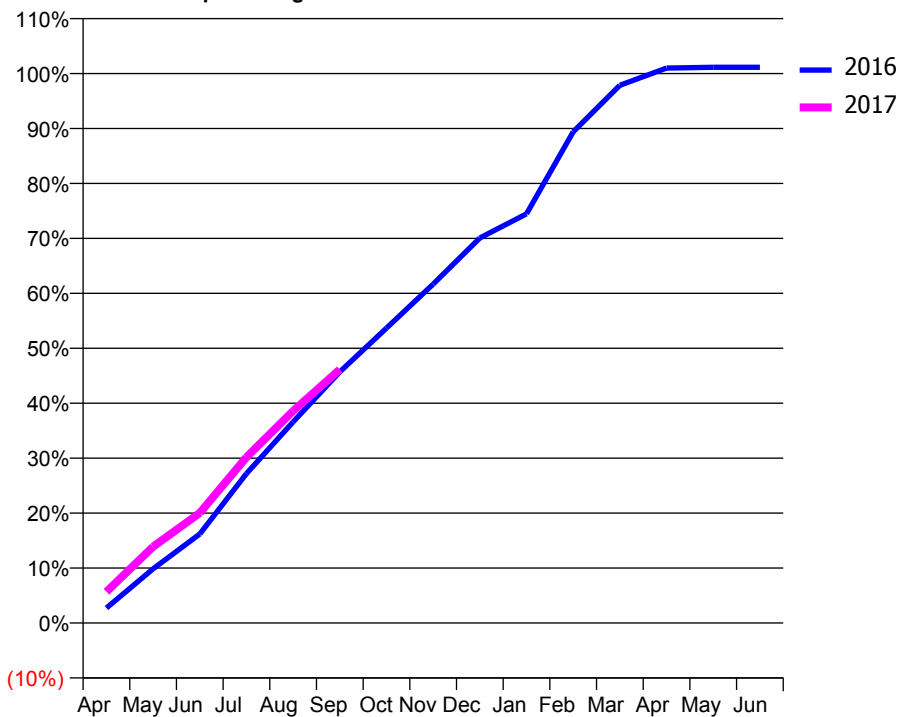
### ACCESS\*

Patients seen in 24 months	Total	Change since previous quarter
Quarter ending September 2015	5,956	
Quarter ending December 2015	6,155	↑
Quarter ending March 2016	6,351	↑
Quarter ending June 2016	6,505	↑
Quarter ending September 2016	6,594	→
<b>Variance since September 2015</b>	<b>10.7%</b>	<b>↑</b>



### ACTIVITY

Cumulative percentage of contracted UDA delivered 2016 & 2017



Month	Adjusted Scheduled Activity (UDA)	
	2016	2017
April	586	1,216
May	2,108	2,969
June	3,462	4,282
July	5,811	6,447
August	7,821	8,249
September	9,767	9,862
October	11,469	
November	13,179	
December	14,974	
January	15,913	
February	19,105	
March	20,911	
April	21,582	
May	21,610	
June	21,610	

### QUALITY

	Quantity	Base Number	Contract	AT	Region	England
% of FP17s for the same patient ID Re-attending within 3 months - Children	61	1,264	4.8%	10.8%	12.0%	12.4%
% of FP17s for the same patient ID Re-attending within 3 months - Adults	552	4,204	13.1%	15.3%	15.9%	16.7%
% of FP17s for the same patient ID Re-attending between 3 & 9 months - Children	860	1,264	68.0%	61.2%	58.6%	57.4%
% of FP17s for the same patient ID Re-attending between 3 & 9 months - Adults	2,915	4,204	69.3%	55.3%	51.6%	50.5%
% of FP17s for Band 1 Urgent Courses	43	5,133	0.8%	7.0%	8.0%	9.1%
% of FP17s Relating to Free Repair or Replacements	62	5,133	1.2%	0.9%	0.8%	0.8%
% of FP17s Relating to Continuations	160	5,133	3.1%	1.7%	1.3%	1.3%
% of Patients satisfied with the dentistry they have received	11	11	100.0%	93.8%	93.1%	93.2%
% of Patients satisfied with the time they had to wait for an appointment	11	11	100.0%	88.9%	89.1%	89.0%

\* This is based on patients treated on this contract for their most recent course of treatment. Figures in italics indicate the base number of FP17s or Patient Questionnaire responses are less than 100. N/A is shown where the base number of responses is less than 10 during the period. % is calculated as Quantity/Base number\*100

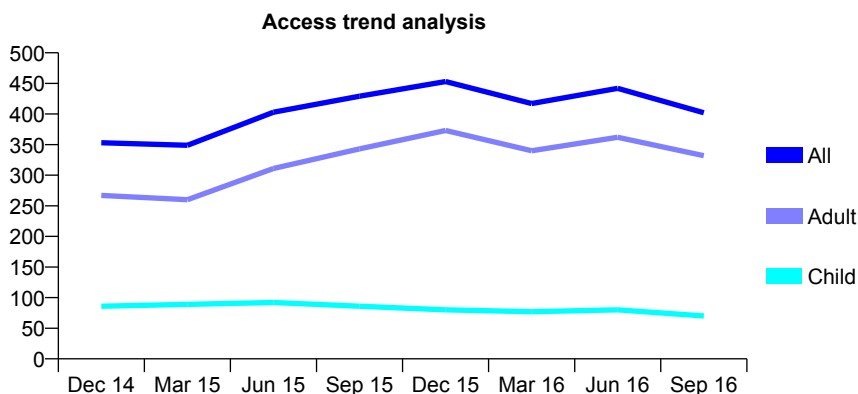
## Q55 - Vital Signs At a Glance Contract Report for 147354/0001 - September 2016

Name or company name	The Oxford Street Dental Practice
Contract type name	GDS Contract
Purpose of contract	General
Contract start date	29/07/2010
Contract end date	

16/17 Contracted general activity (UDA)	900
Carry forward general activity (UDA)	0
16/17 Contracted orthodontic activity (UOA)	0
Carry forward orthodontic activity (UOA)	0
Baseline contract value	£26,026.84

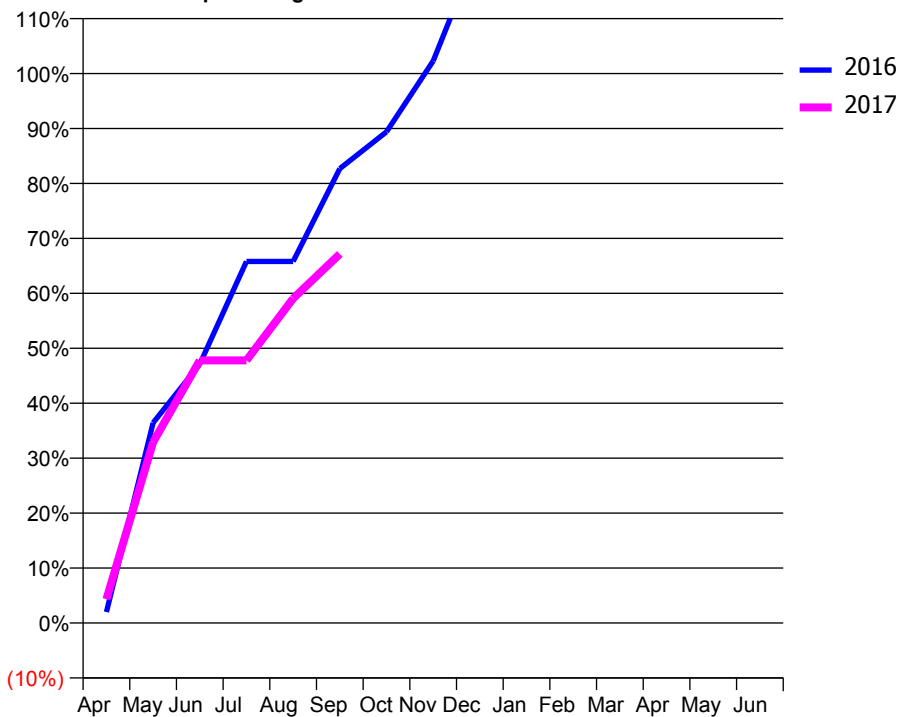
### ACCESS\*

Patients seen in 24 months	Total	Change since previous quarter
Quarter ending September 2015	429	
Quarter ending December 2015	453	↑
Quarter ending March 2016	417	↓
Quarter ending June 2016	442	↑
Quarter ending September 2016	402	↓
<b>Variance since September 2015</b>	<b>(6.3%)</b>	<b>↓</b>



### ACTIVITY

Cumulative percentage of contracted UDA delivered 2016 & 2017



Adjusted Scheduled Activity (UDA)

Month	2016	2017
April	18	39
May	328	296
June	424	430
July	592	430
August	592	531
September	744	604
October	804	
November	920	
December	1,110	
January	1,117	
February	1,117	
March	1,117	
April	1,130	
May	1,131	
June	1,143	

### QUALITY

	Quantity	Base Number	Contract	AT	Region	England
% of FP17s for the same patient ID Re-attending within 3 months - Children	2	60	3.3%	10.8%	12.0%	12.4%
% of FP17s for the same patient ID Re-attending within 3 months - Adults	26	183	14.2%	15.3%	15.9%	16.7%
% of FP17s for the same patient ID Re-attending between 3 & 9 months - Children	31	60	51.7%	61.2%	58.6%	57.4%
% of FP17s for the same patient ID Re-attending between 3 & 9 months - Adults	73	183	39.9%	55.3%	51.6%	50.5%
% of FP17s for Band 1 Urgent Courses	2	233	0.9%	7.0%	8.0%	9.1%
% of FP17s Relating to Free Repair or Replacements	0	233	0.0%	0.9%	0.8%	0.8%
% of FP17s Relating to Continuations	6	233	2.6%	1.7%	1.3%	1.3%
% of Patients satisfied with the dentistry they have received	0	0	N/A	93.8%	93.1%	93.2%
% of Patients satisfied with the time they had to wait for an appointment	0	0	N/A	88.9%	89.1%	89.0%

\* This is based on patients treated on this contract for their most recent course of treatment. Figures in italics indicate the base number of FP17s or Patient Questionnaire responses are less than 100. N/A is shown where the base number of responses is less than 10 during the period. % is calculated as Quantity/Base number\*100



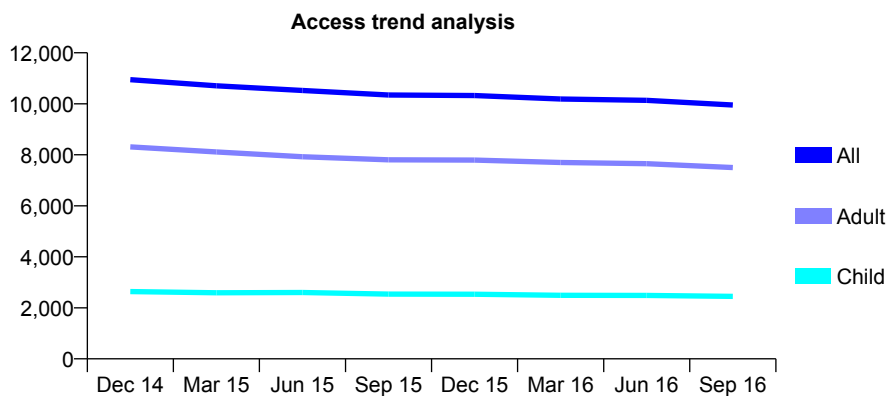
## Q55 - Vital Signs At a Glance Contract Report for 148369/0001 - September 2016

Name or company name	KH & GW Ltd
Contract type name	GDS Contract
Purpose of contract	General
Contract start date	01/04/2008
Contract end date	

16/17 Contracted general activity (UDA)	30,382
Carry forward general activity (UDA)	0
16/17 Contracted orthodontic activity (UOA)	0
Carry forward orthodontic activity (UOA)	0
Baseline contract value	£1,027,207.05

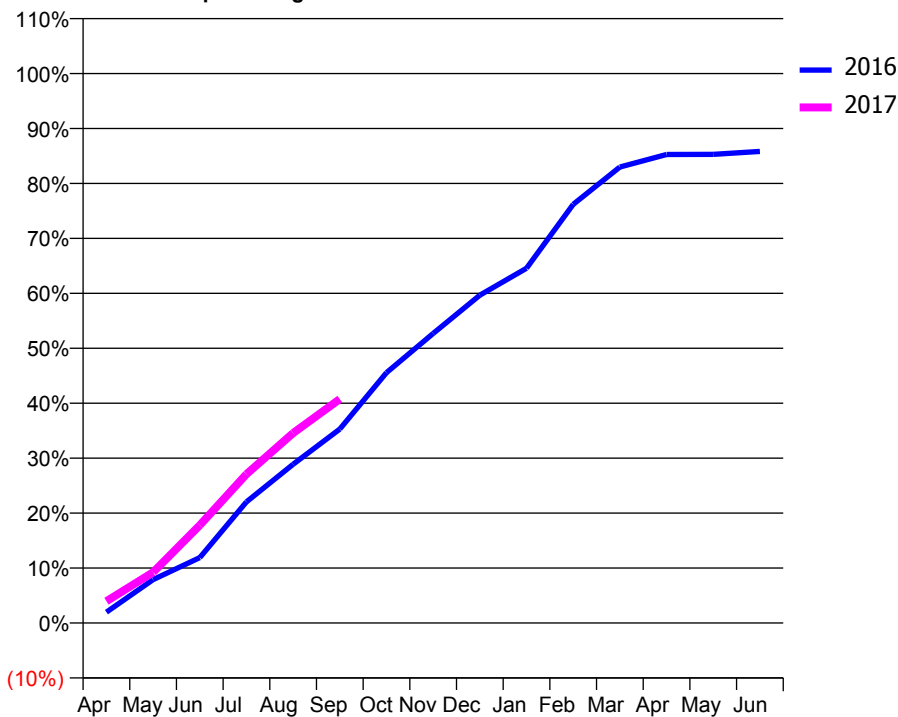
### ACCESS\*

Patients seen in 24 months	Total	Change since previous quarter
Quarter ending September 2015	10,344	
Quarter ending December 2015	10,326	→
Quarter ending March 2016	10,187	↓
Quarter ending June 2016	10,138	→
Quarter ending September 2016	9,953	↓
<b>Variance since September 2015</b>	<b>(3.8%)</b>	<b>↓</b>



### ACTIVITY

Cumulative percentage of contracted UDA delivered 2016 & 2017



Month	Adjusted Scheduled Activity (UDA)	
	2016	2017
April	604	1,202
May	2,396	2,808
June	3,616	5,408
July	6,701	8,232
August	8,778	10,501
September	10,724	12,380
October	13,842	
November	16,007	
December	18,126	
January	19,612	
February	23,146	
March	25,211	
April	25,907	
May	25,910	
June	26,070	

### QUALITY

	Quantity	Base Number	Contract	AT	Region	England
% of FP17s for the same patient ID Re-attending within 3 months - Children	65	1,738	3.7%	10.8%	12.0%	12.4%
% of FP17s for the same patient ID Re-attending within 3 months - Adults	428	4,693	9.1%	15.3%	15.9%	16.7%
% of FP17s for the same patient ID Re-attending between 3 & 9 months - Children	913	1,738	52.5%	61.2%	58.6%	57.4%
% of FP17s for the same patient ID Re-attending between 3 & 9 months - Adults	2,444	4,693	52.1%	55.3%	51.6%	50.5%
% of FP17s for Band 1 Urgent Courses	101	5,918	1.7%	7.0%	8.0%	9.1%
% of FP17s Relating to Free Repair or Replacements	36	5,918	0.6%	0.9%	0.8%	0.8%
% of FP17s Relating to Continuations	102	5,918	1.7%	1.7%	1.3%	1.3%
% of Patients satisfied with the dentistry they have received	4	4	N/A	93.8%	93.1%	93.2%
% of Patients satisfied with the time they had to wait for an appointment	2	4	N/A	88.9%	89.1%	89.0%

\* This is based on patients treated on this contract for their most recent course of treatment. Figures in italics indicate the base number of FP17s or Patient Questionnaire responses are less than 100. N/A is shown where the base number of responses is less than 10 during the period. % is calculated as Quantity/Base number\*100

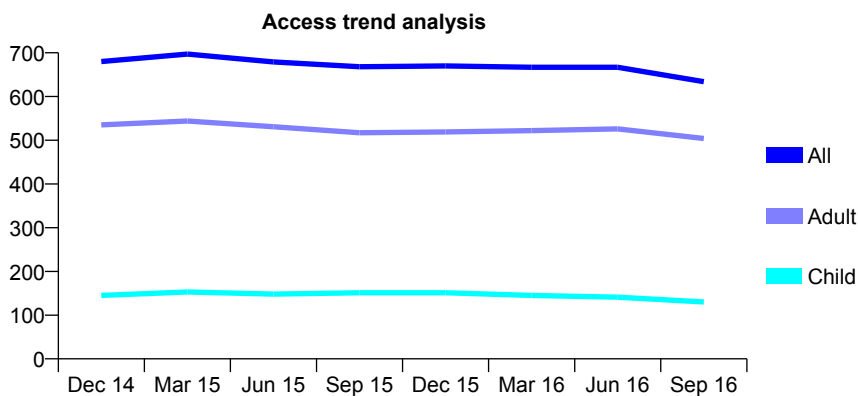
## Q55 - Vital Signs At a Glance Contract Report for 151378/0001 - September 2016

Name or company name	Bulwell Dental Practice
Contract type name	GDS Contract
Purpose of contract	General
Contract start date	03/11/2008
Contract end date	

16/17 Contracted general activity (UDA)	2,345
Carry forward general activity (UDA)	0
16/17 Contracted orthodontic activity (UOA)	0
Carry forward orthodontic activity (UOA)	0
Baseline contract value	£53,954.96

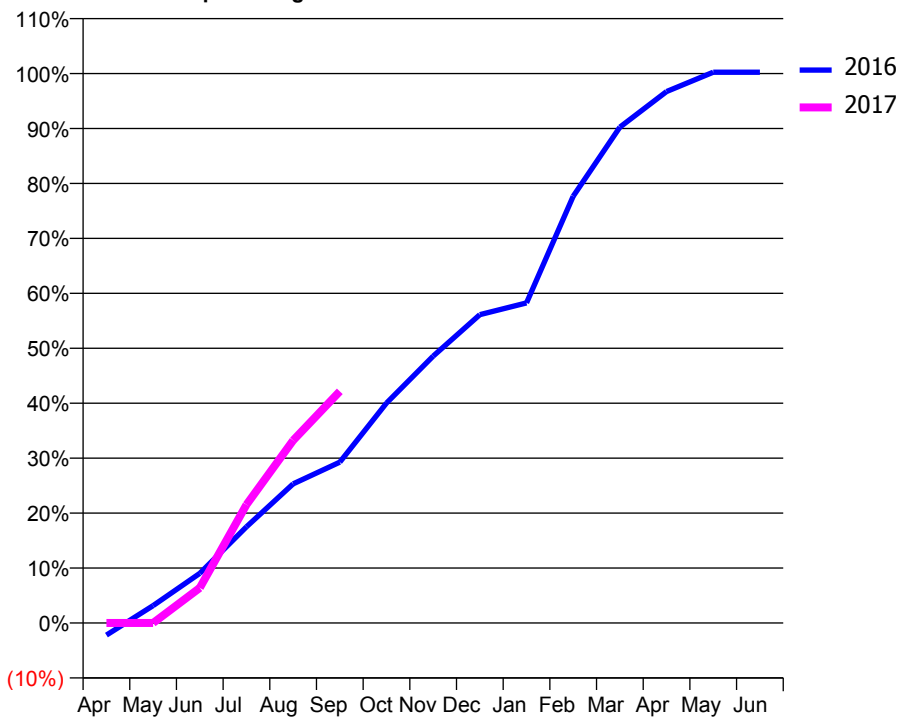
### ACCESS\*

Patients seen in 24 months	Total	Change since previous quarter
Quarter ending September 2015	668	
Quarter ending December 2015	670	→
Quarter ending March 2016	667	→
Quarter ending June 2016	667	→
Quarter ending September 2016	634	↓
<b>Variance since September 2015</b>	<b>(5.1%)</b>	<b>↓</b>



### ACTIVITY

Cumulative percentage of contracted UDA delivered 2016 & 2017



Month	Adjusted Scheduled Activity (UDA)	
	2016	2017
April	-52	0
May	74	0
June	212	150
July	411	505
August	594	780
September	687	989
October	939	
November	1,139	
December	1,316	
January	1,366	
February	1,821	
March	2,116	
April	2,268	
May	2,350	
June	2,350	

### QUALITY

	Quantity	Base Number	Contract	AT	Region	England
% of FP17s for the same patient ID Re-attending within 3 months - Children	7	72	9.7%	10.8%	12.0%	12.4%
% of FP17s for the same patient ID Re-attending within 3 months - Adults	31	338	9.2%	15.3%	15.9%	16.7%
% of FP17s for the same patient ID Re-attending between 3 & 9 months - Children	37	72	51.4%	61.2%	58.6%	57.4%
% of FP17s for the same patient ID Re-attending between 3 & 9 months - Adults	155	338	45.9%	55.3%	51.6%	50.5%
% of FP17s for Band 1 Urgent Courses	34	333	10.2%	7.0%	8.0%	9.1%
% of FP17s Relating to Free Repair or Replacements	0	333	0.0%	0.9%	0.8%	0.8%
% of FP17s Relating to Continuations	0	333	0.0%	1.7%	1.3%	1.3%
% of Patients satisfied with the dentistry they have received	1	1	N/A	93.8%	93.1%	93.2%
% of Patients satisfied with the time they had to wait for an appointment	1	1	N/A	88.9%	89.1%	89.0%

\* This is based on patients treated on this contract for their most recent course of treatment. Figures in italics indicate the base number of FP17s or Patient Questionnaire responses are less than 100. N/A is shown where the base number of responses is less than 10 during the period. % is calculated as Quantity/Base number\*100

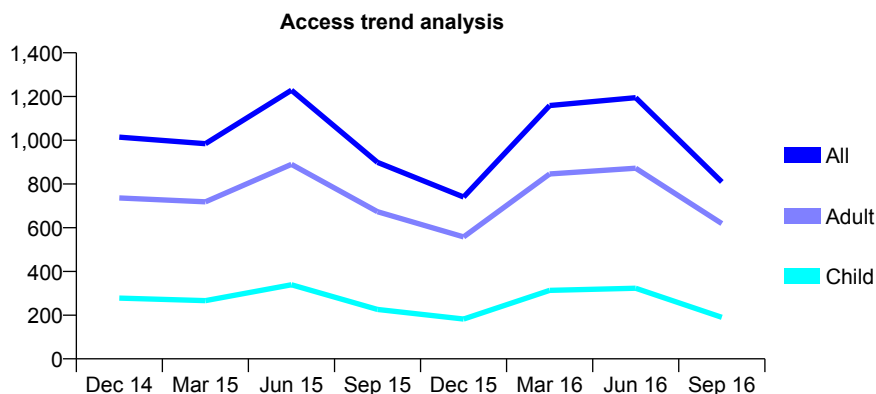
## Q55 - Vital Signs At a Glance Contract Report for 153907/0001 - September 2016

Name or company name	Carlton Dental Care Limited
Contract type name	GDS Contract
Purpose of contract	General
Contract start date	06/04/2013
Contract end date	30/06/2016

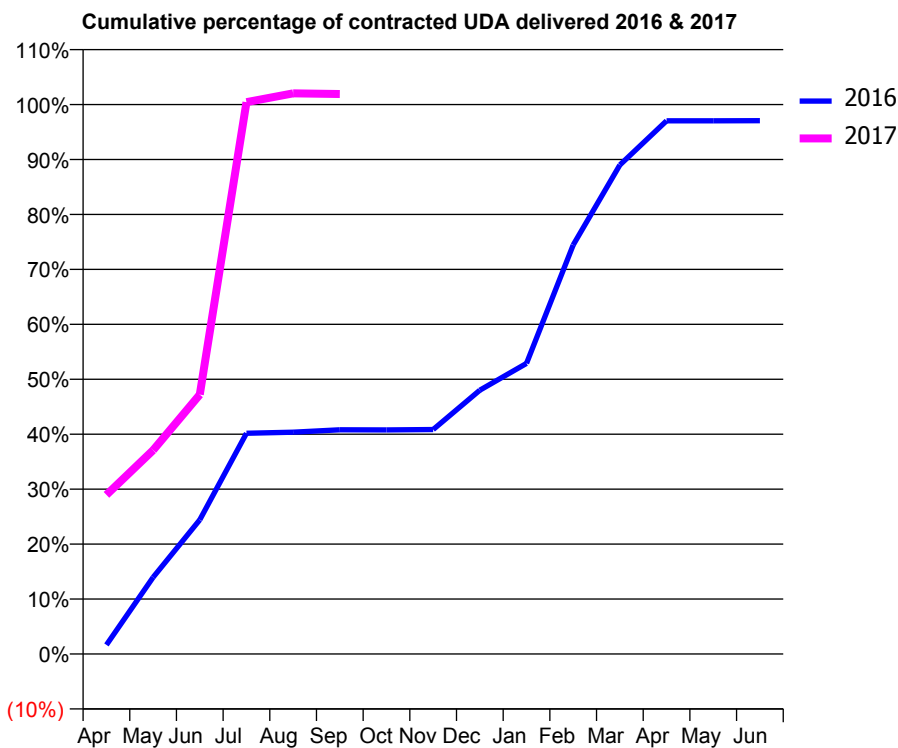
16/17 Contracted general activity (UDA)	1,000
Carry forward general activity (UDA)	0
16/17 Contracted orthodontic activity (UOA)	0
Carry forward orthodontic activity (UOA)	0
Baseline contract value	£27,738.15

### ACCESS\*

Patients seen in 24 months	Total	Change since previous quarter
Quarter ending September 2015	899	
Quarter ending December 2015	740	↓
Quarter ending March 2016	1,159	↑
Quarter ending June 2016	1,195	↑
Quarter ending September 2016	809	↓
<b>Variance since September 2015</b>	<b>(10.0%)</b>	<b>↓</b>



### ACTIVITY



Month	Adjusted Scheduled Activity (UDA)	
	2016	2017
April	66	290
May	559	371
June	977	472
July	1,607	1,004
August	1,615	1,020
September	1,632	1,019
October	1,631	
November	1,634	
December	1,921	
January	2,116	
February	2,978	
March	3,560	
April	3,883	
May	3,883	
June	3,884	

### QUALITY

	Quantity	Base Number	Contract	AT	Region	England
% of FP17s for the same patient ID Re-attending within 3 months - Children	15	140	10.7%	10.8%	12.0%	12.4%
% of FP17s for the same patient ID Re-attending within 3 months - Adults	64	409	15.6%	15.3%	15.9%	16.7%
% of FP17s for the same patient ID Re-attending between 3 & 9 months - Children	32	140	22.9%	61.2%	58.6%	57.4%
% of FP17s for the same patient ID Re-attending between 3 & 9 months - Adults	76	409	18.6%	55.3%	51.6%	50.5%
% of FP17s for Band 1 Urgent Courses	11	436	2.5%	7.0%	8.0%	9.1%
% of FP17s Relating to Free Repair or Replacements	19	436	4.4%	0.9%	0.8%	0.8%
% of FP17s Relating to Continuations	8	436	1.8%	1.7%	1.3%	1.3%
% of Patients satisfied with the dentistry they have received	0	0	N/A	93.8%	93.1%	93.2%
% of Patients satisfied with the time they had to wait for an appointment	0	0	N/A	88.9%	89.1%	89.0%

\* This is based on patients treated on this contract for their most recent course of treatment. Figures in italics indicate the base number of FP17s or Patient Questionnaire responses are less than 100. N/A is shown where the base number of responses is less than 10 during the period. % is calculated as Quantity/Base number\*100

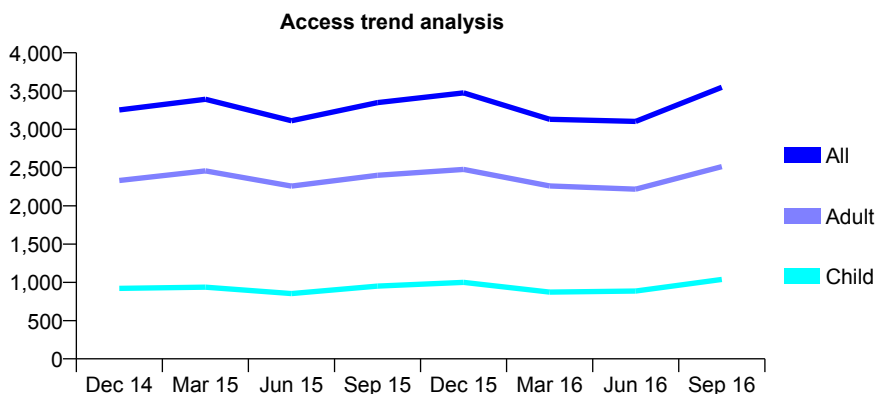
## Q55 - Vital Signs At a Glance Contract Report for 153907/0002 - September 2016

Name or company name	Carlton Dental Care Limited
Contract type name	GDS Contract
Purpose of contract	General
Contract start date	06/04/2013
Contract end date	

16/17 Contracted general activity (UDA)	16,441
Carry forward general activity (UDA)	0
16/17 Contracted orthodontic activity (UOA)	0
Carry forward orthodontic activity (UOA)	0
Baseline contract value	£438,553.98

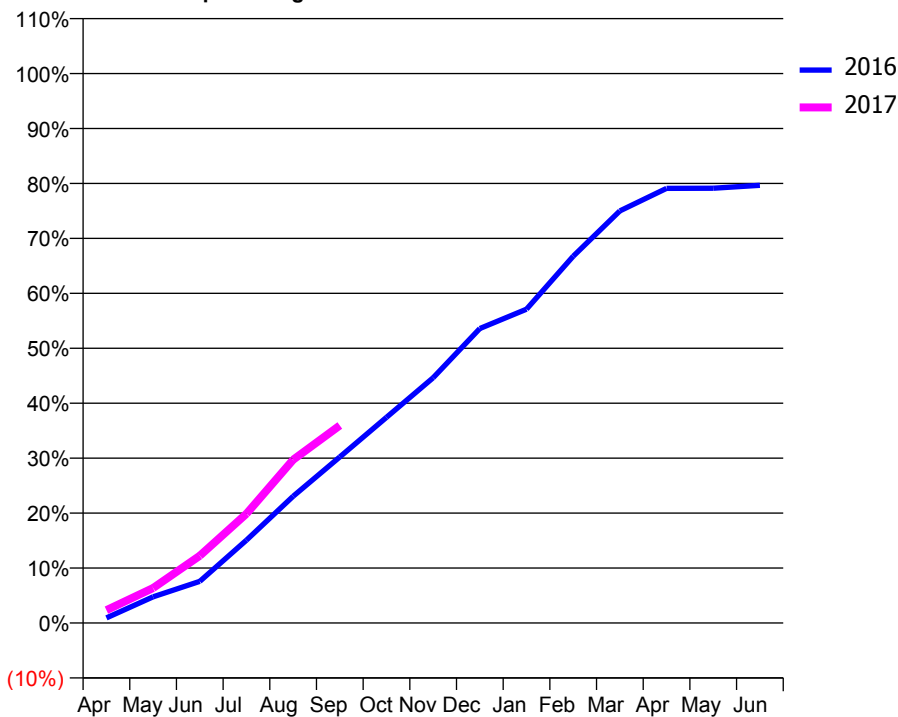
### ACCESS\*

Patients seen in 24 months	Total	Change since previous quarter
Quarter ending September 2015	3,349	
Quarter ending December 2015	3,476	↑
Quarter ending March 2016	3,131	↓
Quarter ending June 2016	3,104	→
Quarter ending September 2016	3,550	↑
<b>Variance since September 2015</b>	<b>6.0%</b>	<b>↑</b>



### ACTIVITY

Cumulative percentage of contracted UDA delivered 2016 & 2017



Month	Adjusted Scheduled Activity (UDA)	
	2016	2017
April	127	383
May	642	1,048
June	1,019	2,012
July	2,027	3,269
August	3,099	4,884
September	4,063	5,910
October	5,029	
November	5,998	
December	7,203	
January	7,677	
February	8,970	
March	10,079	
April	10,630	
May	10,634	
June	10,705	

### QUALITY

	Quantity	Base Number	Contract	AT	Region	England
% of FP17s for the same patient ID Re-attending within 3 months - Children	113	927	12.2%	10.8%	12.0%	12.4%
% of FP17s for the same patient ID Re-attending within 3 months - Adults	293	1,870	15.7%	15.3%	15.9%	16.7%
% of FP17s for the same patient ID Re-attending between 3 & 9 months - Children	393	927	42.4%	61.2%	58.6%	57.4%
% of FP17s for the same patient ID Re-attending between 3 & 9 months - Adults	729	1,870	39.0%	55.3%	51.6%	50.5%
% of FP17s for Band 1 Urgent Courses	189	2,571	7.4%	7.0%	8.0%	9.1%
% of FP17s Relating to Free Repair or Replacements	33	2,571	1.3%	0.9%	0.8%	0.8%
% of FP17s Relating to Continuations	18	2,571	0.7%	1.7%	1.3%	1.3%
% of Patients satisfied with the dentistry they have received	7	7	N/A	93.8%	93.1%	93.2%
% of Patients satisfied with the time they had to wait for an appointment	7	7	N/A	88.9%	89.1%	89.0%

\* This is based on patients treated on this contract for their most recent course of treatment. Figures in italics indicate the base number of FP17s or Patient Questionnaire responses are less than 100. N/A is shown where the base number of responses is less than 10 during the period. % is calculated as Quantity/Base number\*100

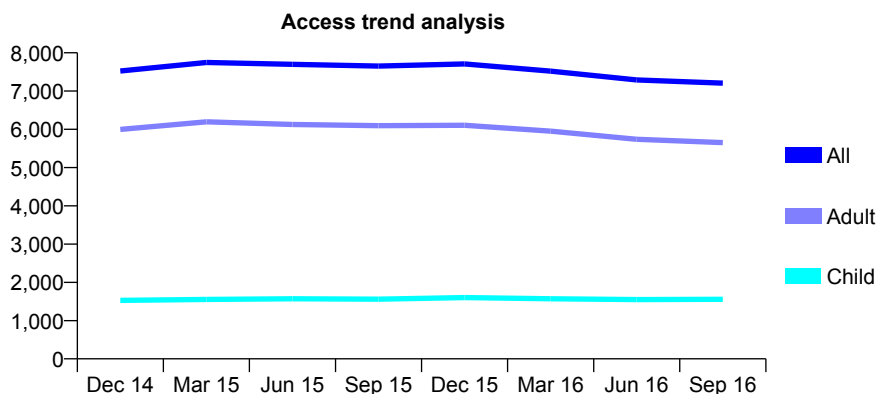
## Q55 - Vital Signs At a Glance Contract Report for 154288/0001 - September 2016

Name or company name	D AND L JORDAN LIMITED
Contract type name	GDS Contract
Purpose of contract	General
Contract start date	01/04/2013
Contract end date	

16/17 Contracted general activity (UDA)	19,075
Carry forward general activity (UDA)	0
16/17 Contracted orthodontic activity (UOA)	0
Carry forward orthodontic activity (UOA)	0
Baseline contract value	£513,191.08

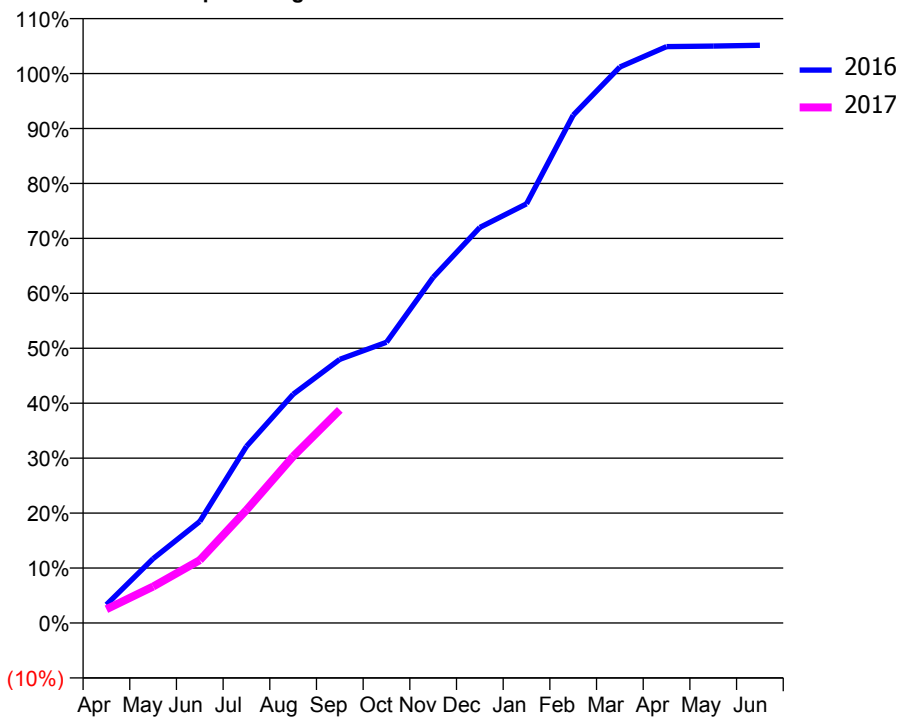
### ACCESS\*

Patients seen in 24 months	Total	Change since previous quarter
Quarter ending September 2015	7,654	
Quarter ending December 2015	7,708	→
Quarter ending March 2016	7,521	↓
Quarter ending June 2016	7,291	↓
Quarter ending September 2016	7,207	↓
<b>Variance since September 2015</b>	<b>(5.8%)</b>	<b>↓</b>



### ACTIVITY

Cumulative percentage of contracted UDA delivered 2016 & 2017



Adjusted Scheduled Activity (UDA)

Month	2016	2017
April	636	478
May	2,232	1,264
June	3,524	2,180
July	6,133	3,922
August	7,942	5,784
September	9,153	7,398
October	9,747	
November	12,002	
December	13,734	
January	14,550	
February	17,628	
March	19,301	
April	20,010	
May	20,025	
June	20,057	

### QUALITY

	Quantity	Base Number	Contract	AT	Region	England
% of FP17s for the same patient ID Re-attending within 3 months - Children	57	1,025	5.6%	10.8%	12.0%	12.4%
% of FP17s for the same patient ID Re-attending within 3 months - Adults	427	3,970	10.8%	15.3%	15.9%	16.7%
% of FP17s for the same patient ID Re-attending between 3 & 9 months - Children	581	1,025	56.7%	61.2%	58.6%	57.4%
% of FP17s for the same patient ID Re-attending between 3 & 9 months - Adults	2,592	3,970	65.3%	55.3%	51.6%	50.5%
% of FP17s for Band 1 Urgent Courses	223	4,138	5.4%	7.0%	8.0%	9.1%
% of FP17s Relating to Free Repair or Replacements	28	4,138	0.7%	0.9%	0.8%	0.8%
% of FP17s Relating to Continuations	54	4,138	1.3%	1.7%	1.3%	1.3%
% of Patients satisfied with the dentistry they have received	2	2	N/A	93.8%	93.1%	93.2%
% of Patients satisfied with the time they had to wait for an appointment	2	2	N/A	88.9%	89.1%	89.0%

\* This is based on patients treated on this contract for their most recent course of treatment. Figures in italics indicate the base number of FP17s or Patient Questionnaire responses are less than 100. N/A is shown where the base number of responses is less than 10 during the period. % is calculated as Quantity/Base number\*100

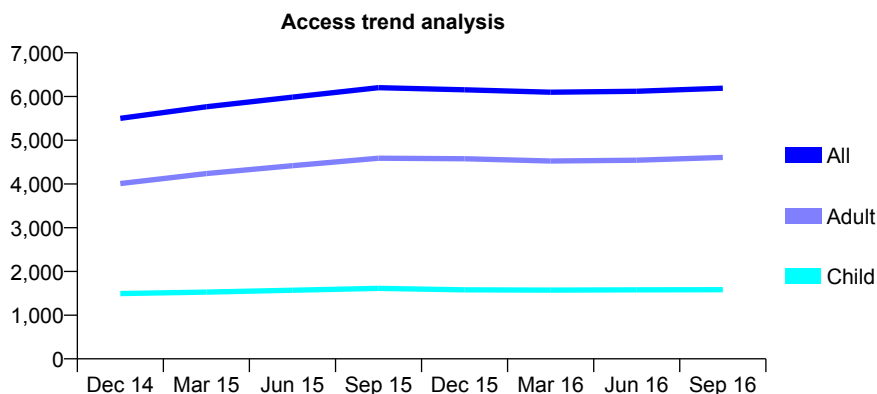
## Q55 - Vital Signs At a Glance Contract Report for 154393/0001 - September 2016

Name or company name	Oswald House Dental Practice
Contract type name	GDS Contract
Purpose of contract	General
Contract start date	01/10/2013
Contract end date	

16/17 Contracted general activity (UDA)	17,000
Carry forward general activity (UDA)	0
16/17 Contracted orthodontic activity (UOA)	0
Carry forward orthodontic activity (UOA)	0
Baseline contract value	£358,865.74

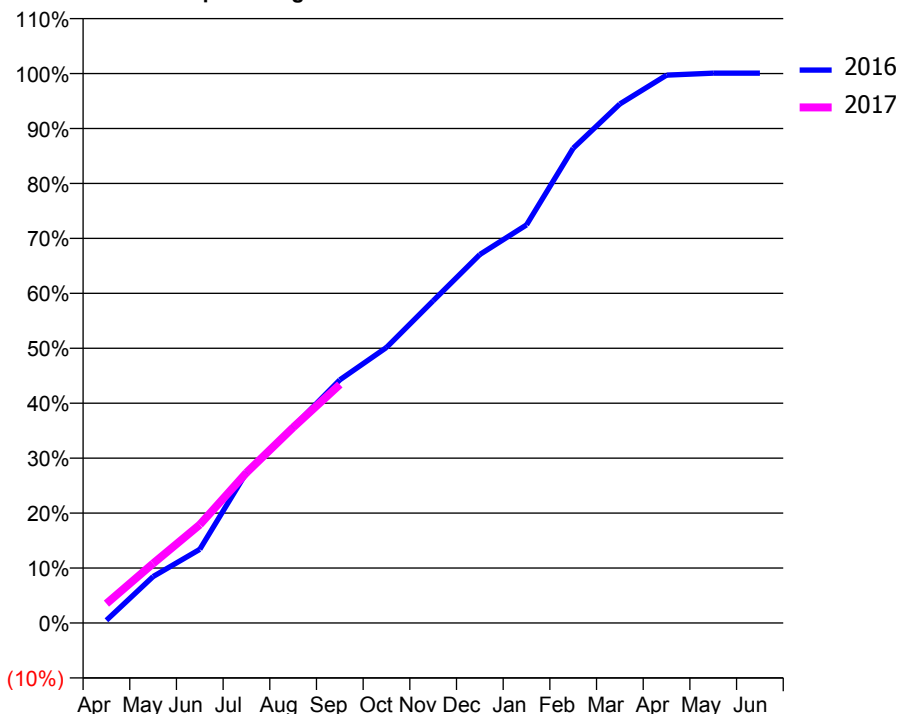
### ACCESS\*

Patients seen in 24 months	Total	Change since previous quarter
Quarter ending September 2015	6,203	
Quarter ending December 2015	6,155	→
Quarter ending March 2016	6,098	→
Quarter ending June 2016	6,119	→
Quarter ending September 2016	6,190	→
<b>Variance since September 2015</b>	<b>(0.2%)</b>	→



### ACTIVITY

Cumulative percentage of contracted UDA delivered 2016 & 2017



Month	Adjusted Scheduled Activity (UDA)	
	2016	2017
April	79	601
May	1,348	1,842
June	2,135	3,041
July	4,361	4,653
August	5,678	6,048
September	7,047	7,377
October	7,983	
November	9,335	
December	10,676	
January	11,535	
February	13,755	
March	15,040	
April	15,872	
May	15,932	
June	15,932	

### QUALITY

	Quantity	Base Number	Contract	AT	Region	England
% of FP17s for the same patient ID Re-attending within 3 months - Children	82	1,392	5.9%	10.8%	12.0%	12.4%
% of FP17s for the same patient ID Re-attending within 3 months - Adults	640	4,029	15.9%	15.3%	15.9%	16.7%
% of FP17s for the same patient ID Re-attending between 3 & 9 months - Children	1,000	1,392	71.8%	61.2%	58.6%	57.4%
% of FP17s for the same patient ID Re-attending between 3 & 9 months - Adults	2,623	4,029	65.1%	55.3%	51.6%	50.5%
% of FP17s for Band 1 Urgent Courses	399	4,824	8.3%	7.0%	8.0%	9.1%
% of FP17s Relating to Free Repair or Replacements	49	4,824	1.0%	0.9%	0.8%	0.8%
% of FP17s Relating to Continuations	17	4,824	0.4%	1.7%	1.3%	1.3%
% of Patients satisfied with the dentistry they have received	4	4	N/A	93.8%	93.1%	93.2%
% of Patients satisfied with the time they had to wait for an appointment	4	4	N/A	88.9%	89.1%	89.0%

\* This is based on patients treated on this contract for their most recent course of treatment. Figures in italics indicate the base number of FP17s or Patient Questionnaire responses are less than 100. N/A is shown where the base number of responses is less than 10 during the period. % is calculated as Quantity/Base number\*100

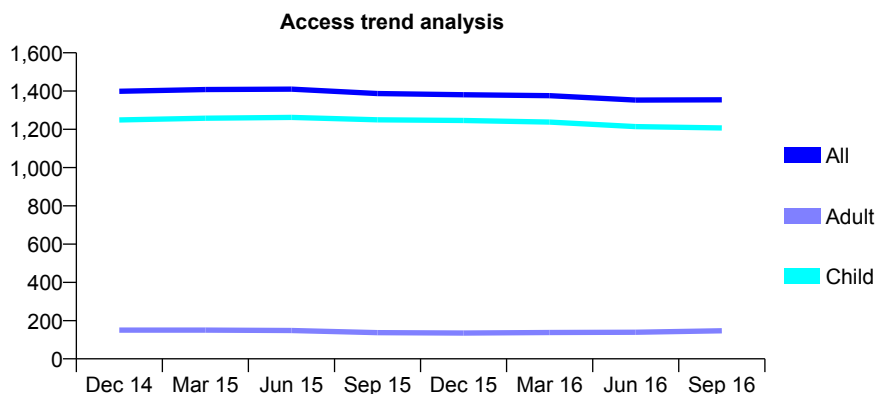
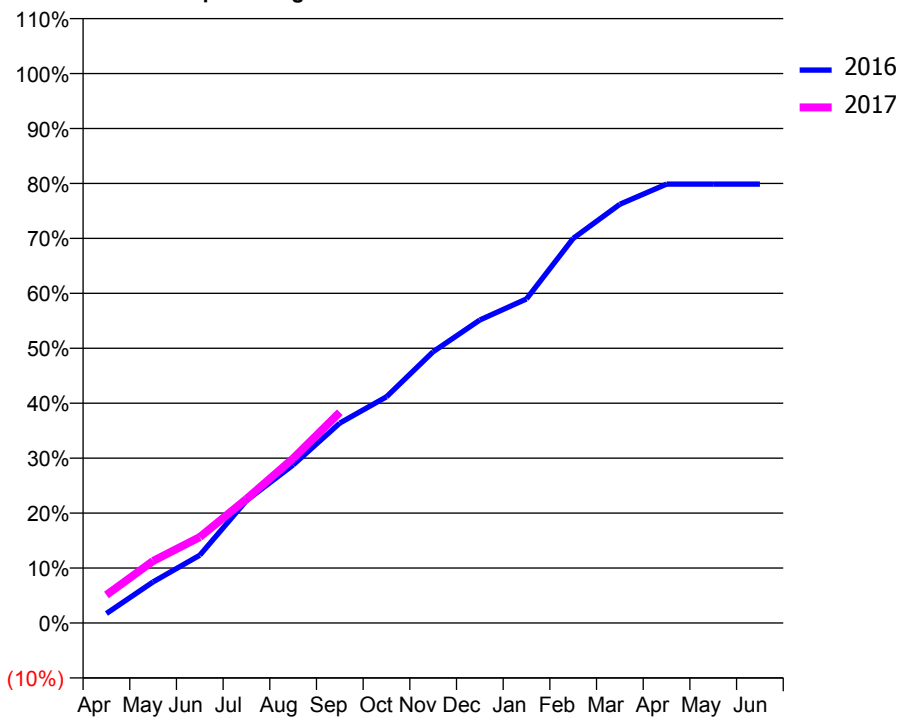
**Q55 - Vital Signs At a Glance Contract Report for 157139/0001 - September 2016**

Name or company name	Brompton House Dental Practice Limited
Contract type name	GDS Contract
Purpose of contract	General
Contract start date	01/04/2011
Contract end date	

16/17 Contracted general activity (UDA)	4,100
Carry forward general activity (UDA)	0
16/17 Contracted orthodontic activity (UOA)	0
Carry forward orthodontic activity (UOA)	0
Baseline contract value	£109,152.12

**ACCESS\***

Patients seen in 24 months	Total	Change since previous quarter
Quarter ending September 2015	1,387	
Quarter ending December 2015	1,381	→
Quarter ending March 2016	1,376	→
Quarter ending June 2016	1,353	↓
Quarter ending September 2016	1,354	→
<b>Variance since September 2015</b>	<b>(2.4%)</b>	<b>↓</b>


**ACTIVITY**
**Cumulative percentage of contracted UDA delivered 2016 & 2017**


Month	Adjusted Scheduled Activity (UDA)	
	2016	2017
April	72	209
May	307	464
June	506	641
July	913	926
August	1,180	1,228
September	1,492	1,573
October	1,688	
November	2,024	
December	2,261	
January	2,419	
February	2,870	
March	3,125	
April	3,275	
May	3,275	
June	3,275	

**QUALITY**

	Quantity	Base Number	Contract	AT	Region	England
% of FP17s for the same patient ID Re-attending within 3 months - Children	155	1,288	12.0%	10.8%	12.0%	12.4%
% of FP17s for the same patient ID Re-attending within 3 months - Adults	0	2	0.0%	15.3%	15.9%	16.7%
% of FP17s for the same patient ID Re-attending between 3 & 9 months - Children	930	1,288	72.2%	61.2%	58.6%	57.4%
% of FP17s for the same patient ID Re-attending between 3 & 9 months - Adults	0	2	0.0%	55.3%	51.6%	50.5%
% of FP17s for Band 1 Urgent Courses	30	1,171	2.6%	7.0%	8.0%	9.1%
% of FP17s Relating to Free Repair or Replacements	0	1,171	0.0%	0.9%	0.8%	0.8%
% of FP17s Relating to Continuations	0	1,171	0.0%	1.7%	1.3%	1.3%
% of Patients satisfied with the dentistry they have received	1	1	N/A	93.8%	93.1%	93.2%
% of Patients satisfied with the time they had to wait for an appointment	1	1	N/A	88.9%	89.1%	89.0%

\* This is based on patients treated on this contract for their most recent course of treatment. Figures in italics indicate the base number of FP17s or Patient Questionnaire responses are less than 100. N/A is shown where the base number of responses is less than 10 during the period. % is calculated as Quantity/Base number\*100

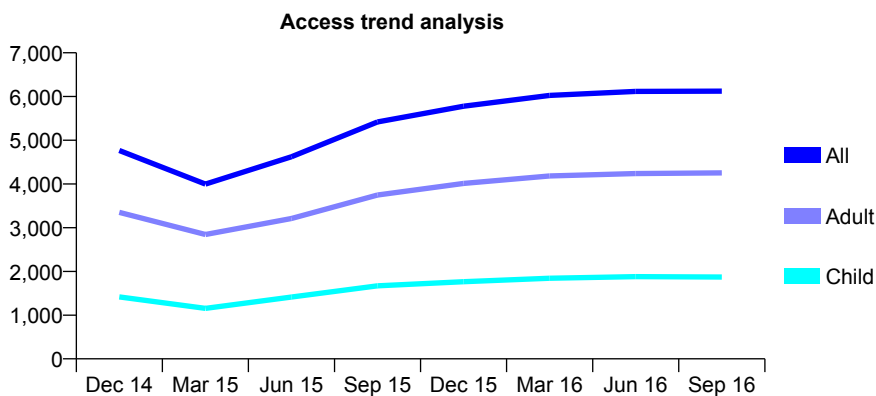
## Q55 - Vital Signs At a Glance Contract Report for 158941/0001 - September 2016

Name or company name	D M Jordan Limited
Contract type name	GDS Contract
Purpose of contract	General
Contract start date	01/07/2012
Contract end date	

16/17 Contracted general activity (UDA)	21,500
Carry forward general activity (UDA)	0
16/17 Contracted orthodontic activity (UOA)	0
Carry forward orthodontic activity (UOA)	0
Baseline contract value	£508,671.10

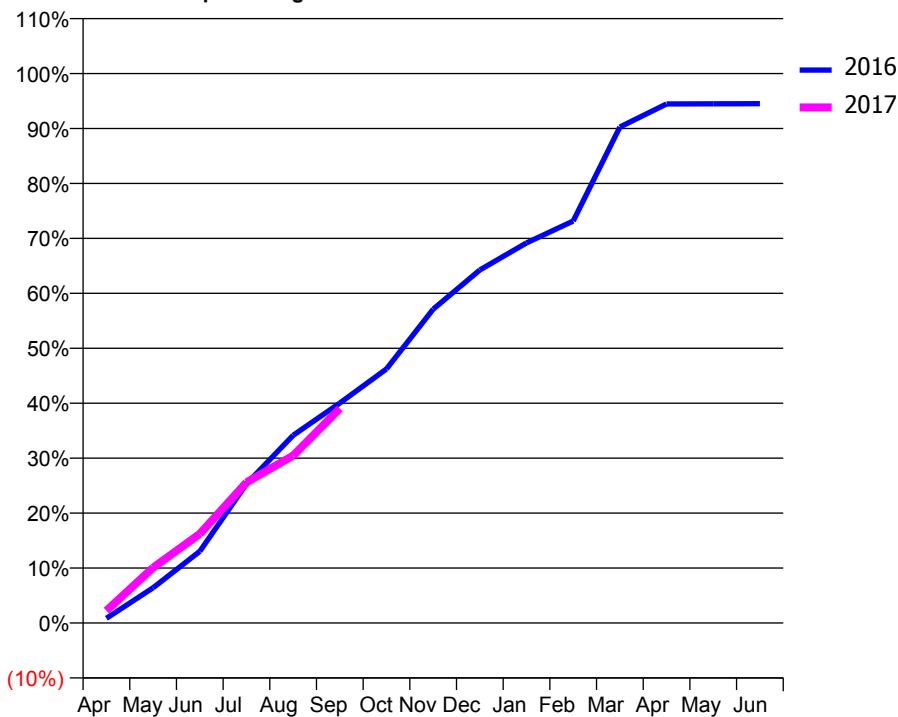
### ACCESS\*

Patients seen in 24 months	Total	Change since previous quarter
Quarter ending September 2015	5,418	
Quarter ending December 2015	5,777	↑
Quarter ending March 2016	6,026	↑
Quarter ending June 2016	6,118	→
Quarter ending September 2016	6,123	→
<b>Variance since September 2015</b>	<b>13.0%</b>	<b>↑</b>



### ACTIVITY

Cumulative percentage of contracted UDA delivered 2016 & 2017



Month	Adjusted Scheduled Activity (UDA)	
	2016	2017
April	185	481
May	1,381	2,167
June	2,803	3,487
July	5,447	5,504
August	7,342	6,552
September	8,605	8,392
October	9,941	
November	12,277	
December	13,815	
January	14,871	
February	15,725	
March	19,405	
April	20,310	
May	20,314	
June	20,319	

### QUALITY

	Quantity	Base Number	Contract	AT	Region	England
% of FP17s for the same patient ID Re-attending within 3 months - Children	175	1,561	11.2%	10.8%	12.0%	12.4%
% of FP17s for the same patient ID Re-attending within 3 months - Adults	504	3,323	15.2%	15.3%	15.9%	16.7%
% of FP17s for the same patient ID Re-attending between 3 & 9 months - Children	992	1,561	63.5%	61.2%	58.6%	57.4%
% of FP17s for the same patient ID Re-attending between 3 & 9 months - Adults	2,091	3,323	62.9%	55.3%	51.6%	50.5%
% of FP17s for Band 1 Urgent Courses	141	4,162	3.4%	7.0%	8.0%	9.1%
% of FP17s Relating to Free Repair or Replacements	31	4,162	0.7%	0.9%	0.8%	0.8%
% of FP17s Relating to Continuations	109	4,162	2.6%	1.7%	1.3%	1.3%
% of Patients satisfied with the dentistry they have received	5	5	N/A	93.8%	93.1%	93.2%
% of Patients satisfied with the time they had to wait for an appointment	4	5	N/A	88.9%	89.1%	89.0%

\* This is based on patients treated on this contract for their most recent course of treatment. Figures in italics indicate the base number of FP17s or Patient Questionnaire responses are less than 100. N/A is shown where the base number of responses is less than 10 during the period. % is calculated as Quantity/Base number\*100



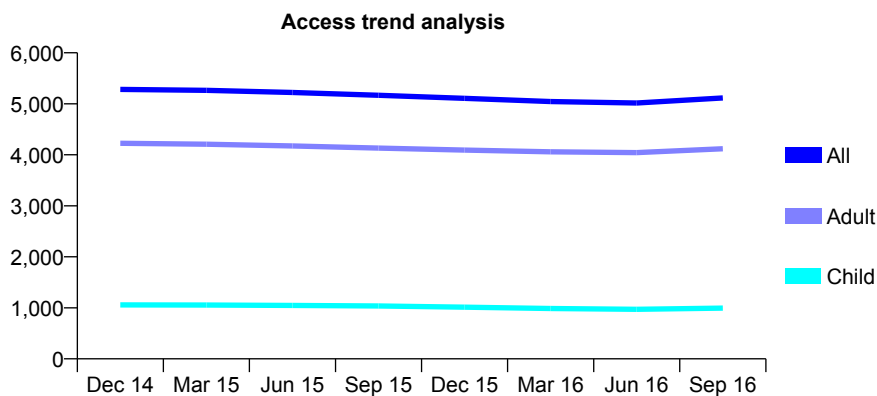
## Q55 - Vital Signs At a Glance Contract Report for 160490/0001 - September 2016

Name or company name	Buttercross View Dental Surgery
Contract type name	GDS Contract
Purpose of contract	General
Contract start date	01/04/2012
Contract end date	

16/17 Contracted general activity (UDA)	16,786
Carry forward general activity (UDA)	0
16/17 Contracted orthodontic activity (UOA)	0
Carry forward orthodontic activity (UOA)	0
Baseline contract value	£437,442.31

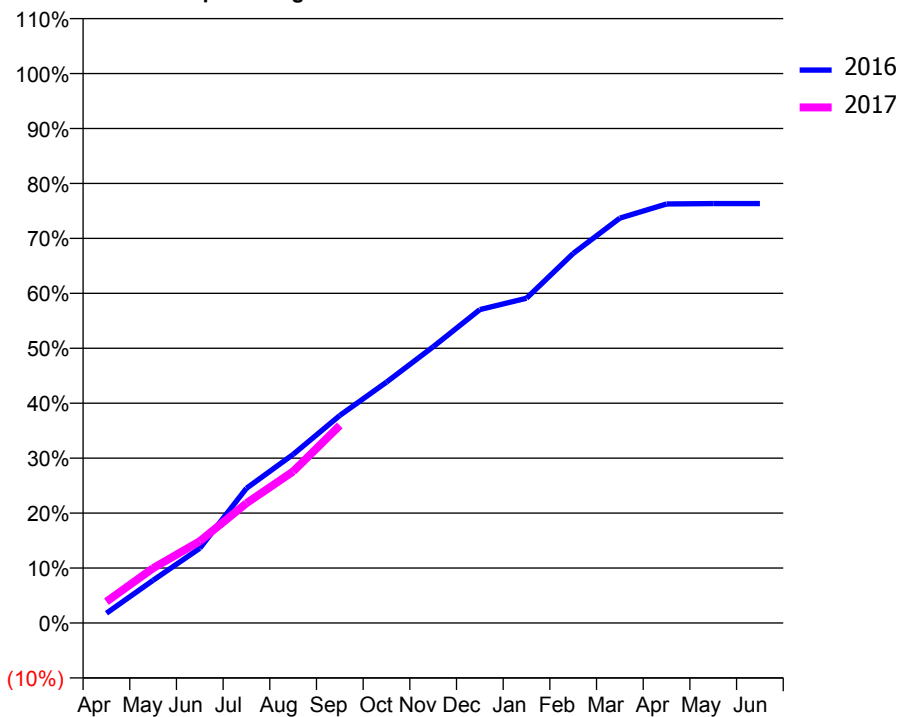
### ACCESS\*

Patients seen in 24 months	Total	Change since previous quarter
Quarter ending September 2015	5,168	
Quarter ending December 2015	5,108	↓
Quarter ending March 2016	5,044	↓
Quarter ending June 2016	5,015	→
Quarter ending September 2016	5,114	→
<b>Variance since September 2015</b>	<b>(1.0%)</b>	<b>↓</b>



### ACTIVITY

Cumulative percentage of contracted UDA delivered 2016 & 2017



### QUALITY

	Quantity	Base Number	Contract	AT	Region	England
% of FP17s for the same patient ID Re-attending within 3 months - Children	65	851	7.6%	10.8%	12.0%	12.4%
% of FP17s for the same patient ID Re-attending within 3 months - Adults	359	2,730	13.2%	15.3%	15.9%	16.7%
% of FP17s for the same patient ID Re-attending between 3 & 9 months - Children	517	851	60.8%	61.2%	58.6%	57.4%
% of FP17s for the same patient ID Re-attending between 3 & 9 months - Adults	969	2,730	35.5%	55.3%	51.6%	50.5%
% of FP17s for Band 1 Urgent Courses	354	3,342	10.6%	7.0%	8.0%	9.1%
% of FP17s Relating to Free Repair or Replacements	32	3,342	1.0%	0.9%	0.8%	0.8%
% of FP17s Relating to Continuations	23	3,342	0.7%	1.7%	1.3%	1.3%
% of Patients satisfied with the dentistry they have received	8	8	N/A	93.8%	93.1%	93.2%
% of Patients satisfied with the time they had to wait for an appointment	8	8	N/A	88.9%	89.1%	89.0%

\* This is based on patients treated on this contract for their most recent course of treatment. Figures in italics indicate the base number of FP17s or Patient Questionnaire responses are less than 100. N/A is shown where the base number of responses is less than 10 during the period. % is calculated as Quantity/Base number\*100

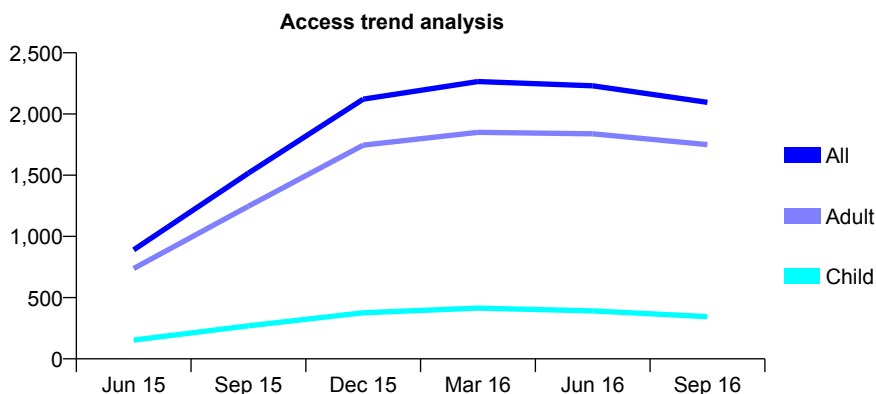
## Q55 - Vital Signs At a Glance Contract Report for 160636/0001 - September 2016

Name or company name	Eyre Street Dental
Contract type name	GDS Contract
Purpose of contract	General
Contract start date	01/04/2015
Contract end date	

16/17 Contracted general activity (UDA)	9,028
Carry forward general activity (UDA)	0
16/17 Contracted orthodontic activity (UOA)	0
Carry forward orthodontic activity (UOA)	0
Baseline contract value	£250,064.18

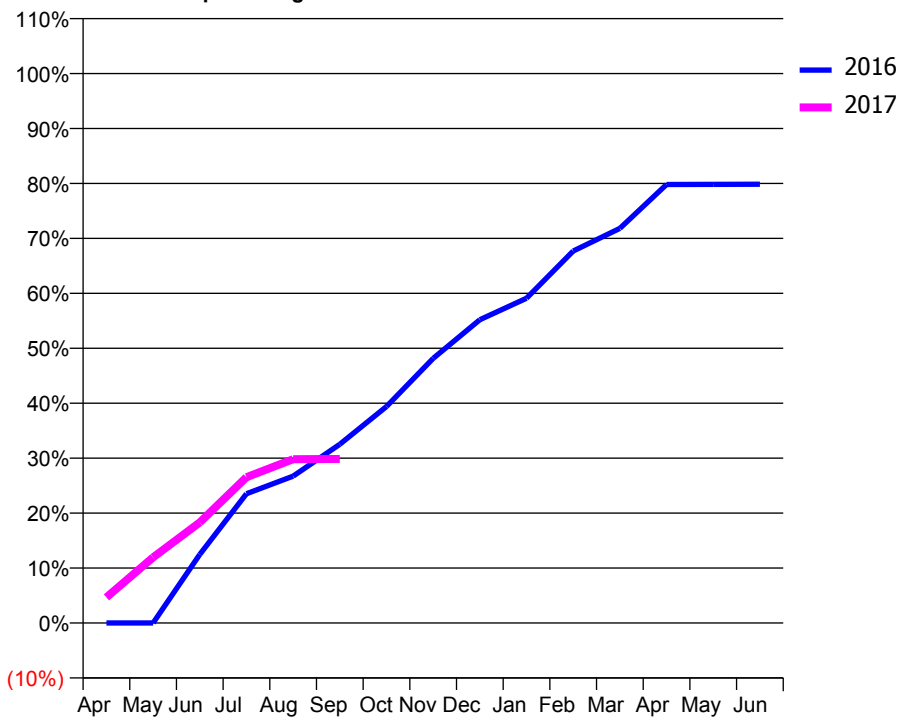
### ACCESS\*

Patients seen in 24 months	Total	Change since previous quarter
Quarter ending September 2015	1,517	
Quarter ending December 2015	2,122	↑
Quarter ending March 2016	2,265	↑
Quarter ending June 2016	2,230	↓
Quarter ending September 2016	2,095	↓
<b>Variance since September 2015</b>	<b>38.1%</b>	<b>↑</b>



### ACTIVITY

Cumulative percentage of contracted UDA delivered 2016 & 2017



Adjusted Scheduled Activity (UDA)

Month	2016	2017
April	0	422
May	0	1,079
June	1,128	1,653
July	2,124	2,395
August	2,413	2,692
September	2,937	2,696
October	3,557	
November	4,348	
December	4,982	
January	5,337	
February	6,112	
March	6,484	
April	7,206	
May	7,207	
June	7,210	

### QUALITY

	Quantity	Base Number	Contract	AT	Region	England
% of FP17s for the same patient ID Re-attending within 3 months - Children	21	300	7.0%	10.8%	12.0%	12.4%
% of FP17s for the same patient ID Re-attending within 3 months - Adults	172	1,467	11.7%	15.3%	15.9%	16.7%
% of FP17s for the same patient ID Re-attending between 3 & 9 months - Children	169	300	56.3%	61.2%	58.6%	57.4%
% of FP17s for the same patient ID Re-attending between 3 & 9 months - Adults	763	1,467	52.0%	55.3%	51.6%	50.5%
% of FP17s for Band 1 Urgent Courses	35	1,350	2.6%	7.0%	8.0%	9.1%
% of FP17s Relating to Free Repair or Replacements	10	1,350	0.7%	0.9%	0.8%	0.8%
% of FP17s Relating to Continuations	51	1,350	3.8%	1.7%	1.3%	1.3%
% of Patients satisfied with the dentistry they have received	0	0	N/A	93.8%	93.1%	93.2%
% of Patients satisfied with the time they had to wait for an appointment	0	0	N/A	88.9%	89.1%	89.0%

\* This is based on patients treated on this contract for their most recent course of treatment. Figures in italics indicate the base number of FP17s or Patient Questionnaire responses are less than 100. N/A is shown where the base number of responses is less than 10 during the period. % is calculated as Quantity/Base number\*100

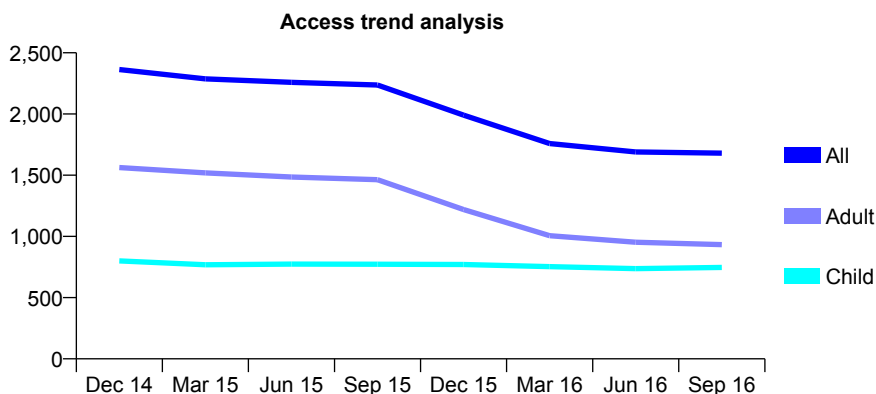
## Q55 - Vital Signs At a Glance Contract Report for 161802/0001 - September 2016

Name or company name	Dental Surgery
Contract type name	GDS Contract
Purpose of contract	General
Contract start date	01/11/2012
Contract end date	

16/17 Contracted general activity (UDA)	5,966
Carry forward general activity (UDA)	0
16/17 Contracted orthodontic activity (UOA)	0
Carry forward orthodontic activity (UOA)	0
Baseline contract value	£201,711.61

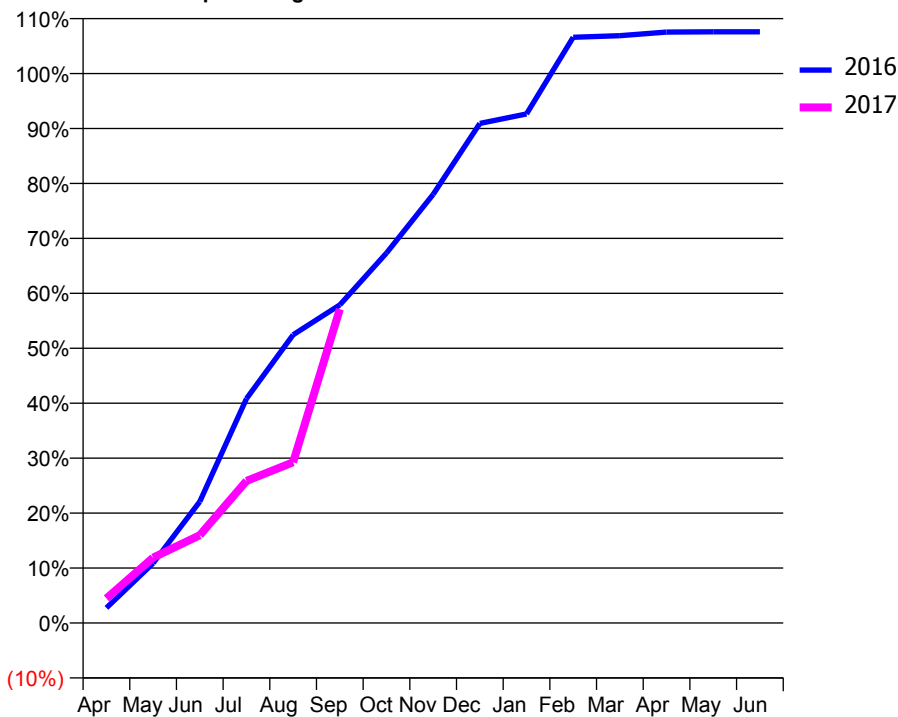
### ACCESS\*

Patients seen in 24 months	Total	Change since previous quarter
Quarter ending September 2015	2,237	
Quarter ending December 2015	1,991	↓
Quarter ending March 2016	1,759	↓
Quarter ending June 2016	1,690	↓
Quarter ending September 2016	1,680	→
<b>Variance since September 2015</b>	<b>(24.9%)</b>	<b>↓</b>



### ACTIVITY

Cumulative percentage of contracted UDA delivered 2016 & 2017



Month	Adjusted Scheduled Activity (UDA)	
	2016	2017
April	165	267
May	649	710
June	1,318	954
July	2,436	1,543
August	3,129	1,745
September	3,453	3,408
October	4,017	
November	4,654	
December	5,424	
January	5,527	
February	6,359	
March	6,377	
April	6,416	
May	6,419	
June	6,419	

### QUALITY

	Quantity	Base Number	Contract	AT	Region	England
% of FP17s for the same patient ID Re-attending within 3 months - Children	117	671	17.4%	10.8%	12.0%	12.4%
% of FP17s for the same patient ID Re-attending within 3 months - Adults	231	733	31.5%	15.3%	15.9%	16.7%
% of FP17s for the same patient ID Re-attending between 3 & 9 months - Children	324	671	48.3%	61.2%	58.6%	57.4%
% of FP17s for the same patient ID Re-attending between 3 & 9 months - Adults	290	733	39.6%	55.3%	51.6%	50.5%
% of FP17s for Band 1 Urgent Courses	219	1,381	15.9%	7.0%	8.0%	9.1%
% of FP17s Relating to Free Repair or Replacements	2	1,381	0.1%	0.9%	0.8%	0.8%
% of FP17s Relating to Continuations	8	1,381	0.6%	1.7%	1.3%	1.3%
% of Patients satisfied with the dentistry they have received	5	6	N/A	93.8%	93.1%	93.2%
% of Patients satisfied with the time they had to wait for an appointment	6	6	N/A	88.9%	89.1%	89.0%

\* This is based on patients treated on this contract for their most recent course of treatment. Figures in italics indicate the base number of FP17s or Patient Questionnaire responses are less than 100. N/A is shown where the base number of responses is less than 10 during the period. % is calculated as Quantity/Base number\*100

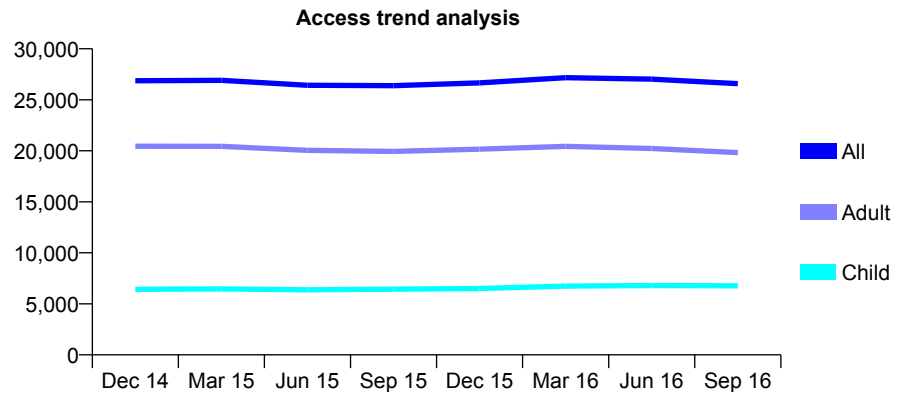
## Q55 - Vital Signs At a Glance Contract Report for 162906/0001 - September 2016

Name or company name	Seven Dental & 2 Colwick Road
Contract type name	GDS Contract
Purpose of contract	General
Contract start date	01/04/2006
Contract end date	

16/17 Contracted general activity (UDA)	90,476
Carry forward general activity (UDA)	0
16/17 Contracted orthodontic activity (UOA)	0
Carry forward orthodontic activity (UOA)	0
Baseline contract value	£2,706,057.87

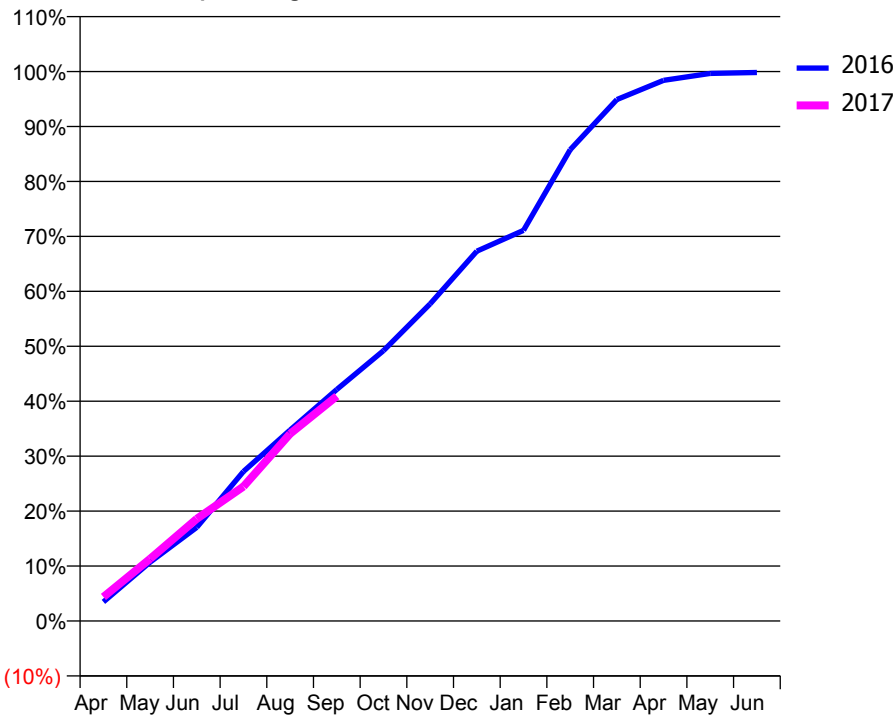
### ACCESS\*

Patients seen in 24 months	Total	Change since previous quarter
Quarter ending September 2015	26,382	
Quarter ending December 2015	26,666	→
Quarter ending March 2016	27,171	→
Quarter ending June 2016	27,023	→
Quarter ending September 2016	26,583	↓
<b>Variance since September 2015</b>	<b>0.8%</b>	<b>→</b>



### ACTIVITY

Cumulative percentage of contracted UDA delivered 2016 & 2017



Month	Adjusted Scheduled Activity (UDA)	
	2016	2017
April	3,153	3,952
May	9,702	10,253
June	15,423	16,823
July	24,629	22,145
August	31,461	30,827
September	38,120	37,032
October	44,512	
November	52,212	
December	60,897	
January	64,318	
February	77,603	
March	85,852	
April	89,026	
May	90,168	
June	90,310	

### QUALITY

	Quantity	Base Number	Contract	AT	Region	England
% of FP17s for the same patient ID Re-attending within 3 months - Children	650	4,968	13.1%	10.8%	12.0%	12.4%
% of FP17s for the same patient ID Re-attending within 3 months - Adults	2,309	11,876	19.4%	15.3%	15.9%	16.7%
% of FP17s for the same patient ID Re-attending between 3 & 9 months - Children	2,496	4,968	50.2%	61.2%	58.6%	57.4%
% of FP17s for the same patient ID Re-attending between 3 & 9 months - Adults	4,467	11,876	37.6%	55.3%	51.6%	50.5%
% of FP17s for Band 1 Urgent Courses	2,489	14,979	16.6%	7.0%	8.0%	9.1%
% of FP17s Relating to Free Repair or Replacements	54	14,979	0.4%	0.9%	0.8%	0.8%
% of FP17s Relating to Continuations	268	14,979	1.8%	1.7%	1.3%	1.3%
% of Patients satisfied with the dentistry they have received	7	7	N/A	93.8%	93.1%	93.2%
% of Patients satisfied with the time they had to wait for an appointment	7	7	N/A	88.9%	89.1%	89.0%

\* This is based on patients treated on this contract for their most recent course of treatment. Figures in italics indicate the base number of FP17s or Patient Questionnaire responses are less than 100. N/A is shown where the base number of responses is less than 10 during the period. % is calculated as Quantity/Base number\*100

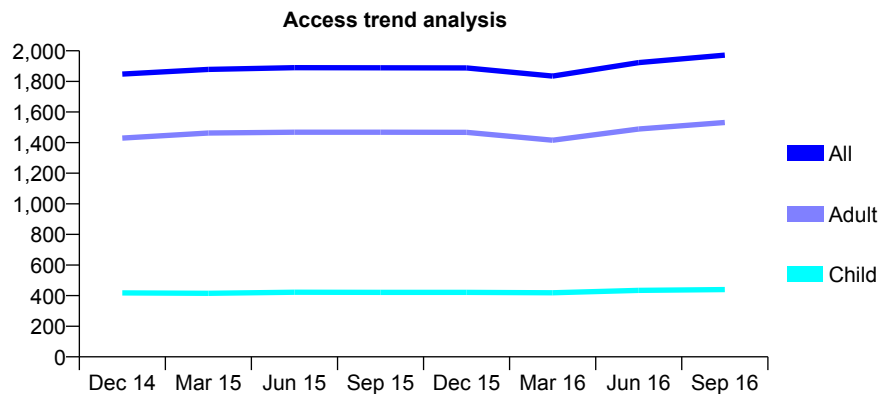
## Q55 - Vital Signs At a Glance Contract Report for 162906/0002 - September 2016

Name or company name	Seven Dental & 2 Colwick Road
Contract type name	GDS Contract
Purpose of contract	General
Contract start date	01/04/2006
Contract end date	

16/17 Contracted general activity (UDA)	8,140
Carry forward general activity (UDA)	0
16/17 Contracted orthodontic activity (UOA)	0
Carry forward orthodontic activity (UOA)	0
Baseline contract value	£239,948.12

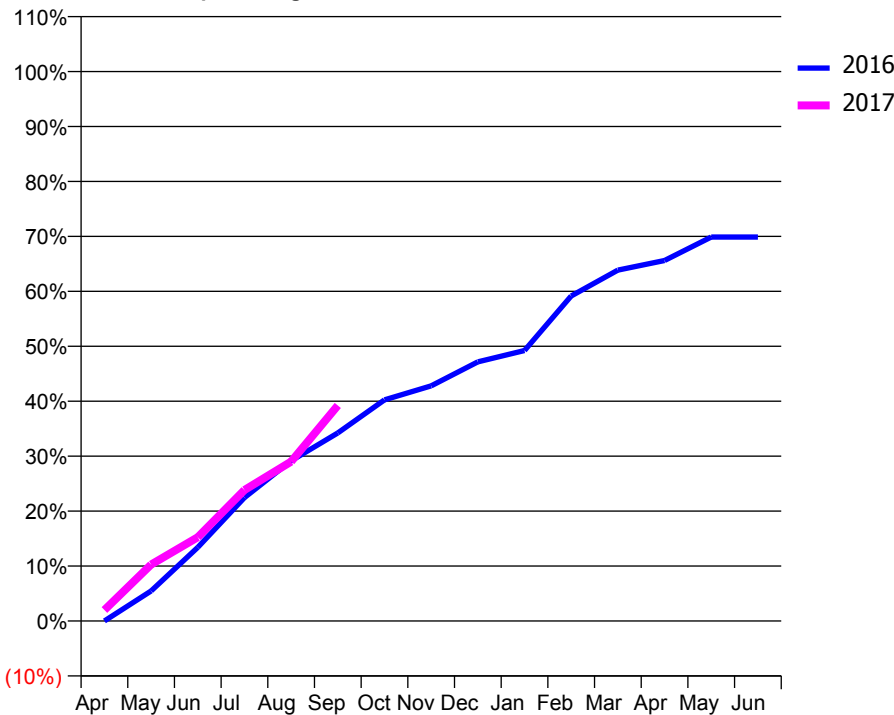
### ACCESS\*

Patients seen in 24 months	Total	Change since previous quarter
Quarter ending September 2015	1,889	
Quarter ending December 2015	1,888	→
Quarter ending March 2016	1,835	↓
Quarter ending June 2016	1,923	↑
Quarter ending September 2016	1,972	↑
<b>Variance since September 2015</b>	<b>4.4%</b>	<b>↑</b>



### ACTIVITY

Cumulative percentage of contracted UDA delivered 2016 & 2017



Month	Adjusted Scheduled Activity (UDA)	
	2016	2017
April	0	163
May	445	837
June	1,092	1,241
July	1,827	1,940
August	2,373	2,361
September	2,786	3,194
October	3,275	
November	3,484	
December	3,839	
January	4,007	
February	4,814	
March	5,199	
April	5,341	
May	5,688	
June	5,689	

### QUALITY

	Quantity	Base Number	Contract	AT	Region	England
% of FP17s for the same patient ID Re-attending within 3 months - Children	26	312	8.3%	10.8%	12.0%	12.4%
% of FP17s for the same patient ID Re-attending within 3 months - Adults	129	983	13.1%	15.3%	15.9%	16.7%
% of FP17s for the same patient ID Re-attending between 3 & 9 months - Children	160	312	51.3%	61.2%	58.6%	57.4%
% of FP17s for the same patient ID Re-attending between 3 & 9 months - Adults	385	983	39.2%	55.3%	51.6%	50.5%
% of FP17s for Band 1 Urgent Courses	104	1,090	9.5%	7.0%	8.0%	9.1%
% of FP17s Relating to Free Repair or Replacements	0	1,090	0.0%	0.9%	0.8%	0.8%
% of FP17s Relating to Continuations	18	1,090	1.7%	1.7%	1.3%	1.3%
% of Patients satisfied with the dentistry they have received	2	2	N/A	93.8%	93.1%	93.2%
% of Patients satisfied with the time they had to wait for an appointment	2	2	N/A	88.9%	89.1%	89.0%

\* This is based on patients treated on this contract for their most recent course of treatment. Figures in italics indicate the base number of FP17s or Patient Questionnaire responses are less than 100. N/A is shown where the base number of responses is less than 10 during the period. % is calculated as Quantity/Base number\*100

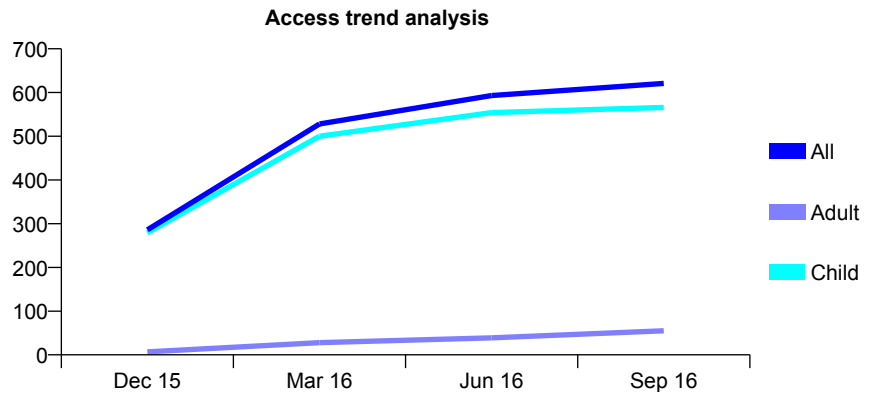
## Q55 - Vital Signs At a Glance Contract Report for 163627/0001 - September 2016

Name or company name	High Street Dental Limited
Contract type name	GDS Contract
Purpose of contract	General
Contract start date	01/10/2015
Contract end date	

16/17 Contracted general activity (UDA)	2,280
Carry forward general activity (UDA)	0
16/17 Contracted orthodontic activity (UOA)	0
Carry forward orthodontic activity (UOA)	0
Baseline contract value	£49,042.43

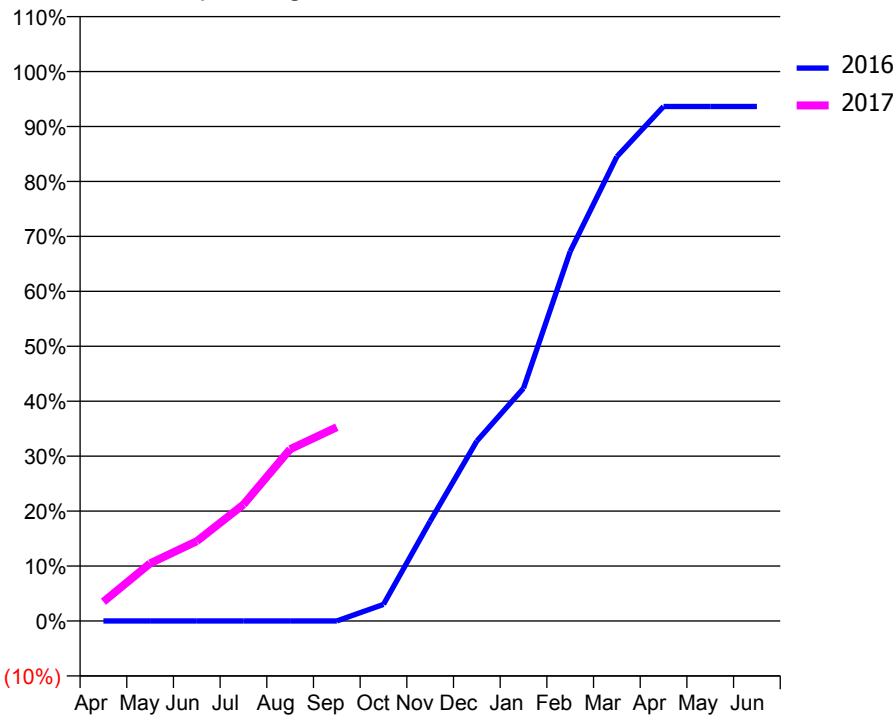
### ACCESS\*

Patients seen in 24 months	Total	Change since previous quarter
Quarter ending September 2015	0	
Quarter ending December 2015	286	↑
Quarter ending March 2016	528	↑
Quarter ending June 2016	593	↑
Quarter ending September 2016	621	↑
<b>Variance since September 2015</b>	N/A	



### ACTIVITY

Cumulative percentage of contracted UDA delivered 2016 & 2017



Month	Adjusted Scheduled Activity (UDA)	
	2016	2017
April	0	80
May	0	239
June	0	331
July	0	483
August	0	713
September	0	804
October	32	
November	193	
December	349	
January	451	
February	716	
March	900	
April	997	
May	997	
June	997	

### QUALITY

	Quantity	Base Number	Contract	AT	Region	England
% of FP17s for the same patient ID Re-attending within 3 months - Children	53	561	9.4%	10.8%	12.0%	12.4%
% of FP17s for the same patient ID Re-attending within 3 months - Adults	1	25	4.0%	15.3%	15.9%	16.7%
% of FP17s for the same patient ID Re-attending between 3 & 9 months - Children	357	561	63.6%	61.2%	58.6%	57.4%
% of FP17s for the same patient ID Re-attending between 3 & 9 months - Adults	19	25	76.0%	55.3%	51.6%	50.5%
% of FP17s for Band 1 Urgent Courses	11	531	2.1%	7.0%	8.0%	9.1%
% of FP17s Relating to Free Repair or Replacements	0	531	0.0%	0.9%	0.8%	0.8%
% of FP17s Relating to Continuations	18	531	3.4%	1.7%	1.3%	1.3%
% of Patients satisfied with the dentistry they have received	0	0	N/A	93.8%	93.1%	93.2%
% of Patients satisfied with the time they had to wait for an appointment	0	0	N/A	88.9%	89.1%	89.0%

\* This is based on patients treated on this contract for their most recent course of treatment. Figures in italics indicate the base number of FP17s or Patient Questionnaire responses are less than 100. N/A is shown where the base number of responses is less than 10 during the period. % is calculated as Quantity/Base number\*100

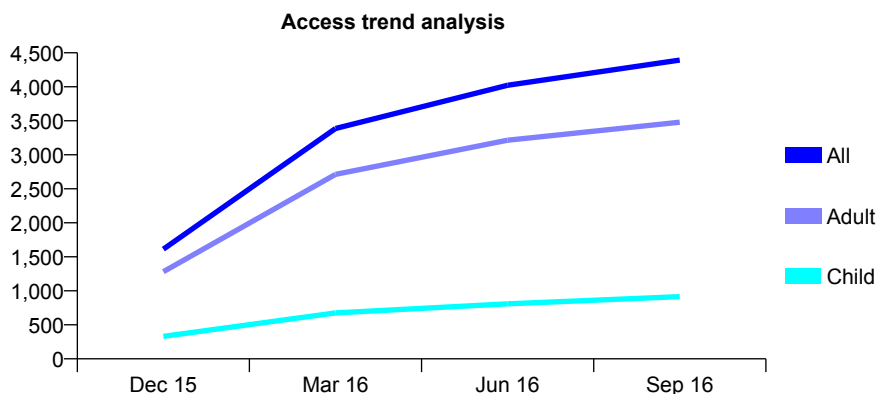
## Q55 - Vital Signs At a Glance Contract Report for 164127/0001 - September 2016

Name or company name	Park Road Dental Practice
Contract type name	GDS Contract
Purpose of contract	General
Contract start date	01/10/2015
Contract end date	

16/17 Contracted general activity (UDA)	17,825
Carry forward general activity (UDA)	0
16/17 Contracted orthodontic activity (UOA)	0
Carry forward orthodontic activity (UOA)	0
Baseline contract value	£365,617.63

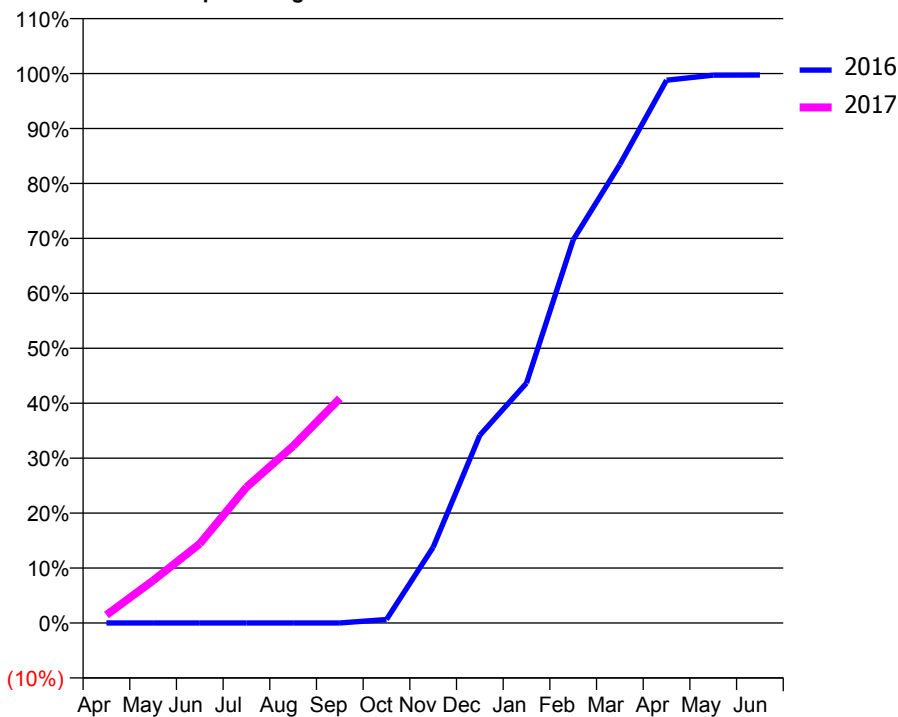
### ACCESS\*

Patients seen in 24 months	Total	Change since previous quarter
Quarter ending September 2015	0	
Quarter ending December 2015	1,612	↑
Quarter ending March 2016	3,387	↑
Quarter ending June 2016	4,023	↑
Quarter ending September 2016	4,394	↑
<b>Variance since September 2015</b>	N/A	



### ACTIVITY

Cumulative percentage of contracted UDA delivered 2016 & 2017



Month	Adjusted Scheduled Activity (UDA)	
	2016	2017
April	0	262
May	0	1,380
June	0	2,570
July	0	4,404
August	0	5,741
September	0	7,288
October	58	
November	1,229	
December	3,046	
January	3,892	
February	6,216	
March	7,439	
April	8,805	
May	8,887	
June	8,889	

### QUALITY

	Quantity	Base Number	Contract	AT	Region	England
% of FP17s for the same patient ID Re-attending within 3 months - Children	73	895	8.2%	10.8%	12.0%	12.4%
% of FP17s for the same patient ID Re-attending within 3 months - Adults	397	3,543	11.2%	15.3%	15.9%	16.7%
% of FP17s for the same patient ID Re-attending between 3 & 9 months - Children	432	895	48.3%	61.2%	58.6%	57.4%
% of FP17s for the same patient ID Re-attending between 3 & 9 months - Adults	1,979	3,543	55.9%	55.3%	51.6%	50.5%
% of FP17s for Band 1 Urgent Courses	150	3,871	3.9%	7.0%	8.0%	9.1%
% of FP17s Relating to Free Repair or Replacements	17	3,871	0.4%	0.9%	0.8%	0.8%
% of FP17s Relating to Continuations	15	3,871	0.4%	1.7%	1.3%	1.3%
% of Patients satisfied with the dentistry they have received	1	1	N/A	93.8%	93.1%	93.2%
% of Patients satisfied with the time they had to wait for an appointment	1	1	N/A	88.9%	89.1%	89.0%

\* This is based on patients treated on this contract for their most recent course of treatment. Figures in italics indicate the base number of FP17s or Patient Questionnaire responses are less than 100. N/A is shown where the base number of responses is less than 10 during the period. % is calculated as Quantity/Base number\*100

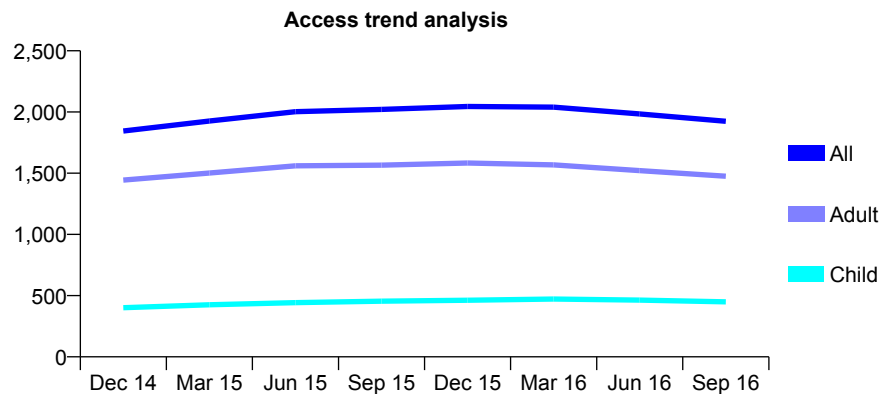
## Q55 - Vital Signs At a Glance Contract Report for 166111/0001 - September 2016

Name or company name	Hathersage Dental Surgery
Contract type name	GDS Contract
Purpose of contract	General
Contract start date	01/06/2013
Contract end date	

16/17 Contracted general activity (UDA)	5,158
Carry forward general activity (UDA)	0
16/17 Contracted orthodontic activity (UOA)	0
Carry forward orthodontic activity (UOA)	0
Baseline contract value	£149,012.48

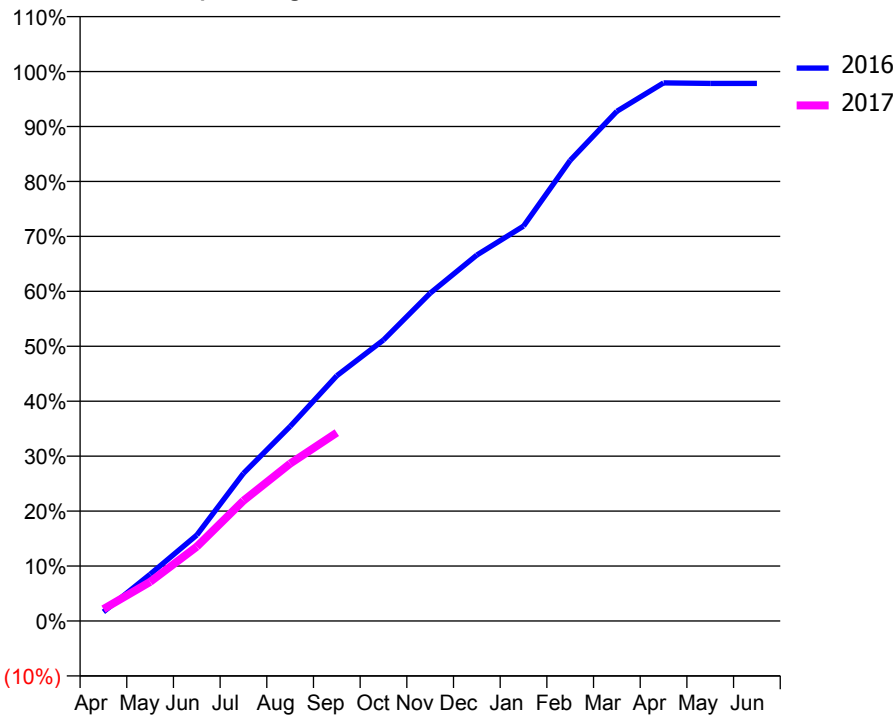
### ACCESS\*

Patients seen in 24 months	Total	Change since previous quarter
Quarter ending September 2015	2,021	
Quarter ending December 2015	2,045	→
Quarter ending March 2016	2,040	→
Quarter ending June 2016	1,984	↓
Quarter ending September 2016	1,924	↓
<b>Variance since September 2015</b>	<b>(4.8%)</b>	<b>↓</b>



### ACTIVITY

Cumulative percentage of contracted UDA delivered 2016 & 2017



Month	Adjusted Scheduled Activity (UDA)	
	2016	2017
April	86	112
May	439	367
June	807	697
July	1,386	1,130
August	1,827	1,477
September	2,302	1,768
October	2,638	
November	3,078	
December	3,435	
January	3,707	
February	4,324	
March	4,785	
April	5,051	
May	5,047	
June	5,047	

### QUALITY

	Quantity	Base Number	Contract	AT	Region	England
% of FP17s for the same patient ID Re-attending within 3 months - Children	14	279	5.0%	10.8%	12.0%	12.4%
% of FP17s for the same patient ID Re-attending within 3 months - Adults	110	839	13.1%	15.3%	15.9%	16.7%
% of FP17s for the same patient ID Re-attending between 3 & 9 months - Children	176	279	63.1%	61.2%	58.6%	57.4%
% of FP17s for the same patient ID Re-attending between 3 & 9 months - Adults	408	839	48.6%	55.3%	51.6%	50.5%
% of FP17s for Band 1 Urgent Courses	90	1,020	8.8%	7.0%	8.0%	9.1%
% of FP17s Relating to Free Repair or Replacements	11	1,020	1.1%	0.9%	0.8%	0.8%
% of FP17s Relating to Continuations	16	1,020	1.6%	1.7%	1.3%	1.3%
% of Patients satisfied with the dentistry they have received	3	3	N/A	93.8%	93.1%	93.2%
% of Patients satisfied with the time they had to wait for an appointment	3	3	N/A	88.9%	89.1%	89.0%

\* This is based on patients treated on this contract for their most recent course of treatment. Figures in italics indicate the base number of FP17s or Patient Questionnaire responses are less than 100. N/A is shown where the base number of responses is less than 10 during the period. % is calculated as Quantity/Base number\*100



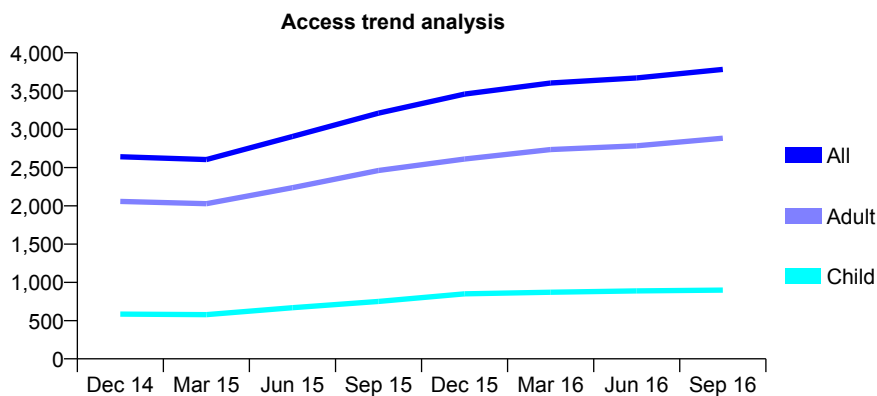
## Q55 - Vital Signs At a Glance Contract Report for 167924/0001 - September 2016

Name or company name	Killamarsh Dental Practice Ltd
Contract type name	GDS Contract
Purpose of contract	General
Contract start date	01/11/2012
Contract end date	

16/17 Contracted general activity (UDA)	14,635
Carry forward general activity (UDA)	0
16/17 Contracted orthodontic activity (UOA)	0
Carry forward orthodontic activity (UOA)	0
Baseline contract value	£379,486.99

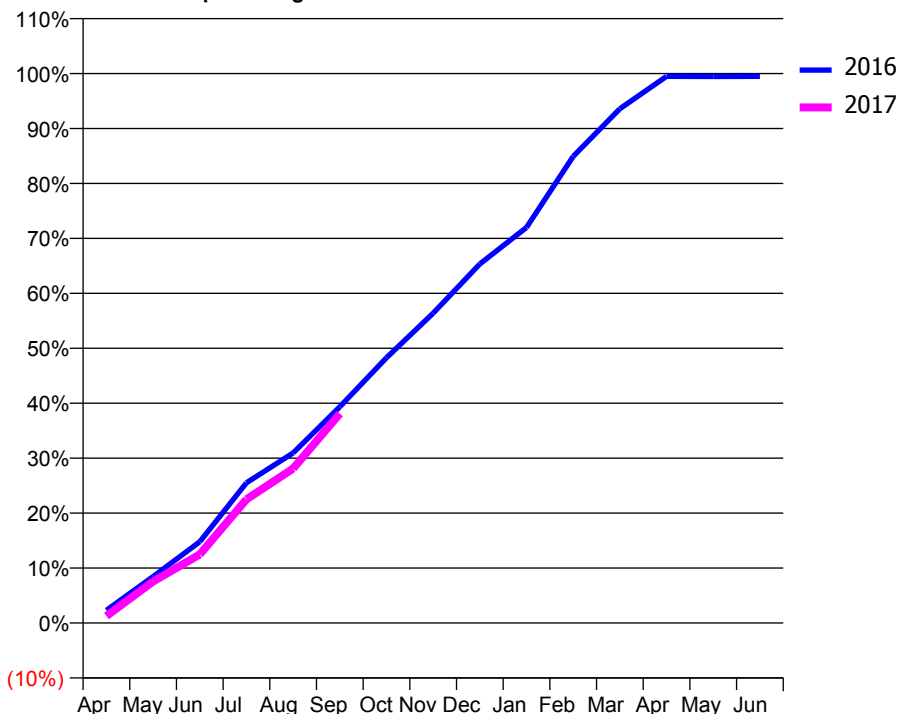
### ACCESS\*

Patients seen in 24 months	Total	Change since previous quarter
Quarter ending September 2015	3,212	
Quarter ending December 2015	3,461	↑
Quarter ending March 2016	3,606	↑
Quarter ending June 2016	3,672	→
Quarter ending September 2016	3,783	↑
<b>Variance since September 2015</b>	<b>17.8%</b>	<b>↑</b>



### ACTIVITY

Cumulative percentage of contracted UDA delivered 2016 & 2017



Month	Adjusted Scheduled Activity (UDA)	
	2016	2017
April	308	188
May	1,120	1,105
June	1,961	1,829
July	3,383	3,294
August	4,103	4,114
September	5,219	5,578
October	6,402	
November	7,477	
December	8,662	
January	9,544	
February	11,261	
March	12,410	
April	13,189	
May	13,188	
June	13,191	

### QUALITY

	Quantity	Base Number	Contract	AT	Region	England
% of FP17s for the same patient ID Re-attending within 3 months - Children	48	794	6.0%	10.8%	12.0%	12.4%
% of FP17s for the same patient ID Re-attending within 3 months - Adults	339	2,498	13.6%	15.3%	15.9%	16.7%
% of FP17s for the same patient ID Re-attending between 3 & 9 months - Children	575	794	72.4%	61.2%	58.6%	57.4%
% of FP17s for the same patient ID Re-attending between 3 & 9 months - Adults	1,718	2,498	68.8%	55.3%	51.6%	50.5%
% of FP17s for Band 1 Urgent Courses	120	2,927	4.1%	7.0%	8.0%	9.1%
% of FP17s Relating to Free Repair or Replacements	41	2,927	1.4%	0.9%	0.8%	0.8%
% of FP17s Relating to Continuations	0	2,927	0.0%	1.7%	1.3%	1.3%
% of Patients satisfied with the dentistry they have received	4	4	N/A	93.8%	93.1%	93.2%
% of Patients satisfied with the time they had to wait for an appointment	4	4	N/A	88.9%	89.1%	89.0%

\* This is based on patients treated on this contract for their most recent course of treatment. Figures in italics indicate the base number of FP17s or Patient Questionnaire responses are less than 100. N/A is shown where the base number of responses is less than 10 during the period. % is calculated as Quantity/Base number\*100

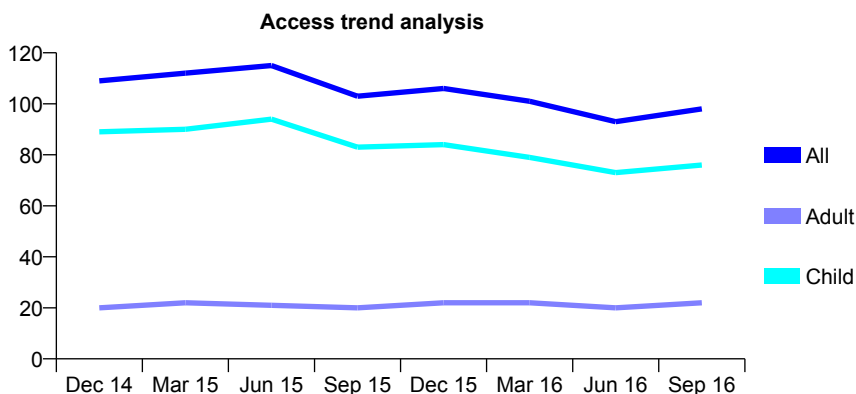
## Q55 - Vital Signs At a Glance Contract Report for 169544/0001 - September 2016

Name or company name	STEEPLE GRANGE SMILES LTD.,
Contract type name	GDS Contract
Purpose of contract	General and Orthodontic
Contract start date	15/08/2008
Contract end date	

16/17 Contracted general activity (UDA)	153
Carry forward general activity (UDA)	0
16/17 Contracted orthodontic activity (UOA)	999
Carry forward orthodontic activity (UOA)	0
Baseline contract value	£67,324.61

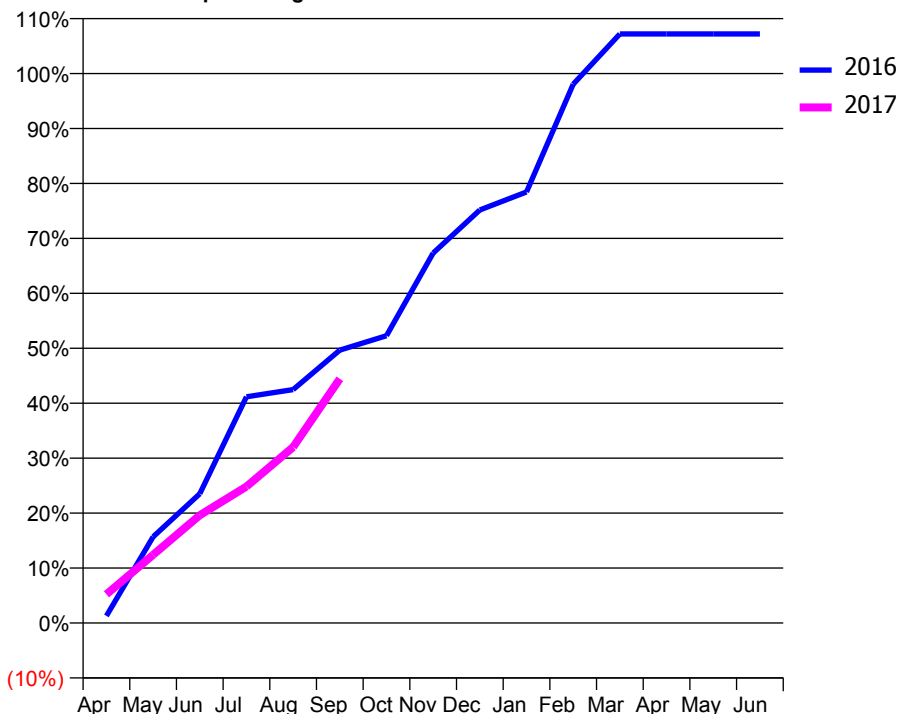
### ACCESS\*

Patients seen in 24 months	Total	Change since previous quarter
Quarter ending September 2015	103	
Quarter ending December 2015	106	↑
Quarter ending March 2016	101	↓
Quarter ending June 2016	93	↓
Quarter ending September 2016	98	↑
<b>Variance since September 2015</b>	<b>(4.9%)</b>	<b>↓</b>



### ACTIVITY

Cumulative percentage of contracted UDA delivered 2016 & 2017



Month	Adjusted Scheduled Activity (UDA)	
	2016	2017
April	2	8
May	24	19
June	36	30
July	63	38
August	65	49
September	76	68
October	80	
November	103	
December	115	
January	120	
February	150	
March	164	
April	164	
May	164	
June	164	

### QUALITY

	Quantity	Base Number	Contract	AT	Region	England
% of FP17s for the same patient ID Re-attending within 3 months - Children	2	87	2.3%	10.8%	12.0%	12.4%
% of FP17s for the same patient ID Re-attending within 3 months - Adults	1	11	9.1%	15.3%	15.9%	16.7%
% of FP17s for the same patient ID Re-attending between 3 & 9 months - Children	38	87	43.7%	61.2%	58.6%	57.4%
% of FP17s for the same patient ID Re-attending between 3 & 9 months - Adults	2	11	18.2%	55.3%	51.6%	50.5%
% of FP17s for Band 1 Urgent Courses	0	52	0.0%	7.0%	8.0%	9.1%
% of FP17s Relating to Free Repair or Replacements	0	52	0.0%	0.9%	0.8%	0.8%
% of FP17s Relating to Continuations	0	52	0.0%	1.7%	1.3%	1.3%
% of Patients satisfied with the dentistry they have received	0	0	N/A	93.8%	93.1%	93.2%
% of Patients satisfied with the time they had to wait for an appointment	0	0	N/A	88.9%	89.1%	89.0%

\* This is based on patients treated on this contract for their most recent course of treatment. Figures in italics indicate the base number of FP17s or Patient Questionnaire responses are less than 100. N/A is shown where the base number of responses is less than 10 during the period. % is calculated as Quantity/Base number\*100

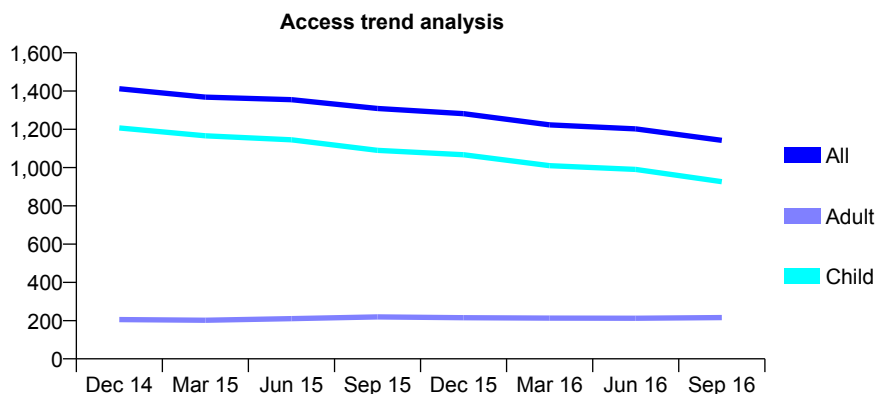
## Q55 - Vital Signs At a Glance Contract Report for 170100/0001 - September 2016

Name or company name	Rooprai & Aulak
Contract type name	GDS Contract
Purpose of contract	General
Contract start date	01/04/2009
Contract end date	

16/17 Contracted general activity (UDA)	3,129
Carry forward general activity (UDA)	0
16/17 Contracted orthodontic activity (UOA)	0
Carry forward orthodontic activity (UOA)	0
Baseline contract value	£67,460.06

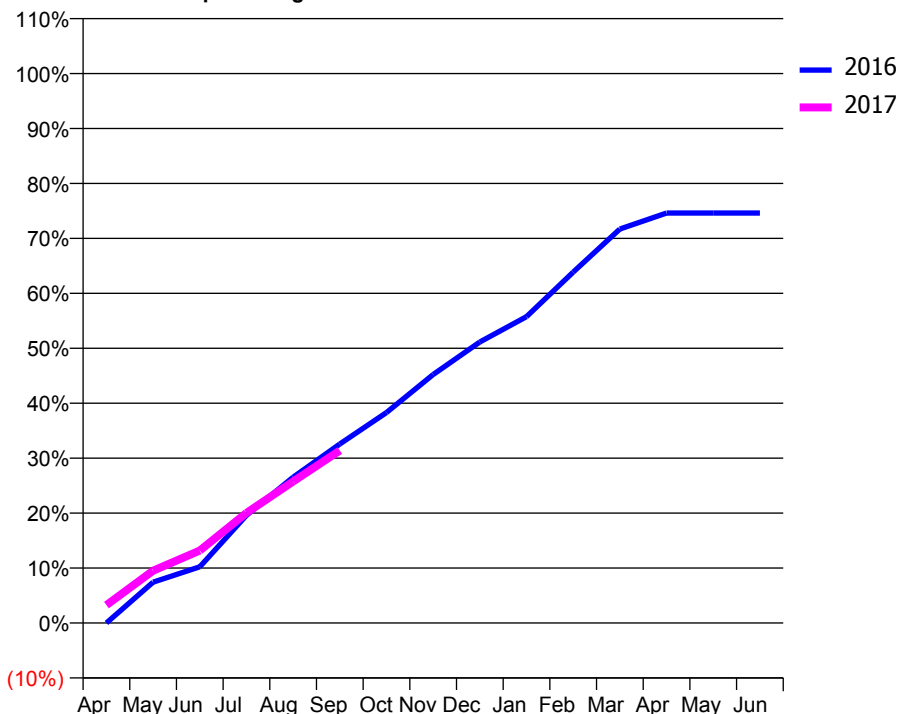
### ACCESS\*

Patients seen in 24 months	Total	Change since previous quarter
Quarter ending September 2015	1,309	
Quarter ending December 2015	1,282	↓
Quarter ending March 2016	1,223	↓
Quarter ending June 2016	1,202	↓
Quarter ending September 2016	1,142	↓
<b>Variance since September 2015</b>	<b>(12.8%)</b>	<b>↓</b>



### ACTIVITY

Cumulative percentage of contracted UDA delivered 2016 & 2017



Adjusted Scheduled Activity (UDA)

Month	2016	2017
April	0	102
May	233	298
June	320	413
July	613	627
August	830	806
September	1,019	982
October	1,198	
November	1,415	
December	1,600	
January	1,744	
February	1,998	
March	2,243	
April	2,334	
May	2,334	
June	2,334	

### QUALITY

	Quantity	Base Number	Contract	AT	Region	England
% of FP17s for the same patient ID Re-attending within 3 months - Children	34	721	4.7%	10.8%	12.0%	12.4%
% of FP17s for the same patient ID Re-attending within 3 months - Adults	6	98	6.1%	15.3%	15.9%	16.7%
% of FP17s for the same patient ID Re-attending between 3 & 9 months - Children	508	721	70.5%	61.2%	58.6%	57.4%
% of FP17s for the same patient ID Re-attending between 3 & 9 months - Adults	67	98	68.4%	55.3%	51.6%	50.5%
% of FP17s for Band 1 Urgent Courses	0	752	0.0%	7.0%	8.0%	9.1%
% of FP17s Relating to Free Repair or Replacements	0	752	0.0%	0.9%	0.8%	0.8%
% of FP17s Relating to Continuations	0	752	0.0%	1.7%	1.3%	1.3%
% of Patients satisfied with the dentistry they have received	0	0	N/A	93.8%	93.1%	93.2%
% of Patients satisfied with the time they had to wait for an appointment	0	0	N/A	88.9%	89.1%	89.0%

\* This is based on patients treated on this contract for their most recent course of treatment. Figures in italics indicate the base number of FP17s or Patient Questionnaire responses are less than 100. N/A is shown where the base number of responses is less than 10 during the period. % is calculated as Quantity/Base number\*100

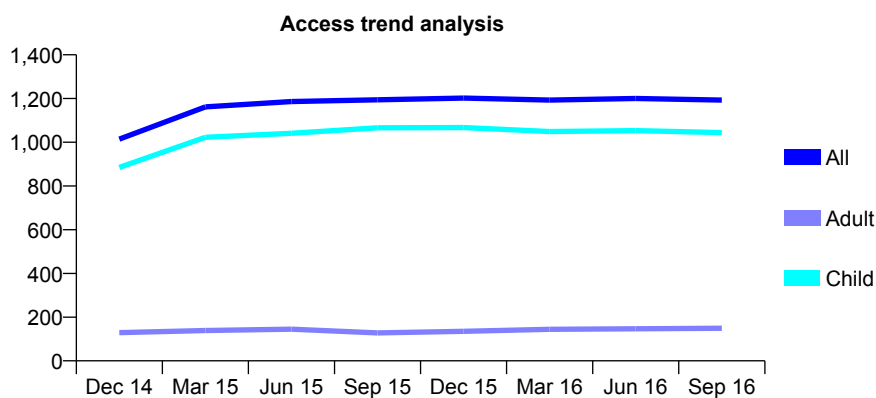
## Q55 - Vital Signs At a Glance Contract Report for 171115/0001 - September 2016

Name or company name	Titchfield Park Dental Clinic Limited
Contract type name	GDS Contract
Purpose of contract	General
Contract start date	01/04/2012
Contract end date	

16/17 Contracted general activity (UDA)	2,500
Carry forward general activity (UDA)	0
16/17 Contracted orthodontic activity (UOA)	0
Carry forward orthodontic activity (UOA)	0
Baseline contract value	£55,340.80

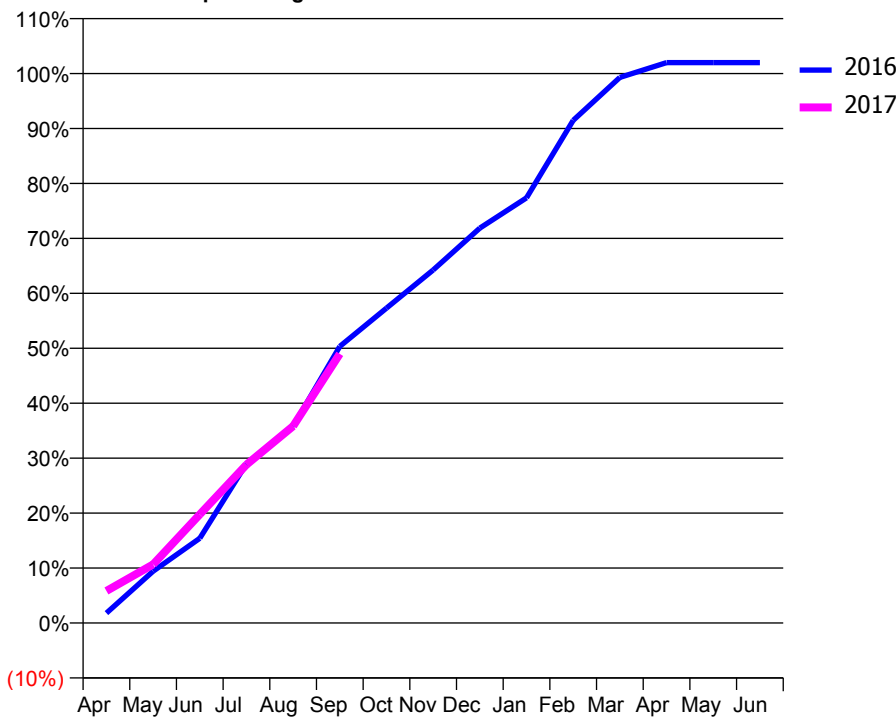
### ACCESS\*

Patients seen in 24 months	Total	Change since previous quarter
Quarter ending September 2015	1,194	
Quarter ending December 2015	1,202	→
Quarter ending March 2016	1,193	→
Quarter ending June 2016	1,200	→
Quarter ending September 2016	1,193	→
<b>Variance since September 2015</b>	<b>(0.1%)</b>	<b>→</b>



### ACTIVITY

Cumulative percentage of contracted UDA delivered 2016 & 2017



Adjusted Scheduled Activity (UDA)

Month	2016	2017
April	45	146
May	235	267
June	386	494
July	725	720
August	897	896
September	1,258	1,224
October	1,433	
November	1,606	
December	1,797	
January	1,935	
February	2,287	
March	2,482	
April	2,549	
May	2,549	
June	2,549	

### QUALITY

	Quantity	Base Number	Contract	AT	Region	England
% of FP17s for the same patient ID Re-attending within 3 months - Children	55	921	6.0%	10.8%	12.0%	12.4%
% of FP17s for the same patient ID Re-attending within 3 months - Adults	2	45	4.4%	15.3%	15.9%	16.7%
% of FP17s for the same patient ID Re-attending between 3 & 9 months - Children	707	921	76.8%	61.2%	58.6%	57.4%
% of FP17s for the same patient ID Re-attending between 3 & 9 months - Adults	33	45	73.3%	55.3%	51.6%	50.5%
% of FP17s for Band 1 Urgent Courses	32	921	3.5%	7.0%	8.0%	9.1%
% of FP17s Relating to Free Repair or Replacements	0	921	0.0%	0.9%	0.8%	0.8%
% of FP17s Relating to Continuations	0	921	0.0%	1.7%	1.3%	1.3%
% of Patients satisfied with the dentistry they have received	0	0	N/A	93.8%	93.1%	93.2%
% of Patients satisfied with the time they had to wait for an appointment	0	0	N/A	88.9%	89.1%	89.0%

\* This is based on patients treated on this contract for their most recent course of treatment. Figures in italics indicate the base number of FP17s or Patient Questionnaire responses are less than 100. N/A is shown where the base number of responses is less than 10 during the period. % is calculated as Quantity/Base number\*100

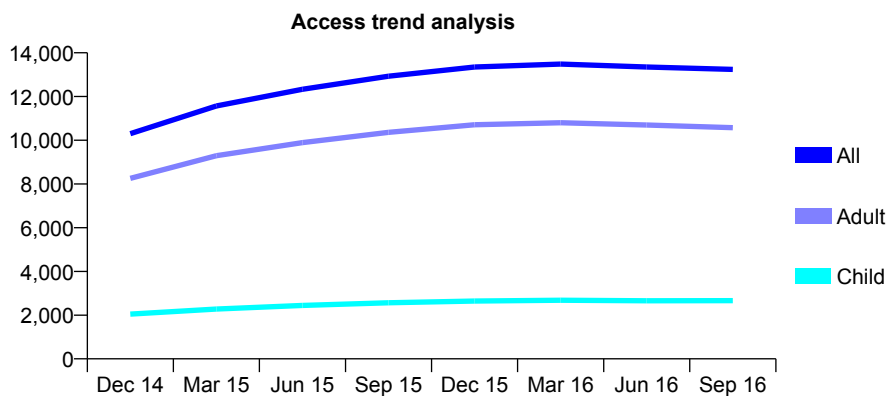
## Q55 - Vital Signs At a Glance Contract Report for 171824/0001 - September 2016

Name or company name	Ripley Family Dental Centre
Contract type name	GDS Contract
Purpose of contract	General
Contract start date	01/03/2014
Contract end date	

16/17 Contracted general activity (UDA)	40,156
Carry forward general activity (UDA)	0
16/17 Contracted orthodontic activity (UOA)	0
Carry forward orthodontic activity (UOA)	0
Baseline contract value	£831,771.21

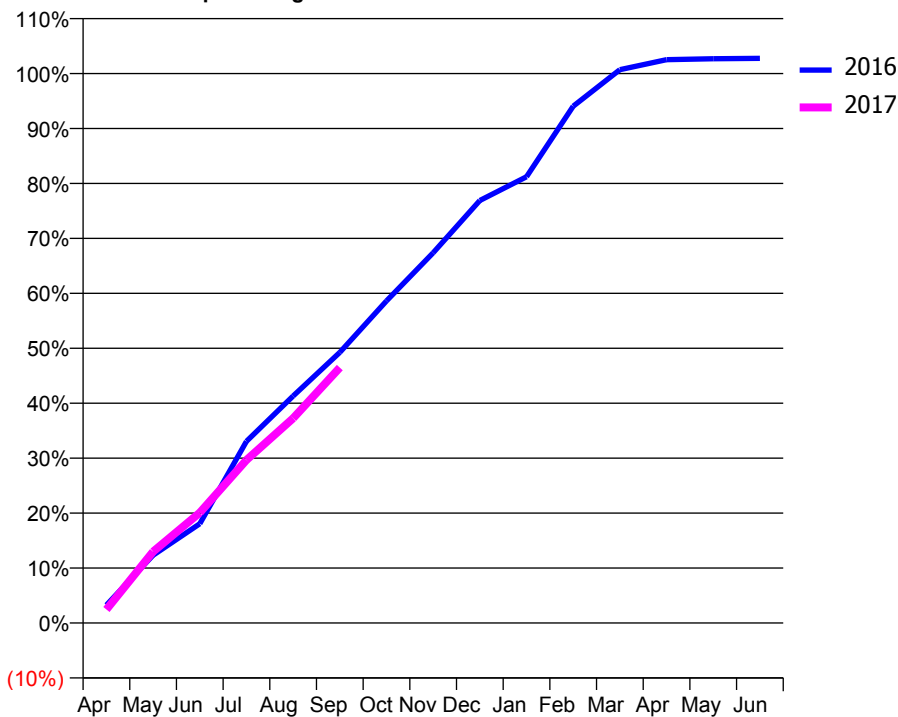
### ACCESS\*

Patients seen in 24 months	Total	Change since previous quarter
Quarter ending September 2015	12,928	
Quarter ending December 2015	13,353	↑
Quarter ending March 2016	13,486	→
Quarter ending June 2016	13,353	→
Quarter ending September 2016	13,242	→
<b>Variance since September 2015</b>	<b>2.4%</b>	<b>↑</b>



### ACTIVITY

Cumulative percentage of contracted UDA delivered 2016 & 2017



Month	Adjusted Scheduled Activity (UDA)	
	2016	2017
April	1,278	987
May	4,839	5,216
June	7,089	8,063
July	12,975	11,910
August	16,215	14,964
September	19,325	18,665
October	23,001	
November	26,442	
December	30,175	
January	31,866	
February	36,907	
March	39,513	
April	40,226	
May	40,296	
June	40,322	

### QUALITY

	Quantity	Base Number	Contract	AT	Region	England
% of FP17s for the same patient ID Re-attending within 3 months - Children	131	1,915	6.8%	10.8%	12.0%	12.4%
% of FP17s for the same patient ID Re-attending within 3 months - Adults	1,161	7,848	14.8%	15.3%	15.9%	16.7%
% of FP17s for the same patient ID Re-attending between 3 & 9 months - Children	1,147	1,915	59.9%	61.2%	58.6%	57.4%
% of FP17s for the same patient ID Re-attending between 3 & 9 months - Adults	4,964	7,848	63.3%	55.3%	51.6%	50.5%
% of FP17s for Band 1 Urgent Courses	442	9,410	4.7%	7.0%	8.0%	9.1%
% of FP17s Relating to Free Repair or Replacements	263	9,410	2.8%	0.9%	0.8%	0.8%
% of FP17s Relating to Continuations	181	9,410	1.9%	1.7%	1.3%	1.3%
% of Patients satisfied with the dentistry they have received	18	20	90.0%	93.8%	93.1%	93.2%
% of Patients satisfied with the time they had to wait for an appointment	13	20	65.0%	88.9%	89.1%	89.0%

\* This is based on patients treated on this contract for their most recent course of treatment. Figures in italics indicate the base number of FP17s or Patient Questionnaire responses are less than 100. N/A is shown where the base number of responses is less than 10 during the period. % is calculated as Quantity/Base number\*100

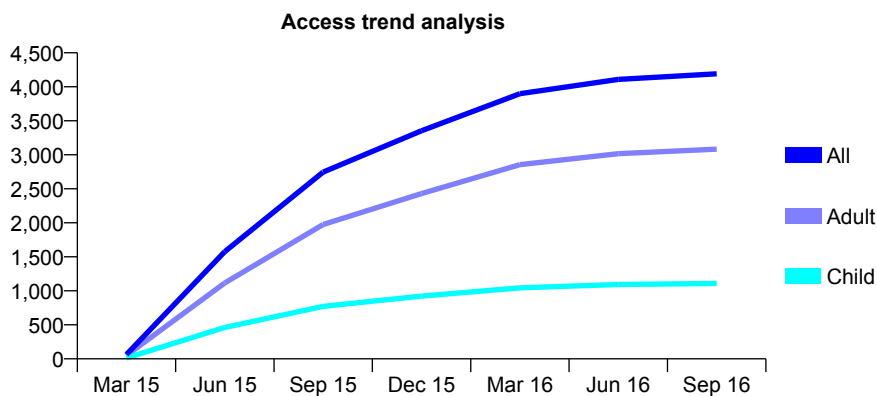
## Q55 - Vital Signs At a Glance Contract Report for 172979/0004 - September 2016

Name or company name	DM and LJ Jordan Limited
Contract type name	GDS Contract
Purpose of contract	General
Contract start date	01/01/2015
Contract end date	

16/17 Contracted general activity (UDA)	13,400
Carry forward general activity (UDA)	0
16/17 Contracted orthodontic activity (UOA)	0
Carry forward orthodontic activity (UOA)	0
Baseline contract value	£408,197.52

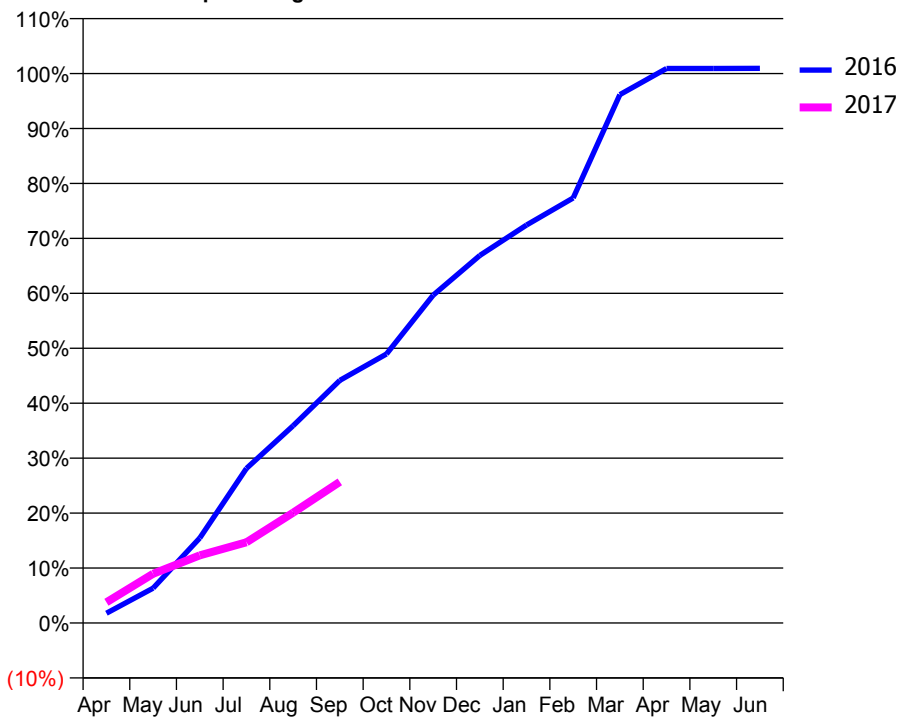
### ACCESS\*

Patients seen in 24 months	Total	Change since previous quarter
Quarter ending September 2015	2,747	
Quarter ending December 2015	3,353	↑
Quarter ending March 2016	3,899	↑
Quarter ending June 2016	4,109	↑
Quarter ending September 2016	4,192	↑
<b>Variance since September 2015</b>	<b>52.6%</b>	<b>↑</b>



### ACTIVITY

Cumulative percentage of contracted UDA delivered 2016 & 2017



Adjusted Scheduled Activity (UDA)

Month	2016	2017
April	240	507
May	851	1,200
June	2,073	1,650
July	3,772	1,969
August	4,811	2,691
September	5,918	3,443
October	6,561	
November	7,994	
December	8,965	
January	9,704	
February	10,364	
March	12,885	
April	13,523	
May	13,524	
June	13,527	

### QUALITY

	Quantity	Base Number	Contract	AT	Region	England
% of FP17s for the same patient ID Re-attending within 3 months - Children	37	546	6.8%	10.8%	12.0%	12.4%
% of FP17s for the same patient ID Re-attending within 3 months - Adults	237	1,479	16.0%	15.3%	15.9%	16.7%
% of FP17s for the same patient ID Re-attending between 3 & 9 months - Children	298	546	54.6%	61.2%	58.6%	57.4%
% of FP17s for the same patient ID Re-attending between 3 & 9 months - Adults	754	1,479	51.0%	55.3%	51.6%	50.5%
% of FP17s for Band 1 Urgent Courses	111	1,704	6.5%	7.0%	8.0%	9.1%
% of FP17s Relating to Free Repair or Replacements	11	1,704	0.6%	0.9%	0.8%	0.8%
% of FP17s Relating to Continuations	32	1,704	1.9%	1.7%	1.3%	1.3%
% of Patients satisfied with the dentistry they have received	5	5	N/A	93.8%	93.1%	93.2%
% of Patients satisfied with the time they had to wait for an appointment	5	5	N/A	88.9%	89.1%	89.0%

\* This is based on patients treated on this contract for their most recent course of treatment. Figures in italics indicate the base number of FP17s or Patient Questionnaire responses are less than 100. N/A is shown where the base number of responses is less than 10 during the period. % is calculated as Quantity/Base number\*100

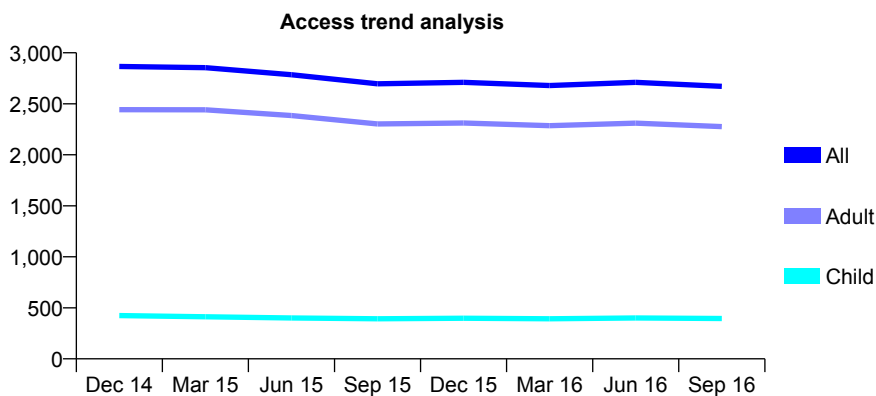
## Q55 - Vital Signs At a Glance Contract Report for 173002/0001 - September 2016

Name or company name	City Dental Practice
Contract type name	GDS Contract
Purpose of contract	General
Contract start date	01/10/2011
Contract end date	

16/17 Contracted general activity (UDA)	9,286
Carry forward general activity (UDA)	0
16/17 Contracted orthodontic activity (UOA)	0
Carry forward orthodontic activity (UOA)	0
Baseline contract value	£215,561.67

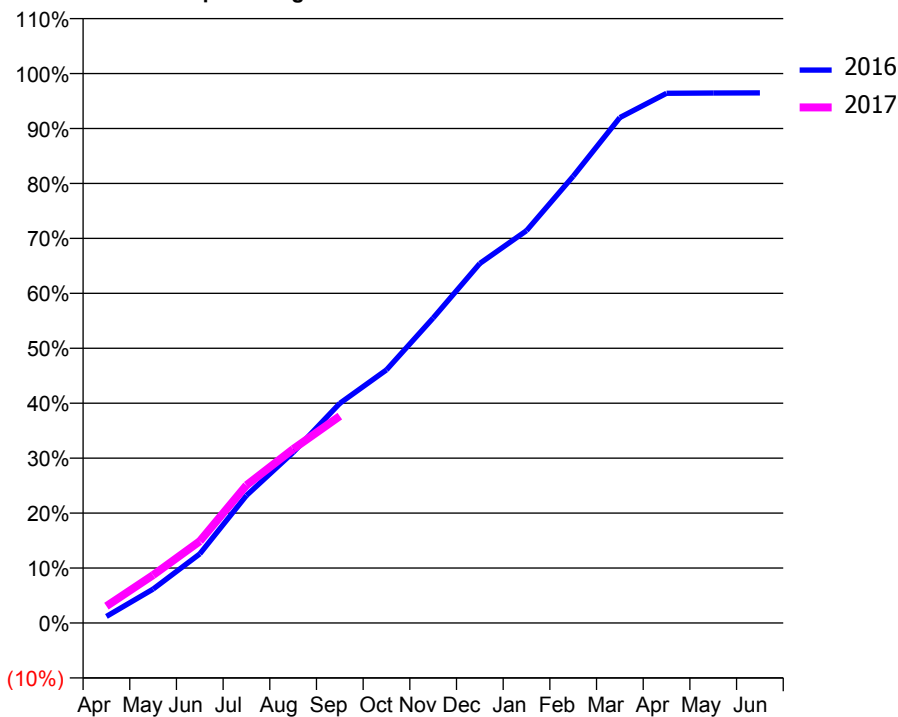
### ACCESS\*

Patients seen in 24 months	Total	Change since previous quarter
Quarter ending September 2015	2,696	
Quarter ending December 2015	2,710	→
Quarter ending March 2016	2,679	↓
Quarter ending June 2016	2,710	→
Quarter ending September 2016	2,671	↓
<b>Variance since September 2015</b>	<b>(0.9%)</b>	<b>→</b>



### ACTIVITY

Cumulative percentage of contracted UDA delivered 2016 & 2017



Month	Adjusted Scheduled Activity (UDA)	
	2016	2017
April	100	285
May	519	809
June	1,057	1,381
July	1,949	2,330
August	2,608	2,940
September	3,358	3,496
October	3,871	
November	4,663	
December	5,497	
January	5,998	
February	6,829	
March	7,727	
April	8,097	
May	8,101	
June	8,104	

### QUALITY

	Quantity	Base Number	Contract	AT	Region	England
% of FP17s for the same patient ID Re-attending within 3 months - Children	21	285	7.4%	10.8%	12.0%	12.4%
% of FP17s for the same patient ID Re-attending within 3 months - Adults	289	1,540	18.8%	15.3%	15.9%	16.7%
% of FP17s for the same patient ID Re-attending between 3 & 9 months - Children	155	285	54.4%	61.2%	58.6%	57.4%
% of FP17s for the same patient ID Re-attending between 3 & 9 months - Adults	744	1,540	48.3%	55.3%	51.6%	50.5%
% of FP17s for Band 1 Urgent Courses	127	1,663	7.6%	7.0%	8.0%	9.1%
% of FP17s Relating to Free Repair or Replacements	12	1,663	0.7%	0.9%	0.8%	0.8%
% of FP17s Relating to Continuations	32	1,663	1.9%	1.7%	1.3%	1.3%
% of Patients satisfied with the dentistry they have received	1	1	N/A	93.8%	93.1%	93.2%
% of Patients satisfied with the time they had to wait for an appointment	1	1	N/A	88.9%	89.1%	89.0%

\* This is based on patients treated on this contract for their most recent course of treatment. Figures in italics indicate the base number of FP17s or Patient Questionnaire responses are less than 100. N/A is shown where the base number of responses is less than 10 during the period. % is calculated as Quantity/Base number\*100

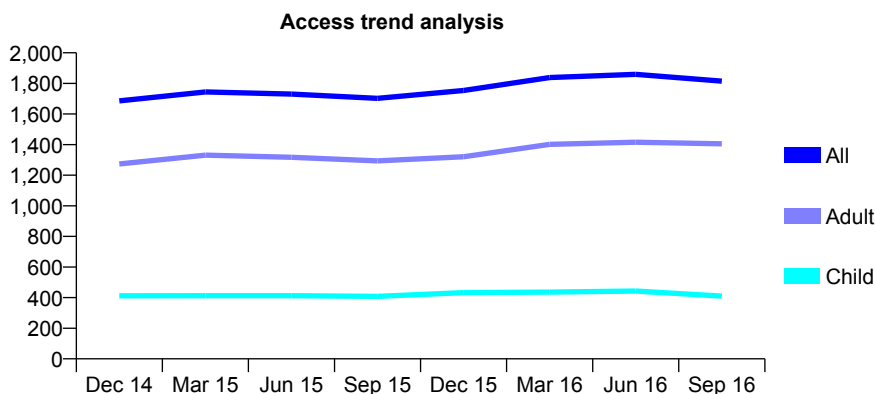
## Q55 - Vital Signs At a Glance Contract Report for 173630/0001 - September 2016

Name or company name	Wollaton Dental Practice
Contract type name	GDS Contract
Purpose of contract	General
Contract start date	07/09/2010
Contract end date	

16/17 Contracted general activity (UDA)	5,531
Carry forward general activity (UDA)	0
16/17 Contracted orthodontic activity (UOA)	0
Carry forward orthodontic activity (UOA)	0
Baseline contract value	£124,504.30

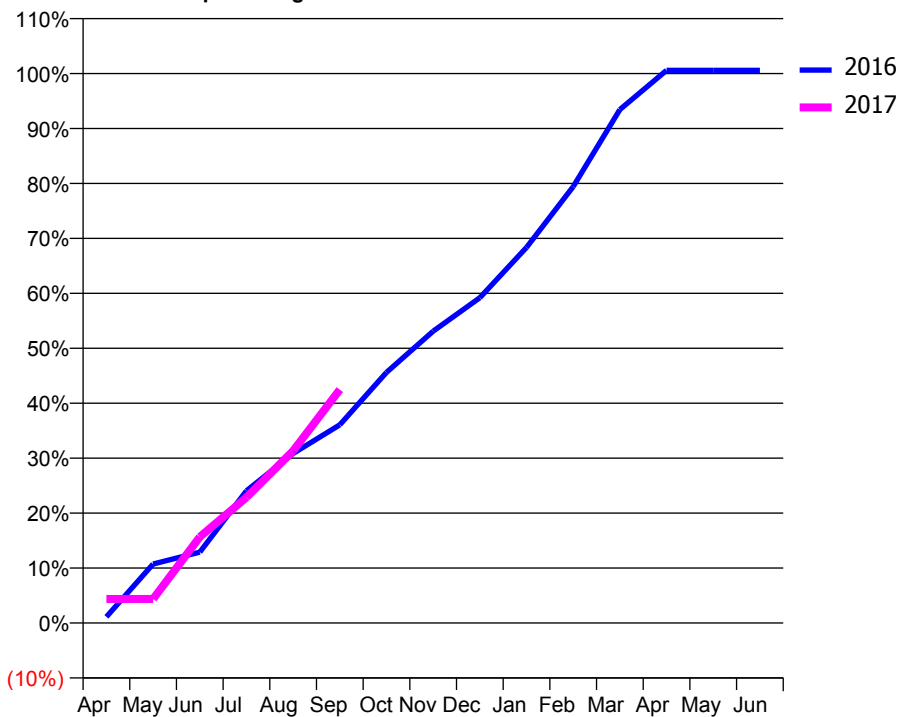
### ACCESS\*

Patients seen in 24 months	Total	Change since previous quarter
Quarter ending September 2015	1,702	
Quarter ending December 2015	1,754	↑
Quarter ending March 2016	1,838	↑
Quarter ending June 2016	1,859	→
Quarter ending September 2016	1,815	↓
<b>Variance since September 2015</b>	<b>6.6%</b>	<b>↑</b>



### ACTIVITY

Cumulative percentage of contracted UDA delivered 2016 & 2017



Adjusted Scheduled Activity (UDA)

Month	2016	2017
April	62	242
May	594	242
June	714	866
July	1,331	1,265
August	1,707	1,733
September	1,995	2,349
October	2,523	
November	2,937	
December	3,275	
January	3,781	
February	4,392	
March	5,169	
April	5,562	
May	5,562	
June	5,562	

### QUALITY

	Quantity	Base Number	Contract	AT	Region	England
% of FP17s for the same patient ID Re-attending within 3 months - Children	38	371	10.2%	10.8%	12.0%	12.4%
% of FP17s for the same patient ID Re-attending within 3 months - Adults	240	972	24.7%	15.3%	15.9%	16.7%
% of FP17s for the same patient ID Re-attending between 3 & 9 months - Children	229	371	61.7%	61.2%	58.6%	57.4%
% of FP17s for the same patient ID Re-attending between 3 & 9 months - Adults	480	972	49.4%	55.3%	51.6%	50.5%
% of FP17s for Band 1 Urgent Courses	127	1,130	11.2%	7.0%	8.0%	9.1%
% of FP17s Relating to Free Repair or Replacements	2	1,130	0.2%	0.9%	0.8%	0.8%
% of FP17s Relating to Continuations	14	1,130	1.2%	1.7%	1.3%	1.3%
% of Patients satisfied with the dentistry they have received	2	2	N/A	93.8%	93.1%	93.2%
% of Patients satisfied with the time they had to wait for an appointment	2	2	N/A	88.9%	89.1%	89.0%

\* This is based on patients treated on this contract for their most recent course of treatment. Figures in italics indicate the base number of FP17s or Patient Questionnaire responses are less than 100. N/A is shown where the base number of responses is less than 10 during the period. % is calculated as Quantity/Base number\*100



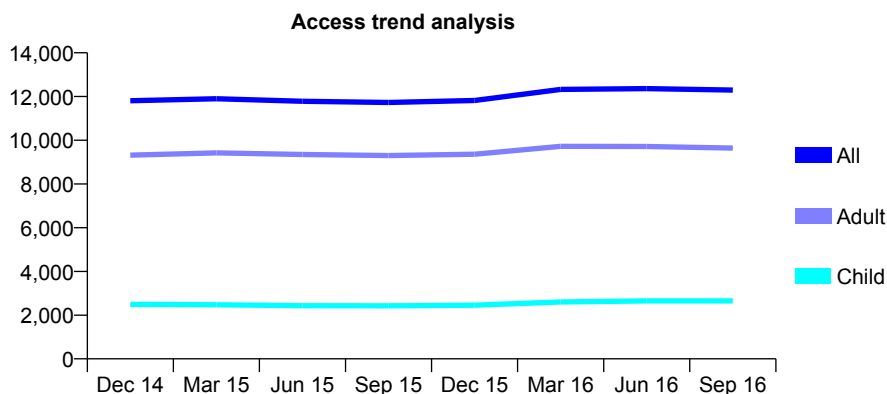
## Q55 - Vital Signs At a Glance Contract Report for 174742/0001 - September 2016

Name or company name	Portland Road Family Dental Centre
Contract type name	GDS Contract
Purpose of contract	General
Contract start date	01/01/2009
Contract end date	

16/17 Contracted general activity (UDA)	38,609
Carry forward general activity (UDA)	0
16/17 Contracted orthodontic activity (UOA)	0
Carry forward orthodontic activity (UOA)	0
Baseline contract value	£898,570.47

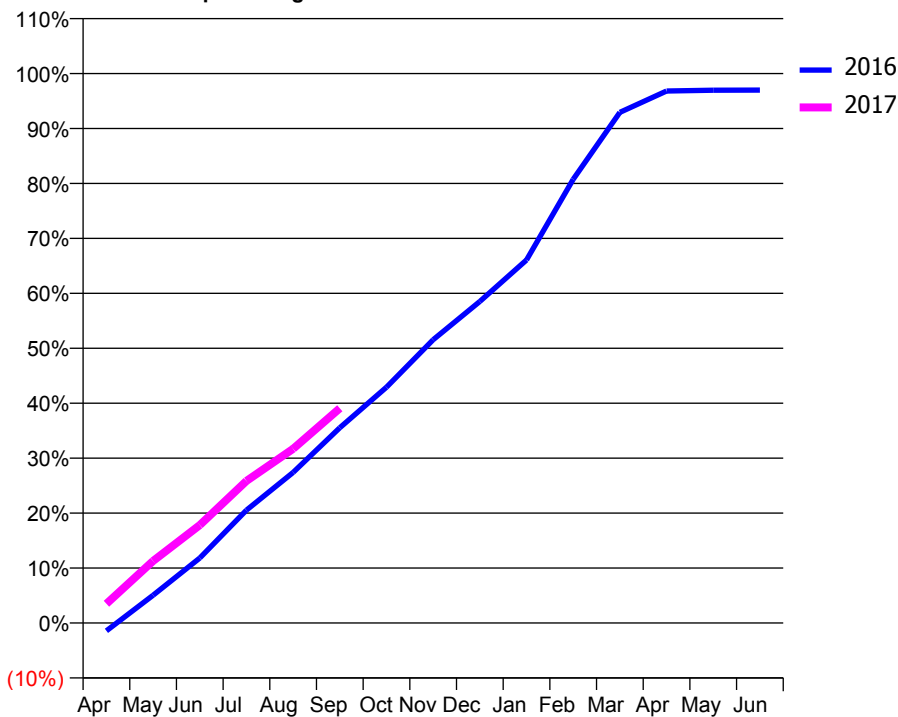
### ACCESS\*

Patients seen in 24 months	Total	Change since previous quarter
Quarter ending September 2015	11,727	
Quarter ending December 2015	11,818	→
Quarter ending March 2016	12,326	↑
Quarter ending June 2016	12,364	→
Quarter ending September 2016	12,295	→
<b>Variance since September 2015</b>	<b>4.8%</b>	<b>↑</b>



### ACTIVITY

Cumulative percentage of contracted UDA delivered 2016 & 2017



Month	Adjusted Scheduled Activity (UDA)	
	2016	2017
April	-507	1,356
May	1,788	4,365
June	4,180	6,883
July	7,255	9,978
August	9,681	12,245
September	12,550	15,090
October	15,152	
November	18,207	
December	20,663	
January	23,327	
February	28,512	
March	32,821	
April	34,188	
May	34,240	
June	34,248	

### QUALITY

	Quantity	Base Number	Contract	AT	Region	England
% of FP17s for the same patient ID Re-attending within 3 months - Children	83	1,853	4.5%	10.8%	12.0%	12.4%
% of FP17s for the same patient ID Re-attending within 3 months - Adults	693	6,452	10.7%	15.3%	15.9%	16.7%
% of FP17s for the same patient ID Re-attending between 3 & 9 months - Children	1,058	1,853	57.1%	61.2%	58.6%	57.4%
% of FP17s for the same patient ID Re-attending between 3 & 9 months - Adults	3,693	6,452	57.2%	55.3%	51.6%	50.5%
% of FP17s for Band 1 Urgent Courses	81	7,671	1.1%	7.0%	8.0%	9.1%
% of FP17s Relating to Free Repair or Replacements	35	7,671	0.5%	0.9%	0.8%	0.8%
% of FP17s Relating to Continuations	216	7,671	2.8%	1.7%	1.3%	1.3%
% of Patients satisfied with the dentistry they have received	9	10	90.0%	93.8%	93.1%	93.2%
% of Patients satisfied with the time they had to wait for an appointment	8	10	80.0%	88.9%	89.1%	89.0%

\* This is based on patients treated on this contract for their most recent course of treatment. Figures in italics indicate the base number of FP17s or Patient Questionnaire responses are less than 100. N/A is shown where the base number of responses is less than 10 during the period. % is calculated as Quantity/Base number\*100

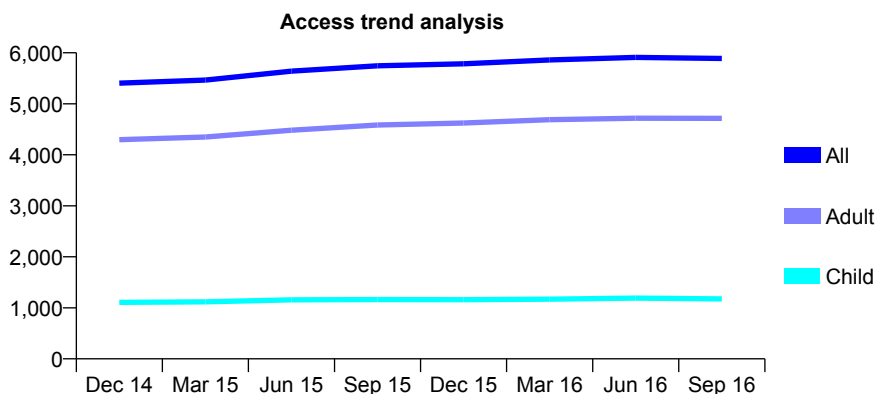
## Q55 - Vital Signs At a Glance Contract Report for 176761/0001 - September 2016

Name or company name	The Smile Centre
Contract type name	Pilot Contract
Purpose of contract	General
Contract start date	01/04/2006
Contract end date	

16/17 Contracted general activity (UDA)	17,829
Carry forward general activity (UDA)	0
16/17 Contracted orthodontic activity (UOA)	0
Carry forward orthodontic activity (UOA)	0
Baseline contract value	£519,787.91

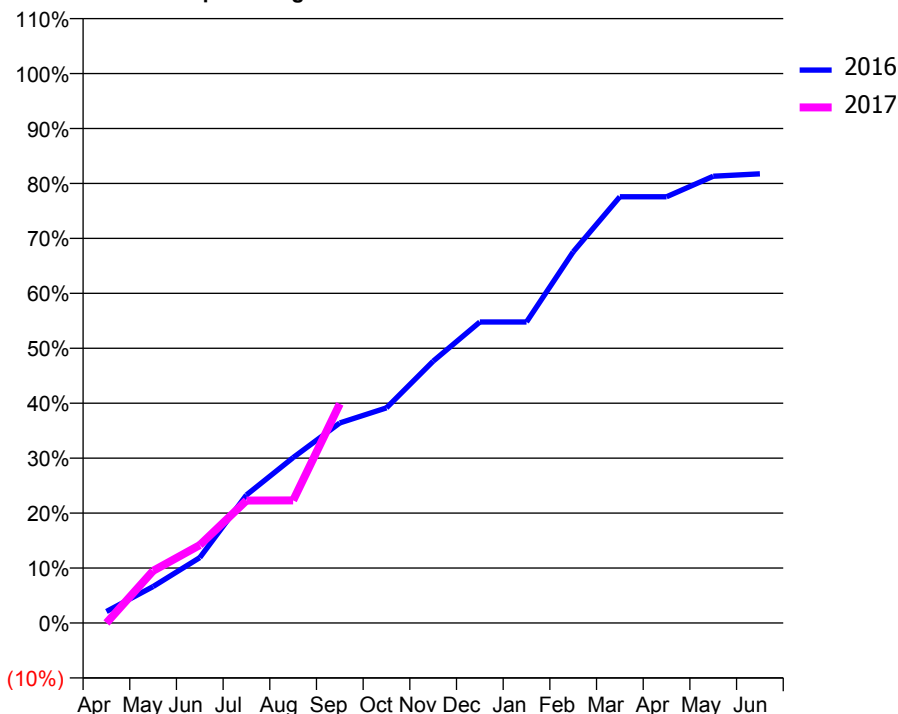
### ACCESS\*

Patients seen in 24 months	Total	Change since previous quarter
Quarter ending September 2015	5,745	
Quarter ending December 2015	5,784	→
Quarter ending March 2016	5,859	→
Quarter ending June 2016	5,910	→
Quarter ending September 2016	5,889	→
<b>Variance since September 2015</b>	<b>2.5%</b>	<b>↑</b>



### ACTIVITY

Cumulative percentage of contracted UDA delivered 2016 & 2017



Month	Adjusted Scheduled Activity (UDA)	
	2016	2017
April	374	0
May	1,185	1,695
June	2,120	2,528
July	4,157	3,975
August	5,366	3,978
September	6,493	7,109
October	6,982	
November	8,495	
December	9,768	
January	9,768	
February	12,044	
March	13,832	
April	13,832	
May	14,498	
June	14,576	

### QUALITY

	Quantity	Base Number	Contract	AT	Region	England
% of FP17s for the same patient ID Re-attending within 3 months - Children	71	706	10.1%	10.8%	12.0%	12.4%
% of FP17s for the same patient ID Re-attending within 3 months - Adults	431	2,591	16.6%	15.3%	15.9%	16.7%
% of FP17s for the same patient ID Re-attending between 3 & 9 months - Children	220	706	31.2%	61.2%	58.6%	57.4%
% of FP17s for the same patient ID Re-attending between 3 & 9 months - Adults	777	2,591	30.0%	55.3%	51.6%	50.5%
% of FP17s for Band 1 Urgent Courses	176	2,983	5.9%	7.0%	8.0%	9.1%
% of FP17s Relating to Free Repair or Replacements	3	2,983	0.1%	0.9%	0.8%	0.8%
% of FP17s Relating to Continuations	113	2,983	3.8%	1.7%	1.3%	1.3%
% of Patients satisfied with the dentistry they have received	4	4	N/A	93.8%	93.1%	93.2%
% of Patients satisfied with the time they had to wait for an appointment	4	4	N/A	88.9%	89.1%	89.0%

\* This is based on patients treated on this contract for their most recent course of treatment. Figures in italics indicate the base number of FP17s or Patient Questionnaire responses are less than 100. N/A is shown where the base number of responses is less than 10 during the period. % is calculated as Quantity/Base number\*100

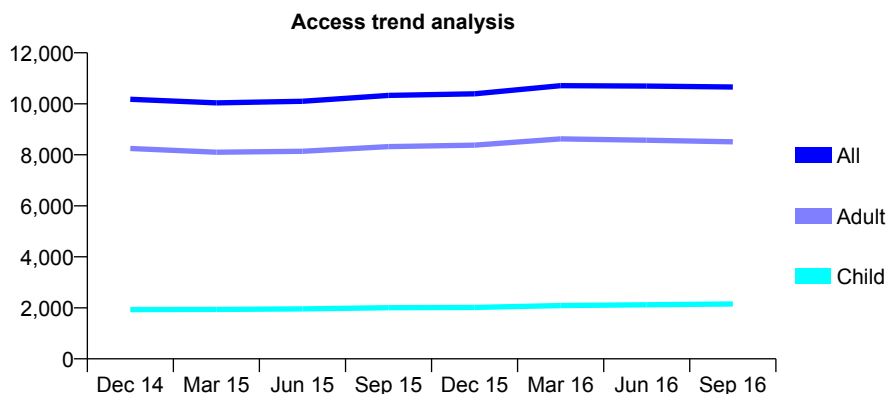
## Q55 - Vital Signs At a Glance Contract Report for 177245/0001 - September 2016

Name or company name	The Eastwood and Creswell Dental Practice
Contract type name	GDS Contract
Purpose of contract	General
Contract start date	01/10/2011
Contract end date	

16/17 Contracted general activity (UDA)	35,814
Carry forward general activity (UDA)	0
16/17 Contracted orthodontic activity (UOA)	0
Carry forward orthodontic activity (UOA)	0
Baseline contract value	£951,800.38

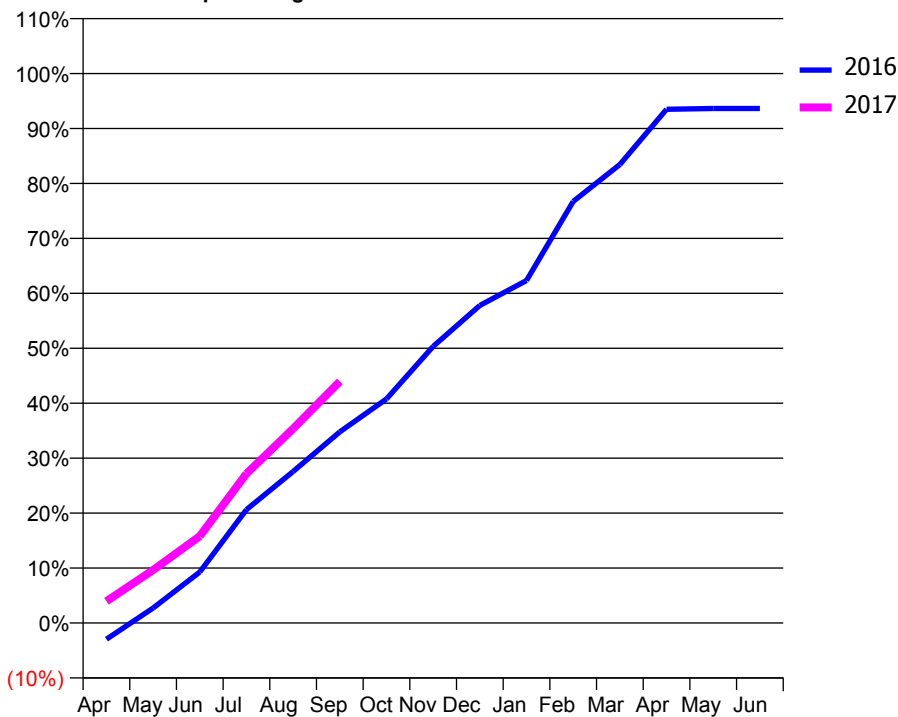
### ACCESS\*

Patients seen in 24 months	Total	Change since previous quarter
Quarter ending September 2015	10,328	
Quarter ending December 2015	10,394	→
Quarter ending March 2016	10,711	↑
Quarter ending June 2016	10,695	→
Quarter ending September 2016	10,658	→
<b>Variance since September 2015</b>	<b>3.2%</b>	<b>↑</b>



### ACTIVITY

Cumulative percentage of contracted UDA delivered 2016 & 2017



Month	Adjusted Scheduled Activity (UDA)	
	2016	2017
April	-1,062	1,419
May	978	3,454
June	3,327	5,659
July	7,394	9,735
August	9,882	12,669
September	12,458	15,747
October	14,604	
November	18,026	
December	20,696	
January	22,324	
February	27,479	
March	29,886	
April	33,483	
May	33,536	
June	33,537	

### QUALITY

	Quantity	Base Number	Contract	AT	Region	England
% of FP17s for the same patient ID Re-attending within 3 months - Children	170	2,116	8.0%	10.8%	12.0%	12.4%
% of FP17s for the same patient ID Re-attending within 3 months - Adults	1,248	7,953	15.7%	15.3%	15.9%	16.7%
% of FP17s for the same patient ID Re-attending between 3 & 9 months - Children	1,470	2,116	69.5%	61.2%	58.6%	57.4%
% of FP17s for the same patient ID Re-attending between 3 & 9 months - Adults	5,307	7,953	66.7%	55.3%	51.6%	50.5%
% of FP17s for Band 1 Urgent Courses	373	8,338	4.5%	7.0%	8.0%	9.1%
% of FP17s Relating to Free Repair or Replacements	148	8,338	1.8%	0.9%	0.8%	0.8%
% of FP17s Relating to Continuations	245	8,338	2.9%	1.7%	1.3%	1.3%
% of Patients satisfied with the dentistry they have received	13	15	86.7%	93.8%	93.1%	93.2%
% of Patients satisfied with the time they had to wait for an appointment	14	15	93.3%	88.9%	89.1%	89.0%

\* This is based on patients treated on this contract for their most recent course of treatment. Figures in italics indicate the base number of FP17s or Patient Questionnaire responses are less than 100. N/A is shown where the base number of responses is less than 10 during the period. % is calculated as Quantity/Base number\*100

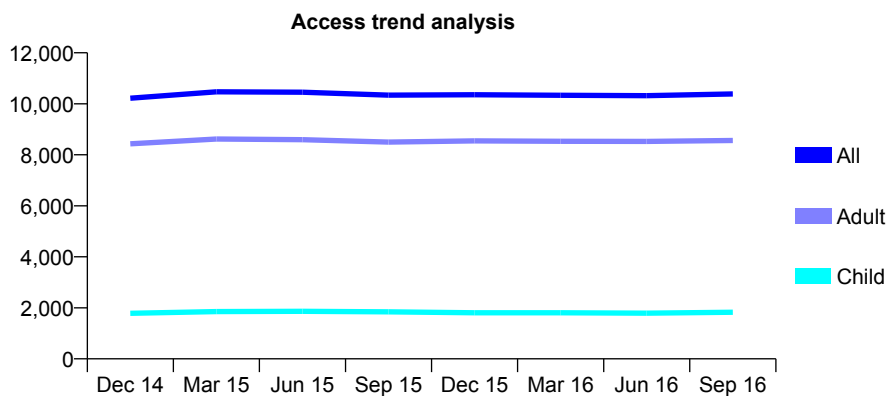
## Q55 - Vital Signs At a Glance Contract Report for 178470/0001 - September 2016

Name or company name	Disa Dental Limited
Contract type name	GDS Contract
Purpose of contract	General
Contract start date	01/10/2007
Contract end date	

16/17 Contracted general activity (UDA)	27,203
Carry forward general activity (UDA)	0
16/17 Contracted orthodontic activity (UOA)	0
Carry forward orthodontic activity (UOA)	0
Baseline contract value	£759,252.08

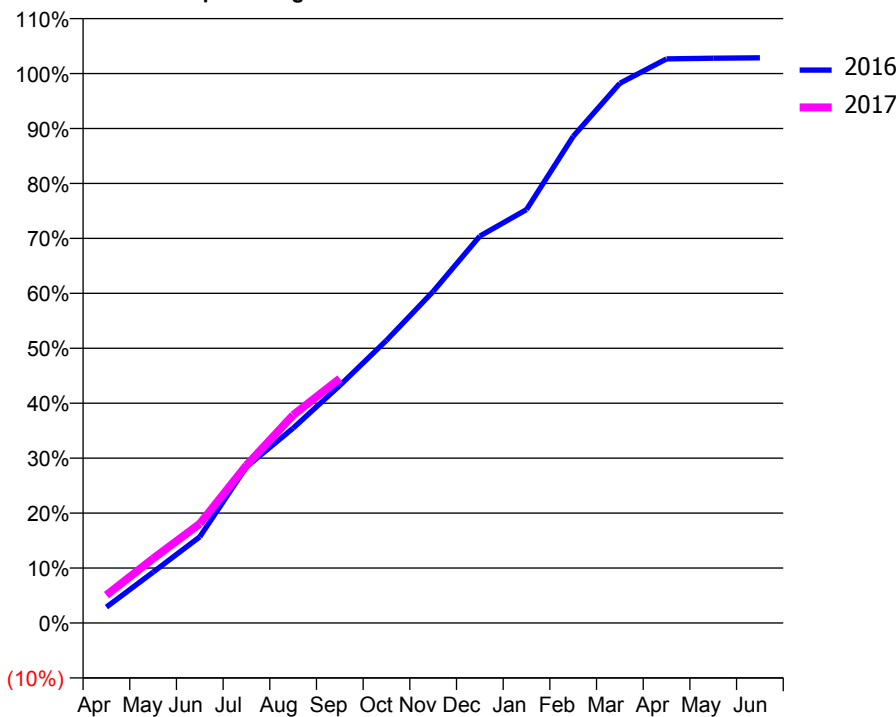
### ACCESS\*

Patients seen in 24 months	Total	Change since previous quarter
Quarter ending September 2015	10,340	
Quarter ending December 2015	10,353	→
Quarter ending March 2016	10,335	→
Quarter ending June 2016	10,317	→
Quarter ending September 2016	10,386	→
<b>Variance since September 2015</b>	<b>0.4%</b>	<b>→</b>



### ACTIVITY

Cumulative percentage of contracted UDA delivered 2016 & 2017



Month	Adjusted Scheduled Activity (UDA)	
	2016	2017
April	786	1,385
May	2,518	3,191
June	4,265	4,917
July	7,732	7,812
August	9,651	10,295
September	11,760	12,102
October	13,989	
November	16,412	
December	19,154	
January	20,470	
February	24,090	
March	26,721	
April	27,925	
May	27,959	
June	27,979	

### QUALITY

	Quantity	Base Number	Contract	AT	Region	England
% of FP17s for the same patient ID Re-attending within 3 months - Children	66	1,187	5.6%	10.8%	12.0%	12.4%
% of FP17s for the same patient ID Re-attending within 3 months - Adults	643	5,195	12.4%	15.3%	15.9%	16.7%
% of FP17s for the same patient ID Re-attending between 3 & 9 months - Children	518	1,187	43.6%	61.2%	58.6%	57.4%
% of FP17s for the same patient ID Re-attending between 3 & 9 months - Adults	2,506	5,195	48.2%	55.3%	51.6%	50.5%
% of FP17s for Band 1 Urgent Courses	362	5,767	6.3%	7.0%	8.0%	9.1%
% of FP17s Relating to Free Repair or Replacements	47	5,767	0.8%	0.9%	0.8%	0.8%
% of FP17s Relating to Continuations	106	5,767	1.8%	1.7%	1.3%	1.3%
% of Patients satisfied with the dentistry they have received	16	17	94.1%	93.8%	93.1%	93.2%
% of Patients satisfied with the time they had to wait for an appointment	15	17	88.2%	88.9%	89.1%	89.0%

\* This is based on patients treated on this contract for their most recent course of treatment. Figures in italics indicate the base number of FP17s or Patient Questionnaire responses are less than 100. N/A is shown where the base number of responses is less than 10 during the period. % is calculated as Quantity/Base number\*100

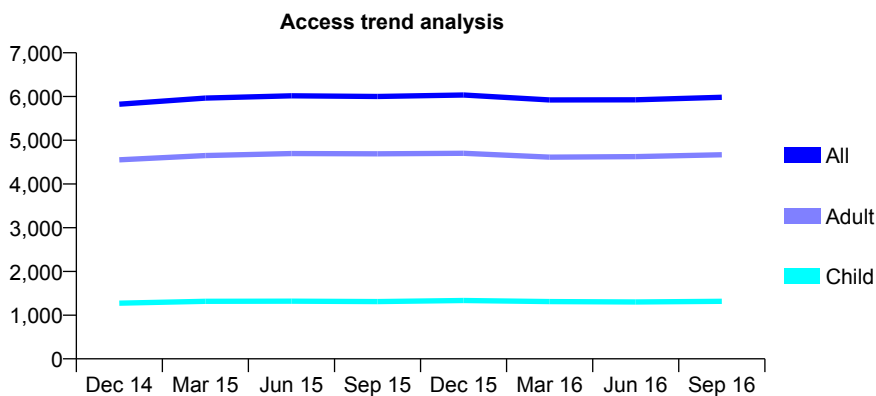
## Q55 - Vital Signs At a Glance Contract Report for 178470/0002 - September 2016

Name or company name	Disa Dental Limited
Contract type name	GDS Contract
Purpose of contract	General
Contract start date	01/10/2007
Contract end date	

16/17 Contracted general activity (UDA)	16,815
Carry forward general activity (UDA)	0
16/17 Contracted orthodontic activity (UOA)	0
Carry forward orthodontic activity (UOA)	0
Baseline contract value	£517,270.96

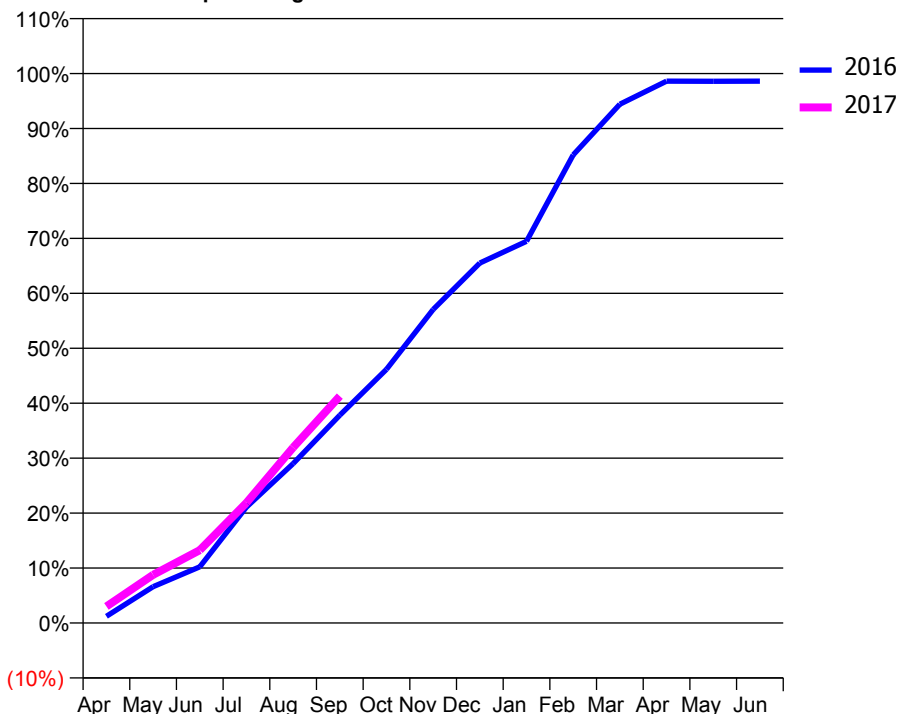
### ACCESS\*

Patients seen in 24 months	Total	Change since previous quarter
Quarter ending September 2015	6,000	
Quarter ending December 2015	6,034	→
Quarter ending March 2016	5,922	↓
Quarter ending June 2016	5,926	→
Quarter ending September 2016	5,984	→
<b>Variance since September 2015</b>	<b>(0.3%)</b>	<b>→</b>



### ACTIVITY

Cumulative percentage of contracted UDA delivered 2016 & 2017



Month	Adjusted Scheduled Activity (UDA)	
	2016	2017
April	204	509
May	1,113	1,476
June	1,721	2,232
July	3,548	3,677
August	4,877	5,373
September	6,360	6,943
October	7,763	
November	9,594	
December	11,014	
January	11,679	
February	14,326	
March	15,877	
April	16,579	
May	16,576	
June	16,582	

### QUALITY

	Quantity	Base Number	Contract	AT	Region	England
% of FP17s for the same patient ID Re-attending within 3 months - Children	76	839	9.1%	10.8%	12.0%	12.4%
% of FP17s for the same patient ID Re-attending within 3 months - Adults	505	2,999	16.8%	15.3%	15.9%	16.7%
% of FP17s for the same patient ID Re-attending between 3 & 9 months - Children	418	839	49.8%	61.2%	58.6%	57.4%
% of FP17s for the same patient ID Re-attending between 3 & 9 months - Adults	1,507	2,999	50.3%	55.3%	51.6%	50.5%
% of FP17s for Band 1 Urgent Courses	388	3,129	12.4%	7.0%	8.0%	9.1%
% of FP17s Relating to Free Repair or Replacements	22	3,129	0.7%	0.9%	0.8%	0.8%
% of FP17s Relating to Continuations	98	3,129	3.1%	1.7%	1.3%	1.3%
% of Patients satisfied with the dentistry they have received	2	2	N/A	93.8%	93.1%	93.2%
% of Patients satisfied with the time they had to wait for an appointment	2	2	N/A	88.9%	89.1%	89.0%

\* This is based on patients treated on this contract for their most recent course of treatment. Figures in italics indicate the base number of FP17s or Patient Questionnaire responses are less than 100. N/A is shown where the base number of responses is less than 10 during the period. % is calculated as Quantity/Base number\*100

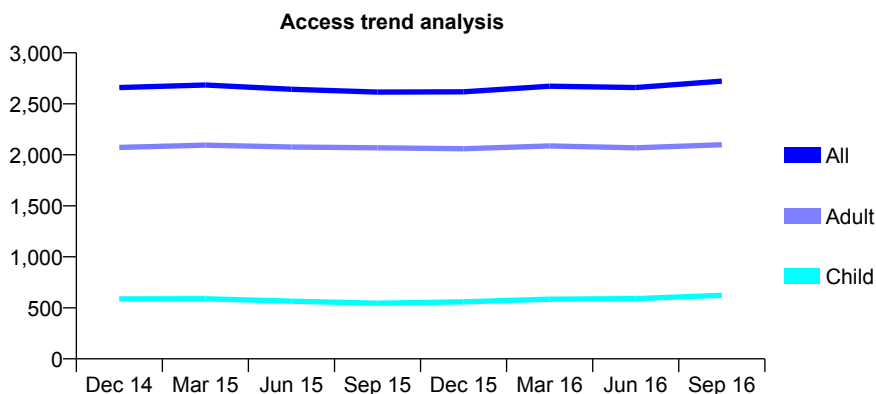
## Q55 - Vital Signs At a Glance Contract Report for 178470/0003 - September 2016

Name or company name	Disa Dental Limited
Contract type name	GDS Contract
Purpose of contract	General
Contract start date	01/10/2007
Contract end date	

16/17 Contracted general activity (UDA)	8,140
Carry forward general activity (UDA)	0
16/17 Contracted orthodontic activity (UOA)	0
Carry forward orthodontic activity (UOA)	0
Baseline contract value	£207,546.17

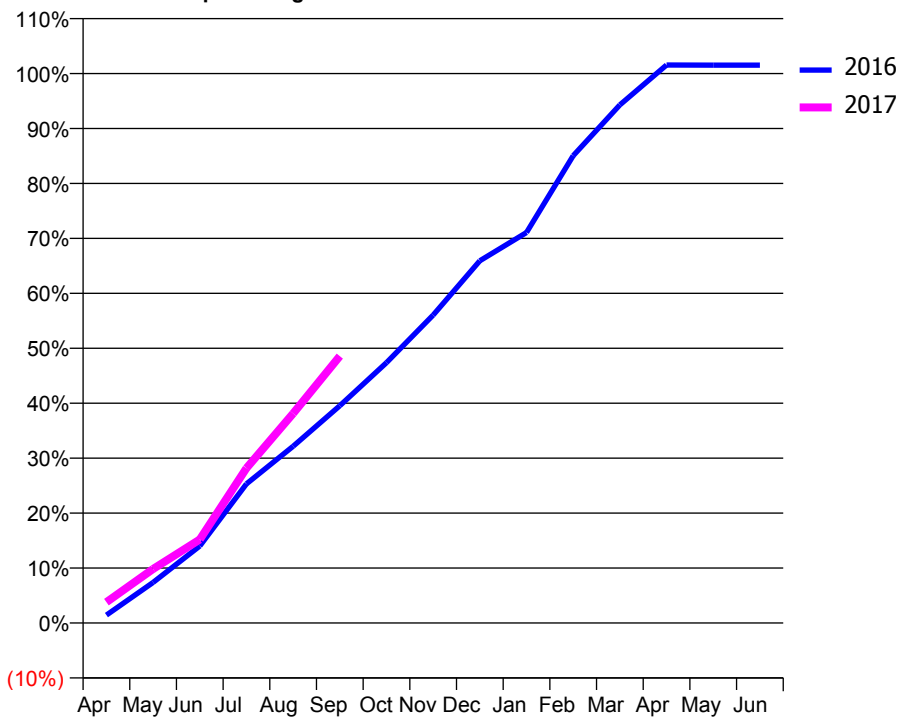
### ACCESS\*

Patients seen in 24 months	Total	Change since previous quarter
Quarter ending September 2015	2,615	
Quarter ending December 2015	2,618	→
Quarter ending March 2016	2,672	↑
Quarter ending June 2016	2,659	→
Quarter ending September 2016	2,722	↑
<b>Variance since September 2015</b>	<b>4.1%</b>	<b>↑</b>



### ACTIVITY

Cumulative percentage of contracted UDA delivered 2016 & 2017



Adjusted Scheduled Activity (UDA)

Month	2016	2017
April	118	309
May	602	801
June	1,142	1,238
July	2,062	2,295
August	2,618	3,105
September	3,219	3,953
October	3,856	
November	4,562	
December	5,365	
January	5,784	
February	6,922	
March	7,676	
April	8,266	
May	8,264	
June	8,265	

### QUALITY

	Quantity	Base Number	Contract	AT	Region	England
% of FP17s for the same patient ID Re-attending within 3 months - Children	26	434	6.0%	10.8%	12.0%	12.4%
% of FP17s for the same patient ID Re-attending within 3 months - Adults	240	1,578	15.2%	15.3%	15.9%	16.7%
% of FP17s for the same patient ID Re-attending between 3 & 9 months - Children	219	434	50.5%	61.2%	58.6%	57.4%
% of FP17s for the same patient ID Re-attending between 3 & 9 months - Adults	768	1,578	48.7%	55.3%	51.6%	50.5%
% of FP17s for Band 1 Urgent Courses	160	1,796	8.9%	7.0%	8.0%	9.1%
% of FP17s Relating to Free Repair or Replacements	24	1,796	1.3%	0.9%	0.8%	0.8%
% of FP17s Relating to Continuations	39	1,796	2.2%	1.7%	1.3%	1.3%
% of Patients satisfied with the dentistry they have received	2	2	N/A	93.8%	93.1%	93.2%
% of Patients satisfied with the time they had to wait for an appointment	2	2	N/A	88.9%	89.1%	89.0%

\* This is based on patients treated on this contract for their most recent course of treatment. Figures in italics indicate the base number of FP17s or Patient Questionnaire responses are less than 100. N/A is shown where the base number of responses is less than 10 during the period. % is calculated as Quantity/Base number\*100

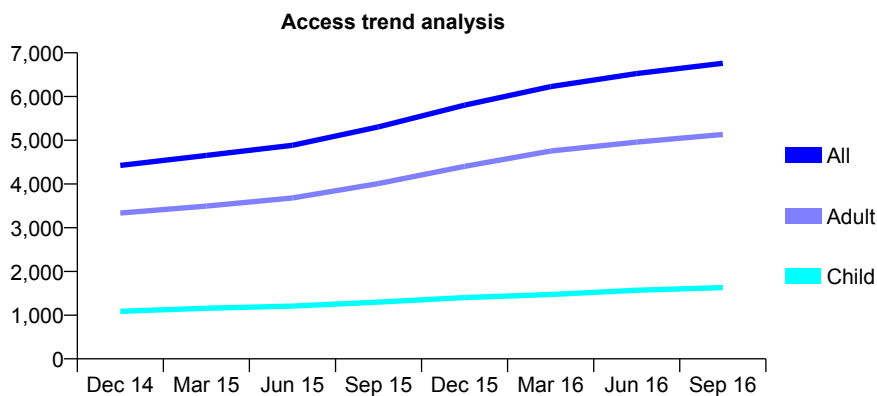
## Q55 - Vital Signs At a Glance Contract Report for 178470/0004 - September 2016

Name or company name	Disa Dental Limited
Contract type name	GDS Contract
Purpose of contract	General
Contract start date	01/10/2007
Contract end date	

16/17 Contracted general activity (UDA)	20,412
Carry forward general activity (UDA)	0
16/17 Contracted orthodontic activity (UOA)	0
Carry forward orthodontic activity (UOA)	0
Baseline contract value	£646,379.07

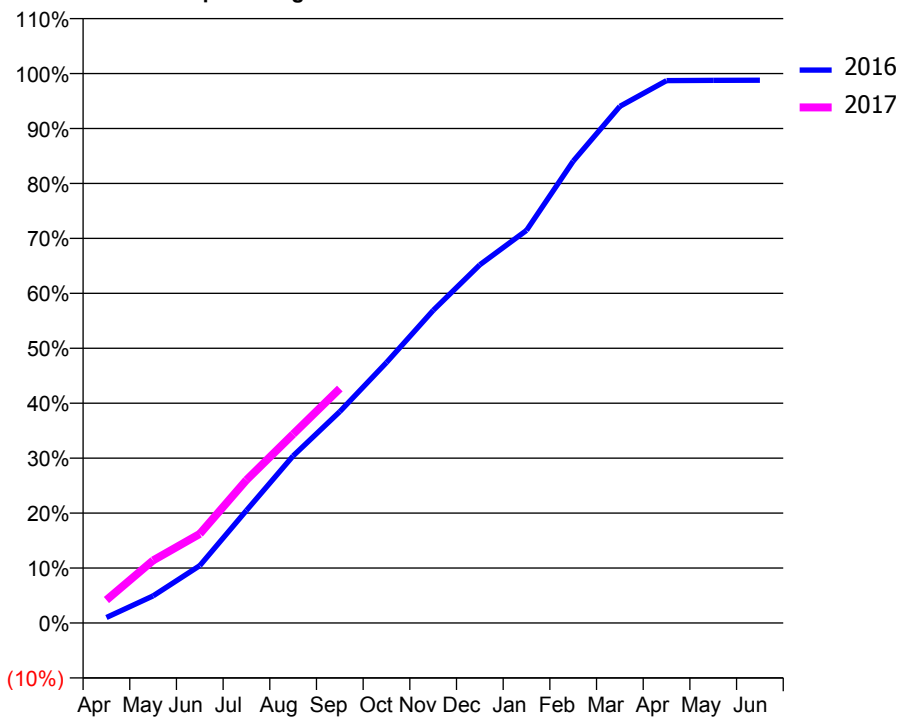
### ACCESS\*

Patients seen in 24 months	Total	Change since previous quarter
Quarter ending September 2015	5,307	
Quarter ending December 2015	5,804	↑
Quarter ending March 2016	6,226	↑
Quarter ending June 2016	6,526	↑
Quarter ending September 2016	6,762	↑
<b>Variance since September 2015</b>	<b>27.4%</b>	<b>↑</b>



### ACTIVITY

Cumulative percentage of contracted UDA delivered 2016 & 2017



Month	Adjusted Scheduled Activity (UDA)	
	2016	2017
April	207	853
May	1,010	2,325
June	2,135	3,313
July	4,183	5,315
August	6,211	7,016
September	7,855	8,711
October	9,674	
November	11,613	
December	13,307	
January	14,585	
February	17,155	
March	19,193	
April	20,150	
May	20,157	
June	20,163	

### QUALITY

	Quantity	Base Number	Contract	AT	Region	England
% of FP17s for the same patient ID Re-attending within 3 months - Children	102	1,358	7.5%	10.8%	12.0%	12.4%
% of FP17s for the same patient ID Re-attending within 3 months - Adults	595	3,845	15.5%	15.3%	15.9%	16.7%
% of FP17s for the same patient ID Re-attending between 3 & 9 months - Children	842	1,358	62.0%	61.2%	58.6%	57.4%
% of FP17s for the same patient ID Re-attending between 3 & 9 months - Adults	2,072	3,845	53.9%	55.3%	51.6%	50.5%
% of FP17s for Band 1 Urgent Courses	359	4,244	8.5%	7.0%	8.0%	9.1%
% of FP17s Relating to Free Repair or Replacements	22	4,244	0.5%	0.9%	0.8%	0.8%
% of FP17s Relating to Continuations	73	4,244	1.7%	1.7%	1.3%	1.3%
% of Patients satisfied with the dentistry they have received	12	12	100.0%	93.8%	93.1%	93.2%
% of Patients satisfied with the time they had to wait for an appointment	12	12	100.0%	88.9%	89.1%	89.0%

\* This is based on patients treated on this contract for their most recent course of treatment. Figures in italics indicate the base number of FP17s or Patient Questionnaire responses are less than 100. N/A is shown where the base number of responses is less than 10 during the period. % is calculated as Quantity/Base number\*100

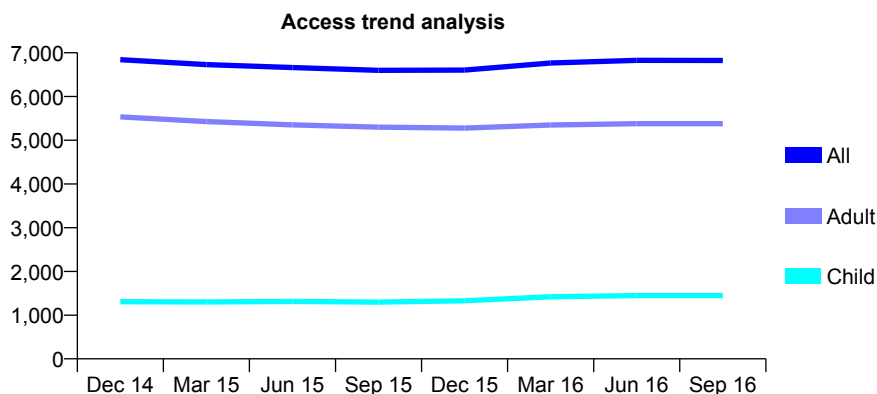
## Q55 - Vital Signs At a Glance Contract Report for 179965/0001 - September 2016

Name or company name	Broadwalk Dental Practice
Contract type name	GDS Contract
Purpose of contract	General
Contract start date	01/04/2012
Contract end date	

16/17 Contracted general activity (UDA)	18,598
Carry forward general activity (UDA)	0
16/17 Contracted orthodontic activity (UOA)	0
Carry forward orthodontic activity (UOA)	0
Baseline contract value	£405,516.94

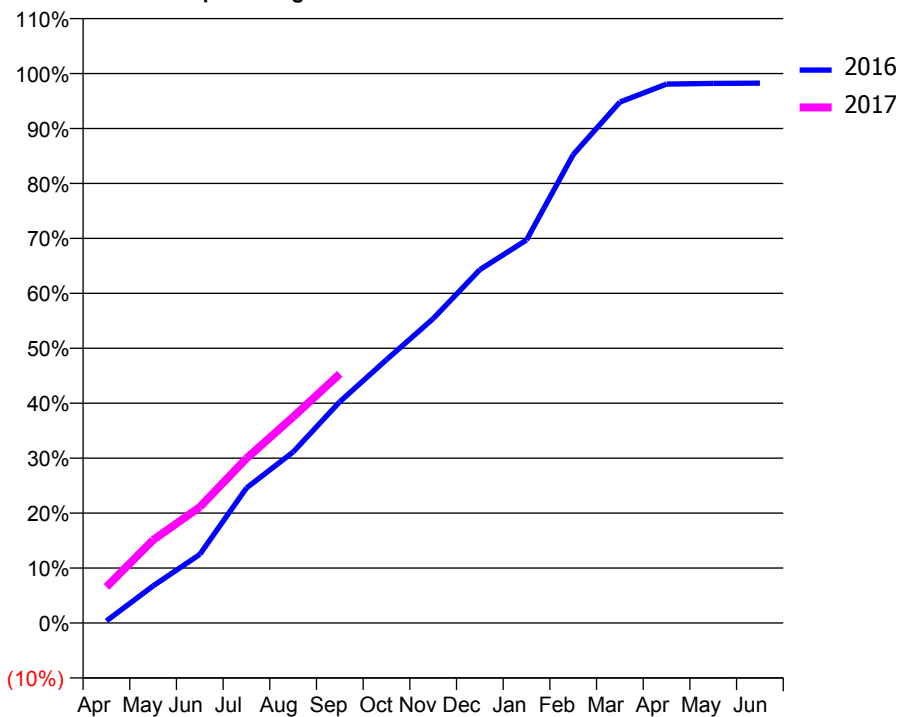
### ACCESS\*

Patients seen in 24 months	Total	Change since previous quarter
Quarter ending September 2015	6,599	
Quarter ending December 2015	6,604	→
Quarter ending March 2016	6,767	↑
Quarter ending June 2016	6,827	→
Quarter ending September 2016	6,826	→
<b>Variance since September 2015</b>	<b>3.4%</b>	<b>↑</b>



### ACTIVITY

Cumulative percentage of contracted UDA delivered 2016 & 2017



Month	Adjusted Scheduled Activity (UDA)	
	2016	2017
April	71	1,219
May	1,258	2,809
June	2,323	3,923
July	4,570	5,570
August	5,786	6,975
September	7,488	8,431
October	8,910	
November	10,300	
December	11,959	
January	12,966	
February	15,852	
March	17,629	
April	18,239	
May	18,261	
June	18,271	

### QUALITY

	Quantity	Base Number	Contract	AT	Region	England
% of FP17s for the same patient ID Re-attending within 3 months - Children	119	1,131	10.5%	10.8%	12.0%	12.4%
% of FP17s for the same patient ID Re-attending within 3 months - Adults	557	3,638	15.3%	15.3%	15.9%	16.7%
% of FP17s for the same patient ID Re-attending between 3 & 9 months - Children	672	1,131	59.4%	61.2%	58.6%	57.4%
% of FP17s for the same patient ID Re-attending between 3 & 9 months - Adults	1,757	3,638	48.3%	55.3%	51.6%	50.5%
% of FP17s for Band 1 Urgent Courses	373	4,435	8.4%	7.0%	8.0%	9.1%
% of FP17s Relating to Free Repair or Replacements	9	4,435	0.2%	0.9%	0.8%	0.8%
% of FP17s Relating to Continuations	109	4,435	2.5%	1.7%	1.3%	1.3%
% of Patients satisfied with the dentistry they have received	6	7	N/A	93.8%	93.1%	93.2%
% of Patients satisfied with the time they had to wait for an appointment	7	7	N/A	88.9%	89.1%	89.0%

\* This is based on patients treated on this contract for their most recent course of treatment. Figures in italics indicate the base number of FP17s or Patient Questionnaire responses are less than 100. N/A is shown where the base number of responses is less than 10 during the period. % is calculated as Quantity/Base number\*100



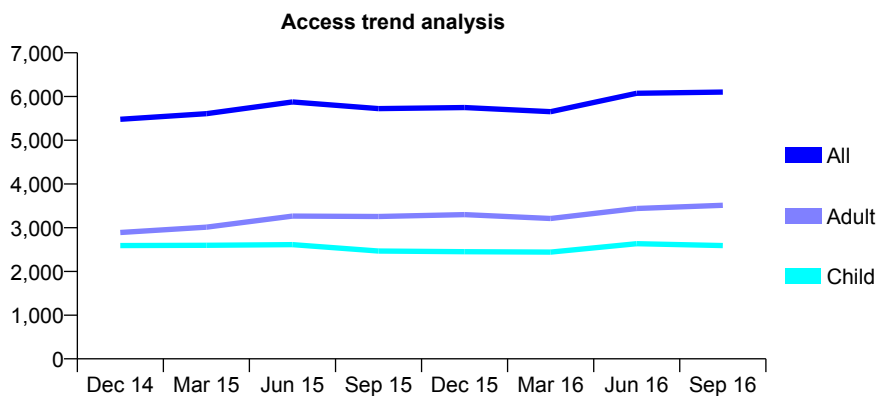
## Q55 - Vital Signs At a Glance Contract Report for 180424/0001 - September 2016

Name or company name	Smilestyle Dental Care
Contract type name	GDS Contract
Purpose of contract	General
Contract start date	01/04/2006
Contract end date	

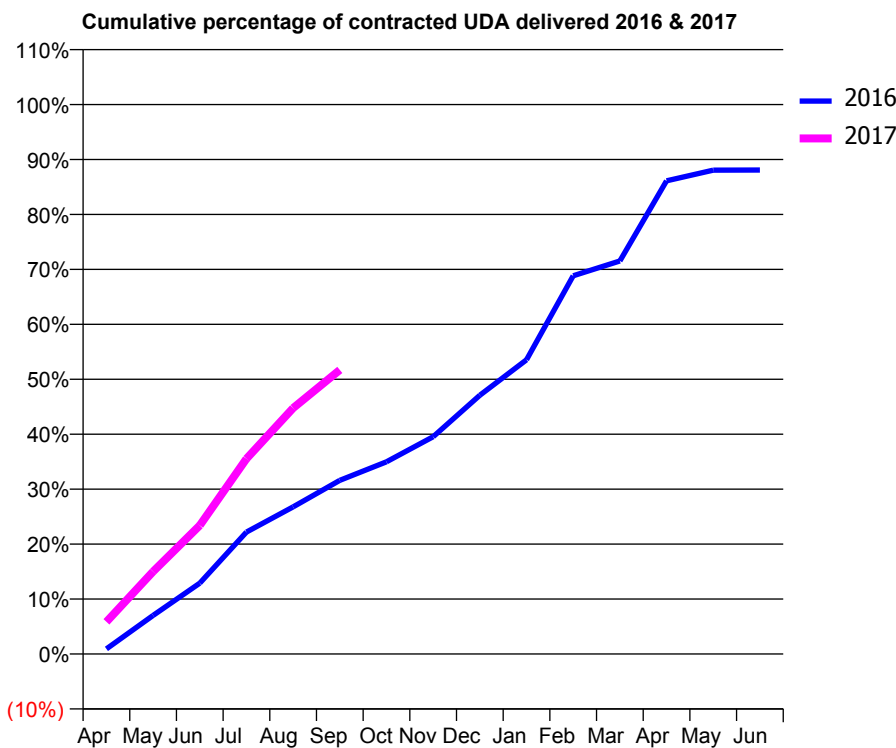
16/17 Contracted general activity (UDA)	26,075
Carry forward general activity (UDA)	0
16/17 Contracted orthodontic activity (UOA)	0
Carry forward orthodontic activity (UOA)	0
Baseline contract value	£738,244.04

### ACCESS\*

Patients seen in 24 months	Total	Change since previous quarter
Quarter ending September 2015	5,723	
Quarter ending December 2015	5,749	→
Quarter ending March 2016	5,652	↓
Quarter ending June 2016	6,073	↑
Quarter ending September 2016	6,103	→
<b>Variance since September 2015</b>	<b>6.6%</b>	<b>↑</b>



### ACTIVITY



Month	Adjusted Scheduled Activity (UDA)	
	2016	2017
April	246	1,527
May	1,834	3,913
June	3,364	6,106
July	5,787	9,267
August	6,980	11,671
September	8,239	13,482
October	9,123	
November	10,311	
December	12,279	
January	13,961	
February	17,949	
March	18,649	
April	22,455	
May	22,960	
June	22,966	

### QUALITY

	Quantity	Base Number	Contract	AT	Region	England
% of FP17s for the same patient ID Re-attending within 3 months - Children	220	2,441	9.0%	10.8%	12.0%	12.4%
% of FP17s for the same patient ID Re-attending within 3 months - Adults	543	2,893	18.8%	15.3%	15.9%	16.7%
% of FP17s for the same patient ID Re-attending between 3 & 9 months - Children	1,296	2,441	53.1%	61.2%	58.6%	57.4%
% of FP17s for the same patient ID Re-attending between 3 & 9 months - Adults	1,267	2,893	43.8%	55.3%	51.6%	50.5%
% of FP17s for Band 1 Urgent Courses	230	4,236	5.4%	7.0%	8.0%	9.1%
% of FP17s Relating to Free Repair or Replacements	10	4,236	0.2%	0.9%	0.8%	0.8%
% of FP17s Relating to Continuations	114	4,236	2.7%	1.7%	1.3%	1.3%
% of Patients satisfied with the dentistry they have received	3	4	N/A	93.8%	93.1%	93.2%
% of Patients satisfied with the time they had to wait for an appointment	4	4	N/A	88.9%	89.1%	89.0%

\* This is based on patients treated on this contract for their most recent course of treatment. Figures in italics indicate the base number of FP17s or Patient Questionnaire responses are less than 100. N/A is shown where the base number of responses is less than 10 during the period. % is calculated as Quantity/Base number\*100

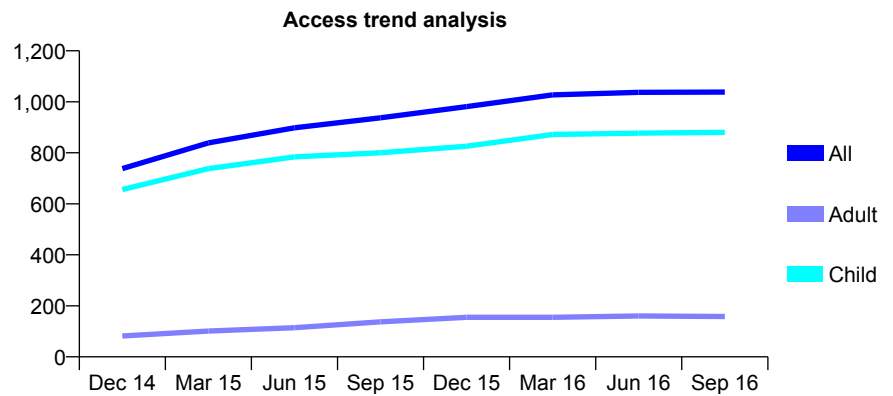
## Q55 - Vital Signs At a Glance Contract Report for 182222/0001 - September 2016

Name or company name	Spondon Dental
Contract type name	GDS Contract
Purpose of contract	General
Contract start date	01/03/2014
Contract end date	

16/17 Contracted general activity (UDA)	2,170
Carry forward general activity (UDA)	0
16/17 Contracted orthodontic activity (UOA)	0
Carry forward orthodontic activity (UOA)	0
Baseline contract value	£40,928.03

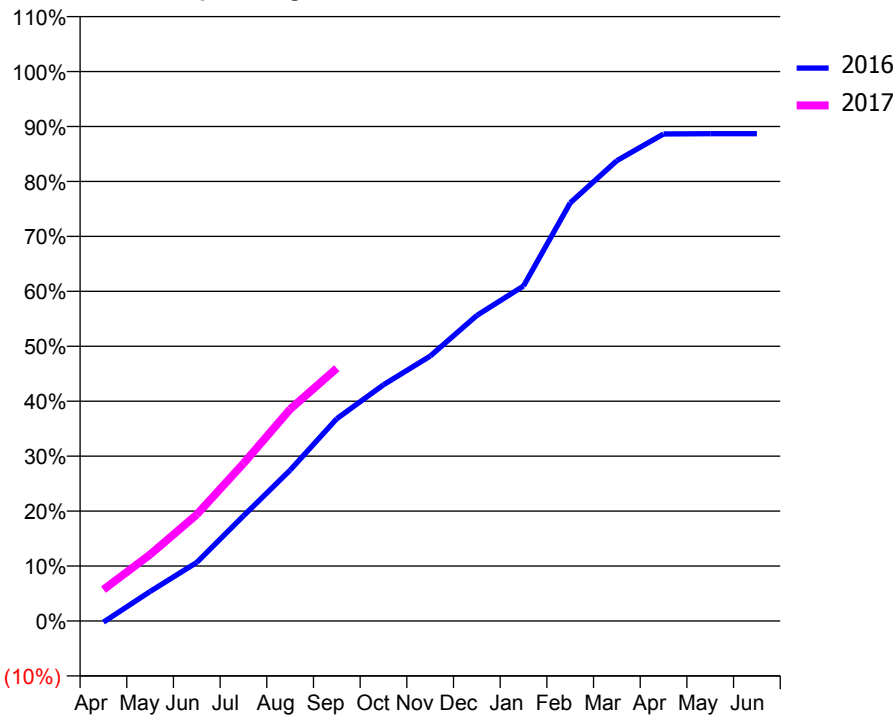
### ACCESS\*

Patients seen in 24 months	Total	Change since previous quarter
Quarter ending September 2015	937	
Quarter ending December 2015	981	↑
Quarter ending March 2016	1,027	↑
Quarter ending June 2016	1,037	→
Quarter ending September 2016	1,038	→
<b>Variance since September 2015</b>	<b>10.8%</b>	<b>↑</b>



### ACTIVITY

Cumulative percentage of contracted UDA delivered 2016 & 2017



Month	Adjusted Scheduled Activity (UDA)	
	2016	2017
April	-5	124
May	117	263
June	231	421
July	415	622
August	596	837
September	799	998
October	933	
November	1,046	
December	1,207	
January	1,323	
February	1,651	
March	1,818	
April	1,923	
May	1,924	
June	1,924	

### QUALITY

	Quantity	Base Number	Contract	AT	Region	England
% of FP17s for the same patient ID Re-attending within 3 months - Children	64	753	8.5%	10.8%	12.0%	12.4%
% of FP17s for the same patient ID Re-attending within 3 months - Adults	4	51	7.8%	15.3%	15.9%	16.7%
% of FP17s for the same patient ID Re-attending between 3 & 9 months - Children	454	753	60.3%	61.2%	58.6%	57.4%
% of FP17s for the same patient ID Re-attending between 3 & 9 months - Adults	32	51	62.7%	55.3%	51.6%	50.5%
% of FP17s for Band 1 Urgent Courses	31	726	4.3%	7.0%	8.0%	9.1%
% of FP17s Relating to Free Repair or Replacements	0	726	0.0%	0.9%	0.8%	0.8%
% of FP17s Relating to Continuations	0	726	0.0%	1.7%	1.3%	1.3%
% of Patients satisfied with the dentistry they have received	0	0	N/A	93.8%	93.1%	93.2%
% of Patients satisfied with the time they had to wait for an appointment	0	0	N/A	88.9%	89.1%	89.0%

\* This is based on patients treated on this contract for their most recent course of treatment. Figures in italics indicate the base number of FP17s or Patient Questionnaire responses are less than 100. N/A is shown where the base number of responses is less than 10 during the period. % is calculated as Quantity/Base number\*100

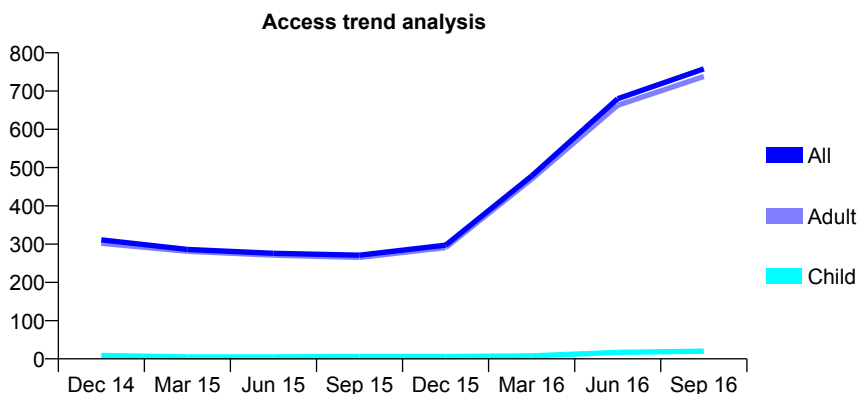
## Q55 - Vital Signs At a Glance Contract Report for 183067/0001 - September 2016

Name or company name	Refine Specialist Dental Care Limited
Contract type name	PDS Contract
Purpose of contract	General
Contract start date	01/04/2011
Contract end date	31/03/2017

16/17 Contracted general activity (UDA)	1,800
Carry forward general activity (UDA)	0
16/17 Contracted orthodontic activity (UOA)	0
Carry forward orthodontic activity (UOA)	0
Baseline contract value	£420,561.69

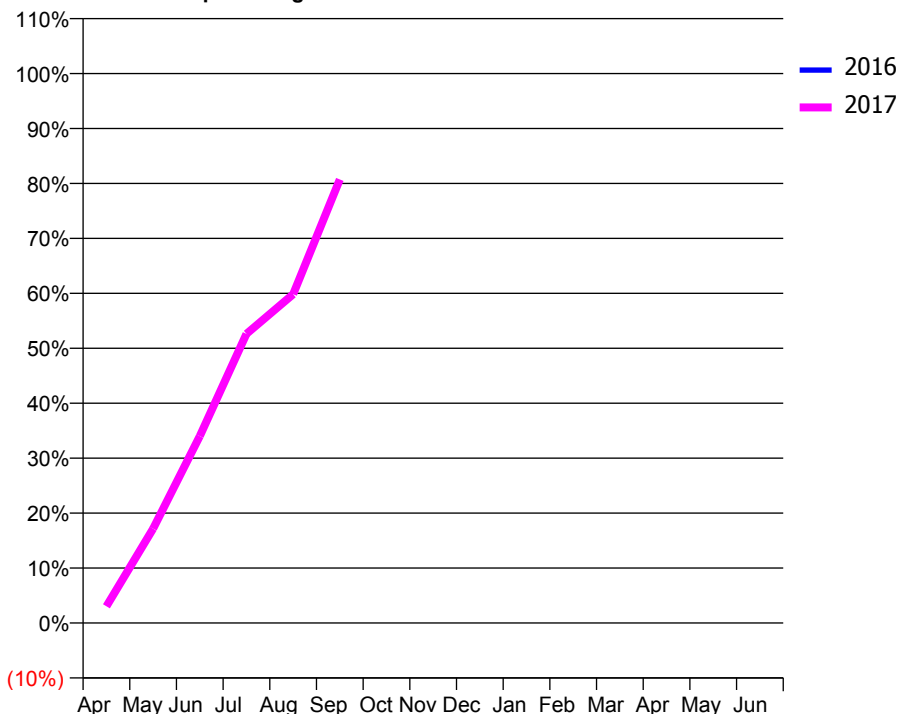
### ACCESS\*

Patients seen in 24 months	Total	Change since previous quarter
Quarter ending September 2015	271	
Quarter ending December 2015	297	↑
Quarter ending March 2016	478	↑
Quarter ending June 2016	680	↑
Quarter ending September 2016	758	↑
<b>Variance since September 2015</b>	<b>179.7%</b>	<b>↑</b>



### ACTIVITY

Cumulative percentage of contracted UDA delivered 2016 & 2017



Month	Adjusted Scheduled Activity (UDA)	
	2016	2017
April	37	55
May	186	309
June	265	612
July	654	947
August	912	1,077
September	1,142	1,453
October	1,322	
November	1,485	
December	1,898	
January	2,032	
February	2,381	
March	2,621	
April	2,744	
May	2,744	
June	2,744	

### QUALITY

	Quantity	Base Number	Contract	AT	Region	England
% of FP17s for the same patient ID Re-attending within 3 months - Children	0	24	0.0%	10.8%	12.0%	12.4%
% of FP17s for the same patient ID Re-attending within 3 months - Adults	1	601	0.2%	15.3%	15.9%	16.7%
% of FP17s for the same patient ID Re-attending between 3 & 9 months - Children	0	24	0.0%	61.2%	58.6%	57.4%
% of FP17s for the same patient ID Re-attending between 3 & 9 months - Adults	5	601	0.8%	55.3%	51.6%	50.5%
% of FP17s for Band 1 Urgent Courses	0	581	0.0%	7.0%	8.0%	9.1%
% of FP17s Relating to Free Repair or Replacements	0	581	0.0%	0.9%	0.8%	0.8%
% of FP17s Relating to Continuations	0	581	0.0%	1.7%	1.3%	1.3%
% of Patients satisfied with the dentistry they have received	2	2	N/A	93.8%	93.1%	93.2%
% of Patients satisfied with the time they had to wait for an appointment	2	2	N/A	88.9%	89.1%	89.0%

\* This is based on patients treated on this contract for their most recent course of treatment. Figures in italics indicate the base number of FP17s or Patient Questionnaire responses are less than 100. N/A is shown where the base number of responses is less than 10 during the period. % is calculated as Quantity/Base number\*100

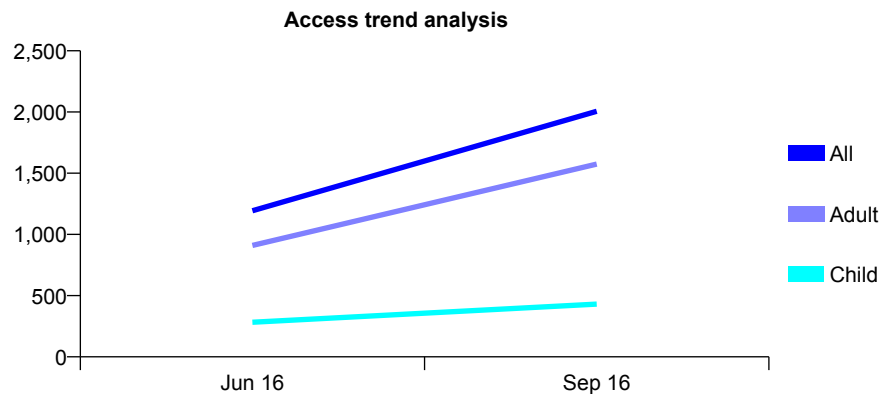
## Q55 - Vital Signs At a Glance Contract Report for 183687/0001 - September 2016

Name or company name	Calverton Dental Practice
Contract type name	GDS Contract
Purpose of contract	General
Contract start date	20/11/2015
Contract end date	

16/17 Contracted general activity (UDA)	10,938
Carry forward general activity (UDA)	0
16/17 Contracted orthodontic activity (UOA)	0
Carry forward orthodontic activity (UOA)	0
Baseline contract value	£244,971.35

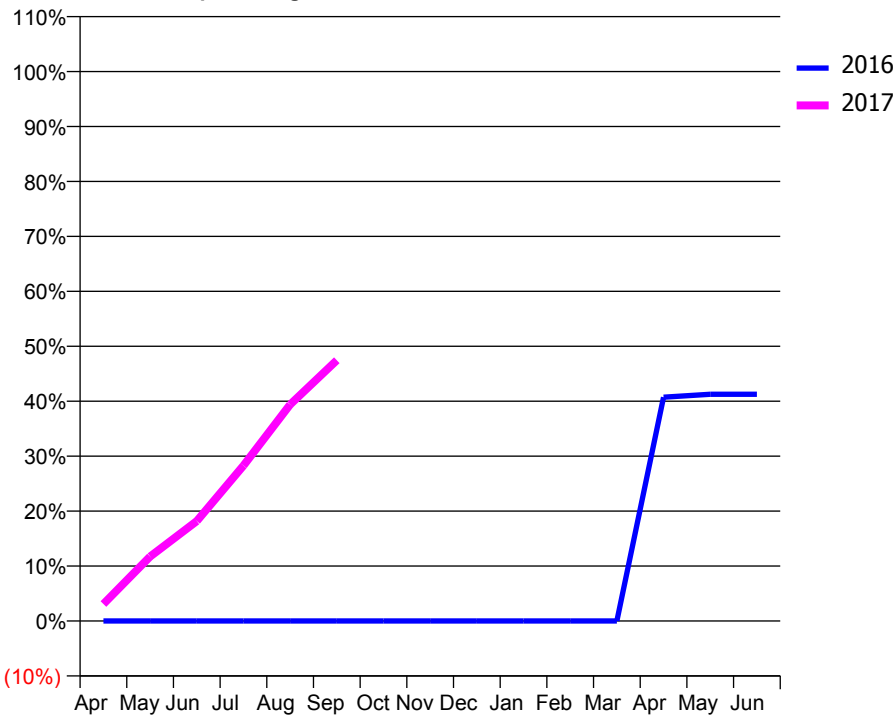
### ACCESS\*

Patients seen in 24 months	Total	Change since previous quarter
Quarter ending September 2015	0	
Quarter ending December 2015	0	
Quarter ending March 2016	0	
Quarter ending June 2016	1,193	↑
Quarter ending September 2016	2,006	↑
<b>Variance since September 2015</b>	N/A	



### ACTIVITY

Cumulative percentage of contracted UDA delivered 2016 & 2017



Month	Adjusted Scheduled Activity (UDA)	
	2016	2017
April	0	338
May	0	1,282
June	0	1,990
July	0	3,094
August	0	4,309
September	0	5,190
October	0	
November	0	
December	0	
January	0	
February	0	
March	0	
April	1,621	
May	1,642	
June	1,642	

### QUALITY

	Quantity	Base Number	Contract	AT	Region	England
% of FP17s for the same patient ID Re-attending within 3 months - Children	36	516	7.0%	10.8%	12.0%	12.4%
% of FP17s for the same patient ID Re-attending within 3 months - Adults	209	1,903	11.0%	15.3%	15.9%	16.7%
% of FP17s for the same patient ID Re-attending between 3 & 9 months - Children	47	516	9.1%	61.2%	58.6%	57.4%
% of FP17s for the same patient ID Re-attending between 3 & 9 months - Adults	128	1,903	6.7%	55.3%	51.6%	50.5%
% of FP17s for Band 1 Urgent Courses	111	1,940	5.7%	7.0%	8.0%	9.1%
% of FP17s Relating to Free Repair or Replacements	17	1,940	0.9%	0.9%	0.8%	0.8%
% of FP17s Relating to Continuations	46	1,940	2.4%	1.7%	1.3%	1.3%
% of Patients satisfied with the dentistry they have received	5	5	N/A	93.8%	93.1%	93.2%
% of Patients satisfied with the time they had to wait for an appointment	5	5	N/A	88.9%	89.1%	89.0%

\* This is based on patients treated on this contract for their most recent course of treatment. Figures in italics indicate the base number of FP17s or Patient Questionnaire responses are less than 100. N/A is shown where the base number of responses is less than 10 during the period. % is calculated as Quantity/Base number\*100

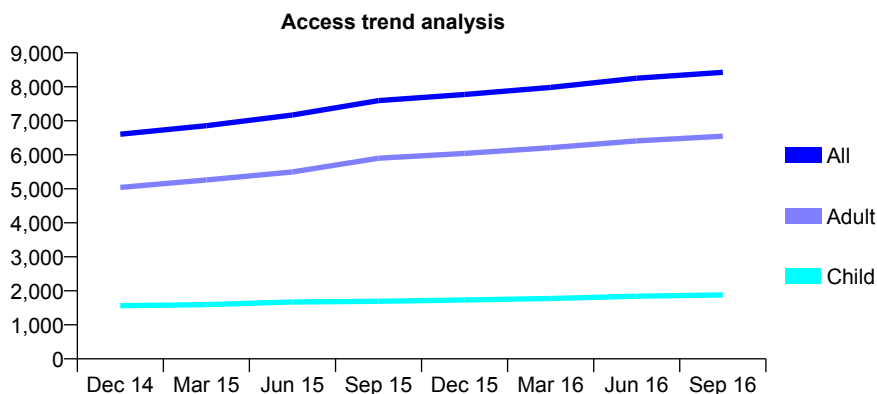
## Q55 - Vital Signs At a Glance Contract Report for 183830/0001 - September 2016

Name or company name	KH & GW Ltd
Contract type name	Pilot Contract
Purpose of contract	General
Contract start date	01/04/2008
Contract end date	

16/17 Contracted general activity (UDA)	27,460
Carry forward general activity (UDA)	0
16/17 Contracted orthodontic activity (UOA)	0
Carry forward orthodontic activity (UOA)	0
Baseline contract value	£876,984.34

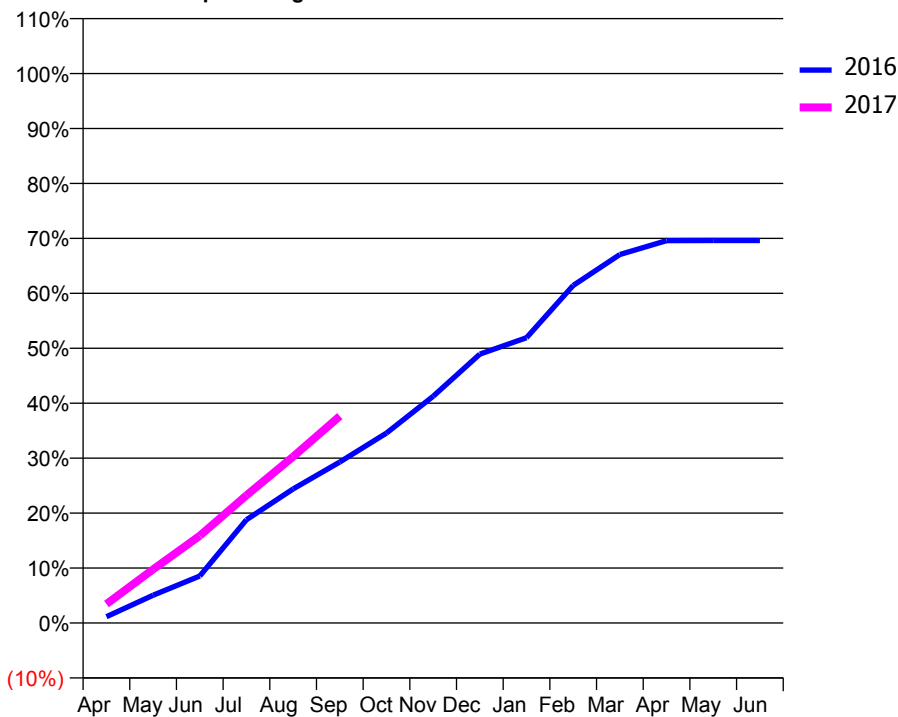
### ACCESS\*

Patients seen in 24 months	Total	Change since previous quarter
Quarter ending September 2015	7,595	
Quarter ending December 2015	7,775	↑
Quarter ending March 2016	7,983	↑
Quarter ending June 2016	8,251	↑
Quarter ending September 2016	8,426	↑
<b>Variance since September 2015</b>	<b>10.9%</b>	<b>↑</b>



### ACTIVITY

Cumulative percentage of contracted UDA delivered 2016 & 2017



Month	Adjusted Scheduled Activity (UDA)	
	2016	2017
April	318	952
May	1,391	2,685
June	2,350	4,365
July	5,163	6,380
August	6,699	8,310
September	8,043	10,340
October	9,491	
November	11,334	
December	13,440	
January	14,259	
February	16,868	
March	18,412	
April	19,110	
May	19,112	
June	19,112	

### QUALITY

	Quantity	Base Number	Contract	AT	Region	England
% of FP17s for the same patient ID Re-attending within 3 months - Children	42	1,535	2.7%	10.8%	12.0%	12.4%
% of FP17s for the same patient ID Re-attending within 3 months - Adults	541	4,684	11.5%	15.3%	15.9%	16.7%
% of FP17s for the same patient ID Re-attending between 3 & 9 months - Children	892	1,535	58.1%	61.2%	58.6%	57.4%
% of FP17s for the same patient ID Re-attending between 3 & 9 months - Adults	2,184	4,684	46.6%	55.3%	51.6%	50.5%
% of FP17s for Band 1 Urgent Courses	154	5,477	2.8%	7.0%	8.0%	9.1%
% of FP17s Relating to Free Repair or Replacements	63	5,477	1.2%	0.9%	0.8%	0.8%
% of FP17s Relating to Continuations	92	5,477	1.7%	1.7%	1.3%	1.3%
% of Patients satisfied with the dentistry they have received	7	7	N/A	93.8%	93.1%	93.2%
% of Patients satisfied with the time they had to wait for an appointment	6	7	N/A	88.9%	89.1%	89.0%

\* This is based on patients treated on this contract for their most recent course of treatment. Figures in italics indicate the base number of FP17s or Patient Questionnaire responses are less than 100. N/A is shown where the base number of responses is less than 10 during the period. % is calculated as Quantity/Base number\*100

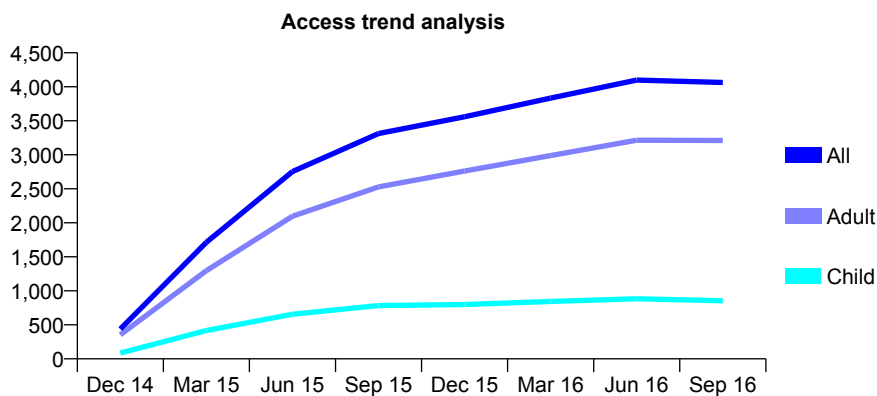
## Q55 - Vital Signs At a Glance Contract Report for 183881/0001 - September 2016

Name or company name	Southwell Dental Care
Contract type name	GDS Contract
Purpose of contract	General
Contract start date	28/11/2014
Contract end date	

16/17 Contracted general activity (UDA)	12,023
Carry forward general activity (UDA)	0
16/17 Contracted orthodontic activity (UOA)	0
Carry forward orthodontic activity (UOA)	0
Baseline contract value	£302,461.62

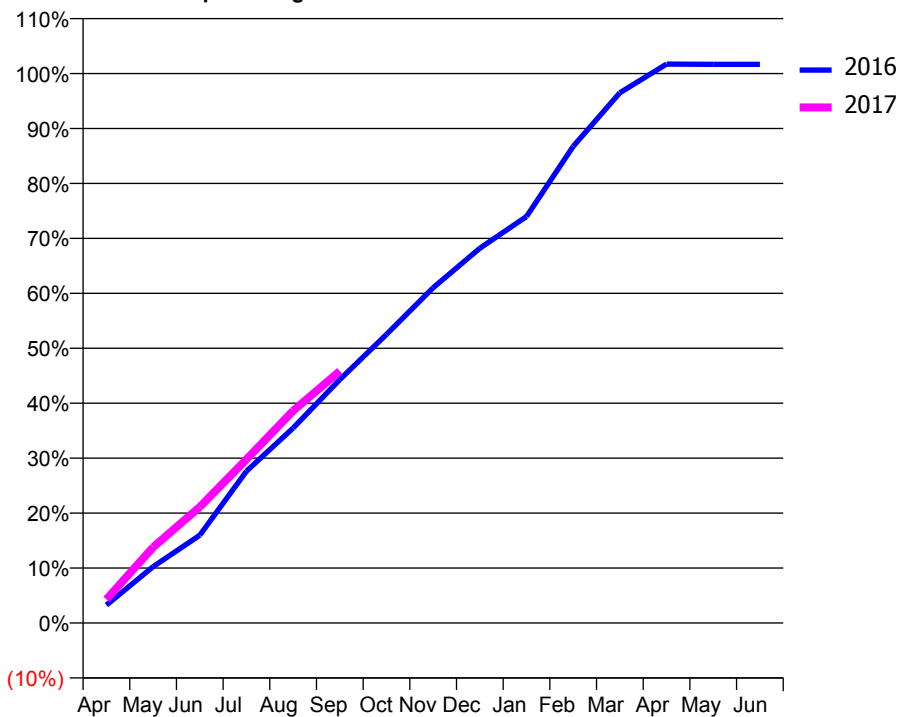
### ACCESS\*

Patients seen in 24 months	Total	Change since previous quarter
Quarter ending September 2015	3,313	
Quarter ending December 2015	3,560	↑
Quarter ending March 2016	3,834	↑
Quarter ending June 2016	4,099	↑
Quarter ending September 2016	4,064	→
<b>Variance since September 2015</b>	<b>22.7%</b>	<b>↑</b>



### ACTIVITY

Cumulative percentage of contracted UDA delivered 2016 & 2017



Month	Adjusted Scheduled Activity (UDA)	
	2016	2017
April	391	518
May	1,233	1,660
June	1,920	2,539
July	3,323	3,581
August	4,267	4,642
September	5,326	5,513
October	6,314	
November	7,336	
December	8,201	
January	8,893	
February	10,430	
March	11,603	
April	12,229	
May	12,224	
June	12,224	

### QUALITY

	Quantity	Base Number	Contract	AT	Region	England
% of FP17s for the same patient ID Re-attending within 3 months - Children	28	774	3.6%	10.8%	12.0%	12.4%
% of FP17s for the same patient ID Re-attending within 3 months - Adults	214	2,724	7.9%	15.3%	15.9%	16.7%
% of FP17s for the same patient ID Re-attending between 3 & 9 months - Children	489	774	63.2%	61.2%	58.6%	57.4%
% of FP17s for the same patient ID Re-attending between 3 & 9 months - Adults	1,623	2,724	59.6%	55.3%	51.6%	50.5%
% of FP17s for Band 1 Urgent Courses	118	3,175	3.7%	7.0%	8.0%	9.1%
% of FP17s Relating to Free Repair or Replacements	32	3,175	1.0%	0.9%	0.8%	0.8%
% of FP17s Relating to Continuations	11	3,175	0.3%	1.7%	1.3%	1.3%
% of Patients satisfied with the dentistry they have received	4	4	N/A	93.8%	93.1%	93.2%
% of Patients satisfied with the time they had to wait for an appointment	4	4	N/A	88.9%	89.1%	89.0%

\* This is based on patients treated on this contract for their most recent course of treatment. Figures in italics indicate the base number of FP17s or Patient Questionnaire responses are less than 100. N/A is shown where the base number of responses is less than 10 during the period. % is calculated as Quantity/Base number\*100

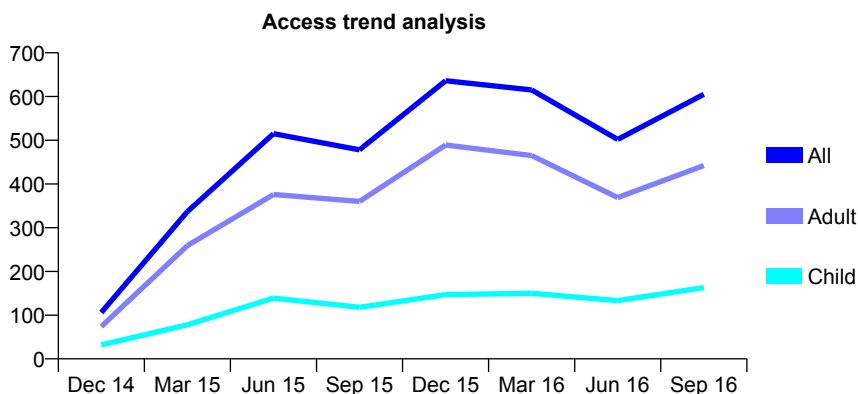
## Q55 - Vital Signs At a Glance Contract Report for 183881/0002 - September 2016

Name or company name	Southwell Dental Care
Contract type name	GDS Contract
Purpose of contract	General
Contract start date	28/11/2014
Contract end date	

16/17 Contracted general activity (UDA)	2,532
Carry forward general activity (UDA)	0
16/17 Contracted orthodontic activity (UOA)	0
Carry forward orthodontic activity (UOA)	0
Baseline contract value	£53,156.78

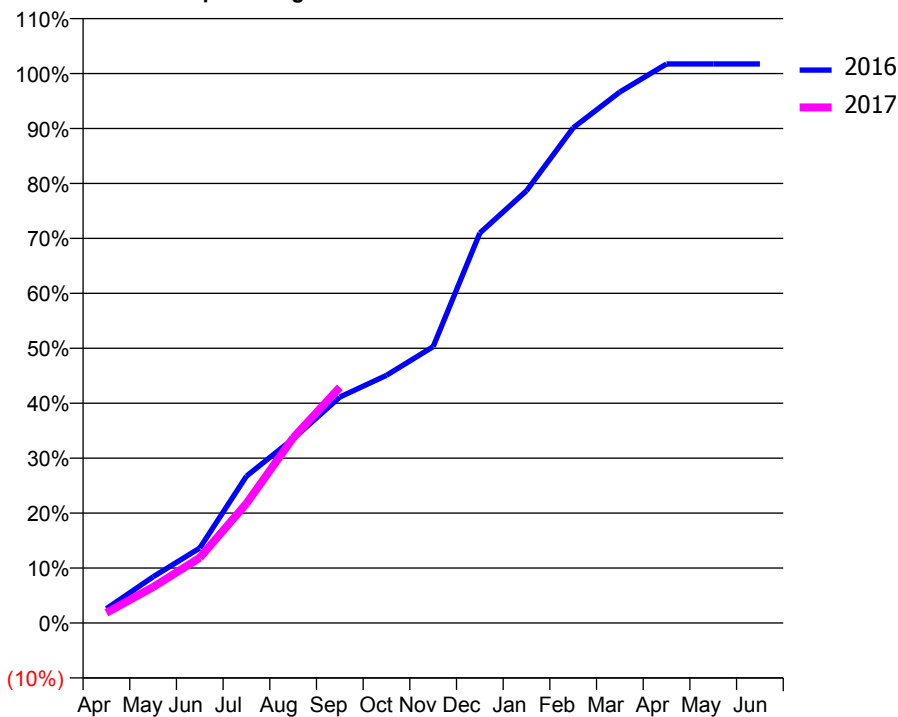
### ACCESS\*

Patients seen in 24 months	Total	Change since previous quarter
Quarter ending September 2015	478	
Quarter ending December 2015	636	↑
Quarter ending March 2016	615	↓
Quarter ending June 2016	502	↓
Quarter ending September 2016	605	↑
<b>Variance since September 2015</b>	<b>26.6%</b>	<b>↑</b>



### ACTIVITY

Cumulative percentage of contracted UDA delivered 2016 & 2017



Adjusted Scheduled Activity (UDA)

Month	2016	2017
April	66	47
May	213	166
June	346	301
July	677	551
August	849	853
September	1,041	1,086
October	1,141	
November	1,273	
December	1,797	
January	1,992	
February	2,282	
March	2,447	
April	2,576	
May	2,576	
June	2,576	

### QUALITY

	Quantity	Base Number	Contract	AT	Region	England
% of FP17s for the same patient ID Re-attending within 3 months - Children	2	162	1.2%	10.8%	12.0%	12.4%
% of FP17s for the same patient ID Re-attending within 3 months - Adults	9	432	2.1%	15.3%	15.9%	16.7%
% of FP17s for the same patient ID Re-attending between 3 & 9 months - Children	10	162	6.2%	61.2%	58.6%	57.4%
% of FP17s for the same patient ID Re-attending between 3 & 9 months - Adults	24	432	5.6%	55.3%	51.6%	50.5%
% of FP17s for Band 1 Urgent Courses	89	550	16.2%	7.0%	8.0%	9.1%
% of FP17s Relating to Free Repair or Replacements	4	550	0.7%	0.9%	0.8%	0.8%
% of FP17s Relating to Continuations	2	550	0.4%	1.7%	1.3%	1.3%
% of Patients satisfied with the dentistry they have received	2	2	N/A	93.8%	93.1%	93.2%
% of Patients satisfied with the time they had to wait for an appointment	2	2	N/A	88.9%	89.1%	89.0%

\* This is based on patients treated on this contract for their most recent course of treatment. Figures in italics indicate the base number of FP17s or Patient Questionnaire responses are less than 100. N/A is shown where the base number of responses is less than 10 during the period. % is calculated as Quantity/Base number\*100

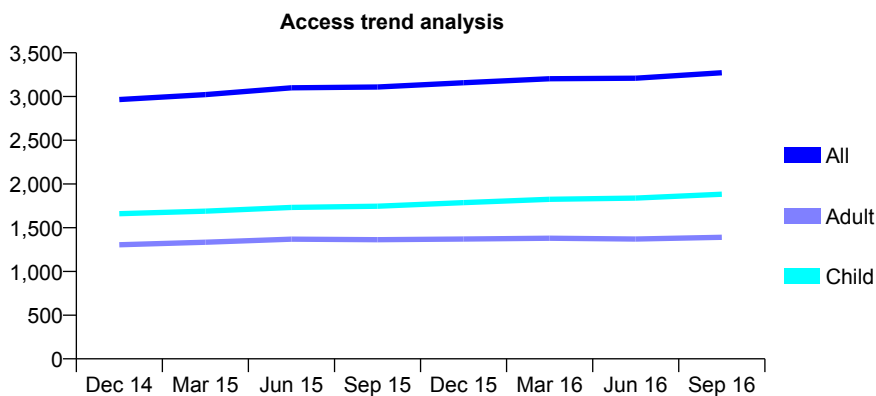
## Q55 - Vital Signs At a Glance Contract Report for 183938/0001 - September 2016

Name or company name	The Arnold Dental Centre
Contract type name	GDS Contract
Purpose of contract	General
Contract start date	01/06/2010
Contract end date	

16/17 Contracted general activity (UDA)	10,000
Carry forward general activity (UDA)	0
16/17 Contracted orthodontic activity (UOA)	0
Carry forward orthodontic activity (UOA)	0
Baseline contract value	£225,749.84

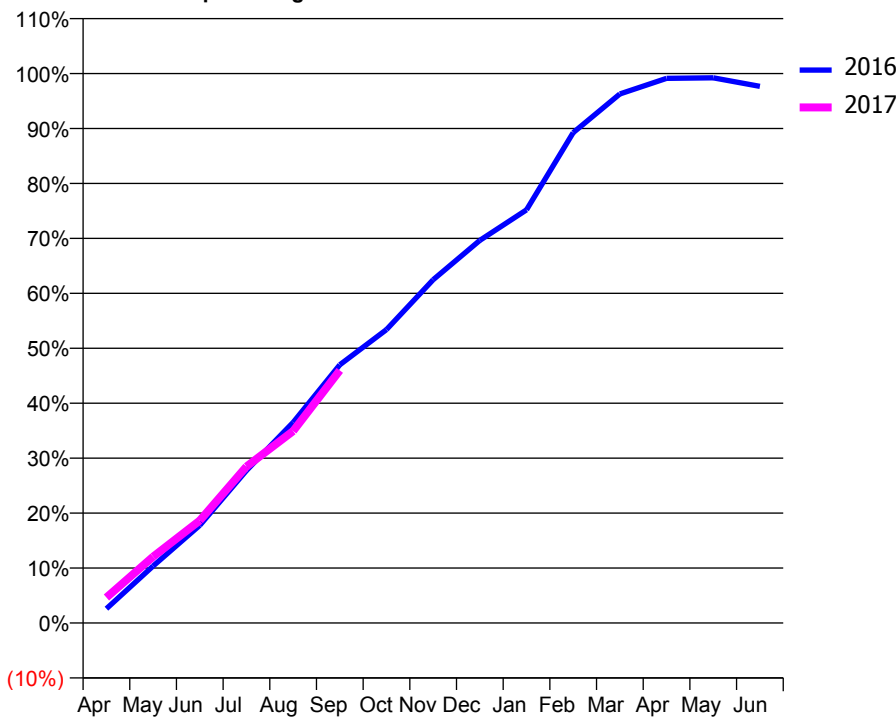
### ACCESS\*

Patients seen in 24 months	Total	Change since previous quarter
Quarter ending September 2015	3,109	
Quarter ending December 2015	3,157	→
Quarter ending March 2016	3,204	→
Quarter ending June 2016	3,209	→
Quarter ending September 2016	3,272	→
<b>Variance since September 2015</b>	<b>5.2%</b>	<b>↑</b>



### ACTIVITY

Cumulative percentage of contracted UDA delivered 2016 & 2017



Month	Adjusted Scheduled Activity (UDA)	
	2016	2017
April	262	465
May	1,039	1,207
June	1,777	1,865
July	2,776	2,847
August	3,650	3,494
September	4,700	4,597
October	5,340	
November	6,248	
December	6,963	
January	7,519	
February	8,924	
March	9,628	
April	9,911	
May	9,921	
June	9,765	

### QUALITY

	Quantity	Base Number	Contract	AT	Region	England
% of FP17s for the same patient ID Re-attending within 3 months - Children	124	1,587	7.8%	10.8%	12.0%	12.4%
% of FP17s for the same patient ID Re-attending within 3 months - Adults	190	933	20.4%	15.3%	15.9%	16.7%
% of FP17s for the same patient ID Re-attending between 3 & 9 months - Children	1,097	1,587	69.1%	61.2%	58.6%	57.4%
% of FP17s for the same patient ID Re-attending between 3 & 9 months - Adults	536	933	57.4%	55.3%	51.6%	50.5%
% of FP17s for Band 1 Urgent Courses	119	2,356	5.1%	7.0%	8.0%	9.1%
% of FP17s Relating to Free Repair or Replacements	1	2,356	0.0%	0.9%	0.8%	0.8%
% of FP17s Relating to Continuations	1	2,356	0.0%	1.7%	1.3%	1.3%
% of Patients satisfied with the dentistry they have received	3	3	N/A	93.8%	93.1%	93.2%
% of Patients satisfied with the time they had to wait for an appointment	2	3	N/A	88.9%	89.1%	89.0%

\* This is based on patients treated on this contract for their most recent course of treatment. Figures in italics indicate the base number of FP17s or Patient Questionnaire responses are less than 100. N/A is shown where the base number of responses is less than 10 during the period. % is calculated as Quantity/Base number\*100



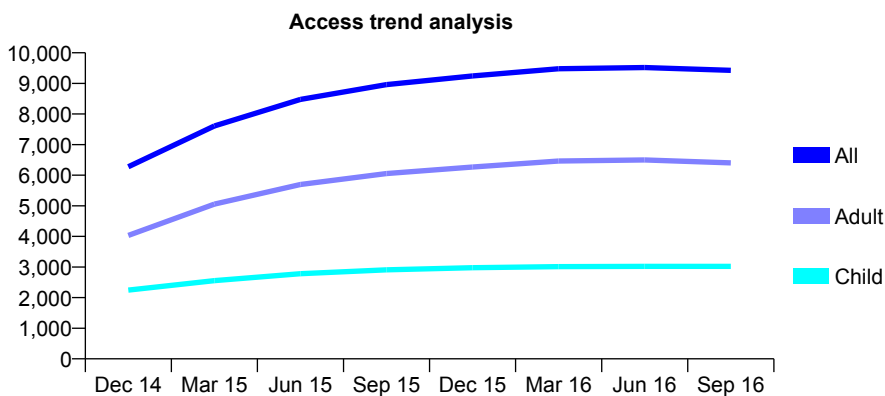
## Q55 - Vital Signs At a Glance Contract Report for 187771/0001 - September 2016

Name or company name	The Oakwood Dental Centre Ltd
Contract type name	GDS Contract
Purpose of contract	General
Contract start date	01/04/2014
Contract end date	

16/17 Contracted general activity (UDA)	23,844
Carry forward general activity (UDA)	0
16/17 Contracted orthodontic activity (UOA)	0
Carry forward orthodontic activity (UOA)	0
Baseline contract value	£709,927.83

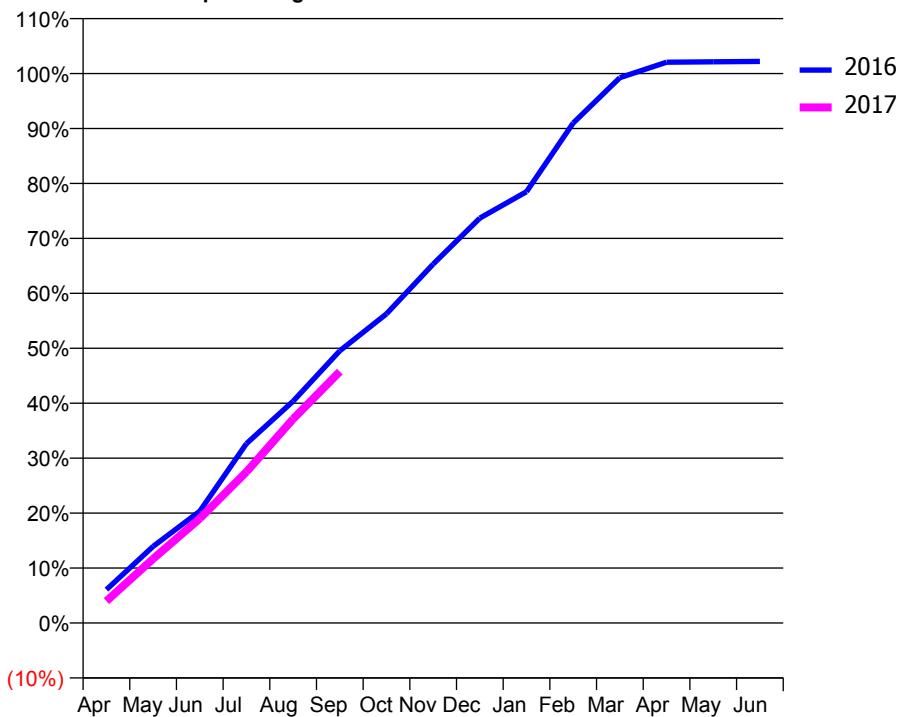
### ACCESS\*

Patients seen in 24 months	Total	Change since previous quarter
Quarter ending September 2015	8,962	
Quarter ending December 2015	9,246	↑
Quarter ending March 2016	9,480	↑
Quarter ending June 2016	9,519	→
Quarter ending September 2016	9,425	→
<b>Variance since September 2015</b>	<b>5.2%</b>	<b>↑</b>



### ACTIVITY

Cumulative percentage of contracted UDA delivered 2016 & 2017



Month	Adjusted Scheduled Activity (UDA)	
	2016	2017
April	1,452	952
May	3,326	2,786
June	4,851	4,531
July	7,785	6,561
August	9,627	8,856
September	11,814	10,908
October	13,414	
November	15,576	
December	17,572	
January	18,718	
February	21,696	
March	23,662	
April	24,331	
May	24,352	
June	24,368	

### QUALITY

	Quantity	Base Number	Contract	AT	Region	England
% of FP17s for the same patient ID Re-attending within 3 months - Children	105	2,279	4.6%	10.8%	12.0%	12.4%
% of FP17s for the same patient ID Re-attending within 3 months - Adults	336	4,154	8.1%	15.3%	15.9%	16.7%
% of FP17s for the same patient ID Re-attending between 3 & 9 months - Children	1,349	2,279	59.2%	61.2%	58.6%	57.4%
% of FP17s for the same patient ID Re-attending between 3 & 9 months - Adults	2,235	4,154	53.8%	55.3%	51.6%	50.5%
% of FP17s for Band 1 Urgent Courses	175	5,874	3.0%	7.0%	8.0%	9.1%
% of FP17s Relating to Free Repair or Replacements	3	5,874	0.1%	0.9%	0.8%	0.8%
% of FP17s Relating to Continuations	58	5,874	1.0%	1.7%	1.3%	1.3%
% of Patients satisfied with the dentistry they have received	4	4	N/A	93.8%	93.1%	93.2%
% of Patients satisfied with the time they had to wait for an appointment	4	4	N/A	88.9%	89.1%	89.0%

\* This is based on patients treated on this contract for their most recent course of treatment. Figures in italics indicate the base number of FP17s or Patient Questionnaire responses are less than 100. N/A is shown where the base number of responses is less than 10 during the period. % is calculated as Quantity/Base number\*100

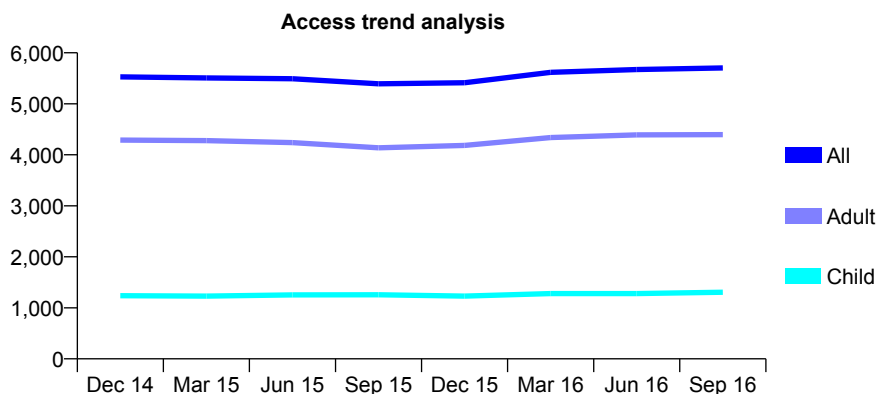
## Q55 - Vital Signs At a Glance Contract Report for 191027/0001 - September 2016

Name or company name	Mansfield Dental Practice Limited
Contract type name	GDS Contract
Purpose of contract	General
Contract start date	01/12/2011
Contract end date	

16/17 Contracted general activity (UDA)	16,617
Carry forward general activity (UDA)	0
16/17 Contracted orthodontic activity (UOA)	0
Carry forward orthodontic activity (UOA)	0
Baseline contract value	£376,614.48

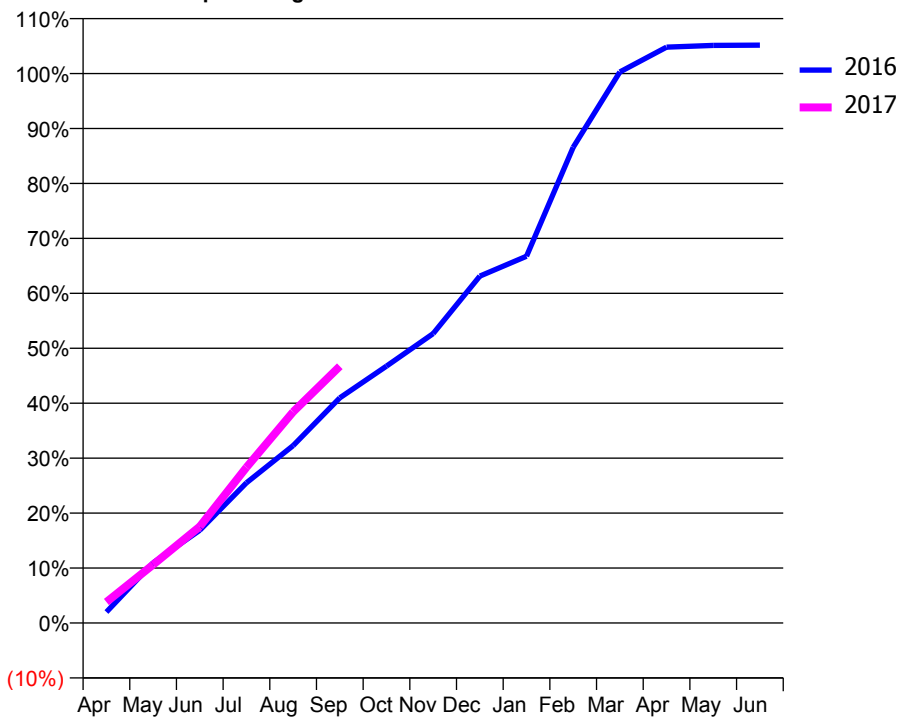
### ACCESS\*

Patients seen in 24 months	Total	Change since previous quarter
Quarter ending September 2015	5,392	
Quarter ending December 2015	5,414	→
Quarter ending March 2016	5,617	↑
Quarter ending June 2016	5,671	→
Quarter ending September 2016	5,702	→
<b>Variance since September 2015</b>	<b>5.7%</b>	<b>↑</b>



### ACTIVITY

Cumulative percentage of contracted UDA delivered 2016 & 2017



Adjusted Scheduled Activity (UDA)

Month	2016	2017
April	315	633
May	1,720	1,766
June	2,648	2,917
July	4,005	4,707
August	5,068	6,387
September	6,433	7,765
October	7,339	
November	8,269	
December	9,911	
January	10,481	
February	13,591	
March	15,745	
April	16,454	
May	16,501	
June	16,511	

### QUALITY

	Quantity	Base Number	Contract	AT	Region	England
% of FP17s for the same patient ID Re-attending within 3 months - Children	62	987	6.3%	10.8%	12.0%	12.4%
% of FP17s for the same patient ID Re-attending within 3 months - Adults	442	3,250	13.6%	15.3%	15.9%	16.7%
% of FP17s for the same patient ID Re-attending between 3 & 9 months - Children	603	987	61.1%	61.2%	58.6%	57.4%
% of FP17s for the same patient ID Re-attending between 3 & 9 months - Adults	1,962	3,250	60.4%	55.3%	51.6%	50.5%
% of FP17s for Band 1 Urgent Courses	338	3,898	8.7%	7.0%	8.0%	9.1%
% of FP17s Relating to Free Repair or Replacements	31	3,898	0.8%	0.9%	0.8%	0.8%
% of FP17s Relating to Continuations	11	3,898	0.3%	1.7%	1.3%	1.3%
% of Patients satisfied with the dentistry they have received	2	2	N/A	93.8%	93.1%	93.2%
% of Patients satisfied with the time they had to wait for an appointment	2	2	N/A	88.9%	89.1%	89.0%

\* This is based on patients treated on this contract for their most recent course of treatment. Figures in italics indicate the base number of FP17s or Patient Questionnaire responses are less than 100. N/A is shown where the base number of responses is less than 10 during the period. % is calculated as Quantity/Base number\*100

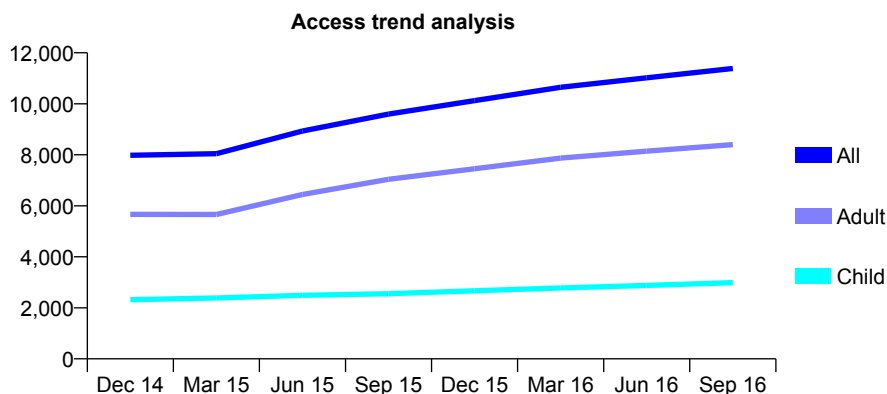
## Q55 - Vital Signs At a Glance Contract Report for 191310/0002 - September 2016

Name or company name	East Midlands Community Dental Ass. Ltd.
Contract type name	GDS Contract
Purpose of contract	General
Contract start date	04/12/2006
Contract end date	

16/17 Contracted general activity (UDA)	32,029
Carry forward general activity (UDA)	0
16/17 Contracted orthodontic activity (UOA)	0
Carry forward orthodontic activity (UOA)	0
Baseline contract value	£908,733.23

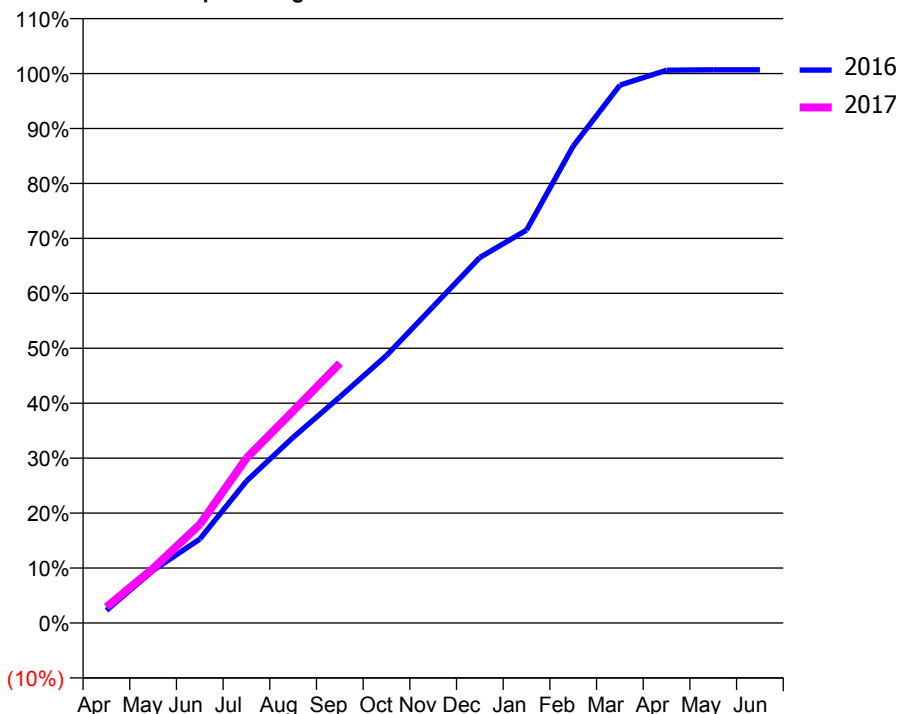
### ACCESS\*

Patients seen in 24 months	Total	Change since previous quarter
Quarter ending September 2015	9,598	
Quarter ending December 2015	10,123	↑
Quarter ending March 2016	10,649	↑
Quarter ending June 2016	11,020	↑
Quarter ending September 2016	11,385	↑
<b>Variance since September 2015</b>	<b>18.6%</b>	<b>↑</b>



### ACTIVITY

Cumulative percentage of contracted UDA delivered 2016 & 2017



Month	Adjusted Scheduled Activity (UDA)	
	2016	2017
April	736	940
May	3,069	3,190
June	4,891	5,748
July	8,274	9,618
August	10,821	12,363
September	13,181	15,145
October	15,597	
November	18,451	
December	21,304	
January	22,904	
February	27,801	
March	31,352	
April	32,218	
May	32,246	
June	32,247	

### QUALITY

	Quantity	Base Number	Contract	AT	Region	England
% of FP17s for the same patient ID Re-attending within 3 months - Children	160	2,088	7.7%	10.8%	12.0%	12.4%
% of FP17s for the same patient ID Re-attending within 3 months - Adults	1,046	5,583	18.7%	15.3%	15.9%	16.7%
% of FP17s for the same patient ID Re-attending between 3 & 9 months - Children	1,056	2,088	50.6%	61.2%	58.6%	57.4%
% of FP17s for the same patient ID Re-attending between 3 & 9 months - Adults	2,458	5,583	44.0%	55.3%	51.6%	50.5%
% of FP17s for Band 1 Urgent Courses	435	6,656	6.5%	7.0%	8.0%	9.1%
% of FP17s Relating to Free Repair or Replacements	64	6,656	1.0%	0.9%	0.8%	0.8%
% of FP17s Relating to Continuations	318	6,656	4.8%	1.7%	1.3%	1.3%
% of Patients satisfied with the dentistry they have received	7	7	N/A	93.8%	93.1%	93.2%
% of Patients satisfied with the time they had to wait for an appointment	7	7	N/A	88.9%	89.1%	89.0%

\* This is based on patients treated on this contract for their most recent course of treatment. Figures in italics indicate the base number of FP17s or Patient Questionnaire responses are less than 100. N/A is shown where the base number of responses is less than 10 during the period. % is calculated as Quantity/Base number\*100

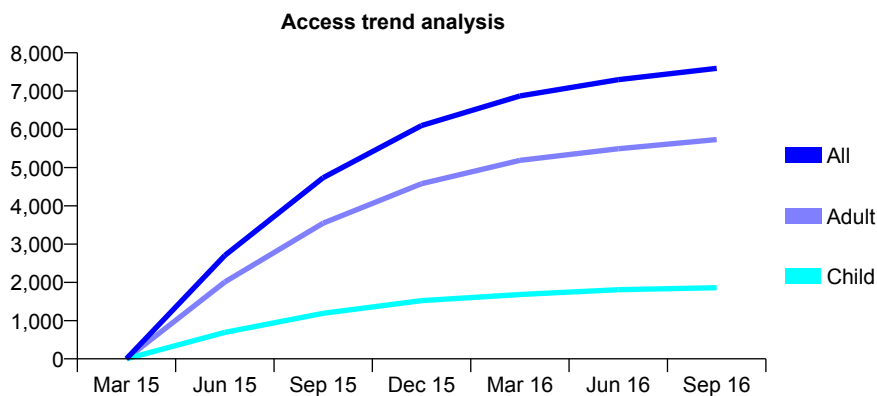
## Q55 - Vital Signs At a Glance Contract Report for 192597/0005 - September 2016

Name or company name	DM and LJ Jordan Limited
Contract type name	GDS Contract
Purpose of contract	General
Contract start date	01/01/2015
Contract end date	

16/17 Contracted general activity (UDA)	23,314
Carry forward general activity (UDA)	0
16/17 Contracted orthodontic activity (UOA)	0
Carry forward orthodontic activity (UOA)	0
Baseline contract value	£615,504.73

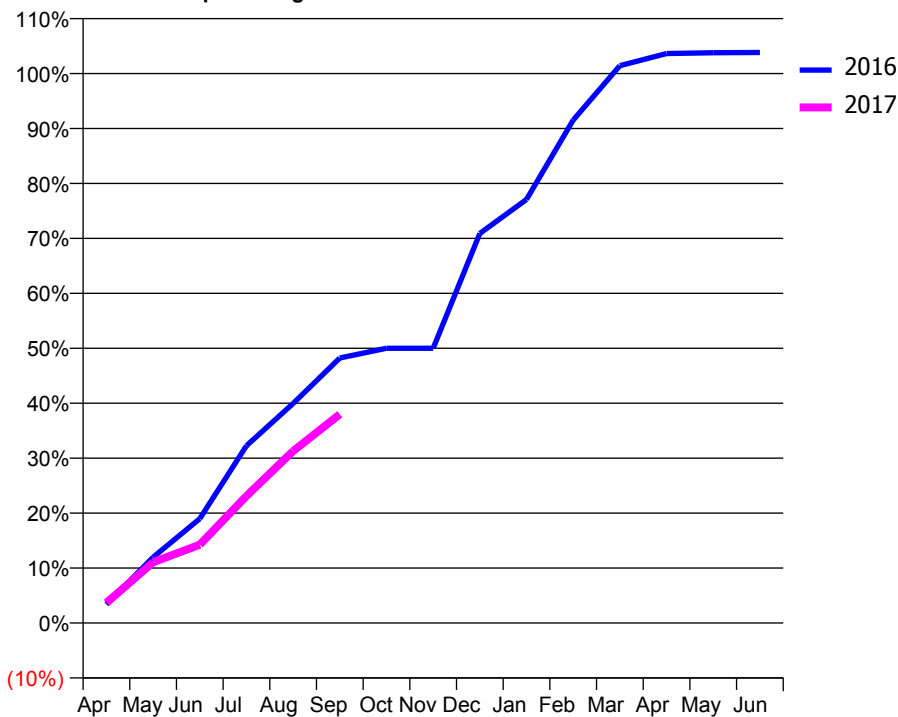
### ACCESS\*

Patients seen in 24 months	Total	Change since previous quarter
Quarter ending September 2015	4,737	
Quarter ending December 2015	6,099	↑
Quarter ending March 2016	6,871	↑
Quarter ending June 2016	7,299	↑
Quarter ending September 2016	7,593	↑
<b>Variance since September 2015</b>	<b>60.3%</b>	<b>↑</b>



### ACTIVITY

Cumulative percentage of contracted UDA delivered 2016 & 2017



Adjusted Scheduled Activity (UDA)

Month	2016	2017
April	741	860
May	2,623	2,579
June	4,156	3,324
July	7,067	5,391
August	8,751	7,297
September	10,561	8,857
October	10,947	
November	10,947	
December	15,523	
January	16,878	
February	20,039	
March	22,207	
April	22,690	
May	22,723	
June	22,734	

### QUALITY

	Quantity	Base Number	Contract	AT	Region	England
% of FP17s for the same patient ID Re-attending within 3 months - Children	98	1,281	7.7%	10.8%	12.0%	12.4%
% of FP17s for the same patient ID Re-attending within 3 months - Adults	466	3,791	12.3%	15.3%	15.9%	16.7%
% of FP17s for the same patient ID Re-attending between 3 & 9 months - Children	772	1,281	60.3%	61.2%	58.6%	57.4%
% of FP17s for the same patient ID Re-attending between 3 & 9 months - Adults	2,173	3,791	57.3%	55.3%	51.6%	50.5%
% of FP17s for Band 1 Urgent Courses	455	4,794	9.5%	7.0%	8.0%	9.1%
% of FP17s Relating to Free Repair or Replacements	93	4,794	1.9%	0.9%	0.8%	0.8%
% of FP17s Relating to Continuations	65	4,794	1.4%	1.7%	1.3%	1.3%
% of Patients satisfied with the dentistry they have received	10	10	100.0%	93.8%	93.1%	93.2%
% of Patients satisfied with the time they had to wait for an appointment	8	10	80.0%	88.9%	89.1%	89.0%

\* This is based on patients treated on this contract for their most recent course of treatment. Figures in italics indicate the base number of FP17s or Patient Questionnaire responses are less than 100. N/A is shown where the base number of responses is less than 10 during the period. % is calculated as Quantity/Base number\*100

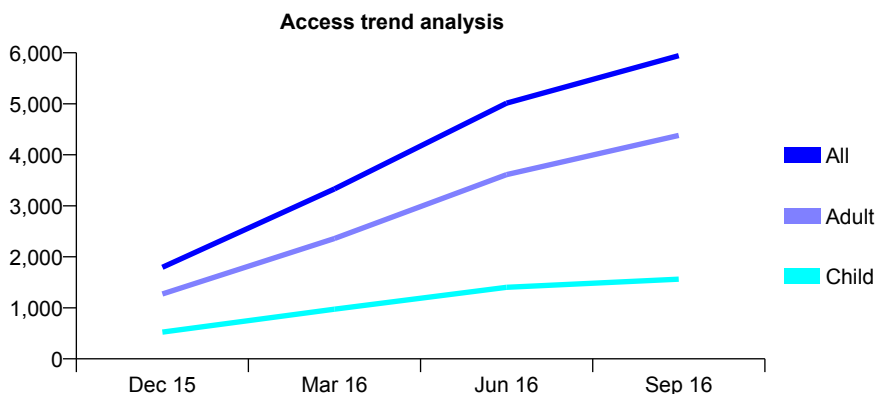
## Q55 - Vital Signs At a Glance Contract Report for 193437/0001 - September 2016

Name or company name	Risley Hill Dental Care Partnership
Contract type name	GDS Contract
Purpose of contract	General
Contract start date	29/09/2015
Contract end date	

16/17 Contracted general activity (UDA)	21,464
Carry forward general activity (UDA)	0
16/17 Contracted orthodontic activity (UOA)	0
Carry forward orthodontic activity (UOA)	0
Baseline contract value	£802,934.84

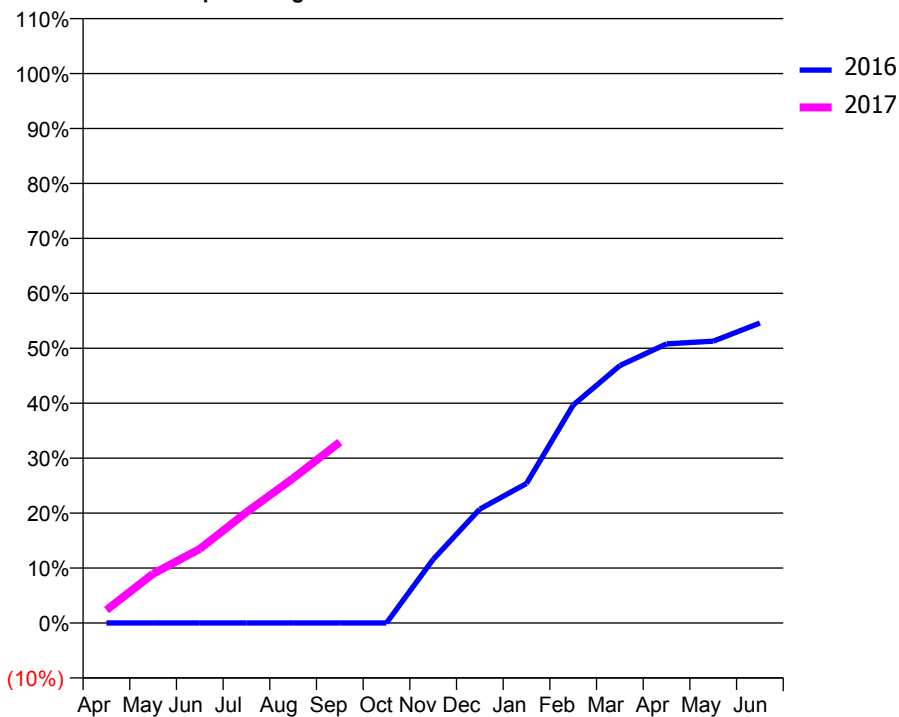
### ACCESS\*

Patients seen in 24 months	Total	Change since previous quarter
Quarter ending September 2015	0	
Quarter ending December 2015	1,796	↑
Quarter ending March 2016	3,333	↑
Quarter ending June 2016	5,013	↑
Quarter ending September 2016	5,944	↑
<b>Variance since September 2015</b>	N/A	



### ACTIVITY

Cumulative percentage of contracted UDA delivered 2016 & 2017



Month	Adjusted Scheduled Activity (UDA)	
	2016	2017
April	0	510
May	0	1,924
June	0	2,893
July	0	4,326
August	0	5,656
September	0	7,065
October	2	
November	1,257	
December	2,249	
January	2,756	
February	4,303	
March	5,081	
April	5,511	
May	5,563	
June	5,922	

### QUALITY

	Quantity	Base Number	Contract	AT	Region	England
% of FP17s for the same patient ID Re-attending within 3 months - Children	63	1,392	4.5%	10.8%	12.0%	12.4%
% of FP17s for the same patient ID Re-attending within 3 months - Adults	428	3,890	11.0%	15.3%	15.9%	16.7%
% of FP17s for the same patient ID Re-attending between 3 & 9 months - Children	603	1,392	43.3%	61.2%	58.6%	57.4%
% of FP17s for the same patient ID Re-attending between 3 & 9 months - Adults	1,303	3,890	33.5%	55.3%	51.6%	50.5%
% of FP17s for Band 1 Urgent Courses	206	4,096	5.0%	7.0%	8.0%	9.1%
% of FP17s Relating to Free Repair or Replacements	12	4,096	0.3%	0.9%	0.8%	0.8%
% of FP17s Relating to Continuations	74	4,096	1.8%	1.7%	1.3%	1.3%
% of Patients satisfied with the dentistry they have received	1	1	N/A	93.8%	93.1%	93.2%
% of Patients satisfied with the time they had to wait for an appointment	1	1	N/A	88.9%	89.1%	89.0%

\* This is based on patients treated on this contract for their most recent course of treatment. Figures in italics indicate the base number of FP17s or Patient Questionnaire responses are less than 100. N/A is shown where the base number of responses is less than 10 during the period. % is calculated as Quantity/Base number\*100

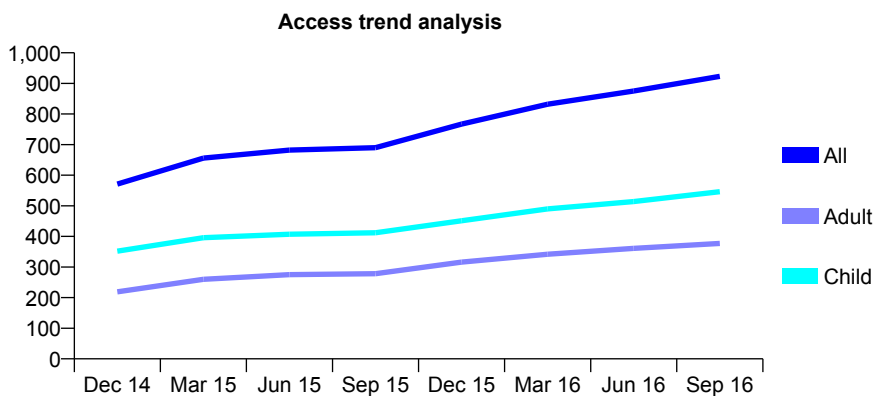
## Q55 - Vital Signs At a Glance Contract Report for 197505/0001 - September 2016

Name or company name	Bridgford Dental Practice
Contract type name	GDS Contract
Purpose of contract	General
Contract start date	01/04/2013
Contract end date	

16/17 Contracted general activity (UDA)	1,081
Carry forward general activity (UDA)	0
16/17 Contracted orthodontic activity (UOA)	0
Carry forward orthodontic activity (UOA)	0
Baseline contract value	£25,189.10

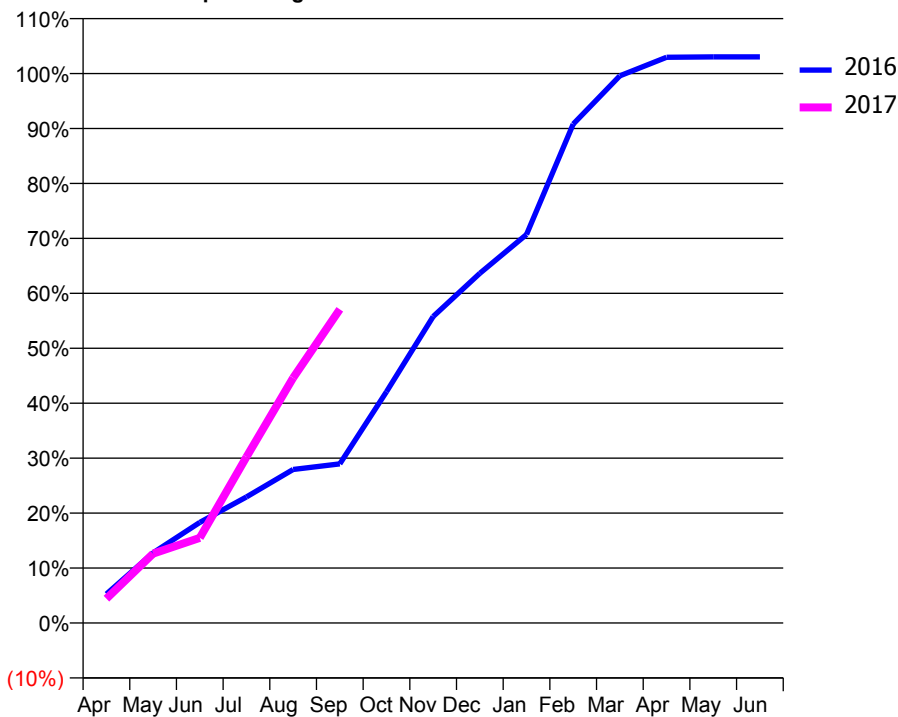
### ACCESS\*

Patients seen in 24 months	Total	Change since previous quarter
Quarter ending September 2015	690	
Quarter ending December 2015	767	↑
Quarter ending March 2016	832	↑
Quarter ending June 2016	875	↑
Quarter ending September 2016	923	↑
<b>Variance since September 2015</b>	<b>33.8%</b>	<b>↑</b>



### ACTIVITY

Cumulative percentage of contracted UDA delivered 2016 & 2017



Adjusted Scheduled Activity (UDA)

Month	2016	2017
April	57	48
May	138	137
June	198	168
July	248	327
August	302	482
September	313	617
October	455	
November	603	
December	688	
January	764	
February	981	
March	1,076	
April	1,113	
May	1,114	
June	1,114	

### QUALITY

	Quantity	Base Number	Contract	AT	Region	England
% of FP17s for the same patient ID Re-attending within 3 months - Children	31	405	7.7%	10.8%	12.0%	12.4%
% of FP17s for the same patient ID Re-attending within 3 months - Adults	37	239	15.5%	15.3%	15.9%	16.7%
% of FP17s for the same patient ID Re-attending between 3 & 9 months - Children	227	405	56.0%	61.2%	58.6%	57.4%
% of FP17s for the same patient ID Re-attending between 3 & 9 months - Adults	113	239	47.3%	55.3%	51.6%	50.5%
% of FP17s for Band 1 Urgent Courses	10	343	2.9%	7.0%	8.0%	9.1%
% of FP17s Relating to Free Repair or Replacements	0	343	0.0%	0.9%	0.8%	0.8%
% of FP17s Relating to Continuations	0	343	0.0%	1.7%	1.3%	1.3%
% of Patients satisfied with the dentistry they have received	0	0	N/A	93.8%	93.1%	93.2%
% of Patients satisfied with the time they had to wait for an appointment	0	0	N/A	88.9%	89.1%	89.0%

\* This is based on patients treated on this contract for their most recent course of treatment. Figures in italics indicate the base number of FP17s or Patient Questionnaire responses are less than 100. N/A is shown where the base number of responses is less than 10 during the period. % is calculated as Quantity/Base number\*100

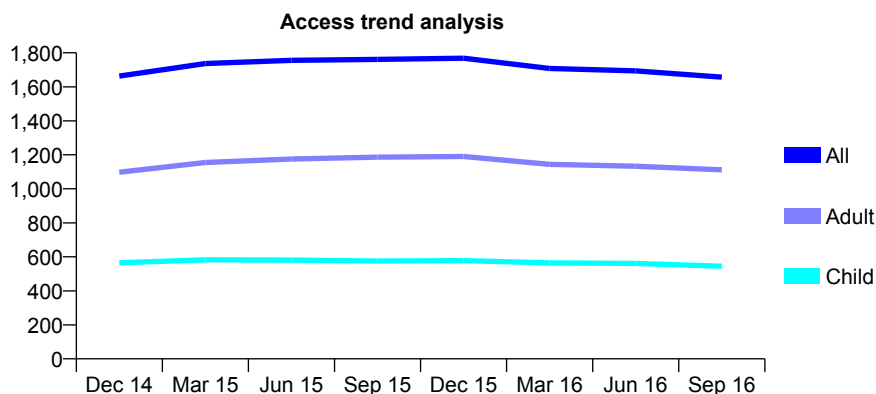
## Q55 - Vital Signs At a Glance Contract Report for 197572/0001 - September 2016

Name or company name	The Buxton Dental Practice
Contract type name	GDS Contract
Purpose of contract	General and Orthodontic
Contract start date	08/11/2012
Contract end date	

16/17 Contracted general activity (UDA)	4,594
Carry forward general activity (UDA)	0
16/17 Contracted orthodontic activity (UOA)	167
Carry forward orthodontic activity (UOA)	0
Baseline contract value	£124,967.50

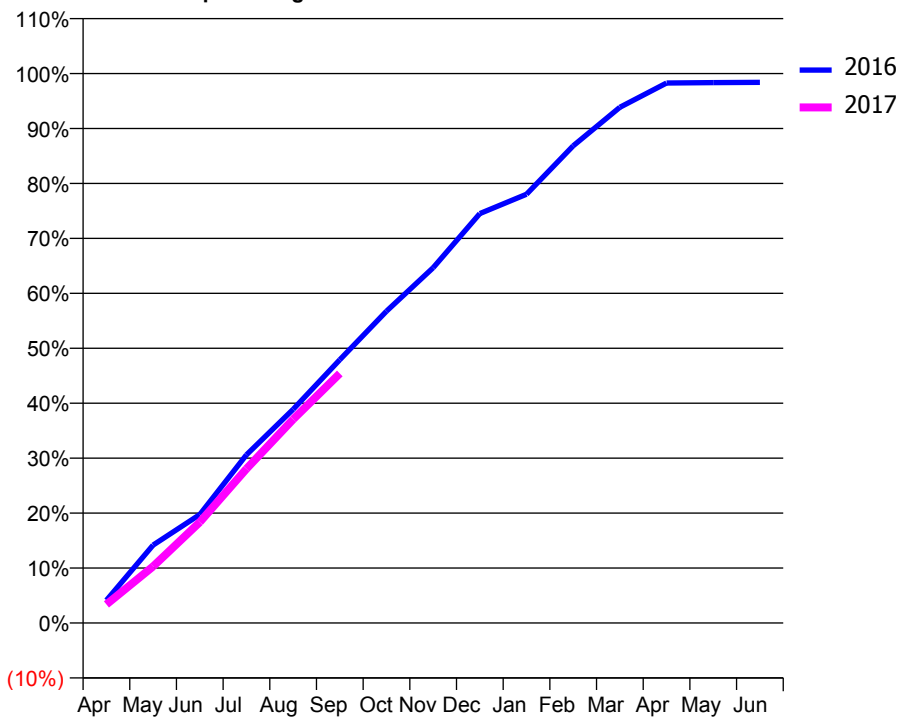
### ACCESS\*

Patients seen in 24 months	Total	Change since previous quarter
Quarter ending September 2015	1,761	
Quarter ending December 2015	1,768	→
Quarter ending March 2016	1,708	↓
Quarter ending June 2016	1,694	→
Quarter ending September 2016	1,657	↓
<b>Variance since September 2015</b>	<b>(5.9%)</b>	<b>↓</b>



### ACTIVITY

Cumulative percentage of contracted UDA delivered 2016 & 2017



Month	Adjusted Scheduled Activity (UDA)	
	2016	2017
April	190	155
May	651	473
June	907	844
July	1,407	1,289
August	1,787	1,703
September	2,201	2,086
October	2,607	
November	2,971	
December	3,423	
January	3,584	
February	3,989	
March	4,312	
April	4,514	
May	4,517	
June	4,520	

### QUALITY

	Quantity	Base Number	Contract	AT	Region	England
% of FP17s for the same patient ID Re-attending within 3 months - Children	56	503	11.1%	10.8%	12.0%	12.4%
% of FP17s for the same patient ID Re-attending within 3 months - Adults	117	781	15.0%	15.3%	15.9%	16.7%
% of FP17s for the same patient ID Re-attending between 3 & 9 months - Children	329	503	65.4%	61.2%	58.6%	57.4%
% of FP17s for the same patient ID Re-attending between 3 & 9 months - Adults	475	781	60.8%	55.3%	51.6%	50.5%
% of FP17s for Band 1 Urgent Courses	102	1,177	8.7%	7.0%	8.0%	9.1%
% of FP17s Relating to Free Repair or Replacements	0	1,177	0.0%	0.9%	0.8%	0.8%
% of FP17s Relating to Continuations	14	1,177	1.2%	1.7%	1.3%	1.3%
% of Patients satisfied with the dentistry they have received	1	1	N/A	93.8%	93.1%	93.2%
% of Patients satisfied with the time they had to wait for an appointment	1	1	N/A	88.9%	89.1%	89.0%

\* This is based on patients treated on this contract for their most recent course of treatment. Figures in italics indicate the base number of FP17s or Patient Questionnaire responses are less than 100. N/A is shown where the base number of responses is less than 10 during the period. % is calculated as Quantity/Base number\*100

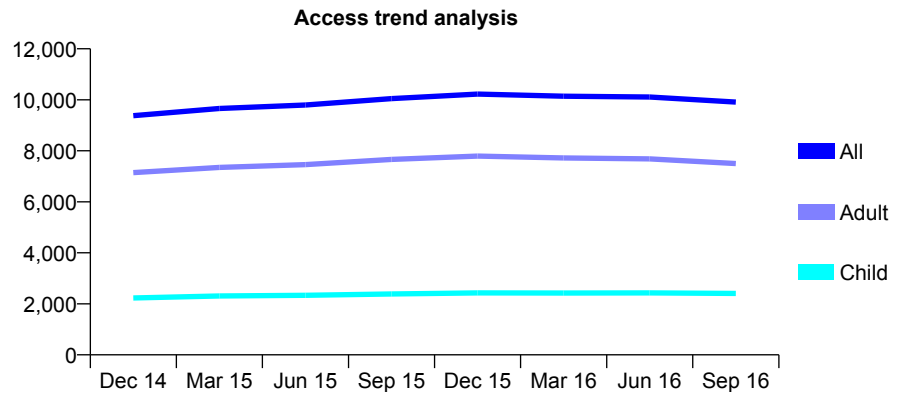
## Q55 - Vital Signs At a Glance Contract Report for 198145/0001 - September 2016

Name or company name	The Manor Surgery Limited
Contract type name	GDS Contract
Purpose of contract	General
Contract start date	01/10/2007
Contract end date	

16/17 Contracted general activity (UDA)	35,010
Carry forward general activity (UDA)	0
16/17 Contracted orthodontic activity (UOA)	0
Carry forward orthodontic activity (UOA)	0
Baseline contract value	£867,403.35

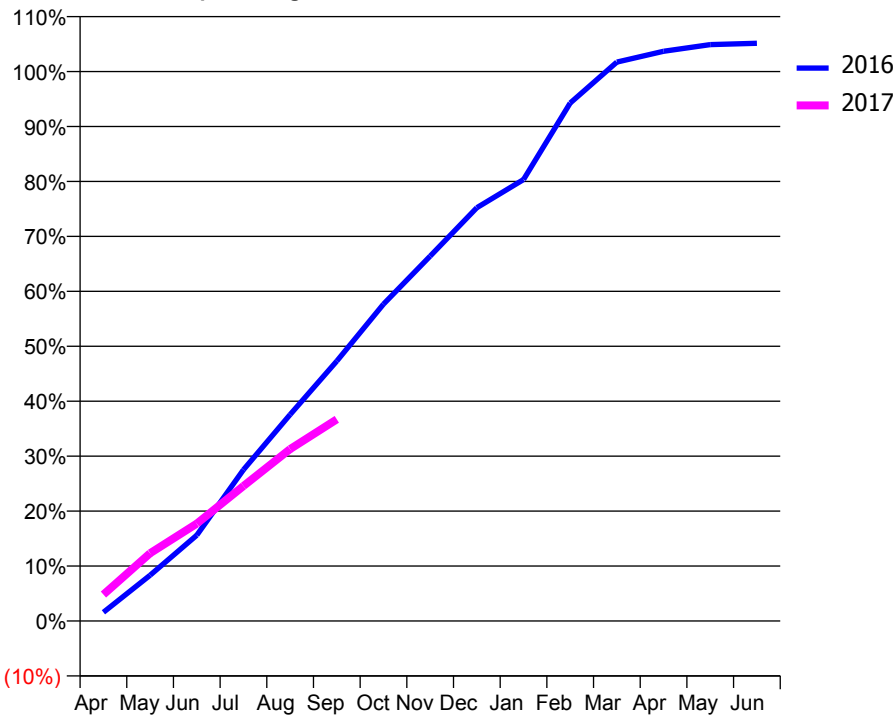
### ACCESS\*

Patients seen in 24 months	Total	Change since previous quarter
Quarter ending September 2015	10,048	
Quarter ending December 2015	10,227	→
Quarter ending March 2016	10,140	→
Quarter ending June 2016	10,109	→
Quarter ending September 2016	9,909	↓
<b>Variance since September 2015</b>	<b>(1.4%)</b>	<b>↓</b>



### ACTIVITY

Cumulative percentage of contracted UDA delivered 2016 & 2017



Month	Adjusted Scheduled Activity (UDA)	
	2016	2017
April	554	1,689
May	2,919	4,324
June	5,467	6,206
July	9,639	8,601
August	13,154	10,953
September	16,564	12,854
October	20,189	
November	23,247	
December	26,335	
January	28,127	
February	33,003	
March	35,611	
April	36,302	
May	36,725	
June	36,805	

### QUALITY

	Quantity	Base Number	Contract	AT	Region	England
% of FP17s for the same patient ID Re-attending within 3 months - Children	197	1,618	12.2%	10.8%	12.0%	12.4%
% of FP17s for the same patient ID Re-attending within 3 months - Adults	1,293	5,513	23.5%	15.3%	15.9%	16.7%
% of FP17s for the same patient ID Re-attending between 3 & 9 months - Children	985	1,618	60.9%	61.2%	58.6%	57.4%
% of FP17s for the same patient ID Re-attending between 3 & 9 months - Adults	3,036	5,513	55.1%	55.3%	51.6%	50.5%
% of FP17s for Band 1 Urgent Courses	784	6,683	11.7%	7.0%	8.0%	9.1%
% of FP17s Relating to Free Repair or Replacements	197	6,683	2.9%	0.9%	0.8%	0.8%
% of FP17s Relating to Continuations	146	6,683	2.2%	1.7%	1.3%	1.3%
% of Patients satisfied with the dentistry they have received	9	9	N/A	93.8%	93.1%	93.2%
% of Patients satisfied with the time they had to wait for an appointment	9	9	N/A	88.9%	89.1%	89.0%

\* This is based on patients treated on this contract for their most recent course of treatment. Figures in italics indicate the base number of FP17s or Patient Questionnaire responses are less than 100. N/A is shown where the base number of responses is less than 10 during the period. % is calculated as Quantity/Base number\*100



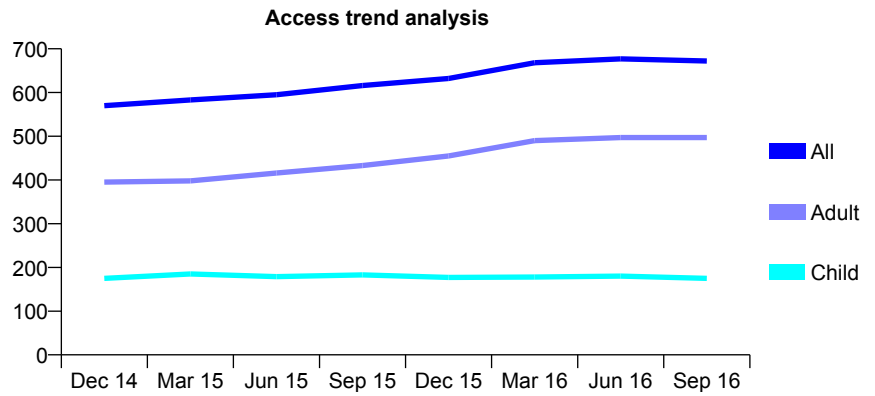
## Q55 - Vital Signs At a Glance Contract Report for 219029/0003 - September 2016

Name or company name	MR A MARSHALL
Contract type name	GDS Contract
Purpose of contract	General
Contract start date	02/03/2009
Contract end date	

16/17 Contracted general activity (UDA)	1,698
Carry forward general activity (UDA)	0
16/17 Contracted orthodontic activity (UOA)	0
Carry forward orthodontic activity (UOA)	0
Baseline contract value	£43,320.61

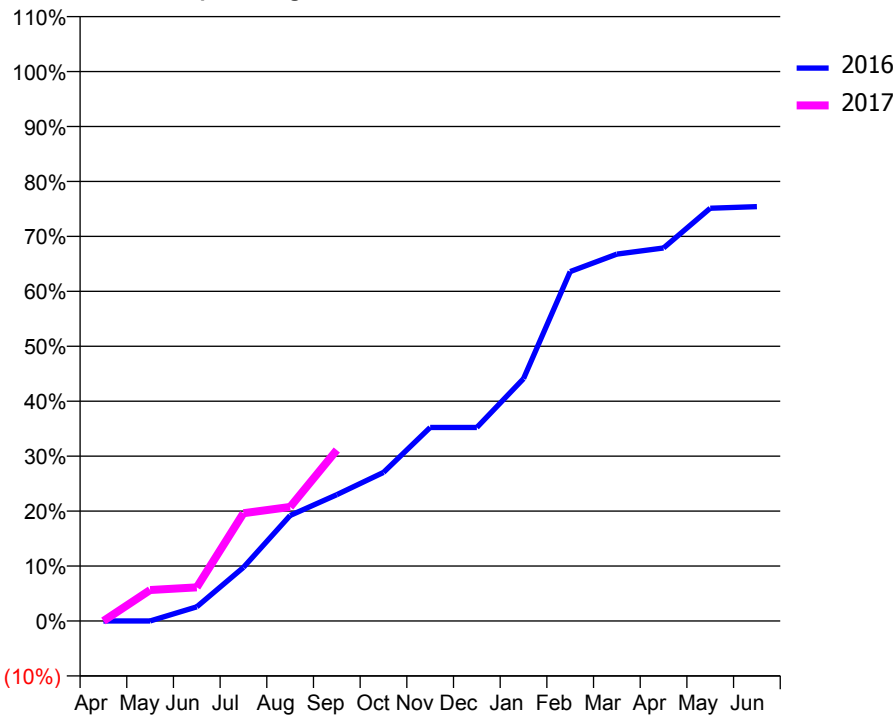
### ACCESS\*

Patients seen in 24 months	Total	Change since previous quarter
Quarter ending September 2015	616	
Quarter ending December 2015	632	↑
Quarter ending March 2016	668	↑
Quarter ending June 2016	677	→
Quarter ending September 2016	672	→
<b>Variance since September 2015</b>	<b>9.1%</b>	<b>↑</b>



### ACTIVITY

Cumulative percentage of contracted UDA delivered 2016 & 2017



Month	Adjusted Scheduled Activity (UDA)	
	2016	2017
April	0	0
May	0	96
June	44	104
July	166	333
August	326	352
September	390	529
October	459	
November	598	
December	598	
January	749	
February	1,080	
March	1,134	
April	1,153	
May	1,276	
June	1,281	

### QUALITY

	Quantity	Base Number	Contract	AT	Region	England
% of FP17s for the same patient ID Re-attending within 3 months - Children	2	117	1.7%	10.8%	12.0%	12.4%
% of FP17s for the same patient ID Re-attending within 3 months - Adults	7	212	3.3%	15.3%	15.9%	16.7%
% of FP17s for the same patient ID Re-attending between 3 & 9 months - Children	61	117	52.1%	61.2%	58.6%	57.4%
% of FP17s for the same patient ID Re-attending between 3 & 9 months - Adults	79	212	37.3%	55.3%	51.6%	50.5%
% of FP17s for Band 1 Urgent Courses	3	263	1.1%	7.0%	8.0%	9.1%
% of FP17s Relating to Free Repair or Replacements	0	263	0.0%	0.9%	0.8%	0.8%
% of FP17s Relating to Continuations	0	263	0.0%	1.7%	1.3%	1.3%
% of Patients satisfied with the dentistry they have received	0	0	N/A	93.8%	93.1%	93.2%
% of Patients satisfied with the time they had to wait for an appointment	0	0	N/A	88.9%	89.1%	89.0%

\* This is based on patients treated on this contract for their most recent course of treatment. Figures in italics indicate the base number of FP17s or Patient Questionnaire responses are less than 100. N/A is shown where the base number of responses is less than 10 during the period. % is calculated as Quantity/Base number\*100

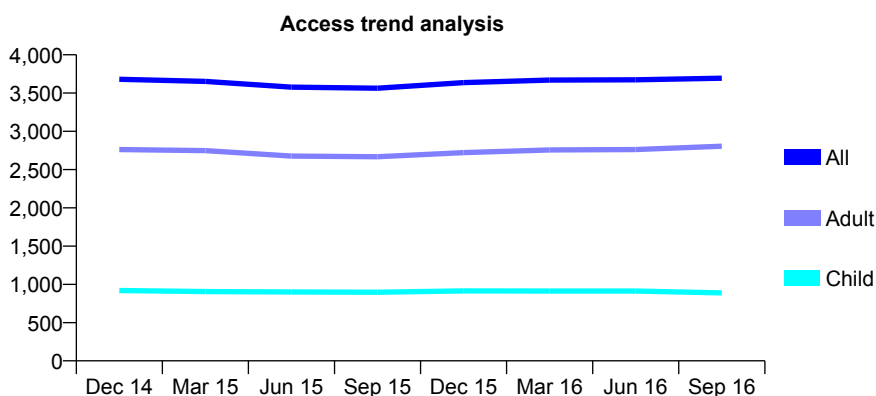
## Q55 - Vital Signs At a Glance Contract Report for 219592/0001 - September 2016

Name or company name	MR M AFZAL
Contract type name	GDS Contract
Purpose of contract	General
Contract start date	01/04/2006
Contract end date	

16/17 Contracted general activity (UDA)	11,677
Carry forward general activity (UDA)	0
16/17 Contracted orthodontic activity (UOA)	0
Carry forward orthodontic activity (UOA)	0
Baseline contract value	£249,571.24

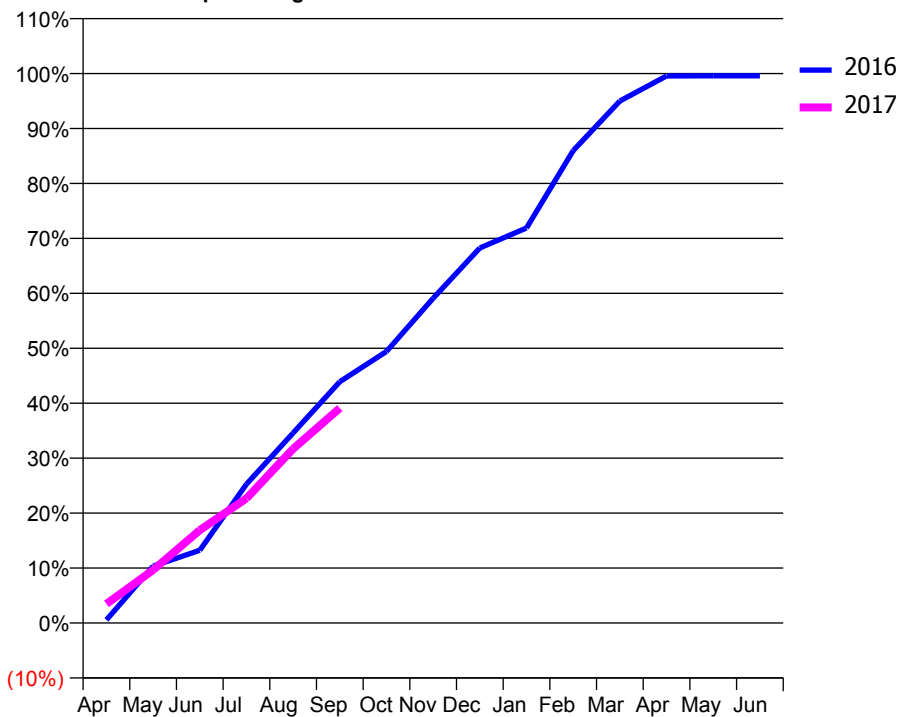
### ACCESS\*

Patients seen in 24 months	Total	Change since previous quarter
Quarter ending September 2015	3,564	
Quarter ending December 2015	3,637	↑
Quarter ending March 2016	3,669	→
Quarter ending June 2016	3,673	→
Quarter ending September 2016	3,694	→
<b>Variance since September 2015</b>	<b>3.6%</b>	<b>↑</b>



### ACTIVITY

Cumulative percentage of contracted UDA delivered 2016 & 2017



Adjusted Scheduled Activity (UDA)

Month	2016	2017
April	67	407
May	1,209	1,126
June	1,546	1,973
July	2,951	2,647
August	4,039	3,702
September	5,126	4,566
October	5,771	
November	6,902	
December	7,969	
January	8,395	
February	10,038	
March	11,092	
April	11,625	
May	11,628	
June	11,628	

### QUALITY

	Quantity	Base Number	Contract	AT	Region	England
% of FP17s for the same patient ID Re-attending within 3 months - Children	36	531	6.8%	10.8%	12.0%	12.4%
% of FP17s for the same patient ID Re-attending within 3 months - Adults	176	1,464	12.0%	15.3%	15.9%	16.7%
% of FP17s for the same patient ID Re-attending between 3 & 9 months - Children	268	531	50.5%	61.2%	58.6%	57.4%
% of FP17s for the same patient ID Re-attending between 3 & 9 months - Adults	652	1,464	44.5%	55.3%	51.6%	50.5%
% of FP17s for Band 1 Urgent Courses	60	1,795	3.3%	7.0%	8.0%	9.1%
% of FP17s Relating to Free Repair or Replacements	11	1,795	0.6%	0.9%	0.8%	0.8%
% of FP17s Relating to Continuations	46	1,795	2.6%	1.7%	1.3%	1.3%
% of Patients satisfied with the dentistry they have received	0	1	N/A	93.8%	93.1%	93.2%
% of Patients satisfied with the time they had to wait for an appointment	1	1	N/A	88.9%	89.1%	89.0%

\* This is based on patients treated on this contract for their most recent course of treatment. Figures in italics indicate the base number of FP17s or Patient Questionnaire responses are less than 100. N/A is shown where the base number of responses is less than 10 during the period. % is calculated as Quantity/Base number\*100

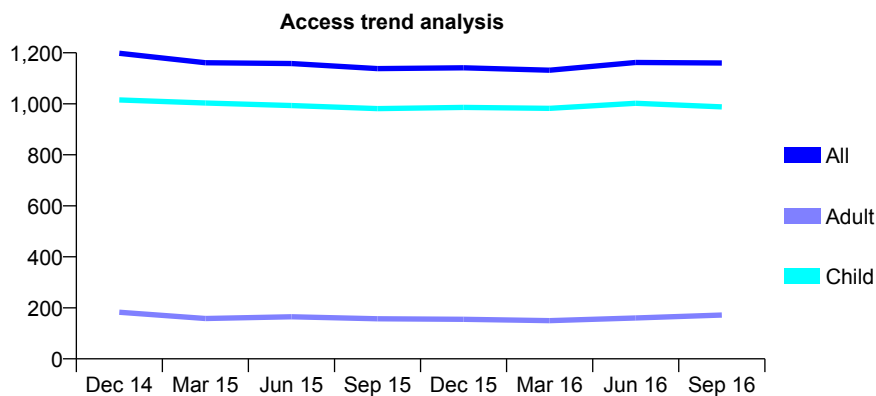
## Q55 - Vital Signs At a Glance Contract Report for 222712/0001 - September 2016

Name or company name	MR CM KIRKPATRICK
Contract type name	GDS Contract
Purpose of contract	General
Contract start date	01/04/2006
Contract end date	

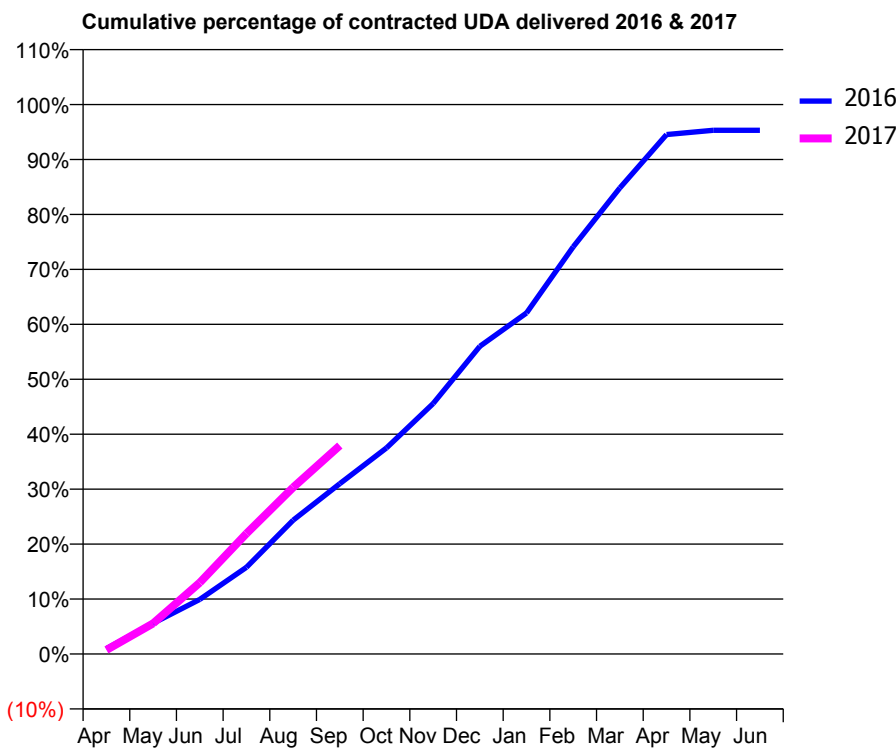
16/17 Contracted general activity (UDA)	3,289
Carry forward general activity (UDA)	0
16/17 Contracted orthodontic activity (UOA)	0
Carry forward orthodontic activity (UOA)	0
Baseline contract value	£82,037.09

### ACCESS\*

Patients seen in 24 months	Total	Change since previous quarter
Quarter ending September 2015	1,138	
Quarter ending December 2015	1,141	→
Quarter ending March 2016	1,132	→
Quarter ending June 2016	1,162	↑
Quarter ending September 2016	1,160	→
<b>Variance since September 2015</b>	<b>1.9%</b>	<b>→</b>



### ACTIVITY



Month	Adjusted Scheduled Activity (UDA)	
	2016	2017
April	32	24
May	184	183
June	327	427
July	519	721
August	801	998
September	1,020	1,248
October	1,233	
November	1,500	
December	1,842	
January	2,042	
February	2,437	
March	2,790	
April	3,109	
May	3,135	
June	3,135	

### QUALITY

	Quantity	Base Number	Contract	AT	Region	England
% of FP17s for the same patient ID Re-attending within 3 months - Children	122	991	12.3%	10.8%	12.0%	12.4%
% of FP17s for the same patient ID Re-attending within 3 months - Adults	8	67	11.9%	15.3%	15.9%	16.7%
% of FP17s for the same patient ID Re-attending between 3 & 9 months - Children	685	991	69.1%	61.2%	58.6%	57.4%
% of FP17s for the same patient ID Re-attending between 3 & 9 months - Adults	36	67	53.7%	55.3%	51.6%	50.5%
% of FP17s for Band 1 Urgent Courses	30	865	3.5%	7.0%	8.0%	9.1%
% of FP17s Relating to Free Repair or Replacements	0	865	0.0%	0.9%	0.8%	0.8%
% of FP17s Relating to Continuations	28	865	3.2%	1.7%	1.3%	1.3%
% of Patients satisfied with the dentistry they have received	0	0	N/A	93.8%	93.1%	93.2%
% of Patients satisfied with the time they had to wait for an appointment	0	0	N/A	88.9%	89.1%	89.0%

\* This is based on patients treated on this contract for their most recent course of treatment. Figures in italics indicate the base number of FP17s or Patient Questionnaire responses are less than 100. N/A is shown where the base number of responses is less than 10 during the period. % is calculated as Quantity/Base number\*100

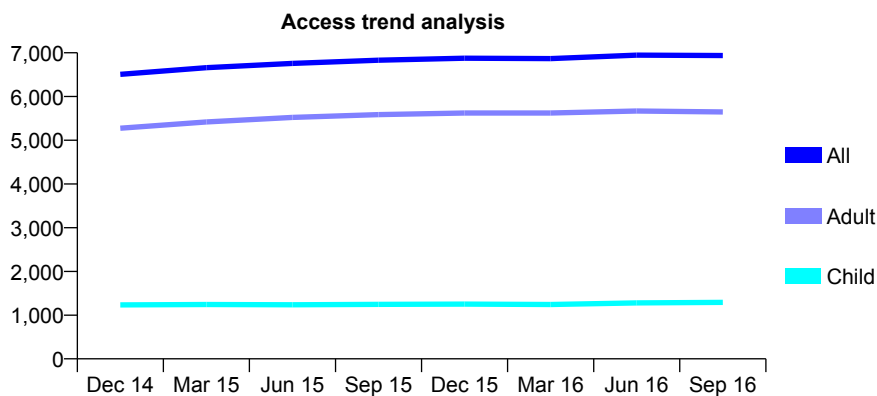
## Q55 - Vital Signs At a Glance Contract Report for 222909/0001 - September 2016

Name or company name	MR S POWNALL
Contract type name	GDS Contract
Purpose of contract	General
Contract start date	01/04/2006
Contract end date	

16/17 Contracted general activity (UDA)	17,825
Carry forward general activity (UDA)	0
16/17 Contracted orthodontic activity (UOA)	0
Carry forward orthodontic activity (UOA)	0
Baseline contract value	£391,379.71

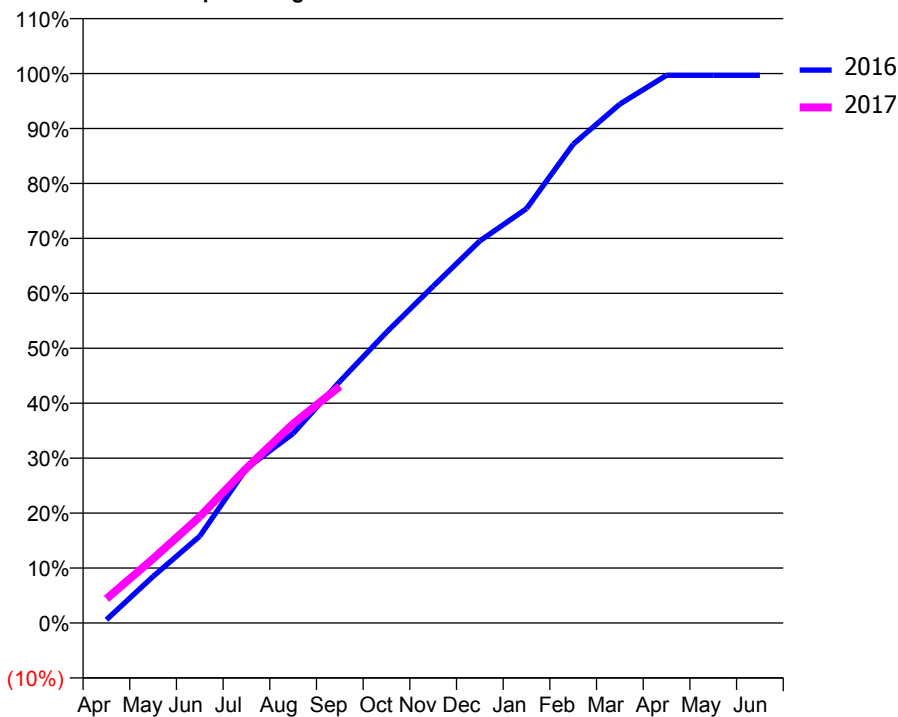
### ACCESS\*

Patients seen in 24 months	Total	Change since previous quarter
Quarter ending September 2015	6,830	
Quarter ending December 2015	6,875	→
Quarter ending March 2016	6,867	→
Quarter ending June 2016	6,947	→
Quarter ending September 2016	6,938	→
<b>Variance since September 2015</b>	<b>1.6%</b>	<b>→</b>



### ACTIVITY

Cumulative percentage of contracted UDA delivered 2016 & 2017



Month	Adjusted Scheduled Activity (UDA)	
	2016	2017
April	107	783
May	1,511	2,085
June	2,816	3,448
July	5,014	5,024
August	6,147	6,465
September	7,836	7,678
October	9,430	
November	10,925	
December	12,393	
January	13,440	
February	15,531	
March	16,834	
April	17,765	
May	17,769	
June	17,768	

### QUALITY

	Quantity	Base Number	Contract	AT	Region	England
% of FP17s for the same patient ID Re-attending within 3 months - Children	29	921	3.1%	10.8%	12.0%	12.4%
% of FP17s for the same patient ID Re-attending within 3 months - Adults	460	3,820	12.0%	15.3%	15.9%	16.7%
% of FP17s for the same patient ID Re-attending between 3 & 9 months - Children	535	921	58.1%	61.2%	58.6%	57.4%
% of FP17s for the same patient ID Re-attending between 3 & 9 months - Adults	1,946	3,820	50.9%	55.3%	51.6%	50.5%
% of FP17s for Band 1 Urgent Courses	171	4,299	4.0%	7.0%	8.0%	9.1%
% of FP17s Relating to Free Repair or Replacements	30	4,299	0.7%	0.9%	0.8%	0.8%
% of FP17s Relating to Continuations	32	4,299	0.7%	1.7%	1.3%	1.3%
% of Patients satisfied with the dentistry they have received	2	2	N/A	93.8%	93.1%	93.2%
% of Patients satisfied with the time they had to wait for an appointment	2	2	N/A	88.9%	89.1%	89.0%

\* This is based on patients treated on this contract for their most recent course of treatment. Figures in italics indicate the base number of FP17s or Patient Questionnaire responses are less than 100. N/A is shown where the base number of responses is less than 10 during the period. % is calculated as Quantity/Base number\*100

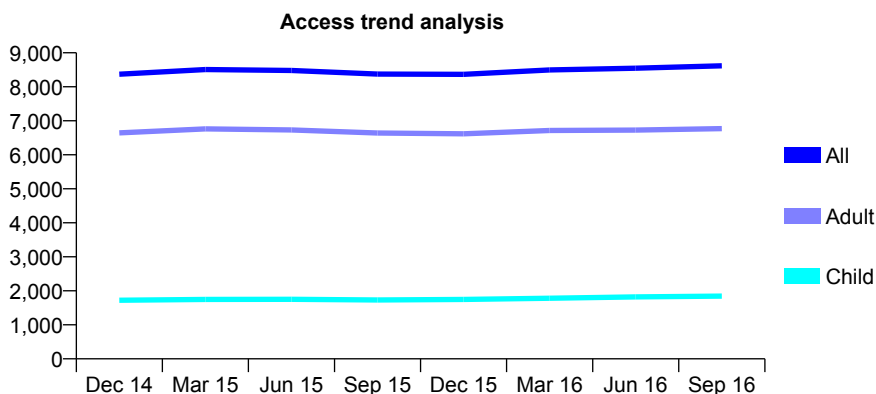
## Q55 - Vital Signs At a Glance Contract Report for 231436/0002 - September 2016

Name or company name	MR JP GALE
Contract type name	GDS Contract
Purpose of contract	General
Contract start date	01/04/2006
Contract end date	

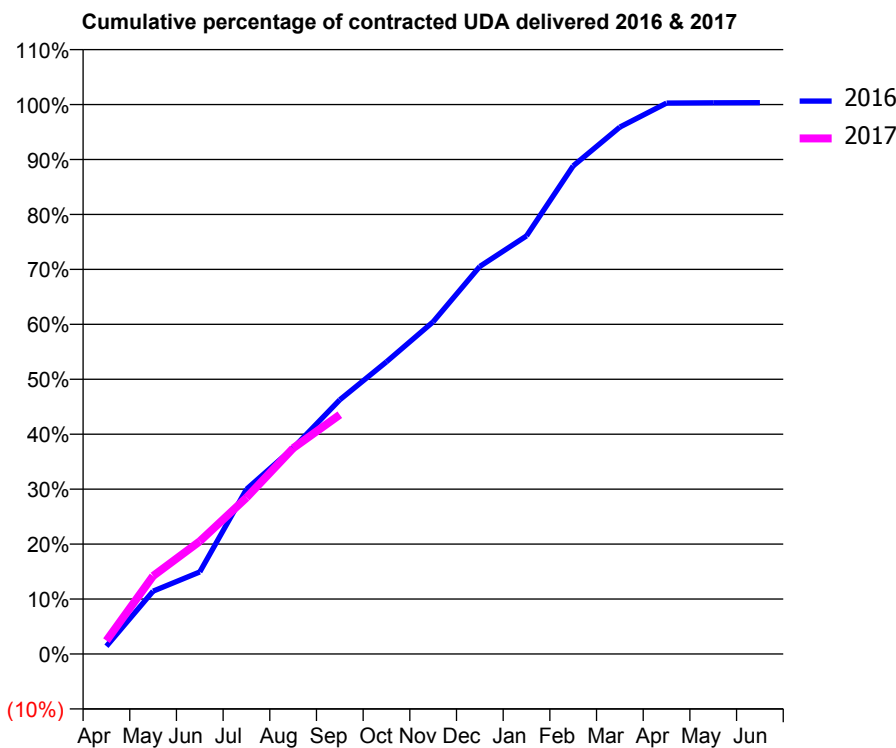
16/17 Contracted general activity (UDA)	22,288
Carry forward general activity (UDA)	0
16/17 Contracted orthodontic activity (UOA)	0
Carry forward orthodontic activity (UOA)	0
Baseline contract value	£516,231.12

### ACCESS\*

Patients seen in 24 months	Total	Change since previous quarter
Quarter ending September 2015	8,373	
Quarter ending December 2015	8,365	→
Quarter ending March 2016	8,496	→
Quarter ending June 2016	8,547	→
Quarter ending September 2016	8,616	→
<b>Variance since September 2015</b>	<b>2.9%</b>	<b>↑</b>



### ACTIVITY



Month	Adjusted Scheduled Activity (UDA)	
	2016	2017
April	310	543
May	2,500	3,168
June	3,260	4,573
July	6,544	6,340
August	8,181	8,347
September	10,098	9,706
October	11,609	
November	13,197	
December	15,396	
January	16,609	
February	19,389	
March	20,933	
April	21,887	
May	21,898	
June	21,899	

### QUALITY

	Quantity	Base Number	Contract	AT	Region	England
% of FP17s for the same patient ID Re-attending within 3 months - Children	63	1,549	4.1%	10.8%	12.0%	12.4%
% of FP17s for the same patient ID Re-attending within 3 months - Adults	735	5,601	13.1%	15.3%	15.9%	16.7%
% of FP17s for the same patient ID Re-attending between 3 & 9 months - Children	1,027	1,549	66.3%	61.2%	58.6%	57.4%
% of FP17s for the same patient ID Re-attending between 3 & 9 months - Adults	3,713	5,601	66.3%	55.3%	51.6%	50.5%
% of FP17s for Band 1 Urgent Courses	165	6,517	2.5%	7.0%	8.0%	9.1%
% of FP17s Relating to Free Repair or Replacements	115	6,517	1.8%	0.9%	0.8%	0.8%
% of FP17s Relating to Continuations	86	6,517	1.3%	1.7%	1.3%	1.3%
% of Patients satisfied with the dentistry they have received	9	9	N/A	93.8%	93.1%	93.2%
% of Patients satisfied with the time they had to wait for an appointment	9	9	N/A	88.9%	89.1%	89.0%

\* This is based on patients treated on this contract for their most recent course of treatment. Figures in italics indicate the base number of FP17s or Patient Questionnaire responses are less than 100. N/A is shown where the base number of responses is less than 10 during the period. % is calculated as Quantity/Base number\*100

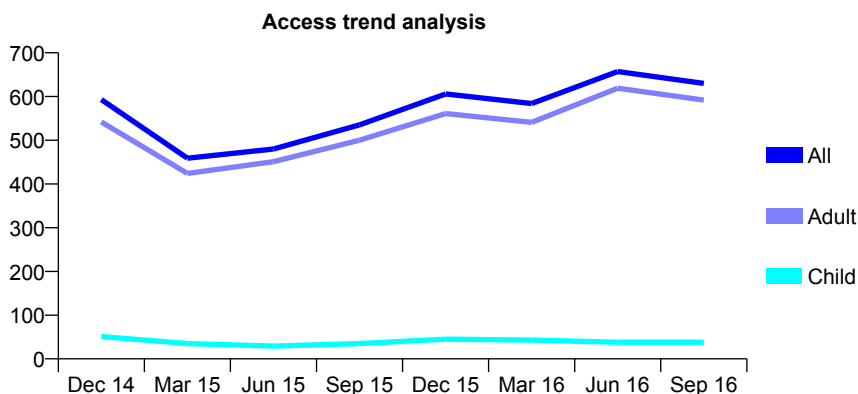
## Q55 - Vital Signs At a Glance Contract Report for 231436/0003 - September 2016

Name or company name	MR JP GALE
Contract type name	GDS Contract
Purpose of contract	General
Contract start date	01/07/2008
Contract end date	

16/17 Contracted general activity (UDA)	2,150
Carry forward general activity (UDA)	0
16/17 Contracted orthodontic activity (UOA)	0
Carry forward orthodontic activity (UOA)	0
Baseline contract value	£80,874.39

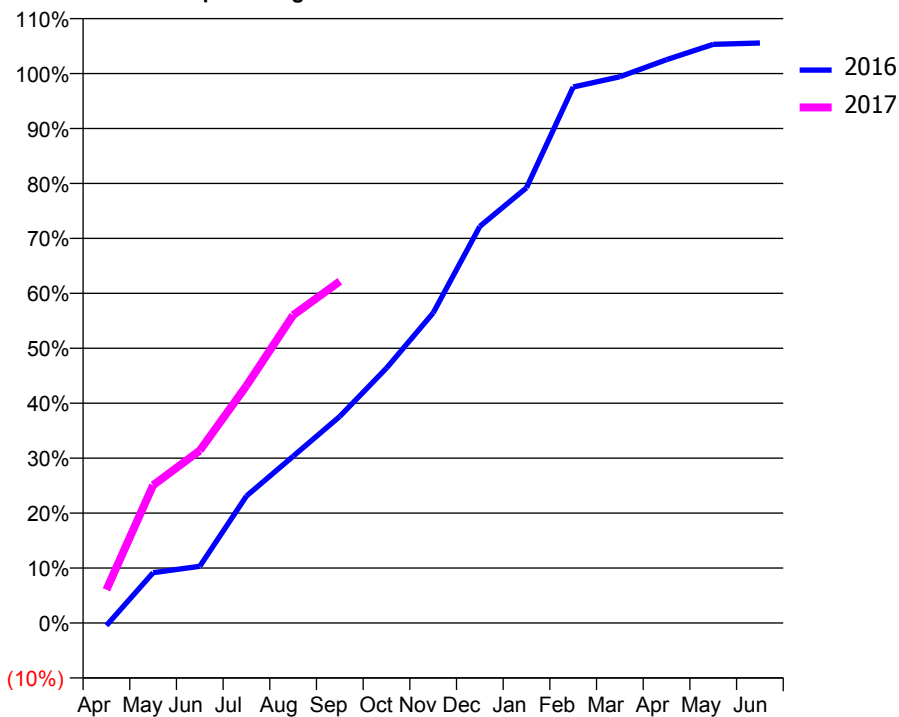
### ACCESS\*

Patients seen in 24 months	Total	Change since previous quarter
Quarter ending September 2015	535	
Quarter ending December 2015	606	↑
Quarter ending March 2016	584	↓
Quarter ending June 2016	657	↑
Quarter ending September 2016	630	↓
<b>Variance since September 2015</b>	<b>17.8%</b>	<b>↑</b>



### ACTIVITY

Cumulative percentage of contracted UDA delivered 2016 & 2017



Month	Adjusted Scheduled Activity (UDA)	
	2016	2017
April	-10	130
May	197	539
June	222	675
July	497	928
August	652	1,204
September	808	1,337
October	997	
November	1,213	
December	1,552	
January	1,703	
February	2,097	
March	2,137	
April	2,204	
May	2,264	
June	2,269	

### QUALITY

	Quantity	Base Number	Contract	AT	Region	England
% of FP17s for the same patient ID Re-attending within 3 months - Children	1	35	2.9%	10.8%	12.0%	12.4%
% of FP17s for the same patient ID Re-attending within 3 months - Adults	11	388	2.8%	15.3%	15.9%	16.7%
% of FP17s for the same patient ID Re-attending between 3 & 9 months - Children	0	35	0.0%	61.2%	58.6%	57.4%
% of FP17s for the same patient ID Re-attending between 3 & 9 months - Adults	10	388	2.6%	55.3%	51.6%	50.5%
% of FP17s for Band 1 Urgent Courses	1	388	0.3%	7.0%	8.0%	9.1%
% of FP17s Relating to Free Repair or Replacements	2	388	0.5%	0.9%	0.8%	0.8%
% of FP17s Relating to Continuations	7	388	1.8%	1.7%	1.3%	1.3%
% of Patients satisfied with the dentistry they have received	2	2	N/A	93.8%	93.1%	93.2%
% of Patients satisfied with the time they had to wait for an appointment	2	2	N/A	88.9%	89.1%	89.0%

\* This is based on patients treated on this contract for their most recent course of treatment. Figures in italics indicate the base number of FP17s or Patient Questionnaire responses are less than 100. N/A is shown where the base number of responses is less than 10 during the period. % is calculated as Quantity/Base number\*100

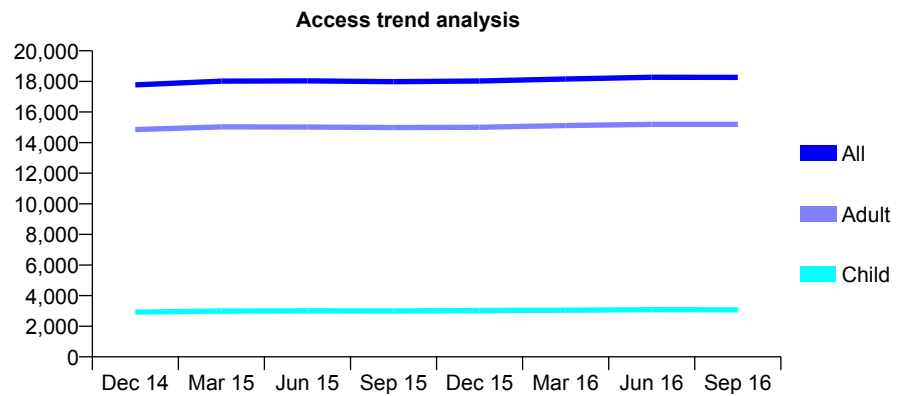
## Q55 - Vital Signs At a Glance Contract Report for 242098/0001 - September 2016

Name or company name	MR AJ MOORE
Contract type name	GDS Contract
Purpose of contract	General
Contract start date	01/04/2006
Contract end date	

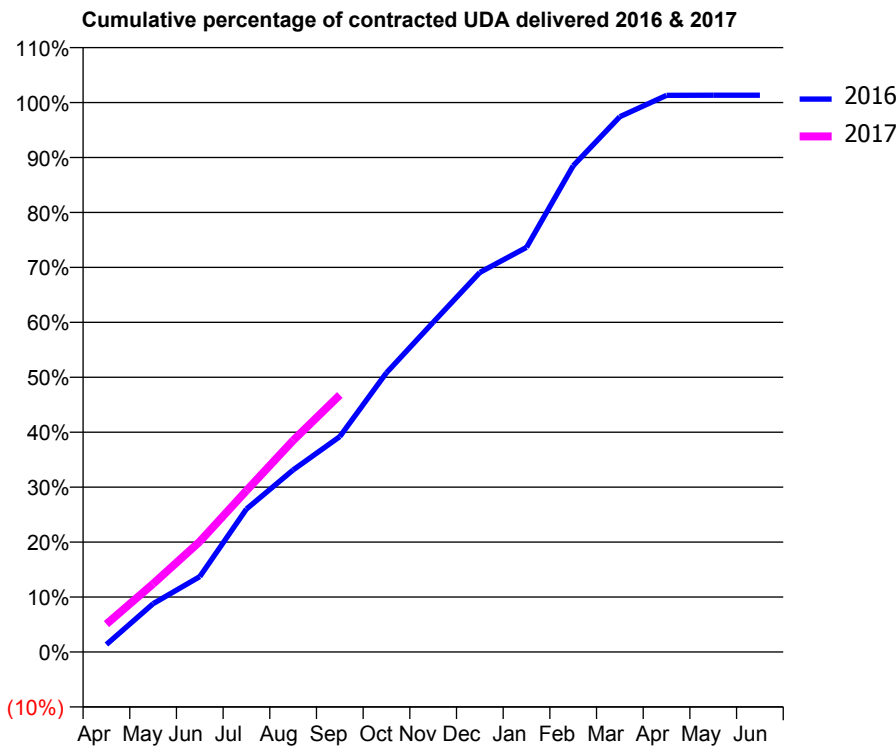
16/17 Contracted general activity (UDA)	56,787
Carry forward general activity (UDA)	0
16/17 Contracted orthodontic activity (UOA)	0
Carry forward orthodontic activity (UOA)	0
Baseline contract value	£1,328,651.04

### ACCESS\*

Patients seen in 24 months	Total	Change since previous quarter
Quarter ending September 2015	17,983	
Quarter ending December 2015	18,024	→
Quarter ending March 2016	18,160	→
Quarter ending June 2016	18,267	→
Quarter ending September 2016	18,265	→
<b>Variance since September 2015</b>	<b>1.6%</b>	<b>→</b>



### ACTIVITY



Month	Adjusted Scheduled Activity (UDA)	
	2016	2017
April	777	2,885
May	4,992	7,043
June	7,796	11,414
July	14,775	16,687
August	18,819	21,866
September	22,267	26,560
October	28,858	
November	34,066	
December	39,219	
January	41,816	
February	50,254	
March	55,324	
April	57,520	
May	57,534	
June	57,546	

### QUALITY

	Quantity	Base Number	Contract	AT	Region	England
% of FP17s for the same patient ID Re-attending within 3 months - Children	160	2,530	6.3%	10.8%	12.0%	12.4%
% of FP17s for the same patient ID Re-attending within 3 months - Adults	1,884	12,473	15.1%	15.3%	15.9%	16.7%
% of FP17s for the same patient ID Re-attending between 3 & 9 months - Children	1,616	2,530	63.9%	61.2%	58.6%	57.4%
% of FP17s for the same patient ID Re-attending between 3 & 9 months - Adults	8,007	12,473	64.2%	55.3%	51.6%	50.5%
% of FP17s for Band 1 Urgent Courses	731	13,562	5.4%	7.0%	8.0%	9.1%
% of FP17s Relating to Free Repair or Replacements	291	13,562	2.1%	0.9%	0.8%	0.8%
% of FP17s Relating to Continuations	213	13,562	1.6%	1.7%	1.3%	1.3%
% of Patients satisfied with the dentistry they have received	33	34	97.1%	93.8%	93.1%	93.2%
% of Patients satisfied with the time they had to wait for an appointment	32	34	94.1%	88.9%	89.1%	89.0%

\* This is based on patients treated on this contract for their most recent course of treatment. Figures in italics indicate the base number of FP17s or Patient Questionnaire responses are less than 100. N/A is shown where the base number of responses is less than 10 during the period. % is calculated as Quantity/Base number\*100

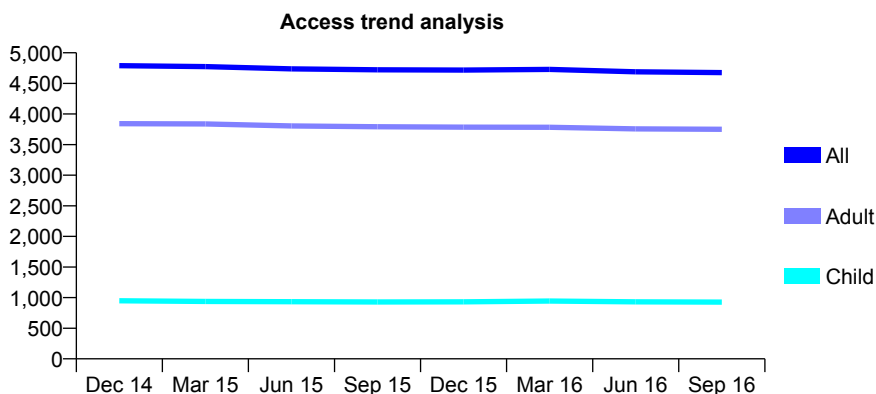
## Q55 - Vital Signs At a Glance Contract Report for 244007/0001 - September 2016

Name or company name	MR DK JAIRATH
Contract type name	GDS Contract
Purpose of contract	General
Contract start date	01/04/2006
Contract end date	

16/17 Contracted general activity (UDA)	16,200
Carry forward general activity (UDA)	0
16/17 Contracted orthodontic activity (UOA)	0
Carry forward orthodontic activity (UOA)	0
Baseline contract value	£345,482.05

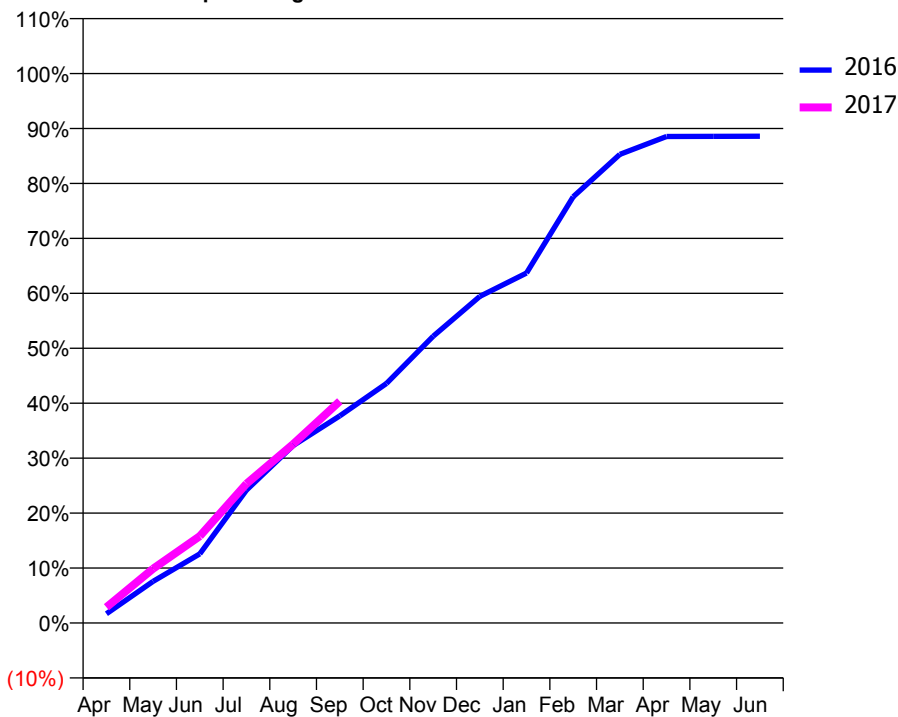
### ACCESS\*

Patients seen in 24 months	Total	Change since previous quarter
Quarter ending September 2015	4,723	
Quarter ending December 2015	4,718	→
Quarter ending March 2016	4,728	→
Quarter ending June 2016	4,689	→
Quarter ending September 2016	4,677	→
<b>Variance since September 2015</b>	<b>(1.0%)</b>	→



### ACTIVITY

Cumulative percentage of contracted UDA delivered 2016 & 2017



Month	2016	2017
April	274	466
May	1,227	1,602
June	2,040	2,562
July	3,917	4,106
August	5,231	5,272
September	6,106	6,539
October	7,061	
November	8,455	
December	9,628	
January	10,317	
February	12,568	
March	13,818	
April	14,345	
May	14,349	
June	14,351	

### QUALITY

	Quantity	Base Number	Contract	AT	Region	England
% of FP17s for the same patient ID Re-attending within 3 months - Children	83	856	9.7%	10.8%	12.0%	12.4%
% of FP17s for the same patient ID Re-attending within 3 months - Adults	365	3,024	12.1%	15.3%	15.9%	16.7%
% of FP17s for the same patient ID Re-attending between 3 & 9 months - Children	598	856	69.9%	61.2%	58.6%	57.4%
% of FP17s for the same patient ID Re-attending between 3 & 9 months - Adults	2,125	3,024	70.3%	55.3%	51.6%	50.5%
% of FP17s for Band 1 Urgent Courses	249	3,593	6.9%	7.0%	8.0%	9.1%
% of FP17s Relating to Free Repair or Replacements	23	3,593	0.6%	0.9%	0.8%	0.8%
% of FP17s Relating to Continuations	17	3,593	0.5%	1.7%	1.3%	1.3%
% of Patients satisfied with the dentistry they have received	6	6	N/A	93.8%	93.1%	93.2%
% of Patients satisfied with the time they had to wait for an appointment	6	6	N/A	88.9%	89.1%	89.0%

\* This is based on patients treated on this contract for their most recent course of treatment. Figures in italics indicate the base number of FP17s or Patient Questionnaire responses are less than 100. N/A is shown where the base number of responses is less than 10 during the period. % is calculated as Quantity/Base number\*100



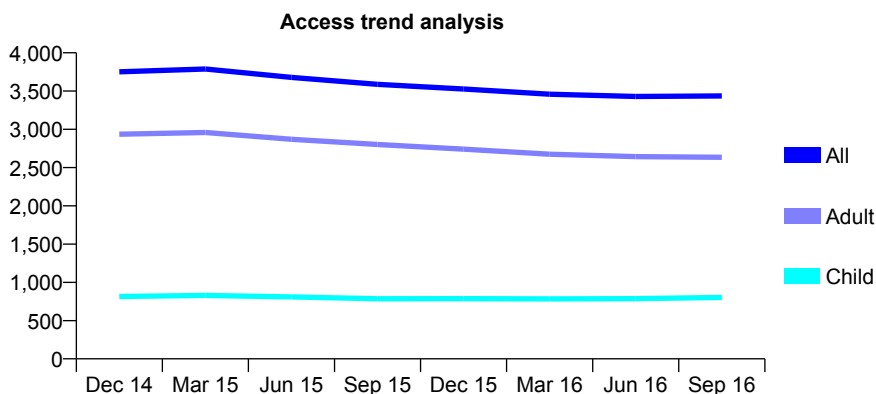
## Q55 - Vital Signs At a Glance Contract Report for 245410/0001 - September 2016

Name or company name	MR AK CHAND
Contract type name	GDS Contract
Purpose of contract	General
Contract start date	01/04/2006
Contract end date	

16/17 Contracted general activity (UDA)	10,120
Carry forward general activity (UDA)	0
16/17 Contracted orthodontic activity (UOA)	0
Carry forward orthodontic activity (UOA)	0
Baseline contract value	£247,655.79

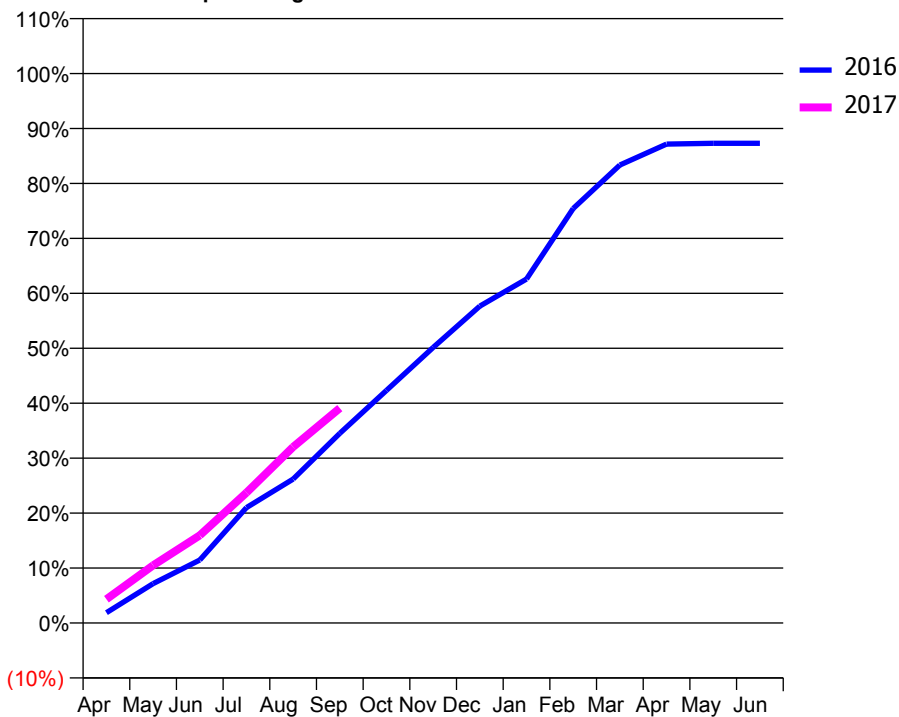
### ACCESS\*

Patients seen in 24 months	Total	Change since previous quarter
Quarter ending September 2015	3,587	
Quarter ending December 2015	3,527	↓
Quarter ending March 2016	3,458	↓
Quarter ending June 2016	3,430	→
Quarter ending September 2016	3,436	→
<b>Variance since September 2015</b>	<b>(4.2%)</b>	<b>↓</b>



### ACTIVITY

Cumulative percentage of contracted UDA delivered 2016 & 2017



Month	Adjusted Scheduled Activity (UDA)	
	2016	2017
April	190	437
May	726	1,063
June	1,159	1,616
July	2,127	2,399
August	2,652	3,244
September	3,494	3,957
October	4,285	
November	5,076	
December	5,837	
January	6,335	
February	7,635	
March	8,435	
April	8,821	
May	8,835	
June	8,835	

### QUALITY

	Quantity	Base Number	Contract	AT	Region	England
% of FP17s for the same patient ID Re-attending within 3 months - Children	36	764	4.7%	10.8%	12.0%	12.4%
% of FP17s for the same patient ID Re-attending within 3 months - Adults	338	2,652	12.7%	15.3%	15.9%	16.7%
% of FP17s for the same patient ID Re-attending between 3 & 9 months - Children	542	764	70.9%	61.2%	58.6%	57.4%
% of FP17s for the same patient ID Re-attending between 3 & 9 months - Adults	1,922	2,652	72.5%	55.3%	51.6%	50.5%
% of FP17s for Band 1 Urgent Courses	108	2,625	4.1%	7.0%	8.0%	9.1%
% of FP17s Relating to Free Repair or Replacements	34	2,625	1.3%	0.9%	0.8%	0.8%
% of FP17s Relating to Continuations	20	2,625	0.8%	1.7%	1.3%	1.3%
% of Patients satisfied with the dentistry they have received	11	11	100.0%	93.8%	93.1%	93.2%
% of Patients satisfied with the time they had to wait for an appointment	9	11	81.8%	88.9%	89.1%	89.0%

\* This is based on patients treated on this contract for their most recent course of treatment. Figures in italics indicate the base number of FP17s or Patient Questionnaire responses are less than 100. N/A is shown where the base number of responses is less than 10 during the period. % is calculated as Quantity/Base number\*100

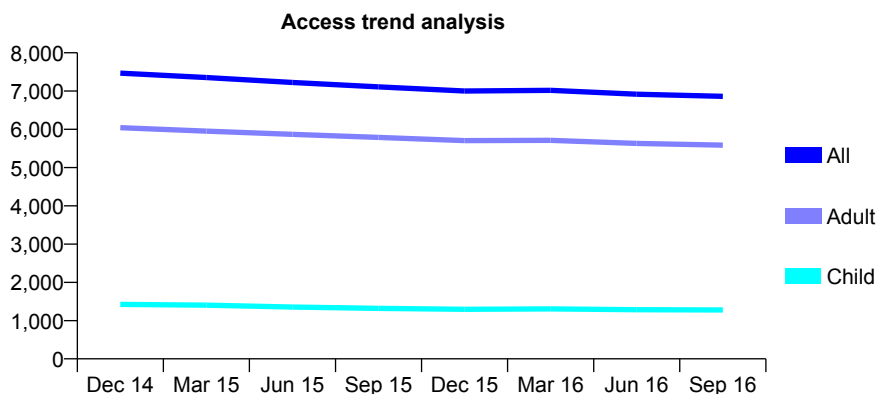
## Q55 - Vital Signs At a Glance Contract Report for 256595/0001 - September 2016

Name or company name	MISS NL STEVENS
Contract type name	GDS Contract
Purpose of contract	General
Contract start date	26/11/2009
Contract end date	

16/17 Contracted general activity (UDA)	22,639
Carry forward general activity (UDA)	0
16/17 Contracted orthodontic activity (UOA)	0
Carry forward orthodontic activity (UOA)	0
Baseline contract value	£513,841.22

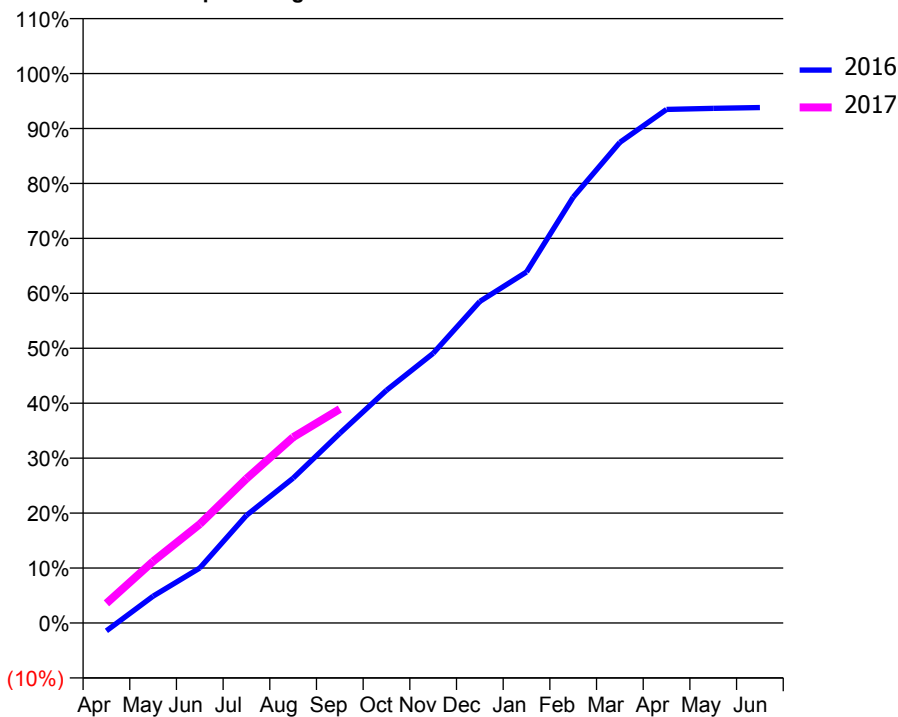
### ACCESS\*

Patients seen in 24 months	Total	Change since previous quarter
Quarter ending September 2015	7,108	
Quarter ending December 2015	7,001	↓
Quarter ending March 2016	7,018	→
Quarter ending June 2016	6,916	↓
Quarter ending September 2016	6,863	→
<b>Variance since September 2015</b>	<b>(3.4%)</b>	<b>↓</b>



### ACTIVITY

Cumulative percentage of contracted UDA delivered 2016 & 2017



Adjusted Scheduled Activity (UDA)

Month	2016	2017
April	-327	809
May	1,109	2,543
June	2,267	4,074
July	4,436	5,944
August	5,971	7,655
September	7,817	8,816
October	9,588	
November	11,111	
December	13,246	
January	14,463	
February	17,544	
March	19,802	
April	21,161	
May	21,202	
June	21,234	

### QUALITY

	Quantity	Base Number	Contract	AT	Region	England
% of FP17s for the same patient ID Re-attending within 3 months - Children	83	1,104	7.5%	10.8%	12.0%	12.4%
% of FP17s for the same patient ID Re-attending within 3 months - Adults	710	4,064	17.5%	15.3%	15.9%	16.7%
% of FP17s for the same patient ID Re-attending between 3 & 9 months - Children	795	1,104	72.0%	61.2%	58.6%	57.4%
% of FP17s for the same patient ID Re-attending between 3 & 9 months - Adults	2,299	4,064	56.6%	55.3%	51.6%	50.5%
% of FP17s for Band 1 Urgent Courses	178	4,649	3.8%	7.0%	8.0%	9.1%
% of FP17s Relating to Free Repair or Replacements	36	4,649	0.8%	0.9%	0.8%	0.8%
% of FP17s Relating to Continuations	124	4,649	2.7%	1.7%	1.3%	1.3%
% of Patients satisfied with the dentistry they have received	7	7	N/A	93.8%	93.1%	93.2%
% of Patients satisfied with the time they had to wait for an appointment	7	7	N/A	88.9%	89.1%	89.0%

\* This is based on patients treated on this contract for their most recent course of treatment. Figures in italics indicate the base number of FP17s or Patient Questionnaire responses are less than 100. N/A is shown where the base number of responses is less than 10 during the period. % is calculated as Quantity/Base number\*100

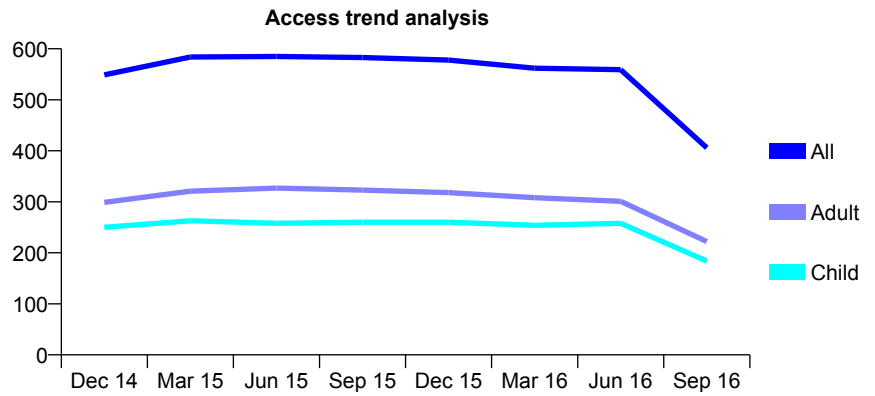
## Q55 - Vital Signs At a Glance Contract Report for 256714/0001 - September 2016

Name or company name	MRS M JOHNSON
Contract type name	GDS Contract
Purpose of contract	General
Contract start date	01/04/2006
Contract end date	31/07/2016

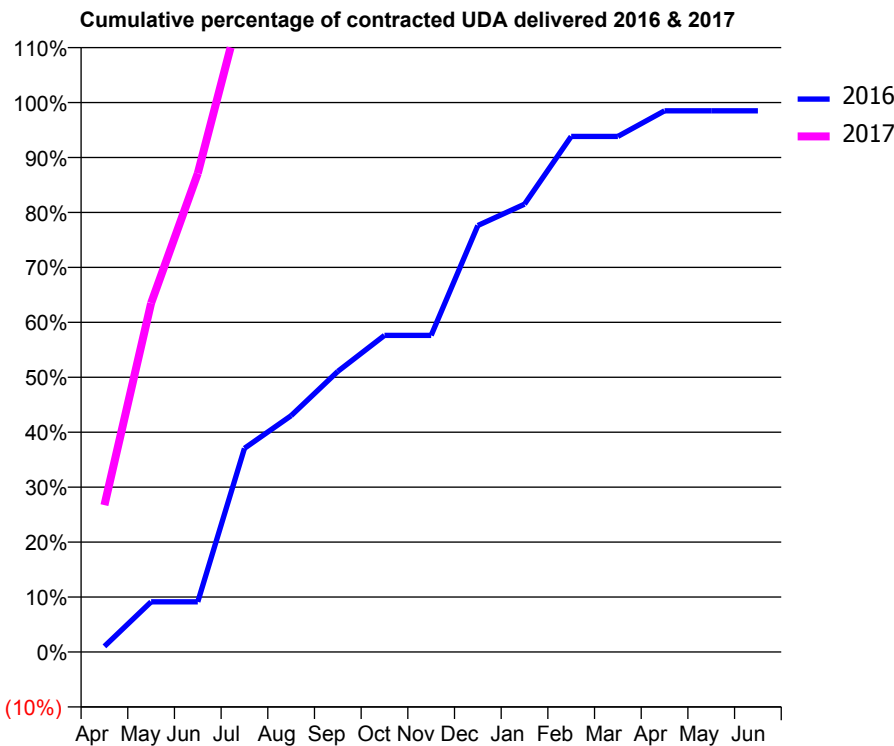
16/17 Contracted general activity (UDA)	451
Carry forward general activity (UDA)	0
16/17 Contracted orthodontic activity (UOA)	0
Carry forward orthodontic activity (UOA)	0
Baseline contract value	£10,816.54

### ACCESS\*

Patients seen in 24 months	Total	Change since previous quarter
Quarter ending September 2015	583	
Quarter ending December 2015	578	→
Quarter ending March 2016	562	↓
Quarter ending June 2016	559	→
Quarter ending September 2016	406	↓
<b>Variance since September 2015</b>	<b>(30.4%)</b>	<b>↓</b>



### ACTIVITY



Month	Adjusted Scheduled Activity (UDA)	
	2016	2017
April	14	121
May	124	286
June	124	393
July	502	540
August	582	594
September	691	594
October	780	
November	780	
December	1,051	
January	1,103	
February	1,270	
March	1,270	
April	1,333	
May	1,333	
June	1,333	

### QUALITY

	Quantity	Base Number	Contract	AT	Region	England
% of FP17s for the same patient ID Re-attending within 3 months - Children	6	172	3.5%	10.8%	12.0%	12.4%
% of FP17s for the same patient ID Re-attending within 3 months - Adults	37	198	18.7%	15.3%	15.9%	16.7%
% of FP17s for the same patient ID Re-attending between 3 & 9 months - Children	119	172	69.2%	61.2%	58.6%	57.4%
% of FP17s for the same patient ID Re-attending between 3 & 9 months - Adults	112	198	56.6%	55.3%	51.6%	50.5%
% of FP17s for Band 1 Urgent Courses	24	331	7.3%	7.0%	8.0%	9.1%
% of FP17s Relating to Free Repair or Replacements	1	331	0.3%	0.9%	0.8%	0.8%
% of FP17s Relating to Continuations	1	331	0.3%	1.7%	1.3%	1.3%
% of Patients satisfied with the dentistry they have received	1	1	N/A	93.8%	93.1%	93.2%
% of Patients satisfied with the time they had to wait for an appointment	1	1	N/A	88.9%	89.1%	89.0%

\* This is based on patients treated on this contract for their most recent course of treatment. Figures in italics indicate the base number of FP17s or Patient Questionnaire responses are less than 100. N/A is shown where the base number of responses is less than 10 during the period. % is calculated as Quantity/Base number\*100

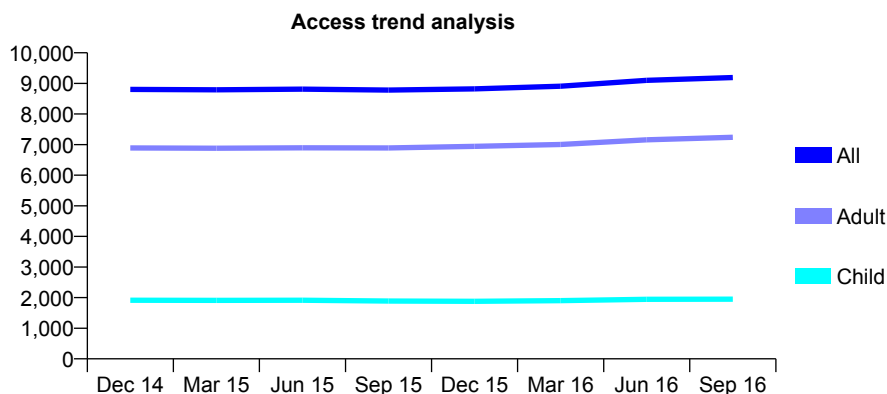
## Q55 - Vital Signs At a Glance Contract Report for 269891/0001 - September 2016

Name or company name	MR C NEWTON
Contract type name	GDS Contract
Purpose of contract	General and Orthodontic
Contract start date	01/04/2008
Contract end date	

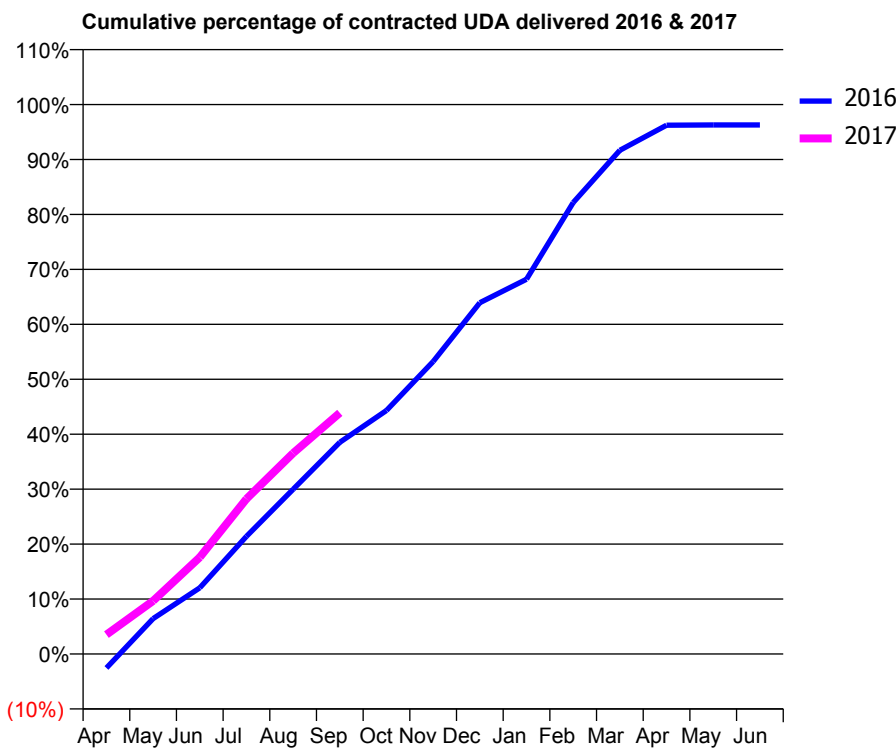
16/17 Contracted general activity (UDA)	25,789
Carry forward general activity (UDA)	0
16/17 Contracted orthodontic activity (UOA)	1,220
Carry forward orthodontic activity (UOA)	0
Baseline contract value	£697,629.75

### ACCESS\*

Patients seen in 24 months	Total	Change since previous quarter
Quarter ending September 2015	8,782	
Quarter ending December 2015	8,821	→
Quarter ending March 2016	8,910	→
Quarter ending June 2016	9,100	↑
Quarter ending September 2016	9,191	→
<b>Variance since September 2015</b>	<b>4.7%</b>	<b>↑</b>



### ACTIVITY



Month	Adjusted Scheduled Activity (UDA)	
	2016	2017
April	-615	908
May	1,545	2,497
June	2,895	4,538
July	5,139	7,281
August	7,200	9,425
September	9,248	11,319
October	10,640	
November	12,779	
December	15,349	
January	16,373	
February	19,727	
March	22,009	
April	23,107	
May	23,118	
June	23,114	

### QUALITY

	Quantity	Base Number	Contract	AT	Region	England
% of FP17s for the same patient ID Re-attending within 3 months - Children	198	1,753	11.3%	10.8%	12.0%	12.4%
% of FP17s for the same patient ID Re-attending within 3 months - Adults	935	5,831	16.0%	15.3%	15.9%	16.7%
% of FP17s for the same patient ID Re-attending between 3 & 9 months - Children	1,207	1,753	68.9%	61.2%	58.6%	57.4%
% of FP17s for the same patient ID Re-attending between 3 & 9 months - Adults	3,449	5,831	59.1%	55.3%	51.6%	50.5%
% of FP17s for Band 1 Urgent Courses	439	6,622	6.6%	7.0%	8.0%	9.1%
% of FP17s Relating to Free Repair or Replacements	88	6,622	1.3%	0.9%	0.8%	0.8%
% of FP17s Relating to Continuations	78	6,622	1.2%	1.7%	1.3%	1.3%
% of Patients satisfied with the dentistry they have received	8	9	N/A	93.8%	93.1%	93.2%
% of Patients satisfied with the time they had to wait for an appointment	9	9	N/A	88.9%	89.1%	89.0%

\* This is based on patients treated on this contract for their most recent course of treatment. Figures in italics indicate the base number of FP17s or Patient Questionnaire responses are less than 100. N/A is shown where the base number of responses is less than 10 during the period. % is calculated as Quantity/Base number\*100

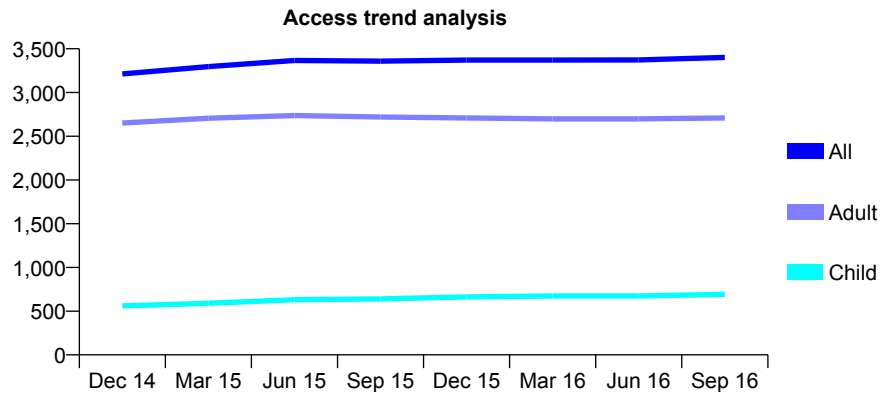
## Q55 - Vital Signs At a Glance Contract Report for 279048/0001 - September 2016

Name or company name	MR R KHATIB
Contract type name	GDS Contract
Purpose of contract	General
Contract start date	01/08/2011
Contract end date	

16/17 Contracted general activity (UDA)	10,983
Carry forward general activity (UDA)	0
16/17 Contracted orthodontic activity (UOA)	0
Carry forward orthodontic activity (UOA)	0
Baseline contract value	£245,104.84

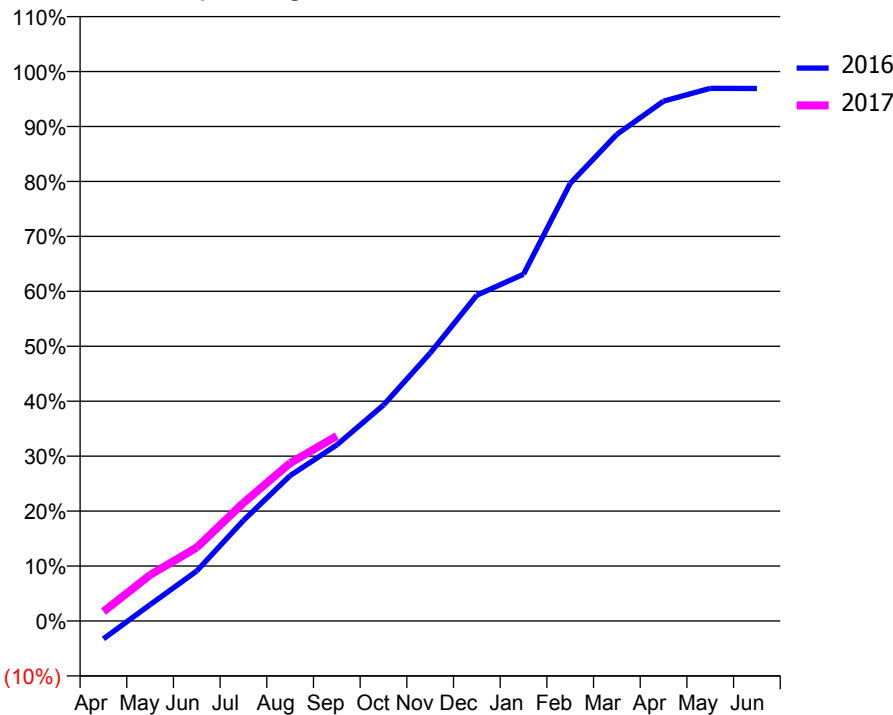
### ACCESS\*

Patients seen in 24 months	Total	Change since previous quarter
Quarter ending September 2015	3,359	
Quarter ending December 2015	3,371	→
Quarter ending March 2016	3,371	→
Quarter ending June 2016	3,373	→
Quarter ending September 2016	3,401	→
<b>Variance since September 2015</b>	<b>1.3%</b>	<b>→</b>



### ACTIVITY

Cumulative percentage of contracted UDA delivered 2016 & 2017



Month	Adjusted Scheduled Activity (UDA)	
	2016	2017
April	-314	188
May	285	921
June	875	1,469
July	1,758	2,364
August	2,541	3,157
September	3,077	3,699
October	3,775	
November	4,685	
December	5,696	
January	6,064	
February	7,650	
March	8,508	
April	9,089	
May	9,313	
June	9,310	

### QUALITY

	Quantity	Base Number	Contract	AT	Region	England
% of FP17s for the same patient ID Re-attending within 3 months - Children	35	572	6.1%	10.8%	12.0%	12.4%
% of FP17s for the same patient ID Re-attending within 3 months - Adults	322	2,093	15.4%	15.3%	15.9%	16.7%
% of FP17s for the same patient ID Re-attending between 3 & 9 months - Children	395	572	69.1%	61.2%	58.6%	57.4%
% of FP17s for the same patient ID Re-attending between 3 & 9 months - Adults	1,305	2,093	62.4%	55.3%	51.6%	50.5%
% of FP17s for Band 1 Urgent Courses	111	2,098	5.3%	7.0%	8.0%	9.1%
% of FP17s Relating to Free Repair or Replacements	50	2,098	2.4%	0.9%	0.8%	0.8%
% of FP17s Relating to Continuations	27	2,098	1.3%	1.7%	1.3%	1.3%
% of Patients satisfied with the dentistry they have received	8	8	N/A	93.8%	93.1%	93.2%
% of Patients satisfied with the time they had to wait for an appointment	8	8	N/A	88.9%	89.1%	89.0%

\* This is based on patients treated on this contract for their most recent course of treatment. Figures in italics indicate the base number of FP17s or Patient Questionnaire responses are less than 100. N/A is shown where the base number of responses is less than 10 during the period. % is calculated as Quantity/Base number\*100

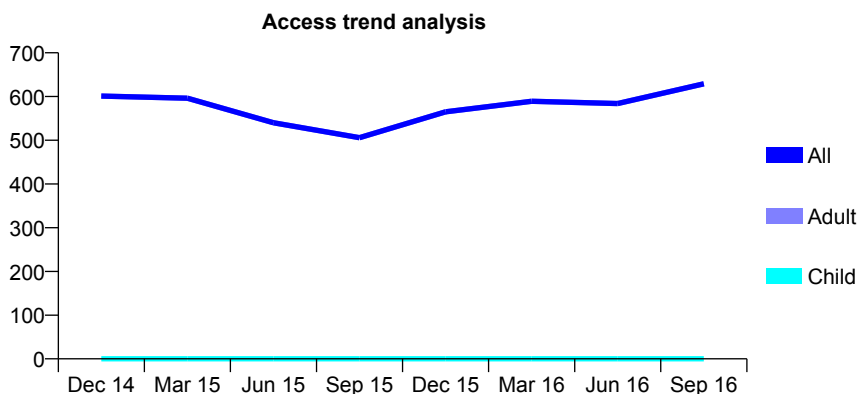
## Q55 - Vital Signs At a Glance Contract Report for 279765/0001 - September 2016

Name or company name	MR MR NIEDZIELA
Contract type name	PDS Contract
Purpose of contract	General
Contract start date	01/01/2008
Contract end date	31/03/2017

16/17 Contracted general activity (UDA)	2,000
Carry forward general activity (UDA)	0
16/17 Contracted orthodontic activity (UOA)	0
Carry forward orthodontic activity (UOA)	0
Baseline contract value	£88,462.55

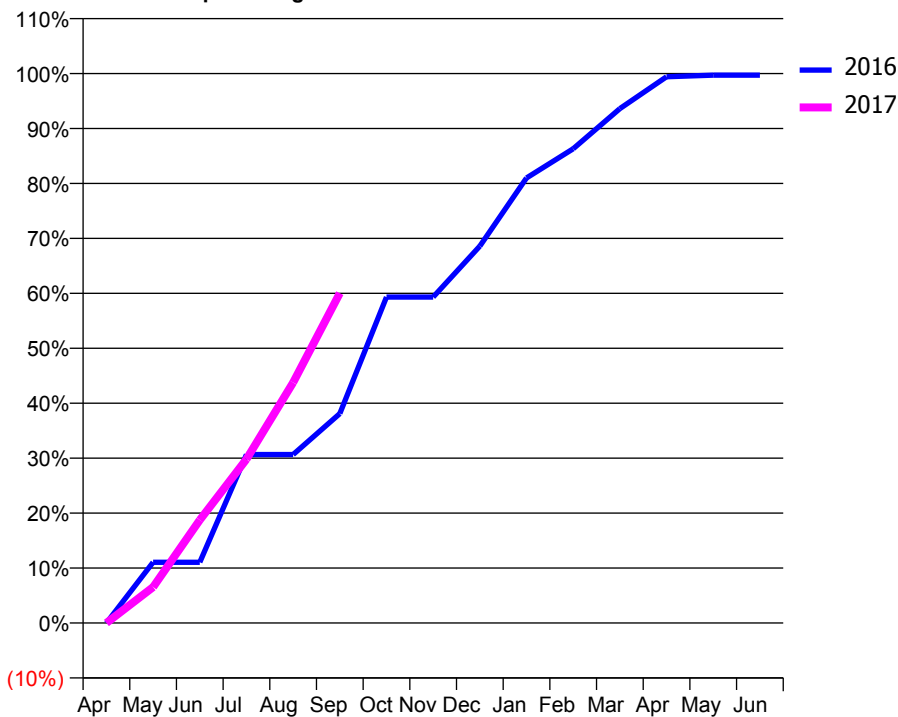
### ACCESS\*

Patients seen in 24 months	Total	Change since previous quarter
Quarter ending September 2015	506	
Quarter ending December 2015	565	↑
Quarter ending March 2016	589	↑
Quarter ending June 2016	584	→
Quarter ending September 2016	629	↑
<b>Variance since September 2015</b>	<b>24.3%</b>	<b>↑</b>



### ACTIVITY

Cumulative percentage of contracted UDA delivered 2016 & 2017



Month	Adjusted Scheduled Activity (UDA)	
	2016	2017
April	0	0
May	221	131
June	221	375
July	613	596
August	613	875
September	762	1,200
October	1,187	
November	1,187	
December	1,372	
January	1,620	
February	1,726	
March	1,872	
April	1,988	
May	1,994	
June	1,994	

### QUALITY

	Quantity	Base Number	Contract	AT	Region	England
% of FP17s for the same patient ID Re-attending within 3 months - Children	0	0	N/A	10.8%	12.0%	12.4%
% of FP17s for the same patient ID Re-attending within 3 months - Adults	4	269	1.5%	15.3%	15.9%	16.7%
% of FP17s for the same patient ID Re-attending between 3 & 9 months - Children	0	0	N/A	61.2%	58.6%	57.4%
% of FP17s for the same patient ID Re-attending between 3 & 9 months - Adults	15	269	5.6%	55.3%	51.6%	50.5%
% of FP17s for Band 1 Urgent Courses	2	250	0.8%	7.0%	8.0%	9.1%
% of FP17s Relating to Free Repair or Replacements	0	250	0.0%	0.9%	0.8%	0.8%
% of FP17s Relating to Continuations	0	250	0.0%	1.7%	1.3%	1.3%
% of Patients satisfied with the dentistry they have received	0	0	N/A	93.8%	93.1%	93.2%
% of Patients satisfied with the time they had to wait for an appointment	0	0	N/A	88.9%	89.1%	89.0%

\* This is based on patients treated on this contract for their most recent course of treatment. Figures in italics indicate the base number of FP17s or Patient Questionnaire responses are less than 100. N/A is shown where the base number of responses is less than 10 during the period. % is calculated as Quantity/Base number\*100

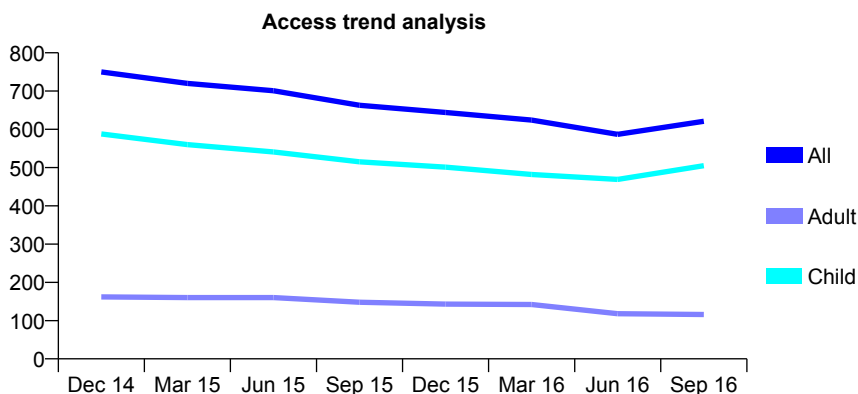
## Q55 - Vital Signs At a Glance Contract Report for 319171/0001 - September 2016

Name or company name	MR PJ DOUGLAS
Contract type name	GDS Contract
Purpose of contract	General and Orthodontic
Contract start date	01/04/2006
Contract end date	

16/17 Contracted general activity (UDA)	644
Carry forward general activity (UDA)	0
16/17 Contracted orthodontic activity (UOA)	9,040
Carry forward orthodontic activity (UOA)	0
Baseline contract value	£574,979.14

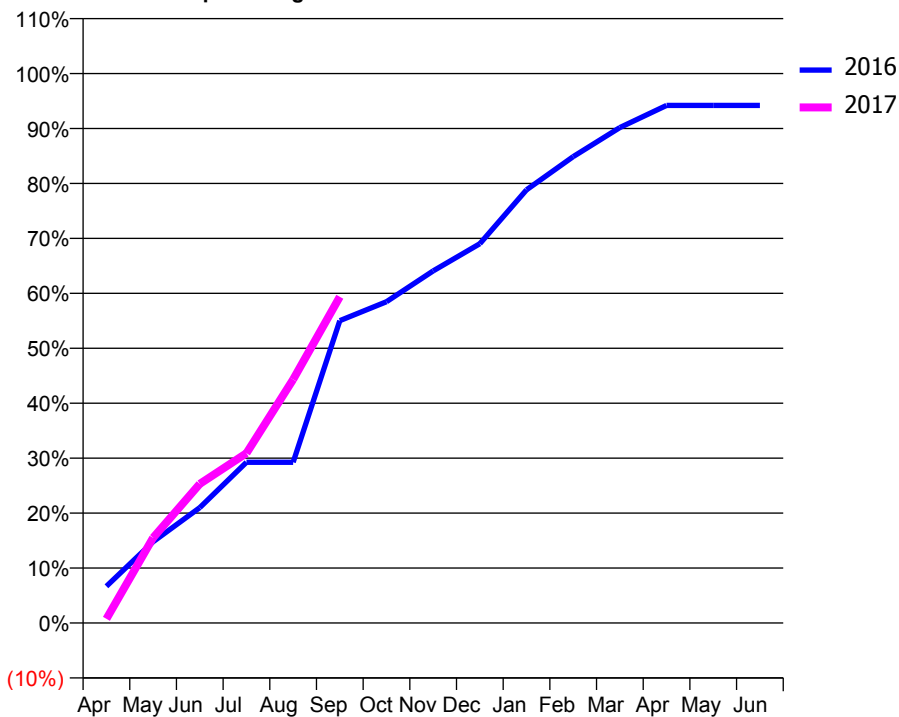
### ACCESS\*

Patients seen in 24 months	Total	Change since previous quarter
Quarter ending September 2015	663	
Quarter ending December 2015	644	↓
Quarter ending March 2016	624	↓
Quarter ending June 2016	587	↓
Quarter ending September 2016	621	↑
<b>Variance since September 2015</b>	<b>(6.3%)</b>	<b>↓</b>



### ACTIVITY

Cumulative percentage of contracted UDA delivered 2016 & 2017



Month	Adjusted Scheduled Activity (UDA)	
	2016	2017
April	43	5
May	95	100
June	135	163
July	188	199
August	188	285
September	354	382
October	377	
November	413	
December	445	
January	508	
February	547	
March	581	
April	607	
May	607	
June	607	

### QUALITY

	Quantity	Base Number	Contract	AT	Region	England
% of FP17s for the same patient ID Re-attending within 3 months - Children	29	706	4.1%	10.8%	12.0%	12.4%
% of FP17s for the same patient ID Re-attending within 3 months - Adults	8	53	15.1%	15.3%	15.9%	16.7%
% of FP17s for the same patient ID Re-attending between 3 & 9 months - Children	101	706	14.3%	61.2%	58.6%	57.4%
% of FP17s for the same patient ID Re-attending between 3 & 9 months - Adults	24	53	45.3%	55.3%	51.6%	50.5%
% of FP17s for Band 1 Urgent Courses	2	178	1.1%	7.0%	8.0%	9.1%
% of FP17s Relating to Free Repair or Replacements	0	178	0.0%	0.9%	0.8%	0.8%
% of FP17s Relating to Continuations	0	178	0.0%	1.7%	1.3%	1.3%
% of Patients satisfied with the dentistry they have received	0	0	N/A	93.8%	93.1%	93.2%
% of Patients satisfied with the time they had to wait for an appointment	0	0	N/A	88.9%	89.1%	89.0%

\* This is based on patients treated on this contract for their most recent course of treatment. Figures in italics indicate the base number of FP17s or Patient Questionnaire responses are less than 100. N/A is shown where the base number of responses is less than 10 during the period. % is calculated as Quantity/Base number\*100

## Q55 - Vital Signs At a Glance Contract Report for 322156/0001 - September 2016

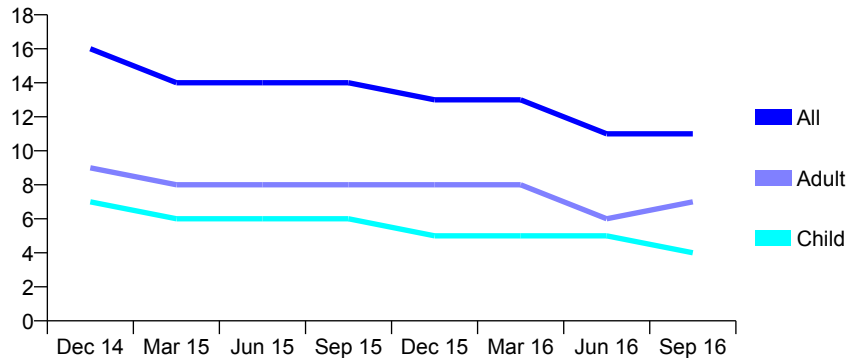
Name or company name	MRS KD RUDIN
Contract type name	GDS Contract
Purpose of contract	General
Contract start date	01/04/2006
Contract end date	

16/17 Contracted general activity (UDA)	20
Carry forward general activity (UDA)	0
16/17 Contracted orthodontic activity (UOA)	0
Carry forward orthodontic activity (UOA)	0
Baseline contract value	£438.80

### ACCESS\*

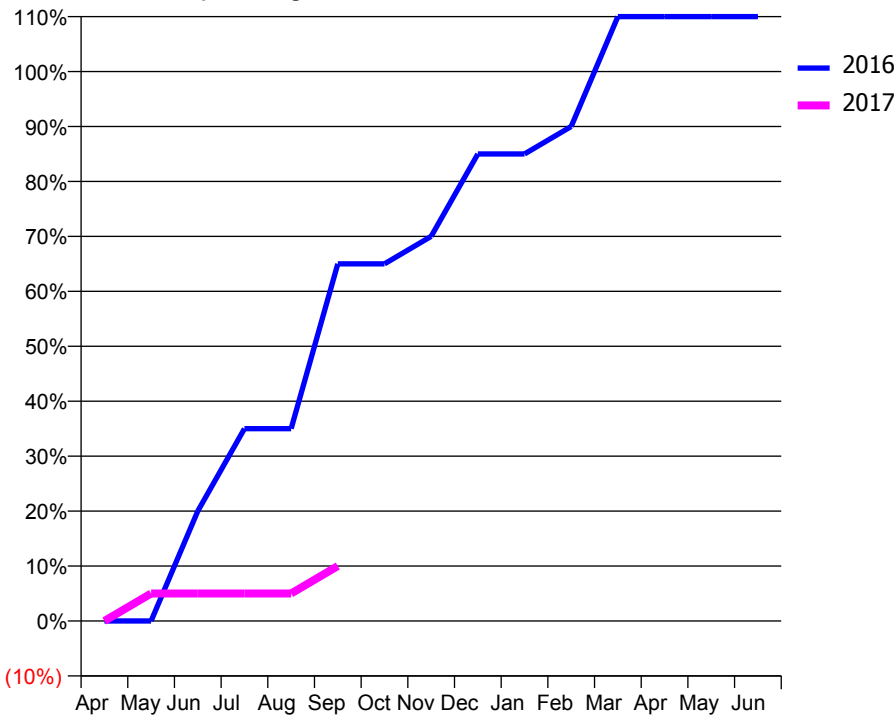
Patients seen in 24 months	Total	Change since previous quarter
Quarter ending September 2015	14	
Quarter ending December 2015	13	↓
Quarter ending March 2016	13	→
Quarter ending June 2016	11	↓
Quarter ending September 2016	11	→
<b>Variance since September 2015</b>	<b>(21.4%)</b>	<b>↓</b>

### Access trend analysis



### ACTIVITY

#### Cumulative percentage of contracted UDA delivered 2016 & 2017



Month	Adjusted Scheduled Activity (UDA)	
	2016	2017
April	0	0
May	0	1
June	4	1
July	7	1
August	7	1
September	13	2
October	13	
November	14	
December	17	
January	17	
February	18	
March	22	
April	22	
May	22	
June	22	

### QUALITY

	Quantity	Base Number	Contract	AT	Region	England
% of FP17s for the same patient ID Re-attending within 3 months - Children	0	1	0.0%	10.8%	12.0%	12.4%
% of FP17s for the same patient ID Re-attending within 3 months - Adults	0	1	0.0%	15.3%	15.9%	16.7%
% of FP17s for the same patient ID Re-attending between 3 & 9 months - Children	1	1	100.0%	61.2%	58.6%	57.4%
% of FP17s for the same patient ID Re-attending between 3 & 9 months - Adults	1	1	100.0%	55.3%	51.6%	50.5%
% of FP17s for Band 1 Urgent Courses	0	2	0.0%	7.0%	8.0%	9.1%
% of FP17s Relating to Free Repair or Replacements	0	2	0.0%	0.9%	0.8%	0.8%
% of FP17s Relating to Continuations	0	2	0.0%	1.7%	1.3%	1.3%
% of Patients satisfied with the dentistry they have received	0	0	N/A	93.8%	93.1%	93.2%
% of Patients satisfied with the time they had to wait for an appointment	0	0	N/A	88.9%	89.1%	89.0%

\* This is based on patients treated on this contract for their most recent course of treatment. Figures in italics indicate the base number of FP17s or Patient Questionnaire responses are less than 100. N/A is shown where the base number of responses is less than 10 during the period. % is calculated as Quantity/Base number\*100



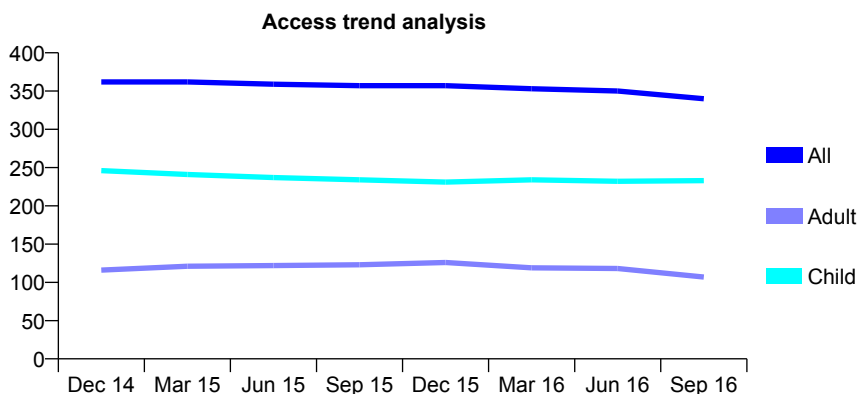
## Q55 - Vital Signs At a Glance Contract Report for 323705/0001 - September 2016

Name or company name	MR MA ROBERTS
Contract type name	GDS Contract
Purpose of contract	General
Contract start date	01/04/2006
Contract end date	

16/17 Contracted general activity (UDA)	1,150
Carry forward general activity (UDA)	0
16/17 Contracted orthodontic activity (UOA)	0
Carry forward orthodontic activity (UOA)	0
Baseline contract value	£28,694.57

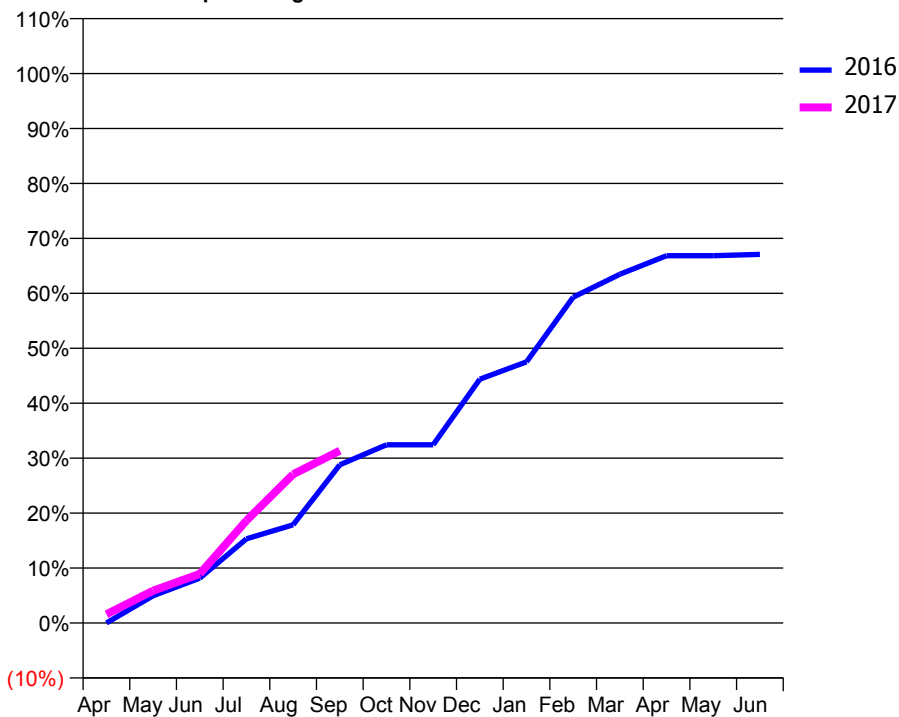
### ACCESS\*

Patients seen in 24 months	Total	Change since previous quarter
Quarter ending September 2015	357	
Quarter ending December 2015	357	→
Quarter ending March 2016	353	↓
Quarter ending June 2016	350	→
Quarter ending September 2016	340	↓
<b>Variance since September 2015</b>	<b>(4.8%)</b>	<b>↓</b>



### ACTIVITY

Cumulative percentage of contracted UDA delivered 2016 & 2017



Adjusted Scheduled Activity (UDA)

Month	2016	2017
April	0	18
May	57	68
June	94	103
July	176	214
August	205	311
September	331	361
October	373	
November	373	
December	510	
January	547	
February	682	
March	730	
April	769	
May	769	
June	772	

### QUALITY

	Quantity	Base Number	Contract	AT	Region	England
% of FP17s for the same patient ID Re-attending within 3 months - Children	17	202	8.4%	10.8%	12.0%	12.4%
% of FP17s for the same patient ID Re-attending within 3 months - Adults	6	66	9.1%	15.3%	15.9%	16.7%
% of FP17s for the same patient ID Re-attending between 3 & 9 months - Children	137	202	67.8%	61.2%	58.6%	57.4%
% of FP17s for the same patient ID Re-attending between 3 & 9 months - Adults	45	66	68.2%	55.3%	51.6%	50.5%
% of FP17s for Band 1 Urgent Courses	9	244	3.7%	7.0%	8.0%	9.1%
% of FP17s Relating to Free Repair or Replacements	0	244	0.0%	0.9%	0.8%	0.8%
% of FP17s Relating to Continuations	3	244	1.2%	1.7%	1.3%	1.3%
% of Patients satisfied with the dentistry they have received	1	1	N/A	93.8%	93.1%	93.2%
% of Patients satisfied with the time they had to wait for an appointment	1	1	N/A	88.9%	89.1%	89.0%

\* This is based on patients treated on this contract for their most recent course of treatment. Figures in italics indicate the base number of FP17s or Patient Questionnaire responses are less than 100. N/A is shown where the base number of responses is less than 10 during the period. % is calculated as Quantity/Base number\*100

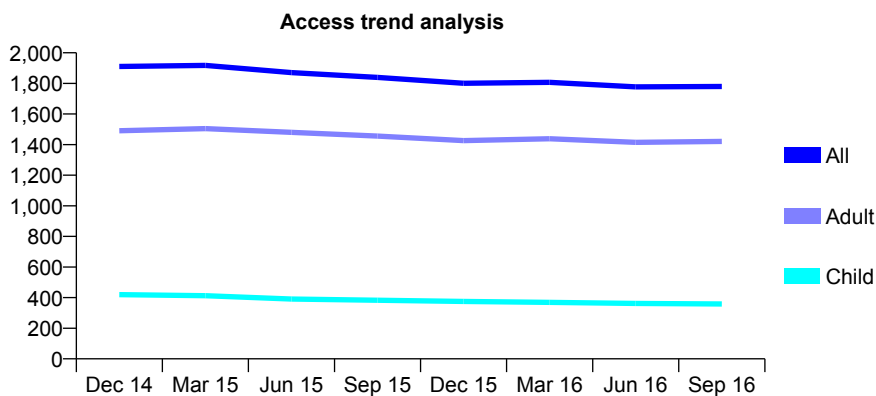
## Q55 - Vital Signs At a Glance Contract Report for 326186/0001 - September 2016

Name or company name	MISS SJ THOMPSON
Contract type name	Pilot Contract
Purpose of contract	General
Contract start date	01/04/2006
Contract end date	

16/17 Contracted general activity (UDA)	7,906
Carry forward general activity (UDA)	0
16/17 Contracted orthodontic activity (UOA)	0
Carry forward orthodontic activity (UOA)	0
Baseline contract value	£194,595.56

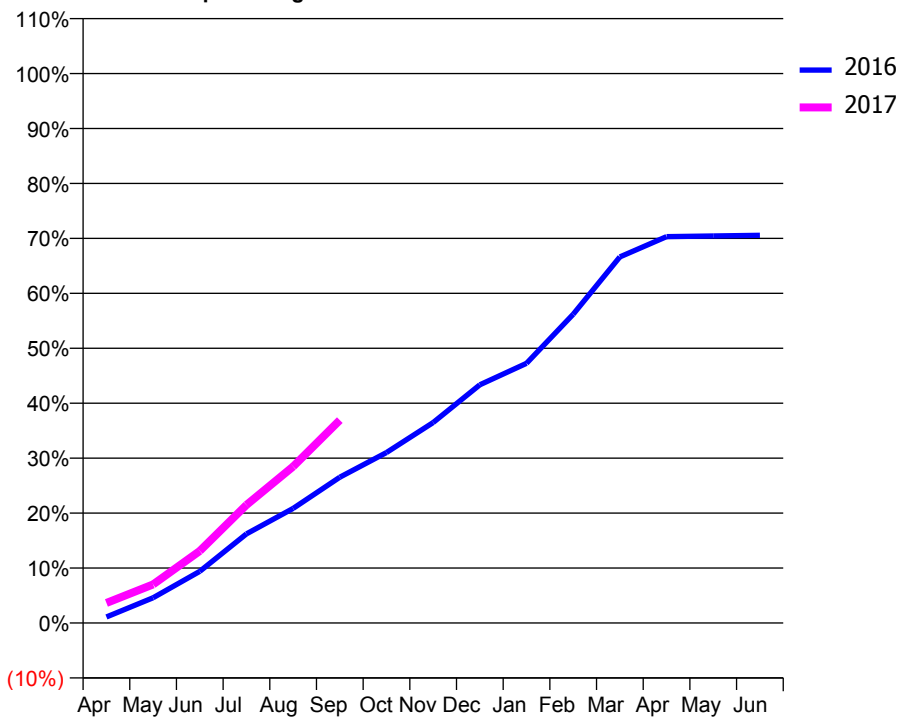
### ACCESS\*

Patients seen in 24 months	Total	Change since previous quarter
Quarter ending September 2015	1,839	
Quarter ending December 2015	1,801	↓
Quarter ending March 2016	1,807	→
Quarter ending June 2016	1,777	↓
Quarter ending September 2016	1,780	→
<b>Variance since September 2015</b>	<b>(3.2%)</b>	<b>↓</b>



### ACTIVITY

Cumulative percentage of contracted UDA delivered 2016 & 2017



Month	Adjusted Scheduled Activity (UDA)	
	2016	2017
April	88	288
May	364	555
June	744	1,037
July	1,283	1,699
August	1,649	2,252
September	2,098	2,920
October	2,454	
November	2,884	
December	3,427	
January	3,736	
February	4,442	
March	5,267	
April	5,558	
May	5,568	
June	5,578	

### QUALITY

	Quantity	Base Number	Contract	AT	Region	England
% of FP17s for the same patient ID Re-attending within 3 months - Children	14	332	4.2%	10.8%	12.0%	12.4%
% of FP17s for the same patient ID Re-attending within 3 months - Adults	209	1,111	18.8%	15.3%	15.9%	16.7%
% of FP17s for the same patient ID Re-attending between 3 & 9 months - Children	226	332	68.1%	61.2%	58.6%	57.4%
% of FP17s for the same patient ID Re-attending between 3 & 9 months - Adults	567	1,111	51.0%	55.3%	51.6%	50.5%
% of FP17s for Band 1 Urgent Courses	83	1,293	6.4%	7.0%	8.0%	9.1%
% of FP17s Relating to Free Repair or Replacements	18	1,293	1.4%	0.9%	0.8%	0.8%
% of FP17s Relating to Continuations	48	1,293	3.7%	1.7%	1.3%	1.3%
% of Patients satisfied with the dentistry they have received	3	3	N/A	93.8%	93.1%	93.2%
% of Patients satisfied with the time they had to wait for an appointment	3	3	N/A	88.9%	89.1%	89.0%

\* This is based on patients treated on this contract for their most recent course of treatment. Figures in italics indicate the base number of FP17s or Patient Questionnaire responses are less than 100. N/A is shown where the base number of responses is less than 10 during the period. % is calculated as Quantity/Base number\*100

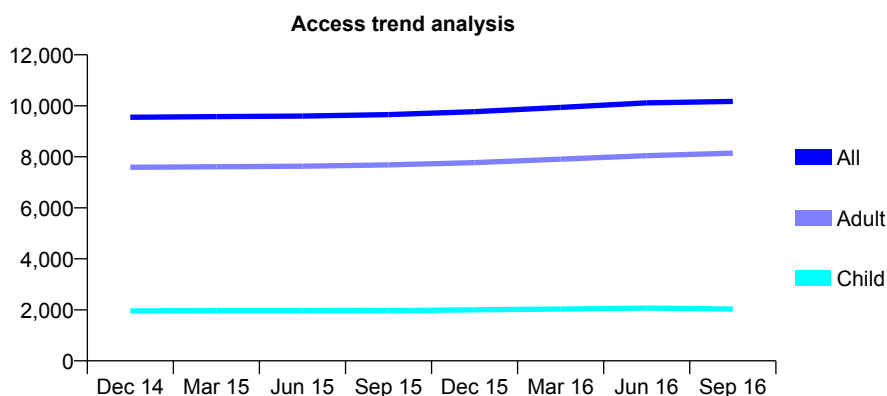
## Q55 - Vital Signs At a Glance Contract Report for 330337/0001 - September 2016

Name or company name	MR AB WATTS
Contract type name	GDS Contract
Purpose of contract	General
Contract start date	01/04/2006
Contract end date	

16/17 Contracted general activity (UDA)	25,773
Carry forward general activity (UDA)	0
16/17 Contracted orthodontic activity (UOA)	0
Carry forward orthodontic activity (UOA)	0
Baseline contract value	£765,151.72

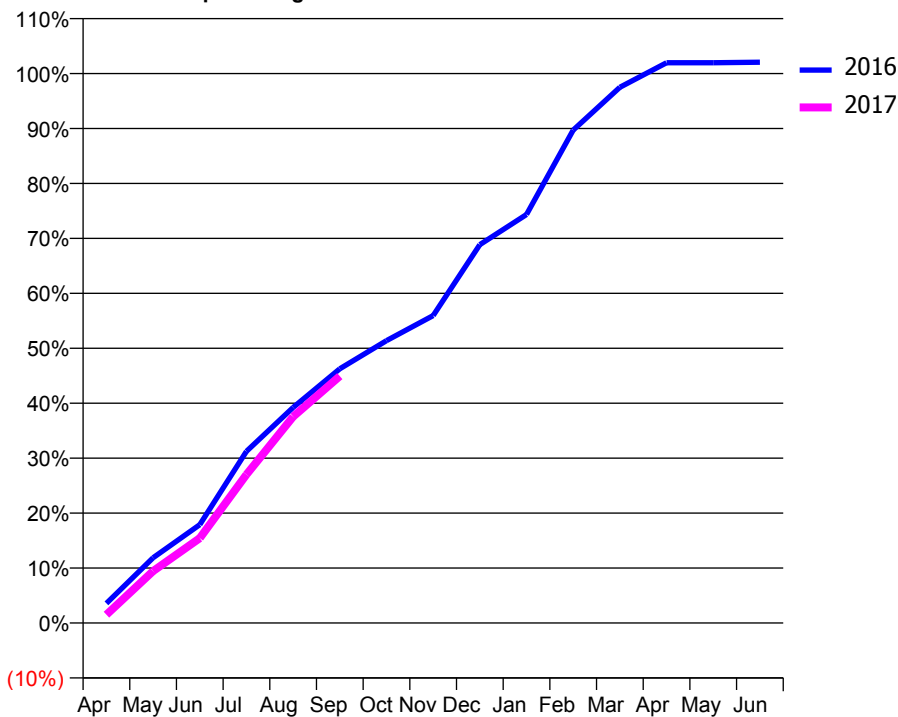
### ACCESS\*

Patients seen in 24 months	Total	Change since previous quarter
Quarter ending September 2015	9,655	
Quarter ending December 2015	9,772	→
Quarter ending March 2016	9,939	→
Quarter ending June 2016	10,113	→
Quarter ending September 2016	10,174	→
<b>Variance since September 2015</b>	<b>5.4%</b>	<b>↑</b>



### ACTIVITY

Cumulative percentage of contracted UDA delivered 2016 & 2017



Month	Adjusted Scheduled Activity (UDA)	
	2016	2017
April	920	393
May	3,064	2,435
June	4,611	3,981
July	8,055	6,964
August	10,111	9,677
September	11,927	11,580
October	13,244	
November	14,422	
December	17,750	
January	19,162	
February	23,121	
March	25,125	
April	26,276	
May	26,281	
June	26,300	

### QUALITY

	Quantity	Base Number	Contract	AT	Region	England
% of FP17s for the same patient ID Re-attending within 3 months - Children	77	1,543	5.0%	10.8%	12.0%	12.4%
% of FP17s for the same patient ID Re-attending within 3 months - Adults	683	5,914	11.5%	15.3%	15.9%	16.7%
% of FP17s for the same patient ID Re-attending between 3 & 9 months - Children	941	1,543	61.0%	61.2%	58.6%	57.4%
% of FP17s for the same patient ID Re-attending between 3 & 9 months - Adults	3,301	5,914	55.8%	55.3%	51.6%	50.5%
% of FP17s for Band 1 Urgent Courses	358	6,812	5.3%	7.0%	8.0%	9.1%
% of FP17s Relating to Free Repair or Replacements	46	6,812	0.7%	0.9%	0.8%	0.8%
% of FP17s Relating to Continuations	58	6,812	0.9%	1.7%	1.3%	1.3%
% of Patients satisfied with the dentistry they have received	11	12	91.7%	93.8%	93.1%	93.2%
% of Patients satisfied with the time they had to wait for an appointment	10	12	83.3%	88.9%	89.1%	89.0%

\* This is based on patients treated on this contract for their most recent course of treatment. Figures in italics indicate the base number of FP17s or Patient Questionnaire responses are less than 100. N/A is shown where the base number of responses is less than 10 during the period. % is calculated as Quantity/Base number\*100

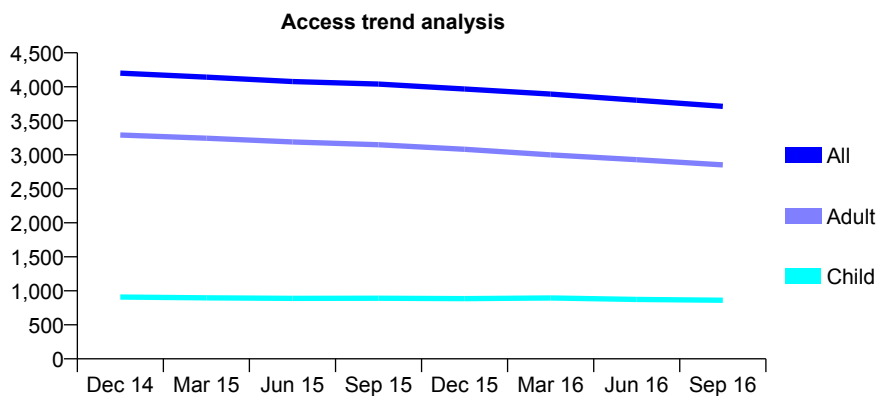
## Q55 - Vital Signs At a Glance Contract Report for 330337/0002 - September 2016

Name or company name	MR AB WATTS
Contract type name	GDS Contract
Purpose of contract	General
Contract start date	01/04/2006
Contract end date	

16/17 Contracted general activity (UDA)	9,167
Carry forward general activity (UDA)	0
16/17 Contracted orthodontic activity (UOA)	0
Carry forward orthodontic activity (UOA)	0
Baseline contract value	£301,432.83

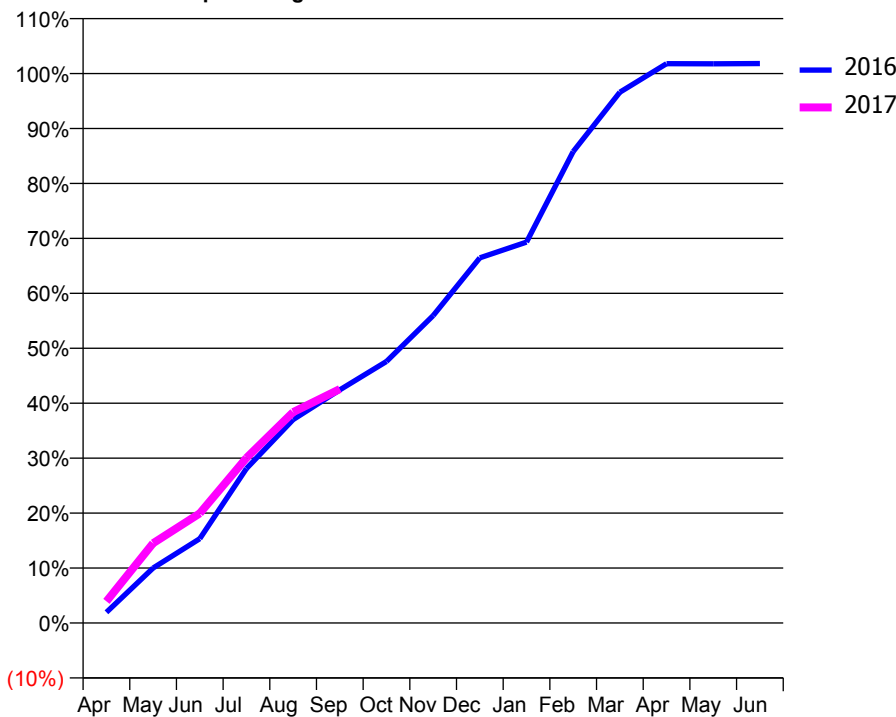
### ACCESS\*

Patients seen in 24 months	Total	Change since previous quarter
Quarter ending September 2015	4,041	
Quarter ending December 2015	3,968	↓
Quarter ending March 2016	3,894	↓
Quarter ending June 2016	3,802	↓
Quarter ending September 2016	3,713	↓
<b>Variance since September 2015</b>	<b>(8.1%)</b>	<b>↓</b>



### ACTIVITY

Cumulative percentage of contracted UDA delivered 2016 & 2017



Adjusted Scheduled Activity (UDA)

Month	2016	2017
April	179	360
May	917	1,332
June	1,406	1,830
July	2,578	2,755
August	3,394	3,518
September	3,890	3,903
October	4,363	
November	5,129	
December	6,091	
January	6,354	
February	7,866	
March	8,855	
April	9,331	
May	9,328	
June	9,333	

### QUALITY

	Quantity	Base Number	Contract	AT	Region	England
% of FP17s for the same patient ID Re-attending within 3 months - Children	30	681	4.4%	10.8%	12.0%	12.4%
% of FP17s for the same patient ID Re-attending within 3 months - Adults	195	2,020	9.7%	15.3%	15.9%	16.7%
% of FP17s for the same patient ID Re-attending between 3 & 9 months - Children	499	681	73.3%	61.2%	58.6%	57.4%
% of FP17s for the same patient ID Re-attending between 3 & 9 months - Adults	1,504	2,020	74.5%	55.3%	51.6%	50.5%
% of FP17s for Band 1 Urgent Courses	35	2,392	1.5%	7.0%	8.0%	9.1%
% of FP17s Relating to Free Repair or Replacements	5	2,392	0.2%	0.9%	0.8%	0.8%
% of FP17s Relating to Continuations	12	2,392	0.5%	1.7%	1.3%	1.3%
% of Patients satisfied with the dentistry they have received	1	1	N/A	93.8%	93.1%	93.2%
% of Patients satisfied with the time they had to wait for an appointment	1	1	N/A	88.9%	89.1%	89.0%

\* This is based on patients treated on this contract for their most recent course of treatment. Figures in italics indicate the base number of FP17s or Patient Questionnaire responses are less than 100. N/A is shown where the base number of responses is less than 10 during the period. % is calculated as Quantity/Base number\*100

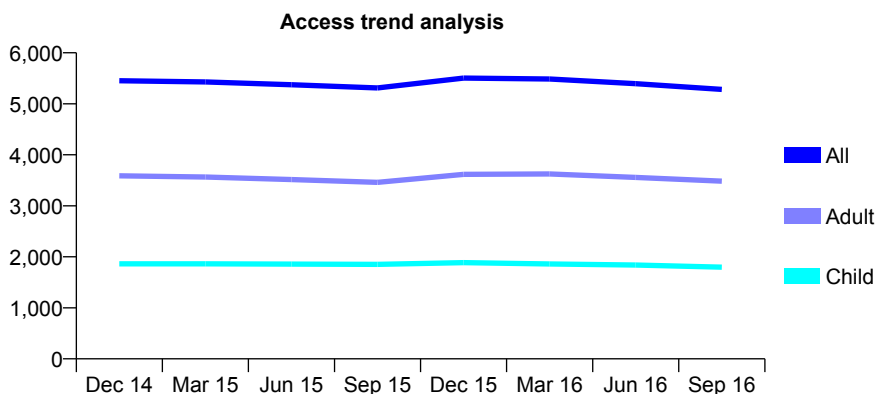
## Q55 - Vital Signs At a Glance Contract Report for 331147/0001 - September 2016

Name or company name	MR J TRUSZ
Contract type name	GDS Contract
Purpose of contract	General
Contract start date	01/04/2006
Contract end date	

16/17 Contracted general activity (UDA)	14,769
Carry forward general activity (UDA)	0
16/17 Contracted orthodontic activity (UOA)	0
Carry forward orthodontic activity (UOA)	0
Baseline contract value	£337,637.85

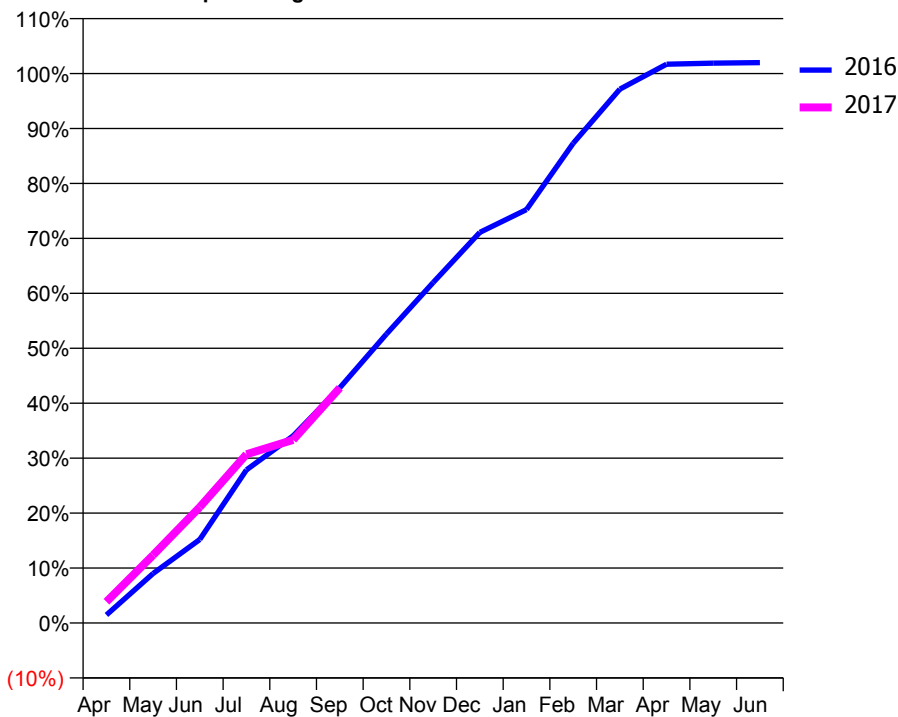
### ACCESS\*

Patients seen in 24 months	Total	Change since previous quarter
Quarter ending September 2015	5,311	
Quarter ending December 2015	5,505	↑
Quarter ending March 2016	5,485	→
Quarter ending June 2016	5,396	↓
Quarter ending September 2016	5,282	↓
<b>Variance since September 2015</b>	<b>(0.5%)</b>	→



### ACTIVITY

Cumulative percentage of contracted UDA delivered 2016 & 2017



Month	Adjusted Scheduled Activity (UDA)	
	2016	2017
April	216	571
May	1,331	1,825
June	2,244	3,115
July	4,117	4,536
August	5,032	4,923
September	6,322	6,319
October	7,768	
November	9,153	
December	10,500	
January	11,110	
February	12,892	
March	14,347	
April	15,020	
May	15,048	
June	15,060	

### QUALITY

	Quantity	Base Number	Contract	AT	Region	England
% of FP17s for the same patient ID Re-attending within 3 months - Children	175	1,478	11.8%	10.8%	12.0%	12.4%
% of FP17s for the same patient ID Re-attending within 3 months - Adults	364	2,286	15.9%	15.3%	15.9%	16.7%
% of FP17s for the same patient ID Re-attending between 3 & 9 months - Children	862	1,478	58.3%	61.2%	58.6%	57.4%
% of FP17s for the same patient ID Re-attending between 3 & 9 months - Adults	1,361	2,286	59.5%	55.3%	51.6%	50.5%
% of FP17s for Band 1 Urgent Courses	110	3,434	3.2%	7.0%	8.0%	9.1%
% of FP17s Relating to Free Repair or Replacements	49	3,434	1.4%	0.9%	0.8%	0.8%
% of FP17s Relating to Continuations	38	3,434	1.1%	1.7%	1.3%	1.3%
% of Patients satisfied with the dentistry they have received	15	16	93.8%	93.8%	93.1%	93.2%
% of Patients satisfied with the time they had to wait for an appointment	14	16	87.5%	88.9%	89.1%	89.0%

\* This is based on patients treated on this contract for their most recent course of treatment. Figures in italics indicate the base number of FP17s or Patient Questionnaire responses are less than 100. N/A is shown where the base number of responses is less than 10 during the period. % is calculated as Quantity/Base number\*100

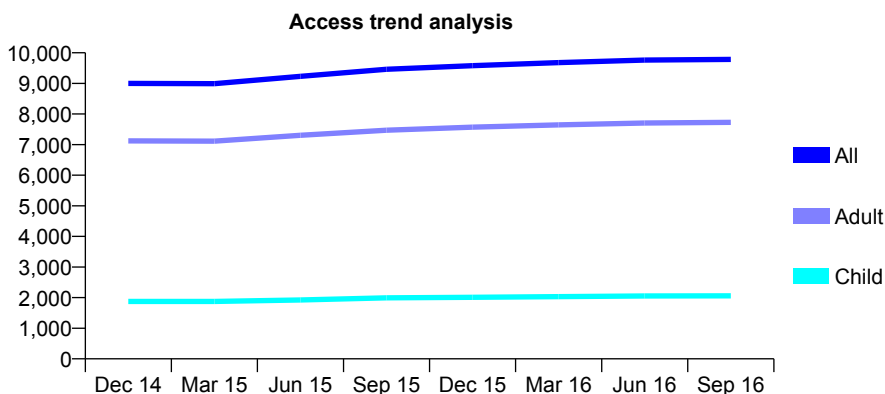
## Q55 - Vital Signs At a Glance Contract Report for 331864/0001 - September 2016

Name or company name	MISS L KO
Contract type name	GDS Contract
Purpose of contract	General and Orthodontic
Contract start date	01/04/2006
Contract end date	

16/17 Contracted general activity (UDA)	28,035
Carry forward general activity (UDA)	0
16/17 Contracted orthodontic activity (UOA)	1,062
Carry forward orthodontic activity (UOA)	0
Baseline contract value	£714,896.20

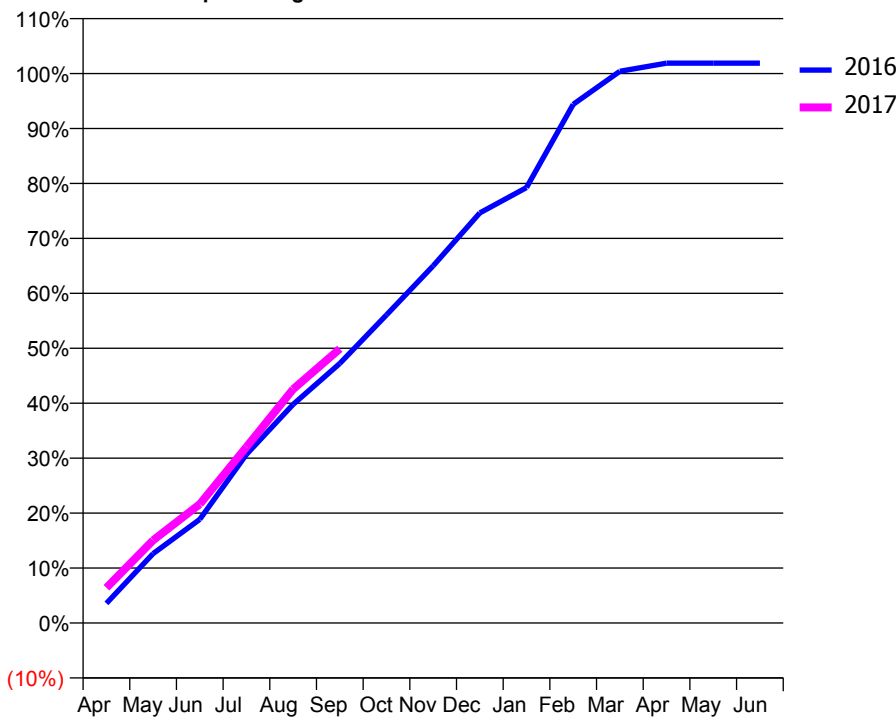
### ACCESS\*

Patients seen in 24 months	Total	Change since previous quarter
Quarter ending September 2015	9,464	
Quarter ending December 2015	9,581	→
Quarter ending March 2016	9,678	→
Quarter ending June 2016	9,762	→
Quarter ending September 2016	9,784	→
<b>Variance since September 2015</b>	<b>3.4%</b>	<b>↑</b>



### ACTIVITY

Cumulative percentage of contracted UDA delivered 2016 & 2017



Month	Adjusted Scheduled Activity (UDA)	
	2016	2017
April	1,001	1,800
May	3,544	4,219
June	5,287	6,068
July	8,601	8,982
August	11,153	11,930
September	13,241	13,990
October	15,718	
November	18,224	
December	20,926	
January	22,217	
February	26,460	
March	28,146	
April	28,560	
May	28,561	
June	28,560	

### QUALITY

	Quantity	Base Number	Contract	AT	Region	England
% of FP17s for the same patient ID Re-attending within 3 months - Children	139	1,828	7.6%	10.8%	12.0%	12.4%
% of FP17s for the same patient ID Re-attending within 3 months - Adults	789	6,223	12.7%	15.3%	15.9%	16.7%
% of FP17s for the same patient ID Re-attending between 3 & 9 months - Children	1,239	1,828	67.8%	61.2%	58.6%	57.4%
% of FP17s for the same patient ID Re-attending between 3 & 9 months - Adults	3,731	6,223	60.0%	55.3%	51.6%	50.5%
% of FP17s for Band 1 Urgent Courses	537	7,701	7.0%	7.0%	8.0%	9.1%
% of FP17s Relating to Free Repair or Replacements	84	7,701	1.1%	0.9%	0.8%	0.8%
% of FP17s Relating to Continuations	48	7,701	0.6%	1.7%	1.3%	1.3%
% of Patients satisfied with the dentistry they have received	18	18	100.0%	93.8%	93.1%	93.2%
% of Patients satisfied with the time they had to wait for an appointment	18	18	100.0%	88.9%	89.1%	89.0%

\* This is based on patients treated on this contract for their most recent course of treatment. Figures in italics indicate the base number of FP17s or Patient Questionnaire responses are less than 100. N/A is shown where the base number of responses is less than 10 during the period. % is calculated as Quantity/Base number\*100

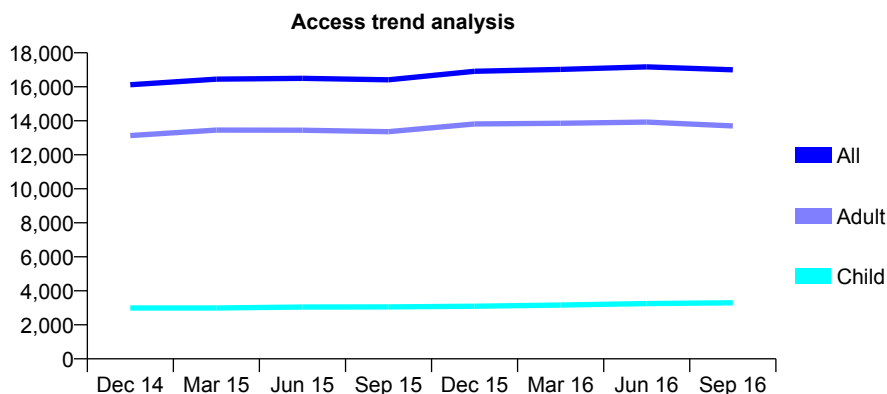
## Q55 - Vital Signs At a Glance Contract Report for 338109/0001 - September 2016

Name or company name	MR PF CARROLL
Contract type name	GDS Contract
Purpose of contract	General
Contract start date	01/04/2006
Contract end date	

16/17 Contracted general activity (UDA)	33,023
Carry forward general activity (UDA)	0
16/17 Contracted orthodontic activity (UOA)	0
Carry forward orthodontic activity (UOA)	0
Baseline contract value	£800,027.61

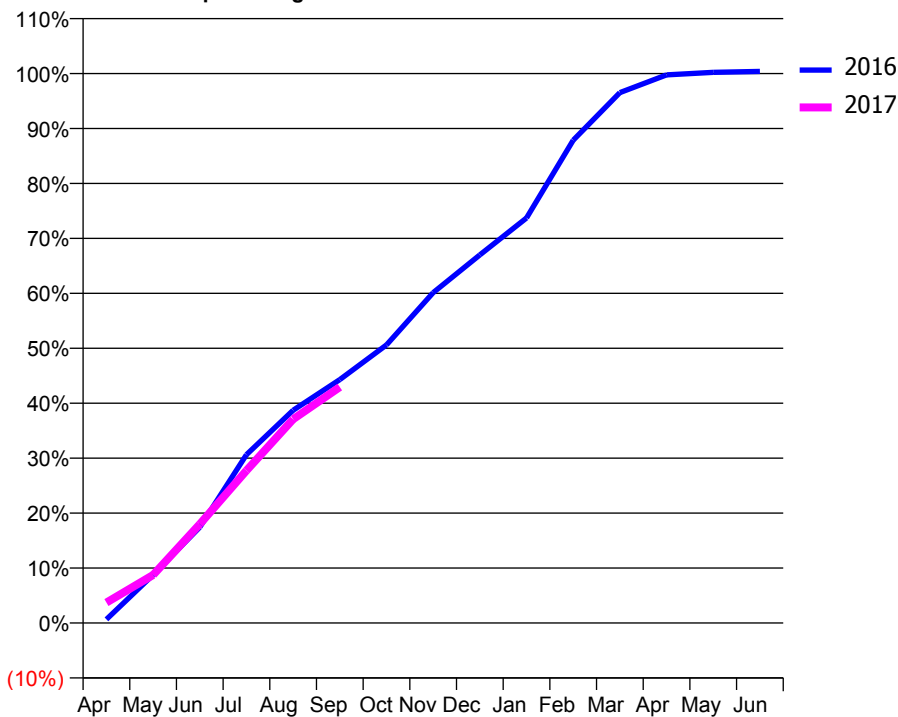
### ACCESS\*

Patients seen in 24 months	Total	Change since previous quarter
Quarter ending September 2015	16,415	
Quarter ending December 2015	16,914	↑
Quarter ending March 2016	17,022	→
Quarter ending June 2016	17,170	→
Quarter ending September 2016	17,000	→
<b>Variance since September 2015</b>	<b>3.6%</b>	<b>↑</b>



### ACTIVITY

Cumulative percentage of contracted UDA delivered 2016 & 2017



Month	Adjusted Scheduled Activity (UDA)	
	2016	2017
April	223	1,227
May	2,894	2,892
June	5,757	5,938
July	10,116	9,165
August	12,789	12,249
September	14,630	14,182
October	16,712	
November	19,856	
December	22,120	
January	24,341	
February	29,014	
March	31,872	
April	32,944	
May	33,092	
June	33,149	

### QUALITY

	Quantity	Base Number	Contract	AT	Region	England
% of FP17s for the same patient ID Re-attending within 3 months - Children	132	2,497	5.3%	10.8%	12.0%	12.4%
% of FP17s for the same patient ID Re-attending within 3 months - Adults	847	6,522	13.0%	15.3%	15.9%	16.7%
% of FP17s for the same patient ID Re-attending between 3 & 9 months - Children	1,500	2,497	60.1%	61.2%	58.6%	57.4%
% of FP17s for the same patient ID Re-attending between 3 & 9 months - Adults	2,174	6,522	33.3%	55.3%	51.6%	50.5%
% of FP17s for Band 1 Urgent Courses	732	7,948	9.2%	7.0%	8.0%	9.1%
% of FP17s Relating to Free Repair or Replacements	128	7,948	1.6%	0.9%	0.8%	0.8%
% of FP17s Relating to Continuations	101	7,948	1.3%	1.7%	1.3%	1.3%
% of Patients satisfied with the dentistry they have received	8	9	N/A	93.8%	93.1%	93.2%
% of Patients satisfied with the time they had to wait for an appointment	9	9	N/A	88.9%	89.1%	89.0%

\* This is based on patients treated on this contract for their most recent course of treatment. Figures in italics indicate the base number of FP17s or Patient Questionnaire responses are less than 100. N/A is shown where the base number of responses is less than 10 during the period. % is calculated as Quantity/Base number\*100

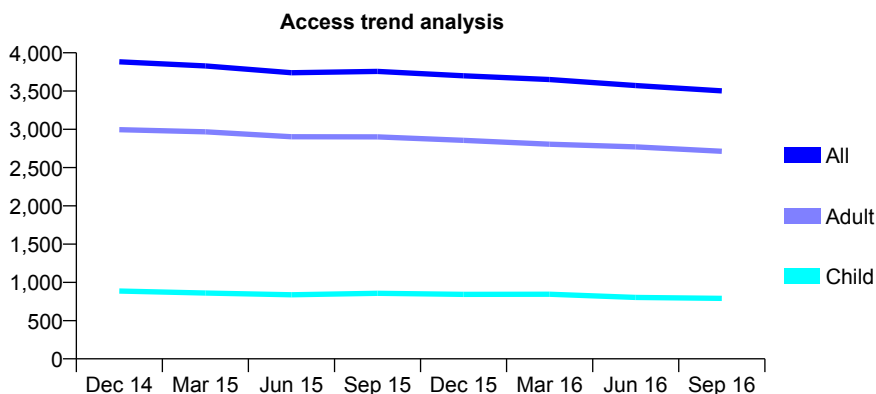
## Q55 - Vital Signs At a Glance Contract Report for 353922/0001 - September 2016

Name or company name	MRS P RAD
Contract type name	GDS Contract
Purpose of contract	General
Contract start date	01/04/2006
Contract end date	

16/17 Contracted general activity (UDA)	11,667
Carry forward general activity (UDA)	0
16/17 Contracted orthodontic activity (UOA)	0
Carry forward orthodontic activity (UOA)	0
Baseline contract value	£288,658.54

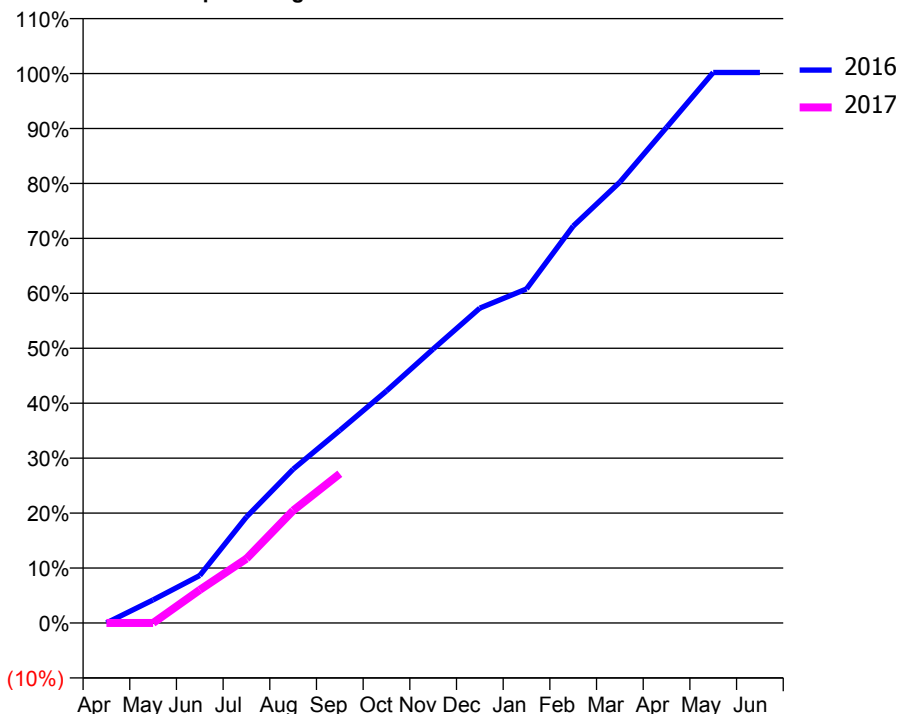
### ACCESS\*

Patients seen in 24 months	Total	Change since previous quarter
Quarter ending September 2015	3,757	
Quarter ending December 2015	3,699	↓
Quarter ending March 2016	3,650	↓
Quarter ending June 2016	3,572	↓
Quarter ending September 2016	3,503	↓
<b>Variance since September 2015</b>	<b>(6.8%)</b>	<b>↓</b>



### ACTIVITY

Cumulative percentage of contracted UDA delivered 2016 & 2017



Month	Adjusted Scheduled Activity (UDA)	
	2016	2017
April	0	0
May	491	0
June	1,009	703
July	2,252	1,366
August	3,267	2,388
September	4,090	3,168
October	4,927	
November	5,816	
December	6,685	
January	7,094	
February	8,426	
March	9,360	
April	10,521	
May	11,689	
June	11,690	

### QUALITY

	Quantity	Base Number	Contract	AT	Region	England
% of FP17s for the same patient ID Re-attending within 3 months - Children	24	524	4.6%	10.8%	12.0%	12.4%
% of FP17s for the same patient ID Re-attending within 3 months - Adults	240	1,702	14.1%	15.3%	15.9%	16.7%
% of FP17s for the same patient ID Re-attending between 3 & 9 months - Children	265	524	50.6%	61.2%	58.6%	57.4%
% of FP17s for the same patient ID Re-attending between 3 & 9 months - Adults	821	1,702	48.2%	55.3%	51.6%	50.5%
% of FP17s for Band 1 Urgent Courses	32	1,353	2.4%	7.0%	8.0%	9.1%
% of FP17s Relating to Free Repair or Replacements	10	1,353	0.7%	0.9%	0.8%	0.8%
% of FP17s Relating to Continuations	41	1,353	3.0%	1.7%	1.3%	1.3%
% of Patients satisfied with the dentistry they have received	3	3	N/A	93.8%	93.1%	93.2%
% of Patients satisfied with the time they had to wait for an appointment	3	3	N/A	88.9%	89.1%	89.0%

\* This is based on patients treated on this contract for their most recent course of treatment. Figures in italics indicate the base number of FP17s or Patient Questionnaire responses are less than 100. N/A is shown where the base number of responses is less than 10 during the period. % is calculated as Quantity/Base number\*100



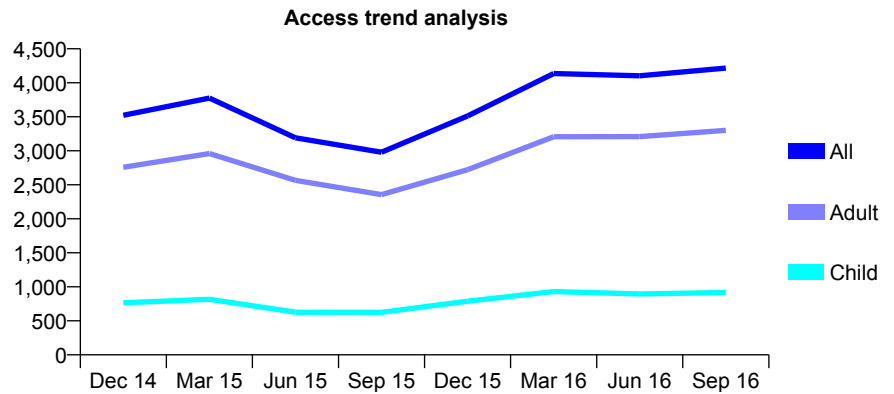
## Q55 - Vital Signs At a Glance Contract Report for 355127/0001 - September 2016

Name or company name	MR A KOSHAL
Contract type name	GDS Contract
Purpose of contract	General
Contract start date	01/04/2006
Contract end date	

16/17 Contracted general activity (UDA)	10,677
Carry forward general activity (UDA)	0
16/17 Contracted orthodontic activity (UOA)	0
Carry forward orthodontic activity (UOA)	0
Baseline contract value	£463,194.06

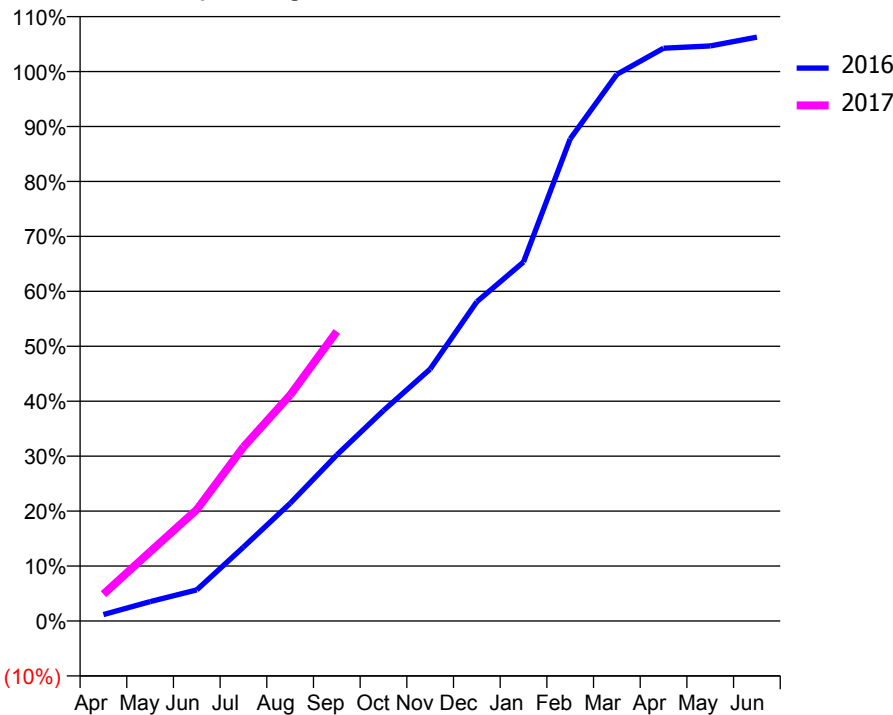
### ACCESS\*

Patients seen in 24 months	Total	Change since previous quarter
Quarter ending September 2015	2,980	
Quarter ending December 2015	3,512	↑
Quarter ending March 2016	4,137	↑
Quarter ending June 2016	4,103	→
Quarter ending September 2016	4,216	↑
<b>Variance since September 2015</b>	<b>41.5%</b>	<b>↑</b>



### ACTIVITY

Cumulative percentage of contracted UDA delivered 2016 & 2017



Month	Adjusted Scheduled Activity (UDA)	
	2016	2017
April	126	521
May	377	1,347
June	606	2,165
July	1,437	3,383
August	2,286	4,391
September	3,226	5,627
October	4,091	
November	4,896	
December	6,203	
January	6,977	
February	9,366	
March	10,621	
April	11,129	
May	11,173	
June	11,344	

### QUALITY

	Quantity	Base Number	Contract	AT	Region	England
% of FP17s for the same patient ID Re-attending within 3 months - Children	63	756	8.3%	10.8%	12.0%	12.4%
% of FP17s for the same patient ID Re-attending within 3 months - Adults	372	2,500	14.9%	15.3%	15.9%	16.7%
% of FP17s for the same patient ID Re-attending between 3 & 9 months - Children	469	756	62.0%	61.2%	58.6%	57.4%
% of FP17s for the same patient ID Re-attending between 3 & 9 months - Adults	1,342	2,500	53.7%	55.3%	51.6%	50.5%
% of FP17s for Band 1 Urgent Courses	235	2,967	7.9%	7.0%	8.0%	9.1%
% of FP17s Relating to Free Repair or Replacements	27	2,967	0.9%	0.9%	0.8%	0.8%
% of FP17s Relating to Continuations	50	2,967	1.7%	1.7%	1.3%	1.3%
% of Patients satisfied with the dentistry they have received	2	2	N/A	93.8%	93.1%	93.2%
% of Patients satisfied with the time they had to wait for an appointment	1	2	N/A	88.9%	89.1%	89.0%

\* This is based on patients treated on this contract for their most recent course of treatment. Figures in italics indicate the base number of FP17s or Patient Questionnaire responses are less than 100. N/A is shown where the base number of responses is less than 10 during the period. % is calculated as Quantity/Base number\*100

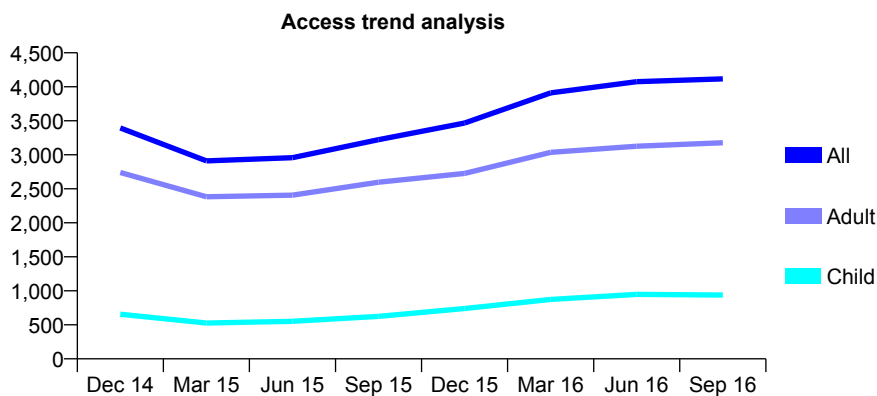
## Q55 - Vital Signs At a Glance Contract Report for 368350/0001 - September 2016

Name or company name	MRS A MIODUSZEWSKA
Contract type name	GDS Contract
Purpose of contract	General
Contract start date	01/08/2012
Contract end date	

16/17 Contracted general activity (UDA)	13,546
Carry forward general activity (UDA)	0
16/17 Contracted orthodontic activity (UOA)	0
Carry forward orthodontic activity (UOA)	0
Baseline contract value	£330,464.39

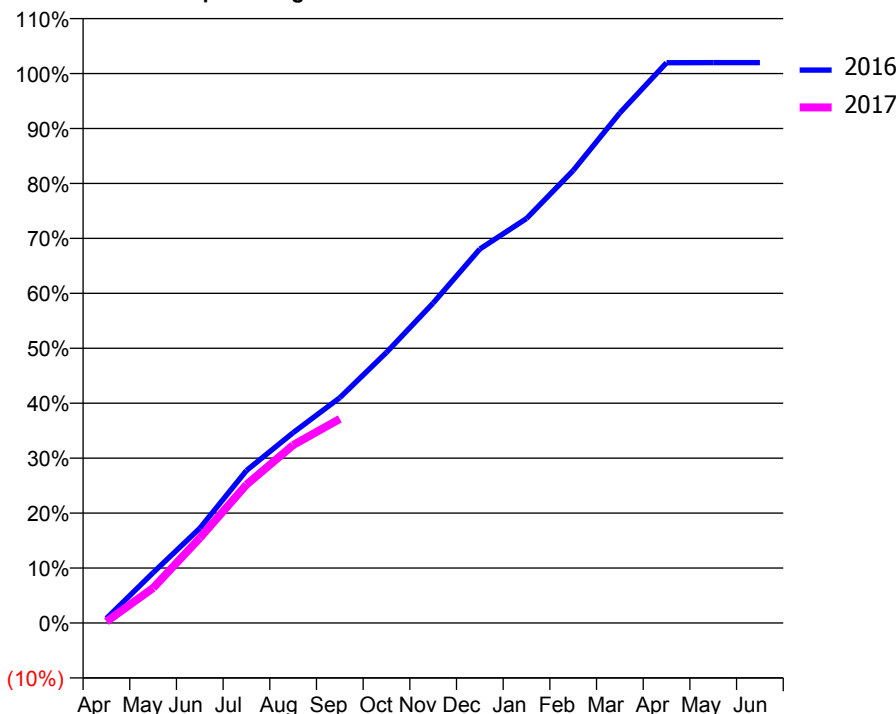
### ACCESS\*

Patients seen in 24 months	Total	Change since previous quarter
Quarter ending September 2015	3,223	
Quarter ending December 2015	3,468	↑
Quarter ending March 2016	3,911	↑
Quarter ending June 2016	4,075	↑
Quarter ending September 2016	4,117	→
<b>Variance since September 2015</b>	<b>27.7%</b>	<b>↑</b>



### ACTIVITY

Cumulative percentage of contracted UDA delivered 2016 & 2017



Month	Adjusted Scheduled Activity (UDA)	
	2016	2017
April	114	33
May	1,241	862
June	2,335	2,094
July	3,760	3,409
August	4,692	4,387
September	5,553	5,033
October	6,671	
November	7,886	
December	9,220	
January	9,971	
February	11,156	
March	12,577	
April	13,812	
May	13,816	
June	13,815	

### QUALITY

	Quantity	Base Number	Contract	AT	Region	England
% of FP17s for the same patient ID Re-attending within 3 months - Children	80	891	9.0%	10.8%	12.0%	12.4%
% of FP17s for the same patient ID Re-attending within 3 months - Adults	232	2,562	9.1%	15.3%	15.9%	16.7%
% of FP17s for the same patient ID Re-attending between 3 & 9 months - Children	565	891	63.4%	61.2%	58.6%	57.4%
% of FP17s for the same patient ID Re-attending between 3 & 9 months - Adults	1,699	2,562	66.3%	55.3%	51.6%	50.5%
% of FP17s for Band 1 Urgent Courses	68	2,612	2.6%	7.0%	8.0%	9.1%
% of FP17s Relating to Free Repair or Replacements	5	2,612	0.2%	0.9%	0.8%	0.8%
% of FP17s Relating to Continuations	34	2,612	1.3%	1.7%	1.3%	1.3%
% of Patients satisfied with the dentistry they have received	6	6	N/A	93.8%	93.1%	93.2%
% of Patients satisfied with the time they had to wait for an appointment	5	6	N/A	88.9%	89.1%	89.0%

\* This is based on patients treated on this contract for their most recent course of treatment. Figures in italics indicate the base number of FP17s or Patient Questionnaire responses are less than 100. N/A is shown where the base number of responses is less than 10 during the period. % is calculated as Quantity/Base number\*100

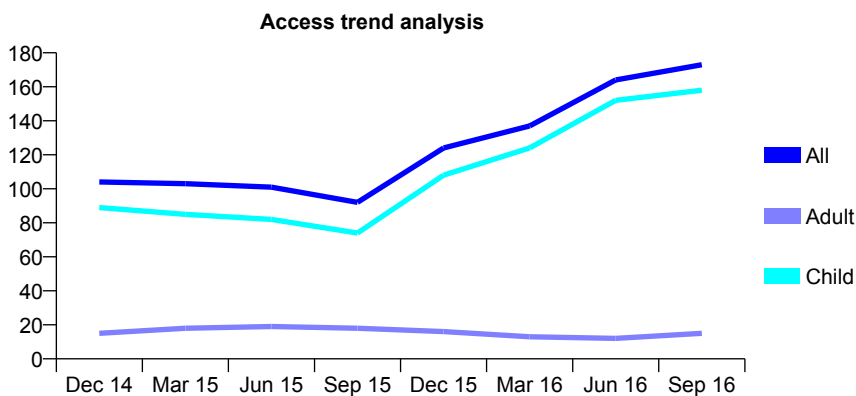
## Q55 - Vital Signs At a Glance Contract Report for 561916/0002 - September 2016

Name or company name	MISS BM WILSON
Contract type name	GDS Contract
Purpose of contract	General
Contract start date	23/06/2013
Contract end date	

16/17 Contracted general activity (UDA)	787
Carry forward general activity (UDA)	0
16/17 Contracted orthodontic activity (UOA)	0
Carry forward orthodontic activity (UOA)	0
Baseline contract value	£20,700.78

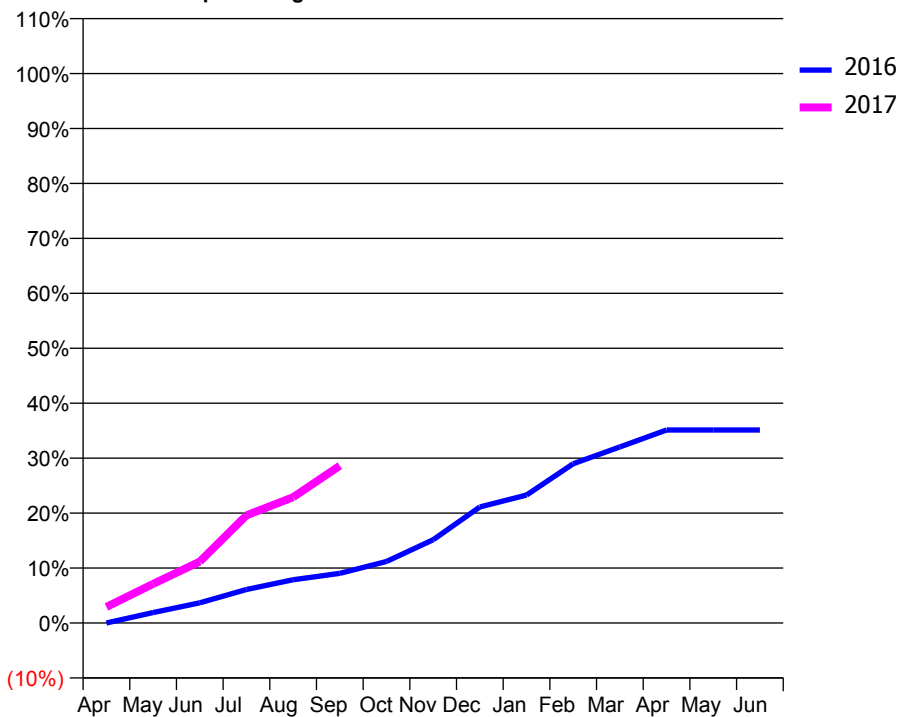
### ACCESS\*

Patients seen in 24 months	Total	Change since previous quarter
Quarter ending September 2015	92	
Quarter ending December 2015	124	↑
Quarter ending March 2016	137	↑
Quarter ending June 2016	164	↑
Quarter ending September 2016	173	↑
<b>Variance since September 2015</b>	<b>88.0%</b>	<b>↑</b>



### ACTIVITY

Cumulative percentage of contracted UDA delivered 2016 & 2017



Adjusted Scheduled Activity (UDA)

Month	2016	2017
April	0	23
May	15	56
June	29	88
July	48	154
August	62	180
September	71	225
October	88	
November	119	
December	166	
January	183	
February	228	
March	252	
April	276	
May	276	
June	276	

### QUALITY

	Quantity	Base Number	Contract	AT	Region	England
% of FP17s for the same patient ID Re-attending within 3 months - Children	15	159	9.4%	10.8%	12.0%	12.4%
% of FP17s for the same patient ID Re-attending within 3 months - Adults	0	1	0.0%	15.3%	15.9%	16.7%
% of FP17s for the same patient ID Re-attending between 3 & 9 months - Children	50	159	31.4%	61.2%	58.6%	57.4%
% of FP17s for the same patient ID Re-attending between 3 & 9 months - Adults	0	1	0.0%	55.3%	51.6%	50.5%
% of FP17s for Band 1 Urgent Courses	1	140	0.7%	7.0%	8.0%	9.1%
% of FP17s Relating to Free Repair or Replacements	0	140	0.0%	0.9%	0.8%	0.8%
% of FP17s Relating to Continuations	6	140	4.3%	1.7%	1.3%	1.3%
% of Patients satisfied with the dentistry they have received	0	0	N/A	93.8%	93.1%	93.2%
% of Patients satisfied with the time they had to wait for an appointment	0	0	N/A	88.9%	89.1%	89.0%

\* This is based on patients treated on this contract for their most recent course of treatment. Figures in italics indicate the base number of FP17s or Patient Questionnaire responses are less than 100. N/A is shown where the base number of responses is less than 10 during the period. % is calculated as Quantity/Base number\*100

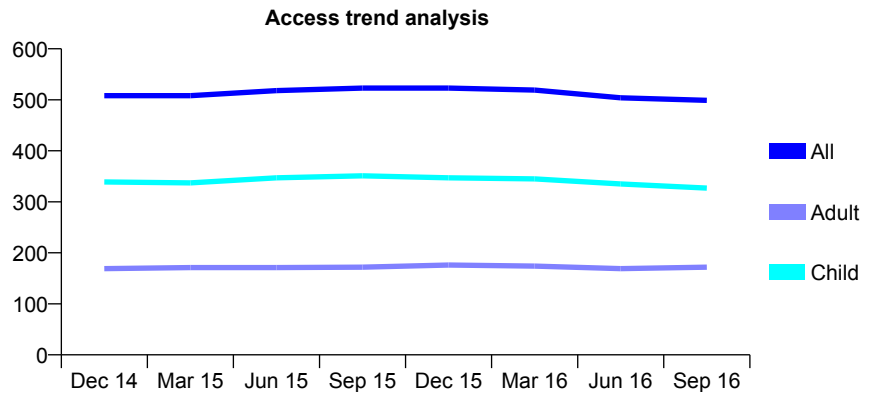
## Q55 - Vital Signs At a Glance Contract Report for 571776/0001 - September 2016

Name or company name	MR JS FITTON
Contract type name	GDS Contract
Purpose of contract	General
Contract start date	01/04/2006
Contract end date	

16/17 Contracted general activity (UDA)	1,119
Carry forward general activity (UDA)	0
16/17 Contracted orthodontic activity (UOA)	0
Carry forward orthodontic activity (UOA)	0
Baseline contract value	£24,460.90

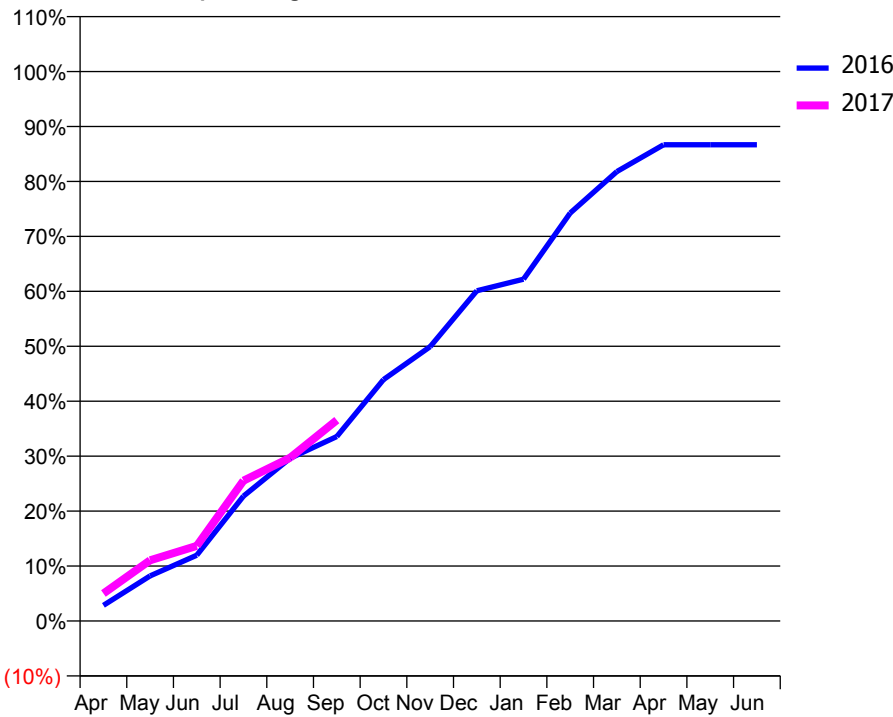
### ACCESS\*

Patients seen in 24 months	Total	Change since previous quarter
Quarter ending September 2015	523	
Quarter ending December 2015	523	→
Quarter ending March 2016	519	→
Quarter ending June 2016	504	↓
Quarter ending September 2016	499	→
<b>Variance since September 2015</b>	<b>(4.6%)</b>	<b>↓</b>



### ACTIVITY

Cumulative percentage of contracted UDA delivered 2016 & 2017



Month	Adjusted Scheduled Activity (UDA)	
	2016	2017
April	32	56
May	92	124
June	134	153
July	254	286
August	331	332
September	376	409
October	492	
November	559	
December	673	
January	696	
February	831	
March	915	
April	970	
May	970	
June	970	

### QUALITY

	Quantity	Base Number	Contract	AT	Region	England
% of FP17s for the same patient ID Re-attending within 3 months - Children	23	253	9.1%	10.8%	12.0%	12.4%
% of FP17s for the same patient ID Re-attending within 3 months - Adults	6	107	5.6%	15.3%	15.9%	16.7%
% of FP17s for the same patient ID Re-attending between 3 & 9 months - Children	188	253	74.3%	61.2%	58.6%	57.4%
% of FP17s for the same patient ID Re-attending between 3 & 9 months - Adults	62	107	57.9%	55.3%	51.6%	50.5%
% of FP17s for Band 1 Urgent Courses	26	324	8.0%	7.0%	8.0%	9.1%
% of FP17s Relating to Free Repair or Replacements	0	324	0.0%	0.9%	0.8%	0.8%
% of FP17s Relating to Continuations	0	324	0.0%	1.7%	1.3%	1.3%
% of Patients satisfied with the dentistry they have received	0	0	N/A	93.8%	93.1%	93.2%
% of Patients satisfied with the time they had to wait for an appointment	0	0	N/A	88.9%	89.1%	89.0%

\* This is based on patients treated on this contract for their most recent course of treatment. Figures in italics indicate the base number of FP17s or Patient Questionnaire responses are less than 100. N/A is shown where the base number of responses is less than 10 during the period. % is calculated as Quantity/Base number\*100

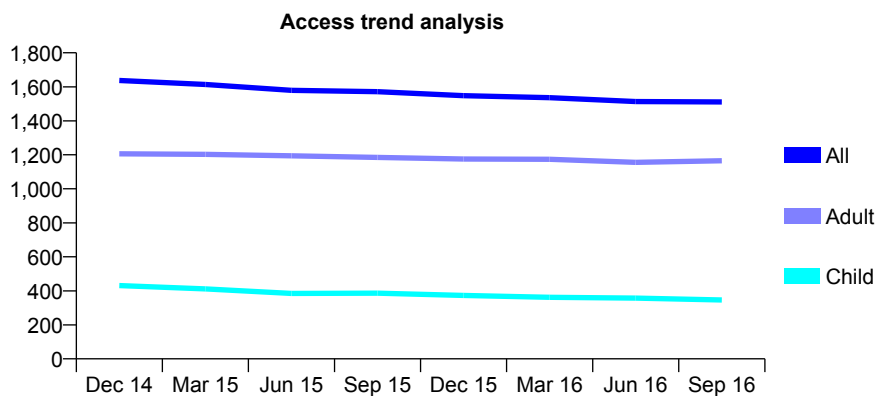
## Q55 - Vital Signs At a Glance Contract Report for 572497/0001 - September 2016

Name or company name	MR CA TAVARES
Contract type name	GDS Contract
Purpose of contract	General
Contract start date	01/04/2006
Contract end date	

16/17 Contracted general activity (UDA)	4,705
Carry forward general activity (UDA)	0
16/17 Contracted orthodontic activity (UOA)	0
Carry forward orthodontic activity (UOA)	0
Baseline contract value	£102,922.04

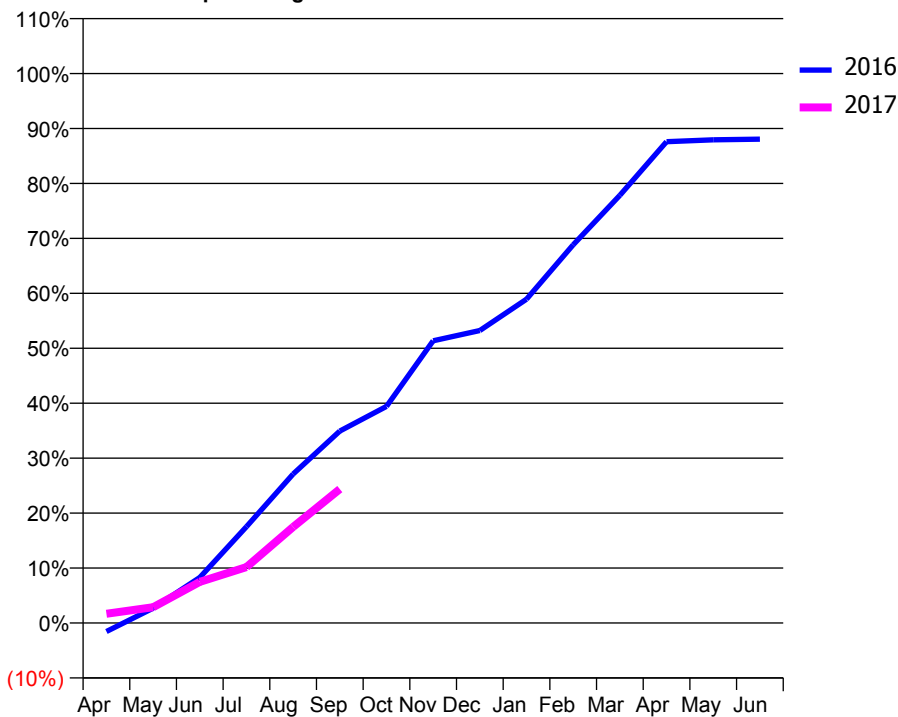
### ACCESS\*

Patients seen in 24 months	Total	Change since previous quarter
Quarter ending September 2015	1,571	
Quarter ending December 2015	1,548	↓
Quarter ending March 2016	1,536	→
Quarter ending June 2016	1,513	↓
Quarter ending September 2016	1,511	→
<b>Variance since September 2015</b>	<b>(3.8%)</b>	<b>↓</b>



### ACTIVITY

Cumulative percentage of contracted UDA delivered 2016 & 2017



Adjusted Scheduled Activity (UDA)

Month	2016	2017
April	-74	79
May	128	135
June	390	353
July	825	479
August	1,276	823
September	1,644	1,147
October	1,854	
November	2,417	
December	2,504	
January	2,773	
February	3,238	
March	3,662	
April	4,121	
May	4,137	
June	4,143	

### QUALITY

	Quantity	Base Number	Contract	AT	Region	England
% of FP17s for the same patient ID Re-attending within 3 months - Children	12	238	5.0%	10.8%	12.0%	12.4%
% of FP17s for the same patient ID Re-attending within 3 months - Adults	93	787	11.8%	15.3%	15.9%	16.7%
% of FP17s for the same patient ID Re-attending between 3 & 9 months - Children	160	238	67.2%	61.2%	58.6%	57.4%
% of FP17s for the same patient ID Re-attending between 3 & 9 months - Adults	589	787	74.8%	55.3%	51.6%	50.5%
% of FP17s for Band 1 Urgent Courses	33	764	4.3%	7.0%	8.0%	9.1%
% of FP17s Relating to Free Repair or Replacements	3	764	0.4%	0.9%	0.8%	0.8%
% of FP17s Relating to Continuations	5	764	0.7%	1.7%	1.3%	1.3%
% of Patients satisfied with the dentistry they have received	2	2	N/A	93.8%	93.1%	93.2%
% of Patients satisfied with the time they had to wait for an appointment	2	2	N/A	88.9%	89.1%	89.0%

\* This is based on patients treated on this contract for their most recent course of treatment. Figures in italics indicate the base number of FP17s or Patient Questionnaire responses are less than 100. N/A is shown where the base number of responses is less than 10 during the period. % is calculated as Quantity/Base number\*100

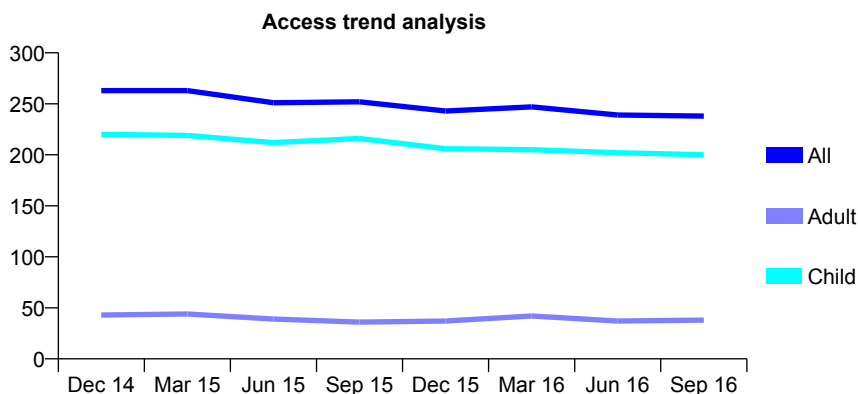
## Q55 - Vital Signs At a Glance Contract Report for 572985/0001 - September 2016

Name or company name	MR C STEAD
Contract type name	GDS Contract
Purpose of contract	General
Contract start date	01/04/2006
Contract end date	

16/17 Contracted general activity (UDA)	400
Carry forward general activity (UDA)	0
16/17 Contracted orthodontic activity (UOA)	0
Carry forward orthodontic activity (UOA)	0
Baseline contract value	£9,714.42

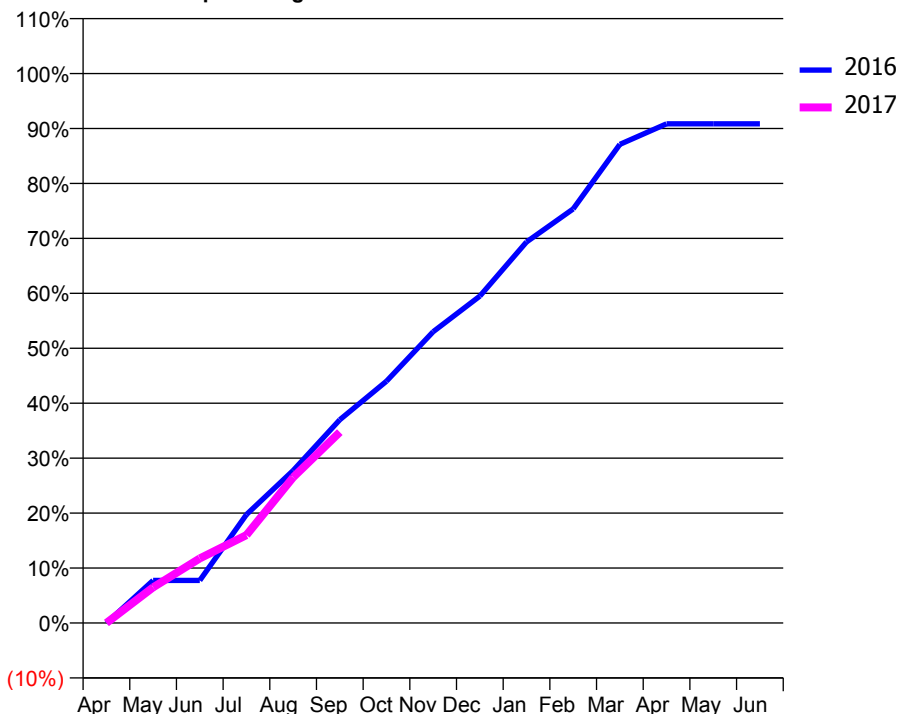
### ACCESS\*

Patients seen in 24 months	Total	Change since previous quarter
Quarter ending September 2015	252	
Quarter ending December 2015	243	↓
Quarter ending March 2016	247	→
Quarter ending June 2016	239	↓
Quarter ending September 2016	238	→
<b>Variance since September 2015</b>	<b>(5.6%)</b>	<b>↓</b>



### ACTIVITY

Cumulative percentage of contracted UDA delivered 2016 & 2017



Month	Adjusted Scheduled Activity (UDA)	
	2016	2017
April	0	0
May	31	26
June	31	47
July	79	64
August	111	106
September	148	139
October	176	
November	212	
December	238	
January	277	
February	301	
March	348	
April	363	
May	363	
June	363	

### QUALITY

	Quantity	Base Number	Contract	AT	Region	England
% of FP17s for the same patient ID Re-attending within 3 months - Children	6	140	4.3%	10.8%	12.0%	12.4%
% of FP17s for the same patient ID Re-attending within 3 months - Adults	0	7	0.0%	15.3%	15.9%	16.7%
% of FP17s for the same patient ID Re-attending between 3 & 9 months - Children	92	140	65.7%	61.2%	58.6%	57.4%
% of FP17s for the same patient ID Re-attending between 3 & 9 months - Adults	5	7	71.4%	55.3%	51.6%	50.5%
% of FP17s for Band 1 Urgent Courses	0	131	0.0%	7.0%	8.0%	9.1%
% of FP17s Relating to Free Repair or Replacements	0	131	0.0%	0.9%	0.8%	0.8%
% of FP17s Relating to Continuations	0	131	0.0%	1.7%	1.3%	1.3%
% of Patients satisfied with the dentistry they have received	0	0	N/A	93.8%	93.1%	93.2%
% of Patients satisfied with the time they had to wait for an appointment	0	0	N/A	88.9%	89.1%	89.0%

\* This is based on patients treated on this contract for their most recent course of treatment. Figures in italics indicate the base number of FP17s or Patient Questionnaire responses are less than 100. N/A is shown where the base number of responses is less than 10 during the period. % is calculated as Quantity/Base number\*100

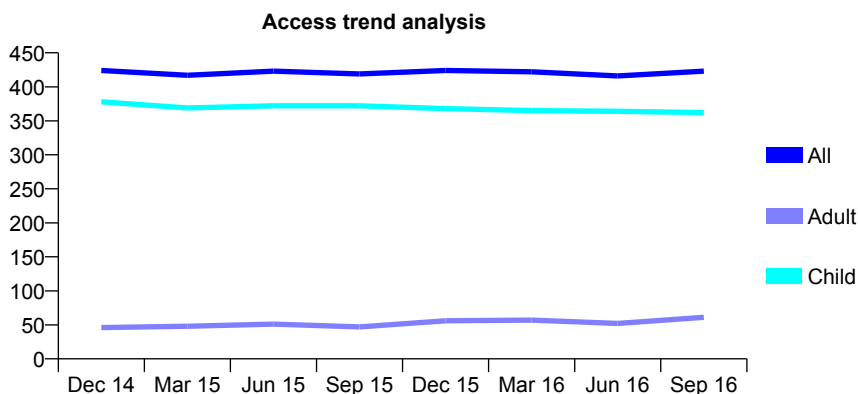
## Q55 - Vital Signs At a Glance Contract Report for 574813/0001 - September 2016

Name or company name	MR BB SNAPE
Contract type name	GDS Contract
Purpose of contract	General
Contract start date	01/04/2006
Contract end date	

16/17 Contracted general activity (UDA)	780
Carry forward general activity (UDA)	0
16/17 Contracted orthodontic activity (UOA)	0
Carry forward orthodontic activity (UOA)	0
Baseline contract value	£15,595.02

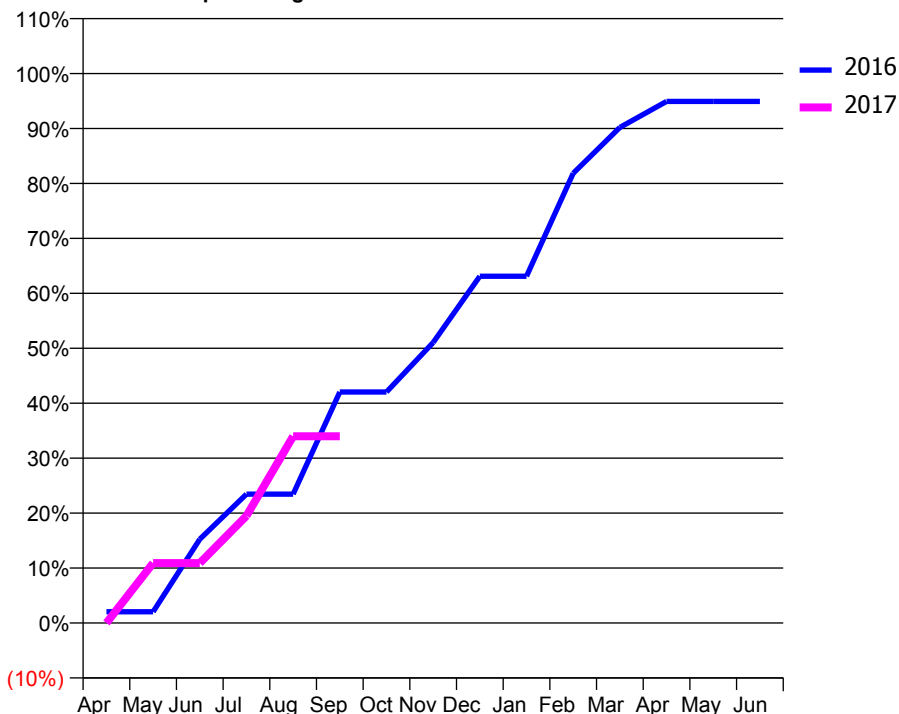
### ACCESS\*

Patients seen in 24 months	Total	Change since previous quarter
Quarter ending September 2015	419	
Quarter ending December 2015	424	→
Quarter ending March 2016	422	→
Quarter ending June 2016	416	↓
Quarter ending September 2016	423	→
<b>Variance since September 2015</b>	<b>1.0%</b>	<b>→</b>



### ACTIVITY

Cumulative percentage of contracted UDA delivered 2016 & 2017



Adjusted Scheduled Activity (UDA)

Month	2016	2017
April	16	0
May	16	85
June	119	85
July	183	152
August	183	265
September	328	265
October	328	
November	398	
December	492	
January	492	
February	638	
March	703	
April	740	
May	740	
June	740	

### QUALITY

	Quantity	Base Number	Contract	AT	Region	England
% of FP17s for the same patient ID Re-attending within 3 months - Children	5	236	2.1%	10.8%	12.0%	12.4%
% of FP17s for the same patient ID Re-attending within 3 months - Adults	0	20	0.0%	15.3%	15.9%	16.7%
% of FP17s for the same patient ID Re-attending between 3 & 9 months - Children	169	236	71.6%	61.2%	58.6%	57.4%
% of FP17s for the same patient ID Re-attending between 3 & 9 months - Adults	13	20	65.0%	55.3%	51.6%	50.5%
% of FP17s for Band 1 Urgent Courses	0	225	0.0%	7.0%	8.0%	9.1%
% of FP17s Relating to Free Repair or Replacements	0	225	0.0%	0.9%	0.8%	0.8%
% of FP17s Relating to Continuations	1	225	0.4%	1.7%	1.3%	1.3%
% of Patients satisfied with the dentistry they have received	0	0	N/A	93.8%	93.1%	93.2%
% of Patients satisfied with the time they had to wait for an appointment	0	0	N/A	88.9%	89.1%	89.0%

\* This is based on patients treated on this contract for their most recent course of treatment. Figures in italics indicate the base number of FP17s or Patient Questionnaire responses are less than 100. N/A is shown where the base number of responses is less than 10 during the period. % is calculated as Quantity/Base number\*100

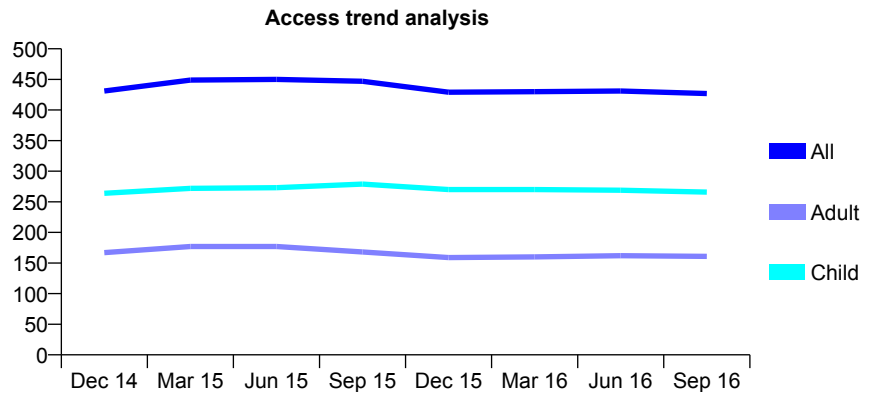
## Q55 - Vital Signs At a Glance Contract Report for 575275/0001 - September 2016

Name or company name	MR SM O'DONOVAN
Contract type name	GDS Contract
Purpose of contract	General
Contract start date	01/04/2006
Contract end date	

16/17 Contracted general activity (UDA)	1,104
Carry forward general activity (UDA)	0
16/17 Contracted orthodontic activity (UOA)	0
Carry forward orthodontic activity (UOA)	0
Baseline contract value	£22,149.92

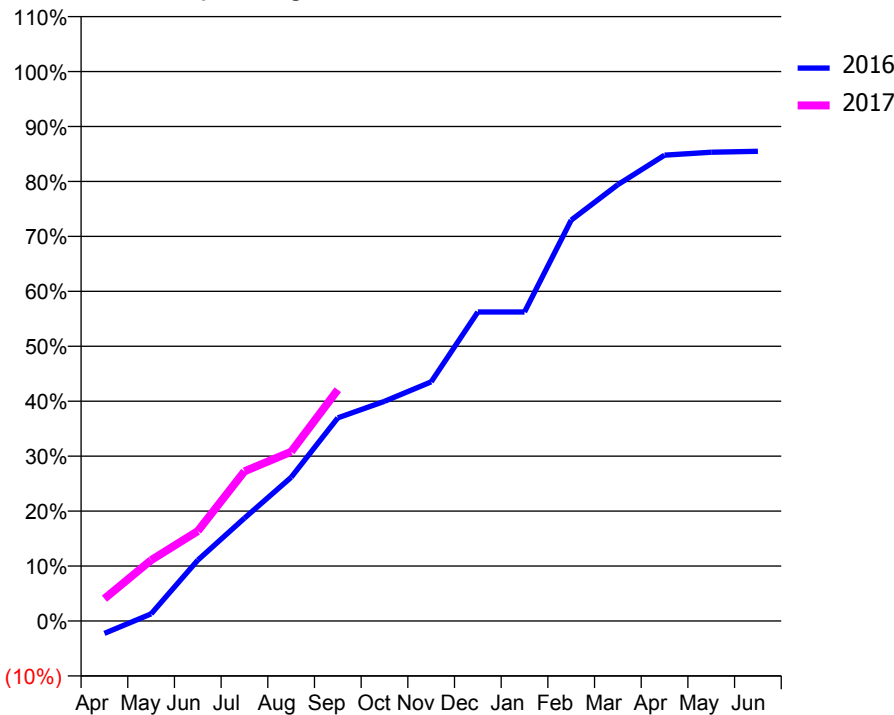
### ACCESS\*

Patients seen in 24 months	Total	Change since previous quarter
Quarter ending September 2015	447	
Quarter ending December 2015	429	↓
Quarter ending March 2016	430	→
Quarter ending June 2016	431	→
Quarter ending September 2016	427	→
<b>Variance since September 2015</b>	<b>(4.5%)</b>	<b>↓</b>



### ACTIVITY

Cumulative percentage of contracted UDA delivered 2016 & 2017



Month	Adjusted Scheduled Activity (UDA)	
	2016	2017
April	-25	45
May	14	122
June	122	181
July	207	301
August	289	340
September	408	465
October	441	
November	480	
December	621	
January	621	
February	805	
March	877	
April	936	
May	942	
June	944	

### QUALITY

	Quantity	Base Number	Contract	AT	Region	England
% of FP17s for the same patient ID Re-attending within 3 months - Children	17	227	7.5%	10.8%	12.0%	12.4%
% of FP17s for the same patient ID Re-attending within 3 months - Adults	15	121	12.4%	15.3%	15.9%	16.7%
% of FP17s for the same patient ID Re-attending between 3 & 9 months - Children	155	227	68.3%	61.2%	58.6%	57.4%
% of FP17s for the same patient ID Re-attending between 3 & 9 months - Adults	82	121	67.8%	55.3%	51.6%	50.5%
% of FP17s for Band 1 Urgent Courses	13	312	4.2%	7.0%	8.0%	9.1%
% of FP17s Relating to Free Repair or Replacements	0	312	0.0%	0.9%	0.8%	0.8%
% of FP17s Relating to Continuations	0	312	0.0%	1.7%	1.3%	1.3%
% of Patients satisfied with the dentistry they have received	0	0	N/A	93.8%	93.1%	93.2%
% of Patients satisfied with the time they had to wait for an appointment	0	0	N/A	88.9%	89.1%	89.0%

\* This is based on patients treated on this contract for their most recent course of treatment. Figures in italics indicate the base number of FP17s or Patient Questionnaire responses are less than 100. N/A is shown where the base number of responses is less than 10 during the period. % is calculated as Quantity/Base number\*100



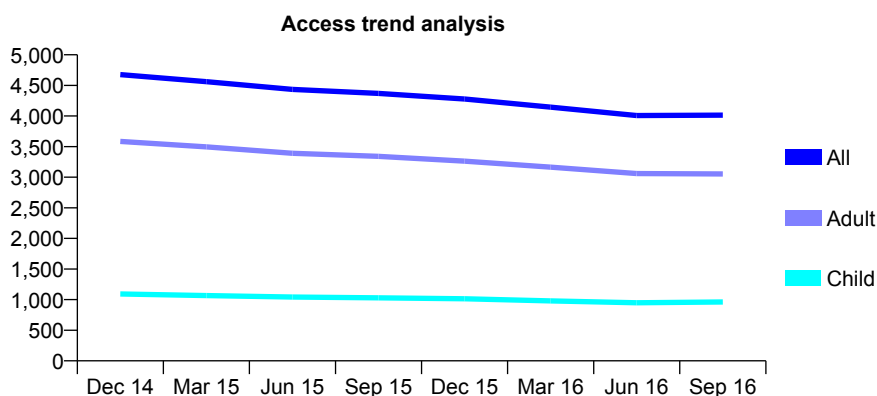
## Q55 - Vital Signs At a Glance Contract Report for 576050/0002 - September 2016

Name or company name	MR AJ STOGGALL
Contract type name	GDS Contract
Purpose of contract	General
Contract start date	01/04/2006
Contract end date	

16/17 Contracted general activity (UDA)	13,494
Carry forward general activity (UDA)	0
16/17 Contracted orthodontic activity (UOA)	0
Carry forward orthodontic activity (UOA)	0
Baseline contract value	£355,288.28

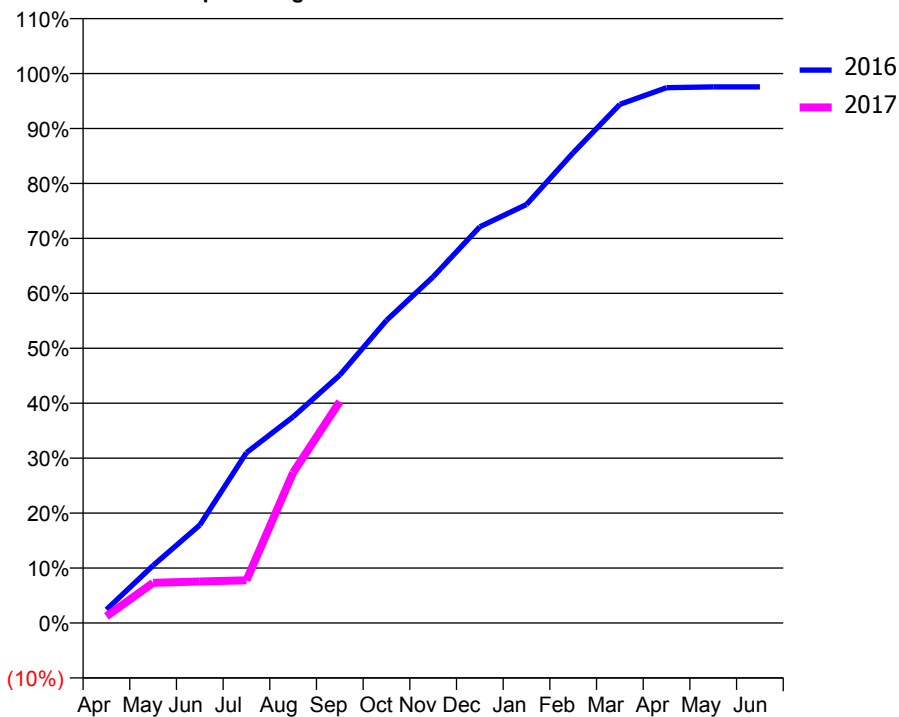
### ACCESS\*

Patients seen in 24 months	Total	Change since previous quarter
Quarter ending September 2015	4,369	
Quarter ending December 2015	4,277	↓
Quarter ending March 2016	4,145	↓
Quarter ending June 2016	4,008	↓
Quarter ending September 2016	4,014	→
<b>Variance since September 2015</b>	<b>(8.1%)</b>	<b>↓</b>



### ACTIVITY

Cumulative percentage of contracted UDA delivered 2016 & 2017



Month	Adjusted Scheduled Activity (UDA)	
	2016	2017
April	319	166
May	1,365	987
June	2,323	1,018
July	4,042	1,049
August	4,892	3,695
September	5,882	5,438
October	7,180	
November	8,212	
December	9,400	
January	9,929	
February	11,155	
March	12,304	
April	12,700	
May	12,719	
June	12,719	

### QUALITY

	Quantity	Base Number	Contract	AT	Region	England
% of FP17s for the same patient ID Re-attending within 3 months - Children	57	685	8.3%	10.8%	12.0%	12.4%
% of FP17s for the same patient ID Re-attending within 3 months - Adults	445	2,357	18.9%	15.3%	15.9%	16.7%
% of FP17s for the same patient ID Re-attending between 3 & 9 months - Children	366	685	53.4%	61.2%	58.6%	57.4%
% of FP17s for the same patient ID Re-attending between 3 & 9 months - Adults	1,257	2,357	53.3%	55.3%	51.6%	50.5%
% of FP17s for Band 1 Urgent Courses	244	2,829	8.6%	7.0%	8.0%	9.1%
% of FP17s Relating to Free Repair or Replacements	49	2,829	1.7%	0.9%	0.8%	0.8%
% of FP17s Relating to Continuations	112	2,829	4.0%	1.7%	1.3%	1.3%
% of Patients satisfied with the dentistry they have received	6	6	N/A	93.8%	93.1%	93.2%
% of Patients satisfied with the time they had to wait for an appointment	5	6	N/A	88.9%	89.1%	89.0%

\* This is based on patients treated on this contract for their most recent course of treatment. Figures in italics indicate the base number of FP17s or Patient Questionnaire responses are less than 100. N/A is shown where the base number of responses is less than 10 during the period. % is calculated as Quantity/Base number\*100

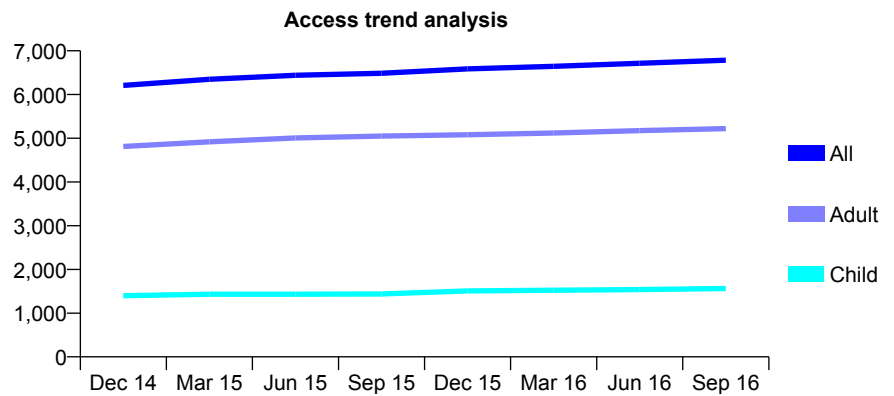
## Q55 - Vital Signs At a Glance Contract Report for 577421/0001 - September 2016

Name or company name	MISS AC PETERSON
Contract type name	GDS Contract
Purpose of contract	General
Contract start date	01/04/2006
Contract end date	

16/17 Contracted general activity (UDA)	16,515
Carry forward general activity (UDA)	0
16/17 Contracted orthodontic activity (UOA)	0
Carry forward orthodontic activity (UOA)	0
Baseline contract value	£457,711.70

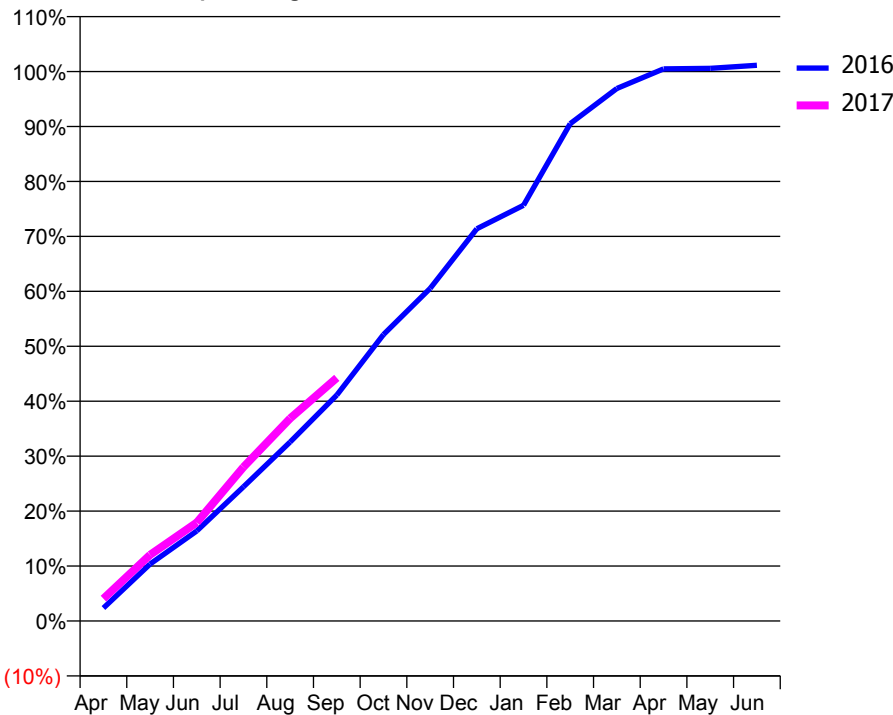
### ACCESS\*

Patients seen in 24 months	Total	Change since previous quarter
Quarter ending September 2015	6,485	
Quarter ending December 2015	6,588	→
Quarter ending March 2016	6,644	→
Quarter ending June 2016	6,715	→
Quarter ending September 2016	6,784	→
<b>Variance since September 2015</b>	<b>4.6%</b>	<b>↑</b>



### ACTIVITY

Cumulative percentage of contracted UDA delivered 2016 & 2017



Month	Adjusted Scheduled Activity (UDA)	
	2016	2017
April	366	671
May	1,610	1,991
June	2,542	2,962
July	3,790	4,628
August	5,054	6,090
September	6,381	7,309
October	8,089	
November	9,392	
December	11,075	
January	11,736	
February	14,041	
March	15,037	
April	15,588	
May	15,605	
June	15,690	

### QUALITY

	Quantity	Base Number	Contract	AT	Region	England
% of FP17s for the same patient ID Re-attending within 3 months - Children	48	1,066	4.5%	10.8%	12.0%	12.4%
% of FP17s for the same patient ID Re-attending within 3 months - Adults	452	3,576	12.6%	15.3%	15.9%	16.7%
% of FP17s for the same patient ID Re-attending between 3 & 9 months - Children	671	1,066	62.9%	61.2%	58.6%	57.4%
% of FP17s for the same patient ID Re-attending between 3 & 9 months - Adults	1,907	3,576	53.3%	55.3%	51.6%	50.5%
% of FP17s for Band 1 Urgent Courses	203	3,735	5.4%	7.0%	8.0%	9.1%
% of FP17s Relating to Free Repair or Replacements	44	3,735	1.2%	0.9%	0.8%	0.8%
% of FP17s Relating to Continuations	74	3,735	2.0%	1.7%	1.3%	1.3%
% of Patients satisfied with the dentistry they have received	6	6	N/A	93.8%	93.1%	93.2%
% of Patients satisfied with the time they had to wait for an appointment	5	6	N/A	88.9%	89.1%	89.0%

\* This is based on patients treated on this contract for their most recent course of treatment. Figures in italics indicate the base number of FP17s or Patient Questionnaire responses are less than 100. N/A is shown where the base number of responses is less than 10 during the period. % is calculated as Quantity/Base number\*100

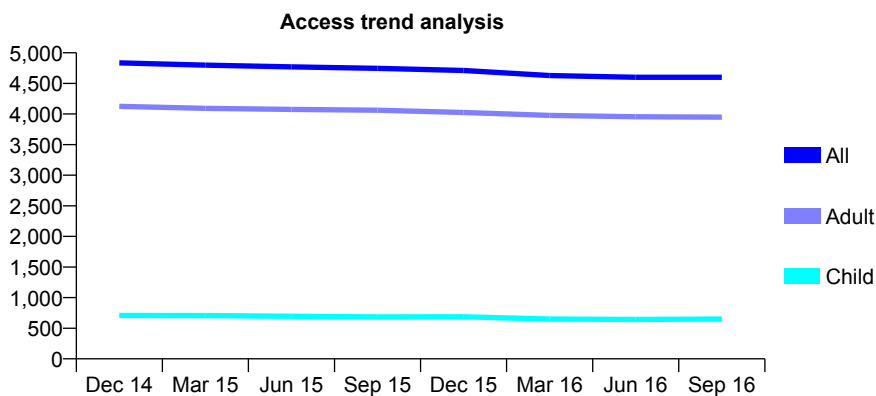
## Q55 - Vital Signs At a Glance Contract Report for 612715/0001 - September 2016

Name or company name	MRS A POONI
Contract type name	GDS Contract
Purpose of contract	General
Contract start date	01/02/2010
Contract end date	

16/17 Contracted general activity (UDA)	14,207
Carry forward general activity (UDA)	0
16/17 Contracted orthodontic activity (UOA)	0
Carry forward orthodontic activity (UOA)	0
Baseline contract value	£293,435.33

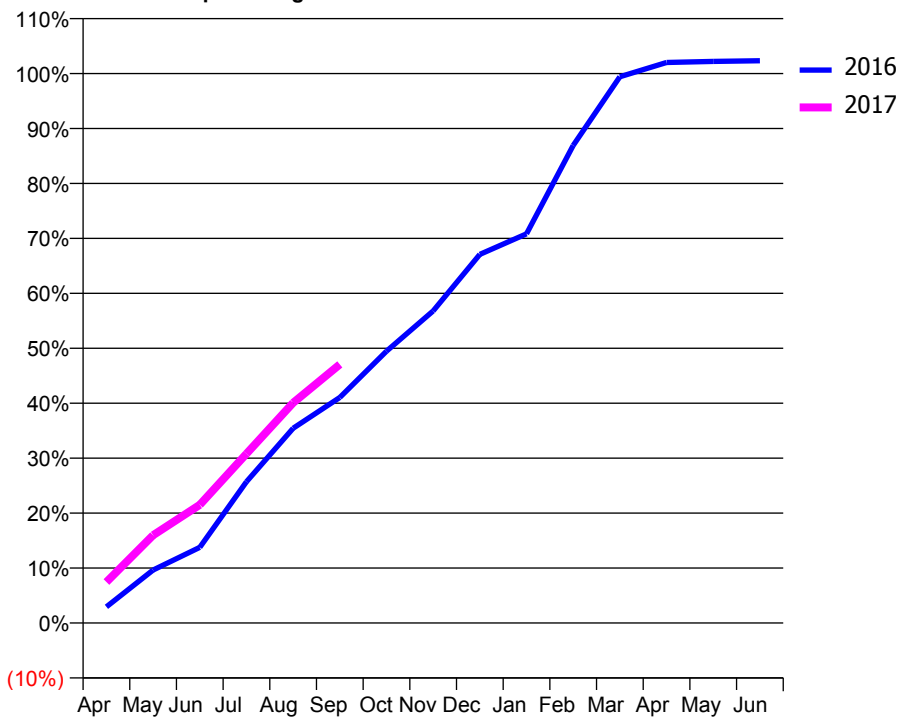
### ACCESS\*

Patients seen in 24 months	Total	Change since previous quarter
Quarter ending September 2015	4,747	
Quarter ending December 2015	4,712	→
Quarter ending March 2016	4,628	↓
Quarter ending June 2016	4,600	→
Quarter ending September 2016	4,600	→
<b>Variance since September 2015</b>	<b>(3.1%)</b>	<b>↓</b>



### ACTIVITY

Cumulative percentage of contracted UDA delivered 2016 & 2017



Month	Adjusted Scheduled Activity (UDA)	
	2016	2017
April	389	1,060
May	1,273	2,270
June	1,818	3,057
July	3,397	4,377
August	4,682	5,695
September	5,420	6,685
October	6,532	
November	7,502	
December	8,860	
January	9,354	
February	11,477	
March	13,128	
April	13,473	
May	13,496	
June	13,512	

### QUALITY

	Quantity	Base Number	Contract	AT	Region	England
% of FP17s for the same patient ID Re-attending within 3 months - Children	31	546	5.7%	10.8%	12.0%	12.4%
% of FP17s for the same patient ID Re-attending within 3 months - Adults	510	3,064	16.6%	15.3%	15.9%	16.7%
% of FP17s for the same patient ID Re-attending between 3 & 9 months - Children	332	546	60.8%	61.2%	58.6%	57.4%
% of FP17s for the same patient ID Re-attending between 3 & 9 months - Adults	1,693	3,064	55.3%	55.3%	51.6%	50.5%
% of FP17s for Band 1 Urgent Courses	232	3,436	6.8%	7.0%	8.0%	9.1%
% of FP17s Relating to Free Repair or Replacements	20	3,436	0.6%	0.9%	0.8%	0.8%
% of FP17s Relating to Continuations	28	3,436	0.8%	1.7%	1.3%	1.3%
% of Patients satisfied with the dentistry they have received	7	7	N/A	93.8%	93.1%	93.2%
% of Patients satisfied with the time they had to wait for an appointment	6	7	N/A	88.9%	89.1%	89.0%

\* This is based on patients treated on this contract for their most recent course of treatment. Figures in italics indicate the base number of FP17s or Patient Questionnaire responses are less than 100. N/A is shown where the base number of responses is less than 10 during the period. % is calculated as Quantity/Base number\*100

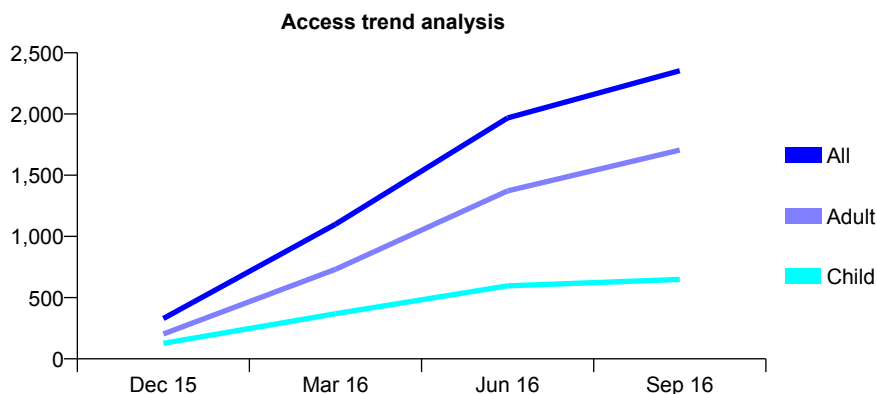
## Q55 - Vital Signs At a Glance Contract Report for 643238/0003 - September 2016

Name or company name	MISS KL PARKER
Contract type name	GDS Contract
Purpose of contract	General
Contract start date	01/11/2015
Contract end date	31/07/2016

16/17 Contracted general activity (UDA)	3,633
Carry forward general activity (UDA)	0
16/17 Contracted orthodontic activity (UOA)	0
Carry forward orthodontic activity (UOA)	0
Baseline contract value	£79,857.38

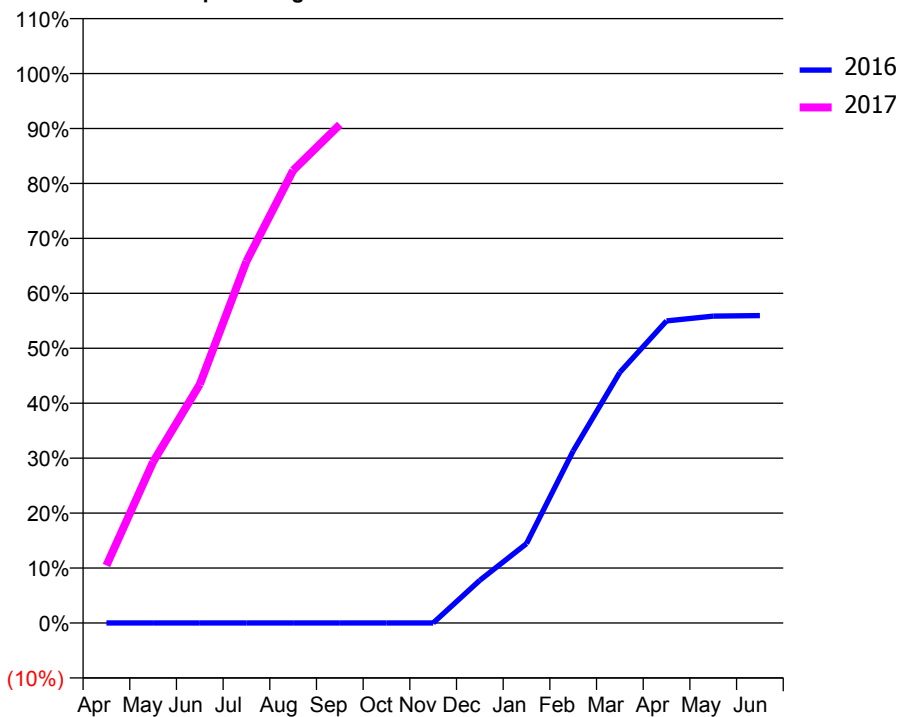
### ACCESS\*

Patients seen in 24 months	Total	Change since previous quarter
Quarter ending September 2015	0	
Quarter ending December 2015	330	↑
Quarter ending March 2016	1,100	↑
Quarter ending June 2016	1,968	↑
Quarter ending September 2016	2,354	↑
<b>Variance since September 2015</b>	N/A	



### ACTIVITY

Cumulative percentage of contracted UDA delivered 2016 & 2017



Month	Adjusted Scheduled Activity (UDA)	
	2016	2017
April	0	381
May	0	1,065
June	0	1,578
July	0	2,391
August	0	2,993
September	0	3,295
October	0	
November	0	
December	352	
January	654	
February	1,418	
March	2,066	
April	2,489	
May	2,529	
June	2,533	

### QUALITY

	Quantity	Base Number	Contract	AT	Region	England
% of FP17s for the same patient ID Re-attending within 3 months - Children	28	478	5.9%	10.8%	12.0%	12.4%
% of FP17s for the same patient ID Re-attending within 3 months - Adults	84	1,378	6.1%	15.3%	15.9%	16.7%
% of FP17s for the same patient ID Re-attending between 3 & 9 months - Children	86	478	18.0%	61.2%	58.6%	57.4%
% of FP17s for the same patient ID Re-attending between 3 & 9 months - Adults	202	1,378	14.7%	55.3%	51.6%	50.5%
% of FP17s for Band 1 Urgent Courses	25	1,605	1.6%	7.0%	8.0%	9.1%
% of FP17s Relating to Free Repair or Replacements	4	1,605	0.2%	0.9%	0.8%	0.8%
% of FP17s Relating to Continuations	21	1,605	1.3%	1.7%	1.3%	1.3%
% of Patients satisfied with the dentistry they have received	0	0	N/A	93.8%	93.1%	93.2%
% of Patients satisfied with the time they had to wait for an appointment	0	0	N/A	88.9%	89.1%	89.0%

\* This is based on patients treated on this contract for their most recent course of treatment. Figures in italics indicate the base number of FP17s or Patient Questionnaire responses are less than 100. N/A is shown where the base number of responses is less than 10 during the period. % is calculated as Quantity/Base number\*100

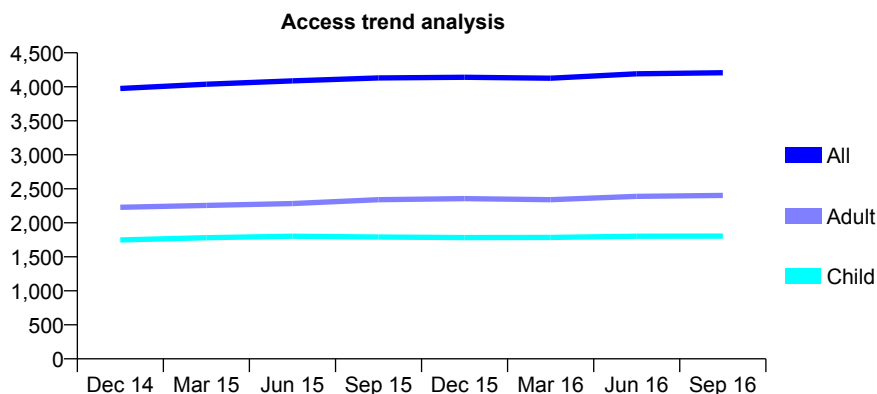
## Q55 - Vital Signs At a Glance Contract Report for 651281/0001 - September 2016

Name or company name	MR GC SAVVA
Contract type name	GDS Contract
Purpose of contract	General
Contract start date	01/04/2006
Contract end date	

16/17 Contracted general activity (UDA)	11,011
Carry forward general activity (UDA)	0
16/17 Contracted orthodontic activity (UOA)	0
Carry forward orthodontic activity (UOA)	0
Baseline contract value	£271,666.91

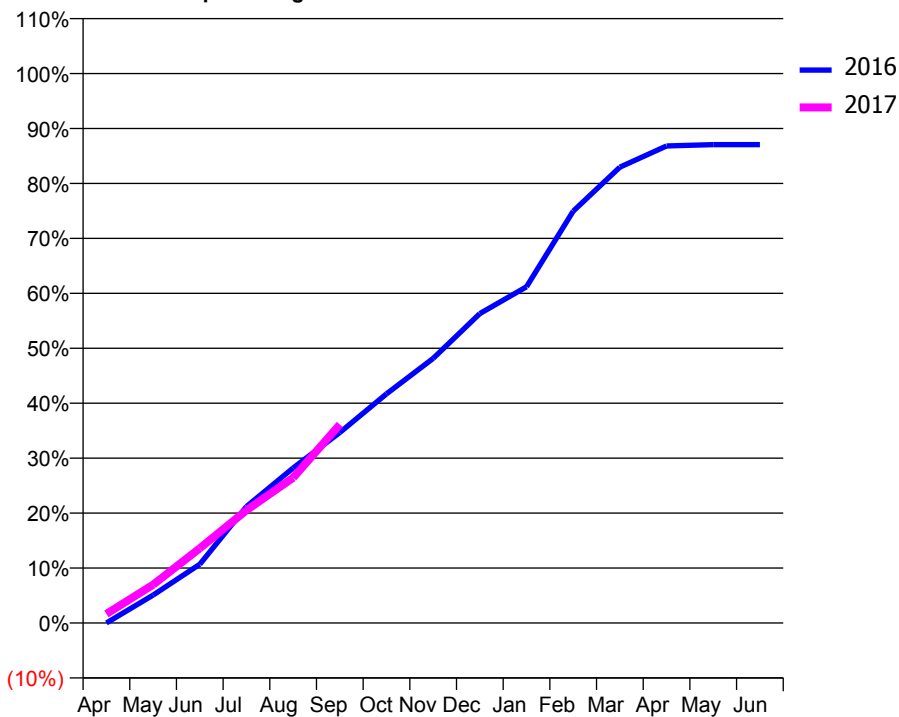
### ACCESS\*

Patients seen in 24 months	Total	Change since previous quarter
Quarter ending September 2015	4,131	
Quarter ending December 2015	4,140	→
Quarter ending March 2016	4,126	→
Quarter ending June 2016	4,191	→
Quarter ending September 2016	4,206	→
<b>Variance since September 2015</b>	<b>1.8%</b>	<b>→</b>



### ACTIVITY

Cumulative percentage of contracted UDA delivered 2016 & 2017



Adjusted Scheduled Activity (UDA)

Month	2016	2017
April	0	182
May	560	769
June	1,177	1,497
July	2,334	2,259
August	3,105	2,911
September	3,816	3,976
October	4,592	
November	5,301	
December	6,200	
January	6,738	
February	8,253	
March	9,134	
April	9,560	
May	9,585	
June	9,587	

### QUALITY

	Quantity	Base Number	Contract	AT	Region	England
% of FP17s for the same patient ID Re-attending within 3 months - Children	162	1,541	10.5%	10.8%	12.0%	12.4%
% of FP17s for the same patient ID Re-attending within 3 months - Adults	267	1,683	15.9%	15.3%	15.9%	16.7%
% of FP17s for the same patient ID Re-attending between 3 & 9 months - Children	997	1,541	64.7%	61.2%	58.6%	57.4%
% of FP17s for the same patient ID Re-attending between 3 & 9 months - Adults	1,058	1,683	62.9%	55.3%	51.6%	50.5%
% of FP17s for Band 1 Urgent Courses	140	2,551	5.5%	7.0%	8.0%	9.1%
% of FP17s Relating to Free Repair or Replacements	8	2,551	0.3%	0.9%	0.8%	0.8%
% of FP17s Relating to Continuations	11	2,551	0.4%	1.7%	1.3%	1.3%
% of Patients satisfied with the dentistry they have received	4	5	N/A	93.8%	93.1%	93.2%
% of Patients satisfied with the time they had to wait for an appointment	4	5	N/A	88.9%	89.1%	89.0%

\* This is based on patients treated on this contract for their most recent course of treatment. Figures in italics indicate the base number of FP17s or Patient Questionnaire responses are less than 100. N/A is shown where the base number of responses is less than 10 during the period. % is calculated as Quantity/Base number\*100

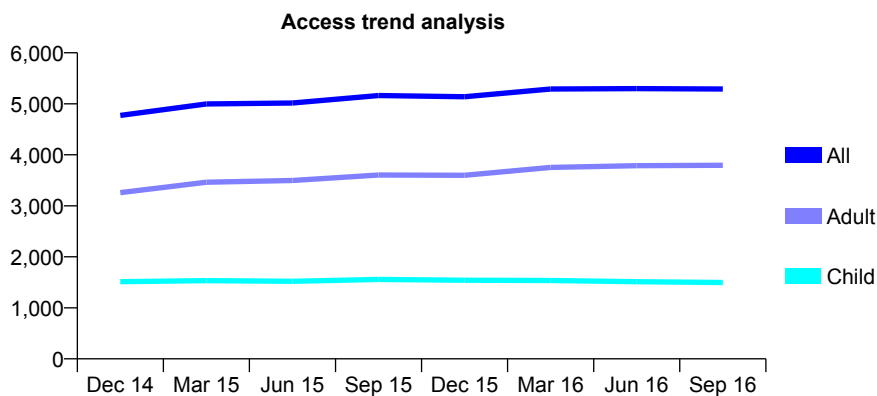
## Q55 - Vital Signs At a Glance Contract Report for 653861/0001 - September 2016

Name or company name	MR AF CHALMERS
Contract type name	GDS Contract
Purpose of contract	General and Orthodontic
Contract start date	01/04/2006
Contract end date	

16/17 Contracted general activity (UDA)	15,500
Carry forward general activity (UDA)	0
16/17 Contracted orthodontic activity (UOA)	590
Carry forward orthodontic activity (UOA)	0
Baseline contract value	£455,469.40

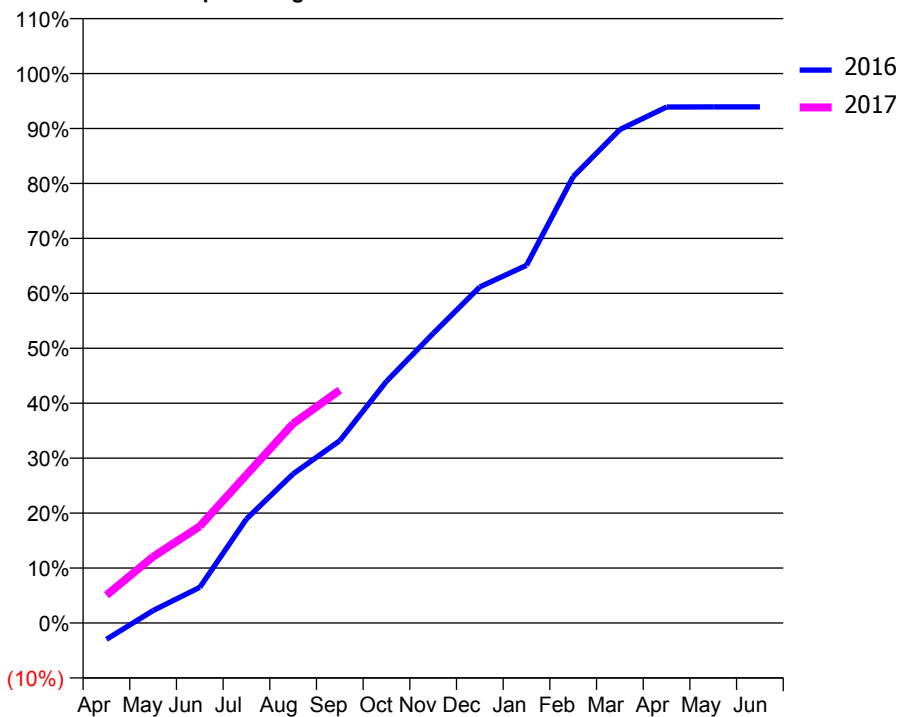
### ACCESS\*

Patients seen in 24 months	Total	Change since previous quarter
Quarter ending September 2015	5,161	
Quarter ending December 2015	5,139	→
Quarter ending March 2016	5,289	↑
Quarter ending June 2016	5,299	→
Quarter ending September 2016	5,291	→
<b>Variance since September 2015</b>	<b>2.5%</b>	<b>↑</b>



### ACTIVITY

Cumulative percentage of contracted UDA delivered 2016 & 2017



Month	Adjusted Scheduled Activity (UDA)	
	2016	2017
April	-466	782
May	353	1,870
June	1,006	2,730
July	2,935	4,182
August	4,206	5,623
September	5,144	6,569
October	6,818	
November	8,169	
December	9,481	
January	10,091	
February	12,591	
March	13,920	
April	14,556	
May	14,558	
June	14,558	

### QUALITY

	Quantity	Base Number	Contract	AT	Region	England
% of FP17s for the same patient ID Re-attending within 3 months - Children	151	1,346	11.2%	10.8%	12.0%	12.4%
% of FP17s for the same patient ID Re-attending within 3 months - Adults	432	2,878	15.0%	15.3%	15.9%	16.7%
% of FP17s for the same patient ID Re-attending between 3 & 9 months - Children	1,008	1,346	74.9%	61.2%	58.6%	57.4%
% of FP17s for the same patient ID Re-attending between 3 & 9 months - Adults	1,932	2,878	67.1%	55.3%	51.6%	50.5%
% of FP17s for Band 1 Urgent Courses	262	3,857	6.8%	7.0%	8.0%	9.1%
% of FP17s Relating to Free Repair or Replacements	33	3,857	0.9%	0.9%	0.8%	0.8%
% of FP17s Relating to Continuations	25	3,857	0.6%	1.7%	1.3%	1.3%
% of Patients satisfied with the dentistry they have received	11	12	91.7%	93.8%	93.1%	93.2%
% of Patients satisfied with the time they had to wait for an appointment	11	12	91.7%	88.9%	89.1%	89.0%

\* This is based on patients treated on this contract for their most recent course of treatment. Figures in italics indicate the base number of FP17s or Patient Questionnaire responses are less than 100. N/A is shown where the base number of responses is less than 10 during the period. % is calculated as Quantity/Base number\*100

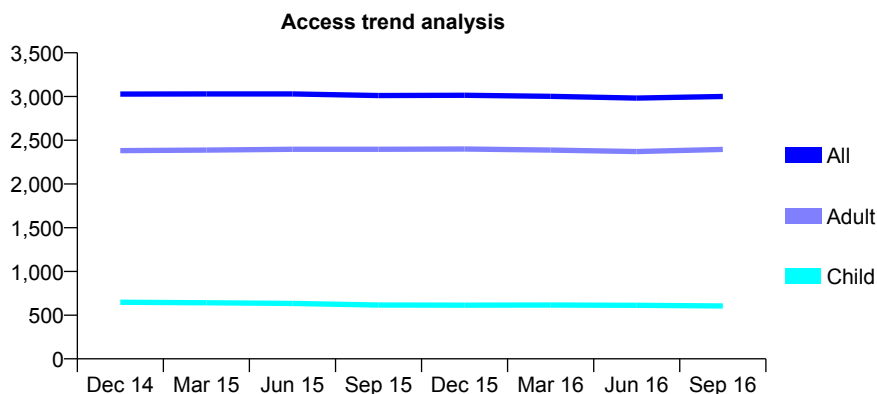
## Q55 - Vital Signs At a Glance Contract Report for 661562/0001 - September 2016

Name or company name	MR SN HUDSON
Contract type name	GDS Contract
Purpose of contract	General
Contract start date	01/04/2006
Contract end date	

16/17 Contracted general activity (UDA)	11,213
Carry forward general activity (UDA)	0
16/17 Contracted orthodontic activity (UOA)	0
Carry forward orthodontic activity (UOA)	0
Baseline contract value	£356,419.93

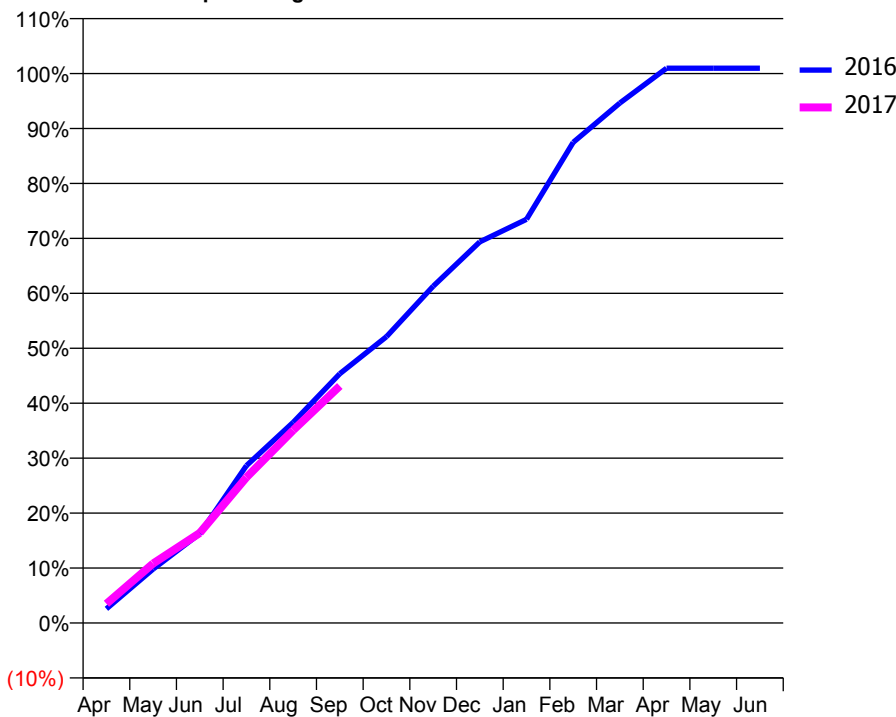
### ACCESS\*

Patients seen in 24 months	Total	Change since previous quarter
Quarter ending September 2015	3,011	
Quarter ending December 2015	3,014	→
Quarter ending March 2016	3,002	→
Quarter ending June 2016	2,983	→
Quarter ending September 2016	3,000	→
<b>Variance since September 2015</b>	<b>(0.4%)</b>	<b>→</b>



### ACTIVITY

Cumulative percentage of contracted UDA delivered 2016 & 2017



Adjusted Scheduled Activity (UDA)

Month	2016	2017
April	290	392
May	1,100	1,214
June	1,824	1,837
July	3,212	2,974
August	4,094	3,933
September	5,087	4,835
October	5,843	
November	6,872	
December	7,777	
January	8,239	
February	9,807	
March	10,612	
April	11,321	
May	11,322	
June	11,322	

### QUALITY

	Quantity	Base Number	Contract	AT	Region	England
% of FP17s for the same patient ID Re-attending within 3 months - Children	24	482	5.0%	10.8%	12.0%	12.4%
% of FP17s for the same patient ID Re-attending within 3 months - Adults	246	1,963	12.5%	15.3%	15.9%	16.7%
% of FP17s for the same patient ID Re-attending between 3 & 9 months - Children	339	482	70.3%	61.2%	58.6%	57.4%
% of FP17s for the same patient ID Re-attending between 3 & 9 months - Adults	1,230	1,963	62.7%	55.3%	51.6%	50.5%
% of FP17s for Band 1 Urgent Courses	146	2,141	6.8%	7.0%	8.0%	9.1%
% of FP17s Relating to Free Repair or Replacements	39	2,141	1.8%	0.9%	0.8%	0.8%
% of FP17s Relating to Continuations	43	2,141	2.0%	1.7%	1.3%	1.3%
% of Patients satisfied with the dentistry they have received	6	6	N/A	93.8%	93.1%	93.2%
% of Patients satisfied with the time they had to wait for an appointment	6	6	N/A	88.9%	89.1%	89.0%

\* This is based on patients treated on this contract for their most recent course of treatment. Figures in italics indicate the base number of FP17s or Patient Questionnaire responses are less than 100. N/A is shown where the base number of responses is less than 10 during the period. % is calculated as Quantity/Base number\*100

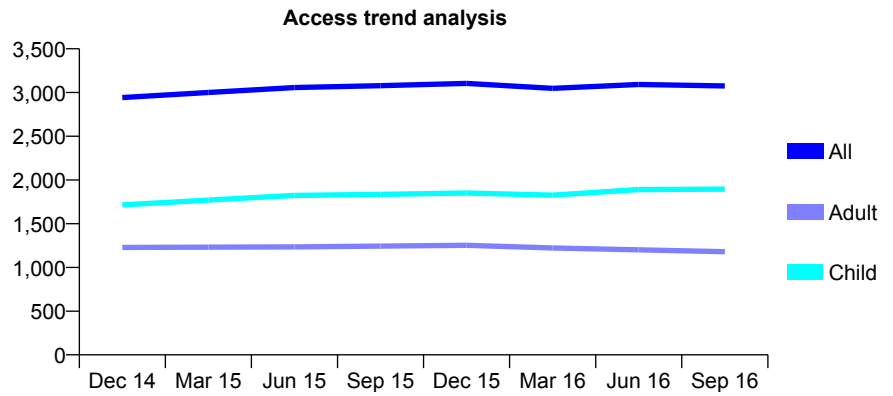
## Q55 - Vital Signs At a Glance Contract Report for 673838/0001 - September 2016

Name or company name	MR JF HUME-SPRY
Contract type name	GDS Contract
Purpose of contract	General
Contract start date	01/04/2006
Contract end date	

16/17 Contracted general activity (UDA)	7,875
Carry forward general activity (UDA)	0
16/17 Contracted orthodontic activity (UOA)	0
Carry forward orthodontic activity (UOA)	0
Baseline contract value	£179,474.38

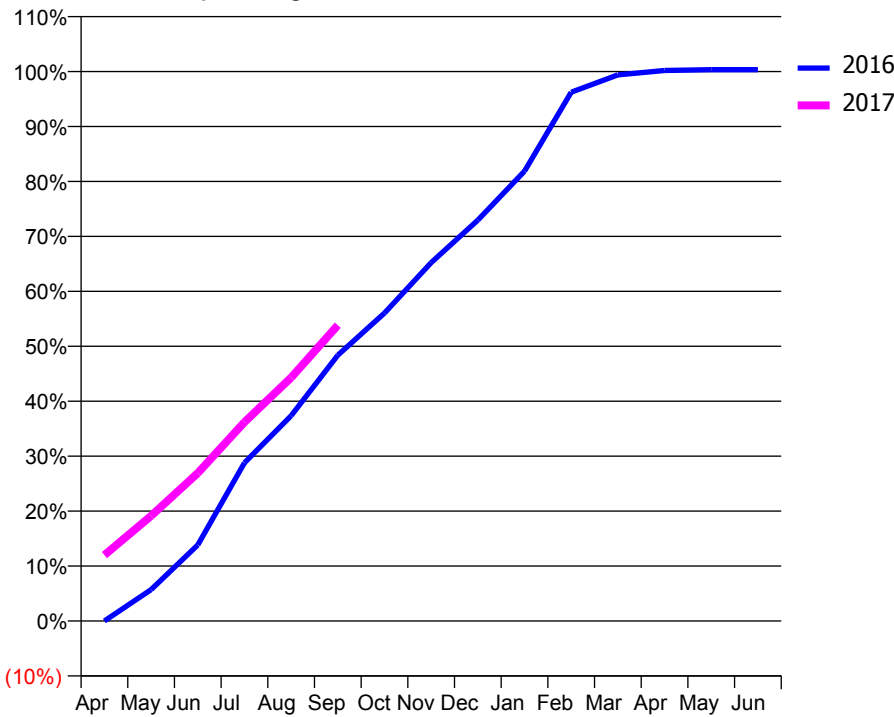
### ACCESS\*

Patients seen in 24 months	Total	Change since previous quarter
Quarter ending September 2015	3,079	
Quarter ending December 2015	3,104	→
Quarter ending March 2016	3,048	↓
Quarter ending June 2016	3,092	→
Quarter ending September 2016	3,075	→
<b>Variance since September 2015</b>	<b>(0.1%)</b>	<b>→</b>



### ACTIVITY

Cumulative percentage of contracted UDA delivered 2016 & 2017



Month	Adjusted Scheduled Activity (UDA)	
	2016	2017
April	0	944
May	451	1,507
June	1,090	2,121
July	2,267	2,851
August	2,942	3,488
September	3,810	4,239
October	4,414	
November	5,136	
December	5,745	
January	6,446	
February	7,577	
March	7,827	
April	7,890	
May	7,901	
June	7,901	

### QUALITY

	Quantity	Base Number	Contract	AT	Region	England
% of FP17s for the same patient ID Re-attending within 3 months - Children	92	1,641	5.6%	10.8%	12.0%	12.4%
% of FP17s for the same patient ID Re-attending within 3 months - Adults	134	831	16.1%	15.3%	15.9%	16.7%
% of FP17s for the same patient ID Re-attending between 3 & 9 months - Children	1,139	1,641	69.4%	61.2%	58.6%	57.4%
% of FP17s for the same patient ID Re-attending between 3 & 9 months - Adults	551	831	66.3%	55.3%	51.6%	50.5%
% of FP17s for Band 1 Urgent Courses	7	2,411	0.3%	7.0%	8.0%	9.1%
% of FP17s Relating to Free Repair or Replacements	2	2,411	0.1%	0.9%	0.8%	0.8%
% of FP17s Relating to Continuations	63	2,411	2.6%	1.7%	1.3%	1.3%
% of Patients satisfied with the dentistry they have received	1	1	N/A	93.8%	93.1%	93.2%
% of Patients satisfied with the time they had to wait for an appointment	1	1	N/A	88.9%	89.1%	89.0%

\* This is based on patients treated on this contract for their most recent course of treatment. Figures in italics indicate the base number of FP17s or Patient Questionnaire responses are less than 100. N/A is shown where the base number of responses is less than 10 during the period. % is calculated as Quantity/Base number\*100



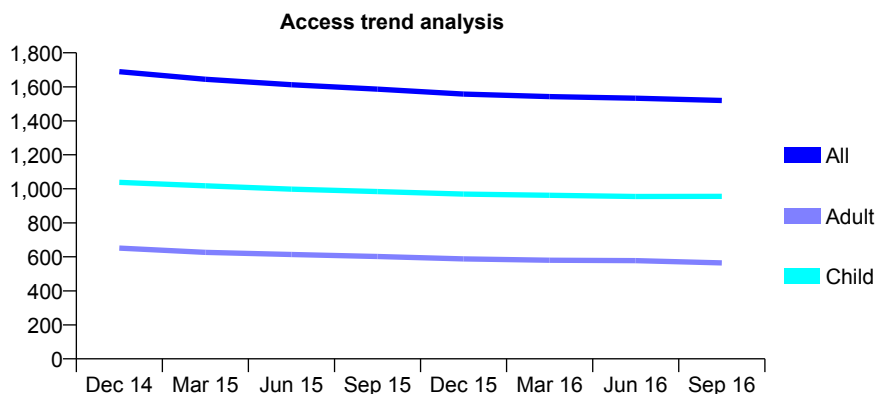
## Q55 - Vital Signs At a Glance Contract Report for 673862/0002 - September 2016

Name or company name	MR SC PEARCE
Contract type name	GDS Contract
Purpose of contract	General
Contract start date	01/04/2006
Contract end date	

16/17 Contracted general activity (UDA)	5,223
Carry forward general activity (UDA)	0
16/17 Contracted orthodontic activity (UOA)	0
Carry forward orthodontic activity (UOA)	0
Baseline contract value	£118,987.62

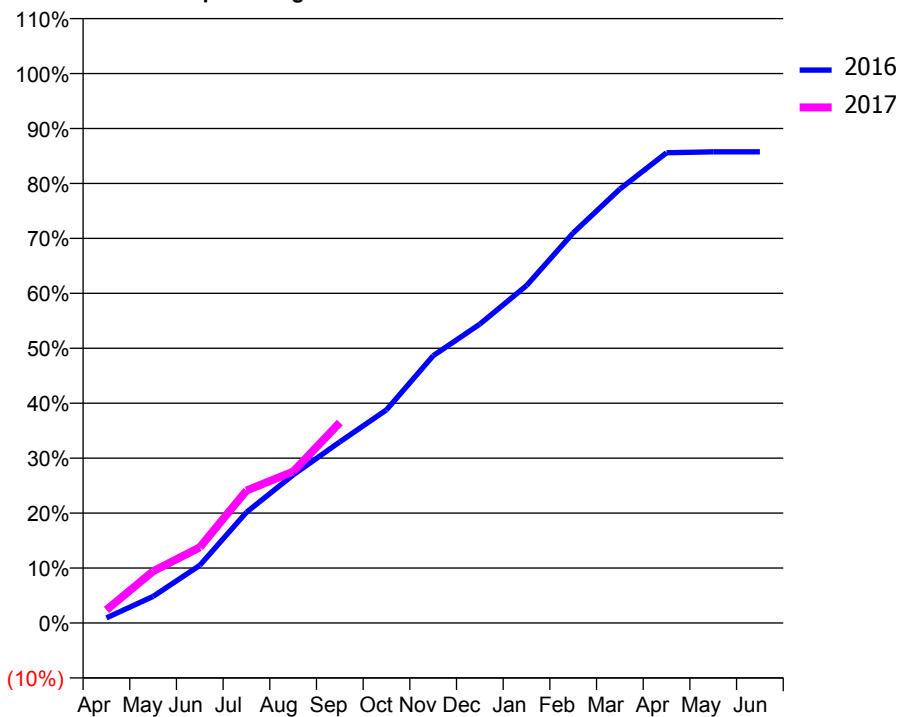
### ACCESS\*

Patients seen in 24 months	Total	Change since previous quarter
Quarter ending September 2015	1,586	
Quarter ending December 2015	1,557	↓
Quarter ending March 2016	1,542	→
Quarter ending June 2016	1,533	→
Quarter ending September 2016	1,520	→
<b>Variance since September 2015</b>	<b>(4.2%)</b>	<b>↓</b>



### ACTIVITY

Cumulative percentage of contracted UDA delivered 2016 & 2017



Adjusted Scheduled Activity (UDA)

Month	2016	2017
April	49	125
May	253	493
June	548	720
July	1,053	1,259
August	1,407	1,439
September	1,722	1,905
October	2,026	
November	2,540	
December	2,841	
January	3,207	
February	3,708	
March	4,125	
April	4,470	
May	4,478	
June	4,478	

### QUALITY

	Quantity	Base Number	Contract	AT	Region	England
% of FP17s for the same patient ID Re-attending within 3 months - Children	82	921	8.9%	10.8%	12.0%	12.4%
% of FP17s for the same patient ID Re-attending within 3 months - Adults	94	453	20.8%	15.3%	15.9%	16.7%
% of FP17s for the same patient ID Re-attending between 3 & 9 months - Children	673	921	73.1%	61.2%	58.6%	57.4%
% of FP17s for the same patient ID Re-attending between 3 & 9 months - Adults	296	453	65.3%	55.3%	51.6%	50.5%
% of FP17s for Band 1 Urgent Courses	47	1,189	4.0%	7.0%	8.0%	9.1%
% of FP17s Relating to Free Repair or Replacements	1	1,189	0.1%	0.9%	0.8%	0.8%
% of FP17s Relating to Continuations	0	1,189	0.0%	1.7%	1.3%	1.3%
% of Patients satisfied with the dentistry they have received	5	5	N/A	93.8%	93.1%	93.2%
% of Patients satisfied with the time they had to wait for an appointment	5	5	N/A	88.9%	89.1%	89.0%

\* This is based on patients treated on this contract for their most recent course of treatment. Figures in italics indicate the base number of FP17s or Patient Questionnaire responses are less than 100. N/A is shown where the base number of responses is less than 10 during the period. % is calculated as Quantity/Base number\*100

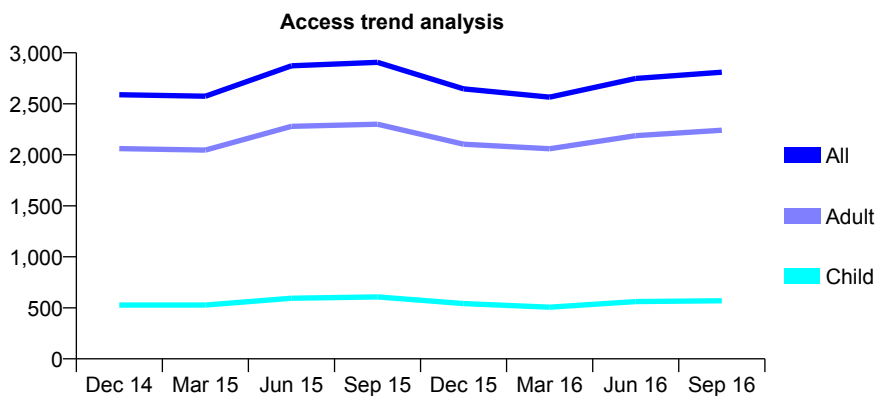
## Q55 - Vital Signs At a Glance Contract Report for 674427/0001 - September 2016

Name or company name	MR N SHAW
Contract type name	GDS Contract
Purpose of contract	General
Contract start date	01/10/2007
Contract end date	

16/17 Contracted general activity (UDA)	9,028
Carry forward general activity (UDA)	0
16/17 Contracted orthodontic activity (UOA)	0
Carry forward orthodontic activity (UOA)	0
Baseline contract value	£250,064.18

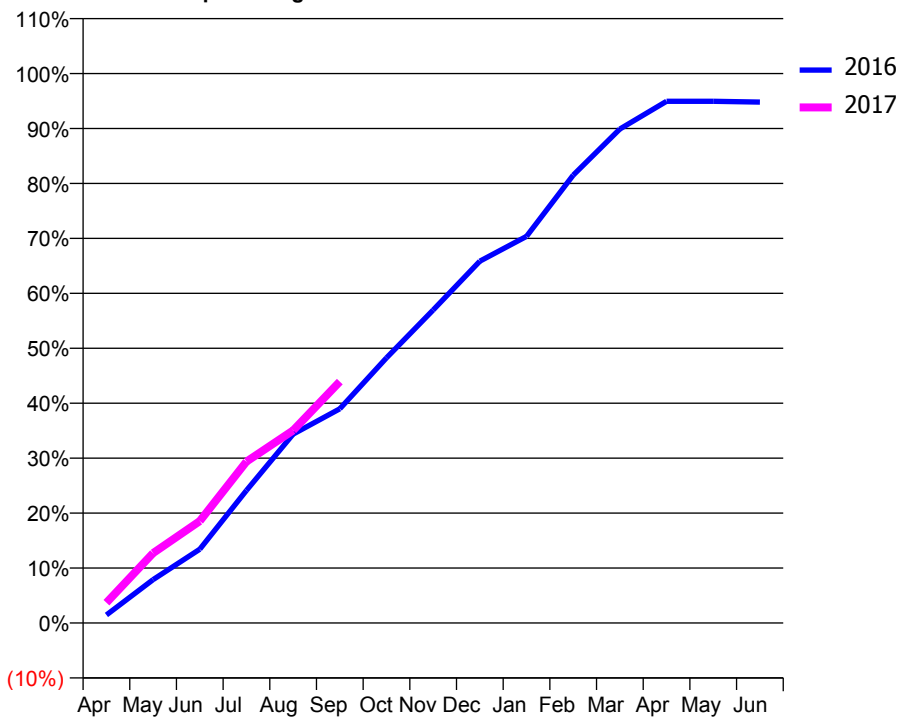
### ACCESS\*

Patients seen in 24 months	Total	Change since previous quarter
Quarter ending September 2015	2,907	
Quarter ending December 2015	2,646	↓
Quarter ending March 2016	2,565	↓
Quarter ending June 2016	2,748	↑
Quarter ending September 2016	2,810	↑
<b>Variance since September 2015</b>	<b>(3.3%)</b>	<b>↓</b>



### ACTIVITY

Cumulative percentage of contracted UDA delivered 2016 & 2017



Month	Adjusted Scheduled Activity (UDA)	
	2016	2017
April	132	335
May	712	1,149
June	1,213	1,674
July	2,178	2,653
August	3,103	3,165
September	3,520	3,967
October	4,356	
November	5,142	
December	5,945	
January	6,352	
February	7,359	
March	8,115	
April	8,572	
May	8,573	
June	8,558	

### QUALITY

	Quantity	Base Number	Contract	AT	Region	England
% of FP17s for the same patient ID Re-attending within 3 months - Children	86	595	14.5%	10.8%	12.0%	12.4%
% of FP17s for the same patient ID Re-attending within 3 months - Adults	414	2,082	19.9%	15.3%	15.9%	16.7%
% of FP17s for the same patient ID Re-attending between 3 & 9 months - Children	281	595	47.2%	61.2%	58.6%	57.4%
% of FP17s for the same patient ID Re-attending between 3 & 9 months - Adults	984	2,082	47.3%	55.3%	51.6%	50.5%
% of FP17s for Band 1 Urgent Courses	51	2,240	2.3%	7.0%	8.0%	9.1%
% of FP17s Relating to Free Repair or Replacements	24	2,240	1.1%	0.9%	0.8%	0.8%
% of FP17s Relating to Continuations	121	2,240	5.4%	1.7%	1.3%	1.3%
% of Patients satisfied with the dentistry they have received	4	5	N/A	93.8%	93.1%	93.2%
% of Patients satisfied with the time they had to wait for an appointment	4	5	N/A	88.9%	89.1%	89.0%

\* This is based on patients treated on this contract for their most recent course of treatment. Figures in italics indicate the base number of FP17s or Patient Questionnaire responses are less than 100. N/A is shown where the base number of responses is less than 10 during the period. % is calculated as Quantity/Base number\*100

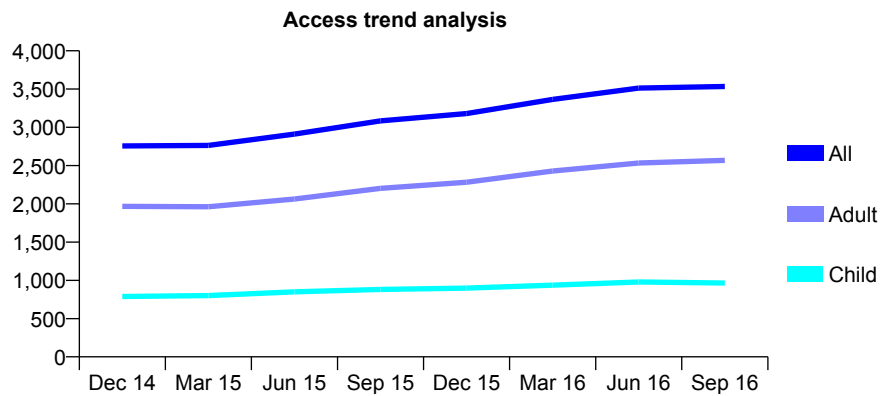
## Q55 - Vital Signs At a Glance Contract Report for 677043/0001 - September 2016

Name or company name	MR D BYWATER
Contract type name	GDS Contract
Purpose of contract	General
Contract start date	01/04/2006
Contract end date	

16/17 Contracted general activity (UDA)	11,193
Carry forward general activity (UDA)	0
16/17 Contracted orthodontic activity (UOA)	0
Carry forward orthodontic activity (UOA)	0
Baseline contract value	£286,997.82

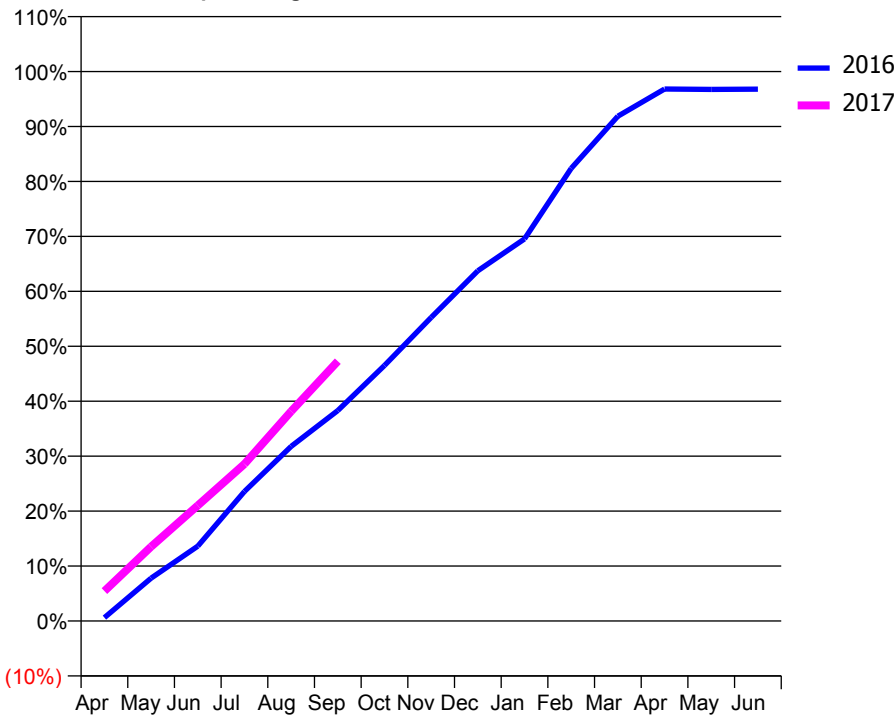
### ACCESS\*

Patients seen in 24 months	Total	Change since previous quarter
Quarter ending September 2015	3,084	
Quarter ending December 2015	3,180	↑
Quarter ending March 2016	3,365	↑
Quarter ending June 2016	3,512	↑
Quarter ending September 2016	3,534	→
<b>Variance since September 2015</b>	<b>14.6%</b>	<b>↑</b>



### ACTIVITY

Cumulative percentage of contracted UDA delivered 2016 & 2017



Month	Adjusted Scheduled Activity (UDA)	
	2016	2017
April	64	611
May	819	1,514
June	1,430	2,353
July	2,475	3,199
August	3,337	4,272
September	4,024	5,292
October	4,886	
November	5,802	
December	6,696	
January	7,304	
February	8,653	
March	9,649	
April	10,170	
May	10,163	
June	10,169	

### QUALITY

	Quantity	Base Number	Contract	AT	Region	England
% of FP17s for the same patient ID Re-attending within 3 months - Children	72	725	9.9%	10.8%	12.0%	12.4%
% of FP17s for the same patient ID Re-attending within 3 months - Adults	453	2,173	20.8%	15.3%	15.9%	16.7%
% of FP17s for the same patient ID Re-attending between 3 & 9 months - Children	434	725	59.9%	61.2%	58.6%	57.4%
% of FP17s for the same patient ID Re-attending between 3 & 9 months - Adults	1,197	2,173	55.1%	55.3%	51.6%	50.5%
% of FP17s for Band 1 Urgent Courses	164	2,650	6.2%	7.0%	8.0%	9.1%
% of FP17s Relating to Free Repair or Replacements	62	2,650	2.3%	0.9%	0.8%	0.8%
% of FP17s Relating to Continuations	5	2,650	0.2%	1.7%	1.3%	1.3%
% of Patients satisfied with the dentistry they have received	4	5	N/A	93.8%	93.1%	93.2%
% of Patients satisfied with the time they had to wait for an appointment	5	5	N/A	88.9%	89.1%	89.0%

\* This is based on patients treated on this contract for their most recent course of treatment. Figures in italics indicate the base number of FP17s or Patient Questionnaire responses are less than 100. N/A is shown where the base number of responses is less than 10 during the period. % is calculated as Quantity/Base number\*100

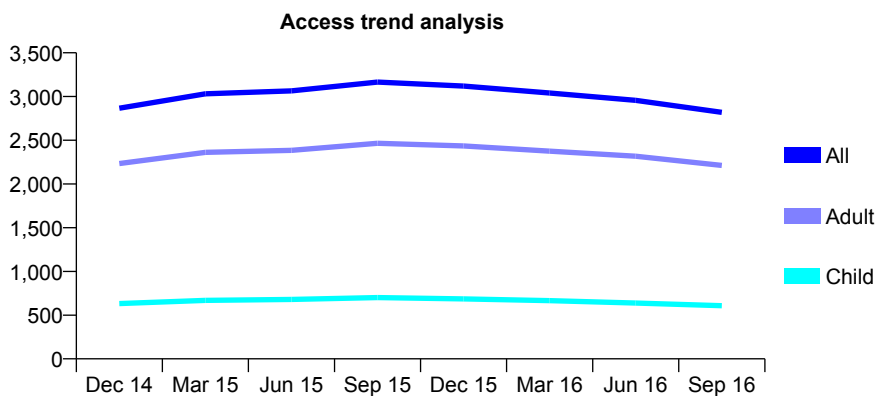
## Q55 - Vital Signs At a Glance Contract Report for 677647/0001 - September 2016

Name or company name	MRS S PIENAAR
Contract type name	GDS Contract
Purpose of contract	General
Contract start date	01/10/2007
Contract end date	

16/17 Contracted general activity (UDA)	10,656
Carry forward general activity (UDA)	0
16/17 Contracted orthodontic activity (UOA)	0
Carry forward orthodontic activity (UOA)	0
Baseline contract value	£251,954.06

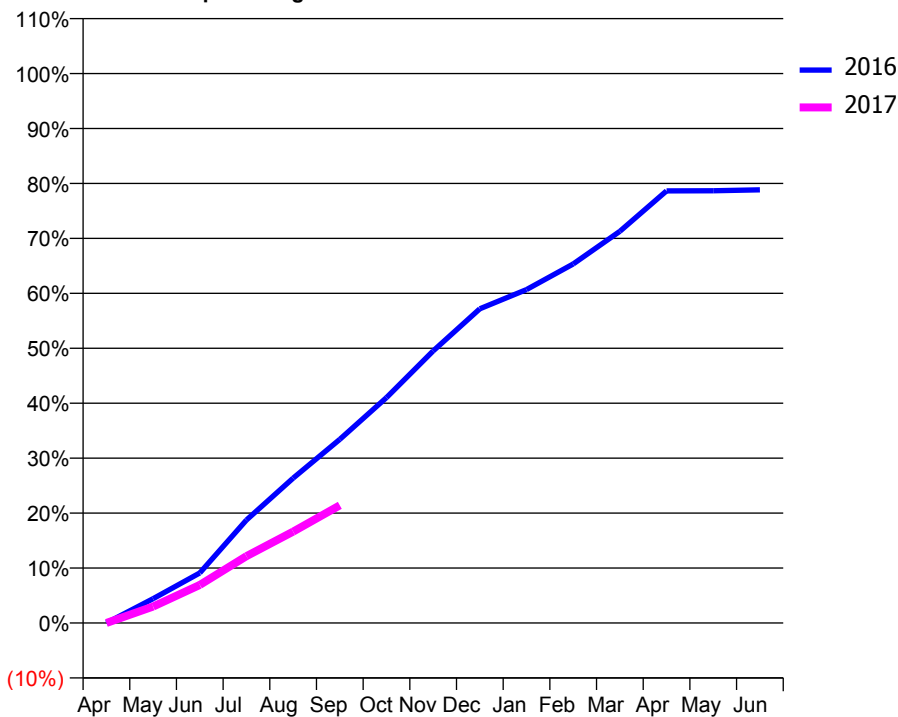
### ACCESS\*

Patients seen in 24 months	Total	Change since previous quarter
Quarter ending September 2015	3,166	
Quarter ending December 2015	3,119	↓
Quarter ending March 2016	3,040	↓
Quarter ending June 2016	2,956	↓
Quarter ending September 2016	2,819	↓
<b>Variance since September 2015</b>	<b>(11.0%)</b>	<b>↓</b>



### ACTIVITY

Cumulative percentage of contracted UDA delivered 2016 & 2017



Month	Adjusted Scheduled Activity (UDA)	
	2016	2017
April	0	0
May	473	320
June	970	738
July	1,997	1,296
August	2,809	1,772
September	3,562	2,282
October	4,372	
November	5,277	
December	6,094	
January	6,466	
February	6,964	
March	7,597	
April	8,379	
May	8,383	
June	8,401	

### QUALITY

	Quantity	Base Number	Contract	AT	Region	England
% of FP17s for the same patient ID Re-attending within 3 months - Children	7	264	2.7%	10.8%	12.0%	12.4%
% of FP17s for the same patient ID Re-attending within 3 months - Adults	150	1,226	12.2%	15.3%	15.9%	16.7%
% of FP17s for the same patient ID Re-attending between 3 & 9 months - Children	43	264	16.3%	61.2%	58.6%	57.4%
% of FP17s for the same patient ID Re-attending between 3 & 9 months - Adults	460	1,226	37.5%	55.3%	51.6%	50.5%
% of FP17s for Band 1 Urgent Courses	29	1,188	2.4%	7.0%	8.0%	9.1%
% of FP17s Relating to Free Repair or Replacements	3	1,188	0.3%	0.9%	0.8%	0.8%
% of FP17s Relating to Continuations	17	1,188	1.4%	1.7%	1.3%	1.3%
% of Patients satisfied with the dentistry they have received	2	2	N/A	93.8%	93.1%	93.2%
% of Patients satisfied with the time they had to wait for an appointment	2	2	N/A	88.9%	89.1%	89.0%

\* This is based on patients treated on this contract for their most recent course of treatment. Figures in italics indicate the base number of FP17s or Patient Questionnaire responses are less than 100. N/A is shown where the base number of responses is less than 10 during the period. % is calculated as Quantity/Base number\*100

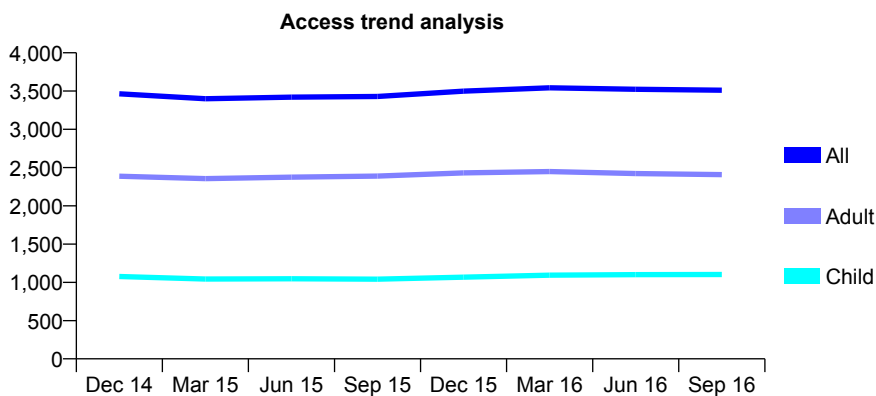
## Q55 - Vital Signs At a Glance Contract Report for 679879/0001 - September 2016

Name or company name	MISS F SEZAVAR SHOKOH
Contract type name	GDS Contract
Purpose of contract	General
Contract start date	01/04/2006
Contract end date	

16/17 Contracted general activity (UDA)	14,388
Carry forward general activity (UDA)	0
16/17 Contracted orthodontic activity (UOA)	0
Carry forward orthodontic activity (UOA)	0
Baseline contract value	£351,706.17

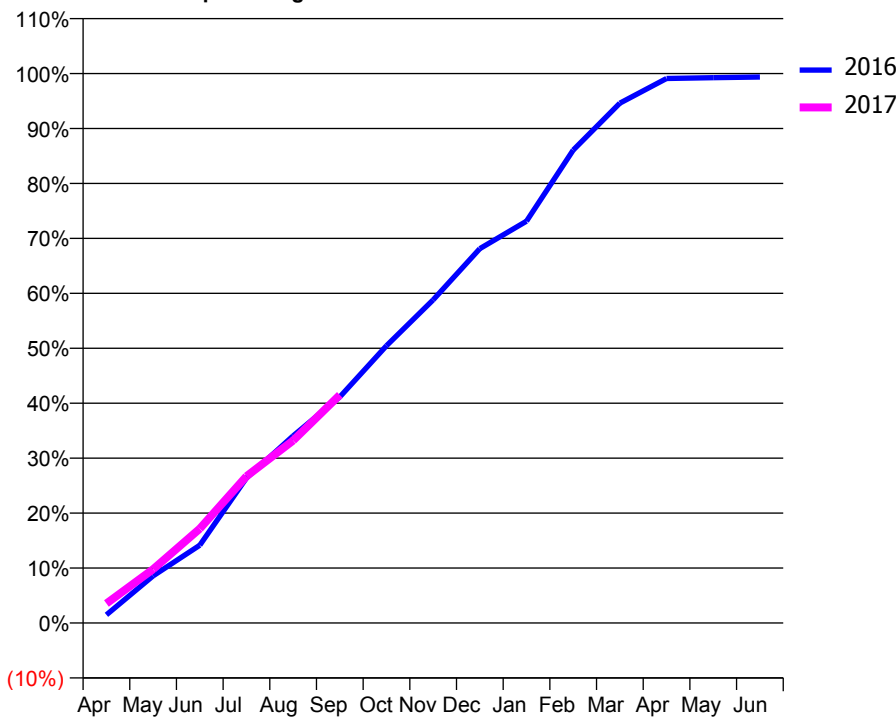
### ACCESS\*

Patients seen in 24 months	Total	Change since previous quarter
Quarter ending September 2015	3,430	
Quarter ending December 2015	3,499	↑
Quarter ending March 2016	3,542	→
Quarter ending June 2016	3,523	→
Quarter ending September 2016	3,511	→
<b>Variance since September 2015</b>	<b>2.4%</b>	<b>↑</b>



### ACTIVITY

Cumulative percentage of contracted UDA delivered 2016 & 2017



Adjusted Scheduled Activity (UDA)

Month	2016	2017
April	216	513
May	1,236	1,407
June	2,037	2,471
July	3,796	3,842
August	4,901	4,779
September	5,920	5,971
October	7,260	
November	8,463	
December	9,803	
January	10,520	
February	12,384	
March	13,611	
April	14,256	
May	14,278	
June	14,296	

### QUALITY

	Quantity	Base Number	Contract	AT	Region	England
% of FP17s for the same patient ID Re-attending within 3 months - Children	64	820	7.8%	10.8%	12.0%	12.4%
% of FP17s for the same patient ID Re-attending within 3 months - Adults	274	1,626	16.9%	15.3%	15.9%	16.7%
% of FP17s for the same patient ID Re-attending between 3 & 9 months - Children	469	820	57.2%	61.2%	58.6%	57.4%
% of FP17s for the same patient ID Re-attending between 3 & 9 months - Adults	801	1,626	49.3%	55.3%	51.6%	50.5%
% of FP17s for Band 1 Urgent Courses	243	2,233	10.9%	7.0%	8.0%	9.1%
% of FP17s Relating to Free Repair or Replacements	29	2,233	1.3%	0.9%	0.8%	0.8%
% of FP17s Relating to Continuations	15	2,233	0.7%	1.7%	1.3%	1.3%
% of Patients satisfied with the dentistry they have received	1	2	N/A	93.8%	93.1%	93.2%
% of Patients satisfied with the time they had to wait for an appointment	2	2	N/A	88.9%	89.1%	89.0%

\* This is based on patients treated on this contract for their most recent course of treatment. Figures in italics indicate the base number of FP17s or Patient Questionnaire responses are less than 100. N/A is shown where the base number of responses is less than 10 during the period. % is calculated as Quantity/Base number\*100

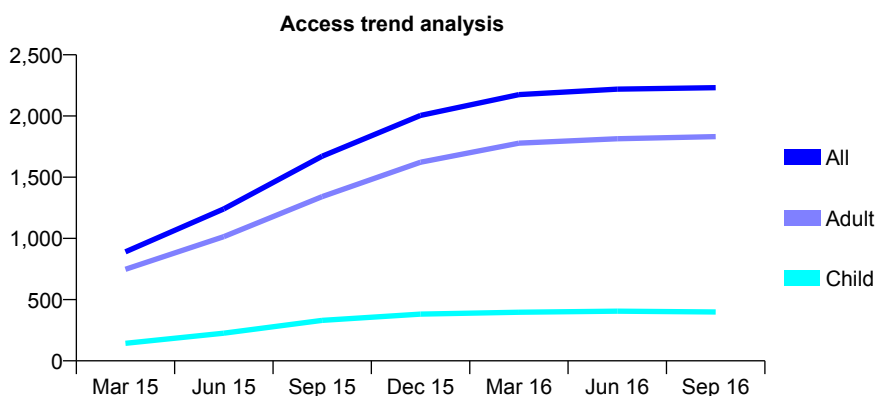
## Q55 - Vital Signs At a Glance Contract Report for 681814/0003 - September 2016

Name or company name	MR E CUNNINGHAM
Contract type name	GDS Contract
Purpose of contract	General
Contract start date	01/12/2014
Contract end date	

16/17 Contracted general activity (UDA)	11,400
Carry forward general activity (UDA)	0
16/17 Contracted orthodontic activity (UOA)	0
Carry forward orthodontic activity (UOA)	0
Baseline contract value	£252,328.22

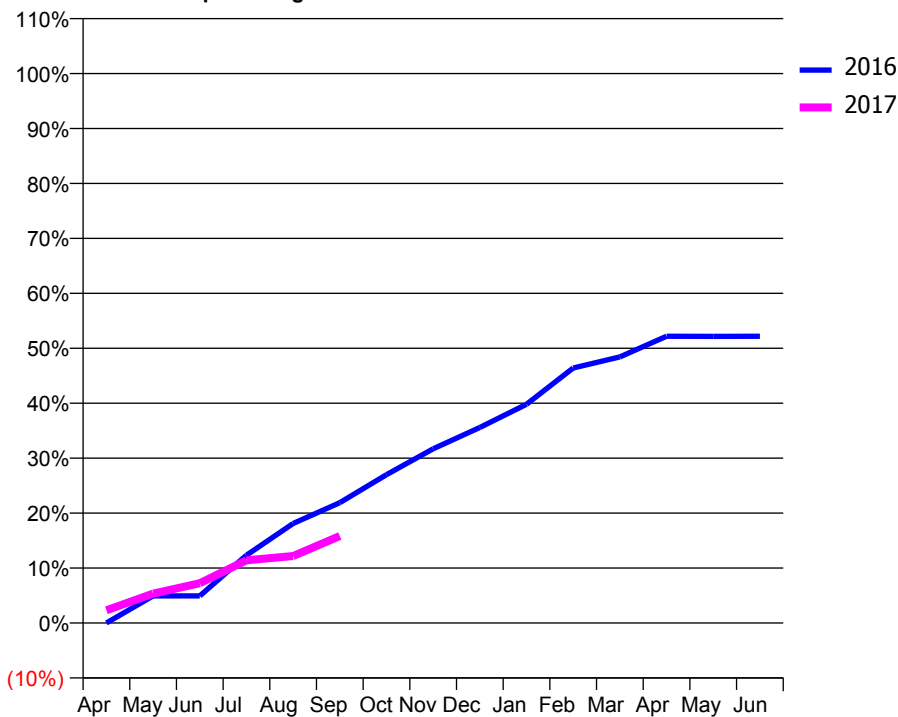
### ACCESS\*

Patients seen in 24 months	Total	Change since previous quarter
Quarter ending September 2015	1,672	
Quarter ending December 2015	2,005	↑
Quarter ending March 2016	2,175	↑
Quarter ending June 2016	2,220	↑
Quarter ending September 2016	2,231	→
<b>Variance since September 2015</b>	<b>33.4%</b>	<b>↑</b>



### ACTIVITY

Cumulative percentage of contracted UDA delivered 2016 & 2017



Adjusted Scheduled Activity (UDA)

Month	2016	2017
April	0	265
May	564	611
June	564	825
July	1,406	1,300
August	2,065	1,389
September	2,496	1,805
October	3,078	
November	3,616	
December	4,057	
January	4,537	
February	5,290	
March	5,520	
April	5,949	
May	5,947	
June	5,948	

### QUALITY

	Quantity	Base Number	Contract	AT	Region	England
% of FP17s for the same patient ID Re-attending within 3 months - Children	8	249	3.2%	10.8%	12.0%	12.4%
% of FP17s for the same patient ID Re-attending within 3 months - Adults	127	1,116	11.4%	15.3%	15.9%	16.7%
% of FP17s for the same patient ID Re-attending between 3 & 9 months - Children	177	249	71.1%	61.2%	58.6%	57.4%
% of FP17s for the same patient ID Re-attending between 3 & 9 months - Adults	692	1,116	62.0%	55.3%	51.6%	50.5%
% of FP17s for Band 1 Urgent Courses	58	1,135	5.1%	7.0%	8.0%	9.1%
% of FP17s Relating to Free Repair or Replacements	5	1,135	0.4%	0.9%	0.8%	0.8%
% of FP17s Relating to Continuations	3	1,135	0.3%	1.7%	1.3%	1.3%
% of Patients satisfied with the dentistry they have received	4	5	N/A	93.8%	93.1%	93.2%
% of Patients satisfied with the time they had to wait for an appointment	4	5	N/A	88.9%	89.1%	89.0%

\* This is based on patients treated on this contract for their most recent course of treatment. Figures in italics indicate the base number of FP17s or Patient Questionnaire responses are less than 100. N/A is shown where the base number of responses is less than 10 during the period. % is calculated as Quantity/Base number\*100

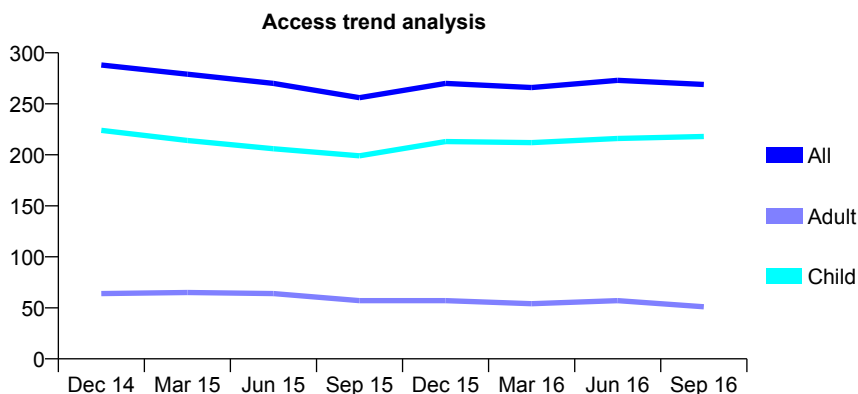
## Q55 - Vital Signs At a Glance Contract Report for 710822/0001 - September 2016

Name or company name	MR R NATHWANI
Contract type name	GDS Contract
Purpose of contract	General
Contract start date	01/05/2011
Contract end date	

16/17 Contracted general activity (UDA)	863
Carry forward general activity (UDA)	0
16/17 Contracted orthodontic activity (UOA)	0
Carry forward orthodontic activity (UOA)	0
Baseline contract value	£23,760.93

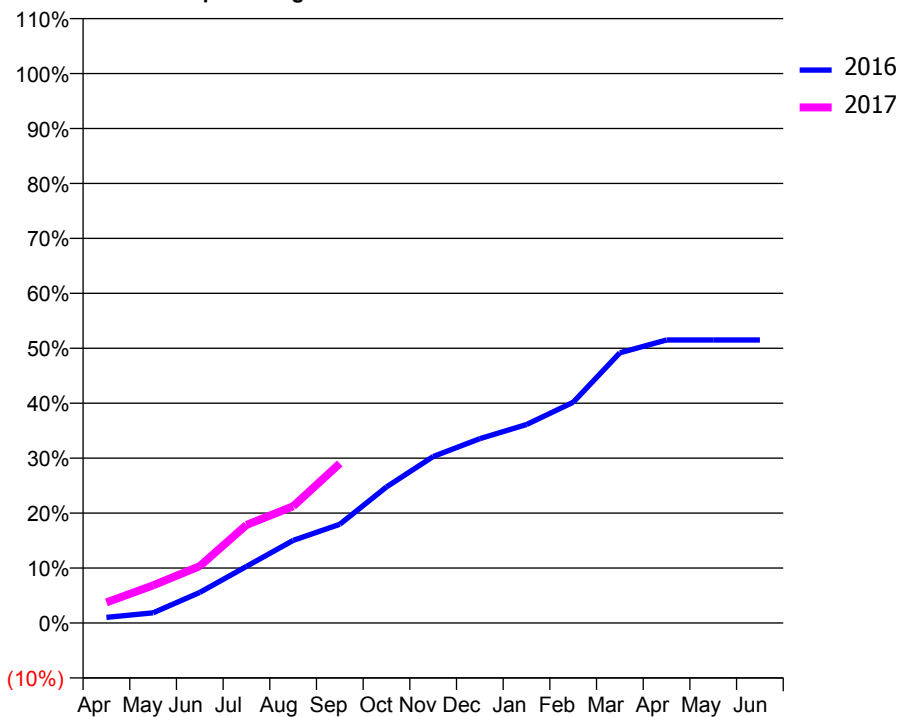
### ACCESS\*

Patients seen in 24 months	Total	Change since previous quarter
Quarter ending September 2015	256	
Quarter ending December 2015	270	↑
Quarter ending March 2016	266	↓
Quarter ending June 2016	273	↑
Quarter ending September 2016	269	↓
<b>Variance since September 2015</b>	<b>5.1%</b>	<b>↑</b>



### ACTIVITY

Cumulative percentage of contracted UDA delivered 2016 & 2017



Adjusted Scheduled Activity (UDA)

Month	2016	2017
April	9	32
May	16	59
June	48	89
July	89	154
August	130	183
September	155	251
October	214	
November	261	
December	290	
January	312	
February	347	
March	424	
April	445	
May	445	
June	445	

### QUALITY

	Quantity	Base Number	Contract	AT	Region	England
% of FP17s for the same patient ID Re-attending within 3 months - Children	14	220	6.4%	10.8%	12.0%	12.4%
% of FP17s for the same patient ID Re-attending within 3 months - Adults	0	1	0.0%	15.3%	15.9%	16.7%
% of FP17s for the same patient ID Re-attending between 3 & 9 months - Children	148	220	67.3%	61.2%	58.6%	57.4%
% of FP17s for the same patient ID Re-attending between 3 & 9 months - Adults	1	1	100.0%	55.3%	51.6%	50.5%
% of FP17s for Band 1 Urgent Courses	13	205	6.3%	7.0%	8.0%	9.1%
% of FP17s Relating to Free Repair or Replacements	0	205	0.0%	0.9%	0.8%	0.8%
% of FP17s Relating to Continuations	0	205	0.0%	1.7%	1.3%	1.3%
% of Patients satisfied with the dentistry they have received	0	0	N/A	93.8%	93.1%	93.2%
% of Patients satisfied with the time they had to wait for an appointment	0	0	N/A	88.9%	89.1%	89.0%

\* This is based on patients treated on this contract for their most recent course of treatment. Figures in italics indicate the base number of FP17s or Patient Questionnaire responses are less than 100. N/A is shown where the base number of responses is less than 10 during the period. % is calculated as Quantity/Base number\*100

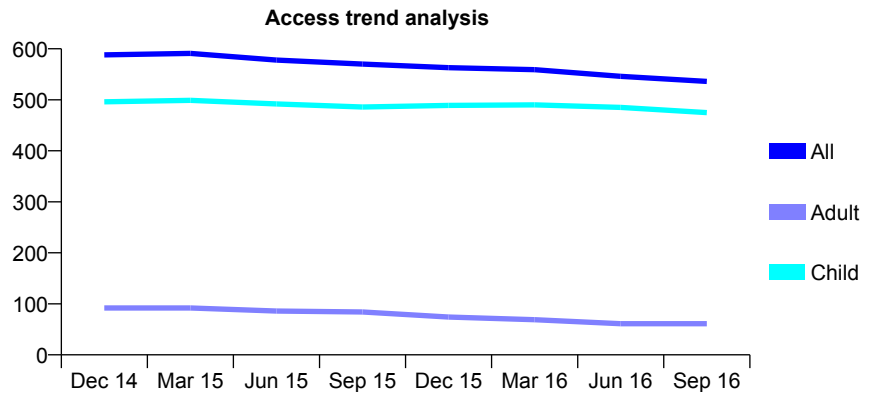
## Q55 - Vital Signs At a Glance Contract Report for 729388/0001 - September 2016

Name or company name	MR JP WARD
Contract type name	GDS Contract
Purpose of contract	General and Orthodontic
Contract start date	01/04/2006
Contract end date	

16/17 Contracted general activity (UDA)	1,628
Carry forward general activity (UDA)	0
16/17 Contracted orthodontic activity (UOA)	446
Carry forward orthodontic activity (UOA)	0
Baseline contract value	£71,784.37

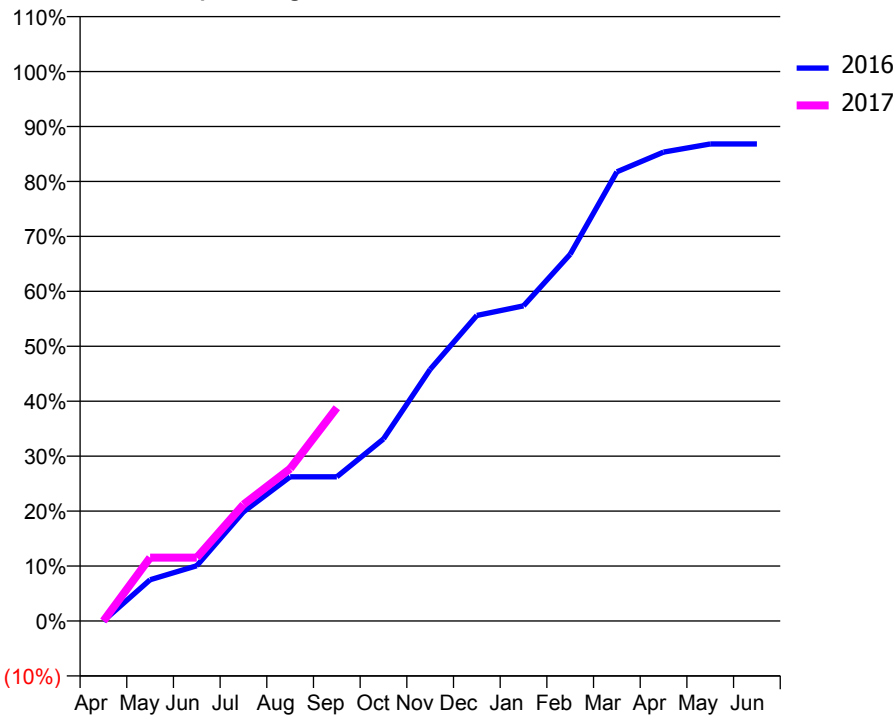
### ACCESS\*

Patients seen in 24 months	Total	Change since previous quarter
Quarter ending September 2015	570	
Quarter ending December 2015	563	↓
Quarter ending March 2016	559	→
Quarter ending June 2016	546	↓
Quarter ending September 2016	536	↓
<b>Variance since September 2015</b>	<b>(6.0%)</b>	<b>↓</b>



### ACTIVITY

Cumulative percentage of contracted UDA delivered 2016 & 2017



Month	Adjusted Scheduled Activity (UDA)	
	2016	2017
April	0	0
May	122	188
June	164	188
July	323	345
August	427	451
September	427	632
October	540	
November	746	
December	905	
January	934	
February	1,087	
March	1,331	
April	1,389	
May	1,413	
June	1,413	

### QUALITY

	Quantity	Base Number	Contract	AT	Region	England
% of FP17s for the same patient ID Re-attending within 3 months - Children	36	420	8.6%	10.8%	12.0%	12.4%
% of FP17s for the same patient ID Re-attending within 3 months - Adults	0	0	N/A	15.3%	15.9%	16.7%
% of FP17s for the same patient ID Re-attending between 3 & 9 months - Children	339	420	80.7%	61.2%	58.6%	57.4%
% of FP17s for the same patient ID Re-attending between 3 & 9 months - Adults	0	0	N/A	55.3%	51.6%	50.5%
% of FP17s for Band 1 Urgent Courses	9	373	2.4%	7.0%	8.0%	9.1%
% of FP17s Relating to Free Repair or Replacements	0	373	0.0%	0.9%	0.8%	0.8%
% of FP17s Relating to Continuations	0	373	0.0%	1.7%	1.3%	1.3%
% of Patients satisfied with the dentistry they have received	1	1	N/A	93.8%	93.1%	93.2%
% of Patients satisfied with the time they had to wait for an appointment	1	1	N/A	88.9%	89.1%	89.0%

\* This is based on patients treated on this contract for their most recent course of treatment. Figures in italics indicate the base number of FP17s or Patient Questionnaire responses are less than 100. N/A is shown where the base number of responses is less than 10 during the period. % is calculated as Quantity/Base number\*100



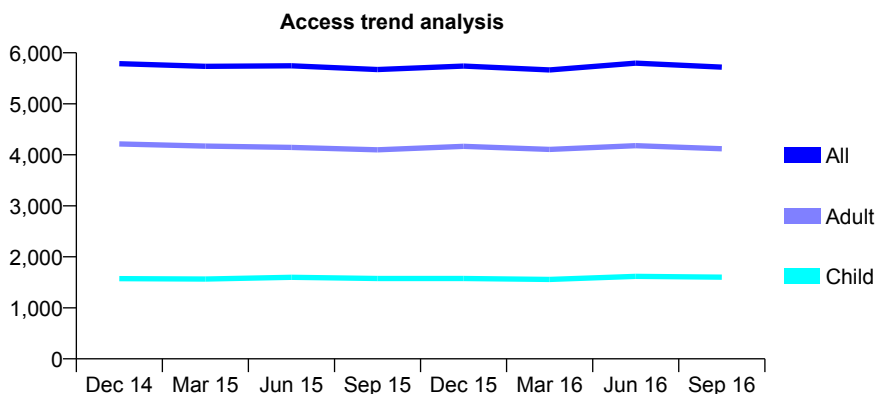
## Q55 - Vital Signs At a Glance Contract Report for 737658/0001 - September 2016

Name or company name	MR WK GREEN
Contract type name	GDS Contract
Purpose of contract	General
Contract start date	01/04/2006
Contract end date	

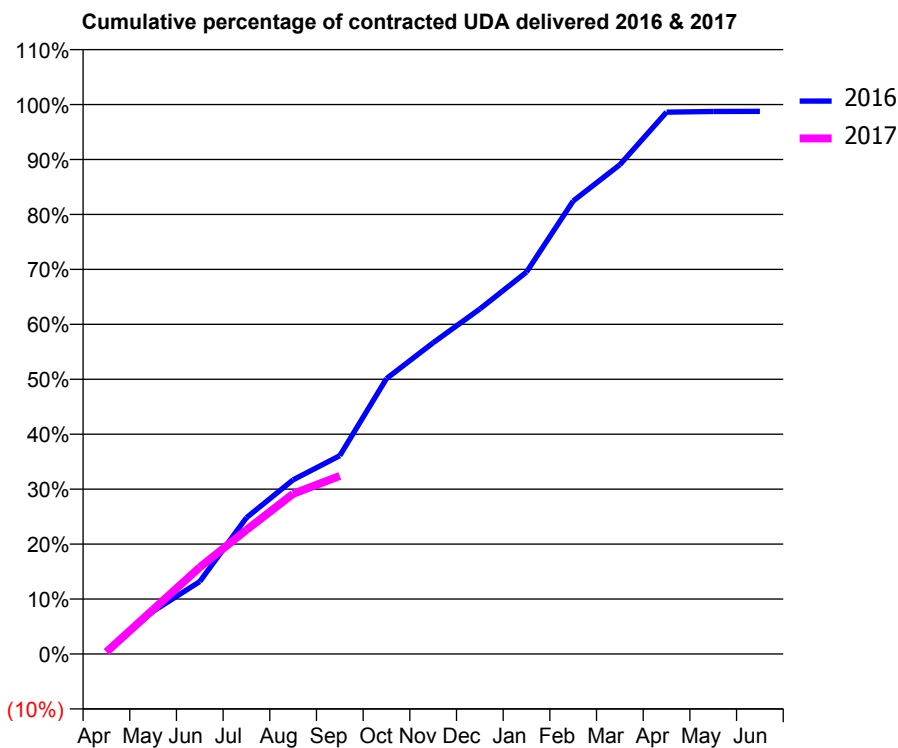
16/17 Contracted general activity (UDA)	21,057
Carry forward general activity (UDA)	0
16/17 Contracted orthodontic activity (UOA)	0
Carry forward orthodontic activity (UOA)	0
Baseline contract value	£574,371.65

### ACCESS\*

Patients seen in 24 months	Total	Change since previous quarter
Quarter ending September 2015	5,671	
Quarter ending December 2015	5,740	→
Quarter ending March 2016	5,665	↓
Quarter ending June 2016	5,798	↑
Quarter ending September 2016	5,720	↓
<b>Variance since September 2015</b>	<b>0.9%</b>	<b>→</b>



### ACTIVITY



Month	Adjusted Scheduled Activity (UDA)	
	2016	2017
April	105	79
May	1,639	1,704
June	2,777	3,324
July	5,223	4,752
August	6,675	6,142
September	7,601	6,825
October	10,553	
November	11,927	
December	13,222	
January	14,635	
February	17,362	
March	18,748	
April	20,765	
May	20,787	
June	20,793	

### QUALITY

	Quantity	Base Number	Contract	AT	Region	England
% of FP17s for the same patient ID Re-attending within 3 months - Children	74	830	8.9%	10.8%	12.0%	12.4%
% of FP17s for the same patient ID Re-attending within 3 months - Adults	483	2,151	22.5%	15.3%	15.9%	16.7%
% of FP17s for the same patient ID Re-attending between 3 & 9 months - Children	307	830	37.0%	61.2%	58.6%	57.4%
% of FP17s for the same patient ID Re-attending between 3 & 9 months - Adults	645	2,151	30.0%	55.3%	51.6%	50.5%
% of FP17s for Band 1 Urgent Courses	126	2,383	5.3%	7.0%	8.0%	9.1%
% of FP17s Relating to Free Repair or Replacements	12	2,383	0.5%	0.9%	0.8%	0.8%
% of FP17s Relating to Continuations	90	2,383	3.8%	1.7%	1.3%	1.3%
% of Patients satisfied with the dentistry they have received	3	4	N/A	93.8%	93.1%	93.2%
% of Patients satisfied with the time they had to wait for an appointment	4	4	N/A	88.9%	89.1%	89.0%

\* This is based on patients treated on this contract for their most recent course of treatment. Figures in italics indicate the base number of FP17s or Patient Questionnaire responses are less than 100. N/A is shown where the base number of responses is less than 10 during the period. % is calculated as Quantity/Base number\*100

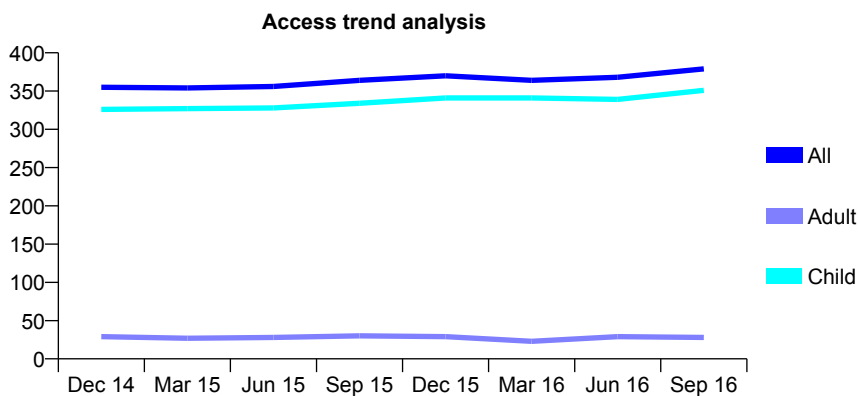
## Q55 - Vital Signs At a Glance Contract Report for 745847/0001 - September 2016

Name or company name	MR SB SHAFFERY
Contract type name	GDS Contract
Purpose of contract	General
Contract start date	01/04/2006
Contract end date	

16/17 Contracted general activity (UDA)	800
Carry forward general activity (UDA)	0
16/17 Contracted orthodontic activity (UOA)	0
Carry forward orthodontic activity (UOA)	0
Baseline contract value	£19,325.73

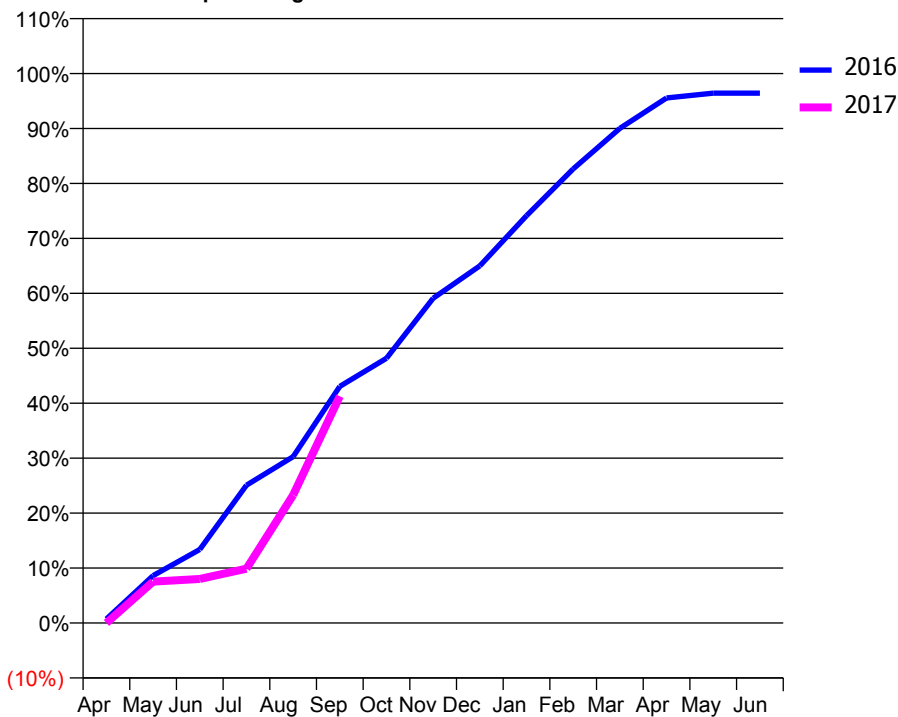
### ACCESS\*

Patients seen in 24 months	Total	Change since previous quarter
Quarter ending September 2015	364	
Quarter ending December 2015	370	→
Quarter ending March 2016	364	↓
Quarter ending June 2016	368	→
Quarter ending September 2016	379	↑
<b>Variance since September 2015</b>	<b>4.1%</b>	<b>↑</b>



### ACTIVITY

Cumulative percentage of contracted UDA delivered 2016 & 2017



Month	Adjusted Scheduled Activity (UDA)	
	2016	2017
April	6	0
May	69	60
June	107	64
July	201	79
August	242	186
September	344	330
October	385	
November	473	
December	520	
January	593	
February	661	
March	720	
April	764	
May	771	
June	771	

### QUALITY

	Quantity	Base Number	Contract	AT	Region	England
% of FP17s for the same patient ID Re-attending within 3 months - Children	17	298	5.7%	10.8%	12.0%	12.4%
% of FP17s for the same patient ID Re-attending within 3 months - Adults	0	0	N/A	15.3%	15.9%	16.7%
% of FP17s for the same patient ID Re-attending between 3 & 9 months - Children	187	298	62.8%	61.2%	58.6%	57.4%
% of FP17s for the same patient ID Re-attending between 3 & 9 months - Adults	0	0	N/A	55.3%	51.6%	50.5%
% of FP17s for Band 1 Urgent Courses	1	260	0.4%	7.0%	8.0%	9.1%
% of FP17s Relating to Free Repair or Replacements	1	260	0.4%	0.9%	0.8%	0.8%
% of FP17s Relating to Continuations	0	260	0.0%	1.7%	1.3%	1.3%
% of Patients satisfied with the dentistry they have received	0	0	N/A	93.8%	93.1%	93.2%
% of Patients satisfied with the time they had to wait for an appointment	0	0	N/A	88.9%	89.1%	89.0%

\* This is based on patients treated on this contract for their most recent course of treatment. Figures in italics indicate the base number of FP17s or Patient Questionnaire responses are less than 100. N/A is shown where the base number of responses is less than 10 during the period. % is calculated as Quantity/Base number\*100

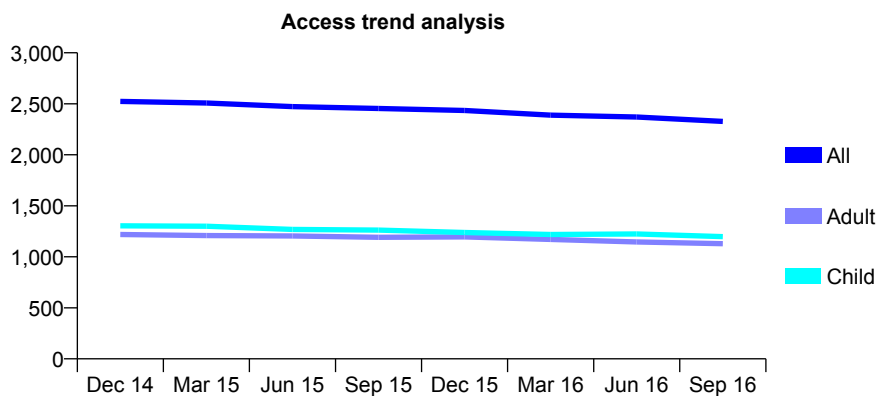
## Q55 - Vital Signs At a Glance Contract Report for 746436/0001 - September 2016

Name or company name	MR MN BURTON
Contract type name	GDS Contract
Purpose of contract	General
Contract start date	01/04/2006
Contract end date	

16/17 Contracted general activity (UDA)	7,500
Carry forward general activity (UDA)	0
16/17 Contracted orthodontic activity (UOA)	0
Carry forward orthodontic activity (UOA)	0
Baseline contract value	£214,764.16

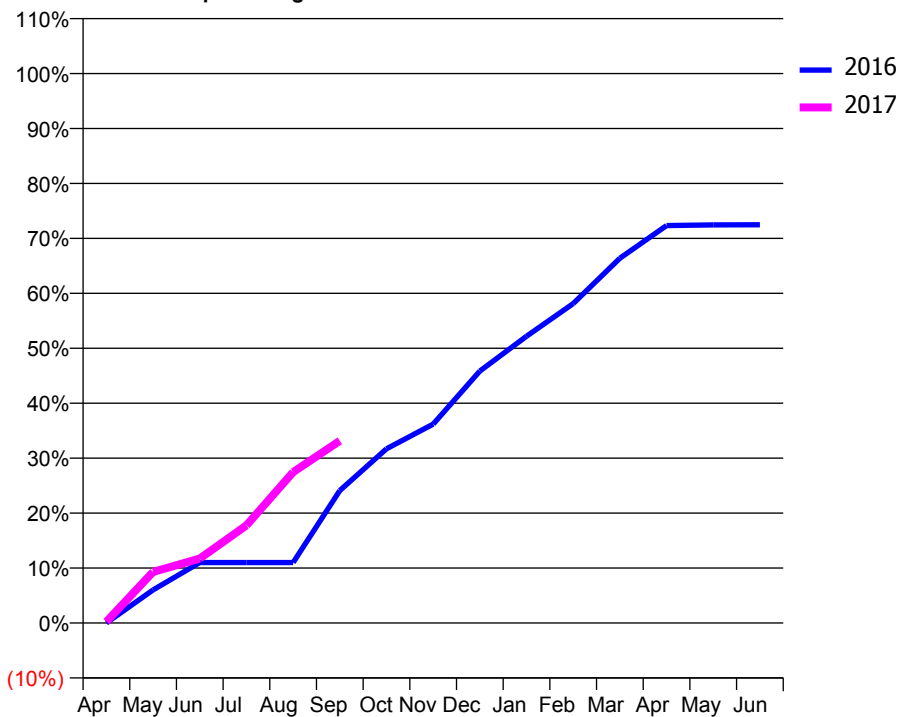
### ACCESS\*

Patients seen in 24 months	Total	Change since previous quarter
Quarter ending September 2015	2,454	
Quarter ending December 2015	2,434	→
Quarter ending March 2016	2,389	↓
Quarter ending June 2016	2,370	→
Quarter ending September 2016	2,327	↓
<b>Variance since September 2015</b>	<b>(5.2%)</b>	<b>↓</b>



### ACTIVITY

Cumulative percentage of contracted UDA delivered 2016 & 2017



Month	Adjusted Scheduled Activity (UDA)	
	2016	2017
April	0	20
May	451	697
June	825	881
July	825	1,334
August	825	2,059
September	1,807	2,488
October	2,378	
November	2,715	
December	3,440	
January	3,913	
February	4,359	
March	4,979	
April	5,425	
May	5,433	
June	5,435	

### QUALITY

	Quantity	Base Number	Contract	AT	Region	England
% of FP17s for the same patient ID Re-attending within 3 months - Children	75	1,002	7.5%	10.8%	12.0%	12.4%
% of FP17s for the same patient ID Re-attending within 3 months - Adults	87	672	12.9%	15.3%	15.9%	16.7%
% of FP17s for the same patient ID Re-attending between 3 & 9 months - Children	663	1,002	66.2%	61.2%	58.6%	57.4%
% of FP17s for the same patient ID Re-attending between 3 & 9 months - Adults	350	672	52.1%	55.3%	51.6%	50.5%
% of FP17s for Band 1 Urgent Courses	64	1,435	4.5%	7.0%	8.0%	9.1%
% of FP17s Relating to Free Repair or Replacements	0	1,435	0.0%	0.9%	0.8%	0.8%
% of FP17s Relating to Continuations	10	1,435	0.7%	1.7%	1.3%	1.3%
% of Patients satisfied with the dentistry they have received	2	2	N/A	93.8%	93.1%	93.2%
% of Patients satisfied with the time they had to wait for an appointment	2	2	N/A	88.9%	89.1%	89.0%

\* This is based on patients treated on this contract for their most recent course of treatment. Figures in italics indicate the base number of FP17s or Patient Questionnaire responses are less than 100. N/A is shown where the base number of responses is less than 10 during the period. % is calculated as Quantity/Base number\*100

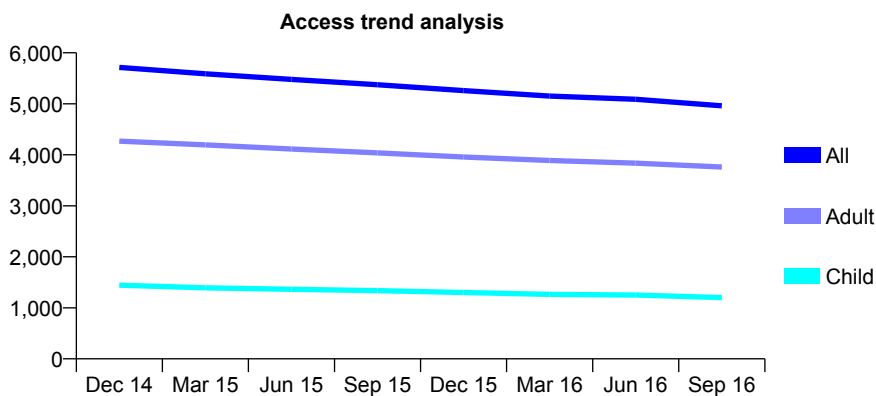
## Q55 - Vital Signs At a Glance Contract Report for 746509/0001 - September 2016

Name or company name	MR RA HEPBURN
Contract type name	GDS Contract
Purpose of contract	General
Contract start date	01/04/2006
Contract end date	

16/17 Contracted general activity (UDA)	13,800
Carry forward general activity (UDA)	0
16/17 Contracted orthodontic activity (UOA)	0
Carry forward orthodontic activity (UOA)	0
Baseline contract value	£276,791.81

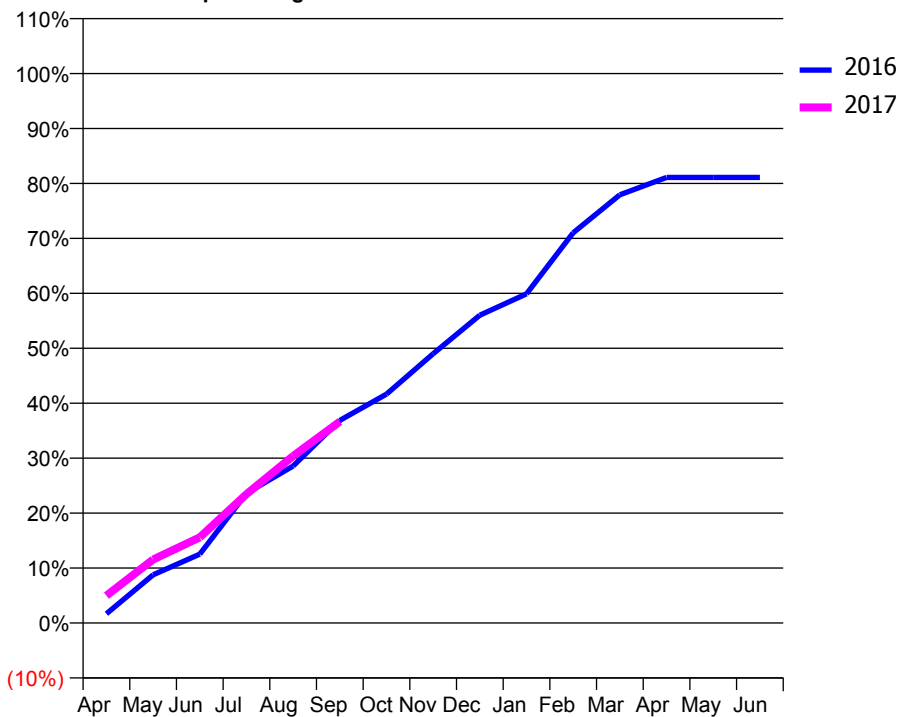
### ACCESS\*

Patients seen in 24 months	Total	Change since previous quarter
Quarter ending September 2015	5,375	
Quarter ending December 2015	5,258	↓
Quarter ending March 2016	5,152	↓
Quarter ending June 2016	5,088	↓
Quarter ending September 2016	4,962	↓
<b>Variance since September 2015</b>	<b>(7.7%)</b>	<b>↓</b>



### ACTIVITY

Cumulative percentage of contracted UDA delivered 2016 & 2017



Month	Adjusted Scheduled Activity (UDA)	
	2016	2017
April	231	687
May	1,212	1,595
June	1,729	2,153
July	3,258	3,236
August	3,942	4,195
September	5,087	5,057
October	5,748	
November	6,762	
December	7,731	
January	8,265	
February	9,802	
March	10,756	
April	11,189	
May	11,189	
June	11,189	

### QUALITY

	Quantity	Base Number	Contract	AT	Region	England
% of FP17s for the same patient ID Re-attending within 3 months - Children	21	940	2.2%	10.8%	12.0%	12.4%
% of FP17s for the same patient ID Re-attending within 3 months - Adults	220	2,106	10.4%	15.3%	15.9%	16.7%
% of FP17s for the same patient ID Re-attending between 3 & 9 months - Children	699	940	74.4%	61.2%	58.6%	57.4%
% of FP17s for the same patient ID Re-attending between 3 & 9 months - Adults	575	2,106	27.3%	55.3%	51.6%	50.5%
% of FP17s for Band 1 Urgent Courses	97	2,812	3.4%	7.0%	8.0%	9.1%
% of FP17s Relating to Free Repair or Replacements	30	2,812	1.1%	0.9%	0.8%	0.8%
% of FP17s Relating to Continuations	54	2,812	1.9%	1.7%	1.3%	1.3%
% of Patients satisfied with the dentistry they have received	3	3	N/A	93.8%	93.1%	93.2%
% of Patients satisfied with the time they had to wait for an appointment	3	3	N/A	88.9%	89.1%	89.0%

\* This is based on patients treated on this contract for their most recent course of treatment. Figures in italics indicate the base number of FP17s or Patient Questionnaire responses are less than 100. N/A is shown where the base number of responses is less than 10 during the period. % is calculated as Quantity/Base number\*100

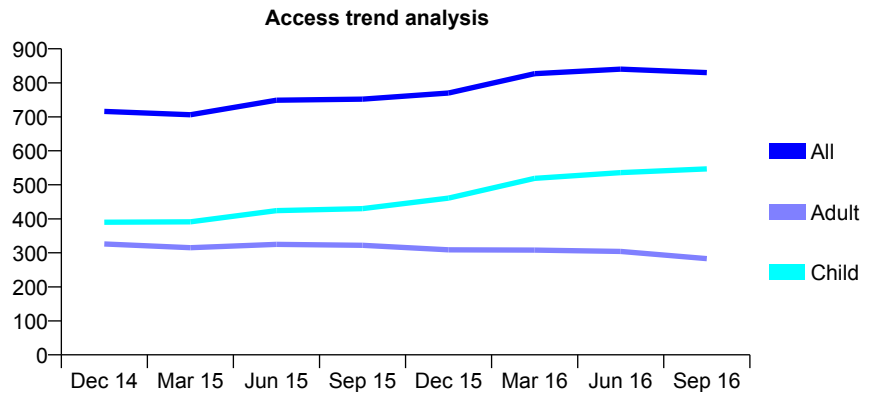
## Q55 - Vital Signs At a Glance Contract Report for 751553/0002 - September 2016

Name or company name	MR S RAKSHIT
Contract type name	GDS Contract
Purpose of contract	General
Contract start date	01/04/2006
Contract end date	

16/17 Contracted general activity (UDA)	3,500
Carry forward general activity (UDA)	0
16/17 Contracted orthodontic activity (UOA)	0
Carry forward orthodontic activity (UOA)	0
Baseline contract value	£77,343.68

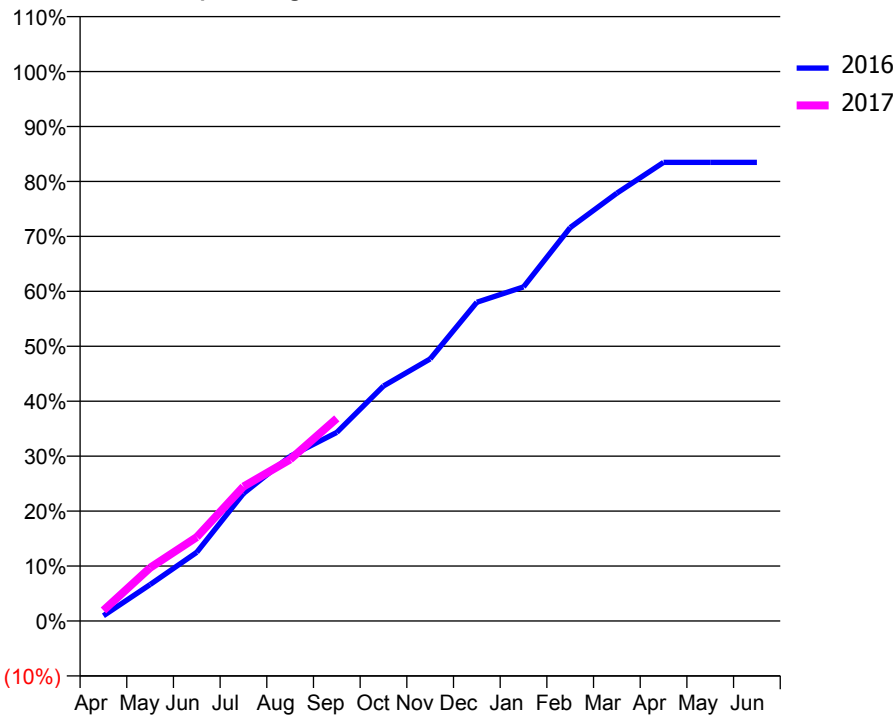
### ACCESS\*

Patients seen in 24 months	Total	Change since previous quarter
Quarter ending September 2015	752	
Quarter ending December 2015	770	↑
Quarter ending March 2016	827	↑
Quarter ending June 2016	840	→
Quarter ending September 2016	830	↓
<b>Variance since September 2015</b>	<b>10.4%</b>	<b>↑</b>



### ACTIVITY

Cumulative percentage of contracted UDA delivered 2016 & 2017



Month	Adjusted Scheduled Activity (UDA)	
	2016	2017
April	33	67
May	232	340
June	438	535
July	813	857
August	1,049	1,029
September	1,201	1,291
October	1,497	
November	1,669	
December	2,031	
January	2,128	
February	2,506	
March	2,725	
April	2,921	
May	2,921	
June	2,921	

### QUALITY

	Quantity	Base Number	Contract	AT	Region	England
% of FP17s for the same patient ID Re-attending within 3 months - Children	71	482	14.7%	10.8%	12.0%	12.4%
% of FP17s for the same patient ID Re-attending within 3 months - Adults	54	182	29.7%	15.3%	15.9%	16.7%
% of FP17s for the same patient ID Re-attending between 3 & 9 months - Children	238	482	49.4%	61.2%	58.6%	57.4%
% of FP17s for the same patient ID Re-attending between 3 & 9 months - Adults	97	182	53.3%	55.3%	51.6%	50.5%
% of FP17s for Band 1 Urgent Courses	113	583	19.4%	7.0%	8.0%	9.1%
% of FP17s Relating to Free Repair or Replacements	0	583	0.0%	0.9%	0.8%	0.8%
% of FP17s Relating to Continuations	6	583	1.0%	1.7%	1.3%	1.3%
% of Patients satisfied with the dentistry they have received	2	2	N/A	93.8%	93.1%	93.2%
% of Patients satisfied with the time they had to wait for an appointment	2	2	N/A	88.9%	89.1%	89.0%

\* This is based on patients treated on this contract for their most recent course of treatment. Figures in italics indicate the base number of FP17s or Patient Questionnaire responses are less than 100. N/A is shown where the base number of responses is less than 10 during the period. % is calculated as Quantity/Base number\*100

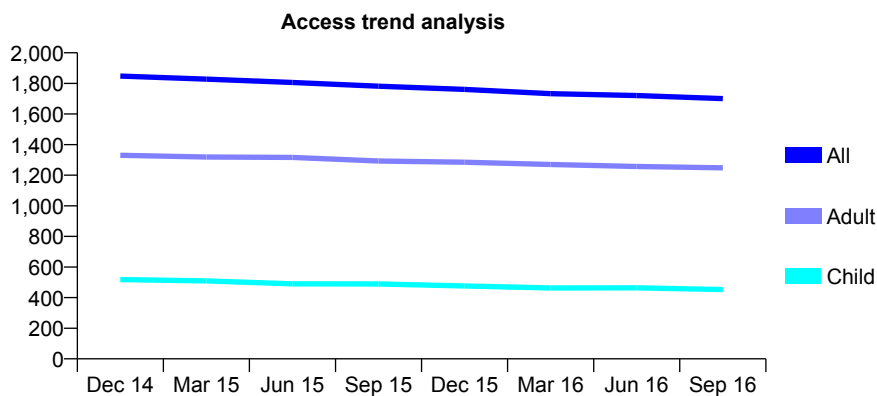
## Q55 - Vital Signs At a Glance Contract Report for 752134/0001 - September 2016

Name or company name	MR CJ DONEGAN
Contract type name	GDS Contract
Purpose of contract	General
Contract start date	01/04/2006
Contract end date	

16/17 Contracted general activity (UDA)	6,517
Carry forward general activity (UDA)	0
16/17 Contracted orthodontic activity (UOA)	0
Carry forward orthodontic activity (UOA)	0
Baseline contract value	£155,489.45

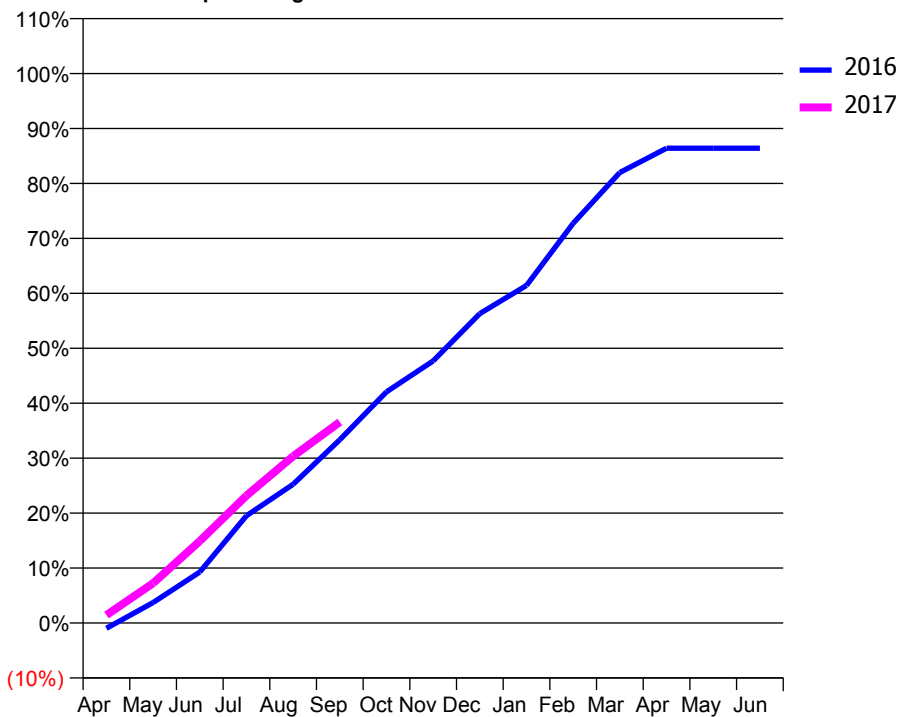
### ACCESS\*

Patients seen in 24 months	Total	Change since previous quarter
Quarter ending September 2015	1,782	
Quarter ending December 2015	1,761	↓
Quarter ending March 2016	1,733	↓
Quarter ending June 2016	1,721	→
Quarter ending September 2016	1,701	↓
<b>Variance since September 2015</b>	<b>(4.5%)</b>	<b>↓</b>



### ACTIVITY

Cumulative percentage of contracted UDA delivered 2016 & 2017



Month	Adjusted Scheduled Activity (UDA)	
	2016	2017
April	-64	93
May	242	472
June	605	972
July	1,272	1,511
August	1,646	1,978
September	2,174	2,383
October	2,741	
November	3,108	
December	3,670	
January	4,003	
February	4,740	
March	5,343	
April	5,630	
May	5,630	
June	5,630	

### QUALITY

	Quantity	Base Number	Contract	AT	Region	England
% of FP17s for the same patient ID Re-attending within 3 months - Children	28	406	6.9%	10.8%	12.0%	12.4%
% of FP17s for the same patient ID Re-attending within 3 months - Adults	217	1,200	18.1%	15.3%	15.9%	16.7%
% of FP17s for the same patient ID Re-attending between 3 & 9 months - Children	317	406	78.1%	61.2%	58.6%	57.4%
% of FP17s for the same patient ID Re-attending between 3 & 9 months - Adults	879	1,200	73.3%	55.3%	51.6%	50.5%
% of FP17s for Band 1 Urgent Courses	62	1,470	4.2%	7.0%	8.0%	9.1%
% of FP17s Relating to Free Repair or Replacements	25	1,470	1.7%	0.9%	0.8%	0.8%
% of FP17s Relating to Continuations	5	1,470	0.3%	1.7%	1.3%	1.3%
% of Patients satisfied with the dentistry they have received	4	5	N/A	93.8%	93.1%	93.2%
% of Patients satisfied with the time they had to wait for an appointment	4	5	N/A	88.9%	89.1%	89.0%

\* This is based on patients treated on this contract for their most recent course of treatment. Figures in italics indicate the base number of FP17s or Patient Questionnaire responses are less than 100. N/A is shown where the base number of responses is less than 10 during the period. % is calculated as Quantity/Base number\*100

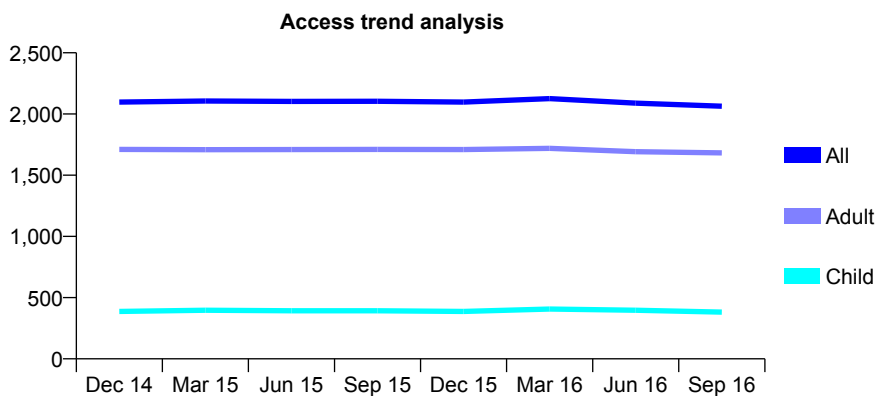
## Q55 - Vital Signs At a Glance Contract Report for 753912/0001 - September 2016

Name or company name	MR BK DAWETT
Contract type name	GDS Contract
Purpose of contract	General
Contract start date	01/04/2006
Contract end date	

16/17 Contracted general activity (UDA)	6,228
Carry forward general activity (UDA)	0
16/17 Contracted orthodontic activity (UOA)	0
Carry forward orthodontic activity (UOA)	0
Baseline contract value	£255,427.44

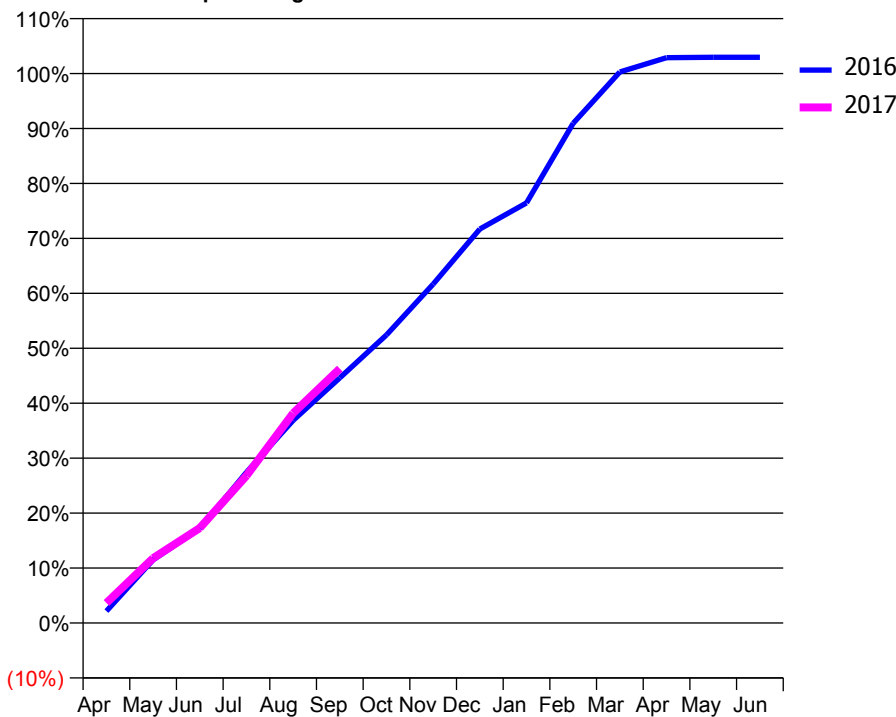
### ACCESS\*

Patients seen in 24 months	Total	Change since previous quarter
Quarter ending September 2015	2,104	
Quarter ending December 2015	2,097	→
Quarter ending March 2016	2,126	→
Quarter ending June 2016	2,089	↓
Quarter ending September 2016	2,064	↓
<b>Variance since September 2015</b>	<b>(1.9%)</b>	<b>↓</b>



### ACTIVITY

Cumulative percentage of contracted UDA delivered 2016 & 2017



Adjusted Scheduled Activity (UDA)

Month	2016	2017
April	135	228
May	715	736
June	1,071	1,076
July	1,708	1,669
August	2,296	2,378
September	2,778	2,883
October	3,265	
November	3,842	
December	4,465	
January	4,762	
February	5,663	
March	6,245	
April	6,408	
May	6,412	
June	6,412	

### QUALITY

	Quantity	Base Number	Contract	AT	Region	England
% of FP17s for the same patient ID Re-attending within 3 months - Children	19	293	6.5%	10.8%	12.0%	12.4%
% of FP17s for the same patient ID Re-attending within 3 months - Adults	192	1,192	16.1%	15.3%	15.9%	16.7%
% of FP17s for the same patient ID Re-attending between 3 & 9 months - Children	198	293	67.6%	61.2%	58.6%	57.4%
% of FP17s for the same patient ID Re-attending between 3 & 9 months - Adults	585	1,192	49.1%	55.3%	51.6%	50.5%
% of FP17s for Band 1 Urgent Courses	136	1,397	9.7%	7.0%	8.0%	9.1%
% of FP17s Relating to Free Repair or Replacements	22	1,397	1.6%	0.9%	0.8%	0.8%
% of FP17s Relating to Continuations	33	1,397	2.4%	1.7%	1.3%	1.3%
% of Patients satisfied with the dentistry they have received	4	6	N/A	93.8%	93.1%	93.2%
% of Patients satisfied with the time they had to wait for an appointment	1	6	N/A	88.9%	89.1%	89.0%

\* This is based on patients treated on this contract for their most recent course of treatment. Figures in italics indicate the base number of FP17s or Patient Questionnaire responses are less than 100. N/A is shown where the base number of responses is less than 10 during the period. % is calculated as Quantity/Base number\*100

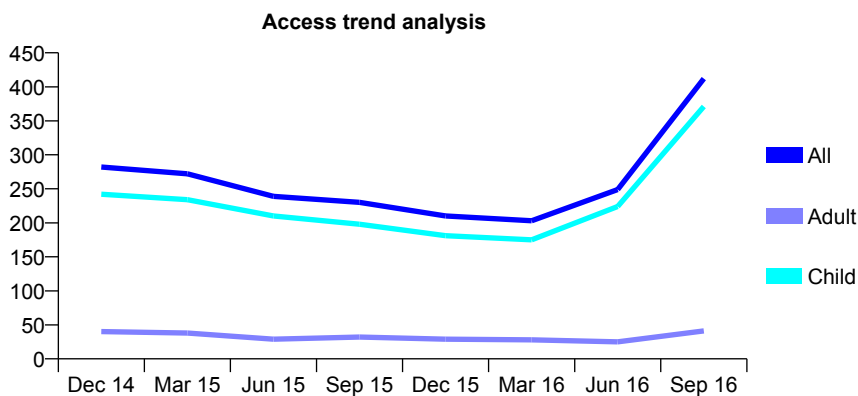
## Q55 - Vital Signs At a Glance Contract Report for 754978/0001 - September 2016

Name or company name	MR AC SETON
Contract type name	GDS Contract
Purpose of contract	General
Contract start date	01/04/2006
Contract end date	

16/17 Contracted general activity (UDA)	735
Carry forward general activity (UDA)	0
16/17 Contracted orthodontic activity (UOA)	0
Carry forward orthodontic activity (UOA)	0
Baseline contract value	£17,372.69

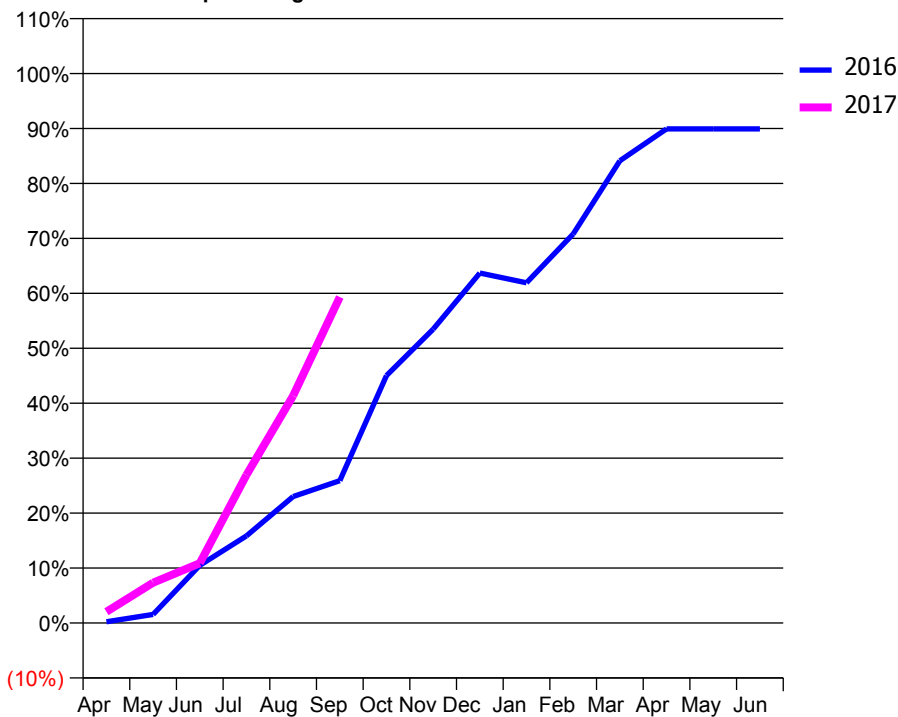
### ACCESS\*

Patients seen in 24 months	Total	Change since previous quarter
Quarter ending September 2015	230	
Quarter ending December 2015	210	↓
Quarter ending March 2016	203	↓
Quarter ending June 2016	249	↑
Quarter ending September 2016	412	↑
<b>Variance since September 2015</b>	<b>79.1%</b>	<b>↑</b>



### ACTIVITY

Cumulative percentage of contracted UDA delivered 2016 & 2017



Month	Adjusted Scheduled Activity (UDA)	
	2016	2017
April	1	15
May	7	54
June	47	80
July	71	198
August	104	304
September	117	436
October	203	
November	241	
December	287	
January	279	
February	319	
March	379	
April	405	
May	405	
June	405	

### QUALITY

	Quantity	Base Number	Contract	AT	Region	England
% of FP17s for the same patient ID Re-attending within 3 months - Children	6	364	1.6%	10.8%	12.0%	12.4%
% of FP17s for the same patient ID Re-attending within 3 months - Adults	0	0	N/A	15.3%	15.9%	16.7%
% of FP17s for the same patient ID Re-attending between 3 & 9 months - Children	104	364	28.6%	61.2%	58.6%	57.4%
% of FP17s for the same patient ID Re-attending between 3 & 9 months - Adults	0	0	N/A	55.3%	51.6%	50.5%
% of FP17s for Band 1 Urgent Courses	0	344	0.0%	7.0%	8.0%	9.1%
% of FP17s Relating to Free Repair or Replacements	0	344	0.0%	0.9%	0.8%	0.8%
% of FP17s Relating to Continuations	4	344	1.2%	1.7%	1.3%	1.3%
% of Patients satisfied with the dentistry they have received	1	1	N/A	93.8%	93.1%	93.2%
% of Patients satisfied with the time they had to wait for an appointment	1	1	N/A	88.9%	89.1%	89.0%

\* This is based on patients treated on this contract for their most recent course of treatment. Figures in italics indicate the base number of FP17s or Patient Questionnaire responses are less than 100. N/A is shown where the base number of responses is less than 10 during the period. % is calculated as Quantity/Base number\*100



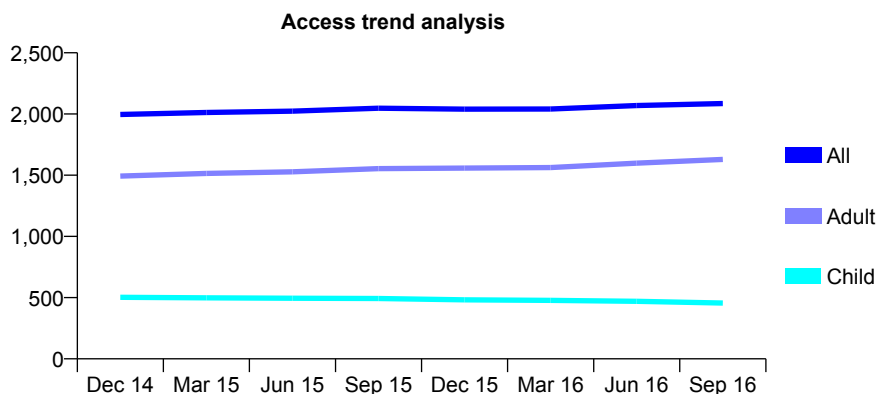
## Q55 - Vital Signs At a Glance Contract Report for 755923/0001 - September 2016

Name or company name	MR KN DALY
Contract type name	GDS Contract
Purpose of contract	General
Contract start date	01/04/2006
Contract end date	

16/17 Contracted general activity (UDA)	7,537
Carry forward general activity (UDA)	0
16/17 Contracted orthodontic activity (UOA)	0
Carry forward orthodontic activity (UOA)	0
Baseline contract value	£207,985.90

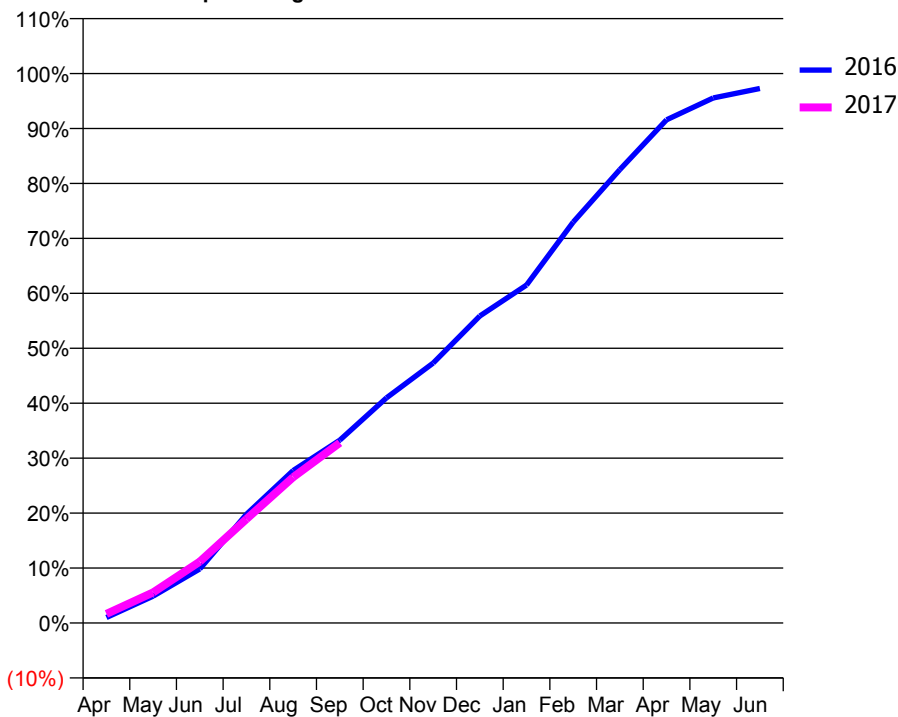
### ACCESS\*

Patients seen in 24 months	Total	Change since previous quarter
Quarter ending September 2015	2,047	
Quarter ending December 2015	2,040	→
Quarter ending March 2016	2,041	→
Quarter ending June 2016	2,069	→
Quarter ending September 2016	2,085	→
<b>Variance since September 2015</b>	<b>1.9%</b>	<b>→</b>



### ACTIVITY

Cumulative percentage of contracted UDA delivered 2016 & 2017



Month	Adjusted Scheduled Activity (UDA)	
	2016	2017
April	76	125
May	368	419
June	741	842
July	1,492	1,427
August	2,092	2,001
September	2,509	2,472
October	3,088	
November	3,566	
December	4,210	
January	4,635	
February	5,498	
March	6,220	
April	6,902	
May	7,202	
June	7,332	

### QUALITY

	Quantity	Base Number	Contract	AT	Region	England
% of FP17s for the same patient ID Re-attending within 3 months - Children	29	297	9.8%	10.8%	12.0%	12.4%
% of FP17s for the same patient ID Re-attending within 3 months - Adults	167	1,113	15.0%	15.3%	15.9%	16.7%
% of FP17s for the same patient ID Re-attending between 3 & 9 months - Children	165	297	55.6%	61.2%	58.6%	57.4%
% of FP17s for the same patient ID Re-attending between 3 & 9 months - Adults	552	1,113	49.6%	55.3%	51.6%	50.5%
% of FP17s for Band 1 Urgent Courses	129	1,150	11.2%	7.0%	8.0%	9.1%
% of FP17s Relating to Free Repair or Replacements	4	1,150	0.3%	0.9%	0.8%	0.8%
% of FP17s Relating to Continuations	4	1,150	0.3%	1.7%	1.3%	1.3%
% of Patients satisfied with the dentistry they have received	2	2	N/A	93.8%	93.1%	93.2%
% of Patients satisfied with the time they had to wait for an appointment	2	2	N/A	88.9%	89.1%	89.0%

\* This is based on patients treated on this contract for their most recent course of treatment. Figures in italics indicate the base number of FP17s or Patient Questionnaire responses are less than 100. N/A is shown where the base number of responses is less than 10 during the period. % is calculated as Quantity/Base number\*100

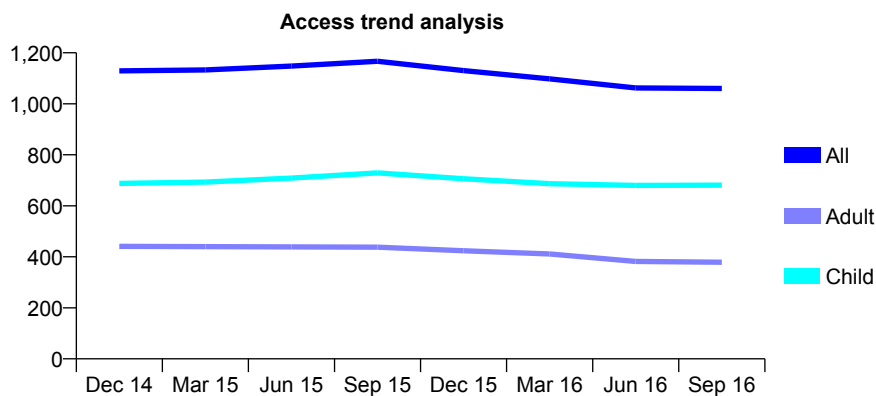
## Q55 - Vital Signs At a Glance Contract Report for 761303/0001 - September 2016

Name or company name	MR RN WARD
Contract type name	GDS Contract
Purpose of contract	General
Contract start date	01/04/2006
Contract end date	

16/17 Contracted general activity (UDA)	3,000
Carry forward general activity (UDA)	0
16/17 Contracted orthodontic activity (UOA)	0
Carry forward orthodontic activity (UOA)	0
Baseline contract value	£65,234.98

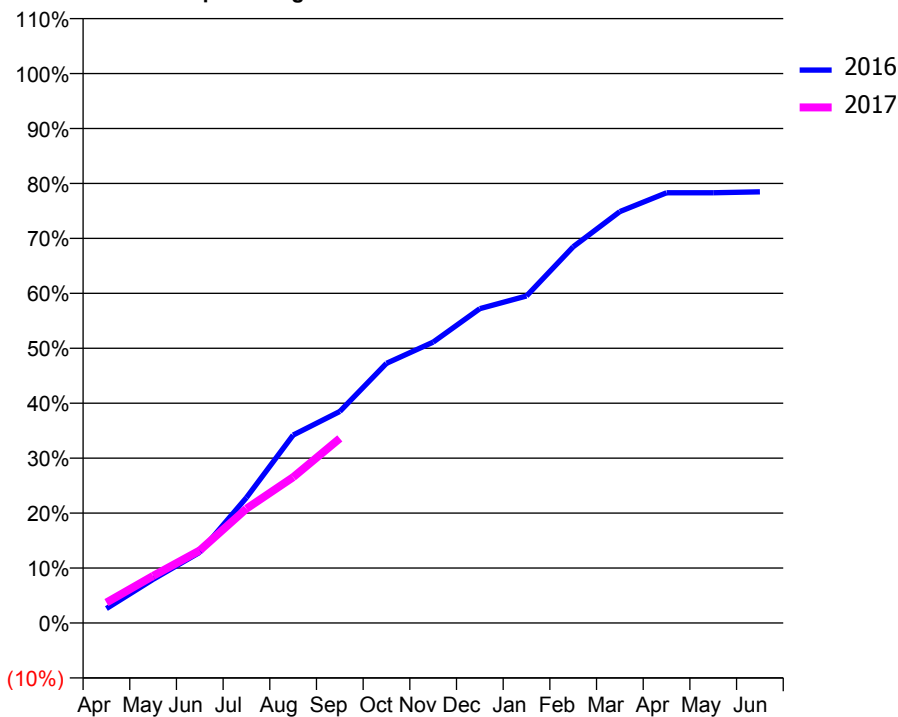
### ACCESS\*

Patients seen in 24 months	Total	Change since previous quarter
Quarter ending September 2015	1,167	
Quarter ending December 2015	1,130	↓
Quarter ending March 2016	1,098	↓
Quarter ending June 2016	1,062	↓
Quarter ending September 2016	1,060	→
<b>Variance since September 2015</b>	<b>(9.2%)</b>	<b>↓</b>



### ACTIVITY

Cumulative percentage of contracted UDA delivered 2016 & 2017



Month	Adjusted Scheduled Activity (UDA)	
	2016	2017
April	79	112
May	238	258
June	386	396
July	684	624
August	1,026	796
September	1,155	1,008
October	1,418	
November	1,534	
December	1,716	
January	1,786	
February	2,054	
March	2,247	
April	2,349	
May	2,349	
June	2,354	

### QUALITY

	Quantity	Base Number	Contract	AT	Region	England
% of FP17s for the same patient ID Re-attending within 3 months - Children	45	567	7.9%	10.8%	12.0%	12.4%
% of FP17s for the same patient ID Re-attending within 3 months - Adults	35	203	17.2%	15.3%	15.9%	16.7%
% of FP17s for the same patient ID Re-attending between 3 & 9 months - Children	383	567	67.5%	61.2%	58.6%	57.4%
% of FP17s for the same patient ID Re-attending between 3 & 9 months - Adults	90	203	44.3%	55.3%	51.6%	50.5%
% of FP17s for Band 1 Urgent Courses	70	706	9.9%	7.0%	8.0%	9.1%
% of FP17s Relating to Free Repair or Replacements	0	706	0.0%	0.9%	0.8%	0.8%
% of FP17s Relating to Continuations	10	706	1.4%	1.7%	1.3%	1.3%
% of Patients satisfied with the dentistry they have received	4	4	N/A	93.8%	93.1%	93.2%
% of Patients satisfied with the time they had to wait for an appointment	4	4	N/A	88.9%	89.1%	89.0%

\* This is based on patients treated on this contract for their most recent course of treatment. Figures in italics indicate the base number of FP17s or Patient Questionnaire responses are less than 100. N/A is shown where the base number of responses is less than 10 during the period. % is calculated as Quantity/Base number\*100

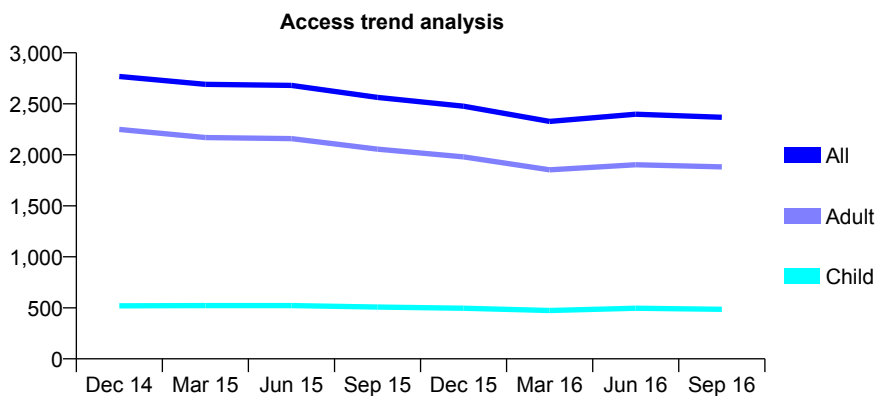
## Q55 - Vital Signs At a Glance Contract Report for 769061/0001 - September 2016

Name or company name	MISS KL SMITH
Contract type name	GDS Contract
Purpose of contract	General
Contract start date	01/04/2006
Contract end date	

16/17 Contracted general activity (UDA)	9,929
Carry forward general activity (UDA)	0
16/17 Contracted orthodontic activity (UOA)	0
Carry forward orthodontic activity (UOA)	0
Baseline contract value	£227,613.95

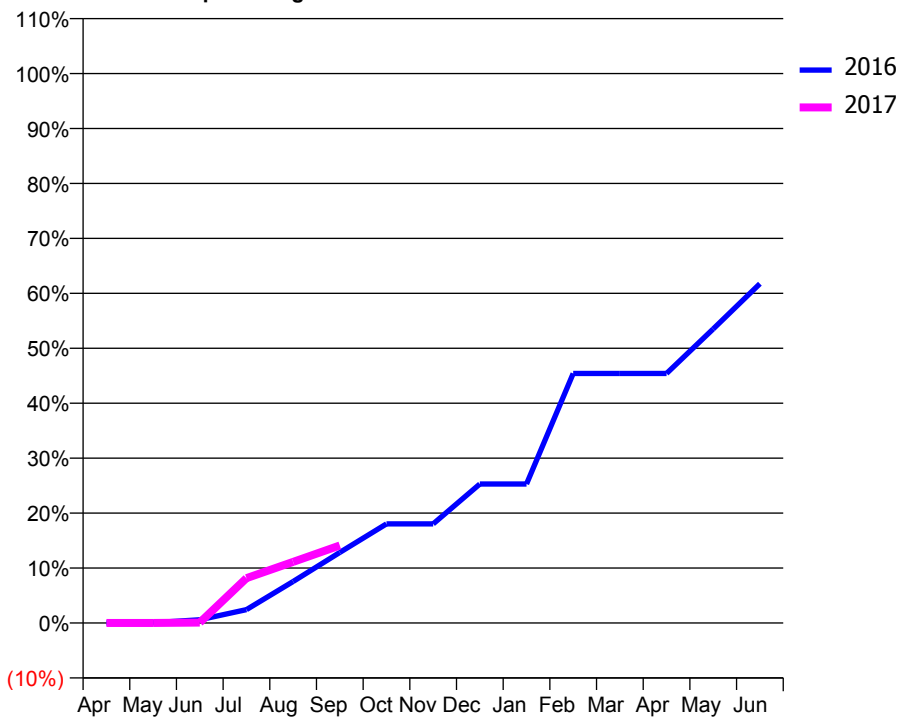
### ACCESS\*

Patients seen in 24 months	Total	Change since previous quarter
Quarter ending September 2015	2,563	
Quarter ending December 2015	2,476	↓
Quarter ending March 2016	2,327	↓
Quarter ending June 2016	2,398	↑
Quarter ending September 2016	2,368	↓
<b>Variance since September 2015</b>	<b>(7.6%)</b>	<b>↓</b>



### ACTIVITY

Cumulative percentage of contracted UDA delivered 2016 & 2017



Month	Adjusted Scheduled Activity (UDA)	
	2016	2017
April	0	0
May	6	0
June	60	9
July	242	810
August	751	1,104
September	1,277	1,402
October	1,793	
November	1,793	
December	2,512	
January	2,512	
February	4,509	
March	4,509	
April	4,509	
May	5,314	
June	6,130	

### QUALITY

	Quantity	Base Number	Contract	AT	Region	England
% of FP17s for the same patient ID Re-attending within 3 months - Children	21	320	6.6%	10.8%	12.0%	12.4%
% of FP17s for the same patient ID Re-attending within 3 months - Adults	230	1,068	21.5%	15.3%	15.9%	16.7%
% of FP17s for the same patient ID Re-attending between 3 & 9 months - Children	205	320	64.1%	61.2%	58.6%	57.4%
% of FP17s for the same patient ID Re-attending between 3 & 9 months - Adults	440	1,068	41.2%	55.3%	51.6%	50.5%
% of FP17s for Band 1 Urgent Courses	43	552	7.8%	7.0%	8.0%	9.1%
% of FP17s Relating to Free Repair or Replacements	2	552	0.4%	0.9%	0.8%	0.8%
% of FP17s Relating to Continuations	8	552	1.4%	1.7%	1.3%	1.3%
% of Patients satisfied with the dentistry they have received	2	2	N/A	93.8%	93.1%	93.2%
% of Patients satisfied with the time they had to wait for an appointment	2	2	N/A	88.9%	89.1%	89.0%

\* This is based on patients treated on this contract for their most recent course of treatment. Figures in italics indicate the base number of FP17s or Patient Questionnaire responses are less than 100. N/A is shown where the base number of responses is less than 10 during the period. % is calculated as Quantity/Base number\*100

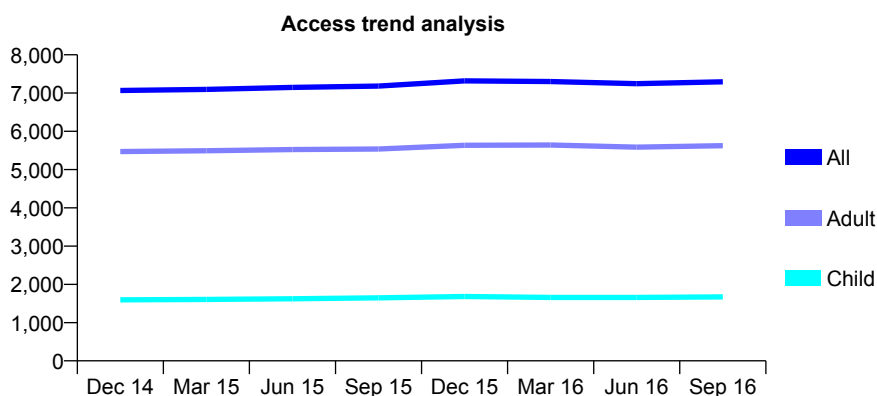
## Q55 - Vital Signs At a Glance Contract Report for 783145/0001 - September 2016

Name or company name	MR BS PEERBUX
Contract type name	GDS Contract
Purpose of contract	General
Contract start date	03/10/2009
Contract end date	

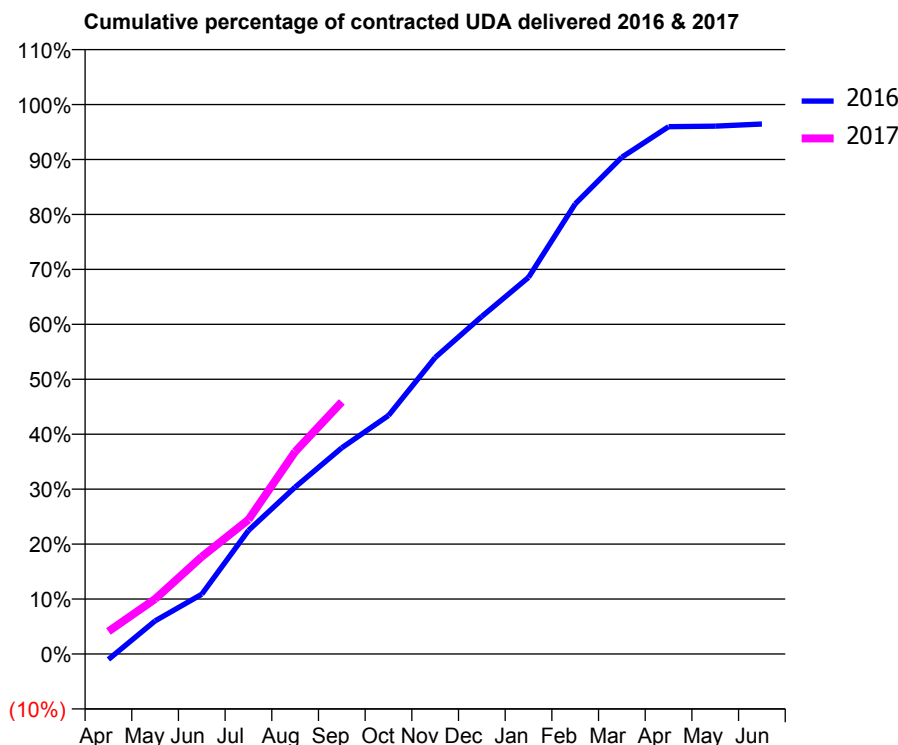
16/17 Contracted general activity (UDA)	20,495
Carry forward general activity (UDA)	0
16/17 Contracted orthodontic activity (UOA)	0
Carry forward orthodontic activity (UOA)	0
Baseline contract value	£557,127.57

### ACCESS\*

Patients seen in 24 months	Total	Change since previous quarter
Quarter ending September 2015	7,184	
Quarter ending December 2015	7,317	→
Quarter ending March 2016	7,301	→
Quarter ending June 2016	7,245	→
Quarter ending September 2016	7,295	→
<b>Variance since September 2015</b>	<b>1.5%</b>	<b>→</b>



### ACTIVITY



Month	Adjusted Scheduled Activity (UDA)	
	2016	2017
April	-206	842
May	1,238	2,054
June	2,231	3,626
July	4,609	5,009
August	6,223	7,546
September	7,694	9,401
October	8,893	
November	11,059	
December	12,590	
January	14,047	
February	16,786	
March	18,527	
April	19,667	
May	19,689	
June	19,768	

### QUALITY

	Quantity	Base Number	Contract	AT	Region	England
% of FP17s for the same patient ID Re-attending within 3 months - Children	76	1,302	5.8%	10.8%	12.0%	12.4%
% of FP17s for the same patient ID Re-attending within 3 months - Adults	720	4,406	16.3%	15.3%	15.9%	16.7%
% of FP17s for the same patient ID Re-attending between 3 & 9 months - Children	780	1,302	59.9%	61.2%	58.6%	57.4%
% of FP17s for the same patient ID Re-attending between 3 & 9 months - Adults	2,597	4,406	58.9%	55.3%	51.6%	50.5%
% of FP17s for Band 1 Urgent Courses	430	4,854	8.9%	7.0%	8.0%	9.1%
% of FP17s Relating to Free Repair or Replacements	50	4,854	1.0%	0.9%	0.8%	0.8%
% of FP17s Relating to Continuations	81	4,854	1.7%	1.7%	1.3%	1.3%
% of Patients satisfied with the dentistry they have received	7	8	N/A	93.8%	93.1%	93.2%
% of Patients satisfied with the time they had to wait for an appointment	8	8	N/A	88.9%	89.1%	89.0%

\* This is based on patients treated on this contract for their most recent course of treatment. Figures in italics indicate the base number of FP17s or Patient Questionnaire responses are less than 100. N/A is shown where the base number of responses is less than 10 during the period. % is calculated as Quantity/Base number\*100

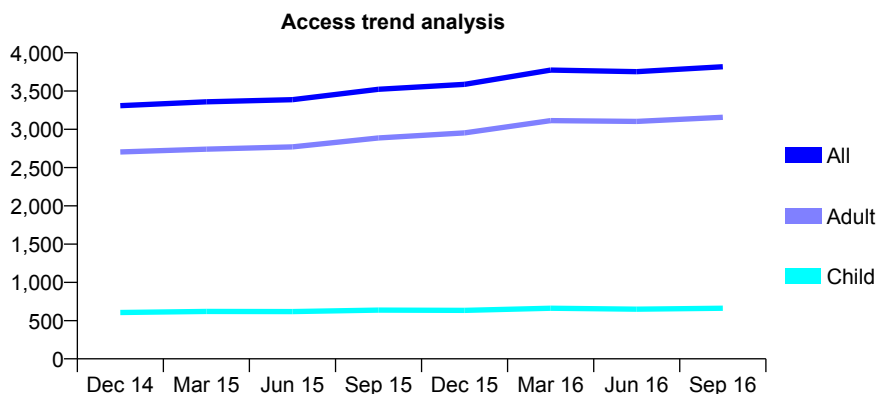
## Q55 - Vital Signs At a Glance Contract Report for 787213/0001 - September 2016

Name or company name	MRS SA MITCHELL
Contract type name	GDS Contract
Purpose of contract	General
Contract start date	03/12/2012
Contract end date	

16/17 Contracted general activity (UDA)	12,621
Carry forward general activity (UDA)	0
16/17 Contracted orthodontic activity (UOA)	0
Carry forward orthodontic activity (UOA)	0
Baseline contract value	£395,250.30

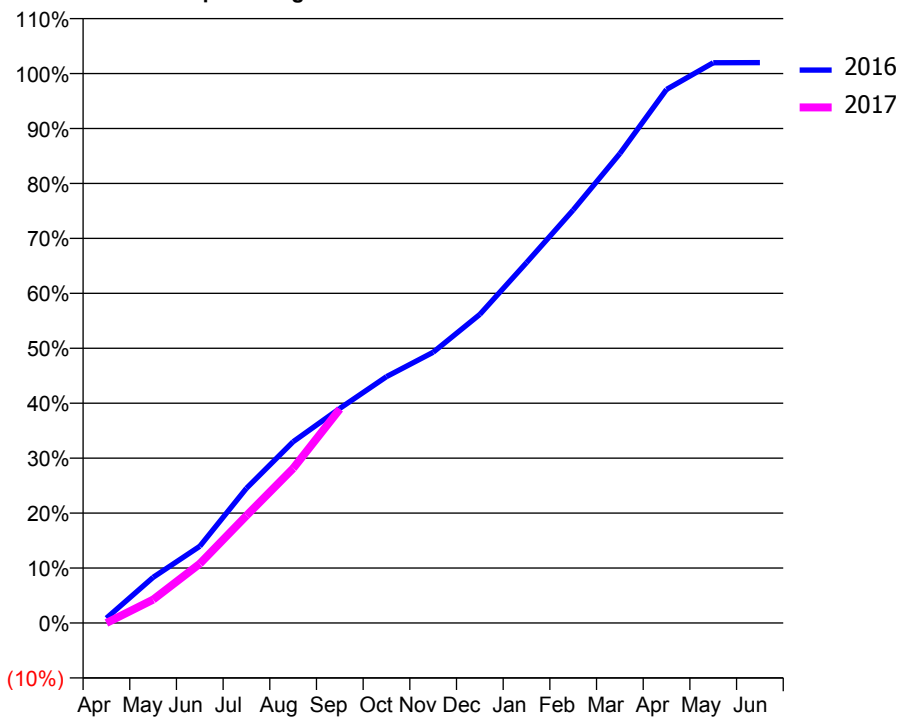
### ACCESS\*

Patients seen in 24 months	Total	Change since previous quarter
Quarter ending September 2015	3,524	
Quarter ending December 2015	3,588	→
Quarter ending March 2016	3,774	↑
Quarter ending June 2016	3,753	→
Quarter ending September 2016	3,818	→
<b>Variance since September 2015</b>	<b>8.3%</b>	<b>↑</b>



### ACTIVITY

Cumulative percentage of contracted UDA delivered 2016 & 2017



Adjusted Scheduled Activity (UDA)

Month	2016	2017
April	112	0
May	1,049	537
June	1,761	1,362
July	3,096	2,466
August	4,165	3,553
September	4,931	4,915
October	5,657	
November	6,218	
December	7,089	
January	8,277	
February	9,487	
March	10,782	
April	12,256	
May	12,868	
June	12,871	

### QUALITY

	Quantity	Base Number	Contract	AT	Region	England
% of FP17s for the same patient ID Re-attending within 3 months - Children	54	693	7.8%	10.8%	12.0%	12.4%
% of FP17s for the same patient ID Re-attending within 3 months - Adults	531	3,013	17.6%	15.3%	15.9%	16.7%
% of FP17s for the same patient ID Re-attending between 3 & 9 months - Children	497	693	71.7%	61.2%	58.6%	57.4%
% of FP17s for the same patient ID Re-attending between 3 & 9 months - Adults	1,877	3,013	62.3%	55.3%	51.6%	50.5%
% of FP17s for Band 1 Urgent Courses	202	2,633	7.7%	7.0%	8.0%	9.1%
% of FP17s Relating to Free Repair or Replacements	52	2,633	2.0%	0.9%	0.8%	0.8%
% of FP17s Relating to Continuations	71	2,633	2.7%	1.7%	1.3%	1.3%
% of Patients satisfied with the dentistry they have received	5	5	N/A	93.8%	93.1%	93.2%
% of Patients satisfied with the time they had to wait for an appointment	5	5	N/A	88.9%	89.1%	89.0%

\* This is based on patients treated on this contract for their most recent course of treatment. Figures in italics indicate the base number of FP17s or Patient Questionnaire responses are less than 100. N/A is shown where the base number of responses is less than 10 during the period. % is calculated as Quantity/Base number\*100

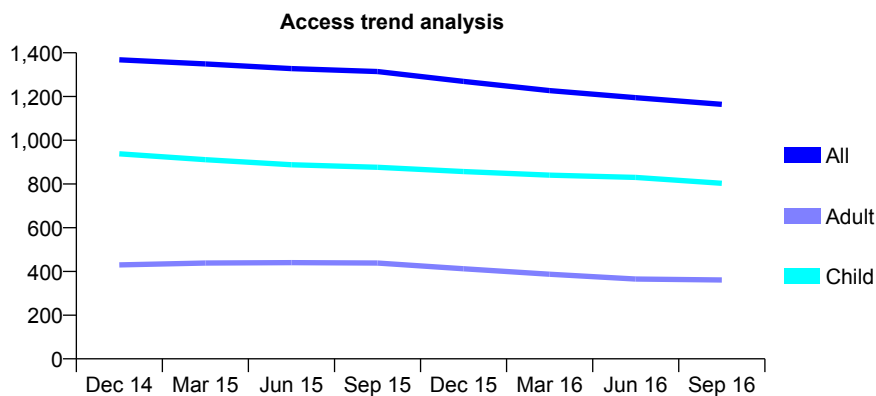
## Q55 - Vital Signs At a Glance Contract Report for 808865/0003 - September 2016

Name or company name	MR JD PETERSON
Contract type name	GDS Contract
Purpose of contract	General
Contract start date	21/07/2007
Contract end date	

16/17 Contracted general activity (UDA)	3,100
Carry forward general activity (UDA)	0
16/17 Contracted orthodontic activity (UOA)	0
Carry forward orthodontic activity (UOA)	0
Baseline contract value	£70,263.36

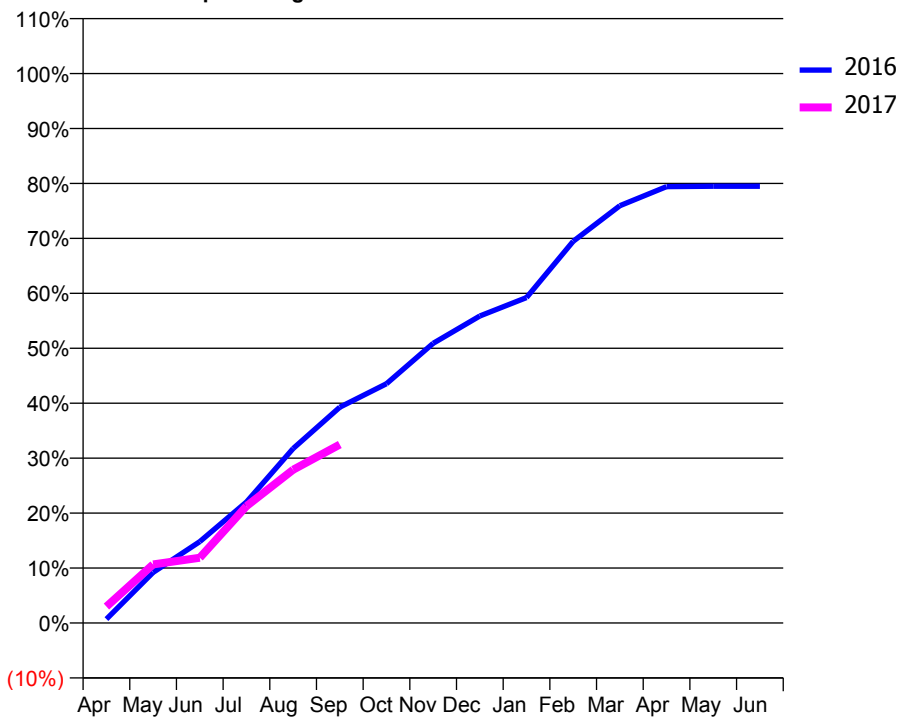
### ACCESS\*

Patients seen in 24 months	Total	Change since previous quarter
Quarter ending September 2015	1,314	
Quarter ending December 2015	1,269	↓
Quarter ending March 2016	1,227	↓
Quarter ending June 2016	1,195	↓
Quarter ending September 2016	1,164	↓
<b>Variance since September 2015</b>	<b>(11.4%)</b>	<b>↓</b>



### ACTIVITY

Cumulative percentage of contracted UDA delivered 2016 & 2017



Adjusted Scheduled Activity (UDA)

Month	2016	2017
April	22	93
May	285	331
June	460	368
July	682	660
August	985	865
September	1,218	1,007
October	1,350	
November	1,578	
December	1,732	
January	1,836	
February	2,153	
March	2,354	
April	2,462	
May	2,464	
June	2,464	

### QUALITY

	Quantity	Base Number	Contract	AT	Region	England
% of FP17s for the same patient ID Re-attending within 3 months - Children	33	614	5.4%	10.8%	12.0%	12.4%
% of FP17s for the same patient ID Re-attending within 3 months - Adults	15	142	10.6%	15.3%	15.9%	16.7%
% of FP17s for the same patient ID Re-attending between 3 & 9 months - Children	421	614	68.6%	61.2%	58.6%	57.4%
% of FP17s for the same patient ID Re-attending between 3 & 9 months - Adults	86	142	60.6%	55.3%	51.6%	50.5%
% of FP17s for Band 1 Urgent Courses	23	661	3.5%	7.0%	8.0%	9.1%
% of FP17s Relating to Free Repair or Replacements	0	661	0.0%	0.9%	0.8%	0.8%
% of FP17s Relating to Continuations	0	661	0.0%	1.7%	1.3%	1.3%
% of Patients satisfied with the dentistry they have received	0	0	N/A	93.8%	93.1%	93.2%
% of Patients satisfied with the time they had to wait for an appointment	0	0	N/A	88.9%	89.1%	89.0%

\* This is based on patients treated on this contract for their most recent course of treatment. Figures in italics indicate the base number of FP17s or Patient Questionnaire responses are less than 100. N/A is shown where the base number of responses is less than 10 during the period. % is calculated as Quantity/Base number\*100

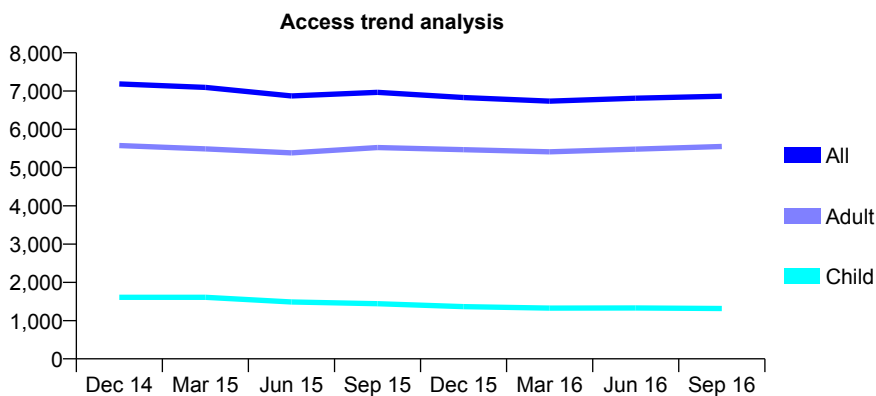
## Q55 - Vital Signs At a Glance Contract Report for 810584/0001 - September 2016

Name or company name	MR PR THORPE
Contract type name	GDS Contract
Purpose of contract	General
Contract start date	01/04/2006
Contract end date	

16/17 Contracted general activity (UDA)	18,380
Carry forward general activity (UDA)	0
16/17 Contracted orthodontic activity (UOA)	0
Carry forward orthodontic activity (UOA)	0
Baseline contract value	£496,222.29

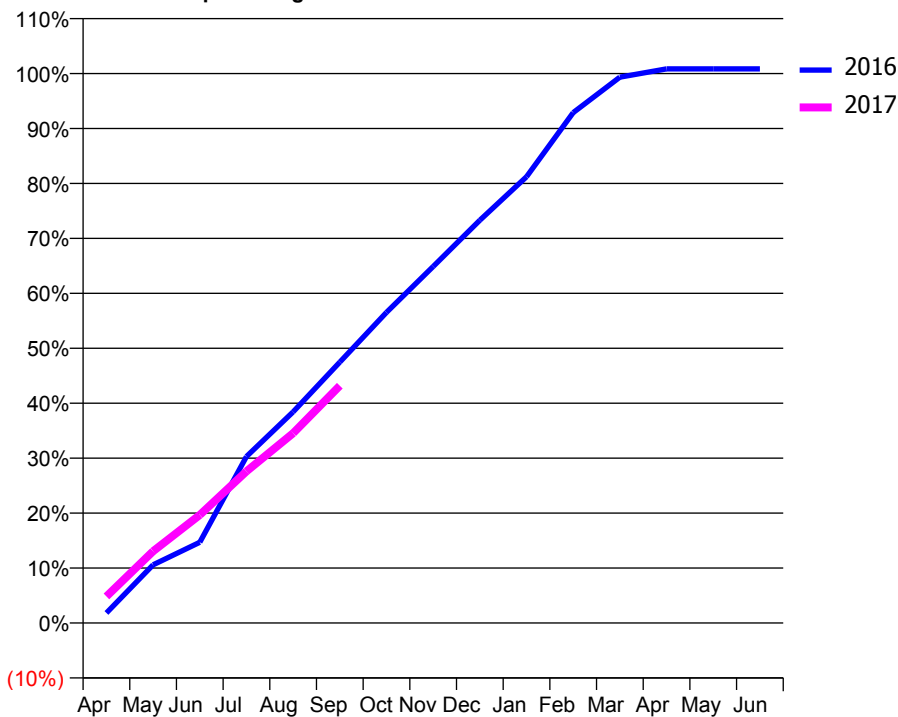
### ACCESS\*

Patients seen in 24 months	Total	Change since previous quarter
Quarter ending September 2015	6,967	
Quarter ending December 2015	6,832	↓
Quarter ending March 2016	6,737	↓
Quarter ending June 2016	6,813	→
Quarter ending September 2016	6,867	→
<b>Variance since September 2015</b>	<b>(1.4%)</b>	<b>↓</b>



### ACTIVITY

Cumulative percentage of contracted UDA delivered 2016 & 2017



Adjusted Scheduled Activity (UDA)

Month	2016	2017
April	316	889
May	1,836	2,401
June	2,550	3,617
July	5,256	5,071
August	6,667	6,348
September	8,237	7,939
October	9,806	
November	11,257	
December	12,715	
January	14,089	
February	16,113	
March	17,234	
April	17,492	
May	17,493	
June	17,492	

### QUALITY

	Quantity	Base Number	Contract	AT	Region	England
% of FP17s for the same patient ID Re-attending within 3 months - Children	39	1,010	3.9%	10.8%	12.0%	12.4%
% of FP17s for the same patient ID Re-attending within 3 months - Adults	356	3,880	9.2%	15.3%	15.9%	16.7%
% of FP17s for the same patient ID Re-attending between 3 & 9 months - Children	628	1,010	62.2%	61.2%	58.6%	57.4%
% of FP17s for the same patient ID Re-attending between 3 & 9 months - Adults	2,057	3,880	53.0%	55.3%	51.6%	50.5%
% of FP17s for Band 1 Urgent Courses	402	4,731	8.5%	7.0%	8.0%	9.1%
% of FP17s Relating to Free Repair or Replacements	35	4,731	0.7%	0.9%	0.8%	0.8%
% of FP17s Relating to Continuations	20	4,731	0.4%	1.7%	1.3%	1.3%
% of Patients satisfied with the dentistry they have received	7	7	N/A	93.8%	93.1%	93.2%
% of Patients satisfied with the time they had to wait for an appointment	6	7	N/A	88.9%	89.1%	89.0%

\* This is based on patients treated on this contract for their most recent course of treatment. Figures in italics indicate the base number of FP17s or Patient Questionnaire responses are less than 100. N/A is shown where the base number of responses is less than 10 during the period. % is calculated as Quantity/Base number\*100

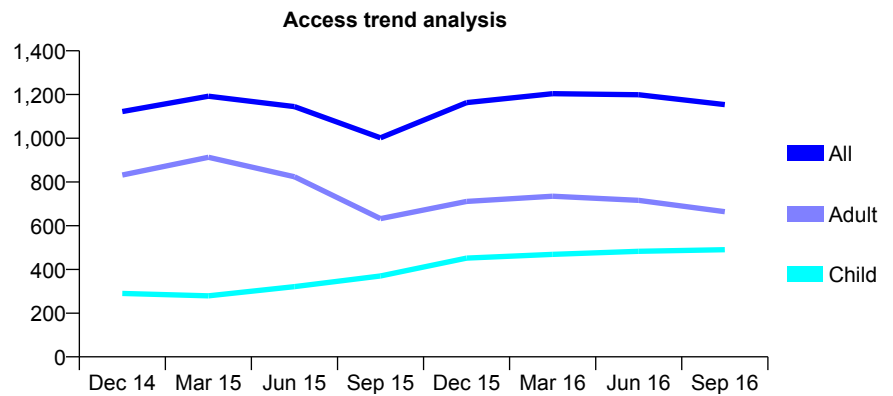
## Q55 - Vital Signs At a Glance Contract Report for 810584/0002 - September 2016

Name or company name	MR PR THORPE
Contract type name	GDS Contract
Purpose of contract	General
Contract start date	01/07/2008
Contract end date	

16/17 Contracted general activity (UDA)	3,000
Carry forward general activity (UDA)	0
16/17 Contracted orthodontic activity (UOA)	0
Carry forward orthodontic activity (UOA)	0
Baseline contract value	£112,847.97

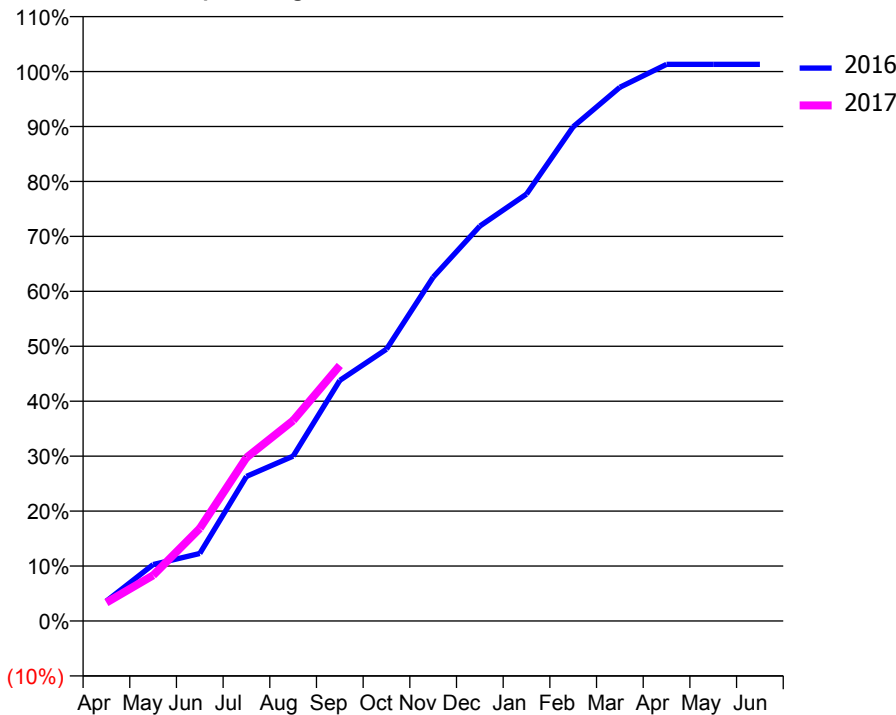
### ACCESS\*

Patients seen in 24 months	Total	Change since previous quarter
Quarter ending September 2015	1,002	
Quarter ending December 2015	1,163	↑
Quarter ending March 2016	1,204	↑
Quarter ending June 2016	1,199	→
Quarter ending September 2016	1,154	↓
<b>Variance since September 2015</b>	<b>15.2%</b>	<b>↑</b>



### ACTIVITY

Cumulative percentage of contracted UDA delivered 2016 & 2017



Month	Adjusted Scheduled Activity (UDA)	
	2016	2017
April	109	101
May	308	249
June	368	506
July	790	892
August	900	1,095
September	1,314	1,395
October	1,484	
November	1,877	
December	2,156	
January	2,330	
February	2,698	
March	2,914	
April	3,039	
May	3,039	
June	3,039	

### QUALITY

	Quantity	Base Number	Contract	AT	Region	England
% of FP17s for the same patient ID Re-attending within 3 months - Children	5	378	1.3%	10.8%	12.0%	12.4%
% of FP17s for the same patient ID Re-attending within 3 months - Adults	11	419	2.6%	15.3%	15.9%	16.7%
% of FP17s for the same patient ID Re-attending between 3 & 9 months - Children	206	378	54.5%	61.2%	58.6%	57.4%
% of FP17s for the same patient ID Re-attending between 3 & 9 months - Adults	85	419	20.3%	55.3%	51.6%	50.5%
% of FP17s for Band 1 Urgent Courses	62	720	8.6%	7.0%	8.0%	9.1%
% of FP17s Relating to Free Repair or Replacements	1	720	0.1%	0.9%	0.8%	0.8%
% of FP17s Relating to Continuations	0	720	0.0%	1.7%	1.3%	1.3%
% of Patients satisfied with the dentistry they have received	2	2	N/A	93.8%	93.1%	93.2%
% of Patients satisfied with the time they had to wait for an appointment	2	2	N/A	88.9%	89.1%	89.0%

\* This is based on patients treated on this contract for their most recent course of treatment. Figures in italics indicate the base number of FP17s or Patient Questionnaire responses are less than 100. N/A is shown where the base number of responses is less than 10 during the period. % is calculated as Quantity/Base number\*100



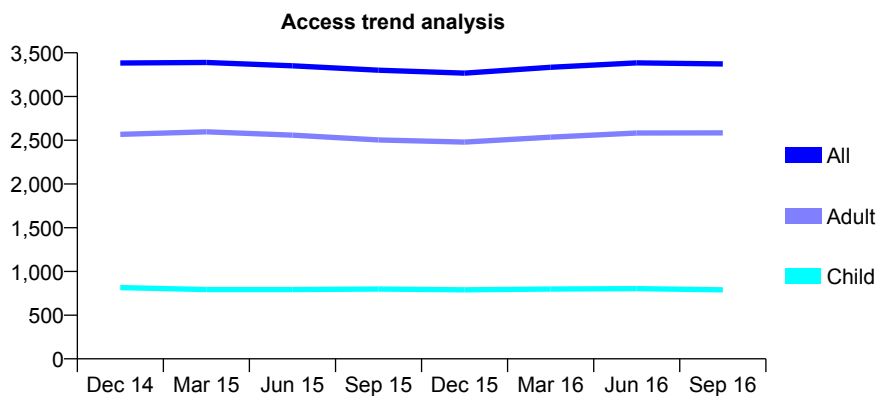
## Q55 - Vital Signs At a Glance Contract Report for 813532/0001 - September 2016

Name or company name	MR AE NORTH
Contract type name	GDS Contract
Purpose of contract	General
Contract start date	01/04/2006
Contract end date	

16/17 Contracted general activity (UDA)	10,083
Carry forward general activity (UDA)	0
16/17 Contracted orthodontic activity (UOA)	0
Carry forward orthodontic activity (UOA)	0
Baseline contract value	£315,733.85

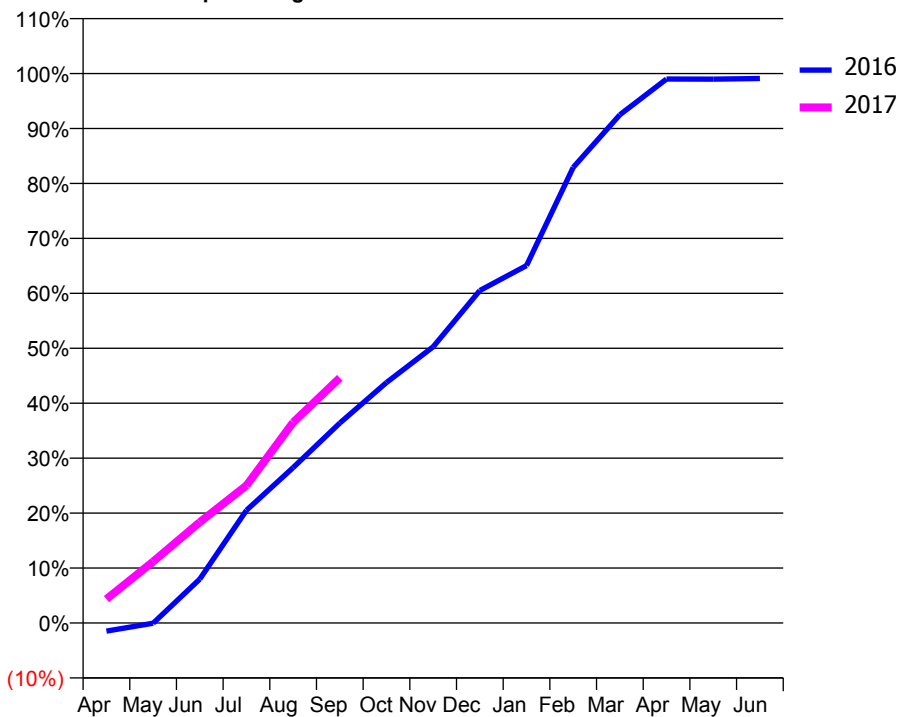
### ACCESS\*

Patients seen in 24 months	Total	Change since previous quarter
Quarter ending September 2015	3,301	
Quarter ending December 2015	3,268	→
Quarter ending March 2016	3,334	↑
Quarter ending June 2016	3,385	→
Quarter ending September 2016	3,373	→
<b>Variance since September 2015</b>	<b>2.2%</b>	<b>↑</b>



### ACTIVITY

Cumulative percentage of contracted UDA delivered 2016 & 2017



Month	Adjusted Scheduled Activity (UDA)	
	2016	2017
April	-150	440
May	-7	1,127
June	806	1,852
July	2,069	2,525
August	2,853	3,682
September	3,670	4,497
October	4,412	
November	5,070	
December	6,100	
January	6,558	
February	8,359	
March	9,327	
April	9,982	
May	9,981	
June	9,993	

### QUALITY

	Quantity	Base Number	Contract	AT	Region	England
% of FP17s for the same patient ID Re-attending within 3 months - Children	60	642	9.3%	10.8%	12.0%	12.4%
% of FP17s for the same patient ID Re-attending within 3 months - Adults	263	1,932	13.6%	15.3%	15.9%	16.7%
% of FP17s for the same patient ID Re-attending between 3 & 9 months - Children	375	642	58.4%	61.2%	58.6%	57.4%
% of FP17s for the same patient ID Re-attending between 3 & 9 months - Adults	1,195	1,932	61.9%	55.3%	51.6%	50.5%
% of FP17s for Band 1 Urgent Courses	111	2,296	4.8%	7.0%	8.0%	9.1%
% of FP17s Relating to Free Repair or Replacements	27	2,296	1.2%	0.9%	0.8%	0.8%
% of FP17s Relating to Continuations	70	2,296	3.0%	1.7%	1.3%	1.3%
% of Patients satisfied with the dentistry they have received	6	6	N/A	93.8%	93.1%	93.2%
% of Patients satisfied with the time they had to wait for an appointment	6	6	N/A	88.9%	89.1%	89.0%

\* This is based on patients treated on this contract for their most recent course of treatment. Figures in italics indicate the base number of FP17s or Patient Questionnaire responses are less than 100. N/A is shown where the base number of responses is less than 10 during the period. % is calculated as Quantity/Base number\*100

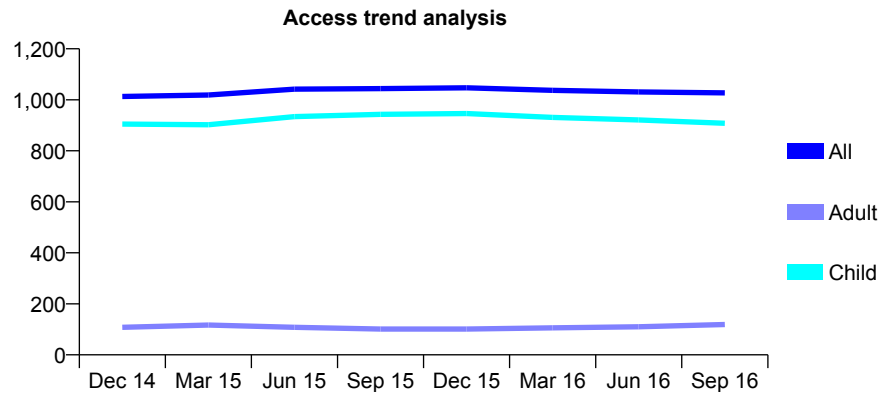
## Q55 - Vital Signs At a Glance Contract Report for 813842/0002 - September 2016

Name or company name	MR DA DUNNING
Contract type name	GDS Contract
Purpose of contract	General and Orthodontic
Contract start date	01/04/2006
Contract end date	

16/17 Contracted general activity (UDA)	2,012
Carry forward general activity (UDA)	0
16/17 Contracted orthodontic activity (UOA)	423
Carry forward orthodontic activity (UOA)	0
Baseline contract value	£71,224.79

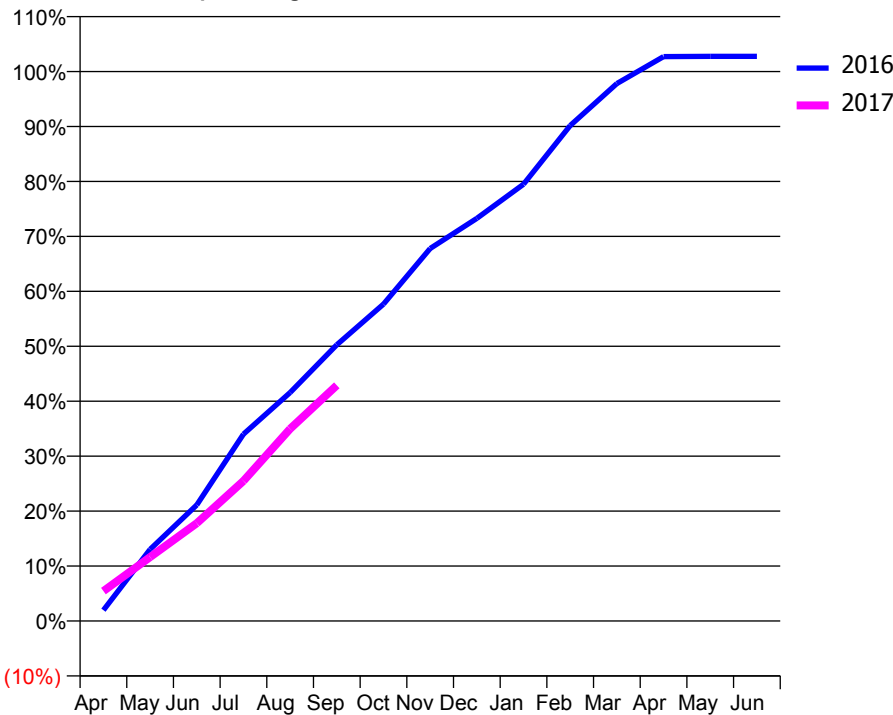
### ACCESS\*

Patients seen in 24 months	Total	Change since previous quarter
Quarter ending September 2015	1,044	
Quarter ending December 2015	1,047	→
Quarter ending March 2016	1,037	→
Quarter ending June 2016	1,031	→
Quarter ending September 2016	1,027	→
<b>Variance since September 2015</b>	<b>(1.6%)</b>	<b>↓</b>



### ACTIVITY

Cumulative percentage of contracted UDA delivered 2016 & 2017



Month	Adjusted Scheduled Activity (UDA)	
	2016	2017
April	40	109
May	262	234
June	425	358
July	684	513
August	837	704
September	1,012	863
October	1,160	
November	1,364	
December	1,474	
January	1,599	
February	1,814	
March	1,968	
April	2,066	
May	2,067	
June	2,067	

### QUALITY

	Quantity	Base Number	Contract	AT	Region	England
% of FP17s for the same patient ID Re-attending within 3 months - Children	50	761	6.6%	10.8%	12.0%	12.4%
% of FP17s for the same patient ID Re-attending within 3 months - Adults	1	30	3.3%	15.3%	15.9%	16.7%
% of FP17s for the same patient ID Re-attending between 3 & 9 months - Children	550	761	72.3%	61.2%	58.6%	57.4%
% of FP17s for the same patient ID Re-attending between 3 & 9 months - Adults	19	30	63.3%	55.3%	51.6%	50.5%
% of FP17s for Band 1 Urgent Courses	15	681	2.2%	7.0%	8.0%	9.1%
% of FP17s Relating to Free Repair or Replacements	0	681	0.0%	0.9%	0.8%	0.8%
% of FP17s Relating to Continuations	0	681	0.0%	1.7%	1.3%	1.3%
% of Patients satisfied with the dentistry they have received	0	0	N/A	93.8%	93.1%	93.2%
% of Patients satisfied with the time they had to wait for an appointment	0	0	N/A	88.9%	89.1%	89.0%

\* This is based on patients treated on this contract for their most recent course of treatment. Figures in italics indicate the base number of FP17s or Patient Questionnaire responses are less than 100. N/A is shown where the base number of responses is less than 10 during the period. % is calculated as Quantity/Base number\*100

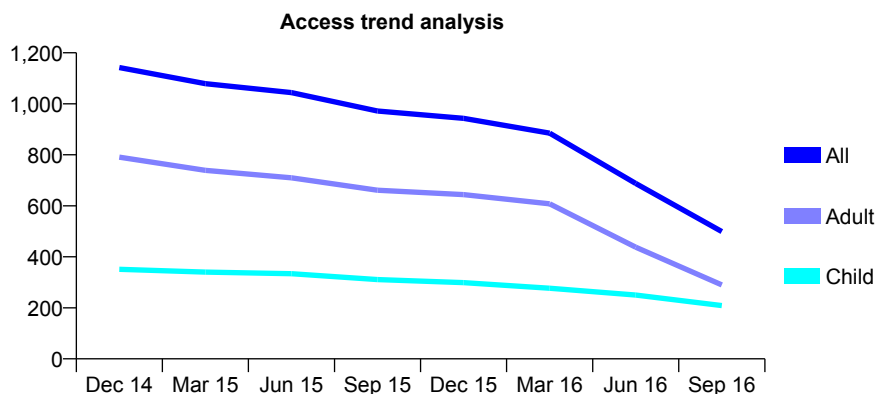
## Q55 - Vital Signs At a Glance Contract Report for 819417/0001 - September 2016

Name or company name	MRS HM BAKER
Contract type name	GDS Contract
Purpose of contract	General
Contract start date	01/04/2006
Contract end date	

16/17 Contracted general activity (UDA)	617
Carry forward general activity (UDA)	0
16/17 Contracted orthodontic activity (UOA)	0
Carry forward orthodontic activity (UOA)	0
Baseline contract value	£13,793.37

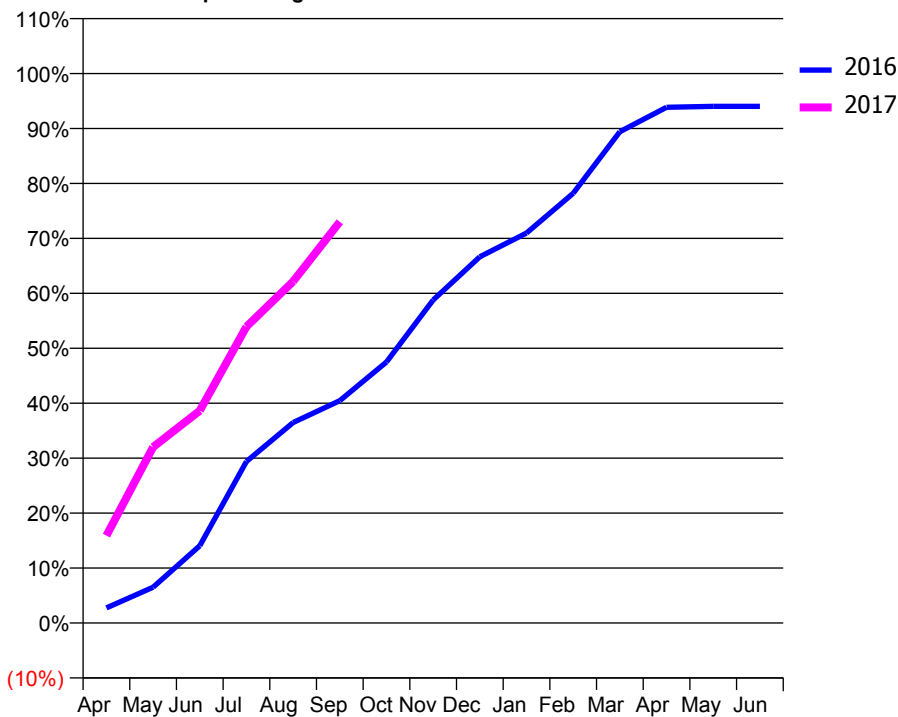
### ACCESS\*

Patients seen in 24 months	Total	Change since previous quarter
Quarter ending September 2015	972	
Quarter ending December 2015	943	↓
Quarter ending March 2016	885	↓
Quarter ending June 2016	688	↓
Quarter ending September 2016	499	↓
<b>Variance since September 2015</b>	<b>(48.7%)</b>	<b>↓</b>



### ACTIVITY

Cumulative percentage of contracted UDA delivered 2016 & 2017



Adjusted Scheduled Activity (UDA)

Month	2016	2017
April	73	98
May	173	198
June	374	238
July	781	333
August	969	384
September	1,075	450
October	1,262	
November	1,561	
December	1,770	
January	1,885	
February	2,077	
March	2,375	
April	2,493	
May	2,497	
June	2,497	

### QUALITY

	Quantity	Base Number	Contract	AT	Region	England
% of FP17s for the same patient ID Re-attending within 3 months - Children	9	159	5.7%	10.8%	12.0%	12.4%
% of FP17s for the same patient ID Re-attending within 3 months - Adults	14	207	6.8%	15.3%	15.9%	16.7%
% of FP17s for the same patient ID Re-attending between 3 & 9 months - Children	119	159	74.8%	61.2%	58.6%	57.4%
% of FP17s for the same patient ID Re-attending between 3 & 9 months - Adults	123	207	59.4%	55.3%	51.6%	50.5%
% of FP17s for Band 1 Urgent Courses	52	289	18.0%	7.0%	8.0%	9.1%
% of FP17s Relating to Free Repair or Replacements	1	289	0.3%	0.9%	0.8%	0.8%
% of FP17s Relating to Continuations	2	289	0.7%	1.7%	1.3%	1.3%
% of Patients satisfied with the dentistry they have received	1	1	N/A	93.8%	93.1%	93.2%
% of Patients satisfied with the time they had to wait for an appointment	1	1	N/A	88.9%	89.1%	89.0%

\* This is based on patients treated on this contract for their most recent course of treatment. Figures in italics indicate the base number of FP17s or Patient Questionnaire responses are less than 100. N/A is shown where the base number of responses is less than 10 during the period. % is calculated as Quantity/Base number\*100

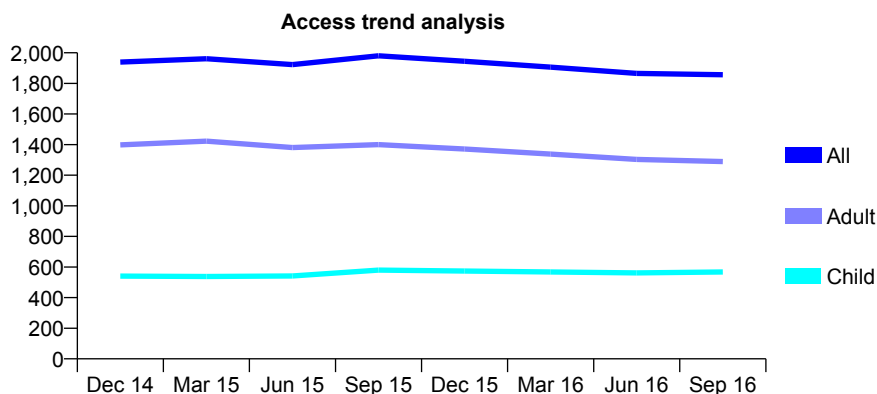
## Q55 - Vital Signs At a Glance Contract Report for 819700/0001 - September 2016

Name or company name	MR JS SAGOO
Contract type name	GDS Contract
Purpose of contract	General
Contract start date	01/04/2006
Contract end date	

16/17 Contracted general activity (UDA)	5,119
Carry forward general activity (UDA)	0
16/17 Contracted orthodontic activity (UOA)	0
Carry forward orthodontic activity (UOA)	0
Baseline contract value	£147,276.60

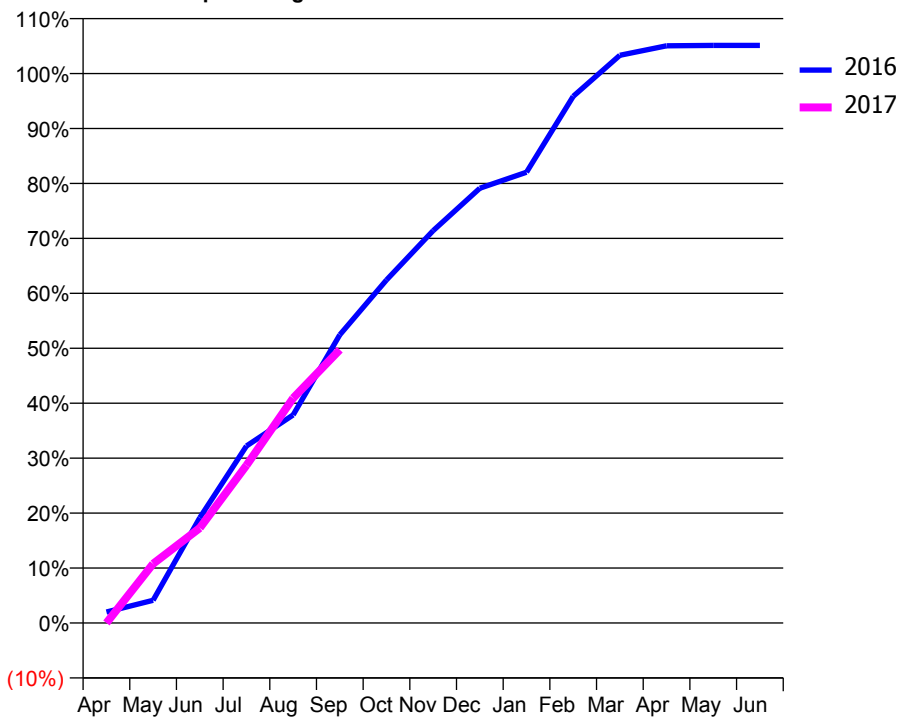
### ACCESS\*

Patients seen in 24 months	Total	Change since previous quarter
Quarter ending September 2015	1,980	
Quarter ending December 2015	1,945	↓
Quarter ending March 2016	1,906	↓
Quarter ending June 2016	1,865	↓
Quarter ending September 2016	1,857	→
<b>Variance since September 2015</b>	<b>(6.2%)</b>	<b>↓</b>



### ACTIVITY

Cumulative percentage of contracted UDA delivered 2016 & 2017



Month	Adjusted Scheduled Activity (UDA)	
	2016	2017
April	102	0
May	212	552
June	980	885
July	1,650	1,469
August	1,938	2,094
September	2,685	2,546
October	3,196	
November	3,655	
December	4,051	
January	4,199	
February	4,907	
March	5,289	
April	5,377	
May	5,380	
June	5,380	

### QUALITY

	Quantity	Base Number	Contract	AT	Region	England
% of FP17s for the same patient ID Re-attending within 3 months - Children	22	329	6.7%	10.8%	12.0%	12.4%
% of FP17s for the same patient ID Re-attending within 3 months - Adults	126	707	17.8%	15.3%	15.9%	16.7%
% of FP17s for the same patient ID Re-attending between 3 & 9 months - Children	107	329	32.5%	61.2%	58.6%	57.4%
% of FP17s for the same patient ID Re-attending between 3 & 9 months - Adults	251	707	35.5%	55.3%	51.6%	50.5%
% of FP17s for Band 1 Urgent Courses	80	1,004	8.0%	7.0%	8.0%	9.1%
% of FP17s Relating to Free Repair or Replacements	8	1,004	0.8%	0.9%	0.8%	0.8%
% of FP17s Relating to Continuations	17	1,004	1.7%	1.7%	1.3%	1.3%
% of Patients satisfied with the dentistry they have received	0	0	N/A	93.8%	93.1%	93.2%
% of Patients satisfied with the time they had to wait for an appointment	0	0	N/A	88.9%	89.1%	89.0%

\* This is based on patients treated on this contract for their most recent course of treatment. Figures in italics indicate the base number of FP17s or Patient Questionnaire responses are less than 100. N/A is shown where the base number of responses is less than 10 during the period. % is calculated as Quantity/Base number\*100

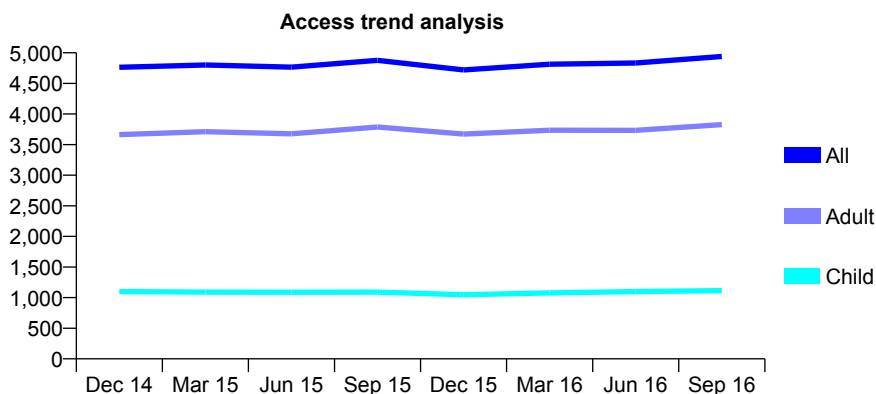
## Q55 - Vital Signs At a Glance Contract Report for 819700/0002 - September 2016

Name or company name	MR JS SAGOO
Contract type name	GDS Contract
Purpose of contract	General
Contract start date	01/04/2006
Contract end date	

16/17 Contracted general activity (UDA)	13,394
Carry forward general activity (UDA)	0
16/17 Contracted orthodontic activity (UOA)	0
Carry forward orthodontic activity (UOA)	0
Baseline contract value	£328,412.75

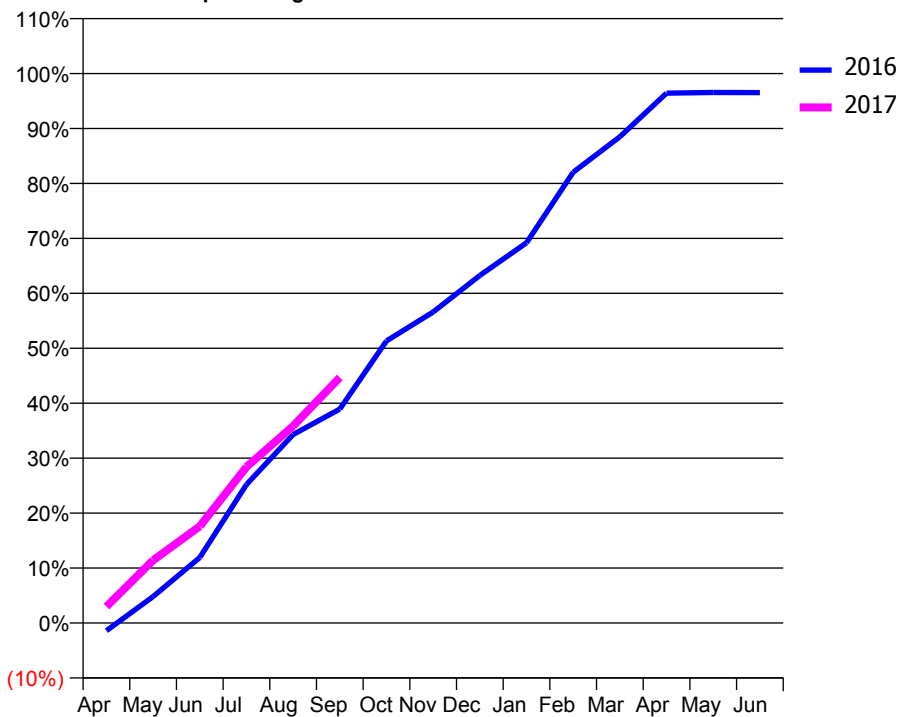
### ACCESS\*

Patients seen in 24 months	Total	Change since previous quarter
Quarter ending September 2015	4,877	
Quarter ending December 2015	4,719	↓
Quarter ending March 2016	4,813	→
Quarter ending June 2016	4,834	→
Quarter ending September 2016	4,940	↑
<b>Variance since September 2015</b>	<b>1.3%</b>	<b>→</b>



### ACTIVITY

Cumulative percentage of contracted UDA delivered 2016 & 2017



Adjusted Scheduled Activity (UDA)

Month	2016	2017
April	-190	401
May	645	1,529
June	1,599	2,359
July	3,374	3,803
August	4,595	4,804
September	5,214	5,986
October	6,877	
November	7,580	
December	8,470	
January	9,268	
February	10,987	
March	11,852	
April	12,914	
May	12,930	
June	12,927	

### QUALITY

	Quantity	Base Number	Contract	AT	Region	England
% of FP17s for the same patient ID Re-attending within 3 months - Children	48	792	6.1%	10.8%	12.0%	12.4%
% of FP17s for the same patient ID Re-attending within 3 months - Adults	323	2,667	12.1%	15.3%	15.9%	16.7%
% of FP17s for the same patient ID Re-attending between 3 & 9 months - Children	324	792	40.9%	61.2%	58.6%	57.4%
% of FP17s for the same patient ID Re-attending between 3 & 9 months - Adults	1,276	2,667	47.8%	55.3%	51.6%	50.5%
% of FP17s for Band 1 Urgent Courses	175	2,958	5.9%	7.0%	8.0%	9.1%
% of FP17s Relating to Free Repair or Replacements	14	2,958	0.5%	0.9%	0.8%	0.8%
% of FP17s Relating to Continuations	46	2,958	1.6%	1.7%	1.3%	1.3%
% of Patients satisfied with the dentistry they have received	1	1	N/A	93.8%	93.1%	93.2%
% of Patients satisfied with the time they had to wait for an appointment	1	1	N/A	88.9%	89.1%	89.0%

\* This is based on patients treated on this contract for their most recent course of treatment. Figures in italics indicate the base number of FP17s or Patient Questionnaire responses are less than 100. N/A is shown where the base number of responses is less than 10 during the period. % is calculated as Quantity/Base number\*100

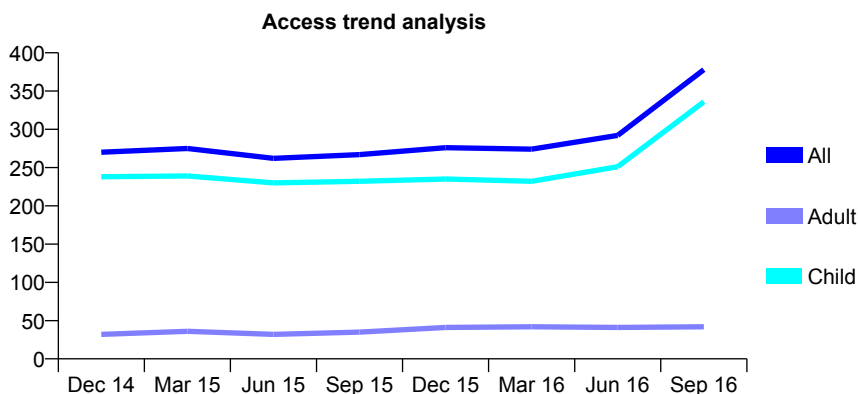
## Q55 - Vital Signs At a Glance Contract Report for 820113/0001 - September 2016

Name or company name	MISS EC TUCKLEY
Contract type name	GDS Contract
Purpose of contract	General
Contract start date	01/04/2006
Contract end date	

16/17 Contracted general activity (UDA)	824
Carry forward general activity (UDA)	0
16/17 Contracted orthodontic activity (UOA)	0
Carry forward orthodontic activity (UOA)	0
Baseline contract value	£22,130.24

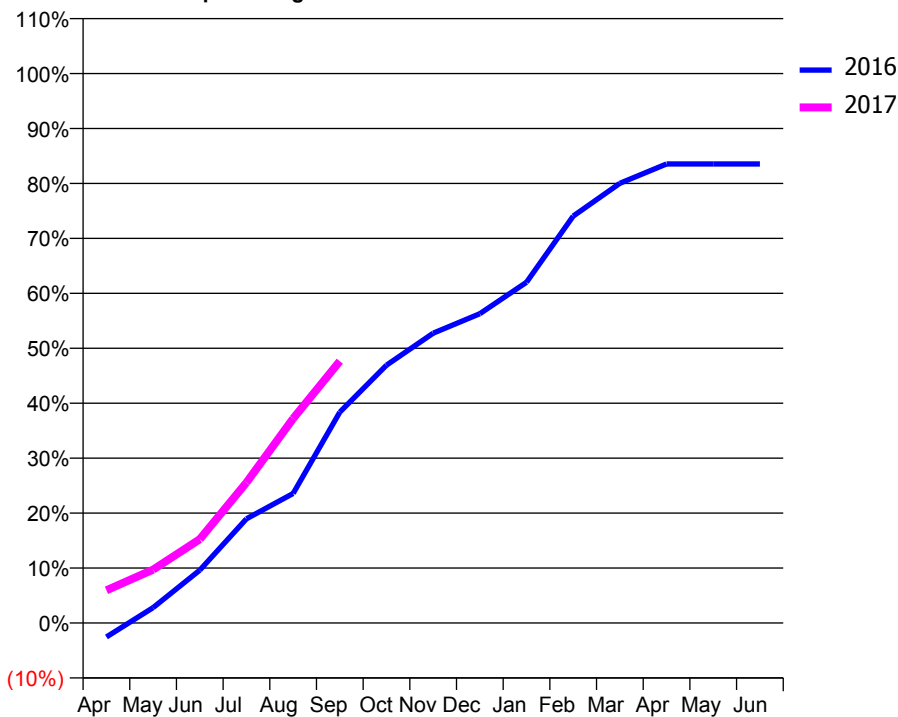
### ACCESS\*

Patients seen in 24 months	Total	Change since previous quarter
Quarter ending September 2015	267	
Quarter ending December 2015	276	↑
Quarter ending March 2016	274	→
Quarter ending June 2016	292	↑
Quarter ending September 2016	378	↑
<b>Variance since September 2015</b>	<b>41.6%</b>	<b>↑</b>



### ACTIVITY

Cumulative percentage of contracted UDA delivered 2016 & 2017



Adjusted Scheduled Activity (UDA)

Month	2016	2017
April	-21	49
May	23	80
June	79	126
July	156	211
August	194	307
September	316	393
October	387	
November	435	
December	464	
January	511	
February	610	
March	659	
April	688	
May	688	
June	688	

### QUALITY

	Quantity	Base Number	Contract	AT	Region	England
% of FP17s for the same patient ID Re-attending within 3 months - Children	23	315	7.3%	10.8%	12.0%	12.4%
% of FP17s for the same patient ID Re-attending within 3 months - Adults	0	0	N/A	15.3%	15.9%	16.7%
% of FP17s for the same patient ID Re-attending between 3 & 9 months - Children	130	315	41.3%	61.2%	58.6%	57.4%
% of FP17s for the same patient ID Re-attending between 3 & 9 months - Adults	0	0	N/A	55.3%	51.6%	50.5%
% of FP17s for Band 1 Urgent Courses	3	294	1.0%	7.0%	8.0%	9.1%
% of FP17s Relating to Free Repair or Replacements	0	294	0.0%	0.9%	0.8%	0.8%
% of FP17s Relating to Continuations	5	294	1.7%	1.7%	1.3%	1.3%
% of Patients satisfied with the dentistry they have received	0	0	N/A	93.8%	93.1%	93.2%
% of Patients satisfied with the time they had to wait for an appointment	0	0	N/A	88.9%	89.1%	89.0%

\* This is based on patients treated on this contract for their most recent course of treatment. Figures in italics indicate the base number of FP17s or Patient Questionnaire responses are less than 100. N/A is shown where the base number of responses is less than 10 during the period. % is calculated as Quantity/Base number\*100

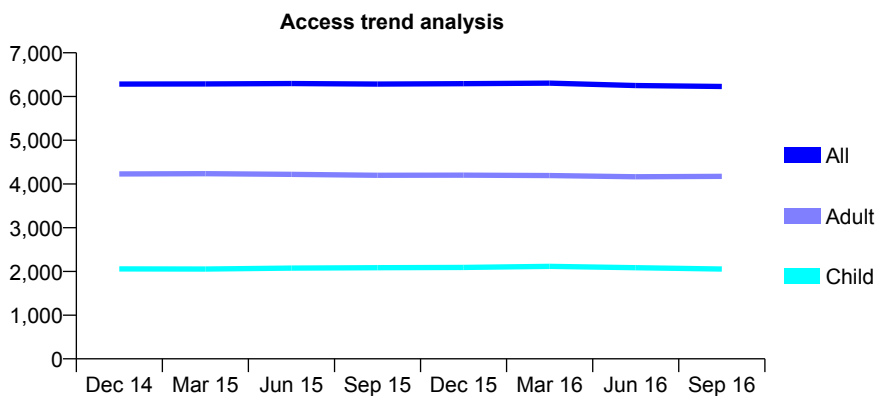
## Q55 - Vital Signs At a Glance Contract Report for 825050/0001 - September 2016

Name or company name	MR LS MASTERSON
Contract type name	GDS Contract
Purpose of contract	General
Contract start date	01/04/2006
Contract end date	

16/17 Contracted general activity (UDA)	18,209
Carry forward general activity (UDA)	0
16/17 Contracted orthodontic activity (UOA)	0
Carry forward orthodontic activity (UOA)	0
Baseline contract value	£430,945.39

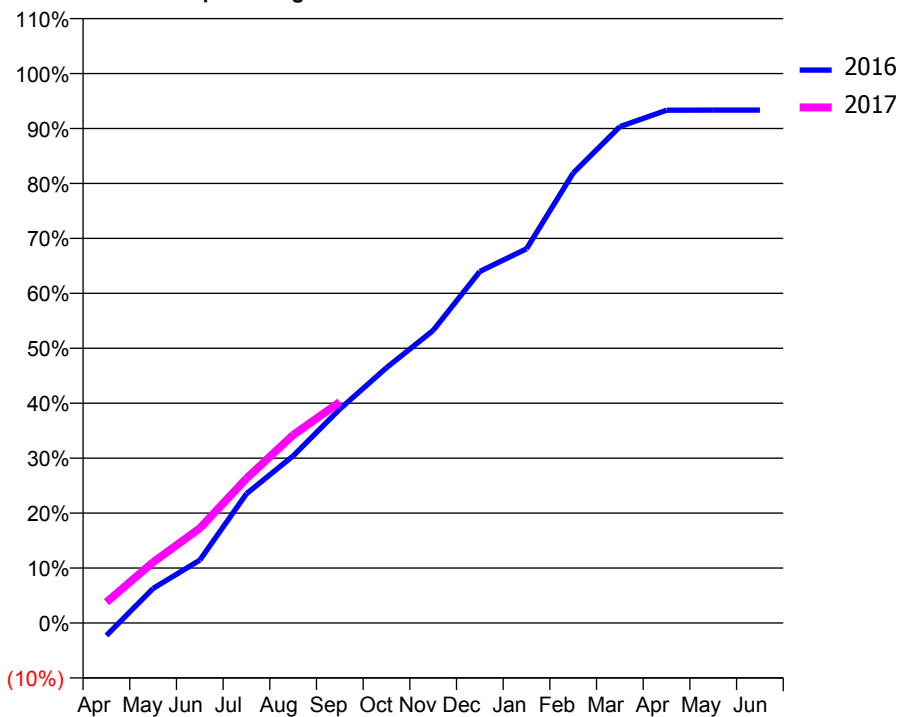
### ACCESS\*

Patients seen in 24 months	Total	Change since previous quarter
Quarter ending September 2015	6,284	
Quarter ending December 2015	6,293	→
Quarter ending March 2016	6,306	→
Quarter ending June 2016	6,251	→
Quarter ending September 2016	6,230	→
<b>Variance since September 2015</b>	<b>(0.9%)</b>	→



### ACTIVITY

Cumulative percentage of contracted UDA delivered 2016 & 2017



Month	Adjusted Scheduled Activity (UDA)	
	2016	2017
April	-419	692
May	1,148	2,019
June	2,084	3,138
July	4,283	4,791
August	5,540	6,233
September	7,090	7,322
October	8,459	
November	9,696	
December	11,651	
January	12,403	
February	14,912	
March	16,450	
April	16,994	
May	16,998	
June	16,999	

### QUALITY

	Quantity	Base Number	Contract	AT	Region	England
% of FP17s for the same patient ID Re-attending within 3 months - Children	179	1,694	10.6%	10.8%	12.0%	12.4%
% of FP17s for the same patient ID Re-attending within 3 months - Adults	643	3,599	17.9%	15.3%	15.9%	16.7%
% of FP17s for the same patient ID Re-attending between 3 & 9 months - Children	1,178	1,694	69.5%	61.2%	58.6%	57.4%
% of FP17s for the same patient ID Re-attending between 3 & 9 months - Adults	2,477	3,599	68.8%	55.3%	51.6%	50.5%
% of FP17s for Band 1 Urgent Courses	532	4,951	10.7%	7.0%	8.0%	9.1%
% of FP17s Relating to Free Repair or Replacements	46	4,951	0.9%	0.9%	0.8%	0.8%
% of FP17s Relating to Continuations	49	4,951	1.0%	1.7%	1.3%	1.3%
% of Patients satisfied with the dentistry they have received	2	2	N/A	93.8%	93.1%	93.2%
% of Patients satisfied with the time they had to wait for an appointment	2	2	N/A	88.9%	89.1%	89.0%

\* This is based on patients treated on this contract for their most recent course of treatment. Figures in italics indicate the base number of FP17s or Patient Questionnaire responses are less than 100. N/A is shown where the base number of responses is less than 10 during the period. % is calculated as Quantity/Base number\*100

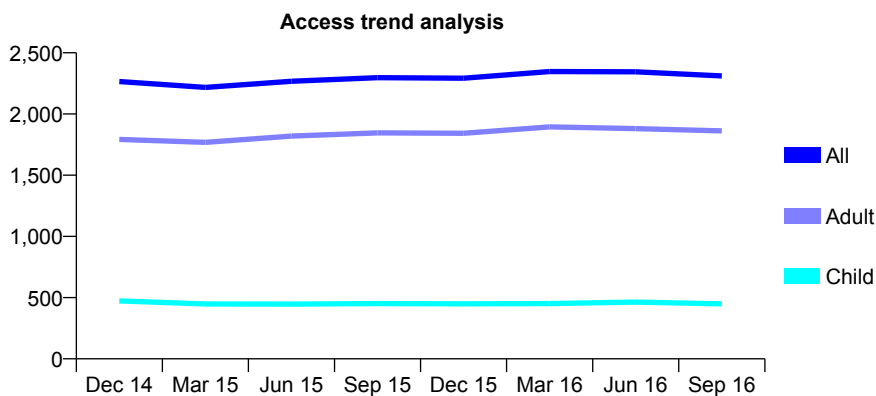
## Q55 - Vital Signs At a Glance Contract Report for 829048/0002 - September 2016

Name or company name	MR BS CHATHA
Contract type name	GDS Contract
Purpose of contract	General
Contract start date	01/10/2007
Contract end date	

16/17 Contracted general activity (UDA)	9,028
Carry forward general activity (UDA)	0
16/17 Contracted orthodontic activity (UOA)	0
Carry forward orthodontic activity (UOA)	0
Baseline contract value	£250,064.18

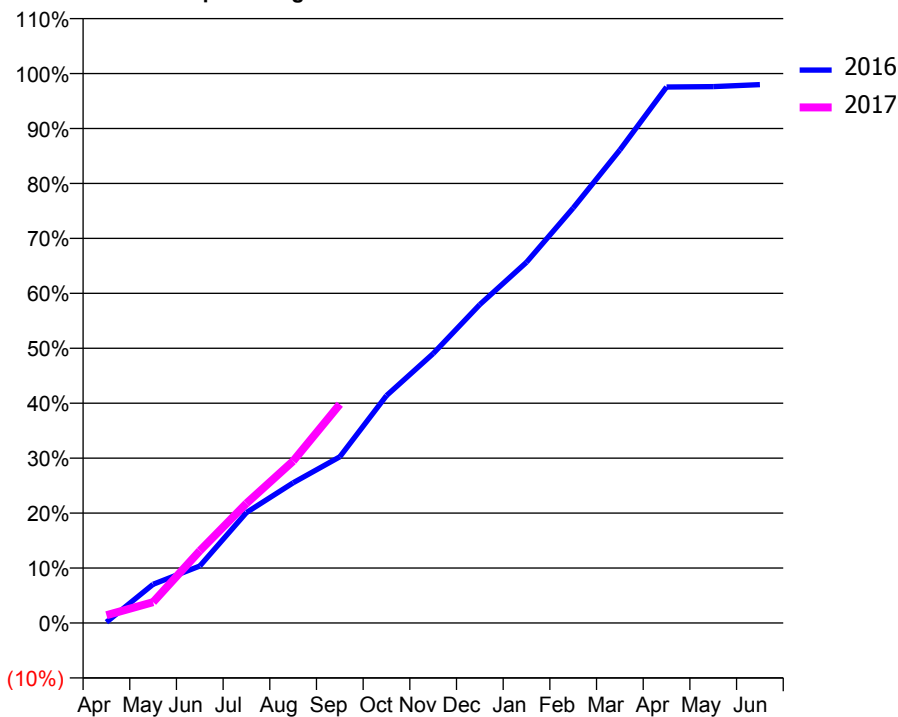
### ACCESS\*

Patients seen in 24 months	Total	Change since previous quarter
Quarter ending September 2015	2,297	
Quarter ending December 2015	2,292	→
Quarter ending March 2016	2,347	↑
Quarter ending June 2016	2,345	→
Quarter ending September 2016	2,311	↓
<b>Variance since September 2015</b>	<b>0.6%</b>	<b>→</b>



### ACTIVITY

Cumulative percentage of contracted UDA delivered 2016 & 2017



Month	Adjusted Scheduled Activity (UDA)	
	2016	2017
April	15	129
May	637	342
June	936	1,187
July	1,814	1,967
August	2,303	2,662
September	2,731	3,594
October	3,736	
November	4,427	
December	5,232	
January	5,928	
February	6,819	
March	7,772	
April	8,807	
May	8,812	
June	8,845	

### QUALITY

	Quantity	Base Number	Contract	AT	Region	England
% of FP17s for the same patient ID Re-attending within 3 months - Children	29	371	7.8%	10.8%	12.0%	12.4%
% of FP17s for the same patient ID Re-attending within 3 months - Adults	379	1,660	22.8%	15.3%	15.9%	16.7%
% of FP17s for the same patient ID Re-attending between 3 & 9 months - Children	232	371	62.5%	61.2%	58.6%	57.4%
% of FP17s for the same patient ID Re-attending between 3 & 9 months - Adults	911	1,660	54.9%	55.3%	51.6%	50.5%
% of FP17s for Band 1 Urgent Courses	54	1,610	3.4%	7.0%	8.0%	9.1%
% of FP17s Relating to Free Repair or Replacements	37	1,610	2.3%	0.9%	0.8%	0.8%
% of FP17s Relating to Continuations	126	1,610	7.8%	1.7%	1.3%	1.3%
% of Patients satisfied with the dentistry they have received	1	1	N/A	93.8%	93.1%	93.2%
% of Patients satisfied with the time they had to wait for an appointment	0	1	N/A	88.9%	89.1%	89.0%

\* This is based on patients treated on this contract for their most recent course of treatment. Figures in italics indicate the base number of FP17s or Patient Questionnaire responses are less than 100. N/A is shown where the base number of responses is less than 10 during the period. % is calculated as Quantity/Base number\*100



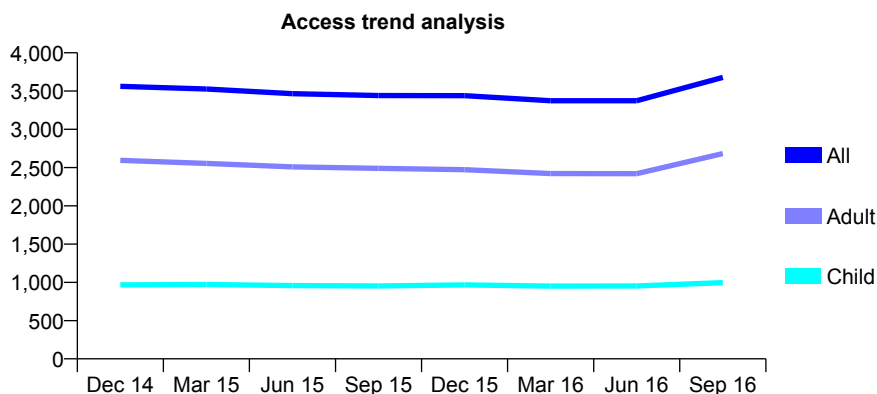
## Q55 - Vital Signs At a Glance Contract Report for 830798/0001 - September 2016

Name or company name	MISS LC WESTON
Contract type name	GDS Contract
Purpose of contract	General
Contract start date	01/04/2006
Contract end date	

16/17 Contracted general activity (UDA)	17,496
Carry forward general activity (UDA)	0
16/17 Contracted orthodontic activity (UOA)	0
Carry forward orthodontic activity (UOA)	0
Baseline contract value	£779,930.50

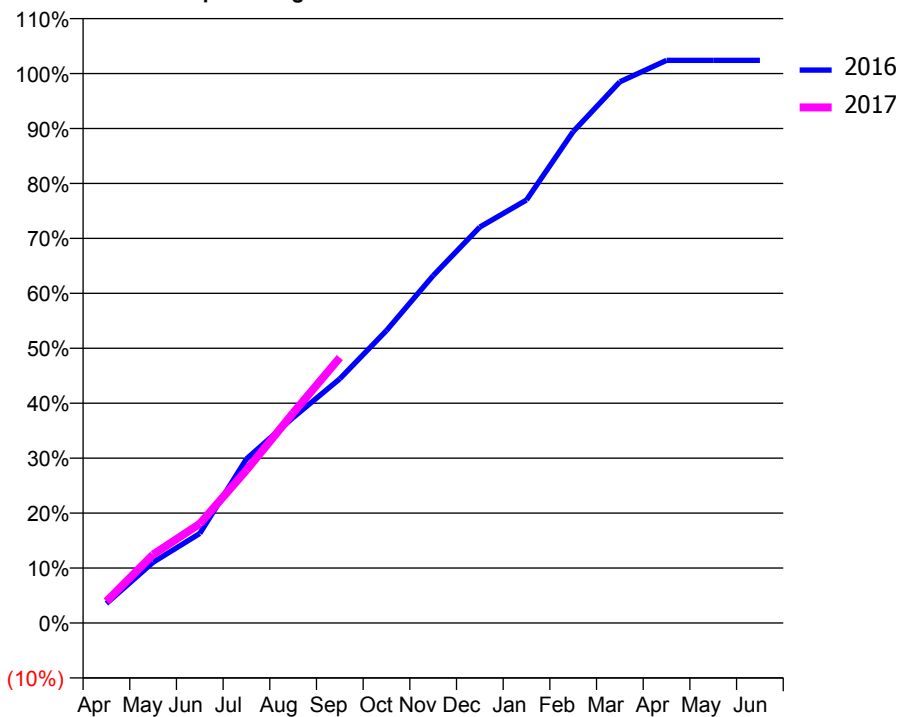
### ACCESS\*

Patients seen in 24 months	Total	Change since previous quarter
Quarter ending September 2015	3,442	
Quarter ending December 2015	3,439	→
Quarter ending March 2016	3,373	↓
Quarter ending June 2016	3,373	→
Quarter ending September 2016	3,679	↑
<b>Variance since September 2015</b>	<b>6.9%</b>	<b>↑</b>



### ACTIVITY

Cumulative percentage of contracted UDA delivered 2016 & 2017



Adjusted Scheduled Activity (UDA)

Month	2016	2017
April	622	689
May	1,934	2,180
June	2,853	3,161
July	5,226	4,866
August	6,542	6,688
September	7,776	8,453
October	9,312	
November	11,064	
December	12,607	
January	13,472	
February	15,649	
March	17,232	
April	17,914	
May	17,914	
June	17,917	

### QUALITY

	Quantity	Base Number	Contract	AT	Region	England
% of FP17s for the same patient ID Re-attending within 3 months - Children	64	1,226	5.2%	10.8%	12.0%	12.4%
% of FP17s for the same patient ID Re-attending within 3 months - Adults	409	3,265	12.5%	15.3%	15.9%	16.7%
% of FP17s for the same patient ID Re-attending between 3 & 9 months - Children	975	1,226	79.5%	61.2%	58.6%	57.4%
% of FP17s for the same patient ID Re-attending between 3 & 9 months - Adults	2,409	3,265	73.8%	55.3%	51.6%	50.5%
% of FP17s for Band 1 Urgent Courses	226	4,173	5.4%	7.0%	8.0%	9.1%
% of FP17s Relating to Free Repair or Replacements	25	4,173	0.6%	0.9%	0.8%	0.8%
% of FP17s Relating to Continuations	24	4,173	0.6%	1.7%	1.3%	1.3%
% of Patients satisfied with the dentistry they have received	5	5	N/A	93.8%	93.1%	93.2%
% of Patients satisfied with the time they had to wait for an appointment	5	5	N/A	88.9%	89.1%	89.0%

\* This is based on patients treated on this contract for their most recent course of treatment. Figures in italics indicate the base number of FP17s or Patient Questionnaire responses are less than 100. N/A is shown where the base number of responses is less than 10 during the period. % is calculated as Quantity/Base number\*100

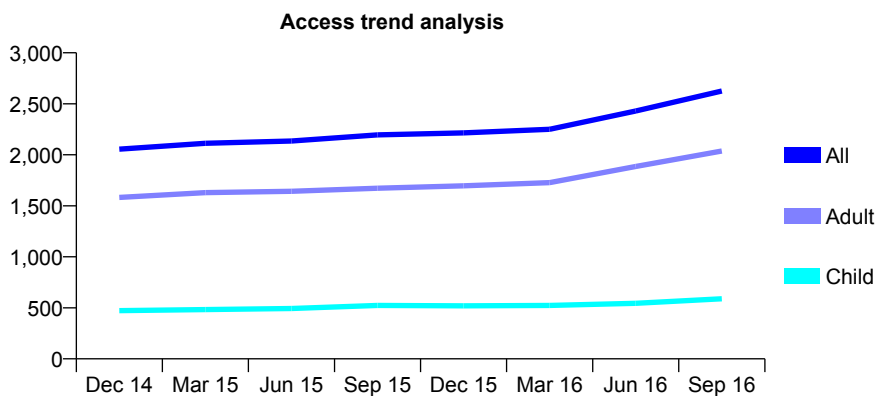
## Q55 - Vital Signs At a Glance Contract Report for 833517/0001 - September 2016

Name or company name	MISS NS FRY
Contract type name	GDS Contract
Purpose of contract	General
Contract start date	01/04/2006
Contract end date	

16/17 Contracted general activity (UDA)	8,960
Carry forward general activity (UDA)	0
16/17 Contracted orthodontic activity (UOA)	0
Carry forward orthodontic activity (UOA)	0
Baseline contract value	£203,205.57

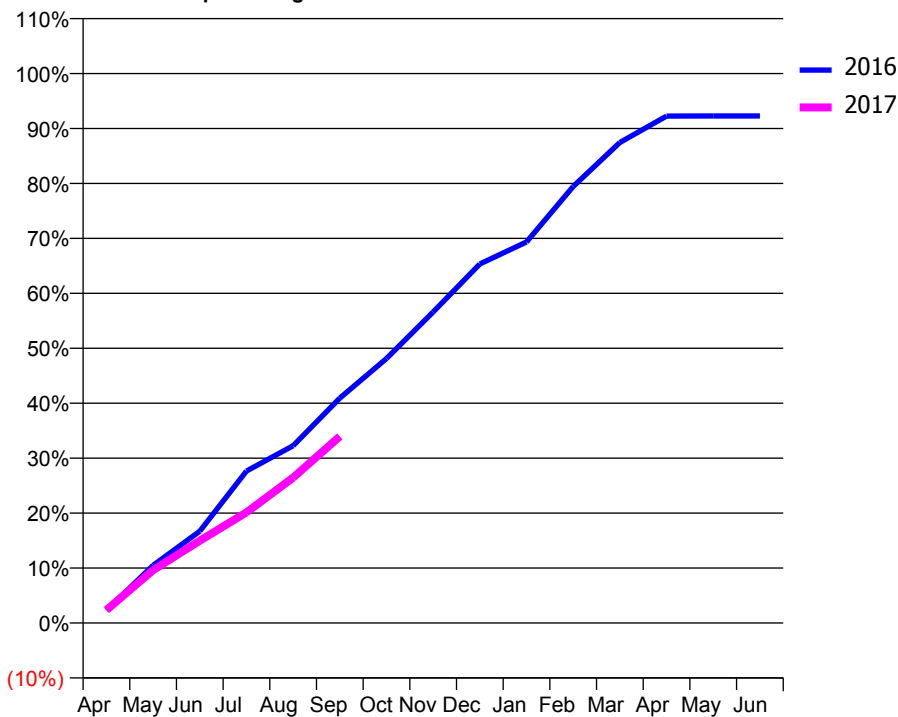
### ACCESS\*

Patients seen in 24 months	Total	Change since previous quarter
Quarter ending September 2015	2,196	
Quarter ending December 2015	2,215	→
Quarter ending March 2016	2,250	→
Quarter ending June 2016	2,430	↑
Quarter ending September 2016	2,626	↑
<b>Variance since September 2015</b>	<b>19.6%</b>	<b>↑</b>



### ACTIVITY

Cumulative percentage of contracted UDA delivered 2016 & 2017



Month	Adjusted Scheduled Activity (UDA)	
	2016	2017
April	160	211
May	726	863
June	1,157	1,342
July	1,914	1,804
August	2,232	2,371
September	2,833	3,043
October	3,332	
November	3,917	
December	4,522	
January	4,800	
February	5,498	
March	6,052	
April	6,385	
May	6,386	
June	6,386	

### QUALITY

	Quantity	Base Number	Contract	AT	Region	England
% of FP17s for the same patient ID Re-attending within 3 months - Children	29	506	5.7%	10.8%	12.0%	12.4%
% of FP17s for the same patient ID Re-attending within 3 months - Adults	252	1,838	13.7%	15.3%	15.9%	16.7%
% of FP17s for the same patient ID Re-attending between 3 & 9 months - Children	323	506	63.8%	61.2%	58.6%	57.4%
% of FP17s for the same patient ID Re-attending between 3 & 9 months - Adults	966	1,838	52.6%	55.3%	51.6%	50.5%
% of FP17s for Band 1 Urgent Courses	209	2,138	9.8%	7.0%	8.0%	9.1%
% of FP17s Relating to Free Repair or Replacements	13	2,138	0.6%	0.9%	0.8%	0.8%
% of FP17s Relating to Continuations	26	2,138	1.2%	1.7%	1.3%	1.3%
% of Patients satisfied with the dentistry they have received	5	6	N/A	93.8%	93.1%	93.2%
% of Patients satisfied with the time they had to wait for an appointment	5	6	N/A	88.9%	89.1%	89.0%

\* This is based on patients treated on this contract for their most recent course of treatment. Figures in italics indicate the base number of FP17s or Patient Questionnaire responses are less than 100. N/A is shown where the base number of responses is less than 10 during the period. % is calculated as Quantity/Base number\*100

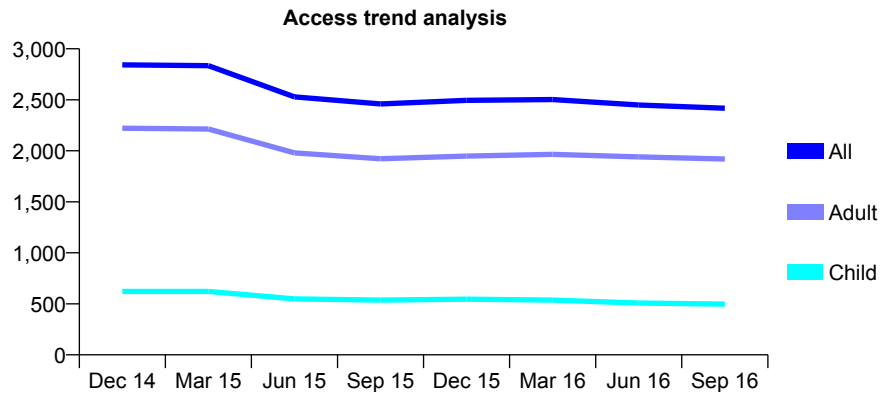
## Q55 - Vital Signs At a Glance Contract Report for 836117/0001 - September 2016

Name or company name	MR RS RUPRA
Contract type name	GDS Contract
Purpose of contract	General
Contract start date	01/10/2007
Contract end date	

16/17 Contracted general activity (UDA)	9,028
Carry forward general activity (UDA)	0
16/17 Contracted orthodontic activity (UOA)	0
Carry forward orthodontic activity (UOA)	0
Baseline contract value	£250,064.18

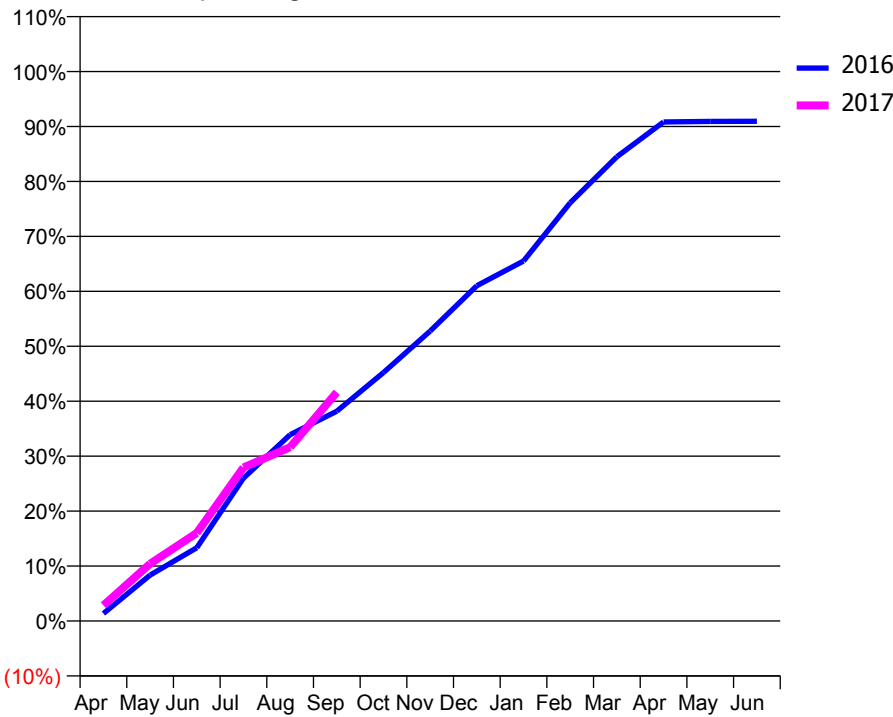
### ACCESS\*

Patients seen in 24 months	Total	Change since previous quarter
Quarter ending September 2015	2,459	
Quarter ending December 2015	2,495	→
Quarter ending March 2016	2,502	→
Quarter ending June 2016	2,449	↓
Quarter ending September 2016	2,418	↓
<b>Variance since September 2015</b>	<b>(1.7%)</b>	<b>↓</b>



### ACTIVITY

Cumulative percentage of contracted UDA delivered 2016 & 2017



Month	Adjusted Scheduled Activity (UDA)	
	2016	2017
April	123	257
May	755	942
June	1,205	1,448
July	2,346	2,523
August	3,061	2,855
September	3,447	3,759
October	4,082	
November	4,764	
December	5,509	
January	5,915	
February	6,872	
March	7,628	
April	8,200	
May	8,208	
June	8,210	

### QUALITY

	Quantity	Base Number	Contract	AT	Region	England
% of FP17s for the same patient ID Re-attending within 3 months - Children	68	456	14.9%	10.8%	12.0%	12.4%
% of FP17s for the same patient ID Re-attending within 3 months - Adults	330	1,745	18.9%	15.3%	15.9%	16.7%
% of FP17s for the same patient ID Re-attending between 3 & 9 months - Children	252	456	55.3%	61.2%	58.6%	57.4%
% of FP17s for the same patient ID Re-attending between 3 & 9 months - Adults	968	1,745	55.5%	55.3%	51.6%	50.5%
% of FP17s for Band 1 Urgent Courses	64	1,935	3.3%	7.0%	8.0%	9.1%
% of FP17s Relating to Free Repair or Replacements	26	1,935	1.3%	0.9%	0.8%	0.8%
% of FP17s Relating to Continuations	97	1,935	5.0%	1.7%	1.3%	1.3%
% of Patients satisfied with the dentistry they have received	4	4	N/A	93.8%	93.1%	93.2%
% of Patients satisfied with the time they had to wait for an appointment	4	4	N/A	88.9%	89.1%	89.0%

\* This is based on patients treated on this contract for their most recent course of treatment. Figures in italics indicate the base number of FP17s or Patient Questionnaire responses are less than 100. N/A is shown where the base number of responses is less than 10 during the period. % is calculated as Quantity/Base number\*100

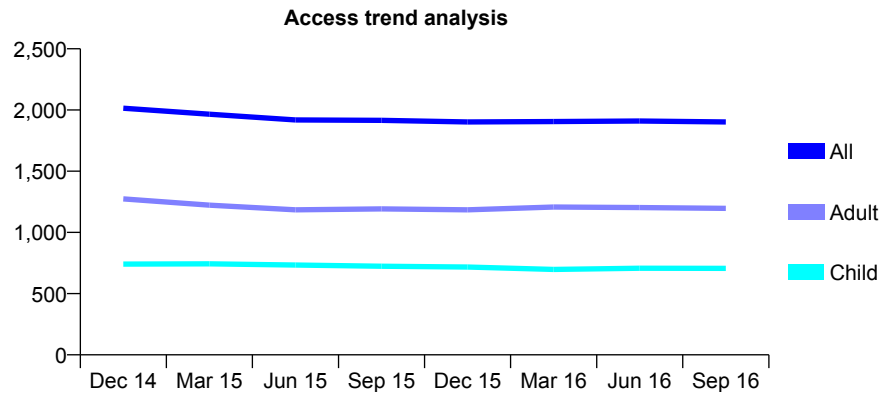
## Q55 - Vital Signs At a Glance Contract Report for 836362/0001 - September 2016

Name or company name	MR MM OSMAN
Contract type name	GDS Contract
Purpose of contract	General
Contract start date	01/04/2006
Contract end date	

16/17 Contracted general activity (UDA)	5,819
Carry forward general activity (UDA)	0
16/17 Contracted orthodontic activity (UOA)	0
Carry forward orthodontic activity (UOA)	0
Baseline contract value	£129,378.24

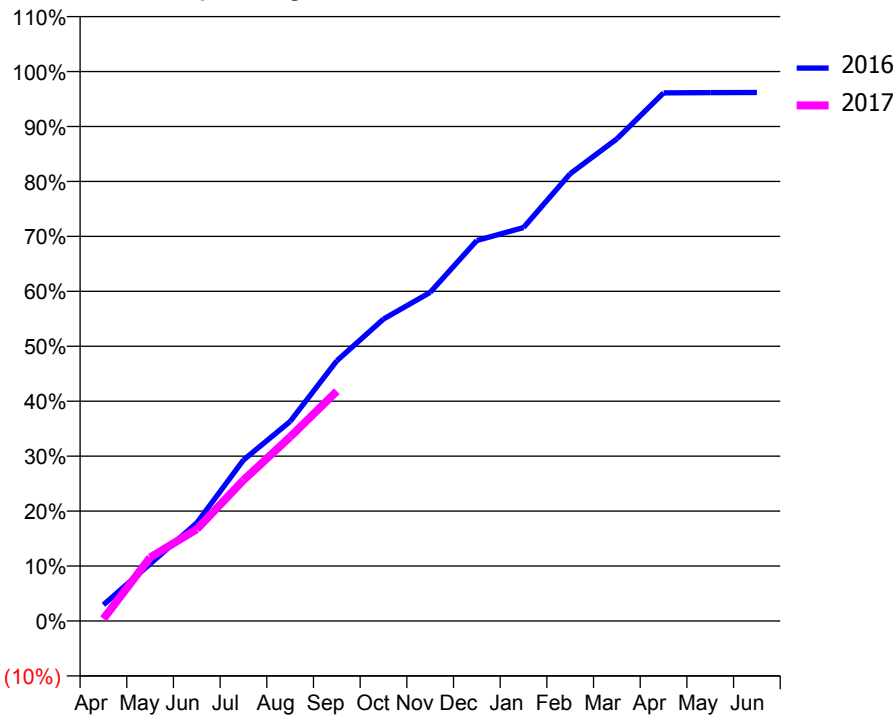
### ACCESS\*

Patients seen in 24 months	Total	Change since previous quarter
Quarter ending September 2015	1,916	
Quarter ending December 2015	1,902	→
Quarter ending March 2016	1,906	→
Quarter ending June 2016	1,910	→
Quarter ending September 2016	1,903	→
<b>Variance since September 2015</b>	<b>(0.7%)</b>	→



### ACTIVITY

Cumulative percentage of contracted UDA delivered 2016 & 2017



Month	Adjusted Scheduled Activity (UDA)	
	2016	2017
April	172	24
May	604	673
June	1,038	972
July	1,705	1,491
August	2,114	1,949
September	2,756	2,434
October	3,197	
November	3,480	
December	4,029	
January	4,167	
February	4,737	
March	5,105	
April	5,593	
May	5,595	
June	5,596	

### QUALITY

	Quantity	Base Number	Contract	AT	Region	England
% of FP17s for the same patient ID Re-attending within 3 months - Children	75	721	10.4%	10.8%	12.0%	12.4%
% of FP17s for the same patient ID Re-attending within 3 months - Adults	108	938	11.5%	15.3%	15.9%	16.7%
% of FP17s for the same patient ID Re-attending between 3 & 9 months - Children	468	721	64.9%	61.2%	58.6%	57.4%
% of FP17s for the same patient ID Re-attending between 3 & 9 months - Adults	493	938	52.6%	55.3%	51.6%	50.5%
% of FP17s for Band 1 Urgent Courses	112	1,358	8.2%	7.0%	8.0%	9.1%
% of FP17s Relating to Free Repair or Replacements	3	1,358	0.2%	0.9%	0.8%	0.8%
% of FP17s Relating to Continuations	7	1,358	0.5%	1.7%	1.3%	1.3%
% of Patients satisfied with the dentistry they have received	0	0	N/A	93.8%	93.1%	93.2%
% of Patients satisfied with the time they had to wait for an appointment	0	0	N/A	88.9%	89.1%	89.0%

\* This is based on patients treated on this contract for their most recent course of treatment. Figures in italics indicate the base number of FP17s or Patient Questionnaire responses are less than 100. N/A is shown where the base number of responses is less than 10 during the period. % is calculated as Quantity/Base number\*100

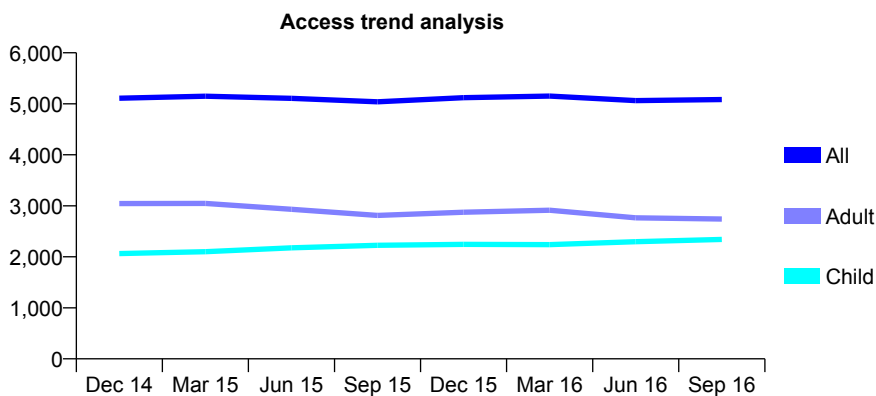
## Q55 - Vital Signs At a Glance Contract Report for 860298/0001 - September 2016

Name or company name	MR KS BOLA
Contract type name	GDS Contract
Purpose of contract	General
Contract start date	30/01/2011
Contract end date	

16/17 Contracted general activity (UDA)	16,594
Carry forward general activity (UDA)	0
16/17 Contracted orthodontic activity (UOA)	0
Carry forward orthodontic activity (UOA)	0
Baseline contract value	£444,735.88

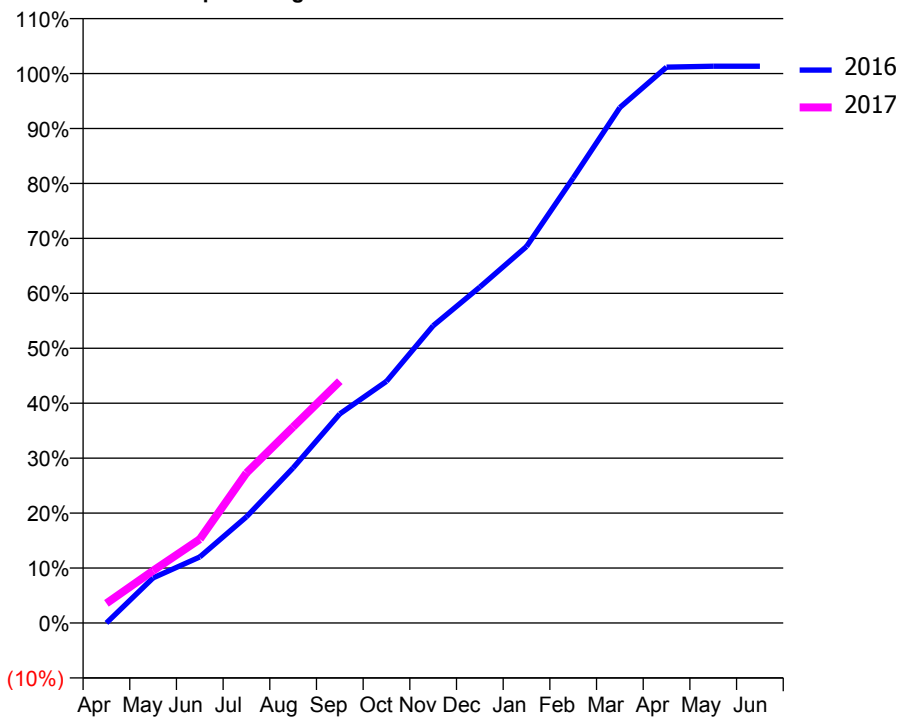
### ACCESS\*

Patients seen in 24 months	Total	Change since previous quarter
Quarter ending September 2015	5,039	
Quarter ending December 2015	5,119	→
Quarter ending March 2016	5,151	→
Quarter ending June 2016	5,064	↓
Quarter ending September 2016	5,083	→
<b>Variance since September 2015</b>	<b>0.9%</b>	<b>→</b>



### ACTIVITY

Cumulative percentage of contracted UDA delivered 2016 & 2017



Adjusted Scheduled Activity (UDA)

Month	2016	2017
April	0	592
May	1,061	1,580
June	1,555	2,532
July	2,499	4,532
August	3,651	5,922
September	4,920	7,301
October	5,687	
November	6,994	
December	7,904	
January	8,856	
February	10,467	
March	12,126	
April	13,076	
May	13,097	
June	13,099	

### QUALITY

	Quantity	Base Number	Contract	AT	Region	England
% of FP17s for the same patient ID Re-attending within 3 months - Children	133	2,014	6.6%	10.8%	12.0%	12.4%
% of FP17s for the same patient ID Re-attending within 3 months - Adults	297	2,423	12.3%	15.3%	15.9%	16.7%
% of FP17s for the same patient ID Re-attending between 3 & 9 months - Children	1,266	2,014	62.9%	61.2%	58.6%	57.4%
% of FP17s for the same patient ID Re-attending between 3 & 9 months - Adults	1,550	2,423	64.0%	55.3%	51.6%	50.5%
% of FP17s for Band 1 Urgent Courses	266	3,992	6.7%	7.0%	8.0%	9.1%
% of FP17s Relating to Free Repair or Replacements	14	3,992	0.4%	0.9%	0.8%	0.8%
% of FP17s Relating to Continuations	29	3,992	0.7%	1.7%	1.3%	1.3%
% of Patients satisfied with the dentistry they have received	48	51	94.1%	93.8%	93.1%	93.2%
% of Patients satisfied with the time they had to wait for an appointment	48	51	94.1%	88.9%	89.1%	89.0%

\* This is based on patients treated on this contract for their most recent course of treatment. Figures in italics indicate the base number of FP17s or Patient Questionnaire responses are less than 100. N/A is shown where the base number of responses is less than 10 during the period. % is calculated as Quantity/Base number\*100

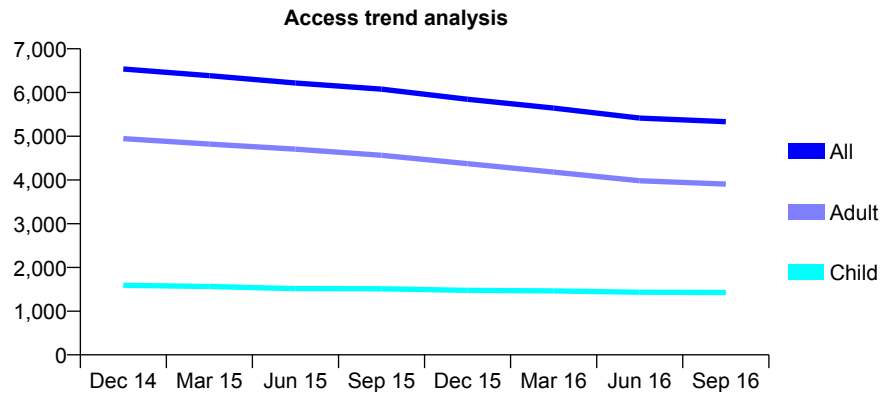
## Q55 - Vital Signs At a Glance Contract Report for 860549/0001 - September 2016

Name or company name	MR CJ NAVARRO
Contract type name	GDS Contract
Purpose of contract	General
Contract start date	01/04/2006
Contract end date	

16/17 Contracted general activity (UDA)	15,500
Carry forward general activity (UDA)	0
16/17 Contracted orthodontic activity (UOA)	0
Carry forward orthodontic activity (UOA)	0
Baseline contract value	£410,183.06

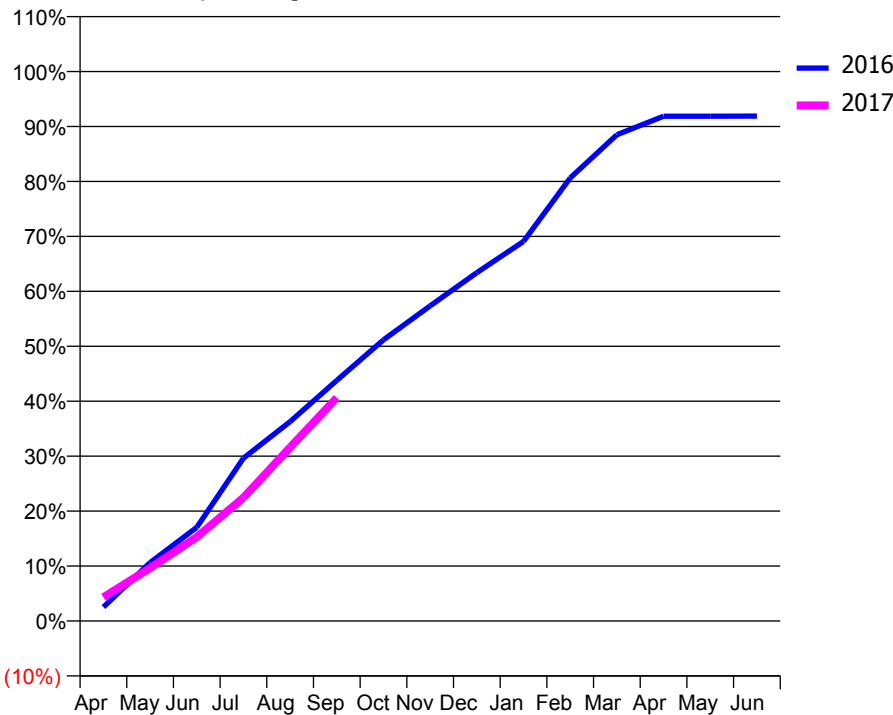
### ACCESS\*

Patients seen in 24 months	Total	Change since previous quarter
Quarter ending September 2015	6,077	
Quarter ending December 2015	5,846	↓
Quarter ending March 2016	5,643	↓
Quarter ending June 2016	5,414	↓
Quarter ending September 2016	5,333	↓
<b>Variance since September 2015</b>	<b>(12.2%)</b>	<b>↓</b>



### ACTIVITY

Cumulative percentage of contracted UDA delivered 2016 & 2017



Month	Adjusted Scheduled Activity (UDA)	
	2016	2017
April	393	671
May	1,649	1,495
June	2,642	2,367
July	4,593	3,482
August	5,626	4,901
September	6,786	6,298
October	7,930	
November	8,889	
December	9,827	
January	10,708	
February	12,499	
March	13,717	
April	14,237	
May	14,239	
June	14,241	

### QUALITY

	Quantity	Base Number	Contract	AT	Region	England
% of FP17s for the same patient ID Re-attending within 3 months - Children	60	1,097	5.5%	10.8%	12.0%	12.4%
% of FP17s for the same patient ID Re-attending within 3 months - Adults	388	2,778	14.0%	15.3%	15.9%	16.7%
% of FP17s for the same patient ID Re-attending between 3 & 9 months - Children	692	1,097	63.1%	61.2%	58.6%	57.4%
% of FP17s for the same patient ID Re-attending between 3 & 9 months - Adults	1,667	2,778	60.0%	55.3%	51.6%	50.5%
% of FP17s for Band 1 Urgent Courses	143	3,086	4.6%	7.0%	8.0%	9.1%
% of FP17s Relating to Free Repair or Replacements	34	3,086	1.1%	0.9%	0.8%	0.8%
% of FP17s Relating to Continuations	40	3,086	1.3%	1.7%	1.3%	1.3%
% of Patients satisfied with the dentistry they have received	6	8	N/A	93.8%	93.1%	93.2%
% of Patients satisfied with the time they had to wait for an appointment	5	8	N/A	88.9%	89.1%	89.0%

\* This is based on patients treated on this contract for their most recent course of treatment. Figures in italics indicate the base number of FP17s or Patient Questionnaire responses are less than 100. N/A is shown where the base number of responses is less than 10 during the period. % is calculated as Quantity/Base number\*100

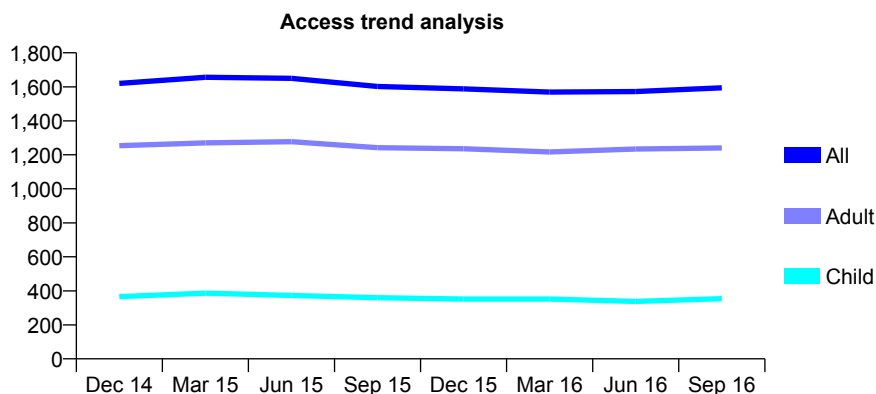
## Q55 - Vital Signs At a Glance Contract Report for 861901/0001 - September 2016

Name or company name	MRS A EIMANI
Contract type name	GDS Contract
Purpose of contract	General
Contract start date	01/09/2009
Contract end date	

16/17 Contracted general activity (UDA)	9,000
Carry forward general activity (UDA)	0
16/17 Contracted orthodontic activity (UOA)	0
Carry forward orthodontic activity (UOA)	0
Baseline contract value	£213,071.13

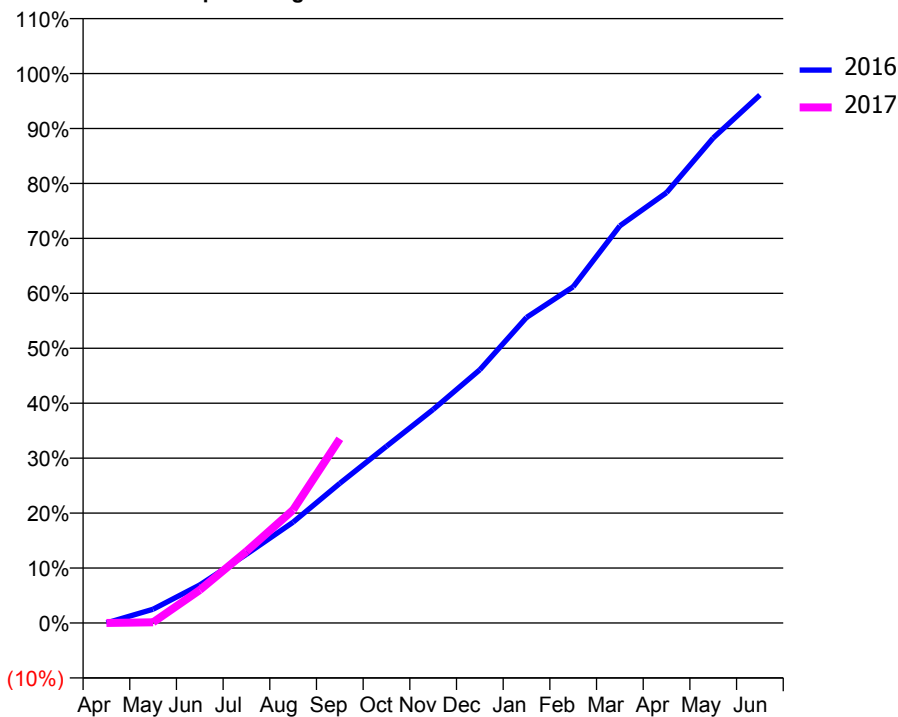
### ACCESS\*

Patients seen in 24 months	Total	Change since previous quarter
Quarter ending September 2015	1,602	
Quarter ending December 2015	1,588	→
Quarter ending March 2016	1,569	↓
Quarter ending June 2016	1,572	→
Quarter ending September 2016	1,594	→
<b>Variance since September 2015</b>	<b>(0.5%)</b>	<b>→</b>



### ACTIVITY

Cumulative percentage of contracted UDA delivered 2016 & 2017



Month	Adjusted Scheduled Activity (UDA)	
	2016	2017
April	0	0
May	226	12
June	624	540
July	1,126	1,175
August	1,652	1,852
September	2,287	3,018
October	2,895	
November	3,498	
December	4,149	
January	5,004	
February	5,508	
March	6,506	
April	7,050	
May	7,945	
June	8,647	

### QUALITY

	Quantity	Base Number	Contract	AT	Region	England
% of FP17s for the same patient ID Re-attending within 3 months - Children	34	268	12.7%	10.8%	12.0%	12.4%
% of FP17s for the same patient ID Re-attending within 3 months - Adults	185	949	19.5%	15.3%	15.9%	16.7%
% of FP17s for the same patient ID Re-attending between 3 & 9 months - Children	133	268	49.6%	61.2%	58.6%	57.4%
% of FP17s for the same patient ID Re-attending between 3 & 9 months - Adults	436	949	45.9%	55.3%	51.6%	50.5%
% of FP17s for Band 1 Urgent Courses	81	807	10.0%	7.0%	8.0%	9.1%
% of FP17s Relating to Free Repair or Replacements	5	807	0.6%	0.9%	0.8%	0.8%
% of FP17s Relating to Continuations	13	807	1.6%	1.7%	1.3%	1.3%
% of Patients satisfied with the dentistry they have received	1	1	N/A	93.8%	93.1%	93.2%
% of Patients satisfied with the time they had to wait for an appointment	1	1	N/A	88.9%	89.1%	89.0%

\* This is based on patients treated on this contract for their most recent course of treatment. Figures in italics indicate the base number of FP17s or Patient Questionnaire responses are less than 100. N/A is shown where the base number of responses is less than 10 during the period. % is calculated as Quantity/Base number\*100

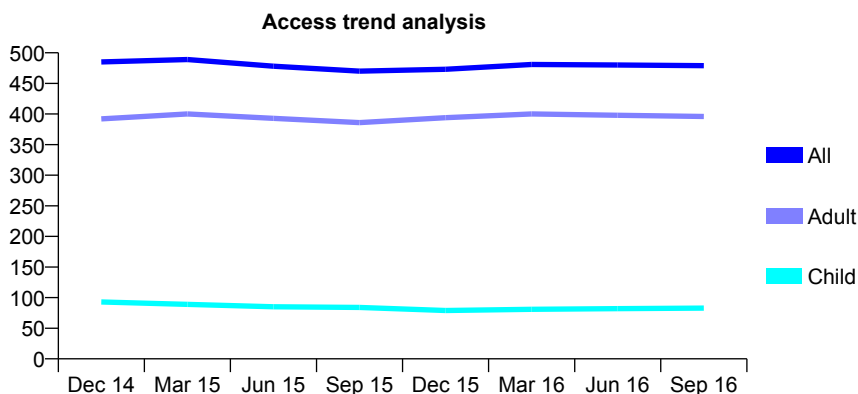
## Q55 - Vital Signs At a Glance Contract Report for 898457/0001 - September 2016

Name or company name	MR ND MCLEAN
Contract type name	GDS Contract
Purpose of contract	General
Contract start date	01/04/2006
Contract end date	

16/17 Contracted general activity (UDA)	1,374
Carry forward general activity (UDA)	0
16/17 Contracted orthodontic activity (UOA)	0
Carry forward orthodontic activity (UOA)	0
Baseline contract value	£29,660.40

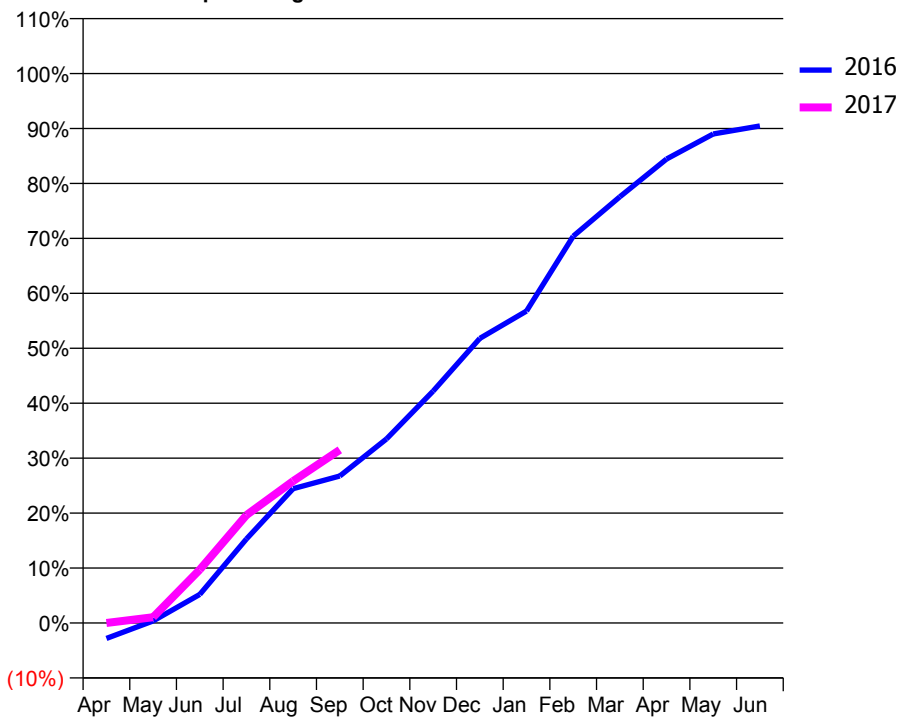
### ACCESS\*

Patients seen in 24 months	Total	Change since previous quarter
Quarter ending September 2015	470	
Quarter ending December 2015	473	→
Quarter ending March 2016	481	→
Quarter ending June 2016	480	→
Quarter ending September 2016	479	→
<b>Variance since September 2015</b>	<b>1.9%</b>	<b>→</b>



### ACTIVITY

Cumulative percentage of contracted UDA delivered 2016 & 2017



Month	Adjusted Scheduled Activity (UDA)	
	2016	2017
April	-39	0
May	5	14
June	71	134
July	210	270
August	336	355
September	368	433
October	460	
November	580	
December	712	
January	780	
February	967	
March	1,066	
April	1,160	
May	1,223	
June	1,243	

### QUALITY

	Quantity	Base Number	Contract	AT	Region	England
% of FP17s for the same patient ID Re-attending within 3 months - Children	4	54	7.4%	10.8%	12.0%	12.4%
% of FP17s for the same patient ID Re-attending within 3 months - Adults	58	296	19.6%	15.3%	15.9%	16.7%
% of FP17s for the same patient ID Re-attending between 3 & 9 months - Children	42	54	77.8%	61.2%	58.6%	57.4%
% of FP17s for the same patient ID Re-attending between 3 & 9 months - Adults	203	296	68.6%	55.3%	51.6%	50.5%
% of FP17s for Band 1 Urgent Courses	33	237	13.9%	7.0%	8.0%	9.1%
% of FP17s Relating to Free Repair or Replacements	17	237	7.2%	0.9%	0.8%	0.8%
% of FP17s Relating to Continuations	2	237	0.8%	1.7%	1.3%	1.3%
% of Patients satisfied with the dentistry they have received	3	3	N/A	93.8%	93.1%	93.2%
% of Patients satisfied with the time they had to wait for an appointment	3	3	N/A	88.9%	89.1%	89.0%

\* This is based on patients treated on this contract for their most recent course of treatment. Figures in italics indicate the base number of FP17s or Patient Questionnaire responses are less than 100. N/A is shown where the base number of responses is less than 10 during the period. % is calculated as Quantity/Base number\*100



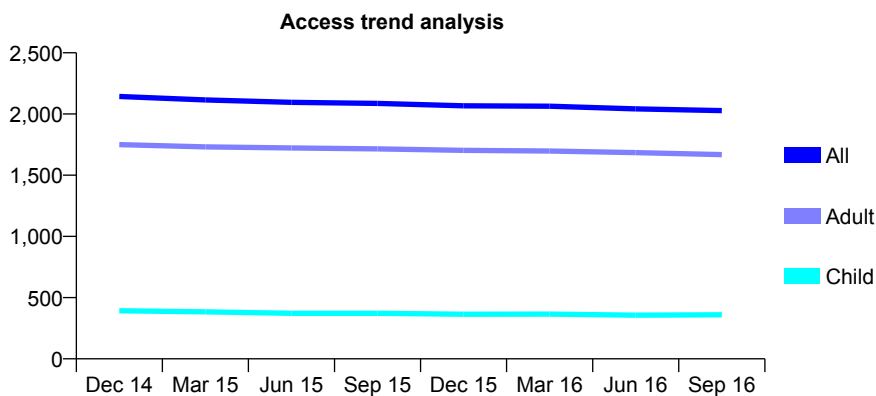
## Q55 - Vital Signs At a Glance Contract Report for 907200/0001 - September 2016

Name or company name	MRS CY BIRCH
Contract type name	GDS Contract
Purpose of contract	General
Contract start date	01/04/2006
Contract end date	

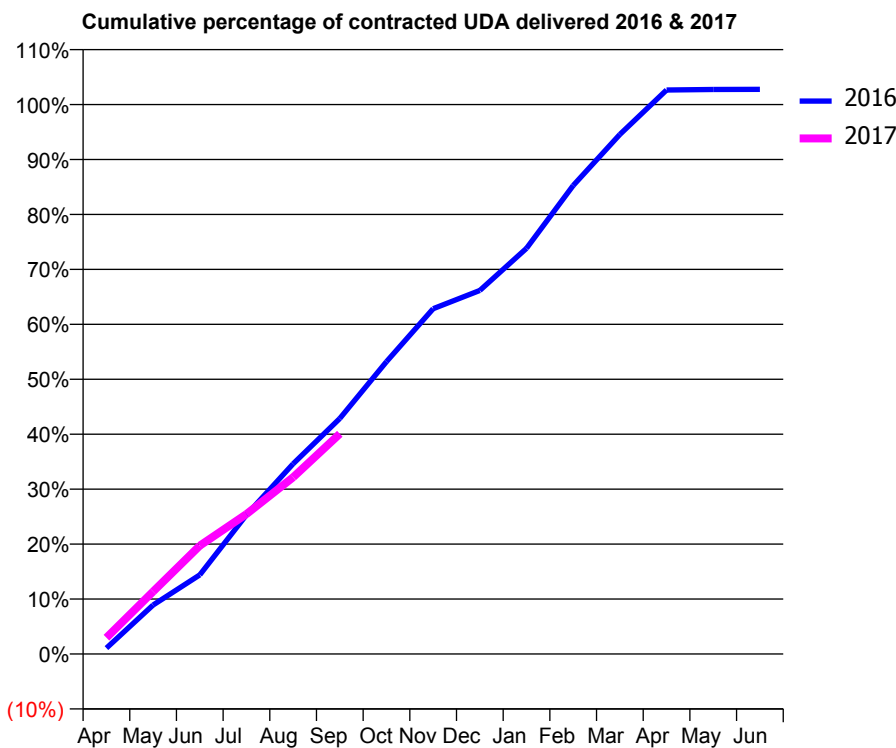
16/17 Contracted general activity (UDA)	4,973
Carry forward general activity (UDA)	0
16/17 Contracted orthodontic activity (UOA)	0
Carry forward orthodontic activity (UOA)	0
Baseline contract value	£121,257.72

### ACCESS\*

Patients seen in 24 months	Total	Change since previous quarter
Quarter ending September 2015	2,087	
Quarter ending December 2015	2,067	→
Quarter ending March 2016	2,064	→
Quarter ending June 2016	2,042	↓
Quarter ending September 2016	2,028	→
<b>Variance since September 2015</b>	<b>(2.8%)</b>	<b>↓</b>



### ACTIVITY



Month	Adjusted Scheduled Activity (UDA)	
	2016	2017
April	54	148
May	443	566
June	717	980
July	1,260	1,266
August	1,722	1,600
September	2,132	1,993
October	2,646	
November	3,125	
December	3,290	
January	3,672	
February	4,240	
March	4,702	
April	5,104	
May	5,109	
June	5,110	

### QUALITY

	Quantity	Base Number	Contract	AT	Region	England
% of FP17s for the same patient ID Re-attending within 3 months - Children	15	245	6.1%	10.8%	12.0%	12.4%
% of FP17s for the same patient ID Re-attending within 3 months - Adults	161	1,123	14.3%	15.3%	15.9%	16.7%
% of FP17s for the same patient ID Re-attending between 3 & 9 months - Children	153	245	62.4%	61.2%	58.6%	57.4%
% of FP17s for the same patient ID Re-attending between 3 & 9 months - Adults	584	1,123	52.0%	55.3%	51.6%	50.5%
% of FP17s for Band 1 Urgent Courses	103	1,128	9.1%	7.0%	8.0%	9.1%
% of FP17s Relating to Free Repair or Replacements	16	1,128	1.4%	0.9%	0.8%	0.8%
% of FP17s Relating to Continuations	21	1,128	1.9%	1.7%	1.3%	1.3%
% of Patients satisfied with the dentistry they have received	13	13	100.0%	93.8%	93.1%	93.2%
% of Patients satisfied with the time they had to wait for an appointment	12	13	92.3%	88.9%	89.1%	89.0%

\* This is based on patients treated on this contract for their most recent course of treatment. Figures in italics indicate the base number of FP17s or Patient Questionnaire responses are less than 100. N/A is shown where the base number of responses is less than 10 during the period. % is calculated as Quantity/Base number\*100

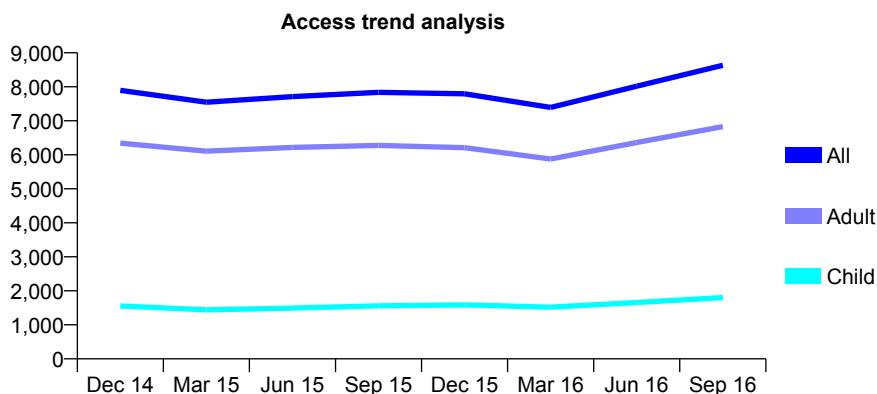
## Q55 - Vital Signs At a Glance Contract Report for 911216/0001 - September 2016

Name or company name	MR K MANTLE
Contract type name	GDS Contract
Purpose of contract	General
Contract start date	01/04/2006
Contract end date	

16/17 Contracted general activity (UDA)	26,501
Carry forward general activity (UDA)	0
16/17 Contracted orthodontic activity (UOA)	0
Carry forward orthodontic activity (UOA)	0
Baseline contract value	£665,678.94

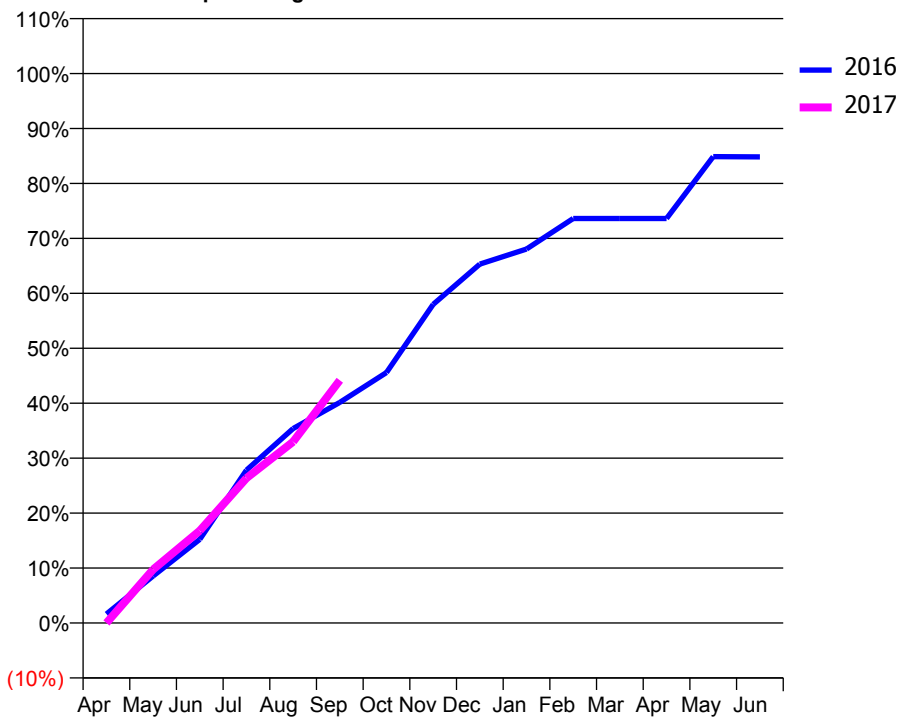
### ACCESS\*

Patients seen in 24 months	Total	Change since previous quarter
Quarter ending September 2015	7,836	
Quarter ending December 2015	7,794	→
Quarter ending March 2016	7,396	↓
Quarter ending June 2016	8,017	↑
Quarter ending September 2016	8,633	↑
<b>Variance since September 2015</b>	<b>10.2%</b>	<b>↑</b>



### ACTIVITY

Cumulative percentage of contracted UDA delivered 2016 & 2017



Month	Adjusted Scheduled Activity (UDA)	
	2016	2017
April	431	0
May	2,267	2,583
June	4,033	4,452
July	7,370	6,989
August	9,377	8,744
September	10,640	11,710
October	12,081	
November	15,369	
December	17,311	
January	18,037	
February	19,506	
March	19,506	
April	19,506	
May	22,490	
June	22,478	

### QUALITY

	Quantity	Base Number	Contract	AT	Region	England
% of FP17s for the same patient ID Re-attending within 3 months - Children	66	1,877	3.5%	10.8%	12.0%	12.4%
% of FP17s for the same patient ID Re-attending within 3 months - Adults	620	6,428	9.6%	15.3%	15.9%	16.7%
% of FP17s for the same patient ID Re-attending between 3 & 9 months - Children	1,009	1,877	53.8%	61.2%	58.6%	57.4%
% of FP17s for the same patient ID Re-attending between 3 & 9 months - Adults	2,645	6,428	41.1%	55.3%	51.6%	50.5%
% of FP17s for Band 1 Urgent Courses	224	5,762	3.9%	7.0%	8.0%	9.1%
% of FP17s Relating to Free Repair or Replacements	79	5,762	1.4%	0.9%	0.8%	0.8%
% of FP17s Relating to Continuations	79	5,762	1.4%	1.7%	1.3%	1.3%
% of Patients satisfied with the dentistry they have received	7	7	N/A	93.8%	93.1%	93.2%
% of Patients satisfied with the time they had to wait for an appointment	7	7	N/A	88.9%	89.1%	89.0%

\* This is based on patients treated on this contract for their most recent course of treatment. Figures in italics indicate the base number of FP17s or Patient Questionnaire responses are less than 100. N/A is shown where the base number of responses is less than 10 during the period. % is calculated as Quantity/Base number\*100

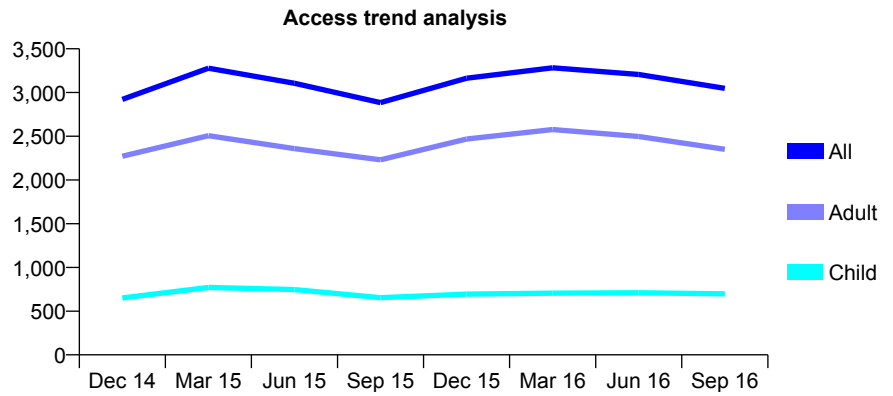
## Q55 - Vital Signs At a Glance Contract Report for 911216/0002 - September 2016

Name or company name	MR K MANTLE
Contract type name	GDS Contract
Purpose of contract	General
Contract start date	01/09/2008
Contract end date	

16/17 Contracted general activity (UDA)	10,000
Carry forward general activity (UDA)	0
16/17 Contracted orthodontic activity (UOA)	0
Carry forward orthodontic activity (UOA)	0
Baseline contract value	£376,159.94

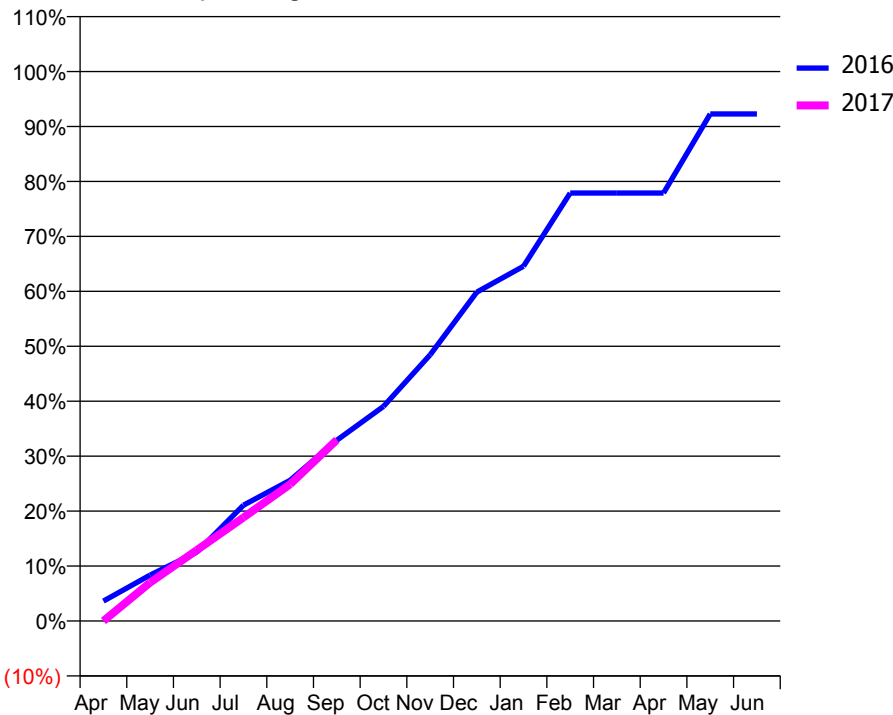
### ACCESS\*

Patients seen in 24 months	Total	Change since previous quarter
Quarter ending September 2015	2,884	
Quarter ending December 2015	3,163	↑
Quarter ending March 2016	3,282	↑
Quarter ending June 2016	3,207	↓
Quarter ending September 2016	3,048	↓
<b>Variance since September 2015</b>	<b>5.7%</b>	<b>↑</b>



### ACTIVITY

Cumulative percentage of contracted UDA delivered 2016 & 2017



Month	Adjusted Scheduled Activity (UDA)	
	2016	2017
April	362	0
May	837	701
June	1,255	1,289
July	2,108	1,885
August	2,560	2,489
September	3,289	3,298
October	3,906	
November	4,845	
December	5,985	
January	6,457	
February	7,788	
March	7,788	
April	7,788	
May	9,227	
June	9,227	

### QUALITY

	Quantity	Base Number	Contract	AT	Region	England
% of FP17s for the same patient ID Re-attending within 3 months - Children	35	668	5.2%	10.8%	12.0%	12.4%
% of FP17s for the same patient ID Re-attending within 3 months - Adults	241	2,071	11.6%	15.3%	15.9%	16.7%
% of FP17s for the same patient ID Re-attending between 3 & 9 months - Children	386	668	57.8%	61.2%	58.6%	57.4%
% of FP17s for the same patient ID Re-attending between 3 & 9 months - Adults	1,162	2,071	56.1%	55.3%	51.6%	50.5%
% of FP17s for Band 1 Urgent Courses	84	1,675	5.0%	7.0%	8.0%	9.1%
% of FP17s Relating to Free Repair or Replacements	4	1,675	0.2%	0.9%	0.8%	0.8%
% of FP17s Relating to Continuations	28	1,675	1.7%	1.7%	1.3%	1.3%
% of Patients satisfied with the dentistry they have received	3	4	N/A	93.8%	93.1%	93.2%
% of Patients satisfied with the time they had to wait for an appointment	3	4	N/A	88.9%	89.1%	89.0%

\* This is based on patients treated on this contract for their most recent course of treatment. Figures in italics indicate the base number of FP17s or Patient Questionnaire responses are less than 100. N/A is shown where the base number of responses is less than 10 during the period. % is calculated as Quantity/Base number\*100

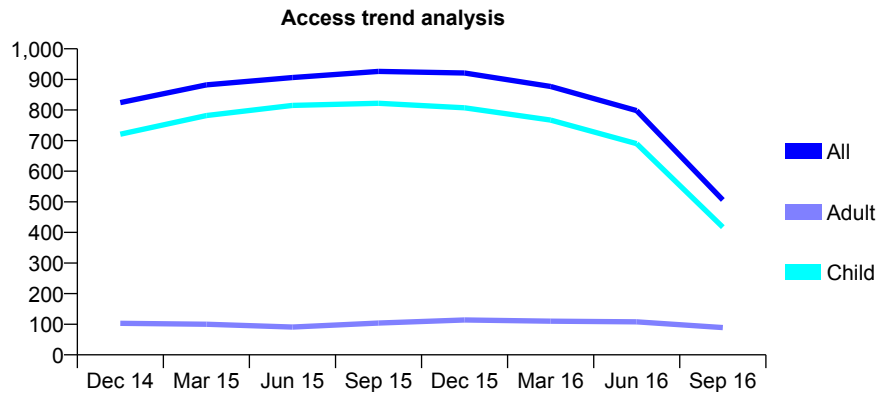
## Q55 - Vital Signs At a Glance Contract Report for 912107/0001 - September 2016

Name or company name	MR M OVEREND
Contract type name	GDS Contract
Purpose of contract	General
Contract start date	01/04/2006
Contract end date	13/06/2016

16/17 Contracted general activity (UDA)	534
Carry forward general activity (UDA)	0
16/17 Contracted orthodontic activity (UOA)	0
Carry forward orthodontic activity (UOA)	0
Baseline contract value	£12,649.51

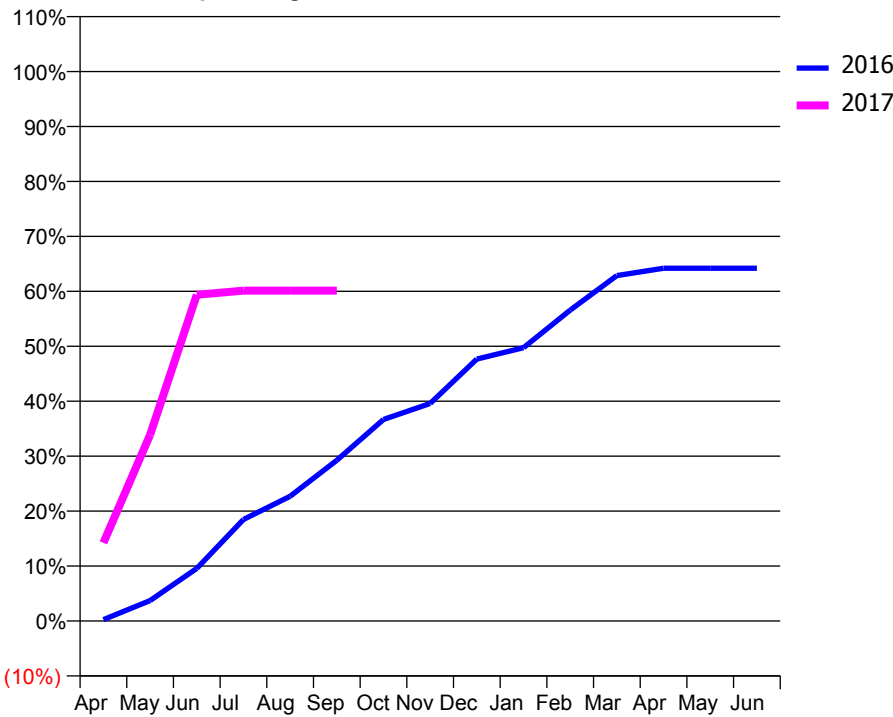
### ACCESS\*

Patients seen in 24 months	Total	Change since previous quarter
Quarter ending September 2015	926	
Quarter ending December 2015	921	→
Quarter ending March 2016	877	↓
Quarter ending June 2016	798	↓
Quarter ending September 2016	506	↓
<b>Variance since September 2015</b>	<b>(45.4%)</b>	<b>↓</b>



### ACTIVITY

Cumulative percentage of contracted UDA delivered 2016 & 2017



Month	Adjusted Scheduled Activity (UDA)	
	2016	2017
April	6	76
May	89	181
June	230	317
July	444	321
August	545	321
September	702	321
October	880	
November	950	
December	1,144	
January	1,193	
February	1,358	
March	1,509	
April	1,541	
May	1,541	
June	1,541	

### QUALITY

	Quantity	Base Number	Contract	AT	Region	England
% of FP17s for the same patient ID Re-attending within 3 months - Children	10	283	3.5%	10.8%	12.0%	12.4%
% of FP17s for the same patient ID Re-attending within 3 months - Adults	0	0	N/A	15.3%	15.9%	16.7%
% of FP17s for the same patient ID Re-attending between 3 & 9 months - Children	192	283	67.8%	61.2%	58.6%	57.4%
% of FP17s for the same patient ID Re-attending between 3 & 9 months - Adults	0	0	N/A	55.3%	51.6%	50.5%
% of FP17s for Band 1 Urgent Courses	0	253	0.0%	7.0%	8.0%	9.1%
% of FP17s Relating to Free Repair or Replacements	0	253	0.0%	0.9%	0.8%	0.8%
% of FP17s Relating to Continuations	1	253	0.4%	1.7%	1.3%	1.3%
% of Patients satisfied with the dentistry they have received	0	0	N/A	93.8%	93.1%	93.2%
% of Patients satisfied with the time they had to wait for an appointment	0	0	N/A	88.9%	89.1%	89.0%

\* This is based on patients treated on this contract for their most recent course of treatment. Figures in italics indicate the base number of FP17s or Patient Questionnaire responses are less than 100. N/A is shown where the base number of responses is less than 10 during the period. % is calculated as Quantity/Base number\*100

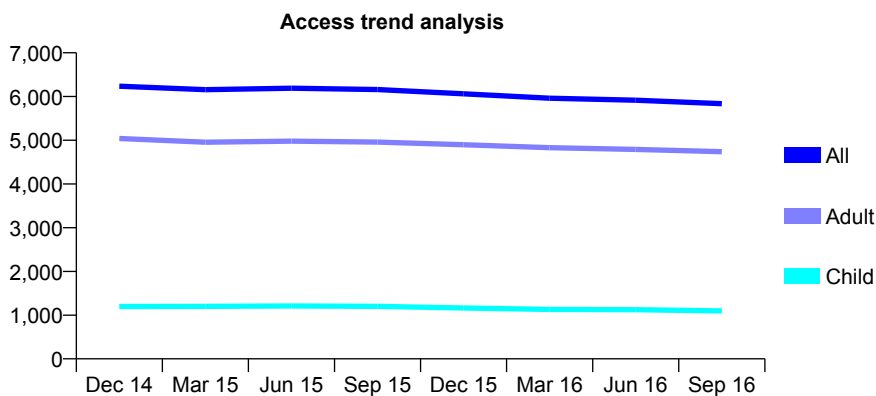
## Q55 - Vital Signs At a Glance Contract Report for 914533/0001 - September 2016

Name or company name	MR PA MOORE
Contract type name	GDS Contract
Purpose of contract	General
Contract start date	18/01/2010
Contract end date	

16/17 Contracted general activity (UDA)	6,466
Carry forward general activity (UDA)	0
16/17 Contracted orthodontic activity (UOA)	0
Carry forward orthodontic activity (UOA)	0
Baseline contract value	£496,354.70

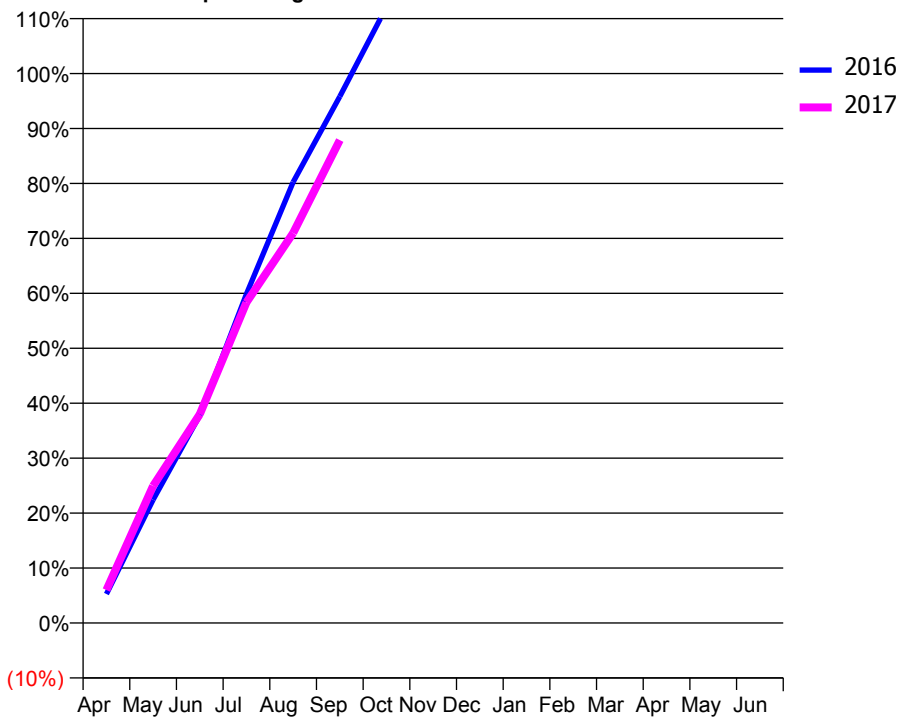
### ACCESS\*

Patients seen in 24 months	Total	Change since previous quarter
Quarter ending September 2015	6,160	
Quarter ending December 2015	6,062	↓
Quarter ending March 2016	5,961	↓
Quarter ending June 2016	5,915	→
Quarter ending September 2016	5,837	↓
<b>Variance since September 2015</b>	<b>(5.2%)</b>	<b>↓</b>



### ACTIVITY

Cumulative percentage of contracted UDA delivered 2016 & 2017



Month	Adjusted Scheduled Activity (UDA)	
	2016	2017
April	342	389
May	1,450	1,613
June	2,444	2,456
July	3,872	3,773
August	5,189	4,588
September	6,195	5,682
October	7,247	
November	7,883	
December	9,270	
January	10,170	
February	11,874	
March	12,742	
April	13,481	
May	13,496	
June	13,502	

### QUALITY

	Quantity	Base Number	Contract	AT	Region	England
% of FP17s for the same patient ID Re-attending within 3 months - Children	53	878	6.0%	10.8%	12.0%	12.4%
% of FP17s for the same patient ID Re-attending within 3 months - Adults	461	3,994	11.5%	15.3%	15.9%	16.7%
% of FP17s for the same patient ID Re-attending between 3 & 9 months - Children	627	878	71.4%	61.2%	58.6%	57.4%
% of FP17s for the same patient ID Re-attending between 3 & 9 months - Adults	2,817	3,994	70.5%	55.3%	51.6%	50.5%
% of FP17s for Band 1 Urgent Courses	4	3,664	0.1%	7.0%	8.0%	9.1%
% of FP17s Relating to Free Repair or Replacements	2	3,664	0.1%	0.9%	0.8%	0.8%
% of FP17s Relating to Continuations	145	3,664	4.0%	1.7%	1.3%	1.3%
% of Patients satisfied with the dentistry they have received	5	5	N/A	93.8%	93.1%	93.2%
% of Patients satisfied with the time they had to wait for an appointment	4	5	N/A	88.9%	89.1%	89.0%

\* This is based on patients treated on this contract for their most recent course of treatment. Figures in italics indicate the base number of FP17s or Patient Questionnaire responses are less than 100. N/A is shown where the base number of responses is less than 10 during the period. % is calculated as Quantity/Base number\*100

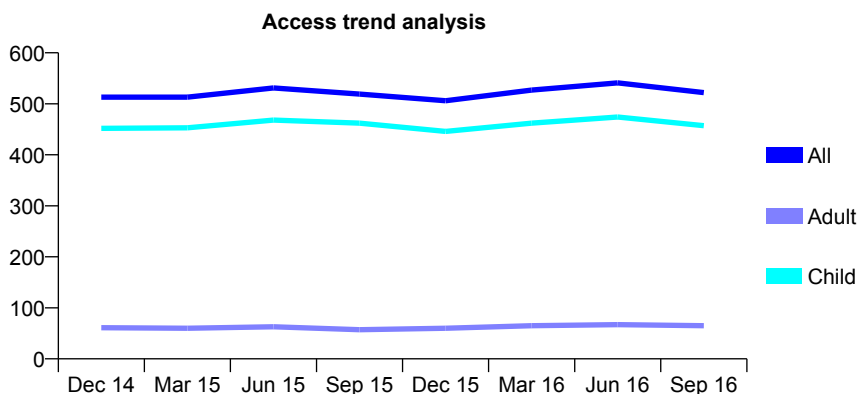
## Q55 - Vital Signs At a Glance Contract Report for 919462/0001 - September 2016

Name or company name	MR SJ THACKERAY
Contract type name	GDS Contract
Purpose of contract	General
Contract start date	01/04/2006
Contract end date	

16/17 Contracted general activity (UDA)	1,200
Carry forward general activity (UDA)	0
16/17 Contracted orthodontic activity (UOA)	0
Carry forward orthodontic activity (UOA)	0
Baseline contract value	£37,656.08

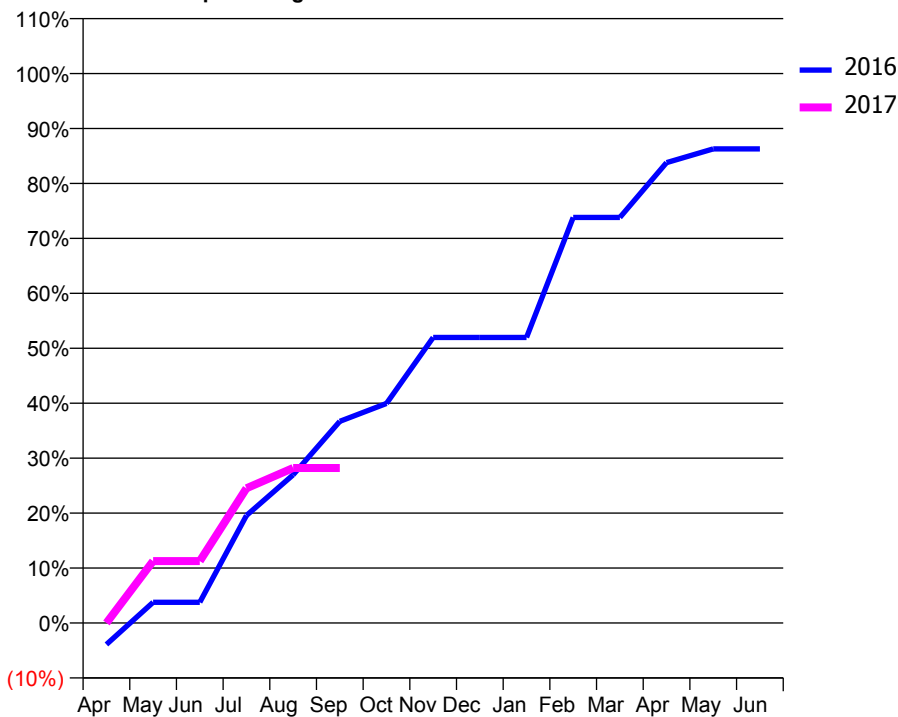
### ACCESS\*

Patients seen in 24 months	Total	Change since previous quarter
Quarter ending September 2015	519	
Quarter ending December 2015	506	↓
Quarter ending March 2016	527	↑
Quarter ending June 2016	541	↑
Quarter ending September 2016	522	↓
<b>Variance since September 2015</b>	0.6%	→



### ACTIVITY

Cumulative percentage of contracted UDA delivered 2016 & 2017



Month	Adjusted Scheduled Activity (UDA)	
	2016	2017
April	-47	0
May	45	135
June	45	135
July	235	294
August	324	338
September	440	338
October	480	
November	624	
December	624	
January	624	
February	886	
March	886	
April	1,005	
May	1,035	
June	1,035	

### QUALITY

	Quantity	Base Number	Contract	AT	Region	England
% of FP17s for the same patient ID Re-attending within 3 months - Children	22	373	5.9%	10.8%	12.0%	12.4%
% of FP17s for the same patient ID Re-attending within 3 months - Adults	0	2	0.0%	15.3%	15.9%	16.7%
% of FP17s for the same patient ID Re-attending between 3 & 9 months - Children	265	373	71.0%	61.2%	58.6%	57.4%
% of FP17s for the same patient ID Re-attending between 3 & 9 months - Adults	2	2	100.0%	55.3%	51.6%	50.5%
% of FP17s for Band 1 Urgent Courses	2	258	0.8%	7.0%	8.0%	9.1%
% of FP17s Relating to Free Repair or Replacements	0	258	0.0%	0.9%	0.8%	0.8%
% of FP17s Relating to Continuations	4	258	1.6%	1.7%	1.3%	1.3%
% of Patients satisfied with the dentistry they have received	0	0	N/A	93.8%	93.1%	93.2%
% of Patients satisfied with the time they had to wait for an appointment	0	0	N/A	88.9%	89.1%	89.0%

\* This is based on patients treated on this contract for their most recent course of treatment. Figures in italics indicate the base number of FP17s or Patient Questionnaire responses are less than 100. N/A is shown where the base number of responses is less than 10 during the period. % is calculated as Quantity/Base number\*100

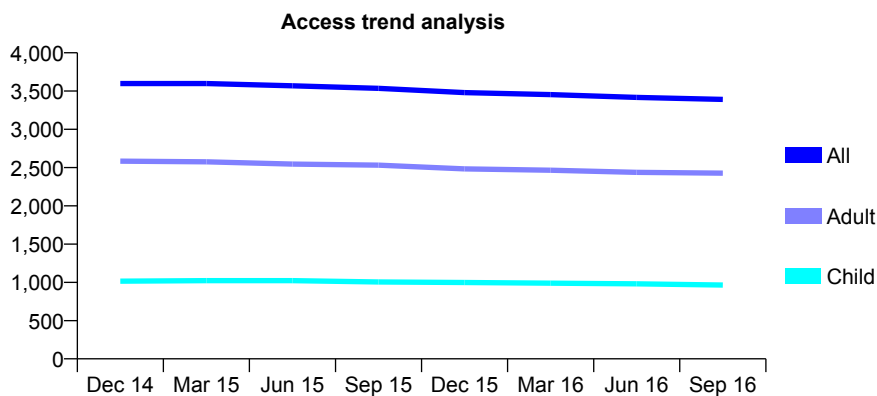
## Q55 - Vital Signs At a Glance Contract Report for 927848/0001 - September 2016

Name or company name	MR AS TOFT
Contract type name	GDS Contract
Purpose of contract	General
Contract start date	01/04/2006
Contract end date	

16/17 Contracted general activity (UDA)	9,281
Carry forward general activity (UDA)	0
16/17 Contracted orthodontic activity (UOA)	0
Carry forward orthodontic activity (UOA)	0
Baseline contract value	£215,141.80

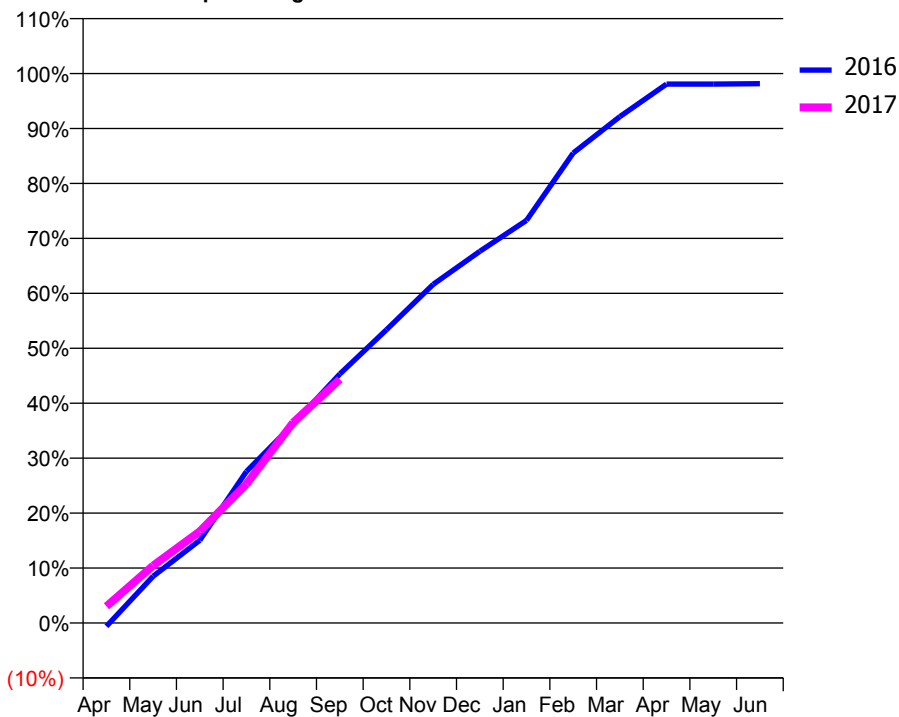
### ACCESS\*

Patients seen in 24 months	Total	Change since previous quarter
Quarter ending September 2015	3,536	
Quarter ending December 2015	3,480	↓
Quarter ending March 2016	3,454	→
Quarter ending June 2016	3,417	↓
Quarter ending September 2016	3,391	→
<b>Variance since September 2015</b>	<b>(4.1%)</b>	<b>↓</b>



### ACTIVITY

Cumulative percentage of contracted UDA delivered 2016 & 2017



Month	Adjusted Scheduled Activity (UDA)	
	2016	2017
April	-58	283
May	790	969
June	1,397	1,548
July	2,560	2,347
August	3,360	3,387
September	4,205	4,116
October	4,954	
November	5,719	
December	6,277	
January	6,801	
February	7,937	
March	8,553	
April	9,103	
May	9,103	
June	9,109	

### QUALITY

	Quantity	Base Number	Contract	AT	Region	England
% of FP17s for the same patient ID Re-attending within 3 months - Children	62	801	7.7%	10.8%	12.0%	12.4%
% of FP17s for the same patient ID Re-attending within 3 months - Adults	276	1,885	14.6%	15.3%	15.9%	16.7%
% of FP17s for the same patient ID Re-attending between 3 & 9 months - Children	542	801	67.7%	61.2%	58.6%	57.4%
% of FP17s for the same patient ID Re-attending between 3 & 9 months - Adults	1,129	1,885	59.9%	55.3%	51.6%	50.5%
% of FP17s for Band 1 Urgent Courses	90	2,089	4.3%	7.0%	8.0%	9.1%
% of FP17s Relating to Free Repair or Replacements	12	2,089	0.6%	0.9%	0.8%	0.8%
% of FP17s Relating to Continuations	45	2,089	2.2%	1.7%	1.3%	1.3%
% of Patients satisfied with the dentistry they have received	2	3	N/A	93.8%	93.1%	93.2%
% of Patients satisfied with the time they had to wait for an appointment	3	3	N/A	88.9%	89.1%	89.0%

\* This is based on patients treated on this contract for their most recent course of treatment. Figures in italics indicate the base number of FP17s or Patient Questionnaire responses are less than 100. N/A is shown where the base number of responses is less than 10 during the period. % is calculated as Quantity/Base number\*100

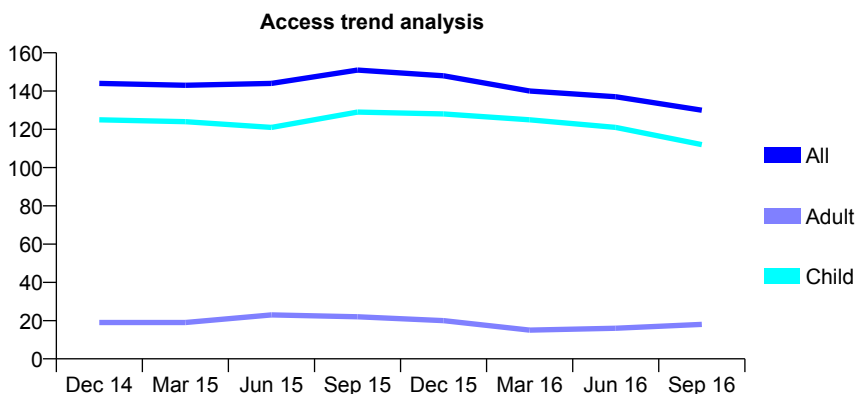
## Q55 - Vital Signs At a Glance Contract Report for 927864/0001 - September 2016

Name or company name	MISS T RAJAH
Contract type name	GDS Contract
Purpose of contract	General
Contract start date	01/06/2010
Contract end date	

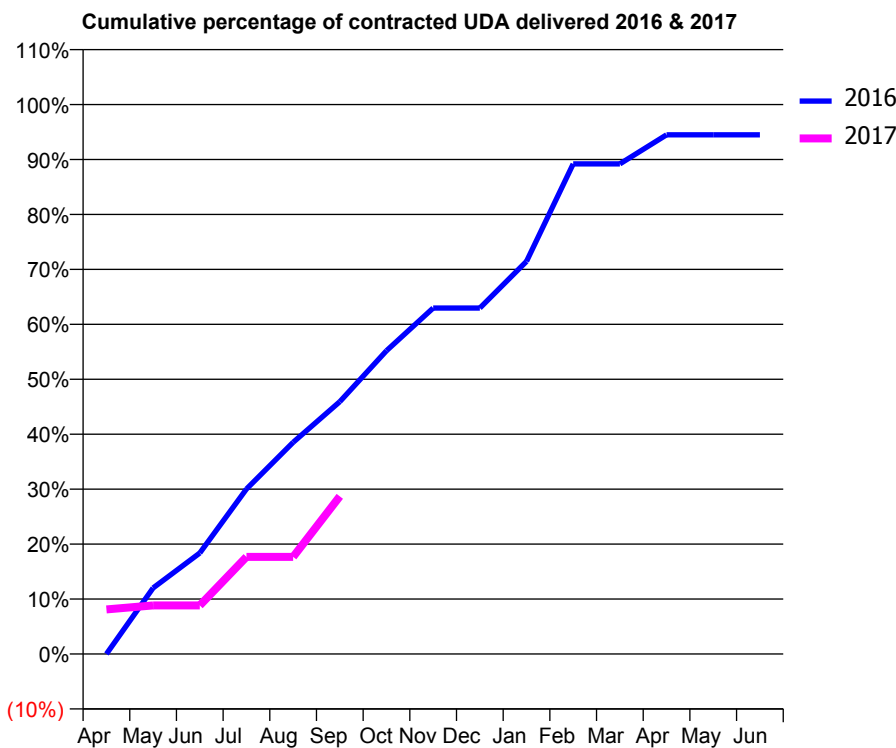
16/17 Contracted general activity (UDA)	283
Carry forward general activity (UDA)	0
16/17 Contracted orthodontic activity (UOA)	0
Carry forward orthodontic activity (UOA)	0
Baseline contract value	£8,591.11

### ACCESS\*

Patients seen in 24 months	Total	Change since previous quarter
Quarter ending September 2015	151	
Quarter ending December 2015	148	↓
Quarter ending March 2016	140	↓
Quarter ending June 2016	137	↓
Quarter ending September 2016	130	↓
<b>Variance since September 2015</b>	<b>(13.9%)</b>	<b>↓</b>



### ACTIVITY



Month	Adjusted Scheduled Activity (UDA)	
	2016	2017
April	0	23
May	34	25
June	52	25
July	85	50
August	109	50
September	130	81
October	156	
November	178	
December	178	
January	202	
February	252	
March	252	
April	267	
May	267	
June	267	

### QUALITY

	Quantity	Base Number	Contract	AT	Region	England
% of FP17s for the same patient ID Re-attending within 3 months - Children	6	89	6.7%	10.8%	12.0%	12.4%
% of FP17s for the same patient ID Re-attending within 3 months - Adults	0	3	0.0%	15.3%	15.9%	16.7%
% of FP17s for the same patient ID Re-attending between 3 & 9 months - Children	70	89	78.7%	61.2%	58.6%	57.4%
% of FP17s for the same patient ID Re-attending between 3 & 9 months - Adults	1	3	33.3%	55.3%	51.6%	50.5%
% of FP17s for Band 1 Urgent Courses	1	77	1.3%	7.0%	8.0%	9.1%
% of FP17s Relating to Free Repair or Replacements	0	77	0.0%	0.9%	0.8%	0.8%
% of FP17s Relating to Continuations	0	77	0.0%	1.7%	1.3%	1.3%
% of Patients satisfied with the dentistry they have received	0	0	N/A	93.8%	93.1%	93.2%
% of Patients satisfied with the time they had to wait for an appointment	0	0	N/A	88.9%	89.1%	89.0%

\* This is based on patients treated on this contract for their most recent course of treatment. Figures in italics indicate the base number of FP17s or Patient Questionnaire responses are less than 100. N/A is shown where the base number of responses is less than 10 during the period. % is calculated as Quantity/Base number\*100



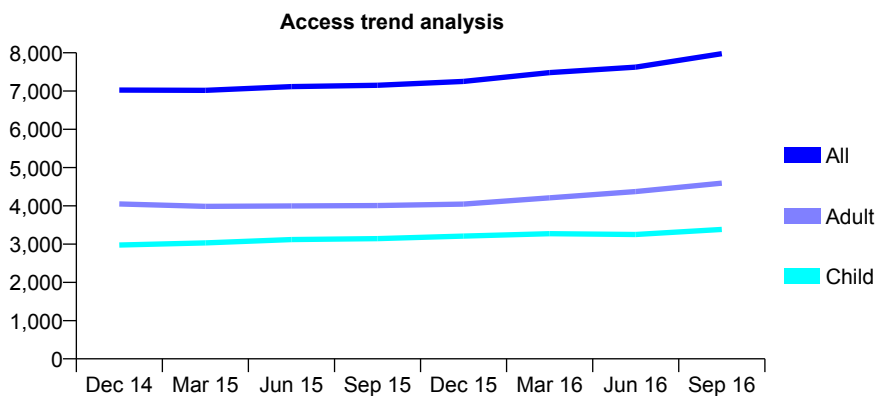
## Q55 - Vital Signs At a Glance Contract Report for 931136/0001 - September 2016

Name or company name	MR TJ MALHI
Contract type name	GDS Contract
Purpose of contract	General and Orthodontic
Contract start date	01/04/2006
Contract end date	

16/17 Contracted general activity (UDA)	28,031
Carry forward general activity (UDA)	0
16/17 Contracted orthodontic activity (UOA)	521
Carry forward orthodontic activity (UOA)	0
Baseline contract value	£708,873.42

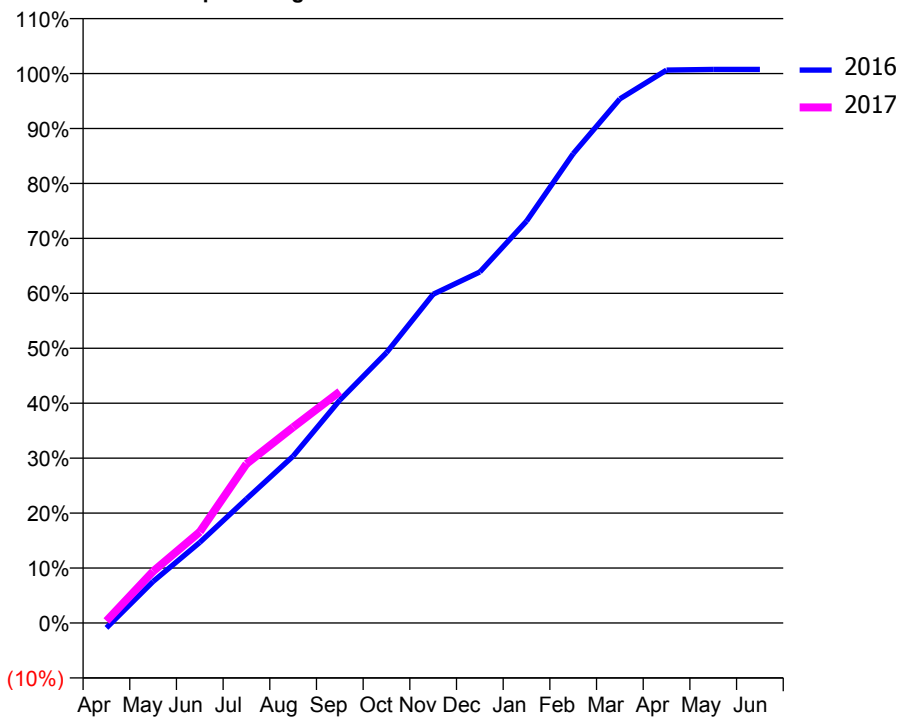
### ACCESS\*

Patients seen in 24 months	Total	Change since previous quarter
Quarter ending September 2015	7,152	
Quarter ending December 2015	7,254	→
Quarter ending March 2016	7,481	↑
Quarter ending June 2016	7,625	→
Quarter ending September 2016	7,976	↑
<b>Variance since September 2015</b>	<b>11.5%</b>	<b>↑</b>



### ACTIVITY

Cumulative percentage of contracted UDA delivered 2016 & 2017



Adjusted Scheduled Activity (UDA)

Month	2016	2017
April	-254	103
May	2,120	2,634
June	4,112	4,647
July	6,329	8,118
August	8,511	9,988
September	11,368	11,805
October	13,790	
November	16,773	
December	17,908	
January	20,501	
February	23,941	
March	26,735	
April	28,204	
May	28,242	
June	28,237	

### QUALITY

	Quantity	Base Number	Contract	AT	Region	England
% of FP17s for the same patient ID Re-attending within 3 months - Children	248	2,771	8.9%	10.8%	12.0%	12.4%
% of FP17s for the same patient ID Re-attending within 3 months - Adults	584	3,355	17.4%	15.3%	15.9%	16.7%
% of FP17s for the same patient ID Re-attending between 3 & 9 months - Children	1,740	2,771	62.8%	61.2%	58.6%	57.4%
% of FP17s for the same patient ID Re-attending between 3 & 9 months - Adults	1,613	3,355	48.1%	55.3%	51.6%	50.5%
% of FP17s for Band 1 Urgent Courses	471	5,154	9.1%	7.0%	8.0%	9.1%
% of FP17s Relating to Free Repair or Replacements	18	5,154	0.3%	0.9%	0.8%	0.8%
% of FP17s Relating to Continuations	12	5,154	0.2%	1.7%	1.3%	1.3%
% of Patients satisfied with the dentistry they have received	15	18	83.3%	93.8%	93.1%	93.2%
% of Patients satisfied with the time they had to wait for an appointment	14	18	77.8%	88.9%	89.1%	89.0%

\* This is based on patients treated on this contract for their most recent course of treatment. Figures in italics indicate the base number of FP17s or Patient Questionnaire responses are less than 100. N/A is shown where the base number of responses is less than 10 during the period. % is calculated as Quantity/Base number\*100

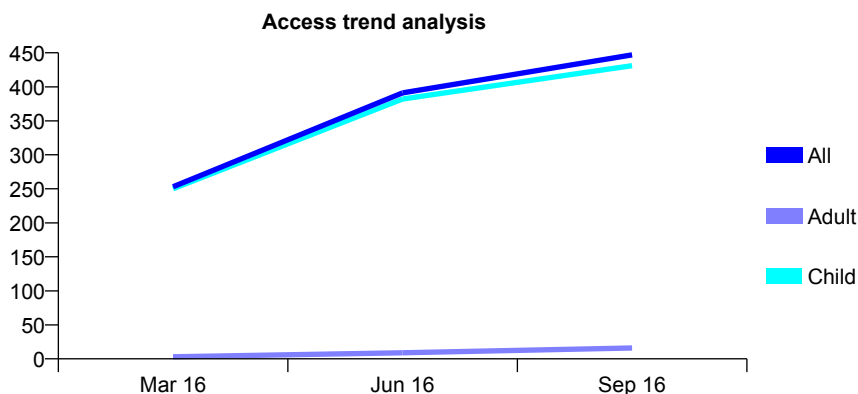
## Q55 - Vital Signs At a Glance Contract Report for 939560/0001 - September 2016

Name or company name	MR DJ ALLEN
Contract type name	GDS Contract
Purpose of contract	General
Contract start date	01/11/2015
Contract end date	

16/17 Contracted general activity (UDA)	1,112
Carry forward general activity (UDA)	0
16/17 Contracted orthodontic activity (UOA)	0
Carry forward orthodontic activity (UOA)	0
Baseline contract value	£26,905.59

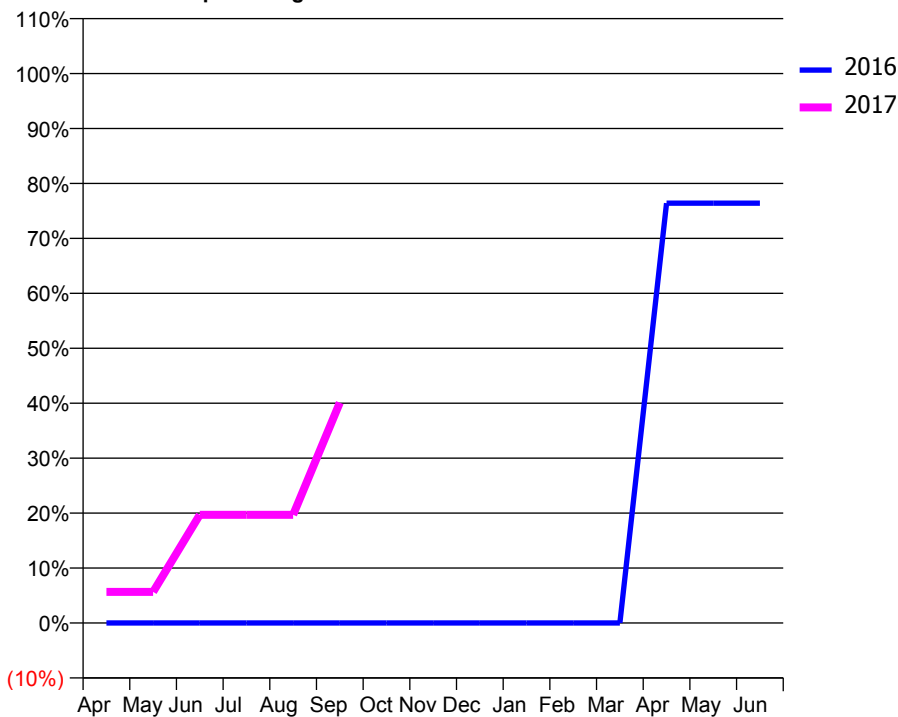
### ACCESS\*

Patients seen in 24 months	Total	Change since previous quarter
Quarter ending September 2015	0	
Quarter ending December 2015	0	
Quarter ending March 2016	253	
Quarter ending June 2016	391	↑
Quarter ending September 2016	447	↑
<b>Variance since September 2015</b>	N/A	



### ACTIVITY

Cumulative percentage of contracted UDA delivered 2016 & 2017



Month	Adjusted Scheduled Activity (UDA)	
	2016	2017
April	0	63
May	0	63
June	0	219
July	0	219
August	0	219
September	0	446
October	0	
November	0	
December	0	
January	0	
February	0	
March	0	
April	353	
May	353	
June	353	

### QUALITY

	Quantity	Base Number	Contract	AT	Region	England
% of FP17s for the same patient ID Re-attending within 3 months - Children	17	606	2.8%	10.8%	12.0%	12.4%
% of FP17s for the same patient ID Re-attending within 3 months - Adults	0	0	N/A	15.3%	15.9%	16.7%
% of FP17s for the same patient ID Re-attending between 3 & 9 months - Children	145	606	23.9%	61.2%	58.6%	57.4%
% of FP17s for the same patient ID Re-attending between 3 & 9 months - Adults	0	0	N/A	55.3%	51.6%	50.5%
% of FP17s for Band 1 Urgent Courses	0	349	0.0%	7.0%	8.0%	9.1%
% of FP17s Relating to Free Repair or Replacements	0	349	0.0%	0.9%	0.8%	0.8%
% of FP17s Relating to Continuations	3	349	0.9%	1.7%	1.3%	1.3%
% of Patients satisfied with the dentistry they have received	0	0	N/A	93.8%	93.1%	93.2%
% of Patients satisfied with the time they had to wait for an appointment	0	0	N/A	88.9%	89.1%	89.0%

\* This is based on patients treated on this contract for their most recent course of treatment. Figures in italics indicate the base number of FP17s or Patient Questionnaire responses are less than 100. N/A is shown where the base number of responses is less than 10 during the period. % is calculated as Quantity/Base number\*100

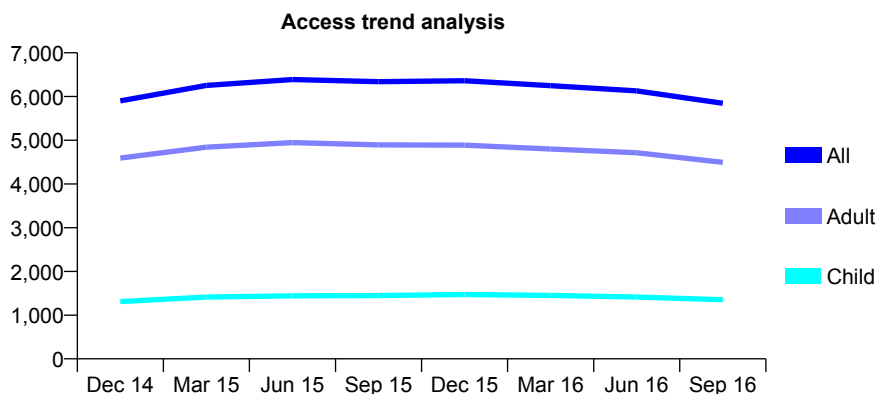
## Q55 - Vital Signs At a Glance Contract Report for 939692/0001 - September 2016

Name or company name	MISS N FARZANFAR
Contract type name	Pilot Contract
Purpose of contract	General
Contract start date	01/04/2006
Contract end date	

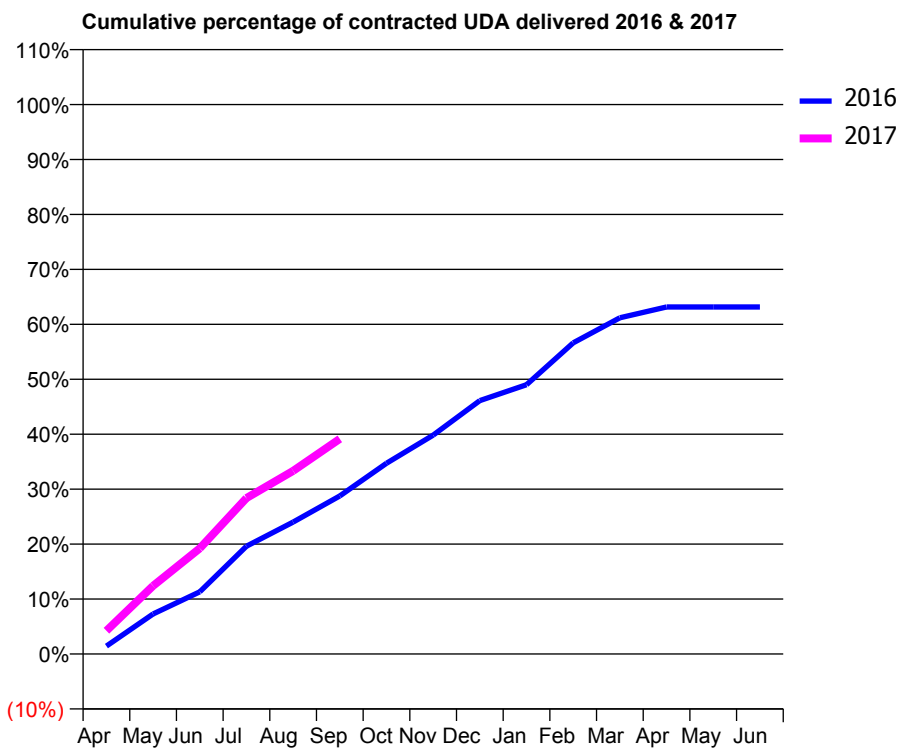
16/17 Contracted general activity (UDA)	20,000
Carry forward general activity (UDA)	0
16/17 Contracted orthodontic activity (UOA)	0
Carry forward orthodontic activity (UOA)	0
Baseline contract value	£528,126.44

### ACCESS\*

Patients seen in 24 months	Total	Change since previous quarter
Quarter ending September 2015	6,341	
Quarter ending December 2015	6,360	→
Quarter ending March 2016	6,249	↓
Quarter ending June 2016	6,128	↓
Quarter ending September 2016	5,846	↓
<b>Variance since September 2015</b>	<b>(7.8%)</b>	<b>↓</b>



### ACTIVITY



Month	Adjusted Scheduled Activity (UDA)	
	2016	2017
April	290	846
May	1,458	2,483
June	2,265	3,845
July	3,926	5,677
August	4,800	6,668
September	5,756	7,831
October	6,941	
November	7,968	
December	9,223	
January	9,799	
February	11,324	
March	12,240	
April	12,629	
May	12,633	
June	12,633	

### QUALITY

	Quantity	Base Number	Contract	AT	Region	England
% of FP17s for the same patient ID Re-attending within 3 months - Children	84	1,026	8.2%	10.8%	12.0%	12.4%
% of FP17s for the same patient ID Re-attending within 3 months - Adults	643	3,022	21.3%	15.3%	15.9%	16.7%
% of FP17s for the same patient ID Re-attending between 3 & 9 months - Children	681	1,026	66.4%	61.2%	58.6%	57.4%
% of FP17s for the same patient ID Re-attending between 3 & 9 months - Adults	1,073	3,022	35.5%	55.3%	51.6%	50.5%
% of FP17s for Band 1 Urgent Courses	443	3,761	11.8%	7.0%	8.0%	9.1%
% of FP17s Relating to Free Repair or Replacements	7	3,761	0.2%	0.9%	0.8%	0.8%
% of FP17s Relating to Continuations	118	3,761	3.1%	1.7%	1.3%	1.3%
% of Patients satisfied with the dentistry they have received	7	7	N/A	93.8%	93.1%	93.2%
% of Patients satisfied with the time they had to wait for an appointment	7	7	N/A	88.9%	89.1%	89.0%

\* This is based on patients treated on this contract for their most recent course of treatment. Figures in italics indicate the base number of FP17s or Patient Questionnaire responses are less than 100. N/A is shown where the base number of responses is less than 10 during the period. % is calculated as Quantity/Base number\*100

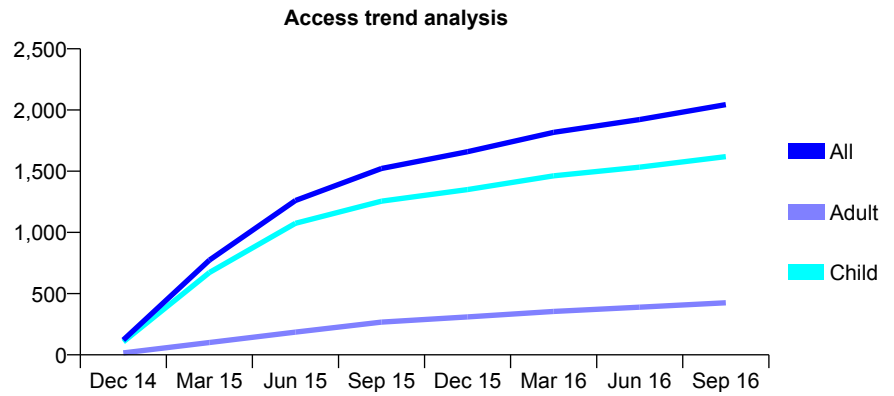
## Q55 - Vital Signs At a Glance Contract Report for 942391/0001 - September 2016

Name or company name	MR A MAHMOOD
Contract type name	GDS Contract
Purpose of contract	General
Contract start date	20/08/2014
Contract end date	

16/17 Contracted general activity (UDA)	5,071
Carry forward general activity (UDA)	0
16/17 Contracted orthodontic activity (UOA)	0
Carry forward orthodontic activity (UOA)	0
Baseline contract value	£116,775.29

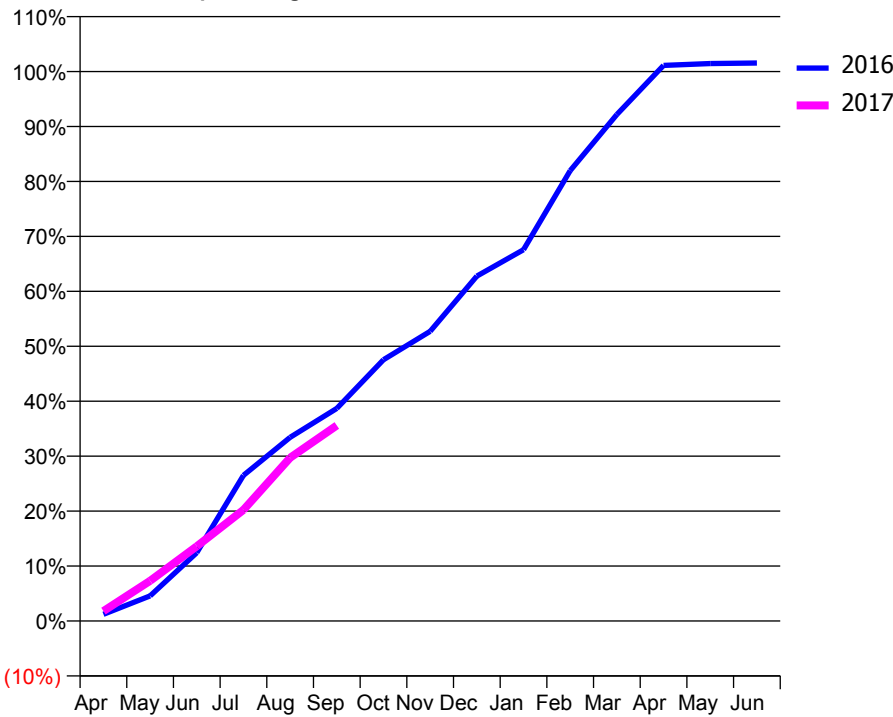
### ACCESS\*

Patients seen in 24 months	Total	Change since previous quarter
Quarter ending September 2015	1,522	
Quarter ending December 2015	1,660	↑
Quarter ending March 2016	1,817	↑
Quarter ending June 2016	1,922	↑
Quarter ending September 2016	2,044	↑
<b>Variance since September 2015</b>	<b>34.3%</b>	<b>↑</b>



### ACTIVITY

Cumulative percentage of contracted UDA delivered 2016 & 2017



Month	Adjusted Scheduled Activity (UDA)	
	2016	2017
April	62	92
May	232	371
June	631	689
July	1,344	1,025
August	1,696	1,507
September	1,963	1,804
October	2,411	
November	2,673	
December	3,183	
January	3,426	
February	4,156	
March	4,674	
April	5,127	
May	5,145	
June	5,150	

### QUALITY

	Quantity	Base Number	Contract	AT	Region	England
% of FP17s for the same patient ID Re-attending within 3 months - Children	58	1,058	5.5%	10.8%	12.0%	12.4%
% of FP17s for the same patient ID Re-attending within 3 months - Adults	20	180	11.1%	15.3%	15.9%	16.7%
% of FP17s for the same patient ID Re-attending between 3 & 9 months - Children	579	1,058	54.7%	61.2%	58.6%	57.4%
% of FP17s for the same patient ID Re-attending between 3 & 9 months - Adults	93	180	51.7%	55.3%	51.6%	50.5%
% of FP17s for Band 1 Urgent Courses	36	1,016	3.5%	7.0%	8.0%	9.1%
% of FP17s Relating to Free Repair or Replacements	3	1,016	0.3%	0.9%	0.8%	0.8%
% of FP17s Relating to Continuations	0	1,016	0.0%	1.7%	1.3%	1.3%
% of Patients satisfied with the dentistry they have received	4	4	N/A	93.8%	93.1%	93.2%
% of Patients satisfied with the time they had to wait for an appointment	4	4	N/A	88.9%	89.1%	89.0%

\* This is based on patients treated on this contract for their most recent course of treatment. Figures in italics indicate the base number of FP17s or Patient Questionnaire responses are less than 100. N/A is shown where the base number of responses is less than 10 during the period. % is calculated as Quantity/Base number\*100

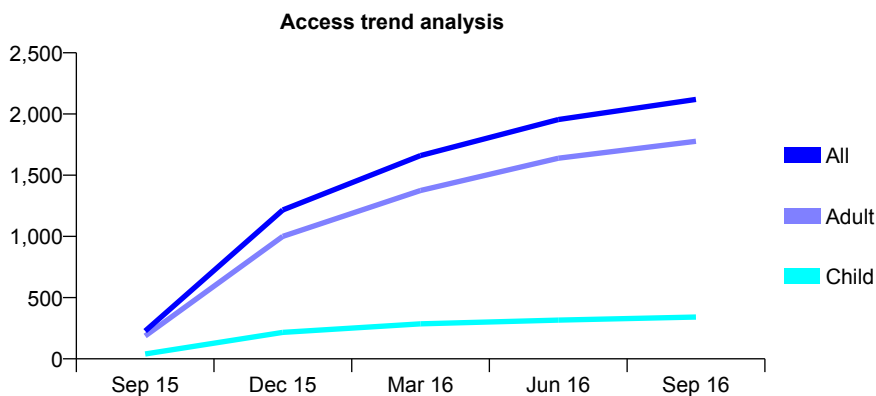
## Q55 - Vital Signs At a Glance Contract Report for 944785/0003 - September 2016

Name or company name	MR MJ O'GRADY
Contract type name	GDS Contract
Purpose of contract	General
Contract start date	01/09/2015
Contract end date	

16/17 Contracted general activity (UDA)	7,739
Carry forward general activity (UDA)	0
16/17 Contracted orthodontic activity (UOA)	0
Carry forward orthodontic activity (UOA)	0
Baseline contract value	£186,366.04

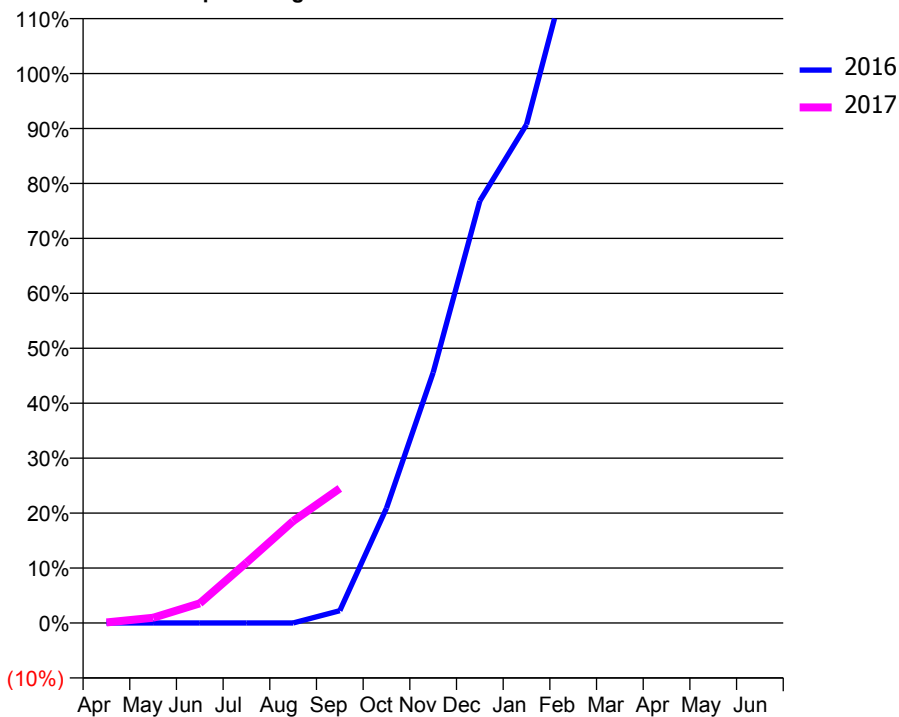
### ACCESS\*

Patients seen in 24 months	Total	Change since previous quarter
Quarter ending September 2015	227	
Quarter ending December 2015	1,216	↑
Quarter ending March 2016	1,661	↑
Quarter ending June 2016	1,955	↑
Quarter ending September 2016	2,119	↑
<b>Variance since September 2015</b>	<b>833.5%</b>	<b>↑</b>



### ACTIVITY

Cumulative percentage of contracted UDA delivered 2016 & 2017



Month	Adjusted Scheduled Activity (UDA)	
	2016	2017
April	0	8
May	0	74
June	0	277
July	0	850
August	0	1,436
September	59	1,895
October	547	
November	1,192	
December	2,010	
January	2,374	
February	3,212	
March	3,308	
April	3,940	
May	4,462	
June	4,785	

### QUALITY

	Quantity	Base Number	Contract	AT	Region	England
% of FP17s for the same patient ID Re-attending within 3 months - Children	10	291	3.4%	10.8%	12.0%	12.4%
% of FP17s for the same patient ID Re-attending within 3 months - Adults	114	1,520	7.5%	15.3%	15.9%	16.7%
% of FP17s for the same patient ID Re-attending between 3 & 9 months - Children	173	291	59.5%	61.2%	58.6%	57.4%
% of FP17s for the same patient ID Re-attending between 3 & 9 months - Adults	857	1,520	56.4%	55.3%	51.6%	50.5%
% of FP17s for Band 1 Urgent Courses	42	1,062	4.0%	7.0%	8.0%	9.1%
% of FP17s Relating to Free Repair or Replacements	31	1,062	2.9%	0.9%	0.8%	0.8%
% of FP17s Relating to Continuations	5	1,062	0.5%	1.7%	1.3%	1.3%
% of Patients satisfied with the dentistry they have received	2	2	N/A	93.8%	93.1%	93.2%
% of Patients satisfied with the time they had to wait for an appointment	2	2	N/A	88.9%	89.1%	89.0%

\* This is based on patients treated on this contract for their most recent course of treatment. Figures in italics indicate the base number of FP17s or Patient Questionnaire responses are less than 100. N/A is shown where the base number of responses is less than 10 during the period. % is calculated as Quantity/Base number\*100

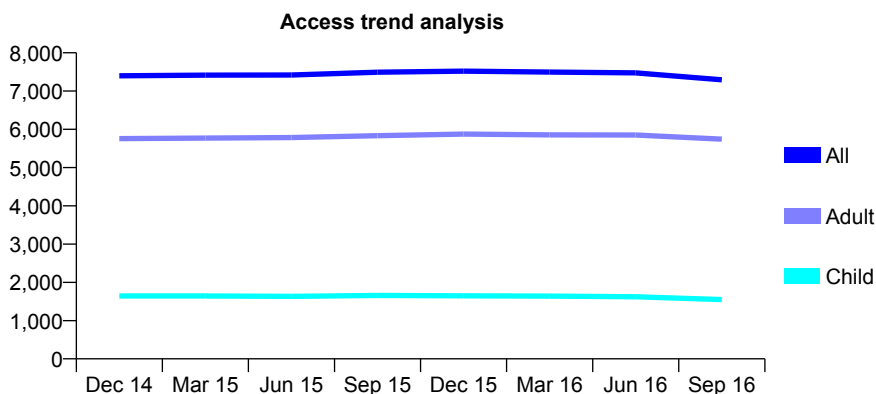
## Q55 - Vital Signs At a Glance Contract Report for 946222/0001 - September 2016

Name or company name	MR G BAHARVAND
Contract type name	GDS Contract
Purpose of contract	General
Contract start date	01/04/2006
Contract end date	

16/17 Contracted general activity (UDA)	22,590
Carry forward general activity (UDA)	0
16/17 Contracted orthodontic activity (UOA)	0
Carry forward orthodontic activity (UOA)	0
Baseline contract value	£521,657.61

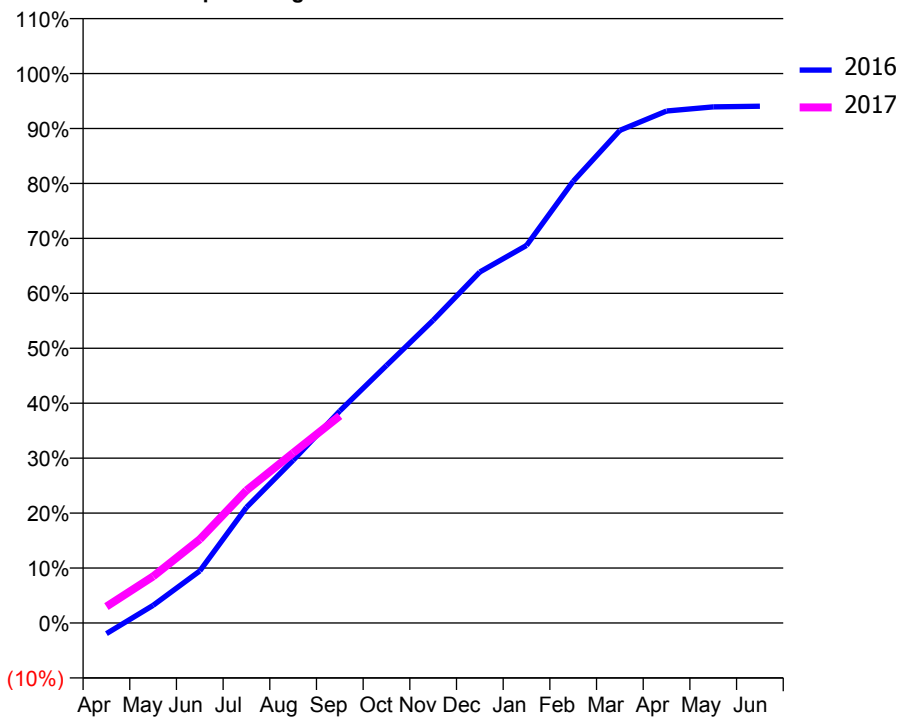
### ACCESS\*

Patients seen in 24 months	Total	Change since previous quarter
Quarter ending September 2015	7,492	
Quarter ending December 2015	7,522	→
Quarter ending March 2016	7,495	→
Quarter ending June 2016	7,474	→
Quarter ending September 2016	7,293	↓
<b>Variance since September 2015</b>	<b>(2.7%)</b>	<b>↓</b>



### ACTIVITY

Cumulative percentage of contracted UDA delivered 2016 & 2017



Month	Adjusted Scheduled Activity (UDA)	
	2016	2017
April	-440	677
May	724	1,918
June	2,143	3,440
July	4,754	5,451
August	6,688	6,992
September	8,717	8,518
October	10,590	
November	12,445	
December	14,429	
January	15,522	
February	18,156	
March	20,253	
April	21,048	
May	21,220	
June	21,247	

### QUALITY

	Quantity	Base Number	Contract	AT	Region	England
% of FP17s for the same patient ID Re-attending within 3 months - Children	61	960	6.4%	10.8%	12.0%	12.4%
% of FP17s for the same patient ID Re-attending within 3 months - Adults	358	3,397	10.5%	15.3%	15.9%	16.7%
% of FP17s for the same patient ID Re-attending between 3 & 9 months - Children	521	960	54.3%	61.2%	58.6%	57.4%
% of FP17s for the same patient ID Re-attending between 3 & 9 months - Adults	1,954	3,397	57.5%	55.3%	51.6%	50.5%
% of FP17s for Band 1 Urgent Courses	102	3,945	2.6%	7.0%	8.0%	9.1%
% of FP17s Relating to Free Repair or Replacements	26	3,945	0.7%	0.9%	0.8%	0.8%
% of FP17s Relating to Continuations	79	3,945	2.0%	1.7%	1.3%	1.3%
% of Patients satisfied with the dentistry they have received	13	13	100.0%	93.8%	93.1%	93.2%
% of Patients satisfied with the time they had to wait for an appointment	12	13	92.3%	88.9%	89.1%	89.0%

\* This is based on patients treated on this contract for their most recent course of treatment. Figures in italics indicate the base number of FP17s or Patient Questionnaire responses are less than 100. N/A is shown where the base number of responses is less than 10 during the period. % is calculated as Quantity/Base number\*100

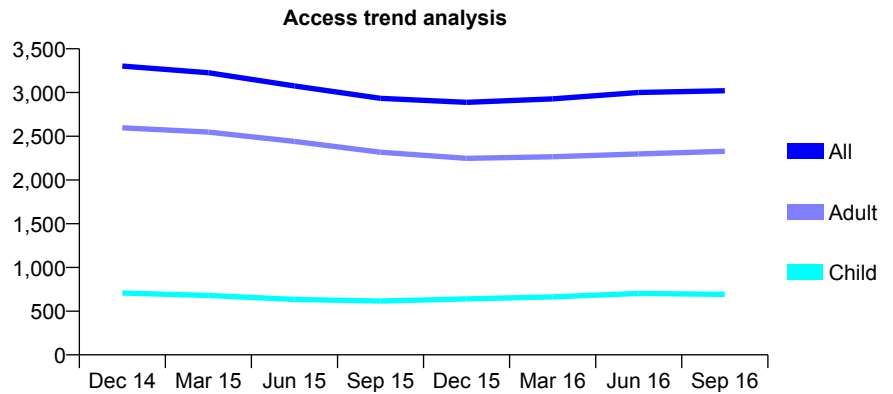
## Q55 - Vital Signs At a Glance Contract Report for 950432/0001 - September 2016

Name or company name	MR N NAMIN
Contract type name	GDS Contract
Purpose of contract	General
Contract start date	01/01/2007
Contract end date	

16/17 Contracted general activity (UDA)	16,876
Carry forward general activity (UDA)	0
16/17 Contracted orthodontic activity (UOA)	0
Carry forward orthodontic activity (UOA)	0
Baseline contract value	£415,835.04

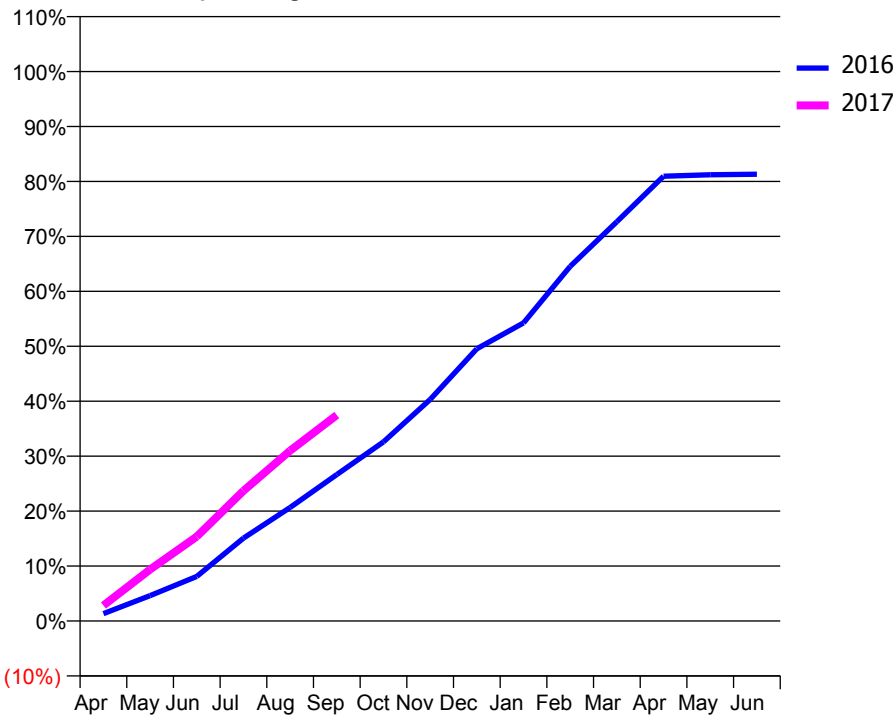
### ACCESS\*

Patients seen in 24 months	Total	Change since previous quarter
Quarter ending September 2015	2,933	
Quarter ending December 2015	2,887	↓
Quarter ending March 2016	2,928	→
Quarter ending June 2016	3,000	↑
Quarter ending September 2016	3,020	→
<b>Variance since September 2015</b>	<b>3.0%</b>	<b>↑</b>



### ACTIVITY

Cumulative percentage of contracted UDA delivered 2016 & 2017



Month	Adjusted Scheduled Activity (UDA)	
	2016	2017
April	228	477
May	779	1,582
June	1,370	2,595
July	2,544	4,001
August	3,486	5,233
September	4,498	6,327
October	5,504	
November	6,806	
December	8,361	
January	9,157	
February	10,890	
March	12,265	
April	13,660	
May	13,707	
June	13,721	

### QUALITY

	Quantity	Base Number	Contract	AT	Region	England
% of FP17s for the same patient ID Re-attending within 3 months - Children	55	620	8.9%	10.8%	12.0%	12.4%
% of FP17s for the same patient ID Re-attending within 3 months - Adults	475	2,258	21.0%	15.3%	15.9%	16.7%
% of FP17s for the same patient ID Re-attending between 3 & 9 months - Children	410	620	66.1%	61.2%	58.6%	57.4%
% of FP17s for the same patient ID Re-attending between 3 & 9 months - Adults	1,317	2,258	58.3%	55.3%	51.6%	50.5%
% of FP17s for Band 1 Urgent Courses	443	2,516	17.6%	7.0%	8.0%	9.1%
% of FP17s Relating to Free Repair or Replacements	11	2,516	0.4%	0.9%	0.8%	0.8%
% of FP17s Relating to Continuations	63	2,516	2.5%	1.7%	1.3%	1.3%
% of Patients satisfied with the dentistry they have received	38	40	95.0%	93.8%	93.1%	93.2%
% of Patients satisfied with the time they had to wait for an appointment	37	40	92.5%	88.9%	89.1%	89.0%

\* This is based on patients treated on this contract for their most recent course of treatment. Figures in italics indicate the base number of FP17s or Patient Questionnaire responses are less than 100. N/A is shown where the base number of responses is less than 10 during the period. % is calculated as Quantity/Base number\*100

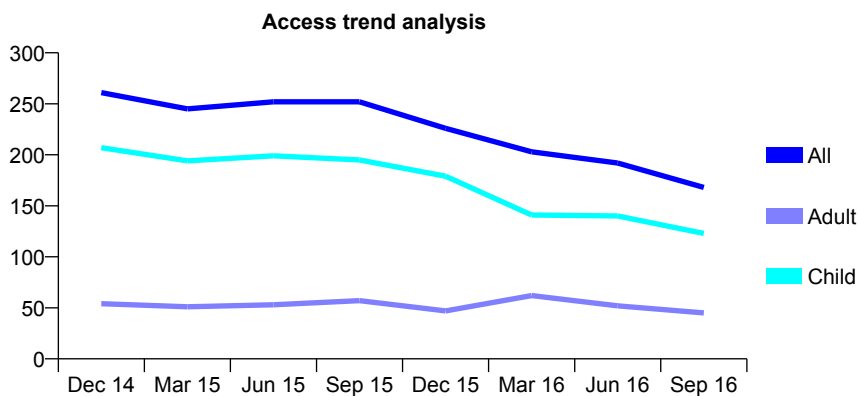
## Q55 - Vital Signs At a Glance Contract Report for 959901/0001 - September 2016

Name or company name	MRS AE RITTIG
Contract type name	GDS Contract
Purpose of contract	General and Orthodontic
Contract start date	01/04/2006
Contract end date	

16/17 Contracted general activity (UDA)	369
Carry forward general activity (UDA)	0
16/17 Contracted orthodontic activity (UOA)	3,233
Carry forward orthodontic activity (UOA)	0
Baseline contract value	£228,442.13

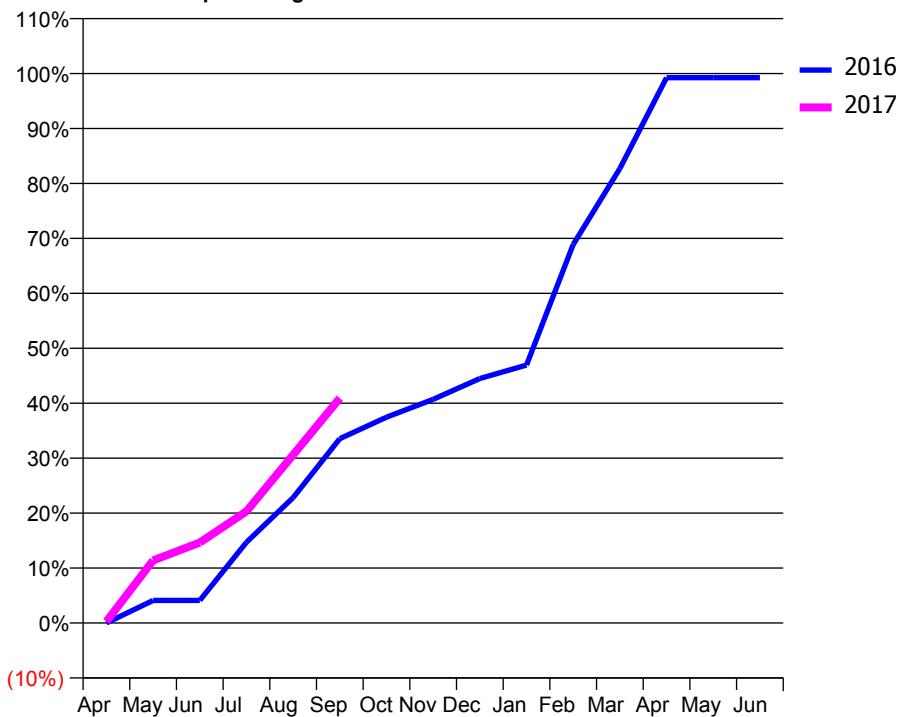
### ACCESS\*

Patients seen in 24 months	Total	Change since previous quarter
Quarter ending September 2015	252	
Quarter ending December 2015	226	↓
Quarter ending March 2016	203	↓
Quarter ending June 2016	192	↓
Quarter ending September 2016	168	↓
<b>Variance since September 2015</b>	<b>(33.3%)</b>	<b>↓</b>



### ACTIVITY

Cumulative percentage of contracted UDA delivered 2016 & 2017



Adjusted Scheduled Activity (UDA)

Month	2016	2017
April	0	1
May	15	42
June	15	54
July	54	75
August	84	113
September	124	151
October	138	
November	150	
December	164	
January	173	
February	254	
March	305	
April	366	
May	366	
June	366	

### QUALITY

	Quantity	Base Number	Contract	AT	Region	England
% of FP17s for the same patient ID Re-attending within 3 months - Children	13	157	8.3%	10.8%	12.0%	12.4%
% of FP17s for the same patient ID Re-attending within 3 months - Adults	3	22	13.6%	15.3%	15.9%	16.7%
% of FP17s for the same patient ID Re-attending between 3 & 9 months - Children	42	157	26.8%	61.2%	58.6%	57.4%
% of FP17s for the same patient ID Re-attending between 3 & 9 months - Adults	7	22	31.8%	55.3%	51.6%	50.5%
% of FP17s for Band 1 Urgent Courses	0	77	0.0%	7.0%	8.0%	9.1%
% of FP17s Relating to Free Repair or Replacements	0	77	0.0%	0.9%	0.8%	0.8%
% of FP17s Relating to Continuations	0	77	0.0%	1.7%	1.3%	1.3%
% of Patients satisfied with the dentistry they have received	0	0	N/A	93.8%	93.1%	93.2%
% of Patients satisfied with the time they had to wait for an appointment	0	0	N/A	88.9%	89.1%	89.0%

\* This is based on patients treated on this contract for their most recent course of treatment. Figures in italics indicate the base number of FP17s or Patient Questionnaire responses are less than 100. N/A is shown where the base number of responses is less than 10 during the period. % is calculated as Quantity/Base number\*100



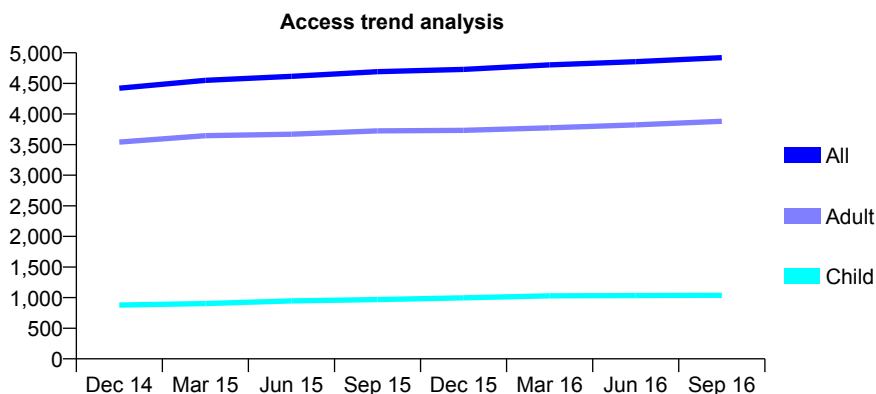
## Q55 - Vital Signs At a Glance Contract Report for 960764/0002 - September 2016

Name or company name	MR SS CHITA
Contract type name	GDS Contract
Purpose of contract	General
Contract start date	05/01/2009
Contract end date	

16/17 Contracted general activity (UDA)	14,780
Carry forward general activity (UDA)	0
16/17 Contracted orthodontic activity (UOA)	0
Carry forward orthodontic activity (UOA)	0
Baseline contract value	£354,436.29

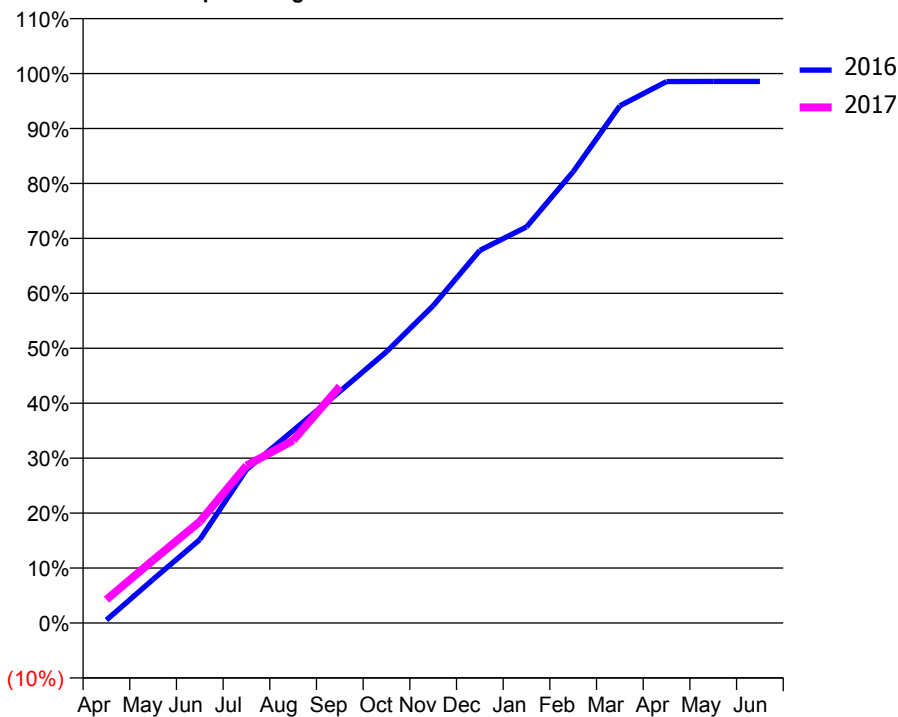
### ACCESS\*

Patients seen in 24 months	Total	Change since previous quarter
Quarter ending September 2015	4,692	
Quarter ending December 2015	4,729	→
Quarter ending March 2016	4,803	→
Quarter ending June 2016	4,856	→
Quarter ending September 2016	4,920	→
<b>Variance since September 2015</b>	<b>4.9%</b>	<b>↑</b>



### ACTIVITY

Cumulative percentage of contracted UDA delivered 2016 & 2017



Month	Adjusted Scheduled Activity (UDA)	
	2016	2017
April	75	628
May	1,096	1,693
June	2,093	2,729
July	3,847	4,235
August	4,829	4,913
September	5,807	6,364
October	6,803	
November	7,956	
December	9,346	
January	9,935	
February	11,317	
March	12,970	
April	13,580	
May	13,581	
June	13,581	

### QUALITY

	Quantity	Base Number	Contract	AT	Region	England
% of FP17s for the same patient ID Re-attending within 3 months - Children	55	843	6.5%	10.8%	12.0%	12.4%
% of FP17s for the same patient ID Re-attending within 3 months - Adults	493	3,285	15.0%	15.3%	15.9%	16.7%
% of FP17s for the same patient ID Re-attending between 3 & 9 months - Children	596	843	70.7%	61.2%	58.6%	57.4%
% of FP17s for the same patient ID Re-attending between 3 & 9 months - Adults	2,122	3,285	64.6%	55.3%	51.6%	50.5%
% of FP17s for Band 1 Urgent Courses	295	3,818	7.7%	7.0%	8.0%	9.1%
% of FP17s Relating to Free Repair or Replacements	48	3,818	1.3%	0.9%	0.8%	0.8%
% of FP17s Relating to Continuations	43	3,818	1.1%	1.7%	1.3%	1.3%
% of Patients satisfied with the dentistry they have received	8	9	N/A	93.8%	93.1%	93.2%
% of Patients satisfied with the time they had to wait for an appointment	8	9	N/A	88.9%	89.1%	89.0%

\* This is based on patients treated on this contract for their most recent course of treatment. Figures in italics indicate the base number of FP17s or Patient Questionnaire responses are less than 100. N/A is shown where the base number of responses is less than 10 during the period. % is calculated as Quantity/Base number\*100

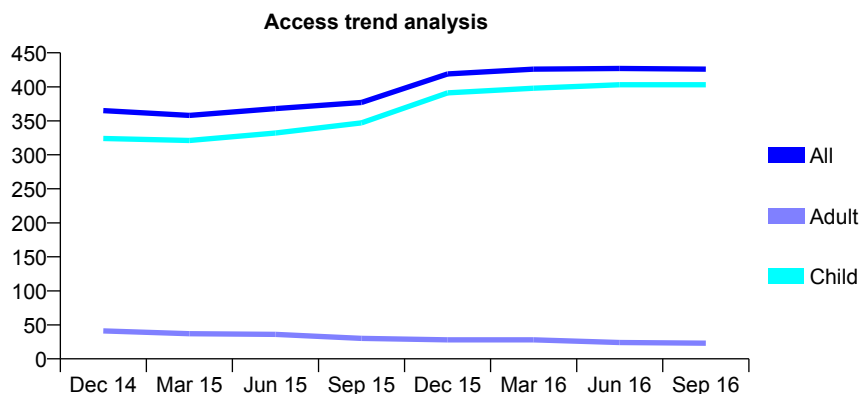
## Q55 - Vital Signs At a Glance Contract Report for 964778/0001 - September 2016

Name or company name	MR KS MISSAN
Contract type name	GDS Contract
Purpose of contract	General
Contract start date	01/06/2010
Contract end date	

16/17 Contracted general activity (UDA)	950
Carry forward general activity (UDA)	0
16/17 Contracted orthodontic activity (UOA)	0
Carry forward orthodontic activity (UOA)	0
Baseline contract value	£23,081.52

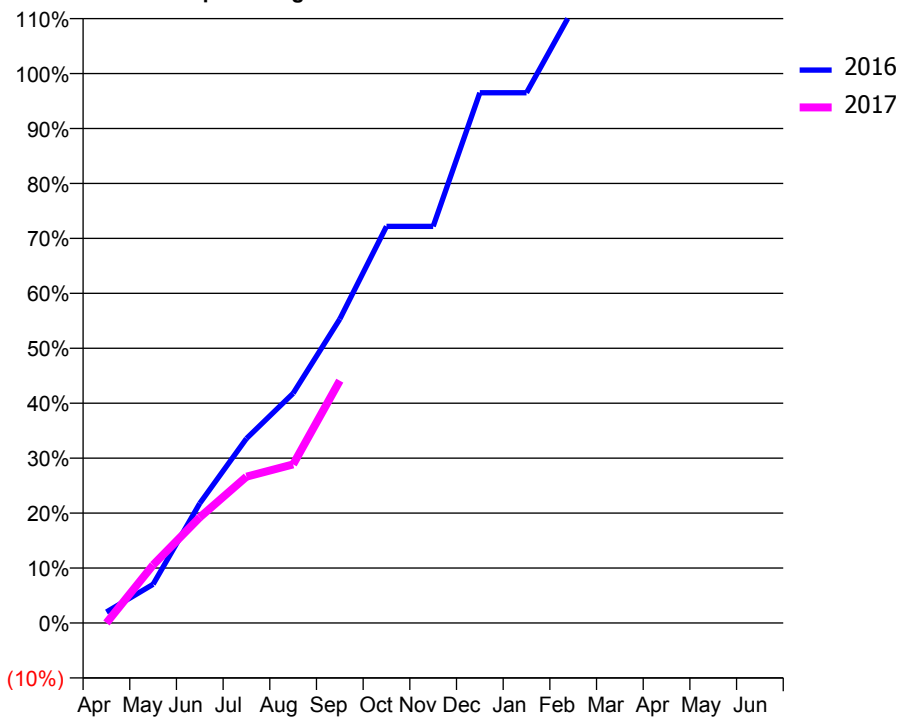
### ACCESS\*

Patients seen in 24 months	Total	Change since previous quarter
Quarter ending September 2015	377	
Quarter ending December 2015	419	↑
Quarter ending March 2016	426	→
Quarter ending June 2016	427	→
Quarter ending September 2016	426	→
<b>Variance since September 2015</b>	<b>13.0%</b>	<b>↑</b>



### ACTIVITY

Cumulative percentage of contracted UDA delivered 2016 & 2017



Month	Adjusted Scheduled Activity (UDA)	
	2016	2017
April	19	0
May	67	100
June	207	183
July	319	253
August	397	274
September	526	419
October	686	
November	686	
December	917	
January	917	
February	1,062	
March	1,118	
April	1,130	
May	1,130	
June	1,130	

### QUALITY

	Quantity	Base Number	Contract	AT	Region	England
% of FP17s for the same patient ID Re-attending within 3 months - Children	11	266	4.1%	10.8%	12.0%	12.4%
% of FP17s for the same patient ID Re-attending within 3 months - Adults	0	5	0.0%	15.3%	15.9%	16.7%
% of FP17s for the same patient ID Re-attending between 3 & 9 months - Children	189	266	71.1%	61.2%	58.6%	57.4%
% of FP17s for the same patient ID Re-attending between 3 & 9 months - Adults	4	5	80.0%	55.3%	51.6%	50.5%
% of FP17s for Band 1 Urgent Courses	10	259	3.9%	7.0%	8.0%	9.1%
% of FP17s Relating to Free Repair or Replacements	0	259	0.0%	0.9%	0.8%	0.8%
% of FP17s Relating to Continuations	0	259	0.0%	1.7%	1.3%	1.3%
% of Patients satisfied with the dentistry they have received	1	2	N/A	93.8%	93.1%	93.2%
% of Patients satisfied with the time they had to wait for an appointment	1	2	N/A	88.9%	89.1%	89.0%

\* This is based on patients treated on this contract for their most recent course of treatment. Figures in italics indicate the base number of FP17s or Patient Questionnaire responses are less than 100. N/A is shown where the base number of responses is less than 10 during the period. % is calculated as Quantity/Base number\*100

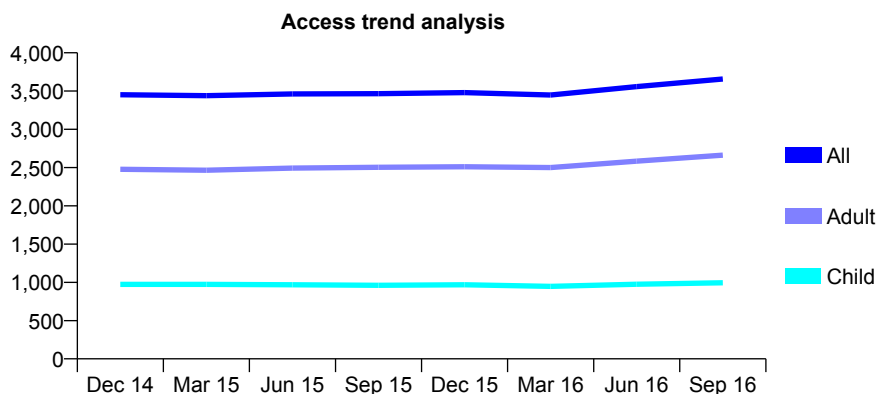
## Q55 - Vital Signs At a Glance Contract Report for 965855/0002 - September 2016

Name or company name	MR S GIANNETOPOULOS
Contract type name	GDS Contract
Purpose of contract	General
Contract start date	01/03/2012
Contract end date	

16/17 Contracted general activity (UDA)	917
Carry forward general activity (UDA)	0
16/17 Contracted orthodontic activity (UOA)	0
Carry forward orthodontic activity (UOA)	0
Baseline contract value	£394,948.42

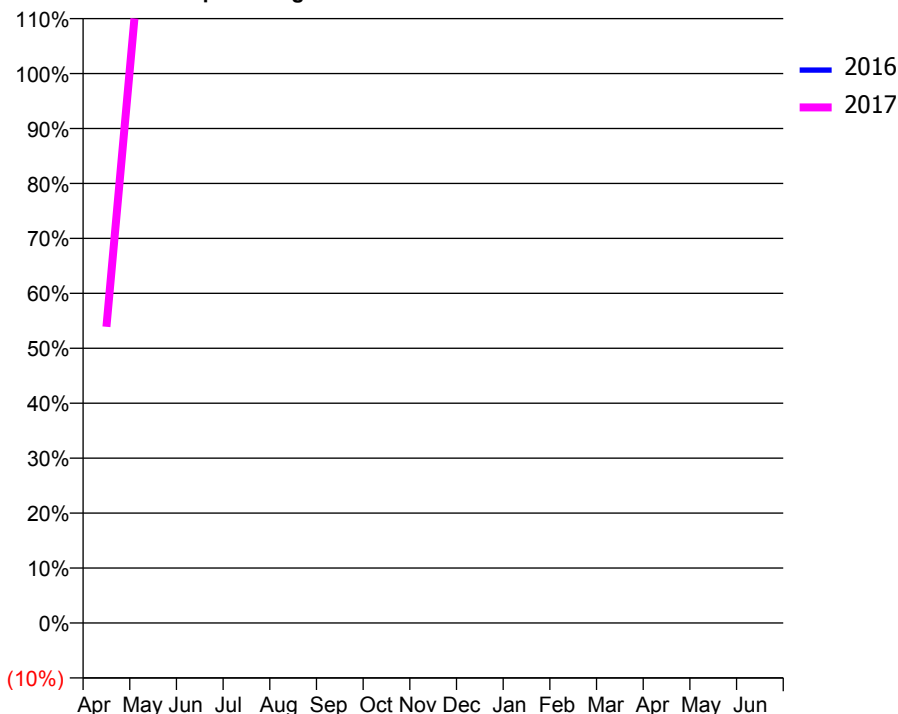
### ACCESS\*

Patients seen in 24 months	Total	Change since previous quarter
Quarter ending September 2015	3,465	
Quarter ending December 2015	3,479	→
Quarter ending March 2016	3,449	→
Quarter ending June 2016	3,559	↑
Quarter ending September 2016	3,658	↑
<b>Variance since September 2015</b>	<b>5.6%</b>	<b>↑</b>



### ACTIVITY

Cumulative percentage of contracted UDA delivered 2016 & 2017



Adjusted Scheduled Activity (UDA)

Month	2016	2017
April	62	494
May	505	1,348
June	1,091	2,051
July	2,129	3,137
August	2,558	3,703
September	3,195	4,747
October	3,877	
November	4,588	
December	5,434	
January	5,994	
February	6,466	
March	6,739	
April	7,783	
May	7,795	
June	7,797	

### QUALITY

	Quantity	Base Number	Contract	AT	Region	England
% of FP17s for the same patient ID Re-attending within 3 months - Children	61	907	6.7%	10.8%	12.0%	12.4%
% of FP17s for the same patient ID Re-attending within 3 months - Adults	240	2,332	10.3%	15.3%	15.9%	16.7%
% of FP17s for the same patient ID Re-attending between 3 & 9 months - Children	534	907	58.9%	61.2%	58.6%	57.4%
% of FP17s for the same patient ID Re-attending between 3 & 9 months - Adults	1,378	2,332	59.1%	55.3%	51.6%	50.5%
% of FP17s for Band 1 Urgent Courses	63	2,202	2.9%	7.0%	8.0%	9.1%
% of FP17s Relating to Free Repair or Replacements	19	2,202	0.9%	0.9%	0.8%	0.8%
% of FP17s Relating to Continuations	33	2,202	1.5%	1.7%	1.3%	1.3%
% of Patients satisfied with the dentistry they have received	2	3	N/A	93.8%	93.1%	93.2%
% of Patients satisfied with the time they had to wait for an appointment	2	3	N/A	88.9%	89.1%	89.0%

\* This is based on patients treated on this contract for their most recent course of treatment. Figures in italics indicate the base number of FP17s or Patient Questionnaire responses are less than 100. N/A is shown where the base number of responses is less than 10 during the period. % is calculated as Quantity/Base number\*100

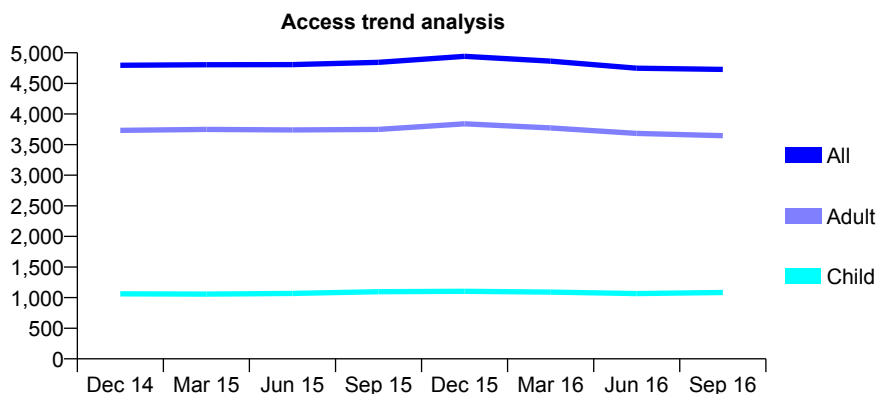
## Q55 - Vital Signs At a Glance Contract Report for 993182/0001 - September 2016

Name or company name	MR DK GOSRANI
Contract type name	GDS Contract
Purpose of contract	General
Contract start date	01/04/2006
Contract end date	31/08/2016

16/17 Contracted general activity (UDA)	6,302
Carry forward general activity (UDA)	0
16/17 Contracted orthodontic activity (UOA)	0
Carry forward orthodontic activity (UOA)	0
Baseline contract value	£159,360.56

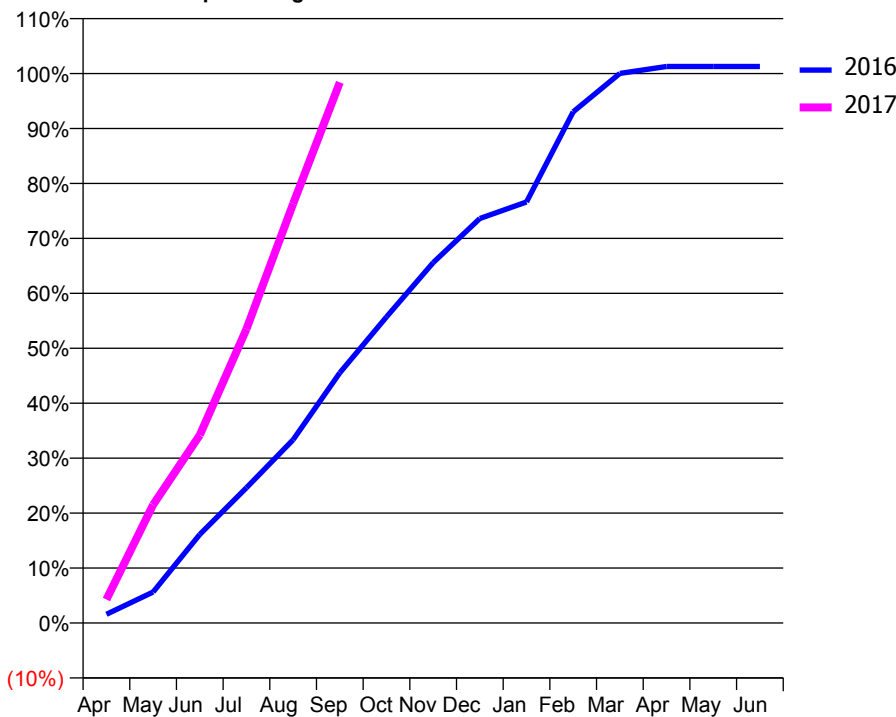
### ACCESS\*

Patients seen in 24 months	Total	Change since previous quarter
Quarter ending September 2015	4,845	
Quarter ending December 2015	4,942	↑
Quarter ending March 2016	4,863	↓
Quarter ending June 2016	4,748	↓
Quarter ending September 2016	4,728	→
<b>Variance since September 2015</b>	<b>(2.4%)</b>	<b>↓</b>



### ACTIVITY

Cumulative percentage of contracted UDA delivered 2016 & 2017



Adjusted Scheduled Activity (UDA)

Month	2016	2017
April	240	270
May	853	1,355
June	2,439	2,156
July	3,723	3,371
August	5,045	4,809
September	6,885	6,201
October	8,425	
November	9,920	
December	11,134	
January	11,587	
February	14,071	
March	15,125	
April	15,319	
May	15,319	
June	15,319	

### QUALITY

	Quantity	Base Number	Contract	AT	Region	England
% of FP17s for the same patient ID Re-attending within 3 months - Children	36	786	4.6%	10.8%	12.0%	12.4%
% of FP17s for the same patient ID Re-attending within 3 months - Adults	272	2,284	11.9%	15.3%	15.9%	16.7%
% of FP17s for the same patient ID Re-attending between 3 & 9 months - Children	414	786	52.7%	61.2%	58.6%	57.4%
% of FP17s for the same patient ID Re-attending between 3 & 9 months - Adults	1,219	2,284	53.4%	55.3%	51.6%	50.5%
% of FP17s for Band 1 Urgent Courses	94	2,992	3.1%	7.0%	8.0%	9.1%
% of FP17s Relating to Free Repair or Replacements	34	2,992	1.1%	0.9%	0.8%	0.8%
% of FP17s Relating to Continuations	18	2,992	0.6%	1.7%	1.3%	1.3%
% of Patients satisfied with the dentistry they have received	5	5	N/A	93.8%	93.1%	93.2%
% of Patients satisfied with the time they had to wait for an appointment	5	5	N/A	88.9%	89.1%	89.0%

\* This is based on patients treated on this contract for their most recent course of treatment. Figures in italics indicate the base number of FP17s or Patient Questionnaire responses are less than 100. N/A is shown where the base number of responses is less than 10 during the period. % is calculated as Quantity/Base number\*100

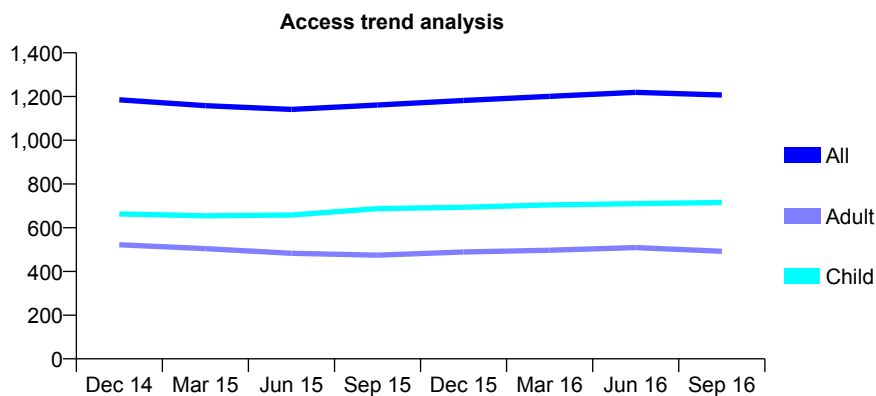
## Q55 - Vital Signs At a Glance Contract Report for 993840/0001 - September 2016

Name or company name	MR RB CANTILLON
Contract type name	GDS Contract
Purpose of contract	General
Contract start date	01/04/2006
Contract end date	

16/17 Contracted general activity (UDA)	3,221
Carry forward general activity (UDA)	0
16/17 Contracted orthodontic activity (UOA)	0
Carry forward orthodontic activity (UOA)	0
Baseline contract value	£72,136.90

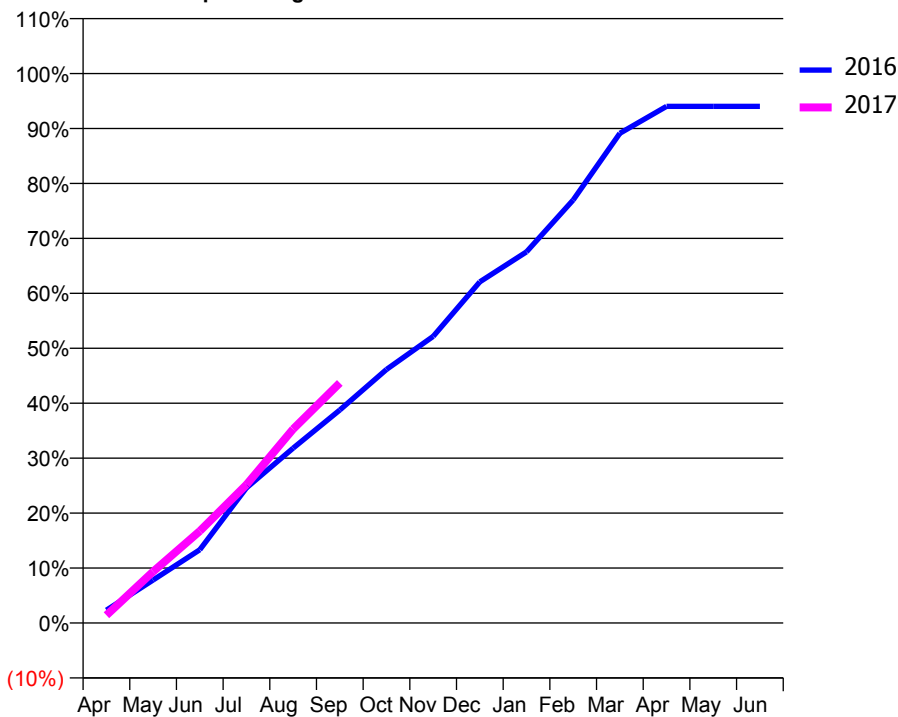
### ACCESS\*

Patients seen in 24 months	Total	Change since previous quarter
Quarter ending September 2015	1,161	
Quarter ending December 2015	1,182	→
Quarter ending March 2016	1,201	→
Quarter ending June 2016	1,219	→
Quarter ending September 2016	1,207	→
<b>Variance since September 2015</b>	<b>4.0%</b>	<b>↑</b>



### ACTIVITY

Cumulative percentage of contracted UDA delivered 2016 & 2017



Month	Adjusted Scheduled Activity (UDA)	
	2016	2017
April	75	46
May	252	301
June	429	539
July	792	811
August	1,025	1,137
September	1,249	1,407
October	1,487	
November	1,680	
December	2,000	
January	2,175	
February	2,479	
March	2,871	
April	3,028	
May	3,028	
June	3,028	

### QUALITY

	Quantity	Base Number	Contract	AT	Region	England
% of FP17s for the same patient ID Re-attending within 3 months - Children	46	602	7.6%	10.8%	12.0%	12.4%
% of FP17s for the same patient ID Re-attending within 3 months - Adults	53	365	14.5%	15.3%	15.9%	16.7%
% of FP17s for the same patient ID Re-attending between 3 & 9 months - Children	428	602	71.1%	61.2%	58.6%	57.4%
% of FP17s for the same patient ID Re-attending between 3 & 9 months - Adults	217	365	59.5%	55.3%	51.6%	50.5%
% of FP17s for Band 1 Urgent Courses	17	873	1.9%	7.0%	8.0%	9.1%
% of FP17s Relating to Free Repair or Replacements	0	873	0.0%	0.9%	0.8%	0.8%
% of FP17s Relating to Continuations	23	873	2.6%	1.7%	1.3%	1.3%
% of Patients satisfied with the dentistry they have received	2	2	N/A	93.8%	93.1%	93.2%
% of Patients satisfied with the time they had to wait for an appointment	2	2	N/A	88.9%	89.1%	89.0%

\* This is based on patients treated on this contract for their most recent course of treatment. Figures in italics indicate the base number of FP17s or Patient Questionnaire responses are less than 100. N/A is shown where the base number of responses is less than 10 during the period. % is calculated as Quantity/Base number\*100

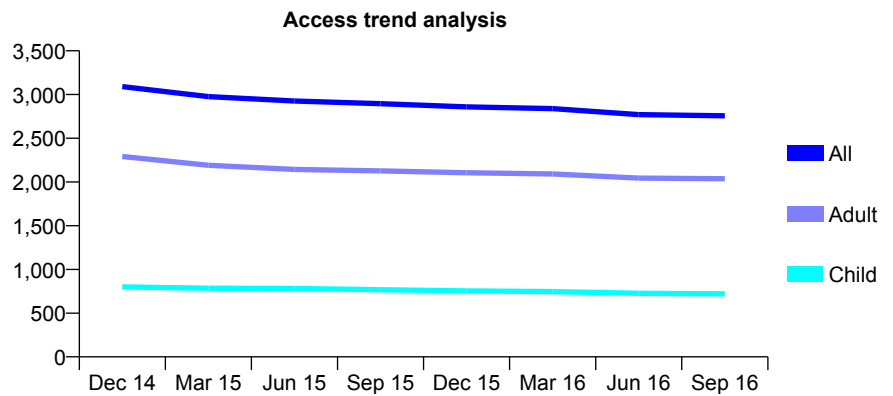
## Q55 - Vital Signs At a Glance Contract Report for 997277/0001 - September 2016

Name or company name	MR CA CUNNINGTON
Contract type name	GDS Contract
Purpose of contract	General and Orthodontic
Contract start date	01/04/2006
Contract end date	

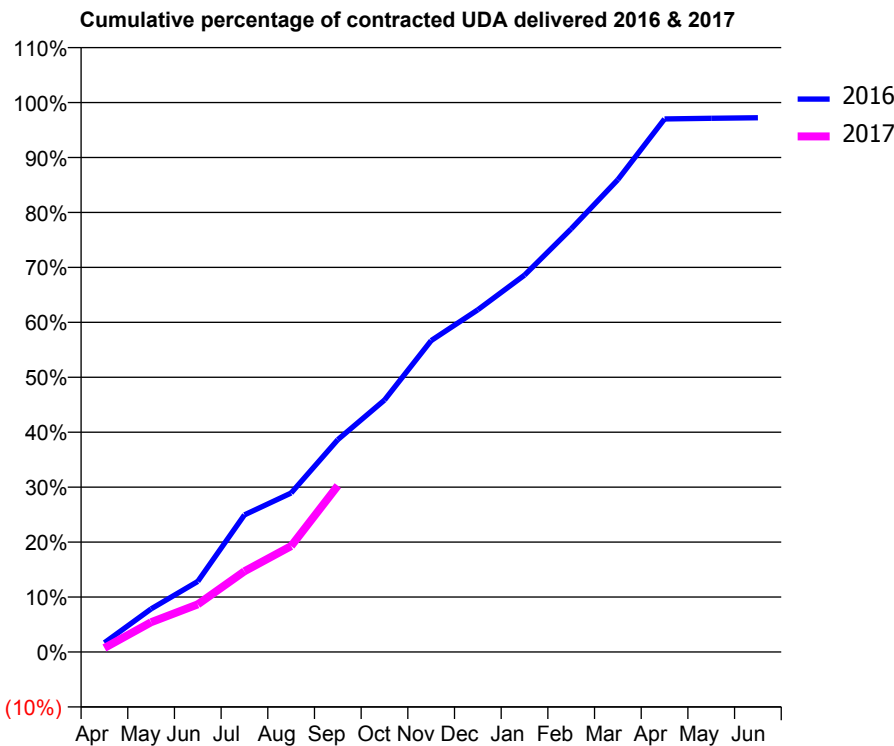
16/17 Contracted general activity (UDA)	10,740
Carry forward general activity (UDA)	0
16/17 Contracted orthodontic activity (UOA)	210
Carry forward orthodontic activity (UOA)	0
Baseline contract value	£247,589.50

### ACCESS\*

Patients seen in 24 months	Total	Change since previous quarter
Quarter ending September 2015	2,895	
Quarter ending December 2015	2,859	↓
Quarter ending March 2016	2,839	→
Quarter ending June 2016	2,770	↓
Quarter ending September 2016	2,757	→
<b>Variance since September 2015</b>	<b>(4.8%)</b>	<b>↓</b>



### ACTIVITY



Month	Adjusted Scheduled Activity (UDA)	
	2016	2017
April	182	79
May	844	582
June	1,381	931
July	2,681	1,578
August	3,107	2,070
September	4,150	3,252
October	4,925	
November	6,088	
December	6,688	
January	7,366	
February	8,272	
March	9,233	
April	10,418	
May	10,432	
June	10,442	

### QUALITY

	Quantity	Base Number	Contract	AT	Region	England
% of FP17s for the same patient ID Re-attending within 3 months - Children	52	579	9.0%	10.8%	12.0%	12.4%
% of FP17s for the same patient ID Re-attending within 3 months - Adults	175	1,608	10.9%	15.3%	15.9%	16.7%
% of FP17s for the same patient ID Re-attending between 3 & 9 months - Children	430	579	74.3%	61.2%	58.6%	57.4%
% of FP17s for the same patient ID Re-attending between 3 & 9 months - Adults	1,175	1,608	73.1%	55.3%	51.6%	50.5%
% of FP17s for Band 1 Urgent Courses	26	1,677	1.6%	7.0%	8.0%	9.1%
% of FP17s Relating to Free Repair or Replacements	0	1,677	0.0%	0.9%	0.8%	0.8%
% of FP17s Relating to Continuations	8	1,677	0.5%	1.7%	1.3%	1.3%
% of Patients satisfied with the dentistry they have received	2	2	N/A	93.8%	93.1%	93.2%
% of Patients satisfied with the time they had to wait for an appointment	2	2	N/A	88.9%	89.1%	89.0%

\* This is based on patients treated on this contract for their most recent course of treatment. Figures in italics indicate the base number of FP17s or Patient Questionnaire responses are less than 100. N/A is shown where the base number of responses is less than 10 during the period. % is calculated as Quantity/Base number\*100

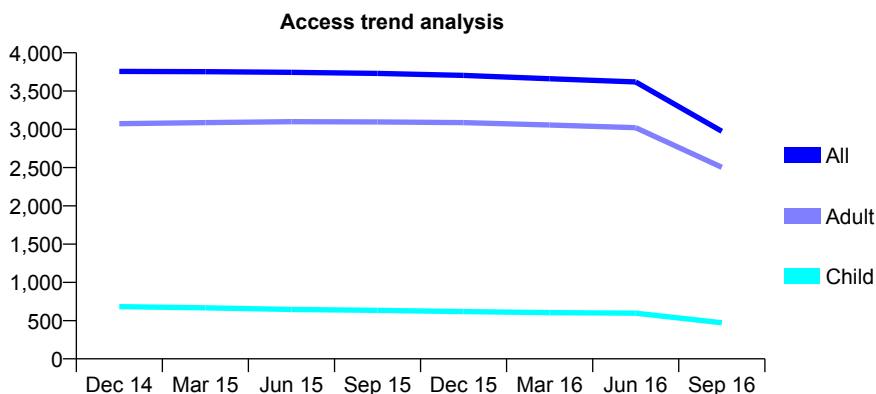
## Q55 - Vital Signs At a Glance Contract Report for 999288/0001 - September 2016

Name or company name	MR AJ DALE
Contract type name	GDS Contract
Purpose of contract	General
Contract start date	01/04/2006
Contract end date	31/07/2016

16/17 Contracted general activity (UDA)	3,409
Carry forward general activity (UDA)	0
16/17 Contracted orthodontic activity (UOA)	0
Carry forward orthodontic activity (UOA)	0
Baseline contract value	£98,886.86

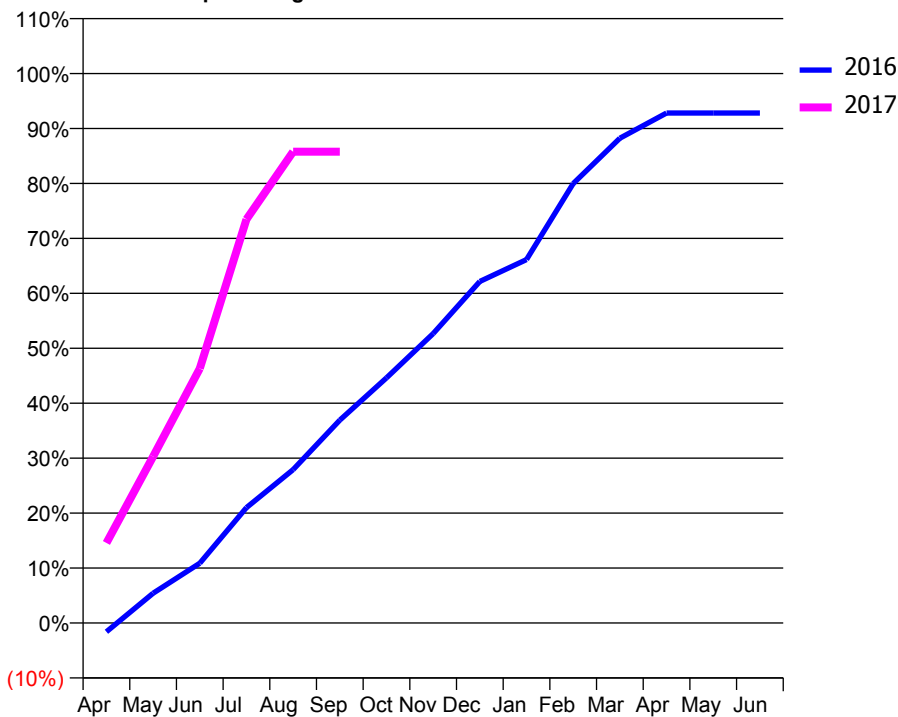
### ACCESS\*

Patients seen in 24 months	Total	Change since previous quarter
Quarter ending September 2015	3,730	
Quarter ending December 2015	3,704	→
Quarter ending March 2016	3,661	↓
Quarter ending June 2016	3,619	↓
Quarter ending September 2016	2,975	↓
<b>Variance since September 2015</b>	<b>(20.2%)</b>	<b>↓</b>



### ACTIVITY

Cumulative percentage of contracted UDA delivered 2016 & 2017



Adjusted Scheduled Activity (UDA)

Month	2016	2017
April	-165	497
May	555	1,033
June	1,113	1,579
July	2,147	2,504
August	2,856	2,924
September	3,778	2,924
October	4,562	
November	5,388	
December	6,358	
January	6,765	
February	8,181	
March	9,024	
April	9,493	
May	9,493	
June	9,493	

### QUALITY

	Quantity	Base Number	Contract	AT	Region	England
% of FP17s for the same patient ID Re-attending within 3 months - Children	20	324	6.2%	10.8%	12.0%	12.4%
% of FP17s for the same patient ID Re-attending within 3 months - Adults	204	1,621	12.6%	15.3%	15.9%	16.7%
% of FP17s for the same patient ID Re-attending between 3 & 9 months - Children	228	324	70.4%	61.2%	58.6%	57.4%
% of FP17s for the same patient ID Re-attending between 3 & 9 months - Adults	979	1,621	60.4%	55.3%	51.6%	50.5%
% of FP17s for Band 1 Urgent Courses	23	1,700	1.4%	7.0%	8.0%	9.1%
% of FP17s Relating to Free Repair or Replacements	12	1,700	0.7%	0.9%	0.8%	0.8%
% of FP17s Relating to Continuations	65	1,700	3.8%	1.7%	1.3%	1.3%
% of Patients satisfied with the dentistry they have received	7	7	N/A	93.8%	93.1%	93.2%
% of Patients satisfied with the time they had to wait for an appointment	7	7	N/A	88.9%	89.1%	89.0%

\* This is based on patients treated on this contract for their most recent course of treatment. Figures in italics indicate the base number of FP17s or Patient Questionnaire responses are less than 100. N/A is shown where the base number of responses is less than 10 during the period. % is calculated as Quantity/Base number\*100